

# Philadelphia Phillies - 2015

Batter	1	2	3	4	5	6	7	8	9	AB	R	H	RBI	BB	SO	LOB	TOP									
20 Andrew Amaro, L (1, 3) OBP: 0.500, SLG: 0.333 44 Vincent Cosenzo, L (9, PH) (9, 3)	F7		G1-3						F8	3	2	1	1	1	0	1	<b>Tampa Spartans @ Philadelphia Phillies</b> Bright House Field, Clearwater, FL Sun Mar 01 2015, 4:04 PM - 4:07 PM EST Att: 5,154 - Partly Cloudy - 81 F <a href="http://livebaseballscorecards.com">livebaseballscorecards.com</a>									
2 Giovanni Alfonso, R (1, 6) OBP: 0.500, SLG: 1.250	F8			P4						4	1	2	5	0	0	0										
19 Stephen Dezzi, L (1, 7) OBP: 0.500, SLG: 0.500	K			K						4	0	2	0	0	2	0										
18 Nick Flair, R (1, 5)		G4-3		P2						4	0	0	0	0	2											
43 Ian Townsend, L (1, 9) 21 Zion Bell, L (7, PH) (7, 9)		G4-3								2	0	0	0	0	1	0										
13 Cody deNoyelles, R (1, 4) 5 Ty Cooler, R (7, PH) (7, 4)		F9								2	0	0	0	0	1	0										
42 Nick Tindall, R (1, 2) 23 Keaton Aldridge, L (5, 2)			F9							2	0	1	0	0	0	0										
6 Chris Pagliarulo, L (1, 10) 35 Joe Walsh, R (7, PH) (7, 10)										1	0	0	0	1	1	1										
8 Casey Scoggins, L (1, 8) 15 Brett Jones, L (7, PH) (7, 8)										1	1	0	0	1	1	0										
<b>Inning Stats</b>	R: 0 E: 0 K: 1 S: 8	H: 0 LOB: 0 BB: 0 P: 10	R: 0 E: 0 K: 0 S: 3	H: 0 LOB: 0 BB: 0 P: 3	R: 0 E: 0 K: 0 S: 3	H: 0 LOB: 1 BB: 1 P: 8	R: 0 E: 0 K: 1 S: 5	H: 0 LOB: 0 BB: 0 P: 5	R: 0 E: 0 K: 3 S: 10	H: 1 LOB: 1 BB: 0 P: 10	R: 1 E: 0 K: 0 S: 6	H: 3 LOB: 1 BB: 0 P: 7	R: 5 E: 0 K: 2 S: 13	H: 4 LOB: 1 BB: 2 P: 21	R: 0 E: 0 K: 0 S: 3	H: 0 LOB: 0 BB: 0 P: 3		R: 0 E: 0 K: 1 S: 5	H: 0 LOB: 0 BB: 0 P: 5	1B: 7 2B: 0 3B: 0 HR: 1	SF: 0 SAC: 0 DP: 0 HBP: 0	WP: 1 PB: 0 SB: 2 CS: 1	PA: 37			
<b>PITCHER</b>	IP	WLS	BF	H	R	ER	SO	BB	IBB	HBP	BLK	WP	HR	S	P	ERA	WHIP									
67 Paul Clemens, R (1, 1) ERA: 0.000	2.0		6	0	0	0	1	0	0	0	0	0	0	11	13	0.00	0.000									
52 Andy Oliver, L (3, 1) ERA: 0.500	2.0	H	7	0	0	0	1	1	0	0	0	1	0	8	13	0.00	0.500									
74 Elvis Araujo, L (5, 1) ERA: 1.000	1.0	H	4	1	0	0	3	0	0	0	0	0	0	10	10	0.00	1.000									
48 Philippe Aumont, R (6, 1) ERA: 9.0	1.0	H	5	3	1	1	0	0	0	0	0	0	0	6	7	9.00	3.000									
65 Neil Ogando, R (7, 1) ERA: 54.0	0.2	L	6	2	4	4	2	2	0	0	0	0	0	8	16	54.00	6.000									
50 Héctor Neris, R (7, 1) ERA: 6.75	1.1		6	2	1	1	0	0	0	0	0	0	0	1	8	8	6.75	1.500								
79 Mike Nesseth, R (9, 1) ERA: 0.000	1.0		3	0	0	0	1	0	0	0	0	0	0	5	5	0.00	0.000									

Batter	1	2	3	4	5	6	7	8	9	AB	R	H	RBI	BB	SO	LOB	BOTTOM								
37 Odúbel Herrera, L (1, 8) OBP: 0.333, SLG: 0.333 15 Jordan Danks, L (7, 8)	F8	P6								3	0	1	0	0	0	1	<b>Tampa Spartans @ Philadelphia Phillies</b> Bright House Field, Clearwater, FL Sun Mar 01 2015, 4:04 PM - 4:07 PM EST Att: 5,154 - Partly Cloudy - 81 F <a href="http://livebaseballscorecards.com">livebaseballscorecards.com</a>								
16 César Hernández, S (1, 4) 27 Chris Nelson, R (6, 4)			G3							2	0	0	0	1	0	1									
71 Cord Phelps, S (1, 5)	P5		G4-3							5	0	0	0	0	6										
18 Darin Ruf, R (1, 7) OBP: 0.333, SLG: 0.333 17 Brian Bogusevic, L (6, 9)	F7									3	0	1	0	0	0	2									
77 Chris McGuiness, L (1, 3)		G3-1	E2							3	0	0	0	1	2	0									
68 Russ Canzler, R (1, 10) OBP: 0.250, SLG: 0.500			P6							4	1	1	0	0	0	2									
40 Aaron Altherr, R (1, 9) OBP: 0.500, SLG: 0.750										4	1	2	1	0	0	0									
73 Tommy Joseph, R (1, 2) OBP: 0.500, SLG: 0.500 60 John Hester, R (6, 2)										2	0	1	0	0	0	0									
62 Chase d'Arnaud, R (1, 6) 19 Darin Mastroianni, R (9, PH)										3	0	0	0	0	2	3									
<b>Inning Stats</b>	R: 0 E: 0 K: 0 S: 4	H: 0 LOB: 1 BB: 1 P: 8	R: 2 E: 1 K: 1 S: 8	H: 3 LOB: 1 BB: 0 P: 8	R: 0 E: 1 K: 0 S: 4	H: 1 LOB: 2 BB: 1 P: 8	R: 0 E: 0 K: 1 S: 5	H: 0 LOB: 0 BB: 0 P: 5	R: 0 E: 0 K: 0 S: 4	H: 1 LOB: 1 BB: 0 P: 4	R: 0 E: 0 K: 1 S: 6	H: 1 LOB: 2 BB: 1 P: 10	R: 0 E: 0 K: 0 S: 2	H: 0 LOB: 0 BB: 1 P: 6	R: 0 E: 0 K: 2 S: 7	H: 0 LOB: 0 BB: 0 P: 7		R: 0 E: 0 K: 1 S: 5	H: 0 LOB: 3 BB: 2 P: 14	1B: 4 2B: 2 3B: 0 HR: 0	SF: 0 SAC: 0 DP: 1 HBP: 1	WP: 0 PB: 0 SB: 2 CS: 0	PA: 39		
<b>PITCHER</b>	IP	WLS	BF	H	R	ER	SO	BB	IBB	HBP	BLK	WP	HR	S	P	ERA	WHIP								
32 David Heintz, R (1, 1) ERA: 2.25	4.0		18	4	2	1	2	2	0	0	0	0	0	21	29	2.25	1.500								
16 Dylan Barrow, R (5, 1) ERA: 0.000	2.0	W	9	2	0	0	1	1	0	0	0	0	0	10	14	0.00	1.500								
11 Michael Calkins, L (7, 1) ERA: 0.500	2.0	H	6	0	0	0	2	1	0	0	0	0	0	9	13	0.00	0.500								
31 Zac Favre, R (9, 1) ERA: 3.000	0.1		3	0	0	0	0	1	0	1	0	0	0	1	6	0.00	3.000								
4 Kevin Martin, L (9, 1) ERA: 1.500	0.2	S	3	0	0	0	1	1	0	0	0	0	0	4	8	0.00	1.500								





Batter	1	2	3	4	5	6	7	8	9	AB	R	H	RBI	BB	SO	LOB	TOP											
22 Jacoby Ellsbury, L (1, 8) 93 Jake Cave, L (6, 8) OBP: 0.500, SLG: 0.500	G4-3	FC5-2			F7			G1-3	74 1B 99 HR	3	0	0	0	0	0	2	<b>New York Yankees @ Philadelphia Phillies</b> Bright House Field, Clearwater, FL Tue Mar 03 2015, 4:20 PM - 4:24 PM EST Att: 7,007 - Sunny - 82 F <a href="http://livebaseballscorecards.com">livebaseballscorecards.com</a>											
11 Brett Gardner, L (1, 7) 74 Slade Heathcott, L (6, 7) OBP: 1.000, SLG: 1.500	G4-3	L8			K			95 1B	99 HR	3	0	0	0	0	1	2												
24 Chris Young, R (1, 9) 99 Aaron Judge, R (6, PH) OBP: 0.500, SLG: 2.000	33 1B 63 1B		G6-3			G5-3		95 1B	99 HR	2	1	1	0	0	0	0												
33 Garrett Jones, L (1, 3) 95 Greg Bird, L (6, PH) OBP: 0.667, SLG: 1.000	63 1B		G3-1			F7		1B	2B	2	0	1	0	0	0	0												
63 José Pirela, R (1, 4) 98 Rob Refsnyder, R (6, PH)	55 G1-3		G4-3			66 FC6-4		1B	2B	2	0	1	1	0	0	0												
55 Austin Romine, R (1, 2) 66 John Ryan Murphy, R (6, PH)	G1-3			K		FC6-4		G4-3		2	0	0	0	0	1	2												
94 Kyle Roller, L (1, 10) 80 Mason Williams, L (7, PH) OBP: 0.500, SLG: 1.000		G6-3			97 G4-6-3			F8	62 G6-3 93 1B	2	0	1	0	0	0	0												
97 Jonathan Galvez, R (1, 5) 62 Cole Figueroa, L (6, 5)		60 1B 22 FC5-2			G4-6-3			K	G6-3	2	0	1	0	0	0	1												
60 Nick Noonan, L (1, 6) 96 Cito Culver, R (6, 6)		22 FC5-2			G3-1			G5-3	K	2	0	1	0	0	0	0												
<b>Inning Stats</b>	R: 1 E: 0 K: 0 S: 6	H: 3 LOB: 2 BB: 0 P: 6	R: 0 E: 0 K: 0 S: 5	H: 2 LOB: 2 BB: 0 P: 5	R: 0 E: 0 K: 0 S: 3	H: 0 LOB: 0 BB: 0 P: 3	R: 0 E: 0 K: 1 S: 5	H: 1 LOB: 0 BB: 0 P: 5	R: 0 E: 0 K: 1 S: 5	H: 0 LOB: 1 BB: 1 P: 7	R: 0 E: 0 K: 1 S: 5	H: 0 LOB: 0 BB: 0 P: 5	R: 0 E: 0 K: 0 S: 5	H: 2 LOB: 3 BB: 1 P: 9	R: 4 E: 0 K: 2 S: 14	H: 5 LOB: 1 BB: 0 P: 17		1B: 9 2B: 3 3B: 0 HR: 1	SF: 0 SAC: 0 DP: 1 HBP: 0	WP: 0 PB: 0 SB: 0 CS: 0	PA: 41							
<b>PITCHER</b>	IP	WLS	BF	H	R	ER	SO	BB	IBB	HBP	BLK	WP	HR	S	P	ERA	WHIP											
55 David Buchanan, R (1, 1) ERA: 4.5	2.0		11	5	1	1	0	0	0	0	0	0	0	0	11	11	4.50	2.500										
31 Jerome Williams, R (3, 1) ERA:	2.0	H	6	1	0	0	1	0	0	0	0	0	0	8	8	0.00	0.500											
64 Joely Rodríguez, L (5, 1) ERA:	2.0	H	7	0	0	0	1	1	0	0	0	0	0	8	12	0.00	0.500											
46 Jeanmar Gómez, R (7, 1) ERA:	2.0	H	9	2	0	0	1	1	0	0	0	0	0	10	14	0.00	1.500											
43 Mario Hollands, L (9, 1) ERA: 54.0	0.2		7	5	4	4	1	0	0	0	0	0	1	11	14	54.00	7.500											
57 Luis García, R (9, 1) ERA:	0.1		1	0	0	0	1	0	0	0	0	0	0	3	3	0.00	0.000											
Batter	1	2	3	4	5	6	7	8	9	AB	R	H	RBI	BB	SO	LOB	BOTTOM											
2 Ben Revere, L (1, 8) 37 Odúbel Herrera, L (6, 8)	G5-3		G5-3		G3			E4 40 1B		3	0	0	0	0	0	1	<b>New York Yankees @ Philadelphia Phillies</b> Bright House Field, Clearwater, FL Tue Mar 03 2015, 4:20 PM - 4:24 PM EST Att: 7,007 - Sunny - 82 F <a href="http://livebaseballscorecards.com">livebaseballscorecards.com</a>											
13 Freddy Galvis, S (1, 6) 4 Andrés Blanco, S (7, 6)	F8				G4-3			F7	P3	3	1	1	0	0	0	1												
24 Grady Sizemore, L (1, 7) 40 Aaron Altherr, R (6, 7)	G4-3				K				K	3	1	1	0	0	1	0												
6 Ryan Howard, L (1, 3) 18 Darin Ruf, R (6, 3)		51 FC5-4			9 1B			L6	K	2	0	2	1	0	0	0												
51 Carlos Ruiz, R (1, 10) Xavier Paul, L (8, PH) (9, 10)		FC5-4			F7			G5-3	G4-3	3	0	0	0	0	0	3												
9 Domic Brown, L (1, 9) 3 Jeff Francoeur, R (7, 9)		FC6-4						25 S	F9	2	0	1	0	0	0	1												
25 Cody Asche, L (1, 5) 7 Maikel Franco, R (7, 5)					SF7			K	P6	2	0	0	1	0	1	2												
16 César Hernández, S (1, 4) 71 Cord Phelps, S (8, 4)					K				37 HBP	3	1	1	0	0	1	2												
29 Cameron Rupp, R (1, 2) 47 Koyie Hill, S (7, 2) 19 Darin Mastroianni, R (9, PH)					K			13 G4-3 24 BLK 2 G3	K	1	0	0	0	1	1	0												
<b>Inning Stats</b>	R: 0 E: 0 K: 0 S: 3	H: 0 LOB: 0 BB: 0 P: 3	R: 0 E: 1 K: 0 S: 4	H: 1 LOB: 1 BB: 0 P: 4	R: 0 E: 0 K: 2 S: 7	H: 0 LOB: 0 BB: 0 P: 7	R: 2 E: 0 K: 0 S: 7	H: 4 LOB: 2 BB: 0 P: 7	R: 1 E: 0 K: 1 S: 5	H: 0 LOB: 0 BB: 1 P: 9	R: 2 E: 1 K: 2 S: 10	H: 2 LOB: 1 BB: 0 P: 10	R: 0 E: 0 K: 0 S: 3	H: 0 LOB: 0 BB: 0 P: 3	R: 0 E: 0 K: 2 S: 8	H: 1 LOB: 2 BB: 0 P: 9		1B: 8 2B: 0 3B: 0 HR: 0	SF: 1 SAC: 0 DP: 0 HBP: 2	WP: 0 PB: 0 SB: 0 CS: 0	PA: 39							
<b>PITCHER</b>	IP	WLS	BF	H	R	ER	SO	BB	IBB	HBP	BLK	WP	HR	S	P	ERA	WHIP											
43 Adam Warren, R (1, 1) ERA:	2.0		7	1	0	0	0	0	0	0	0	0	0	7	7	0.00	0.500											
91 Luis Severino, R (3, 1) ERA: 13.5	1.1	H	8	4	2	2	2	0	0	0	0	0	0	12	12	13.50	3.000											
88 Diego Moreno, R (4, 1) ERA: 5.4	1.2	B	6	0	1	1	1	1	0	0	1	0	0	7	11	5.40	0.600											
82 Nick Goody, R (6, 1) ERA:	1.0		4	0	0	0	1	0	0	1	0	0	0	5	6	0.00	0.000											
87 Jacob Lindgren, L (7, 1) ERA:	0.2		5	2	2	0	1	0	0	0	0	0	0	7	7	0.00	3.000											
<b>PITCHER</b>	IP	WLS	BF	H	R	ER	SO	BB	IBB	HBP	BLK	WP	HR	S	P	ERA	WHIP											
76 Branden Pinder, R (7, 1) ERA:	1.1		5	1	0	0	2	0	0	1	0	0	0	8	9	0.00	1.000											
45 Chasen Shreve, L (9, 1) ERA:	1.0		5	1	0	0	2	0	0	1	0	0	0	8	9	0.00	1.000											







Batter	1	2	3	4	5	6	7	8	9	AB	R	H	RBI	BB	SO	LOB	TOP	
2 Ben Revere, L (1,8) 15 Jordan Danks, L (7,8)										3	0	0	0	0	0	1	<b>Philadelphia Phillies @ Houston Astros</b> Osceola County Stadium, Kissimmee, FL Thu Mar 05 2015, 4:00 PM - 4:03 PM EST Att: 3,139 - Partly Cloudy - 83 F <a href="http://livebaseballscorecards.com">livebaseballscorecards.com</a>	
16 César Hernández, S (1,4) 27 Chris Nelson, R (8,4)										2	0	0	0	2	0	3		
9 Dominic Brown, L (1,10)										5	1	2	1	0	1	4		
3 Jeff Francoeur, R (1,9) 19 Darin Mastroianni, R (8,7)										4	0	1	0	0	1	3		
25 Cody Asche, L (1,5) 7 Maikel Franco, R (1,3) 47 Koyie Hill, S (6,2)										3	0	2	1	1	1	0		
40 Aaron Altherr, R (1,7) 17 Brian Bogusevic, L (8,9)										2	0	0	0	0	2	1		
29 Cameron Rupp, R (1,2) 77 Chris McGuinness, L (6,3)										2	0	2	0	0	0	0		
4 Andrés Blanco, S (1,6)										4	1	2	0	0	0	1		
<b>Inning Stats</b>	R: 0 E: 0 K: 1 S: 5	H: 0 LOB: 1 BB: 1 P: 9	R: 0 E: 0 K: 2 S: 7	H: 0 LOB: 0 BB: 0 P: 7	R: 0 E: 0 K: 0 S: 4	H: 1 LOB: 1 BB: 0 P: 4	R: 1 E: 0 K: 2 S: 9	H: 2 LOB: 1 BB: 0 P: 9	R: 0 E: 0 K: 0 S: 3	H: 0 LOB: 0 BB: 0 P: 3	R: 0 E: 0 K: 1 S: 6	H: 1 LOB: 2 BB: 1 P: 10	R: 2 E: 0 K: 0 S: 7	H: 3 LOB: 2 BB: 0 P: 8	1B: 6 2B: 4 3B: 0 HR: 0	SF: 1 SAC: 1 DP: 1 HBP: 0		WP: 0 PA: 40 PB: 0 SB: 0 CS: 0
<b>PITCHER</b>	IP WLS BF H R ER SO BB IBB HBP BLK WP HR S P ERA WHIP	<b>31 Collin McHugh, R (1,1)</b> <b>61 Mark Appel, R (3,1)</b> <b>54 Joe Thatcher, L (5,1)</b> <b>59 Asher Wojciechowski, R (6,1)</b> <b>58 Jake Buchanan, R (8,1)</b>																
<b>PITCHER</b>	IP WLS BF H R ER SO BB IBB HBP BLK WP HR S P ERA WHIP	<b>64 Brady Rodgers, R (9,1)</b> <b>63 Jason Stoffel, R (9,1)</b>																

Batter	1	2	3	4	5	6	7	8	9	AB	R	H	RBI	BB	SO	LOB	BOTTOM
19 Robbie Grossman, S (1,7) 75 Preston Tucker, L (6,7)										3	1	2	2	0	0	0	<b>Philadelphia Phillies @ Houston Astros</b> Osceola County Stadium, Kissimmee, FL Thu Mar 05 2015, 4:00 PM - 4:03 PM EST Att: 3,139 - Partly Cloudy - 83 F <a href="http://livebaseballscorecards.com">livebaseballscorecards.com</a>
9 Marwin Gonzalez, S (1,4) 74 Ronald Torreyes, R (6,4)										3	1	1	1	0	0	1	
4 George Springer, R (1,9) 0 L.J. Hoes, R (6,9)										3	0	1	0	0	1	1	
23 Chris Carter, R (1,3) 26 Dan Johnson, L (6,3)										3	0	0	0	0	0	1	
18 Luis Valbuena, L (1,5) 30 Matt Dominguez, R (6,5) 79 Andrew Aplin, L (8,PR) 77 Colin Moran, L (9,5)										2	1	2	1	0	0	0	
6 Jake Marisnick, R (1,8) 20 Alex Presley, L (6,8)										2	0	0	0	0	0	1	
15 Jason Castro, L (1,10) 21 Jon Singleton, L (4,PR)										2	0	1	0	0	0	1	
12 Max Stassi, R (1,2) 71 Roberto Peña, R (6,2)										2	0	1	1	0	1	0	
2 Jonathan Villar, S (1,6) 3 Gregorio Petit, R (6,6)										1	0	0	0	0	1	0	
<b>Inning Stats</b>	R: 0 E: 0 K: 0 S: 4	H: 1 LOB: 0 BB: 0 P: 4	R: 0 E: 0 K: 0 S: 3	H: 1 LOB: 0 BB: 0 P: 3	R: 1 E: 0 K: 0 S: 5	H: 2 LOB: 1 BB: 0 P: 5	R: 1 E: 0 K: 1 S: 9	H: 2 LOB: 1 BB: 0 P: 12	R: 2 E: 0 K: 2 S: 7	H: 2 LOB: 0 BB: 0 P: 7	R: 0 E: 0 K: 0 S: 3	H: 0 LOB: 0 BB: 1 P: 8	R: 2 E: 0 K: 1 S: 8	H: 3 LOB: 2 BB: 0 P: 10	1B: 7 2B: 2 3B: 0 HR: 3	SF: 0 SAC: 1 DP: 1 HBP: 0	
<b>PITCHER</b>	IP WLS BF H R ER SO BB IBB HBP BLK WP HR S P ERA WHIP	<b>33 Cliff Lee, L (1,1)</b> <b>75 Miguel Alfredo Gonzalez, R (1,1)</b> <b>48 Philippe Aumont, R (5,1)</b> <b>74 Elvis Araujo, L (6,1)</b> <b>56 Cesar Jimenez, L (7,1)</b>															
<b>PITCHER</b>	IP WLS BF H R ER SO BB IBB HBP BLK WP HR S P ERA WHIP	<b>61 Sean O'Sullivan, R (8,1)</b>															



Batter	1	2	3	4	5	6	7	8	9	AB	R	H	RBI	BB	SO	LOB	TOP																			
18 Didi Gregorius, L (1,6) 60 Nick Noonan, L (5,6) OBP: 0.400, SLG: 0.500 OBP: 0.333, SLG: 0.500	F8		K	K		K		F7		3	0	1	1	0	1	2	<b>New York Yankees @ Philadelphia Phillies</b> Bright House Field, Clearwater, FL Fri Mar 06 2015, 4:55 PM - 4:56 PM EST Att. 7,365 - Overcast - 69 F																			
12 Chase Headley, S (1,5) 95 Eric Jagielo, L (4,FR) (4,5)	K		K			G4-3		K		2	0	0	0	1	2	2																				
14 Stephen Drew, L (1,4) 98 Rob Refsnyder, R (5,4) OBP: 0.625, SLG: 0.667			G4-3	K						3	0	1	0	0	1	5																				
25 Mark Teixeira, S (1,3) 94 Kyle Roller, L (4,FR) (4,3)	F7									2	0	1	0	0	0	1																				
95 Greg Bird, L (1,10) 84 Trent Garrison, L (7,PH) (7,10)										3	1	1	1	0	0	0																				
78 Gary Sánchez, R (1,2)										4	0	0	0	0	3	4																				
77 Ramón Flores, L (1,7) 91 Michael O'Neill, R (6,7)										3	0	1	1	0	0	0																				
99 Aaron Judge, R (1,9) 85 Taylor Dugas, L (6,9) OBP: 1.000, SLG: 1.000										1	1	0	0	2	0	1																				
74 Slade Heathcott, L (1,8) 80 Mason Williams, L (6,8) OBP: 0.400, SLG: 0.800										1	0	0	0	0	0	0																				
<b>Inning Stats</b>	R: 0 E: 0 K: 1 S: 6	H: 1 LOB: 1 BB: 0 P: 6	R: 0 E: 0 K: 1 S: 5	H: 0 LOB: 0 BB: 0 P: 5	R: 0 E: 0 K: 2 S: 8	H: 1 LOB: 2 BB: 1 P: 12	R: 3 E: 0 K: 2 S: 11	H: 4 LOB: 3 BB: 2 P: 19	R: 0 E: 0 K: 0 S: 3	H: 0 LOB: 0 BB: 0 P: 3	R: 1 E: 0 K: 0 S: 3	H: 1 LOB: 2 BB: 2 P: 11	R: 0 E: 0 K: 3 S: 10	H: 1 LOB: 1 BB: 1 P: 14	R: 0 E: 0 K: 1 S: 6	H: 1 LOB: 1 BB: 0 P: 6		R: 0 E: 0 K: 1 S: 5	H: 1 LOB: 0 BB: 0 P: 5	1B: 7 2B: 3 3B: 0 HR: 0	SF: 0 SAC: 0 DP: 1 HBP: 0	WP: 0 PB: 0 SB: 0 CS: 0	PA: 41													
<b>PITCHER</b>	IP	WLS	BF	H	R	ER	SO	BB	IBB	HBP	BLK	WP	HR	S	P	ERA	WHIP	<b>PITCHER</b>		IP	WLS	BF	H	R	ER	SO	BB	IBB	HBP	BLK	WP	HR	S	P	ERA	WHIP
35 Cole Hamels, L (1,1) ERA: 0.00	2.0		7	1	0	0	2	0	0	0	0	0	0	11	11	0.00	0.500	52 Andy Oliver, L (7,1) ERA: 0.00		2.0		9	2	0	0	4	1	0	0	0	0	16	20	0.00	1.500	
65 Neft Ogando, R (3,1) ERA: 27.0	1.0		5	1	0	0	2	1	0	0	0	0	0	8	12	0.00	2.000	57 Luis García, R (9,1) ERA: 0.00		1.0		3	1	0	0	1	0	0	0	0	5	5	0.00	1.000		
79 Mike Nesseth, R (4,1) ERA: 27.0	1.0	L	9	4	3	3	2	2	0	0	0	0	0	11	19	27.00	6.000																			
63 Jake Diekman, L (5,1) ERA: 9.0	1.0		3	0	0	0	0	0	0	0	0	0	0	3	3	0.00	0.000																			
53 Ken Giles, R (6,1)	1.0		5	1	1	1	0	2	0	0	0	0	0	3	11	9.00	3.000																			

AB	35
R	4
H	10
RBI	4
BB	6
SO	11
LOB	25



Batter	1	2	3	4	5	6	7	8	9	AB	R	H	RBI	BB	SO	LOB	BOTTOM																			
37 Odúbel Herrera, L (1,8) 19 Darin Mastroianni, R (7,8) OBP: 0.556, SLG: 0.500	G6-3									3	0	1	0	0	0	0	<b>New York Yankees @ Philadelphia Phillies</b> Bright House Field, Clearwater, FL Fri Mar 06 2015, 4:55 PM - 4:56 PM EST Att. 7,365 - Overcast - 69 F																			
13 Freddy Galvis, S (1,6) OBP: 0.200, SLG: 0.200										4	0	1	0	0	0	1																				
24 Grady Sizemore, L (1,10) Xavier Paul, L (7,PH) OBP: 0.333, SLG: 1.333 (8,10)										2	0	0	0	0	0	2																				
6 Ryan Howard, L (1,3) 77 Chris McGuinness, L (5,3) OBP: 0.500, SLG: 0.333										2	0	0	0	0	1	1																				
18 Darin Ruf, R (1,7) 15 Jordan Danks, L (7,FR) (8,7)										3	0	1	0	0	1	0																				
25 Cody Asche, L (1,5) 68 Russ Canzler, R (6,5)										2	0	0	0	0	0	0																				
51 Carlos Ruiz, R (1,2)										2	0	0	0	0	1	0																				
40 Aaron Altherr, R (5,FR) 76 René García, R (6,2)										0	0	0	0	0	0	0																				
3 Jeff Francoeur, R (1,9) 17 Brian Bogusevic, L (6,9)										2	0	0	0	0	0	1																				
71 Cord Phelps, S (1,4) OBP: 0.375, SLG: 0.375										3	0	0	0	0	0	0																				
<b>Inning Stats</b>	R: 0 E: 0 K: 0 S: 3	H: 1 LOB: 0 BB: 0 P: 3	R: 0 E: 0 K: 2 S: 7	H: 0 LOB: 0 BB: 0 P: 7	R: 0 E: 0 K: 1 S: 5	H: 0 LOB: 0 BB: 0 P: 5	R: 0 E: 0 K: 0 S: 4	H: 1 LOB: 1 BB: 0 P: 4	R: 0 E: 0 K: 0 S: 4	H: 0 LOB: 1 BB: 0 P: 4	R: 0 E: 0 K: 0 S: 3	H: 0 LOB: 0 BB: 0 P: 3	R: 1 E: 0 K: 0 S: 6	H: 2 LOB: 1 BB: 0 P: 9	R: 0 E: 0 K: 1 S: 5	H: 0 LOB: 0 BB: 0 P: 5	R: 0 E: 0 K: 0 S: 3	H: 0 LOB: 2 BB: 2 P: 11	1B: 3 2B: 0 3B: 0 HR: 1	SF: 0 SAC: 0 DP: 1 HBP: 0	WP: 0 PB: 0 SB: 0 CS: 0	PA: 33														
<b>PITCHER</b>	IP	WLS	BF	H	R	ER	SO	BB	IBB	HBP	BLK	WP	HR	S	P	ERA	WHIP	<b>PITCHER</b>		IP	WLS	BF	H	R	ER	SO	BB	IBB	HBP	BLK	WP	HR	S	P	ERA	WHIP
65 Bryan Mitchell, R (1,1) ERA: 0.00	2.0		6	1	0	0	2	0	0	0	0	0	0	5	5	0.00	0.500	76 Branden Pinder, R (8,1) ERA: 0.00		2.0		8	0	0	0	1	2	0	0	0	0	8	16	0.00	1.000	
97 Jaron Long, R (3,1) ERA: 0.00	1.0	W	3	0	0	0	1	0	0	0	0	0	0	5	5	0.00	0.000																			
82 Nick Goody, R (4,1) ERA: 0.00	1.0	H	4	1	0	0	0	0	0	0	0	0	0	4	4	0.00	1.000																			
91 Matt Tracy, L (5,1) ERA: 0.00	2.0	H	7	0	0	0	0	0	0	0	0	0	0	7	7	0.00	0.000																			
81 Mark Montgomery, R (7,1) ERA: 9.00	1.0		5	2	1	1	0	0	0	0	0	0	1	6	9	9.00	2.000																			

AB	31
R	1
H	4
RBI	1
BB	2
SO	4
LOB	9





Batter	1	2	3	4	5	6	7	8	9	AB	R	H	RBI	BB	SO	LOB	TOP			
37 Daric Barton, L (1, 3) OBP: 0.364, SLG: 0.125 18 Steve Tolleson, R (6, 5) OBP: 0.400, SLG: 0.600	G4-3		F7		G3		K		FC4	3	0	0	0	0	0	1	Toronto Blue Jays @ Philadelphia Phillies Bright House Field, Clearwater, FL Sat Mar 07 2015, 3:42 PM - 3:45 PM EST Att: 8,759 - Partly Cloudy - 68 F			
55 Russell Martin, R (1, 2) OBP: 0.444, SLG: 0.286 75 Anthony Alford, R (6, PR) 22 Josh Thole, L (6, 2) OBP: 0.833, SLG: 0.750	P4		G2-3						FC4	3	0	1	0	0	0	0				
20 Josh Donaldson, R (1, 5) OBP: 0.259, SLG: 0.833 23 Danny Valencia, R (5, 5) OBP: 0.333, SLG: 0.200	F8			HR						2	1	1	1	0	0	0				
14 Justin Smoak, S (1, 10)		HBP		G4-3						3	1	0	0	0	1	2				
45 Dalton Pompey, S (1, 8) OBP: 0.417, SLG: 0.455 33 Chris Dickerson, L (7, 7)				K2-3						3	0	1	0	0	1	2				
24 Davan Viedo, R (1, 7) OBP: 0.157, SLG: 0.333 3 Ezequiel Carrera, L (7, 8)				G6-3						3	0	1	0	0	0	2				
11 Kevin Pillar, R (1, 9) OBP: 0.077, SLG: 0.583 39 Caleb Gindl, L (6, 9) OBP: 0.556, SLG: 0.857					G3					2	0	1	1	0	0	0				
29 Devon Travis, R (1, 4) OBP: 0.077, SLG: 0.333 66 Munenori Kawasaki, L (7, 4) OBP: 0.600, SLG: 0.750										1	0	1	0	0	0	0				
17 Ryan Goins, L (1, 6) OBP: 0.333, SLG: 0.556 28 Matt Hague, R (7, PH) OBP: 0.600, SLG: 0.500 1 Jonathan Diaz, R (9, 6)										2	0	0	0	0	1	1				
										2	0	1	1	0	0	1				
										0	0	0	0	0	0	0				
<b>Inning Stats</b>	R: 0 E: 0 K: 0 S: 3	H: 0 LOB: 0 BB: 0 P: 3	R: 1 E: 0 K: 0 S: 4	H: 2 LOB: 1 BB: 0 P: 5	R: 0 E: 0 K: 1 S: 5	H: 0 LOB: 0 BB: 0 P: 5	R: 1 E: 0 K: 1 S: 6	H: 1 LOB: 0 BB: 0 P: 8	R: 0 E: 0 K: 2 S: 8	H: 1 LOB: 2 BB: 0 P: 8	R: 2 E: 0 K: 1 S: 8	H: 3 LOB: 2 BB: 1 P: 12	R: 0 E: 0 K: 1 S: 5	H: 0 LOB: 0 BB: 0 P: 5	R: 0 E: 0 K: 0 S: 5	H: 2 LOB: 2 BB: 0 P: 5		1B: 7 2B: 2 3B: 0 HR: 1	SF: 0 SAC: 0 DP: 1 HBP: 1	WP: 0 PB: 0 SB: 1 CS: 0
<b>PITCHER</b>	IP WLS BF H R ER SO BB IBB HBP BLK WP HR S P ERA WHIP	3.0 L 11 2 1 1 1 0 0 0 0 0 0 1 10 12 3.00 0.667	2.0 8 2 1 1 1 0 0 0 0 0 0 0 1 10 12 4.50 1.000	1.0 4 1 0 0 2 0 0 0 0 0 0 0 8 8 0.00 1.000	1.0 7 3 2 2 1 1 0 0 0 0 0 0 8 12 18.00 4.000	1.0 3 0 0 0 1 0 0 0 0 0 0 0 5 5 0.00 0.000	<b>PITCHER</b>	IP WLS BF H R ER SO BB IBB HBP BLK WP HR S P ERA WHIP	1.0 5 2 0 0 0 0 0 0 0 0 0 0 5 5 0.00 2.000											



Batter	1	2	3	4	5	6	7	8	9	AB	R	H	RBI	BB	SO	LOB	BOTTOM				
2 Ben Revere, L (1, 8) OBP: 0.111, SLG: 0.111 47 Koyie Hill, S (7, 2)	G4-3									3	0	1	0	0	1	0	Toronto Blue Jays @ Philadelphia Phillies Bright House Field, Clearwater, FL Sat Mar 07 2015, 3:42 PM - 3:45 PM EST Att: 8,759 - Partly Cloudy - 68 F				
13 Freddy Galvis, S (1, 6) OBP: 0.231, SLG: 0.231 4 Andrés Blanco, S (8, 6) OBP: 0.429, SLG: 0.571										3	0	1	0	0	1	0					
18 Darin Ruf, R (1, 7) OBP: 0.250, SLG: 0.333 15 Jordan Danks, L (7, PR) OBP: 0.400, SLG: 0.250										3	0	1	0	0	0	2					
6 Ryan Howard, L (1, 3) OBP: 0.200, SLG: 0.200 68 Russ Canzler, R (8, 3)										1	1	1	0	0	0	0					
51 Carlos Ruiz, R (1, 10)										3	0	0	0	0	1	3					
9 Domic Brown, L (1, 9) OBP: 0.429, SLG: 0.364 17 Brian Bogusevic, L (8, PR) OBP: 0.250, SLG: 0.500										1	0	1	1	0	0	0					
7 Maikel Franco, R (1, 5) OBP: 0.091, SLG: 0.091 27 Chris Nelson, R (8, PR) (9, 5)										4	0	0	1	0	0	2					
29 Cameron Rupp, R (1, 2) OBP: 0.600, SLG: 0.600 19 Darin Mastroianni, R (7, 8)										2	0	0	0	0	0	0					
16 César Hernández, S (1, 4) OBP: 0.300, SLG: 0.125										3	0	0	0	0	1	2					
<b>Inning Stats</b>	R: 0 E: 0 K: 0 S: 4	H: 2 LOB: 1 BB: 0 P: 4	R: 0 E: 0 K: 0 S: 3	H: 0 LOB: 0 BB: 0 P: 3	R: 0 E: 0 K: 1 S: 5	H: 0 LOB: 0 BB: 0 P: 5	R: 0 E: 0 K: 0 S: 3	H: 0 LOB: 0 BB: 0 P: 3	R: 0 E: 0 K: 1 S: 5	H: 0 LOB: 0 BB: 0 P: 5	R: 0 E: 0 K: 2 S: 8	H: 1 LOB: 1 BB: 0 P: 8	R: 0 E: 1 K: 1 S: 6	H: 0 LOB: 2 BB: 1 P: 10	R: 2 E: 0 K: 1 S: 8	H: 3 LOB: 1 BB: 0 P: 8		1B: 4 2B: 2 3B: 0 HR: 0	SF: 0 SAC: 0 DP: 1 HBP: 0	WP: 0 PB: 0 SB: 0 CS: 0	PA: 34
<b>PITCHER</b>	IP WLS BF H R ER SO BB IBB HBP BLK WP HR S P ERA WHIP	2.0 W 7 2 0 0 0 1 0 0 0 0 0 0 8 8 0.00 1.000	3.1 H 6 0 0 0 1 0 0 0 0 0 0 3 3 0.00 0.000	5.1 H 3 0 0 0 0 0 0 0 0 0 0 3 3 0.00 0.000	6.1 H 3 0 0 0 1 0 0 0 0 0 0 5 5 0.00 0.000	7.1 H 4 1 0 0 2 0 0 0 0 0 0 8 8 0.00 1.000	<b>PITCHER</b>	IP WLS BF H R ER SO BB IBB HBP BLK WP HR S P ERA WHIP	1.0 S 4 1 0 0 1 0 0 0 0 0 0 6 6 0.00 1.000												









Batter	1	2	3	4	5	6	7	8	9	AB	R	H	RBI	BB	SO	LOB	TOP																			
37 Odúbel Herrera, L (1.8) OBP: 0.412, SLG: 0.333 19 Darin Mastroianni, R (8.8) OBP: 0.167, SLG: 0.333	4-0 6 1B BB		0-0 G4-3		0-0 16 S 1B			0-0 G3		3	0	1	0	1	0	0																				
16 César Hernández, S (1.4) OBP: 0.200, SLG: 0.077	0-0 L8		0-0 F8		2-1 G5-3			0-0 B2-3		4	0	0	0	0	0	2																				
25 Cody Asche, L (1.5) OBP: 0.357, SLG: 0.455 7 Maikel Franco, R (6. PR) OBP: 0.200, SLG: 0.200	0-0 F8			0-3 K		1-0 G6-4-3 6 1B HBP		0-0 77 G6-3 1B		2	0	0	0	0	1	1																				
6 Ryan Howard, L (1.3) OBP: 0.308, SLG: 0.308 77 Chris McGinness, L (6. PR) OBP: 0.400, SLG: 0.250	0-0 1-2 1B			0-3 K		0-0 3 G6-4-3 1B		0-0 G6-3		3	0	2	0	0	1	0																				
3 Jeff Francoeur, R (1.9) OBP: 0.182, SLG: 0.364 17 Brian Bogusevic, L (9.9) OBP: 0.500, SLG: 0.667	0-3 K			0-0 2B		0-0 1-2 2-3 G6-4-3		0-0 G6-3		4	0	1	0	0	1	4																				
Xavier Paul, L (1.10) OBP: 0.167, SLG: 0.667 68 Russ Canzler, R (6.10)		0-0 G4-3		0-3 K		0-0 G6-3		0-3 K		2	0	0	0	0	1	1																				
4 Andrés Blanco, S (1.6) OBP: 0.333, SLG: 0.667		0-0 F7			3-2 HR		0-0 G1-3		0-0 G6-3	4	1	1	1	0	0	0																				
15 Jordan Danks, L (1.7) OBP: 0.200, SLG: 0.111		0-0 G4-3			0-3 K		0-3 K			3	0	0	0	0	2	0																				
47 Koyie Hill, S (1.2) 29 Cameron Rupp, R (7.2) OBP: 0.500, SLG: 0.600			0-0 F7		0-0 F8		0-0 G4-3			3	0	0	0	0	0	0																				
<b>Inning Stats</b>	R: 0 E: 0 K: 1 S: 6	H: 1 LOB: 2 BB: 1 P: 10	R: 0 E: 0 K: 0 S: 3	H: 0 LOB: 0 BB: 0 P: 3	R: 0 E: 0 K: 0 S: 3	H: 0 LOB: 0 BB: 0 P: 3	R: 0 E: 0 K: 3 S: 10	H: 1 LOB: 1 BB: 0 P: 10	R: 1 E: 0 K: 1 S: 10	H: 2 LOB: 1 BB: 0 P: 15	R: 0 E: 0 K: 0 S: 3	H: 1 LOB: 2 BB: 0 P: 4	R: 0 E: 0 K: 1 S: 5	H: 0 LOB: 0 BB: 0 P: 5	R: 0 E: 0 K: 0 S: 4	H: 1 LOB: 1 BB: 0 P: 4	R: 0 E: 0 K: 1 S: 5	H: 0 LOB: 0 BB: 0 P: 5	1B: 4 2B: 1 3B: 0 HR: 1	SF: 0 SAC: 0 DP: 1 HBP: 1	WP: 0 PB: 0 SB: 1 CS: 0	PA: 34														
<b>PITCHER</b>	IP	WLS	BF	H	R	ER	SO	BB	IBB	HBP	BLK	WP	HR	S	P	ERA	WHIP	<b>PITCHER</b>		IP	WLS	BF	H	R	ER	SO	BB	IBB	HBP	BLK	WP	HR	S	P	ERA	WHIP
30 Chris Tillman, R (1.1) ERA: 2.7	2.0		8	1	0	0	1	1	0	0	0	0	0	9	13	0.00	1.000	56 Darren O'Day, R (9.1) ERA:		1.0		3	0	0	0	1	0	0	0	0	0	5	5	0.00	0.000	
17 Brian Matusz, L (3.1) ERA: 2.7	2.1	L	9	2	1	1	4	0	0	0	0	0	1	19	22	3.86	0.857																			
97 Patrick McCoy, L (5.1) ERA:	0.2		3	1	0	0	0	0	0	0	0	0	0	4	6	0.00	1.500																			
53 Zack Britton, L (6.1) ERA:	1.0		4	1	0	0	0	0	0	1	0	0	0	3	4	0.00	1.000																			
63 Tyler Wilson, R (7.1) ERA:	2.0		7	1	0	0	1	0	0	0	0	0	0	9	9	0.00	0.500																			

Philadelphia Phillies @ Baltimore Orioles  
Ed Smith Stadium, Sarasota, FL  
Mon Mar 09 2015, 3:34 PM - 3:37 PM EDT  
Att: 7,639 - Sunny - 82 F

AB	32
R	1
H	6
RBI	1
BB	1
SO	7
LOB	11



Batter	1	2	3	4	5	6	7	8	9	AB	R	H	RBI	BB	SO	LOB	BOTTOM																			
12 Alejandro De Aza, L (1.7) OBP: 0.200, SLG: 0.357 38 Jimmy Paredes, S (7.5) OBP: 0.462, SLG: 0.500	0-0 28 G5-4-3 1B	0-0 F7			0-0 G4-1		0-3 K		0-0 G6-3	3	0	1	0	0	0	3																				
28 Steve Pearce, R (1.3) OBP: 0.364, SLG: 0.455 9 David Lough, L (7.8) OBP: 0.250, SLG: 0.100	0-0 G5-4-3		0-0 P4		0-0 G4-3 2B		0-0 F8			3	0	1	0	0	0	1																				
Chris Davis, L (1.9) OBP: 0.308, SLG: 0.500 43 Rey Navarro, S (7. PR) OBP: 0.286, SLG: 0.167	4-0 10 G1-3 BB		0-0 G4-3		0-0 G4-3		1-0 G4-3		1-2 2-3 HBP	2	0	0	0	1	0	1																				
10 Adam Jones, R (1.8) OBP: 0.250, SLG: 0.273 48 Matt Tuiasosopo, R (7.7)	0-0 G1-3		0-0 G4-3		0-0 G6-3		0-0 P3			3	0	1	0	0	0	2																				
32 Matt Wieters, S (1.10)		4-0 1 1B 45 1B BB	0-0 G4-3		0-0 G3		0-0 G3			3	0	0	0	1	0	1																				
2 J.J. Hardy, R (1.6) OBP: 0.333, SLG: 0.200 18 Christian Walker, R (7.3) OBP: 0.222, SLG: 0.250		0-0 F8		0-0 G1-3		0-0 G5-3		0-0 G5-3		3	0	0	0	0	0	1																				
13 Manny Machado, R (1.5) OBP: 0.333, SLG: 0.273 57 Jayson Nix, R (7.6) OBP: 0.182, SLG: 0.455		0-0 P5		0-0 G4-3		0-0 G4-3		0-0 G6-3		3	0	1	0	0	0	1																				
45 Steve Clevenger, L (1.2) OBP: 0.222, SLG: 0.222 36 Caleb Joseph, R (6.2) OBP: 0.250, SLG: 0.250		0-0 1 1B 1B		0-0 P2			0-0 HBP 1 BB 1B		0-0 G6-3	2	0	1	0	0	0	1																				
1 Everth Cabrera, S (1.4) OBP: 0.333, SLG: 0.167 41 Chris Parmelee, L (8.9) OBP: 0.364, SLG: 0.400		0-0 1-2 1B		0-0 L4			4-0 HBP BB		0-3 K	2	0	1	0	1	0	1																				
<b>Inning Stats</b>	R: 0 E: 0 K: 0 S: 3	H: 1 LOB: 1 BB: 1 P: 7	R: 0 E: 0 K: 0 S: 5	H: 2 LOB: 3 BB: 1 P: 9	R: 0 E: 0 K: 0 S: 4	H: 1 LOB: 1 BB: 0 P: 4	R: 0 E: 0 K: 0 S: 4	H: 1 LOB: 1 BB: 0 P: 4	R: 0 E: 0 K: 0 S: 3	H: 0 LOB: 0 BB: 0 P: 3	R: 0 E: 0 K: 1 S: 6	H: 1 LOB: 3 BB: 1 P: 11	R: 0 E: 0 K: 0 S: 3	H: 0 LOB: 0 BB: 0 P: 3	R: 0 E: 0 K: 1 S: 5	H: 0 LOB: 0 BB: 0 P: 5	1B: 5 2B: 2 3B: 0 HR: 0	SF: 0 SAC: 0 DP: 1 HBP: 1	WP: 0 PB: 0 SB: 0 CS: 0	PA: 37																
<b>PITCHER</b>	IP	WLS	BF	H	R	ER	SO	BB	IBB	HBP	BLK	WP	HR	S	P	ERA	WHIP	<b>PITCHER</b>		IP	WLS	BF	H	R	ER	SO	BB	IBB	HBP	BLK	WP	HR	S	P	ERA	WHIP
34 Aaron Harang, R (1.1) ERA: 9.0	2.0		10	3	0	0	0	2	0	0	0	0	0	4	4	0.00	1.000	57 Luis García, R (9.1) ERA:		1.0		3	0	0	0	1	0	0	0	0	5	5	0.00	0.000		
48 Philippe Aumont, R (4.1) ERA:	1.0		4	1	0	0	0	0	0	0	0	0	0	4	4	0.00	1.000																			
66 Adam Morgan, L (6.1) ERA:	2.0	W	8	2	0	0	0	0	0	0	0	0	0	8	8	0.00	1.000																			
30 Justin De Fratus, R (7.1) ERA:	1.0	H	3	0	0	0	0	0	0	0	0	0	0	3	3	0.00	0.000																			
67 Paul Clemens, R (7.1) ERA:	2.0	H	9	1	0	0	1	1	0	1	0	0	0	9	14	0.00	1.000																			

Philadelphia Phillies @ Baltimore Orioles  
Ed Smith Stadium, Sarasota, FL  
Mon Mar 09 2015, 3:34 PM - 3:37 PM EDT  
Att: 7,639 - Sunny - 82 F

AB	33
R	0
H	7
RBI	0
BB	3
SO	2
LOB	19





Batter	1	2	3	4	5	6	7	8	9	AB	R	H	RBI	BB	SO	LOB	TOP					
3 Ian Kinsler, R OBP: 0.563, SLG: 1.000 81 Josh Wilson, R OBP: 0.385, SLG: 0.273	G6-3		2B		F8		G6-3		F7	3	1	1	0	0	0	1						
1 Jose Iglesias, R OBP: 0.286, SLG: 0.429 33 Javier Betancourt, R OBP: 0.143, SLG: 0.143	F9		2B		F7		G6-3		K	3	0	1	1	0	0	1						
18 Tyler Collins, L OBP: 0.500, SLG: 0.500 73 Jason Krizan, L OBP: 0.111, SLG: 0.444	1B		L9		G6-3		K		F8	3	0	1	0	0	0	2						
28 J.D. Martinez, R OBP: 0.500, SLG: 0.643 64 Xavier Avery, L OBP: 0.500, SLG: 0.556	P6		F8		HR				1B	3	1	1	1	0	0	2						
9 Nick Castellanos, R OBP: 0.353, SLG: 0.533 76 Jeffrey Marte, R OBP: 0.273, SLG: 0.300			F7		K				1B	3	0	0	0	0	2	1						
33 Steven Moya, L OBP: 0.308, SLG: 0.615			29 HR		K				BB	4	2	2	1	0	2	1						
29 Daniel Fields, L OBP: 0.133, SLG: 0.133 63 Winton Bernard, R OBP: 0.333, SLG: 0.500	HR		1B		K				2B	3	1	2	2	0	1	0						
50 Bryan Holaday, R OBP: 0.222, SLG: 0.250 79 Manny Pina, R	K2-3				L7				3B	3	0	0	0	0	1	1						
80 Aaron Westlake, L OBP: 0.353, SLG: 0.429 74 Jordan Lennerton, L OBP: 0.500, SLG: 0.417	K				1B				BB	3	0	1	0	0	1	1						
<b>Inning Stats</b>	R: 0 E: 0 K: 0 S: 4	H: 1 LOB: 1 BB: 0 P: 4	R: 2 E: 0 K: 2 S: 9	H: 2 LOB: 0 BB: 0 P: 9	R: 1 E: 0 K: 1 S: 7	H: 2 LOB: 1 BB: 0 P: 7	R: 0 E: 0 K: 2 S: 7	H: 0 LOB: 0 BB: 0 P: 7	R: 0 E: 0 K: 0 S: 4	H: 1 LOB: 1 BB: 0 P: 4	R: 2 E: 0 K: 1 S: 10	H: 3 LOB: 1 BB: 0 P: 11	R: 0 E: 0 K: 1 S: 5	H: 0 LOB: 0 BB: 0 P: 5	R: 1 E: 0 K: 2 S: 8	H: 2 LOB: 1 BB: 1 P: 12	R: 0 E: 0 K: 1 S: 5	H: 0 LOB: 1 BB: 1 P: 9	1B: 4 2B: 2 3B: 2 HR: 3	SF: 0 SAC: 0 DP: 0 HBP: 0	WP: 0 PB: 0 SB: 0 CS: 1	PA: 39
<b>PITCHER</b>	IP	WLS	BF	H	R	ER	SO	BB	IBB	HBP	BLK	WP	HR	S	P	ERA	WHIP					
75 Miguel Alfredo Gonzalez, R ERA: 11.25 29 Seth Rosin, R ERA: 9.82 61 Sean O'Sullivan, R ERA: 9.82 65 Nefi Ogando, R ERA: 4.5 63 Jake Diekman, L ERA: 4.5	2.0	L	11	5	3	3	2	0	0	0	0	0	1	15	15	13.50	2.500					
53 Ken Giles, R ERA: 4.5	1.0		4	0	0	0	1	0	0	0	0	0	0	5	5	6.75	1.500					
75 Miguel Alfredo Gonzalez, R ERA: 11.25 29 Seth Rosin, R ERA: 9.82 61 Sean O'Sullivan, R ERA: 9.82 65 Nefi Ogando, R ERA: 4.5 63 Jake Diekman, L ERA: 4.5	1.0		5	2	1	1	2	1	0	0	0	0	0	8	12	9.00	3.000					

**Detroit Tigers @ Philadelphia Phillies**  
 Bright House Field, Clearwater, FL  
 Tue Mar 10 2015, 1:09 PM - 3:56 PM EDT  
 Att: 8,731 - Partly Cloudy - 85 F

AB	37
R	6
H	11
RBI	6
BB	2
SO	10
LOB	14



Batter	1	2	3	4	5	6	7	8	9	AB	R	H	RBI	BB	SO	LOB	BOTTOM					
2 Ben Revere, L OBP: 0.176, SLG: 0.125 19 Darin Mastroianni, R OBP: 0.197, SLG: 0.333	1B		F8		K			G4-3		4	0	1	0	0	1	1						
37 Odúbel Herrera, L OBP: 0.368, SLG: 0.294 68 Russ Canzler, R	SH1-3		G4-3		K2-3			K		2	0	0	0	0	1	1						
9 Domico Brown, L OBP: 0.450, SLG: 0.375 17 Brian Bogusevic, L OBP: 0.428, SLG: 0.571	G4-3				1B				K	3	0	1	0	0	0	1						
6 Ryan Howard, L OBP: 0.250, SLG: 0.250 77 Chris McGuiness, L OBP: 0.500, SLG: 0.400					FC4-6				1B	3	0	0	0	0	2	1						
18 Darin Ruf, R OBP: 0.333, SLG: 0.316					BB				F8	3	0	1	0	1	0	1						
24 Grady Sizemore, L OBP: 0.231, SLG: 0.091 40 Aaron Altherr, R OBP: 0.333, SLG: 0.333					F7				F8	2	0	0	0	1	1	2						
51 Carlos Ruiz, R 62 Chase d'Arnaud, R					F8					3	0	0	0	0	1	4						
13 Freddy Galvis, S OBP: 0.263, SLG: 0.263 76 René García, R					F9				G3	3	0	0	0	0	0	2						
71 Cord Phelps, S OBP: 0.364, SLG: 0.364					G6-3				G3	3	0	1	0	0	0	0						
<b>Inning Stats</b>	R: 0 E: 0 K: 0 S: 4	H: 1 LOB: 0 BB: 0 P: 4	R: 0 E: 0 K: 2 S: 8	H: 1 LOB: 2 BB: 1 P: 12	R: 0 E: 0 K: 0 S: 3	H: 0 LOB: 0 BB: 0 P: 3	R: 0 E: 0 K: 0 S: 4	H: 1 LOB: 2 BB: 1 P: 8	R: 0 E: 0 K: 2 S: 8	H: 1 LOB: 1 BB: 0 P: 9	R: 0 E: 0 K: 1 S: 5	H: 0 LOB: 0 BB: 0 P: 5	R: 0 E: 0 K: 1 S: 5	H: 0 LOB: 0 BB: 0 P: 5	R: 0 E: 0 K: 1 S: 5	H: 1 LOB: 1 BB: 0 P: 6	R: 0 E: 0 K: 1 S: 6	H: 1 LOB: 1 BB: 0 P: 6	1B: 5 2B: 0 3B: 0 HR: 0	SF: 0 SAC: 1 DP: 0 HBP: 0	WP: 3 PB: 0 SB: 0 CS: 1	PA: 33
<b>PITCHER</b>	IP	WLS	BF	H	R	ER	SO	BB	IBB	HBP	BLK	WP	HR	S	P	ERA	WHIP					
31 Alfredo Simon, R ERA: 9.0 44 Iba Chamberlain, R ERA: 9.0 62 Al Alburquerque, R ERA: 9.0 65 Blaine Hardy, L ERA: 7.36 60 Angel Nesbitt, R ERA: 3.0	1.0		11	2	0	0	2	1	0	0	0	1	0	15	19	0.00	1.000					
45 Buck Farmer, R ERA: 9.0 75 Joe Mantiply, L ERA: 6.75	1.0		4	1	0	0	1	0	0	0	0	0	0	5	6	0.00	1.000					

**Detroit Tigers @ Philadelphia Phillies**  
 Bright House Field, Clearwater, FL  
 Tue Mar 10 2015, 1:09 PM - 3:56 PM EDT  
 Att: 8,731 - Partly Cloudy - 85 F

AB	30
R	0
H	5
RBI	0
BB	2
SO	8
LOB	14













Batter	1	2	3	4	5	6	7	8	9	AB	R	H	RBI	BB	SO	LOB	TOP				
39 Kevin Kiermaier, L (1, 8) 27 Mikie Mahtook, R (5, 8)	G3		L7		FC3-6		K			3	0	0	0	0	0	2	<b>Tampa Bay Rays @ Philadelphia Phillies</b> Bright House Field, Clearwater, FL Fri Mar 13 2015, 1:08 PM - 3:30 PM EDT Att: 9,338 - Partly Cloudy - 83 F				
8 Desmond Jennings, R (1, 7) 69 Taylor Motter, R (5, 7)	FC6-4 BB		G5-3		K		K			2	0	0	0	1	1	2					
13 Asdrubal Cabrera, S (1, 6) 36 Hak-Ju Lee, L (6, 6)	FC6-4 3 1B		F9		G3-1		G6-3			3	1	0	0	0	0	1					
3 Evan Longoria, R (1, 5) 83 Jake Elmore, R (6, 5)	2H 1B		P5		21 WP 28 G3 1B		L9			3	0	2	1	0	0	0					
28 John Jaso, L (1, 10) 61 Juan Francisco, L (9, PH)	F8		F8		G3		K			3	0	0	0	0	0	2					
20 Steven Souza Jr., R (1, 9) (6, 3)		G6-3		L9		21 WP BB		L6		3	0	0	0	1	0	0					
21 James Loney, L (1, 3) 65 Joey Butler, R (6, 9)		G4-3			39 FC3-6 2 1B		F9			3	0	1	0	0	0	2					
2 Nick Franklin, S (1, 4) 10 Alexi Casilla, S (7, 4)		E4			39 FC3-6 1-2 1B		K			3	0	1	0	0	1	0					
19 Curt Casali, R (1, 2) 60 Bobby Wilson, R (6, 2)		L9			P3			27 CS BB		2	0	0	0	0	0	3					
<b>Inning Stats</b>	R: 1 E: 1 K: 0 S: 4	H: 1 LOB: 1 BB: 1 P: 8	R: 0 E: 1 K: 0 S: 4	H: 0 LOB: 1 BB: 0 P: 4	R: 0 E: 0 K: 0 S: 3	H: 0 LOB: 0 BB: 0 P: 3	R: 0 E: 0 K: 0 S: 3	H: 2 LOB: 2 BB: 0 P: 7	R: 0 E: 0 K: 1 S: 4	H: 1 LOB: 2 BB: 1 P: 9	R: 0 E: 0 K: 2 S: 6	H: 0 LOB: 0 BB: 1 P: 12	R: 0 E: 0 K: 1 S: 5	H: 0 LOB: 0 BB: 0 P: 5	R: 0 E: 0 K: 2 S: 7	H: 0 LOB: 0 BB: 0 P: 7		1B: 4 2B: 0 3B: 0 HR: 0	SF: 0 SAC: 0 DP: 0 HBP: 0	WP: 1 PB: 0 SB: 0 CS: 1	PA: 34
<b>PITCHER</b>	IP	WLS	BF	H	R	ER	SO	BB	IBB	HBP	BLK	WP	HR	S	P	ERA	WHIP				
64 Joely Rodriguez, L (1, 1) 70 Jesse Biddle, L (4, 1) 49 Ethan Martin, R (6, 1) 56 Cesar Jimenez, L (7, 1) 63 Jake Diekman, L (8, 1)	3.0	W	8	2	0	0	1	0	0	0	0	0	0	10	15	0.00	1.000				
30 Justin De Fratus, R (9, 1)	1.0	S	3	0	0	0	2	0	0	0	0	0	0	7	7	0.00	0.000				

Batter	1	2	3	4	5	6	7	8	9	AB	R	H	RBI	BB	SO	LOB	BOTTOM				
2 Ben Revere, L (1, 8) 19 Darin Mastroianni, R (8, 8)	K				SH1-4		G4-3			3	0	1	0	0	1	0	<b>Tampa Bay Rays @ Philadelphia Phillies</b> Bright House Field, Clearwater, FL Fri Mar 13 2015, 1:08 PM - 3:30 PM EDT Att: 9,338 - Partly Cloudy - 83 F				
16 César Hernández, S (1, 4)	B5-3		G6-3		1-2 2-3 K		L7			4	0	0	0	0	1	3					
26 Chase Utley, L (1, 10) 40 Aaron Altherr, R (4, PR) 27 Chris Nelson, R (5, PH)	K				6 HR 1B		K			2	0	1	0	0	0	0					
6 Ryan Howard, L (1, 3) 77 Chris McGuiness, L (7, 3)		K			1-4 HR		P5			3	1	1	2	0	1	3					
51 Carlos Ruiz, R (1, 2) 47 Koyie Hill, S (7, 2)		G6-3			P6		L9			3	0	0	0	0	0	0					
9 Domic Brown, L (1, 9) 15 Jordan Danks, L (7, 9)					F7		K			3	0	1	0	0	1	1					
18 Darin Ruf, R (1, 7) 68 Russ Canzler, R (7, 7)		FC5-4 1-2			K		L8			3	0	0	0	0	1	2					
25 Cody Asche, L (1, 5) 4 Andrés Blanco, S (8, 5)					P5		2 SH1-4 13 1B			3	0	1	0	0	0	0					
13 Freddy Galvis, S (1, 6)					F8		2 SH1-4 1B			3	0	1	0	0	0	0					
<b>Inning Stats</b>	R: 0 E: 0 K: 2 S: 7	H: 0 LOB: 0 BB: 0 P: 7	R: 0 E: 0 K: 1 S: 6	H: 1 LOB: 1 BB: 0 P: 6	R: 0 E: 0 K: 0 S: 4	H: 1 LOB: 1 BB: 0 P: 4	R: 2 E: 0 K: 1 S: 7	H: 2 LOB: 1 BB: 0 P: 7	R: 0 E: 0 K: 1 S: 5	H: 0 LOB: 0 BB: 0 P: 5	R: 0 E: 0 K: 0 S: 3	H: 0 LOB: 0 BB: 0 P: 3	R: 0 E: 0 K: 2 S: 7	H: 0 LOB: 0 BB: 0 P: 7	1B: 5 2B: 0 3B: 0 HR: 1	SF: 0 SAC: 1 DP: 0 HBP: 0		WP: 0 PB: 0 SB: 0 CS: 0	PA: 31		
<b>PITCHER</b>	IP	WLS	BF	H	R	ER	SO	BB	IBB	HBP	BLK	WP	HR	S	P	ERA	WHIP				
22 Chris Archer, R (1, 1) 45 Enny Romero, L (4, 1) 75 Everett Teaford, L (5, 1) 74 Dylan Floro, R (6, 1) 31 Mike Montgomery, L (7, 1)	3.1	L	14	4	2	2	3	0	0	0	0	0	0	4	4	0.00	0.000				
58 Grayson Garvin, L (8, 1)	1.0		3	0	0	0	2	0	0	0	0	0	0	1	1	0.00	0.000				







Batter	1	2	3	4	5	6	7	8	9	AB R H RBI BB SO LOB	TOP									
26 Brock Holt, L OBP: 0.444, SLG: 0.231 64 Devin Marrero, R OBP: 0.429, SLG: 0.385	L7		F9		K		30 1B		FC5-4	3 0 0 0 0 1 1 2 0 1 0 0 0 1	<b>Boston Red Sox @ Philadelphia Phillies</b> Bright House Field, Clearwater, FL Sun Mar 15 2015, 1:07 PM - 3:42 PM EDT Att: 9,815 - Partly Cloudy - 81 F <a href="http://livebaseballscorecards.com">livebaseballscorecards.com</a>									
30 Jemile Weeks, S OBP: 0.400, SLG: 0.529 74 Jonathan Roof, R	29 HR		K		FC4-6		1B		K	4 1 2 0 0 1 1 1 0 0 0 0 1 1										
29 Daniel Nava, S OBP: 0.409, SLG: 0.500 77 Travis Shaw, L OBP: 0.353, SLG: 0.647	2H HR			70 FC3 70 E	K		1B		K	3 2 2 2 0 1 1 1 0 0 0 0 1 3										
5 Allen Craig, R OBP: 0.348, SLG: 0.333 61 Bryan LaHair, L OBP: 0.187, SLG: 0.063	K			73 F9 71 E			G5-3			3 1 1 0 0 2 0 1 0 0 0 0 0 3										
70 Garin Cecchini, L OBP: 0.238, SLG: 0.333	F7			FC3 L6-4 71 1B			F8		K	4 0 0 0 0 1 1										
73 Bryce Brentz, R OBP: 0.304, SLG: 0.350		P3		F9			1B		K	4 0 1 0 0 1 2										
71 Blake Swihart, S OBP: 0.600, SLG: 0.789 40 Humberto Quintero, R OBP: 0.222, SLG: 0.125									K	3 0 2 1 0 1 1 1 0 0 0 0 1 0										
25 Jackie Bradley Jr., L OBP: 0.360, SLG: 0.364									F7	4 0 0 0 0 0 3										
16 Jeff Bianchi, R OBP: 0.389, SLG: 0.313 80 Sean Coyle, R OBP: 0.444, SLG: 0.429				F9						3 0 2 0 0 0 0 0 0 0 0 1 0 0										
<b>Inning Stats</b>	R: 2 E: 0 K: 1 S: 9	H: 2 LOB: 0 BB: 0 P: 12	R: 0 E: 0 K: 0 S: 4	H: 1 LOB: 0 BB: 0 P: 4	R: 0 E: 0 K: 1 S: 5	H: 0 LOB: 0 BB: 0 P: 5	R: 2 E: 1 K: 0 S: 6	H: 3 LOB: 1 BB: 0 P: 6	R: 0 E: 0 K: 2 S: 10	H: 1 LOB: 1 BB: 0 P: 10		R: 0 E: 0 K: 1 S: 8	H: 3 LOB: 3 BB: 0 P: 8	R: 0 E: 0 K: 3 S: 9	H: 0 LOB: 0 BB: 0 P: 9	R: 0 E: 0 K: 1 S: 5	H: 0 LOB: 1 BB: 1 P: 9	1B: 9 2B: 2 3B: 0 HR: 1	SF: 0 SAC: 0 DP: 1 HBP: 0	WP: 0 PB: 0 SB: 1 CS: 1
<b>PITCHER</b>	IP WLS BF H R ER SO BB IBB HBP BLK WP HR S P ERA WHIP	75 Miguel Alfredo Gonzalez, R (1.1) ERA: 9.0 58 Jonathan Papelbon, R (4.1) ERA: 3.0 74 Elvis Araujo, L (5.1) ERA: 1.0 66 Adam Morgan, L (6.1) ERA: 2.0 52 Andy Oliver, L (8.1) ERA: 1.0										IP WLS BF H R ER SO BB IBB HBP BLK WP HR S P ERA WHIP	57 Luis Garcia, R (9.1) ERA: 1.0							

AB	37
R	4
H	11
RBI	3
BB	1
SO	11
LOB	18



Batter	1	2	3	4	5	6	7	8	9	AB R H RBI BB SO LOB	BOTTOM									
37 Odúbel Herrera, L OBP: 0.387, SLG: 0.379	G3	F7		13 G1-3 26 1B	13 1B					5 1 3 1 0 0 1	<b>Boston Red Sox @ Philadelphia Phillies</b> Bright House Field, Clearwater, FL Sun Mar 15 2015, 1:07 PM - 3:42 PM EDT Att: 9,815 - Partly Cloudy - 81 F <a href="http://livebaseballscorecards.com">livebaseballscorecards.com</a>									
13 Freddy Galvis, S OBP: 0.300, SLG: 0.300	6 2B	G4-3		G1-3			F8			5 1 2 2 0 0 4										
26 Chase Utley, L OBP: 0.600, SLG: 0.600 Xavier Paul, L OBP: 0.111, SLG: 0.444	F7		51 G6-4-3		P6					3 0 2 1 0 0 1 2 0 0 0 0 0 4										
6 Ryan Howard, L OBP: 0.241, SLG: 0.483 77 Chris McGuiness, L OBP: 0.500, SLG: 0.375	5 1B		F7	L3		HR			K	4 2 2 2 0 0 2 1 0 0 0 0 1 0										
51 Carlos Ruiz, R OBP: 0.095, SLG: 0.143 47 Koyie Hill, S			G6-4-3		G6-3	G4-3			F8	3 0 1 1 0 0 1 2 0 0 0 0 0 0										
24 Grady Sizemore, L OBP: 0.227, SLG: 0.105 17 Brian Bogusevic, L OBP: 0.462, SLG: 1.000	G4-3			G3-1					K	2 1 0 0 1 0 1 2 0 1 0 0 1 0										
7 Maikel Franco, R OBP: 0.231, SLG: 0.231				G6-3						4 2 2 0 0 0 1										
15 Jordan Danks, L OBP: 0.313, SLG: 0.385				71 HR						2 2 1 1 2 0 2										
71 Cord Phelps, S OBP: 0.474, SLG: 0.533										2 2 1 3 2 0 1										
<b>Inning Stats</b>	R: 2 E: 0 K: 0 S: 6	H: 3 LOB: 1 BB: 0 P: 6	R: 1 E: 0 K: 0 S: 4	H: 1 LOB: 1 BB: 1 P: 8	R: 0 E: 0 K: 0 S: 3	H: 1 LOB: 0 BB: 0 P: 3	R: 4 E: 0 K: 0 S: 9	H: 4 LOB: 1 BB: 1 P: 16	R: 3 E: 0 K: 0 S: 6	H: 3 LOB: 2 BB: 2 P: 14		R: 1 E: 0 K: 0 S: 7	H: 2 LOB: 0 BB: 0 P: 9	R: 0 E: 0 K: 2 S: 4	H: 1 LOB: 2 BB: 1 P: 8	R: 0 E: 0 K: 2 S: 7	H: 0 LOB: 0 BB: 0 P: 7	1B: 11 2B: 1 3B: 0 HR: 3	SF: 0 SAC: 0 DP: 1 HBP: 0	WP: 0 PB: 0 SB: 0 CS: 0
<b>PITCHER</b>	IP WLS BF H R ER SO BB IBB HBP BLK WP HR S P ERA WHIP	63 Justin Masterson, R (1.1) ERA: 8.48 31 Dana Eveland, L (4.1) ERA: 3.38 20 Wade Miley, L (5.1) ERA: 9.0 59 Tommy Layne, L (8.1) ERA: 2.25										IP WLS BF H R ER SO BB IBB HBP BLK WP HR S P ERA WHIP								

AB	37
R	11
H	15
RBI	11
BB	5
SO	2
LOB	18





Batter	1	2	3	4	5	6	7	8	9	AB	R	H	RBI	BB	SO	LOB	TOP										
2 Ben Revere, L (1, 8) OBP: 0.241, SLG: 0.154 19 Darin Mastroianni, R (7, 8) OBP: 0.100, SLG: 0.200	K			L8			25 WP 9 S 1B BB	F8		2	1	0	0	1	1	0											
25 Cody Asche, L (1, 5) OBP: 0.333, SLG: 0.381 26 Cameron Perkins, R (7, 7)	K			9 CS 1B			P6		G6-3	3	0	1	0	0	1	1											
9 Dominic Brown, L (1, 9) OBP: 0.394, SLG: 0.296 40 Aaron Altherr, R (7, PR) OBP: 0.250, SLG: 0.250	G4-3			G3			3-2 1B		K	3	0	1	1	0	0	1											
18 Darin Ruf, R (1, 3) OBP: 0.250, SLG: 0.231		G6-3			G6-3		3-H 1-3 1B		F8	4	0	0	0	0	1	1											
68 Russ Canzler, R (1, 7) OBP: 0.067, SLG: 0.067		K			K				F8	3	0	0	0	0	2	1											
27 Chris Nelson, R (1, 10) OBP: 0.444, SLG: 0.333		G6-3			F8					3	1	1	0	0	0	0											
16 César Hernández, S (1, 4) OBP: 0.200, SLG: 0.136			G4-3			K			29 WP 4 G3 16 HBP 1B	2	0	0	0	0	1	0											
29 Cameron Rupp, R (1, 2) OBP: 0.417, SLG: 0.545 76 René García, R (8, 2)				4 G4-6-3 1B		G6-3			K	3	0	1	0	0	1	2											
4 Andrés Blanco, S (1, 6) OBP: 0.217, SLG: 0.478			G4-6-3			F7			G3	3	0	0	1	0	0	2											
<b>Inning Stats</b>	R: 0 H: 0 E: 0 K: 2 S: 9	H: 0 LOB: 0 BB: 0 P: 12	R: 0 H: 0 E: 0 K: 1 S: 9	H: 0 LOB: 0 BB: 0 P: 12	R: 0 H: 1 E: 0 K: 0 S: 6	H: 1 LOB: 0 BB: 0 P: 6	R: 0 H: 1 E: 0 K: 0 S: 13	H: 1 LOB: 0 BB: 0 P: 15	R: 0 H: 0 E: 0 K: 1 S: 8	H: 0 LOB: 0 BB: 0 P: 11	R: 1 H: 1 E: 0 K: 1 S: 10	H: 1 LOB: 1 BB: 1 P: 20	R: 1 H: 1 E: 0 K: 1 S: 12	H: 1 LOB: 1 BB: 0 P: 22	R: 0 H: 0 E: 0 K: 1 S: 7	H: 0 LOB: 0 BB: 0 P: 10	1B: 4 2B: 0 3B: 0 HR: 0	SF: 0 SAC: 0 DP: 1 HBP: 1	WP: 2 PA: 31 SB: 0 CS: 1								
<b>PITCHER</b>	IP	WLS	BF	H	R	ER	SO	BB	IBB	HBP	BLK	WP	HR	S	P	ERA	WHIP										
30 Nathan Eovaldi, R (1, 1) ERA: 1.0	4.0		12	2	0	0	3	0	0	0	0	0	0	37	45	0.00	0.500										
39 Chase Whitley, R (5, 1) ERA: 7.5	2.0	H	6	0	0	0	2	0	0	0	0	0	0	16	23	0.00	0.000										
29 David Carpenter, R (7, 1) ERA: 6.75	1.0	W	6	2	2	2	1	1	0	0	0	1	0	13	24	18.00	3.000										
41 Justin Wilson, L (8, 1) ERA: 7.5	1.0	H	4	0	0	0	1	0	0	1	0	1	0	9	18	0.00	0.000										
70 Wilking Rodríguez, R (9, 1) ERA: 7.5	1.0	S	3	0	0	0	1	0	0	0	0	0	0	7	10	0.00	0.000										
<b>Batter</b>	<b>1</b>	<b>2</b>	<b>3</b>	<b>4</b>	<b>5</b>	<b>6</b>	<b>7</b>	<b>8</b>	<b>9</b>	<b>AB</b>	<b>R</b>	<b>H</b>	<b>RBI</b>	<b>BB</b>	<b>SO</b>	<b>LOB</b>	<b>BOTTOM</b>										
22 Jacoby Ellsbury, L (1, 8) OBP: 0.222, SLG: 0.296 74 Slade Heathcott, L (6, 8) OBP: 0.600, SLG: 0.833	34 SF8 3B			L8			L8			3	1	1	0	0	0	0											
11 Brett Gardner, L (1, 7) OBP: 0.295, SLG: 0.130 63 José Pirela, R (7, 7) OBP: 0.476, SLG: 0.632	K			E7 1B			G3		F8	3	0	1	0	0	1	1											
25 Mark Teixeira, S (1, 3) OBP: 0.227, SLG: 0.150 94 Kyle Roller, L (7, 3) OBP: 0.294, SLG: 0.250	34 SF8 BB			G4-3			F7		66 G5-4-3 1B	2	0	0	0	1	0	1											
34 Brian McCann, L (1, 2) OBP: 0.190, SLG: 0.211 66 John Ryan Murphy, R (7, 2) OBP: 0.111, SLG: 0.167	SF8			G5-3			P5		G5-4-3	2	0	0	1	0	0	0											
12 Chase Headley, S (1, 5) OBP: 0.391, SLG: 0.591 62 Cole Figueroa, L (8, 5) OBP: 0.287, SLG: 0.333	K			K						3	1	1	1	0	2	1											
13 Alex Rodríguez, R (1, 10) OBP: 0.476, SLG: 0.588 95 Greg Bird, L (7, PH) OBP: 0.467, SLG: 0.846		G6-3					HR			1	0	0	0	1	0	0											
33 Garrett Jones, L (1, 9) OBP: 0.286, SLG: 0.283 99 Aaron Judge, R (8, 9) OBP: 0.438, SLG: 0.583							33 F8 74 1B BB		F8	0	1	0	0	1	0	0											
14 Stephen Drew, L (1, 4) OBP: 0.227, SLG: 0.105 98 Rob Refsnyder, R (8, 4) OBP: 0.474, SLG: 0.438										3	0	0	0	0	0	2											
18 Didi Gregorius, L (1, 6) OBP: 0.286, SLG: 0.353 96 Cito Culver, R (7, PR) OBP: 0.143, SLG: 0.077										0	0	0	0	0	0	0											
<b>Inning Stats</b>	R: 1 H: 1 E: 0 K: 2 S: 11	H: 1 LOB: 1 BB: 1 P: 19	R: 0 H: 0 E: 0 K: 0 S: 4	H: 0 LOB: 0 BB: 0 P: 7	R: 0 H: 1 E: 1 K: 0 S: 9	H: 1 LOB: 1 BB: 0 P: 16	R: 0 H: 0 E: 0 K: 1 S: 10	H: 0 LOB: 0 BB: 1 P: 18	R: 0 H: 0 E: 0 K: 0 S: 4	H: 0 LOB: 0 BB: 0 P: 8	R: 2 H: 2 E: 0 K: 0 S: 12	H: 2 LOB: 2 BB: 2 P: 26	R: 0 H: 1 E: 0 K: 0 S: 6	H: 1 LOB: 0 BB: 0 P: 9	1B: 3 2B: 0 3B: 1 HR: 1	SF: 1 SAC: 0 DP: 1 HBP: 0	WP: 0 PA: 31 SB: 0 CS: 0										
<b>PITCHER</b>	IP	WLS	BF	H	R	ER	SO	BB	IBB	HBP	BLK	WP	HR	S	P	ERA	WHIP										
61 Sean O'Sullivan, R (1, 1) ERA: 6.75	3.0		12	2	1	1	2	1	0	0	0	0	0	24	42	3.00	1.000										
43 Mario Hollands, L (4, 1) ERA: 7.71	2.0		7	0	0	0	1	1	0	0	0	0	0	20	33	0.00	0.500										
59 Kevin Slowey, R (6, 1) ERA: 2.35	1.2	L	8	1	2	2	0	2	0	0	0	0	1	14	30	10.80	1.800										
50 Héctor Neris, R (7, 1) ERA: 6.23	0.1		1	1	0	0	0	0	0	0	0	0	0	2	4	0.00	3.000										
46 Jeanmar Gómez, R (8, 1) ERA: 7.5	1.0		3	1	0	0	0	0	0	0	0	0	0	6	9	0.00	1.000										

Philadelphia Phillies @ New York Yankees  
George M. Steinbrenner Field, Tampa, FL  
Sun Mar 15 2015, 1:09 PM - 3:31 PM EDT  
Att: 9,682 - Partly Cloudy - 81 F

AB	29
R	2
H	4
RBI	2
BB	1
SO	8
LOB	9



Philadelphia Phillies @ New York Yankees  
George M. Steinbrenner Field, Tampa, FL  
Sun Mar 15 2015, 1:09 PM - 3:31 PM EDT  
Att: 9,682 - Partly Cloudy - 81 F

AB	26
R	3
H	5
RBI	3
BB	4
SO	3
LOB	7





Batter	1	2	3	4	5	6	7	8	9	AB	R	H	RBI	BB	SO	LOB	TOP				
1 Everth Cabrera, S OBP: 0.393, SLG: 0.417										3	2	2	0	1	0	1	<b>Baltimore Orioles @ Philadelphia Phillies</b> Bright House Field, Clearwater, FL Mon Mar 16 2015, 1:08 PM - 4:12 PM EDT Att: 8,407 - Sunny - 83 F				
15 J.P. Arencibia, R OBP: 0.143, SLG: 0.143										2	0	1	0	0	1	0					
92 Jonah Heim, S										0	1	0	0	0	0	0					
38 Jimmy Paredes, S OBP: 0.435, SLG: 0.714										3	3	2	5	0	0	1					
93 Sharon Schoop, R										1	0	0	0	0	0	0					
82 Sean Halton, R OBP: 1.000, SLG: 2.000										1	1	1	0	0	0	0					
86 Adrian Marin, R										0	0	0	0	0	0	0					
28 Steve Pearce, R OBP: 0.417, SLG: 0.833										4	2	2	1	0	0	1					
85 Mike Yastrzemski, L										2	0	0	0	0	0	3					
Chris Davis, L OBP: 0.345, SLG: 0.522										4	1	3	4	0	0	0					
79 Daniel Alvarez, R OBP: 0.407, SLG: 0.846										1	1	1	1	0	0	0					
27 Delmon Young, R OBP: 0.238, SLG: 0.412										2	1	1	0	2	1	1					
51 Henry Urrutia, L OBP: 0.409, SLG: 0.474										2	0	1	2	0	1	0					
14 Nolan Reimold, R OBP: 0.381, SLG: 0.412										4	1	2	2	0	0	2					
41 Chris Parmelee, L OBP: 0.263, SLG: 0.235										2	0	0	0	0	1	2					
60 Ryan Lavarnway, R OBP: 0.333, SLG: 0.357										4	1	1	0	0	2	4					
86 Julio Borbon, L OBP: 0.400, SLG: 0.600										2	0	0	0	0	1	2					
6 Jonathan Schoop, R OBP: 0.192, SLG: 0.385										4	0	1	0	0	1	3					
91 Osvaldo Martinez, R OBP: 0.500, SLG: 0.500										1	0	1	0	0	0	0					
57 Jayson Nix, R OBP: 0.286, SLG: 0.450										4	2	2	1	0	0	1					
89 Garabez Rosa, R OBP: 0.500, SLG: 0.500										1	0	0	0	0	0	1					
<b>Inning Stats</b>	R: 3 E: 0 K: 1 S: 8	H: 3 LOB: 2 BB: 2 P: 17	R: 2 E: 0 K: 1 S: 8	H: 3 LOB: 1 BB: 0 P: 9	R: 4 E: 0 K: 0 S: 7	H: 4 LOB: 0 BB: 0 P: 8	R: 2 E: 0 K: 1 S: 7	H: 2 LOB: 1 BB: 1 P: 12	R: 2 E: 0 K: 0 S: 8	H: 4 LOB: 2 BB: 0 P: 8	R: 0 E: 0 K: 2 S: 7	H: 0 LOB: 0 BB: 0 P: 7	R: 1 E: 0 K: 1 S: 6	H: 1 LOB: 0 BB: 0 P: 7	R: 0 E: 1 K: 1 S: 6	H: 1 LOB: 2 BB: 0 P: 6	R: 2 E: 0 K: 1 S: 8	H: 3 LOB: 2 BB: 0 P: 9	1B: 9 2B: 6 3B: 1 HR: 5	SF: 1 SAC: 0 DP: 0 HBP: 1	WP: 1 PA: 52 PB: 0 CS: 0 SB: 0
<b>PITCHER</b>	IP WLS BF H R ER SO BB IBB HBP BLK WP HR S P ERA WHIP	IP WLS BF H R ER SO BB IBB HBP BLK WP HR S P ERA WHIP	IP WLS BF H R ER SO BB IBB HBP BLK WP HR S P ERA WHIP	IP WLS BF H R ER SO BB IBB HBP BLK WP HR S P ERA WHIP	IP WLS BF H R ER SO BB IBB HBP BLK WP HR S P ERA WHIP	IP WLS BF H R ER SO BB IBB HBP BLK WP HR S P ERA WHIP	IP WLS BF H R ER SO BB IBB HBP BLK WP HR S P ERA WHIP	IP WLS BF H R ER SO BB IBB HBP BLK WP HR S P ERA WHIP	IP WLS BF H R ER SO BB IBB HBP BLK WP HR S P ERA WHIP	IP WLS BF H R ER SO BB IBB HBP BLK WP HR S P ERA WHIP	IP WLS BF H R ER SO BB IBB HBP BLK WP HR S P ERA WHIP	IP WLS BF H R ER SO BB IBB HBP BLK WP HR S P ERA WHIP	IP WLS BF H R ER SO BB IBB HBP BLK WP HR S P ERA WHIP	IP WLS BF H R ER SO BB IBB HBP BLK WP HR S P ERA WHIP	IP WLS BF H R ER SO BB IBB HBP BLK WP HR S P ERA WHIP	IP WLS BF H R ER SO BB IBB HBP BLK WP HR S P ERA WHIP	IP WLS BF H R ER SO BB IBB HBP BLK WP HR S P ERA WHIP	IP WLS BF H R ER SO BB IBB HBP BLK WP HR S P ERA WHIP	IP WLS BF H R ER SO BB IBB HBP BLK WP HR S P ERA WHIP	IP WLS BF H R ER SO BB IBB HBP BLK WP HR S P ERA WHIP	IP WLS BF H R ER SO BB IBB HBP BLK WP HR S P ERA WHIP
35 Cole Hamels, L ERA: 9.0	2.0	14	4	5	5	2	2	0	0	0	0	1	1	16	26	36.00	4.000	<b>Baltimore Orioles @ Philadelphia Phillies</b> Bright House Field, Clearwater, FL Mon Mar 16 2015, 1:08 PM - 4:12 PM EDT Att: 8,407 - Sunny - 83 F			
79 Mike Nesseth, R ERA: 21.0	2.0	13	6	4	4	1	1	0	0	0	0	0	2	15	20	18.00	3.500				
56 Cesar Jimenez, L ERA: 7.94	2.0	7	1	1	1	3	0	0	0	0	0	0	1	13	14	4.50	0.500				
63 Jake Diekman, L ERA: 3.6	2.0	7	1	1	1	3	0	0	0	0	0	0	1	13	14	4.50	0.500				
30 Justin De Fratus, R ERA: 3.88	1.2	10	4	2	2	2	0	0	1	0	0	0	0	13	14	10.80	2.400				
19 Darin Mastroianni, R OBP: 0.087, SLG: 0.133										5	0	0	0	0	1	2	<b>Baltimore Orioles @ Philadelphia Phillies</b> Bright House Field, Clearwater, FL Mon Mar 16 2015, 1:08 PM - 4:12 PM EDT Att: 8,407 - Sunny - 83 F				
71 Cord Phelps, S OBP: 0.500, SLG: 0.556										3	1	2	1	0	1	0					
16 César Hernández, S OBP: 0.222, SLG: 0.208										2	0	1	0	0	0	0					
26 Chase Utley, L OBP: 0.500, SLG: 0.500										3	1	1	0	0	0	1					
27 Chris Nelson, R OBP: 0.364, SLG: 0.250										2	0	0	0	0	1	1					
6 Ryan Howard, L OBP: 0.258, SLG: 0.484										2	0	1	1	0	1	0					
77 Chris McGuiness, L OBP: 0.583, SLG: 0.444										1	1	1	0	1	0	0					
24 Grady Sizemore, L OBP: 0.280, SLG: 0.143										2	0	1	1	1	0	0					
17 Brian Bogusevic, L OBP: 0.500, SLG: 1.000										0	0	0	0	1	0	0					
25 Cody Asche, L OBP: 0.296, SLG: 0.333										3	0	0	0	0	1	4					
4 Andrés Blanco, S OBP: 0.208, SLG: 0.458										1	0	0	0	0	0	2					
18 Darin Ruf, R OBP: 0.226, SLG: 0.207										3	0	0	0	0	1	4					
68 Russ Canzler, R OBP: 0.125, SLG: 0.125										1	0	1	1	0	0	0					
62 Chase d'Araud, R OBP: 0.286, SLG: 0.167										3	1	0	0	0	2	4					
47 Koyie Hill, S										1	0	0	0	1	1	0					
73 Tommy Joseph, R OBP: 0.154, SLG: 0.154										2	0	0	0	0	2	2					
<b>Inning Stats</b>	R: 0 E: 0 K: 1 S: 5	H: 0 LOB: 0 BB: 0 P: 5	R: 0 E: 0 K: 1 S: 5	H: 0 LOB: 0 BB: 0 P: 5	R: 0 E: 0 K: 1 S: 5	H: 0 LOB: 0 BB: 0 P: 5	R: 2 E: 0 K: 1 S: 9	H: 4 LOB: 2 BB: 0 P: 9	R: 1 E: 0 K: 0 S: 3	H: 1 LOB: 1 BB: 1 P: 8	R: 0 E: 0 K: 2 S: 8	H: 1 LOB: 2 BB: 1 P: 12	R: 0 E: 0 K: 2 S: 8	H: 1 LOB: 1 BB: 0 P: 8	R: 1 E: 0 K: 2 S: 8	H: 1 LOB: 2 BB: 2 P: 17	R: 0 E: 0 K: 1 S: 5	H: 0 LOB: 0 BB: 0 P: 5	1B: 7 2B: 1 3B: 0 HR: 0	SF: 0 SAC: 0 DP: 1 HBP: 1	WP: 0 PA: 39 PB: 1 CS: 0 SB: 0
<b>PITCHER</b>	IP WLS BF H R ER SO BB IBB HBP BLK WP HR S P ERA WHIP	IP WLS BF H R ER SO BB IBB HBP BLK WP HR S P ERA WHIP	IP WLS BF H R ER SO BB IBB HBP BLK WP HR S P ERA WHIP	IP WLS BF H R ER SO BB IBB HBP BLK WP HR S P ERA WHIP	IP WLS BF H R ER SO BB IBB HBP BLK WP HR S P ERA WHIP	IP WLS BF H R ER SO BB IBB HBP BLK WP HR S P ERA WHIP	IP WLS BF H R ER SO BB IBB HBP BLK WP HR S P ERA WHIP	IP WLS BF H R ER SO BB IBB HBP BLK WP HR S P ERA WHIP	IP WLS BF H R ER SO BB IBB HBP BLK WP HR S P ERA WHIP	IP WLS BF H R ER SO BB IBB HBP BLK WP HR S P ERA WHIP	IP WLS BF H R ER SO BB IBB HBP BLK WP HR S P ERA WHIP	IP WLS BF H R ER SO BB IBB HBP BLK WP HR S P ERA WHIP	IP WLS BF H R ER SO BB IBB HBP BLK WP HR S P ERA WHIP	IP WLS BF H R ER SO BB IBB HBP BLK WP HR S P ERA WHIP	IP WLS BF H R ER SO BB IBB HBP BLK WP HR S P ERA WHIP	IP WLS BF H R ER SO BB IBB HBP BLK WP HR S P ERA WHIP	IP WLS BF H R ER SO BB IBB HBP BLK WP HR S P ERA WHIP	IP WLS BF H R ER SO BB IBB HBP BLK WP HR S P ERA WHIP	IP WLS BF H R ER SO BB IBB HBP BLK WP HR S P ERA WHIP	IP WLS BF H R ER SO BB IBB HBP BLK WP HR S P ERA WHIP	IP WLS BF H R ER SO BB IBB HBP BLK WP HR S P ERA WHIP
50 Miguel González, R ERA: 4.0	1.1	8	2	1	1	1</															











Batter	1	2	3	4	5	6	7	8	9	AB	R	H	RBI	BB	SO	LOB	TOP					
15 Jordan Danks, L OBP: 0.346, SLG: 0.478			G4-3				G6-3		G6-3	5	0	2	0	0	0	1	Philadelphia Phillies @ Pittsburgh Pirates McKechnie Field, Bradenton, FL Fri Mar 20 2015, 1:06 PM - 3:54 PM EDT Att: 6,662 - Sunny - 80 F					
71 Cord Phelps, S OBP: 0.467, SLG: 0.458			G6-3						L4	4	0	1	0	1	0	2						
25 Cody Asche, L OBP: 0.303, SLG: 0.533										3	1	1	2	0	0	3						
16 César Hernández, S OBP: 0.242, SLG: 0.179									G4-3	1	0	0	0	1	0	0						
18 Darin Ruf, R OBP: 0.216, SLG: 0.286										4	0	0	0	0	2	3						
19 Darin Mastroianni, R OBP: 0.087, SLG: 0.133										0	0	0	0	0	0	0						
17 Brian Bogusevic, L OBP: 0.429, SLG: 0.900										4	2	2	1	0	1	2						
68 Russ Canzler, R OBP: 0.238, SLG: 0.333										4	1	2	1	0	0	0						
77 Chris McGuiness, L OBP: 0.471, SLG: 0.308										4	0	0	0	0	1	2						
29 Cameron Rupp, R OBP: 0.438, SLG: 0.500										3	0	1	1	0	0	0						
76 René García, R										1	0	0	0	0	0	1						
4 Andrés Blanco, S OBP: 0.207, SLG: 0.414										4	1	1	0	0	2	2						
<b>Inning Stats</b>	R: 0 E: 0 K: 1 S: 6	H: 1 LOB: 1 BB: 0 P: 6	R: 1 E: 0 K: 0 S: 6	H: 1 LOB: 0 BB: 0 P: 6	R: 2 E: 0 K: 0 S: 6	H: 2 LOB: 0 BB: 0 P: 6	R: 0 E: 0 K: 2 S: 7	H: 0 LOB: 0 BB: 0 P: 7	R: 0 E: 0 K: 1 S: 7	H: 2 LOB: 2 BB: 0 P: 7	R: 2 E: 0 K: 1 S: 8	H: 3 LOB: 1 BB: 0 P: 8	R: 0 E: 0 K: 1 S: 5	H: 0 LOB: 2 BB: 2 P: 13	R: 0 E: 0 K: 0 S: 4	H: 1 LOB: 1 BB: 0 P: 4	R: 0 E: 0 K: 0 S: 3	H: 0 LOB: 0 BB: 0 P: 3	1B: 6 2B: 2 3B: 0 HR: 2	SF: 0 SAC: 0 DP: 0 HBP: 0	WP: 0 PB: 0 SB: 0 CS: 0	PA: 39
<b>PITCHER</b>	IP WLS BF H R ER SO BB IBB HBP BLK WP HR S P ERA WHIP																					
46 Vance Worley, R ERA: 4.09	5.0 21 6 3 3 4 0 0 0 0 0 2 32 32 5.40 1.200																					
30 Clayton Richard, L ERA: 3.0	3.0 15 4 2 2 2 2 0 0 0 0 0 17 25 6.00 2.000																					
52 Rob Scallih, R ERA: 3.18	1.0 W 3 0 0 0 0 0 0 0 0 0 0 3 3 0.00 0.000																					
<b>Batter</b>	<b>1</b>	<b>2</b>	<b>3</b>	<b>4</b>	<b>5</b>	<b>6</b>	<b>7</b>	<b>8</b>	<b>9</b>	<b>AB</b>	<b>R</b>	<b>H</b>	<b>RBI</b>	<b>BB</b>	<b>SO</b>	<b>LOB</b>	<b>BOTTOM</b>					
23 Steve Lombardozzi, S OBP: 0.346, SLG: 0.423										3	0	2	0	0	0	0	Philadelphia Phillies @ Pittsburgh Pirates McKechnie Field, Bradenton, FL Fri Mar 20 2015, 1:06 PM - 3:54 PM EDT Att: 6,662 - Sunny - 80 F					
38 Erich Weiss, L										2	0	0	0	0	1	2						
10 Jordy Mercer, R OBP: 0.290, SLG: 0.419										5	1	3	0	0	1	2						
25 Gregory Polanco, L OBP: 0.219, SLG: 0.280										4	0	1	0	0	0	4						
16 Wes Freeman, R										1	0	0	0	0	0	1						
18 Neil Walker, S OBP: 0.417, SLG: 0.727										3	0	0	0	0	1	2						
30 Clayton Richard, L ERA: 3.0										1	0	0	0	0	1	1						
74 Sebastian Valle, R OBP: 0.222, SLG: 0.333										1	0	1	1	0	0	0						
6 Starling Marte, R OBP: 0.406, SLG: 0.645										4	2	2	0	0	0	1						
Justin Howard, L										0	0	0	0	0	0	0						
24 Pedro Alvarez, L OBP: 0.391, SLG: 0.810										4	2	3	3	0	1	0						
76 Edwin Espinal, R										0	0	0	0	0	0	0						
26 Tony Sanchez, R OBP: 0.360, SLG: 0.909										3	0	1	1	1	1	0						
52 Rob Scallih, L										0	0	0	0	0	0	0						
3 Sean Rodríguez, R OBP: 0.200, SLG: 0.207										3	1	1	0	0	0	2						
57 Dablinson Romero, R OBP: 0.200, SLG: 0.158										1	0	0	0	0	0	1						
46 Vance Worley, R										2	0	0	0	0	1	2						
31 Jose Tabata, R OBP: 0.208, SLG: 0.217										2	0	1	1	0	0	1						
<b>Inning Stats</b>	R: 0 E: 0 K: 0 S: 4	H: 1 LOB: 1 BB: 0 P: 4	R: 0 E: 0 K: 1 S: 5	H: 0 LOB: 0 BB: 0 P: 5	R: 0 E: 0 K: 0 S: 5	H: 2 LOB: 2 BB: 0 P: 5	R: 1 E: 0 K: 1 S: 7	H: 2 LOB: 2 BB: 1 P: 11	R: 0 E: 0 K: 1 S: 6	H: 1 LOB: 1 BB: 0 P: 6	R: 3 E: 0 K: 2 S: 11	H: 4 LOB: 1 BB: 0 P: 14	R: 0 E: 0 K: 1 S: 5	H: 1 LOB: 0 BB: 0 P: 5	R: 1 E: 0 K: 0 S: 7	H: 2 LOB: 1 BB: 0 P: 8	R: 1 E: 0 K: 0 S: 3	H: 2 LOB: 1 BB: 0 P: 3	1B: 8 2B: 6 3B: 0 HR: 1	SF: 0 SAC: 0 DP: 1 HBP: 0	WP: 0 PB: 0 SB: 2 CS: 0	PA: 40
<b>PITCHER</b>	IP WLS BF H R ER SO BB IBB HBP BLK WP HR S P ERA WHIP																					
75 Miguel Alfredo Gonzalez, R	3.1 16 5 1 1 1 1 0 0 0 0 0 17 21 2.70 1.800																					
53 Ken Giles, R ERA: 1.59	1.2 H 6 1 0 0 2 0 0 0 0 0 0 10 10 0.00 0.600																					
43 Mario Hollands, L ERA: 11.81	0.2 H 6 4 3 3 1 0 0 0 0 0 1 8 11 40.50 6.000																					
50 Héctor Neris, R ERA: 6.75	1.1 H 4 1 0 0 2 0 0 0 0 0 0 8 8 0.00 0.750																					
63 Jake Diekmann, L ERA: 4.5	1.0 B 5 2 1 1 1 0 0 0 0 0 0 7 8 9.00 2.000																					
46 Jeanmar Gómez, R ERA: 1.69	0.1 L 3 2 1 1 0 0 0 0 0 0 0 3 3 0.00 0.600																					
<b>AB</b>	<b>R</b>	<b>H</b>	<b>RBI</b>	<b>BB</b>	<b>SO</b>	<b>LOB</b>	<b>WP</b>	<b>HR</b>	<b>S</b>	<b>P</b>	<b>ERA</b>	<b>WHIP</b>					<b>PA</b>					
37	5	10	5	2	6	16	0	0	3	3	5.40	1.200					39					











Batter	1	2	3	4	5	6	7	8	9	AB	R	H	RBI	BB	SO	LOB	TOP										
21 Shane Robinson, R OBP: 0.364, SLG: 0.379 (1, 9)	G5-3		F9			FC6-4 1B		FC5-4 BB		3	0	1	0	1	0	1	<b>Minnesota Twins @ Philadelphia Phillies</b> Bright House Field, Clearwater, FL Mon Mar 23 2015, 1:25 PM - 4:02 PM EDT Att: 6,654 - Cloudy - 76 F										
5 Eduardo Escobar, S OBP: 0.333, SLG: 0.426 (1, 5)	K			K		K		FC5-4 1-2		4	0	0	0	0	3	3											
9 Eduardo Núñez, R OBP: 0.375, SLG: 0.483 (1, 6)	F7			FC6-4 1B		FC6-4 1-2 2-3		P4		4	0	1	0	0	0	3											
31 Oswaldo Arcia, L OBP: 0.276, SLG: 0.345 (1, 7)		G4-3		F8					K	3	0	0	0	0	1	3											
53 Eric Farris, R OBP: 0.250, SLG: 0.333 (7, 9)										1	0	0	0	0	1	0											
Reynaldo Rodríguez, R OBP: 0.200, SLG: 0.200 (1, 3)		F9		FC6-4 1-2			K		G6-3	4	0	0	0	0	1	1											
12 Chris Herrmann, L OBP: 0.407, SLG: 0.522 30 James Beresford, L OBP: 0.208, SLG: 0.095 (1, 2)					F9		G3-1		L7	3	0	0	0	0	0	0											
30 James Beresford, L OBP: 0.208, SLG: 0.095 (8, 4)		P5								1	0	0	0	0	0	0											
17 Doug Bernier, R OBP: 0.348, SLG: 0.250 84 Dan Rohlfing, R (8, 2)						G4-3				3	0	2	0	0	0	0											
32 Aaron Hicks, S OBP: 0.294, SLG: 0.345 36 Blaine Boyer, R Adrian Salcedo, R Wilfredo Ledezma, L (1, 8)										2	0	0	0	0	1	1											
37 Mike Pelfrey, R 66 Jose Martínez, R OBP: 0.160, SLG: 0.200 (1, 1)										0	0	0	0	0	0	0											
66 Jose Martínez, R OBP: 0.160, SLG: 0.200 (5, 5)										2	0	1	0	0	0	0											
<b>Inning Stats</b>	R: 0 E: 0 K: 1 S: 5	H: 0 LOB: 0 BB: 0 P: 5	R: 0 E: 0 K: 0 S: 3	H: 0 LOB: 0 BB: 0 P: 3	R: 0 E: 0 K: 0 S: 4	H: 1 LOB: 1 BB: 0 P: 4	R: 0 E: 0 K: 1 S: 6	H: 1 LOB: 1 BB: 0 P: 6	R: 0 E: 0 K: 1 S: 5	H: 0 LOB: 3 BB: 0 P: 5	R: 0 E: 0 K: 2 S: 9	H: 2 LOB: 2 BB: 0 P: 9	R: 0 E: 0 K: 1 S: 6	H: 1 LOB: 1 BB: 0 P: 6	R: 0 E: 0 K: 0 S: 3	H: 0 LOB: 1 BB: 1 P: 7	R: 0 E: 0 K: 1 S: 5	H: 0 LOB: 0 BB: 0 P: 5	1B: 5 2B: 0 3B: 0 HR: 0	SF: 0 SAC: 1 DP: 0 HBP: 0	WP: 0 PB: 0 SB: 0 CS: 0	PA: 33					
<b>PITCHER</b>	IP	WLS	BF	H	R	ER	SO	BB	IBB	HBP	BLK	WP	HR	S	P	ERA	WHIP										
55 David Buchanan, R ERA: 1.69 (1, 1)	5.0	W	17	2	0	0	3	0	0	0	0	0	0	23	23	0.00	0.400										
48 Tyler Knigge, R ERA: (6, 1)	1.0	H	5	2	0	0	2	0	0	0	0	0	0	9	9	0.00	2.000										
30 Justin De Fratus, R ERA: 0.75 (7, 1)	1.0	H	4	1	0	0	1	0	0	0	0	0	0	6	6	0.00	1.000										
63 Jake Diekman, L ERA: 3.86 (8, 1)	1.0	H	4	0	0	0	0	1	0	0	0	0	0	3	7	0.00	1.000										
53 Ken Giles, R ERA: 1.35 (9, 1)	1.0	S	3	0	0	0	1	0	0	0	0	0	0	5	5	0.00	0.000										

Batter	1	2	3	4	5	6	7	8	9	AB	R	H	RBI	BB	SO	LOB	BOTTOM										
2 Ben Revere, L OBP: 0.213, SLG: 0.159 17 Brian Bogusevic, L OBP: 0.423, SLG: 0.840 (1, 7)										4	0	1	0	0	0	3	<b>Minnesota Twins @ Philadelphia Phillies</b> Bright House Field, Clearwater, FL Mon Mar 23 2015, 1:25 PM - 4:02 PM EDT Att: 6,654 - Cloudy - 76 F										
37 Odel Herrera, L OBP: 0.400, SLG: 0.381 19 Darin Mastroianni, R OBP: 0.063, SLG: 0.125 (1, 8)		FC5-2-5								4	0	1	0	0	2	3											
26 Chase Utley, L OBP: 0.450, SLG: 0.444 16 César Hernández, S OBP: 0.205, SLG: 0.147 (1, 4)										2	0	0	0	1	1	0											
6 Ryan Howard, L OBP: 0.233, SLG: 0.381 18 Darin Ruf, R OBP: 0.250, SLG: 0.297 (1, 3)										2	0	0	0	1	1	1											
51 Carlos Ruiz, R OBP: 0.242, SLG: 0.250 47 Koyie Hill, S (6, PR) (6, 3)										1	1	1	0	0	0	0											
51 Carlos Ruiz, R OBP: 0.242, SLG: 0.250 47 Koyie Hill, S (6, 2)										3	1	1	0	0	0	2											
25 Cody Asche, L OBP: 0.282, SLG: 0.513 (1, 5)										0	0	0	0	1	0	0											
3 Jeff Francoeur, R OBP: 0.240, SLG: 0.320 15 Jordan Danks, L OBP: 0.379, SLG: 0.480 (1, 9)										4	1	1	2	0	0	6											
13 Freddy Galvis, S OBP: 0.277, SLG: 0.277 4 Andrés Blanco, S OBP: 0.242, SLG: 0.438 (1, 6)										3	0	2	0	0	0	0											
55 David Buchanan, R ERA: 1.32 48 Tyler Knigge, L 27 Chris Nelson, R 30 Justin De Fratus, S 63 Jake Diekman, R 68 Russ Canzler, R 53 Ken Giles, R (1, 1)										0	0	0	0	0	0	0											
55 David Buchanan, R ERA: 1.32 48 Tyler Knigge, L 27 Chris Nelson, R 30 Justin De Fratus, S 63 Jake Diekman, R 68 Russ Canzler, R 53 Ken Giles, R (8, 1)										1	0	1	0	0	0	0											
<b>Inning Stats</b>	R: 0 E: 0 K: 1 S: 5	H: 1 LOB: 1 BB: 1 P: 10	R: 2 E: 1 K: 1 S: 10	H: 3 LOB: 2 BB: 0 P: 10	R: 0 E: 0 K: 0 S: 4	H: 1 LOB: 1 BB: 0 P: 4	R: 0 E: 0 K: 0 S: 4	H: 1 LOB: 1 BB: 0 P: 4	R: 0 E: 0 K: 0 S: 3	H: 0 LOB: 0 BB: 0 P: 3	R: 0 E: 0 K: 1 S: 5	H: 0 LOB: 0 BB: 0 P: 5	R: 0 E: 0 K: 0 S: 3	H: 1 LOB: 2 BB: 3 P: 15	R: 1 E: 0 K: 0 S: 3	H: 1 LOB: 2 BB: 3 P: 15	1B: 7 2B: 0 3B: 0 HR: 1	SF: 0 SAC: 1 DP: 2 HBP: 0	WP: 1 PB: 1 SB: 1 CS: 0	PA: 36							
<b>PITCHER</b>	IP	WLS	BF	H	R	ER	SO	BB	IBB	HBP	BLK	WP	HR	S	P	ERA	WHIP										
37 Mike Pelfrey, R ERA: 1.32 (1, 1)	4.2	L	23	7	2	1	2	2	0	0	0	0	1	26	35	1.93	1.929										
36 Blaine Boyer, R ERA: 1.86 (5, 1)	2.1		7	0	0	0	1	0	0	0	0	0	0	9	9	0.00	0.000										
Adrian Salcedo, R ERA: (8, 1)	0.2		5	1	1	0	0	3	0	0	0	0	0	2	14	0.00	6.000										
Wilfredo Ledezma, L ERA: (8, 1)	0.1		1	0	0	0	0	0	0	0	0	0	0	1	1	0.00	0.000										











Batter	1	2	3	4	5	6	7	8	9	AB	R	H	RBI	BB	SO	LOB	TOP										
16 César Hernández, S (1, 6) OBP: 0.222, SLG: 0.154										4	0	1	0	0	1	1	<b>Philadelphia Phillies @ Toronto Blue Jays</b> Florida Auto Exchange Stadium, Dunedin, FL Thu Mar 26 2015, 1:09 PM - 3:41 PM EDT Att: 4,730 - Cloudy - 82 F										
24 Grady Sizemore, L (1, 7) OBP: 0.297, SLG: 0.161										4	0	1	0	0	0	0											
68 Russ Canzler, R (8, 7) OBP: 0.290, SLG: 0.333										0	0	0	0	0	0	0											
26 Chase Utley, L (1, 4) OBP: 0.423, SLG: 0.458										3	1	2	0	0	0	0											
71 Cord Phelps, S (6, 4) OBP: 0.429, SLG: 0.412										1	0	0	0	0	0	2											
6 Ryan Howard, L (1, 10) OBP: 0.222, SLG: 0.415										4	0	0	0	0	1	2											
51 Carlos Ruiz, R (1, 2) OBP: 0.250, SLG: 0.286										3	0	1	1	0	0	0											
17 Brian Bogusevic, L (7, 9) OBP: 0.382, SLG: 0.710										1	0	0	0	0	1	0											
3 Jeff Francoeur, R (1, 9) OBP: 0.214, SLG: 0.286										3	0	0	0	0	1	1											
47 Koyie Hill, S (7, 2)										1	0	0	0	0	0	0											
18 Darin Ruf, R (1, 3) OBP: 0.265, SLG: 0.391										3	0	0	0	0	0	0											
15 Jordan Danks, L (1, 8) OBP: 0.395, SLG: 0.438										2	0	0	0	1	0	0											
4 Andrés Blanco, S (1, 5) OBP: 0.238, SLG: 0.390										3	0	0	0	0	0	1											
<b>Inning Stats</b>	R: 0 E: 0 K: 1 S: 5	H: 0 LOB: 0 BB: 0 P: 5	R: 0 E: 0 K: 0 S: 3	H: 0 LOB: 0 BB: 0 P: 3	R: 0 E: 0 K: 0 S: 3	H: 0 LOB: 1 BB: 1 P: 7	R: 1 E: 0 K: 1 S: 7	H: 2 LOB: 1 BB: 0 P: 7	R: 0 E: 0 K: 0 S: 3	H: 0 LOB: 0 BB: 0 P: 3	R: 0 E: 0 K: 0 S: 4	H: 1 LOB: 1 BB: 0 P: 4	R: 0 E: 0 K: 1 S: 5	H: 0 LOB: 0 BB: 0 P: 5	R: 0 E: 0 K: 0 S: 5	H: 2 LOB: 2 BB: 0 P: 5	R: 0 E: 0 K: 1 S: 5	H: 0 LOB: 0 BB: 0 P: 5	1B: 3 2B: 2 3B: 0 HR: 0	SF: 0 SAC: 0 DP: 0 HBP: 0	WP: 0 PB: 0 SB: 1 CS: 0	PA: 33					
<b>PITCHER</b>	IP	WLS	BF	H	R	ER	SO	BB	IBB	HBP	BLK	WP	HR	S	P	ERA	WHIP										
41 Aaron Sanchez, R (1, 1) ERA: 3.93	5.1		19	2	1	1	2	1	0	0	0	0	0	22	26	1.69	0.562										
49 Cott Hynes, L (6, 1) ERA:	0.2		3	1	0	0	0	0	0	0	0	0	0	3	3	0.00	1.500										
27 Brett Cecil, L (7, 1) ERA:	1.0		3	0	0	0	1	0	0	0	0	0	0	5	5	0.00	0.000										
63 Scott Barnes, L (8, 1) ERA: 3.6	1.0	W	5	2	0	0	0	0	0	0	0	0	0	5	5	0.00	2.000										
Kyle Drabek, R (9, 1) ERA: 2.57	1.0	S	3	0	0	0	1	0	0	0	0	0	0	5	5	0.00	0.000										

Batter	1	2	3	4	5	6	7	8	9	AB	R	H	RBI	BB	SO	LOB	BOTTOM										
7 José Reyes, S (1, 6) OBP: 0.368, SLG: 0.639										3	0	0	0	0	1	1	<b>Philadelphia Phillies @ Toronto Blue Jays</b> Florida Auto Exchange Stadium, Dunedin, FL Thu Mar 26 2015, 1:09 PM - 3:41 PM EDT Att: 4,730 - Cloudy - 82 F										
39 Caleb Gindl, L (7, 9) OBP: 0.422, SLG: 0.590										0	0	0	0	1	0	0											
55 Russell Martin, R (1, 2) OBP: 0.317, SLG: 0.333										3	0	0	0	0	0	0											
Sean Ochinko, R (7, PH) OBP: 0.250, SLG: 0.200										1	0	0	0	0	0	3											
19 José Bautista, R (1, 9) OBP: 0.439, SLG: 0.724										2	0	0	0	1	0	0											
66 Munenori Kawasaki, L (7, 6) OBP: 0.478, SLG: 0.529										0	1	0	0	1	0	0											
10 Edwin Encarnación, R (1, 10) ERA:										1	0	0	0	2	0	1											
24 Davan Vicedo, R (6, PR) OBP: 0.229, SLG: 0.324										1	0	0	0	0	1	1											
20 Josh Donaldson, R (1, 5) OBP: 0.415, SLG: 0.583										3	0	0	0	0	1	3											
17 Ryan Goins, L (7, 5) OBP: 0.372, SLG: 0.474										1	1	1	1	0	0	0											
23 Danny Valencia, R (1, 3) OBP: 0.375, SLG: 0.500										1	0	0	0	1	1	1											
14 Justin Smoak, S (7, 3) OBP: 0.318, SLG: 0.361										0	1	0	0	2	0	0											
11 Kevin Pillar, R (1, 7) ERA: 5.17										3	0	1	0	0	0	3											
18 Steve Tolleson, R (8, 5) OBP: 0.333, SLG: 0.679										1	1	1	3	0	0	0											
29 Devon Travis, R (1, 4) OBP: 0.392, SLG: 0.468										3	0	0	0	1	1	3											
45 Dalton Pompey, S (1, 8) OBP: 0.362, SLG: 0.477										2	0	1	0	1	1	0											
1 Jonathan Diaz, R (8, 8) OBP: 0.188, SLG: 0.133										1	0	0	0	0	0	0											
<b>Inning Stats</b>	R: 0 E: 0 K: 0 S: 3	H: 0 LOB: 0 BB: 0 P: 3	R: 0 E: 0 K: 0 S: 3	H: 0 LOB: 2 BB: 2 P: 11	R: 0 E: 0 K: 1 S: 5	H: 0 LOB: 0 BB: 0 P: 5	R: 0 E: 0 K: 2 S: 7	H: 0 LOB: 1 BB: 1 P: 11	R: 0 E: 0 K: 1 S: 6	H: 2 LOB: 1 BB: 0 P: 6	R: 0 E: 0 K: 0 S: 3	H: 0 LOB: 1 BB: 1 P: 7	R: 0 E: 0 K: 0 S: 2	H: 0 LOB: 3 BB: 4 P: 18	R: 4 E: 0 K: 2 S: 11	H: 2 LOB: 0 BB: 2 P: 21	1B: 1 2B: 1 3B: 1 HR: 1	SF: 0 SAC: 0 DP: 1 HBP: 0	WP: 0 PB: 0 SB: 0 CS: 1	PA: 36							
<b>PITCHER</b>	IP	WLS	BF	H	R	ER	SO	BB	IBB	HBP	BLK	WP	HR	S	P	ERA	WHIP										
35 Cole Hamels, L (1, 1) ERA: 5.17	5.0		19	2	0	0	4	3	0	0	0	0	0	24	36	0.00	1.000										
57 Luis García, R (6, 1) ERA:	1.0	H	4	0	0	0	0	1	0	0	0	0	0	3	7	0.00	1.000										
52 Andy Oliver, L (7, 1) ERA: 2.0	0.2	H	5	0	0	0	0	4	0	0	0	0	0	1	17	0.00	6.000										
53 Ken Giles, R (7, 1) ERA: 6.14	0.2	L	6	2	4	4	1	2	0	0	0	0	1	8	18	54.00	6.000										
30 Justin De Fratus, R (8, 1) ERA: 6.14	0.2		2	0	0	0	1	0	0	0	0	0	0	4	4	0.00	0.000										





Batter	1	2	3	4	5	6	7	8	9	AB	R	H	RBI	BB	SO	LOB	TOP
11 Brett Gardner, L (1, 7) OBP: 0.278, SLG: 0.196 93 Jake Cave, L (5, FPR) OBP: 0.429, SLG: 0.769	K		G3							3	1	1	0	1	1	1	<p><b>New York Yankees @ Philadelphia Phillies</b> Bright House Field, Clearwater, FL Fri Mar 27 2015, 2:09 PM - 3:03 PM EDT Att. 8,638 - Overcast - 80 F</p> <p>livebaseballscorecards.com</p>
12 Chase Headley, S (1, 5) OBP: 0.356, SLG: 0.524 62 Cole Figueroa, L (5, 5)	G3-1		K							4	1	1	0	0	1	3	
36 Carlos Beltrán, S (1, 9) OBP: 0.278, SLG: 0.281 Aaron Judge, R (5, 9)			K		E8					2	1	1	1	1	1	1	
25 Mark Teixeira, S (1, 3) OBP: 0.326, SLG: 0.419 97 Jonathan Galvez, R (5, 3) OBP: 0.357, SLG: 0.391	P6				F7					3	1	1	1	0	0	1	
34 Brian McCann, L (1, 2) OBP: 0.310, SLG: 0.432 67 Eddy Rodríguez, R (6, PH) OBP: 0.357, SLG: 0.417	G3-1				F9					3	0	1	0	0	0	2	
13 Alex Rodríguez, R (1, 10) OBP: 0.410, SLG: 0.515 86 Kyle Higashioka, R (6, PH) OBP: 0.400, SLG: 0.250					F9					2	1	1	0	1	1	1	
14 Stephen Drew, L (1, 4) OBP: 0.302, SLG: 0.359 98 Rob Refsnyder, R (5, 4) OBP: 0.432, SLG: 0.516										3	1	3	2	0	0	0	
24 Chris Young, R (1, 8) OBP: 0.298, SLG: 0.455 Tyler Austin, R (5, 7) OBP: 0.346, SLG: 0.556	F9-2									3	0	1	2	0	1	4	
17 Brendan Ryan, R (1, 6) OBP: 0.278, SLG: 0.375 60 Nick Noonan, L (5, 6) OBP: 0.276, SLG: 0.346										0	0	0	0	0	0	0	
<b>Inning Stats</b>	R: 0 E: 0 K: 1 S: 5	H: 0 LOB: 1 BB: 1 P: 9	R: 0 E: 0 K: 0 S: 4	H: 2 LOB: 1 BB: 0 P: 4	R: 0 E: 0 K: 2 S: 8	H: 1 LOB: 1 BB: 0 P: 8	R: 0 E: 0 K: 2 S: 9	H: 2 LOB: 2 BB: 0 P: 9	R: 7 E: 1 K: 0 S: 10	H: 7 LOB: 2 BB: 2 P: 19	R: 3 E: 0 K: 1 S: 7	H: 3 LOB: 1 BB: 1 P: 11					
<b>PITCHER</b>	IP WLS BF H R ER SO BB IBB HBP BLK WP HR S P ERA WHIP																
58 Jonathan Papelbon, R (1, 1) ERA: 1.5	3.0	4	0	0	0	1	1	0	0	0	0	0	0	5	9	0.00	1.000
10 Aaron Nola, R (2, 1) ERA: 12.27	0.1	L	8	6	7	7	0	0	0	0	0	0	0	7	12	189.00	21.000
63 Jake Diekman, L (5, 1) ERA: 8.0	1.1		10	4	3	3	1	2	0	0	0	0	0	10	18	20.25	4.500

Batter	1	2	3	4	5	6	7	8	9	AB	R	H	RBI	BB	SO	LOB	BOTTOM
2 Ben Revere, L (1, 7) OBP: 0.212, SLG: 0.163			L6							2	0	1	0	0	0	0	<p><b>New York Yankees @ Philadelphia Phillies</b> Bright House Field, Clearwater, FL Fri Mar 27 2015, 2:09 PM - 3:03 PM EDT Att. 8,638 - Overcast - 80 F</p> <p>livebaseballscorecards.com</p>
13 Freddy Galvis, S (1, 6) OBP: 0.289, SLG: 0.289	G5-3		K							2	0	0	0	0	1	1	
68 Russ Canzler, R (1, 5) OBP: 0.333, SLG: 0.375										2	0	2	0	0	0	0	
6 Ryan Howard, L (1, 3) OBP: 0.214, SLG: 0.400 77 Chris McGuiness, L (6, 3) OBP: 0.450, SLG: 0.297	G4-6-3									2	0	0	0	0	0	3	
3 Jeff Francoeur, R (1, 9) OBP: 0.200, SLG: 0.287	G1-3									2	0	0	0	0	0	1	
37 Odúbel Herrera, L (1, 8) OBP: 0.392, SLG: 0.375										2	0	1	0	0	0	0	
16 César Hernández, S (1, 4) OBP: 0.213, SLG: 0.146										2	0	0	0	0	2	1	
29 Cameron Rupp, R (1, 2) OBP: 0.444, SLG: 0.600										2	0	1	0	0	1	1	
27 Chris Nelson, R (1, 10) OBP: 0.333, SLG: 0.294										2	0	0	0	0	1	1	
<b>Inning Stats</b>	R: 0 E: 0 K: 0 S: 4	H: 2 LOB: 1 BB: 0 P: 5	R: 0 E: 0 K: 2 S: 8	H: 1 LOB: 1 BB: 0 P: 8	R: 0 E: 0 K: 1 S: 5	H: 0 LOB: 0 BB: 0 P: 5	R: 0 E: 0 K: 0 S: 3	H: 1 LOB: 0 BB: 0 P: 3	R: 0 E: 0 K: 2 S: 8	H: 1 LOB: 1 BB: 0 P: 8							
<b>PITCHER</b>	IP WLS BF H R ER SO BB IBB HBP BLK WP HR S P ERA WHIP																
35 Michael Pineda, R (1, 1) ERA: 1.32	5.0	W	18	5	0	0	5	0	0	0	0	0	0	28	29	0.00	1.000

AB	31
R	10
H	15
RBI	9
BB	4
SO	6
LOB	14

AB	18
R	0
H	5
RBI	0
BB	0
SO	5
LOB	8



Batter	1	2	3	4	5	6	7	8	9	AB	R	H	RBI	BB	SO	LOB	TOP			
37 Odúbel Herrera, L (1.8) OBP: 0.382, SLG: 0.365	G3		2 1B 2 S		G4-3			P5		4	0	1	1	0	0	0	<b>Philadelphia Phillies @ Minnesota Twins</b> CenturyLink Sports Complex, Fort Myers, FL Sat Mar 28 2015, 1:07 PM - 3:35 PM EDT Att: 7,176 - Partly Cloudy - 68 F			
2 Ben Revere, L (1.7) OBP: 0.214, SLG: 0.170	G3		3-H 1-3 18 PO 1B			G3			F8	4	0	1	0	0	0					
51 Carlos Ruiz, R (1.2) OBP: 0.292, SLG: 0.297										2	0	1	0	0	0	2				
76 René García, R (6.2)	18 FC6 1B				P3					1	0	0	0	0	0	0				
18 Darin Ruf, R (1.3) OBP: 0.250, SLG: 0.367			1 SAFE		PO					3	0	0	0	0	0	2				
77 Chris McGuiness, L (6.3) OBP: 0.229, SLG: 0.250	FC6		1-2		F8					1	0	0	0	0	0	0				
71 Cord Phelps, S (1.5) OBP: 0.400, SLG: 0.378					G4-3					3	0	0	0	0	0	0				
68 Russ Canzler, R (1.10) OBP: 0.333, SLG: 0.371					G4-3					3	0	1	0	0	0	0				
15 Jordan Danks, L (1.9) OBP: 0.366, SLG: 0.400					G4-3					3	0	0	0	0	1	1				
16 César Hernández, S (1.4) OBP: 0.220, SLG: 0.182										3	1	1	0	0	1	0				
13 Freddy Galvis, S (1.6) OBP: 0.264, SLG: 0.264					SH2-3 37 1B 2B															
4 Andrés Blanco, S (7.4) OBP: 0.233, SLG: 0.381					SH2-3					1	0	0	0	0	0	0				
					2-3					1	0	0	0	0	0	0				
<b>Inning Stats</b>	R: 0 E: 0 K: 0 S: 4	H: 1 LOB: 1 BB: 0 P: 5	R: 0 E: 0 K: 0 S: 3	H: 0 LOB: 0 BB: 0 P: 3	R: 1 E: 0 K: 0 S: 5	H: 3 LOB: 1 BB: 0 P: 6	R: 0 E: 0 K: 1 S: 6	H: 1 LOB: 1 BB: 0 P: 6	R: 0 E: 0 K: 1 S: 5	H: 0 LOB: 0 BB: 0 P: 5	R: 0 E: 0 K: 0 S: 2	H: 0 LOB: 0 BB: 0 P: 3	R: 0 E: 0 K: 0 S: 3	H: 0 LOB: 0 BB: 0 P: 3	R: 0 E: 0 K: 0 S: 3	H: 0 LOB: 0 BB: 0 P: 3	1B: 4 2B: 1 3B: 0 HR: 0	SF: 0 SAC: 1 DP: 1 HBP: 1	WP: 0 PB: 0 SB: 1 CS: 0	PA: 32
<b>PITCHER</b>	IP WLS BF H R ER SO BB IBB HBP BLK WP HR S P ERA WHIP																			
54 Ervin Santana, R (1.1) ERA: 2.57	6.0 W 22 5 1 1 2 0 0 0 1 0 0 0 0 25 28 1.50 0.833																			
15 Glen Perkins, L (7.1) ERA: 3.0	1.0 3 0 0 0 0 0 0 0 0 0 0 0 0 3 3 0.00 0.000																			
56 Caleb Thielbar, L (8.1) ERA: 4.0	1.0 3 0 0 0 0 0 0 0 0 0 0 0 0 3 3 0.00 0.000																			
36 Blaine Boyer, R (9.1) ERA: 1.69	1.0 3 0 0 0 0 0 0 0 0 0 0 0 0 3 3 0.00 0.000																			

Batter	1	2	3	4	5	6	7	8	9	AB	R	H	RBI	BB	SO	LOB	BOTTOM			
2 Brian Dozier, R (1.4) OBP: 0.465, SLG: 0.795	K									3	1	1	0	0	1	1	<b>Philadelphia Phillies @ Minnesota Twins</b> CenturyLink Sports Complex, Fort Myers, FL Sat Mar 28 2015, 1:07 PM - 3:35 PM EDT Att: 7,176 - Partly Cloudy - 68 F			
Aderling Mejia, S (6.4)										2	0	0	1	0	0	1				
5 Eduardo Escobar, S (1.7) OBP: 0.313, SLG: 0.553	G5-3									4	2	2	1	0	1	0				
97 Travis Harrison, R (7.7)										1	0	0	0	0	1	1				
7 Joe Mauer, L (1.3) OBP: 0.289, SLG: 0.371										3	1	2	2	0	0	1				
12 Chris Herrmann, L (6.3) OBP: 0.353, SLG: 0.433										1	0	0	0	0	1	0				
19 Kennys Vargas, S (1.10) OBP: 0.283, SLG: 0.490										3	1	1	1	0	1	1				
Mike Gonzales, L (7. PH) (8.10)	G3									1	0	0	0	0	0	0				
8 Kurt Suzuki, R (1.2) OBP: 0.424, SLG: 0.533										2	1	1	0	1	0	1				
26 Eric Fryer, R (7.2) OBP: 0.259, SLG: 0.308										1	0	0	0	0	0	0				
9 Eduardo Núñez, R (1.5) OBP: 0.372, SLG: 0.500										4	0	0	0	0	0	3				
21 Shane Robinson, R (1.9) OBP: 0.372, SLG: 0.410										4	1	3	1	0	0	2				
1 Jordan Schafer, L (1.8) OBP: 0.326, SLG: 0.350										2	0	0	1	0	0	4				
Jason Kanzler, R (7.9)										1	0	0	0	0	0	1				
17 Doug Bernier, R (1.6) OBP: 0.355, SLG: 0.259										3	0	1	0	1	0	3				
<b>Inning Stats</b>	R: 0 E: 0 K: 1 S: 6	H: 1 LOB: 1 BB: 0 P: 6	R: 0 E: 0 K: 0 S: 4	H: 1 LOB: 2 BB: 1 P: 8	R: 3 E: 1 K: 0 S: 8	H: 4 LOB: 2 BB: 0 P: 8	R: 2 E: 0 K: 1 S: 6	H: 2 LOB: 0 BB: 1 P: 12	R: 1 E: 1 K: 0 S: 5	H: 1 LOB: 1 BB: 0 P: 5	R: 0 E: 0 K: 2 S: 7	H: 0 LOB: 0 BB: 0 P: 7	R: 0 E: 0 K: 0 S: 3	H: 0 LOB: 0 BB: 0 P: 3	R: 1 E: 0 K: 1 S: 7	H: 2 LOB: 1 BB: 0 P: 8	1B: 9 2B: 1 3B: 0 HR: 1	SF: 1 SAC: 0 DP: 1 HBP: 0	WP: 1 PB: 0 SB: 0 CS: 0	PA: 38
<b>PITCHER</b>	IP WLS BF H R ER SO BB IBB HBP BLK WP HR S P ERA WHIP																			
31 Jerome Williams, R (1.1) ERA: 6.0	4.0 L 24 9 6 4 2 2 0 0 0 0 0 0 0 26 36 9.00 2.750																			
53 Ken Giles, R (5.1) ERA: 5.4	1.0 3 0 0 0 0 0 0 0 0 0 0 0 0 3 3 0.00 0.000																			
52 Andy Oliver, L (6.1) ERA: 1.5	1.0 3 0 0 0 0 2 0 0 0 0 0 0 0 7 7 0.00 0.000																			
57 Luis García, R (7.1) ERA: 4.15	1.0 3 0 0 0 0 0 0 0 0 0 0 0 0 3 3 0.00 0.000																			
48 Philippe Aumont, R (8.1) ERA: 4.15	1.0 5 2 1 1 1 0 0 0 0 0 1 0 0 7 8 9.00 2.000																			

AB	29
R	1
H	5
RBI	1
BB	0
SO	2
LOB	5



AB	35
R	7
H	11
RBI	7
BB	2
SO	5
LOB	19



WP	1
PB	0
SB	0
CS	0







Batter	1	2	3	4	5	6	7	8	9	AB	R	H	RBI	BB	SO	LOB	TOP					
24 Grady Sizemore, L OBP: 0.273, SLG: 0.158	G4-3		K			13 HR 1B	G4-3			4	1	1	0	0	1	2	Philadelphia Phillies @ Pittsburgh Pirates McKeanie Field, Bradenton, FL Mon Mar 30 2015, 1:08 PM - 3:59 PM EDT Att: 6,588 - Sunny - 71 F					
13 Freddy Galvis, S OBP: 0.300, SLG: 0.339			G6-3			1-H HR				3	1	2	2	0	0	1						
16 César Hernández, S OBP: 0.250, SLG: 0.239	1B									1	1	1	0	0	0	0						
71 Cord Phelps, S OBP: 0.420, SLG: 0.439	K				G4-3	G6-3 G3	1B			4	1	2	1	0	1	1						
6 Ryan Howard, L OBP: 0.210, SLG: 0.367	K				3 G4-6-3 BB	G3				2	0	0	0	1	1	2						
18 Darin Ruf, R OBP: 0.259, SLG: 0.373	K				1-2	G3				1	0	0	1	0	0	0						
3 Jeff Francoeur, R OBP: 0.189, SLG: 0.243						G6-3				3	0	0	0	0	0	2						
15 Jordan Danks, L OBP: 0.357, SLG: 0.389		P6			G4-6-3	G6-3				1	0	0	0	0	0	0						
25 Cody Asche, L OBP: 0.277, SLG: 0.500	G3					F8				2	0	1	0	0	0	0						
4 Andrés Blanco, S OBP: 0.217, SLG: 0.356						17 G1-3 1B				2	0	0	0	0	0	1						
17 Brian Bogusevic, L OBP: 0.333, SLG: 0.611						G1-3				4	0	0	0	0	0	1						
76 René García, R OBP: 0.167, SLG: 0.250						F9				4	0	2	0	0	0	1						
68 Russ Canzler, R OBP: 0.302, SLG: 0.405						G6-3	K			4	0	0	0	0	3	3						
<b>Inning Stats</b>	R: 0 E: 0 K: 2 S: 8	H: 1 LOB: 1 BB: 0 P: 8	R: 0 E: 0 K: 0 S: 3	H: 0 LOB: 0 BB: 0 P: 3	R: 0 E: 0 K: 2 S: 8	H: 1 LOB: 1 BB: 0 P: 8	R: 0 E: 0 K: 0 S: 2	H: 0 LOB: 0 BB: 1 P: 6	R: 0 E: 0 K: 0 S: 4	H: 1 LOB: 1 BB: 0 P: 4	R: 2 E: 0 K: 0 S: 6	H: 3 LOB: 1 BB: 0 P: 6	R: 0 E: 0 K: 1 S: 6	H: 1 LOB: 1 BB: 0 P: 6	R: 2 E: 0 K: 0 S: 5	H: 2 LOB: 0 BB: 0 P: 5	R: 0 E: 0 K: 1 S: 5	H: 0 LOB: 0 BB: 0 P: 5	1B: 5 2B: 2 3B: 1 HR: 1	SF: 0 SAC: 0 DP: 1 HBP: 0	WP: 0 PB: 0 SB: 0 CS: 0	PA: 36
<b>PITCHER</b>	IP WLS BF H R ER SO BB IBB HBP BLK WP HR S P ERA WHIP																					
35 Mark Melancon, R ERA: 2.97	1.0 W 4 1 0 0 2 0 0 0 0 0 0 0 8 8 0.00 1.000																					
44 Tony Watson, L ERA: 1.95	1.0 H 3 0 0 0 0 0 0 0 0 0 0 0 3 3 0.00 0.000																					
37 Arquimedes Caminero, R ERA: 1.8	1.0 H 4 1 0 0 2 0 0 0 0 0 0 0 8 8 0.00 1.000																					
52 Rob Scallion, R ERA: 1.8	2.0 S 7 1 0 0 0 1 0 0 0 0 0 0 6 10 0.00 1.000																					
76 Adrian Sampson, R ERA: 7.2	4.0 S 18 6 4 4 2 0 0 0 0 0 0 1 22 22 9.00 1.500																					

Batter	1	2	3	4	5	6	7	8	9	AB	R	H	RBI	BB	SO	LOB	BOTTOM			
5 Josh Harrison, R OBP: 0.348, SLG: 0.512	HR		K			25 1B				3	2	2	1	0	1	1	Philadelphia Phillies @ Pittsburgh Pirates McKeanie Field, Bradenton, FL Mon Mar 30 2015, 1:08 PM - 3:59 PM EDT Att: 6,588 - Sunny - 71 F			
17 Pedro Florimón, S OBP: 0.342, SLG: 0.559						1-H HR				2	2	2	2	0	0	0				
25 Gregory Polanco, L OBP: 0.308, SLG: 0.449	G4-3					6 HR				4	2	3	2	0	0	0				
86 Justin Maffei, R OBP: 1.000, SLG: 1.000			6 HR			43 G3-1				1	1	1	2	0	0	0				
6 Starling Marte, R OBP: 0.369, SLG: 0.571			2-H HR			3-H HR				3	1	1	2	0	1	1				
43 Junior Sosa, L OBP: 0.667, SLG: 0.500	K		1-H HR			G4-3				2	1	1	0	0	0	1				
18 Neil Walker, S OBP: 0.396, SLG: 0.644			1-H HR			G3-1				3	1	1	2	0	1	1				
14 Chris Diaz, R	F8					E5				4	1	1	0	0	0	1				
24 Pedro Alvarez, L OBP: 0.349, SLG: 0.750						24 HR				0	1	0	0	0	0	0				
26 Tony Sanchez, R OBP: 0.500, SLG: 0.914						26 HR				4	3	2	6	1	1	0				
Chase Simpson, S	G6-4-3					2-H HR				4	1	1	2	0	1	1				
10 Jordy Mercer, R OBP: 0.367, SLG: 0.478						G4-3				1	0	0	0	0	1	0				
Trace Tam Sing, R	G4-3					1-H HR				1	0	0	0	0	1	0				
29 Francisco Cervelli, R ERA: 7.27						29 G4-6-3 1B				4	0	1	0	0	2	0				
83 Wilkin Castillo, S OBP: 0.308, SLG: 0.182						E5				2	1	1	0	0	0	0				
3 Sean Rodriguez, R OBP: 0.156, SLG: 0.140						25 1B				2	1	1	0	0	0	0				
15 Andrew Lamb, L OBP: 0.212, SLG: 0.245						G4-6-3				2	1	1	0	0	0	0				
<b>Inning Stats</b>	R: 1 E: 0 K: 1 S: 7	H: 1 LOB: 0 BB: 0 P: 8	R: 0 E: 0 K: 0 S: 2	H: 0 LOB: 1 BB: 1 P: 6	R: 3 E: 1 K: 1 S: 9	H: 2 LOB: 0 BB: 0 P: 10	R: 2 E: 1 K: 1 S: 7	H: 2 LOB: 0 BB: 0 P: 7	R: 4 E: 0 K: 1 S: 10	H: 4 LOB: 0 BB: 0 P: 11	R: 2 E: 0 K: 3 S: 9	H: 3 LOB: 1 BB: 0 P: 11	R: 0 E: 0 K: 3 S: 9	H: 0 LOB: 0 BB: 0 P: 9	R: 6 E: 0 K: 2 S: 11	H: 4 LOB: 0 BB: 1 P: 16	1B: 7 2B: 2 3B: 1 HR: 6	SF: 0 SAC: 0 DP: 2 HBP: 1	WP: 0 PB: 0 SB: 0 CS: 0	PA: 43
<b>PITCHER</b>	IP WLS BF H R ER SO BB IBB HBP BLK WP HR S P ERA WHIP																			
Zach Eflin, R ERA: 3.0	3.0 L 13 3 4 1 2 1 0 0 0 0 0 2 17 18 22.50 3.000																			
59 Kevin Slowey, R ERA: 6.94	0.1 S 2 2 2 2 1 0 0 0 0 0 0 1 7 8 54.00 6.000																			
63 Jake Diekman, L ERA: 10.0	1.2 S 6 1 0 0 3 0 0 0 0 0 0 0 12 12 0.00 0.600																			
Ryan O'Sullivan, R ERA: 15.0	0.1 S 6 3 5 5 0 1 0 0 1 0 0 0 4 9 135.00 12.000																			
<b>PITCHER</b>	IP WLS BF H R ER SO BB IBB HBP BLK WP HR S P ERA WHIP																			
39 Colton Murray, R ERA: 5.4	0.2 S 3 1 1 1 2 0 0 0 0 0 0 1 7 7 13.50 1.500																			





Batter	1	2	3	4	5	6	7	8	9	AB	R	H	RBI	BB	SO	LOB	TOP					
2 Ben Revere, L OBP: 0.222, SLG: 0.183										5	0	1	0	0	2	3	<b>Philadelphia Phillies @ Toronto Blue Jays</b> Florida Auto Exchange Stadium, Dunedin, FL Tue Mar 31 2015, 1:11 PM - 4:15 PM EDT Att: 3,769 - Sunny - 75 F					
13 Freddy Galvis, S OBP: 0.308, SLG: 0.349										4	1	1	0	1	1	1						
18 Darin Ruf, R OBP: 0.254, SLG: 0.357										5	0	1	0	0	0	3						
6 Ryan Howard, L OBP: 0.224, SLG: 0.349										3	2	0	0	2	2	2						
24 Grady Sizemore, L OBP: 0.313, SLG: 0.214										4	2	3	1	0	0	0						
29 Cameron Rupp, R OBP: 0.452, SLG: 0.556										2	0	0	0	2	1	2						
37 Odúbel Herrera, L OBP: 0.355, SLG: 0.397										2	1	1	2	0	0	2						
4 Andrés Blanco, S OBP: 0.240, SLG: 0.354										3	0	1	2	1	0	2						
16 César Hernández, S OBP: 0.250, SLG: 0.224										3	0	0	1	1	1	1						
<b>Inning Stats</b>	R: 0 E: 0 K: 1 S: 4	H: 0 LOB: 0 BB: 1 P: 8	R: 2 E: 0 K: 1 S: 7	H: 2 LOB: 1 BB: 1 P: 11	R: 0 E: 0 K: 0 S: 4	H: 1 LOB: 1 BB: 0 P: 4	R: 1 E: 0 K: 0 S: 3	H: 1 LOB: 3 BB: 3 P: 15	R: 2 E: 0 K: 0 S: 5	H: 2 LOB: 2 BB: 2 P: 13	R: 0 E: 0 K: 3 S: 9	H: 0 LOB: 0 BB: 0 P: 9	R: 0 E: 0 K: 1 S: 5	H: 0 LOB: 0 BB: 0 P: 5	R: 1 E: 0 K: 0 S: 4	H: 1 LOB: 0 BB: 0 P: 4	R: 0 E: 0 K: 1 S: 6	H: 1 LOB: 1 BB: 0 P: 7	1B: 6 2B: 1 3B: 0 HR: 1	SF: 1 SAC: 1 DP: 2 HBP: 0	WP: 0 PB: 0 SB: 1 CS: 0	PA: 40
<b>PITCHER</b>	IP WLS BF H R ER SO BB IBB HBP BLK WP HR S P ERA WHIP																					
41 Aaron Sanchez, R ERA: 5.16	(1, 1) 4.1 0 23 6 5 5 2 6 0 0 0 0 0 0 0 0 0 10.38 2.769																					
33 Arif Sikula, R ERA:	(5, 1) 0.2 3 0 0 0 0 0 1 0 0 0 0 0 0 0 2 6 0.00 1.500																					
52 Roberto Osuna, R ERA: 0.82	(6, 1) 1.0 W 3 0 0 0 0 3 0 0 0 0 0 0 0 0 9 9 0.00 0.000																					
51 Miguel Castro, R ERA: 1.64	(7, 1) 1.0 H 3 0 0 0 0 1 0 0 0 0 0 0 0 0 5 5 0.00 0.000																					
31 Liam Hendriks, R ERA: 4.15	(8, 1) 1.0 H 4 1 1 1 0 0 0 0 0 0 0 0 1 4 4 9.00 1.000																					

Batter	1	2	3	4	5	6	7	8	9	AB	R	H	RBI	BB	SO	LOB	BOTTOM					
7 José Reyes, S OBP: 0.353, SLG: 0.583										3	0	1	2	0	0	1	<b>Philadelphia Phillies @ Toronto Blue Jays</b> Florida Auto Exchange Stadium, Dunedin, FL Tue Mar 31 2015, 1:11 PM - 4:15 PM EDT Att: 3,769 - Sunny - 75 F					
17 Ryan Goins, L OBP: 0.364, SLG: 0.490										1	0	0	0	0	0	0						
55 Russell Martin, R OBP: 0.296, SLG: 0.277										4	0	0	0	0	1	3						
76 Mike Reeves, L OBP: 0.296, SLG: 0.277										0	1	0	0	1	0	0						
19 José Bautista, R OBP: 0.426, SLG: 0.690										3	2	1	1	1	1	1						
18 Steve Tolleson, R OBP: 0.343, SLG: 0.656										1	1	1	0	0	0	0						
10 Edwin Encarnación, R OBP: 0.304, SLG: 0.278										3	1	1	2	1	0	0						
Rowdy Tellez, L OBP: 1.000, SLG: 4.000										1	2	1	3	0	0	0						
20 Josh Donaldson, R OBP: 0.415, SLG: 0.652										2	1	1	1	2	1	1						
66 Munenori Kawasaki, L OBP: 0.467, SLG: 0.542										1	0	0	0	0	0	0						
45 Dalton Pompey, S OBP: 0.390, SLG: 0.519										2	0	1	0	2	0	1						
1 Jonathan Diaz, R OBP: 0.238, SLG: 0.111										0	0	0	0	1	0	0						
14 Justin Smoak, S OBP: 0.469, SLG: 0.469										3	0	1	0	1	2	3						
Josh Almonte, R OBP: 0.238, SLG: 0.111										1	0	0	0	0	1	1						
11 Kevin Pillar, R OBP: 0.283, SLG: 0.455										4	2	1	0	0	1	3						
68 Matt Newman, L OBP: 0.283, SLG: 0.455										0	0	0	0	0	0	0						
29 Devon Travis, R OBP: 0.393, SLG: 0.456										3	0	1	0	0	0	4						
74 Kevin Nolan, R OBP: 0.393, SLG: 0.456										0	0	0	0	0	0	0						
<b>Inning Stats</b>	R: 2 E: 0 K: 2 S: 8	H: 1 LOB: 2 BB: 3 P: 20	R: 1 E: 1 K: 0 S: 4	H: 1 LOB: 0 BB: 0 P: 4	R: 0 E: 0 K: 0 S: 3	H: 0 LOB: 1 BB: 1 P: 7	R: 0 E: 0 K: 0 S: 5	H: 2 LOB: 2 BB: 0 P: 5	R: 2 E: 0 K: 1 S: 9	H: 3 LOB: 0 BB: 0 P: 12	R: 1 E: 1 K: 1 S: 7	H: 1 LOB: 1 BB: 0 P: 7	R: 1 E: 0 K: 2 S: 7	H: 0 LOB: 3 BB: 3 P: 20	R: 3 E: 0 K: 1 S: 7	H: 2 LOB: 1 BB: 2 P: 15	R: 0 E: 0 K: 1 S: 6	H: 1 LOB: 1 BB: 0 P: 7	1B: 4 2B: 3 3B: 0 HR: 4	SF: 1 SAC: 1 DP: 1 HBP: 0	WP: 4 PB: 0 SB: 0 CS: 1	PA: 44
<b>PITCHER</b>	IP WLS BF H R ER SO BB IBB HBP BLK WP HR S P ERA WHIP																					
Sean O'Sullivan, R ERA: 7.59	(1, 1) 4.0 0 21 5 4 4 2 4 0 0 0 0 0 0 1 23 41 9.00 2.250																					
57 Luis García, R ERA: 0.82	(5, 1) 2.0 L 9 3 2 1 2 0 0 0 0 0 0 1 13 14 4.50 1.500																					
52 Andy Oliver, L ERA: 2.45	(7, 1) 1.0 6 0 1 1 2 3 0 0 0 0 3 0 7 20 9.00 3.000																					
53 Ken Giles, R ERA: 6.23	(8, 1) 0.1 2 0 1 1 0 1 0 0 0 0 0 0 1 5 27.00 3.000																					
95 P.J. Walters, R ERA: 27.0	(8, 1) 0.2 5 2 2 2 1 1 0 0 0 0 0 1 6 10 27.00 4.500																					



Batter	1	2	3	4	5	6	7	8	9	AB	R	H	RBI	BB	SO	LOB	TOP			
26 Todd Cunningham, S (1, 9) OBP: 0.436, SLG: 0.364										3	0	1	0	1	0	1	<b>Atlanta Braves @ Philadelphia Phillies</b> Bright House Field, Clearwater, FL Wed Apr 01 2015, 1:08 PM - 3:32 PM EDT Att: 5,813 - Sunny - 78 F			
19 Andrelton Simmons, R (1, 6) OBP: 0.354, SLG: 0.611										4	0	0	0	0	1	4				
11 Phil Gosselin, R (8, 6)										0	0	0	0	0	0	0				
8 Jace Peterson, L (1, 4) OBP: 0.431, SLG: 0.493										4	0	1	0	0	1	0				
87 Sean Kazmar Jr., R (8, 4) OBP: 0.333, SLG: 0.333										0	0	0	0	0	0	0				
23 Chris Johnson, R (1, 3) OBP: 0.333, SLG: 0.408										4	0	1	0	0	1	1				
98 Joe Benson, R (1, 8) OBP: 0.375, SLG: 0.500										4	1	1	1	0	2	2				
1 Alberto Callaspo, S (1, 5) Aaron Kurcz, R (7, 1)										3	0	0	0	0	0	0				
78 John Cornely, R (8, 1)										0	0	0	0	0	0	0				
95 José Briceño, R (9, PH)										1	0	0	0	0	0	1				
61 Pedro Ciriaco, R (1, 7) OBP: 0.368, SLG: 0.491										3	1	1	0	0	0	0				
25 Jesus Flores, R (1, 2) OBP: 0.207, SLG: 0.179										2	0	1	0	1	0	1				
49 Julio Teheran, R (1, 1)										0	0	0	0	0	0	0				
56 Juan Jaime, R (5, 1)										0	0	0	0	0	0	0				
54 Joey Terdoslavich, S (7, PH) OBP: 0.310, SLG: 0.514										1	0	0	0	0	1	1				
<b>Inning Stats</b>	R: 0 E: 0 K: 0 S: 3	H: 1 LOB: 0 BB: 0 P: 3	R: 1 E: 0 K: 1 S: 7	H: 1 LOB: 0 BB: 0 P: 7	R: 0 E: 0 K: 1 S: 6	H: 1 LOB: 1 BB: 0 P: 6	R: 0 E: 0 K: 0 S: 3	H: 1 LOB: 0 BB: 0 P: 3	R: 1 E: 1 K: 0 S: 5	H: 1 LOB: 2 BB: 1 P: 9	R: 0 E: 0 K: 1 S: 5	H: 0 LOB: 1 BB: 1 P: 9	R: 0 E: 0 K: 1 S: 5	H: 0 LOB: 0 BB: 0 P: 5	R: 0 E: 0 K: 2 S: 7	H: 0 LOB: 0 BB: 0 P: 7	1B: 5 2B: 2 3B: 0 HR: 1	SF: 0 SAC: 2 DP: 3 HBP: 0	WP: 0 PB: 1 SB: 0 CS: 1	PA: 33
<b>PITCHER</b>	IP WLS BF H R ER SO BB IBB HBP BLK WP HR S P ERA WHIP																			
35 Cole Hamels, L (1, 1) ERA: 4.15	6.0 W 23 6 2 1 3 1 0 0 0 0 0 1 29 33 1.50 1.167																			
63 Jake Diekmann, L (7, 1) ERA: 9.0	1.0 4 0 0 0 1 1 0 0 0 0 0 0 5 9 0.00 1.000																			
56 Cesar Jimenez, L (8, 1) ERA: 4.66	2.0 6 0 0 0 3 0 0 0 0 0 0 0 12 12 0.00 0.000																			

Batter	1	2	3	4	5	6	7	8	9	AB	R	H	RBI	BB	SO	LOB	BOTTOM			
2 Ben Revere, L (1, 7) OBP: 0.224, SLG: 0.188										4	1	1	0	0	0	0	<b>Atlanta Braves @ Philadelphia Phillies</b> Bright House Field, Clearwater, FL Wed Apr 01 2015, 1:08 PM - 3:32 PM EDT Att: 5,813 - Sunny - 78 F			
68 Russ Canzler, R (7, 7) OBP: 0.295, SLG: 0.395										1	0	0	0	0	0	1				
15 Jordan Danks, L (1, 8) OBP: 0.362, SLG: 0.390										5	2	2	0	0	2	2				
26 Chase Utley, L (1, 4) OBP: 0.500, SLG: 0.931										3	2	2	4	0	0	1				
71 Cord Phelps, S (7, 4) OBP: 0.431, SLG: 0.452										1	0	1	0	0	0	0				
12 Genny Cumana, R (9, 4)										0	0	0	0	0	0	0				
6 Ryan Howard, L (1, 3) OBP: 0.225, SLG: 0.358										4	1	1	0	0	2	1				
56 Cesar Jimenez, L (8, 1)										0	0	0	0	0	0	0				
24 Grady Sizemore, L (1, 9) OBP: 0.294, SLG: 0.200										3	0	0	0	0	1	1				
3 Jeff Francoeur, R (7, 9) OBP: 0.184, SLG: 0.237										1	0	0	0	0	1	0				
25 Cody Asche, L (1, 5) OBP: 0.280, SLG: 0.489										3	0	1	1	0	0	0				
4 Andrés Blanco, S (6, 5) OBP: 0.255, SLG: 0.354										0	1	0	0	1	0	0				
13 Freddy Galvis, S (1, 6) OBP: 0.309, SLG: 0.394										3	1	1	1	0	0	2				
16 César Hernández, S (7, 6) OBP: 0.246, SLG: 0.220										1	0	0	0	0	1	1				
76 René García, R (1, 2) OBP: 0.188, SLG: 0.438										4	1	1	1	0	1	2				
5 Andrew Knapp, S (9, 2)										0	0	0	0	0	0	0				
35 Cole Hamels, L (1, 1)										3	0	0	0	0	1	0				
63 Jake Diekmann, R (7, 1)										0	0	0	0	0	0	0				
18 Darin Ruf, R (8, 3) OBP: 0.250, SLG: 0.351										1	0	0	0	0	1	2				
<b>Inning Stats</b>	R: 4 E: 1 K: 0 S: 10	H: 4 LOB: 1 BB: 0 P: 13	R: 0 E: 0 K: 1 S: 5	H: 0 LOB: 0 BB: 0 P: 5	R: 1 E: 0 K: 2 S: 8	H: 1 LOB: 0 BB: 0 P: 8	R: 2 E: 0 K: 1 S: 11	H: 3 LOB: 1 BB: 0 P: 13	R: 0 E: 0 K: 1 S: 6	H: 1 LOB: 1 BB: 0 P: 6	R: 0 E: 0 K: 0 S: 3	H: 0 LOB: 0 BB: 0 P: 3	R: 1 E: 1 K: 1 S: 6	H: 1 LOB: 0 BB: 0 P: 6	R: 1 E: 4 K: 4 S: 13	H: 0 LOB: 2 BB: 1 P: 18	1B: 5 2B: 1 3B: 0 HR: 4	SF: 0 SAC: 0 DP: 1 HBP: 0	WP: 2 PB: 0 SB: 0 CS: 0	PA: 38
<b>PITCHER</b>	IP WLS BF H R ER SO BB IBB HBP BLK WP HR S P ERA WHIP																			
49 Julio Teheran, R (1, 1) ERA: 8.0	4.0 L 21 8 7 7 4 0 0 0 0 0 0 0 9 9 0.00 0.500																			
56 Juan Jaime, R (5, 1) ERA: 5.87	2.0 7 1 0 0 1 0 0 0 0 0 0 0 9 9 0.00 0.500																			
Aaron Kurcz, R (7, 1) ERA: 4.26	1.1 7 1 2 0 3 1 0 0 0 0 1 0 12 17 0.00 1.500																			
78 John Cornely, R (8, 1) ERA:	0.2 3 0 0 0 2 0 0 0 0 0 0 0 7 7 0.00 0.000																			







Batter	1	2	3	4	5	6	7	8	9	AB	R	H	RBI	BB	SO	LOB	TOP							
5 Josh Harrison, R OBP: 0.351, SLG: 0.472 27 Jung Ho Kang, R OBP: 0.286, SLG: 0.455										3	1	1	0	1	1	3	Pittsburgh Pirates @ Philadelphia Phillies Citizens Bank Park, Philadelphia, PA Fri Apr 03 2015, 7:08 PM - 10:24 PM EDT Att: 16,609 - Overcast - 61 F							
25 Gregory Polanco, L OBP: 0.362, SLG: 0.582 12 Corey Hart, R OBP: 0.400, SLG: 0.433										4	1	1	1	0	1	3								
22 Andrew McCutchen, R OBP: 0.382, SLG: 0.499 3 Sean Rodriguez, R OBP: 0.199, SLG: 0.176										4	0	3	1	0	0	0								
18 Neil Walker, S OBP: 0.362, SLG: 0.582 58 Radhames Liz, R OBP: 0.400, SLG: 0.433										4	0	0	0	0	0	6								
26 Tony Sanchez, R OBP: 0.435, SLG: 0.780										4	0	0	0	0	0	0								
6 Starling Marte, R OBP: 0.368, SLG: 0.530 Stetson Allie, R OBP: 0.364, SLG: 0.333										3	1	2	0	0	0	0								
24 Pedro Alvarez, L OBP: 0.296, SLG: 0.667 Keon Broxton, R OBP: 0.231, SLG: 0.091										4	0	0	0	0	0	4								
29 Francisco Cervelli, R OBP: 0.447, SLG: 0.449 17 Josh Bell, S OBP: 0.364, SLG: 0.333 44 Tony Watson, L OBP: 0.231, SLG: 0.091 Angel Sanchez, R OBP: 0.231, SLG: 0.091										3	0	0	0	0	1	3								
10 Jordy Mercer, R OBP: 0.400, SLG: 0.527 Gustavo Nunez, S OBP: 0.120, SLG: 0.083										2	1	1	1	2	1	2								
49 Jeff Locke, L OBP: 0.429, SLG: 0.333 15 Andrew Lamb, L OBP: 0.213, SLG: 0.259										3	0	2	1	0	0	1								
<b>Inning Stats</b>	R: 2 E: 0 K: 0 S: 14	H: 3 LOB: 2 BB: 1 P: 23	R: 1 E: 0 K: 0 S: 15	H: 3 LOB: 2 BB: 0 P: 25	R: 0 E: 0 K: 1 S: 10	H: 0 LOB: 0 BB: 0 P: 17	R: 0 E: 0 K: 0 S: 16	H: 2 LOB: 3 BB: 1 P: 22	R: 1 E: 0 K: 1 S: 10	H: 1 LOB: 2 BB: 1 P: 22	R: 0 E: 0 K: 1 S: 8	H: 0 LOB: 0 BB: 0 P: 13	R: 0 E: 0 K: 2 S: 11	H: 1 LOB: 2 BB: 0 P: 20	R: 1 E: 0 K: 2 S: 19	H: 3 LOB: 3 BB: 0 P: 29	R: 0 E: 0 K: 2 S: 7	H: 0 LOB: 0 BB: 0 P: 8	1B: 10 2B: 2 3B: 0 HR: 1	SF: 0 SAC: 0 DP: 0 HBP: 2	WP: 2 PB: 0 SB: 1 CS: 0	PA: 46		
<b>PITCHER</b>	IP WLS BF H R ER SO BB IBB HBP BLK WP HR S P ERA WHIP	IP WLS BF H R ER SO BB IBB HBP BLK WP HR S P ERA WHIP	IP WLS BF H R ER SO BB IBB HBP BLK WP HR S P ERA WHIP	IP WLS BF H R ER SO BB IBB HBP BLK WP HR S P ERA WHIP	IP WLS BF H R ER SO BB IBB HBP BLK WP HR S P ERA WHIP	IP WLS BF H R ER SO BB IBB HBP BLK WP HR S P ERA WHIP	IP WLS BF H R ER SO BB IBB HBP BLK WP HR S P ERA WHIP	IP WLS BF H R ER SO BB IBB HBP BLK WP HR S P ERA WHIP	IP WLS BF H R ER SO BB IBB HBP BLK WP HR S P ERA WHIP	IP WLS BF H R ER SO BB IBB HBP BLK WP HR S P ERA WHIP	IP WLS BF H R ER SO BB IBB HBP BLK WP HR S P ERA WHIP	IP WLS BF H R ER SO BB IBB HBP BLK WP HR S P ERA WHIP	IP WLS BF H R ER SO BB IBB HBP BLK WP HR S P ERA WHIP	IP WLS BF H R ER SO BB IBB HBP BLK WP HR S P ERA WHIP	IP WLS BF H R ER SO BB IBB HBP BLK WP HR S P ERA WHIP	IP WLS BF H R ER SO BB IBB HBP BLK WP HR S P ERA WHIP	IP WLS BF H R ER SO BB IBB HBP BLK WP HR S P ERA WHIP	IP WLS BF H R ER SO BB IBB HBP BLK WP HR S P ERA WHIP	IP WLS BF H R ER SO BB IBB HBP BLK WP HR S P ERA WHIP	IP WLS BF H R ER SO BB IBB HBP BLK WP HR S P ERA WHIP	IP WLS BF H R ER SO BB IBB HBP BLK WP HR S P ERA WHIP	IP WLS BF H R ER SO BB IBB HBP BLK WP HR S P ERA WHIP	IP WLS BF H R ER SO BB IBB HBP BLK WP HR S P ERA WHIP	IP WLS BF H R ER SO BB IBB HBP BLK WP HR S P ERA WHIP

AB 41  
R 5  
H 13  
RBI 5  
BB 3  
SO 9  
LOB 34

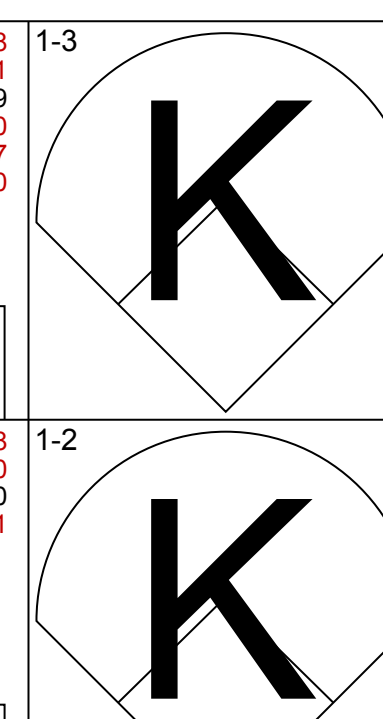
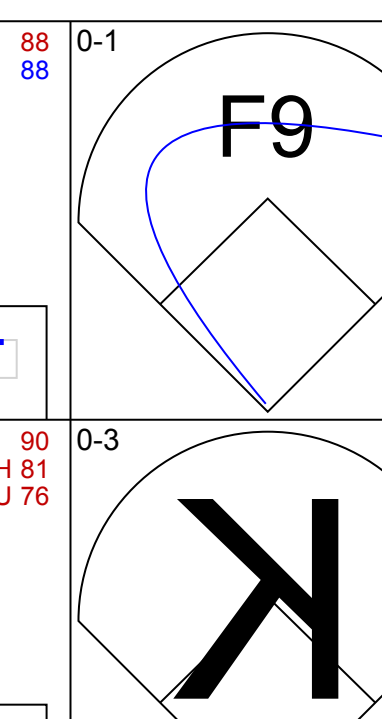
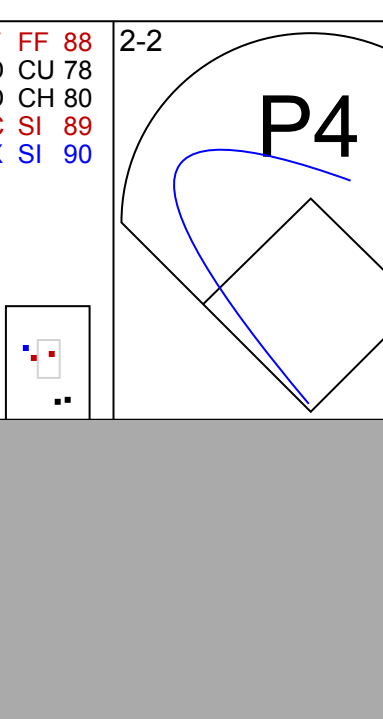
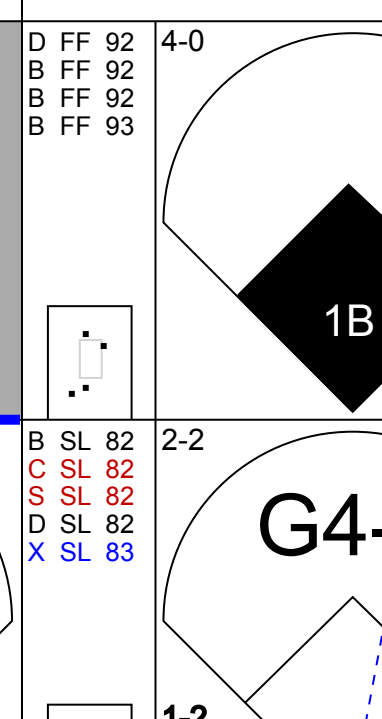
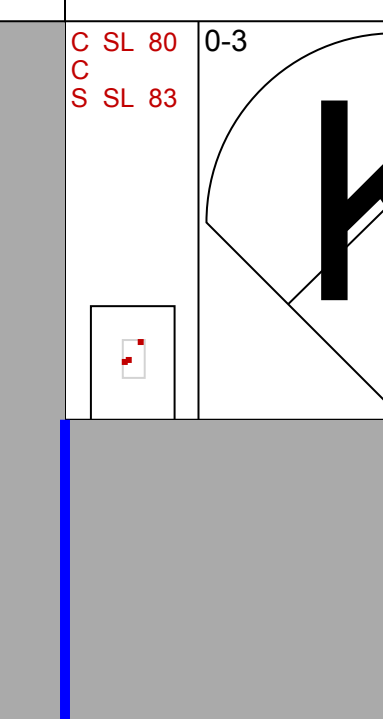
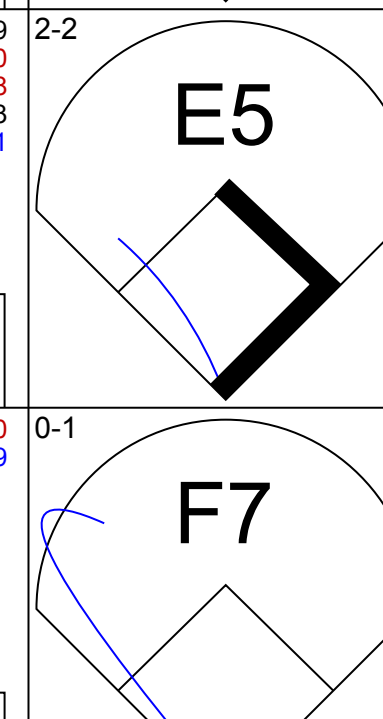
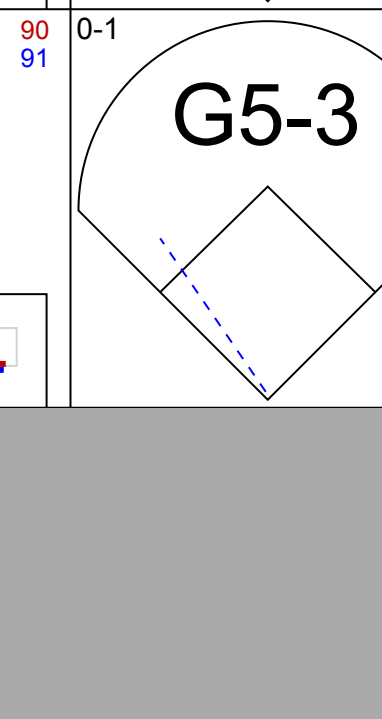
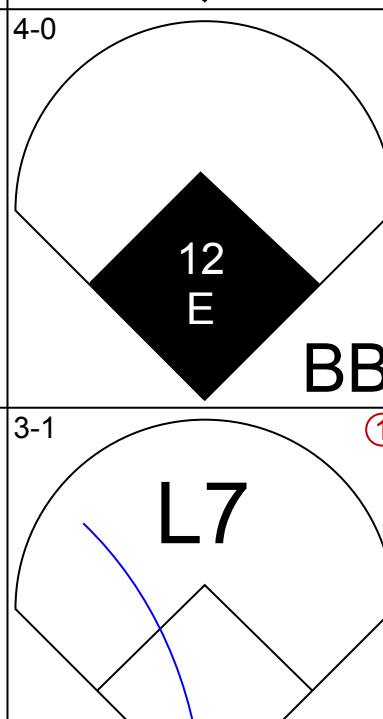



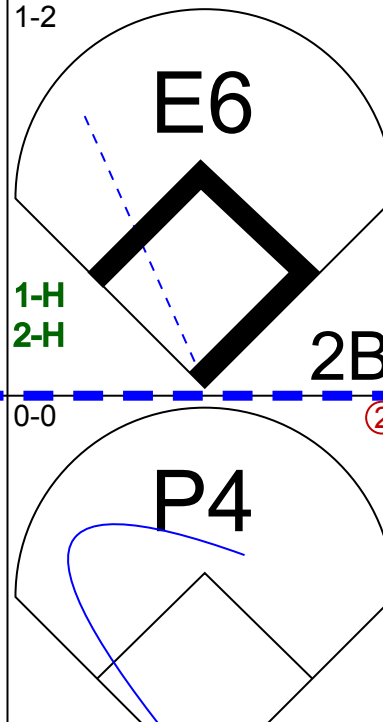
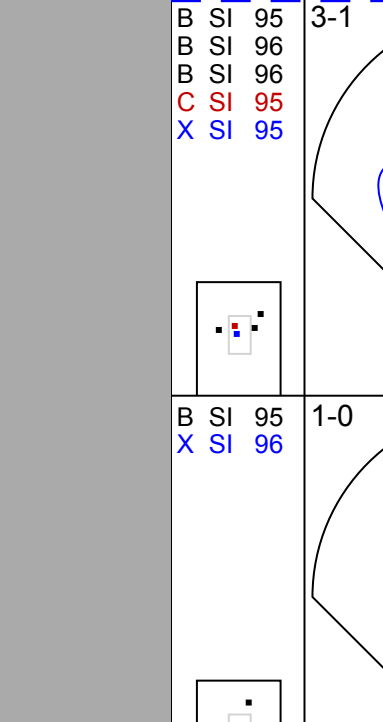



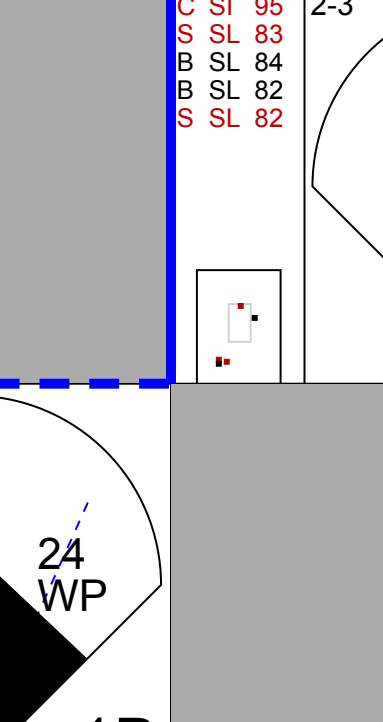
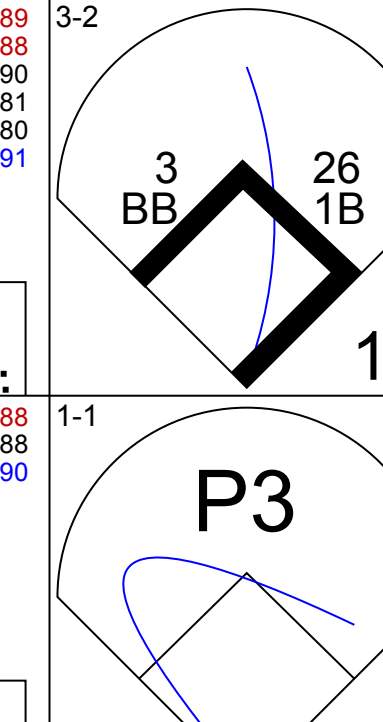
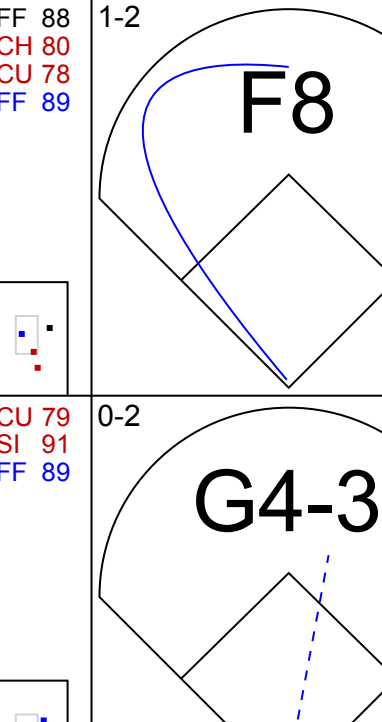

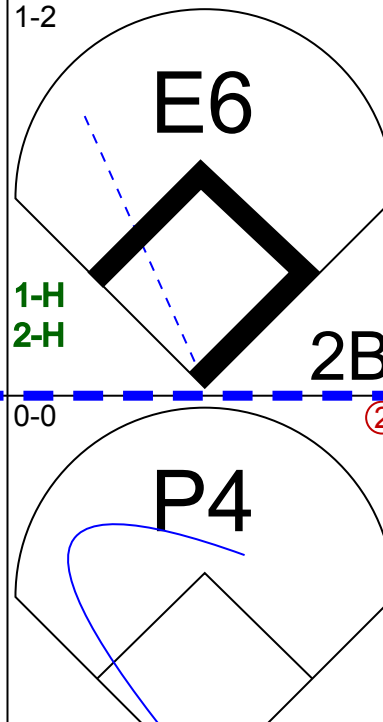
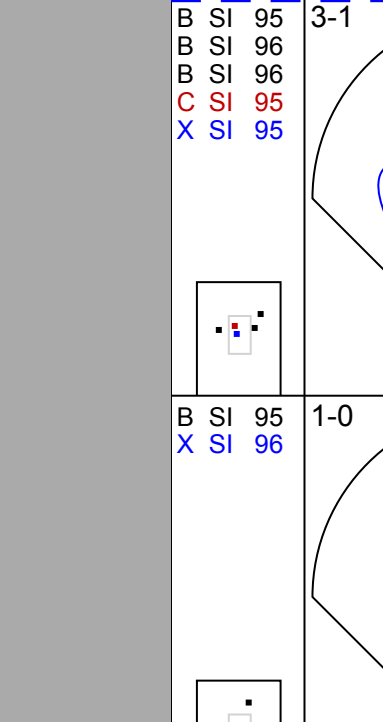
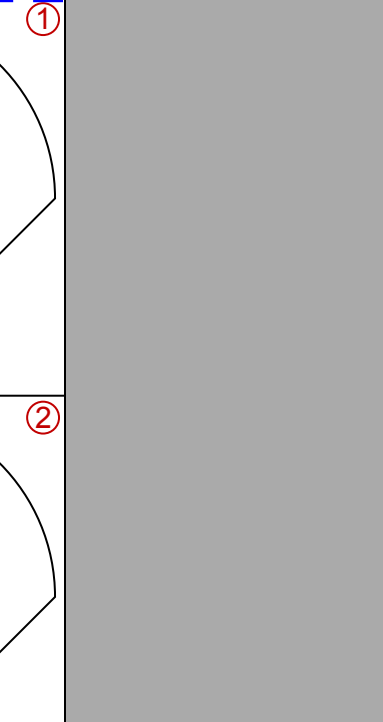
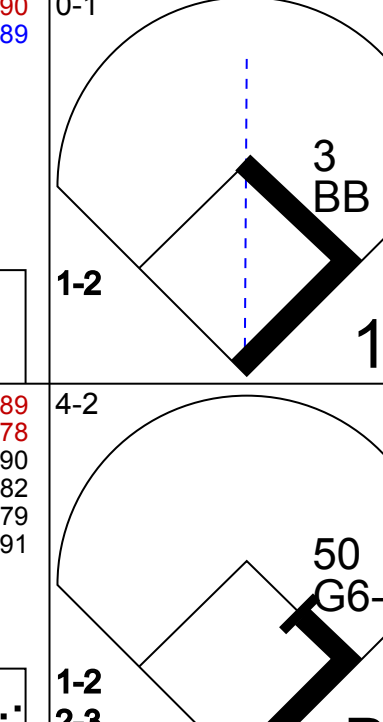

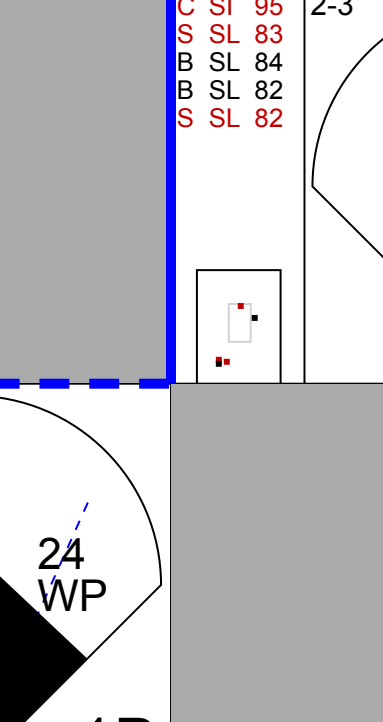
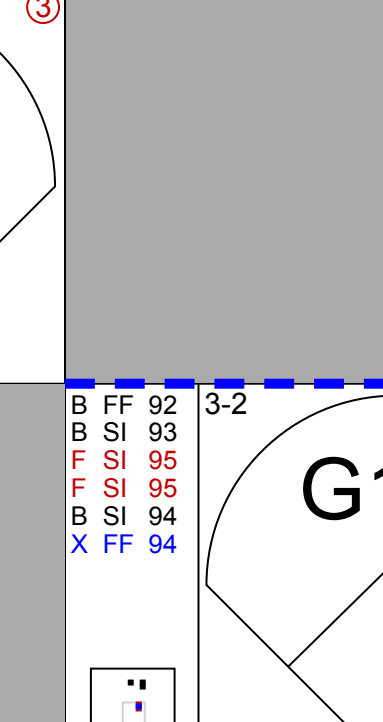
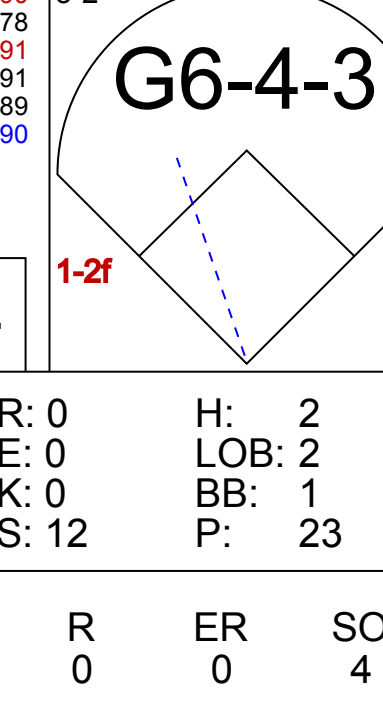
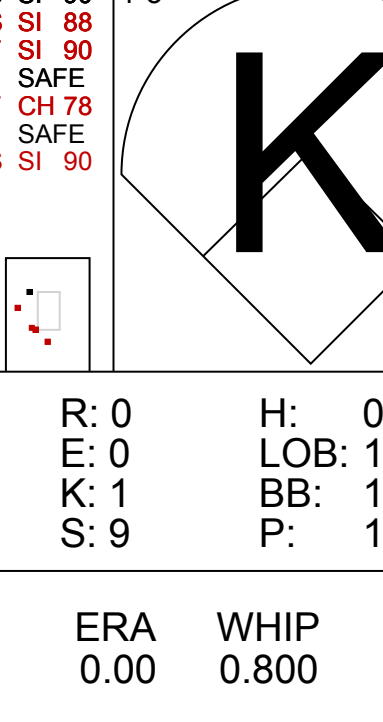
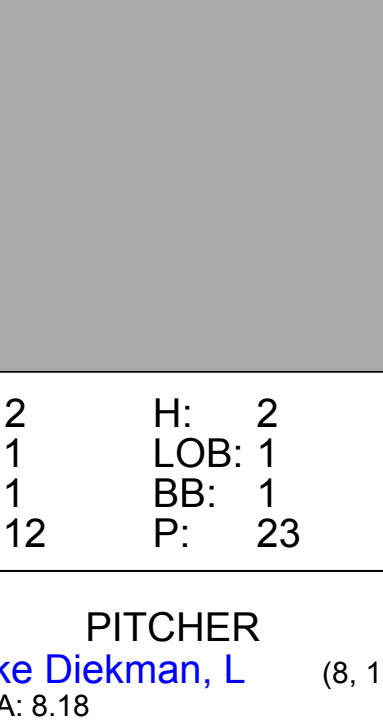
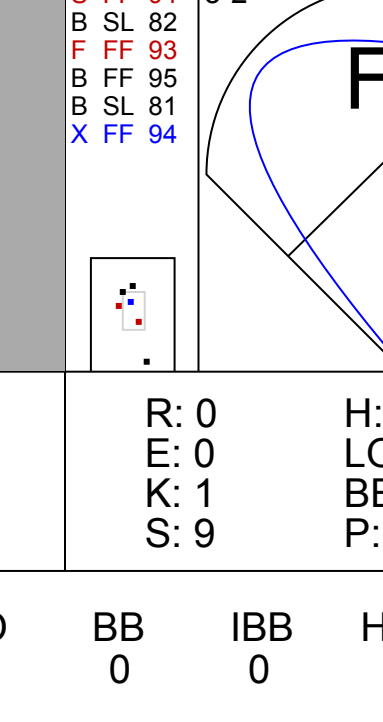
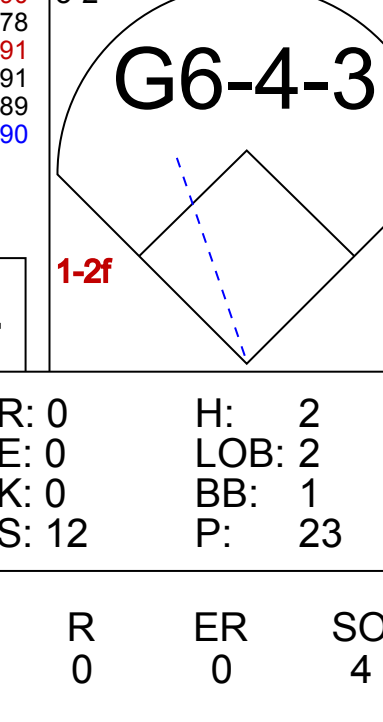
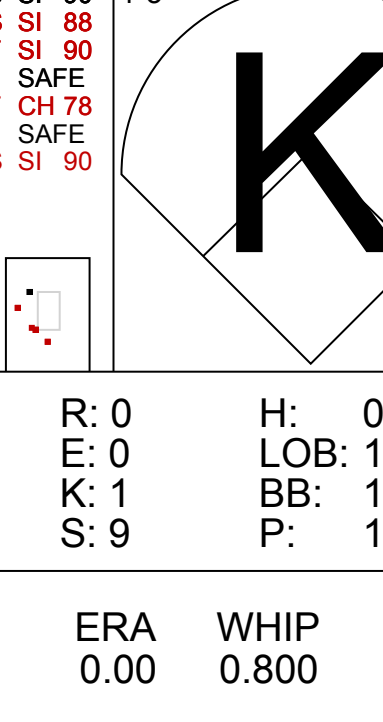
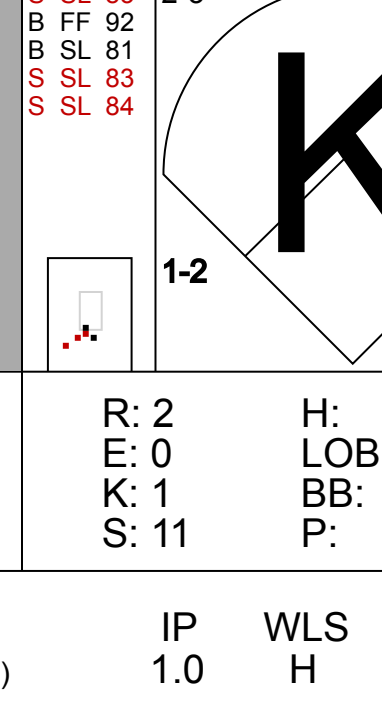
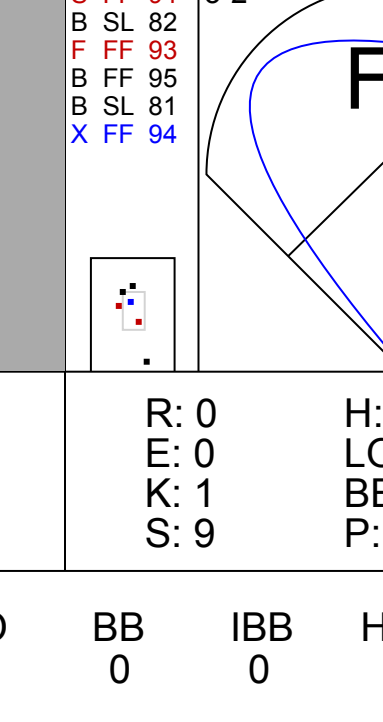
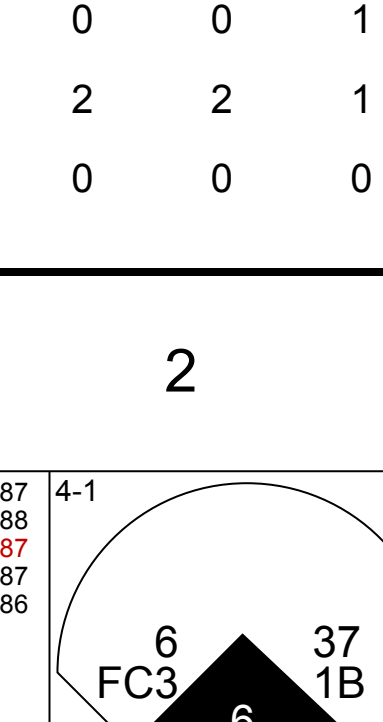
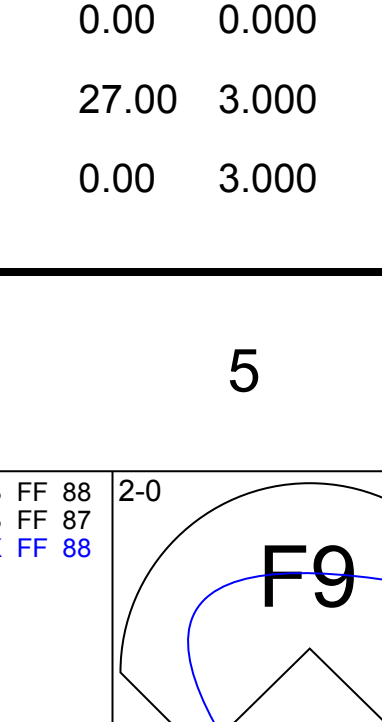
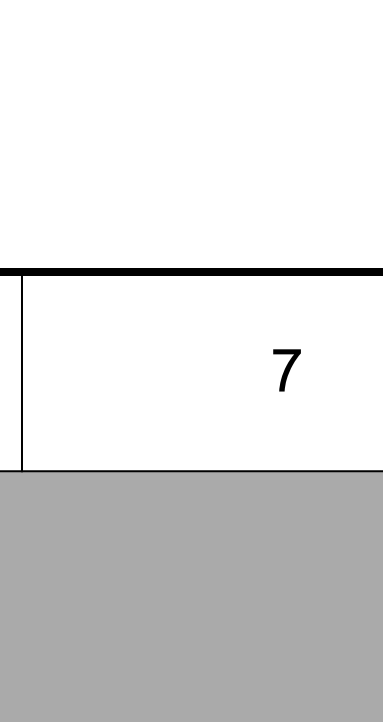
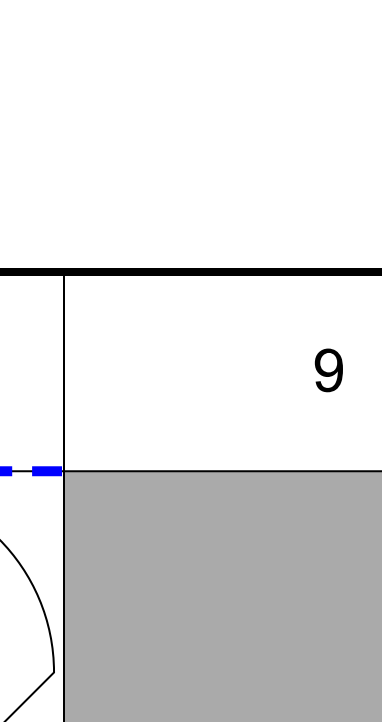


Batter	1	2	3	4	5	6	7	8	9	AB	R	H	RBI	BB	SO	LOB	BOTTOM							
37 Odúbel Herrera, L OBP: 0.380, SLG: 0.455										4	1	1	0	1	1	1	Pittsburgh Pirates @ Philadelphia Phillies Citizens Bank Park, Philadelphia, PA Fri Apr 03 2015, 7:08 PM - 10:24 PM EDT Att: 16,609 - Overcast - 61 F							
68 Russ Canzler, R OBP: 0.298, SLG: 0.378 2 Ben Revere, L OBP: 0.222, SLG: 0.232										2	1	0	0	1	2	0								
3 Jeff Francoeur, R OBP: 0.227, SLG: 0.295										4	0	3	0	0	1	0								
6 Ryan Howard, L OBP: 0.221, SLG: 0.333 71 Cord Phelps, S OBP: 0.434, SLG: 0.455										2	1	0	1	1	1	2								
18 Darin Ruf, R OBP: 0.246, SLG: 0.355										4	1	1	1	0	0	4								
25 Cody Asche, L OBP: 0.283, SLG: 0.444										3	0	1	2	0	1	3								
16 César Hernández, S OBP: 0.242, SLG: 0.236										4	1	1	0	0	0	2								
4 Andrés Blanco, S OBP: 0.255, SLG: 0.346										3	1	1	0	0	0	0								
76 René García, R OBP: 0.158, SLG: 0.368 24 Grady Sizemore, L OBP: 0.291, SLG: 0.204										3	0	0	0	0	0	1								
<b>Inning Stats</b>	R: 3 E: 2 K: 0 S: 14	H: 2 LOB: 1 BB: 1 P: 21	R: 0 E: 0 K: 0 S: 6	H: 0 LOB: 0 BB: 0 P: 9	R: 0 E: 0 K: 3 S: 9	H: 0 LOB: 0 BB: 0 P: 13	R: 1 E: 0 K: 0 S: 13	H: 2 LOB: 0 BB: 0 P: 19	R: 0 E: 0 K: 1 S: 7	H: 0 LOB: 0 BB: 0 P: 9	R: 0 E: 0 K: 0 S: 6	H: 1 LOB: 2 BB: 1 P: 13	R: 0 E: 0 K: 0 S: 14	H: 1 LOB: 2 BB: 1 P: 20	R: 0 E: 0 K: 1 S: 11	H: 1 LOB: 1 BB: 0 P: 15		R: 3 E: 1 K: 1 S: 10	H: 2 LOB: 0 BB: 0 P: 16	1B: 5 2B: 3 3B: 0 HR: 1	SF: 0 SAC: 2 DP: 2 HBP: 0	WP: 0 PB: 0 SB: 0 CS: 0	PA: 38	
<b>PITCHER</b>	IP WLS BF H R ER SO BB IBB HBP BLK WP HR S P ERA WHIP	IP WLS BF H R ER SO BB IBB HBP BLK WP HR S P ERA WHIP	IP WLS BF H R ER SO BB IBB HBP BLK WP HR S P ERA WHIP	IP WLS BF H R ER SO BB IBB HBP BLK WP HR S P ERA WHIP	IP WLS BF H R ER SO BB IBB HBP BLK WP HR S P ERA WHIP	IP WLS BF H R ER SO BB IBB HBP BLK WP HR S P ERA WHIP	IP WLS BF H R ER SO BB IBB HBP BLK WP HR S P ERA WHIP	IP WLS BF H R ER SO BB IBB HBP BLK WP HR S P ERA WHIP	IP WLS BF H R ER SO BB IBB HBP BLK WP HR S P ERA WHIP	IP WLS BF H R ER SO BB IBB HBP BLK WP HR S P ERA WHIP	IP WLS BF H R ER SO BB IBB HBP BLK WP HR S P ERA WHIP	IP WLS BF H R ER SO BB IBB HBP BLK WP HR S P ERA WHIP	IP WLS BF H R ER SO BB IBB HBP BLK WP HR S P ERA WHIP	IP WLS BF H R ER SO BB IBB HBP BLK WP HR S P ERA WHIP	IP WLS BF H R ER SO BB IBB HBP BLK WP HR S P ERA WHIP	IP WLS BF H R ER SO BB IBB HBP BLK WP HR S P ERA WHIP	IP WLS BF H R ER SO BB IBB HBP BLK WP HR S P ERA WHIP	IP WLS BF H R ER SO BB IBB HBP BLK WP HR S P ERA WHIP	IP WLS BF H R ER SO BB IBB HBP BLK WP HR S P ERA WHIP	IP WLS BF H R ER SO BB IBB HBP BLK WP HR S P ERA WHIP	IP WLS BF H R ER SO BB IBB HBP BLK WP HR S P ERA WHIP	IP WLS BF H R ER SO BB IBB HBP BLK WP HR S P ERA WHIP	IP WLS BF H R ER SO BB IBB HBP BLK WP HR S P ERA WHIP	IP WLS BF H R ER SO BB IBB HBP BLK WP HR S P ERA WHIP

AB 33  
R 7  
H 9  
RBI 6  
BB 3  
SO 6  
LOB 17



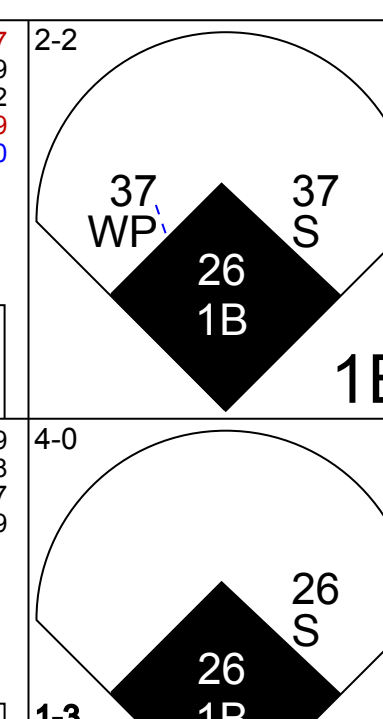
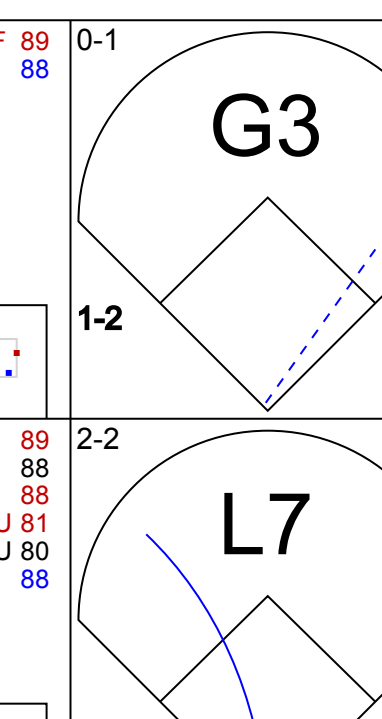
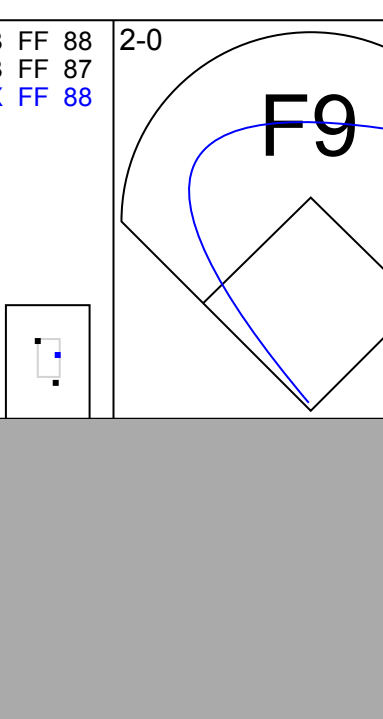
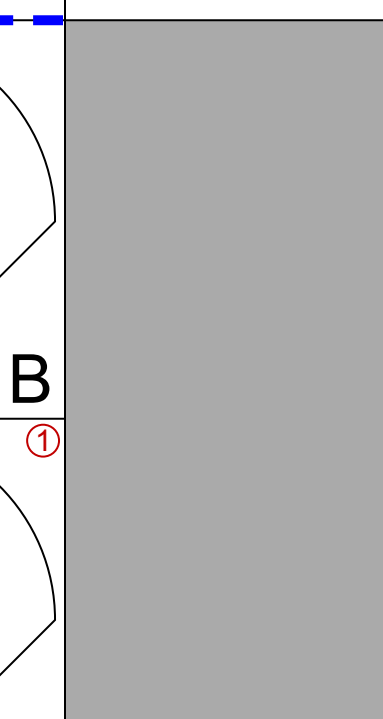
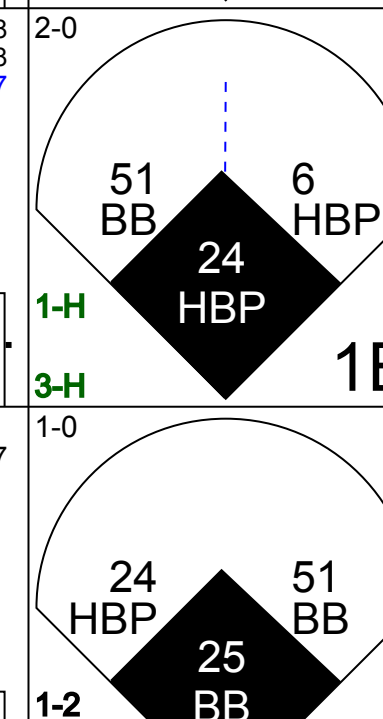
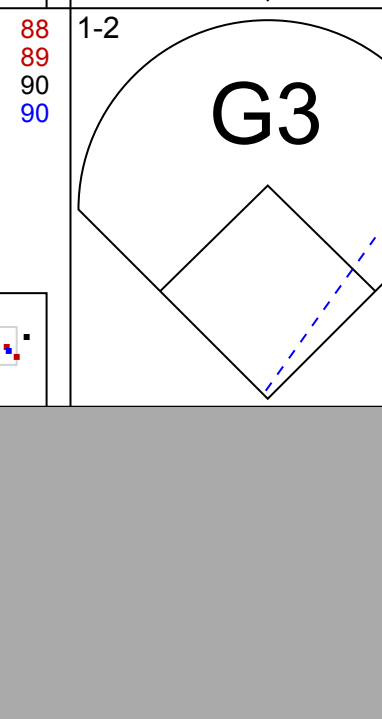
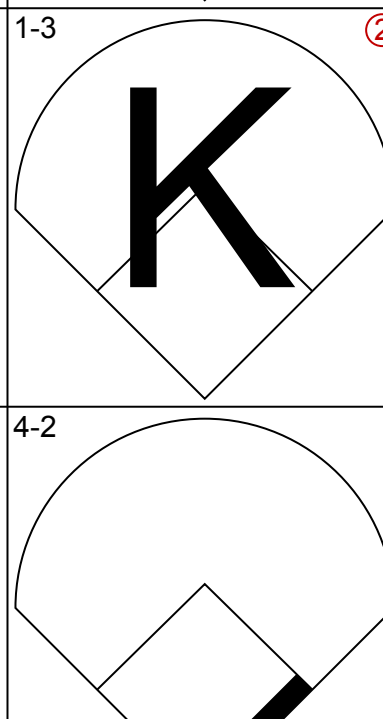
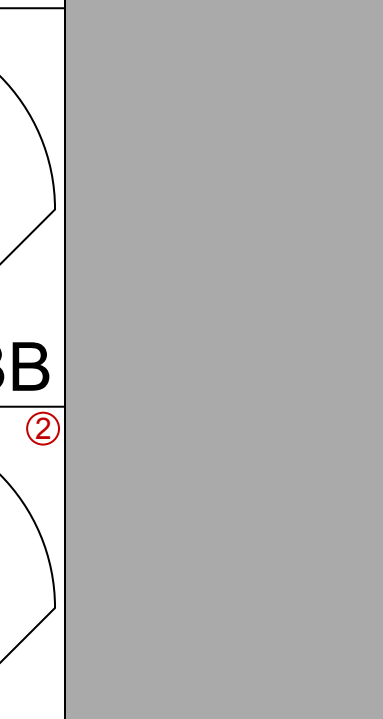
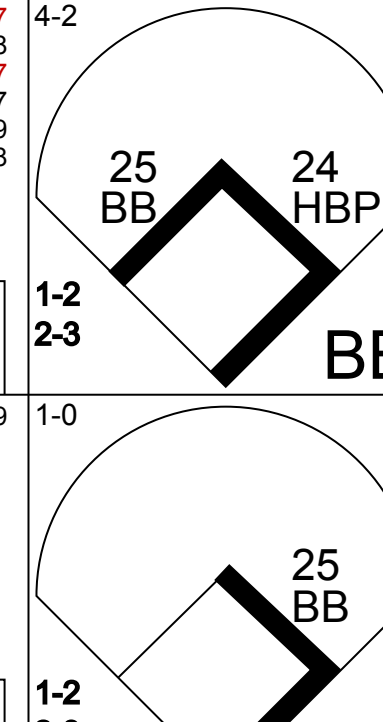

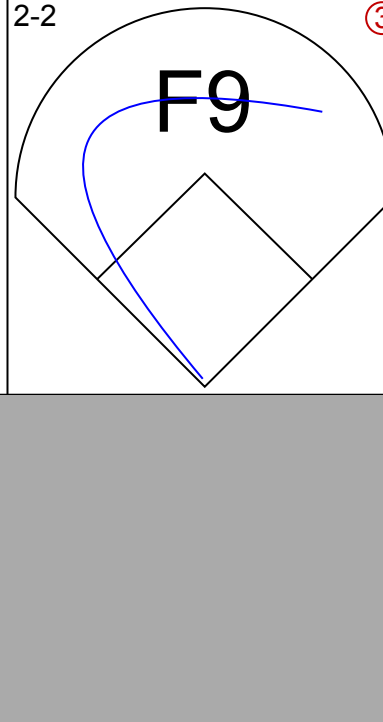
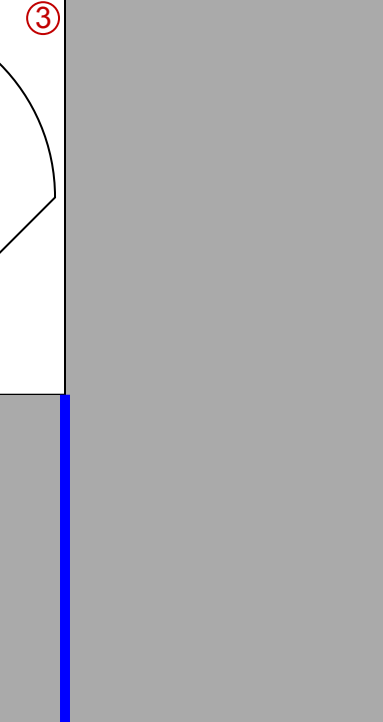
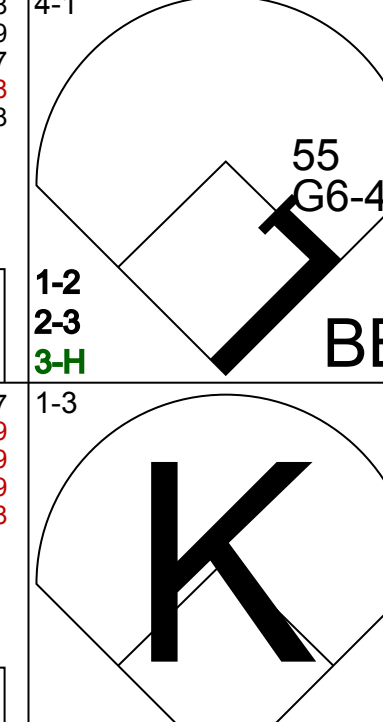

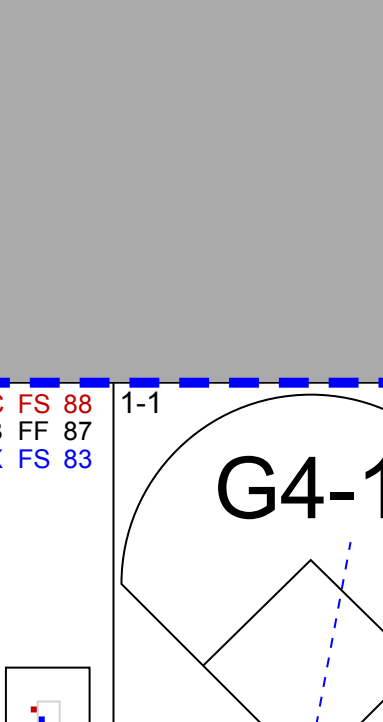


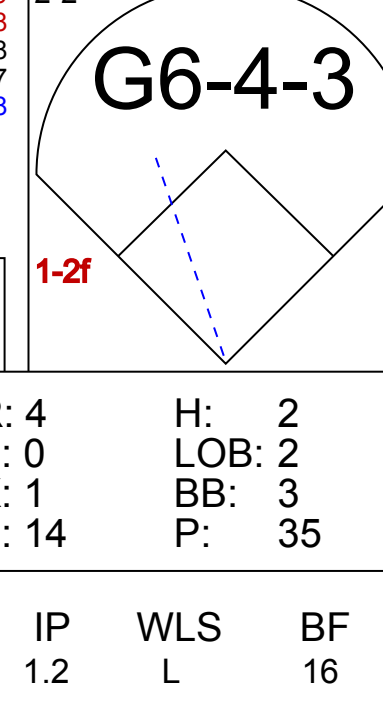
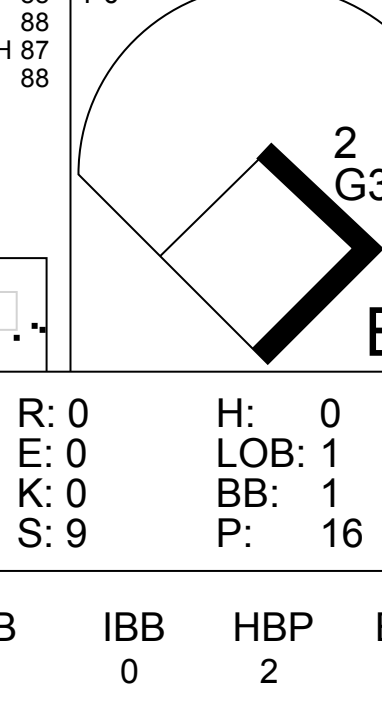
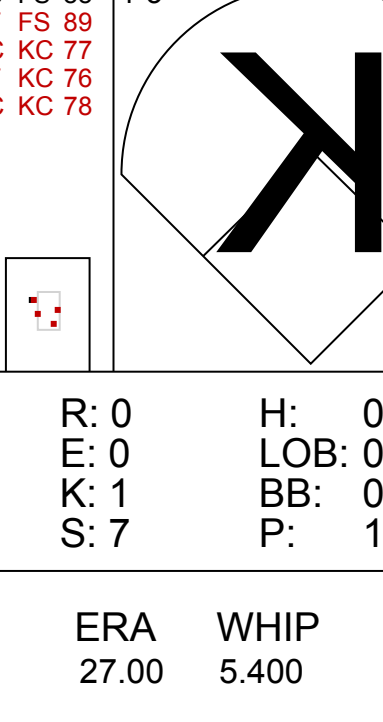








Batter	1	2	3	4	5	6	7	8	9	AB	R	H	RBI	BB	SO	LOB	TOP									
5 Josh Harrison, R (1.5) OBP: 0.339, SLG: 0.455 13 Eric Wood, R (3.5)										2	0	0	0	0	1	0										
25 Gregory Polanco, L (1.9) OBP: 0.277, SLG: 0.403 15 Andrew Lambo, L (3.9) OBP: 0.222, SLG: 0.283 37 Arquimedes Caminero, R (7.1) OBP: 1.000, SLG: 1.000 29 Yhonathan Barrios, S (8.1)										2	0	0	0	0	2	0										
6 Starling Marte, R (1.8) OBP: 0.357, SLG: 0.515 Keon Broxton, R (3.8)										2	0	0	0	0	0	0										
18 Neil Walker, S (1.4) OBP: 0.350, SLG: 0.561 27 Jung Ho Kang, R (4.4) OBP: 0.280, SLG: 0.444 46 Vance Worley, R (6.1) Stetson Allie, R (7.7) OBP: 0.333, SLG: 0.300										2	0	0	0	0	0	1										
24 Pedro Alvarez, L (1.3) OBP: 0.304, SLG: 0.660 12 Corey Hart, R (4.3) OBP: 0.417, SLG: 0.484 10 Max Moroff, S (6.4) OBP: 0.111, SLG: 0.077										2	0	1	0	0	0	0										
10 Jordy Mercer, R (1.6) OBP: 0.387, SLG: 0.509 Gustavo Nunez, S (4.6)										2	0	0	0	0	1											
26 Tony Sanchez, R (1.2) OBP: 0.429, SLG: 0.750 Sebastian Valle, R (8.7) OBP: 0.143, SLG: 0.214										3	0	1	0	0	1	1										
3 Sean Rodriguez, R (1.7) OBP: 0.218, SLG: 0.176 35 Mark Melancon, R (5.1) 17 Josh Bell, S (6.3) OBP: 0.250, SLG: 0.333										0	0	0	0	2	0	0										
50 Charlie Morton, R (1.1) 19 John Kuchno, R (2.1) 24 Jonathan Schwind, R (5.7)										1	0	0	0	0	0	3										
<b>Inning Stats</b>	R: 0 H: 0 E: 1 K: 2 S: 13	H: 0 LOB: 1 BB: 0 P: 17	R: 0 H: 2 E: 0 K: 0 S: 12	H: 2 LOB: 2 BB: 1 P: 23	R: 0 H: 0 E: 0 K: 1 S: 7	H: 0 LOB: 0 BB: 0 P: 7	R: 0 H: 0 E: 0 K: 0 S: 8	H: 0 LOB: 1 BB: 1 P: 10	R: 0 H: 0 E: 0 K: 1 S: 9	H: 0 LOB: 1 BB: 1 P: 16	R: 2 H: 2 E: 1 K: 1 S: 12	H: 2 LOB: 1 BB: 1 P: 23	R: 2 H: 2 E: 0 K: 1 S: 11	H: 2 LOB: 1 BB: 1 P: 24	R: 0 H: 0 E: 0 K: 1 S: 6	H: 0 LOB: 0 BB: 0 P: 12	R: 0 H: 0 E: 0 K: 1 S: 9	H: 0 LOB: 0 BB: 0 P: 15	1B: 4 2B: 2 3B: 0 HR: 0	SF: 0 SAC: 0 DP: 1 HBP: 0	WP: 1 PB: 0 SB: 0 CS: 0	PA: 37				
<b>PITCHER</b>	IP WLS BF H R ER SO BB IBB HBP BLK WP HR S P ERA WHIP	5.0 W 19 2 0 0 4 2 0 0 0 0 0 0 49 73 0.00 0.800	0.1 4 2 2 2 0 1 0 0 0 0 0 0 8 17 54.00 9.000	0.2 H 2 0 0 0 1 0 0 0 0 0 0 4 6 0.00 0.000	0.2 4 1 2 2 1 1 0 0 0 1 0 8 17 27.00 3.000	0.1 H 2 1 0 0 0 0 0 0 0 0 0 3 7 0.00 3.000																				
55 David Buchanan, R (1.1) ERA: 1.29 53 Ken Giles, R (6.1) ERA: 8.0 56 Cesar Jimenez, L (6.1) ERA: 4.35 Andy Oliver, L (7.1) ERA: 3.55 29 Seth Rosin, R (7.1) ERA: 2.68																										
63 Jake Diekman, L (8.1) ERA: 8.18 57 Luis Garcia, R (9.1) ERA: 0.75																										

Pittsburgh Pirates @ Philadelphia Phillies  
Citizens Bank Park, Philadelphia, PA  
Sat Apr 04 2015, 1:06 PM - 4:14 PM EDT  
Att: 24,728 - Partly Cloudy - 55 F

AB 33  
R 4  
H 6  
RBI 4  
BB 4  
SO 8  
LOB 15



Batter	1	2	3	4	5	6	7	8	9	AB	R	H	RBI	BB	SO	LOB	BOTTOM									
2 Ben Revere, L (1.7) OBP: 0.247, SLG: 0.247										4	2	2	0	1	0	1										
37 Odiel Herrera, L (1.8) OBP: 0.382, SLG: 0.443										4	2	1	0	1	1	2										
26 Chase Utley, L (1.4) OBP: 0.474, SLG: 0.824 16 César Hernández, S (4.4) OBP: 0.250, SLG: 0.232										3	1	1	2	0	1	3										
6 Ryan Howard, L (1.3) OBP: 0.247, SLG: 0.338 Andy Oliver, L (7.1) 29 Seth Rosin, R (7.1) 15 Jordan Danks, L (8.9) OBP: 0.347, SLG: 0.372										2	1	1	0	1	0	1										
51 Carlos Ruiz, R (1.2) OBP: 0.289, SLG: 0.286 29 Cameron Rupp, R (6.2) OBP: 0.378, SLG: 0.455										2	0	1	1	1	0	1										
24 Grady Sizemore, L (1.9) OBP: 0.305, SLG: 0.212 63 Jake Diekman, R (8.1) 57 Luis Garcia, R (9.1)										3	0	1	1	0	2	2										
25 Cody Asche, L (1.5) OBP: 0.279, SLG: 0.429										2	0	0	1	2	0	1										
13 Freddy Galvis, S (1.6) OBP: 0.307, SLG: 0.375										4	0	0	0	0	1	7										
55 David Buchanan, R (1.1) ERA: 8.47 71 Cord Phelps, S (5.7) OBP: 0.426, SLG: 0.444 53 Ken Giles, L (6.1) 56 Cesar Jimenez, L (6.1) 18 Darin Ruf, R (7.3) OBP: 0.242, SLG: 0.349										1	0	0	0	1	0	3										
<b>Inning Stats</b>	R: 4 H: 2 E: 0 K: 1 S: 14	H: 2 LOB: 3 BB: 2 P: 35	R: 2 H: 2 E: 2 K: 2 S: 19	H: 2 LOB: 3 BB: 2 P: 37	R: 0 H: 0 E: 0 K: 0 S: 9	H: 0 LOB: 1 BB: 1 P: 16	R: 0 H: 2 E: 0 K: 0 S: 6	H: 0 LOB: 1 BB: 0 P: 12	R: 0 H: 0 E: 0 K: 1 S: 7	H: 0 LOB: 0 BB: 0 P: 11	R: 0 H: 0 E: 0 K: 1 S: 11	H: 0 LOB: 1 BB: 1 P: 19	R: 0 H: 0 E: 1 K: 2 S: 13	H: 0 LOB: 1 BB: 0 P: 21	R: 0 H: 1 E: 0 K: 3 S: 13	H: 1 LOB: 2 BB: 1 P: 26	1B: 7 2B: 0 3B: 0 HR: 0	SF: 0 SAC: 0 DP: 2 HBP: 2	WP: 3 PB: 0 SB: 4 CS: 0	PA: 41						
<b>PITCHER</b>	IP WLS BF H R ER SO BB IBB HBP BLK WP HR S P ERA WHIP	1.2 L 16 4 6 5 3 5 0 0 0 0 0 0 17 30 0.00 1.286	2.1 9 2 0 0 0 1 0 0 0 0 0 0 7 11 0.00 0.000	1.0 4 0 0 0 1 1 0 0 0 0 0 0 11 19 1.000 1.000	1.0 4 0 0 0 2 0 0 0 0 0 0 0 13 21 0.00 0.000																					
50 Charlie Morton, R (1.1) ERA: 8.47 19 John Kuchno, R (2.1) ERA: 35 Mark Melancon, R (5.1) ERA: 7.25 46 Vance Worley, R (6.1) ERA: 4.71 37 Arquimedes Caminero, R (7.1) ERA: 2.7																										
29 Yhonathan Barrios, R (8.1) ERA:																										

Pittsburgh Pirates @ Philadelphia Phillies  
Citizens Bank Park, Philadelphia, PA  
Sat Apr 04 2015, 1:06 PM - 4:14 PM EDT  
Att: 24,728 - Partly Cloudy - 55 F

AB 31  
R 6  
H 7  
RBI 5  
BB 8  
SO 10  
LOB 27





Batter	1	2	3	4	5	6	7	8	9	AB	R	H	RBI	BB	SO	LOB	TOP								
50 Mookie Betts, R OBP: 0.600, SLG: 1.250	P6		HR		K		1B		BB	4	2	2	1	1	1	0	<b>Boston Red Sox @ Philadelphia Phillies</b> Citizens Bank Park, Philadelphia, PA Mon Apr 06 2015, 3:14 PM - 6:09 PM EDT Att: 45,549 - Partly Cloudy - 71 F								
15 Dustin Pedroia, R OBP: 0.600, SLG: 1.800	HR		G5-3		HR		1B		K	5	2	3	2	0	1	2									
34 David Ortiz, L 12 Mike Napoli, R	K		P6		K		K		BB	4	0	0	0	0	3	2									
13 Hanley Ramirez, R OBP: 0.600, SLG: 2.000	L9		BB		HR		G6-3		HR	4	2	2	5	1	0	2									
48 Pablo Sandoval, S	G4-3		K		K		G4-3		K	5	0	0	0	0	3	1									
18 Shane Victorino, S	BB		BB		K		BB		L7	3	0	0	0	2	1	0									
2 Xander Bogaerts, R	P3		F9		L8		L8		BB	3	0	0	0	1	0	2									
10 Ryan Hanigan, R OBP: 0.500, SLG: 0.333	BB		1B		G6-3		G6-3		G6-3	3	0	1	0	1	0	2									
11 Clay Buchholz, L 36 Junichi Tazawa, R	G1-3		G3-1		G6-3		G6-3		1B	3	0	0	0	0	0	4									
5 Allen Craig, R 59 Tommy Layne, L									1B	0	0	0	0	0	0	0									
<b>Inning Stats</b>	R: 1 E: 0 K: 1 S: 8	H: 1 LOB: 0 BB: 0 P: 9	R: 0 E: 0 K: 0 S: 13	H: 0 LOB: 2 BB: 2 P: 29	R: 1 E: 0 K: 1 S: 18	H: 1 LOB: 1 BB: 1 P: 26	R: 0 E: 0 K: 1 S: 11	H: 1 LOB: 0 BB: 0 P: 16	R: 2 E: 0 K: 3 S: 14	H: 2 LOB: 0 BB: 0 P: 20	R: 0 E: 0 K: 0 S: 10	H: 0 LOB: 1 BB: 1 P: 19	R: 0 E: 0 K: 1 S: 9	H: 2 LOB: 1 BB: 0 P: 14	R: 0 E: 0 K: 0 S: 11	H: 0 LOB: 1 BB: 1 P: 21	R: 4 E: 0 K: 2 S: 16	H: 2 LOB: 0 BB: 2 P: 30	1B: 4 2B: 0 3B: 0 HR: 5	SF: 0 SAC: 0 DP: 1 HBP: 0	WP: 0 PB: 0 SB: 1 CS: 0	PA: 42			
<b>PITCHER</b>	IP WLS BF H R ER SO BB IBB HBP BLK WP HR S P ERA WHIP	IP WLS BF H R ER SO BB IBB HBP BLK WP HR S P ERA WHIP	IP WLS BF H R ER SO BB IBB HBP BLK WP HR S P ERA WHIP	IP WLS BF H R ER SO BB IBB HBP BLK WP HR S P ERA WHIP	IP WLS BF H R ER SO BB IBB HBP BLK WP HR S P ERA WHIP	IP WLS BF H R ER SO BB IBB HBP BLK WP HR S P ERA WHIP	IP WLS BF H R ER SO BB IBB HBP BLK WP HR S P ERA WHIP	IP WLS BF H R ER SO BB IBB HBP BLK WP HR S P ERA WHIP	IP WLS BF H R ER SO BB IBB HBP BLK WP HR S P ERA WHIP	IP WLS BF H R ER SO BB IBB HBP BLK WP HR S P ERA WHIP	IP WLS BF H R ER SO BB IBB HBP BLK WP HR S P ERA WHIP	IP WLS BF H R ER SO BB IBB HBP BLK WP HR S P ERA WHIP	IP WLS BF H R ER SO BB IBB HBP BLK WP HR S P ERA WHIP	IP WLS BF H R ER SO BB IBB HBP BLK WP HR S P ERA WHIP	IP WLS BF H R ER SO BB IBB HBP BLK WP HR S P ERA WHIP	IP WLS BF H R ER SO BB IBB HBP BLK WP HR S P ERA WHIP	IP WLS BF H R ER SO BB IBB HBP BLK WP HR S P ERA WHIP	IP WLS BF H R ER SO BB IBB HBP BLK WP HR S P ERA WHIP	IP WLS BF H R ER SO BB IBB HBP BLK WP HR S P ERA WHIP	IP WLS BF H R ER SO BB IBB HBP BLK WP HR S P ERA WHIP	IP WLS BF H R ER SO BB IBB HBP BLK WP HR S P ERA WHIP	IP WLS BF H R ER SO BB IBB HBP BLK WP HR S P ERA WHIP	IP WLS BF H R ER SO BB IBB HBP BLK WP HR S P ERA WHIP	IP WLS BF H R ER SO BB IBB HBP BLK WP HR S P ERA WHIP	IP WLS BF H R ER SO BB IBB HBP BLK WP HR S P ERA WHIP

AB 35  
R 8  
H 9  
RBI 8  
BB 7  
SO 9  
LOB 15



Batter	1	2	3	4	5	6	7	8	9	AB	R	H	RBI	BB	SO	LOB	BOTTOM								
2 Ben Revere, L	F8		L4			L3		F7		4	0	0	0	0	0	0	<b>Boston Red Sox @ Philadelphia Phillies</b> Citizens Bank Park, Philadelphia, PA Mon Apr 06 2015, 3:14 PM - 6:09 PM EDT Att: 45,549 - Partly Cloudy - 71 F								
37 Odúbel Herrera, L	F8		K		K		L5			4	0	0	0	0	2	0									
26 Chase Utley, L	E1		K		K		K		G3	4	0	0	0	0	2	0									
6 Ryan Howard, L OBP: 0.250, SLG: 0.500	G4-3		2B		G3-1		G3-1		L5	4	0	1	0	0	0	1									
51 Carlos Ruiz, R OBP: 0.750, SLG: 0.500	K		BB		FC6		1B		BB	2	0	1	0	2	1	0									
24 Grady Sizemore, L 3 Jeff Francoeur, R	G4-3		FC6		1B		1B		G5-3	3	0	1	0	0	0	2									
25 Cody Asche, L	K		K2-3		FC4-6		FC4-6			3	0	0	0	0	2	2									
13 Freddy Galvis, S	B4-3		G4-3		K		K			3	0	0	0	0	1	2									
35 Cole Hamels, L 16 César Hernández, S 57 Luis García, R 46 Jeanmar Gómez, R 30 Justin De Fratus, S 4 Andrés Blanco, S 63 Jake Diekman, R 56 Cesar Jimenez, L	K		F9				G4-3			1	0	0	0	0	1	0									
<b>Inning Stats</b>	R: 0 E: 1 K: 0 S: 7	H: 0 LOB: 1 BB: 0 P: 10	R: 0 E: 0 K: 2 S: 11	H: 0 LOB: 0 BB: 0 P: 15	R: 0 E: 0 K: 1 S: 5	H: 0 LOB: 0 BB: 0 P: 7	R: 0 E: 0 K: 2 S: 14	H: 1 LOB: 2 BB: 1 P: 23	R: 0 E: 0 K: 1 S: 9	H: 0 LOB: 0 BB: 0 P: 12	R: 0 E: 0 K: 2 S: 9	H: 0 LOB: 0 BB: 0 P: 16	R: 0 E: 0 K: 1 S: 10	H: 2 LOB: 2 BB: 0 P: 11	R: 0 E: 0 K: 0 S: 7	H: 0 LOB: 0 BB: 0 P: 11		R: 0 E: 0 K: 0 S: 6	H: 0 LOB: 1 BB: 1 P: 13	1B: 2 2B: 1 3B: 0 HR: 0	SF: 0 SAC: 0 DP: 0 HBP: 0	WP: 0 PB: 0 SB: 0 CS: 0	PA: 33		
<b>PITCHER</b>	IP WLS BF H R ER SO BB IBB HBP BLK WP HR S P ERA WHIP	IP WLS BF H R ER SO BB IBB HBP BLK WP HR S P ERA WHIP	IP WLS BF H R ER SO BB IBB HBP BLK WP HR S P ERA WHIP	IP WLS BF H R ER SO BB IBB HBP BLK WP HR S P ERA WHIP	IP WLS BF H R ER SO BB IBB HBP BLK WP HR S P ERA WHIP	IP WLS BF H R ER SO BB IBB HBP BLK WP HR S P ERA WHIP	IP WLS BF H R ER SO BB IBB HBP BLK WP HR S P ERA WHIP	IP WLS BF H R ER SO BB IBB HBP BLK WP HR S P ERA WHIP	IP WLS BF H R ER SO BB IBB HBP BLK WP HR S P ERA WHIP	IP WLS BF H R ER SO BB IBB HBP BLK WP HR S P ERA WHIP	IP WLS BF H R ER SO BB IBB HBP BLK WP HR S P ERA WHIP	IP WLS BF H R ER SO BB IBB HBP BLK WP HR S P ERA WHIP	IP WLS BF H R ER SO BB IBB HBP BLK WP HR S P ERA WHIP	IP WLS BF H R ER SO BB IBB HBP BLK WP HR S P ERA WHIP	IP WLS BF H R ER SO BB IBB HBP BLK WP HR S P ERA WHIP	IP WLS BF H R ER SO BB IBB HBP BLK WP HR S P ERA WHIP	IP WLS BF H R ER SO BB IBB HBP BLK WP HR S P ERA WHIP	IP WLS BF H R ER SO BB IBB HBP BLK WP HR S P ERA WHIP	IP WLS BF H R ER SO BB IBB HBP BLK WP HR S P ERA WHIP	IP WLS BF H R ER SO BB IBB HBP BLK WP HR S P ERA WHIP	IP WLS BF H R ER SO BB IBB HBP BLK WP HR S P ERA WHIP	IP WLS BF H R ER SO BB IBB HBP BLK WP HR S P ERA WHIP	IP WLS BF H R ER SO BB IBB HBP BLK WP HR S P ERA WHIP	IP WLS BF H R ER SO BB IBB HBP BLK WP HR S P ERA WHIP	IP WLS BF H R ER SO BB IBB HBP BLK WP HR S P ERA WHIP

AB 31  
R 0  
H 3  
RBI 0  
BB 2  
SO 9  
LOB 8





Batter	1	2	3	4	5	6	7	8	9	AB	R	H	RBI	BB	SO	LOB	TOP		
50 Mookie Betts, R (1,8) OBP: 0.333, SLG: 0.625	F7			L7		F9		F9		4	0	0	0	0	0	2	<b>Boston Red Sox @ Philadelphia Phillies</b> Citizens Bank Park, Philadelphia, PA Wed Apr 08 2015, 7:08 PM - 10:02 PM EDT Att: 26,465 - Cloudy - 40 F		
15 Dustin Pedroia, R (1,4) OBP: 0.556, SLG: 1.286	K			F9			BB 12 L6-4, 48 1B	BB 48 BB		2	0	0	0	2	1	0			
48 Pablo Sandoval, S (1,5) OBP: 0.333, SLG: 0.250	K				1B					3	0	2	1	1	1	0			
13 Hanley Ramirez, R (1,7) OBP: 0.333, SLG: 1.000		K			G3			F8	F7	4	0	0	0	0	1	6			
12 Mike Napoli, R (1,3)		K				F9			F7	4	0	0	0	0	1	2			
29 Daniel Nava, S (1,9)			G4-3						F7	4	1	0	0	0	0	0			
10 Ryan Hanigan, R (1,2) OBP: 0.429, SLG: 0.200				K		F9				2	1	0	0	1	1	0			
2 Xander Bogaerts, R (1,6) OBP: 0.250, SLG: 0.143				G6-3					CI	4	0	1	1	0	2	1			
22 Rick Porcello, R (1,1)										2	0	0	0	0	2	0			
28 Robbie Ross Jr., L (7,1)										0	0	0	0	0	0	0			
34 David Ortiz, L (8,PH)										1	0	0	0	0	1	2			
41 Alexi Ogando, R (8,1)										0	0	0	0	0	0	0			
<b>Inning Stats</b>	R: 0 H: 0 E: 0 K: 2 S: 10	H: 0 LOB: 0 BB: 0 P: 14	R: 0 H: 0 E: 0 K: 2 S: 10	H: 0 LOB: 0 BB: 0 P: 15	R: 0 H: 0 E: 0 K: 2 S: 10	H: 0 LOB: 0 BB: 0 P: 16	R: 0 H: 1 E: 0 K: 0 S: 9	H: 1 LOB: 1 BB: 0 P: 15	R: 0 H: 0 E: 0 K: 2 S: 9	H: 0 LOB: 0 BB: 0 P: 11	R: 0 H: 1 E: 0 K: 0 S: 18	H: 1 LOB: 1 BB: 1 P: 29	R: 2 H: 1 E: 1 K: 1 S: 17	H: 1 LOB: 3 BB: 3 P: 33	R: 0 H: 0 E: 1 K: 1 S: 12	H: 0 LOB: 1 BB: 0 P: 19	1B: 3 2B: 1 3B: 0 HR: 0	SF: 0 SAC: 0 DP: 1 HBP: 0	WP: 0 PA: 35 PB: 0 SB: 0 CS: 0
<b>PITCHER</b>	IP WLS BF H R ER SO BB IBB HBP BLK WP HR S P ERA WHIP	IP WLS BF H R ER SO BB IBB HBP BLK WP HR S P ERA WHIP	IP WLS BF H R ER SO BB IBB HBP BLK WP HR S P ERA WHIP	IP WLS BF H R ER SO BB IBB HBP BLK WP HR S P ERA WHIP	IP WLS BF H R ER SO BB IBB HBP BLK WP HR S P ERA WHIP	IP WLS BF H R ER SO BB IBB HBP BLK WP HR S P ERA WHIP	IP WLS BF H R ER SO BB IBB HBP BLK WP HR S P ERA WHIP	IP WLS BF H R ER SO BB IBB HBP BLK WP HR S P ERA WHIP	IP WLS BF H R ER SO BB IBB HBP BLK WP HR S P ERA WHIP	IP WLS BF H R ER SO BB IBB HBP BLK WP HR S P ERA WHIP	IP WLS BF H R ER SO BB IBB HBP BLK WP HR S P ERA WHIP	IP WLS BF H R ER SO BB IBB HBP BLK WP HR S P ERA WHIP	IP WLS BF H R ER SO BB IBB HBP BLK WP HR S P ERA WHIP	IP WLS BF H R ER SO BB IBB HBP BLK WP HR S P ERA WHIP	IP WLS BF H R ER SO BB IBB HBP BLK WP HR S P ERA WHIP	IP WLS BF H R ER SO BB IBB HBP BLK WP HR S P ERA WHIP	IP WLS BF H R ER SO BB IBB HBP BLK WP HR S P ERA WHIP		
34 Aaron Harang, R (1,1) ERA: 4.5	6.1	W	22	2	0	0	8	1	0	0	0	0	0	0	0	0	0.00	0.474	
46 Jeanmar Gómez, R (7,1) ERA: 4.5	0.2	H	1	0	0	0	0	0	0	0	0	0	0	0	0	0	0.00	0.000	
53 Ken Giles, R (8,1) ERA: 4.5	0.2		7	1	2	0	1	3	0	0	0	0	0	0	0	0	0.00	6.000	
58 Jonathan Papelbon, R (8,1) ERA: 4.5	1.1	S	5	0	0	0	1	0	0	0	0	0	0	0	0	0	0.00	0.000	

AB	30
R	2
H	3
RBI	2
BB	4
SO	10
LOB	13



Batter	1	2	3	4	5	6	7	8	9	AB	R	H	RBI	BB	SO	LOB	BOTTOM		
2 Ben Revere, L (1,8) OBP: 0.125, SLG: 0.125	G4-3			F8						4	1	1	0	0	0	0	<b>Boston Red Sox @ Philadelphia Phillies</b> Citizens Bank Park, Philadelphia, PA Wed Apr 08 2015, 7:08 PM - 10:02 PM EDT Att: 26,465 - Cloudy - 40 F		
51 Carlos Ruiz, R (1,2) OBP: 0.750, SLG: 0.600										3	0	2	0	1	1	1			
26 Chase Utley, L (1,4)	FC4-6									3	0	0	1	0	1	4			
6 Ryan Howard, L (1,3) OBP: 0.125, SLG: 0.250										4	0	0	0	0	2	1			
53 Ken Giles, R (8,1)										0	0	0	0	0	0	0			
58 Jonathan Papelbon, R (8,1)										0	0	0	0	0	0	0			
18 Darin Ruf, R (1,7) (8,3)										3	1	0	0	1	1	0			
25 Cody Asche, L (1,5) OBP: 0.143, SLG: 0.143										4	1	1	0	0	0	1			
3 Jeff Francoeur, R (1,9) OBP: 0.400, SLG: 1.000										4	1	2	3	0	0	1			
13 Freddy Galvis, S (1,6)										3	0	0	0	0	0	1			
34 Aaron Harang, R (1,1) ERA: 4.5										3	0	0	0	0	2	0			
46 Jeanmar Gómez, R (7,1)										0	0	0	0	0	0	0			
37 Odúbel Herrera, L (8,8)										0	0	0	0	0	0	0			
<b>Inning Stats</b>	R: 0 H: 1 E: 0 K: 0 S: 8	H: 1 LOB: 1 BB: 0 P: 10	R: 0 H: 1 E: 0 K: 0 S: 10	H: 1 LOB: 1 BB: 0 P: 12	R: 0 H: 1 E: 0 K: 1 S: 8	H: 1 LOB: 1 BB: 0 P: 15	R: 0 H: 0 E: 1 K: 0 S: 10	H: 0 LOB: 1 BB: 0 P: 17	R: 0 H: 1 E: 0 K: 1 S: 13	H: 1 LOB: 2 BB: 1 P: 21	R: 3 H: 2 E: 0 K: 2 S: 15	H: 2 LOB: 0 BB: 1 P: 26	R: 1 H: 0 E: 1 K: 2 S: 11	H: 0 LOB: 0 BB: 0 P: 18	R: 0 H: 0 E: 0 K: 1 S: 7	H: 0 LOB: 0 BB: 0 P: 8	1B: 5 2B: 0 3B: 0 HR: 1	SF: 1 SAC: 0 DP: 0 HBP: 0	WP: 1 PA: 34 PB: 0 SB: 1 CS: 0
<b>PITCHER</b>	IP WLS BF H R ER SO BB IBB HBP BLK WP HR S P ERA WHIP	IP WLS BF H R ER SO BB IBB HBP BLK WP HR S P ERA WHIP	IP WLS BF H R ER SO BB IBB HBP BLK WP HR S P ERA WHIP	IP WLS BF H R ER SO BB IBB HBP BLK WP HR S P ERA WHIP	IP WLS BF H R ER SO BB IBB HBP BLK WP HR S P ERA WHIP	IP WLS BF H R ER SO BB IBB HBP BLK WP HR S P ERA WHIP	IP WLS BF H R ER SO BB IBB HBP BLK WP HR S P ERA WHIP	IP WLS BF H R ER SO BB IBB HBP BLK WP HR S P ERA WHIP	IP WLS BF H R ER SO BB IBB HBP BLK WP HR S P ERA WHIP	IP WLS BF H R ER SO BB IBB HBP BLK WP HR S P ERA WHIP	IP WLS BF H R ER SO BB IBB HBP BLK WP HR S P ERA WHIP	IP WLS BF H R ER SO BB IBB HBP BLK WP HR S P ERA WHIP	IP WLS BF H R ER SO BB IBB HBP BLK WP HR S P ERA WHIP	IP WLS BF H R ER SO BB IBB HBP BLK WP HR S P ERA WHIP	IP WLS BF H R ER SO BB IBB HBP BLK WP HR S P ERA WHIP	IP WLS BF H R ER SO BB IBB HBP BLK WP HR S P ERA WHIP	IP WLS BF H R ER SO BB IBB HBP BLK WP HR S P ERA WHIP		
22 Rick Porcello, R (1,1) ERA: 4.5	6.0	L	27	6	3	3	4	2	0	0	0	0	0	0	0	0	4.50	1.333	
28 Robbie Ross Jr., L (7,1) ERA: 4.5	1.0		4	0	1	0	2	0	0	0	0	0	0	0	0	0	0.00	0.000	
41 Alexi Ogando, R (8,1) ERA: 4.5	1.0		3	0	0	0	1	0	0	0	0	0	0	0	0	0	0.00	0.000	

AB	31
R	4
H	6
RBI	4
BB	2
SO	7
LOB	9





Batter	1	2	3	4	5	6	7	8	9	AB	R	H	RBI	BB	SO	LOB	TOP						
50 Mookie Betts, R OBP: 0.286, SLG: 0.462										5	0	1	0	0	0	3	<b>Boston Red Sox @ Philadelphia Phillies</b> Citizens Bank Park, Philadelphia, PA Thu Apr 09 2015, 7:07 PM - 10:16 PM EDT Att: 23,418 - Overcast - 42 F						
15 Dustin Pedroia, R OBP: 0.357, SLG: 0.750										5	0	0	0	0	2	1							
34 David Ortiz, L OBP: 0.143, SLG: 0.143										2	1	1	0	2	1	0							
12 Mike Napoli, R										1	0	0	0	0	0	1							
13 Hanley Ramirez, R OBP: 0.357, SLG: 0.769										5	1	2	0	0	1	3							
48 Pablo Sandoval, S OBP: 0.286, SLG: 0.167										4	1	0	0	1	1	5							
18 Shane Victorino, S OBP: 0.400, SLG: 0.250										5	1	2	1	0	0	0							
10 Ryan Hanigan, R OBP: 0.417, SLG: 0.125										3	1	0	1	2	0	1							
2 Xander Bogaerts, R OBP: 0.462, SLG: 0.545										4	1	3	3	1	0	0							
63 Justin Masterson, R ERA: 3.00										3	0	2	1	0	1	1							
5 Alton Castro, R ERA: 3.00										1	0	0	0	0	0	0							
32 Craig Breslow, L ERA: 3.00										0	0	0	0	0	0	0							
59 Tommy Layne, L ERA: 3.00										0	0	0	0	0	0	0							
26 Brock Holt, L ERA: 3.00										1	0	0	0	0	0	0							
54 Edward Mujica, R ERA: 3.00										0	0	0	0	0	0	0							
<b>Inning Stats</b>	R: 0 E: 0 K: 0 S: 18	H: 1 LOB: 2 BB: 1 P: 28	R: 0 E: 0 K: 1 S: 8	H: 1 LOB: 1 BB: 1 P: 15	R: 6 E: 1 K: 0 S: 18	H: 5 LOB: 1 BB: 2 P: 36	R: 0 E: 0 K: 1 S: 10	H: 0 LOB: 1 BB: 1 P: 19	R: 0 E: 1 K: 0 S: 14	H: 1 LOB: 2 BB: 0 P: 23	R: 0 E: 0 K: 2 S: 12	H: 0 LOB: 0 BB: 0 P: 18	R: 0 E: 0 K: 2 S: 20	H: 1 LOB: 2 BB: 1 P: 32	R: 0 E: 1 K: 1 S: 12	H: 1 LOB: 2 BB: 0 P: 17	R: 0 E: 0 K: 0 S: 9	H: 1 LOB: 1 BB: 0 P: 15	1B: 10 2B: 0 3B: 1 HR: 0	SF: 0 SAC: 0 DP: 1 HBP: 0	WP: 0 PB: 1 CS: 0	PA: 45	
<b>PITCHER</b>	IP WLS BF H R ER SO BB IBB HBP BLK WP HR S P ERA WHIP	IP WLS BF H R ER SO BB IBB HBP BLK WP HR S P ERA WHIP	IP WLS BF H R ER SO BB IBB HBP BLK WP HR S P ERA WHIP	IP WLS BF H R ER SO BB IBB HBP BLK WP HR S P ERA WHIP	IP WLS BF H R ER SO BB IBB HBP BLK WP HR S P ERA WHIP	IP WLS BF H R ER SO BB IBB HBP BLK WP HR S P ERA WHIP	IP WLS BF H R ER SO BB IBB HBP BLK WP HR S P ERA WHIP	IP WLS BF H R ER SO BB IBB HBP BLK WP HR S P ERA WHIP	IP WLS BF H R ER SO BB IBB HBP BLK WP HR S P ERA WHIP	IP WLS BF H R ER SO BB IBB HBP BLK WP HR S P ERA WHIP	IP WLS BF H R ER SO BB IBB HBP BLK WP HR S P ERA WHIP	IP WLS BF H R ER SO BB IBB HBP BLK WP HR S P ERA WHIP	IP WLS BF H R ER SO BB IBB HBP BLK WP HR S P ERA WHIP	IP WLS BF H R ER SO BB IBB HBP BLK WP HR S P ERA WHIP	IP WLS BF H R ER SO BB IBB HBP BLK WP HR S P ERA WHIP	IP WLS BF H R ER SO BB IBB HBP BLK WP HR S P ERA WHIP	IP WLS BF H R ER SO BB IBB HBP BLK WP HR S P ERA WHIP	IP WLS BF H R ER SO BB IBB HBP BLK WP HR S P ERA WHIP	IP WLS BF H R ER SO BB IBB HBP BLK WP HR S P ERA WHIP	IP WLS BF H R ER SO BB IBB HBP BLK WP HR S P ERA WHIP	IP WLS BF H R ER SO BB IBB HBP BLK WP HR S P ERA WHIP	IP WLS BF H R ER SO BB IBB HBP BLK WP HR S P ERA WHIP	IP WLS BF H R ER SO BB IBB HBP BLK WP HR S P ERA WHIP

AB	39
R	6
H	11
RBI	6
BB	6
SO	7
LOB	18



Batter	1	2	3	4	5	6	7	8	9	AB	R	H	RBI	BB	SO	LOB	BOTTOM						
2 Ben Revere, L OBP: 0.083, SLG: 0.083										4	1	0	0	0	0	4	<b>Boston Red Sox @ Philadelphia Phillies</b> Citizens Bank Park, Philadelphia, PA Thu Apr 09 2015, 7:07 PM - 10:16 PM EDT Att: 23,418 - Overcast - 42 F						
51 Carlos Ruiz, R OBP: 0.383, SLG: 0.375										3	0	0	0	1	2	0							
26 Chase Utley, L OBP: 0.083, SLG: 0.091										4	0	1	1	0	1	0							
6 Ryan Howard, L OBP: 0.083, SLG: 0.167										4	0	0	0	0	1	2							
18 Darin Ruf, R										4	0	0	0	0	2	0							
25 Cody Asche, L OBP: 0.384, SLG: 0.300										3	0	2	0	1	1	0							
3 Jeff Francoeur, R OBP: 0.222, SLG: 0.556										4	0	0	0	0	2	3							
13 Freddy Galvis, S OBP: 0.200, SLG: 0.200										4	1	2	0	0	0	2							
55 David Buchanan, R ERA: 3.00										0	0	0	0	0	0	0							
37 Odubel Herrera, L ERA: 3.00										0	0	0	0	0	0	0							
40 Dustin McGowan, R ERA: 3.00										0	0	0	0	0	0	0							
16 César Hernández, S ERA: 3.00										0	0	0	0	0	0	0							
30 Justin De Fratus, S ERA: 3.00										0	0	0	0	0	0	0							
4 Andrés Blanco, S ERA: 3.00										0	0	0	0	0	0	0							
57 Luis García, R ERA: 3.00										0	0	0	0	0	0	0							
63 Jake Diekmann, R ERA: 3.00										0	0	0	0	0	0	0							
<b>Inning Stats</b>	R: 0 E: 0 K: 1 S: 7	H: 0 LOB: 0 BB: 0 P: 10	R: 0 E: 0 K: 2 S: 8	H: 0 LOB: 0 BB: 0 P: 13	R: 2 E: 0 K: 2 S: 20	H: 2 LOB: 2 BB: 2 P: 32	R: 0 E: 0 K: 0 S: 13	H: 1 LOB: 1 BB: 0 P: 17	R: 0 E: 0 K: 1 S: 8	H: 0 LOB: 0 BB: 0 P: 12	R: 0 E: 0 K: 1 S: 8	H: 0 LOB: 0 BB: 0 P: 11	R: 0 E: 0 K: 1 S: 14	H: 1 LOB: 2 BB: 1 P: 19	R: 0 E: 0 K: 1 S: 7	H: 0 LOB: 0 BB: 0 P: 12	R: 0 E: 0 K: 1 S: 10	H: 1 LOB: 1 BB: 0 P: 11	1B: 5 2B: 0 3B: 0 HR: 0	SF: 0 SAC: 0 DP: 0 HBP: 0	WP: 1 PB: 0 SB: 0 CS: 0	PA: 35	
<b>PITCHER</b>	IP WLS BF H R ER SO BB IBB HBP BLK WP HR S P ERA WHIP	IP WLS BF H R ER SO BB IBB HBP BLK WP HR S P ERA WHIP	IP WLS BF H R ER SO BB IBB HBP BLK WP HR S P ERA WHIP	IP WLS BF H R ER SO BB IBB HBP BLK WP HR S P ERA WHIP	IP WLS BF H R ER SO BB IBB HBP BLK WP HR S P ERA WHIP	IP WLS BF H R ER SO BB IBB HBP BLK WP HR S P ERA WHIP	IP WLS BF H R ER SO BB IBB HBP BLK WP HR S P ERA WHIP	IP WLS BF H R ER SO BB IBB HBP BLK WP HR S P ERA WHIP	IP WLS BF H R ER SO BB IBB HBP BLK WP HR S P ERA WHIP	IP WLS BF H R ER SO BB IBB HBP BLK WP HR S P ERA WHIP	IP WLS BF H R ER SO BB IBB HBP BLK WP HR S P ERA WHIP	IP WLS BF H R ER SO BB IBB HBP BLK WP HR S P ERA WHIP	IP WLS BF H R ER SO BB IBB HBP BLK WP HR S P ERA WHIP	IP WLS BF H R ER SO BB IBB HBP BLK WP HR S P ERA WHIP	IP WLS BF H R ER SO BB IBB HBP BLK WP HR S P ERA WHIP	IP WLS BF H R ER SO BB IBB HBP BLK WP HR S P ERA WHIP	IP WLS BF H R ER SO BB IBB HBP BLK WP HR S P ERA WHIP	IP WLS BF H R ER SO BB IBB HBP BLK WP HR S P ERA WHIP	IP WLS BF H R ER SO BB IBB HBP BLK WP HR S P ERA WHIP	IP WLS BF H R ER SO BB IBB HBP BLK WP HR S P ERA WHIP	IP WLS BF H R ER SO BB IBB HBP BLK WP HR S P ERA WHIP	IP WLS BF H R ER SO BB IBB HBP BLK WP HR S P ERA WHIP	IP WLS BF H R ER SO BB IBB HBP BLK WP HR S P ERA WHIP

AB	32
R	2
H	5
RBI	1
BB	3
SO	10
LOB	13





Batter	1	2	3	4	5	6	7	8	9	AB	R	H	RBI	BB	SO	LOB	TOP
3 Michael Taylor, R OBP: 0.294, SLG: 0.588										4	1	1	1	0	1	0	<p>Washington Nationals @ Philadelphia Phillies Citizens Bank Park, Philadelphia, PA Fri Apr 10 2015, 7:09 PM - 9:37 PM EDT Att: 19,047 - Cloudy - 57 F</p> <p>livebaseballscorecards.com</p>
5 Yunel Escobar, R OBP: 0.313, SLG: 0.286										4	0	1	0	0	0	0	
34 Bryce Harper, L OBP: 0.375, SLG: 0.533										4	0	1	0	0	3	1	
11 Ryan Zimmerman, R (1, 3) OBP: 0.250, SLG: 0.357										3	0	1	0	1	0	1	
40 Wilson Ramos, R OBP: 0.167, SLG: 0.250										4	0	1	0	0	1	2	
20 Ian Desmond, R OBP: 0.287, SLG: 0.357										4	0	1	0	0	1	2	
26 Dan Uggla, R OBP: 0.143, SLG: 0.214										3	0	0	0	0	2	1	
12 Tyler Moore, R (1, 7)										3	0	0	0	0	0	0	
47 Gio González, R (1, 1)										2	0	0	0	0	1	0	
29 Xavier Cedeño, L (7, 1)										0	0	0	0	0	0	0	
35 Craig Stammen, R (7, 1)										0	0	0	0	0	0	0	
21 Matthew den Dekker, L (8, PH)										1	0	0	0	0	0	0	
64 Blake Treinen, R (8, 1)										0	0	0	0	0	0	0	
<b>Inning Stats</b>	R: 1 H: 3 E: 0 K: 0 S: 16	H: 3 LOB: 2 BB: 0 P: 27	R: 0 H: 0 E: 0 K: 1 S: 9	H: 0 LOB: 0 BB: 0 P: 12	R: 0 H: 0 E: 0 K: 1 S: 7	H: 0 LOB: 1 BB: 0 P: 11	R: 0 H: 1 E: 0 K: 1 S: 10	H: 0 LOB: 0 BB: 0 P: 14	R: 0 H: 1 E: 0 K: 2 S: 12	H: 1 LOB: 1 BB: 0 P: 17	R: 0 H: 0 E: 0 K: 0 S: 9	H: 0 LOB: 0 BB: 0 P: 10	1B: 4 2B: 1 3B: 0 HR: 1	SF: 0 SAC: 0 DP: 0 HBP: 0	WP: 0 PB: 0 SB: 0 CS: 0	PA: 33	
<b>PITCHER</b>	IP WLS BF H R ER SO BB IBB HBP BLK WP HR S P ERA WHIP																
31 Jerome Williams, R (1, 1) ERA: 1.5	6.0	23	5	1	1	6	1	0	0	0	0	0	1	60	93	1.50	1.000
57 Luis García, R (7, 1) ERA: 9.0	1.0	W	3	0	0	0	1	0	0	0	0	0	0	7	11	0.00	0.000
53 Ken Giles, R (8, 1) ERA: 9.0	1.0	H	4	1	0	2	0	0	0	0	0	0	0	12	17	0.00	1.000
58 Jonathan Papelbon, R (9, 1) ERA: 9.0	1.0	S	3	0	0	0	0	0	0	0	0	0	0	9	10	0.00	0.000

Batter	1	2	3	4	5	6	7	8	9	AB	R	H	RBI	BB	SO	LOB	BOTTOM	
2 Ben Revere, L (1, 8) OBP: 0.188, SLG: 0.133										3	0	1	0	0	1	1	<p>Washington Nationals @ Philadelphia Phillies Citizens Bank Park, Philadelphia, PA Fri Apr 10 2015, 7:09 PM - 9:37 PM EDT Att: 19,047 - Cloudy - 57 F</p> <p>livebaseballscorecards.com</p>	
13 Freddy Galvis, S (1, 6) OBP: 0.429, SLG: 0.462										3	0	3	1	1	0	0		
26 Chase Utley, L (1, 4) OBP: 0.063, SLG: 0.071										3	0	0	1	0	1	3		
53 Ken Giles, R (8, 1) ERA: 9.0										3	0	0	0	1	0	2		
18 Darin Ruf, R (1, 3)										3	0	0	0	1	0	2		
3 Jeff Francoeur, R (1, 9) OBP: 0.231, SLG: 0.462										4	0	1	0	0	1	2		
24 Grady Sizemore, L (1, 7) OBP: 0.333, SLG: 0.200										2	0	0	0	1	0	1		
37 Odúbel Herrera, L (7, PR) (8, 8)										1	1	0	0	0	0	0		
29 Cameron Rupp, R (1, 2)										3	1	0	0	1	0	1		
4 Andrés Blanco, S (1, 5) OBP: 0.400, SLG: 0.500										2	1	1	0	0	0	0		
31 Jerome Williams, R (1, 1) ERA: 4.26										2	0	0	0	0	2	1		
57 Luis García, R (7, 1) ERA: 9.0										0	0	0	0	0	0	0		
16 César Hernández, S (7, PH) (8, 4) OBP: 0.333, SLG: 0.333										1	1	1	2	0	0	0		
<b>Inning Stats</b>	R: 0 H: 1 E: 0 K: 0 S: 10	H: 1 LOB: 2 BB: 2 P: 20	R: 0 H: 0 E: 0 K: 0 S: 6	H: 0 LOB: 0 BB: 0 P: 9	R: 0 H: 1 E: 0 K: 3 S: 13	H: 1 LOB: 1 BB: 0 P: 15	R: 0 H: 1 E: 0 K: 0 S: 8	H: 1 LOB: 0 BB: 0 P: 10	R: 0 H: 1 E: 0 K: 1 S: 6	H: 0 LOB: 0 BB: 0 P: 8	R: 4 H: 2 E: 0 K: 0 S: 25	H: 2 LOB: 2 BB: 2 P: 39	R: 0 H: 0 E: 0 K: 1 S: 9	H: 0 LOB: 0 BB: 0 P: 14	1B: 5 2B: 3 3B: 0 HR: 0	SF: 1 SAC: 0 DP: 2 HBP: 2	WP: 0 PB: 0 SB: 0 CS: 1	PA: 34
<b>PITCHER</b>	IP WLS BF H R ER SO BB IBB HBP BLK WP HR S P ERA WHIP																	
47 Gio González, L (1, 1) ERA: 4.26	6.1	L	26	5	3	3	4	0	1	0	0	0	0	4	6	4.26	1.421	
29 Xavier Cedeño, L (7, 1) ERA: 9.0	0.0	B	2	1	0	0	0	0	1	0	0	0	0	4	6	∞	∞	
35 Craig Stammen, R (7, 1) ERA: 9.0	0.2	3	1	1	1	0	0	0	0	0	0	0	6	7	13.50	1.500		
64 Blake Treinen, R (8, 1) ERA: 9.0	1.0	3	0	0	0	1	0	0	0	0	0	0	9	14	0.00	0.000		







Batter	1	2	3	4	5	6	7	8	9	10	AB	R	H	RBI	BB	SO	LOB	TOP			
3 Michael Taylor, R OBP: 0.296, SLG: 0.440	F9		K		K		CS		K		4	0	0	0	1	3	2	Washington Nationals @ Philadelphia Phillies Citizens Bank Park, Philadelphia, PA Sun Apr 12 2015, 1:38 PM - 4:57 PM EDT Att. 30,094 - Sunny - 62 F			
5 Yunel Escobar, R OBP: 0.385, SLG: 0.391	G6-3		1B		L5		CS		BB		4	1	2	0	1	0	0				
34 Bryce Harper, L OBP: 0.346, SLG: 0.522	HR		F8		G6-3		BB		F9		5	1	1	1	0	0	4				
11 Ryan Zimmerman, R (1, 3) OBP: 0.231, SLG: 0.261	F8		25 1B 40 SF9		25 1B 40 SF9		BB		P4		4	1	1	0	1	0	1				
25 Clint Robinson, L OBP: 0.190, SLG: 0.500	G4-3		G4-3		G1-3		G1-3		G6-3		5	1	3	0	0	0	1				
22 Drew Storen, S (10, 1)			26 FC6-4 20 HBP		1B		1B		1B		0	0	0	0	0	0	0				
40 Wilson Ramos, R OBP: 0.190, SLG: 0.400	K		K		SF9		G6-3		K		4	0	1	2	0	2	3				
20 Ian Desmond, R OBP: 0.208, SLG: 0.227	K		K		G6-3		K		K		4	0	0	0	0	2	2				
26 Dan Uggla, R OBP: 0.111, SLG: 0.167	P2		P2		FC6-4		K		F8		4	0	0	0	0	1	2				
31 Max Scherzer, R OBP: 0.350, SLG: 0.520			G4-3		G4-3		G6-3		BB		2	0	1	0	0	0	2				
4 Reed Johnson, L OBP: 0.308, SLG: 0.248											1	0	0	0	0	0	0				
29 Xavier Cedeno, L OBP: 0.288, SLG: 0.288											0	0	0	0	0	0	0				
35 Craig Stammen, R OBP: 0.190, SLG: 0.190											0	0	0	0	0	0	0				
12 Tyler Moore, R OBP: 0.190, SLG: 0.190											0	0	0	0	0	0	0				
30 Aaron Barrett, R OBP: 0.190, SLG: 0.190											0	0	0	0	0	0	0				
21 Matthew den Dekker, L OBP: 0.190, SLG: 0.190											0	0	0	0	0	0	0				
<b>Inning Stats</b>	R: 1 E: 0 K: 0 S: 8	H: 1 LOB: 0 BB: 0 P: 12	R: 0 E: 0 K: 2 S: 9	H: 0 LOB: 0 BB: 0 P: 15	R: 0 E: 0 K: 1 S: 10	H: 2 LOB: 2 BB: 0 P: 15	R: 0 E: 0 K: 0 S: 14	H: 0 LOB: 0 BB: 0 P: 14	R: 0 E: 0 K: 1 S: 7	H: 0 LOB: 1 BB: 1 P: 14	R: 0 E: 0 K: 1 S: 11	H: 0 LOB: 2 BB: 1 P: 18	R: 0 E: 0 K: 1 S: 7	H: 0 LOB: 1 BB: 1 P: 15	R: 2 E: 0 K: 0 S: 13	H: 3 LOB: 1 BB: 0 P: 20	1B: 6 2B: 2 3B: 0 HR: 1	SF: 1 SAC: 0 DP: 0 HBP: 1	WP: 2 PA: 44		
<b>PITCHER</b>	IP WLS BF H R ER SO	IP WLS BF H R ER SO	IP WLS BF H R ER SO	IP WLS BF H R ER SO	IP WLS BF H R ER SO	IP WLS BF H R ER SO	IP WLS BF H R ER SO	IP WLS BF H R ER SO	IP WLS BF H R ER SO	IP WLS BF H R ER SO	IP WLS BF H R ER SO	IP WLS BF H R ER SO	IP WLS BF H R ER SO	IP WLS BF H R ER SO	IP WLS BF H R ER SO	IP WLS BF H R ER SO	ERA WHIP	ERA WHIP			
47 Sean O'Sullivan, R ERA: 3.0	6.0	25	5	2	2	5	1	0	0	0	0	0	0	0	0	0	0	7	14	0.00	1.000
57 Luis Garcia, R ERA: 1.0	1.0	3	0	0	0	1	1	0	0	0	0	0	0	0	0	0	0	7	14	0.00	1.000
53 Ken Giles, R ERA: 1.0	1.0	5	1	0	0	1	1	0	0	0	0	0	0	0	0	0	0	11	18	0.00	2.000
63 Jake Diekman, L ERA: 13.5	1.1	6	1	1	1	1	1	0	0	0	0	0	0	0	0	0	0	11	21	6.75	1.500
30 Justin De Fratus, R ERA: 2.45	0.2	4	2	1	1	0	0	0	0	0	0	0	0	0	0	0	0	9	14	13.50	3.000

Washington Nationals @ Philadelphia Phillies  
 Citizens Bank Park, Philadelphia, PA  
 Sun Apr 12 2015, 1:38 PM - 4:57 PM EDT  
 Att. 30,094 - Sunny - 62 F

AB 37  
 R 4  
 H 9  
 RBI 3  
 BB 4  
 SO 8  
 LOB 17



Batter	1	2	3	4	5	6	7	8	9	10	AB	R	H	RBI	BB	SO	LOB	BOTTOM					
2 Ben Revere, L OBP: 0.231, SLG: 0.167	BB		K		25 1B		F8		G6-3		4	0	1	0	1	1	0	Washington Nationals @ Philadelphia Phillies Citizens Bank Park, Philadelphia, PA Sun Apr 12 2015, 1:38 PM - 4:57 PM EDT Att. 30,094 - Sunny - 62 F					
30 Justin De Fratus, S (10, 1)											0	0	0	0	0	0	0						
13 Freddy Galvis, S OBP: 0.375, SLG: 0.364	P5		25 1B		P6		F9		F9		4	1	1	0	1	0	3						
25 Cody Asche, L OBP: 0.500, SLG: 0.429	K		1B		1B		1B		1B		4	0	3	1	1	1	1						
6 Ryan Howard, L OBP: 0.150, SLG: 0.300	K		1B		1B		1B		1B		4	0	0	0	0	4	6						
53 Ken Giles, R (8, 1)	K		K		K		K		K		0	0	0	0	0	0	0						
63 Jake Diekman, R (9, 1)	K		K		K		K		K		0	0	0	0	0	0	0						
24 Grady Sizemore, L OBP: 0.250, SLG: 0.273											1	0	0	0	1	2							
3 Jeff Francoeur, R (1, 9) OBP: 0.222, SLG: 0.444	L5		F9		F9		F8		G3		4	0	0	0	0	0	0						
26 Chase Utley, L (10, PH) OBP: 0.136, SLG: 0.105											1	0	0	0	0	2							
37 Odibel Herrera, L OBP: 0.313, SLG: 0.286	16 E 16 S		P6		P6		G3		P6		5	0	2	1	0	0	0						
16 César Hernández, S (1, 4) OBP: 0.222, SLG: 0.222	K		K		G3-1		G3		G4-3		5	0	1	0	0	1	3						
29 Cameron Rupp, R (1, 2)	F8		F8		P3		K		K		4	0	0	0	0	2	2						
47 Sean O'Sullivan, R (1, 1)											1	1	0	0	1	1	0						
57 Luis Garcia, R (7, 1)											0	0	0	0	0	0	0						
18 Darin Ruf, R OBP: 0.200, SLG: 0.308											2	1	1	1	0	1	0						
<b>Inning Stats</b>	R: 0 E: 0 K: 2 S: 12	H: 0 LOB: 1 BB: 1 P: 18	R: 0 E: 0 K: 1 S: 10	H: 1 LOB: 1 BB: 0 P: 15	R: 0 E: 0 K: 3 S: 16	H: 2 LOB: 2 BB: 0 P: 23	R: 0 E: 0 K: 0 S: 9	H: 0 LOB: 0 BB: 0 P: 13	R: 1 E: 0 K: 1 S: 15	H: 2 LOB: 2 BB: 1 P: 23	R: 0 E: 0 K: 1 S: 9	H: 1 LOB: 1 BB: 0 P: 10	R: 1 E: 0 K: 1 S: 13	H: 2 LOB: 1 BB: 0 P: 19	R: 0 E: 0 K: 0 S: 8	H: 0 LOB: 0 BB: 0 P: 10	R: 0 E: 0 K: 2 S: 10	H: 0 LOB: 0 BB: 0 P: 14	R: 1 E: 0 K: 1 S: 10	H: 1 LOB: 2 BB: 2 P: 20	1B: 8 2B: 0 3B: 0 HR: 1	SF: 0 SAC: 0 DP: 0 HBP: 0	WP: 0 PA: 43
<b>PITCHER</b>	IP WLS BF H R ER SO	IP WLS BF H R ER SO	IP WLS BF H R ER SO	IP WLS BF H R ER SO	IP WLS BF H R ER SO	IP WLS BF H R ER SO	IP WLS BF H R ER SO	IP WLS BF H R ER SO	IP WLS BF H R ER SO	IP WLS BF H R ER SO	IP WLS BF H R ER SO	IP WLS BF H R ER SO	IP WLS BF H R ER SO	IP WLS BF H R ER SO	IP WLS BF H R ER SO	IP WLS BF H R ER SO	ERA WHIP	ERA WHIP					
31 Max Scherzer, R ERA: 0.66	6.0	26	6	1	1	8	2	0	0	0	0	0	0	0	0	0	0	0	13	19	9.00	2.000	
29 Xavier Cedeño, L ERA: 9.0	1.0	5	2	1	1	1	0	0	0	0	0	0	0	0	0	0	0	8	10	0.00	0.000		
35 Craig Stammen, R ERA: 1.0	1.0	3	0	0	0	0	0	0	0	0	0	0	0	0	0	0	0	10	14	0.00	0.000		
30 Aaron Barrett, R ERA: 1.0	1.0	3	0	0	0	2	0	0	0	0	0	0	0	0	0	0	0	10	14	0.00	0.000		
22 Drew Storen, R ERA: 4.5	1.0	6	1	1	1	1	2	0	0	0	0	0	0	0	0	0	0	10	20	9.00	3.000		

Washington Nationals @ Philadelphia Phillies  
 Citizens Bank Park, Philadelphia, PA  
 Sun Apr 12 2015, 1:38 PM - 4:57 PM EDT  
 Att. 30,094 - Sunny - 62 F

AB 39  
 R 3  
 H 9  
 RBI 3  
 BB 4  
 SO 12  
 LOB 19









Batter	1	2	3	4	5	6	7	8	9	AB	R	H	RBI	BB	SO	LOB	TOP			
37 Odúbel Herrera, L (1.8) OBP: 0.240, SLG: 0.217			F7		F8		K		K	5	0	0	0	0	3	2	Philadelphia Phillies @ New York Mets Citi Field, Flushing, NY Tue Apr 14 2015, 7:12 PM - 10:17 PM EDT Att: 39,489 - Cloudy - 65 F			
13 Freddy Galvis, S (1.6) OBP: 0.406, SLG: 0.379			HBP		B2		G4-3		K	4	0	0	0	0	2	1				
26 Chase Utley, L (1.4) OBP: 0.267, SLG: 0.440			1B		HBP					3	2	3	3	0	0	0				
6 Ryan Howard, L (1.3) OBP: 0.148, SLG: 0.259			K		CI			G1-3		3	0	0	0	0	2	2				
51 Carlos Ruiz, R (1.2) OBP: 0.400, SLG: 0.250		G4-3		G6-3		P5		G5-3		4	0	0	0	0	0	3				
25 Cody Asche, L (1.5) OBP: 0.500, SLG: 0.571			HR		K					3	1	1	1	1	2	0				
24 Grady Sizemore, L (1.9) 63 Jake Diekman, R (6.1) 40 Dustin McGowan, R (7.1) 18 Darin Ruf, R (8.1) 30 Justin De Fratus, S (8.1)			K		K		F7		K	3	0	0	0	0	0	0				
2 Ben Revere, L (1.7) OBP: 0.206, SLG: 0.156			G4-3		L9				G3	4	1	1	0	0	0	0				
55 David Buchanan, R (1.1) 3 Jeff Francoeur, R (6.9) OBP: 0.250, SLG: 0.600		SH3-4			F7				HR	1	0	1	0	0	0	0				
										2	1	1	1	0	0	0				
<b>Inning Stats</b>	R: 1 E: 0 K: 3 S: 12	H: 1 LOB: 0 BB: 0 P: 15	R: 0 E: 0 K: 2 S: 8	H: 0 LOB: 0 BB: 0 P: 12	R: 1 E: 0 K: 1 S: 12	H: 2 LOB: 2 BB: 0 P: 15	R: 1 E: 0 K: 1 S: 10	H: 1 LOB: 3 BB: 0 P: 20	R: 0 E: 0 K: 1 S: 15	H: 0 LOB: 0 BB: 0 P: 12	R: 0 E: 0 K: 1 S: 12	H: 0 LOB: 0 BB: 0 P: 14	R: 1 E: 0 K: 1 S: 12	H: 1 LOB: 1 BB: 1 P: 20	R: 1 E: 0 K: 2 S: 8	H: 1 LOB: 0 BB: 0 P: 10	1B: 2 2B: 1 3B: 0 HR: 4	SF: 0 SAC: 1 DP: 0 HBP: 2	WP: 0 PB: 0 SB: 1 CS: 0	PA: 38
<b>PITCHER</b>	IP WLS BF H R ER SO BB IBB HBP BLK WP HR S P ERA WHIP																			
33 Matt Harvey, R (1.1) ERA: 2.25	6.0 W 26 5 3 3 8 0 0 2 0 0 2 64 95 4.50 0.833																			
43 Buddy Carlyle, R (7.1) ERA: 3.38	1.0 H 3 0 0 0 1 0 0 0 0 0 0 12 14 0.00 0.000																			
36 Sean Gilmartin, L (8.1) ERA: 4.91	0.1 H 2 1 1 1 0 0 0 0 0 0 1 3 4 27.00 3.000																			
50 Rafael Montero, R (8.1) ERA: 3.86	0.2 H 3 0 0 0 1 1 0 0 0 0 0 9 16 9.00 1.000																			
27 Jeury's Familia, R (9.1)	1.0 S 4 1 1 1 2 0 0 0 0 0 0 1 8 10 9.00 1.000																			

Batter	1	2	3	4	5	6	7	8	9	AB	R	H	RBI	BB	SO	LOB	BOTTOM			
3 Curtis Granderson, L (1.9) OBP: 0.406, SLG: 0.136					G4-3		L9			4	2	2	0	1	0	2	Philadelphia Phillies @ New York Mets Citi Field, Flushing, NY Tue Apr 14 2015, 7:12 PM - 10:17 PM EDT Att: 39,489 - Cloudy - 65 F			
5 David Wright, R (1.5) 20 Anthony Recker, R (8.1)			F4		F9		L8		L8	5	0	2	0	0	0	5				
21 Lucas Duda, L (1.3) OBP: 0.406, SLG: 0.448										4	1	2	3	1	2	3				
23 Michael Cuddyer, R (1.7) 9 Kirk Nieuwenhuis, L (3.7)										1	0	1	1	0	0	0				
28 Daniel Murphy, L (1.4) OBP: 0.267, SLG: 0.320										3	1	1	1	2	0	4				
7 Travis d'Arnaud, R (1.2) OBP: 0.321, SLG: 0.423										5	0	2	1	0	1	4				
12 Juan Lagares, R (1.8) OBP: 0.212, SLG: 0.188										4	1	1	0	0	1	3				
4 Wilmer Flores, R (1.6) OBP: 0.250, SLG: 0.200										2	1	0	0	1	1	0				
33 Matt Harvey, R (1.1) 11 Rubén Tejada, R (6.1) 43 Buddy Carlyle, L (7.1) 44 John Mayberry Jr., R (7.1) 36 Sean Gilmartin, L (8.1) 50 Rafael Montero, R (8.1) 27 Jeury's Familia, R (9.1)										2	0	0	0	0	1	2				
<b>Inning Stats</b>	R: 1 E: 0 K: 1 S: 12	H: 3 LOB: 2 BB: 0 P: 17	R: 3 E: 0 K: 0 S: 20	H: 3 LOB: 2 BB: 0 P: 31	R: 0 E: 0 K: 0 S: 7	H: 0 LOB: 0 BB: 0 P: 10	R: 0 E: 0 K: 1 S: 7	H: 0 LOB: 0 BB: 0 P: 7	R: 1 E: 0 K: 0 S: 10	H: 2 LOB: 1 BB: 1 P: 18	R: 0 E: 0 K: 2 S: 13	H: 1 LOB: 3 BB: 2 P: 25	R: 1 E: 0 K: 1 S: 13	H: 2 LOB: 2 BB: 1 P: 20	R: 0 E: 0 K: 2 S: 14	H: 1 LOB: 2 BB: 1 P: 28		1B: 7 2B: 4 3B: 0 HR: 1	SF: 0 SAC: 0 DP: 1 HBP: 2	WP: 0 PB: 0 SB: 1 CS: 0
<b>PITCHER</b>	IP WLS BF H R ER SO BB IBB HBP BLK WP HR S P ERA WHIP																			
55 David Buchanan, R (1.1) ERA: 11.42	5.2 L 29 9 5 5 3 2 0 2 0 0 0 65 98 7.94 1.941																			
63 Jake Diekman, L (6.1) ERA: 12.27	0.1 2 0 0 0 1 1 0 0 0 0 0 4 10 0.00 3.000																			
40 Dustin McGowan, R (7.1) ERA: 2.25	1.0 6 2 1 1 1 1 0 0 0 0 0 1 13 20 9.00 3.000																			
30 Justin De Fratus, R (8.1) ERA: 1.93	1.0 5 1 0 0 2 0 0 0 0 0 0 14 28 0.00 1.000																			

AB 33  
R 5  
H 7  
RBI 5  
BB 1  
SO 12  
LOB 9

AB 35  
R 6  
H 12  
RBI 6  
BB 5  
SO 7  
LOB 30



livebaseballscores.com

livebaseballscores.com



Batter	1	2	3	4	5	6	7	8	9	AB	R	H	RBI	BB	SO	LOB	TOP					
37 Odúbel Herrera, L (1.8) OBP: 0.300, SLG: 0.429																						
16 César Hernández, S (1.6) OBP: 0.297, SLG: 0.214																						
26 Chase Utley, L (1.4) OBP: 0.229, SLG: 0.367																						
3 Jeff Francoeur, R (1.9) OBP: 0.250, SLG: 0.522																						
40 Dustin McGowan, R (7.1)																						
18 Darin Ruf, R (1.3) OBP: 0.200, SLG: 0.235																						
25 Cody Asche, L (1.5) OBP: 0.571, SLG: 0.667																						
29 Cameron Rupp, R (1.2) OBP: 0.250, SLG: 0.182																						
2 Ben Revere, L (1.7) OBP: 0.184, SLG: 0.139																						
31 Jerome Williams, R (1.1)																						
4 Andrés Blanco, S (6. PH)																						
30 Justin De Fratus, S (6.1)																						
24 Grady Sizemore, L (7.9) OBP: 0.150, SLG: 0.158																						
<b>Inning Stats</b>	R: 1 E: 0 K: 1 S: 10	H: 1 LOB: 0 BB: 0 P: 13	R: 0 E: 0 K: 1 S: 11	H: 2 LOB: 2 BB: 0 P: 19	R: 0 E: 0 K: 1 S: 6	H: 0 LOB: 0 BB: 0 P: 9	R: 0 E: 0 K: 0 S: 10	H: 2 LOB: 2 BB: 0 P: 13	R: 0 E: 0 K: 0 S: 6	H: 1 LOB: 3 BB: 2 P: 16	R: 0 E: 0 K: 1 S: 10	H: 2 LOB: 1 BB: 0 P: 14	R: 0 E: 0 K: 0 S: 6	H: 0 LOB: 2 BB: 2 P: 12	R: 0 E: 0 K: 0 S: 10	H: 0 LOB: 2 BB: 2 P: 18	R: 0 E: 0 K: 1 S: 9	H: 0 LOB: 0 BB: 0 P: 11	1B: 5 2B: 3 3B: 1 HR: 0	SF: 0 SAC: 0 DP: 2 HBP: 0	WP: 0 PB: 0 SB: 0 CS: 0	PA: 39
<b>PITCHER</b>	IP WLS BF H R ER SO BB IBB HBP BLK WP HR S P ERA WHIP																					
49 Jonathon Niese, L (1.1) ERA: 1.59	6.1 W 30 9 1 1 4 2 0 0 0 0 0 0 58 94 1.42 1.737																					
52 Carlos Torres, R (7.1) ERA: 5.4	0.2 1 0 0 0 0 0 0 0 0 0 0 0 1 2 0.00 0.000																					
54 Alex Torres, L (8.1) ERA: 5.4	2.0 8 0 0 0 1 2 0 0 0 0 0 0 19 29 0.00 1.000																					

Philadelphia Phillies @ New York Mets  
Citi Field, Flushing, NY  
Wed Apr 15 2015, 7:11 PM - 9:46 PM EDT  
Att: 21,052 - Partly Cloudy - 66 F

AB 35  
R 1  
H 9  
RBI 1  
BB 4  
SO 5  
LOB 27



Batter	1	2	3	4	5	6	7	8	9	AB	R	H	RBI	BB	SO	LOB	BOTTOM					
3 Curtis Granderson, L (1.9) OBP: 0.405, SLG: 0.185																						
7 Travis d'Arnaud, R (1.2) OBP: 0.394, SLG: 0.533																						
21 Lucas Duda, L (1.3) OBP: 0.405, SLG: 0.559																						
23 Michael Cuddyer, R (1.7) OBP: 0.351, SLG: 0.455																						
28 Daniel Murphy, L (1.4) OBP: 0.257, SLG: 0.276																						
29 Eric Campbell, R (1.5) OBP: 0.200, SLG: 0.200																						
12 Juan Lagares, R (1.8) OBP: 0.243, SLG: 0.222																						
11 Rubén Tejada, R (1.6) OBP: 0.500, SLG: 0.429																						
49 Jonathon Niese, L (1.1) ERA: 4.08																						
52 Carlos Torres, R (7.1) ERA: 3.18																						
9 Kirk Nieuwenhuis, L (7. PH)																						
54 Alex Torres, L (8.1) ERA: 1.5																						
<b>Inning Stats</b>	R: 0 E: 0 K: 1 S: 12	H: 1 LOB: 1 BB: 0 P: 17	R: 1 E: 0 K: 0 S: 12	H: 3 LOB: 2 BB: 0 P: 19	R: 1 E: 0 K: 0 S: 7	H: 1 LOB: 0 BB: 0 P: 11	R: 1 E: 0 K: 0 S: 10	H: 3 LOB: 2 BB: 0 P: 12	R: 2 E: 1 K: 0 S: 15	H: 2 LOB: 2 BB: 1 P: 23	R: 1 E: 0 K: 1 S: 13	H: 1 LOB: 2 BB: 2 P: 29	R: 0 E: 0 K: 0 S: 8	H: 1 LOB: 2 BB: 1 P: 17	R: 0 E: 0 K: 0 S: 6	H: 0 LOB: 1 BB: 1 P: 13	R: 0 E: 0 K: 0 S: 9	H: 0 LOB: 1 BB: 1 P: 13	1B: 8 2B: 2 3B: 0 HR: 2	SF: 0 SAC: 0 DP: 0 HBP: 0	WP: 1 PB: 0 SB: 0 CS: 0	PA: 42
<b>PITCHER</b>	IP WLS BF H R ER SO BB IBB HBP BLK WP HR S P ERA WHIP																					
31 Jerome Williams, R (1.1) ERA: 4.08	5.0 L 27 10 5 4 1 1 0 0 0 0 0 0 13 29 7.20 2.000																					
30 Justin De Fratus, R (6.1) ERA: 3.18	1.0 6 1 1 1 1 1 1 0 0 0 0 0 13 29 9.00 2.000																					
40 Dustin McGowan, R (7.1) ERA: 1.5	2.0 9 1 0 0 0 2 0 0 0 0 0 0 14 30 0.00 1.500																					

Philadelphia Phillies @ New York Mets  
Citi Field, Flushing, NY  
Wed Apr 15 2015, 7:11 PM - 9:46 PM EDT  
Att: 21,052 - Partly Cloudy - 66 F

AB 37  
R 6  
H 12  
RBI 5  
BB 5  
SO 2  
LOB 21





Batter	1	2	3	4	5	6	7	8	9	AB	R	H	RBI	BB	SO	LOB	TOP			
37 Odúbel Herrera, L (1.8)										3	0	0	0	1	2	1	Philadelphia Phillies @ Washington Nationals Nationals Park, Washington, DC Thu Apr 16 2015, 7:06 PM - 9:22 PM EDT Att: 24,768 - Cloudy - 70 F			
13 Freddy Galvis, S (1.6)										3	0	1	1	1	0	0				
26 Chase Utley, L (1.4)										4	0	0	0	0	0	4				
3 Jeff Francoeur, R (1.9)										3	1	1	0	1	1	0	livebaseballscorecards.com			
25 Cody Asche, L (1.5)										4	0	0	0	0	0	2				
51 Carlos Ruiz, R (1.2)										4	0	0	0	0	1	2				
6 Ryan Howard, L (1.3)										3	0	1	0	1	0	1	AB 31 R 2 H 5 RBI 2 BB 4 SO 6 LOB 15			
18 Darin Ruf, R (1.7)										3	0	1	1	0	2	1	Philadelphia Phillies			
35 Cole Hamels, L (1.1)										2	1	0	0	0	0	3				
24 Grady Sizemore, L (7. PH)										1	0	1	0	0	0	0				
57 Luis García, R (7.1)										0	0	0	0	0	0	0				
58 Jonathan Papelbon, R (8.1)										0	0	0	0	0	0	0				
2 Ben Revere, L (9. PH)										1	0	0	0	0	0	1				
<b>Inning Stats</b>	R: 0 E: 0 K: 1 S: 7	H: 0 LOB: 0 BB: 0 P: 11	R: 0 E: 0 K: 1 S: 8	H: 1 LOB: 1 BB: 0 P: 9	R: 1 E: 0 K: 0 S: 10	H: 2 LOB: 1 BB: 0 P: 13	R: 1 E: 1 K: 0 S: 6	H: 0 LOB: 2 BB: 0 P: 15	R: 0 E: 0 K: 0 S: 4	H: 0 LOB: 0 BB: 0 P: 7	R: 0 E: 0 K: 1 S: 11	H: 1 LOB: 3 BB: 2 P: 24	R: 0 E: 0 K: 1 S: 8	H: 0 LOB: 0 BB: 0 P: 10	R: 0 E: 0 K: 1 S: 9	H: 1 LOB: 0 BB: 0 P: 13	1B: 3 2B: 1 3B: 1 HR: 0	SF: 1 SAC: 0 DP: 1 HBP: 0	WP: 0 PB: 0 SB: 0 CS: 0	PA: 36
<b>PITCHER</b>	IP WLS BF H R ER SO BB IBB HBP BLK WP HR S P ERA WHIP																			
58 Doug Fister, R (1.1)	6.2 W 29 4 2 1 4 3 1 0 0 0 0 50 86 1.35 1.050																			
46 Matt Thornton, L (7.1)	0.1 H 1 0 0 0 0 0 0 0 0 0 0 3 4 0.00 0.000																			
30 Aaron Barrett, R (8.1)	1.0 H 3 0 0 0 1 0 0 0 0 0 0 8 10 0.00 0.000																			
22 Drew Storen, R (9.1)	1.0 S 3 1 0 0 1 0 0 0 0 0 0 9 13 0.00 1.000																			
Batter	1	2	3	4	5	6	7	8	9	AB	R	H	RBI	BB	SO	LOB	BOTTOM			
5 Yunel Escobar, R (1.5)										4	1	1	1	0	2	0	Philadelphia Phillies @ Washington Nationals Nationals Park, Washington, DC Thu Apr 16 2015, 7:06 PM - 9:22 PM EDT Att: 24,768 - Cloudy - 70 F			
20 Ian Desmond, R (1.6)										4	0	1	0	0	1	0				
28 Jayson Werth, R (1.7)										4	1	1	0	0	1	1				
34 Bryce Harper, L (1.9)										2	2	0	0	2	2	0	livebaseballscorecards.com			
11 Ryan Zimmerman, R (1.3)										4	0	1	2	0	1	1				
40 Wilson Ramos, R (1.2)										4	0	1	1	0	1	1				
8 Danny Espinosa, S (1.4)										2	0	0	0	1	0	2	AB 29 R 5 H 6 RBI 5 BB 4 SO 9 LOB 8			
3 Michael Taylor, R (1.8)										2	1	1	1	1	0	1				
58 Doug Fister, L (1.1)										3	0	0	0	0	1	2				
46 Matt Thornton, L (7.1)										0	0	0	0	0	0	0				
30 Aaron Barrett, R (8.1)										0	0	0	0	0	0	0				
22 Drew Storen, S (9.1)										0	0	0	0	0	0	0				
<b>Inning Stats</b>	R: 1 E: 0 K: 2 S: 10	H: 1 LOB: 0 BB: 0 P: 16	R: 0 E: 0 K: 1 S: 10	H: 0 LOB: 1 BB: 1 P: 19	R: 0 E: 0 K: 2 S: 9	H: 0 LOB: 0 BB: 0 P: 13	R: 1 E: 0 K: 1 S: 10	H: 1 LOB: 1 BB: 1 P: 18	R: 1 E: 0 K: 1 S: 9	H: 1 LOB: 0 BB: 0 P: 13	R: 2 E: 0 K: 0 S: 7	H: 2 LOB: 2 BB: 2 P: 16	R: 0 E: 0 K: 1 S: 6	H: 1 LOB: 0 BB: 0 P: 11	R: 0 E: 0 K: 1 S: 7	H: 0 LOB: 0 BB: 0 P: 13	1B: 2 2B: 2 3B: 0 HR: 2	SF: 0 SAC: 0 DP: 1 HBP: 0	WP: 0 PB: 0 SB: 0 CS: 0	PA: 33
<b>PITCHER</b>	IP WLS BF H R ER SO BB IBB HBP BLK WP HR S P ERA WHIP																			
35 Cole Hamels, L (1.1)	6.0 L 27 5 5 5 7 3 1 0 1 0 0 55 95 7.50 1.333																			
57 Luis García, R (7.1)	1.0 3 1 0 0 1 0 0 0 0 0 0 6 11 0.00 1.000																			
58 Jonathan Papelbon, R (8.1)	1.0 3 0 0 0 1 0 0 0 0 0 0 7 13 0.00 0.000																			



Batter	1	2	3	4	5	6	7	8	9	AB	R	H	RBI	BB	SO	LOB	TOP					
37 Odiel Herrera, L (1, 8) OBP: 0.316, SLG: 0.457										4	1	2	0	0	0	1	Philadelphia Phillies @ Washington Nationals Nationals Park, Washington, DC Fri Apr 17 2015, 7:05 PM - 9:44 PM EDT Att: 31,608 - Cloudy - 71 F					
13 Freddy Galvis, S (1, 6) OBP: 0.375, SLG: 0.389										4	0	0	1	0	0	1						
26 Chase Utley, L (1, 4) OBP: 0.186, SLG: 0.289										4	0	0	0	0	0	1						
3 Jeff Francoeur, R (1, 9) OBP: 0.290, SLG: 0.483										3	0	1	0	0	1	0						
46 Jeanmar Gómez, R (6, 1)										0	0	0	0	0	0	0						
63 Jake Diekman, R (7, 1)										0	0	0	0	0	0	0						
53 Ken Giles, R (8, 1)										0	0	0	0	0	0	0						
16 César Hernández, S (9, PH) OBP: 0.313, SLG: 0.267										1	1	1	0	0	0	0						
25 Cody Asche, L (1, 5) OBP: 0.444, SLG: 0.500										4	0	0	0	0	3	3						
51 Carlos Ruiz, R (1, 2) OBP: 0.333, SLG: 0.214										4	0	1	0	0	1	0						
6 Ryan Howard, L (1, 3) OBP: 0.200, SLG: 0.265										4	0	1	0	0	1	0						
18 Darin Ruf, R (1, 7)										4	0	1	1	0	2	1						
47 Sean O'Sullivan, R (1, 1)										4	0	1	0	0	3	3						
24 Grady Sizemore, L (6, 9) OBP: 0.182, SLG: 0.190										4	0	1	0	0	3	3						
										2	0	0	0	0	1	1						
										1	0	0	0	0	0	0						
<b>Inning Stats</b>	R: 0 E: 0 K: 0 S: 13	H: 2 LOB: 2 BB: 0 P: 17	R: 0 E: 0 K: 2 S: 7	H: 0 LOB: 0 BB: 0 P: 11	R: 1 E: 0 K: 1 S: 6	H: 1 LOB: 0 BB: 0 P: 10	R: 0 E: 0 K: 2 S: 9	H: 0 LOB: 0 BB: 0 P: 14	R: 0 E: 0 K: 1 S: 8	H: 1 LOB: 1 BB: 0 P: 11	R: 0 E: 0 K: 1 S: 11	H: 0 LOB: 0 BB: 0 P: 18	R: 0 E: 0 K: 2 S: 9	H: 0 LOB: 1 BB: 0 P: 12	R: 0 E: 0 K: 0 S: 7	H: 0 LOB: 0 BB: 0 P: 7	R: 1 E: 1 K: 2 S: 12	H: 3 LOB: 2 BB: 0 P: 17	1B: 6 2B: 0 3B: 1 HR: 0	SF: 0 SAC: 0 DP: 0 HBP: 0	WP: 0 PB: 0 SB: 0 CS: 0	PA: 35
<b>PITCHER</b>	IP WLS BF H R ER SO BB IBB HBP BLK WP HR S P ERA WHIP	IP WLS BF H R ER SO BB IBB HBP BLK WP HR S P ERA WHIP															IP WLS BF H R ER SO BB IBB HBP BLK WP HR S P ERA WHIP					
31 Max Scherzer, R (1, 1) ERA: 0.83	8.0 W 29 4 1 1 9 0 0 0 0 0 0 70 100 1.12 0.500																					
73 Felipe Vázquez, L (9, 1) ERA: 9.0	1.0 6 3 1 1 2 0 0 0 0 0 0 12 17 9.00 3.000																					

Batter	1	2	3	4	5	6	7	8	9	AB	R	H	RBI	BB	SO	LOB	BOTTOM			
5 Yuliel Escobar, R (1, 5) OBP: 0.362, SLG: 0.405										3	1	1	0	0	0	0	Philadelphia Phillies @ Washington Nationals Nationals Park, Washington, DC Fri Apr 17 2015, 7:05 PM - 9:44 PM EDT Att: 31,608 - Cloudy - 71 F			
26 Dan Uggla, R (5, 4) OBP: 0.120, SLG: 0.200										2	0	0	0	0	1	1				
20 Ian Desmond, R (1, 6) OBP: 0.326, SLG: 0.405										4	2	3	0	0	0	0				
28 Jayson Werth, R (1, 7) OBP: 0.182, SLG: 0.150										5	0	0	0	0	0	7				
34 Bryce Harper, L (1, 9) OBP: 0.375, SLG: 0.500										2	2	1	3	2	1	0				
11 Ryan Zimmerman, R (1, 3) OBP: 0.292, SLG: 0.415										4	1	1	2	0	0	2				
40 Wilson Ramos, R (1, 2) OBP: 0.237, SLG: 0.378										4	0	2	0	0	0	2				
8 Danny Espinosa, S (1, 4) OBP: 0.444, SLG: 0.786										3	1	1	1	1	0	1				
3 Michael Taylor, R (1, 8) OBP: 0.326, SLG: 0.535										4	0	1	0	0	2	2				
31 Max Scherzer, R (1, 1) ERA: 3.18										3	0	0	0	0	1	0				
4 Reed Johnson, R (8, PH) ERA: 13.5										1	0	0	0	0	1	1				
73 Felipe Vázquez, L (9, 1) ERA: 9.0										0	0	0	0	0	0	0				
<b>Inning Stats</b>	R: 3 E: 0 K: 1 S: 16	H: 3 LOB: 2 BB: 1 P: 31	R: 0 E: 0 K: 0 S: 10	H: 1 LOB: 1 BB: 0 P: 12	R: 0 E: 0 K: 1 S: 6	H: 0 LOB: 0 BB: 0 P: 8	R: 1 E: 0 K: 0 S: 13	H: 1 LOB: 0 BB: 0 P: 19	R: 0 E: 0 K: 0 S: 8	H: 0 LOB: 2 BB: 1 P: 20	R: 0 E: 0 K: 2 S: 9	H: 0 LOB: 0 BB: 0 P: 14	R: 3 E: 1 K: 0 S: 14	H: 3 LOB: 1 BB: 1 P: 22	R: 0 E: 0 K: 2 S: 12	H: 2 LOB: 2 BB: 0 P: 15	1B: 7 2B: 1 3B: 0 HR: 2	SF: 0 SAC: 0 DP: 0 HBP: 1	WP: 0 PB: 0 SB: 0 CS: 0	PA: 39
<b>PITCHER</b>	IP WLS BF H R ER SO BB IBB HBP BLK WP HR S P ERA WHIP	IP WLS BF H R ER SO BB IBB HBP BLK WP HR S P ERA WHIP															IP WLS BF H R ER SO BB IBB HBP BLK WP HR S P ERA WHIP			
47 Sean O'Sullivan, R (1, 1) ERA: 4.91	5.0 L 24 5 4 4 2 1 1 0 0 0 2 53 90 7.20 1.200																			
46 Jeanmar Gómez, R (6, 1) ERA: 3.18	1.2 6 1 1 1 2 0 0 0 0 0 0 16 22 5.40 0.600																			
63 Jake Diekman, L (7, 1) ERA: 13.5	0.1 4 2 2 1 0 1 0 0 0 0 0 7 14 27.00 9.000																			
53 Ken Giles, R (8, 1) ERA: 13.5	1.0 5 2 0 0 2 0 0 0 0 0 0 12 15 0.00 2.000																			







Batter	1	2	3	4	5	6	7	8	9	AB	R	H	RBI	BB	SO	LOB	TOP					
37 O'dobel Herrera, L (1.8) OBP: 0.362, SLG: 0.512	F9			K		G4-3		13 1B		4	1	1	0	0	1	0	Philadelphia Phillies @ Washington Nationals Nationals Park, Washington, DC Sun Apr 19 2015, 1:38 PM - 4:18 PM EDT Att: 36,631 - Cloudy - 68 F					
13 Freddy Galvis, S (1.6) OBP: 0.388, SLG: 0.386	G4-3			P5		25 1B		3 FC4 1B		3	0	1	1	1	0	0						
25 Cody Asche, L (1.5) OBP: 0.409, SLG: 0.475	K			P3				K		4	0	1	0	0	2	1						
3 Jeff Francoeur, R (1.9) OBP: 0.282, SLG: 0.400		P2			K			FC4		4	0	0	0	0	1	3						
6 Ryan Howard, L (1.3) OBP: 0.214, SLG: 0.250	F9			K						4	0	1	0	0	2	0						
51 Carlos Ruiz, R (1.2) OBP: 0.324, SLG: 0.219	G1-3									4	0	1	0	0	0	1						
16 César Hernández, S (1.4) OBP: 0.333, SLG: 0.316				B5-3						3	0	1	0	1	0	1						
2 Ben Revere, L (1.7) OBP: 0.205, SLG: 0.190				G4-3		G6-3		G3-1		4	0	1	0	0	0	3						
55 David Buchanan, R (1.1) OBP: 0.266, SLG: 0.190				F8						1	0	0	0	0	0	0						
4 Andriano Soto, S (6. PH) OBP: 0.294, SLG: 0.460										1	0	0	0	0	0	0						
30 Justin De Fratus, S (6.1) OBP: 0.294, SLG: 0.460										0	0	0	0	0	0	0						
40 Dustin McGowan, R (7.1) OBP: 0.294, SLG: 0.460										0	0	0	0	0	0	0						
24 Grady Sizemore, L (8. PH) OBP: 0.187, SLG: 0.174										1	0	0	0	0	0	1						
46 Jeanmar Gómez, R (8.1) OBP: 0.187, SLG: 0.174										0	0	0	0	0	0	0						
26 Chase Utley, L (9. PH) OBP: 0.187, SLG: 0.174										1	0	0	0	0	0	2						
<b>Inning Stats</b>	R: 0 E: 0 K: 1 S: 7	H: 0 LOB: 0 BB: 0 P: 8	R: 0 E: 0 K: 0 S: 6	H: 0 LOB: 0 BB: 0 P: 7	R: 0 E: 0 K: 0 S: 5	H: 0 LOB: 0 BB: 0 P: 6	R: 0 E: 0 K: 1 S: 7	H: 0 LOB: 0 BB: 0 P: 11	R: 0 E: 0 K: 1 S: 13	H: 1 LOB: 2 BB: 1 P: 18	R: 0 E: 0 K: 1 S: 15	H: 1 LOB: 2 BB: 1 P: 21	R: 0 E: 0 K: 1 S: 11	H: 1 LOB: 1 BB: 0 P: 13	R: 1 E: 0 K: 2 S: 13	H: 2 LOB: 1 BB: 0 P: 15	R: 0 E: 0 K: 0 S: 9	H: 2 LOB: 2 BB: 0 P: 18	1B: 5 2B: 2 3B: 0 HR: 0	SF: 0 SAC: 0 DP: 0 HBP: 0	WP: 0 PB: 0 SB: 0 CS: 0	PA: 36
<b>PITCHER</b>	IP WLS BF H R ER SO BB IBB HBP BLK WP HR S P ERA WHIP																					
37 Stephen Strasburg, R (1.1) ERA: 4.5	7.1 W 29 5 1 1 7 2 0 0 0 0 0 0 73 95 1.23 0.955																					
46 Matt Thornton, L (8.1) ERA: 1.8	0.2 H 2 0 0 0 1 0 0 0 0 0 0 0 4 4 0.00 0.000																					
22 Drew Storen, R (9.1) ERA: 1.8	1.0 S 5 2 0 0 0 0 0 0 0 0 0 0 9 18 0.00 2.000																					

Batter	1	2	3	4	5	6	7	8	9	AB	R	H	RBI	BB	SO	LOB	BOTTOM			
2 Denard Span, L (1.8) OBP: 0.200, SLG: 0.200	K					G3		K		5	1	1	0	0	2	2	Philadelphia Phillies @ Washington Nationals Nationals Park, Washington, DC Sun Apr 19 2015, 1:38 PM - 4:18 PM EDT Att: 36,631 - Cloudy - 68 F			
20 Ian Desmond, R (1.6) OBP: 0.375, SLG: 0.451	E8 1B			G5-3		28 1B		F9		4	2	2	1	1	0	1				
28 Jayson Werth, R (1.7) OBP: 0.231, SLG: 0.174	L7			BB		11 2B		G6-3		3	1	1	1	1	0	2				
34 Bryce Harper, L (1.9) OBP: 0.411, SLG: 0.556	BB			K		11 2B		F7		2	0	0	0	2	1	2				
11 Ryan Zimmerman, R (1.3) OBP: 0.286, SLG: 0.408	G5-3			G6-3				8 WP		4	0	2	2	0	0	2				
40 Wilson Ramos, R (1.2) OBP: 0.262, SLG: 0.390				K		G6-3		8 WP		4	0	2	0	0	1	2				
8 Danny Espinosa, S (1.5) OBP: 0.385, SLG: 0.571	L7			L7		G6-3		G3		4	0	0	0	0	0	3				
26 Dan Uggla, R (1.4) OBP: 0.182, SLG: 0.194				FC5-4		G4-3		37 G4-3		3	0	1	0	1	0	1				
37 Stephen Strasburg, R (1.1) ERA: 9.22				K		G4-3		F9		3	0	0	0	0	1	2				
46 Matt Thornton, L (8.1) ERA: 2.7						G4-3				0	0	0	0	0	0	0				
4 Reed Johnson, R (8. PH) OBP: 0.182, SLG: 0.182										1	0	0	0	0	0	1				
22 Drew Storen, S (9.1) ERA: 2.7										0	0	0	0	0	0	0				
<b>Inning Stats</b>	R: 0 E: 1 K: 1 S: 14	H: 1 LOB: 2 BB: 1 P: 20	R: 0 E: 0 K: 1 S: 11	H: 1 LOB: 1 BB: 0 P: 18	R: 0 E: 0 K: 1 S: 11	H: 0 LOB: 1 BB: 1 P: 18	R: 0 E: 0 K: 1 S: 9	H: 0 LOB: 0 BB: 0 P: 11	R: 3 E: 0 K: 0 S: 18	H: 4 LOB: 2 BB: 1 P: 31	R: 0 E: 0 K: 0 S: 9	H: 1 LOB: 1 BB: 0 P: 11	R: 1 E: 0 K: 0 S: 15	H: 2 LOB: 2 BB: 1 P: 25	R: 0 E: 0 K: 1 S: 8	H: 0 LOB: 1 BB: 1 P: 14	1B: 7 2B: 2 3B: 0 HR: 0	SF: 0 SAC: 0 DP: 0 HBP: 0	WP: 2 PB: 0 SB: 0 CS: 0	PA: 38
<b>PITCHER</b>	IP WLS BF H R ER SO BB IBB HBP BLK WP HR S P ERA WHIP																			
55 David Buchanan, R (1.1) ERA: 9.22	5.0 L 24 6 3 3 4 2 1 0 0 0 0 0 9 98 5.40 1.600																			
30 Justin De Fratus, R (6.1) ERA: 2.7	1.0 4 1 0 0 0 0 0 0 0 0 0 1 0 9 11 0.00 1.000																			
40 Dustin McGowan, R (7.1) ERA: 2.7	1.0 6 2 1 1 0 1 0 0 0 0 1 0 15 25 9.00 3.000																			
46 Jeanmar Gómez, R (8.1) ERA: 2.7	1.0 4 0 0 0 1 1 0 0 0 0 0 0 8 14 0.00 1.000																			

















Batter	1	2	3	4	5	6	7	8	9	AB	R	H	RBI	BB	SO	LOB	TOP			
4 Eric Young Jr, S OBP: 0.208, SLG: 0.326	G1-3			B5-3		F8			G3	4	0	0	0	0	0	0	<b>Atlanta Braves @ Philadelphia Phillies</b> Citizens Bank Park, Philadelphia, PA Fri Apr 24 2015, 7:09 PM - 9:42 PM EDT Att: 21,164 - Partly Cloudy - 55 F			
1 Alberto Callaspo, S OBP: 0.300, SLG: 0.267	F7			BB G6-3		F8				2	0	0	0	1	0					
22 Nick Markakis, L OBP: 0.444, SLG: 0.389	L8			G6-3		P2				3	0	0	0	0	1					
5 Freddie Freeman, L OBP: 0.303, SLG: 0.483	K				L7				K	3	0	0	0	0	2					
15 A.J. Pierzynski, L OBP: 0.455, SLG: 0.767	G3-1				23 1B				L9	3	0	1	0	0	0					
23 Chris Johnson, R OBP: 0.388, SLG: 0.424 53 Jim Johnson, R OBP: 0.388, SLG: 0.424	F7				19 G4-6-3				K	3	0	1	0	0	1					
19 Andrelton Simmons, R OBP: 0.323, SLG: 0.397	L7				G4-6-3				P2	3	0	0	0	0	2					
25 Cameron Maybin, R OBP: 0.225, SLG: 0.389	F9					K			24 G4-6-3 BB	2	0	0	0	1	1					
40 Alex Wood, R 57 Cody Martin, R 43 Luis Avilán, L 24 Kelly Johnson, L OBP: 0.241, SLG: 0.407	K					K			G4-6-3	2	0	0	0	0	2					
<b>Inning Stats</b>	R: 0 H: 0 E: 0 K: 0 S: 11	H: 0 LOB: 0 BB: 0 P: 19	R: 0 H: 0 E: 0 K: 1 S: 6	H: 0 LOB: 0 BB: 0 P: 10	R: 0 H: 0 E: 0 K: 1 S: 10	H: 0 LOB: 0 BB: 0 P: 15	R: 0 H: 0 E: 0 K: 0 S: 9	H: 2 LOB: 1 BB: 0 P: 16	R: 0 H: 0 E: 0 K: 2 S: 8	H: 0 LOB: 0 BB: 0 P: 11	R: 0 H: 0 E: 0 K: 1 S: 8	H: 0 LOB: 0 BB: 0 P: 12	R: 0 H: 0 E: 0 K: 1 S: 7	H: 0 LOB: 0 BB: 0 P: 9	R: 0 H: 0 E: 0 K: 0 S: 5	H: 0 LOB: 0 BB: 0 P: 13		1B: 1 2B: 1 3B: 0 HR: 0	SF: 0 SAC: 0 DP: 3 HBP: 0	WP: 0 PA: 28 PB: 0 SB: 0 CS: 0
<b>PITCHER</b>	IP	WLS	BF	H	R	ER	SO	BB	IBB	HBP	BLK	WP	HR	S	P	ERA	WHIP			
34 Aaron Harang, R ERA: 1.37	8.0		25	2	0	0	6	1	0	0	0	0	0	66	104	0.00	0.375			
53 Ken Giles, R ERA:	1.0	W	3	0	0	0	0	1	0	0	0	0	0	5	13	0.00	1.000			

Batter	1	2	3	4	5	6	7	8	9	AB	R	H	RBI	BB	SO	LOB	BOTTOM				
2 Ben Revere, L OBP: 0.213, SLG: 0.259	K			E3 37 CS		G3			E3	5	0	0	1	0	1	2	<b>Atlanta Braves @ Philadelphia Phillies</b> Citizens Bank Park, Philadelphia, PA Fri Apr 24 2015, 7:09 PM - 9:42 PM EDT Att: 21,164 - Partly Cloudy - 55 F				
37 Odúbel Herrera, L OBP: 0.333, SLG: 0.441	FC5-4 3 26 E			G6-3		G3			G4-3	4	0	1	0	0	0	2					
26 Chase Utley, L OBP: 0.200, SLG: 0.250	FC5-4 3 BB			F7		25 1B			6 3 WP 1B	2	0	1	0	2	0						
3 Jeff Francoeur, R OBP: 0.292, SLG: 0.409	FC5-4 1-2 2-3			G4-3		25 1B			E5	4	0	1	0	0	3						
6 Ryan Howard, L OBP: 0.226, SLG: 0.300	G3			G3		F7			L9	4	0	0	0	0	6						
25 Cody Asche, L OBP: 0.373, SLG: 0.473	P6			F8		1-2 2-3 1B			B3	4	0	1	0	0	2						
51 Carlos Ruiz, R OBP: 0.292, SLG: 0.190	G4-3					34 SH5-4 1B			F9	4	0	1	0	0	1	5					
13 Freddy Galvis, S OBP: 0.400, SLG: 0.455	FC4-6 34 1B			F9					34 SH3-4 1B	4	1	3	0	0	0	1					
34 Aaron Harang, R 53 Ken Giles, R 16 César Hernández, S OBP: 0.308, SLG: 0.273	FC4-6 1-2			SH5-4					SH3-4	1	0	0	0	0	0	1					
<b>Inning Stats</b>	R: 0 H: 1 E: 1 K: 1 S: 14	H: 1 LOB: 2 BB: 1 P: 21	R: 0 H: 1 E: 0 K: 0 S: 8	H: 1 LOB: 0 BB: 0 P: 12	R: 0 H: 0 E: 0 K: 0 S: 12	H: 0 LOB: 0 BB: 0 P: 17	R: 0 H: 0 E: 0 K: 0 S: 10	H: 0 LOB: 0 BB: 0 P: 17	R: 0 H: 1 E: 0 K: 0 S: 12	H: 1 LOB: 3 BB: 1 P: 17	R: 0 H: 2 E: 0 K: 0 S: 11	H: 1 LOB: 1 BB: 0 P: 22	R: 0 H: 1 E: 0 K: 1 S: 7	H: 1 LOB: 2 BB: 0 P: 9	R: 0 H: 1 E: 1 K: 1 S: 11	H: 1 LOB: 1 BB: 0 P: 16		R: 1 H: 1 E: 1 K: 0 S: 8	H: 1 LOB: 1 BB: 0 P: 11	1B: 8 2B: 0 3B: 0 HR: 0	SF: 0 SAC: 3 DP: 0 HBP: 0
<b>PITCHER</b>	IP	WLS	BF	H	R	ER	SO	BB	IBB	HBP	BLK	WP	HR	S	P	ERA	WHIP				
40 Alex Wood, L ERA: 3.0	5.2		24	5	0	0	0	2	0	0	0	0	0	64	101	0.00	1.235				
57 Cody Martin, R ERA: 1.69	0.2		3	1	0	0	0	0	0	0	0	0	0	5	8	0.00	1.500				
43 Luis Avilán, L ERA: 2.25	1.1		6	1	0	0	0	0	0	0	0	1	0	13	18	0.00	0.750				
53 Jim Johnson, R ERA: 5.19	0.2	L	4	1	1	0	1	0	0	0	0	0	0	11	15	0.00	1.500				



Batter	1	2	3	4	5	6	7	8	9	AB	R	H	RBI	BB	SO	LOB	TOP								
22 Nick Markakis, L (1,9) OBP: 0.456, SLG: 0.397	L8			G6-3 BB		G6-3		F7 1B	F8 1B	4	1	2	0	1	0	0	<p>Atlanta Braves @ Philadelphia Phillies</p> <p>Citizens Bank Park, Philadelphia, PA</p> <p>Sat Apr 25 2015, 7:06 PM - 9:34 PM EDT</p> <p>Att: 24,748 - Cloudy - 57 F</p>								
19 Andrelton Simmons, R (1,6) OBP: 0.313, SLG: 0.429	K			G6-4-3			HR	F7	F8	5	1	1	1	0	1	3									
5 Freddie Freeman, L (1,3) OBP: 0.286, SLG: 0.453	F9			G5-3			F8	G3		4	0	0	0	0	0	1									
15 A.J. Pierzynski, L (1,2) OBP: 0.432, SLG: 0.706	L8				L7		F8	G3		4	1	1	1	0	0	0									
7 Jonny Gomes, R (1,7) OBP: 0.375, SLG: 0.500	K						F8	G3		3	1	2	0	1	1	0									
53 Jim Johnson, R (8,1)	K						F8	G3		0	0	0	0	0	0	0									
39 Jason Grilli, R (9,1)	K						F8	G3		0	0	0	0	0	0	0									
24 Kelly Johnson, L (1,5) OBP: 0.273, SLG: 0.400	P5						F8	G3		3	1	1	1	1	0	1									
8 Jace Peterson, L (1,4) OBP: 0.229, SLG: 0.220	F8						F8	G3		2	0	0	0	0	0	1									
23 Chris Johnson, R (7,PH) OBP: 0.375, SLG: 0.429	F8						F8	G3		2	0	1	1	0	1	2									
4 Eric Young Jr., S (1,8) OBP: 0.231, SLG: 0.347	B2-3						G3			3	0	1	1	1	0	0									
17 Shelby Miller, R (1,1)	K						G6-3			2	0	0	0	0	1	0									
11 Phil Gosselin, R (7,PH) OBP: 0.168, SLG: 0.133	K						G6-3			1	0	0	0	0	1	2									
57 Cody Martin, R (7,1)	K						G6-3			0	0	0	0	0	0	0									
25 Cameron Maybin, R (8,8) OBP: 0.220, SLG: 0.378	K						G6-3			1	0	0	0	0	0	1									
<b>Inning Stats</b>	R: 0 E: 0 K: 1 S: 5	H: 0 LOB: 0 BB: 0 P: 6	R: 0 E: 0 K: 1 S: 8	H: 0 LOB: 0 BB: 0 P: 10	R: 0 E: 0 K: 1 S: 7	H: 0 LOB: 0 BB: 0 P: 9	R: 0 E: 0 K: 0 S: 9	H: 0 LOB: 0 BB: 1 P: 13	R: 0 E: 0 K: 0 S: 9	H: 1 LOB: 1 BB: 0 P: 14	R: 0 E: 0 K: 0 S: 8	H: 0 LOB: 0 BB: 0 P: 13	R: 3 E: 0 K: 1 S: 18	H: 3 LOB: 2 BB: 2 P: 33	R: 2 E: 0 K: 1 S: 15	H: 4 LOB: 2 BB: 0 P: 24	R: 0 E: 0 K: 0 S: 6	H: 1 LOB: 1 BB: 1 P: 12	1B: 6 2B: 2 3B: 0 HR: 1	SF: 0 SAC: 0 DP: 1 HBP: 0	WP: 0 PB: 0 SB: 1 CS: 0	PA: 38			
<b>PITCHER</b>	IP	WLS	BF	H	R	ER	SO	BB	IBB	HBP	BLK	WP	HR	S	P	ERA	WHIP								
55 David Buchanan, R (1,1) ERA: 7.52	6.2	L	24	2	3	3	3	3	0	0	0	0	1	56	87	4.05	0.750								
63 Jake Diekman, L (7,1) ERA: 10.29	1.0	B	7	4	2	2	1	0	0	0	0	0	0	14	22	18.00	4.000								
57 Luis García, R (8,1) ERA: 1.08	0.1		3	2	0	0	1	0	0	0	0	0	0	9	13	0.00	6.000								
50 Héctor Neris, R (9,1) ERA:	1.0		4	1	0	0	0	1	0	0	0	0	0	6	12	0.00	2.000								

AB 34  
R 5  
H 9  
RBI 5  
BB 4  
SO 5  
LOB 11



Batter	1	2	3	4	5	6	7	8	9	AB	R	H	RBI	BB	SO	LOB	BOTTOM								
2 Ben Revere, L (1,7) OBP: 0.231, SLG: 0.262	G4-3									3	0	1	0	1	0	0	<p>Atlanta Braves @ Philadelphia Phillies</p> <p>Citizens Bank Park, Philadelphia, PA</p> <p>Sat Apr 25 2015, 7:06 PM - 9:34 PM EDT</p> <p>Att: 24,748 - Cloudy - 57 F</p>								
37 Odbel Herrera, L (1,8) OBP: 0.328, SLG: 0.429	E6 1B									4	0	1	0	0	1	3									
26 Chase Utley, L (1,4) OBP: 0.188, SLG: 0.232	P6									4	0	0	0	0	1	3									
3 Jeff Francoeur, R (1,9) OBP: 0.288, SLG: 0.417	G5-3									4	1	1	0	0	1	3									
6 Ryan Howard, L (1,3) OBP: 0.246, SLG: 0.358	BB									3	1	1	2	1	1	0									
25 Cody Asche, L (1,5) OBP: 0.349, SLG: 0.441	L7									4	0	0	0	0	0	1									
51 Carlos Ruiz, R (1,2) OBP: 0.288, SLG: 0.196	F9									4	0	1	0	0	0	1									
13 Freddy Galvis, S (1,6) OBP: 0.381, SLG: 0.431	FC6									3	0	0	0	0	0	1									
57 Luis García, R (8,1)	FC6									0	0	0	0	0	0	0									
50 Héctor Neris, R (9,1)	FC6									0	0	0	0	0	0	0									
55 David Buchanan, R (1,1) OBP: 0.250, SLG: 0.500	G5-3									2	0	0	0	0	0	0									
63 Jake Diekman, R (7,1)	G5-3									0	0	0	0	0	0	0									
16 César Hernández, S (8,6) OBP: 0.333, SLG: 0.304	G5-3									1	0	1	0	0	0	0									
<b>Inning Stats</b>	R: 0 E: 1 K: 0 S: 7	H: 1 LOB: 1 BB: 0 P: 10	R: 0 E: 0 K: 0 S: 8	H: 0 LOB: 1 BB: 1 P: 14	R: 0 E: 0 K: 1 S: 8	H: 0 LOB: 0 BB: 0 P: 12	R: 2 E: 0 K: 1 S: 10	H: 2 LOB: 0 BB: 0 P: 11	R: 0 E: 0 K: 0 S: 7	H: 0 LOB: 0 BB: 1 P: 14	R: 0 E: 0 K: 1 S: 7	H: 0 LOB: 0 BB: 0 P: 10	R: 0 E: 0 K: 0 S: 5	H: 1 LOB: 0 BB: 0 P: 6	R: 0 E: 0 K: 0 S: 11	H: 2 LOB: 2 BB: 0 P: 16	R: 0 E: 0 K: 1 S: 10	H: 0 LOB: 0 BB: 0 P: 13	1B: 4 2B: 1 3B: 0 HR: 1	SF: 0 SAC: 0 DP: 0 HBP: 0	WP: 0 PB: 0 SB: 1 CS: 0	PA: 34			
<b>PITCHER</b>	IP	WLS	BF	H	R	ER	SO	BB	IBB	HBP	BLK	WP	HR	S	P	ERA	WHIP								
17 Shelby Miller, R (1,1) ERA: 2.05	6.0	W	23	3	2	2	3	2	0	0	0	0	1	47	71	3.00	0.833								
57 Cody Martin, R (7,1) ERA: 1.54	1.0	H	3	1	0	0	0	0	0	0	0	0	0	5	6	0.00	1.000								
53 Jim Johnson, R (8,1) ERA: 4.66	1.0	H	5	2	0	0	0	0	0	0	0	0	0	11	16	0.00	2.000								
39 Jason Grilli, R (9,1) ERA: 1.29	1.0	S	3	0	0	0	1	0	0	0	0	0	0	10	13	0.00	0.000								

AB 32  
R 2  
H 6  
RBI 2  
BB 2  
SO 4  
LOB 12





Batter	1	2	3	4	5	6	7	8	9	AB	R	H	RBI	BB	SO	LOB	TOP				
22 Nick Markakis, L (1,9) OBP: 0.438, SLG: 0.371										4	1	0	0	1	2	2	<b>Atlanta Braves @ Philadelphia Phillies</b> Citizens Bank Park, Philadelphia, PA Sun Apr 26 2015, 1:39 PM - 4:15 PM EDT Att: 28,702 - Partly Cloudy - 61 F				
19 Andreton Simmons, R (1,6) OBP: 0.319, SLG: 0.459										5	0	2	0	0	0	1					
5 Freddie Freeman, R (1,3) OBP: 0.307, SLG: 0.485										4	1	2	0	1	0	2					
24 Kelly Johnson, L (1,5) OBP: 0.289, SLG: 0.412										4	1	1	1	1	0	3					
7 Jonny Gomes, R (1,7) OBP: 0.364, SLG: 0.472										4	0	1	0	0	1	2					
8 Jace Peterson, L (1,4) OBP: 0.260, SLG: 0.227										3	0	1	2	1	0	1					
27 Christian Bethancourt, R (1,2) OBP: 0.194, SLG: 0.206										4	0	1	0	0	0	3					
4 Eric Young Jr., S (1,8)										4	0	1	0	0	0	1					
34 Trevor Cahill, R (1,1) 7 Phil Gosselin, R (7,PH) 60 Ian Thomas, R (7,PH) 58 Michael Kohn, R (8,1) 1 Alberto Callaspo, S (9,PH)										2	0	0	0	0	1	2					
<b>Inning Stats</b>	R: 2 H: 2 E: 0 K: 0 S: 12	H: 2 R: 2 ER: 0 BB: 2 P: 24	R: 0 H: 1 E: 0 K: 1 S: 8	H: 1 R: 0 ER: 0 BB: 0 P: 11	R: 1 H: 2 E: 0 K: 0 S: 10	H: 2 R: 0 ER: 0 BB: 0 P: 13	R: 0 H: 1 E: 0 K: 1 S: 9	H: 1 R: 0 ER: 0 BB: 0 P: 13	R: 0 H: 0 E: 0 K: 0 S: 6	H: 0 R: 0 ER: 0 BB: 0 P: 7	R: 0 H: 1 E: 0 K: 0 S: 14	H: 1 R: 0 ER: 0 BB: 0 P: 20	R: 0 H: 0 E: 0 K: 1 S: 11	H: 0 R: 0 ER: 0 BB: 1 P: 21	R: 1 H: 2 E: 0 K: 1 S: 15	H: 2 R: 2 ER: 0 BB: 1 P: 21		1B: 6 2B: 3 3B: 0 HR: 1	SF: 0 SAC: 0 DP: 1 HBP: 0	WP: 0 PB: 0 SB: 0 CS: 0	PA: 40
<b>PITCHER</b>	IP WLS BF H R ER SO BB IBB HBP BLK WP HR S P ERA WHIP	IP WLS BF H R ER SO BB IBB HBP BLK WP HR S P ERA WHIP	IP WLS BF H R ER SO BB IBB HBP BLK WP HR S P ERA WHIP	IP WLS BF H R ER SO BB IBB HBP BLK WP HR S P ERA WHIP	IP WLS BF H R ER SO BB IBB HBP BLK WP HR S P ERA WHIP	IP WLS BF H R ER SO BB IBB HBP BLK WP HR S P ERA WHIP	IP WLS BF H R ER SO BB IBB HBP BLK WP HR S P ERA WHIP	IP WLS BF H R ER SO BB IBB HBP BLK WP HR S P ERA WHIP	IP WLS BF H R ER SO BB IBB HBP BLK WP HR S P ERA WHIP	IP WLS BF H R ER SO BB IBB HBP BLK WP HR S P ERA WHIP	IP WLS BF H R ER SO BB IBB HBP BLK WP HR S P ERA WHIP	IP WLS BF H R ER SO BB IBB HBP BLK WP HR S P ERA WHIP	IP WLS BF H R ER SO BB IBB HBP BLK WP HR S P ERA WHIP	IP WLS BF H R ER SO BB IBB HBP BLK WP HR S P ERA WHIP	IP WLS BF H R ER SO BB IBB HBP BLK WP HR S P ERA WHIP	IP WLS BF H R ER SO BB IBB HBP BLK WP HR S P ERA WHIP	IP WLS BF H R ER SO BB IBB HBP BLK WP HR S P ERA WHIP	IP WLS BF H R ER SO BB IBB HBP BLK WP HR S P ERA WHIP	IP WLS BF H R ER SO BB IBB HBP BLK WP HR S P ERA WHIP	IP WLS BF H R ER SO BB IBB HBP BLK WP HR S P ERA WHIP	IP WLS BF H R ER SO BB IBB HBP BLK WP HR S P ERA WHIP

AB	36
R	4
H	10
RBI	4
BB	4
SO	4
LOB	17



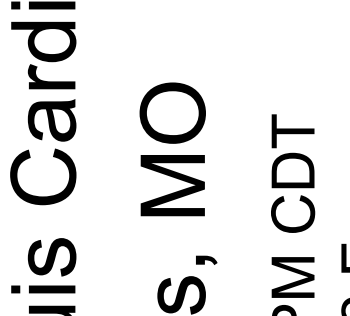
Batter	1	2	3	4	5	6	7	8	9	AB	R	H	RBI	BB	SO	LOB	BOTTOM				
2 Ben Revere, L (1,7) OBP: 0.246, SLG: 0.308										4	0	2	1	0	1	2	<b>Atlanta Braves @ Philadelphia Phillies</b> Citizens Bank Park, Philadelphia, PA Sun Apr 26 2015, 1:39 PM - 4:15 PM EDT Att: 28,702 - Partly Cloudy - 61 F				
37 Odbel Herrera, L (1,8) OBP: 0.324, SLG: 0.409										3	1	0	0	1	1	2					
26 Chase Utley, L (1,4) OBP: 0.206, SLG: 0.224										2	1	0	0	2	0	2					
3 Jeff Francoeur, R (1,9) OBP: 0.286, SLG: 0.392										3	0	0	0	1	1	4					
6 Ryan Howard, L (1,3) 58 Jonathan Papelbon, R (9,1)										4	1	1	3	0	0	1					
16 César Hernández, S (1,5) OBP: 0.290, SLG: 0.259										4	0	0	0	0	0	1					
29 Cameron Rupp, R (1,2) OBP: 0.208, SLG: 0.136										4	0	0	0	0	0	1					
13 Freddy Galvis, S (1,6) OBP: 0.409, SLG: 0.459										3	2	3	0	0	0	0					
31 Jerome Williams, R (1,1) 57 Luis García, R (7,1) 4 Andrés Blanco, S (7,PH) 53 Ken Giles, R (8,1) 18 Darin Ruf, R (9,3) OBP: 0.211, SLG: 0.324										0	0	0	0	0	0	0					
<b>Inning Stats</b>	R: 3 H: 2 E: 0 K: 0 S: 10	H: 2 R: 4 ER: 0 BB: 1 P: 21	R: 0 H: 1 E: 0 K: 0 S: 7	H: 1 R: 4 ER: 0 BB: 0 P: 11	R: 0 H: 0 E: 0 K: 1 S: 7	H: 0 R: 0 ER: 0 BB: 1 P: 15	R: 0 H: 0 E: 0 K: 0 S: 5	H: 0 R: 0 ER: 0 BB: 0 P: 6	R: 1 H: 2 E: 0 K: 1 S: 13	H: 2 R: 1 ER: 0 BB: 1 P: 24	R: 0 H: 0 E: 0 K: 0 S: 7	H: 0 R: 0 ER: 0 BB: 0 P: 10	R: 1 H: 1 E: 1 LOB: 1 S: 14	H: 1 R: 0 ER: 0 BB: 0 P: 21	R: 0 H: 0 E: 0 K: 0 S: 6	H: 0 R: 0 ER: 0 BB: 1 P: 13		1B: 4 2B: 0 3B: 1 HR: 1	SF: 0 SAC: 3 DP: 0 HBP: 0	WP: 0 PB: 0 SB: 1 CS: 1	PA: 34
<b>PITCHER</b>	IP WLS BF H R ER SO BB IBB HBP BLK WP HR S P ERA WHIP	IP WLS BF H R ER SO BB IBB HBP BLK WP HR S P ERA WHIP	IP WLS BF H R ER SO BB IBB HBP BLK WP HR S P ERA WHIP	IP WLS BF H R ER SO BB IBB HBP BLK WP HR S P ERA WHIP	IP WLS BF H R ER SO BB IBB HBP BLK WP HR S P ERA WHIP	IP WLS BF H R ER SO BB IBB HBP BLK WP HR S P ERA WHIP	IP WLS BF H R ER SO BB IBB HBP BLK WP HR S P ERA WHIP	IP WLS BF H R ER SO BB IBB HBP BLK WP HR S P ERA WHIP	IP WLS BF H R ER SO BB IBB HBP BLK WP HR S P ERA WHIP	IP WLS BF H R ER SO BB IBB HBP BLK WP HR S P ERA WHIP	IP WLS BF H R ER SO BB IBB HBP BLK WP HR S P ERA WHIP	IP WLS BF H R ER SO BB IBB HBP BLK WP HR S P ERA WHIP	IP WLS BF H R ER SO BB IBB HBP BLK WP HR S P ERA WHIP	IP WLS BF H R ER SO BB IBB HBP BLK WP HR S P ERA WHIP	IP WLS BF H R ER SO BB IBB HBP BLK WP HR S P ERA WHIP	IP WLS BF H R ER SO BB IBB HBP BLK WP HR S P ERA WHIP	IP WLS BF H R ER SO BB IBB HBP BLK WP HR S P ERA WHIP	IP WLS BF H R ER SO BB IBB HBP BLK WP HR S P ERA WHIP	IP WLS BF H R ER SO BB IBB HBP BLK WP HR S P ERA WHIP	IP WLS BF H R ER SO BB IBB HBP BLK WP HR S P ERA WHIP	IP WLS BF H R ER SO BB IBB HBP BLK WP HR S P ERA WHIP





Batter	1	2	3	4	5	6	7	8	9	AB	R	H	RBI	BB	SO	LOB	TOP					
2 Ben Revere, L (1.7)	G4-3		G6-3		L1-3		37 1B 2B		F7	5	1	1	2	0	0	1	Philadelphia Phillies @ St. Louis Cardinals Busch Stadium, St. Louis, MO Mon Apr 27 2015, 7:16 PM - 9:48 PM CDT Att: 40,052 - Partly Cloudy - 62 F					
37 Odibel Herrera, L (1.8)	FC6-4 1B		FC6-4 1B		G5-3		2B 1B			4	0	3	1	0	0	0						
26 Chase Utley, L (1.4)	F8		G4-3		G4-3		1B		L6	4	0	0	0	0	0	2						
3 Jeff Francoeur, R (1.9)	FC6-4		G4-3		G4-3		1B		F8	4	0	0	0	0	0	2						
6 Ryan Howard, L (1.3)	K				G3					4	0	1	0	0	1	0						
16 César Hernández, S (8. PR)										0	0	0	0	0	0	0						
53 Ken Giles, R (8.1)										0	0	0	0	0	0	0						
58 Jonathan Papelbon, R (9.1)										0	0	0	0	0	0	0						
25 Cody Asche, L (1.5)	51 1B BB		G4-3		G4-3		51 1B 13 FC5-2 1B		K	3	0	1	0	1	1	1						
51 Carlos Ruiz, R (1.2)	35 FC6-4 1B						SH1-4 2 2B 13 FC5-2 1B		SH5-3 13 G4-3 18 2B	4	2	4	0	0	0	0						
13 Freddy Galvis, S (1.6)	F6		G4-3		G4-3		FC5-2 35 SH1-4 2 2B		SH5-3	3	1	0	0	0	0	5						
35 Cole Hamels, L (1.1)	FC6-4						SH1-4		G4-3	2	0	1	0	0	0	2						
18 Darin Ruf, R (8.3)										1	0	0	1	0	0	0						
<b>Inning Stats</b>	R: 0 E: 0 K: 0 S: 10	H: 1 LOB: 1 BB: 0 P: 12	R: 0 E: 0 K: 1 S: 8	H: 1 LOB: 2 BB: 1 P: 13	R: 0 E: 0 K: 0 S: 11	H: 1 LOB: 1 BB: 0 P: 16	R: 0 E: 0 K: 0 S: 10	H: 1 LOB: 1 BB: 0 P: 11	R: 0 E: 0 K: 0 S: 6	H: 0 LOB: 0 BB: 0 P: 8	R: 0 E: 0 K: 0 S: 7	H: 0 LOB: 0 BB: 0 P: 9	R: 3 E: 0 K: 0 S: 12	H: 4 LOB: 1 BB: 0 P: 13	R: 0 E: 0 K: 1 S: 10	H: 1 LOB: 0 BB: 0 P: 15	R: 1 E: 0 K: 0 S: 7	H: 1 LOB: 0 BB: 0 P: 11	1B: 9 2B: 3 3B: 0 HR: 0	SF: 0 SAC: 2 DP: 1 HBP: 0	WP: 0 PB: 0 SB: 0 CS: 0	PA: 37
<b>PITCHER</b>	IP WLS BF H R ER SO BB IBB HBP BLK WP HR S P ERA WHIP																					
41 John Lackey, R (1.1)	7.0 L 29 9 3 3 1 1 0 0 0 0 0 0 64 82 3.86 1.429																					
46 Kevin Siegrist, L (8.1)	1.0 4 1 0 0 1 0 0 0 0 0 0 10 15 9.00 1.000																					
37 Matt Belisle, R (9.1)	1.0 4 1 1 1 0 0 0 0 0 0 0 7 11 9.00 1.000																					

Batter	1	2	3	4	5	6	7	8	9	AB	R	H	RBI	BB	SO	LOB	BOTTOM					
13 Matt Carpenter, L (1.5)	P6		27 1B 7 1B				F8			4	1	2	0	0	0	0	Philadelphia Phillies @ St. Louis Cardinals Busch Stadium, St. Louis, MO Mon Apr 27 2015, 7:16 PM - 9:48 PM CDT Att: 40,052 - Partly Cloudy - 62 F					
27 Jhonny Peralta, R (1.6)	K		32 BB 7 1B						F8	4	0	1	0	0	2	1						
7 Matt Holliday, R (1.7)	BB		32 BB						K2-3	2	0	1	1	2	1	0						
32 Matt Adams, L (1.3)	K								K	3	0	0	0	1	3	3						
12 Mark Reynolds, R (1.9)	K		G4-3				K		K	3	0	0	0	0	2	3						
8 Peter Bourjos, R (7.8)										0	0	0	0	0	0	0						
22 Jason Heyward, L (9. PH)										1	0	0	0	0	1	0						
4 Yadier Molina, R (1.2)	P4						G4-3		L8	4	0	0	0	0	0	0						
16 Kolten Wong, L (1.4)	K						G4-3		P2	4	0	1	0	0	1	0						
19 Jon Jay, L (1.8)			13 CS				G4-3			2	0	0	0	1	1	0						
41 John Lackey, R (1.1)			BB						HBP	2	0	0	0	0	1	1						
48 Tony Cruz, R (7. PH)							P4		K2-3	1	0	0	0	0	0	0						
46 Kevin Siegrist, L (8.1)										0	0	0	0	0	0	0						
37 Matt Belisle, R (9.1)										0	0	0	0	0	0	0						
43 Cody Stanley, L (9. PH)										1	0	0	0	0	1	2						
<b>Inning Stats</b>	R: 0 E: 0 K: 2 S: 12	H: 0 LOB: 0 BB: 0 P: 22	R: 0 E: 0 K: 2 S: 8	H: 0 LOB: 0 BB: 0 P: 11	R: 1 E: 0 K: 1 S: 12	H: 3 LOB: 3 BB: 2 P: 29	R: 0 E: 0 K: 0 S: 6	H: 0 LOB: 0 BB: 0 P: 8	R: 0 E: 0 K: 2 S: 12	H: 1 LOB: 2 BB: 1 P: 18	R: 0 E: 0 K: 1 S: 7	H: 0 LOB: 0 BB: 0 P: 10	R: 0 E: 0 K: 1 S: 12	H: 0 LOB: 0 BB: 0 P: 16	R: 0 E: 0 K: 2 S: 8	H: 0 LOB: 0 BB: 0 P: 12	R: 0 E: 0 K: 2 S: 16	H: 1 LOB: 2 BB: 0 P: 21	1B: 3 2B: 2 3B: 0 HR: 0	SF: 0 SAC: 0 DP: 0 HBP: 1	WP: 0 PB: 0 SB: 0 CS: 1	PA: 36
<b>PITCHER</b>	IP WLS BF H R ER SO BB IBB HBP BLK WP HR S P ERA WHIP																					
35 Cole Hamels, L (1.1)	7.0 W 28 4 1 1 0 3 1 0 0 0 0 8 12 0.00 0.000																					
53 Ken Giles, R (8.1)	1.0 H 3 0 0 0 2 0 0 0 0 0 0 8 12 0.00 0.000																					
58 Jonathan Papelbon, R (9.1)	1.0 S 5 1 0 0 2 0 0 0 1 0 0 0 16 21 0.00 1.000																					

















Batter	1	2	3	4	5	6	7	8	9	AB	R	H	RBI	BB	SO	LOB	TOP					
2 Ben Revere, L OBP: 0.270, SLG: 0.313	F7			37 1B 26 HR	F8			F7		4	1	1	0	0	0	0	<b>Philadelphia Phillies @ Miami Marlins</b> Marlins Park, Miami, FL Fri May 01 2015, 7:12 PM - 10:08 PM EDT Att: 18,511 - Partly Cloudy - 81 F					
37 Odúbel Herrera, L OBP: 0.337, SLG: 0.414	G4-3			26 HR	P6			L9		4	1	1	0	0	0	0						
26 Chase Utley, L OBP: 0.200, SLG: 0.243	G3			HR				G4-3		4	1	1	3	0	0	0						
6 Ryan Howard, L OBP: 0.247, SLG: 0.400	K			51 BB 31 2-1 24 1B	K			G3		3	0	0	0	1	2	0						
24 Grady Sizemore, L OBP: 0.200, SLG: 0.184	K			51 BB	L7			L8		4	0	1	0	0	1	0						
25 Cody Asche, L OBP: 0.337, SLG: 0.429	F7			HR	K			3B		4	0	1	0	0	2	2						
51 Carlos Ruiz, R OBP: 0.324, SLG: 0.237					F9			G4-3		2	0	0	0	2	0	1						
13 Freddy Galvis, S OBP: 0.381, SLG: 0.418					G6-3			G1-3		3	0	0	0	0	1	4						
31 Jerome Williams, R (1, 1)					K			L9		2	0	0	0	0	2	0						
46 Jeanmar Gómez, R (6, 1)					2-1					0	0	0	0	0	0	0						
16 César Hernández, 7, PH OBP: 0.306, SLG: 0.258										1	0	0	0	0	0	1						
57 Luis García, R (7, 1)										0	0	0	0	0	0	0						
53 Ken Giles, R (8, 1)										0	0	0	0	0	0	0						
<b>Inning Stats</b>	R: 0 E: 0 K: 0 S: 8	H: 0 LOB: 0 BB: 0 P: 13	R: 0 E: 0 K: 2 S: 8	H: 0 LOB: 0 BB: 0 P: 11	R: 0 E: 0 K: 1 S: 7	H: 0 LOB: 0 BB: 0 P: 10	R: 3 E: 0 K: 2 S: 22	H: 4 LOB: 3 BB: 2 P: 39	R: 0 E: 0 K: 1 S: 7	H: 0 LOB: 0 BB: 0 P: 10	R: 0 E: 0 K: 1 S: 7	H: 0 LOB: 1 BB: 1 P: 18	R: 0 E: 0 K: 0 S: 9	H: 0 LOB: 1 BB: 0 P: 12	R: 0 E: 0 K: 0 S: 16	H: 1 LOB: 1 BB: 0 P: 24	1B: 3 2B: 0 3B: 1 HR: 1	SF: 0 SAC: 0 DP: 0 HBP: 0	WP: 0 PB: 0 SB: 0 CS: 0	PA: 34		
<b>PITCHER</b>	IP WLS BF H R ER SO BB IBB HBP BLK WP HR S P ERA WHIP																					
34 Tom Koehler, R (1, 1) ERA: 4.67	5.0 21 4 3 3 6 2 0 0 0 0 0 1 52 83 5.40 1.200																					
52 Brad Hand, L (6, 1) ERA: 3.75	1.0 3 0 0 0 1 0 0 0 0 0 0 0 7 11 0.00 0.000																					
44 AJ Ramos, R (7, 1) ERA: 1.32	1.0 4 0 0 0 1 1 0 0 0 0 0 0 11 18 0.00 1.000																					
40 Mike Dunn, L (8, 1) ERA: 5.99	1.0 3 0 0 0 0 0 0 0 0 0 0 0 9 12 0.00 0.000																					
31 Steve Cishek, R (9, 1) ERA: 8.64	1.0 W 4 1 0 0 0 0 0 0 0 0 0 0 16 24 0.00 1.000																					
<b>Batter</b>	<b>1</b>	<b>2</b>	<b>3</b>	<b>4</b>	<b>5</b>	<b>6</b>	<b>7</b>	<b>8</b>	<b>9</b>	<b>AB</b>	<b>R</b>	<b>H</b>	<b>RBI</b>	<b>BB</b>	<b>SO</b>	<b>LOB</b>	<b>BOTTOM</b>					
9 Dee Strange-Gordon, L OBP: 0.437, SLG: 0.495	L7				14 1B 27 2B			L7		4	1	3	0	1	0	0	<b>Philadelphia Phillies @ Miami Marlins</b> Marlins Park, Miami, FL Fri May 01 2015, 7:12 PM - 10:08 PM EDT Att: 18,511 - Partly Cloudy - 81 F					
14 Martín Prado, R OBP: 0.301, SLG: 0.352	G4-3				27 2B			K		5	0	1	1	0	1	6						
27 Giancarlo Stanton, R OBP: 0.379, SLG: 0.595	G5-3				2B			G5-3		4	1	1	1	1	1	1						
13 Marcell Ozuna, R OBP: 0.395, SLG: 0.411					2B			2B		4	1	4	1	1	0	0						
38 Michael Morse, R OBP: 0.264, SLG: 0.298	G6-3				E6			K		4	0	0	0	0	2	6						
20 J.T. Realmuto, R OBP: 0.231, SLG: 0.306	SF9				F8			L9		3	0	0	1	0	0	6						
51 Ichiro Suzuki, L OBP: 0.303, SLG: 0.344	1B				G4-6-3			G1-3		4	0	1	0	0	0	2						
3 Adeiny Hechavarria, R OBP: 0.344, SLG: 0.471	G3				F7			F8		4	0	1	0	0	0	1						
34 Tom Koehler, R (1, 1) OBP: 0.110, SLG: 0.111					G6-3			G1-3		1	0	0	0	0	0	0						
12 Rond Griggs, L (5, PH)										0	0	0	0	0	0	0						
52 Brad Hand, L (6, 1) ERA: 2.7										0	0	0	0	0	0	0						
48 Justin Bour, L (6, PH) OBP: 0.395, SLG: 1.000										1	0	1	0	0	0	0						
44 AJ Ramos, R (7, 1) ERA: 2.53										0	0	0	0	0	0	0						
40 Mike Dunn, L (8, 1) ERA: 5.99										0	0	0	0	0	0	0						
10 Jeff Baker, R (8, PH) OBP: 0.444, SLG: 0.187										1	0	1	0	0	0	0						
31 Steve Cishek, R (9, 1) ERA: 8.64										0	0	0	0	0	0	0						
<b>Inning Stats</b>	R: 0 E: 0 K: 0 S: 6	H: 2 LOB: 1 BB: 0 P: 11	R: 1 E: 0 K: 0 S: 16	H: 2 LOB: 1 BB: 0 P: 24	R: 0 E: 0 K: 1 S: 11	H: 1 LOB: 1 BB: 0 P: 15	R: 0 E: 0 K: 0 S: 10	H: 1 LOB: 1 BB: 0 P: 18	R: 2 E: 0 K: 1 S: 13	H: 3 LOB: 3 BB: 2 P: 27	R: 0 E: 0 K: 0 S: 6	H: 2 LOB: 2 BB: 1 P: 14	R: 0 E: 0 K: 1 S: 8	H: 1 LOB: 1 BB: 0 P: 16	R: 0 E: 0 K: 1 S: 11	H: 2 LOB: 2 BB: 0 P: 14	R: 1 E: 0 K: 0 S: 4	H: 1 LOB: 1 BB: 1 P: 9	1B: 8 2B: 5 3B: 0 HR: 0	SF: 1 SAC: 0 DP: 2 HBP: 0	WP: 0 PB: 0 SB: 1 CS: 0	PA: 40
<b>PITCHER</b>	IP WLS BF H R ER SO BB IBB HBP BLK WP HR S P ERA WHIP																					
31 Jerome Williams, R (1, 1) ERA: 4.08	5.0 24 7 3 3 2 1 1 0 0 0 0 0 6 56 9 5.40 1.600																					
46 Jeanmar Gómez, R (6, 1) ERA: 2.7	1.0 5 2 0 0 0 0 0 1 0 0 0 0 6 14 0.00 2.000																					
57 Luis García, R (7, 1) ERA: 2.53	1.0 4 1 0 0 1 0 0 0 0 0 0 0 8 16 0.00 1.000																					
53 Ken Giles, R (8, 1) ERA: 0.87	1.0 L 7 3 1 1 1 1 0 0 0 0 0 0 15 23 9.00 4.000																					



Batter	1	2	3	4	5	6	7	8	9	AB	R	H	RBI	BB	SO	LOB	TOP										
2 Ben Revere, L (1,7) OBP: 0.269, SLG: 0.310	L3				L6			K		4	0	1	0	0	1	1	<b>Philadelphia Phillies @ Miami Marlins</b> Marlins Park, Miami, FL Sat May 02 2015, 4:13 PM - 6:49 PM EDT Att: 33,348 - Roof Closed - 71 F										
37 Odibel Herrera, L (1,8) OBP: 0.333, SLG: 0.407	F8		L3			F8		G4-6-3		4	0	1	0	0	0	2											
26 Chase Utley, L (1,4) OBP: 0.191, SLG: 0.231 58 Jonathan Papelbon, R (8,1)	G4-3			L7		G6-3		G4-6-3		4	0	0	0	0	0	2											
6 Ryan Howard, L (1,3) OBP: 0.235, SLG: 0.380		G5-3		K		F7		K		4	0	0	0	0	2	0											
24 Grady Sizemore, L (1,9) OBP: 0.205, SLG: 0.214		K				G4-3		K		4	0	1	0	0	2	0											
25 Cody Asche, L (1,5) OBP: 0.232, SLG: 0.407		K				F7		K		4	0	0	0	0	2	1											
51 Carlos Ruiz, R (1,2) OBP: 0.324, SLG: 0.242						P4				3	0	1	0	0	1	0											
13 Freddy Galvis, S (1,6) OBP: 0.379, SLG: 0.415						F7		L7		3	0	1	0	0	0	1											
35 Cole Hamels, L (1,1) OBP: 0.300, SLG: 0.300 40 Dustin McGowan, R (7,1) 16 César Hernández, S, PH (8,4)						P6		L7		2	0	1	0	0	0	1											
										0	0	0	0	0	0	0											
										1	0	0	0	0	0	0											
<b>Inning Stats</b>	R: 0 E: 0 K: 0 S: 10	H: 0 LOB: 0 BB: 0 P: 16	R: 0 E: 0 K: 2 S: 10	H: 0 LOB: 0 BB: 0 P: 15	R: 0 E: 0 K: 1 S: 13	H: 2 LOB: 2 BB: 0 P: 16	R: 0 E: 0 K: 1 S: 18	H: 1 LOB: 1 BB: 0 P: 26	R: 0 E: 0 K: 0 S: 14	H: 1 LOB: 1 BB: 0 P: 19	R: 0 E: 0 K: 0 S: 7	H: 0 LOB: 0 BB: 0 P: 11	R: 0 E: 0 K: 0 S: 9	H: 1 LOB: 1 BB: 0 P: 14	R: 0 E: 0 K: 3 S: 9	H: 0 LOB: 0 BB: 0 P: 14	1B: 5 2B: 1 3B: 0 HR: 0	SF: 0 SAC: 0 DP: 1 HBP: 0	WP: 1 PB: 1 SB: 0 CS: 0	PA: 33							
<b>PITCHER</b>	IP	WLS	BF	H	R	ER	SO	BB	IBB	HBP	BLK	WP	HR	S	P	ERA	WHIP										
15 Dan Haren, R (1,1) ERA: 2.7	6.0	W	22	4	0	0	4	0	0	0	0	0	0	72	103	0.00	0.667										
46 Nick Masset, R (7,1) ERA: 2.25	2.0		8	2	0	0	1	0	0	0	0	1	0	18	24	0.00	1.000										
36 Sam Dyson, R (9,1) ERA: 1.84	1.0		3	0	0	0	3	0	0	0	0	0	0	9	14	0.00	0.000										

Batter	1	2	3	4	5	6	7	8	9	AB	R	H	RBI	BB	SO	LOB	BOTTOM										
9 Dee Strange-Gordon, L (1,4) OBP: 0.463, SLG: 0.510	14 S 27 FC1-2	14 HR		14 WP 27 SF8		14 2B		14 HBP		3	3	3	0	2	0	0	<b>Philadelphia Phillies @ Miami Marlins</b> Marlins Park, Miami, FL Sat May 02 2015, 4:13 PM - 6:49 PM EDT Att: 33,348 - Roof Closed - 71 F										
14 Martín Prado, R (1,5) OBP: 0.327, SLG: 0.407 12 Reid Brignac, L (9,5)	E5 13 1B 27 FC1-2	1-H 2-H		13 G6-4-3		1-H		HBP		3	1	2	4	1	0	1											
27 Giancarlo Stanton, R (1,9) OBP: 0.359, SLG: 0.562	FC1-2 13 1B			SF8		K		K		4	0	0	1	0	3	6											
13 Marcell Ozuna, R (1,8) OBP: 0.396, SLG: 0.410	L8			G6-4-3		10 E 20 1B		F8		5	1	2	0	0	0	4											
10 Jeff Baker, R (1,3) OBP: 0.385, SLG: 0.300	K			20 2B		L4				4	1	1	0	0	2	4											
20 J.T. Realmuto, R (1,2) OBP: 0.250, SLG: 0.340	K			3 F9		K		51 G6-3		4	0	2	2	0	2	3											
51 Ichiro Suzuki, L (1,7) OBP: 0.314, SLG: 0.344				G1-3		G6-3				3	0	1	0	1	0	1											
3 Adeiny Hechavarria, R (1,6) OBP: 0.351, SLG: 0.483		15 SH3 14 HR		F9		G5-3		G4-3		4	1	2	0	0	0	2											
15 Dan Haren, R (1,1) 17 Donovan Solano, R (6, PH) 46 Nick Masset, R (7,1) 48 Justin Bour, L (8, PH) 36 Sam Dyson, R (9,1)		SH3		L8		F7		G4-3		1	0	0	0	0	0	2											
										1	0	0	0	0	0	0											
										0	0	0	0	0	0	0											
										0	0	0	0	0	0	1											
										0	0	0	0	0	0	0											
<b>Inning Stats</b>	R: 0 E: 1 K: 2 S: 15	H: 2 LOB: 3 BB: 0 P: 25	R: 3 E: 0 K: 1 S: 11	H: 3 LOB: 0 BB: 1 P: 20	R: 1 E: 0 K: 0 S: 12	H: 2 LOB: 2 BB: 1 P: 17	R: 1 E: 0 K: 0 S: 8	H: 1 LOB: 0 BB: 1 P: 14	R: 0 E: 0 K: 2 S: 10	H: 0 LOB: 0 BB: 0 P: 11	R: 1 E: 0 K: 1 S: 12	H: 2 LOB: 1 BB: 0 P: 18	R: 1 E: 0 K: 0 S: 10	H: 2 LOB: 0 BB: 0 P: 12	R: 0 E: 0 K: 1 S: 11	H: 1 LOB: 3 BB: 1 P: 18	1B: 8 2B: 4 3B: 0 HR: 1	SF: 1 SAC: 1 DP: 2 HBP: 1	WP: 1 PB: 0 SB: 2 CS: 0	PA: 40							
<b>PITCHER</b>	IP	WLS	BF	H	R	ER	SO	BB	IBB	HBP	BLK	WP	HR	S	P	ERA	WHIP										
35 Cole Hamels, L (1,1) ERA: 4.14	6.0	L	30	10	6	6	6	3	0	0	0	1	1	68	105	9.00	2.167										
40 Dustin McGowan, R (7,1) ERA: 3.95	1.0		4	2	1	0	0	0	0	0	0	0	0	10	12	0.00	2.000										
58 Jonathan Papelbon, R (8,1) ERA: 0.96	1.0		6	1	0	0	1	1	0	1	0	0	0	11	18	0.00	2.000										





Batter	1	2	3	4	5	6	7	8	9	AB	R	H	RBI	BB	SO	LOB	TOP
2 Ben Revere, L OBP: 0.286, SLG: 0.326										5	1	3	1	0	0	1	<b>Philadelphia Phillies @ Miami Marlins</b> Marlins Park, Miami, FL Sun May 03 2015, 1:10 PM - 3:55 PM EDT Att: 20,461 - Roof Closed - 72 F
26 Chase Utley, L OBP: 0.181, SLG: 0.217										5	1	0	0	0	2	5	
18 Darin Ruf, R OBP: 0.265, SLG: 0.395										4	1	1	1	0	0	1	
6 Ryan Howard, L OBP: 0.247, SLG: 0.410										4	1	2	2	0	2	1	
57 Luis Garcia, R										0	0	0	0	0	0	0	
53 Ken Giles, R										0	0	0	0	0	0	0	
3 Jeff Francoeur, R OBP: 0.229, SLG: 0.308										0	0	0	0	0	0	0	
58 Jonathan Papelbon, R										0	0	0	0	0	0	0	
24 Grady Sizemore, L OBP: 0.224, SLG: 0.234										5	0	2	1	0	0	2	
25 Cody Asche, L OBP: 0.315, SLG: 0.388										4	0	0	0	1	3	4	
16 César Hernández, S OBP: 0.293, SLG: 0.229										3	2	0	0	1	0	2	
29 Cameron Rupp, R OBP: 0.219, SLG: 0.233										4	0	1	0	0	1	3	
52 Severino González, R										2	0	0	0	0	2	2	
30 Justin De Fratus, S										0	0	0	0	0	0	0	
4 Andrés Blanco, S OBP: 0.283, SLG: 0.333										1	0	0	0	0	0	0	
37 Odúbel Herrera, L OBP: 0.340, SLG: 0.413										1	0	1	1	0	0	0	
<b>Inning Stats</b>	R: 0 H: 1 E: 0 K: 2 S: 12	H: 1 LOB: 1 BB: 0 P: 16	R: 0 H: 0 E: 1 K: 1 S: 10	H: 0 LOB: 1 BB: 0 P: 14	R: 0 H: 0 E: 0 K: 1 S: 8	H: 0 LOB: 0 BB: 0 P: 14	R: 0 H: 0 E: 0 K: 1 S: 10	H: 2 LOB: 2 BB: 1 P: 21	R: 2 H: 2 E: 0 K: 1 S: 12	H: 2 LOB: 1 BB: 0 P: 23	R: 2 H: 3 E: 1 K: 1 S: 13	H: 1 LOB: 1 BB: 0 P: 22	R: 0 H: 1 E: 0 K: 1 S: 8	H: 1 LOB: 0 BB: 0 P: 14	1B: 9 2B: 0 3B: 1 HR: 0	SF: 0 SAC: 0 DP: 0 HBP: 1	WP: 1 PA: 42 ERA: 0 WHIP: 0
<b>PITCHER</b>	IP WLS BF H R ER SO BB IBB HBP BLK WP HR S P ERA WHIP	5.0 L 23 5 3 3 6 1 0 1 0 0 0 54 92 5.40 1.200	1.0 3 0 0 0 1 0 0 0 0 0 0 8 13 0.00 0.000	1.0 7 3 2 1 1 0 0 0 0 1 0 13 17 9.00 3.000	2.0 9 2 1 1 3 1 0 0 0 0 0 21 36 4.50 1.500												

Batter	1	2	3	4	5	6	7	8	9	AB	R	H	RBI	BB	SO	LOB	BOTTOM
51 Ichiro Suzuki, L OBP: 0.324, SLG: 0.343										3	1	1	0	1	1	1	<b>Philadelphia Phillies @ Miami Marlins</b> Marlins Park, Miami, FL Sun May 03 2015, 1:10 PM - 3:55 PM EDT Att: 20,461 - Roof Closed - 72 F
3 Adeiny Hechavarria, R OBP: 0.337, SLG: 0.462										4	0	0	0	0	2	2	
27 Giancarlo Stanton, R OBP: 0.355, SLG: 0.554										3	0	1	1	0	1	0	
13 Marcell Ozuna, R OBP: 0.389, SLG: 0.402										4	0	1	0	0	2	0	
38 Michael Morse, R OBP: 0.253, SLG: 0.284										4	0	0	0	0	3	2	
12 Reid Brignac, L OBP: 0.333, SLG: 0.111										4	0	1	0	0	0	2	
17 Donovan Solano, R OBP: 0.176, SLG: 0.294										4	1	1	0	0	0	1	
8 Jhonatan Solano, R OBP: 0.667, SLG: 1.000										2	0	1	1	1	0	0	
23 Jarrod Cosart, R										2	0	0	0	0	1	1	
44 AJ Ramos, R										0	0	0	0	0	0	0	
57 Bryan Morris, L										0	0	0	0	0	0	0	
48 Justin Bour, L OBP: 0.700, SLG: 0.778										1	0	0	0	0	0	1	
52 Brad Hand, L										0	0	0	0	0	0	0	
<b>Inning Stats</b>	R: 1 H: 0 E: 0 K: 2 S: 10	H: 0 LOB: 0 BB: 0 P: 19	R: 0 H: 0 E: 0 K: 0 S: 7	H: 0 LOB: 0 BB: 0 P: 10	R: 0 H: 1 E: 0 K: 0 S: 11	H: 1 LOB: 0 BB: 0 P: 14	R: 0 H: 2 E: 0 K: 2 S: 14	H: 2 LOB: 2 BB: 0 P: 22	R: 1 H: 2 E: 0 K: 1 S: 11	H: 2 LOB: 1 BB: 0 P: 13	R: 0 H: 0 E: 0 K: 3 S: 9	H: 0 LOB: 0 BB: 1 P: 10	R: 0 H: 0 E: 0 K: 1 S: 5	H: 0 LOB: 0 BB: 0 P: 5	1B: 5 2B: 1 3B: 0 HR: 0	SF: 1 SAC: 0 DP: 0 HBP: 0	WP: 0 PA: 35 ERA: 0 WHIP: 0
<b>PITCHER</b>	IP WLS BF H R ER SO BB IBB HBP BLK WP HR S P ERA WHIP	5.0 W 20 5 2 2 5 1 0 0 0 0 0 0 9 10 3.60 1.200	1.0 H 3 0 0 0 3 0 0 0 0 0 0 5 9 0.00 1.000	1.0 H 4 0 0 0 0 1 0 0 0 0 0 0 5 9 0.00 1.000	1.0 3 0 0 0 1 0 0 0 0 0 0 5 5 0.00 0.000	1.0 4 1 0 0 1 0 0 0 0 0 0 6 9 0.00 1.000											

Philadelphia Phillies @ Miami Marlins  
 Marlins Park, Miami, FL  
 Sun May 03 2015, 1:10 PM - 3:55 PM EDT  
 Att: 20,461 - Roof Closed - 72 F

Philadelphia Phillies @ Miami Marlins  
 Marlins Park, Miami, FL  
 Sun May 03 2015, 1:10 PM - 3:55 PM EDT  
 Att: 20,461 - Roof Closed - 72 F

AB	39
R	6
H	10
RBI	6
BB	2
SO	11
LOB	21

AB	31
R	2
H	6
RBI	2
BB	2
SO	10
LOB	10





Batter	1	2	3	4	5	6	7	8	9	AB	R	H	RBI	BB	SO	LOB	TOP			
2 Ben Revere, L OBP: 0.291, SLG: 0.330										5	1	2	0	0	1	2	<b>Philadelphia Phillies @ Atlanta Braves</b> Turner Field, Atlanta, GA Mon May 04 2015, 7:10 PM - 10:18 PM EDT Att: 17,293 - Partly Cloudy - 78 F			
37 Odbel Herrera, L OBP: 0.324, SLG: 0.392										5	0	0	0	0	3	4				
26 Chase Utley, L OBP: 0.182, SLG: 0.207										4	1	0	0	0	0	2				
18 Darin Ruf, R OBP: 0.296, SLG: 0.438										5	2	3	0	0	0	1				
3 Jeff Francoeur, R OBP: 0.267, SLG: 0.386										5	1	4	2	0	0	0				
16 César Hernández, S OBP: 0.346, SLG: 0.243										2	0	1	1	3	0	1				
51 Carlos Ruiz, R OBP: 0.333, SLG: 0.258										4	0	2	2	0	0	5				
13 Freddy Galvis, S OBP: 0.385, SLG: 0.419										4	0	2	0	0	0	2				
34 Aaron Harang, R OBP: 0.182, SLG: 0.100										2	0	0	0	0	1	0				
63 Jake Diekman, R ERA: 4.32										0	0	0	0	0	0	0				
4 Andrés Blanco, S OBP: 0.290, SLG: 0.316										0	0	0	0	0	0	1				
53 Ken Giles, R ERA: 9.0										0	0	0	0	0	0	0				
58 Jonathan Papelbon, R ERA: 3.86										0	0	0	0	0	0	0				
<b>Inning Stats</b>	R: 3 E: 0 K: 1 S: 17	H: 4 LOB: 2 BB: 1 P: 27	R: 0 E: 0 K: 2 S: 12	H: 1 LOB: 1 BB: 0 P: 18	R: 0 E: 0 K: 0 S: 8	H: 0 LOB: 0 BB: 1 P: 16	R: 0 E: 0 K: 1 S: 10	H: 2 LOB: 2 BB: 0 P: 14	R: 0 E: 0 K: 0 S: 14	H: 0 LOB: 0 BB: 0 P: 11	R: 1 E: 0 K: 0 S: 14	H: 2 LOB: 2 BB: 0 P: 23	R: 0 E: 0 K: 1 S: 7	H: 1 LOB: 1 BB: 0 P: 10	R: 1 E: 0 K: 0 S: 13	H: 2 LOB: 1 BB: 0 P: 20	1B: 11 2B: 2 3B: 1 HR: 0	SF: 0 SAC: 1 DP: 2 HBP: 1	WP: 1 PB: 0 SB: 0 CS: 1	PA: 43
<b>PITCHER</b>	IP WLS BF H R ER SO BB IBB HBP BLK WP HR S P ERA WHIP	IP WLS BF H R ER SO BB IBB HBP BLK WP HR S P ERA WHIP																		
40 Alex Wood, L ERA: 4.32	4.1 L 23 9 3 3 4 2 0 0 0 0 1 0 57 90 6.23 2.538																			
58 Michael Kohn, R ERA: 10.8	0.2 2 0 0 0 0 1 0 0 0 0 0 0 4 9 0.00 1.500																			
32 Donnie Veal, L ERA: 9.0	1.1 5 0 1 1 0 0 0 0 0 1 0 0 12 19 6.75 0.000																			
34 Trevor Cahill, R ERA: 3.86	0.2 4 2 0 0 0 0 0 0 0 0 0 0 10 15 0.00 3.000																			
43 Luis Avilán, L ERA: 3.86	1.0 3 1 0 0 1 0 0 0 0 0 0 0 7 10 0.00 1.000																			
<b>PITCHER</b>	IP WLS BF H R ER SO BB IBB HBP BLK WP HR S P ERA WHIP	IP WLS BF H R ER SO BB IBB HBP BLK WP HR S P ERA WHIP																		
53 Jim Johnson, R ERA: 4.05	1.0 5 2 1 1 0 0 0 0 0 0 0 0 12 20 9.00 2.000																			

Batter	1	2	3	4	5	6	7	8	9	AB	R	H	RBI	BB	SO	LOB	BOTTOM					
22 Nick Markakis, L OBP: 0.394, SLG: 0.330										5	0	2	1	0	1	2	<b>Philadelphia Phillies @ Atlanta Braves</b> Turner Field, Atlanta, GA Mon May 04 2015, 7:10 PM - 10:18 PM EDT Att: 17,293 - Partly Cloudy - 78 F					
19 Andrelton Simmons, R OBP: 0.333, SLG: 0.414										4	1	2	0	1	0	3						
5 Freddie Freeman, L OBP: 0.343, SLG: 0.495										4	0	0	0	0	0	2						
15 A.J. Pierzynski, L OBP: 0.375, SLG: 0.561										4	0	0	0	0	0	2						
7 Jonny Gomes, R OBP: 0.304, SLG: 0.438										4	0	0	0	0	1	2						
53 Jim Johnson, R ERA: 4.05										0	0	0	0	0	0	0						
1 Alberto Callaspo, S OBP: 0.316, SLG: 0.313										3	1	1	0	1	0	0						
8 Jace Peterson, L OBP: 0.333, SLG: 0.286										3	0	2	0	1	0	0						
25 Cameron Maybin, R OBP: 0.333, SLG: 0.458										3	0	0	0	1	1	4						
40 Alex Wood, R ERA: 4.32										1	0	0	0	0	0	0						
58 Michael Kohn, R ERA: 10.8										0	0	0	0	0	0	0						
4 Eric Young Jr., S OBP: 0.296, SLG: 0.286										0	0	0	0	0	0	0						
32 Donnie Veal, L ERA: 9.0										0	0	0	0	0	0	0						
34 Trevor Cahill, R ERA: 3.86										0	0	0	0	0	0	0						
11 Phil Gosselin, R OBP: 0.275, SLG: 0.286										0	0	0	0	0	1	2						
43 Luis Avilán, L ERA: 3.86										0	0	0	0	0	0	0						
24 Kelly Johnson, L OBP: 0.260, SLG: 0.265										0	0	0	0	0	1	2						
<b>Inning Stats</b>	R: 0 E: 0 K: 0 S: 7	H: 1 LOB: 0 BB: 0 P: 12	R: 0 E: 0 K: 1 S: 17	H: 1 LOB: 2 BB: 1 P: 30	R: 0 E: 0 K: 1 S: 10	H: 1 LOB: 1 BB: 0 P: 16	R: 0 E: 0 K: 0 S: 5	H: 0 LOB: 0 BB: 0 P: 7	R: 0 E: 0 K: 0 S: 7	H: 0 LOB: 0 BB: 0 P: 11	R: 1 E: 0 K: 0 S: 11	H: 2 LOB: 1 BB: 0 P: 17	R: 0 E: 0 K: 1 S: 15	H: 1 LOB: 2 BB: 1 P: 24	R: 0 E: 0 K: 1 S: 13	H: 0 LOB: 1 BB: 1 P: 22	R: 1 E: 0 K: 1 S: 16	H: 2 LOB: 2 BB: 1 P: 25	1B: 7 2B: 0 3B: 1 HR: 0	SF: 0 SAC: 0 DP: 1 HBP: 0	WP: 1 PB: 1 SB: 0 CS: 0	PA: 38
<b>PITCHER</b>	IP WLS BF H R ER SO BB IBB HBP BLK WP HR S P ERA WHIP	IP WLS BF H R ER SO BB IBB HBP BLK WP HR S P ERA WHIP																				
34 Aaron Harang, R ERA: 2.35	6.0 W 23 5 1 1 0 1 1 0 0 0 0 1 0 57 93 1.50 1.000																					
63 Jake Diekman, L ERA: 8.44	1.0 H 5 1 0 0 1 1 0 0 0 0 0 1 0 15 24 0.00 2.000																					
53 Ken Giles, R ERA: 0.73	1.0 H 4 0 0 0 1 1 0 0 0 0 0 0 0 13 22 0.00 1.000																					
58 Jonathan Papelbon, R ERA: 1.59	1.0 6 2 1 1 1 1 0 0 0 0 0 0 0 16 25 9.00 3.000																					



Batter	1	2	3	4	5	6	7	8	9	AB	R	H	RBI	BB	SO	LOB	TOP										
2 Ben Revere, L OBP: 0.280, SLG: 0.317	G6-3			L9		K		P6		4	0	0	0	0	1	1	Philadelphia Phillies @ Atlanta Braves Turner Field, Atlanta, GA Tue May 05 2015, 7:10 PM - 9:33 PM EDT Att: 14,451 - Partly Cloudy - 78 F										
13 Freddy Galvis, S OBP: 0.368, SLG: 0.400	F8			K		E5			K	4	0	0	0	0	2	0											
25 Cody Asche, L OBP: 0.302, SLG: 0.371	G6-3			P5		L4			F8	4	0	0	0	0	0	1											
6 Ryan Howard, L OBP: 0.247, SLG: 0.414		F8					F9			4	0	1	0	0	1	0											
18 Darin Ruf, R OBP: 0.281, SLG: 0.412		G1-3				K				3	0	0	0	0	2	1											
37 Odúbel Herrera, L OBP: 0.314, SLG: 0.380						K				3	0	0	0	0	1	1											
30 Justin De Fratus, S										0	0	0	0	0	0	0											
16 César Hernández, S OBP: 0.367, SLG: 0.256								G6-3		2	0	1	0	1	0	0											
51 Carlos Ruiz, R OBP: 0.321, SLG: 0.246								G5-3		3	0	0	0	0	0	3											
38 Chad Billingsley, R										1	0	0	0	0	0	0											
4 Andrés Blanco, S OBP: 0.238, SLG: 0.300										1	0	0	0	0	1	0											
59 Elvis Araujo, L										0	0	0	0	0	0	0											
40 Dustin McGowan, R										0	0	0	0	0	0	0											
24 Grady Sizemore, L OBP: 0.240, SLG: 0.250										1	0	1	0	0	0	0											
<b>Inning Stats</b>	R: 0 E: 0 K: 0 S: 8	H: 0 LOB: 0 BB: 0 P: 10	R: 0 E: 0 K: 0 S: 6	H: 0 LOB: 0 BB: 0 P: 7	R: 0 E: 0 K: 0 S: 5	H: 1 LOB: 0 BB: 0 P: 8	R: 0 E: 0 K: 1 S: 5	H: 0 LOB: 0 BB: 0 P: 6	R: 0 E: 0 K: 2 S: 14	H: 0 LOB: 1 BB: 0 P: 21	R: 0 E: 1 K: 2 S: 10	H: 0 LOB: 1 BB: 0 P: 12	R: 0 E: 0 K: 1 S: 8	H: 0 LOB: 0 BB: 0 P: 9	R: 0 E: 0 K: 0 S: 11	H: 1 LOB: 1 BB: 0 P: 13	R: 0 E: 0 K: 2 S: 8	H: 0 LOB: 0 BB: 0 P: 13	1B: 2 2B: 1 3B: 0 HR: 0	SF: 0 SAC: 0 DP: 1 HBP: 0	WP: 0 PB: 0 SB: 0 CS: 0	PA: 31					
<b>PITCHER</b>	IP	WLS	BF	H	R	ER	SO	BB	IBB	HBP	BLK	WP	HR	S	P	ERA	WHIP										
17 Shelby Miller, R ERA: 1.66	9.0	W	31	3	0	0	8	1	0	0	0	0	0	75	99	0.00	0.444										

Batter	1	2	3	4	5	6	7	8	9	AB	R	H	RBI	BB	SO	LOB	BOTTOM											
22 Nick Markakis, L OBP: 0.386, SLG: 0.323	G4-3			K		K		G1-3		5	0	1	0	0	2	6	Philadelphia Phillies @ Atlanta Braves Turner Field, Atlanta, GA Tue May 05 2015, 7:10 PM - 9:33 PM EDT Att: 14,451 - Partly Cloudy - 78 F											
13 Pedro Ciriaco, R										0	0	0	0	0	0	0												
19 Andrelton Simmons, R OBP: 0.345, SLG: 0.412										3	2	1	0	1	0	1												
5 Freddie Freeman, L OBP: 0.363, SLG: 0.534										4	3	3	2	1	1	1												
15 A.J. Pierzynski, L OBP: 0.377, SLG: 0.541										4	1	1	0	1	0	3												
7 Jonny Gomes, R OBP: 0.300, SLG: 0.412										3	2	0	0	1	0	3												
24 Kelly Johnson, L OBP: 0.319, SLG: 0.578										3	1	2	4	1	0	0												
8 Jace Peterson, L OBP: 0.341, SLG: 0.297										4	0	2	1	0	1	0												
25 Cameron Maybin, R OBP: 0.344, SLG: 0.462										4	0	2	1	0	0	2												
17 Shelby Miller, R										3	0	0	0	0	1	5												
<b>Inning Stats</b>	R: 2 E: 0 K: 0 S: 12	H: 2 LOB: 0 BB: 0 P: 19	R: 0 E: 0 K: 1 S: 7	H: 0 LOB: 0 BB: 0 P: 9	R: 0 E: 0 K: 0 S: 5	H: 1 LOB: 0 BB: 0 P: 7	R: 4 E: 1 K: 1 S: 15	H: 4 LOB: 1 BB: 0 P: 27	R: 0 E: 0 K: 0 S: 7	H: 1 LOB: 1 BB: 1 P: 15	R: 0 E: 0 K: 2 S: 15	H: 2 LOB: 2 BB: 0 P: 22	R: 3 E: 0 K: 0 S: 17	H: 2 LOB: 3 BB: 4 P: 40	R: 0 E: 0 K: 1 S: 6	H: 0 LOB: 0 BB: 0 P: 11	1B: 10 2B: 0 3B: 0 HR: 2	SF: 0 SAC: 1 DP: 3 HBP: 1	WP: 0 PB: 0 SB: 0 CS: 0	PA: 40								
<b>PITCHER</b>	IP	WLS	BF	H	R	ER	SO	BB	IBB	HBP	BLK	WP	HR	S	P	ERA	WHIP											
38 Chad Billingsley, R ERA: 9.0	5.0	L	23	6	6	5	2	1	0	0	0	0	0	2	46	7	9.00	1.800										
59 Elvis Araujo, L ERA: 5.75	1.0		5	2	0	0	2	0	0	0	0	0	0	15	22	0.00	2.000											
40 Dustin McGowan, R	0.1		6	1	3	3	0	4	0	0	0	0	0	9	26	81.00	15.000											
30 Justin De Fratus, R ERA: 2.93	1.2		6	1	0	0	1	0	0	0	0	0	0	14	25	0.00	0.600											





Batter	1	2	3	4	5	6	7	8	9	AB	R	H	RBI	BB	SO	LOB	TOP									
<b>2 Ben Revere, L</b> OBP: 0.304, SLG: 0.368										5	2	4	1	0	0	0	<b>Philadelphia Phillies @ Atlanta Braves</b> Turner Field, Atlanta, GA Wed May 06 2015, 7:11 PM - 10:18 PM EDT Att. 17,772 - Clear - 80 F									
<b>13 Freddy Galvis, S</b> OBP: 0.370, SLG: 0.394										4	0	1	0	1	1	3										
<b>25 Cody Asche, L</b> OBP: 0.287, SLG: 0.351										5	0	0	0	0	4	5										
<b>6 Ryan Howard, L</b> OBP: 0.276, SLG: 0.462										4	1	3	1	1	0	1										
<b>18 Darin Ruf, R</b> OBP: 0.274, SLG: 0.393										5	0	1	1	0	1	2										
<b>37 Odbel Herrera, L</b> OBP: 0.318, SLG: 0.381										5	1	2	0	0	3	3										
<b>16 César Hernández, S</b> OBP: 0.358, SLG: 0.238										3	1	0	0	1	2	2										
<b>29 Cameron Rupp, R</b> OBP: 0.222, SLG: 0.212										3	0	0	0	1	0	2										
<b>31 Jerome Williams, R</b> <b>63 Jake Diekman, R</b> <b>3 Jeff Francoeur, R</b> <b>46 Jeanmar Gómez, R</b> <b>59 Elvis Araujo, L</b> <b>4 Andrés Blanco, S</b> <b>57 Luis García, R</b>										2	0	0	0	0	0	3										
<b>Inning Stats</b>	R: 0 E: 0 K: 2 S: 9	H: 0 LOB: 0 BB: 0 P: 12	R: 0 E: 0 K: 2 S: 15	H: 2 LOB: 3 BB: 1 P: 22	R: 1 E: 0 K: 1 S: 10	H: 2 LOB: 0 BB: 0 P: 18	R: 0 E: 0 K: 2 S: 13	H: 0 LOB: 0 BB: 0 P: 17	R: 0 E: 0 K: 0 S: 12	H: 1 LOB: 2 BB: 1 P: 19	R: 3 E: 0 K: 0 S: 21	H: 4 LOB: 2 BB: 1 P: 30	R: 0 E: 0 K: 2 S: 12	H: 1 LOB: 1 BB: 0 P: 19	R: 0 E: 0 K: 1 S: 6	H: 0 LOB: 0 BB: 0 P: 7		R: 1 E: 0 K: 2 S: 16	H: 2 LOB: 2 BB: 1 P: 26	1B: 8 2B: 3 3B: 0 HR: 1	SF: 0 SAC: 0 DP: 1 HBP: 0	WP: 0 PB: 0 SB: 0 CS: 0	PA: 42			
<b>PITCHER</b>	IP	WLS	BF	H	R	ER	SO	BB	IBB	HBP	BLK	WP	HR	S	P	ERA	WHIP									
<b>48 Mike Foltyniewicz, R</b> ERA: 5.23	(1, 1)	5.1	W	25	7	4	4	7	3	0	0	0	0	1	66	101	6.75	1.875								
<b>57 Cody Martin, R</b> ERA: 2.16	(6, 1)	0.1	H	2	1	0	0	0	0	0	0	0	0	0	8	11	0.00	3.000								
<b>43 Luis Avilán, L</b> ERA: 3.48	(6, 1)	1.1	H	6	2	0	0	2	0	0	0	0	0	18	25	0.00	1.500									
<b>53 Jim Johnson, R</b> ERA: 3.77	(8, 1)	1.0	H	3	0	0	0	1	0	0	0	0	0	6	7	0.00	0.000									
<b>39 Jason Grilli, R</b> ERA: 4.5	(9, 1)	1.0	S	6	2	1	1	2	1	0	0	0	0	16	26	9.00	3.000									

AB	38
R	5
H	12
RBI	4
BB	4
SO	12
LOB	21



Batter	1	2	3	4	5	6	7	8	9	AB	R	H	RBI	BB	SO	LOB	BOTTOM									
<b>22 Nick Markakis, L</b> OBP: 0.390, SLG: 0.340										4	1	2	2	0	0	0	<b>Philadelphia Phillies @ Atlanta Braves</b> Turner Field, Atlanta, GA Wed May 06 2015, 7:11 PM - 10:18 PM EDT Att. 17,772 - Clear - 80 F									
<b>19 Andrelton Simmons, R</b> OBP: 0.399, SLG: 0.462										4	3	3	1	0	0	1										
<b>5 Freddie Freeman, L</b> OBP: 0.376, SLG: 0.561										4	0	3	3	0	0	0										
<b>24 Kelly Johnson, L</b> OBP: 0.301, SLG: 0.544										4	0	0	0	0	1	3										
<b>1 Alberto Callaspo, S</b> OBP: 0.329, SLG: 0.319										2	0	1	0	1	0	0										
<b>11 Phil Gosselin, R</b> OBP: 0.281, SLG: 0.273										4	0	0	0	0	2	4										
<b>53 Jim Johnson, R</b> <b>39 Jason Grilli, R</b>										3	2	0	1	0	0	0										
<b>27 Christian Bethancourt, R</b> OBP: 0.198, SLG: 0.227										3	2	0	1	0	0	0										
<b>8 Jace Peterson, L</b> OBP: 0.360, SLG: 0.312										4	1	1	0	0	1	2										
<b>25 Cameron Maybin, R</b> OBP: 0.338, SLG: 0.446										1	0	0	1	0	1	0										
<b>48 Mike Foltyniewicz, R</b> OBP: 0.250, SLG: 0.667	(1, 1)	4.1	L	20	6	6	3	1	1	0	0	0	0	0	0	0	<b>Braves</b>									
<b>57 Cody Martin, R</b> ERA: 7.94	(6, 1)	1.0	5	1	1	1	1	1	1	0	0	0	0	0	0	0										
<b>7 Jonny Gomes, R</b> OBP: 0.295, SLG: 0.404	(6, 7)	1.0	3	1	0	0	0	0	0	0	0	0	0	0	1	0										
<b>Inning Stats</b>	R: 1 E: 0 K: 0 S: 10	H: 1 LOB: 0 BB: 0 P: 17	R: 0 E: 0 K: 1 S: 6	H: 0 LOB: 0 BB: 0 P: 7	R: 0 E: 0 K: 1 S: 8	H: 0 LOB: 0 BB: 0 P: 13	R: 1 E: 0 K: 1 S: 14	H: 3 LOB: 1 BB: 0 P: 22	R: 4 E: 0 K: 1 S: 17	H: 5 LOB: 2 BB: 1 P: 31	R: 1 E: 0 K: 1 S: 15	H: 1 LOB: 1 BB: 1 P: 24	R: 0 E: 0 K: 1 S: 8	H: 1 LOB: 0 BB: 0 P: 10	R: 0 E: 0 K: 0 S: 4	H: 1 LOB: 0 BB: 0 P: 5		1B: 7 2B: 4 3B: 0 HR: 1	SF: 1 SAC: 0 DP: 3 HBP: 0	WP: 0 PB: 0 SB: 2 CS: 0	PA: 35					
<b>PITCHER</b>	IP	WLS	BF	H	R	ER	SO	BB	IBB	HBP	BLK	WP	HR	S	P	ERA		WHIP								
<b>31 Jerome Williams, R</b> ERA: 5.18	(1, 1)	4.1	L	20	6	6	3	1	1	0	0	0	0	8	18	0.00		3.000								
<b>63 Jake Diekman, L</b> ERA: 7.94	(5, 1)	0.2	4	1	0	0	1	1	0	0	0	0	0	8	15	9.00		2.000								
<b>46 Jeanmar Gómez, R</b> ERA: 3.27	(6, 1)	1.0	5	1	1	1	1	1	0	0	0	0	0	15	24	9.00		2.000								
<b>59 Elvis Araujo, L</b> ERA: 3.27	(7, 1)	1.0	3	1	0	0	1	0	0	0	0	0	0	8	10	0.00		1.000								
<b>57 Luis García, R</b> ERA: 2.13	(6, 1)	1.0	3	1	0	0	0	0	0	0	0	0	0	4	5	0.00		1.000								











Batter	1	2	3	4	5	6	7	8	9	AB	R	H	RBI	BB	SO	LOB	TOP			
3 Curtis Granderson, L OBP: 0.352, SLG: 0.371										5	1	2	2	0	2	1	<b>New York Mets @ Philadelphia Phillies</b> Citizens Bank Park, Philadelphia, PA Sun May 10 2015, 1:38 PM - 4:35 PM EDT Att: 27,935 - Cloudy - 78 F			
12 Juan Lagares, R OBP: 0.302, SLG: 0.347										5	0	1	0	0	0	1				
28 Daniel Murphy, L OBP: 0.281, SLG: 0.348										5	0	3	0	0	0	0				
21 Lucas Duda, L OBP: 0.362, SLG: 0.423										5	1	2	0	0	1	4				
4 Wilmer Flores, R OBP: 0.287, SLG: 0.386										5	1	2	1	0	0	3				
9 Kirk Nieuwenhuis, L OBP: 0.172, SLG: 0.185										4	1	1	1	0	1	1				
20 Anthony Recker, R OBP: 0.391, SLG: 0.176										4	1	1	0	0	0	1				
11 Rubén Tejada, R OBP: 0.343, SLG: 0.333										3	2	1	0	1	1	0				
40 Bartolo Colon, R ERA: 9.0										3	0	0	0	0	0	1				
19 Johnny Monell, L ERA: 2.76										1	0	1	2	0	0	0				
52 Carlos Torres, R ERA: 2.84										0	0	0	0	0	0	0				
27 Jeury's Familia, R ERA: 1.59										0	0	0	0	0	0	0				
<b>Inning Stats</b>	R: 0 E: 0 K: 1 S: 8	H: 1 LOB: 1 BB: 0 P: 8	R: 0 E: 0 K: 1 S: 8	H: 0 LOB: 0 BB: 0 P: 12	R: 0 E: 0 K: 0 S: 6	H: 1 LOB: 1 BB: 0 P: 8	R: 1 E: 0 K: 0 S: 10	H: 2 LOB: 1 BB: 0 P: 14	R: 2 E: 0 K: 1 S: 19	H: 2 LOB: 0 BB: 1 P: 33	R: 2 E: 0 K: 1 S: 11	H: 2 LOB: 2 BB: 0 P: 15	R: 2 E: 0 K: 0 S: 10	H: 3 LOB: 0 BB: 0 P: 16	R: 0 E: 0 K: 0 S: 6	H: 1 LOB: 1 BB: 0 P: 9	1B: 9 2B: 5 3B: 0 HR: 1	SF: 0 SAC: 0 DP: 1 HBP: 0	WP: 0 PB: 0 SB: 1 CS: 0	PA: 41
<b>PITCHER</b>	IP WLS BF H R ER SO BB IBB HBP BLK WP HR S P ERA WHIP	IP WLS BF H R ER SO BB IBB HBP BLK WP HR S P ERA WHIP	IP WLS BF H R ER SO BB IBB HBP BLK WP HR S P ERA WHIP	IP WLS BF H R ER SO BB IBB HBP BLK WP HR S P ERA WHIP	IP WLS BF H R ER SO BB IBB HBP BLK WP HR S P ERA WHIP	IP WLS BF H R ER SO BB IBB HBP BLK WP HR S P ERA WHIP	IP WLS BF H R ER SO BB IBB HBP BLK WP HR S P ERA WHIP	IP WLS BF H R ER SO BB IBB HBP BLK WP HR S P ERA WHIP	IP WLS BF H R ER SO BB IBB HBP BLK WP HR S P ERA WHIP	IP WLS BF H R ER SO BB IBB HBP BLK WP HR S P ERA WHIP	IP WLS BF H R ER SO BB IBB HBP BLK WP HR S P ERA WHIP	IP WLS BF H R ER SO BB IBB HBP BLK WP HR S P ERA WHIP	IP WLS BF H R ER SO BB IBB HBP BLK WP HR S P ERA WHIP	IP WLS BF H R ER SO BB IBB HBP BLK WP HR S P ERA WHIP	IP WLS BF H R ER SO BB IBB HBP BLK WP HR S P ERA WHIP	IP WLS BF H R ER SO BB IBB HBP BLK WP HR S P ERA WHIP	IP WLS BF H R ER SO BB IBB HBP BLK WP HR S P ERA WHIP			

AB 40  
R 7  
H 14  
RBI 6  
BB 1  
SO 5  
LOB 12



Batter	1	2	3	4	5	6	7	8	9	AB	R	H	RBI	BB	SO	LOB	BOTTOM					
2 Ben Revere, L OBP: 0.302, SLG: 0.356										4	0	1	0	1	0	1	<b>New York Mets @ Philadelphia Phillies</b> Citizens Bank Park, Philadelphia, PA Sun May 10 2015, 1:38 PM - 4:35 PM EDT Att: 27,935 - Cloudy - 78 F					
13 Freddy Galvis, S OBP: 0.381, SLG: 0.406										5	0	1	0	0	1	4						
26 Chase Utley, L OBP: 0.194, SLG: 0.221										3	1	1	0	0	1	1						
6 Ryan Howard, L OBP: 0.280, SLG: 0.475										4	0	0	0	0	0	5						
46 Jeanmar Gómez, R ERA: 4.15										0	0	0	0	0	0	0						
18 Darin Ruf, R OBP: 0.243, SLG: 0.338										4	0	0	0	0	0	1						
24 Grady Sizemore, L OBP: 0.288, SLG: 0.264										4	1	2	1	0	1	0						
25 Cody Asche, L OBP: 0.275, SLG: 0.343										4	1	1	0	0	3	1						
29 Cameron Rupp, R OBP: 0.211, SLG: 0.200										2	0	0	0	0	1	0						
16 César Hernández, R OBP: 0.390, SLG: 0.277										2	0	2	1	0	0	0						
38 Chad Billingsley, R OBP: 0.333, SLG: 1.333										2	1	1	1	0	0	0						
30 Justin De Fratus, S ERA: 2.53										0	0	0	0	0	0	0						
59 Elvis Araujo, L ERA: 2.84										0	0	0	1	0	0	0						
51 Carlos Ruiz, R OBP: 0.314, SLG: 0.260										1	0	0	0	0	0	1						
<b>Inning Stats</b>	R: 0 E: 0 K: 1 S: 9	H: 1 LOB: 0 BB: 0 P: 14	R: 0 E: 0 K: 2 S: 11	H: 0 LOB: 0 BB: 0 P: 14	R: 1 E: 0 K: 2 S: 13	H: 1 LOB: 0 BB: 0 P: 17	R: 1 E: 0 K: 1 S: 8	H: 2 LOB: 1 BB: 0 P: 10	R: 0 E: 0 K: 0 S: 11	H: 1 LOB: 1 BB: 0 P: 11	R: 0 E: 0 K: 0 S: 7	H: 0 LOB: 0 BB: 0 P: 14	R: 2 E: 0 K: 0 S: 19	H: 3 LOB: 3 BB: 1 P: 29	R: 0 E: 0 K: 1 S: 6	H: 0 LOB: 0 BB: 0 P: 7	R: 0 E: 0 K: 0 S: 11	H: 1 LOB: 1 BB: 0 P: 14	1B: 5 2B: 3 3B: 0 HR: 1	SF: 1 SAC: 0 DP: 0 HBP: 1	WP: 0 PB: 0 SB: 0 CS: 0	PA: 38
<b>PITCHER</b>	IP WLS BF H R ER SO BB IBB HBP BLK WP HR S P ERA WHIP	IP WLS BF H R ER SO BB IBB HBP BLK WP HR S P ERA WHIP	IP WLS BF H R ER SO BB IBB HBP BLK WP HR S P ERA WHIP	IP WLS BF H R ER SO BB IBB HBP BLK WP HR S P ERA WHIP	IP WLS BF H R ER SO BB IBB HBP BLK WP HR S P ERA WHIP	IP WLS BF H R ER SO BB IBB HBP BLK WP HR S P ERA WHIP	IP WLS BF H R ER SO BB IBB HBP BLK WP HR S P ERA WHIP	IP WLS BF H R ER SO BB IBB HBP BLK WP HR S P ERA WHIP	IP WLS BF H R ER SO BB IBB HBP BLK WP HR S P ERA WHIP	IP WLS BF H R ER SO BB IBB HBP BLK WP HR S P ERA WHIP	IP WLS BF H R ER SO BB IBB HBP BLK WP HR S P ERA WHIP	IP WLS BF H R ER SO BB IBB HBP BLK WP HR S P ERA WHIP	IP WLS BF H R ER SO BB IBB HBP BLK WP HR S P ERA WHIP	IP WLS BF H R ER SO BB IBB HBP BLK WP HR S P ERA WHIP	IP WLS BF H R ER SO BB IBB HBP BLK WP HR S P ERA WHIP	IP WLS BF H R ER SO BB IBB HBP BLK WP HR S P ERA WHIP	IP WLS BF H R ER SO BB IBB HBP BLK WP HR S P ERA WHIP					

AB 35  
R 4  
H 9  
RBI 4  
BB 1  
SO 7  
LOB 14







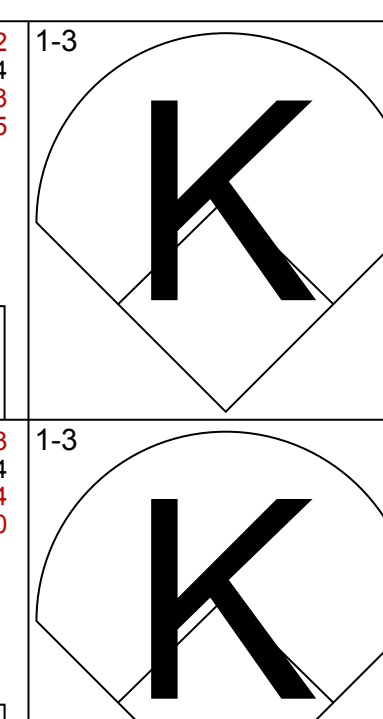
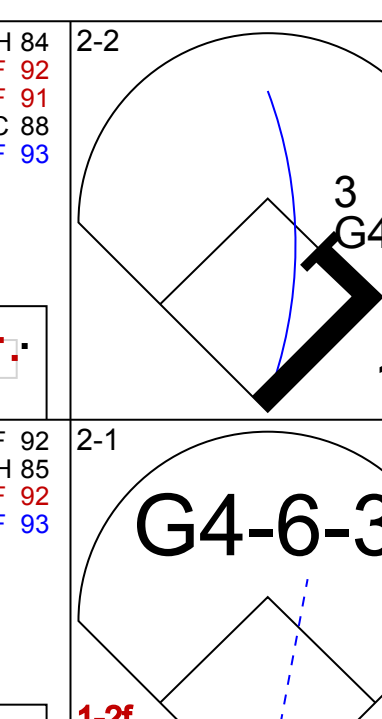
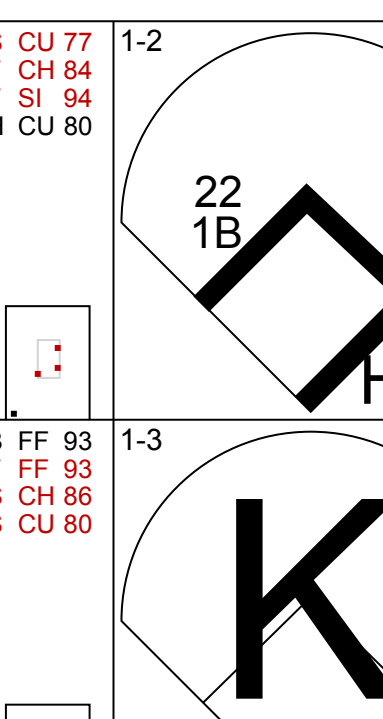
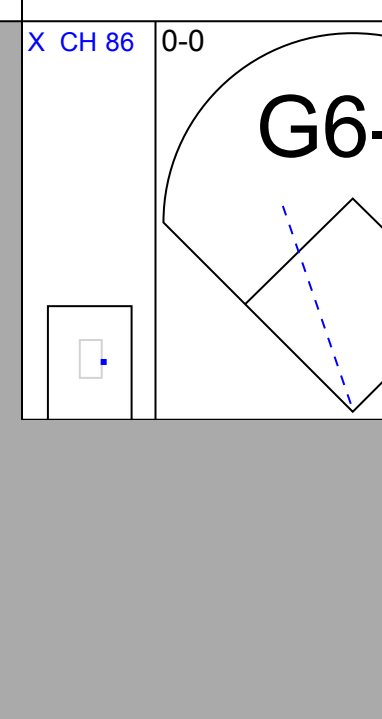
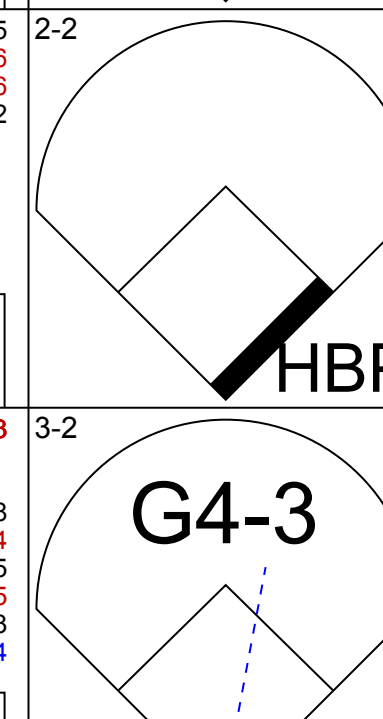
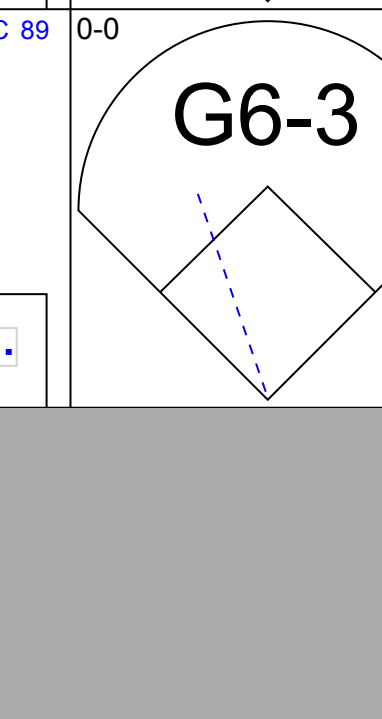
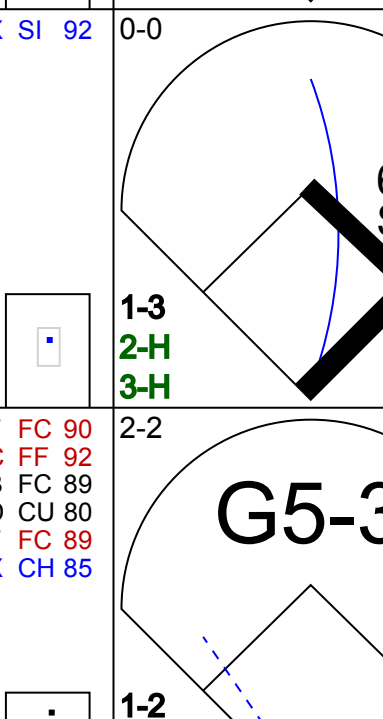







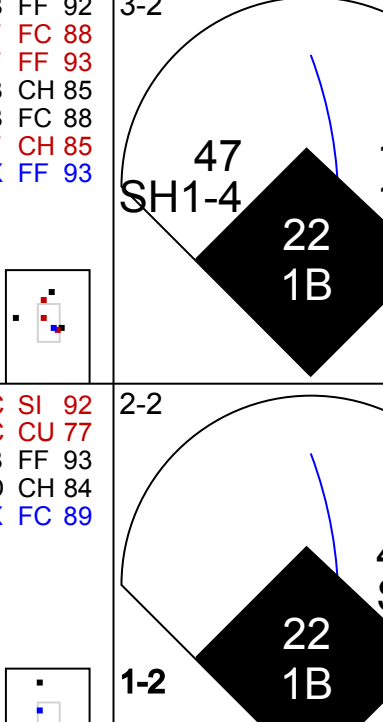
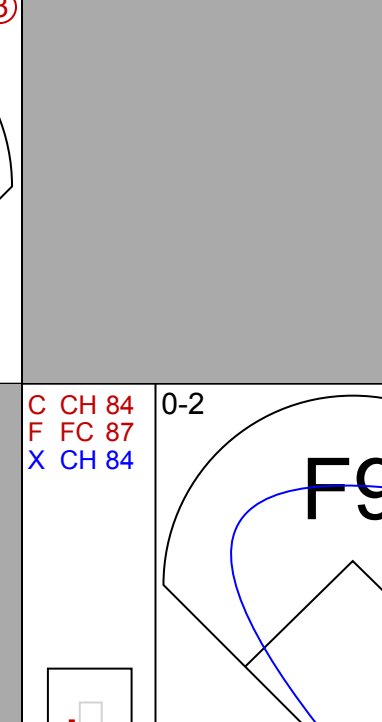

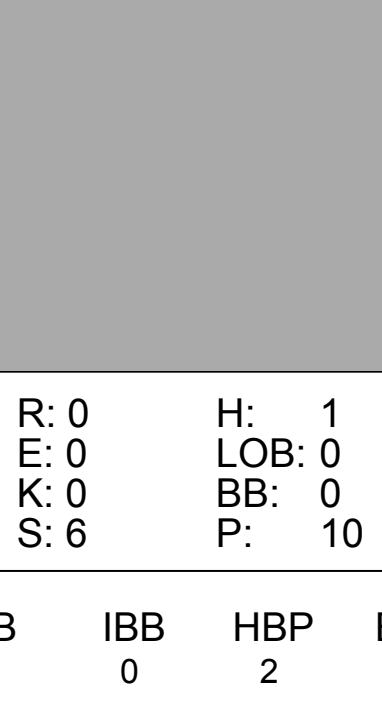
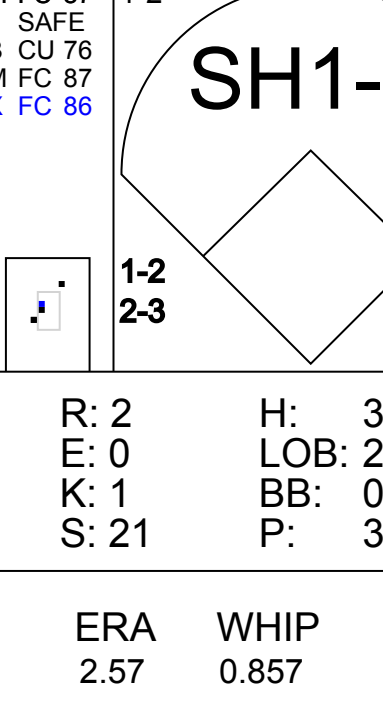
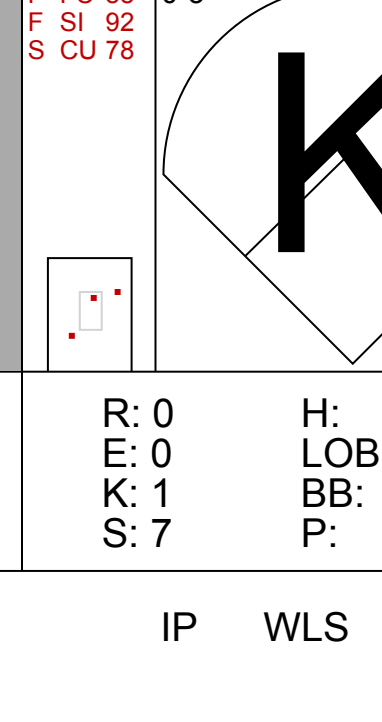
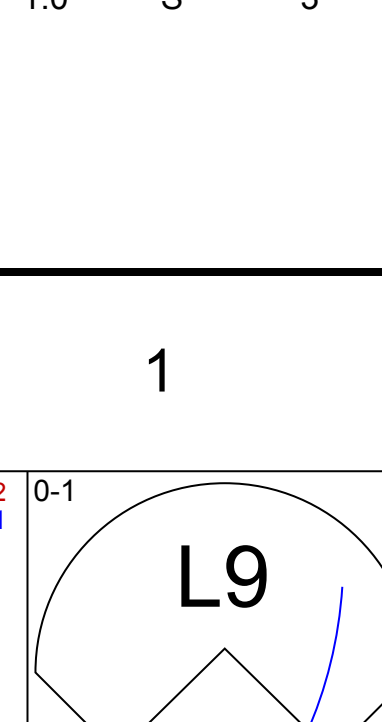
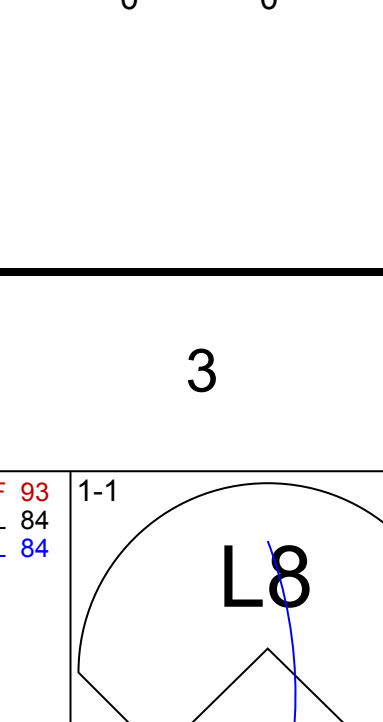
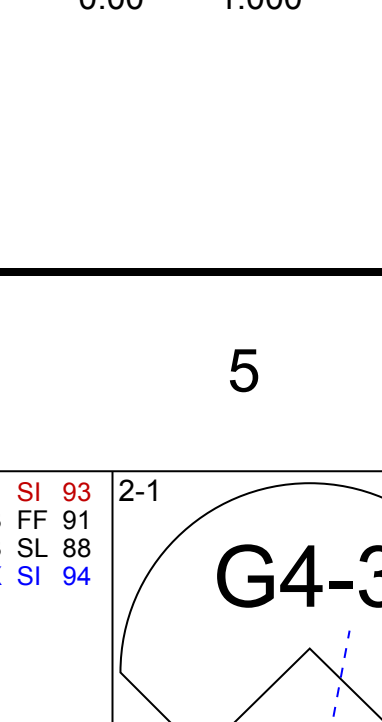
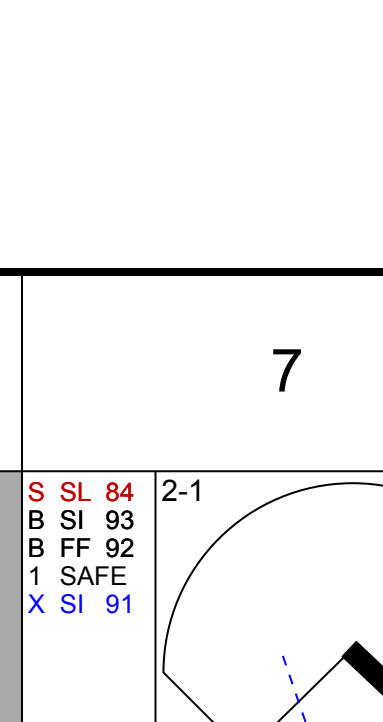
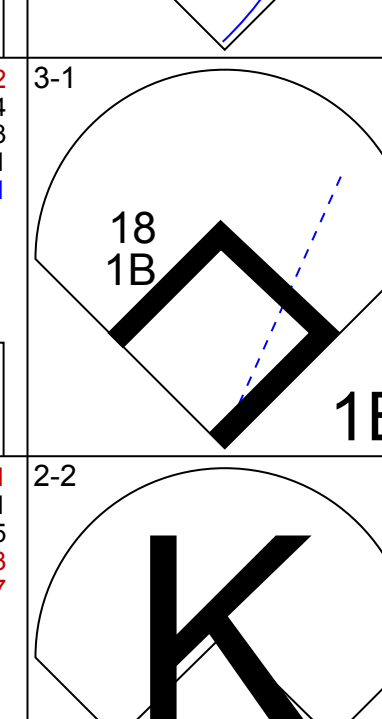
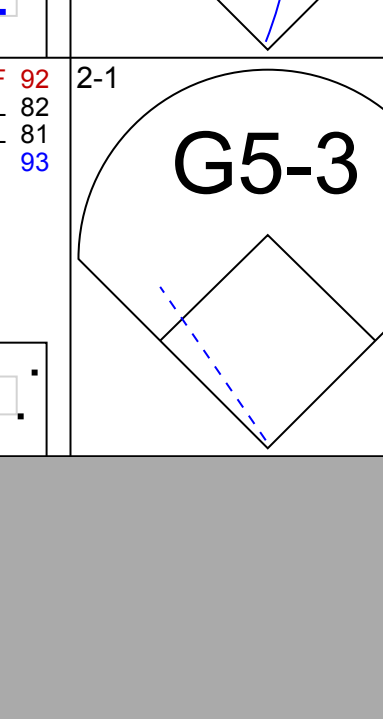
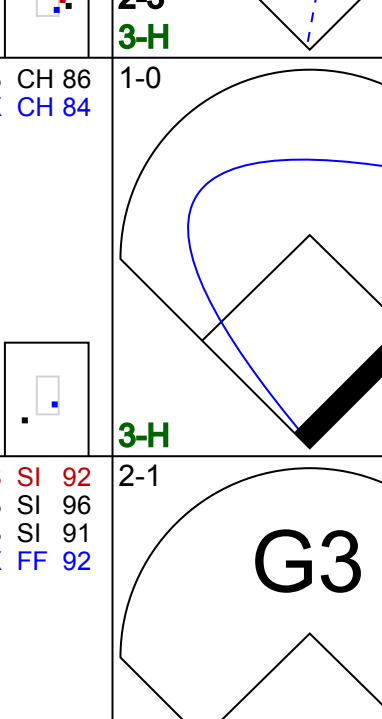
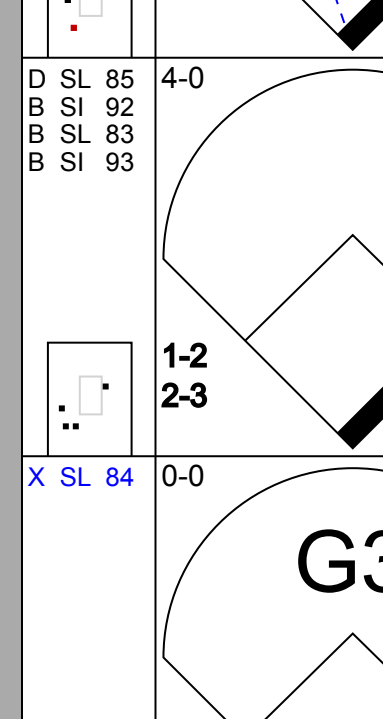
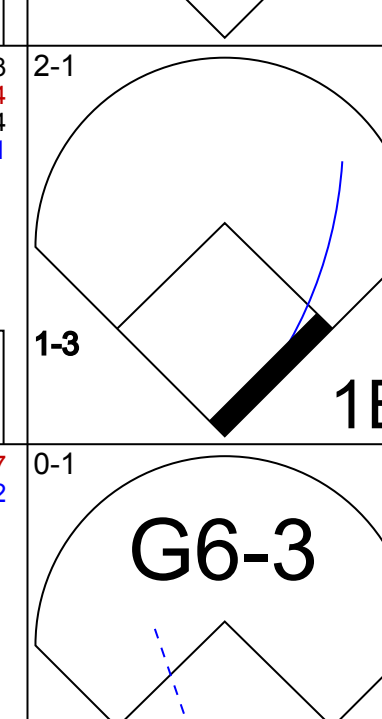





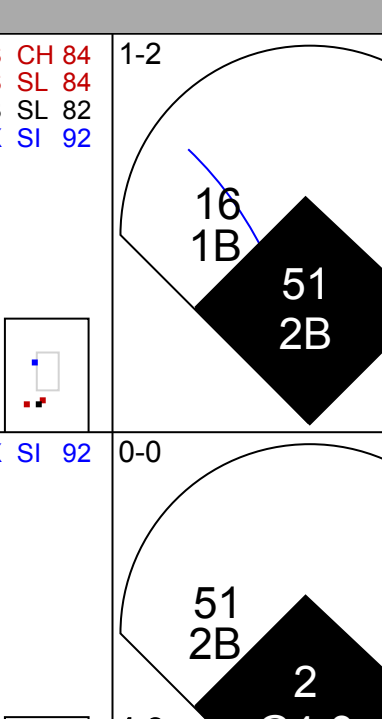
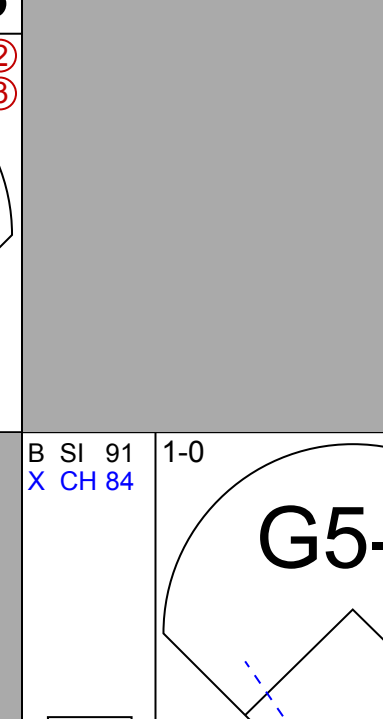

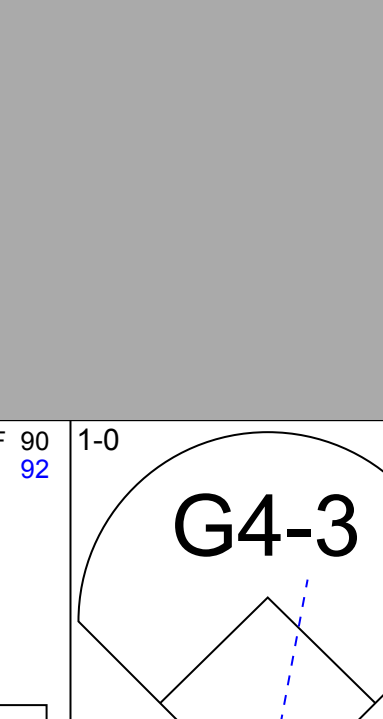
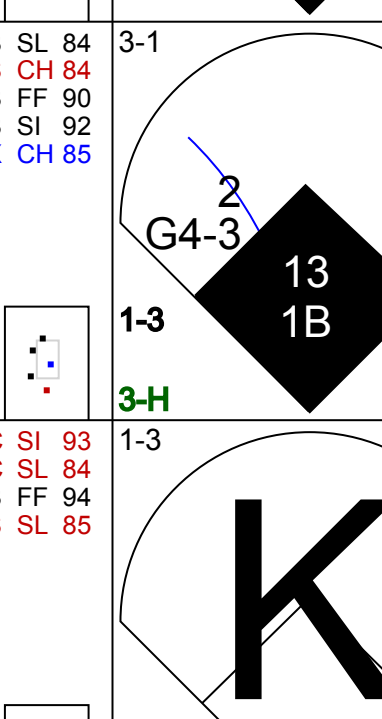
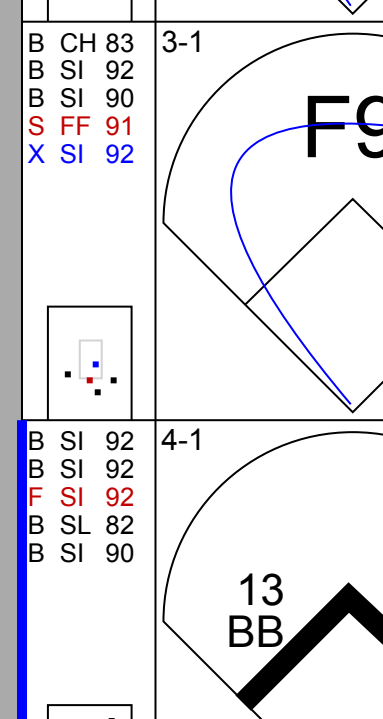
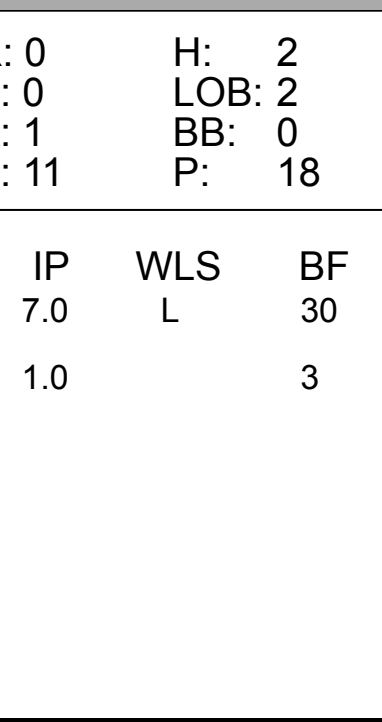
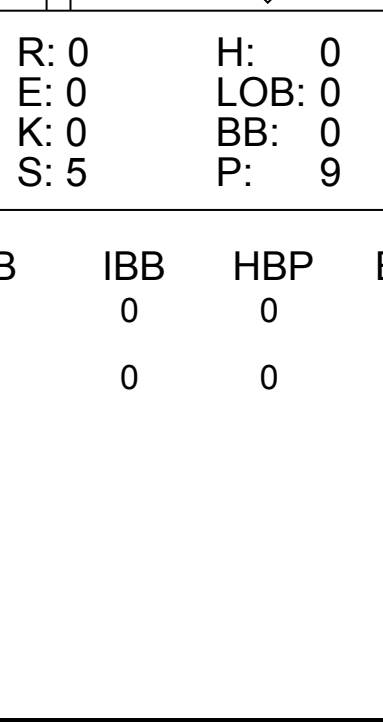
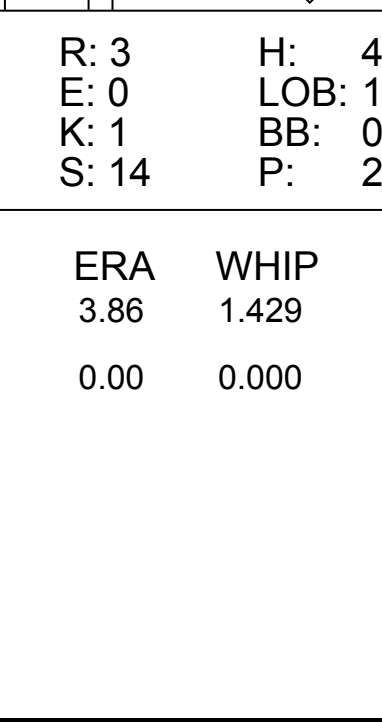
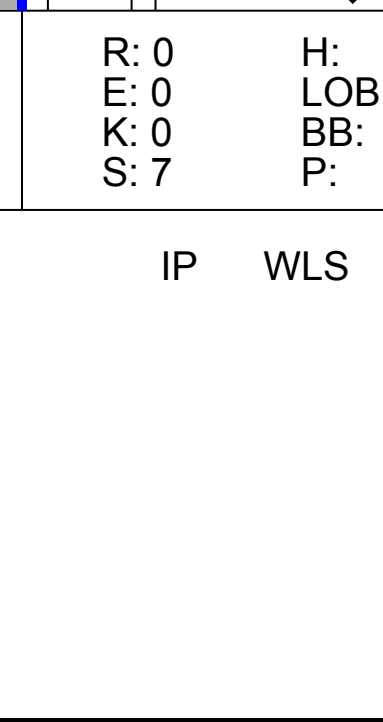


Batter	1	2	3	4	5	6	7	8	9	AB R H RBI BB SO LOB	TOP									
25 Gregory Polanco, L OBP: 0.316, SLG: 0.374	F9		L9		P6		G5-3 18 22 HR 1B		G1-3	5 1 1 2 0 0 1	Pittsburgh Pirates @ Philadelphia Phillies Citizens Bank Park, Philadelphia, PA Tue May 12 2015, 7:09 PM - 9:56 PM EDT Att: 20,393 - Cloudy - 84 F									
18 Neil Walker, S OBP: 0.354, SLG: 0.414	F8		G6-4-3 22 1B		G3-1		G5-3		K	5 0 1 0 0 1 2										
22 Andrew McCutchen, R OBP: 0.314, SLG: 0.373	G6-4-3 6 BB 1B		G6-4-3 1-2		G6-3		HR			4 1 2 2 0 0 1										
6 Starling Marte, R OBP: 0.331, SLG: 0.509	BB				L5 24 1B 5 HR HBP		K			2 1 0 0 1 1 0										
24 Pedro Alvarez, L OBP: 0.304, SLG: 0.410 52 Rob Scahill, L 37 Arquemedes Caminero, R	G4-3				G6-3		G4-3		G4-3	4 1 1 0 0 0 2 0 0 0 0 0 0 0 0 0 0 0 0 0 0										
27 Jung Ho Kang, R OBP: 0.361, SLG: 0.491	G4-3		K		K		P2			4 0 0 0 0 2 2										
5 Josh Harrison, R OBP: 0.218, SLG: 0.310	G6-3		HR		HR		K			3 2 1 3 1 1 0										
29 Francisco Cervelli, R OBP: 0.323, SLG: 0.337	G3-1 2B		G3-1		G3-1		BB		G1-3 25 2B	3 1 2 0 1 0 0										
34 A.J. Burnett, R OBP: 0.154, SLG: 0.154 3 Sean Rodriguez, R OBP: 0.400, SLG: 0.500	L1		K		K		SH5-4 25 1B BB		L9	2 0 0 0 0 1 1 1 0 0 0 0 0 1										
<b>Inning Stats</b>	R: 0 H: 1 E: 0 K: 0 S: 13	H: 1 R: 0 ER: 0 LOB: 2 BB: 1 P: 23	R: 0 H: 1 E: 0 K: 0 S: 8	H: 1 R: 0 ER: 0 LOB: 0 BB: 0 P: 11	R: 0 H: 1 E: 0 K: 0 S: 11	H: 1 R: 3 ER: 0 LOB: 2 BB: 0 P: 15	R: 0 H: 2 E: 0 K: 2 S: 15	H: 0 R: 0 ER: 0 LOB: 0 BB: 0 P: 18	R: 0 H: 0 E: 0 K: 1 S: 8	H: 0 R: 0 ER: 0 LOB: 0 BB: 2 P: 14		R: 4 H: 2 E: 0 K: 1 S: 15	H: 2 R: 0 ER: 0 LOB: 0 BB: 2 P: 35	R: 0 H: 0 E: 0 K: 1 S: 10	H: 0 R: 0 ER: 0 LOB: 1 BB: 0 P: 14	R: 0 H: 1 E: 0 K: 1 S: 10	H: 1 R: 0 ER: 0 LOB: 1 BB: 0 P: 16	1B: 4 2B: 2 3B: 0 HR: 2	SF: 0 SAC: 1 DP: 1 HBP: 1	WP: 0 PB: 0 SB: 1 CS: 0
<b>PITCHER</b>	IP WLS BF H R ER SO BB IBB HBP BLK WP HR S P ERA WHIP											IP WLS BF H R ER SO BB IBB HBP BLK WP HR S P ERA WHIP								
47 Sean O'Sullivan, R ERA: 5.68	(1, 1) 5.0 L 21 5 3 3 2 1 0 1 0 0 0 1 57 88 5.40 1.200																			
30 Justin De Fratus, R ERA: 2.45	(6, 1) 1.0 3 0 0 0 1 0 0 0 0 0 0 1 15 35 0.00 0.000																			
57 Luis Garcia, R ERA: 3.94	(7, 1) 1.0 7 2 4 4 1 2 0 0 0 0 0 1 15 35 36.00 4.000																			
53 Ken Giles, R ERA: 0.63	(8, 1) 1.0 3 0 0 0 1 0 0 0 0 0 0 0 10 14 0.00 0.000																			
58 Jonathan Papelbon, R ERA: 1.38	(9, 1) 1.0 4 1 0 0 1 0 0 0 0 0 0 0 10 16 0.00 1.000																			

Batter	1	2	3	4	5	6	7	8	9	AB R H RBI BB SO LOB	BOTTOM							
2 Ben Revere, L OBP: 0.296, SLG: 0.354	F9		L3		E9 26 G4-3 2B		G6-3		G6-3	4 1 1 1 0 0 0	Pittsburgh Pirates @ Philadelphia Phillies Citizens Bank Park, Philadelphia, PA Tue May 12 2015, 7:09 PM - 9:56 PM EDT Att: 20,393 - Cloudy - 84 F							
13 Freddy Galvis, S OBP: 0.372, SLG: 0.389	K		K		L6		L6		G6-3 26 E 1B	4 0 1 0 0 2 1								
26 Chase Utley, L OBP: 0.207, SLG: 0.225	G4-1		K		G4-3		G4-3		E5	4 0 1 1 0 0 1								
6 Ryan Howard, L OBP: 0.278, SLG: 0.453	F9		K		G3		G3		G3	4 0 0 0 0 1 3								
3 Jeff Francoeur, R OBP: 0.250, SLG: 0.364	G4-3		G4-3		G4-3		G6-3		G5-3	4 0 0 0 0 0 0								
16 César Hernández, S OBP: 0.391, SLG: 0.294	F7		BB		BB		K		2B	3 0 1 0 1 1 0								
37 Odúbel Herrera, L OBP: 0.304, SLG: 0.383	F9		F9		1B		1B		K	4 0 2 0 0 1 1								
51 Carlos Ruiz, R OBP: 0.309, SLG: 0.259	BB		BB		L4-6 47 CS 1B		F9		G6-3	4 0 1 0 0 0 4								
47 Sean O'Sullivan, R ERA: 5.68 30 Justin De Fratus, S ERA: 2.45 4 Andrés Blanco, S OBP: 0.296, SLG: 0.365 57 Luis Garcia, R ERA: 3.94 53 Ken Giles, R ERA: 0.63 24 Grady Sizemore, L OBP: 0.279, SLG: 0.279 58 Jonathan Papelbon, R ERA: 1.38	K		K		2B		K			1 0 0 0 0 1 1 0 0 0 0 0 0 0 1 1 1 0 0 0 0 0 0 0 0 0 0 0 0 0 0 0 0 0 0 1 0 0 0 0 1 0 0 0 0 0 0 0 0								
<b>Inning Stats</b>	R: 0 H: 0 E: 0 K: 1 S: 9	H: 0 R: 0 ER: 0 LOB: 0 BB: 0 P: 12	R: 0 H: 1 E: 0 K: 1 S: 13	H: 1 R: 0 ER: 0 LOB: 0 BB: 0 P: 16	R: 0 H: 1 E: 0 K: 2 S: 11	H: 1 R: 0 ER: 0 LOB: 1 BB: 0 P: 17	R: 2 H: 2 E: 1 K: 0 S: 9	H: 2 R: 0 ER: 0 LOB: 0 BB: 0 P: 12	R: 0 H: 1 E: 0 K: 1 S: 9	H: 1 R: 0 ER: 0 LOB: 2 BB: 0 P: 11		R: 0 H: 1 E: 0 K: 1 S: 10	H: 1 R: 0 ER: 0 LOB: 1 BB: 0 P: 12	R: 0 H: 1 E: 0 K: 1 S: 6	H: 1 R: 0 ER: 0 LOB: 1 BB: 0 P: 8	1B: 5 2B: 4 3B: 0 HR: 0	SF: 0 SAC: 0 DP: 1 HBP: 0	WP: 0 PB: 0 SB: 0 CS: 1
<b>PITCHER</b>	IP WLS BF H R ER SO BB IBB HBP BLK WP HR S P ERA WHIP											IP WLS BF H R ER SO BB IBB HBP BLK WP HR S P ERA WHIP						
34 A.J. Burnett, R ERA: 1.6	(1, 1) 7.0 W 26 6 2 1 5 1 0 0 0 0 0 0 65 95 1.29 1.000																	
52 Rob Scahill, R ERA: 0.63	(8, 1) 1.0 5 1 0 0 1 0 0 0 0 0 0 0 10 12 0.00 1.000																	
37 Arquemedes Caminero, R ERA: 4.2	(9, 1) 1.0 4 1 0 0 1 0 0 0 0 0 0 0 6 8 0.00 1.000																	

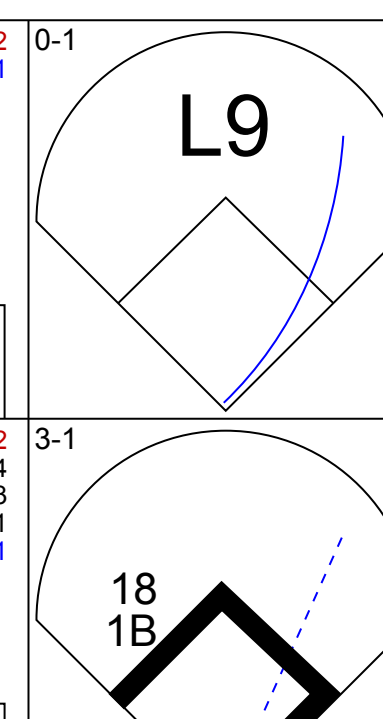
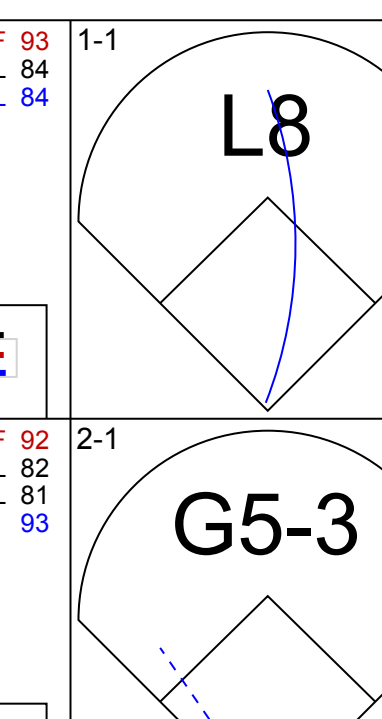
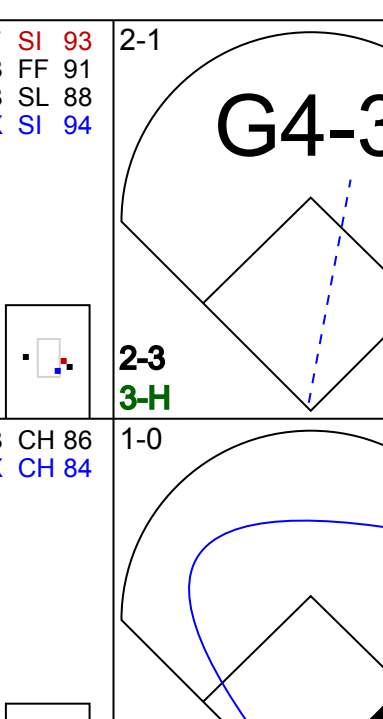
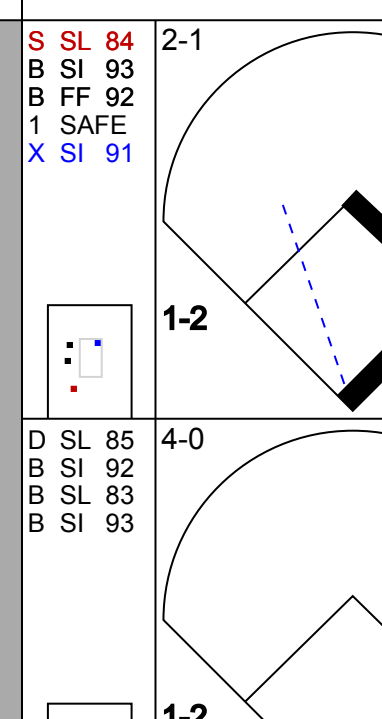
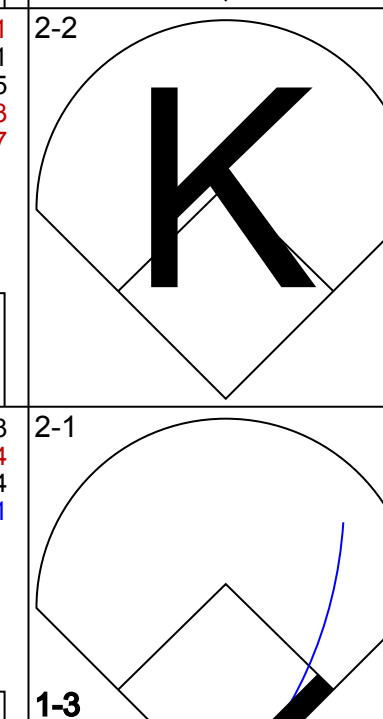

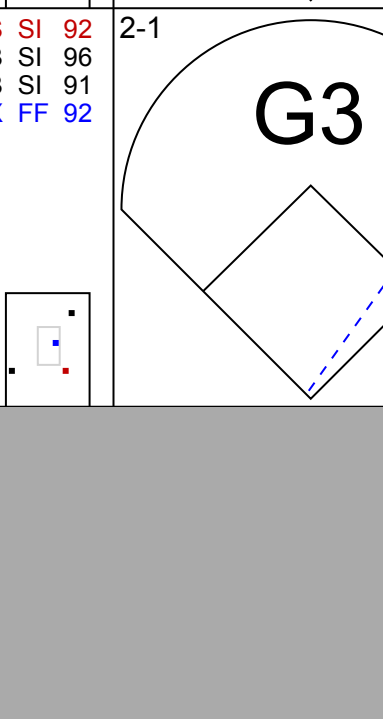
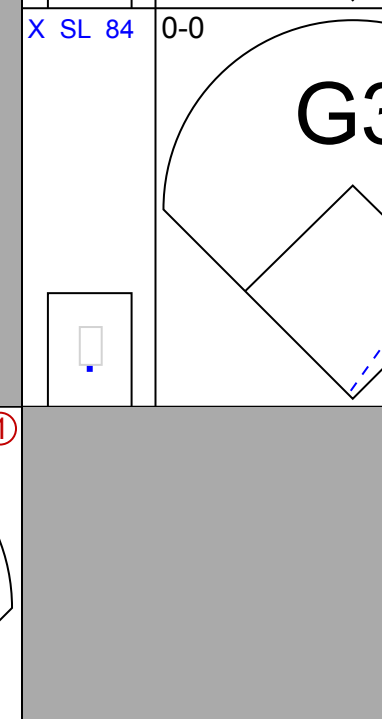
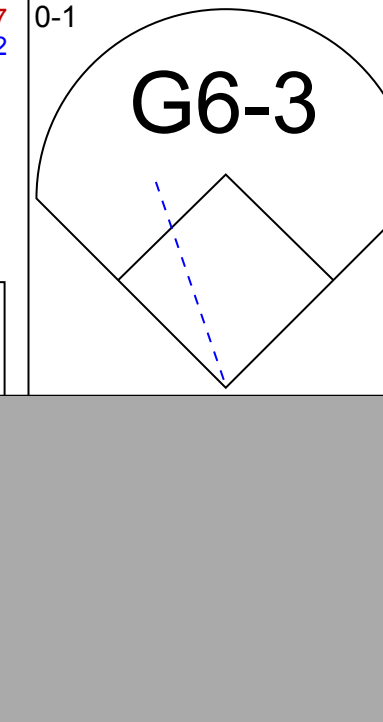

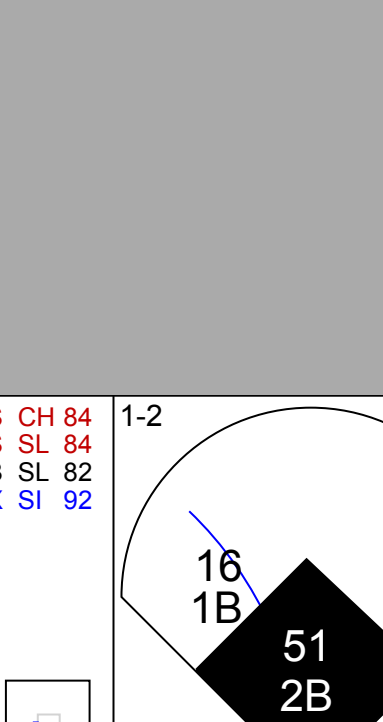



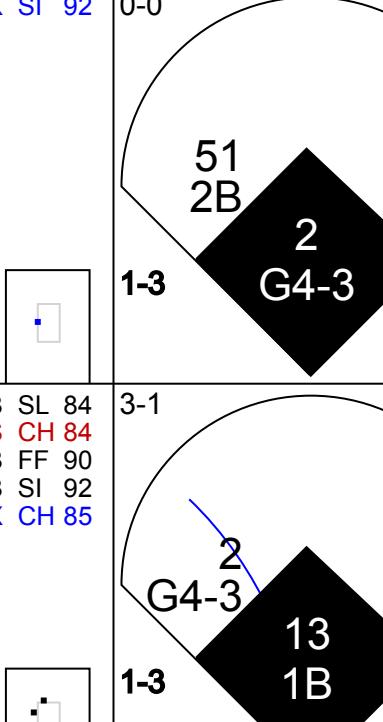
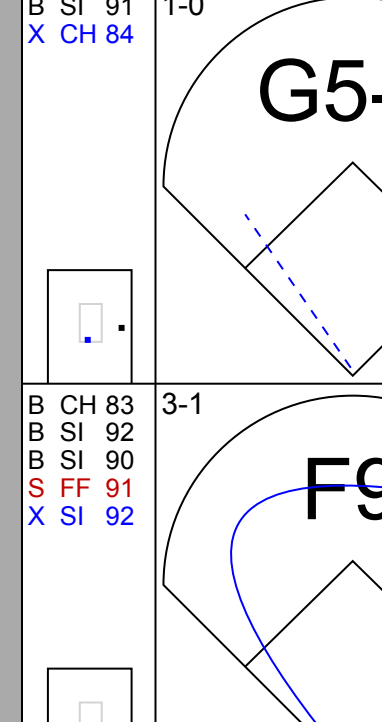
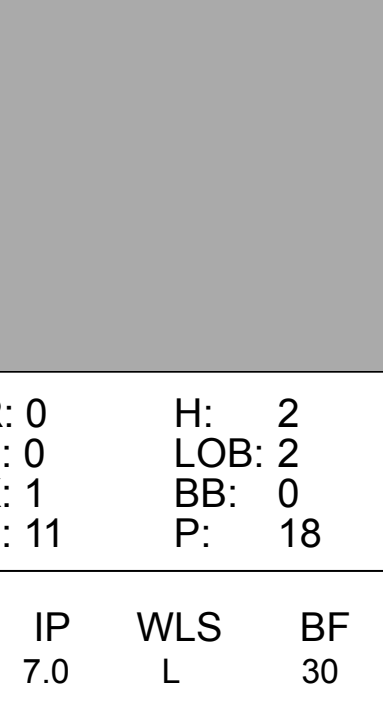
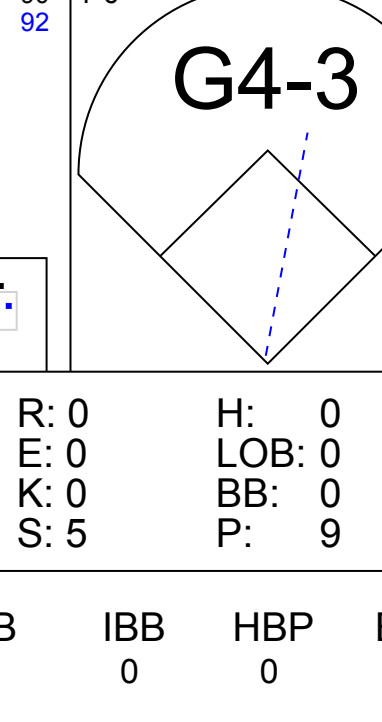
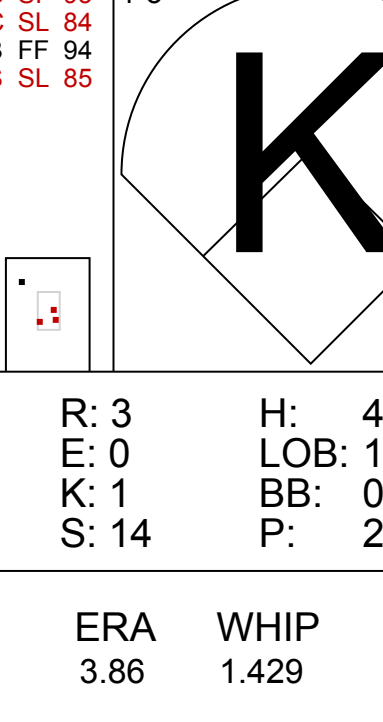
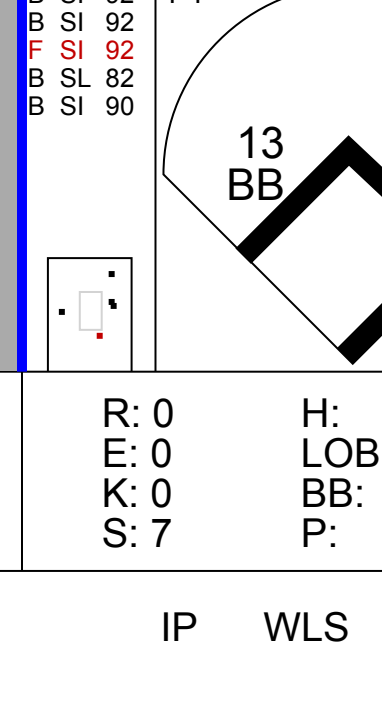








Batter	1	2	3	4	5	6	7	8	9	AB	R	H	RBI	BB	SO	LOB	TOP						
5 Josh Harrison, R OBP: 0.228, SLG: 0.310										3	0	1	0	0	1	0	<b>Pittsburgh Pirates @ Philadelphia Phillies</b> Citizens Bank Park, Philadelphia, PA Wed May 13 2015, 7:07 PM - 9:44 PM EDT Att: 29,576 - Cloudy - 67 F						
3 Sean Rodriguez, R OBP: 0.398, SLG: 0.459										3	0	0	0	0	2	4							
25 Gregory Polanco, L (8, PH) OBP: 0.313, SLG: 0.371										3	0	1	2	0	0	0							
22 Andrew McCutchen, R OBP: 0.319, SLG: 0.372										4	0	1	0	0	0	3							
6 Starling Marte, R OBP: 0.328, SLG: 0.500										3	0	0	0	0	3	0							
12 Corey Hart, R OBP: 0.194, SLG: 0.310										3	0	0	0	0	3	0							
24 Pedro Alvarez, L (8, PH) OBP: 0.302, SLG: 0.406										1	0	0	0	0	1	1							
29 Francisco Cervelli, R OBP: 0.330, SLG: 0.337										3	1	1	0	1	1	0							
18 Neil Walker, S OBP: 0.358, SLG: 0.412										4	1	1	0	0	1	3							
10 Jordy Mercer, R OBP: 0.245, SLG: 0.218										2	0	0	0	0	1	2							
47 Francisco Liriano, L OBP: 0.071, SLG: 0.071										0	0	0	0	0	0	0							
52 Rob Scallih, L OBP: 0.071, SLG: 0.071										2	0	0	0	0	1	2							
<b>Inning Stats</b>	R: 0 H: 0 E: 0 K: 2 S: 12	H: 0 LOB: 1 BB: 0 P: 19	R: 0 H: 1 E: 0 K: 2 S: 11	H: 1 LOB: 2 BB: 1 P: 23	R: 0 H: 1 E: 0 K: 0 S: 6	H: 1 LOB: 0 BB: 0 P: 10	R: 0 H: 0 E: 0 K: 1 S: 9	H: 0 LOB: 0 BB: 0 P: 9	R: 2 H: 3 E: 0 K: 1 S: 21	H: 3 LOB: 2 BB: 0 P: 31	R: 0 H: 0 E: 0 K: 2 S: 12	H: 0 LOB: 0 BB: 0 P: 16	R: 0 H: 0 E: 0 K: 1 S: 7	H: 0 LOB: 0 BB: 0 P: 7	R: 0 H: 1 E: 0 K: 1 S: 10	H: 1 LOB: 1 BB: 0 P: 15	R: 0 H: 0 E: 1 K: 1 S: 7	H: 0 LOB: 1 BB: 1 P: 12	1B: 6 2B: 1 3B: 0 HR: 0	SF: 0 SAC: 1 DP: 2 HBP: 2	WP: 0 PB: 0 SB: 1 CS: 0	PA: 35	
<b>PITCHER</b>	IP WLS BF H R ER SO BB IBB HBP BLK WP HR S P ERA WHIP	IP WLS BF H R ER SO BB IBB HBP BLK WP HR S P ERA WHIP	IP WLS BF H R ER SO BB IBB HBP BLK WP HR S P ERA WHIP	IP WLS BF H R ER SO BB IBB HBP BLK WP HR S P ERA WHIP	IP WLS BF H R ER SO BB IBB HBP BLK WP HR S P ERA WHIP	IP WLS BF H R ER SO BB IBB HBP BLK WP HR S P ERA WHIP	IP WLS BF H R ER SO BB IBB HBP BLK WP HR S P ERA WHIP	IP WLS BF H R ER SO BB IBB HBP BLK WP HR S P ERA WHIP	IP WLS BF H R ER SO BB IBB HBP BLK WP HR S P ERA WHIP	IP WLS BF H R ER SO BB IBB HBP BLK WP HR S P ERA WHIP	IP WLS BF H R ER SO BB IBB HBP BLK WP HR S P ERA WHIP	IP WLS BF H R ER SO BB IBB HBP BLK WP HR S P ERA WHIP	IP WLS BF H R ER SO BB IBB HBP BLK WP HR S P ERA WHIP	IP WLS BF H R ER SO BB IBB HBP BLK WP HR S P ERA WHIP	IP WLS BF H R ER SO BB IBB HBP BLK WP HR S P ERA WHIP	IP WLS BF H R ER SO BB IBB HBP BLK WP HR S P ERA WHIP	IP WLS BF H R ER SO BB IBB HBP BLK WP HR S P ERA WHIP	IP WLS BF H R ER SO BB IBB HBP BLK WP HR S P ERA WHIP	IP WLS BF H R ER SO BB IBB HBP BLK WP HR S P ERA WHIP	IP WLS BF H R ER SO BB IBB HBP BLK WP HR S P ERA WHIP	IP WLS BF H R ER SO BB IBB HBP BLK WP HR S P ERA WHIP	IP WLS BF H R ER SO BB IBB HBP BLK WP HR S P ERA WHIP	IP WLS BF H R ER SO BB IBB HBP BLK WP HR S P ERA WHIP

AB 30  
R 2  
H 6  
RBI 2  
BB 2  
SO 11  
LOB 14



Batter	1	2	3	4	5	6	7	8	9	AB	R	H	RBI	BB	SO	LOB	BOTTOM						
2 Ben Revere, L OBP: 0.295, SLG: 0.351										4	0	1	1	0	0	1	<b>Pittsburgh Pirates @ Philadelphia Phillies</b> Citizens Bank Park, Philadelphia, PA Wed May 13 2015, 7:07 PM - 9:44 PM EDT Att: 29,576 - Cloudy - 67 F						
13 Freddy Galvis, S OBP: 0.384, SLG: 0.397										3	0	2	1	1	0	0							
26 Chase Utley, L OBP: 0.200, SLG: 0.217										4	0	0	0	0	2	5							
53 Ken Giles, R OBP: 0.304, SLG: 0.383										0	0	0	0	0	0	0							
18 Darin Ruf, R OBP: 0.241, SLG: 0.329										4	0	1	0	0	3	0							
6 Ryan Howard, L OBP: 0.277, SLG: 0.440										3	0	0	0	1	1	2							
58 Jonathan Papelbon, R ERA: 1.26										0	0	0	0	0	0	0							
3 Jeff Francoeur, R OBP: 0.250, SLG: 0.358										4	1	1	0	0	1	1							
16 César Hernández, S OBP: 0.388, SLG: 0.296										3	1	1	0	0	0	0							
51 Carlos Ruiz, R OBP: 0.309, SLG: 0.273										3	1	1	1	0	0	0							
35 Cole Hamels, L OBP: 0.231, SLG: 0.231										2	0	0	0	0	1	2							
4 Andrés Blanco, S (7, PH) OBP: 0.321, SLG: 0.385										0	0	0	0	1	0	0							
<b>Inning Stats</b>	R: 0 H: 2 E: 0 K: 1 S: 11	H: 0 LOB: 0 BB: 0 P: 18	R: 0 H: 0 E: 0 K: 1 S: 6	H: 0 LOB: 0 BB: 0 P: 10	R: 0 H: 0 E: 0 K: 2 S: 8	H: 0 LOB: 0 BB: 0 P: 12	R: 3 H: 4 E: 0 K: 1 S: 14	H: 4 LOB: 1 BB: 0 P: 24	R: 0 H: 0 E: 0 K: 1 S: 5	H: 0 LOB: 0 BB: 1 P: 11	R: 0 H: 1 E: 0 K: 0 S: 7	H: 1 LOB: 3 BB: 2 P: 21	R: 0 H: 0 E: 0 K: 2 S: 11	H: 0 LOB: 0 BB: 0 P: 16	R: 0 H: 0 E: 0 K: 2 S: 11	H: 0 LOB: 0 BB: 0 P: 16	1B: 6 2B: 1 3B: 0 HR: 0	SF: 0 SAC: 0 DP: 1 HBP: 0	WP: 0 PB: 0 SB: 0 CS: 0	PA: 33			
<b>PITCHER</b>	IP WLS BF H R ER SO BB IBB HBP BLK WP HR S P ERA WHIP	IP WLS BF H R ER SO BB IBB HBP BLK WP HR S P ERA WHIP	IP WLS BF H R ER SO BB IBB HBP BLK WP HR S P ERA WHIP	IP WLS BF H R ER SO BB IBB HBP BLK WP HR S P ERA WHIP	IP WLS BF H R ER SO BB IBB HBP BLK WP HR S P ERA WHIP	IP WLS BF H R ER SO BB IBB HBP BLK WP HR S P ERA WHIP	IP WLS BF H R ER SO BB IBB HBP BLK WP HR S P ERA WHIP	IP WLS BF H R ER SO BB IBB HBP BLK WP HR S P ERA WHIP	IP WLS BF H R ER SO BB IBB HBP BLK WP HR S P ERA WHIP	IP WLS BF H R ER SO BB IBB HBP BLK WP HR S P ERA WHIP	IP WLS BF H R ER SO BB IBB HBP BLK WP HR S P ERA WHIP	IP WLS BF H R ER SO BB IBB HBP BLK WP HR S P ERA WHIP	IP WLS BF H R ER SO BB IBB HBP BLK WP HR S P ERA WHIP	IP WLS BF H R ER SO BB IBB HBP BLK WP HR S P ERA WHIP	IP WLS BF H R ER SO BB IBB HBP BLK WP HR S P ERA WHIP	IP WLS BF H R ER SO BB IBB HBP BLK WP HR S P ERA WHIP	IP WLS BF H R ER SO BB IBB HBP BLK WP HR S P ERA WHIP	IP WLS BF H R ER SO BB IBB HBP BLK WP HR S P ERA WHIP	IP WLS BF H R ER SO BB IBB HBP BLK WP HR S P ERA WHIP	IP WLS BF H R ER SO BB IBB HBP BLK WP HR S P ERA WHIP	IP WLS BF H R ER SO BB IBB HBP BLK WP HR S P ERA WHIP	IP WLS BF H R ER SO BB IBB HBP BLK WP HR S P ERA WHIP	IP WLS BF H R ER SO BB IBB HBP BLK WP HR S P ERA WHIP





















Batter	1	2	3	4	5	6	7	8	9	AB	R	H	RBI	BB	SO	LOB	TOP			
2 Ben Revere, L OBP: 0.314, SLG: 0.356	1-1 B FF 92 C FC 94 X FF 94 24 L9 6 13 E 1B		4-1 B FF 91 F FF 92 B FF 94 B SL 89 B FF 92 24 S BB		1-1 C FF 94 B SI 94 X FF 94 1B		2-0 B FF 92 X FF 90 F8		1-1 B FF 95 X FF 96 1B	4	1	3	0	1	0	0				
13 Freddy Galvis, S OBP: 0.406, SLG: 0.395	0-1 C FF 93 1 SAFE X FF 94 6 1B E		2-0 B SI 93 1 SAFE B SL 89 X FF 91 P5		2-1 1 SAFE B SI 90 F SL 87 F FF 93 B SI 92 X SL 88 L9		1-2 C CU 76 B CU 77 C FF 91 F SL 87 F FF 93 X CU 78 3 G4-6-3 1B		2-2 B CH 87 B CH 88 C FF 94 F CH 89 F CU 78 X CH 88 G3	5	0	1	0	0	0	4				
24 Grady Sizemore, L OBP: 0.300, SLG: 0.293	0-0 X SI 92 L9		2-2 1 SAFE B SL 89 C CH 84 F FF 94 F SL 88 T SL 88 K		0-0 X SI 93 G4-3		1-0 S SI 90 X FF 91 G4-6-3			3	0	0	0	0	1	3				
3 Jeff Francoeur, R OBP: 0.260, SLG: 0.386	1-2 L9		1-2 B SL 89 B CH 84 F FF 94 F SL 88 X FF 93 1B							1	0	0	0	0	0	1				
6 Ryan Howard, L OBP: 0.307, SLG: 0.488	0-1 F FF 93 X FF 93 7 G4-6-3 1B		2-1 B SL 89 B CH 84 F FF 94 F SL 88 X FF 93 F8		3-2 C SI 92 B CU 80 B CH 88 B SL 88 C SL 88 F SI 91 X SI 93 G4-3		2-2 B CU 76 F FF 89 F FF 89 C FF 88 F CU 76 X FF 88 1B			4	0	2	1	0	0	1				
7 Maikel Franco, R OBP: 0.294, SLG: 0.563	2-2 C SL 90 F FF 93 B SI 93 B SL 92 X SL 90 G4-6-3		2-2 F CU 78 F CU 80 B CU 82 B SL 88 X SL 88 G4-3		0-2 F FF 94 F SI 94 X SL 87 G4-3		0-3 F FF 88 F FF 88 F CU 77 S CU 76 K			4	1	1	0	0	1	3				
26 Chase Utley, L OBP: 0.222, SLG: 0.252		2-2 B FF 90 C SI 91 B CU 82 X FF 94 37 G4-3 2B		0-1 C FF 93 X SI 94 G5-3		4-2 C SI 91 B SI 91 1 SAFE B FF 94 D CH 84 B FF 93 37 2B BB		2-1 C FF 89 B SI 89 1 SAFE B FF 88 X FF 89 P2			3	1	1	0	1	0	1			
37 Odúbel Herrera, L OBP: 0.290, SLG: 0.379		1-0 B FF 94 X FF 94 G4-3		3-3 B CU 78 F SL 88 F FF 94 S SI 93 K		1-0 D CU 80 X FF 93 51 1B 2B		1-2 C FF 90 S CU 77 B CU 76 X CU 77 F7			4	1	1	2	0	1	2			
51 Carlos Ruiz, R OBP: 0.333, SLG: 0.299		1-0 H SI 92 35 G4-6-3 HBP		1-2 C FF 93 B SL 89 X SL 88 L3		0-0 X SL 88 1B		2-1 B FF 94 B SI 85 X FF 94 L9			3	0	1	1	0	0	0			
35 Cole Hamels, L OBP: 0.188, SLG: 0.188		1-1 F SI 93 X FF 94 G4-6-3		1-1 F SI 93 X SI 94 G3-1		1-3 F SI 93 B FF 92 S CH 83 K		0-1 F FF 96 X FF 96 L5			3	0	0	0	0	1	3			
57 Luis García, R 16 César Hernández, S 58 Jonathan Papelbon, R																				
<b>Inning Stats</b>	R: 1 E: 0 K: 0 S: 10	H: 2 LOB: 1 BB: 0 P: 13	R: 0 E: 0 K: 0 S: 6	H: 1 LOB: 1 BB: 0 P: 11	R: 0 E: 0 K: 1 S: 8	H: 0 LOB: 0 BB: 1 P: 18	R: 0 E: 0 K: 1 S: 9	H: 1 LOB: 0 BB: 0 P: 14	R: 0 E: 0 K: 1 S: 16	H: 3 LOB: 1 BB: 1 P: 25	R: 0 E: 0 K: 0 S: 7	H: 1 LOB: 0 BB: 0 P: 11	R: 0 E: 0 K: 1 S: 13	H: 1 LOB: 1 BB: 0 P: 18	R: 0 E: 0 K: 0 S: 10	H: 1 LOB: 1 BB: 0 P: 15	1B: 8 2B: 2 3B: 0 HR: 0	SF: 0 SAC: 0 DP: 3 HBP: 1	WP: 0 PB: 0 SB: 1 CS: 0	PA: 38
<b>PITCHER</b>	IP WLS BF H R ER SO	IP WLS BF H R ER SO	IP WLS BF H R ER SO	IP WLS BF H R ER SO	IP WLS BF H R ER SO	IP WLS BF H R ER SO	IP WLS BF H R ER SO	IP WLS BF H R ER SO	IP WLS BF H R ER SO	IP WLS BF H R ER SO	IP WLS BF H R ER SO	IP WLS BF H R ER SO	IP WLS BF H R ER SO	IP WLS BF H R ER SO	IP WLS BF H R ER SO	IP WLS BF H R ER SO	ERA WHIP	ERA WHIP		

Philadelphia Phillies @ Colorado Rockies  
Coors Field, Denver, CO  
Mon May 18 2015, 6:43 PM - 9:52 PM MDT  
Att: 24,061 - Cloudy - 49 F

AB	35
R	4
H	10
RBI	4
BB	2
SO	4
LOB	18



Batter	1	2	3	4	5	6	7	8	9	AB	R	H	RBI	BB	SO	LOB	BOTTOM			
19 Charlie Blackmon, L OBP: 0.331, SLG: 0.463	0-0 X FF 92 B3		1-2 B FF 92 S FC 89 X FF 94 G6-3		1-3 C FC 88 C CH 85 S FF 94 K		1-0 X FF 93 L7		0-0 X FF 92 1B	5	0	1	1	0	1	0				
28 Nolan Arenardo, R OBP: 0.326, SLG: 0.531	4-1 B FF 93 B FF 94 B CH 84 B FF 93 BB		1-3 B FF 93 F FF 94 B CH 84 S CH 85 K		0-3 F CH 86 F FF 94 F FF 95 S FF 94 K		1-2 C FF 96 B SL 86 X FF 97 5 1B		3-H B SL 81 1 SAFE F FF 91 S FF 92 S FS 86 K	4	1	1	0	1	3	1				
2 Troy Tulowitzki, R OBP: 0.290, SLG: 0.442	1-2 C CH 84 B FF 94 C FC 91 X SI 94 P3		3-2 B FF 94 C FC 90 B CU 79 B FF 94 X FC 93 G5-3		0-2 F CU 78 F FF 95 X CH 84 G5-3		2-2 D SL 85 F SI 95 S SL 86 X SL 86 E5 5 1B			4	0	1	0	0	0	2				
5 Carlos González, L OBP: 0.265, SLG: 0.347	2-2 B SI 94 1 SAFE F SI 94 S FC 89 X FC 90 G5-3		0-2 S CH 84 S CH 81 F SI 94 X FC 89 G4-3		1-1 B FF 93 X CU 78 20 G4-3 1B		0-2 F SI 95 X SL 85 1B			4	0	2	1	0	0	2				
20 Wilin Rosario, R OBP: 0.313, SLG: 0.489		2-0 B CH 84 X SI 94 4 G6-3 9 1B		0-1 C FF 92 X FF 93 13 2B 1B		0-1 C FC 89 X FF 94 G4-3		1-3 B SI 83 B SL 86 F FF 96 S SL 86 K			4	1	2	0	0	1	3			
4 Nick Hundley, R OBP: 0.343, SLG: 0.433		2-2 B FF 94 C SI 93 B SI 93 X FC 89 G6-3		0-0 X CH 84 F9		3-1 C FF 92 B FF 93 B FC 84 B FC 88 X FF 93 L9		3-2 B FF 96 C FF 95 B FF 97 S SL 85 D SL 88 X SL 84 F7			4	0	0	0	0	4				
8 Michael McKenry, R OBP: 0.351, SLG: 0.323		1-3 S FF 94 S FF 95 B FF 94 C CU 80 K		1-1 C CH 86 B FC 89 1 SAFE X FF 92 2B		0-3 S FF 92 C FC 94 K					4	0	1	0	0	3	1			
13 Drew Stubbs, R OBP: 0.185, SLG: 0.260		0-1 C CU 80 X FF 94 24 S 1B		0-3 F FF 94 F FC 90 S FC 90 K		1-2 F CH 85 B FC 90 S FF 94 X FC 89 L9		1-3 C FF 90 B SI 80 B FF 91 S FF 91 K			4	1	2	1	0	1	2			
9 DJ LeMahieu, R OBP: 0.376, SLG: 0.417		3-H D CH 85 B FC 89 S SI 93 D CH 85 X FF 94 F8		3-3 S FC 84 C CH 85 B FC 84 B FC 85 S FC 85 K		0-2 S CH 84 C CH 84 F FC 90 X CU 79 G5-3		0-2 F FS 87 F FF 95 F FS 93 S FS 92 K			2	0	0	0	0	1	3			
24 Jordan Lyles, R 53 Christian Friedrich, R 43 Rafael Ynoa, S 67 Ken Roberts, L 45 Scott Oberg, R 6 Corey Dickerson, L																				
<b>Inning Stats</b>	R: 0 E: 0 K: 0 S: 9	H: 0 LOB: 1 BB: 0 P: 16	R: 1 E: 0 K: 1 S: 11	H: 2 LOB: 1 BB: 0 P: 19	R: 0 E: 0 K: 1 S: 13	H: 1 LOB: 1 BB: 0 P: 18	R: 0 E: 0 K: 2 S: 13	H: 2 LOB: 2 BB: 0 P: 17	R: 0 E: 0 K: 2 S: 10	H: 1 LOB: 0 BB: 0 P: 10	R: 0 E: 0 K: 1 S: 11	H: 0 LOB: 0 BB: 0 P: 12	R: 1 E: 1 K: 1 S: 17	H: 2 LOB: 2 BB: 0 P: 25	R: 1 E: 0 K: 3 S: 15	H: 2 LOB: 1 BB: 0 P: 18	1B: 8 2B: 1 3B: 1 HR: 0	SF: 0 SAC: 0 DP: 1 HBP: 0	WP: 0 PB: 0 SB: 2 CS: 0	PA: 38
<b>PITCHER</b>	IP WLS BF H R ER SO	IP WLS BF H R ER SO	IP WLS BF H R ER SO	IP WLS BF H R ER SO	IP WLS BF H R ER SO	IP WLS BF H R ER SO	IP WLS BF H R ER SO	IP WLS BF H R ER SO	IP WLS BF H R ER SO	IP WLS BF H R ER SO	IP WLS BF H R ER SO	IP WLS BF H R ER SO	IP WLS BF H R ER SO	IP WLS BF H R ER SO	IP WLS BF H R ER SO	IP WLS BF H R ER SO	ERA WHIP	ERA WHIP		

Philadelphia Phillies @ Colorado Rockies  
Coors Field, Denver, CO  
Mon May 18 2015, 6:43 PM - 9:52 PM MDT  
Att: 24,061 - Cloudy - 49 F

AB	37
R	3
H	10
RBI	3
BB	1
SO	11
LOB	19





Batter	1	2	3	4	5	6	7	8	9	AB	R	H	RBI	BB	SO	LOB	TOP					
2 Ben Revere, L (1,7) OBP: 0.311, SLG: 0.351										5	0	1	0	0	0	2	Philadelphia Phillies @ Colorado Rockies Coors Field, Denver, CO Tue May 19 2015, 6:58 PM - 9:54 PM MDT Att: 21,249 - Overcast - 46 F					
13 Freddy Galvis, S (1,6) OBP: 0.399, SLG: 0.388										5	1	1	0	0	1	1						
24 Grady Sizemore, L (1,9) OBP: 0.301, SLG: 0.308										3	1	1	0	0	1	1						
3 Jeff Francoeur, R (8,PH) OBP: 0.288, SLG: 0.393										4	0	0	0	0	3	4						
6 Ryan Howard, L (1,3) OBP: 0.298, SLG: 0.473										4	1	3	3	0	0	0						
7 Maikel Franco, R (1,5) OBP: 0.381, SLG: 0.650										3	1	1	1	1	0	1						
26 Chase Utley, L (1,4) OBP: 0.230, SLG: 0.262										2	0	1	0	0	0	0						
37 Odúbel Herrera, L (1,8) OBP: 0.297, SLG: 0.380										4	0	1	1	0	0	4						
51 Carlos Ruiz, R (1,2) OBP: 0.330, SLG: 0.307										2	0	1	0	0	1	1						
34 Aaron Harang, R (1,1) OBP: 0.176, SLG: 0.188										1	0	0	0	0	0	0						
18 Darin Ruf, R (7,PH) OBP: 0.259, SLG: 0.372										0	0	0	0	0	0	0						
63 Jake Diekman, R (7,1) OBP: 0.259, SLG: 0.372										0	0	0	0	0	0	0						
30 Justin De Fratus, S (8,1) OBP: 0.288, SLG: 0.393										0	0	0	0	0	0	0						
16 César Hernández, S (8,PH) OBP: 0.380, SLG: 0.523										1	0	0	0	0	0	0						
<b>Inning Stats</b>	R: 0 E: 0 K: 1 S: 13	H: 1 LOB: 1 BB: 0 P: 19	R: 2 E: 0 K: 1 S: 9	H: 3 LOB: 1 BB: 0 P: 15	R: 1 E: 0 K: 2 S: 15	H: 2 LOB: 1 BB: 0 P: 20	R: 0 E: 0 K: 0 S: 9	H: 2 LOB: 1 BB: 0 P: 10	R: 0 E: 0 K: 1 S: 10	H: 0 LOB: 0 BB: 0 P: 12	R: 0 E: 0 K: 0 S: 8	H: 0 LOB: 0 BB: 0 P: 13	R: 0 E: 0 K: 0 S: 8	H: 0 LOB: 0 BB: 0 P: 12	R: 2 E: 0 K: 1 S: 17	H: 3 LOB: 2 BB: 1 P: 27	R: 0 E: 0 K: 0 S: 7	H: 0 LOB: 0 BB: 0 P: 11	1B: 6 2B: 5 3B: 0 HR: 0	SF: 0 SAC: 1 DP: 2 HBP: 1	WP: 1 PB: 0 SB: 1 CS: 0	PA: 38
<b>PITCHER</b>	IP WLS BF H R ER SO BB IBB HBP BLK WP HR S P ERA WHIP																					
35 Chad Bettis, R (1,1) ERA: 5.73	6.0	25	8	3	3	5	0	0	0	0	0	0	0	0	0	64	89	4.50	1.333			
63 Rafael Betancourt, R (7,1) ERA: 3.6	1.0	3	0	0	0	0	0	0	0	0	0	0	0	0	8	12	0.00	0.000				
48 Boone Logan, L (8,1) ERA: 5.73	0.1	B	6	3	2	2	1	0	0	1	0	16	25	54.00	12.000							
45 Scott Oberg, R (8,1) ERA: 6.0	0.2	W	1	0	0	0	0	0	0	0	0	1	2	0.00	0.000							
66 John Axford, R (9,1) ERA: 1.15	1.0	S	3	0	0	0	0	0	0	0	0	7	11	0.00	0.000							

Batter	1	2	3	4	5	6	7	8	9	AB	R	H	RBI	BB	SO	LOB	BOTTOM			
19 Charlie Blackmon, L (1,8) OBP: 0.329, SLG: 0.453										3	1	0	0	1	1	0	Philadelphia Phillies @ Colorado Rockies Coors Field, Denver, CO Tue May 19 2015, 6:58 PM - 9:54 PM MDT Att: 21,249 - Overcast - 46 F			
2 Troy Tulowitzki, R (1,6) OBP: 0.297, SLG: 0.447										3	1	1	2	1	0	0				
5 Carlos González, L (1,9) OBP: 0.272, SLG: 0.341										2	1	0	0	2	1	2				
28 Nolan Arenado, R (1,5) OBP: 0.317, SLG: 0.515										4	0	0	0	0	0	3				
20 Wilin Rosario, R (1,3) OBP: 0.308, SLG: 0.510										4	1	1	2	0	1	0				
66 John Axford, R (9,1) OBP: 0.349, SLG: 0.465										4	1	2	2	0	1	0				
4 Nick Hundley, R (1,2) OBP: 0.349, SLG: 0.465										4	1	2	2	0	1	0				
43 Rafael Ynoa, S (1,7) ERA: 1.82										3	0	1	0	0	2	1				
48 Boone Logan, R (8,1) ERA: 5.73										0	0	0	0	0	0	0				
45 Scott Oberg, R (8,1) ERA: 6.0										0	0	0	0	0	0	0				
10 Ben Paulsen, L (8,PH) OBP: 1.000, SLG: 2.000										1	0	1	0	0	0	0				
35 Chad Bettis, R (1,1) ERA: 5.73										2	0	0	0	0	1	1				
63 Rafael Betancourt, R (7,1) ERA: 3.6										0	0	0	0	0	0	0				
8 Michael McKenry, R (7,PH) ERA: 7.53										1	0	0	0	0	1	0				
13 Drew Stubbs, R (8,8) OBP: 0.182, SLG: 0.255										1	0	0	0	0	1	1				
9 DJ LeMahieu, R (1,4) OBP: 0.375, SLG: 0.415										3	1	1	0	0	1	0				
<b>Inning Stats</b>	R: 3 E: 0 K: 2 S: 17	H: 2 LOB: 1 BB: 1 P: 31	R: 0 E: 0 K: 1 S: 9	H: 0 LOB: 0 BB: 0 P: 14	R: 0 E: 0 K: 0 S: 4	H: 0 LOB: 0 BB: 1 P: 8	R: 0 E: 0 K: 2 S: 12	H: 1 LOB: 0 BB: 0 P: 19	R: 0 E: 0 K: 1 S: 10	H: 0 LOB: 0 BB: 1 P: 18	R: 0 E: 0 K: 1 S: 7	H: 0 LOB: 0 BB: 0 P: 9	R: 2 E: 0 K: 2 S: 12	H: 2 LOB: 1 BB: 1 P: 23	R: 1 E: 0 K: 0 S: 14	H: 2 LOB: 1 BB: 0 P: 17	1B: 3 2B: 2 3B: 1 HR: 1	SF: 0 SAC: 0 DP: 1 HBP: 0	WP: 0 PB: 0 SB: 0 CS: 0	PA: 35
<b>PITCHER</b>	IP WLS BF H R ER SO BB IBB HBP BLK WP HR S P ERA WHIP																			
34 Aaron Harang, R (1,1) ERA: 1.82	6.0	24	3	3	0	7	3	0	0	0	0	59	99	0.00	1.000					
63 Jake Diekman, L (7,1) ERA: 7.53	1.0	6	2	2	2	2	1	0	0	0	0	12	23	18.00	3.000					
30 Justin De Fratus, R (8,1) ERA: 3.43	1.0	L	5	2	1	1	1	0	0	0	0	1	14	17	9.00	2.000				

















Batter	1	2	3	4	5	6	7	8	9	AB	R	H	RBI	BB	SO	LOB	TOP									
2 Ben Revere, L (1.7) OBP: 0.307, SLG: 0.339	G3		16 2B G5-3	16 E 1B		16 G5-1-6-3 1B		G4-3		4	3	2	1	1	0	0	Philadelphia Phillies @ Washington Nationals Nationals Park, Washington, DC Sat May 23 2015, 4:08 PM - 6:40 PM EDT Att: 41,722 - Sunny - 69 F									
16 César Hernández, S (1.6) OBP: 0.372, SLG: 0.324	G5-3		26 G5-3 2B	E6		G5-1-6-3 1B		L7		5	1	1	1	0	0	0										
26 Chase Utley, L (1.4) OBP: 0.299, SLG: 0.304										4	0	0	1	0	3	2										
4 Andrés Blanco, S (6.4) OBP: 0.270, SLG: 0.343	K		G5-3	K		K		G3-1		1	0	0	0	0	0	0										
6 Ryan Howard, L (1.3) OBP: 0.314, SLG: 0.550										5	2	3	2	0	0	0										
7 Maikel Franco, R (1.5) OBP: 0.342, SLG: 0.543										4	1	2	2	0	1	1										
24 Grady Sizemore, L (1.9) OBP: 0.272, SLG: 0.276										4	0	0	0	0	1	2										
37 Odúbel Herrera, L (1.8) OBP: 0.299, SLG: 0.378										4	1	1	0	0	2	3										
51 Carlos Ruiz, R (1.2) OBP: 0.325, SLG: 0.306										4	0	1	0	0	1	3										
35 Cole Hamels, L (1.1) OBP: 0.200, SLG: 0.200										4	0	1	0	0	2	2										
30 Justin De Fratus, S (9.1) OBP: 0.272, SLG: 0.276										0	0	0	0	0	0	0										
<b>Inning Stats</b>	R: 0 H: 0 E: 0 K: 1 S: 11	H: 0 LOB: 0 BB: 0 P: 17	R: 0 H: 1 E: 1 K: 2 S: 14	H: 1 LOB: 2 BB: 0 P: 17	R: 4 H: 3 E: 0 K: 0 S: 16	H: 3 LOB: 0 BB: 1 P: 24	R: 2 H: 3 E: 2 K: 1 S: 13	H: 3 LOB: 1 BB: 0 P: 21	R: 1 H: 3 E: 0 K: 1 S: 16	H: 3 LOB: 2 BB: 0 P: 22	R: 1 H: 1 E: 0 K: 1 S: 8	H: 1 LOB: 0 BB: 0 P: 14	R: 0 H: 0 E: 0 K: 2 S: 9	H: 0 LOB: 0 BB: 0 P: 13	R: 0 H: 0 E: 0 K: 2 S: 7	H: 0 LOB: 0 BB: 0 P: 10	R: 0 H: 0 E: 0 K: 0 S: 7	H: 0 LOB: 0 BB: 0 P: 8	1B: 6 2B: 3 3B: 0 HR: 2	SF: 0 SAC: 0 DP: 0 HBP: 0	WP: 0 PB: 0 SB: 0 CS: 0	PA: 40				
<b>PITCHER</b>	IP WLS BF H R ER SO BB IBB HBP BLK WP HR S P ERA WHIP	IP WLS BF H R ER SO BB IBB HBP BLK WP HR S P ERA WHIP	IP WLS BF H R ER SO BB IBB HBP BLK WP HR S P ERA WHIP	IP WLS BF H R ER SO BB IBB HBP BLK WP HR S P ERA WHIP	IP WLS BF H R ER SO BB IBB HBP BLK WP HR S P ERA WHIP	IP WLS BF H R ER SO BB IBB HBP BLK WP HR S P ERA WHIP	IP WLS BF H R ER SO BB IBB HBP BLK WP HR S P ERA WHIP	IP WLS BF H R ER SO BB IBB HBP BLK WP HR S P ERA WHIP	IP WLS BF H R ER SO BB IBB HBP BLK WP HR S P ERA WHIP	IP WLS BF H R ER SO BB IBB HBP BLK WP HR S P ERA WHIP	IP WLS BF H R ER SO BB IBB HBP BLK WP HR S P ERA WHIP	IP WLS BF H R ER SO BB IBB HBP BLK WP HR S P ERA WHIP	IP WLS BF H R ER SO BB IBB HBP BLK WP HR S P ERA WHIP	IP WLS BF H R ER SO BB IBB HBP BLK WP HR S P ERA WHIP	IP WLS BF H R ER SO BB IBB HBP BLK WP HR S P ERA WHIP	IP WLS BF H R ER SO BB IBB HBP BLK WP HR S P ERA WHIP	IP WLS BF H R ER SO BB IBB HBP BLK WP HR S P ERA WHIP	IP WLS BF H R ER SO BB IBB HBP BLK WP HR S P ERA WHIP	IP WLS BF H R ER SO BB IBB HBP BLK WP HR S P ERA WHIP	IP WLS BF H R ER SO BB IBB HBP BLK WP HR S P ERA WHIP	IP WLS BF H R ER SO BB IBB HBP BLK WP HR S P ERA WHIP	IP WLS BF H R ER SO BB IBB HBP BLK WP HR S P ERA WHIP	IP WLS BF H R ER SO BB IBB HBP BLK WP HR S P ERA WHIP	IP WLS BF H R ER SO BB IBB HBP BLK WP HR S P ERA WHIP	IP WLS BF H R ER SO BB IBB HBP BLK WP HR S P ERA WHIP	IP WLS BF H R ER SO BB IBB HBP BLK WP HR S P ERA WHIP

AB	39
R	8
H	11
RBI	7
BB	1
SO	10
LOB	13



Batter	1	2	3	4	5	6	7	8	9	AB	R	H	RBI	BB	SO	LOB	BOTTOM									
2 Denard Span, L (1.8) OBP: 0.350, SLG: 0.473	G3		K			L8		L8		4	0	0	0	0	1	2	Philadelphia Phillies @ Washington Nationals Nationals Park, Washington, DC Sat May 23 2015, 4:08 PM - 6:40 PM EDT Att: 41,722 - Sunny - 69 F									
20 Ian Desmond, R (1.6) OBP: 0.299, SLG: 0.392	K					P2				4	0	1	1	0	1	0										
5 Yunel Escobar, R (1.5) OBP: 0.377, SLG: 0.395	L9					F8				4	0	1	0	0	0	1										
34 Bryce Harper, L (1.9) OBP: 0.464, SLG: 0.729						L7				4	0	0	0	0	2	1										
11 Ryan Zimmerman, R (1.3) OBP: 0.300, SLG: 0.410										3	0	1	0	0	0	0										
12 Tyler Moore, R (8.3) OBP: 0.277, SLG: 0.465										1	0	0	0	0	1	0										
40 Wilson Ramos, R (1.2) OBP: 0.307, SLG: 0.376										4	0	0	0	0	0	1										
26 Dan Uggla, R (1.4) OBP: 0.324, SLG: 0.390										2	0	1	0	1	1	0										
3 Michael Taylor, R (1.7) OBP: 0.281, SLG: 0.400										3	1	1	0	0	1	3										
37 Stephen Strasburg, R (1.1) ERA: 2.98										0	0	0	0	0	0	0										
69 A.J. Cole, R (4.1) OBP: 0.300, SLG: 0.410										1	0	0	0	0	0	2										
1 Wilmer Difo, S (8. PH) OBP: 0.500, SLG: 0.500										1	0	0	0	0	0	1										
44 Casey Janssen, R (9.1) ERA: 5.79										0	0	0	0	0	0	0										
<b>Inning Stats</b>	R: 0 H: 0 E: 0 K: 1 S: 7	H: 0 LOB: 0 BB: 0 P: 10	R: 0 H: 0 E: 0 K: 1 S: 8	H: 0 LOB: 0 BB: 0 P: 11	R: 0 H: 1 E: 0 K: 1 S: 12	H: 1 LOB: 1 BB: 0 P: 15	R: 0 H: 0 E: 0 K: 0 S: 5	H: 0 LOB: 0 BB: 0 P: 5	R: 0 H: 1 E: 0 K: 1 S: 14	H: 1 LOB: 2 BB: 1 P: 24	R: 0 H: 1 E: 0 K: 0 S: 9	H: 1 LOB: 1 BB: 0 P: 12	R: 0 H: 0 E: 0 K: 1 S: 7	H: 0 LOB: 0 BB: 0 P: 11	R: 1 H: 2 E: 0 K: 0 S: 11	H: 2 LOB: 1 BB: 0 P: 16	R: 0 H: 0 E: 0 K: 2 S: 7	H: 0 LOB: 0 BB: 0 P: 12	1B: 3 2B: 2 3B: 0 HR: 0	SF: 0 SAC: 1 DP: 0 HBP: 0	WP: 1 PB: 0 SB: 0 CS: 0	PA: 33				
<b>PITCHER</b>	IP WLS BF H R ER SO BB IBB HBP BLK WP HR S P ERA WHIP	IP WLS BF H R ER SO BB IBB HBP BLK WP HR S P ERA WHIP	IP WLS BF H R ER SO BB IBB HBP BLK WP HR S P ERA WHIP	IP WLS BF H R ER SO BB IBB HBP BLK WP HR S P ERA WHIP	IP WLS BF H R ER SO BB IBB HBP BLK WP HR S P ERA WHIP	IP WLS BF H R ER SO BB IBB HBP BLK WP HR S P ERA WHIP	IP WLS BF H R ER SO BB IBB HBP BLK WP HR S P ERA WHIP	IP WLS BF H R ER SO BB IBB HBP BLK WP HR S P ERA WHIP	IP WLS BF H R ER SO BB IBB HBP BLK WP HR S P ERA WHIP	IP WLS BF H R ER SO BB IBB HBP BLK WP HR S P ERA WHIP	IP WLS BF H R ER SO BB IBB HBP BLK WP HR S P ERA WHIP	IP WLS BF H R ER SO BB IBB HBP BLK WP HR S P ERA WHIP	IP WLS BF H R ER SO BB IBB HBP BLK WP HR S P ERA WHIP	IP WLS BF H R ER SO BB IBB HBP BLK WP HR S P ERA WHIP	IP WLS BF H R ER SO BB IBB HBP BLK WP HR S P ERA WHIP	IP WLS BF H R ER SO BB IBB HBP BLK WP HR S P ERA WHIP	IP WLS BF H R ER SO BB IBB HBP BLK WP HR S P ERA WHIP	IP WLS BF H R ER SO BB IBB HBP BLK WP HR S P ERA WHIP	IP WLS BF H R ER SO BB IBB HBP BLK WP HR S P ERA WHIP	IP WLS BF H R ER SO BB IBB HBP BLK WP HR S P ERA WHIP	IP WLS BF H R ER SO BB IBB HBP BLK WP HR S P ERA WHIP	IP WLS BF H R ER SO BB IBB HBP BLK WP HR S P ERA WHIP	IP WLS BF H R ER SO BB IBB HBP BLK WP HR S P ERA WHIP	IP WLS BF H R ER SO BB IBB HBP BLK WP HR S P ERA WHIP	IP WLS BF H R ER SO BB IBB HBP BLK WP HR S P ERA WHIP	IP WLS BF H R ER SO BB IBB HBP BLK WP HR S P ERA WHIP





Batter	1	2	3	4	5	6	7	8	9	AB	R	H	RBI	BB	SO	LOB	TOP					
2 Ben Revere, L OBP: 0.306, SLG: 0.337										4	0	1	0	0	0	1	Philadelphia Phillies @ Washington Nationals Nationals Park, Washington, DC Sun May 24 2015, 1:38 PM - 4:23 PM EDT Att: 41,044 - Sunny - 76 F					
13 Freddy Galvis, S OBP: 0.367, SLG: 0.355										4	1	1	0	0	2	1						
18 Darin Ruf, R OBP: 0.277, SLG: 0.400										3	0	1	0	1	0	1						
7 Maikel Franco, R OBP: 0.310, SLG: 0.487										4	0	0	0	0	1	3						
3 Jeff Francoeur, R OBP: 0.280, SLG: 0.404										3	0	2	1	0	0	1						
24 Grady Sizemore, L (9, PH) OBP: 0.280, SLG: 0.295										1	0	1	0	0	0	0						
16 César Hernández, S OBP: 0.356, SLG: 0.307										4	0	0	0	0	3	4						
37 Odúbel Herrera, L OBP: 0.298, SLG: 0.375										4	0	1	0	0	2	1						
29 Cameron Rupp, R OBP: 0.269, SLG: 0.283										3	0	1	0	0	1	1						
34 Aaron Harang, R OBP: 0.158, SLG: 0.167										2	0	0	0	0	1	1						
26 Chase Utley, L (7, PH) OBP: 0.255, SLG: 0.302										1	0	0	0	0	1	1						
30 Justin De Fratus, S (7, 1) OBP: 0.255, SLG: 0.302										0	0	0	0	0	0	0						
63 Jake Diekman, R (7, 1) OBP: 0.255, SLG: 0.302										0	0	0	0	0	0	0						
46 Jeanmar Gómez, R (8, 1) OBP: 0.255, SLG: 0.302										0	0	0	0	0	0	0						
<b>Inning Stats</b>	R: 0 E: 0 K: 1 S: 8	H: 1 LOB: 0 BB: 0 P: 10	R: 0 E: 0 K: 0 S: 7	H: 1 LOB: 0 BB: 0 P: 11	R: 0 E: 0 K: 3 S: 10	H: 0 LOB: 0 BB: 0 P: 14	R: 1 E: 1 K: 1 S: 13	H: 2 LOB: 2 BB: 0 P: 19	R: 0 E: 0 K: 0 S: 9	H: 1 LOB: 1 BB: 0 P: 16	R: 0 E: 0 K: 1 S: 11	H: 1 LOB: 1 BB: 0 P: 14	R: 0 E: 0 K: 2 S: 10	H: 1 LOB: 1 BB: 0 P: 16	R: 0 E: 0 K: 1 S: 8	H: 0 LOB: 0 BB: 0 P: 12	R: 0 E: 0 K: 2 S: 11	H: 1 LOB: 1 BB: 0 P: 15	1B: 5 2B: 3 3B: 0 HR: 0	SF: 0 SAC: 0 DP: 2 HBP: 0	WP: 0 PB: 0 SB: 0 CS: 0	PA: 34
<b>PITCHER</b>	IP WLS BF H R ER SO BB IBB HBP BLK WP HR S P ERA WHIP																					
47 Gio González, L (1, 1) ERA: 4.53	6.1 W 25 7 1 1 7 1 0 0 0 0 0 0 64 94 1.42 1.263																					
30 Aaron Barrett, R (7, 1) ERA: 3.94	0.1 H 1 0 0 0 0 0 0 0 0 0 0 0 1 2 0.00 0.000																					
60 Matt Grace, L (7, 1) ERA: 2.38	0.2 H 2 0 0 0 1 0 0 0 0 0 0 0 6 8 0.00 0.000																					
44 Casey Janssen, R (8, 1) ERA: 0.93	0.2 H 2 0 0 0 1 0 0 0 0 0 0 0 5 8 0.00 0.000																					
22 Drew Storen, R (9, 1) ERA: 0.93	1.0 S 4 1 0 0 2 0 0 0 0 0 0 0 11 15 0.00 1.000																					
<b>Batter</b>	<b>1</b>	<b>2</b>	<b>3</b>	<b>4</b>	<b>5</b>	<b>6</b>	<b>7</b>	<b>8</b>	<b>9</b>	<b>AB</b>	<b>R</b>	<b>H</b>	<b>RBI</b>	<b>BB</b>	<b>SO</b>	<b>LOB</b>	<b>BOTTOM</b>					
2 Denard Span, L OBP: 0.355, SLG: 0.491										4	1	2	0	0	0	2	Philadelphia Phillies @ Washington Nationals Nationals Park, Washington, DC Sun May 24 2015, 1:38 PM - 4:23 PM EDT Att: 41,044 - Sunny - 76 F					
20 Ian Desmond, R OBP: 0.299, SLG: 0.391										3	0	1	0	0	0	3						
5 Yunel Escobar, R OBP: 0.374, SLG: 0.404										4	1	1	0	0	0	3						
34 Bryce Harper, L OBP: 0.471, SLG: 0.728										3	1	2	2	1	0	0						
11 Ryan Zimmerman, R (1, 3) OBP: 0.299, SLG: 0.412										4	0	1	1	0	2	4						
25 Clint Robinson, L OBP: 0.285, SLG: 0.340										3	1	1	0	0	0	0						
3 Michael Taylor, R (7, PH) OBP: 0.278, SLG: 0.396										1	0	0	0	0	0	1						
59 Jose Lobaton, S OBP: 0.350, SLG: 0.412										4	0	1	1	0	1	0						
8 Danny Espinosa, S OBP: 0.364, SLG: 0.456										3	0	1	0	1	0	0						
47 Gio González, R (1, 1) ERA: 1.93										2	0	0	0	0	0	1						
30 Aaron Barrett, R (7, 1) ERA: 3.57										0	0	0	0	0	0	0						
60 Matt Grace, L (7, 1) ERA: 2.38										0	0	0	0	0	0	0						
44 Casey Janssen, R (8, 1) ERA: 0.93										0	0	0	0	0	0	0						
1 Wilmer Difo, S (8, PH) OBP: 0.333, SLG: 0.333										0	0	0	0	0	0	0						
22 Drew Storen, S (9, 1) ERA: 3.06										0	0	0	0	0	0	0						
<b>Inning Stats</b>	R: 0 E: 0 K: 1 S: 10	H: 2 LOB: 2 BB: 0 P: 16	R: 0 E: 0 K: 0 S: 6	H: 1 LOB: 1 BB: 0 P: 9	R: 0 E: 0 K: 0 S: 15	H: 1 LOB: 2 BB: 1 P: 22	R: 1 E: 0 K: 0 S: 10	H: 2 LOB: 2 BB: 1 P: 22	R: 1 E: 0 K: 1 S: 12	H: 1 LOB: 0 BB: 0 P: 18	R: 0 E: 0 K: 0 S: 6	H: 0 LOB: 0 BB: 0 P: 8	R: 2 E: 0 K: 0 S: 12	H: 3 LOB: 1 BB: 0 P: 16	R: 0 E: 0 K: 1 S: 6	H: 0 LOB: 0 BB: 0 P: 8	1B: 5 2B: 4 3B: 1 HR: 0	SF: 0 SAC: 2 DP: 0 HBP: 0	WP: 0 PB: 0 SB: 0 CS: 0	PA: 36		
<b>PITCHER</b>	IP WLS BF H R ER SO BB IBB HBP BLK WP HR S P ERA WHIP																					
34 Aaron Harang, R (1, 1) ERA: 3.06	6.0 L 27 7 2 2 2 2 0 0 0 0 0 0 59 95 3.00 1.500																					
30 Justin De Fratus, R (7, 1) ERA: 3.57	0.2 3 1 1 1 0 0 0 0 0 0 0 0 5 8 13.50 1.500																					
63 Jake Diekman, L (7, 1) ERA: 0.94	0.1 3 2 1 1 0 0 0 0 0 0 0 0 7 8 27.00 6.000																					
46 Jeanmar Gómez, R (8, 1) ERA: 3.06	1.0 3 0 0 0 1 0 0 0 0 0 0 0 6 8 0.00 0.000																					



Batter	1	2	3	4	5	6	7	8	9	AB	R	H	RBI	BB	SO	LOB	TOP					
2 Ben Revere, L OBP: 0.303, SLG: 0.333										5	1	1	0	0	2	2	Philadelphia Phillies @ New York Mets Citi Field, Flushing, NY Mon May 25 2015, 1:11 PM - 4:17 PM EDT Att: 30,946 - Partly Cloudy - 81 F <a href="http://livebaseballscorecards.com">livebaseballscorecards.com</a>					
13 Freddy Galvis, S OBP: 0.371, SLG: 0.365										4	1	2	0	0	1	0						
26 Chase Utley, L OBP: 0.267, SLG: 0.310										3	0	2	2	1	1	0						
6 Ryan Howard, L OBP: 0.313, SLG: 0.546										3	0	1	1	0	1	1						
7 Maikel Franco, R OBP: 0.283, SLG: 0.442										4	0	0	0	0	0	5						
24 Grady Sizemore, L OBP: 0.281, SLG: 0.289										2	0	0	0	1	1	0						
46 Jeanmar Gómez, R										0	0	0	0	0	0	0						
16 César Hernández, S, PH OBP: 0.352, SLG: 0.303										1	0	0	0	0	1	1						
63 Jake Diekman, R										0	0	0	0	0	0	0						
37 Odúbel Herrera, L OBP: 0.291, SLG: 0.366										4	0	0	0	0	0	1						
51 Carlos Ruiz, R OBP: 0.315, SLG: 0.296										4	0	0	0	0	2	0						
52 Severino González, R										1	1	0	0	1	0	0						
59 Elvis Araujo, L										0	0	0	0	0	0	0						
30 Justin De Fratus, S										0	0	0	0	0	0	0						
3 Jeff Francoeur, R OBP: 0.275, SLG: 0.396										2	0	0	0	0	1	0						
<b>Inning Stats</b>	R: 0 E: 0 K: 3 S: 11	H: 0 LOB: 0 BB: 0 P: 17	R: 0 E: 0 K: 0 S: 12	H: 0 LOB: 1 BB: 1 P: 20	R: 2 E: 0 K: 0 S: 15	H: 4 LOB: 2 BB: 0 P: 19	R: 0 E: 0 K: 0 S: 6	H: 0 LOB: 0 BB: 0 P: 9	R: 1 E: 0 K: 1 S: 11	H: 2 LOB: 2 BB: 1 P: 16	R: 0 E: 0 K: 2 S: 12	H: 0 LOB: 0 BB: 0 P: 13	R: 0 E: 0 K: 0 S: 8	H: 0 LOB: 0 BB: 0 P: 13	R: 0 E: 0 K: 2 S: 11	H: 0 LOB: 1 BB: 1 P: 19	R: 0 E: 1 K: 2 S: 14	H: 0 LOB: 1 BB: 0 P: 22	1B: 5 2B: 1 3B: 0 HR: 0	SF: 1 DP: 0 HBP: 0	WP: 1 PB: 0 SB: 0 CS: 0	PA: 37
<b>PITCHER</b>	IP WLS BF H R ER SO BB IBB HBP BLK WP HR S P ERA WHIP																					
40 Bartolo Colon, R ERA: 4.82	6.0 W 26 6 3 3 6 2 0 0 0 0 0 0 67 94 4.50 1.333																					
54 Alex Torres, L ERA: 2.12	1.1 H 5 0 0 0 1 1 0 0 0 0 0 0 15 26 0.00 0.750																					
47 Hansel Robles, R ERA: 2.89	0.2 H 2 0 0 0 1 0 0 0 0 0 1 0 4 6 0.00 0.000																					
27 Jeury Familia, R ERA: 1.69	1.0 S 4 0 0 0 2 0 0 0 0 0 0 0 14 22 0.00 0.000																					

Batter	1	2	3	4	5	6	7	8	9	AB	R	H	RBI	BB	SO	LOB	BOTTOM			
3 Curtis Granderson, L OBP: 0.342, SLG: 0.380										4	1	2	0	0	1	1	Philadelphia Phillies @ New York Mets Citi Field, Flushing, NY Mon May 25 2015, 1:11 PM - 4:17 PM EDT Att: 30,946 - Partly Cloudy - 81 F <a href="http://livebaseballscorecards.com">livebaseballscorecards.com</a>			
12 Juan Lagares, R OBP: 0.297, SLG: 0.313										4	0	0	0	0	1	3				
21 Lucas Duda, L OBP: 0.387, SLG: 0.494										3	1	1	1	0	0	2				
28 Daniel Murphy, L OBP: 0.320, SLG: 0.384										4	1	2	1	0	0	0				
23 Michael Cuddyer, R OBP: 0.320, SLG: 0.372										2	2	1	1	2	1	2				
4 Wilmer Flores, R OBP: 0.287, SLG: 0.434										4	1	1	3	0	2	3				
16 Danny Muno, S OBP: 0.100, SLG: 0.100										4	0	0	0	0	1	0				
20 Anthony Recker, R OBP: 0.316, SLG: 0.355										2	0	0	0	1	2	0				
40 Bartolo Colon, R ERA: 4.88										2	0	1	0	0	1	0				
44 John Mayberry Jr., R OBP: 0.220, SLG: 0.253										1	0	0	0	0	0	1				
54 Alex Torres, L										0	0	0	0	0	0	0				
47 Hansel Robles, R										0	0	0	0	0	0	0				
27 Jeury Familia, R										0	0	0	0	0	0	0				
<b>Inning Stats</b>	R: 1 E: 0 K: 3 S: 17	H: 2 LOB: 2 BB: 0 P: 20	R: 0 E: 0 K: 3 S: 10	H: 0 LOB: 0 BB: 0 P: 14	R: 1 E: 0 K: 1 S: 9	H: 1 LOB: 0 BB: 0 P: 12	R: 1 E: 0 K: 1 S: 10	H: 1 LOB: 0 BB: 0 P: 15	R: 0 E: 0 K: 0 S: 7	H: 2 LOB: 1 BB: 0 P: 12	R: 3 E: 0 K: 0 S: 15	H: 2 LOB: 1 BB: 2 P: 32	R: 0 E: 0 K: 0 S: 6	H: 0 LOB: 0 BB: 0 P: 10	R: 0 E: 0 K: 1 S: 8	H: 0 LOB: 0 BB: 1 P: 17	1B: 5 2B: 1 3B: 0 HR: 3	SF: 0 DP: 2 HBP: 1	WP: 0 PB: 0 SB: 1 CS: 0	PA: 34
<b>PITCHER</b>	IP WLS BF H R ER SO BB IBB HBP BLK WP HR S P ERA WHIP																			
52 Severino González, R	4.1 20 6 3 3 8 0 0 0 0 0 0 0 4 6 6.23 1.385																			
59 Elvis Araujo, L ERA: 2.84	0.2 L 2 1 1 1 0 0 0 0 0 0 0 0 4 6 13.50 1.500																			
30 Justin De Fratus, R ERA: 4.3	0.1 4 1 2 2 0 2 0 0 0 0 0 1 5 18 54.00 9.000																			
46 Jeanmar Gómez, R	1.2 5 0 0 0 0 0 0 0 0 0 0 0 14 22 0.00 0.000																			
63 Jake Diekman, L ERA: 7.56	1.0 3 0 0 0 1 1 0 0 0 0 0 0 8 17 0.00 1.000																			







Batter	1	2	3	4	5	6	7	8	9	AB	R	H	RBI	BB	SO	LOB	TOP										
2 Ben Revere, L OBP: 0.310, SLG: 0.349	F9		1B		FC5-4			1B		4	0	2	0	0	0	1	Philadelphia Phillies @ New York Mets Citi Field, Flushing, NY Wed May 27 2015, 1:10 PM - 3:50 PM EDT Att: 24,406 - Partly Cloudy - 77 F										
13 Freddy Galvis, S OBP: 0.358, SLG: 0.352	F8		F8			L7		G4-6-3		4	0	0	0	0	0	3											
26 Chase Utley, L OBP: 0.272, SLG: 0.309	P5		F8			G3-1		G4-3		3	0	0	0	0	2												
16 César Hernández, S OBP: 0.355, SLG: 0.308									G4-3	1	0	0	0	0	0												
6 Ryan Howard, L OBP: 0.298, SLG: 0.519		K			G1-3					3	0	0	0	0	1												
63 Jake Diekman, R OBP: 0.289, SLG: 0.389						L5-3				0	0	0	0	0	0												
58 Jonathan Papelbon, R OBP: 0.289, SLG: 0.389										0	0	0	0	0	0												
4 Andrés Blanco, S OBP: 0.289, SLG: 0.389										1	0	1	0	0	0												
7 Maikel Franco, R OBP: 0.278, SLG: 0.412		G6-3								4	0	1	0	0	2												
24 Grady Sizemore, L OBP: 0.288, SLG: 0.296										4	0	2	0	0	2												
37 Odúbel Herrera, L OBP: 0.285, SLG: 0.353										3	0	0	0	0	0	3											
29 Cameron Rupp, R OBP: 0.273, SLG: 0.286										3	0	1	0	0	2	1											
47 Sean O'Sullivan, R OBP: 0.182, SLG: 0.100										2	0	1	0	0	1	1											
18 Darin Ruf, R OBP: 0.274, SLG: 0.395										1	0	0	0	0	0	0											
<b>Inning Stats</b>	R: 0 H: 0 E: 0 K: 0 S: 8	H: 0 LOB: 0 BB: 0 P: 12	R: 0 H: 1 E: 0 K: 1 S: 7	H: 1 LOB: 1 BB: 0 P: 10	R: 0 H: 2 E: 0 K: 1 S: 11	H: 2 LOB: 2 BB: 0 P: 16	R: 0 H: 0 E: 0 K: 2 S: 7	H: 0 LOB: 0 BB: 0 P: 9	R: 0 H: 1 E: 0 K: 1 S: 11	H: 1 LOB: 1 BB: 0 P: 17	R: 0 H: 0 E: 0 K: 0 S: 7	H: 0 LOB: 0 BB: 0 P: 13	R: 0 H: 2 E: 0 K: 1 S: 11	H: 1 LOB: 1 BB: 0 P: 19	R: 0 H: 1 E: 0 K: 0 S: 9	H: 1 LOB: 1 BB: 0 P: 15	R: 0 H: 1 E: 0 K: 2 S: 11	H: 1 LOB: 1 BB: 0 P: 17	1B: 7 2B: 1 3B: 0 HR: 0	SF: 0 SAC: 0 DP: 2 HBP: 0	WP: 0 PB: 0 SB: 0 CS: 0	PA: 33					
<b>PITCHER</b>	IP	WLS	BF	H	R	ER	SO	BB	IBB	HBP	BLK	WP	HR	S	P	ERA	WHIP										
34 Noah Syndergaard, R ERA: 1.82	7.1	W	27	6	0	0	6	0	0	0	0	0	0	66	101	0.00	0.818										
36 Sean Gilmartin, L ERA: 2.93	0.2		2	1	0	0	0	0	0	0	0	0	0	5	10	0.00	1.500										
62 Erik Goeddel, R ERA: 2.45	1.0		4	1	0	0	2	0	0	0	0	0	0	11	17	0.00	1.000										

Batter	1	2	3	4	5	6	7	8	9	AB	R	H	RBI	BB	SO	LOB	BOTTOM										
3 Curtis Granderson, L OBP: 0.340, SLG: 0.370	F7	G4-3		F7		SF8		BB		3	0	0	1	1	0	2	Philadelphia Phillies @ New York Mets Citi Field, Flushing, NY Wed May 27 2015, 1:10 PM - 3:50 PM EDT Att: 24,406 - Partly Cloudy - 77 F										
12 Juan Lagares, R OBP: 0.291, SLG: 0.302	L9		G6-3	F8		F9		G6-4-3		5	0	0	0	0	0	3											
21 Lucas Duda, L OBP: 0.400, SLG: 0.539	HR		2B	HR		G4-3				4	3	3	2	0	0	2											
28 Daniel Murphy, L OBP: 0.332, SLG: 0.395	1B		1B	HR		G3				4	1	3	1	0	0	0											
23 Michael Cuddyer, R OBP: 0.331, SLG: 0.396	K		HR			G6-4-3		1B		4	1	2	2	0	1	2											
4 Wilmer Flores, R OBP: 0.277, SLG: 0.417	F8		G3-1			F9		FC1		4	0	0	0	0	0	1											
16 Danny Muno, S OBP: 0.133, SLG: 0.071	G3		K					K		3	1	0	0	1	2	2											
22 Kevin Plawewski, R OBP: 0.258, SLG: 0.322	1B					G5-3		K2-3		3	0	1	0	0	1	2											
34 Noah Syndergaard, L ERA: 4.81								G6-3		3	1	3	1	0	0	0											
36 Sean Gilmartin, L ERA: 7.0										0	0	0	0	0	0	0											
1 Darrell Ceciliani, L OBP: 0.214, SLG: 0.154										1	0	0	0	0	0	0											
62 Erik Goeddel, R ERA: 1.42										0	0	0	0	0	0	0											
<b>Inning Stats</b>	R: 1 H: 2 E: 0 K: 1 S: 10	H: 2 LOB: 1 BB: 0 P: 14	R: 0 H: 2 E: 0 K: 0 S: 10	H: 2 LOB: 2 BB: 0 P: 14	R: 3 H: 3 E: 0 K: 1 S: 19	H: 3 LOB: 0 BB: 0 P: 26	R: 1 H: 1 E: 0 K: 0 S: 10	H: 1 LOB: 0 BB: 0 P: 16	R: 1 H: 2 E: 0 K: 0 S: 7	H: 2 LOB: 0 BB: 0 P: 10	R: 1 H: 1 E: 0 K: 0 S: 12	H: 1 LOB: 2 BB: 1 P: 22	R: 0 H: 1 E: 1 K: 2 S: 14	H: 1 LOB: 2 BB: 0 P: 21	R: 0 H: 0 E: 0 K: 0 S: 9	H: 0 LOB: 0 BB: 1 P: 17	R: 0 H: 0 E: 0 K: 0 S: 9	H: 0 LOB: 0 BB: 1 P: 17	1B: 7 2B: 1 3B: 0 HR: 4	SF: 1 SAC: 0 DP: 2 HBP: 1	WP: 0 PB: 0 SB: 0 CS: 0	PA: 38					
<b>PITCHER</b>	IP	WLS	BF	H	R	ER	SO	BB	IBB	HBP	BLK	WP	HR	S	P	ERA	WHIP										
47 Sean O'Sullivan, R ERA: 4.81	5.2	L	29	11	7	7	2	1	0	1	0	0	0	66	99	11.12	2.118										
63 Jake Diekman, L ERA: 7.0	1.1		6	1	0	0	2	0	0	0	0	0	0	16	24	0.00	0.750										
58 Jonathan Papelbon, R ERA: 1.42	1.0		3	0	0	0	0	1	0	0	0	0	0	9	17	0.00	1.000										



Batter	1	2	3	4	5	6	7	8	9	AB	R	H	RBI	BB	SO	LOB	TOP					
1 Brandon Barnes, R OBP: 0.346, SLG: 0.480										4	0	0	0	0	2	1	<b>Colorado Rockies @ Philadelphia Phillies</b> Citizens Bank Park, Philadelphia, PA Fri May 29 2015, 7:08 PM - 9:38 PM EDT Att: 22,227 - Partly Cloudy - 86 F					
9 DJ LeMahieu, R OBP: 0.382, SLG: 0.421										4	0	0	0	0	0	1						
2 Troy Tulowitzki, R OBP: 0.303, SLG: 0.456										4	2	4	2	0	0	0						
5 Carlos González, L OBP: 0.292, SLG: 0.322										3	1	1	0	1	1	1						
28 Nolan Arenado, R OBP: 0.324, SLG: 0.536										4	0	0	0	0	2	3						
20 Wilin Rosario, R OBP: 0.293, SLG: 0.459										3	0	0	0	0	0	0						
10 Ben Paulsen, L OBP: 0.436, SLG: 0.629										1	1	1	2	0	0	0						
4 Nick Hundley, R OBP: 0.353, SLG: 0.496										4	0	1	0	0	1	0						
43 Rafael Ynoa, S OBP: 0.304, SLG: 0.352										3	0	0	0	0	1	1						
19 Charlie Blackmon, L OBP: 0.340, SLG: 0.442										0	0	0	0	0	0	0						
35 Chad Bettis, R OBP: 0.291, SLG: 0.506										2	0	0	0	1	2	1						
66 John Axford, R OBP: 0.271, SLG: 0.391										0	0	0	0	0	0	0						
<b>Inning Stats</b>	R: 1 E: 0 K: 1 S: 10	H: 2 LOB: 1 BB: 0 P: 14	R: 0 E: 0 K: 1 S: 13	H: 1 LOB: 1 BB: 0 P: 21	R: 1 E: 0 K: 0 S: 9	H: 1 LOB: 0 BB: 0 P: 15	R: 0 E: 0 K: 2 S: 9	H: 0 LOB: 0 BB: 0 P: 13	R: 0 E: 0 K: 1 S: 12	H: 0 LOB: 1 BB: 1 P: 19	R: 0 E: 0 K: 2 S: 8	H: 1 LOB: 0 BB: 0 P: 11	R: 0 E: 0 K: 0 S: 9	H: 0 LOB: 0 BB: 0 P: 11	R: 0 E: 0 K: 2 S: 10	H: 0 LOB: 0 BB: 0 P: 13	R: 2 E: 0 K: 0 S: 12	H: 2 LOB: 1 BB: 1 P: 21	1B: 4 2B: 1 3B: 0 HR: 3	SF: 0 SAC: 0 DP: 1 HBP: 0	WP: 0 PB: 0 SB: 0 CS: 0	PA: 34
<b>PITCHER</b>	IP: 8.0 WLS: L BF: 29	H: 5 R: 2 ER: 2 SO: 9	BB: 1 IBB: 0 HBP: 0 BLK: 0	WP: 0 HR: 2 S: 80 P: 117	ERA: 2.25 WHIP: 0.750	IP: 1.0 WLS: W BF: 5	H: 2 R: 2 ER: 2 SO: 0	BB: 1 IBB: 0 HBP: 0 BLK: 0	WP: 0 HR: 1 S: 12 P: 21	ERA: 18.00 WHIP: 3.000	<b>PITCHER</b>	IP: 8.0 WLS: L BF: 29	H: 5 R: 2 ER: 2 SO: 9	BB: 1 IBB: 0 HBP: 0 BLK: 0	WP: 0 HR: 2 S: 80 P: 117	ERA: 2.25 WHIP: 0.750						

AB	32
R	4
H	7
RBI	4
BB	2
SO	9
LOB	8



Batter	1	2	3	4	5	6	7	8	9	AB	R	H	RBI	BB	SO	LOB	BOTTOM					
2 Ben Revere, L OBP: 0.303, SLG: 0.342										4	1	0	0	0	2	0	<b>Colorado Rockies @ Philadelphia Phillies</b> Citizens Bank Park, Philadelphia, PA Fri May 29 2015, 7:08 PM - 9:38 PM EDT Att: 22,227 - Partly Cloudy - 86 F					
13 Freddy Galvis, S OBP: 0.350, SLG: 0.343										4	0	0	0	0	2							
26 Chase Utley, L OBP: 0.266, SLG: 0.301										4	0	0	0	0	1							
6 Ryan Howard, L OBP: 0.291, SLG: 0.506										4	0	0	0	0	2							
7 Maikel Franco, R OBP: 0.259, SLG: 0.382										4	0	0	0	0	1							
25 Cody Asche, L OBP: 0.284, SLG: 0.349										3	0	1	0	0	0							
37 Odúbel Herrera, L OBP: 0.280, SLG: 0.347										3	0	0	0	0	1							
51 Carlos Ruiz, R OBP: 0.321, SLG: 0.303										3	0	1	0	0	0							
4 Andrés Blanco, S OBP: 0.289, SLG: 0.389										0	0	0	0	0	0							
29 Cameron Rupp, R OBP: 0.273, SLG: 0.286										0	0	0	0	0	0							
35 Cole Hamels, L OBP: 0.182, SLG: 0.182										2	0	0	0	0	2							
18 Darin Ruf, R OBP: 0.271, SLG: 0.391										1	0	0	0	0	1							
57 Luis García, R OBP: 0.271, SLG: 0.391										0	0	0	0	0	0							
<b>Inning Stats</b>	R: 0 E: 0 K: 1 S: 11	H: 0 LOB: 0 BB: 0 P: 18	R: 0 E: 0 K: 0 S: 5	H: 0 LOB: 0 BB: 0 P: 8	R: 0 E: 0 K: 1 S: 9	H: 0 LOB: 0 BB: 0 P: 14	R: 0 E: 0 K: 1 S: 6	H: 0 LOB: 0 BB: 0 P: 8	R: 0 E: 0 K: 0 S: 7	H: 0 LOB: 0 BB: 0 P: 12	R: 0 E: 0 K: 1 S: 7	H: 0 LOB: 0 BB: 0 P: 9	R: 0 E: 0 K: 0 S: 8	H: 0 LOB: 1 BB: 0 P: 13	R: 0 E: 0 K: 3 S: 13	H: 2 LOB: 2 BB: 0 P: 22	R: 1 E: 1 K: 1 S: 13	H: 0 LOB: 1 BB: 0 P: 19	1B: 2 2B: 0 3B: 0 HR: 0	SF: 0 SAC: 0 DP: 0 HBP: 0	WP: 1 PB: 0 SB: 0 CS: 0	PA: 32
<b>PITCHER</b>	IP: 8.0 WLS: W BF: 27	H: 2 R: 0 ER: 0 SO: 7	BB: 0 IBB: 0 HBP: 0 BLK: 0	WP: 0 HR: 0 S: 66 P: 104	ERA: 0.00 WHIP: 0.250	IP: 1.0 WLS: W BF: 5	H: 0 R: 1 ER: 0 SO: 1	BB: 0 IBB: 0 HBP: 0 BLK: 0	WP: 0 HR: 0 S: 13 P: 19	ERA: 0.00 WHIP: 0.000	<b>PITCHER</b>	IP: 8.0 WLS: L BF: 29	H: 5 R: 2 ER: 2 SO: 9	BB: 1 IBB: 0 HBP: 0 BLK: 0	WP: 0 HR: 2 S: 80 P: 117	ERA: 2.25 WHIP: 0.750						

AB	32
R	1
H	2
RBI	0
BB	0
SO	8
LOB	9





Batter	1	2	3	4	5	6	7	8	9	AB	R	H	RBI	BB	SO	LOB	TOP				
19 Charlie Blackmon, L (1.8) OBP: 0.375, SLG: 0.434	G3		L8			HBP	FC6-4		SH1-3	3	0	0	0	0	0	1					
9 DJ LeMahieu, R (1.4) OBP: 0.376, SLG: 0.414	F8		1B			F8	G4-3		K	5	0	1	0	0	1	3					
2 Troy Tulowitzki, R (1.6) OBP: 0.418, SLG: 0.457	K		G5-3			K			G1-3	4	1	1	0	0	2	2					
5 Carlos González, L (1.9) OBP: 0.291, SLG: 0.321		F8		G4-3					G1-3	4	0	1	0	0	0	1					
28 Nolan Arenado, R (1.5) OBP: 0.328, SLG: 0.552		HR		K		1B			1B	4	1	2	2	0	1	2					
10 Ben Paulsen, L (1.3) OBP: 0.419, SLG: 0.667		P5		K			HR		K	4	1	1	1	0	2	1					
8 Michael McKenry, R (1.2) 51 Brooks Brown, L (8.1) 66 John Axford, R (9.1)		HR		K			K		F9	4	1	1	1	0	2	1	AB 36 R 5 H 10 RBI 5 BB 0 SO 10 LOB 12				
1 Brandon Barnes, R (1.7) 31 Eddie Butler, R (1.1) 43 Rafael Ynoa, S (7.9) 45 Scott Oberg, R (7.1) 63 Rafael Betancourt, R (8.1) 48 Boone Logan, R (8.1) 4 Nick Hundley, R (8.2)		P3		K			K		G1-3	4	1	2	0	0	0	0	WP: 0 PA: 38 PB: 0 SB: 0 CS: 0				
<b>Inning Stats</b>	R: 0 E: 0 K: 1 S: 9	H: 0 LOB: 0 BB: 0 P: 16	R: 2 E: 0 K: 0 S: 17	H: 2 LOB: 0 BB: 0 P: 24	R: 0 E: 0 K: 1 S: 11	H: 1 LOB: 1 BB: 0 P: 16	R: 0 E: 0 K: 2 S: 12	H: 0 LOB: 0 BB: 0 P: 15	R: 0 E: 0 K: 2 S: 9	H: 0 LOB: 0 BB: 0 P: 11	R: 0 E: 0 K: 1 S: 16	H: 1 LOB: 2 BB: 0 P: 27	R: 2 E: 0 K: 1 S: 12	H: 3 LOB: 1 BB: 0 P: 18	R: 1 E: 0 K: 1 S: 18	H: 2 LOB: 1 BB: 0 P: 25	R: 0 E: 0 K: 1 S: 6	H: 1 LOB: 1 BB: 0 P: 7	1B: 5 2B: 2 3B: 0 HR: 3	SF: 0 SAC: 1 DP: 0 HBP: 1	WP: 0 PA: 38 PB: 0 SB: 0 CS: 0
<b>PITCHER</b>	IP WLS BF H R ER SO BB IBB HBP BLK WP HR S P ERA WHIP	IP WLS BF H R ER SO BB IBB HBP BLK WP HR S P ERA WHIP	IP WLS BF H R ER SO BB IBB HBP BLK WP HR S P ERA WHIP	IP WLS BF H R ER SO BB IBB HBP BLK WP HR S P ERA WHIP	IP WLS BF H R ER SO BB IBB HBP BLK WP HR S P ERA WHIP	IP WLS BF H R ER SO BB IBB HBP BLK WP HR S P ERA WHIP	IP WLS BF H R ER SO BB IBB HBP BLK WP HR S P ERA WHIP	IP WLS BF H R ER SO BB IBB HBP BLK WP HR S P ERA WHIP	IP WLS BF H R ER SO BB IBB HBP BLK WP HR S P ERA WHIP	IP WLS BF H R ER SO BB IBB HBP BLK WP HR S P ERA WHIP	IP WLS BF H R ER SO BB IBB HBP BLK WP HR S P ERA WHIP	IP WLS BF H R ER SO BB IBB HBP BLK WP HR S P ERA WHIP	IP WLS BF H R ER SO BB IBB HBP BLK WP HR S P ERA WHIP	IP WLS BF H R ER SO BB IBB HBP BLK WP HR S P ERA WHIP	IP WLS BF H R ER SO BB IBB HBP BLK WP HR S P ERA WHIP	IP WLS BF H R ER SO BB IBB HBP BLK WP HR S P ERA WHIP	IP WLS BF H R ER SO BB IBB HBP BLK WP HR S P ERA WHIP	IP WLS BF H R ER SO BB IBB HBP BLK WP HR S P ERA WHIP	IP WLS BF H R ER SO BB IBB HBP BLK WP HR S P ERA WHIP	IP WLS BF H R ER SO BB IBB HBP BLK WP HR S P ERA WHIP	IP WLS BF H R ER SO BB IBB HBP BLK WP HR S P ERA WHIP

Colorado Rockies @ Philadelphia Phillies  
Citizens Bank Park, Philadelphia, PA  
Sat May 30 2015, 3:06 PM - 6:28 PM EDT  
Att: 23,510 - Partly Cloudy - 86 F

livebaseballscorecards.com



Batter	1	2	3	4	5	6	7	8	9	AB	R	H	RBI	BB	SO	LOB	BOTTOM				
2 Ben Revere, L (1.8) OBP: 0.306, SLG: 0.340	L4		13 S 1B		G4-3				K	4	0	1	0	1	1	2					
13 Freddy Galvis, S (1.6) OBP: 0.342, SLG: 0.335	G4-3		K			K			F9	4	0	0	0	0	2	2					
26 Chase Utley, L (1.4) OBP: 0.271, SLG: 0.301	6 2B 1B		BB			G3			FC5 7 FC6-4	3	1	1	0	1	0	1					
6 Ryan Howard, L (1.3) OBP: 0.291, SLG: 0.506	1H 2B		G6-3			G3-1			K	4	0	1	1	0	1	4					
7 Maikel Franco, R (1.5) 46 Jeanmar Gómez, R (9.1)	G5-3				G5-3		P6		FC6-4	4	0	0	0	0	0	3					
25 Cody Asche, L (1.7) OBP: 0.283, SLG: 0.345	F7				G3-1		G4-3		16 FC1-6 3 1B	4	0	1	0	0	0	0					
3 Jeff Francoeur, R (1.9) OBP: 0.281, SLG: 0.406	G1-3				L9				16 FC1-6 1B	4	0	2	0	0	0	0					
51 Carlos Ruiz, R (1.2) OBP: 0.319, SLG: 0.302	K						L6		L9	4	0	1	0	0	1	3					
34 Aaron Harang, R (1.1) 57 Luis García, R (7.1) 63 Jake Diekman, R (7.1) 30 Justin De Fratus, S (7.1) 53 Ken Giles, R (8.1) 16 César Hernández, S (8.9)					G4-3		B1-6-4 1B		FC1-6 2 DI	2	0	0	0	0	0	1	AB 35 R 2 H 8 RBI 2 BB 2 SO 5 LOB 18				
<b>Inning Stats</b>	R: 1 E: 0 K: 0 S: 14	H: 2 LOB: 1 BB: 0 P: 23	R: 0 E: 0 K: 1 S: 11	H: 0 LOB: 0 BB: 0 P: 15	R: 0 E: 0 K: 1 S: 11	H: 1 LOB: 2 BB: 1 P: 18	R: 0 E: 0 K: 0 S: 6	H: 0 LOB: 0 BB: 0 P: 9	R: 0 E: 0 K: 0 S: 5	H: 1 LOB: 1 BB: 0 P: 6	R: 0 E: 0 K: 1 S: 6	H: 0 LOB: 0 BB: 0 P: 7	R: 0 E: 0 K: 0 S: 14	H: 1 LOB: 1 BB: 0 P: 20	R: 1 E: 1 K: 1 S: 12	H: 1 LOB: 2 BB: 1 P: 25	R: 0 E: 0 K: 1 S: 13	H: 2 LOB: 2 BB: 0 P: 21	1B: 5 2B: 2 3B: 0 HR: 1	SF: 0 SAC: 0 DP: 1 HBP: 0	WP: 0 PA: 37 PB: 0 SB: 1 CS: 0
<b>PITCHER</b>	IP WLS BF H R ER SO BB IBB HBP BLK WP HR S P ERA WHIP	IP WLS BF H R ER SO BB IBB HBP BLK WP HR S P ERA WHIP	IP WLS BF H R ER SO BB IBB HBP BLK WP HR S P ERA WHIP	IP WLS BF H R ER SO BB IBB HBP BLK WP HR S P ERA WHIP	IP WLS BF H R ER SO BB IBB HBP BLK WP HR S P ERA WHIP	IP WLS BF H R ER SO BB IBB HBP BLK WP HR S P ERA WHIP	IP WLS BF H R ER SO BB IBB HBP BLK WP HR S P ERA WHIP	IP WLS BF H R ER SO BB IBB HBP BLK WP HR S P ERA WHIP	IP WLS BF H R ER SO BB IBB HBP BLK WP HR S P ERA WHIP	IP WLS BF H R ER SO BB IBB HBP BLK WP HR S P ERA WHIP	IP WLS BF H R ER SO BB IBB HBP BLK WP HR S P ERA WHIP	IP WLS BF H R ER SO BB IBB HBP BLK WP HR S P ERA WHIP	IP WLS BF H R ER SO BB IBB HBP BLK WP HR S P ERA WHIP	IP WLS BF H R ER SO BB IBB HBP BLK WP HR S P ERA WHIP	IP WLS BF H R ER SO BB IBB HBP BLK WP HR S P ERA WHIP	IP WLS BF H R ER SO BB IBB HBP BLK WP HR S P ERA WHIP	IP WLS BF H R ER SO BB IBB HBP BLK WP HR S P ERA WHIP	IP WLS BF H R ER SO BB IBB HBP BLK WP HR S P ERA WHIP	IP WLS BF H R ER SO BB IBB HBP BLK WP HR S P ERA WHIP	IP WLS BF H R ER SO BB IBB HBP BLK WP HR S P ERA WHIP	IP WLS BF H R ER SO BB IBB HBP BLK WP HR S P ERA WHIP

Colorado Rockies @ Philadelphia Phillies  
Citizens Bank Park, Philadelphia, PA  
Sat May 30 2015, 3:06 PM - 6:28 PM EDT  
Att: 23,510 - Partly Cloudy - 86 F

livebaseballscorecards.com





Batter	1	2	3	4	5	6	7	8	9	AB	R	H	RBI	BB	SO	LOB	TOP			
19 Charlie Blackmon, L OBP: 0.342, SLG: 0.429										2	1	0	0	1	1	0	<b>Colorado Rockies @ Philadelphia Phillies</b> Citizens Bank Park, Philadelphia, PA Sun May 31 2015, 1:39 PM - 4:36 PM EDT Att: 22,166 - Partly Cloudy - 86 F			
9 DJ LeMahieu, R OBP: 0.385, SLG: 0.441										4	2	3	2	0	0	1				
28 Nolan Arenado, R OBP: 0.326, SLG: 0.563										4	1	1	2	0	0	1				
5 Carlos González, L OBP: 0.296, SLG: 0.331										4	0	2	0	0	0	0				
20 Wilin Rosario, R OBP: 0.291, SLG: 0.449										4	0	1	0	0	1	1				
10 Ben Paulsen, L OBP: 0.409, SLG: 0.650										1	0	0	0	0	0	0				
1 Brandon Barnes, R OBP: 0.333, SLG: 0.469										3	0	0	0	0	2	2				
4 Nick Hundley, R OBP: 0.340, SLG: 0.477										4	0	0	0	0	3	2				
3 Daniel Descalso, L OBP: 0.282, SLG: 0.333										4	0	2	0	0	1	2				
24 Jordan Lyles, R 52 Chris Rusin, L 51 Brooks Brown, L 53 Christian Friedrich, R 43 Rafael Ynoa, S 45 Scott Öberg, R											1	0	0	0	0	1				
<b>Inning Stats</b>	R: 2 E: 0 K: 0 S: 8	H: 2 LOB: 0 BB: 0 P: 10	R: 0 E: 0 K: 2 S: 9	H: 1 LOB: 1 BB: 0 P: 13	R: 0 E: 0 K: 1 S: 8	H: 2 LOB: 2 BB: 0 P: 18	R: 2 E: 0 K: 2 S: 14	H: 2 LOB: 1 BB: 0 P: 11	R: 0 E: 0 K: 2 S: 7	H: 0 LOB: 0 BB: 0 P: 10	R: 0 E: 0 K: 1 S: 7	H: 0 LOB: 0 BB: 1 P: 14	R: 0 E: 0 K: 1 S: 7	H: 0 LOB: 0 BB: 0 P: 11	R: 0 E: 0 K: 2 S: 12	H: 1 LOB: 1 BB: 0 P: 16	1B: 6 2B: 1 3B: 0 HR: 2	SF: 0 SAC: 0 DP: 1 HBP: 1	WP: 0 PB: 0 SB: 0 CS: 1	PA: 36
<b>PITCHER</b>	IP WLS BF H R ER SO BB IBB HBP BLK WP HR S P ERA WHIP																			
31 Jerome Williams, R ERA: 5.49	5.0 L 23 8 4 4 4 0 0 0 1 0 0 2 47 65 7.20 1.600																			
46 Jeanmar Gómez, R ERA: 2.7	2.0 6 0 0 0 2 1 0 0 0 0 0 0 14 24 0.00 0.500																			
30 Justin De Fratus, R ERA: 4.07	1.0 3 0 0 0 1 0 0 0 0 0 0 0 7 11 0.00 0.000																			
58 Jonathan Papelbon, R ERA: 1.35	1.0 4 1 0 0 2 0 0 0 0 0 0 0 12 16 0.00 1.000																			

Batter	1	2	3	4	5	6	7	8	9	AB	R	H	RBI	BB	SO	LOB	BOTTOM					
2 Ben Revere, L OBP: 0.300, SLG: 0.333										4	0	0	0	0	2	4	<b>Colorado Rockies @ Philadelphia Phillies</b> Citizens Bank Park, Philadelphia, PA Sun May 31 2015, 1:39 PM - 4:36 PM EDT Att: 22,166 - Partly Cloudy - 86 F					
16 César Hernández, S OBP: 0.342, SLG: 0.333										4	0	0	0	0	0	0						
26 Chase Utley, L OBP: 0.271, SLG: 0.300										4	0	1	0	0	0	0						
6 Ryan Howard, L OBP: 0.284, SLG: 0.494										4	0	0	0	0	2	1						
7 Maikel Franco, R OBP: 0.242, SLG: 0.339										3	0	0	0	1	0	0						
25 Cody Asche, L OBP: 0.290, SLG: 0.350										4	1	2	0	0	1	0						
37 Odúbel Herrera, L OBP: 0.285, SLG: 0.350										4	0	2	0	0	1	1						
29 Cameron Rupp, R OBP: 0.276, SLG: 0.308										3	0	1	1	0	1	3						
51 Carlos Ruiz, R OBP: 0.317, SLG: 0.299										1	0	0	0	0	0	1						
31 Jerome Williams, R ERA: 5.49	1.1 6 2 1 1 2 0 0 0 0 0 0 29 44 6.75 1.500																					
4 Andrés Blando, S OBP: 0.308, SLG: 0.402	1.0 H 3 0 0 0 3 0 0 0 0 0 0 9 11 0.00 0.000																					
46 Jeanmar Gómez, R ERA: 4.08	1.0 H 3 0 0 0 1 0 0 0 0 0 0 5 8 0.00 0.000																					
18 Darin Ruf, R OBP: 0.285, SLG: 0.336	1.0 S 4 1 0 0 0 0 0 0 0 0 0 0 11 15 0.00 1.000																					
30 Justin De Fratus, S 58 Jonathan Papelbon, R																						
<b>Inning Stats</b>	R: 0 E: 0 K: 2 S: 17	H: 1 LOB: 1 BB: 0 P: 26	R: 1 E: 0 K: 0 S: 18	H: 2 LOB: 1 BB: 0 P: 27	R: 0 E: 0 K: 0 S: 9	H: 0 LOB: 0 BB: 0 P: 13	R: 0 E: 0 K: 1 S: 9	H: 0 LOB: 0 BB: 0 P: 11	R: 0 E: 0 K: 1 S: 8	H: 1 LOB: 1 BB: 0 P: 11	R: 0 E: 0 K: 0 S: 8	H: 0 LOB: 0 BB: 0 P: 13	R: 0 E: 0 K: 3 S: 15	H: 2 LOB: 3 BB: 1 P: 23	R: 0 E: 0 K: 1 S: 5	H: 0 LOB: 0 BB: 0 P: 8	R: 0 E: 0 K: 0 S: 11	H: 1 LOB: 1 BB: 0 P: 15	1B: 5 2B: 2 3B: 0 HR: 0	SF: 0 SAC: 0 DP: 0 HBP: 0	WP: 0 PB: 1 SB: 0 CS: 0	PA: 35
<b>PITCHER</b>	IP WLS BF H R ER SO BB IBB HBP BLK WP HR S P ERA WHIP																					
24 Jordan Lyles, R ERA: 5.14	4.2 W 19 4 0 0 2 1 0 0 0 0 0 0 46 69 0.00 1.071																					
51 Brooks Brown, R ERA: 4.08	1.0 H 3 0 0 0 3 0 0 0 0 0 0 0 9 11 0.00 0.000																					
53 Christian Friedrich, L ERA: 3.18	1.0 H 3 0 0 0 1 0 0 0 0 0 0 0 5 8 0.00 0.000																					
45 Scott Öberg, R ERA: 4.15	1.0 S 4 1 0 0 0 0 0 0 0 0 0 0 11 15 0.00 1.000																					



Batter	1	2	3	4	5	6	7	8	9	AB	R	H	RBI	BB	SO	LOB	TOP					
4 Brandon Phillips, R OBP: 0.384, SLG: 0.371										5	2	2	0	0	1	2	<b>Cincinnati Reds @ Philadelphia Phillies</b> Citizens Bank Park, Philadelphia, PA Tue Jun 02 2015, 7:09 PM - 10:00 PM EDT Att. 20,209 - Rain - 57 F					
19 Joey Votto, L OBP: 0.394, SLG: 0.495										5	0	2	2	0	2	0						
21 Todd Frazier, R OBP: 0.363, SLG: 0.608										5	0	0	0	0	0	2						
32 Jay Bruce, L OBP: 0.337, SLG: 0.412										3	0	2	0	1	0	1						
29 Brayan Peña, S OBP: 0.375, SLG: 0.345										4	0	0	0	0	0	6						
9 Marlon Byrd, R OBP: 0.286, SLG: 0.442										2	1	1	0	0	0	2						
27 Brennan Boesch, L OBP: 0.200, SLG: 0.167										1	0	0	0	0	0	0						
2 Zack Cozart, R OBP: 0.328, SLG: 0.451										4	1	2	1	0	1	0						
47 Johnny Cueto, R OBP: 0.235, SLG: 0.188										2	0	0	0	0	1	2						
41 Ryan Mattheus, R OBP: 0.281, SLG: 0.350										0	0	0	0	0	0	0						
55 Skip Schumaker, L OBP: 0.281, SLG: 0.350										0	0	0	0	1	0	0						
70 Jumbo Diaz, R OBP: 0.281, SLG: 0.350										0	0	0	0	0	0	0						
52 Tony Cingrani, L OBP: 0.281, SLG: 0.350										0	0	0	0	0	0	0						
6 Billy Hamilton, S OBP: 0.263, SLG: 0.320										3	0	1	1	0	0	3						
<b>Inning Stats</b>	R: 1 H: 2 E: 0 K: 0 S: 12	H: 2 BB: 1 P: 18	R: 0 H: 1 E: 0 K: 1 S: 6	H: 1 LOB: 0 BB: 0 P: 10	R: 1 H: 2 E: 0 K: 0 S: 9	H: 2 LOB: 0 BB: 0 P: 10	R: 2 H: 2 E: 0 K: 0 S: 10	H: 2 LOB: 0 BB: 0 P: 13	R: 0 H: 1 E: 0 K: 0 S: 10	H: 1 LOB: 2 BB: 0 P: 17	R: 0 H: 1 E: 0 K: 0 S: 12	H: 1 LOB: 1 BB: 0 P: 18	R: 0 H: 1 E: 1 K: 1 S: 9	H: 0 LOB: 1 BB: 0 P: 14	R: 0 H: 0 E: 0 K: 1 S: 7	H: 0 LOB: 1 BB: 0 P: 13	R: 0 H: 0 E: 0 K: 2 S: 10	H: 0 LOB: 0 BB: 0 P: 12	1B: 6 2B: 4 3B: 0 HR: 0	SF: 0 SAC: 2 DP: 1 HBP: 1	WP: 0 PB: 0 SB: 1 CS: 1	PA: 40
<b>PITCHER</b>	IP WLS BF H R ER SO BB IBB HBP BLK WP HR S P ERA WHIP																					
47 Sean O'Sullivan, R ERA: 5.03	(1, 1) 5.2 27 9 4 4 1 1 0 0 1 0 0 0 0 54 78 6.35 1.765																					
30 Justin De Fratus, R ERA: 4.01	(6, 1) 0.1 1 0 0 0 0 0 0 0 0 0 0 0 0 5 8 0.00 0.000																					
63 Jake Diekman, L ERA: 6.52	(7, 1) 1.0 4 1 0 0 1 0 0 0 0 0 0 0 0 9 14 0.00 1.000																					
57 Luis Garcia, R ERA: 4.32	(8, 1) 1.0 4 0 0 0 1 1 0 0 0 0 0 0 0 7 13 0.00 1.000																					
58 Jonathan Papelbon, R ERA: 1.28	(9, 1) 1.0 W 3 0 0 0 2 0 0 0 0 0 0 0 0 10 12 0.00 0.000																					

**Cincinnati Reds @ Philadelphia Phillies**  
 Citizens Bank Park, Philadelphia, PA  
 Tue Jun 02 2015, 7:09 PM - 10:00 PM EDT  
 Att. 20,209 - Rain - 57 F

AB	34
R	4
H	10
RBI	4
BB	2
SO	5
LOB	18



Batter	1	2	3	4	5	6	7	8	9	AB	R	H	RBI	BB	SO	LOB	BOTTOM							
2 Ben Revere, L OBP: 0.294, SLG: 0.327										4	0	0	0	0	1	0	<b>Cincinnati Reds @ Philadelphia Phillies</b> Citizens Bank Park, Philadelphia, PA Tue Jun 02 2015, 7:09 PM - 10:00 PM EDT Att. 20,209 - Rain - 57 F							
13 Freddy Galvis, S OBP: 0.335, SLG: 0.328										4	0	0	0	0	0	0								
26 Chase Utley, L OBP: 0.281, SLG: 0.329										4	1	3	1	0	0	0								
6 Ryan Howard, L OBP: 0.283, SLG: 0.494										4	1	1	0	0	0	2								
7 Maikel Franco, R OBP: 0.257, SLG: 0.409										4	2	2	2	0	0	0								
25 Cody Asche, L OBP: 0.289, SLG: 0.355										4	0	1	0	0	1	2								
37 Odúbel Herrera, L OBP: 0.284, SLG: 0.354										4	1	1	1	0	1	3								
51 Carlos Ruiz, R OBP: 0.310, SLG: 0.292										3	0	0	0	0	1	2								
47 Sean O'Sullivan, R OBP: 0.154, SLG: 0.085										2	0	0	0	0	0	1								
30 Justin De Fratus, S ERA: 2.0	(6, 1) 1.0 H 3 0 0 0 1 0 0 0 0 0 0 0 7 9 0.00 0.000																							
63 Jake Diekman, R ERA: 2.0	(7, 1) 1.0 B 5 2 2 2 0 0 0 0 0 0 0 1 9 14 18.00 2.000																							
4 Andrés Blanco, S ERA: 6.43	(8, 1) 0.1 L 3 2 1 1 0 0 0 0 0 0 0 0 6 10 27.00 6.000																							
57 Luis Garcia, R ERA: 4.32	(9, 1) 0.1 L 3 2 1 1 0 0 0 0 0 0 0 0 6 10 27.00 6.000																							
58 Jonathan Papelbon, R ERA: 1.28	(9, PH) 0.1 L 3 2 1 1 0 0 0 0 0 0 0 0 6 10 27.00 6.000																							
18 Darin Ruf, R OBP: 0.276, SLG: 0.393										2	0	0	0	0	0	1								
<b>Inning Stats</b>	R: 0 H: 1 E: 0 K: 0 S: 14	H: 1 LOB: 0 BB: 0 P: 20	R: 1 H: 1 E: 1 K: 1 S: 14	H: 1 LOB: 0 BB: 0 P: 22	R: 0 H: 1 E: 0 K: 1 S: 12	H: 1 LOB: 1 BB: 0 P: 17	R: 0 H: 0 E: 1 K: 1 S: 9	H: 0 LOB: 0 BB: 0 P: 11	R: 0 H: 0 E: 0 K: 0 S: 7	H: 0 LOB: 0 BB: 0 P: 8	R: 1 H: 2 E: 0 K: 1 S: 9	H: 2 LOB: 1 BB: 0 P: 15	R: 0 H: 0 E: 0 K: 1 S: 7	H: 0 LOB: 0 BB: 0 P: 9	R: 0 H: 0 E: 0 K: 0 S: 9	H: 2 LOB: 0 BB: 0 P: 14	R: 2 H: 2 E: 0 K: 0 S: 9	H: 2 LOB: 0 BB: 0 P: 14	R: 1 H: 2 E: 0 K: 0 S: 6	H: 2 LOB: 1 BB: 0 P: 10	1B: 3 2B: 4 3B: 0 HR: 2	SF: 0 SAC: 1 DP: 0 HBP: 0	WP: 0 PB: 0 SB: 0 CS: 0	PA: 36
<b>PITCHER</b>	IP WLS BF H R ER SO BB IBB HBP BLK WP HR S P ERA WHIP																							
47 Johnny Cueto, R ERA: 2.9	(1, 1) 6.0 25 9 2 1 4 0 0 0 0 0 0 0 0 65 93 1.50 0.833																							
41 Ryan Mattheus, R ERA: 2.0	(7, 1) 1.0 H 3 0 0 0 1 0 0 0 0 0 0 0 7 9 0.00 0.000																							
70 Jumbo Diaz, R ERA: 6.43	(8, 1) 1.0 B 5 2 2 2 0 0 0 0 0 0 0 1 9 14 18.00 2.000																							
52 Tony Cingrani, L ERA: 3.05	(9, 1) 0.1 L 3 2 1 1 0 0 0 0 0 0 0 0 6 10 27.00 6.000																							

**Cincinnati Reds @ Philadelphia Phillies**  
 Citizens Bank Park, Philadelphia, PA  
 Tue Jun 02 2015, 7:09 PM - 10:00 PM EDT  
 Att. 20,209 - Rain - 57 F

AB	35
R	5
H	9
RBI	5
BB	0
SO	5
LOB	10





Batter	1	2	3	4	5	6	7	8	9	10	11	AB	R	H	RBI	BB	SO	LOB	TOP							
4 Brandon Phillips, R OBP: 0.359, SLG: 0.383	L7		1B	1B			2B		BB	F7		5	1	3	2	1	0	1								
19 Joey Votto, L OBP: 0.387, SLG: 0.521	2B		L4	L7			K2-3		HR		2B	6	1	3	2	0	1	5								
21 Todd Frazier, R OBP: 0.353, SLG: 0.589	L8		K	G1-3			G3		K		G6-3	6	0	0	0	0	2	7								
32 Jay Bruce, L OBP: 0.342, SLG: 0.405	L7						G4-1		BB		G4-3	3	0	0	0	3	1	2								
2 Zack Cozart, R OBP: 0.317, SLG: 0.435	F8		P3				K		L6		E5	6	0	0	0	0	1	6								
17 Kristopher Negrón, R OBP: 0.255, SLG: 0.141	K			K			L9		G5-3		K	5	0	1	0	0	2	2								
55 Skip Schumaker, L OBP: 0.277, SLG: 0.344	K								1B			1	0	0	0	0	1	2								
16 Tucker Barnhart, L OBP: 0.327, SLG: 0.485	1B						P3		F7		BB	3	1	1	0	2	0	1								
44 Mike Leake, R OBP: 0.198, SLG: 0.107	K2-3						K2-3		K		SH1-4	4	1	1	0	0	3	2								
54 Aroldis Chapman, L OBP: 0.345, SLG: 0.500												0	0	0	0	0	0	0								
50 Michael Lorenzen, R OBP: 0.200, SLG: 0.100												0	0	0	0	0	0	0								
50 J.J. Hoover, R OBP: 0.244, SLG: 0.329												0	0	0	0	0	0	0								
43 Manny Parra, L OBP: 0.244, SLG: 0.329												0	0	0	0	0	0	0								
41 Ryan Mattheus, R OBP: 0.275, SLG: 0.356												0	0	0	0	0	0	0								
6 Billy Hamilton, S OBP: 0.262, SLG: 0.313	BB			E1			G6-3		K		L4	4	0	0	0	1	1	3								
<b>Inning Stats</b>	R: 0 E: 0 K: 0 S: 7	H: 1 LOB: 1 BB: 0 P: 14	R: 0 E: 0 K: 2 S: 9	H: 1 LOB: 1 BB: 0 P: 11	R: 0 E: 0 K: 1 S: 11	H: 1 LOB: 3 BB: 2 P: 23	R: 2 E: 1 K: 1 S: 16	H: 2 LOB: 2 BB: 1 P: 24	R: 0 E: 0 K: 2 S: 8	H: 0 LOB: 0 BB: 0 P: 7	R: 0 E: 0 K: 1 S: 6	H: 1 LOB: 1 BB: 0 P: 9	R: 0 E: 0 K: 1 S: 12	H: 1 LOB: 2 BB: 2 P: 14	R: 2 E: 1 K: 2 S: 18	H: 1 LOB: 2 BB: 2 P: 30	R: 0 E: 0 K: 0 S: 7	H: 0 LOB: 1 BB: 1 P: 13	R: 0 E: 0 K: 1 S: 10	H: 1 LOB: 2 BB: 1 P: 17	1B: 5 2B: 3 3B: 0 HR: 1	SF: 0 SAC: 1 DP: 0 HBP: 0	WP: 0 PB: 0 SB: 3 CS: 0	PA: 51		
<b>PITCHER</b>	IP: 7.0 WLS: 1 BF: 31 H: 6 R: 2 ER: 2 SO: 8 BB: 3 IBB: 0 HBP: 0 BLK: 0 WP: 0 HR: 0 S: 64 P: 99 ERA: 2.88 WHIP: 1.286																									
35 Cole Hamels, L ERA: 2.88																										
53 Ken Giles, R ERA: 7.2																										
63 Jake Diekmann, L ERA: 7.2																										
46 Jeanmar Gómez, R ERA: 2.66																										
58 Jonathan Papelbon, R ERA: 1.23																										

Cincinnati Reds @ Philadelphia Phillies  
Citizens Bank Park, Philadelphia, PA  
Wed Jun 03 2015, 7:07 PM - 10:38 PM EDT  
Att: 21,253 - Cloudy - 66 F

AB 43  
R 4  
H 9  
RBI 4  
BB 7  
SO 12  
LOB 31



Batter	1	2	3	4	5	6	7	8	9	10	11	AB	R	H	RBI	BB	SO	LOB	BOTTOM							
37 Odúbel Herrera, L OBP: 0.280, SLG: 0.348	G6-3			K			K		BB	FC4-6	1B	3	0	0	0	0	2	1								
2 Ben Revere, L OBP: 0.301, SLG: 0.333	G6-3			K			L8		E9	FC4-6	1B	5	1	2	0	0	1	1								
3 Jeff Francoeur, R OBP: 0.266, SLG: 0.405	G6-3			K			L8		HR	FC4-6	1B	5	1	2	0	0	1	1								
26 Chase Utley, L OBP: 0.279, SLG: 0.323	G4-3			BB			F8		SF8	FC4-6	1B	3	0	0	1	1	0	2								
6 Ryan Howard, L OBP: 0.281, SLG: 0.483	F8			K			G3-1		BB	L9		4	1	0	0	1	1	3								
57 Luis Garcia, R ERA: 4.15	F8			K			G3-1		BB	L9		0	0	0	0	0	0	0								
7 Maikel Franco, R OBP: 0.267, SLG: 0.451	K			F8			1B		HR		G5-3	5	1	2	3	0	1	0								
25 Cody Asche, L OBP: 0.253, SLG: 0.360	G4-3			BB			1B		HR		G5-3	5	1	2	3	0	1	0								
13 Freddy Galvis, S OBP: 0.327, SLG: 0.319	G4-3			G6-3			1B		BB		E1	5	0	0	0	0	1	1								
51 Carlos Ruiz, R OBP: 0.308, SLG: 0.286	L8			BB			BB		G6-3		F7	3	0	0	0	1	0	1								
35 Cole Hamels, L ERA: 4.4																										
54 Aroldis Chapman, L ERA: 2.31																										
60 J.J. Hoover, R ERA: 2.14																										
43 Manny Parra, L ERA: 1.35																										
41 Ryan Mattheus, R ERA: 1.93																										
<b>Inning Stats</b>	R: 0 E: 0 K: 0 S: 8	H: 0 LOB: 0 BB: 0 P: 11	R: 0 E: 0 K: 1 S: 12	H: 0 LOB: 0 BB: 0 P: 18	R: 0 E: 0 K: 1 S: 7	H: 0 LOB: 0 BB: 0 P: 10	R: 0 E: 0 K: 3 S: 13	H: 0 LOB: 1 BB: 1 P: 20	R: 0 E: 0 K: 0 S: 6	H: 1 LOB: 1 BB: 0 P: 17	R: 0 E: 0 K: 1 S: 7	H: 1 LOB: 1 BB: 0 P: 13	R: 0 E: 0 K: 1 S: 8	H: 0 LOB: 0 BB: 0 P: 10	R: 4 E: 1 K: 0 S: 18	H: 3 LOB: 2 BB: 2 P: 36	R: 0 E: 0 K: 1 S: 15	H: 2 LOB: 2 BB: 0 P: 21	R: 1 E: 1 K: 0 S: 4	H: 1 LOB: 1 BB: 0 P: 7	1B: 5 2B: 1 3B: 0 HR: 1	SF: 1 SAC: 0 DP: 0 HBP: 0	WP: 0 PB: 1 SB: 0 CS: 0	PA: 43		
<b>PITCHER</b>	IP: 8.0 WLS: 1 BF: 29 H: 3 R: 1 ER: 2 SO: 9 BB: 2 IBB: 0 HBP: 0 BLK: 0 WP: 0 HR: 0 S: 79 P: 119 ERA: 2.25 WHIP: 0.625																									
44 Mike Leake, R ERA: 4.4																										
54 Aroldis Chapman, L ERA: 2.31																										
60 J.J. Hoover, R ERA: 2.14																										
43 Manny Parra, L ERA: 1.35																										
41 Ryan Mattheus, R ERA: 1.93																										

Cincinnati Reds @ Philadelphia Phillies  
Citizens Bank Park, Philadelphia, PA  
Wed Jun 03 2015, 7:07 PM - 10:38 PM EDT  
Att: 21,253 - Cloudy - 66 F

AB 38  
R 5  
H 7  
RBI 4  
BB 4  
SO 10  
LOB 11





Batter	1	2	3	4	5	6	7	8	9	AB	R	H	RBI	BB	SO	LOB	TOP				
4 Brandon Phillips, R OBP: 0.346, SLG: 0.394										5	1	3	2	0	0	0	<b>Cincinnati Reds @ Philadelphia Phillies</b> Citizens Bank Park, Philadelphia, PA Thu Jun 04 2015, 7:07 PM - 9:47 PM EDT Att: 21,057 - Cloudy - 65 F				
19 Joey Votto, L OBP: 0.383, SLG: 0.510										4	0	0	0	1	1	2					
21 Todd Frazier, R OBP: 0.351, SLG: 0.587										4	0	1	1	0	1	2					
32 Jay Bruce, L OBP: 0.340, SLG: 0.398										3	0	0	0	1	0	4					
29 Brayan Peña, S OBP: 0.371, SLG: 0.336										3	0	0	0	1	0	2					
2 Zack Cozart, R OBP: 0.316, SLG: 0.427										3	1	0	0	1	1	1					
55 Skip Schumaker, L OBP: 0.290, SLG: 0.333										2	2	0	0	2	1	0					
28 Anthony DeSclafani, R OBP: 0.150, SLG: 0.158										3	1	1	0	0	1	0					
52 Tony Cingrani, L ERA: 3.86										0	0	0	0	0	0	0					
54 Aroldis Chapman, L ERA: 3.86										0	0	0	0	0	0	0					
6 Billy Hamilton, S OBP: 0.263, SLG: 0.314										3	1	1	2	0	0	0					
<b>Inning Stats</b>	R: 1 H: 2 E: 0 K: 0 S: 11	H: 2 LOB: 1 BB: 0 P: 15	R: 0 H: 0 E: 0 K: 0 S: 6	H: 0 LOB: 0 BB: 0 P: 10	R: 0 H: 0 E: 0 K: 0 S: 7	H: 0 LOB: 1 BB: 0 P: 9	R: 0 H: 0 E: 0 K: 1 S: 10	H: 0 LOB: 1 BB: 1 P: 18	R: 2 H: 2 E: 1 K: 0 S: 9	H: 2 LOB: 2 BB: 2 P: 20	R: 3 H: 2 E: 0 K: 1 S: 18	H: 2 LOB: 1 BB: 2 P: 32	R: 0 H: 0 E: 0 K: 2 S: 7	H: 0 LOB: 0 BB: 0 P: 12	R: 0 H: 0 E: 0 K: 0 S: 7	H: 0 LOB: 0 BB: 0 P: 11	1B: 4 2B: 2 3B: 0 HR: 0	SF: 0 SAC: 2 DP: 1 HBP: 0	WP: 1 PB: 0 SB: 1 CS: 1	PA: 38	
<b>PITCHER</b>	IP WLS BF H R ER SO BB IBB HBP BLK WP HR S P ERA WHIP	IP WLS BF H R ER SO BB IBB HBP BLK WP HR S P ERA WHIP	IP WLS BF H R ER SO BB IBB HBP BLK WP HR S P ERA WHIP	IP WLS BF H R ER SO BB IBB HBP BLK WP HR S P ERA WHIP	IP WLS BF H R ER SO BB IBB HBP BLK WP HR S P ERA WHIP	IP WLS BF H R ER SO BB IBB HBP BLK WP HR S P ERA WHIP	IP WLS BF H R ER SO BB IBB HBP BLK WP HR S P ERA WHIP	IP WLS BF H R ER SO BB IBB HBP BLK WP HR S P ERA WHIP	IP WLS BF H R ER SO BB IBB HBP BLK WP HR S P ERA WHIP	IP WLS BF H R ER SO BB IBB HBP BLK WP HR S P ERA WHIP	IP WLS BF H R ER SO BB IBB HBP BLK WP HR S P ERA WHIP	IP WLS BF H R ER SO BB IBB HBP BLK WP HR S P ERA WHIP	IP WLS BF H R ER SO BB IBB HBP BLK WP HR S P ERA WHIP	IP WLS BF H R ER SO BB IBB HBP BLK WP HR S P ERA WHIP	IP WLS BF H R ER SO BB IBB HBP BLK WP HR S P ERA WHIP	IP WLS BF H R ER SO BB IBB HBP BLK WP HR S P ERA WHIP	IP WLS BF H R ER SO BB IBB HBP BLK WP HR S P ERA WHIP	IP WLS BF H R ER SO BB IBB HBP BLK WP HR S P ERA WHIP	IP WLS BF H R ER SO BB IBB HBP BLK WP HR S P ERA WHIP	IP WLS BF H R ER SO BB IBB HBP BLK WP HR S P ERA WHIP	IP WLS BF H R ER SO BB IBB HBP BLK WP HR S P ERA WHIP

livebaseballscorecards.com

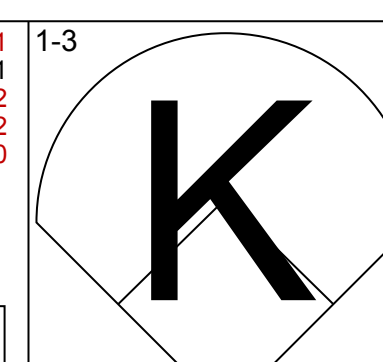
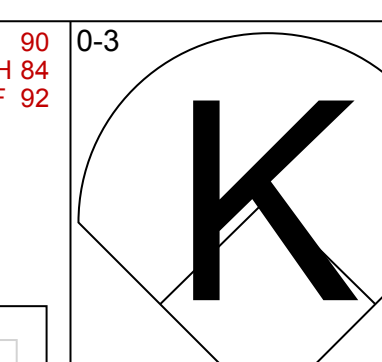
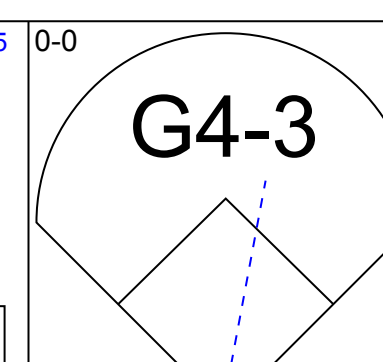
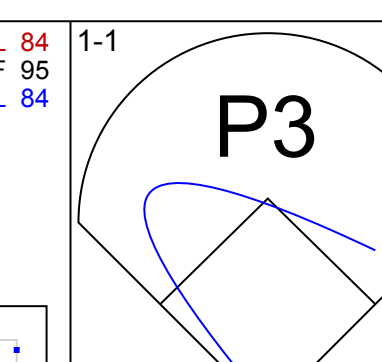
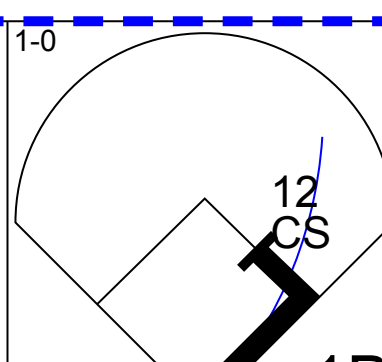
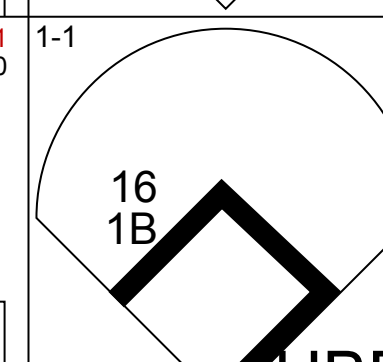
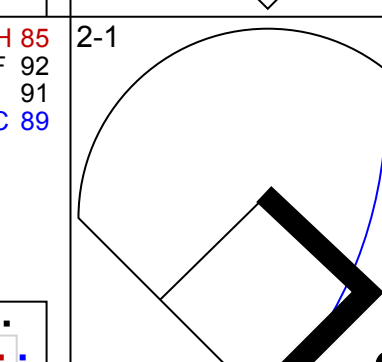
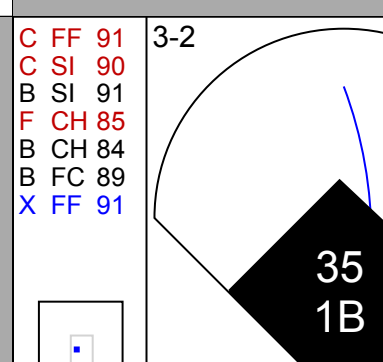
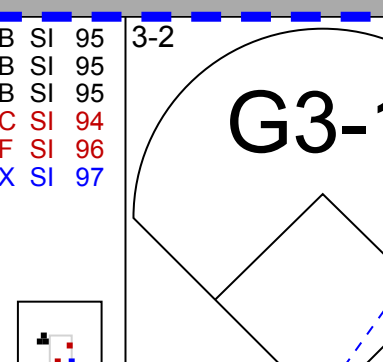
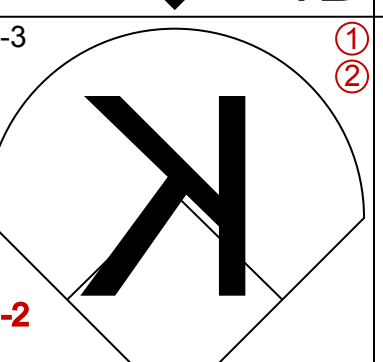
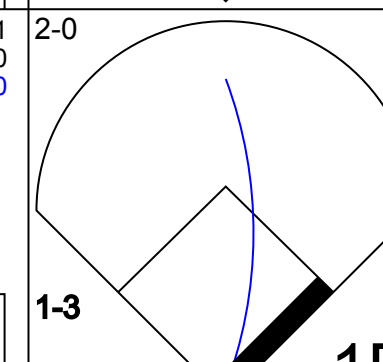
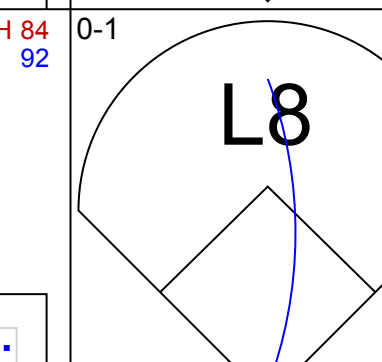
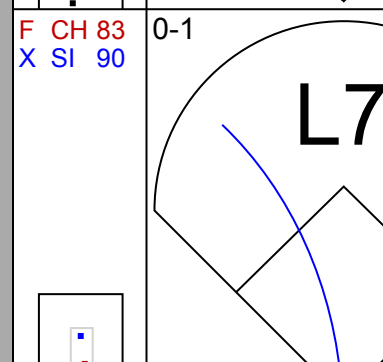
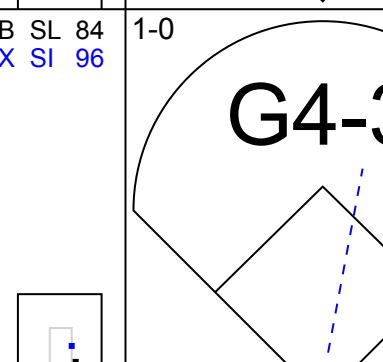
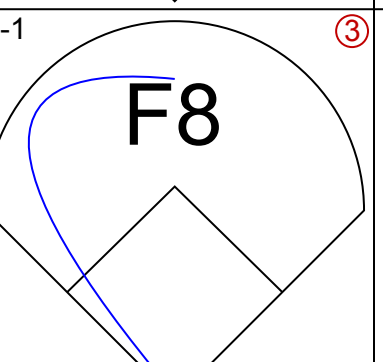
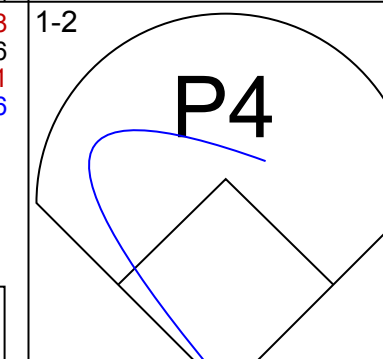
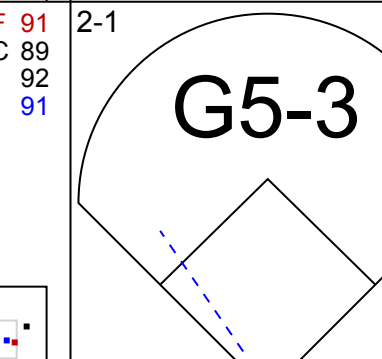
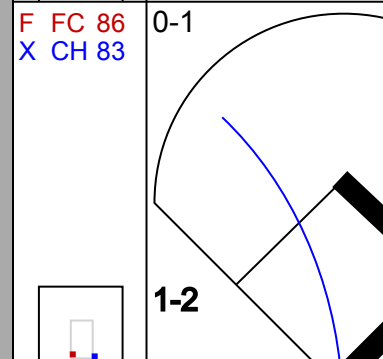
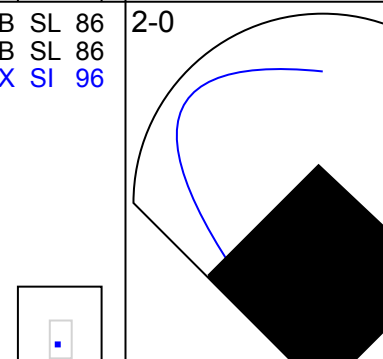
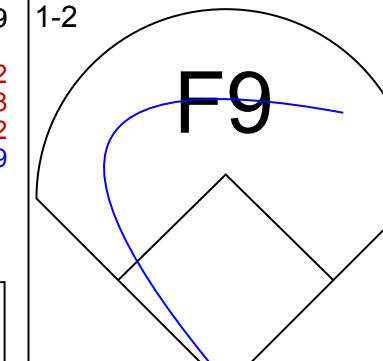
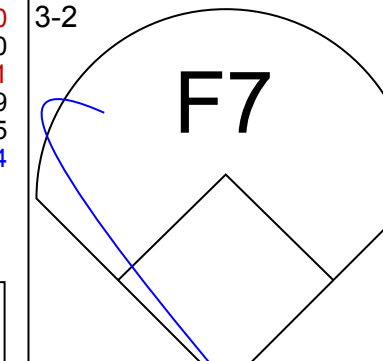
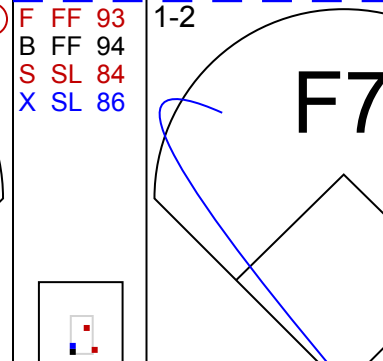
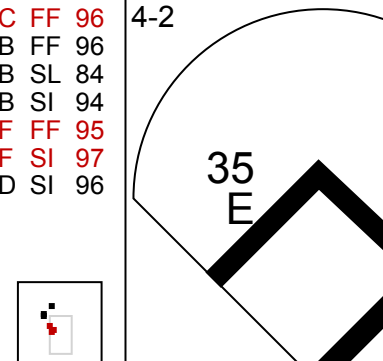


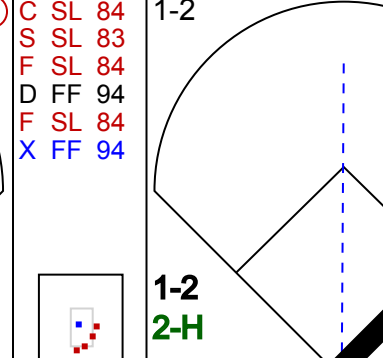
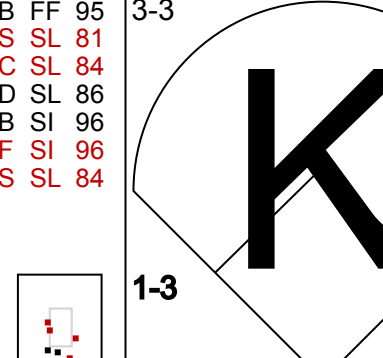

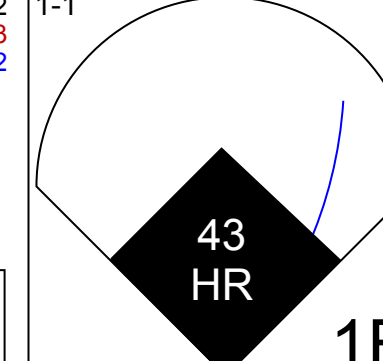


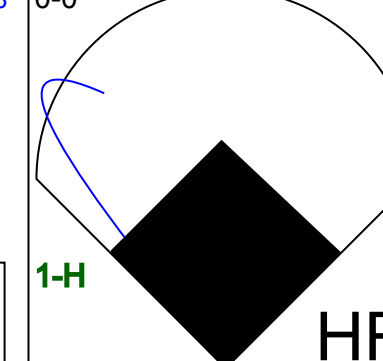
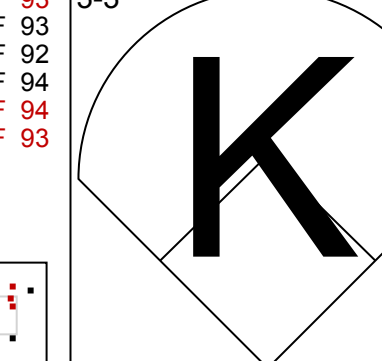
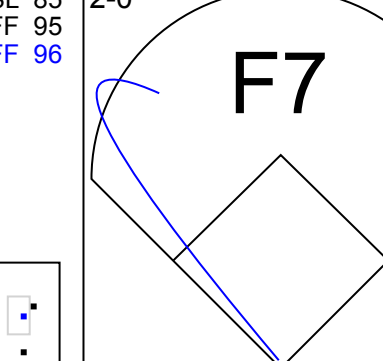

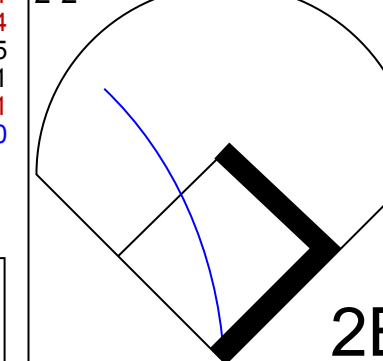
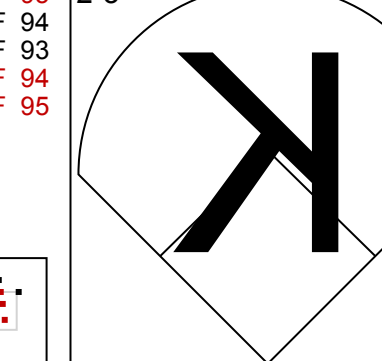
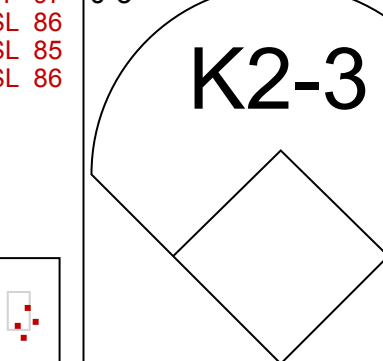
AB 30  
R 6  
H 6  
RBI 5  
BB 6  
SO 5  
LOB 11

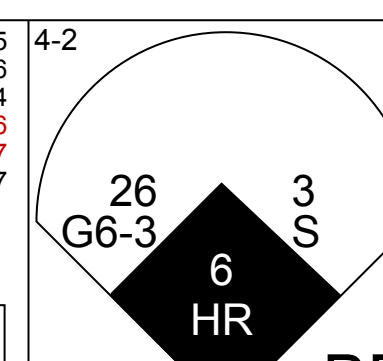
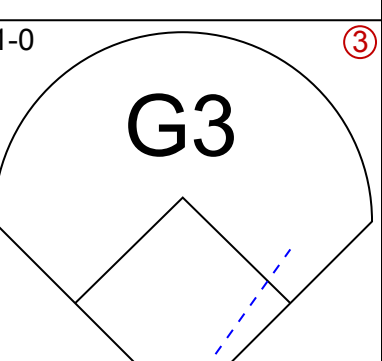
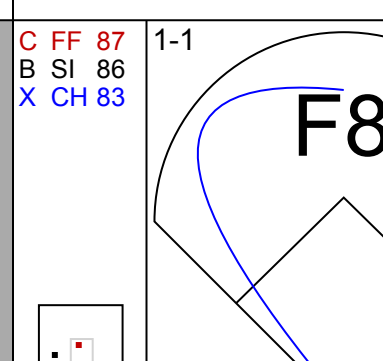
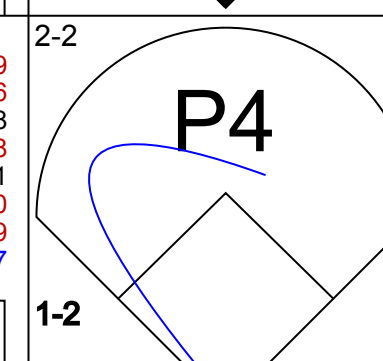
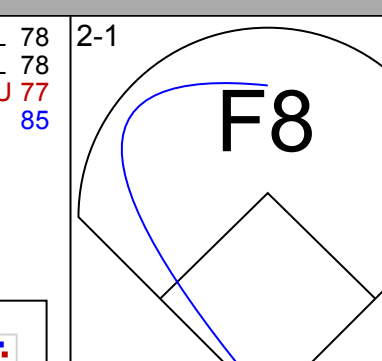
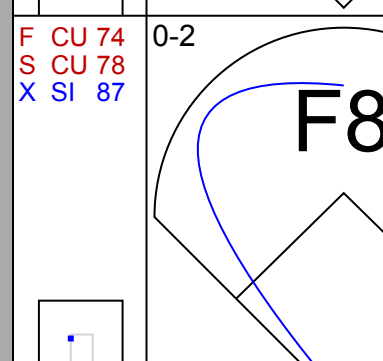
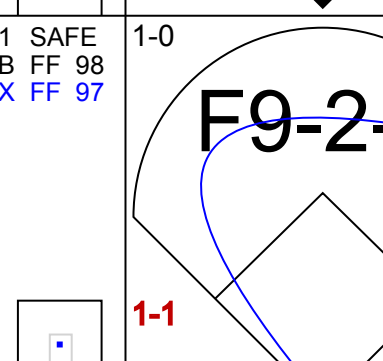
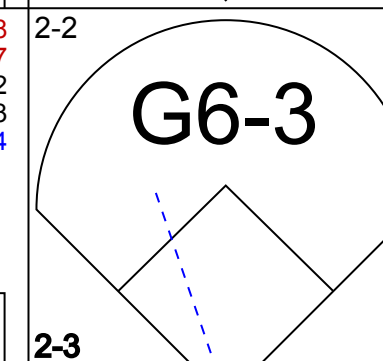
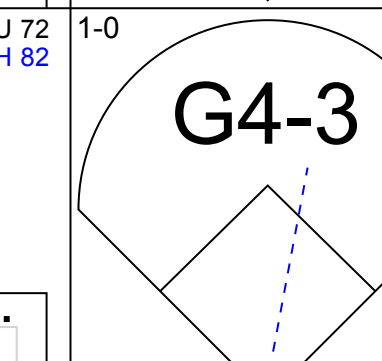
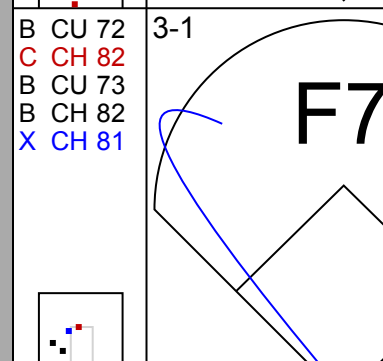
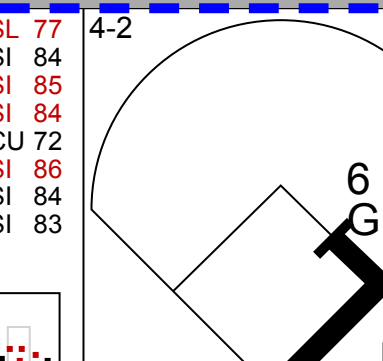
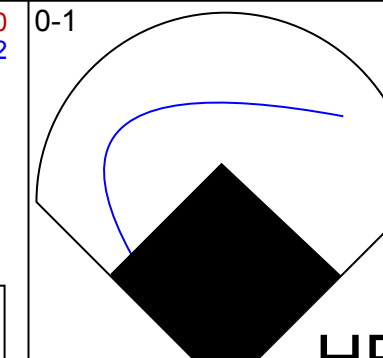
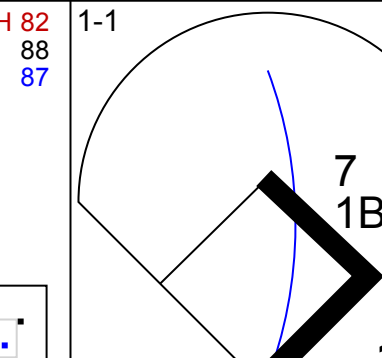


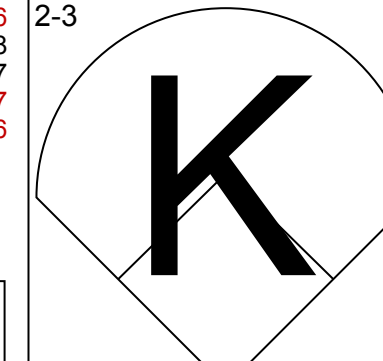
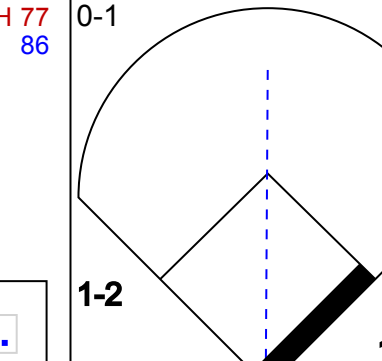



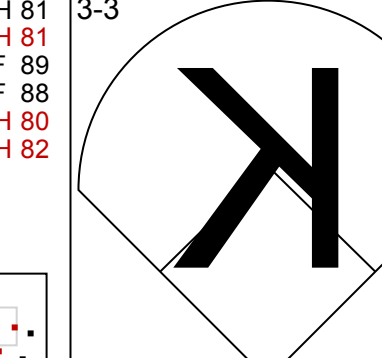









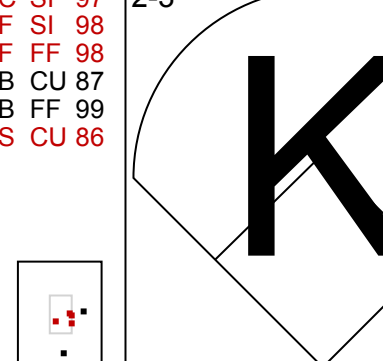




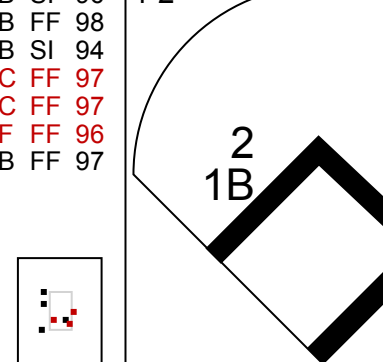
Batter	1	2	3	4	5	6	7	8	9	AB	R	H	RBI	BB	SO	LOB	BOTTOM					
2 Ben Revere, L OBP: 0.309, SLG: 0.356										4	1	3	1	0	0	0	<b>Cincinnati Reds @ Philadelphia Phillies</b> Citizens Bank Park, Philadelphia, PA Thu Jun 04 2015, 7:07 PM - 9:47 PM EDT Att: 21,057 - Cloudy - 65 F					
3 Jeff Francoeur, R OBP: 0.285, SLG: 0.400										4	0	1	1	0	1	3						
26 Chase Utley, L OBP: 0.278, SLG: 0.329										3	1	1	1	0	0	2						
6 Ryan Howard, L OBP: 0.276, SLG: 0.473										4	0	0	0	0	1	3						
7 Maikel Franco, R OBP: 0.266, SLG: 0.453										4	0	1	1	0	1	0						
25 Cody Asche, L OBP: 0.292, SLG: 0.352										3	0	0	0	1	1	1						
13 Freddy Galvis, S OBP: 0.320, SLG: 0.312										4	0	0	0	0	1	1						
51 Carlos Ruiz, R OBP: 0.309, SLG: 0.287										3	1	1	0	0	0	0						
34 Aaron Harang, R OBP: 0.130, SLG: 0.136										2	0	0	0	0	0	0						
63 Jake Diekmann, R ERA: 3.6										0	0	0	0	0	0	0						
30 Justin De Fratus, S OBP: 0.347, SLG: 0.329										0	0	0	0	0	0	0						
16 César Hernández, S OBP: 0.347, SLG: 0.329										0	0	0	0	0	0	0						
46 Jeanmar Gómez, R ERA: 2.22										0	0	0	0	0	0	0						
<b>Inning Stats</b>	R: 2 H: 3 E: 0 K: 0 S: 16	H: 3 LOB: 1 BB: 0 P: 20	R: 0 H: 0 E: 0 K: 0 S: 6	H: 0 LOB: 0 BB: 0 P: 7	R: 0 H: 1 E: 0 K: 0 S: 5	H: 1 LOB: 0 BB: 0 P: 7	R: 0 H: 0 E: 0 K: 0 S: 8	H: 0 LOB: 0 BB: 1 P: 13	R: 0 H: 0 E: 0 K: 0 S: 6	H: 0 LOB: 0 BB: 0 P: 8	R: 0 H: 1 E: 0 K: 0 S: 10	H: 1 LOB: 0 BB: 0 P: 14	R: 0 H: 0 E: 0 K: 0 S: 16	H: 0 LOB: 0 BB: 0 P: 21	R: 2 H: 2 E: 0 K: 2 S: 17	H: 2 LOB: 1 BB: 1 P: 27	R: 0 H: 0 E: 0 K: 3 S: 10	H: 0 LOB: 0 BB: 0 P: 14	1B: 3 2B: 4 3B: 1 HR: 0	SF: 1 SAC: 0 DP: 2 HBP: 0	WP: 0 PB: 0 SB: 1 CS: 0	PA: 34
<b>PITCHER</b>	IP WLS BF H R ER SO BB IBB HBP BLK WP HR S P ERA WHIP	IP WLS BF H R ER SO BB IBB HBP BLK WP HR S P ERA WHIP	IP WLS BF H R ER SO BB IBB HBP BLK WP HR S P ERA WHIP	IP WLS BF H R ER SO BB IBB HBP BLK WP HR S P ERA WHIP	IP WLS BF H R ER SO BB IBB HBP BLK WP HR S P ERA WHIP	IP WLS BF H R ER SO BB IBB HBP BLK WP HR S P ERA WHIP	IP WLS BF H R ER SO BB IBB HBP BLK WP HR S P ERA WHIP	IP WLS BF H R ER SO BB IBB HBP BLK WP HR S P ERA WHIP	IP WLS BF H R ER SO BB IBB HBP BLK WP HR S P ERA WHIP	IP WLS BF H R ER SO BB IBB HBP BLK WP HR S P ERA WHIP	IP WLS BF H R ER SO BB IBB HBP BLK WP HR S P ERA WHIP	IP WLS BF H R ER SO BB IBB HBP BLK WP HR S P ERA WHIP	IP WLS BF H R ER SO BB IBB HBP BLK WP HR S P ERA WHIP	IP WLS BF H R ER SO BB IBB HBP BLK WP HR S P ERA WHIP	IP WLS BF H R ER SO BB IBB HBP BLK WP HR S P ERA WHIP	IP WLS BF H R ER SO BB IBB HBP BLK WP HR S P ERA WHIP	IP WLS BF H R ER SO BB IBB HBP BLK WP HR S P ERA WHIP	IP WLS BF H R ER SO BB IBB HBP BLK WP HR S P ERA WHIP	IP WLS BF H R ER SO BB IBB HBP BLK WP HR S P ERA WHIP	IP WLS BF H R ER SO BB IBB HBP BLK WP HR S P ERA WHIP	IP WLS BF H R ER SO BB IBB HBP BLK WP HR S P ERA WHIP	

livebaseballscorecards.com

AB 31  
R 4  
H 7  
RBI 4  
BB 2  
SO 5  
LOB 10



Batter	1	2	3	4	5	6	7	8	9	AB	R	H	RBI	BB	SO	LOB	TOP										
7 <b>Grégor Blanco, L</b> OBP: 0.347, SLG: 0.440										5	0	1	0	0	2	1	<b>San Francisco Giants @ Philadelphia Phillies</b> Citizens Bank Park, Philadelphia, PA Fri Jun 05 2015, 7:08 PM - 10:05 PM EDT Att: 20,638 - Partly Cloudy - 74 F										
12 <b>Joe Panik, L</b> OBP: 0.383, SLG: 0.454										4	1	2	0	0	1	1											
16 <b>Ángel Pagán, S</b> OBP: 0.318, SLG: 0.362										5	0	1	0	0	0	2											
28 <b>Buster Posey, R</b> OBP: 0.367, SLG: 0.463										4	1	2	1	0	0	3											
9 <b>Brandon Belt, L</b> OBP: 0.376, SLG: 0.526										3	0	0	0	1	0	4											
35 <b>Brandon Crawford, L</b> OBP: 0.364, SLG: 0.500										4	0	1	1	0	1	1											
5 <b>Matt Duffy, R</b> OBP: 0.316, SLG: 0.404										4	2	2	1	0	0	2											
43 <b>Justin Maxwell, R</b> OBP: 0.293, SLG: 0.388										4	1	2	2	0	1	0											
55 <b>Tim Lincecum, L</b> OBP: 0.285, SLG: 0.322										3	0	1	0	0	1	1											
60 <b>Hunter Strickland, R</b> OBP: 0.252, SLG: 0.279										0	0	0	0	0	0	0											
14 <b>Casey McGehee, R</b> OBP: 0.252, SLG: 0.279										0	0	0	0	0	0	0											
49 <b>Javier López, L</b> OBP: 0.252, SLG: 0.279										0	0	0	0	0	0	0											
54 <b>Sergio Romo, R</b> OBP: 0.252, SLG: 0.279										0	0	0	0	0	0	0											
46 <b>Santiago Casilla, R</b> OBP: 0.252, SLG: 0.279										0	0	0	0	0	0	0											
<b>Inning Stats</b>	R: 0 H: 1 E: 0 K: 1 S: 13	H: 1 LOB: 2 BB: 0 P: 19	R: 1 H: 2 E: 0 K: 0 S: 10	H: 2 LOB: 0 BB: 0 P: 17	R: 0 H: 1 E: 0 K: 1 S: 9	H: 1 LOB: 1 BB: 0 P: 13	R: 2 H: 3 E: 0 K: 0 S: 15	H: 3 LOB: 2 BB: 0 P: 21	R: 1 H: 3 E: 0 K: 0 S: 18	H: 3 LOB: 2 BB: 0 P: 24	R: 0 H: 0 E: 0 K: 2 S: 8	H: 0 LOB: 0 BB: 0 P: 14	R: 1 H: 1 E: 0 K: 1 S: 12	H: 1 LOB: 1 BB: 1 P: 25	R: 0 H: 0 E: 0 K: 1 S: 6	H: 0 LOB: 0 BB: 0 P: 8	R: 0 H: 1 E: 0 K: 1 S: 7	H: 1 LOB: 0 BB: 0 P: 11	1B: 7 2B: 2 3B: 0 HR: 3	SF: 0 SAC: 0 DP: 1 HBP: 1	WP: 0 PB: 0 SB: 1 CS: 1	PA: 39					
<b>PITCHER</b>	IP	WLS	BF	H	R	ER	SO	BB	IBB	HBP	BLK	WP	HR	S	P	ERA	WHIP										
31 <b>Jerome Williams, R</b> ERA: 5.88	4.1		22	9	4	4	2	0	0	1	0	0	2	55	81	8.31	2.077										
59 <b>Elvis Araujo, L</b> ERA: 2.09	1.2		6	1	0	0	2	0	0	0	0	0	0	18	27	0.00	0.600										
57 <b>Luis García, R</b> ERA: 4.33	1.0	L	5	1	1	1	1	1	0	0	0	0	1	12	25	9.00	2.000										
53 <b>Ken Giles, R</b> ERA: 2.31	1.0		3	0	0	0	1	0	0	0	0	0	0	6	8	0.00	0.000										
46 <b>Jeanmar Gómez, R</b> ERA: 2.45	1.0		3	1	0	0	1	0	0	0	0	0	0	7	11	0.00	1.000										

Batter	1	2	3	4	5	6	7	8	9	AB	R	H	RBI	BB	SO	LOB	BOTTOM										
2 <b>Ben Revere, L</b> OBP: 0.313, SLG: 0.355										3	1	1	0	1	0	1	<b>San Francisco Giants @ Philadelphia Phillies</b> Citizens Bank Park, Philadelphia, PA Fri Jun 05 2015, 7:08 PM - 10:05 PM EDT Att: 20,638 - Partly Cloudy - 74 F										
3 <b>Jeff Francoeur, R</b> OBP: 0.276, SLG: 0.387										4	0	0	0	0	0	3											
26 <b>Chase Utley, L</b> OBP: 0.278, SLG: 0.324										3	0	0	0	1	0	1											
6 <b>Ryan Howard, L</b> OBP: 0.280, SLG: 0.489										4	1	2	2	0	0	1											
7 <b>Maiquel Franco, R</b> OBP: 0.277, SLG: 0.494										4	1	2	1	0	2	0											
25 <b>Cody Asche, L</b> OBP: 0.284, SLG: 0.341										4	0	0	0	0	1	2											
16 <b>César Hernández, S</b> OBP: 0.333, SLG: 0.315										4	0	0	0	0	1	0											
29 <b>Cameron Rupp, R</b> OBP: 0.279, SLG: 0.296										2	1	0	0	1	1	0											
37 <b>Odúbel Herrera, L</b> OBP: 0.278, SLG: 0.346										1	0	0	0	0	1	0											
31 <b>Jerome Williams, R</b> ERA: 5.88										2	0	1	1	0	1	0											
59 <b>Elvis Araujo, L</b> ERA: 2.09										0	0	0	0	0	0	0											
57 <b>Luis García, R</b> ERA: 4.33										0	0	0	0	0	0	0											
4 <b>Andrés Blanco, S</b> ERA: 1.23										0	0	0	0	1	0	0											
53 <b>Ken Giles, R</b> ERA: 2.31										0	0	0	0	0	0	0											
46 <b>Jeanmar Gómez, R</b> ERA: 2.45										0	0	0	0	0	0	0											
<b>Inning Stats</b>	R: 2 H: 1 E: 0 K: 1 S: 16	H: 1 LOB: 1 BB: 1 P: 26	R: 1 H: 1 E: 0 K: 0 S: 10	H: 1 LOB: 1 BB: 1 P: 15	R: 0 H: 2 E: 0 K: 1 S: 10	H: 2 LOB: 2 BB: 0 P: 17	R: 0 H: 0 E: 0 K: 2 S: 7	H: 0 LOB: 0 BB: 0 P: 10	R: 0 H: 0 E: 0 K: 0 S: 7	H: 0 LOB: 0 BB: 0 P: 11	R: 1 H: 1 E: 0 K: 0 S: 11	H: 1 LOB: 1 BB: 0 P: 15	R: 0 H: 1 E: 0 K: 1 S: 12	H: 1 LOB: 1 BB: 1 P: 22	R: 0 H: 0 E: 0 K: 1 S: 8	H: 0 LOB: 0 BB: 1 P: 13	R: 0 H: 0 E: 0 K: 1 S: 9	H: 0 LOB: 0 BB: 0 P: 13	1B: 3 2B: 2 3B: 0 HR: 2	SF: 0 SAC: 0 DP: 2 HBP: 0	WP: 0 PB: 0 SB: 1 CS: 0	PA: 35					
<b>PITCHER</b>	IP	WLS	BF	H	R	ER	SO	BB	IBB	HBP	BLK	WP	HR	S	P	ERA	WHIP										
55 <b>Tim Lincecum, R</b> ERA: 3.29	6.0		25	5	4	4	4	2	0	0	0	0	2	61	94	6.00	1.167										
60 <b>Hunter Strickland, R</b> ERA: 1.86	1.0	H	4	1	0	0	1	1	0	0	0	0	0	12	22	0.00	2.000										
49 <b>Javier López, L</b> ERA: 1.23	0.2	H	2	0	0	0	0	1	0	0	0	0	0	5	9	0.00	1.500										
54 <b>Sergio Romo, R</b> ERA: 3.93	0.1	H	1	0	0	0	1	0	0	0	0	0	0	3	4	0.00	0.000										
46 <b>Santiago Casilla, R</b> ERA: 2.7	1.0	S	3	0	0	0	1	0	0	0	0	0	0	9	13	0.00	0.000										

**San Francisco Giants @ Philadelphia Phillies**  
 Citizens Bank Park, Philadelphia, PA  
 Fri Jun 05 2015, 7:08 PM - 10:05 PM EDT  
 Att: 20,638 - Partly Cloudy - 74 F

AB	37
R	5
H	12
RBI	5
BB	1
SO	7
LOB	15

**San Francisco Giants @ Philadelphia Phillies**  
 Citizens Bank Park, Philadelphia, PA  
 Fri Jun 05 2015, 7:08 PM - 10:05 PM EDT  
 Att: 20,638 - Partly Cloudy - 74 F

AB	31
R	4
H	6
RBI	4
BB	4
SO	7
LOB	8



Batter	1	2	3	4	5	6	7	8	9	AB	R	H	RBI	BB	SO	LOB	TOP			
23 Norichika Aoki, L OBP: 0.398, SLG: 0.410										3	1	3	2	1	0	0	San Francisco Giants @ Philadelphia Phillies Citizens Bank Park, Philadelphia, PA Sat Jun 06 2015, 3:35 PM - 6:27 PM EDT Att: 29,102 - Cloudy - 77 F			
12 Joe Panik, L OBP: 0.378, SLG: 0.448										5	1	1	0	0	7					
16 Angel Pagan, S OBP: 0.315, SLG: 0.358										5	0	1	1	0	1					
28 Buster Posey, R OBP: 0.364, SLG: 0.456										5	1	1	0	0	2					
9 Brandon Belt, L OBP: 0.372, SLG: 0.517										3	0	0	1	1	2					
35 Brandon Crawford, L OBP: 0.364, SLG: 0.495										4	1	1	0	0	1					
5 Matt Duffy, R OBP: 0.321, SLG: 0.411										5	2	2	1	0	1					
7 Grégor Blanco, L OBP: 0.349, SLG: 0.434										4	1	1	0	1	2					
40 Madison Bumgarner, R OBP: 0.214, SLG: 0.296										4	0	2	1	0	2					
43 Justin Maxwell, R OBP: 0.253, SLG: 0.385									1	0	0	0	0	0	1					
46 Santiago Casilla, R										0	0	0	0	0	0					
<b>Inning Stats</b>	R: 2 H: 2 E: 0 K: 1 S: 18	H: 2 LOB: 2 BB: 0 P: 32	R: 0 H: 1 E: 0 K: 2 S: 12	H: 1 LOB: 1 BB: 0 P: 20	R: 4 H: 5 E: 0 K: 2 S: 24	H: 5 LOB: 2 BB: 1 P: 37	R: 0 H: 0 E: 0 K: 0 S: 6	H: 0 LOB: 1 BB: 1 P: 11	R: 0 H: 1 E: 0 K: 1 S: 11	H: 2 LOB: 2 BB: 0 P: 18	R: 0 H: 0 E: 0 K: 2 S: 8	H: 0 LOB: 0 BB: 0 P: 14	R: 1 H: 2 E: 1 K: 1 S: 14	H: 2 LOB: 2 BB: 0 P: 18	R: 0 H: 0 E: 0 K: 0 S: 6	H: 1 LOB: 1 BB: 0 P: 6	1B: 11 2B: 1 3B: 0 HR: 0	SF: 1 DP: 0 HBP: 2	WP: 0 PB: 0 SB: 0 CS: 0	PA: 45
<b>PITCHER</b>	IP WLS BF H R ER SO BB IBB HBP BLK WP HR S P ERA WHIP																			
52 Severino González, R ERA: 8.89	2.2 L 18 7 6 6 5 1 0 2 1 0 0 49 83 20.25 3.000																			
40 Dustin McGowan, R ERA: 4.67	3.1 14 2 0 0 3 2 0 0 0 0 0 30 48 0.00 1.200																			
59 Elvis Araujo, L ERA: 1.86	1.0 6 2 1 0 1 0 0 0 0 0 0 14 18 0.00 2.000																			
30 Justin De Fratus, R ERA: 3.71	1.0 3 0 0 0 0 0 0 0 0 0 0 6 11 0.00 0.000																			
58 Jonathan Papelbon, R ERA: 1.17	1.0 4 1 0 0 1 0 0 0 0 0 0 6 6 0.00 1.000																			

Batter	1	2	3	4	5	6	7	8	9	AB	R	H	RBI	BB	SO	LOB	BOTTOM					
2 Ben Revere, L OBP: 0.311, SLG: 0.353										4	1	1	0	0	2	0	San Francisco Giants @ Philadelphia Phillies Citizens Bank Park, Philadelphia, PA Sat Jun 06 2015, 3:35 PM - 6:27 PM EDT Att: 29,102 - Cloudy - 77 F					
16 César Hernández, S OBP: 0.330, SLG: 0.304										3	1	0	0	0	2							
58 Jonathan Papelbon, R										4	1	1	0	0	0							
7 Maikel Franco, R OBP: 0.276, SLG: 0.482										3	0	1	0	0	2							
18 Darin Ruf, R OBP: 0.275, SLG: 0.387										0	0	0	0	1	0							
26 Chase Utley, L OBP: 0.291, SLG: 0.324										4	1	2	4	0	1							
3 Jeff Francoeur, R OBP: 0.282, SLG: 0.415										4	0	0	0	0	3							
25 Cody Asche, L OBP: 0.276, SLG: 0.331										4	0	0	0	0	2							
13 Freddy Galvis, S OBP: 0.315, SLG: 0.307										3	0	0	0	0	1							
51 Carlos Ruiz, R OBP: 0.303, SLG: 0.281										3	0	0	0	0	0							
52 Severino González, R										0	0	0	0	0	0							
40 Dustin McGowan, R										2	0	0	0	0	2							
59 Elvis Araujo, L										0	0	0	0	0	0							
30 Justin De Fratus, S										0	0	0	0	0	0							
4 Andrés Blanco, S OBP: 0.333, SLG: 0.515										1	1	1	1	0	0							
<b>Inning Stats</b>	R: 0 H: 0 E: 0 K: 0 S: 7	H: 0 LOB: 0 BB: 0 P: 8	R: 0 H: 1 E: 0 K: 0 S: 6	H: 1 LOB: 0 BB: 0 P: 6	R: 0 H: 0 E: 0 K: 2 S: 9	H: 0 LOB: 0 BB: 0 P: 10	R: 4 H: 3 E: 0 K: 2 S: 17	H: 3 LOB: 0 BB: 0 P: 22	R: 0 H: 0 E: 0 K: 2 S: 9	H: 0 LOB: 0 BB: 0 P: 9	R: 0 H: 0 E: 0 K: 2 S: 8	H: 0 LOB: 0 BB: 0 P: 12	R: 0 H: 1 E: 0 K: 1 S: 10	H: 1 LOB: 0 BB: 0 P: 14	R: 1 H: 1 E: 0 K: 2 S: 12	H: 1 LOB: 0 BB: 0 P: 17	R: 0 H: 0 E: 0 K: 2 S: 12	H: 0 LOB: 1 BB: 1 P: 20	1B: 4 2B: 0 3B: 0 HR: 2	SF: 0 DP: 1 HBP: 1	WP: 0 PB: 0 SB: 0 CS: 0	PA: 33
<b>PITCHER</b>	IP WLS BF H R ER SO BB IBB HBP BLK WP HR S P ERA WHIP																					
40 Madison Bumgarner, L ERA: 3.36	8.0 W 29 6 5 5 10 1 0 1 0 0 0 0 78 98 5.62 0.750																					
46 Santiago Casilla, R ERA: 2.50	1.0 S 4 0 0 0 2 1 0 0 0 0 0 0 12 20 0.00 1.000																					

AB 39  
R 7  
H 12  
RBI 6  
BB 3  
SO 10  
LOB 17



AB 31  
R 5  
H 6  
RBI 5  
BB 1  
SO 13  
LOB 7





Batter	1	2	3	4	5	6	7	8	9	AB	R	H	RBI	BB	SO	LOB	TOP					
23 Norchika Aoki, L (1,7) OBP: 0.394, SLG: 0.405	F7		G4-3				L7		E1	5	1	1	0	0	0	0	San Francisco Giants @ Philadelphia Phillies Citizens Bank Park, Philadelphia, PA Sun Jun 07 2015, 1:39 PM - 4:46 PM EDT Att: 24,799 - Partly Cloudy - 76 F					
12 Joe Panik, L (1,4) OBP: 0.394, SLG: 0.456	F7		2B				1B		G1-3	5	1	3	0	0	0	1						
16 Angel Pagan, S (1,8) OBP: 0.317, SLG: 0.361	F7		2B				1B		G4-3	4	1	1	1	1	0	3						
28 Buster Posey, R (1,2)		G6-3	FC6				G5-3		P4	5	0	1	1	0	0	5						
9 Brandon Belt, L (1,3) OBP: 0.373, SLG: 0.514		1B	FC4-6				G4-3		L7	5	1	2	1	0	0	3						
35 Brandon Crawford, L (1,6) OBP: 0.361, SLG: 0.452		2B	L3				G4-3		K	5	0	1	0	0	2	3						
5 Matt Duffy, R (1,5) OBP: 0.325, SLG: 0.416		G6-3								3	0	1	1	1	0	1						
7 Gregor Blanco, L (1,9) OBP: 0.354, SLG: 0.426		IBB							K	2	0	0	0	2	1	1						
32 Ryan Vogelsong, R (1,1) OBP: 0.136, SLG: 0.182		L3							K	3	0	0	0	0	0	4						
49 Javier López, L (7,1) ERA: 4.86									K	0	0	0	0	0	0	0						
34 Andrew Susac, R (8,PH) ERA: 2.15									K	1	0	0	0	0	0	1						
41 Jeremy Affeldt, L (8,1) ERA: 1.13									K	0	0	0	0	0	0	0						
70 George Kontos, R (8,1) ERA: 1.13									K	0	0	0	0	0	0	0						
<b>Inning Stats</b>	R: 0 H: 0 E: 0 K: 0 S: 6	H: 0 LOB: 0 BB: 0 P: 9	R: 1 H: 2 E: 0 K: 0 S: 11	H: 2 LOB: 2 BB: 1 P: 23	R: 2 H: 2 E: 0 K: 0 S: 12	H: 2 LOB: 1 BB: 0 P: 17	R: 0 H: 0 E: 0 K: 0 S: 8	H: 0 LOB: 0 BB: 0 P: 11	R: 0 H: 2 E: 0 K: 0 S: 9	H: 1 LOB: 2 BB: 1 P: 15	R: 0 H: 1 E: 0 K: 0 S: 8	H: 1 LOB: 1 BB: 1 P: 14	R: 0 H: 0 E: 0 K: 3 S: 10	H: 0 LOB: 1 BB: 0 P: 20	R: 1 H: 2 E: 1 K: 1 S: 19	H: 2 LOB: 2 BB: 0 P: 24	1B: 6 2B: 4 3B: 0 HR: 0	SF: 0 SAC: 0 DP: 1 HBP: 0	WP: 0 PB: 0 SB: 2 CS: 0	PA: 42		
<b>PITCHER</b>	IP WLS BF H R ER SO BB IBB HBP BLK WP HR S P ERA WHIP	IP WLS BF H R ER SO BB IBB HBP BLK WP HR S P ERA WHIP	IP WLS BF H R ER SO BB IBB HBP BLK WP HR S P ERA WHIP	IP WLS BF H R ER SO BB IBB HBP BLK WP HR S P ERA WHIP	IP WLS BF H R ER SO BB IBB HBP BLK WP HR S P ERA WHIP	IP WLS BF H R ER SO BB IBB HBP BLK WP HR S P ERA WHIP	IP WLS BF H R ER SO BB IBB HBP BLK WP HR S P ERA WHIP	IP WLS BF H R ER SO BB IBB HBP BLK WP HR S P ERA WHIP	IP WLS BF H R ER SO BB IBB HBP BLK WP HR S P ERA WHIP	IP WLS BF H R ER SO BB IBB HBP BLK WP HR S P ERA WHIP	IP WLS BF H R ER SO BB IBB HBP BLK WP HR S P ERA WHIP	IP WLS BF H R ER SO BB IBB HBP BLK WP HR S P ERA WHIP	IP WLS BF H R ER SO BB IBB HBP BLK WP HR S P ERA WHIP	IP WLS BF H R ER SO BB IBB HBP BLK WP HR S P ERA WHIP	IP WLS BF H R ER SO BB IBB HBP BLK WP HR S P ERA WHIP	IP WLS BF H R ER SO BB IBB HBP BLK WP HR S P ERA WHIP	IP WLS BF H R ER SO BB IBB HBP BLK WP HR S P ERA WHIP	IP WLS BF H R ER SO BB IBB HBP BLK WP HR S P ERA WHIP	IP WLS BF H R ER SO BB IBB HBP BLK WP HR S P ERA WHIP	IP WLS BF H R ER SO BB IBB HBP BLK WP HR S P ERA WHIP	IP WLS BF H R ER SO BB IBB HBP BLK WP HR S P ERA WHIP	IP WLS BF H R ER SO BB IBB HBP BLK WP HR S P ERA WHIP

AB	38
R	4
H	10
RBI	4
BB	4
SO	4
LOB	22



Batter	1	2	3	4	5	6	7	8	9	AB	R	H	RBI	BB	SO	LOB	BOTTOM				
2 Ben Revere, L (1,9) OBP: 0.310, SLG: 0.349	K	G5-3			G5-3					3	1	0	0	1	1	2	San Francisco Giants @ Philadelphia Phillies Citizens Bank Park, Philadelphia, PA Sun Jun 07 2015, 1:39 PM - 4:46 PM EDT Att: 24,799 - Partly Cloudy - 76 F				
37 Odbel Herrera, L (1,8) OBP: 0.279, SLG: 0.362	G4-3				K					3	1	1	1	0	1	0					
3 Jeff Francoeur, R (7,PH) OBP: 0.288, SLG: 0.427			HR		K					1	0	1	2	0	0	0					
26 Chase Utley, L (1,4) OBP: 0.276, SLG: 0.316	P6		F7		F8					4	0	0	0	0	1	1					
6 Ryan Howard, L (1,3) OBP: 0.284, SLG: 0.495		1B	2B			L8			G1-3	4	1	2	0	0	0	7					
7 Maikel Franco, R (1,5) OBP: 0.286, SLG: 0.529		2B	P3			K				4	2	2	1	0	1	1					
25 Cody Asche, L (1,7) OBP: 0.277, SLG: 0.331		2B				K				3	0	1	2	0	1	1					
53 Ken Giles, R (7,1) ERA: 1.2		1B	G6-3			K				0	0	0	0	0	0	0					
4 Andrés Blanco, S (8,PH) OBP: 0.349, SLG: 0.525		1B								1	0	1	0	0	0	0					
58 Jonathan Papelbon, R (9,1) ERA: 1.13										0	0	0	0	0	0	0					
13 Freddy Galvis, S (1,6) OBP: 0.314, SLG: 0.306	F7				P6					4	1	1	0	0	1	2					
29 Cameron Rupp, R (1,2) OBP: 0.297, SLG: 0.304		BB	G6-3							2	0	1	0	1	0	0					
47 Sean O'Sullivan, R (1,1) OBP: 0.143, SLG: 0.077		BB								1	0	0	0	0	1	0					
59 Elvis Aráujo, L (7,1) ERA: 5.19		SH2-4								0	0	0	0	0	0	0					
18 Darin Ruf, R (7,7) OBP: 0.272, SLG: 0.383					K					1	0	0	0	0	0	2					
<b>Inning Stats</b>	R: 0 H: 0 E: 0 K: 1 S: 5	H: 3 LOB: 2 BB: 1 P: 16	R: 2 H: 5 E: 0 K: 0 S: 10	H: 3 LOB: 2 BB: 1 P: 16	R: 1 H: 2 E: 0 K: 0 S: 10	H: 2 LOB: 1 BB: 0 P: 15	R: 0 H: 0 E: 0 K: 1 S: 10	H: 0 LOB: 0 BB: 0 P: 17	R: 0 H: 0 E: 0 K: 2 S: 9	H: 0 LOB: 0 BB: 0 P: 16	R: 2 H: 3 E: 0 K: 1 S: 10	H: 3 LOB: 1 BB: 1 P: 16	R: 1 H: 2 E: 0 K: 1 S: 13	H: 2 LOB: 0 BB: 0 P: 19	1B: 5 2B: 3 3B: 0 HR: 2	SF: 0 SAC: 1 DP: 1 HBP: 0	WP: 0 PB: 0 SB: 0 CS: 1	PA: 35			
<b>PITCHER</b>	IP WLS BF H R ER SO BB IBB HBP BLK WP HR S P ERA WHIP	IP WLS BF H R ER SO BB IBB HBP BLK WP HR S P ERA WHIP	IP WLS BF H R ER SO BB IBB HBP BLK WP HR S P ERA WHIP	IP WLS BF H R ER SO BB IBB HBP BLK WP HR S P ERA WHIP	IP WLS BF H R ER SO BB IBB HBP BLK WP HR S P ERA WHIP	IP WLS BF H R ER SO BB IBB HBP BLK WP HR S P ERA WHIP	IP WLS BF H R ER SO BB IBB HBP BLK WP HR S P ERA WHIP	IP WLS BF H R ER SO BB IBB HBP BLK WP HR S P ERA WHIP	IP WLS BF H R ER SO BB IBB HBP BLK WP HR S P ERA WHIP	IP WLS BF H R ER SO BB IBB HBP BLK WP HR S P ERA WHIP	IP WLS BF H R ER SO BB IBB HBP BLK WP HR S P ERA WHIP	IP WLS BF H R ER SO BB IBB HBP BLK WP HR S P ERA WHIP	IP WLS BF H R ER SO BB IBB HBP BLK WP HR S P ERA WHIP	IP WLS BF H R ER SO BB IBB HBP BLK WP HR S P ERA WHIP	IP WLS BF H R ER SO BB IBB HBP BLK WP HR S P ERA WHIP	IP WLS BF H R ER SO BB IBB HBP BLK WP HR S P ERA WHIP	IP WLS BF H R ER SO BB IBB HBP BLK WP HR S P ERA WHIP	IP WLS BF H R ER SO BB IBB HBP BLK WP HR S P ERA WHIP	IP WLS BF H R ER SO BB IBB HBP BLK WP HR S P ERA WHIP	IP WLS BF H R ER SO BB IBB HBP BLK WP HR S P ERA WHIP	IP WLS BF H R ER SO BB IBB HBP BLK WP HR S P ERA WHIP

AB	31
R	6
H	10
RBI	6
BB	2
SO	7
LOB	9





Batter	1	2	3	4	5	6	7	8	9	AB	R	H	RBI	BB	SO	LOB	TOP			
2 Ben Revere, L OBP: 0.308, SLG: 0.350										5	1	1	0	0	0	5	<b>Philadelphia Phillies @ Cincinnati Reds</b> Great American Ball Park, Cincinnati, OH Mon Jun 08 2015, 7:10 PM - 10:04 PM EDT Att: 30,900 - Overcast - 75 F			
37 Odúbal Herrera, L OBP: 0.279, SLG: 0.365 30 Justin De Fratus, S OBP: 0.364, SLG: 0.525										4	0	1	0	0	0	1				
26 Chase Utley, L OBP: 0.289, SLG: 0.308										5	0	0	0	0	2	3				
6 Ryan Howard, L OBP: 0.284, SLG: 0.495										4	0	1	1	0	1	1				
7 Maikel Franco, R OBP: 0.305, SLG: 0.549										4	0	3	0	0	0	0				
25 Cody Asche, L OBP: 0.283, SLG: 0.343										4	1	2	0	0	0	2				
13 Freddy Galvis, S OBP: 0.313, SLG: 0.305										4	1	1	0	0	1	4				
51 Carlos Ruiz, R OBP: 0.314, SLG: 0.284										2	1	1	2	2	0	1				
35 Cole Hamels, L OBP: 0.154, SLG: 0.154 3 Jeff Francoeur, R OBP: 0.286, SLG: 0.424										2	0	0	0	0	2	3				
<b>Inning Stats</b>	R: 1 E: 0 K: 1 S: 12	H: 3 LOB: 2 BB: 0 P: 15	R: 0 E: 0 K: 1 S: 8	H: 1 LOB: 1 BB: 0 P: 12	R: 0 E: 0 K: 0 S: 10	H: 1 LOB: 1 BB: 0 P: 14	R: 2 E: 0 K: 0 S: 19	H: 3 LOB: 1 BB: 0 P: 24	R: 0 E: 0 K: 2 S: 14	H: 2 LOB: 3 BB: 1 P: 22	R: 0 E: 0 K: 1 S: 9	H: 0 LOB: 0 BB: 0 P: 11	R: 0 E: 0 K: 0 S: 14	H: 0 LOB: 0 BB: 0 P: 18	R: 1 E: 0 K: 1 S: 16	H: 0 LOB: 1 BB: 2 P: 27		1B: 5 2B: 5 3B: 0 HR: 0	SF: 0 SAC: 1 DP: 1 HBP: 0	WP: 2 PB: 1 SB: 0 CS: 0
<b>PITCHER</b>	IP WLS BF H R ER SO BB IBB HBP BLK WP HR S P ERA WHIP	6.0 W 28 10 3 2 4 0 1 0 0 0 0 70 96 3.00 1.667	1.0 H 3 0 0 0 1 0 0 0 0 0 0 9 11 0.00 0.000	1.0 H 3 0 0 0 0 0 0 0 0 0 14 18 0.00 0.000	1.0 S 5 0 1 1 1 2 0 0 0 1 0 16 27 9.00 2.000															

Batter	1	2	3	4	5	6	7	8	9	AB	R	H	RBI	BB	SO	LOB	BOTTOM	
4 Brandon Phillips, R OBP: 0.348, SLG: 0.387										3	1	1	0	1	0	1	<b>Philadelphia Phillies @ Cincinnati Reds</b> Great American Ball Park, Cincinnati, OH Mon Jun 08 2015, 7:10 PM - 10:04 PM EDT Att: 30,900 - Overcast - 75 F	
19 Joey Votto, L OBP: 0.397, SLG: 0.512										3	0	0	0	1	1	1		
21 Todd Frazier, R OBP: 0.356, SLG: 0.587										4	1	3	1	0	0	0		
32 Jay Bruce, L OBP: 0.327, SLG: 0.410										4	0	0	0	0	3	4		
2 Zack Cozart, R OBP: 0.314, SLG: 0.452										4	2	3	2	0	0	2		
3 Iván De Jesús Jr., R OBP: 0.400, SLG: 1.200 54 Aroldis Chapman, L OBP: 0.247, SLG: 0.136										4	1	2	2	0	0	3		
16 Tucker Barnhart, L OBP: 0.298, SLG: 0.412										4	0	0	0	0	1	2		
44 Mike Leake, R OBP: 0.179, SLG: 0.357 43 Manny Parra, L OBP: 0.196, SLG: 0.163 17 Kristopher Negron, R OBP: 0.247, SLG: 0.136										3	0	1	0	0	2	0		
6 Billy Hamilton, S OBP: 0.264, SLG: 0.308										4	1	1	0	0	1	2		
<b>Inning Stats</b>	R: 1 E: 0 K: 1 S: 11	H: 2 LOB: 2 BB: 1 P: 18	R: 1 E: 0 K: 1 S: 15	H: 1 LOB: 1 BB: 1 P: 25	R: 1 E: 0 K: 1 S: 18	H: 2 LOB: 1 BB: 0 P: 26	R: 0 E: 0 K: 1 S: 10	H: 0 LOB: 0 BB: 0 P: 15	R: 0 E: 0 K: 2 S: 18	H: 3 LOB: 1 BB: 0 P: 21	R: 0 E: 0 K: 1 S: 7	H: 1 LOB: 0 BB: 0 P: 9	R: 1 E: 0 K: 1 S: 10	H: 2 LOB: 1 BB: 0 P: 15	1B: 7 2B: 2 3B: 0 HR: 2	SF: 0 SAC: 0 DP: 0 HBP: 0		WP: 0 PB: 0 SB: 2 CS: 1
<b>PITCHER</b>	IP WLS BF H R ER SO BB IBB HBP BLK WP HR S P ERA WHIP	6.0 L 28 8 5 5 7 2 0 0 0 0 0 1 81 120 4.50 1.667	2.0 8 3 1 1 2 0 0 0 0 0 0 17 24 4.50 1.500															











Batter	1	2	3	4	5	6	7	8	9	10	11	12	13	AB	R	H	RBI	BB	SO	LOB	TOP					
2 Ben Revere, L OBP: 0.366, SLG: 0.347	G6-3	L8			G3		F9			7 WP, 4 SH2-3 1B		G6-3		6	0	1	0	0	0	2						
4 Andrés Blanco, S OBP: 0.340, SLG: 0.478	F8				K					P4		G4-3		4	0	1	0	0	1	0						
46 Jeanmar Gómez, R (10, 1)										SH2-3				0	0	0	0	0	0	0						
6 Ryan Howard, L (12, PH) OBP: 0.276, SLG: 0.478										F8				1	0	0	0	0	0	0						
7 Maikel Franco, R OBP: 0.330, SLG: 0.539	HBP				P4									4	0	1	0	1	0	1						
18 Darin Ruf, R OBP: 0.292, SLG: 0.389														6	0	2	0	0	1	3						
40 Dustin McGowan, R (12, 1)														0	0	0	0	0	0	0						
3 Jeff Francoeur, R OBP: 0.294, SLG: 0.425	FC5-4				L9									5	0	1	0	1	0	6						
16 César Hernández, S (1, 6) OBP: 0.326, SLG: 0.297					G4-3					FC4-6				6	0	1	0	0	1	4						
25 Cody Asche, L OBP: 0.276, SLG: 0.333	G4-6-3				G4-3					FC1-6				5	0	1	0	1	0	2						
29 Cameron Rupp, R OBP: 0.315, SLG: 0.338														5	0	2	0	0	2	1						
28 Kevin Correia, R ERA: 4.9														2	0	1	0	0	0	0						
59 Elvis Arias, L ERA: 3.29														0	0	0	0	0	0	0						
37 Octbel Herrera, L ERA: 1.69														0	0	0	0	0	0	0						
57 Luis García, R ERA: 2.12														0	0	0	0	0	0	0						
35 Ken Giles, R ERA: 3.38														0	0	0	0	0	0	0						
26 Chase Utley, L ERA: 3.38														0	0	0	0	0	0	0						
30 Justin De Fratus, S ERA: 3.38														0	0	0	0	0	0	0						
13 Freddy Galvis, S ERA: 3.38														0	0	0	0	0	0	0						
<b>Inning Stats</b>	R: 0 E: 0 K: 0 S: 12	H: 1 LOB: 2 BB: 0 P: 21	R: 0 E: 0 K: 0 S: 13	H: 3 LOB: 0 BB: 0 P: 19	R: 0 E: 0 K: 1 S: 15	H: 2 LOB: 2 BB: 0 P: 21	R: 0 E: 0 K: 1 S: 10	H: 0 LOB: 0 BB: 0 P: 15	R: 0 E: 0 K: 2 S: 4	H: 0 LOB: 1 BB: 1 P: 9	R: 0 E: 0 K: 1 S: 8	H: 2 LOB: 2 BB: 1 P: 21	R: 0 E: 0 K: 1 S: 8	H: 1 LOB: 2 BB: 1 P: 16	R: 0 E: 0 K: 0 S: 8	H: 1 LOB: 1 BB: 0 P: 15	R: 0 E: 0 K: 1 S: 11	H: 0 LOB: 0 BB: 0 P: 17	R: 0 E: 0 K: 1 S: 11	H: 0 LOB: 0 BB: 0 P: 17	1B: 10 2B: 1 3B: 0 HR: 0	SF: 0 SAC: 1 DP: 1 HBP: 1	WP: 1 PB: 0 SB: 0 CS: 1	PA: 52		
<b>PITCHER</b>	IP WLS BF H R ER SO BB IBB HBP BLK WP HR S P ERA WHIP	49 Jeff Locke, L (7, 1) ERA: 4.9	37 Arquimedes Caminero, R (7, 1) ERA: 3.29	44 Tony Watson, L (8, 1) ERA: 1.69	35 Mark Melancon, R (8, 1) ERA: 2.12	48 Jared Hughes, R (10, 1) ERA: 3.38	52 Rob Scahill, R (11, 1) ERA: 1.97	59 Antonio Bastardo, L (13, 1) ERA: 4.66																		
<b>Batter</b>	1	2	3	4	5	6	7	8	9	10	11	12	13	AB	R	H	RBI	BB	SO	LOB	BOTTOM					
25 Gregory Polanco, L OBP: 0.307, SLG: 0.351	L8				L1-4		G3-1			L7				7	0	0	0	0	0	6						
6 Starling Marte, R OBP: 0.313, SLG: 0.468					G6-4-3		K			K				7	0	3	1	0	3	5						
22 Andrew McCutchen, R OBP: 0.367, SLG: 0.464														6	0	0	0	0	2	3						
18 Neil Walker, S OBP: 0.313, SLG: 0.385	F8				G5-3					K2-3				6	0	1	0	0	1	2						
5 Josh Harrison, R OBP: 0.303, SLG: 0.390														6	0	4	0	0	1	0						
24 Pedro Alvarez, L OBP: 0.317, SLG: 0.467														6	0	1	0	0	1	2						
3 Sean Rodriguez, R (8, PR) OBP: 0.278, SLG: 0.389	G4-3				K					G4-3				2	0	0	0	2	0	2						
29 Francisco Cervelli, R OBP: 0.400, SLG: 0.390														6	0	4	0	0	1	0						
10 Jordy Mercer, R OBP: 0.277, SLG: 0.293														6	0	1	0	0	1	2						
40 Jeff Locke, L ERA: 4.9														2	0	0	0	2	0	2						
37 Arquimedes Caminero, R ERA: 3.29														2	0	1	0	0	0	0						
44 Tony Watson, L ERA: 1.69														2	0	1	0	0	0	0						
35 Mark Melancon, R ERA: 2.12														2	0	1	0	0	0	0						
48 Jared Hughes, R ERA: 3.38														5	0	1	0	1	2	4						
52 Rob Scahill, R ERA: 1.97														5	0	1	0	1	2	4						
59 Antonio Bastardo, L ERA: 4.66														4	0	1	0	1	2	3						
<b>Inning Stats</b>	R: 0 E: 0 K: 0 S: 10	H: 1 LOB: 1 BB: 0 P: 17	R: 0 E: 0 K: 0 S: 8	H: 0 LOB: 0 BB: 0 P: 19	R: 0 E: 0 K: 0 S: 14	H: 1 LOB: 1 BB: 0 P: 23	R: 0 E: 0 K: 1 S: 8	H: 0 LOB: 0 BB: 0 P: 11	R: 0 E: 0 K: 1 S: 11	H: 2 LOB: 2 BB: 1 P: 17	R: 0 E: 0 K: 1 S: 11	H: 1 LOB: 3 BB: 2 P: 29	R: 0 E: 0 K: 1 S: 12	H: 2 LOB: 3 BB: 1 P: 22	R: 0 E: 0 K: 0 S: 8	H: 1 LOB: 1 BB: 0 P: 13	R: 0 E: 0 K: 2 S: 7	H: 0 LOB: 0 BB: 0 P: 11	R: 1 E: 0 K: 0 S: 10	H: 2 LOB: 1 BB: 0 P: 14	1B: 12 2B: 1 3B: 0 HR: 0	SF: 0 SAC: 2 DP: 1 HBP: 0	WP: 0 PB: 0 SB: 0 CS: 0	PA: 56		
<b>PITCHER</b>	IP WLS BF H R ER SO BB IBB HBP BLK WP HR S P ERA WHIP	28 Kevin Correia, R (1, 1) ERA: 4.9	59 Elvis Arias, L (8, 1) ERA: 2.45	57 Luis García, R (7, 1) ERA: 4.18	53 Ken Giles, R (8, 1) ERA: 2.08	30 Justin De Fratus, R (9, 1) ERA: 3.48	46 Jeanmar Gómez, R (10, 1) ERA: 2.2	40 Dustin McGowan, R (12, 1) ERA: 5.4																		

Philadelphia Phillies @ Pittsburgh Pirates  
PNC Park, Pittsburgh, PA  
Fri Jun 12 2015, 8:32 PM - 1:05 AM EDT  
Att. 33,749 - Partly Cloudy - 71 F

AB 47  
R 0  
H 11  
RBI 0  
BB 3  
SO 7  
LOB 22



Philadelphia Phillies @ Pittsburgh Pirates  
PNC Park, Pittsburgh, PA  
Fri Jun 12 2015, 8:32 PM - 1:05 AM EDT  
Att. 33,749 - Partly Cloudy - 71 F

AB 49  
R 1  
H 13  
RBI 1  
BB 5  
SO 12  
LOB 28





Batter	1	2	3	4	5	6	7	8	9	AB	R	H	RBI	BB	SO	LOB	TOP					
2 Ben Revere, L OBP: 0.314, SLG: 0.357										5	2	3	0	0	1	0	<b>Philadelphia Phillies @ Pittsburgh Pirates</b> <b>PNC Park, Pittsburgh, PA</b> Sat Jun 13 2015, 4:08 PM - 7:12 PM EDT Att: 37,516 - Cloudy - 84 F					
37 Odibel Herrera, L OBP: 0.280, SLG: 0.363										3	0	0	0	0	2	2						
3 Jeff Francoeur, R OBP: 0.299, SLG: 0.430										1	0	1	1	0	0	0						
26 Chase Utley, L OBP: 0.262, SLG: 0.295										3	0	1	1	0	0	1						
6 Ryan Howard, L OBP: 0.276, SLG: 0.471										3	0	0	0	1	3	1						
7 Maikel Franco, R OBP: 0.336, SLG: 0.547										4	1	2	0	0	0	3						
25 Cody Asche, L OBP: 0.269, SLG: 0.325										4	0	0	0	0	0	5						
13 Freddy Galvis, S OBP: 0.309, SLG: 0.306										4	0	2	1	0	0	3						
51 Carlos Ruiz, R OBP: 0.311, SLG: 0.277										4	0	0	0	0	1	3						
47 Sean O'Sullivan, R OBP: 0.125, SLG: 0.067										2	0	0	0	0	1	2						
4 Andrés Blanco, S OBP: 0.333, SLG: 0.468										1	0	0	0	0	0	1						
30 Justin De Fratus, S										0	0	0	0	0	0	0						
46 Jeanmar Gómez, R										0	0	0	0	0	0	0						
18 Darin Ruf, R OBP: 0.279, SLG: 0.382										1	0	0	0	0	0	0						
<b>Inning Stats</b>	R: 1 E: 0 K: 2 S: 12	H: 1 LOB: 0 BB: 0 P: 16	R: 0 E: 0 K: 0 S: 13	H: 2 LOB: 2 BB: 0 P: 18	R: 0 E: 0 K: 2 S: 15	H: 1 LOB: 1 BB: 0 P: 19	R: 1 E: 0 K: 1 S: 13	H: 1 LOB: 0 BB: 0 P: 21	R: 0 E: 0 K: 1 S: 7	H: 0 LOB: 0 BB: 0 P: 10	R: 0 E: 0 K: 1 S: 5	H: 0 LOB: 0 BB: 0 P: 9	R: 0 E: 0 K: 0 S: 16	H: 1 LOB: 1 BB: 0 P: 21	R: 1 E: 0 K: 0 S: 15	H: 3 LOB: 3 BB: 1 P: 25	R: 0 E: 0 K: 1 S: 11	H: 0 LOB: 0 BB: 0 P: 14	1B: 6 2B: 3 3B: 0 HR: 0	SF: 1 SAC: 0 DP: 0 HBP: 0	WP: 0 PB: 0 SB: 2 CS: 0	PA: 37
<b>PITCHER</b>	IP WLS BF H R ER SO BB IBB HBP BLK WP HR S P ERA WHIP																					
45 Gerrit Cole, R ERA: 1.71	6.0 W 23 5 2 1 7 0 0 0 0 0 0 0 65 93 1.50 0.833																					
37 Arquimedes Caminero, R ERA: 3.18	1.0 H 4 1 0 0 0 0 0 0 0 0 0 0 16 21 0.00 1.000																					
44 Tony Watson, L ERA: 1.89	1.0 H 7 3 1 1 0 1 0 0 0 0 0 0 15 25 9.00 4.000																					
35 Mark Melancon, R ERA: 2.05	1.0 S 3 0 0 0 1 0 0 0 0 0 0 0 11 14 0.00 0.000																					
<b>Batter</b>	<b>1</b>	<b>2</b>	<b>3</b>	<b>4</b>	<b>5</b>	<b>6</b>	<b>7</b>	<b>8</b>	<b>9</b>	<b>AB</b>	<b>R</b>	<b>H</b>	<b>RBI</b>	<b>BB</b>	<b>SO</b>	<b>LOB</b>	<b>BOTTOM</b>					
25 Gregory Polanco, L OBP: 0.311, SLG: 0.358										4	1	2	0	0	0	2	<b>Philadelphia Phillies @ Pittsburgh Pirates</b> <b>PNC Park, Pittsburgh, PA</b> Sat Jun 13 2015, 4:08 PM - 7:12 PM EDT Att: 37,516 - Cloudy - 84 F					
6 Starling Marte, R OBP: 0.320, SLG: 0.473										4	1	3	1	0	0	1						
22 Andrew McCutchen, R OBP: 0.369, SLG: 0.482										3	0	1	2	1	0	1						
18 Neil Walker, S OBP: 0.311, SLG: 0.379										3	0	0	0	1	1	4						
5 Josh Harrison, R OBP: 0.302, SLG: 0.387										4	0	1	1	0	0	3						
24 Pedro Alvarez, L OBP: 0.313, SLG: 0.449										3	0	0	0	0	0	1						
3 Sean Rodriguez, R OBP: 0.274, SLG: 0.375										1	0	0	0	0	0	0						
27 Jung Ho Kang, R OBP: 0.359, SLG: 0.407										3	1	1	0	1	0	0						
19 Chris Stewart, R OBP: 0.308, SLG: 0.387										3	1	0	0	1	1	1						
45 Gerrit Cole, R OBP: 0.241, SLG: 0.185										1	0	0	0	0	1	0						
31 Jose Tabata, R OBP: 0.320, SLG: 0.232										1	0	0	0	0	0	0						
37 Arquimedes Caminero, R										0	0	0	0	0	0	0						
44 Tony Watson, L										0	0	0	0	0	0	0						
35 Mark Melancon, R										0	0	0	0	0	0	0						
<b>Inning Stats</b>	R: 2 E: 0 K: 0 S: 12	H: 2 LOB: 1 BB: 0 P: 19	R: 2 E: 0 K: 0 S: 13	H: 3 LOB: 2 BB: 1 P: 22	R: 0 E: 0 K: 0 S: 10	H: 0 LOB: 1 BB: 1 P: 17	R: 0 E: 0 K: 1 S: 14	H: 2 LOB: 3 BB: 2 P: 23	R: 0 E: 0 K: 0 S: 7	H: 0 LOB: 0 BB: 0 P: 8	R: 0 E: 0 K: 0 S: 8	H: 1 LOB: 0 BB: 0 P: 15	R: 0 E: 0 K: 1 S: 9	H: 0 LOB: 0 BB: 0 P: 14	R: 0 E: 0 K: 1 S: 11	H: 0 LOB: 0 BB: 0 P: 17	R: 0 E: 0 K: 1 S: 11	H: 0 LOB: 0 BB: 0 P: 14	1B: 7 2B: 1 3B: 0 HR: 0	SF: 0 SAC: 1 DP: 1 HBP: 0	WP: 0 PB: 0 SB: 1 CS: 1	PA: 36
<b>PITCHER</b>	IP WLS BF H R ER SO BB IBB HBP BLK WP HR S P ERA WHIP																					
47 Sean O'Sullivan, R ERA: 5.08	6.0 L 29 8 4 4 1 4 0 0 0 0 0 0 9 14 6.00 2.000																					
30 Justin De Fratus, R ERA: 3.38	1.0 3 0 0 0 1 0 0 0 0 0 0 0 9 14 0.00 0.000																					
46 Jeanmar Gómez, R ERA: 2.12	1.0 3 0 0 0 1 0 0 0 0 0 0 0 11 17 0.00 0.000																					



Batter	1	2	3	4	5	6	7	8	9	10	11	AB	R	H	RBI	BB	SO	LOB	TOP					
2 Ben Revere, L OBP: 0.316, SLG: 0.357 (1, 8)	G4-3		K2-3			G3			26 CS 1B		1B	5	0	2	0	0	1	0						
3 Jeff Francoeur, R OBP: 0.302, SLG: 0.436 (1, 7)	G4-3			7 CS 1B			G5-3		K		G4-3	5	0	2	0	0	1	2						
26 Chase Utley, L OBP: 0.262, SLG: 0.291 (1, 4)	G4-3			F8			P5					3	0	0	0	1	0	2						
6 Ryan Howard, L OBP: 0.276, SLG: 0.467 (1, 3)	F8			L9			L9		7 FC6-4 1B			4	0	1	0	0	0	3						
7 Maikel Franco, R OBP: 0.325, SLG: 0.527 (1, 5)			K			CS	G1-3				G5-3	4	0	0	0	0	1	1						
9 Domonic Brown, L (1, 9)				F7			F7				G4-3	4	0	0	0	0	0	0						
58 Jonathan Papelbon, R (10, 1)											G1-3	0	0	0	0	0	0	0						
13 Freddy Galvis, S OBP: 0.304, SLG: 0.300 (1, 6)				L9			L9				G4-3	4	0	0	0	0	1	0						
51 Carlos Ruiz, R OBP: 0.310, SLG: 0.276 (1, 2)							L4				G5-3	4	0	1	0	0	0	0						
35 Cole Hamels, L (1, 1)							F7				L7	2	0	0	0	0	0	0						
4 Andrés Blanco, S OBP: 0.327, SLG: 0.458 (8, PH)												1	0	0	0	0	0	1						
53 Ken Giles, R (8, 1)												0	0	0	0	0	0	0						
57 Luis Garcia, R (9, 1)												1	0	0	0	0	0	0						
37 Odúbel Herrera, L OBP: 0.279, SLG: 0.361 (10, 8)												0	0	0	0	0	0	0						
<b>Inning Stats</b>	R: 0 E: 0 K: 0 S: 8	H: 1 LOB: 1 BB: 0 P: 12	R: 0 E: 0 K: 2 S: 9	H: 0 LOB: 0 BB: 0 P: 11	R: 0 E: 0 K: 1 S: 7	H: 0 LOB: 0 BB: 0 P: 8	R: 0 E: 0 K: 0 S: 9	H: 1 LOB: 0 BB: 0 P: 12	R: 0 E: 0 K: 0 S: 5	H: 0 LOB: 0 BB: 0 P: 8	R: 0 E: 0 K: 0 S: 7	H: 1 LOB: 1 BB: 0 P: 12	R: 0 E: 0 K: 1 S: 12	H: 1 LOB: 1 BB: 0 P: 18	R: 0 E: 0 K: 0 S: 7	H: 0 LOB: 0 BB: 0 P: 11	R: 0 E: 0 K: 0 S: 8	H: 1 LOB: 1 BB: 0 P: 14	1B: 5 2B: 1 3B: 0 HR: 0	SF: 0 SAC: 0 DP: 0 HBP: 0	WP: 0 PB: 0 SB: 2 CS: 2	PA: 39		
<b>PITCHER</b>	IP ERA WLS BF H R ER SO BB IBB HBP BLK WP HR S P ERA WHIP	34 A.J. Burnett, R ERA: 1.89 (1, 1)	9.0 1.0 3 0 0 0 0 1 0 0 0 0 0 0 0 7 11 0.00 0.000	59 Antonio Bastardo, L ERA: 4.32 (11, 1)	1.0 W 4 1 0 0 0 0 0 0 0 0 0 0 0 8 14 0.00 1.000																			

Philadelphia Phillies @ Pittsburgh Pirates  
PNC Park, Pittsburgh, PA  
Sun Jun 14 2015, 1:40 PM - 4:45 PM EDT  
Att: 34,518 - Cloudy - 75 F

livebaseballscorecards.com  
AB 37  
R 0  
H 6  
RBI 0  
BB 1  
SO 4  
LOB 9



Batter	1	2	3	4	5	6	7	8	9	10	11	AB	R	H	RBI	BB	SO	LOB	BOTTOM			
5 Josh Harrison, R OBP: 0.303, SLG: 0.386 (1, 4)	K							F7		G6-3		6	0	2	1	0	2	0				
6 Starling Marte, R OBP: 0.325, SLG: 0.481 (1, 7)				G6-3			K2-3					5	0	3	0	0	1	1				
22 Andrew McCutchen, R OBP: 0.369, SLG: 0.477 (1, 8)	F8											4	0	1	0	1	1	2				
27 Jung Ho Kang, R OBP: 0.354, SLG: 0.396 (10, 6)												4	0	0	0	1	3	5				
3 Sean Rodriguez, R OBP: 0.269, SLG: 0.364 (8, 3)												5	0	1	0	0	2	4				
29 Francisco Cervelli, R OBP: 0.397, SLG: 0.387 (1, 2)												4	0	1	0	0	2	1				
12 Corey Hart, R OBP: 0.217, SLG: 0.279 (1, 3)												2	0	0	0	0	2	0				
25 Gregory Polanco, L OBP: 0.312, SLG: 0.356 (8, 9)												1	0	0	0	1	0	0				
10 Jordy Mercer, R OBP: 0.272, SLG: 0.287 (1, 6)												3	0	0	0	0	0	3				
18 Neil Walker, S OBP: 0.313, SLG: 0.381 (9, PH)												2	1	1	0	0	1	2				
34 A.J. Burnett, R OBP: 0.100, SLG: 0.111 (1, 1)												3	0	0	0	0	2	0				
24 Pedro Alvarez, L OBP: 0.311, SLG: 0.447 (10, 1)												1	0	0	0	0	0	2				
48 Jared Hughes, R ERA: 4.03 (10, 1)												0	0	0	0	0	0	0				
59 Antonio Bastardo, R (11, 1)												0	0	0	0	0	0	0				
31 Jose Tabata, R OBP: 0.280 (11, PH)												1	0	0	0	0	0	1				
<b>Inning Stats</b>	R: 0 E: 0 K: 2 S: 12	H: 1 LOB: 1 BB: 0 P: 19	R: 0 E: 0 K: 2 S: 11	H: 0 LOB: 0 BB: 0 P: 16	R: 0 E: 0 K: 1 S: 11	H: 1 LOB: 1 BB: 0 P: 14	R: 0 E: 0 K: 1 S: 12	H: 2 LOB: 3 BB: 0 P: 19	R: 0 E: 0 K: 3 S: 10	H: 0 LOB: 0 BB: 0 P: 11	R: 0 E: 0 K: 2 S: 10	H: 1 LOB: 1 BB: 0 P: 16	R: 0 E: 0 K: 2 S: 12	H: 1 LOB: 2 BB: 1 P: 17	R: 0 E: 0 K: 0 S: 6	H: 1 LOB: 2 BB: 0 P: 12	R: 1 E: 1 K: 1 S: 12	H: 2 LOB: 2 BB: 0 P: 15	1B: 8 2B: 1 3B: 0 HR: 0	SF: 0 SAC: 1 DP: 0 HBP: 1	WP: 0 PB: 0 SB: 1 CS: 0	PA: 46
<b>PITCHER</b>	IP ERA WLS BF H R ER SO BB IBB HBP BLK WP HR S P ERA WHIP	35 Cole Hamels, L ERA: 2.96 (8, 1)	7.0 1.0 4 1 0 0 2 0 1 0 0 0 0 0 0 12 16 0.00 1.000	53 Ken Giles, R ERA: 2.0 (8, 1)	1.0 5 1 0 0 2 0 1 0 0 0 0 0 0 9 17 0.00 1.000	57 Luis Garcia, R ERA: 4.03 (10, 1)	1.2 L 10 3 1 0 1 0 1 0 0 0 0 0 18 27 0.00 1.800															

Philadelphia Phillies @ Pittsburgh Pirates  
PNC Park, Pittsburgh, PA  
Sun Jun 14 2015, 1:40 PM - 4:45 PM EDT  
Att: 34,518 - Cloudy - 75 F

livebaseballscorecards.com  
AB 41  
R 1  
H 9  
RBI 1  
BB 3  
SO 17  
LOB 21





Batter	1	2	3	4	5	6	7	8	9	AB	R	H	RBI	BB	SO	LOB	TOP					
2 Ben Revere, L (1, 8) OBP: 0.311, SLG: 0.352	G4-3		G5-3			G5-3			K	4	0	0	0	0	1	0	<b>Philadelphia Phillies @ Baltimore Orioles</b> Oriole Park at Camden Yards, Baltimore, MD Mon Jun 15 2015, 7:33 PM - 9:41 PM EDT Att: 23,730 - Partly Cloudy - 79 F					
16 César Hernández, S (1, 4) OBP: 0.333, SLG: 0.314	G3-1								K	4	0	2	0	0	1	0						
7 Maikel Franco, R (1, 5) OBP: 0.317, SLG: 0.513																						
4 Andrés Blanco, S (7, 5) OBP: 0.321, SLG: 0.449	K																					
6 Ryan Howard, L (1, 3) OBP: 0.272, SLG: 0.460																						
3 Jeff Francoeur, R (1, 9) OBP: 0.296, SLG: 0.427																						
26 Chase Utley, L (1, 10) OBP: 0.286, SLG: 0.293																						
25 Cody Asche, L (1, 7) OBP: 0.271, SLG: 0.325																						
29 Cameron Rupp, R (1, 2) OBP: 0.303, SLG: 0.324																						
13 Freddy Galvis, S (1, 6) OBP: 0.300, SLG: 0.296																						
<b>Inning Stats</b>	R: 0 E: 0 K: 1 S: 8	H: 0 LOB: 0 BB: 0 P: 12	R: 0 E: 0 K: 1 S: 8	H: 0 LOB: 1 BB: 1 P: 14	R: 0 E: 0 K: 1 S: 8	H: 0 LOB: 0 BB: 0 P: 10	R: 0 E: 0 K: 1 S: 8	H: 1 LOB: 0 BB: 0 P: 13	R: 0 E: 0 K: 1 S: 9	H: 0 LOB: 0 BB: 0 P: 12	R: 0 E: 0 K: 0 S: 5	H: 0 LOB: 0 BB: 0 P: 6	R: 0 E: 0 K: 3 S: 17	H: 1 LOB: 1 BB: 0 P: 20	R: 0 E: 0 K: 1 S: 12	H: 2 LOB: 1 BB: 0 P: 19	R: 0 E: 0 K: 2 S: 12	H: 0 LOB: 0 BB: 0 P: 18	1B: 3 2B: 1 3B: 0 HR: 0	SF: 0 SAC: 0 DP: 1 HBP: 0	WP: 1 PB: 0 SB: 0 CS: 0	PA: 30
<b>PITCHER</b>	IP WLS BF H R ER SO BB IBB HBP BLK WP HR S P ERA WHIP																					
16 Wei-Yin Chen, L (1, 1) ERA: 2.89	8.0 W 27 4 0 0 9 1 0 0 0 0 0 0 75 106 0.00 0.625																					
53 Zack Britton, L (9, 1) ERA: 1.69	1.0 3 0 0 0 2 0 0 0 0 0 0 0 12 18 0.00 0.000																					

Batter	1	2	3	4	5	6	7	8	9	AB	R	H	RBI	BB	SO	LOB	BOTTOM			
13 Manny Machado, R (1, 5) OBP: 0.341, SLG: 0.477	F9									3	0	0	0	1	0	0	<b>Philadelphia Phillies @ Baltimore Orioles</b> Oriole Park at Camden Yards, Baltimore, MD Mon Jun 15 2015, 7:33 PM - 9:41 PM EDT Att: 23,730 - Partly Cloudy - 79 F			
38 Jimmy Paredes, S (1, 10) OBP: 0.228, SLG: 0.466	F7									4	0	1	0	0	2	1				
10 Adam Jones, R (1, 8) OBP: 0.342, SLG: 0.494	G4-3									3	1	0	0	1	0	2				
19 Chris Davis, L (1, 3) OBP: 0.321, SLG: 0.465										3	1	1	0	1	0	2				
32 Matt Wieters, S (1, 2) OBP: 0.310, SLG: 0.741										3	1	1	3	0	0	1				
14 Nolan Reimold, R (1, 7) OBP: 0.348, SLG: 0.650										3	0	0	0	0	0	0				
23 Travis Snider, L (1, 9) OBP: 0.327, SLG: 0.333										3	1	1	0	0	0	0				
9 David Lough, L (8, 7) OBP: 0.270, SLG: 0.333										0	0	0	0	0	0	0				
2 J.J. Hardy, R (1, 6) OBP: 0.240, SLG: 0.292										3	0	1	1	0	1	0				
3 Ryan Flaherty, L (1, 4) OBP: 0.327, SLG: 0.389										3	0	0	0	0	2	1				
<b>Inning Stats</b>	R: 0 E: 0 K: 0 S: 8	H: 1 LOB: 0 BB: 0 P: 14	R: 0 E: 0 K: 0 S: 4	H: 0 LOB: 0 BB: 0 P: 9	R: 0 E: 0 K: 1 S: 7	H: 0 LOB: 0 BB: 0 P: 6	R: 0 E: 1 K: 1 S: 7	H: 0 LOB: 1 BB: 1 P: 15	R: 1 E: 0 K: 1 S: 14	H: 2 LOB: 1 BB: 0 P: 27	R: 3 E: 0 K: 0 S: 13	H: 2 LOB: 0 BB: 1 P: 21	R: 0 E: 0 K: 2 S: 8	H: 0 LOB: 0 BB: 0 P: 9	R: 0 E: 0 K: 1 S: 9	H: 0 LOB: 1 BB: 1 P: 15	1B: 3 2B: 1 3B: 0 HR: 1	SF: 0 SAC: 0 DP: 1 HBP: 0	WP: 0 PB: 0 SB: 1 CS: 0	PA: 31
<b>PITCHER</b>	IP WLS BF H R ER SO BB IBB HBP BLK WP HR S P ERA WHIP																			
34 Aaron Harang, R (1, 1) ERA: 3.24	6.0 L 24 5 4 4 4 2 0 0 0 0 0 0 8 9 6.00 1.167																			
59 Elvis Araujo, L (7, 1) ERA: 2.25	1.0 3 0 0 0 2 0 0 0 0 0 0 0 8 9 0.00 0.000																			
46 Jeanmar Gómez, R (8, 1) ERA: 2.05	1.0 4 0 0 0 1 1 0 0 0 0 0 0 9 15 0.00 1.000																			

AB 29  
R 0  
H 4  
RBI 0  
BB 1  
SO 11  
LOB 7



AB 28  
R 4  
H 5  
RBI 4  
BB 3  
SO 5  
LOB 7





Batter	1	2	3	4	5	6	7	8	9	AB	R	H	RBI	BB	SO	LOB	TOP					
16 César Hernández, S (1.4) OBP: 0.331, SLG: 0.306			G4-6-3		L7		L5			3	0	0	0	1	0	2						
37 Odiel Herrera, L (1.8) OBP: 0.283, SLG: 0.365	K				26 F8 9 1B		7 HR		K	3	2	1	0	1	2	1						
7 Maikel Franco, R (1.5) OBP: 0.315, SLG: 0.530	P3				P4		HR		E5	4	1	1	2	0	0	2						
6 Ryan Howard, L (1.10) OBP: 0.272, SLG: 0.454	L9				25 WP 9 1B		K		K	3	0	0	0	1	2	2						
26 Chase Utley, L (1.3) OBP: 0.283, SLG: 0.287	L9				F8		K		P5	4	0	0	0	0	1	3						
9 Domico Brown, L (1.9) OBP: 0.250, SLG: 0.250	F9				25 WP 1B		G4-3			4	0	2	1	0	0	0						
25 Cody Asche, L (1.7) OBP: 0.264, SLG: 0.317	F7				F8		L8		FC5-6 51 G6-4-3 1B	4	0	0	0	0	0	3						
51 Carlos Ruiz, R (1.2) OBP: 0.302, SLG: 0.269	F9				F9		G4-3		G6-4-3	4	0	0	0	0	0	1						
13 Freddy Galvis, S (1.6) OBP: 0.304, SLG: 0.301	G5-3				G5-3					3	0	2	0	0	0	0						
<b>Inning Stats</b>	R: 0 E: 0 K: 1 S: 8	H: 0 LOB: 1 BB: 1 P: 15	R: 0 E: 0 K: 0 S: 10	H: 0 LOB: 0 BB: 0 P: 15	R: 0 E: 0 K: 0 S: 10	H: 1 LOB: 0 BB: 0 P: 14	R: 1 E: 0 K: 0 S: 13	H: 2 LOB: 2 BB: 1 P: 24	R: 0 E: 0 K: 0 S: 8	H: 0 LOB: 0 BB: 0 P: 13	R: 2 E: 0 K: 2 S: 9	H: 1 LOB: 1 BB: 0 P: 15	R: 0 E: 0 K: 0 S: 12	H: 1 LOB: 1 BB: 0 P: 14	R: 0 E: 0 K: 2 S: 10	H: 0 LOB: 0 BB: 0 P: 10	R: 0 E: 0 K: 0 S: 6	H: 1 LOB: 0 BB: 0 P: 10	1B: 4 2B: 1 3B: 0 HR: 1	SF: 0 SAC: 0 DP: 2 HBP: 0	WP: 1 PB: 0 CS: 1	PA: 35
<b>PITCHER</b>	IP	WLS	BF	H	R	ER	SO	BB	IBB	HBP	BLK	WP	HR	S	P	ERA	WHIP					
30 Chris Tillman, R (1.1) ERA: 5.58	6.0	W	24	4	3	3	3	3	0	0	0	1	1	58	96	4.50	1.167					
35 Brad Brach, R (7.1) ERA: 3.77	1.0		4	1	0	0	0	0	0	0	0	0	0	12	14	0.00	1.000					
17 Brian Matusz, L (8.1) ERA: 3.0	1.0		4	0	0	0	2	0	0	0	0	0	0	10	14	0.00	0.000					
29 Tommy Hunter, R (9.1) ERA: 3.49	1.0		3	1	0	0	0	0	0	0	0	0	0	6	10	0.00	1.000					

Philadelphia Phillies @ Baltimore Orioles  
 Oriole Park at Camden Yards, Baltimore, MD  
 Tue Jun 16 2015, 7:07 PM - 10:18 PM EDT  
 Att: 26,964 - Partly Cloudy - 88 F

AB	32
R	3
H	6
RBI	3
BB	3
SO	5
LOB	14



Batter	1	2	3	4	5	6	7	8	9	AB	R	H	RBI	BB	SO	LOB	BOTTOM						
13 Manny Machado, R (1.5) OBP: 0.349, SLG: 0.506			G5-3							4	3	3	3	1	0	0							
17 Brian Matusz, L (8.1) OBP: 0.333, SLG: 0.741	HR				23 2B		1B		14 BB 23 BB	0	0	0	0	0	0	0							
32 Matt Wieters, S (8.3) OBP: 0.333, SLG: 0.741					41 1B 19 BB 2 1B		38 G4-6-3 BB		14 BB	0	0	0	0	1	0	0							
23 Travis Snider, L (1.7) OBP: 0.246, SLG: 0.355			G1-3				2B		14 BB	3	1	2	2	3	0	0							
38 Jimmy Paredes, S (1.10) OBP: 0.324, SLG: 0.474	F8		G4-6-3				P5		SF7	5	1	1	2	0	0	5							
19 Chris Davis, L (1.3) OBP: 0.324, SLG: 0.477							K			3	2	1	1	1	2	1							
14 Nolan Reimold, R (7.3) OBP: 0.360, SLG: 0.619	2 1B 3 1B		K				K		BB	1	0	0	0	1	1	0							
41 Chris Parmelee, L (1.9) OBP: 0.667, SLG: 1.667							HR			6	3	4	2	0	0	3							
29 Tommy Hunter, R (9.1) ERA: 3.49	2 1B 3 1B						G3-1		F8	0	0	0	0	0	0	0							
2 J.J. Hardy, R (1.6) OBP: 0.256, SLG: 0.306										4	2	3	1	0	1	0							
28 Steve Pearce, R (7.4) OBP: 0.281, SLG: 0.362	9 WP 3 1B		K				L6			1	0	0	0	0	0	0							
3 Ryan Flaherty, L (1.4) OBP: 0.339, SLG: 0.424										4	3	2	3	1	0	3							
36 Caleb Joseph, R (1.2) OBP: 0.324, SLG: 0.404	F9						G1-6-3			4	3	2	3	1	0	3							
9 David Lough, L (1.8) OBP: 0.265, SLG: 0.369										3	2	0	0	0	1	4							
<b>Inning Stats</b>	R: 6 E: 0 K: 1 S: 17	H: 4 LOB: 0 BB: 2 P: 31	R: 3 E: 0 K: 2 S: 18	H: 3 LOB: 0 BB: 0 P: 29	R: 3 E: 1 K: 0 S: 12	H: 1 LOB: 0 BB: 2 P: 25	R: 1 E: 0 K: 1 S: 12	H: 3 LOB: 1 BB: 0 P: 19	R: 1 E: 0 K: 2 S: 20	H: 1 LOB: 1 BB: 1 P: 34	R: 3 E: 1 K: 0 S: 16	H: 4 LOB: 2 BB: 0 P: 24	R: 0 E: 0 K: 1 S: 11	H: 0 LOB: 0 BB: 0 P: 16	R: 2 E: 0 K: 0 S: 14	H: 1 LOB: 3 BB: 3 P: 32	1B: 7 2B: 2 3B: 0 HR: 8	SF: 1 SAC: 0 DP: 2 HBP: 1	WP: 3 PB: 0 SB: 0 CS: 0	PA: 50			
<b>PITCHER</b>	IP	WLS	BF	H	R	ER	SO	BB	IBB	HBP	BLK	WP	HR	S	P	ERA	WHIP						
31 Jerome Williams, R (1.1) ERA: 6.43	0.2	L	8	4	6	6	0	2	0	0	0	0	1	5	45	78	16.20	2.700					
40 Dustin McGowan, R (1.1) ERA: 6.94	3.1		18	7	7	6	4	2	0	0	0	0	1	21	36	18.00	3.000						
30 Justin De Fratus, R (5.1) ERA: 3.95	1.0		6	2	2	2	2	1	0	0	0	0	0	15	22	9.00	3.000						
59 Elvis Araujo, L (6.1) ERA: 2.77	1.0		7	3	2	1	0	0	0	0	0	0	0	15	22	9.00	3.000						
3 Jeff Francoeur, R (7.1) ERA: 9.0	2.0		11	1	2	2	1	3	0	1	0	0	1	25	48	9.00	2.000						

Philadelphia Phillies @ Baltimore Orioles  
 Oriole Park at Camden Yards, Baltimore, MD  
 Tue Jun 16 2015, 7:07 PM - 10:18 PM EDT  
 Att: 26,964 - Partly Cloudy - 88 F

AB	39
R	19
H	17
RBI	17
BB	8
SO	7
LOB	19





Batter	1	2	3	4	5	6	7	8	9	AB	R	H	RBI	BB	SO	LOB	TOP					
13 Manny Machado, R (1.5) OBP: 0.344, SLG: 0.498	G5-3		G4-3	L8			G6-3			4	0	0	0	0	0	2	<p>Baltimore Orioles @ Philadelphia Phillies</p> <p>Citizens Bank Park, Philadelphia, PA</p> <p>Wed Jun 17 2015, 7:09 PM - 9:41 PM EDT</p> <p>Att: 26,162 - Cloudy - 76 F</p>					
23 Travis Snider, L (1.7) OBP: 0.344, SLG: 0.372	L9			E6	HR		K			4	2	1	1	0	1	0						
41 Chris Parmelee, L (1.9) OBP: 0.600, SLG: 1.556	HR			BB	G3		F8			3	2	1	1	1	0	0						
19 Chris Davis, L (1.3) OBP: 0.319, SLG: 0.469	K			L9	G4-3			G4-3		4	0	0	0	0	1	2						
32 Matt Wieters, S (1.2) OBP: 0.353, SLG: 0.742	2B			1B	K			G6-3		4	1	2	1	0	1	0						
2 J.J. Hardy, R (1.6) OBP: 0.263, SLG: 0.313	L8-5			1B				G4-3		4	1	2	0	0	0	1						
3 Ryan Flaherty, L (1.4) OBP: 0.328, SLG: 0.408	G4-3			K						4	0	0	0	0	3	4						
9 David Lough, L (1.8) OBP: 0.264, SLG: 0.377			G5-3	2B			L8		F7	4	0	1	2	0	0	1						
31 Ubaldo Jiménez, R (1.1) OBP: 0.200, SLG: 0.200			K						K	3	0	1	1	0	2	1						
65 Chaz Roe, R (7.1)										0	0	0	0	0	0	0						
17 Brian Matusz, L (8.1)										0	0	0	0	0	0	0						
27 Delmon Young, R (9. PH) OBP: 0.303, SLG: 0.356										1	0	0	0	0	1	0						
53 Zack Britton, L (9.1)										0	0	0	0	0	0	0						
<b>Inning Stats</b>	R: 1 E: 0 K: 1 S: 9	H: 1 LOB: 0 BB: 0 P: 12	R: 0 E: 0 K: 0 S: 5	H: 1 LOB: 0 BB: 0 P: 6	R: 0 E: 0 K: 1 S: 5	H: 0 LOB: 0 BB: 0 P: 8	R: 4 E: 1 K: 1 S: 21	H: 4 LOB: 2 BB: 1 P: 34	R: 1 E: 0 K: 1 S: 11	H: 1 LOB: 0 BB: 0 P: 21	R: 0 E: 0 K: 2 S: 10	H: 1 LOB: 1 BB: 0 P: 15	R: 0 E: 0 K: 1 S: 8	H: 0 LOB: 0 BB: 0 P: 12	R: 0 E: 0 K: 0 S: 6	H: 0 LOB: 0 BB: 0 P: 8	R: 0 E: 0 K: 2 S: 9	H: 0 LOB: 0 BB: 0 P: 12	1B: 4 2B: 3 3B: 0 HR: 2	SF: 0 SAC: 0 DP: 1 HBP: 0	WP: 0 PB: 0 CS: 0	PA: 36
<b>PITCHER</b>	IP WLS BF H R ER SO BB IBB HBP BLK WP HR S P ERA WHIP																					
28 Kevin Correia, R (1.1) ERA: 1.69	5.0 L 23 7 6 2 4 1 0 0 0 0 0 2 51 81 3.60 1.600																					
46 Jeanmar Gómez, R (6.1) ERA: 1.97	1.1 5 1 0 0 2 0 0 0 0 0 0 12 17 0.00 0.750																					
59 Elvis Araujo, L (7.1) ERA: 2.63	0.2 2 0 0 0 1 0 0 0 0 0 0 6 10 0.00 0.000																					
57 Luis García, R (8.1) ERA: 3.9	1.0 3 0 0 0 0 0 0 0 0 0 0 6 8 0.00 0.000																					
53 Ken Giles, R (9.1) ERA: 1.93	1.0 3 0 0 0 2 0 0 0 0 0 0 9 12 0.00 0.000																					

Batter	1	2	3	4	5	6	7	8	9	AB	R	H	RBI	BB	SO	LOB	BOTTOM					
2 Ben Revere, L (1.8) OBP: 0.314, SLG: 0.362	G6-3		1B							4	0	2	0	0	0	0	<p>Baltimore Orioles @ Philadelphia Phillies</p> <p>Citizens Bank Park, Philadelphia, PA</p> <p>Wed Jun 17 2015, 7:09 PM - 9:41 PM EDT</p> <p>Att: 26,162 - Cloudy - 76 F</p>					
26 Chase Utley, L (1.4) OBP: 0.283, SLG: 0.286	6 WP		F7				F8		G1-3	4	1	1	0	0	0	2						
7 Maikel Franco, R (1.5) OBP: 0.313, SLG: 0.521	P5			1B			G1-3		P4	4	0	1	0	0	0	1						
6 Ryan Howard, L (1.3) OBP: 0.271, SLG: 0.455	K			2B			K		K	4	0	1	0	0	3	0						
9 Domonic Brown, L (1.9) OBP: 0.167, SLG: 0.167	P4			K			F8		L8	4	0	0	0	0	1	2						
29 Cameron Rupp, R (1.2) OBP: 0.313, SLG: 0.324	K			K					13 HR	3	1	1	0	1	2	2						
25 Cody Asche, L (1.7) OBP: 0.264, SLG: 0.315	P4			K					FC3-6	4	1	1	0	0	1	3						
13 Freddy Galvis, S (1.6) OBP: 0.308, SLG: 0.318	K			K			P4		G4-3	4	1	2	3	0	1	0						
28 Kevin Correia, R (1.1) ERA: 1.69				G3-1			F7			1	0	0	0	0	0	0						
4 Andrés Espinosa, S (5. PH) ERA: 1.13										0	0	0	0	0	0	0						
46 Jeanmar Gómez, R (6.1) ERA: 1.97										0	0	0	0	0	0	0						
59 Elvis Araujo, L (7.1) ERA: 2.63										0	0	0	0	0	0	0						
16 César Hernández, S (7. PH) ERA: 1.13										0	0	0	0	0	0	0						
57 Luis García, R (8.1) ERA: 3.9										0	0	0	0	0	0	0						
53 Ken Giles, R (9.1) ERA: 1.93										0	0	0	0	0	0	0						
3 Jeff Francis, R (9. PH) ERA: 1.63										1	0	0	0	0	0	2						
<b>Inning Stats</b>	R: 1 E: 0 K: 1 S: 11	H: 1 LOB: 0 BB: 0 P: 16	R: 0 E: 0 K: 1 S: 5	H: 0 LOB: 0 BB: 0 P: 9	R: 0 E: 0 K: 1 S: 8	H: 1 LOB: 1 BB: 0 P: 15	R: 0 E: 0 K: 3 S: 12	H: 2 LOB: 2 BB: 0 P: 16	R: 0 E: 0 K: 0 S: 8	H: 0 LOB: 0 BB: 0 P: 12	R: 0 E: 0 K: 1 S: 7	H: 0 LOB: 0 BB: 0 P: 12	R: 3 E: 0 K: 1 S: 14	H: 4 LOB: 1 BB: 0 P: 20	R: 0 E: 0 K: 1 S: 7	H: 0 LOB: 0 BB: 0 P: 13	R: 0 E: 0 K: 0 S: 6	H: 1 LOB: 1 BB: 1 P: 11	1B: 6 2B: 1 3B: 1 HR: 1	SF: 0 SAC: 0 DP: 1 HBP: 0	WP: 1 PB: 0 CS: 0	PA: 36
<b>PITCHER</b>	IP WLS BF H R ER SO BB IBB HBP BLK WP HR S P ERA WHIP																					
31 Ubaldo Jiménez, R (1.1) ERA: 3.27	6.2 W 28 8 4 3 8 0 0 0 0 0 0 3 63 98 4.05 1.200																					
65 Chaz Roe, R (7.1) ERA: 1.13	0.2 H 2 0 0 0 0 0 0 0 0 0 0 3 4 0.00 0.000																					
17 Brian Matusz, L (8.1) ERA: 2.91	0.2 H 2 0 0 0 1 0 0 0 0 0 0 6 11 0.00 0.000																					
53 Zack Britton, L (9.1) ERA: 1.63	1.0 S 4 1 0 0 0 1 0 0 0 0 0 6 11 0.00 2.000																					

AB 35  
R 6  
H 8  
RBI 6  
BB 1  
SO 9  
LOB 11



AB 35  
R 4  
H 9  
RBI 3  
BB 1  
SO 9  
LOB 12









Batter	1	2	3	4	5	6	7	8	9	AB	R	H	RBI	BB	SO	LOB	TOP					
16 Kolten Wong, L OBP: 0.337, SLG: 0.452 33 Carlos Villanueva, R 63 Miguel Socolovich, R	G4-3	1-H HR		G4-3	K	K		K		5	1	1	2	0	2	5	<b>St. Louis Cardinals @ Philadelphia Phillies</b> Citizens Bank Park, Philadelphia, PA Fri Jun 19 2015, 7:08 PM - 10:41 PM EDT Att: 21,169 - Cloudy - 83 F					
13 Matt Carpenter, L OBP: 0.390, SLG: 0.496 38 Pete Kozma, R OBP: 0.175, SLG: 0.096		BB		27 2B	12 2B	1B	P3	BB		1	2	1	1	3	0	0						
27 Jhonny Peralta, R 59 Xavier Scruggs, R	L8	12 FC6-4 BB		1-H 2B	SF9		F9	K		3	0	1	3	1	0	1						
12 Mark Reynolds, R OBP: 0.323, SLG: 0.398	L6	1-2 FC6-4		1-3 K	1-2 2B		22 1B			5	0	1	2	1	2	4						
22 Jason Heyward, L OBP: 0.307, SLG: 0.402		4 HR 2B		F9	G3		1-2 1B			5	1	2	0	1	1	2						
4 Yadier Molina, R OBP: 0.338, SLG: 0.368 48 Tony Cruz, R OBP: 0.255, SLG: 0.250	2-H HR	15 BB		19 1B	15 1B		G4-3	F7		3	2	2	2	1	0	0						
15 Randal Grichuk, R OBP: 0.303, SLG: 0.535		19 G4-6-3 BB		70 1B	19 1B					5	2	3	1	1	2	1						
19 Jon Jay, L OBP: 0.309, SLG: 0.276	G3	G4-6-3		13 1B	70 1B		G4-3			5	1	1	0	0	1	3						
70 Tyler Lyons, L OBP: 0.444, SLG: 0.375 35 Greg Garcia, L OBP: 1.000, SLG: 1.000	16 HR 1B			16 G4-3 2B	27 SF9			E4		2	3	2	1	1	0	0						
<b>Inning Stats</b>	R: 0 E: 0 K: 0 S: 11	H: 0 LOB: 1 BB: 1 P: 18	R: 4 E: 0 K: 1 S: 20	H: 4 LOB: 2 BB: 2 P: 37	R: 0 E: 0 K: 1 S: 10	H: 0 LOB: 1 BB: 2 P: 19	R: 2 E: 0 K: 1 S: 15	H: 1 LOB: 1 BB: 2 P: 30	R: 5 E: 0 K: 1 S: 26	H: 6 LOB: 1 BB: 0 P: 38	R: 1 E: 0 K: 1 S: 13	H: 2 LOB: 1 BB: 0 P: 20	R: 0 E: 0 K: 0 S: 10	H: 1 LOB: 2 BB: 1 P: 15	R: 0 E: 1 K: 3 S: 18	H: 2 LOB: 3 BB: 1 P: 31		R: 0 E: 0 K: 2 S: 11	H: 0 LOB: 1 BB: 1 P: 18	1B: 10 2B: 3 3B: 0 HR: 3	SF: 1 SAC: 0 DP: 1 HBP: 0	WP: 1 PB: 0 SB: 0 CS: 0
<b>PITCHER</b>	IP WLS BF H R ER SO BB IBB HBP BLK WP HR S P ERA WHIP	IP WLS BF H R ER SO BB IBB HBP BLK WP HR S P ERA WHIP	IP WLS BF H R ER SO BB IBB HBP BLK WP HR S P ERA WHIP	IP WLS BF H R ER SO BB IBB HBP BLK WP HR S P ERA WHIP	IP WLS BF H R ER SO BB IBB HBP BLK WP HR S P ERA WHIP	IP WLS BF H R ER SO BB IBB HBP BLK WP HR S P ERA WHIP	IP WLS BF H R ER SO BB IBB HBP BLK WP HR S P ERA WHIP	IP WLS BF H R ER SO BB IBB HBP BLK WP HR S P ERA WHIP	IP WLS BF H R ER SO BB IBB HBP BLK WP HR S P ERA WHIP	IP WLS BF H R ER SO BB IBB HBP BLK WP HR S P ERA WHIP	IP WLS BF H R ER SO BB IBB HBP BLK WP HR S P ERA WHIP	IP WLS BF H R ER SO BB IBB HBP BLK WP HR S P ERA WHIP	IP WLS BF H R ER SO BB IBB HBP BLK WP HR S P ERA WHIP	IP WLS BF H R ER SO BB IBB HBP BLK WP HR S P ERA WHIP	IP WLS BF H R ER SO BB IBB HBP BLK WP HR S P ERA WHIP	IP WLS BF H R ER SO BB IBB HBP BLK WP HR S P ERA WHIP						

AB 41  
R 12  
H 16  
RBI 12  
BB 10  
SO 10  
LOB 24



Batter	1	2	3	4	5	6	7	8	9	AB	R	H	RBI	BB	SO	LOB	BOTTOM					
2 Ben Revere, L OBP: 0.318, SLG: 0.362	K	F8			16 2B 6 HR 1B		G4-3	16 G4-3 BB		4	1	1	0	1	1	3	<b>St. Louis Cardinals @ Philadelphia Phillies</b> Citizens Bank Park, Philadelphia, PA Fri Jun 19 2015, 7:08 PM - 10:41 PM EDT Att: 21,169 - Cloudy - 83 F					
16 César Hernández, S OBP: 0.331, SLG: 0.316	7 1B				6 HR 2B		G1-3	G4-3		5	1	2	1	0	1	2						
7 Maikel Franco, R OBP: 0.316, SLG: 0.508	6 G4-6-3 1B				K		3 1B	6 BB		5	0	2	0	0	2	4						
6 Ryan Howard, L OBP: 0.279, SLG: 0.480	G4-6-3				F8			3 1B		4	1	1	3	1	0	2						
3 Jeff Francoeur, R OBP: 0.289, SLG: 0.413	G5-3				L7		P3			5	0	1	0	0	0	0						
9 Dominic Brown, L OBP: 0.200, SLG: 0.158	K				P5			29 G1 1B		5	0	1	0	0	1	3						
29 Cameron Rupp, R OBP: 0.321, SLG: 0.333		48 BB 13 E 1B					G1	K		4	0	2	0	0	1	1						
13 Freddy Galvis, S 30 Justin De Fratus, S 37 Oduel Herrera, L 46 Jeanmar Gómez, R 25 Cody Asche, R 63 Jake Diekman, R	FC5				F7		K	2 BB 16 G4-3 4 BB 1B		2	0	0	0	0	0	2						
48 Philippe Aumont, L 4 Andrés Blanco, S					G5-3		K	16 G4-3 2 BB 1B		0	0	0	0	1	0	0						
<b>Inning Stats</b>	R: 0 E: 0 K: 1 S: 8	H: 2 LOB: 1 BB: 0 P: 12	R: 0 E: 1 K: 1 S: 18	H: 1 LOB: 3 BB: 1 P: 28	R: 0 E: 0 K: 2 S: 11	H: 0 LOB: 0 BB: 0 P: 15	R: 0 E: 0 K: 0 S: 10	H: 1 LOB: 1 BB: 0 P: 17	R: 3 E: 0 K: 1 S: 15	H: 3 LOB: 0 BB: 0 P: 21	R: 0 E: 0 K: 2 S: 11	H: 1 LOB: 3 BB: 0 P: 15	R: 0 E: 0 K: 0 S: 13	H: 2 LOB: 3 BB: 1 P: 20	R: 1 E: 0 K: 1 S: 13	H: 1 LOB: 2 BB: 2 P: 24		R: 0 E: 0 K: 0 S: 9	H: 0 LOB: 0 BB: 0 P: 14	1B: 9 2B: 1 3B: 0 HR: 1	SF: 0 SAC: 0 DP: 1 HBP: 0	WP: 0 PB: 0 SB: 0 CS: 0
<b>PITCHER</b>	IP WLS BF H R ER SO BB IBB HBP BLK WP HR S P ERA WHIP	IP WLS BF H R ER SO BB IBB HBP BLK WP HR S P ERA WHIP	IP WLS BF H R ER SO BB IBB HBP BLK WP HR S P ERA WHIP	IP WLS BF H R ER SO BB IBB HBP BLK WP HR S P ERA WHIP	IP WLS BF H R ER SO BB IBB HBP BLK WP HR S P ERA WHIP	IP WLS BF H R ER SO BB IBB HBP BLK WP HR S P ERA WHIP	IP WLS BF H R ER SO BB IBB HBP BLK WP HR S P ERA WHIP	IP WLS BF H R ER SO BB IBB HBP BLK WP HR S P ERA WHIP	IP WLS BF H R ER SO BB IBB HBP BLK WP HR S P ERA WHIP	IP WLS BF H R ER SO BB IBB HBP BLK WP HR S P ERA WHIP	IP WLS BF H R ER SO BB IBB HBP BLK WP HR S P ERA WHIP	IP WLS BF H R ER SO BB IBB HBP BLK WP HR S P ERA WHIP	IP WLS BF H R ER SO BB IBB HBP BLK WP HR S P ERA WHIP	IP WLS BF H R ER SO BB IBB HBP BLK WP HR S P ERA WHIP	IP WLS BF H R ER SO BB IBB HBP BLK WP HR S P ERA WHIP	IP WLS BF H R ER SO BB IBB HBP BLK WP HR S P ERA WHIP						

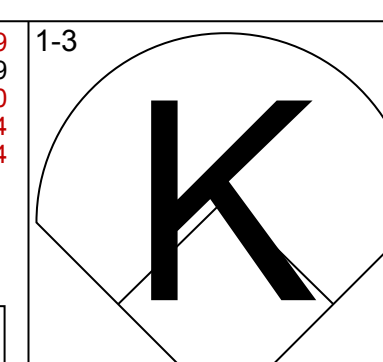
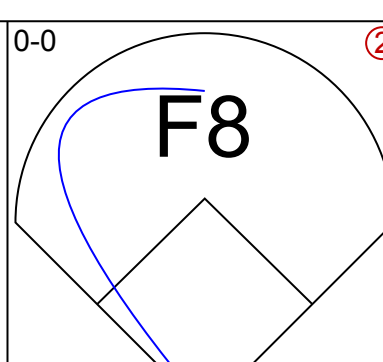
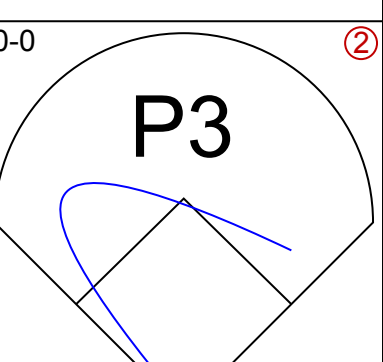
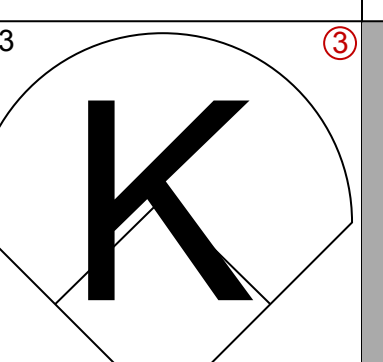
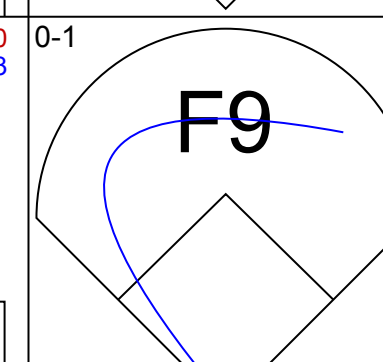
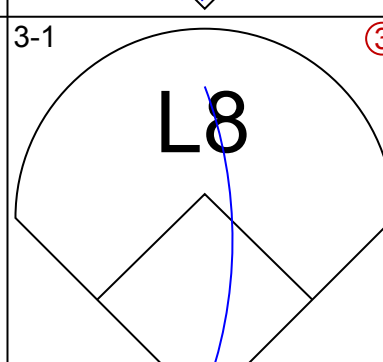
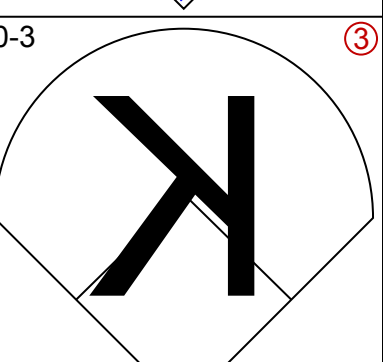
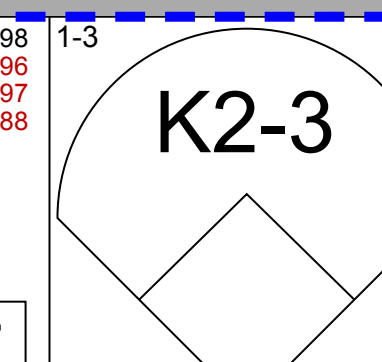
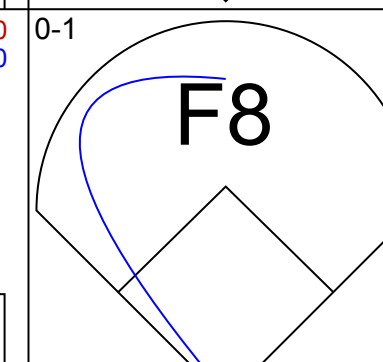
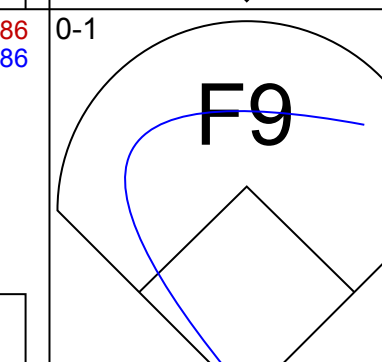

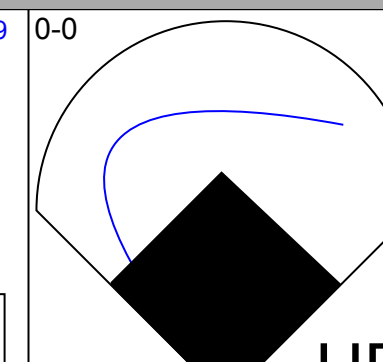
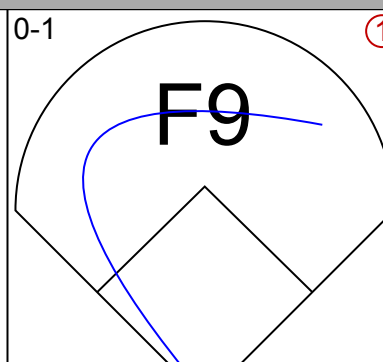
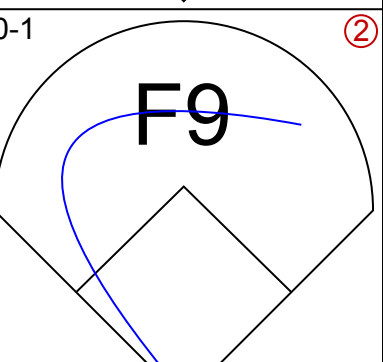
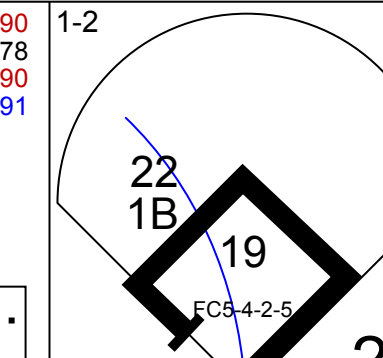
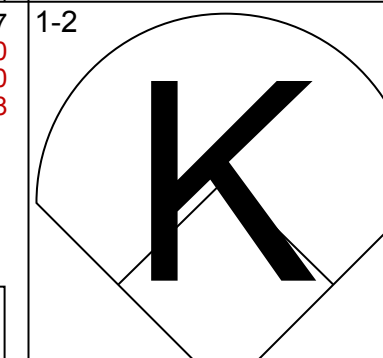
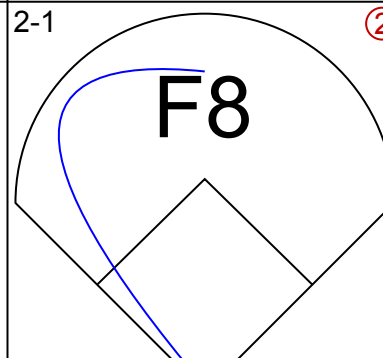
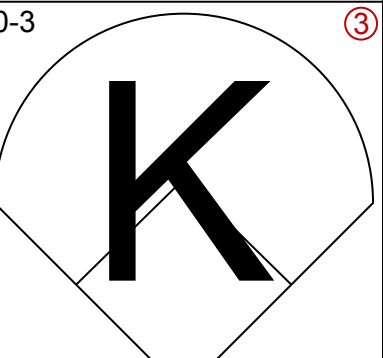
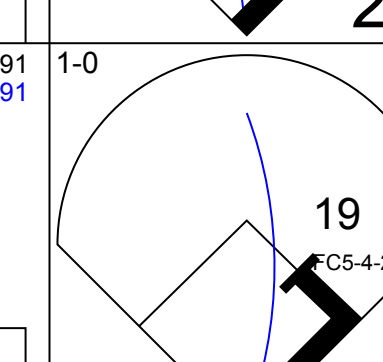
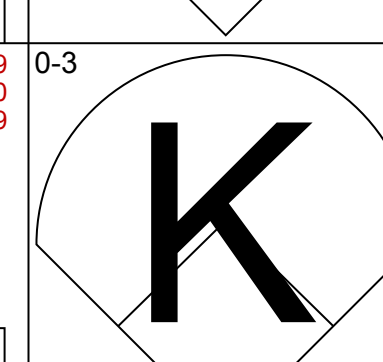
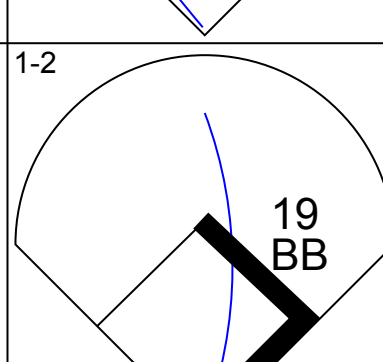
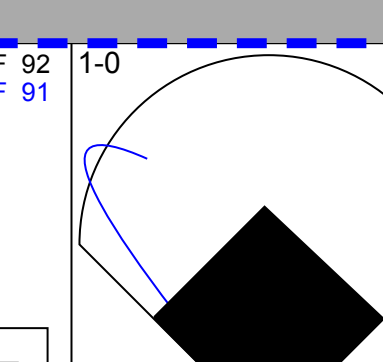
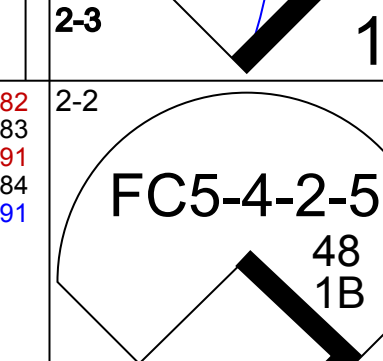
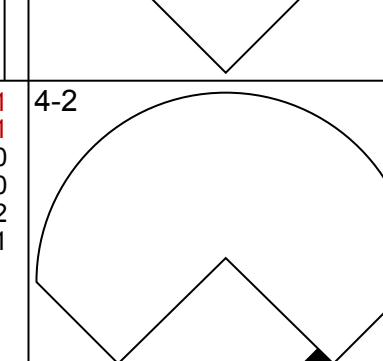
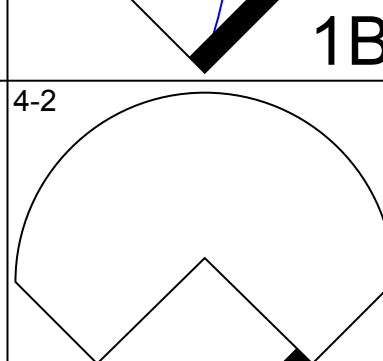
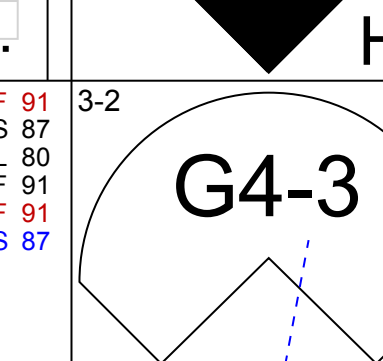
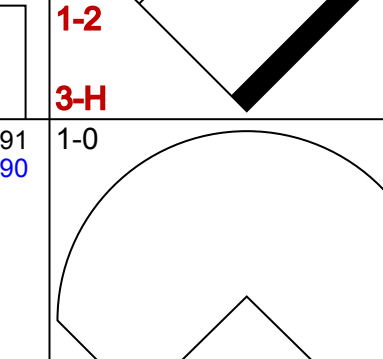
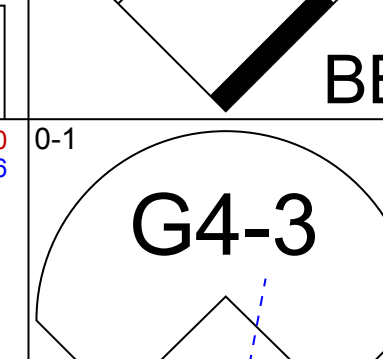
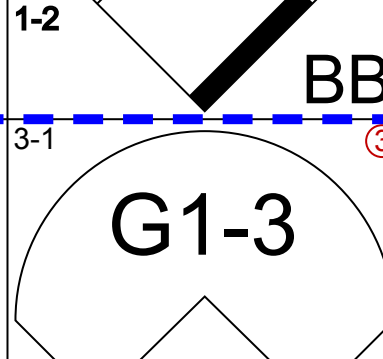
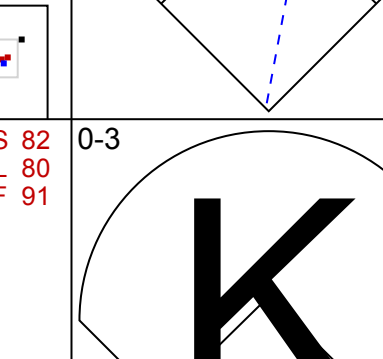
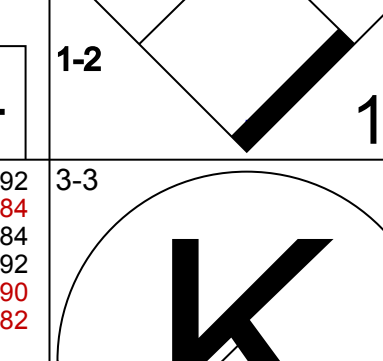
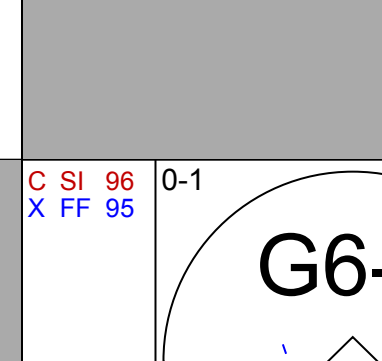
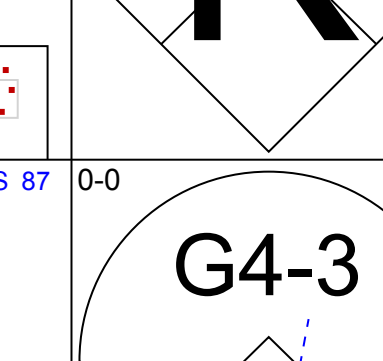
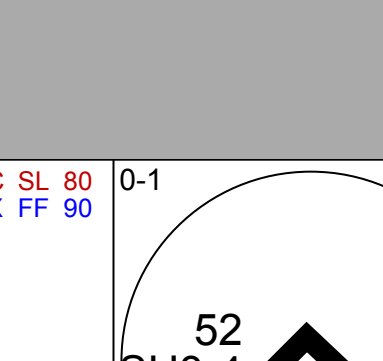
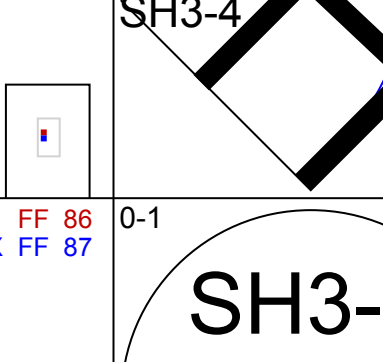
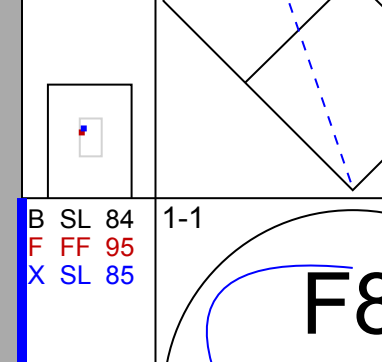
AB 38  
R 4  
H 11  
RBI 4  
BB 4  
SO 8  
LOB 19







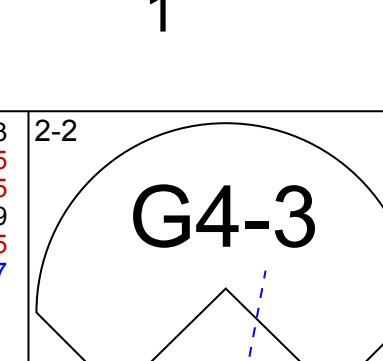
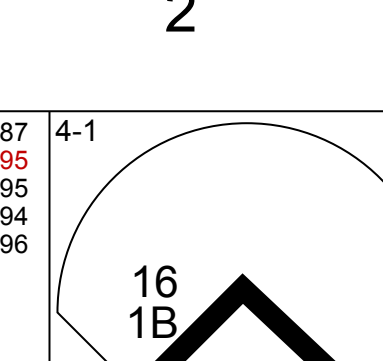
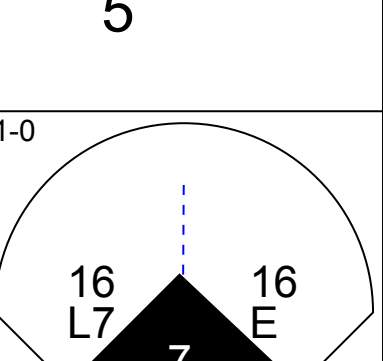
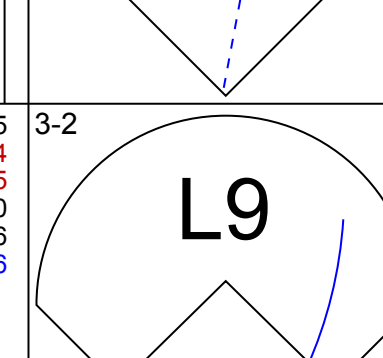
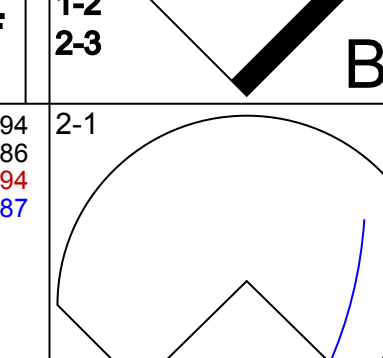
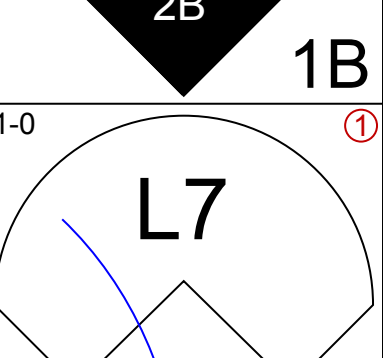
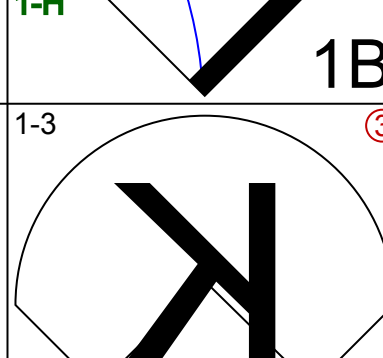
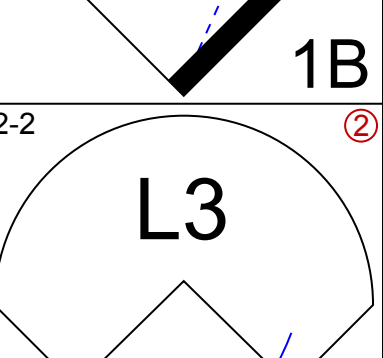
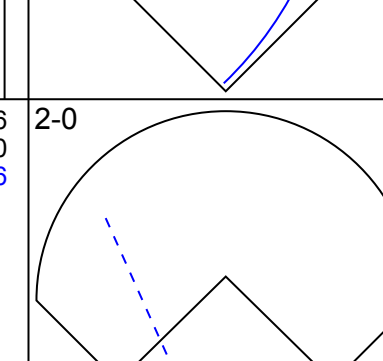
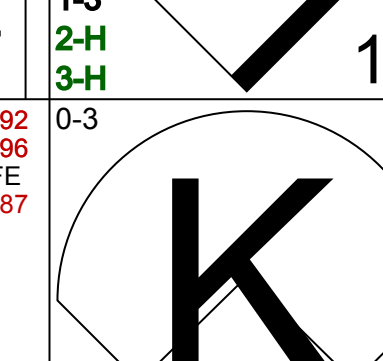
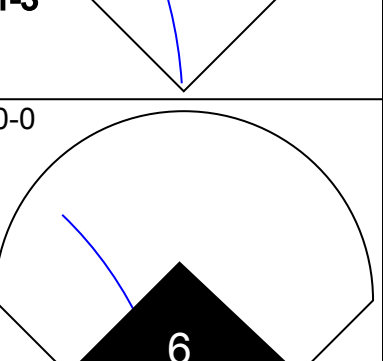
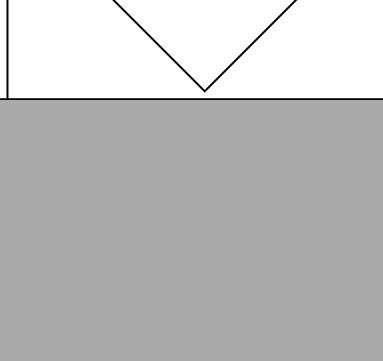
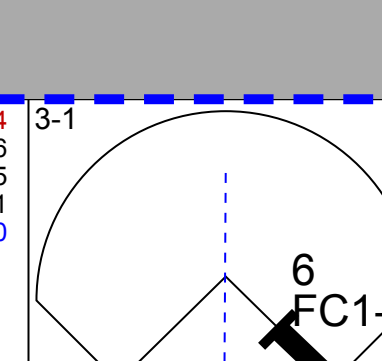
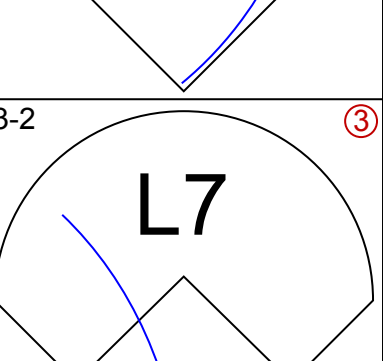
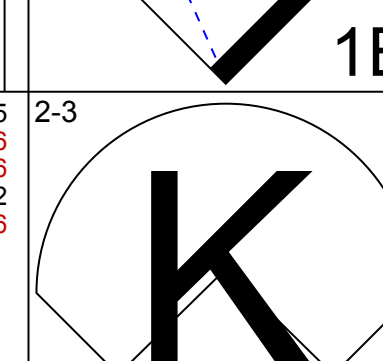
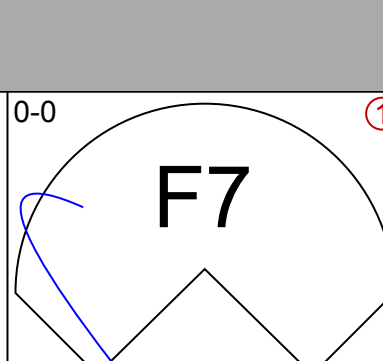
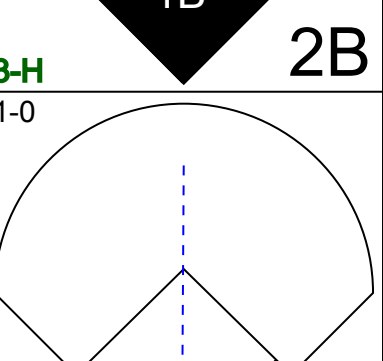
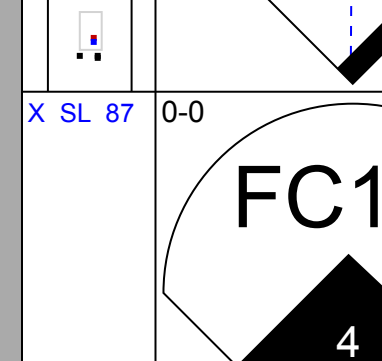
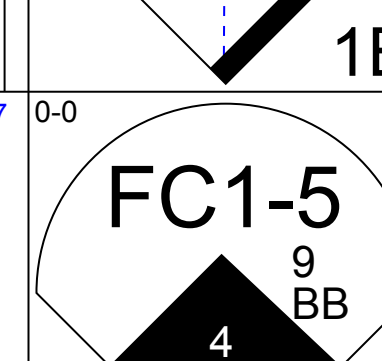
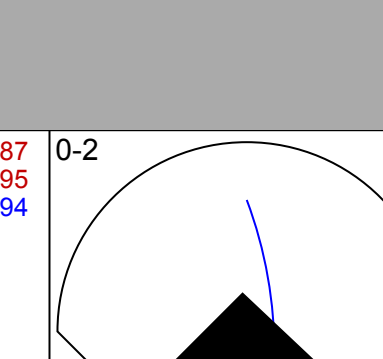
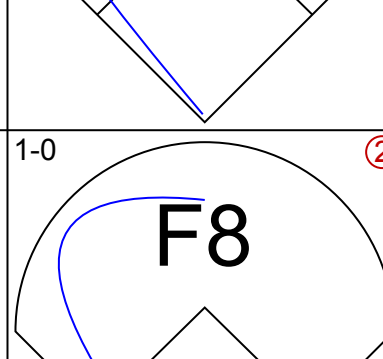
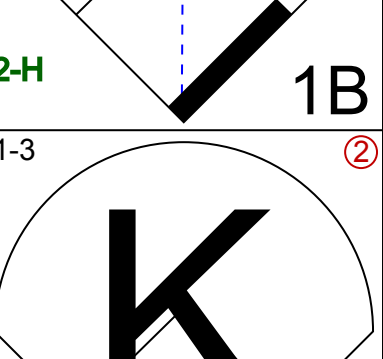

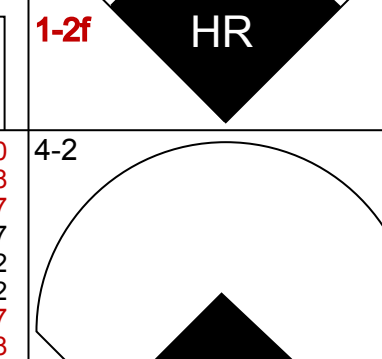
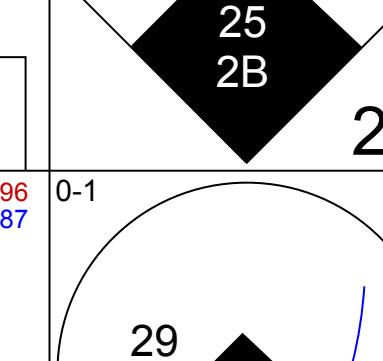
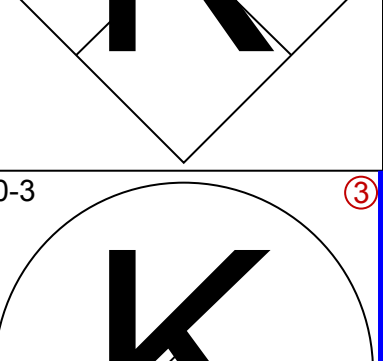
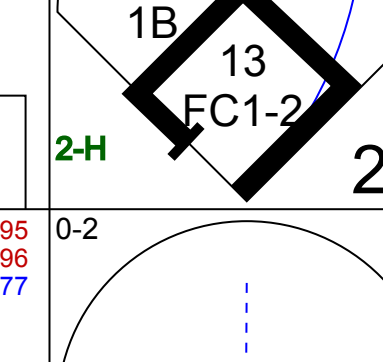

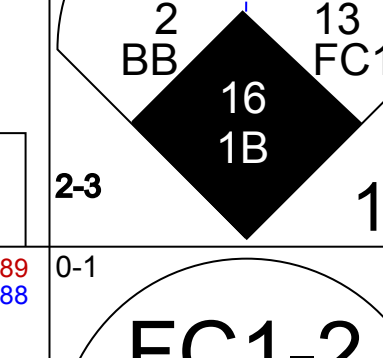
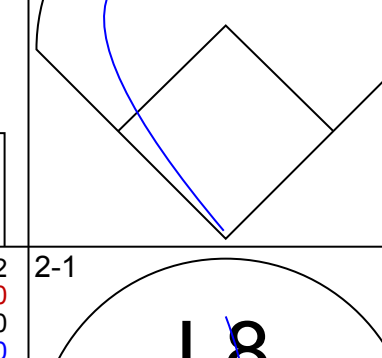
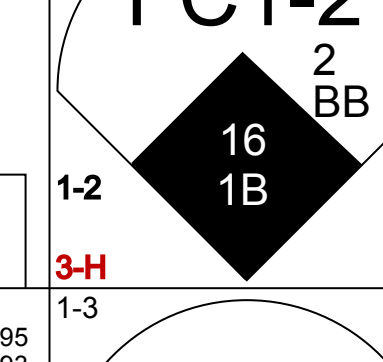
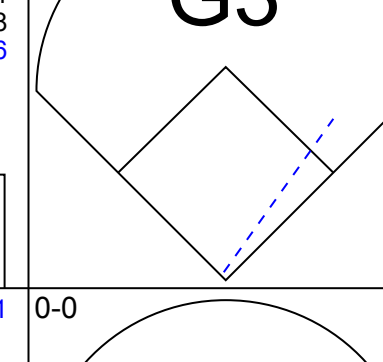
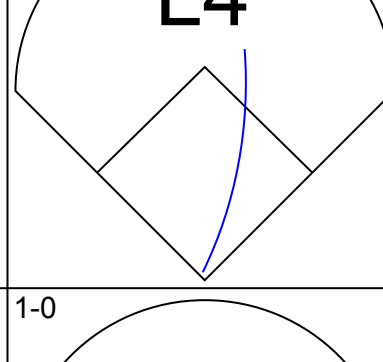
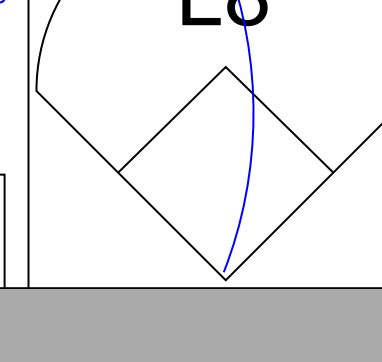
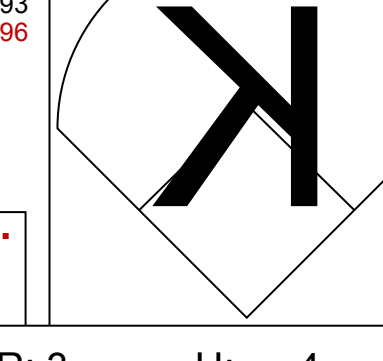
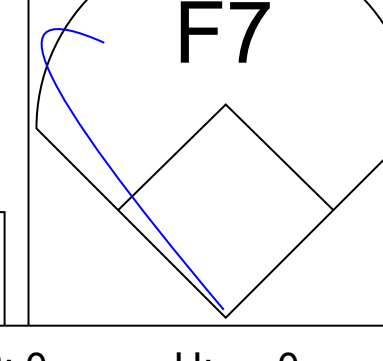
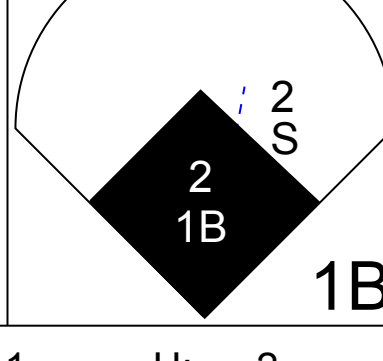

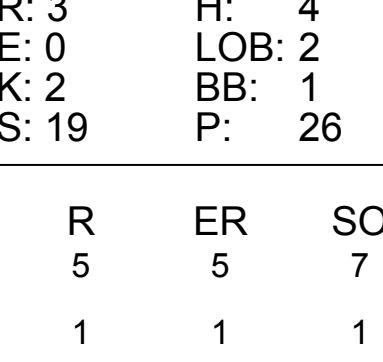
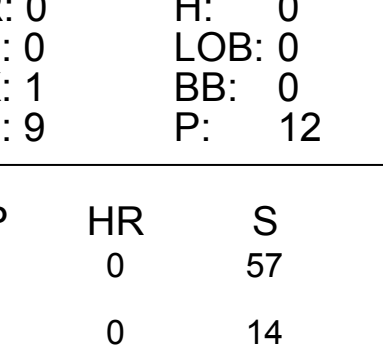

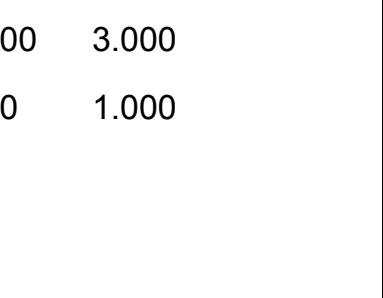



Batter	1	2	3	4	5	6	7	8	9	AB	R	H	RBI	BB	SO	LOB	TOP			
15 Randal Grichuk, R OBP: 0.305, SLG: 0.577										4	0	0	0	0	2	1				
13 Matt Carpenter, L OBP: 0.385, SLG: 0.485										3	0	0	0	0	1	1				
38 Pete Kozma, R OBP: 0.169, SLG: 0.093										1	0	0	0	0	1	0				
27 Jhonny Peralta, R OBP: 0.368, SLG: 0.506										4	1	1	1	0	0	0				
12 Mark Reynolds, R OBP: 0.321, SLG: 0.400										4	0	1	0	0	2	0				
22 Jason Heyward, L OBP: 0.320, SLG: 0.429										4	1	3	1	0	1	0				
19 Jon Jay, L OBP: 0.318, SLG: 0.277										2	0	0	0	2	0	2				
48 Tony Cruz, R OBP: 0.250, SLG: 0.245										4	0	1	0	0	1	3				
35 Greg Garcia, L OBP: 0.500, SLG: 0.667										4	0	1	0	0	1	2				
52 Michael Wacha, R OBP: 0.160, SLG: 0.167										1	0	0	0	0	1	0				
43 Seth Maness, R										0	0	0	0	0	0	0				
59 Xavier Scruggs, R OBP: 0.250, SLG: 0.250										1	0	0	0	0	0	0				
37 Matt Belisle, R										0	0	0	0	0	0	0				
63 Miguel Socolovich, R										0	0	0	0	0	0	0				
<b>Inning Stats</b>	R: 0 E: 0 K: 1 S: 8	H: 0 LOB: 0 BB: 0 P: 9	R: 0 E: 0 K: 1 S: 11	H: 3 LOB: 2 BB: 0 P: 19	R: 0 E: 0 K: 1 S: 7	H: 0 LOB: 0 BB: 0 P: 10	R: 1 E: 0 K: 2 S: 11	H: 1 LOB: 1 BB: 0 P: 16	R: 0 E: 0 K: 0 S: 11	H: 1 LOB: 0 BB: 0 P: 21	R: 0 E: 0 K: 1 S: 7	H: 0 LOB: 0 BB: 0 P: 10	R: 0 E: 0 K: 2 S: 8	H: 0 LOB: 0 BB: 0 P: 9	R: 1 E: 0 K: 1 S: 8	H: 1 LOB: 0 BB: 0 P: 12	1B: 3 2B: 3 3B: 0 HR: 2	SF: 0 SAC: 1 DP: 1 HBP: 0	WP: 0 PB: 0 SB: 0 CS: 0	PA: 35
<b>PITCHER</b>	IP WLS BF H R ER SO BB IBB HBP BLK WP HR S P ERA WHIP																			
39 Adam Morgan, L ERA: 1.99	5.2 W 24 6 1 1 6 2 0 0 0 0 1 54 78 1.59 1.412																			
57 Luis Garcia, R ERA: 3.62	1.1 H 4 0 0 0 1 0 0 0 0 0 0 0 9 15 0.00 0.000																			
53 Ken Giles, R ERA: 1.8	1.0 3 0 0 0 2 0 0 0 0 0 0 8 9 0.00 0.000																			
58 Jonathan Papelbon, R ERA: 1.3	1.0 4 1 1 1 1 0 0 0 0 0 1 8 12 9.00 1.000																			

St. Louis Cardinals @ Philadelphia Phillies  
Citizens Bank Park, Philadelphia, PA  
Sun Jun 21 2015, 1:38 PM - 4:06 PM EDT  
Att: 30,423 - Cloudy - 85 F

AB 32  
R 2  
H 7  
RBI 2  
BB 2  
SO 10  
LOB 9



Batter	1	2	3	4	5	6	7	8	9	AB	R	H	RBI	BB	SO	LOB	BOTTOM			
2 Ben Revere, L OBP: 0.322, SLG: 0.363										4	1	3	1	1	0	0				
16 César Hernández, S OBP: 0.324, SLG: 0.308										5	0	1	2	0	1	3				
7 Maikel Franco, R OBP: 0.338, SLG: 0.522										5	1	3	1	0	1	3				
6 Ryan Howard, L OBP: 0.274, SLG: 0.468										4	1	1	1	0	1	2				
9 Domonic Brown, L OBP: 0.321, SLG: 0.217										3	2	1	0	1	1	1				
25 Cody Asche, L OBP: 0.285, SLG: 0.335										3	0	1	1	0	2	1				
57 Luis Garcia, R										0	0	0	0	0	0	0				
4 Andrés Blanco, S OBP: 0.328, SLG: 0.491										1	1	1	3	0	0	0				
53 Ken Giles, R										0	0	0	0	0	0	0				
58 Jonathan Papelbon, R										0	0	0	0	0	0	0				
29 Cameron Rupp, R OBP: 0.318, SLG: 0.329										4	1	1	0	0	1	0				
13 Freddy Galvis, S OBP: 0.300, SLG: 0.309										4	1	0	0	0	0	2				
39 Adam Morgan, L										2	0	0	0	0	1	2				
37 Odúbel Herrera, L OBP: 0.283, SLG: 0.363										2	1	1	0	0	0	0				
<b>Inning Stats</b>	R: 0 E: 0 K: 1 S: 11	H: 1 LOB: 1 BB: 0 P: 20	R: 3 E: 0 K: 2 S: 19	H: 4 LOB: 1 BB: 1 P: 26	R: 0 E: 0 K: 1 S: 5	H: 0 LOB: 0 BB: 0 P: 6	R: 0 E: 0 K: 1 S: 9	H: 0 LOB: 0 BB: 0 P: 12	R: 2 E: 0 K: 2 S: 13	H: 3 LOB: 1 BB: 0 P: 17	R: 1 E: 0 K: 1 S: 14	H: 2 LOB: 1 BB: 0 P: 20	R: 3 E: 0 K: 0 S: 15	H: 2 LOB: 0 BB: 1 P: 24	R: 0 E: 0 K: 0 S: 12	H: 1 LOB: 1 BB: 0 P: 19	1B: 9 2B: 3 3B: 0 HR: 1	SF: 0 SAC: 0 DP: 0 HBP: 0	WP: 0 PB: 0 SB: 1 CS: 0	PA: 39
<b>PITCHER</b>	IP WLS BF H R ER SO BB IBB HBP BLK WP HR S P ERA WHIP																			
52 Michael Wacha, R ERA: 2.85	5.0 L 24 8 5 5 7 1 0 0 0 0 0 0 57 81 9.00 1.800																			
43 Seth Maness, R ERA: 3.51	1.0 5 2 1 1 1 0 0 0 0 0 0 14 20 9.00 2.000																			
37 Matt Belisle, R ERA: 3.1	1.0 6 2 3 3 0 1 0 0 0 0 1 15 24 27.00 3.000																			
63 Miguel Socolovich, R ERA: 1.69	1.0 4 1 0 0 0 0 0 0 0 0 0 12 19 0.00 1.000																			

St. Louis Cardinals @ Philadelphia Phillies  
Citizens Bank Park, Philadelphia, PA  
Sun Jun 21 2015, 1:38 PM - 4:06 PM EDT  
Att: 30,423 - Cloudy - 85 F

AB 37  
R 9  
H 13  
RBI 9  
BB 2  
SO 8  
LOB 14





Batter	1	2	3	4	5	6	7	8	9	AB	R	H	RBI	BB	SO	LOB	TOP					
2 Ben Revere, L OBP: 0.325, SLG: 0.366	F9		7 1B 6 1B	FC3-2 16 2B 7 1B		F8	FC1-2 16		2-1 2H 1B	6	2	3	1	0	0	3	<b>Philadelphia Phillies @ New York Yankees</b> Yankee Stadium, Bronx, NY Mon Jun 22 2015, 7:10 PM - 10:42 PM EDT Att: 36,863 - Partly Cloudy - 86 F					
16 César Hernández, S OBP: 0.331, SLG: 0.320	G6-3		6 1B 7 1B	7 1B		7 HR	FC1-2		3-1 1 SAFE 1B	5	3	2	2	1	0	4						
7 Maikel Franco, R OBP: 0.353, SLG: 0.574	HR		6 1B 9	2B		HR	K		3-0 1 SAFE 1B	5	3	4	5	0	1	3						
6 Ryan Howard, L OBP: 0.272, SLG: 0.463	F7		9	K		G4-3			2-2 1 SAFE 1B	5	0	1	2	0	1	1						
9 Domonic Brown, L OBP: 0.303, SLG: 0.250	F8		G6-3-4-6	G1-3		2B			3-2 1B	5	0	1	0	0	0	2						
26 Chase Utley, L OBP: 0.272, SLG: 0.275	G6-3		F7			HBP			3-3 1B	4	0	0	0	0	1	1						
29 Cameron Rupp, R OBP: 0.333, SLG: 0.337	1B					K			2-1 1B	4	0	2	0	0	1	1						
25 Cody Asche, L OBP: 0.269, SLG: 0.339	1B					K			1-1 1B	4	1	2	0	0	2	2						
37 Odubel Herrera, L OBP: 0.291, SLG: 0.362	1B					K			1-1 1B	1	0	0	0	0	0	0						
13 Freddy Galvis, S OBP: 0.306, SLG: 0.319	F8					L7			1-0 1B	5	2	3	0	0	0	3						
<b>Inning Stats</b>	R: 1 H: 1 E: 0 K: 0 S: 15	H: 1 LOB: 0 BB: 0 P: 19	R: 0 H: 2 E: 0 K: 0 S: 13	H: 2 LOB: 2 BB: 0 P: 21	R: 3 H: 3 E: 0 K: 0 S: 15	H: 3 LOB: 0 BB: 1 P: 23	R: 4 H: 5 E: 0 K: 1 S: 15	H: 5 LOB: 1 BB: 0 P: 21	R: 0 H: 0 E: 0 K: 2 S: 10	H: 0 LOB: 1 BB: 0 P: 15	R: 2 H: 3 E: 0 K: 0 S: 8	H: 3 LOB: 3 BB: 0 P: 13	R: 0 H: 2 E: 0 K: 1 S: 9	H: 2 LOB: 3 BB: 0 P: 16	R: 0 H: 0 E: 0 K: 1 S: 9	H: 0 LOB: 1 BB: 0 P: 19	R: 1 H: 2 E: 0 K: 0 S: 11	H: 2 LOB: 1 BB: 0 P: 19	1B: 13 2B: 3 HR: 2	SF: 0 SAC: 0 DP: 1 HBP: 2	WP: 0 PB: 0 SB: 1 CS: 0	PA: 47
<b>PITCHER</b>	IP WLS BF H R ER SO BB IBB HBP BLK WP HR S P ERA WHIP	IP WLS BF H R ER SO BB IBB HBP BLK WP HR S P ERA WHIP	IP WLS BF H R ER SO BB IBB HBP BLK WP HR S P ERA WHIP	IP WLS BF H R ER SO BB IBB HBP BLK WP HR S P ERA WHIP	IP WLS BF H R ER SO BB IBB HBP BLK WP HR S P ERA WHIP	IP WLS BF H R ER SO BB IBB HBP BLK WP HR S P ERA WHIP	IP WLS BF H R ER SO BB IBB HBP BLK WP HR S P ERA WHIP	IP WLS BF H R ER SO BB IBB HBP BLK WP HR S P ERA WHIP	IP WLS BF H R ER SO BB IBB HBP BLK WP HR S P ERA WHIP	IP WLS BF H R ER SO BB IBB HBP BLK WP HR S P ERA WHIP	IP WLS BF H R ER SO BB IBB HBP BLK WP HR S P ERA WHIP	IP WLS BF H R ER SO BB IBB HBP BLK WP HR S P ERA WHIP	IP WLS BF H R ER SO BB IBB HBP BLK WP HR S P ERA WHIP	IP WLS BF H R ER SO BB IBB HBP BLK WP HR S P ERA WHIP	IP WLS BF H R ER SO BB IBB HBP BLK WP HR S P ERA WHIP	IP WLS BF H R ER SO BB IBB HBP BLK WP HR S P ERA WHIP	IP WLS BF H R ER SO BB IBB HBP BLK WP HR S P ERA WHIP					
35 Michael Pineda, R ERA: 4.25	3.1 L	21 11	8 8	8 0	0 0	1 0	0 0	0 0	0 0	0 0	1 1	52 76	21.60 3.600									
26 Chris Capuano, L ERA: 5.32	4.1 2.2	12 3	2 2	2 3	0 0	0 0	1 0	0 0	0 0	1 1	24 36	6.75 1.125										
65 Diego Moreno, R ERA: 5.32	7.1 1.0	6 2	0 0	2 3	0 0	0 0	1 0	0 0	0 0	0 0	14 14	0.00 2.000										
45 Chasen Shreve, L ERA: 1.88	8.1 1.0	3 0	0 0	0 1	0 0	0 0	0 0	0 0	0 0	9 16	0.00 0.000											
57 Brandon Pinder, R ERA: 2.61	9.1 1.0	5 2	1 1	0 0	0 0	0 0	0 0	0 0	0 0	11 19	9.00 2.000											



Batter	1	2	3	4	5	6	7	8	9	AB	R	H	RBI	BB	SO	LOB	BOTTOM					
11 Brett Gardner, L OBP: 0.361, SLG: 0.472	12 1B 34 SF8		34 BB	HR		BB				4	2	4	3	1	0	0	<b>Philadelphia Phillies @ New York Yankees</b> Yankee Stadium, Bronx, NY Mon Jun 22 2015, 7:10 PM - 10:42 PM EDT Att: 36,863 - Partly Cloudy - 86 F					
12 Chase Headley, S OBP: 0.303, SLG: 0.364	36 2B		P4	L4		K			F8	5	1	1	0	0	1	4						
13 Alex Rodriguez, R OBP: 0.384, SLG: 0.524	K		F7			K				4	1	1	0	1	2	5						
34 Brian McCann, L OBP: 0.340, SLG: 0.488	SF8					P4			F8	3	1	1	2	1	0	2						
36 Carlos Beltrán, S OBP: 0.306, SLG: 0.442	2B		F7			HR			F8	5	1	3	1	0	1	2						
33 Garrett Jones, L OBP: 0.281, SLG: 0.378	1B					2B			33 2B	5	0	2	2	0	0	2						
18 Didi Gregorius, L OBP: 0.285, SLG: 0.325	G4-3					L8			P6	5	0	0	0	0	1	3						
24 Chris Young, R OBP: 0.285, SLG: 0.463	F7					K			P6	5	1	1	0	0	0	1						
14 Stephen Drew, L OBP: 0.258, SLG: 0.389	F7					11 HR			P6	3	1	1	0	1	0	0						
<b>Inning Stats</b>	R: 2 H: 4 E: 0 K: 1 S: 17	H: 4 LOB: 2 BB: 0 P: 25	R: 0 H: 0 E: 0 K: 0 S: 7	H: 0 LOB: 0 BB: 0 P: 10	R: 0 H: 1 E: 0 K: 0 S: 11	H: 1 LOB: 2 BB: 1 P: 21	R: 3 H: 3 E: 0 K: 0 S: 13	H: 3 LOB: 0 BB: 0 P: 22	R: 0 H: 1 E: 0 K: 1 S: 13	H: 1 LOB: 2 BB: 1 P: 24	R: 0 H: 0 E: 0 K: 2 S: 10	H: 0 LOB: 2 BB: 2 P: 21	R: 1 H: 1 E: 0 K: 1 S: 17	H: 1 LOB: 0 BB: 0 P: 27	R: 0 H: 1 E: 0 K: 0 S: 11	H: 1 LOB: 1 BB: 0 P: 15		R: 0 H: 3 E: 0 K: 0 S: 9	H: 3 LOB: 1 BB: 0 P: 12	1B: 8 2B: 4 HR: 2	SF: 1 SAC: 0 DP: 0 HBP: 0	WP: 0 PB: 0 SB: 0 CS: 0
<b>PITCHER</b>	IP WLS BF H R ER SO BB IBB HBP BLK WP HR S P ERA WHIP	IP WLS BF H R ER SO BB IBB HBP BLK WP HR S P ERA WHIP	IP WLS BF H R ER SO BB IBB HBP BLK WP HR S P ERA WHIP	IP WLS BF H R ER SO BB IBB HBP BLK WP HR S P ERA WHIP	IP WLS BF H R ER SO BB IBB HBP BLK WP HR S P ERA WHIP	IP WLS BF H R ER SO BB IBB HBP BLK WP HR S P ERA WHIP	IP WLS BF H R ER SO BB IBB HBP BLK WP HR S P ERA WHIP	IP WLS BF H R ER SO BB IBB HBP BLK WP HR S P ERA WHIP	IP WLS BF H R ER SO BB IBB HBP BLK WP HR S P ERA WHIP	IP WLS BF H R ER SO BB IBB HBP BLK WP HR S P ERA WHIP	IP WLS BF H R ER SO BB IBB HBP BLK WP HR S P ERA WHIP	IP WLS BF H R ER SO BB IBB HBP BLK WP HR S P ERA WHIP	IP WLS BF H R ER SO BB IBB HBP BLK WP HR S P ERA WHIP	IP WLS BF H R ER SO BB IBB HBP BLK WP HR S P ERA WHIP	IP WLS BF H R ER SO BB IBB HBP BLK WP HR S P ERA WHIP	IP WLS BF H R ER SO BB IBB HBP BLK WP HR S P ERA WHIP	IP WLS BF H R ER SO BB IBB HBP BLK WP HR S P ERA WHIP					
28 Kevin Correia, R ERA: 4.3	4.0 20	5 5	1 1	0 0	3 3	0 0	0 0	0 0	0 0	0 0	1 1	48 78	11.25 2.250									
63 Jake Diekmann, L ERA: 5.68	5.1 2.0	W 10	1 0	0 0	3 3	0 0	0 0	0 0	0 0	0 0	23 45	0.00 2.000										
59 Elvis Araujo, L ERA: 3.45	7.1 1.0	4 1	1 1	1 1	0 0	0 0	0 0	0 0	0 0	1 17	27 9.00	1.000										
53 Ken Giles, R ERA: 1.74	8.1 1.0	4 1	0 0	0 0	0 0	0 0	0 0	0 0	0 0	11 15	0.00 1.000											
56 Jonathan Papelbon, R ERA: 1.88	9.1 1.0	6 3	2 2	0 0	0 0	0 0	0 0	0 0	0 0	9 12	18.00 3.000											









Batter	1	2	3	4	5	6	7	8	9	AB	R	H	RBI	BB	SO	LOB	TOP										
2 Ben Revere, L OBP: 0.329, SLG: 0.372 37 Odúbel Herrera, L OBP: 0.280, SLG: 0.360	F7		F8		F8			G6-3	K	4	0	1	0	0	0	1	Philadelphia Phillies @ New York Yankees Yankee Stadium, Bronx, NY Wed Jun 24 2015, 1:08 PM - 4:17 PM EDT Att: 45,877 - Sunny - 80 F										
16 César Hernández, S OBP: 0.344, SLG: 0.333	F8							G4-3		3	0	0	0	1	0												
7 Maikel Franco, R OBP: 0.358, SLG: 0.588 18 Darin Ruf, R OBP: 0.279, SLG: 0.382	P4		K					G4-3		4	0	0	0	0	1	2											
6 Ryan Howard, L OBP: 0.271, SLG: 0.462										4	1	2	0	0	0	0											
9 Domico Brown, L OBP: 0.310, SLG: 0.229										4	1	1	1	0	0	1											
4 Andrés Blanco, S OBP: 0.343, SLG: 0.541										4	0	1	0	0	0	2											
25 Cody Asche, L OBP: 0.269, SLG: 0.337										4	0	1	1	0	0	2											
51 Carlos Ruiz, R OBP: 0.290, SLG: 0.257										4	0	0	0	0	0	3											
13 Freddy Galvis, S OBP: 0.303, SLG: 0.310										2	0	0	0	2	1	2											
<b>Inning Stats</b>	R: 0 E: 0 K: 0 S: 8	H: 0 LOB: 0 BB: 0 P: 14	R: 0 E: 0 K: 0 S: 6	H: 1 LOB: 1 BB: 0 P: 9	R: 0 E: 0 K: 1 S: 12	H: 1 LOB: 2 BB: 1 P: 23	R: 0 E: 0 K: 0 S: 5	H: 0 LOB: 0 BB: 0 P: 9	R: 0 E: 0 K: 0 S: 7	H: 0 LOB: 1 BB: 1 P: 15	R: 0 E: 0 K: 0 S: 6	H: 0 LOB: 0 BB: 0 P: 8	R: 0 E: 0 K: 1 S: 10	H: 1 LOB: 2 BB: 0 P: 19	R: 0 E: 0 K: 0 S: 13	H: 0 LOB: 0 BB: 0 P: 19	R: 2 E: 0 K: 1 S: 16	H: 3 LOB: 2 BB: 1 P: 25	1B: 3 2B: 3 3B: 0 HR: 0	SF: 0 SAC: 0 DP: 0 HBP: 0	WP: 0 PB: 0 SB: 0 CS: 0	PA: 37					
<b>PITCHER</b>	IP	WLS	BF	H	R	ER	SO	BB	IBB	HBP	BLK	WP	HR	S	P	ERA	WHIP										
47 Iván Nova, R ERA: 2.08	6.2	W	26	3	0	0	1	2	0	0	0	0	0	51	92	0.00	0.750										
55 Bryan Mitchell, R ERA: 9.0	1.1		4	0	0	0	1	0	0	0	0	0	0	16	24	0.00	0.000										
65 Diego Moreno, R ERA: 9.0	1.0		7	3	2	2	1	1	0	0	0	0	0	16	25	18.00	4.000										

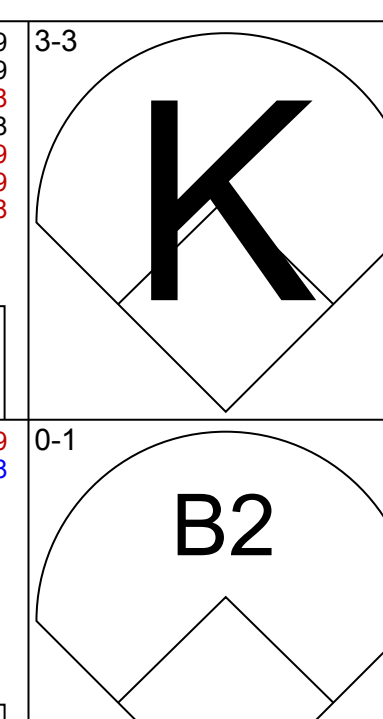
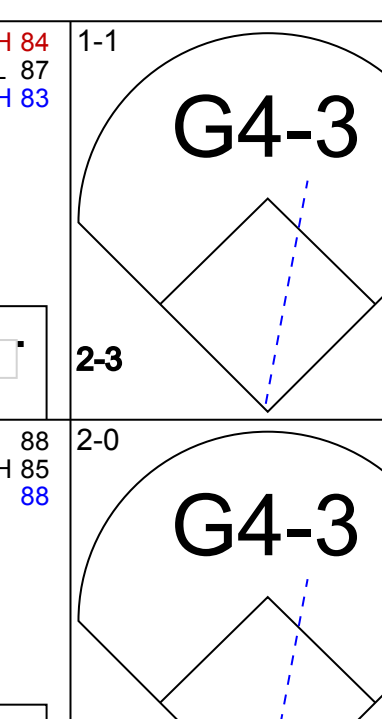
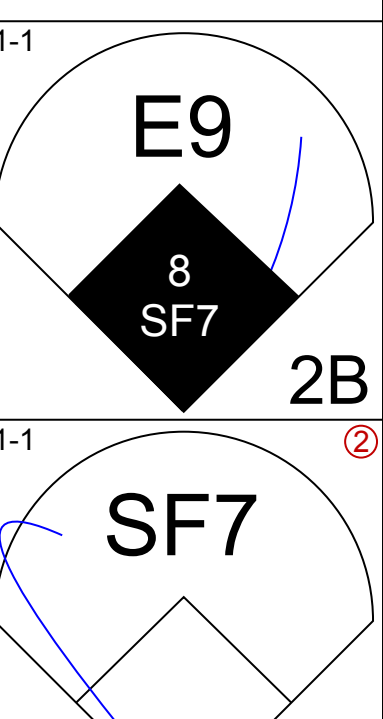
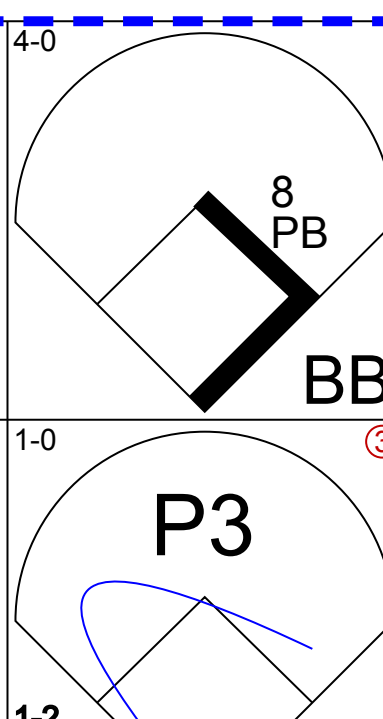
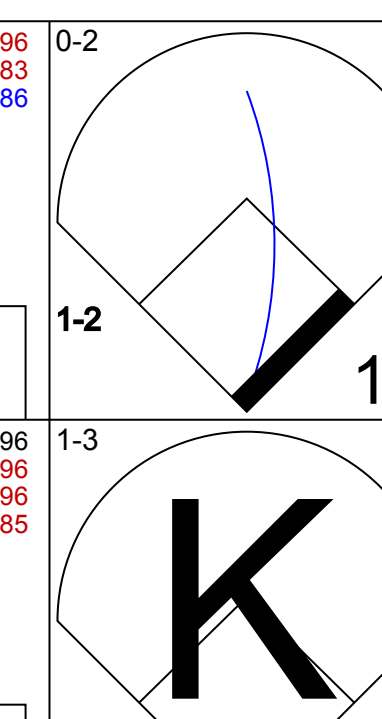
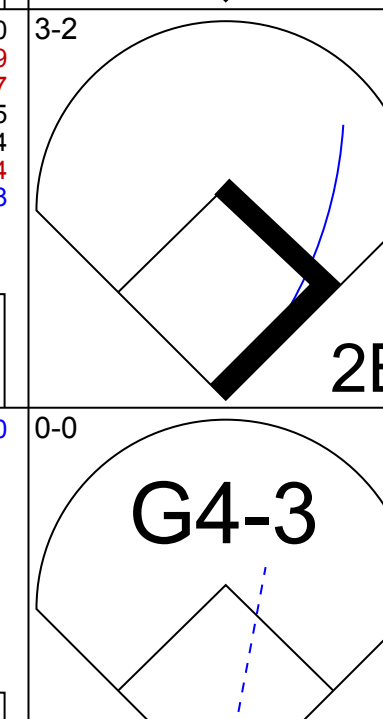

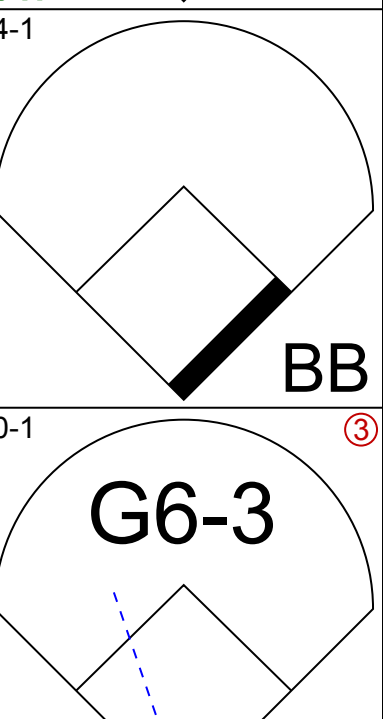

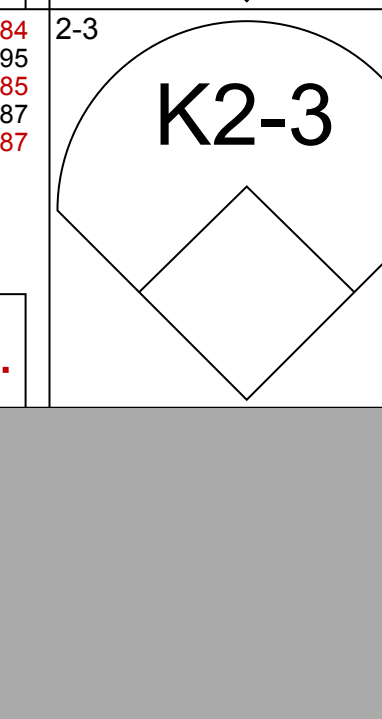

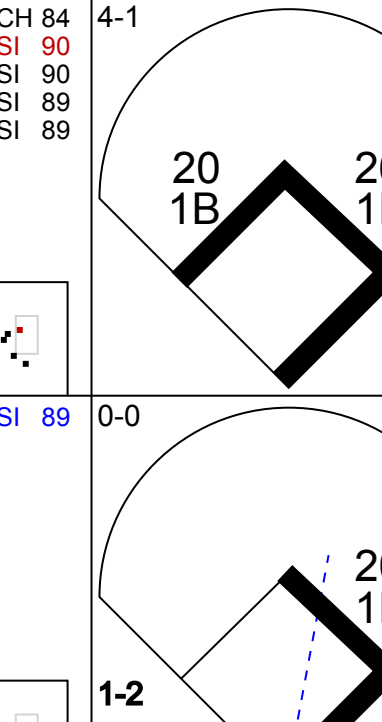

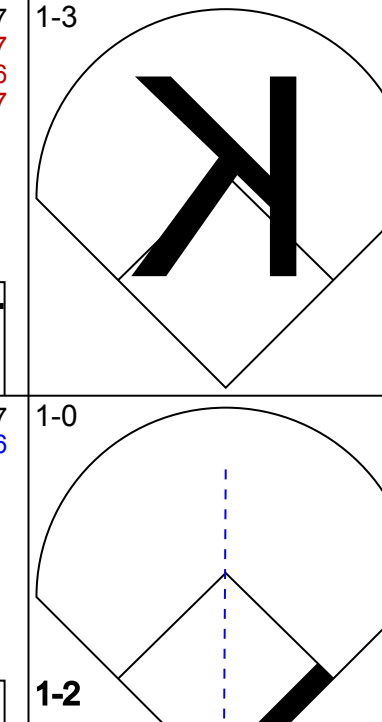


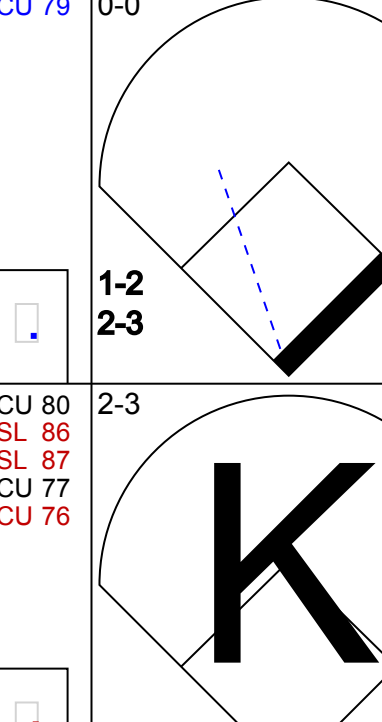

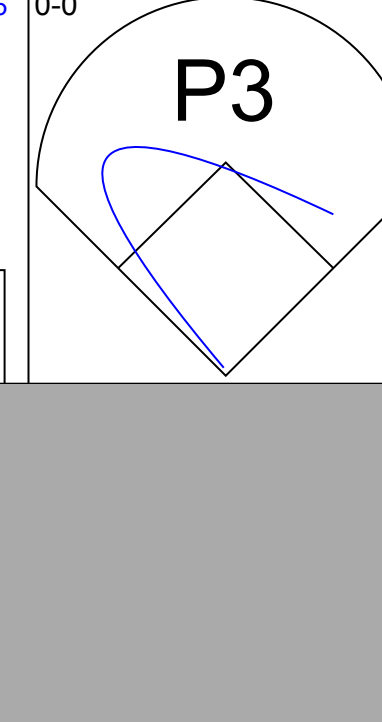
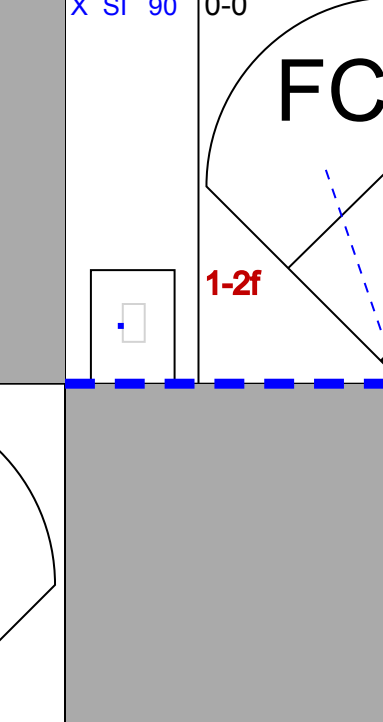
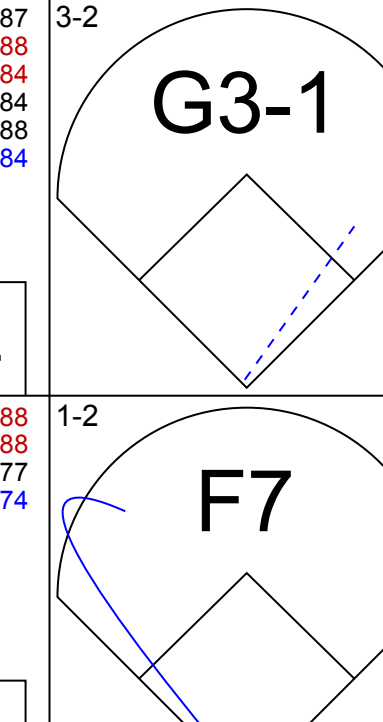
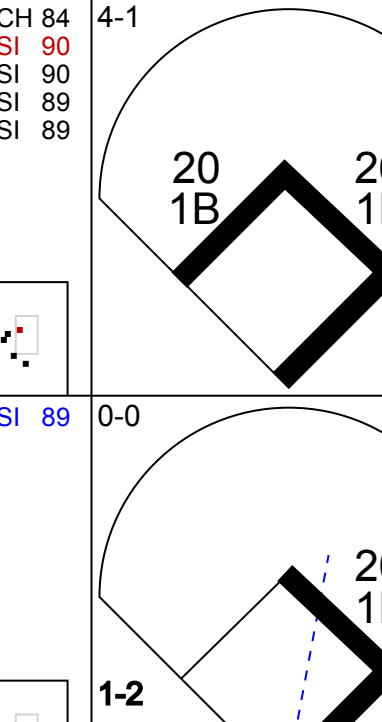
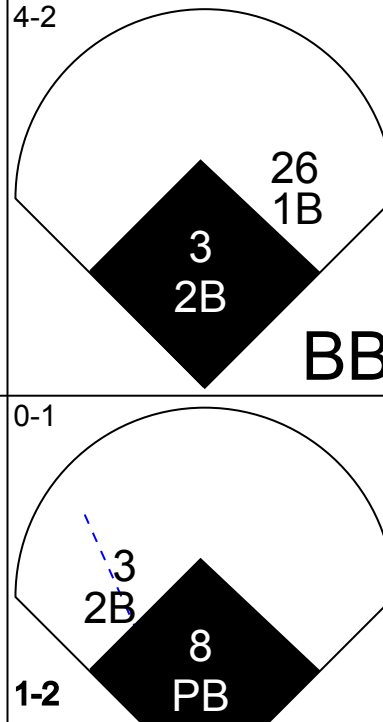
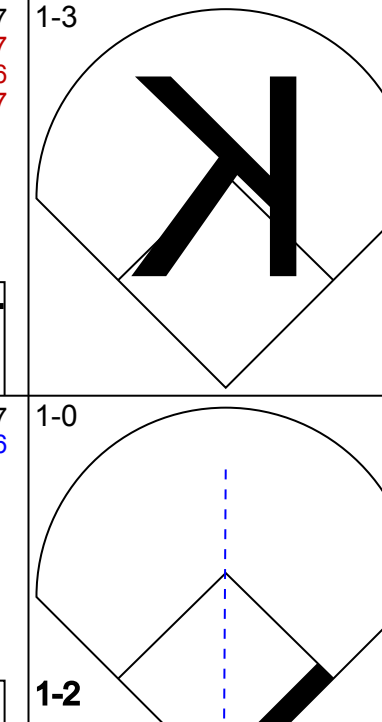
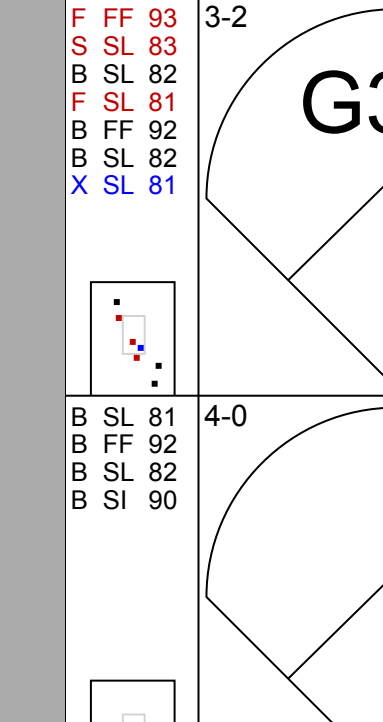
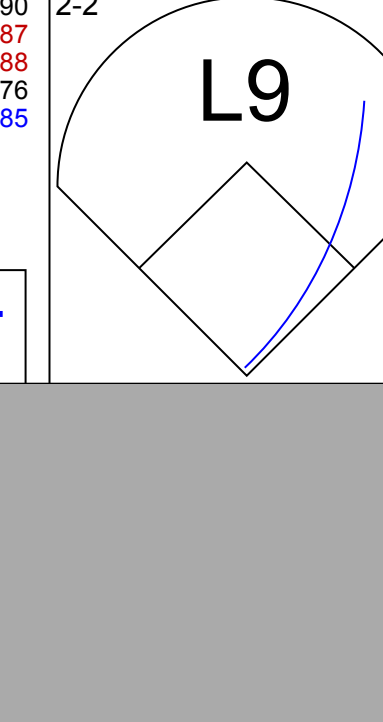
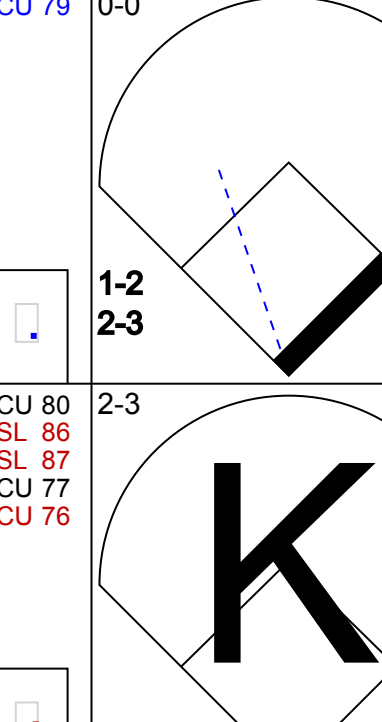
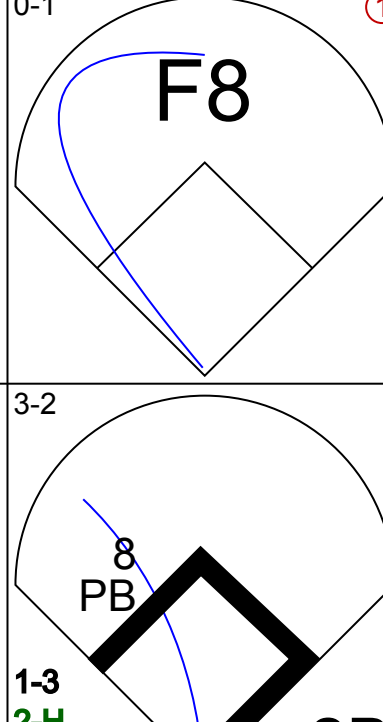
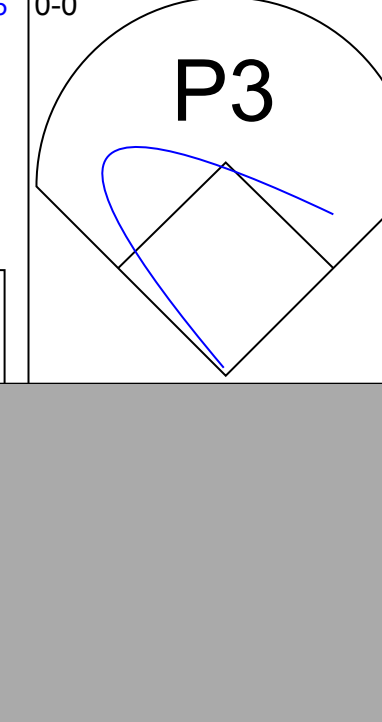
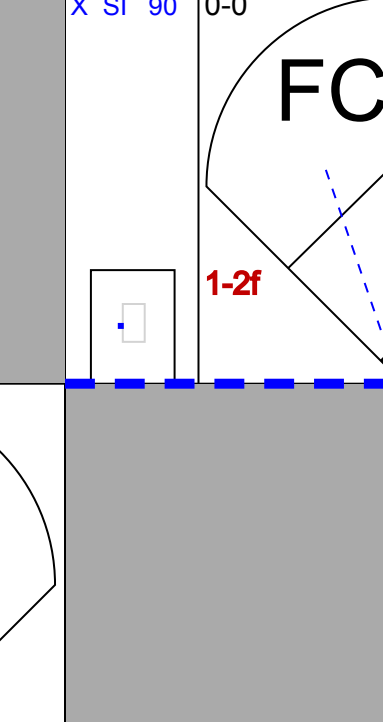

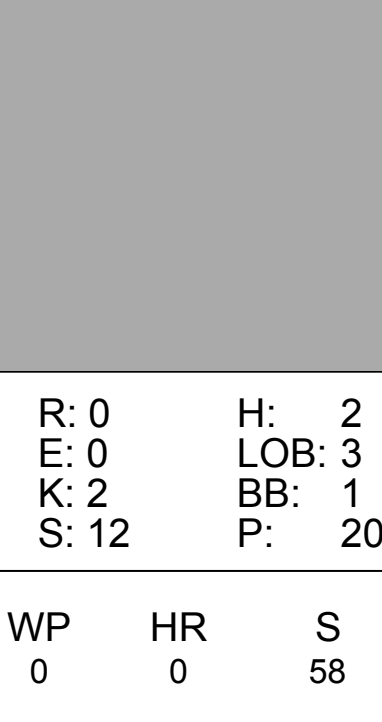
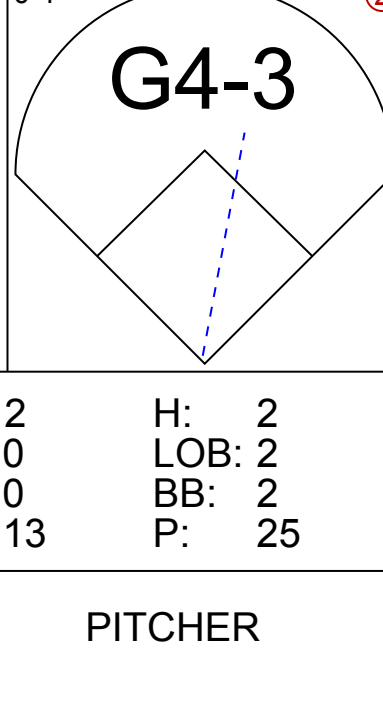
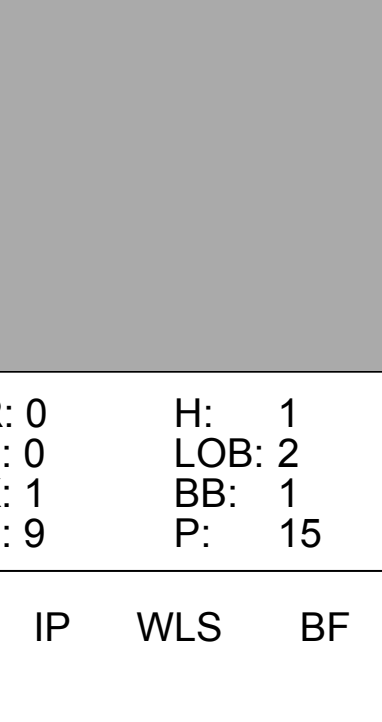
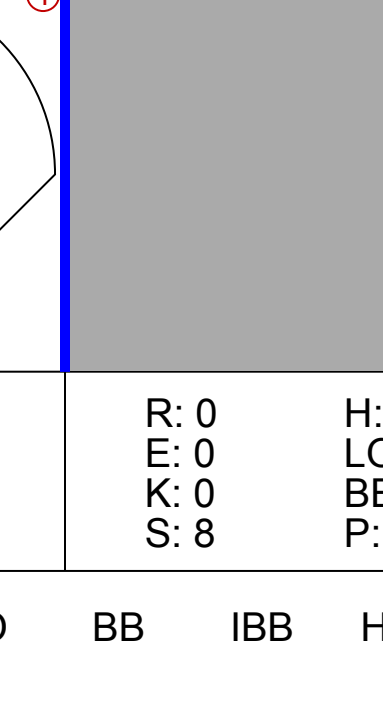
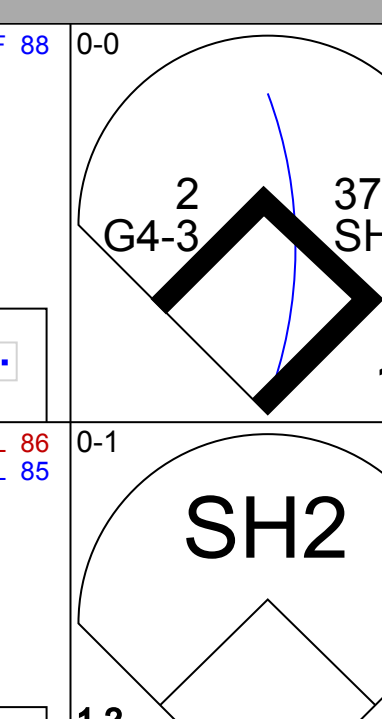
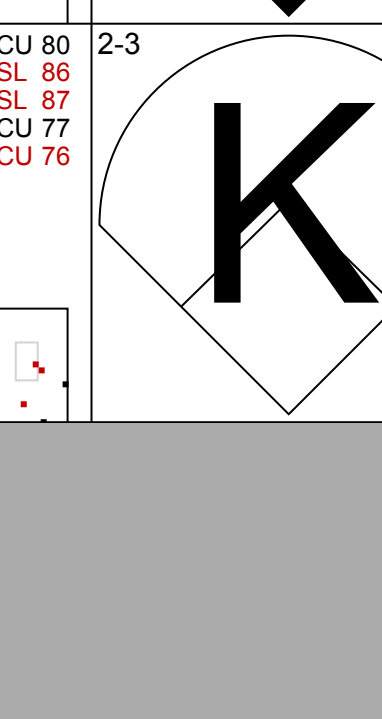
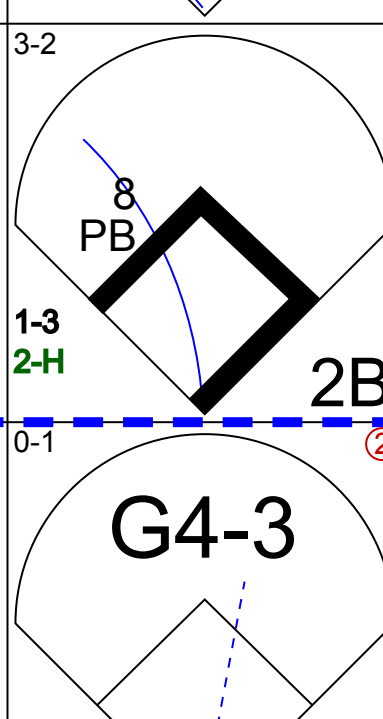
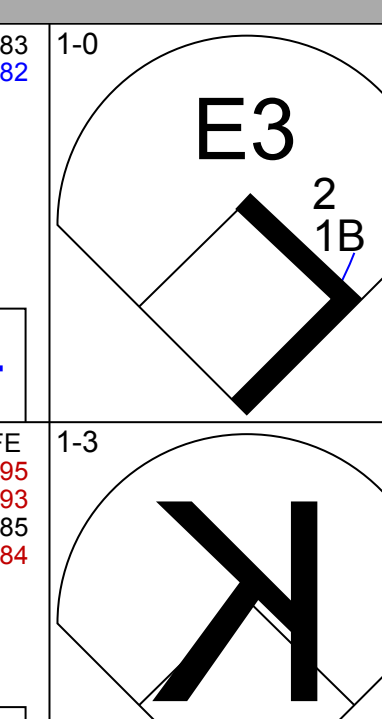

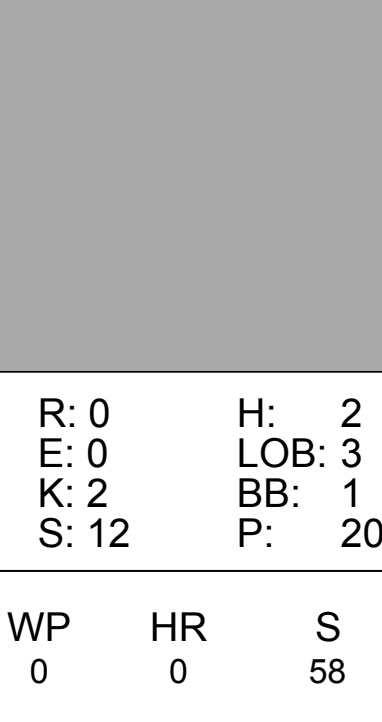
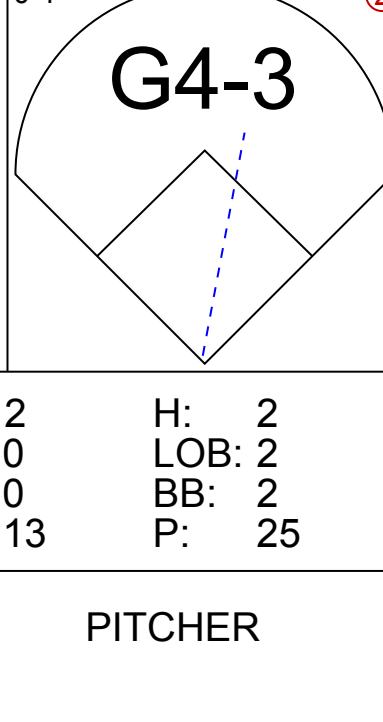
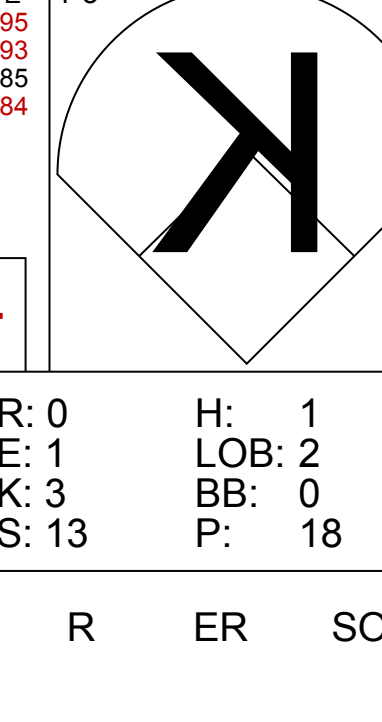
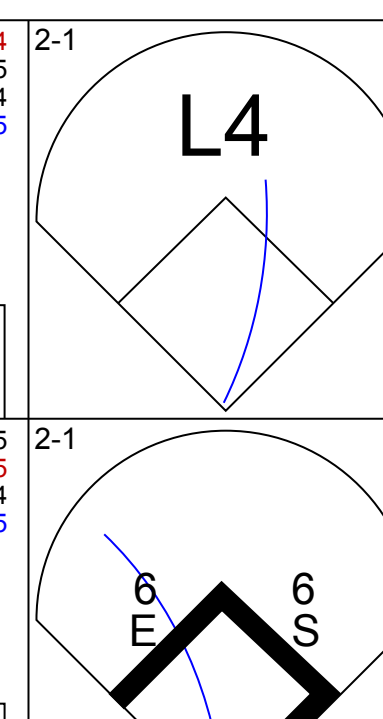
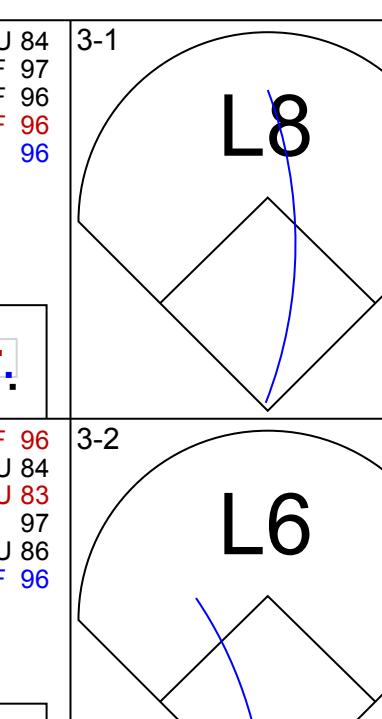
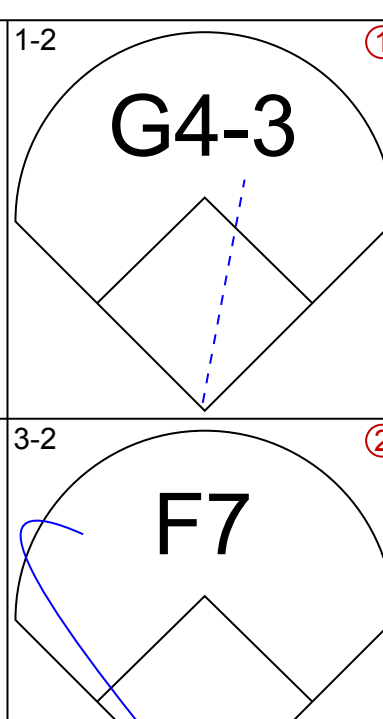
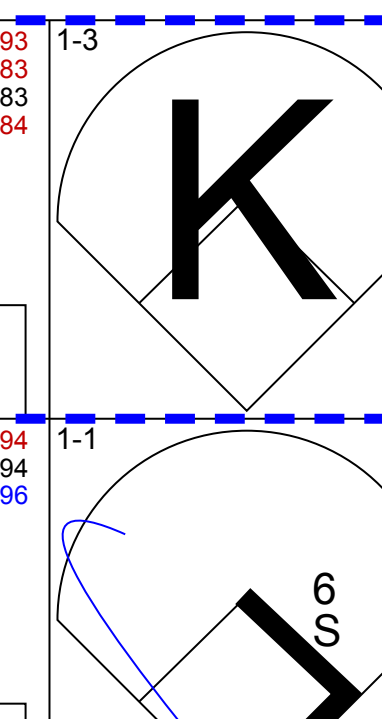
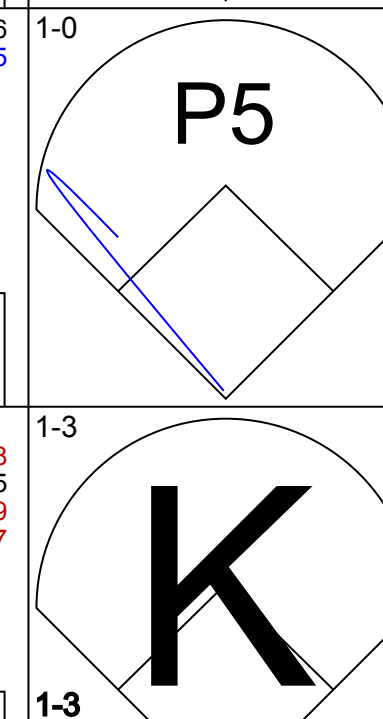

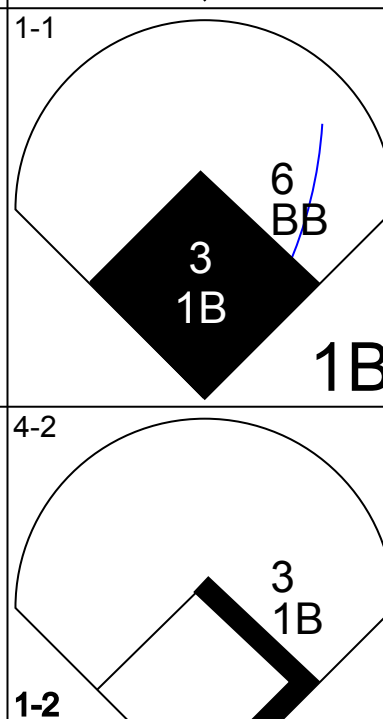
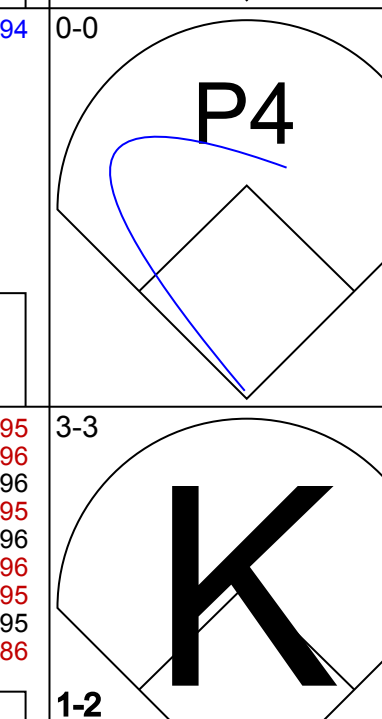

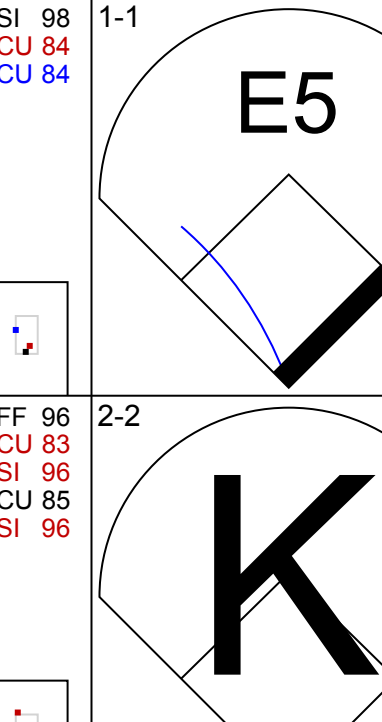
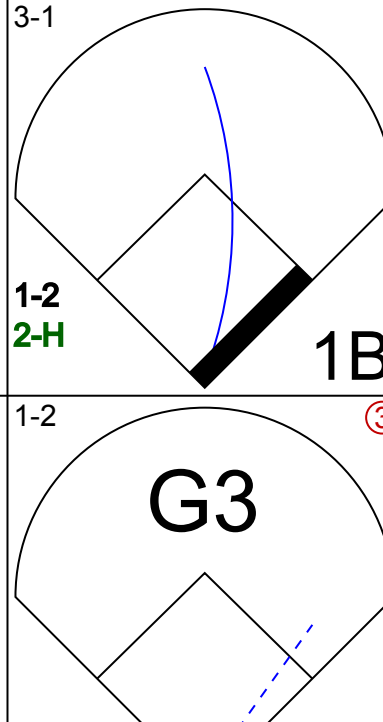





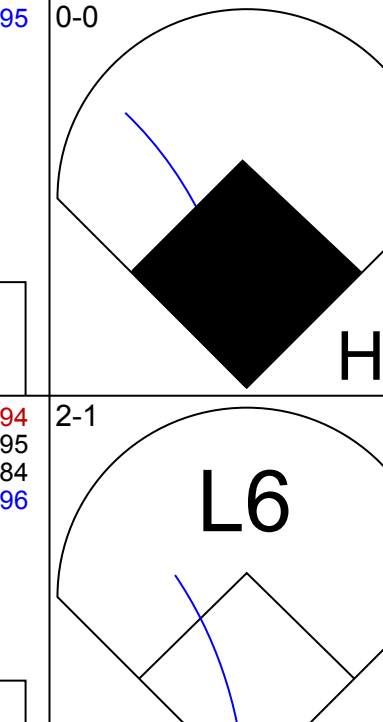
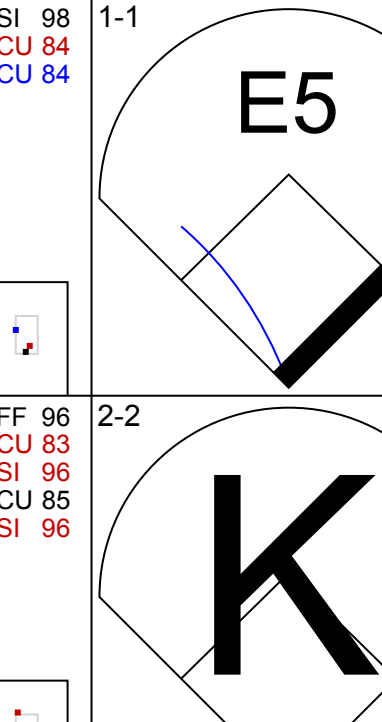
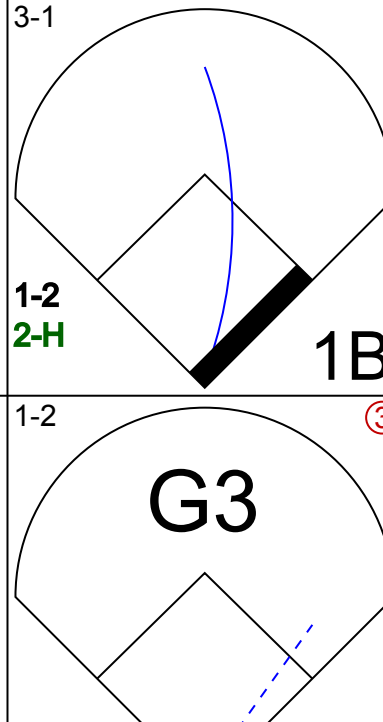
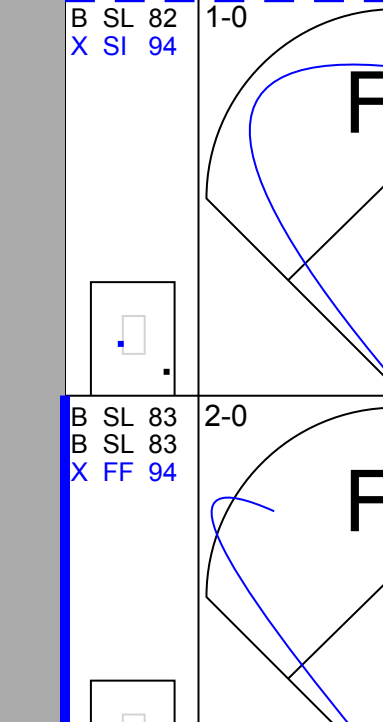
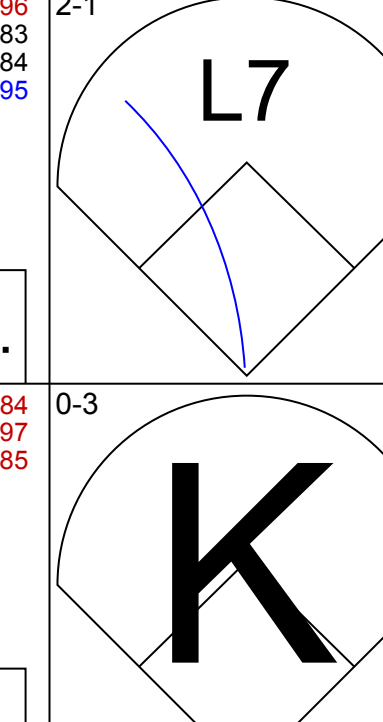


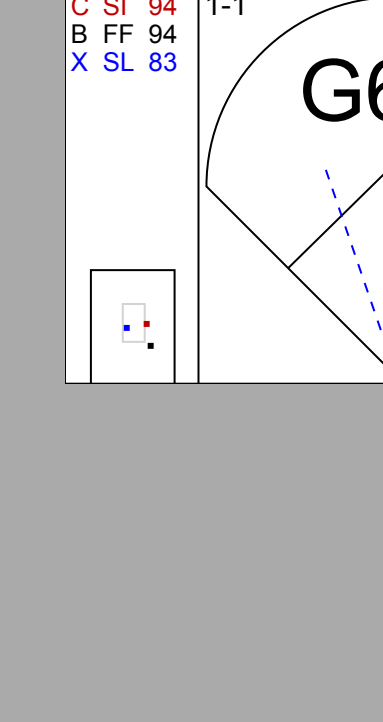

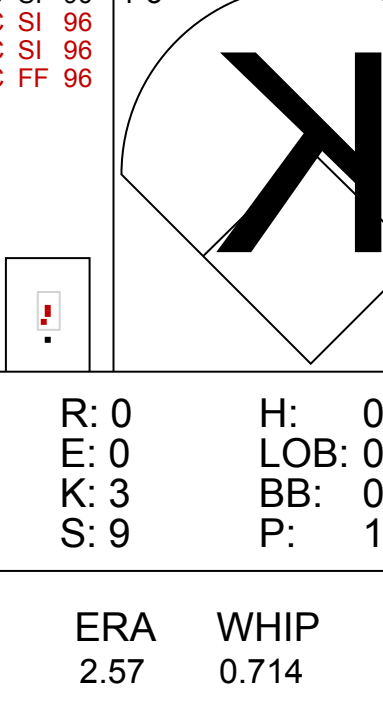


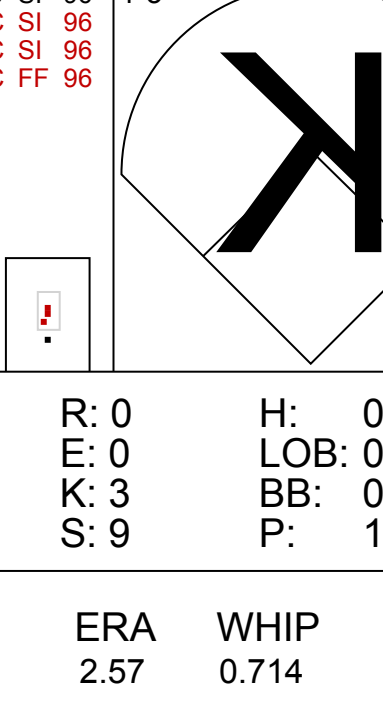
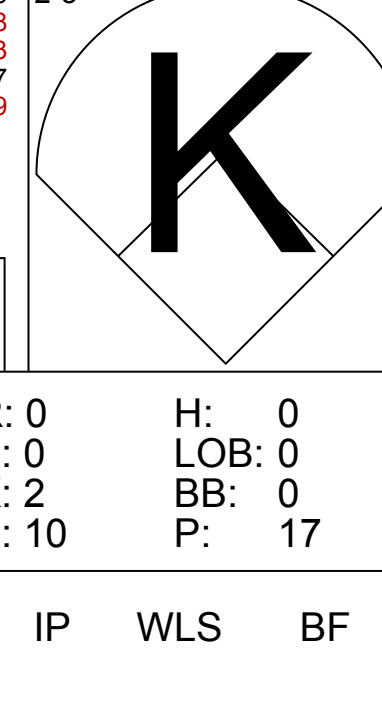
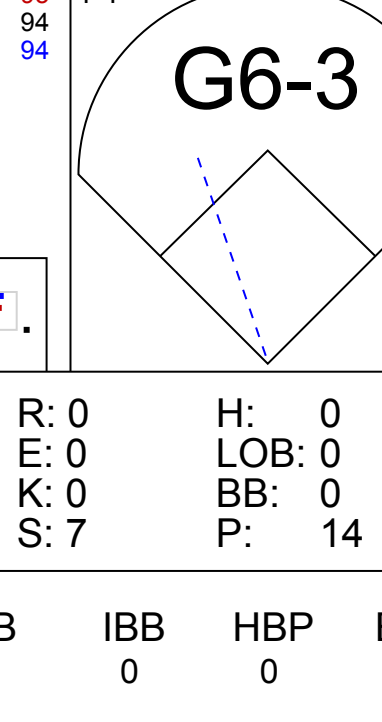
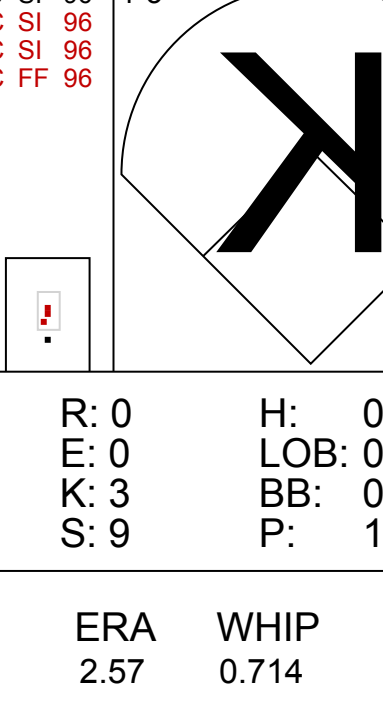
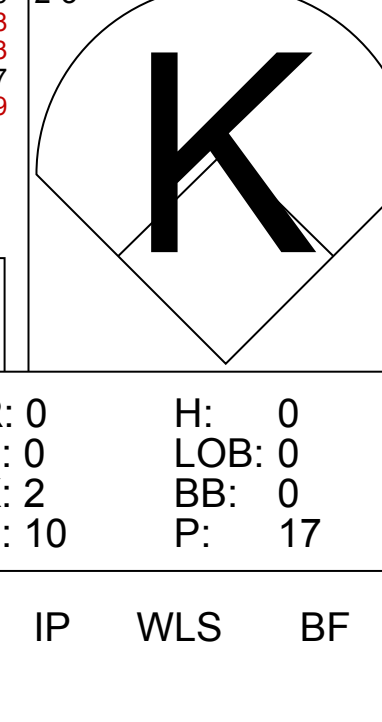
Batter	1	2	3	4	5	6	7	8	9	AB	R	H	RBI	BB	SO	LOB	BOTTOM										
11 Brett Gardner, L OBP: 0.365, SLG: 0.482	G3		K							5	2	1	1	1	2	4	Philadelphia Phillies @ New York Yankees Yankee Stadium, Bronx, NY Wed Jun 24 2015, 1:08 PM - 4:17 PM EDT Att: 45,877 - Sunny - 80 F										
12 Chase Headley, S OBP: 0.308, SLG: 0.380	G5-3									5	2	2	1	1	0	3											
13 Alex Rodríguez, R OBP: 0.392, SLG: 0.538										3	0	2	2	1	0	2											
25 Mark Teixeira, S OBP: 0.369, SLG: 0.557 33 Garrett Jones, L OBP: 0.277, SLG: 0.400										5	0	3	2	0	0	5											
36 Carlos Beltrán, S OBP: 0.302, SLG: 0.440										0	0	0	0	0	0	0											
24 Chris Young, R OBP: 0.298, SLG: 0.468										5	0	0	0	0	2	8											
66 John Ryan Murphy, R OBP: 0.300, SLG: 0.349										4	1	1	0	1	3	4											
18 Didi Gregorius, L OBP: 0.289, SLG: 0.332										4	2	2	0	1	0	1											
3B José Pirela, R OBP: 0.283, SLG: 0.373										4	2	2	2	1	0	2											
<b>Inning Stats</b>	R: 0 E: 0 K: 1 S: 8	H: 1 LOB: 2 BB: 0 P: 15	R: 2 E: 1 K: 1 S: 17	H: 2 LOB: 3 BB: 2 P: 35	R: 0 E: 0 K: 1 S: 11	H: 0 LOB: 0 BB: 0 P: 14	R: 3 E: 0 K: 0 S: 18	H: 4 LOB: 2 BB: 1 P: 26	R: 0 E: 0 K: 0 S: 9	H: 1 LOB: 1 BB: 0 P: 12	R: 1 E: 0 K: 1 S: 18	H: 3 LOB: 2 BB: 0 P: 24	R: 4 E: 0 K: 2 S: 22	H: 3 LOB: 2 BB: 3 P: 39	R: 0 E: 0 K: 1 S: 9	H: 1 LOB: 1 BB: 0 P: 14	1B: 12 2B: 3 3B: 0 HR: 0	SF: 0 SAC: 0 DP: 0 HBP: 1	WP: 1 PB: 0 SB: 0 CS: 0	PA: 47							
<b>PITCHER</b>	IP	WLS	BF	H	R	ER	SO	BB	IBB	HBP	BLK	WP	HR	S	P	ERA	WHIP										
35 Cole Hamels, L ERA: 3.28	5.0	L	28	8	5	5	3	3	0	1	0	0	0	63	102	9.00	2.200										
63 Jake Diekmann, L ERA: 5.81	1.0		6	3	1	1	1	0	0	0	0	0	0	18	24	9.00	3.000										
30 Justin De Fratus, R ERA: 5.68	2.0		13	4	4	4	3	3	0	0	0	1	0	31	53	18.00	3.500										



Batter	1	2	3	4	5	6	7	8	9	AB	R	H	RBI	BB	SO	LOB	TOP								
3 Michael Taylor, R OBP: 0.296, SLG: 0.389										5	2	2	0	0	2	1	Washington Nationals @ Philadelphia Phillies Citizens Bank Park, Philadelphia, PA Fri Jun 26 2015, 7:06 PM - 9:44 PM EDT Att: 22,292 - Partly Cloudy - 78 F								
8 Danny Espinosa, S OBP: 0.345, SLG: 0.443										3	0	0	1	1	1	1									
5 Ynel Escobar, R OBP: 0.372, SLG: 0.411										0	0	0	0	0	0	0									
26 Dan Uggla, R OBP: 0.307, SLG: 0.351										3	0	0	0	1	2	2									
25 Clint Robinson, L OBP: 0.331, SLG: 0.398										4	0	1	0	0	0	3									
40 Wilson Ramos, R OBP: 0.294, SLG: 0.417										4	0	1	1	0	1	1									
20 Ian Desmond, R OBP: 0.288, SLG: 0.349										4	0	1	0	0	2	4									
12 Tyler Moore, R OBP: 0.274, SLG: 0.381										4	1	2	0	0	0	1									
21 Matthew den Dekker, L OBP: 0.200, SLG: 0.500										4	1	1	2	0	1	2									
31 Max Scherzer, R OBP: 0.257, SLG: 0.257										2	1	1	0	0	1	0									
58 Doug Fister, L OBP: 0.316, SLG: 0.333										1	0	0	0	0	0	0									
22 Drew Storen, S OBP: 0.285, SLG: 0.349										0	0	0	0	0	0	0									
<b>Inning Stats</b>	R: 1 E: 0 K: 1 S: 15	H: 2 LOB: 2 BB: 0 P: 22	R: 0 E: 0 K: 1 S: 9	H: 1 LOB: 1 BB: 0 P: 12	R: 0 E: 0 K: 0 S: 3	H: 0 LOB: 0 BB: 1 P: 8	R: 0 E: 0 K: 0 S: 7	H: 1 LOB: 1 BB: 0 P: 10	R: 2 E: 1 K: 1 S: 16	H: 3 LOB: 2 BB: 0 P: 24	R: 2 E: 0 K: 2 S: 13	H: 2 LOB: 0 BB: 0 P: 16	R: 0 E: 0 K: 2 S: 9	H: 0 LOB: 0 BB: 0 P: 13	R: 0 E: 0 K: 2 S: 11	H: 0 LOB: 0 BB: 0 P: 18	R: 0 E: 0 K: 1 S: 8	H: 0 LOB: 1 BB: 1 P: 12	1B: 7 2B: 1 3B: 0 HR: 1	SF: 1 SAC: 1 DP: 1 HBP: 1	WP: 2 PB: 0 SB: 1 CS: 0	PA: 39			
<b>PITCHER</b>	IP	WLS	BF	H	R	ER	SO	BB	IBB	HBP	BLK	WP	HR	S	P	ERA	WHIP								
34 Aaron Harang, R ERA: 3.56	6.0	L	29	9	5	4	5	1	0	1	0	2	1	63	92	6.00	1.667								
46 Jeanmar Gómez, R ERA: 1.7	2.0		6	0	0	0	4	0	0	0	0	0	0	20	31	0.00	0.000								
59 Elvis Araujo, L ERA: 3.12	1.0		4	0	0	0	1	1	0	0	0	0	0	8	12	0.00	1.000								

Batter	1	2	3	4	5	6	7	8	9	AB	R	H	RBI	BB	SO	LOB	BOTTOM								
37 Odúbel Herrera, L OBP: 0.275, SLG: 0.353										4	0	0	0	0	1	1	Washington Nationals @ Philadelphia Phillies Citizens Bank Park, Philadelphia, PA Fri Jun 26 2015, 7:06 PM - 9:44 PM EDT Att: 22,292 - Partly Cloudy - 78 F								
59 Elvis Araujo, L										0	0	0	0	0	0	0									
16 César Hernández, S OBP: 0.342, SLG: 0.338										4	1	1	0	0	2	0									
7 Maikel Franco, R OBP: 0.350, SLG: 0.572										4	0	0	0	0	1	1									
6 Ryan Howard, L OBP: 0.270, SLG: 0.459										4	0	1	0	0	1	1									
9 Domonic Brown, L OBP: 0.304, SLG: 0.256										4	0	1	1	0	0	1									
25 Cody Asche, L OBP: 0.274, SLG: 0.340										4	0	2	0	0	1	0									
29 Cameron Rupp, R OBP: 0.317, SLG: 0.352										3	0	0	0	0	1	2									
13 Freddy Galvis, S OBP: 0.303, SLG: 0.315										3	0	1	0	0	0	0									
34 Aaron Harang, R OBP: 0.185, SLG: 0.192										1	0	0	0	0	0	0									
18 Darin Ruf, R OBP: 0.277, SLG: 0.379										1	0	0	0	0	0	1									
46 Jeanmar Gómez, R										0	0	0	0	0	0	0									
2 Ben Revere, L OBP: 0.331, SLG: 0.384										1	1	1	1	0	0	0									
<b>Inning Stats</b>	R: 0 E: 0 K: 1 S: 6	H: 0 LOB: 0 BB: 0 P: 6	R: 0 E: 0 K: 1 S: 6	H: 0 LOB: 0 BB: 0 P: 9	R: 0 E: 0 K: 0 S: 6	H: 0 LOB: 0 BB: 0 P: 10	R: 0 E: 0 K: 1 S: 7	H: 0 LOB: 0 BB: 0 P: 13	R: 0 E: 0 K: 0 S: 8	H: 0 LOB: 0 BB: 0 P: 10	R: 0 E: 0 K: 2 S: 12	H: 1 LOB: 1 BB: 0 P: 17	R: 1 E: 0 K: 2 S: 20	H: 3 LOB: 2 BB: 0 P: 28	R: 1 E: 0 K: 0 S: 6	H: 1 LOB: 0 BB: 0 P: 7	R: 0 E: 0 K: 0 S: 6	H: 2 LOB: 2 BB: 0 P: 7	1B: 3 2B: 3 3B: 0 HR: 1	SF: 0 SAC: 0 DP: 0 HBP: 0	WP: 1 PB: 0 SB: 0 CS: 0	PA: 33			
<b>PITCHER</b>	IP	WLS	BF	H	R	ER	SO	BB	IBB	HBP	BLK	WP	HR	S	P	ERA	WHIP								
31 Max Scherzer, R ERA: 1.79	8.0	W	29	5	2	2	7	0	0	0	0	0	0	71	100	2.25	0.625								
22 Drew Storen, R ERA: 2.17	1.0	S	4	2	0	0	0	0	0	0	0	0	0	6	7	0.00	2.000								




Batter	1	2	3	4	5	6	7	8	9	AB	R	H	RBI	BB	SO	LOB	TOP					
2 Denard Span, L (1,8) OBP: 0.360, SLG: 0.441										4	1	2	0	1	1	1	Washington Nationals @ Philadelphia Phillies Citizens Bank Park, Philadelphia, PA Sun Jun 28 2015, 1:09 PM - 4:14 PM EDT Partly Cloudy - 77 F					
8 Danny Espinosa, S (1,5) OBP: 0.337, SLG: 0.435										4	0	0	1	0	1	5						
34 Bryce Harper, L (1,9) OBP: 0.465, SLG: 0.715										4	0	1	0	1	1	2						
40 Wilson Ramos, R (1,2)										4	0	0	0	1	1	2						
25 Clint Robinson, L (1,3) OBP: 0.339, SLG: 0.394 12 Tyler Moore, R (7,PH) OBP: 0.269, SLG: 0.374										1	1	0	0	2	0	0						
26 Dan Uggla, R (1,4) OBP: 0.333, SLG: 0.370										4	1	3	0	1	0	0						
20 Ian Desmond, R (1,6) OBP: 0.266, SLG: 0.346										5	0	1	0	0	0	5						
3 Michael Taylor, R (1,7) OBP: 0.300, SLG: 0.397										4	0	2	1	0	1	3						
37 Stephen Strasburg, R (1,1) 21 Matthew den Dekker, L (8,PH) 46 Matt Thornton, L (8,1) 48 David Carpenter, R (8,1) 22 Drew Storen, S (9,1)										2	0	0	0	0	1	2						
<b>Inning Stats</b>	R: 0 E: 0 K: 1 S: 11	H: 1 LOB: 1 BB: 0 P: 17	R: 0 E: 0 K: 0 S: 9	H: 0 LOB: 0 BB: 0 P: 15	R: 0 E: 0 K: 0 S: 6	H: 1 LOB: 1 BB: 0 P: 9	R: 0 E: 0 K: 2 S: 12	H: 2 LOB: 3 BB: 1 P: 20	R: 1 E: 1 K: 1 S: 10	H: 1 LOB: 1 BB: 1 P: 17	R: 2 E: 0 K: 0 S: 13	H: 2 LOB: 2 BB: 2 P: 25	R: 0 E: 0 K: 1 S: 9	H: 1 LOB: 2 BB: 1 P: 15	R: 0 E: 1 K: 3 S: 13	H: 1 LOB: 1 BB: 0 P: 18		R: 0 E: 0 K: 0 S: 8	H: 0 LOB: 1 BB: 1 P: 17	1B: 6 2B: 3 3B: 0 HR: 0	SF: 1 SAC: 1 DP: 0 HBP: 0	WP: 0 PB: 1 SB: 0 CS: 0
<b>PITCHER</b>	IP WLS BF H R ER SO BB IBB HBP BLK WP HR S P ERA WHIP																					
28 Kevin Correia, R (1,1) ERA: 3.6	5.1 L 26 7 3 1 4 3 0 0 0 0 0 0 58 95 1.69 1.875																					
46 Jeanmar Gómez, R (6,1) ERA: 1.69	0.1 1 0 0 0 0 0 0 0 0 0 0 0 2 2 0.00 0.000																					
63 Jake Diekman, L (6,1) ERA: 5.6	1.0 6 1 0 0 1 2 0 0 0 0 0 0 9 20 0.00 3.000																					
57 Luis García, R (7,1) ERA: 3.38	1.1 6 1 0 0 3 0 0 0 0 0 0 0 14 19 0.00 0.750																					
30 Justin De Fratus, R (9,1) ERA: 5.54	1.0 4 0 0 0 0 1 0 0 0 0 0 0 8 17 0.00 1.000																					
<b>Batter</b>	<b>1</b>	<b>2</b>	<b>3</b>	<b>4</b>	<b>5</b>	<b>6</b>	<b>7</b>	<b>8</b>	<b>9</b>	<b>AB</b>	<b>R</b>	<b>H</b>	<b>RBI</b>	<b>BB</b>	<b>SO</b>	<b>LOB</b>	<b>BOTTOM</b>					
2 Ben Revere, L (1,8) OBP: 0.327, SLG: 0.379										4	0	0	0	0	1	0	Washington Nationals @ Philadelphia Phillies Citizens Bank Park, Philadelphia, PA Sun Jun 28 2015, 1:09 PM - 4:14 PM EDT Partly Cloudy - 77 F					
16 César Hernández, S (1,4) OBP: 0.346, SLG: 0.343										4	0	2	0	0	0	0						
7 Maikel Franco, R (1,5) OBP: 0.347, SLG: 0.564										4	1	1	0	0	0	2						
6 Ryan Howard, L (1,3) OBP: 0.270, SLG: 0.453										3	0	0	0	1	3	2						
3 Jeff Francoeur, R (1,9) OBP: 0.292, SLG: 0.424										4	1	2	2	0	0	0						
25 Cody Asche, L (1,7) OBP: 0.270, SLG: 0.335 57 Luis García, R (7,1) 30 Justin De Fratus, S (9,1) 18 Darin Ruf, R (9,PH) OBP: 0.274, SLG: 0.375										3	0	0	0	0	1	3						
29 Cameron Rupp, R (1,2) OBP: 0.305, SLG: 0.337										4	0	0	0	0	1	0						
13 Freddy Galvis, S (1,6) OBP: 0.300, SLG: 0.311										3	0	0	0	0	3	0						
28 Kevin Correia, R (1,1) OBP: 0.200, SLG: 0.200 46 Jeanmar Gómez, R (6,1) 63 Jake Diekman, R (6,1) 9 Dornic Brown, L (7,9) OBP: 0.298, SLG: 0.250										2	0	0	0	0	1	0						
<b>Inning Stats</b>	R: 0 E: 0 K: 1 S: 8	H: 1 LOB: 1 BB: 0 P: 14	R: 1 E: 0 K: 1 S: 8	H: 1 LOB: 0 BB: 0 P: 12	R: 0 E: 0 K: 0 S: 7	H: 0 LOB: 0 BB: 0 P: 14	R: 0 E: 1 K: 2 S: 10	H: 0 LOB: 1 BB: 0 P: 14	R: 0 E: 0 K: 3 S: 9	H: 0 LOB: 0 BB: 0 P: 13	R: 1 E: 0 K: 0 S: 16	H: 2 LOB: 2 BB: 1 P: 29	R: 0 E: 0 K: 2 S: 10	H: 0 LOB: 0 BB: 0 P: 17	R: 0 E: 0 K: 2 S: 12	H: 1 LOB: 1 BB: 0 P: 17		R: 0 E: 0 K: 0 S: 4	H: 0 LOB: 0 BB: 0 P: 8	1B: 4 2B: 0 3B: 0 HR: 1	SF: 0 SAC: 0 DP: 0 HBP: 0	WP: 0 PB: 0 SB: 2 CS: 0
<b>PITCHER</b>	IP WLS BF H R ER SO BB IBB HBP BLK WP HR S P ERA WHIP																					
37 Stephen Strasburg, R (1,1) ERA: 5.45	7.0 W 27 4 2 2 9 1 0 0 0 0 0 0 68 113 2.57 0.714																					
46 Matt Thornton, L (8,1) ERA: 2.41	0.1 H 1 0 0 0 1 0 0 0 0 0 0 0 3 4 0.00 0.000																					
48 David Carpenter, R (8,1) ERA: 3.96	0.2 H 3 1 0 0 1 0 0 0 0 0 0 0 9 13 0.00 1.500																					
22 Drew Storen, R (9,1) ERA: 2.1	1.0 S 3 0 0 0 0 0 0 0 0 0 0 0 4 8 0.00 0.000																					



Batter	1	2	3	4	5	6	7	8	9	AB	R	H	RBI	BB	SO	LOB	TOP										
3 Michael Taylor, R OBP: 0.298, SLG: 0.392	G4-3		K		K		G4-3 5 WP 25 1B		F9	5	1	1	0	0	2	1											
8 Danny Espinosa, S OBP: 0.331, SLG: 0.425	G4-3		P4		K		L7		K	5	0	0	0	0	2	2											
5 Yonel Escobar, R OBP: 0.376, SLG: 0.416					E5		G4-3			4	1	2	0	1	0	1											
25 Clint Robinson, L OBP: 0.341, SLG: 0.395	K				K				F8	5	1	2	2	0	2	3											
20 Ian Desmond, R OBP: 0.269, SLG: 0.356	L5									3	1	1	2	1	1	0											
59 Jose Lobaton, S OBP: 0.333, SLG: 0.397	G6-3									4	1	2	1	0	0	2											
12 Tyler Moore, R OBP: 0.268, SLG: 0.379	P6				K					4	0	1	0	0	1	1											
21 Matthew den Dekker, L OBP: 0.200, SLG: 0.400					L8					4	0	1	0	0	1	2											
57 Tanner Roark, R ERA: 3.5					SH3					1	0	0	0	0	0	1											
1 Wilmer Difo, S ERA: 3.09					FC6					0	0	0	0	0	0	1											
64 Blake Treinen, R ERA: 3.79										0	0	0	0	0	0	1											
16 Emmanuel Burriss, S ERA: 2.77										0	0	0	0	0	0	0											
44 Casey Janssen, R ERA: 2.77										0	0	0	0	0	0	0											
<b>Inning Stats</b>	R: 0 E: 0 K: 1 S: 10	H: 0 LOB: 1 BB: 1 P: 19	R: 0 E: 0 K: 0 S: 11	H: 0 LOB: 0 BB: 0 P: 17	R: 0 E: 0 K: 1 S: 8	H: 1 LOB: 1 BB: 0 P: 14	R: 3 E: 0 K: 1 S: 22	H: 4 LOB: 1 BB: 0 P: 34	R: 0 E: 0 K: 3 S: 14	H: 0 LOB: 1 BB: 0 P: 21	R: 1 E: 0 K: 2 S: 12	H: 2 LOB: 1 BB: 0 P: 20	R: 1 E: 0 K: 0 S: 14	H: 2 LOB: 2 BB: 1 P: 24	R: 0 E: 0 K: 1 S: 9	H: 0 LOB: 0 BB: 0 P: 12	R: 0 E: 0 K: 1 S: 9	H: 1 LOB: 1 BB: 0 P: 15	1B: 6 2B: 2 3B: 0 HR: 2	SF: 0 SAC: 1 DP: 0 HBP: 0	WP: 1 PB: 0 SB: 0 CS: 0	PA: 40					
<b>PITCHER</b>	IP	WLS	BF	H	R	ER	SO	BB	IBB	HBP	BLK	WP	HR	S	P	ERA	WHIP										
52 Severino González, R ERA: 8.28	5.1	W	24	6	4	4	7	1	0	0	0	0	2	72	114	6.75	1.312										
46 Jeanmar Gómez, R ERA: 1.66	0.2		3	1	0	0	1	0	0	0	0	0	0	5	11	0.00	1.500										
59 Elvis Araujo, L ERA: 3.5	0.2		4	2	1	1	0	0	0	0	0	1	0	8	12	13.50	3.000										
53 Ken Giles, R ERA: 1.62	1.1	H	5	0	0	0	1	1	0	0	0	0	0	15	24	0.00	0.750										
58 Jonathan Papelbon, R ERA: 1.82	1.0	S	4	1	0	0	1	0	0	0	0	0	0	9	15	0.00	1.000										

Washington Nationals @ Philadelphia Phillies  
Citizens Bank Park, Philadelphia, PA  
Sun Jun 28 2015, 4:47 PM - 8:01 PM EDT  
Att: 27,126 - Cloudy - 76 F


AB 37  
R 5  
H 10  
RBI 5  
BB 2  
SO 10  
LOB 14



Batter	1	2	3	4	5	6	7	8	9	AB	R	H	RBI	BB	SO	LOB	BOTTOM										
37 Odúbel Herrera, L OBP: 0.282, SLG: 0.359	G6-3						G1-3			5	2	3	1	0	0	0											
16 César Hernández, S OBP: 0.361, SLG: 0.361										4	1	4	0	0	0	0											
7 Maikel Franco, R OBP: 0.349, SLG: 0.559	E6									5	1	2	3	0	1	4											
9 Dominic Brown, L OBP: 0.308, SLG: 0.267	L8									5	1	2	1	0	0	5											
58 Jonathan Papelbon, R ERA: 1.82										0	0	0	0	0	0	0											
18 Darin Ruf, R OBP: 0.271, SLG: 0.367	FC4									5	0	1	1	0	0	5											
25 Cody Asche, L OBP: 0.279, SLG: 0.340										3	1	2	0	1	0	0											
53 Ken Giles, R ERA: 1.62										0	0	0	0	0	0	0											
3 Jeff Francoeur, R OBP: 0.292, SLG: 0.424										0	0	0	0	0	0	0											
51 Carlos Ruiz, R OBP: 0.283, SLG: 0.253										3	0	0	1	0	0	2											
4 Andrés Blanco, S OBP: 0.338, SLG: 0.538										4	1	1	0	0	0	3											
52 Severino González, R ERA: 8.28										3	1	1	1	0	1	1											
46 Jeanmar Gómez, R ERA: 1.66										0	0	0	0	0	0	0											
59 Elvis Araujo, L ERA: 3.5										0	0	0	0	0	0	0											
2 Ben Revere, L OBP: 0.326, SLG: 0.378										1	0	0	0	0	0	0											
<b>Inning Stats</b>	R: 0 E: 1 K: 0 S: 9	H: 1 LOB: 2 BB: 0 P: 17	R: 4 E: 0 K: 0 S: 26	H: 6 LOB: 2 BB: 0 P: 35	R: 0 E: 0 K: 0 S: 8	H: 0 LOB: 0 BB: 1 P: 12	R: 4 E: 0 K: 0 S: 25	H: 6 LOB: 2 BB: 0 P: 37	R: 0 E: 0 K: 2 S: 12	H: 2 LOB: 2 BB: 0 P: 16	R: 0 E: 0 K: 0 S: 6	H: 0 LOB: 0 BB: 0 P: 10	R: 0 E: 0 K: 0 S: 5	H: 0 LOB: 0 BB: 0 P: 7	R: 0 E: 0 K: 0 S: 10	H: 1 LOB: 1 BB: 0 P: 11	1B: 15 2B: 1 3B: 0 HR: 0	SF: 1 SAC: 1 DP: 1 HBP: 0	WP: 1 PB: 0 SB: 1 CS: 0	PA: 41							
<b>PITCHER</b>	IP	WLS	BF	H	R	ER	SO	BB	IBB	HBP	BLK	WP	HR	S	P	ERA	WHIP										
57 Tanner Roark, R ERA: 4.34	3.1	L	23	12	8	8	0	1	0	0	0	0	0	24	35	0.00	1.800										
73 Felipe Vázquez, L ERA: 3.09	1.2		8	3	0	0	2	0	0	0	0	1	0	11	17	0.00	0.000										
64 Blake Treinen, R ERA: 3.79	2.0		6	0	0	0	0	0	0	0	0	0	0	11	17	0.00	0.000										
44 Casey Janssen, R ERA: 2.77	1.0		4	1	0	0	0	0	0	0	0	0	0	10	11	0.00	1.000										

Washington Nationals @ Philadelphia Phillies  
Citizens Bank Park, Philadelphia, PA  
Sun Jun 28 2015, 4:47 PM - 8:01 PM EDT  
Att: 27,126 - Cloudy - 76 F

AB 38  
R 8  
H 16  
RBI 8  
BB 1  
SO 2  
LOB 20













Batter	1	2	3	4	5	6	7	8	9	AB	R	H	RBI	BB	SO	LOB	TOP						
28 Gerardo Parra, L (1.7) OBP: 0.329, SLG: 0.450										4	2	3	0	1	0	0							
2 Scooter Gennett, L (1.4) OBP: 0.260, SLG: 0.392										5	2	3	3	0	0	5							
8 Ryan Braun, R (1.9) OBP: 0.341, SLG: 0.500										5	0	1	2	0	2	3							
24 Adam Lind, L (1.3) OBP: 0.366, SLG: 0.506										5	2	2	2	0	0	3							
27 Carlos Gómez, R (1.8) OBP: 0.311, SLG: 0.419										5	1	1	0	0	0	3							
16 Aramis Ramirez, R (1.5) OBP: 0.284, SLG: 0.419										4	0	2	2	0	1	0							
5 Héctor Gómez, R (7.6) OBP: 0.237, SLG: 0.363										1	0	0	0	0	0								
14 Hernán Pérez, R (1.6) OBP: 0.253, SLG: 0.307										5	0	0	0	0	1	2							
12 Martín Maldonado, R (1.2) OBP: 0.262, SLG: 0.274										5	0	2	0	0	2	2							
26 Kyle Lohse, R (1.1) OBP: 0.207, SLG: 0.207										4	2	3	0	0	0	1							
48 Neal Cotts, L (7.1) OBP: 0.237, SLG: 0.307										0	0	0	0	0	0	0							
51 Jonathan Broxton, R (8.1) OBP: 0.237, SLG: 0.307										0	0	0	0	0	0	0							
46 Corey Knebel, R (9.1) OBP: 0.237, SLG: 0.307										0	0	0	0	0	0	0							
<b>Inning Stats</b>	R: 2 E: 0 K: 0 S: 12	H: 2 LOB: 0 BB: 0 P: 17	R: 0 E: 0 K: 0 S: 15	H: 3 LOB: 3 BB: 0 P: 19	R: 2 E: 0 K: 1 S: 14	H: 3 LOB: 1 BB: 0 P: 20	R: 2 E: 0 K: 0 S: 13	H: 2 LOB: 1 BB: 1 P: 18	R: 0 E: 0 K: 0 S: 6	H: 1 LOB: 0 BB: 0 P: 12	R: 2 E: 0 K: 1 S: 14	H: 3 LOB: 1 BB: 0 P: 19	R: 0 E: 0 K: 2 S: 10	H: 1 LOB: 1 BB: 0 P: 14	R: 1 E: 0 K: 1 S: 12	H: 2 LOB: 1 BB: 0 P: 16	R: 0 E: 0 K: 1 S: 8	H: 0 LOB: 0 BB: 0 P: 12	1B: 11 2B: 4 3B: 1 HR: 1	SF: 0 SAC: 0 DP: 1 HBP: 0	WP: 0 PB: 0 CS: 0	PA: 44	
<b>PITCHER</b>	IP WLS BF H R ER SO BB IBB HBP BLK WP HR S P ERA WHIP	IP WLS BF H R ER SO BB IBB HBP BLK WP HR S P ERA WHIP	IP WLS BF H R ER SO BB IBB HBP BLK WP HR S P ERA WHIP	IP WLS BF H R ER SO BB IBB HBP BLK WP HR S P ERA WHIP	IP WLS BF H R ER SO BB IBB HBP BLK WP HR S P ERA WHIP	IP WLS BF H R ER SO BB IBB HBP BLK WP HR S P ERA WHIP	IP WLS BF H R ER SO BB IBB HBP BLK WP HR S P ERA WHIP	IP WLS BF H R ER SO BB IBB HBP BLK WP HR S P ERA WHIP	IP WLS BF H R ER SO BB IBB HBP BLK WP HR S P ERA WHIP	IP WLS BF H R ER SO BB IBB HBP BLK WP HR S P ERA WHIP	IP WLS BF H R ER SO BB IBB HBP BLK WP HR S P ERA WHIP	IP WLS BF H R ER SO BB IBB HBP BLK WP HR S P ERA WHIP	IP WLS BF H R ER SO BB IBB HBP BLK WP HR S P ERA WHIP	IP WLS BF H R ER SO BB IBB HBP BLK WP HR S P ERA WHIP	IP WLS BF H R ER SO BB IBB HBP BLK WP HR S P ERA WHIP	IP WLS BF H R ER SO BB IBB HBP BLK WP HR S P ERA WHIP	IP WLS BF H R ER SO BB IBB HBP BLK WP HR S P ERA WHIP	IP WLS BF H R ER SO BB IBB HBP BLK WP HR S P ERA WHIP	IP WLS BF H R ER SO BB IBB HBP BLK WP HR S P ERA WHIP	IP WLS BF H R ER SO BB IBB HBP BLK WP HR S P ERA WHIP	IP WLS BF H R ER SO BB IBB HBP BLK WP HR S P ERA WHIP	IP WLS BF H R ER SO BB IBB HBP BLK WP HR S P ERA WHIP	IP WLS BF H R ER SO BB IBB HBP BLK WP HR S P ERA WHIP

Milwaukee Brewers @ Philadelphia Phillies  
Citizens Bank Park, Philadelphia, PA  
Wed Jul 01 2015, 7:08 PM - 10:04 PM EDT  
Att: 27,069 - Partly Cloudy - 84 F

AB 43  
R 9  
H 17  
RBI 9  
BB 1  
SO 6  
LOB 19



Batter	1	2	3	4	5	6	7	8	9	AB	R	H	RBI	BB	SO	LOB	BOTTOM							
2 Ben Revere, L (1.9) OBP: 0.324, SLG: 0.375										5	1	1	0	0	1	2								
16 César Hernández, S (1.4) OBP: 0.361, SLG: 0.369										5	2	1	1	0	2	3								
7 Maikel Franco, R (1.5) OBP: 0.349, SLG: 0.557										4	1	3	2	1	0	0								
6 Ryan Howard, L (1.3) OBP: 0.273, SLG: 0.442										5	1	1	0	0	0	3								
25 Cody Asche, L (1.7) OBP: 0.279, SLG: 0.341										4	0	0	0	0	1	3								
51 Carlos Ruiz, R (1.2) OBP: 0.292, SLG: 0.269										3	0	0	0	1	1	2								
37 Odúbel Herrera, L (1.8) OBP: 0.286, SLG: 0.366										4	0	2	1	0	1	1								
13 Freddy Galvis, S (1.6) OBP: 0.305, SLG: 0.313										4	0	1	1	0	0	1								
34 Aaron Harang, R (1.1) OBP: 0.207, SLG: 0.207										2	0	1	0	0	0	2								
63 Jake Diekmann, R (6.1) ERA: 6.24										0	0	0	0	0	0	0								
9 Domonic Brown, L (7.0) OBP: 0.281, SLG: 0.245										1	0	0	0	0	0	0								
59 Elvis Aráuz, L (8.1) ERA: 6.97										0	0	0	0	0	0	0								
46 Jeanmar Gómez, R (9.1) OBP: 0.237, SLG: 0.307										0	0	0	0	0	0	0								
4 Andrés Blanco, S (9.0) OBP: 0.237, SLG: 0.307										0	0	0	0	0	0	0								
<b>Inning Stats</b>	R: 0 E: 0 K: 1 S: 6	H: 0 LOB: 0 BB: 0 P: 10	R: 0 E: 0 K: 0 S: 6	H: 0 LOB: 1 BB: 1 P: 12	R: 0 E: 0 K: 2 S: 11	H: 1 LOB: 0 BB: 0 P: 13	R: 2 E: 1 K: 1 S: 18	H: 4 LOB: 2 BB: 0 P: 28	R: 0 E: 0 K: 0 S: 8	H: 0 LOB: 1 BB: 1 P: 15	R: 0 E: 0 K: 0 S: 7	H: 1 LOB: 1 BB: 0 P: 12	R: 2 E: 0 K: 0 S: 10	H: 3 LOB: 1 BB: 0 P: 11	R: 0 E: 0 K: 2 S: 10	H: 0 LOB: 0 BB: 0 P: 13	R: 1 E: 0 K: 0 S: 7	H: 1 LOB: 1 BB: 1 P: 14	1B: 5 2B: 4 3B: 1 HR: 0	SF: 0 SAC: 0 DP: 0 HBP: 0	WP: 0 PB: 0 CS: 1	PA: 40		
<b>PITCHER</b>	IP WLS BF H R ER SO BB IBB HBP BLK WP HR S P ERA WHIP	IP WLS BF H R ER SO BB IBB HBP BLK WP HR S P ERA WHIP	IP WLS BF H R ER SO BB IBB HBP BLK WP HR S P ERA WHIP	IP WLS BF H R ER SO BB IBB HBP BLK WP HR S P ERA WHIP	IP WLS BF H R ER SO BB IBB HBP BLK WP HR S P ERA WHIP	IP WLS BF H R ER SO BB IBB HBP BLK WP HR S P ERA WHIP	IP WLS BF H R ER SO BB IBB HBP BLK WP HR S P ERA WHIP	IP WLS BF H R ER SO BB IBB HBP BLK WP HR S P ERA WHIP	IP WLS BF H R ER SO BB IBB HBP BLK WP HR S P ERA WHIP	IP WLS BF H R ER SO BB IBB HBP BLK WP HR S P ERA WHIP	IP WLS BF H R ER SO BB IBB HBP BLK WP HR S P ERA WHIP	IP WLS BF H R ER SO BB IBB HBP BLK WP HR S P ERA WHIP	IP WLS BF H R ER SO BB IBB HBP BLK WP HR S P ERA WHIP	IP WLS BF H R ER SO BB IBB HBP BLK WP HR S P ERA WHIP	IP WLS BF H R ER SO BB IBB HBP BLK WP HR S P ERA WHIP	IP WLS BF H R ER SO BB IBB HBP BLK WP HR S P ERA WHIP	IP WLS BF H R ER SO BB IBB HBP BLK WP HR S P ERA WHIP	IP WLS BF H R ER SO BB IBB HBP BLK WP HR S P ERA WHIP	IP WLS BF H R ER SO BB IBB HBP BLK WP HR S P ERA WHIP	IP WLS BF H R ER SO BB IBB HBP BLK WP HR S P ERA WHIP	IP WLS BF H R ER SO BB IBB HBP BLK WP HR S P ERA WHIP	IP WLS BF H R ER SO BB IBB HBP BLK WP HR S P ERA WHIP	IP WLS BF H R ER SO BB IBB HBP BLK WP HR S P ERA WHIP	IP WLS BF H R ER SO BB IBB HBP BLK WP HR S P ERA WHIP

Milwaukee Brewers @ Philadelphia Phillies  
Citizens Bank Park, Philadelphia, PA  
Wed Jul 01 2015, 7:08 PM - 10:04 PM EDT  
Att: 27,069 - Partly Cloudy - 84 F

AB 37  
R 5  
H 10  
RBI 5  
BB 3  
SO 6  
LOB 17









Batter	1	2	3	4	5	6	7	8	9	AB	R	H	RBI	BB	SO	LOB	TOP					
37 Odúbel Herrera, L (1,8) OBP: 0.290, SLG: 0.371										4	0	1	0	0	0	1	Philadelphia Phillies @ Atlanta Braves Turner Field, Atlanta, GA Fri Jul 03 2015, 7:38 PM - 10:21 PM EDT Att: 33,090 - Cloudy - 77 F					
16 César Hernández, S (1,4) OBP: 0.374, SLG: 0.376										3	0	1	1	1	0	1						
7 Maikel Franco, R (1,5) OBP: 0.342, SLG: 0.543										4	0	2	0	0	0	3						
6 Ryan Howard, L (1,3) OBP: 0.268, SLG: 0.435										4	0	0	0	0	0	2						
9 Domico Brown, L (1,9) OBP: 0.273, SLG: 0.237										3	0	0	0	0	2	0						
3 Jeff Francoeur, R (8,PH) OBP: 0.287, SLG: 0.415										1	0	0	0	0	0	0						
25 Cody Asche, L (1,7) OBP: 0.288, SLG: 0.359										4	0	1	0	0	2	0						
46 Jeanmar Gómez, R (8,1)										0	0	0	0	0	0	0						
13 Freddy Galvis, S (1,6)										3	0	2	0	1	0	0						
29 Cameron Rupp, R (1,2) OBP: 0.297, SLG: 0.318										3	1	0	0	0	1	3						
39 Adam Morgan, L (1,1)										0	0	0	0	0	0	0						
63 Jake Diekman, R (8,1)										1	0	1	0	0	0	0						
2 Ben Revere, L (8,7) OBP: 0.328, SLG: 0.379										1	0	1	0	0	0	0						
<b>Inning Stats</b>	R: 0 E: 0 K: 0 S: 5	H: 1 LOB: 0 BB: 0 P: 8	R: 0 E: 0 K: 2 S: 16	H: 2 LOB: 3 BB: 1 P: 27	R: 0 E: 0 K: 0 S: 13	H: 1 LOB: 1 BB: 0 P: 18	R: 0 E: 0 K: 1 S: 10	H: 0 LOB: 1 BB: 1 P: 17	R: 1 E: 1 K: 0 S: 9	H: 2 LOB: 1 BB: 0 P: 14	R: 0 E: 0 K: 1 S: 8	H: 0 LOB: 0 BB: 0 P: 10	R: 0 E: 1 K: 0 S: 10	H: 1 LOB: 2 BB: 1 P: 16	R: 0 E: 0 K: 1 S: 7	H: 0 LOB: 0 BB: 0 P: 11	R: 0 E: 0 K: 0 S: 7	H: 2 LOB: 1 BB: 0 P: 13	1B: 8 2B: 1 3B: 0 HR: 0	SF: 0 SAC: 1 DP: 1 HBP: 0	WP: 0 PB: 0 SB: 0 CS: 1	PA: 38
<b>PITCHER</b>	IP	WLS	BF	H	R	ER	SO	BB	IBB	HBP	BLK	WP	HR	S	P	ERA	WHIP					
49 Julio Teheran, R (1,1) ERA: 4.6	7.0	W	30	7	1	0	4	3	0	0	0	0	0	71	110	0.00	1.429					
43 Luis Avilán, L (8,1) ERA: 3.13	1.0	H	3	0	0	0	1	0	0	0	0	0	0	7	11	0.00	0.000					
53 Jim Johnson, R (9,1) ERA: 2.25	1.0	S	4	2	0	0	0	0	0	0	0	0	0	7	13	0.00	2.000					

Batter	1	2	3	4	5	6	7	8	9	AB	R	H	RBI	BB	SO	LOB	BOTTOM					
8 Jace Peterson, L (1,4) OBP: 0.333, SLG: 0.359										4	0	0	0	0	2	0	Philadelphia Phillies @ Atlanta Braves Turner Field, Atlanta, GA Fri Jul 03 2015, 7:38 PM - 10:21 PM EDT Att: 33,090 - Cloudy - 77 F					
25 Cameron Maybin, R (1,8) OBP: 0.320, SLG: 0.395										4	0	3	0	0	0	0						
22 Nick Markakis, L (1,9)										2	0	1	0	2	0	1						
23 Chris Johnson, R (1,3) OBP: 0.272, SLG: 0.313										3	0	0	0	0	1	4						
24 Kelly Johnson, L (8,PH) OBP: 0.299, SLG: 0.410										1	0	0	0	0	0	2						
2 Juan Uribe, R (1,5) OBP: 0.330, SLG: 0.426										4	1	1	1	0	0	3						
7 Jonny Gomes, R (1,7) OBP: 0.292, SLG: 0.323										3	1	1	1	0	2	0						
43 Luis Avilán, L (8,1)										0	0	0	0	0	0	0						
53 Jim Johnson, R (9,1)										0	0	0	0	0	0	0						
19 Andrelton Simmons, R (1,6) OBP: 0.322, SLG: 0.358										3	0	0	0	0	0	0						
30 Ryan Lavanway, R (1,2) OBP: 0.250, SLG: 0.205										3	0	1	0	0	1	0						
49 Julio Teheran, R (1,1) OBP: 0.071, SLG: 0.071										2	0	0	0	0	0	0						
14 Eury Pérez, R (7,PH) OBP: 0.333, SLG: 0.324										1	0	0	0	0	0	1						
<b>Inning Stats</b>	R: 0 E: 0 K: 0 S: 6	H: 1 LOB: 1 BB: 0 P: 11	R: 1 E: 0 K: 0 S: 7	H: 1 LOB: 0 BB: 0 P: 12	R: 0 E: 0 K: 0 S: 8	H: 0 LOB: 0 BB: 0 P: 12	R: 0 E: 0 K: 1 S: 8	H: 0 LOB: 0 BB: 1 P: 16	R: 0 E: 0 K: 2 S: 8	H: 0 LOB: 0 BB: 0 P: 12	R: 0 E: 0 K: 1 S: 13	H: 1 LOB: 2 BB: 1 P: 24	R: 0 E: 0 K: 1 S: 9	H: 2 LOB: 1 BB: 0 P: 11	R: 1 E: 0 K: 1 S: 14	H: 2 LOB: 2 BB: 0 P: 20	1B: 4 2B: 1 3B: 0 HR: 2	SF: 0 SAC: 0 DP: 1 HBP: 0	WP: 2 PB: 0 SB: 0 CS: 0	PA: 32		
<b>PITCHER</b>	IP	WLS	BF	H	R	ER	SO	BB	IBB	HBP	BLK	WP	HR	S	P	ERA	WHIP					
39 Adam Morgan, L (1,1) ERA: 2.13	7.0	L	27	5	2	2	5	2	0	0	0	1	2	59	98	2.57	1.000					
63 Jake Diekman, L (8,1) ERA: 5.16	0.1		3	2	0	0	1	0	0	0	0	0	0	11	15	0.00	6.000					
46 Jeanmar Gómez, R (8,1) ERA: 1.59	0.2		2	0	0	0	0	0	0	0	0	1	0	3	5	0.00	0.000					

AB	33
R	1
H	9
RBI	1
BB	3
SO	5
LOB	12



AB	30
R	2
H	7
RBI	2
BB	2
SO	6
LOB	11





Batter	1	2	3	4	5	6	7	8	9	AB	R	H	RBI	BB	SO	LOB	TOP							
16 César Hernández, S (1,4) OBP: 0.374, SLG: 0.376										5	0	2	1	0	0	1								
4 Andrés Blanco, S (1,3) OBP: 0.350, SLG: 0.514										4	1	2	0	1	0	2								
7 Maikel Franco, R (1,5) OBP: 0.338, SLG: 0.532										4	0	0	0	1	1	2								
3 Jeff Francoeur, R (1,9) OBP: 0.292, SLG: 0.413										3	1	1	0	1	0	3								
18 Darin Ruf, R (1,7) OBP: 0.268, SLG: 0.390										4	1	1	3	0	1	4								
13 Freddy Galvis, S (1,6) OBP: 0.322, SLG: 0.330									4	0	2	0	0	2	1									
37 Odúbel Herrera, L (1,8) OBP: 0.290, SLG: 0.382									4	1	1	1	0	0	3									
29 Cameron Rupp, R (1,2) OBP: 0.303, SLG: 0.333									4	1	2	0	0	2	1									
28 Kevin Correia, R (1,1) OBP: 0.167, SLG: 0.167									1	0	0	0	0	0	1									
59 Elvis Araujo, L (4,1) ERA: 2.7										1	0	0	0	0	1									
30 Justin De Fratus, S (7,1) OBP: 0.287, SLG: 0.433										0	0	0	0	0	0									
6 Ryan Howard, L (8,PH) OBP: 0.287, SLG: 0.433										1	0	0	0	0	0									
63 Jake Diekmann, R (8,1) OBP: 0.287, SLG: 0.433										0	0	0	0	0	0									
<b>Inning Stats</b>	R: 0 E: 0 K: 1 S: 7	H: 1 LOB: 0 BB: 0 P: 10	R: 0 E: 0 K: 1 S: 8	H: 1 LOB: 1 BB: 0 P: 0	R: 1 E: 0 K: 0 S: 10	H: 3 LOB: 3 BB: 1 P: 17	R: 0 E: 0 K: 1 S: 11	H: 1 LOB: 1 BB: 0 P: 18	R: 3 E: 0 K: 0 S: 17	H: 3 LOB: 1 BB: 1 P: 25	R: 0 E: 0 K: 1 S: 6	H: 1 LOB: 0 BB: 0 P: 8	R: 0 E: 0 K: 1 S: 10	H: 0 LOB: 0 BB: 0 P: 14	R: 1 E: 0 K: 2 S: 10	H: 1 LOB: 0 BB: 0 P: 15	R: 0 E: 0 K: 0 S: 7	H: 0 LOB: 0 BB: 1 P: 13	1B: 7 2B: 2 3B: 0 HR: 2	SF: 0 SAC: 1 DP: 2 HBP: 0	WP: 0 PB: 0 SB: 0 CS: 0	PA: 39		
<b>PITCHER</b>	IP WLS BF H R ER SO BB IBB HBP BLK WP HR S P ERA WHIP	6.0 W 29 10 4 4 4 4 2 0 0 0 0 1 59 88 6.00 2.000	1.2 6 1 1 1 3 0 0 0 0 0 0 1 18 26 5.40 0.600	0.1 1 0 0 0 0 0 0 0 0 0 0 2 3 0.00 0.000	1.0 3 0 0 0 0 1 0 0 0 0 0 7 13 0.00 1.000																			

Philadelphia Phillies @ Atlanta Braves  
Turner Field, Atlanta, GA  
Sat Jul 04 2015, 7:16 PM - 10:19 PM EDT  
Att: 34,401 - Partly Cloudy - 82 F

AB 35  
R 5  
H 11  
RBI 5  
BB 3  
SO 7  
LOB 19

Batter	1	2	3	4	5	6	7	8	9	AB	R	H	RBI	BB	SO	LOB	BOTTOM					
8 Jace Peterson, L (1,4) OBP: 0.334, SLG: 0.358									4	2	1	0	1	1	1							
25 Cameron Maybin, R (1,8) OBP: 0.394, SLG: 0.415									5	3	3	2	0	0	0							
22 Nick Markakis, L (1,9) OBP: 0.388, SLG: 0.355									4	2	1	2	1	0	1							
24 Kelly Johnson, L (1,3) OBP: 0.301, SLG: 0.415									3	1	2	3	1	0	0							
23 Chris Johnson, R (9,3) OBP: 0.299, SLG: 0.399									4	0	0	1	0	0	4							
2 Juan Uribe, R (1,5) OBP: 0.333, SLG: 0.425									3	0	1	1	1	2	1							
15 A.J. Pierzynski, L (1,2) OBP: 0.296, SLG: 0.404									4	0	0	1	0	0	4							
19 Andrelton Simmons, R (1,6) OBP: 0.319, SLG: 0.354									4	0	0	0	0	0	1							
14 Eury Pérez, R (1,7) OBP: 0.350, SLG: 0.324									3	0	1	0	1	0	0							
40 Alex Wood, R (1,1) OBP: 0.200, SLG: 0.207									2	1	1	0	0	0	2							
56 Dana Eveland, L (8,1) ERA: 5.04										1	0	0	0	0	1							
63 Jake Bringham, R (9,1) ERA: 4.99										0	0	0	0	0	0							
<b>Inning Stats</b>	R: 4 E: 0 K: 0 S: 12	H: 5 LOB: 2 BB: 1 P: 23	R: 1 E: 0 K: 0 S: 13	H: 1 LOB: 0 BB: 0 P: 21	R: 0 E: 0 K: 1 S: 10	H: 0 LOB: 0 BB: 0 P: 13	R: 4 E: 1 K: 1 S: 23	H: 4 LOB: 1 BB: 1 P: 35	R: 0 E: 0 K: 1 S: 9	H: 0 LOB: 1 BB: 1 P: 15	R: 0 E: 0 K: 0 S: 18	H: 0 LOB: 2 BB: 2 P: 29	R: 0 E: 0 K: 1 S: 15	H: 0 LOB: 0 BB: 0 P: 11	R: 0 E: 1 K: 1 S: 15	H: 0 LOB: 1 BB: 0 P: 20	1B: 6 2B: 3 3B: 0 HR: 1	SF: 0 SAC: 1 DP: 0 HBP: 0	WP: 1 PB: 0 SB: 1 CS: 0	PA: 40		
<b>PITCHER</b>	IP WLS BF H R ER SO BB IBB HBP BLK WP HR S P ERA WHIP	3.1 L 22 9 9 9 1 2 0 0 0 0 1 0 49 81 24.30 3.600	2.2 11 0 0 0 2 3 0 0 0 0 1 0 36 55 0.00 1.125	1.0 3 0 0 0 1 0 0 0 0 0 0 8 11 0.00 0.000	1.0 4 0 0 0 1 0 0 0 0 0 0 15 20 0.00 0.000																	

Philadelphia Phillies @ Atlanta Braves  
Turner Field, Atlanta, GA  
Sat Jul 04 2015, 7:16 PM - 10:19 PM EDT  
Att: 34,401 - Partly Cloudy - 82 F

AB 34  
R 9  
H 10  
RBI 9  
BB 5  
SO 5  
LOB 11



Batter	1	2	3	4	5	6	7	8	9	10	AB	R	H	RBI	BB	SO	LOB	TOP	
37 Oúbel Herrera, L OBP: 0.292, SLG: 0.386	(1,8) K		P5		2B		F9			1B	5	1	2	0	0	1	1	Philadelphia Phillies @ Atlanta Braves Turner Field, Atlanta, GA Sun Jul 05 2015, 1:37 PM - 4:48 PM EDT Att: 18,763 - Partly Cloudy - 81 F	
16 César Hernández, S OBP: 0.385, SLG: 0.385	(1,4) BB		1B		1B		K			1B	4	1	3	0	1	1	1		
7 Maikel Franco, R OBP: 0.345, SLG: 0.531	(1,5) 1B		K		K		G4-3			BB	4	1	2	0	1	2	2		
6 Ryan Howard, L OBP: 0.282, SLG: 0.427	(1,3) K		L3		K		G4-3			SF9	4	0	0	1	0	2	5		
51 Carlos Ruiz, R OBP: 0.200, SLG: 0.279	(1,2) 1B				BB		F9			2B	4	1	2	2	1	0	1		
25 Cody Asche, L OBP: 0.282, SLG: 0.351	(1,7) K		P2		G3		G6-3			G4-3	5	0	0	0	0	1	6		
13 Freddy Galvis, S OBP: 0.323, SLG: 0.331	(1,6) K		1B		1B		P6			1B	5	0	2	1	0	2	0		
9 Dornic Brown, L OBP: 0.268, SLG: 0.234	(1,9) G3		G3		G3		1B			G6-3	5	0	1	0	0	1	3		
35 Cole Hamels, L OBP: 0.118, SLG: 0.118	(8,1) K		P4		FC1-6		FC1-6			K	3	0	0	0	0	0	1		3
53 Ken Giles, R	(8,1) K									K	0	0	0	0	0	0	0		0
18 Darin Ruf, R OBP: 0.299, SLG: 0.387	(9,1) K									K	1	0	0	0	0	1	0	0	
57 Luis García, R	(9,1) K									K	0	0	0	0	0	0	0	0	
58 Jonathan Papelbon, R	(10,1) K									K	0	0	0	0	0	0	0	0	
<b>Inning Stats</b>	R: 0 E: 0 K: 3 S: 16	H: 2 LOB: 3 BB: 1 P: 24	R: 0 E: 0 K: 2 S: 10	H: 0 LOB: 0 BB: 0 P: 14	R: 0 E: 0 K: 1 S: 13	H: 1 LOB: 1 BB: 0 P: 17	R: 0 E: 0 K: 2 S: 7	H: 0 LOB: 0 BB: 0 P: 9	R: 0 E: 0 K: 1 S: 8	H: 1 LOB: 1 BB: 0 P: 15	R: 0 E: 0 K: 3 S: 10	H: 0 LOB: 0 BB: 0 P: 15	R: 4 E: 0 K: 0 S: 13	H: 4 LOB: 1 BB: 1 P: 24	1B: 10 2B: 2 3B: 0 HR: 0	SF: 1 SAC: 0 DP: 0 HBP: 0	WP: 1 PB: 0 SB: 3 CS: 1	PA: 44	
<b>PITCHER</b>	IP WLS BF H R ER SO BB IBB HBP BLK WP HR S P ERA WHIP	6.1 0.2 27 0 0 0 8 2 0 0 0 0 0 4 6 0.00 1.421	7.1 0.2 4 1 0 0 0 0 0 0 0 0 0 10 14 0.00 1.000	8.1 1.0 3 0 0 0 3 0 0 0 0 0 0 10 15 0.00 0.000	10.1 0.0 L 3 2 3 3 0 1 0 0 0 0 4 10 ∞ ∞	10.1 0.1 WLS BF H R ER SO BB IBB HBP BLK WP HR S P ERA WHIP	10.1 0.2 4 2 1 1 0 0 0 0 0 0 1 0 8 13 13.50 3.000												

AB	40
R	4
H	12
RBI	4
BB	3
SO	12
LOB	22



Batter	1	2	3	4	5	6	7	8	9	10	AB	R	H	RBI	BB	SO	LOB	BOTTOM	
8 Jace Peterson, L OBP: 0.332, SLG: 0.355	(1,4) K		1B		F8			K		G5-3	5	0	1	0	0	2	0	Philadelphia Phillies @ Atlanta Braves Turner Field, Atlanta, GA Sun Jul 05 2015, 1:37 PM - 4:48 PM EDT Att: 18,763 - Partly Cloudy - 81 F	
25 Cameron Maybin, R OBP: 0.363, SLG: 0.416	(1,8) 1B		G4-6-3		K		K				4	0	1	0	0	2	1		
22 Nick Markakis, L OBP: 0.364, SLG: 0.351	(1,9) P5		G5-3		G4-3		G4-3			G4-3	4	0	0	0	0	0	1		
23 Chris Johnson, R OBP: 0.260, SLG: 0.313	(1,3) HBP		G4-3		G4-3		15B			BB	2	0	1	0	0	0	0		
24 Kelly Johnson, L OBP: 0.306, SLG: 0.415	(10,3) HBP		1B		L6		1B			BB	0	0	0	0	1	0	0		
15 A.J. Pierzynski, L OBP: 0.314, SLG: 0.416	(1,2) 1B		2B		L6		L6			1B	4	0	3	0	0	0	1		
13 Pedro Ciriaco, R OBP: 0.302, SLG: 0.417	(1,5) F8		K		K		G4-3			F8	4	0	0	0	0	1	6		
7 Jonny Gomes, R OBP: 0.293, SLG: 0.324	(8,1) 1B		K		K		K			K	3	0	0	1	0	0	2		
53 Jim Johnson, R	(8,1) K									K	0	0	0	0	0	0	0		0
39 Jason Grilli, R	(9,1) K									K	1	0	0	0	0	1	2		
2 Juan Uribe, R OBP: 0.232, SLG: 0.423	(10,1) K									K	0	0	0	0	0	0	0		
51 Nick Masset, R	(10,1) K									K	0	0	0	0	0	0	0		
56 Dana Eveland, L	(10,1) K									K	0	0	0	0	0	0	0		
63 Jake Brigham, R	(10,1) K									K	0	0	0	0	0	0	0		
<b>Inning Stats</b>	R: 0 E: 0 K: 1 S: 12	H: 2 LOB: 3 BB: 0 P: 20	R: 0 E: 0 K: 1 S: 9	H: 1 LOB: 0 BB: 0 P: 15	R: 0 E: 0 K: 2 S: 5	H: 1 LOB: 1 BB: 0 P: 21	R: 0 E: 0 K: 0 S: 6	H: 0 LOB: 0 BB: 0 P: 9	R: 0 E: 0 K: 1 S: 14	H: 1 LOB: 1 BB: 0 P: 21	R: 0 E: 0 K: 3 S: 9	H: 1 LOB: 2 BB: 0 P: 15	R: 0 E: 0 K: 0 S: 6	H: 0 LOB: 0 BB: 0 P: 10	1B: 6 2B: 1 3B: 0 HR: 0	SF: 0 SAC: 0 DP: 1 HBP: 1	WP: 0 PB: 0 SB: 1 CS: 0	PA: 37	
<b>PITCHER</b>	IP WLS BF H R ER SO BB IBB HBP BLK WP HR S P ERA WHIP	7.0 1.0 3 0 0 0 3 0 0 0 0 0 9 15 0.00 0.000	8.1 1.0 W 5 1 0 0 1 1 0 0 0 0 8 15 0.00 2.000	10.1 1.0 3 0 0 0 0 0 0 0 0 0 6 10 0.00 0.000															

AB	35
R	0
H	7
RBI	0
BB	1
SO	10
LOB	13













Batter	1	2	3	4	5	6	7	8	9	AB	R	H	RBI	BB	SO	LOB	TOP					
16 César Hernández, S (1.4) OBP: 0.379, SLG: 0.374										4	0	0	0	0	1	3						
37 Odúbel Herrera, L (1.8) OBP: 0.295, SLG: 0.397										4	0	1	0	0	3	2						
7 Maikel Franco, R (1.5) OBP: 0.350, SLG: 0.522										4	0	1	0	0	1	1						
18 Darin Ruf, R (1.3) OBP: 0.270, SLG: 0.378										4	0	1	0	0	1	1						
3 Jeff Francoeur, R (1.7) OBP: 0.286, SLG: 0.421										4	0	0	0	0	2	2						
51 Carlos Ruiz, R (1.2) OBP: 0.311, SLG: 0.286										3	0	1	0	0	0	2						
13 Freddy Galvis, S (1.6) OBP: 0.323, SLG: 0.341										4	0	2	0	0	0	1						
9 Domic Brown, L (1.9) OBP: 0.275, SLG: 0.260										4	0	2	0	0	1	3						
39 Adam Morgan, L (1.1) OBP: 0.286, SLG: 0.350										2	0	0	0	0	2	3						
50 Héctor Neris, R (5.1) ERA: 4.32										0	0	0	0	0	0	0						
6 Ryan Howard, L (7.9) ERA: 4.83										1	0	0	0	0	1	2						
63 Jake Diekman, R (7.1) ERA: 4.83										0	0	0	0	0	0	0						
30 Justin De Fratus, S (8.1) ERA: 4.79										0	0	0	0	0	0	0						
4 Andrés Blanco, S (8.9) ERA: 4.79										1	0	0	0	0	1	1						
<b>Inning Stats</b>	R: 0 H: 1 E: 0 K: 1 S: 9	H: 1 LOB: 1 BB: 0 P: 11	R: 0 H: 1 E: 0 K: 2 S: 13	H: 1 LOB: 2 BB: 0 P: 18	R: 0 H: 0 E: 0 K: 1 S: 7	H: 0 LOB: 0 BB: 0 P: 8	R: 0 H: 0 E: 0 K: 2 S: 11	H: 0 LOB: 0 BB: 0 P: 17	R: 0 H: 1 E: 0 K: 1 S: 8	H: 1 LOB: 1 BB: 0 P: 8	R: 0 H: 2 E: 0 K: 1 S: 10	H: 2 LOB: 2 BB: 0 P: 15	R: 0 H: 2 E: 0 K: 2 S: 11	H: 2 LOB: 2 BB: 0 P: 17	R: 0 H: 0 E: 0 K: 1 S: 7	H: 0 LOB: 0 BB: 0 P: 11	R: 0 H: 1 E: 0 K: 2 S: 16	H: 1 LOB: 1 BB: 0 P: 18	1B: 6 2B: 2 3B: 0 HR: 0	SF: 0 SAC: 0 DP: 0 HBP: 1	WP: 1 PB: 0 SB: 0 CS: 0	PA: 36
<b>PITCHER</b> 22 Clayton Kershaw, L (1.1) ERA: 2.85	IP: 9.0 WLS: W BF: 36 H: 8 R: 0 ER: 0 SO: 13 BB: 0 IBB: 0 HBP: 1 BLK: 0 WP: 1 HR: 0 S: 92 P: 123 ERA: 0.00 WHIP: 0.889															<b>PITCHER</b>						

Philadelphia Phillies @ Los Angeles Dodgers  
 Dodger Stadium, Los Angeles, CA  
 Wed Jul 08 2015, 7:10 PM - 9:51 PM PDT  
 Att. 45,135 - Clear - 72 F

AB	35
R	0
H	8
RBI	0
BB	0
SO	13
LOB	21



Batter	1	2	3	4	5	6	7	8	9	AB	R	H	RBI	BB	SO	LOB	BOTTOM			
66 Yasiel Puig, R (1.9) OBP: 0.355, SLG: 0.429										5	0	0	0	0	1	1				
47 Howie Kendrick, R (1.4) OBP: 0.347, SLG: 0.424										3	0	0	0	1	1	1				
10 Justin Turner, R (1.5) OBP: 0.381, SLG: 0.548										3	0	0	0	0	1	0				
23 Adrián González, L (1.3) OBP: 0.365, SLG: 0.519										4	1	1	0	0	1	2				
33 Scott Van Slyke, R (1.7) OBP: 0.333, SLG: 0.442										3	0	2	0	1	1	3				
31 Joc Pederson, L (1.8) OBP: 0.367, SLG: 0.493										4	1	1	0	0	1	6				
11 Jimmy Rollins, S (1.6) OBP: 0.265, SLG: 0.336										4	2	2	3	0	0	3				
17 A.J. Ellis, R (1.2) OBP: 0.333, SLG: 0.304										4	1	3	2	0	1	0				
22 Clayton Kershaw, L (1.1) OBP: 0.186, SLG: 0.195										3	0	0	0	0	0	1				
<b>Inning Stats</b>	R: 0 H: 0 E: 1 K: 1 S: 16	H: 0 LOB: 3 BB: 1 P: 30	R: 2 H: 2 E: 0 K: 0 S: 12	H: 2 LOB: 0 BB: 0 P: 18	R: 3 H: 4 E: 0 K: 0 S: 17	H: 4 LOB: 1 BB: 0 P: 28	R: 0 H: 0 E: 0 K: 0 S: 7	H: 0 LOB: 0 BB: 0 P: 12	R: 0 H: 1 E: 0 K: 2 S: 14	H: 1 LOB: 1 BB: 0 P: 19	R: 0 H: 1 E: 0 K: 2 S: 9	H: 1 LOB: 2 BB: 1 P: 19	R: 0 H: 1 E: 0 K: 1 S: 9	H: 1 LOB: 2 BB: 1 P: 19	R: 0 H: 0 E: 0 K: 1 S: 8	H: 0 LOB: 0 BB: 0 P: 13	1B: 5 2B: 2 3B: 0 HR: 2	SF: 0 SAC: 1 DP: 0 HBP: 1	WP: 0 PB: 0 SB: 0 CS: 0	PA: 37
<b>PITCHER</b> 39 Adam Morgan, L (1.1) ERA: 4.32	IP: 4.0 WLS: L BF: 21 H: 6 R: 5 ER: 5 SO: 5 BB: 1 IBB: 0 HBP: 0 BLK: 0 WP: 0 HR: 2 S: 23 P: 52 ERA: 11.25 WHIP: 1.750															<b>PITCHER</b>				
50 Héctor Neris, R (5.1) ERA: 4.32	IP: 2.0 WLS: 0 BF: 8 H: 2 R: 0 ER: 0 SO: 4 BB: 0 IBB: 0 HBP: 0 BLK: 0 WP: 0 HR: 0 S: 23 P: 35 ERA: 0.00 WHIP: 1.000															<b>PITCHER</b>				
63 Jake Diekman, L (7.1) ERA: 4.83	IP: 1.0 WLS: 0 BF: 5 H: 1 R: 0 ER: 0 SO: 1 BB: 0 IBB: 0 HBP: 0 BLK: 0 WP: 0 HR: 0 S: 9 P: 19 ERA: 0.00 WHIP: 2.000															<b>PITCHER</b>				
30 Justin De Fratus, R (8.1) ERA: 4.79	IP: 1.0 WLS: 0 BF: 3 H: 0 R: 0 ER: 0 SO: 1 BB: 0 IBB: 0 HBP: 0 BLK: 0 WP: 0 HR: 0 S: 8 P: 13 ERA: 0.00 WHIP: 0.000															<b>PITCHER</b>				

Philadelphia Phillies @ Los Angeles Dodgers  
 Dodger Stadium, Los Angeles, CA  
 Wed Jul 08 2015, 7:10 PM - 9:51 PM PDT  
 Att. 45,135 - Clear - 72 F

AB	33
R	5
H	9
RBI	5
BB	2
SO	7
LOB	17





Batter	1	2	3	4	5	6	7	8	9	AB	R	H	RBI	BB	SO	LOB	TOP			
2 Ben Revere, L (1.8) OBP: 0.332, SLG: 0.377	G6-3		G1-3			G6-3			G6-3	4	0	1	0	0	0	0	Philadelphia Phillies @ Los Angeles Dodgers Dodger Stadium, Los Angeles, CA Thu Jul 09 2015, 7:11 PM - 9:25 PM PDT Att: 41,290 - Clear - 71 F			
16 César Hernández, S (1.4) OBP: 0.372, SLG: 0.395	K						G4-3		K	4	0	0	0	0	3	1				
7 Maikel Franco, R (1.5) OBP: 0.345, SLG: 0.515	G6-3						F8			3	0	0	0	0	1	0				
6 Ryan Howard, L (1.3) OBP: 0.265, SLG: 0.433										3	0	1	0	0	1	0				
25 Cody Asche, L (1.7) OBP: 0.284, SLG: 0.348	K									3	0	0	0	0	1	1				
9 Dominic Brown, L (1.9) OBP: 0.265, SLG: 0.250	FC4-6									3	0	0	0	0	0	1				
13 Freddy Galvis, S (1.6) OBP: 0.319, SLG: 0.338	G1-3									3	0	0	0	0	2	1				
29 Cameron Rupp, R (1.2) OBP: 0.295, SLG: 0.322										3	0	0	0	0	1	0				
52 Severino González, R (1.1) OBP: 0.182, SLG: 0.100										2	0	0	0	0	0	0				
59 Elvis Araujo, L (6.1)										0	0	0	0	0	0	0				
50 Héctor Neris, R (8.1)										0	0	0	0	0	0	0				
37 Odúbel Herrera, L (9. PH)										1	0	0	0	0	0	0				
<b>Inning Stats</b>	R: 0 E: 0 K: 1 S: 9	H: 0 LOB: 0 BB: 0 P: 13	R: 0 E: 0 K: 1 S: 9	H: 1 LOB: 1 BB: 0 P: 15	R: 0 E: 0 K: 0 S: 8	H: 0 LOB: 0 BB: 0 P: 15	R: 0 E: 0 K: 2 S: 7	H: 0 LOB: 0 BB: 0 P: 11	R: 0 E: 0 K: 1 S: 9	H: 0 LOB: 0 BB: 0 P: 15	R: 0 E: 0 K: 1 S: 6	H: 0 LOB: 0 BB: 0 P: 6	R: 0 E: 0 K: 1 S: 8	H: 0 LOB: 0 BB: 0 P: 9	R: 0 E: 0 K: 1 S: 7	H: 1 LOB: 1 BB: 0 P: 17	1B: 2 2B: 0 3B: 0 HR: 0	SF: 0 SAC: 0 DP: 0 HBP: 0	WP: 0 PB: 0 SB: 0 CS: 0	PA: 29
<b>PITCHER</b>	IP WLS BF H R ER SO BB IBB HBP BLK WP HR S P ERA WHIP																			
21 Zack Greinke, R (1.1) ERA: 1.39	8.0 W 25 1 0 0 8 0 0 0 0 0 0 0 63 94 0.00 0.125																			
62 Joel Peralta, R (9.1) ERA: 2.45	1.0 4 1 0 0 1 0 0 0 0 0 0 0 0 11 17 0.00 1.000																			

AB 29  
R 0  
H 2  
RBI 0  
BB 0  
SO 9  
LOB 4



Batter	1	2	3	4	5	6	7	8	9	AB	R	H	RBI	BB	SO	LOB	BOTTOM			
31 Joc Pederson, L (1.8) OBP: 0.365, SLG: 0.488	P6		G5-3							3	0	0	0	1	1	0	Philadelphia Phillies @ Los Angeles Dodgers Dodger Stadium, Los Angeles, CA Thu Jul 09 2015, 7:11 PM - 9:25 PM PDT Att: 41,290 - Clear - 71 F			
47 Howie Kendrick, R (1.4) OBP: 0.346, SLG: 0.422	F8									4	1	1	0	0	0	1				
23 Adrián González, L (1.3) OBP: 0.364, SLG: 0.525	G3									4	1	1	2	0	0	1				
9 Yasmani Grandal, S (1.2) OBP: 0.392, SLG: 0.522										3	2	1	0	1	0	0				
16 Andre Ethier, L (1.7) OBP: 0.369, SLG: 0.480										1	1	1	0	1	0	0				
33 Scott Van Slyke, R (7.7) OBP: 0.331, SLG: 0.439										1	0	0	0	0	1	1				
66 Yasiel Puig, R (1.9) OBP: 0.359, SLG: 0.457										4	1	2	4	0	1	2				
11 Jimmy Rollins, S (1.6) OBP: 0.268, SLG: 0.339										3	0	1	0	1	0	2				
5 Alberto Callaspo, S (1.5) OBP: 0.310, SLG: 0.282										4	0	0	0	0	0	3				
21 Zack Greinke, R (1.1) ERA: 1.39										3	0	0	0	0	2	0				
7 Alex Guerrero, R (8. PH) OBP: 0.275, SLG: 0.507										1	0	0	0	0	0	1				
62 Joel Peralta, R (9.1) ERA: 2.45										0	0	0	0	0	0	0				
<b>Inning Stats</b>	R: 0 E: 0 K: 0 S: 6	H: 0 LOB: 0 BB: 0 P: 8	R: 0 E: 0 K: 0 S: 9	H: 1 LOB: 1 BB: 0 P: 11	R: 0 E: 0 K: 0 S: 9	H: 0 LOB: 0 BB: 0 P: 12	R: 2 E: 0 K: 0 S: 10	H: 1 LOB: 1 BB: 1 P: 17	R: 0 E: 0 K: 2 S: 10	H: 0 LOB: 0 BB: 0 P: 16	R: 2 E: 0 K: 1 S: 13	H: 3 LOB: 2 BB: 1 P: 22	R: 0 E: 0 K: 1 S: 14	H: 0 LOB: 1 BB: 1 P: 20	R: 2 E: 0 K: 1 S: 9	H: 2 LOB: 1 BB: 1 P: 17	1B: 3 2B: 2 3B: 0 HR: 2	SF: 0 SAC: 0 DP: 0 HBP: 1	WP: 0 PB: 0 SB: 0 CS: 0	PA: 36
<b>PITCHER</b>	IP WLS BF H R ER SO BB IBB HBP BLK WP HR S P ERA WHIP																			
52 Severino González, R (1.1) ERA: 7.92	5.2 L 25 5 4 4 3 2 0 1 0 0 0 0 0 16 24 6.35 1.235																			
59 Elvis Araujo, L (6.1) ERA: 3.33	1.1 6 1 1 1 1 1 0 0 0 0 0 0 1 8 15 9.00 2.000																			
50 Héctor Neris, R (8.1) ERA: 1.58	1.0 5 1 1 1 1 1 0 0 0 0 0 1 8 15 9.00 2.000																			

AB 31  
R 6  
H 7  
RBI 6  
BB 4  
SO 5  
LOB 11





Batter	1	2	3	4	5	6	7	8	9	AB	R	H	RBI	BB	SO	LOB	TOP
16 César Hernández, S (1,4) OBP: 0.368, SLG: 0.359	B5-3		K		G5-3				L9	4	0	0	0	1	1	0	<b>Philadelphia Phillies @ San Francisco Giants</b> <b>AT&amp;T Park, San Francisco, CA</b> Fri Jul 10 2015, 7:15 PM - 10:38 PM PDT Att: 41,895 - Partly Cloudy - 67 F
2 Ben Revere, L (1,8) OBP: 0.336, SLG: 0.378		BB		1B		G4-3			K2-3	4	0	2	0	1	1	3	
7 Maikel Franco, R (1,5) OBP: 0.342, SLG: 0.505									G5-3	4	0	0	0	0	1	2	
3 Jeff Francoeur, R (1,7) OBP: 0.281, SLG: 0.414																	
30 Justin De Fratus, S (5,1)																	
25 Cody Asche, L (7,PH) OBP: 0.263, SLG: 0.346																	
46 Jeanmar Gómez, R (7,1)																	
50 Héctor Neris, R (8,1)																	
18 Darin Ruf, R (1,3) OBP: 0.277, SLG: 0.377																	
51 Carlos Ruiz, R (1,2) OBP: 0.319, SLG: 0.317																	
9 Dominic Brown, L (1,9) OBP: 0.276, SLG: 0.263																	
13 Freddy Galvis, S (1,6) OBP: 0.319, SLG: 0.337																	
35 Cole Hamels, L (1,1) OBP: 0.114, SLG: 0.114																	
63 Jake Diekman, R (4,1)																	
37 Odúbel Herrera, L (5,PH) OBP: 0.295, SLG: 0.395																	
<b>Inning Stats</b>	R: 0 E: 0 K: 0 S: 8	H: 0 LOB: 1 BB: 1 P: 13	R: 0 E: 0 K: 1 S: 11	H: 1 LOB: 2 BB: 0 P: 16	R: 0 E: 0 K: 2 S: 11	H: 1 LOB: 1 BB: 0 P: 18	R: 1 E: 0 K: 2 S: 13	H: 4 LOB: 3 BB: 1 P: 27	R: 0 E: 0 K: 1 S: 10	H: 1 LOB: 1 BB: 0 P: 13	R: 0 E: 0 K: 1 S: 6	H: 0 LOB: 0 BB: 0 P: 7	1B: 8 2B: 1 3B: 0 HR: 1	SF: 0 SAC: 0 DP: 1 HBP: 2	WP: 0 PB: 0 SB: 1 CS: 0	PA: 39	
<b>PITCHER</b>	IP WLS BF H R ER SO BB IBB HBP BLK WP HR S P ERA WHIP	IP WLS BF H R ER SO BB IBB HBP BLK WP HR S P ERA WHIP	IP WLS BF H R ER SO BB IBB HBP BLK WP HR S P ERA WHIP	IP WLS BF H R ER SO BB IBB HBP BLK WP HR S P ERA WHIP	IP WLS BF H R ER SO BB IBB HBP BLK WP HR S P ERA WHIP	IP WLS BF H R ER SO BB IBB HBP BLK WP HR S P ERA WHIP	IP WLS BF H R ER SO BB IBB HBP BLK WP HR S P ERA WHIP	IP WLS BF H R ER SO BB IBB HBP BLK WP HR S P ERA WHIP	IP WLS BF H R ER SO BB IBB HBP BLK WP HR S P ERA WHIP	IP WLS BF H R ER SO BB IBB HBP BLK WP HR S P ERA WHIP	IP WLS BF H R ER SO BB IBB HBP BLK WP HR S P ERA WHIP	IP WLS BF H R ER SO BB IBB HBP BLK WP HR S P ERA WHIP	IP WLS BF H R ER SO BB IBB HBP BLK WP HR S P ERA WHIP	IP WLS BF H R ER SO BB IBB HBP BLK WP HR S P ERA WHIP	IP WLS BF H R ER SO BB IBB HBP BLK WP HR S P ERA WHIP	IP WLS BF H R ER SO BB IBB HBP BLK WP HR S P ERA WHIP	IP WLS BF H R ER SO BB IBB HBP BLK WP HR S P ERA WHIP

AB	35
R	2
H	10
RBI	2
BB	2
SO	9
LOB	18



Batter	1	2	3	4	5	6	7	8	9	AB	R	H	RBI	BB	SO	LOB	BOTTOM	
16 Ángel Pagán, S (1,8) OBP: 0.300, SLG: 0.321																	<b>Philadelphia Phillies @ San Francisco Giants</b> <b>AT&amp;T Park, San Francisco, CA</b> Fri Jul 10 2015, 7:15 PM - 10:38 PM PDT Att: 41,895 - Partly Cloudy - 67 F	
12 Joe Panik, L (1,4) OBP: 0.375, SLG: 0.456																		
5 Matt Duffy, R (1,5) OBP: 0.335, SLG: 0.455																		
28 Buster Posey, R (1,2) OBP: 0.373, SLG: 0.493																		
34 Andrew Susac, R (7,2) OBP: 0.306, SLG: 0.368																		
8 Hunter Pence, R (1,9) OBP: 0.330, SLG: 0.482																		
1 Ehire Adrianza, S (7,6) OBP: 0.182, SLG: 0.200																		
35 Brandon Crawford, L (1,6) OBP: 0.326, SLG: 0.456																		
63 Jean Machi, R (7,1)																		
52 Yusmeiro Petit, R (9,1)																		
9 Brandon Belt, L (1,3) OBP: 0.350, SLG: 0.478																		
43 Justin Maxwell, R (1,7) OBP: 0.269, SLG: 0.365																		
40 Madison Bumgarner, R (1,1) OBP: 0.293, SLG: 0.410																		
70 George Kontos, R (6,1)																		
7 Grégor Blanco, L (6,PH) OBP: 0.376, SLG: 0.430																		
50 Héctor Neris, R (8,1) ERA: 4.05																		
<b>Inning Stats</b>	R: 1 E: 0 K: 1 S: 13	H: 3 LOB: 1 BB: 0 P: 19	R: 0 E: 0 K: 2 S: 15	H: 1 LOB: 2 BB: 1 P: 24	R: 0 E: 0 K: 0 S: 7	H: 1 LOB: 1 BB: 0 P: 10	R: 8 E: 0 K: 2 S: 28	H: 7 LOB: 0 BB: 1 P: 45	R: 1 E: 0 K: 0 S: 13	H: 3 LOB: 2 BB: 0 P: 24	R: 2 E: 0 K: 3 S: 14	H: 3 LOB: 1 BB: 1 P: 21	R: 2 E: 0 K: 1 S: 16	H: 3 LOB: 2 BB: 1 P: 28	1B: 14 2B: 5 3B: 1 HR: 2	SF: 0 SAC: 0 DP: 1 HBP: 0	WP: 1 PB: 1 SB: 0 CS: 0	PA: 49
<b>PITCHER</b>	IP WLS BF H R ER SO BB IBB HBP BLK WP HR S P ERA WHIP	IP WLS BF H R ER SO BB IBB HBP BLK WP HR S P ERA WHIP	IP WLS BF H R ER SO BB IBB HBP BLK WP HR S P ERA WHIP	IP WLS BF H R ER SO BB IBB HBP BLK WP HR S P ERA WHIP	IP WLS BF H R ER SO BB IBB HBP BLK WP HR S P ERA WHIP	IP WLS BF H R ER SO BB IBB HBP BLK WP HR S P ERA WHIP	IP WLS BF H R ER SO BB IBB HBP BLK WP HR S P ERA WHIP	IP WLS BF H R ER SO BB IBB HBP BLK WP HR S P ERA WHIP	IP WLS BF H R ER SO BB IBB HBP BLK WP HR S P ERA WHIP	IP WLS BF H R ER SO BB IBB HBP BLK WP HR S P ERA WHIP	IP WLS BF H R ER SO BB IBB HBP BLK WP HR S P ERA WHIP	IP WLS BF H R ER SO BB IBB HBP BLK WP HR S P ERA WHIP	IP WLS BF H R ER SO BB IBB HBP BLK WP HR S P ERA WHIP	IP WLS BF H R ER SO BB IBB HBP BLK WP HR S P ERA WHIP	IP WLS BF H R ER SO BB IBB HBP BLK WP HR S P ERA WHIP	IP WLS BF H R ER SO BB IBB HBP BLK WP HR S P ERA WHIP	IP WLS BF H R ER SO BB IBB HBP BLK WP HR S P ERA WHIP	

AB	45
R	15
H	22
RBI	14
BB	4
SO	10
LOB	22





Batter	1	2	3	4	5	6	7	8	9	AB	R	H	RBI	BB	SO	LOB	TOP					
37 Odiel Herrera, L (1.8) OBP: 0.297, SLG: 0.398										5	0	2	1	0	2	2	<p>Philadelphia Phillies @ San Francisco Giants AT&amp;T Park, San Francisco, CA Sat Jul 11 2015, 7:06 PM - 10:22 PM PDT Att: 41,980 - Partly Cloudy - 66 F</p> <p>livebaseballscorecards.com</p>					
4 Andrés Blanco, S (1.4) OBP: 0.356, SLG: 0.513 53 Ken Giles, R (7.1)										3	1	1	0	1	1	1						
46 Jeanmar Gómez, R (8.1)										0	0	0	0	0	0	0						
2 Ben Revere, L (9. PH) OBP: 0.335, SLG: 0.377										0	0	0	0	0	0	0						
7 Maikel Franco, R (1.5) OBP: 0.341, SLG: 0.500										4	0	1	0	0	0	3						
6 Ryan Howard, L (1.3) OBP: 0.268, SLG: 0.444										4	1	2	2	0	2	0						
51 Carlos Ruiz, R (1.2) OBP: 0.318, SLG: 0.313										3	1	0	0	1	0	2						
25 Cody Asche, L (1.7) OBP: 0.321, SLG: 0.357										4	1	1	2	0	0	0						
9 Domic Brown, L (1.9) OBP: 0.267, SLG: 0.253 57 Luis García, R (6.1)										3	0	0	0	0	0	0						
59 Elvis Araujo, L (7.1)										0	0	0	0	0	0	0						
16 César Hernández, S (7.4) OBP: 0.366, SLG: 0.357										1	0	0	0	0	0	0						
13 Freddy Galvis, S (1.6) OBP: 0.321, SLG: 0.349										4	1	2	0	0	0	0						
55 David Buchanan, R (1.1) OBP: 0.250, SLG: 0.286 63 Jake Diekman, R (6.1)										1	0	0	0	1	1	1						
3 Jeff Francoeur, R (6.9) OBP: 0.278, SLG: 0.410										2	0	0	0	0	0	0						
<b>Inning Stats</b>	R: 1 E: 1 K: 1 S: 12	H: 2 LOB: 1 BB: 1 P: 18	R: 0 E: 0 K: 0 S: 5	H: 0 LOB: 0 BB: 0 P: 8	R: 0 E: 0 K: 1 S: 13	H: 0 LOB: 1 BB: 1 P: 21	R: 0 E: 0 K: 1 S: 5	H: 0 LOB: 0 BB: 0 P: 8	R: 0 E: 0 K: 1 S: 11	H: 1 LOB: 1 BB: 0 P: 17	R: 3 E: 0 K: 0 S: 17	H: 2 LOB: 0 BB: 1 P: 29	R: 0 E: 0 K: 1 S: 13	H: 2 LOB: 2 BB: 0 P: 17	R: 0 E: 0 K: 1 S: 8	H: 0 LOB: 0 BB: 0 P: 15	R: 1 E: 0 K: 0 S: 14	H: 2 LOB: 1 BB: 0 P: 17	1B: 3 2B: 3 3B: 1 HR: 2	SF: 0 SAC: 0 DP: 1 HBP: 0	WP: 0 PB: 0 SB: 0 CS: 0	PA: 38
<b>PITCHER</b>	IP: 5.2 WLS: 0 BF: 24 H: 5 R: 4 ER: 4 SO: 5 BB: 3 IBB: 0 HBP: 0 BLK: 0 WP: 0 HR: 2 S: 58 P: 95 ERA: 6.35 WHIP: 1.412	IP: 0.1 WLS: 1 BF: 1 H: 0 R: 0 ER: 0 SO: 0 BB: 0 IBB: 0 HBP: 0 BLK: 0 WP: 0 HR: 0 S: 6 P: 6 ERA: 0.00 WHIP: 0.000	IP: 0.2 WLS: 0 BF: 4 H: 2 R: 0 ER: 0 SO: 1 BB: 0 IBB: 0 HBP: 0 BLK: 0 WP: 0 HR: 12 S: 16 P: 0 ERA: 0.00 WHIP: 3.000	IP: 0.1 WLS: 0 BF: 1 H: 0 R: 0 ER: 0 SO: 0 BB: 0 IBB: 0 HBP: 0 BLK: 0 WP: 0 HR: 1 S: 1 P: 1 ERA: 0.00 WHIP: 0.000	IP: 1.0 WLS: 0 BF: 3 H: 0 R: 0 ER: 0 SO: 1 BB: 0 IBB: 0 HBP: 0 BLK: 0 WP: 0 HR: 8 S: 15 P: 0 ERA: 0.00 WHIP: 0.000	IP: 0.2 WLS: 0 BF: 4 H: 2 R: 1 ER: 1 SO: 0 BB: 0 IBB: 0 HBP: 0 BLK: 0 WP: 0 HR: 0 S: 11 P: 14 ERA: 13.50 WHIP: 3.000	IP: 0.1 WLS: 1 BF: 1 H: 0 R: 0 ER: 0 SO: 0 BB: 0 IBB: 0 HBP: 0 BLK: 0 WP: 0 HR: 3 S: 3 P: 3 ERA: 0.00 WHIP: 0.000															

Batter	1	2	3	4	5	6	7	8	9	AB	R	H	RBI	BB	SO	LOB	BOTTOM			
16 Ángel Pagán, S (1.8) OBP: 0.299, SLG: 0.322										5	1	1	2	0	0	4	<p>Philadelphia Phillies @ San Francisco Giants AT&amp;T Park, San Francisco, CA Sat Jul 11 2015, 7:06 PM - 10:22 PM PDT Att: 41,980 - Partly Cloudy - 66 F</p> <p>livebaseballscorecards.com</p>			
12 Joe Panik, L (1.4) OBP: 0.376, SLG: 0.454										4	1	1	0	1	0	0				
5 Matt Duffy, R (1.5) OBP: 0.339, SLG: 0.469										5	1	3	2	0	1	0				
28 Buster Posey, R (1.2) OBP: 0.377, SLG: 0.495										5	0	3	1	0	0	3				
8 Hunter Pence, R (1.9) OBP: 0.312, SLG: 0.455										5	0	0	0	0	2	6				
9 Brandon Belt, L (1.3) OBP: 0.352, SLG: 0.482										4	1	2	0	0	0	0				
35 Brandon Crawford, L (1.6) OBP: 0.331, SLG: 0.466										4	2	3	1	0	0	1				
7 Gregor Blanco, L (1.7) OBP: 0.383, SLG: 0.434										3	2	2	0	1	0	1				
32 Ryan Vogelsong, R (1.1) ERA: 7.58 61 Josh Osich, L (6.1) ERA: 4.23 60 Hunter Strickland, R (7.1) ERA: 2.18 70 George Kontos, R (7.1) ERA: 1.67 49 Javier López, L (8.1) ERA: 1.88										1	0	0	0	0	1	1				
<b>Inning Stats</b>	R: 0 E: 0 K: 1 S: 13	H: 2 LOB: 2 BB: 0 P: 18	R: 1 E: 0 K: 1 S: 10	H: 2 LOB: 1 BB: 0 P: 15	R: 0 E: 0 K: 0 S: 9	H: 1 LOB: 1 BB: 0 P: 12	R: 0 E: 0 K: 0 S: 9	H: 2 LOB: 2 BB: 0 P: 12	R: 0 E: 0 K: 1 S: 8	H: 1 LOB: 1 BB: 0 P: 15	R: 5 E: 0 K: 1 S: 19	H: 5 LOB: 1 BB: 1 P: 34	R: 2 E: 0 K: 0 S: 15	H: 2 LOB: 0 BB: 1 P: 26	R: 0 E: 0 K: 1 S: 9	H: 1 LOB: 1 BB: 0 P: 14		1B: 11 2B: 3 3B: 2 HR: 0	SF: 0 SAC: 1 DP: 1 HBP: 0	WP: 4 PB: 0 SB: 0 CS: 0
<b>PITCHER</b>	IP: 5.0 WLS: 0 BF: 23 H: 8 R: 1 ER: 1 SO: 3 BB: 0 IBB: 0 HBP: 0 BLK: 0 WP: 2 HR: 4 S: 49 P: 7 ERA: 1.80 WHIP: 1.600	IP: 0.1 WLS: 0 BF: 3 H: 2 R: 2 ER: 2 SO: 0 BB: 0 IBB: 0 HBP: 0 BLK: 0 WP: 0 HR: 4 S: 4 P: 4 ERA: 54.00 WHIP: 6.000	IP: 0.2 WLS: 1 BF: 6 H: 3 R: 3 ER: 3 SO: 1 BB: 1 IBB: 0 HBP: 0 BLK: 0 WP: 1 HR: 15 S: 30 P: 0 ERA: 40.50 WHIP: 6.000	IP: 0.1 WLS: 0 BF: 1 H: 2 R: 2 ER: 2 SO: 0 BB: 0 IBB: 0 HBP: 0 BLK: 0 WP: 0 HR: 7 S: 15 P: 0 ERA: 54.00 WHIP: 6.000	IP: 0.2 WLS: 0 BF: 2 H: 1 R: 0 ER: 0 SO: 0 BB: 0 IBB: 0 HBP: 0 BLK: 0 WP: 0 HR: 8 S: 11 P: 0 ERA: 0.00 WHIP: 1.500	IP: 1.0 WLS: 0 BF: 4 H: 1 R: 0 ER: 0 SO: 1 BB: 0 IBB: 0 HBP: 0 BLK: 0 WP: 0 HR: 9 S: 14 P: 14 ERA: 0.00 WHIP: 1.000														



Batter	1	2	3	4	5	6	7	8	9	AB	R	H	RBI	BB	SO	LOB	TOP							
2 Ben Revere, L (1, 8)										4	1	2	0	0	0	0								
16 César Hernández, S (1, 4)										4	0	1	0	0	2	2								
7 Maikel Franco, R (1, 5)										4	1	1	0	0	2	2								
6 Ryan Howard, L (1, 3)											4	0	2	2	0	1	0							
25 Cody Asche, L (1, 7)											4	0	2	0	0	1	1							
9 Dornic Brown, L (1, 9)											2	0	0	0	0	1	1							
3 Jeff Francoeur, R (7, PH)											1	0	0	0	0	1	2							
13 Freddy Galvis, S (1, 6)										3	0	0	0	0	0	1	0							
29 Cameron Rupp, R (1, 2)										3	0	1	0	0	0	1	0							
38 Chad Billingsley, R (1, 1)										2	0	0	0	0	0	1	1							
63 Jake Diekmann, R (6, 1)										0	0	0	0	0	0	0	0							
57 Luis Garcia, R (7, 1)										0	0	0	0	0	0	0	0							
18 Darin Ruf, R (8, PH)										1	0	0	0	0	0	0	0							
53 Ken Giles, R (8, 1)										0	0	0	0	0	0	0	0							
<b>Inning Stats</b>	R: 0 E: 0 K: 1 S: 8	H: 1 LOB: 0 BB: 0 P: 11	R: 0 E: 0 K: 1 S: 6	H: 1 LOB: 0 BB: 0 P: 9	R: 0 E: 0 K: 0 S: 4	H: 1 LOB: 0 BB: 0 P: 6	R: 0 E: 0 K: 0 S: 5	H: 0 LOB: 0 BB: 0 P: 8	R: 0 E: 0 K: 2 S: 9	H: 0 LOB: 0 BB: 0 P: 15	R: 0 E: 0 K: 2 S: 9	H: 0 LOB: 0 BB: 0 P: 12	R: 1 E: 0 K: 2 S: 14	H: 3 LOB: 2 BB: 0 P: 21	R: 0 E: 0 K: 1 S: 14	H: 0 LOB: 0 BB: 0 P: 18	R: 1 E: 0 K: 2 S: 13	H: 2 LOB: 1 BB: 0 P: 16	1B: 8 2B: 1 3B: 0 HR: 0	SF: 0 SAC: 0 DP: 3 HBP: 0	WP: 0 PB: 0 SB: 0 CS: 1	PA: 32		
<b>PITCHER</b>	IP WLS BF H R ER SO BB IBB HBP BLK WP HR S P ERA WHIP	IP WLS BF H R ER SO BB IBB HBP BLK WP HR S P ERA WHIP	IP WLS BF H R ER SO BB IBB HBP BLK WP HR S P ERA WHIP	IP WLS BF H R ER SO BB IBB HBP BLK WP HR S P ERA WHIP	IP WLS BF H R ER SO BB IBB HBP BLK WP HR S P ERA WHIP	IP WLS BF H R ER SO BB IBB HBP BLK WP HR S P ERA WHIP	IP WLS BF H R ER SO BB IBB HBP BLK WP HR S P ERA WHIP	IP WLS BF H R ER SO BB IBB HBP BLK WP HR S P ERA WHIP	IP WLS BF H R ER SO BB IBB HBP BLK WP HR S P ERA WHIP	IP WLS BF H R ER SO BB IBB HBP BLK WP HR S P ERA WHIP	IP WLS BF H R ER SO BB IBB HBP BLK WP HR S P ERA WHIP	IP WLS BF H R ER SO BB IBB HBP BLK WP HR S P ERA WHIP	IP WLS BF H R ER SO BB IBB HBP BLK WP HR S P ERA WHIP	IP WLS BF H R ER SO BB IBB HBP BLK WP HR S P ERA WHIP	IP WLS BF H R ER SO BB IBB HBP BLK WP HR S P ERA WHIP	IP WLS BF H R ER SO BB IBB HBP BLK WP HR S P ERA WHIP	IP WLS BF H R ER SO BB IBB HBP BLK WP HR S P ERA WHIP	IP WLS BF H R ER SO BB IBB HBP BLK WP HR S P ERA WHIP	IP WLS BF H R ER SO BB IBB HBP BLK WP HR S P ERA WHIP	IP WLS BF H R ER SO BB IBB HBP BLK WP HR S P ERA WHIP	IP WLS BF H R ER SO BB IBB HBP BLK WP HR S P ERA WHIP	IP WLS BF H R ER SO BB IBB HBP BLK WP HR S P ERA WHIP	IP WLS BF H R ER SO BB IBB HBP BLK WP HR S P ERA WHIP	IP WLS BF H R ER SO BB IBB HBP BLK WP HR S P ERA WHIP

Philadelphia Phillies @ San Francisco Giants  
 AT&T Park, San Francisco, CA  
 Sun Jul 12 2015, 1:06 PM - 3:28 PM PDT  
 Att: 42,387 - Partly Cloudy - 70 F

AB 32  
 R 2  
 H 9  
 RBI 2  
 BB 0  
 SO 11  
 LOB 9



Batter	1	2	3	4	5	6	7	8	9	AB	R	H	RBI	BB	SO	LOB	BOTTOM						
16 Angel Pagan, S (1, 8)										4	0	3	0	0	0	0							
12 Joe Panik, L (1, 4)										4	0	0	0	0	0	3							
5 Matt Duffy, R (1, 5)										4	0	0	0	0	1	1							
28 Buster Posey, R (1, 3)										4	1	3	0	0	1	0							
8 Hunter Pence, R (1, 9)										4	0	2	0	0	1	1							
9 Brandon Belt, L (1, 7)										3	1	1	0	0	0	4							
7 Gregor Blanco, L (7, 7)										0	0	0	0	0	0	0							
35 Brandon Crawford, L (1, 6)										3	1	1	1	0	1	2							
34 Andrew Susac, R (1, 2)										3	1	1	3	0	1	0							
53 Chris Heston, R (1, 1)										2	0	0	0	0	1	0							
61 Josh Osich, L (7, 1)										1	0	0	0	0	1	0							
46 Santiago Casilla, R (9, 1)										0	0	0	0	0	0	0							
<b>Inning Stats</b>	R: 0 E: 0 K: 0 S: 6	H: 0 LOB: 0 BB: 0 P: 10	R: 0 E: 0 K: 0 S: 8	H: 2 LOB: 1 BB: 0 P: 16	R: 0 E: 0 K: 1 S: 9	H: 1 LOB: 1 BB: 0 P: 14	R: 4 E: 0 K: 1 S: 19	H: 4 LOB: 0 BB: 0 P: 28	R: 0 E: 0 K: 1 S: 6	H: 1 LOB: 0 BB: 0 P: 8	R: 0 E: 0 K: 1 S: 11	H: 2 LOB: 1 BB: 0 P: 17	R: 0 E: 0 K: 1 S: 8	H: 1 LOB: 0 BB: 0 P: 13	R: 0 E: 0 K: 3 S: 9	H: 0 LOB: 0 BB: 0 P: 16	R: 0 E: 0 K: 3 S: 9	H: 0 LOB: 0 BB: 0 P: 16	1B: 10 2B: 0 3B: 0 HR: 1	SF: 0 SAC: 0 DP: 3 HBP: 0	WP: 1 PB: 0 SB: 0 CS: 0	PA: 32	
<b>PITCHER</b>	IP WLS BF H R ER SO BB IBB HBP BLK WP HR S P ERA WHIP	IP WLS BF H R ER SO BB IBB HBP BLK WP HR S P ERA WHIP	IP WLS BF H R ER SO BB IBB HBP BLK WP HR S P ERA WHIP	IP WLS BF H R ER SO BB IBB HBP BLK WP HR S P ERA WHIP	IP WLS BF H R ER SO BB IBB HBP BLK WP HR S P ERA WHIP	IP WLS BF H R ER SO BB IBB HBP BLK WP HR S P ERA WHIP	IP WLS BF H R ER SO BB IBB HBP BLK WP HR S P ERA WHIP	IP WLS BF H R ER SO BB IBB HBP BLK WP HR S P ERA WHIP	IP WLS BF H R ER SO BB IBB HBP BLK WP HR S P ERA WHIP	IP WLS BF H R ER SO BB IBB HBP BLK WP HR S P ERA WHIP	IP WLS BF H R ER SO BB IBB HBP BLK WP HR S P ERA WHIP	IP WLS BF H R ER SO BB IBB HBP BLK WP HR S P ERA WHIP	IP WLS BF H R ER SO BB IBB HBP BLK WP HR S P ERA WHIP	IP WLS BF H R ER SO BB IBB HBP BLK WP HR S P ERA WHIP	IP WLS BF H R ER SO BB IBB HBP BLK WP HR S P ERA WHIP	IP WLS BF H R ER SO BB IBB HBP BLK WP HR S P ERA WHIP	IP WLS BF H R ER SO BB IBB HBP BLK WP HR S P ERA WHIP	IP WLS BF H R ER SO BB IBB HBP BLK WP HR S P ERA WHIP	IP WLS BF H R ER SO BB IBB HBP BLK WP HR S P ERA WHIP	IP WLS BF H R ER SO BB IBB HBP BLK WP HR S P ERA WHIP	IP WLS BF H R ER SO BB IBB HBP BLK WP HR S P ERA WHIP	IP WLS BF H R ER SO BB IBB HBP BLK WP HR S P ERA WHIP	IP WLS BF H R ER SO BB IBB HBP BLK WP HR S P ERA WHIP

Philadelphia Phillies @ San Francisco Giants  
 AT&T Park, San Francisco, CA  
 Sun Jul 12 2015, 1:06 PM - 3:28 PM PDT  
 Att: 42,387 - Partly Cloudy - 70 F

AB 32  
 R 4  
 H 11  
 RBI 4  
 BB 0  
 SO 7  
 LOB 11










Batter	1	2	3	4	5	6	7	8	9	AB	R	H	RBI	BB	SO	LOB	TOP	
51 Ichiro Suzuki, L (1,9) OBP: 0.309, SLG: 0.293	G3			G1-3		14 2B		L8		4	1	1	0	0	0	0	<b>Miami Marlins @ Philadelphia Phillies</b> Citizens Bank Park, Philadelphia, PA Sat Jul 18 2015, 7:08 PM - 9:45 PM EDT Att: 23,655 - Partly Cloudy - 87 F	
14 Martín Prado, R (1,4) OBP: 0.313, SLG: 0.378	L7			2B		21 FC6-5		48 G3		4	0	3	1	0	0	0		
21 Christian Yelich, L (1,7) OBP: 0.341, SLG: 0.366	L8			F8		FC6-5		48 G3		4	0	1	0	0	0	2		
48 Justin Bour, L (1,3) OBP: 0.342, SLG: 0.489	G6-3			F7		K		G3		4	0	0	0	0	1	4		
3 Adeiny Hechavarria, R (1,6) OBP: 0.314, SLG: 0.373										4	0	1	0	0	2	3		
32 Derek Dietrich, L (1,5) OBP: 0.274, SLG: 0.530	G4-6-3									4	0	2	0	0	1	1		
20 J.T. Realmuto, R (1,2) OBP: 0.274, SLG: 0.390										4	0	1	0	0	2	2		
28 Cole Gillespie, R (1,8) OBP: 0.386, SLG: 0.561				L3-6				L8		3	0	1	0	1	0	2		
34 Tom Koehler, R (1,1) OBP: 0.038, SLG: 0.038										2	0	0	0	0	2	2		
5 Casey McGehee, R (7,PH) OBP: 0.284, SLG: 0.317										1	0	0	0	0	0	1		
31 Steve Cishek, R (7,1) OBP: 0.284, SLG: 0.317										0	0	0	0	0	0	0		
36 Sam Dyson, R (8,1) OBP: 0.289, SLG: 0.297										0	0	0	0	0	0	0		
38 Michael Morse, R (9,PH) OBP: 0.289, SLG: 0.297										1	0	0	0	0	0	1		
<b>Inning Stats</b>	R: 0 E: 0 K: 0 S: 10	H: 0 LOB: 0 BB: 0 P: 17	R: 0 E: 0 K: 0 S: 7	H: 1 LOB: 0 BB: 0 P: 12	R: 0 E: 0 K: 1 S: 8	H: 1 LOB: 0 BB: 0 P: 14	R: 0 E: 0 K: 0 S: 9	H: 1 LOB: 1 BB: 0 P: 13	R: 0 E: 0 K: 2 S: 15	H: 1 LOB: 1 BB: 0 P: 18	R: 0 E: 0 K: 1 S: 11	H: 2 LOB: 2 BB: 0 P: 17	R: 0 E: 0 K: 1 S: 10	H: 1 LOB: 1 BB: 0 P: 17	1B: 6 2B: 5 3B: 0 HR: 0	SF: 0 SAC: 0 DP: 2 HBP: 0	WP: 0 PB: 0 SB: 1 CS: 0	PA: 36
<b>PITCHER</b>	IP WLS BF H R ER SO BB IBB HBP BLK WP HR S P ERA WHIP																	
38 Chad Billingsley, R (1,1) ERA: 5.84	5.0 W 18 4 0 0 2 1 0 0 0 0 0 0 41 70 0.00 1.000																	
63 Jake Diekmann, L (6,1) ERA: 5.24	0.2 H 4 2 1 1 1 0 0 0 0 0 0 0 14 21 0.00 0.750																	
46 Jeanmar Gómez, R (6,1) ERA: 2.44	1.1 H 5 1 0 0 3 0 0 0 0 0 0 0 11 17 0.00 2.000																	
53 Ken Giles, R (8,1) ERA: 1.77	1.0 S 4 1 0 0 1 0 0 0 0 0 0 0 10 17 0.00 1.000																	
58 Jonathan Papelbon, R (9,1) ERA: 1.77																		

Batter	1	2	3	4	5	6	7	8	9	AB	R	H	RBI	BB	SO	LOB	BOTTOM	
2 Ben Revere, L (1,8) OBP: 0.336, SLG: 0.377	FC4-6					G1-3		L8		4	1	1	1	0	0	2	<b>Miami Marlins @ Philadelphia Phillies</b> Citizens Bank Park, Philadelphia, PA Sat Jul 18 2015, 7:08 PM - 9:45 PM EDT Att: 23,655 - Partly Cloudy - 87 F	
16 César Hernández, S (1,4) OBP: 0.360, SLG: 0.345						G6-3				3	0	0	0	1	1	1		
7 Maikel Franco, R (1,5) OBP: 0.340, SLG: 0.489	FC4-6					F8				3	1	1	0	1	0	2		
6 Ryan Howard, L (1,3) OBP: 0.270, SLG: 0.439						L8				4	0	1	1	0	0	2		
51 Carlos Ruiz, R (1,2) OBP: 0.312, SLG: 0.306	FC6-4									4	0	0	0	0	2	4		
9 Domonic Brown, L (1,9) OBP: 0.265, SLG: 0.244						G4-3				3	0	1	1	0	0	1		
13 Freddy Galvis, S (1,6) OBP: 0.314, SLG: 0.341	F9									3	0	0	0	0	1	2		
25 Cody Asche, L (1,7) OBP: 0.279, SLG: 0.355										3	1	0	0	0	0	0		
53 Ken Giles, R (8,1) ERA: 4.97										0	0	0	0	0	0	0		
58 Jonathan Papelbon, R (9,1) ERA: 1.77										0	0	0	0	0	0	0		
38 Chad Billingsley, R (1,1) OBP: 0.077, SLG: 0.308										1	0	0	0	0	1	0		
63 Jake Diekmann, R (6,1) ERA: 5.24										0	0	0	0	0	0	0		
46 Jeanmar Gómez, R (6,1) ERA: 2.44										0	0	0	0	0	0	0		
37 Odúbel Herrera, L (7,PH) OBP: 0.302, SLG: 0.407										1	0	1	0	0	0	0		
<b>Inning Stats</b>	R: 2 E: 0 K: 0 S: 17	H: 3 LOB: 2 BB: 1 P: 28	R: 1 E: 2 K: 0 S: 9	H: 0 LOB: 0 BB: 0 P: 11	R: 0 E: 0 K: 1 S: 10	H: 0 LOB: 0 BB: 1 P: 18	R: 0 E: 0 K: 1 S: 6	H: 0 LOB: 0 BB: 0 P: 11	R: 0 E: 0 K: 1 S: 7	H: 0 LOB: 0 BB: 0 P: 10	R: 0 E: 0 K: 1 S: 7	H: 0 LOB: 0 BB: 0 P: 11	R: 0 E: 0 K: 1 S: 12	H: 1 LOB: 1 BB: 0 P: 21	1B: 4 2B: 1 3B: 0 HR: 0	SF: 0 SAC: 1 DP: 1 HBP: 0	WP: 1 PB: 0 SB: 1 CS: 0	PA: 32
<b>PITCHER</b>	IP WLS BF H R ER SO BB IBB HBP BLK WP HR S P ERA WHIP																	
34 Tom Koehler, R (1,1) ERA: 3.38	6.0 L 24 3 3 2 3 2 0 0 0 0 0 0 7 9 3.00 0.833																	
31 Steve Cishek, R (7,1) ERA: 4.97	1.0 4 1 0 0 1 0 0 0 0 0 0 0 7 9 0.00 1.000																	
36 Sam Dyson, R (8,1) ERA: 3.48	1.0 4 1 0 0 1 0 0 0 0 0 1 0 12 21 0.00 1.000																	

AB	35
R	1
H	10
RBI	1
BB	1
SO	8
LOB	18









Batter	1	2	3	4	5	6	7	8	9	AB	R	H	RBI	BB	SO	LOB	TOP							
24 Grady Sizemore, L (1,9) OBP: 0.274, SLG: 0.329										2	1	2	0	1	0	0	<b>Tampa Bay Rays @ Philadelphia Phillies</b> Citizens Bank Park, Philadelphia, PA Mon Jul 20 2015, 7:07 PM - 9:51 PM EDT Att: 20,148 - Partly Cloudy - 92 F							
9 Joey Butler, R (7,PH) OBP: 0.338, SLG: 0.425										1	0	0	0	0	1	1								
31 Xavier Cedeño, L (7,1)										0	0	0	0	0	0	0								
10 Jake Elmore, R (8,6)										0	0	0	0	0	0	0								
11 Logan Forsythe, R (1,4) OBP: 0.364, SLG: 0.425										3	0	1	2	1	1	2								
3 Evan Longoria, R (1,5) OBP: 0.339, SLG: 0.401										4	0	0	0	0	0	3								
21 James Loney, L (1,3) OBP: 0.314, SLG: 0.352										4	0	0	0	0	0	3								
7 David DeJesus, L (1,7) OBP: 0.324, SLG: 0.385										3	0	0	0	1	1	1								
1 Tim Beckham, R (1,6) OBP: 0.272, SLG: 0.431										3	0	0	0	0	1	3								
28 John Jaso, L (8,PH) OBP: 0.415, SLG: 0.514										1	0	0	0	0	1	1								
54 Steve Geltz, R (8,1)										0	0	0	0	0	0	0								
39 Kevin Kiermaier, L (1,8) OBP: 0.283, SLG: 0.418										4	2	2	0	0	1	0								
19 Curt Casali, R (1,2) OBP: 0.286, SLG: 0.459										4	0	0	0	0	3	2								
55 Matt Moore, L (1,1)										1	0	0	0	0	0	0								
37 Alex Colomé, R (5,1)										0	0	0	0	0	0	0								
5 Brandon Guyer, R (7,PH) OBP: 0.355, SLG: 0.388										2	0	1	1	0	0	0								
<b>Inning Stats</b>	R: 0 E: 0 K: 1 S: 11	H: 1 LOB: 3 BB: 2 P: 20	R: 2 E: 0 K: 0 S: 13	H: 2 LOB: 1 BB: 1 P: 21	R: 0 E: 0 K: 0 S: 6	H: 0 LOB: 0 BB: 0 P: 8	R: 0 E: 0 K: 1 S: 15	H: 0 LOB: 0 BB: 0 P: 19	R: 0 E: 0 K: 0 S: 7	H: 1 LOB: 0 BB: 0 P: 8	R: 0 E: 0 K: 1 S: 5	H: 0 LOB: 0 BB: 0 P: 8	R: 1 E: 0 K: 3 S: 17	H: 2 LOB: 1 BB: 0 P: 25	R: 0 E: 1 K: 1 S: 7	H: 0 LOB: 1 BB: 0 P: 9	R: 0 E: 0 K: 2 S: 14	H: 0 LOB: 0 BB: 0 P: 14	1B: 3 2B: 2 3B: 1 HR: 0	SF: 0 SAC: 1 DP: 1 HBP: 0	WP: 0 PB: 0 SB: 1 CS: 0	PA: 36		
<b>PITCHER</b>	IP WLS BF H R ER SO BB IBB HBP BLK WP HR S P ERA WHIP	6.1 W 27 6 3 3 4 3 0 0 0 0 0 67 98 4.26 1.421	0.1 H 1 0 0 0 1 0 0 0 0 0 0 4 6 0.00 0.000	0.1 H 1 0 0 0 1 0 0 0 0 0 0 4 6 0.00 0.000	1.0 H 4 0 0 0 1 0 0 0 0 0 0 7 9 0.00 0.000	1.0 S 3 0 0 0 2 0 0 0 0 0 0 14 14 0.00 0.000																		

Batter	1	2	3	4	5	6	7	8	9	AB	R	H	RBI	BB	SO	LOB	BOTTOM						
16 César Hernández, S (1,4) OBP: 0.365, SLG: 0.369										4	1	2	2	0	0	1	<b>Tampa Bay Rays @ Philadelphia Phillies</b> Citizens Bank Park, Philadelphia, PA Mon Jul 20 2015, 7:07 PM - 9:51 PM EDT Att: 20,148 - Partly Cloudy - 92 F						
2 Ben Revere, L (1,7) OBP: 0.334, SLG: 0.377										4	0	0	0	0	1	3							
7 Maikel Franco, R (1,5) OBP: 0.337, SLG: 0.441										4	1	2	1	0	1	0							
58 Jonathan Papelbon, R (9,1)										0	0	0	0	0	0	0							
3 Jeff Francoeur, R (1,9) OBP: 0.297, SLG: 0.453										3	1	2	0	1	0	0							
18 Darin Ruf, R (1,3) OBP: 0.281, SLG: 0.373										3	1	1	1	1	0	1							
13 Freddy Galvis, S (1,6) OBP: 0.314, SLG: 0.347										2	0	0	0	1	0	2							
37 Odúbel Herrera, L (1,8) OBP: 0.302, SLG: 0.409										3	1	1	0	0	0	1							
29 Cameron Rupp, R (1,2) OBP: 0.283, SLG: 0.307										3	0	0	0	0	1	3							
55 David Buchanan, R (1,1) OBP: 0.306, SLG: 0.299										1	0	0	0	1	1	0							
63 Jake Diekmann, R (7,1)										0	0	0	0	0	0	0							
57 Luis García, R (7,1)										0	0	0	0	0	0	0							
9 Dominic Brown, L (7,PH) OBP: 0.330, SLG: 0.294										1	0	1	0	0	0	0							
46 Jeanmar Gómez, R (8,1)										0	0	0	0	0	0	0							
4 Andrés Blanco, S (9,9) OBP: 0.306, SLG: 0.515										0	0	0	0	0	0	0							
<b>Inning Stats</b>	R: 0 E: 0 K: 1 S: 11	H: 0 LOB: 0 BB: 0 P: 18	R: 3 E: 0 K: 0 S: 17	H: 2 LOB: 2 BB: 3 P: 36	R: 0 E: 0 K: 0 S: 6	H: 2 LOB: 0 BB: 0 P: 7	R: 0 E: 0 K: 0 S: 6	H: 0 LOB: 0 BB: 0 P: 11	R: 2 E: 0 K: 2 S: 14	H: 4 LOB: 2 BB: 0 P: 21	R: 0 E: 0 K: 1 S: 6	H: 0 LOB: 0 BB: 1 P: 12	R: 0 E: 0 K: 0 S: 7	H: 1 LOB: 0 BB: 0 P: 9	R: 0 E: 0 K: 0 S: 4	H: 0 LOB: 0 BB: 0 P: 7	1B: 7 2B: 1 3B: 1 HR: 0	SF: 0 SAC: 0 DP: 2 HBP: 0	WP: 1 PB: 0 SB: 0 CS: 1	PA: 32			
<b>PITCHER</b>	IP WLS BF H R ER SO BB IBB HBP BLK WP HR S P ERA WHIP	4.2 L 20 4 3 1 4 3 0 0 0 0 0 12 22 0.00 3.000	1.0 H 1 0 0 0 1 1 0 0 0 0 0 7 9 0.00 1.000	1.0 S 3 0 0 0 0 0 0 0 0 0 0 4 7 0.00 0.000																			

livebaseballscorecards.com

**AB 32**  
**R 3**  
**H 6**  
**RBI 3**  
**BB 3**  
**SO 9**  
**LOB 16**

livebaseballscorecards.com

**AB 28**  
**R 5**  
**H 9**  
**RBI 4**  
**BB 4**  
**SO 4**  
**LOB 11**



Batter	1	2	3	4	5	6	7	8	9	AB	R	H	RBI	BB	SO	LOB	TOP							
28 John Jaso, L (1,7) OBP: 0.422, SLG: 0.538										4	0	2	0	0	0	1	<b>Tampa Bay Rays @ Philadelphia Phillies</b> Citizens Bank Park, Philadelphia, PA Tue Jul 21 2015, 7:07 PM - 9:59 PM EDT Att: 28,703 - Cloudy - 85 F							
57 Jake McGee, L (7,1)										4	0	0	0	0	4	3								
40 Kevin Jepsen, R (8,1) 1 Tim Beckham, R (9,6) OBP: 0.272, SLG: 0.431										4	0	0	0	0	1	1								
20 Steven Souza Jr., R (1,9) OBP: 0.297, SLG: 0.411										4	0	0	0	0	0	1								
3 Evan Longoria, R (1,5) OBP: 0.335, SLG: 0.396										3	0	1	0	1	0	0								
21 James Loney, L (1,3) OBP: 0.307, SLG: 0.344										4	0	0	0	0	1	2								
11 Logan Forsythe, R (1,4) OBP: 0.366, SLG: 0.425										4	0	1	0	0	0	1								
39 Kevin Kiermaier, L (1,8) OBP: 0.280, SLG: 0.412										4	0	1	0	0	3	2								
10 Jake Elmore, R (1,6) 26 Brad Boxberger, R (9,1)										2	1	1	1	0	1	1								
44 René Rivera, R (1,2) OBP: 0.217, SLG: 0.299										0	0	0	0	0	0	0								
51 Nate Karns, R (1,1) OBP: 0.250, SLG: 1.000										0	0	0	0	0	0	0								
54 Steve Geltz, R (6,1)										0	0	0	0	0	0	0								
31 Xavier Cedeño, L (6,1)										0	0	0	0	0	0	0								
9 Joey Butler, R (7,PH) OBP: 0.341, SLG: 0.428										1	0	1	0	0	0	0								
5 Brandon Guyer, R (7,7) OBP: 0.355, SLG: 0.388										0	0	0	0	0	0	0								
<b>Inning Stats</b>	R: 0 E: 0 K: 2 S: 12	H: 1 LOB: 1 BB: 0 P: 18	R: 0 E: 0 K: 1 S: 9	H: 1 LOB: 1 BB: 0 P: 11	R: 1 E: 0 K: 1 S: 10	H: 1 LOB: 0 BB: 0 P: 14	R: 0 E: 0 K: 0 S: 6	H: 0 LOB: 0 BB: 0 P: 8	R: 0 E: 0 K: 2 S: 15	H: 2 LOB: 2 BB: 1 P: 22	R: 0 E: 0 K: 0 S: 7	H: 0 LOB: 1 BB: 1 P: 15	R: 0 E: 0 K: 1 S: 11	H: 1 LOB: 1 BB: 0 P: 16	R: 0 E: 0 K: 1 S: 9	H: 0 LOB: 0 BB: 0 P: 16	R: 0 E: 0 K: 2 S: 13	H: 1 LOB: 1 BB: 0 P: 13	1B: 5 2B: 1 3B: 0 HR: 1	SF: 0 SAC: 0 DP: 0 HBP: 0	WP: 0 PB: 0 SB: 0 CS: 0	PA: 35		
<b>PITCHER</b>	IP WLS BF H R ER SO BB IBB HBP BLK WP HR S P ERA WHIP	IP WLS BF H R ER SO BB IBB HBP BLK WP HR S P ERA WHIP	IP WLS BF H R ER SO BB IBB HBP BLK WP HR S P ERA WHIP	IP WLS BF H R ER SO BB IBB HBP BLK WP HR S P ERA WHIP	IP WLS BF H R ER SO BB IBB HBP BLK WP HR S P ERA WHIP	IP WLS BF H R ER SO BB IBB HBP BLK WP HR S P ERA WHIP	IP WLS BF H R ER SO BB IBB HBP BLK WP HR S P ERA WHIP	IP WLS BF H R ER SO BB IBB HBP BLK WP HR S P ERA WHIP	IP WLS BF H R ER SO BB IBB HBP BLK WP HR S P ERA WHIP	IP WLS BF H R ER SO BB IBB HBP BLK WP HR S P ERA WHIP	IP WLS BF H R ER SO BB IBB HBP BLK WP HR S P ERA WHIP	IP WLS BF H R ER SO BB IBB HBP BLK WP HR S P ERA WHIP	IP WLS BF H R ER SO BB IBB HBP BLK WP HR S P ERA WHIP	IP WLS BF H R ER SO BB IBB HBP BLK WP HR S P ERA WHIP	IP WLS BF H R ER SO BB IBB HBP BLK WP HR S P ERA WHIP	IP WLS BF H R ER SO BB IBB HBP BLK WP HR S P ERA WHIP	IP WLS BF H R ER SO BB IBB HBP BLK WP HR S P ERA WHIP	IP WLS BF H R ER SO BB IBB HBP BLK WP HR S P ERA WHIP	IP WLS BF H R ER SO BB IBB HBP BLK WP HR S P ERA WHIP	IP WLS BF H R ER SO BB IBB HBP BLK WP HR S P ERA WHIP	IP WLS BF H R ER SO BB IBB HBP BLK WP HR S P ERA WHIP	IP WLS BF H R ER SO BB IBB HBP BLK WP HR S P ERA WHIP	IP WLS BF H R ER SO BB IBB HBP BLK WP HR S P ERA WHIP	IP WLS BF H R ER SO BB IBB HBP BLK WP HR S P ERA WHIP
27 Aaron Nola, R (1,1) ERA: 1.5	6.0	L	24	5	1	1	6	1	0	0	0	0	0	0	0	0	1.50	1.000						
57 Luis García, R (7,1) ERA: 3.5	1.0	4	1	0	0	1	0	0	0	0	0	0	0	0	0	11	16	0.00	1.000					
46 Jeanmar Gómez, R (8,1) ERA: 2.33	1.0	4	1	0	0	1	0	0	0	0	0	0	0	0	12	19	0.00	1.000						
63 Jake Diekman, L (9,1) ERA: 5.05	1.0	3	0	0	0	2	0	0	0	0	0	0	0	0	10	10	0.00	0.000						

Batter	1	2	3	4	5	6	7	8	9	AB	R	H	RBI	BB	SO	LOB	BOTTOM							
37 Odúbel Herrera, L (1,8) OBP: 0.302, SLG: 0.404										3	0	0	0	1	1	1	<b>Tampa Bay Rays @ Philadelphia Phillies</b> Citizens Bank Park, Philadelphia, PA Tue Jul 21 2015, 7:07 PM - 9:59 PM EDT Att: 28,703 - Cloudy - 85 F							
13 Freddy Galvis, S (1,6) OBP: 0.313, SLG: 0.349										4	0	1	0	0	1	1								
16 César Hernández, S (1,4) OBP: 0.359, SLG: 0.362										4	0	0	0	0	1	2								
6 Ryan Howard, L (1,3) OBP: 0.269, SLG: 0.442										4	0	0	0	0	2	3								
25 Cody Asche, L (1,7) OBP: 0.278, SLG: 0.349										3	0	0	0	1	1	0								
9 Dominic Brown, L (1,9) OBP: 0.271, SLG: 0.253										4	0	2	0	0	0	0								
4 Andrés Blanco, S (1,5) OBP: 0.356, SLG: 0.500										2	0	0	0	0	0	1								
29 Cameron Rupp, R (1,2) OBP: 0.284, SLG: 0.302										2	0	0	0	1	1	2								
27 Aaron Nola, R (1,1) OBP: 0.500, SLG: 0.500										2	0	1	0	0	1	2								
57 Luis García, R (7,1) ERA: 3.33										0	0	0	0	0	0	0								
3 Jeff Francoeur, R (7,PH) OBP: 0.296, SLG: 0.450										1	0	0	0	0	1	2								
46 Jeanmar Gómez, R (8,1)										0	0	0	0	0	0	0								
63 Jake Diekman, R (9,1)										0	0	0	0	0	0	0								
<b>Inning Stats</b>	R: 0 E: 0 K: 1 S: 7	H: 0 LOB: 1 BB: 1 P: 14	R: 0 E: 0 K: 2 S: 19	H: 1 LOB: 2 BB: 1 P: 29	R: 0 E: 0 K: 0 S: 14	H: 1 LOB: 1 BB: 0 P: 23	R: 0 E: 0 K: 1 S: 8	H: 0 LOB: 0 BB: 0 P: 11	R: 0 E: 0 K: 0 S: 6	H: 1 LOB: 0 BB: 0 P: 8	R: 0 E: 1 K: 1 S: 10	H: 0 LOB: 0 BB: 0 P: 14	R: 0 E: 0 K: 1 S: 10	H: 1 LOB: 2 BB: 1 P: 15	R: 0 E: 0 K: 2 S: 9	H: 0 LOB: 0 BB: 0 P: 13	R: 0 E: 0 K: 1 S: 9	H: 0 LOB: 0 BB: 0 P: 10	1B: 3 2B: 1 3B: 0 HR: 0	SF: 0 SAC: 0 DP: 1 HBP: 1	WP: 0 PB: 0 SB: 0 CS: 1	PA: 34		
<b>PITCHER</b>	IP WLS BF H R ER SO BB IBB HBP BLK WP HR S P ERA WHIP	IP WLS BF H R ER SO BB IBB HBP BLK WP HR S P ERA WHIP	IP WLS BF H R ER SO BB IBB HBP BLK WP HR S P ERA WHIP	IP WLS BF H R ER SO BB IBB HBP BLK WP HR S P ERA WHIP	IP WLS BF H R ER SO BB IBB HBP BLK WP HR S P ERA WHIP	IP WLS BF H R ER SO BB IBB HBP BLK WP HR S P ERA WHIP	IP WLS BF H R ER SO BB IBB HBP BLK WP HR S P ERA WHIP	IP WLS BF H R ER SO BB IBB HBP BLK WP HR S P ERA WHIP	IP WLS BF H R ER SO BB IBB HBP BLK WP HR S P ERA WHIP	IP WLS BF H R ER SO BB IBB HBP BLK WP HR S P ERA WHIP	IP WLS BF H R ER SO BB IBB HBP BLK WP HR S P ERA WHIP	IP WLS BF H R ER SO BB IBB HBP BLK WP HR S P ERA WHIP	IP WLS BF H R ER SO BB IBB HBP BLK WP HR S P ERA WHIP	IP WLS BF H R ER SO BB IBB HBP BLK WP HR S P ERA WHIP	IP WLS BF H R ER SO BB IBB HBP BLK WP HR S P ERA WHIP	IP WLS BF H R ER SO BB IBB HBP BLK WP HR S P ERA WHIP	IP WLS BF H R ER SO BB IBB HBP BLK WP HR S P ERA WHIP	IP WLS BF H R ER SO BB IBB HBP BLK WP HR S P ERA WHIP	IP WLS BF H R ER SO BB IBB HBP BLK WP HR S P ERA WHIP	IP WLS BF H R ER SO BB IBB HBP BLK WP HR S P ERA WHIP	IP WLS BF H R ER SO BB IBB HBP BLK WP HR S P ERA WHIP	IP WLS BF H R ER SO BB IBB HBP BLK WP HR S P ERA WHIP	IP WLS BF H R ER SO BB IBB HBP BLK WP HR S P ERA WHIP	IP WLS BF H R ER SO BB IBB HBP BLK WP HR S P ERA WHIP
51 Nate Karns, R (1,1) ERA: 3.47	5.0	W	19	3	0	0	4	2	0	0	0	0	0	0	0	0	0.00	1.000						
54 Steve Geltz, R (6,1) ERA: 3.33	0.1	H	2	0	0	0	0	0	0	0	0	0	0	0	0	7	9	0.00	0.000					
31 Xavier Cedeño, L (6,1) ERA: 3.04	0.2	H	1	0	0	0	1	0	0	0	0	0	0	0	0	3	5	0.00	0.000					
57 Jake McGee, L (7,1) ERA: 1.25	1.0	H	5	1	0	0	1	1	0	0	0	0	0	0	10	15	0.00	2.000						
40 Kevin Jepsen, R (8,1) ERA: 2.95	1.0	H	3	0	0	0	2	0	0	0	0	0	0	0	9	13	0.00	0.000						

AB	34
R	1
H	7
RBI	1
BB	1
SO	10
LOB	12

AB	29
R	0
H	4
RBI	0
BB	3
SO	9
LOB	14









Batter	1	2	3	4	5	6	7	8	9	10	AB	R	H	RBI	BB	SO	LOB	TOP									
16 César Hernández, S (1.4) OBP: 0.360, SLG: 0.358	G6-3		PO		B2-3			G4-3		G4-3	5	1	2	0	0	0	0	Philadelphia Phillies @ Chicago Cubs Wrigley Field, Chicago, IL Fri Jul 24 2015, 3:06 PM - 6:18 PM CDT Att. 41,230 - Sunny - 83 F									
2 Ben Revere, L (1.8) OBP: 0.340, SLG: 0.381			K		G1-3					SH1-3	4	0	2	0	0	1											
7 Maikel Franco, R (1.5) OBP: 0.333, SLG: 0.471	G6-3		PO		G1-3			F8		G4-3	5	0	0	0	0	0	3										
3 Jeff Francoeur, R (1.9) OBP: 0.298, SLG: 0.469	P4							K			5	1	2	2	0	1	2										
18 Darin Ruf, R (1.3) OBP: 0.300, SLG: 0.387																											
6 Ryan Howard, L (9. PH) OBP: 0.264, SLG: 0.433																											
13 Freddy Galvis, S (1.6) OBP: 0.313, SLG: 0.358	L7																										
26 Cody Asche, L (1.7) OBP: 0.283, SLG: 0.364	P5																										
29 Cameron Rupp, R (1.2) OBP: 0.278, SLG: 0.295																											
37 Odubel Herrera, L (9. PH) OBP: 0.303, SLG: 0.425																											
53 Ken Giles, R (9.1)																											
58 Jonathan Papelbon, R (10.1)																											
31 Jerome Williams, R (1.1) OBP: 0.125, SLG: 0.130																											
9 Domonic Brown, L (7. PH) OBP: 0.263, SLG: 0.267																											
46 Jeanmar Gómez, R (7.1)																											
51 Carlos Ruiz, R (9. PH) OBP: 0.310, SLG: 0.297																											
<b>Inning Stats</b>	R: 0 E: 0 K: 0 S: 7	H: 1 LOB: 1 BB: 0 P: 11	R: 0 E: 0 K: 1 S: 10	H: 1 LOB: 1 BB: 0 P: 16	R: 0 E: 0 K: 1 S: 8	H: 1 LOB: 0 BB: 0 P: 12	R: 2 E: 0 K: 0 S: 13	H: 3 LOB: 1 BB: 0 P: 24	R: 0 E: 0 K: 1 S: 9	H: 1 LOB: 1 BB: 0 P: 12	R: 0 E: 0 K: 2 S: 8	H: 0 LOB: 0 BB: 0 P: 10	R: 0 E: 0 K: 1 S: 7	H: 1 LOB: 1 BB: 0 P: 10	R: 1 E: 0 K: 0 S: 12	H: 2 LOB: 1 BB: 0 P: 19	R: 2 E: 0 K: 1 S: 13	H: 2 LOB: 0 BB: 0 P: 16	1B: 7 2B: 3 3B: 1 HR: 1	SF: 0 SAC: 1 DP: 0 HBP: 1	WP: 0 PB: 0 SB: 3 CS: 0	PA: 42					
<b>PITCHER</b>	IP 7.0	WLS 0	BF 27	H 7	R 2	ER 2	SO 6	BB 0	IBB 0	HBP 1	BLK 0	WP 0	HR 0	S 62	P 95	ERA 2.57	WHIP 1.000										
34 Jon Lester, L (1.1) ERA: 3.32	1.0	H	4	1	0	0	1	0	0	0	0	0	0	7	10	0.00	1.000										
56 Héctor Rondón, R (8.1) ERA: 1.86	0.1	B	5	2	1	1	0	0	0	0	0	0	0	12	19	9.00	2.000										
30 Jason Motte, R (9.1) ERA: 2.79	1.0	L	2	1	1	1	0	0	0	0	0	0	0	2	3	27.00	3.000										
40 James Russell, L (10.1) ERA: 2.35	0.2		3	1	1	1	1	0	0	0	0	0	1	11	13	13.50	1.500										
29 Rafael Soriano, R (10.1) ERA: 3.39																											

Batter	1	2	3	4	5	6	7	8	9	10	AB	R	H	RBI	BB	SO	LOB	BOTTOM										
24 Dexter Fowler, S (1.8) OBP: 0.320, SLG: 0.365	G4-3		G4-3		G4-3			G4-3			4	0	0	0	1	0	0	Philadelphia Phillies @ Chicago Cubs Wrigley Field, Chicago, IL Fri Jul 24 2015, 3:06 PM - 6:18 PM CDT Att. 41,230 - Sunny - 83 F										
17 Kris Bryant, R (1.5) OBP: 0.365, SLG: 0.455	K				F9			K		K	5	1	1	1	0	3	2											
44 Anthony Rizzo, L (1.3) OBP: 0.402, SLG: 0.510					G3						4	0	1	0	0	0	2											
68 Jorge Soler, R (1.9) OBP: 0.318, SLG: 0.391	G5-3																											
8 Chris Coghlan, L (1.7) OBP: 0.348, SLG: 0.435																												
13 Starlin Castro, R (1.6) OBP: 0.272, SLG: 0.306																												
3 David Ross, R (1.2) OBP: 0.294, SLG: 0.261																												
34 Jon Lester, L (1.1) ERA: 3.32	1.0	H	4	1	0	0	1	0	0	0	0	0	0	7	10	0.00	1.000											
56 Héctor Rondón, R (8.1) ERA: 1.86	0.1	B	5	2	1	1	0	0	0	0	0	0	0	12	19	9.00	2.000											
30 Jason Motte, R (9.1) ERA: 2.79	1.0	L	2	1	1	1	0	0	0	0	0	0	0	2	3	27.00	3.000											
40 James Russell, L (10.1) ERA: 2.35	0.2		3	1	1	1	1	0	0	0	0	0	1	11	13	13.50	1.500											
29 Rafael Soriano, R (10.1) ERA: 3.39																												
<b>PITCHER</b>	IP 7.0	WLS 0	BF 27	H 7	R 2	ER 2	SO 6	BB 0	IBB 0	HBP 1	BLK 0	WP 0	HR 0	S 62	P 95	ERA 2.57	WHIP 1.000											
31 Jerome Williams, R (1.1) ERA: 6.28	6.0	R	3	3	3	4	1	0	0	0	0	0	0	2	60	83	4.50	1.167										
46 Jeanmar Gómez, R (7.1) ERA: 2.23	2.0		9	1	0	0	1	0	1	1	0	0	0	22	36	0.00	0.500											
53 Ken Giles, R (9.1) ERA: 1.86	1.0	W	5	1	0	0	1	1	0	0	0	0	0	18	29	0.00	2.000											
58 Jonathan Papelbon, R (10.1) ERA: 1.59	1.0	S	4	1	0	0	1	0	0	0	0	0	0	10	15	0.00	1.000											
<b>Inning Stats</b>	R: 0 E: 0 K: 1 S: 12	H: 1 LOB: 1 BB: 0 P: 17	R: 0 E: 0 K: 1 S: 7	H: 0 LOB: 1 BB: 1 P: 13	R: 1 E: 0 K: 1 S: 10	H: 1 LOB: 0 BB: 0 P: 13	R: 2 E: 0 K: 0 S: 15	H: 3 LOB: 1 BB: 0 P: 20	R: 0 E: 0 K: 0 S: 7	H: 0 LOB: 0 BB: 0 P: 10	R: 0 E: 0 K: 1 S: 9	H: 1 LOB: 1 BB: 0 P: 10	R: 0 E: 0 K: 0 S: 9	H: 0 LOB: 0 BB: 0 P: 13	R: 0 E: 0 K: 1 S: 13	H: 1 LOB: 3 BB: 1 P: 23	R: 0 E: 0 K: 1 S: 18	H: 1 LOB: 2 BB: 1 P: 29	R: 0 E: 0 K: 1 S: 10	H: 1 LOB: 1 BB: 0 P: 15	1B: 7 2B: 0 3B: 0 HR: 2	SF: 0 SAC: 0 DP: 0 HBP: 1	WP: 0 PB: 0 SB: 2 CS: 0	PA: 43				



Batter	1	2	3	4	5	6	7	8	9	AB	R	H	RBI	BB	SO	LOB	TOP			
16 César Hernández, S (1, 4) OBP: 0.397, SLG: 0.355	G6-3		K	K			F7			5	0	1	0	0	2	1	<b>Philadelphia Phillies @ Chicago Cubs</b> Wrigley Field, Chicago, IL Sat Jul 25 2015, 3:07 PM - 5:44 PM CDT Att: 41,683 - Partly Cloudy - 80 F			
37 Odiel Herrera, L (1, 8) OBP: 0.301, SLG: 0.405	K		6 HR			G3-1	F7	L7		5	1	1	0	0	1	2				
7 Maikel Franco, R (1, 5) OBP: 0.342, SLG: 0.481			6 HR							3	1	2	0	2	0	0				
6 Ryan Howard, L (1, 3) OBP: 0.269, SLG: 0.446	G4-3		6 HR							4	1	2	3	1	0	2				
51 Carlos Ruiz, R (1, 2) OBP: 0.312, SLG: 0.301										4	0	1	0	1	1	3				
25 Cody Asche, L (1, 7) OBP: 0.282, SLG: 0.361										5	1	1	0	0	0	5				
2 Ben Revere, L (9, 7) OBP: 0.340, SLG: 0.381	FC1-6		G4-3							0	0	0	0	0	0	0				
13 Freddy Galvis, S (1, 6) OBP: 0.313, SLG: 0.359										4	1	1	0	0	2	1				
9 Dornic Brown, L (1, 9) OBP: 0.282, SLG: 0.266	G3									4	0	1	0	0	1	1				
35 Cole Hamels, L (1, 1) OBP: 0.154, SLG: 0.179										3	0	1	0	0	1	0				
<b>Inning Stats</b>	R: 0 E: 0 K: 1 S: 9	H: 1 LOB: 1 BB: 0 P: 15	R: 0 E: 0 K: 1 S: 11	H: 0 LOB: 1 BB: 1 P: 18	R: 3 E: 0 K: 1 S: 10	H: 3 LOB: 1 BB: 1 P: 20	R: 0 E: 0 K: 1 S: 9	H: 1 LOB: 2 BB: 1 P: 14	R: 0 E: 0 K: 3 S: 10	H: 0 LOB: 0 BB: 0 P: 11	R: 0 E: 0 K: 0 S: 7	H: 0 LOB: 1 BB: 1 P: 14	R: 2 E: 1 K: 0 S: 15	H: 4 LOB: 2 BB: 0 P: 19	R: 0 E: 0 K: 0 S: 9	H: 1 LOB: 0 BB: 0 P: 15	1B: 3 2B: 7 HR: 1	SF: 0 SAC: 1 DP: 0 HBP: 0	WP: 0 PB: 1 CS: 0	PA: 42
<b>PITCHER</b>	IP WLS BF H R ER SO BB IBB HBP BLK WP HR S P ERA WHIP																			
49 Jake Arrieta, R (1, 1) ERA: 2.61	6.0 L 27 6 3 3 8 3 0 0 0 0 0 1 58 94 4.50 1.500																			
37 Travis Wood, L (7, 1) ERA: 4.32	1.0 4 0 0 0 0 1 0 0 0 0 0 0 7 14 0.00 1.000																			
40 James Russell, L (8, 1) ERA: 3.0	1.0 7 4 2 2 0 0 0 0 0 0 0 0 15 19 18.00 4.000																			
54 Neil Ramirez, R (9, 1) ERA: 3.12	1.0 4 1 0 0 0 0 0 0 0 0 0 0 9 15 0.00 1.000																			

AB	37
R	5
H	11
RBI	3
BB	4
SO	8
LOB	15



Batter	1	2	3	4	5	6	7	8	9	AB	R	H	RBI	BB	SO	LOB	BOTTOM					
24 Dexter Fowler, S (1, 8) OBP: 0.322, SLG: 0.363	44 FC4-6		G6-3							2	0	0	0	2	1	0	<b>Philadelphia Phillies @ Chicago Cubs</b> Wrigley Field, Chicago, IL Sat Jul 25 2015, 3:07 PM - 5:44 PM CDT Att: 41,683 - Partly Cloudy - 80 F					
17 Kris Bryant, R (1, 5) OBP: 0.361, SLG: 0.449	F7									4	0	0	0	0	2	2						
44 Anthony Rizzo, L (1, 3) OBP: 0.400, SLG: 0.506	FC4-6		L9							3	0	0	0	0	1	1						
68 Jorge Soler, R (1, 9) OBP: 0.314, SLG: 0.387	K									3	0	0	0	0	3	1						
15 Chris Denorfia, R (1, 7) OBP: 0.333, SLG: 0.380										3	0	0	0	0	2	0						
13 Starlin Castro, R (1, 6) OBP: 0.270, SLG: 0.304										3	0	0	0	0	0	0						
3 David Ross, R (1, 2) OBP: 0.266, SLG: 0.253										3	0	0	0	0	1	0						
54 Neil Ramirez, R (9, 1) OBP: 0.340, SLG: 0.381	K									0	0	0	0	0	0	0						
49 Jake Arrieta, R (1, 1) ERA: 2.61										1	0	0	0	0	1	0						
19 Jonathan Herrera, S (6, PH) OBP: 0.142, SLG: 0.115										1	0	0	0	0	1	0						
37 Travis Wood, R (7, 1) ERA: 4.32										0	0	0	0	0	0	0						
40 James Russell, L (8, 1) ERA: 3.0										0	0	0	0	0	0	0						
12 Kyle Schwarber, L (8, PH) OBP: 0.420, SLG: 0.574										1	0	0	0	0	0	0						
22 Addison Russell, R (1, 4) OBP: 0.303, SLG: 0.349										3	0	0	0	0	1	0						
<b>Inning Stats</b>	R: 0 E: 0 K: 1 S: 7	H: 0 LOB: 1 BB: 1 P: 15	R: 0 E: 0 K: 2 S: 9	H: 0 LOB: 0 BB: 0 P: 10	R: 0 E: 0 K: 1 S: 8	H: 0 LOB: 0 BB: 0 P: 13	R: 0 E: 0 K: 2 S: 10	H: 0 LOB: 0 BB: 0 P: 14	R: 0 E: 0 K: 0 S: 8	H: 0 LOB: 0 BB: 0 P: 12	R: 0 E: 0 K: 3 S: 11	H: 0 LOB: 1 BB: 1 P: 21	R: 0 E: 0 K: 3 S: 10	H: 0 LOB: 0 BB: 0 P: 14	R: 0 E: 0 K: 0 S: 10	H: 0 LOB: 0 BB: 0 P: 13	R: 0 E: 0 K: 1 S: 10	H: 0 LOB: 0 BB: 0 P: 17	1B: 0 2B: 0 HR: 0	SF: 0 SAC: 0 DP: 0 HBP: 0	WP: 0 PB: 2 CS: 0	PA: 29
<b>PITCHER</b>	IP WLS BF H R ER SO BB IBB HBP BLK WP HR S P ERA WHIP																					
35 Cole Hamels, L (1, 1) ERA: 3.64	9.0 W 29 0 0 0 13 2 0 0 0 0 0 0 83 129 0.00 0.222																					

AB	27
R	0
H	0
RBI	0
BB	2
SO	13
LOB	4





Batter	1	2	3	4	5	6	7	8	9	AB	R	H	RBI	BB	SO	LOB	TOP						
16 César Hernández, S (1,4) OBP: 0.397, SLG: 0.354										6	2	2	0	0	1	4							
37 Odiel Herrera, L (1,8) OBP: 0.306, SLG: 0.415									5	2	3	1	0	2	1								
7 Maikel Franco, R (1,5) OBP: 0.343, SLG: 0.496									5	1	2	3	0	1	1								
6 Ryan Howard, L (1,3) OBP: 0.274, SLG: 0.456									4	2	2	2	1	0	2								
25 Cody Asche, L (1,7) OBP: 0.280, SLG: 0.366									5	1	1	0	0	1	4								
13 Freddy Galvis, S (1,6) OBP: 0.314, SLG: 0.358									4	1	1	0	1	1	2								
9 Domonic Brown, L (1,9) OBP: 0.295, SLG: 0.307										5	1	3	3	0	0	1							
29 Cameron Rupp, R (1,2) OBP: 0.282, SLG: 0.307									5	1	2	1	0	1	2								
27 Aaron Nola, R (1,1) OBP: 0.500, SLG: 0.400									3	0	1	1	1	1	1								
59 Elvis Araujo, L (8,1) OBP: 0.298, SLG: 0.384									0	0	0	0	0	0	0								
18 Darin Ruf, R (9,PH) OBP: 0.298, SLG: 0.384									1	0	0	0	0	0	0								
50 Héctor Neris, R (9,1) OBP: 0.298, SLG: 0.384									0	0	0	0	0	0	0								
<b>Inning Stats</b>	R: 3 H: 3 E: 0 K: 0 S: 17	L: 3 LOB: 0 BB: 1 P: 28	R: 0 H: 1 E: 0 K: 0 S: 8	L: 1 LOB: 1 BB: 0 P: 10	R: 0 H: 0 E: 0 K: 1 S: 8	L: 0 LOB: 0 BB: 0 P: 13	R: 3 H: 4 E: 0 K: 3 S: 27	L: 4 LOB: 1 BB: 0 P: 42	R: 2 H: 3 E: 0 K: 1 S: 14	L: 3 LOB: 1 BB: 0 P: 20	R: 1 H: 3 E: 0 K: 2 S: 14	L: 3 LOB: 2 BB: 0 P: 26	R: 0 H: 1 E: 0 K: 1 S: 14	L: 1 LOB: 2 BB: 1 P: 23	R: 2 H: 2 E: 0 K: 0 S: 12	L: 2 LOB: 1 BB: 1 P: 21	R: 0 H: 0 E: 0 K: 0 S: 7	L: 0 LOB: 0 BB: 0 P: 8	1B: 9 2B: 3 3B: 3 HR: 2	SF: 0 SAC: 0 DP: 1 HBP: 0	WP: 0 PB: 0 SB: 1 CS: 0	PA: 46	
<b>PITCHER</b>	IP WLS BF H R ER SO BB IBB HBP BLK WP HR S P ERA WHIP	IP WLS BF H R ER SO BB IBB HBP BLK WP HR S P ERA WHIP	IP WLS BF H R ER SO BB IBB HBP BLK WP HR S P ERA WHIP	IP WLS BF H R ER SO BB IBB HBP BLK WP HR S P ERA WHIP	IP WLS BF H R ER SO BB IBB HBP BLK WP HR S P ERA WHIP	IP WLS BF H R ER SO BB IBB HBP BLK WP HR S P ERA WHIP	IP WLS BF H R ER SO BB IBB HBP BLK WP HR S P ERA WHIP	IP WLS BF H R ER SO BB IBB HBP BLK WP HR S P ERA WHIP	IP WLS BF H R ER SO BB IBB HBP BLK WP HR S P ERA WHIP	IP WLS BF H R ER SO BB IBB HBP BLK WP HR S P ERA WHIP	IP WLS BF H R ER SO BB IBB HBP BLK WP HR S P ERA WHIP	IP WLS BF H R ER SO BB IBB HBP BLK WP HR S P ERA WHIP	IP WLS BF H R ER SO BB IBB HBP BLK WP HR S P ERA WHIP	IP WLS BF H R ER SO BB IBB HBP BLK WP HR S P ERA WHIP	IP WLS BF H R ER SO BB IBB HBP BLK WP HR S P ERA WHIP	IP WLS BF H R ER SO BB IBB HBP BLK WP HR S P ERA WHIP	IP WLS BF H R ER SO BB IBB HBP BLK WP HR S P ERA WHIP	IP WLS BF H R ER SO BB IBB HBP BLK WP HR S P ERA WHIP	IP WLS BF H R ER SO BB IBB HBP BLK WP HR S P ERA WHIP	IP WLS BF H R ER SO BB IBB HBP BLK WP HR S P ERA WHIP	IP WLS BF H R ER SO BB IBB HBP BLK WP HR S P ERA WHIP	IP WLS BF H R ER SO BB IBB HBP BLK WP HR S P ERA WHIP	IP WLS BF H R ER SO BB IBB HBP BLK WP HR S P ERA WHIP

Philadelphia Phillies @ Chicago Cubs  
Wrigley Field, Chicago, IL  
Sun Jul 26 2015, 1:23 PM - 4:22 PM CDT  
Att. 41,123 - Overcast - 75 F

AB 43  
R 11  
H 17  
RBI 11  
BB 3  
SO 8  
LOB 18



Batter	1	2	3	4	5	6	7	8	9	AB	R	H	RBI	BB	SO	LOB	BOTTOM						
24 Dexter Fowler, S (1,8) OBP: 0.324, SLG: 0.372										2	2	1	1	1	0	0							
27 Taylor Teagarden, R (8,PH) OBP: 0.200, SLG: 0.200										2	0	1	0	2	0	0							
12 Kyle Schwarber, L (1,2) OBP: 0.453, SLG: 0.667										3	0	0	1	0	3	1							
17 Kris Bryant, R (1,5) OBP: 0.358, SLG: 0.445										3	0	0	0	0	1	1							
44 Anthony Rizzo, L (1,3) OBP: 0.397, SLG: 0.501										3	0	0	0	0	1	1							
3 David Ross, R (9,1) OBP: 0.292, SLG: 0.293										4	0	1	0	0	1	0							
68 Jorge Soler, R (1,9) OBP: 0.313, SLG: 0.385										4	0	0	0	0	1	1							
8 Chris Coghlan, L (1,7) OBP: 0.345, SLG: 0.429										2	0	0	0	0	1	0							
13 Starlin Castro, R (1,6) OBP: 0.268, SLG: 0.302										2	0	0	0	0	1	0							
55 Yoervis Medina, R (6,1) OBP: 0.329, SLG: 0.374										0	0	0	0	0	0	0							
15 Chris Denorria, R (8,PH) OBP: 0.329, SLG: 0.374										2	0	0	0	0	1	0							
39 Jason Hammel, R (1,1) OBP: 0.200, SLG: 0.209										1	0	0	0	0	0	0							
37 Travis Wood, R (4,1) OBP: 0.148, SLG: 0.115										0	0	0	0	0	0	0							
19 Jonathan Herrera, S (6,PH) OBP: 0.270, SLG: 0.337										2	1	1	0	0	0	0							
22 Addison Russell, R (1,4) OBP: 0.303, SLG: 0.360										3	1	1	2	0	0	0							
<b>Inning Stats</b>	R: 1 H: 1 E: 0 K: 0 S: 7	L: 1 LOB: 0 BB: 1 P: 15	R: 0 H: 0 E: 0 K: 1 S: 7	L: 0 LOB: 0 BB: 0 P: 9	R: 1 H: 1 E: 0 K: 0 S: 6	L: 1 LOB: 0 BB: 1 P: 11	R: 0 H: 0 E: 0 K: 2 S: 8	L: 0 LOB: 0 BB: 0 P: 10	R: 0 H: 0 E: 0 K: 0 S: 6	L: 0 LOB: 0 BB: 0 P: 7	R: 0 H: 0 E: 0 K: 0 S: 6	L: 0 LOB: 0 BB: 0 P: 12	R: 0 H: 1 E: 0 K: 2 S: 8	L: 1 LOB: 1 BB: 0 P: 10	R: 2 H: 2 E: 0 K: 2 S: 21	L: 2 LOB: 1 BB: 1 P: 30	R: 1 H: 1 E: 0 K: 1 S: 14	L: 1 LOB: 0 BB: 0 P: 20	1B: 3 2B: 1 3B: 0 HR: 3	SF: 1 SAC: 0 DP: 1 HBP: 0	WP: 0 PB: 0 SB: 0 CS: 1	PA: 35	
<b>PITCHER</b>	IP WLS BF H R ER SO BB IBB HBP BLK WP HR S P ERA WHIP	IP WLS BF H R ER SO BB IBB HBP BLK WP HR S P ERA WHIP	IP WLS BF H R ER SO BB IBB HBP BLK WP HR S P ERA WHIP	IP WLS BF H R ER SO BB IBB HBP BLK WP HR S P ERA WHIP	IP WLS BF H R ER SO BB IBB HBP BLK WP HR S P ERA WHIP	IP WLS BF H R ER SO BB IBB HBP BLK WP HR S P ERA WHIP	IP WLS BF H R ER SO BB IBB HBP BLK WP HR S P ERA WHIP	IP WLS BF H R ER SO BB IBB HBP BLK WP HR S P ERA WHIP	IP WLS BF H R ER SO BB IBB HBP BLK WP HR S P ERA WHIP	IP WLS BF H R ER SO BB IBB HBP BLK WP HR S P ERA WHIP	IP WLS BF H R ER SO BB IBB HBP BLK WP HR S P ERA WHIP	IP WLS BF H R ER SO BB IBB HBP BLK WP HR S P ERA WHIP	IP WLS BF H R ER SO BB IBB HBP BLK WP HR S P ERA WHIP	IP WLS BF H R ER SO BB IBB HBP BLK WP HR S P ERA WHIP	IP WLS BF H R ER SO BB IBB HBP BLK WP HR S P ERA WHIP	IP WLS BF H R ER SO BB IBB HBP BLK WP HR S P ERA WHIP	IP WLS BF H R ER SO BB IBB HBP BLK WP HR S P ERA WHIP	IP WLS BF H R ER SO BB IBB HBP BLK WP HR S P ERA WHIP	IP WLS BF H R ER SO BB IBB HBP BLK WP HR S P ERA WHIP	IP WLS BF H R ER SO BB IBB HBP BLK WP HR S P ERA WHIP	IP WLS BF H R ER SO BB IBB HBP BLK WP HR S P ERA WHIP	IP WLS BF H R ER SO BB IBB HBP BLK WP HR S P ERA WHIP	IP WLS BF H R ER SO BB IBB HBP BLK WP HR S P ERA WHIP

Philadelphia Phillies @ Chicago Cubs  
Wrigley Field, Chicago, IL  
Sun Jul 26 2015, 1:23 PM - 4:22 PM CDT  
Att. 41,123 - Overcast - 75 F

AB 30  
R 5  
H 6  
RBI 5  
BB 3  
SO 8  
LOB 3





Batter	1	2	3	4	5	6	7	8	9	AB	R	H	RBI	BB	SO	LOB	TOP					
16 César Hernández, S (1.4) OBP: 0.352, SLG: 0.349										4	0	0	0	0	1	2	Philadelphia Phillies @ Toronto Blue Jays Rogers Centre, Toronto, ON Tue Jul 28 2015, 7:09 PM - 9:38 PM EDT Att: 30,516 - Clear - 84 F					
2 Ben Revere, L (1.8) OBP: 0.336, SLG: 0.377										4	0	0	0	0	0	1						
7 Maikel Franco, R (1.5) OBP: 0.338, SLG: 0.488										4	0	0	0	0	3	0						
3 Jeff Francoeur, R (1.9) OBP: 0.297, SLG: 0.465										4	0	1	0	0	1	0						
6 Ryan Howard, L (1.10) OBP: 0.273, SLG: 0.453										4	1	1	0	0	3	0						
18 Darin Ruf, R (1.3) OBP: 0.305, SLG: 0.393										2	1	1	0	1	0	0						
25 Cody Asche, L (1.7) OBP: 0.284, SLG: 0.373										3	1	2	2	0	1	0						
4 Andrés Blanco, S (1.6) OBP: 0.357, SLG: 0.494										2	0	1	1	1	0	0						
29 Cameron Rupp, R (1.2) OBP: 0.276, SLG: 0.300										3	0	0	0	0	1	3						
<b>Inning Stats</b>	R: 0 E: 0 K: 1 S: 7	H: 0 LOB: 0 BB: 0 P: 11	R: 0 E: 0 K: 1 S: 7	H: 0 LOB: 1 BB: 1 P: 13	R: 0 E: 0 K: 0 S: 9	H: 1 LOB: 1 BB: 1 P: 15	R: 0 E: 0 K: 1 S: 8	H: 1 LOB: 0 BB: 0 P: 11	R: 3 E: 0 K: 0 S: 14	H: 4 LOB: 1 BB: 0 P: 24	R: 0 E: 0 K: 1 S: 6	H: 0 LOB: 0 BB: 0 P: 8	R: 0 E: 0 K: 1 S: 6	H: 0 LOB: 0 BB: 0 P: 8	R: 0 E: 0 K: 2 S: 10	H: 0 LOB: 0 BB: 0 P: 15	R: 0 E: 0 K: 3 S: 12	H: 0 LOB: 0 BB: 0 P: 19	1B: 3 2B: 3 3B: 0 HR: 0	SF: 0 SAC: 0 DP: 1 HBP: 0	WP: 1 PB: 0 SB: 0 CS: 1	PA: 33
<b>PITCHER</b>	IP WLS BF H R ER SO BB IBB HBP BLK WP HR S P ERA WHIP																					
57 Felix Doubront, L (1.1) ERA: 4.76	4.0 L 18 6 3 3 3 2 0 0 0 0 1 0 41 66 6.75 2.000																					
52 Ryan Tepera, R (5.1) ERA: 2.29	1.0 3 0 0 0 0 0 0 0 0 0 0 0 4 8 0.00 0.000																					
32 LaTroy Hawkins, R (6.1) ERA: 3.47	1.0 3 0 0 0 1 0 0 0 0 0 0 0 6 8 0.00 0.000																					
27 Brett Cecil, L (7.1) ERA: 4.05	1.0 3 0 0 0 1 0 0 0 0 0 0 0 6 8 0.00 0.000																					
31 Liam Hendriks, R (8.1) ERA: 2.64	2.0 6 0 0 0 5 0 0 0 0 0 0 0 22 34 0.00 0.000																					

Batter	1	2	3	4	5	6	7	8	9	AB	R	H	RBI	BB	SO	LOB	BOTTOM					
29 Devon Travis, R (1.4) OBP: 0.361, SLG: 0.498										2	1	1	1	0	1	2	Philadelphia Phillies @ Toronto Blue Jays Rogers Centre, Toronto, ON Tue Jul 28 2015, 7:09 PM - 9:38 PM EDT Att: 30,516 - Clear - 84 F					
3 Ezequiel Carrera, L (9.9)										2	0	0	0	0	1	0						
20 Josh Donaldson, R (1.5) OBP: 0.350, SLG: 0.535										3	0	0	0	1	0	0						
19 José Bautista, R (1.9) OBP: 0.369, SLG: 0.492										4	0	0	0	0	0	1						
30 Dioner Navarro, S (9.2) OBP: 0.272, SLG: 0.317										0	0	0	0	0	0	0						
10 Edwin Encarnación, R (1.3) OBP: 0.335, SLG: 0.452										4	0	2	0	0	1	0						
36 Drew Hutchison, L (9. PR)										0	0	0	0	0	0	0						
15 Chris Colabello, R (1.10) OBP: 0.359, SLG: 0.489										4	0	0	0	0	0	2						
55 Russell Martin, R (1.2) OBP: 0.344, SLG: 0.478										4	1	2	0	0	0	1						
23 Danny Valencia, R (1.7) OBP: 0.327, SLG: 0.513										4	0	1	0	0	0	2						
11 Kevin Pillar, R (1.8) OBP: 0.306, SLG: 0.392										2	0	0	0	1	0	1						
17 Ryan Goins, L (1.6) OBP: 0.265, SLG: 0.313										2	0	0	1	0	0	1						
<b>Inning Stats</b>	R: 1 E: 0 K: 1 S: 7	H: 1 LOB: 1 BB: 1 P: 14	R: 1 E: 0 K: 1 S: 14	H: 2 LOB: 2 BB: 1 P: 27	R: 0 E: 0 K: 0 S: 9	H: 1 LOB: 1 BB: 0 P: 13	R: 0 E: 0 K: 0 S: 8	H: 1 LOB: 0 BB: 0 P: 11	R: 0 E: 0 K: 0 S: 8	H: 0 LOB: 0 BB: 0 P: 9	R: 0 E: 0 K: 0 S: 4	H: 0 LOB: 0 BB: 0 P: 5	R: 0 E: 0 K: 0 S: 9	H: 0 LOB: 0 BB: 0 P: 14	R: 0 E: 0 K: 1 S: 6	H: 0 LOB: 0 BB: 0 P: 8	R: 0 E: 0 K: 0 S: 14	H: 1 LOB: 1 BB: 0 P: 18	1B: 4 2B: 1 3B: 0 HR: 1	SF: 1 SAC: 0 DP: 1 HBP: 0	WP: 0 PB: 0 SB: 0 CS: 0	PA: 34
<b>PITCHER</b>	IP WLS BF H R ER SO BB IBB HBP BLK WP HR S P ERA WHIP																					
39 Adam Morgan, L (1.1) ERA: 4.05	6.0 W 24 5 2 2 2 2 0 0 0 0 0 0 9 14 3.00 1.167																					
46 Jeanmar Gómez, R (7.1) ERA: 2.19	1.0 H 3 0 0 0 0 0 0 0 0 0 0 0 9 14 0.00 0.000																					
57 Luis García, R (8.1) ERA: 3.43	1.0 H 3 0 0 0 1 0 0 0 0 0 0 0 6 8 0.00 0.000																					
53 Ken Giles, R (9.1) ERA: 1.81	1.0 S 4 1 0 0 0 0 0 0 0 0 0 0 14 18 0.00 1.000																					

AB	30
R	3
H	6
RBI	3
BB	2
SO	10
LOB	6



AB	31
R	2
H	6
RBI	2
BB	2
SO	3
LOB	10









Batter	1	2	3	4	5	6	7	8	9	AB	R	H	RBI	BB	SO	LOB	TOP																			
22 Nick Markakis, L (1, 9) OBP: 0.373, SLG: 0.364	F7		FC1-2 13 1B 25 1B	BB		K			G2-3 25 G2-3	4	1	2	0	1	1	0	<b>Atlanta Braves @ Philadelphia Phillies</b> Citizens Bank Park, Philadelphia, PA Thu Jul 30 2015, 7:06 PM - 10:04 PM EDT Att: 21,706 - Partly Cloudy - 78 F																			
25 Cameron Maybin, R (1, 8) OBP: 0.336, SLG: 0.385	F9		15 1B 13 FC1-2	FC6-4					G2-3	5	0	2	0	0	0	4																				
5 Freddie Freeman, L (1, 3) OBP: 0.352, SLG: 0.498	G5-3								G3-6-1	5	0	1	0	0	2	6																				
13 Adonis García, R (1, 7) OBP: 0.269, SLG: 0.500	L7		FC1-2 15 1B						K	4	0	0	0	1	2	6																				
15 A.J. Pierzynski, L (1, 2) OBP: 0.325, SLG: 0.425	P4								BB	4	0	2	1	0	0	1																				
23 Chris Johnson, R (1, 5) OBP: 0.289, SLG: 0.307	8 1B								G1-3	4	0	1	0	0	0	5																				
8 Jace Peterson, L (1, 4) OBP: 0.321, SLG: 0.334									P4	4	0	1	0	0	1	2																				
19 Andrelton Simmons, R (1, 6) OBP: 0.322, SLG: 0.336	L4								F7	4	0	1	0	0	0	2																				
17 Shelby Miller, R (1, 1) OBP: 0.103, SLG: 0.081									F8	2	0	1	0	0	1	0																				
56 Ross Detwiler, R (7, 1)									G2-3 25 G2-3 22 1B	0	0	0	0	0	0	0																				
63 Jake Brigham, R (8, 1)										1	0	1	0	0	0	0																				
14 Eury Pérez, R (9, PH) OBP: 0.326, SLG: 0.318										0	0	0	0	0	0	0																				
<b>Inning Stats</b>	R: 0 E: 0 K: 0 S: 10	H: 0 LOB: 0 BB: 0 P: 17	R: 0 E: 0 K: 0 S: 12	H: 2 LOB: 2 BB: 0 P: 15	R: 1 E: 0 K: 1 S: 21	H: 4 LOB: 3 BB: 0 P: 31	R: 0 E: 0 K: 0 S: 6	H: 1 LOB: 2 BB: 1 P: 12	R: 0 E: 0 K: 2 S: 13	H: 0 LOB: 0 BB: 0 P: 21	R: 0 E: 0 K: 2 S: 11	H: 0 LOB: 0 BB: 0 P: 15	R: 0 E: 0 K: 0 S: 7	H: 1 LOB: 1 BB: 1 P: 12	R: 0 E: 0 K: 0 S: 7	H: 0 LOB: 0 BB: 0 P: 10	R: 0 E: 0 K: 2 S: 20	H: 2 LOB: 2 BB: 0 P: 24	1B: 12 2B: 0 3B: 0 HR: 0	SF: 0 DP: 1 HBP: 0	WP: 0 PB: 0 CS: 0	PA: 40														
<b>PITCHER</b>	IP ERA	WLS ERA	BF ERA	H ERA	R ERA	ER ERA	SO ERA	BB ERA	IBB ERA	HBP ERA	BLK ERA	WP ERA	HR ERA	S ERA	P ERA	ERA WHIP	<b>PITCHER</b>	IP ERA	WLS ERA	BF ERA	H ERA	R ERA	ER ERA	SO ERA	BB ERA	IBB ERA	HBP ERA	BLK ERA	WP ERA	HR ERA	S ERA	P ERA	ERA WHIP			
34 Aaron Harang, R (1, 1) ERA: 3.97	5.0	W	25	9	1	1	3	1	0	0	0	0	0	0	62	96	1.80	2.000																		
59 Elvis Araujo, L (6, 1) ERA: 3.67	1.0	H	3	0	0	0	2	0	0	0	0	0	0	0	11	15	0.00	0.000																		
46 Jeanmar Gómez, R (7, 1) ERA: 2.15	1.0	H	4	1	0	0	2	0	0	0	0	0	0	0	7	12	0.00	2.000																		
57 Luis García, R (8, 1) ERA: 3.35	1.0	H	3	0	0	0	0	0	0	0	0	0	0	7	10	0.00	0.000																			
53 Ken Giles, R (9, 1) ERA: 1.77	1.0	S	5	2	0	0	2	0	0	0	0	0	0	20	24	0.00	2.000																			

AB	37
R	1
H	12
RBI	1
BB	2
SO	7
LOB	26



Batter	1	2	3	4	5	6	7	8	9	AB	R	H	RBI	BB	SO	LOB	BOTTOM																			
Ben Revere, L (1, 7) OBP: 0.334, SLG: 0.374	16 SH2-3 1B		G6-4-3 1-2			K			G6-3	4	0	1	0	0	1	1	<b>Atlanta Braves @ Philadelphia Phillies</b> Citizens Bank Park, Philadelphia, PA Thu Jul 30 2015, 7:06 PM - 10:04 PM EDT Att: 21,706 - Partly Cloudy - 78 F																			
16 César Hernández, S (1, 4) OBP: 0.355, SLG: 0.352	SH2-3								K	3	1	2	0	0	1	0																				
7 Maikel Franco, R (1, 5) OBP: 0.339, SLG: 0.482	G5-3								G5-3	4	0	1	0	0	1	2																				
6 Ryan Howard, L (1, 3) OBP: 0.275, SLG: 0.450	37 FC4-6 BB								G4-3	3	0	1	1	1	0	0																				
37 Odúbel Herrera, L (1, 8) OBP: 0.306, SLG: 0.413	FC4-6								K	4	1	1	0	0	2	4																				
13 Freddy Galvis, S (1, 6) OBP: 0.315, SLG: 0.358	F7								F7	4	1	2	0	0	0	2																				
9 Domic Brown, L (1, 9) OBP: 0.292, SLG: 0.328	G6-3								FC6-4	4	1	2	1	0	0	1																				
51 Carlos Ruiz, R (1, 2) OBP: 0.306, SLG: 0.294	F8								G4-3	4	0	1	2	0	0	1																				
34 Aaron Harang, R (1, 1) OBP: 0.228, SLG: 0.233										2	0	1	0	0	1	2																				
59 Elvis Araujo, L (6, 1) ERA: 3.67										0	0	0	0	0	0	0																				
25 Cody Asche, L (6, PH) OBP: 0.245, SLG: 0.371										0	0	0	0	0	0	0																				
46 Jeanmar Gómez, R (7, 1) ERA: 2.15										0	0	0	0	0	0	0																				
57 Luis García, R (8, 1) ERA: 3.35										0	0	0	0	0	0	0																				
53 Ken Giles, R (9, 1) ERA: 1.77										0	0	0	0	0	0	0																				
<b>Inning Stats</b>	R: 0 E: 0 K: 0 S: 16	H: 1 LOB: 2 BB: 1 P: 23	R: 0 E: 0 K: 0 S: 10	H: 0 LOB: 0 BB: 0 P: 14	R: 0 E: 0 K: 1 S: 15	H: 2 LOB: 1 BB: 0 P: 22	R: 2 E: 0 K: 1 S: 13	H: 4 LOB: 1 BB: 0 P: 16	R: 1 E: 0 K: 2 S: 11	H: 3 LOB: 2 BB: 0 P: 16	R: 1 E: 0 K: 0 S: 10	H: 1 LOB: 0 BB: 0 P: 13	R: 0 E: 0 K: 1 S: 6	H: 0 LOB: 0 BB: 0 P: 9	R: 0 E: 0 K: 1 S: 9	H: 1 LOB: 1 BB: 0 P: 14	1B: 11 2B: 0 3B: 0 HR: 1	SF: 0 DP: 1 HBP: 0	WP: 0 PB: 0 CS: 0	PA: 35																
<b>PITCHER</b>	IP ERA	WLS ERA	BF ERA	H ERA	R ERA	ER ERA	SO ERA	BB ERA	IBB ERA	HBP ERA	BLK ERA	WP ERA	HR ERA	S ERA	P ERA	ERA WHIP	<b>PITCHER</b>	IP ERA	WLS ERA	BF ERA	H ERA	R ERA	ER ERA	SO ERA	BB ERA	IBB ERA	HBP ERA	BLK ERA	WP ERA	HR ERA	S ERA	P ERA	ERA WHIP			
17 Shelby Miller, R (1, 1) ERA: 2.44	6.0	L	28	11	4	4	4	1	0	0	0	0	0	0	75	104	6.00	2.000																		
56 Ross Detwiler, L (7, 1) ERA: 6.61	1.2		6	1	0	0	2	0	0	0	0	0	0	13	21	0.00	0.600																			
63 Jake Brigham, R (8, 1) ERA: 5.4	0.1		1	0	0	0	0	0	0	0	0	0	0	2	2	0.00	0.000																			





Batter	1	2	3	4	5	6	7	8	9	AB	R	H	RBI	BB	SO	LOB	TOP	
22 Nick Markakis, L OBP: 0.372, SLG: 0.363 13 Pedro Ciriaco, R OBP: 0.261, SLG: 0.360	L6		G4-3		K			FC4-6 1B	F8	4	0	1	0	0	1	0	<b>Atlanta Braves @ Philadelphia Phillies</b> Citizens Bank Park, Philadelphia, PA Fri Jul 31 2015, 7:38 PM - 10:18 PM EDT Att: 29,290 - Clear - 88 F	
25 Cameron Maybin, R OBP: 0.332, SLG: 0.383	P4		G6-3			L5		FC4-6 5 HR 1-2		4	1	0	0	0	0	1		
5 Freddie Freeman, L OBP: 0.354, SLG: 0.509	15 1B		G4-3		K			HR		4	1	2	2	0	1	0		
15 A.J. Pierzynski, L OBP: 0.331, SLG: 0.434	13 FC6-4 1B				8 G6-3 2B			G4-3 1B		4	0	3	0	0	0	0		
13 Adonis García, R OBP: 0.300, SLG: 0.536	FC6-4 1-2		K		19 G4-1 2B			G4-3 1B		4	1	2	0	0	1	3		
8 Jace Peterson, L OBP: 0.321, SLG: 0.333	14 G6-3 1B		G6-3		G6-3			F9	G4-3	4	0	1	0	0	0	4		
19 Andrelton Simmons, R 52 Andrew McKrahan, R	G4-3		G6-3		G6-3			G4-1	F7	4	0	0	0	0	0	6		
14 Eury Pérez, R OBP: 0.323, SLG: 0.315	G6-3		G1-3		G1-3			G5-3		4	0	1	1	0	0	1		
61 Williams Pérez, R OBP: 0.188, SLG: 0.133 56 Matt Marksberry, L	L9		G1-3		G1-3			P3		2	0	0	0	0	0	1		
7 Jonny Gomes, R OBP: 0.307, SLG: 0.321 63 Jake Brigham, R										0	0	0	0	0	0	0		
11 Daniel Castro, R OBP: 0.167, SLG: 0.167										1	0	0	0	0	0	0		
<b>Inning Stats</b>	R: 0 H: 2 E: 0 K: 0 S: 10	H: 1 R: 0 ER: 0 SO: 7	H: 0 R: 0 ER: 0 SO: 8	H: 1 R: 0 ER: 0 SO: 7	H: 0 R: 0 ER: 0 SO: 8	H: 0 R: 0 ER: 0 SO: 6	H: 0 R: 0 ER: 0 SO: 14	H: 2 R: 1 ER: 0 SO: 14	H: 4 R: 0 ER: 0 SO: 13	H: 0 R: 0 ER: 0 SO: 15	1B: 7 2B: 2 3B: 0 HR: 1	SF: 0 SAC: 0 DP: 0 HBP: 0	WP: 0 PA: 37	ERA: 3.68 WHIP: 1.091	ERA: 0.00 WHIP: 0.000	ERA: 0.00 WHIP: 0.000		
<b>PITCHER</b>	IP: 7.1 WLS: W BF: 30 ERA: 5.44	IP: 2 WLS: L BF: 4 ERA: 5.01	IP: 3 WLS: L BF: 3 ERA: 5.01	IP: 0 WLS: L BF: 0 ERA: 5.01	IP: 0 WLS: L BF: 0 ERA: 5.01	IP: 0 WLS: L BF: 0 ERA: 5.01	IP: 0 WLS: L BF: 0 ERA: 5.01	IP: 0 WLS: L BF: 0 ERA: 5.01	IP: 0 WLS: L BF: 0 ERA: 5.01	IP: 0 WLS: L BF: 0 ERA: 5.01	IP: 0 WLS: L BF: 0 ERA: 5.01	IP: 0 WLS: L BF: 0 ERA: 5.01	IP: 0 WLS: L BF: 0 ERA: 5.01	IP: 0 WLS: L BF: 0 ERA: 5.01	IP: 0 WLS: L BF: 0 ERA: 5.01	IP: 0 WLS: L BF: 0 ERA: 5.01	IP: 0 WLS: L BF: 0 ERA: 5.01	IP: 0 WLS: L BF: 0 ERA: 5.01

AB	37
R	3
H	10
RBI	3
BB	0
SO	4
LOB	17



Batter	1	2	3	4	5	6	7	8	9	AB	R	H	RBI	BB	SO	LOB	BOTTOM	
16 César Hernández, S OBP: 0.356, SLG: 0.353	37 1B 2B	F8		K	6 BB 7 1B		G3			5	1	2	1	0	1	0	<b>Atlanta Braves @ Philadelphia Phillies</b> Citizens Bank Park, Philadelphia, PA Fri Jul 31 2015, 7:38 PM - 10:18 PM EDT Att: 29,290 - Clear - 88 F	
37 Odbel Herrera, L OBP: 0.307, SLG: 0.411	7 BB 6 2B		6 WP HBP	F8	L8		P2			4	1	1	0	0	2			
7 Maikel Franco, R OBP: 0.340, SLG: 0.479	6 2B BB	L8		G5-3	6 BB 1B		G6-3			4	1	1	0	1	0			
6 Ryan Howard, L OBP: 0.283, SLG: 0.455	9 1B 13 SF8						G5-3			3	2	2	4	2	0			
9 Domonic Brown, L OBP: 0.296, SLG: 0.354	25 S 1B	G4-3					G6-3			5	1	2	2	0	5			
13 Freddy Galvis, S OBP: 0.312, SLG: 0.355	SF8		K		G4-3		P6			3	0	0	1	0	1			
25 Cody Asche, L OBP: 0.283, SLG: 0.370	K		G5-3		29 1B 55 1B		L7			4	1	1	0	0	1			
29 Cameron Rupp, R OBP: 0.288, SLG: 0.303	IBB				55 1B 16 1B		F9			2	1	1	0	2	0			
55 David Buchanan, R OBP: 0.286, SLG: 0.250 30 Justin De Fratus, S 94 Daliel Hinojosa, R	G6-3		G6-3		7 1B 16 1B 6 BB		K			4	1	1	1	0	3			
<b>Inning Stats</b>	R: 4 H: 4 E: 0 K: 1 S: 14	H: 0 R: 0 ER: 0 SO: 10	H: 0 R: 0 ER: 0 SO: 13	H: 0 R: 0 ER: 0 SO: 21	H: 0 R: 0 ER: 0 SO: 8	H: 7 R: 5 ER: 0 SO: 25	H: 0 R: 0 ER: 0 SO: 9	H: 0 R: 0 ER: 0 SO: 7	H: 0 R: 0 ER: 0 SO: 12	H: 0 R: 0 ER: 0 SO: 16	1B: 9 2B: 1 3B: 0 HR: 1	SF: 1 SAC: 0 DP: 0 HBP: 1	WP: 1 PA: 41	ERA: 18.69 WHIP: 2.769	ERA: 0.00 WHIP: 0.000	ERA: 0.00 WHIP: 0.000		
<b>PITCHER</b>	IP: 4.1 WLS: L BF: 27 ERA: 4.14	IP: 0 WLS: L BF: 0 ERA: 4.14	IP: 0 WLS: L BF: 0 ERA: 4.14	IP: 0 WLS: L BF: 0 ERA: 4.14	IP: 0 WLS: L BF: 0 ERA: 4.14	IP: 0 WLS: L BF: 0 ERA: 4.14	IP: 0 WLS: L BF: 0 ERA: 4.14	IP: 0 WLS: L BF: 0 ERA: 4.14	IP: 0 WLS: L BF: 0 ERA: 4.14	IP: 0 WLS: L BF: 0 ERA: 4.14	IP: 0 WLS: L BF: 0 ERA: 4.14	IP: 0 WLS: L BF: 0 ERA: 4.14	IP: 0 WLS: L BF: 0 ERA: 4.14	IP: 0 WLS: L BF: 0 ERA: 4.14	IP: 0 WLS: L BF: 0 ERA: 4.14	IP: 0 WLS: L BF: 0 ERA: 4.14		IP: 0 WLS: L BF: 0 ERA: 4.14

AB	34
R	9
H	11
RBI	9
BB	5
SO	4
LOB	12









Batter	1	2	3	4	5	6	7	8	9	AB	R	H	RBI	BB	SO	LOB	TOP					
25 Cameron Maybin, R (1.8) OBP: 0.330, SLG: 0.378										4	1	1	0	1	0	0						
14 Eury Pérez, R (1.9) OBP: 0.346, SLG: 0.333										4	1	2	0	0	0	1						
5 Freddie Freeman, L (1.3) OBP: 0.350, SLG: 0.503										5	0	0	0	0	0	5						
23 Chris Johnson, R (1.5) OBP: 0.267, SLG: 0.303										5	1	1	1	0	1	4						
7 Jonny Gomes, R (1.7) OBP: 0.314, SLG: 0.321										3	2	1	1	2	1	2						
8 Jace Peterson, L (1.4) OBP: 0.322, SLG: 0.343										4	1	3	3	0	1	0						
30 Ryan Lavanway, R (1.2) OBP: 0.294, SLG: 0.300										4	0	2	1	0	0	2						
11 Daniel Castro, R (1.6) OBP: 0.200, SLG: 0.300										4	0	1	0	0	0	4						
49 Julio Teheran, R (1.1) ERA: 4.48										3	0	0	0	0	0	3						
13 Pedro Ciriaco, R (8. PH) ERA: 2.99										1	0	0	0	0	0	0						
52 Andrew McKirahan, R (8.1) ERA: 2.99										0	0	0	0	0	0	0						
38 Arodys Vizcaino, R (9.1) ERA: 3.28										0	0	0	0	0	0	0						
<b>Inning Stats</b>	R: 0 E: 0 K: 0 S: 12	H: 2 LOB: 2 BB: 0 P: 18	R: 0 E: 0 K: 1 S: 10	H: 1 LOB: 1 BB: 0 P: 14	R: 0 E: 0 K: 0 S: 9	H: 0 LOB: 1 BB: 0 P: 15	R: 0 E: 0 K: 0 S: 6	H: 1 LOB: 2 BB: 1 P: 10	R: 4 E: 0 K: 0 S: 10	H: 3 LOB: 0 BB: 2 P: 21	R: 0 E: 0 K: 0 S: 7	H: 0 LOB: 0 BB: 0 P: 12	R: 2 E: 0 K: 0 S: 13	H: 4 LOB: 2 BB: 0 P: 19	R: 0 E: 0 K: 0 S: 7	H: 0 LOB: 0 BB: 0 P: 11	R: 0 E: 0 K: 2 S: 15	H: 0 LOB: 0 BB: 0 P: 20	1B: 9 2B: 1 3B: 0 HR: 1	SF: 0 SAC: 0 DP: 0 HBP: 1	WP: 1 PB: 0 SB: 0 CS: 0	PA: 41
<b>PITCHER</b>	IP WLS BF H R ER SO BB IBB HBP BLK WP HR S P ERA WHIP																					
39 Adam Morgan, L (1.1) ERA: 4.48	5.0 L 25 7 2 2 4 1 3 0 1 1 1 1 47 78 7.20 2.000																					
30 Justin De Fratus, R (6.1) ERA: 5.18	1.2 2 2 2 0 0 0 0 0 0 0 0 0 13 20 10.80 1.200																					
46 Jeanmar Gómez, R (7.1) ERA: 2.99	1.1 6 2 0 0 0 0 0 0 0 0 0 0 14 22 0.00 1.500																					
57 Luis García, R (9.1) ERA: 3.28	1.0 3 0 0 0 0 2 0 0 0 0 0 0 15 20 0.00 0.000																					
<b>Batter</b>	<b>1</b>	<b>2</b>	<b>3</b>	<b>4</b>	<b>5</b>	<b>6</b>	<b>7</b>	<b>8</b>	<b>9</b>	<b>AB</b>	<b>R</b>	<b>H</b>	<b>RBI</b>	<b>BB</b>	<b>SO</b>	<b>LOB</b>	<b>BOTTOM</b>					
16 César Hernández, S (1.4) OBP: 0.354, SLG: 0.359										5	1	1	0	0	0	2						
37 Odbel Herrera, L (1.8) OBP: 0.311, SLG: 0.422										4	0	1	1	0	0	2						
7 Maikel Franco, R (1.5) OBP: 0.340, SLG: 0.483										4	0	1	0	0	2	2						
6 Ryan Howard, L (1.3) OBP: 0.292, SLG: 0.464										4	1	2	0	0	0	2						
9 Domonic Brown, L (1.9) OBP: 0.292, SLG: 0.341										3	0	0	0	0	2	1						
13 Freddy Galvis, S (1.6) OBP: 0.316, SLG: 0.367										3	0	2	0	0	0	0						
25 Cody Asche, L (1.7) ERA: 4.59										3	0	1	1	0	1	1						
46 Jeanmar Gómez, R (7.1) ERA: 2.99										0	0	0	0	0	0	0						
18 Darin Ruf, R (8. PH) OBP: 0.294, SLG: 0.377										1	0	0	0	0	1	1						
57 Luis García, R (9.1) ERA: 3.28										0	0	0	0	0	0	0						
29 Cameron Rupp, R (1.2) OBP: 0.287, SLG: 0.320											4	0	1	0	0	2	2					
39 Adam Morgan, L (1.1) ERA: 4.48										1	0	0	0	0	1	2						
15 Jordan Danks, L (6. PH) ERA: 1.93										1	0	0	0	0	0	0						
30 Justin De Fratus, S (6.1) ERA: 5.18										0	0	0	0	0	0	0						
3 Jeff Francoeur, R (7.7) OBP: 0.303, SLG: 0.471										2	0	1	0	0	0	0						
<b>Inning Stats</b>	R: 0 E: 0 K: 1 S: 8	H: 0 LOB: 0 BB: 0 P: 13	R: 1 E: 0 K: 2 S: 11	H: 2 LOB: 2 BB: 0 P: 14	R: 0 E: 0 K: 1 S: 7	H: 0 LOB: 0 BB: 0 P: 12	R: 0 E: 0 K: 1 S: 9	H: 1 LOB: 1 BB: 0 P: 13	R: 1 E: 0 K: 0 S: 11	H: 3 LOB: 2 BB: 0 P: 16	R: 0 E: 0 K: 2 S: 8	H: 0 LOB: 0 BB: 0 P: 14	R: 0 E: 0 K: 0 S: 13	H: 2 LOB: 2 BB: 0 P: 18	R: 0 E: 0 K: 1 S: 14	H: 2 LOB: 1 BB: 0 P: 18	R: 0 E: 0 K: 1 S: 6	H: 0 LOB: 0 BB: 0 P: 10	1B: 8 2B: 2 3B: 0 HR: 0	SF: 0 SAC: 1 DP: 1 HBP: 1	WP: 0 PB: 0 SB: 0 CS: 0	PA: 37
<b>PITCHER</b>	IP WLS BF H R ER SO BB IBB HBP BLK WP HR S P ERA WHIP																					
49 Julio Teheran, R (1.1) ERA: 4.48	7.0 W 30 8 2 2 2 0 0 0 0 0 0 0 14 18 0.00 1.143																					
52 Andrew McKirahan, L (8.1) ERA: 1.93	1.0 4 2 0 0 1 0 0 0 0 0 0 0 14 18 0.00 2.000																					
38 Arodys Vizcaino, R (9.1) ERA: 0.62	1.0 3 0 0 0 1 0 0 0 0 0 0 0 6 10 0.00 0.000																					

Atlanta Braves @ Philadelphia Phillies  
Citizens Bank Park, Philadelphia, PA  
Sun Aug 02 2015, 1:41 PM - 4:28 PM EDT  
Att: 24,361 - Sunny - 88 F

livebaseballscorecards.com

AB 37  
R 6  
H 11  
RBI 6  
BB 3  
SO 3  
LOB 21



Atlanta Braves @ Philadelphia Phillies  
Citizens Bank Park, Philadelphia, PA  
Sun Aug 02 2015, 1:41 PM - 4:28 PM EDT  
Att: 24,361 - Sunny - 88 F

livebaseballscorecards.com

AB 35  
R 2  
H 10  
RBI 2  
BB 0  
SO 9  
LOB 15









Batter	1	2	3	4	5	6	7	8	9	AB	R	H	RBI	BB	SO	LOB	TOP				
11 Jimmy Rollins, S OBP: 0.275, SLG: 0.359	F9	P6			47 1B 23 G3	23 BB 47 1B	2	G6-3		3	1	0	0	2	0	0	Los Angeles Dodgers @ Philadelphia Phillies Citizens Bank Park, Philadelphia, PA Wed Aug 05 2015, 7:08 PM - 10:19 PM EDT Att: 26,197 - Partly Cloudy - 86 F				
47 Howie Kendrick, R OBP: 0.336, SLG: 0.411	16 G4-3 23 1B 66 HR		F8		16 1B 23 G3	23 BB 1B		L8		5	1	3	0	0	0						
23 Adrián González, L OBP: 0.372, SLG: 0.529		16 G4-3 66 HR	L8		G3			F7		4	1	1	1	1	0	1					
16 Andre Ethier, L OBP: 0.361, SLG: 0.473	G4-3				31 BB	K			K	5	0	2	0	0	2	5					
66 Yasiel Puig, R OBP: 0.325, SLG: 0.431		2H 3H HR	G4-3		P4					4	1	2	3	1	0	3					
31 Joc Pederson, L OBP: 0.352, SLG: 0.450					5 1B			L8		2	0	0	0	3	0	2					
5 Alberto Callaspo, S OBP: 0.312, SLG: 0.275	G4-3									5	0	2	0	0	0	5					
17 A.J. Ellis, R OBP: 0.324, SLG: 0.323			L8			G5-3				3	0	0	0	1	1	3					
35 Brett Anderson, L OBP: 0.189, SLG: 0.094										3	0	0	0	0	2	2					
3 Carl Crawford, L OBP: 0.242, SLG: 0.359		B2-6-4								0	0	0	0	1	0	0					
52 Pedro Báez, R										0	0	0	0	0	0	0					
54 Jim Johnson, R										0	0	0	0	0	0	0					
74 Kenley Jansen, S										0	0	0	0	0	0	0					
<b>Inning Stats</b>	R: 3 H: 3 E: 0 K: 0 S: 17	H: 3 LOB: 1 BB: 1 P: 27	R: 0 H: 0 E: 0 K: 0 S: 7	H: 0 LOB: 0 BB: 1 P: 11	R: 0 H: 1 E: 0 K: 0 S: 12	H: 1 LOB: 1 BB: 0 P: 20	R: 0 H: 1 E: 0 K: 1 S: 11	H: 1 LOB: 1 BB: 2 P: 16	R: 1 H: 2 E: 0 K: 0 S: 16	H: 2 LOB: 3 BB: 2 P: 30	R: 0 H: 1 E: 0 K: 2 S: 17	H: 1 LOB: 3 BB: 1 P: 32	R: 0 H: 2 E: 0 K: 1 S: 12	H: 0 LOB: 3 BB: 1 P: 19	R: 0 H: 0 E: 0 K: 0 S: 12	H: 0 LOB: 1 BB: 1 P: 19	1B: 9 2B: 0 3B: 0 HR: 1	SF: 0 SAC: 0 DP: 1 HBP: 0	WP: 0 PB: 0 SB: 0 CS: 0	PA: 43	
<b>PITCHER</b>	IP WLS BF H R ER SO BB IBB HBP BLK WP HR S P ERA WHIP	IP WLS BF H R ER SO BB IBB HBP BLK WP HR S P ERA WHIP	IP WLS BF H R ER SO BB IBB HBP BLK WP HR S P ERA WHIP	IP WLS BF H R ER SO BB IBB HBP BLK WP HR S P ERA WHIP	IP WLS BF H R ER SO BB IBB HBP BLK WP HR S P ERA WHIP	IP WLS BF H R ER SO BB IBB HBP BLK WP HR S P ERA WHIP	IP WLS BF H R ER SO BB IBB HBP BLK WP HR S P ERA WHIP	IP WLS BF H R ER SO BB IBB HBP BLK WP HR S P ERA WHIP	IP WLS BF H R ER SO BB IBB HBP BLK WP HR S P ERA WHIP	IP WLS BF H R ER SO BB IBB HBP BLK WP HR S P ERA WHIP	IP WLS BF H R ER SO BB IBB HBP BLK WP HR S P ERA WHIP	IP WLS BF H R ER SO BB IBB HBP BLK WP HR S P ERA WHIP	IP WLS BF H R ER SO BB IBB HBP BLK WP HR S P ERA WHIP	IP WLS BF H R ER SO BB IBB HBP BLK WP HR S P ERA WHIP	IP WLS BF H R ER SO BB IBB HBP BLK WP HR S P ERA WHIP	IP WLS BF H R ER SO BB IBB HBP BLK WP HR S P ERA WHIP	IP WLS BF H R ER SO BB IBB HBP BLK WP HR S P ERA WHIP	IP WLS BF H R ER SO BB IBB HBP BLK WP HR S P ERA WHIP	IP WLS BF H R ER SO BB IBB HBP BLK WP HR S P ERA WHIP	IP WLS BF H R ER SO BB IBB HBP BLK WP HR S P ERA WHIP	IP WLS BF H R ER SO BB IBB HBP BLK WP HR S P ERA WHIP

AB	34
R	4
H	10
RBI	4
BB	9
SO	5
LOB	21



Batter	1	2	3	4	5	6	7	8	9	AB	R	H	RBI	BB	SO	LOB	BOTTOM				
16 César Hernández, S OBP: 0.397, SLG: 0.363	K				E3			G4-3		4	0	1	0	0	1	0	Los Angeles Dodgers @ Philadelphia Phillies Citizens Bank Park, Philadelphia, PA Wed Aug 05 2015, 7:08 PM - 10:19 PM EDT Att: 26,197 - Partly Cloudy - 86 F				
37 Odiel Herrera, L OBP: 0.316, SLG: 0.423	G5-3		FC5-4							3	2	1	0	1	0	1					
7 Maikel Franco, R OBP: 0.338, SLG: 0.491	E5		7 2B							4	0	1	1	0	1	3					
3 Jeff Francoeur, R OBP: 0.305, SLG: 0.481					P4					4	1	2	2	0	0	1					
6 Ryan Howard, L OBP: 0.286, SLG: 0.454	L7									4	0	0	0	0	2	2					
18 Darin Ruf, R OBP: 0.305, SLG: 0.382					G3					4	0	0	0	0	2	2					
13 Freddy Galvis, S OBP: 0.314, SLG: 0.363					G6-3					3	0	1	0	1	0	0					
51 Carlos Ruiz, R OBP: 0.301, SLG: 0.290										4	0	0	0	0	1	2					
4 Andrés Blanco, S OBP: 0.359, SLG: 0.489										1	0	0	0	0	1	0					
34 Aaron Harang, R OBP: 0.275, SLG: 0.226										1	0	0	0	0	1	0					
15 Jordan Carraway, L										1	0	0	0	0	1	0					
50 Héctor Neris, R										0	0	0	0	0	0	0					
25 Cody Asche, L OBP: 0.286, SLG: 0.364										1	0	0	0	0	1	0					
59 Elvis Araujo, L										0	0	0	0	0	0	0					
9 Dominic Brown, L OBP: 0.250, SLG: 0.341										1	0	0	0	0	1	0					
<b>Inning Stats</b>	R: 0 H: 1 E: 1 K: 1 S: 12	H: 1 LOB: 2 BB: 0 P: 16	R: 0 H: 1 E: 0 K: 1 S: 7	H: 1 LOB: 0 BB: 0 P: 11	R: 1 H: 2 E: 0 K: 1 S: 14	H: 2 LOB: 1 BB: 0 P: 20	R: 0 H: 0 E: 0 K: 0 S: 6	H: 0 LOB: 0 BB: 0 P: 9	R: 0 H: 0 E: 1 K: 1 S: 9	H: 0 LOB: 2 BB: 1 P: 18	R: 0 H: 0 E: 0 K: 2 S: 9	H: 0 LOB: 0 BB: 0 P: 15	R: 2 H: 2 E: 0 K: 2 S: 20	H: 2 LOB: 0 BB: 0 P: 32	R: 0 H: 0 E: 0 K: 3 S: 9	H: 0 LOB: 0 BB: 0 P: 13	1B: 4 2B: 1 3B: 0 HR: 1	SF: 0 SAC: 0 DP: 1 HBP: 0	WP: 0 PB: 0 SB: 1 CS: 0	PA: 36	
<b>PITCHER</b>	IP WLS BF H R ER SO BB IBB HBP BLK WP HR S P ERA WHIP	IP WLS BF H R ER SO BB IBB HBP BLK WP HR S P ERA WHIP	IP WLS BF H R ER SO BB IBB HBP BLK WP HR S P ERA WHIP	IP WLS BF H R ER SO BB IBB HBP BLK WP HR S P ERA WHIP	IP WLS BF H R ER SO BB IBB HBP BLK WP HR S P ERA WHIP	IP WLS BF H R ER SO BB IBB HBP BLK WP HR S P ERA WHIP	IP WLS BF H R ER SO BB IBB HBP BLK WP HR S P ERA WHIP	IP WLS BF H R ER SO BB IBB HBP BLK WP HR S P ERA WHIP	IP WLS BF H R ER SO BB IBB HBP BLK WP HR S P ERA WHIP	IP WLS BF H R ER SO BB IBB HBP BLK WP HR S P ERA WHIP	IP WLS BF H R ER SO BB IBB HBP BLK WP HR S P ERA WHIP	IP WLS BF H R ER SO BB IBB HBP BLK WP HR S P ERA WHIP	IP WLS BF H R ER SO BB IBB HBP BLK WP HR S P ERA WHIP	IP WLS BF H R ER SO BB IBB HBP BLK WP HR S P ERA WHIP	IP WLS BF H R ER SO BB IBB HBP BLK WP HR S P ERA WHIP	IP WLS BF H R ER SO BB IBB HBP BLK WP HR S P ERA WHIP	IP WLS BF H R ER SO BB IBB HBP BLK WP HR S P ERA WHIP	IP WLS BF H R ER SO BB IBB HBP BLK WP HR S P ERA WHIP	IP WLS BF H R ER SO BB IBB HBP BLK WP HR S P ERA WHIP	IP WLS BF H R ER SO BB IBB HBP BLK WP HR S P ERA WHIP	IP WLS BF H R ER SO BB IBB HBP BLK WP HR S P ERA WHIP

















Batter	1	2	3	4	5	6	7	8	9	AB	R	H	RBI	BB	SO	LOB	TOP						
16 César Hernández, S (1.4) OBP: 0.358, SLG: 0.369										5	1	2	1	0	3	1							
37 Odúbel Herrera, L (1.8) OBP: 0.321, SLG: 0.431										5	1	2	1	0	2	2							
7 Maikel Franco, R (1.5) OBP: 0.336, SLG: 0.476										4	0	0	0	1	1	2							
6 Ryan Howard, L (1.3) OBP: 0.285, SLG: 0.453										5	0	1	1	0	1	3							
3 Jeff Francoeur, R (1.9) OBP: 0.303, SLG: 0.475										4	0	1	0	0	1	2							
25 Cody Asche, L (1.7) OBP: 0.291, SLG: 0.376										3	1	1	0	0	0	3							
13 Freddy Galvis, S (1.6) OBP: 0.312, SLG: 0.358										4	1	2	0	0	0	1							
51 Carlos Ruiz, R (1.2) OBP: 0.296, SLG: 0.284										4	1	1	0	0	0	2							
31 Jerome Williams, R (1.1) OBP: 0.111, SLG: 0.115										2	0	0	0	0	0	0							
26 Chase Utley, L (8,PH) OBP: 0.263, SLG: 0.294										1	0	1	2	0	0	0							
50 Héctor Neris, R (8.1)										0	0	0	0	0	0	0							
53 Ken Giles, R (9.1)										0	0	0	0	0	0	0							
<b>Inning Stats</b>	R: 1 E: 0 K: 1 S: 14	H: 3 LOB: 2 BB: 0 P: 20	R: 0 E: 0 K: 0 S: 7	H: 0 LOB: 0 BB: 0 P: 10	R: 0 E: 0 K: 2 S: 11	H: 0 LOB: 0 BB: 0 P: 16	R: 0 E: 0 K: 0 S: 6	H: 1 LOB: 1 BB: 0 P: 9	R: 0 E: 0 K: 1 S: 8	H: 0 LOB: 0 BB: 0 P: 12	R: 1 E: 0 K: 0 S: 10	H: 2 LOB: 1 BB: 0 P: 17	R: 1 E: 0 K: 2 S: 13	H: 3 LOB: 3 BB: 1 P: 21	R: 2 E: 0 K: 1 S: 18	H: 2 LOB: 1 BB: 0 P: 25	R: 0 E: 0 K: 1 S: 9	H: 0 LOB: 0 BB: 0 P: 12	1B: 8 2B: 2 3B: 0 HR: 1	SF: 0 SAC: 1 DP: 0 HBP: 1	WP: 0 PB: 0 SB: 0 CS: 0	PA: 40	
<b>PITCHER</b>	IP WLS BF H R ER SO BB IBB HBP BLK WP HR S P ERA WHIP	IP WLS BF H R ER SO BB IBB HBP BLK WP HR S P ERA WHIP	IP WLS BF H R ER SO BB IBB HBP BLK WP HR S P ERA WHIP	IP WLS BF H R ER SO BB IBB HBP BLK WP HR S P ERA WHIP	IP WLS BF H R ER SO BB IBB HBP BLK WP HR S P ERA WHIP	IP WLS BF H R ER SO BB IBB HBP BLK WP HR S P ERA WHIP	IP WLS BF H R ER SO BB IBB HBP BLK WP HR S P ERA WHIP	IP WLS BF H R ER SO BB IBB HBP BLK WP HR S P ERA WHIP	IP WLS BF H R ER SO BB IBB HBP BLK WP HR S P ERA WHIP	IP WLS BF H R ER SO BB IBB HBP BLK WP HR S P ERA WHIP	IP WLS BF H R ER SO BB IBB HBP BLK WP HR S P ERA WHIP	IP WLS BF H R ER SO BB IBB HBP BLK WP HR S P ERA WHIP	IP WLS BF H R ER SO BB IBB HBP BLK WP HR S P ERA WHIP	IP WLS BF H R ER SO BB IBB HBP BLK WP HR S P ERA WHIP	IP WLS BF H R ER SO BB IBB HBP BLK WP HR S P ERA WHIP	IP WLS BF H R ER SO BB IBB HBP BLK WP HR S P ERA WHIP	IP WLS BF H R ER SO BB IBB HBP BLK WP HR S P ERA WHIP	IP WLS BF H R ER SO BB IBB HBP BLK WP HR S P ERA WHIP	IP WLS BF H R ER SO BB IBB HBP BLK WP HR S P ERA WHIP	IP WLS BF H R ER SO BB IBB HBP BLK WP HR S P ERA WHIP	IP WLS BF H R ER SO BB IBB HBP BLK WP HR S P ERA WHIP	IP WLS BF H R ER SO BB IBB HBP BLK WP HR S P ERA WHIP	IP WLS BF H R ER SO BB IBB HBP BLK WP HR S P ERA WHIP

Philadelphia Phillies @ San Diego Padres  
 Petco Park, San Diego, CA  
 Sun Aug 09 2015, 1:13 PM - 4:07 PM PDT  
 Att: 24,156 - Partly Cloudy - 74 F

AB	37
R	5
H	11
RBI	5
BB	1
SO	8
LOB	16



Batter	1	2	3	4	5	6	7	8	9	AB	R	H	RBI	BB	SO	LOB	BOTTOM						
5 Alexi Amarista, L (1.6) OBP: 0.265, SLG: 0.309										5	1	1	0	0	1	4							
26 Yancervis Solarte, S (1.5) OBP: 0.316, SLG: 0.410										4	0	1	1	0	1	1							
27 Matt Kemp, R (1.9) OBP: 0.303, SLG: 0.393										4	0	1	0	0	2	1							
10 Justin Upton, R (1.7) OBP: 0.329, SLG: 0.440										4	1	1	1	0	0	2							
23 Yonder Alonso, L (1.3) OBP: 0.350, SLG: 0.360										4	0	0	0	0	0	1							
9 Jedd Gyorko, R (1.4) OBP: 0.291, SLG: 0.343										4	1	1	0	0	0	0							
3 Derek Norris, R (1.2) OBP: 0.286, SLG: 0.396										4	0	0	0	0	1	1							
25 Will Venable, L (1.8) OBP: 0.322, SLG: 0.388										4	0	3	1	0	0	0							
34 Andrew Cashner, R (1.1) OBP: 0.138, SLG: 0.195										2	0	1	0	0	0	1							
37 Brandon Maurer, R (7.1)										0	0	0	0	0	0	0							
45 Marc Rzepczynski, L (7.1)										0	0	0	0	0	0	0							
39 Brett Wallace, L (7,PH) OBP: 0.349, SLG: 0.444										0	0	0	0	0	1	1							
59 Kevin Quackenbush, R (8.1)										0	0	0	0	0	0	0							
44 Dale Thayer, R (9.1)										0	0	0	0	0	0	0							
2 B.J. Upton, R (9,PH) OBP: 0.295, SLG: 0.368										1	0	0	0	0	1	1							
<b>Inning Stats</b>	R: 0 E: 0 K: 0 S: 10	H: 1 LOB: 1 BB: 0 P: 14	R: 0 E: 0 K: 0 S: 12	H: 0 LOB: 0 BB: 0 P: 16	R: 0 E: 0 K: 0 S: 8	H: 1 LOB: 1 BB: 0 P: 12	R: 0 E: 0 K: 0 S: 6	H: 0 LOB: 0 BB: 0 P: 8	R: 0 E: 0 K: 2 S: 10	H: 1 LOB: 0 BB: 0 P: 18	R: 1 E: 0 K: 1 S: 10	H: 1 LOB: 1 BB: 0 P: 13	R: 1 E: 0 K: 0 S: 15	H: 2 LOB: 1 BB: 0 P: 27	R: 1 E: 0 K: 3 S: 15	H: 2 LOB: 1 BB: 0 P: 20	1B: 7 2B: 1 3B: 0 HR: 1	SF: 0 SAC: 0 DP: 0 HBP: 0	WP: 1 PB: 0 SB: 1 CS: 0	PA: 37			
<b>PITCHER</b>	IP WLS BF H R ER SO BB IBB HBP BLK WP HR S P ERA WHIP	IP WLS BF H R ER SO BB IBB HBP BLK WP HR S P ERA WHIP	IP WLS BF H R ER SO BB IBB HBP BLK WP HR S P ERA WHIP	IP WLS BF H R ER SO BB IBB HBP BLK WP HR S P ERA WHIP	IP WLS BF H R ER SO BB IBB HBP BLK WP HR S P ERA WHIP	IP WLS BF H R ER SO BB IBB HBP BLK WP HR S P ERA WHIP	IP WLS BF H R ER SO BB IBB HBP BLK WP HR S P ERA WHIP	IP WLS BF H R ER SO BB IBB HBP BLK WP HR S P ERA WHIP	IP WLS BF H R ER SO BB IBB HBP BLK WP HR S P ERA WHIP	IP WLS BF H R ER SO BB IBB HBP BLK WP HR S P ERA WHIP	IP WLS BF H R ER SO BB IBB HBP BLK WP HR S P ERA WHIP	IP WLS BF H R ER SO BB IBB HBP BLK WP HR S P ERA WHIP	IP WLS BF H R ER SO BB IBB HBP BLK WP HR S P ERA WHIP	IP WLS BF H R ER SO BB IBB HBP BLK WP HR S P ERA WHIP	IP WLS BF H R ER SO BB IBB HBP BLK WP HR S P ERA WHIP	IP WLS BF H R ER SO BB IBB HBP BLK WP HR S P ERA WHIP	IP WLS BF H R ER SO BB IBB HBP BLK WP HR S P ERA WHIP	IP WLS BF H R ER SO BB IBB HBP BLK WP HR S P ERA WHIP	IP WLS BF H R ER SO BB IBB HBP BLK WP HR S P ERA WHIP	IP WLS BF H R ER SO BB IBB HBP BLK WP HR S P ERA WHIP	IP WLS BF H R ER SO BB IBB HBP BLK WP HR S P ERA WHIP	IP WLS BF H R ER SO BB IBB HBP BLK WP HR S P ERA WHIP	IP WLS BF H R ER SO BB IBB HBP BLK WP HR S P ERA WHIP

Philadelphia Phillies @ San Diego Padres  
 Petco Park, San Diego, CA  
 Sun Aug 09 2015, 1:13 PM - 4:07 PM PDT  
 Att: 24,156 - Partly Cloudy - 74 F

AB	37
R	3
H	9
RBI	3
BB	0
SO	7
LOB	13










Batter	1	2	3	4	5	6	7	8	9	AB	R	H	RBI	BB	SO	LOB	TOP			
26 Chase Utley, L (1,4) OBP: 0.266, SLG: 0.298	G3-1		G4-3														4 0 2 0 0 0 0			
37 Odibel Herrera, L (1,8) OBP: 0.316, SLG: 0.424	G6-3		F7														4 0 0 0 0 0 3			
7 Maikel Franco, R (1,5) OBP: 0.349, SLG: 0.490			L8														0 0 0 0 0 0 0			
4 Andrés Blanco, S (1,PR) OBP: 0.351, SLG: 0.470	HBP																3 1 0 0 0 1 3			
6 Ryan Howard, L (1,3) OBP: 0.284, SLG: 0.451	E9																4 0 1 0 0 1 1			
3 Jeff Francoeur, R (1,9) OBP: 0.301, SLG: 0.473	FC5-4																4 0 1 0 0 0 1			
18 Darin Ruf, R (1,7) OBP: 0.301, SLG: 0.380																	4 0 1 0 0 2 1			
13 Freddy Galvis, S (1,6)																	3 0 1 0 0 1 1			
29 Cameron Rupp, R (1,2) OBP: 0.284, SLG: 0.333																	4 0 2 0 0 0 2			
55 David Buchanan, R (1,1) OBP: 0.250, SLG: 0.214																	1 0 0 0 0 1 1			
50 Héctor Neris, R (2,1) ERA: 4.73																	1 0 0 0 0 1 1			
21 Adam Loewen, L (5,1) ERA: 15.43																	1 0 0 0 0 0 1			
30 Justin De Fratus, S (7,1) ERA: 5.51																	0 0 0 0 0 0 0			
<b>Inning Stats</b>	R: 1 H: 1 E: 0 K: 0 S: 10	H: 1 LOB: 1 BB: 0 P: 18	R: 0 H: 1 E: 0 K: 1 S: 8	H: 1 LOB: 1 BB: 0 P: 10	R: 0 H: 0 E: 0 K: 0 S: 6	H: 0 LOB: 0 BB: 0 P: 9	R: 0 H: 1 E: 0 K: 1 S: 11	H: 1 LOB: 1 BB: 0 P: 16	R: 0 H: 2 E: 0 K: 1 S: 13	H: 2 LOB: 2 BB: 0 P: 20	R: 0 H: 0 E: 0 K: 1 S: 5	H: 0 LOB: 0 BB: 0 P: 7	R: 0 H: 1 E: 0 K: 2 S: 10	H: 1 LOB: 1 BB: 0 P: 12	R: 0 H: 1 E: 0 K: 1 S: 10	H: 1 LOB: 1 BB: 0 P: 12	1B: 6 2B: 2 3B: 0 HR: 0	SF: 0 SAC: 1 DP: 1 HBP: 1	WP: 0 PB: 0 SB: 0 CS: 0	PA: 35
<b>PITCHER</b>	IP WLS BF H R ER SO BB IBB HBP BLK WP HR S P ERA WHIP																			
58 Jeremy Hellickson, R (1,1) ERA: 4.73	8.0 W 31 7 1 0 6 0 0 1 0 0 0 0 71 104 0.00 0.875																			
43 Addison Reed, R (9,1) ERA: 4.73	1.0 4 1 0 0 1 0 0 0 0 0 0 0 10 12 0.00 1.000																			

Philadelphia Phillies @ Arizona Diamondbacks  
Chase Field, Phoenix, AZ  
Tue Aug 11 2015, 6:42 PM - 9:25 PM MST  
Att: 19,836 - Roof Closed - 75 F

livebaseballscores.com

AB 33  
R 1  
H 8  
RBI 0  
BB 0  
SO 7  
LOB 15




Batter	1	2	3	4	5	6	7	8	9	AB	R	H	RBI	BB	SO	LOB	BOTTOM			
11 AJ Pollock, R (1,8) OBP: 0.366, SLG: 0.477																	5 2 3 0 0 0 2			
19 Jake Lamb, L (1,5) OBP: 0.342, SLG: 0.429																	5 0 0 0 0 2 4			
44 Paul Goldschmidt, R (1,3) OBP: 0.231, SLG: 0.174																	1 1 0 0 2 0 1			
23 Óscar Hernández, R (7,2) OBP: 0.231, SLG: 0.174																	1 0 0 0 0 0 0			
6 David Peralta, L (1,7) OBP: 0.366, SLG: 0.520																	4 1 2 5 0 0 2			
4 Jamie Romak, R (6,PR) OBP: 0.333, SLG: 0.667																	1 0 0 0 0 0 0			
24 Yasmany Tomás, R (1,9) OBP: 0.337, SLG: 0.438																	2 2 2 0 0 0 0			
5 Ender Inciarte, L (3,9) OBP: 0.317, SLG: 0.387																	3 0 0 0 0 0 2			
8 Jarrod Saltalamacchia, S (1,2) OBP: 0.289, SLG: 0.338																	4 2 1 1 1 1 1			
2 Aaron Hill, R (1,4) OBP: 0.294, SLG: 0.339																	5 2 3 2 0 1 1			
16 Chris Owings, R (1,6) OBP: 0.260, SLG: 0.329																	5 2 2 2 0 1 2			
58 Jeremy Hellickson, R (1,1) ERA: 4.73																	3 1 2 3 1 1 0			
43 Addison Reed, L (9,1) ERA: 4.73																	0 0 0 0 0 0 0			
<b>Inning Stats</b>	R: 0 H: 1 E: 0 K: 1 S: 7	H: 1 LOB: 1 BB: 0 P: 12	R: 11 H: 10 E: 0 K: 0 S: 31	H: 10 LOB: 1 BB: 2 P: 50	R: 0 H: 0 E: 0 K: 0 S: 4	H: 0 LOB: 0 BB: 0 P: 9	R: 0 H: 0 E: 0 K: 1 S: 11	H: 0 LOB: 1 BB: 0 P: 15	R: 1 H: 2 E: 0 K: 2 S: 15	H: 2 LOB: 2 BB: 1 P: 26	R: 1 H: 1 E: 0 K: 2 S: 13	H: 1 LOB: 1 BB: 1 P: 17	R: 0 H: 0 E: 0 K: 0 S: 4	H: 0 LOB: 0 BB: 0 P: 7	R: 0 H: 1 E: 0 K: 0 S: 6	H: 1 LOB: 1 BB: 0 P: 7	1B: 7 2B: 5 3B: 0 HR: 3	SF: 0 SAC: 0 DP: 1 HBP: 1	WP: 0 PB: 1 SB: 1 CS: 0	PA: 44
<b>PITCHER</b>	IP WLS BF H R ER SO BB IBB HBP BLK WP HR S P ERA WHIP																			
55 David Buchanan, R (1,1) ERA: 9.0	1.2 L 18 11 11 11 1 2 0 0 0 0 0 0 2 34 57 59.40 7.800																			
50 Héctor Neris, R (2,1) ERA: 2.5	2.1 8 0 0 0 1 0 0 1 0 0 0 0 19 29 0.00 0.000																			
21 Adam Loewen, L (5,1) ERA: 15.43	2.0 11 3 2 2 4 2 0 0 0 0 0 1 28 43 9.00 2.500																			
30 Justin De Fratus, R (7,1) ERA: 5.51	2.0 7 1 0 0 0 0 0 0 0 0 0 0 10 14 0.00 0.500																			

Philadelphia Phillies @ Arizona Diamondbacks  
Chase Field, Phoenix, AZ  
Tue Aug 11 2015, 6:42 PM - 9:25 PM MST  
Att: 19,836 - Roof Closed - 75 F

livebaseballscores.com

AB 39  
R 13  
H 15  
RBI 13  
BB 4  
SO 6  
LOB 15





Batter	1	2	3	4	5	6	7	8	9	AB	R	H	RBI	BB	SO	LOB	TOP				
16 César Hernández, S (1.4) OBP: 0.360, SLG: 0.375										5	0	2	0	0	0	0					
4 Andrés Blanco, S (1.5) OBP: 0.353, SLG: 0.495										5	1	2	1	0	1	1					
37 Odúbel Herrera, L (1.8) OBP: 0.315, SLG: 0.421										5	0	1	0	0	1	3					
6 Ryan Howard, L (1.3) OBP: 0.284, SLG: 0.452										4	1	1	0	0	1	2					
3 Jeff Francoeur, R (1.9) OBP: 0.304, SLG: 0.474										4	2	2	0	0	1	1					
25 Cody Asche, L (1.7) OBP: 0.293, SLG: 0.386										4	1	2	0	0	0	2					
13 Freddy Galvis, S (1.6) OBP: 0.311, SLG: 0.357										4	1	2	1	0	1	2					
29 Cameron Rupp, R (1.2) OBP: 0.283, SLG: 0.352										3	1	1	4	0	0	1					
27 Aaron Nola, R (1.1) 18 Dorian Ruiz, R (6. PH) 46 Jeanmar Gómez, R (6. PH) 9 Domonic Brown, L (6. PH) 57 Luis García, R (8. PH) 53 Ken Giles, R (8. PH)										2	0	0	0	0	1	1					
<b>Inning Stats</b>	R: 0 E: 0 K: 1 S: 14	H: 1 LOB: 1 BB: 0 P: 18	R: 1 E: 0 K: 2 S: 14	H: 2 LOB: 1 BB: 0 P: 18	R: 1 E: 0 K: 1 S: 14	H: 2 LOB: 1 BB: 0 P: 19	R: 1 E: 0 K: 0 S: 8	H: 2 LOB: 0 BB: 0 P: 11	R: 0 E: 0 K: 1 S: 5	H: 0 LOB: 0 BB: 0 P: 8	R: 4 E: 0 K: 0 S: 19	H: 6 LOB: 2 BB: 0 P: 30	R: 0 E: 0 K: 0 S: 6	H: 0 LOB: 0 BB: 0 P: 10	R: 0 E: 0 K: 1 S: 7	H: 0 LOB: 0 BB: 0 P: 9	R: 0 E: 0 K: 1 S: 5	H: 0 LOB: 0 BB: 0 P: 7	1B: 8 2B: 3 HR: 2	SF: 1 SAC: 0 DP: 1 HBP: 0	WP: 0 PA: 39 PB: 0 SB: 0 CS: 0
<b>PITCHER</b>	IP WLS BF H R ER SO BB IBB HBP BLK WP HR S P ERA WHIP																				
57 Chase Anderson, R (1.1) ERA: 4.31	5.0 L 23 9 5 5 5 0 0 0 0 0 1 58 80 9.00 1.800																				
56 Keith Hessler, L (6.1) ERA: 7.71	0.1 B 3 2 2 2 0 0 0 0 0 1 9 12 54.00 6.000																				
30 David Hernandez, R (6.1) ERA: 3.93	0.1 3 2 0 0 0 0 0 0 0 0 5 9 0.00 6.000																				
55 Josh Collmenter, R (6.1) ERA: 4.25	1.1 4 0 0 0 0 0 0 0 0 0 8 13 0.00 0.000																				
41 Daniel Hudson, R (8.1) ERA: 4.01	2.0 6 0 0 0 2 0 0 0 0 0 0 12 16 0.00 0.000																				

Philadelphia Phillies @ Arizona Diamondbacks  
Chase Field, Phoenix, AZ  
Wed Aug 12 2015, 12:41 PM - 4:14 PM MST  
Att: 18,047 - Roof Closed - 75 F

AB 38  
R 7  
H 13  
RBI 6  
BB 0  
SO 7  
LOB 13



Batter	1	2	3	4	5	6	7	8	9	AB	R	H	RBI	BB	SO	LOB	BOTTOM				
5 Ender Inciarte, L (1.9) OBP: 0.321, SLG: 0.390										5	2	3	0	0	0	2					
11 AJ Pollock, R (1.8) OBP: 0.366, SLG: 0.477										5	1	2	0	0	0	5					
44 Paul Goldschmidt, R (1.3) OBP: 0.497, SLG: 0.594										4	2	3	2	1	1	2					
19 Jake Lamb, L (1.5) OBP: 0.339, SLG: 0.423										5	0	1	2	0	0	4					
7 Wellington Castillo, R (1.2) OBP: 0.320, SLG: 0.516										4	0	0	1	0	1	4					
2 Aaron Hill, R (1.4) OBP: 0.298, SLG: 0.343 55 Josh Collmenter, R (6.1) OBP: 0.298, SLG: 0.290 8 Jarrod Saltalamacchia, R (PH) 41 Daniel Hudson, R (8.1) 6 David Peralta, L (PH) OBP: 0.369, SLG: 0.522										3	0	2	0	0	0	1					
4 Jamie Romak, R (1.7) OBP: 0.375, SLG: 0.500										5	1	2	0	0	1	2					
13 Nick Ahmed, R (1.6) OBP: 0.277, SLG: 0.328										4	0	0	0	0	0	3					
57 Chase Anderson, R (1.1) OBP: 0.139, SLG: 0.114 56 Keith Hessler, L (6.1) 30 David Hernandez, R (6.1) 16 Chris Owings, R (6.4) OBP: 0.264, SLG: 0.335										2	0	2	1	0	0	0					
<b>Inning Stats</b>	R: 2 E: 0 K: 0 S: 19	H: 3 LOB: 0 BB: 0 P: 29	R: 0 E: 0 K: 1 S: 9	H: 0 LOB: 0 BB: 0 P: 12	R: 0 E: 0 K: 1 S: 11	H: 1 LOB: 2 BB: 1 P: 17	R: 0 E: 0 K: 0 S: 10	H: 1 LOB: 1 BB: 0 P: 11	R: 2 E: 0 K: 0 S: 11	H: 4 LOB: 2 BB: 0 P: 14	R: 0 E: 0 K: 0 S: 9	H: 2 LOB: 2 BB: 0 P: 15	R: 1 E: 0 K: 0 S: 9	H: 1 LOB: 0 BB: 0 P: 13	R: 1 E: 0 K: 1 S: 14	H: 3 LOB: 2 BB: 0 P: 19	R: 0 E: 0 K: 1 S: 6	H: 1 LOB: 1 BB: 0 P: 11	1B: 13 2B: 2 HR: 0	SF: 1 SAC: 0 DP: 0 HBP: 0	WP: 1 PA: 43 PB: 1 SB: 0 CS: 0
<b>PITCHER</b>	IP WLS BF H R ER SO BB IBB HBP BLK WP HR S P ERA WHIP																				
27 Aaron Hill, R (1.1) ERA: 4.25	5.0 W 24 9 4 4 2 1 0 0 0 0 0 60 83 7.20 2.000																				
46 Jeanmar Gómez, R (6.1) ERA: 2.16	2.0 H 9 3 1 1 0 0 0 0 0 0 0 18 28 4.50 1.500																				
57 Luis García, R (8.1) ERA: 3.24	0.2 H 5 3 1 1 0 0 0 0 0 1 0 11 13 13.50 4.500																				
53 Ken Giles, R (8.1) ERA: 1.75	1.1 S 5 1 0 0 2 0 0 0 0 0 0 9 17 0.00 0.750																				

Philadelphia Phillies @ Arizona Diamondbacks  
Chase Field, Phoenix, AZ  
Wed Aug 12 2015, 12:41 PM - 4:14 PM MST  
Att: 18,047 - Roof Closed - 75 F

AB 41  
R 6  
H 16  
RBI 6  
BB 1  
SO 4  
LOB 24

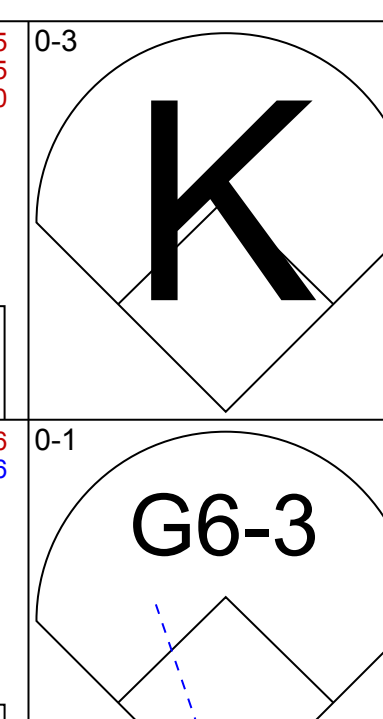
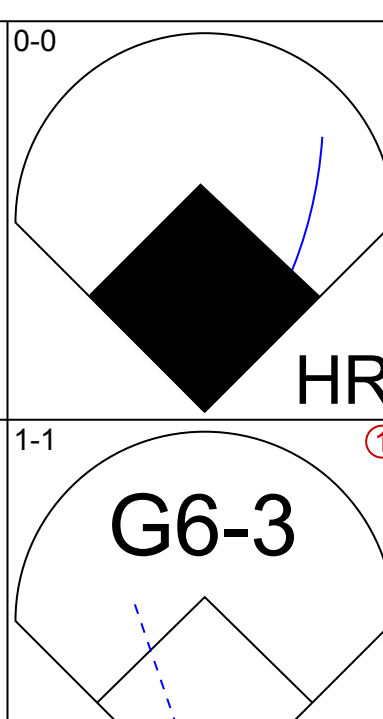
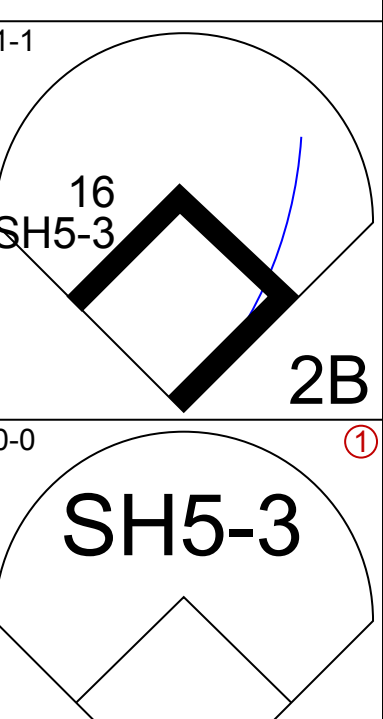
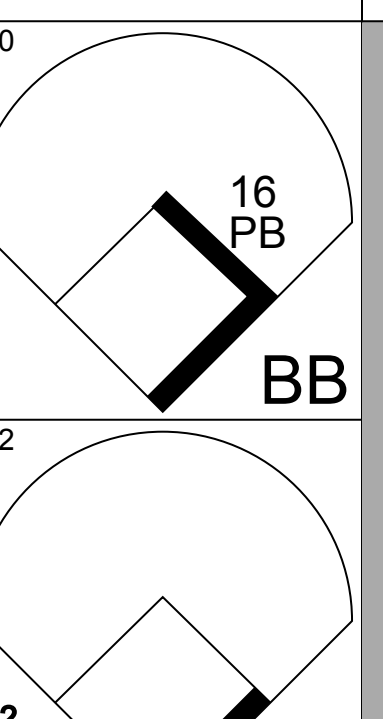
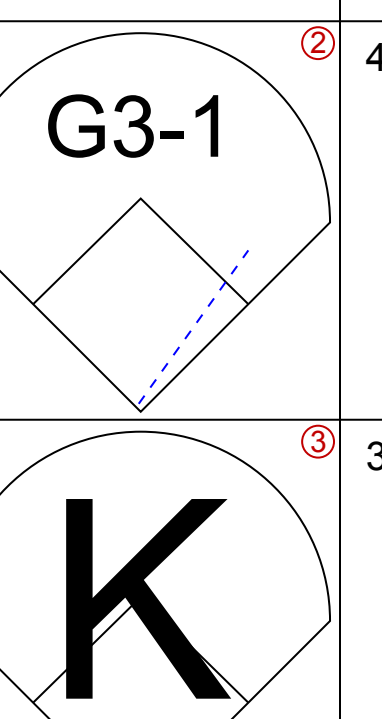
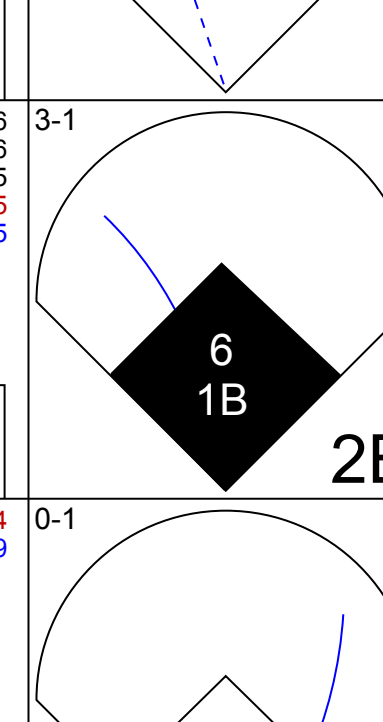
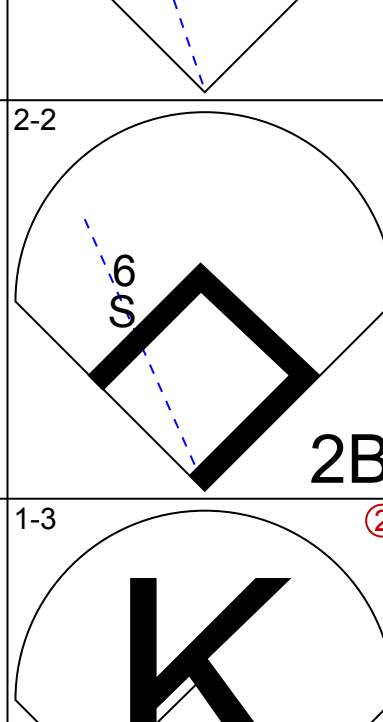
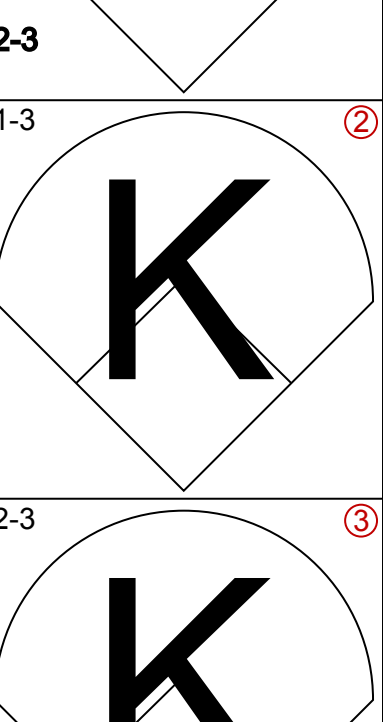
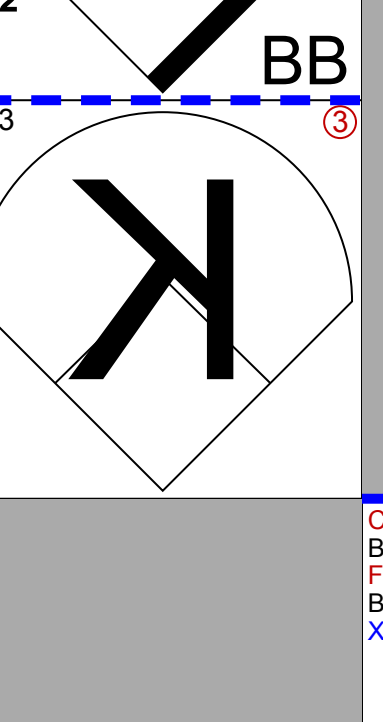

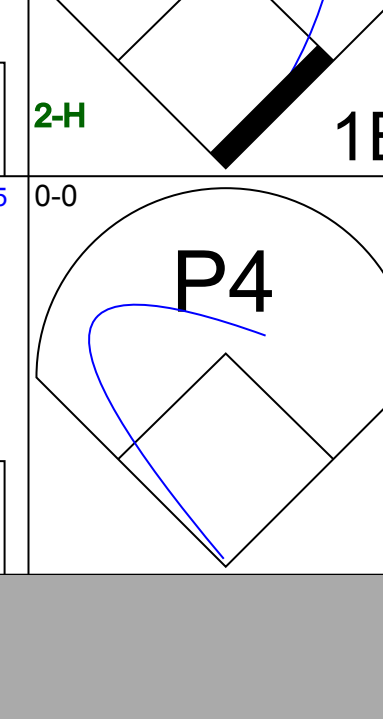
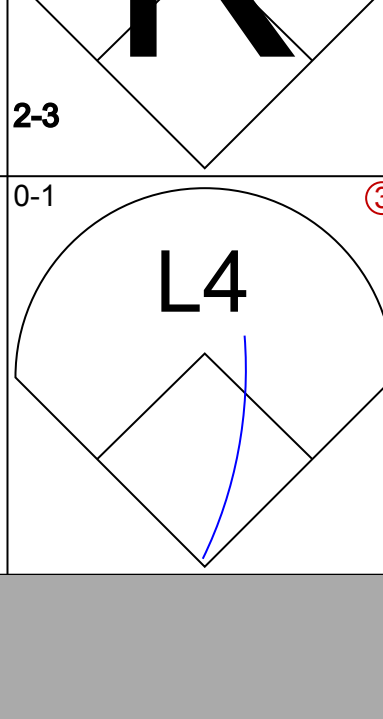





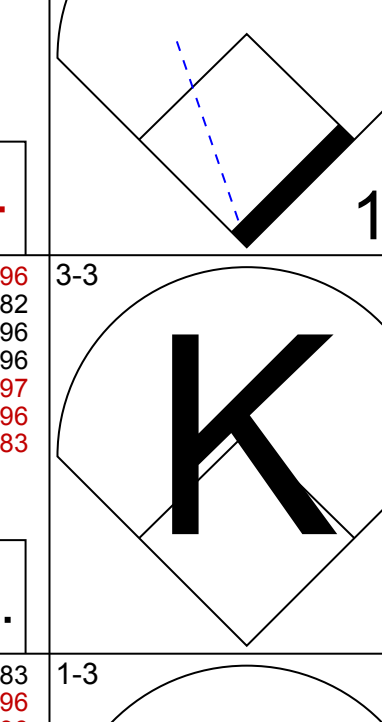



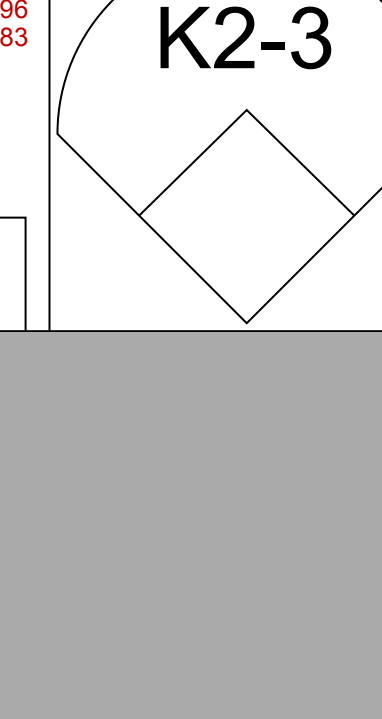
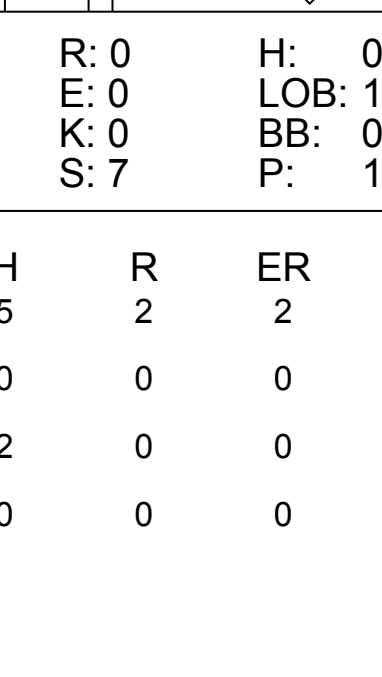
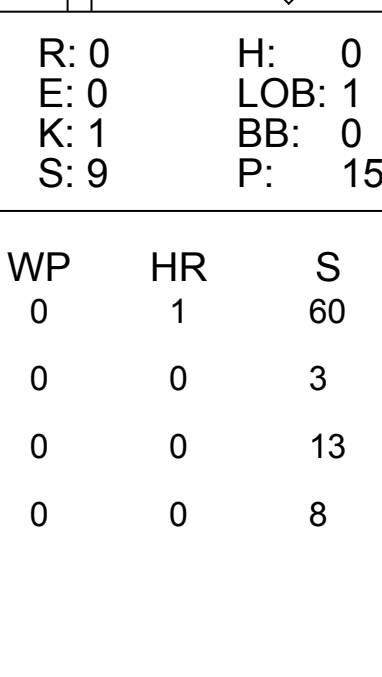
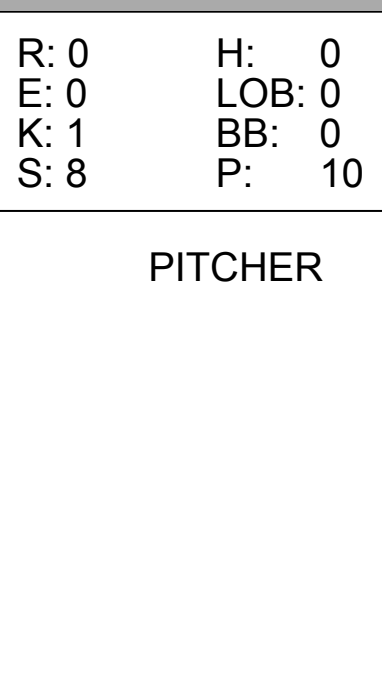
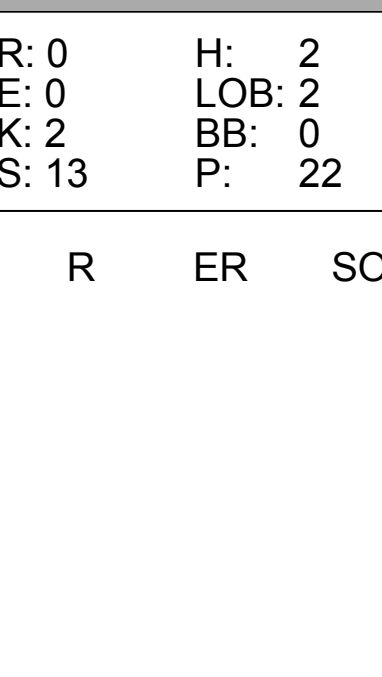





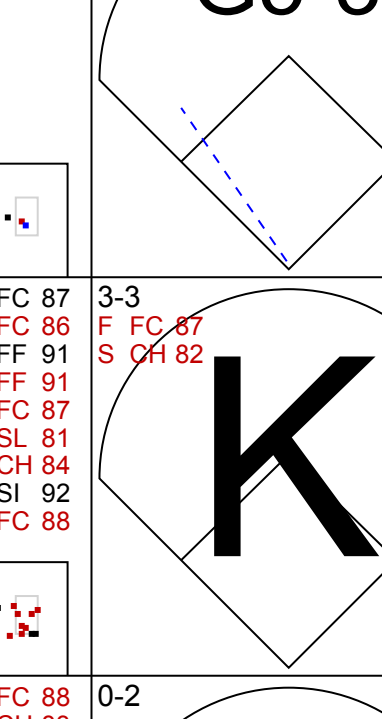

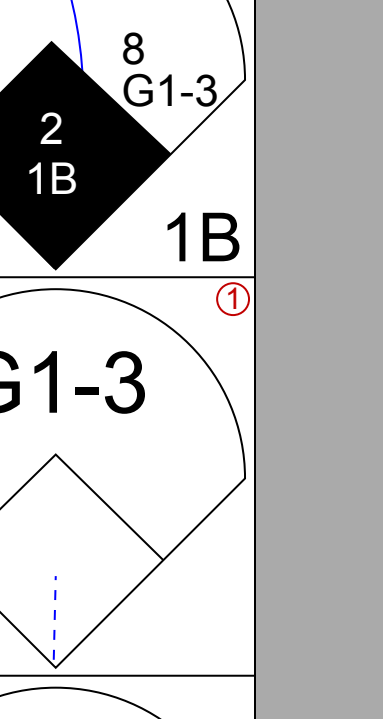
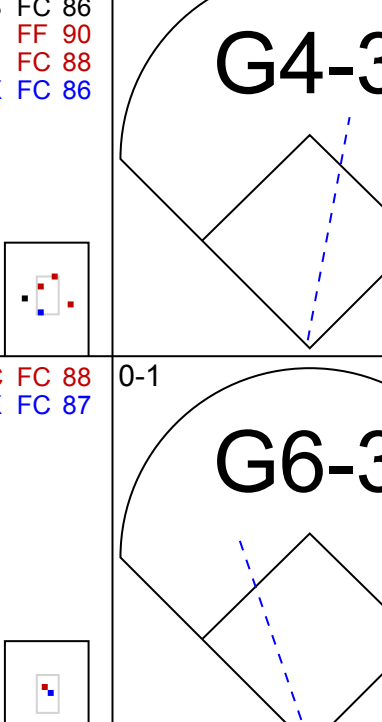
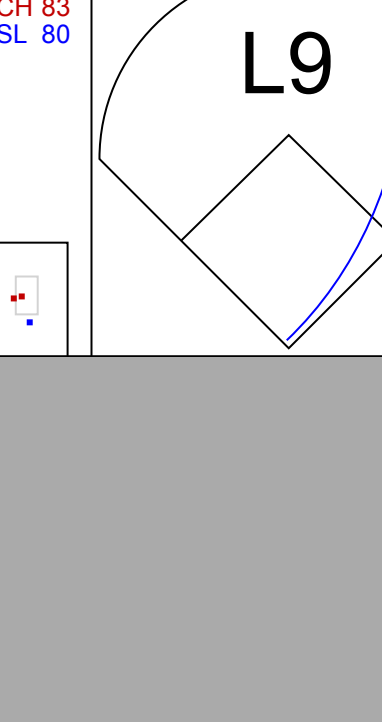




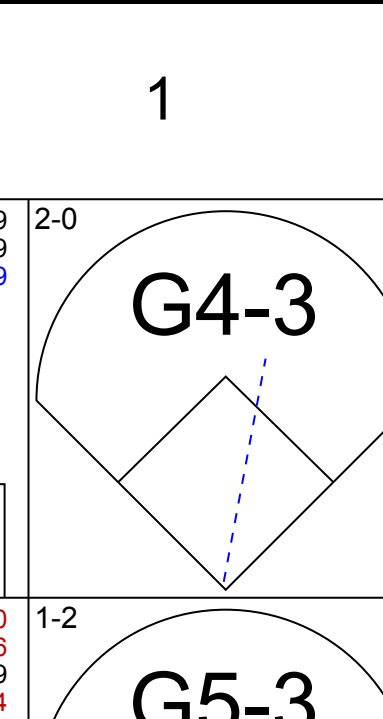
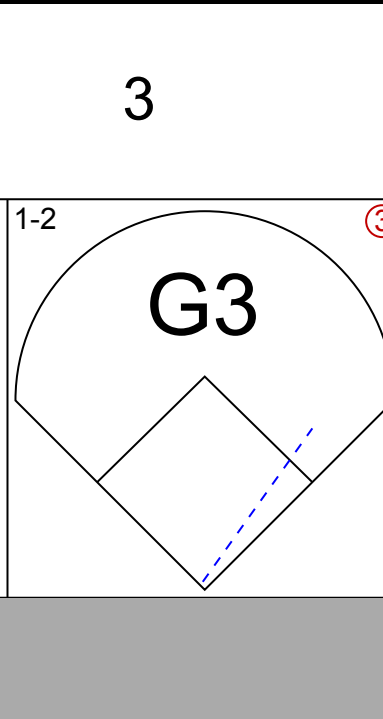
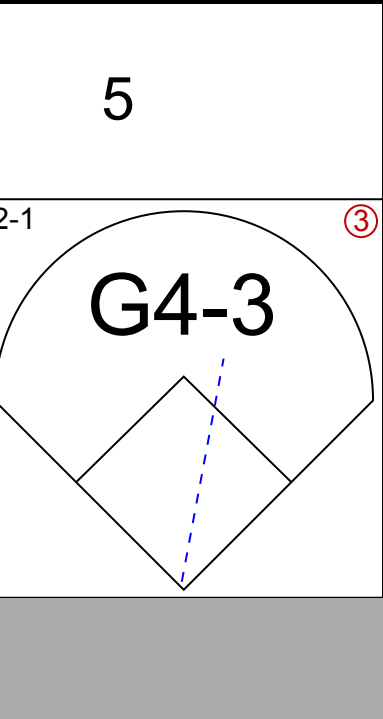
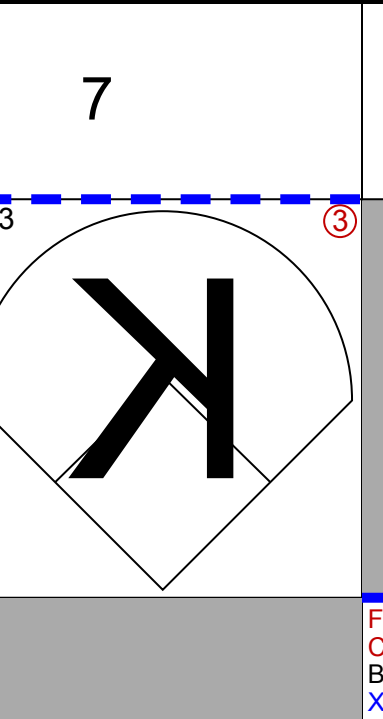
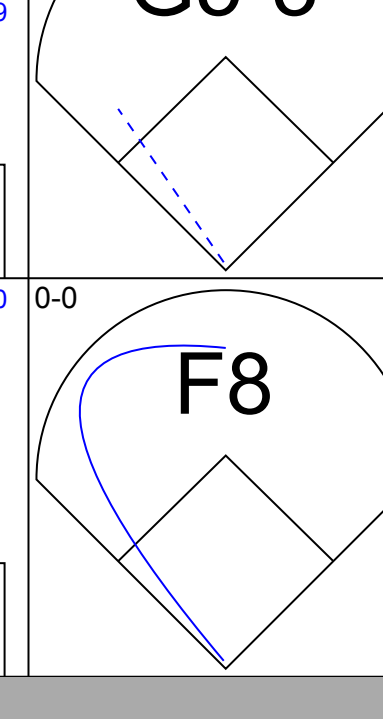
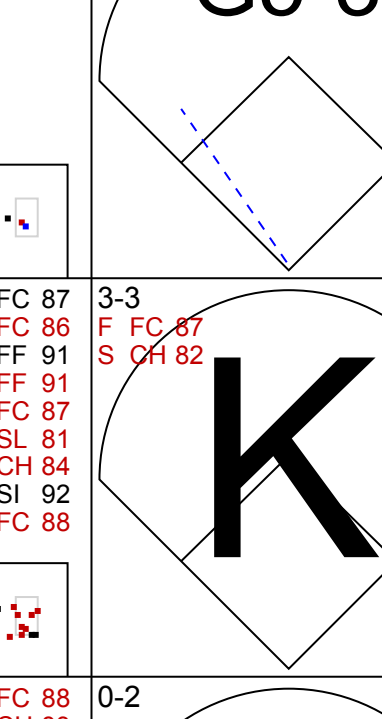
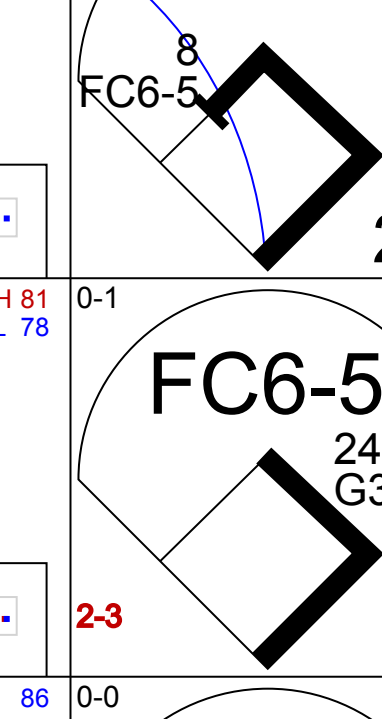
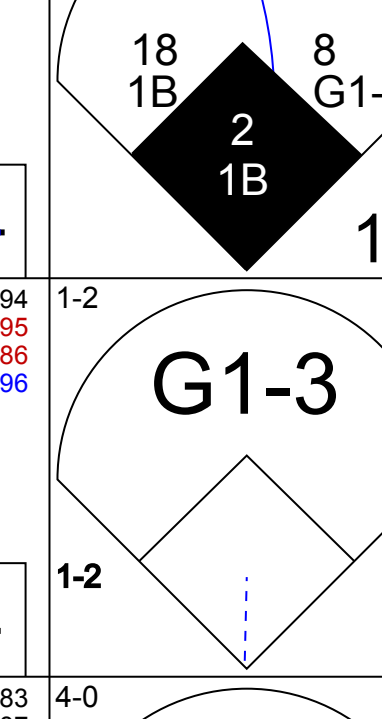

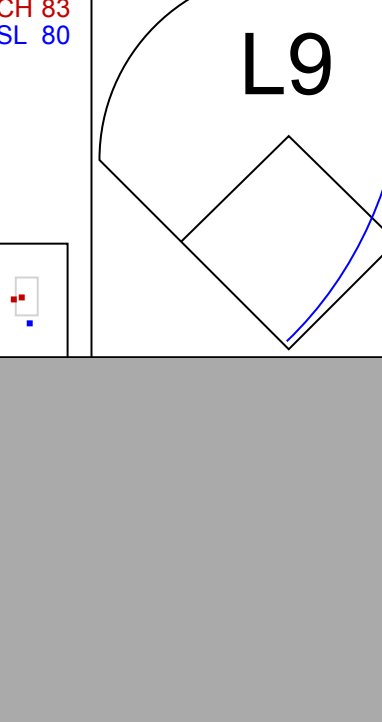
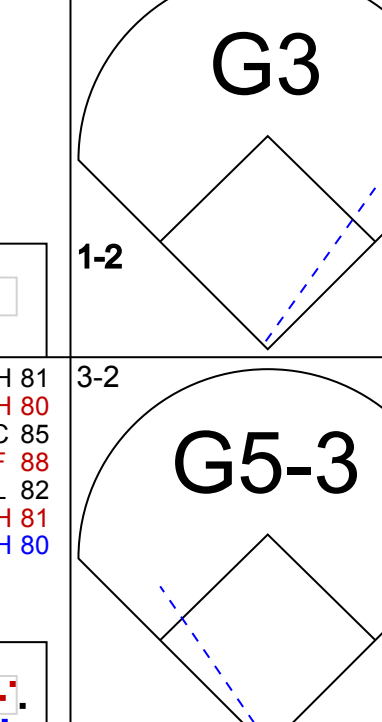
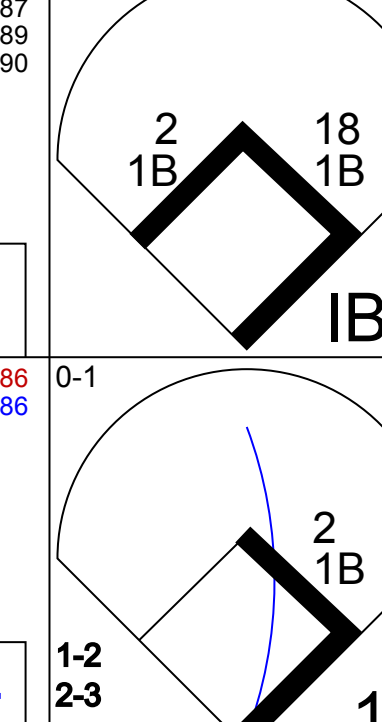
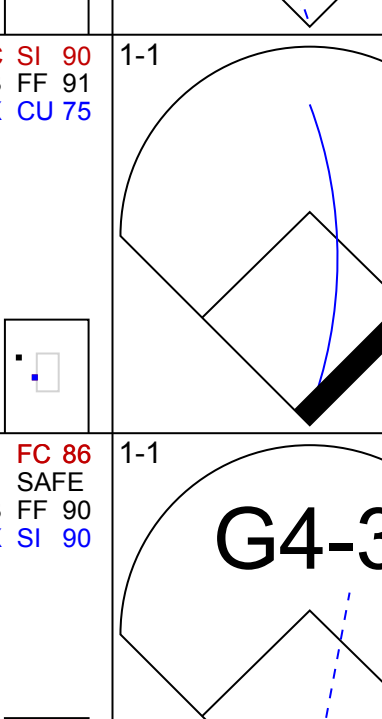


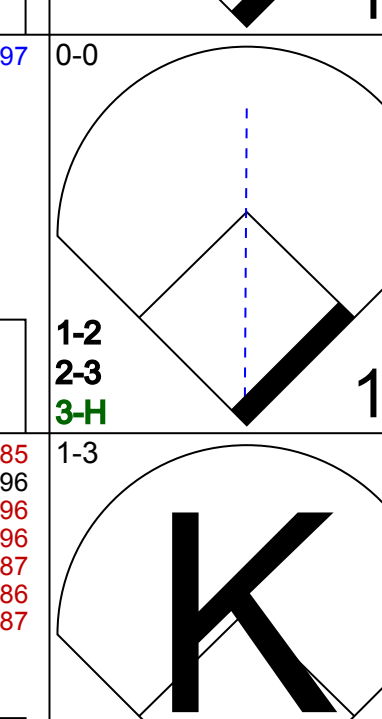



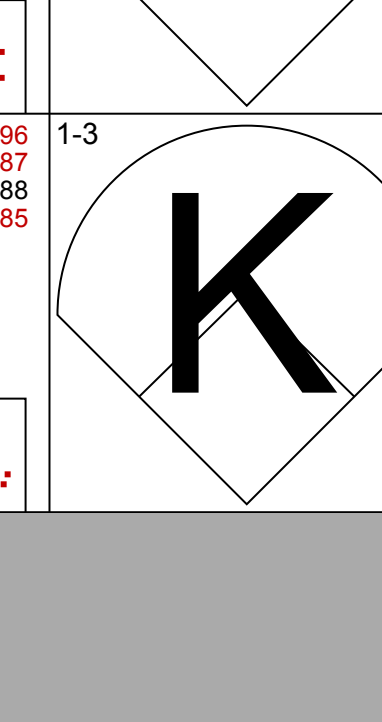
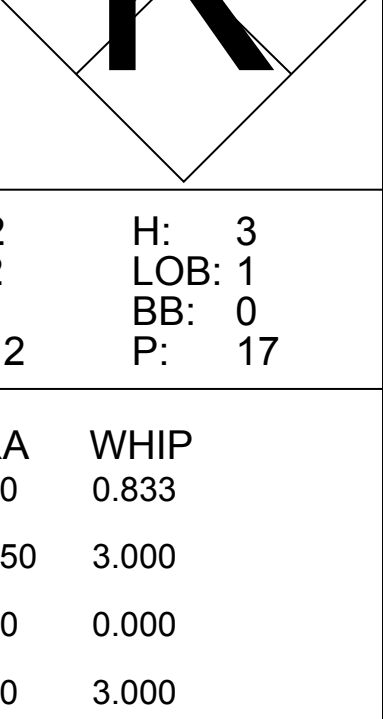
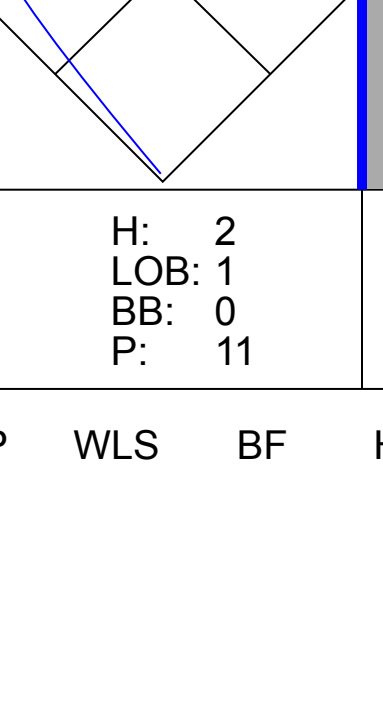
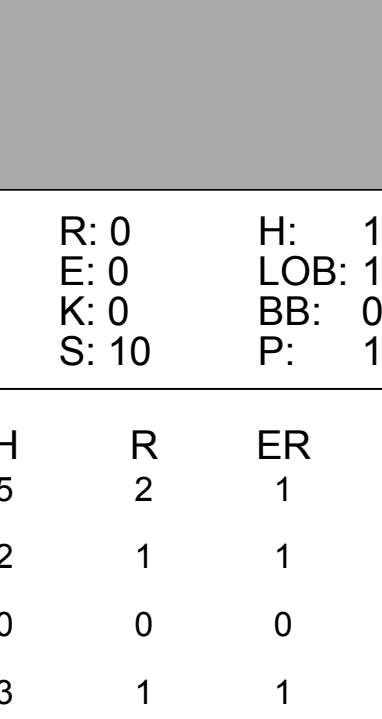
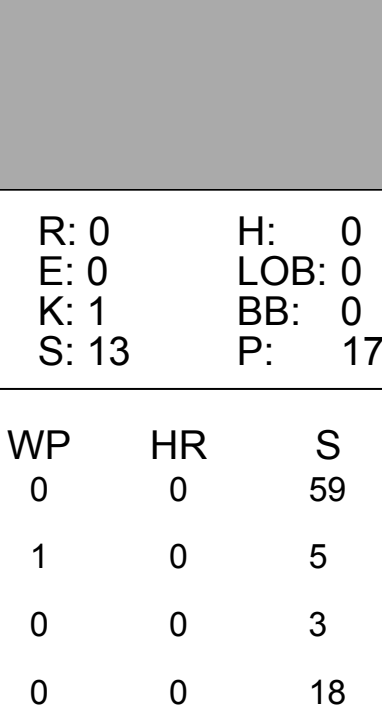
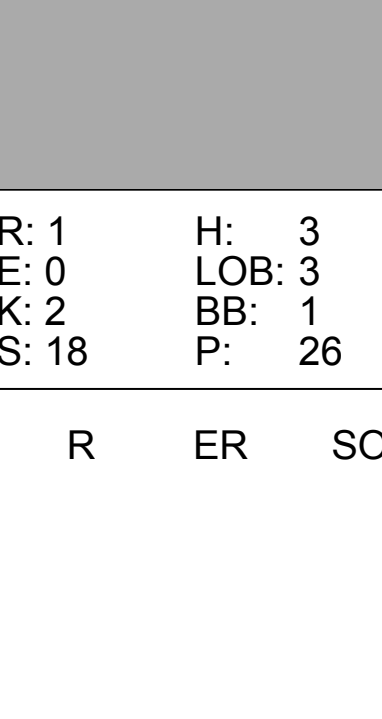





Batter	1	2	3	4	5	6	7	8	9	AB	R	H	RBI	BB	SO	LOB	TOP			
26 Chase Utley, L (1,4) OBP: 0.276, SLG: 0.313	G5-3		G6-3 16 2B				1B			5	0	4	1	0	0	0	<b>Philadelphia Phillies @ Milwaukee Brewers</b> Miller Park, Milwaukee, WI Fri Aug 14 2015, 7:12 PM - 9:41 PM CDT Att: 34,735 - Roof Closed - 87 F			
16 César Hernández, S (1,5) OBP: 0.356, SLG: 0.369	F8		G6-3		FC4-6 37 G4-3 37 S			BB	L7	4	0	0	0	1	0	3				
37 Odúbel Herrera, L (1,8)	G6-3				G4-3			1B		3	0	1	0	1	0	1				
6 Ryan Howard, L (1,3)		G5-3	G4-3		G4-3			K		4	0	0	0	0	1	5				
9 Domonic Brown, L (1,9) OBP: 0.288, SLG: 0.354		FC4-6 25 13 BB		F7	G4-3			P6		3	0	0	0	1	0	2				
13 Freddy Galvis, S (1,6) OBP: 0.311, SLG: 0.355		FC4-6 25 1B		K	F9			F8		4	0	1	0	0	1	2				
25 Cody Asche, L (1,7) OBP: 0.296, SLG: 0.390		FC4-6 1-2 2-3			P6				2B 26 1B	4	1	2	0	0	0	2				
29 Cameron Rupp, R (1,2)		F8							K	4	0	1	0	0	2	3				
39 Adam Morgan, L (1,1) OBP: 0.063, SLG: 0.125			G5-3						L4	2	0	0	0	0	1	2				
18 Darin Ruf, R (7,PH) OBP: 0.297, SLG: 0.375										1	0	0	0	0	0	0				
59 Elvis Araujo, L (7,1)										0	0	0	0	0	0	0				
50 Héctor Neris, R (8,1)										0	0	0	0	0	0	0				
3 Jeff Francoeur, R (9,PH) OBP: 0.303, SLG: 0.472										1	0	0	0	0	0	1				
<b>Inning Stats</b>	R: 0 E: 0 K: 0 S: 4	H: 0 LOB: 0 BB: 0 P: 8	R: 0 E: 0 K: 0 S: 10	H: 1 LOB: 2 BB: 1 P: 17	R: 0 E: 0 K: 0 S: 8	H: 1 LOB: 2 BB: 1 P: 15	R: 0 E: 0 K: 2 S: 11	H: 2 LOB: 2 BB: 0 P: 20	R: 0 E: 0 K: 0 S: 7	H: 0 LOB: 1 BB: 0 P: 12	R: 0 E: 0 K: 0 S: 5	H: 1 LOB: 1 BB: 0 P: 8	R: 0 E: 0 K: 1 S: 8	H: 1 LOB: 2 BB: 1 P: 17	R: 1 E: 0 K: 1 S: 11	H: 2 LOB: 1 BB: 0 P: 13	1B: 7 2B: 2 3B: 0 HR: 0	SF: 0 SAC: 0 DP: 0 HBP: 0	WP: 0 PB: 0 SB: 1 CS: 0	PA: 38
<b>PITCHER</b>	IP WLS BF H R ER SO BB IBB HBP BLK WP HR S P ERA WHIP	IP WLS BF H R ER SO BB IBB HBP BLK WP HR S P ERA WHIP	IP WLS BF H R ER SO BB IBB HBP BLK WP HR S P ERA WHIP	IP WLS BF H R ER SO BB IBB HBP BLK WP HR S P ERA WHIP	IP WLS BF H R ER SO BB IBB HBP BLK WP HR S P ERA WHIP	IP WLS BF H R ER SO BB IBB HBP BLK WP HR S P ERA WHIP	IP WLS BF H R ER SO BB IBB HBP BLK WP HR S P ERA WHIP	IP WLS BF H R ER SO BB IBB HBP BLK WP HR S P ERA WHIP	IP WLS BF H R ER SO BB IBB HBP BLK WP HR S P ERA WHIP	IP WLS BF H R ER SO BB IBB HBP BLK WP HR S P ERA WHIP	IP WLS BF H R ER SO BB IBB HBP BLK WP HR S P ERA WHIP	IP WLS BF H R ER SO BB IBB HBP BLK WP HR S P ERA WHIP	IP WLS BF H R ER SO BB IBB HBP BLK WP HR S P ERA WHIP	IP WLS BF H R ER SO BB IBB HBP BLK WP HR S P ERA WHIP	IP WLS BF H R ER SO BB IBB HBP BLK WP HR S P ERA WHIP	IP WLS BF H R ER SO BB IBB HBP BLK WP HR S P ERA WHIP	IP WLS BF H R ER SO BB IBB HBP BLK WP HR S P ERA WHIP			
38 Wily Peralta, R (1,1) ERA: 4.07	7.0	W	28	6	0	0	3	2	0	0	0	0	0	0	0	0	0.00	1.143		
13 Will Smith, L (8,1) ERA: 2.23	1.0	H	5	1	0	0	1	1	0	0	0	0	0	0	0	0	0.00	2.000		
57 Francisco Rodríguez, R (9,1) ERA: 1.96	1.0	S	5	2	1	1	1	0	0	0	0	0	0	0	0	0	0.00	2.000		

Batter	1	2	3	4	5	6	7	8	9	AB	R	H	RBI	BB	SO	LOB	BOTTOM			
9 Jean Segura, R (1,6) OBP: 0.286, SLG: 0.323	F9		20 SF8 1B			P6		G6-3		4	1	1	1	0	0	1	<b>Philadelphia Phillies @ Milwaukee Brewers</b> Miller Park, Milwaukee, WI Fri Aug 14 2015, 7:12 PM - 9:41 PM CDT Att: 34,735 - Roof Closed - 87 F			
20 Jonathan Lucroy, R (1,2) OBP: 0.298, SLG: 0.325	L9		SF8		G4-3					2	0	0	1	0	0	0				
8 Ryan Braun, R (1,9) OBP: 0.344, SLG: 0.491	K		F7		G5-3					3	0	0	0	0	1	0				
24 Adam Lind, L (1,3) OBP: 0.360, SLG: 0.482	F9				G3-1		F9			3	0	0	0	0	0	0				
18 Khris Davis, R (1,7) OBP: 0.320, SLG: 0.453					P2		K			3	1	1	1	0	1	0				
13 Will Smith, R (8,1)										0	0	0	0	0	0	0				
57 Francisco Rodríguez, R (9,1)										0	0	0	0	0	0	0				
3 Eitan Herrera, S (1,4) OBP: 0.279, SLG: 0.393	L8				F8		K			3	0	0	0	0	1	0				
35 Shane Peterson, L (1,8) OBP: 0.364, SLG: 0.585	F7				G4-3			14 WP 2B		3	0	1	0	0	0	0				
14 Hernán Pérez, R (1,5) OBP: 0.249, SLG: 0.320			9 1B 2B		G5-3			P6		3	1	1	0	0	0	1				
38 Wily Peralta, R (1,1) ERA: 4.11					G6-3			G4-3		2	0	0	0	0	0	1				
7 Logan Schafer, L (8,8) OBP: 0.259, SLG: 0.265			B2							1	0	0	0	0	0	1				
<b>Inning Stats</b>	R: 0 E: 0 K: 1 S: 8	H: 0 LOB: 0 BB: 0 P: 11	R: 1 E: 0 K: 0 S: 8	H: 1 LOB: 0 BB: 0 P: 10	R: 2 E: 0 K: 0 S: 14	H: 2 LOB: 0 BB: 0 P: 21	R: 0 E: 0 K: 0 S: 7	H: 0 LOB: 0 BB: 0 P: 14	R: 0 E: 0 K: 0 S: 8	H: 0 LOB: 0 BB: 0 P: 12	R: 0 E: 0 K: 0 S: 7	H: 0 LOB: 0 BB: 0 P: 13	R: 0 E: 0 K: 2 S: 9	H: 0 LOB: 0 BB: 0 P: 10	R: 0 E: 0 K: 0 S: 8	H: 1 LOB: 1 BB: 0 P: 16	1B: 1 2B: 2 3B: 0 HR: 1	SF: 1 SAC: 0 DP: 0 HBP: 0	WP: 1 PB: 0 SB: 0 CS: 0	PA: 28
<b>PITCHER</b>	IP WLS BF H R ER SO BB IBB HBP BLK WP HR S P ERA WHIP	IP WLS BF H R ER SO BB IBB HBP BLK WP HR S P ERA WHIP	IP WLS BF H R ER SO BB IBB HBP BLK WP HR S P ERA WHIP	IP WLS BF H R ER SO BB IBB HBP BLK WP HR S P ERA WHIP	IP WLS BF H R ER SO BB IBB HBP BLK WP HR S P ERA WHIP	IP WLS BF H R ER SO BB IBB HBP BLK WP HR S P ERA WHIP	IP WLS BF H R ER SO BB IBB HBP BLK WP HR S P ERA WHIP	IP WLS BF H R ER SO BB IBB HBP BLK WP HR S P ERA WHIP	IP WLS BF H R ER SO BB IBB HBP BLK WP HR S P ERA WHIP	IP WLS BF H R ER SO BB IBB HBP BLK WP HR S P ERA WHIP	IP WLS BF H R ER SO BB IBB HBP BLK WP HR S P ERA WHIP	IP WLS BF H R ER SO BB IBB HBP BLK WP HR S P ERA WHIP	IP WLS BF H R ER SO BB IBB HBP BLK WP HR S P ERA WHIP	IP WLS BF H R ER SO BB IBB HBP BLK WP HR S P ERA WHIP	IP WLS BF H R ER SO BB IBB HBP BLK WP HR S P ERA WHIP	IP WLS BF H R ER SO BB IBB HBP BLK WP HR S P ERA WHIP	IP WLS BF H R ER SO BB IBB HBP BLK WP HR S P ERA WHIP			
39 Adam Morgan, L (1,1) ERA: 4.11	6.0	L	21	3	3	3	1	0	0	0	0	0	0	0	0	0	0.00	0.500		
59 Elvis Araujo, L (7,1) ERA: 3.09	1.0		3	0	0	0	2	0	0	0	0	0	0	0	0	0	0.00	0.000		
50 Héctor Neris, R (8,1) ERA: 2.37	1.0		4	1	0	0	0	0	0	0	0	0	0	0	0	0	0.00	1.000		



Batter	1	2	3	4	5	6	7	8	9	AB	R	H	RBI	BB	SO	LOB	TOP					
26 Chase Utley, L OBP: 0.282, SLG: 0.332										4	1	2	1	1	1	0	Philadelphia Phillies @ Milwaukee Brewers Miller Park, Milwaukee, WI Sat Aug 15 2015, 6:11 PM - 9:08 PM CDT Att: 39,204 - Partly Cloudy - 85 F					
16 César Hernández, S OBP: 0.356, SLG: 0.395										3	0	0	0	1	1	0						
37 Odúbel Herrera, L OBP: 0.319, SLG: 0.427										4	1	2	0	0	2	3						
6 Ryan Howard, L OBP: 0.283, SLG: 0.448										4	0	2	1	0	2	2						
3 Jeff Francoeur, R OBP: 0.298, SLG: 0.464										4	0	0	0	0	1	3						
25 Cody Asche, L OBP: 0.298, SLG: 0.390										3	0	1	0	0	0	0						
13 Freddy Galvis, S OBP: 0.310, SLG: 0.353										3	0	0	0	0	1	3						
51 Carlos Ruiz, R OBP: 0.291, SLG: 0.287										4	0	0	0	0	1	4						
31 Jerome Williams, R OBP: 0.193, SLG: 0.197										2	0	0	0	0	1	2						
9 Dornick Brown, L OBP: 0.287, SLG: 0.303										1	0	0	0	0	0	0						
30 Justin De Fratus, S ERA: 3.15										0	0	0	0	0	0	0						
59 Elvis Araujo, L ERA: 3.03										0	0	0	0	0	0	0						
57 Luis García, R OBP: 0.300, SLG: 0.409										1	0	0	0	0	1	0						
4 Andrés Blanco, S OBP: 0.250, SLG: 0.409										0	0	0	0	0	0	0						
<b>Inning Stats</b>	R: 1 E: 0 K: 1 S: 10	H: 2 LOB: 1 BB: 0 P: 13	R: 0 E: 0 K: 0 S: 7	H: 0 LOB: 1 BB: 0 P: 11	R: 1 E: 0 K: 1 S: 11	H: 2 LOB: 1 BB: 0 P: 15	R: 0 E: 0 K: 1 S: 9	H: 0 LOB: 1 BB: 0 P: 15	R: 0 E: 0 K: 2 S: 9	H: 1 LOB: 1 BB: 0 P: 13	R: 0 E: 0 K: 1 S: 8	H: 0 LOB: 0 BB: 0 P: 10	R: 0 E: 0 K: 1 S: 9	H: 0 LOB: 2 BB: 2 P: 22	R: 0 E: 0 K: 2 S: 13	H: 2 LOB: 2 BB: 0 P: 20	R: 0 E: 0 K: 2 S: 8	H: 0 LOB: 0 BB: 0 P: 11	1B: 3 2B: 3 3B: 0 HR: 1	SF: 0 SAC: 1 DP: 0 HBP: 2	WP: 0 PB: 1 SB: 1 CS: 0	PA: 38
<b>PITCHER</b>	IP WLS BF H R ER SO BB IBB HBP BLK WP HR S P ERA WHIP																					
52 Jimmy Nelson, R ERA: 3.61	(1, 1) 6.2 29 5 2 2 6 2 0 2 0 0 1 60 93 2.70 1.050																					
13 Will Smith, L ERA: 2.22	(7, 1) 0.1 W 1 0 0 0 1 0 0 0 0 0 0 0 3 6 0.00 0.000																					
21 Jeremy Jeffress, R ERA: 3.15	(8, 1) 1.0 H 5 2 0 0 2 0 0 0 0 0 0 0 13 22 0.00 2.000																					
57 Francisco Rodríguez, R ERA: 1.91	(9, 1) 1.0 S 3 0 0 0 2 0 0 0 0 0 0 0 8 11 0.00 0.000																					

Batter	1	2	3	4	5	6	7	8	9	AB	R	H	RBI	BB	SO	LOB	BOTTOM			
35 Shane Peterson, L OBP: 0.354, SLG: 0.373										4	0	0	0	0	1	2	Philadelphia Phillies @ Milwaukee Brewers Miller Park, Milwaukee, WI Sat Aug 15 2015, 6:11 PM - 9:08 PM CDT Att: 39,204 - Partly Cloudy - 85 F			
20 Jonathan Lucroy, R OBP: 0.301, SLG: 0.331										4	1	2	0	0	0	0				
8 Ryan Braun, R OBP: 0.341, SLG: 0.486										4	0	0	0	0	1	2				
24 Adam Lind, L OBP: 0.359, SLG: 0.478										3	0	0	0	1	0	1				
18 Khris Davis, R OBP: 0.322, SLG: 0.458										4	1	2	0	0	0	1				
57 Francisco Rodríguez, R ERA: 1.91										0	0	0	0	0	0	0				
2 Scooter Gennett, L OBP: 0.292, SLG: 0.385										4	1	4	2	0	0	0				
9 Jean Segura, R OBP: 0.285, SLG: 0.322										4	1	1	1	0	1	5				
3 Elián Herrera, S OBP: 0.278, SLG: 0.388										4	0	1	0	0	2	4				
52 Jimmy Nelson, R OBP: 0.122, SLG: 0.125	(1, 1) 6.0 23 5 2 1 4 0 0 0 0 0 1 59 79 1.50 0.833																			
13 Will Smith, R ERA: 5.6	(7, 1) 0.2 L 4 2 1 1 0 0 0 0 0 0 1 0 5 7 13.50 3.000																			
15 Jason Rogers, R OBP: 0.280, SLG: 0.333	(7, PH) 0.1 1 0 0 0 1 0 0 0 0 0 0 0 3 4 0.00 0.000																			
21 Jeremy Jeffress, R ERA: 3.03	(8, 1) 1.0 7 3 1 1 2 0 1 0 0 0 0 0 18 26 9.00 3.000																			
7 Logan Schafer, L OBP: 0.259, SLG: 0.265	(9, 8) 1.0 7 3 1 1 2 0 1 0 0 0 0 0 18 26 9.00 3.000																			
<b>Inning Stats</b>	R: 0 E: 0 K: 0 S: 6	H: 0 LOB: 0 BB: 0 P: 9	R: 0 E: 0 K: 0 S: 10	H: 1 LOB: 1 BB: 0 P: 13	R: 0 E: 0 K: 2 S: 10	H: 0 LOB: 0 BB: 0 P: 12	R: 0 E: 0 K: 1 S: 13	H: 0 LOB: 0 BB: 0 P: 17	R: 2 E: 2 K: 1 S: 12	H: 3 LOB: 1 BB: 0 P: 17	R: 0 E: 0 K: 0 S: 8	H: 1 LOB: 1 BB: 0 P: 11	R: 1 E: 0 K: 1 S: 8	H: 2 LOB: 1 BB: 0 P: 11	R: 1 E: 0 K: 2 S: 18	H: 3 LOB: 3 BB: 1 P: 26	1B: 8 2B: 2 3B: 0 HR: 0	SF: 0 SAC: 0 DP: 0 HBP: 0	WP: 1 PB: 0 SB: 1 CS: 0	PA: 35
<b>PITCHER</b>	IP WLS BF H R ER SO BB IBB HBP BLK WP HR S P ERA WHIP																			
31 Jerome Williams, R ERA: 5.47	(1, 1) 0.2 L 4 2 1 1 0 0 0 0 0 0 1 0 5 7 13.50 3.000																			
30 Justin De Fratus, R ERA: 5.6	(7, 1) 0.1 1 0 0 0 1 0 0 0 0 0 0 0 3 4 0.00 0.000																			
59 Elvis Araujo, L ERA: 3.03	(8, 1) 1.0 7 3 1 1 2 0 1 0 0 0 0 0 18 26 9.00 3.000																			
57 Luis García, R ERA: 3.35	(9, 8) 1.0 7 3 1 1 2 0 1 0 0 0 0 0 18 26 9.00 3.000																			











Batter	1	2	3	4	5	6	7	8	9	AB	R	H	RBI	BB	SO	LOB	TOP					
2 Troy Tulowitzki, R OBP: 0.343, SLG: 0.455										4	0	1	1	0	0	1	Toronto Blue Jays @ Philadelphia Phillies Citizens Bank Park, Philadelphia, PA Wed Aug 19, 2015, 7:08 PM - 9:32 PM EDT Att: 26,246 - Cloudy - 87 F					
20 Josh Donaldson, R OBP: 0.362, SLG: 0.570										4	0	0	0	0	1	2						
19 José Bautista, R OBP: 0.352, SLG: 0.507										4	0	0	0	0	1	2						
10 Edwin Encarnación, R OBP: 0.350, SLG: 0.490										4	1	1	1	0	1	0						
55 Russell Martin, R OBP: 0.326, SLG: 0.436										4	0	1	0	0	0	0						
11 Kevin Pillar, R OBP: 0.295, SLG: 0.362										4	0	0	0	0	0	2						
7 Ben Revere, L OBP: 0.325, SLG: 0.355										3	2	1	0	1	0	1						
9 Cliff Pennington, S OBP: 0.317, SLG: 0.285										2	1	1	1	1	0	0						
56 Mark Buehrle, L OBP: 0.167, SLG: 0.167										1	0	0	0	0	0	0						
15 Chris Coghlan, R OBP: 0.307, SLG: 0.500										1	0	0	0	0	0	1						
47 Bo Schultz, R OBP: 0.297, SLG: 0.350										0	0	0	0	0	0	0						
31 Liam Hendriks, R OBP: 0.286, SLG: 0.334										1	0	0	0	0	0	0						
13 Justin Smoak, S OBP: 0.286, SLG: 0.334										0	0	0	0	0	0	1						
57 Mark Lowe, L OBP: 0.286, SLG: 0.334										0	0	0	0	0	0	0						
<b>Inning Stats</b>	R: 0 E: 0 K: 0 S: 6	H: 1 LOB: 0 BB: 0 P: 10	R: 0 E: 0 K: 0 S: 6	H: 0 LOB: 0 BB: 0 P: 10	R: 0 E: 0 K: 0 S: 6	H: 0 LOB: 0 BB: 0 P: 8	R: 0 E: 0 K: 0 S: 8	H: 0 LOB: 0 BB: 0 P: 11	R: 2 E: 0 K: 1 S: 18	H: 4 LOB: 0 BB: 0 P: 24	R: 0 E: 0 K: 1 S: 6	H: 0 LOB: 0 BB: 0 P: 8	R: 0 E: 0 K: 1 S: 8	H: 0 LOB: 0 BB: 0 P: 12	R: 2 E: 1 K: 1 S: 13	H: 0 LOB: 1 BB: 2 P: 26	R: 0 E: 1 K: 0 S: 6	H: 0 LOB: 1 BB: 0 P: 7	1B: 3 2B: 1 3B: 0 HR: 1	SF: 0 SAC: 0 DP: 2 HBP: 0	WP: 0 PB: 0 SB: 0 CS: 0	PA: 34
<b>PITCHER</b>	IP WLS BF H R ER SO BB IBB HBP BLK WP HR S P ERA WHIP																					
39 Adam Morgan, L ERA: 3.92	7.0 W 24 5 2 2 3 0 0 0 0 0 0 1 58 83 2.57 0.714																					
57 Luis García, R ERA: 3.45	1.0 6 0 2 1 1 2 0 0 0 0 0 0 13 26 9.00 2.000																					
53 Ken Giles, R ERA: 1.69	1.0 S 4 0 0 0 0 0 0 0 0 0 0 0 6 7 0.00 0.000																					

Batter	1	2	3	4	5	6	7	8	9	AB	R	H	RBI	BB	SO	LOB	BOTTOM			
16 César Hernández, S OBP: 0.351, SLG: 0.359										5	0	0	0	0	0	1	Toronto Blue Jays @ Philadelphia Phillies Citizens Bank Park, Philadelphia, PA Wed Aug 19, 2015, 7:08 PM - 9:32 PM EDT Att: 26,246 - Cloudy - 87 F			
4 Andrés Blanco, S OBP: 0.350, SLG: 0.540										4	2	2	1	0	2	0				
37 Odúbel Herrera, L OBP: 0.324, SLG: 0.426										3	2	2	0	1	0	0				
3 Jeff Francoeur, R OBP: 0.304, SLG: 0.492										3	1	1	2	0	2	2				
18 Darin Ruf, R OBP: 0.301, SLG: 0.371										4	1	2	1	0	1	2				
40 Aaron Altherr, R OBP: 0.500, SLG: 1.200										3	1	2	3	1	0	1				
13 Freddy Galvis, S OBP: 0.306, SLG: 0.351										3	0	0	0	1	0	3				
29 Cameron Rupp, R OBP: 0.292, SLG: 0.358										4	0	1	0	0	1	1				
39 Adam Morgan, L OBP: 0.053, SLG: 0.105										3	0	0	0	0	1	1				
57 Luis García, R ERA: 2.63										0	0	0	0	0	0	0				
9 Dominic Brown, L OBP: 0.282, SLG: 0.345										1	0	0	0	0	0	0				
53 Ken Giles, R ERA: 1.52										0	0	0	0	0	0	0				
<b>Inning Stats</b>	R: 3 E: 2 K: 0 S: 13	H: 4 LOB: 1 BB: 0 P: 17	R: 0 E: 0 K: 0 S: 6	H: 0 LOB: 0 BB: 0 P: 8	R: 1 E: 0 K: 1 S: 13	H: 2 LOB: 1 BB: 0 P: 19	R: 0 E: 0 K: 1 S: 8	H: 1 LOB: 0 BB: 0 P: 9	R: 3 E: 0 K: 1 S: 14	H: 2 LOB: 1 BB: 2 P: 26	R: 0 E: 0 K: 1 S: 8	H: 0 LOB: 0 BB: 0 P: 12	R: 0 E: 0 K: 2 S: 15	H: 1 LOB: 2 BB: 1 P: 22	R: 0 E: 0 K: 1 S: 10	H: 0 LOB: 0 BB: 0 P: 11	1B: 6 2B: 1 3B: 0 HR: 3	SF: 1 SAC: 0 DP: 0 HBP: 0	WP: 0 PB: 0 SB: 1 CS: 0	PA: 37
<b>PITCHER</b>	IP WLS BF H R ER SO BB IBB HBP BLK WP HR S P ERA WHIP																			
56 Mark Buehrle, L ERA: 3.45	4.0 L 19 7 4 4 2 0 0 0 0 0 0 2 40 53 9.00 1.750																			
47 Bo Schultz, R ERA: 2.63	2.0 10 2 3 3 2 2 0 0 0 0 0 2 22 38 13.50 2.000																			
31 Liam Hendriks, R ERA: 2.31	1.0 5 1 0 0 2 1 0 0 0 0 0 0 15 22 0.00 2.000																			
57 Mark Lowe, R ERA: 1.52	1.0 3 0 0 0 1 0 0 0 0 0 0 0 10 11 0.00 0.000																			



Batter	1	2	3	4	5	6	7	8	9	AB	R	H	RBI	BB	SO	LOB	TOP					
16 César Hernández, S (1.4) OBP: 0.391, SLG: 0.363										5	1	2	1	0	1	2	<b>Philadelphia Phillies @ Miami Marlins</b> Marlins Park, Miami, FL Thu Aug 20 2015, 7:11 PM - 10:43 PM EDT Att: 19,689 - Roof Closed - 78 F					
4 Andrés Blanco, S (1.5) OBP: 0.392, SLG: 0.534										5	1	2	0	0	1	3						
37 Odobel Herrera, L (1.8) OBP: 0.328, SLG: 0.429										4	0	2	1	1	1	0						
3 Jeff Francoeur, R (1.9) OBP: 0.307, SLG: 0.490										3	0	1	0	1	0	3						
21 Adam Loewen, L (7.1)										0	0	0	0	0	0	0						
25 Cody Asche, L (9. PH) OBP: 0.297, SLG: 0.396										1	1	1	1	0	0	0						
18 Darin Ruf, R (1.3) OBP: 0.294, SLG: 0.365										3	0	0	1	0	0	1						
6 Ryan Howard, L (9. PH) OBP: 0.281, SLG: 0.442										1	0	0	0	0	1	0						
40 Aaron Altherr, R (1.7) OBP: 0.455, SLG: 0.889										4	2	1	0	1	1	3						
13 Freddy Galvis, S (1.6) OBP: 0.308, SLG: 0.357										4	2	2	2	0	2	1						
51 Carlos Ruiz, R (1.2) OBP: 0.293, SLG: 0.287										4	0	1	1	0	0	1						
31 Jerome Williams, R (1.1) OBP: 0.106, SLG: 0.103										1	0	0	0	0	0	0						
56 César Jimenez, L (2.1)										0	0	0	0	0	0	0						
24 Darnell Sweeney, S (5. PH)										1	0	0	0	0	0	0						
30 Justin De Fratus, S (5.1)										0	0	0	0	0	0	0						
9 Domonic Brown, L (7. PH) OBP: 0.385, SLG: 0.343										1	0	0	0	1	1	1						
<b>Inning Stats</b>	R: 1 E: 0 K: 0 S: 14	H: 2 LOB: 2 BB: 1 P: 25	R: 0 E: 0 K: 2 S: 9	H: 0 LOB: 0 BB: 0 P: 16	R: 0 E: 0 K: 2 S: 8	H: 0 LOB: 0 BB: 0 P: 11	R: 0 E: 0 K: 1 S: 11	H: 1 LOB: 1 BB: 0 P: 19	R: 0 E: 0 K: 0 S: 10	H: 1 LOB: 1 BB: 0 P: 14	R: 0 E: 0 K: 0 S: 5	H: 0 LOB: 0 BB: 1 P: 12	R: 3 E: 0 K: 1 S: 23	H: 5 LOB: 2 BB: 0 P: 36	R: 2 E: 0 K: 1 S: 20	H: 2 LOB: 2 BB: 2 P: 34	R: 1 E: 0 K: 2 S: 12	H: 1 LOB: 0 BB: 0 P: 17	1B: 7 2B: 3 3B: 1 HR: 1	SF: 1 SAC: 0 DP: 1 HBP: 0	WP: 1 PB: 0 SB: 0 CS: 0	PA: 42
<b>PITCHER</b>	IP WLS BF H R ER SO BB IBB HBP BLK WP HR S P ERA WHIP	IP WLS BF H R ER SO BB IBB HBP BLK WP HR S P ERA WHIP																				
52 Brad Hand, L (1.1) ERA: 4.46	6.0 W 23 4 1 1 5 2 0 0 0 1 0 57 97 1.50 1.000	7.1 H 5 2 2 3 1 0 0 0 0 0 0 21 34 40.50 7.500	7.1 H 5 2 2 3 1 0 0 0 0 0 0 12 27.00 4.500	8.1 H 3 0 0 0 1 1 0 0 0 0 0 10 16 0.00 1.500	9.1 S 4 1 1 1 2 0 0 0 0 0 1 12 17 9.00 1.000																	

Batter	1	2	3	4	5	6	7	8	9	AB	R	H	RBI	BB	SO	LOB	BOTTOM			
9 Dee Strange-Gordon, L (1.4) OBP: 0.360, SLG: 0.420										4	2	2	0	1	1	0	<b>Philadelphia Phillies @ Miami Marlins</b> Marlins Park, Miami, FL Thu Aug 20 2015, 7:11 PM - 10:43 PM EDT Att: 19,689 - Roof Closed - 78 F			
51 Ichiro Suzuki, L (1.9) OBP: 0.315, SLG: 0.323										5	2	2	0	0	2					
14 Martín Prado, R (1.5) OBP: 0.318, SLG: 0.357										2	2	1	3	2	1	0				
48 Justin Bour, L (1.3) OBP: 0.323, SLG: 0.431										5	1	2	1	0	2	1				
32 Derek Dietrich, L (1.7) OBP: 0.379, SLG: 0.514										2	0	0	1	1	2	1				
57 Bryan Morris, L (7.1)										0	0	0	0	0	0	0				
40 Mike Dunn, L (8.1) OBP: 1.000, SLG: 1.000										0	0	0	0	0	0	0				
44 AJ Ramos, R (9.1)										0	0	0	0	0	0	0				
13 Marcell Ozuna, R (1.8) OBP: 0.300, SLG: 0.353										4	2	2	2	0	0	3				
20 J.T. Realmuto, R (1.2) OBP: 0.286, SLG: 0.399										2	0	0	0	2	1	0				
3 Adeiny Hechavarria, R (1.6) OBP: 0.320, SLG: 0.380										3	0	2	1	1	0	0				
52 Brad Hand, L (1.1) OBP: 0.083, SLG: 0.083										3	0	0	0	0	1	4				
56 Scott McGough, R (7.1) ERA: 6.1										0	0	0	0	0	0	0				
28 Cole Gillespie, R (7.7) OBP: 0.375, SLG: 0.470										1	0	0	0	0	0	1				
<b>Inning Stats</b>	R: 4 E: 0 K: 0 S: 23	H: 4 LOB: 2 BB: 2 P: 38	R: 4 E: 0 K: 1 S: 19	H: 4 LOB: 2 BB: 2 P: 35	R: 0 E: 0 K: 1 S: 6	H: 1 LOB: 0 BB: 0 P: 10	R: 0 E: 0 K: 2 S: 8	H: 0 LOB: 0 BB: 0 P: 11	R: 0 E: 0 K: 2 S: 7	H: 0 LOB: 0 BB: 0 P: 10	R: 0 E: 0 K: 0 S: 19	H: 1 LOB: 3 BB: 2 P: 36	R: 0 E: 0 K: 0 S: 7	H: 0 LOB: 0 BB: 1 P: 14	R: 1 E: 0 K: 2 S: 9	H: 1 LOB: 0 BB: 0 P: 15	1B: 8 2B: 0 3B: 1 HR: 2	SF: 2 SAC: 0 DP: 2 HBP: 0	WP: 1 PB: 0 SB: 1 CS: 0	PA: 40
<b>PITCHER</b>	IP WLS BF H R ER SO BB IBB HBP BLK WP HR S P ERA WHIP	IP WLS BF H R ER SO BB IBB HBP BLK WP HR S P ERA WHIP																		
31 Jerome Williams, R (1.1) ERA: 6.1	1.2 L 17 8 8 8 1 4 0 0 0 0 2 39 68 0.00 7.200	2.1 L 7 1 0 0 3 0 0 0 0 0 0 17 26 0.00 0.429	5.1 L 9 1 0 0 2 2 0 0 0 0 0 26 46 0.00 1.500	7.1 L 7 1 1 1 2 1 0 0 0 0 0 16 29 4.50 1.000																





Batter	1	2	3	4	5	6	7	8	9	AB	R	H	RBI	BB	SO	LOB	TOP			
16 César Hernández, S (1,4) OBP: 0.346, SLG: 0.357	L9		K	K		G4-3			G6-3	5	0	0	0	0	2	4	<b>Philadelphia Phillies @ Miami Marlins</b> Marlins Park, Miami, FL Fri Aug 21 2015, 7:12 PM - 9:48 PM EDT Att: 19,391 - Roof Closed - 78 F			
4 Andrés Blanco, S (1,5) OBP: 0.393, SLG: 0.533	F7				G5-3	G4-3			BB	4	1	1	0	1	0	1				
37 Odúbel Herrera, L (1,8) OBP: 0.329, SLG: 0.429	K								FC1-6	5	3	2	1	0	1	1				
6 Ryan Howard, L (1,3)		F7							BB	5	1	3	2	0	1	0				
25 Cody Asche, L (1,7) OBP: 0.296, SLG: 0.393	L9								BB	5	0	1	0	0	1	4				
9 Dornic Brown, L (1,9) OBP: 0.284, SLG: 0.337	F9								BB	3	1	0	0	1	1	2				
13 Freddy Galvis, S (1,6)			L8	SF7					G6-3	3	1	1	1	0	0	0				
29 Cameron Rupp, R (1,2) OBP: 0.301, SLG: 0.363									L8	3	0	2	0	1	0	0				
48 Jerad Eickhoff, R (1,1) OBP: 0.333, SLG: 0.333									K2-3	3	0	1	2	0	1	2				
46 Jeanmar Gómez, R (7,1) 24 Darnell Sweeney, S (6,PH) 57 Luis García, R (8,1) 50 Héctor Neris, R (9,1)										0	0	0	0	0	0	0				
<b>Inning Stats</b>	R: 0 E: 0 K: 1 S: 6	H: 0 LOB: 0 BB: 0 P: 8	R: 0 E: 0 K: 0 S: 11	H: 0 LOB: 0 BB: 0 P: 15	R: 0 E: 0 K: 2 S: 10	H: 1 LOB: 1 BB: 0 P: 16	R: 4 E: 2 K: 1 S: 15	H: 4 LOB: 2 BB: 2 P: 27	R: 1 E: 0 K: 1 S: 13	H: 2 LOB: 1 BB: 0 P: 19	R: 0 E: 0 K: 1 S: 13	H: 1 LOB: 1 BB: 0 P: 21	R: 0 E: 0 K: 1 S: 7	H: 0 LOB: 0 BB: 0 P: 10	R: 1 E: 0 K: 1 S: 12	H: 1 LOB: 1 BB: 1 P: 20	1B: 7 2B: 4 3B: 0 HR: 0	SF: 1 SAC: 0 DP: 0 HBP: 0	WP: 0 PB: 0 SB: 0 CS: 0	PA: 41
<b>PITCHER</b>	IP WLS BF H R ER SO BB IBB HBP BLK WP HR S P ERA WHIP	IP WLS BF H R ER SO BB IBB HBP BLK WP HR S P ERA WHIP	IP WLS BF H R ER SO BB IBB HBP BLK WP HR S P ERA WHIP	IP WLS BF H R ER SO BB IBB HBP BLK WP HR S P ERA WHIP	IP WLS BF H R ER SO BB IBB HBP BLK WP HR S P ERA WHIP	IP WLS BF H R ER SO BB IBB HBP BLK WP HR S P ERA WHIP	IP WLS BF H R ER SO BB IBB HBP BLK WP HR S P ERA WHIP	IP WLS BF H R ER SO BB IBB HBP BLK WP HR S P ERA WHIP	IP WLS BF H R ER SO BB IBB HBP BLK WP HR S P ERA WHIP	IP WLS BF H R ER SO BB IBB HBP BLK WP HR S P ERA WHIP	IP WLS BF H R ER SO BB IBB HBP BLK WP HR S P ERA WHIP	IP WLS BF H R ER SO BB IBB HBP BLK WP HR S P ERA WHIP	IP WLS BF H R ER SO BB IBB HBP BLK WP HR S P ERA WHIP	IP WLS BF H R ER SO BB IBB HBP BLK WP HR S P ERA WHIP	IP WLS BF H R ER SO BB IBB HBP BLK WP HR S P ERA WHIP	IP WLS BF H R ER SO BB IBB HBP BLK WP HR S P ERA WHIP	IP WLS BF H R ER SO BB IBB HBP BLK WP HR S P ERA WHIP	IP WLS BF H R ER SO BB IBB HBP BLK WP HR S P ERA WHIP		

AB	37
R	7
H	11
RBI	6
BB	3
SO	8
LOB	14



Batter	1	2	3	4	5	6	7	8	9	AB	R	H	RBI	BB	SO	LOB	BOTTOM					
9 Dee Strange-Gordon, L (1,4) OBP: 0.363, SLG: 0.426	L7									3	0	2	0	1	0	0	<b>Philadelphia Phillies @ Miami Marlins</b> Marlins Park, Miami, FL Fri Aug 21 2015, 7:12 PM - 9:48 PM EDT Att: 19,391 - Roof Closed - 78 F					
51 Ichiro Suzuki, L (1,9) OBP: 0.317, SLG: 0.326	F9								BB	4	0	2	0	0	0	1						
14 Martín Prado, R (1,5) OBP: 0.314, SLG: 0.353	L8								FC4-6	4	0	0	0	0	0	4						
48 Justin Bour, L (1,3) OBP: 0.325, SLG: 0.432									BB	4	0	2	0	0	1	4						
13 Marcell Ozuna, R (1,8) OBP: 0.300, SLG: 0.355	P6								BB	4	0	1	0	0	1	3						
28 Cole Gillespie, R (1,7) OBP: 0.369, SLG: 0.462	G5-3								BB	2	0	0	0	0	0	2						
32 Derek Dietrich, L (6,7) OBP: 0.381, SLG: 0.534									BB	2	1	1	1	0	1	0						
20 J.T. Realmuto, R (1,2) OBP: 0.282, SLG: 0.394	P3								BB	4	0	0	0	0	2	1						
3 Adeiny Hechavarria, R (1,6) OBP: 0.318, SLG: 0.377									BB	3	0	0	0	0	0	0						
63 Kendry Flores, R (1,1) 19 Miguel Rojas, R (6,PH) 50 Erik Cordier, R (6,1) 5 Casey McGehee, R (7,PH) 46 Kyle Barraclough, R (8,1)									BB	1	0	0	0	0	0	0						
<b>Inning Stats</b>	R: 0 E: 0 K: 0 S: 5	H: 0 LOB: 0 BB: 0 P: 9	R: 0 E: 0 K: 0 S: 6	H: 1 LOB: 1 BB: 0 P: 9	R: 0 E: 0 K: 1 S: 8	H: 1 LOB: 1 BB: 0 P: 13	R: 0 E: 0 K: 0 S: 14	H: 2 LOB: 1 BB: 0 P: 15	R: 0 E: 0 K: 2 S: 9	H: 0 LOB: 0 BB: 0 P: 11	R: 0 E: 0 K: 2 S: 10	H: 1 LOB: 2 BB: 1 P: 18	R: 1 E: 0 K: 1 S: 14	H: 1 LOB: 0 BB: 0 P: 21	R: 0 E: 0 K: 0 S: 8	H: 2 LOB: 1 BB: 0 P: 9	R: 0 E: 0 K: 1 S: 6	H: 0 LOB: 0 BB: 0 P: 10	1B: 5 2B: 1 3B: 1 HR: 1	SF: 0 SAC: 0 DP: 1 HBP: 0	WP: 0 PB: 0 SB: 0 CS: 0	PA: 34
<b>PITCHER</b>	IP WLS BF H R ER SO BB IBB HBP BLK WP HR S P ERA WHIP	IP WLS BF H R ER SO BB IBB HBP BLK WP HR S P ERA WHIP	IP WLS BF H R ER SO BB IBB HBP BLK WP HR S P ERA WHIP	IP WLS BF H R ER SO BB IBB HBP BLK WP HR S P ERA WHIP	IP WLS BF H R ER SO BB IBB HBP BLK WP HR S P ERA WHIP	IP WLS BF H R ER SO BB IBB HBP BLK WP HR S P ERA WHIP	IP WLS BF H R ER SO BB IBB HBP BLK WP HR S P ERA WHIP	IP WLS BF H R ER SO BB IBB HBP BLK WP HR S P ERA WHIP	IP WLS BF H R ER SO BB IBB HBP BLK WP HR S P ERA WHIP	IP WLS BF H R ER SO BB IBB HBP BLK WP HR S P ERA WHIP	IP WLS BF H R ER SO BB IBB HBP BLK WP HR S P ERA WHIP	IP WLS BF H R ER SO BB IBB HBP BLK WP HR S P ERA WHIP	IP WLS BF H R ER SO BB IBB HBP BLK WP HR S P ERA WHIP	IP WLS BF H R ER SO BB IBB HBP BLK WP HR S P ERA WHIP	IP WLS BF H R ER SO BB IBB HBP BLK WP HR S P ERA WHIP	IP WLS BF H R ER SO BB IBB HBP BLK WP HR S P ERA WHIP	IP WLS BF H R ER SO BB IBB HBP BLK WP HR S P ERA WHIP	IP WLS BF H R ER SO BB IBB HBP BLK WP HR S P ERA WHIP				

AB	33
R	1
H	8
RBI	1
BB	1
SO	7
LOB	15





Batter	1	2	3	4	5	6	7	8	9	AB	R	H	RBI	BB	SO	LOB	TOP										
16 César Hernández, S (1.4) OBP: 0.347, SLG: 0.356										4	1	1	0	1	0	1											
4 Andrés Blanco, S (1.5) OBP: 0.371, SLG: 0.548										4	0	2	1	1	0	3											
37 Odúbel Herrera, L (1.8) OBP: 0.326, SLG: 0.424										4	0	0	0	0	1	2											
3 Jeff Francoeur, R (1.9) OBP: 0.303, SLG: 0.482										4	0	0	0	0	1	0											
40 Aaron Altherr, R (1.7) OBP: 0.400, SLG: 0.923										4	1	1	1	0	0	0											
18 Darin Ruf, R (1.3) OBP: 0.293, SLG: 0.379										4	1	1	1	0	1	0											
13 Freddy Galvis, S (1.6) OBP: 0.309, SLG: 0.357										3	0	1	0	1	0	0											
51 Carlos Ruiz, R (1.2) OBP: 0.296, SLG: 0.294										4	0	2	0	0	0	1											
34 Aaron Harang, R (1.1) 24 Dániel Siverio, S (8. PH) 57 Luis García, R (8.1) 59 Elvis Araujo, L (8.1) 6 Ryan Howard, L (8. PH) 53 Ken Giles, R (9.1)										2	0	0	0	0	1	1											
<b>Inning Stats</b>	R: 0 E: 0 K: 1 S: 8	H: 1 LOB: 0 BB: 0 P: 12	R: 0 E: 0 K: 0 S: 6	H: 0 LOB: 0 BB: 0 P: 8	R: 0 E: 0 K: 1 S: 6	H: 1 LOB: 1 BB: 0 P: 10	R: 0 E: 0 K: 1 S: 11	H: 0 LOB: 0 BB: 0 P: 14	R: 0 E: 0 K: 0 S: 9	H: 0 LOB: 1 BB: 1 P: 16	R: 0 E: 0 K: 0 S: 10	H: 0 LOB: 0 BB: 0 P: 12	R: 2 E: 0 K: 0 S: 16	H: 3 LOB: 1 BB: 2 P: 20	R: 2 E: 0 K: 1 S: 15	H: 3 LOB: 3 BB: 2 P: 28	1B: 3 2B: 3 3B: 0 HR: 3	SF: 0 SAC: 0 DP: 0 HBP: 0	WP: 0 PB: 0 SB: 0 CS: 0	PA: 38							
<b>PITCHER</b>	IP	WLS	BF	H	R	ER	SO	BB	IBB	HBP	BLK	WP	HR	S	P	ERA	WHIP										
60 Justin Nicolino, L (1.1) ERA: 3.77	7.2		28	5	2	2	4	1	0	0	0	0	1	72	101	2.35	0.783										
57 Bryan Morris, R (8.1) ERA: 3.04	0.1	B	2	1	0	0	0	0	0	0	0	0	0	4	6	0.00	3.000										
44 AJ Ramos, R (9.1) ERA: 2.85	0.1	L	5	3	2	2	0	1	0	0	0	0	2	9	18	54.00	12.000										
40 Mike Dunn, L (9.1) ERA: 5.01	0.2		3	0	0	0	1	1	0	0	0	0	0	6	10	0.00	1.500										

Philadelphia Phillies @ Miami Marlins  
Marlins Park, Miami, FL  
Sat Aug 22 2015, 7:11 PM - 10:02 PM EDT  
Att: 22,113 - Roof Closed - 77 F

AB 35  
R 4  
H 9  
RBI 4  
BB 3  
SO 5  
LOB 10



Batter	1	2	3	4	5	6	7	8	9	AB	R	H	RBI	BB	SO	LOB	BOTTOM										
9 Dee Strange-Gordon, L (1.4) OBP: 0.362, SLG: 0.423										3	1	0	0	1	0	0											
51 Ichiro Suzuki, L (1.9) OBP: 0.316, SLG: 0.322										3	1	0	0	1	0	0											
14 Martín Prado, R (1.5) OBP: 0.316, SLG: 0.355										3	0	1	0	1	0	2											
48 Justin Bour, L (1.3) OBP: 0.331, SLG: 0.436										2	0	1	0	2	1	0											
32 Derek Dietrich, L (1.7) OBP: 0.380, SLG: 0.536										3	0	1	2	0	0	2											
5 Casey McGehee, R (8. PH) OBP: 0.281, SLG: 0.290										1	0	0	0	0	0	2											
44 AJ Ramos, R (9.1) OBP: 1.000, SLG: 1.000										0	0	0	0	0	0	0											
13 Marcell Ozuna, R (1.8) OBP: 0.296, SLG: 0.351										4	0	0	0	0	1	2											
20 J.T. Realmuto, R (1.2) OBP: 0.279, SLG: 0.389										4	0	0	0	0	2	0											
3 Adeiny Hechavarria, R (1.6) OBP: 0.315, SLG: 0.374										4	0	0	0	0	0	0											
60 Justin Nicolino, L (1.1) 57 Bryan Morris, L (8.1) 28 Cole Gillespie, R (9.7) OBP: 0.369, SLG: 0.462										3	0	0	0	0	0	0											
<b>Inning Stats</b>	R: 0 E: 0 K: 0 S: 13	H: 1 LOB: 2 BB: 1 P: 21	R: 0 E: 0 K: 1 S: 11	H: 0 LOB: 0 BB: 0 P: 17	R: 2 E: 0 K: 0 S: 10	H: 1 LOB: 2 BB: 3 P: 27	R: 0 E: 0 K: 0 S: 4	H: 0 LOB: 0 BB: 0 P: 7	R: 0 E: 0 K: 2 S: 9	H: 0 LOB: 0 BB: 0 P: 13	R: 0 E: 0 K: 0 S: 7	H: 0 LOB: 0 BB: 0 P: 9	R: 0 E: 0 K: 0 S: 11	H: 1 LOB: 2 BB: 1 P: 20	R: 0 E: 0 K: 1 S: 12	H: 0 LOB: 0 BB: 0 P: 17	1B: 0 2B: 3 3B: 0 HR: 0	SF: 0 SAC: 0 DP: 0 HBP: 0	WP: 0 PB: 0 SB: 1 CS: 0	PA: 35							
<b>PITCHER</b>	IP	WLS	BF	H	R	ER	SO	BB	IBB	HBP	BLK	WP	HR	S	P	ERA	WHIP										
34 Aaron Harang, R (1.1) ERA: 4.67	7.0		27	2	2	2	3	4	0	0	0	0	0	63	110	2.57	0.857										
57 Luis García, R (8.1) ERA: 3.35	0.2		4	1	0	0	0	0	1	0	0	0	0	10	19	0.00	1.500										
59 Elvis Araujo, L (8.1) ERA: 3.24	0.1	W	1	0	0	0	0	0	0	0	0	0	0	1	1	0.00	0.000										
53 Ken Giles, R (9.1) ERA: 1.66	1.0	S	3	0	0	0	1	0	0	0	0	0	0	12	17	0.00	0.000										

Philadelphia Phillies @ Miami Marlins  
Marlins Park, Miami, FL  
Sat Aug 22 2015, 7:11 PM - 10:02 PM EDT  
Att: 22,113 - Roof Closed - 77 F

AB 30  
R 2  
H 3  
RBI 2  
BB 5  
SO 4  
LOB 8





Batter	1	2	3	4	5	6	7	8	9	AB	R	H	RBI	BB	SO	LOB	TOP						
16 César Hernández, S (1, 4) OBP: 0.345, SLG: 0.352	F9		4 2B 40 SF8 BB	K		F9		K		4	1	0	0	1	2	4							
4 Andrés Blanco, S (1, 5) OBP: 0.375, SLG: 0.554	G4-3		40 SF8 2B		G6-3		1B			4	0	2	0	0	0	0							
40 Aaron Altherr, R (1, 7) OBP: 0.316, SLG: 0.750	G4-3		SF8		P6		K			3	0	0	1	0	1	1							
3 Jeff Francoeur, R (1, 9) OBP: 0.298, SLG: 0.474		G6-3	G6-3		K			K		4	0	0	0	0	2	1							
18 Darin Ruf, R (1, 3) OBP: 0.292, SLG: 0.382	L7			13 FC6-4 2B		L7		G6-3		4	0	1	0	0	0	0							
24 Darnell Sweeney, S (1, 8) OBP: 0.571, SLG: 1.000		13 1B BB		13 FC6-4 BB		K				1	0	0	0	3	1	0							
53 Ken Giles, R (9, 1)										0	0	0	0	0	0	0							
13 Freddy Galvis, S (1, 6) ERA: 4.88	1 SAFE FF 89 FF 90 FF 91 FF 92 FF 93 FF 94 FF 95 FF 96 FF 97 FF 98 FF 99 FF 00 X CH 84	2-2 29 S 1B	1-3 2-3 FC6-4 29 IBB BB		G5-3		CS		L3	4	0	1	0	0	0	2							
29 Cameron Rupp, R (1, 2) OBP: 0.305, SLG: 0.379		G1-3		IBB			HR		G5-3	3	1	1	1	1	0	2							
27 Aaron Nola, R (1, 1) OBP: 0.188, SLG: 0.133																							
37 Odúbel Herrera, L (9, PH) OBP: 0.327, SLG: 0.426			K	K			K		1B	3	0	0	0	0	3	3							
										1	0	1	0	0	0	0							
<b>Inning Stats</b>	R: 0 E: 0 K: 0 S: 8	H: 0 LOB: 0 BB: 0 P: 13	R: 0 E: 0 K: 0 S: 11	H: 1 LOB: 2 BB: 1 P: 22	R: 1 E: 0 K: 1 S: 12	H: 1 LOB: 1 BB: 1 P: 20	R: 0 E: 0 K: 2 S: 19	H: 1 LOB: 3 BB: 2 P: 29	R: 0 E: 0 K: 1 S: 8	H: 0 LOB: 0 BB: 0 P: 9	R: 0 E: 0 K: 1 S: 8	H: 0 LOB: 0 BB: 0 P: 13	R: 1 E: 0 K: 2 S: 14	H: 2 LOB: 1 BB: 0 P: 21	R: 0 E: 0 K: 1 S: 8	H: 0 LOB: 0 BB: 1 P: 15	R: 0 E: 0 K: 1 S: 11	H: 1 LOB: 1 BB: 0 P: 20	1B: 3 2B: 2 3B: 0 HR: 1	SF: 1 SAC: 0 DP: 0 HBP: 0	WP: 0 PB: 0 SB: 1 CS: 1	PA: 38	
<b>PITCHER</b>	IP WLS BF H R ER SO BB IBB HBP BLK WP HR S P ERA WHIP	IP WLS BF H R ER SO BB IBB HBP BLK WP HR S P ERA WHIP	IP WLS BF H R ER SO BB IBB HBP BLK WP HR S P ERA WHIP	IP WLS BF H R ER SO BB IBB HBP BLK WP HR S P ERA WHIP	IP WLS BF H R ER SO BB IBB HBP BLK WP HR S P ERA WHIP	IP WLS BF H R ER SO BB IBB HBP BLK WP HR S P ERA WHIP	IP WLS BF H R ER SO BB IBB HBP BLK WP HR S P ERA WHIP	IP WLS BF H R ER SO BB IBB HBP BLK WP HR S P ERA WHIP	IP WLS BF H R ER SO BB IBB HBP BLK WP HR S P ERA WHIP	IP WLS BF H R ER SO BB IBB HBP BLK WP HR S P ERA WHIP	IP WLS BF H R ER SO BB IBB HBP BLK WP HR S P ERA WHIP	IP WLS BF H R ER SO BB IBB HBP BLK WP HR S P ERA WHIP	IP WLS BF H R ER SO BB IBB HBP BLK WP HR S P ERA WHIP	IP WLS BF H R ER SO BB IBB HBP BLK WP HR S P ERA WHIP	IP WLS BF H R ER SO BB IBB HBP BLK WP HR S P ERA WHIP	IP WLS BF H R ER SO BB IBB HBP BLK WP HR S P ERA WHIP	IP WLS BF H R ER SO BB IBB HBP BLK WP HR S P ERA WHIP	IP WLS BF H R ER SO BB IBB HBP BLK WP HR S P ERA WHIP	IP WLS BF H R ER SO BB IBB HBP BLK WP HR S P ERA WHIP	IP WLS BF H R ER SO BB IBB HBP BLK WP HR S P ERA WHIP	IP WLS BF H R ER SO BB IBB HBP BLK WP HR S P ERA WHIP	IP WLS BF H R ER SO BB IBB HBP BLK WP HR S P ERA WHIP	IP WLS BF H R ER SO BB IBB HBP BLK WP HR S P ERA WHIP

Philadelphia Phillies @ Miami Marlins  
Marlins Park, Miami, FL  
Sun Aug 23 2015, 1:13 PM - 3:51 PM EDT  
Att: 22,693 - Roof Closed - 76 F

AB 31  
R 2  
H 6  
RBI 2  
BB 5  
SO 9  
LOB 13



Batter	1	2	3	4	5	6	7	8	9	AB	R	H	RBI	BB	SO	LOB	BOTTOM							
9 Dee Strange-Gordon, L (1, 4) OBP: 0.361, SLG: 0.422	F8			G4-3		14 CS 1B			K2-3	4	0	1	0	0	1	0								
14 Martín Prado, R (1, 5) OBP: 0.316, SLG: 0.354		32 FC3-6 1B		G6-3		G6-3			F8	4	0	1	0	0	0	1								
32 Derek Dietrich, L (1, 7) OBP: 0.377, SLG: 0.526			48 CS 1-2						P6	3	0	0	0	1	1	1								
48 Justin Bour, L (1, 3) OBP: 0.328, SLG: 0.431	CS	F9		F8			F7			3	0	0	0	0	0	1								
13 Marcell Ozuna, R (1, 8) OBP: 0.294, SLG: 0.348						F9			K	3	0	0	0	0	2	0								
28 Cole Gillespie, R (1, 9) OBP: 0.361, SLG: 0.451										3	0	0	0	0	1	0								
3 Adeiny Hechavarría, R (1, 6) OBP: 0.318, SLG: 0.374			G6-3							2	0	1	0	1	0	0								
6 Jeff Mathis, R (1, 2) OBP: 0.192, SLG: 0.138			G5-3		P4				F7	3	0	0	0	0	0	2								
61 Adam Conley, L (1, 1) ERA: 4.88										1	0	0	0	0	1	0								
51 Ichiro Suzuki, L (9, PH) OBP: 0.315, SLG: 0.301										1	0	0	0	0	0	0								
45 Chris Narveson, L (7, 1) ERA: 1.54										0	0	0	0	0	0	0								
49 Brian Ellington, R (7, 1) ERA: 1.04										0	0	0	0	0	0	0								
5 Casey McGehee, R (8, PH) ERA: 1.04										1	0	0	0	0	1	1								
46 Kyle Barraclough, R (9, 1)										0	0	0	0	0	0	0								
<b>Inning Stats</b>	R: 0 E: 0 K: 0 S: 13	H: 1 LOB: 0 BB: 0 P: 18	R: 0 E: 0 K: 1 S: 7	H: 0 LOB: 0 BB: 0 P: 9	R: 0 E: 0 K: 1 S: 6	H: 0 LOB: 0 BB: 0 P: 9	R: 0 E: 0 K: 0 S: 6	H: 0 LOB: 1 BB: 1 P: 13	R: 0 E: 0 K: 1 S: 12	H: 1 LOB: 1 BB: 0 P: 15	R: 0 E: 0 K: 0 S: 6	H: 1 LOB: 0 BB: 0 P: 9	R: 0 E: 0 K: 2 S: 8	H: 0 LOB: 0 BB: 0 P: 12	R: 0 E: 0 K: 1 S: 7	H: 0 LOB: 1 BB: 1 P: 15	R: 0 E: 0 K: 1 S: 6	H: 0 LOB: 0 BB: 0 P: 9	1B: 3 2B: 0 3B: 0 HR: 0	SF: 0 SAC: 0 DP: 0 HBP: 0	WP: 0 PB: 0 SB: 1 CS: 2	PA: 31		
<b>PITCHER</b>	IP WLS BF H R ER SO BB IBB HBP BLK WP HR S P ERA WHIP	IP WLS BF H R ER SO BB IBB HBP BLK WP HR S P ERA WHIP	IP WLS BF H R ER SO BB IBB HBP BLK WP HR S P ERA WHIP	IP WLS BF H R ER SO BB IBB HBP BLK WP HR S P ERA WHIP	IP WLS BF H R ER SO BB IBB HBP BLK WP HR S P ERA WHIP	IP WLS BF H R ER SO BB IBB HBP BLK WP HR S P ERA WHIP	IP WLS BF H R ER SO BB IBB HBP BLK WP HR S P ERA WHIP	IP WLS BF H R ER SO BB IBB HBP BLK WP HR S P ERA WHIP	IP WLS BF H R ER SO BB IBB HBP BLK WP HR S P ERA WHIP	IP WLS BF H R ER SO BB IBB HBP BLK WP HR S P ERA WHIP	IP WLS BF H R ER SO BB IBB HBP BLK WP HR S P ERA WHIP	IP WLS BF H R ER SO BB IBB HBP BLK WP HR S P ERA WHIP	IP WLS BF H R ER SO BB IBB HBP BLK WP HR S P ERA WHIP	IP WLS BF H R ER SO BB IBB HBP BLK WP HR S P ERA WHIP	IP WLS BF H R ER SO BB IBB HBP BLK WP HR S P ERA WHIP	IP WLS BF H R ER SO BB IBB HBP BLK WP HR S P ERA WHIP	IP WLS BF H R ER SO BB IBB HBP BLK WP HR S P ERA WHIP	IP WLS BF H R ER SO BB IBB HBP BLK WP HR S P ERA WHIP	IP WLS BF H R ER SO BB IBB HBP BLK WP HR S P ERA WHIP	IP WLS BF H R ER SO BB IBB HBP BLK WP HR S P ERA WHIP	IP WLS BF H R ER SO BB IBB HBP BLK WP HR S P ERA WHIP	IP WLS BF H R ER SO BB IBB HBP BLK WP HR S P ERA WHIP	IP WLS BF H R ER SO BB IBB HBP BLK WP HR S P ERA WHIP	IP WLS BF H R ER SO BB IBB HBP BLK WP HR S P ERA WHIP

Philadelphia Phillies @ Miami Marlins  
Marlins Park, Miami, FL  
Sun Aug 23 2015, 1:13 PM - 3:51 PM EDT  
Att: 22,693 - Roof Closed - 76 F

AB 28  
R 0  
H 3  
RBI 0  
BB 2  
SO 7  
LOB 6





Batter	1	2	3	4	5	6	7	8	9	AB	R	H	RBI	BB	SO	LOB	TOP					
12 Juan Lagares, R OBP: 0.291, SLG: 0.365	P6		K2-3			L8	52 1B		K	6	1	2	2	0	2	2						
28 Daniel Murphy, L OBP: 0.331, SLG: 0.442	P5		G4-3			4 HR	2B		52 HR	6	3	3	2	0	0	1						
52 Yoenis Cespedes, R OBP: 0.329, SLG: 0.518	L8		K			4 HR	HBP		HR	5	2	2	2	0	1	0						
5 David Wright, R OBP: 0.390, SLG: 0.500			HR			4 HR	1B		F9	5	3	2	1	1	2	4						
4 Wilmer Flores, R OBP: 0.298, SLG: 0.418	K					HR			G6-3	6	3	3	5	0	1	0						
7 Travis d'Arnaud, R OBP: 0.333, SLG: 0.529	L8					G6-3				5	1	3	3	0	0	0						
23 Michael Cuddyer, R OBP: 0.307, SLG: 0.391						HR			1B	4	1	3	1	1	0	1						
11 Rubén Tejada, R OBP: 0.335, SLG: 0.346	P3					G5-3			BB	5	0	0	0	0	1	4						
48 Jacob deGrom, L ERA: 4.43						F8			F8	1	0	0	0	0	0	0						
36 Sean Gilmartin, L OBP: 0.290, SLG: 0.300						K				2	1	1	0	0	1	1						
30 Michael Conforto, L OBP: 0.345, SLG: 0.592										0	0	0	0	0	0	0						
47 Hansel Robles, R ERA: 3.92										0	0	0	0	0	0	0						
2 Juan Uribe, R OBP: 0.292, SLG: 0.410										1	0	0	0	0	0	2						
44 Eric O'Flaherty, L ERA: 6.92										0	0	0	0	0	0	0						
72 Carlos Torres, R ERA: 3.83										0	0	0	0	0	0	0						
<b>Inning Stats</b>	R: 0 E: 0 K: 0 S: 7	H: 0 LOB: 0 BB: 0 P: 11	R: 1 E: 0 K: 1 S: 12	H: 2 LOB: 1 BB: 0 P: 22	R: 1 E: 0 K: 1 S: 10	H: 1 LOB: 0 BB: 0 P: 12	R: 3 E: 0 K: 2 S: 17	H: 4 LOB: 1 BB: 0 P: 25	R: 4 E: 0 K: 2 S: 15	H: 3 LOB: 0 BB: 0 P: 21	R: 4 E: 0 K: 0 S: 18	H: 4 LOB: 1 BB: 1 P: 31	R: 1 E: 0 K: 1 S: 13	H: 3 LOB: 2 BB: 0 P: 21	R: 0 E: 0 K: 0 S: 8	H: 1 LOB: 2 BB: 1 P: 16	R: 2 E: 0 K: 1 S: 15	H: 2 LOB: 0 BB: 0 P: 22	1B: 5 2B: 7 3B: 0 HR: 8	SF: 0 SAC: 0 DP: 0 HBP: 1	WP: 0 PB: 0 SB: 0 CS: 0	PA: 50
<b>PITCHER</b>	IP WLS BF H R ER SO BB IBB HBP BLK WP HR S P ERA WHIP																					
39 Adam Morgan, L ERA: 4.43	(1, 1) 3.2 18 7 5 5 3 0 0 0 0 0 4 41 64 12.27 1.909																					
50 Héctor Neris, R ERA: 3.42	(4, 1) 1.1 L 8 3 4 4 3 0 0 0 1 0 0 2 20 27 27.00 2.250																					
30 Justin De Fratus, R ERA: 5.93	(6, 1) 2.0 14 7 5 5 1 1 0 0 0 0 1 31 52 22.50 4.000																					
21 Adam Loewen, L ERA: 7.0	(8, 1) 2.0 10 3 2 2 1 1 0 0 0 0 0 1 23 38 9.00 2.000																					

**New York Mets @ Philadelphia Phillies**  
Citizens Bank Park, Philadelphia, PA  
Mon Aug 24 2015, 7:10 PM - 10:42 PM EDT  
Att: 23,744 - Cloudy - 84 F

livebaseballscorecards.com

AB 47  
R 16  
H 20  
RBI 16  
BB 2  
SO 8  
LOB 15



Batter	1	2	3	4	5	6	7	8	9	AB	R	H	RBI	BB	SO	LOB	BOTTOM			
16 César Hernández, S OBP: 0.346, SLG: 0.348	13 1B	K	13 FC6-4			G4-3			F7	3	1	0	0	2	1	2				
13 Freddy Galvis, S OBP: 0.312, SLG: 0.358	6 HR		BB							5	1	3	0	0	0	2				
37 Odúbel Herrera, L OBP: 0.328, SLG: 0.424	6 HR		1B							4	0	1	0	0	2	2				
6 Ryan Howard, L OBP: 0.285, SLG: 0.457	L6									5	2	2	3	0	1	2				
4 Andrés Blanco, S OBP: 0.376, SLG: 0.545	HR									4	1	1	0	1	2	3				
25 Cody Asche, L OBP: 0.296, SLG: 0.395	HR									3	0	1	0	0	0	3				
3 Jeff Francoeur, R OBP: 0.296, SLG: 0.470	2B									2	0	0	0	0	0	3				
9 Dominic Brown, L OBP: 0.287, SLG: 0.356										5	1	2	3	0	1	4				
29 Cameron Rupp, R OBP: 0.309, SLG: 0.395										3	1	1	1	1	1	1				
39 Adam Morgan, L ERA: 4.43										2	0	0	0	0	0	1				
50 Héctor Neris, R ERA: 3.42										0	0	0	0	0	0	0				
18 Darin Ruf, R OBP: 0.295, SLG: 0.386										1	0	0	0	0	0	1				
30 Justin De Fratus, S ERA: 5.93										0	0	0	0	0	0	0				
24 Darnell Sweeney, S OBP: 0.292, SLG: 0.495										1	0	0	0	0	0	0				
21 Adam Loewen, L ERA: 7.0										0	0	0	0	0	0	0				
<b>Inning Stats</b>	R: 3 E: 0 K: 2 S: 18	H: 3 LOB: 1 BB: 1 P: 32	R: 1 E: 0 K: 1 S: 13	H: 3 LOB: 2 BB: 0 P: 19	R: 3 E: 1 K: 0 S: 22	H: 2 LOB: 2 BB: 2 P: 37	R: 0 E: 0 K: 2 S: 10	H: 1 LOB: 1 BB: 0 P: 17	R: 0 E: 1 K: 1 S: 9	H: 1 LOB: 3 BB: 0 P: 13	R: 0 E: 0 K: 1 S: 15	H: 0 LOB: 0 BB: 0 P: 23	R: 0 E: 0 K: 1 S: 9	H: 0 LOB: 0 BB: 0 P: 11	R: 0 E: 0 K: 0 S: 8	H: 0 LOB: 0 BB: 1 P: 12	1B: 7 2B: 1 3B: 0 HR: 3	SF: 0 SAC: 0 DP: 2 HBP: 1	WP: 1 PB: 0 SB: 0 CS: 0	PA: 43
<b>PITCHER</b>	IP WLS BF H R ER SO BB IBB HBP BLK WP HR S P ERA WHIP																			
48 Jacob deGrom, R ERA: 2.29	(1, 1) 2.2 19 8 7 6 3 3 0 0 0 0 0 0 37 58 0.00 0.900																			
47 Hansel Robles, R ERA: 3.92	(7, 1) 1.0 3 0 0 0 1 0 0 0 0 0 0 0 8 13 0.00 0.000																			
44 Eric O'Flaherty, L ERA: 6.92	(8, 1) 1.0 3 0 0 0 0 1 0 0 0 0 0 0 9 11 0.00 0.000																			
72 Carlos Torres, R ERA: 3.83	(9, 1) 1.0 3 0 0 0 0 1 0 0 0 0 0 0 8 12 0.00 1.000																			

**New York Mets @ Philadelphia Phillies**  
Citizens Bank Park, Philadelphia, PA  
Mon Aug 24 2015, 7:10 PM - 10:42 PM EDT  
Att: 23,744 - Cloudy - 84 F

livebaseballscorecards.com

AB 38  
R 7  
H 11  
RBI 7  
BB 4  
SO 9  
LOB 25





Batter	1	2	3	4	5	6	7	8	9	AB R H RBI BB SO LOB	TOP									
3 Curtis Granderson, L (1.9) OBP: 0.349, SLG: 0.458	E3 52 HR	K			BB	G4-3			FC6-4 52 BB	3 1 0 0 2 1 3	<b>New York Mets @ Philadelphia Phillies</b> Citizens Bank Park, Philadelphia, PA Tue Aug 25 2015, 7:07 PM - 10:37 PM EDT Att: 23,544 - Clear - 85 F									
52 Yoanis Cespedes, R (1.8) OBP: 0.328, SLG: 0.521	HR		G5-3		K		K	FC6-4 1-2	5 1 1 2 0 2 2											
28 Daniel Murphy, L (1.3) OBP: 0.329, SLG: 0.438	G4-3		G4-3			BB	G4-3	F8	4 1 0 0 1 0 1											
5 David Wright, R (1.5) OBP: 0.370, SLG: 0.452	L8		G4-3			BB		K	4 0 0 0 1 2 2											
55 Kelly Johnson, L (1.4) OBP: 0.308, SLG: 0.431	K				BB	BB	K		4 1 2 0 0 2 1											
4 Wilmer Flores, R (1.6) OBP: 0.325, SLG: 0.414		G5-3		G6-4-3		L6		K	4 0 0 0 0 1 3											
30 Michael Conforto, L (1.7) OBP: 0.359, SLG: 0.485		G3		G3-1		BB		G1-3	3 1 0 0 1 0 0											
7 Travis d'Arnaud, R (1.2) OBP: 0.377, SLG: 0.540					G5-3	BB			3 1 2 1 1 0 0											
34 Noah Syndergaard, L (1.1) OBP: 0.145, SLG: 0.302									2 0 1 1 0 1 0											
23 Michael Cuddyer, R (6. PH) OBP: 0.396, SLG: 0.570									1 0 1 2 0 0 0											
44 Eric O'Flaherty, L (6.1) OBP: 0.306, SLG: 0.390									0 0 0 0 0 0 0											
47 Hansel Robles, R (6.1) OBP: 0.306, SLG: 0.390									0 0 0 0 0 0 0											
2 Juan Uribe, R (6. PH) OBP: 0.306, SLG: 0.390									1 0 0 0 0 0 1											
46 Tyler Clippard, R (6.1) OBP: 0.306, SLG: 0.390									0 0 0 0 0 0 0											
27 Jeury Familia, R (6.1) OBP: 0.306, SLG: 0.390									0 0 0 0 0 0 0											
<b>Inning Stats</b>	R: 2 E: 1 K: 1 S: 13	H: 1 LOB: 0 BB: 0 P: 21	R: 1 E: 0 K: 1 S: 11	H: 2 LOB: 1 BB: 0 P: 20	R: 0 E: 0 K: 0 S: 5	H: 0 LOB: 0 BB: 0 P: 9	R: 0 E: 0 K: 0 S: 8	H: 1 LOB: 0 BB: 0 P: 15	R: 0 E: 0 K: 2 S: 9	H: 0 LOB: 1 BB: 3 P: 15	R: 0 E: 0 K: 2 S: 8	H: 1 LOB: 1 BB: 1 P: 16	R: 0 E: 0 K: 2 S: 10	H: 1 LOB: 1 BB: 0 P: 13	R: 0 E: 0 K: 1 S: 8	H: 0 LOB: 1 BB: 1 P: 18	1B: 4 2B: 2 3B: 0 HR: 1	SF: 0 SAC: 0 DP: 1 HBP: 0	WP: 0 PB: 0 SB: 0 CS: 0	PA: 40
<b>PITCHER</b>	IP WLS BF H R ER SO BB IBB HBP BLK WP HR S P ERA WHIP											IP WLS BF H R ER SO BB IBB HBP BLK WP HR S P ERA WHIP								
31 Jerome Williams, R (1.1) ERA: 6.13	5.1 L 23 5 5 4 5 2 0 0 0 0 0 1 51 91 6.75 1.312																			
46 Jeanmar Gómez, R (6.1) ERA: 2.98	0.1 B 4 1 1 1 0 2 0 0 0 0 0 0 10 18 27.00 9.000																			
59 Elvis Aráujo, L (6.1) ERA: 3.12	1.1 5 0 0 0 2 1 0 0 0 0 0 0 11 22 0.00 0.750																			
57 Luis García, R (6.1) ERA: 3.29	1.0 4 1 0 0 2 0 0 0 0 0 0 0 10 13 0.00 1.000																			
21 Adam Loewen, L (9.1) ERA: 6.3	1.0 4 0 0 0 1 1 0 0 0 0 0 0 8 18 0.00 1.000																			

AB	34
R	6
H	7
RBI	6
BB	6
SO	10
LOB	13



Batter	1	2	3	4	5	6	7	8	9	AB R H RBI BB SO LOB	BOTTOM											
16 César Hernández, S (1.4) OBP: 0.341, SLG: 0.343	K		K	P6			F7		K	5 0 0 0 0 3 3	<b>New York Mets @ Philadelphia Phillies</b> Citizens Bank Park, Philadelphia, PA Tue Aug 25 2015, 7:07 PM - 10:37 PM EDT Att: 23,544 - Clear - 85 F											
13 Freddy Galvis, S (1.6) OBP: 0.311, SLG: 0.364	G3				K		K		G1-3	5 1 1 2 0 2 0												
37 Odúbel Herrera, L (1.8) OBP: 0.326, SLG: 0.421										3 1 0 0 0 0 0												
59 Elvis Aráujo, L (6.1) OBP: 0.289, SLG: 0.378	G3-1		HR	E4	L9		K			0 0 0 0 0 0 0												
18 Darin Ruf, R (7. PH) OBP: 0.289, SLG: 0.378				HR						1 0 0 0 0 1 0												
57 Luis García, R (6.1) OBP: 0.289, SLG: 0.378										0 0 0 0 0 0 0												
21 Adam Loewen, L (9.1) OBP: 0.289, SLG: 0.378										0 0 0 0 0 0 0												
6 Ryan Howard, L (1.3) OBP: 0.287, SLG: 0.464		BB	HR		K			F8		3 1 1 2 1 1 0												
4 Andrés Blanco, S (1.5) OBP: 0.379, SLG: 0.543	K		K			BB				4 1 2 0 0 2 1												
25 Cody Asche, L (1.7) OBP: 0.295, SLG: 0.392	K					BB				3 0 0 0 1 2 2												
9 Domonic Brown, L (1.9) OBP: 0.292, SLG: 0.360	K									4 0 2 0 0 2 3												
51 Carlos Ruiz, R (1.2) OBP: 0.299, SLG: 0.299										3 1 1 1 1 0 3												
31 Jerome Williams, R (1.1) ERA: 3.18										1 0 0 0 0 1 1												
46 Jeanmar Gómez, R (6.1) ERA: 7.18										0 0 0 0 0 0 0												
40 Aaron Altherr, R (6.8) OBP: 0.286, SLG: 0.667										2 0 0 0 0 2 1												
<b>Inning Stats</b>	R: 0 E: 0 K: 1 S: 7	H: 0 LOB: 0 BB: 0 P: 12	R: 0 E: 0 K: 3 S: 10	H: 0 LOB: 1 BB: 1 P: 18	R: 4 E: 1 K: 3 S: 24	H: 3 LOB: 0 BB: 0 P: 37	R: 0 E: 0 K: 0 S: 9	H: 1 LOB: 2 BB: 1 P: 15	R: 0 E: 0 K: 2 S: 10	H: 0 LOB: 0 BB: 0 P: 14	R: 1 E: 0 K: 2 S: 14	H: 2 LOB: 1 BB: 0 P: 23	R: 0 E: 0 K: 2 S: 12	H: 0 LOB: 0 BB: 0 P: 16	R: 0 E: 0 K: 1 S: 20	H: 1 LOB: 2 BB: 1 P: 28	R: 0 E: 0 K: 2 S: 11	H: 0 LOB: 0 BB: 0 P: 12	1B: 4 2B: 1 3B: 0 HR: 2	SF: 0 SAC: 1 DP: 0 HBP: 0	WP: 0 PB: 0 SB: 0 CS: 0	PA: 38
<b>PITCHER</b>	IP WLS BF H R ER SO BB IBB HBP BLK WP HR S P ERA WHIP											IP WLS BF H R ER SO BB IBB HBP BLK WP HR S P ERA WHIP										
34 Noah Syndergaard, R (1.1) ERA: 3.18	5.0 W 22 4 4 2 9 2 0 0 0 0 0 2 60 96 3.60 1.200																					
44 Eric O'Flaherty, L (6.1) ERA: 7.18	0.1 H 3 2 1 1 1 0 0 0 0 0 0 0 9 13 27.00 6.000																					
47 Hansel Robles, R (6.1) ERA: 3.76	1.2 H 5 0 0 0 3 0 0 0 0 0 0 0 17 26 0.00 0.000																					
46 Tyler Clippard, R (6.1) ERA: 2.22	0.2 H 4 1 0 0 1 1 0 0 0 0 0 0 15 23 0.00 3.000																					
27 Jeury Familia, R (6.1) ERA: 1.76	1.1 S 4 0 0 0 2 0 0 0 0 0 0 0 16 17 0.00 0.000																					

AB	34
R	5
H	7
RBI	5
BB	3
SO	16
LOB	14









Batter	1	2	3	4	5	6	7	8	9	10	11	12	13	AB	R	H	RBI	BB	SO	LOB	TOP	
3 Curtis Granderson, L OBP: 0.322, SLG: 0.460	F9		P6		62 HR									6	2	4	0	1	0	0		
52 Yoenis Cespedes, R OBP: 0.326, SLG: 0.526	F7		G6-3					G6-3						6	1	1	2	1	0	5		
28 Daniel Murphy, L OBP: 0.332, SLG: 0.439	P4		G3											6	1	3	2	1	0	2		
5 David Wright, R OBP: 0.377, SLG: 0.438														6	2	2	0	1	0	3		
55 Kelly Johnson, L OBP: 0.308, SLG: 0.437														6	1	1	1	1	2	6		
7 Travis d'Arnaud, R OBP: 0.348, SLG: 0.549														5	1	1	2	1	2	3		
30 Michael Conforto, L OBP: 0.360, SLG: 0.494														7	0	2	1	0	1	4		
27 Jeury Familia, R														0	0	0	0	0	0	0		
11 Rubén Tejada, R OBP: 0.331, SLG: 0.339														6	0	0	0	1	0	3		
49 Jonathon Niese, L ERA: 3.95														3	0	1	0	0	0	4		
35 Logan Verrett, R ERA: 2.3														0	0	0	0	0	0	0		
23 Michael Cuddeback, R ERA: 3.67														0	0	0	0	0	0	0		
47 Hansel Robles, R ERA: 3.67														0	0	0	0	0	0	0		
36 Sean Gilmartin, L ERA: 2.25														1	0	0	0	0	1	0		
72 Carlos Torres, R ERA: 3.66														0	0	0	0	0	0	0		
<b>Inning Stats</b>	R: 0 E: 0 K: 0 S: 9	H: 0 LOB: 0 BB: 0 P: 13	R: 0 E: 0 K: 0 S: 16	H: 1 LOB: 3 BB: 2 P: 29	R: 0 E: 0 K: 0 S: 11	H: 3 LOB: 1 BB: 0 P: 16	R: 3 E: 0 K: 0 S: 13	H: 3 LOB: 0 BB: 1 P: 23	R: 0 E: 0 K: 2 S: 13	H: 1 LOB: 2 BB: 1 P: 20	R: 0 E: 0 K: 1 S: 8	H: 0 LOB: 0 BB: 0 P: 11	R: 0 E: 0 K: 1 S: 8	H: 0 LOB: 2 BB: 3 P: 13	R: 4 E: 2 K: 0 S: 21	H: 4 LOB: 2 BB: 0 P: 35	1B: 10 2B: 3 3B: 0 HR: 3	SF: 0 SAC: 0 DP: 2 HBP: 1	WIP: 1 PB: 0 SB: 0 CS: 0	PA: 62		
<b>PITCHER</b>	IP: 6.0 WLS: 29 BF: 9 H: 5 ER: 5 SO: 0 BB: 3 IBB: 0 HBP: 0 BLK: 0 WP: 0 HR: 3 S: 65 P: 109 ERA: 7.50 WHIP: 2.000	IP: 1.2 WLS: 8 BF: 2 H: 2 ER: 0 SO: 2 BB: 1 IBB: 0 HBP: 0 BLK: 0 WP: 0 HR: 0 S: 17 P: 26 ERA: 0.00 WHIP: 1.800	IP: 2.1 WLS: 8 BF: 1 H: 0 ER: 0 SO: 2 BB: 0 IBB: 0 HBP: 0 BLK: 0 WP: 0 HR: 0 S: 19 P: 30 ERA: 0.00 WHIP: 0.429	IP: 0.0 WLS: 1 BF: 0 H: 0 ER: 0 SO: 0 BB: 1 IBB: 0 HBP: 0 BLK: 0 WP: 0 HR: 0 S: 4 P: ∞ ERA: ∞ WHIP: ∞	IP: 1.0 WLS: 4 BF: 0 H: 0 ER: 0 SO: 0 BB: 0 IBB: 0 HBP: 0 BLK: 0 WP: 0 HR: 7 S: 19 P: 19 ERA: 0.00 WHIP: 2.000	IP: 12.1 WLS: 1.2 BF: 11 H: 4 ER: 2 SO: 1 BB: 0 IBB: 0 HBP: 1 BLK: 0 WP: 0 HR: 0 S: 28 P: 46 ERA: 10.80 WHIP: 2.400	IP: 13.1 WLS: 0.1 BF: 1 H: 0 ER: 0 SO: 0 BB: 0 IBB: 0 HBP: 0 BLK: 0 WP: 0 HR: 0 S: 2 P: 2 ERA: 0.00 WHIP: 0.000															

New York Mets @ Philadelphia Phillies  
Citizens Bank Park, Philadelphia, PA  
Thu Aug 27 2015, 7:07 PM - 11:38 PM EDT  
Att. 22,526 - Cloudy - 79 F

AB 54  
R 9  
H 16  
RBI 8  
BB 7  
SO 6  
LOB 30



Batter	1	2	3	4	5	6	7	8	9	10	11	12	13	AB	R	H	RBI	BB	SO	LOB	BOTTOM
16 César Hernández, S OBP: 0.341, SLG: 0.343	K		K											6	0	2	0	0	3	1	
4 Andrés Blanco, S OBP: 0.374, SLG: 0.527	G5-3													5	1	0	0	1	0	2	
37 Octabel Herrera, L ERA: 3.95														2	1	0	0	0	2	1	
53 Ken Giles, R ERA: 2.3														1	0	0	0	0	1	0	
59 Elvis Aráujo, L ERA: 3.38														0	0	0	0	0	0	0	
57 Luis García, R ERA: 3.38														0	0	0	0	0	0	0	
3 Jeff Francoeur, R OBP: 0.303, SLG: 0.471	G5-3													5	0	2	2	1	0	1	
40 Aaron Altherr, R OBP: 0.296, SLG: 0.667														6	1	2	1	0	1	3	
18 Darin Ruf, R OBP: 0.284, SLG: 0.385	K													6	1	1	2	0	3	3	
51 Carlos Ruiz, R OBP: 0.297, SLG: 0.294	G5-3													4	0	0	0	0	1	2	
13 Freddy Galvis, S OBP: 0.306, SLG: 0.356	G6-3													4	0	0	0	1	0	2	
34 Aaron Harang, R OBP: 0.200, SLG: 0.205														2	1	1	0	0	0	1	
24 Darrell Sweeney, S OBP: 0.420, SLG: 0.650														1	0	0	0	0	1	1	
46 Jeanmar Gómez, R ERA: 3.67														0	0	0	0	0	0	0	
25 Cody Asche, L OBP: 0.296, SLG: 0.387														2	0	0	0	0	1	0	
<b>Inning Stats</b>	R: 0 E: 0 K: 1 S: 8	H: 0 LOB: 1 BB: 0 P: 17	R: 0 E: 0 K: 1 S: 11	H: 1 LOB: 1 BB: 0 P: 16	R: 5 E: 0 K: 2 S: 15	H: 3 LOB: 0 BB: 29 P: 29	R: 0 E: 0 K: 1 S: 9	H: 1 LOB: 1 BB: 1 P: 12	R: 0 E: 0 K: 1 S: 5	H: 0 LOB: 0 BB: 0 P: 9	R: 0 E: 0 K: 1 S: 7	H: 0 LOB: 0 BB: 0 P: 11	R: 0 E: 0 K: 1 S: 10	H: 1 LOB: 1 BB: 0 P: 17	1B: 5 2B: 2 3B: 0 HR: 1	SF: 0 SAC: 0 DP: 2 HBP: 1	WIP: 0 PB: 0 SB: 1 CS: 0	PA: 51			
<b>PITCHER</b>	IP: 6.0 WLS: 27 BF: 5 H: 5 ER: 5 SO: 5 BB: 5 IBB: 0 HBP: 1 BLK: 0 WP: 0 HR: 1 S: 57 P: 103 ERA: 7.50 WHIP: 1.667	IP: 1.0 WLS: 3 BF: 0 H: 0 ER: 0 SO: 1 BB: 0 IBB: 0 HBP: 0 BLK: 0 WP: 0 HR: 0 S: 9 P: 9 ERA: 0.00 WHIP: 0.000	IP: 1.0 WLS: 4 BF: 1 H: 0 ER: 0 SO: 1 BB: 0 IBB: 0 HBP: 0 BLK: 0 WP: 0 HR: 0 S: 11 P: 11 ERA: 0.00 WHIP: 1.000	IP: 1.2 WLS: 5 BF: 0 H: 0 ER: 0 SO: 3 BB: 0 IBB: 0 HBP: 0 BLK: 0 WP: 0 HR: 15 S: 18 P: 18 ERA: 0.00 WHIP: 0.000	IP: 1.0 WLS: 1 BF: 0 H: 0 ER: 0 SO: 0 BB: 0 IBB: 0 HBP: 0 BLK: 0 WP: 0 HR: 19 S: 30 P: 30 ERA: 0.00 WHIP: 0.429	IP: 12.1 WLS: 1.0 BF: 11 H: 4 ER: 2 SO: 1 BB: 0 IBB: 0 HBP: 1 BLK: 0 WP: 0 HR: 0 S: 28 P: 46 ERA: 10.80 WHIP: 2.400	IP: 13.1 WLS: 0.1 BF: 1 H: 0 ER: 0 SO: 0 BB: 0 IBB: 0 HBP: 0 BLK: 0 WP: 0 HR: 0 S: 2 P: 2 ERA: 0.00 WHIP: 0.000														

New York Mets @ Philadelphia Phillies  
Citizens Bank Park, Philadelphia, PA  
Thu Aug 27 2015, 7:07 PM - 11:38 PM EDT  
Att. 22,526 - Cloudy - 79 F

AB 45  
R 5  
H 8  
RBI 5  
BB 5  
SO 12  
LOB 16









Batter	1	2	3	4	5	6	7	8	9	AB	R	H	RBI	BB	SO	LOB	TOP			
26 Yanervis Solarte, S OBP: 0.313, SLG: 0.410										4	0	0	0	0	0	3	<b>San Diego Padres @ Philadelphia Phillies</b> Citizens Bank Park, Philadelphia, PA Sat Aug 29 2015, 7:07 PM - 10:02 PM EDT Att: 22,090 - Partly Cloudy - 85 F <a href="http://livebaseballscorecards.com">livebaseballscorecards.com</a>			
9 Jedd Gworko, R OBP: 0.297, SLG: 0.378										5	0	1	1	0	1	2				
27 Matt Kemp, R OBP: 0.313, SLG: 0.420										4	1	1	0	0	1	3				
10 Justin Upton, R OBP: 0.338, SLG: 0.456										4	0	0	0	0	1	3				
3 Derek Norris, R OBP: 0.286, SLG: 0.407										4	0	0	0	0	2	2				
23 Yonder Alonso, L OBP: 0.355, SLG: 0.370										4	1	2	1	0	0	1				
2 B.J. Upton, R OBP: 0.298, SLG: 0.399										3	0	1	1	0	0	0				
5 Alexi Amarista, L OBP: 0.265, SLG: 0.309										1	0	1	0	0	0	0				
12 Clint Barnes, R OBP: 0.336, SLG: 0.371										2	1	0	0	0	0	1				
15 Cory Spangenberg, L OBP: 0.313, SLG: 0.364										0	0	0	0	0	0	0				
53 Joaquin Benoit, R OBP: 0.259, SLG: 0.258										2	0	1	0	0	0	0				
29 Colin Rea, R OBP: 0.429, SLG: 0.500										0	0	0	0	0	0	0				
59 Kevin Quackenbush, R OBP: 0.288, SLG: 0.574										1	0	1	0	0	0	0				
39 Brett Wallace, L OBP: 0.336, SLG: 0.574										0	0	0	0	0	0	0				
56 Shawn Kelley, R OBP: 0.377, SLG: 0.523										1	0	0	0	0	0	0				
16 Travis Jankowski, L OBP: 0.259, SLG: 0.258										1	0	0	0	0	0	0				
<b>Inning Stats</b>	R: 0 E: 0 K: 0 S: 10	H: 0 LOB: 1 BB: 0 P: 18	R: 0 E: 0 K: 0 S: 7	H: 0 LOB: 0 BB: 0 P: 10	R: 0 E: 0 K: 1 S: 10	H: 1 LOB: 1 BB: 0 P: 13	R: 2 E: 2 K: 1 S: 13	H: 2 LOB: 1 BB: 0 P: 19	R: 0 E: 0 K: 1 S: 9	H: 1 LOB: 1 BB: 0 P: 13	R: 1 E: 0 K: 1 S: 13	H: 2 LOB: 2 BB: 0 P: 20	R: 0 E: 0 K: 2 S: 12	H: 2 LOB: 2 BB: 0 P: 18	R: 0 E: 0 K: 0 S: 5	H: 0 LOB: 0 BB: 0 P: 10	1B: 7 2B: 1 3B: 0 HR: 0	SF: 0 SAC: 0 DP: 0 HBP: 2	WP: 1 PB: 0 SB: 2 CS: 0	PA: 38
<b>PITCHER</b>	IP WLS BF H R ER SO BB IBB HBP BLK WP HR S P ERA WHIP																			
39 Adam Morgan, L ERA: 4.03	6.0 W 24 4 2 0 3 0 0 1 0 0 0 59 88 0.00 0.667																			
31 Jerome Williams, R ERA: 5.09	0.2 H 4 1 1 1 0 0 0 0 1 0 0 9 13 13.50 1.500																			
57 Luis Garcia, R ERA: 3.3	1.1 H 7 3 0 0 3 0 0 0 0 1 0 16 25 0.00 2.250																			
53 Ken Giles, R ERA: 1.53	1.0 S 3 0 0 0 0 0 0 0 0 0 0 5 10 0.00 0.000																			
Batter	1	2	3	4	5	6	7	8	9	AB	R	H	RBI	BB	SO	LOB	BOTTOM			
16 César Hernández, S OBP: 0.337, SLG: 0.336										4	0	0	0	0	1	3	<b>San Diego Padres @ Philadelphia Phillies</b> Citizens Bank Park, Philadelphia, PA Sat Aug 29 2015, 7:07 PM - 10:02 PM EDT Att: 22,090 - Partly Cloudy - 85 F <a href="http://livebaseballscorecards.com">livebaseballscorecards.com</a>			
37 Odbel Herrera, L OBP: 0.327, SLG: 0.413										4	0	0	0	0	0	0				
40 Aaron Altherr, R OBP: 0.314, SLG: 0.645										4	0	1	0	0	2	0				
6 Ryan Howard, L OBP: 0.292, SLG: 0.460										3	1	1	0	1	1	1				
24 Darnell Sweeney, S OBP: 0.444, SLG: 0.692										3	1	1	2	1	0	1				
53 Ken Giles, R OBP: 0.377, SLG: 0.523										0	0	0	0	0	0	0				
9 Domic Brown, L OBP: 0.289, SLG: 0.355										2	1	1	0	1	0	1				
57 Luis Garcia, R OBP: 0.377, SLG: 0.523										0	0	0	0	0	0	0				
4 Andrés Blanco, S OBP: 0.377, SLG: 0.523										0	0	0	0	0	0	0				
29 Cameron Rupp, R OBP: 0.316, SLG: 0.412										2	0	0	0	0	1	1				
13 Freddy Galvis, S OBP: 0.307, SLG: 0.357										3	1	1	1	0	0	2				
39 Adam Morgan, L OBP: 0.087, SLG: 0.130										2	0	1	1	0	1	2				
31 Jerome Williams, R OBP: 0.094, SLG: 0.097										0	0	0	0	0	0	0				
3 Jeff Francoeur, R OBP: 0.304, SLG: 0.475										1	0	0	0	0	1	0				
<b>Inning Stats</b>	R: 0 E: 0 K: 1 S: 10	H: 3 LOB: 2 BB: 0 P: 15	R: 2 E: 0 K: 1 S: 18	H: 3 LOB: 0 BB: 0 P: 27	R: 0 E: 0 K: 0 S: 4	H: 0 LOB: 0 BB: 0 P: 6	R: 2 E: 0 K: 1 S: 17	H: 2 LOB: 1 BB: 1 P: 27	R: 0 E: 0 K: 1 S: 6	H: 1 LOB: 1 BB: 0 P: 11	R: 0 E: 0 K: 0 S: 7	H: 0 LOB: 0 BB: 1 P: 15	R: 0 E: 0 K: 2 S: 10	H: 0 LOB: 0 BB: 0 P: 14	R: 0 E: 0 K: 1 S: 10	H: 0 LOB: 1 BB: 1 P: 15	1B: 3 2B: 2 3B: 0 HR: 1	SF: 0 SAC: 0 DP: 0 HBP: 1	WP: 0 PB: 0 SB: 1 CS: 1	PA: 32
<b>PITCHER</b>	IP WLS BF H R ER SO BB IBB HBP BLK WP HR S P ERA WHIP																			
29 Colin Rea, R ERA: 5.89	5.0 L 23 6 4 4 4 2 0 1 0 0 0 56 91 7.20 1.600																			
59 Kevin Quackenbush, R ERA: 3.8	1.0 2 0 0 0 0 0 0 0 0 0 0 6 10 0.00 0.000																			
56 Shawn Kelley, R ERA: 2.72	1.0 3 0 0 0 2 0 0 0 0 0 0 10 14 0.00 0.000																			
53 Joaquin Benoit, R ERA: 2.1	1.0 4 0 0 0 1 1 0 0 0 0 0 10 15 0.00 1.000																			







Batter	1	2	3	4	5	6	7	8	9	AB	R	H	RBI	BB	SO	LOB	TOP										
37 Odúbel Herrera, L (1, 8) OBP: 0.330, SLG: 0.415										4	0	0	0	0	1	2											
16 César Hernández, S (1, 4) OBP: 0.340, SLG: 0.345										4	1	2	0	0	2	0											
40 Aaron Altherr, R (1, 7) OBP: 0.302, SLG: 0.564										4	0	1	0	0	0	1											
6 Ryan Howard, L (1, 3) 24 Darnell Sweeney, S (9, PR) OBP: 0.421, SLG: 0.543										2	0	0	0	2	1	0											
3 Jeff Francoeur, R (1, 9) OBP: 0.300, SLG: 0.468										4	0	0	0	0	1	3											
4 Andrés Blanco, S (1, 5) OBP: 0.377, SLG: 0.529										4	0	1	0	0	3	2											
29 Cameron Rupp, R (1, 2) OBP: 0.315, SLG: 0.420										3	0	0	0	0	1	1											
13 Freddy Galvis, S (1, 6) OBP: 0.305, SLG: 0.354										3	0	1	0	0	0	0											
4B Jerad Eickhoff, R (1, 1) 9 Dominic Brown, L (8, PH) 46 Jeanmar Gómez, R (8, 1) OBP: 0.286, SLG: 0.286										2	0	1	0	0	0	0											
<b>Inning Stats</b>	R: 0 E: 0 K: 2 S: 10	H: 0 LOB: 0 BB: 0 P: 11	R: 0 E: 0 K: 0 S: 10	H: 1 LOB: 1 BB: 0 P: 14	R: 0 E: 0 K: 0 S: 11	H: 0 LOB: 0 BB: 0 P: 14	R: 0 E: 0 K: 0 S: 8	H: 1 LOB: 1 BB: 1 P: 13	R: 0 E: 0 K: 1 S: 10	H: 2 LOB: 2 BB: 0 P: 12	R: 0 E: 0 K: 2 S: 9	H: 0 LOB: 0 BB: 0 P: 15	R: 0 E: 0 K: 3 S: 9	H: 0 LOB: 0 BB: 0 P: 13	R: 0 E: 0 K: 1 S: 6	H: 0 LOB: 0 BB: 0 P: 8	R: 1 E: 0 K: 1 S: 17	H: 2 LOB: 2 BB: 1 P: 25	1B: 6 2B: 0 3B: 0 HR: 0	SF: 0 SAC: 0 DP: 2 HBP: 0	WP: 0 PB: 0 SB: 0 CS: 0	PA: 33					
<b>PITCHER</b>	IP	WLS	BF	H	R	ER	SO	BB	IBB	HBP	BLK	WP	HR	S	P	ERA	WHIP										
40 Bartolo Colon, R (1, 1) ERA: 4.42	8.0	W	28	4	0	0	9	1	0	0	0	0	0	73	100	0.00	0.625										
27 Jeury Familia, R (9, 1) ERA: 1.78	1.0	S	5	2	1	1	1	1	0	0	0	0	0	17	25	9.00	3.000										

Philadelphia Phillies @ New York Mets  
Citi Field, Flushing, NY  
Mon Aug 31 2015, 7:12 PM - 9:34 PM EDT  
Att: 34,233 - Cloudy - 89 F

livebaseballscores.com

AB 31  
R 1  
H 6  
RBI 0  
BB 2  
SO 10  
LOB 9

Batter	1	2	3	4	5	6	7	8	9	AB	R	H	RBI	BB	SO	LOB	BOTTOM										
3 Curtis Granderson, L (1, 9) OBP: 0.355, SLG: 0.463										3	1	1	2	1	0	0											
52 Yoenis Cespedes, R (1, 8) OBP: 0.325, SLG: 0.514										4	0	0	0	0	1	2											
28 Daniel Murphy, L (1, 3) OBP: 0.325, SLG: 0.429										3	0	0	0	0	0	0											
5 David Wright, R (1, 5) OBP: 0.369, SLG: 0.407										3	0	0	0	0	0	0											
55 Kelly Johnson, L (1, 4) OBP: 0.302, SLG: 0.427										3	0	0	0	0	0	0											
7 Travis d'Arnaud, R (1, 2) OBP: 0.347, SLG: 0.523										3	0	0	0	0	1	0											
30 Michael Conforto, L (1, 7) 27 Jeury Familia, R (9, 1) OBP: 0.302, SLG: 0.537										2	1	2	1	1	0	0											
4 Wilmer Flores, R (1, 6) OBP: 0.294, SLG: 0.411										3	0	0	0	0	1	2											
40 Bartolo Colon, R (1, 1) 12 Juan Lagares, R (8, PH) 46 Jeanmar Gómez, R (8, 1) OBP: 0.160, SLG: 0.167										2	1	1	0	0	1	1											
<b>Inning Stats</b>	R: 0 E: 0 K: 0 S: 8	H: 0 LOB: 0 BB: 0 P: 10	R: 0 E: 0 K: 0 S: 9	H: 0 LOB: 0 BB: 0 P: 12	R: 0 E: 0 K: 0 S: 11	H: 1 LOB: 2 BB: 1 P: 18	R: 0 E: 0 K: 0 S: 10	H: 0 LOB: 0 BB: 0 P: 16	R: 3 E: 0 K: 1 S: 9	H: 3 LOB: 0 BB: 0 P: 12	R: 0 E: 0 K: 0 S: 6	H: 0 LOB: 0 BB: 0 P: 10	R: 0 E: 0 K: 1 S: 6	H: 0 LOB: 0 BB: 1 P: 14	R: 0 E: 0 K: 0 S: 8	H: 0 LOB: 0 BB: 0 P: 12	R: 0 E: 0 K: 0 S: 8	H: 0 LOB: 0 BB: 0 P: 12	1B: 2 2B: 0 3B: 0 HR: 2	SF: 0 SAC: 0 DP: 0 HBP: 0	WP: 0 PB: 0 SB: 0 CS: 1	PA: 29					
<b>PITCHER</b>	IP	WLS	BF	H	R	ER	SO	BB	IBB	HBP	BLK	WP	HR	S	P	ERA	WHIP										
48 Jerad Eickhoff, R (1, 1) ERA: 2.84	7.0	L	26	4	3	3	4	2	0	0	0	0	2	59	92	3.86	0.857										
46 Jeanmar Gómez, R (8, 1) ERA: 2.81	1.0		3	0	0	0	0	0	0	0	0	0	0	8	12	0.00	0.000										

Philadelphia Phillies @ New York Mets  
Citi Field, Flushing, NY  
Mon Aug 31 2015, 7:12 PM - 9:34 PM EDT  
Att: 34,233 - Cloudy - 89 F

livebaseballscores.com

AB 27  
R 3  
H 4  
RBI 3  
BB 2  
SO 4  
LOB 5











Batter	1	2	3	4	5	6	7	8	9	AB	R	H	RBI	BB	SO	LOB	TOP			
37 Odúbel Herrera, L (1, 8) OBP: 0.335, SLG: 0.425										5	1	3	2	0	1	3	Philadelphia Phillies @ Boston Red Sox Fenway Park, Boston, MA Fri Sep 04 2015, 7:13 PM - 10:34 PM EDT Att: 33,674 - Partly Cloudy - 64 F			
16 César Hernández, S (1, 4) OBP: 0.345, SLG: 0.345										5	2	2	0	0	1	3				
40 Aaron Altherr, R (1, 9) OBP: 0.333, SLG: 0.542										4	1	3	1	0	1	1				
6 Ryan Howard, L (1, 10) OBP: 0.285, SLG: 0.444										5	0	0	0	0	3	5				
24 Darnell Sweeney, S (1, 7) OBP: 0.364, SLG: 0.593										3	0	0	1	1	1	2				
18 Darin Ruf, R (1, 3) OBP: 0.290, SLG: 0.401										4	0	1	1	0	2	3				
25 Cody Asche, L (1, 5) OBP: 0.298, SLG: 0.383										2	0	1	0	2	0	0				
29 Cameron Rupp, R (1, 2) OBP: 0.316, SLG: 0.411										3	0	0	0	0	1	3				
13 Freddy Galvis, S (1, 6) OBP: 0.303, SLG: 0.354										4	1	1	0	0	1	3				
<b>Inning Stats</b>	R: 0 E: 0 K: 1 S: 8	H: 1 LOB: 0 BB: 0 P: 14	R: 0 E: 0 K: 1 S: 9	H: 0 LOB: 0 BB: 0 P: 14	R: 0 E: 0 K: 1 S: 9	H: 0 LOB: 1 BB: 1 P: 18	R: 2 E: 0 K: 1 S: 19	H: 2 LOB: 2 BB: 1 P: 29	R: 0 E: 0 K: 1 S: 10	H: 1 LOB: 1 BB: 0 P: 19	R: 0 E: 0 K: 2 S: 18	H: 1 LOB: 2 BB: 0 P: 26	R: 0 E: 0 K: 3 S: 10	H: 1 LOB: 1 BB: 0 P: 16	R: 3 E: 0 K: 1 S: 13	H: 4 LOB: 1 BB: 0 P: 21	1B: 8 2B: 2 HR: 1	SF: 0 SAC: 0 HBP: 2	WP: 0 PB: 0 SB: 1 CS: 0	PA: 40
<b>PITCHER</b>	IP WLS BF H R ER SO BB IBB HBP BLK WP HR S P ERA WHIP	6.0 W 24 5 2 2 5 3 0 1 0 0 0 61 106 3.00 1.333	7.1 H 3 1 0 0 0 0 0 1 0 0 0 11 16 0.00 3.000	7.1 H 1 0 0 0 1 0 0 0 0 0 0 4 6 0.00 0.000	7.1 H 1 0 0 0 1 0 0 0 0 0 0 3 4 0.00 0.000	8.1 1.0 4 1 0 0 3 0 0 0 0 0 0 10 16 0.00 1.000	9.1 0.2 6 4 3 3 0 0 0 0 0 0 0 1 10 18 40.50 6.000	9.1 0.1 S 1 0 0 0 1 0 0 0 0 0 0 3 3 0.00 0.000												

AB	35
R	5
H	11
RBI	5
BB	3
SO	11
LOB	23



Batter	1	2	3	4	5	6	7	8	9	AB	R	H	RBI	BB	SO	LOB	BOTTOM				
50 Mookie Betts, R (1, 8) OBP: 0.323, SLG: 0.460										3	2	2	1	1	0	0	Philadelphia Phillies @ Boston Red Sox Fenway Park, Boston, MA Fri Sep 04 2015, 7:13 PM - 10:34 PM EDT Att: 33,674 - Partly Cloudy - 64 F				
26 Brock Holt, L (1, 4) OBP: 0.347, SLG: 0.380										3	0	2	1	0	0	0					
2 Xander Bogaerts, R (1, 6) OBP: 0.350, SLG: 0.414										4	1	2	2	0	1	2					
34 David Ortiz, L (1, 10) OBP: 0.352, SLG: 0.521										4	1	1	1	0	2	4					
47 Travis Shaw, L (1, 5) OBP: 0.336, SLG: 0.530										4	0	1	0	0	0	2					
5 Allen Craig, R (1, 3) OBP: 0.246, SLG: 0.179										4	0	0	0	0	0	3					
38 Rusney Castillo, R (1, 7) OBP: 0.314, SLG: 0.407										4	0	0	0	0	2	0					
10 Ryan Hanigan, R (1, 2) OBP: 0.343, SLG: 0.331										4	1	1	0	0	1	0					
25 Jackie Bradley Jr., L (1, 9) OBP: 0.389, SLG: 0.581										3	2	1	1	1	1	0					
<b>Inning Stats</b>	R: 1 E: 0 K: 1 S: 15	H: 3 LOB: 2 BB: 0 P: 20	R: 0 E: 0 K: 2 S: 8	H: 0 LOB: 0 BB: 0 P: 11	R: 0 E: 0 K: 0 S: 8	H: 1 LOB: 0 BB: 0 P: 12	R: 0 E: 0 K: 1 S: 10	H: 0 LOB: 0 BB: 0 P: 13	R: 2 E: 0 K: 2 S: 11	H: 2 LOB: 1 BB: 1 P: 19	R: 0 E: 0 K: 0 S: 6	H: 0 LOB: 0 BB: 0 P: 8	R: 4 E: 1 K: 0 S: 16	H: 4 LOB: 1 BB: 1 P: 26	R: 0 E: 0 K: 1 S: 8	H: 0 LOB: 0 BB: 0 P: 12	1B: 6 2B: 3 HR: 1	SF: 1 SAC: 0 HBP: 0	WP: 0 PB: 0 SB: 0 CS: 0	PA: 36	
<b>PITCHER</b>	IP WLS BF H R ER SO BB IBB HBP BLK WP HR S P ERA WHIP	1.1 L 29 6 6 6 6 2 0 0 0 0 0 7 12 0.00 3.000	2.0 R 6 2 1 0 0 0 0 0 0 0 0 7 12 0.00 3.000	2.0 R 6 2 1 0 0 0 0 0 0 0 0 8 12 0.00 0.000	2.0 R 6 2 1 0 0 0 0 0 0 0 0 8 12 0.00 0.000	2.0 R 6 2 1 0 0 0 0 0 0 0 0 8 12 0.00 0.000	2.0 R 6 2 1 0 0 0 0 0 0 0 0 8 12 0.00 0.000	2.0 R 6 2 1 0 0 0 0 0 0 0 0 8 12 0.00 0.000	2.0 R 6 2 1 0 0 0 0 0 0 0 0 8 12 0.00 0.000	2.0 R 6 2 1 0 0 0 0 0 0 0 0 8 12 0.00 0.000	2.0 R 6 2 1 0 0 0 0 0 0 0 0 8 12 0.00 0.000	2.0 R 6 2 1 0 0 0 0 0 0 0 0 8 12 0.00 0.000	2.0 R 6 2 1 0 0 0 0 0 0 0 0 8 12 0.00 0.000	2.0 R 6 2 1 0 0 0 0 0 0 0 0 8 12 0.00 0.000	2.0 R 6 2 1 0 0 0 0 0 0 0 0 8 12 0.00 0.000	2.0 R 6 2 1 0 0 0 0 0 0 0 0 8 12 0.00 0.000	2.0 R 6 2 1 0 0 0 0 0 0 0 0 8 12 0.00 0.000	2.0 R 6 2 1 0 0 0 0 0 0 0 0 8 12 0.00 0.000	2.0 R 6 2 1 0 0 0 0 0 0 0 0 8 12 0.00 0.000	2.0 R 6 2 1 0 0 0 0 0 0 0 0 8 12 0.00 0.000	2.0 R 6 2 1 0 0 0 0 0 0 0 0 8 12 0.00 0.000

AB	33
R	7
H	10
RBI	6
BB	2
SO	7
LOB	11





Batter	1	2	3	4	5	6	7	8	9	AB	R	H	RBI	BB	SO	LOB	TOP					
37 Odúbel Herrera, L (1, 8) OBP: 0.334, SLG: 0.426										4	0	1	0	0	3	0	Philadelphia Phillies @ Boston Red Sox Fenway Park, Boston, MA Sat Sep 05 2015, 4:08 PM - 6:31 PM EDT Att: 36,534 - Sunny - 74 F					
16 César Hernández, S (1, 4) OBP: 0.342, SLG: 0.344										4	0	1	0	0	0	1						
40 Aaron Altherr, R (1, 9) OBP: 0.310, SLG: 0.500										4	0	0	0	0	1	2						
3 Jeff Francoeur, R (1, 10) OBP: 0.301, SLG: 0.462										4	1	1	0	0	1	2						
24 Darnell Sweeney, S (1, 7) OBP: 0.351, SLG: 0.581										4	1	1	0	0	0	1						
4 Andrés Blanco, S (1, 5) OBP: 0.374, SLG: 0.518										3	0	0	0	0	0	2						
18 Darin Ruf, R (1, 3) OBP: 0.286, SLG: 0.395										3	0	0	0	0	0	2						
51 Carlos Ruiz, R (1, 2) OBP: 0.299, SLG: 0.298										3	0	1	2	0	1	0						
13 Freddy Galvis, S (1, 6) OBP: 0.302, SLG: 0.351										3	0	0	0	0	2	1						
<b>Inning Stats</b>	R: 0 E: 0 K: 2 S: 7	H: 0 LOB: 0 BB: 0 P: 10	R: 0 E: 0 K: 1 S: 9	H: 0 LOB: 0 BB: 0 P: 13	R: 0 E: 0 K: 2 S: 8	H: 0 LOB: 0 BB: 0 P: 12	R: 0 E: 0 K: 1 S: 8	H: 0 LOB: 1 BB: 0 P: 14	R: 2 E: 0 K: 0 S: 11	H: 3 LOB: 1 BB: 0 P: 12	R: 0 E: 0 K: 0 S: 9	H: 1 LOB: 0 BB: 0 P: 14	R: 0 E: 0 K: 0 S: 6	H: 0 LOB: 0 BB: 0 P: 8	R: 0 E: 0 K: 2 S: 12	H: 0 LOB: 0 BB: 0 P: 17	R: 0 E: 0 K: 0 S: 9	H: 1 LOB: 1 BB: 0 P: 10	1B: 3 2B: 2 3B: 0 HR: 0	SF: 0 SAC: 0 DP: 0 HBP: 0	WP: 0 PB: 0 SB: 0 CS: 0	PA: 32
<b>PITCHER</b> 20 Wade Miley, L (1, 1) ERA: 4.43	IP: 9.0 WLS: W BF: 32	H: 5 R: 2 ER: 2 SO: 8	BB: 0 IBB: 0 HBP: 0 BLK: 0	WP: 0 HR: 0 S: 79 P: 110	ERA: 2.00 WHIP: 0.556	<b>PITCHER</b>										IP: 9.0 WLS: W BF: 32	H: 5 R: 2 ER: 2 SO: 8	BB: 0 IBB: 0 HBP: 0 BLK: 0	WP: 0 HR: 0 S: 79 P: 110	ERA: 2.00 WHIP: 0.556		

AB	32
R	2
H	5
RBI	2
BB	0
SO	8
LOB	11




Batter	1	2	3	4	5	6	7	8	9	AB	R	H	RBI	BB	SO	LOB	BOTTOM					
50 Mookie Betts, R (1, 8) OBP: 0.327, SLG: 0.464										4	1	3	0	1	0	0	Philadelphia Phillies @ Boston Red Sox Fenway Park, Boston, MA Sat Sep 05 2015, 4:08 PM - 6:31 PM EDT Att: 36,534 - Sunny - 74 F					
26 Brock Holt, L (1, 5) OBP: 0.349, SLG: 0.382										3	1	1	0	2	0	4						
2 Xander Bogaerts, R (1, 6) OBP: 0.348, SLG: 0.414										5	1	1	4	0	0	6						
34 David Ortiz, L (1, 10) OBP: 0.352, SLG: 0.526										5	2	2	1	0	1	4						
47 Travis Shaw, L (1, 3) OBP: 0.326, SLG: 0.513										4	0	0	0	0	0	1						
38 Rusney Castillo, R (1, 7) OBP: 0.313, SLG: 0.403										4	1	1	0	0	0	0						
23 Blake Swihart, S (1, 2) OBP: 0.337, SLG: 0.393										4	1	2	1	0	2	0						
30 Josh Rutledge, R (1, 4) OBP: 0.385, SLG: 0.409										4	0	2	0	0	0	0						
25 Jackie Bradley Jr., L (1, 9) OBP: 0.373, SLG: 0.586										4	2	2	2	0	0	2						
<b>Inning Stats</b>	R: 0 E: 0 K: 1 S: 12	H: 1 LOB: 1 BB: 0 P: 19	R: 0 E: 0 K: 1 S: 8	H: 0 LOB: 0 BB: 0 P: 14	R: 0 E: 0 K: 0 S: 8	H: 1 LOB: 2 BB: 1 P: 17	R: 0 E: 0 K: 0 S: 23	H: 7 LOB: 0 BB: 1 P: 39	R: 0 E: 0 K: 0 S: 8	H: 2 LOB: 1 BB: 0 P: 13	R: 0 E: 0 K: 0 S: 8	H: 1 LOB: 1 BB: 0 P: 15	R: 0 E: 0 K: 1 S: 7	H: 0 LOB: 0 BB: 0 P: 13	R: 1 E: 0 K: 0 S: 12	H: 2 LOB: 2 BB: 1 P: 21	R: 0 E: 0 K: 0 S: 9	H: 1 LOB: 1 BB: 0 P: 10	1B: 8 2B: 5 3B: 0 HR: 1	SF: 0 SAC: 0 DP: 1 HBP: 0	WP: 0 PB: 0 SB: 1 CS: 0	PA: 40
<b>PITCHER</b> 49 Alec Asher, R (1, 1) ERA: 10.61	IP: 3.2 WLS: L BF: 21	H: 8 R: 7 ER: 7 SO: 2	BB: 2 IBB: 0 HBP: 0 BLK: 0	WP: 0 HR: 0 S: 47 P: 83	ERA: 17.18 WHIP: 2.727	<b>PITCHER</b>										IP: 3.2 WLS: L BF: 21	H: 8 R: 7 ER: 7 SO: 2	BB: 2 IBB: 0 HBP: 0 BLK: 0	WP: 0 HR: 0 S: 47 P: 83	ERA: 17.18 WHIP: 2.727		
31 Jerome Williams, R (4, 1) ERA: 5.99	IP: 3.1 WLS: 0 BF: 13	H: 4 R: 1 ER: 1 SO: 1	BB: 0 IBB: 0 HBP: 0 BLK: 0	WP: 0 HR: 1 S: 27 P: 47	ERA: 2.70 WHIP: 1.200	<b>PITCHER</b>										IP: 3.1 WLS: 0 BF: 13	H: 4 R: 1 ER: 1 SO: 1	BB: 0 IBB: 0 HBP: 0 BLK: 0	WP: 0 HR: 1 S: 27 P: 47	ERA: 2.70 WHIP: 1.200		
21 Adam Loewen, L (8, 1) ERA: 9.53	IP: 0.1 WLS: 0 BF: 4	H: 2 R: 1 ER: 1 SO: 0	BB: 1 IBB: 0 HBP: 0 BLK: 0	WP: 0 HR: 0 S: 8 P: 14	ERA: 27.00 WHIP: 9.000	<b>PITCHER</b>										IP: 0.1 WLS: 0 BF: 4	H: 2 R: 1 ER: 1 SO: 0	BB: 1 IBB: 0 HBP: 0 BLK: 0	WP: 0 HR: 0 S: 8 P: 14	ERA: 27.00 WHIP: 9.000		
53 Ken Giles, R (8, 1) ERA: 1.52	IP: 0.2 WLS: 0 BF: 2	H: 0 R: 0 ER: 0 SO: 0	BB: 0 IBB: 0 HBP: 0 BLK: 0	WP: 0 HR: 0 S: 4 P: 7	ERA: 0.00 WHIP: 0.000	<b>PITCHER</b>										IP: 0.2 WLS: 0 BF: 2	H: 0 R: 0 ER: 0 SO: 0	BB: 0 IBB: 0 HBP: 0 BLK: 0	WP: 0 HR: 0 S: 4 P: 7	ERA: 0.00 WHIP: 0.000		

AB	37
R	9
H	14
RBI	8
BB	3
SO	3
LOB	17





Batter	1	2	3	4	5	6	7	8	9	AB	R	H	RBI	BB	SO	LOB	TOP
37 Odiel Herrera, L (1, 8) OBP: 0.339, SLG: 0.429	G4-3		16 1B				16 1B		16 1B	4	0	3	1	1	0	0	<b>Philadelphia Phillies @ Boston Red Sox</b> Fenway Park, Boston, MA Sun Sep 06 2015, 1:37 PM - 4:33 PM EDT Att: 34,708 - Sunny - 80 F
16 César Hernández, S (1, 4) OBP: 0.340, SLG: 0.342	K		1-2 1B				G6-4-3		L3	5	0	1	1	0	1	3	
40 Aaron Altherr, R (1, 9) OBP: 0.306, SLG: 0.482	K		1-2 1B				P5		1B	4	0	1	0	0	2	2	
3 Jeff Francoeur, R (1, 10) OBP: 0.297, SLG: 0.455		G1-3	P5				F8		K	4	0	0	0	0	1	3	
24 Darnell Sweeney, S (1, 7) OBP: 0.341, SLG: 0.543		18 1B	G5-3				P6		K	4	0	1	0	0	1	3	
18 Darin Ruf, R (1, 3) OBP: 0.290, SLG: 0.397		1B					1B		F9	4	0	2	0	0	0	1	
25 Cody Asche, L (1, 5) OBP: 0.295, SLG: 0.379		K	L7				F8		K	4	0	0	0	0	2	3	
28 Erik Kratz, R (1, 2) OBP: 0.200, SLG: 0.333		L9					K		G3	4	0	1	0	0	1	2	
13 Freddy Galvis, S (1, 6) OBP: 0.303, SLG: 0.353			37 1B				K		37 1B	4	2	2	0	0	2	1	
<b>Inning Stats</b>	R: 0 E: 0 K: 2 S: 8	H: 0 LOB: 0 BB: 0 P: 10	R: 0 E: 0 K: 1 S: 12	H: 2 LOB: 2 BB: 1 P: 18	R: 1 E: 0 K: 1 S: 18	H: 2 LOB: 2 BB: 1 P: 29	R: 0 E: 0 K: 1 S: 11	H: 1 LOB: 1 BB: 0 P: 15	R: 0 E: 0 K: 0 S: 7	H: 1 LOB: 1 BB: 0 P: 7	R: 0 E: 0 K: 2 S: 13	H: 1 LOB: 1 BB: 0 P: 18	R: 0 E: 0 K: 2 S: 10	H: 1 LOB: 1 BB: 0 P: 16	R: 1 E: 0 K: 1 S: 14	H: 2 LOB: 1 BB: 0 P: 20	1B: 11 2B: 0 3B: 0 HR: 0 SF: 0 SAC: 0 DP: 1 HBP: 0 WP: 0 PA: 38 PB: 0 SB: 0 CS: 0
<b>PITCHER</b>	IP WLS BF H R ER SO BB IBB HBP BLK WP HR S P ERA WHIP	7.0 W 29 8 1 1 7 1 0 0 0 0 0 73 102 1.29 1.286	1.0 L 4 1 0 0 2 0 0 0 0 0 10 16 0.00 1.000	1.0 L 5 2 1 1 1 0 0 0 0 0 14 20 9.00 2.000	<b>PITCHER</b>										IP WLS BF H R ER SO BB IBB HBP BLK WP HR S P ERA WHIP		

Batter	1	2	3	4	5	6	7	8	9	AB	R	H	RBI	BB	SO	LOB	BOTTOM
50 Mookie Betts, R (1, 8) OBP: 0.328, SLG: 0.463	F7	26 1B					26 1B			3	1	1	1	1	0	0	<b>Philadelphia Phillies @ Boston Red Sox</b> Fenway Park, Boston, MA Sun Sep 06 2015, 1:37 PM - 4:33 PM EDT Att: 34,708 - Sunny - 80 F
26 Brock Holt, L (1, 5) OBP: 0.353, SLG: 0.384	F9	34 1B					2 FC6-4			3	0	2	0	1	0	0	
2 Xander Bogaerts, R (1, 6) OBP: 0.349, SLG: 0.414	34 1B						L8		FC6-4	3	1	1	0	1	0	4	
34 David Ortiz, L (1, 10) OBP: 0.353, SLG: 0.534	HR	SF8					G5-3		K	1	1	1	3	0	0	0	
5 Allen Craig, R (6, PH) OBP: 0.235, SLG: 0.172	HR						G5-3		K	2	0	0	0	0	1	0	
47 Travis Shaw, L (1, 3) OBP: 0.316, SLG: 0.496	F8						F7		L8	4	0	0	0	0	1	2	
38 Rusney Castillo, R (1, 7) OBP: 0.312, SLG: 0.405		10 2B					G6-3		F8	4	0	1	0	0	0	0	
10 Ryan Hanigan, R (1, 2) OBP: 0.346, SLG: 0.331		30 1B					G4-3		K	3	1	1	0	1	1	0	
30 Josh Rutledge, R (1, 4) OBP: 0.375, SLG: 0.383		25 1B					P3		G4-3	3	1	0	0	1	1	1	
25 Jackie Bradley Jr., L (1, 9) OBP: 0.389, SLG: 0.591		50 3B					G4-3		K	4	1	1	2	0	2	1	
<b>Inning Stats</b>	R: 2 E: 0 K: 0 S: 12	H: 2 LOB: 0 BB: 0 P: 18	R: 4 E: 0 K: 1 S: 27	H: 5 LOB: 2 BB: 2 P: 44	R: 0 E: 0 K: 0 S: 4	H: 0 LOB: 0 BB: 0 P: 4	R: 0 E: 0 K: 0 S: 7	H: 1 LOB: 1 BB: 0 P: 14	R: 0 E: 0 K: 0 S: 9	H: 0 LOB: 0 BB: 0 P: 14	R: 0 E: 0 K: 2 S: 16	H: 0 LOB: 3 BB: 3 P: 31	R: 0 E: 0 K: 1 S: 7	H: 0 LOB: 0 BB: 0 P: 13	R: 0 E: 0 K: 2 S: 9	H: 0 LOB: 0 BB: 0 P: 15	1B: 5 2B: 1 3B: 1 HR: 1 SF: 1 SAC: 0 DP: 0 HBP: 0 WP: 1 PA: 36 PB: 0 SB: 0 CS: 1
<b>PITCHER</b>	IP WLS BF H R ER SO BB IBB HBP BLK WP HR S P ERA WHIP	4.0 L 9 0 0 0 2 3 0 0 0 1 0 25 45 0.00 1.500	1.0 L 3 0 0 0 1 0 0 0 0 0 7 13 0.00 0.000	1.0 L 3 0 0 0 2 0 0 0 0 0 9 15 0.00 0.000	<b>PITCHER</b>										IP WLS BF H R ER SO BB IBB HBP BLK WP HR S P ERA WHIP		







Batter	1	2	3	4	5	6	7	8	9	AB	R	H	RBI	BB	SO	LOB	TOP				
22 Nick Markakis, L OBP: 0.371, SLG: 0.374										4	0	1	0	0	2	3	<b>Atlanta Braves @ Philadelphia Phillies</b> Citizens Bank Park, Philadelphia, PA Tue Sep 08 2015, 7:09 PM - 9:38 PM EDT Att: 15,610 - Clear - 89 F				
28 Héctor Olivera, R OBP: 0.280, SLG: 0.391										3	0	1	0	1	1	2					
5 Freddie Freeman, L OBP: 0.366, SLG: 0.482										4	0	0	0	0	1	3					
15 A.J. Pierzynski, L OBP: 0.335, SLG: 0.418										4	0	2	0	0	0	2					
23 Nick Swisher, S OBP: 0.322, SLG: 0.353										3	0	1	0	1	1	3					
26 Todd Cunningham, & PR OBP: 0.296, SLG: 0.293										0	0	0	0	0	0	0					
8 Jace Peterson, L OBP: 0.310, SLG: 0.333										4	0	0	0	0	0	7					
19 Andrelton Simmons, R OBP: 0.323, SLG: 0.333										4	0	1	0	0	0	0					
2 Michael Bourn, L OBP: 0.299, SLG: 0.268										3	0	1	0	1	1	0					
60 Ryan Weber, R 14 Daniel Castro, R 52 Andrew McKirahan, R 61 Danny Burawa, R 56 Ross Detwiler, R 13 Pedro Ciriaco, R OBP: 0.296, SLG: 0.336										2	0	0	0	0	2	3					
<b>Inning Stats</b>	R: 0 E: 0 K: 2 S: 7	H: 0 LOB: 0 BB: 0 P: 10	R: 0 E: 0 K: 0 S: 5	H: 1 LOB: 0 BB: 0 P: 8	R: 0 E: 2 K: 2 S: 13	H: 1 LOB: 2 BB: 1 P: 21	R: 0 E: 0 K: 0 S: 7	H: 1 LOB: 1 BB: 0 P: 10	R: 0 E: 0 K: 1 S: 10	H: 2 LOB: 0 BB: 0 P: 13	R: 0 E: 0 K: 1 S: 12	H: 0 LOB: 0 BB: 0 P: 15	R: 0 E: 0 K: 1 S: 11	H: 1 LOB: 3 BB: 2 P: 25	R: 0 E: 0 K: 2 S: 9	H: 0 LOB: 0 BB: 0 P: 10	1B: 7 2B: 0 3B: 0 HR: 0	SF: 0 SAC: 0 DP: 1 HBP: 0	WP: 0 PB: 0 SB: 1 CS: 0	PA: 36	
<b>PITCHER</b>	IP WLS BF H R ER SO BB IBB HBP BLK WP HR S P ERA WHIP	7.0 W 27 6 0 0 7 1 0 0 0 0 0 61 85 0.00 1.000	0.2 H 4 1 0 0 1 1 0 0 0 0 0 9 18 0.00 3.000	1.1 S 5 0 0 0 2 1 0 0 0 0 0 11 17 0.00 0.750																	

Batter	1	2	3	4	5	6	7	8	9	AB	R	H	RBI	BB	SO	LOB	BOTTOM			
16 César Hernández, S OBP: 0.343, SLG: 0.351										4	2	2	0	0	0	0	<b>Atlanta Braves @ Philadelphia Phillies</b> Citizens Bank Park, Philadelphia, PA Tue Sep 08 2015, 7:09 PM - 9:38 PM EDT Att: 15,610 - Clear - 89 F			
37 Odiel Herrera, L OBP: 0.340, SLG: 0.434										3	1	2	3	1	0	0				
40 Aaron Altherr, R OBP: 0.329, SLG: 0.508										3	0	1	0	1	0	2				
6 Ryan Howard, L OBP: 0.281, SLG: 0.436										4	0	0	0	0	1	2				
4 Andrés Blanco, S OBP: 0.379, SLG: 0.532										3	1	2	0	0	0	0				
17 Brian Bojusevic, L OBP: 0.667, SLG: 1.667										2	0	1	1	0	0	0				
24 Darnell Sweeney, S OBP: 0.304, SLG: 0.475										1	0	0	0	0	0	2				
53 Ken Giles, R OBP: 0.303, SLG: 0.352										0	0	0	0	0	0	0				
29 Cameron Rupp, R OBP: 0.308, SLG: 0.399										3	0	0	0	0	1	3				
25 Cody Asche, L OBP: 0.293, SLG: 0.375										2	0	0	0	0	1	0				
13 Freddy Galvis, S OBP: 0.303, SLG: 0.352										1	0	0	0	0	0	0				
27 Aaron Nola, R OBP: 0.143, SLG: 0.100										2	0	0	0	0	1	0				
57 Luis García, R OBP: 0.299, SLG: 0.457										0	0	0	0	0	0	0				
3 Jeff Francoeur, R OBP: 0.299, SLG: 0.457										1	1	1	0	0	0	0				
<b>Inning Stats</b>	R: 0 E: 0 K: 0 S: 5	H: 0 LOB: 0 BB: 1 P: 12	R: 0 E: 0 K: 0 S: 9	H: 0 LOB: 0 BB: 0 P: 16	R: 0 E: 0 K: 1 S: 7	H: 0 LOB: 0 BB: 0 P: 9	R: 1 E: 0 K: 0 S: 11	H: 2 LOB: 0 BB: 0 P: 13	R: 1 E: 0 K: 0 S: 9	H: 2 LOB: 0 BB: 0 P: 14	R: 0 E: 0 K: 1 S: 7	H: 0 LOB: 0 BB: 0 P: 10	R: 0 E: 0 K: 2 S: 11	H: 2 LOB: 2 BB: 0 P: 13	R: 3 E: 0 K: 0 S: 18	H: 3 LOB: 0 BB: 1 P: 28	1B: 6 2B: 1 3B: 1 HR: 1	SF: 0 SAC: 0 DP: 3 HBP: 0	WP: 0 PB: 0 SB: 0 CS: 1	PA: 32
<b>PITCHER</b>	IP WLS BF H R ER SO BB IBB HBP BLK WP HR S P ERA WHIP	6.0 L 20 4 2 2 2 1 0 0 0 0 0 7 9 0.00 6.000	0.1 3 2 0 0 1 0 0 0 0 0 0 0 7 9 0.00 6.000	1.0 7 3 3 3 1 1 0 0 0 0 0 1 18 28 27.00 4.000	0.2 1 0 0 0 0 0 0 0 0 0 0 0 4 4 0.00 0.000															









Batter	1	2	3	4	5	6	7	8	9	AB	R	H	RBI	BB	SO	LOB	TOP				
24 Dexter Fowler, S OBP: 0.350, SLG: 0.432	L8		1B		2B	FC4-6			K	5	1	2	0	0	1	2					
27 Austin Jackson, R OBP: 0.312, SLG: 0.388	E3 44 BB		K		2B	L4			G6-3	5	1	1	1	0	1	3					
17 Kris Bryant, R OBP: 0.366, SLG: 0.483	K		K		2B				1B	5	0	2	1	0	3	2					
44 Anthony Rizzo, L OBP: 0.390, SLG: 0.531	BB				G3-1	L7			K	4	0	0	0	1	2	2					
13 Starlin Castro, R OBP: 0.287, SLG: 0.345	L7				G5-3	49 BB 22 2B 9 1B			HR	4	2	2	1	0	0	2					
9 Javier Báez, R OBP: 0.387, SLG: 0.517	F9				1B	49 BB 22 2B			G4-3	4	1	2	0	0	0	0					
3 David Ross, R OBP: 0.277, SLG: 0.265	G6-3				F9	K			K	4	0	0	0	0	2	3					
49 Jake Arrieta, R OBP: 0.149, SLG: 0.227	G6-3				K	22 2B			K	3	0	0	0	1	2	0					
52 Justin Grimm, R	G6-3				BB	1-2 2-3			K	0	0	0	0	0	0	0					
22 Addison Russell, R OBP: 0.303, SLG: 0.404	K				P6	24 FC4-6			K	4	0	1	2	0	2	0					
<b>Inning Stats</b>	R: 0 H: 0 E: 1 K: 1 S: 14	H: 0 LOB: 2 BB: 1 P: 21	R: 0 H: 0 E: 0 K: 0 S: 10	H: 0 LOB: 0 BB: 0 P: 13	R: 0 H: 1 E: 0 K: 3 S: 11	H: 1 LOB: 1 BB: 0 P: 14	R: 0 H: 1 E: 0 K: 0 S: 9	H: 1 LOB: 1 BB: 0 P: 16	R: 2 H: 3 E: 0 K: 1 S: 18	H: 3 LOB: 2 BB: 1 P: 28	R: 1 H: 1 E: 0 K: 2 S: 15	H: 1 LOB: 0 BB: 0 P: 22	R: 0 H: 0 E: 0 K: 3 S: 10	H: 0 LOB: 1 BB: 0 P: 14	R: 0 H: 1 E: 0 K: 2 S: 15	H: 1 LOB: 1 BB: 0 P: 18	1B: 6 2B: 3 3B: 0 HR: 1	SF: 0 SAC: 0 DP: 0 HBP: 0	WP: 0 PB: 0 SB: 0 CS: 0	PA: 40	
<b>PITCHER</b>	IP WLS BF H R ER SO BB IBB HBP BLK WP HR S P ERA WHIP	IP WLS BF H R ER SO BB IBB HBP BLK WP HR S P ERA WHIP	IP WLS BF H R ER SO BB IBB HBP BLK WP HR S P ERA WHIP	IP WLS BF H R ER SO BB IBB HBP BLK WP HR S P ERA WHIP	IP WLS BF H R ER SO BB IBB HBP BLK WP HR S P ERA WHIP	IP WLS BF H R ER SO BB IBB HBP BLK WP HR S P ERA WHIP	IP WLS BF H R ER SO BB IBB HBP BLK WP HR S P ERA WHIP	IP WLS BF H R ER SO BB IBB HBP BLK WP HR S P ERA WHIP	IP WLS BF H R ER SO BB IBB HBP BLK WP HR S P ERA WHIP	IP WLS BF H R ER SO BB IBB HBP BLK WP HR S P ERA WHIP	IP WLS BF H R ER SO BB IBB HBP BLK WP HR S P ERA WHIP	IP WLS BF H R ER SO BB IBB HBP BLK WP HR S P ERA WHIP	IP WLS BF H R ER SO BB IBB HBP BLK WP HR S P ERA WHIP	IP WLS BF H R ER SO BB IBB HBP BLK WP HR S P ERA WHIP	IP WLS BF H R ER SO BB IBB HBP BLK WP HR S P ERA WHIP	IP WLS BF H R ER SO BB IBB HBP BLK WP HR S P ERA WHIP	IP WLS BF H R ER SO BB IBB HBP BLK WP HR S P ERA WHIP	IP WLS BF H R ER SO BB IBB HBP BLK WP HR S P ERA WHIP	IP WLS BF H R ER SO BB IBB HBP BLK WP HR S P ERA WHIP	IP WLS BF H R ER SO BB IBB HBP BLK WP HR S P ERA WHIP	IP WLS BF H R ER SO BB IBB HBP BLK WP HR S P ERA WHIP

Chicago Cubs @ Philadelphia Phillies  
Citizens Bank Park, Philadelphia, PA  
Fri Sep 11 2015, 5:07 PM - 8:00 PM EDT  
Partly Cloudy - 81 F

AB	38
R	5
H	10
RBI	5
BB	2
SO	13
LOB	14



Batter	1	2	3	4	5	6	7	8	9	AB	R	H	RBI	BB	SO	LOB	BOTTOM					
16 César Hernández, S OBP: 0.339, SLG: 0.346	K		1B		B2-3				L9	4	0	1	0	0	1	2						
13 Freddy Galvis, S OBP: 0.305, SLG: 0.351	G3-1		K		G6-3				G6-3	4	0	0	0	0	1	2						
37 Odúbel Herrera, L OBP: 0.336, SLG: 0.427	K		G3-1		G3-1				K	4	0	0	0	0	2	2						
3 Jeff Francoeur, R OBP: 0.302, SLG: 0.457	G1-3				6 FC6-5 1B				L8	4	0	2	0	0	0	0						
6 Ryan Howard, L OBP: 0.276, SLG: 0.429	L9				FC6-5 40 FC6-4				G3	4	0	0	0	0	1	2						
40 Aaron Altherr, R OBP: 0.308, SLG: 0.507	HR				FC6-4 25 S				G4-3	4	1	1	1	0	1	1						
25 Cody Asche, L OBP: 0.292, SLG: 0.371	K				1-2 BB				F8	3	0	1	0	1	1	0						
51 Carlos Ruiz, R OBP: 0.302, SLG: 0.298	G1-3				39 FC5-8 1B				K	3	0	1	0	1	1	3						
39 Adam Morgan, L ERA: 4.6	FC5-6 16 1B				K				G3	2	0	0	0	0	1	1						
50 Héctor Neris, R ERA: 4.09										0	0	0	0	0	0	0						
17 Brian Bogusevic, L ERA: 2.88										0	0	0	0	0	0	0						
46 Jeanmar Gómez, R ERA: 6.75										0	0	0	0	0	0	0						
60 Colton Murray, R ERA: 6.75										0	0	0	0	0	0	0						
<b>Inning Stats</b>	R: 0 H: 0 E: 0 K: 2 S: 9	H: 1 LOB: 0 BB: 0 P: 14	R: 1 H: 1 E: 0 K: 1 S: 6	H: 1 LOB: 0 BB: 0 P: 12	R: 0 H: 2 E: 0 K: 1 S: 12	H: 2 LOB: 2 BB: 0 P: 17	R: 0 H: 1 E: 0 K: 0 S: 11	H: 1 LOB: 2 BB: 1 P: 18	R: 0 H: 0 E: 0 K: 1 S: 9	H: 0 LOB: 0 BB: 0 P: 10	R: 0 H: 0 E: 0 K: 0 S: 4	H: 0 LOB: 0 BB: 0 P: 6	R: 0 H: 1 E: 0 K: 0 S: 9	H: 1 LOB: 2 BB: 1 P: 17	R: 0 H: 1 E: 0 K: 2 S: 11	H: 1 LOB: 1 BB: 0 P: 18	R: 0 H: 1 E: 0 K: 2 S: 8	H: 1 LOB: 1 BB: 0 P: 13	1B: 6 2B: 0 3B: 0 HR: 1	SF: 0 SAC: 0 DP: 0 HBP: 0	WP: 1 PB: 0 SB: 1 CS: 0	PA: 36
<b>PITCHER</b>	IP WLS BF H R ER SO BB IBB HBP BLK WP HR S P ERA WHIP	IP WLS BF H R ER SO BB IBB HBP BLK WP HR S P ERA WHIP	IP WLS BF H R ER SO BB IBB HBP BLK WP HR S P ERA WHIP	IP WLS BF H R ER SO BB IBB HBP BLK WP HR S P ERA WHIP	IP WLS BF H R ER SO BB IBB HBP BLK WP HR S P ERA WHIP	IP WLS BF H R ER SO BB IBB HBP BLK WP HR S P ERA WHIP	IP WLS BF H R ER SO BB IBB HBP BLK WP HR S P ERA WHIP	IP WLS BF H R ER SO BB IBB HBP BLK WP HR S P ERA WHIP	IP WLS BF H R ER SO BB IBB HBP BLK WP HR S P ERA WHIP	IP WLS BF H R ER SO BB IBB HBP BLK WP HR S P ERA WHIP	IP WLS BF H R ER SO BB IBB HBP BLK WP HR S P ERA WHIP	IP WLS BF H R ER SO BB IBB HBP BLK WP HR S P ERA WHIP	IP WLS BF H R ER SO BB IBB HBP BLK WP HR S P ERA WHIP	IP WLS BF H R ER SO BB IBB HBP BLK WP HR S P ERA WHIP	IP WLS BF H R ER SO BB IBB HBP BLK WP HR S P ERA WHIP	IP WLS BF H R ER SO BB IBB HBP BLK WP HR S P ERA WHIP	IP WLS BF H R ER SO BB IBB HBP BLK WP HR S P ERA WHIP	IP WLS BF H R ER SO BB IBB HBP BLK WP HR S P ERA WHIP	IP WLS BF H R ER SO BB IBB HBP BLK WP HR S P ERA WHIP	IP WLS BF H R ER SO BB IBB HBP BLK WP HR S P ERA WHIP	IP WLS BF H R ER SO BB IBB HBP BLK WP HR S P ERA WHIP	

Chicago Cubs @ Philadelphia Phillies  
Citizens Bank Park, Philadelphia, PA  
Fri Sep 11 2015, 5:07 PM - 8:00 PM EDT  
Partly Cloudy - 81 F

AB	34
R	1
H	7
RBI	1
BB	2
SO	9
LOB	14









Batter	1	2	3	4	5	6	7	8	9	AB	R	H	RBI	BB	SO	LOB	TOP			
24 Dexter Fowler, S (1,8) OBP: 0.353, SLG: 0.432										2	1	1	0	3	0	0	Chicago Cubs @ Philadelphia Phillies Citizens Bank Park, Philadelphia, PA Sat Sep 12 2015, 7:56 PM - 11:07 PM EDT Att: 20,813 - Cloudy - 72 F			
12 Kyle Schwarber, L (1,7) OBP: 0.338, SLG: 0.580										4	2	1	1	1	2	3				
8 Chris Coghlan, L (1,9) 56 Héctor Rondón, R (9,1)										4	1	1	2	1	0	2				
44 Anthony Rizzo, L (1,3) OBP: 0.390, SLG: 0.527										3	1	0	0	0	1	3				
17 Kris Bryant, R (1,5) OBP: 0.367, SLG: 0.491										4	0	1	1	0	3	2				
47 Miguel Montero, L (1,2) OBP: 0.344, SLG: 0.428										3	0	1	1	0	1	0				
9 Javier Báez, R (1,6) (7,4)										4	0	1	0	0	2	1				
37 Travis Wood, R (1,1) 53 Trevor Cahill, R (4,1) 13 Starlin Castro, R (7,PH) 22 Addison Russell, R (7,6)										1	0	0	0	0	0	0				
11 Tommy La Stella, L (7,1) 52 Justin Grimm, R (7,1) 59 Zac Rosscup, R (8,1) 46 Pedro Strop, R (9,PH) 27 Austin Jackson, R (9,9)										3	0	0	0	0	0	2				
<b>Inning Stats</b>	R: 0 K: 2 S: 9	H: 0 LOB: 2 P: 20	R: 0 K: 2 S: 8	H: 0 LOB: 0 P: 13	R: 1 K: 0 S: 7	H: 1 LOB: 0 P: 10	R: 0 K: 1 S: 6	H: 0 LOB: 0 P: 10	R: 0 K: 1 S: 10	H: 0 LOB: 0 P: 11	R: 0 K: 1 S: 14	H: 2 LOB: 2 P: 17	R: 4 K: 1 S: 17	H: 3 LOB: 1 P: 30	R: 0 K: 2 S: 11	H: 0 LOB: 1 P: 17		1B: 3 2B: 2 3B: 0 HR: 1	SF: 1 SAC: 0 DP: 0 HBP: 1	WP: 0 PB: 0 SB: 1 CS: 0
<b>PITCHER</b>	IP WLS BF H R ER SO BB IBB HBP BLK WP HR S P ERA WHIP																			
48 Jerad Eickhoff, R (1,1) ERA: 3.9	7.0		27	3	1	1	8	3	0	0	0	0	0	0	6	11	1.29	0.857		
57 Luis García, R (8,1) ERA: 3.75	0.0	B	3	2	3	3	0	1	0	0	0	0	0	8	14	13.50	1.500			
46 Jeanmar Gómez, R (8,1) ERA: 2.99	0.2	B	4	1	1	1	0	0	0	0	0	0	0	6	14	13.50	1.500			
53 Ken Giles, R (8,1) ERA: 1.45	1.1	W	5	0	0	0	3	1	0	0	0	0	0	14	22	0.00	0.750			

AB	32
R	5
H	6
RBI	5
BB	5
SO	11
LOB	16



Batter	1	2	3	4	5	6	7	8	9	AB	R	H	RBI	BB	SO	LOB	BOTTOM			
16 César Hernández, S (1,4) OBP: 0.340, SLG: 0.349										4	0	2	3	0	1	0	Chicago Cubs @ Philadelphia Phillies Citizens Bank Park, Philadelphia, PA Sat Sep 12 2015, 7:56 PM - 11:07 PM EDT Att: 20,813 - Cloudy - 72 F			
13 Freddy Galvis, S (1,6) OBP: 0.302, SLG: 0.349										4	0	0	0	0	2					
37 Odúbel Herrera, L (1,8) OBP: 0.337, SLG: 0.427										4	0	1	0	0	2	0				
3 Jeff Francoeur, R (1,7) OBP: 0.297, SLG: 0.448										4	0	0	0	0	3	1				
40 Aaron Altherr, R (1,9) OBP: 0.301, SLG: 0.479										3	1	0	0	1	2	1				
4 Andrés Blanco, S (1,5) OBP: 0.370, SLG: 0.517										4	1	1	0	0	1	1				
18 Darin Ruf, R (1,3) 6 Ryan Howard, L (7,PH)										2	0	0	0	0	1	1				
29 Cameron Rupp, R (1,2) OBP: 0.300, SLG: 0.386										2	0	0	0	0	0	0				
17 Brian Boguevic, L (7,PH) 28 Erik Kratz, R (8,2)										0	1	0	0	1	0	0				
48 Jerad Eickhoff, R (1,1) 24 Daniel Sweeney, S (7,PH) 57 Luis García, R (8,1) 46 Jeanmar Gómez, R (8,1) 53 Ken Giles, R (8,1) 25 Cody Asha, L (9,PH)										2	0	0	0	0	2	0				
<b>Inning Stats</b>	R: 0 K: 2 S: 8	H: 0 LOB: 0 P: 12	R: 0 K: 2 S: 17	H: 1 LOB: 0 P: 24	R: 0 K: 1 S: 11	H: 1 LOB: 1 P: 14	R: 0 K: 2 S: 12	H: 1 LOB: 0 P: 16	R: 0 K: 1 S: 8	H: 0 LOB: 0 P: 11	R: 5 K: 2 S: 19	H: 2 LOB: 1 P: 35	R: 0 K: 1 S: 8	H: 0 LOB: 0 P: 11	R: 2 K: 1 S: 7	H: 1 LOB: 1 P: 11	1B: 2 2B: 3 3B: 0 HR: 1	SF: 0 SAC: 0 DP: 0 HBP: 0	WP: 0 PB: 0 SB: 0 CS: 1	PA: 36
<b>PITCHER</b>	IP WLS BF H R ER SO BB IBB HBP BLK WP HR S P ERA WHIP																			
37 Travis Wood, L (1,1) ERA: 4.2	3.0		12	3	0	0	5	0	0	0	0	0	0	25	38	0.00	1.000			
53 Trevor Cahill, R (4,1) ERA: 6.1	3.0		8	0	0	0	3	0	0	0	0	0	0	17	32	0.00	6.000			
52 Justin Grimm, R (7,1) ERA: 2.27	0.2	B	7	1	5	0	2	3	0	0	0	0	0	2	3	0.00	3.000			
59 Zac Rosscup, L (7,1) ERA: 3.96	0.1		2	1	0	0	0	0	0	0	0	0	0	2	3	0.00	3.000			
46 Pedro Strop, R (8,1) ERA: 3.15	1.0		3	0	0	0	1	0	0	0	0	0	0	8	11	0.00	0.000			

AB	32
R	7
H	6
RBI	7
BB	4
SO	12
LOB	6





Batter	1	2	3	4	5	6	7	8	9	AB	R	H	RBI	BB	SO	LOB	TOP					
24 Dexter Fowler, S OBP: 0.351, SLG: 0.430	G4-3		L9	L8			F8		1B	5	0	1	0	0	0	3	<b>Chicago Cubs @ Philadelphia Phillies</b> Citizens Bank Park, Philadelphia, PA Sun Sep 13 2015, 1:38 PM - 4:39 PM EDT Att: 23,450 - Partly Cloudy - 71 F					
12 Kyle Schwarber, L OBP: 0.359, SLG: 0.567	K		G3-1		L8		BB		L7	4	0	0	0	1	1							
8 Chris Coghlan, L OBP: 0.343, SLG: 0.457	3B		3B		HR		L8		1B	5	2	4	1	0	0	2						
44 Anthony Rizzo, L OBP: 0.388, SLG: 0.523	HBP		P6		F7		E4		L4	4	0	0	0	0	0	4						
17 Kris Bryant, R OBP: 0.366, SLG: 0.489	1B			K	G4-3		F9			4	0	1	1	0	1	2						
47 Miguel Montero, L OBP: 0.340, SLG: 0.422	K			K		G1-3		F8		4	0	0	0	0	2	2						
13 Starlin Castro, R OBP: 0.286, SLG: 0.344		K				G5-3		G6-3		4	1	1	0	0	1	0						
50 Dan Haren, R OBP: 0.208, SLG: 0.163										0	0	0	0	0	0	0						
11 Tommy La Stella, L OBP: 0.244, SLG: 0.297										1	0	0	0	0	1	0						
33 Clayton Richard, L OBP: 0.154, SLG: 0.167										1	0	0	0	0	1	0						
27 Austin Jackson, R OBP: 0.311, SLG: 0.386										1	0	0	0	0	1	0						
6 Carl Edwards Jr., R OBP: 0.311, SLG: 0.386										0	0	0	0	0	0	0						
22 Addison Russell, R OBP: 0.299, SLG: 0.398										4	1	1	1	0	0	0						
<b>Inning Stats</b>	R: 1 H: 2 E: 0 K: 2 S: 13	H: 2 LOB: 0 BB: 0 P: 23	R: 0 H: 0 E: 0 K: 1 S: 10	H: 0 LOB: 1 BB: 0 P: 15	R: 0 H: 1 E: 0 K: 0 S: 7	H: 1 LOB: 1 BB: 0 P: 11	R: 1 H: 2 E: 0 K: 2 S: 17	H: 2 LOB: 0 BB: 1 P: 30	R: 1 H: 0 E: 2 K: 0 S: 11	H: 0 LOB: 0 BB: 0 P: 17	R: 0 H: 0 E: 0 K: 1 S: 7	H: 0 LOB: 0 BB: 0 P: 13	R: 1 H: 0 E: 2 K: 0 S: 16	H: 0 LOB: 2 BB: 1 P: 28	R: 0 H: 0 E: 0 K: 1 S: 7	H: 0 LOB: 2 BB: 0 P: 13	R: 0 H: 2 E: 0 K: 0 S: 15	H: 2 LOB: 2 BB: 0 P: 20	1B: 5 2B: 0 3B: 2 HR: 1	SF: 0 SAC: 0 DP: 0 HBP: 1	WP: 1 PB: 0 SB: 0 CS: 0	PA: 40
<b>PITCHER</b>	IP WLS BF H R ER SO BB IBB HBP BLK WP HR S P ERA WHIP																					
34 Aaron Harang, R ERA: 5.04	5.0	23	6	3	3	5	1	0	1	0	0	0	0	1	58	96	5.40	1.400				
50 Héctor Neris, R ERA: 3.97	1.0	3	0	0	0	1	0	0	0	0	0	0	0	7	13	0.00	0.000					
94 Daliel Hinojosa, R ERA: 0.66	1.0	6	0	1	0	0	1	0	0	0	0	0	0	16	28	0.00	1.000					
31 Jerome Williams, R ERA: 5.85	1.0	3	0	0	0	1	0	0	0	0	0	0	0	7	13	0.00	0.000					
53 Ken Giles, R ERA: 1.43	1.0	5	2	0	0	0	0	0	0	0	0	0	0	15	20	0.00	2.000					
<b>AB</b>	37	4	8	3	2	7	14															
<b>RBI</b>	3	2	7																			
<b>SO</b>	7																					
<b>LOB</b>	14																					
<b>Batter</b>	<b>1</b>	<b>2</b>	<b>3</b>	<b>4</b>	<b>5</b>	<b>6</b>	<b>7</b>	<b>8</b>	<b>9</b>	<b>AB</b>	<b>R</b>	<b>H</b>	<b>RBI</b>	<b>BB</b>	<b>SO</b>	<b>LOB</b>	<b>BOTTOM</b>					
16 César Hernández, S OBP: 0.339, SLG: 0.348	K			E3						4	0	1	0	0	1	1	<b>Chicago Cubs @ Philadelphia Phillies</b> Citizens Bank Park, Philadelphia, PA Sun Sep 13 2015, 1:38 PM - 4:39 PM EDT Att: 23,450 - Partly Cloudy - 71 F					
4 Andrés Blanco, S OBP: 0.373, SLG: 0.519		F8								1	1	1	0	0	0	0						
13 Freddy Galvis, S OBP: 0.305, SLG: 0.353	1B			FC6-4						5	1	3	2	0	0	2						
37 Odúbel Herrera, L OBP: 0.338, SLG: 0.428	1B									4	1	2	0	0	1	0						
40 Aaron Altherr, R OBP: 0.322, SLG: 0.526	BB									3	2	2	0	1	1	2						
6 Ryan Howard, L OBP: 0.277, SLG: 0.438										3	1	1	3	0	1	3						
31 Jerome Williams, R OBP: 0.094, SLG: 0.097										0	0	0	0	0	0	0						
53 Ken Giles, R OBP: 0.299, SLG: 0.383										0	0	0	0	0	0	0						
29 Cameron Rupp, R OBP: 0.299, SLG: 0.383										4	0	1	1	0	0	0						
17 Brian Bogusevic, L OBP: 0.500, SLG: 0.750										4	0	1	0	0	2	2						
25 Cody Asche, L OBP: 0.296, SLG: 0.381										2	0	0	0	2	1	0						
34 Aaron Harang, R OBP: 0.186, SLG: 0.190										1	0	0	0	0	1	2						
50 Héctor Neris, R ERA: 3.87										0	0	0	0	0	0	0						
24 Darnell Sweeney, S OBP: 0.308, SLG: 0.468										1	0	0	0	0	1	0						
94 Daliel Hinojosa, R OBP: 0.308, SLG: 0.468										0	0	0	0	0	0	0						
18 Darin Ruf, R OBP: 0.290, SLG: 0.393										0	1	0	0	0	0	0						
<b>Inning Stats</b>	R: 2 H: 3 E: 0 K: 2 S: 15	H: 3 LOB: 1 BB: 1 P: 28	R: 0 H: 1 E: 0 K: 0 S: 12	H: 1 LOB: 1 BB: 1 P: 22	R: 2 H: 3 E: 0 K: 2 S: 15	H: 3 LOB: 2 BB: 1 P: 24	R: 0 H: 1 E: 1 K: 1 S: 11	H: 1 LOB: 0 BB: 0 P: 12	R: 0 H: 0 E: 0 K: 1 S: 7	H: 0 LOB: 0 BB: 0 P: 11	R: 1 H: 1 E: 0 K: 1 S: 11	H: 1 LOB: 0 BB: 0 P: 17	R: 2 H: 2 E: 0 K: 1 S: 10	H: 2 LOB: 1 BB: 1 P: 18	1B: 7 2B: 3 3B: 1 HR: 1	SF: 1 SAC: 1 DP: 1 HBP: 0	WP: 1 PB: 0 SB: 0 CS: 0	PA: 38				
<b>PITCHER</b>	IP WLS BF H R ER SO BB IBB HBP BLK WP HR S P ERA WHIP																					
50 Dan Haren, R ERA: 3.87	3.0	18	7	4	4	4	2	1	0	0	0	0	0	1	42	74	12.00	3.000				
33 Clayton Richard, L ERA: 4.04	4.0	15	3	1	1	4	0	0	0	0	0	0	0	36	51	2.25	0.750					
6 Carl Edwards Jr., R ERA: 9.0	1.0	5	2	2	2	1	1	0	0	0	0	0	0	10	18	18.00	3.000					








Batter	1	2	3	4	5	6	7	8	9	AB	R	H	RBI	BB	SO	LOB	TOP				
6 Anthony Rendon, R OBP: 0.364, SLG: 0.394	G6-3		K			L9	K		1B	5	0	1	0	0	2	2					
5 Ynel Escobar, R OBP: 0.377, SLG: 0.426	F9		2B			L8		BB	FC6-4	4	2	1	0	1	0	2					
34 Bryce Harper, L OBP: 0.467, SLG: 0.667	HR		1B			BB		HR		3	2	3	4	1	0	0					
28 Jayson Werth, R OBP: 0.308, SLG: 0.383	K2-3		G6-4-3			BB		K		3	0	0	0	1	2	1					
25 Clint Robinson, L OBP: 0.367, SLG: 0.417		G4-3		F8		G6-3		K		4	0	0	0	0	1	2					
20 Ian Desmond, R OBP: 0.286, SLG: 0.385		G6-3		G6-3		G6-3		K		4	0	0	0	0	1	0					
40 Wilson Ramos, R OBP: 0.265, SLG: 0.362		1B		P6						4	0	1	0	0	1	0					
3 Michael Taylor, R OBP: 0.284, SLG: 0.379		1B				K		FC6-5	F8	4	0	1	0	0	1	1					
37 Stephen Strasburg, R OBP: 0.152, SLG: 0.097										2	0	0	0	1	2	2					
21 Matthew den Dekker, L (9, PH)										0	0	0	0	1	0	0					
45 Blake Treinen, R										0	0	0	0	0	0	0					
<b>Inning Stats</b>	R: 1 H: 1 E: 0 K: 1 S: 11	H: 1 LOB: 0 BB: 0 P: 17	R: 0 H: 2 E: 0 K: 1 S: 9	H: 2 LOB: 2 BB: 0 P: 15	R: 1 H: 2 E: 0 K: 1 S: 9	H: 2 LOB: 0 BB: 0 P: 15	R: 0 H: 0 E: 0 K: 0 S: 5	H: 0 LOB: 0 BB: 0 P: 6	R: 0 H: 0 E: 0 K: 2 S: 9	H: 0 LOB: 1 BB: 2 P: 11	R: 0 H: 0 E: 1 K: 1 S: 10	H: 0 LOB: 2 BB: 1 P: 19	R: 2 H: 1 E: 0 K: 3 S: 21	H: 1 LOB: 0 BB: 1 P: 32	R: 0 H: 1 E: 0 K: 1 S: 9	H: 1 LOB: 2 BB: 1 P: 19	1B: 4 2B: 1 3B: 0 HR: 2	SF: 0 SAC: 0 DP: 2 HBP: 0	WP: 1 PB: 0 CS: 0	PA: 38	
<b>PITCHER</b>	IP	WLS	BF	H	R	ER	SO	BB	IBB	HBP	BLK	WP	HR	S	P	ERA	WHIP				
55 David Buchanan, R ERA: 8.49	6.0	L	23	5	2	2	5	2	0	0	0	0	1	46	74	3.00	1.167				
57 Luis Garcia, R ERA: 3.69	1.0		5	0	0	0	1	1	0	0	0	1	0	10	19	0.00	1.000				
21 Adam Loewen, L ERA: 8.79	0.2		4	1	2	2	1	1	0	0	0	0	1	16	25	27.00	3.000				
60 Colton Murray, R ERA: 5.06	1.1		6	1	0	0	2	1	0	0	0	0	0	14	26	0.00	1.500				

Washington Nationals @ Philadelphia Phillies  
Citizens Bank Park, Philadelphia, PA  
Tue Sep 15 2015, 7:08 PM - 9:41 PM EDT  
Att. 15,325 - Clear - 80 F


AB 33  
R 4  
H 7  
RBI 4  
BB 5  
SO 10  
LOB 10



Batter	1	2	3	4	5	6	7	8	9	AB	R	H	RBI	BB	SO	LOB	BOTTOM					
24 Darnell Sweeney, S OBP: 0.302, SLG: 0.426	K		K			F8			G6-3	4	0	0	0	0	2	0						
13 Freddy Galvis, S OBP: 0.358, SLG: 0.358					G4-3		K		F7	3	0	0	0	1	1	0						
37 Odúbel Herrera, L OBP: 0.336, SLG: 0.422					BB		K			3	0	0	0	0	3	1						
4 Andrés Blanco, S OBP: 0.364, SLG: 0.505					K		K			3	0	0	0	0	2	1						
25 Cody Asche, L OBP: 0.296, SLG: 0.386		G3					K			3	0	1	0	0	1	0						
18 Darin Ruf, R OBP: 0.284, SLG: 0.384		F8					K		G5-3	3	0	0	0	0	1	1						
17 Brian Bogusevic, L OBP: 0.364, SLG: 0.550							K		K	3	0	0	0	0	2	1						
51 Carlos Ruiz, R OBP: 0.299, SLG: 0.295					P2		K		G6-3	3	0	0	0	0	1	1						
55 David Buchanan, R ERA: 8.49										1	0	0	0	0	1	0						
2 Chase d'Arnaud, R										1	0	0	0	0	0	0						
57 Luis Garcia, R										0	0	0	0	0	0	0						
21 Adam Loewen, L										0	0	0	0	0	0	0						
60 Colton Murray, R										0	0	0	0	0	0	0						
3 Jeff Francoeur, R OBP: 0.206, SLG: 0.445										1	0	0	0	0	0	0						
<b>Inning Stats</b>	R: 0 H: 0 E: 0 K: 2 S: 10	H: 0 LOB: 1 BB: 1 P: 17	R: 0 H: 0 E: 0 K: 0 S: 8	H: 0 LOB: 0 BB: 0 P: 12	R: 0 H: 0 E: 0 K: 2 S: 7	H: 0 LOB: 0 BB: 0 P: 9	R: 0 H: 0 E: 0 K: 2 S: 11	H: 0 LOB: 0 BB: 0 P: 13	R: 0 H: 1 E: 0 K: 3 S: 14	H: 1 LOB: 1 BB: 0 P: 18	R: 0 H: 0 E: 0 K: 1 S: 11	H: 0 LOB: 0 BB: 0 P: 16	R: 0 H: 0 E: 0 K: 3 S: 9	H: 0 LOB: 0 BB: 0 P: 10	R: 0 H: 0 E: 0 K: 1 S: 7	H: 0 LOB: 0 BB: 0 P: 10	R: 0 H: 0 E: 0 K: 0 S: 7	H: 0 LOB: 0 BB: 0 P: 10	1B: 1 2B: 0 3B: 0 HR: 0	SF: 0 SAC: 0 DP: 0 HBP: 0	WP: 0 PB: 0 CS: 0	PA: 29
<b>PITCHER</b>	IP	WLS	BF	H	R	ER	SO	BB	IBB	HBP	BLK	WP	HR	S	P	ERA	WHIP					
37 Stephen Strasburg, R ERA: 3.98	8.0	W	26	1	0	0	14	1	0	0	0	0	0	77	105	0.00	0.250					
45 Blake Treinen, R ERA: 3.79	1.0		3	0	0	0	0	0	0	0	0	0	0	7	10	0.00	0.000					

Washington Nationals @ Philadelphia Phillies  
Citizens Bank Park, Philadelphia, PA  
Tue Sep 15 2015, 7:08 PM - 9:41 PM EDT  
Att. 15,325 - Clear - 80 F

AB 28  
R 0  
H 1  
RBI 0  
BB 1  
SO 14  
LOB 5





Batter	1	2	3	4	5	6	7	8	9	AB	R	H	RBI	BB	SO	LOB	TOP					
6 Anthony Rendon, R OBP: 0.368, SLG: 0.395			G5-3							4	3	2	2	0	1	0	<p>Washington Nationals @ Philadelphia Phillies</p> <p>Citizens Bank Park, Philadelphia, PA</p> <p>Wed Sep 16 2015, 7:08 PM - 9:56 PM EDT</p> <p>Att: 15,753 - Clear - 83 F</p>					
5 Ynel Escobar, R OBP: 0.377, SLG: 0.427	L6									5	0	2	2	0	2	1						
7 Trea Turner, R OBP: 0.167, SLG: 0.091			K							0	0	0	0	0	0	0						
34 Bryce Harper, L OBP: 0.467, SLG: 0.670	G4-3									5	1	2	2	0	1	1						
21 Matthew den Dekker, L OBP: 0.270, SLG: 0.397				K						0	0	0	0	0	0	0						
28 Jayson Werth, R OBP: 0.316, SLG: 0.410										4	3	3	2	1	0	0						
32 Tyler Moore, R OBP: 0.250, SLG: 0.339										0	1	0	0	0	0	0						
25 Clint Robinson, L OBP: 0.371, SLG: 0.425										5	1	3	0	0	0	0						
20 Ian Desmond, R OBP: 0.287, SLG: 0.386										4	0	1	1	1	0	4						
1 Wilmer Difo, S OBP: 0.125, SLG: 0.125										0	0	0	0	0	0	0						
59 Jose Lobaton, S OBP: 0.297, SLG: 0.306										3	1	2	2	1	1	1						
3 Michael Taylor, R OBP: 0.284, SLG: 0.377										5	1	1	0	0	1	7						
47 Gio González, R OBP: 0.146, SLG: 0.105										2	0	0	0	0	0	1						
26 Dan Uggla, R OBP: 0.295, SLG: 0.281										0	1	0	0	1	0	0						
73 Felipe Vázquez, L OBP: 0.125, SLG: 0.125										0	0	0	0	0	0	0						
53 Rafael Martin, R OBP: 0.125, SLG: 0.125										0	0	0	0	0	0	0						
<b>Inning Stats</b>	R: 0 E: 0 K: 1 S: 7	H: 0 LOB: 0 BB: 0 P: 12	R: 1 E: 1 K: 1 S: 15	H: 1 LOB: 1 BB: 1 P: 23	R: 0 E: 0 K: 1 S: 8	H: 0 LOB: 0 BB: 0 P: 11	R: 1 E: 0 K: 1 S: 9	H: 1 LOB: 0 BB: 0 P: 15	R: 2 E: 0 K: 0 S: 9	H: 3 LOB: 1 BB: 1 P: 20	R: 2 E: 0 K: 1 S: 11	H: 1 LOB: 0 BB: 0 P: 18	R: 3 E: 1 K: 1 S: 18	H: 2 LOB: 1 BB: 2 P: 33	R: 1 E: 0 K: 0 S: 11	H: 3 LOB: 1 BB: 0 P: 16	1B: 10 2B: 3 3B: 0 HR: 3	SF: 1 SAC: 1 DP: 2 HBP: 1	WP: 0 PB: 0 SB: 0 CS: 1	PA: 44		
<b>PITCHER</b>	IP WLS BF H R ER SO BB IBB HBP BLK WP HR S P ERA WHIP	IP WLS BF H R ER SO BB IBB HBP BLK WP HR S P ERA WHIP	IP WLS BF H R ER SO BB IBB HBP BLK WP HR S P ERA WHIP	IP WLS BF H R ER SO BB IBB HBP BLK WP HR S P ERA WHIP	IP WLS BF H R ER SO BB IBB HBP BLK WP HR S P ERA WHIP	IP WLS BF H R ER SO BB IBB HBP BLK WP HR S P ERA WHIP	IP WLS BF H R ER SO BB IBB HBP BLK WP HR S P ERA WHIP	IP WLS BF H R ER SO BB IBB HBP BLK WP HR S P ERA WHIP	IP WLS BF H R ER SO BB IBB HBP BLK WP HR S P ERA WHIP	IP WLS BF H R ER SO BB IBB HBP BLK WP HR S P ERA WHIP	IP WLS BF H R ER SO BB IBB HBP BLK WP HR S P ERA WHIP	IP WLS BF H R ER SO BB IBB HBP BLK WP HR S P ERA WHIP	IP WLS BF H R ER SO BB IBB HBP BLK WP HR S P ERA WHIP	IP WLS BF H R ER SO BB IBB HBP BLK WP HR S P ERA WHIP	IP WLS BF H R ER SO BB IBB HBP BLK WP HR S P ERA WHIP	IP WLS BF H R ER SO BB IBB HBP BLK WP HR S P ERA WHIP	IP WLS BF H R ER SO BB IBB HBP BLK WP HR S P ERA WHIP	IP WLS BF H R ER SO BB IBB HBP BLK WP HR S P ERA WHIP	IP WLS BF H R ER SO BB IBB HBP BLK WP HR S P ERA WHIP	IP WLS BF H R ER SO BB IBB HBP BLK WP HR S P ERA WHIP	IP WLS BF H R ER SO BB IBB HBP BLK WP HR S P ERA WHIP	IP WLS BF H R ER SO BB IBB HBP BLK WP HR S P ERA WHIP

AB	37
R	12
H	16
RBI	11
BB	4
SO	6
LOB	15



Batter	1	2	3	4	5	6	7	8	9	AB	R	H	RBI	BB	SO	LOB	BOTTOM					
13 Freddy Galvis, S OBP: 0.303, SLG: 0.355	K		F9							4	0	0	0	0	1	3	<p>Washington Nationals @ Philadelphia Phillies</p> <p>Citizens Bank Park, Philadelphia, PA</p> <p>Wed Sep 16 2015, 7:08 PM - 9:56 PM EDT</p> <p>Att: 15,753 - Clear - 83 F</p>					
4 Andrés Blanco, S OBP: 0.382, SLG: 0.500	G5-3									4	1	1	0	0	1	2						
40 Aaron Altherr, R OBP: 0.313, SLG: 0.488	K									4	0	0	0	0	3	1						
3 Jeff Francoeur, R OBP: 0.292, SLG: 0.439	K									4	0	0	0	0	3	1						
18 Darin Ruf, R OBP: 0.292, SLG: 0.399										2	1	1	2	2	0	0						
24 Darnell Sweeney, S OBP: 0.284, SLG: 0.397	G6-4-3									4	0	0	0	0	0	2						
2 Chase d'Anaud, R OBP: 0.292, SLG: 0.399										3	0	0	0	0	3	0						
29 Cameron Rupp, R OBP: 0.305, SLG: 0.385										3	0	2	0	0	0	0						
49 Alec Asher, R ERA: 3.83										1	0	0	0	0	1	1						
28 Erik Kratz, R OBP: 0.297, SLG: 0.399										1	0	0	0	0	0	0						
50 Héctor Neris, R ERA: 5.84										0	0	0	0	0	0	0						
30 Justin De Fratus, S ERA: 1.20										0	0	0	0	0	0	0						
17 Brian Bopuisevic, L OBP: 0.125, SLG: 0.125										0	0	0	0	0	0	0						
56 Nefi Ogando, R ERA: 7.3										0	0	0	0	0	0	0						
62 Ken Roberts, L ERA: 7.3										0	0	0	0	0	0	0						
<b>Inning Stats</b>	R: 0 E: 0 K: 2 S: 8	H: 0 LOB: 0 BB: 0 P: 12	R: 0 E: 0 K: 1 S: 7	H: 0 LOB: 1 BB: 1 P: 12	R: 0 E: 0 K: 2 S: 12	H: 1 LOB: 0 BB: 0 P: 16	R: 2 E: 0 K: 2 S: 14	H: 2 LOB: 0 BB: 0 P: 17	R: 0 E: 0 K: 2 S: 15	H: 2 LOB: 2 BB: 0 P: 20	R: 0 E: 0 K: 1 S: 13	H: 0 LOB: 1 BB: 1 P: 20	R: 0 E: 0 K: 2 S: 9	H: 0 LOB: 0 BB: 0 P: 13	R: 0 E: 0 K: 1 S: 8	H: 0 LOB: 0 BB: 0 P: 12	R: 0 E: 0 K: 0 S: 8	H: 0 LOB: 0 BB: 0 P: 11	1B: 4 2B: 0 3B: 0 HR: 1	SF: 0 SAC: 0 DP: 1 HBP: 0	WP: 0 PB: 0 SB: 0 CS: 0	PA: 33
<b>PITCHER</b>	IP WLS BF H R ER SO BB IBB HBP BLK WP HR S P ERA WHIP	IP WLS BF H R ER SO BB IBB HBP BLK WP HR S P ERA WHIP	IP WLS BF H R ER SO BB IBB HBP BLK WP HR S P ERA WHIP	IP WLS BF H R ER SO BB IBB HBP BLK WP HR S P ERA WHIP	IP WLS BF H R ER SO BB IBB HBP BLK WP HR S P ERA WHIP	IP WLS BF H R ER SO BB IBB HBP BLK WP HR S P ERA WHIP	IP WLS BF H R ER SO BB IBB HBP BLK WP HR S P ERA WHIP	IP WLS BF H R ER SO BB IBB HBP BLK WP HR S P ERA WHIP	IP WLS BF H R ER SO BB IBB HBP BLK WP HR S P ERA WHIP	IP WLS BF H R ER SO BB IBB HBP BLK WP HR S P ERA WHIP	IP WLS BF H R ER SO BB IBB HBP BLK WP HR S P ERA WHIP	IP WLS BF H R ER SO BB IBB HBP BLK WP HR S P ERA WHIP	IP WLS BF H R ER SO BB IBB HBP BLK WP HR S P ERA WHIP	IP WLS BF H R ER SO BB IBB HBP BLK WP HR S P ERA WHIP	IP WLS BF H R ER SO BB IBB HBP BLK WP HR S P ERA WHIP	IP WLS BF H R ER SO BB IBB HBP BLK WP HR S P ERA WHIP	IP WLS BF H R ER SO BB IBB HBP BLK WP HR S P ERA WHIP	IP WLS BF H R ER SO BB IBB HBP BLK WP HR S P ERA WHIP	IP WLS BF H R ER SO BB IBB HBP BLK WP HR S P ERA WHIP	IP WLS BF H R ER SO BB IBB HBP BLK WP HR S P ERA WHIP	IP WLS BF H R ER SO BB IBB HBP BLK WP HR S P ERA WHIP	IP WLS BF H R ER SO BB IBB HBP BLK WP HR S P ERA WHIP

AB	31
R	2
H	5
RBI	2
BB	2
SO	13
LOB	10





Batter	1	2	3	4	5	6	7	8	9	AB R H RBI BB SO LOB	TOP												
13 Freddy Galvis, S OBP: 0.300, SLG: 0.351	L6		F8		G4-3		G5-3		K	5 0 0 0 0 1 4	<b>Philadelphia Phillies @ Atlanta Braves</b> Turner Field, Atlanta, GA Fri Sep 18 2015, 7:36 PM - 10:34 PM EDT Att: 22,525 - Clear - 80 F												
40 Aaron Altherr, R OBP: 0.307, SLG: 0.466	G3		K		G4-3		37 FC1-2 BB		K	4 0 0 0 1 2 3													
37 Odúbel Herrera, L OBP: 0.337, SLG: 0.422									K	5 0 2 0 0 2 4													
18 Darin Ruf, R OBP: 0.290, SLG: 0.394									K	5 0 1 0 0 2 7													
4 Andrés Blanco, S OBP: 0.360, SLG: 0.495									K	4 0 1 0 0 1 1													
25 Cody Asche, L OBP: 0.296, SLG: 0.384										2 0 0 0 1 1 2													
24 Darnell Sweeney, S (6, PH) OBP: 0.294, SLG: 0.397										0 0 0 0 1 0 0													
29 Cameron Rupp, R OBP: 0.308, SLG: 0.397										3 1 1 1 1 1 3													
17 Brian Bogusevic, L OBP: 0.360, SLG: 0.522										2 0 1 0 0 0 0													
3 Jeff Francoeur, R (6, PH) OBP: 0.293, SLG: 0.438										1 0 0 0 1 1 3													
39 Adam Morgan, L OBP: 0.077, SLG: 0.115										1 0 0 0 0 0 0													
2 Chase d'Arnaud, R (7, PH) OBP: 0.167, SLG: 0.167										1 0 1 0 0 0 0													
94 Dailier Hinojosa, R (7, PH) OBP: 0.298, SLG: 0.294										0 0 0 0 0 0 0													
51 Carlos Ruiz, R (9, PH) OBP: 0.298, SLG: 0.294										1 0 0 0 0 0 1													
<b>Inning Stats</b>	R: 0 H: 1 E: 0 K: 1 S: 17	H: 1 LOB: 1 BB: 0 P: 21	R: 1 H: 1 E: 0 K: 1 S: 11	H: 1 LOB: 0 BB: 0 P: 17	R: 0 H: 0 E: 0 K: 1 S: 6	H: 0 LOB: 0 BB: 0 P: 8	R: 0 H: 2 E: 0 K: 2 S: 21	H: 2 LOB: 2 BB: 0 P: 30	R: 0 H: 1 E: 0 K: 0 S: 11	H: 1 LOB: 1 BB: 0 P: 17	R: 0 H: 1 E: 0 K: 2 S: 14	H: 1 LOB: 2 BB: 1 P: 23	R: 0 H: 1 E: 0 K: 0 S: 10	H: 1 LOB: 2 BB: 1 P: 16	R: 0 H: 0 E: 0 K: 1 S: 8	H: 0 LOB: 0 BB: 1 P: 15	R: 0 H: 0 E: 1 K: 3 S: 19	H: 0 LOB: 3 BB: 1 P: 29	1B: 6 2B: 0 3B: 0 HR: 1	SF: 0 SAC: 1 DP: 1 HBP: 0	WP: 1 PB: 1 SB: 0 CS: 0	PA: 40	
<b>PITCHER</b>	IP WLS BF H R ER SO BB IBB HBP BLK WP HR S P ERA WHIP	IP WLS BF H R ER SO BB IBB HBP BLK WP HR S P ERA WHIP											IP WLS BF H R ER SO BB IBB HBP BLK WP HR S P ERA WHIP										
57 Williams Pérez, R ERA: 5.16	5.2 W 24 6 1 1 6 1 0 0 0 0 1 72 104 1.59 1.235											38 Arodyz Vizcaino, R ERA: 2.08											
50 Brandon Cunniff, R ERA: 4.4	0.0 1 0 0 0 0 1 0 0 0 0 0 2 6 ∞ ∞																						
52 Andrew McKirahan, L ERA: 5.33	1.0 H 5 1 0 0 1 1 0 0 0 0 0 14 20 0.00 2.000																						
58 Peter Moylan, R ERA: 4.32	0.1 H 1 0 0 0 0 0 0 0 0 0 0 2 2 0.00 0.000																						
56 Matt Marksberry, L ERA: 5.98	1.0 H 3 0 0 0 1 1 0 0 0 0 0 8 15 0.00 1.000																						

AB	34
R	1
H	7
RBI	1
BB	5
SO	11
LOB	28



Batter	1	2	3	4	5	6	7	8	9	AB R H RBI BB SO LOB	BOTTOM												
22 Nick Markakis, L OBP: 0.368, SLG: 0.375	13 2B		F7							4 1 1 0 0 1 0	<b>Philadelphia Phillies @ Atlanta Braves</b> Turner Field, Atlanta, GA Fri Sep 18 2015, 7:36 PM - 10:34 PM EDT Att: 22,525 - Clear - 80 F												
14 Daniel Castro, R OBP: 0.303, SLG: 0.359	F7									4 0 0 0 0 0 1													
5 Freddie Freeman, L OBP: 0.368, SLG: 0.466	F9									3 1 2 0 0 0 1													
13 Adonis García, R OBP: 0.285, SLG: 0.488										1 0 1 1 0 0 0													
2 Michael Bourn, L (2, 7) OBP: 0.300, SLG: 0.273										2 0 0 0 0 0 2													
25 Cameron Maybin, R (1, 8) OBP: 0.329, SLG: 0.377										3 0 1 1 0 0 0													
19 Andrelton Simmons, R (1, 6) OBP: 0.321, SLG: 0.331										3 0 0 0 0 1 1													
28 Héctor Olivera, R OBP: 0.283, SLG: 0.292										3 0 1 0 0 0 0													
27 Christian Bethancourt, R (1, 2) OBP: 0.232, SLG: 0.300										3 0 1 0 0 1 1													
57 Williams Pérez, R ERA: 5.16										2 0 0 0 0 1 1													
50 Brandon Cunniff, R ERA: 4.4										0 0 0 0 0 0 0													
52 Andrew McKirahan, L ERA: 5.33										0 0 0 0 0 0 0													
58 Peter Moylan, R ERA: 4.32										0 0 0 0 0 0 0													
56 Matt Marksberry, L ERA: 5.98										0 0 0 0 0 0 0													
15 A.J. Pierzynski, L (8, PH) OBP: 0.335, SLG: 0.443										1 0 0 0 0 1 0													
38 Arodyz Vizcaino, R (9, PH) ERA: 2.08										0 0 0 0 0 0 0													
<b>Inning Stats</b>	R: 1 H: 2 E: 0 K: 0 S: 7	H: 2 LOB: 1 BB: 0 P: 9	R: 0 H: 0 E: 0 K: 1 S: 6	H: 0 LOB: 0 BB: 0 P: 11	R: 0 H: 1 E: 0 K: 1 S: 9	H: 1 LOB: 0 BB: 0 P: 12	R: 1 H: 2 E: 0 K: 0 S: 10	H: 2 LOB: 1 BB: 0 P: 12	R: 0 H: 0 E: 0 K: 0 S: 12	H: 0 LOB: 0 BB: 0 P: 16	R: 0 H: 1 E: 0 K: 0 S: 8	H: 1 LOB: 1 BB: 0 P: 10	R: 0 H: 1 E: 0 K: 0 S: 7	H: 1 LOB: 1 BB: 0 P: 10	R: 0 H: 0 E: 0 K: 2 S: 8	H: 0 LOB: 0 BB: 0 P: 10	1B: 4 2B: 3 3B: 0 HR: 0	SF: 0 SAC: 0 DP: 0 HBP: 0	WP: 0 PB: 0 SB: 1 CS: 1	PA: 29			
<b>PITCHER</b>	IP WLS BF H R ER SO BB IBB HBP BLK WP HR S P ERA WHIP	IP WLS BF H R ER SO BB IBB HBP BLK WP HR S P ERA WHIP											IP WLS BF H R ER SO BB IBB HBP BLK WP HR S P ERA WHIP										
39 Adam Morgan, L ERA: 4.48	6.0 L 22 6 2 2 3 0 0 0 0 0 0 52 70 3.00 1.000																						
94 Dailier Hinojosa, R ERA: 1.08	2.0 7 1 0 0 2 0 0 0 0 0 0 15 20 0.00 0.500																						









Batter	1	2	3	4	5	6	7	8	9	AB	R	H	RBI	BB	SO	LOB	TOP										
13 Freddy Galvis, S OBP: 0.298, SLG: 0.348										4	0	1	0	0	0	0	Philadelphia Phillies @ Atlanta Braves Turner Field, Atlanta, GA Sun Sep 20 2015, 1:39 PM - 4:11 PM EDT Att: 23,723 - Partly Cloudy - 86 F										
40 Aaron Altherr, R OBP: 0.305, SLG: 0.457										4	1	1	0	0	3	1											
37 Odúbel Herrera, L OBP: 0.335, SLG: 0.417										2	0	0	0	0	0	0											
17 Brian Boquevic, L OBP: 0.367, SLG: 0.500										2	0	1	0	0	0	1											
3 Jeff Francoeur, R OBP: 0.288, SLG: 0.430										4	0	0	0	0	1	3											
4 Andrés Blanco, S OBP: 0.360, SLG: 0.493										3	0	1	1	1	0	0											
18 Darin Ruf, R OBP: 0.290, SLG: 0.388										4	0	1	0	0	2	2											
29 Cameron Rupp, R OBP: 0.305, SLG: 0.392										3	0	1	0	0	0	0											
25 Cody Asche, L OBP: 0.294, SLG: 0.381										3	0	1	0	0	0	0											
27 Aaron Nola, R OBP: 0.130, SLG: 0.091										2	0	0	0	0	1	0											
24 Darnell Sweeney, S (& PH) OBP: 0.274, SLG: 0.365										1	0	0	0	0	1	2											
94 Dailier Hinojosa, R										0	0	0	0	0	0	0											
57 Luis García, R										0	0	0	0	0	0	0											
<b>Inning Stats</b>	R: 0 E: 0 K: 1 S: 9	H: 0 LOB: 0 BB: 0 P: 12	R: 0 E: 0 K: 2 S: 9	H: 0 LOB: 0 BB: 0 P: 14	R: 0 E: 0 K: 0 S: 7	H: 0 LOB: 0 BB: 0 P: 11	R: 0 E: 0 K: 1 S: 9	H: 0 LOB: 0 BB: 0 P: 14	R: 0 E: 0 K: 1 S: 6	H: 0 LOB: 0 BB: 0 P: 6	R: 0 E: 0 K: 1 S: 7	H: 0 LOB: 0 BB: 0 P: 10	R: 0 E: 0 K: 1 S: 8	H: 1 LOB: 1 BB: 0 P: 12	R: 0 E: 0 K: 1 S: 12	H: 2 LOB: 2 BB: 1 P: 17	R: 1 E: 0 K: 0 S: 10	H: 3 LOB: 2 BB: 0 P: 16	1B: 6 2B: 1 3B: 0 HR: 0	SF: 0 SAC: 0 DP: 1 HBP: 0	WP: 0 PB: 0 SB: 0 CS: 0	PA: 33					
<b>PITCHER</b>	IP	WLS	BF	H	R	ER	SO	BB	IBB	HBP	BLK	WP	HR	S	P	ERA	WHIP										
49 Julio Teheran, R ERA: 4.2	8.1		30	5	1	1	8	1	0	0	0	0	0	73	106	1.08	0.720										
58 Peter Moylan, R ERA: 4.0	0.2	W	3	1	0	0	0	0	0	0	0	0	0	4	6	0.00	1.500										

AB 32  
R 1  
H 6  
RBI 1  
BB 1  
SO 8  
LOB 11



Batter	1	2	3	4	5	6	7	8	9	AB	R	H	RBI	BB	SO	LOB	BOTTOM										
2 Michael Bourn, L OBP: 0.297, SLG: 0.273										4	1	1	0	0	1	0	Philadelphia Phillies @ Atlanta Braves Turner Field, Atlanta, GA Sun Sep 20 2015, 1:39 PM - 4:11 PM EDT Att: 23,723 - Partly Cloudy - 86 F										
28 Héctor Olivera, R OBP: 0.311, SLG: 0.345										4	0	2	0	0	0	0											
26 Todd Cunningham, & (FR) OBP: 0.286, SLG: 0.282										0	0	0	0	0	0	0											
5 Freddie Freeman, L OBP: 0.372, SLG: 0.468										2	0	1	1	2	0	0											
13 Adonis García, R OBP: 0.284, SLG: 0.479										3	0	0	0	1	1	5											
13 Pedro Ciriaco, R OBP: 0.259, SLG: 0.346										0	0	0	0	0	0	0											
25 Cameron Maybin, R OBP: 0.326, SLG: 0.373										4	0	1	0	0	1	2											
19 Andrelton Simmons, R OBP: 0.320, SLG: 0.329										4	1	1	0	0	0	2											
8 Jace Peterson, L OBP: 0.316, SLG: 0.335										2	0	1	0	2	1	0											
27 Christian Bethancourt, R OBP: 0.228, SLG: 0.294										3	0	0	0	0	1	3											
15 A.J. Pierzynski, L OBP: 0.330, SLG: 0.411										1	0	1	1	0	0	0											
49 Julio Teheran, R OBP: 0.137, SLG: 0.102										3	0	0	0	0	1	0											
58 Peter Moylan, R										0	0	0	0	0	0	0											
<b>Inning Stats</b>	R: 1 E: 0 K: 0 S: 7	H: 3 LOB: 1 BB: 0 P: 9	R: 0 E: 0 K: 0 S: 6	H: 1 LOB: 0 BB: 0 P: 12	R: 0 E: 0 K: 1 S: 10	H: 0 LOB: 0 BB: 0 P: 16	R: 0 E: 0 K: 1 S: 8	H: 0 LOB: 1 BB: 1 P: 14	R: 0 E: 0 K: 2 S: 12	H: 0 LOB: 0 BB: 0 P: 18	R: 0 E: 0 K: 0 S: 4	H: 0 LOB: 0 BB: 0 P: 6	R: 0 E: 0 K: 0 S: 8	H: 1 LOB: 2 BB: 2 P: 16	R: 0 E: 0 K: 2 S: 13	H: 1 LOB: 2 BB: 1 P: 23	R: 1 E: 1 K: 0 S: 6	H: 2 LOB: 2 BB: 1 P: 14	1B: 7 2B: 1 3B: 0 HR: 0	SF: 0 SAC: 0 DP: 2 HBP: 0	WP: 0 PB: 1 SB: 1 CS: 0	PA: 35					
<b>PITCHER</b>	IP	WLS	BF	H	R	ER	SO	BB	IBB	HBP	BLK	WP	HR	S	P	ERA	WHIP										
27 Aaron Nola, R ERA: 3.84	7.0		26	5	1	1	4	2	1	0	0	0	0	55	91	1.29	1.000										
94 Dailier Hinojosa, R	1.0		5	1	0	0	2	1	0	0	0	0	0	13	23	0.00	2.000										
57 Luis García, R ERA: 3.82	0.1	L	4	2	1	1	0	1	0	0	0	0	0	6	14	27.00	9.000										

AB 30  
R 2  
H 8  
RBI 2  
BB 5  
SO 6  
LOB 12





Batter	1	2	3	4	5	6	7	8	9	AB	R	H	RBI	BB	SO	LOB	TOP		
13 Freddy Galvis, S OBP: 0.301, SLG: 0.351	G1-3							G6-3		5	0	3	2	0	0	0	Philadelphia Phillies @ Miami Marlins Marlins Park, Miami, FL Tue Sep 22 2015, 7:12 PM - 9:54 PM EDT Att: 16,742 - Roof Closed - 75 F		
40 Aaron Altherr, R OBP: 0.316, SLG: 0.463										3	1	1	0	2	2				
37 Odobel Herrera, L OBP: 0.335, SLG: 0.416										4	0	1	0	1	2	3			
18 Darin Ruf, R OBP: 0.288, SLG: 0.397										5	1	1	1	0	1	3			
17 Brian Bogusevic, L OBP: 0.343, SLG: 0.455										5	0	1	0	0	2	1			
4 Andrés Blanco, S OBP: 0.326, SLG: 0.490										3	1	1	0	2	1	0			
28 Erik Kratz, R OBP: 0.200, SLG: 0.222										5	0	0	0	0	1	4			
25 Cody Asche, L OBP: 0.298, SLG: 0.400										4	3	3	2	0	1	0			
34 Aaron Harang, R OBP: 0.178, SLG: 0.182										2	0	0	0	0	0	0			
3 Jeff Francoeur, R OBP: 0.288, SLG: 0.429										1	0	0	0	0	1	0			
94 Dailier Hinojosa, R										0	0	0	0	0	0	0			
53 Ken Giles, R										0	0	0	0	0	0	0			
<b>Inning Stats</b>	R: 1 H: 1 E: 0 K: 1 S: 11	H: 1 BB: 1 P: 22	R: 2 H: 2 E: 0 K: 2 S: 16	H: 2 LOB: 1 BB: 1 P: 25	R: 0 H: 1 E: 0 K: 0 S: 9	H: 1 LOB: 2 BB: 1 P: 19	R: 1 H: 2 E: 1 K: 2 S: 12	H: 2 LOB: 1 BB: 0 P: 17	R: 0 H: 1 E: 0 K: 2 S: 13	H: 1 LOB: 0 BB: 1 P: 19	R: 1 H: 1 E: 0 K: 2 S: 10	H: 1 LOB: 0 BB: 0 P: 13	R: 1 H: 2 E: 0 K: 1 S: 15	H: 2 LOB: 2 BB: 1 P: 28	R: 0 H: 0 E: 0 K: 1 S: 11	H: 0 LOB: 0 BB: 0 P: 19	1B: 7 2B: 1 3B: 0 HR: 3	SF: 0 SAC: 1 DP: 0 HBP: 0	WP: 0 PA: 43 PB: 0 SB: 4 CS: 0
<b>PITCHER</b>	IP WLS BF H R ER SO BB IBB HBP BLK WP HR S P ERA WHIP	IP WLS BF H R ER SO BB IBB HBP BLK WP HR S P ERA WHIP	IP WLS BF H R ER SO BB IBB HBP BLK WP HR S P ERA WHIP	IP WLS BF H R ER SO BB IBB HBP BLK WP HR S P ERA WHIP	IP WLS BF H R ER SO BB IBB HBP BLK WP HR S P ERA WHIP	IP WLS BF H R ER SO BB IBB HBP BLK WP HR S P ERA WHIP	IP WLS BF H R ER SO BB IBB HBP BLK WP HR S P ERA WHIP	IP WLS BF H R ER SO BB IBB HBP BLK WP HR S P ERA WHIP	IP WLS BF H R ER SO BB IBB HBP BLK WP HR S P ERA WHIP	IP WLS BF H R ER SO BB IBB HBP BLK WP HR S P ERA WHIP	IP WLS BF H R ER SO BB IBB HBP BLK WP HR S P ERA WHIP	IP WLS BF H R ER SO BB IBB HBP BLK WP HR S P ERA WHIP	IP WLS BF H R ER SO BB IBB HBP BLK WP HR S P ERA WHIP	IP WLS BF H R ER SO BB IBB HBP BLK WP HR S P ERA WHIP	IP WLS BF H R ER SO BB IBB HBP BLK WP HR S P ERA WHIP	IP WLS BF H R ER SO BB IBB HBP BLK WP HR S P ERA WHIP	IP WLS BF H R ER SO BB IBB HBP BLK WP HR S P ERA WHIP		
34 Tom Koehler, R ERA: 3.94	5.0	L	25	7	4	3	5	3	0	0	0	0	0	0	0	0	5.40	2.000	
45 Chris Narveson, L ERA: 5.33	2.0		9	2	1	1	4	1	0	0	0	0	0	1	23	32	4.50	1.500	
58 Raudel Lazo, L ERA: 1.93	0.2		5	2	1	1	1	0	0	0	0	0	0	1	13	25	13.50	4.500	
24 André Rienzo, R ERA: 2.79	1.1		4	0	0	0	1	0	0	0	0	0	0	0	13	22	0.00	0.000	

AB	37
R	6
H	11
RBI	5
BB	5
SO	11
LOB	13



Batter	1	2	3	4	5	6	7	8	9	AB	R	H	RBI	BB	SO	LOB	BOTTOM		
9 Dee Strange-Gordon, L OBP: 0.356, SLG: 0.411	F7							L7		3	0	0	0	1	0	0	Philadelphia Phillies @ Miami Marlins Marlins Park, Miami, FL Tue Sep 22 2015, 7:12 PM - 9:54 PM EDT Att: 16,742 - Roof Closed - 75 F		
17 Donovan Solano, R OBP: 0.235, SLG: 0.269										4	0	3	0	0	0	0			
21 Christian Yelich, L OBP: 0.353, SLG: 0.397										3	0	0	0	1	1	2			
48 Justin Bour, L OBP: 0.323, SLG: 0.451										4	0	0	0	0	1	4			
13 Marcell Ozuna, R OBP: 0.297, SLG: 0.376										4	0	1	0	0	0	0			
32 Derek Dietrich, L OBP: 0.357, SLG: 0.482										4	1	2	0	0	0	1			
20 J.T. Realmuto, R OBP: 0.283, SLG: 0.399										3	0	1	0	0	0	2			
19 Miguel Rojas, R OBP: 0.292, SLG: 0.366										3	1	1	2	0	0	1			
34 Tom Koehler, R ERA: 3.94	7.0	W	27	7	2	2	3	2	0	0	0	0	0	0	0	0		2.57	1.286
94 Dailier Hinojosa, R ERA: 0.96	1.0		3	1	0	0	0	0	0	0	0	5	6	0.00	1.000				
53 Ken Giles, R ERA: 1.41	1.0		3	0	0	0	0	0	0	0	0	4	7	0.00	0.000				
<b>Inning Stats</b>	R: 0 H: 1 E: 0 K: 1 S: 8	H: 1 LOB: 0 BB: 0 P: 13	R: 0 H: 2 E: 0 K: 0 S: 10	H: 2 LOB: 1 BB: 0 P: 15	R: 0 H: 1 E: 0 K: 1 S: 12	H: 1 LOB: 2 BB: 2 P: 21	R: 0 H: 1 E: 0 K: 0 S: 7	H: 1 LOB: 0 BB: 0 P: 10	R: 0 H: 0 E: 0 K: 0 S: 5	H: 0 LOB: 0 BB: 0 P: 7	R: 2 H: 2 E: 0 K: 0 S: 10	H: 2 LOB: 0 BB: 0 P: 16	R: 0 H: 1 E: 0 K: 0 S: 5	H: 1 LOB: 0 BB: 0 P: 6	R: 0 H: 0 E: 0 K: 0 S: 4	H: 0 LOB: 0 BB: 0 P: 7	1B: 6 2B: 0 3B: 1 HR: 1	SF: 0 SAC: 0 DP: 4 HBP: 0	WP: 0 PA: 33 PB: 0 SB: 0 CS: 0
<b>PITCHER</b>	IP WLS BF H R ER SO BB IBB HBP BLK WP HR S P ERA WHIP	IP WLS BF H R ER SO BB IBB HBP BLK WP HR S P ERA WHIP	IP WLS BF H R ER SO BB IBB HBP BLK WP HR S P ERA WHIP	IP WLS BF H R ER SO BB IBB HBP BLK WP HR S P ERA WHIP	IP WLS BF H R ER SO BB IBB HBP BLK WP HR S P ERA WHIP	IP WLS BF H R ER SO BB IBB HBP BLK WP HR S P ERA WHIP	IP WLS BF H R ER SO BB IBB HBP BLK WP HR S P ERA WHIP	IP WLS BF H R ER SO BB IBB HBP BLK WP HR S P ERA WHIP	IP WLS BF H R ER SO BB IBB HBP BLK WP HR S P ERA WHIP	IP WLS BF H R ER SO BB IBB HBP BLK WP HR S P ERA WHIP	IP WLS BF H R ER SO BB IBB HBP BLK WP HR S P ERA WHIP	IP WLS BF H R ER SO BB IBB HBP BLK WP HR S P ERA WHIP	IP WLS BF H R ER SO BB IBB HBP BLK WP HR S P ERA WHIP	IP WLS BF H R ER SO BB IBB HBP BLK WP HR S P ERA WHIP	IP WLS BF H R ER SO BB IBB HBP BLK WP HR S P ERA WHIP	IP WLS BF H R ER SO BB IBB HBP BLK WP HR S P ERA WHIP			
34 Tom Koehler, R ERA: 3.94	7.0	W	27	7	2	2	3	2	0	0	0	0	0	0	0	0	2.57	1.286	
94 Dailier Hinojosa, R ERA: 0.96	1.0		3	1	0	0	0	0	0	0	0	5	6	0.00	1.000				
53 Ken Giles, R ERA: 1.41	1.0		3	0	0	0	0	0	0	0	0	4	7	0.00	0.000				

AB	31
R	2
H	8
RBI	2
BB	2
SO	3
LOB	10





Batter	1	2	3	4	5	6	7	8	9	10	11	AB	R	H	RBI	BB	SO	LOB	TOP			
13 Freddy Galvis, S (1.6) OBP: 0.300, SLG: 0.349	G5-3			G5-3		F8		G4-3				5	0	1	1	0	0	1				
40 Aaron Altherr, R (1.7) OBP: 0.313, SLG: 0.460	K			K		F9					G5-3	5	0	1	0	0	2	0				
37 Odúbel Herrera, L (1.8) OBP: 0.334, SLG: 0.414	K			L7							K	5	0	1	0	0	2	1				
18 Darin Ruf, R (1.3) OBP: 0.290, SLG: 0.395		P4										4	1	1	0	0	0	0				
3 Jeff Francoeur, R (1.9) OBP: 0.287, SLG: 0.427		K										4	0	1	0	0	2	2				
24 Danell Sweeney, S (1.4) OBP: 0.213, SLG: 0.348		K										3	0	0	0	1	1	2				
51 Carlos Ruiz, R (1.2) OBP: 0.294, SLG: 0.290												4	0	0	0	0	1	4				
25 Cody Asche, L (1.5) OBP: 0.297, SLG: 0.398												2	0	0	0	0	1	1				
4 Andrés Blanco, S (8. PH) OBP: 0.367, SLG: 0.488												1	0	0	0	1	0	0				
86 David Buchanan, R 21 Albert Linde, L 40 Jeanmar Gómez, R 28 Erik Torres, S 97 Luis García, R 50 Héctor Neris, R 37 Brian Rogers, L 31 Jerome Williams, R												1	0	0	0	0	1	0				
<b>Inning Stats</b>	R: 0 E: 0 K: 2 S: 11	H: 0 LOB: 0 BB: 0 P: 14	R: 0 E: 0 K: 2 S: 9	H: 0 LOB: 0 BB: 0 P: 12	R: 0 E: 0 K: 1 S: 11	H: 0 LOB: 0 BB: 0 P: 16	R: 0 E: 0 K: 1 S: 8	H: 0 LOB: 0 BB: 0 P: 14	R: 1 E: 0 K: 1 S: 9	H: 2 LOB: 1 BB: 1 P: 17	R: 0 E: 0 K: 1 S: 9	H: 0 LOB: 0 BB: 0 P: 14	R: 0 E: 0 K: 0 S: 5	H: 0 LOB: 0 BB: 0 P: 9	R: 1 E: 0 K: 1 S: 11	H: 1 LOB: 1 BB: 1 P: 19	R: 0 E: 0 K: 1 S: 5	H: 0 LOB: 0 BB: 0 P: 8	1B: 4 2B: 2 3B: 0 HR: 0	SF: 0 SAC: 0 DP: 1 HBP: 1	WP: 1 PB: 0 SB: 1 CS: 0	PA: 40
<b>PITCHER</b>	IP 6.0	WLS 21	BF 21	H 3	R 1	ER 1	SO 8	BB 1	IBB 0	HBP 0	BLK 0	WP 0	HR 0	S 59	P 90	ERA 1.50	WHIP 0.667					
61 Adam Conley, L (1.1) ERA: 3.90																						
57 Bryan Morris, R (7.1) ERA: 3.2																						
40 Mike Dunn, L (8.1) ERA: 4.04																						
44 AJ Ramos, R (9.1) ERA: 2.44																						
46 Kyle Barradough, R (10.1) ERA: 1.99																						

Philadelphia Phillies @ Miami Marlins  
Marlins Park, Miami, FL  
Wed Sep 23 2015, 7:12 PM - 10:31 PM EDT  
Att: 15,662 - Roof Closed - 74 F

livebaseballscores.com

AB 37  
R 3  
H 6  
RBI 1  
BB 2  
SO 11  
LOB 12



Batter	1	2	3	4	5	6	7	8	9	10	11	AB	R	H	RBI	BB	SO	LOB	BOTTOM			
9 Dee Strange-Gordon, L (1.4) OBP: 0.357, SLG: 0.414	F9											6	0	3	1	0	1	0				
17 Donovan Solano, R (1.5) OBP: 0.224, SLG: 0.256	K											4	0	0	0	0	1	1				
21 Christian Yelich, L (1.8) OBP: 0.353, SLG: 0.396												4	0	1	0	1	0	2				
48 Justin Bour, L (1.3) OBP: 0.321, SLG: 0.456	K											5	1	1	1	0	1	5				
13 Marcell Ozuna, R (1.9) OBP: 0.296, SLG: 0.374												5	1	1	0	0	1	2				
32 Derek Dietrich, L (1.7) OBP: 0.307, SLG: 0.480												3	0	1	0	0	0	1				
40 Mike Dunn, L (8.1) OBP: 1.000, SLG: 1.000												0	0	0	0	0	0	0				
44 AJ Ramos, R (9.1) ERA: 2.44												1	0	1	0	0	0	0				
5 Casey McGehee, R (8. PH) ERA: 2.86												0	0	0	0	0	0	0				
28 Cole Gillespie, R (8. PH) ERA: 3.75												0	0	0	0	0	0	0				
46 Kyle Barradough, R (10.1) ERA: 1.99												0	0	0	0	0	0	0				
49 Brian Ellington, R (11.1) ERA: 2.57												1	0	0	0	0	0	0				
11 Tommie Hall, S (11. PH) OBP: 0.233, SLG: 0.148												1	0	0	0	0	0	0				
20 J.T. Realmuto, R (1.2) OBP: 0.285, SLG: 0.399												5	0	2	0	0	0	1				
19 Miguel Rojas, R (1.6) OBP: 0.296, SLG: 0.368												5	1	2	0	0	1	3				
61 Adam Conley, L (1.1) OBP: 0.290, SLG: 0.250												2	0	0	0	0	1	1				
57 Bryan Morris, L (7.1) ERA: 3.2												0	0	0	0	0	0	0				
51 Ichiro Suzuki, L (8.7) OBP: 0.294, SLG: 0.291												2	1	1	0	1	0	0				
<b>Inning Stats</b>	R: 0 E: 0 K: 2 S: 10	H: 1 LOB: 1 BB: 0 P: 14	R: 1 E: 1 K: 1 S: 11	H: 2 LOB: 1 BB: 0 P: 15	R: 0 E: 0 K: 0 S: 7	H: 1 LOB: 0 BB: 0 P: 11	R: 1 E: 0 K: 0 S: 13	H: 3 LOB: 1 BB: 0 P: 19	R: 0 E: 0 K: 0 S: 7	H: 0 LOB: 0 BB: 0 P: 10	R: 0 E: 0 K: 0 S: 5	H: 0 LOB: 0 BB: 0 P: 8	R: 0 E: 1 K: 1 S: 12	H: 0 LOB: 2 BB: 1 P: 19	R: 0 E: 0 K: 1 S: 12	H: 2 LOB: 1 BB: 0 P: 18	R: 1 E: 1 K: 1 S: 13	H: 2 LOB: 2 BB: 1 P: 19	1B: 11 2B: 2 3B: 0 HR: 1	SF: 0 SAC: 1 DP: 3 HBP: 0	WP: 0 PB: 0 SB: 0 CS: 1	PA: 46
<b>PITCHER</b>	IP 5.0	WLS 1.1	BF 4	H 7	R 0	ER 0	SO 0	BB 0	IBB 0	HBP 0	BLK 0	WP 0	HR 1	S 48	P 69	ERA 1.80	WHIP 1.400					
55 David Buchanan, R (1.1) ERA: 7.96																						
21 Adam Loewen, L (6.1) ERA: 8.04																						
46 Jeanmar Gómez, R (7.1) ERA: 2.86																						
57 Luis García, R (8.1) ERA: 3.75																						
50 Héctor Neris, R (9.1) ERA: 4.14																						

Philadelphia Phillies @ Miami Marlins  
Marlins Park, Miami, FL  
Wed Sep 23 2015, 7:12 PM - 10:31 PM EDT  
Att: 15,662 - Roof Closed - 74 F

livebaseballscores.com

AB 43  
R 4  
H 13  
RBI 2  
BB 2  
SO 6  
LOB 16









Batter	1	2	3	4	5	6	7	8	9	AB R H RBI BB SO LOB	TOP											
13 Freddy Galvis, S OBP: 0.299, SLG: 0.347	P4		L8		L9		L9		L9	5 0 0 0 0 0 3	Philadelphia Phillies @ Washington Nationals Nationals Park, Washington, DC Fri Sep 25 2015, 7:05 PM - 9:35 PM EDT Att: 31,019 - Overcast - 70 F											
40 Aaron Altherr, R OBP: 0.333, SLG: 0.533	K		IHR		HR		2B		1B	5 2 4 5 0 1 0												
37 Odúbel Herrera, L OBP: 0.326, SLG: 0.408	K		K2-3		G3		G3-1		F8	5 0 0 0 0 2 2												
18 Darin Ruf, R OBP: 0.293, SLG: 0.408		L7			HR		25 HR		2B	3 2 2 1 1 0 0												
25 Cody Asche, L OBP: 0.298, SLG: 0.405		1B			K2-3		HR		HR	4 1 2 2 0 1 1												
4 Andrés Blanco, S OBP: 0.354, SLG: 0.469		G4-6-3			P2		K		G4-3	4 0 0 0 0 1 1												
17 Brian Bogusevic, L OBP: 0.326, SLG: 0.400					G1-3		G1-3		K	3 1 1 0 1 1 0												
29 Cameron Rupp, R OBP: 0.300, SLG: 0.385					L8		L8		K	4 1 1 0 0 2 1												
48 Jerad Eickhoff, R OBP: 0.154, SLG: 0.154					SH		K		K	2 1 0 0 0 2 1												
94 Daltier Hinojosa, R OBP: 0.266, SLG: 0.338					SH		K		K	0 0 0 0 0 0 0												
24 Darnell Sweeney, S OBP: 0.266, SLG: 0.338					SH		K		K	1 0 0 0 0 1 0												
57 Luis García, R					SH		K		K	0 0 0 0 0 0 0												
<b>Inning Stats</b>	R: 0 E: 0 K: 2 S: 8	H: 0 LOB: 0 BB: 0 P: 10	R: 0 E: 0 K: 0 S: 8	H: 1 LOB: 0 BB: 0 P: 11	R: 4 E: 0 K: 1 S: 14	H: 2 LOB: 1 BB: 2 P: 24	R: 0 E: 0 K: 2 S: 13	H: 1 LOB: 1 BB: 0 P: 14	R: 2 E: 0 K: 1 S: 14	H: 2 LOB: 0 BB: 0 P: 20	R: 0 E: 0 K: 1 S: 7	H: 0 LOB: 0 BB: 0 P: 9	R: 0 E: 0 K: 1 S: 14	H: 1 LOB: 1 BB: 0 P: 20	R: 2 E: 0 K: 2 S: 15	H: 2 LOB: 0 BB: 0 P: 24	R: 0 E: 0 K: 1 S: 10	H: 1 LOB: 1 BB: 0 P: 17	1B: 4 2B: 2 3B: 0 HR: 4	SF: 0 SAC: 1 DP: 1 HBP: 0	WP: 0 PB: 0 SB: 0 CS: 0	PA: 39
<b>PITCHER</b>	IP WLS BF H R ER SO BB IBB HBP BLK WP HR S P ERA WHIP											IP WLS BF H R ER SO BB IBB HBP BLK WP HR S P ERA WHIP										
27 Jordan Zimmermann, R ERA: 3.68	5.0 L 23 6 6 6 6 2 0 0 0 0 0 2 57 79 10.80 1.600																					
36 Sammy Solis, L ERA: 4.0	2.0 7 1 0 0 2 0 0 0 0 0 0 0 21 29 0.00 0.500																					
53 Rafael Martín, R ERA: 5.56	1.0 5 2 2 2 2 0 0 0 0 0 0 1 15 24 18.00 2.000																					
33 Matt Grace, L ERA: 4.5	1.0 4 1 0 0 1 0 0 0 0 0 0 0 10 17 0.00 1.000																					

Batter	1	2	3	4	5	6	7	8	9	AB R H RBI BB SO LOB	BOTTOM											
6 Anthony Rendon, R OBP: 0.355, SLG: 0.379	2B		G3-1		G6-4-3		K		K	3 1 1 0 1 1 0	Philadelphia Phillies @ Washington Nationals Nationals Park, Washington, DC Fri Sep 25 2015, 7:05 PM - 9:35 PM EDT Att: 31,019 - Overcast - 70 F											
5 Yunel Escobar, R OBP: 0.382, SLG: 0.428	K		L7		G6-4-3		G6-3		G6-3	4 0 0 0 0 1 3												
34 Bryce Harper, L OBP: 0.468, SLG: 0.660	K		K		K		L8		L8	4 0 0 0 0 3 1												
28 Jayson Werth, R OBP: 0.312, SLG: 0.404	1B		F7		HR		L8		L8	4 1 2 2 0 0 0												
25 Clint Robinson, L OBP: 0.364, SLG: 0.420	F7		G4-3		G1-3		G1-3		2B	4 0 1 0 0 0 1												
20 Ian Desmond, R OBP: 0.286, SLG: 0.382	K		K		1B		K		1B	4 0 2 0 0 2 0												
3 Michael Taylor, R OBP: 0.285, SLG: 0.366	K		K		K		L9		F7	4 0 0 0 0 2 3												
40 Wilson Ramos, R OBP: 0.264, SLG: 0.362	1B		1B		E5		K		G4-3	4 0 1 0 0 1 2												
27 Jordan Zimmermann, R ERA: 3.68			P5		FC3-6		K		K	1 0 0 0 0 0 1												
1 Wilmer Difo, S ERA: 3.07			P5		FC3-6		K		K	1 0 0 0 0 0 1												
36 Sammy Solis, L ERA: 4.0			P5		FC3-6		K		K	0 0 0 0 0 0 0												
26 Dan Uggla, R OBP: 0.300, SLG: 0.500			P5		FC3-6		K		K	1 0 0 0 0 1 0												
53 Rafael Martín, R ERA: 5.56			P5		FC3-6		K		K	0 0 0 0 0 0 0												
33 Matt Grace, L ERA: 4.5			P5		FC3-6		K		K	0 0 0 0 0 0 0												
<b>Inning Stats</b>	R: 1 E: 0 K: 2 S: 10	H: 2 LOB: 1 BB: 0 P: 14	R: 0 E: 0 K: 2 S: 12	H: 1 LOB: 1 BB: 0 P: 20	R: 0 E: 0 K: 1 S: 8	H: 0 LOB: 0 BB: 0 P: 11	R: 0 E: 0 K: 1 S: 9	H: 1 LOB: 1 BB: 0 P: 13	R: 0 E: 0 K: 0 S: 8	H: 0 LOB: 1 BB: 1 P: 15	R: 1 E: 0 K: 2 S: 13	H: 1 LOB: 0 BB: 0 P: 15	R: 0 E: 0 K: 2 S: 7	H: 0 LOB: 0 BB: 0 P: 11	R: 0 E: 0 K: 1 S: 7	H: 0 LOB: 0 BB: 0 P: 12	R: 0 E: 0 K: 0 S: 9	H: 2 LOB: 2 BB: 0 P: 16	1B: 5 2B: 1 3B: 0 HR: 1	SF: 0 SAC: 0 DP: 1 HBP: 0	WP: 1 PB: 0 SB: 0 CS: 0	PA: 35
<b>PITCHER</b>	IP WLS BF H R ER SO BB IBB HBP BLK WP HR S P ERA WHIP											IP WLS BF H R ER SO BB IBB HBP BLK WP HR S P ERA WHIP										
48 Jerad Eickhoff, R ERA: 3.07	7.0 W 27 5 2 2 10 1 0 0 0 0 0 0 7 12 0.00 0.000																					
94 Daltier Hinojosa, R ERA: 0.92	1.0 3 0 0 0 1 0 0 0 0 0 0 0 7 12 0.00 0.000																					
57 Luis García, R ERA: 3.69	1.0 5 2 0 0 0 0 0 0 0 0 0 0 9 16 0.00 2.000																					











Batter	1	2	3	4	5	6	7	8	9	AB	R	H	RBI	BB	SO	LOB	TOP					
3 Curtis Granderson, L OBP: 0.365, SLG: 0.451	G3		5 BB		21 WP 28 1B	F7		FC6		4	0	1	0	1	0	4	<b>New York Mets @ Philadelphia Phillies</b> Citizens Bank Park, Philadelphia, PA Tue Sep 29 2015, 7:07 PM - 9:54 PM EDT Att: 15,227 - Cloudy - 77 F					
5 David Wright, R OBP: 0.326, SLG: 0.462	28 G4-3 1B		1-2 BB		F8	F9		28 FC6-4 BB		3	0	1	0	2	0	4						
28 Daniel Murphy, L OBP: 0.326, SLG: 0.452	G4-3		K		21 WP 1B		G1-3	FC6-4 21 HR		5	1	1	0	0	1	4						
52 Yoenis Cespedes, R (1, 8) OBP: 0.326, SLG: 0.543	F7		G4-3		K		P3	K		5	0	0	0	0	2	6						
21 Lucas Duda, L OBP: 0.356, SLG: 0.497	L9				K			HR		5	2	3	3	0	1	2						
7 Travis d'Arnaud, R OBP: 0.338, SLG: 0.491	P4				HR		G5-3	K		5	0	1	0	0	1	1						
30 Michael Conforto, L (1, 7) OBP: 0.349, SLG: 0.516							F8	G4-3		4	0	1	0	0	0	1						
11 Rubén Tejeda, R (1, 6) OBP: 0.347, SLG: 0.360			K				E9 55 BB	3 FC6 BB		3	0	1	0	1	1	2						
40 Bartolo Colon, R (1, 1) OBP: 0.136, SLG: 0.155			G6-3		G6-3			K		2	0	0	0	0	0	1						
55 Kevyn Johnson, L (5, PH) OBP: 0.316, SLG: 0.440										0	0	0	0	0	0	0						
49 Jonathon Niese, L (6, 1) OBP: 0.246, SLG: 0.299										0	0	0	0	0	0	0						
62 Erik Goeddel, R (7, 1) OBP: 0.246, SLG: 0.299										0	0	0	0	0	0	0						
9 Kirk Nieuwenhuis, L (8, PH) OBP: 0.246, SLG: 0.299										1	0	0	0	0	1	1						
72 Carlos Torres, R (8, 1) OBP: 1.000, SLG: 1.000										0	0	0	0	0	0	0						
<b>Inning Stats</b>	R: 0 H: 1 E: 0 K: 0 S: 7	H: 1 LOB: 1 BB: 0 P: 13	R: 0 H: 1 E: 0 K: 1 S: 9	H: 1 LOB: 1 BB: 0 P: 13	R: 0 H: 0 E: 0 K: 1 S: 10	H: 0 LOB: 2 BB: 2 P: 21	R: 1 H: 2 E: 0 K: 0 S: 6	H: 2 LOB: 1 BB: 0 P: 11	R: 0 H: 2 E: 1 K: 2 S: 17	H: 1 LOB: 3 BB: 1 P: 25	R: 0 H: 1 E: 0 K: 0 S: 8	H: 1 LOB: 1 BB: 0 P: 15	R: 0 H: 0 E: 0 K: 1 S: 7	H: 0 LOB: 1 BB: 1 P: 13	R: 2 H: 1 E: 0 K: 2 S: 13	H: 1 LOB: 0 BB: 1 P: 20	1B: 5 2B: 2 3B: 0 HR: 2	SF: 0 SAC: 0 DP: 0 HBP: 0	WP: 1 PB: 0 SB: 0 CS: 0	PA: 42		
<b>PITCHER</b>	IP WLS BF H R ER SO BB IBB HBP BLK WP HR S P ERA WHIP	IP WLS BF H R ER SO BB IBB HBP BLK WP HR S P ERA WHIP	IP WLS BF H R ER SO BB IBB HBP BLK WP HR S P ERA WHIP	IP WLS BF H R ER SO BB IBB HBP BLK WP HR S P ERA WHIP	IP WLS BF H R ER SO BB IBB HBP BLK WP HR S P ERA WHIP	IP WLS BF H R ER SO BB IBB HBP BLK WP HR S P ERA WHIP	IP WLS BF H R ER SO BB IBB HBP BLK WP HR S P ERA WHIP	IP WLS BF H R ER SO BB IBB HBP BLK WP HR S P ERA WHIP	IP WLS BF H R ER SO BB IBB HBP BLK WP HR S P ERA WHIP	IP WLS BF H R ER SO BB IBB HBP BLK WP HR S P ERA WHIP	IP WLS BF H R ER SO BB IBB HBP BLK WP HR S P ERA WHIP	IP WLS BF H R ER SO BB IBB HBP BLK WP HR S P ERA WHIP	IP WLS BF H R ER SO BB IBB HBP BLK WP HR S P ERA WHIP	IP WLS BF H R ER SO BB IBB HBP BLK WP HR S P ERA WHIP	IP WLS BF H R ER SO BB IBB HBP BLK WP HR S P ERA WHIP	IP WLS BF H R ER SO BB IBB HBP BLK WP HR S P ERA WHIP	IP WLS BF H R ER SO BB IBB HBP BLK WP HR S P ERA WHIP	IP WLS BF H R ER SO BB IBB HBP BLK WP HR S P ERA WHIP	IP WLS BF H R ER SO BB IBB HBP BLK WP HR S P ERA WHIP	IP WLS BF H R ER SO BB IBB HBP BLK WP HR S P ERA WHIP	IP WLS BF H R ER SO BB IBB HBP BLK WP HR S P ERA WHIP	IP WLS BF H R ER SO BB IBB HBP BLK WP HR S P ERA WHIP
55 David Buchanan, R (1, 1) ERA: 7.54	4.2	22	6	1	1	3	2	0	0	0	0	0	0	1	0	3	5	0.00	0.000			
21 Adam Loewen, L (5, 1) ERA: 7.79	0.1	W	1	0	0	0	1	0	0	0	0	0	0	1	0	3	5	0.00	0.000			
94 Daliel Hinojosa, R (6, 1) ERA: 0.83	1.0	H	6	1	0	0	1	0	0	0	0	0	0	0	14	25	0.00	2.000				
50 Héctor Neris, R (7, 1) ERA: 3.92	1.0	H	4	1	0	0	0	0	0	0	0	0	0	8	15	0.00	1.000					
57 Luis García, R (8, 1) ERA: 5.89	1.0	H	4	0	0	0	1	1	0	0	0	0	0	7	13	0.00	1.000					

Batter	1	2	3	4	5	6	7	8	9	AB	R	H	RBI	BB	SO	LOB	BOTTOM					
13 Freddy Galvis, S (1, 6) OBP: 0.302, SLG: 0.347	F8		L6		P4		37 1B 40 1B			4	1	1	0	0	0	1	<b>New York Mets @ Philadelphia Phillies</b> Citizens Bank Park, Philadelphia, PA Tue Sep 29 2015, 7:07 PM - 9:54 PM EDT Att: 15,227 - Cloudy - 77 F					
37 Odbel Herrera, L (1, 8) OBP: 0.338, SLG: 0.412	40 1B 18 HR		1B		18 FC6-4 1B		40 1B 1B			4	1	4	0	0	0	0						
40 Aaron Altherr, R (1, 7) OBP: 0.336, SLG: 0.513	18 HR		K		F9		1B			4	1	2	1	0	1	3						
18 Darin Ruf, R (1, 3) OBP: 0.296, SLG: 0.413	HR		G5-3		FC6-4		K			4	1	1	3	0	1	5						
25 Cody Asche, L (1, 5) OBP: 0.296, SLG: 0.397	G3		K		1B		K			4	0	1	0	0	2	0						
24 Darnell Sweeney, S (1, 4) OBP: 0.264, SLG: 0.320	G4-3		1B		F7		F7			4	0	1	0	0	0	0						
29 Cameron Rupp, R (1, 2) OBP: 0.303, SLG: 0.378			17 CS 1B		L8		G3-1			4	0	1	0	0	0	1						
17 Brian Bogusevic, L (1, 9) OBP: 0.302, SLG: 0.380			K		P5		G4-3			3	0	0	0	0	1	2						
55 David Buchanan, R (1, 1) OBP: 0.206, SLG: 0.167			L8		37 1B		K			1	0	0	0	0	0	0						
21 Adam Loewen, L (5, 1) OBP: 0.206, SLG: 0.167										1	0	0	0	0	0	0						
94 Daliel Hinojosa, R (6, 1) OBP: 0.206, SLG: 0.167										0	0	0	0	0	0	0						
50 Héctor Neris, R (7, 1) OBP: 0.206, SLG: 0.167										0	0	0	0	0	0	0						
2 Chase d'Arnaud, R (8, PH) OBP: 0.111, SLG: 0.111										1	0	0	0	0	1	0						
57 Luis García, R (8, 1) OBP: 1.000, SLG: 1.000										0	0	0	0	0	0	0						
<b>Inning Stats</b>	R: 3 H: 3 E: 0 K: 0 S: 17	H: 3 LOB: 0 BB: 0 P: 25	R: 0 H: 1 E: 0 K: 1 S: 7	H: 1 LOB: 0 BB: 0 P: 12	R: 0 H: 1 E: 0 K: 1 S: 8	H: 1 LOB: 1 BB: 0 P: 9	R: 0 H: 1 E: 0 K: 1 S: 7	H: 1 LOB: 1 BB: 0 P: 8	R: 0 H: 2 E: 0 K: 0 S: 7	H: 2 LOB: 2 BB: 0 P: 11	R: 0 H: 1 E: 0 K: 0 S: 6	H: 1 LOB: 0 BB: 0 P: 10	R: 1 H: 3 E: 0 K: 2 S: 18	H: 3 LOB: 2 BB: 0 P: 22	R: 0 H: 0 E: 0 K: 1 S: 8	H: 0 LOB: 0 BB: 1 P: 14	1B: 11 2B: 1 3B: 0 HR: 1	SF: 0 SAC: 0 DP: 1 HBP: 0	WP: 0 PB: 0 SB: 0 CS: 1	PA: 34		
<b>PITCHER</b>	IP WLS BF H R ER SO BB IBB HBP BLK WP HR S P ERA WHIP	IP WLS BF H R ER SO BB IBB HBP BLK WP HR S P ERA WHIP	IP WLS BF H R ER SO BB IBB HBP BLK WP HR S P ERA WHIP	IP WLS BF H R ER SO BB IBB HBP BLK WP HR S P ERA WHIP	IP WLS BF H R ER SO BB IBB HBP BLK WP HR S P ERA WHIP	IP WLS BF H R ER SO BB IBB HBP BLK WP HR S P ERA WHIP	IP WLS BF H R ER SO BB IBB HBP BLK WP HR S P ERA WHIP	IP WLS BF H R ER SO BB IBB HBP BLK WP HR S P ERA WHIP	IP WLS BF H R ER SO BB IBB HBP BLK WP HR S P ERA WHIP	IP WLS BF H R ER SO BB IBB HBP BLK WP HR S P ERA WHIP	IP WLS BF H R ER SO BB IBB HBP BLK WP HR S P ERA WHIP	IP WLS BF H R ER SO BB IBB HBP BLK WP HR S P ERA WHIP	IP WLS BF H R ER SO BB IBB HBP BLK WP HR S P ERA WHIP	IP WLS BF H R ER SO BB IBB HBP BLK WP HR S P ERA WHIP	IP WLS BF H R ER SO BB IBB HBP BLK WP HR S P ERA WHIP	IP WLS BF H R ER SO BB IBB HBP BLK WP HR S P ERA WHIP	IP WLS BF H R ER SO BB IBB HBP BLK WP HR S P ERA WHIP	IP WLS BF H R ER SO BB IBB HBP BLK WP HR S P ERA WHIP	IP WLS BF H R ER SO BB IBB HBP BLK WP HR S P ERA WHIP	IP WLS BF H R ER SO BB IBB HBP BLK WP HR S P ERA WHIP	IP WLS BF H R ER SO BB IBB HBP BLK WP HR S P ERA WHIP	IP WLS BF H R ER SO BB IBB HBP BLK WP HR S P ERA WHIP
40 Bartolo Colon, R (1, 1) ERA: 4.18	5.0	L	22	3	3	3	0	0	0	0	0	0	0	0	19	24	5.40	1.600				
49 Jonathon Niese, L (6, 1) ERA: 4.17	1.2	7	3	1	1	1	0	0	0	0	0	0	0	5	8	0.00	3.000					
62 Erik Goeddel, R (7, 1) ERA: 2.53	0.1	2	1	0	0	0	0	0	0	0	0	0	0	5	8	0.00	3.000					
72 Carlos Torres, R (8, 1) ERA: 4.79	1.0	3	0	0	0	0	1	0	0	0	0	0	0	8	14	0.00	0.000					

AB	37
R	3
H	9
RBI	3
BB	5
SO	7
LOB	26



AB	34
R	4
H	12
RBI	4
BB	0
SO	6
LOB	12





Batter	1	2	3	4	5	6	7	8	9	AB	R	H	RBI	BB	SO	LOB	TOP					
3 Curtis Granderson, L OBP: 0.364, SLG: 0.452										5	1	2	0	0	0	2	<b>New York Mets @ Philadelphia Phillies</b> Citizens Bank Park, Philadelphia, PA Wed Sep 30 2015, 7:10 PM - 11:06 PM EDT Att: 15,201 - Overcast - 71 F					
5 David Wright, R OBP: 0.365, SLG: 0.452										3	1	0	0	2	2							
28 Daniel Murphy, L OBP: 0.325, SLG: 0.455										5	1	1	3	0	0	4						
52 Yoenis Cespedes, R OBP: 0.328, SLG: 0.543										0	1	0	0	1	0	0						
9 Kirk Nieuwenhuis, L OBP: 0.261, SLG: 0.355										1	0	0	0	0	0	0						
21 Lucas Duda, L OBP: 0.353, SLG: 0.492										4	0	0	0	0	2	3						
7 Travis d'Arnaud, R OBP: 0.341, SLG: 0.489										3	0	1	0	1	1	1						
30 Michael Conforto, L OBP: 0.346, SLG: 0.527										4	1	1	2	0	1	4						
4 Wilmer Flores, R OBP: 0.295, SLG: 0.408										2	0	1	0	0	0	0						
11 Rubén Tejada, R OBP: 0.345, SLG: 0.358										2	0	0	0	0	0	2						
35 Logan Verrett, R ERA: 7.98										1	0	0	0	0	0	0						
62 Erik Goeddel, R ERA: 7.11										1	0	0	0	0	0	0						
<b>Inning Stats</b>	R: 5 E: 0 K: 0 S: 29	H: 3 LOB: 0 BB: 2 P: 49	R: 0 E: 0 K: 1 S: 8	H: 1 LOB: 1 BB: 0 P: 15	R: 0 E: 0 K: 0 S: 11	H: 1 LOB: 2 BB: 1 P: 21	R: 0 E: 0 K: 0 S: 5	H: 1 LOB: 2 BB: 1 P: 14	R: 0 E: 0 K: 1 S: 10	H: 0 LOB: 0 BB: 1 P: 18	R: 0 E: 1 K: 1 S: 10	H: 0 LOB: 0 BB: 0 P: 14	R: 0 E: 0 K: 2 S: 8	H: 0 LOB: 0 BB: 0 P: 14	R: 0 E: 0 K: 1 S: 7	H: 0 LOB: 0 BB: 0 P: 9	R: 0 E: 0 K: 0 S: 8	H: 0 LOB: 0 BB: 0 P: 16	1B: 3 2B: 2 3B: 0 HR: 2	SF: 0 SAC: 1 DP: 1 HBP: 2	WP: 3 PB: 1 SB: 1 CS: 1	PA: 39
<b>PITCHER</b>	IP WLS BF H R ER SO BB IBB HBP BLK WP HR S P ERA WHIP	49 Alec Asher, R (1.1) 0.2 7 3 5 5 0 2 2 0 0 0 0 2 2 24 43 67.50 7.500	30 Justin De Fratus, R (1.1) 3.0 13 3 0 0 1 1 0 1 0 0 1 0 0 28 55 0.00 1.333	21 Adam Loewen, L (4.1) 1.0 5 0 0 0 1 1 0 1 0 0 0 0 7 16 0.00 1.000	60 Colton Murray, R (5.1) 1.0 4 0 0 0 1 0 0 0 0 0 0 0 9 17 0.00 0.000	62 Ken Roberts, L (6.1) 0.1 W 1 0 0 0 0 0 0 0 0 0 0 0 2 2 0.00 0.000	31 Jerome Williams, R (7.1) 1.0 H 3 0 0 0 2 0 0 0 0 0 0 0 8 14 0.00 0.000	94 Daltier Hinojosa, R (8.1) 1.0 H 3 0 0 0 1 0 0 0 0 0 0 0 7 9 0.00 0.000	53 Ken Giles, R (9.1) 1.0 S 3 0 0 0 0 0 0 0 0 0 0 0 8 16 0.00 0.000													
13 Freddy Galvis, S OBP: 0.305, SLG: 0.349										3	2	2	2	1	0	0	<b>New York Mets @ Philadelphia Phillies</b> Citizens Bank Park, Philadelphia, PA Wed Sep 30 2015, 7:10 PM - 11:06 PM EDT Att: 15,201 - Overcast - 71 F					
37 Odbel Herrera, L OBP: 0.337, SLG: 0.408										4	1	0	0	0	4							
40 Aaron Altherr, R OBP: 0.352, SLG: 0.512										2	1	1	0	2	0	0						
18 Darin Ruf, R OBP: 0.295, SLG: 0.414										4	0	1	2	0	2	5						
25 Cody Asche, L OBP: 0.295, SLG: 0.396										4	0	1	1	0	2	3						
94 Daltier Hinojosa, R (8.1)										0	0	0	0	0	0	0						
53 Ken Giles, R (9.1)										0	0	0	0	0	0	0						
24 Darnell Sweney, S OBP: 0.264, SLG: 0.308										3	0	0	0	1	1	2						
17 Brian Bogusevic, L OBP: 0.296, SLG: 0.370										4	0	1	0	0	1	1						
29 Cameron Rupp, R OBP: 0.302, SLG: 0.374										3	1	0	0	1	2	2						
49 Alec Asher, R OBP: 0.330, SLG: 0.500										0	0	0	0	0	0	0						
30 Justin De Fratus, R (1.1) 3.0 13 3 0 0 1 1 0 1 0 0 1 0 0 28 55 0.00 1.333										1	0	1	0	0	0	0						
21 Adam Loewen, L (4.1) 1.0 5 0 0 0 1 1 0 1 0 0 0 0 7 16 0.00 1.000										0	0	0	0	0	0	0						
60 Colton Murray, R (5.1) 1.0 4 0 0 0 1 0 0 0 0 0 0 0 9 17 0.00 0.000										0	0	0	0	0	0	0						
62 Ken Roberts, L (6.1) 0.1 W 1 0 0 0 0 0 0 0 0 0 0 0 2 2 0.00 0.000										0	0	0	0	0	0	0						
31 Jerome Williams, R (7.1) 1.0 H 3 0 0 0 2 0 0 0 0 0 0 0 8 14 0.00 0.000										0	0	0	0	0	0	0						
94 Daltier Hinojosa, R (8.1) 1.0 H 3 0 0 0 1 0 0 0 0 0 0 0 7 9 0.00 0.000										0	0	0	0	0	0	0						
53 Ken Giles, R (9.1) 1.0 S 3 0 0 0 0 0 0 0 0 0 0 0 8 16 0.00 0.000										0	0	0	0	0	0	0						
24 Darnell Sweney, S (1.4) 0.2 7 3 5 5 0 2 2 0 0 0 0 2 2 24 43 67.50 7.500										0	0	0	0	0	0	0						
17 Brian Bogusevic, L (1.9) 0.1 5 0 0 0 1 1 0 1 0 0 0 0 7 16 0.00 1.000										0	0	0	0	0	0	0						
29 Cameron Rupp, R (1.2) 0.1 4 0 0 0 1 0 0 0 0 0 0 0 9 17 0.00 0.000										0	0	0	0	0	0	0						
49 Alec Asher, R (1.1) 0.2 7 3 5 5 0 2 2 0 0 0 0 2 2 24 43 67.50 7.500										0	0	0	0	0	0	0						
62 Erik Goeddel, R (5.1) 1.0 4 0 0 0 1 0 0 0 0 0 0 0 9 17 0.00 0.000										0	0	0	0	0	0	0						
49 Jonathon Niese, L (5.1) 1.0 4 0 0 0 1 0 0 0 0 0 0 0 9 17 0.00 0.000										0	0	0	0	0	0	0						
47 Hansel Robles, R (6.1) 0.1 H 1 0 0 0 0 0 0 0 0 0 0 0 6 9 0.00 0.000										0	0	0	0	0	0	0						
39 Bobby Parnell, R (6.1) 0.0 L 3 1 2 2 0 2 2 0 0 0 0 1 0 7 17 ∞ ∞										0	0	0	0	0	0	0						
68 Dario Alvarez, L (6.1) 0.1 4 1 2 2 0 2 2 0 0 0 0 1 0 7 17 ∞ ∞										0	0	0	0	0	0	0						
72 Carlos Torres, R (6.1) 0.1 4 1 2 2 0 2 2 0 0 0 0 1 0 7 17 ∞ ∞										0												



Batter	1	2	3	4	5	6	7	8	9	AB	R	H	RBI	BB	SO	LOB	TOP										
55 Kelly Johnson, L (1,4) OBP: 0.317, SLG: 0.440	G6-3		1B			1B		L4		4	0	2	0	0	0	0	<b>New York Mets @ Philadelphia Phillies</b> Citizens Bank Park, Philadelphia, PA Thu Oct 01 2015, 12:07 PM - 2:29 PM EDT Att: 13,238 - Cloudy - 60 F										
11 Rubén Tejada, R (1,6) OBP: 0.344, SLG: 0.357	G5-3		K			K		16 PB 1B		4	0	1	0	0	2	2											
30 Michael Conforto, L (1,7) OBP: 0.349, SLG: 0.516 54 Tim Stauffer, R (6,1) OBP: 0.317, SLG: 0.375	K					K		G6-3		3	0	0	0	0	2	1											
16 Dilson Herrera, R (8,PH) OBP: 0.317, SLG: 0.375 68 Dario Alvarez, L (8,1) OBP: 0.317, SLG: 0.375 27 Jeury Familia, R (8,1)	K					K		G4-3		0	0	0	0	0	0	0											
23 Michael Cuddyer, R (1,3) OBP: 0.314, SLG: 0.398	L7					G1-3		G3-1		4	0	0	0	0	0	0											
9 Kirk Nieuwenhuis, L (1,9) OBP: 0.275, SLG: 0.384						K				4	0	3	0	0	1	0											
29 Eric Campbell, R (1,5) OBP: 0.312, SLG: 0.295	K					K		G1-3		4	0	0	0	0	2	3											
22 Kevin Plawecki, R (1,2) OBP: 0.283, SLG: 0.300	L9					K				2	0	0	0	1	1	1											
12 Juan Lagares, R (1,8) OBP: 0.290, SLG: 0.360						L8				3	0	0	0	0	1	2											
36 Sean Gilmartin, L (1,1) OBP: 0.333, SLG: 0.333 1 Eric Young Jr., S (6,PH) OBP: 0.217, SLG: 0.247						K		G4-3		1	0	0	0	0	1	0											
										2	0	0	0	0	1	0											
<b>Inning Stats</b>	R: 0 E: 0 K: 1 S: 8	H: 0 LOB: 0 BB: 0 P: 11	R: 0 E: 0 K: 1 S: 11	H: 1 LOB: 1 BB: 0 P: 17	R: 0 E: 0 K: 2 S: 10	H: 1 LOB: 1 BB: 0 P: 13	R: 0 E: 0 K: 2 S: 7	H: 0 LOB: 0 BB: 0 P: 8	R: 0 E: 0 K: 2 S: 11	H: 0 LOB: 0 BB: 0 P: 16	R: 0 E: 0 K: 1 S: 13	H: 1 LOB: 1 BB: 0 P: 18	R: 0 E: 0 K: 1 S: 14	H: 1 LOB: 2 BB: 1 P: 27	R: 0 E: 0 K: 1 S: 13	H: 1 LOB: 0 BB: 0 P: 19	R: 0 E: 0 K: 0 S: 7	H: 1 LOB: 0 BB: 0 P: 12	1B: 4 2B: 2 3B: 0 HR: 0	SF: 0 SAC: 0 DP: 1 HBP: 0	WP: 0 PB: 1 SB: 0 CS: 0	PA: 33					
<b>PITCHER</b>	IP	WLS	BF	H	R	ER	SO	BB	IBB	HBP	BLK	WP	HR	S	P	ERA	WHIP										
48 Jerad Eickhoff, R (1,1) ERA: 2.65	7.0	W	26	4	0	0	10	1	0	0	0	0	0	74	110	0.00	0.714										
31 Jerome Williams, R (8,1) ERA: 5.5	1.0	H	4	1	0	0	1	0	0	0	0	0	0	13	19	0.00	1.000										
57 Luis Garcia, R (9,1) ERA: 3.53	1.0	S	3	1	0	0	0	0	0	0	0	0	0	7	12	0.00	1.000										

Batter	1	2	3	4	5	6	7	8	9	AB	R	H	RBI	BB	SO	LOB	BOTTOM										
13 Freddy Galvis, S (1,4) OBP: 0.303, SLG: 0.347	K		G3-1			G6-3		K		4	0	0	0	0	2	1	<b>New York Mets @ Philadelphia Phillies</b> Citizens Bank Park, Philadelphia, PA Thu Oct 01 2015, 12:07 PM - 2:29 PM EDT Att: 13,238 - Cloudy - 60 F										
37 Odúbel Herrera, L (1,8) OBP: 0.336, SLG: 0.409	F8					P4		F8		4	0	1	0	0	0	0											
40 Aaron Altherr, R (1,7) OBP: 0.349, SLG: 0.500						L8		F7		3	0	0	0	1	1	1											
3 Jeff Francoeur, R (1,9) OBP: 0.290, SLG: 0.440	G6-3					18 HR 2B		K		3	1	1	0	0	1	2											
18 Darin Ruf, R (1,3) OBP: 0.296, SLG: 0.425						G6-3		G6-3		3	1	1	2	0	1	1											
25 Cody Asche, L (1,5) OBP: 0.293, SLG: 0.393 31 Jerome Williams, R (8,1) OBP: 0.094, SLG: 0.097 57 Luis Garcia, R (9,1)	F9					K2-3		B2-3		3	0	0	0	0	1	0											
51 Carlos Ruiz, R (1,2) OBP: 0.295, SLG: 0.290	F8					13 S 48 SH3-4 1B		K		3	0	1	0	0	1	0											
2 Chase d'Arnaud, R (1,6) OBP: 0.154, SLG: 0.083						F9		G4-3		3	0	0	0	0	0	1											
48 Jerad Eickhoff, R (1,1) OBP: 0.143, SLG: 0.143 4 Andrés Blanco, S (8,5) OBP: 0.361, SLG: 0.502	F9					SH3-4				1	0	0	0	0	0	0											
										1	1	1	1	0	0	0											
<b>Inning Stats</b>	R: 0 E: 0 K: 1 S: 7	H: 0 LOB: 1 BB: 1 P: 14	R: 0 E: 0 K: 1 S: 9	H: 0 LOB: 0 BB: 0 P: 13	R: 0 E: 0 K: 0 S: 6	H: 0 LOB: 0 BB: 0 P: 9	R: 2 E: 0 K: 1 S: 12	H: 2 LOB: 0 BB: 0 P: 18	R: 0 E: 0 K: 1 S: 10	H: 1 LOB: 1 BB: 0 P: 16	R: 0 E: 0 K: 1 S: 12	H: 1 LOB: 1 BB: 0 P: 22	R: 0 E: 0 K: 1 S: 6	H: 0 LOB: 0 BB: 0 P: 7	R: 1 E: 0 K: 2 S: 11	H: 1 LOB: 0 BB: 0 P: 14	R: 0 E: 0 K: 2 S: 7	H: 1 LOB: 0 BB: 0 P: 12	1B: 1 2B: 2 3B: 0 HR: 2	SF: 0 SAC: 1 DP: 0 HBP: 0	WP: 0 PB: 1 SB: 0 CS: 0	PA: 30					
<b>PITCHER</b>	IP	WLS	BF	H	R	ER	SO	BB	IBB	HBP	BLK	WP	HR	S	P	ERA	WHIP										
36 Sean Gilmartin, L (1,1) ERA: 2.67	5.0	L	19	3	2	2	3	1	0	0	0	0	0	44	70	3.60	0.800										
54 Tim Stauffer, R (6,1) ERA: 6.97	2.0		7	1	0	0	2	0	0	0	0	0	0	18	29	0.00	0.500										
68 Dario Alvarez, L (8,1) ERA: 12.27	0.2		3	1	1	1	1	0	0	0	0	0	1	8	11	13.50	1.500										
27 Jeury Familia, R (8,1) ERA: 1.87	0.1		1	0	0	0	1	0	0	0	0	0	0	3	3	0.00	0.000										

AB 32  
R 0  
H 6  
RBI 0  
BB 1  
SO 11  
LOB 10



AB 28  
R 3  
H 5  
RBI 3  
BB 1  
SO 7  
LOB 6



livebaseballscores.com

livebaseballscores.com











Batter	1	2	3	4	5	6	7	8	9	AB	R	H	RBI	BB	SO	LOB	TOP					
9 Dee Strange-Gordon, L OBP: 0.359, SLG: 0.418										4	2	3	1	0	1	2						
21 Christian Yelich, L OBP: 0.360, SLG: 0.416										2	0	0	0	0	1	1						
51 Ichiro Suzuki, L OBP: 0.282, SLG: 0.279										2	0	0	0	0	2	1						
13 Marcell Ozuna, R OBP: 0.308, SLG: 0.383										3	0	0	0	1	1	1						
48 Justin Bour, L OBP: 0.321, SLG: 0.479										4	0	1	0	0	0	1						
32 Derek Dietrich, L OBP: 0.346, SLG: 0.456										4	0	1	0	0	1	2						
5 Casey McGehee, R OBP: 0.284, SLG: 0.274										4	0	0	0	0	1	1						
11 Tomás Telis, S OBP: 0.220, SLG: 0.158										4	0	1	0	0	1	0						
19 Miguel Rojas, R OBP: 0.329, SLG: 0.366										4	0	2	0	0	0	0						
61 Adam Conley, L OBP: 0.252, SLG: 0.252										2	0	0	0	0	1	0						
6 Jeff Mathis, R OBP: 0.274, SLG: 0.280										1	0	0	0	0	1	2						
24 Andrés Ríenzo, R OBP: 0.294, SLG: 0.327										0	0	0	0	0	0	0						
62 José Ureña, R OBP: 0.294, SLG: 0.327										0	0	0	0	0	0	0						
28 Cole Gillespie, R OBP: 0.232, SLG: 0.242										0	0	0	0	0	0	0						
17 Donovan Solano, R OBP: 0.270, SLG: 0.294										1	0	0	0	0	1	1						
<b>Inning Stats</b>	R: 1 E: 1 K: 2 S: 9	H: 1 LOB: 1 BB: 0 P: 15	R: 0 E: 0 K: 0 S: 7	H: 0 LOB: 0 BB: 0 P: 11	R: 1 E: 0 K: 1 S: 10	H: 1 LOB: 1 BB: 1 P: 18	R: 0 E: 0 K: 1 S: 7	H: 1 LOB: 0 BB: 0 P: 12	R: 0 E: 0 K: 1 S: 10	H: 0 LOB: 1 BB: 0 P: 16	R: 0 E: 0 K: 1 S: 8	H: 0 LOB: 0 BB: 0 P: 10	R: 0 E: 0 K: 2 S: 12	H: 2 LOB: 2 BB: 0 P: 20	R: 0 E: 0 K: 1 S: 11	H: 1 LOB: 1 BB: 0 P: 18	R: 0 E: 0 K: 2 S: 10	H: 1 LOB: 1 BB: 0 P: 15	1B: 5 2B: 2 3B: 0 HR: 1	SF: 0 SAC: 0 DP: 1 HBP: 0	WP: 0 PB: 0 SB: 0 CS: 0	PA: 36
<b>PITCHER</b>	IP WLS BF H R ER SO BB IBB HBP BLK WP HR S P ERA WHIP	6.2 1 27 6 2 1 7 1 0 0 0 0 0 1 60 97 1.35 1.050	7.1 0.1 W 1 0 0 0 1 0 0 0 0 0 0 3 5 0.00 0.000	8.1 1.0 4 1 0 0 1 0 0 0 0 0 0 11 18 0.00 1.000	9.1 1.0 4 1 0 0 2 0 0 0 0 0 0 10 15 0.00 1.000																	

Miami Marlins @ Philadelphia Phillies  
Citizens Bank Park, Philadelphia, PA  
Sun Oct 04 2015, 3:08 PM - 5:37 PM EDT  
Att: 21,734 - Cloudy - 59 F

livebaseballscorecards.com

AB 35  
R 2  
H 8  
RBI 1  
BB 1  
SO 11  
LOB 12

Batter	1	2	3	4	5	6	7	8	9	AB	R	H	RBI	BB	SO	LOB	BOTTOM					
13 Freddy Galvis, S OBP: 0.302, SLG: 0.343										4	1	0	1	1	0	3						
40 Aaron Altherr, R OBP: 0.338, SLG: 0.489										5	0	2	4	0	0	1						
7 Maikel Franco, R OBP: 0.343, SLG: 0.497										3	1	1	0	1	0	1						
18 Darin Ruf, R OBP: 0.300, SLG: 0.414										3	0	1	0	1	2	2						
3 Jeff Francoeur, R OBP: 0.286, SLG: 0.433										4	0	0	0	0	1	5						
4 Andrés Blanco, S OBP: 0.380, SLG: 0.502										4	0	1	1	0	0	3						
28 Erik Kratz, R OBP: 0.214, SLG: 0.269										2	0	0	0	0	2	0						
37 Odúbel Herrera, L OBP: 0.344, SLG: 0.418										1	2	1	0	1	0	0						
29 Cameron Rupp, R OBP: 0.301, SLG: 0.374										4	1	1	0	0	0	1						
55 David Buchanan, R OBP: 0.270, SLG: 0.250										2	1	2	0	0	0	0						
25 Cody Asche, L OBP: 0.294, SLG: 0.327										0	0	0	0	0	0	0						
94 Daliel Hinojosa, R OBP: 0.294, SLG: 0.327										0	0	0	0	0	0	0						
24 Darnell Sweeney, S OBP: 0.286, SLG: 0.327										0	0	0	0	0	0	0						
53 Ken Giles, R OBP: 0.270, SLG: 0.294										0	0	0	0	0	0	0						
<b>Inning Stats</b>	R: 0 E: 0 K: 0 S: 5	H: 0 LOB: 0 BB: 0 P: 7	R: 0 E: 0 K: 1 S: 7	H: 1 LOB: 0 BB: 0 P: 8	R: 0 E: 0 K: 0 S: 7	H: 1 LOB: 1 BB: 0 P: 11	R: 1 E: 0 K: 0 S: 11	H: 2 LOB: 2 BB: 1 P: 19	R: 1 E: 0 K: 0 S: 15	H: 2 LOB: 1 BB: 0 P: 22	R: 0 E: 0 K: 1 S: 7	H: 0 LOB: 0 BB: 0 P: 8	R: 4 E: 0 K: 1 S: 12	H: 2 LOB: 2 BB: 4 P: 31	R: 0 E: 0 K: 0 S: 11	H: 2 LOB: 1 BB: 0 P: 18	1B: 4 2B: 5 3B: 1 HR: 0	SF: 0 SAC: 0 DP: 1 HBP: 0	WP: 0 PB: 0 SB: 0 CS: 0	PA: 38		
<b>PITCHER</b>	IP WLS BF H R ER SO BB IBB HBP BLK WP HR S P ERA WHIP	6.0 0 24 6 2 2 2 1 0 0 0 0 0 4 75 3.00 1.167	7.1 0.0 L 5 2 4 4 0 2 1 0 0 0 0 0 4 16 ∞ ∞	8.1 1.0 4 0 0 0 1 1 0 0 0 0 0 8 15 0.00 1.000	9.1 1.0 5 2 1 1 0 0 0 0 0 0 0 11 18 9.00 2.000																	

Miami Marlins @ Philadelphia Phillies  
Citizens Bank Park, Philadelphia, PA  
Sun Oct 04 2015, 3:08 PM - 5:37 PM EDT  
Att: 21,734 - Cloudy - 59 F

livebaseballscorecards.com

AB 33  
R 7  
H 10  
RBI 7  
BB 5  
SO 3  
LOB 18