

Philadelphia Phillies - 2016

Batter	1	2	3	4	5	6	7	8	9	AB	R	H	RBI	BB	SO	LOB	TOP					
71 Roman Quinn, S (1,8) 17 Peter Bourjos, R (6,8) OBP: 0.250, SLG: 0.800	F7		7 1B 7 1B		P6		2H 3B		G1-3	3	0	1	0	0	0	0						
77 J.P. Crawford, L (1,6)	P5		K				P3			3	0	0	0	1	1	2						
7 Maikel Franco, R (1,5) 82 Taylor Featherston, R (5,5)	G6-3		1B						G4-3	3	0	1	0	0	1	1						
18 Darin Ruf, R (1,3) 78 Brock Stassi, L (6,3)		K	K						G4-3	3	0	0	0	0	2	2						
3 David Lough, L (1,7)					G5-3				G6-3	4	1	1	0	0	1	0						
23 Aaron Altherr, R (1,9) 15 Emmanuel Burriss, S (6,9) OBP: 0.333, SLG: 0.800										3	1	1	1	0	0	1						
29 Cameron Rupp, R (1,2) 80 Andrew Knapp, S (6,2) OBP: 1.000, SLG: 2.000										3	1	1	1	0	0	0						
24 Darnell Sweeney, S (1,10)										2	0	1	1	0	0	0						
19 J.P. Arencibia, R (9,PH) OBP: 0.500, SLG: 1.250	G1-3									1	1	1	1	1	0	0						
16 César Hernández, S (1,4) 21 Ryan Jackson, R (5,4)										2	0	0	0	0	0	0						
Inning Stats	R: 0 E: 0 K: 0 S: 4	H: 0 LOB: 0 BB: 0 P: 4	R: 1 E: 0 K: 1 S: 7	H: 2 LOB: 1 BB: 0 P: 7	R: 0 E: 0 K: 2 S: 9	H: 2 LOB: 2 BB: 0 P: 10	R: 1 E: 0 K: 1 S: 8	H: 1 LOB: 0 BB: 1 P: 11	R: 0 E: 0 K: 1 S: 5	H: 0 LOB: 1 BB: 0 P: 9	R: 0 E: 0 K: 1 S: 5	H: 0 LOB: 0 BB: 0 P: 5	R: 1 E: 0 K: 0 S: 4	H: 1 LOB: 1 BB: 1 P: 8	R: 0 E: 0 K: 0 S: 3	H: 0 LOB: 0 BB: 0 P: 3	R: 0 E: 0 K: 0 S: 5	H: 2 LOB: 1 BB: 0 P: 5	1B: 3 2B: 3 3B: 1 HR: 1	SF: 0 SAC: 0 DP: 0 HBP: 0	WP: 0 PB: 0 SB: 1 CS: 0	PA: 37
PITCHER	IP	WLS	BF	H	R	ER	SO	BB	IBB	HBP	BLK	WP	HR	S	P	ERA	WHIP					
43 R.A. Dickey, R (1,1) ERA: 4.5	2.0		8	2	1	1	1	0	0	0	0	0	0	11	11	4.50	1.000					
41 Aaron Sanchez, R (3,1) ERA: 4.5	2.0	H	9	3	1	1	3	0	0	0	0	0	1	17	21	4.50	1.500					
30 Jesse Chavez, R (5,1) ERA: 9.0	2.0		7	0	0	0	2	1	0	0	0	0	0	10	14	0.00	0.500					
32 David Aardsma, R (7,1) ERA: 9.0	1.0	B	5	1	1	1	0	1	0	0	0	0	0	4	8	9.00	2.000					
24 Scott Diamond, L (8,1) ERA: 9.0	1.0		3	0	0	0	0	0	0	0	0	0	0	3	3	0.00	0.000					
PITCHER	IP	WLS	BF	H	R	ER	SO	BB	IBB	HBP	BLK	WP	HR	S	P	ERA	WHIP					
51 Ben Rowen, R (9,1) ERA: 9.0	1.0		5	2	1	1	0	0	0	0	0	0	0	5	5	9.00	2.000					

Philadelphia Phillies @ Toronto Blue Jays
Florida Auto Exchange Stadium, Dunedin, FL
Wed Mar 02, 2016, 1:10 PM - 3:47 PM EST
Att. 4,643 - Partly Cloudy - 73 F

AB 35
R 4
H 8
RBI 4
BB 2
SO 6
LOB 12



Batter	1	2	3	4	5	6	7	8	9	AB	R	H	RBI	BB	SO	LOB	BOTTOM				
11 Kevin Pillar, R (1,8) 75 Anthony Alford, R (6,7) (7,9)	G4-3		G1-3		L9		G3-1			3	0	0	0	0	0	1					
20 Josh Donaldson, R (1,5) 7 David Adams, R (4,FR) (5,5)										1	0	1	0	0	0	0					
59 Jon Berti, R (8,4)										0	1	0	0	1	0	0					
55 Russell Martin, R (1,10) 23 Dalton Pompey, S (5,PH) (6,10)										1	0	0	0	0	0	2					
72 Matt Dean, R (8,PH) (9,10)										1	0	0	0	0	1	0					
21 Michael Saunders, L (1,7) 48 Junior Lake, R (4,PR) (5,7) (6,8)										2	0	0	0	0	0	1					
17 Ryan Goins, L (1,4) 1 Andy Burns, R (6,4) (8,5)										2	1	1	2	0	1	0					
13 Dornon Brown, L (1,9) 67 Roemer Fields, L (7,7)										3	0	1	1	0	0	0					
35 Casey Kotchman, L (1,3) 71 Rowdy Tellez, L (7,3) 69 Dwight Smith Jr., L (9,PR)										2	0	0	0	0	1	1					
58 Jio Mier, R (1,6) 78 Richard Urena, S (6,6)										2	0	1	0	0	1	1					
22 Josh Thole, L (1,2) 46 Humberto Quintero, R (3,2) 76 Tony Sanchez, R (7,2)										2	0	0	0	0	2	1					
Inning Stats	R: 0 E: 0 K: 0 S: 3	H: 1 LOB: 0 BB: 0 P: 3	R: 0 E: 0 K: 1 S: 5	H: 0 LOB: 0 BB: 0 P: 5	R: 0 E: 0 K: 1 S: 6	H: 1 LOB: 1 BB: 0 P: 6	R: 3 E: 1 K: 2 S: 10	H: 2 LOB: 1 BB: 0 P: 11	R: 0 E: 0 K: 2 S: 7	H: 0 LOB: 1 BB: 1 P: 11	R: 0 E: 0 K: 0 S: 3	H: 0 LOB: 0 BB: 0 P: 3	R: 0 E: 0 K: 1 S: 5	H: 1 LOB: 1 BB: 0 P: 6	R: 0 E: 0 K: 1 S: 5	H: 1 LOB: 2 BB: 1 P: 11	1B: 5 2B: 2 3B: 1 HR: 0	SF: 0 SAC: 0 DP: 1 HBP: 1	WP: 1 PB: 0 SB: 0 CS: 0	PA: 38	
PITCHER	IP	WLS	BF	H	R	ER	SO	BB	IBB	HBP	BLK	WP	HR	S	P	ERA	WHIP				
55 David Buchanan, R (1,1) 28 Vince Velasquez, R (3,1) ERA: 9.0	2.0	B	11	3	3	2	3	0	0	1	0	0	0	16	17	9.00	1.500				
34 Brett Oberholtzer, L (5,1) 46 Jeanmar Gómez, R (7,1) ERA: 9.0	2.0		7	0	0	0	2	1	0	0	0	0	0	10	14	0.00	0.500				
67 Reimer Roibal, R (8,1) ERA: 4.5	2.0		10	3	1	1	2	1	0	0	0	1	0	12	17	4.50	2.000				
PITCHER	IP	WLS	BF	H	R	ER	SO	BB	IBB	HBP	BLK	WP	HR	S	P	ERA	WHIP				
76 Tony Sanchez, R (7,2) ERA: 9.0	1.0		5	2	1	1	0	0	0	0	0	0	0	5	5	9.00	2.000				

Philadelphia Phillies @ Toronto Blue Jays
Florida Auto Exchange Stadium, Dunedin, FL
Wed Mar 02, 2016, 1:10 PM - 3:47 PM EST
Att. 4,643 - Partly Cloudy - 73 F

AB 35
R 4
H 8
RBI 3
BB 2
SO 8
LOB 13



Batter	1	2	3	4	5	6	7	8	9	AB	R	H	RBI	BB	SO	LOB	TOP								
11 Ender Inciarte, L (1.8) 87 Ozzie Albies, S (5.6) OBP: 0.333, SLG: 0.444 OBP: 0.667, SLG: 1.000											3	1	2	0	0	0									
1 Erick Aybar, S (1.6) 63 Mallex Smith, L (5.8) OBP: 0.444, SLG: 0.667 OBP: 0.545, SLG: 1.300											3	0	3	1	0	0									
23 Nick Swisher, S (1.3) 72 Nate Freiman, R (5.3) OBP: 0.455, SLG: 0.250											3	0	0	0	0	1	4								
13 Adonis Garcia, R (1.5) 14 Daniel Castro, R (5.5) OBP: 0.333, SLG: 0.500 OBP: 0.667, SLG: 0.890											3	1	1	0	0	1	2								
28 Héctor Olivera, R (1.7) 80 Dansby Swanson, R (6.4) OBP: 0.400, SLG: 0.400 OBP: 0.125, SLG: 0.250											3	0	1	0	0	0	1								
74 Matt Tuiasosopo, R (1.9) OBP: 0.417, SLG: 0.222											4	2	1	0	1	2	1								
8 Jace Peterson, L (1.4) OBP: 0.250, SLG: 0.143											4	2	1	1	1	1	2								
4 Reid Brignac, L (1, 10) 82 Rio Ruiz, L (8, PH) OBP: 0.600, SLG: 0.750											2	0	0	0	1	1	2								
69 Braeden Schiehuber, R (1.2) 98 Matt Kennelly, R (5.2) OBP: 0.500, SLG: 0.500 OBP: 0.667, SLG: 0.500											2	1	1	0	0	1	0								
Inning Stats	R: 1 E: 0 K: 2 S: 9	H: 2 LOB: 1 BB: 0 P: 10	R: 0 E: 0 K: 3 S: 9	H: 0 LOB: 0 BB: 0 P: 9	R: 0 E: 0 K: 1 S: 6	H: 1 LOB: 1 BB: 0 P: 6	R: 1 E: 0 K: 0 S: 4	H: 2 LOB: 1 BB: 1 P: 8	R: 1 E: 0 K: 0 S: 5	H: 3 LOB: 1 BB: 0 P: 5	R: 0 E: 0 K: 1 S: 5	H: 0 LOB: 0 BB: 0 P: 5	R: 0 E: 0 K: 1 S: 5	H: 0 LOB: 1 BB: 1 P: 9	R: 4 E: 1 K: 1 S: 10	H: 5 LOB: 3 BB: 2 P: 18	R: 4 E: 1 K: 2 S: 9	H: 1 LOB: 2 BB: 4 P: 25	1B: 11 2B: 3 3B: 0 HR: 0	SF: 0 SAC: 0 DP: 2 HBP: 0	WP: 1 PB: 0 SB: 0 CS: 0	PA: 48			
PITCHER	IP WLS BF H R ER SO BB IBB HBP BLK WP HR S P ERA WHIP	58 Jeremy Hellickson, R (1.1) ERA: 4.5	38 Andrew Bailey, R (3.1) ERA: 12.0	65 Gregory Infante, R (4.1) ERA: 12.0	63 Chris Leroux, R (6.1) ERA: 12.0	57 Luis Garcia, R (8.1) ERA: 18.0	50 Héctor Neris, R (9.1) ERA: 10.8	74 Eudray Ramos, R (9.1) ERA: 6.75	IP WLS BF H R ER SO BB IBB HBP BLK WP HR S P ERA WHIP	58 Jeremy Hellickson, R (1.1) ERA: 4.5	38 Andrew Bailey, R (3.1) ERA: 12.0	65 Gregory Infante, R (4.1) ERA: 12.0	63 Chris Leroux, R (6.1) ERA: 12.0	57 Luis Garcia, R (8.1) ERA: 18.0	50 Héctor Neris, R (9.1) ERA: 10.8	74 Eudray Ramos, R (9.1) ERA: 6.75	IP WLS BF H R ER SO BB IBB HBP BLK WP HR S P ERA WHIP	58 Jeremy Hellickson, R (1.1) ERA: 4.5	38 Andrew Bailey, R (3.1) ERA: 12.0	65 Gregory Infante, R (4.1) ERA: 12.0	63 Chris Leroux, R (6.1) ERA: 12.0	57 Luis Garcia, R (8.1) ERA: 18.0	50 Héctor Neris, R (9.1) ERA: 10.8	74 Eudray Ramos, R (9.1) ERA: 6.75	IP WLS BF H R ER SO BB IBB HBP BLK WP HR S P ERA WHIP

Atlanta Braves @ Philadelphia Phillies
Bright House Field, Clearwater, FL
Fri Mar 04 2016, 1:10 PM - 4:20 PM EST
Att: 6,152 - Sunny - 70 F

AB 40
R 11
H 14
RBI 7
BB 8
SO 11
LOB 27



Batter	1	2	3	4	5	6	7	8	9	AB	R	H	RBI	BB	SO	LOB	BOTTOM											
2 Tyler Goeddel, R (1.8) 71 Roman Quinn, S (7.8) OBP: 0.556, SLG: 0.571 OBP: 0.300, SLG: 0.800											3	1	1	2	0	2												
3 David Lough, L (1.7) OBP: 0.500, SLG: 0.429											3	1	1	1	2	0	1											
7 Maikel Franco, R (1.5) 77 J.P. Crawford, L (4, PR) OBP: 0.308, SLG: 0.182											3	1	2	4	0	0	1											
6 Ryan Howard, L (1.3) 78 Brock Stassi, L (3.3) OBP: 0.500, SLG: 0.400											2	0	0	0	0	2	0											
23 Aaron Altherr, R (1.9) 64 Cedric Hunter, L (2.9) OBP: 0.300, SLG: 0.500 OBP: 0.455, SLG: 0.778											0	0	0	0	0	0	0											
79 Nick Williams, L (1.10) 18 Darin Ruf, R (7, PH) OBP: 0.375, SLG: 0.167 OBP: 0.200, SLG: 0.300											3	0	0	0	0	1	1											
24 Darnell Sweeney, S (1.4) OBP: 0.222, SLG: 0.125											4	1	1	1	0	2	0											
21 Ryan Jackson, R (1.6) OBP: 0.556, SLG: 0.500											3	2	2	0	1	0	0											
29 Cameron Rupp, R (1.2) 84 Logan Moore, L (6.2)											2	2	2	1	0	0	0											
Inning Stats	R: 0 E: 0 K: 0 S: 3	H: 0 LOB: 1 BB: 0 P: 7	R: 7 E: 0 K: 2 S: 12	H: 4 LOB: 3 BB: 3 P: 27	R: 0 E: 0 K: 1 S: 5	H: 0 LOB: 0 BB: 0 P: 5	R: 2 E: 0 K: 0 S: 6	H: 4 LOB: 2 BB: 0 P: 6	R: 0 E: 0 K: 3 S: 9	H: 0 LOB: 0 BB: 0 P: 9	R: 0 E: 0 K: 0 S: 3	H: 0 LOB: 1 BB: 0 P: 4	R: 0 E: 0 K: 0 S: 4	H: 1 LOB: 1 BB: 0 P: 4	R: 0 E: 0 K: 1 S: 6	H: 1 LOB: 0 BB: 0 P: 6	R: 3 E: 0 K: 1 S: 9	H: 3 LOB: 0 BB: 0 P: 10	1B: 9 2B: 2 3B: 0 HR: 2	SF: 0 SAC: 0 DP: 1 HBP: 1	WP: 1 PB: 0 SB: 0 CS: 2	PA: 43						
PITCHER	IP WLS BF H R ER SO BB IBB HBP BLK WP HR S P ERA WHIP	84 Lucas Sims, R (1.1) ERA: 54.0	78 Victor Mateo, R (2.1) ERA: 54.0	55 Casey Kelly, R (3.1) ERA: 54.0	38 Aroldys Vizcaino, R (5.1) ERA: 54.0	77 Madison Younginer, R (6.1) ERA: 54.0	56 Matt Marksberry, L (7.1) ERA: 40.5	36 José Ramirez, R (8.1) ERA: 40.5	76 Jason Hursh, R (9.1) ERA: 40.5	IP WLS BF H R ER SO BB IBB HBP BLK WP HR S P ERA WHIP	84 Lucas Sims, R (1.1) ERA: 54.0	78 Victor Mateo, R (2.1) ERA: 54.0	55 Casey Kelly, R (3.1) ERA: 54.0	38 Aroldys Vizcaino, R (5.1) ERA: 54.0	77 Madison Younginer, R (6.1) ERA: 54.0	56 Matt Marksberry, L (7.1) ERA: 40.5	36 José Ramirez, R (8.1) ERA: 40.5	76 Jason Hursh, R (9.1) ERA: 40.5	IP WLS BF H R ER SO BB IBB HBP BLK WP HR S P ERA WHIP	84 Lucas Sims, R (1.1) ERA: 54.0	78 Victor Mateo, R (2.1) ERA: 54.0	55 Casey Kelly, R (3.1) ERA: 54.0	38 Aroldys Vizcaino, R (5.1) ERA: 54.0	77 Madison Younginer, R (6.1) ERA: 54.0	56 Matt Marksberry, L (7.1) ERA: 40.5	36 José Ramirez, R (8.1) ERA: 40.5	76 Jason Hursh, R (9.1) ERA: 40.5	IP WLS BF H R ER SO BB IBB HBP BLK WP HR S P ERA WHIP

Atlanta Braves @ Philadelphia Phillies
Bright House Field, Clearwater, FL
Fri Mar 04 2016, 1:10 PM - 4:20 PM EST
Att: 6,152 - Sunny - 70 F

AB 36
R 12
H 13
RBI 12
BB 4
SO 8
LOB 10




Batter	1	2	3	4	5	6	7	8	9	AB	R	H	RBI	BB	SO	LOB	TOP										
18 Didi Gregorius, L (1,6) OBP: 0.333, SLG: 0.286 93 Jorge Mateo, R (6,6) OBP: 0.625, SLG: 1.333	G3		K														2 0 0 0 1 1 2 1 0 1 0 1 0 0										
14 Starlin Castro, R (1,4) OBP: 0.333, SLG: 0.444 94 Tyler Wade, L (6,4) OBP: 0.400, SLG: 0.400	G6-3		1B														3 0 1 1 0 0 2 2 0 1 1 0 0 2										
12 Chase Headley, S (1,10) OBP: 0.250, SLG: 0.286 17 Carlos Corporán, S (6,PH) (6,10)	G6-3		F9														2 0 0 0 0 0 2 2 0 0 0 1 1 2										
29 Dustin Ackley, L (1,3) OBP: 0.182, SLG: 0.273 95 Dustin Fowler, L (6,PH) OBP: 0.250, SLG: 0.250		G6-3		F9													3 0 0 0 0 0 0 2 0 1 0 0 1 3										
72 Gary Sánchez, R (1,2) 97 Delbinson Romero, R (6,PR) OBP: 0.200, SLG: 0.200		F8		G6-3													2 0 0 0 0 0 0 2 0 0 0 0 1 4										
31 Aaron Hicks, S (1,9) OBP: 0.125, SLG: 0.125 82 Ben Gamel, L (6,7) OBP: 0.375, SLG: 0.286			K		K												3 0 0 0 0 2 1 2 1 1 0 0 0 1										
64 Rob Refsnyder, R (1,5) OBP: 0.429, SLG: 0.333 17 Ronald Torreyes, R (6,5) OBP: 0.143, SLG: 0.143			1B														1 1 1 0 1 0 0 3 1 0 0 0 1 2										
98 Lane Adams, R (1,7) OBP: 0.625, SLG: 0.600 99 Aaron Judge, R (6,9) OBP: 0.667, SLG: 0.667			1B														0 0 0 0 2 0 0 1 1 0 0 1 1 2										
71 Slade Heathcott, L (1,8) 43 Austin Romine, R (6,2) OBP: 0.500, SLG: 0.875			K		K2-3												2 0 0 0 0 2 4 2 1 2 3 0 0 0										
Inning Stats	R: 0 E: 0 K: 0 S: 3	H: 0 LOB: 0 BB: 0 P: 3	R: 0 E: 0 K: 1 S: 5	H: 0 LOB: 0 BB: 0 P: 5	R: 1 E: 0 K: 2 S: 9	H: 2 LOB: 2 BB: 1 P: 13	R: 0 E: 0 K: 1 S: 5	H: 0 LOB: 0 BB: 0 P: 5	R: 0 E: 0 K: 1 S: 5	H: 0 LOB: 2 BB: 3 P: 17	R: 0 E: 0 K: 0 S: 3	H: 0 LOB: 1 BB: 0 P: 4	R: 2 E: 0 K: 2 S: 10	H: 3 LOB: 3 BB: 2 P: 19	R: 2 E: 1 K: 2 S: 10	H: 2 LOB: 2 BB: 1 P: 14	R: 0 E: 0 K: 1 S: 6	H: 1 LOB: 1 BB: 0 P: 6	1B: 6 2B: 2 3B: 0 HR: 0	SF: 0 SAC: 0 DP: 0 HBP: 1	WP: 0 PB: 1 SB: 3 CS: 1	PA: 43					
PITCHER	IP	WLS	BF	H	R	ER	SO	BB	IBB	HBP	BLK	WP	HR	S	P	ERA	WHIP										
47 Charlie Morton, R (1,1) ERA: 3.86	2.1		9	1	1	1	2	1	0	0	0	0	0	12	10	3.86	0.857										
53 Daniel Stumpf, L (3,1) ERA:	1.2		6	1	0	0	2	0	0	0	0	0	0	10	10	0.00	0.600										
74 Edubray Ramos, R (5,1) ERA: 3.86	1.0		5	0	0	0	1	3	0	0	0	0	0	5	17	0.00	3.000										
61 Greg Burke, R (6,1) ERA: 7.71	1.1	W	10	3	2	2	1	2	0	1	0	0	0	9	19	13.50	3.750										
41 Ernesto Frieri, R (7,1) ERA: 6.75	1.2	H	9	2	2	1	3	1	0	0	0	0	0	14	18	5.40	1.800										
PITCHER	IP	WLS	BF	H	R	ER	SO	BB	IBB	HBP	BLK	WP	HR	S	P	ERA	WHIP										
46 Jeanmar Gómez, R (9,1) ERA:	1.0	S	4	1	0	0	1	0	0	0	0	0	0	6	6	0.00	1.000										

New York Yankees @ Philadelphia Phillies
Bright House Field, Clearwater, FL
Sun Mar 06 2016, 1:08 PM - 4:29 PM EST
Att: 9,877 - Sunny - 72 F

livebaseballscorecards.com

AB 35
R 5
H 8
RBI 5
BB 7
SO 10
LOB 27




Batter	1	2	3	4	5	6	7	8	9	AB	R	H	RBI	BB	SO	LOB	BOTTOM										
16 César Hernández, S (1,4) OBP: 0.385, SLG: 0.111 77 J.P. Crawford, L (7,6) OBP: 0.267, SLG: 0.154	G4-3		G5-3														3 0 0 0 1 0 2 0 0 0 0 0 0 0										
13 Freddy Galvis, S (1,6) OBP: 0.231, SLG: 0.250 15 Emmanuel Burriss, S (6,PR) OBP: 0.417, SLG: 0.500	G3-1		K														3 0 1 0 0 1 0 1 1 0 0 0 0 1										
37 Odúbel Herrera, L (1,8) OBP: 0.286, SLG: 0.500 71 Roman Quinn, S (7,8) OBP: 0.385, SLG: 0.727			K														3 1 1 0 0 1 0 0 0 0 0 0 0 0										
7 Maikel Franco, R (1,5) OBP: 0.467, SLG: 0.846 76 Angelys Nina, R (6,PR) (7,5)			1B														2 0 1 0 1 0 0 0 1 0 0 1 0 0										
78 Brock Stassi, L (1,3) OBP: 0.417, SLG: 0.400			1B														3 0 1 1 0 1 2										
51 Carlos Ruiz, R (1,2) OBP: 0.333, SLG: 0.273 83 Gabriel Lino, R (6,2)			G5-4-3														2 0 0 0 0 0 2 1 1 0 0 1 0 2										
64 Cedric Hunter, L (1,7) OBP: 0.400, SLG: 0.636 2 Tyler Goeddel, R (6,PH) OBP: 0.429, SLG: 0.417 (9,7)			BB														1 0 0 1 1 0 0 1 0 0 0 0 0 0										
3 David Lough, L (1,9) OBP: 0.538, SLG: 0.444 18 Darin Ruf, R (6,PH) OBP: 0.214, SLG: 0.286 79 Nick Williams, L (9,9) OBP: 0.231, SLG: 0.091			K														2 1 1 1 1 1 2 1 0 0 0 0 1 0 0 0 0 0 0 0 0										
80 Andrew Knapp, S (1,10) OBP: 0.667, SLG: 1.143			K														3 1 1 3 1 1 0										
Inning Stats	R: 0 E: 0 K: 1 S: 5	H: 0 LOB: 0 BB: 0 P: 5	R: 0 E: 0 K: 1 S: 6	H: 2 LOB: 1 BB: 1 P: 10	R: 0 E: 0 K: 2 S: 7	H: 0 LOB: 0 BB: 0 P: 7	R: 0 E: 0 K: 0 S: 3	H: 0 LOB: 0 BB: 0 P: 3	R: 0 E: 0 K: 0 S: 3	H: 0 LOB: 2 BB: 2 P: 11	R: 6 E: 0 K: 0 S: 8	H: 4 LOB: 2 BB: 3 P: 23	R: 0 E: 0 K: 1 S: 5	H: 0 LOB: 1 BB: 1 P: 10	R: 0 E: 0 K: 1 S: 5	H: 0 LOB: 0 BB: 0 P: 5	1B: 5 2B: 0 3B: 0 HR: 1	SF: 2 SAC: 0 DP: 1 HBP: 1	WP: 1 PB: 0 SB: 1 CS: 1	PA: 36							
PITCHER	IP	WLS	BF	H	R	ER	SO	BB	IBB	HBP	BLK	WP	HR	S	P	ERA	WHIP										
19 Masahiro Tanaka, R (1,1) ERA:	2.0		8	0	0	0	2	0	0	0	0	0	0	10	10	0.00	1.500										
41 Anthony Swarzak, R (3,1) ERA: 6.0	2.0	H	6	0	0	0	2	0	0	0	0	0	0	10	10	0.00	0.000										
67 James Pazos, L (5,1) ERA: 16.2	1.0	H	5	0	0	0	0	2	0	0	0	1	0	3	11	0.00	2.000										
96 Chad Green, R (6,1) ERA: 67.5	0.2	L	7	3	5	5	0	2	0	0	0	0	0	5	13	67.50	7.500										
57 Brandon Pinder, R (6,1) ERA: 6.75	0.1		3	1	1	1	0	1	0	0	0	0	1	3	10	27.00	6.000										
PITCHER	IP	WLS	BF	H	R	ER	SO	BB	IBB	HBP	BLK	WP	HR	S	P	ERA	WHIP										
80 Vicente Campos, R (7,1) ERA:	1.0		4	0	0	0	1	0	0	0	0	0	0	5	5	0.00	0.000										
88 Tyler Webb, L (8,1) ERA: 4.5	1.0		3	0	0	0	1	0	0	0	0	0	0	5	5	0.00	0.000										

New York Yankees @ Philadelphia Phillies
Bright House Field, Clearwater, FL
Sun Mar 06 2016, 1:08 PM - 4:29 PM EST
Att: 9,877 - Sunny - 72 F

livebaseballscorecards.com

AB 26
R 6
H 6
RBI 6
BB 7
SO 6
LOB 11



Batter	1	2	3	4	5	6	7	8	9	AB	R	H	RBI	BB	SO	LOB	TOP			
17 Peter Bourjos, R OBP: 0.385, SLG: 0.500 77 J.P. Crawford, L OBP: 0.250, SLG: 0.143	P2		F7			G1-3		G6-3		3	0	0	0	0	0	0				
16 César Hernández, S OBP: 0.375, SLG: 0.167 82 Taylor Featherston, R OBP: 0.200, SLG: 0.444	G6-3					F9		K		3	0	1	0	0	0	0				
2 Tyler Goeddel, R OBP: 0.412, SLG: 0.490 64 Cedric Hunter, L OBP: 0.375, SLG: 0.583						F8		G6-3		3	0	1	0	0	0	1				
18 Darin Ruf, R OBP: 0.188, SLG: 0.250 78 Brock Stassi, L OBP: 0.429, SLG: 0.500						K				2	0	0	0	0	1	1				
29 Cameron Rupp, R OBP: 0.429, SLG: 0.571 80 Andrew Knapp, S OBP: 0.545, SLG: 0.889										2	0	0	0	0	0	0				
21 Ryan Jackson, R OBP: 0.571, SLG: 0.583										2	0	1	0	1	1	0				
4 Andrés Blanco, S OBP: 0.667, SLG: 1.000 76 Angelys Nina, R (7, PR)										3	0	2	1	0	0	1				
68 Jorge Alfaro, R OBP: 0.375, SLG: 0.375										3	0	0	0	0	0	3				
24 Darnell Sweeney, S OBP: 0.167, SLG: 0.091										3	0	0	0	0	2	0				
Inning Stats	R: 0 E: 0 K: 1 S: 6	H: 1 LOB: 1 BB: 0 P: 6	R: 0 E: 0 K: 0 S: 3	H: 1 LOB: 0 BB: 0 P: 3	R: 0 E: 0 K: 1 S: 5	H: 0 LOB: 0 BB: 0 P: 5	R: 0 E: 0 K: 1 S: 5	H: 0 LOB: 0 BB: 0 P: 5	R: 0 E: 0 K: 1 S: 6	H: 1 LOB: 1 BB: 0 P: 6	R: 1 E: 0 K: 0 S: 4	H: 2 LOB: 2 BB: 1 P: 8	R: 0 E: 0 K: 1 S: 5	H: 0 LOB: 0 BB: 0 P: 5	R: 0 E: 0 K: 0 S: 3	H: 0 LOB: 0 BB: 0 P: 3	1B: 4 2B: 2 3B: 0 HR: 0	SF: 0 SAC: 0 DP: 2 HBP: 0	WP: 1 PB: 0 SB: 0 CS: 0	PA: 32
PITCHER	IP WLS BF H R ER SO BB IBB HBP BLK WP HR S P ERA WHIP	49 Jeff Locke, L ERA: 7.2	3.0 10 2 0 0 1 0 0 0 0 0 0 0 14 14 0.00 0.667	44 Tony Watson, L ERA:	1.0 3 0 0 0 1 0 0 0 0 0 0 0 5 5 0.00 0.000	58 Trey Haley, R ERA:	1.0 4 1 0 0 1 0 0 0 0 0 0 0 6 6 0.00 1.000	34 Eric O'Flaherty, L ERA: 4.5	1.0 4 1 0 0 1 0 0 0 0 0 0 0 6 6 0.00 1.000	31 A.J. Schugel, R ERA: 3.0	1.0 L 5 2 1 1 0 1 0 0 0 1 0 4 8 9.00 3.000	PITCHER	IP WLS BF H R ER SO BB IBB HBP BLK WP HR S P ERA WHIP	57 Jorge Rondon, R ERA: 3.38	1.0 3 0 0 0 1 0 0 0 0 0 0 0 5 5 0.00 0.000	78 Jim Fuller, L ERA:	1.0 3 0 0 0 0 0 0 0 0 0 0 0 3 3 0.00 0.000			

Philadelphia Phillies @ Pittsburgh Pirates
 McKechnie Field, Bradenton, FL
 Mon Mar 07 2016, 1:06 PM - 3:31 PM EST
 Att: 6,460 - Partly Cloudy - 78 F

AB 31
 R 1
 H 6
 RBI 1
 BB 1
 SO 5
 LOB 7



Batter	1	2	3	4	5	6	7	8	9	AB	R	H	RBI	BB	SO	LOB	BOTTOM			
59 Allen Hanson, S OBP: 0.385, SLG: 0.190 34 Eric O'Flaherty, L ERA: 4.5 31 A.J. Schugel, R ERA: 3.0 57 Jorge Rondon, R ERA: 3.38 23 Jake Goebbert, L OBP: 0.375, SLG: 0.333 78 Jim Fuller, L			G5-4-3					F7		3	0	2	0	0	0	1				
67 Matt Joyce, L OBP: 0.273, SLG: 0.111 72 Harold Ramirez, R OBP: 0.583, SLG: 0.636										2	0	0	0	0	1	1				
25 Gregory Polanco, L OBP: 0.384, SLG: 0.300 60 Willy Garcia, R OBP: 0.231, SLG: 0.333										2	0	0	0	0	1	0				
6 Starling Marte, R OBP: 0.444, SLG: 0.667 68 Danny Ortiz, L OBP: 0.231, SLG: 0.167										2	0	2	0	0	0	0				
55 Josh Bell, S OBP: 0.308, SLG: 0.200 74 Dan Gamache, L										2	0	1	0	0	0	1				
19 Chris Stewart, R OBP: 0.333, SLG: 0.200 70 Ed Easley, R										2	0	0	0	0	0	3				
3 Sean Rodriguez, R OBP: 0.500, SLG: 0.625 61 Gift Ngoepe, R										2	0	0	0	0	1	2				
24 Cole Figueroa, L OBP: 0.083, SLG: 0.083 71 Max Moroff, S OBP: 0.444, SLG: 0.444										2	0	0	0	0	0	2				
49 Jeff Locke, L 38 Michael Morse, R OBP: 0.200, SLG: 0.000 44 Tony Watson, L 58 Trey Haley, R 15 Jason Rogers, R OBP: 0.375, SLG: 0.333 73 Adam Frazier, L OBP: 0.400, SLG: 0.500										0	0	0	0	0	0	0				
Inning Stats	R: 0 E: 0 K: 1 S: 5	H: 1 LOB: 2 BB: 1 P: 10	R: 0 E: 0 K: 1 S: 5	H: 1 LOB: 0 BB: 0 P: 5	R: 0 E: 0 K: 1 S: 6	H: 1 LOB: 1 BB: 0 P: 7	R: 0 E: 0 K: 0 S: 4	H: 2 LOB: 2 BB: 0 P: 4	R: 0 E: 0 K: 0 S: 3	H: 1 LOB: 0 BB: 0 P: 3	R: 0 E: 0 K: 3 S: 9	H: 0 LOB: 1 BB: 1 P: 13	R: 0 E: 0 K: 0 S: 3	H: 0 LOB: 0 BB: 0 P: 3	R: 0 E: 0 K: 0 S: 3	H: 1 LOB: 0 BB: 0 P: 3	1B: 7 2B: 2 3B: 0 HR: 0	SF: 0 SAC: 0 DP: 3 HBP: 0	WP: 1 PB: 0 SB: 1 CS: 1	PA: 32
PITCHER	IP WLS BF H R ER SO BB IBB HBP BLK WP HR S P ERA WHIP	28 Vince Velasquez, R ERA: 3.6	3.0 W 11 4 0 0 1 0 0 0 0 0 0 0 13 14 0.00 1.333	34 Brett Oberholzer, L ERA:	7.1 1.0 H 4 0 0 0 3 1 0 0 0 0 0 9 13 0.00 1.000	65 Gregory Infante, R ERA: 9.0	8.1 1.0 H 3 0 0 0 0 0 0 0 0 0 0 3 3 0.00 0.000	60 Colton Murray, R ERA:	9.1 1.0 S 3 1 0 0 0 0 0 0 0 0 0 3 3 0.00 1.000	PITCHER	IP WLS BF H R ER SO BB IBB HBP BLK WP HR S P ERA WHIP	57 Jorge Rondon, R ERA: 3.38	1.0 3 0 0 0 1 0 0 0 0 0 0 0 5 5 0.00 0.000	78 Jim Fuller, L ERA:	1.0 3 0 0 0 0 0 0 0 0 0 0 0 3 3 0.00 0.000					

Philadelphia Phillies @ Pittsburgh Pirates
 McKechnie Field, Bradenton, FL
 Mon Mar 07 2016, 1:06 PM - 3:31 PM EST
 Att: 6,460 - Partly Cloudy - 78 F

AB 30
 R 0
 H 8
 RBI 0
 BB 2
 SO 7
 LOB 14



Batter	1	2	3	4	5	6	7	8	9	AB	R	H	RBI	BB	SO	LOB	TOP							
5 Josh Harrison, R OBP: 0.267, SLG: 0.250 61 Gift Ngoepe, R (6, 4)	F9		G5-4-3			F8	K			3	0	0	0	0	0	1	Pittsburgh Pirates @ Philadelphia Phillies Bright House Field, Clearwater, FL Tue Mar 08 2016, 1:14 PM - 3:32 PM EST Att: 6,456 - Sunny - 78 F							
10 Jordy Mercer, R OBP: 0.308, SLG: 0.538 17 Pedro Florimón, S OBP: 0.400, SLG: 0.600	G5-3			F7		F9		L9		3	0	0	0	0	0	0								
22 Andrew McCutchen, R OBP: 0.182, SLG: 0.100 46 Curtis Partch, R (6, 1) 77 Juan Diaz, L OBP: 0.625, SLG: 0.714 (7, 5)	G5-3			P3		K		L6		3	0	0	0	0	1	0								
15 Jason Rogers, R OBP: 0.188, SLG: 0.250 84 Reese McGuire, L (7, 2)		P5		G5-3			G5-3	F8		3	0	0	0	0	0	0								
28 John Jaso, L OBP: 0.667, SLG: 0.500 55 Josh Bell, S OBP: 0.333, SLG: 0.250 (6, 3)		FC6-4 BB			K		60 24 1B 1B		G6-3	1	0	0	0	1	1	0								
32 Elias Díaz, R OBP: 0.500, SLG: 0.444 63 Guido Knudson, R (7, 1) 76 Kelvin Marte, R (8, 1) 68 Danny Ortiz, L OBP: 0.214, SLG: 0.154 (9, PH)		FC6-4		G6-3			P6		G6-3	3	0	0	0	0	0	2								
67 Matt Joyce, L OBP: 0.306, SLG: 0.100 60 Willy García, R OBP: 0.267, SLG: 0.308 (6, 9)		G4-3			BB 23 BB		24 1B BB 72 1B		K	1	0	0	0	1	0	1								
23 Jake Goebbert, L OBP: 0.400, SLG: 0.286 24 Cole Figueroa, L OBP: 0.154, SLG: 0.154 (6, 7)			G4-3				72 1B BB 1-2 2H			1	0	0	0	1	0	0								
18 Jonathon Niese, L OBP: 1.000, SLG: 1.000 30 Nefali Feliz, R (4, 1) 74 Dan Gamache, L (5, PH) 52 Rob Scallih, L (5, 1) 72 Harold Ramírez, R OBP: 0.615, SLG: 0.667 (6, 8)				F9			1-2 2H			1	0	1	0	0	0	0								
										1	0	1	0	0	0	0								
Inning Stats	R: 0 E: 0 K: 0 S: 3	H: 0 LOB: 0 BB: 0 P: 3	R: 0 E: 0 K: 0 S: 3	H: 0 LOB: 1 BB: 1 P: 7	R: 0 E: 0 K: 0 S: 3	H: 1 LOB: 0 BB: 0 P: 3	R: 0 E: 0 K: 0 S: 3	H: 0 LOB: 0 BB: 0 P: 3	R: 0 E: 0 K: 1 S: 5	H: 0 LOB: 2 BB: 2 P: 13	R: 0 E: 0 K: 1 S: 5	H: 0 LOB: 0 BB: 0 P: 5	R: 2 E: 0 K: 1 S: 8	H: 3 LOB: 2 BB: 1 P: 12	R: 0 E: 0 K: 0 S: 3	H: 0 LOB: 0 BB: 0 P: 3	R: 0 E: 0 K: 1 S: 5	H: 0 LOB: 0 BB: 0 P: 5	1B: 4 2B: 0 3B: 0 HR: 0	SF: 0 SAC: 0 DP: 1 HBP: 0	WP: 0 PB: 0 SB: 0 CS: 0	PA: 34		
PITCHER	IP WLS BF H R ER SO BB IBB HBP BLK WP HR S P ERA WHIP	3.0 W 10 1 0 0 0 1 0 0 0 0 0 9 13 0.00 0.667	PITCHER	IP WLS BF H R ER SO BB IBB HBP BLK WP HR S P ERA WHIP	1.0 H 3 0 0 0 0 0 0 0 0 0 0 3 3 0.00 0.000																			
39 Adam Morgan, L ERA: 3.6 36 Andrew Bailey, R ERA: 70 Yoervis Medina, R ERA: 59 Elvis Araujo, L ERA: 6.0 63 Chris Leroux, R ERA: 6.0	(1, 1) (4, 1) (5, 1) (6, 1) (7, 1)	3.0 1.0 1.0 1.0 1.0	W 3 5 3 7	10 0 0 0 2 0 2 3	1 0 0 0 1 0 1 2	0 0 0 0 0 0 0 0	0 0 0 0 0 0 0 0	0 0 0 0 0 0 0 0	0 0 0 0 0 0 0 0	0 0 0 0 0 0 0 0	0 0 0 0 0 0 0 0	0 0 0 0 0 0 0 0	0 0 0 0 0 0 0 0	0 0 0 0 0 0 0 0	0 0 0 0 0 0 0 0	0 0 0 0 0 0 0 0	0 0 0 0 0 0 0 0	0 0 0 0 0 0 0 0	0 0 0 0 0 0 0 0	0 0 0 0 0 0 0 0	0 0 0 0 0 0 0 0	0 0 0 0 0 0 0 0	0.00 0.000 0.00 0.000 18.00 4.000	0.00 0.000 0.00 0.000 0.00 0.000 0.00 0.000
13 Freddy Galvis, S OBP: 0.188, SLG: 0.200 15 Emmanuel Burriss, S OBP: 0.386, SLG: 0.455 (7, PH) (8, 4)	L7	FC6-2				K				3	0	0	0	0	1	1	Pittsburgh Pirates @ Philadelphia Phillies Bright House Field, Clearwater, FL Tue Mar 08 2016, 1:14 PM - 3:32 PM EST Att: 6,456 - Sunny - 78 F							
17 Peter Bourjos, R OBP: 0.375, SLG: 0.429 71 Roman Quinn, S OBP: 0.357, SLG: 0.667 (1, 8) (7, 8)		3H BB		F8		K		G4-3		2	1	0	0	1	1	1								
7 Maikel Franco, R OBP: 0.444, SLG: 0.733 21 Ryan Jackson, R OBP: 0.533, SLG: 0.538 (5, PR) (6, 5)	F8			F7			18 FC6-4 HBP		F8	2	0	0	0	0	0	1								
18 Darin Ruf, R OBP: 0.211, SLG: 0.421 78 Brock Stassi, L OBP: 0.400, SLG: 0.462 (1, 3) (7, 3)	2-1 HR			P3		FC6-4		L4		3	1	1	2	0	0	1								
51 Carlos Ruiz, R OBP: 0.267, SLG: 0.214 19 J.P. Arencibia, R OBP: 0.400, SLG: 0.667 (1, 2) (7, 2)	F9			L7				G6-3 1B		3	0	0	0	0	1	0								
2 Tyler Goeddel, R OBP: 0.400, SLG: 0.444 3 David Lough, L OBP: 0.500, SLG: 0.400 (1, 9) (7, 9)		G1-3			P4			G6-3		3	0	1	0	0	0	0								
79 Nick Williams, L OBP: 0.313, SLG: 0.231 (1, 7)										2	1	1	0	0	0	1								
82 Taylor Featherston, R OBP: 0.231, SLG: 0.364 (1, 4) (8, 6)		82 BB 16 3B HBP			2B					2	1	0	0	1	0	2								
16 César Hernández, S (1, 10)		16 3B BB			P3					2	1	0	0	1	0	2								
										3	0	2	2	0	0	1								
Inning Stats	R: 2 E: 0 K: 0 S: 5	H: 1 LOB: 1 BB: 1 P: 11	R: 2 E: 0 K: 0 S: 4	H: 1 LOB: 1 BB: 1 P: 9	R: 0 E: 0 K: 0 S: 3	H: 0 LOB: 0 BB: 0 P: 3	R: 0 E: 0 K: 0 S: 4	H: 1 LOB: 1 BB: 0 P: 4	R: 0 E: 0 K: 2 S: 7	H: 0 LOB: 0 BB: 0 P: 8	R: 0 E: 0 K: 1 S: 6	H: 1 LOB: 1 BB: 0 P: 6	R: 0 E: 0 K: 0 S: 4	H: 1 LOB: 1 BB: 0 P: 4	R: 0 E: 0 K: 0 S: 3	H: 1 LOB: 0 BB: 0 P: 3	1B: 2 2B: 2 3B: 1 HR: 1	SF: 0 SAC: 0 DP: 1 HBP: 2	WP: 0 PB: 0 SB: 0 CS: 0	PA: 33				
PITCHER	IP WLS BF H R ER SO BB IBB HBP BLK WP HR S P ERA WHIP	3.0 L 14 4 0 0 0 2 0 0 0 0 0 4 4 0.00 1.000	PITCHER	IP WLS BF H R ER SO BB IBB HBP BLK WP HR S P ERA WHIP	1.0 L 3 1 0 0 0 0 0 0 0 0 0 3 3 0.00 1.000																			
18 Jonathon Niese, L ERA: 14.4 30 Nefali Feliz, R ERA: 3.0 52 Rob Scallih, R ERA: 6.0 46 Curtis Partch, R ERA: 63 Guido Knudson, R ERA: 9.82	(1, 1) (4, 1) (5, 1) (6, 1) (7, 1)	3.0 1.0 1.0 1.0 1.0	W 4 4 1 0	14 4 0 0 0	1 0 0 0 0	0 0 0 0 0	0 0 0 0 0	0 0 0 0 0	0 0 0 0 0	0 0 0 0 0	0 0 0 0 0	0 0 0 0 0	0 0 0 0 0	0 0 0 0 0	0 0 0 0 0	0 0 0 0 0	0.00 1.000 0.00 0.000 0.00 1.000 0.00 1.000	0.00 1.000 0.00 0.000 0.00 1.000 0.00 1.000						

AB	30
R	2
H	4
RBI	2
BB	4
SO	4
LOB	8



AB	29
R	4
H	6
RBI	4
BB	2
SO	3
LOB	12



Batter	1	2	3	4	5	6	7	8	9	AB	R	H	RBI	BB	SO	LOB	TOP		
13 Manny Machado, R OBP: 0.267, SLG: 0.429 23 Joey Rickard, R OBP: 0.273, SLG: 0.364	G6-3		HR		F8			G5-3		3	1	1	2	0	0	0	Baltimore Orioles @ Philadelphia Phillies Bright House Field, Clearwater, FL Wed Mar 09 2016, 1:09 PM - 3:38 PM EST Att: 5,157 - Sunny - 79 F		
6 Jonathan Schoop, R OBP: 0.412, SLG: 0.588 27 Francisco Peña, R OBP: 0.222, SLG: 0.250	1B		G6-3				19 G5-6-3 1B	P6		3	0	2	0	0	0	0			
19 Chris Davis, L OBP: 0.287, SLG: 0.333 34 Christian Walker, R OBP: 0.278, SLG: 0.733	K		F9		G5-6-3			G5-3		3	0	0	0	0	1	2			
45 Mark Trumbo, R OBP: 0.333, SLG: 0.500 80 Alfredo Marte, R OBP: 0.455, SLG: 0.545	K		K		K					3	0	0	0	0	3	1			
25 Hyun Soo Kim, L 28 L.J. Hoess, R OBP: 0.231, SLG: 0.231		F7		G3-1			F9		K	3	0	0	0	0	0	0			
14 Nolan Reimold, R OBP: 0.235, SLG: 0.200 18 Steve Tolleson, R OBP: 0.278, SLG: 0.071	K		G5-3		G5-3		F7		F7	3	0	0	0	0	1	0			
36 Caleb Joseph, R OBP: 0.077, SLG: 0.077 84 Corban Joseph, L	E5		G4-3		G4-3		K			3	0	0	0	0	1	0			
15 Paul Janish, R OBP: 0.444, SLG: 0.333 82 Adrian Marin, R	K				K			70 HR 1B		3	0	1	0	0	2	1			
70 Xavier Avery, L OBP: 0.429, SLG: 0.727 12 Daniel Álvarez, R OBP: 0.133, SLG: 0.133			13 HR 13 WP 1B		L6			1-H HR		3	2	2	2	0	0	0			
Inning Stats	R: 0 E: 0 K: 2 S: 8	H: 1 LOB: 1 BB: 0 P: 8	R: 0 E: 1 K: 2 S: 8	H: 0 LOB: 1 BB: 0 P: 8	R: 2 E: 0 K: 1 S: 7	H: 2 LOB: 0 BB: 0 P: 10	R: 0 E: 0 K: 0 S: 3	H: 0 LOB: 0 BB: 0 P: 3	R: 0 E: 0 K: 1 S: 5	H: 1 LOB: 0 BB: 0 P: 5	R: 0 E: 0 K: 1 S: 5	H: 0 LOB: 0 BB: 0 P: 5	R: 2 E: 0 K: 0 S: 6	H: 2 LOB: 1 BB: 0 P: 9	R: 0 E: 0 K: 2 S: 7	H: 0 LOB: 0 BB: 0 P: 7		1B: 4 2B: 0 3B: 0 HR: 2	SF: 0 SAC: 0 DP: 1 HBP: 0
PITCHER	IP WLS BF H R ER SO BB IBB HBP BLK WP HR S P ERA WHIP	IP WLS BF H R ER SO BB IBB HBP BLK WP HR S P ERA WHIP	IP WLS BF H R ER SO BB IBB HBP BLK WP HR S P ERA WHIP	IP WLS BF H R ER SO BB IBB HBP BLK WP HR S P ERA WHIP	IP WLS BF H R ER SO BB IBB HBP BLK WP HR S P ERA WHIP	IP WLS BF H R ER SO BB IBB HBP BLK WP HR S P ERA WHIP	IP WLS BF H R ER SO BB IBB HBP BLK WP HR S P ERA WHIP	IP WLS BF H R ER SO BB IBB HBP BLK WP HR S P ERA WHIP	IP WLS BF H R ER SO BB IBB HBP BLK WP HR S P ERA WHIP	IP WLS BF H R ER SO BB IBB HBP BLK WP HR S P ERA WHIP	IP WLS BF H R ER SO BB IBB HBP BLK WP HR S P ERA WHIP	IP WLS BF H R ER SO BB IBB HBP BLK WP HR S P ERA WHIP	IP WLS BF H R ER SO BB IBB HBP BLK WP HR S P ERA WHIP	IP WLS BF H R ER SO BB IBB HBP BLK WP HR S P ERA WHIP	IP WLS BF H R ER SO BB IBB HBP BLK WP HR S P ERA WHIP	IP WLS BF H R ER SO BB IBB HBP BLK WP HR S P ERA WHIP	IP WLS BF H R ER SO BB IBB HBP BLK WP HR S P ERA WHIP	IP WLS BF H R ER SO BB IBB HBP BLK WP HR S P ERA WHIP	IP WLS BF H R ER SO BB IBB HBP BLK WP HR S P ERA WHIP

Batter	1	2	3	4	5	6	7	8	9	AB	R	H	RBI	BB	SO	LOB	BOTTOM		
17 Peter Bourjos, R OBP: 0.421, SLG: 0.588 99 Cameron Perkins, R5, PR	16 G4-3 37 2B		K		37 1B		F9	FC4-6		3	1	2	0	0	1	0	Baltimore Orioles @ Philadelphia Phillies Bright House Field, Clearwater, FL Wed Mar 09 2016, 1:09 PM - 3:38 PM EST Att: 5,157 - Sunny - 79 F		
16 César Hernández, S OBP: 0.391, SLG: 0.368 96 Angelo Mora, S	G4-3		L4		F8		84 1B	K		4	0	1	0	0	0	2			
37 Odúbel Herrera, L OBP: 0.333, SLG: 0.556 79 Nick Williams, L	18 HR 2B		K		18 CS 1B		F8			4	1	2	2	0	1	2			
18 Darin Ruf, R OBP: 0.318, SLG: 0.762 84 Logan Moore, R	HR				CS		19 2B	51 BB 1B		2	2	2	3	1	0	0			
51 Carlos Ruiz, R OBP: 0.316, SLG: 0.235	19 CS 1B		F7				K			3	0	1	0	1	1	1			
19 J.P. Arencibia, R OBP: 0.429, SLG: 0.769	F9				77 G4-3 82 1B			G4-3		4	1	2	0	0	0	4			
77 J.P. Crawford, L OBP: 0.250, SLG: 0.118	P4		G4-3				F9			3	1	0	0	1	0	4			
82 Taylor Featherston, R OBP: 0.250, SLG: 0.357 98 KC Sierra, R	G6-3				3 CS 1B		K			3	0	1	1	0	1	3			
3 David Lough, L OBP: 0.444, SLG: 0.357	G3				CS			K		4	1	1	0	0	1	2			
Inning Stats	R: 3 E: 0 K: 0 S: 6	H: 4 LOB: 0 BB: 0 P: 8	R: 0 E: 0 K: 0 S: 3	H: 0 LOB: 0 BB: 0 P: 3	R: 0 E: 0 K: 2 S: 7	H: 0 LOB: 0 BB: 0 P: 7	R: 2 E: 0 K: 0 S: 7	H: 3 LOB: 0 BB: 0 P: 11	R: 1 E: 0 K: 1 S: 6	H: 2 LOB: 1 BB: 0 P: 7	R: 0 E: 0 K: 2 S: 8	H: 1 LOB: 3 BB: 1 P: 12	R: 1 E: 0 K: 0 S: 6	H: 3 LOB: 3 BB: 1 P: 10	R: 1 E: 1 K: 1 S: 6	H: 1 LOB: 1 BB: 1 P: 10		1B: 7 2B: 5 3B: 0 HR: 2	SF: 0 SAC: 0 DP: 0 HBP: 0
PITCHER	IP WLS BF H R ER SO BB IBB HBP BLK WP HR S P ERA WHIP	IP WLS BF H R ER SO BB IBB HBP BLK WP HR S P ERA WHIP	IP WLS BF H R ER SO BB IBB HBP BLK WP HR S P ERA WHIP	IP WLS BF H R ER SO BB IBB HBP BLK WP HR S P ERA WHIP	IP WLS BF H R ER SO BB IBB HBP BLK WP HR S P ERA WHIP	IP WLS BF H R ER SO BB IBB HBP BLK WP HR S P ERA WHIP	IP WLS BF H R ER SO BB IBB HBP BLK WP HR S P ERA WHIP	IP WLS BF H R ER SO BB IBB HBP BLK WP HR S P ERA WHIP	IP WLS BF H R ER SO BB IBB HBP BLK WP HR S P ERA WHIP	IP WLS BF H R ER SO BB IBB HBP BLK WP HR S P ERA WHIP	IP WLS BF H R ER SO BB IBB HBP BLK WP HR S P ERA WHIP	IP WLS BF H R ER SO BB IBB HBP BLK WP HR S P ERA WHIP	IP WLS BF H R ER SO BB IBB HBP BLK WP HR S P ERA WHIP	IP WLS BF H R ER SO BB IBB HBP BLK WP HR S P ERA WHIP	IP WLS BF H R ER SO BB IBB HBP BLK WP HR S P ERA WHIP	IP WLS BF H R ER SO BB IBB HBP BLK WP HR S P ERA WHIP	IP WLS BF H R ER SO BB IBB HBP BLK WP HR S P ERA WHIP	IP WLS BF H R ER SO BB IBB HBP BLK WP HR S P ERA WHIP	IP WLS BF H R ER SO BB IBB HBP BLK WP HR S P ERA WHIP



Batter	1	2	3	4	5	6	7	8	9	AB	R	H	RBI	BB	SO	LOB	TOP								
1 Jose Iglesias, R (1, 6) OBP: 0.400, SLG: 0.474 49 Dixon Machado, R (6, PR) OBP: 0.231, SLG: 0.167	0-0 62 E 18 S 1B	1-1 HBP		0-0 18 1B 1B		0-0 8 1B 2B	F9			3	0	3	0	0	0	0									
18 Tyler Collins, L (1, 7) OBP: 0.500, SLG: 0.571 33 Steven Moya, L (6, PH) OBP: 0.385, SLG: 0.833	0-3 K	0-0 G3-1		0-0 1-3 2-H 1B		0-3 K		0-0 P6		3	0	1	1	0	1	3									
8 Justin Upton, R (1, 10) OBP: 0.333, SLG: 0.143 73 Jason Krizan, L (6, PR) OBP: 0.571, SLG: 0.444	4-0 62 E BB		0-3 K	0-0 L3		0-0 2-3 1B		0-0 79 G6-4-3 1B		3	0	1	0	1	1	2									
9 Nick Castellanos, R (1, 5) OBP: 0.290, SLG: 0.667 79 Jacoby Jones, R (6, PH) OBP: 0.100, SLG: 0.400	0-3 K		0-0 34 HR 2B	0-3 K		0-3 K		0-0 G6-4-3 1B		3	1	1	0	0	2	3									
62 Nate Schierholtz, L (1, 9) OBP: 0.308, SLG: 0.667 75 Mike Gerber, R (6, PH) OBP: 0.333, SLG: 0.625	0-0 E3 1-2 2-3		0-3 K		0-0 64 FC1 3B			0-0 71 SF9 3B		3	1	1	0	0	1	3									
34 James McCann, R (1, 2) OBP: 0.333, SLG: 0.600 71 Austin Green, R (6, 2)	0-0 G6-3		1-2 HR		0-0 F7			0-0 SF9		3	1	1	2	0	0	4									
64 John Mayberry Jr., R (1, 3) OBP: 0.286, SLG: 0.357 72 Dominic Ficoletto, S (6, 3)		0-0 P2		0-0 2B		0-0 FC1		0-0 74 FC3-6 1B		3	0	1	1	0	0	0									
17 Andrew Romine, S (1, 4) OBP: 0.353, SLG: 0.154 74 Tommy Field, R (6, 4)		0-0 G3-1		0-3 K		0-3 K		0-0 FC3-6 31 1B		3	0	0	0	0	2	2									
63 Winton Bernard, R (1, 8) OBP: 0.294, SLG: 0.250 31 José Azocar, R (6, 8)		0-0 1 S 1B		0-0 18 1B 1B		0-3 K		0-3 K		3	1	2	0	0	1	1									
Inning Stats	R: 0 E: 1 K: 2 S: 9	H: 1 LOB: 3 BB: 1 P: 13	R: 0 E: 0 K: 0 S: 5	H: 1 LOB: 2 BB: 0 P: 6	R: 2 E: 0 K: 3 S: 14	H: 3 LOB: 1 BB: 0 P: 15	R: 1 E: 0 K: 1 S: 7	H: 3 LOB: 1 BB: 0 P: 7	R: 1 E: 0 K: 2 S: 9	H: 1 LOB: 1 BB: 0 P: 9	R: 0 E: 0 K: 3 S: 11	H: 2 LOB: 3 BB: 0 P: 11	R: 0 E: 0 K: 0 S: 5	H: 2 LOB: 2 BB: 0 P: 5	R: 0 E: 0 K: 0 S: 3	H: 1 LOB: 0 BB: 0 P: 3	R: 2 E: 0 K: 2 S: 9	H: 2 LOB: 0 BB: 0 P: 10	1B: 9 2B: 4 3B: 2 HR: 2	SF: 1 SAC: 0 DP: 2 HBP: 1	WP: 0 PB: 0 SB: 2 CS: 0	PA: 45			
PITCHER	IP WLS BF H R ER SO BB IBB HBP BLK WP HR S P ERA WHIP	2.2 15 4 2 2 4 1 0 1 0 0 0 1 24 30 6.75 1.875	1.1 7 4 1 1 2 0 0 0 0 0 0 11 11 6.75 3.000	1.0 B 5 1 1 2 0 0 0 0 0 0 9 9 9.00 1.000	1.1 6 2 0 0 3 0 0 0 0 0 0 12 12 0.00 1.500	1.2 H 7 3 0 0 0 0 0 0 0 0 7 7 0.00 1.800																			
PITCHER	IP WLS BF H R ER SO BB IBB HBP BLK WP HR S P ERA WHIP	1.0 B 5 2 2 2 0 0 0 0 0 0 1 9 10 18.00 2.000																							

Detroit Tigers @ Philadelphia Phillies
 Bright House Field, Clearwater, FL
 Thu Mar 10 2016, 1:09 PM - 4:30 PM EST
 Att: 7,787 - Sunny - 82 F

AB	42
R	6
H	16
RBI	6
BB	1
SO	13
LOB	29



Batter	1	2	3	4	5	6	7	8	9	AB	R	H	RBI	BB	SO	LOB	BOTTOM							
13 Freddy Galvis, S (1, 6) OBP: 0.261, SLG: 0.318 82 Taylor Featherston, R (4, 6) OBP: 0.316, SLG: 0.333 71 Roman Quinn, S (9, PR) OBP: 0.421, SLG: 0.750	0-0 37 HR 7 HR 1B		0-3 K		0-0 G4-3		4-0 3 E 76 P4-2 BB		4-0 80 CS BB	2	1	1	0	0	1	1								
2 Tyler Goeddel, R (1, 7) OBP: 0.333, SLG: 0.333 3 David Lough, L (6, 7) OBP: 0.474, SLG: 0.357 80 Andrew Knapp, S (9, PH) OBP: 0.375, SLG: 0.571	4-0 BB		0-3 K		0-3 K		4-0 24 HBP BB		0-0 F8	2	0	0	0	1	2	1								
37 Odúbel Herrera, L (1, 8) OBP: 0.350, SLG: 0.600 24 Darnell Sweeney, S (4, PR) OBP: 0.286, SLG: 0.250	0-0 G6-4-3			0-0 7 HR 2B		0-0 76 E 2B		1-0 HBP		2	0	1	0	0	0	2								
7 Maikel Franco, R (1, 5) OBP: 0.435, SLG: 0.950 76 Angelys Nina, R (5, 5) OBP: 0.500, SLG: 0.333	1-1 HR		0-2 HR		0-0 E7		0-0 P4-2			2	2	2	4	0	0	0								
79 Nick Williams, L (1, 9) OBP: 0.300, SLG: 0.294	0-3 K2-3		0-0 G3		0-0 G3		0-0 21 WP 2B		0-0 F9	4	0	1	0	0	1	1								
51 Carlos Ruiz, R (1, 2) OBP: 0.286, SLG: 0.211 83 Gabriel Lino, R (6, 2)		0-0 G5-3		0-0 G6-3		0-0 G5-3		0-0 G6-3		2	0	0	0	0	0	1								
78 Brock Stassi, L (1, 3) OBP: 0.391, SLG: 0.368		0-0 F7		0-0 1B		4-0 21 WP BB		0-3 K		3	0	1	0	1	1	0								
21 Ryan Jackson, R (1, 4) OBP: 0.474, SLG: 0.647		0-0 F9		0-3 K		2-3 K		3-1 HR		4	1	1	1	0	2	4								
6B Jorge Alfaro, R (1, 10) OBP: 0.308, SLG: 0.308			0-0 2 HR 1B		0-0 L8		0-3 K		0-0 F9	4	0	1	0	0	1	0								
Inning Stats	R: 2 E: 0 K: 1 S: 7	H: 2 LOB: 0 BB: 1 P: 12	R: 0 E: 0 K: 0 S: 3	H: 0 LOB: 0 BB: 0 P: 3	R: 0 E: 0 K: 2 S: 7	H: 1 LOB: 0 BB: 0 P: 7	R: 2 E: 0 K: 1 S: 10	H: 3 LOB: 2 BB: 0 P: 10	R: 0 E: 0 K: 1 S: 5	H: 0 LOB: 0 BB: 0 P: 5	R: 1 E: 1 K: 1 S: 7	H: 3 LOB: 2 BB: 1 P: 13	R: 0 E: 1 K: 1 S: 4	H: 0 LOB: 2 BB: 2 P: 13	R: 0 E: 0 K: 1 S: 5	H: 0 LOB: 0 BB: 0 P: 5	R: 1 E: 0 K: 0 S: 4	H: 1 LOB: 1 BB: 1 P: 11	1B: 4 2B: 4 3B: 0 HR: 3	SF: 0 SAC: 0 DP: 2 HBP: 1	WP: 1 PB: 0 SB: 0 CS: 1	PA: 38		
PITCHER	IP WLS BF H R ER SO BB IBB HBP BLK WP HR S P ERA WHIP	3.2 15 5 4 4 3 1 0 0 0 0 0 2 23 28 9.82 1.636	1.1 5 1 0 0 2 0 0 0 0 0 0 9 9 0.00 0.750	1.0 6 3 1 1 1 1 2 0 1 0 0 4 13 0.00 2.000	2.0 7 1 1 1 1 1 0 0 0 0 0 1 9 16 4.50 1.000																			

Detroit Tigers @ Philadelphia Phillies
 Bright House Field, Clearwater, FL
 Thu Mar 10 2016, 1:09 PM - 4:30 PM EST
 Att: 7,787 - Sunny - 82 F

AB	32
R	6
H	10
RBI	5
BB	5
SO	8
LOB	15



Batter	1	2	3	4	5	6	7	8	9	AB	R	H	RBI	BB	SO	LOB	TOP				
17 Peter Bourjos, R (1, 8) 71 Roman Quinn, S (3, FR) OBP: 0.500, SLG: 0.684 OBP: 0.455, SLG: 0.833										2 2 2 0 1 0 0 2 1 1 1 1 0 0							Philadelphia Phillies @ Atlanta Braves Champion Stadium, Lake Buena Vista, FL Fri Mar 11 2016, 1:09 PM - 4:07 PM EST Att: 6,520 - Partly Cloudy - 81 F				
16 César Hernández, S (1, 4) 76 Angelys Nina, R (5, 4) OBP: 0.444, SLG: 0.435 OBP: 0.500, SLG: 0.600										4 2 3 2 0 1 2 2 0 1 0 0 1 2											
2 Tyler Goeddel, R (1, 7) 24 Darnell Sweeney, S (3, 7) OBP: 0.333, SLG: 0.333 OBP: 0.235, SLG: 0.200										3 1 1 1 0 1 4 3 0 0 0 0 2 4											
6 Ryan Howard, L (1, 10) OBP: 0.154, SLG: 0.167										4 1 1 2 1 1 6											
18 Darin Ruf, R (1, 3) 19 J.P. Arencibia, R (5, 3) OBP: 0.360, SLG: 0.833 OBP: 0.375, SLG: 0.667										3 0 2 2 0 0 0 2 0 0 0 0 1 1											
4 Andrés Blanco, S (1, 5) 77 J.P. Crawford, L (4, 6) OBP: 0.222, SLG: 0.333 OBP: 0.318, SLG: 0.167										3 0 0 1 0 0 2 1 0 1 0 1 0 0											
29 Cameron Rupp, R (1, 2) 84 Logan Moore, L (5, 2) OBP: 1.091, SLG: 1.091 OBP: 0.428, SLG: 0.500										1 0 0 0 2 0 0 2 0 0 0 0 2 3											
64 Cedric Hunter, L (1, 9) OBP: 0.320, SLG: 0.524										5 1 1 0 0 1 7											
15 Emmanuel Burriss, S (1, 6) OBP: 0.474, SLG: 0.529										5 1 3 0 0 1 1											
Inning Stats	R: 3 E: 0 K: 0 S: 7	H: 4 LOB: 2 BB: 1 P: 12	R: 4 E: 0 K: 0 S: 8	H: 5 LOB: 2 BB: 1 P: 12	R: 0 E: 0 K: 3 S: 10	H: 1 LOB: 2 BB: 1 P: 14	R: 0 E: 0 K: 0 S: 3	H: 0 LOB: 0 BB: 0 P: 3	R: 2 E: 0 K: 1 S: 7	H: 3 LOB: 0 BB: 0 P: 7	R: 0 E: 0 K: 3 S: 10	H: 1 LOB: 2 BB: 1 P: 14	R: 0 E: 0 K: 1 S: 5	H: 0 LOB: 1 BB: 1 P: 9	R: 0 E: 0 K: 1 S: 6	H: 1 LOB: 1 BB: 0 P: 6		1B: 9 2B: 7 3B: 1 HR: 0	SF: 0 SAC: 0 DP: 1 HBP: 0	WP: 0 PB: 0 SB: 1 CS: 0	PA: 48
PITCHER	IP: 1.2 WLS: L BF: 16 H: 9 R: 7 ER: 7 SO: 0 BB: 2 IBB: 0 HBP: 0 BLK: 0 WP: 0 HR: 0 S: 14 P: 23 ERA: 37.80 WHIP: 6.600	IP: 2.0 WLS: 0 BF: 8 H: 1 R: 0 ER: 0 SO: 3 BB: 1 IBB: 0 HBP: 0 BLK: 0 WP: 0 HR: 1 S: 17 P: 17 ERA: 0.00 WHIP: 1.000	IP: 1.0 WLS: 0 BF: 5 H: 3 R: 2 ER: 2 SO: 1 BB: 0 IBB: 0 HBP: 0 BLK: 0 WP: 0 HR: 0 S: 7 P: 7 ERA: 18.00 WHIP: 3.000	IP: 1.0 WLS: 0 BF: 5 H: 1 R: 0 ER: 0 SO: 3 BB: 1 IBB: 0 HBP: 0 BLK: 0 WP: 0 HR: 10 S: 14 P: 14 ERA: 0.00 WHIP: 2.000	PITCHER	IP: 7.1 WLS: 10-13 BF: 5 H: 1 R: 0 ER: 0 SO: 2 BB: 1 IBB: 0 HBP: 0 BLK: 0 WP: 0 HR: 8 S: 12 P: 12 ERA: 0.00 WHIP: 2.000	IP: 8.1 WLS: 0 BF: 4 H: 0 R: 0 ER: 0 SO: 1 BB: 1 IBB: 0 HBP: 0 BLK: 0 WP: 0 HR: 5 S: 9 P: 9 ERA: 0.00 WHIP: 1.000	IP: 9.1 WLS: 0 BF: 4 H: 1 R: 0 ER: 0 SO: 1 BB: 0 IBB: 0 HBP: 0 BLK: 0 WP: 0 HR: 6 S: 6 P: 6 ERA: 0.00 WHIP: 1.000													
2 Michael Bourn, L (1, 8) 97 Connor Lien, R (6, 8) OBP: 0.412, SLG: 0.333 OBP: 0.500, SLG: 1.000										3 1 1 0 0 1 2 2 0 1 0 0 0 0								Philadelphia Phillies @ Atlanta Braves Champion Stadium, Lake Buena Vista, FL Fri Mar 11 2016, 1:09 PM - 4:07 PM EST Att: 6,520 - Partly Cloudy - 81 F			
22 Nick Markakis, L (1, 10) 99 KD Kang, L (7, PH) OBP: 0.385, SLG: 0.600 OBP: 0.500, SLG: 1.000										2 1 1 0 1 0 0 1 0 0 0 0 0 1											
5 Freddie Freeman, L (1, 3) 87 Barrett Kleinkecht, R (3, 3) OBP: 0.643, SLG: 1.250 OBP: 0.333, SLG: 0.333										1 0 0 0 1 1 2 2 0 0 0 0 1 1											
15 A.J. Pierzynski, L (1, 2) 90 Emerson Landolt, R (6, 4) OBP: 0.364, SLG: 0.400 OBP: 1.000, SLG: 2.000										2 0 1 1 0 0 0 1 0 1 0 0 0 0											
24 Kelly Johnson, L (1, 4) 69 Braeden Schlieber, R (6, 2) OBP: 0.471, SLG: 0.417 OBP: 0.333, SLG: 0.333										3 0 0 0 0 0 3 1 0 0 0 0 0 1											
99 Dian Tosiaco, L (1, 9) OBP: 0.250, SLG: 0.250										4 0 1 1 0 2 1											
91 Johan Camargo, S (1, 6) OBP: 0.250, SLG: 0.250										4 0 1 0 0 0 3											
92 Sean Kazmar Jr., R (1, 5) OBP: 0.250, SLG: 0.250										4 0 1 0 0 1 1											
96 Dustin Peterson, R (1, 7) 89 Jacob Schrader, R (9, PH) OBP: 0.333, SLG: 0.333										2 0 0 0 1 0 1 1 0 0 0 0 0 0											
Inning Stats	R: 2 E: 0 K: 0 S: 6	H: 3 LOB: 2 BB: 1 P: 11	R: 0 E: 0 K: 1 S: 6	H: 1 LOB: 1 BB: 1 P: 10	R: 0 E: 0 K: 1 S: 5	H: 0 LOB: 0 BB: 0 P: 5	R: 0 E: 0 K: 2 S: 7	H: 0 LOB: 1 BB: 1 P: 11	R: 0 E: 0 K: 0 S: 4	H: 1 LOB: 1 BB: 0 P: 4	R: 0 E: 0 K: 0 S: 3	H: 1 LOB: 1 BB: 0 P: 3	R: 0 E: 0 K: 1 S: 6	H: 1 LOB: 1 BB: 0 P: 6	R: 0 E: 0 K: 1 S: 6	H: 0 LOB: 0 BB: 0 P: 3	1B: 6 2B: 2 3B: 0 HR: 0		SF: 1 SAC: 0 DP: 1 HBP: 0	WP: 1 PB: 0 SB: 0 CS: 0	PA: 37
PITCHER	IP: 2.0 WLS: W BF: 12 H: 4 R: 2 ER: 2 SO: 2 BB: 2 IBB: 0 HBP: 0 BLK: 0 WP: 1 HR: 12 S: 12 P: 21 ERA: 9.000 WHIP: 3.000	IP: 7.0 WLS: 12-16 BF: 7 H: 0 R: 0 ER: 0 SO: 3 BB: 1 IBB: 0 HBP: 0 BLK: 0 WP: 0 HR: 4 S: 16 P: 16 ERA: 0.000 WHIP: 0.500	IP: 1.0 WLS: 0 BF: 4 H: 1 R: 0 ER: 0 SO: 0 BB: 0 IBB: 0 HBP: 0 BLK: 0 WP: 0 HR: 3 S: 4 P: 4 ERA: 0.000 WHIP: 1.000	IP: 1.0 WLS: 0 BF: 4 H: 1 R: 0 ER: 0 SO: 1 BB: 0 IBB: 0 HBP: 0 BLK: 0 WP: 0 HR: 3 S: 3 P: 3 ERA: 0.000 WHIP: 1.000	IP: 1.0 WLS: 0 BF: 4 H: 1 R: 0 ER: 0 SO: 1 BB: 0 IBB: 0 HBP: 0 BLK: 0 WP: 0 HR: 6 S: 6 P: 6 ERA: 0.000 WHIP: 1.000	PITCHER	IP: 8.1 WLS: 0 BF: 4 H: 0 R: 0 ER: 0 SO: 0 BB: 0 IBB: 0 HBP: 0 BLK: 0 WP: 0 HR: 3 S: 3 P: 3 ERA: 0.000 WHIP: 1.000	IP: 9.1 WLS: 0 BF: 3 H: 0 R: 0 ER: 0 SO: 0 BB: 0 IBB: 0 HBP: 0 BLK: 0 WP: 0 HR: 3 S: 3 P: 3 ERA: 0.000 WHIP: 0.000													

Batter	1	2	3	4	5	6	7	8	9	AB	R	H	RBI	BB	SO	LOB	TOP										
11 Kevin Pillar, R OBP: 0.238, SLG: 0.316 67 Roemon Fields, L OBP: 0.250, SLG: 0.583 73 Danny Jansen, R (9, PH)	F8	F8			L5		K		SF8	3	0	0	0	0	0	1											
20 Josh Donaldson, R OBP: 0.533, SLG: 0.462 32 Matt Dominguez, R OBP: 0.368, SLG: 0.294	1B		G6-3		K			K	K	3	0	1	0	0	1	0											
19 José Bautista, R (1, 10) 59 Jon Berti, R (8, PH) OBP: 0.182, SLG: 0.364 (8, 10)	P3		G6-3		P6			K		3	0	0	0	0	0	1											
2 Troy Tulowitzki, R OBP: 0.471, SLG: 0.538 58 Jio Mier, R OBP: 0.353, SLG: 0.588	K		P2			15 CS BB		HR		2	0	0	0	1	1	1											
15 Chris Colabello, R OBP: 0.409, SLG: 0.500 71 Rowdy Tellez, L OBP: 0.250, SLG: 0.182					F8			K		3	1	1	0	0	1	1											
21 Michael Saunders, L OBP: 0.381, SLG: 0.850 1 Andy Burns, R OBP: 0.500, SLG: 0.857		17 SH5-3 22 G6-3 9 E 1B							G6-3	3	1	2	1	0	0	1											
9 Darrell Ceciliani, L OBP: 0.524, SLG: 0.625 75 Anthony Alford, R OBP: 0.308, SLG: 0.100		17 SH5-3 BB							K	1	0	0	0	0	1	0											
17 Ryan Goins, L OBP: 0.450, SLG: 0.529 7 David Adams, R OBP: 0.462, SLG: 0.818		SH5-3							K	2	0	0	0	0	2	3											
22 Josh Thole, L OBP: 0.077, SLG: 0.154 76 Tony Sanchez, R OBP: 0.333, SLG: 0.375		G6-3							G6-3	3	0	0	0	0	0	0											
Inning Stats	R: 0 E: 0 K: 1 S: 6	H: 1 LOB: 1 BB: 0 P: 6	R: 2 E: 1 K: 0 S: 5	H: 2 LOB: 1 BB: 1 P: 9	R: 0 E: 0 K: 0 S: 3	H: 0 LOB: 2 BB: 1 P: 3	R: 0 E: 0 K: 2 S: 8	H: 1 LOB: 1 BB: 1 P: 12	R: 0 E: 0 K: 1 S: 5	H: 0 LOB: 0 BB: 0 P: 5	R: 0 E: 0 K: 1 S: 4	H: 1 LOB: 1 BB: 0 P: 8	R: 2 E: 0 K: 3 S: 11	H: 1 LOB: 1 BB: 0 P: 11	R: 1 E: 0 K: 3 S: 11	H: 1 LOB: 1 BB: 0 P: 11	1B: 3 2B: 3 3B: 1 HR: 1	SF: 1 SAC: 1 DP: 1 HBP: 0	WP: 1 PB: 1 SB: 0 CS: 0	PA: 38							
PITCHER	IP	WLS	BF	H	R	ER	SO	BB	IBB	HBP	BLK	WP	HR	S	P	ERA	WHIP										
28 Vince Velasquez, R ERA: 4.0	4.0		18	4	2	2	3	2	0	0	0	0	0	22	30	4.50	1.500										
38 Andrew Bailey, R ERA:	1.0	W	3	0	0	0	1	0	0	0	0	0	0	5	5	0.00	0.000										
94 Daltier Hinojosa, R ERA:	2.0	H	7	1	0	0	3	1	0	0	0	0	0	12	16	0.00	1.000										
63 Chris Leroux, R ERA: 9.0	1.0	H	5	1	2	2	3	0	0	0	0	1	1	11	11	18.00	1.000										
70 Yoervis Medina, R ERA:	1.0		5	1	1	0	3	0	0	0	0	0	0	11	11	0.00	1.000										

Toronto Blue Jays @ Philadelphia Phillies
Bright House Field, Clearwater, FL
Sat Mar 12 2016, 1:09 PM - 3:50 PM EST
Att: 8,691 - Partly Cloudy - 80 F

livebaseballscorecards.com

AB 33
R 5
H 7
RBI 5
BB 3
SO 13
LOB 14



Batter	1	2	3	4	5	6	7	8	9	AB	R	H	RBI	BB	SO	LOB	BOTTOM										
13 Freddy Galvis, S OBP: 0.231, SLG: 0.280 82 Taylor Featherston, R OBP: 0.286, SLG: 0.294	G6-3		G4-3		F8		F9	G4-3		3	0	0	0	0	0	1											
37 Odúbel Herrera, L OBP: 0.391, SLG: 0.609 24 Darnell Sweeney, S OBP: 0.316, SLG: 0.294	G6-3		7 B 1B				18 S 1B	21 FC6-4 1B		3	0	2	1	0	0	0											
7 Maikel Franco, R OBP: 0.423, SLG: 0.870 21 Ryan Jackson, R OBP: 0.429, SLG: 0.579	F7		1-3 1B		K		P4	FC6-4		3	0	1	0	0	1	1											
6 Ryan Howard, L OBP: 0.125, SLG: 0.133 18 Darin Ruf, R OBP: 0.365, SLG: 0.833		F9	G4-3			G6-3	HBP			3	0	0	0	0	0	2											
4 Andrés Blanco, S OBP: 0.167, SLG: 0.250 77 J.P. Crawford, L OBP: 0.304, SLG: 0.158		L5			F9		G3			3	0	0	0	0	0	2											
16 César Hernández, S OBP: 0.433, SLG: 0.423 76 Angelys Nina, R OBP: 0.571, SLG: 0.667		G3			G1-3			19 HR 1B		3	1	1	0	0	0	0											
51 Carlos Ruiz, R OBP: 0.304, SLG: 0.238 19 J.P. Arenchibia, R OBP: 0.444, SLG: 0.941 84 Logan Moore, L OBP: 0.429, SLG: 0.500					G4-3			19 HR 1B		2	1	1	0	0	0	0											
2 Tyler Goeddel, R OBP: 0.333, SLG: 0.333 79 Nick Williams, L OBP: 0.333, SLG: 0.500					K			79 HR 2B		3	0	1	0	0	1	1											
3 David Lough, L OBP: 0.478, SLG: 0.556								2H 3H HR		4	2	2	2	0	1	2											
Inning Stats	R: 0 E: 0 K: 0 S: 3	H: 0 LOB: 0 BB: 0 P: 3	R: 0 E: 0 K: 0 S: 3	H: 0 LOB: 0 BB: 0 P: 3	R: 2 E: 0 K: 1 S: 11	H: 4 LOB: 2 BB: 0 P: 12	R: 0 E: 0 K: 0 S: 3	H: 0 LOB: 0 BB: 0 P: 3	R: 1 E: 0 K: 1 S: 7	H: 2 LOB: 1 BB: 0 P: 8	R: 2 E: 0 K: 0 S: 6	H: 3 LOB: 1 BB: 0 P: 7	R: 0 E: 0 K: 0 S: 5	H: 1 LOB: 2 BB: 0 P: 6	R: 3 E: 0 K: 1 S: 9	H: 4 LOB: 2 BB: 0 P: 11	1B: 10 2B: 1 3B: 0 HR: 3	SF: 0 SAC: 0 DP: 0 HBP: 1	WP: 0 PB: 0 SB: 2 CS: 0	PA: 39							
PITCHER	IP	WLS	BF	H	R	ER	SO	BB	IBB	HBP	BLK	WP	HR	S	P	ERA	WHIP										
43 R.A. Dickey, R ERA: 2.45	4.1	L	18	5	3	3	1	0	0	0	0	0	0	5	6	0.00	1.500										
31 Brad Penny, R ERA: 5.4	2.0		11	4	2	2	0	0	0	1	0	0	1	11	13	9.00	2.000										
56 Roberto Hernandez, R ERA: 7.2	1.0		7	4	3	3	1	0	0	0	0	0	1	9	11	27.00	4.000										

Toronto Blue Jays @ Philadelphia Phillies
Bright House Field, Clearwater, FL
Sat Mar 12 2016, 1:09 PM - 3:50 PM EST
Att: 8,691 - Partly Cloudy - 80 F

livebaseballscorecards.com

AB 38
R 8
H 14
RBI 8
BB 0
SO 3
LOB 13



Batter	1	2	3	4	5	6	7	8	9	AB	R	H	RBI	BB	SO	LOB	TOP			
13 Freddy Galvis, S OBP: 0.212, SLG: 0.250 15 Emmanuel Burriss, S OBP: 0.376, SLG: 0.409	F9		F8		G6-3		F9		K	4	0	0	0	0	0	1	Philadelphia Phillies @ Tampa Bay Rays Charlotte Sports Park, Port Charlotte, FL Tue Mar 15 2016, 1:07 PM - 4:01 PM EDT Att: 6,382 - Cloudy - 82 F			
16 César Hernández, S OBP: 0.436, SLG: 0.441	G5-3		18 S 1B		G4-3			4 2B 2B	K	5	1	2	0	0	1	0				
78 Brock Stassi, L OBP: 0.321, SLG: 0.292 4 Andrés Blanco, S OBP: 0.286, SLG: 0.476	E4		F9		F9			24 1B 2B	G3-1	3	0	0	0	0	0	1				
18 Darin Ruf, R OBP: 0.382, SLG: 0.733	F7		G5-3					97 BB 82 FC6 24 1B 2B		3	1	1	0	1	0	2				
29 Cameron Rupp, R OBP: 0.526, SLG: 0.938 84 Logan Moore, L OBP: 0.375, SLG: 0.429			21 FC4 1B						F8	2	0	1	0	1	1	1				
2 Tyler Goeddel, R OBP: 0.341, SLG: 0.389 24 Darnell Sweeney, S OBP: 0.381, SLG: 0.333			K					82 FC6 97 BB 64 WP 1-2 2-H 1B		3	0	0	0	0	2	3				
17 Peter Bourjos, R OBP: 0.357, SLG: 0.583 97 Dylan Cozens, L			P4					82 FC6 1-2 2-3 BB		2	0	0	0	0	1	2				
21 Ryan Jackson, R OBP: 0.385, SLG: 0.600 82 Taylor Featherston, R OBP: 0.292, SLG: 0.263			FC4		G6-3			13 S BB	FC6 64 WP 1-2 2-3 3-H 1-3 BB	2	0	0	0	0	0	2				
64 Cedric Hunter, L OBP: 0.343, SLG: 0.581									F8	4	1	1	1	0	2	2				
			HR																	
Inning Stats	R: 0 E: 1 K: 0 S: 5	H: 0 LOB: 1 BB: 0 P: 5	R: 0 E: 0 K: 1 S: 6	H: 1 LOB: 1 BB: 0 P: 6	R: 1 E: 0 K: 0 S: 7	H: 2 LOB: 1 BB: 0 P: 7	R: 0 E: 0 K: 2 S: 7	H: 0 LOB: 1 BB: 1 P: 11	R: 0 E: 0 K: 1 S: 6	H: 1 LOB: 0 BB: 0 P: 6	R: 0 E: 0 K: 1 S: 5	H: 0 LOB: 1 BB: 1 P: 10	R: 4 E: 0 K: 1 S: 8	H: 3 LOB: 1 BB: 2 P: 17	R: 0 E: 0 K: 2 S: 7	H: 0 LOB: 0 BB: 0 P: 7	1B: 3 2B: 3 3B: 0 HR: 1	SF: 0 SAC: 0 DP: 0 HBP: 0	WP: 1 PB: 0 SB: 2 CS: 0	PA: 39
PITCHER	IP WLS BF H R ER SO BB IBB HBP BLK WP HR S P ERA WHIP	33 Drew Smyly, L ERA: 0.9	58 Ryan Webb, R ERA: 1.69	David Carpenter, R ERA:	31 Xavier Cedeño, L ERA: 13.5	75 Parker Markel, R ERA:	37 Alex Colomé, R ERA: 3.0	IP WLS BF H R ER SO BB IBB HBP BLK WP HR S P ERA WHIP	9.1 1.0 3 0 0 0 2 0 0 0 0 0 7 10 0.00 0.750 0.00 1.000 54.00 7.500 0.00 0.000	1.0 3 0 0 0 2 0 0 0 0 0 7 7 0.00 0.000	IP WLS BF H R ER SO BB IBB HBP BLK WP HR S P ERA WHIP	1.0 3 0 0 0 2 0 0 0 0 0 7 7 0.00 0.000	IP WLS BF H R ER SO BB IBB HBP BLK WP HR S P ERA WHIP	1.0 3 0 0 0 2 0 0 0 0 0 7 7 0.00 0.000	1.0 3 0 0 0 2 0 0 0 0 0 7 7 0.00 0.000	1B: 3 2B: 3 3B: 0 HR: 1	SF: 0 SAC: 0 DP: 0 HBP: 0	WP: 1 PB: 0 SB: 2 CS: 0	PA: 39	
Batter	1	2	3	4	5	6	7	8	9	AB	R	H	RBI	BB	SO	LOB	BOTTOM			
11 Logan Forsythe, R OBP: 0.545, SLG: 0.750 62 Juniel Querecuto, S OBP: 0.630, SLG: 0.915	3 7 2B 13 1B HBP		13 G4-6-3 1B		SAFE			K		0	0	0	0	0	0	0	Philadelphia Phillies @ Tampa Bay Rays Charlotte Sports Park, Port Charlotte, FL Tue Mar 15 2016, 1:07 PM - 4:01 PM EDT Att: 6,382 - Cloudy - 82 F			
2 Nick Franklin, S OBP: 0.391, SLG: 0.400			13 G4-6-3 1B		2-3 BB			K		1	0	0	0	1	1	1				
13 Brad Miller, L OBP: 0.455, SLG: 0.474 60 Daniel Robertson, R OBP: 0.250, SLG: 0.364			3 G4-6-3 1B					K		3	0	1	0	0	1	1				
3 Evan Longoria, R OBP: 0.292, SLG: 0.273 61 Patrick Leonard, R OBP: 0.294, SLG: 0.533			G4-6-3		8 G5-4-3 1B			P2		2	0	1	0	0	0	2				
7 Logan Morrison, L OBP: 0.348, SLG: 0.300 63 Kyle Roller, L OBP: 0.429, SLG: 0.786			1-2 2-3 2B		K			G6-3		3	0	1	1	0	1	1				
8 Desmond Jennings, R OBP: 0.421, SLG: 0.882 65 Johnny Field, R OBP: 0.360, SLG: 0.500			G6-3		G5-4-3			K		2	0	0	0	0	0	3				
20 Steven Souza Jr., R OBP: 0.071, SLG: 0.077 36 Richie Shaffer, R OBP: 0.281, SLG: 0.158			K					K		2	0	0	0	0	1	0				
39 Kevin Kiermaier, L OBP: 0.354, SLG: 0.636 83 Dayron Varona, R OBP: 0.200, SLG: 0.267			G4-3					K		1	0	0	0	1	1	0				
19 Curt Casali, R OBP: 0.474, SLG: 0.400 46 Luke Maile, R OBP: 0.214, SLG: 0.286			K					K		1	0	0	0	0	1	0				
44 René Rivera, R OBP: 0.278, SLG: 0.333 27 Mikie Mahtook, R OBP: 0.217, SLG: 0.281			K					K		2	0	1	0	0	1	0				
								2 BB 2B		1	0	1	0	0	0	0				
Inning Stats	R: 1 E: 0 K: 0 S: 4	H: 2 LOB: 2 BB: 0 P: 5	R: 0 E: 0 K: 2 S: 7	H: 0 LOB: 0 BB: 0 P: 7	R: 0 E: 0 K: 1 S: 5	H: 1 LOB: 0 BB: 0 P: 5	R: 0 E: 0 K: 1 S: 5	H: 1 LOB: 0 BB: 0 P: 5	R: 1 E: 0 K: 1 S: 6	H: 2 LOB: 1 BB: 1 P: 10	R: 0 E: 0 K: 3 S: 5	H: 0 LOB: 0 BB: 0 P: 9	R: 0 E: 0 K: 3 S: 10	H: 1 LOB: 1 BB: 0 P: 10	R: 0 E: 0 K: 1 S: 6	H: 1 LOB: 2 BB: 1 P: 10	1B: 3 2B: 3 3B: 1 HR: 1	SF: 0 SAC: 0 DP: 3 HBP: 1	WP: 0 PB: 0 SB: 0 CS: 0	PA: 34
PITCHER	IP WLS BF H R ER SO BB IBB HBP BLK WP HR S P ERA WHIP	27 Aaron Nola, R ERA: 7.71	62 Bobby LaFromboise, L ERA:	40 James Russell, L ERA:	38 Andrew Bailey, R ERA:	50 Hector Neris, R ERA: 3.38	70 Yoervis Medina, R ERA:	60 Eaton Murray, R ERA:	IP WLS BF H R ER SO BB IBB HBP BLK WP HR S P ERA WHIP	9.1 0.1 3 0 0 0 0 1 0 0 0 0 0 1 5 0.00 3.000	9.1 0.1 3 0 0 0 0 1 0 0 0 0 0 1 5 0.00 3.000	IP WLS BF H R ER SO BB IBB HBP BLK WP HR S P ERA WHIP	9.1 0.1 3 0 0 0 0 1 0 0 0 0 0 1 5 0.00 3.000	IP WLS BF H R ER SO BB IBB HBP BLK WP HR S P ERA WHIP	9.1 0.1 3 0 0 0 0 1 0 0 0 0 0 1 5 0.00 3.000	1B: 3 2B: 3 3B: 1 HR: 1	SF: 0 SAC: 0 DP: 3 HBP: 1	WP: 0 PB: 0 SB: 0 CS: 0	PA: 34	

Batter	1	2	3	4	5	6	7	8	9	AB	R	H	RBI	BB	SO	LOB	TOP										
11 Logan Forsythe, R OBP: 0.520, SLG: 0.828 62 Juiel Querecuto, S OBP: 0.616, SLG: 0.750										3	1	1	1	0	2	3											
28 Steve Pearce, R OBP: 0.333, SLG: 0.636 98 Casey Gillaspie, S OBP: 0.111, SLG: 0.222										3	1	1	1	0	0	1											
3 Evan Longoria, R OBP: 0.269, SLG: 0.281 36 Richie Shaffer, R OBP: 0.269, SLG: 0.318 75 Alec Sole, L										1	0	0	0	0	1	0											
21 James Loney, L OBP: 0.259, SLG: 0.370 63 Kyle Roller, L OBP: 0.497, SLG: 0.786										3	0	0	0	0	0	0											
8 Desmond Jennings, R OBP: 0.364, SLG: 0.750 27 Mike Maitook, R OBP: 0.250, SLG: 0.417										3	0	0	0	0	2	0											
39 Kevin Kiermaier, L OBP: 0.320, SLG: 0.560 38 Taylor Motter, R OBP: 0.360, SLG: 0.522										3	0	0	0	0	1	0											
5 Brandon Guyer, R OBP: 0.529, SLG: 0.890 68 Jaff Decker, L OBP: 0.435, SLG: 0.652										3	0	1	0	0	1	0											
2 Nick Franklin, S OBP: 0.423, SLG: 0.478 76 Jake Hager, R OBP: 1.000, SLG: 2.000										3	0	2	0	0	1	0											
46 Luke Maile, R OBP: 0.235, SLG: 0.250 69 Mayo Acosta, R										2	0	0	0	1	2	3											
Inning Stats	R: 1 E: 0 K: 1 S: 6	H: 1 LOB: 0 BB: 0 P: 8	R: 0 E: 0 K: 1 S: 5	H: 0 LOB: 0 BB: 0 P: 5	R: 0 E: 0 K: 1 S: 7	H: 0 LOB: 1 BB: 1 P: 11	R: 0 E: 0 K: 1 S: 5	H: 0 LOB: 0 BB: 0 P: 5	R: 0 E: 0 K: 2 S: 9	H: 2 LOB: 2 BB: 0 P: 9	R: 1 E: 0 K: 1 S: 6	H: 1 LOB: 1 BB: 0 P: 6	R: 0 E: 0 K: 2 S: 8	H: 1 LOB: 1 BB: 0 P: 8	R: 3 E: 0 K: 2 S: 11	H: 2 LOB: 0 BB: 1 P: 19	R: 1 E: 0 K: 2 S: 9	H: 2 LOB: 2 BB: 0 P: 11	1B: 2 2B: 3 3B: 0 HR: 4	SF: 0 SAC: 0 DP: 0 HBP: 1	WP: 1 PB: 0 SB: 0 CS: 0	PA: 39					
PITCHER	IP	WLS	BF	H	R	ER	SO	BB	IBB	HBP	BLK	WP	HR	S	P	ERA	WHIP										
28 Vince Velasquez, R ERA: 3.21	5.0		19	3	1	1	7	1	0	0	0	0	1	32	38	1.80	0.800										
44 Edward Mujica, R ERA: 1.8	1.0	L	4	1	1	1	1	0	0	0	0	0	1	6	6	9.00	1.000										
46 Jeanmar Gómez, R ERA: 2.25	1.0		4	1	0	0	2	0	0	0	0	0	0	8	8	0.00	1.000										
59 Elvis Araujo, L ERA: 9.84	0.2		5	2	3	3	1	1	0	0	0	0	2	8	16	40.50	4.500										
60 Colton Murray, R ERA: 1.69	1.1		7	2	1	1	3	0	0	1	0	1	0	12	14	6.75	1.500										

Tampa Bay Rays @ Philadelphia Phillies
Bright House Field, Clearwater, FL
Thu Mar 17 2016, 1:10 PM - 4:08 PM EDT
Att: 11,222 - Partly Cloudy - 80 F

livebaseballscorecards.com


AB 36
R 6
H 9
RBI 6
BB 2
SO 14
LOB 12


Batter	1	2	3	4	5	6	7	8	9	AB	R	H	RBI	BB	SO	LOB	BOTTOM										
17 Peter Bourjos, R OBP: 0.400, SLG: 0.519 64 Cedric Hunter, L OBP: 0.324, SLG: 0.545										3	0	0	0	0	3	3											
13 Freddy Galvis, S OBP: 0.194, SLG: 0.229 4 Andrés Blanco, S OBP: 0.273, SLG: 0.455										3	0	0	0	0	1	3											
7 Maikel Franco, R OBP: 0.389, SLG: 0.879 21 Ryan Jackson, R OBP: 0.407, SLG: 0.520										3	0	0	0	0	1	2											
18 Darin Ruf, R OBP: 0.378, SLG: 0.697 78 Brock Stassi, L OBP: 0.310, SLG: 0.280										3	0	1	0	0	0	0											
6 Ryan Howard, L OBP: 0.286, SLG: 0.440										4	1	2	1	0	1	3											
24 Darnell Sweeney, S OBP: 0.360, SLG: 0.296										3	0	0	0	1	3	2											
83 Gabriel Lino, R										2	0	0	0	0	1	1											
84 Logan Moore, L OBP: 0.300, SLG: 0.333										2	0	0	0	0	1	3											
3 David Lough, L OBP: 0.438, SLG: 0.462										4	0	2	0	0	0	0											
15 Emmanuel Burriss, S OBP: 0.393, SLG: 0.462										4	0	2	0	0	0	1											
Inning Stats	R: 0 E: 0 K: 2 S: 7	H: 0 LOB: 0 BB: 0 P: 7	R: 0 E: 0 K: 2 S: 8	H: 1 LOB: 1 BB: 0 P: 8	R: 0 E: 0 K: 2 S: 9	H: 2 LOB: 2 BB: 0 P: 9	R: 1 E: 0 K: 1 S: 8	H: 1 LOB: 0 BB: 0 P: 8	R: 0 E: 0 K: 2 S: 8	H: 1 LOB: 1 BB: 0 P: 9	R: 0 E: 0 K: 2 S: 8	H: 1 LOB: 1 BB: 0 P: 8	R: 0 E: 1 K: 0 S: 5	H: 1 LOB: 3 BB: 1 P: 9	R: 0 E: 0 K: 1 S: 5	H: 0 LOB: 0 BB: 0 P: 5	1B: 5 2B: 2 3B: 0 HR: 1	SF: 0 SAC: 0 DP: 0 HBP: 0	WP: 1 PB: 0 SB: 1 CS: 0	PA: 37							
PITCHER	IP	WLS	BF	H	R	ER	SO	BB	IBB	HBP	BLK	WP	HR	S	P	ERA	WHIP										
55 Matt Moore, L ERA: 1.74	4.2		19	5	1	1	8	0	0	0	0	0	1	37	37	1.93	1.071										
80 Kyle McPherson, R ERA: 1.69	1.1	W	5	1	0	0	2	0	0	0	0	1	0	9	11	0.00	0.750										
75 Parker Markel, R ERA:	1.0	H	4	1	0	0	2	0	0	0	0	0	0	8	8	0.00	1.000										
76 Mark Sappington, R ERA:	1.0		6	1	0	0	0	1	0	0	0	0	0	5	9	0.00	2.000										
79 Tyler Sturdevant, R ERA: 3.86	1.0		3	0	0	0	1	0	0	0	0	0	0	5	5	0.00	0.000										

Tampa Bay Rays @ Philadelphia Phillies
Bright House Field, Clearwater, FL
Thu Mar 17 2016, 1:10 PM - 4:08 PM EDT
Att: 11,222 - Partly Cloudy - 80 F

livebaseballscorecards.com

AB 36
R 1
H 8
RBI 1
BB 1
SO 13
LOB 20

Batter	1	2	3	4	5	6	7	8	9	AB	R	H	RBI	BB	SO	LOB	TOP																		
																													Philadelphia Phillies @ Toronto Blue Jays Florida Auto Exchange Stadium, Dunedin, FL Sat Mar 19 2016, 1:07 PM EDT livebaseballscorecards.com						
																AB	0																		
																R	0																		
																H	0																		
																RBI	0																		
																BB	0																		
																SO	0																		
																LOB	0																		
																																			
Inning Stats																1B: 0	SF: 0	WP: 0	PA: 0																
	2B: 0	SAC: 0	FB: 0																																
	3B: 0	DP: 0	SB: 0																																
	HR: 0	HBP: 0	CS: 0																																
PITCHER	IP	WLS	BF	H	R	ER	SO	BB	IBB	HBP	BLK	WP	HR	S	P	ERA	WHIP	PITCHER	IP	WLS	BF	H	R	ER	SO	BB	IBB	HBP	BLK	WP	HR	S	P	ERA	WHIP

Batter	1	2	3	4	5	6	7	8	9	AB	R	H	RBI	BB	SO	LOB	BOTTOM																		
																														Philadelphia Phillies @ Toronto Blue Jays Florida Auto Exchange Stadium, Dunedin, FL Sat Mar 19 2016, 1:07 PM EDT livebaseballscorecards.com					
																AB	0																		
																R	0																		
																H	0																		
																RBI	0																		
																BB	0																		
																SO	0																		
																LOB	0																		
																																			
Inning Stats																1B: 0	SF: 0	WP: 0	PA: 0																
	2B: 0	SAC: 0	FB: 0																																
	3B: 0	DP: 0	SB: 0																																
	HR: 0	HBP: 0	CS: 0																																
PITCHER	IP	WLS	BF	H	R	ER	SO	BB	IBB	HBP	BLK	WP	HR	S	P	ERA	WHIP	PITCHER	IP	WLS	BF	H	R	ER	SO	BB	IBB	HBP	BLK	WP	HR	S	P	ERA	WHIP

Batter	1	2	3	4	5	6	7	8	9	AB	R	H	RBI	BB	SO	LOB	TOP					
25 Byron Buxton, R OBP: 0.286, SLG: 0.323										5	1	2	0	0	3	1	Minnesota Twins @ Philadelphia Phillies Bright House Field, Clearwater, FL Tue Mar 22 2016, 1:09 PM - 4:16 PM EDT Att: 8,028 - Sunny - 68 F					
39 Danny Santana, S OBP: 0.189, SLG: 0.278										5	2	2	0	0	2	1						
22 Miguel Sano, R OBP: 0.528, SLG: 0.615										1	0	0	0	2	1	1						
98 Travis Harrison, R OBP: 0.333, SLG: 0.333										2	1	1	1	0	1	0						
52 ByungHo Park, R OBP: 0.333, SLG: 0.611										3	0	1	2	0	0	1						
20 Eddie Rosario, L OBP: 0.297, SLG: 0.568										5	0	1	2	0	1	4						
9 Eduardo Núñez, R OBP: 0.382, SLG: 0.367										3	0	0	0	0	0	4						
95 Levi Michael, R										1	0	0	0	0	0	1						
99 Daniel Palka, L OBP: 0.367, SLG: 2.667										3	2	2	2	0	1	2						
96 Tanner English, R										1	0	0	0	0	0	0						
66 John Hicks, R OBP: 0.304, SLG: 0.364										4	0	1	0	0	3	2						
83 Carlos Paulino, R										0	0	0	0	0	0	0						
30 James Beresford, L OBP: 0.345, SLG: 0.280										4	1	1	0	0	2	1						
Inning Stats	R: 1 E: 0 K: 2 S: 9	H: 2 LOB: 2 BB: 1 P: 13	R: 1 E: 0 K: 3 S: 11	H: 1 LOB: 0 BB: 0 P: 11	R: 0 E: 0 K: 1 S: 4	H: 0 LOB: 0 BB: 1 P: 8	R: 1 E: 0 K: 1 S: 6	H: 1 LOB: 1 BB: 0 P: 6	R: 0 E: 0 K: 2 S: 8	H: 0 LOB: 2 BB: 0 P: 9	R: 4 E: 0 K: 0 S: 7	H: 5 LOB: 0 BB: 0 P: 7	R: 0 E: 0 K: 1 S: 8	H: 1 LOB: 1 BB: 0 P: 8	R: 0 E: 0 K: 1 S: 5	H: 0 LOB: 1 BB: 0 P: 7	1B: 8 2B: 1 3B: 0 HR: 2	SF: 1 SAC: 0 DP: 2 HBP: 1	WP: 1 PB: 0 SB: 2 CS: 0	PA: 41		
PITCHER	IP WLS BF H R ER SO BB IBB HBP BLK WP HR S P ERA WHIP	4.0 17 4 3 3 7 2 0 0 0 0 0 2 30 38 6.75 1.500	1.0 4 1 0 0 2 0 0 0 0 0 0 0 8 8 0.00 1.000	6.1 6 1 1 1 2 0 0 0 0 0 0 0 10 10 9.00 1.000	1.0 L 6 4 3 3 0 0 0 0 0 0 0 0 6 6 27.00 4.000	1.0 4 1 0 0 2 0 0 0 0 0 0 0 8 8 0.00 1.000	67 Reiner Roibal, R ERA: 1.29	9.1 1.0 4 0 0 0 1 0 0 0 1 0 0 0 5 7 0.00 0.000														
3 David Lough, L OBP: 0.489, SLG: 0.500										3	0	2	1	1	1	0	Minnesota Twins @ Philadelphia Phillies Bright House Field, Clearwater, FL Tue Mar 22 2016, 1:09 PM - 4:16 PM EDT Att: 8,028 - Sunny - 68 F					
34 Brett Oberholtzer, L										0	0	0	0	0	0	0						
18 Darin Ruf, R OBP: 0.384, SLG: 0.641										1	0	1	1	0	0	0						
67 Reiner Roibal, R										0	0	0	0	0	0	0						
16 César Hernández, S OBP: 0.442, SLG: 0.543										5	0	1	0	0	0	5						
7 Maikel Franco, R OBP: 0.367, SLG: 0.783										3	0	1	0	0	1	2						
41 Ernesto Frieri, R ERA: 7.94										0	0	0	0	0	0	0						
83 Gabriel Lino, R										2	0	0	0	0	0	0						
6 Ryan Howard, L OBP: 0.302, SLG: 0.447										4	0	0	0	0	1	1						
21 Ryan Jackson, R OBP: 0.394, SLG: 0.448										1	0	0	0	0	1	0						
4 Andrés Blanco, S OBP: 0.296, SLG: 0.462										4	1	1	0	0	1	0						
19 JP Arencibia, R OBP: 0.348, SLG: 0.727										3	0	0	0	0	2	2						
40 James Russell, L ERA: 2.25										0	0	0	0	0	0	0						
38 Andrew Bailey, R ERA: 5.4										0	0	0	0	0	0	0						
64 Cedric Hunter, L OBP: 0.333, SLG: 0.636										1	0	0	0	0	1	0						
17 Peter Bourjos, R OBP: 0.400, SLG: 0.556										2	1	1	0	0	1	0						
15 Emmanuel Burriss, S OBP: 0.382, SLG: 0.484										2	1	1	0	0	0	0						
24 Darnell Sweeney, S OBP: 0.324, SLG: 0.241										3	1	1	1	1	2	1						
48 Jerad Eickhoff, R ERA: 3.48										1	0	0	1	0	0	1						
13 Freddy Galvis, S OBP: 0.205, SLG: 0.256										1	1	1	0	0	0	0						
76 Angelys Nina, R OBP: 0.417, SLG: 0.455										1	0	1	1	0	0	0						
Inning Stats	R: 0 E: 0 K: 1 S: 6	H: 1 LOB: 1 BB: 0 P: 6	R: 2 E: 0 K: 1 S: 8	H: 3 LOB: 2 BB: 0 P: 9	R: 0 E: 0 K: 2 S: 8	H: 1 LOB: 1 BB: 0 P: 8	R: 1 E: 0 K: 3 S: 12	H: 3 LOB: 2 BB: 0 P: 12	R: 0 E: 0 K: 1 S: 5	H: 0 LOB: 0 BB: 0 P: 5	R: 1 E: 0 K: 1 S: 6	H: 1 LOB: 1 BB: 1 P: 10	R: 0 E: 0 K: 0 S: 3	H: 0 LOB: 0 BB: 0 P: 3	R: 1 E: 0 K: 1 S: 7	H: 2 LOB: 2 BB: 1 P: 11	R: 0 E: 0 K: 1 S: 5	H: 0 LOB: 0 BB: 0 P: 5	1B: 7 2B: 3 3B: 1 HR: 0	SF: 0 SAC: 1 DP: 0 HBP: 1	WP: 0 PB: 0 SB: 0 CS: 0	PA: 41
PITCHER	IP WLS BF H R ER SO BB IBB HBP BLK WP HR S P ERA WHIP	5.1 26 9 4 4 9 0 0 0 0 0 0 0 5 9 0.00 0.600	1.2 W 6 0 0 0 0 1 0 0 0 0 0 0 5 9 0.00 0.600	1.0 H 6 2 1 1 1 1 0 0 0 0 0 0 7 11 9.00 3.000	1.0 S 3 0 0 0 0 1 0 0 0 0 0 0 5 5 0.00 0.000	45 Phil Hughes, R ERA: 3.48	4.0 1 0 0 0 1 0 0 0 0 0 0 0 43 44 6.75 1.688	70 Dan Runzler, L ERA: 2.25	1.0 6 2 1 1 1 1 0 0 0 0 0 0 7 11 9.00 3.000	1.0 S 3 0 0 0 1 0 0 0 0 0 0 0 5 5 0.00 0.000												

Batter	1	2	3	4	5	6	7	8	9	AB	R	H	RBI	BB	SO	LOB	TOP			
3 David Lough, L OBP: 0.455, SLG: 0.457	G4-3	F7			K			SH2-3		3	0	0	0	0	1	0	Philadelphia Phillies @ Houston Astros Osceola County Stadium, Kissimmee, FL Wed Mar 23, 2016, 6:09 PM - 8:49 PM EDT Att: 4,626 - Partly Cloudy - 78 F			
16 César Hernández, S OBP: 0.436, SLG: 0.521			G4-3			G1-3				2	1	0	0	1	0	0				
4 Andrés Blanco, S OBP: 0.321, SLG: 0.481	BB							1B		1	0	1	0	0	0	0				
7 Maikel Franco, R OBP: 0.340, SLG: 0.720	K		G5-3			K		F9-2		4	0	0	0	0	2	3				
18 Darin Ruf, R OBP: 0.375, SLG: 0.610	BB		F8							2	0	0	0	2	1	0				
64 Cedric Hunter, L OBP: 0.327, SLG: 0.604	BB				G3-1			G6-3		4	0	1	1	0	0	1				
51 Carlos Ruiz, R OBP: 0.286, SLG: 0.208	1B				F8					1	0	0	0	1	0	0				
84 Logan Moore, L OBP: 0.286, SLG: 0.250	BB									2	0	0	0	0	1	0				
13 Freddy Galvis, S OBP: 0.191, SLG: 0.239	K							G6-3		3	0	0	0	0	2	3				
17 Peter Bourjos, R OBP: 0.372, SLG: 0.513			K			G6-3				3	0	0	0	0	2	0				
2 Tyler Goeddel, R OBP: 0.333, SLG: 0.354			G5-3			L8				2	0	0	0	0	0	0				
15 Emmanuel Burriss, S OBP: 0.352, SLG: 0.454								HBP		0	0	0	0	0	0	0				
Inning Stats	R: 1 E: 0 K: 2 S: 8	H: 1 LOB: 3 BB: 3 P: 19	R: 0 E: 0 K: 1 S: 5	H: 0 LOB: 0 BB: 0 P: 5	R: 0 E: 0 K: 0 S: 3	H: 0 LOB: 0 BB: 0 P: 3	R: 0 E: 0 K: 1 S: 5	H: 0 LOB: 0 BB: 0 P: 5	R: 0 E: 0 K: 1 S: 5	H: 0 LOB: 1 BB: 1 P: 9	R: 0 E: 0 K: 1 S: 5	H: 0 LOB: 0 BB: 0 P: 5	R: 0 E: 0 K: 0 S: 3	H: 1 LOB: 1 BB: 0 P: 4	R: 0 E: 0 K: 2 S: 7	H: 0 LOB: 0 BB: 0 P: 7	1B: 2 2B: 1 3B: 0 HR: 0	SF: 0 SAC: 1 DP: 1 HBP: 1	WP: 0 PB: 0 SB: 1 CS: 0	PA: 33
PITCHER	IP WLS BF H R ER SO BB IBB HBP BLK WP HR S P ERA WHIP																			
45 Michael Feliz, R ERA: 1.29	4.0	16	1	1	1	4	3	0	0	0	0	0	0	0	21	32	2.25	1.000		
65 James Hoyt, R ERA: 1.09	1.2	6	0	0	0	2	1	0	0	0	0	0	0	0	9	13	0.00	0.600		
23 Neal Cotts, L ERA: 2.45	1.1	4	0	0	0	1	0	0	0	0	0	0	0	6	6	0.00	0.000			
38 Jake Buchanan, R ERA: 4.5	1.0	4	1	0	0	0	0	0	1	0	0	0	0	3	4	0.00	1.000			
53 Ken Giles, R ERA: 9.0	1.0	3	0	0	0	2	0	0	0	0	0	0	0	7	7	0.00	0.000			

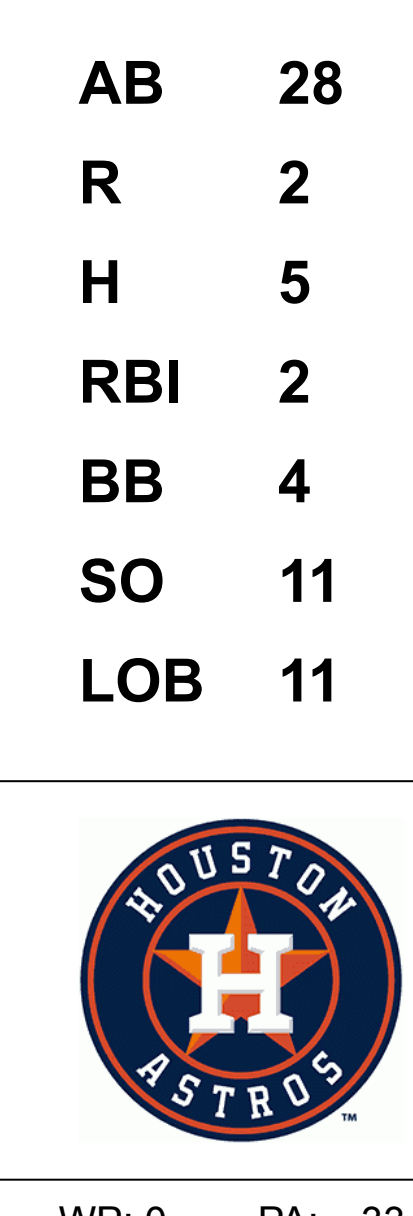
Batter	1	2	3	4	5	6	7	8	9	AB	R	H	RBI	BB	SO	LOB	BOTTOM			
27 Jose Altuve, R OBP: 0.442, SLG: 0.556	K									2	0	0	0	1	2	0	Philadelphia Phillies @ Houston Astros Osceola County Stadium, Kissimmee, FL Wed Mar 23, 2016, 6:09 PM - 8:49 PM EDT Att: 4,626 - Partly Cloudy - 78 F			
81 Joe Scafani, S OBP: 0.143, SLG: 0.077			K							1	1	0	0	0	1	1				
20 Preston Tucker, L OBP: 0.397, SLG: 0.571	G3									3	0	2	1	0	0	0				
94 Teoscar Hernández, R OBP: 0.231, SLG: 0.615										1	0	0	0	0	1	1				
28 Colby Rasmus, L OBP: 0.310, SLG: 0.654										2	0	0	1	1	0	2				
16 Eury Pérez, R OBP: 0.297, SLG: 0.188	BB									1	0	0	0	0	1	1				
80 AJ Reed, L OBP: 0.237, SLG: 0.361	G1-3									4	0	0	0	0	2	3				
18 Luis Valbuena, L OBP: 0.375, SLG: 0.441			G3-1							3	0	0	0	0	2	0				
19 Matt Duffy, R OBP: 0.316, SLG: 0.576										1	0	0	0	0	1	0				
15 Jason Castro, L OBP: 0.400, SLG: 0.480										3	0	3	0	0	0	0				
72 Tyler Heineman, S OBP: 0.294, SLG: 0.313	BB									1	0	0	0	0	1	0				
6 Jake Marisnick, R OBP: 0.171, SLG: 0.205										1	0	0	0	1	0	1				
92 Danny Vasquez, L ERA: 3.72										0	0	0	0	0	0	0				
21 Jon Singleton, L OBP: 0.191, SLG: 0.318										3	0	0	0	0	0	2				
26 Danny Worth, R OBP: 0.406, SLG: 0.607										2	1	0	0	1	0	0				
91 Mott Hyde, R ERA: 5.1										0	0	0	0	0	0	0				
Inning Stats	R: 0 E: 0 K: 1 S: 5	H: 0 LOB: 1 BB: 1 P: 9	R: 0 E: 0 K: 0 S: 4	H: 1 LOB: 1 BB: 0 P: 4	R: 0 E: 0 K: 1 S: 6	H: 1 LOB: 0 BB: 0 P: 6	R: 0 E: 0 K: 2 S: 8	H: 1 LOB: 0 BB: 0 P: 8	R: 2 E: 1 K: 0 S: 5	H: 1 LOB: 2 BB: 1 P: 9	R: 0 E: 0 K: 1 S: 5	H: 1 LOB: 1 BB: 1 P: 8	R: 0 E: 0 K: 3 S: 9	H: 0 LOB: 1 BB: 1 P: 13	R: 0 E: 0 K: 3 S: 9	H: 0 LOB: 0 BB: 0 P: 9	1B: 4 2B: 1 3B: 0 HR: 0	SF: 0 SAC: 1 DP: 0 HBP: 0	WP: 0 PB: 0 SB: 0 CS: 1	PA: 33
PITCHER	IP WLS BF H R ER SO BB IBB HBP BLK WP HR S P ERA WHIP																			
47 Charlie Morton, R ERA: 4.63	5.1	23	4	2	0	5	2	0	0	0	0	0	0	0	31	39	0.00	1.125		
34 Brett Oberholzer, L ERA: 7.2	0.2	3	1	0	0	0	1	0	0	0	0	0	0	2	5	0.00	3.000			
63 Chris Leroux, L ERA: 3.72	1.0	4	0	0	0	3	1	0	0	0	0	0	0	9	13	0.00	1.000			
53 Daniel Stumpf, L ERA: 3.72	0.2	2	0	0	0	2	0	0	0	0	0	0	0	6	6	0.00	0.000			
50 Hector Neris, R ERA: 5.1	0.1	1	0	0	0	1	0	0	0	0	0	0	0	3	3	0.00	0.000			

AB	27
R	1
H	2
RBI	1
BB	4
SO	9
LOB	7





WP	0
PB	0
SB	1
CS	0

AB	28
R	2
H	5
RBI	2
BB	4
SO	11
LOB	11



WP	0
PB	0
SB	0
CS	1

Batter	1	2	3	4	5	6	7	8	9	AB R H RBI BB SO LOB	TOP																								
											Philadelphia Phillies @ Atlanta Braves Champion Stadium, Lake Buena Vista, FL Thu Mar 24 2016, 6:05 PM EDT livebaseballscorecards.com																								
										AB		0																							
										R		0																							
										H		0																							
										RBI		0																							
										BB		0																							
										SO		0																							
										LOB		0																							
																																			
Inning Stats	1B: 0	SF: 0	WP: 0	PA: 0																															
	2B: 0	SAC: 0	FB: 0																																
	3B: 0	DP: 0	SB: 0																																
	HR: 0	HBP: 0	CS: 0																																
PITCHER	IP	WLS	BF	H	R	ER	SO	BB	IBB	HBP	BLK	WP	HR	S	P	ERA	WHIP	PITCHER	IP	WLS	BF	H	R	ER	SO	BB	IBB	HBP	BLK	WP	HR	S	P	ERA	WHIP

Batter	1	2	3	4	5	6	7	8	9	AB R H RBI BB SO LOB	BOTTOM																								
											Philadelphia Phillies @ Atlanta Braves Champion Stadium, Lake Buena Vista, FL Thu Mar 24 2016, 6:05 PM EDT livebaseballscorecards.com																								
										AB		0																							
										R		0																							
										H		0																							
										RBI		0																							
										BB		0																							
										SO		0																							
										LOB		0																							
																																			
Inning Stats	1B: 0	SF: 0	WP: 0	PA: 0																															
	2B: 0	SAC: 0	FB: 0																																
	3B: 0	DP: 0	SB: 0																																
	HR: 0	HBP: 0	CS: 0																																
PITCHER	IP	WLS	BF	H	R	ER	SO	BB	IBB	HBP	BLK	WP	HR	S	P	ERA	WHIP	PITCHER	IP	WLS	BF	H	R	ER	SO	BB	IBB	HBP	BLK	WP	HR	S	P	ERA	WHIP

Batter	1	2	3	4	5	6	7	8	9	AB	R	H	RBI	BB	SO	LOB	TOP										
13 Freddy Galvis, S OBP: 0.214, SLG: 0.309	G3-1	P5			P5		P6		G4-3	5	0	0	0	0	0	5											
37 Odibel Herrera, L OBP: 0.424, SLG: 0.606																											
24 Darnell Sweeney, S (7, PH) OBP: 0.316, SLG: 0.242	1B						G3-1			3	1	3	0	0	0	0											
7 Maikel Franco, R OBP: 0.344, SLG: 0.737										1	0	0	0	0	0	2											
18 Darin Ruf, R OBP: 0.375, SLG: 0.553	F8									4	0	1	1	0	0	4											
64 Cedric Hunter, L OBP: 0.295, SLG: 0.536	P6									4	0	1	0	0	1	1											
51 Carlos Ruiz, R OBP: 0.281, SLG: 0.207										4	0	0	0	0	1	2											
19 J.P. Arencibia, R OBP: 0.308, SLG: 0.640										3	0	1	0	0	1	1											
3 David Lough, L OBP: 0.404, SLG: 0.381										1	0	0	0	0	1	0											
76 Angelys Nina, R (9, PH) OBP: 0.462, SLG: 0.583										2	0	0	0	1	2	2											
16 César Hernández, S (1, 4) OBP: 0.429, SLG: 0.500										1	0	1	0	0	0	0											
21 Ryan Jackson, R OBP: 0.359, SLG: 0.382										3	0	2	0	0	0	1											
17 Peter Bourjos, R OBP: 0.392, SLG: 0.556										1	0	0	0	0	1	0											
Inning Stats	R: 1 E: 0 K: 0 S: 6	H: 2 LOB: 1 BB: 0 P: 6	R: 0 E: 0 K: 0 S: 4	H: 1 LOB: 2 BB: 2 P: 12	R: 0 E: 0 K: 0 S: 3	H: 1 LOB: 0 BB: 0 P: 3	R: 0 E: 0 K: 1 S: 6	H: 1 LOB: 1 BB: 0 P: 6	R: 0 E: 0 K: 3 S: 10	H: 1 LOB: 1 BB: 0 P: 11	R: 0 E: 0 K: 0 S: 4	H: 1 LOB: 2 BB: 1 P: 8	R: 0 E: 0 K: 2 S: 7	H: 0 LOB: 0 BB: 0 P: 7	R: 0 E: 0 K: 0 S: 4	H: 1 LOB: 1 BB: 0 P: 4	1B: 7 2B: 2 3B: 0 HR: 0	SF: 0 SAC: 0 DP: 1 HBP: 0	WP: 0 PB: 1 SB: 1 CS: 1	PA: 37							
PITCHER	IP	WLS	BF	H	R	ER	SO	BB	IBB	HBP	BLK	WP	HR	S	P	ERA	WHIP										
35 Steven Wright, R ERA: 2.66	5.2	W	24	7	1	1	3	2	0	0	0	0	0	30	38	1.59	1.588										
50 Luis Ysla, L ERA:	1.0		5	1	0	0	1	1	0	0	0	0	0	6	11	0.00	2.000										
70 Rob Wort, R ERA:	1.1	H	4	0	0	0	2	0	0	0	0	0	0	8	8	0.00	0.000										
57 Robby Scott, L ERA: 3.0	1.0		4	1	0	0	0	0	0	0	0	0	0	4	4	0.00	1.000										

Philadelphia Phillies @ Boston Red Sox
JetBlue Park, Ft. Myers, FL
Sun Mar 27 2016, 1:07 PM - 3:55 PM EDT
Att: 9,958 - Partly Cloudy - 85 F

AB 34
R 1
H 9
RBI 1
BB 3
SO 6
LOB 20





Batter	1	2	3	4	5	6	7	8	9	AB	R	H	RBI	BB	SO	LOB	BOTTOM										
50 Mookie Betts, R OBP: 0.321, SLG: 0.623										3	1	2	0	0	0	0											
18 David Murphy, L OBP: 0.286, SLG: 0.364	2B									1	0	0	0	0	0	1											
15 Dustin Pedroia, R OBP: 0.372, SLG: 0.439										3	1	3	1	0	0	0											
16 Deven Marrero, R OBP: 0.341, SLG: 0.257	2B									1	0	1	0	0	0	0											
2 Xander Bogaerts, R OBP: 0.327, SLG: 0.455										3	1	2	1	0	0	1											
32 Josh Rutledge, R OBP: 0.294, SLG: 0.200	G4-3									1	0	0	0	0	1	1											
34 David Ortiz, L OBP: 0.188, SLG: 0.219										2	0	0	1	0	0	2											
23 Blake Swihart, S (6, PH) OBP: 0.310, SLG: 0.398										2	0	0	0	0	1	1											
13 Hanley Ramirez, R OBP: 0.298, SLG: 0.357										3	0	0	0	0	1	2											
5 Allen Craig, R OBP: 0.382, SLG: 0.355										1	0	0	0	0	1	1											
47 Travis Shaw, L OBP: 0.404, SLG: 0.571										3	0	0	0	0	0	0											
38 Rusney Castillo, R OBP: 0.292, SLG: 0.250										1	0	0	0	0	0	0											
12 Brock Holt, L OBP: 0.354, SLG: 0.429										3	0	2	0	0	0	0											
19 Jantzen Witte, R (6, PR) OBP: 0.667, SLG: 0.500										1	0	0	0	0	0	0											
10 Ryan Hanigan, R OBP: 0.360, SLG: 0.348										3	1	1	0	0	0	2											
77 Dan Butler, R OBP: 0.222, SLG: 0.222										1	0	0	0	0	0	0											
25 Jackie Bradley Jr., L OBP: 0.432, SLG: 0.650										3	1	1	2	0	1	2											
2 Aneury Tavárez, L OBP: 1.000, SLG: 2.000										0	0	0	0	0	0	0											
Inning Stats	R: 2 E: 0 K: 0 S: 5	H: 2 LOB: 0 BB: 0 P: 5	R: 0 E: 0 K: 1 S: 6	H: 1 LOB: 1 BB: 0 P: 6	R: 0 E: 0 K: 0 S: 5	H: 2 LOB: 2 BB: 0 P: 5	R: 2 E: 0 K: 0 S: 6	H: 4 LOB: 2 BB: 0 P: 6	R: 1 E: 0 K: 2 S: 8	H: 1 LOB: 1 BB: 0 P: 4	R: 0 E: 0 K: 2 S: 8	H: 1 LOB: 1 BB: 0 P: 8	R: 0 E: 0 K: 0 S: 3	H: 0 LOB: 0 BB: 0 P: 3	1B: 7 2B: 3 3B: 0 HR: 2	SF: 0 SAC: 0 DP: 0 HBP: 0	WP: 0 PB: 0 SB: 0 CS: 0	PA: 35									
PITCHER	IP	WLS	BF	H	R	ER	SO	BB	IBB	HBP	BLK	WP	HR	S	P	ERA	WHIP										
48 Jerad Eickhoff, R ERA: 8.0	5.0	L	25	11	5	5	3	0	0	0	0	0	0	31	31	9.00	2.200										
50 Héctor Neris, R ERA: 6.23	2.0		7	1	0	0	2	0	0	0	1	0	0	11	11	0.00	0.500										
38 Andrew Bailey, R ERA: 5.14	1.0		3	0	0	0	0	0	0	0	0	0	0	3	3	0.00	0.000										

Philadelphia Phillies @ Boston Red Sox
JetBlue Park, Ft. Myers, FL
Sun Mar 27 2016, 1:07 PM - 3:55 PM EDT
Att: 9,958 - Partly Cloudy - 85 F

AB 35
R 5
H 12
RBI 5
BB 0
SO 5
LOB 13



Batter	1	2	3	4	5	6	7	8	9	AB R H RBI BB SO LOB	TOP																								
											<p>New York Yankees @ Philadelphia Phillies Bright House Field, Clearwater, FL Tue Mar 29 2016, 1:05 PM EDT</p> <p>livebaseballscorecards.com</p> <p>AB 0 R 0 H 0 RBI 0 BB 0 SO 0 LOB 0</p> 																								
Inning Stats										1B: 0 SF: 0 2B: 0 SAC: 0 3B: 0 DP: 0 HR: 0 HBP: 0	WP: 0 PA: 0 FB: 0 SB: 0 CS: 0																								
PITCHER	IP	WLS	BF	H	R	ER	SO	BB	IBB	HBP	BLK	WP	HR	S	P	ERA	WHIP	PITCHER	IP	WLS	BF	H	R	ER	SO	BB	IBB	HBP	BLK	WP	HR	S	P	ERA	WHIP

Batter	1	2	3	4	5	6	7	8	9	AB R H RBI BB SO LOB	BOTTOM																								
											<p>New York Yankees @ Philadelphia Phillies Bright House Field, Clearwater, FL Tue Mar 29 2016, 1:05 PM EDT</p> <p>livebaseballscorecards.com</p> <p>AB 0 R 0 H 0 RBI 0 BB 0 SO 0 LOB 0</p> 																								
Inning Stats										1B: 0 SF: 0 2B: 0 SAC: 0 3B: 0 DP: 0 HR: 0 HBP: 0	WP: 0 PA: 0 FB: 0 SB: 0 CS: 0																								
PITCHER	IP	WLS	BF	H	R	ER	SO	BB	IBB	HBP	BLK	WP	HR	S	P	ERA	WHIP	PITCHER	IP	WLS	BF	H	R	ER	SO	BB	IBB	HBP	BLK	WP	HR	S	P	ERA	WHIP

Batter	1	2	3	4	5	6	7	8	9	AB	R	H	RBI	BB	SO	LOB	TOP																
27 Jose Altuve, R (1, 4) OBP: 0.382, SLG: 0.521	G6-3		K				L8		1B	4	1	1	3	0	1	2	Houston Astros @ Philadelphia Phillies Bright House Field, Clearwater, FL Wed Mar 30 2016, 1:11 PM - 3:59 PM EDT Att: 5,575 - Partly Cloudy - 80 F																
26 Danny Worth, R (8, 4) OBP: 0.426, SLG: 0.610						HR				1	0	1	0	0	0	0																	
4 George Springer, R (1, 9) OBP: 0.431, SLG: 0.545	F8			E5			F8		G4-6-3	4	0	1	0	0	0	2																	
79 Colin Moran, L (8, 5) OBP: 0.444, SLG: 0.675										1	0	0	0	0	0	2																	
1 Carlos Correa, R (1, 10) OBP: 0.500, SLG: 0.825	K			K			G5-3			3	0	0	0	0	2	2																	
84 Tyler White, R (8, PH) OBP: 0.446, SLG: 0.543									BB	0	0	0	0	1	0	0																	
28 Colby Rasmus, L (1, 7) OBP: 0.326, SLG: 0.541		K		P3			F7		K	4	0	0	0	0	2	2																	
86 Derek Fisher, L (8, 7) OBP: 0.462, SLG: 0.800										0	0	0	0	0	0	0																	
30 Carlos Gómez, R (1, 8) OBP: 0.364, SLG: 0.343				F9			P3		K	4	0	1	0	0	1	2																	
18 Luis Valbuena, L (1, 5) OBP: 0.384, SLG: 0.447										4	1	1	0	0	1	2																	
94 Teoscar Hernández, R (8, 9) OBP: 0.287, SLG: 0.667		P3					K		G1-3	0	0	0	0	0	0	0																	
9 Marwin Gonzalez, S (1, 6) OBP: 0.426, SLG: 0.692										4	0	1	0	0	1	2																	
19 Matt Duffy, R (1, 3) OBP: 0.276, SLG: 0.447				F9						3	0	0	0	0	0	2																	
20 Preston Tucker, L (9, PH) OBP: 0.340, SLG: 0.575										1	0	1	0	0	0	0																	
82 Alex Bregman, R (9, FR) OBP: 0.200, SLG: 0.091										0	1	0	0	0	0	0																	
15 Jason Castro, L (1, 2) OBP: 0.442, SLG: 0.556										3	1	2	1	1	0	0																	
73 Roberto Peña, R (9, FR) OBP: 0.233, SLG: 0.222				B1-3						0	0	0	0	0	0	0																	
Inning Stats	R: 0 E: 0 K: 1 S: 5	H: 0 LOB: 0 BB: 0 P: 5	R: 0 E: 0 K: 2 S: 8	H: 1 LOB: 1 BB: 0 P: 8	R: 0 E: 0 K: 1 S: 5	H: 0 LOB: 0 BB: 0 P: 5	R: 0 E: 1 K: 1 S: 6	H: 0 LOB: 1 BB: 0 P: 6	R: 3 E: 0 K: 0 S: 6	H: 3 LOB: 1 BB: 1 P: 10	R: 0 E: 0 K: 1 S: 5	H: 0 LOB: 0 BB: 0 P: 5	R: 0 E: 0 K: 2 S: 8	H: 2 LOB: 2 BB: 0 P: 6	R: 0 E: 0 K: 2 S: 7	H: 0 LOB: 1 BB: 0 P: 11	R: 1 E: 0 K: 0 S: 5	H: 3 LOB: 2 BB: 0 P: 5	1B: 5 2B: 3 3B: 0 HR: 1	SF: 0 SAC: 0 DP: 1 HBP: 0	WP: 0 PB: 1 SB: 1 CS: 1	PA: 38											
PITCHER	IP WLS BF H R ER SO BB IBB HBP BLK WP HR S P ERA WHIP																																
58 Jeremy Hellickson, R (1, 1) ERA: 3.31	4.2	20	4	3	3	5	1	0	0	0	0	0	1	29	33	5.79	1.071																
40 James Russell, L (5, 1) ERA: 2.7	1.1	4	0	0	0	1	0	0	0	0	0	0	0	6	6	0.00	0.000																
30 David Hernandez, R (7, 1) ERA: 2.25	1.0	5	2	0	0	0	0	0	0	0	0	0	0	5	6	0.00	2.000																
53 Daniel Stumpf, L (8, 1) ERA: 3.97	1.0	W 4	0	0	0	2	1	0	0	0	0	0	0	7	11	0.00	1.000																
38 Andrew Bailey, R (9, 1) ERA: 5.63	1.0	5	3	1	1	0	0	0	0	0	0	0	0	5	5	9.00	3.000																

Batter	1	2	3	4	5	6	7	8	9	AB	R	H	RBI	BB	SO	LOB	BOTTOM	
17 Peter Bourjos, R (1, 8) OBP: 0.368, SLG: 0.510	P4		G5-3				F7		SF	3	1	0	1	0	0	1	Houston Astros @ Philadelphia Phillies Bright House Field, Clearwater, FL Wed Mar 30 2016, 1:11 PM - 3:59 PM EDT Att: 5,575 - Partly Cloudy - 80 F	
16 César Hernández, S (1, 4) OBP: 0.394, SLG: 0.453										4	1	1	1	0	0	0		
7 Maikel Franco, R (1, 5) OBP: 0.333, SLG: 0.692										4	1	1	1	0	2	0		
18 Darin Ruf, R (1, 3) OBP: 0.375, SLG: 0.582										4	0	1	0	0	1	2		
29 Cameron Rupp, R (1, 2) OBP: 0.459, SLG: 0.781										3	1	0	0	1	1	1		
4 Andrés Blanco, S (1, 6) OBP: 0.300, SLG: 0.487										4	2	2	4	0	1	0		
2 Tyler Goeddel, R (1, 7) OBP: 0.323, SLG: 0.339										2	0	1	0	0	0	0		
64 Cedric Hunter, L (8, PH) OBP: 0.292, SLG: 0.517										2	1	1	0	0	1	0		
85 Will Venable, L (1, 9) OBP: 0.275, SLG: 0.152										3	1	1	0	0	0	1		
58 Jeremy Hellickson, R (1, 1) ERA: 3.31	7.0	23	2	0	0	0	0	0	0	0	0	0	0	0	0	0		0
37 Pat Neshek, R (8, 1) ERA: 6.0	0.0	3	3	3	3	0	0	0	0	0	0	3	3	∞	∞			
29 Tony Sipp, L (8, 1) ERA: 4.5	0.1	L 3	1	0	0	0	0	0	0	0	0	3	3	0.00	3.000			
65 James Hoyt, R (8, 1) ERA: 4.35	0.2	5	2	5	3	1	1	0	0	0	1	6	11	40.50	4.500			
Inning Stats	R: 0 E: 0 K: 1 S: 5	H: 0 LOB: 0 BB: 0 P: 5	R: 0 E: 0 K: 1 S: 5	H: 0 LOB: 0 BB: 0 P: 5	R: 0 E: 0 K: 1 S: 6	H: 1 LOB: 1 BB: 0 P: 7	R: 0 E: 0 K: 1 S: 5	H: 0 LOB: 0 BB: 0 P: 5	R: 0 E: 0 K: 0 S: 3	H: 0 LOB: 0 BB: 0 P: 3	R: 0 E: 0 K: 2 S: 8	H: 1 LOB: 1 BB: 0 P: 8	R: 0 E: 1 K: 1 S: 12	H: 6 LOB: 0 BB: 1 P: 17	1B: 7 2B: 0 3B: 0 HR: 1	SF: 1 SAC: 0 DP: 0 HBP: 0	WP: 1 PB: 0 SB: 0 CS: 0	PA: 34
PITCHER	IP WLS BF H R ER SO BB IBB HBP BLK WP HR S P ERA WHIP																	

Batter	1	2	3	4	5	6	7	8	9	AB	R	H	RBI	BB	SO	LOB	TOP	
13 Freddy Galvis, S OBP: 0.400, SLG: 1.000	F8	HR	16 HR		G4-3	K				5	2	2	2	0	1	1	Philadelphia Phillies @ Philadelphia Phillies Futures FirstEnergy Stadium, Reading, PA Thu Mar 31 2016, 6:19 PM - 8:42 PM EDT Att: 9,320 - Clear - 68 F	
16 César Hernández, S OBP: 0.500, SLG: 1.333		G6-3			G3-1					3	2	1	2	1	0	0		
6 Ryan Howard, L OBP: 1.000, SLG: 4.000	37 HR									1	1	1	1	0	0	0		
94 Daltier Hinojosa, R (7, 1)										0	0	0	0	0	0	0		
37 Odobel Herrera, L OBP: 0.500, SLG: 1.400										3	2	2	2	0	0	0		
2 Tyler Goeddel, R OBP: 1.000, SLG: 2.500	HR	7 1B	F8							2	2	2	1	0	0	0		
7 Maikel Franco, R OBP: 0.500, SLG: 1.250										4	2	2	1	0	1	0		
4 Andrés Blanco, S OBP: 1.000, SLG: 1.000	F7	18 HR	K							1	1	1	0	0	0	0		
64 Cedric Hunter, L OBP: 0.429, SLG: 0.857										5	3	3	1	0	0	4		
18 Darin Ruf, R OBP: 0.600, SLG: 1.250										2	2	1	3	0	0	1		
15 Emmanuel Burriss, S OBP: 0.500, SLG: 0.800	E6				F7	G6-3				3	0	1	1	0	0	1		
85 Will Venable, L OBP: 0.500, SLG: 0.750										4	1	2	2	0	0	0		
51 Carlos Ruiz, R (7, 5)	17 1B	F7					L4			0	0	0	1	0	0	0		
17 Peter Bourjos, R OBP: 0.125, SLG: 0.125										5	0	1	1	0	3	2		
19 J.P. Arencibia, R OBP: 0.500, SLG: 0.500	G4-3									4	1	2	0	0	0	2		
	R: 5 E: 1 K: 0 S: 9	H: 4 LOB: 1 BB: 1 P: 16	R: 4 E: 0 K: 0 S: 7	H: 4 LOB: 0 BB: 0 P: 7	R: 3 E: 0 K: 2 S: 10	H: 3 LOB: 0 BB: 0 P: 11	R: 1 E: 0 K: 1 S: 7	H: 2 LOB: 1 BB: 0 P: 7	R: 3 E: 0 K: 0 S: 9	H: 3 LOB: 0 BB: 0 P: 11	R: 0 E: 0 K: 2 S: 8	H: 1 LOB: 1 BB: 0 P: 8	R: 3 E: 0 K: 0 S: 7	H: 4 LOB: 1 BB: 0 P: 9				
	PITCHER	IP	WLS	BF	H	R	ER	SO	BB	IBB	HBP	BLK	WP	HR	S	P	ERA	WHIP
24 Zach Eflin, R ERA: 27.0	0.0	L	0	0	0	0	0	0	0	0	0	0	0	0	0	0	∞	∞
57 Edubray Ramos, R ERA: 9.0	1.0	5	2	1	1	1	1	0	0	0	0	0	0	0	7	7	9.00	2.000
26 Mark Appel, R ERA: 18.0	0.0	0	0	0	0	0	0	0	0	0	0	0	0	0	0	0	∞	∞

AB 42
R 19
H 21
RBI 18
BB 1
SO 5
LOB 11



WP: 2 PA: 44
PB: 0
SB: 0
CS: 0
1B: 12 SF: 1
2B: 1 SAC: 0
3B: 0 DP: 0
HR: 8 HBP: 0

Batter	1	2	3	4	5	6	7	8	9	AB	R	H	RBI	BB	SO	LOB	BOTTOM	
4 Roman Quinn, S OBP: 0.333, SLG: 1.333	K									3	1	1	1	0	2	2	Philadelphia Phillies @ Philadelphia Phillies Futures FirstEnergy Stadium, Reading, PA Thu Mar 31 2016, 6:19 PM - 8:42 PM EDT Att: 9,320 - Clear - 68 F	
16 Carlos Tocci, R OBP: 1.000, SLG: 1.000										1	0	1	0	0	0	0		
2 J.P. Crawford, L OBP: 0.333, SLG: 1.333	L1									3	0	1	1	0	1	0		
6 Malquin Canelo, R (6, 6)										1	0	0	0	0	0	1		
5 Nick Williams, L (1, 7)										2	0	0	0	1	1	0		
27 Andrew Pullin, L (6, 7)	G4-3									1	0	0	0	0	1	1		
17 Rhys Hoskins, R OBP: 0.250, SLG: 0.250										4	0	1	0	0	2	2		
31 Dylan Cozens, L OBP: 0.333, SLG: 1.333										3	0	1	2	0	2	1		
23 Aaron Brown, L (6, 9)										0	0	0	0	0	0	0		
3 Jorge Alfaro, R OBP: 0.500, SLG: 0.500										2	0	1	0	0	0	0		
8 Andrew Knapp, S (6, 2)	G4-3									1	0	0	0	0	1	0		
28 Brock Stassi, L OBP: 0.500, SLG: 0.500										2	0	1	0	0	0	0		
35 Tommy Joseph, R (6, 3)										0	0	0	0	1	0	0		
25 Scott Kingery, R (1, 4)										2	0	0	0	0	0	3		
10 Jesmuel Valentin, S (6, 4)										1	0	0	0	0	0	1		
15 Mitch Walding, L (1, 5)										2	0	0	0	0	1	3		
7 Angelo Mora, S (6, 5)										1	0	0	0	0	0	1		
	R: 0 E: 0 K: 1 S: 5	H: 0 LOB: 0 BB: 0 P: 5	R: 2 E: 1 K: 0 S: 8	H: 2 LOB: 1 BB: 0 P: 10	R: 1 E: 0 K: 3 S: 11	H: 1 LOB: 1 BB: 1 P: 16	R: 0 E: 0 K: 2 S: 9	H: 2 LOB: 2 BB: 0 P: 9	R: 1 E: 0 K: 0 S: 12	H: 1 LOB: 0 BB: 0 P: 13	R: 0 E: 0 K: 1 S: 5	H: 0 LOB: 1 BB: 1 P: 9	R: 0 E: 0 K: 1 S: 6	H: 1 LOB: 1 BB: 0 P: 6				
	PITCHER	IP	WLS	BF	H	R	ER	SO	BB	IBB	HBP	BLK	WP	HR	S	P	ERA	WHIP
46 Jeanmar Gómez, R ERA: 9.0	1.0	5	1	1	1	3	1	0	0	0	0	0	0	1	11	16	9.00	2.000
41 Ernesto Frieri, R ERA: 4.5	3.0	H	13	3	1	1	6	1	0	0	0	0	0	1	26	31	3.00	1.333
50 Héctor Neris, R ERA: 3.0	1.0	4	1	0	0	1	0	0	0	0	0	0	0	0	6	6	0.00	1.000

AB 29
R 1
H 7
RBI 4
BB 2
SO 11
LOB 15



WP: 0 PA: 31
PB: 0
SB: 0
CS: 0
1B: 4 SF: 0
2B: 0 SAC: 0
3B: 0 DP: 0
HR: 3 HBP: 0

Batter	1	2	3	4	5	6	7	8	9	AB	R	H	RBI	BB	SO	LOB	TOP				
16 César Hernández, S (1,4) OBP: 0.286, SLG: 0.429										3	0	0	0	0	3	0	Philadelphia Phillies @ Cincinnati Reds Great American Ball Park, Cincinnati, OH Wed Apr 06 2016, 7:12 PM - 9:35 PM EDT Att: 21,621 - Overcast - 55 F				
13 Freddy Galvis, S (1,6) OBP: 0.286, SLG: 0.857										4	0	1	0	0	1	2					
37 Odúbel Herrera, L (1,8) OBP: 0.375, SLG: 0.167										3	1	1	0	1	0	3					
7 Maikel Franco, R (1,5) OBP: 0.250, SLG: 0.625										4	1	1	2	0	0	1					
18 Darin Ruf, R (1,3)										3	0	0	0	1	1	0					
29 Cameron Rupp, R (1,2) OBP: 0.250, SLG: 0.500										4	0	1	0	0	2	1					
17 Peter Bourjos, R (1,9)										3	0	0	0	0	0	1					
2 Tyler Goeddel, R (1,7)										2	0	0	0	0	1	0					
21 Cedric Hunter, L (7,PH) (7,7)										1	0	0	0	0	0	1					
27 Aaron Nola, R (1,1)										2	0	0	0	0	2	0					
6 Ryan Howard, L (8,PH) ERA: 3.0										1	0	1	0	0	0	0					
15 Emmanuel Burriss, S (8,PR)										0	0	0	0	0	0	0					
30 David Hernandez, R (8,1)										0	0	0	0	0	0	0					
94 Daliel Hinojosa, R (9,1)										0	0	0	0	0	0	0					
Inning Stats	R: 2 H: 2 E: 0 K: 2 S: 16	H: 2 LOB: 0 BB: 0 P: 19	R: 0 H: 0 E: 0 K: 1 S: 7	H: 0 LOB: 0 BB: 0 P: 12	R: 0 H: 1 E: 0 K: 2 S: 9	H: 1 LOB: 1 BB: 0 P: 16	R: 0 H: 0 E: 0 K: 1 S: 5	H: 0 LOB: 0 BB: 0 P: 6	R: 0 H: 0 E: 0 K: 2 S: 10	H: 0 LOB: 1 BB: 0 P: 21	R: 0 H: 1 E: 0 K: 0 S: 8	H: 1 LOB: 1 BB: 0 P: 12	R: 0 H: 1 E: 0 K: 0 S: 5	H: 1 LOB: 2 BB: 0 P: 10	R: 0 H: 0 E: 0 K: 1 S: 8	H: 0 LOB: 0 BB: 1 P: 15	1B: 2 2B: 2 3B: 0 HR: 1	SF: 0 SAC: 1 DP: 0 HBP: 0	WP: 1 PB: 0 CS: 1 SB: 0	PA: 34	
PITCHER	IP WLS BF H R ER SO BB IBB HBP BLK WP HR S P ERA WHIP	IP WLS BF H R ER SO BB IBB HBP BLK WP HR S P ERA WHIP	IP WLS BF H R ER SO BB IBB HBP BLK WP HR S P ERA WHIP	IP WLS BF H R ER SO BB IBB HBP BLK WP HR S P ERA WHIP	IP WLS BF H R ER SO BB IBB HBP BLK WP HR S P ERA WHIP	IP WLS BF H R ER SO BB IBB HBP BLK WP HR S P ERA WHIP	IP WLS BF H R ER SO BB IBB HBP BLK WP HR S P ERA WHIP	IP WLS BF H R ER SO BB IBB HBP BLK WP HR S P ERA WHIP	IP WLS BF H R ER SO BB IBB HBP BLK WP HR S P ERA WHIP	IP WLS BF H R ER SO BB IBB HBP BLK WP HR S P ERA WHIP	IP WLS BF H R ER SO BB IBB HBP BLK WP HR S P ERA WHIP	IP WLS BF H R ER SO BB IBB HBP BLK WP HR S P ERA WHIP	IP WLS BF H R ER SO BB IBB HBP BLK WP HR S P ERA WHIP	IP WLS BF H R ER SO BB IBB HBP BLK WP HR S P ERA WHIP	IP WLS BF H R ER SO BB IBB HBP BLK WP HR S P ERA WHIP	IP WLS BF H R ER SO BB IBB HBP BLK WP HR S P ERA WHIP	IP WLS BF H R ER SO BB IBB HBP BLK WP HR S P ERA WHIP	IP WLS BF H R ER SO BB IBB HBP BLK WP HR S P ERA WHIP	IP WLS BF H R ER SO BB IBB HBP BLK WP HR S P ERA WHIP	IP WLS BF H R ER SO BB IBB HBP BLK WP HR S P ERA WHIP	IP WLS BF H R ER SO BB IBB HBP BLK WP HR S P ERA WHIP

AB 30
R 2
H 5
RBI 2
BB 2
SO 10
LOB 9



Batter	1	2	3	4	5	6	7	8	9	AB	R	H	RBI	BB	SO	LOB	BOTTOM					
2 Zack Cozart, R (1,6) OBP: 0.500, SLG: 0.857										4	0	1	0	0	0	0	Philadelphia Phillies @ Cincinnati Reds Great American Ball Park, Cincinnati, OH Wed Apr 06 2016, 7:12 PM - 9:35 PM EDT Att: 21,621 - Overcast - 55 F					
7 Eugenio Suárez, R (1,5) OBP: 0.375, SLG: 0.714										4	2	2	1	0	0	1						
19 Joey Votto, L (1,3) OBP: 0.125, SLG: 0.125										4	0	0	0	0	0	2						
39 Devin Mesoraco, R (1,2) OBP: 0.125, SLG: 0.125										4	0	1	0	0	0	1						
40 Tyler Holt, R (9,PR)										0	1	0	0	0	0	0						
32 Jay Bruce, L (1,9) OBP: 0.375, SLG: 0.375										4	0	2	0	0	1	0						
43 Scott Schebler, L (1,7) OBP: 0.400, SLG: 0.800										4	0	1	2	0	3	1						
3 Iván De Jesús Jr., R (1,4)										3	0	0	0	0	2	1						
29 Brandon Finnegan, L (1,1) ERA: 1.29										2	0	1	0	0	0	1						
54 Caleb Cotham, R (7,1)										0	0	0	0	0	0	0						
23 Adam Duval, R (8,PH) ERA: 27.0										1	0	0	0	0	1	0						
36 Blake Wood, R (9,1)										0	0	0	0	0	0	0						
6 Billy Hamilton, S (1,8)										3	0	0	0	0	2	1						
Inning Stats	R: 1 H: 1 E: 0 K: 0 S: 10	H: 1 LOB: 0 BB: 0 P: 16	R: 0 H: 1 E: 0 K: 2 S: 9	H: 1 LOB: 1 BB: 0 P: 10	R: 0 H: 0 E: 0 K: 1 S: 9	H: 0 LOB: 0 BB: 0 P: 11	R: 0 H: 0 E: 0 K: 0 S: 7	H: 0 LOB: 0 BB: 0 P: 10	R: 0 H: 1 E: 0 K: 3 S: 20	H: 1 LOB: 1 BB: 0 P: 23	R: 0 H: 1 E: 0 K: 0 S: 8	H: 1 LOB: 1 BB: 0 P: 9	R: 0 H: 0 E: 0 K: 2 S: 10	H: 0 LOB: 0 BB: 0 P: 16	R: 0 H: 0 E: 0 K: 1 S: 8	H: 0 LOB: 0 BB: 0 P: 12	R: 2 H: 4 E: 0 K: 0 S: 10	H: 4 LOB: 3 BB: 0 P: 16	1B: 6 2B: 1 3B: 0 HR: 1	SF: 0 SAC: 0 DP: 0 HBP: 0	WP: 0 PB: 0 CS: 0 SB: 0	PA: 33
PITCHER	IP WLS BF H R ER SO BB IBB HBP BLK WP HR S P ERA WHIP	IP WLS BF H R ER SO BB IBB HBP BLK WP HR S P ERA WHIP	IP WLS BF H R ER SO BB IBB HBP BLK WP HR S P ERA WHIP	IP WLS BF H R ER SO BB IBB HBP BLK WP HR S P ERA WHIP	IP WLS BF H R ER SO BB IBB HBP BLK WP HR S P ERA WHIP	IP WLS BF H R ER SO BB IBB HBP BLK WP HR S P ERA WHIP	IP WLS BF H R ER SO BB IBB HBP BLK WP HR S P ERA WHIP	IP WLS BF H R ER SO BB IBB HBP BLK WP HR S P ERA WHIP	IP WLS BF H R ER SO BB IBB HBP BLK WP HR S P ERA WHIP	IP WLS BF H R ER SO BB IBB HBP BLK WP HR S P ERA WHIP	IP WLS BF H R ER SO BB IBB HBP BLK WP HR S P ERA WHIP	IP WLS BF H R ER SO BB IBB HBP BLK WP HR S P ERA WHIP	IP WLS BF H R ER SO BB IBB HBP BLK WP HR S P ERA WHIP	IP WLS BF H R ER SO BB IBB HBP BLK WP HR S P ERA WHIP	IP WLS BF H R ER SO BB IBB HBP BLK WP HR S P ERA WHIP	IP WLS BF H R ER SO BB IBB HBP BLK WP HR S P ERA WHIP	IP WLS BF H R ER SO BB IBB HBP BLK WP HR S P ERA WHIP	IP WLS BF H R ER SO BB IBB HBP BLK WP HR S P ERA WHIP	IP WLS BF H R ER SO BB IBB HBP BLK WP HR S P ERA WHIP	IP WLS BF H R ER SO BB IBB HBP BLK WP HR S P ERA WHIP	IP WLS BF H R ER SO BB IBB HBP BLK WP HR S P ERA WHIP	

AB 33
R 3
H 8
RBI 3
BB 0
SO 9
LOB 8



Batter	1	2	3	4	5	6	7	8	9	AB	R	H	RBI	BB	SO	LOB	TOP										
13 Freddy Galvis, S OBP: 0.250, SLG: 0.583	G4-3		E6		G5-3		G1-3	G4-3		5	0	1	0	0	0	1	Philadelphia Phillies @ Cincinnati Reds Great American Ball Park, Cincinnati, OH Thu Apr 07 2016, 12:37 PM - 3:41 PM EDT Att: 10,784 - Overcast - 43 F										
37 Odibel Herrera, L OBP: 0.231, SLG: 0.091	F8		K		P5		K		K	5	0	0	0	0	3	2											
7 Maikel Franco, R OBP: 0.462, SLG: 0.700			P5		HR				FC4-6	2	1	1	0	2	0	2											
6 Ryan Howard, L OBP: 0.333, SLG: 0.667	F7		E9		HR				F9	5	1	2	2	0	1	3											
4 Andrés Blanco, S	F7		L8						FC4-6	4	0	0	0	0	1	3											
21 Cedric Hunter, L OBP: 0.222, SLG: 0.500	G6-3				G4-3					3	2	1	1	1	0	1											
51 Carlos Ruiz, R OBP: 0.500, SLG: 1.000			F7		HR				51 HR	3	1	2	2	1	0	0											
17 Peter Bourjos, R OBP: 0.091, SLG: 0.182	L5		G3		G3-6					4	0	1	0	0	0	2											
47 Charlie Morton, R OBP: 0.500, SLG: 0.500					F8				P2	2	1	1	0	0	0	0											
53 Daniel Stumpf, L										0	0	0	0	0	0	0											
34 Brett Oberholzer, L										1	0	0	0	0	1	0											
18 Darin Ruf, R										1	0	0	0	0	0	1											
94 Daliel Hinojosa, R										0	0	0	0	0	0	0											
Inning Stats	R: 0 E: 0 K: 0 S: 10	H: 0 LOB: 1 BB: 1 P: 16	R: 0 E: 0 K: 0 S: 9	H: 1 LOB: 1 BB: 0 P: 13	R: 1 E: 1 K: 1 S: 17	H: 3 LOB: 2 BB: 0 P: 23	R: 1 E: 0 K: 0 S: 11	H: 1 LOB: 1 BB: 1 P: 10	R: 2 E: 0 K: 2 S: 10	H: 1 LOB: 1 BB: 1 P: 19	R: 0 E: 0 K: 1 S: 6	H: 0 LOB: 0 BB: 1 P: 13	R: 0 E: 0 K: 2 S: 9	H: 1 LOB: 1 BB: 0 P: 14	R: 2 E: 0 K: 1 S: 13	H: 2 LOB: 1 BB: 1 P: 24	R: 0 E: 0 K: 1 S: 7	H: 0 LOB: 1 BB: 0 P: 10	1B: 3 2B: 3 3B: 0 HR: 3	SF: 0 SAC: 0 DP: 1 HBP: 2	WP: 0 PB: 0 SB: 0 CS: 0	PA: 41					
PITCHER	IP	WLS	BF	H	R	ER	SO	BB	IBB	HBP	BLK	WP	HR	S	P	ERA	WHIP										
55 Robert Stephenson, R ERA: 5.4	5.0	W	24	6	4	3	1	2	0	1	0	0	2	57	87	5.40	1.600										
70 Jumbo Diaz, R ERA:	1.0		3	0	0	0	1	1	0	0	0	0	0	6	13	0.00	1.000										
52 Tony Cingrani, L ERA:	1.0		4	1	0	0	2	0	0	0	0	0	0	9	14	0.00	1.000										
48 Keyvius Sampson, R ERA: 18.0	1.0		6	2	2	2	1	1	0	0	0	0	1	13	24	18.00	3.000										
27 Ross Ohlendorf, R ERA:	1.0		4	0	0	0	1	0	0	1	0	0	0	7	10	0.00	0.000										

AB 35
R 6
H 9
RBI 5
BB 4
SO 6
LOB 15



Batter	1	2	3	4	5	6	7	8	9	AB	R	H	RBI	BB	SO	LOB	BOTTOM										
43 Scott Schebler, L OBP: 0.500, SLG: 0.778	G6-3				G3					4	1	2	1	1	0	1	Philadelphia Phillies @ Cincinnati Reds Great American Ball Park, Cincinnati, OH Thu Apr 07 2016, 12:37 PM - 3:41 PM EDT Att: 10,784 - Overcast - 43 F										
7 Eugenio Suárez, R OBP: 0.385, SLG: 0.833	G5-3		G6-3							5	1	2	4	0	1	1											
19 Joey Votto, L OBP: 0.231, SLG: 0.167										4	2	1	0	1	1	2											
23 Adam Duvall, R OBP: 0.333, SLG: 0.143										4	1	1	0	1	3	2											
6 Billy Hamilton, S										0	0	0	0	0	0	0											
32 Jay Bruce, L OBP: 0.500, SLG: 1.000	F8									4	2	3	5	0	0	0											
15 Jordan Pacheco, R	G6-3									4	0	0	0	0	0	2											
3 Iván De Jesús Jr., R										3	1	0	0	1	2	0											
16 Tucker Barnhart, L OBP: 1.000, SLG: 1.000										3	2	3	0	1	0	0											
55 Robert Stephenson, R ERA: 14.73	3.2	L	18	5	6	6	3	2	0	0	0	0	0	0	0	1		1									
39 Devin Mesoraco, R ERA: 14.73	0.0		3	1	2	2	0	2	0	0	0	0	0	0	0	0	1										
70 Jumbo Diaz, R ERA:	0.0		3	1	2	2	0	2	0	0	0	0	0	0	0	0	1										
52 Tony Cingrani, L ERA: 2.7	3.1		15	4	2	2	5	1	0	0	0	0	0	0	0	0	1										
40 Tyler Holt, R ERA: 13.5	1.0		4	2	0	0	1	0	0	0	0	0	0	0	0	0	0										
48 Keyvius Sampson, R ERA:	1.0		4	2	0	0	1	0	0	0	0	0	0	0	0	0	0										
27 Ross Ohlendorf, R ERA:	1.0		4	0	0	0	1	0	0	0	0	0	0	0	0	0	0										
Inning Stats	R: 0 E: 0 K: 1 S: 7	H: 0 LOB: 0 BB: 0 P: 14	R: 0 E: 0 K: 1 S: 7	H: 0 LOB: 0 BB: 0 P: 7	R: 1 E: 0 K: 1 S: 15	H: 1 LOB: 1 BB: 1 P: 21	R: 3 E: 1 K: 0 S: 28	H: 6 LOB: 2 BB: 4 P: 58	R: 0 E: 0 K: 2 S: 7	H: 0 LOB: 0 BB: 1 P: 9	R: 1 E: 0 K: 2 S: 14	H: 2 LOB: 1 BB: 0 P: 22	R: 0 E: 0 K: 1 S: 12	H: 2 LOB: 1 BB: 0 P: 17	1B: 8 2B: 1 3B: 0 HR: 3	SF: 0 SAC: 1 DP: 0 HBP: 0	WP: 0 PB: 1 SB: 1 CS: 0	PA: 41									
PITCHER	IP	WLS	BF	H	R	ER	SO	BB	IBB	HBP	BLK	WP	HR	S	P	ERA	WHIP										
47 Charlie Morton, R ERA: 14.73	3.2		18	5	6	6	3	2	0	0	0	0	1	44	67	14.73	1.909										
53 Daniel Stumpf, L ERA:	0.0		3	1	2	2	0	2	0	0	0	0	1	5	16												
34 Brett Oberholzer, L ERA: 2.7	3.1		15	4	2	2	5	1	0	0	0	0	1	39	64	5.40	1.500										
94 Daliel Hinojosa, R ERA: 13.5	1.0		4	2	0	0	1	0	0	0	0	0	0	12	17	0.00	2.000										

AB 34
R 10
H 12
RBI 10
BB 5
SO 9
LOB 11



Batter	1	2	3	4	5	6	7	8	9	AB	R	H	RBI	BB	SO	LOB	TOP										
13 Freddy Galvis, S OBP: 0.200, SLG: 0.400	L3		K			B1			F8	4	0	0	0	0	1	0	Philadelphia Phillies @ New York Mets Citi Field, Flushing, NY Sat Apr 09 2016, 7:12 PM - 9:54 PM EDT Att: 37,083 - Cloudy - 41 F										
16 César Hernández, S OBP: 0.400, SLG: 0.467	K			F7					1B	4	0	2	0	0	1	0											
37 Odúbel Herrera, L OBP: 0.238, SLG: 0.158	K								1B	4	0	1	0	0	2	1											
7 Maikel Franco, R OBP: 0.412, SLG: 0.571		G4-3							1B	4	0	1	0	0	1	0											
6 Ryan Howard, L OBP: 0.250, SLG: 0.625 46 Jeanmar Gómez, R (9, 1)		K							1B	4	1	1	1	0	2	3											
29 Cameron Rupp, R OBP: 0.250, SLG: 0.333									1B	4	0	2	0	0	0	3											
21 Cedric Hunter, L OBP: 0.200, SLG: 0.357									1B	4	0	2	0	0	0	3											
17 Peter Bourjos, R OBP: 0.133, SLG: 0.267									1B	3	0	0	0	0	0	2											
28 Vince Velasquez, R 50 Héctor Neris, R 53 Daniel Stumpf, L 2 Tyler Goeddel, R 30 David Hernandez, R 18 Darin Ruf, R OBP: 0.200, SLG: 0.167									1B	2	0	0	0	0	0	2											
Inning Stats	R: 0 H: 0 K: 2 S: 12	H: 0 LOB: 0 BB: 0 P: 18	R: 0 H: 1 K: 1 S: 13	H: 1 LOB: 1 BB: 0 P: 18	R: 0 H: 0 K: 2 S: 9	H: 0 LOB: 0 BB: 0 P: 13	R: 0 H: 0 K: 1 S: 10	H: 0 LOB: 0 BB: 0 P: 14	R: 1 H: 3 K: 1 S: 10	H: 3 LOB: 1 BB: 0 P: 16	R: 0 H: 1 K: 0 S: 6	H: 1 LOB: 0 BB: 0 P: 11	R: 0 H: 0 K: 1 S: 6	H: 0 LOB: 0 BB: 0 P: 11	R: 0 H: 0 K: 1 S: 6	H: 0 LOB: 0 BB: 0 P: 10		R: 0 H: 3 K: 1 S: 12	H: 3 LOB: 3 BB: 0 P: 17	1B: 6 2B: 1 3B: 0 HR: 1	SF: 0 SAC: 0 DP: 1 HBP: 0	WP: 0 PB: 0 SB: 0 CS: 1	PA: 33				
PITCHER	IP	WLS	BF	H	R	ER	SO	BB	IBB	HBP	BLK	WP	HR	S	P	ERA	WHIP										
40 Bartolo Colon, R ERA: 1.23	6.0	L	21	5	1	1	7	0	0	0	0	0	1	60	90	1.50	0.833										
47 Hansel Robles, R ERA:	1.0		3	0	0	0	1	0	0	0	0	0	0	6	11	0.00	0.000										
59 Antonio Bastardo, L ERA:	1.0		3	0	0	0	1	0	0	0	0	0	0	6	10	0.00	0.000										
27 Jeury Familia, R ERA:	1.0		6	3	0	0	1	0	0	0	0	0	0	12	17	0.00	3.000										

Batter	1	2	3	4	5	6	7	8	9	AB	R	H	RBI	BB	SO	LOB	BOTTOM										
3 Curtis Granderson, L OBP: 0.211, SLG: 0.063	21 1B BB		K			F8			F9	3	0	0	0	1	1	1	Philadelphia Phillies @ New York Mets Citi Field, Flushing, NY Sat Apr 09 2016, 7:12 PM - 9:54 PM EDT Att: 37,083 - Cloudy - 41 F										
13 Adrián Cabrera, S OBP: 0.313, SLG: 0.315	F7								P4	4	0	2	0	0	0	1											
52 Yoanis Céspedes, R OBP: 0.222, SLG: 0.125	F9								K	4	0	0	0	0	3	3											
21 Lucas Duda, L OBP: 0.375, SLG: 0.357									K	4	0	1	0	0	3	1											
20 Neil Walker, S OBP: 0.250, SLG: 0.438	F7								G1-3	4	0	0	0	0	1	2											
30 Michael Conforto, L OBP: 0.438, SLG: 0.462									G6-3	4	0	0	0	0	1	0											
4 Wilmer Flores, R									L6	2	0	0	0	2	1	0											
7 Travis d'Araud, R OBP: 0.267, SLG: 0.083										3	0	0	0	0	2	2											
40 Bartolo Colon, R 47 Hansel Robles, R 16 Alejandro De Aza, L 59 Antonio Bastardo, R 27 Jeury Familia, R										2	0	0	0	0	0	1											
Inning Stats	R: 0 H: 1 K: 0 S: 14	H: 0 LOB: 2 BB: 1 P: 26	R: 0 H: 0 K: 1 S: 7	H: 0 LOB: 1 BB: 1 P: 11	R: 0 H: 1 K: 3 S: 13	H: 1 LOB: 1 BB: 0 P: 19	R: 0 H: 0 K: 3 S: 10	H: 0 LOB: 1 BB: 1 P: 17	R: 0 H: 1 K: 1 S: 12	H: 1 LOB: 0 BB: 0 P: 16	R: 0 H: 0 K: 1 S: 7	H: 0 LOB: 0 BB: 0 P: 10	R: 0 H: 0 K: 1 S: 8	H: 0 LOB: 1 BB: 1 P: 16	R: 0 H: 0 K: 2 S: 10	H: 0 LOB: 0 BB: 0 P: 19		R: 0 H: 0 K: 0 S: 5	H: 0 LOB: 0 BB: 0 P: 6	1B: 2 2B: 1 3B: 0 HR: 0	SF: 0 SAC: 0 DP: 0 HBP: 0	WP: 1 PB: 0 SB: 1 CS: 0	PA: 34				
PITCHER	IP	WLS	BF	H	R	ER	SO	BB	IBB	HBP	BLK	WP	HR	S	P	ERA	WHIP										
28 Vince Velasquez, R ERA:	6.0	W	24	3	0	0	0	3	0	0	0	0	0	63	99	0.00	1.000										
50 Héctor Neris, R ERA:	0.2	H	3	0	0	0	1	1	0	0	0	0	0	6	13	0.00	1.500										
53 Daniel Stumpf, L ERA: 40.5	0.1	H	1	0	0	0	0	0	0	0	0	0	0	2	3	0.00	0.000										
30 David Hernandez, R ERA: 10.13	1.0	H	3	0	0	0	2	0	0	0	0	0	0	10	19	0.00	0.000										
46 Jeanmar Gómez, R ERA:	1.0	S	3	0	0	0	0	0	0	0	0	0	0	5	6	0.00	0.000										

Batter	1	2	3	4	5	6	7	8	9	AB	R	H	RBI	BB	SO	LOB	TOP					
13 Freddy Galvis, S OBP: 0.200, SLG: 0.375	F7		SF7			K		F7	F7	4	1	1	1	0	1	1	Philadelphia Phillies @ New York Mets Citi Field, Flushing, NY Sun Apr 10 2016, 1:11 PM - 4:08 PM EDT Att: 37,233 - Sunny - 45 F					
16 César Hernández, S (1.4) OBP: 0.421, SLG: 0.474	7S 1B		FC4-6			37 HR 1B		SH1-4	G3	4	1	2	0	0	0	2						
37 Odúbel Herrera, L (1.8) OBP: 0.280, SLG: 0.318	P6		G6-3			HR		7 1B BB		3	1	1	2	1	0	2						
7 Maikel Franco, R (1.5) OBP: 0.429, SLG: 0.556	K		G6-3			6 BB 1B		1-2 3 1B		4	0	2	0	0	1	1						
6 Ryan Howard, L (1.3) OBP: 0.300, SLG: 0.588	51 FC4-6 BB		K			51 G4-3 BB		SF9		1	0	0	1	2	1	0						
51 Carlos Ruiz, R (1.2) OBP: 0.333, SLG: 0.636	FC4-6 17 CS		G1-3			G4-3		G5-3		4	0	0	0	0	0	5						
21 Cedric Hunter, L (1.7) OBP: 0.158, SLG: 0.278	P6									4	0	0	0	0	2	1						
17 Peter Bourjos, R (1.9) OBP: 0.211, SLG: 0.278	CS		58 1B 13 SF7 1B			G4-3		K	4 2B BB	3	2	1	0	1	1	0						
56 Jeremy Hellickson, R (1.1) OBP: 0.390, SLG: 0.990			16 FC4-6 1B			G6-3		K	2B	2	0	1	0	0	0	0						
40 James Russell, L (6.1) ERA: 5.4										0	0	0	0	0	0	0						
2 Tyler Goeddel, R (7.1PH) ERA: 7.1										0	0	0	0	0	0	0						
50 Héctor Neris, R (7.1) ERA: 7.1										0	0	0	0	0	0	0						
4 Andrés Blanco, S (9.1PH) OBP: 0.389, SLG: 0.339										0	0	0	0	0	0	0						
46 Jeanmar Gómez, R (9.1) ERA: 9.0										0	0	0	0	0	0	0						
Inning Stats	R: 0 E: 0 K: 1 S: 10	H: 1 LOB: 1 BB: 0 P: 12	R: 0 E: 0 K: 0 S: 5	H: 0 LOB: 0 BB: 1 P: 12	R: 1 E: 0 K: 0 S: 15	H: 2 LOB: 1 BB: 0 P: 18	R: 0 E: 0 K: 1 S: 9	H: 0 LOB: 0 BB: 0 P: 13	R: 0 E: 0 K: 0 S: 7	H: 0 LOB: 0 BB: 0 P: 10	R: 2 E: 0 K: 1 S: 18	H: 3 LOB: 1 BB: 1 P: 30	R: 0 E: 0 K: 3 S: 10	H: 0 LOB: 0 BB: 0 P: 17	R: 1 E: 0 K: 0 S: 15	H: 2 LOB: 2 BB: 1 P: 22	R: 1 E: 0 K: 1 S: 12	H: 1 LOB: 1 BB: 1 P: 18	1B: 7 2B: 1 3B: 0 HR: 1	SF: 2 SAC: 1 DP: 1 HBP: 0	WP: 0 PB: 0 CS: 1	PA: 39
PITCHER	IP WLS BF H R ER SO BB IBB HBP BLK WP HR S P ERA WHIP	IP WLS BF H R ER SO BB IBB HBP BLK WP HR S P ERA WHIP	IP WLS BF H R ER SO BB IBB HBP BLK WP HR S P ERA WHIP	IP WLS BF H R ER SO BB IBB HBP BLK WP HR S P ERA WHIP	IP WLS BF H R ER SO BB IBB HBP BLK WP HR S P ERA WHIP	IP WLS BF H R ER SO BB IBB HBP BLK WP HR S P ERA WHIP	IP WLS BF H R ER SO BB IBB HBP BLK WP HR S P ERA WHIP	IP WLS BF H R ER SO BB IBB HBP BLK WP HR S P ERA WHIP	IP WLS BF H R ER SO BB IBB HBP BLK WP HR S P ERA WHIP	IP WLS BF H R ER SO BB IBB HBP BLK WP HR S P ERA WHIP	IP WLS BF H R ER SO BB IBB HBP BLK WP HR S P ERA WHIP	IP WLS BF H R ER SO BB IBB HBP BLK WP HR S P ERA WHIP	IP WLS BF H R ER SO BB IBB HBP BLK WP HR S P ERA WHIP	IP WLS BF H R ER SO BB IBB HBP BLK WP HR S P ERA WHIP	IP WLS BF H R ER SO BB IBB HBP BLK WP HR S P ERA WHIP	IP WLS BF H R ER SO BB IBB HBP BLK WP HR S P ERA WHIP	IP WLS BF H R ER SO BB IBB HBP BLK WP HR S P ERA WHIP					

AB 31
R 5
H 9
RBI 5
BB 4
SO 7
LOB 12



Batter	1	2	3	4	5	6	7	8	9	AB	R	H	RBI	BB	SO	LOB	BOTTOM					
3 Curtis Granderson, L (1.9) OBP: 0.174, SLG: 0.050	F8		G5-3			F8		F9		4	0	0	0	0	0	0	Philadelphia Phillies @ New York Mets Citi Field, Flushing, NY Sun Apr 10 2016, 1:11 PM - 4:08 PM EDT Att: 37,233 - Sunny - 45 F					
5 David Wright, R (1.5) OBP: 0.421, SLG: 0.400	G5-3		K			52 WP HR 2B		52 FC6-4 1B		4	1	2	0	0	1	0						
52 Yoenis Cespedes, R (1.8) OBP: 0.273, SLG: 0.350	F8		1B			2H HR		FC6-4 20 DP 1-2 1B		4	1	2	2	0	0	1						
21 Lucas Duda, L (1.3) OBP: 0.300, SLG: 0.278	F7		K			F9		L6		4	0	0	0	0	1	2						
20 Neil Walker, S (1.4) OBP: 0.200, SLG: 0.350	F7					F7		K		4	0	0	0	0	2	1						
30 Michael Conforto, L (1.7) OBP: 0.421, SLG: 0.400	K		BB			G3-1		G3-1		2	0	0	0	1	1	0						
13 Adrúbal Cabrera, S (1.6) OBP: 0.263, SLG: 0.316	K		F9			G3-1		G3-1		3	0	0	0	0	1	1						
26 Kevin Plawewski, R (1.2) ERA: 1.2	G5-3		G5-3			K		K		3	0	0	0	0	1	1						
33 Matt Harvey, R (1.1) ERA: 1.1	K					F7		K		1	0	0	0	0	1	0						
16 Alejandro De Aza, L (6.1PH) ERA: 6.1										0	0	0	0	0	0	0						
51 Jim Henderson, L (7.1) ERA: 7.1										0	0	0	0	0	0	0						
43 Addison Reed, L (8.1) ERA: 8.1										0	0	0	0	0	0	0						
4 Wilmer Flores, R (8.1PH) ERA: 8.1										0	0	0	0	0	0	0						
35 Logan Verrett, R (9.1) ERA: 9.1										0	0	0	0	0	0	0						
Inning Stats	R: 0 E: 0 K: 0 S: 8	H: 0 LOB: 0 BB: 0 P: 12	R: 0 E: 0 K: 1 S: 7	H: 0 LOB: 0 BB: 0 P: 11	R: 0 E: 0 K: 2 S: 11	H: 0 LOB: 0 BB: 0 P: 16	R: 0 E: 0 K: 2 S: 13	H: 1 LOB: 1 BB: 0 P: 20	R: 0 E: 0 K: 0 S: 8	H: 0 LOB: 0 BB: 1 P: 12	R: 2 E: 0 K: 0 S: 18	H: 2 LOB: 0 BB: 0 P: 25	R: 0 E: 0 K: 1 S: 7	H: 0 LOB: 0 BB: 0 P: 11	R: 0 E: 0 K: 2 S: 9	H: 0 LOB: 0 BB: 0 P: 10	R: 0 E: 0 K: 1 S: 8	H: 1 LOB: 1 BB: 0 P: 14	1B: 2 2B: 1 3B: 0 HR: 1	SF: 0 SAC: 0 DP: 0 HBP: 0	WP: 1 PB: 0 CS: 0	PA: 32
PITCHER	IP WLS BF H R ER SO BB IBB HBP BLK WP HR S P ERA WHIP	IP WLS BF H R ER SO BB IBB HBP BLK WP HR S P ERA WHIP	IP WLS BF H R ER SO BB IBB HBP BLK WP HR S P ERA WHIP	IP WLS BF H R ER SO BB IBB HBP BLK WP HR S P ERA WHIP	IP WLS BF H R ER SO BB IBB HBP BLK WP HR S P ERA WHIP	IP WLS BF H R ER SO BB IBB HBP BLK WP HR S P ERA WHIP	IP WLS BF H R ER SO BB IBB HBP BLK WP HR S P ERA WHIP	IP WLS BF H R ER SO BB IBB HBP BLK WP HR S P ERA WHIP	IP WLS BF H R ER SO BB IBB HBP BLK WP HR S P ERA WHIP	IP WLS BF H R ER SO BB IBB HBP BLK WP HR S P ERA WHIP	IP WLS BF H R ER SO BB IBB HBP BLK WP HR S P ERA WHIP	IP WLS BF H R ER SO BB IBB HBP BLK WP HR S P ERA WHIP	IP WLS BF H R ER SO BB IBB HBP BLK WP HR S P ERA WHIP	IP WLS BF H R ER SO BB IBB HBP BLK WP HR S P ERA WHIP	IP WLS BF H R ER SO BB IBB HBP BLK WP HR S P ERA WHIP	IP WLS BF H R ER SO BB IBB HBP BLK WP HR S P ERA WHIP	IP WLS BF H R ER SO BB IBB HBP BLK WP HR S P ERA WHIP					

AB 31
R 2
H 4
RBI 2
BB 1
SO 9
LOB 6

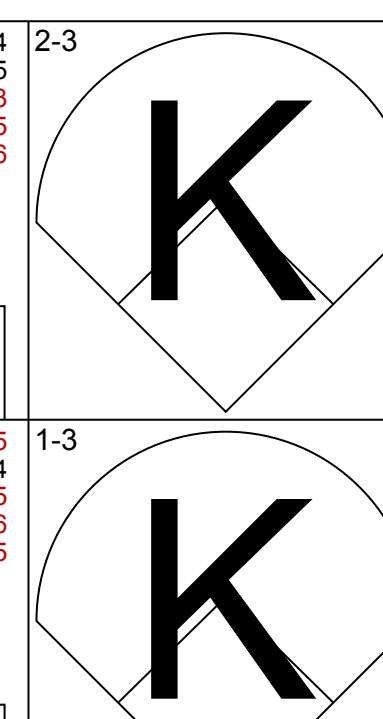
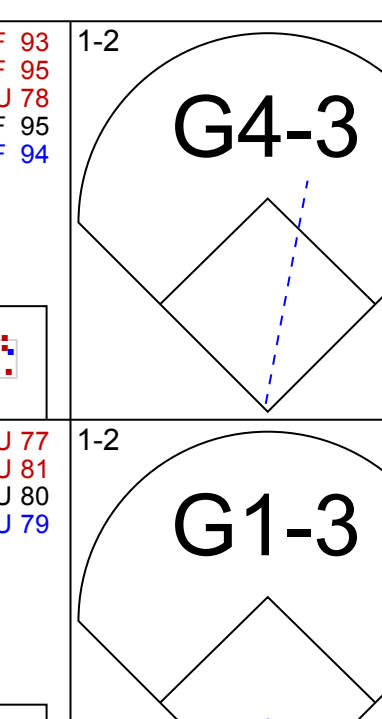
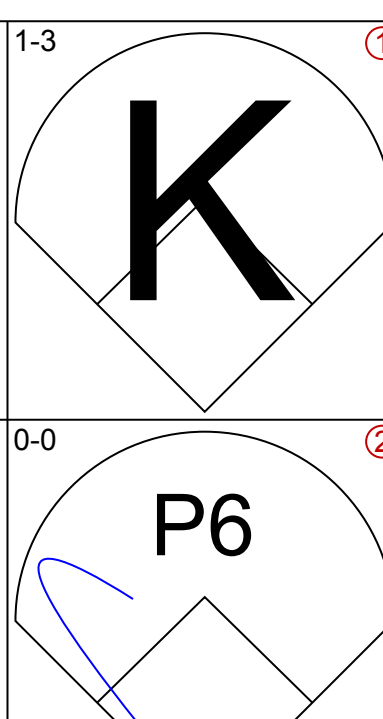
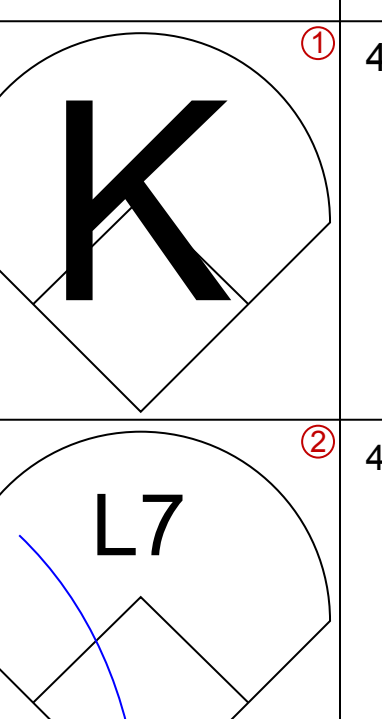



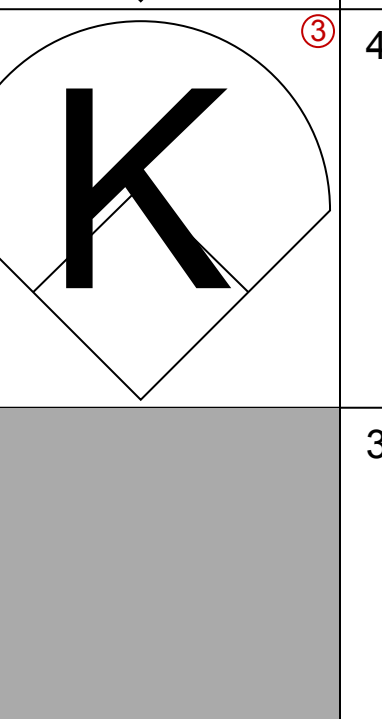

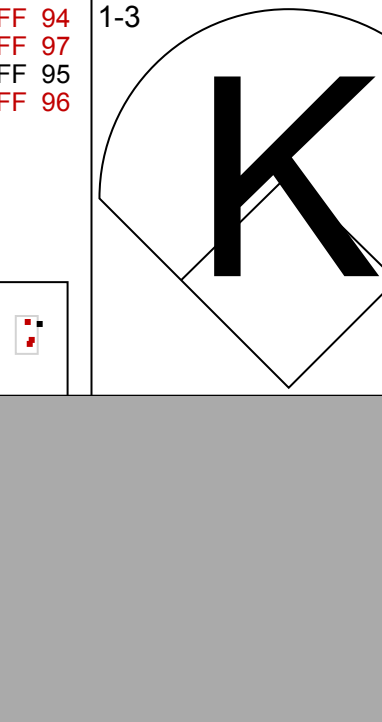

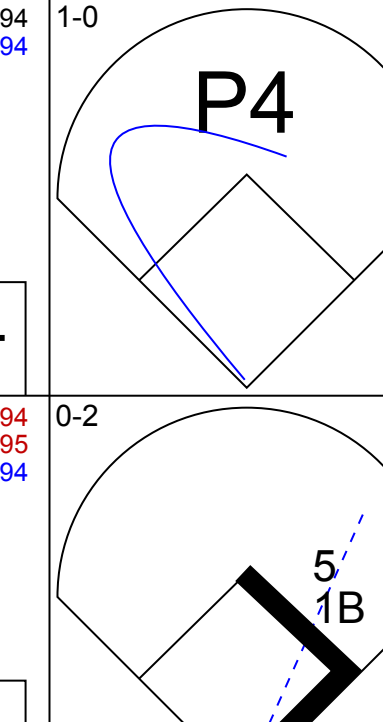
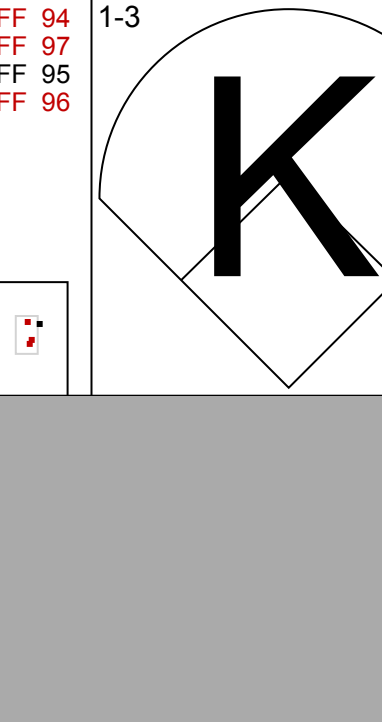
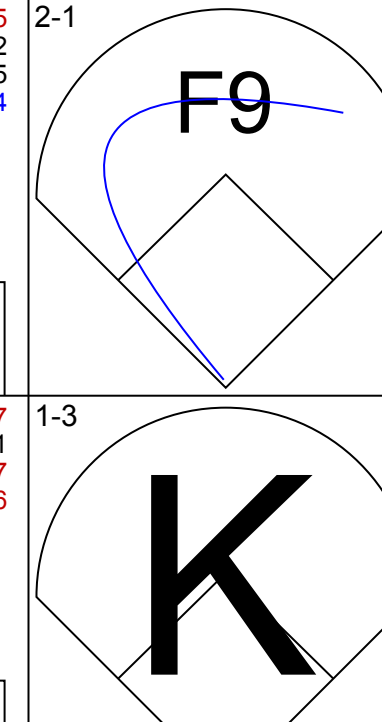
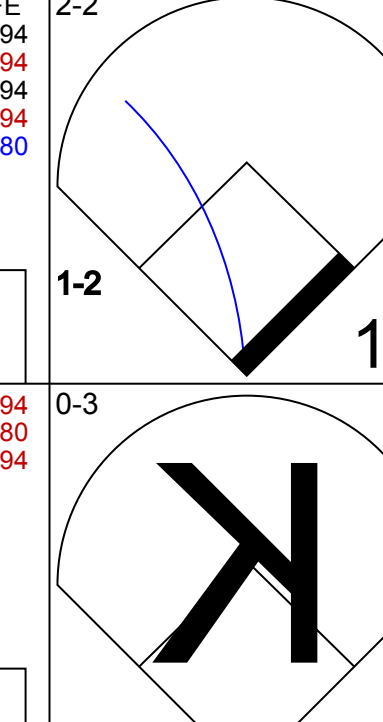


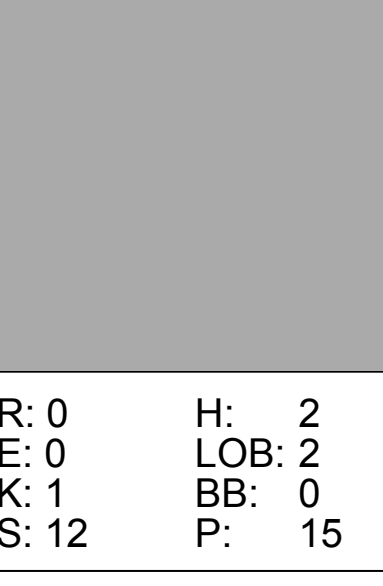
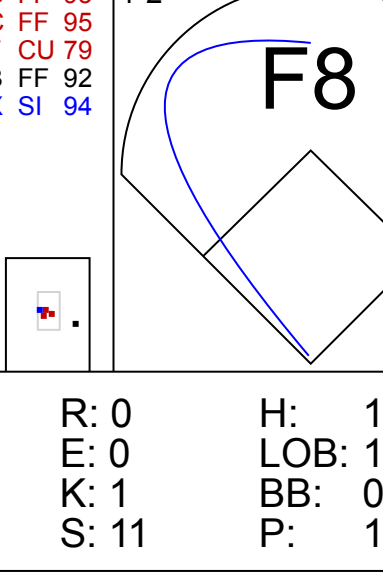
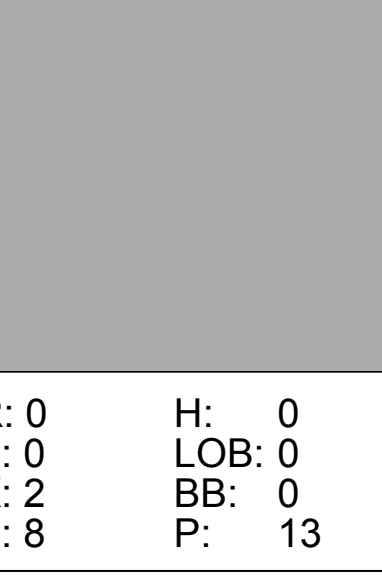
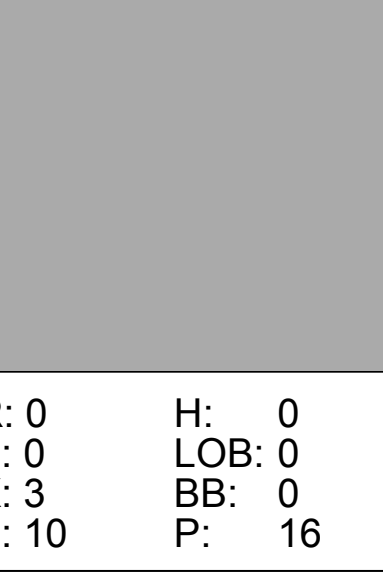
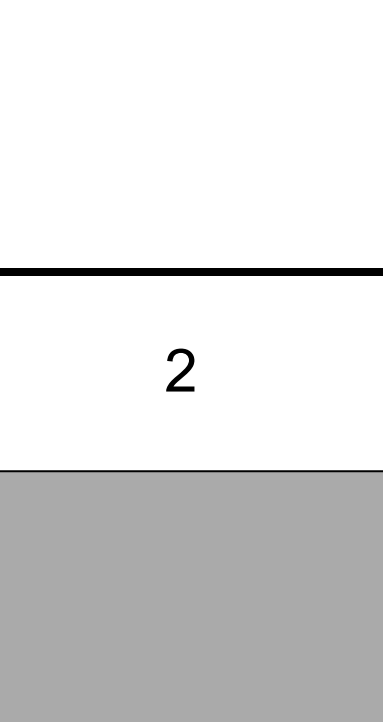
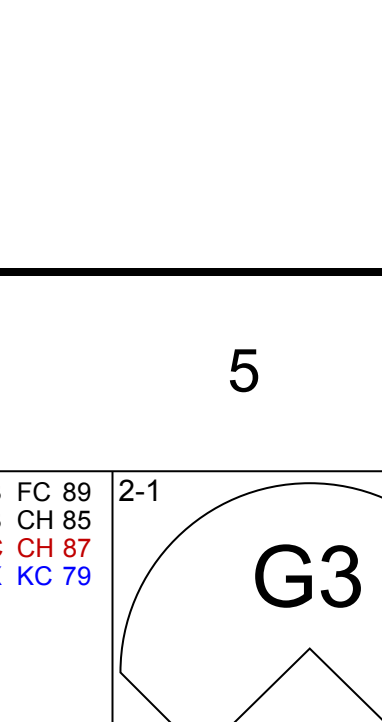
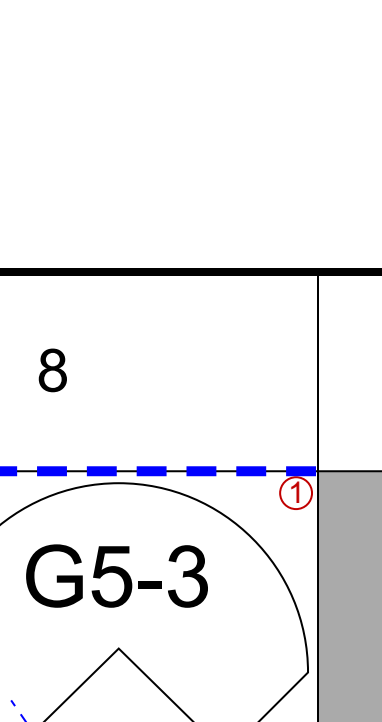
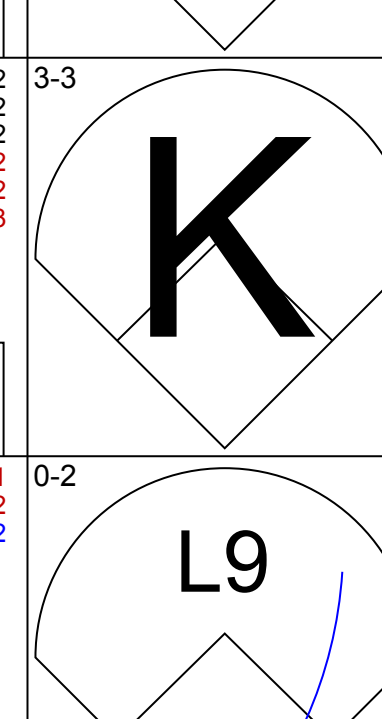

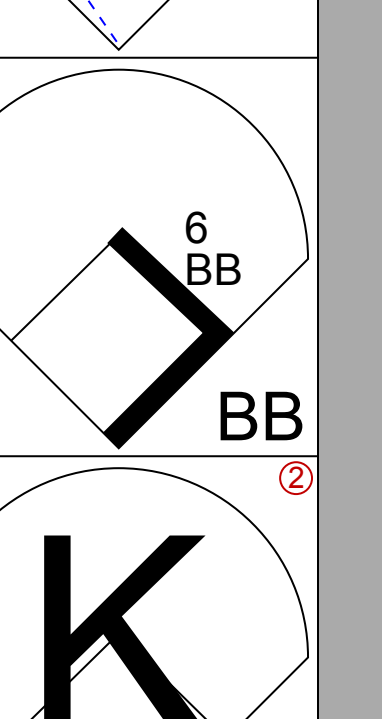

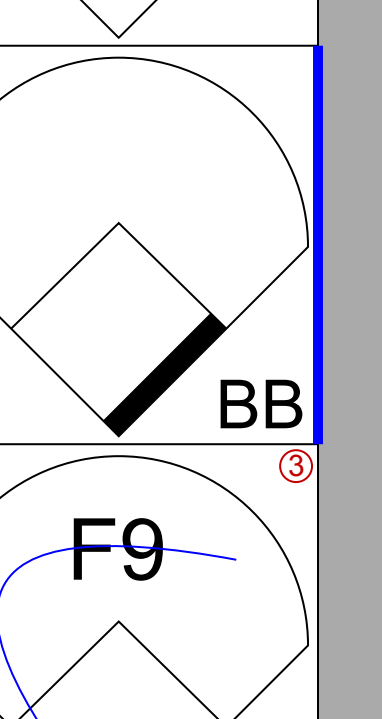


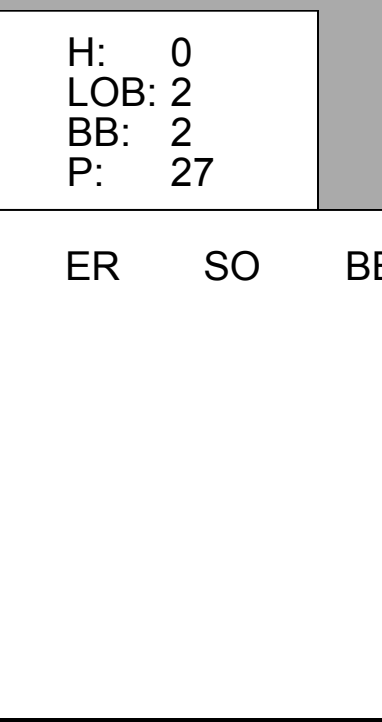


Batter	1	2	3	4	5	6	7	8	9	AB	R	H	RBI	BB	SO	LOB	TOP			
24 Jon Jay, L OBP: 0.361, SLG: 0.394										3	0	1	0	1	1	0	San Diego Padres @ Philadelphia Phillies Citizens Bank Park, Philadelphia, PA Tue Apr 12 2016, 7:07 PM - 10:04 PM EDT Att: 21,043 - Clear - 57 F			
15 Cory Spangenberg, L OBP: 0.265, SLG: 0.367										4	0	0	0	0	2	2				
27 Matt Kemp, R OBP: 0.303, SLG: 0.576										4	0	1	0	0	0	1				
39 Brett Wallace, L (1, 3)										4	0	0	0	0	2	2				
2 B.J. Upton, R OBP: 0.385, SLG: 0.435										3	0	2	0	1	0	0				
3 Derek Norris, R OBP: 0.207, SLG: 0.222										3	0	0	0	1	1	4				
10 Alexei Ramirez, R OBP: 0.250, SLG: 0.200										3	0	0	0	1	0	4				
5 Alexi Amarista, L OBP: 0.333, SLG: 0.200										3	0	0	0	1	0	1				
41 Robbie Erlin, R (1, 1)										2	0	0	0	0	2	0				
4 Wil Myers, R OBP: 0.251, SLG: 0.467										1	0	0	0	0	1	2				
40 Ryan Buchter, L (7, 1)										0	0	0	0	0	0	0				
59 Kevin Quackenbush, R (8, 1)										0	0	0	0	0	0	0				
52 Brad Hand, L (8, 1)										0	0	0	0	0	0	0				
Inning Stats	R: 0 H: 0 E: 0 K: 2 S: 7	H: 0 LOB: 0 BB: 0 P: 8	R: 0 H: 0 E: 0 K: 0 S: 6	H: 0 LOB: 1 BB: 1 P: 12	R: 0 H: 1 E: 0 K: 2 S: 12	H: 1 LOB: 1 BB: 0 P: 18	R: 0 H: 1 E: 0 K: 1 S: 11	H: 1 LOB: 2 BB: 1 P: 22	R: 0 H: 0 E: 0 K: 1 S: 9	H: 0 LOB: 0 BB: 0 P: 11	R: 0 H: 1 E: 0 K: 2 S: 9	H: 1 LOB: 2 BB: 2 P: 22	R: 0 H: 0 E: 0 K: 1 S: 11	H: 0 LOB: 1 BB: 0 P: 17	R: 0 H: 1 E: 0 K: 0 S: 8	H: 1 LOB: 1 BB: 0 P: 13	1B: 3 2B: 1 3B: 0 HR: 0	SF: 0 DP: 0 HBP: 0	WP: 0 PB: 0 SB: 0 CS: 1	PA: 35
PITCHER	IP WLS BF H R ER SO BB IBB HBP BLK WP HR S P ERA WHIP	IP WLS BF H R ER SO BB IBB HBP BLK WP HR S P ERA WHIP	IP WLS BF H R ER SO BB IBB HBP BLK WP HR S P ERA WHIP	IP WLS BF H R ER SO BB IBB HBP BLK WP HR S P ERA WHIP	IP WLS BF H R ER SO BB IBB HBP BLK WP HR S P ERA WHIP	IP WLS BF H R ER SO BB IBB HBP BLK WP HR S P ERA WHIP	IP WLS BF H R ER SO BB IBB HBP BLK WP HR S P ERA WHIP	IP WLS BF H R ER SO BB IBB HBP BLK WP HR S P ERA WHIP	IP WLS BF H R ER SO BB IBB HBP BLK WP HR S P ERA WHIP	IP WLS BF H R ER SO BB IBB HBP BLK WP HR S P ERA WHIP	IP WLS BF H R ER SO BB IBB HBP BLK WP HR S P ERA WHIP	IP WLS BF H R ER SO BB IBB HBP BLK WP HR S P ERA WHIP	IP WLS BF H R ER SO BB IBB HBP BLK WP HR S P ERA WHIP	IP WLS BF H R ER SO BB IBB HBP BLK WP HR S P ERA WHIP	IP WLS BF H R ER SO BB IBB HBP BLK WP HR S P ERA WHIP	IP WLS BF H R ER SO BB IBB HBP BLK WP HR S P ERA WHIP	IP WLS BF H R ER SO BB IBB HBP BLK WP HR S P ERA WHIP			
47 Charlie Morton, R ERA: 5.23	6.2	W	26	3	0	0	7	4	0	0	0	0	0	0	0	0	0.00	1.050		
50 Héctor Neris, R ERA:	0.1	H	1	0	0	0	1	0	0	0	0	0	0	0	0	0	0.00	0.000		
30 David Hernandez, R ERA: 7.36	1.0	H	4	0	0	0	1	1	0	0	0	0	0	0	0	0	0.00	1.000		
46 Jeanmar Gómez, R ERA:	1.0	S	4	1	0	0	0	0	0	0	0	0	0	0	0	0	0.00	1.000		
Batter	1	2	3	4	5	6	7	8	9	AB	R	H	RBI	BB	SO	LOB	BOTTOM			
16 César Hernández, S OBP: 0.370, SLG: 0.462										4	0	0	0	0	1	3	San Diego Padres @ Philadelphia Phillies Citizens Bank Park, Philadelphia, PA Tue Apr 12 2016, 7:07 PM - 10:04 PM EDT Att: 21,043 - Clear - 57 F			
37 Odiel Herrera, L OBP: 0.364, SLG: 0.429										2	0	1	1	2	1	0				
7 Maikel Franco, R OBP: 0.414, SLG: 0.500										4	0	0	1	0	1	3				
6 Ryan Howard, L OBP: 0.269, SLG: 0.478										4	0	1	0	0	1	0				
46 Jeanmar Gómez, R (9, 1)										0	0	0	0	0	0	0				
51 Carlos Ruiz, R OBP: 0.313, SLG: 0.500										3	0	0	0	1	0	2				
13 Freddy Galvis, S OBP: 0.188, SLG: 0.323										3	0	1	0	0	0	2				
17 Peter Bourjos, R OBP: 0.200, SLG: 0.292										3	0	0	0	0	1	2				
2 Tyler Goeddel, R OBP: 0.143, SLG: 0.143										2	1	1	0	0	0	0				
21 Cedric Hunter, L OBP: 0.174, SLG: 0.238										0	1	0	0	1	0	0				
47 Charlie Morton, R OBP: 0.250, SLG: 0.250										2	0	0	0	0	2	1				
50 Héctor Neris, R (7, 1)										0	0	0	0	0	0	0				
30 David Hernandez, R (8, 1)										0	0	0	0	0	0	0				
15 Emmanuel Burriss, S (9, 3)										0	1	0	0	1	0	0				
Inning Stats	R: 0 H: 0 E: 0 K: 1 S: 6	H: 0 LOB: 0 BB: 0 P: 10	R: 0 H: 0 E: 0 K: 0 S: 6	H: 0 LOB: 0 BB: 1 P: 11	R: 0 H: 0 E: 0 K: 1 S: 6	H: 0 LOB: 0 BB: 0 P: 8	R: 0 H: 0 E: 0 K: 0 S: 6	H: 0 LOB: 0 BB: 1 P: 12	R: 0 H: 1 E: 0 K: 2 S: 14	H: 1 LOB: 1 BB: 0 P: 18	R: 1 H: 2 E: 0 K: 3 S: 13	H: 2 LOB: 1 BB: 0 P: 21	R: 0 H: 0 E: 0 K: 0 S: 13	H: 0 LOB: 1 BB: 0 P: 21	R: 2 H: 1 E: 1 K: 0 S: 16	H: 1 LOB: 2 BB: 3 P: 32	1B: 3 2B: 0 3B: 1 HR: 0	SF: 0 DP: 2 HBP: 0	WP: 1 PB: 0 SB: 0 CS: 0	PA: 32
PITCHER	IP WLS BF H R ER SO BB IBB HBP BLK WP HR S P ERA WHIP	IP WLS BF H R ER SO BB IBB HBP BLK WP HR S P ERA WHIP	IP WLS BF H R ER SO BB IBB HBP BLK WP HR S P ERA WHIP	IP WLS BF H R ER SO BB IBB HBP BLK WP HR S P ERA WHIP	IP WLS BF H R ER SO BB IBB HBP BLK WP HR S P ERA WHIP	IP WLS BF H R ER SO BB IBB HBP BLK WP HR S P ERA WHIP	IP WLS BF H R ER SO BB IBB HBP BLK WP HR S P ERA WHIP	IP WLS BF H R ER SO BB IBB HBP BLK WP HR S P ERA WHIP	IP WLS BF H R ER SO BB IBB HBP BLK WP HR S P ERA WHIP	IP WLS BF H R ER SO BB IBB HBP BLK WP HR S P ERA WHIP	IP WLS BF H R ER SO BB IBB HBP BLK WP HR S P ERA WHIP	IP WLS BF H R ER SO BB IBB HBP BLK WP HR S P ERA WHIP	IP WLS BF H R ER SO BB IBB HBP BLK WP HR S P ERA WHIP	IP WLS BF H R ER SO BB IBB HBP BLK WP HR S P ERA WHIP	IP WLS BF H R ER SO BB IBB HBP BLK WP HR S P ERA WHIP	IP WLS BF H R ER SO BB IBB HBP BLK WP HR S P ERA WHIP				
41 Robbie Erlin, L (1, 1)	6.0	L	21	3	1	1	7	2	0	0	0	0	0	0	0	0	1.50	0.833		
40 Ryan Buchter, L ERA: 2.45	1.0		4	0	0	0	0	0	0	0	0	0	0	0	0	0	0.00	0.000		
59 Kevin Quackenbush, R ERA: 4.91	0.1		3	0	2	2	0	2	0	0	0	0	0	0	0	0	54.00	6.000		
52 Brad Hand, L (8, 1)	0.2		4	1	0	0	0	1	0	0	0	0	0	0	0	0	0.00	3.000		

Batter	1	2	3	4	5	6	7	8	9	AB	R	H	RBI	BB	SO	LOB	TOP								
24 Jon Jay, L (1, 8) OBP: 0.325, SLG: 0.351										4	0	0	0	0	2	2	San Diego Padres @ Philadelphia Phillies Citizens Bank Park, Philadelphia, PA Wed Apr 13 2016, 7:07 PM - 9:41 PM EDT Att: 17,638 - Clear - 55 F								
15 Cory Spangenberg, L (1, 4) OBP: 0.269, SLG: 0.362										3	0	1	0	1	1										
27 Matt Kemp, R (1, 9) OBP: 0.297, SLG: 0.541										4	0	1	0	0	1	4									
4 Wil Myers, R (1, 3) OBP: 0.250, SLG: 0.412										4	0	0	0	0	3	5									
2 B.J. Upton, R (1, 7) OBP: 0.367, SLG: 0.444										4	0	1	0	0	2	0									
12 Christian Bethancourt, R (1, 2) OBP: 0.250, SLG: 0.250										3	0	0	0	0	1	1									
32 Jabari Blash, R (9, PH) OBP: 0.333, SLG: 0.286										3	0	0	0	0	0	0									
9 Adam Rosales, R (1, 5) OBP: 0.233, SLG: 0.222										3	0	2	0	0	0	0									
5 Alexi Amarista, L (1, 6) OBP: 0.444, SLG: 0.375										1	0	0	0	0	1	0									
39 Brett Wallace, R (9, PH) OBP: 0.111, SLG: 0.111										1	0	0	0	0	0	1									
29 Colin Rea, R (1, 1) OBP: 0.267, SLG: 0.423										1	0	0	0	0	0	1									
16 Travis Jankowski, L (8, PH) OBP: 0.250, SLG: 0.250										1	0	0	0	0	0	0									
40 Ryan Buchter, L (8, 1) OBP: 0.242, SLG: 0.194										1	0	0	0	0	0	1									
10 Alexei Ramirez, R (9, PH) OBP: 0.242, SLG: 0.194										1	0	0	0	0	0	1									
Inning Stats	R: 0 E: 0 K: 1 S: 8	H: 1 LOB: 1 BB: 0 P: 12	R: 0 E: 0 K: 1 S: 7	H: 0 LOB: 0 BB: 0 P: 9	R: 0 E: 0 K: 2 S: 11	H: 1 LOB: 1 BB: 0 P: 17	R: 0 E: 0 K: 2 S: 10	H: 1 LOB: 1 BB: 0 P: 15	R: 0 E: 0 K: 1 S: 7	H: 0 LOB: 0 BB: 0 P: 11	R: 0 E: 0 K: 1 S: 9	H: 1 LOB: 1 BB: 0 P: 13	R: 0 E: 0 K: 1 S: 13	H: 0 LOB: 0 BB: 0 P: 19	R: 0 E: 1 K: 3 S: 18	H: 1 LOB: 3 BB: 1 P: 29	R: 1 E: 0 K: 1 S: 11	H: 1 LOB: 1 BB: 1 P: 22	1B: 5 2B: 1 3B: 0 HR: 0	SF: 0 SAC: 1 DP: 0 HBP: 0	WP: 0 PB: 0 SB: 1 CS: 0	PA: 36			
PITCHER	IP	WLS	BF	H	R	ER	SO	BB	IBB	HBP	BLK	WP	HR	S	P	ERA	WHIP								
48 Jerad Eickhoff, R (1, 1) ERA: 1.5	7.0	W	25	4	0	0	9	0	0	0	0	0	0	65	96	0.00	0.571								
30 David Hernandez, R (8, 1) ERA: 5.79	1.0	H	6	1	0	0	3	1	0	0	0	0	0	18	29	0.00	2.000								
46 Jeanmar Gómez, R (9, 1) ERA: 1.8	1.0	S	5	1	1	1	1	1	0	0	0	0	0	11	22	9.00	2.000								

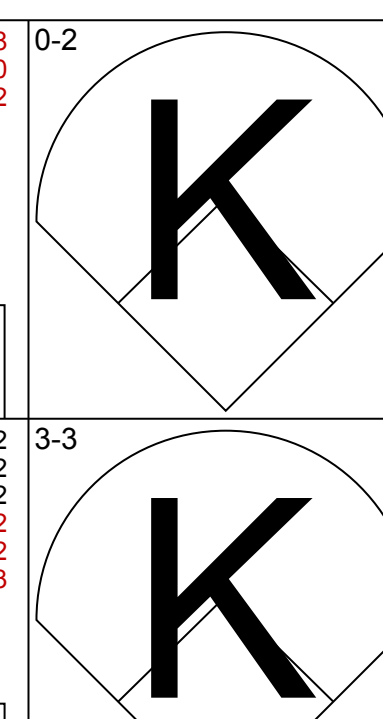
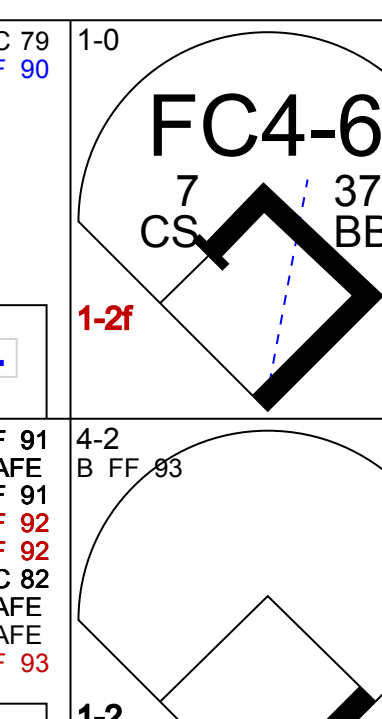
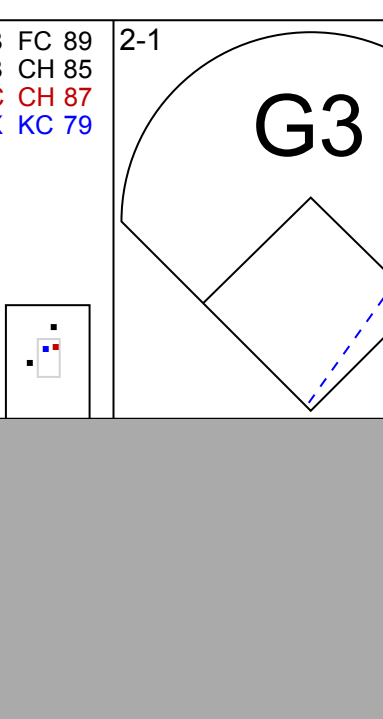
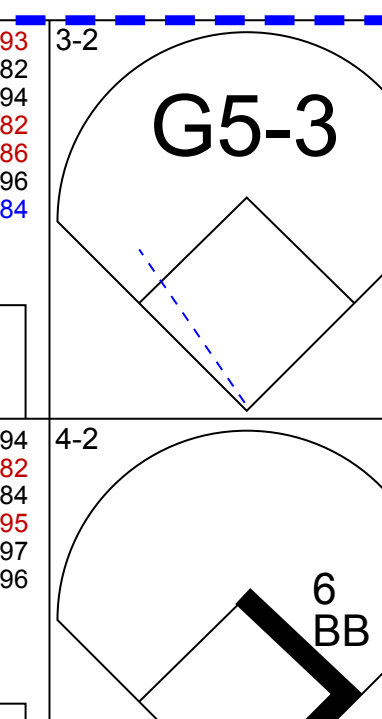
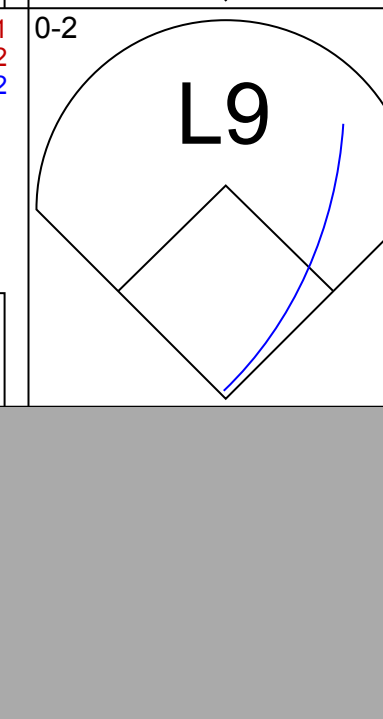
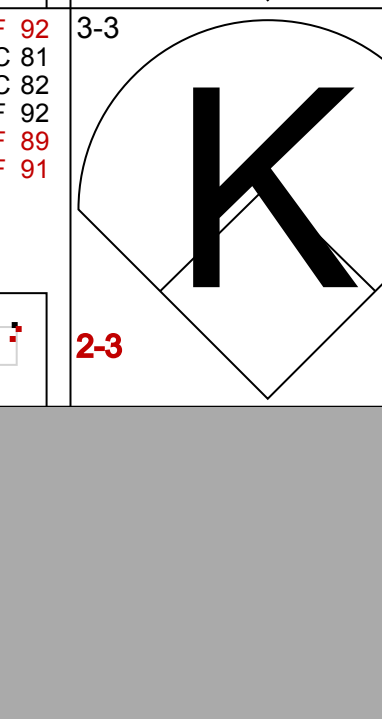
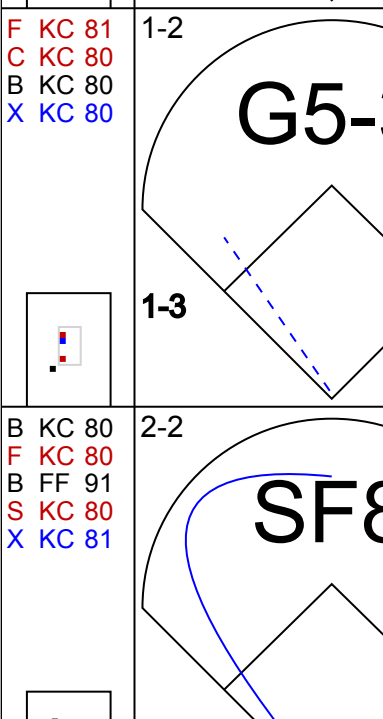
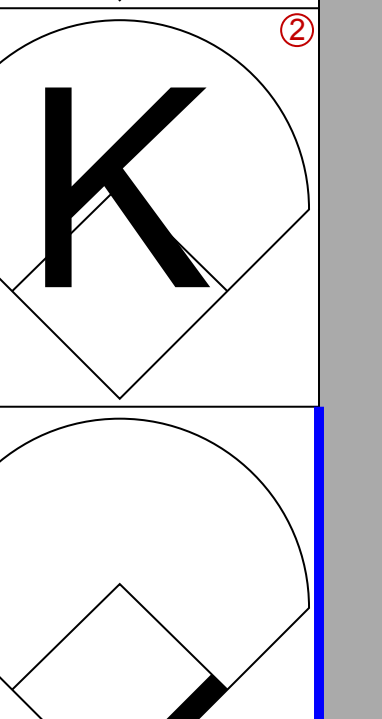


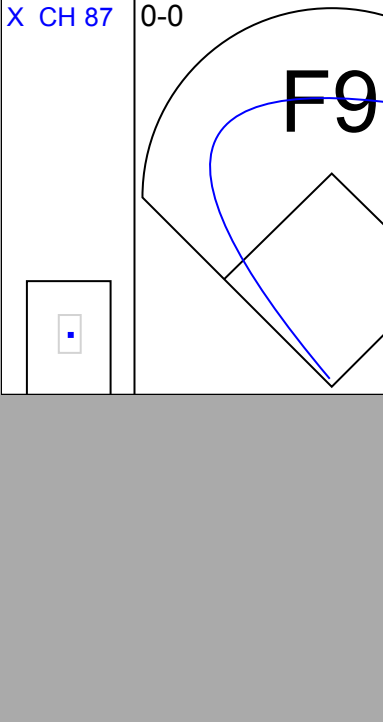
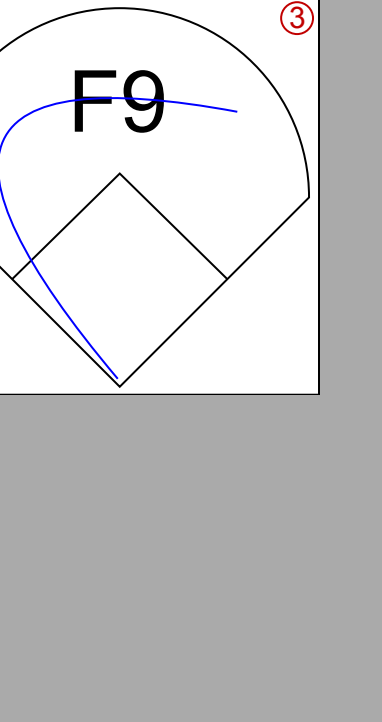
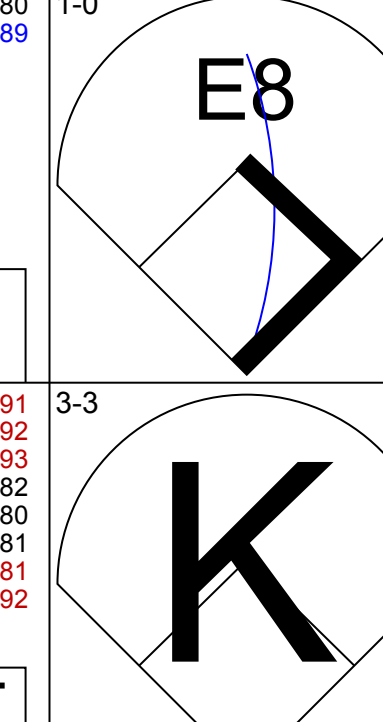


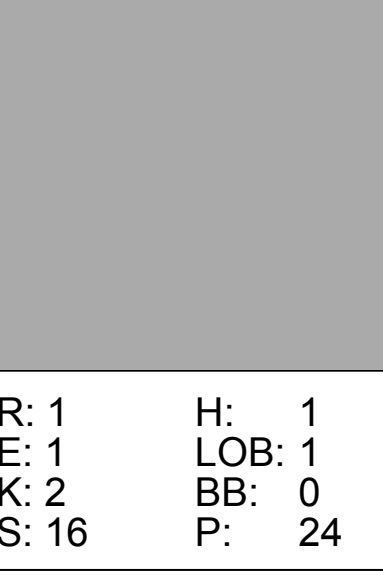
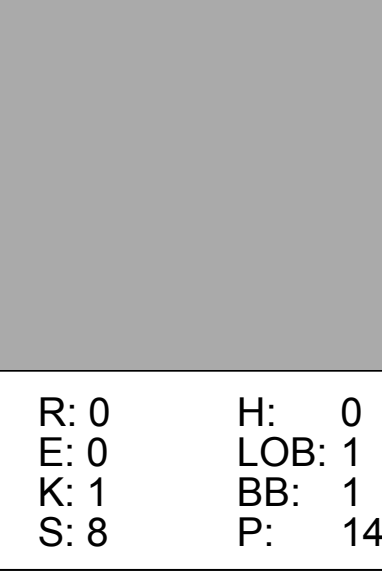
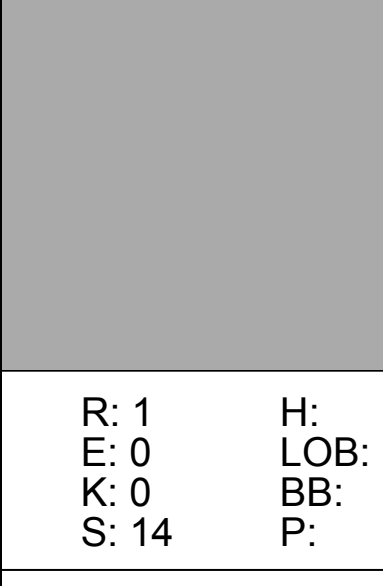



Batter	1	2	3	4	5	6	7	8	9	AB	R	H	RBI	BB	SO	LOB	BOTTOM								
16 César Hernández, S (1, 4) OBP: 0.355, SLG: 0.433										4	0	1	0	0	1	1	San Diego Padres @ Philadelphia Phillies Citizens Bank Park, Philadelphia, PA Wed Apr 13 2016, 7:07 PM - 9:41 PM EDT Att: 17,638 - Clear - 55 F								
37 Odbel Herrera, L (1, 8) OBP: 0.351, SLG: 0.406										4	1	1	0	0	2	1									
7 Maikel Franco, R (1, 5) OBP: 0.455, SLG: 0.655										3	1	2	2	1	1	0									
6 Ryan Howard, L (1, 3) OBP: 0.267, SLG: 0.423										3	0	0	0	1	1	1									
46 Jeanmar Gómez, R (9, 1) OBP: 0.263, SLG: 0.368										3	0	1	0	0	0	2									
29 Cameron Rupp, R (1, 2) OBP: 0.263, SLG: 0.368										2	0	0	0	1	0	0									
13 Freddy Galvis, S (1, 6) OBP: 0.200, SLG: 0.303										3	0	0	0	0	0	2									
21 Cedric Hunter, L (1, 7) OBP: 0.154, SLG: 0.208										3	0	0	0	0	1	2									
17 Peter Bourjos, R (1, 9) OBP: 0.179, SLG: 0.259										2	0	0	0	0	0	1									
48 Jerad Eickhoff, R (1, 1) OBP: 0.250, SLG: 0.500										0	0	0	0	0	0	0									
15 Emmanuel Burriss, S (7, PH) OBP: 0.300, SLG: 0.333										0	0	0	0	0	0	0									
30 David Hernandez, R (8, 1) OBP: 0.267, SLG: 0.423										0	0	0	0	0	0	0									
4 Andrés Blanco, S (9, 3) OBP: 0.300, SLG: 0.333										0	0	0	0	0	0	0									
Inning Stats	R: 1 E: 0 K: 1 S: 14	H: 2 LOB: 0 BB: 0 P: 19	R: 0 E: 0 K: 0 S: 7	H: 1 LOB: 1 BB: 1 P: 13	R: 1 E: 1 K: 1 S: 12	H: 2 LOB: 2 BB: 1 P: 22	R: 0 E: 0 K: 0 S: 7	H: 0 LOB: 2 BB: 0 P: 9	R: 0 E: 2 K: 0 S: 8	H: 0 LOB: 0 BB: 0 P: 10	R: 0 E: 0 K: 0 S: 4	H: 0 LOB: 0 BB: 0 P: 6	R: 0 E: 0 K: 1 S: 10	H: 0 LOB: 0 BB: 0 P: 15	R: 0 E: 0 K: 1 S: 7	H: 0 LOB: 0 BB: 1 P: 14	1B: 3 2B: 2 3B: 0 HR: 1	SF: 0 SAC: 0 DP: 3 HBP: 1	WP: 0 PB: 0 SB: 1 CS: 0	PA: 31					
PITCHER	IP	WLS	BF	H	R	ER	SO	BB	IBB	HBP	BLK	WP	HR	S	P	ERA	WHIP								
29 Colin Rea, R (1, 1) ERA: 5.56	7.0	L	28	5	2	1	5	1	1	1	0	0	0	7	14	0.00	1.000								
40 Ryan Buchter, L (8, 1) ERA: 1.93	1.0		3	0	0	0	1	1	0	0	0	0	0	7	14	0.00	1.000								



Batter	1	2	3	4	5	6	7	8	9	AB	R	H	RBI	BB	SO	LOB	TOP					
24 Jon Jay, L OBP: 0.295, SLG: 0.317 (1, 8)										4	0	0	0	0	3	0	San Diego Padres @ Philadelphia Phillies Citizens Bank Park, Philadelphia, PA Thu Apr 14 2016, 1:08 PM - 3:34 PM EDT Att: 18,079 - Sunny - 60 F					
15 Cory Spangenberg, L OBP: 0.262, SLG: 0.342 (1, 4)										4	0	0	0	0	1	0						
4 Wil Myers, R OBP: 0.225, SLG: 0.368 (1, 3)										4	0	0	0	0	3	0						
2 B.J. Upton, R OBP: 0.333, SLG: 0.400 (1, 7)										3	0	0	0	0	1	0						
3 Derek Norris, R OBP: 0.212, SLG: 0.200 (1, 2)										3	0	0	0	0	1	0						
32 Jabari Blash, R OBP: 0.333, SLG: 0.300 (1, 9)										3	0	1	0	0	2	0						
5 Alexi Amarista, L OBP: 0.500, SLG: 0.455 (1, 5)										3	0	2	0	0	1	0						
10 Alexei Ramirez, R OBP: 0.222, SLG: 0.176 (1, 6)										3	0	0	0	0	2	3						
13 Drew Pomeranz, R OBP: 0.250, SLG: 0.250 (1, 1)										2	0	0	0	0	1	1						
23 Carlos Villanueva, R (7, 1)										0	0	0	0	0	0	0						
39 Brett Wallace, L OBP: 0.193, SLG: 0.100 (8, PH)										1	0	0	0	0	1	0						
37 Brandon Maurer, R (8, 1)										0	0	0	0	0	0	0						
Inning Stats	R: 0 E: 0 K: 3 S: 10	H: 0 LOB: 0 BB: 0 P: 16	R: 0 E: 0 K: 1 S: 12	H: 2 LOB: 2 BB: 0 P: 15	R: 0 E: 0 K: 1 S: 10	H: 0 LOB: 0 BB: 0 P: 12	R: 0 E: 0 K: 1 S: 6	H: 0 LOB: 0 BB: 0 P: 8	R: 0 E: 0 K: 1 S: 11	H: 1 LOB: 1 BB: 0 P: 14	R: 0 E: 0 K: 2 S: 7	H: 0 LOB: 0 BB: 0 P: 9	R: 0 E: 0 K: 2 S: 8	H: 0 LOB: 0 BB: 0 P: 13	R: 0 E: 0 K: 3 S: 10	H: 0 LOB: 0 BB: 0 P: 15	R: 0 E: 0 K: 2 S: 9	H: 0 LOB: 0 BB: 0 P: 11	1B: 3 2B: 0 3B: 0 HR: 0	SF: 0 SAC: 0 DP: 0 HBP: 0	WP: 0 PB: 0 SB: 0 CS: 0	PA: 30
PITCHER 28 Vince Velasquez, R ERA: 3.27	IP: 9.0 WLS: W BF: 30	H: 3 R: 0 ER: 0 SO: 16	BB: 0 IBB: 0 HBP: 0 BLK: 0	WP: 0 HR: 0 S: 83 P: 113	ERA: 0.00 WHIP: 0.333	PITCHER IP WLS BF H R ER SO BB IBB HBP BLK WP HR S P ERA WHIP																

AB	30
R	0
H	3
RBI	0
BB	0
SO	16
LOB	4



Batter	1	2	3	4	5	6	7	8	9	AB	R	H	RBI	BB	SO	LOB	BOTTOM			
16 César Hernández, S OBP: 0.314, SLG: 0.382 (1, 4)										4	0	0	0	0	1	1	San Diego Padres @ Philadelphia Phillies Citizens Bank Park, Philadelphia, PA Thu Apr 14 2016, 1:08 PM - 3:34 PM EDT Att: 18,079 - Sunny - 60 F			
37 Odbel Herrera, L OBP: 0.390, SLG: 0.394 (1, 8)										1	1	0	0	3	1	0				
7 Maikel Franco, R OBP: 0.405, SLG: 0.576 (1, 5)										4	0	0	0	0	2	4				
6 Ryan Howard, L OBP: 0.294, SLG: 0.536 (1, 3)										2	1	1	2	1	0	0				
13 Freddy Galvis, S OBP: 0.200, SLG: 0.393 (8, PR)										0	0	0	0	0	0	0				
29 Cameron Rupp, R OBP: 0.217, SLG: 0.304 (1, 2)										4	0	0	0	0	1	2				
4 Andrés Blanco, S OBP: 0.385, SLG: 0.455 (9, 3)										2	1	1	0	1	0	0				
17 Peter Bourjos, R OBP: 0.167, SLG: 0.241 (1, 9)										2	0	0	0	0	1	1				
2 Tyler Goeddel, R OBP: 0.111, SLG: 0.111 (1, 7)										2	0	0	0	0	2	1				
21 Cedric Hunter, L OBP: 0.148, SLG: 0.200 (7, PH)										1	0	0	0	0	0	1				
28 Vince Velasquez, R OBP: 0.200, SLG: 0.200 (1, 1)										3	0	1	0	0	2	0				
Inning Stats	R: 0 E: 0 K: 2 S: 9	H: 0 LOB: 0 BB: 0 P: 12	R: 1 E: 1 K: 2 S: 16	H: 1 LOB: 1 BB: 0 P: 24	R: 0 E: 0 K: 1 S: 8	H: 1 LOB: 2 BB: 1 P: 16	R: 0 E: 0 K: 1 S: 8	H: 0 LOB: 1 BB: 1 P: 14	R: 0 E: 0 K: 2 S: 9	H: 0 LOB: 0 BB: 0 P: 14	R: 1 E: 0 K: 0 S: 14	H: 0 LOB: 0 BB: 1 P: 21	R: 1 E: 0 K: 1 S: 9	H: 1 LOB: 0 BB: 0 P: 14	R: 0 E: 0 K: 1 S: 12	H: 0 LOB: 2 BB: 2 P: 27	1B: 1 2B: 2 3B: 0 HR: 1	SF: 1 SAC: 1 DP: 1 HBP: 0	WP: 1 PB: 0 SB: 1 CS: 1	PA: 32
PITCHER 13 Drew Pomeranz, L ERA: 3.27	IP: 6.0 WLS: L BF: 23	H: 2 R: 2 ER: 2 SO: 8	BB: 3 IBB: 0 HBP: 0 BLK: 0	WP: 0 HR: 1 S: 64 P: 101	ERA: 3.00 WHIP: 0.833	PITCHER IP WLS BF H R ER SO BB IBB HBP BLK WP HR S P ERA WHIP														

AB	25
R	3
H	3
RBI	2
BB	5
SO	10
LOB	10



Batter	1	2	3	4	5	6	7	8	9	AB	R	H	RBI	BB	SO	LOB	TOP					
3 Michael Taylor, R OBP: 0.167, SLG: 0.257										6	1	2	1	0	2	3	<p>Washington Nationals @ Philadelphia Phillies Citizens Bank Park, Philadelphia, PA Fri Apr 15 2016, 7:09 PM - 10:19 PM EDT Att: 22,624 - Clear - 61 F</p> <p>livebaseballscorecards.com</p>					
6 Anthony Rendon, R OBP: 0.289, SLG: 0.306										5	1	1	0	0	1	3						
34 Bryce Harper, L OBP: 0.436, SLG: 0.781										4	2	3	2	0	0	0						
21 Matthew den Dekker, L OBP: 0.269, SLG: 0.286										1	0	0	0	0	1	0						
11 Ryan Zimmerman, R OBP: 0.344, SLG: 0.333										4	1	1	0	1	2	1						
20 Daniel Murphy, L OBP: 0.571, SLG: 0.857										3	2	1	0	1	0	1						
10 Stephen Drew, L OBP: 0.375, SLG: 0.750										1	0	1	0	0	0	0						
28 Jayson Werth, R OBP: 0.313, SLG: 0.370										5	2	3	0	0	2	0						
52 Yusmeiro Petit, R										0	0	0	0	0	0	0						
40 Wilson Ramos, R OBP: 0.406, SLG: 0.563										5	0	2	0	0	0	2						
8 Danny Espinosa, S OBP: 0.294, SLG: 0.214										5	0	2	2	0	1	3						
41 Joe Ross, R OBP: 0.429, SLG: 0.500										3	0	1	0	1	2	1						
14 Chris Heisey, R OBP: 0.286, SLG: 0.167										1	0	0	0	0	1	1						
Inning Stats	R: 5 H: 6 E: 0 K: 0 S: 26	H: 6 R: 2 ER: 1 LOB: 1 P: 45	R: 0 H: 0 E: 0 K: 2 S: 10	H: 0 R: 0 ER: 0 LOB: 0 P: 14	R: 1 H: 1 E: 1 K: 1 S: 13	H: 1 R: 1 ER: 1 LOB: 1 P: 20	R: 0 H: 1 E: 0 K: 1 S: 13	H: 1 R: 1 ER: 0 LOB: 1 P: 18	R: 1 H: 2 E: 0 K: 0 S: 6	H: 2 R: 1 ER: 0 LOB: 1 P: 9	R: 2 H: 2 E: 0 K: 2 S: 9	H: 2 R: 1 ER: 0 LOB: 1 P: 14	R: 0 H: 2 E: 0 K: 0 S: 13	H: 2 R: 1 ER: 0 LOB: 3 P: 22	R: 0 H: 1 E: 0 K: 1 S: 11	H: 1 R: 0 ER: 0 LOB: 1 P: 16	R: 0 H: 1 E: 0 K: 3 S: 10	H: 1 R: 0 ER: 0 LOB: 1 P: 14	1B: 9 2B: 5 3B: 0 HR: 2	SF: 0 SAC: 0 DP: 0 HBP: 0	WP: 0 PB: 0 SB: 0 CS: 0	PA: 46
PITCHER	IP WLS BF H R ER SO BB IBB HBP BLK WP HR S P ERA WHIP	3.0 L 18 7 6 5 3 1 0 0 0 0 1 49 79 15.00 2.667	4.0 20 7 3 3 3 2 0 0 0 0 1 41 63 6.75 2.250	1.0 4 1 0 0 1 0 0 0 0 0 11 16 0.00 1.000	1.0 4 1 0 0 3 0 0 0 0 0 10 14 0.00 1.000																	

Batter	1	2	3	4	5	6	7	8	9	AB	R	H	RBI	BB	SO	LOB	BOTTOM					
15 Emmanuel Burriss, S										4	0	0	0	0	0	1	<p>Washington Nationals @ Philadelphia Phillies Citizens Bank Park, Philadelphia, PA Fri Apr 15 2016, 7:09 PM - 10:19 PM EDT Att: 22,624 - Clear - 61 F</p> <p>livebaseballscorecards.com</p>					
13 Freddy Galvis, S OBP: 0.231, SLG: 0.306										3	0	1	0	1	0	0						
37 Odúbel Herrera, L OBP: 0.422, SLG: 0.400										2	0	1	0	2	0	0						
7 Maikel Franco, R OBP: 0.366, SLG: 0.514										4	0	0	0	0	0	6						
6 Ryan Howard, L OBP: 0.289, SLG: 0.594										4	1	1	1	0	1	0						
51 Carlos Ruiz, R OBP: 0.250, SLG: 0.389										4	0	0	0	0	1	0						
21 Cedric Hunter, L OBP: 0.161, SLG: 0.207										4	0	1	0	0	1	0						
17 Peter Bourjos, R OBP: 0.147, SLG: 0.212										4	0	0	0	0	3	1						
56 Jeremy Hellickson, R OBP: 0.500, SLG: 0.900										0	0	0	0	0	0	0						
2 Tyronn Groves, R OBP: 0.106, SLG: 0.100										1	0	0	0	0	0	0						
34 Brett Oberholzer, L ERA: 4.91										1	0	0	0	0	0	0						
40 James Russell, L ERA: 23.14										0	0	0	0	0	0	0						
18 Darin Ruf, R OBP: 0.200, SLG: 0.125										1	0	0	0	0	0	0						
59 Elvis Araujo, L ERA:										0	0	0	0	0	0	0						
Inning Stats	R: 0 H: 1 E: 0 K: 0 S: 9	H: 1 R: 0 ER: 0 LOB: 1 P: 15	R: 0 H: 0 E: 0 K: 2 S: 8	H: 0 R: 0 ER: 0 LOB: 0 P: 9	R: 0 H: 0 E: 0 K: 1 S: 19	H: 0 R: 0 ER: 0 LOB: 2 P: 32	R: 0 H: 1 E: 0 K: 1 S: 9	H: 1 R: 1 ER: 0 LOB: 1 P: 13	R: 0 H: 0 E: 0 K: 0 S: 4	H: 0 R: 0 ER: 0 LOB: 0 P: 6	R: 0 H: 0 E: 0 K: 0 S: 5	H: 0 R: 0 ER: 0 LOB: 0 P: 8	R: 0 H: 0 E: 0 K: 1 S: 8	H: 0 R: 0 ER: 0 LOB: 0 P: 10	R: 0 H: 1 E: 0 K: 0 S: 15	H: 1 R: 0 ER: 0 LOB: 2 P: 24	R: 1 H: 1 E: 0 K: 1 S: 10	H: 1 R: 0 ER: 0 LOB: 0 P: 14	1B: 3 2B: 0 3B: 0 HR: 1	SF: 0 SAC: 0 DP: 0 HBP: 0	WP: 1 PB: 0 SB: 0 CS: 0	PA: 35
PITCHER	IP WLS BF H R ER SO BB IBB HBP BLK WP HR S P ERA WHIP	7.2 W 29 3 0 0 5 2 0 0 0 0 1 71 107 0.00 0.652	1.1 6 1 1 1 1 1 0 0 0 0 1 1 16 24 6.75 1.500																			

Batter	1	2	3	4	5	6	7	8	9	AB	R	H	RBI	BB	SO	LOB	TOP
3 Curtis Granderson, L (1.9) OBP: 0.250, SLG: 0.286	G1-3																4 0 0 0 1 2 3
5 David Wright, R (1.5) OBP: 0.426, SLG: 0.526	HR																5 2 2 2 0 1 3
30 Michael Conforto, L (1.7) OBP: 0.409, SLG: 0.514 59 Antonio Bastardo, R (8.1) 4 Wilmer Flores, R (9. PH) 27 Jeury Familia, R (9.1)																	3 0 0 0 1 3 1 0 0 0 0 0 0 0 1 0 0 0 0 0 0 0 0 0 0 0 0 0
52 Yoenis Cespedes, R (1.8) OBP: 0.353, SLG: 0.565	K																4 1 1 0 0 2 2
21 Lucas Duda, L (1.3) OBP: 0.267, SLG: 0.349	F9																4 1 2 2 0 0 1
20 Neil Walker, S (1.4) OBP: 0.229, SLG: 0.479	G3-1																4 1 1 1 0 1 1
13 Asdrubal Cabrera, S (1.6) OBP: 0.391, SLG: 0.419																	4 0 3 0 0 0 0
26 Kevin Plawecki, R (1.2) OBP: 0.333, SLG: 0.231	G5-3																4 0 0 0 0 2 3
34 Noah Syndergaard, L (1.1) 12 Juan Lagares, R (8.8) OBP: 0.250, SLG: 0.250	F8																2 0 0 0 1 1 1 1 0 1 0 0 0 0
Inning Stats	R: 1 H: 1 E: 0 K: 1 S: 11	H: 1 LOB: 1 BB: 1 P: 19	R: 0 H: 1 E: 0 K: 0 S: 6	H: 1 LOB: 1 BB: 0 P: 9	R: 0 H: 0 E: 0 K: 1 S: 7	H: 0 LOB: 0 BB: 1 P: 13	R: 0 H: 0 E: 0 K: 0 S: 5	H: 0 LOB: 0 BB: 0 P: 9	R: 0 H: 0 E: 0 K: 2 S: 8	H: 2 LOB: 1 BB: 1 P: 21	R: 0 H: 1 E: 0 K: 3 S: 11	H: 3 LOB: 1 BB: 0 P: 34	R: 1 H: 2 E: 0 K: 0 S: 8	H: 2 LOB: 0 BB: 0 P: 12	1B: 3 2B: 2 3B: 1 HR: 4	SF: 0 SAC: 0 DP: 1 HBP: 0	WP: 0 PA: 39 SB: 0 CS: 0
PITCHER	IP WLS BF H R ER SO BB IBB HBP BLK WP HR S P ERA WHIP																
48 Jerad Eickhoff, R (1.1) ERA: 1.89	7.0 L 29 5 2 2 9 3 0 0 0 0 1 63 100 2.57 1.143																
30 David Hernandez, R (8.1) ERA: 7.11	1.0 6 3 2 2 3 0 0 0 0 0 2 21 34 18.00 3.000																
59 Elvis Araujo, L (9.1) ERA: 3.86	1.0 4 2 1 1 0 0 0 0 0 0 1 8 12 9.00 2.000																

New York Mets @ Philadelphia Phillies
Citizens Bank Park, Philadelphia, PA
Mon Apr 18 2016, 7:07 PM - 9:58 PM EDT
Att: 21,585 - Clear - 77 F

AB	36
R	5
H	10
RBI	5
BB	3
SO	12
LOB	15



Batter	1	2	3	4	5	6	7	8	9	AB	R	H	RBI	BB	SO	LOB	BOTTOM		
13 Freddy Galvis, S (1.6) OBP: 0.250, SLG: 0.347	L8																4 1 1 0 0 2 0		
37 Odubel Herrera, L (1.8) OBP: 0.421, SLG: 0.386	K2-3																3 0 1 1 1 2 0		
7 Maikel Franco, R (1.5) OBP: 0.321, SLG: 0.429	G1																4 0 1 0 0 1 2		
6 Ryan Howard, L (1.3) OBP: 0.277, SLG: 0.500																	3 0 1 0 1 2 1		
29 Cameron Rupp, R (1.2) OBP: 0.258, SLG: 0.419																	4 1 1 0 0 2 3		
3 David Lough, L (1.7) OBP: 0.250, SLG: 0.500	FC4-6																4 0 1 0 0 0 1		
16 César Hernández, S (1.4) OBP: 0.298, SLG: 0.333																	3 0 1 0 1 1 2		
17 Peter Bourjos, R (1.9) OBP: 0.171, SLG: 0.250 4 Andrés Blanco, S (9. PH) OBP: 0.375, SLG: 0.429	L8																3 0 0 0 0 1 3 1 0 0 1 0 0 1		
48 Jerad Eickhoff, R (1.1) OBP: 0.167, SLG: 0.333 15 Emmanuel Burriss, S (7. PH) OBP: 0.214, SLG: 0.250 30 David Hernandez, R (8.1) 59 Elvis Araujo, L (9.1) 18 Darin Ruf, R (9. PH) OBP: 0.167, SLG: 0.188																	2 0 0 0 0 1 0 1 0 0 0 0 0 1 0 0 0 0 0 0 0 0 0 0 0 0 0 0 1 0 0 0 0 1 1		
Inning Stats	R: 0 H: 0 E: 0 K: 1 S: 7	H: 1 LOB: 0 BB: 0 P: 12	R: 0 H: 1 E: 0 K: 1 S: 10	H: 1 LOB: 2 BB: 1 P: 16	R: 1 H: 2 E: 0 K: 1 S: 7	H: 2 LOB: 0 BB: 0 P: 9	R: 0 H: 0 E: 0 K: 1 S: 7	H: 0 LOB: 0 BB: 0 P: 8	R: 0 H: 0 E: 0 K: 1 S: 7	H: 0 LOB: 0 BB: 0 P: 10	R: 0 H: 1 E: 0 K: 3 S: 16	H: 1 LOB: 2 BB: 1 P: 27	R: 0 H: 0 E: 0 K: 3 S: 12	H: 0 LOB: 1 BB: 1 P: 20	R: 1 H: 2 E: 0 K: 2 S: 10	H: 2 LOB: 1 BB: 0 P: 18	1B: 5 2B: 2 3B: 0 HR: 0	SF: 0 SAC: 0 DP: 1 HBP: 0	WP: 1 PA: 36 SB: 3 CS: 0
PITCHER	IP WLS BF H R ER SO BB IBB HBP BLK WP HR S P ERA WHIP																		
34 Noah Syndergaard, R (1.1) ERA: 3.18	7.0 W 27 5 1 1 8 2 0 0 0 0 1 64 94 1.29 1.000																		
59 Antonio Bastardo, L (8.1) ERA: 3.18	1.0 H 4 0 0 0 3 1 0 0 0 0 0 12 20 0.00 1.000																		
27 Jeury Familia, R (9.1) ERA: 2.57	1.0 5 2 1 1 2 0 0 0 0 0 0 10 18 9.00 2.000																		

New York Mets @ Philadelphia Phillies
Citizens Bank Park, Philadelphia, PA
Mon Apr 18 2016, 7:07 PM - 9:58 PM EDT
Att: 21,585 - Clear - 77 F

AB	33
R	2
H	7
RBI	2
BB	3
SO	13
LOB	15



Batter	1	2	3	4	5	6	7	8	9	10	11	AB	R	H	RBI	BB	SO	LOB	TOP
3 Curtis Granderson, L OBP: 0.299, SLG: 0.368	(1, 9) B: FF 80, C: CU 77, R: CH 80, F: FF 81, S: SI 89, X: FF 91 3-2 G5-3 2B	(1, 9) B: FF 80, C: CU 77, R: CH 80, F: FF 81, S: SI 89, X: FF 91 3-2 HBP		(1, 9) C: CU 76, X: FF 90 0-1 P5		(1, 9) C: SI 94, X: SI 93 0-1		(1, 9) B: CH 85, C: FF 84, S: SI 89, R: CH 86, C: FF 83 2-3			(1, 9) B: SI 89, C: SI 81, R: CH 89, B: SI 89 4-1 5 FB BB	4	0	2	0	1	1	1	
5 David Wright, R OBP: 0.362, SLG: 0.449	(1, 5) S: CH 80, F: FF 81, B: SI 89, C: CU 79 2-3 K	(1, 5) B: CU 76, F: FF 81, S: SI 89 1-0 L7		(1, 5) S: CH 80, C: SI 89 0-3 K		(1, 5) C: SI 94, F: FF 87, S: SI 89, R: CH 88, C: FF 84 1-3 K		(1, 5) S: SI 86, C: SI 81, R: CH 89, C: FF 84 1-3 K			(1, 5) B: SI 89, C: SI 81, R: CH 89, B: SI 89 2-0 F8	6	0	0	0	0	4	6	
30 Michael Conforto, L OBP: 0.332, SLG: 0.535 47 Hansel Robles, R OBP: 0.364, SLG: 0.603	(1, 7) C: CU 77, B: CU 76, F: FF 81, C: CU 75, B: FF 90 4-2 BB		(1, 7) C: FF 89, B: CH 76, F: FF 91, C: CU 75, X: FF 90 2-2 G3		(1, 7) B: SI 83, F: FF 89, C: CU 77, B: CH 80, F: FF 91, C: SI 94, X: FF 90 2-3 K		(1, 7) B: SI 83, F: FF 89, C: CU 77, B: CH 80, F: FF 91, C: SI 94, X: FF 90 1-3 K		(1, 7) B: FF 94, C: SI 83, X: SI 90 2-0 G3-1		(1, 7) C: SI 82, C: SI 81, F: CH 82, B: SI 81, C: SI 82, C: SI 90 3-3 K	5	0	0	0	1	3	2	
52 Yoenis Cespedes, R OBP: 0.371, SLG: 0.636	(1, 8) B: SI 90, C: CU 80, F: FF 81, C: CU 80 2-2 G5-3	(1, 7) F: SI 89, B: CH 76, F: FF 91, C: CU 76, X: FF 90 3-2 P3		(1, 7) B: CU 76, F: FF 89, C: CU 76, X: SI 94 2-1 HR		(1, 7) B: SI 93, C: SI 93, X: SI 94 1-1 G6-3		(1, 7) C: FF 93, F: FF 94, X: SI 90 0-2 1B			(1, 7) C: SI 91, F: SI 84, S: SI 83 1-3 K	6	1	2	1	0	1	3	
21 Lucas Duda, L OBP: 0.291, SLG: 0.491	(1, 3) B: CH 79, S: CU 74, X: FF 90 1-1 20 1B 13 2B 2B	(1, 3) B: CH 80, F: FF 84, X: CU 76 1-1 20 1B		(1, 3) B: CH 79, F: FF 89, C: CU 76, X: SI 94 1-1 HR		(1, 3) C: FF 84, F: SI 86, S: SI 86 0-3 K		(1, 3) C: SI 86, F: SI 86, S: SI 86 0-0 F7			(1, 3) B: SI 89, C: SI 81, R: CH 89, B: SI 89 1-0 L9	5	1	4	0	0	0	0	
20 Neil Walker, S OBP: 0.263, SLG: 0.603	(1, 4) B: SI 88, C: FF 90, X: FF 89 1-1 13 2B 7 VBP 1B	(1, 4) S: CH 78, F: FF 89, X: CH 79 1-1 1-2 1B		(1, 4) B: SI 89, X: CU 76 1-0 1B		(1, 4) B: SI 86, C: SI 86, X: FF 93 1-1 1B		(1, 4) B: SI 86, C: SI 86, X: FF 93 1-1 1B			(1, 4) X: CH 81, C: SI 83 0-0 F7	5	0	1	1	0	3	4	
13 Asdrubal Cabrera, S OBP: 0.364, SLG: 0.392	(1, 6) X: SI 87 0-0 7 WP 2B	(1, 6) C: CU 76, S: CH 80, X: SI 87 0-3 K		(1, 6) B: SI 85, F: SI 85, S: SI 85, R: CH 80, S: SI 85 2-3 K		(1, 6) B: SI 85, F: SI 85, S: SI 85, R: CH 80, S: SI 85 3-3 K		(1, 6) B: SI 85, F: SI 85, S: SI 85, R: CH 80, S: SI 85 1-3 K			(1, 6) B: SI 82, C: SI 82, X: SI 82 3-2 2B	5	0	2	0	0	1	2	
7 Travis d'Arnaud, R OBP: 0.275, SLG: 0.257	(1, 2) F: FF 88, S: CH 80, X: CH 81 1-2 G5-3		(1, 2) C: CU 73, C: CU 77, F: FF 80, X: CU 79 1-2 2-3 3H		(1, 2) C: CU 73, C: CU 77, F: FF 80, X: CU 79 3-2 2B		(1, 2) C: SI 94, X: SI 93 0-1 L1-3		(1, 2) C: SI 86, F: SI 86, S: SI 86 1-3 K		(1, 2) B: SI 82, C: SI 82, X: SI 82 3-2 2B	5	0	2	0	0	1	2	
40 Bartolo Colon, R 39 Jerry Blevins, L 43 Addison Reed, L 16 Alejandro De Azua, L 59 Antonio Bastardo, R 4 Wilmer Flores, R 51 Jim Henderson, L 12 Juan Lagares, R	(1, 1) R: 0, E: 0, K: 1, S: 13 H: 1, LOB: 1, BB: 1, P: 24 K: 1, BB: 1, P: 24	(1, 1) R: 2, E: 0, K: 1, S: 15 H: 3, LOB: 2, BB: 0, P: 22 K: 1, BB: 0, P: 22	(1, 1) R: 0, E: 0, K: 1, S: 13 H: 2, LOB: 2, BB: 0, P: 20 K: 1, BB: 0, P: 20	(1, 1) R: 0, E: 0, K: 2, S: 11 H: 1, LOB: 1, BB: 0, P: 15 K: 2, BB: 0, P: 15	(1, 1) R: 2, E: 0, K: 2, S: 16 H: 3, LOB: 1, BB: 0, P: 24 K: 2, BB: 0, P: 24	(1, 1) R: 0, E: 0, K: 3, S: 11 H: 1, LOB: 1, BB: 0, P: 14 K: 3, BB: 0, P: 14	(1, 1) R: 0, E: 0, K: 2, S: 10 H: 1, LOB: 1, BB: 0, P: 15 K: 2, BB: 0, P: 15	(1, 1) R: 0, E: 0, K: 2, S: 10 H: 0, LOB: 0, BB: 0, P: 13 K: 2, BB: 0, P: 13	(1, 1) R: 0, E: 0, K: 1, S: 9 H: 1, LOB: 1, BB: 0, P: 12 K: 1, BB: 0, P: 12	(1, 1) R: 0, E: 0, K: 0, S: 7 H: 1, LOB: 1, BB: 0, P: 12 K: 0, BB: 0, P: 12	(1, 1) R: 0, E: 0, K: 2, S: 10 H: 0, LOB: 1, BB: 1, P: 20 K: 2, BB: 1, P: 20	1B: 7, 2B: 5, 3B: 0, HR: 2	SF: 0, SAC: 0, DP: 1, HBP: 1	WP: 1, PB: 0, SB: 0, CS: 0	PA: 49				
58 Jeremy Hellickson, R ERA: 5.21	IP: 4.1	WLS: 10	BF: 24	H: 10	R: 4	ER: 4	SO: 6	BB: 0	IBB: 0	HBP: 0	BLK: 0	WP: 0	HR: 0	S: 26	P: 36	ERA: 0.00	WHIP: 0.750		
50 Hector Neris, R ERA: 2.08	IP: 2.2	WLS: 7	BF: 10	H: 2	R: 0	ER: 0	SO: 3	BB: 0	IBB: 0	HBP: 0	BLK: 0	WP: 0	HR: 0	S: 19	P: 25	ERA: 0.00	WHIP: 0.500		
46 Jeanmar Gómez, R ERA: 2.0	IP: 2.0	WLS: 8	BF: 8	H: 1	R: 0	ER: 0	SO: 2	BB: 1	IBB: 0	HBP: 0	BLK: 0	WP: 0	HR: 0	S: 17	P: 32	ERA: 0.00	WHIP: 1.000		

New York Mets @ Philadelphia Phillies
Citizens Bank Park, Philadelphia, PA
Wed Apr 20 2016, 7:11 PM - 11:11 PM EDT
Att: 20,057 - Clear - 66 F

livebaseballscorecards.com

AB 46
R 4
H 14
RBI 3
BB 2
SO 17
LOB 22



Batter	1	2	3	4	5	6	7	8	9	10	11	AB	R	H	RBI	BB	SO	LOB	BOTTOM
37 Odúbel Herrera, L OBP: 0.424, SLG: 0.373	(1, 8) B: FF 87, C: CU 79, R: CH 80, F: FF 88, S: SI 89, X: FF 92 2-3 K		(1, 8) C: FF 88, F: FF 91, X: SI 89 1-2 L7		(1, 8) X: FF 92, C: SI 89 0-0 F8		(1, 8) I: IN 74, F: IN 77, R: IN 77 4-0 1B		(1, 8) C: FF 94, F: FF 93, X: FF 94 1-2 1B		(1, 8) C: FF 94, F: FF 93, X: FF 94 1-2 1B	4	0	1	0	1	1	0	
16 César Hernández, S OBP: 0.269, SLG: 0.330	(1, 4) B: SI 88, X: SI 88 1-0 L5		(1, 4) B: SI 87, C: SI 87, F: FF 89, X: SI 88 3-1 G3-1		(1, 4) C: FF 91, C: SI 89, X: FF 91 1-1 F7		(1, 4) C: SI 84, X: SI 84 0-1 G4-3		(1, 4) C: FF 93, F: FF 93, X: FF 93 0-3 K		(1, 4) 1 SAFE, T: FF 92, L: FF 93 0-3 K	5	0	0	0	0	1	3	
7 Maikel Franco, R OBP: 0.290, SLG: 0.379	(1, 5) F: SI 86, B: SI 84, S: SI 85 1-3 K		(1, 5) S: CH 80, C: SI 89, S: SI 90 0-3 K		(1, 5) B: SI 84, X: SI 88 1-0 L8		(1, 5) S: CH 83, F: SI 82, F: SI 84, S: SI 84 1-3 K2-3		(1, 5) 1 SAFE, C: FF 93, B: SI 84, 1 SAFE, S: FF 93, 1 SAFE, X: FF 94 1-2 F7		(1, 5) 1 SAFE, C: FF 93, B: SI 84, 1 SAFE, S: FF 93, 1 SAFE, X: FF 94 1-2 F7	5	0	0	0	0	3	1	
6 Ryan Howard, L OBP: 0.268, SLG: 0.438	(1, 3) C: SI 84, B: SI 87, F: FF 89, S: SI 84 3-3 K		(1, 3) B: SI 85, C: CH 80, F: FF 93, B: SI 87, F: FF 93, C: SI 89, D: CH 82 4-2 13 FC4-6 3 SF9 51 1B BB		(1, 3) X: SI 84, C: SI 84 0-0 G6-3		(1, 3) B: SI 82, C: SI 83, S: SI 83, X: SI 83 2-2 G3		(1, 3) 1 SAFE, B: SI 84, 1 SAFE, S: FF 93, 1 SAFE, C: SI 84 1-3 K		(1, 3) 1 SAFE, C: FF 93, B: SI 84, 1 SAFE, S: FF 93, 1 SAFE, X: FF 94 1-2 F7	4	1	0	0	1	2	1	
51 Carlos Ruiz, R OBP: 0.345, SLG: 0.538	(1, 2) C: SI 88, C: SI 89, F: FF 93, X: SI 85 1-2 13 HR 1B		(1, 2) X: SI 84, C: SI 84 0-0 13 FC4-6 1B		(1, 2) B: SI 89, X: SI 89 1-0 G6-3		(1, 2) C: FF 92, B: SI 83, X: FF 93 1-1 1B		(1, 2) 1 SAFE, C: FF 93, B: SI 84, 1 SAFE, S: FF 93, 1 SAFE, X: FF 94 1-2 F7		(1, 2) B: SI 84, X: SI 85 1-0 F9	5	1	3	0	0	0	0	
13 Freddy Galvis, S OBP: 0.262, SLG: 0.414	(1, 6) B: CH 80, B: SI 86, X: SI 86 2-0 HR		(1, 6) S: FF 91, B: CH 82, F: FF 91, C: SI 83, X: CH 83 2-2 FC4-6 58 FC4-6 1B		(1, 6) B: SI 87, C: SI 87, X: FF 94 2-3 K		(1, 6) B: SI 87, C: SI 87, X: FF 94 0-0 L7		(1, 6) B: SI 86, F: FF 86, S: SI 86, X: FF 86 3-2 15 WP 17 1B 2B		(1, 6) B: SI 86, F: FF 86, S: SI 86, X: FF 86 3-2 15 WP 17 1B 2B	5	2	2	2	0	1	3	
3 David Lough, L OBP: 0.385, SLG: 0.545	(1, 7) B: FF 90, C: FF 90, B: SI 90, X: FF 93 2-2 58 SH1-4 1B		(1, 7) 1 SAFE, C: SI 89, S: CH 80, X: CH 81 0-1 SF9		(1, 7) B: SI 88, X: SI 88 1-0 G4-3		(1, 7) B: SI 88, X: SI 88 1-0 17 1B 2B		(1, 7) C: FF 92, B: SI 83, X: SI 83 1-2 G1-3		(1, 7) I: IN 73, I: IN 75, I: IN 75 4-0 17 1B 15 WP IBB	3	1	2	1	1	0	0	
58 Jeremy Hellickson, R ERA: 2.89 50 Hector Neris, L 18 Darin Ruf, R 44 Daltiel Hinojosa, R 4 Andres Blanco, S 46 Jeanmar Gómez, R 15 Emmanuel Burtes, S	(1, 1) R: 0, E: 0, K: 2, S: 9 H: 0, LOB: 0, BB: 0, P: 13 K: 2, BB: 0, P: 13	(1, 1) R: 2, E: 0, K: 1, S: 18 H: 3, LOB: 1, BB: 0, P: 27 K: 1, BB: 0, P: 27	(1, 1) R: 0, E: 0, K: 1, S: 10 H: 0, LOB: 0, BB: 0, P: 14 K: 1, BB: 0, P: 14	(1, 1) R: 1, E: 0, K: 1, S: 17 H: 1, LOB: 1, BB: 0, P: 23 K: 1, BB: 0, P: 23	(1, 1) R: 0, E: 0, K: 0, S: 6 H: 0, LOB: 0, BB: 0, P: 8 K: 0, BB: 0, P: 8	(1, 1) R: 0, E: 0, K: 0, S: 3 H: 0, LOB: 0, BB: 0, P: 5 K: 0, BB: 0, P: 5	(1, 1) R: 1, E: 0, K: 2, S: 12 H: 2, LOB: 2, BB: 0, P: 21 K: 2, BB: 0, P: 21	(1, 1) R: 0, E: 0, K: 1, S: 11 H: 1, LOB: 1, BB: 0, P: 15 K: 1, BB: 0, P: 15	(1, 1) R: 0, E: 0, K: 1, S: 9 H: 0, LOB: 0, BB: 0, P: 12 K: 1, BB: 0, P: 12	(1, 1) R: 0, E: 0, K: 2, S: 12 H: 1, LOB: 1, BB: 0, P: 15 K: 2, BB: 0, P: 15	(1, 1) R: 1, E: 0, K: 0, S: 10 H: 2, LOB: 2, BB: 1, P: 20 K: 0, BB: 1, P: 20	1B: 7, 2B: 2, 3B: 0, HR: 1	SF: 1, SAC: 1, DP: 0, HBP: 0	WP: 1, PB: 0, SB: 0, CS: 0	PA: 45				
40 Bartolo Colon, R ERA: 2.89	IP: 6.0	WLS: 4	BF: 23	H: 4	R: 1	ER: 3	SO: 4	BB: 1	IBB: 0	HBP: 0	BLK: 0	WP: 0	HR: 1	S: 63	P: 90	ERA: 4.50	WHIP: 0.833		
39 Jerry Blevins, L ERA: 4.15	IP: 0.1	H: 2	BF: 4	H: 1	R: 1	ER: 1	SO: 1	BB: 0	IBB: 0	HBP: 0	BLK: 0	WP: 0	HR: 0	S: 5	P: 8	ERA: 27.00	WHIP: 3.000		
43 Addison Reed, L ERA: 3.86	IP: 0.2	B: 4	BF: 4	H: 1	R: 0	ER: 0	SO: 1	BB: 0	IBB: 0	HBP: 0	BLK: 0	WP: 0	HR: 0	S: 7	P: 13	ERA: 0.00	WHIP: 1.500		
59 Antonio Bastardo, R ERA: 2.35	IP: 2.0	WLS: 7	BF: 10	H: 1	R: 0	ER: 0	SO: 2	BB: 0	IBB: 0	HBP: 0	BLK: 0	WP: 0	HR: 0	S: 20	P: 27	ERA: 0.00	WHIP: 0.500		
51 Jim Henderson, R ERA: 1.42	IP: 1.0	WLS: 4	BF: 4	H: 1	R: 0	ER: 0	SO: 2	BB: 0	IBB: 0	HBP: 0	BLK: 0	WP: 0	HR: 0	S: 12	P: 15	ERA: 0.00	WHIP: 1.000		
47 Hansel Robles, R ERA: 2.45	IP: 0.2	WLS: 5	BF: 5	H: 2	R: 1	ER: 1	SO: 0	BB: 0	IBB: 1	HBP: 0	BLK: 0	WP: 1	HR: 0	S: 10	P: 20	ERA: 13.50	WHIP: 3.000		

New York Mets @ Philadelphia Phillies
Citizens Bank Park, Philadelphia, PA
Wed Apr 20 2016, 7:11 PM - 11:11 PM EDT
Att: 20,057 - Clear - 66 F

livebaseballscorecards.com

AB 40
R 5
H 10
RBI 5
BB 3
SO 10
LOB 13



Batter	1	2	3	4	5	6	7	8	9	AB	R	H	RBI	BB	SO	LOB	TOP										
37 Odúbel Herrera, L OBP: 0.442, SLG: 0.433										4	4	3	2	2	0	3	Philadelphia Phillies @ Milwaukee Brewers Miller Park, Milwaukee, WI Sat Apr 23 2016, 6:15 PM - 10:12 PM CDT Att: 34,813 - Roof Closed - 66 F livebaseballscorecards.com										
13 Freddy Galvis, S OBP: 0.268, SLG: 0.409										5	1	0	0	1	1	5											
7 Maikel Franco, R OBP: 0.338, SLG: 0.552										5	1	3	4	0	0	2											
6 Ryan Howard, L OBP: 0.296, SLG: 0.411 30 David Hernandez, R 15 Emmanuel Burriss, S 94 Dailier Hinojosa, R 59 Elvis Arujo, L 46 Jeanmar Gómez, R										4	1	1	1	0	1	3											
18 Darin Ruf, R OBP: 0.222, SLG: 0.208 4 Andrés Blanco, S OBP: 0.375, SLG: 0.381										2	1	1	0	1	0	0											
51 Carlos Ruiz, R OBP: 0.353, SLG: 0.516										5	1	2	1	0	1	3											
2 Tyler Goeddel, R OBP: 0.150, SLG: 0.150										4	0	2	1	0	2	1											
47 Charlie Morton, R OBP: 0.167, SLG: 0.167 34 Brett Oberholtzer, L 38 Andrew Bailey, L 3 David Lough, L OBP: 0.350, SLG: 0.412										1	0	0	0	0	0	1											
16 César Hernández, S OBP: 0.295, SLG: 0.316										3	1	1	1	2	0	0											
Inning Stats	R: 0 E: 0 K: 0 S: 16	H: 1 LOB: 3 BB: 2 P: 31	R: 0 E: 0 K: 0 S: 10	H: 1 LOB: 0 BB: 0 P: 13	R: 3 E: 0 K: 1 S: 21	H: 4 LOB: 2 BB: 1 P: 32	R: 3 E: 0 K: 1 S: 10	H: 2 LOB: 0 BB: 1 P: 23	R: 0 E: 0 K: 3 S: 10	H: 0 LOB: 0 BB: 0 P: 14	R: 1 E: 0 K: 1 S: 14	H: 2 LOB: 1 BB: 0 P: 22	R: 0 E: 0 K: 2 S: 17	H: 0 LOB: 3 BB: 1 P: 27	R: 0 E: 0 K: 1 S: 13	H: 0 LOB: 1 BB: 1 P: 21		R: 3 E: 0 K: 0 S: 12	H: 3 LOB: 0 BB: 0 P: 17	1B: 10 2B: 2 HR: 2	SF: 0 SAC: 1 DP: 1 HBP: 1	WP: 1 PB: 0 SB: 2 CS: 0	PA: 47				
PITCHER	IP	WLS	BF	H	R	ER	SO	BB	IBB	HBP	BLK	WP	HR	S	P	ERA		WHIP									
57 Chase Anderson, R ERA: 4.5	4.0	L	23	8	6	6	2	4	0	0	0	0	0	1	57	99		13.50	3.000								
59 Carlos Torres, R ERA: 5.4	2.0		8	2	1	1	4	0	0	0	0	0	0	24	36	4.50		1.000									
54 Michael Blazek, R ERA: 2.25	1.0		6	0	0	0	2	1	0	1	0	0	0	17	27	0.00		1.000									
37 Tyler Thornburg, R ERA: 3.88	1.0		4	0	0	0	1	1	0	0	0	0	0	13	21	0.00		1.000									
21 Jeremy Jeffress, R ERA: 3.52	1.0		6	3	3	3	0	0	0	0	0	0	1	12	17	27.00		3.000									
Batter	1	2	3	4	5	6	7	8	9	AB	R	H	RBI	BB	SO	LOB	BOTTOM										
5 Jonathan Villar, S OBP: 0.375, SLG: 0.340										4	1	0	0	1	1	2	Philadelphia Phillies @ Milwaukee Brewers Miller Park, Milwaukee, WI Sat Apr 23 2016, 6:15 PM - 10:12 PM CDT Att: 34,813 - Roof Closed - 66 F livebaseballscorecards.com										
2 Scooter Gennett, L OBP: 0.368, SLG: 0.483										5	1	2	0	0	2	1											
8 Ryan Braun, R OBP: 0.429, SLG: 0.597										5	1	3	2	0	1	1											
20 Jonathan Lucroy, R OBP: 0.348, SLG: 0.359										5	1	2	1	0	1	2											
33 Chris Carter, R OBP: 0.353, SLG: 0.667										3	1	2	1	1	1	2											
10 Kirk Nieuwenhuis, L OBP: 0.292, SLG: 0.333 16 Domingo Santana, R OBP: 0.351, SLG: 0.431										1	0	0	0	0	1	2											
7 Colin Walsh, S OBP: 0.292, SLG: 0.111										2	0	0	0	2	1	0											
15 Alex Presley, L OBP: 0.167, SLG: 0.167										4	0	0	0	0	2	3											
57 Chase Anderson, R ERA: 4.15 59 Carlos Torres, R 18 Ramón Flores, L 54 Michael Blazek, R 37 Tyler Thornburg, R 9 Aaron Hill, R 21 Jeremy Jeffress, R										1	0	0	0	0	1	0											
Inning Stats	R: 1 E: 0 K: 3 S: 16	H: 3 LOB: 2 BB: 0 P: 29	R: 0 E: 0 K: 2 S: 11	H: 0 LOB: 0 BB: 0 P: 14	R: 3 E: 0 K: 1 S: 25	H: 3 LOB: 0 BB: 1 P: 38	R: 0 E: 0 K: 1 S: 14	H: 0 LOB: 1 BB: 1 P: 23	R: 0 E: 0 K: 1 S: 15	H: 1 LOB: 2 BB: 1 P: 26	R: 0 E: 0 K: 1 S: 8	H: 0 LOB: 0 BB: 0 P: 12	R: 0 E: 0 K: 2 S: 15	H: 1 LOB: 1 BB: 0 P: 19	R: 2 E: 0 K: 0 S: 7	H: 2 LOB: 1 BB: 1 P: 13		R: 0 E: 0 K: 1 S: 8	H: 0 LOB: 0 BB: 0 P: 13	1B: 6 2B: 2 HR: 2	SF: 1 SAC: 1 DP: 0 HBP: 0	WP: 0 PB: 0 SB: 1 CS: 1	PA: 41				
PITCHER	IP	WLS	BF	H	R	ER	SO	BB	IBB	HBP	BLK	WP	HR	S	P	ERA		WHIP									
47 Charlie Morton, R ERA: 8.74	1.0		6	3	3	3	3	2	0	0	0	0	0	1	38	58		13.50	2.500								
34 Brett Oberholtzer, L ERA: 8.74	2.0	W	10	3	3	3	3	2	0	0	0	0	0	27	43	0.00		1.000									
38 Andrew Bailey, R ERA: 5.4	2.0	H	8	1	0	0	2	1	0	0	0	0	0	23	31	0.00		0.500									
30 David Hernandez, R ERA: 3.86	0.2	H	5	2	2	2	0	1	0	0	0	0	1	5	11	27.00		4.500									
PITCHER	IP	WLS	BF	H	R	ER	SO	BB	IBB	HBP	BLK	WP	HR	S	P	ERA		WHIP									
59 Elvis Arujo, L ERA: 2.7	0.1	H	1	0	0	0	0	0	0	0	0	0	0	0	0	0	0.00	0.000									
46 Jeanmar Gómez, R ERA: 2.45	1.0		3	0	0	0	1	0	0	0	0	0	0	8	13	0.00	0.000										


Batter	1	2	3	4	5	6	7	8	9	AB	R	H	RBI	BB	SO	LOB	TOP								
37 Odúbel Herrera, L OBP: 0.432, SLG: 0.429	F8		13 E 7 1B		L7		SF7			3	1	1	1	0	0	0	Philadelphia Phillies @ Milwaukee Brewers Miller Park, Milwaukee, WI Sun Apr 24 2016, 1:12 PM - 4:01 PM CDT Att: 28,131 - Roof Closed - 64 F livebaseballscorecards.com								
13 Freddy Galvis, S OBP: 0.280, SLG: 0.414	K		K			29 2B	7 CS			4	1	2	0	0	2	1									
7 Maikel Franco, R OBP: 0.333, SLG: 0.535	G5-3		G4-6-3			K	CS	G1-3		4	0	1	1	0	1	1									
6 Ryan Howard, L OBP: 0.250, SLG: 0.383	P6	G4-6-3			L8			K		4	0	0	0	0	1	2									
29 Cameron Rupp, R OBP: 0.302, SLG: 0.476	F8		K			16 2B		K		4	1	1	1	0	2	0									
16 César Hernández, S OBP: 0.308, SLG: 0.344	15 HBP 48 1B		G6-3			2B		K	L7	4	1	2	1	0	0	0									
15 Emmanuel Burriss, S OBP: 0.200, SLG: 0.176			G6-3			2B				2	0	0	0	0	0	1									
50 Héctor Neris, R										0	0	0	0	0	0	0									
94 Daltier Hinojosa, R										0	0	0	0	0	0	0									
57 Luis García, R										0	0	0	0	0	0	0									
4 Andrés Blanco, S OBP: 0.360, SLG: 0.364										1	0	0	0	0	1	0									
48 Jerad Eickhoff, R OBP: 0.250, SLG: 0.375										2	0	1	1	0	0	0									
2 Tyler Goeddel, R OBP: 0.143, SLG: 0.143										1	0	0	0	0	1	0									
18 Darin Ruf, R OBP: 0.250, SLG: 0.240										1	0	1	0	0	0	0									
17 Peter Bourjos, R OBP: 0.192, SLG: 0.294										4	1	1	0	0	1	3									
Inning Stats	R: 0 E: 0 K: 1 S: 5	H: 0 LOB: 0 BB: 0 P: 7	R: 1 E: 0 K: 1 S: 13	H: 2 LOB: 2 BB: 0 P: 22	R: 1 E: 1 K: 1 S: 8	H: 2 LOB: 0 BB: 0 P: 13	R: 0 E: 0 K: 1 S: 7	H: 0 LOB: 0 BB: 0 P: 15	R: 0 E: 0 K: 0 S: 5	H: 0 LOB: 0 BB: 0 P: 7	R: 2 E: 0 K: 1 S: 12	H: 3 LOB: 1 BB: 0 P: 18	R: 1 E: 0 K: 1 S: 12	H: 2 LOB: 0 BB: 0 P: 18	R: 0 E: 0 K: 2 S: 10	H: 0 LOB: 0 BB: 0 P: 15	R: 0 E: 0 K: 1 S: 10	H: 1 LOB: 1 BB: 0 P: 15	1B: 7 2B: 2 3B: 1 HR: 0	SF: 1 SAC: 0 DP: 1 HBP: 1	WP: 0 PB: 0 SB: 0 CS: 1	PA: 37			
PITCHER	IP	WLS	BF	H	R	ER	SO	BB	IBB	HBP	BLK	WP	HR	S	P	ERA	WHIP								
38 Wily Peralta, R ERA: 7.4	6.0	W	25	7	4	3	5	0	0	1	0	0	0	50	82	4.50	1.167								
54 Michael Blazek, R ERA: 3.0	1.0		4	2	1	1	1	0	0	0	0	0	0	12	18	9.00	2.000								
37 Tyler Thornburg, R ERA: 3.24	1.0	H	3	0	0	0	2	0	0	0	0	0	0	10	15	0.00	0.000								
21 Jeremy Jeffress, R ERA: 3.12	1.0	S	4	1	0	0	1	0	0	0	0	0	0	10	15	0.00	1.000								

Batter	1	2	3	4	5	6	7	8	9	AB	R	H	RBI	BB	SO	LOB	BOTTOM								
16 Domingo Santana, R OBP: 0.359, SLG: 0.449	FC1-4 8 1B		K		K					4	0	2	0	0	2	0	Philadelphia Phillies @ Milwaukee Brewers Miller Park, Milwaukee, WI Sun Apr 24 2016, 1:12 PM - 4:01 PM CDT Att: 28,131 - Roof Closed - 64 F livebaseballscorecards.com								
2 Scooter Gennett, L OBP: 0.361, SLG: 0.516	K		G4-3							4	1	1	1	0	2	2									
8 Ryan Braun, R OBP: 0.432, SLG: 0.636	FC1-4 33 S					10 2B				4	2	2	1	0	1	1									
33 Chris Carter, R OBP: 0.361, SLG: 0.689	F9					10 2B				4	2	2	0	0	1	1									
10 Kirk Nieuwenhuis, L OBP: 0.321, SLG: 0.400	K		E8 9 SF7			9 2B				4	1	2	2	0	1	0									
9 Aaron Hill, R OBP: 0.220, SLG: 0.259	G6-3		SF7			2B				3	0	1	1	0	0	1									
5 Jonathan Villar, S OBP: 0.368, SLG: 0.351	G6-3									4	1	1	1	0	1	2									
12 Martin Maldonado, R			G4-3							4	0	0	0	0	0	2									
38 Wily Peralta, R										2	0	0	0	0	2	0									
15 Alex Presley, L OBP: 0.276, SLG: 0.374										1	1	2	0	0	0	0									
54 Michael Blazek, R										0	0	0	0	0	0	0									
37 Tyler Thornburg, R										0	0	0	0	0	0	0									
7 Colin Walsh, S OBP: 0.306, SLG: 0.195										1	0	0	0	0	0	1									
21 Jeremy Jeffress, R										0	0	0	0	0	0	0									
Inning Stats	R: 0 E: 0 K: 1 S: 8	H: 1 LOB: 1 BB: 0 P: 11	R: 0 E: 0 K: 1 S: 7	H: 0 LOB: 0 BB: 0 P: 14	R: 0 E: 0 K: 2 S: 7	H: 0 LOB: 0 BB: 0 P: 13	R: 2 E: 1 K: 1 S: 14	H: 3 LOB: 1 BB: 0 P: 20	R: 0 E: 0 K: 2 S: 10	H: 0 LOB: 0 BB: 0 P: 15	R: 6 E: 0 K: 1 S: 24	H: 7 LOB: 1 BB: 0 P: 36	R: 0 E: 0 K: 2 S: 10	H: 0 LOB: 0 BB: 0 P: 17	R: 0 E: 0 K: 0 S: 9	H: 1 LOB: 1 BB: 0 P: 15		1B: 4 2B: 5 3B: 0 HR: 3	SF: 1 SAC: 0 DP: 0 HBP: 0	WP: 0 PB: 0 SB: 2 CS: 0	PA: 36				
PITCHER	IP	WLS	BF	H	R	ER	SO	BB	IBB	HBP	BLK	WP	HR	S	P	ERA	WHIP								
48 Jerad Eickhoff, R ERA: 4.07	5.1	L	25	9	7	7	7	0	0	0	0	0	1	7	9	13.50	3.000								
50 Héctor Neris, R ERA: 0.82	0.2		4	2	1	1	1	0	0	0	0	0	0	10	17	0.00	0.000								
94 Daltier Hinojosa, R ERA: 3.48	1.0		3	0	0	0	2	0	0	0	0	0	0	9	15	0.00	1.000								
57 Luis García, R ERA:	1.0		4	1	0	0	0	0	0	0	0	0	0	9	15	0.00	1.000								


Batter	1	2	3	4	5	6	7	8	9	AB R H RBI BB SO LOB	TOP												
37 Odúbel Herrera, L (1,8) OBP: 0.442, SLG: 0.424	1-0 4 HR BB		4-2 4 G4-6-3 BB		0-2 4 1B 7 FC5-3 1B		1-2 K		0-0 G6-3	3 1 1 0 2 1 0	Philadelphia Phillies @ Washington Nationals Nationals Park, Washington, DC Tue Apr 26 2016, 7:06 PM - 10:30 PM EDT Att: 25,097 - Partly Cloudy - 81 F												
4 Andrés Blanco, S (1,6) OBP: 0.243, SLG: 0.577	0-1 1-H HR		2-2 G4-6-3 1-2		0-0 7 PB 1B		0-2 7 2B		4-0 7 FC5-4 BB	4 2 3 2 1 0 1													
7 Maikel Franco, R (1,5) OBP: 0.325, SLG: 0.526	2-2 G5-3		3-2 G5-3		1-2 FC5-3		1-1 2B		1-2 FC5-4	5 0 1 1 0 0 3													
6 Ryan Howard, L (1,3) OBP: 0.254, SLG: 0.371	0-1 F8			4-2 29 2B 3 FC3-2 BB		1-3 K				2 0 0 0 1 1 1													
18 Darin Ruf, R (7,PH) OBP: 0.241, SLG: 0.231										1 0 0 0 0 0 1													
29 Cameron Rupp, R (1,2) OBP: 0.298, SLG: 0.478										4 1 1 0 0 2 1													
3 David Lough, L (1,7) OBP: 0.333, SLG: 0.350		1-2 G3		0-2 FC3-2 16 1B		4-1 28 SH1-4 16 1B BB		1-1 L3		3 0 0 0 1 0 2													
16 César Hernández, S (1,4) OBP: 0.333, SLG: 0.369		1-0 29 PB 1B		1-2 2-3 3-H 1B		1-2 28 SH1-4 1B		0-3 K		4 0 3 1 0 1 0													
28 Vince Velasquez, R (1,1) OBP: 0.125, SLG: 0.125		2-3 K		2-3 K		0-1 SH1-4		0-2 L5		2 0 0 0 0 2 3													
30 David Hernandez, R (7,PH) OBP: 0.190, SLG: 0.187										1 0 0 0 0 0 0													
15 Emmanuel Burriss, S (8,PH) OBP: 0.190, SLG: 0.187										0 0 0 0 0 0 0													
50 Héctor Neris, R (8,1)										0 0 0 0 0 0 0													
46 Jeanmar Gómez, R (9,1)										0 0 0 0 0 0 0													
17 Peter Bourjos, R (1,9) OBP: 0.179, SLG: 0.273		0-3 K		1-1 F8		1-3 K			2-3 K	4 0 0 0 0 3 5													
Inning Stats	R: 2 E: 0 K: 1 S: 11	H: 1 LOB: 1 BB: 1 P: 18	R: 0 E: 0 K: 2 S: 10	H: 1 LOB: 1 BB: 0 P: 14	R: 0 E: 0 K: 0 S: 14	H: 0 LOB: 0 BB: 1 P: 23	R: 1 E: 0 K: 1 S: 20	H: 2 LOB: 2 BB: 1 P: 28	R: 0 E: 0 K: 2 S: 12	H: 1 LOB: 1 BB: 0 P: 19	R: 1 E: 0 K: 1 S: 17	H: 2 LOB: 1 BB: 0 P: 22	R: 0 E: 0 K: 1 S: 9	H: 0 LOB: 0 BB: 0 P: 10	R: 0 E: 0 K: 1 S: 8	H: 0 LOB: 1 BB: 1 P: 15	1B: 5 2B: 4 3B: 0 HR: 1	SF: 0 SAC: 1 DP: 2 HBP: 0	WP: 0 PB: 2 SB: 0 CS: 0	PA: 39			
PITCHER	IP WLS BF H R ER SO BB IBB HBP BLK WP HR S P ERA WHIP	6.0 L 3 2 1 3 7 4 0 0 0 0 1 79 116 4.50 1.833	0.1 L 3 2 1 1 1 0 0 0 0 0 0 9 11 27.00 6.000	0.2 L 2 0 0 0 0 0 0 0 0 0 0 8 11 0.00 0.000	0.1 L 1 0 0 0 0 0 0 0 0 0 0 2 3 0.00 0.000	1.2 L 6 0 0 0 2 1 0 0 0 0 0 15 22 0.00 0.600																	

Batter	1	2	3	4	5	6	7	8	9	AB R H RBI BB SO LOB	BOTTOM												
3 Michael Taylor, R (1,8) OBP: 0.243, SLG: 0.319	2-3 K		0-0 6 E 1B		4-2 34 1B 6 FC5 BB		1-0 6 S 1B		3-2 K	4 1 2 0 1 2 0	Philadelphia Phillies @ Washington Nationals Nationals Park, Washington, DC Tue Apr 26 2016, 7:06 PM - 10:30 PM EDT Att: 25,097 - Partly Cloudy - 81 F												
6 Anthony Rendon, R (1,5) OBP: 0.302, SLG: 0.291	1-1 L9		2-1 G5-3		1-0 FC5 34 1B 11 1B		3-2 F9		0-0 1B	5 1 1 0 0 0 4													
34 Bryce Harper, L (1,9) OBP: 0.430, SLG: 0.844	4-1 BB		4-0 IBB		3-2 11 1B 2-H 1B		4-0 IBB		2-2 G5-3	2 0 1 1 3 0 1													
11 Ryan Zimmerman, R (1,3) OBP: 0.313, SLG: 0.350	0-0 F8		1-2 P2		1-1 1B		2-3 K			4 0 1 1 0 1 5													
73 Felipe Vázquez, L (8,1)										0 0 0 0 0 0 0													
20 Daniel Murphy, L (1,4) OBP: 0.467, SLG: 0.636		0-1 28 WP 8 SH4-3 2B		1-2 G4-3		3-0 L9		4-1 BB		3 1 1 0 1 0 2													
28 Jayson Werth, R (1,7) OBP: 0.299, SLG: 0.414		2-3 K		1-2 P3		0-3 K		2-0 L7		4 0 0 0 0 2 2													
8 Danny Espinosa, S (1,6) OBP: 0.308, SLG: 0.189		0-0 SH4-3		0-0 G1-3		0-0 G5-3		0-3 K		3 0 0 1 0 1 1													
59 Jose Lobaton, S (1,2) OBP: 0.316, SLG: 0.313		0-1 F7						1-3 K		4 0 0 0 0 2 1													
31 Max Scherzer, R (1,1) OBP: 0.382, SLG: 0.373			1-0 G4-3		1-0 6 FC5 3 BB 1B		0-2 K		1-2 G5-3	2 0 1 0 0 0 0													
46 Oliver Pérez, L (7,1) ERA: 4.82										0 0 0 0 0 0 0													
27 Shawn Kelley, R (7,1) ERA: 4.82										0 0 0 0 0 0 0													
21 Matthew den Dekker, L (7,PH) OBP: 0.241, SLG: 0.231										1 0 0 0 0 1 0													
18 Matt Belisle, R (8,1)										0 0 0 0 0 0 0													
25 Clint Robinson, L (8,3) OBP: 0.150, SLG: 0.036										1 0 0 0 0 0 0													
Inning Stats	R: 0 E: 0 K: 1 S: 9	H: 0 LOB: 1 BB: 1 P: 16	R: 1 E: 0 K: 1 S: 8	H: 1 LOB: 0 BB: 0 P: 10	R: 0 E: 1 K: 0 S: 7	H: 1 LOB: 2 BB: 1 P: 15	R: 0 E: 0 K: 0 S: 7	H: 0 LOB: 0 BB: 0 P: 9	R: 2 E: 0 K: 0 S: 12	H: 3 LOB: 2 BB: 1 P: 26	R: 0 E: 0 K: 2 S: 7	H: 0 LOB: 0 BB: 0 P: 8	R: 0 E: 0 K: 2 S: 10	H: 1 LOB: 2 BB: 1 P: 20	R: 0 E: 0 K: 2 S: 10	H: 0 LOB: 1 BB: 1 P: 17	R: 0 E: 0 K: 1 S: 13	H: 1 LOB: 1 BB: 0 P: 19	1B: 6 2B: 1 3B: 0 HR: 0	SF: 0 SAC: 1 DP: 0 HBP: 0	WP: 1 PB: 0 SB: 1 CS: 0	PA: 39	
PITCHER	IP WLS BF H R ER SO BB IBB HBP BLK WP HR S P ERA WHIP	6.0 W 26 5 3 3 4 2 1 0 0 0 1 50 84 4.50 1.167	1.0 H 5 1 0 0 2 0 1 0 0 0 0 10 20 0.00 1.000	1.0 H 4 0 0 0 2 1 0 0 0 0 0 10 17 0.00 1.000	1.0 S 4 1 0 0 1 0 0 0 0 0 0 13 19 0.00 1.000																		

AB 33
R 4
H 9
RBI 4
BB 5
SO 10
LOB 17



AB 33
R 3
H 7
RBI 3
BB 5
SO 9
LOB 16



Batter	1	2	3	4	5	6	7	8	9	AB	R	H	RBI	BB	SO	LOB	TOP							
37 Odúbel Herrera, L (1, 8) OBP: 0.453, SLG: 0.417										3	1	1	0	1	1	0	Philadelphia Phillies @ Washington Nationals Nationals Park, Washington, DC Thu Apr 28 2016, 4:43 PM - 7:41 PM EDT Att: 22,112 - Drizzle - 55 F							
13 Freddy Galvis, S (1, 6) OBP: 0.265, SLG: 0.397										4	1	1	0	0	0	1								
7 Maikel Franco, R (1, 5) OBP: 0.341, SLG: 0.506										2	1	0	0	2	0	0								
6 Ryan Howard, L (1, 3) OBP: 0.257, SLG: 0.369										3	0	1	0	0	1	0								
18 Darin Ruf, R (9, PH) OBP: 0.235, SLG: 0.233										1	0	0	0	0	1	3								
29 Cameron Rupp, R (1, 2) OBP: 0.294, SLG: 0.480										4	0	1	2	0	1	2								
16 César Hernández, S (1, 4) OBP: 0.338, SLG: 0.361										4	0	1	0	0	2	2								
3 David Lough, L (1, 7) OBP: 0.321, SLG: 0.333										4	0	1	1	0	0	1								
27 Aaron Nola, R (1, 1) 15 Emmanuel Burriss, S (8, PH) 94 Dailier Hinojosa, R (8, 1) 59 Elvis Araujo, L (8, 1) 4 Andrés Blanco, S (9, PH) 46 Jeanmar Gómez, R (8, 1)										2	0	0	0	0	1	1								
17 Peter Bourjos, R (1, 9) OBP: 0.175, SLG: 0.258										2	0	0	0	0	0	0								
Inning Stats	R: 0 H: 0 E: 0 K: 0 S: 6	H: 0 LOB: 0 BB: 1 P: 13	R: 0 H: 0 E: 0 K: 2 S: 10	H: 0 LOB: 0 BB: 0 P: 16	R: 0 H: 0 E: 0 K: 0 S: 5	H: 0 LOB: 0 BB: 0 P: 5	R: 0 H: 1 E: 0 K: 1 S: 14	H: 1 LOB: 2 BB: 1 P: 25	R: 0 H: 1 E: 0 K: 1 S: 8	H: 1 LOB: 1 BB: 0 P: 15	R: 0 H: 0 E: 0 K: 0 S: 8	H: 0 LOB: 0 BB: 0 P: 13	R: 0 H: 0 E: 0 K: 2 S: 7	H: 0 LOB: 0 BB: 0 P: 12	R: 0 H: 0 E: 0 K: 1 S: 7	H: 0 LOB: 0 BB: 0 P: 8	R: 3 H: 4 E: 0 K: 1 S: 21	H: 4 LOB: 2 BB: 1 P: 35	1B: 4 2B: 2 3B: 0 HR: 0	SF: 0 SAC: 0 DP: 0 HBP: 0	WP: 0 PB: 0 SB: 1 CS: 1	PA: 35		
PITCHER	IP WLS BF H R ER SO BB IBB HBP BLK WP HR S P ERA WHIP	IP WLS BF H R ER SO BB IBB HBP BLK WP HR S P ERA WHIP	IP WLS BF H R ER SO BB IBB HBP BLK WP HR S P ERA WHIP	IP WLS BF H R ER SO BB IBB HBP BLK WP HR S P ERA WHIP	IP WLS BF H R ER SO BB IBB HBP BLK WP HR S P ERA WHIP	IP WLS BF H R ER SO BB IBB HBP BLK WP HR S P ERA WHIP	IP WLS BF H R ER SO BB IBB HBP BLK WP HR S P ERA WHIP	IP WLS BF H R ER SO BB IBB HBP BLK WP HR S P ERA WHIP	IP WLS BF H R ER SO BB IBB HBP BLK WP HR S P ERA WHIP	IP WLS BF H R ER SO BB IBB HBP BLK WP HR S P ERA WHIP	IP WLS BF H R ER SO BB IBB HBP BLK WP HR S P ERA WHIP	IP WLS BF H R ER SO BB IBB HBP BLK WP HR S P ERA WHIP	IP WLS BF H R ER SO BB IBB HBP BLK WP HR S P ERA WHIP	IP WLS BF H R ER SO BB IBB HBP BLK WP HR S P ERA WHIP	IP WLS BF H R ER SO BB IBB HBP BLK WP HR S P ERA WHIP	IP WLS BF H R ER SO BB IBB HBP BLK WP HR S P ERA WHIP	IP WLS BF H R ER SO BB IBB HBP BLK WP HR S P ERA WHIP	IP WLS BF H R ER SO BB IBB HBP BLK WP HR S P ERA WHIP	IP WLS BF H R ER SO BB IBB HBP BLK WP HR S P ERA WHIP	IP WLS BF H R ER SO BB IBB HBP BLK WP HR S P ERA WHIP	IP WLS BF H R ER SO BB IBB HBP BLK WP HR S P ERA WHIP	IP WLS BF H R ER SO BB IBB HBP BLK WP HR S P ERA WHIP	IP WLS BF H R ER SO BB IBB HBP BLK WP HR S P ERA WHIP	IP WLS BF H R ER SO BB IBB HBP BLK WP HR S P ERA WHIP

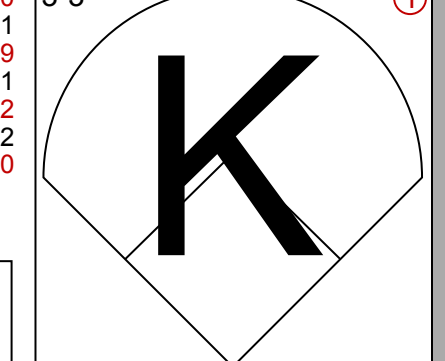
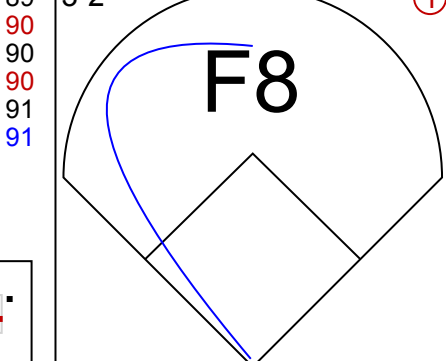
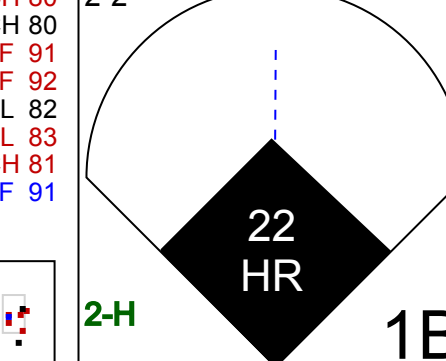
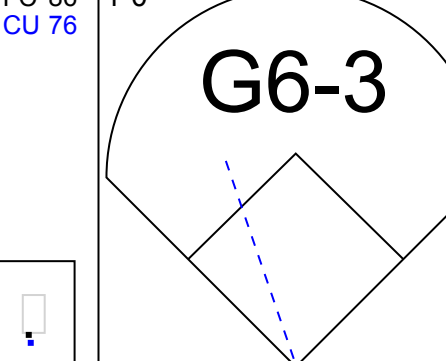
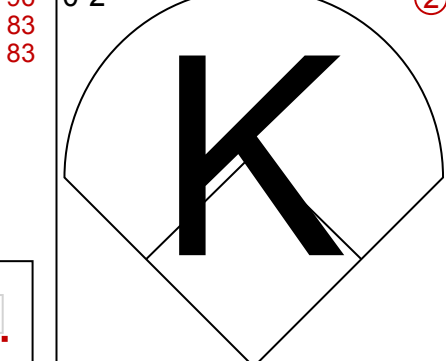
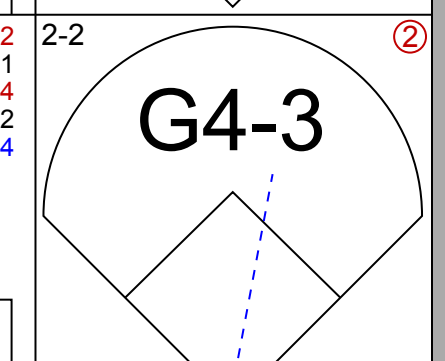
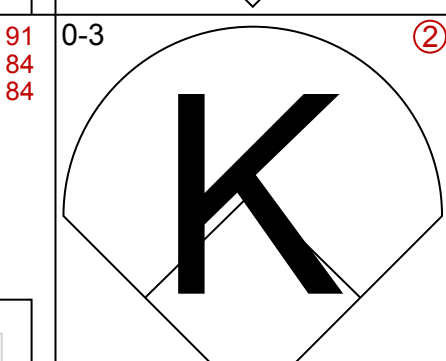
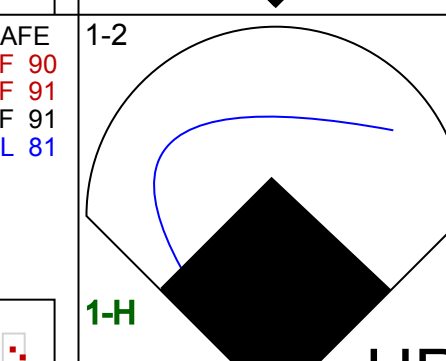
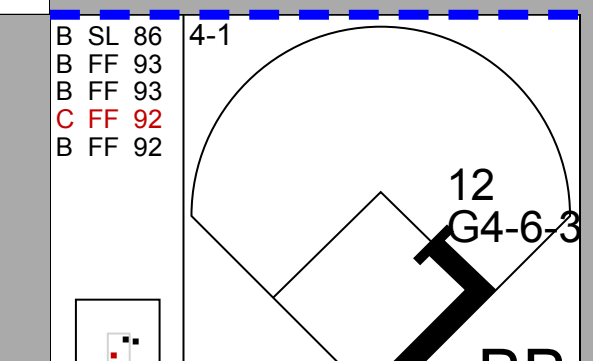
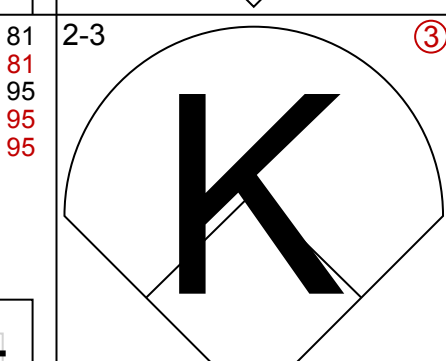
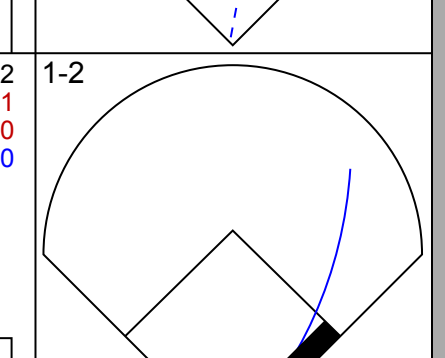
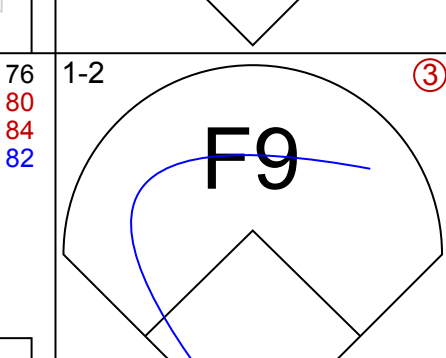
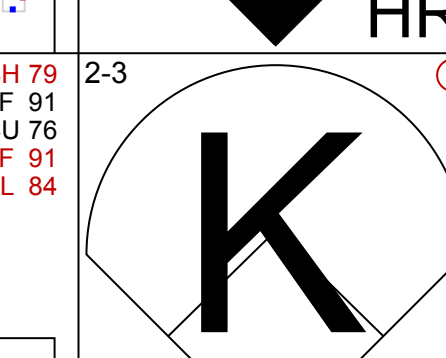
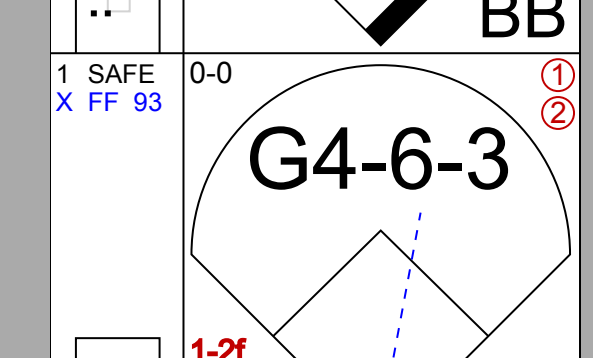
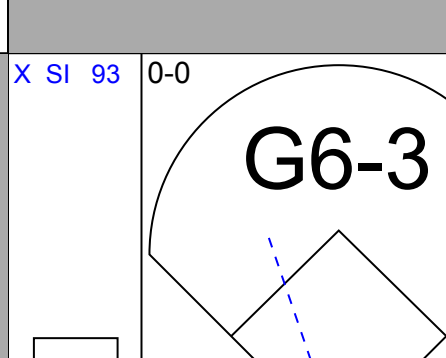
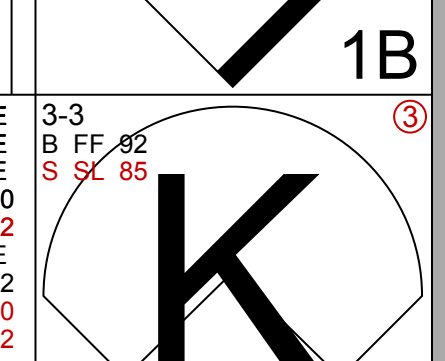
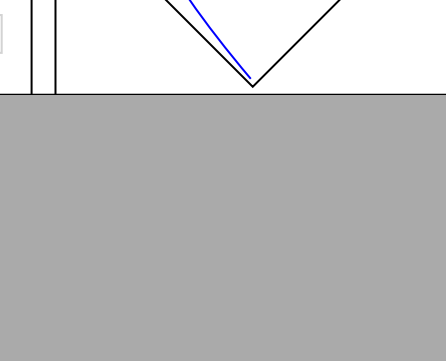
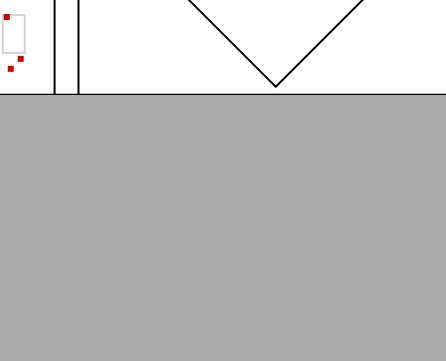
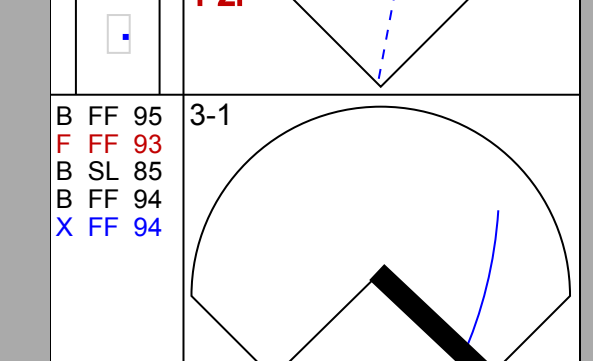
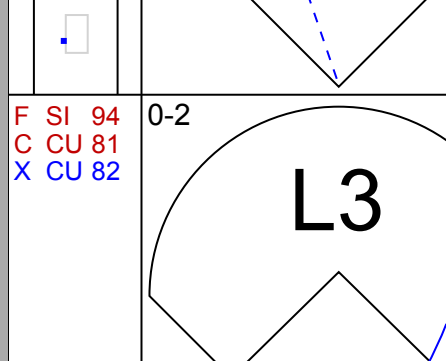
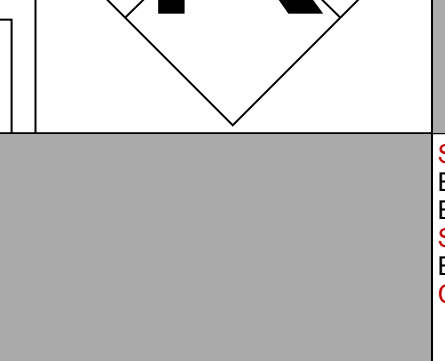


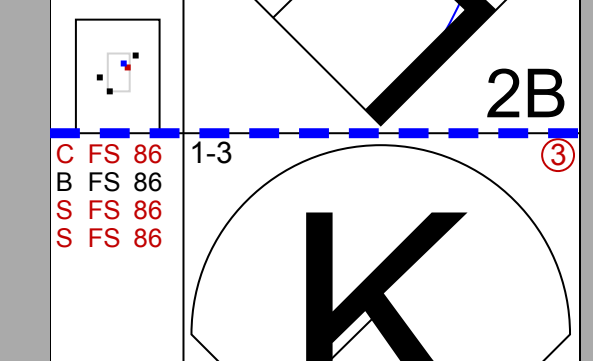
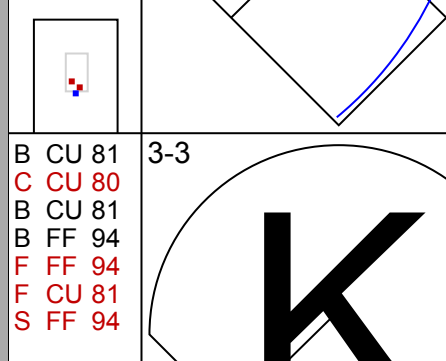



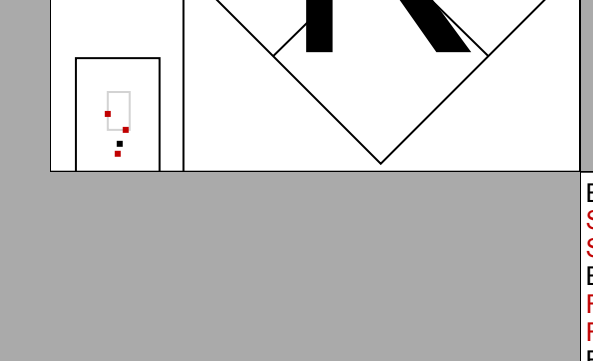
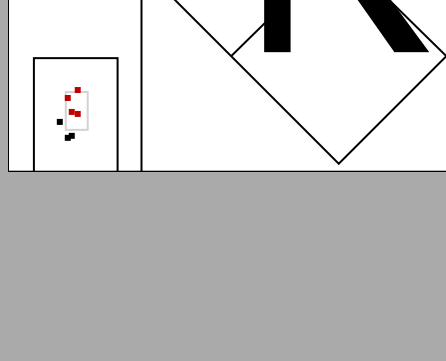

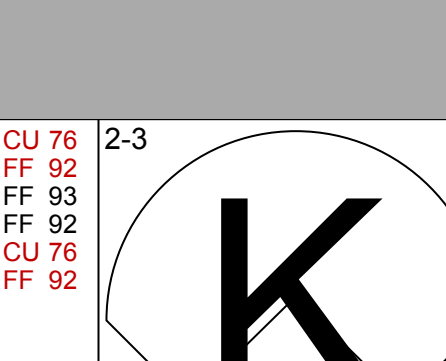
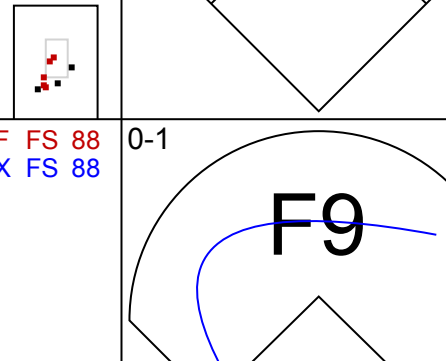


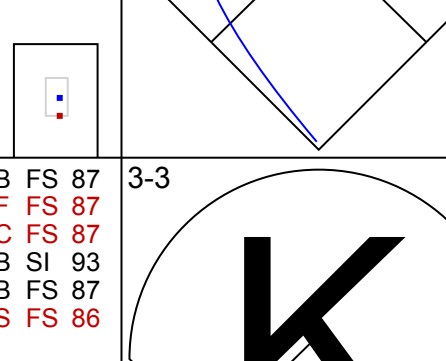

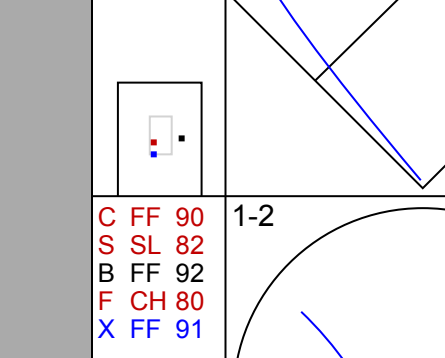


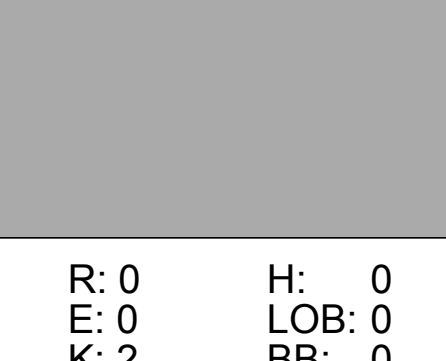

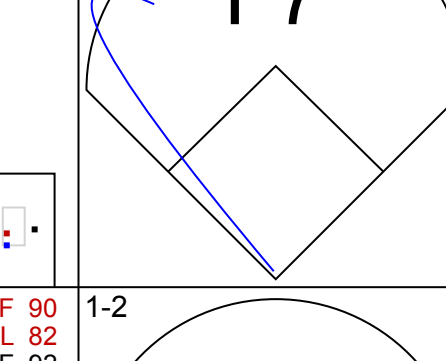




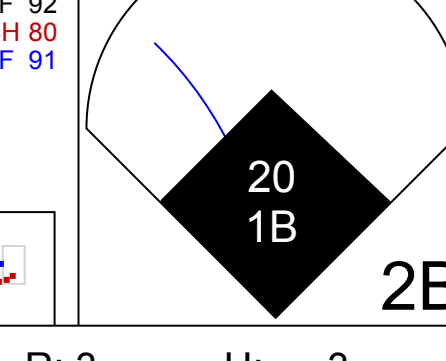


AB	32
R	3
H	6
RBI	3
BB	3
SO	8
LOB	13



Batter	1	2	3	4	5	6	7	8	9	AB	R	H	RBI	BB	SO	LOB	BOTTOM							
21 Matthew den Dekker, L (1, 8) OBP: 0.267, SLG: 0.333										3	0	1	0	1	0	0	Philadelphia Phillies @ Washington Nationals Nationals Park, Washington, DC Thu Apr 28 2016, 4:43 PM - 7:41 PM EDT Att: 22,112 - Drizzle - 55 F							
8 Danny Espinosa, S (1, 6) OBP: 0.310, SLG: 0.190										3	0	0	0	0	1	1								
6 Anthony Rendon, R (8, PH) OBP: 0.297, SLG: 0.277										0	0	0	0	1	0	0								
34 Bryce Harper, L (1, 9) OBP: 0.425, SLG: 0.786										4	0	1	0	0	2	4								
11 Ryan Zimmerman, R (1, 3) OBP: 0.293, SLG: 0.324										4	0	1	0	0	1	1								
20 Daniel Murphy, L (1, 4) OBP: 0.439, SLG: 0.603										4	0	0	0	0	0	1								
28 Jayson Werth, R (1, 7) OBP: 0.284, SLG: 0.385										4	0	1	0	0	1	1								
10 Stephen Drew, L (1, 5) OBP: 0.160, SLG: 0.250										3	0	0	0	0	1	1								
29 Pedro Severino, R (1, 2) OBP: 0.245, SLG: 0.252										2	0	0	0	1	1	1								
57 Tanner Roark, R (1, 1) ERA: 3.55										2	0	0	0	0	2	0								
Inning Stats	R: 0 H: 1 E: 0 K: 1 S: 9	H: 0 LOB: 0 BB: 0 P: 14	R: 0 H: 0 E: 0 K: 1 S: 9	H: 0 LOB: 0 BB: 0 P: 13	R: 0 H: 0 E: 0 K: 1 S: 10	H: 0 LOB: 0 BB: 0 P: 12	R: 0 H: 0 E: 0 K: 2 S: 7	H: 0 LOB: 0 BB: 0 P: 10	R: 0 H: 1 E: 0 K: 1 S: 8	H: 1 LOB: 1 BB: 0 P: 12	R: 0 H: 0 E: 0 K: 1 S: 7	H: 0 LOB: 1 BB: 1 P: 11	R: 0 H: 0 E: 0 K: 0 S: 4	H: 0 LOB: 0 BB: 0 P: 5	R: 0 H: 1 E: 0 K: 2 S: 20	H: 1 LOB: 3 BB: 2 P: 33	R: 0 H: 1 E: 0 K: 0 S: 9	H: 1 LOB: 0 BB: 0 P: 16	1B: 4 2B: 0 3B: 0 HR: 0	SF: 0 SAC: 0 DP: 1 HBP: 0	WP: 0 PB: 0 SB: 2 CS: 0	PA: 33		
PITCHER	IP WLS BF H R ER SO BB IBB HBP BLK WP HR S P ERA WHIP	IP WLS BF H R ER SO BB IBB HBP BLK WP HR S P ERA WHIP	IP WLS BF H R ER SO BB IBB HBP BLK WP HR S P ERA WHIP	IP WLS BF H R ER SO BB IBB HBP BLK WP HR S P ERA WHIP	IP WLS BF H R ER SO BB IBB HBP BLK WP HR S P ERA WHIP	IP WLS BF H R ER SO BB IBB HBP BLK WP HR S P ERA WHIP	IP WLS BF H R ER SO BB IBB HBP BLK WP HR S P ERA WHIP	IP WLS BF H R ER SO BB IBB HBP BLK WP HR S P ERA WHIP	IP WLS BF H R ER SO BB IBB HBP BLK WP HR S P ERA WHIP	IP WLS BF H R ER SO BB IBB HBP BLK WP HR S P ERA WHIP	IP WLS BF H R ER SO BB IBB HBP BLK WP HR S P ERA WHIP	IP WLS BF H R ER SO BB IBB HBP BLK WP HR S P ERA WHIP	IP WLS BF H R ER SO BB IBB HBP BLK WP HR S P ERA WHIP	IP WLS BF H R ER SO BB IBB HBP BLK WP HR S P ERA WHIP	IP WLS BF H R ER SO BB IBB HBP BLK WP HR S P ERA WHIP	IP WLS BF H R ER SO BB IBB HBP BLK WP HR S P ERA WHIP	IP WLS BF H R ER SO BB IBB HBP BLK WP HR S P ERA WHIP	IP WLS BF H R ER SO BB IBB HBP BLK WP HR S P ERA WHIP	IP WLS BF H R ER SO BB IBB HBP BLK WP HR S P ERA WHIP	IP WLS BF H R ER SO BB IBB HBP BLK WP HR S P ERA WHIP	IP WLS BF H R ER SO BB IBB HBP BLK WP HR S P ERA WHIP	IP WLS BF H R ER SO BB IBB HBP BLK WP HR S P ERA WHIP	IP WLS BF H R ER SO BB IBB HBP BLK WP HR S P ERA WHIP	IP WLS BF H R ER SO BB IBB HBP BLK WP HR S P ERA WHIP

AB	30
R	0
H	4
RBI	0
BB	3
SO	9
LOB	11

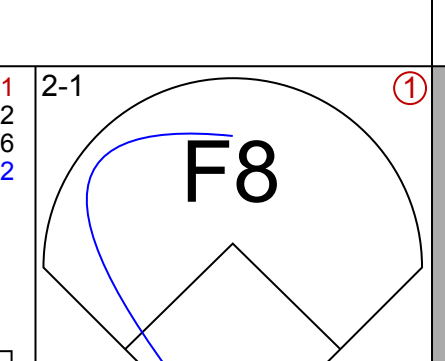


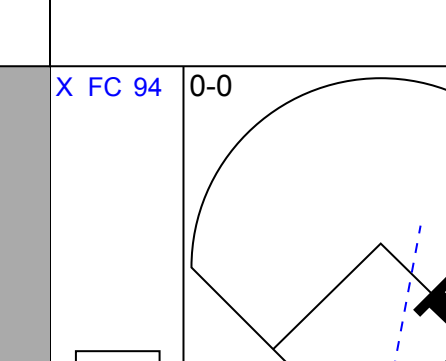
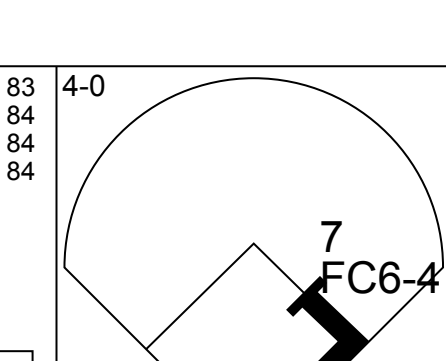
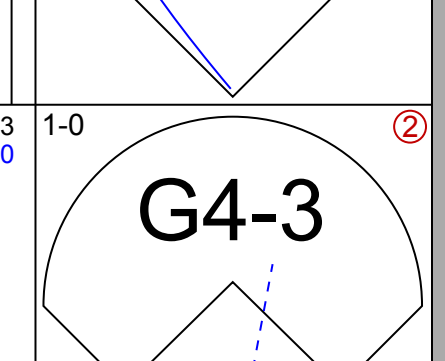


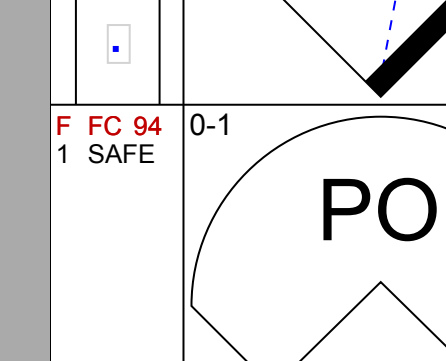
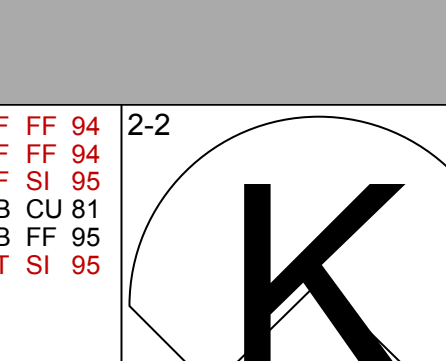
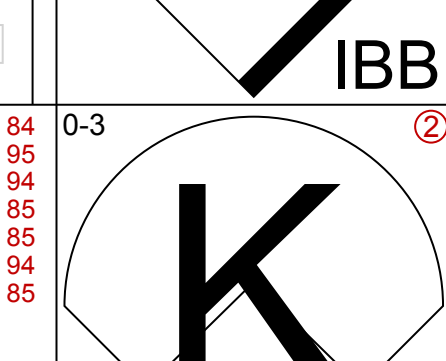
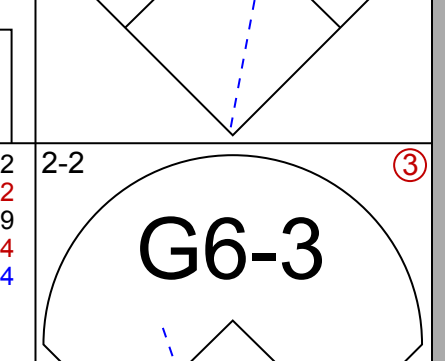


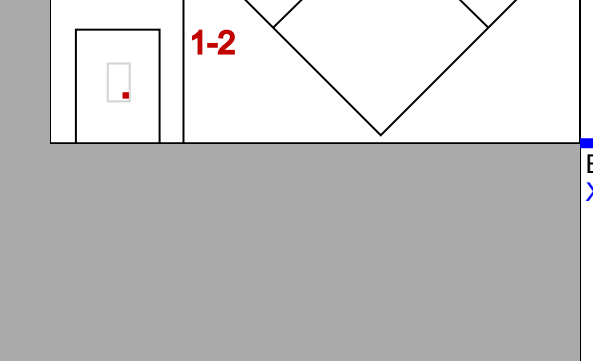
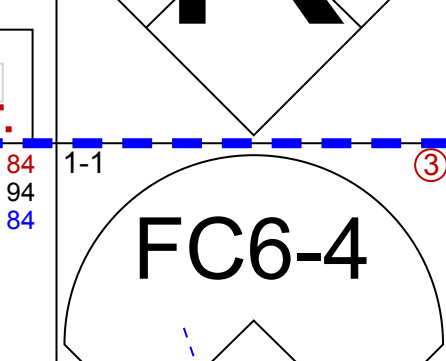

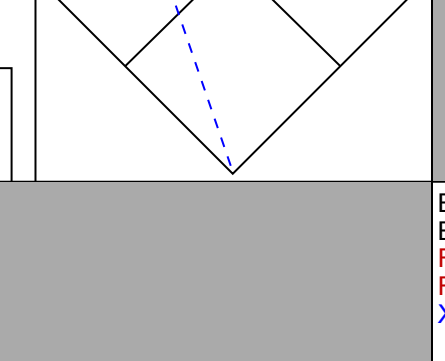

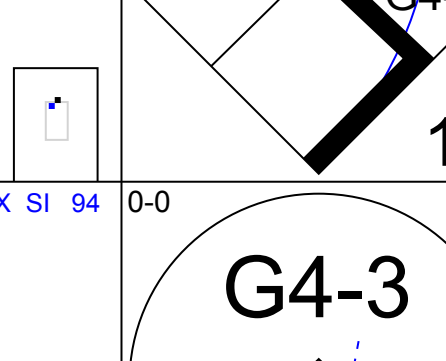

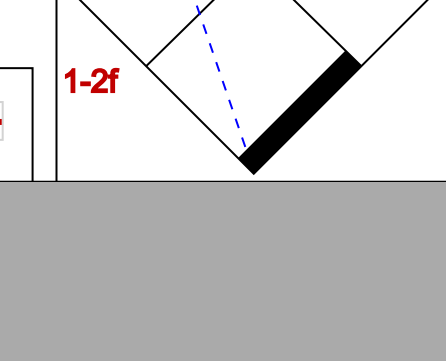
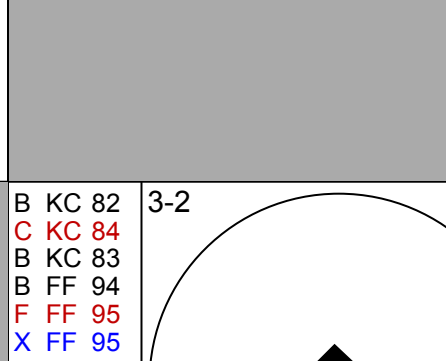

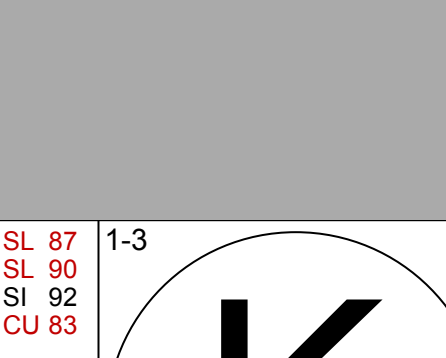
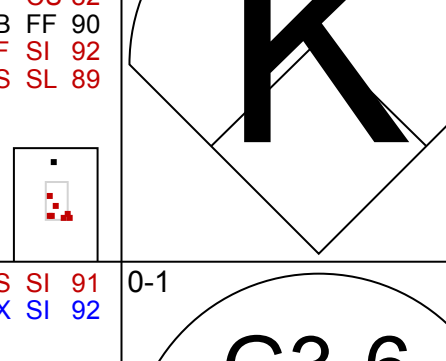


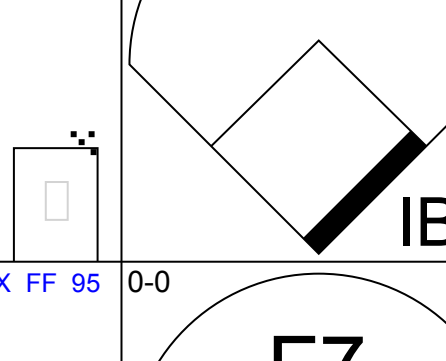


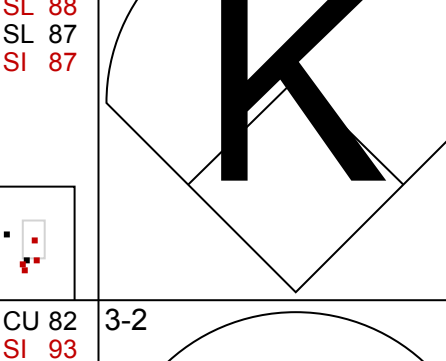



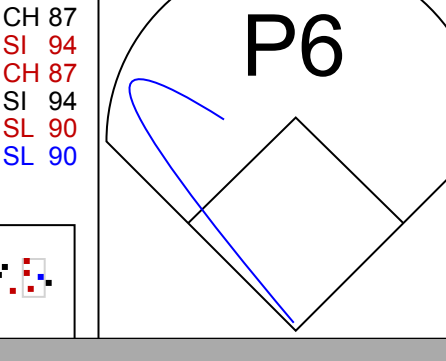
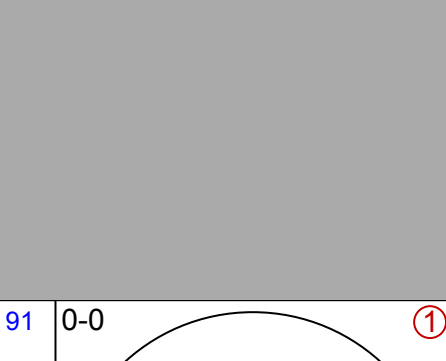
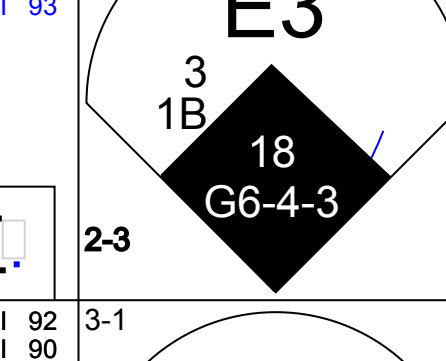

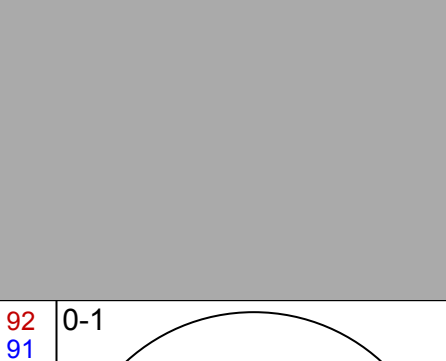


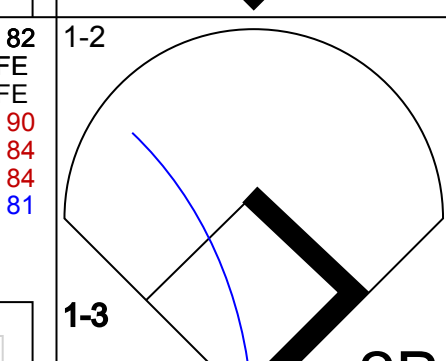
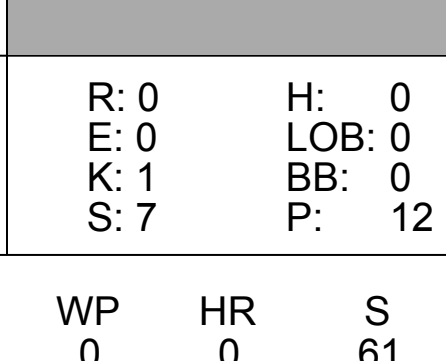
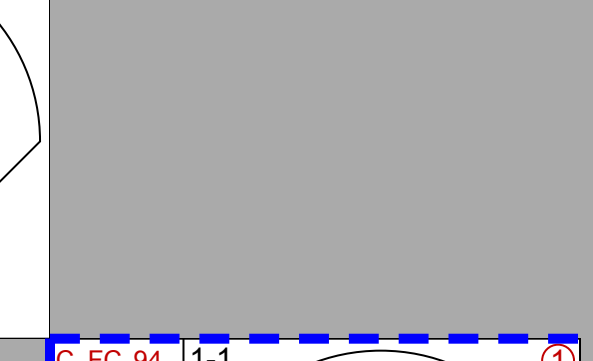
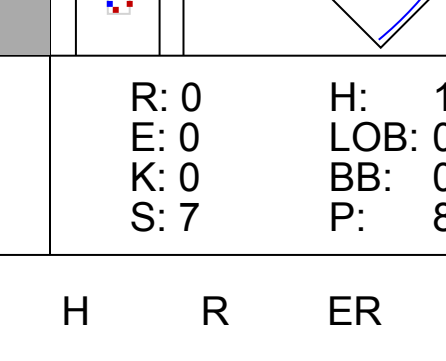
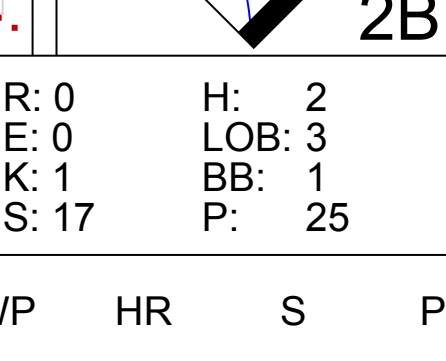

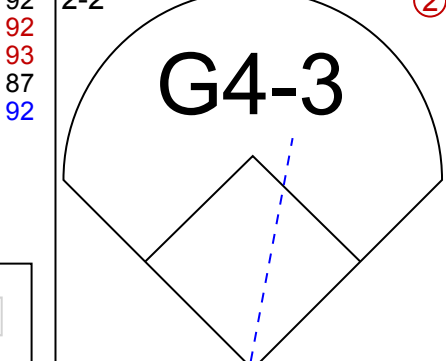

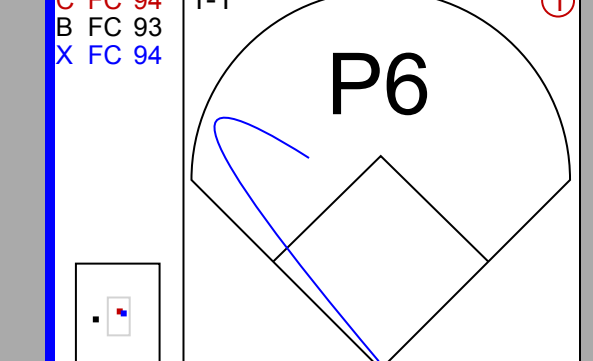
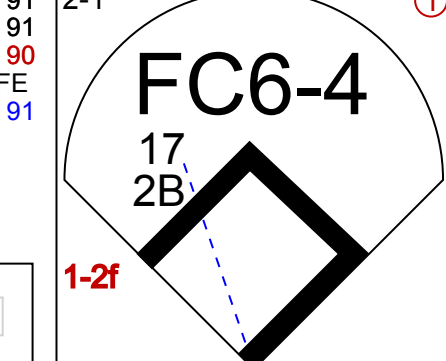



Batter	1	2	3	4	5	6	7	8	9	10	11	AB	R	H	RBI	BB	SO	LOB	TOP							
20 Rajai Davis, R OBP: 0.323, SLG: 0.459												5	1	1	1	0	2	2								
22 Jason Kipnis, L OBP: 0.325, SLG: 0.450												4	1	1	2	1	2	0								
12 Francisco Lindor, S OBP: 0.352, SLG: 0.372												5	0	1	0	0	1	1								
23 Michael Brantley, L OBP: 0.200, SLG: 0.231												5	0	1	0	0	2	1								
26 Mike Napoli, R OBP: 0.262, SLG: 0.410												5	0	0	0	0	4	1								
10 Yan Gomes, R OBP: 0.221, SLG: 0.385												4	0	0	0	0	3	0								
6 Marlon Byrd, R OBP: 0.350, SLG: 0.442												4	0	1	0	0	1	0								
4 Juan Uribe, R OBP: 0.328, SLG: 0.347												1	0	0	0	2	0	0								
11 José Ramírez, S OBP: 0.305, SLG: 0.414												1	0	0	0	0	1	0								
28 Corey Kluber, R OBP: 0.300, SLG: 0.300												2	1	1	0	0	1	2								
27 Bryan Shaw, R OBP: 0.240, SLG: 0.240												0	0	0	0	0	0	0								
34 Zach McAllister, R OBP: 0.190, SLG: 0.190												0	0	0	0	0	0	0								
30 Tyler Naquin, L OBP: 0.240, SLG: 0.240												1	0	0	0	0	1	0								
53 Jeff Manship, R OBP: 0.190, SLG: 0.190												0	0	0	0	0	0	0								
37 Cody Allen, R OBP: 0.190, SLG: 0.190												0	0	0	0	0	0	0								
Inning Stats	R: 0 E: 0 K: 2 S: 14	H: 1 LOB: 1 BB: 0 P: 23	R: 0 E: 0 K: 2 S: 12	H: 1 LOB: 2 BB: 1 P: 23	R: 0 E: 0 K: 1 S: 9	H: 0 LOB: 0 BB: 0 P: 13	R: 0 E: 0 K: 1 S: 8	H: 0 LOB: 0 BB: 0 P: 11	R: 3 E: 0 K: 1 S: 20	H: 3 LOB: 0 BB: 0 P: 27	R: 0 E: 0 K: 3 S: 9	H: 0 LOB: 0 BB: 0 P: 11	R: 0 E: 0 K: 1 S: 8	H: 0 LOB: 2 BB: 1 P: 15	R: 0 E: 0 K: 1 S: 7	H: 1 LOB: 1 BB: 1 P: 15	R: 0 E: 0 K: 2 S: 10	H: 0 LOB: 0 BB: 0 P: 16	R: 0 E: 0 K: 3 S: 10	H: 0 LOB: 0 BB: 0 P: 14	R: 0 E: 0 K: 1 S: 8	H: 0 LOB: 0 BB: 0 P: 11	1B: 2 2B: 3 3B: 0 HR: 1	SF: 0 SAC: 1 DP: 1 HBP: 0	WP: 0 PB: 0 SB: 0 CS: 0	PA: 41
PITCHER	IP 5.0	WLS 0	BF 21	H 5	R 3	ER 3	SO 7	BB 0	IBB 1	HBP 0	BLK 0	WP 0	HR 1	S 63	P 97	ERA 5.40	WHIP 1.000									
39 Adam Morgan, L ERA: 5.4																										
38 Andrew Bailey, R ERA: 2.05																										
59 Elvis Araujo, L ERA: 2.05																										
50 Héctor Neris, R ERA: 0.63																										
30 David Hernandez, R ERA: 3.97																										

Cleveland Indians @ Philadelphia Phillies
Citizens Bank Park, Philadelphia, PA
Fri Apr 29 2016, 7:09 PM - 10:27 PM EDT
Att: 18,677 - Cloudy - 48 F


AB	37
R	3
H	6
RBI	3
BB	3
SO	18
LOB	7



Batter	1	2	3	4	5	6	7	8	9	10	11	AB	R	H	RBI	BB	SO	LOB	BOTTOM							
37 Odúbel Herrera, L OBP: 0.460, SLG: 0.421												4	0	2	0	1	0	0								
13 Freddy Galvis, S OBP: 0.253, SLG: 0.376												4	0	0	0	0	2	3								
7 Maikel Franco, R OBP: 0.333, SLG: 0.488												5	0	1	0	0	1	4								
6 Ryan Howard, L OBP: 0.278, SLG: 0.443												5	2	3	1	0	1	2								
51 Carlos Ruiz, R OBP: 0.381, SLG: 0.595												3	1	1	1	1	2	1								
16 César Hernández, S OBP: 0.325, SLG: 0.347												3	1	0	0	0	1	2								
50 Hector Neris, R ERA: 0.63												0	0	0	0	0	0	0								
15 Emmanuel Burriss, S OBP: 0.174, SLG: 0.150												1	0	0	0	0	0	2								
30 David Hernandez, R ERA: 3.97												0	0	0	0	0	0	0								
3 David Lough, L OBP: 0.344, SLG: 0.357												4	0	2	1	0	0	0								
39 Adam Morgan, L ERA: 4.24												1	0	0	0	0	0	0								
18 Darin Ruf, R OBP: 0.229, SLG: 0.226												1	0	0	0	0	0	1								
38 Andrew Bailey, R ERA: 2.05												0	0	0	0	0	0	0								
59 Elvis Araujo, L ERA: 2.05												0	0	0	0	0	0	0								
4 Andrés Blanco, S OBP: 0.382, SLG: 0.500												2	0	0	0	0	0	1								
17 Peter Bourjos, R OBP: 0.179, SLG: 0.273												4	0	1	0	0	1	0								
Inning Stats	R: 0 E: 0 K: 0 S: 6	H: 0 LOB: 0 BB: 0 P: 11	R: 0 E: 0 K: 1 S: 12	H: 1 LOB: 0 BB: 0 P: 15	R: 0 E: 0 K: 0 S: 5	H: 0 LOB: 0 BB: 0 P: 7	R: 0 E: 0 K: 1 S: 7	H: 0 LOB: 0 BB: 0 P: 12	R: 3 E: 1 K: 1 S: 10	H: 3 LOB: 0 BB: 0 P: 16	R: 0 E: 0 K: 1 S: 9	H: 1 LOB: 1 BB: 0 P: 11	R: 0 E: 0 K: 0 S: 7	H: 0 LOB: 0 BB: 0 P: 18	R: 0 E: 0 K: 0 S: 7	H: 1 LOB: 0 BB: 0 P: 8	R: 0 E: 0 K: 1 S: 7	H: 0 LOB: 2 BB: 1 P: 14	R: 0 E: 0 K: 1 S: 17	H: 2 LOB: 3 BB: 1 P: 25	R: 1 E: 0 K: 0 S: 3	H: 1 LOB: 0 BB: 0 P: 6	1B: 6 2B: 3 3B: 0 HR: 1	SF: 0 SAC: 1 DP: 2 HBP: 0	WP: 0 PB: 0 SB: 0 CS: 0	PA: 41
PITCHER	IP 7.0	WLS 1.0	BF 25	H 5	R 3	ER 2	SO 6	BB 0	IBB 0	HBP 0	BLK 0	WP 0	HR 0	S 61	P 90	ERA 2.57	WHIP 0.714									
28 Corey Kluber, R ERA: 4.24																										
27 Bryan Shaw, R ERA: 9.64																										
34 Zach McAllister, R ERA: 0.93																										
53 Jeff Manship, R ERA: 3.97																										
37 Cody Allen, R ERA: 6.37																										

Cleveland Indians @ Philadelphia Phillies
Citizens Bank Park, Philadelphia, PA
Fri Apr 29 2016, 7:09 PM - 10:27 PM EDT
Att: 18,677 - Cloudy - 48 F

AB	37
R	4
H	10
RBI	3
BB	2
SO	8
LOB	16



Batter	1	2	3	4	5	6	7	8	9	AB	R	H	RBI	BB	SO	LOB	TOP						
37 Odúbel Herrera, L (1, 8) OBP: 0.450, SLG: 0.414	G3		13 1B 7 SF8		F7			6 DI 6 WP 1B		4	1	2	0	0	0	0							
13 Freddy Galvis, S (1, 6) OBP: 0.265, SLG: 0.409	K				K2-3			P3		4	0	1	2	0	2	1							
7 Maikel Franco, R (1, 5) OBP: 0.298, SLG: 0.438	G3-1		SF8					L8		3	0	0	1	0	0	1							
6 Ryan Howard, L (1, 3) OBP: 0.244, SLG: 0.383		L7	F8					K		4	0	0	0	0	2	2							
51 Carlos Ruiz, R (1, 2) OBP: 0.413, SLG: 0.634		G1-3								4	0	3	0	0	0	0							
16 César Hernández, S (1, 4) OBP: 0.315, SLG: 0.317										3	0	0	0	0	0	2							
34 Brett Oberholzer, L (6, 1)										0	0	0	0	0	0	0							
18 Darin Ruf, R (9, PH) OBP: 0.233, SLG: 0.237										1	0	0	0	0	1	1							
3 David Lough, L (1, 7) OBP: 0.351, SLG: 0.344										3	0	0	0	1	0	2							
58 Jeremy Hellickson, R (1, 1) OBP: 0.222, SLG: 0.222										2	1	0	0	0	1	2							
15 Emmanuel Burruss, S (6, 4) OBP: 0.200, SLG: 0.227										2	0	1	0	0	0	0							
17 Peter Bourjos, R (1, 9) OBP: 0.197, SLG: 0.270										4	1	1	0	0	0	2							
Inning Stats	R: 0 E: 0 K: 1 S: 11	H: 0 LOB: 0 BB: 0 P: 16	R: 0 E: 0 K: 0 S: 8	H: 0 LOB: 0 BB: 0 P: 12	R: 3 E: 0 K: 0 S: 16	H: 3 LOB: 1 BB: 1 P: 23	R: 0 E: 0 K: 1 S: 9	H: 1 LOB: 1 BB: 0 P: 11	R: 0 E: 0 K: 1 S: 13	H: 0 LOB: 0 BB: 0 P: 13	R: 0 E: 0 K: 1 S: 9	H: 1 LOB: 1 BB: 0 P: 21	R: 0 E: 0 K: 1 S: 9	H: 1 LOB: 2 BB: 0 P: 15	R: 0 E: 0 K: 1 S: 14	H: 2 LOB: 2 BB: 0 P: 19	1B: 6 2B: 2 3B: 0 HR: 0	SF: 1 SAC: 0 DP: 0 HBP: 0	WP: 1 PB: 0 SB: 0 CS: 0	PA: 36			
PITCHER	IP WLS BF H R ER SO	IP WLS BF H R ER SO	IP WLS BF H R ER SO	IP WLS BF H R ER SO	IP WLS BF H R ER SO	IP WLS BF H R ER SO	IP WLS BF H R ER SO	IP WLS BF H R ER SO	IP WLS BF H R ER SO	IP WLS BF H R ER SO	IP WLS BF H R ER SO	IP WLS BF H R ER SO	IP WLS BF H R ER SO	IP WLS BF H R ER SO	IP WLS BF H R ER SO	IP WLS BF H R ER SO	BB IBB HBP BLK	WP HR S P	ERA WHIP	ERA WHIP			
50 Adam Wainwright, R (1, 1) ERA: 6.68	6.0	W	24	5	3	3	4	1	0	0	0	0	0	0	0	0	0	0	0	66	96	4.50	1.000
26 Seungwan Oh, R (7, 1) ERA: 1.54	1.0	H	3	0	0	0	0	0	0	0	0	0	0	0	0	0	0	0	0	9	11	0.00	0.000
46 Kevin Siegrist, L (8, 1) ERA: 2.7	1.0		4	1	0	0	1	0	0	0	0	0	0	0	0	0	0	0	0	9	15	0.00	1.000
43 Seth Maness, R (9, 1) ERA: 5.79	1.0		5	2	0	0	1	0	0	0	0	0	0	0	0	0	0	0	0	14	19	0.00	2.000

Philadelphia Phillies @ St. Louis Cardinals
 Busch Stadium, St. Louis, MO
 Mon May 02 2016, 7:19 PM - 10:17 PM CDT
 Att: 40,438 - Partly Cloudy - 56 F

AB 34
 R 3
 H 8
 RBI 3
 BB 1
 SO 6
 LOB 13



Batter	1	2	3	4	5	6	7	8	9	AB	R	H	RBI	BB	SO	LOB	BOTTOM			
13 Matt Carpenter, L (1, 5) OBP: 0.376, SLG: 0.415	K									3	0	0	0	2	1	1				
46 Kevin Siegrist, L (8, 1)										0	0	0	0	0	0	0				
43 Seth Maness, R (9, 1)										0	0	0	0	0	0	0				
55 Stephen Piscotty, R (1, 8) OBP: 0.355, SLG: 0.500	G5-3		L8							5	1	2	1	0	0	3				
7 Matt Holliday, R (1, 7) OBP: 0.337, SLG: 0.488										4	0	1	0	0	1	2				
26 Seungwan Oh, R (7, 1)										0	0	0	0	0	0	0				
19 Rubén Tejada, R (8, 5) OBP: 0.235, SLG: 0.250										1	0	0	0	0	0	1				
37 Brandon Moss, L (1, 9) OBP: 0.317, SLG: 0.521										5	0	1	1	0	2	4				
4 Yadier Molina, R (1, 2) OBP: 0.412, SLG: 0.433										5	1	2	0	0	0	1				
32 Matt Adams, L (1, 3) OBP: 0.345, SLG: 0.500										4	2	2	1	1	1	2				
59 Eric Fryer, R (9, 2) OBP: 0.667, SLG: 0.818										0	0	0	0	0	0	0				
36 Aledmys Díaz, R (1, 6) OBP: 0.439, SLG: 0.727										3	2	1	1	1	0	3				
16 Kolten Wong, L (1, 4) OBP: 0.304, SLG: 0.283										4	1	1	2	0	2	4				
50 Adam Wainwright, R (1, 1) ERA: 4.88	5.1	L	27	7	6	6	5	4	0	0	0	0	0	0	0	0				
15 Randal Grichuk, L (6, PH) OBP: 0.278, SLG: 0.413										2	2	2	1	0	0	0				
Inning Stats	R: 0 E: 0 K: 1 S: 9	H: 0 LOB: 0 BB: 0 P: 12	R: 0 E: 0 K: 1 S: 14	H: 1 LOB: 2 BB: 1 P: 21	R: 0 E: 0 K: 0 S: 9	H: 1 LOB: 2 BB: 1 P: 19	R: 3 E: 0 K: 1 S: 12	H: 2 LOB: 1 BB: 2 P: 24	R: 0 E: 0 K: 2 S: 7	H: 0 LOB: 0 BB: 0 P: 12	R: 3 E: 1 K: 1 S: 15	H: 5 LOB: 2 BB: 0 P: 22	R: 3 E: 0 K: 1 S: 17	H: 3 LOB: 0 BB: 0 P: 26	R: 1 E: 0 K: 0 S: 7	H: 2 LOB: 1 BB: 0 P: 10	1B: 7 2B: 2 3B: 0 HR: 5	SF: 0 SAC: 0 DP: 0 HBP: 0	WP: 0 PB: 0 SB: 0 CS: 0	PA: 42
PITCHER	IP WLS BF H R ER SO	IP WLS BF H R ER SO	IP WLS BF H R ER SO	IP WLS BF H R ER SO	IP WLS BF H R ER SO	IP WLS BF H R ER SO	IP WLS BF H R ER SO	IP WLS BF H R ER SO	IP WLS BF H R ER SO	IP WLS BF H R ER SO	IP WLS BF H R ER SO	IP WLS BF H R ER SO	IP WLS BF H R ER SO	IP WLS BF H R ER SO	IP WLS BF H R ER SO	IP WLS BF H R ER SO	BB IBB HBP BLK	WP HR S P	ERA WHIP	ERA WHIP
58 Jeremy Hellickson, R (1, 1) ERA: 9.64	2.2	L	15	7	4	4	2	0	0	0	0	0	0	0	0	0				
34 Brett Oberholzer, L (6, 1)										0	2	33	48	13.50	2.625					

Philadelphia Phillies @ St. Louis Cardinals
 Busch Stadium, St. Louis, MO
 Mon May 02 2016, 7:19 PM - 10:17 PM CDT
 Att: 40,438 - Partly Cloudy - 56 F

AB 38
 R 10
 H 14
 RBI 10
 BB 4
 SO 7
 LOB 21



Batter	1	2	3	4	5	6	7	8	9	AB	R	H	RBI	BB	SO	LOB	TOP	
37 Odúbel Herrera, L (1, 8) OBP: 0.452, SLG: 0.411	G3-1		1B					G6-3		3	0	1	0	1	0	0	Philadelphia Phillies @ St. Louis Cardinals Busch Stadium, St. Louis, MO Tue May 03 2016, 7:16 PM - 9:46 PM CDT Att: 40,087 - Partly Cloudy - 63 F	
13 Freddy Galvis, S (1, 6) OBP: 0.255, SLG: 0.392	G4-3		L3					F7		4	0	0	0	0	1	3		
7 Maikel Franco, R (1, 5) OBP: 0.296, SLG: 0.440			F9					F9		4	0	1	0	0	1	0		
6 Ryan Howard, L (1, 3) OBP: 0.255, SLG: 0.417										3	1	1	1	1	2	0		
29 Cameron Rupp, R (1, 2) OBP: 0.274, SLG: 0.417	FC6-4							G4-3		3	0	0	0	1	1	2		
18 Darin Ruf, R (1, 7) OBP: 0.213, SLG: 0.214										4	0	0	0	0	1	1		
46 Jeanmar Gómez, R (9, 1)										0	0	0	0	0	0	0		
16 César Hernández, S (1, 4) OBP: 0.315, SLG: 0.329	G6-3									3	0	1	0	0	0	0		
27 Aaron Nola, R (1, 1) OBP: 0.077, SLG: 0.154										3	0	1	0	0	1	1		
50 Héctor Neris, R (8, 1)										0	0	0	0	0	0	0		
3 David Lough, L (0, 7) OBP: 0.351, SLG: 0.344										0	0	0	0	0	0	0		
17 Peter Bourjos, R (1, 9) OBP: 0.190, SLG: 0.260										3	0	0	0	0	2	2		
Inning Stats	R: 0 H: 1 E: 0 K: 0 S: 9	H: 1 LOB: 2 BB: 1 P: 16	R: 0 H: 1 E: 0 K: 2 S: 11	H: 1 LOB: 1 BB: 0 P: 19	R: 0 H: 1 E: 0 K: 2 S: 6	H: 0 LOB: 0 BB: 0 P: 9	R: 0 H: 0 E: 0 K: 2 S: 7	H: 1 LOB: 2 BB: 1 P: 10	R: 0 H: 0 E: 0 K: 1 S: 6	H: 0 LOB: 0 BB: 0 P: 11	R: 0 H: 0 E: 0 K: 0 S: 6	H: 0 LOB: 0 BB: 0 P: 7	R: 0 H: 0 E: 0 K: 1 S: 6	H: 0 LOB: 0 BB: 0 P: 10	1B: 1 2B: 3 3B: 0 HR: 1	SF: 0 SAC: 0 DP: 1 HBP: 0		WP: 0 PB: 0 SB: 0 CS: 1
PITCHER	IP WLS BF H R ER SO BB IBB HBP BLK WP HR S P ERA WHIP	IP WLS BF H R ER SO BB IBB HBP BLK WP HR S P ERA WHIP	IP WLS BF H R ER SO BB IBB HBP BLK WP HR S P ERA WHIP	IP WLS BF H R ER SO BB IBB HBP BLK WP HR S P ERA WHIP	IP WLS BF H R ER SO BB IBB HBP BLK WP HR S P ERA WHIP	IP WLS BF H R ER SO BB IBB HBP BLK WP HR S P ERA WHIP	IP WLS BF H R ER SO BB IBB HBP BLK WP HR S P ERA WHIP	IP WLS BF H R ER SO BB IBB HBP BLK WP HR S P ERA WHIP	IP WLS BF H R ER SO BB IBB HBP BLK WP HR S P ERA WHIP	IP WLS BF H R ER SO BB IBB HBP BLK WP HR S P ERA WHIP	IP WLS BF H R ER SO BB IBB HBP BLK WP HR S P ERA WHIP	IP WLS BF H R ER SO BB IBB HBP BLK WP HR S P ERA WHIP	IP WLS BF H R ER SO BB IBB HBP BLK WP HR S P ERA WHIP	IP WLS BF H R ER SO BB IBB HBP BLK WP HR S P ERA WHIP	IP WLS BF H R ER SO BB IBB HBP BLK WP HR S P ERA WHIP	IP WLS BF H R ER SO BB IBB HBP BLK WP HR S P ERA WHIP	IP WLS BF H R ER SO BB IBB HBP BLK WP HR S P ERA WHIP	
52 Michael Wacha, R (1, 1) ERA: 2.65	8.0	L	30	5	1	1	8	3	0	0	0	0	0	0	0	0	0.00	1.000
30 Jonathan Broxton, R (9, 1) ERA: 1.64	1.0	S	3	0	0	0	1	0	0	0	0	0	0	0	0	0	0.00	0.000

Batter	1	2	3	4	5	6	7	8	9	AB	R	H	RBI	BB	SO	LOB	BOTTOM			
13 Matt Carpenter, L (1, 5) OBP: 0.372, SLG: 0.418	G3-1		G3			G3-1			K	4	0	1	0	0	1	0	Philadelphia Phillies @ St. Louis Cardinals Busch Stadium, St. Louis, MO Tue May 03 2016, 7:16 PM - 9:46 PM CDT Att: 40,087 - Partly Cloudy - 63 F			
55 Stephen Piscotty, R (1, 9) OBP: 0.331, SLG: 0.490			K			G5-3				4	0	1	0	0	2	1				
7 Matt Holliday, R (1, 7) OBP: 0.323, SLG: 0.465						G6-3				4	0	0	0	0	1	2				
41 Jeremy Hazelbaker, L (9, PR) OBP: 0.552, SLG: 0.672									FC5-4	0	0	0	0	0	0	0				
32 Matt Adams, L (1, 3) OBP: 0.322, SLG: 0.463						G4-3				4	0	0	0	0	1	2				
4 Yadier Molina, R (1, 2) OBP: 0.410, SLG: 0.430										3	0	1	0	0	0	0				
15 Randal Grichuk, R (1, 8) OBP: 0.269, SLG: 0.368										3	0	0	0	0	0	1				
16 Kolten Wong, L (1, 4) OBP: 0.306, SLG: 0.274										2	0	0	0	1	1	0				
36 Aledmys Díaz, R (1, 6) OBP: 0.424, SLG: 0.700										3	0	0	0	0	2	1				
52 Michael Wacha, R (1, 1) ERA: 2.93	7.0	W	24	2	0	0	7	1	0	0	0	0	0	0	0	0		0.00	0.429	
50 Héctor Neris, R (8, 1) ERA: 1.1	1.0	H	3	0	0	0	3	0	0	0	0	0	0	0	0	0		0.00	0.000	
46 Jeanmar Gómez, R (9, 1) ERA: 1.69	1.0	S	4	1	0	0	1	0	0	0	0	0	0	0	0	0		0.00	1.000	
Inning Stats	R: 0 H: 1 E: 0 K: 1 S: 12	H: 0 LOB: 1 BB: 1 P: 18	R: 0 H: 0 E: 0 K: 1 S: 17	H: 0 LOB: 1 BB: 1 P: 21	R: 0 H: 0 E: 0 K: 2 S: 10	H: 0 LOB: 0 BB: 0 P: 14	R: 0 H: 1 E: 0 K: 0 S: 9	H: 1 LOB: 1 BB: 0 P: 16	R: 0 H: 0 E: 0 K: 1 S: 7	H: 0 LOB: 0 BB: 0 P: 9	R: 0 H: 0 E: 0 K: 1 S: 11	H: 0 LOB: 0 BB: 0 P: 17	R: 0 H: 0 E: 0 K: 3 S: 10	H: 0 LOB: 0 BB: 0 P: 15	R: 0 H: 1 E: 0 K: 1 S: 13	H: 1 LOB: 1 BB: 0 P: 18		1B: 2 2B: 1 3B: 0 HR: 0	SF: 0 SAC: 0 DP: 0 HBP: 0	WP: 0 PB: 0 SB: 0 CS: 0
PITCHER	IP WLS BF H R ER SO BB IBB HBP BLK WP HR S P ERA WHIP	IP WLS BF H R ER SO BB IBB HBP BLK WP HR S P ERA WHIP	IP WLS BF H R ER SO BB IBB HBP BLK WP HR S P ERA WHIP	IP WLS BF H R ER SO BB IBB HBP BLK WP HR S P ERA WHIP	IP WLS BF H R ER SO BB IBB HBP BLK WP HR S P ERA WHIP	IP WLS BF H R ER SO BB IBB HBP BLK WP HR S P ERA WHIP	IP WLS BF H R ER SO BB IBB HBP BLK WP HR S P ERA WHIP	IP WLS BF H R ER SO BB IBB HBP BLK WP HR S P ERA WHIP	IP WLS BF H R ER SO BB IBB HBP BLK WP HR S P ERA WHIP	IP WLS BF H R ER SO BB IBB HBP BLK WP HR S P ERA WHIP	IP WLS BF H R ER SO BB IBB HBP BLK WP HR S P ERA WHIP	IP WLS BF H R ER SO BB IBB HBP BLK WP HR S P ERA WHIP	IP WLS BF H R ER SO BB IBB HBP BLK WP HR S P ERA WHIP	IP WLS BF H R ER SO BB IBB HBP BLK WP HR S P ERA WHIP	IP WLS BF H R ER SO BB IBB HBP BLK WP HR S P ERA WHIP	IP WLS BF H R ER SO BB IBB HBP BLK WP HR S P ERA WHIP	IP WLS BF H R ER SO BB IBB HBP BLK WP HR S P ERA WHIP			
27 Aaron Nola, R (1, 1) ERA: 2.93	7.0	W	24	2	0	0	7	1	0	0	0	0	0	0	0	0	0.00	0.429		
50 Héctor Neris, R (8, 1) ERA: 1.1	1.0	H	3	0	0	0	3	0	0	0	0	0	0	0	0	0	0.00	0.000		
46 Jeanmar Gómez, R (9, 1) ERA: 1.69	1.0	S	4	1	0	0	1	0	0	0	0	0	0	0	0	0	0.00	1.000		

Batter	1	2	3	4	5	6	7	8	9	AB	R	H	RBI	BB	SO	LOB	TOP			
37 Odúbel Herrera, L (1.8) OBP: 0.454, SLG: 0.447	F9			G3-1				1B		4	1	2	1	0	0	0	Philadelphia Phillies @ St. Louis Cardinals Busch Stadium, St. Louis, MO Wed May 04 2016, 7:16 PM - 10:18 PM CDT Att: 40,725 - Partly Cloudy - 63 F			
13 Freddy Galvis, S (1.6) OBP: 0.255, SLG: 0.386	G4-3			6 HR	7 BB	B1-3		P3		4	1	1	0	0	0	1				
7 Maikel Franco, R (1.5) 50 Héctor Neris, R (8.1) 17 Peter Bourjos, R (9.9) OBP: 0.190, SLG: 0.260	G1-3			6 HR	BB			G1-3		3	1	0	0	1	1	1				
6 Ryan Howard, L (1.3) 18 Darin Ruf, R (9. PH) OBP: 0.258, SLG: 0.448	K			HR				K		3	1	1	3	0	2	0				
51 Carlos Ruiz, R (1.2) OBP: 0.380, SLG: 0.578	G5-3			HR				K		4	0	0	0	0	1	0				
16 César Hernández, S (1.4) OBP: 0.323, SLG: 0.337	K							1B		4	0	2	0	0	1	0				
3 David Lough, L (1.9) 46 Jeanmar Gómez, R (9.1)				G3	F7			K		4	0	0	0	0	1	2				
39 Adam Morgan, L (1.1) 60 Colton Murray, R (8.1) 59 Elvis Araujo, L (8.1) 15 Emmanuel Burriss, S (7. PH) 38 Andrew Bailey, R (7.1) 4 Andrés Blanco, S (8.5) OBP: 0.199, SLG: 0.291	G1-3							G3-1		2	0	0	0	0	0	1				
2 Tyler Goeddel, R (1.7) OBP: 0.143, SLG: 0.143	G6-3							P3		3	0	0	0	0	0	0				
Inning Stats	R: 0 E: 0 K: 0 S: 9	H: 0 LOB: 0 BB: 0 P: 10	R: 0 E: 0 K: 2 S: 12	H: 0 LOB: 0 BB: 0 P: 14	R: 0 E: 0 K: 0 S: 5	H: 0 LOB: 0 BB: 0 P: 7	R: 3 E: 0 K: 0 S: 16	H: 3 LOB: 1 BB: 0 P: 32	R: 1 E: 0 K: 1 S: 9	H: 1 LOB: 0 BB: 0 P: 11	R: 0 E: 0 K: 2 S: 7	H: 0 LOB: 0 BB: 0 P: 9	R: 0 E: 0 K: 0 S: 8	H: 1 LOB: 1 BB: 0 P: 13	R: 0 E: 0 K: 3 S: 10	H: 1 LOB: 1 BB: 0 P: 11		1B: 4 2B: 0 3B: 0 HR: 2	SF: 0 SAC: 0 DP: 0 HBP: 0	WP: 0 PB: 0 SB: 0 CS: 0
PITCHER	IP WLS BF H R ER SO BB IBB HBP BLK WP HR S P ERA WHIP																			
8 Mike Leake, R (1.1) ERA: 6.03	5.0	20	4	4	4	3	1	0	0	0	0	0	0	0	2	51	74	7.20	1.000	
67 Matt Bowman, R (6.1) ERA: 2.25	2.0	6	0	0	0	2	0	0	0	0	0	0	0	0	15	21	0.00	0.000		
26 Seungwan Oh, R (8.1) ERA: 1.72	1.0	4	1	0	0	0	0	0	0	0	0	0	0	8	13	0.00	1.000			
46 Kevin Siegrist, L (9.1) ERA: 2.45	1.0	W	4	1	0	0	3	0	0	0	0	0	0	10	11	0.00	1.000			

Batter	1	2	3	4	5	6	7	8	9	AB	R	H	RBI	BB	SO	LOB	BOTTOM			
36 Aledmys Díaz, R (1.6) OBP: 0.422, SLG: 0.679	F9		K		G4-6-3		G6-3			4	1	1	2	1	1	0	Philadelphia Phillies @ St. Louis Cardinals Busch Stadium, St. Louis, MO Wed May 04 2016, 7:16 PM - 10:18 PM CDT Att: 40,725 - Partly Cloudy - 63 F			
55 Stephen Piscotty, R (1.9) OBP: 0.361, SLG: 0.495	G1-3			G6-3						5	0	3	2	0	0	0				
7 Matt Holliday, R (1.7) OBP: 0.327, SLG: 0.473	F9			G6-3	G4-6-3		FC6-4			5	0	2	1	0	0	3				
15 Randal Grichuk, R (1.8) OBP: 0.268, SLG: 0.384	F9			G6-3				G6-3		3	0	0	0	1	0	1				
4 Yadier Molina, R (1.3) OBP: 0.404, SLG: 0.417	F8			G6-3				G5-3		3	0	0	0	1	0	2				
3 Jedd Gyorko, R (1.4) OBP: 0.284, SLG: 0.468	1B			G4-3				F7		4	0	1	0	0	0	3				
19 Rubén Tejada, R (1.5) OBP: 0.250, SLG: 0.316	G1-3							G6-3		3	1	1	0	0	0	2				
16 Koltan Wong, L (9. PH) OBP: 0.315, SLG: 0.274								BB		0	1	0	0	1	0	0				
59 Eric Fryer, R (1.2) OBP: 0.643, SLG: 0.750	G2-3							F7		1	1	0	0	1	0	0				
13 Matt Carpenter, L (6. PH) OBP: 0.366, SLG: 0.410								2B		2	0	0	0	0	0	2				
8 Mike Leake, R (1.1) 37 Brandon Moss, L (5. PH) 67 Matt Bowman, R (6.1) 41 Jeremy Hazelbaker, L (7. PH) 26 Seungwan Oh, R (8.1) 46 Kevin Siegrist, L (9.1) 32 Matt Adams, R (9. PH) 18 Carlos Martínez, R (9. PH) OBP: 0.231, SLG: 0.231	K							2B		1	0	0	0	0	0	0				
Inning Stats	R: 0 E: 0 K: 0 S: 7	H: 1 LOB: 1 BB: 0 P: 11	R: 0 E: 0 K: 2 S: 7	H: 0 LOB: 0 BB: 0 P: 9	R: 0 E: 0 K: 0 S: 12	H: 1 LOB: 2 BB: 1 P: 21	R: 3 E: 0 K: 0 S: 14	H: 4 LOB: 1 BB: 1 P: 21	R: 0 E: 0 K: 0 S: 8	H: 0 LOB: 1 BB: 1 P: 16	R: 0 E: 0 K: 0 S: 8	H: 1 LOB: 1 BB: 0 P: 14	R: 0 E: 0 K: 0 S: 7	H: 0 LOB: 0 BB: 0 P: 12	R: 2 E: 0 K: 0 S: 10	H: 3 LOB: 3 BB: 2 P: 22	1B: 7 2B: 3 3B: 0 HR: 0	SF: 0 SAC: 0 DP: 1 HBP: 0	WP: 0 PB: 0 SB: 0 CS: 0	PA: 39
PITCHER	IP WLS BF H R ER SO BB IBB HBP BLK WP HR S P ERA WHIP																			
39 Adam Morgan, L (1.1) ERA: 6.0	4.0	20	6	3	3	2	2	0	0	0	0	0	0	0	45	70	6.75	2.000		
60 Colton Murray, R (5.1) ERA: 1.69	1.2	5	0	0	0	0	1	0	0	0	0	0	0	9	16	0.00	0.600			
59 Elvis Araujo, L (6.1) ERA: 1.69	0.1	H	1	0	0	0	0	0	0	0	0	0	0	3	4	0.00	0.000			
38 Andrew Bailey, R (7.1) ERA: 1.04	1.0	H	4	1	0	0	0	0	0	0	0	0	0	8	14	0.00	1.000			
50 Héctor Neris, R (8.1) ERA: 1.04	1.0	H	3	0	0	0	0	0	0	0	0	0	0	7	12	0.00	0.000			
PITCHER	IP WLS BF H R ER SO BB IBB HBP BLK WP HR S P ERA WHIP																			
46 Jeanmar Gómez, R (9.1) ERA: 2.7	0.2	L	6	3	2	0	0	0	0	0	0	0	0	10	22	27.00	6.000			

Batter	1	2	3	4	5	6	7	8	9	AB	R	H	RBI	BB	SO	LOB	TOP																	
37 Odúbel Herrera, L (1.8) OBP: 0.453, SLG: 0.447										5	0	3	0	0	0	1	Philadelphia Phillies @ Miami Marlins Marlins Park, Miami, FL Fri May 06 2016, 7:13 PM - 10:01 PM EDT Att: 19,983 - Clear - 81 F																	
16 César Hernández, S (1.4) OBP: 0.296, SLG: 0.309										5	0	0	0	0	0	6																		
7 Maikel Franco, R (1.5) OBP: 0.299, SLG: 0.463										5	1	2	2	0	2	1																		
18 Darin Ruf, R (1.3) OBP: 0.214, SLG: 0.200										3	0	1	0	1	0	1																		
13 Freddy Galvis, S (1.6) OBP: 0.263, SLG: 0.385										4	1	2	0	0	0	3																		
29 Cameron Rupp, R (1.2) OBP: 0.271, SLG: 0.397										4	0	1	0	0	1	3																		
2 Tyler Goeddel, R (1.7) OBP: 0.147, SLG: 0.147										3	0	0	0	0	0	3																		
3 David Lough, L (8. PH) OBP: 0.326, SLG: 0.368										1	0	0	0	0	0	0																		
28 Vince Velasquez, R (1.1) OBP: 0.231, SLG: 0.167										3	1	1	0	0	0	0																		
38 Andrew Bailey, R (7.1) OBP: 0.253, SLG: 0.438										0	0	0	0	0	0	0																		
6 Ryan Howard, L (8. PH) OBP: 0.253, SLG: 0.438										1	0	0	0	0	1	0																		
50 Héctor Neris, R (8.1) OBP: 0.224, SLG: 0.284										0	0	0	0	0	0	0																		
17 Peter Bourjos, R (1.9) OBP: 0.224, SLG: 0.284										2	1	2	2	2	0	0																		
Inning Stats	R: 0 E: 0 K: 0 S: 9	H: 2 LOB: 0 BB: 0 P: 14	R: 0 E: 0 K: 0 S: 9	H: 1 LOB: 0 BB: 0 P: 14	R: 1 E: 0 K: 0 S: 8	H: 2 LOB: 1 BB: 1 P: 14	R: 2 E: 0 K: 0 S: 11	H: 4 LOB: 2 BB: 0 P: 18	R: 1 E: 0 K: 0 S: 6	H: 2 LOB: 1 BB: 0 P: 10	R: 0 E: 0 K: 0 S: 8	H: 1 LOB: 1 BB: 0 P: 10	R: 0 E: 0 K: 2 S: 11	H: 0 LOB: 1 BB: 1 P: 21	R: 0 E: 0 K: 1 S: 7	H: 0 LOB: 0 BB: 1 P: 14	R: 0 E: 0 K: 1 S: 14	H: 0 LOB: 0 BB: 0 P: 22	1B: 9 2B: 2 3B: 0 HR: 1	SF: 0 SAC: 0 DP: 2 HBP: 0	WP: 0 PB: 0 SB: 0 CS: 1	PA: 40												
PITCHER	IP WLS BF H R ER SO BB IBB HBP BLK WP HR S P ERA WHIP																																	
54 Wei-Yin Chen, L (1.1) ERA: 4.66	5.0	25	11	4	4	0	0	1	0	0	0	0	0	1	43	70	7.20	2.400																
17 Craig Breslow, L (6.1) ERA: 3.55	1.0	4	1	0	0	0	0	0	0	0	0	0	0	0	8	10	0.00	1.000																
55 Neftalí Falcón, R (7.1) ERA: 1.00	1.0	4	0	0	0	2	1	0	0	0	0	0	0	11	21	0.00	1.000																	
46 Kyle Barraclough, R (8.1) ERA: 1.00	1.0	W	3	0	0	0	1	1	0	0	0	0	0	7	14	0.00	1.000																	
35 David Phelps, R (9.1) ERA: 1.0	1.0	S	3	0	0	0	1	0	0	0	0	0	0	14	22	0.00	0.000																	

Batter	1	2	3	4	5	6	7	8	9	AB	R	H	RBI	BB	SO	LOB	BOTTOM																	
11 J.T. Realmuto, R (1.2) OBP: 0.323, SLG: 0.452										4	0	1	1	0	0	0	Philadelphia Phillies @ Miami Marlins Marlins Park, Miami, FL Fri May 06 2016, 7:13 PM - 10:01 PM EDT Att: 19,983 - Clear - 81 F																	
14 Martín Prado, R (1.5) OBP: 0.412, SLG: 0.453										4	1	2	1	0	0	0																		
21 Christian Yelich, L (1.7) OBP: 0.445, SLG: 0.541										4	2	2	2	0	0	2																		
27 Giancarlo Stanton, R (1.9) OBP: 0.391, SLG: 0.632										3	1	1	2	1	1	0																		
32 Derek Dietrich, L (1.4) OBP: 0.417, SLG: 0.569										4	0	1	0	0	1	1																		
35 David Phelps, R (9.1) OBP: 0.500, SLG: 0.500										0	0	0	0	0	0	0																		
13 Marcell Ozuna, R (1.8) OBP: 0.313, SLG: 0.462										4	1	2	0	0	1	1																		
12 Chris Johnson, R (1.3) OBP: 0.306, SLG: 0.281										3	1	1	0	1	0	2																		
19 Miguel Rojas, R (1.6) OBP: 0.324, SLG: 0.333										4	0	0	0	0	2	4																		
54 Wei-Yin Chen, R (1.1) ERA: 4.66	6.0	25	11	4	4	0	0	1	0	0	0	0	0	1	64	90		6.00	1.333															
38 Andrew Bailey, R (7.1) ERA: 1.00	1.0	3	0	0	0	1	0	0	0	0	0	7	9	0.00	0.000																			
50 Héctor Neris, R (8.1) ERA: 1.96	1.0	L	7	3	2	2	0	1	0	0	0	1	1	13	22	18.00	4.000																	
Inning Stats	R: 2 E: 0 K: 1 S: 9	H: 2 LOB: 0 BB: 0 P: 13	R: 2 E: 1 K: 1 S: 19	H: 4 LOB: 2 BB: 0 P: 25	R: 0 E: 0 K: 2 S: 12	H: 0 LOB: 0 BB: 0 P: 15	R: 0 E: 0 K: 1 S: 10	H: 0 LOB: 0 BB: 0 P: 15	R: 0 E: 0 K: 0 S: 8	H: 0 LOB: 0 BB: 0 P: 10	R: 0 E: 0 K: 0 S: 6	H: 1 LOB: 1 BB: 1 P: 12	R: 0 E: 0 K: 1 S: 7	H: 0 LOB: 0 BB: 0 P: 9	R: 2 E: 0 K: 0 S: 13	H: 3 LOB: 2 BB: 1 P: 22	R: 2 E: 0 K: 0 S: 13	H: 0 LOB: 0 BB: 0 P: 22	1B: 7 2B: 1 3B: 0 HR: 2	SF: 0 SAC: 1 DP: 1 HBP: 0	WP: 1 PB: 0 SB: 0 CS: 0	PA: 35												
PITCHER	IP WLS BF H R ER SO BB IBB HBP BLK WP HR S P ERA WHIP																																	
28 Vince Velasquez, R (1.1) ERA: 2.17	6.0	25	11	4	4	0	0	1	0	0	0	0	0	1	64	90	6.00	1.333																
38 Andrew Bailey, R (7.1) ERA: 1.00	1.0	3	0	0	0	1	0	0	0	0	0	7	9	0.00	0.000																			
50 Héctor Neris, R (8.1) ERA: 1.96	1.0	L	7	3	2	2	0	1	0	0	0	1	1	13	22	18.00	4.000																	

AB	36
R	4
H	12
RBI	4
BB	3
SO	4
LOB	18



Batter	1	2	3	4	5	6	7	8	9	AB	R	H	RBI	BB	SO	LOB	TOP																		
37 Odúbel Herrera, L OBP: 0.445, SLG: 0.432	G3-1		K		G5-3		G3-1		G1-3	5	1	1	0	0	1	2																			
16 César Hernández, S OBP: 0.313, SLG: 0.343	F9						G3-1		G4-3	4	1	2	1	0	0	0																			
3 David Lough, L OBP: 0.333, SLG: 0.381										1	0	0	0	0	0	0																			
46 Jeanmar Gómez, R										0	0	0	0	0	0	0																			
7 Maikel Franco, R OBP: 0.286, SLG: 0.436										5	0	1	0	0	0	2																			
29 Cameron Rupp, R OBP: 0.270, SLG: 0.389	FC6-4									4	1	1	0	0	1	2																			
18 Darin Ruf, R OBP: 0.217, SLG: 0.204										3	1	1	0	0	0	1																			
6 Ryan Howard, L OBP: 0.250, SLG: 0.424										0	0	0	0	1	0	0																			
15 Emmanuel Burriss, S OBP: 0.192, SLG: 0.217										0	1	0	0	0	0	0																			
13 Freddy Galvis, S OBP: 0.254, SLG: 0.368	P4									4	0	1	1	0	0	1																			
2 Tyler Goeddel, R OBP: 0.156, SLG: 0.184	F7									4	1	1	2	0	0	1																			
27 Aaron Nola, R OBP: 0.125, SLG: 0.133										2	0	0	0	1	0	1																			
38 Andrew Bailey, R										0	0	0	0	0	0	0																			
4 Andrés Blanco, S OBP: 0.390, SLG: 0.595										1	0	1	1	0	0	0																			
17 Peter Bourjos, R OBP: 0.220, SLG: 0.287										4	0	1	0	0	0	2																			
Inning Stats	R: 0 E: 0 K: 0 S: 9	H: 1 LOB: 1 BB: 0 P: 11	R: 0 E: 0 K: 0 S: 3	H: 0 LOB: 0 BB: 0 P: 6	R: 0 E: 0 K: 1 S: 9	H: 0 LOB: 0 BB: 0 P: 14	R: 0 E: 0 K: 0 S: 7	H: 1 LOB: 1 BB: 0 P: 12	R: 0 E: 0 K: 0 S: 11	H: 1 LOB: 2 BB: 1 P: 21	R: 3 E: 1 K: 0 S: 11	H: 4 LOB: 1 BB: 0 P: 16	R: 1 E: 0 K: 0 S: 11	H: 1 LOB: 0 BB: 0 P: 17	R: 2 E: 0 K: 1 S: 12	H: 2 LOB: 2 BB: 1 P: 20	R: 0 E: 0 K: 0 S: 5	H: 0 LOB: 0 BB: 0 P: 8	1B: 6 2B: 3 3B: 1 HR: 0	SF: 0 SAC: 0 DP: 0 HBP: 0	WP: 0 PB: 0 SB: 1 CS: 0	PA: 39													
PITCHER	IP WLS BF H R ER SO BB IBB HBP BLK WP HR S P ERA WHIP																																		
20 Justin Nicolino, L ERA: 2.79	6.0		26	7	3	2	1	1	0	0	0	0	0	0	0	50	80	3.00	1.333																
55 Nefi Ogando, R ERA: 3.0	1.0		4	1	1	1	0	0	0	0	0	0	0	0	11	17	9.00	1.000																	
35 David Phelps, R ERA: 1.89	1.0	L	6	2	2	2	1	1	0	0	0	0	0	0	12	20	18.00	3.000																	
62 José Ureña, R ERA: 5.4	1.0		3	0	0	0	0	0	0	0	0	0	0	0	5	8	0.00	0.000																	

Philadelphia Phillies @ Miami Marlins
Marlins Park, Miami, FL
Sun May 08 2016, 1:12 PM - 4:21 PM EDT
Att. 19,625 - Roof Closed - 73 F

AB 37
R 6
H 10
RBI 5
BB 2
SO 2
LOB 12

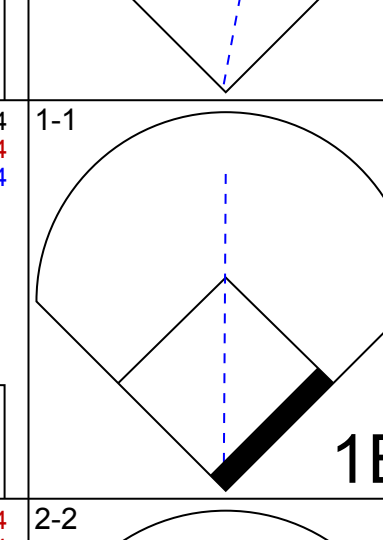

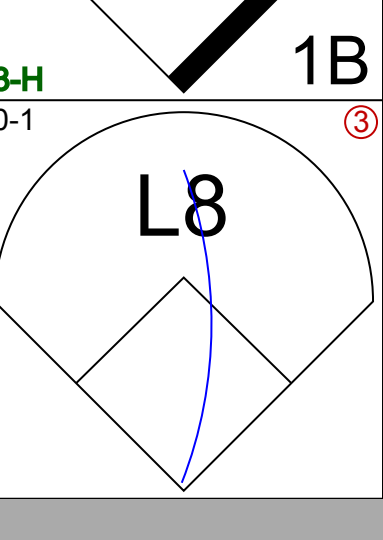

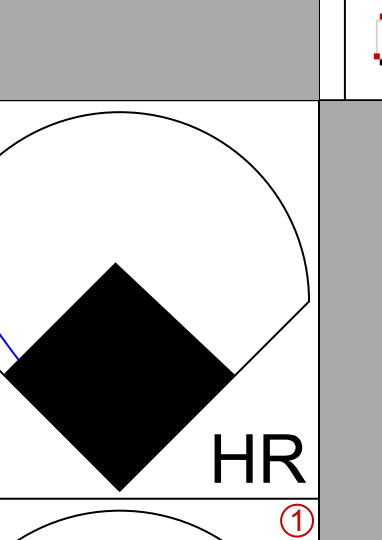
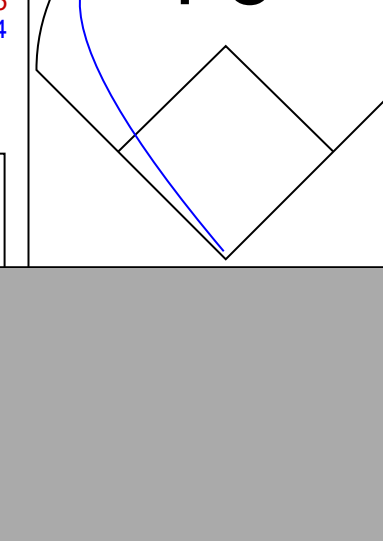


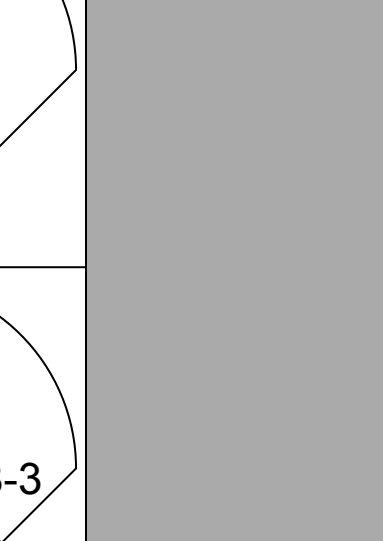
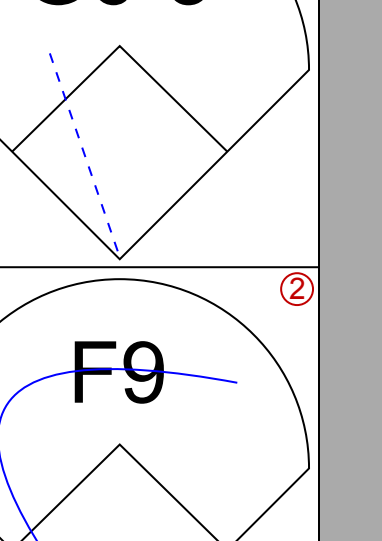

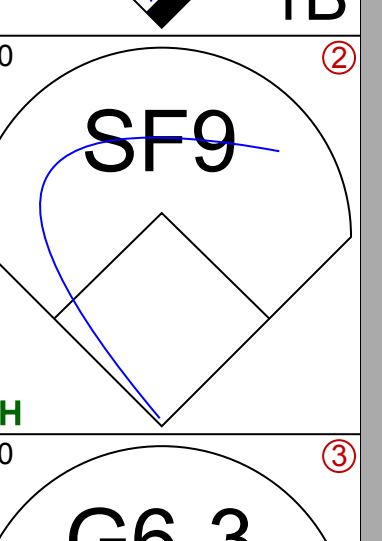
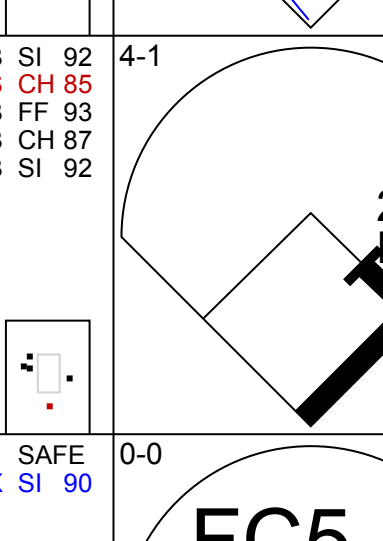

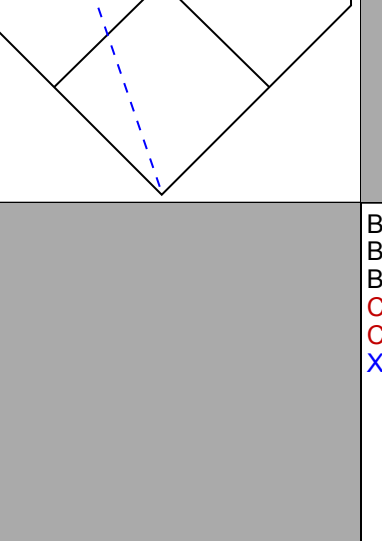

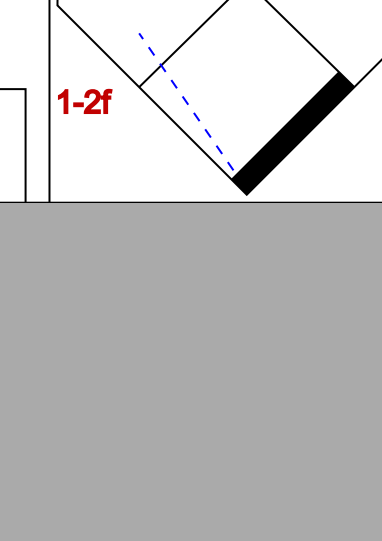
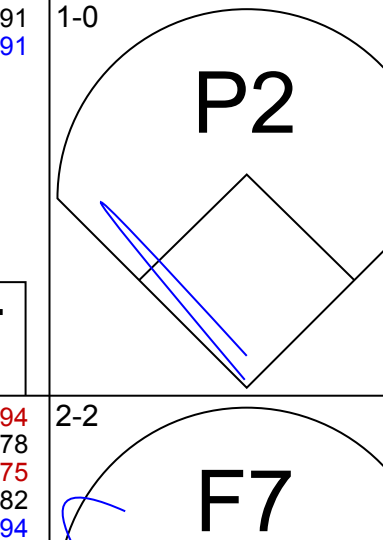
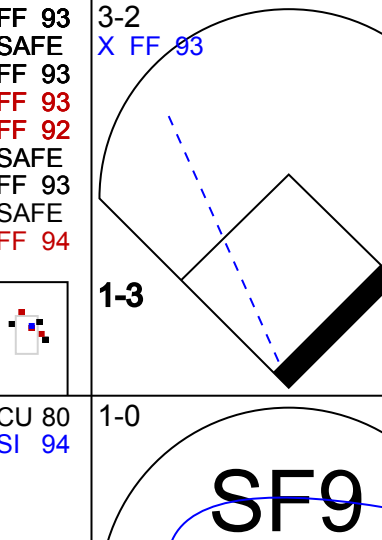
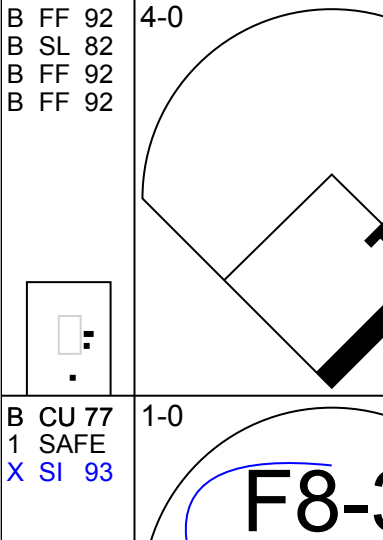
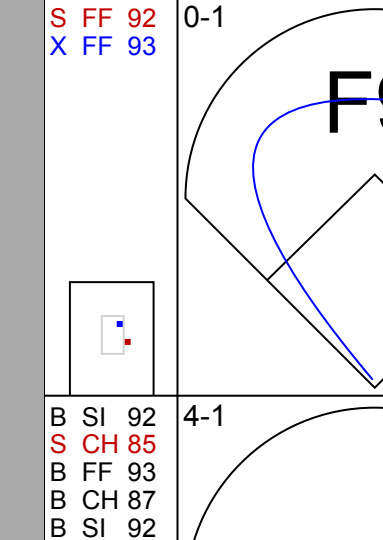
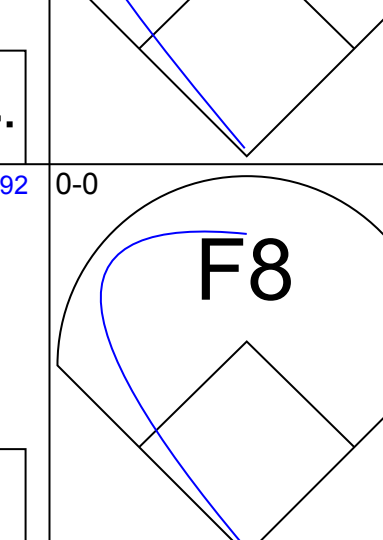
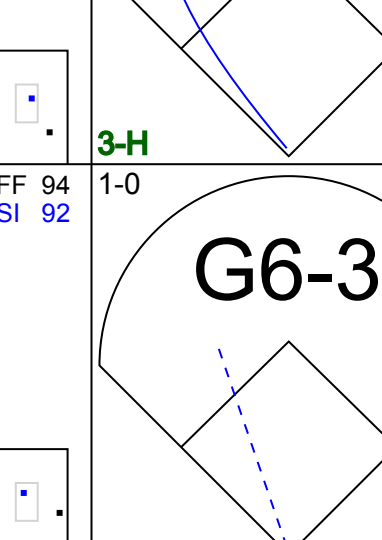
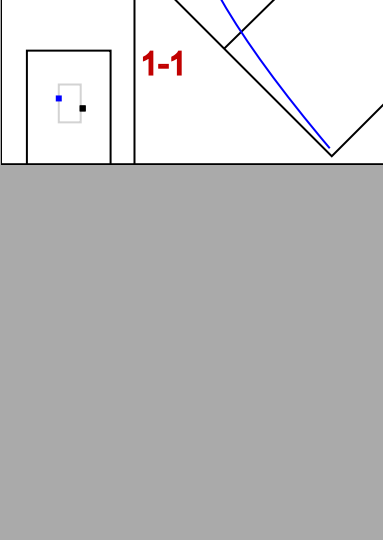
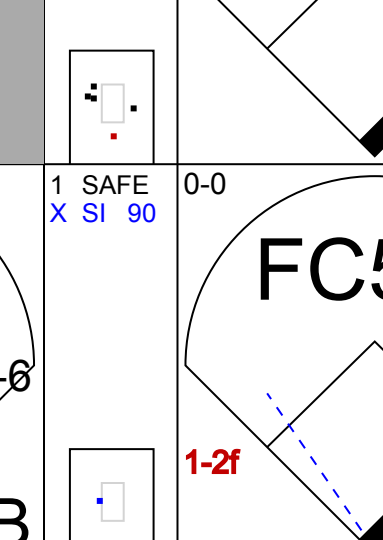


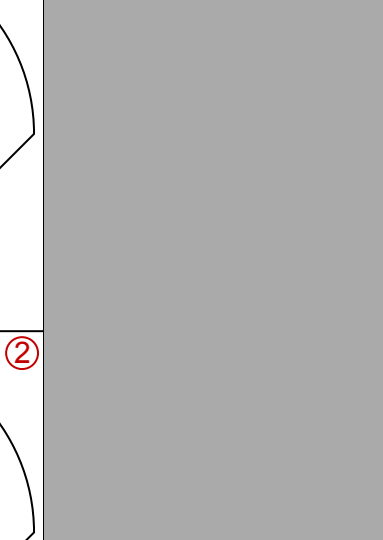


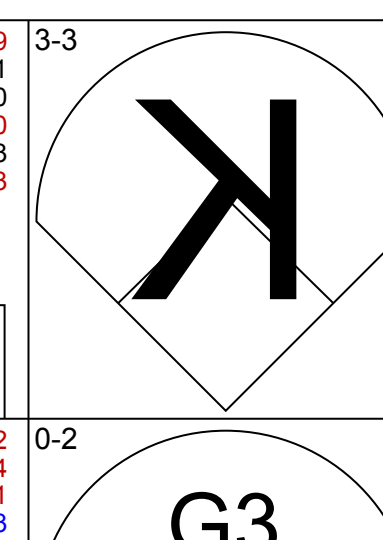
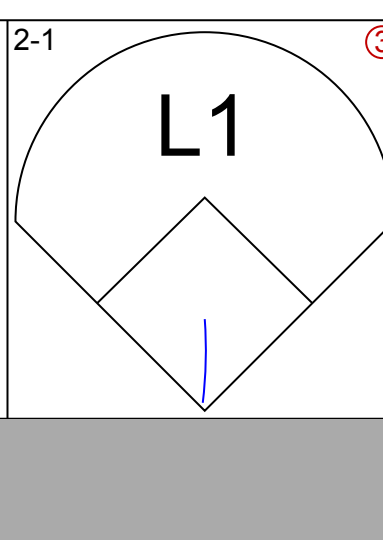
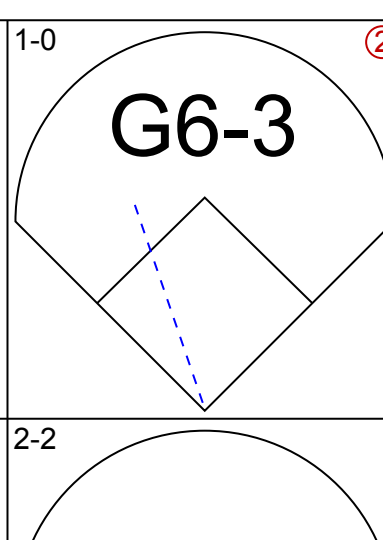
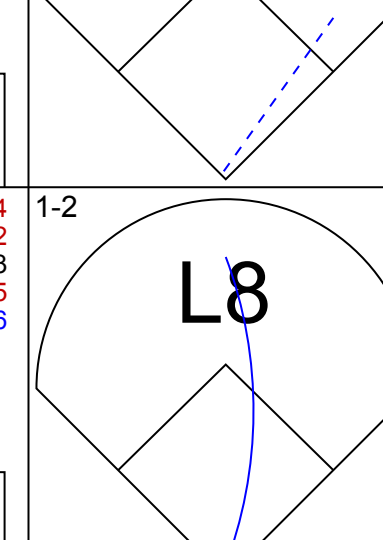
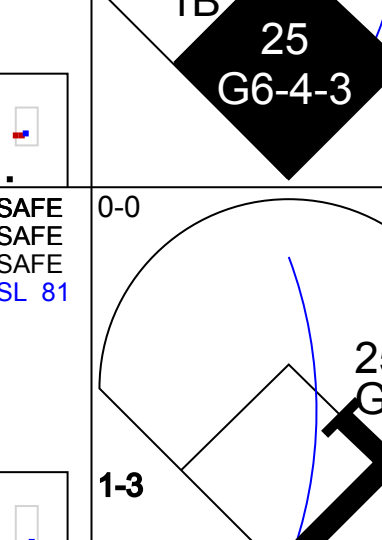
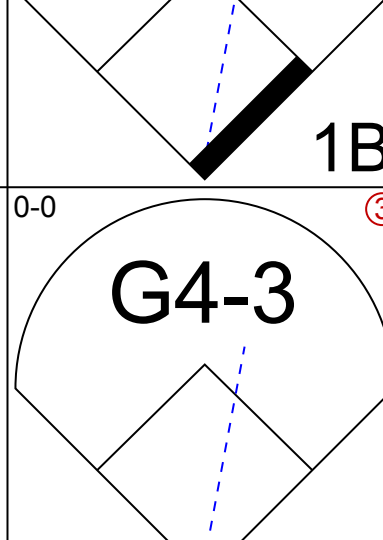
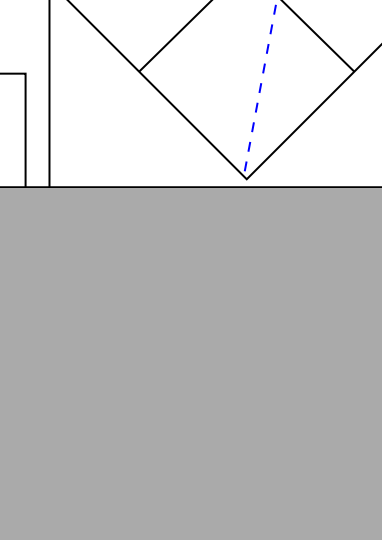

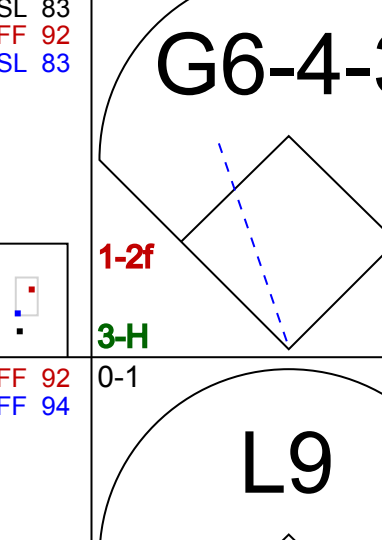

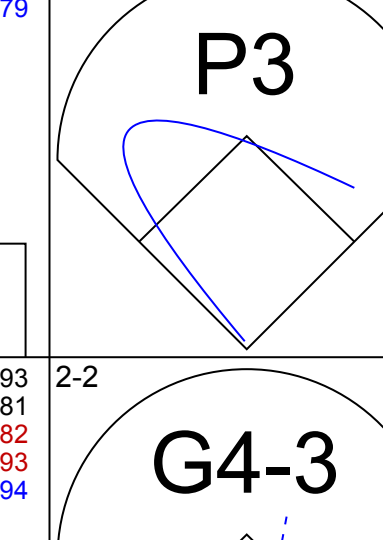
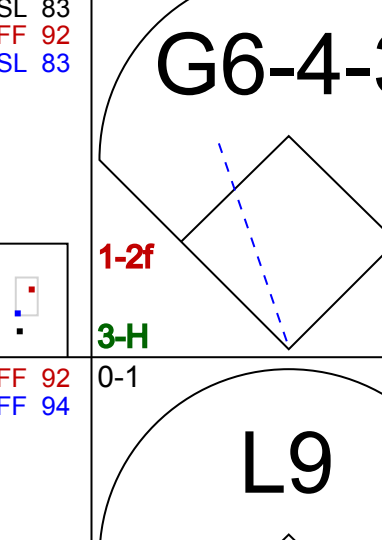

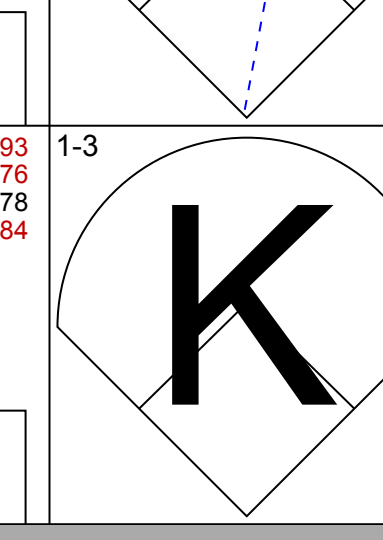
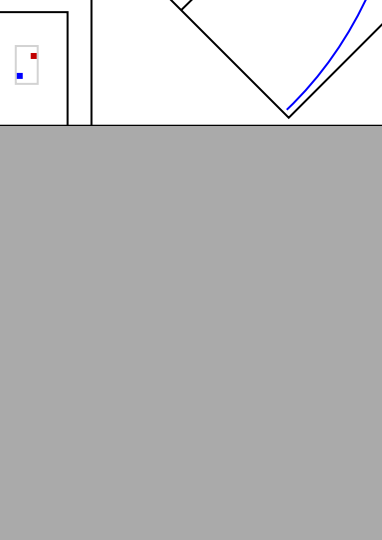

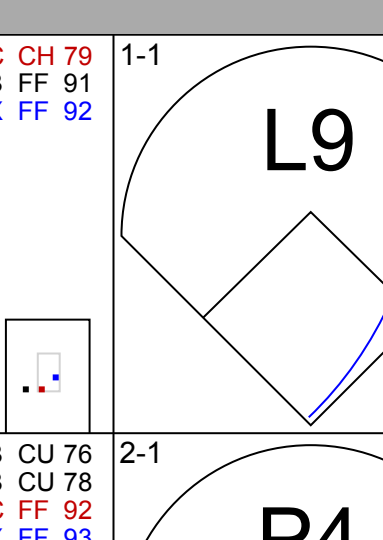

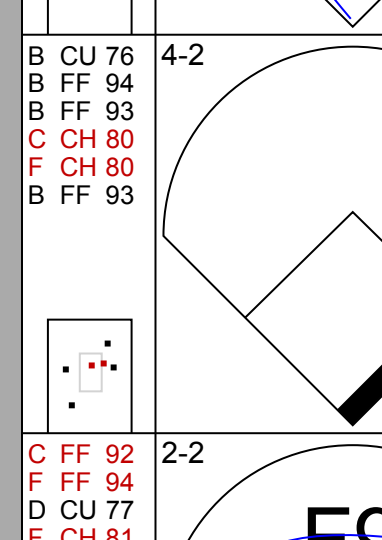
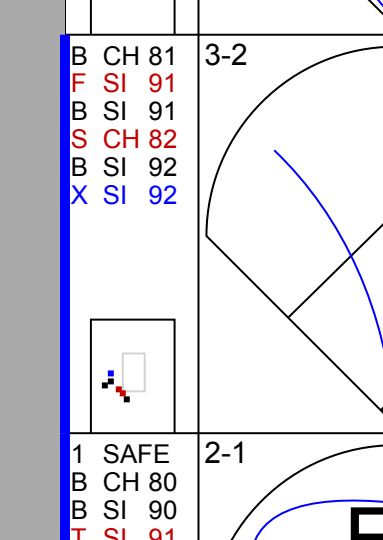
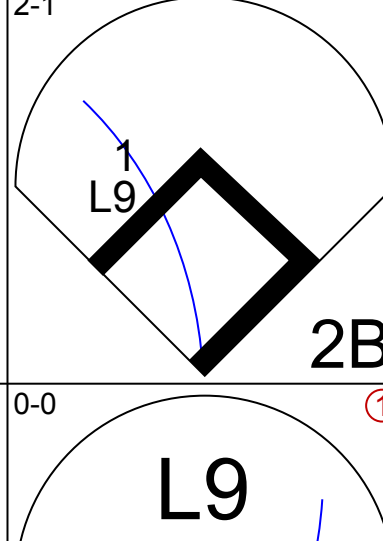
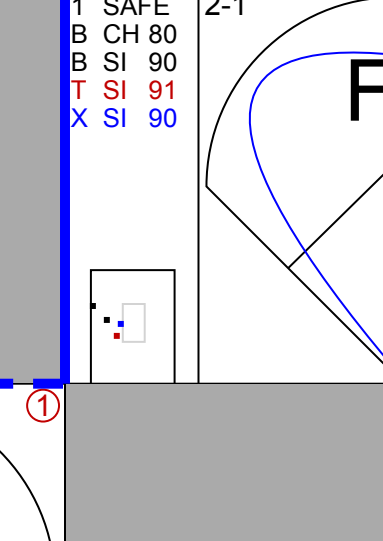
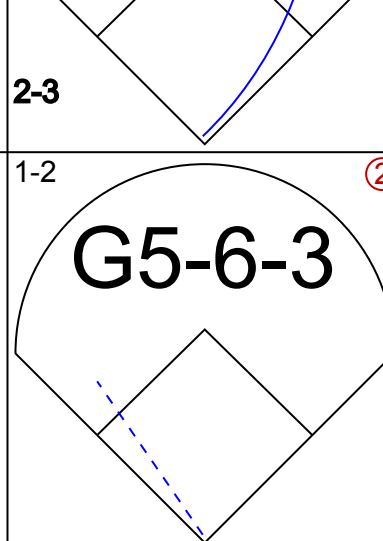
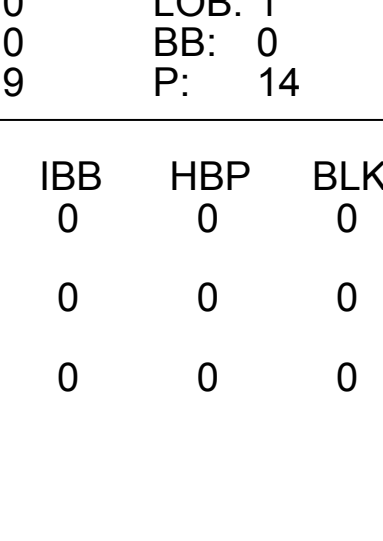
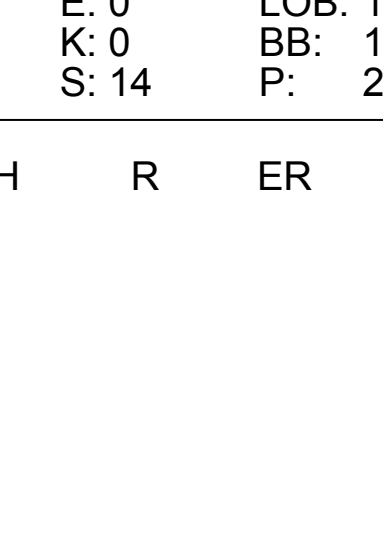
Batter	1	2	3	4	5	6	7	8	9	AB	R	H	RBI	BB	SO	LOB	BOTTOM																		
51 Ichiro Suzuki, L OBP: 0.379, SLG: 0.366	G4-3		G3-1		G6-3				K	4	1	1	0	0	0	0																			
27 Giancarlo Stanton, R OBP: 0.376, SLG: 0.690										1	0	0	0	0	1	0																			
14 Martín Prado, R OBP: 0.426, SLG: 0.475	L7									5	1	4	0	0	0	0																			
21 Christian Yelich, L OBP: 0.445, SLG: 0.528	G4-3									4	1	1	0	1	0	2																			
41 Justin Bour, L OBP: 0.344, SLG: 0.488										3	1	1	2	0	1	1																			
35 David Phelps, R OBP: 0.500, SLG: 0.500										0	0	0	0	0	0	0																			
62 José Ureña, R										0	0	0	0	0	0	0																			
13 Marcell Ozuna, R OBP: 0.317, SLG: 0.482										4	0	1	0	0	1	4																			
32 Derek Dietrich, L OBP: 0.403, SLG: 0.569										3	0	1	1	0	1	1																			
19 Miguel Rojas, R OBP: 0.306, SLG: 0.313										1	0	0	0	0	0	0																			
11 J.T. Realmuto, R OBP: 0.317, SLG: 0.439										4	0	0	1	0	0	2																			
3 Adeiny Hechavarria, R OBP: 0.255, SLG: 0.309										3	0	0	0	1	1	0																			
20 Justin Nicolino, L										2	0	0	0	0	2	2																			
55 Nefi Ogando, R										0	0	0	0	0	0	0																			
12 Chris Johnson, R OBP: 0.310, SLG: 0.395										2	1	1	1	0	1	0																			
Inning Stats	R: 0 E: 0 K: 0 S: 5	H: 0 LOB: 0 BB: 0 P: 6	R: 0 E: 1 K: 1 S: 10	H: 1 LOB: 1 BB: 0 P: 19	R: 0 E: 0 K: 1 S: 11	H: 0 LOB: 0 BB: 0 P: 14	R: 3 E: 0 K: 2 S: 17	H: 4 LOB: 2 BB: 1 P: 29	R: 0 E: 0 K: 1 S: 7	H: 1 LOB: 1 BB: 0 P: 11	R: 0 E: 0 K: 0 S: 9	H: 0 LOB: 0 BB: 0 P: 14	R: 2 E: 0 K: 0 S: 22	H: 3 LOB: 2 BB: 1 P: 35	R: 0 E: 0 K: 1 S: 12	H: 0 LOB: 0 BB: 0 P: 18	R: 0 E: 0 K: 2 S: 14	H: 1 LOB: 1 BB: 0 P: 20	1B: 7 2B: 2 3B: 0 HR: 1	SF: 1 SAC: 0 DP: 0 HBP: 0	WP: 1 PB: 0 SB: 0 CS: 0	PA: 39													
PITCHER	IP WLS BF H R ER SO BB IBB HBP BLK WP HR S P ERA WHIP																																		
27 Aaron Nola, R ERA: 3.13	6.0		25	6	3	3	5	0	0	0	0	0	0	0	1	15	20	4.50	1.000																
38 Andrew Bailey, R ERA: 2.45	0.1	B	4	3	2	2	0	0	0	0	0	0	0	0	0	0	0	54.00	9.000																
50 Héctor Neris, R ERA: 1.8	1.2	W	6	0	0	0	1	1	0	0	0	0	0	0	19	33	0.00	0.600																	
46 Jeanmar Gómez, R ERA: 2.41	1.0	S	4	1	0	0	2	0	0	0	0	0	0	0	14	20	0.00	1.000																	

Philadelphia Phillies @ Miami Marlins
Marlins Park, Miami, FL
Sun May 08 2016, 1:12 PM - 4:21 PM EDT
Att. 19,625 - Roof Closed - 73 F

AB 36
R 5
H 10
RBI 5
BB 2
SO 8
LOB 12



Batter	1	2	3	4	5	6	7	8	9	AB	R	H	RBI	BB	SO	LOB	TOP					
37 Oúbel Herrera, L (1, 8) OBP: 0.437, SLG: 0.431										5	0	1	0	0	1	3	Philadelphia Phillies @ Atlanta Braves Turner Field, Atlanta, GA Tue May 10 2016, 7:11 PM - 9:43 PM EDT Att: 14,490 - Partly Cloudy - 78 F					
16 César Hernández, S (1, 4) OBP: 0.306, SLG: 0.336										5	0	1	1	0	0	4						
7 Maikel Franco, R (1, 5) OBP: 0.300, SLG: 0.471										4	2	3	1	0	0	1						
6 Ryan Howard, L (1, 3) OBP: 0.241, SLG: 0.406										4	0	0	0	0	1	2						
51 Carlos Ruiz, R (1, 2) OBP: 0.362, SLG: 0.519										3	0	1	0	1	0	0						
13 Freddy Galvis, S (1, 6) OBP: 0.213, SLG: 0.361										2	0	0	1	1	0	1						
2 Tyler Goeddel, R (1, 7) OBP: 0.167, SLG: 0.190										4	0	1	0	0	0	2						
39 Adam Morgan, L (1, 1)																						
50 Héctor Neris, R (8, 1)																						
18 Darin Ruf, R (9, PH) OBP: 0.213, SLG: 0.200																						
46 Jeanmar Gómez, R (9, 1)																						
17 Peter Bourjos, R (1, 9) OBP: 0.232, SLG: 0.308																						
Inning Stats	R: 0 E: 0 K: 1 S: 13	H: 1 LOB: 1 BB: 0 P: 18	R: 0 E: 0 K: 0 S: 5	H: 0 LOB: 0 BB: 0 P: 8	R: 0 E: 0 K: 0 S: 7	H: 1 LOB: 1 BB: 0 P: 9	R: 1 E: 0 K: 1 S: 10	H: 2 LOB: 1 BB: 0 P: 16	R: 1 E: 0 K: 0 S: 12	H: 2 LOB: 1 BB: 0 P: 18	R: 0 E: 0 K: 0 S: 4	H: 0 LOB: 0 BB: 1 P: 11	R: 0 E: 1 K: 0 S: 11	H: 1 LOB: 2 BB: 0 P: 14	R: 1 E: 0 K: 0 S: 6	H: 1 LOB: 1 BB: 1 P: 10	R: 0 E: 0 K: 1 S: 12	H: 1 LOB: 1 BB: 0 P: 18	1B: 6 2B: 3 3B: 0 HR: 1	SF: 1 SAC: 0 DP: 1 HBP: 0	WP: 0 PB: 0 SB: 0 CS: 0	PA: 38
PITCHER	IP WLS BF H R ER SO BB IBB HBP BLK WP HR S P ERA WHIP																					
37 Matt Wisler, R (1, 1) ERA: 3.27	8.0 L 34 8 3 3 2 2 0 0 0 0 0 1 68 104 3.38 1.250																					
46 Ian Krol, L (9, 1) ERA:	1.0 4 1 0 0 1 0 0 0 0 0 0 0 12 18 0.00 1.000																					

Batter	1	2	3	4	5	6	7	8	9	AB	R	H	RBI	BB	SO	LOB	BOTTOM					
22 Nick Markakis, L (1, 9) OBP: 0.391, SLG: 0.384										3	0	0	0	1	1	1	Philadelphia Phillies @ Atlanta Braves Turner Field, Atlanta, GA Tue May 10 2016, 7:11 PM - 9:43 PM EDT Att: 14,490 - Partly Cloudy - 78 F					
11 Ender Inciarte, L (1, 8) OBP: 0.333, SLG: 0.238										4	1	2	0	0	0	1						
5 Freddie Freeman, L (1, 3) OBP: 0.380, SLG: 0.464										4	1	2	1	0	0	1						
25 Tyler Flowers, R (1, 2) OBP: 0.315, SLG: 0.229										4	0	0	0	0	0	1						
18 Jeff Francoeur, R (1, 7) OBP: 0.281, SLG: 0.271										4	0	0	0	0	0	0						
7 Gordon Beckham, R (1, 5) OBP: 0.385, SLG: 0.333										2	0	0	0	1	1	0						
24 Kelly Johnson, L (9, PH) OBP: 0.290, SLG: 0.268										1	0	1	0	0	0	0						
23 Chase d'Amaud, R (1, 4) OBP: 0.308, SLG: 0.385										3	0	1	0	0	0	1						
4 Reid Brignac, L (9, PH) OBP: 0.176, SLG: 0.235										1	0	0	0	0	0	1						
1 Erick Aybar, S (1, 6) OBP: 0.216, SLG: 0.209										3	0	0	0	0	1	1						
37 Matt Wisler, R (1, 1) ERA: 3.94	7.0 W 25 4 1 1 4 1 0 0 0 0 0 0 14 21 0.00 1.000																					
17 Mallex Smith, L (8, PH) OBP: 0.280, SLG: 0.353	1.0 S 5 2 1 1 0 0 0 0 0 0 0 1 10 18 9.00 2.000																					
46 Ian Krol, L (9, 1) ERA: 2.75	1.0 4 1 0 0 1 0 0 0 0 0 0 0 12 18 0.00 1.000																					
Inning Stats	R: 0 E: 0 K: 1 S: 11	H: 0 LOB: 0 BB: 0 P: 15	R: 0 E: 0 K: 1 S: 7	H: 0 LOB: 0 BB: 0 P: 11	R: 0 E: 0 K: 0 S: 9	H: 1 LOB: 1 BB: 0 P: 14	R: 1 E: 0 K: 0 S: 8	H: 2 LOB: 0 BB: 0 P: 10	R: 0 E: 0 K: 1 S: 7	H: 0 LOB: 0 BB: 0 P: 11	R: 0 E: 0 K: 1 S: 8	H: 1 LOB: 1 BB: 0 P: 13	R: 0 E: 0 K: 0 S: 10	H: 0 LOB: 1 BB: 1 P: 16	R: 0 E: 0 K: 0 S: 14	H: 0 LOB: 1 BB: 1 P: 21	R: 1 E: 0 K: 0 S: 10	H: 2 LOB: 1 BB: 0 P: 18	1B: 4 2B: 1 3B: 0 HR: 1	SF: 0 SAC: 0 DP: 1 HBP: 0	WP: 0 PB: 0 SB: 0 CS: 0	PA: 34
PITCHER	IP WLS BF H R ER SO BB IBB HBP BLK WP HR S P ERA WHIP																					
39 Adam Morgan, L (1, 1) ERA: 3.94	1.0 H 4 0 0 0 0 1 0 0 0 0 0 0 14 21 0.00 1.000																					
50 Héctor Neris, R (8, 1) ERA: 1.71	1.0 S 5 2 1 1 0 0 0 0 0 0 0 1 10 18 9.00 2.000																					
46 Jeanmar Gómez, R (9, 1) ERA: 2.75	1.0 4 1 0 0 1 0 0 0 0 0 0 0 12 18 0.00 1.000																					

Batter	1	2	3	4	5	6	7	8	9	AB	R	H	RBI	BB	SO	LOB	TOP										
37 O'dobel Herrera, L OBP: 0.432, SLG: 0.425	F8			P5		K			1B	4	0	1	0	0	1	0	Philadelphia Phillies @ Atlanta Braves Turner Field, Atlanta, GA Wed May 11 2016, 7:10 PM - 9:30 PM EDT Att: 13,760 - Partly Cloudy - 85 F										
16 César Hernández, S OBP: 0.306, SLG: 0.333	K			G5-3			G5-3		1B	4	0	1	0	0	1												
7 Maikel Franco, R OBP: 0.291, SLG: 0.456	G4-3			K			G6-3		K	4	0	0	0	0	2												
6 Ryan Howard, L OBP: 0.243, SLG: 0.434		G6-3			HR		K			3	1	1	1	0	1												
29 Cameron Rupp, R OBP: 0.260, SLG: 0.373		G3-1			L7			F9		3	0	0	0	0	0												
13 Freddy Galvis, S OBP: 0.296, SLG: 0.361		L6			P6			G6-4-3		3	0	1	0	0	0												
2 Tyler Goeddel, R OBP: 0.159, SLG: 0.182 34 Brett Oberholzer, L (5, 1)				G6-3		G2-3		G6-4-3		2	0	0	0	0	0												
18 Darin Ruf, R OBP: 0.210, SLG: 0.196 59 Elvis Araujo, L (8, 1)				G1-3				G3-1		1	0	0	0	0	0												
48 Jerad Eickhoff, R OBP: 0.231, SLG: 0.308 15 Emmanuel Burruss, S OBP: 0.179, SLG: 0.200				G1-3				F8		2	0	0	0	0	0												
17 Peter Bourjos, R OBP: 0.224, SLG: 0.298				G1-3						3	0	0	0	0	0												
Inning Stats	R: 0 E: 0 K: 1 S: 6	H: 0 LOB: 0 BB: 0 P: 7	R: 0 E: 0 K: 0 S: 8	H: 0 LOB: 0 BB: 0 P: 12	R: 0 E: 0 K: 0 S: 8	H: 0 LOB: 0 BB: 0 P: 11	R: 0 E: 0 K: 1 S: 9	H: 0 LOB: 0 BB: 0 P: 13	R: 1 E: 0 K: 0 S: 11	H: 1 LOB: 0 BB: 0 P: 12	R: 0 E: 0 K: 1 S: 6	H: 0 LOB: 0 BB: 0 P: 9	R: 0 E: 0 K: 1 S: 6	H: 0 LOB: 0 BB: 0 P: 10	R: 0 E: 0 K: 0 S: 9	H: 1 LOB: 0 BB: 0 P: 11	R: 0 E: 0 K: 1 S: 15	H: 2 LOB: 2 BB: 0 P: 22	1B: 3 2B: 0 3B: 0 HR: 1	SF: 0 SAC: 0 DP: 1 HBP: 0	WP: 0 PB: 0 SB: 0 CS: 0	PA: 30					
PITCHER	IP	WLS	BF	H	R	ER	SO	BB	IBB	HBP	BLK	WP	HR	S	P	ERA	WHIP										
57 Williams Pérez, R ERA: 3.54	8.0	W	25	2	1	1	4	0	0	0	0	0	0	63	85	1.12	0.250										
38 Aroldys Vizcaino, R ERA: 1.35	1.0		5	2	0	0	1	0	0	0	0	0	0	15	22	0.00	2.000										

AB 30
R 1
H 4
RBI 1
BB 0
SO 5
LOB 3



Batter	1	2	3	4	5	6	7	8	9	AB	R	H	RBI	BB	SO	LOB	BOTTOM										
22 Nick Markakis, L OBP: 0.387, SLG: 0.383	SF7			G4-3		L7				3	0	1	1	0	0	Philadelphia Phillies @ Atlanta Braves Turner Field, Atlanta, GA Wed May 11 2016, 7:10 PM - 9:30 PM EDT Att: 13,760 - Partly Cloudy - 85 F											
11 Ender Inciarte, L OBP: 0.286, SLG: 0.200	FC5-4				P5		G5-3			4	1	0	0	0	1												
5 Freddie Freeman, L OBP: 0.391, SLG: 0.500	1B				HR		G5-3			4	2	3	1	0	0												
24 Kelly Johnson, L OBP: 0.303, SLG: 0.300 14 Daniel Castro, R OBP: 0.244, SLG: 0.216	1B				G1-3		G6-3			4	0	2	1	0	0												
15 A.J. Pierzynski, L OBP: 0.250, SLG: 0.243	1B				SF9			F8		3	0	1	1	0	2												
7 Gordon Beckham, R OBP: 0.400, SLG: 0.379	K				1B			1B		2	1	1	0	2	1												
1 Erick Aybar, S OBP: 0.217, SLG: 0.219	G4-3				G4-6-3			2B		4	0	1	1	0	7												
57 Williams Pérez, R ERA: 3.54 18 Jeff Francoeur, R OBP: 0.277, SLG: 0.287 38 Aroldys Vizcaino, R (9, 1)		L8			K			G1-3		3	0	0	0	0	1												
17 Mallex Smith, L OBP: 0.278, SLG: 0.347		1B			G3			K		4	1	1	0	0	2												
Inning Stats	R: 1 E: 1 K: 1 S: 21	H: 3 LOB: 3 BB: 0 P: 27	R: 1 E: 0 K: 0 S: 9	H: 1 LOB: 0 BB: 0 P: 13	R: 1 E: 0 K: 0 S: 7	H: 2 LOB: 1 BB: 1 P: 19	R: 0 E: 0 K: 1 S: 7	H: 0 LOB: 0 BB: 0 P: 10	R: 1 E: 0 K: 0 S: 14	H: 2 LOB: 2 BB: 1 P: 21	R: 0 E: 0 K: 1 S: 9	H: 0 LOB: 0 BB: 0 P: 11	R: 0 E: 0 K: 0 S: 7	H: 0 LOB: 0 BB: 0 P: 10	R: 1 E: 0 K: 2 S: 13		H: 2 LOB: 1 BB: 0 P: 20	1B: 6 2B: 3 3B: 0 HR: 1	SF: 2 SAC: 0 DP: 1 HBP: 0	WP: 0 PB: 0 SB: 1 CS: 0	PA: 36						
PITCHER	IP	WLS	BF	H	R	ER	SO	BB	IBB	HBP	BLK	WP	HR	S	P	ERA	WHIP										
48 Jerad Eickhoff, R ERA: 4.43	4.1	L	21	7	4	3	2	1	0	0	0	0	0	49	76	6.23	1.846										
34 Brett Oberholzer, L ERA: 7.64	2.2		10	1	0	0	1	1	0	0	0	0	0	25	35	0.00	0.750										
59 Elvis Araujo, L ERA: 3.86	1.0		5	2	1	1	2	0	0	0	0	0	0	13	20	9.00	2.000										

AB 32
R 5
H 10
RBI 5
BB 2
SO 5
LOB 15



Batter	1	2	3	4	5	6	7	8	9	10	AB	R	H	RBI	BB	SO	LOB	TOP							
37 Odúbel Herrera, L OBP: 0.450, SLG: 0.460											4	2	4	0	1	0	0	Philadelphia Phillies @ Atlanta Braves Turner Field, Atlanta, GA Thu May 12 2016, 7:23 PM - 10:35 PM EDT Att. 15,643 - Cloudy - 75 F							
4 Andrés Blanco, S OBP: 0.391, SLG: 0.561											4	1	1	0	0	2	4								
7 Maikel Franco, R OBP: 0.281, SLG: 0.442											4	0	0	1	0	2	3								
6 Ryan Howard, L OBP: 0.243, SLG: 0.422											3	1	0	0	1	0	1								
18 Darin Ruf, R OBP: 0.206, SLG: 0.193											1	0	0	0	0	1	2								
13 Freddy Galvis, S OBP: 0.261, SLG: 0.381											4	2	1	2	1	1	1								
29 Cameron Rupp, R OBP: 0.256, SLG: 0.375											5	0	1	3	0	2	0								
3 David Lough, L OBP: 0.321, SLG: 0.348											4	0	0	0	0	1	1								
28 Vince Velasquez, R OBP: 0.233, SLG: 0.286											2	1	2	0	0	0	0								
30 David Hernandez, R OBP: 0.206, SLG: 0.230											0	0	0	0	0	0	0								
50 Héctor Neris, R ERA: 4.0											0	0	0	0	0	0	0								
16 César Hernández, S OBP: 0.262, SLG: 0.330											0	0	0	0	0	0	0								
59 Elvis Araujo, L ERA: 3.52											0	0	0	0	0	0	0								
38 Andrew Bailey, R ERA: 2.35											0	0	0	0	0	0	0								
17 Peter Bourjos, R OBP: 0.225, SLG: 0.296											4	0	1	0	0	1	2								
Inning Stats	R: 1 E: 0 K: 0 S: 14	H: 1 LOB: 1 BB: 1 P: 28	R: 0 E: 0 K: 0 S: 12	H: 1 LOB: 1 BB: 0 P: 16	R: 0 E: 0 K: 1 S: 9	H: 1 LOB: 0 BB: 0 P: 14	R: 3 E: 1 K: 2 S: 18	H: 4 LOB: 2 BB: 1 P: 29	R: 0 E: 0 K: 0 S: 6	H: 0 LOB: 0 BB: 0 P: 8	R: 0 E: 0 K: 1 S: 7	H: 0 LOB: 1 BB: 0 P: 10	R: 0 E: 0 K: 1 S: 7	H: 1 LOB: 0 BB: 0 P: 11	R: 0 E: 0 K: 1 S: 8	H: 0 LOB: 0 BB: 0 P: 14	R: 0 E: 0 K: 2 S: 10	H: 0 LOB: 0 BB: 0 P: 17	R: 3 E: 0 K: 3 S: 14	H: 2 LOB: 1 BB: 1 P: 21	1B: 7 2B: 1 3B: 1 HR: 1	SF: 1 SAC: 1 DP: 2 HBP: 2	WP: 0 PB: 0 SB: 1 CS: 0	PA: 43	
PITCHER	IP WLS BF H R ER SO BB IBB HBP BLK WP HR S P ERA WHIP	36 Aaron Blair, R ERA: 4.05	34 Eric O'Flaherty, L ERA: 4.0	20 Bud Norris, R ERA: 6.82	54 Hunter Cervenko, L ERA: 6.82	38 Arodys Vizcaino, R ERA: 1.26	39 Jason Grilli, R ERA: 6.35	46 Ian Krol, L ERA: 5.4	IP WLS BF H R ER SO BB IBB HBP BLK WP HR S P ERA WHIP	36 Aaron Blair, R ERA: 4.05	34 Eric O'Flaherty, L ERA: 4.0	20 Bud Norris, R ERA: 6.82	54 Hunter Cervenko, L ERA: 6.82	38 Arodys Vizcaino, R ERA: 1.26	39 Jason Grilli, R ERA: 6.35	46 Ian Krol, L ERA: 5.4	IP WLS BF H R ER SO BB IBB HBP BLK WP HR S P ERA WHIP	36 Aaron Blair, R ERA: 4.05	34 Eric O'Flaherty, L ERA: 4.0	20 Bud Norris, R ERA: 6.82	54 Hunter Cervenko, L ERA: 6.82	38 Arodys Vizcaino, R ERA: 1.26	39 Jason Grilli, R ERA: 6.35	46 Ian Krol, L ERA: 5.4	IP WLS BF H R ER SO BB IBB HBP BLK WP HR S P ERA WHIP

AB	36
R	7
H	10
RBI	6
BB	3
SO	11
LOB	14



Batter	1	2	3	4	5	6	7	8	9	10	AB	R	H	RBI	BB	SO	LOB	BOTTOM						
22 Nick Markakis, L OBP: 0.373, SLG: 0.367											5	0	0	0	0	3	2	Philadelphia Phillies @ Atlanta Braves Turner Field, Atlanta, GA Thu May 12 2016, 7:23 PM - 10:35 PM EDT Att. 15,643 - Cloudy - 75 F						
11 Ender Inciarte, L OBP: 0.250, SLG: 0.172											4	0	0	0	0	1	1							
5 Freddie Freeman, L OBP: 0.367, SLG: 0.492											4	1	1	0	0	2	0							
24 Kelly Johnson, L OBP: 0.314, SLG: 0.290											2	1	0	0	2	0	0							
15 A.J. Pierzynski, L OBP: 0.262, SLG: 0.256											4	1	2	0	0	0	1							
7 Gordon Beckham, R OBP: 0.410, SLG: 0.424											4	1	2	3	0	0	2							
1 Erick Aybar, S OBP: 0.273, SLG: 0.216											2	0	0	0	0	0	0							
20 Bud Norris, R ERA: 6.82											0	0	0	0	0	0	0							
18 Jeff Francoeur, R ERA: 2.76											1	0	1	0	0	0	0							
54 Hunter Cervenko, L ERA: 6.82											0	0	0	0	0	0	0							
38 Arodys Vizcaino, R ERA: 1.26											0	0	0	0	0	0	0							
23 Chase d'Arnaud, R OBP: 0.262, SLG: 0.330											1	0	1	0	0	0	0							
39 Jason Grilli, R ERA: 6.35											0	0	0	0	0	0	0							
46 Ian Krol, L ERA: 5.4											0	0	0	0	0	0	0							
36 Aaron Blair, R OBP: 0.200, SLG: 0.200											0	0	0	0	0	0	0							
34 Eric O'Flaherty, L ERA: 4.0											3	0	0	0	0	1	1							
14 Daniel Castro, R OBP: 0.235, SLG: 0.208											4	0	1	0	0	0	2							
17 Mallex Smith, L OBP: 0.277, SLG: 0.342											4	0	1	0	0	0	2							
Inning Stats	R: 0 E: 0 K: 2 S: 8	H: 0 LOB: 0 BB: 0 P: 10	R: 0 E: 0 K: 0 S: 6	H: 0 LOB: 0 BB: 1 P: 12	R: 0 E: 0 K: 1 S: 13	H: 1 LOB: 1 BB: 0 P: 17	R: 0 E: 0 K: 2 S: 9	H: 0 LOB: 0 BB: 0 P: 15	R: 0 E: 0 K: 0 S: 6	H: 1 LOB: 0 BB: 0 P: 6	R: 0 E: 0 K: 1 S: 9	H: 1 LOB: 1 BB: 0 P: 13	R: 4 E: 0 K: 1 S: 11	H: 4 LOB: 0 BB: 1 P: 21	R: 0 E: 0 K: 1 S: 8	H: 0 LOB: 0 BB: 0 P: 13	R: 0 E: 0 K: 0 S: 9	H: 1 LOB: 1 BB: 0 P: 10	R: 0 E: 0 K: 0 S: 5	H: 0 LOB: 0 BB: 0 P: 6	1B: 7 2B: 1 3B: 0 HR: 0	SF: 0 SAC: 0 DP: 3 HBP: 0	WP: 0 PB: 0 SB: 1 CS: 0	PA: 37
PITCHER	IP WLS BF H R ER SO BB IBB HBP BLK WP HR S P ERA WHIP	28 Vince Velasquez, R ERA: 2.7	30 David Hernandez, R ERA: 2.76	50 Héctor Neris, R ERA: 1.64	59 Elvis Araujo, L ERA: 3.52	38 Andrew Bailey, R ERA: 2.35	46 Jeanmar Gómez, R ERA: 2.61	IP WLS BF H R ER SO BB IBB HBP BLK WP HR S P ERA WHIP	28 Vince Velasquez, R ERA: 2.7	30 David Hernandez, R ERA: 2.76	50 Héctor Neris, R ERA: 1.64	59 Elvis Araujo, L ERA: 3.52	38 Andrew Bailey, R ERA: 2.35	46 Jeanmar Gómez, R ERA: 2.61	IP WLS BF H R ER SO BB IBB HBP BLK WP HR S P ERA WHIP	28 Vince Velasquez, R ERA: 2.7	30 David Hernandez, R ERA: 2.76	50 Héctor Neris, R ERA: 1.64	59 Elvis Araujo, L ERA: 3.52	38 Andrew Bailey, R ERA: 2.35	46 Jeanmar Gómez, R ERA: 2.61	IP WLS BF H R ER SO BB IBB HBP BLK WP HR S P ERA WHIP		

AB	35
R	4
H	8
RBI	4
BB	2
SO	7
LOB	10



Batter	1	2	3	4	5	6	7	8	9	AB	R	H	RBI	BB	SO	LOB	TOP								
2 Zack Cozart, R OBP: 0.318, SLG: 0.529										4	0	0	0	0	1	1									
7 Eugenio Suárez, R OBP: 0.299, SLG: 0.413										4	0	1	0	0	3	0									
19 Joey Votto, L OBP: 0.382, SLG: 0.377										3	0	0	0	0	2	1									
4 Brandon Phillips, R OBP: 0.306, SLG: 0.500										4	0	0	0	0	1	1									
32 Jay Bruce, L OBP: 0.285, SLG: 0.482										3	0	0	0	0	1	0									
23 Adam Duvall, R OBP: 0.308, SLG: 0.536										3	1	2	0	0	1	0									
40 Tyler Holt, R OBP: 0.317, SLG: 0.359										3	1	1	0	0	1	1									
16 Tucker Barnhart, L OBP: 0.316, SLG: 0.408										3	0	0	0	0	0	0									
29 Brandon Finnegan, L OBP: 0.353, SLG: 0.375										1	0	0	0	1	0	1									
56 Steve Delabar, R ERA: 4.12										0	0	0	0	0	0	0									
66 JC Ramirez, R ERA: 4.91										0	0	0	0	0	0	0									
15 Jordan Pacheco, R OBP: 0.212, SLG: 0.333										1	0	0	0	0	1	0									
36 Blake Wood, R ERA: 2.49										0	0	0	0	0	0	0									
Inning Stats	R: 0 E: 0 K: 3 S: 11	H: 0 LOB: 0 BB: 0 P: 14	R: 2 E: 1 K: 0 S: 14	H: 2 LOB: 1 BB: 0 P: 19	R: 0 E: 0 K: 1 S: 7	H: 1 LOB: 0 BB: 0 P: 12	R: 0 E: 0 K: 2 S: 8	H: 1 LOB: 1 BB: 0 P: 11	R: 0 E: 0 K: 1 S: 9	H: 0 LOB: 0 BB: 0 P: 15	R: 0 E: 0 K: 1 S: 8	H: 0 LOB: 0 BB: 0 P: 11	R: 0 E: 0 K: 2 S: 7	H: 0 LOB: 0 BB: 0 P: 11	R: 0 E: 0 K: 1 S: 10	H: 0 LOB: 0 BB: 0 P: 15	R: 0 E: 0 K: 1 S: 7	H: 0 LOB: 0 BB: 0 P: 11	1B: 3 2B: 1 3B: 0 HR: 0	SF: 0 SAC: 0 DP: 2 HBP: 1	WP: 0 PB: 0 SB: 0 CS: 1	PA: 32			
PITCHER	IP	WLS	BF	H	R	ER	SO	BB	IBB	HBP	BLK	WP	HR	S	P	ERA	WHIP								
58 Jeremy Hellickson, R ERA: 4.12	7.0	W	25	4	2	0	9	1	0	0	0	0	0	64	93	0.00	0.714								
50 Héctor Neris, R ERA: 1.57	1.0	H	3	0	0	0	1	0	0	0	0	0	0	10	15	0.00	0.000								
46 Jeanmar Gómez, R ERA: 2.49	1.0	S	3	0	0	0	1	0	0	1	0	0	0	7	11	0.00	0.000								

Cincinnati Reds @ Philadelphia Phillies
Citizens Bank Park, Philadelphia, PA
Fri May 13 2016, 7:10 PM - 9:46 PM EDT
Att: 22,230 - Cloudy - 68 F

AB 29
R 2
H 4
RBI 0
BB 1
SO 11
LOB 5



Batter	1	2	3	4	5	6	7	8	9	AB	R	H	RBI	BB	SO	LOB	BOTTOM								
37 Odúbel Herrera, L OBP: 0.445, SLG: 0.449										3	0	0	0	1	1	3									
16 César Hernández, S OBP: 0.310, SLG: 0.331										3	0	1	0	1	0	1									
7 Maikel Franco, R OBP: 0.280, SLG: 0.436										4	0	1	0	0	0	3									
51 Carlos Ruiz, R OBP: 0.371, SLG: 0.509										3	1	1	0	1	2	1									
13 Freddy Galvis, S OBP: 0.261, SLG: 0.377										4	0	1	0	0	1	3									
19 Tommy Joseph, R OBP: 0.391, SLG: 0.561										2	1	0	0	1	2	1									
4 Andrés Blanco, S OBP: 0.391, SLG: 0.561										0	0	0	0	0	0	0									
2 Tyler Goeddel, R OBP: 0.170, SLG: 0.234										3	1	1	2	0	0	1									
58 Jeremy Hellickson, R ERA: 4.4										1	0	0	1	1	1	0									
50 Héctor Neris, R ERA: 4.91										0	0	0	0	0	0	0									
46 Jeanmar Gómez, R ERA: 2.49										0	0	0	0	0	0	0									
17 Peter Bourjos, R OBP: 0.238, SLG: 0.307										3	0	2	0	0	0	1									
Inning Stats	R: 0 E: 0 K: 0 S: 8	H: 1 LOB: 0 BB: 1 P: 16	R: 0 E: 0 K: 2 S: 11	H: 1 LOB: 1 BB: 0 P: 21	R: 0 E: 0 K: 0 S: 12	H: 0 LOB: 2 BB: 2 P: 22	R: 3 E: 0 K: 2 S: 12	H: 2 LOB: 1 BB: 2 P: 26	R: 0 E: 0 K: 0 S: 5	H: 1 LOB: 0 BB: 0 P: 11	R: 0 E: 0 K: 2 S: 7	H: 0 LOB: 0 BB: 0 P: 10	R: 0 E: 0 K: 0 S: 4	H: 1 LOB: 0 BB: 0 P: 6	R: 0 E: 0 K: 1 S: 5	H: 1 LOB: 0 BB: 0 P: 7	1B: 6 2B: 0 3B: 1 HR: 0	SF: 0 SAC: 1 DP: 2 HBP: 0	WP: 0 PB: 1 SB: 1 CS: 2	PA: 32					
PITCHER	IP	WLS	BF	H	R	ER	SO	BB	IBB	HBP	BLK	WP	HR	S	P	ERA	WHIP								
29 Brandon Finnegan, L ERA: 3.18	4.0	L	19	4	3	3	4	5	0	0	0	0	0	43	85	6.75	2.250								
56 Steve Delabar, R ERA: 3.18	2.0		7	1	0	0	2	0	0	0	0	0	0	12	21	0.00	0.500								
66 JC Ramirez, R ERA: 4.91	1.0		3	1	0	0	0	0	0	0	0	0	0	4	6	0.00	1.000								
36 Blake Wood, R ERA: 3.18	1.0		3	1	0	0	1	0	0	0	0	0	0	5	7	0.00	1.000								

Cincinnati Reds @ Philadelphia Phillies
Citizens Bank Park, Philadelphia, PA
Fri May 13 2016, 7:10 PM - 9:46 PM EDT
Att: 22,230 - Cloudy - 68 F

AB 26
R 3
H 7
RBI 3
BB 5
SO 7
LOB 14



Batter	1	2	3	4	5	6	7	8	9	AB	R	H	RBI	BB	SO	LOB	TOP			
2 Zack Cozart, R OBP: 0.316, SLG: 0.519										4	1	1	0	0	1	0	Cincinnati Reds @ Philadelphia Phillies Citizens Bank Park, Philadelphia, PA Sat May 14 2016, 7:44 PM - 10:29 PM EDT Att. 29,535 - Rain - 64 F			
9 José Peraza, R OBP: 0.290, SLG: 0.250										4	0	1	0	0	1	0				
19 Joey Votto, L OBP: 0.366, SLG: 0.371										2	0	0	0	2	1	0				
4 Brandon Phillips, R OBP: 0.305, SLG: 0.496										3	1	1	1	0	0	1				
32 Jay Bruce, L OBP: 0.291, SLG: 0.479										3	1	1	0	1	1	3				
7 Eugenio Suárez, R OBP: 0.298, SLG: 0.408										4	0	1	0	0	2	3				
23 Adam Duval, R OBP: 0.315, SLG: 0.554										4	0	2	2	0	1	0				
16 Tucker Barnhart, L OBP: 0.300, SLG: 0.387										4	0	0	0	0	2	4				
65 Tim Adleman, R 64 Caleb Cotham, R 37 Ramón Cabrera, S 66 JC Ramírez, R 41 Layne Somsen, R 15 Jordan Pacheco, R										2	0	0	0	0	1	0				
Inning Stats	R: 1 H: 2 E: 0 K: 1 S: 14	H: 2 LOB: 1 BB: 1 P: 23	R: 0 H: 0 E: 0 K: 2 S: 8	H: 0 LOB: 0 BB: 0 P: 11	R: 0 H: 0 E: 0 K: 0 S: 9	H: 0 LOB: 0 BB: 0 P: 12	R: 0 H: 1 E: 0 K: 0 S: 8	H: 0 LOB: 1 BB: 0 P: 11	R: 0 H: 0 E: 0 K: 1 S: 8	H: 0 LOB: 0 BB: 0 P: 10	R: 1 H: 2 E: 1 K: 3 S: 16	H: 2 LOB: 2 BB: 0 P: 22	R: 0 H: 0 E: 0 K: 2 S: 12	H: 0 LOB: 1 BB: 1 P: 20	R: 1 H: 2 E: 0 K: 0 S: 17	H: 2 LOB: 1 BB: 1 P: 22		1B: 5 2B: 3 3B: 0 HR: 0	SF: 1 SAC: 0 DP: 1 HBP: 0	WP: 0 PB: 0 SB: 1 CS: 0
PITCHER	IP WLS BF H R ER SO BB IBB HBP BLK WP HR S P ERA WHIP	7.0 W 27 5 2 1 9 1 0 0 0 0 0 0 71 100 1.29 0.857	1.0 H 4 0 0 0 2 1 0 0 0 0 0 0 12 20 0.00 1.000	1.0 S 5 2 1 1 0 1 0 0 0 0 0 0 17 22 9.00 3.000																

Batter	1	2	3	4	5	6	7	8	9	AB	R	H	RBI	BB	SO	LOB	BOTTOM				
37 Odúbel Herrera, L OBP: 0.447, SLG: 0.473										4	1	2	2	0	1	1	Cincinnati Reds @ Philadelphia Phillies Citizens Bank Park, Philadelphia, PA Sat May 14 2016, 7:44 PM - 10:29 PM EDT Att. 29,535 - Rain - 64 F				
16 César Hernández, S OBP: 0.323, SLG: 0.339										3	0	2	1	1	0	0					
7 Maikel Franco, R OBP: 0.279, SLG: 0.438										4	1	1	0	0	0	3					
6 Ryan Howard, L OBP: 0.244, SLG: 0.425										4	0	1	1	0	0	2					
30 David Hernandez, R OBP: 0.261, SLG: 0.373										4	0	1	0	0	2	1					
29 Cameron Rupp, R OBP: 0.256, SLG: 0.369										4	0	1	0	0	0	2					
2 Tyler Goeddel, R OBP: 0.216, SLG: 0.260										3	1	2	0	1	0	1					
27 Aaron Nola, R OBP: 0.167, SLG: 0.125										1	1	0	0	1	1						
4 Andrés Blanco, S OBP: 0.391, SLG: 0.561										0	0	0	0	0	0	0					
17 Peter Bourjos, R OBP: 0.234, SLG: 0.301										2	0	0	0	0	2	1					
Inning Stats	R: 0 H: 1 E: 0 K: 0 S: 6	H: 1 LOB: 0 BB: 0 P: 9	R: 0 H: 1 E: 0 K: 2 S: 11	H: 1 LOB: 1 BB: 0 P: 12	R: 1 H: 2 E: 0 K: 1 S: 12	H: 2 LOB: 1 BB: 1 P: 19	R: 2 H: 3 E: 0 K: 0 S: 14	H: 3 LOB: 2 BB: 1 P: 23	R: 0 H: 0 E: 0 K: 2 S: 9	H: 0 LOB: 1 BB: 1 P: 15	R: 1 H: 1 E: 0 K: 1 S: 12	H: 1 LOB: 0 BB: 0 P: 18	R: 0 H: 1 E: 0 K: 0 S: 6	H: 1 LOB: 1 BB: 0 P: 7	1B: 7 2B: 2 3B: 0 HR: 1	SF: 0 SAC: 2 DP: 2 HBP: 0	WP: 0 PB: 0 SB: 1 CS: 1	PA: 34			
PITCHER	IP WLS BF H R ER SO BB IBB HBP BLK WP HR S P ERA WHIP	5.0 L 22 8 3 3 3 2 0 0 0 0 0 0 47 67 5.40 2.000	1.0 4 0 0 0 2 1 0 0 0 0 0 0 9 15 0.00 1.000	1.0 4 1 1 1 1 0 0 0 0 0 0 1 12 18 9.00 1.000	1.0 4 1 0 0 0 0 0 0 0 0 0 6 7 0.00 1.000																

Batter	1	2	3	4	5	6	7	8	9	AB	R	H	RBI	BB	SO	LOB	TOP			
40 Tyler Holt, R OBP: 0.340, SLG: 0.349	F9	G4-6-3		FC3-6		FC5-4		BB		4	1	1	1	2	0	4	Cincinnati Reds @ Philadelphia Phillies Citizens Bank Park, Philadelphia, PA Sun May 15 2016, 1:40 PM - 5:31 PM EDT Att: 27,869 - Cloudy - 54 F			
7 Eugenio Suárez, R OBP: 0.306, SLG: 0.434										6	1	3	3	0	0	5				
19 Joey Votto, L OBP: 0.353, SLG: 0.355	F7			K		K				5	0	0	0	0	3	4				
4 Brandon Phillips, R OBP: 0.301, SLG: 0.484	L7		G6-4-3			K		G6-3		5	0	1	0	0	1	2				
32 Jay Bruce, L OBP: 0.318, SLG: 0.500										3	3	3	0	2	0	0				
23 Adam Duvall, R OBP: 0.330, SLG: 0.571										4	2	3	1	0	1	2				
3 Iván De Jesús Jr., R OBP: 0.283, SLG: 0.283										4	1	1	0	1	0	6				
16 Tucker Barnhart, L OBP: 0.306, SLG: 0.380										4	1	1	1	1	1	7				
48 Dan Straily, R ERA: 6.47										1	0	0	0	1	0	2				
59 Elvis Aráujo, L ERA: 5.19										1	0	0	0	0	0	0				
Inning Stats	R: 0 E: 0 K: 0 S: 6	H: 1 LOB: 0 BB: 10	R: 2 E: 0 K: 0 S: 14	H: 4 LOB: 1 BB: 25	R: 0 E: 0 K: 1 S: 8	H: 1 LOB: 0 BB: 0 P: 12	R: 5 E: 0 K: 1 S: 22	H: 2 LOB: 0 BB: 3 P: 42	R: 0 E: 0 K: 1 S: 10	H: 2 LOB: 2 BB: 0 P: 16	R: 0 E: 0 K: 0 S: 12	H: 0 LOB: 2 BB: 1 P: 14	R: 0 E: 0 K: 1 S: 10	H: 1 LOB: 1 BB: 17	R: 2 E: 0 K: 1 S: 21	H: 3 LOB: 3 BB: 2 P: 38	1B: 11 2B: 2 3B: 0 HR: 1	SF: 0 DP: 2 HBP: 0	WP: 0 PB: 1 SB: 1 CS: 0	PA: 47
PITCHER	IP WLS BF H R ER SO	IP WLS BF H R ER SO	IP WLS BF H R ER SO	IP WLS BF H R ER SO	IP WLS BF H R ER SO	IP WLS BF H R ER SO	IP WLS BF H R ER SO	IP WLS BF H R ER SO	IP WLS BF H R ER SO	IP WLS BF H R ER SO	IP WLS BF H R ER SO	IP WLS BF H R ER SO	IP WLS BF H R ER SO	IP WLS BF H R ER SO	IP WLS BF H R ER SO	IP WLS BF H R ER SO	ERA WHIP	ERA WHIP		
39 Adam Morgan, L ERA: 6.47	3.2 L 20 2 0 0	2.1 10 2 0 0	2.0 8 2 0 0	1.0 2 1 0 0	0.0 0 0 0	0.0 0 0 0	0.0 0 0 0	0.0 0 0 0	0.0 0 0 0	0.0 0 0 0	0.0 0 0 0	0.0 0 0 0	0.0 0 0 0	0.0 0 0 0	0.0 0 0 0	0.0 0 0 0	17.18 2.727	0.00 1.286	0.00 1.000	18.00 5.000
34 Brett Oberholzer, L ERA: 6.75	4.1 10 2 0 0	7.1 9 1 0 0	7.1 9 1 0 0	2.1 2 0 0	2.1 2 0 0	2.1 2 0 0	2.1 2 0 0	2.1 2 0 0	2.1 2 0 0	2.1 2 0 0	2.1 2 0 0	2.1 2 0 0	2.1 2 0 0	2.1 2 0 0	2.1 2 0 0	2.1 2 0 0	0.00 1.000	0.00 1.000	0.00 1.000	0.00 1.000
60 Colton Murray, R ERA: 6.75	7.1 9 1 0 0	7.1 9 1 0 0	7.1 9 1 0 0	2.1 2 0 0	2.1 2 0 0	2.1 2 0 0	2.1 2 0 0	2.1 2 0 0	2.1 2 0 0	2.1 2 0 0	2.1 2 0 0	2.1 2 0 0	2.1 2 0 0	2.1 2 0 0	2.1 2 0 0	2.1 2 0 0	0.00 1.000	0.00 1.000	0.00 1.000	0.00 1.000
59 Elvis Aráujo, L ERA: 5.19	9.1 8 3 2 2	1.0 8 3 2 2	1.0 8 3 2 2	1.0 8 3 2 2	1.0 8 3 2 2	1.0 8 3 2 2	1.0 8 3 2 2	1.0 8 3 2 2	1.0 8 3 2 2	1.0 8 3 2 2	1.0 8 3 2 2	1.0 8 3 2 2	1.0 8 3 2 2	1.0 8 3 2 2	1.0 8 3 2 2	1.0 8 3 2 2	18.00 5.000	0.00 1.000	0.00 1.000	0.00 1.000

AB	39
R	9
H	14
RBI	9
BB	7
SO	6
LOB	32



Batter	1	2	3	4	5	6	7	8	9	AB	R	H	RBI	BB	SO	LOB	BOTTOM					
37 Odúbel Herrera, L OBP: 0.448, SLG: 0.467	G4-3		F7			FC6-4		BB		4	1	1	0	2	0	4	Cincinnati Reds @ Philadelphia Phillies Citizens Bank Park, Philadelphia, PA Sun May 15 2016, 1:40 PM - 5:31 PM EDT Att: 27,869 - Cloudy - 54 F					
16 César Hernández, S OBP: 0.319, SLG: 0.328	SH5-3									4	1	0	0	1	3	8						
7 Maikel Franco, R OBP: 0.289, SLG: 0.451	G4-3		E5							5	0	3	3	0	0	1						
6 Ryan Howard, L OBP: 0.244, SLG: 0.413										3	0	0	0	1	1	3						
60 Colton Murray, R ERA: 6.75										0	0	0	0	0	0	0						
4 Andrés Blanco, S OBP: 0.383, SLG: 0.548										0	0	0	0	0	0	2						
59 Elvis Aráujo, L ERA: 5.19										0	0	0	0	0	0	0						
51 Carlos Ruiz, R OBP: 0.373, SLG: 0.500										5	1	2	0	0	2	2						
13 Freddy Galvis, S OBP: 0.265, SLG: 0.374										5	0	2	0	0	2	2						
2 Tyler Goeddel, R OBP: 0.232, SLG: 0.259										4	0	1	0	1	1	4						
39 Adam Morgan, L ERA: 6.47										1	0	0	0	0	0	2						
34 Brett Oberholzer, L OBP: 0.250, SLG: 0.250										1	0	1	0	0	0	0						
15 Emmanuel Burriss, S OBP: 0.194, SLG: 0.214										3	0	1	0	0	1	0						
3 David Lough, L OBP: 0.345, SLG: 0.347										3	1	1	1	2	0	4						
Inning Stats	R: 0 E: 0 K: 1 S: 9	H: 1 LOB: 1 BB: 0 P: 11	R: 0 E: 0 K: 1 S: 15	H: 2 LOB: 2 BB: 0 P: 21	R: 0 E: 1 K: 1 S: 11	H: 0 LOB: 2 BB: 1 P: 19	R: 0 E: 0 K: 2 S: 18	H: 1 LOB: 3 BB: 2 P: 33	R: 0 E: 0 K: 1 S: 14	H: 2 LOB: 0 BB: 0 P: 25	R: 2 E: 0 K: 1 S: 13	H: 1 LOB: 1 BB: 2 P: 29	R: 0 E: 0 K: 1 S: 8	H: 0 LOB: 0 BB: 0 P: 13	R: 1 E: 0 K: 0 S: 10	H: 2 LOB: 2 BB: 1 P: 17	R: 1 E: 0 K: 2 S: 18	H: 3 LOB: 3 BB: 1 P: 30	1B: 11 2B: 1 3B: 0 HR: 0	SF: 0 DP: 0 HBP: 0	WP: 0 PB: 0 SB: 0 CS: 0	PA: 47
PITCHER	IP WLS BF H R ER SO	IP WLS BF H R ER SO	IP WLS BF H R ER SO	IP WLS BF H R ER SO	IP WLS BF H R ER SO	IP WLS BF H R ER SO	IP WLS BF H R ER SO	IP WLS BF H R ER SO	IP WLS BF H R ER SO	IP WLS BF H R ER SO	IP WLS BF H R ER SO	IP WLS BF H R ER SO	IP WLS BF H R ER SO	IP WLS BF H R ER SO	IP WLS BF H R ER SO	IP WLS BF H R ER SO	ERA WHIP	ERA WHIP				
58 Dan Straily, R ERA: 3.05	5.0 W 25 6 1 0	1.0 6 1 2 2	1.0 6 1 2 2	1.0 6 1 2 2	1.0 6 1 2 2	1.0 6 1 2 2	1.0 6 1 2 2	1.0 6 1 2 2	1.0 6 1 2 2	1.0 6 1 2 2	1.0 6 1 2 2	1.0 6 1 2 2	1.0 6 1 2 2	1.0 6 1 2 2	1.0 6 1 2 2	1.0 6 1 2 2	0.00 1.800	0.00 3.000	0.00 0.000	0.00 3.000		
56 Steve Delabar, R ERA: 5.4	6.1 6 1 2 2	6.1 6 1 2 2	6.1 6 1 2 2	2.1 2 0 0	2.1 2 0 0	2.1 2 0 0	2.1 2 0 0	2.1 2 0 0	2.1 2 0 0	2.1 2 0 0	2.1 2 0 0	2.1 2 0 0	2.1 2 0 0	2.1 2 0 0	2.1 2 0 0	2.1 2 0 0	0.00 1.800	0.00 3.000	0.00 0.000	0.00 3.000		
36 Blake Wood, R ERA: 3.0	7.1 3 0 0	7.1 3 0 0	7.1 3 0 0	0.1 0 0	0.1 0 0	0.1 0 0	0.1 0 0	0.1 0 0	0.1 0 0	0.1 0 0	0.1 0 0	0.1 0 0	0.1 0 0	0.1 0 0	0.1 0 0	0.1 0 0	0.00 0.000	0.00 0.000	0.00 0.000	0.00 0.000		
27 Ross Ohlendorf, R ERA: 5.6	8.1 6 2 1	8.1 6 2 1	8.1 6 2 1	1.0 1 0	1.0 1 0	1.0 1 0	1.0 1 0	1.0 1 0	1.0 1 0	1.0 1 0	1.0 1 0	1.0 1 0	1.0 1 0	1.0 1 0	1.0 1 0	1.0 1 0	9.00 3.000	0.00 3.000	0.00 0.000	0.00 3.000		
53 Drew Hayes, R ERA: 8.38	9.1 5 3 1	9.1 5 3 1	9.1 5 3 1	1.0 1 1	1.0 1 1	1.0 1 1	1.0 1 1	1.0 1 1	1.0 1 1	1.0 1 1	1.0 1 1	1.0 1 1	1.0 1 1	1.0 1 1	1.0 1 1	1.0 1 1	27.00 12.000	0.00 0.000	0.00 0.000	0.00 0.000		



Batter	1	2	3	4	5	6	7	8	9	AB	R	H	RBI	BB	SO	LOB	TOP										
32 Derek Dietrich, L (1.4) OBP: 0.398, SLG: 0.512 35 David Phelps, R (8.1) OBP: 0.500, SLG: 0.500 44 AJ Ramos, R (9.1)	F8		G3-1		G6-4-3		SF7	IBB		2	0	0	1	2	0	0	Miami Marlins @ Philadelphia Phillies Citizens Bank Park, Philadelphia, PA Mon May 16 2016, 7:08 PM - 10:14 PM EDT Att: 28,348 - Partly Cloudy - 64 F										
14 Martin Prado, R (1.5) OBP: 0.418, SLG: 0.448	1B		21 2B		SF8		21 2B	F9		3	0	2	1	1	0	3											
21 Christian Yelich, L (1.7) OBP: 0.420, SLG: 0.511	K				G6-4-3			L3		5	0	2	1	0	1	5											
27 Giancarlo Stanton, R (1.9) OBP: 0.346, SLG: 0.527		F7			K			CI 11 BB		3	0	0	0	1	2	2											
41 Justin Bour, L (1.3) OBP: 0.333, SLG: 0.509 46 Kyle Barracough, R (7.1) OBP: 0.286, SLG: 0.356	L3				G1-3			K		4	1	1	1	0	1	3											
12 Chris Johnson, R (8.3) OBP: 0.286, SLG: 0.356					HR			K		0	0	0	0	0	0	0											
13 Marcell Ozuna, R (1.8) OBP: 0.353, SLG: 0.524	HR				L7			K		5	1	1	1	0	2	4											
11 J.T. Realmuto, R (1.2) OBP: 0.333, SLG: 0.435					L7			G6-3		3	0	1	0	2	0	0											
3 Adeiny Hechavarria, R (1.6) OBP: 0.269, SLG: 0.325		F9						2B		5	2	3	0	0	0	3											
61 Adam Conley, L (1.1) OBP: 0.361, SLG: 0.469 51 Ichiro Suzuki, L (7.7,PH) OBP: 0.360, SLG: 0.341 19 Miguel Rojas, R (7.3) OBP: 0.341, SLG: 0.333					K			SH1-3		2	0	0	0	0	1	1											
					FC2 32 BB			2B		0	1	0	0	1	0	0											
								SH1-3		0	0	0	0	0	0	0											
Inning Stats	R: 0 H: 1 E: 0 K: 1 S: 7	H: 1 LOB: 0 BB: 0 P: 11	R: 1 H: 1 E: 0 K: 0 S: 11	H: 1 LOB: 1 BB: 1 P: 22	R: 0 H: 2 E: 0 K: 2 S: 13	H: 2 LOB: 2 BB: 0 P: 17	R: 0 H: 0 E: 0 K: 0 S: 10	H: 0 LOB: 0 BB: 0 P: 16	R: 1 H: 1 E: 0 K: 0 S: 11	H: 1 LOB: 1 BB: 1 P: 19	R: 1 H: 1 E: 0 K: 1 S: 9	H: 1 LOB: 0 BB: 0 P: 12	R: 2 H: 2 E: 0 K: 2 S: 19	H: 2 LOB: 3 BB: 3 P: 36	R: 0 H: 2 E: 0 K: 0 S: 9	H: 2 LOB: 3 BB: 1 P: 18	R: 0 H: 0 E: 1 K: 2 S: 14	H: 0 LOB: 2 BB: 1 P: 18	1B: 3 2B: 5 3B: 0 HR: 2	SF: 2 SAC: 1 DP: 1 HBP: 0	WP: 1 PB: 0 SB: 0 CS: 0	PA: 44					
PITCHER	IP	WLS	BF	H	R	ER	SO	BB	IBB	HBP	BLK	WP	HR	S	P	ERA	WHIP										
48 Jerad Eickhoff, R (1.1) ERA: 4.44	6.0	L	25	6	3	3	4	2	0	0	0	0	2	61	97	4.50	1.333										
38 Andrew Bailey, R (7.1) ERA: 4.0	0.1		4	1	2	2	0	2	0	0	0	1	0	11	20	54.00	9.000										
59 Elvis Araujo, L (7.1) ERA: 4.82	0.2		4	1	0	0	2	0	1	0	0	0	0	8	16	0.00	1.500										
60 Colton Murray, R (8.1) ERA: 2.95	1.0		6	2	0	0	0	0	1	0	0	0	0	9	20	0.00	2.000										
30 David Hernandez, R (9.1)	1.0		5	0	0	0	2	1	0	0	0	0	0	14	18	0.00	1.000										
Batter	1	2	3	4	5	6	7	8	9	AB	R	H	RBI	BB	SO	LOB	BOTTOM										
37 Odúbel Herrera, L (1.8) OBP: 0.453, SLG: 0.471	F8		F7		16 WP					5	1	3	0	0	0	0	Miami Marlins @ Philadelphia Phillies Citizens Bank Park, Philadelphia, PA Mon May 16 2016, 7:08 PM - 10:14 PM EDT Att: 28,348 - Partly Cloudy - 64 F										
16 César Hernández, S (1.4) OBP: 0.314, SLG: 0.323	7 G6-3		G4-3		K					5	0	1	0	0	1	4											
7 Maikel Franco, R (1.5) OBP: 0.287, SLG: 0.441	G6-3		K							3	0	0	1	1	2	2											
51 Carlos Ruiz, R (1.2) OBP: 0.361, SLG: 0.469	F8				13 1B					4	1	0	1	1	1	5											
19 Tommy Joseph, R (1.3) OBP: 0.286, SLG: 0.167	L8				F8					4	0	1	0	0	1	3											
13 Freddy Galvis, S (1.6) OBP: 0.265, SLG: 0.371	P6									4	0	1	0	0	1	1											
2 Tyler Goeddel, R (1.7) OBP: 0.267, SLG: 0.310	48 1B				2 1B					4	0	3	1	0	0	0											
48 Jerad Eickhoff, R (1.1) ERA: 3.4 15 Emmanuel Burriss, S (6.7,PH) OBP: 0.196, SLG: 0.193 38 Andrew Bailey, R (7.1) OBP: 0.286, SLG: 0.356 59 Elvis Araujo, L (7.1) OBP: 0.341, SLG: 0.333 60 Colton Murray, R (8.1) ERA: 2.95 3 David Lough, L (8.7,PH) OBP: 0.265, SLG: 0.371 30 David Hernández, R (8.1)					K					2	0	1	0	0	1	2											
17 Peter Bourjos, R (1.9) OBP: 0.227, SLG: 0.292 4 Andrés Blanco, S (8.7,PH) OBP: 0.396, SLG: 0.548										0	1	0	0	0	0	0											
										3	0	0	0	0	2	4											
										0	1	0	0	0	0	0											
Inning Stats	R: 0 H: 1 E: 0 K: 0 S: 9	H: 2 LOB: 2 BB: 0 P: 14	R: 0 H: 2 E: 0 K: 0 S: 13	H: 2 LOB: 0 BB: 0 P: 20	R: 0 H: 0 E: 0 K: 1 S: 7	H: 0 LOB: 0 BB: 0 P: 11	R: 1 H: 2 E: 0 K: 2 S: 13	H: 2 LOB: 2 BB: 1 P: 22	R: 0 H: 1 E: 0 K: 2 S: 11	H: 1 LOB: 1 BB: 0 P: 13	R: 0 H: 2 E: 0 K: 0 S: 10	H: 2 LOB: 0 BB: 0 P: 14	R: 1 H: 1 E: 0 K: 2 S: 14	H: 1 LOB: 2 BB: 1 P: 23	R: 0 H: 0 E: 0 K: 1 S: 8	H: 0 LOB: 0 BB: 0 P: 13	R: 1 H: 1 E: 0 K: 1 S: 7	H: 1 LOB: 1 BB: 0 P: 11	1B: 9 2B: 1 3B: 0 HR: 0	SF: 1 SAC: 0 DP: 1 HBP: 1	WP: 1 PB: 0 SB: 0 CS: 0	PA: 40					
PITCHER	IP	WLS	BF	H	R	ER	SO	BB	IBB	HBP	BLK	WP	HR	S	P	ERA	WHIP										
61 Adam Conley, L (1.1) ERA: 2.77	6.0	W	26	8	1	1	5	1	0	0	0	0	0	63	94	1.50	1.500										
46 Kyle Barracough, R (7.1) ERA: 2.77	1.0		6	1	1	0	2	1	0	0	0	0	0	14	23	0.00	2.000										
35 David Phelps, R (8.1) ERA: 1.5	1.0	H	3	0	0	0	1	0	0	0	0	0	0	8	13	0.00	0.000										
44 AJ Ramos, R (9.1) ERA: 1.59	1.0	S	5	1	1	1	1	0	0	1	0	0	0	7	11	9.00	1.000										

Batter	1	2	3	4	5	6	7	8	9	AB	R	H	RBI	BB	SO	LOB	TOP			
32 Derek Dietrich, L (1,4) OBP: 0.389, SLG: 0.500											4	0	1	1	0	2	2	<p>Miami Marlins @ Philadelphia Phillies Citizens Bank Park, Philadelphia, PA Tue May 17 2016, 7:11 PM - 10:01 PM EDT Att. 18,140 - Rain - 54 F</p> <p>livebaseballscores.com</p> <p>AB 34 R 1 H 8 RBI 1 BB 3 SO 17 LOB 21</p>		
14 Martín Prado, R (1,5) OBP: 0.411, SLG: 0.446										5	0	1	0	0	2	4				
21 Christian Yelich, L (1,7) OBP: 0.422, SLG: 0.525										4	0	2	0	0	1	2				
27 Giancarlo Stanton, R (1,9) OBP: 0.344, SLG: 0.515										3	0	0	0	1	3	3				
41 Justin Bour, L (1,3) OBP: 0.323, SLG: 0.491										4	0	0	0	0	2	5				
13 Marcell Ozuna, R (1,8) OBP: 0.350, SLG: 0.514										3	0	0	0	1	0	1				
3 Adeiny Hechavarría, R (1,6) OBP: 0.323, SLG: 0.331										4	1	2	0	0	2	1				
6 Jeff Mathis, R (1,2) OBP: 0.188, SLG: 0.226										3	0	0	0	0	3	2				
11 J.T. Realmuto, R (9,PH) OBP: 0.338, SLG: 0.448										1	0	1	0	0	0	0				
54 Wei-Yin Chen, R (1,1) OBP: 0.300, SLG: 0.356										2	0	0	0	0	2	1				
51 Ichiro Suzuki, L (7,PH) OBP: 0.392, SLG: 0.356										1	0	1	0	0	0	0				
33 Dustin McGowan, R (7,1) OBP: 0.300, SLG: 0.356										0	0	0	0	0	1	0				
12 Chris Johnson, R (9,PH) OBP: 0.300, SLG: 0.356										0	0	0	0	1	0	0				
Inning Stats	R: 0 E: 0 K: 1 S: 15	H: 2 LOB: 2 BB: 0 P: 25	R: 0 E: 0 K: 3 S: 18	H: 0 LOB: 1 BB: 1 P: 24	R: 0 E: 0 K: 2 S: 14	H: 1 LOB: 2 BB: 1 P: 25	R: 0 E: 0 K: 2 S: 11	H: 0 LOB: 0 BB: 0 P: 17	R: 0 E: 0 K: 1 S: 10	H: 1 LOB: 1 BB: 0 P: 16	R: 0 E: 0 K: 3 S: 12	H: 2 LOB: 2 BB: 0 P: 17	R: 0 E: 0 K: 3 S: 10	H: 0 LOB: 0 BB: 0 P: 16	R: 1 E: 0 K: 0 S: 10	H: 2 LOB: 2 BB: 1 P: 17	1B: 5 2B: 2 3B: 1 HR: 0	SF: 1 SAC: 0 DP: 0 HBP: 0	WP: 0 PB: 0 SB: 0 CS: 0	PA: 38
PITCHER	IP: 5.0 WLS: W BF: 20 ERA: 2.42	H: 3 R: 0 ER: 0 SO: 10	BB: 2 IBB: 0 HBP: 0 BLK: 0	WP: 0 HR: 0 S: 68 P: 103	ERA: 0.00 WHIP: 1.000	IP: 1.0 WLS: S BF: 6 ERA: 2.78	H: 2 R: 1 ER: 1 SO: 0	BB: 1 IBB: 0 HBP: 0 BLK: 0	WP: 0 HR: 0 S: 10 P: 17	ERA: 9.00 WHIP: 3.000										
28 Vince Velasquez, R (1,1) ERA: 2.42	59 Elvis Araujo, L (6,1) ERA: 4.5	38 Andrew Bailey, R (6,1) ERA: 3.86	30 David Hernandez, R (7,1) ERA: 2.79	50 Héctor Neris, R (8,1) ERA: 1.5	46 Jeanmar Gómez, R (9,1) ERA: 2.78															

Batter	1	2	3	4	5	6	7	8	9	AB	R	H	RBI	BB	SO	LOB	BOTTOM			
37 Odúbel Herrera, L (1,8) OBP: 0.443, SLG: 0.458										4	0	0	0	0	2	2	<p>Miami Marlins @ Philadelphia Phillies Citizens Bank Park, Philadelphia, PA Tue May 17 2016, 7:11 PM - 10:01 PM EDT Att. 18,140 - Rain - 54 F</p> <p>livebaseballscores.com</p> <p>AB 30 R 3 H 6 RBI 2 BB 0 SO 9 LOB 8</p>			
16 César Hernández, S (1,4) OBP: 0.313, SLG: 0.321										4	1	1	0	0	0	0				
7 Maikel Franco, R (1,5) OBP: 0.280, SLG: 0.430										4	0	0	0	0	1	1				
19 Tommy Joseph, R (1,3) OBP: 0.355, SLG: 0.700										4	1	3	1	0	1	0				
51 Carlos Ruiz, R (1,2) OBP: 0.347, SLG: 0.448										3	0	0	0	0	1	2				
13 Freddy Galvis, S (1,6) OBP: 0.286, SLG: 0.377										3	1	1	0	0	0	1				
2 Tyler Goeddel, R (1,7) OBP: 0.254, SLG: 0.295										3	0	0	0	0	0	1				
28 Vince Velasquez, R (1,1) ERA: 2.42	15 Emmanuel Burruss, S (5,PH) ERA: 0.290	59 Elvis Araujo, L (6,1) ERA: 4.5	38 Andrew Bailey, R (6,1) ERA: 3.86	30 David Hernandez, R (7,1) ERA: 2.79	3 David Lough, L (7,PH) ERA: 3.333	50 Héctor Neris, R (8,1) ERA: 1.5	46 Jeanmar Gómez, R (9,1) ERA: 2.78			1	0	0	0	0	1	0				
17 Peter Bourjos, R (1,9) OBP: 0.239, SLG: 0.296										2	0	1	1	0	1	0				
Inning Stats	R: 0 E: 0 K: 1 S: 7	H: 0 LOB: 0 BB: 0 P: 8	R: 1 E: 0 K: 0 S: 9	H: 1 LOB: 0 BB: 0 P: 13	R: 0 E: 0 K: 2 S: 8	H: 0 LOB: 0 BB: 0 P: 12	R: 0 E: 0 K: 0 S: 10	H: 1 LOB: 1 BB: 0 P: 14	R: 1 E: 0 K: 2 S: 13	H: 2 LOB: 1 BB: 0 P: 19	R: 1 E: 0 K: 2 S: 14	H: 2 LOB: 1 BB: 0 P: 19	R: 0 E: 0 K: 2 S: 8	H: 0 LOB: 0 BB: 0 P: 12	R: 0 E: 0 K: 1 S: 7	H: 0 LOB: 0 BB: 0 P: 12		1B: 4 2B: 1 3B: 0 HR: 1	SF: 0 SAC: 0 DP: 0 HBP: 1	WP: 0 PB: 0 SB: 1 CS: 0
PITCHER	IP: 6.0 WLS: L BF: 24 ERA: 4.22	H: 3 R: 3 ER: 2 SO: 6	BB: 0 IBB: 0 HBP: 0 BLK: 0	WP: 0 HR: 1 S: 61 P: 85	ERA: 3.00 WHIP: 1.000	IP: 2.0 WLS: 7 BF: 7 ERA: 3.24	H: 0 R: 0 ER: 0 SO: 3	BB: 0 IBB: 0 HBP: 1 BLK: 0	WP: 0 HR: 0 S: 15 P: 24	ERA: 0.00 WHIP: 0.000										

Batter	1	2	3	4	5	6	7	8	9	AB	R	H	RBI	BB	SO	LOB	TOP			
11 Ender Inciarte, L (1, 7)										4	1	0	0	1	1	2				
7 Gordon Beckham, R (1, 5)										4	1	2	1	0	1	2				
5 Freddie Freeman, L (1, 3)										5	2	2	4	0	1	4				
22 Nick Markakis, L (1, 9)										4	1	1	2	1	0	2				
24 Kelly Johnson, L (1, 4)										5	0	0	0	0	1	1				
15 A.J. Pierzynski, L (1, 2)										4	0	1	0	0	1	0				
1 Erick Aybar, S (1, 6)										3	0	1	0	1	0	0				
37 Matt Wisler, R (1, 1)										3	0	0	0	0	1	3				
54 Hunter Cervenko, L (7, 1)										0	0	0	0	0	0	0				
18 Jeff Francoeur, R (8, PH)										0	0	0	0	1	0	0				
20 Bud Norris, R (8, 1)										0	0	0	0	0	0	0				
40 Alexi Ogando, R (9, 1)										0	0	0	0	0	0	0				
17 Mallex Smith, L (1, 8)										4	2	1	0	0	0	1				
Inning Stats	R: 0 H: 1 E: 1 K: 0 S: 8	H: 1 LOB: 1 BB: 0 P: 13	R: 0 H: 1 E: 0 K: 1 S: 8	H: 1 LOB: 1 BB: 0 P: 13	R: 2 H: 2 E: 0 K: 1 S: 11	H: 2 LOB: 1 BB: 1 P: 19	R: 0 H: 0 E: 0 K: 2 S: 8	H: 0 LOB: 0 BB: 0 P: 10	R: 0 H: 1 E: 0 K: 1 S: 10	H: 2 LOB: 2 BB: 1 P: 15	R: 3 H: 2 E: 1 K: 1 S: 14	H: 0 LOB: 1 BB: 0 P: 19	R: 0 H: 0 E: 0 K: 0 S: 10	H: 0 LOB: 1 BB: 1 P: 16	R: 2 H: 1 E: 0 K: 0 S: 15	H: 1 LOB: 1 BB: 1 P: 28	1B: 4 2B: 1 3B: 0 HR: 3	SF: 0 SAC: 0 DP: 1 HBP: 1	WP: 0 PB: 0 SB: 0 CS: 0	PA: 41
PITCHER	IP WLS BF H R ER SO BB IBB HBP BLK WP HR S P ERA WHIP																			
27 Aaron Nola, R (1, 1)	7.0 L 32 7 5 2 6 1 1 1 0 0 2 65 102 2.57 1.143																			
59 Elvis Araujo, L (8, 1)	1.0 4 0 0 0 0 1 0 0 0 0 0 10 16 0.00 1.000																			
34 Brett Oberholzer, L (9, 1)	1.0 5 1 2 2 0 1 0 0 0 0 0 1 15 28 18.00 2.000																			

Atlanta Braves @ Philadelphia Phillies
Citizens Bank Park, Philadelphia, PA
Fri May 20 2016, 7:08 PM - 10:07 PM EDT
Att: 27,257 - Cloudy - 72 F

AB 36
R 7
H 8
RBI 7
BB 4
SO 6
LOB 15



Batter	1	2	3	4	5	6	7	8	9	AB	R	H	RBI	BB	SO	LOB	BOTTOM			
37 Odúbel Herrera, L (1, 8)										3	0	0	0	1	1	0				
16 César Hernández, S (1, 4)										4	1	1	0	0	0	1				
7 Maikel Franco, R (1, 5)										4	0	1	0	0	1	1				
6 Ryan Howard, L (1, 3)										3	0	0	1	1	1	1				
29 Cameron Rupp, R (1, 2)										4	0	2	0	0	1	2				
13 Freddy Galvis, S (1, 6)										3	0	1	0	1	2	0				
2 Tyler Goeddel, R (1, 7)										4	0	1	0	0	1	4				
27 Aaron Nola, R (1, 1)	6.2 W 27 6 2 1 1 7 1 1 0 0 0 0 2 3 0.00 0.900																			
3 David Lough, L (7, PH)	0.1 1 0 0 0 0 0 0 0 0 0 0 2 3 0.00 0.000																			
59 Elvis Araujo, L (8, 1)	1.0 4 0 0 0 0 1 0 0 0 0 0 0 14 23 0.00 1.000																			
34 Brett Oberholzer, L (9, 1)	1.0 4 1 0 0 2 0 0 0 0 0 0 0 12 19 0.00 1.000																			
17 Peter Bourjos, R (1, 9)										2	0	0	0	0	0	2				
4 Andrés Blanco, S (9, PH)										3	0	0	0	0	1	0				
Inning Stats	R: 1 H: 1 E: 0 K: 1 S: 11	H: 1 LOB: 1 BB: 1 P: 21	R: 0 H: 0 E: 0 K: 2 S: 7	H: 0 LOB: 0 BB: 0 P: 9	R: 0 H: 1 E: 0 K: 2 S: 10	H: 1 LOB: 1 BB: 0 P: 12	R: 0 H: 2 E: 0 K: 0 S: 11	H: 2 LOB: 2 BB: 0 P: 14	R: 0 H: 0 E: 0 K: 1 S: 7	H: 0 LOB: 0 BB: 0 P: 12	R: 0 H: 1 E: 0 K: 1 S: 10	H: 0 LOB: 1 BB: 1 P: 19	R: 0 H: 0 E: 0 K: 0 S: 14	H: 0 LOB: 1 BB: 1 P: 23	R: 0 H: 1 E: 0 K: 2 S: 12	H: 1 LOB: 1 BB: 0 P: 19	1B: 4 2B: 2 3B: 0 HR: 0	SF: 0 SAC: 0 DP: 0 HBP: 0	WP: 0 PB: 0 SB: 0 CS: 0	PA: 36
PITCHER	IP WLS BF H R ER SO BB IBB HBP BLK WP HR S P ERA WHIP																			
37 Matt Wisler, R (1, 1)	6.2 W 27 6 2 1 1 7 1 1 0 0 0 0 2 3 0.00 0.900																			
54 Hunter Cervenko, L (7, 1)	0.1 1 0 0 0 0 0 0 0 0 0 0 2 3 0.00 0.000																			
20 Bud Norris, R (8, 1)	1.0 4 0 0 0 0 1 0 0 0 0 0 0 14 23 0.00 1.000																			
40 Alexi Ogando, R (9, 1)	1.0 4 1 0 0 2 0 0 0 0 0 0 0 12 19 0.00 1.000																			

Atlanta Braves @ Philadelphia Phillies
Citizens Bank Park, Philadelphia, PA
Fri May 20 2016, 7:08 PM - 10:07 PM EDT
Att: 27,257 - Cloudy - 72 F

AB 33
R 1
H 6
RBI 1
BB 3
SO 9
LOB 13



Batter	1	2	3	4	5	6	7	8	9	AB	R	H	RBI	BB	SO	LOB	TOP			
23 Chase d'Aurand, R (1, 5) OBP: 0.459, SLG: 0.576	K2-3		F8		G6-3		G6-3		P2	5	0	3	0	0	1	0	Atlanta Braves @ Philadelphia Phillies Citizens Bank Park, Philadelphia, PA Sat May 21 2016, 3:08 PM - 6:03 PM EDT Att: 20,196 - Cloudy - 60 F			
7 Gordon Beckham, R (1, 4) OBP: 0.423, SLG: 0.443	P6		HBP		G6-3		G6-3		P2	3	0	0	0	1	0	2				
5 Freddie Freeman, L (1, 3) OBP: 0.367, SLG: 0.481	1B		L9		G6-3		G6-3		P2	3	0	1	0	1	0	2				
18 Jeff Francoeur, R (1, 7) OBP: 0.286, SLG: 0.348	P6				G6-3		G6-3		P2	4	1	1	0	0	1	5				
39 Jason Grilli, R (7, 1)					11 BB		G6-3		K	0	0	0	0	0	0	0				
17 Mallex Smith, L (9, 8) OBP: 0.280, SLG: 0.420					11 BB		G6-3		K	0	0	0	0	0	0	0				
22 Nick Markakis, L (1, 9) OBP: 0.362, SLG: 0.348	L8				11 BB		G6-3		K	3	1	0	0	1	1	0				
25 Tyler Flowers, R (1, 2) OBP: 0.350, SLG: 0.338	FC4-6 BB				11 BB		G6-3		K	3	0	0	0	1	0	2				
11 Ender Inciarte, L (1, 8) OBP: 0.282, SLG: 0.246	P3				11 BB		G6-3		K	4	0	1	1	0	0	1				
1 Erick Aybar, S (1, 6) OBP: 0.216, SLG: 0.204	FC4-6				11 BB		G6-3		K	2	0	0	1	1	1	1				
57 Williams Pérez, R (1, 1)					11 BB		G6-3		G3-1	3	0	0	0	0	0	2				
46 Ian Krol, L (7, 1)					11 BB		G6-3		G3-1	0	0	0	0	0	0	0				
24 Kelly Johnson, L (7, 7) OBP: 0.290, SLG: 0.318					11 BB		G6-3		G3-1	1	0	0	0	0	0	0				
38 Arodys Vizcaino, R (9, 1)					11 BB		G6-3		G3-1	0	0	0	0	0	0	0				
Inning Stats	R: 0 H: 1 E: 0 K: 1 S: 14	H: 1 LOB: 1 BB: 0 P: 16	R: 0 H: 0 E: 0 K: 0 S: 6	H: 0 LOB: 1 BB: 1 P: 13	R: 0 H: 0 E: 0 K: 0 S: 9	H: 0 LOB: 1 BB: 0 P: 15	R: 2 H: 2 E: 0 K: 0 S: 15	H: 2 LOB: 1 BB: 1 P: 26	R: 0 H: 1 E: 0 K: 0 S: 8	H: 0 LOB: 0 BB: 0 P: 18	R: 0 H: 1 E: 0 K: 1 S: 14	H: 0 LOB: 3 BB: 3 P: 30	R: 0 H: 0 E: 0 K: 1 S: 6	H: 0 LOB: 0 BB: 0 P: 7	R: 0 H: 1 E: 0 K: 1 S: 13	H: 1 LOB: 1 BB: 0 P: 17	1B: 4 2B: 2 3B: 0 HR: 0	SF: 1 SAC: 0 DP: 0 HBP: 1	WP: 0 PB: 0 SB: 1 CS: 1	PA: 38
PITCHER	IP WLS BF H R ER SO BB IBB HBP BLK WP HR S P ERA WHIP	IP WLS BF H R ER SO BB IBB HBP BLK WP HR S P ERA WHIP	IP WLS BF H R ER SO BB IBB HBP BLK WP HR S P ERA WHIP	IP WLS BF H R ER SO BB IBB HBP BLK WP HR S P ERA WHIP	IP WLS BF H R ER SO BB IBB HBP BLK WP HR S P ERA WHIP	IP WLS BF H R ER SO BB IBB HBP BLK WP HR S P ERA WHIP	IP WLS BF H R ER SO BB IBB HBP BLK WP HR S P ERA WHIP	IP WLS BF H R ER SO BB IBB HBP BLK WP HR S P ERA WHIP	IP WLS BF H R ER SO BB IBB HBP BLK WP HR S P ERA WHIP	IP WLS BF H R ER SO BB IBB HBP BLK WP HR S P ERA WHIP	IP WLS BF H R ER SO BB IBB HBP BLK WP HR S P ERA WHIP	IP WLS BF H R ER SO BB IBB HBP BLK WP HR S P ERA WHIP	IP WLS BF H R ER SO BB IBB HBP BLK WP HR S P ERA WHIP	IP WLS BF H R ER SO BB IBB HBP BLK WP HR S P ERA WHIP	IP WLS BF H R ER SO BB IBB HBP BLK WP HR S P ERA WHIP	IP WLS BF H R ER SO BB IBB HBP BLK WP HR S P ERA WHIP	IP WLS BF H R ER SO BB IBB HBP BLK WP HR S P ERA WHIP			

AB 31
R 2
H 6
RBI 2
BB 5
SO 4
LOB 15



Batter	1	2	3	4	5	6	7	8	9	AB	R	H	RBI	BB	SO	LOB	BOTTOM			
37 Odúbel Herrera, L (1, 8) OBP: 0.429, SLG: 0.437	L7		L5		F8		F8		K	4	0	0	0	0	1	1	Atlanta Braves @ Philadelphia Phillies Citizens Bank Park, Philadelphia, PA Sat May 21 2016, 3:08 PM - 6:03 PM EDT Att: 20,196 - Cloudy - 60 F			
13 Freddy Galvis, S (1, 6) OBP: 0.314, SLG: 0.364	K				F8		L6		K	4	0	0	0	0	2	0				
4 Andrés Blanco, S (1, 4) OBP: 0.351, SLG: 0.490	F8				K		G4-3		F8	4	0	0	0	0	1	0				
7 Maikel Franco, R (1, 5) OBP: 0.285, SLG: 0.424	L9				G3		G4-3		F8	2	0	0	0	1	0	0				
6 Ryan Howard, L (1, 3) OBP: 0.233, SLG: 0.381	K				G3		G4-3		F8	2	0	0	0	0	2	0				
19 Tommy Joseph, R (7, PH) OBP: 0.385, SLG: 0.583	K				G3		G4-3		F8	1	0	0	0	0	0	1				
51 Carlos Ruiz, R (1, 2) OBP: 0.333, SLG: 0.429	G5-3				G3		G4-3		L9	3	0	0	0	0	0	1				
2 Tyler Goeddel, R (1, 7) OBP: 0.284, SLG: 0.361	G6-3				G3		G4-3		K	3	0	1	0	0	1	0				
39 Adam Morgan, L (1, 1)	G4-3				G3		G4-3		K	2	0	0	0	0	0	1				
38 Andrew Bailey, R (7, 1)	G4-3				G3		G4-3		K	0	0	0	0	0	0	0				
60 Colton Murray, R (7, 1)	G4-3				G3		G4-3		K	0	0	0	0	0	0	0				
16 César Hernández, S (8, PH) OBP: 0.344, SLG: 0.317	G4-3				G3		G4-3		K	1	0	0	0	0	1	0				
30 David Hernandez, R (9, 1)	G4-3				G3		G4-3		K	0	0	0	0	0	0	0				
3 David Lough, L (1, 9) OBP: 0.324, SLG: 0.310	1B				G3-1		G3-1		F7	3	0	1	0	0	0	0				
Inning Stats	R: 0 H: 0 E: 0 K: 1 S: 9	H: 0 LOB: 0 BB: 0 P: 15	R: 0 H: 0 E: 0 K: 1 S: 8	H: 0 LOB: 0 BB: 0 P: 10	R: 0 H: 1 E: 0 K: 0 S: 9	H: 1 LOB: 0 BB: 0 P: 14	R: 0 H: 0 E: 0 K: 1 S: 11	H: 0 LOB: 0 BB: 0 P: 16	R: 0 H: 1 E: 0 K: 1 S: 10	H: 1 LOB: 0 BB: 0 P: 14	R: 0 H: 0 E: 0 K: 0 S: 7	H: 0 LOB: 0 BB: 0 P: 10	R: 0 H: 0 E: 0 K: 2 S: 10	H: 0 LOB: 0 BB: 0 P: 19	R: 0 H: 0 E: 0 K: 2 S: 11	H: 0 LOB: 0 BB: 0 P: 14	1B: 2 2B: 0 3B: 0 HR: 0	SF: 0 SAC: 0 DP: 0 HBP: 0	WP: 0 PB: 0 SB: 0 CS: 0	PA: 30
PITCHER	IP WLS BF H R ER SO BB IBB HBP BLK WP HR S P ERA WHIP	IP WLS BF H R ER SO BB IBB HBP BLK WP HR S P ERA WHIP	IP WLS BF H R ER SO BB IBB HBP BLK WP HR S P ERA WHIP	IP WLS BF H R ER SO BB IBB HBP BLK WP HR S P ERA WHIP	IP WLS BF H R ER SO BB IBB HBP BLK WP HR S P ERA WHIP	IP WLS BF H R ER SO BB IBB HBP BLK WP HR S P ERA WHIP	IP WLS BF H R ER SO BB IBB HBP BLK WP HR S P ERA WHIP	IP WLS BF H R ER SO BB IBB HBP BLK WP HR S P ERA WHIP	IP WLS BF H R ER SO BB IBB HBP BLK WP HR S P ERA WHIP	IP WLS BF H R ER SO BB IBB HBP BLK WP HR S P ERA WHIP	IP WLS BF H R ER SO BB IBB HBP BLK WP HR S P ERA WHIP	IP WLS BF H R ER SO BB IBB HBP BLK WP HR S P ERA WHIP	IP WLS BF H R ER SO BB IBB HBP BLK WP HR S P ERA WHIP	IP WLS BF H R ER SO BB IBB HBP BLK WP HR S P ERA WHIP	IP WLS BF H R ER SO BB IBB HBP BLK WP HR S P ERA WHIP	IP WLS BF H R ER SO BB IBB HBP BLK WP HR S P ERA WHIP	IP WLS BF H R ER SO BB IBB HBP BLK WP HR S P ERA WHIP			

AB 29
R 0
H 2
RBI 0
BB 1
SO 8
LOB 4



Batter	1	2	3	4	5	6	7	8	9	AB	R	H	RBI	BB	SO	LOB	TOP										
11 Ender Inciarte, L OBP: 0.280, SLG: 0.246	P6		F9			G4-3		1B		4	0	1	0	0	0	2	Atlanta Braves @ Philadelphia Phillies Citizens Bank Park, Philadelphia, PA Sun May 22 2016, 1:39 PM - 4:13 PM EDT Att: 23,367 - Cloudy - 65 F										
23 Chase d'Arnaud, R OBP: 0.439, SLG: 0.628	K2-3			G5-3		BB		P4		3	0	0	0	1	1												
5 Freddie Freeman, L OBP: 0.365, SLG: 0.475	K			1B		L3		G3-1		4	0	1	0	0	1												
22 Nick Markakis, L OBP: 0.354, SLG: 0.340		G3		G3-6-1				F8		4	0	0	0	0	1												
7 Gordon Beckham, R OBP: 0.400, SLG: 0.415		G1-4-3				F9		L6		4	0	0	0	0	1												
15 A.J. Pierzynski, L OBP: 0.257, SLG: 0.274		G4-3				F9		1B		4	0	1	0	0	0												
14 Daniel Castro, R OBP: 0.245, SLG: 0.223				L3		L3		1B		3	0	2	0	0	0												
55 Casey Kelly, R 4 Reid Brignac, L 34 Eric O'Flaherty, L 40 Alexi Ogando, R 24 Kelly Johnson, L 46 Ian Krol, L				SH5-4		K		G3		0	0	0	0	0	0												
17 Mallex Smith, L OBP: 0.282, SLG: 0.417				F8		G4-3		B2-3		3	0	1	0	0	1												
Inning Stats	R: 0 E: 0 K: 2 S: 9	H: 0 LOB: 0 BB: 0 P: 12	R: 0 E: 0 K: 0 S: 6	H: 0 LOB: 0 BB: 0 P: 8	R: 0 E: 0 K: 0 S: 9	H: 1 LOB: 1 BB: 0 P: 12	R: 0 E: 0 K: 0 S: 4	H: 1 LOB: 0 BB: 0 P: 7	R: 0 E: 0 K: 0 S: 5	H: 0 LOB: 0 BB: 0 P: 7	R: 0 E: 0 K: 1 S: 13	H: 2 LOB: 2 BB: 0 P: 23	R: 0 E: 0 K: 0 S: 11	H: 1 LOB: 1 BB: 0 P: 16	R: 0 E: 0 K: 1 S: 10	H: 0 LOB: 0 BB: 0 P: 11		1B: 6 2B: 0 3B: 0 HR: 0	SF: 0 SAC: 1 DP: 1 HBP: 0	WP: 0 PB: 0 SB: 1 CS: 0	PA: 33						
PITCHER	IP	WLS	BF	H	R	ER	SO	BB	IBB	HBP	BLK	WP	HR	S	P	ERA	WHIP										
48 Jerad Eickhoff, R ERA: 3.86	7.0	W	26	5	0	0	3	1	0	0	1	0	0	57	85	0.00	0.857										
50 Héctor Neris, R ERA: 1.39	1.0		4	1	0	0	0	0	0	0	0	0	0	10	18	0.00	1.000										
46 Jeanmar Gómez, R ERA: 2.55	1.0		3	0	0	0	1	0	0	0	0	0	0	7	11	0.00	0.000										

Batter	1	2	3	4	5	6	7	8	9	AB	R	H	RBI	BB	SO	LOB	BOTTOM										
37 Odúbel Herrera, L OBP: 0.439, SLG: 0.448	16 F8					16 1B		L1-3		3	1	2	0	1	0	1	Atlanta Braves @ Philadelphia Phillies Citizens Bank Park, Philadelphia, PA Sun May 22 2016, 1:39 PM - 4:13 PM EDT Att: 23,367 - Cloudy - 65 F										
16 César Hernández, S OBP: 0.310, SLG: 0.313	F8			G3		7 1B		K		5	1	1	0	0	1	5											
7 Maikel Franco, R OBP: 0.290, SLG: 0.426	F7			G6-3		29 1B		1B		4	0	2	2	0	0	1											
19 Tommy Joseph, R OBP: 0.294, SLG: 0.438	L9			P2		3-H		K		4	0	0	0	0	1	2											
29 Cameron Rupp, R OBP: 0.296, SLG: 0.432				G6-3		13 1B		1B		4	1	3	1	0	0	0											
13 Freddy Galvis, S OBP: 0.269, SLG: 0.380	G3-1			B1		48 G1-4-3		1B		4	1	2	0	0	0	2											
2 Tyler Goeddel, R OBP: 0.295, SLG: 0.387				G1-3		48 G1-4-3		P2		3	1	1	0	0	0	4											
48 Jerad Eickhoff, R OBP: 0.222, SLG: 0.278				G1-4-3				F8		3	0	0	1	0	0	2											
4 Andrés Blanco, S OBP: 0.245, SLG: 0.481				G6-3				L7		1	0	0	0	0	0	2											
50 Héctor Neris, R										0	0	0	0	0	0	0											
46 Jeanmar Gómez, R										0	0	0	0	0	0	0											
17 Peter Bourjos, R OBP: 0.236, SLG: 0.288				K				1B		4	0	2	1	0	1	1											
Inning Stats	R: 0 E: 0 K: 0 S: 7	H: 1 LOB: 1 BB: 0 P: 14	R: 2 E: 0 K: 0 S: 15	H: 3 LOB: 2 BB: 1 P: 23	R: 0 E: 0 K: 0 S: 10	H: 0 LOB: 0 BB: 0 P: 15	R: 1 E: 0 K: 1 S: 15	H: 1 LOB: 2 BB: 0 P: 23	R: 0 E: 0 K: 0 S: 7	H: 2 LOB: 2 BB: 0 P: 10	R: 2 E: 0 K: 0 S: 11	H: 3 LOB: 1 BB: 0 P: 17	R: 0 E: 0 K: 1 S: 8	H: 2 LOB: 2 BB: 0 P: 14	R: 0 E: 0 K: 1 S: 6	H: 1 LOB: 0 BB: 0 P: 10	1B: 9 2B: 2 3B: 2 HR: 1	SF: 0 SAC: 0 DP: 1 HBP: 2	WP: 1 PB: 0 SB: 0 CS: 0	PA: 38							
PITCHER	IP	WLS	BF	H	R	ER	SO	BB	IBB	HBP	BLK	WP	HR	S	P	ERA	WHIP										
55 Casey Kelly, R ERA: 4.5	5.0	L	25	7	3	3	1	1	0	2	0	0	0	9	12	27.00	3.000										
34 Eric O'Flaherty, L ERA: 5.84	0.2		4	2	2	2	0	0	0	0	0	0	0	2	5	0.00	3.000										
40 Alexi Ogando, R ERA: 3.15	0.1		1	1	0	0	0	0	0	0	0	0	0	2	4	0.00	3.000										
46 Ian Krol, L ERA: 2.57	2.0		8	3	0	0	2	0	0	0	0	0	0	14	24	0.00	1.500										



Batter	1	2	3	4	5	6	7	8	9	AB	R	H	RBI	BB	SO	LOB	TOP															
37 Odiel Herrera, L (1, 8) OBP: 0.445, SLG: 0.456										4	0	3	1	0	0	1	Philadelphia Phillies @ Detroit Tigers Comerica Park, Detroit, MI Mon May 23 2016, 7:17 PM - 10:20 PM EDT Att: 26,400 - Clear - 76 F															
3 David Lough, L (7, 9) OBP: 0.319, SLG: 0.305										4	0	0	1	0	1	3																
16 César Hernández, S (1, 4) OBP: 0.301, SLG: 0.395										4	0	0	1	0	1	3																
7 Maikel Franco, R (1, 5) OBP: 0.300, SLG: 0.448										3	1	2	1	1	0	1																
6 Ryan Howard, L (1, 10) OBP: 0.226, SLG: 0.369										4	0	0	0	0	2	3																
19 Tommy Joseph, R (1, 3) OBP: 0.333, SLG: 0.650										4	1	2	1	0	1	0																
29 Cameron Rupp, R (1, 2) OBP: 0.304, SLG: 0.434										4	0	2	0	0	0	1																
13 Freddy Galvis, S (1, 6) OBP: 0.289, SLG: 0.377										4	0	1	0	0	0	3																
2 Tyler Goeddel, R (1, 7) OBP: 0.305, SLG: 0.392										4	2	2	0	0	2	2																
17 Peter Bourjos, R (1, 9) OBP: 0.230, SLG: 0.281										3	0	0	0	0	1	2																
4 Andrés Blanco, S (9, PH) OBP: 0.339, SLG: 0.472										1	0	0	0	0	1	0																
Inning Stats	R: 0 E: 0 K: 0 S: 16	H: 2 LOB: 1 BB: 0 P: 21	R: 0 E: 0 K: 0 S: 7	H: 1 LOB: 1 BB: 0 P: 11	R: 1 E: 0 K: 0 S: 6	H: 2 LOB: 0 BB: 0 P: 9	R: 1 E: 0 K: 0 S: 13	H: 2 LOB: 1 BB: 0 P: 16	R: 1 E: 0 K: 2 S: 13	H: 2 LOB: 1 BB: 0 P: 19	R: 0 E: 0 K: 2 S: 9	H: 0 LOB: 2 BB: 1 P: 12	R: 0 E: 0 K: 2 S: 8	H: 1 LOB: 1 BB: 0 P: 13	R: 0 E: 0 K: 2 S: 8	H: 0 LOB: 0 BB: 0 P: 13	1B: 9 2B: 1 3B: 0 HR: 2	SF: 1 SAC: 0 DP: 2 HBP: 0	WP: 2 PB: 0 SB: 0 CS: 0	PA: 38												
PITCHER	IP WLS BF H R ER SO BB IBB HBP BLK WP HR S P ERA WHIP																															
37 Mike Pelfrey, R (1, 1) ERA: 5.55	6.0	26	11	4	4	3	0	0	0	0	0	2	67	94	6.00	1.833																
38 Justin Wilson, L (7, 1) ERA: 4.5	1.0	5	0	0	0	2	0	1	0	0	1	0	13	19	0.00	0.000																
21 Mark Lowe, R (8, 1) ERA: 6.61	1.0	4	1	0	0	2	0	0	0	0	1	0	9	12	0.00	1.000																
57 Francisco Rodríguez, R (9, 1) ERA: 3.24	1.0	3	0	0	0	2	0	0	0	0	0	0	8	13	0.00	0.000																

Batter	1	2	3	4	5	6	7	8	9	AB	R	H	RBI	BB	SO	LOB	BOTTOM															
3 Ian Kinsler, R (1, 4) OBP: 0.354, SLG: 0.519										4	0	0	0	0	1	2	Philadelphia Phillies @ Detroit Tigers Comerica Park, Detroit, MI Mon May 23 2016, 7:17 PM - 10:20 PM EDT Att: 26,400 - Clear - 76 F															
28 J.D. Martinez, R (1, 9) OBP: 0.332, SLG: 0.497										4	1	1	1	0	0	0																
24 Miguel Cabrera, R (1, 3) OBP: 0.401, SLG: 0.588										3	3	3	2	1	0	0																
41 Victor Martinez, S (1, 10) OBP: 0.393, SLG: 0.529										4	0	3	1	0	0	0																
9 Nick Castellanos, R (1, 5) OBP: 0.375, SLG: 0.609										3	1	2	1	1	0	1																
17 Andrew Romine, S (9, 5) OBP: 0.250, SLG: 0.200										0	0	0	0	0	0	0																
33 Steven Moya, L (1, 7) OBP: 0.308, SLG: 0.462										4	0	1	0	0	2	4																
14 Mike Aviles, R (8, 7) OBP: 0.194, SLG: 0.121										0	0	0	0	0	0	0																
4 Cameron Maybin, R (1, 8) OBP: 0.630, SLG: 0.708										4	0	2	0	0	0	0																
34 James McCann, R (1, 2) OBP: 0.197, SLG: 0.194										4	0	0	0	0	1	3																
1 Jose Iglesias, R (1, 6) OBP: 0.270, SLG: 0.265										4	0	0	0	0	1	2																
Inning Stats	R: 0 E: 0 K: 2 S: 17	H: 1 LOB: 3 BB: 2 P: 30	R: 0 E: 0 K: 0 S: 9	H: 1 LOB: 0 BB: 0 P: 15	R: 1 E: 0 K: 0 S: 11	H: 3 LOB: 2 BB: 0 P: 17	R: 0 E: 1 K: 0 S: 16	H: 2 LOB: 0 BB: 0 P: 25	R: 3 E: 0 K: 1 S: 13	H: 3 LOB: 0 BB: 0 P: 22	R: 0 E: 0 K: 0 S: 7	H: 0 LOB: 0 BB: 0 P: 8	R: 1 E: 0 K: 0 S: 9	H: 2 LOB: 1 BB: 0 P: 14	R: 0 E: 0 K: 2 S: 10	H: 0 LOB: 0 BB: 0 P: 15	1B: 6 2B: 2 3B: 0 HR: 4	SF: 0 SAC: 0 DP: 1 HBP: 0	WP: 1 PB: 0 SB: 0 CS: 0	PA: 36												
PITCHER	IP WLS BF H R ER SO BB IBB HBP BLK WP HR S P ERA WHIP																															
28 Vince Velasquez, R (1, 1) ERA: 2.75	4.0	21	9	3	3	2	0	0	0	0	0	0	58	95	6.75	2.750																
60 Cotton Murray, R (5, 1) ERA: 1.74	3.0	12	3	2	2	1	0	0	0	0	1	1	24	36	6.00	1.000																
3B Andrew Bailey, R (8, 1) ERA: 3.27	1.0	3	0	0	0	2	0	0	0	0	0	0	10	15	0.00	0.000																

AB	36
R	4
H	12
RBI	4
BB	1
SO	9
LOB	16



Batter	1	2	3	4	5	6	7	8	9	AB	R	H	RBI	BB	SO	LOB	TOP				
37 Odúbel Herrera, L (1, 8) OBP: 0.440, SLG: 0.461	F8	G3		HR			K	FC4-6		4	1	1	3	1	1	1					
13 Freddy Galvis, S (1, 6) OBP: 0.272, SLG: 0.386	K		K	P6			K	FC4-6		5	1	1	0	0	2	2					
7 Maikel Franco, R (1, 5) OBP: 0.303, SLG: 0.445			G6-3		L7					4	0	2	0	0	0	0					
16 César Hernández, S (7, 4) OBP: 0.299, SLG: 0.299	1B									1	0	0	0	0	1	0					
19 Tommy Joseph, R (1, 3) OBP: 0.300, SLG: 0.556	P3				F8		SF8			4	0	1	1	0	1	1					
6 Ryan Howard, L (1, 10) OBP: 0.226, SLG: 0.359							G6-3			5	1	1	0	0	2	2					
29 Cameron Rupp, R (1, 2) OBP: 0.292, SLG: 0.437		G1-6-3			F9					4	1	1	0	0	0	1					
4 Andrés Blanco, S (1, 4) OBP: 0.365, SLG: 0.500				E6						3	2	2	1	1	0	0					
2 Tyler Goeddel, R (1, 7) OBP: 0.292, SLG: 0.372					E7					4	1	1	0	0	1	4					
17 Peter Bourjos, R (1, 9) OBP: 0.233, SLG: 0.305										4	1	2	2	0	2	3					
Inning Stats	R: 0 E: 0 K: 1 S: 10	H: 1 LOB: 1 BB: 0 P: 14	R: 2 E: 0 K: 0 S: 13	H: 3 LOB: 1 BB: 0 P: 20	R: 0 E: 0 K: 2 S: 10	H: 1 LOB: 1 BB: 0 P: 15	R: 3 E: 2 K: 1 S: 18	H: 2 LOB: 0 BB: 0 P: 26	R: 0 E: 0 K: 0 S: 4	H: 0 LOB: 0 BB: 0 P: 10	R: 2 E: 1 K: 1 S: 13	H: 3 LOB: 1 BB: 0 P: 18	R: 1 E: 0 K: 2 S: 10	H: 2 LOB: 2 BB: 1 P: 15	R: 0 E: 0 K: 2 S: 10	H: 0 LOB: 0 BB: 0 P: 13	1B: 8 2B: 2 3B: 0 HR: 2	SF: 1 SAC: 0 DP: 0 HBP: 0	WP: 0 PB: 0 SB: 3 CS: 1	PA: 41	
PITCHER	IP	WLS	BF	H	R	ER	SO	BB	IBB	HBP	BLK	WP	HR	S	P	ERA	WHIP				
19 Anibal Sánchez, R (1, 1) ERA: 6.04	6.0	L	27	8	6	3	5	1	0	0	0	0	2	65	98	4.50	1.500				
56 Kyle Ryan, L (7, 1) ERA: 3.32	0.1		2	1	0	0	1	0	0	0	0	0	0	6	8	0.00	3.000				
30 Alex Wilson, R (7, 1) ERA: 4.24	1.2		9	3	2	2	2	0	1	0	0	0	0	14	22	10.80	1.800				
53 Warwick Saupold, R (9, 1) ERA:	1.0		3	0	0	0	2	0	0	0	0	0	0	10	13	0.00	0.000				

Philadelphia Phillies @ Detroit Tigers
Comerica Park, Detroit, MI
Wed May 25 2016, 1:11 PM - 4:22 PM EDT
Att: 31,187 - Sunny - 82 F

AB 38
R 8
H 12
RBI 7
BB 2
SO 10
LOB 14



Batter	1	2	3	4	5	6	7	8	9	AB	R	H	RBI	BB	SO	LOB	BOTTOM					
4 Cameron Maybin, R (1, 8) OBP: 0.583, SLG: 0.636	K		G1-3							5	2	2	1	0	1	1						
28 J.D. Martinez, R (1, 9) OBP: 0.337, SLG: 0.494	K									4	0	1	1	1	2	1						
24 Miguel Cabrera, R (1, 10) OBP: 0.393, SLG: 0.575	K		G1-3		F4					5	0	1	1	0	1	3						
41 Victor Martinez, S (1, 3) OBP: 0.389, SLG: 0.519		G5-3		K						4	0	1	1	0	2	2						
9 Nick Castellanos, R (1, 5) OBP: 0.366, SLG: 0.589		F9		G5-3						4	0	0	0	0	2	4						
33 Steven Moya, L (1, 7) OBP: 0.333, SLG: 0.469				F8						3	0	1	0	1	0	0						
34 James McCann, R (1, 2) OBP: 0.200, SLG: 0.197		FC4-6								4	0	1	0	0	1	2						
14 Mike Aviles, R (1, 4) OBP: 0.209, SLG: 0.175										4	2	1	0	0	0	2						
1 Jose Iglesias, R (1, 6) OBP: 0.264, SLG: 0.259										4	1	1	1	0	0	2						
Inning Stats	R: 0 E: 0 K: 3 S: 9	H: 0 LOB: 0 BB: 0 P: 13	R: 0 E: 0 K: 0 S: 8	H: 0 LOB: 1 BB: 1 P: 15	R: 1 E: 0 K: 1 S: 12	H: 2 LOB: 1 BB: 0 P: 16	R: 0 E: 0 K: 1 S: 9	H: 0 LOB: 0 BB: 0 P: 13	R: 3 E: 1 K: 1 S: 18	H: 4 LOB: 2 BB: 0 P: 28	R: 0 E: 0 K: 0 S: 4	H: 0 LOB: 0 BB: 0 P: 7	R: 1 E: 0 K: 2 S: 16	H: 2 LOB: 1 BB: 1 P: 26	R: 0 E: 0 K: 1 S: 8	H: 1 LOB: 1 BB: 0 P: 12	R: 0 E: 0 K: 0 S: 7	H: 0 LOB: 0 BB: 0 P: 10	1B: 7 2B: 1 3B: 1 HR: 0	SF: 0 SAC: 0 DP: 0 HBP: 0	WP: 1 PB: 0 SB: 0 CS: 0	PA: 39
PITCHER	IP	WLS	BF	H	R	ER	SO	BB	IBB	HBP	BLK	WP	HR	S	P	ERA	WHIP					
27 Aaron Nola, R (1, 1) ERA: 2.86	6.0	W	26	6	4	2	6	1	0	0	0	1	0	9	15	27.00	9.000					
30 David Hernandez, R (7, 1) ERA: 2.78	0.1	H	4	2	1	1	0	1	0	0	0	1	0	9	15	27.00	9.000					
50 Héctor Neris, R (7, 1) ERA: 1.3	1.2	H	6	1	0	0	3	0	0	0	0	0	0	15	23	0.00	0.600					
46 Jeanmar Gómez, R (9, 1) ERA: 2.45	1.0	S	3	0	0	0	0	0	0	0	0	0	0	7	10	0.00	0.000					

Philadelphia Phillies @ Detroit Tigers
Comerica Park, Detroit, MI
Wed May 25 2016, 1:11 PM - 4:22 PM EDT
Att: 31,187 - Sunny - 82 F

AB 37
R 5
H 9
RBI 5
SO 9
LOB 17



Batter	1	2	3	4	5	6	7	8	9	AB	R	H	RBI	BB	SO	LOB	TOP			
37 Odúbel Herrera, L (1,8) OBP: 0.427, SLG: 0.449	F7		K		K			F7		4	0	0	0	0	2	3	Philadelphia Phillies @ Chicago Cubs Wrigley Field, Chicago, IL Sun May 29 2016, 1:23 PM - 4:12 PM CDT Att: 41,575 - Partly Cloudy - 76 F			
13 Freddy Galvis, S (1,6) OBP: 0.280, SLG: 0.393	G3-1			G4-3		G4-3		P6		4	0	1	0	0	0	0				
4 Andrés Blanco, S (1,4) (8,5) OBP: 0.353, SLG: 0.475	K			G4-3		G3-1		G1-3		4	0	1	0	0	1	1				
7 Maikel Franco, R (1,5) OBP: 0.300, SLG: 0.429		P3		G4-3		G6-3		G1-3		3	0	0	0	1	0	1				
60 Colton Murray, R (8,1)				BB						0	0	0	0	0	0	0				
50 Héctor Neris, R (8,1)										0	0	0	0	0	0	0				
19 Tommy Joseph, R (1,3) OBP: 0.289, SLG: 0.571		L8		G4-3						4	1	1	1	0	1	2				
29 Cameron Rupp, R (1,2) OBP: 0.289, SLG: 0.414		L9				K2-3		G3-1		4	0	1	0	0	1	0				
2 Tyler Goeddel, R (1,7) OBP: 0.309, SLG: 0.402				BB		G5-4-3		P4		3	1	1	1	1	0	1				
28 Vince Velasquez, R (1,1) OBP: 0.333, SLG: 0.294				BB						2	0	1	0	0	0	1				
34 Brett Oberholzer, L (5,1) OBP: 0.250, SLG: 0.250				F9						0	0	0	0	0	0	0				
3 David Lough, L (7,PH) OBP: 0.300, SLG: 0.306										0	0	0	0	1	0	0				
30 David Hernandez, R (7,1)										0	0	0	0	0	0	0				
16 César Hernández, S (8,4) OBP: 0.303, SLG: 0.399										1	0	0	0	0	1	0				
17 Peter Bourjos, R (1,9) OBP: 0.238, SLG: 0.299				K						2	0	0	0	1	1	2				
Inning Stats	R: 0 E: 0 K: 1 S: 6	H: 0 LOB: 0 BB: 0 P: 10	R: 0 E: 0 K: 0 S: 9	H: 0 LOB: 0 BB: 0 P: 11	R: 0 E: 0 K: 2 S: 12	H: 0 LOB: 1 BB: 1 P: 19	R: 0 E: 0 K: 0 S: 5	H: 1 LOB: 1 BB: 1 P: 10	R: 0 E: 0 K: 0 S: 6	H: 0 LOB: 0 BB: 0 P: 8	R: 1 E: 0 K: 2 S: 13	H: 1 LOB: 1 BB: 1 P: 20	R: 0 E: 0 K: 0 S: 5	H: 1 LOB: 0 BB: 0 P: 11	R: 1 E: 0 K: 1 S: 10	H: 1 LOB: 0 BB: 0 P: 15	1B: 3 2B: 1 3B: 0 HR: 2	SF: 0 SAC: 0 DP: 2 HBP: 0	WP: 2 PB: 0 SB: 0 CS: 0	PA: 35
PITCHER	IP WLS BF H R ER SO BB IBB HBP BLK WP HR S P ERA WHIP																			
41 John Lackey, R (1,1) ERA: 3.16	7.0 W 27 4 1 1 6 4 0 0 0 0 1 1 62 97 1.29 1.143																			
37 Travis Wood, L (8,1) ERA: 3.52	0.2 3 1 0 0 0 0 0 0 0 0 0 0 4 9 0.00 1.500																			
46 Pedro Strop, R (8,1) ERA: 2.84	0.1 1 0 0 0 0 0 0 0 0 0 1 0 2 0.00 0.000																			
52 Justin Grimm, R (9,1) ERA: 3.93	1.0 4 1 1 1 1 0 0 0 0 0 0 1 10 9.00 1.000																			

Batter	1	2	3	4	5	6	7	8	9	AB	R	H	RBI	BB	SO	LOB	BOTTOM			
24 Dexter Fowler, S (1,8) OBP: 0.433, SLG: 0.537	22 1B		L9		22 E		17 WP	22 BB		3	1	1	0	2	0	0	Philadelphia Phillies @ Chicago Cubs Wrigley Field, Chicago, IL Sun May 29 2016, 1:23 PM - 4:12 PM CDT Att: 41,575 - Partly Cloudy - 76 F			
22 Jason Heyward, L (1,9) OBP: 0.326, SLG: 0.294	44 1B		P6		FC6-5-4-5		17 WP	K		4	1	1	0	1	1	1				
17 Kris Bryant, R (1,5) OBP: 0.375, SLG: 0.513	K		44 BB		18 HR		47 1B			3	2	2	1	1	1	2				
44 Anthony Rizzo, L (1,3) OBP: 0.376, SLG: 0.491	18 G4-6-3		18 HR		47 1B		G3			3	1	2	1	1	0	3				
18 Ben Zobrist, S (1,4) OBP: 0.451, SLG: 0.542	G4-6-3		HR		K		K			4	1	1	3	0	2	4				
47 Miguel Montero, L (1,2) OBP: 0.359, SLG: 0.373	HR		G4-3		27 FC6-4		20 G5-3			3	1	2	2	1	0	0				
27 Addison Russell, R (1,6) OBP: 0.341, SLG: 0.381	K		K		FC6-4		1B			4	0	1	0	0	2	2				
20 Matt Szczur, R (1,7) OBP: 0.396, SLG: 0.545	P2		K		K		F8			4	0	0	0	0	1	2				
41 John Lackey, R (1,1) OBP: 0.148, SLG: 0.115	K		G6-3							3	0	0	0	0	2	0				
46 Pedro Strop, R (8,1)										0	0	0	0	0	0	0				
2 Tommy La Stella, L (8,PH) OBP: 0.392, SLG: 0.515										0	0	0	0	0	1	0				
52 Justin Grimm, R (9,1)										0	0	0	0	0	0	0				
Inning Stats	R: 1 E: 0 K: 1 S: 12	H: 3 LOB: 1 BB: 0 P: 17	R: 1 E: 0 K: 2 S: 11	H: 1 LOB: 0 BB: 0 P: 15	R: 3 E: 0 K: 0 S: 10	H: 2 LOB: 0 BB: 1 P: 17	R: 0 E: 0 K: 2 S: 9	H: 0 LOB: 0 BB: 0 P: 11	R: 2 E: 1 K: 1 S: 12	H: 3 LOB: 2 BB: 1 P: 26	R: 0 E: 0 K: 1 S: 15	H: 0 LOB: 3 BB: 3 P: 29	R: 0 E: 0 K: 1 S: 13	H: 1 LOB: 1 BB: 1 P: 19	R: 0 E: 0 K: 2 S: 11	H: 0 LOB: 0 BB: 0 P: 17	1B: 8 2B: 0 3B: 0 HR: 2	SF: 0 SAC: 0 DP: 2 HBP: 0	WP: 1 PB: 0 SB: 0 CS: 0	PA: 38
PITCHER	IP WLS BF H R ER SO BB IBB HBP BLK WP HR S P ERA WHIP																			
28 Vince Velasquez, R (1,1) ERA: 3.63	4.2 L 24 7 7 7 6 2 2 0 0 0 0 1 0 2 13.50 2.357																			
34 Brett Oberholzer, L (5,1) ERA: 6.56	1.1 7 0 0 0 0 1 3 0 0 0 0 1 0 17 33 0.00 2.250																			
30 David Hernandez, R (7,1) ERA: 2.66	1.0 4 1 0 0 0 1 1 0 0 0 0 0 0 13 19 0.00 2.000																			
60 Colton Murray, R (8,1) ERA: 1.39	0.2 2 0 0 0 0 1 0 0 0 0 0 0 0 8 12 0.00 0.000																			
50 Héctor Neris, R (8,1) ERA: 1.29	0.1 1 0 0 0 0 1 0 0 0 0 0 0 0 3 5 0.00 0.000																			

AB	31
R	2
H	6
RBI	2
BB	4
SO	7
LOB	11



AB	32
R	7
H	10
RBI	7
SO	10
LOB	14



Batter	1	2	3	4	5	6	7	8	9	AB	R	H	RBI	BB	SO	LOB	TOP				
9 Ben Revere, L (1,8) OBP: 0.232, SLG: 0.275	G4-3		G6-3			K2-3		BB		3	1	0	0	1	1	0	Washington Nationals @ Philadelphia Phillies Citizens Bank Park, Philadelphia, PA Mon May 30 2016, 7:09 PM - 10:02 PM EDT Att: 21,993 - Partly Cloudy - 73 F				
28 Jayson Werth, R (1,7) OBP: 0.281, SLG: 0.396	K			G3-1		K		1B		4	1	1	1	0	2	0					
34 Bryce Harper, L (1,9) 14 Chris Heisey, R (7,9) OBP: 0.346, SLG: 0.545	P2			K			HBP	BB		2	0	0	0	0	1	0					
20 Daniel Murphy, L (1,4) OBP: 0.426, SLG: 0.621		2B		HR			L7-3	BB		4	1	3	3	0	0	1					
11 Ryan Zimmerman, R (1,3) OBP: 0.311, SLG: 0.449		L7		K				1B		4	0	1	0	0	1	3					
6 Anthony Rendon, R (1,5) OBP: 0.348, SLG: 0.390	K									4	0	0	0	0	2	2					
40 Wilson Ramos, R (1,2) OBP: 0.370, SLG: 0.514		L3								4	0	0	0	0	1	1					
8 Danny Espinosa, S (1,6) OBP: 0.298, SLG: 0.309			L6			B1-3		BB		3	1	0	0	1	0	0					
57 Tanner Roark, R (1,1) 25 Clint Robinson, L (8,PH) 73 Felipe Vázquez, L (8,1) 58 Jonathan Papelbon, R (9,1) OBP: 0.233, SLG: 0.356				F8			K	L5		2	0	0	0	0	1	0					
Inning Stats	R: 0 H: 0 E: 0 K: 1 S: 6	H: 0 LOB: 0 BB: 0 P: 10	R: 0 H: 1 E: 0 K: 1 S: 6	H: 1 LOB: 1 BB: 0 P: 10	R: 0 H: 0 E: 0 K: 0 S: 5	H: 0 LOB: 0 BB: 0 P: 8	R: 1 H: 1 E: 0 K: 2 S: 10	H: 1 LOB: 0 BB: 0 P: 14	R: 0 H: 0 E: 0 K: 3 S: 9	H: 0 LOB: 0 BB: 0 P: 10	R: 0 H: 1 E: 0 K: 0 S: 7	H: 1 LOB: 1 BB: 0 P: 12	R: 3 H: 2 E: 0 K: 1 S: 17	H: 2 LOB: 2 BB: 3 P: 32	R: 0 H: 0 E: 0 K: 0 S: 4	H: 0 LOB: 0 BB: 0 P: 6		1B: 2 2B: 2 3B: 1 HR: 1	SF: 0 SAC: 0 DP: 1 HBP: 1	WP: 0 PB: 0 SB: 1 CS: 0	PA: 35
PITCHER	IP	WLS	BF	H	R	ER	SO	BB	IBB	HBP	BLK	WP	HR	S	P	ERA	WHIP				
58 Jeremy Hellickson, R (1,1) ERA: 3.98	7.0		24	3	1	1	8	0	0	1	0	0	1	53	29	1.29	0.429				
50 Héctor Neris, R (8,1) ERA: 2.2	0.2	L	7	2	3	3	1	3	0	0	0	0	0	14	29	40.50	7.500				
46 Jeanmar Gómez, R (8,1) ERA: 2.33	1.1		4	0	0	0	0	0	0	0	0	0	0	7	9	0.00	0.000				

Batter	1	2	3	4	5	6	7	8	9	AB	R	H	RBI	BB	SO	LOB	BOTTOM				
37 Odúbel Herrera, L (1,8) OBP: 0.424, SLG: 0.445	G3					F8		K		4	0	1	0	0	1	0	Washington Nationals @ Philadelphia Phillies Citizens Bank Park, Philadelphia, PA Mon May 30 2016, 7:09 PM - 10:02 PM EDT Att: 21,993 - Partly Cloudy - 73 F				
13 Freddy Galvis, S (1,6) OBP: 0.284, SLG: 0.412	G6-3		G4-6-3			HR		L8		4	1	2	1	0	0	1					
7 Maikel Franco, R (1,5) OBP: 0.299, SLG: 0.430	G6-3		G5-3			G6-3			BB	4	1	1	0	0	0	1					
6 Ryan Howard, L (1,3) 3 David Lough, L (9,PR) OBP: 0.219, SLG: 0.350	K			K		F8		BB		4	0	1	1	0	2	1					
51 Carlos Ruiz, R (1,2) 19 Tommy Joseph, R (9,PH) OBP: 0.282, SLG: 0.556			K		G1-3		K	K		3	0	0	0	0	2	0					
16 César Hernández, S (1,4) OBP: 0.307, SLG: 0.309		BB			1B					1	0	0	0	0	1	1					
2 Tyler Goeddel, R (1,7) OBP: 0.307, SLG: 0.389		BB		F9			G1-3	G5-3		3	0	0	0	1	0	2					
58 Jeremy Hellickson, R (1,1) 15 Emmanuel Burriss, S (7,PH) 50 Héctor Neris, R (8,1) 46 Jeanmar Gómez, R (8,1) OBP: 0.313, SLG: 0.154		SH1-4			G5-3		G1-3			1	0	0	1	0	0	0					
17 Peter Bourjos, R (1,9) OBP: 0.233, SLG: 0.293		G4-3			G6-3			K		3	0	0	0	0	1	1					
Inning Stats	R: 0 H: 1 E: 0 K: 1 S: 11	H: 0 LOB: 1 BB: 2 P: 16	R: 1 H: 0 E: 0 K: 1 S: 12	H: 0 LOB: 2 BB: 2 P: 22	R: 0 H: 1 E: 0 K: 0 S: 7	H: 1 LOB: 0 BB: 0 P: 8	R: 0 H: 1 E: 0 K: 1 S: 13	H: 1 LOB: 1 BB: 0 P: 18	R: 0 H: 0 E: 0 K: 1 S: 8	H: 0 LOB: 0 BB: 0 P: 12	R: 1 H: 1 E: 0 K: 1 S: 9	H: 1 LOB: 0 BB: 0 P: 12	R: 0 H: 0 E: 0 K: 2 S: 10	H: 0 LOB: 0 BB: 0 P: 15	R: 1 H: 2 E: 0 K: 2 S: 12	H: 2 LOB: 1 BB: 0 P: 16		1B: 3 2B: 2 3B: 0 HR: 1	SF: 0 SAC: 1 DP: 1 HBP: 0	WP: 1 PB: 0 SB: 2 CS: 0	PA: 34
PITCHER	IP	WLS	BF	H	R	ER	SO	BB	IBB	HBP	BLK	WP	HR	S	P	ERA	WHIP				
57 Tanner Roark, R (1,1) ERA: 2.7	7.0	W	26	4	2	2	4	2	0	0	0	0	0	66	97	2.57	0.857				
73 Felipe Vázquez, L (8,1) ERA: 3.75	1.0	H	3	0	0	0	2	0	0	0	0	0	0	10	15	0.00	0.000				
58 Jonathan Papelbon, R (9,1) ERA: 3.06	1.0	S	5	2	1	1	2	0	0	0	0	0	0	12	16	9.00	2.000				

Batter	1	2	3	4	5	6	7	8	9	AB	R	H	RBI	BB	SO	LOB	TOP					
14 Chris Heisey, R OBP: 0.333, SLG: 0.510	G1-3					P3			F8	5	0	1	0	0	1	0	Washington Nationals @ Philadelphia Phillies Citizens Bank Park, Philadelphia, PA Wed Jun 01 2016, 7:08 PM - 9:54 PM EDT Att: 19,052 - Cloudy - 78 F					
28 Jayson Werth, R OBP: 0.276, SLG: 0.410	K		L9		G4-3			F9	5	0	1	0	0	1	1							
20 Daniel Murphy, L OBP: 0.427, SLG: 0.636	11 2B HBP		P6		G3			11 SF7	4	2	1	0	0	0	2							
11 Ryan Zimmerman, R OBP: 0.312, SLG: 0.451	1-H 2B		G5-3					40 HR	4	1	2	2	0	1	2							
6 Anthony Rendon, R OBP: 0.349, SLG: 0.391	G1-3							40 FC6-4	3	2	2	0	1	0	1							
40 Wilson Ramos, R OBP: 0.383, SLG: 0.536			E5					40 HR	4	1	3	4	0	0	1							
3 Michael Taylor, R OBP: 0.236, SLG: 0.326			G6-3					31 L4-3	4	0	1	0	0	2	2							
8 Danny Espinosa, S OBP: 0.296, SLG: 0.341			L8					K	4	1	1	1	0	1	3							
31 Max Scherzer, R OBP: 0.207, SLG: 0.214			K					L4-3	4	0	0	0	0	2	3							
45 Blake Treinen, R OBP: 0.276, SLG: 0.397			L9						0	0	0	0	0	0	0							
46 Oliver Pérez, L									0	0	0	0	0	0	0							
Inning Stats	R: 1 E: 0 K: 1 S: 6	H: 1 LOB: 1 BB: 0 P: 11	R: 0 E: 1 K: 1 S: 11	H: 1 LOB: 1 BB: 0 P: 17	R: 0 E: 0 K: 0 S: 6	H: 1 LOB: 1 BB: 0 P: 12	R: 1 E: 0 K: 1 S: 13	H: 2 LOB: 1 BB: 0 P: 18	R: 0 E: 0 K: 0 S: 6	H: 0 LOB: 0 BB: 0 P: 7	R: 4 E: 0 K: 3 S: 14	H: 4 LOB: 0 BB: 0 P: 21	R: 1 E: 0 K: 0 S: 8	H: 1 LOB: 1 BB: 1 P: 15	R: 0 E: 0 K: 1 S: 8	H: 1 LOB: 0 BB: 0 P: 13	R: 0 E: 0 K: 1 S: 11	H: 1 LOB: 1 BB: 0 P: 16	1B: 6 2B: 4 3B: 1 HR: 2	SF: 1 SAC: 0 DP: 1 HBP: 1	WP: 0 PB: 0 SB: 0 CS: 0	PA: 40
PITCHER	IP WLS BF H R ER SO BB IBB HBP BLK WP HR S P ERA WHIP	IP WLS BF H R ER SO BB IBB HBP BLK WP HR S P ERA WHIP	IP WLS BF H R ER SO BB IBB HBP BLK WP HR S P ERA WHIP	IP WLS BF H R ER SO BB IBB HBP BLK WP HR S P ERA WHIP	IP WLS BF H R ER SO BB IBB HBP BLK WP HR S P ERA WHIP	IP WLS BF H R ER SO BB IBB HBP BLK WP HR S P ERA WHIP	IP WLS BF H R ER SO BB IBB HBP BLK WP HR S P ERA WHIP	IP WLS BF H R ER SO BB IBB HBP BLK WP HR S P ERA WHIP	IP WLS BF H R ER SO BB IBB HBP BLK WP HR S P ERA WHIP	IP WLS BF H R ER SO BB IBB HBP BLK WP HR S P ERA WHIP	IP WLS BF H R ER SO BB IBB HBP BLK WP HR S P ERA WHIP	IP WLS BF H R ER SO BB IBB HBP BLK WP HR S P ERA WHIP	IP WLS BF H R ER SO BB IBB HBP BLK WP HR S P ERA WHIP	IP WLS BF H R ER SO BB IBB HBP BLK WP HR S P ERA WHIP	IP WLS BF H R ER SO BB IBB HBP BLK WP HR S P ERA WHIP	IP WLS BF H R ER SO BB IBB HBP BLK WP HR S P ERA WHIP						
39 Adam Morgan, L ERA: 7.07	6.0	L	28	9	6	6	6	0	0	0	1	0	0	0	0	2	56	86	9.00	1.500		
34 Brett Oberholzer, L ERA: 6.66	1.0		5	1	1	1	0	1	0	0	0	0	0	0	0	8	15	9.00	2.000			
59 Elvis Araujo, L ERA: 3.21	2.0		7	2	0	0	2	0	0	0	0	0	0	0	19	29	0.00	1.000				

Washington Nationals @ Philadelphia Phillies
 Citizens Bank Park, Philadelphia, PA
 Wed Jun 01 2016, 7:08 PM - 9:54 PM EDT
 Att: 19,052 - Cloudy - 78 F

AB	37
R	7
H	12
RBI	7
BB	1
SO	8
LOB	15



Batter	1	2	3	4	5	6	7	8	9	AB	R	H	RBI	BB	SO	LOB	BOTTOM					
37 Odúbel Herrera, L OBP: 0.427, SLG: 0.447	K							F7	3	0	1	0	1	1	0	Washington Nationals @ Philadelphia Phillies Citizens Bank Park, Philadelphia, PA Wed Jun 01 2016, 7:08 PM - 9:54 PM EDT Att: 19,052 - Cloudy - 78 F						
16 César Hernández, S OBP: 0.301, SLG: 0.314	G4-3							P6	4	0	0	0	0	2	2							
4 Andrés Blanco, S OBP: 0.356, SLG: 0.485	K								4	0	2	0	0	1	0							
19 Tommy Joseph, R OBP: 0.250, SLG: 0.488			P4					F9	4	0	0	0	0	1	3							
29 Cameron Rupp, R OBP: 0.295, SLG: 0.407									4	0	2	0	0	1	0							
13 Freddy Galvis, S OBP: 0.276, SLG: 0.397									4	1	1	2	0	2	2							
2 Tyler Goeddel, R OBP: 0.296, SLG: 0.402									3	1	0	0	1	1	2							
3 David Lough, L OBP: 0.342, SLG: 0.313									4	1	1	2	0	2	2							
39 Adam Morgan, L									1	0	0	0	0	0	0							
41 Jimmy Paredes, S									1	0	0	0	0	0	1							
34 Brett Oberholzer, L									0	0	0	0	0	0	0							
17 Peter Bourjos, R									1	0	0	0	0	0	1							
59 Elvis Araujo, L									0	0	0	0	0	0	0							
6 Ryan Howard, L									1	0	0	0	0	0	2							
Inning Stats	R: 0 E: 0 K: 2 S: 10	H: 0 LOB: 0 BB: 0 P: 14	R: 0 E: 0 K: 1 S: 9	H: 1 LOB: 1 BB: 0 P: 13	R: 0 E: 0 K: 2 S: 12	H: 1 LOB: 1 BB: 0 P: 16	R: 0 E: 0 K: 2 S: 9	H: 0 LOB: 0 BB: 0 P: 12	R: 0 E: 0 K: 1 S: 8	H: 0 LOB: 0 BB: 0 P: 10	R: 0 E: 0 K: 2 S: 11	H: 1 LOB: 2 BB: 1 P: 18	R: 2 E: 0 K: 1 S: 8	H: 1 LOB: 0 BB: 1 P: 13	R: 0 E: 0 K: 0 S: 11	H: 1 LOB: 1 BB: 0 P: 15	R: 0 E: 0 K: 1 S: 12	H: 1 LOB: 2 BB: 1 P: 20	1B: 4 2B: 1 3B: 0 HR: 1	SF: 0 SAC: 0 DP: 0 HBP: 0	WP: 0 PB: 0 SB: 0 CS: 0	PA: 36
PITCHER	IP WLS BF H R ER SO BB IBB HBP BLK WP HR S P ERA WHIP	IP WLS BF H R ER SO BB IBB HBP BLK WP HR S P ERA WHIP	IP WLS BF H R ER SO BB IBB HBP BLK WP HR S P ERA WHIP	IP WLS BF H R ER SO BB IBB HBP BLK WP HR S P ERA WHIP	IP WLS BF H R ER SO BB IBB HBP BLK WP HR S P ERA WHIP	IP WLS BF H R ER SO BB IBB HBP BLK WP HR S P ERA WHIP	IP WLS BF H R ER SO BB IBB HBP BLK WP HR S P ERA WHIP	IP WLS BF H R ER SO BB IBB HBP BLK WP HR S P ERA WHIP	IP WLS BF H R ER SO BB IBB HBP BLK WP HR S P ERA WHIP	IP WLS BF H R ER SO BB IBB HBP BLK WP HR S P ERA WHIP	IP WLS BF H R ER SO BB IBB HBP BLK WP HR S P ERA WHIP	IP WLS BF H R ER SO BB IBB HBP BLK WP HR S P ERA WHIP	IP WLS BF H R ER SO BB IBB HBP BLK WP HR S P ERA WHIP	IP WLS BF H R ER SO BB IBB HBP BLK WP HR S P ERA WHIP	IP WLS BF H R ER SO BB IBB HBP BLK WP HR S P ERA WHIP	IP WLS BF H R ER SO BB IBB HBP BLK WP HR S P ERA WHIP						
31 Max Scherzer, R ERA: 3.87	8.0	W	31	5	2	2	11	2	0	0	0	0	0	0	0	1	78	111	2.25	0.875		
45 Blake Treinen, R ERA: 2.91	0.2		4	1	0	0	1	1	0	0	0	0	0	0	0	10	16	0.00	3.000			
46 Oliver Pérez, L ERA: 3.07	0.1		1	0	0	0	0	0	0	0	0	0	0	0	2	4	0.00	0.000				

Washington Nationals @ Philadelphia Phillies
 Citizens Bank Park, Philadelphia, PA
 Wed Jun 01 2016, 7:08 PM - 9:54 PM EDT
 Att: 19,052 - Cloudy - 78 F

AB	33
R	2
H	6
RBI	2
BB	3
SO	12
LOB	11



Batter	1	2	3	4	5	6	7	8	9	AB	R	H	RBI	BB	SO	LOB	TOP							
5 Jonathan Villar, S OBP: 0.406, SLG: 0.455										4	0	0	0	1	1	5	Milwaukee Brewers @ Philadelphia Phillies Citizens Bank Park, Philadelphia, PA Sun Jun 05 2016, 1:42 PM - 4:45 PM EDT Att: 24,259 - Cloudy - 78 F							
2 Scooter Gennett, L OBP: 0.355, SLG: 0.377										5	0	2	0	0	1	0								
20 Jonathan Lucroy, R OBP: 0.372, SLG: 0.539										4	0	2	0	0	1	3								
53 Jhan Maríñez, R OBP: 0.349, SLG: 0.424										0	0	0	0	0	0	0								
9 Aaron Hill, R OBP: 0.349, SLG: 0.424										1	0	1	0	0	0	0								
33 Chris Carter, R OBP: 0.284, SLG: 0.493										5	0	1	0	0	2	5								
16 Domingo Santana, R OBP: 0.356, SLG: 0.403										3	1	0	0	1	3	5								
10 Kirk Nieuwenhuis, L OBP: 0.329, SLG: 0.331										4	0	0	0	0	3	3								
14 Hernán Pérez, R OBP: 0.350, SLG: 0.487										4	0	2	0	0	1	1								
18 Ramón Flores, L OBP: 0.306, SLG: 0.274										3	0	2	1	1	0	0								
38 Wily Peralta, R OBP: 0.053, SLG: 0.056										1	0	0	0	0	1	2								
58 Neil Ramírez, R OBP: 0.298, SLG: 0.327										0	0	0	0	0	0	0								
15 Alex Presley, L OBP: 0.284, SLG: 0.327										1	0	1	0	0	0	0								
50 Jacob Barnes, R OBP: 0.225, SLG: 0.283										0	0	0	0	0	0	0								
12 Martín Maldonado, R OBP: 0.258, SLG: 0.219										1	0	0	0	0	0	1								
Inning Stats	R: 0 E: 0 K: 3 S: 13	H: 1 LOB: 2 BB: 1 P: 18	R: 0 E: 0 K: 1 S: 14	H: 2 LOB: 2 BB: 0 P: 21	R: 0 E: 0 K: 2 S: 9	H: 1 LOB: 1 BB: 0 P: 12	R: 0 E: 0 K: 1 S: 13	H: 1 LOB: 2 BB: 1 P: 20	R: 0 E: 0 K: 2 S: 11	H: 2 LOB: 0 BB: 0 P: 15	R: 0 E: 0 K: 0 S: 9	H: 1 LOB: 1 BB: 0 P: 17	R: 0 E: 0 K: 1 S: 8	H: 1 LOB: 0 BB: 0 P: 13	R: 1 E: 0 K: 2 S: 13	H: 1 LOB: 1 BB: 1 P: 20	R: 0 E: 0 K: 1 S: 11	H: 1 LOB: 1 BB: 0 P: 17	1B: 11 2B: 0 3B: 0 HR: 0	SF: 0 SAC: 1 DP: 1 HBP: 0	WP: 0 PB: 1 CS: 2	PA: 40		
PITCHER	IP: 6.0 WLS: W BF: 28 ERA: 2.65	IP: 1.0 WLS: 3 BF: 1 ERA: 2.65	IP: 1.0 WLS: 5 BF: 1 ERA: 3.0	IP: 1.0 WLS: 4 BF: 1 ERA: 2.67	IP: 6.0 WLS: W BF: 28 ERA: 2.65	IP: 7.1 WLS: 3 BF: 1 ERA: 2.65	IP: 8.1 WLS: 5 BF: 1 ERA: 3.0	IP: 9.1 WLS: 4 BF: 1 ERA: 2.67	IP: 6.0 WLS: W BF: 28 ERA: 2.65	IP: 7.1 WLS: 3 BF: 1 ERA: 2.65	IP: 8.1 WLS: 5 BF: 1 ERA: 3.0	IP: 9.1 WLS: 4 BF: 1 ERA: 2.67	IP: 6.0 WLS: W BF: 28 ERA: 2.65	IP: 7.1 WLS: 3 BF: 1 ERA: 2.65	IP: 8.1 WLS: 5 BF: 1 ERA: 3.0	IP: 9.1 WLS: 4 BF: 1 ERA: 2.67	IP: 6.0 WLS: W BF: 28 ERA: 2.65	IP: 7.1 WLS: 3 BF: 1 ERA: 2.65	IP: 8.1 WLS: 5 BF: 1 ERA: 3.0	IP: 9.1 WLS: 4 BF: 1 ERA: 2.67	IP: 6.0 WLS: W BF: 28 ERA: 2.65	IP: 7.1 WLS: 3 BF: 1 ERA: 2.65	IP: 8.1 WLS: 5 BF: 1 ERA: 3.0	IP: 9.1 WLS: 4 BF: 1 ERA: 2.67

Batter	1	2	3	4	5	6	7	8	9	AB	R	H	RBI	BB	SO	LOB	BOTTOM							
37 Odúbel Herrera, L OBP: 0.426, SLG: 0.436										5	2	4	0	0	0	0	Milwaukee Brewers @ Philadelphia Phillies Citizens Bank Park, Philadelphia, PA Sun Jun 05 2016, 1:42 PM - 4:45 PM EDT Att: 24,259 - Cloudy - 78 F							
13 Freddy Galvis, S OBP: 0.294, SLG: 0.376										4	0	0	1	0	2									
7 Maikel Franco, R OBP: 0.299, SLG: 0.441										3	2	1	1	1	0									
19 Tommy Joseph, R OBP: 0.300, SLG: 0.544										4	1	2	1	0	0									
41 Jimmy Paredes, S OBP: 0.333, SLG: 0.571										4	1	2	3	0	0									
29 Cameron Rupp, R OBP: 0.318, SLG: 0.468										4	1	2	1	0	2									
25 Cody Asche, L OBP: 0.231, SLG: 0.250										3	1	1	0	1	1									
59 Elvis Araujo, L OBP: 0.225, SLG: 0.283										0	0	0	0	0	0									
16 César Hernández, S OBP: 0.303, SLG: 0.342										4	0	1	1	0	2									
27 Aaron Nola, R OBP: 0.130, SLG: 0.095										2	0	0	0	0	1	3								
2 Tyler Goeddel, R OBP: 0.287, SLG: 0.404										1	0	0	0	0	0	0								
60 Colton Murray, R OBP: 0.225, SLG: 0.283										0	0	0	0	0	0	0								
17 Peter Bourjos, R OBP: 0.225, SLG: 0.283										1	0	0	0	0	0	0								
Inning Stats	R: 1 E: 1 K: 0 S: 9	H: 1 LOB: 0 BB: 0 P: 16	R: 0 E: 0 K: 0 S: 13	H: 1 LOB: 2 BB: 1 P: 23	R: 1 E: 0 K: 0 S: 8	H: 1 LOB: 0 BB: 0 P: 12	R: 1 E: 0 K: 1 S: 12	H: 2 LOB: 1 BB: 0 P: 17	R: 5 E: 0 K: 1 S: 18	H: 4 LOB: 0 BB: 1 P: 31	R: 0 E: 0 K: 0 S: 7	H: 1 LOB: 1 BB: 0 P: 11	R: 0 E: 0 K: 0 S: 11	H: 2 LOB: 1 BB: 0 P: 15	R: 0 E: 0 K: 0 S: 11	H: 1 LOB: 1 BB: 0 P: 16	1B: 8 2B: 1 3B: 1 HR: 3	SF: 0 SAC: 1 DP: 1 HBP: 0	WP: 0 PB: 0 CS: 0	PA: 38				
PITCHER	IP: 4.1 WLS: L BF: 22 ERA: 6.79	IP: 0.2 WLS: 4 BF: 2 ERA: 5.79	IP: 1.0 WLS: 4 BF: 1 ERA: 3.0	IP: 2.0 WLS: 8 BF: 3 ERA: 2.77	IP: 4.1 WLS: L BF: 22 ERA: 6.79	IP: 5.1 WLS: 2 BF: 2 ERA: 5.79	IP: 6.1 WLS: 4 BF: 1 ERA: 3.0	IP: 7.1 WLS: 3 BF: 1 ERA: 2.65	IP: 4.1 WLS: L BF: 22 ERA: 6.79	IP: 5.1 WLS: 2 BF: 2 ERA: 5.79	IP: 6.1 WLS: 4 BF: 1 ERA: 3.0	IP: 7.1 WLS: 3 BF: 1 ERA: 2.65	IP: 4.1 WLS: L BF: 22 ERA: 6.79	IP: 5.1 WLS: 2 BF: 2 ERA: 5.79	IP: 6.1 WLS: 4 BF: 1 ERA: 3.0	IP: 7.1 WLS: 3 BF: 1 ERA: 2.65	IP: 4.1 WLS: L BF: 22 ERA: 6.79	IP: 5.1 WLS: 2 BF: 2 ERA: 5.79	IP: 6.1 WLS: 4 BF: 1 ERA: 3.0	IP: 7.1 WLS: 3 BF: 1 ERA: 2.65	IP: 4.1 WLS: L BF: 22 ERA: 6.79	IP: 5.1 WLS: 2 BF: 2 ERA: 5.79	IP: 6.1 WLS: 4 BF: 1 ERA: 3.0	IP: 7.1 WLS: 3 BF: 1 ERA: 2.65

Batter	1	2	3	4	5	6	7	8	9	AB	R	H	RBI	BB	SO	LOB	TOP					
24 Dexter Fowler, S OBP: 0.422, SLG: 0.517										3	0	0	1	0	1	0	Chicago Cubs @ Philadelphia Phillies Citizens Bank Park, Philadelphia, PA Tue Jun 07 2016, 7:07 PM - 9:52 PM EDT Att: 27,381 - Cloudy - 72 F					
22 Jason Heyward, L OBP: 0.317, SLG: 0.309										3	0	0	0	1	1	2						
17 Kris Bryant, R OBP: 0.361, SLG: 0.513										4	0	1	0	0	3	1						
44 Anthony Rizzo, L OBP: 0.392, SLG: 0.520										4	0	1	0	0	1	1						
18 Ben Zobrist, S OBP: 0.435, SLG: 0.492										3	1	0	0	1	0	1						
2 Tommy La Stella, L OBP: 0.378, SLG: 0.494										4	0	2	0	0	0	0						
37 Travis Wood, R (9, PR)										0	0	0	0	0	0	0						
47 Miguel Montero, L OBP: 0.336, SLG: 0.322										3	0	0	0	0	1	1						
20 Matt Szczur, R OBP: 0.382, SLG: 0.510										0	1	0	0	0	0	0						
3 David Ross, R OBP: 0.324, SLG: 0.412										1	0	0	0	0	0	2						
27 Addison Russell, R OBP: 0.319, SLG: 0.353										3	0	1	0	0	1	0						
28 Kyle Hendricks, R OBP: 0.136, SLG: 0.097										1	0	0	0	0	0	1						
5 Albert Almora, Jr., R										1	0	0	0	0	0	0						
43 Adam Warren, R										0	0	0	0	0	0	0						
33 Clayton Richard, L										0	0	0	0	0	0	0						
52 Justin Grimm, R										0	0	0	0	0	0	0						
9 Javier Báez, R OBP: 0.298, SLG: 0.298										1	0	1	0	0	0	0						
53 Trevor Cahill, R OBP: 0.333, SLG: 0.333										0	0	0	0	0	0	0						
Inning Stats	R: 0 H: 1 E: 0 K: 1 S: 9	H: 1 LOB: 1 BB: 0 P: 13	R: 0 H: 0 E: 0 K: 1 S: 8	H: 0 LOB: 0 BB: 0 P: 12	R: 0 H: 0 E: 0 K: 2 S: 9	H: 0 LOB: 0 BB: 0 P: 14	R: 0 H: 0 E: 0 K: 3 S: 9	H: 0 LOB: 0 BB: 0 P: 17	R: 1 H: 1 E: 0 K: 0 S: 6	H: 1 LOB: 1 BB: 1 P: 11	R: 0 H: 0 E: 0 K: 1 S: 8	H: 0 LOB: 1 BB: 1 P: 14	R: 0 H: 0 E: 0 K: 0 S: 12	H: 0 LOB: 0 BB: 0 P: 17	R: 1 H: 2 E: 1 K: 0 S: 12	H: 2 LOB: 1 BB: 0 P: 20	R: 0 H: 2 E: 0 K: 1 S: 12	H: 2 LOB: 2 BB: 0 P: 17	1B: 6 2B: 0 3B: 0 HR: 0	SF: 1 DP: 2 HBP: 0	WP: 0 PB: 0 SB: 0 CS: 0	PA: 34
PITCHER	IP WLS BF H R ER SO BB IBB HBP BLK WP HR S P ERA WHIP																					
48 Jerad Eickhoff, R ERA: 3.88	7.0 W 24 2 1 1 8 2 0 0 0 0 0 0 61 98 1.29 0.571																					
50 Héctor Neris, R ERA: 2.27	0.0 3 2 1 0 0 0 0 0 0 0 0 7 12 ∞ ∞																					
46 Jeanmar Gómez, R ERA: 2.61	2.0 S 7 2 0 0 1 0 0 0 0 0 0 0 17 25 0.00 1.000																					

Batter	1	2	3	4	5	6	7	8	9	AB	R	H	RBI	BB	SO	LOB	BOTTOM			
37 Odúbel Herrera, L OBP: 0.425, SLG: 0.435										4	0	1	1	0	0	0	Chicago Cubs @ Philadelphia Phillies Citizens Bank Park, Philadelphia, PA Tue Jun 07 2016, 7:07 PM - 9:52 PM EDT Att: 27,381 - Cloudy - 72 F			
16 César Hernández, S OBP: 0.301, SLG: 0.335										3	0	0	0	1	1	0				
13 Freddy Galvis, S OBP: 0.263, SLG: 0.390										4	1	1	0	0	2	2				
7 Maikel Franco, R OBP: 0.297, SLG: 0.434										4	0	1	1	0	1	0				
6 Ryan Howard, L OBP: 0.217, SLG: 0.353										3	1	1	1	1	0	0				
2 Tyler Goeddel, R OBP: 0.287, SLG: 0.391										3	0	0	0	1	1	2				
25 Cody Asche, L OBP: 0.235, SLG: 0.250										3	0	1	0	0	1	0				
17 Peter Bourjos, R OBP: 0.226, SLG: 0.282										1	0	0	0	0	0	1				
51 Carlos Ruiz, R OBP: 0.313, SLG: 0.372										2	1	1	0	1	0	0				
48 Jerad Eickhoff, R OBP: 0.167, SLG: 0.208										2	0	0	0	0	1	2				
41 Jimmy Paredes, S OBP: 0.294, SLG: 0.500										1	0	0	0	0	1	1				
50 Héctor Neris, R										0	0	0	0	0	0	0				
46 Jeanmar Gómez, R										0	0	0	0	0	0	0				
4 Andrés Blanco, S OBP: 0.341, SLG: 0.493										0	0	0	0	0	0	0				
Inning Stats	R: 1 H: 2 E: 0 K: 0 S: 16	H: 2 LOB: 2 BB: 1 P: 24	R: 0 H: 0 E: 0 K: 1 S: 7	H: 0 LOB: 0 BB: 0 P: 11	R: 0 H: 0 E: 0 K: 2 S: 9	H: 0 LOB: 0 BB: 0 P: 14	R: 1 H: 2 E: 0 K: 2 S: 14	H: 2 LOB: 1 BB: 1 P: 21	R: 0 H: 0 E: 0 K: 1 S: 9	H: 0 LOB: 0 BB: 0 P: 11	R: 0 H: 0 E: 0 K: 0 S: 8	H: 0 LOB: 0 BB: 0 P: 8	R: 1 H: 2 E: 0 K: 1 S: 14	H: 2 LOB: 2 BB: 1 P: 22	R: 0 H: 0 E: 0 K: 1 S: 9	H: 0 LOB: 1 BB: 1 P: 15	1B: 4 2B: 1 3B: 0 HR: 1	SF: 0 DP: 0 HBP: 0	WP: 0 PB: 0 SB: 3 CS: 0	PA: 34
PITCHER	IP WLS BF H R ER SO BB IBB HBP BLK WP HR S P ERA WHIP																			
28 Kyle Hendricks, R ERA: 2.9	5.0 L 21 4 2 2 6 2 0 0 0 0 0 0 55 81 3.60 1.200																			
43 Adam Warren, R ERA: 4.09	1.2 6 1 1 1 1 0 0 0 0 0 0 15 18 5.40 0.600																			
33 Clayton Richard, L ERA: 8.0	0.0 2 1 0 0 0 0 0 1 0 0 0 4 9 ∞ ∞																			
52 Justin Grimm, R ERA: 4.7	0.1 1 0 0 0 0 0 0 0 0 0 0 3 3 0.00 0.000																			
53 Trevor Cahill, R ERA: 2.38	1.0 4 0 0 0 1 1 0 0 0 0 0 9 15 0.00 1.000																			

AB	31
R	2
H	6
RBI	1
BB	2
SO	9
LOB	8



AB	30
R	3
H	6
RBI	3
BB	4
SO	8
LOB	8



Batter	1	2	3	4	5	6	7	8	9	AB	R	H	RBI	BB	SO	LOB	TOP								
24 Dexter Fowler, S OBP: 0.413, SLG: 0.505	F9		G4-3		G4-3		K		G5-3	5	0	0	0	0	1	5	Chicago Cubs @ Philadelphia Phillies Citizens Bank Park, Philadelphia, PA Wed Jun 08 2016, 1:24 PM - 4:10 PM EDT Att: 28,650 - Rain - 57 F								
22 Jason Heyward, L OBP: 0.323, SLG: 0.313	G1-3			BB			K		1B	4	1	2	0	1	1	1									
17 Kris Bryant, R OBP: 0.362, SLG: 0.524	K			L7					K	5	2	2	2	0	2	2									
44 Anthony Rizzo, L OBP: 0.388, SLG: 0.517		L6		G6-4-3		G4-3			K	5	1	1	1	0	1	2									
18 Ben Zobrist, S OBP: 0.436, SLG: 0.508		G5-3							1B	4	2	2	1	0	0	1									
5 Albert Almora Jr., R OBP: 0.200, SLG: 0.200		G5-3							2B	4	1	1	1	0	1	1									
47 Miguel Montero, L OBP: 0.342, SLG: 0.323			1B						1B	3	1	1	0	1	0	1									
9 Javier Báez, R OBP: 0.309, SLG: 0.427			1B						1B	4	0	4	3	0	0	0									
41 John Lackey, R OBP: 0.129, SLG: 0.100			1B						1B	2	0	0	0	0	1	4									
20 Matt Szczur, R OBP: 0.375, SLG: 0.500			FC4-2						G5-3	1	0	0	0	0	0	0									
46 Pedro Strop, R OBP: 0.129, SLG: 0.100										0	0	0	0	0	0	0									
33 Clayton Richard, L OBP: 0.129, SLG: 0.100										0	0	0	0	0	0	0									
Inning Stats	R: 0 H: 0 E: 0 K: 1 S: 8	H: 0 LOB: 0 BB: 0 P: 8	R: 0 H: 0 E: 0 K: 0 S: 6	H: 0 LOB: 0 BB: 0 P: 8	R: 0 H: 2 E: 0 K: 0 S: 6	H: 2 LOB: 1 BB: 0 P: 8	R: 0 H: 0 E: 0 K: 0 S: 12	H: 0 LOB: 0 BB: 1 P: 19	R: 1 H: 2 E: 1 K: 1 S: 21	H: 2 LOB: 2 BB: 0 P: 29	R: 3 H: 3 E: 0 K: 1 S: 16	H: 3 LOB: 0 BB: 0 P: 23	R: 0 H: 1 E: 0 K: 2 S: 11	H: 1 LOB: 1 BB: 0 P: 15	R: 4 H: 4 E: 0 K: 0 S: 17	H: 4 LOB: 0 BB: 1 P: 26	R: 0 H: 1 E: 0 K: 2 S: 10	H: 1 LOB: 1 BB: 0 P: 17	1B: 9 2B: 2 3B: 0 HR: 2	SF: 0 SAC: 1 DP: 2 HBP: 0	WP: 1 PB: 0 SB: 1 CS: 0	PA: 40			
PITCHER	IP WLS BF H R ER SO BB IBB HBP BLK WP HR S P ERA WHIP	IP WLS BF H R ER SO BB IBB HBP BLK WP HR S P ERA WHIP	IP WLS BF H R ER SO BB IBB HBP BLK WP HR S P ERA WHIP	IP WLS BF H R ER SO BB IBB HBP BLK WP HR S P ERA WHIP	IP WLS BF H R ER SO BB IBB HBP BLK WP HR S P ERA WHIP	IP WLS BF H R ER SO BB IBB HBP BLK WP HR S P ERA WHIP	IP WLS BF H R ER SO BB IBB HBP BLK WP HR S P ERA WHIP	IP WLS BF H R ER SO BB IBB HBP BLK WP HR S P ERA WHIP	IP WLS BF H R ER SO BB IBB HBP BLK WP HR S P ERA WHIP	IP WLS BF H R ER SO BB IBB HBP BLK WP HR S P ERA WHIP	IP WLS BF H R ER SO BB IBB HBP BLK WP HR S P ERA WHIP	IP WLS BF H R ER SO BB IBB HBP BLK WP HR S P ERA WHIP	IP WLS BF H R ER SO BB IBB HBP BLK WP HR S P ERA WHIP	IP WLS BF H R ER SO BB IBB HBP BLK WP HR S P ERA WHIP	IP WLS BF H R ER SO BB IBB HBP BLK WP HR S P ERA WHIP	IP WLS BF H R ER SO BB IBB HBP BLK WP HR S P ERA WHIP	IP WLS BF H R ER SO BB IBB HBP BLK WP HR S P ERA WHIP	IP WLS BF H R ER SO BB IBB HBP BLK WP HR S P ERA WHIP	IP WLS BF H R ER SO BB IBB HBP BLK WP HR S P ERA WHIP	IP WLS BF H R ER SO BB IBB HBP BLK WP HR S P ERA WHIP	IP WLS BF H R ER SO BB IBB HBP BLK WP HR S P ERA WHIP	IP WLS BF H R ER SO BB IBB HBP BLK WP HR S P ERA WHIP	IP WLS BF H R ER SO BB IBB HBP BLK WP HR S P ERA WHIP	IP WLS BF H R ER SO BB IBB HBP BLK WP HR S P ERA WHIP	IP WLS BF H R ER SO BB IBB HBP BLK WP HR S P ERA WHIP

AB	37
R	8
H	13
RBI	8
BB	2
SO	7
LOB	17



Batter	1	2	3	4	5	6	7	8	9	AB	R	H	RBI	BB	SO	LOB	BOTTOM								
37 Odúbel Herrera, L OBP: 0.422, SLG: 0.431	1B		G4-3				K		G4-3	4	0	1	0	0	1	1	Chicago Cubs @ Philadelphia Phillies Citizens Bank Park, Philadelphia, PA Wed Jun 08 2016, 1:24 PM - 4:10 PM EDT Att: 28,650 - Rain - 57 F								
16 César Hernández, S OBP: 0.300, SLG: 0.333	1B		K				F8		G6-3	4	0	1	1	0	1	0									
13 Freddy Galvis, S OBP: 0.259, SLG: 0.382	1B				L4				G5-3	4	0	0	0	0	0	2									
7 Maikel Franco, R OBP: 0.294, SLG: 0.428					K					3	0	0	0	0	2	1									
6 Ryan Howard, L OBP: 0.213, SLG: 0.346					K					3	0	0	0	0	3	0									
29 Cameron Rupp, R OBP: 0.302, SLG: 0.444									K	3	0	0	0	0	1	0									
25 Cody Asche, L OBP: 0.250, SLG: 0.263									K	3	0	1	0	0	1	0									
2 Tyler Goeddel, R OBP: 0.280, SLG: 0.381									K	3	0	0	0	0	2	1									
28 Vince Velasquez, R OBP: 0.306, SLG: 0.285										0	0	0	0	0	0	0									
34 Brett Oberholzer, L OBP: 0.209, SLG: 0.230										0	0	0	0	0	0	0									
41 Jimmy Paredes, S OBP: 0.279, SLG: 0.369										0	0	0	0	0	0	0									
60 Colton Murray, R OBP: 0.229, SLG: 0.269										0	0	0	0	0	0	0									
59 Elvis Araujo, L OBP: 0.229, SLG: 0.269										0	0	0	0	0	0	0									
19 Tommy Joseph, R OBP: 0.229, SLG: 0.269										0	0	0	0	0	0	0									
Inning Stats	R: 0 H: 2 E: 0 K: 0 S: 6	H: 1 LOB: 1 BB: 0 P: 9	R: 0 H: 0 E: 0 K: 2 S: 14	H: 1 LOB: 0 BB: 0 P: 21	R: 0 H: 0 E: 0 K: 1 S: 7	H: 0 LOB: 0 BB: 0 P: 11	R: 0 H: 0 E: 0 K: 2 S: 11	H: 0 LOB: 0 BB: 0 P: 19	R: 0 H: 0 E: 0 K: 2 S: 11	H: 0 LOB: 0 BB: 0 P: 14	R: 0 H: 0 E: 0 K: 1 S: 6	H: 0 LOB: 0 BB: 0 P: 11	R: 0 H: 0 E: 0 K: 2 S: 10	H: 0 LOB: 0 BB: 0 P: 15	R: 0 H: 0 E: 0 K: 3 S: 9	H: 0 LOB: 0 BB: 0 P: 14	R: 1 H: 0 E: 0 K: 0 S: 6	H: 0 LOB: 0 BB: 1 P: 11	1B: 3 2B: 1 3B: 0 HR: 0	SF: 0 SAC: 0 DP: 1 HBP: 0	WP: 0 PB: 1 SB: 0 CS: 0	PA: 30			
PITCHER	IP WLS BF H R ER SO BB IBB HBP BLK WP HR S P ERA WHIP	IP WLS BF H R ER SO BB IBB HBP BLK WP HR S P ERA WHIP	IP WLS BF H R ER SO BB IBB HBP BLK WP HR S P ERA WHIP	IP WLS BF H R ER SO BB IBB HBP BLK WP HR S P ERA WHIP	IP WLS BF H R ER SO BB IBB HBP BLK WP HR S P ERA WHIP	IP WLS BF H R ER SO BB IBB HBP BLK WP HR S P ERA WHIP	IP WLS BF H R ER SO BB IBB HBP BLK WP HR S P ERA WHIP	IP WLS BF H R ER SO BB IBB HBP BLK WP HR S P ERA WHIP	IP WLS BF H R ER SO BB IBB HBP BLK WP HR S P ERA WHIP	IP WLS BF H R ER SO BB IBB HBP BLK WP HR S P ERA WHIP	IP WLS BF H R ER SO BB IBB HBP BLK WP HR S P ERA WHIP	IP WLS BF H R ER SO BB IBB HBP BLK WP HR S P ERA WHIP	IP WLS BF H R ER SO BB IBB HBP BLK WP HR S P ERA WHIP	IP WLS BF H R ER SO BB IBB HBP BLK WP HR S P ERA WHIP	IP WLS BF H R ER SO BB IBB HBP BLK WP HR S P ERA WHIP	IP WLS BF H R ER SO BB IBB HBP BLK WP HR S P ERA WHIP	IP WLS BF H R ER SO BB IBB HBP BLK WP HR S P ERA WHIP	IP WLS BF H R ER SO BB IBB HBP BLK WP HR S P ERA WHIP	IP WLS BF H R ER SO BB IBB HBP BLK WP HR S P ERA WHIP	IP WLS BF H R ER SO BB IBB HBP BLK WP HR S P ERA WHIP	IP WLS BF H R ER SO BB IBB HBP BLK WP HR S P ERA WHIP	IP WLS BF H R ER SO BB IBB HBP BLK WP HR S P ERA WHIP	IP WLS BF H R ER SO BB IBB HBP BLK WP HR S P ERA WHIP	IP WLS BF H R ER SO BB IBB HBP BLK WP HR S P ERA WHIP	IP WLS BF H R ER SO BB IBB HBP BLK WP HR S P ERA WHIP

AB	29
R	1
H	3
RBI	1
BB	1
SO	11
LOB	5



Batter	1	2	3	4	5	6	7	8	9	AB	R	H	RBI	BB	SO	LOB	TOP										
37 Odúbel Herrera, L OBP: 0.415, SLG: 0.434 41 Jimmy Paredes, S OBP: 0.279, SLG: 0.463	G1-3		CS	K				13 SF9 13 WP 4 SF9 1B		2	0	0	0	0	1	0	Philadelphia Phillies @ Toronto Blue Jays Rogers Centre, Toronto, ON Tue Jun 14 2016, 12:39 PM - 3:21 PM EDT Att: 47,066 - Cloudy - 59 F										
13 Freddy Galvis, S OBP: 0.257, SLG: 0.364	G4-3			19 WP 4 G3 1B				L1-4-3		3	0	1	0	1	0	1											
4 Andrés Blanco, S OBP: 0.305, SLG: 0.448	G3			G3				SF9		3	0	0	1	0	1	3											
19 Tommy Joseph, R OBP: 0.282, SLG: 0.556		K		F9				G5-3		4	0	0	0	1	3												
6 Ryan Howard, L OBP: 0.209, SLG: 0.354		K			G5-3	G6-3			F8	4	0	0	0	1	2												
29 Cameron Rupp, R OBP: 0.291, SLG: 0.428			G5-3						F9	4	0	1	0	0	1	0											
25 Cody Asche, L OBP: 0.282, SLG: 0.314			G3						F7	4	0	0	0	0	1	1											
16 César Hernández, S (1.4) OBP: 0.296, SLG: 0.346			P6		FC4-6					3	1	1	1	0	0	1											
17 Peter Bourjos, R (5.8) OBP: 0.242, SLG: 0.314										3	1	2	0	0	0	0											
Inning Stats	R: 0 E: 0 K: 0 S: 6	H: 0 LOB: 0 BB: 0 P: 7	R: 0 E: 0 K: 2 S: 8	H: 0 LOB: 0 BB: 0 P: 14	R: 0 E: 0 K: 0 S: 11	H: 1 LOB: 1 BB: 0 P: 18	R: 0 E: 0 K: 1 S: 8	H: 1 LOB: 1 BB: 0 P: 11	R: 0 E: 0 K: 1 S: 11	H: 1 LOB: 1 BB: 0 P: 15	R: 1 E: 0 K: 1 S: 14	H: 2 LOB: 2 BB: 1 P: 20	R: 1 E: 0 K: 1 S: 10	H: 1 LOB: 0 BB: 0 P: 15	R: 1 E: 0 K: 0 S: 11	H: 1 LOB: 0 BB: 0 P: 17	R: 0 E: 0 K: 0 S: 6	H: 0 LOB: 0 BB: 0 P: 9	1B: 4 2B: 1 3B: 1 HR: 1	SF: 1 SAC: 0 DP: 0 HBP: 0	WP: 2 PB: 0 SB: 0 CS: 1	PA: 35					
PITCHER	IP	WLS	BF	H	R	ER	SO	BB	IBB	HBP	BLK	WP	HR	S	P	ERA	WHIP										
6 Marcus Stroman, R (1.1) ERA: 4.76	7.0	W	27	6	2	2	6	1	0	0	0	1	1	68	100	2.57	1.000										
62 Aaron Loup, L (8.1) ERA: 9.0	1.0		4	1	1	1	0	0	0	0	0	1	0	11	17	9.00	1.000										
39 Gavin Floyd, R (9.1) ERA: 4.39	1.0		3	0	0	0	0	0	0	0	0	0	0	6	9	0.00	0.000										

Batter	1	2	3	4	5	6	7	8	9	AB	R	H	RBI	BB	SO	LOB	BOTTOM										
19 José Bautista, R (1.10) OBP: 0.365, SLG: 0.465	K	E5 20 2B	20 HR		F7		F7			4	2	0	0	1	1	1	Philadelphia Phillies @ Toronto Blue Jays Rogers Centre, Toronto, ON Tue Jun 14 2016, 12:39 PM - 3:21 PM EDT Att: 47,066 - Cloudy - 59 F										
20 Josh Donaldson, R (1.5) OBP: 0.375, SLG: 0.535	55 1B				F9		10 HR			4	3	3	5	1	0	1											
10 Edwin Encarnación, R (1.3) OBP: 0.229, SLG: 0.504	K	F8			P6					5	1	2	2	0	1	3											
21 Michael Saunders, L (1.7) OBP: 0.388, SLG: 0.563 18 Darwin Barney, R (3. PH) OBP: 0.340, SLG: 0.402	55 1B		F7			P6	L5			1	0	0	0	1	0	0											
55 Russell Martin, R (1.2) OBP: 0.294, SLG: 0.307	3 S		G6-3			F8	K			3	0	0	0	0	0	1											
3 Ezequiel Carrera, L (1.9) OBP: 0.388, SLG: 0.452	G6-3									5	1	2	2	0	1	3											
11 Kevin Pillar, R (1.8) OBP: 0.292, SLG: 0.402										5	2	3	1	0	1	1											
29 Devon Travis, R (1.4) OBP: 0.219, SLG: 0.275	G4-3									5	1	2	0	0	0	3											
17 Ryan Goins, L (4.7) OBP: 0.218, SLG: 0.302	G6-3									5	0	1	0	0	1	6											
Inning Stats	R: 1 E: 0 K: 2 S: 16	H: 2 LOB: 2 BB: 1 P: 25	R: 2 E: 1 K: 0 S: 14	H: 2 LOB: 1 BB: 0 P: 21	R: 6 E: 0 K: 0 S: 20	H: 5 LOB: 1 BB: 2 P: 33	R: 0 E: 0 K: 2 S: 12	H: 0 LOB: 1 BB: 1 P: 18	R: 0 E: 0 K: 0 S: 14	H: 1 LOB: 3 BB: 0 P: 18	R: 2 E: 0 K: 1 S: 9	H: 1 LOB: 0 BB: 1 P: 19	R: 0 E: 0 K: 1 S: 15	H: 1 LOB: 1 BB: 0 P: 22	R: 0 E: 0 K: 1 S: 15	H: 1 LOB: 1 BB: 0 P: 22	1B: 7 2B: 3 3B: 0 HR: 4	SF: 0 SAC: 0 DP: 0 HBP: 0	WP: 0 PB: 0 SB: 1 CS: 0	PA: 45							
PITCHER	IP	WLS	BF	H	R	ER	SO	BB	IBB	HBP	BLK	WP	HR	S	P	ERA	WHIP										
56 Zach Eflin, R (1.1) ERA: 27.0	2.2	L	21	9	9	8	2	3	0	0	0	0	0	3	48	27.00	4.500										
34 Brett Oberholzer, L (3.1) ERA: 5.23	3.1		15	3	0	0	2	1	0	0	0	0	0	43	56	0.00	1.200										
60 Colton Murray, R (7.1) ERA: 4.95	1.0		5	1	2	2	1	1	0	0	0	0	1	9	19	18.00	2.000										
59 Elvis Araujo, L (8.1) ERA: 4.34	1.0		4	1	0	0	1	0	0	0	0	0	0	15	22	0.00	1.000										

AB	32
R	3
H	7
RBI	3
BB	1
SO	6
LOB	11



AB	40
R	11
H	14
RBI	11
BB	5
SO	6
LOB	19



Batter	1	2	3	4	5	6	7	8	9	AB	R	H	RBI	BB	SO	LOB	TOP							
19 José Bautista, R OBP: 0.360, SLG: 0.455 29 Devon Travis, R OBP: 0.241, SLG: 0.347										4	1	1	1	0	2	2								
20 Josh Donaldson, R OBP: 0.389, SLG: 0.556 14 Justin Smoak, S OBP: 0.364, SLG: 0.413										3	3	3	0	2	0	0								
10 Edwin Encarnación, R OBP: 0.339, SLG: 0.535 39 Gavin Floyd, R OBP: 0.190, SLG: 0.158										4	2	2	4	1	1	2								
21 Michael Saunders, L OBP: 0.385, SLG: 0.569										5	1	1	1	0	1	6								
55 Russell Martin, R OBP: 0.300, SLG: 0.313 31 Joe Biagini, R										5	1	2	2	0	2	2								
11 Kevin Pillar, R OBP: 0.293, SLG: 0.422										5	2	3	3	0	1	2								
18 Darwin Barney, R OBP: 0.342, SLG: 0.401										5	0	2	0	0	1	5								
17 Ryan Goins, L OBP: 0.224, SLG: 0.324										5	1	1	0	0	1	2								
33 J.A. Happ, L OBP: 0.333, SLG: 0.333 1 Andy Burns, R										3	1	1	0	0	2	1								
Inning Stats	R: 3 H: 3 E: 0 K: 3 S: 17	H: 3 LOB: 0 BB: 0 P: 27	R: 0 H: 1 E: 0 K: 2 S: 9	H: 1 LOB: 1 BB: 0 P: 16	R: 1 H: 2 E: 0 K: 0 S: 14	H: 2 LOB: 2 BB: 2 P: 25	R: 4 H: 3 E: 0 K: 1 S: 14	H: 3 LOB: 2 BB: 1 P: 26	R: 0 H: 1 E: 0 K: 2 S: 9	H: 1 LOB: 0 BB: 0 P: 13	R: 0 H: 1 E: 0 K: 2 S: 14	H: 1 LOB: 0 BB: 0 P: 24	R: 1 H: 1 E: 0 K: 3 S: 12	H: 1 LOB: 0 BB: 0 P: 16	R: 4 H: 5 E: 1 K: 0 S: 20	H: 5 LOB: 1 BB: 0 P: 29	R: 0 H: 0 E: 1 K: 0 S: 9	H: 0 LOB: 1 BB: 0 P: 12	1B: 9 2B: 4 3B: 0 HR: 5	SF: 0 SAC: 1 DP: 2 HBP: 0	WP: 1 PB: 0 CS: 0 SB: 0	PA: 48		
PITCHER	IP WLS BF H R ER SO BB IBB HBP BLK WP HR S P ERA WHIP	IP WLS BF H R ER SO BB IBB HBP BLK WP HR S P ERA WHIP	IP WLS BF H R ER SO BB IBB HBP BLK WP HR S P ERA WHIP	IP WLS BF H R ER SO BB IBB HBP BLK WP HR S P ERA WHIP	IP WLS BF H R ER SO BB IBB HBP BLK WP HR S P ERA WHIP	IP WLS BF H R ER SO BB IBB HBP BLK WP HR S P ERA WHIP	IP WLS BF H R ER SO BB IBB HBP BLK WP HR S P ERA WHIP	IP WLS BF H R ER SO BB IBB HBP BLK WP HR S P ERA WHIP	IP WLS BF H R ER SO BB IBB HBP BLK WP HR S P ERA WHIP	IP WLS BF H R ER SO BB IBB HBP BLK WP HR S P ERA WHIP	IP WLS BF H R ER SO BB IBB HBP BLK WP HR S P ERA WHIP	IP WLS BF H R ER SO BB IBB HBP BLK WP HR S P ERA WHIP	IP WLS BF H R ER SO BB IBB HBP BLK WP HR S P ERA WHIP	IP WLS BF H R ER SO BB IBB HBP BLK WP HR S P ERA WHIP	IP WLS BF H R ER SO BB IBB HBP BLK WP HR S P ERA WHIP	IP WLS BF H R ER SO BB IBB HBP BLK WP HR S P ERA WHIP	IP WLS BF H R ER SO BB IBB HBP BLK WP HR S P ERA WHIP	IP WLS BF H R ER SO BB IBB HBP BLK WP HR S P ERA WHIP	IP WLS BF H R ER SO BB IBB HBP BLK WP HR S P ERA WHIP	IP WLS BF H R ER SO BB IBB HBP BLK WP HR S P ERA WHIP	IP WLS BF H R ER SO BB IBB HBP BLK WP HR S P ERA WHIP	IP WLS BF H R ER SO BB IBB HBP BLK WP HR S P ERA WHIP	IP WLS BF H R ER SO BB IBB HBP BLK WP HR S P ERA WHIP	IP WLS BF H R ER SO BB IBB HBP BLK WP HR S P ERA WHIP

Toronto Blue Jays @ Philadelphia Phillies
Citizens Bank Park, Philadelphia, PA
Thu Jun 16 2016, 7:09 PM - 10:12 PM EDT
Att: 22,279 - Cloudy - 69 F

livebaseballscorecards.com

AB 44
R 13
H 17
RBI 12
BB 3
SO 11
LOB 23

Batter	1	2	3	4	5	6	7	8	9	AB	R	H	RBI	BB	SO	LOB	BOTTOM							
37 Odúbel Herrera, L OBP: 0.410, SLG: 0.428										4	0	2	1	0	0	1								
13 Freddy Galvis, S OBP: 0.249, SLG: 0.352										4	0	0	0	0	1	3								
7 Maikel Franco, R OBP: 0.294, SLG: 0.429										4	0	0	0	0	1	2								
19 Tommy Joseph, R OBP: 0.269, SLG: 0.528										4	1	1	0	0	1	1								
29 Cameron Rupp, R OBP: 0.290, SLG: 0.430										4	0	1	0	0	0	1								
41 Jimmy Paredes, S OBP: 0.292, SLG: 0.444										3	0	0	1	1	0	1								
2 Tyler Goeddel, R OBP: 0.296, SLG: 0.329 38 Andrew Bailey, R OBP: 0.315, SLG: 0.442 4 Andrés Blanco, S OBP: 0.275, SLG: 0.342 46 Jeanmar Gómez, R OBP: 0.318, SLG: 0.475										2	0	0	0	0	1	1								
16 César Hernández, S OBP: 0.296, SLG: 0.341										3	0	0	0	0	1	1								
27 Aaron Nola, R OBP: 0.160, SLG: 0.091 60 Colton Murray, R OBP: 0.243, SLG: 0.319										0	0	0	0	1	0	0								
Inning Stats	R: 0 H: 0 E: 0 K: 2 S: 8	H: 1 LOB: 1 BB: 1 P: 15	R: 0 H: 0 E: 0 K: 0 S: 8	H: 0 LOB: 1 BB: 1 P: 14	R: 0 H: 0 E: 0 K: 0 S: 10	H: 0 LOB: 0 BB: 0 P: 15	R: 0 H: 1 E: 0 K: 1 S: 8	H: 1 LOB: 1 BB: 0 P: 11	R: 1 H: 2 E: 0 K: 1 S: 9	H: 2 LOB: 1 BB: 0 P: 11	R: 0 H: 0 E: 0 K: 0 S: 5	H: 0 LOB: 0 BB: 0 P: 6	1B: 2 2B: 4 3B: 0 HR: 0	SF: 0 SAC: 0 DP: 1 HBP: 0	WP: 0 PB: 0 CS: 0 SB: 0	PA: 34								
PITCHER	IP WLS BF H R ER SO BB IBB HBP BLK WP HR S P ERA WHIP	IP WLS BF H R ER SO BB IBB HBP BLK WP HR S P ERA WHIP	IP WLS BF H R ER SO BB IBB HBP BLK WP HR S P ERA WHIP	IP WLS BF H R ER SO BB IBB HBP BLK WP HR S P ERA WHIP	IP WLS BF H R ER SO BB IBB HBP BLK WP HR S P ERA WHIP	IP WLS BF H R ER SO BB IBB HBP BLK WP HR S P ERA WHIP	IP WLS BF H R ER SO BB IBB HBP BLK WP HR S P ERA WHIP	IP WLS BF H R ER SO BB IBB HBP BLK WP HR S P ERA WHIP	IP WLS BF H R ER SO BB IBB HBP BLK WP HR S P ERA WHIP	IP WLS BF H R ER SO BB IBB HBP BLK WP HR S P ERA WHIP	IP WLS BF H R ER SO BB IBB HBP BLK WP HR S P ERA WHIP	IP WLS BF H R ER SO BB IBB HBP BLK WP HR S P ERA WHIP	IP WLS BF H R ER SO BB IBB HBP BLK WP HR S P ERA WHIP	IP WLS BF H R ER SO BB IBB HBP BLK WP HR S P ERA WHIP	IP WLS BF H R ER SO BB IBB HBP BLK WP HR S P ERA WHIP	IP WLS BF H R ER SO BB IBB HBP BLK WP HR S P ERA WHIP	IP WLS BF H R ER SO BB IBB HBP BLK WP HR S P ERA WHIP	IP WLS BF H R ER SO BB IBB HBP BLK WP HR S P ERA WHIP	IP WLS BF H R ER SO BB IBB HBP BLK WP HR S P ERA WHIP	IP WLS BF H R ER SO BB IBB HBP BLK WP HR S P ERA WHIP	IP WLS BF H R ER SO BB IBB HBP BLK WP HR S P ERA WHIP	IP WLS BF H R ER SO BB IBB HBP BLK WP HR S P ERA WHIP	IP WLS BF H R ER SO BB IBB HBP BLK WP HR S P ERA WHIP	IP WLS BF H R ER SO BB IBB HBP BLK WP HR S P ERA WHIP

Toronto Blue Jays @ Philadelphia Phillies
Citizens Bank Park, Philadelphia, PA
Thu Jun 16 2016, 7:09 PM - 10:12 PM EDT
Att: 22,279 - Cloudy - 69 F

livebaseballscorecards.com

AB 32
R 2
H 5
RBI 2
BB 2
SO 6
LOB 12

Batter	1	2	3	4	5	6	7	8	9	AB	R	H	RBI	BB	SO	LOB	TOP						
2 Jean Segura, R OBP: 0.338, SLG: 0.434										5	0	1	0	0	1	2							
1 Michael Bourn, L OBP: 0.333, SLG: 0.361										5	1	2	0	0	2	3							
44 Paul Goldschmidt, R OBP: 0.426, SLG: 0.598										5	2	3	1	0	1	1							
7 Wellington Castillo, R OBP: 0.317, SLG: 0.455										5	1	1	1	0	4	3							
14 Peter O'Brien, R OBP: 0.150, SLG: 0.690										5	2	2	4	0	0	0							
24 Yasmany Tomás, R OBP: 0.316, SLG: 0.449										5	2	2	2	0	3	0							
22 Jake Lamb, L OBP: 0.359, SLG: 0.530										4	1	3	0	1	0	0							
13 Nick Ahmed, R OBP: 0.261, SLG: 0.306										5	1	1	0	0	2	3							
38 Robbie Ray, L OBP: 0.280, SLG: 0.400										2	0	1	0	0	1	0							
15 Phil Gosselin, R OBP: 0.287, SLG: 0.316										1	0	0	0	0	1	1							
40 Andrew Chafin, R OBP: 0.287, SLG: 0.316										0	0	0	0	0	0	0							
52 Zack Godley, R OBP: 0.316, SLG: 0.449										0	0	0	0	0	0	0							
48 Randall Delgado, R OBP: 0.279, SLG: 0.341										0	0	0	0	0	0	0							
Inning Stats	R: 0 E: 0 K: 3 S: 12	H: 1 LOB: 1 BB: 0 P: 18	R: 2 E: 2 K: 2 S: 20	H: 3 LOB: 2 BB: 0 P: 27	R: 0 E: 0 K: 1 S: 12	H: 0 LOB: 0 BB: 0 P: 16	R: 1 E: 0 K: 1 S: 12	H: 2 LOB: 1 BB: 0 P: 16	R: 4 E: 0 K: 2 S: 21	H: 4 LOB: 0 BB: 0 P: 28	R: 0 E: 0 K: 1 S: 9	H: 2 LOB: 2 BB: 0 P: 12	R: 2 E: 0 K: 3 S: 14	H: 2 LOB: 1 BB: 1 P: 24	R: 1 E: 0 K: 1 S: 6	H: 1 LOB: 0 BB: 0 P: 13	R: 0 E: 0 K: 1 S: 10	H: 1 LOB: 1 BB: 0 P: 13	1B: 9 2B: 1 3B: 0 HR: 6	SF: 0 SAC: 1 DP: 0 HBP: 0	WP: 0 PB: 0 SB: 0 CS: 1	PA: 44	
PITCHER	IP WLS BF H R ER SO BB IBB HBP BLK WP HR S P ERA WHIP	IP WLS BF H R ER SO BB IBB HBP BLK WP HR S P ERA WHIP	IP WLS BF H R ER SO BB IBB HBP BLK WP HR S P ERA WHIP	IP WLS BF H R ER SO BB IBB HBP BLK WP HR S P ERA WHIP	IP WLS BF H R ER SO BB IBB HBP BLK WP HR S P ERA WHIP	IP WLS BF H R ER SO BB IBB HBP BLK WP HR S P ERA WHIP	IP WLS BF H R ER SO BB IBB HBP BLK WP HR S P ERA WHIP	IP WLS BF H R ER SO BB IBB HBP BLK WP HR S P ERA WHIP	IP WLS BF H R ER SO BB IBB HBP BLK WP HR S P ERA WHIP	IP WLS BF H R ER SO BB IBB HBP BLK WP HR S P ERA WHIP	IP WLS BF H R ER SO BB IBB HBP BLK WP HR S P ERA WHIP	IP WLS BF H R ER SO BB IBB HBP BLK WP HR S P ERA WHIP	IP WLS BF H R ER SO BB IBB HBP BLK WP HR S P ERA WHIP	IP WLS BF H R ER SO BB IBB HBP BLK WP HR S P ERA WHIP	IP WLS BF H R ER SO BB IBB HBP BLK WP HR S P ERA WHIP	IP WLS BF H R ER SO BB IBB HBP BLK WP HR S P ERA WHIP	IP WLS BF H R ER SO BB IBB HBP BLK WP HR S P ERA WHIP	IP WLS BF H R ER SO BB IBB HBP BLK WP HR S P ERA WHIP	IP WLS BF H R ER SO BB IBB HBP BLK WP HR S P ERA WHIP	IP WLS BF H R ER SO BB IBB HBP BLK WP HR S P ERA WHIP	IP WLS BF H R ER SO BB IBB HBP BLK WP HR S P ERA WHIP	IP WLS BF H R ER SO BB IBB HBP BLK WP HR S P ERA WHIP	IP WLS BF H R ER SO BB IBB HBP BLK WP HR S P ERA WHIP

Arizona Diamondbacks @ Philadelphia Phillies
Citizens Bank Park, Philadelphia, PA
Fri Jun 17 2016, 7:09 PM - 10:13 PM EDT
Att: 19,282 - Partly Cloudy - 73 F

AB 42
R 10
H 16
RBI 8
BB 1
SO 15
LOB 13



Batter	1	2	3	4	5	6	7	8	9	AB	R	H	RBI	BB	SO	LOB	BOTTOM						
37 Odúbel Herrera, L OBP: 0.404, SLG: 0.421										4	0	0	0	0	2	2							
25 Cody Asche, L OBP: 0.313, SLG: 0.477										4	1	1	0	0	1	1							
19 Tommy Joseph, R OBP: 0.268, SLG: 0.511										3	1	0	0	1	1	0							
7 Maikel Franco, R OBP: 0.289, SLG: 0.421										4	0	0	0	0	2	2							
29 Cameron Rupp, R OBP: 0.296, SLG: 0.444										4	0	2	2	0	1	0							
13 Freddy Galvis, S OBP: 0.249, SLG: 0.351										4	0	1	0	0	1	1							
17 Peter Bourjos, R OBP: 0.346, SLG: 0.325										2	0	1	0	0	0	0							
52 Severino González, R ERA: 6.49										0	0	0	0	0	0	0							
4 Andrés Blanco, S ERA: 3.37, SLG: 0.446										0	0	0	0	0	0	0							
59 Elvis Araujo, L ERA: 4.91										0	0	0	0	0	0	0							
50 Héctor Neris, R ERA: 3.06										3	0	0	0	0	1	3							
41 Jimmy Paredes, S OBP: 0.286, SLG: 0.430										1	0	0	0	0	0	0							
39 Adam Morgan, L OBP: 0.067, SLG: 0.133										0	0	0	0	0	0	0							
2 Tyler Goeddel, R OBP: 0.279, SLG: 0.367										0	0	0	0	0	0	0							
16 César Hernández, S OBP: 0.297, SLG: 0.341										3	0	1	0	0	1	1							
Inning Stats	R: 2 E: 0 K: 0 S: 12	H: 2 LOB: 1 BB: 1 P: 21	R: 0 E: 0 K: 1 S: 10	H: 1 LOB: 1 BB: 0 P: 16	R: 0 E: 0 K: 1 S: 9	H: 0 LOB: 0 BB: 0 P: 13	R: 0 E: 0 K: 1 S: 10	H: 0 LOB: 0 BB: 0 P: 13	R: 0 E: 0 K: 2 S: 12	H: 3 LOB: 3 BB: 0 P: 31	R: 0 E: 0 K: 1 S: 8	H: 0 LOB: 0 BB: 0 P: 8	R: 0 E: 0 K: 1 S: 7	H: 0 LOB: 0 BB: 0 P: 11	R: 0 E: 0 K: 1 S: 7	H: 0 LOB: 0 BB: 0 P: 9	1B: 5 2B: 1 3B: 1 HR: 0	SF: 0 SAC: 1 DP: 0 HBP: 0	WP: 0 PB: 0 SB: 0 CS: 0	PA: 35			
PITCHER	IP WLS BF H R ER SO BB IBB HBP BLK WP HR S P ERA WHIP	IP WLS BF H R ER SO BB IBB HBP BLK WP HR S P ERA WHIP	IP WLS BF H R ER SO BB IBB HBP BLK WP HR S P ERA WHIP	IP WLS BF H R ER SO BB IBB HBP BLK WP HR S P ERA WHIP	IP WLS BF H R ER SO BB IBB HBP BLK WP HR S P ERA WHIP	IP WLS BF H R ER SO BB IBB HBP BLK WP HR S P ERA WHIP	IP WLS BF H R ER SO BB IBB HBP BLK WP HR S P ERA WHIP	IP WLS BF H R ER SO BB IBB HBP BLK WP HR S P ERA WHIP	IP WLS BF H R ER SO BB IBB HBP BLK WP HR S P ERA WHIP	IP WLS BF H R ER SO BB IBB HBP BLK WP HR S P ERA WHIP	IP WLS BF H R ER SO BB IBB HBP BLK WP HR S P ERA WHIP	IP WLS BF H R ER SO BB IBB HBP BLK WP HR S P ERA WHIP	IP WLS BF H R ER SO BB IBB HBP BLK WP HR S P ERA WHIP	IP WLS BF H R ER SO BB IBB HBP BLK WP HR S P ERA WHIP	IP WLS BF H R ER SO BB IBB HBP BLK WP HR S P ERA WHIP	IP WLS BF H R ER SO BB IBB HBP BLK WP HR S P ERA WHIP	IP WLS BF H R ER SO BB IBB HBP BLK WP HR S P ERA WHIP	IP WLS BF H R ER SO BB IBB HBP BLK WP HR S P ERA WHIP	IP WLS BF H R ER SO BB IBB HBP BLK WP HR S P ERA WHIP	IP WLS BF H R ER SO BB IBB HBP BLK WP HR S P ERA WHIP	IP WLS BF H R ER SO BB IBB HBP BLK WP HR S P ERA WHIP	IP WLS BF H R ER SO BB IBB HBP BLK WP HR S P ERA WHIP	IP WLS BF H R ER SO BB IBB HBP BLK WP HR S P ERA WHIP

Arizona Diamondbacks @ Philadelphia Phillies
Citizens Bank Park, Philadelphia, PA
Fri Jun 17 2016, 7:09 PM - 10:13 PM EDT
Att: 19,282 - Partly Cloudy - 73 F

AB 33
R 2
H 7
RBI 2
BB 1
SO 10
LOB 10



Batter	1	2	3	4	5	6	7	8	9	AB	R	H	RBI	BB	SO	LOB	TOP								
2 Jean Segura, R OBP: 0.342, SLG: 0.435										4	1	2	0	1	1	1	Arizona Diamondbacks @ Philadelphia Phillies Citizens Bank Park, Philadelphia, PA Sat Jun 18 2016, 3:08 PM - 5:45 PM EDT Att: 33,797 - Sunny - 84 F								
1 Michael Bourn, L OBP: 0.316, SLG: 0.341										5	0	0	0	0	2	7									
44 Paul Goldschmidt, R OBP: 0.425, SLG: 0.518										5	1	2	2	0	2	2									
22 Jake Lamb, L OBP: 0.364, SLG: 0.543										4	1	2	1	0	0	1									
14 Peter O'Brien, R OBP: 0.125, SLG: 0.500										4	0	0	0	0	2	2									
7 Wellington Castillo, R OBP: 0.321, SLG: 0.456										4	0	2	0	0	2	1									
24 Yasmany Tomás, R OBP: 0.310, SLG: 0.441										4	0	0	0	0	1	3									
21 Zack Greinke, R OBP: 0.270, SLG: 0.286										4	0	0	0	0	0	1									
29 Brad Ziegler, R ERA: 2.45										0	0	0	0	0	0	0									
13 Nick Ahmed, R OBP: 0.270, SLG: 0.329										4	1	3	1	0	1	0									
Inning Stats	R: 0 E: 0 K: 1 S: 6	H: 1 LOB: 0 BB: 0 P: 11	R: 0 E: 0 K: 3 S: 12	H: 1 LOB: 1 BB: 0 P: 16	R: 0 E: 1 K: 0 S: 10	H: 1 LOB: 2 BB: 0 P: 14	R: 0 E: 0 K: 1 S: 8	H: 1 LOB: 1 BB: 0 P: 11	R: 3 E: 0 K: 1 S: 16	H: 3 LOB: 1 BB: 0 P: 22	R: 0 E: 0 K: 0 S: 16	H: 2 LOB: 3 BB: 1 P: 26	R: 1 E: 0 K: 2 S: 18	H: 1 LOB: 0 BB: 0 P: 23	R: 0 E: 0 K: 1 S: 6	H: 0 LOB: 0 BB: 0 P: 8	R: 0 E: 0 K: 2 S: 10	H: 1 LOB: 1 BB: 0 P: 15	1B: 8 2B: 0 3B: 0 HR: 3	SF: 0 SAC: 0 DP: 1 HBP: 1	WP: 0 PB: 0 CS: 0	PA: 40			
PITCHER	IP	WLS	BF	H	R	ER	SO	BB	IBB	HBP	BLK	WP	HR	S	P	ERA	WHIP								
48 Jerad Eickhoff, R ERA: 3.49	(1.1)	5.2	L	28	9	3	6	1	0	1	0	0	2	67	98	4.76	1.765								
38 Andrew Bailey, R ERA: 4.07	(6.1)	0.1		1	0	0	0	0	0	0	0	0	0	1	2	0.00	0.000								
52 Severino González, R ERA: 2.45	(7.1)	2.0		7	1	1	3	0	0	0	0	0	1	24	31	4.50	0.500								
34 Brett Oberholzer, L ERA: 5.08	(9.1)	1.0		4	1	0	2	0	0	0	0	0	0	10	15	0.00	1.000								

Batter	1	2	3	4	5	6	7	8	9	AB	R	H	RBI	BB	SO	LOB	BOTTOM									
25 Cody Asche, L OBP: 0.288, SLG: 0.438										4	0	0	0	0	0	0	Arizona Diamondbacks @ Philadelphia Phillies Citizens Bank Park, Philadelphia, PA Sat Jun 18 2016, 3:08 PM - 5:45 PM EDT Att: 33,797 - Sunny - 84 F									
37 Odiel Herrera, L OBP: 0.402, SLG: 0.430										4	1	1	1	0	2	0										
4 Andrés Blanco, S OBP: 0.324, SLG: 0.448										4	0	2	0	0	0	0										
6 Ryan Howard, L OBP: 0.203, SLG: 0.343										4	0	0	0	0	1	2										
41 Jimmy Paredes, S OBP: 0.288, SLG: 0.449										3	0	1	0	0	1	0										
7 Maikel Franco, R OBP: 0.286, SLG: 0.416										3	0	0	0	0	1	2										
51 Carlos Ruiz, R OBP: 0.306, SLG: 0.337										2	0	0	0	1	0	2										
13 Freddy Galvis, S OBP: 0.246, SLG: 0.347										3	0	0	0	0	1	1										
48 Jerad Eickhoff, R OBP: 0.186, SLG: 0.290	(1.1)	8.0	W	28	3	1	1	0	0	0	0	0	0	0	0	0		Arizona Diamondbacks @ Philadelphia Phillies Citizens Bank Park, Philadelphia, PA Sat Jun 18 2016, 3:08 PM - 5:45 PM EDT Att: 33,797 - Sunny - 84 F								
38 Andrew Bailey, R ERA: 3.54	(6.1)																									
2 Tyler Goeddel, R ERA: 2.83	(6.1)																									
52 Severino González, R ERA: 2.45	(7.1)																									
16 César Hernández, S OBP: 0.206, SLG: 0.326	(6.1)																									
34 Brett Oberholzer, L ERA: 5.08	(9.1)																									
Inning Stats	R: 1 E: 0 K: 1 S: 7	H: 1 LOB: 0 BB: 0 P: 10	R: 0 E: 0 K: 0 S: 6	H: 0 LOB: 1 BB: 1 P: 12	R: 0 E: 0 K: 0 S: 10	H: 0 LOB: 0 BB: 0 P: 11	R: 0 E: 0 K: 1 S: 8	H: 0 LOB: 0 BB: 0 P: 10	R: 0 E: 0 K: 1 S: 9	H: 0 LOB: 0 BB: 0 P: 13	R: 0 E: 0 K: 1 S: 8	H: 0 LOB: 0 BB: 0 P: 10	R: 0 E: 0 K: 1 S: 13	H: 2 LOB: 2 BB: 0 P: 19	R: 0 E: 0 K: 1 S: 7	H: 0 LOB: 0 BB: 0 P: 9	R: 0 E: 0 K: 1 S: 6		H: 1 LOB: 0 BB: 0 P: 8	1B: 2 2B: 1 3B: 0 HR: 1	SF: 0 SAC: 0 DP: 1 HBP: 0	WP: 0 PB: 0 CS: 0	PA: 31			
PITCHER	IP	WLS	BF	H	R	ER	SO	BB	IBB	HBP	BLK	WP	HR	S	P	ERA	WHIP									
21 Zack Greinke, R ERA: 3.54	(1.1)	8.0	W	28	3	1	1	0	0	0	0	0	0	68	94	1.12	0.500									
29 Brad Ziegler, R ERA: 2.83	(9.1)	1.0	S	3	1	0	1	0	0	0	0	0	0	6	8	0.00	1.000									

Batter	1	2	3	4	5	6	7	8	9	AB	R	H	RBI	BB	SO	LOB	TOP								
15 Phil Gosselin, R OBP: 0.304, SLG: 0.349	G5-3		1B			F8	1B		3B	4	1	2	0	1	0	0	Arizona Diamondbacks @ Philadelphia Phillies Citizens Bank Park, Philadelphia, PA Sun Jun 19 2016, 1:38 PM - 4:37 PM EDT Att: 40,214 - Partly Cloudy - 85 F								
1 Michael Bourn, L OBP: 0.311, SLG: 0.333	F9		L8			G4-3	1B		F8	5	0	1	1	0	0	1									
44 Paul Goldschmidt, R OBP: 0.423, SLG: 0.514	P6			P4		22 2B	G6-3		22 3B	4	2	1	0	1	0	2									
22 Jake Lamb, L OBP: 0.364, SLG: 0.553	K			G4-3		14 WP			K	5	0	2	2	0	2	0									
10 Chris Herrmann, L OBP: 0.358, SLG: 0.547	G4-3			E9			14 1B			3	0	1	0	2	0	0									
14 Peter O'Brien, R OBP: 0.138, SLG: 0.448	K			P4			IBB			5	0	1	0	0	3	5									
27 Brandon Drury, R OBP: 0.313, SLG: 0.456			13 G6-3 25 SF8							4	2	2	0	0	2	2									
13 Nick Ahmed, R OBP: 0.265, SLG: 0.323			G6-3			G4-3			F9	4	0	0	0	0	0	4									
25 Archie Bradley, R OBP: 0.133, SLG: 0.143			SF8			G6-3			K	1	0	0	1	0	0	0									
5 Richie Weeks, R OBP: 0.207, SLG: 0.280										0	0	0	0	0	0	0									
19 Tyler Clippard, R ERA: 3.51										0	0	0	0	0	0	0									
41 Daniel Hudson, R ERA: 1.67										0	0	0	0	0	0	0									
2 Jean Segura, R OBP: 0.311, SLG: 0.364										1	0	0	0	0	1	0									
29 Brad Ziegler, R ERA: 2.73										0	0	0	0	0	0	0									
Inning Stats	R: 0 H: 0 E: 0 K: 0 S: 5	H: 0 LOB: 0 BB: 0 P: 9	R: 0 H: 0 E: 0 K: 2 S: 7	H: 0 LOB: 0 BB: 0 P: 12	R: 0 H: 2 E: 0 K: 0 S: 14	H: 2 LOB: 1 BB: 0 P: 20	R: 0 H: 0 E: 1 K: 0 S: 8	H: 0 LOB: 0 BB: 0 P: 9	R: 0 H: 0 E: 0 K: 1 S: 8	H: 0 LOB: 0 BB: 0 P: 10	R: 1 H: 2 E: 0 K: 1 S: 18	H: 2 LOB: 2 BB: 1 P: 34	R: 1 H: 2 E: 0 K: 1 S: 9	H: 2 LOB: 2 BB: 1 P: 15	R: 0 H: 2 E: 0 K: 2 S: 11	H: 2 LOB: 2 BB: 0 P: 12	R: 2 H: 2 E: 0 K: 2 S: 20	H: 2 LOB: 2 BB: 2 P: 34	1B: 5 2B: 3 3B: 2 HR: 0	SF: 1 SAC: 0 DP: 0 HBP: 0	WP: 2 PB: 0 SB: 0 CS: 0	PA: 42			
PITCHER	IP WLS BF H R ER SO BB IBB HBP BLK WP HR S P ERA WHIP	IP WLS BF H R ER SO BB IBB HBP BLK WP HR S P ERA WHIP	IP WLS BF H R ER SO BB IBB HBP BLK WP HR S P ERA WHIP	IP WLS BF H R ER SO BB IBB HBP BLK WP HR S P ERA WHIP	IP WLS BF H R ER SO BB IBB HBP BLK WP HR S P ERA WHIP	IP WLS BF H R ER SO BB IBB HBP BLK WP HR S P ERA WHIP	IP WLS BF H R ER SO BB IBB HBP BLK WP HR S P ERA WHIP	IP WLS BF H R ER SO BB IBB HBP BLK WP HR S P ERA WHIP	IP WLS BF H R ER SO BB IBB HBP BLK WP HR S P ERA WHIP	IP WLS BF H R ER SO BB IBB HBP BLK WP HR S P ERA WHIP	IP WLS BF H R ER SO BB IBB HBP BLK WP HR S P ERA WHIP	IP WLS BF H R ER SO BB IBB HBP BLK WP HR S P ERA WHIP	IP WLS BF H R ER SO BB IBB HBP BLK WP HR S P ERA WHIP	IP WLS BF H R ER SO BB IBB HBP BLK WP HR S P ERA WHIP	IP WLS BF H R ER SO BB IBB HBP BLK WP HR S P ERA WHIP	IP WLS BF H R ER SO BB IBB HBP BLK WP HR S P ERA WHIP	IP WLS BF H R ER SO BB IBB HBP BLK WP HR S P ERA WHIP	IP WLS BF H R ER SO BB IBB HBP BLK WP HR S P ERA WHIP	IP WLS BF H R ER SO BB IBB HBP BLK WP HR S P ERA WHIP	IP WLS BF H R ER SO BB IBB HBP BLK WP HR S P ERA WHIP	IP WLS BF H R ER SO BB IBB HBP BLK WP HR S P ERA WHIP	IP WLS BF H R ER SO BB IBB HBP BLK WP HR S P ERA WHIP	IP WLS BF H R ER SO BB IBB HBP BLK WP HR S P ERA WHIP	IP WLS BF H R ER SO BB IBB HBP BLK WP HR S P ERA WHIP	IP WLS BF H R ER SO BB IBB HBP BLK WP HR S P ERA WHIP
56 Zach Eflin, R ERA: 10.8	5.2	L	23	4	2	2	3	0	1	0	0	0	0	0	56	88	3.18	0.706							
30 David Hernandez, R ERA: 3.59	1.1		7	2	1	1	2	1	0	0	0	0	1	0	13	21	6.75	2.250							
59 Elvis Aráujo, L ERA: 4.84	0.1		2	1	0	0	1	0	0	0	0	0	0	0	6	7	0.00	3.000							
38 Andrew Bailey, R ERA: 4.56	1.1		7	2	2	2	2	1	0	0	0	1	0	18	25	13.50	2.250								
46 Jeanmar Gómez, R ERA: 3.0	0.1		3	1	0	0	1	1	0	0	0	0	0	7	14	0.00	6.000								
Batter	1	2	3	4	5	6	7	8	9	AB	R	H	RBI	BB	SO	LOB	BOTTOM								
4 Andrés Blanco, S OBP: 0.321, SLG: 0.434	K		F7			37 E 41 1B 19 G4-6-3		G4-3		3	1	0	0	1	1	0	Arizona Diamondbacks @ Philadelphia Phillies Citizens Bank Park, Philadelphia, PA Sun Jun 19 2016, 1:38 PM - 4:37 PM EDT Att: 40,214 - Partly Cloudy - 85 F								
41 Jimmy Paredes, S OBP: 0.286, SLG: 0.434	G1-3			F7		19 G4-6-3 37 E		G3		4	0	1	0	0	0	0									
46 Jeanmar Gómez, R ERA: 3.0										0	0	0	0	0	0	0									
37 Odúbel Herrera, L OBP: 0.400, SLG: 0.427	19 S 1B			K		19 G4-6-3		G4-3		4	0	1	0	0	1	2									
19 Tommy Joseph, R OBP: 0.257, SLG: 0.490	G6-3			F7		G4-6-3			K	4	0	0	0	0	1	3									
25 Cody Asche, L OBP: 0.286, SLG: 0.423	K					29 BB 1B		L8		4	0	1	0	0	2	1									
7 Maikel Franco, R OBP: 0.281, SLG: 0.409	F9			K					K	4	0	0	0	0	1	1									
29 Cameron Rupp, R OBP: 0.296, SLG: 0.439	K								G6-3	2	0	0	0	1	1	0									
13 Freddy Galvis, S OBP: 0.247, SLG: 0.344				G6-3						2	0	0	0	1	0	2									
56 Zach Eflin, R ERA: 10.8				G6-3						2	0	0	0	0	0	2									
30 David Hernandez, R ERA: 3.59										0	0	0	0	0	0	0									
16 César Hernández, S OBP: 0.246, SLG: 0.336										1	0	0	0	0	0	1									
59 Elvis Aráujo, L ERA: 4.84										0	0	0	0	0	0	0									
38 Andrew Bailey, R ERA: 4.56										0	0	0	0	0	0	0									
17 Peter Bourjos, R OBP: 0.246, SLG: 0.321										0	0	0	0	0	0	0									
Inning Stats	R: 0 H: 1 E: 0 K: 1 S: 12	H: 0 LOB: 1 BB: 0 P: 15	R: 0 H: 0 E: 0 K: 2 S: 9	H: 0 LOB: 0 BB: 0 P: 12	R: 0 H: 0 E: 0 K: 0 S: 6	H: 0 LOB: 0 BB: 0 P: 9	R: 0 H: 0 E: 0 K: 1 S: 6	H: 0 LOB: 0 BB: 0 P: 9	R: 0 H: 1 E: 0 K: 1 S: 10	H: 1 LOB: 1 BB: 1 P: 18	R: 1 H: 1 E: 1 K: 0 S: 13	H: 1 LOB: 1 BB: 1 P: 22	R: 0 H: 0 E: 0 K: 1 S: 10	H: 0 LOB: 0 BB: 1 P: 19	R: 0 H: 0 E: 0 K: 0 S: 7	H: 0 LOB: 0 BB: 0 P: 8	R: 0 H: 0 E: 0 K: 2 S: 8	H: 0 LOB: 0 BB: 0 P: 10	1B: 3 2B: 0 3B: 0 HR: 0	SF: 0 SAC: 0 DP: 1 HBP: 0	WP: 0 PB: 0 SB: 1 CS: 0	PA: 33			
PITCHER	IP WLS BF H R ER SO BB IBB HBP BLK WP HR S P ERA WHIP	IP WLS BF H R ER SO BB IBB HBP BLK WP HR S P ERA WHIP	IP WLS BF H R ER SO BB IBB HBP BLK WP HR S P ERA WHIP	IP WLS BF H R ER SO BB IBB HBP BLK WP HR S P ERA WHIP	IP WLS BF H R ER SO BB IBB HBP BLK WP HR S P ERA WHIP	IP WLS BF H R ER SO BB IBB HBP BLK WP HR S P ERA WHIP	IP WLS BF H R ER SO BB IBB HBP BLK WP HR S P ERA WHIP	IP WLS BF H R ER SO BB IBB HBP BLK WP HR S P ERA WHIP	IP WLS BF H R ER SO BB IBB HBP BLK WP HR S P ERA WHIP	IP WLS BF H R ER SO BB IBB HBP BLK WP HR S P ERA WHIP	IP WLS BF H R ER SO BB IBB HBP BLK WP HR S P ERA WHIP	IP WLS BF H R ER SO BB IBB HBP BLK WP HR S P ERA WHIP	IP WLS BF H R ER SO BB IBB HBP BLK WP HR S P ERA WHIP	IP WLS BF H R ER SO BB IBB HBP BLK WP HR S P ERA WHIP	IP WLS BF H R ER SO BB IBB HBP BLK WP HR S P ERA WHIP	IP WLS BF H R ER SO BB IBB HBP BLK WP HR S P ERA WHIP	IP WLS BF H R ER SO BB IBB HBP BLK WP HR S P ERA WHIP	IP WLS BF H R ER SO BB IBB HBP BLK WP HR S P ERA WHIP	IP WLS BF H R ER SO BB IBB HBP BLK WP HR S P ERA WHIP	IP WLS BF H R ER SO BB IBB HBP BLK WP HR S P ERA WHIP	IP WLS BF H R ER SO BB IBB HBP BLK WP HR S P ERA WHIP	IP WLS BF H R ER SO BB IBB HBP BLK WP HR S P ERA WHIP	IP WLS BF H R ER SO BB IBB HBP BLK WP HR S P ERA WHIP	IP WLS BF H R ER SO BB IBB HBP BLK WP HR S P ERA WHIP	IP WLS BF H R ER SO BB IBB HBP BLK WP HR S P ERA WHIP
25 Archie Bradley, R ERA: 4.83	1.0	H	4	0	0	0	1	1	0	0	0	0	0	0	10	19	0.00	1.000							
19 Tyler Clippard, R ERA: 3.51	1.0	H	3	0	0	0	0	0	0	0	0	0	0	7	8	0.00	0.000								
41 Daniel Hudson, R ERA: 1.67	1.0	H	3	0	0	0	0	0	0	0	0	0	0	7	8	0.00	0.000								
29 Brad Ziegler, R ERA: 2.73	1.0		3	0	0	0	2	0	0	0	0	0	0	8	10	0.00	0.000								

Batter	1	2	3	4	5	6	7	8	9	AB	R	H	RBI	BB	SO	LOB	TOP			
2 Jean Segura, R OBP: 0.343, SLG: 0.438										4	1	2	0	0	0	0	Arizona Diamondbacks @ Philadelphia Phillies Citizens Bank Park, Philadelphia, PA Mon Jun 20 2016, 1:09 PM - 3:48 PM EDT Att: 22,118 - Partly Cloudy - 91 F			
15 Phil Gosselin, R OBP: 0.302, SLG: 0.345										4	1	1	1	0	1	1				
22 Jake Lamb, L OBP: 0.366, SLG: 0.565										4	1	2	2	0	1	0				
5 Rickie Weeks Jr., R OBP: 0.292, SLG: 0.476										3	0	1	0	0	1	1				
41 Daniel Hudson, R										0	0	0	0	0	0	0				
14 Peter O'Brien, R OBP: 0.133, SLG: 0.433										1	0	0	0	0	1	0				
29 Brad Ziegler, R										0	0	0	0	0	0	0				
7 Wellington Castillo, R OBP: 0.315, SLG: 0.447										4	0	0	0	0	0	1				
30 Sócrates Brito, L OBP: 0.206, SLG: 0.353										3	0	0	0	0	2	1				
24 Yasmany Tomás, R OBP: 0.310, SLG: 0.444										3	0	1	0	0	1	1				
13 Nick Ahmed, R OBP: 0.262, SLG: 0.318										3	0	0	0	0	0	1				
26 Shelby Miller, R OBP: 0.118, SLG: 0.235										2	0	0	0	0	2	0				
19 Tyler Clippard, R										0	0	0	0	0	0	0				
1 Michael Bourn, L OBP: 0.308, SLG: 0.330										1	0	0	0	0	1	0				
Inning Stats	R: 3 H: 4 E: 0 K: 1 S: 17	H: 4 R: 1 BB: 0 P: 23	R: 0 H: 0 E: 0 K: 1 S: 6	H: 0 R: 0 BB: 0 P: 6	R: 0 H: 1 E: 0 K: 0 S: 5	H: 1 R: 0 BB: 0 P: 7	R: 0 H: 1 E: 0 K: 0 S: 8	H: 1 R: 0 BB: 0 P: 12	R: 0 H: 0 E: 0 K: 1 S: 10	H: 0 R: 0 BB: 0 P: 15	R: 0 H: 0 E: 0 K: 1 S: 8	H: 0 R: 0 BB: 0 P: 12	R: 0 H: 0 E: 0 K: 2 S: 10	H: 1 R: 0 BB: 0 P: 13	R: 0 H: 0 E: 0 K: 2 S: 8	H: 0 R: 0 BB: 0 P: 11	1B: 3 2B: 4 3B: 0 HR: 1	SF: 0 SAC: 0 DP: 2 HBP: 0	WP: 0 PB: 0 SB: 0 CS: 0	PA: 32
PITCHER	IP	WLS	BF	H	R	ER	SO	BB	IBB	HBP	BLK	WP	HR	S	P	ERA	WHIP			
58 Jeremy Hellickson, R ERA: 4.41	7.0	L	26	6	3	3	6	0	0	0	0	0	1	64	87	3.86	0.857			
50 Héctor Neris, R ERA: 2.89	2.0		6	1	0	0	4	0	0	0	0	0	0	18	24	0.00	0.500			

Batter	1	2	3	4	5	6	7	8	9	AB	R	H	RBI	BB	SO	LOB	BOTTOM			
16 César Hernández, S OBP: 0.293, SLG: 0.336										4	0	1	0	0	0	1	Arizona Diamondbacks @ Philadelphia Phillies Citizens Bank Park, Philadelphia, PA Mon Jun 20 2016, 1:09 PM - 3:48 PM EDT Att: 22,118 - Partly Cloudy - 91 F			
13 Freddy Galvis, S OBP: 0.244, SLG: 0.339										4	0	0	0	0	1	2				
37 Odúbel Herrera, L OBP: 0.398, SLG: 0.425										4	0	1	0	0	2	2				
4 Andrés Blanco, S OBP: 0.319, SLG: 0.437										4	1	1	0	0	0	1				
19 Tommy Joseph, R OBP: 0.248, SLG: 0.470										4	0	0	0	0	0	3				
29 Cameron Rupp, R OBP: 0.295, SLG: 0.434										4	0	1	0	0	2	2				
2 Tyler Goeddel, R OBP: 0.286, SLG: 0.379										3	0	2	1	0	0	0				
58 Jeremy Hellickson, R OBP: 0.227, SLG: 0.105										2	0	0	0	0	1	1				
41 Jimmy Paredes, S OBP: 0.281, SLG: 0.426										1	0	0	0	0	0	2				
50 Héctor Neris, R										0	0	0	0	0	0	0				
17 Peter Bourjos, R OBP: 0.249, SLG: 0.319										1	0	0	0	1	0	0				
25 Cody Asche, L OBP: 0.281, SLG: 0.415										1	0	0	0	0	1	0				
Inning Stats	R: 0 H: 1 E: 0 K: 1 S: 11	H: 2 R: 1 BB: 0 P: 16	R: 1 H: 2 E: 0 K: 0 S: 9	H: 2 R: 0 BB: 0 P: 14	R: 0 H: 0 E: 0 K: 1 S: 9	H: 0 R: 0 BB: 1 P: 18	R: 0 H: 0 E: 0 K: 1 S: 8	H: 0 R: 0 BB: 0 P: 13	R: 0 H: 0 E: 0 K: 1 S: 9	H: 0 R: 0 BB: 0 P: 12	R: 0 H: 0 E: 0 K: 1 S: 9	H: 0 R: 0 BB: 0 P: 11	R: 0 H: 2 E: 0 K: 0 S: 14	H: 2 R: 0 BB: 0 P: 21	R: 0 H: 0 E: 0 K: 1 S: 9	H: 0 R: 0 BB: 0 P: 10	1B: 4 2B: 2 3B: 0 HR: 0	SF: 0 SAC: 0 DP: 1 HBP: 0	WP: 0 PB: 0 SB: 0 CS: 1	PA: 33
PITCHER	IP	WLS	BF	H	R	ER	SO	BB	IBB	HBP	BLK	WP	HR	S	P	ERA	WHIP			
26 Shelby Miller, R ERA: 6.36	6.2	W	25	5	1	1	5	1	0	0	0	0	0	67	102	1.35	0.900			
19 Tyler Clippard, R ERA: 3.49	0.1	H	1	0	0	0	0	0	0	0	0	0	0	2	3	0.00	0.000			
41 Daniel Hudson, R ERA: 1.61	1.0	H	3	0	0	0	1	0	0	0	0	0	0	9	10	0.00	0.000			
29 Brad Ziegler, R ERA: 2.84	1.0	S	4	1	0	0	1	0	0	0	0	0	0	7	9	0.00	1.000			

Batter	1	2	3	4	5	6	7	8	9	AB	R	H	RBI	BB	SO	LOB	TOP					
37 Odúbel Herrera, L OBP: 0.401, SLG: 0.426										4	2	2	0	1	1	1	Philadelphia Phillies @ Minnesota Twins Target Field, Minneapolis, MN Tue Jun 21 2016, 7:11 PM - 10:34 PM CDT Att: 25,714 - Partly Cloudy - 79 F					
4 Andrés Blanco, S OBP: 0.284, SLG: 0.417										5	0	0	0	0	1	5						
7 Maikel Franco, R OBP: 0.284, SLG: 0.421										5	2	2	4	0	0	2						
6 Ryan Howard, L OBP: 0.198, SLG: 0.333										5	0	0	0	0	2	2						
19 Tommy Joseph, R OBP: 0.255, SLG: 0.495										5	1	2	2	0	0	1						
29 Cameron Rupp, R OBP: 0.292, SLG: 0.445										5	1	1	1	0	3	1						
25 Cody Asche, L OBP: 0.306, SLG: 0.448										5	1	3	0	0	0	0						
13 Freddy Galvis, S OBP: 0.244, SLG: 0.337										4	1	1	0	0	0	4						
17 Peter Bourjos, R OBP: 0.260, SLG: 0.347										4	2	3	3	0	0	0						
Inning Stats	R: 1 E: 1 K: 0 S: 15	H: 1 LOB: 1 BB: 0 P: 21	R: 2 E: 0 K: 0 S: 9	H: 2 LOB: 2 BB: 0 P: 12	R: 3 E: 0 K: 0 S: 12	H: 4 LOB: 1 BB: 0 P: 20	R: 0 E: 0 K: 0 S: 14	H: 1 LOB: 1 BB: 0 P: 21	R: 0 E: 0 K: 2 S: 10	H: 2 LOB: 2 BB: 0 P: 18	R: 0 E: 0 K: 1 S: 12	H: 1 LOB: 0 BB: 0 P: 14	R: 0 E: 0 K: 1 S: 5	H: 0 LOB: 0 BB: 0 P: 9	R: 4 E: 0 K: 2 S: 18	H: 3 LOB: 0 BB: 1 P: 29		R: 0 E: 0 K: 1 S: 9	H: 0 LOB: 0 BB: 0 P: 11	1B: 9 2B: 1 3B: 0 HR: 4	SF: 0 SAC: 0 DP: 0 HBP: 0	WP: 1 PB: 0 SB: 2 CS: 0
PITCHER	IP WLS BF H R ER SO BB IBB HBP BLK WP HR S P ERA WHIP	3.0 0 17 7 6 6 0 0 0 0 0 0 3 36 53 18.00 2.333	2.0 W 9 3 0 0 2 0 0 0 0 0 1 0 24 39 0.00 1.500	1.0 4 1 0 0 1 0 0 0 0 0 0 0 12 14 0.00 1.000	1.2 9 3 4 4 2 1 0 0 0 0 1 20 34 21.60 2.400	1.1 S 4 0 0 0 2 0 0 0 0 0 0 0 12 15 0.00 0.000											IP WLS BF H R ER SO BB IBB HBP BLK WP HR S P ERA WHIP					
56 Tyler Duffey, R ERA: 6.18											3.0 0 17 7 6 6 0 0 0 0 0 0 3 36 53 18.00 2.333											
62 Buddy Boshers, L ERA: 0.9											2.0 W 9 3 0 0 2 0 0 0 0 0 1 0 24 39 0.00 1.500											
55 Taylor Rogers, L ERA: 4.34											1.0 4 1 0 0 1 0 0 0 0 0 0 0 12 14 0.00 1.000											
59 Michael Tonkin, R ERA: 3.93											1.2 9 3 4 4 2 1 0 0 0 0 1 20 34 21.60 2.400											
27 Brandon Kintzler, R ERA: 2.75											1.1 S 4 0 0 0 2 0 0 0 0 0 0 0 12 15 0.00 0.000											
Batter	1	2	3	4	5	6	7	8	9	AB	R	H	RBI	BB	SO	LOB	BOTTOM					
9 Eduardo Núñez, R OBP: 0.348, SLG: 0.477										4	0	0	0	1	0	1	Philadelphia Phillies @ Minnesota Twins Target Field, Minneapolis, MN Tue Jun 21 2016, 7:11 PM - 10:34 PM CDT Att: 25,714 - Partly Cloudy - 79 F					
36 Robbie Grossman, S OBP: 0.342, SLG: 0.540										3	2	1	0	2	0	3						
7 Joe Mauer, L OBP: 0.378, SLG: 0.406										5	2	2	0	0	1	3						
2 Brian Dozier, R OBP: 0.335, SLG: 0.407										5	2	3	2	0	0	1						
24 Trevor Plouffe, R OBP: 0.267, SLG: 0.373										5	2	2	2	0	0	2						
26 Max Kepler, L OBP: 0.322, SLG: 0.423										4	2	1	1	1	1	1						
52 ByungHo Park, R ERA: 4.11										3	1	0	0	1	1	3						
5 Eduardo Escobar, S OBP: 0.306, SLG: 0.375										1	1	1	1	0	0	0						
8 Kurt Suzuki, R OBP: 0.302, SLG: 0.411										5	2	4	6	0	1	0						
25 Byron Buxton, R OBP: 0.227, SLG: 0.333										3	0	0	1	1	2	2						
Inning Stats	R: 4 E: 0 K: 0 S: 16	H: 3 LOB: 0 BB: 1 P: 24	R: 0 E: 0 K: 1 S: 11	H: 0 LOB: 2 BB: 2 P: 21	R: 4 E: 1 K: 1 S: 17	H: 4 LOB: 1 BB: 0 P: 26	R: 0 E: 0 K: 1 S: 11	H: 0 LOB: 0 BB: 0 P: 15	R: 2 E: 0 K: 1 S: 10	H: 1 LOB: 1 BB: 1 P: 19	R: 1 E: 0 K: 0 S: 9	H: 2 LOB: 1 BB: 0 P: 16	R: 0 E: 0 K: 1 S: 21	H: 1 LOB: 2 BB: 1 P: 32	R: 0 E: 0 K: 1 S: 21	H: 3 LOB: 1 BB: 1 P: 32	R: 3 E: 0 K: 1 S: 21	H: 3 LOB: 1 BB: 1 P: 32	1B: 7 2B: 4 3B: 2 HR: 1	SF: 1 SAC: 0 DP: 0 HBP: 0	WP: 0 PB: 0 SB: 1 CS: 0	PA: 45
PITCHER	IP WLS BF H R ER SO BB IBB HBP BLK WP HR S P ERA WHIP	3.0 L 20 7 8 7 2 3 0 0 0 0 0 1 27 45 11.57 1.714	1.2 7 1 0 0 1 1 0 0 0 0 0 0 24 37 0.00 1.200	1.0 7 3 3 3 1 0 1 0 0 0 0 0 21 32 27.00 3.000											IP WLS BF H R ER SO BB IBB HBP BLK WP HR S P ERA WHIP							
27 Aaron Nola, R ERA: 4.11											3.0 L 20 7 8 7 2 3 0 0 0 0 0 1 27 45 11.57 1.714											
34 Brett Oberholzer, L ERA: 5.5											1.2 7 1 0 0 1 1 0 0 0 0 0 0 24 37 0.00 1.200											
52 Severino González, R ERA: 1.69											1.0 7 3 3 3 1 0 1 0 0 0 0 0 21 32 27.00 3.000											

Batter	1	2	3	4	5	6	7	8	9	AB	R	H	RBI	BB	SO	LOB	TOP																					
37 Odiel Herrera, L (1, 8) OBP: 0.395, SLG: 0.417	G6-3		G5-3				K	P6		5	0	1	1	0	1	1	Philadelphia Phillies @ Minnesota Twins Target Field, Minneapolis, MN Thu Jun 23 2016, 12:11 PM - 3:18 PM CDT Att: 30,012 - Overcast - 69 F																					
4 Andrés Blanco, S (1, 3) OBP: 0.331, SLG: 0.474	P4			PO	P5		2B			4	0	2	0	1	0	0																						
7 Maikel Franco, R (1, 5) OBP: 0.292, SLG: 0.414	F8		FC6-4							2	0	0	0	3	0	1																						
6 Ryan Howard, L (1, 10)		HR								5	1	2	1	0	1	5																						
51 Carlos Ruiz, R (1, 2) OBP: 0.310, SLG: 0.333	G6-3									4	0	1	0	1	0	0																						
25 Cody Asche, L (1, 7) OBP: 0.319, SLG: 0.477 2 Tyler Goeddel, R (8, PR) OBP: 0.282, SLG: 0.373										4	1	2	0	0	0	4																						
16 César Hernández, S (1, 4) OBP: 0.308, SLG: 0.357										1	1	0	0	0	0	0																						
13 Freddy Galvis, S (1, 6) OBP: 0.248, SLG: 0.358										4	3	4	0	1	0	0																						
17 Peter Bourjos, R (1, 9) OBP: 0.259, SLG: 0.343										3	1	2	5	0	1	1																						
Inning Stats	R: 0 E: 0 K: 0 S: 6	H: 0 LOB: 0 BB: 0 P: 10	R: 2 E: 0 K: 0 S: 17	H: 3 LOB: 1 BB: 2 P: 24	R: 0 E: 0 K: 0 S: 10	H: 1 LOB: 3 BB: 2 P: 22	R: 1 E: 0 K: 0 S: 9	H: 2 LOB: 0 BB: 0 P: 13	R: 0 E: 0 K: 0 S: 4	H: 0 LOB: 0 BB: 1 P: 9	R: 1 E: 0 K: 0 S: 10	H: 3 LOB: 1 BB: 0 P: 12	R: 0 E: 0 K: 1 S: 8	H: 1 LOB: 1 BB: 1 P: 17	R: 3 E: 0 K: 1 S: 18	H: 4 LOB: 3 BB: 2 P: 35		R: 0 E: 0 K: 1 S: 10	H: 1 LOB: 1 BB: 0 P: 15	1B: 8 2B: 4 3B: 2 HR: 2	SF: 0 SAC: 2 DP: 3 HBP: 0	WP: 0 PB: 0 CS: 0	PA: 45															
PITCHER	IP	WLS	BF	H	R	ER	SO	BB	IBB	HBP	BLK	WP	HR	S	P	ERA	WHIP	PITCHER				IP	WLS	BF	H	R	ER	SO	BB	IBB	HBP	BLK	WP	HR	S	P	ERA	WHIP
47 Ricky Nolasco, R (1, 1) ERA: 4.95	6.2	L	30	10	4	4	1	4	0	0	0	0	1	63	106	5.40	2.100																					
49 Kevin Jepsen, R (7, 1) ERA: 6.23	0.2		5	2	3	3	0	1	0	0	0	0	1	9	19	40.50	4.500																					
55 Taylor Rogers, L (8, 1) ERA: 3.98	0.2		5	2	0	0	1	0	1	0	0	0	0	10	17	0.00	3.000																					
59 Michael Tonkin, R (9, 1) ERA: 3.82	1.0		4	1	0	0	1	0	0	0	0	0	0	10	15	0.00	1.000																					

AB	36
R	7
H	15
RBI	7
BB	6
SO	3
LOB	16



Batter	1	2	3	4	5	6	7	8	9	AB	R	H	RBI	BB	SO	LOB	BOTTOM																					
36 Robbie Grossman, S (1, 7) OBP: 0.425, SLG: 0.523			F7					F8		4	0	1	0	0	0	2	Philadelphia Phillies @ Minnesota Twins Target Field, Minneapolis, MN Thu Jun 23 2016, 12:11 PM - 3:18 PM CDT Att: 30,012 - Overcast - 69 F																					
5 Eduardo Escobar, S (1, 6) OBP: 0.310, SLG: 0.388	FC3-6		L7					F8		4	1	1	1	0	0	2																						
7 Joe Mauer, L (1, 10) OBP: 0.373, SLG: 0.400	F8									4	0	1	0	0	1	3																						
2 Brian Dozier, R (1, 4) OBP: 0.332, SLG: 0.409										4	0	1	1	0	0	1																						
24 Trevor Plouffe, R (1, 5) OBP: 0.273, SLG: 0.380 9 Eduardo Núñez, R (7, 5) OBP: 0.347, SLG: 0.474										3	0	0	0	0	0	1																						
26 Max Kepler, L (1, 9) OBP: 0.326, SLG: 0.435										1	1	1	0	0	0	0																						
52 ByungHo Park, R (1, 3) OBP: 0.283, SLG: 0.429										3	0	0	1	0	2	1																						
37 Juan Centeno, L (1, 2) OBP: 0.246, SLG: 0.317										3	1	0	0	1	1	1																						
25 Byron Buxton, R (1, 8) OBP: 0.236, SLG: 0.331										4	0	1	0	0	1	2																						
Inning Stats	R: 1 E: 0 K: 0 S: 13	H: 2 LOB: 1 BB: 0 P: 20	R: 0 E: 0 K: 2 S: 10	H: 0 LOB: 0 BB: 0 P: 17	R: 0 E: 0 K: 1 S: 12	H: 1 LOB: 1 BB: 0 P: 20	R: 0 E: 0 K: 0 S: 10	H: 1 LOB: 1 BB: 0 P: 17	R: 1 E: 1 K: 0 S: 14	H: 1 LOB: 1 BB: 1 P: 20	R: 0 E: 0 K: 1 S: 10	H: 0 LOB: 0 BB: 0 P: 13	R: 0 E: 0 K: 2 S: 7	H: 0 LOB: 0 BB: 0 P: 11	R: 0 E: 0 K: 0 S: 10	H: 1 LOB: 1 BB: 0 P: 13		R: 1 E: 0 K: 0 S: 14	H: 2 LOB: 1 BB: 0 P: 20	1B: 6 2B: 2 3B: 0 HR: 0	SF: 1 SAC: 0 DP: 0 HBP: 0	WP: 0 PB: 0 CS: 0	PA: 36															
PITCHER	IP	WLS	BF	H	R	ER	SO	BB	IBB	HBP	BLK	WP	HR	S	P	ERA	WHIP	PITCHER				IP	WLS	BF	H	R	ER	SO	BB	IBB	HBP	BLK	WP	HR	S	P	ERA	WHIP
48 Jerad Eickhoff, R (1, 1) ERA: 3.38	6.0	W	24	5	2	1	4	1	0	0	0	0	0	69	107	1.50	1.000																					
52 Severino González, R (7, 1) ERA: 1.42	1.0	H	3	0	0	0	2	0	0	0	0	0	0	7	11	0.00	0.000																					
50 Héctor Neris, R (8, 1) ERA: 2.75	1.0		4	1	0	0	0	0	0	0	0	0	0	10	13	0.00	1.000																					
46 Jeanmar Gómez, R (9, 1) ERA: 3.18	1.0		5	2	1	1	0	0	0	0	0	0	0	14	20	9.00	2.000																					

AB	34
R	3
H	8
RBI	3
BB	1
SO	6
LOB	13



Batter	1	2	3	4	5	6	7	8	9	AB	R	H	RBI	BB	SO	LOB	TOP										
17 Peter Bourjos, R OBP: 0.275, SLG: 0.359										3	0	1	0	1	1	0	Philadelphia Phillies @ San Francisco Giants AT&T Park, San Francisco, CA Sat Jun 25 2016, 7:07 PM - 9:54 PM PDT Att: 41,928 - Clear - 63 F										
13 Freddy Galvis, S OBP: 0.252, SLG: 0.360										4	0	0	0	0	1	2											
19 Tommy Joseph, R 46 Jeanmar Gómez, R										4	1	2	0	0	0	1											
7 Maikel Franco, R OBP: 0.297, SLG: 0.429										4	0	1	0	0	2	2											
4 Andrés Blanco, S OBP: 0.326, SLG: 0.463										4	1	1	1	0	0	2											
29 Cameron Rupp, R OBP: 0.306, SLG: 0.483										3	1	1	2	0	1	2											
41 Jimmy Paredes, S 30 David Hernandez, R										3	0	0	0	0	1	1											
16 César Hernández, S OBP: 0.302, SLG: 0.349										3	0	0	0	0	1	0											
2 Tyler Goeddel, R OBP: 0.279, SLG: 0.362										3	0	0	0	0	1	0											
58 Jeremy Hellickson, R 61 Eubray Ramos, R 37 Odúbel Herrera, L										2	0	0	0	0	2	0											
Inning Stats	R: 0 E: 0 K: 0 S: 8	H: 0 LOB: 0 BB: 1 P: 14	R: 0 E: 1 K: 2 S: 11	H: 0 LOB: 0 BB: 0 P: 17	R: 0 E: 0 K: 2 S: 11	H: 0 LOB: 0 BB: 0 P: 15	R: 0 E: 0 K: 1 S: 6	H: 0 LOB: 0 BB: 0 P: 9	R: 0 E: 0 K: 0 S: 14	H: 1 LOB: 1 BB: 0 P: 20	R: 0 E: 0 K: 2 S: 11	H: 1 LOB: 1 BB: 0 P: 16	R: 3 E: 0 K: 1 S: 15	H: 3 LOB: 0 BB: 0 P: 23	R: 0 E: 0 K: 1 S: 9	H: 0 LOB: 0 BB: 0 P: 13	R: 0 E: 0 K: 1 S: 9	H: 1 LOB: 0 BB: 0 P: 11	1B: 3 2B: 2 3B: 0 HR: 1	SF: 0 SAC: 0 DP: 2 HBP: 0	WP: 1 PB: 0 SB: 0 CS: 1	PA: 33					
PITCHER	IP	WLS	BF	H	R	ER	SO	BB	IBB	HBP	BLK	WP	HR	S	P	ERA	WHIP										
40 Madison Bumgarner, L ERA: 1.99	6.1	L	24	5	3	3	7	1	0	0	0	1	1	71	107	4.26	0.947										
70 George Kontos, R ERA: 2.91	1.2		5	0	0	2	0	0	0	0	0	0	0	14	20	0.00	0.000										
60 Hunter Strickland, R ERA: 2.86	1.0		3	1	0	0	1	0	0	0	0	0	0	9	11	0.00	1.000										

Batter	1	2	3	4	5	6	7	8	9	AB	R	H	RBI	BB	SO	LOB	BOTTOM										
2 Denard Span, L OBP: 0.332, SLG: 0.339										4	0	0	0	0	1	4	Philadelphia Phillies @ San Francisco Giants AT&T Park, San Francisco, CA Sat Jun 25 2016, 7:07 PM - 9:54 PM PDT Att: 41,928 - Clear - 63 F										
12 Joe Panik, L OBP: 0.322, SLG: 0.411										4	1	2	0	0	0	0											
9 Brandon Belt, L OBP: 0.408, SLG: 0.532										4	0	1	0	0	1	1											
28 Buster Posey, R OBP: 0.343, SLG: 0.453										2	1	1	1	1	0	0											
35 Brandon Crawford, L OBP: 0.334, SLG: 0.400										4	0	0	0	0	0	4											
16 Ángel Pagán, S OBP: 0.328, SLG: 0.400										4	0	1	0	0	0	1											
1 Ramiro Peña, S 70 George Kontos, R 60 Hunter Strickland, R 6 Jarrett Parker, L										3	0	0	0	0	2	2											
40 Madison Bumgarner, R 21 Conor Gillaspie, L										1	0	1	0	1	0	0											
7 Grégor Blanco, L OBP: 0.328, SLG: 0.349										3	0	0	0	0	1	3											
Inning Stats	R: 0 E: 0 K: 1 S: 6	H: 2 LOB: 3 BB: 1 P: 10	R: 1 E: 1 K: 1 S: 18	H: 2 LOB: 3 BB: 1 P: 28	R: 1 E: 0 K: 0 S: 10	H: 2 LOB: 1 BB: 0 P: 19	R: 0 E: 0 K: 1 S: 9	H: 1 LOB: 1 BB: 0 P: 14	R: 0 E: 0 K: 0 S: 6	H: 0 LOB: 0 BB: 0 P: 8	R: 0 E: 0 K: 0 S: 7	H: 0 LOB: 0 BB: 0 P: 11	R: 0 E: 0 K: 2 S: 9	H: 0 LOB: 0 BB: 0 P: 10	R: 0 E: 0 K: 0 S: 8	H: 1 LOB: 1 BB: 1 P: 15		R: 0 E: 0 K: 0 S: 6	H: 0 LOB: 0 BB: 0 P: 9	1B: 5 2B: 2 3B: 0 HR: 0	SF: 1 SAC: 0 DP: 1 HBP: 0	WP: 1 PB: 0 SB: 0 CS: 0	PA: 35				
PITCHER	IP	WLS	BF	H	R	ER	SO	BB	IBB	HBP	BLK	WP	HR	S	P	ERA	WHIP										
58 Jeremy Hellickson, R ERA: 4.23	6.0		25	5	2	1	3	1	0	0	0	0	0	56	90	1.50	1.000										
61 Eubray Ramos, R ERA: 4.23	1.0	H	3	0	0	0	2	0	0	0	0	0	0	9	10	0.00	0.000										
30 David Hernandez, R ERA: 4.23	1.0	H	4	1	0	0	0	1	0	0	0	1	0	8	15	0.00	2.000										
46 Jeanmar Gómez, R ERA: 3.09	1.0	S	3	0	0	0	0	0	0	0	0	0	0	6	9	0.00	0.000										



Batter	1	2	3	4	5	6	7	8	9	AB	R	H	RBI	BB	SO	LOB	TOP					
37 Odúbel Herrera, L (1.8) OBP: 0.391, SLG: 0.425										5	2	2	1	0	0	0	Philadelphia Phillies @ San Francisco Giants AT&T Park, San Francisco, CA Sun Jun 26 2016, 1:08 PM - 4:22 PM PDT Att: 41,479 - Partly Cloudy - 75 F					
17 Peter Bourjos, R (1.9) OBP: 0.294, SLG: 0.367										4	1	3	0	0	0	0						
19 Tommy Joseph, R (1.3) OBP: 0.256, SLG: 0.487										4	1	1	1	0	1	2						
7 Maikel Franco, R (1.5) OBP: 0.302, SLG: 0.427										3	1	1	0	1	0	1						
25 Cody Asche, L (1.7) OBP: 0.325, SLG: 0.472										4	2	2	2	1	0	2						
51 Carlos Ruiz, R (1.2) OBP: 0.317, SLG: 0.340										4	0	2	2	0	1	2						
13 Freddy Galvis, S (1.6) OBP: 0.253, SLG: 0.360										3	0	1	1	0	0	0						
16 César Hernández, S (1.4) OBP: 0.299, SLG: 0.346										2	0	0	0	0	0	2						
34 Brett Oberholzer, L (4.1) OBP: 0.167, SLG: 0.167										1	0	0	0	0	0	0						
30 David Hernandez, R (7.1) OBP: 0.167, SLG: 0.167										0	0	0	0	0	0	0						
41 Jimmy Paredes, S (8. PH) OBP: 0.258, SLG: 0.390										1	0	0	0	0	0	1						
52 Severino González, R (8.1) OBP: 0.319, SLG: 0.452										0	0	0	0	0	0	0						
27 Aaron Nola, R (1.1) OBP: 0.154, SLG: 0.087										1	0	0	0	0	1	0						
4 Andrés Blanco, S (4.4) OBP: 0.319, SLG: 0.452										3	0	0	0	0	1	1						
Inning Stats	R: 1 E: 0 K: 0 S: 8	H: 1 LOB: 0 BB: 0 P: 10	R: 0 E: 0 K: 1 S: 12	H: 0 LOB: 0 BB: 0 P: 17	R: 0 E: 0 K: 1 S: 6	H: 0 LOB: 0 BB: 0 P: 8	R: 2 E: 0 K: 0 S: 13	H: 2 LOB: 2 BB: 1 P: 21	R: 2 E: 0 K: 0 S: 16	H: 3 LOB: 2 BB: 1 P: 24	R: 0 E: 0 K: 0 S: 9	H: 0 LOB: 0 BB: 0 P: 11	R: 1 E: 0 K: 0 S: 12	H: 2 LOB: 0 BB: 0 P: 17	R: 1 E: 0 K: 1 S: 9	H: 2 LOB: 1 BB: 0 P: 13	R: 0 E: 0 K: 1 S: 9	H: 2 LOB: 2 BB: 0 P: 13	1B: 8 2B: 3 3B: 0 HR: 1	SF: 1 SAC: 2 DP: 1 HBP: 1	WP: 0 PB: 0 SB: 0 CS: 0	PA: 41
PITCHER	IP WLS BF H R ER SO BB IBB HBP BLK WP HR S P ERA WHIP	IP WLS BF H R ER SO BB IBB HBP BLK WP HR S P ERA WHIP															IP WLS BF H R ER SO BB IBB HBP BLK WP HR S P ERA WHIP					
47 Johnny Cueto, R (1.1) ERA: 2.42	6.0	29	8	6	6	2	2	0	1	0	0	0	0	0	0	0	9.00	1.667				
64 Derek Law, R (7.1) ERA: 2.7	1.0	2	0	0	0	0	0	0	0	0	0	0	0	0	0	4	5	0.00	0.000			
61 Josh Osich, L (8.1) ERA: 4.24	1.1	6	2	1	1	1	0	0	0	0	0	0	0	0	10	14	6.75	1.500				
62 Cory Gearrin, R (9.1) ERA: 2.16	0.2	4	2	0	0	1	0	0	0	0	0	0	0	0	8	12	0.00	3.000				

Batter	1	2	3	4	5	6	7	8	9	AB	R	H	RBI	BB	SO	LOB	BOTTOM					
2 Denard Span, L (1.8) OBP: 0.330, SLG: 0.337										5	1	1	0	0	3	5	Philadelphia Phillies @ San Francisco Giants AT&T Park, San Francisco, CA Sun Jun 26 2016, 1:08 PM - 4:22 PM PDT Att: 41,479 - Partly Cloudy - 75 F					
16 Ángel Pagán, S (1.7) OBP: 0.341, SLG: 0.424										5	3	4	2	0	0	0						
9 Brandon Belt, L (1.3) OBP: 0.408, SLG: 0.533										5	0	2	0	0	0	2						
28 Buster Posey, R (1.2) OBP: 0.348, SLG: 0.458										4	1	2	1	0	1	1						
35 Brandon Crawford, L (1.6) OBP: 0.336, SLG: 0.400										5	1	2	2	0	0	4						
6 Jarrett Parker, L (1.9) OBP: 0.369, SLG: 0.431										5	0	1	1	0	1	5						
1 Ramiro Peña, S (1.4) OBP: 0.423, SLG: 0.560										4	1	2	0	0	0	2						
21 Conor Gillaspie, L (1.5) OBP: 0.286, SLG: 0.359										4	0	2	2	0	1	1						
47 Johnny Cueto, R (1.1) OBP: 0.103, SLG: 0.054										2	0	0	0	0	2	3						
64 Derek Law, R (7.1) ERA: 4.45										0	0	0	0	0	0	0						
7 Grégor Blanco, L (7. PH) OBP: 0.332, SLG: 0.349										0	1	0	0	1	0	0						
61 Josh Osich, L (8.1) ERA: 4.42										0	0	0	0	0	0	0						
62 Cory Gearrin, R (9.1) OBP: 1.000, SLG: 1.000										0	0	0	0	0	0	0						
Inning Stats	R: 1 E: 0 K: 1 S: 13	H: 2 LOB: 2 BB: 0 P: 22	R: 0 E: 0 K: 1 S: 6	H: 1 LOB: 0 BB: 0 P: 9	R: 4 E: 0 K: 2 S: 23	H: 5 LOB: 3 BB: 0 P: 31	R: 0 E: 0 K: 1 S: 14	H: 2 LOB: 2 BB: 0 P: 21	R: 0 E: 0 K: 1 S: 8	H: 1 LOB: 1 BB: 0 P: 11	R: 1 E: 0 K: 0 S: 15	H: 2 LOB: 2 BB: 0 P: 17	R: 1 E: 0 K: 1 S: 8	H: 1 LOB: 1 BB: 1 P: 14	R: 0 E: 0 K: 1 S: 8	H: 0 LOB: 0 BB: 0 P: 11	R: 1 E: 0 K: 0 S: 8	H: 2 LOB: 1 BB: 0 P: 10	1B: 10 2B: 6 3B: 0 HR: 0	SF: 0 SAC: 1 DP: 1 HBP: 3	WP: 0 PB: 0 SB: 0 CS: 0	PA: 44
PITCHER	IP WLS BF H R ER SO BB IBB HBP BLK WP HR S P ERA WHIP	IP WLS BF H R ER SO BB IBB HBP BLK WP HR S P ERA WHIP															IP WLS BF H R ER SO BB IBB HBP BLK WP HR S P ERA WHIP					
27 Aaron Nola, R (1.1) ERA: 4.45	3.1	22	10	5	4	4	0	0	0	0	0	0	0	0	0	0	13.50	3.000				
34 Brett Oberholzer, L (4.1) ERA: 5.35	2.2	12	3	1	1	2	0	0	0	0	0	0	0	0	0	27	3.38	1.125				
30 David Hernandez, R (7.1) ERA: 4.42	1.0	4	1	1	1	1	1	0	0	0	0	0	0	0	8	14	9.00	2.000				
52 Severino González, R (8.1) ERA: 3.52	1.1	6	2	1	1	1	0	0	0	0	0	0	0	0	16	21	6.75	1.500				

AB	35
R	7
H	12
RBI	7
BB	2
SO	4
LOB	11



AB	39
R	8
H	16
RBI	8
BB	1
SO	8
LOB	23



Batter	1	2	3	4	5	6	7	8	9	AB	R	H	RBI	BB	SO	LOB	TOP
37 Odiel Herrera, L (1.8) OBP: 0.397, SLG: 0.436										5	2	4	1	0	0	1	
17 Peter Bourjos, R (1.9) OBP: 0.292, SLG: 0.378										5	2	3	0	0	1	2	
19 Tommy Joseph, R (1.3) OBP: 0.246, SLG: 0.468										5	0	0	0	0	4	8	
7 Maikel Franco, R (1.5) OBP: 0.304, SLG: 0.427										5	1	2	3	0	0	3	
29 Cameron Rupp, R (1.2) OBP: 0.398, SLG: 0.478										4	0	1	1	1	2	2	
13 Freddy Galvis, S (1.6) OBP: 0.248, SLG: 0.353										5	1	0	0	0	0	4	
2 Tyler Goeddel, R (1.7) 61 Eubray Ramos, R (6.1) 50 Héctor Neris, R (8.1) 41 Jimmy Paredes, S (8. PH) 52 Severino González, R (9.1)										3	0	0	0	0	1	2	AB 43
16 César Hernández, S (1.4) OBP: 0.305, SLG: 0.351										5	1	3	2	0	1	0	R 8
28 Vince Velasquez, R (1.1) 25 Cody Asche, L (6.7)										2	0	1	0	0	1	0	H 16
Inning Stats	R: 0 H: 2 E: 0 K: 2 S: 15	H: 0 LOB: 2 BB: 0 P: 18	R: 0 H: 1 E: 0 K: 1 S: 6	R: 0 H: 0 E: 0 K: 0 S: 9	R: 0 H: 0 E: 0 K: 2 S: 12	R: 0 H: 4 E: 0 K: 1 S: 16	R: 6 H: 6 E: 0 K: 1 S: 25	R: 0 H: 1 E: 0 K: 1 S: 9	R: 0 H: 2 E: 0 K: 1 S: 12	1B: 12 2B: 4 3B: 0 HR: 0	SF: 0 SAC: 0 DP: 0 HBP: 0	WP: 2 PB: 0 SB: 0 CS: 0	PA: 45				
PITCHER	IP WLS BF H R ER SO BB IBB HBP BLK WP HR S P ERA WHIP	IP WLS BF H R ER SO BB IBB HBP BLK WP HR S P ERA WHIP															
38 Robbie Ray, L (1.1) ERA: 4.69	6.0	L	27	9	4	4	7	0	0	0	0	1	0	72	101	6.00	1.500
33 Jake Barrett, R (7.1) ERA: 3.54	0.2		7	3	2	2	1	2	0	0	0	1	0	15	24	27.00	7.500
55 Josh Collmenter, R (7.1) ERA: 4.8	2.1		11	4	2	2	2	0	0	0	0	0	0	25	36	7.71	1.714

Philadelphia Phillies @ Arizona Diamondbacks
Chase Field, Phoenix, AZ
Mon Jun 27 2016, 6:40 PM - 9:58 PM MST
Att: 22,567 - Roof Closed - 82 F



Batter	1	2	3	4	5	6	7	8	9	AB	R	H	RBI	BB	SO	LOB	BOTTOM
2 Jean Segura, R (1.4) OBP: 0.359, SLG: 0.437										4	0	1	0	0	1	1	
1 Michael Bourn, L (1.8) OBP: 0.318, SLG: 0.361										2	0	0	0	2	0	1	
44 Paul Goldschmidt, R (1.3) 14 Peter O'Brien, R (9.3)										4	0	2	0	0	1	3	
22 Jake Lamb, L (1.5) 55 Josh Collmenter, R (7.1) 15 Phil Gosselin, R (9. PH) OBP: 0.306, SLG: 0.337										3	0	0	0	0	2	2	
5 Rickie Weeks Jr., R (1.7) OBP: 0.308, SLG: 0.443										4	0	0	0	0	2	1	
7 Wellington Castillo, R (1.2) OBP: 0.312, SLG: 0.430										4	0	0	0	0	2	1	
24 Yasmany Tomás, R (1.9) OBP: 0.307, SLG: 0.465										4	0	1	0	0	2	1	
13 Nick Ahmed, R (1.6) OBP: 0.269, SLG: 0.322										3	0	2	0	0	1	0	
38 Robbie Ray, L (1.1) 33 Jake Barrett, R (7.1) 27 Brandon Drury, R (7.5) OBP: 0.316, SLG: 0.446										2	0	0	0	0	2	2	
Inning Stats	R: 0 H: 1 E: 0 K: 2 S: 14	H: 2 LOB: 2 BB: 0 P: 19	R: 0 H: 2 E: 0 K: 1 S: 10	R: 0 H: 0 E: 0 K: 1 S: 10	R: 0 H: 0 E: 0 K: 2 S: 9	R: 0 H: 0 E: 0 K: 1 S: 6	R: 0 H: 0 E: 0 K: 2 S: 11	R: 0 H: 1 E: 0 K: 0 S: 12	R: 0 H: 1 E: 0 K: 3 S: 14	1B: 7 2B: 2 3B: 0 HR: 0	SF: 0 SAC: 0 DP: 2 HBP: 0	WP: 0 PB: 0 SB: 0 CS: 1	PA: 34				
PITCHER	IP WLS BF H R ER SO BB IBB HBP BLK WP HR S P ERA WHIP	IP WLS BF H R ER SO BB IBB HBP BLK WP HR S P ERA WHIP															
28 Vince Velasquez, R (1.1) ERA: 3.38	5.0	W	19	5	0	0	7	0	0	0	0	0	0	55	84	0.00	1.000
61 Eubray Ramos, R (6.1) ERA: 3.38	2.0	H	6	0	0	0	3	1	0	0	0	0	0	17	24	0.00	0.500
50 Héctor Neris, R (8.1) ERA: 2.61	1.0		5	1	0	0	0	1	0	0	0	0	0	12	18	0.00	2.000
52 Severino González, R (9.1) ERA: 3.12	1.0		4	1	0	0	3	0	0	0	0	0	0	14	20	0.00	1.000

Philadelphia Phillies @ Arizona Diamondbacks
Chase Field, Phoenix, AZ
Mon Jun 27 2016, 6:40 PM - 9:58 PM MST
Att: 22,567 - Roof Closed - 82 F



Batter	1	2	3	4	5	6	7	8	9	AB	R	H	RBI	BB	SO	LOB	TOP					
4 Alex Gordon, L (1, 7) OBP: 0.313, SLG: 0.337										3	0	1	0	1	1	1						
15 Whit Merrifield, R (1, 4) OBP: 0.331, SLG: 0.429										4	1	2	0	0	0	1						
25 Kendrys Morales, S (1, 9) OBP: 0.381, SLG: 0.446										4	1	1	2	0	1	2						
35 Eric Hosmer, L (1, 3) OBP: 0.365, SLG: 0.490										4	0	1	0	0	0	1						
13 Salvador Perez, R (1, 2) OBP: 0.320, SLG: 0.498										3	0	0	0	0	1	1						
16 Paulo Orlando, R (1, 8) OBP: 0.285, SLG: 0.425										4	0	0	0	0	2	2						
2 Alcides Escobar, R (1, 6) OBP: 0.304, SLG: 0.326											4	1	2	0	0	1						
19 Cheslor Cuthbert, R (1, 5) OBP: 0.304, SLG: 0.423											4	0	1	1	0	0	1					
31 Ian Kennedy, R (1, 1) OBP: 0.326, SLG: 0.475											2	0	0	0	0	1	1					
67 Chien-Ming Wang, R (6, 1) OBP: 0.342, SLG: 0.306																						
12 Brett Eibner, R (7, PH) OBP: 0.326, SLG: 0.475																						
33 Brian Flynn, L (7, 1) OBP: 0.342, SLG: 0.306																						
24 Christian Colón, R (9, PH) OBP: 0.342, SLG: 0.306																						
Inning Stats	R: 0 E: 0 K: 0 S: 13	H: 2 LOB: 1 BB: 0 P: 21	R: 1 E: 0 K: 2 S: 15	H: 2 LOB: 1 BB: 0 P: 21	R: 0 E: 0 K: 1 S: 8	H: 0 LOB: 0 BB: 0 P: 15	R: 0 E: 0 K: 1 S: 10	H: 0 LOB: 1 BB: 0 P: 14	R: 0 E: 0 K: 1 S: 7	H: 1 LOB: 1 BB: 0 P: 10	R: 0 E: 0 K: 1 S: 16	H: 1 LOB: 1 BB: 0 P: 22	R: 2 E: 0 K: 0 S: 9	H: 2 LOB: 0 BB: 0 P: 14	R: 0 E: 0 K: 0 S: 7	H: 0 LOB: 0 BB: 0 P: 13	1B: 4 2B: 3 3B: 0 HR: 1	SF: 0 SAC: 0 DP: 1 HBP: 1	WP: 0 PB: 0 SB: 0 CS: 0	PA: 36		
PITCHER	IP: 6.0 W: 4 L: 1 H: 1 R: 0 ER: 1 SO: 6 BB: 1 IBB: 0 HBP: 0 BLK: 0 WP: 0 HR: 0 S: 61 P: 97 ERA: 1.50 WHIP: 1.000	IP: 1.0 W: 4 L: 1 H: 1 R: 0 ER: 2 SO: 1 BB: 0 IBB: 0 HBP: 0 BLK: 0 WP: 0 HR: 1 S: 9 P: 14 ERA: 18.00 WHIP: 2.000	IP: 1.0 W: 3 L: 0 H: 0 R: 0 ER: 0 SO: 0 BB: 0 IBB: 0 HBP: 0 BLK: 0 WP: 0 HR: 0 S: 7 P: 13 ERA: 0.00 WHIP: 0.000	IP: 1.0 W: 4 L: 1 H: 1 R: 0 ER: 1 SO: 6 BB: 1 IBB: 0 HBP: 0 BLK: 0 WP: 0 HR: 0 S: 61 P: 97 ERA: 1.50 WHIP: 1.000	IP: 1.0 W: 4 L: 1 H: 1 R: 0 ER: 2 SO: 1 BB: 0 IBB: 0 HBP: 0 BLK: 0 WP: 0 HR: 1 S: 9 P: 14 ERA: 18.00 WHIP: 2.000	IP: 1.0 W: 3 L: 0 H: 0 R: 0 ER: 0 SO: 0 BB: 0 IBB: 0 HBP: 0 BLK: 0 WP: 0 HR: 0 S: 7 P: 13 ERA: 0.00 WHIP: 0.000	IP: 1.0 W: 4 L: 1 H: 1 R: 0 ER: 1 SO: 6 BB: 1 IBB: 0 HBP: 0 BLK: 0 WP: 0 HR: 0 S: 61 P: 97 ERA: 1.50 WHIP: 1.000	IP: 1.0 W: 3 L: 0 H: 0 R: 0 ER: 0 SO: 0 BB: 0 IBB: 0 HBP: 0 BLK: 0 WP: 0 HR: 0 S: 7 P: 13 ERA: 0.00 WHIP: 0.000	IP: 1.0 W: 4 L: 1 H: 1 R: 0 ER: 1 SO: 6 BB: 1 IBB: 0 HBP: 0 BLK: 0 WP: 0 HR: 0 S: 61 P: 97 ERA: 1.50 WHIP: 1.000	IP: 1.0 W: 3 L: 0 H: 0 R: 0 ER: 0 SO: 0 BB: 0 IBB: 0 HBP: 0 BLK: 0 WP: 0 HR: 0 S: 7 P: 13 ERA: 0.00 WHIP: 0.000	IP: 1.0 W: 4 L: 1 H: 1 R: 0 ER: 1 SO: 6 BB: 1 IBB: 0 HBP: 0 BLK: 0 WP: 0 HR: 0 S: 61 P: 97 ERA: 1.50 WHIP: 1.000	IP: 1.0 W: 3 L: 0 H: 0 R: 0 ER: 0 SO: 0 BB: 0 IBB: 0 HBP: 0 BLK: 0 WP: 0 HR: 0 S: 7 P: 13 ERA: 0.00 WHIP: 0.000	IP: 1.0 W: 4 L: 1 H: 1 R: 0 ER: 1 SO: 6 BB: 1 IBB: 0 HBP: 0 BLK: 0 WP: 0 HR: 0 S: 61 P: 97 ERA: 1.50 WHIP: 1.000	IP: 1.0 W: 3 L: 0 H: 0 R: 0 ER: 0 SO: 0 BB: 0 IBB: 0 HBP: 0 BLK: 0 WP: 0 HR: 0 S: 7 P: 13 ERA: 0.00 WHIP: 0.000	IP: 1.0 W: 4 L: 1 H: 1 R: 0 ER: 1 SO: 6 BB: 1 IBB: 0 HBP: 0 BLK: 0 WP: 0 HR: 0 S: 61 P: 97 ERA: 1.50 WHIP: 1.000	IP: 1.0 W: 3 L: 0 H: 0 R: 0 ER: 0 SO: 0 BB: 0 IBB: 0 HBP: 0 BLK: 0 WP: 0 HR: 0 S: 7 P: 13 ERA: 0.00 WHIP: 0.000	IP: 1.0 W: 4 L: 1 H: 1 R: 0 ER: 1 SO: 6 BB: 1 IBB: 0 HBP: 0 BLK: 0 WP: 0 HR: 0 S: 61 P: 97 ERA: 1.50 WHIP: 1.000	IP: 1.0 W: 3 L: 0 H: 0 R: 0 ER: 0 SO: 0 BB: 0 IBB: 0 HBP: 0 BLK: 0 WP: 0 HR: 0 S: 7 P: 13 ERA: 0.00 WHIP: 0.000	IP: 1.0 W: 4 L: 1 H: 1 R: 0 ER: 1 SO: 6 BB: 1 IBB: 0 HBP: 0 BLK: 0 WP: 0 HR: 0 S: 61 P: 97 ERA: 1.50 WHIP: 1.000	IP: 1.0 W: 3 L: 0 H: 0 R: 0 ER: 0 SO: 0 BB: 0 IBB: 0 HBP: 0 BLK: 0 WP: 0 HR: 0 S: 7 P: 13 ERA: 0.00 WHIP: 0.000	IP: 1.0 W: 4 L: 1 H: 1 R: 0 ER: 1 SO: 6 BB: 1 IBB: 0 HBP: 0 BLK: 0 WP: 0 HR: 0 S: 61 P: 97 ERA: 1.50 WHIP: 1.000	IP: 1.0 W: 3 L: 0 H: 0 R: 0 ER: 0 SO: 0 BB: 0 IBB: 0 HBP: 0 BLK: 0 WP: 0 HR: 0 S: 7 P: 13 ERA: 0.00 WHIP: 0.000

Kansas City Royals @ Philadelphia Phillies
Citizens Bank Park, Philadelphia, PA
Fri Jul 01 2016, 7:11 PM - 10:15 PM EDT
Att: 30,263 - Cloudy - 79 F

AB 34
R 3
H 8
RBI 3
BB 1
SO 7
LOB 12



Batter	1	2	3	4	5	6	7	8	9	AB	R	H	RBI	BB	SO	LOB	BOTTOM		
37 Odúbel Herrera, L (1, 8) OBP: 0.396, SLG: 0.439											4	2	2	2	1	2			
17 Peter Bourjos, R (1, 9) OBP: 0.300, SLG: 0.388											4	1	1	0	0	3	1		
25 Cody Asche, L (1, 7) OBP: 0.340, SLG: 0.488											3	0	1	1	1	0	0		
7 Maikel Franco, R (1, 5) OBP: 0.307, SLG: 0.437											3	0	2	1	1	1	0		
6 Ryan Howard, L (1, 3) OBP: 0.212, SLG: 0.344										3	0	0	0	0	2	4			
19 Tommy Joseph, R (7, PH) OBP: 0.234, SLG: 0.443											1	0	0	0	0	1	1		
29 Cameron Rupp, R (1, 2) OBP: 0.320, SLG: 0.492											4	0	3	0	0	1	2		
13 Freddy Galvis, S (1, 6) OBP: 0.254, SLG: 0.358											4	0	0	0	0	1	3		
16 César Hernández, S (1, 4) OBP: 0.317, SLG: 0.366											4	1	2	0	0	2			
58 Jeremy Hellickson, R (1, 1) ERA: 4.04												2	0	0	0	0	1	1	
41 Jimmy Paredes, S (5, PH) ERA: 3.82																			
61 Eubray Ramos, R (7, 1) ERA: 3.82																			
30 David Hernandez, R (8, 1) OBP: 0.276, SLG: 0.356																			
2 Tyler Goeddel, R (8, PH) OBP: 0.276, SLG: 0.356																			
46 Jeanmar Gómez, R (9, 1) ERA: 2.82																			
Inning Stats	R: 1 E: 0 K: 2 S: 9	H: 1 LOB: 0 BB: 0 P: 15	R: 0 E: 0 K: 1 S: 7	H: 1 LOB: 1 BB: 0 P: 10															

Batter	1	2	3	4	5	6	7	8	9	AB	R	H	RBI	BB	SO	LOB	TOP			
4 Alex Gordon, L (1,7) OBP: 0.310, SLG: 0.329										4	0	0	0	1	3	3	Kansas City Royals @ Philadelphia Phillies Citizens Bank Park, Philadelphia, PA Sat Jul 02 2016, 5:55 PM - 8:41 PM EDT Att: 40,331 - Partly Cloudy - 78 F			
15 Whit Merrifield, R (1,4) OBP: 0.335, SLG: 0.436										4	1	2	1	0	1	1				
25 Kendrys Morales, S (1,9) OBP: 0.364, SLG: 0.487										3	2	2	4	1	1	0				
16 Paulo Orlando, R (8,9)										0	0	0	0	0	0	0				
35 Eric Hosmer, L (1,3) OBP: 0.364, SLG: 0.487										4	0	1	0	0	1	2				
13 Salvador Perez, R (1,2) OBP: 0.315, SLG: 0.490										4	0	0	0	0	3	3				
19 Cheslor Cuthbert, R (1,5) OBP: 0.309, SLG: 0.425										4	1	2	0	0	0	1				
2 Alcides Escobar, R (1,6) OBP: 0.284, SLG: 0.325										4	0	1	0	0	1	1				
1 Jarrod Dyson, L (1,8) OBP: 0.336, SLG: 0.333										4	1	1	0	0	0	2				
41 Danny Duffy, L (1,1) OBP: 0.200, SLG: 0.200										4	1	1	1	0	1	1				
48 Joakim Soria, R (9,1)										0	0	0	0	0	0	0				
Inning Stats	R: 0 E: 0 K: 1 S: 13	H: 1 LOB: 2 BB: 1 P: 20	R: 5 E: 0 K: 0 S: 24	H: 5 LOB: 0 BB: 0 P: 36	R: 0 E: 0 K: 2 S: 10	H: 0 LOB: 0 BB: 0 P: 12	R: 0 E: 0 K: 2 S: 9	H: 0 LOB: 0 BB: 0 P: 11	R: 0 E: 0 K: 1 S: 12	H: 1 LOB: 0 BB: 0 P: 17	R: 0 E: 1 K: 1 S: 11	H: 0 LOB: 1 BB: 1 P: 21	R: 1 E: 0 K: 1 S: 9	H: 2 LOB: 0 BB: 0 P: 13	R: 0 E: 0 K: 1 S: 10	H: 1 LOB: 1 BB: 0 P: 14	1B: 6 2B: 3 3B: 0 HR: 2	SF: 0 SAC: 0 DP: 2 HBP: 0	WP: 0 PB: 0 SB: 0 CS: 0	PA: 37
PITCHER	IP: 5.0 ERA: 4.08	WLS: 1 LOB: 2	BF: 22	H: 6 R: 5 ER: 5 SO: 7	H: 5 R: 0 ER: 0 SO: 1	H: 0 R: 0 ER: 0 SO: 0	H: 0 R: 0 ER: 0 SO: 0	H: 0 R: 0 ER: 0 SO: 0	H: 0 R: 1 ER: 0 SO: 12	H: 0 R: 0 ER: 0 SO: 17	H: 0 R: 0 ER: 0 SO: 48	H: 0 R: 0 ER: 0 SO: 17	H: 0 R: 0 ER: 0 SO: 17	H: 0 R: 0 ER: 0 SO: 17	H: 0 R: 0 ER: 0 SO: 17	H: 0 R: 0 ER: 0 SO: 17	ERA: 9.00	WHIP: 1.400		
27 Aaron Nola, R (1,1) ERA: 4.08	IP: 5.0	WLS: 1	BF: 22	H: 6	R: 5	ER: 5	SO: 7	BB: 1	IBB: 0	HBP: 0	BLK: 0	WP: 0	HR: 1	S: 65	P: 95	ERA: 9.00	WHIP: 1.400			
52 Severino González, R (6,1) ERA: 4.66	IP: 1.0	WLS: 3	BF: 3	H: 1	R: 0	ER: 0	SO: 1	BB: 0	IBB: 0	HBP: 0	BLK: 0	WP: 0	HR: 0	S: 12	P: 17	ERA: 0.00	WHIP: 1.000			
39 Adam Morgan, L (7,1) ERA: 6.31	IP: 3.0	WLS: 12	BF: 3	H: 1	R: 1	ER: 1	SO: 3	BB: 1	IBB: 0	HBP: 0	BLK: 0	WP: 0	HR: 1	S: 30	P: 48	ERA: 3.00	WHIP: 1.333			

Batter	1	2	3	4	5	6	7	8	9	AB	R	H	RBI	BB	SO	LOB	BOTTOM					
37 Odúbel Herrera, L (1,8) OBP: 0.391, SLG: 0.433										4	0	0	0	0	0	2	Kansas City Royals @ Philadelphia Phillies Citizens Bank Park, Philadelphia, PA Sat Jul 02 2016, 5:55 PM - 8:41 PM EDT Att: 40,331 - Partly Cloudy - 78 F					
17 Peter Bourjos, R (1,9) OBP: 0.303, SLG: 0.400										4	1	2	0	0	0	0						
4 Andrés Blanco, S (1,6) OBP: 0.315, SLG: 0.439										4	0	0	0	0	2	2						
7 Maikel Franco, R (1,5) OBP: 0.310, SLG: 0.438										4	0	2	1	0	0	0						
19 Tommy Joseph, R (1,3) OBP: 0.229, SLG: 0.433										3	0	0	0	0	1	2						
39 Adam Morgan, L (7,1) OBP: 0.067, SLG: 0.133										0	0	0	0	0	0	0						
25 Cody Asche, L (9,PH) OBP: 0.337, SLG: 0.483										1	0	0	0	0	0	0						
51 Carlos Ruiz, R (1,2) OBP: 0.326, SLG: 0.330										2	1	1	0	0	0	0						
2 Tyler Goeddel, R (1,7) OBP: 0.269, SLG: 0.349										4	0	0	0	0	3	4						
16 César Hernández, S (1,4) OBP: 0.320, SLG: 0.368										4	0	2	1	0	0	2						
27 Aaron Nola, R (1,1) OBP: 0.148, SLG: 0.083										1	0	0	0	0	1	0						
13 Freddy Galvis, S (6,PH) OBP: 0.253, SLG: 0.357										1	0	0	0	0	1	0						
52 Severino González, R (6,1) OBP: 0.279, SLG: 0.415										2	0	0	0	0	1	3						
41 Jimmy Paredes, S (7,4) OBP: 0.279, SLG: 0.415										2	0	0	0	0	1	3						
Inning Stats	R: 1 E: 0 K: 1 S: 10	H: 2 LOB: 1 BB: 0 P: 17	R: 0 E: 0 K: 1 S: 5	H: 0 LOB: 0 BB: 0 P: 7	R: 0 E: 0 K: 2 S: 11	H: 1 LOB: 1 BB: 0 P: 15	R: 0 E: 0 K: 0 S: 10	H: 1 LOB: 2 BB: 0 P: 15	R: 0 E: 0 K: 1 S: 7	H: 0 LOB: 0 BB: 0 P: 9	R: 0 E: 0 K: 1 S: 7	H: 0 LOB: 0 BB: 0 P: 10	R: 0 E: 0 K: 1 S: 12	H: 2 LOB: 2 BB: 0 P: 16	R: 0 E: 0 K: 0 S: 7	H: 0 LOB: 0 BB: 0 P: 7	R: 1 E: 0 K: 2 S: 12	H: 1 LOB: 1 BB: 0 P: 18	1B: 6 2B: 0 3B: 1 HR: 0	SF: 0 SAC: 0 DP: 0 HBP: 2	WP: 0 PB: 0 SB: 0 CS: 0	PA: 36
PITCHER	IP: 8.2 ERA: 3.11	WLS: 7	BF: 35	H: 7 R: 2 ER: 2 SO: 8	H: 0 R: 0 ER: 0 SO: 8	H: 1 R: 0 ER: 0 SO: 2	H: 1 R: 0 ER: 0 SO: 2	H: 0 R: 0 ER: 0 SO: 11	H: 0 R: 0 ER: 0 SO: 7	H: 0 R: 0 ER: 0 SO: 10	H: 0 R: 0 ER: 0 SO: 4	H: 0 R: 0 ER: 0 SO: 4	H: 0 R: 0 ER: 0 SO: 11	H: 0 R: 0 ER: 0 SO: 16	H: 0 R: 0 ER: 0 SO: 7	H: 0 R: 0 ER: 0 SO: 18	ERA: 2.08	WHIP: 0.808				
41 Danny Duffy, L (1,1) ERA: 3.11	IP: 8.2	WLS: 7	BF: 35	H: 7	R: 2	ER: 2	SO: 8	BB: 0	IBB: 0	HBP: 2	BLK: 0	WP: 0	HR: 0	S: 77	P: 110	ERA: 2.08	WHIP: 0.808					
48 Joakim Soria, R (9,1) ERA: 3.13	IP: 0.1	WLS: 1	BF: 1	H: 0	R: 0	ER: 0	SO: 1	BB: 0	IBB: 0	HBP: 0	BLK: 0	WP: 0	HR: 0	S: 4	P: 4	ERA: 0.00	WHIP: 0.000					

AB 35
 R 6
 H 10
 RBI 6
 BB 2
 SO 11
 LOB 14

AB 34
 R 2
 H 7
 RBI 2
 BB 0
 SO 9
 LOB 15

Batter	1	2	3	4	5	6	7	8	9	AB	R	H	RBI	BB	SO	LOB	TOP								
4 Alex Gordon, L (1.7) OBP: 0.314, SLG: 0.350										4	1	2	2	0	0	2	Kansas City Royals @ Philadelphia Phillies Citizens Bank Park, Philadelphia, PA Sun Jul 03 2016, 1:40 PM - 4:21 PM EDT Att: 20,473 - Partly Cloudy - 80 F								
15 Whit Merrifield, R (1.4) OBP: 0.328, SLG: 0.426										4	0	0	0	0	3	1									
25 Kendrys Morales, S (1.9) OBP: 0.328, SLG: 0.465										3	0	0	0	1	2	0									
35 Eric Hosmer, L (1.3) OBP: 0.363, SLG: 0.484										4	0	1	0	0	1	2									
19 Cheslor Cuthbert, R (1.5) OBP: 0.309, SLG: 0.423										3	0	1	0	0	1	3									
33 Brian Flynn, L (6.1) OBP: 0.352, SLG: 0.422										4	0	1	0	0	1	2									
16 Paulo Orlando, R (9. PH) OBP: 0.352, SLG: 0.422										3	0	0	0	1	1	0									
2 Alcides Escobar, R (1.6) OBP: 0.284, SLG: 0.324										4	0	1	0	0	1	2									
1 Jarrod Dyson, L (1.8) OBP: 0.333, SLG: 0.326										3	0	0	0	1	1	0									
9 Drew Butera, R (1.2) OBP: 0.355, SLG: 0.518										3	1	0	0	1	2	2									
30 Yordano Ventura, R (1.1) OBP: 1.000, SLG: 1.000										1	0	1	0	0	0	0									
53 Dillon Gee, R (3.1) OBP: 0.346, SLG: 0.311										2	0	1	0	0	0	2									
Inning Stats	R: 0 E: 0 K: 2 S: 15	H: 1 LOB: 2 BB: 1 P: 24	R: 0 E: 0 K: 0 S: 5	H: 0 LOB: 0 BB: 0 P: 8	R: 0 E: 0 K: 1 S: 10	H: 1 LOB: 0 BB: 0 P: 13	R: 0 E: 0 K: 2 S: 10	H: 1 LOB: 1 BB: 0 P: 14	R: 2 E: 0 K: 1 S: 16	H: 1 LOB: 0 BB: 1 P: 20	R: 0 E: 0 K: 1 S: 11	H: 1 LOB: 1 BB: 0 P: 17	R: 0 E: 0 K: 1 S: 10	H: 1 LOB: 0 BB: 0 P: 16	R: 0 E: 0 K: 2 S: 8	H: 0 LOB: 0 BB: 0 P: 8	R: 0 E: 0 K: 1 S: 10	H: 1 LOB: 2 BB: 1 P: 19	1B: 6 2B: 0 3B: 0 HR: 1	SF: 0 SAC: 1 DP: 1 HBP: 0	WP: 0 PB: 0 SB: 0 CS: 0	PA: 36			
PITCHER	IP	WLS	BF	H	R	ER	SO	BB	IBB	HBP	BLK	WP	HR	S	P	ERA	WHIP								
28 Vince Velasquez, R (1.1) ERA: 3.34	6.0	W	24	5	2	2	7	2	0	0	0	0	1	67	96	3.00	1.167								
61 Edubray Ramos, R (7.1) ERA: 1.59	1.0	H	4	1	0	0	1	0	0	0	0	0	0	10	16	0.00	1.000								
50 Héctor Neris, R (8.1) ERA: 2.66	1.0	H	3	0	0	0	2	0	0	0	0	0	0	8	8	0.00	0.000								
46 Jeanmar Gómez, R (9.1) ERA: 2.75	1.0		5	1	0	0	1	1	0	0	0	0	0	10	19	0.00	2.000								

Batter	1	2	3	4	5	6	7	8	9	AB	R	H	RBI	BB	SO	LOB	BOTTOM								
37 Odúbel Herrera, L (1.8) OBP: 0.390, SLG: 0.430										4	1	1	0	0	0	0	Kansas City Royals @ Philadelphia Phillies Citizens Bank Park, Philadelphia, PA Sun Jul 03 2016, 1:40 PM - 4:21 PM EDT Att: 20,473 - Partly Cloudy - 80 F								
17 Peter Bourjos, R (1.9) OBP: 0.307, SLG: 0.399										3	1	1	0	1	0	0									
25 Cody Asche, L (1.7) OBP: 0.333, SLG: 0.505										4	1	1	1	0	0	3									
7 Maikel Franco, R (1.5) OBP: 0.315, SLG: 0.453										4	2	3	2	0	1	0									
29 Cameron Rupp, R (1.2) OBP: 0.323, SLG: 0.508										4	2	2	3	0	0	2									
6 Ryan Howard, L (1.3) OBP: 0.213, SLG: 0.344										3	0	1	0	0	1	0									
61 Edubray Ramos, R (7.1) ERA: 4.05										4	0	1	1	0	0	1									
50 Héctor Neris, R (8.1) OBP: 0.227, SLG: 0.430										4	0	1	0	0	2	1									
19 Tommy Joseph, R (6. PH) OBP: 0.313, SLG: 0.436										2	0	0	0	0	0	0									
4 Andrés Blanco, S (7.3) OBP: 0.313, SLG: 0.436										1	0	0	0	0	0	0									
Inning Stats	R: 3 E: 0 K: 0 S: 12	H: 3 LOB: 0 BB: 0 P: 16	R: 0 E: 0 K: 1 S: 7	H: 0 LOB: 0 BB: 0 P: 10	R: 1 E: 0 K: 1 S: 9	H: 1 LOB: 0 BB: 0 P: 13	R: 0 E: 0 K: 0 S: 12	H: 2 LOB: 2 BB: 0 P: 20	R: 1 E: 0 K: 0 S: 12	H: 2 LOB: 2 BB: 1 P: 25	R: 0 E: 0 K: 1 S: 6	H: 0 LOB: 0 BB: 0 P: 9	R: 0 E: 0 K: 0 S: 5	H: 0 LOB: 0 BB: 0 P: 8	R: 2 E: 0 K: 1 S: 15	H: 3 LOB: 1 BB: 0 P: 21	1B: 8 2B: 0 3B: 0 HR: 3	SF: 0 SAC: 0 DP: 0 HBP: 0	WP: 1 PB: 0 SB: 0 CS: 0	PA: 35					
PITCHER	IP	WLS	BF	H	R	ER	SO	BB	IBB	HBP	BLK	WP	HR	S	P	ERA	WHIP								
30 Yordano Ventura, R (1.1) ERA: 5.26	2.2	L	12	4	4	4	1	0	0	0	0	0	2	25	36	13.50	1.500								
53 Dillon Gee, R (3.1) ERA: 4.05	2.1		11	4	1	1	1	1	0	0	0	0	0	27	48	3.86	2.143								
33 Brian Flynn, L (6.1) ERA: 3.0	3.0		12	3	2	2	2	0	0	0	0	1	1	26	38	6.00	1.000								

AB 32
R 2
H 7
RBI 2
BB 3
SO 11
LOB 14



AB 34
R 7
H 11
RBI 7
BB 1
SO 4
LOB 8



Batter	1	2	3	4	5	6	7	8	9	AB	R	H	RBI	BB	SO	LOB	TOP				
8 Jace Peterson, L (1,4) OBP: 0.345, SLG: 0.397	F8		F8					F7	F7	4	0	0	0	1	0	1	Atlanta Braves @ Philadelphia Phillies Citizens Bank Park, Philadelphia, PA Mon Jul 04 2016, 4:09 PM - 6:35 PM EDT Att: 19,064 - Cloudy - 77 F				
1 Erick Aybar, S (1,6) OBP: 0.282, SLG: 0.286	HR		F8				F8	F9		4	1	1	1	0	0	1					
5 Freddie Freeman, L (1,3) OBP: 0.374, SLG: 0.516	F7		K				K	22 1B		4	1	1	0	0	2	1					
22 Nick Markakis, L (1,9) OBP: 0.334, SLG: 0.344	BB						K	18 1B 2H	1B	3	0	1	1	1	1	1					
18 Jeff Francoeur, R (1,7) OBP: 0.296, SLG: 0.367	K						15 1B	1B	1B	4	0	2	0	0	1	1					
15 A.J. Pierzynski, L (1,2) OBP: 0.224, SLG: 0.242			K				13 FC5-4	L7		4	0	1	0	0	2	2					
19 Brandon Snyder, R (1,5) OBP: 0.240, SLG: 0.625			G6-3				F9			4	0	0	0	0	1	2					
64 Emilio Bonifacio, S (1,8) OBP: 0.212, SLG: 0.133			L8				L7	E6 8 DI		3	0	0	0	1	0	2					
60 Joel De La Cruz, R (1,1) OBP: 0.250, SLG: 0.250			K				FC5-4	L7		2	0	0	0	0	2	1					
13 Adonis García, R (7,PH) OBP: 0.270, SLG: 0.334										1	0	0	0	0	0	2					
62 Mauricio Cabrera, R (7,1) OBP: 0.270, SLG: 0.334										0	0	0	0	0	0	0					
54 Hunter Cervenka, L (8,1) OBP: 0.335, SLG: 0.365										0	0	0	0	0	0	0					
23 Chase d'Arnaud, R (9,PH) OBP: 0.335, SLG: 0.365										1	0	0	0	0	0	1					
Inning Stats	R: 1 E: 0 K: 1 S: 8	H: 1 LOB: 1 BB: 1 P: 16	R: 0 E: 0 K: 2 S: 10	H: 0 LOB: 1 BB: 1 P: 16	R: 0 E: 0 K: 1 S: 9	H: 0 LOB: 0 BB: 0 P: 13	R: 0 E: 0 K: 1 S: 8	H: 0 LOB: 0 BB: 0 P: 11	R: 0 E: 0 K: 1 S: 10	H: 0 LOB: 0 BB: 0 P: 13	R: 0 E: 0 K: 2 S: 8	H: 2 LOB: 2 BB: 1 P: 15	R: 0 E: 0 K: 0 S: 11	H: 3 LOB: 2 BB: 0 P: 16	R: 0 E: 1 K: 1 S: 10	H: 0 LOB: 1 BB: 0 P: 13	1B: 4 2B: 1 3B: 0 HR: 1	SF: 0 SAC: 0 DP: 0 HBP: 0	WP: 0 PB: 0 SB: 0 CS: 0	PA: 37	
PITCHER	IP WLS BF H R ER SO BB IBB HBP BLK WP HR S P ERA WHIP	IP WLS BF H R ER SO BB IBB HBP BLK WP HR S P ERA WHIP	IP WLS BF H R ER SO BB IBB HBP BLK WP HR S P ERA WHIP	IP WLS BF H R ER SO BB IBB HBP BLK WP HR S P ERA WHIP	IP WLS BF H R ER SO BB IBB HBP BLK WP HR S P ERA WHIP	IP WLS BF H R ER SO BB IBB HBP BLK WP HR S P ERA WHIP	IP WLS BF H R ER SO BB IBB HBP BLK WP HR S P ERA WHIP	IP WLS BF H R ER SO BB IBB HBP BLK WP HR S P ERA WHIP	IP WLS BF H R ER SO BB IBB HBP BLK WP HR S P ERA WHIP	IP WLS BF H R ER SO BB IBB HBP BLK WP HR S P ERA WHIP	IP WLS BF H R ER SO BB IBB HBP BLK WP HR S P ERA WHIP	IP WLS BF H R ER SO BB IBB HBP BLK WP HR S P ERA WHIP	IP WLS BF H R ER SO BB IBB HBP BLK WP HR S P ERA WHIP	IP WLS BF H R ER SO BB IBB HBP BLK WP HR S P ERA WHIP	IP WLS BF H R ER SO BB IBB HBP BLK WP HR S P ERA WHIP	IP WLS BF H R ER SO BB IBB HBP BLK WP HR S P ERA WHIP	IP WLS BF H R ER SO BB IBB HBP BLK WP HR S P ERA WHIP	IP WLS BF H R ER SO BB IBB HBP BLK WP HR S P ERA WHIP	IP WLS BF H R ER SO BB IBB HBP BLK WP HR S P ERA WHIP	IP WLS BF H R ER SO BB IBB HBP BLK WP HR S P ERA WHIP	IP WLS BF H R ER SO BB IBB HBP BLK WP HR S P ERA WHIP

AB 34
R 2
H 6
RBI 2
BB 3
SO 9
LOB 15



Batter	1	2	3	4	5	6	7	8	9	AB	R	H	RBI	BB	SO	LOB	BOTTOM				
37 Odúbel Herrera, L (1,8) OBP: 0.390, SLG: 0.443	SH1-3 2B			K				F7		5	1	2	2	0	1	1	Atlanta Braves @ Philadelphia Phillies Citizens Bank Park, Philadelphia, PA Mon Jul 04 2016, 4:09 PM - 6:35 PM EDT Att: 19,064 - Cloudy - 77 F				
17 Peter Bourjos, R (1,9) OBP: 0.316, SLG: 0.417	SH1-3		25 G4-3 7 HR				29 BB 19 1B			3	2	3	0	0	0	0					
25 Cody Asche, L (1,7) OBP: 0.320, SLG: 0.484	K		G4-3				P4			4	0	0	0	0	1	4					
7 Maikel Franco, R (1,5) OBP: 0.315, SLG: 0.460	K						P5			4	1	1	2	0	1	2					
29 Cameron Rupp, R (1,2) OBP: 0.327, SLG: 0.510							P4			3	1	1	0	1	0	0					
19 Tommy Joseph, R (1,3) OBP: 0.234, SLG: 0.439			13 G3 16 3B				K			4	1	2	1	0	1	0					
13 Freddy Galvis, S (1,6) OBP: 0.250, SLG: 0.351			G3				L5			4	0	0	1	0	0	3					
16 César Hernández, S (1,4) OBP: 0.325, SLG: 0.380							L9			4	1	3	1	0	0	0					
48 Jerad Eickhoff, R (1,1) OBP: 0.167, SLG: 0.200										3	1	0	0	0	0	1					
30 David Hernández, R (8,1) OBP: 0.288, SLG: 0.347										0	0	0	0	0	0	0					
2 Tyler Goeddel, R (8,PH) OBP: 0.288, SLG: 0.347										1	0	0	0	0	0	1					
52 Severino González, R (9,1) OBP: 0.335, SLG: 0.365										0	0	0	0	0	0	0					
Inning Stats	R: 0 E: 0 K: 2 S: 8	H: 1 LOB: 1 BB: 0 P: 10	R: 7 E: 1 K: 0 S: 22	H: 6 LOB: 0 BB: 0 P: 32	R: 0 E: 0 K: 0 S: 6	H: 0 LOB: 0 BB: 0 P: 8	R: 0 E: 0 K: 1 S: 10	H: 1 LOB: 1 BB: 0 P: 15	R: 0 E: 0 K: 1 S: 5	H: 0 LOB: 0 BB: 0 P: 7	R: 0 E: 0 K: 0 S: 6	H: 1 LOB: 1 BB: 0 P: 11	R: 1 E: 0 K: 0 S: 10	H: 2 LOB: 2 BB: 1 P: 22	R: 0 E: 0 K: 0 S: 8	H: 1 LOB: 0 BB: 0 P: 12	1B: 4 2B: 5 3B: 1 HR: 2	SF: 0 SAC: 1 DP: 1 HBP: 0	WP: 0 PB: 0 SB: 0 CS: 0	PA: 37	
PITCHER	IP WLS BF H R ER SO BB IBB HBP BLK WP HR S P ERA WHIP	IP WLS BF H R ER SO BB IBB HBP BLK WP HR S P ERA WHIP	IP WLS BF H R ER SO BB IBB HBP BLK WP HR S P ERA WHIP	IP WLS BF H R ER SO BB IBB HBP BLK WP HR S P ERA WHIP	IP WLS BF H R ER SO BB IBB HBP BLK WP HR S P ERA WHIP	IP WLS BF H R ER SO BB IBB HBP BLK WP HR S P ERA WHIP	IP WLS BF H R ER SO BB IBB HBP BLK WP HR S P ERA WHIP	IP WLS BF H R ER SO BB IBB HBP BLK WP HR S P ERA WHIP	IP WLS BF H R ER SO BB IBB HBP BLK WP HR S P ERA WHIP	IP WLS BF H R ER SO BB IBB HBP BLK WP HR S P ERA WHIP	IP WLS BF H R ER SO BB IBB HBP BLK WP HR S P ERA WHIP	IP WLS BF H R ER SO BB IBB HBP BLK WP HR S P ERA WHIP	IP WLS BF H R ER SO BB IBB HBP BLK WP HR S P ERA WHIP	IP WLS BF H R ER SO BB IBB HBP BLK WP HR S P ERA WHIP	IP WLS BF H R ER SO BB IBB HBP BLK WP HR S P ERA WHIP	IP WLS BF H R ER SO BB IBB HBP BLK WP HR S P ERA WHIP	IP WLS BF H R ER SO BB IBB HBP BLK WP HR S P ERA WHIP	IP WLS BF H R ER SO BB IBB HBP BLK WP HR S P ERA WHIP	IP WLS BF H R ER SO BB IBB HBP BLK WP HR S P ERA WHIP	IP WLS BF H R ER SO BB IBB HBP BLK WP HR S P ERA WHIP	IP WLS BF H R ER SO BB IBB HBP BLK WP HR S P ERA WHIP

AB 35
R 8
H 12
RBI 7
BB 1
SO 4
LOB 12



Batter	1	2	3	4	5	6	7	8	9	AB	R	H	RBI	BB	SO	LOB	TOP					
8 Jace Peterson, L (1.4) OBP: 0.349, SLG: 0.400										4	0	2	0	0	0	0	Atlanta Braves @ Philadelphia Phillies Citizens Bank Park, Philadelphia, PA Tue Jul 05 2016, 7:08 PM - 9:15 PM EDT Att: 18,426 - Partly Cloudy - 88 F					
11 Ender Inciarte, L (1.8) OBP: 0.306, SLG: 0.319										4	1	1	1	0	0	2						
5 Freddie Freeman, L (1.3) OBP: 0.370, SLG: 0.511										3	0	0	0	0	1	1						
22 Nick Markakis, L (1.9) OBP: 0.334, SLG: 0.344											3	0	1	0	0	0						
25 Tyler Flowers, R (1.2) OBP: 0.342, SLG: 0.409												3	0	0	0	1						
13 Adonis Garcia, R (1.5) OBP: 0.271, SLG: 0.325										3	0	1	0	0	1							
18 Jeff Francoeur, R (1.7) OBP: 0.297, SLG: 0.367												3	0	1	0	1						
1 Erick Aybar, S (1.6) OBP: 0.278, SLG: 0.282												3	0	0	0	0						
26 Mike Folynewicz, R (1.1) OBP: 0.192, SLG: 0.100												2	0	0	0	1						
39 Dario Alvarez, L (6.1)												0	0	0	0	0						
53 Jim Johnson, R (8.1)												0	0	0	0	0						
64 Emilio Bonifacio, S (9. PH)												1	0	0	0	1						
Inning Stats	R: 0 E: 0 K: 1 S: 7	H: 1 LOB: 0 BB: 0 P: 9	R: 0 E: 0 K: 0 S: 5	H: 0 LOB: 0 BB: 0 P: 9	R: 0 E: 0 K: 0 S: 4	H: 1 LOB: 0 BB: 0 P: 7	R: 0 E: 0 K: 0 S: 8	H: 1 LOB: 0 BB: 0 P: 12	R: 0 E: 0 K: 2 S: 10	H: 1 LOB: 1 BB: 0 P: 13	R: 0 E: 0 K: 1 S: 7	H: 0 LOB: 0 BB: 0 P: 10	R: 1 E: 0 K: 1 S: 12	H: 1 LOB: 0 BB: 0 P: 17	R: 0 E: 0 K: 0 S: 4	H: 1 LOB: 0 BB: 0 P: 4	R: 0 E: 0 K: 1 S: 8	H: 0 LOB: 0 BB: 0 P: 11	1B: 5 2B: 1 3B: 0 HR: 1	SF: 0 SAC: 0 DP: 4 HBP: 0	WP: 1 PB: 0 SB: 0 CS: 0	PA: 29
PITCHER 56 Zach Eflin, R (1.1) ERA: 4.3	IP: 9.0 WLS: W BF: 29 H: 6 R: 1 ER: 1 SO: 6 BB: 0 IBB: 0 HBP: 0 BLK: 0 WP: 1 HR: 1 S: 65 P: 92 ERA: 1.00 WHIP: 0.667															PITCHER						

AB	29
R	1
H	6
RBI	1
BB	0
SO	6
LOB	8



Batter	1	2	3	4	5	6	7	8	9	AB	R	H	RBI	BB	SO	LOB	BOTTOM			
37 Odúbel Herrera, L (1.8) OBP: 0.388, SLG: 0.441										4	0	1	0	0	2	0	Atlanta Braves @ Philadelphia Phillies Citizens Bank Park, Philadelphia, PA Tue Jul 05 2016, 7:08 PM - 9:15 PM EDT Att: 18,426 - Partly Cloudy - 88 F			
17 Peter Bourjos, R (1.9) OBP: 0.315, SLG: 0.427										4	1	1	1	0	1	1				
25 Cody Asche, L (1.7) OBP: 0.327, SLG: 0.525											4	1	2	1	0	1				
7 Maikel Franco, R (1.5) OBP: 0.317, SLG: 0.471											4	2	2	1	0	0				
29 Cameron Rupp, R (1.2) OBP: 0.321, SLG: 0.500											4	0	0	0	0	1				
19 Tommy Joseph, R (1.3) OBP: 0.248, SLG: 0.465											3	1	2	1	1	0				
13 Freddy Galvis, S (1.6) OBP: 0.247, SLG: 0.347											3	0	0	1	0	1				
16 César Hernández, S (1.4) OBP: 0.325, SLG: 0.377											2	0	0	0	1	1				
56 Zach Eflin, R (1.1) OBP: 0.111, SLG: 0.222											3	0	0	0	0	2				
Inning Stats	R: 1 E: 0 K: 1 S: 13	H: 2 LOB: 1 BB: 0 P: 16	R: 0 E: 0 K: 0 S: 6	H: 0 LOB: 0 BB: 0 P: 8	R: 0 E: 0 K: 0 S: 10	H: 0 LOB: 0 BB: 0 P: 12	R: 2 E: 0 K: 2 S: 16	H: 3 LOB: 2 BB: 1 P: 28	R: 0 E: 0 K: 1 S: 6	H: 1 LOB: 0 BB: 0 P: 9	R: 2 E: 0 K: 2 S: 12	H: 2 LOB: 0 BB: 0 P: 18	R: 0 E: 0 K: 3 S: 13	H: 0 LOB: 0 BB: 0 P: 17	R: 0 E: 1 K: 0 S: 10	H: 0 LOB: 2 BB: 1 P: 18		1B: 3 2B: 1 3B: 0 HR: 4	SF: 1 SAC: 0 DP: 0 HBP: 0	WP: 1 PB: 0 SB: 0 CS: 0
PITCHER 26 Mike Folynewicz, R (1.1) ERA: 4.29	IP: 5.2 WLS: L BF: 25 H: 5 R: 5 ER: 5 SO: 5 BB: 0 IBB: 1 HBP: 0 BLK: 0 WP: 0 HR: 4 S: 60 P: 87 ERA: 7.94 WHIP: 1.412															PITCHER				
39 Dario Alvarez, L (6.1) ERA: 1.04	IP: 1.1 WLS: 0 BF: 4 H: 0 R: 0 ER: 0 SO: 4 BB: 0 IBB: 0 HBP: 0 BLK: 0 WP: 0 HR: 0 S: 16 P: 21 ERA: 0.00 WHIP: 0.000																			
53 Jim Johnson, R (8.1) ERA: 4.4	IP: 1.0 WLS: 0 BF: 5 H: 0 R: 0 ER: 0 SO: 0 BB: 1 IBB: 0 HBP: 0 BLK: 0 WP: 0 HR: 10 S: 10 P: 18 ERA: 0.00 WHIP: 1.000																			

AB	31
R	5
H	8
RBI	5
BB	2
SO	9
LOB	8



Batter	1	2	3	4	5	6	7	8	9	AB	R	H	RBI	BB	SO	LOB	TOP								
8 Jace Peterson, L (1,4) OBP: 0.344, SLG: 0.388										4	0	0	0	1	2	0	Atlanta Braves @ Philadelphia Phillies Citizens Bank Park, Philadelphia, PA Wed Jul 06 2016, 1:08 PM - 4:01 PM EDT Att: 19,211 - Partly Cloudy - 92 F								
11 Ender Inciarte, L (1,8) OBP: 0.295, SLG: 0.311										5	0	0	0	0	0	3									
5 Freddie Freeman, L (1,3) OBP: 0.369, SLG: 0.506										3	0	0	1	1	2	0									
22 Nick Markakis, L (1,9)										4	0	1	0	0	0	3									
18 Jeff Francoeur, R (1,7) OBP: 0.296, SLG: 0.364										4	2	1	0	0	1	1									
13 Adonis Garcia, R (1,5) OBP: 0.279, SLG: 0.341										4	0	3	2	0	0	0									
15 A.J. Pierzynski, L (1,2) OBP: 0.225, SLG: 0.243										4	0	1	0	0	0	3									
1 Erick Aybar, S (1,6) OBP: 0.279, SLG: 0.283										3	1	1	0	0	0	3									
51 Chris Withrow, R (6,1)										0	0	0	0	0	0	0									
19 Brandon Snyder, R (8,PH) OBP: 0.231, SLG: 0.600										1	0	0	0	0	0	2									
38 Arody Vizcaino, R (8,1)										2	0	0	0	0	0	0									
61 Tyrell Jenkins, R (1,1)										1	0	0	0	0	0	2									
46 Ian Krol, L (5,1)										0	0	0	0	0	0	0									
23 Chase d'Arnaud, R (6,6) OBP: 0.331, SLG: 0.360										2	0	0	0	0	0	0									
Inning Stats	R: 0 E: 0 K: 1 S: 7	H: 0 LOB: 0 BB: 0 P: 10	R: 0 E: 0 K: 1 S: 8	H: 0 LOB: 0 BB: 0 P: 10	R: 1 E: 1 K: 0 S: 10	H: 1 LOB: 3 BB: 2 P: 21	R: 0 E: 1 K: 0 S: 16	H: 1 LOB: 2 BB: 0 P: 24	R: 0 E: 0 K: 1 S: 7	H: 0 LOB: 0 BB: 0 P: 11	R: 1 E: 0 K: 0 S: 10	H: 2 LOB: 1 BB: 0 P: 16	R: 0 E: 0 K: 1 S: 7	H: 0 LOB: 0 BB: 0 P: 10	R: 1 E: 0 K: 1 S: 11	H: 3 LOB: 2 BB: 0 P: 17	R: 0 E: 0 K: 0 S: 6	H: 0 LOB: 0 BB: 0 P: 10	1B: 5 2B: 2 HR: 0	SF: 0 SAC: 1 HBP: 0	WP: 1 PB: 0 SB: 0 CS: 0	PA: 38			
PITCHER	IP	WLS	BF	H	R	ER	SO	BB	IBB	HBP	BLK	WP	HR	S	P	ERA	WHIP								
58 Jeremy Hellickson, R (1,1) ERA: 3.92	6.0		26	4	2	1	3	2	0	0	0	0	0	58	92	1.50	1.000								
61 Edubray Ramos, R (7,1) ERA: 1.35	1.0		3	0	0	0	1	0	0	0	0	0	0	7	10	0.00	0.000								
50 Héctor Neris, R (8,1) ERA: 2.8	1.0	W	6	3	1	1	1	0	0	0	0	1	0	11	17	9.00	3.000								
46 Jeanmar Gómez, R (9,1) ERA: 2.68	1.0	S	3	0	0	0	0	0	0	0	0	0	0	6	10	0.00	0.000								

AB	35
R	3
H	7
RBI	3
BB	2
SO	5
LOB	17



Batter	1	2	3	4	5	6	7	8	9	AB	R	H	RBI	BB	SO	LOB	BOTTOM								
37 Odúbel Herrera, L (1,8) OBP: 0.390, SLG: 0.444										4	0	2	1	0	2	1	Atlanta Braves @ Philadelphia Phillies Citizens Bank Park, Philadelphia, PA Wed Jul 06 2016, 1:08 PM - 4:01 PM EDT Att: 19,211 - Partly Cloudy - 92 F								
17 Peter Bourjos, R (1,9) OBP: 0.314, SLG: 0.422										3	0	0	0	1	0	2									
25 Cody Asche, L (1,7) OBP: 0.315, SLG: 0.505										4	0	0	0	0	1	3									
7 Maikel Franco, R (1,5) OBP: 0.319, SLG: 0.480										3	2	1	1	1	0	1									
51 Carlos Ruiz, R (1,2) OBP: 0.338, SLG: 0.333										2	0	1	0	2	0	0									
19 Tommy Joseph, R (1,3) OBP: 0.248, SLG: 0.459										4	0	1	0	0	1	3									
46 Jeanmar Gómez, R (9,1) ERA: 2.68										0	0	0	0	0	0	0									
13 Freddy Galvis, S (1,6) OBP: 0.250, SLG: 0.359										4	1	2	2	0	1	3									
16 César Hernández, S (1,4) OBP: 0.328, SLG: 0.379										4	1	2	0	0	0	2									
58 Jeremy Hellickson, R (1,1) ERA: 4.5	4.2		18	4	1	1	1	1	0	0	0	0	0	0	3	3									
61 Edubray Ramos, R (7,1) ERA: 3.91	1.0	B	6	2	1	1	3	1	0	0	0	0	0	0	0	0									
41 Jimmy Paredes, S (7,PH) ERA: 2.39	0.2		3	0	0	0	1	0	1	0	0	0	0	4	12	0.00	0.000								
50 Héctor Neris, R (8,1) ERA: 2.78	1.0	L	5	2	2	2	0	1	0	0	0	0	1	10	21	18.00	3.000								
4 Andrés Blanco, S (9,3) OBP: 0.313, SLG: 0.436	1.0		5	2	2	2	0	1	0	0	0	0	1	10	21	18.00	3.000								
Inning Stats	R: 0 E: 0 K: 0 S: 9	H: 1 LOB: 1 BB: 0 P: 15	R: 0 E: 0 K: 0 S: 9	H: 1 LOB: 2 BB: 1 P: 19	R: 0 E: 0 K: 1 S: 7	H: 0 LOB: 0 BB: 0 P: 9	R: 0 E: 0 K: 0 S: 7	H: 0 LOB: 0 BB: 0 P: 13	R: 1 E: 0 K: 0 S: 9	H: 3 LOB: 1 BB: 0 P: 13	R: 1 E: 0 K: 3 S: 12	H: 1 LOB: 1 BB: 1 P: 22	R: 0 E: 0 K: 2 S: 9	H: 1 LOB: 2 BB: 1 P: 20	R: 2 E: 0 K: 0 S: 10	H: 2 LOB: 0 BB: 1 P: 21	1B: 6 2B: 1 3B: 0 HR: 2	SF: 0 SAC: 0 DP: 1 HBP: 0	WP: 0 PB: 0 SB: 0 CS: 0	PA: 35					
PITCHER	IP	WLS	BF	H	R	ER	SO	BB	IBB	HBP	BLK	WP	HR	S	P	ERA	WHIP								
61 Tyrell Jenkins, R (1,1) ERA: 4.5	4.2		18	4	1	1	1	1	0	0	0	0	0	6	10	0.00	1.500								
46 Ian Krol, L (5,1) ERA: 2.78	0.2		3	0	0	0	1	0	0	0	0	0	0	4	12	0.00	0.000								
51 Chris Withrow, R (6,1) ERA: 3.91	1.0	B	6	2	1	1	3	1	0	0	0	0	0	14	25	9.00	3.000								
54 Hunter Cervenko, L (7,1) ERA: 2.39	0.2		3	0	0	0	1	0	1	0	0	0	0	4	12	0.00	0.000								
38 Arody Vizcaino, R (8,1) ERA: 2.75	1.0	L	5	2	2	2	0	1	0	0	0	0	1	10	21	18.00	3.000								



Batter	1	2	3	4	5	6	7	8	9	AB	R	H	RBI	BB	SO	LOB	TOP										
37 Odúbel Herrera, L (1.8)										5	0	0	0	0	2	4											
17 Peter Bourjos, R (1.9)										4	0	2	0	0	0	0											
25 Cody Asche, L (1.7)										4	0	0	0	0	1	2											
7 Maikel Franco, R (1.5)										4	1	2	0	0	0	2											
29 Cameron Rupp, R (1.2)										4	0	0	0	0	3	3											
6 Ryan Howard, L (1.3)										4	1	2	2	0	0	0											
13 Freddy Galvis, S (1.6)										4	0	2	0	0	1	1											
16 César Hernández, S (1.4)										4	0	1	0	0	1	2											
39 Adam Morgan, L (1.1)										2	0	0	0	0	1	1											
30 David Hernández, R (6.1)										0	0	0	0	0	0	0											
41 Jimmy Paredes, S (7.0)										0	0	0	0	0	1	0											
61 Eudray Ramos, R (7.1)										0	0	0	0	0	0	0											
34 Brett Oberholzer, L (7.1)										0	0	0	0	0	0	0											
4 Andrés Blanco, S (6.0)										0	0	0	0	0	0	0											
Inning Stats	R: 0 E: 0 K: 0 S: 8	H: 1 LOB: 1 BB: 0 P: 12	R: 1 E: 0 K: 0 S: 6	H: 2 LOB: 1 BB: 0 P: 11	R: 0 E: 0 K: 0 S: 6	H: 0 LOB: 0 BB: 0 P: 9	R: 1 E: 0 K: 1 S: 8	H: 2 LOB: 0 BB: 0 P: 10	R: 0 E: 0 K: 2 S: 10	H: 1 LOB: 1 BB: 0 P: 17	R: 0 E: 0 K: 1 S: 8	H: 1 LOB: 2 BB: 1 P: 23	R: 0 E: 0 K: 2 S: 15	H: 1 LOB: 1 BB: 0 P: 20	R: 0 E: 0 K: 1 S: 12	H: 1 LOB: 2 BB: 0 P: 19	1B: 5 2B: 3 3B: 0 HR: 1	SF: 0 SAC: 0 DP: 1 HBP: 1	WP: 0 PB: 0 SB: 0 CS: 0	PA: 37							
PITCHER	IP	WLS	BF	H	R	ER	SO	BB	IBB	HBP	BLK	WP	HR	S	P	ERA	WHIP										
35 Chad Bettis, R (1.1)	6.2	W	27	7	2	2	5	1	0	0	0	0	1	57	90	2.70	1.200										
48 Boone Logan, L (7.1)	0.1	H	1	0	0	0	1	0	0	0	0	0	0	3	5	0.00	0.000										
30 Jason Motte, R (8.1)	1.0		4	1	0	0	2	0	0	0	0	0	0	15	23	0.00	1.000										
0 Adam Ottavino, R (9.1)	1.0		5	1	0	0	1	0	0	1	0	0	0	12	19	0.00	1.000										

Philadelphia Phillies @ Colorado Rockies
Coors Field, Denver, CO
Thu Jul 07 2016, 6:41 PM - 9:33 PM MDT
Att: 35,250 - Partly Cloudy - 87 F

AB	35
R	2
H	9
RBI	2
BB	1
SO	9
LOB	15



Batter	1	2	3	4	5	6	7	8	9	AB	R	H	RBI	BB	SO	LOB	BOTTOM										
19 Charlie Blackmon, L (1.8)										5	1	1	0	0	1	1											
9 DJ LeMahieu, R (1.4)										5	3	3	1	0	0	0											
28 Nolan Arenado, R (1.5)										5	0	2	1	0	1	1											
5 Carlos González, L (1.9)										4	2	1	0	0	1	3											
27 Trevor Story, R (1.6)										3	3	2	4	1	0	1											
12 Mark Reynolds, R (1.3)										4	2	2	4	0	1	0											
4 Nick Hundley, R (1.2)										4	0	2	0	0	1	1											
1 Brandon Barnes, R (1.7)										3	0	1	1	0	2	1											
35 Chad Bettis, R (1.1)										3	0	0	0	0	0	1											
48 Boone Logan, R (7.1)										0	0	0	0	0	0	0											
18 Cristhian Adames, S (7.0)										1	0	0	0	0	0	1											
30 Jason Motte, R (8.1)										0	0	0	0	0	0	0											
0 Adam Ottavino, S (9.1)										0	0	0	0	0	0	0											
Inning Stats	R: 1 E: 0 K: 1 S: 10	H: 2 LOB: 1 BB: 0 P: 13	R: 1 E: 0 K: 0 S: 13	H: 2 LOB: 1 BB: 0 P: 19	R: 3 E: 0 K: 1 S: 16	H: 4 LOB: 1 BB: 0 P: 23	R: 0 E: 0 K: 1 S: 11	H: 0 LOB: 0 BB: 0 P: 14	R: 1 E: 0 K: 1 S: 10	H: 1 LOB: 0 BB: 0 P: 15	R: 0 E: 0 K: 2 S: 9	H: 0 LOB: 0 BB: 0 P: 13	R: 5 E: 0 K: 1 S: 24	H: 5 LOB: 1 BB: 1 P: 35	R: 0 E: 0 K: 0 S: 7	H: 0 LOB: 0 BB: 0 P: 13	1B: 8 2B: 3 3B: 0 HR: 3	SF: 0 SAC: 1 DP: 0 HBP: 0	WP: 1 PB: 0 SB: 1 CS: 0	PA: 39							
PITCHER	IP	WLS	BF	H	R	ER	SO	BB	IBB	HBP	BLK	WP	HR	S	P	ERA	WHIP										
39 Adam Morgan, L (1.1)	5.0	L	24	9	6	6	4	0	0	0	0	0	0	9	13	0.00	0.000										
30 David Hernandez, R (6.1)	1.0		3	0	0	0	2	0	0	0	0	0	0	9	13	0.00	0.000										
61 Eudray Ramos, R (7.1)	0.1		6	4	5	5	1	1	0	0	0	1	0	20	29	135.00	15.000										
34 Brett Oberholzer, L (7.1)	1.2		6	1	0	0	0	0	0	0	0	0	0	11	19	0.00	0.600										

Philadelphia Phillies @ Colorado Rockies
Coors Field, Denver, CO
Thu Jul 07 2016, 6:41 PM - 9:33 PM MDT
Att: 35,250 - Partly Cloudy - 87 F

AB	37
R	11
H	14
RBI	11
BB	1
SO	7
LOB	10



Batter	1	2	3	4	5	6	7	8	9	AB	R	H	RBI	BB	SO	LOB	TOP															
37 Odúbel Herrera, L (1,8) OBP: 0.379, SLG: 0.431										5	0	0	0	0	2	3	Philadelphia Phillies @ Colorado Rockies Coors Field, Denver, CO Fri Jul 08 2016, 6:13 PM - 9:47 PM MDT Att: 42,335 - Partly Cloudy - 86 F															
17 Peter Bourjos, R (1,9) OBP: 0.314, SLG: 0.427										5	0	1	0	0	2	2																
25 Cody Asche, L (1,7) OBP: 0.305, SLG: 0.477										2	0	0	0	1	1	1																
2 Tyler Goeddel, R (8,PH) OBP: 0.264, SLG: 0.342										2	0	0	0	0	1	2																
7 Maikel Franco, R (1,5) OBP: 0.320, SLG: 0.484										4	0	1	0	0	1	2																
29 Cameron Rupp, R (1,2) OBP: 0.318, SLG: 0.485										2	1	0	0	1	0	1																
6 Ryan Howard, L (1,3) OBP: 0.215, SLG: 0.355										4	0	0	0	0	2	4																
46 Jeanmar Gómez, R (8,1)										0	0	0	0	0	0	0																
13 Freddy Galvis, S (1,6) OBP: 0.259, SLG: 0.367										3	2	2	0	1	0	0																
16 César Hernández, S (1,4) OBP: 0.329, SLG: 0.379										4	1	2	1	0	1	1																
28 Vince Velasquez, R (1,1) OBP: 0.269, SLG: 0.280										2	0	0	0	0	0	1																
19 Tommy Joseph, R (7,PH) OBP: 0.253, SLG: 0.463										1	1	1	3	0	0	0																
38 Andrew Bailey, R (7,1)										0	0	0	0	0	0	0																
50 Héctor Neris, R (7,1)										0	0	0	0	0	0	0																
4 Andrés Blanco, S (8,3) OBP: 0.315, SLG: 0.433										1	0	0	0	0	0	1																
Inning Stats	R: 0 E: 0 K: 2 S: 10	H: 0 LOB: 0 BB: 0 P: 11	R: 0 E: 0 K: 1 S: 8	H: 0 LOB: 0 BB: 0 P: 11	R: 0 E: 0 K: 0 S: 11	H: 1 LOB: 1 BB: 0 P: 13	R: 0 E: 0 K: 2 S: 11	H: 1 LOB: 2 BB: 0 P: 21	R: 0 E: 0 K: 1 S: 7	H: 0 LOB: 0 BB: 0 P: 9	R: 0 E: 0 K: 1 S: 13	H: 0 LOB: 1 BB: 1 P: 18	R: 4 E: 0 K: 1 S: 13	H: 3 LOB: 1 BB: 1 P: 22	R: 0 E: 0 K: 0 S: 12	H: 1 LOB: 1 BB: 0 P: 17	R: 1 E: 2 K: 2 S: 11	H: 1 LOB: 2 BB: 1 P: 21	1B: 4 2B: 2 HR: 1	SF: 0 SAC: 0 DP: 1 HBP: 1	WP: 2 PB: 0 SB: 1 CS: 0	PA: 39										
PITCHER	IP WLS BF H R ER SO BB IBB HBP BLK WP HR S P ERA WHIP																															
55 Jon Gray, R (1,1) ERA: 4.67	6.1	25	3	2	2	8	2	0	1	0	2	0	65	94	2.84	0.789																
51 Jake McGee, L (7,1) ERA: 5.47	0.2	L 4	2	2	2	0	0	0	0	0	0	1	8	11	27.00	3.000																
48 Boone Logan, L (8,1) ERA: 3.18	0.1	1	0	0	0	0	0	0	0	0	0	0	2	3	0.00	0.000																
30 Jason Motte, R (8,1) ERA: 2.81	0.2	3	1	0	0	0	0	0	0	0	0	0	10	14	0.00	1.500																
54 Carlos Estévez, R (9,1) ERA: 4.45	1.0	6	1	1	1	2	1	0	0	0	0	0	11	21	9.00	2.000																

Batter	1	2	3	4	5	6	7	8	9	AB	R	H	RBI	BB	SO	LOB	BOTTOM															
19 Charlie Blackmon, L (1,8) OBP: 0.372, SLG: 0.497										5	1	3	0	0	0	2	Philadelphia Phillies @ Colorado Rockies Coors Field, Denver, CO Fri Jul 08 2016, 6:13 PM - 9:47 PM MDT Att: 42,335 - Partly Cloudy - 86 F															
9 DJ LeMahieu, R (1,4) OBP: 0.396, SLG: 0.491										4	1	0	0	1	4																	
28 Nolan Arenado, R (1,5) OBP: 0.362, SLG: 0.569										4	0	1	0	1	3																	
5 Carlos González, L (1,9) OBP: 0.370, SLG: 0.556										5	1	3	1	0	0	3																
27 Trevor Story, R (1,6) OBP: 0.330, SLG: 0.551										5	0	2	2	0	2	4																
3 Daniel Descalso, L (1,7) OBP: 0.448, SLG: 0.507										3	0	1	0	0	1	1																
1 Brandon Barnes, R (7,7) OBP: 0.271, SLG: 0.321										0	0	0	0	1	0	0																
12 Mark Reynolds, R (1,3) OBP: 0.355, SLG: 0.465										4	0	1	0	0	1	4																
4 Nick Hundley, R (1,2) OBP: 0.354, SLG: 0.429										4	0	0	0	0	0	2																
55 Jon Gray, R (1,1) OBP: 0.379, SLG: 0.448										2	0	1	0	1	1	0																
51 Jake McGee, L (7,1) ERA: 5.47										0	0	0	0	0	0	0																
48 Boone Logan, R (8,1) ERA: 3.18										0	0	0	0	0	0	0																
30 Jason Motte, R (8,1) ERA: 2.81										0	0	0	0	0	0	0																
6 Ryan Raburn, R (8,PH) OBP: 0.306, SLG: 0.444										1	0	0	0	0	1	0																
54 Carlos Estévez, R (9,1) ERA: 4.45										0	0	0	0	0	0	0																
Inning Stats	R: 0 E: 0 K: 2 S: 13	H: 1 LOB: 2 BB: 1 P: 19	R: 0 E: 0 K: 0 S: 12	H: 1 LOB: 0 BB: 0 P: 17	R: 1 E: 0 K: 0 S: 13	H: 3 LOB: 2 BB: 0 P: 17	R: 0 E: 0 K: 0 S: 13	H: 1 LOB: 2 BB: 1 P: 23	R: 1 E: 0 K: 2 S: 10	H: 2 LOB: 1 BB: 0 P: 14	R: 0 E: 0 K: 2 S: 7	H: 0 LOB: 0 BB: 0 P: 8	R: 1 E: 0 K: 0 S: 22	H: 2 LOB: 3 BB: 2 P: 37	R: 0 E: 0 K: 1 S: 17	H: 1 LOB: 1 BB: 0 P: 24	R: 0 E: 0 K: 1 S: 8	H: 1 LOB: 0 BB: 0 P: 14	1B: 8 2B: 4 HR: 0	SF: 0 SAC: 0 DP: 2 HBP: 0	WP: 0 PB: 0 SB: 0 CS: 0	PA: 41										
PITCHER	IP WLS BF H R ER SO BB IBB HBP BLK WP HR S P ERA WHIP																															
28 Vince Velasquez, R (1,1) ERA: 3.32	6.0	W 27	8	2	2	6	2	0	0	0	0	0	68	98	3.00	1.667																
38 Andrew Bailey, R (7,1) ERA: 4.61	0.2	H 5	2	1	1	0	1	0	0	0	0	0	16	24	13.50	4.500																
50 Héctor Neris, R (7,1) ERA: 2.74	1.0	H 5	1	0	0	1	1	0	0	0	0	0	21	34	0.00	2.000																
46 Jeanmar Gómez, R (8,1) ERA: 2.59	1.1	S 4	1	0	0	1	0	0	0	0	0	0	10	17	0.00	0.750																

Batter	1	2	3	4	5	6	7	8	9	AB R H RBI BB SO LOB	TOP									
17 Peter Bourjos, R OBP: 0.312, SLG: 0.422			L4		G6-3				K	5 0 1 0 0 2 0	Philadelphia Phillies @ Colorado Rockies Coors Field, Denver, CO Sat Jul 09 2016, 6:42 PM - 9:27 PM MDT Att: 48,105 - Clear - 94 F									
13 Freddy Galvis, S OBP: 0.261, SLG: 0.367	G5-3				K		G4-6-3		5 0 2 0 0 1 1											
7 Maikel Franco, R OBP: 0.319, SLG: 0.479	G6-3		K				L9		5 0 1 0 0 1 2											
19 Tommy Joseph, R OBP: 0.272, SLG: 0.523									4 3 4 1 0 0 0											
41 Jimmy Paredes, S OBP: 0.284, SLG: 0.414		F9		F8	FC6				4 0 1 0 0 0 3											
51 Carlos Ruiz, R OBP: 0.336, SLG: 0.331	G5-3					L3		G4-3	4 0 1 2 0 0 1											
16 César Hernández, S OBP: 0.334, SLG: 0.384									4 0 3 0 0 0 1											
2 Tyler Goeddel, R OBP: 0.258, SLG: 0.333	K		L8		FC1-6		G3		4 0 0 0 0 1 5											
48 Jerad Eickhoff, R OBP: 0.152, SLG: 0.182			F7		K		K2-3		3 0 0 0 0 2 3											
52 Severino González, R OBP: 0.378, SLG: 0.429								L8	0 0 0 0 0 0 0											
37 Odúbel Herrera, L OBP: 0.378, SLG: 0.429									1 0 0 0 0 0 0											
Inning Stats	R: 0 E: 0 K: 1 S: 14	H: 0 LOB: 0 BB: 0 P: 20	R: 1 E: 0 K: 1 S: 12	H: 2 LOB: 1 BB: 0 P: 22	R: 0 E: 1 K: 1 S: 10	H: 1 LOB: 1 BB: 0 P: 15	R: 1 E: 0 K: 1 S: 13	H: 3 LOB: 2 BB: 0 P: 14	R: 0 E: 0 K: 1 S: 8	H: 1 LOB: 0 BB: 0 P: 12	R: 0 E: 0 K: 0 S: 3	H: 1 LOB: 0 BB: 0 P: 5	R: 1 E: 0 K: 0 S: 10	H: 2 LOB: 1 BB: 0 P: 16	R: 0 E: 0 K: 1 S: 10	H: 1 LOB: 1 BB: 0 P: 12	1B: 10 2B: 2 3B: 0 HR: 1	SF: 0 SAC: 0 DP: 1 HBP: 0	WP: 0 PB: 0 SB: 0 CS: 0	PA: 39
PITCHER	IP WLS BF H R ER SO BB IBB HBP BLK WP HR S P ERA WHIP											IP WLS BF H R ER SO BB IBB HBP BLK WP HR S P ERA WHIP								
44 Tyler Anderson, L ERA: 3.03	6.0 W 27 9 2 2 6 0 0 0 0 0 1 71 105 3.00 1.500											44 Tyler Anderson, L ERA: 3.03								
24 Jordan Lyles, R ERA: 6.96	3.0 S 12 4 1 1 1 0 0 0 0 0 0 23 33 3.00 1.333											24 Jordan Lyles, R ERA: 6.96								

Batter	1	2	3	4	5	6	7	8	9	AB R H RBI BB SO LOB	BOTTOM									
19 Charlie Blackmon, L OBP: 0.371, SLG: 0.493	F9				G3		L8			4 0 1 0 0 0 1	Philadelphia Phillies @ Colorado Rockies Coors Field, Denver, CO Sat Jul 09 2016, 6:42 PM - 9:27 PM MDT Att: 48,105 - Clear - 94 F									
9 DJ LeMahieu, R OBP: 0.398, SLG: 0.491			G5-3							4 1 2 0 0 1 3										
28 Nolan Arenado, R OBP: 0.363, SLG: 0.577	K				G5-3					4 1 2 0 0 1 1										
5 Carlos González, L OBP: 0.366, SLG: 0.550	G4-3		F9		F9		G4-3	P6		4 0 0 1 0 0 3										
27 Trevor Story, R OBP: 0.330, SLG: 0.546		K		K			K			3 1 0 0 0 3 1										
3 Daniel Descalso, L OBP: 0.444, SLG: 0.493	G4-3				G4-3					2 1 0 0 1 0 0										
24 Jordan Lyles, R ERA: 6.96							K			1 0 0 0 0 1 1										
12 Mark Reynolds, R OBP: 0.353, SLG: 0.480	F9				F8					3 1 0 1 1 0 0										
14 Tony Wolters, L OBP: 0.296, SLG: 0.331			B5-3					G4-3		4 2 2 3 0 0 0										
44 Tyler Anderson, L OBP: 0.167, SLG: 0.417								F9		2 1 2 2 0 0 0										
1 Brandon Barnes, R OBP: 0.276, SLG: 0.337								F8		2 0 1 1 0 0 0										
Inning Stats	R: 0 E: 0 K: 1 S: 14	H: 1 LOB: 1 BB: 0 P: 21	R: 0 E: 0 K: 1 S: 9	H: 0 LOB: 0 BB: 0 P: 13	R: 0 E: 0 K: 0 S: 8	H: 2 LOB: 1 BB: 0 P: 9	R: 0 E: 0 K: 1 S: 8	H: 0 LOB: 0 BB: 0 P: 12	R: 2 E: 0 K: 0 S: 7	H: 2 LOB: 0 BB: 0 P: 11	R: 6 E: 0 K: 1 S: 23	H: 4 LOB: 1 BB: 2 P: 37	R: 0 E: 0 K: 2 S: 10	H: 1 LOB: 1 BB: 0 P: 14	R: 0 E: 0 K: 0 S: 8	H: 0 LOB: 0 BB: 0 P: 12	1B: 5 2B: 2 3B: 2 HR: 1	SF: 0 SAC: 0 DP: 1 HBP: 1	WP: 0 PB: 0 SB: 0 CS: 0	PA: 36
PITCHER	IP WLS BF H R ER SO BB IBB HBP BLK WP HR S P ERA WHIP											IP WLS BF H R ER SO BB IBB HBP BLK WP HR S P ERA WHIP								
48 Jerad Eickhoff, R ERA: 3.38	5.1 L 26 8 8 0 3 2 0 0 0 0 0 59 90 13.50 1.875											48 Jerad Eickhoff, R ERA: 3.38								
52 Severino González, R ERA: 3.38	2.2 10 2 0 0 3 0 0 0 0 0 0 28 39 0.00 0.750											52 Severino González, R ERA: 3.38								

Batter	1	2	3	4	5	6	7	8	9	AB	R	H	RBI	BB	SO	LOB	TOP							
7 José Reyes, S OBP: 0.258, SLG: 0.586										5	0	0	1	0	0	2	New York Mets @ Philadelphia Phillies Citizens Bank Park, Philadelphia, PA Fri Jul 15 2016, 7:08 PM - 10:17 PM EDT Att: 28,076 - Cloudy - 90 F							
13 Adrián Cabrera, S OBP: 0.324, SLG: 0.432										5	1	3	0	0	1	1								
3 Curtis Granderson, L OBP: 0.337, SLG: 0.455										4	1	1	0	0	1	3								
20 Neil Walker, S OBP: 0.322, SLG: 0.437										4	1	1	3	0	1	3								
43 Addison Reed, L										0	0	0	0	0	0	0								
27 Jeury Familia, R										0	0	0	0	0	0	0								
28 James Loney, L OBP: 0.333, SLG: 0.440										4	0	1	0	0	1	0								
18 Travis d'Arnaud, R OBP: 0.294, SLG: 0.327										4	0	0	0	0	0	1								
9 Brandon Nimmo, L OBP: 0.314, SLG: 0.319										3	0	1	0	0	1	0								
47 Hansel Robles, R										0	0	0	0	0	0	0								
39 Jerry Blevins, L										0	0	0	0	0	0	0								
4 Wilmer Flores, R OBP: 0.316, SLG: 0.444										1	0	0	0	0	0	0								
12 Juan Lagares, R OBP: 0.317, SLG: 0.420										2	2	1	1	2	1	1								
40 Bartolo Colon, R OBP: 0.094, SLG: 0.219										2	0	0	0	0	2	1								
16 Alejandro De Aza, L OBP: 0.256, SLG: 0.275										2	0	1	0	0	0	1								
Inning Stats	R: 0 E: 0 K: 0 S: 8	H: 1 LOB: 1 BB: 0 P: 13	R: 0 E: 0 K: 1 S: 6	H: 0 LOB: 0 BB: 0 P: 8	R: 1 E: 0 K: 2 S: 9	H: 1 LOB: 0 BB: 0 P: 13	R: 0 E: 0 K: 0 S: 15	H: 1 LOB: 1 BB: 0 P: 21	R: 0 E: 0 K: 2 S: 13	H: 1 LOB: 1 BB: 0 P: 16	R: 3 E: 0 K: 0 S: 12	H: 3 LOB: 2 BB: 1 P: 21	R: 1 E: 0 K: 2 S: 16	H: 1 LOB: 2 BB: 1 P: 28	R: 0 E: 0 K: 1 S: 7	H: 0 LOB: 0 BB: 0 P: 12	R: 0 E: 0 K: 0 S: 6	H: 1 LOB: 1 BB: 1 P: 16	1B: 5 2B: 2 3B: 0 HR: 2	SF: 0 SAC: 0 DP: 0 HBP: 0	WP: 2 PB: 0 CS: 1	PA: 38		
PITCHER	IP WLS BF H R ER SO BB IBB HBP BLK WP HR S P ERA WHIP	6.0 L 25 7 4 4 5 0 0 0 0 0 1 2 63 92 6.00 1.167	0.1 3 0 1 1 0 1 0 0 0 0 0 0 7 14 27.00 3.000	0.2 3 1 0 0 2 0 0 0 0 0 0 9 14 0.00 1.500	1.0 4 0 0 0 1 1 0 0 0 0 0 7 16 0.00 1.000	1.0 3 1 0 0 0 0 0 0 0 0 1 0 6 12 0.00 1.000																		

AB	36
R	5
H	9
RBI	5
BB	2
SO	8
LOB	13



Batter	1	2	3	4	5	6	7	8	9	AB	R	H	RBI	BB	SO	LOB	BOTTOM					
37 Odúbel Herrera, L OBP: 0.374, SLG: 0.422										4	1	0	0	0	1	1	New York Mets @ Philadelphia Phillies Citizens Bank Park, Philadelphia, PA Fri Jul 15 2016, 7:08 PM - 10:17 PM EDT Att: 28,076 - Cloudy - 90 F					
17 Peter Bourjos, R OBP: 0.311, SLG: 0.427										4	1	1	1	0	0	1						
7 Maikel Franco, R OBP: 0.319, SLG: 0.484										4	0	0	1	0	0	0						
19 Tommy Joseph, R OBP: 0.277, SLG: 0.510										4	1	1	0	0	0	0						
29 Cameron Rupp, R OBP: 0.332, SLG: 0.505										3	0	1	0	1	1	0						
25 Cody Asche, L OBP: 0.323, SLG: 0.470										3	0	1	1	1	2	0						
13 Freddy Galvis, S OBP: 0.260, SLG: 0.363										4	0	0	0	0	1	4						
16 César Hernández, S OBP: 0.325, SLG: 0.372										4	0	0	0	0	3	2						
58 Jeremy Hellickson, R ERA: 4.03										1	0	0	0	0	1	0						
41 Jimmy Paredes, S OBP: 0.286, SLG: 0.287										1	0	0	0	0	0	0						
38 Andrew Bailey, R ERA: 2.93										0	0	0	0	0	0	0						
61 Eubray Ramos, R ERA: 2.1										0	0	0	0	0	0	0						
6 Ryan Howard, L OBP: 0.377, SLG: 0.356										0	0	0	0	0	0	0						
30 David Hernandez, R ERA: 4.4										0	0	0	0	0	0	0						
53 Daniel Stumpf, L ERA: 16.2										0	0	0	0	0	0	0						
Inning Stats	R: 0 E: 0 K: 0 S: 4	H: 0 LOB: 0 BB: 0 P: 4	R: 0 E: 0 K: 1 S: 7	H: 0 LOB: 0 BB: 0 P: 11	R: 0 E: 0 K: 1 S: 7	H: 0 LOB: 0 BB: 0 P: 9	R: 0 E: 0 K: 0 S: 8	H: 0 LOB: 0 BB: 0 P: 11	R: 0 E: 0 K: 2 S: 11	H: 1 LOB: 2 BB: 1 P: 19	R: 3 E: 1 K: 0 S: 21	H: 3 LOB: 2 BB: 1 P: 33	R: 0 E: 0 K: 2 S: 11	H: 1 LOB: 1 BB: 0 P: 13	R: 0 E: 0 K: 1 S: 7	H: 0 LOB: 0 BB: 0 P: 10	R: 0 E: 0 K: 2 S: 10	H: 0 LOB: 0 BB: 0 P: 14	1B: 4 2B: 0 3B: 1 HR: 0	SF: 0 SAC: 0 DP: 0 HBP: 0	WP: 0 PB: 0 CS: 0	PA: 35
PITCHER	IP WLS BF H R ER SO BB IBB HBP BLK WP HR S P ERA WHIP	5.2 W 24 4 3 0 4 2 0 0 0 0 0 0 52 78 0.00 1.059	0.2 H 3 1 0 0 1 0 0 0 0 0 0 0 11 16 0.00 1.500	0.1 H 1 0 0 0 1 0 0 0 0 0 0 0 3 3 0.00 0.000	1.1 H 4 0 0 0 1 0 0 0 0 0 0 0 10 13 0.00 0.000	1.0 S 3 0 0 0 2 0 0 0 0 0 0 0 10 14 0.00 0.000																



Batter	1	2	3	4	5	6	7	8	9	AB	R	H	RBI	BB	SO	LOB	TOP					
7 José Reyes, S OBP: 0.286, SLG: 0.581										2	0	1	1	1	0	0	New York Mets @ Philadelphia Phillies Citizens Bank Park, Philadelphia, PA Sat Jul 16 2016, 7:09 PM - 10:18 PM EDT Att: 37,324 - Cloudy - 81 F					
13 Asdrúbal Cabrera, S OBP: 0.323, SLG: 0.423										4	0	1	0	0	1	4						
3 Curtis Granderson, L OBP: 0.336, SLG: 0.456										4	1	1	0	0	1	2						
20 Neil Walker, S OBP: 0.321, SLG: 0.433										3	0	0	0	1	1	2						
28 James Loney, L OBP: 0.338, SLG: 0.438										3	0	1	0	0	1	1						
18 Travis d'Arnaud, R OBP: 0.292, SLG: 0.337										3	0	1	1	0	0	1						
9 Brandon Nimmo, L OBP: 0.291, SLG: 0.294										4	0	0	0	0	0	2						
12 Juan Lagares, R OBP: 0.317, SLG: 0.426										3	1	1	0	0	1	0						
35 Logan Verrett, R OBP: 0.077, SLG: 0.154										1	0	0	0	0	1	0						
55 Kelly Johnson, L OBP: 0.307, SLG: 0.386										1	0	0	0	0	0	2						
39 Jerry Blevins, L OBP: 0.297, SLG: 0.386										0	0	0	0	0	0	0						
47 Hansel Robles, R OBP: 0.297, SLG: 0.386										0	0	0	0	0	0	0						
62 Erik Goeddel, R OBP: 0.297, SLG: 0.386										0	0	0	0	0	0	0						
59 Antonio Bastardo, R OBP: 0.297, SLG: 0.386										0	0	0	0	0	0	0						
16 Alejandro De Aza, L OBP: 0.254, SLG: 0.276										1	0	0	0	0	0	0						
Inning Stats	R: 0 E: 0 K: 1 S: 11	H: 1 LOB: 1 BB: 0 P: 20	R: 0 E: 0 K: 0 S: 7	H: 0 LOB: 0 BB: 0 P: 10	R: 1 E: 0 K: 0 S: 8	H: 1 LOB: 0 BB: 0 P: 15	R: 1 E: 0 K: 0 S: 11	H: 1 LOB: 1 BB: 0 P: 17	R: 0 E: 0 K: 1 S: 7	H: 0 LOB: 0 BB: 0 P: 10	R: 0 E: 0 K: 1 S: 8	H: 1 LOB: 1 BB: 1 P: 16	R: 0 E: 0 K: 0 S: 9	H: 1 LOB: 3 BB: 1 P: 18	R: 0 E: 0 K: 2 S: 11	H: 1 LOB: 1 BB: 0 P: 15	R: 0 E: 0 K: 1 S: 7	H: 0 LOB: 0 BB: 0 P: 11	1B: 3 2B: 3 3B: 0 HR: 0	SF: 2 SAC: 2 DP: 1 HBP: 1	WP: 0 PB: 0 SB: 1 CS: 0	PA: 36
PITCHER	IP WLS BF H R ER SO BB IBB HBP BLK WP HR S P ERA WHIP	IP WLS BF H R ER SO BB IBB HBP BLK WP HR S P ERA WHIP	IP WLS BF H R ER SO BB IBB HBP BLK WP HR S P ERA WHIP	IP WLS BF H R ER SO BB IBB HBP BLK WP HR S P ERA WHIP	IP WLS BF H R ER SO BB IBB HBP BLK WP HR S P ERA WHIP	IP WLS BF H R ER SO BB IBB HBP BLK WP HR S P ERA WHIP	IP WLS BF H R ER SO BB IBB HBP BLK WP HR S P ERA WHIP	IP WLS BF H R ER SO BB IBB HBP BLK WP HR S P ERA WHIP	IP WLS BF H R ER SO BB IBB HBP BLK WP HR S P ERA WHIP	IP WLS BF H R ER SO BB IBB HBP BLK WP HR S P ERA WHIP	IP WLS BF H R ER SO BB IBB HBP BLK WP HR S P ERA WHIP	IP WLS BF H R ER SO BB IBB HBP BLK WP HR S P ERA WHIP	IP WLS BF H R ER SO BB IBB HBP BLK WP HR S P ERA WHIP	IP WLS BF H R ER SO BB IBB HBP BLK WP HR S P ERA WHIP	IP WLS BF H R ER SO BB IBB HBP BLK WP HR S P ERA WHIP	IP WLS BF H R ER SO BB IBB HBP BLK WP HR S P ERA WHIP	IP WLS BF H R ER SO BB IBB HBP BLK WP HR S P ERA WHIP					
48 Jerad Eickhoff, R ERA: 3.76	6.0	25	5	2	2	3	1	0	1	0	0	0	0	0	56	94	3.00	1.000				
61 Edbury Ramos, R ERA: 5.59	1.0	4	0	0	0	0	1	0	0	0	0	0	0	5	12	0.00	1.000					
50 Héctor Neris, R ERA: 2.81	1.0	4	1	0	0	2	0	0	0	0	0	0	0	11	15	0.00	1.000					
46 Jeanmar Gómez, R ERA: 2.53	1.0	3	0	0	0	1	0	0	0	0	0	0	0	7	11	0.00	0.000					
Batter	1	2	3	4	5	6	7	8	9	AB	R	H	RBI	BB	SO	LOB	BOTTOM					
37 Odúbel Herrera, L OBP: 0.375, SLG: 0.423										4	0	1	0	1	1	0	New York Mets @ Philadelphia Phillies Citizens Bank Park, Philadelphia, PA Sat Jul 16 2016, 7:09 PM - 10:18 PM EDT Att: 37,324 - Cloudy - 81 F					
17 Peter Bourjos, R OBP: 0.306, SLG: 0.420										4	1	0	0	0	0	3						
25 Cody Asche, L OBP: 0.328, SLG: 0.466										3	0	1	1	1	0	2						
7 Maikel Franco, R OBP: 0.318, SLG: 0.481										4	0	1	1	0	0	2						
6 Ryan Howard, L OBP: 0.218, SLG: 0.369										4	1	1	1	0	0	2						
50 Héctor Neris, R OBP: 0.318, SLG: 0.439										4	0	1	0	0	1	2						
46 Jeanmar Gómez, R OBP: 0.318, SLG: 0.439										0	0	0	0	0	0	0						
4 Andrés Blanco, S OBP: 0.318, SLG: 0.439										0	0	0	0	0	0	0						
51 Carlos Ruiz, R OBP: 0.348, SLG: 0.347										3	1	2	0	0	1	0						
13 Freddy Galvis, S OBP: 0.260, SLG: 0.362										4	0	1	0	0	1	3						
48 Jerad Eickhoff, R OBP: 0.194, SLG: 0.250										3	1	2	0	0	1	0						
61 Edbury Ramos, R OBP: 0.194, SLG: 0.250										0	0	0	0	0	0	0						
16 César Hernández, S OBP: 0.324, SLG: 0.371										1	0	0	0	0	1	0						
Inning Stats	R: 0 E: 0 K: 0 S: 8	H: 1 LOB: 1 BB: 0 P: 8	R: 1 E: 0 K: 2 S: 10	H: 1 LOB: 0 BB: 0 P: 14	R: 0 E: 0 K: 1 S: 12	H: 0 LOB: 1 BB: 1 P: 22	R: 0 E: 0 K: 0 S: 12	H: 2 LOB: 2 BB: 0 P: 19	R: 1 E: 0 K: 0 S: 17	H: 2 LOB: 1 BB: 0 P: 21	R: 0 E: 0 K: 1 S: 13	H: 2 LOB: 2 BB: 0 P: 21	R: 1 E: 1 K: 1 S: 14	H: 1 LOB: 2 BB: 1 P: 24	R: 1 E: 0 K: 1 S: 9	H: 1 LOB: 0 BB: 0 P: 14	1B: 6 2B: 3 3B: 0 HR: 1	SF: 0 SAC: 0 DP: 0 HBP: 1	WP: 1 PB: 0 SB: 0 CS: 0	PA: 37		
PITCHER	IP WLS BF H R ER SO BB IBB HBP BLK WP HR S P ERA WHIP	IP WLS BF H R ER SO BB IBB HBP BLK WP HR S P ERA WHIP	IP WLS BF H R ER SO BB IBB HBP BLK WP HR S P ERA WHIP	IP WLS BF H R ER SO BB IBB HBP BLK WP HR S P ERA WHIP	IP WLS BF H R ER SO BB IBB HBP BLK WP HR S P ERA WHIP	IP WLS BF H R ER SO BB IBB HBP BLK WP HR S P ERA WHIP	IP WLS BF H R ER SO BB IBB HBP BLK WP HR S P ERA WHIP	IP WLS BF H R ER SO BB IBB HBP BLK WP HR S P ERA WHIP	IP WLS BF H R ER SO BB IBB HBP BLK WP HR S P ERA WHIP	IP WLS BF H R ER SO BB IBB HBP BLK WP HR S P ERA WHIP	IP WLS BF H R ER SO BB IBB HBP BLK WP HR S P ERA WHIP	IP WLS BF H R ER SO BB IBB HBP BLK WP HR S P ERA WHIP	IP WLS BF H R ER SO BB IBB HBP BLK WP HR S P ERA WHIP	IP WLS BF H R ER SO BB IBB HBP BLK WP HR S P ERA WHIP	IP WLS BF H R ER SO BB IBB HBP BLK WP HR S P ERA WHIP	IP WLS BF H R ER SO BB IBB HBP BLK WP HR S P ERA WHIP						
35 Logan Verrett, R ERA: 4.21	6.0	27	8	2	2	4	1	0	1	0	0	0	0	0	8	15	0.00	3.000				
39 Jerry Blevins, L ERA: 2.08	0.1	3	0	1	0	1	1	0	0	0	0	0	0	0	6	9	0.00	1.500				
47 Hansel Robles, R ERA: 2.85	0.2	3	1	0	0	0	0	0	0	0	0	0	0	7	11	13.50	1.500					
62 Erik Goeddel, R ERA: 4.15	0.2	3	1	1	1	1	0	0	0	0	0	0	0	2	3	0.00	0.000					
59 Antonio Bastardo, L ERA: 4.86	0.1	1	0	0	0	0	0	0	0	0	0	0	0	2	3	0.00	0.000					

Batter	1	2	3	4	5	6	7	8	9	AB	R	H	RBI	BB	SO	LOB	TOP								
7 José Reyes, S OBP: 0.275, SLG: 0.556	F7		K		52 S 1-H 2B		P4		G5-3	5	0	1	1	0	1	1									
3 Curtis Granderson, L OBP: 0.338, SLG: 0.464	F7		HR		52 S BB		G1-3			3	1	1	1	1	0	1									
52 Yoenis Cespedes, R OBP: 0.370, SLG: 0.577	F9		F9		BB			L9		3	0	0	0	1	0	0									
20 Neil Walker, S OBP: 0.318, SLG: 0.427		K			P6		G3-1		G4-3	4	0	0	0	0	1	3									
28 James Loney, L OBP: 0.342, SLG: 0.439	E1 12 3B				F7		F8		13 HR	4	2	2	0	0	0	0									
13 Adrián Cabrera, S OBP: 0.332, SLG: 0.435	L9				G4-3		G3		HR	4	1	1	2	0	0	1									
12 Juan Lagares, R OBP: 0.315, SLG: 0.437					L8		F7		K	4	0	1	1	0	1	0									
44 René Rivera, R OBP: 0.270, SLG: 0.316	L9				G2-3		48 SH2-4 1B		K	4	0	1	0	0	1	1									
48 Jacob deGrom, L OBP: 0.161, SLG: 0.071					G1-3		7 2B 1B		K	3	1	1	0	0	1	0									
Inning Stats	R: 0 H: 0 K: 0 S: 10	H: 0 LOB: 0 BB: 0 P: 15	R: 1 H: 2 K: 1 S: 13	H: 2 LOB: 1 BB: 0 P: 21	R: 1 H: 1 K: 1 S: 11	H: 1 LOB: 0 BB: 0 P: 18	R: 0 H: 0 K: 0 S: 7	H: 0 LOB: 0 BB: 0 P: 11	R: 1 H: 2 K: 0 S: 11	H: 2 LOB: 3 BB: 2 P: 23	R: 0 H: 0 K: 0 S: 7	H: 0 LOB: 0 BB: 0 P: 13	R: 0 H: 1 K: 0 S: 8	H: 1 LOB: 1 BB: 0 P: 12	R: 2 H: 2 K: 1 S: 12	H: 2 LOB: 0 BB: 0 P: 18	R: 0 H: 0 K: 2 S: 12	H: 0 LOB: 0 BB: 0 P: 17	1B: 4 2B: 1 3B: 1 HR: 2	SF: 0 SAC: 1 DP: 0 HBP: 0	WP: 0 PB: 0 CS: 0	PA: 37			
PITCHER	IP	WLS	BF	H	R	ER	SO	BB	IBB	HBP	BLK	WP	HR	S	P	ERA	WHIP								
56 Zach Eflin, R ERA: 4.14	6.0	L	25	5	3	3	2	2	0	0	0	0	1	59	101	4.50	1.167								
53 Daniel Stumpf, L ERA: 10.13	1.0		4	1	0	0	0	0	0	0	0	0	0	8	12	0.00	1.000								
38 Andrew Bailey, R ERA: 5.34	1.0		5	2	2	2	1	0	0	0	0	0	1	12	18	18.00	2.000								
34 Brett Oberholzer, L ERA: 4.89	1.0		3	0	0	0	2	0	0	0	0	0	0	12	17	0.00	0.000								

New York Mets @ Philadelphia Phillies
Citizens Bank Park, Philadelphia, PA
Sun Jul 17 2016, 1:39 PM - 3:59 PM EDT
Att: 30,894 - Sunny - 90 F

AB 34
R 5
H 8
RBI 5
BB 2
SO 5
LOB 7



Batter	1	2	3	4	5	6	7	8	9	AB	R	H	RBI	BB	SO	LOB	BOTTOM								
37 Odúbel Herrera, L OBP: 0.371, SLG: 0.418	F8		G1-3				K		K	4	0	0	0	0	2	1									
17 Peter Bourjos, R OBP: 0.303, SLG: 0.415	K				G6-3		F8			3	0	0	0	0	1	0									
25 Cody Asche, L OBP: 0.321, SLG: 0.455	K				B1-3		F9			3	0	0	0	0	1	0									
7 Maikel Franco, R OBP: 0.316, SLG: 0.477		P3			L7		L9			3	0	0	0	0	0	0									
6 Ryan Howard, L OBP: 0.219, SLG: 0.365		K			G3		13 G4-6-3 BB			2	0	0	0	1	1	0									
29 Cameron Rupp, R OBP: 0.328, SLG: 0.498		G4-3			G5-3		K			3	0	0	0	0	1	1									
13 Freddy Galvis, S OBP: 0.258, SLG: 0.359			L8		G4-3		G4-6-3			3	0	0	0	0	0	1									
16 César Hernández, S OBP: 0.321, SLG: 0.367		L8			F7		G3-1			3	0	0	0	0	0	0									
56 Zach Eflin, R OBP: 0.291, SLG: 0.396										1	0	1	0	0	0	0									
41 Jimmy Paredes, S OBP: 0.226, SLG: 0.260										1	0	0	0	0	0	0									
53 Daniel Stumpf, L ERA: 10.13										0	0	0	0	0	0	0									
38 Andrew Bailey, R ERA: 5.34										0	0	0	0	0	0	0									
34 Brett Oberholzer, L ERA: 4.89										0	0	0	0	0	0	0									
4 Andrés Blanco, S OBP: 0.316, SLG: 0.436										1	0	0	0	0	0	0									
Inning Stats	R: 0 H: 0 K: 2 S: 9	H: 0 LOB: 0 BB: 0 P: 17	R: 0 H: 0 K: 1 S: 6	H: 0 LOB: 0 BB: 0 P: 10	R: 0 H: 1 K: 0 S: 9	H: 1 LOB: 1 BB: 0 P: 13	R: 0 H: 0 K: 0 S: 4	H: 0 LOB: 0 BB: 0 P: 5	R: 0 H: 0 K: 0 S: 6	H: 0 LOB: 0 BB: 0 P: 12	R: 0 H: 0 K: 2 S: 9	H: 0 LOB: 0 BB: 0 P: 11	R: 0 H: 0 K: 0 S: 5	H: 0 LOB: 0 BB: 0 P: 7	R: 0 H: 0 K: 1 S: 7	H: 0 LOB: 1 BB: 1 P: 14	R: 0 H: 0 K: 1 S: 12	H: 0 LOB: 0 BB: 0 P: 16	1B: 1 2B: 0 3B: 0 HR: 0	SF: 0 SAC: 0 DP: 1 HBP: 0	WP: 0 PB: 0 CS: 0	PA: 28			
PITCHER	IP	WLS	BF	H	R	ER	SO	BB	IBB	HBP	BLK	WP	HR	S	P	ERA	WHIP								
48 Jacob deGrom, R ERA: 2.38	9.0	W	28	1	0	0	7	1	0	0	0	0	0	67	105	0.00	0.222								

New York Mets @ Philadelphia Phillies
Citizens Bank Park, Philadelphia, PA
Sun Jul 17 2016, 1:39 PM - 3:59 PM EDT
Att: 30,894 - Sunny - 90 F

AB 27
R 0
H 1
RBI 0
BB 1
SO 7
LOB 3



Batter	1	2	3	4	5	6	7	8	9	10	AB	R	H	RBI	BB	SO	LOB	TOP								
11 J.T. Realmuto, R OBP: 0.350, SLG: 0.419	(1,2) C FF 03 3-2 B FF 05 B CH 09 B SI 01 F FF 06 F FF 06 X SI 06		B CU 01 4-2 C FF 06 B CH 09 B SI 01		B FF 05 2-3 C SI 00 F SI 09 D SI 08 S SL 08			C FF 06 2-2 B FF 05 B CH 09 B SI 01 X SI 06		F FF 04 2-3 C FF 05 B CH 09 B SI 01 S CU 02	4	0	2	0	1	2	2									
14 Martín Prado, R OBP: 0.367, SLG: 0.414	(1,5) B SI 04 2-1 1 SAFE C SI 03 X FF 04	L8	G6-4-3			C SL 05 0-1 X SL 05	F8	F9		B SI 02 4-1 B FF 05 B FF 05	4	0	0	0	1	0	3									
21 Christian Yelich, L OBP: 0.386, SLG: 0.481	(1,7) C SI 04 0-1 X SL 06	FC6-4			B FF 02 0-2 C SI 00 X SL 06		L8			B SI 02 3-2 B FF 05 B FF 05	5	1	2	2	0	1	2									
27 Giancarlo Stanton, R OBP: 0.332, SLG: 0.490	(1,9) B CU 02 3-3 1 SAFE F FF 05 B SI 06 S SI 00 F FF 07 S SI 07	K	G4-3		B FF 04 2-1 C SI 00 X FF 06		G6-3			B SI 02 1-3 C SI 02 S SI 01	5	0	0	0	0	2	3									
13 Marcell Ozuna, R OBP: 0.337, SLG: 0.522	(1,8) C FF 01 2-3 B FF 06 B CH 09 B SI 01 S SI 06	K			B FF 04 4-1 B SI 06 B SI 01 B SI 05		G4-3			F CH 05 3-1 B SI 03 B SI 03 B CH 04 X SI 01	3	0	1	0	1	1	0									
32 Derek Dietrich, L OBP: 0.375, SLG: 0.414	(1,4) S SI 08 0-3 C SI 01 S SI 02 C FF 06	K			B SI 03 2-1 B FF 06 X SI 04		G6-3			X SI 09 0-0	4	0	0	0	0	1	2									
19 Miguel Rojas, R OBP: 0.292, SLG: 0.313	(10,4) S SI 08 0-3 C SI 01 S SI 02 C FF 06	K			B SI 03 2-1 B FF 06 X SI 04		G6-3			X SI 09 0-0	4	0	0	0	0	0	0									
12 Chris Johnson, R OBP: 0.286, SLG: 0.325	(9,1) B CU 02 4-0 B FF 07 B SI 06				C FF 04 0-2 C SI 00 X FF 07		G6-3			1 SAFE B CH 08 B SI 02 F SI 02 1 SAFE F SI 02 B SI 03 X SI 02	3	0	1	0	1	0	1									
40 Mike Dunn, L	(9,1) B CU 02 4-0 B FF 07 B SI 06				C FF 04 0-2 C SI 00 X FF 07		G6-3			1 SAFE B CH 08 B SI 02 F SI 02 1 SAFE F SI 02 B SI 03 X SI 02	3	0	0	0	0	0	0									
44 AJ Ramos, R	(10,1) B CU 02 4-0 B FF 07 B SI 06				C FF 04 0-2 C SI 00 X FF 07		G6-3			1 SAFE B CH 08 B SI 02 F SI 02 1 SAFE F SI 02 B SI 03 X SI 02	3	0	0	0	0	0	0									
3 Adeiny Hechavarría, R OBP: 0.282, SLG: 0.343	(1,6) B FF 05 1-0 X FF 04	F9			B SI 08 4-1 B SI 06 B FF 06 B FF 05					B FF 04 2-2 B FF 05 F SI 01 F FF 06 X CU 02	3	1	1	0	1	0	2									
62 José Ureña, R	(1,1) B FF 03 1-3 C FF 04 C FF 05				X FF 04 0-0					B CU 02 1-1 B FF 04 X FF 04	1	0	0	0	0	1	0									
35 David Phelps, R OBP: 0.500, SLG: 0.500	(6,1) C FF 04 2-2 C SI 00 X FF 06				X FF 04 0-0					B CU 02 1-1 B FF 04 X FF 04	1	0	0	0	0	0	0									
51 Ichiro Suzuki, L OBP: 0.421, SLG: 0.401	(8,PH) C FF 04 2-2 C SI 00 X FF 06				X FF 04 0-0					B CU 02 1-1 B FF 04 X FF 04	1	0	0	0	0	0	0									
64 Nick Wittgren, R	(8,1) C FF 04 2-2 C SI 00 X FF 06				X FF 04 0-0					B CU 02 1-1 B FF 04 X FF 04	1	0	0	0	0	0	0									
31 Don Kelly, L OBP: 0.095, SLG: 0.053	(9,3) C FF 04 2-2 C SI 00 X FF 06				X FF 04 0-0					B CU 02 1-1 B FF 04 X FF 04	1	0	0	0	0	0	1									
Inning Stats	R: 0 E: 0 K: 1 S: 12	H: 1 LOB: 1 BB: 0 P: 20	R: 0 E: 0 K: 2 S: 7	H: 0 LOB: 1 BB: 1 P: 14	R: 0 E: 0 K: 1 S: 8	H: 0 LOB: 0 BB: 1 P: 13	R: 1 E: 0 K: 0 S: 8	H: 1 LOB: 0 BB: 1 P: 16	R: 0 E: 0 K: 1 S: 8	H: 0 LOB: 1 BB: 1 P: 14	R: 0 E: 0 K: 0 S: 6	H: 0 LOB: 0 BB: 0 P: 11	R: 0 E: 0 K: 0 S: 11	H: 1 LOB: 1 BB: 0 P: 17	R: 0 E: 0 K: 1 S: 12	H: 1 LOB: 1 BB: 0 P: 19	R: 0 E: 0 K: 1 S: 9	H: 1 LOB: 1 BB: 0 P: 16	R: 1 E: 0 K: 1 S: 13	H: 2 LOB: 2 BB: 1 P: 24	1B: 5 2B: 1 3B: 0 HR: 1	SF: 0 SAC: 1 DP: 2 HBP: 0	WP: 0 PB: 0 SB: 1 CS: 0	PA: 40		
PITCHER	IP 7.0	WLS 26	H 3	R 1	ER 1	SO 5	BB 4	IBB 0	HBP 0	BLK 0	WP 0	HR 1	S 60	P 105	ERA 1.29	WHIP 1.000										
28 Vince Velasquez, R ERA: 3.15	(1,1) IP 7.0	WLS 26	H 3	R 1	ER 1	SO 5	BB 4	IBB 0	HBP 0	BLK 0	WP 0	HR 1	S 60	P 105	ERA 1.29	WHIP 1.000										
50 Héctor Neris, R ERA: 2.7	(8,1) IP 1.0	WLS 4	H 1	R 0	ER 0	SO 1	BB 0	IBB 0	HBP 0	BLK 0	WP 0	HR 0	S 12	P 19	ERA 0.00	WHIP 1.000										
46 Jeanmar Gómez, R ERA: 2.82	(9,1) IP 1.0	WLS 4	H 1	R 0	ER 0	SO 1	BB 0	IBB 0	HBP 0	BLK 0	WP 0	HR 0	S 9	P 16	ERA 0.00	WHIP 1.000										
30 David Hernandez, R ERA: 4.43	(10,1) IP 0.2	WLS L	H 4	R 1	ER 1	SO 1	BB 1	IBB 0	HBP 0	BLK 0	WP 0	HR 0	S 8	P 16	ERA 13.50	WHIP 3.000										
53 Daniel Stumpf, L ERA: 9.0	(10,1) IP 0.1	WLS 2	H 1	R 0	ER 0	SO 0	BB 0	IBB 0	HBP 0	BLK 0	WP 0	HR 0	S 5	P 8	ERA 0.00	WHIP 3.000										

Miami Marlins @ Philadelphia Phillies
Citizens Bank Park, Philadelphia, PA
Tue Jul 19 2016, 7:10 PM - 10:33 PM EDT
Att. 18,347 - Partly Cloudy - 84 F

livebaseballscorecards.com

AB 34
R 2
H 7
RBI 2
BB 5
SO 8
LOB 16

MIAMI

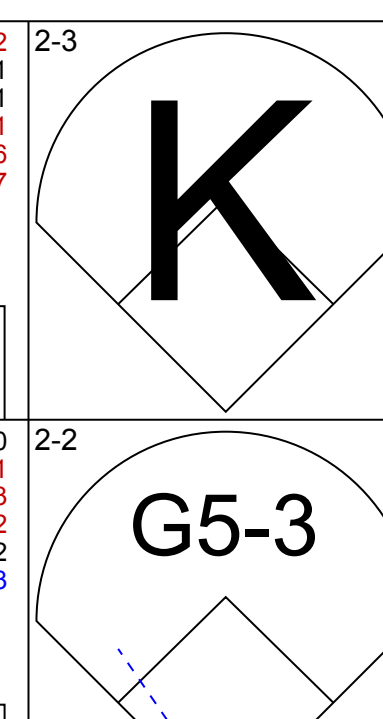
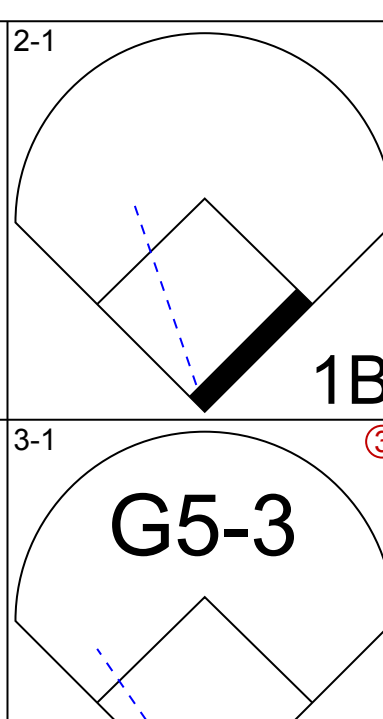
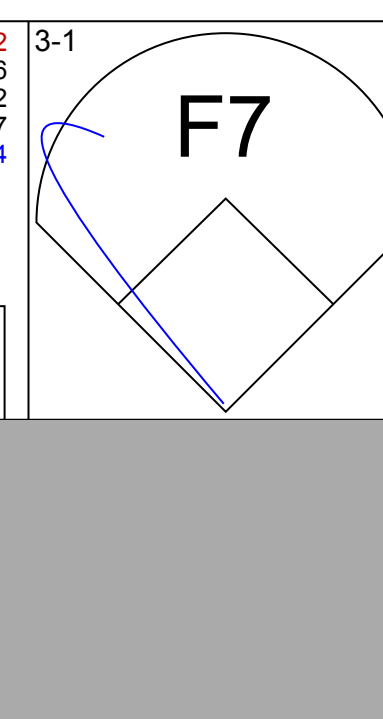
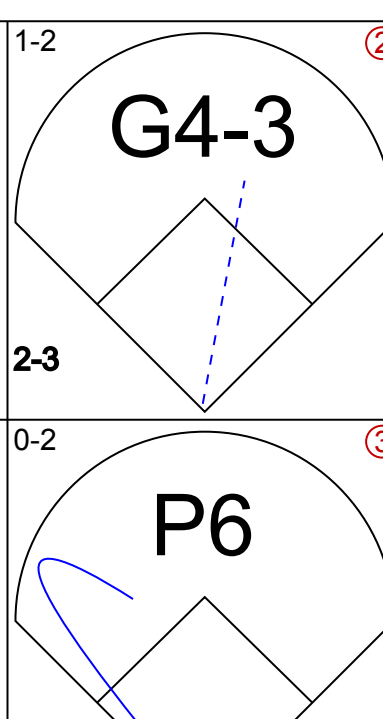
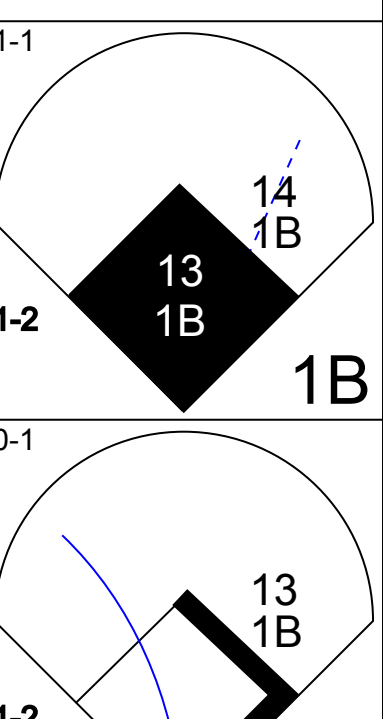
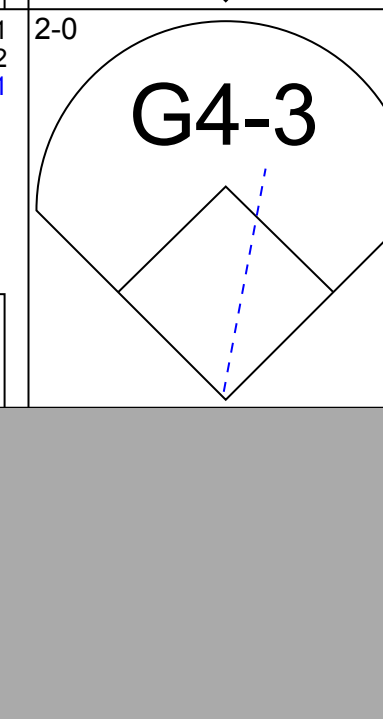


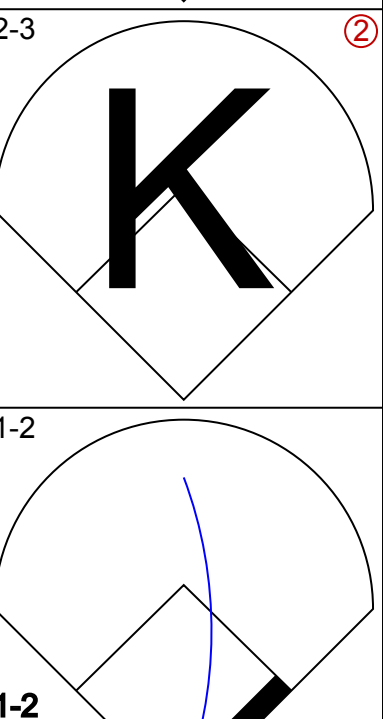

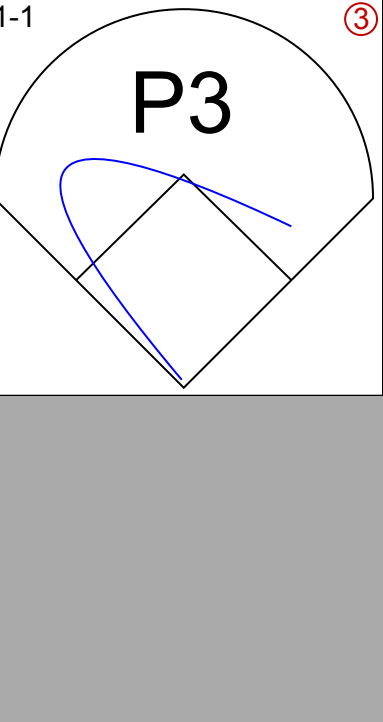

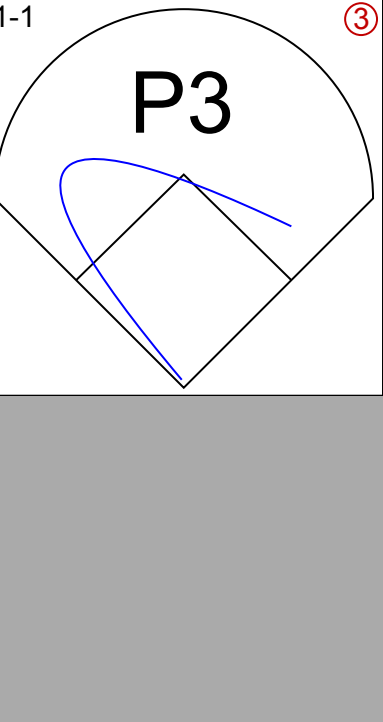

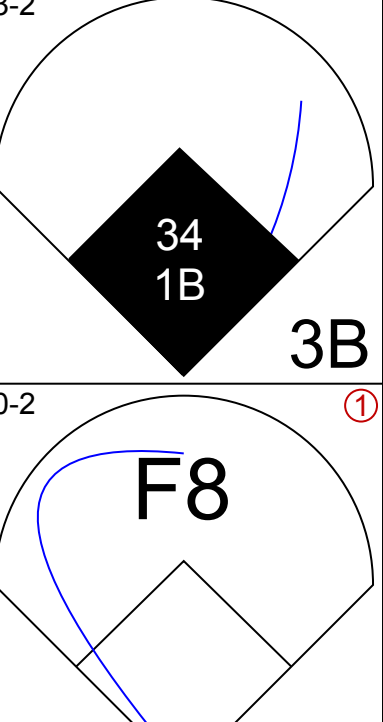
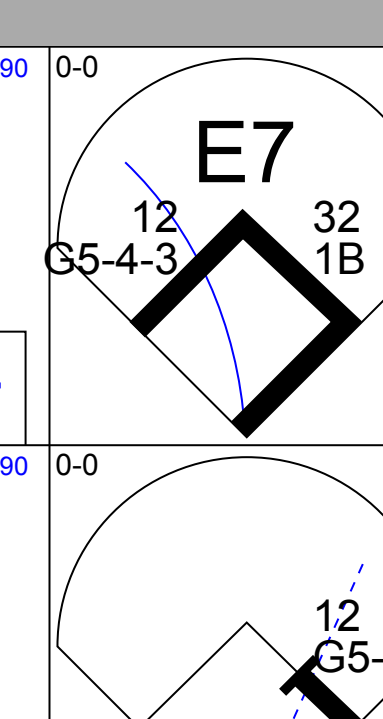
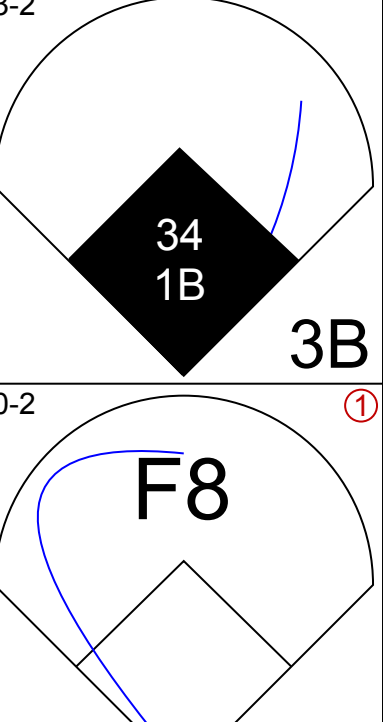
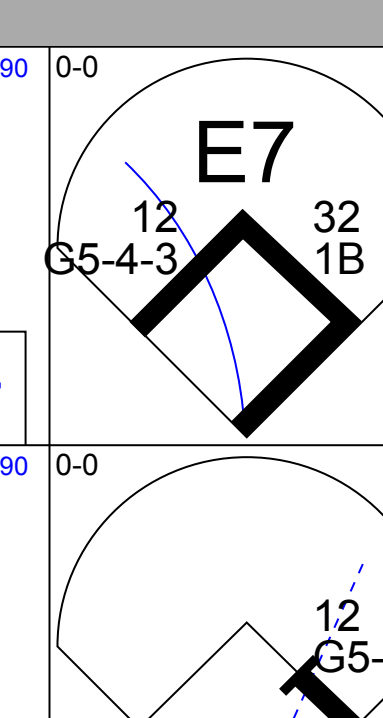
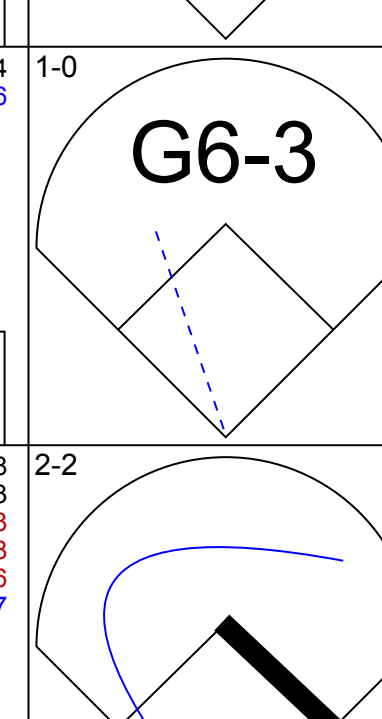
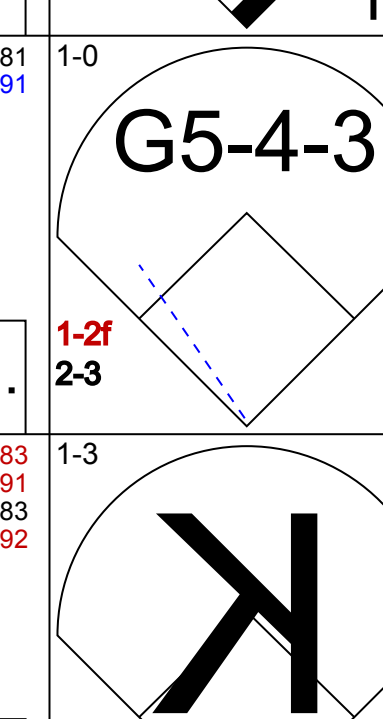
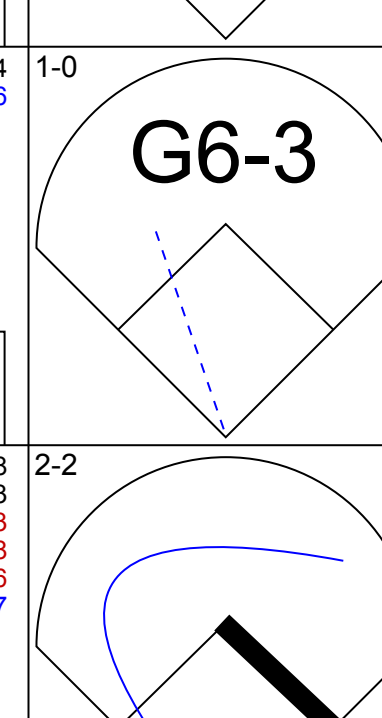
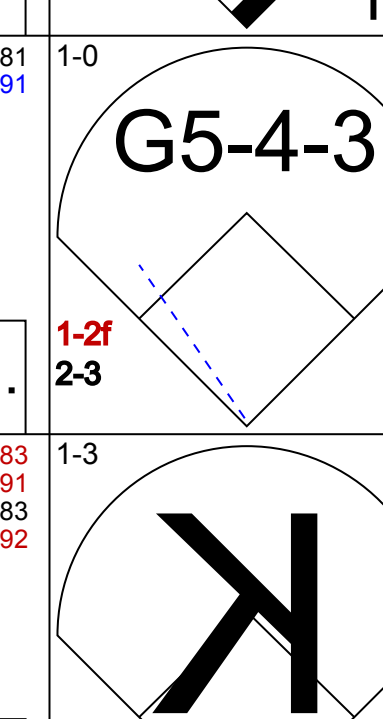
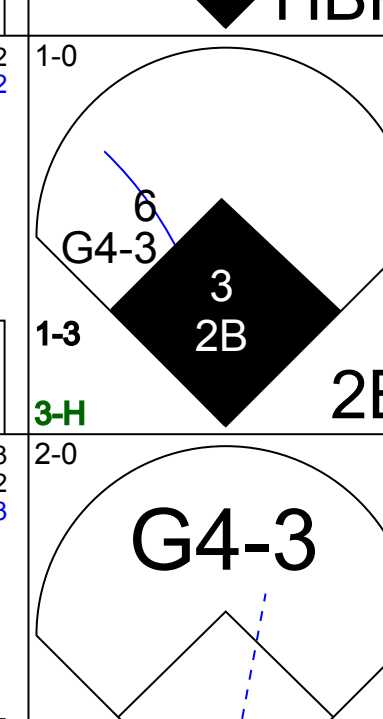
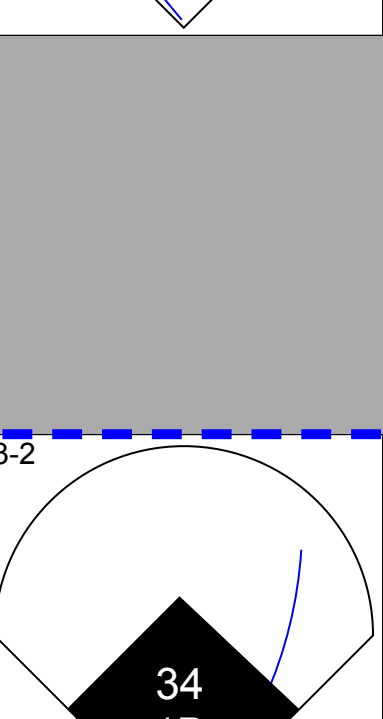


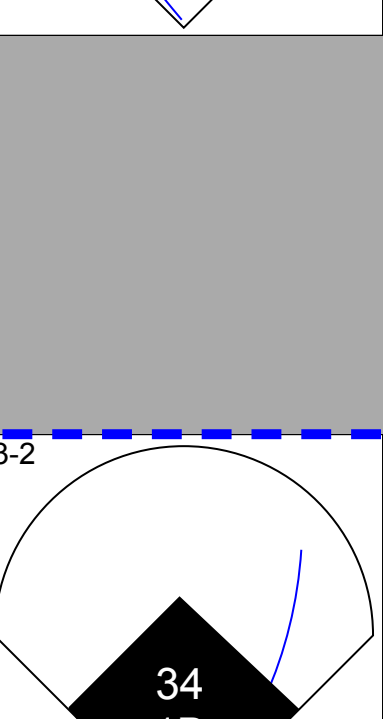
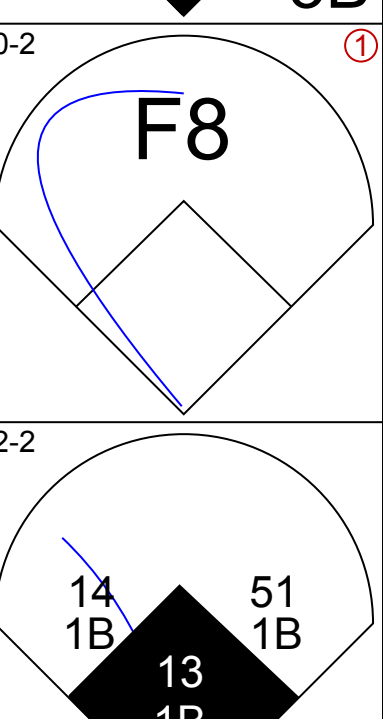
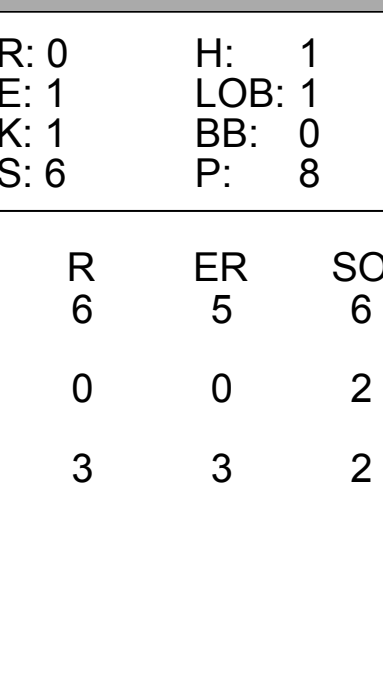
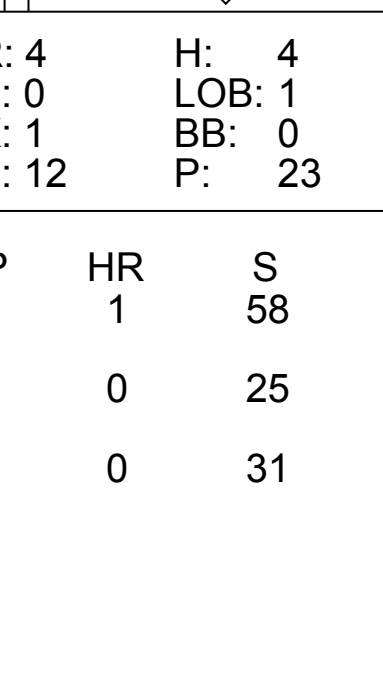
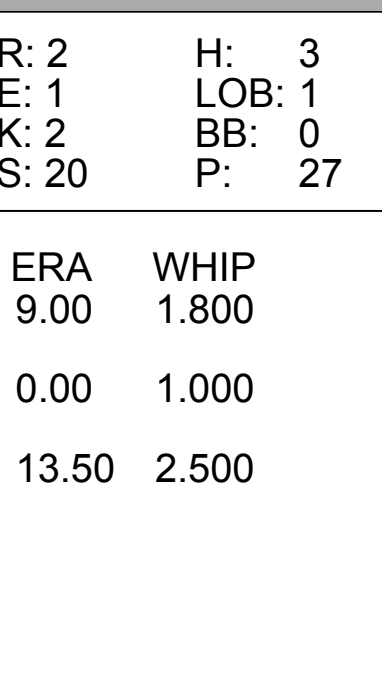

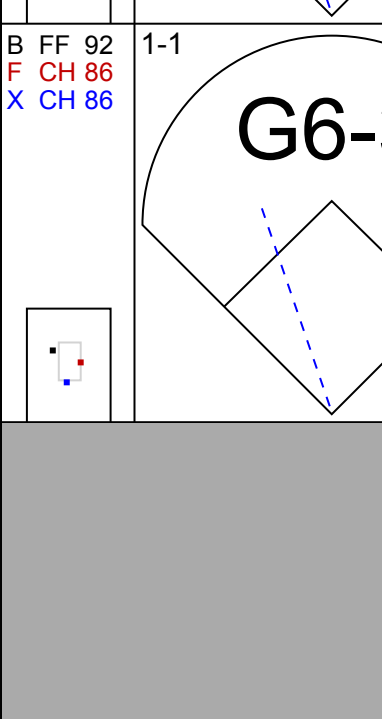
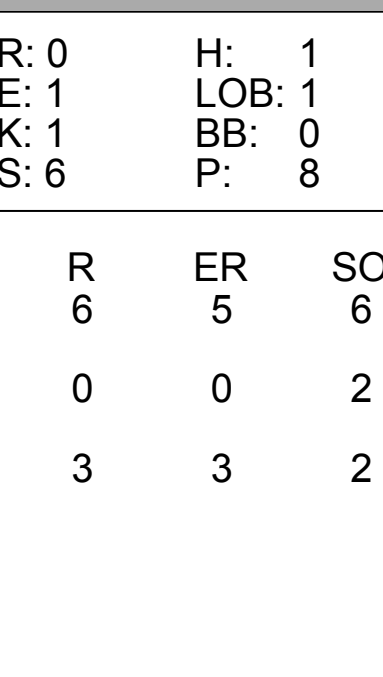
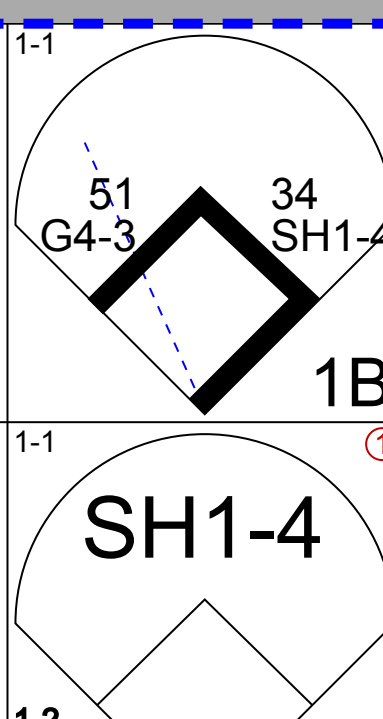
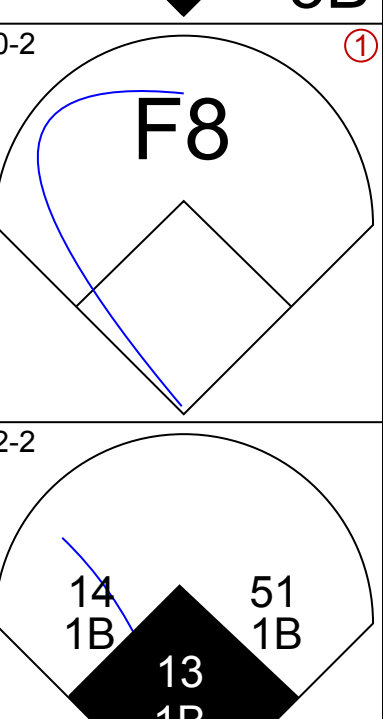
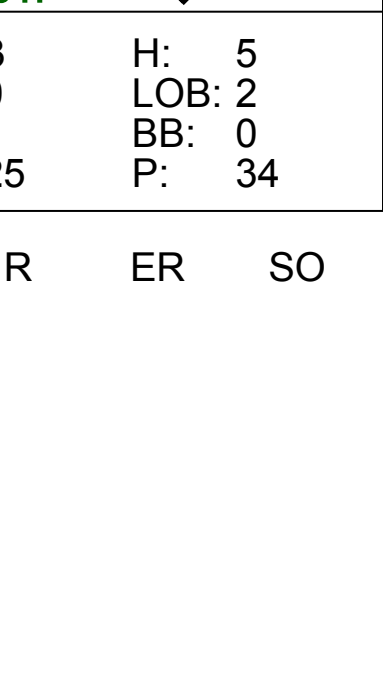
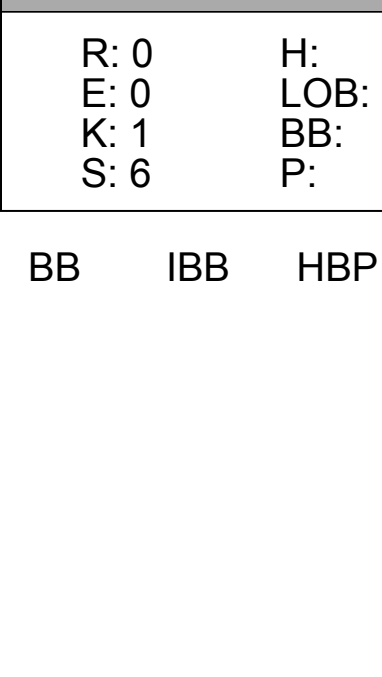
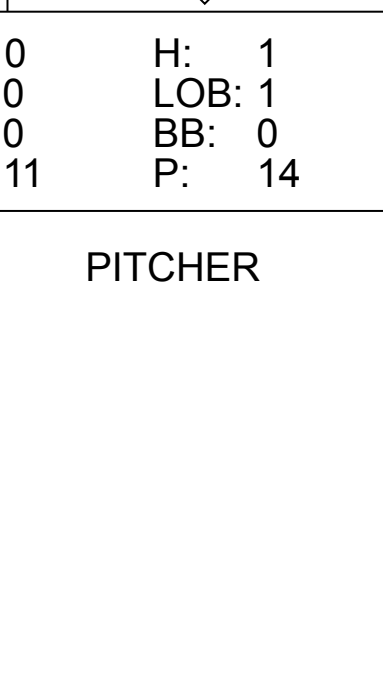
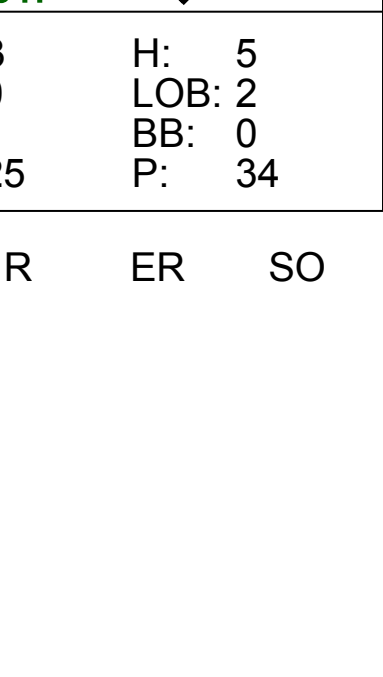
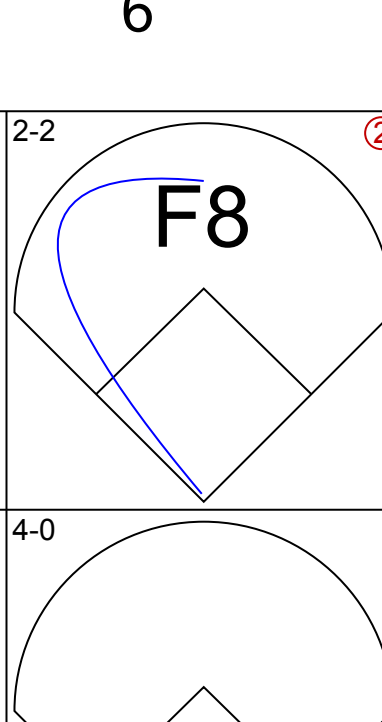
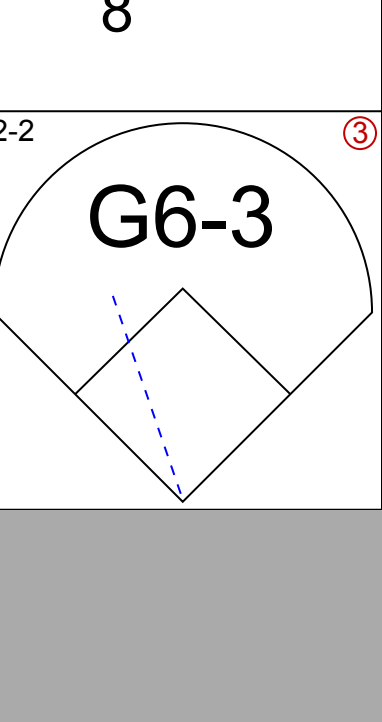
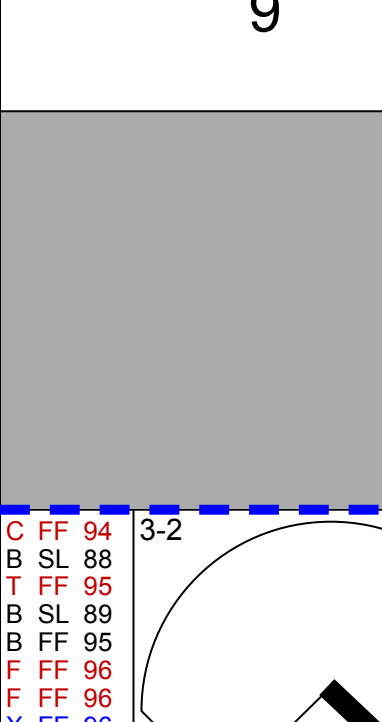

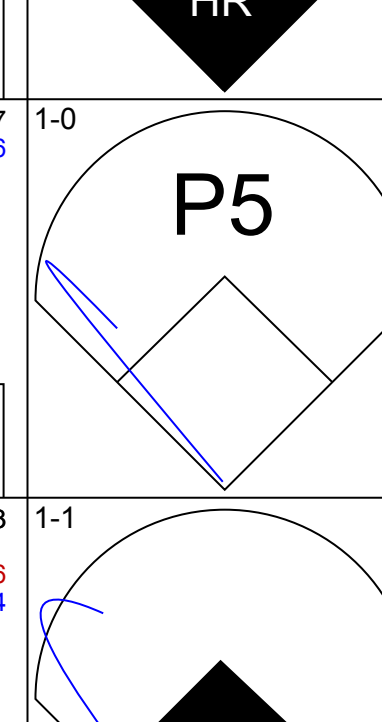



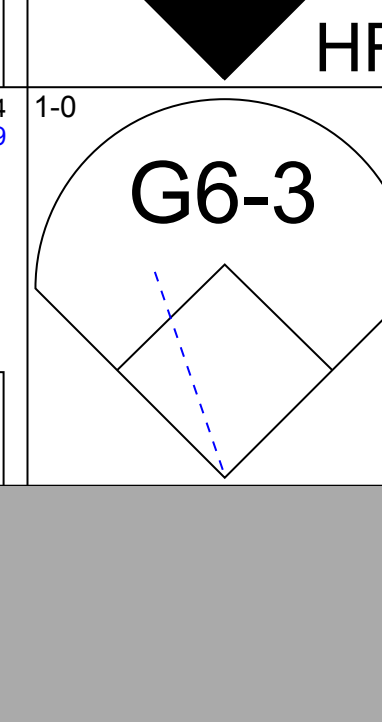


Batter	1	2	3	4	5	6	7	8	9	10	AB	R	H	RBI	BB	SO	LOB	BOTTOM								
37 Odúbel Herrera, L OBP: 0.369, SLG: 0.416	(1,8) C FF 06 1-2 B CH 08 X SI 06	G4-3								C FF 04 1-3 B SI 02 F CH 08 B SI 02 S SL 01	4	0	1	0	1	1	0									
17 Peter Bourjos, R OBP: 0.299, SLG: 0.407	(1,9) B FF 08 1-0 X FF 06	L9								C SL 01 2-2 B SI 07 B SI 02 F SI 02 X FF 02	5	0	1	0	0	1	4									
7 Maikel Franco, R OBP: 0.307, SLG: 0.463	(1,5) B FF 07 1-3 C SI 01 X FF 07	K								C FF 07 0-3 C SI 07 S SL 02	5	0	0	0	0	3	2									
29 Cameron Rupp, R OBP: 0.321, SLG: 0.484	(1,2) B SI 06 3-3 B SI 06 B FF 06 S SI 06	K								B SI 06 4-0 B SI 06 B SI 06 B SI 06	4	0	0	0	0	2	1									
19 Tommy Joseph, R OBP: 0.269, SLG: 0.346	(1,3) B SI 07 4-2 B CH 09 B SI 07 B SI 06 B SI 06									B SI 07 2-2 B SI 07 B SI 07 B SI 07	3	1	2	1	1	1	1									
25 Cody Asche, L OBP: 0.317, SLG: 0.433	(1,7) X SI 06 0-0	FC4-6								B FF 05 0-2 C SI 00 X FF 04	4	0	0	0	0	2	1									
13 Freddy Galvis, S OBP: 0.258, SLG: 0.355	(1,6) B SI 07 1-1 1 SAFE X SI 06									B FF 05 2-2 C SI 00 X FF 04	3	0	0	0	1	0	2									
16 César Hernández, S OBP: 0.319, SLG: 0.360	(1,4) B FF 07 3-2 B SI 06 B CH 09 B SI 01 S SI 06	G4-3								X FF 04 0-0	3	0	0	0	1	0	2									
28 Vince Velasquez, R OBP: 0.500, SLG: 0.500	(1,1) C FF 04 1-3 C SI 00 X FF 06									B FF 05 1-1 C SI 07 X SL 07	2	0	0	0	0	1	0									
6 Ryan Howard, L ERA: 3.15	(7,PH) C FF 04 1-3 C SI 00 X FF 06									B FF 05 1-1 C SI 07 X SL 07	2	0	0	0	0	1	0									
50 Héctor Neris, R ERA: 2.7	(8,1) C FF 04 1-3 C SI 00 X FF 06									B FF 05 1-1 C SI 07 X SL 07	2	0	0	0	0	1	0									
46 Jeanmar Gómez, R ERA: 2.82	(9,1) C FF 04 1-3 C SI 00 X FF 06									B FF 05 1-1 C SI 07 X SL 07	2	0	0	0	0	1	0									
4 Andrés Blanco, S OBP: 0.301, SLG: 0.427	(9,PH) C FF 04 1-3 C SI 00 X FF 06									B FF 05 1-1 C SI 07 X SL 07	2	0	0	0	0	1	0									
30 David Hernandez, R ERA: 4.43	(10,1) C FF 04 1-3 C SI 00 X FF 06									B FF 05 1-1 C SI 07 X SL 07	2	0	0	0	0	1	0									
53 Daniel Stumpf, L ERA: 9.0	(10,1) C FF 04 1-3 C SI 00 X FF 06									B FF 05 1-1 C SI 07 X SL 07	2	0	0	0	0	1	0									
Inning Stats	R: 0 E: 0 K: 1 S: 7	H: 0 LOB: 0 BB: 0 P: 10	R: 0 E: 0 K: 1 S: 13	H: 1 LOB: 2 BB: 1 P: 24	R: 0 E: 0 K: 1 S: 11	H: 1 LOB: 1 BB: 1 P: 17	R: 1 E: 0 K: 0 S: 8	H: 1 LOB: 0 BB: 0 P: 16	R: 0 E: 0 K: 0 S: 7	H: 0 LOB: 0 BB: 0 P: 11	R: 0 E: 1 K: 3 S: 15	H: 1 LOB: 1 BB: 0 P: 23	R: 0 E: 0 K: 2 S: 13	H: 0 LOB: 3 BB: 3 P: 30	R: 0 E: 0 K: 0 S: 13	H: 1 LOB: 1 BB: 0 P: 18	R: 0 E: 0 K: 1 S: 6	H: 0 LOB: 0 BB: 0 P: 8	R: 0 E: 0 K: 2 S: 11	H: 0 LOB: 0 BB: 0 P: 14	1B: 4 2B: 0 3B: 0 HR: 1	SF: 0 SAC: 0 DP: 0 HBP: 0	WP: 0 PB: 0 SB: 1 CS: 0	PA: 39		
PITCHER	IP 5.2	WLS 22	H 4	R 1	ER 1	SO 5	BB 4	IBB 0	HBP 0	BLK 0	WP 0	HR 1	S 57	P 94	ERA 1.59	WHIP 0.882										
62 José Ureña, R ERA: 6.23	(1,1) IP 5.2	WLS 22	H 4	R 1	ER 1	SO 5	BB 4	IBB 0	HBP 0	BLK 0	WP 0	HR 1	S 57	P 94	ERA 1.59	WHIP 0.882										
35 David Phelps, R ERA: 2.76	(6,1) IP 1.1	WLS 7	H 0	R 0	ER 0	SO 3	BB 2	IBB 1	HBP 0	BLK 0	WP 0	HR 0	S 17	P 37	ERA 0.00	WHIP 1.500										
64 Nick Wittgren, R ERA: 2.45	(8,1) IP 1.0	WLS 4	H 1	R 0	ER 0	SO 0	BB 0	IBB 0	HBP 0	BLK 0	WP 0	HR 0	S 13	P 18	ERA 0.00	WHIP 1.000										
40 Mike Dunn, L ERA: 3.45	(9,1) IP 1.0	WLS W	H 3	R 0	ER 0	SO 1	BB 0	IBB 0	HBP 0	BLK 0	WP 0	HR 0	S 6	P 8	ERA 0.00	WHIP 0.000										
44 AJ Ramos, R ERA: 2.03	(10,1) IP 1.0	WLS S	H 3	R 0	ER 0	SO 2	BB 0	IBB 0	HBP 0	BLK 0	WP 0	HR 0	S 11	P 14	ERA 0.00	WHIP 0.000										

Miami Marlins @ Philadelphia Phillies
Citizens Bank Park, Philadelphia, PA
Tue Jul 19 2016, 7:10 PM - 10:33 PM EDT
Att. 18,347 - Partly Cloudy - 84 F

livebaseballscorecards.com

AB 35
R 1
H 5
RBI 1
BB 4
SO 11
LOB 15

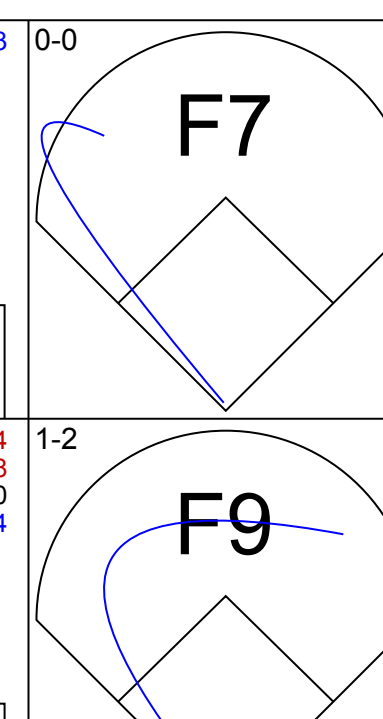
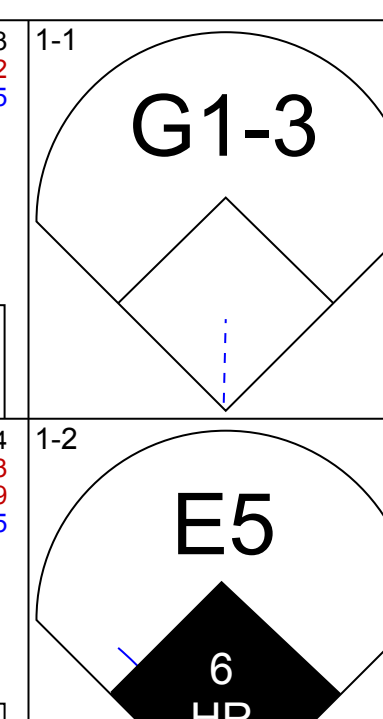
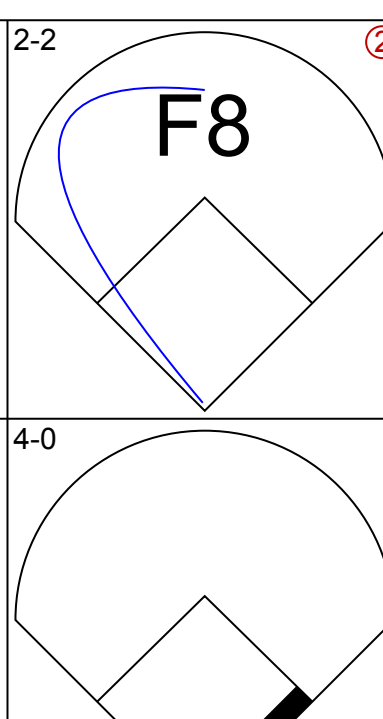
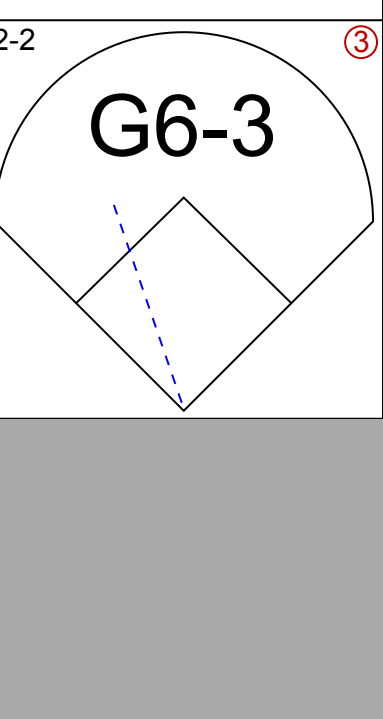
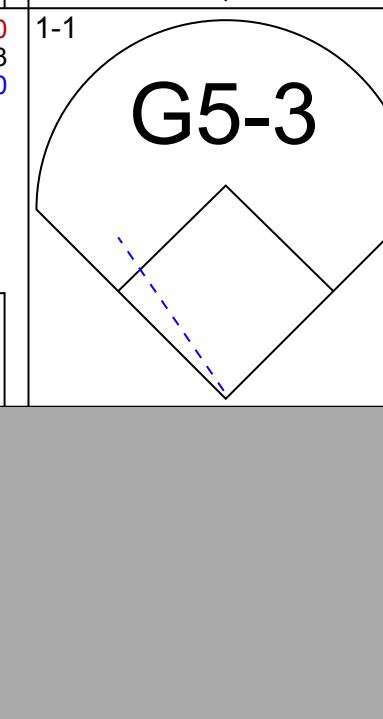
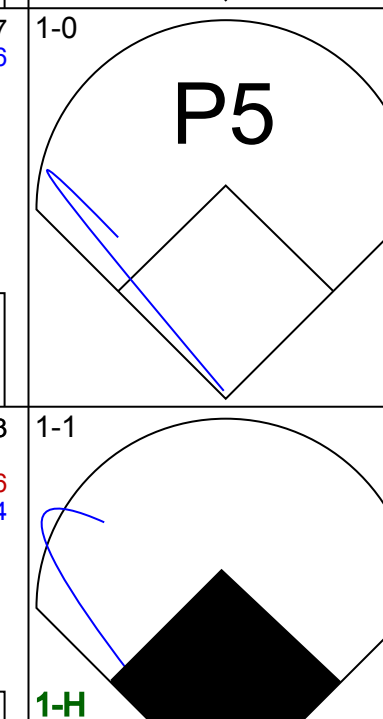


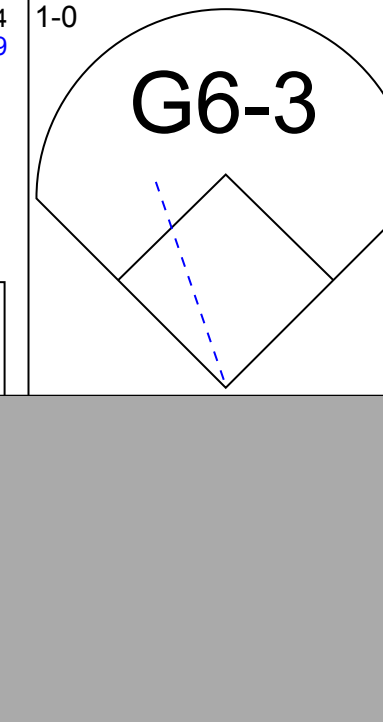


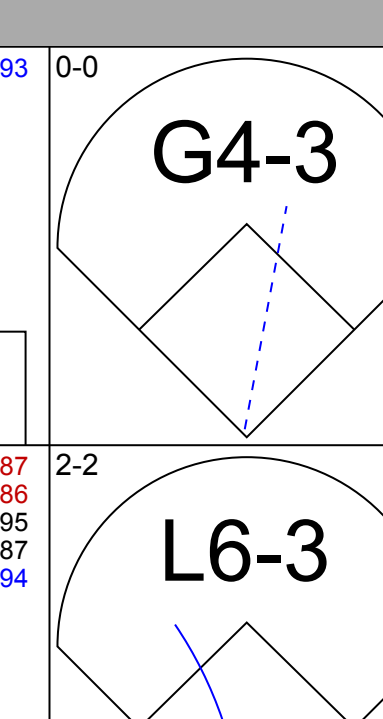
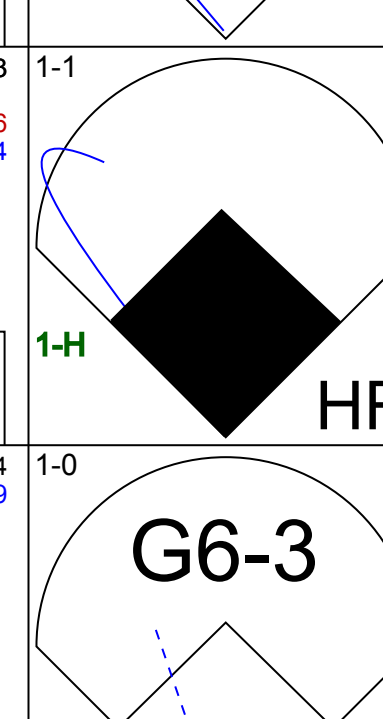
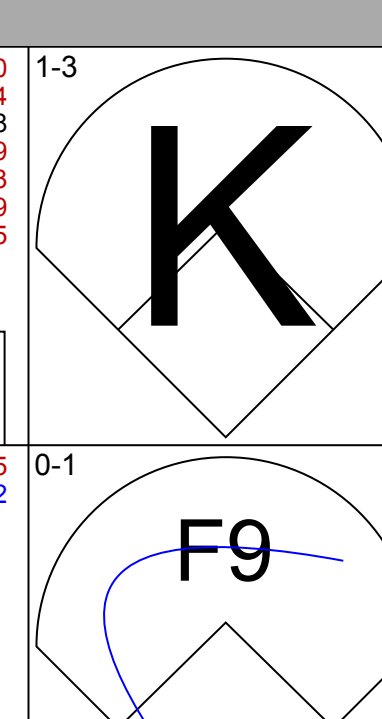

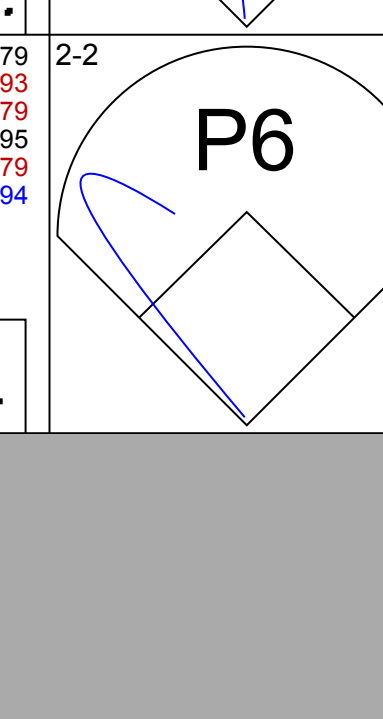

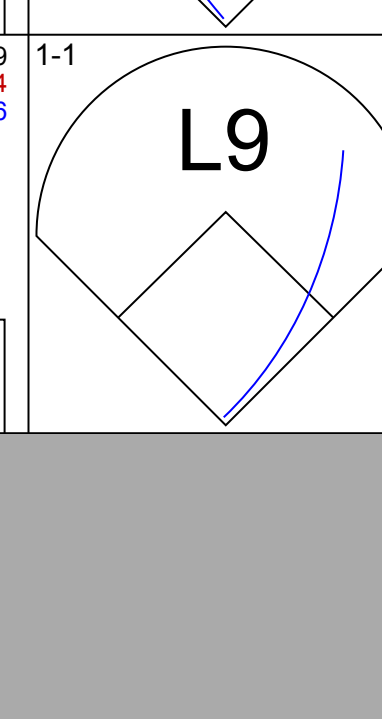
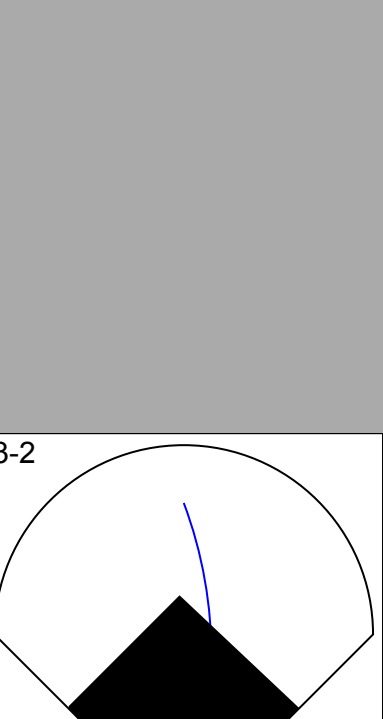
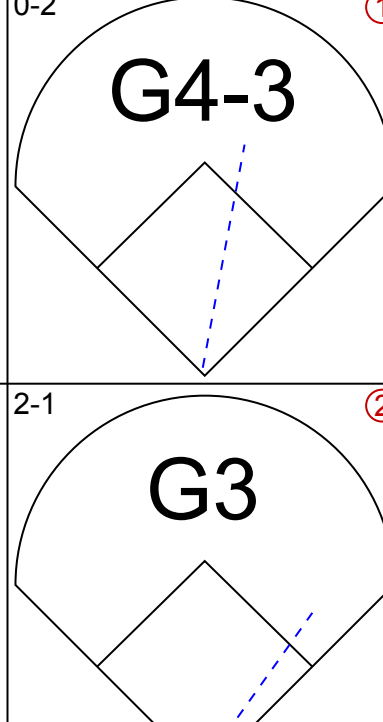
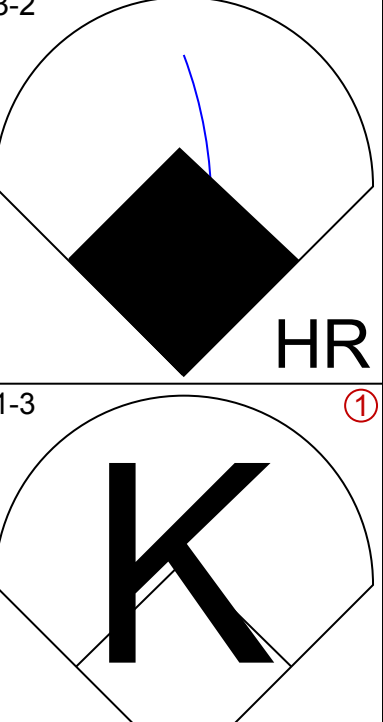
Phillies

Batter	1	2	3	4	5	6	7	8	9	AB	R	H	RBI	BB	SO	LOB	TOP					
51 Ichiro Suzuki, L (1.9) OBP: 0.419, SLG: 0.399										5	1	2	0	0	1	2						
14 Martín Prado, R (1.5) OBP: 0.384, SLG: 0.409										5	1	2	0	0	0	2						
19 Miguel Rojas, R (9.5) OBP: 0.295, SLG: 0.316										0	0	0	0	0	0	0						
21 Christian Yelich, L (1.7) OBP: 0.393, SLG: 0.486										5	2	2	1	0	2	3						
13 Marcell Ozuna, R (1.8) OBP: 0.354, SLG: 0.519										5	1	2	2	0	1	1						
32 Derek Dietrich, L (1.4) OBP: 0.378, SLG: 0.418										4	1	3	0	0	2							
12 Chris Johnson, R (1.3) OBP: 0.290, SLG: 0.352										5	1	1	1	0	3	4						
6 Jeff Mathis, R (1.2) OBP: 0.232, SLG: 0.291										5	1	1	1	0	1	3						
3 Adeiny Hechavarria, R (1.6) OBP: 0.283, SLG: 0.346										5	0	2	1	0	0	1						
34 Tom Koehler, R (1.1) OBP: 0.094, SLG: 0.094										3	1	1	1	0	2	1						
40 Mike Dunn, L (9.1)										0	0	0	0	0	0	0						
Inning Stats	R: 0 E: 0 K: 1 S: 9	H: 0 LOB: 0 BB: 0 P: 15	R: 0 E: 1 K: 1 S: 6	H: 1 LOB: 1 BB: 8 P: 8	R: 0 E: 0 K: 1 S: 11	H: 1 LOB: 1 BB: 0 P: 17	R: 4 E: 0 K: 1 S: 12	H: 4 LOB: 1 BB: 0 P: 23	R: 2 E: 1 K: 2 S: 20	H: 3 LOB: 1 BB: 0 P: 27	R: 0 E: 0 K: 0 S: 11	H: 1 LOB: 1 BB: 0 P: 14	R: 0 E: 0 K: 2 S: 14	H: 1 LOB: 1 BB: 0 P: 20	R: 3 E: 0 K: 1 S: 25	H: 5 LOB: 2 BB: 0 P: 34	R: 0 E: 0 K: 1 S: 6	H: 0 LOB: 0 BB: 0 P: 10	1B: 10 2B: 4 HR: 1	SF: 0 SAC: 1 HBP: 1	WP: 2 PB: 0 SB: 0 CS: 0	PA: 44
PITCHER	IP WLS BF H R ER SO BB IBB HBP BLK WP HR S P ERA WHIP																					
48 Jerad Eickhoff, R (1.1) ERA: 3.98	5.0 L 25 9 6 5 6 0 0 1 0 2 1 58 90 9.00 1.800																					
38 Andrew Bailey, R (6.1) ERA: 4.99	2.0 8 2 0 0 2 0 0 0 0 0 0 25 34 0.00 1.000																					
53 Daniel Stumpf, L (8.1) ERA: 10.8	2.0 11 5 3 3 2 0 0 0 0 0 0 31 44 13.50 2.500																					

Miami Marlins @ Philadelphia Phillies
Citizens Bank Park, Philadelphia, PA
Thu Jul 21 2016, 7:10 PM - 10:05 PM EDT
Att: 27,839 - Partly Cloudy - 85 F

AB 42
R 9
H 16
RBI 7
BB 0
SO 10
LOB 19



Batter	1	2	3	4	5	6	7	8	9	AB	R	H	RBI	BB	SO	LOB	BOTTOM					
37 Odúbel Herrera, L (1.8) OBP: 0.365, SLG: 0.410										4	0	0	0	0	0	0						
17 Peter Bourjos, R (1.9) OBP: 0.301, SLG: 0.405										3	1	1	0	1	0	0						
7 Maikel Franco, R (1.5) OBP: 0.306, SLG: 0.458										4	0	0	0	0	1	3						
6 Ryan Howard, L (1.3) OBP: 0.219, SLG: 0.376										4	1	1	2	0	1	1						
29 Cameron Rupp, R (1.2) OBP: 0.315, SLG: 0.476										4	0	0	0	0	0	1						
25 Cody Asche, L (1.7) OBP: 0.310, SLG: 0.423										3	0	0	0	0	1	0						
53 Daniel Stumpf, L (8.1)										0	0	0	0	0	0	0						
13 Freddy Galvis, S (1.6) OBP: 0.261, SLG: 0.365										3	1	1	1	0	1	0						
16 César Hernández, S (1.4) OBP: 0.322, SLG: 0.366										2	0	0	0	0	0	0						
38 Andrew Bailey, R (6.1)										0	0	0	0	0	0	0						
41 Jimmy Paredes, S (8.7) OBP: 0.259, SLG: 0.377										1	0	0	0	0	1	0						
48 Jerad Eickhoff, R (1.1) OBP: 0.189, SLG: 0.243										1	0	0	0	0	0	0						
4 Andrés Blanco, S (6.4) OBP: 0.304, SLG: 0.418										2	0	0	0	0	0	0						
Inning Stats	R: 0 E: 0 K: 0 S: 6	H: 0 LOB: 0 BB: 0 P: 8	R: 0 E: 0 K: 0 S: 8	H: 0 LOB: 0 BB: 0 P: 12	R: 0 E: 0 K: 0 S: 6	H: 0 LOB: 0 BB: 0 P: 8	R: 2 E: 1 K: 0 S: 9	H: 1 LOB: 0 BB: 0 P: 14	R: 0 E: 0 K: 2 S: 9	H: 0 LOB: 0 BB: 0 P: 12	R: 0 E: 0 K: 1 S: 8	H: 0 LOB: 1 BB: 1 P: 17	R: 0 E: 0 K: 1 S: 10	H: 0 LOB: 0 BB: 0 P: 12	R: 1 E: 0 K: 1 S: 19	H: 1 LOB: 0 BB: 0 P: 27	R: 0 E: 0 K: 0 S: 10	H: 1 LOB: 1 BB: 0 P: 16	1B: 1 2B: 0 3B: 0 HR: 2	SF: 0 SAC: 0 DP: 0 HBP: 0	WP: 0 PB: 0 SB: 0 CS: 0	PA: 32
PITCHER	IP WLS BF H R ER SO BB IBB HBP BLK WP HR S P ERA WHIP																					
34 Tom Koehler, R (1.1) ERA: 4.42	8.0 W 28 2 3 1 5 1 0 0 0 0 2 75 110 1.12 0.375																					
40 Mike Dunn, L (9.1) ERA: 3.24	1.0 4 1 0 0 0 0 0 0 0 0 0 10 16 0.00 1.000																					

Miami Marlins @ Philadelphia Phillies
Citizens Bank Park, Philadelphia, PA
Thu Jul 21 2016, 7:10 PM - 10:05 PM EDT
Att: 27,839 - Partly Cloudy - 85 F

AB 31
R 3
H 3
RBI 3
BB 1
SO 5
LOB 5



Batter	1	2	3	4	5	6	7	8	9	AB	R	H	RBI	BB	SO	LOB	TOP					
16 César Hernández, S (1,4) OBP: 0.327, SLG: 0.373										5	1	3	1	0	0	0	Philadelphia Phillies @ Pittsburgh Pirates PNC Park, Pittsburgh, PA Sun Jul 24 2016, 1:37 PM - 6:17 PM EDT Att: 32,439 - Partly Cloudy - 89 F					
37 Odúbel Herrera, L (1,8) OBP: 0.371, SLG: 0.431									4	1	1	2	0	2	3							
4 Andrés Blanco, S (1,5) OBP: 0.224, SLG: 0.445									2	1	1	1	0	1	0							
7 Maikel Franco, R (5,5)									2	0	1	0	0	0	0							
6 Ryan Howard, L (1,3) 19 Tommy Joseph, R (8,PH) OBP: 0.311, SLG: 0.460									3	0	2	0	0	1	0							
51 Carlos Ruiz, R (1,2) OBP: 0.362, SLG: 0.366									3	0	1	0	1	0	2							
13 Freddy Galvis, S (1,6) OBP: 0.290, SLG: 0.366								4	0	0	0	0	1	4								
25 Cody Asche, L (1,7) 38 Andrew Bailey, R (8,1)									4	0	0	0	0	3	2							
17 Peter Bourjos, R (1,9) OBP: 0.290, SLG: 0.386									3	0	0	0	1	1	0							
28 Vince Velasquez, R (1,1) 41 Jimmy Paredes, S (7,PH) 61 Eudray Ramos, R (7,1) 50 Héctor Neris, R (8,1) 2 Tyler Goeddel, R (8,7) OBP: 0.233, SLG: 0.241 OBP: 0.253, SLG: 0.387 OBP: 0.250, SLG: 0.337									2	1	0	0	0	0	0							
Inning Stats	R: 1 E: 0 K: 1 S: 9	H: 3 LOB: 1 BB: 0 P: 12	R: 0 E: 0 K: 2 S: 8	H: 0 LOB: 0 BB: 0 P: 11	R: 2 E: 1 K: 2 S: 12	H: 1 LOB: 0 BB: 0 P: 21	R: 0 E: 0 K: 2 S: 9	H: 1 LOB: 0 BB: 0 P: 13	R: 0 E: 0 K: 0 S: 6	H: 0 LOB: 0 BB: 0 P: 7	R: 1 E: 0 K: 0 S: 12	H: 2 LOB: 1 BB: 0 P: 20	R: 0 E: 0 K: 1 S: 12	H: 1 LOB: 2 BB: 1 P: 18	R: 0 E: 0 K: 1 S: 16	H: 1 LOB: 2 BB: 1 P: 25	R: 0 E: 0 K: 0 S: 9	H: 0 LOB: 0 BB: 0 P: 14	1B: 5 2B: 1 3B: 1 HR: 2	SF: 0 SAC: 0 DP: 0 HBP: 0	WP: 0 PB: 0 SB: 0 CS: 1	PA: 37
PITCHER	IP WLS BF H R ER SO BB IBB HBP BLK WP HR S P ERA WHIP	6.0 0 24 7 4 3 7 0 0 0 0 0 2 56 84 4.50 1.167	1.0 W 5 1 0 0 1 1 0 0 0 0 0 12 18 0.00 2.000	1.0 H 5 1 0 0 1 1 0 0 0 0 0 16 25 0.00 2.000	1.0 S 3 0 0 0 0 0 0 0 0 0 0 9 14 0.00 0.000																	

Batter	1	2	3	4	5	6	7	8	9	AB	R	H	RBI	BB	SO	LOB	BOTTOM					
28 John Jaso, L (1,3) 44 Tony Watson, L (8,1) 35 Mark Melancon, R (9,1) OBP: 0.341, SLG: 0.378 ERA: 2.97										3	0	0	0	1	2	0	Philadelphia Phillies @ Pittsburgh Pirates PNC Park, Pittsburgh, PA Sun Jul 24 2016, 1:37 PM - 6:17 PM EDT Att: 32,439 - Partly Cloudy - 89 F					
25 Gregory Polanco, L (1,7) OBP: 0.359, SLG: 0.484										3	0	1	0	1	2	0						
23 David Freese, R (1,5) OBP: 0.358, SLG: 0.450										4	0	0	0	1	3							
6 Starling Marte, R (1,8) OBP: 0.367, SLG: 0.464										4	2	3	0	0	1	0						
17 Matt Joyce, L (1,9) 27 Jung Ho Kang, R (8,5) OBP: 0.415, SLG: 0.563 OBP: 0.316, SLG: 0.475									2	2	2	2	1	0	0							
5 Josh Harrison, R (1,4) OBP: 0.295, SLG: 0.375								4	0	0	0	0	1	4								
32 Elias Díaz, R (1,2)								4	0	0	1	0	1	3								
3 Sean Rodríguez, R (1,6) OBP: 0.338, SLG: 0.508								2	0	1	1	1	1	0								
50 Jameson Taillon, R (1,1) 30 Nefthali Feliz, R (7,1) 26 Adam Frazier, L (7,PH) 10 Jordy Mercer, R (8,6) OBP: 0.395, SLG: 0.590 OBP: 0.356, SLG: 0.388								2	0	0	0	0	0	3								
Inning Stats	R: 0 E: 0 K: 1 S: 9	H: 0 LOB: 0 BB: 0 P: 12	R: 2 E: 0 K: 1 S: 14	H: 2 LOB: 1 BB: 1 P: 25	R: 0 E: 0 K: 0 S: 6	H: 1 LOB: 2 BB: 2 P: 17	R: 0 E: 0 K: 0 S: 12	H: 1 LOB: 2 BB: 1 P: 22	R: 0 E: 0 K: 2 S: 9	H: 1 LOB: 0 BB: 0 P: 14	R: 2 E: 0 K: 1 S: 14	H: 2 LOB: 0 BB: 0 P: 17	R: 1 E: 0 K: 2 S: 10	H: 1 LOB: 0 BB: 0 P: 14	R: 0 E: 0 K: 2 S: 13	H: 1 LOB: 1 BB: 0 P: 19		1B: 4 2B: 4 3B: 0 HR: 2	SF: 0 SAC: 0 DP: 1 HBP: 0	WP: 1 PB: 0 SB: 1 CS: 2	PA: 35	
PITCHER	IP WLS BF H R ER SO BB IBB HBP BLK WP HR S P ERA WHIP	6.0 0 26 7 4 4 4 4 0 0 0 0 1 64 107 6.00 1.833	1.0 L 4 1 1 1 2 0 0 0 0 0 0 1 10 14 9.00 1.000	0.2 3 1 0 0 1 0 0 0 0 0 0 8 11 0.00 1.500	0.1 1 0 0 0 1 0 0 0 0 0 0 5 8 0.00 0.000																	

Batter	1	2	3	4	5	6	7	8	9	AB R H RBI BB SO LOB	TOP												
16 César Hernández, S (1.4) OBP: 0.328, SLG: 0.371										4 1 1 1 1 2 0	Philadelphia Phillies @ Miami Marlins Marlins Park, Miami, FL Mon Jul 25 2016, 7:12 PM - 10:13 PM EDT Att: 19,465 - Roof Closed - 78 F												
37 Odbel Herrera, L (1.8) OBP: 0.367, SLG: 0.425										5 0 0 1 0 2 1													
7 Maikel Franco, R (1.5) OBP: 0.317, SLG: 0.463										2 1 1 0 3 0 0													
19 Tommy Joseph, R (1.3) OBP: 0.301, SLG: 0.528										5 0 2 1 0 2 4													
29 Cameron Rupp, R (1.2) OBP: 0.328, SLG: 0.483										2 0 0 0 3 0 1													
13 Freddy Galvis, S (1.6) OBP: 0.260, SLG: 0.364										5 0 1 0 0 2 5													
25 Cody Asche, L (1.7) 2 Tyler Goeddel, R (0. PR) OBP: 0.250, SLG: 0.337										3 0 1 0 0 1 2 0 1 0 0 0 0 0													
17 Peter Bourjos, R (1.9) OBP: 0.290, SLG: 0.384										4 1 1 0 0 2 3													
56 Jeremy Hellickson, R (1.1) 6 Ryan Howard, L (7. PH) 30 David Hernandez, R (7.1) 50 Hector Neris, R (8.1) 41 Jimmy Paredes, S (9. PH) 46 Jeanmar Gómez, R (9.1)										2 0 0 0 0 1 1 1 0 0 0 0 1 2 0													
Inning Stats	R: 0 H: 1 E: 0 K: 0 S: 10	H: 1 LOB: 1 BB: 1 P: 17	R: 0 H: 0 E: 0 K: 0 S: 10	H: 0 LOB: 0 BB: 0 P: 17	R: 0 H: 0 E: 0 K: 1 S: 10	H: 0 LOB: 0 BB: 0 P: 18	R: 0 H: 1 E: 0 K: 0 S: 12	H: 1 LOB: 1 BB: 0 P: 19	R: 0 H: 1 E: 0 K: 2 S: 11	H: 1 LOB: 2 BB: 1 P: 21		R: 0 H: 0 E: 0 K: 3 S: 13	H: 0 LOB: 2 BB: 1 P: 20	R: 0 H: 1 E: 0 K: 3 S: 10	H: 1 LOB: 2 BB: 1 P: 20	R: 1 H: 1 E: 0 K: 2 S: 11	H: 1 LOB: 2 BB: 2 P: 23	R: 3 H: 2 E: 1 K: 2 S: 17	H: 2 LOB: 3 BB: 2 P: 31	1B: 5 2B: 3 3B: 0 HR: 0	SF: 0 SAC: 1 DP: 1 HBP: 1	WP: 0 PB: 0 SB: 2 CS: 0	PA: 42
PITCHER	IP WLS BF H R ER SO BB IBB HBP BLK WP HR S P ERA WHIP											IP WLS BF H R ER SO BB IBB HBP BLK WP HR S P ERA WHIP											
59 Jarrod Cosart, R (1.1) ERA: 3.98	5.0 18 3 0 0 3 1 0 0 0 0 0 0 53 92 0.00 0.800											33 Dustin McGowan, R (9.1) ERA: 2.89	0.1 2 0 0 0 1 1 0 0 0 0 0 0 13 20 0.00 1.000										
35 David Phelps, R (6.1) ERA: 2.84	1.0 4 0 0 0 3 1 0 0 0 0 0 0 13 20 0.00 2.000											56 Fernando Rodney, R (8.1) ERA: 1.55	1.0 L 6 1 1 1 2 2 0 0 0 0 0 0 11 23 9.00 3.000										
46 Kyle Barraclough, R (7.1) ERA: 3.21	1.0 5 1 0 0 3 1 0 0 0 0 0 0 10 20 0.00 2.000											44 AJ Ramos, R (9.1) ERA: 2.98	0.2 7 2 3 3 1 0 1 1 0 0 0 0 12 22 40.50 3.000										

AB 33
R 4
H 7
RBI 3
BB 7
SO 13
LOB 19



Batter	1	2	3	4	5	6	7	8	9	AB R H RBI BB SO LOB	BOTTOM													
11 J.T. Realmuto, R (1.2) OBP: 0.340, SLG: 0.407										4 0 1 0 0 0 0	Philadelphia Phillies @ Miami Marlins Marlins Park, Miami, FL Mon Jul 25 2016, 7:12 PM - 10:13 PM EDT Att: 19,465 - Roof Closed - 78 F													
14 Martín Prado, R (1.5) OBP: 0.369, SLG: 0.411										4 0 0 0 0 0 1														
21 Christian Yelich, L (1.7) OBP: 0.380, SLG: 0.494										3 0 0 0 1 0 0														
27 Giancarlo Stanton, R (1.9) OBP: 0.333, SLG: 0.489										3 0 1 0 0 0 2														
13 Marcell Ozuna, R (1.8) OBP: 0.348, SLG: 0.504										3 0 0 0 0 0 3														
32 Derek Dietrich, L (1.4) OBP: 0.386, SLG: 0.398										3 0 0 0 0 1 1														
3 Adeiny Hechavarría, R (1.6) OBP: 0.282, SLG: 0.343										3 0 0 0 0 0 1														
31 Don Kelly, L (1.3) OBP: 0.083, SLG: 0.045										3 0 0 0 0 1 1														
59 Jarrod Cosart, R (1.1) ERA: 3.98	6.0 20 1 0 0 1 1 0 0 0 0 0 0 45 70 0.00 0.333											30 David Hernandez, R (7.1) ERA: 4.24	1.0 W 4 1 0 0 1 0 0 0 0 0 0 0 10 13 0.00 1.000											
50 Hector Neris, R (8.1) ERA: 2.61	1.0 H 3 0 0 0 1 0 0 0 0 0 0 0 7 8 0.00 0.000											46 Jeanmar Gómez, R (9.1) ERA: 2.7	1.0 3 0 0 0 0 0 0 0 0 0 0 0 10 15 0.00 0.000											
Inning Stats	R: 0 H: 0 E: 0 K: 0 S: 10	H: 0 LOB: 0 BB: 0 P: 14	R: 0 H: 0 E: 0 K: 0 S: 7	H: 0 LOB: 0 BB: 0 P: 12	R: 0 H: 0 E: 0 K: 1 S: 6	H: 0 LOB: 0 BB: 0 P: 10	R: 0 H: 1 E: 0 K: 0 S: 10	H: 1 LOB: 2 BB: 1 P: 18	R: 0 H: 0 E: 0 K: 0 S: 6	H: 0 LOB: 0 BB: 0 P: 9	R: 0 H: 0 E: 0 K: 0 S: 6	H: 0 LOB: 0 BB: 0 P: 7	R: 0 H: 1 E: 0 K: 1 S: 10	H: 1 LOB: 1 BB: 0 P: 13	R: 0 H: 0 E: 0 K: 1 S: 7	H: 0 LOB: 0 BB: 0 P: 8	R: 0 H: 0 E: 0 K: 0 S: 10	H: 0 LOB: 0 BB: 0 P: 15	1B: 2 2B: 1 3B: 0 HR: 0	SF: 0 SAC: 0 DP: 1 HBP: 0	WP: 0 PB: 0 SB: 0 CS: 0	PA: 30		
PITCHER	IP WLS BF H R ER SO BB IBB HBP BLK WP HR S P ERA WHIP											IP WLS BF H R ER SO BB IBB HBP BLK WP HR S P ERA WHIP												
58 Jeremy Hellickson, R (1.1) ERA: 3.68	6.0 20 1 0 0 1 1 0 0 0 0 0 0 45 70 0.00 0.333											50 Hector Neris, R (8.1) ERA: 2.61	1.0 H 3 0 0 0 1 0 0 0 0 0 0 0 7 8 0.00 0.000											
30 David Hernandez, R (7.1) ERA: 4.24	1.0 W 4 1 0 0 1 0 0 0 0 0 0 0 10 13 0.00 1.000											46 Jeanmar Gómez, R (9.1) ERA: 2.7	1.0 3 0 0 0 0 0 0 0 0 0 0 0 10 15 0.00 0.000											

AB 29
R 0
H 2
RBI 0
BB 1
SO 3
LOB 9



Batter	1	2	3	4	5	6	7	8	9	AB	R	H	RBI	BB	SO	LOB	TOP										
16 César Hernández, S (1,4) OBP: 0.327, SLG: 0.370	G4-3		CS	K				G1		4	0	1	0	0	1	0											
37 Odibel Herrera, L (1,8) OBP: 0.366, SLG: 0.423	K2-3					F3			G5-3	4	0	1	0	0	1	2											
7 Maikel Franco, R (1,5) OBP: 0.314, SLG: 0.458	G6-3			G5-3		P4			G6-3	4	0	0	0	0	0	3											
6 Ryan Howard, L (1,3) OBP: 0.221, SLG: 0.373 19 Tommy Joseph, R (7,PH) OBP: 0.297, SLG: 0.522 (7,3)	K			K		F8			K	2	0	0	0	0	2	1											
29 Cameron Rupp, R (1,2) OBP: 0.328, SLG: 0.481	K				F9					3	0	1	0	0	1	0											
25 Cody Asche, L (1,7) OBP: 0.288, SLG: 0.381	G4-3				F7					3	0	0	0	0	1	1											
13 Freddy Galvis, S (1,6) OBP: 0.260, SLG: 0.364					F7					3	0	1	0	0	1	1											
17 Peter Bourjos, R (1,9) OBP: 0.290, SLG: 0.384 41 Jimmy Paredes, S (2,9) OBP: 0.244, SLG: 0.354	L7					G3			K	0	0	0	0	0	0	0											
48 Jerad Eickhoff, R (1,1) OBP: 0.205, SLG: 0.237 21 Taylor Featherston, R (8,PH) 38 Andrew Bailey, R (8,1) 52 Severino González, R (8,1)	B3								K	3	0	0	0	0	1	1											
Inning Stats	R: 0 E: 0 K: 1 S: 9	H: 0 LOB: 0 BB: 0 P: 12	R: 0 E: 0 K: 2 S: 9	H: 0 LOB: 0 BB: 0 P: 13	R: 0 E: 0 K: 0 S: 7	H: 1 LOB: 0 BB: 0 P: 9	R: 0 E: 0 K: 2 S: 12	H: 1 LOB: 1 BB: 0 P: 16	R: 0 E: 0 K: 0 S: 5	H: 0 LOB: 0 BB: 0 P: 8	R: 0 E: 0 K: 2 S: 16	H: 1 LOB: 1 BB: 0 P: 23	R: 0 E: 0 K: 2 S: 8	H: 0 LOB: 0 BB: 0 P: 13	R: 0 E: 0 K: 1 S: 10	H: 0 LOB: 0 BB: 0 P: 14	1B: 4 2B: 0 3B: 0 HR: 0	SF: 0 SAC: 0 DP: 0 HBP: 0	WP: 0 PB: 0 SB: 1 CS: 1	PA: 32							
PITCHER	IP	WLS	BF	H	R	ER	SO	BB	IBB	HBP	BLK	WP	HR	S	P	ERA	WHIP										
34 Tom Koehler, R (1,1) ERA: 4.18	6.0	W	21	3	0	0	5	1	0	0	0	0	0	51	73	0.00	0.667										
40 Mike Dunn, L (7,1) ERA: 2.95	1.0	H	4	1	0	0	2	0	0	0	0	0	0	16	23	0.00	1.000										
35 David Phelps, R (8,1) ERA: 2.79	1.0	H	3	0	0	0	2	0	0	0	0	0	0	8	13	0.00	0.000										
64 Nick Wittgren, R (9,1) ERA: 2.25	1.0		3	0	0	0	1	0	0	0	0	0	0	10	14	0.00	0.000										

Philadelphia Phillies @ Miami Marlins
Marlins Park, Miami, FL
Tue Jul 26 2016, 7:13 PM - 9:53 PM EDT
Att: 20,365 - Roof Closed - 78 F

AB	30
R	0
H	4
RBI	0
BB	1
SO	10
LOB	10



Batter	1	2	3	4	5	6	7	8	9	AB	R	H	RBI	BB	SO	LOB	BOTTOM										
51 Ichiro Suzuki, L (1,8) OBP: 0.406, SLG: 0.385	F9		G4-3			G4-3				5	1	1	0	0	3												
14 Martín Prado, R (1,5) OBP: 0.370, SLG: 0.413	G6-3		P3			2B				3	2	1	0	1	0	0											
21 Christian Yelich, L (1,7) OBP: 0.399, SLG: 0.493	1B					F7				3	0	1	0	1	1	3											
27 Giancarlo Stanton, R (1,9) OBP: 0.335, SLG: 0.492	F9									4	1	2	2	0	1	2											
32 Derek Dietrich, L (1,4) OBP: 0.363, SLG: 0.393 35 David Phelps, R (8,1) OBP: 0.500, SLG: 0.590 12 Chris Johnson, R (8,PH) OBP: 0.288, SLG: 0.339 62 José Ureña, R (8,FR) 64 Nick Wittgren, R (9,1)	K2-3									3	0	0	0	0	3	2											
3 Adecmy Hechavaria, R (1,6) OBP: 0.282, SLG: 0.342	P6									4	0	1	2	0	0	1											
6 Jeff Mathis, R (1,2) OBP: 0.233, SLG: 0.301	2B									4	0	1	0	0	2	2											
19 Miguel Rojas, R (1,3) OBP: 0.296, SLG: 0.331 (8,4)	F8									4	0	2	1	0	1	1											
34 Tom Koehler, R (1,1) OBP: 0.088, SLG: 0.088 40 Mike Dunn, L (7,1) 13 Marcell Ozuna, R (7,PH) OBP: 0.347, SLG: 0.503 31 Don Kelly, L (8,3) OBP: 0.120, SLG: 0.045	K									2	0	0	0	0	2	0											
Inning Stats	R: 0 E: 0 K: 0 S: 8	H: 1 LOB: 1 BB: 0 P: 14	R: 0 E: 0 K: 1 S: 9	H: 1 LOB: 1 BB: 0 P: 11	R: 0 E: 0 K: 1 S: 6	H: 0 LOB: 0 BB: 0 P: 8	R: 0 E: 0 K: 2 S: 12	H: 0 LOB: 1 BB: 1 P: 17	R: 0 E: 0 K: 2 S: 9	H: 0 LOB: 0 BB: 0 P: 12	R: 1 E: 0 K: 1 S: 13	H: 2 LOB: 1 BB: 0 P: 18	R: 0 E: 0 K: 1 S: 8	H: 1 LOB: 1 BB: 0 P: 10	R: 4 E: 0 K: 2 S: 19	H: 4 LOB: 3 BB: 3 P: 42	1B: 5 2B: 4 3B: 0 HR: 0	SF: 0 SAC: 0 DP: 0 HBP: 0	WP: 1 PB: 0 SB: 1 CS: 0	PA: 37							
PITCHER	IP	WLS	BF	H	R	ER	SO	BB	IBB	HBP	BLK	WP	HR	S	P	ERA	WHIP										
48 Jerad Eickhoff, R (1,1) ERA: 3.83	7.0	L	27	5	1	1	8	1	0	0	0	0	0	65	90	1.29	0.857										
38 Andrew Bailey, R (8,1) ERA: 5.74	0.1		4	2	3	3	1	1	0	0	0	0	0	8	17	81.00	9.000										
52 Severino González, R (8,1) ERA: 9.94	0.2		6	2	1	1	1	1	1	0	0	0	0	11	25	13.50	4.500										

Philadelphia Phillies @ Miami Marlins
Marlins Park, Miami, FL
Tue Jul 26 2016, 7:13 PM - 9:53 PM EDT
Att: 20,365 - Roof Closed - 78 F

AB	33
R	5
H	9
RBI	5
BB	4
SO	10
LOB	15



Batter	1	2	3	4	5	6	7	8	9	AB	R	H	RBI	BB	SO	LOB	TOP					
16 César Hernández, S (1.4) OBP: 0.334, SLG: 0.374										3	1	0	0	2	2	1						
37 Odúbel Herrera, L (1.8) OBP: 0.367, SLG: 0.421										5	1	1	0	0	1	2						
7 Maikel Franco, R (1.5) OBP: 0.314, SLG: 0.463										5	1	1	3	0	2	0						
19 Tommy Joseph, R (1.3) OBP: 0.294, SLG: 0.524										5	2	2	1	0	0	0						
23 Aaron Altherr, R (1.9) OBP: 0.750, SLG: 1.500										4	2	3	2	0	1	0						
51 Carlos Ruiz, R (1.2) OBP: 0.365, SLG: 0.366										3	0	1	0	1	1	1						
13 Freddy Galvis, S (1.6) OBP: 0.258, SLG: 0.360										4	0	0	0	0	0	3						
25 Cody Asche, L (1.7) OBP: 0.286, SLG: 0.375										4	0	1	0	0	0	1						
27 Aaron Nola, R (1.1) OBP: 0.147, SLG: 0.260										2	0	0	0	0	0	2						
21 Taylor Featherston, R (5. Ph) OBP: 0.197, SLG: 0.190										1	0	1	0	0	0	0						
30 David Hernandez, R (6.1) OBP: 0.197, SLG: 0.190										0	0	0	0	0	0	0						
61 Edubray Ramos, R (6.1) OBP: 0.197, SLG: 0.190										0	0	0	0	0	0	0						
2 Tyler Goeddel, R (8. Ph) OBP: 0.249, SLG: 0.322										1	0	0	0	0	0	1						
50 Héctor Neris, R (8.1) OBP: 0.197, SLG: 0.190										0	0	0	0	0	0	0						
46 Jeanmar Gómez, R (9.1) OBP: 0.197, SLG: 0.190										0	0	0	0	0	0	0						
Inning Stats	R: 5 E: 1 K: 0 S: 18	H: 4 LOB: 1 BB: 2 P: 32	R: 0 E: 0 K: 0 S: 5	H: 0 LOB: 0 BB: 0 P: 9	R: 0 E: 0 K: 1 S: 13	H: 1 LOB: 0 BB: 0 P: 19	R: 0 E: 0 K: 1 S: 7	H: 0 LOB: 0 BB: 0 P: 9	R: 2 E: 0 K: 1 S: 11	H: 2 LOB: 0 BB: 0 P: 16	R: 0 E: 0 K: 0 S: 11	H: 1 LOB: 2 BB: 1 P: 21	R: 0 E: 0 K: 2 S: 11	H: 1 LOB: 1 BB: 0 P: 20	R: 0 E: 0 K: 1 S: 10	H: 1 LOB: 0 BB: 0 P: 12	R: 0 E: 0 K: 1 S: 7	H: 0 LOB: 0 BB: 0 P: 10	1B: 7 2B: 0 3B: 0 HR: 3	SF: 0 SAC: 0 DP: 1 HBP: 0	WP: 0 PB: 0 SB: 0 CS: 0	PA: 40
PITCHER	IP WLS BF H R ER SO BB IBB HBP BLK WP HR S P ERA WHIP																	PITCHER	IP WLS BF H R ER SO BB IBB HBP BLK WP HR S P ERA WHIP			
37 Matt Wisler, R (1.1) ERA: 5.16	5.0 L 24 7 7 6 3 2 0 0 0 0 0 3 54 85 10.80 1.800																					
56 Matt Marksberry, L (6.1) ERA: 6.75	1.0 5 1 0 0 0 1 0 0 0 0 0 0 11 21 0.00 2.000																					
40 José Ramírez, R (7.1) ERA: 18.0	1.0 4 1 0 0 2 0 0 0 0 0 0 0 11 20 0.00 1.000																					
54 Hunter Cervenka, L (8.1) ERA: 2.87	1.1 5 1 0 0 2 0 0 0 0 0 0 0 14 18 0.00 0.750																					
60 Joel De La Cruz, R (9.1) ERA: 4.66	0.2 2 0 0 0 0 0 0 0 0 0 0 0 3 4 0.00 0.000																					

Philadelphia Phillies @ Atlanta Braves
Turner Field, Atlanta, GA
Thu Jul 28 2016, 7:12 PM - 10:35 PM EDT
Att: 22,785 - Cloudy - 85 F

AB 37
R 7
H 10
RBI 6
BB 3
SO 7
LOB 11

Batter	1	2	3	4	5	6	7	8	9	AB	R	H	RBI	BB	SO	LOB	BOTTOM					
8 Jace Peterson, L (1.4) OBP: 0.352, SLG: 0.388										6	0	1	0	0	1	6						
23 Chase d'Arnaud, R (1.7) OBP: 0.325, SLG: 0.360										5	1	1	0	0	3	3						
54 Hunter Cervenka, L (8.1) OBP: 0.250, SLG: 0.250										3	2	2	1	2	0	0						
5 Freddie Freeman, L (1.3) OBP: 0.368, SLG: 0.521										3	1	1	0	2	2	1						
22 Nick Markakis, L (1.9) OBP: 0.339, SLG: 0.361										4	0	2	2	0	0	1						
13 Adonis García, R (1.5) OBP: 0.307, SLG: 0.397										4	0	2	2	0	0	1						
11 Ender Inciarte, L (1.8) OBP: 0.307, SLG: 0.314										5	1	1	0	0	1	7						
20 Anthony Recker, R (1.2) OBP: 0.423, SLG: 0.400										3	0	0	1	1	0	0						
1 Erick Aybar, S (1.6) OBP: 0.282, SLG: 0.271										4	0	2	0	1	0	2						
37 Matt Wisler, R (1.1) OBP: 0.139, SLG: 0.142										2	0	2	0	0	0	0						
19 Brandon Snyder, R (5. Ph) OBP: 0.219, SLG: 0.544										1	0	0	0	0	0	0						
56 Matt Marksberry, L (6.1) ERA: 4.37										0	0	0	0	0	0	0						
40 José Ramírez, R (7.1) OBP: 0.337, SLG: 0.438										0	0	0	0	0	0	0						
7 Gordon Beckham, R (8.4) OBP: 0.337, SLG: 0.438										0	0	0	0	0	0	0						
Inning Stats	R: 0 E: 0 K: 2 S: 11	H: 1 LOB: 3 BB: 1 P: 21	R: 0 E: 0 K: 0 S: 11	H: 1 LOB: 0 BB: 0 P: 15	R: 0 E: 0 K: 2 S: 11	H: 0 LOB: 1 BB: 1 P: 17	R: 0 E: 0 K: 0 S: 10	H: 2 LOB: 0 BB: 0 P: 17	R: 3 E: 0 K: 1 S: 18	H: 4 LOB: 2 BB: 1 P: 25	R: 1 E: 0 K: 0 S: 8	H: 2 LOB: 2 BB: 2 P: 18	R: 0 E: 0 K: 1 S: 14	H: 1 LOB: 2 BB: 1 P: 20	R: 0 E: 0 K: 1 S: 12	H: 0 LOB: 0 BB: 0 P: 15	R: 0 E: 0 K: 1 S: 15	H: 2 LOB: 1 BB: 1 P: 23	1B: 10 2B: 2 3B: 1 HR: 0	SF: 1 SAC: 0 DP: 2 HBP: 1	WP: 0 PB: 0 SB: 0 CS: 0	PA: 46
PITCHER	IP WLS BF H R ER SO BB IBB HBP BLK WP HR S P ERA WHIP																	PITCHER	IP WLS BF H R ER SO BB IBB HBP BLK WP HR S P ERA WHIP			
27 Aaron Nola, R (1.1) ERA: 4.78	5.0 W 27 8 3 3 3 3 0 0 0 0 0 0 7 17 13.50 6.000																					
30 David Hernandez, R (6.1) ERA: 4.37	0.2 5 2 1 1 0 2 0 0 0 0 0 0 7 17 13.50 6.000																					
61 Edubray Ramos, R (6.1) ERA: 4.5	1.1 H 6 1 0 0 1 1 0 0 0 0 0 0 15 21 0.00 1.500																					
50 Héctor Neris, R (8.1) ERA: 2.56	1.0 H 3 0 0 0 1 0 0 0 0 0 0 0 12 15 0.00 0.000																					
46 Jeanmar Gómez, R (9.1) ERA: 2.83	1.0 S 5 2 1 1 1 1 0 0 0 0 0 0 15 23 9.00 3.000																					

Philadelphia Phillies @ Atlanta Braves
Turner Field, Atlanta, GA
Thu Jul 28 2016, 7:12 PM - 10:35 PM EDT
Att: 22,785 - Cloudy - 85 F

AB 37
R 5
H 13
RBI 5
BB 7
SO 8
LOB 22

Batter	1	2	3	4	5	6	7	8	9	AB	R	H	RBI	BB	SO	LOB	TOP																	
16 César Hernández, S (1, 4) OBP: 0.341, SLG: 0.375										2	1	1	0	3	0	0																		
37 Odúbel Herrera, L (1, 8) OBP: 0.366, SLG: 0.419										4	0	1	0	0	0	5																		
7 Maikel Franco, R (1, 5) OBP: 0.311, SLG: 0.458										4	0	0	0	0	0	2																		
19 Tommy Joseph, R (1, 3) OBP: 0.293, SLG: 0.515										3	0	0	0	1	0	2																		
23 Aaron Altherr, R (1, 9) OBP: 0.375, SLG: 0.750										4	0	0	0	0	1	2																		
29 Cameron Rupp, R (1, 2) OBP: 0.322, SLG: 0.467										4	0	0	0	0	2	1																		
25 Cody Asche, L (1, 7) OBP: 0.285, SLG: 0.378										4	0	1	0	0	2	0																		
13 Freddy Galvis, S (1, 6) OBP: 0.260, SLG: 0.358										2	0	0	0	2	1	0																		
28 Vince Velasquez, R (1, 1) OBP: 0.260, SLG: 0.295										2	0	1	0	0	0	2																		
41 Jimmy Paredes, S (7, PH) OBP: 0.287, SLG: 0.394										2	0	0	0	0	0	0																		
61 Edubray Ramos, R (7, 1) ERA: 3.03										0	0	0	0	0	0	0																		
50 Héctor Neris, R (8, 1) ERA: 2.87										0	0	0	0	0	0	0																		
6 Ryan Howard, L (9, PH) OBP: 0.224, SLG: 0.320										1	0	1	0	0	0	0																		
2 Tyler Goeddel, R (9, PH) OBP: 0.241, SLG: 0.327										0	0	0	0	0	0	0																		
Inning Stats	R: 0 E: 0 K: 0 S: 7	H: 0 LOB: 1 BB: 1 P: 12	R: 0 E: 0 K: 2 S: 9	H: 1 LOB: 2 BB: 1 P: 17	R: 1 E: 1 K: 0 S: 9	H: 2 LOB: 1 BB: 0 P: 15	R: 0 E: 0 K: 1 S: 13	H: 1 LOB: 3 BB: 2 P: 28	R: 0 E: 0 K: 1 S: 5	H: 0 LOB: 0 BB: 0 P: 7	R: 0 E: 0 K: 1 S: 5	H: 0 LOB: 0 BB: 0 P: 7	R: 0 E: 0 K: 1 S: 8	H: 0 LOB: 1 BB: 1 P: 17	R: 0 E: 0 K: 1 S: 11	H: 1 LOB: 2 BB: 1 P: 18	1B: 3 2B: 2 3B: 0 HR: 0	SF: 0 SAC: 1 DP: 0 HBP: 0	WP: 0 PB: 0 SB: 1 CS: 0	PA: 38														
PITCHER	IP WLS BF H R ER SO BB IBB HBP BLK WP HR S P ERA WHIP																																	
61 Tyrell Jenkins, R (1, 1) ERA: 4.91	6.0	W	26	4	1	0	4	3	1	0	0	0	0	0	51	90	0.00	1.167																
46 Ian Krol, L (7, 1) ERA: 3.03	1.0	H	3	0	0	0	0	0	0	0	0	0	0	0	6	7	0.00	0.000																
62 Mauricio Cabrera, R (8, 1) ERA: 2.87	1.0	H	4	0	0	0	1	1	0	0	0	0	0	8	17	0.00	1.000																	
53 Jim Johnson, R (9, 1) ERA: 4.1	1.0	S	5	1	0	0	1	1	0	0	0	0	0	11	18	0.00	2.000																	

Philadelphia Phillies @ Atlanta Braves
Turner Field, Atlanta, GA
Fri Jul 29 2016, 7:38 PM - 10:20 PM EDT
Att: 27,732 - Partly Cloudy - 84 F

AB 31
R 1
H 5
RBI 0
BB 6
SO 6
LOB 14



Batter	1	2	3	4	5	6	7	8	9	AB	R	H	RBI	BB	SO	LOB	BOTTOM			
8 Jace Peterson, L (1, 7) OBP: 0.350, SLG: 0.382										3	1	0	0	1	1	3				
7 Gordon Beckham, R (1, 4) OBP: 0.335, SLG: 0.405										4	0	1	1	0	1	0				
5 Freddie Freeman, L (1, 3) OBP: 0.367, SLG: 0.518										4	0	1	0	0	0	2				
22 Nick Markakis, L (1, 9) OBP: 0.345, SLG: 0.371										3	0	3	1	1	0	0				
13 Adonis García, R (1, 5) OBP: 0.303, SLG: 0.392									4	0	0	0	0	0	6					
11 Ender Inciarte, L (1, 8) OBP: 0.306, SLG: 0.313										4	0	1	0	0	1	2				
15 A.J. Pierzynski, L (1, 2) OBP: 0.235, SLG: 0.288										3	0	1	0	0	1	1				
1 Erick Aybar, S (1, 6) OBP: 0.283, SLG: 0.272										1	0	0	0	0	1	2				
61 Tyrell Jenkins, R (1, 1) ERA: 3.32	6.0	L	26	7	2	2	5	2	0	0	0	0	0	0	0	0	0			
61 Edubray Ramos, R (7, 1) ERA: 4.2	1.0		3	1	0	0	0	0	0	0	0	0	0	0	0	0				
50 Héctor Neris, R (8, 1) ERA: 2.52	1.0		4	1	0	0	1	0	0	0	0	0	0	0	0	0				
Inning Stats	R: 0 E: 0 K: 1 S: 5	H: 0 LOB: 0 BB: 0 P: 6	R: 0 E: 0 K: 0 S: 8	H: 1 LOB: 1 BB: 0 P: 11	R: 2 E: 0 K: 0 S: 16	H: 3 LOB: 2 BB: 1 P: 30	R: 0 E: 0 K: 2 S: 16	H: 2 LOB: 2 BB: 0 P: 21	R: 0 E: 0 K: 0 S: 6	H: 0 LOB: 0 BB: 0 P: 15	R: 0 E: 0 K: 2 S: 8	H: 0 LOB: 1 BB: 1 P: 8	R: 0 E: 0 K: 1 S: 12	H: 1 LOB: 1 BB: 0 P: 16	R: 0 E: 0 K: 1 S: 12	H: 1 LOB: 1 BB: 0 P: 16	1B: 7 2B: 2 3B: 0 HR: 0	SF: 0 SAC: 1 DP: 1 HBP: 0	WP: 0 PB: 0 SB: 0 CS: 1	PA: 33
PITCHER	IP WLS BF H R ER SO BB IBB HBP BLK WP HR S P ERA WHIP																			
28 Vince Velasquez, R (1, 1) ERA: 3.32	6.0	L	26	7	2	2	5	2	0	0	0	0	0	0	0	0	0			
61 Edubray Ramos, R (7, 1) ERA: 4.2	1.0		3	1	0	0	0	0	0	0	0	0	0	0	0	0				
50 Héctor Neris, R (8, 1) ERA: 2.52	1.0		4	1	0	0	1	0	0	0	0	0	0	0	0	0				

Philadelphia Phillies @ Atlanta Braves
Turner Field, Atlanta, GA
Fri Jul 29 2016, 7:38 PM - 10:20 PM EDT
Att: 27,732 - Partly Cloudy - 84 F

AB 30
R 2
H 9
RBI 2
BB 2
SO 6
LOB 18



Batter	1	2	3	4	5	6	7	8	9	10	AB	R	H	RBI	BB	SO	LOB	TOP			
2 Denard Span, L OBP: 0.337, SLG: 0.363	(1,8) B FF 92 2-2 C FF 93 T CH 90 F SI 92 X FF 95		X SI 90 0-0 G4-3		C CU 81 1-2 B FF 94 F FF 94 X FF 95			B FF 88 1-1 C SI 93 X FF 90		F FF 94 2-2 B SI 87 F FF 95 X FF 95	4	2	3	2	0	0	0				
16 Angel Pagan, S OBP: 0.328, SLG: 0.425	(1,7) 1 SAFE B SI 89 D CH 90 D FF 93 C FF 92 1 SAFE B SI 91	4-1 35 1B	B FF 92 4-2 B SI 91 B FF 94 F CH 88 F SI 93 B FF 95		C SI 89 3-3 D CU 83 B SL 86 B FF 95 B FF 94			1 SAFE B CH 89 1 SAFE X CH 89	1-0 35 1B	B SI 88 2-3 F FF 96 C CH 86 S CU 81	3	0	1	0	2	2	1				
8 Hunter Pence, R OBP: 0.372, SLG: 0.470	(1,9) B SL 83 2-2 C SL 83 T CH 90 X FF 94	2-2 F8	B SI 91 1-3 C SI 91 1 SAFE S FF 95		F FF 92 0-1 X SL 95			S CH 89 1-3 C CH 89 B CH 89 S CH 81	1-3 10 FC4 1B	C CU 81 0-1 C CU 81	5	0	1	0	0	2	5				
35 Brandon Crawford, L OBP: 0.337, SLG: 0.428	(1,6) C SI 91 1-2 B SL 83 C CU 83 F FF 94 1 SAFE X CU 80	1-2 1B	S SI 91 2-3 C CH 88 B SL 83 F FF 94 X FF 95		F FF 88 0-1 B SI 91 B SI 91 X SL 86			X FF 88 0-0	G3	C CU 82 0-1 X FF 94	5	0	1	1	0	1	3				
9 Brandon Belt, L OBP: 0.355, SLG: 0.481	(1,3) B CH 88 2-3 C CU 83 T CH 90 B FF 95 S FF 95	2-3 K	C SI 81 1-1 C CH 90 X SL 86		F FF 88 2-3 B SI 91 B SI 91 S FF 92			S CH 81 0-1 X SL 82	L8		4	0	0	0	0	2	5				
21 Conor Gillaspie, L OBP: 0.301, SLG: 0.413	(1,5) C CU 80 0-1 X CU 80	0-1 L3	C CH 87 1-3 B CH 90 C CH 97 S SI 94		F FF 93 2-1 C FF 92 C CH 88 X CH 88			X CU 83 0-0	G6-3		2	0	0	0	0	1	2				
10 Eduardo Núñez, R OBP: 0.320, SLG: 0.428	(6, PH) (6, 5)										2	0	0	0	0	0	1				
12 Joe Panik, L OBP: 0.305, SLG: 0.380	(1,4) B CH 89 2-2 C FF 92 B FF 93 C CH 89 X FF 93	2-2 F8	C CU 77 1-2 B CH 85 F FF 93 X FF 95		C SI 91 2-2 B SI 91 B SI 91 T SL 90			B CH 87 3-2 B FF 95 C SI 91 F FF 94 B SL 82 B FF 95 X FF 95	G5-3		4	1	1	0	0	1	0				
Trevor Brown, R OBP: 0.316, SLG: 0.425	(1,2)		S SL 83 3-2 B SI 93 C FF 94 B FF 94 B CU 84 X SL 84		B SL 83 4-1 B FF 92 C FF 92 B FF 91			B FF 91 2-3 F FF 92 C SL 82 C SL 83		B CU 83 2-0 B FF 95 X FF 95	3	0	1	0	1	1	0				
45 Matt Moore, L OBP: 0.286, SLG: 0.290	(7, PH)		B FF 94 1-3 C FF 92 C FF 92 S CU 80		B CH 89 2-1 B FF 92 C FF 92 X FF 91			B CU 73 1-3 C SI 93 C SI 94		D CH 88 2-0 B FF 94 X FF 94	1	0	0	0	0	1	0				
1 Elías Ávila, R OBP: 0.348, SLG: 0.349	(7, 1)										0	0	0	0	0	0	0				
60 Hunter Strickland, R ERA: 2.74	(7, 1)										0	0	0	0	0	0	0				
64 Derek Law, R ERA: 2.16	(8, 1)										0	0	0	0	0	0	0				
13 Will Smith, L ERA: 4.24	(8, 1)										0	0	0	0	0	0	0				
54 Sergio Romo, R ERA: 4.2	(8, 1)										0	0	0	0	0	0	0				
46 Santiago Casilla, R ERA: 4.74	(10, 1)										0	0	0	0	0	0	0				
Inning Stats	R: 1 E: 0 K: 1 S: 17	H: 2 LOB: 2 BB: 1 P: 28	R: 0 E: 0 K: 1 S: 10	H: 0 LOB: 0 BB: 0 P: 16	R: 0 E: 0 K: 1 S: 7	H: 0 LOB: 1 BB: 1 P: 12	R: 0 E: 0 K: 2 S: 10	H: 0 LOB: 0 BB: 0 P: 14	R: 1 E: 0 K: 1 S: 9	H: 1 LOB: 1 BB: 1 P: 23	R: 0 E: 0 K: 3 S: 9	H: 0 LOB: 0 BB: 0 P: 14	R: 0 E: 0 K: 1 S: 10	H: 2 LOB: 2 BB: 0 P: 13	R: 0 E: 0 K: 0 S: 7	H: 1 LOB: 1 BB: 0 P: 14	R: 1 E: 0 K: 1 S: 10	H: 1 LOB: 0 BB: 0 P: 14	1B: 7 2B: 1 3B: 0 HR: 1	SF: 1 SAC: 1 DP: 1 HBP: 0	WP: 0 PA: 40 PB: 0 SB: 0 CS: 1
PITCHER	IP 5.0	WLS 20	BF 3	H 2	R 2	ER 2	SO 6	BB 3	IBB 0	HBP 0	BLK 0	WP 0	HR 0	S 9	P 13	ERA 3.60	WHIP 1.200				
28 Vince Velasquez, R ERA: 3.33	(1, 1)																				
59 Elvis Aráujo, L ERA: 5.03	(8, 1)																				
31 Michael Mariot, R ERA: 4.83	(7, 1)																				
34 Brett Oberholtzer, L ERA: 4.83	(8, 1)																				
52 Severino González, R ERA: 4.74	(8, 1)																				

San Francisco Giants @ Philadelphia Phillies
Citizens Bank Park, Philadelphia, PA
Thu Aug 04 2016, 1:10 PM - 4:38 PM EDT
Att. 30,229 - Partly Cloudy - 83 F

AB 35
R 3
H 8
RBI 3
BB 3
SO 12
LOB 18



Batter	1	2	3	4	5	6	7	8	9	10	AB	R	H	RBI	BB	SO	LOB	BOTTOM			
16 César Hernández, S OBP: 0.351, SLG: 0.378	(1,4) B FF 92 4-2 C FF 93 F FF 93 C FF 92 B FF 95		F FF 93 2-3 B FF 93 F KC 82 F FF 95 B FF 95 S KC 82		C FF 94 2-3 B KC 84 F KC 83 F KC 82 B FF 95 C KC 84		B SI 95 2-2 B FF 97 B FF 97 F FF 98 B FF 94 T FF 98		X CU 76 0-0			4	1	1	0	1	3	0			
23 Aaron Altherr, R OBP: 0.394, SLG: 0.519	(1,8) B FF 93 2-1 C FF 91 X FF 93	2-1 51 FC3-6 2B	C FF 95 0-2 F KC 82 X KC 81		B FF 92 4-2 B FF 95 S FF 94 B KC 83 D KC 84		C FF 97 4-2 B CU 89 C CU 85 B SI 98 F FF 98 B FF 98 B CU 86		1 SAFE B SI 98 1 SAFE B FF 97	3-1 23 CS 1B	3	0	1	1	2	0	0				
7 Maikel Franco, R OBP: 0.307, SLG: 0.453	(1,5) B KC 83 1-1 B FF 94 X KC 82	1-1 G5-3	B KC 83 3-1 B FF 94 B FF 93 X FF 94		F FF 94 1-1 B FF 94 B KC 83		0 CU 87 2-1 1 SAFE F SI 98 1 SAFE B FF 99 X SI 97			F SI 95 0-3 C KC 82 S KC 83	5	0	0	0	0	1	3				
19 Tommy Joseph, R OBP: 0.304, SLG: 0.502	(1,3) B FF 93 4-1 B FC 86 G KC 83 B FF 94	4-1 51 FC3-6 BB		B FF 94 4-1 B FF 93 B FF 94 B FF 93		B KC 82 4-0 B FF 94 B FF 93 B FF 90		B SI 97 1-1 B SI 98 X CU 86		B KC 81 1-0 X SI 93	2	1	0	0	3	0	1				
51 Carlos Ruiz, R OBP: 0.354, SLG: 0.348	(1,2) B FF 95 1-0 X FF 95	1-0 FC3-6 41 S 2B	B FF 93 3-1 B KC 83 B FF 94 X FF 94		F FF 94 1-1 B KC 84 X FF 93			B FF 92 3-2 B SL 84 C FF 93 C FF 93 X FF 95	L9		4	0	0	0	0	0	4				
41 Jimmy Paredes, S OBP: 0.248, SLG: 0.380	(1,9) C FF 94 1-2 F KC 84 F FF 95 B FF 95 X KC 84	1-2 G5-3	C FF 94 0-3 B KC 84 F FF 94 X KC 84		C FF 95 2-2 B FF 95 S KC 84 X KC 83			S SL 84 0-3 F FF 95 S CU 76	K		4	0	1	0	0	2	3				
2 Tyler Goeddel, R OBP: 0.256, SLG: 0.324	(1,7) C FF 92 1-2 B FF 94 X FF 94	1-2 G6-3			B FF 94 4-0 B FF 93 B FF 92			X FF 95 0-0		X FF 96 0-0	3	0	1	0	1	0	0				
52 Severino González, R	(8, 1)										0	0	0	0	0	0	0				
13 Freddy Galvis, S OBP: 0.257, SLG: 0.349	(1,6)										4	0	0	1	0	2	4				
28 Vince Velasquez, R OBP: 0.242, SLG: 0.280	(11, 1)										1	0	0	0	0	1	0				
25 Cody Asche, R ERA: 2.74	(8, PH)										0	0	0	0	0	0	0				
59 Elvis Aráujo, L ERA: 5.03	(8, 1)										0	0	0	0	0	0	0				
21 Taylor Featherston, R OBP: 0.305, SLG: 0.195	(8, PH)										0	0	0	0	0	0	0				
31 Michael Mariot, R ERA: 4.83	(7, 1)										0	0	0	0	0	0	0				
34 Brett Oberholtzer, L ERA: 4.83	(8, 1)										0	0	0	0	0	0	0				
37 Odalis Herrera, L OBP: 0.365, SLG: 0.417	(8, 8)										0	0	0	0	0	0	0				
Inning Stats	R: 1 E: 0 K: 0 S: 13	H: 1 LOB: 2 BB: 2 P: 26	R: 0 E: 0 K: 2 S: 10	H: 0 LOB: 0 BB: 0 P: 12	R: 0 E: 0 K: 1 S: 9	H: 0 LOB: 0 BB: 0 P: 14	R: 0 E: 0 K: 2 S: 10	H: 0 LOB: 2 BB: 2 P: 21	R: 0 E: 0 K: 1 S: 10	H: 0 LOB: 1 BB: 1 P: 17	R: 1 E: 0 K: 1 S: 11	H: 2 LOB: 2 BB: 1 P: 18	R: 0 E: 0 K: 1 S: 14	H: 0 LOB: 1 BB: 1 P: 23	R: 0 E: 0 K: 1 S: 7	H: 1 LOB: 0 BB: 0 P: 15	R: 0 E: 0 K: 1 S: 6	H: 0 LOB: 0 BB: 0 P: 7	1B: 3 2B: 1 3B: 0 HR: 0	SF: 0 SAC: 0 DP: 0 HBP: 0	WP: 0 PA: 41 PB: 0 SB: 2 CS: 1
PITCHER	IP 6.0	WLS 27	BF 3	H 2	R 2	ER 2	SO 7	BB 6	IBB 0	HBP 0	BLK 0	WP 0	HR 0	S 10	P 18	ERA 3.00	WHIP 1.500				
45 Matt Moore, L ERA: 4.04	(11, 1)																				
60 Hunter Strickland, R ERA: 2.74	(7, 1)																				
64 Derek Law, R ERA: 2.16	(8, 1)																				
13 Will Smith, L ERA: 4.24	(8, 1)																				
54 Sergio Romo, R ERA: 4.2	(8, 1)																				

San Francisco Giants @ Philadelphia Phillies
Citizens Bank Park, Philadelphia, PA
Thu Aug 04 2016, 1:10 PM - 4:38 PM EDT
Att. 30,229 - Partly Cloudy - 83 F

AB 33
R 2
H 4
RBI 2
BB 7
SO 11
LOB 17



Batter	1	2	3	4	5	6	7	8	9	AB	R	H	RBI	BB	SO	LOB	TOP					
16 César Hernández, S (1,4) OBP: 0.349, SLG: 0.374										5	1	1	0	0	1	0	Philadelphia Phillies @ San Diego Padres Petco Park, San Diego, CA Sun Aug 07 2016, 1:41 PM - 4:54 PM PDT Att: 32,710 - Sunny - 75 F					
37 Odibel Herrera, L (1,8) OBP: 0.366, SLG: 0.423										5	1	3	2	0	1	1						
7 Maikel Franco, R (1,5) OBP: 0.304, SLG: 0.443										4	0	0	0	1	0	3						
6 Ryan Howard, L (1,3) OBP: 0.238, SLG: 0.419										3	1	1	0	0	1	1						
19 Tommy Joseph, R (7,PH) OBP: 0.307, SLG: 0.498										1	0	1	1	0	0	0						
23 Aaron Altherr, R (1,9) OBP: 0.362, SLG: 0.463										5	0	2	0	0	2	4						
25 Cody Asche, L (1,7) OBP: 0.282, SLG: 0.365										3	0	0	0	0	2	2						
2 Tyler Goeddel, R (7,PH) OBP: 0.247, SLG: 0.314										2	0	0	0	0	1	5						
51 Carlos Ruiz, R (1,2) OBP: 0.363, SLG: 0.359										4	1	3	1	0	0	0						
13 Freddy Galvis, S (1,6) OBP: 0.256, SLG: 0.354										4	1	2	0	0	1	1						
48 Jerad Eickhoff, R (1,1) OBP: 0.205, SLG: 0.256										3	1	1	1	0	0	3						
61 Edubray Ramos, R (7,1) OBP: 0.200, SLG: 0.677										0	0	0	0	0	0	0						
21 Taylor Featherston, R (8,PH) OBP: 0.271, SLG: 0.339										1	0	0	0	0	0	0						
50 Héctor Neris, R (8,1) OBP: 0.341, SLG: 0.360										0	0	0	0	0	0	0						
46 Jeanmar Gómez, R (9,1) OBP: 0.339, SLG: 0.267										0	0	0	0	0	0	0						
Inning Stats	R: 1 E: 1 K: 1 S: 9	H: 1 LOB: 1 BB: 0 P: 16	R: 0 E: 0 K: 1 S: 9	H: 2 LOB: 1 BB: 0 P: 13	R: 0 E: 0 K: 1 S: 9	H: 0 LOB: 0 BB: 0 P: 16	R: 4 E: 1 K: 0 S: 20	H: 7 LOB: 2 BB: 0 P: 31	R: 0 E: 0 K: 2 S: 12	H: 1 LOB: 0 BB: 0 P: 17	R: 0 E: 0 K: 1 S: 6	H: 1 LOB: 0 BB: 0 P: 9	R: 1 E: 1 K: 2 S: 13	H: 2 LOB: 2 BB: 0 P: 21	R: 0 E: 0 K: 0 S: 7	H: 0 LOB: 0 BB: 0 P: 10	R: 0 E: 0 K: 1 S: 14	H: 1 LOB: 3 BB: 1 P: 27	1B: 11 2B: 2 3B: 0 HR: 1	SF: 0 SAC: 0 DP: 3 HBP: 1	WP: 0 PB: 0 SB: 1 CS: 0	PA: 42
PITCHER	IP WLS BF H R ER SO BB IBB HBP BLK WP HR S P ERA WHIP																					
55 Jarred Cosart, R (1,1) ERA: 5.79	5.0	24	10	5	5	5	0	0	0	0	0	0	0	1	59	93	9.00	2.000				
23 Carlos Villanueva, R (6,1) ERA: 5.61	1.0	3	1	0	0	1	0	0	0	0	0	0	0	0	6	9	0.00	1.000				
52 Brad Hand, L (7,1) ERA: 2.95	1.0	L 6	2	1	0	2	0	0	0	0	0	0	0	0	13	21	0.00	2.000				
62 José Domínguez, R (8,1) ERA: 2.87	1.1	7	1	0	0	0	1	0	1	0	0	0	0	15	27	0.00	1.500					
40 Ryan Buchter, L (9,1) ERA: 2.72	0.2	2	0	0	0	1	0	0	0	0	0	0	0	6	10	0.00	0.000					

Batter	1	2	3	4	5	6	7	8	9	AB	R	H	RBI	BB	SO	LOB	BOTTOM					
16 Travis Jankowski, L (1,8) OBP: 0.373, SLG: 0.339										4	1	1	1	0	1	1	Philadelphia Phillies @ San Diego Padres Petco Park, San Diego, CA Sun Aug 07 2016, 1:41 PM - 4:54 PM PDT Att: 32,710 - Sunny - 75 F					
4 Wil Myers, R (1,3) OBP: 0.358, SLG: 0.500										4	1	1	0	0	2	1						
26 Yangervis Solarte, S (1,5) OBP: 0.358, SLG: 0.498										4	0	0	0	0	1	2						
40 Ryan Buchter, L (9,1) OBP: 0.333, SLG: 0.578										3	1	1	2	0	1	0						
11 Ryan Schimpf, L (1,4) OBP: 0.338, SLG: 0.546										4	1	1	2	0	0	0						
12 Christian Bethancourt, R (1,9) OBP: 0.286, SLG: 0.417										3	0	0	0	0	2	0						
52 Brad Hand, L (7,1) ERA: 3.2										0	0	0	0	0	0	0						
62 José Domínguez, R (8,1) OBP: 0.341, SLG: 0.360										0	0	0	0	0	0	0						
39 Brett Wallace, L (9,5) OBP: 0.341, SLG: 0.360										1	0	0	0	0	1	0						
3 Derek Norris, R (1,2) OBP: 0.256, SLG: 0.351										2	1	1	0	1	1	0						
13 José Rondón, R (1,6) OBP: 0.174, SLG: 0.136										2	0	0	0	1	0	1						
55 Jarred Cosart, R (1,1) OBP: 0.143, SLG: 0.143										0	0	0	0	0	0	0						
10 Alexei Ramírez, R (6,PH) OBP: 0.271, SLG: 0.339										1	0	0	0	0	0	0						
23 Carlos Villanueva, R (6,1) ERA: 2.5										0	0	0	0	0	0	0						
32 Jabari Blash, R (7,9) OBP: 0.339, SLG: 0.267										1	0	0	0	0	2							
Inning Stats	R: 0 E: 0 K: 1 S: 8	H: 0 LOB: 0 BB: 0 P: 15	R: 0 E: 0 K: 2 S: 11	H: 0 LOB: 0 BB: 0 P: 14	R: 1 E: 1 K: 0 S: 9	H: 1 LOB: 1 BB: 0 P: 15	R: 1 E: 0 K: 1 S: 12	H: 1 LOB: 0 BB: 0 P: 17	R: 0 E: 0 K: 1 S: 9	H: 0 LOB: 0 BB: 0 P: 11	R: 3 E: 0 K: 0 S: 15	H: 3 LOB: 0 BB: 0 P: 26	R: 0 E: 0 K: 0 S: 6	H: 0 LOB: 2 BB: 2 P: 14	R: 0 E: 0 K: 3 S: 11	H: 0 LOB: 0 BB: 0 P: 17	R: 0 E: 0 K: 1 S: 8	H: 0 LOB: 0 BB: 0 P: 10	1B: 3 2B: 0 3B: 1 HR: 2	SF: 1 SAC: 1 DP: 0 HBP: 0	WP: 0 PB: 0 SB: 0 CS: 0	PA: 33
PITCHER	IP WLS BF H R ER SO BB IBB HBP BLK WP HR S P ERA WHIP																					
48 Jerad Eickhoff, R (1,1) ERA: 3.78	6.0	W 24	5	5	4	5	0	0	0	0	0	0	0	6	98	6.00	0.833					
61 Edubray Ramos, R (7,1) ERA: 3.2	1.0	H 3	0	0	0	0	2	0	0	0	0	0	0	6	14	0.00	2.000					
50 Héctor Neris, R (8,1) ERA: 2.5	1.0	H 3	0	0	0	3	0	0	0	0	0	0	0	11	17	0.00	0.000					
46 Jeanmar Gómez, R (9,1) ERA: 2.61	1.0	S 3	0	0	0	1	0	0	0	0	0	0	0	8	10	0.00	0.000					

Batter	1	2	3	4	5	6	7	8	9	AB	R	H	RBI	BB	SO	LOB	TOP					
16 César Hernández, S (1.4) OBP: 0.345, SLG: 0.373										4	0	0	0	1	0	3	Philadelphia Phillies @ Los Angeles Dodgers Dodger Stadium, Los Angeles, CA Tue Aug 09 2016, 7:11 PM - 10:26 PM PDT Att. 42,859 - Clear - 75 F					
37 Odúbel Herrera, L (1.8) 30 David Hernández, R (7.1)										4	0	1	0	0	2	3						
7 Maikel Franco, R (1.5) OBP: 0.305, SLG: 0.442										4	0	2	0	0	0	2						
6 Ryan Howard, L (1.3) OBP: 0.235, SLG: 0.413										4	0	0	0	0	1	4						
29 Cameron Rupp, R (1.2) OBP: 0.329, SLG: 0.491										3	1	0	0	1	2	2						
23 Aaron Altherr, R (1.9) OBP: 0.329, SLG: 0.469										4	1	1	2	0	1	0						
13 Freddy Galvis, S (1.6) 59 Elvis Araujo, L (6.1)										3	1	2	1	0	0	0						
41 Jimmy Paredes, S (7.9) OBP: 0.250, SLG: 0.383										1	0	1	0	0	0	0						
25 Cody Asche, L (1.7) 2 Tyler Goeddel, R (9. PH)										3	0	1	0	0	0	1						
28 Vince Velasquez, R (1.1) 57 Luis García, R (5.1)										2	0	0	0	0	2	1						
21 Taylor Featherston, R (6.4) OBP: 0.222, SLG: 0.125										2	0	1	0	0	0	1						
Inning Stats	R: 0 E: 0 K: 0 S: 7	H: 0 LOB: 0 BB: 0 P: 14	R: 2 E: 0 K: 1 S: 19	H: 2 LOB: 1 BB: 1 P: 32	R: 0 E: 0 K: 1 S: 15	H: 1 LOB: 2 BB: 1 P: 23	R: 1 E: 0 K: 2 S: 15	H: 1 LOB: 0 BB: 0 P: 20	R: 0 E: 0 K: 0 S: 9	H: 0 LOB: 1 BB: 0 P: 15	R: 0 E: 0 K: 1 S: 7	H: 0 LOB: 2 BB: 0 P: 10	R: 0 E: 0 K: 2 S: 12	H: 2 LOB: 2 BB: 0 P: 21	R: 0 E: 0 K: 2 S: 8	H: 0 LOB: 0 BB: 0 P: 10	R: 0 E: 0 K: 1 S: 11	H: 1 LOB: 1 BB: 0 P: 18	1B: 7 2B: 0 3B: 0 HR: 2	SF: 0 SAC: 0 DP: 1 HBP: 0	WP: 0 PB: 0 SB: 2 CS: 0	PA: 37
PITCHER	IP WLS BF H R ER SO BB IBB HBP BLK WP HR S P ERA WHIP	5.0 W 22 6 3 3 4 2 0 0 0 0 2 65 104 5.40 1.600	2.0 8 2 0 0 2 0 0 0 0 0 0 19 31 0.00 1.000	1.0 3 0 0 0 2 0 0 0 0 0 0 8 10 0.00 0.000	1.0 4 1 0 0 1 0 0 0 0 0 0 11 18 0.00 1.000											IP WLS BF H R ER SO BB IBB HBP BLK WP HR S P ERA WHIP						

Batter	1	2	3	4	5	6	7	8	9	AB	R	H	RBI	BB	SO	LOB	BOTTOM					
26 Chase Utley, L (1.4) OBP: 0.328, SLG: 0.380										5	1	2	0	0	2	1	Philadelphia Phillies @ Los Angeles Dodgers Dodger Stadium, Los Angeles, CA Tue Aug 09 2016, 7:11 PM - 10:26 PM PDT Att. 42,859 - Clear - 75 F					
5 Corey Seager, L (1.6) OBP: 0.357, SLG: 0.531										5	0	2	1	0	2	1						
10 Justin Turner, R (1.5) OBP: 0.343, SLG: 0.505										5	1	2	2	0	2	3						
11 Josh Reddick, L (1.9) OBP: 0.346, SLG: 0.411										4	0	0	0	0	2	3						
23 Adrián González, L (1.3) OBP: 0.368, SLG: 0.424										4	2	2	0	0	0	2						
9 Yasmani Grandal, S (1.2) OBP: 0.355, SLG: 0.492										3	1	1	2	1	1	1						
31 Joc Pederson, L (1.8) OBP: 0.337, SLG: 0.482										2	2	1	1	2	0	1						
47 Howie Kendrick, R (1.7) OBP: 0.326, SLG: 0.385										4	1	2	3	0	0	2						
18 Kenta Maeda, R (1.1) 25 Rob Segedin, R (5. PH) 58 Jesse Chavez, R (6.1) 14 Enrique Hernández, R (7. PH) 75 Grant Dayton, L (8.1) 56 J.P. Howell, L (9.1)										2	1	1	0	0	0	0						
Inning Stats	R: 0 E: 0 K: 3 S: 11	H: 1 LOB: 1 BB: 0 P: 18	R: 4 E: 0 K: 1 S: 15	H: 5 LOB: 1 BB: 0 P: 25	R: 2 E: 0 K: 1 S: 12	H: 2 LOB: 0 BB: 1 P: 21	R: 2 E: 0 K: 0 S: 11	H: 2 LOB: 0 BB: 0 P: 16	R: 1 E: 0 K: 2 S: 13	H: 1 LOB: 1 BB: 1 P: 23	R: 0 E: 0 K: 1 S: 5	H: 2 LOB: 2 BB: 0 P: 21	R: 0 E: 0 K: 1 S: 7	H: 0 LOB: 1 BB: 1 P: 14	R: 0 E: 0 K: 2 S: 9	H: 0 LOB: 0 BB: 0 P: 14		R: 0 E: 0 K: 1 S: 11	H: 0 LOB: 0 BB: 0 P: 18	1B: 6 2B: 4 3B: 0 HR: 3	SF: 0 SAC: 0 DP: 1 HBP: 0	WP: 0 PB: 0 SB: 0 CS: 0
PITCHER	IP WLS BF H R ER SO BB IBB HBP BLK WP HR S P ERA WHIP	4.2 L 26 11 9 9 6 2 0 0 0 0 0 3 59 100 17.36 2.786	0.2 4 2 0 0 2 0 0 0 0 0 0 14 18 0.00 3.000	1.0 4 0 0 0 0 1 0 0 0 0 0 7 14 0.00 1.000	1.2 5 0 0 0 3 0 0 0 0 0 0 13 20 0.00 0.000											IP WLS BF H R ER SO BB IBB HBP BLK WP HR S P ERA WHIP						

Batter	1	2	3	4	5	6	7	8	9	AB	R	H	RBI	BB	SO	LOB	TOP				
16 César Hernández, S (1.4) OBP: 0.344, SLG: 0.370										5	0	1	0	0	3	3					
23 Aaron Altherr, R (1.8) OBP: 0.326, SLG: 0.463										5	0	1	0	0	2	2					
7 Maikel Franco, R (1.5) OBP: 0.302, SLG: 0.438										4	0	0	0	0	0	3					
19 Tommy Joseph, R (1.3) OBP: 0.301, SLG: 0.498										4	0	0	0	0	2	0					
51 Carlos Ruiz, R (1.2) OBP: 0.372, SLG: 0.361										2	2	1	0	2	0	0					
41 Jimmy Paredes, S (1.9) OBP: 0.250, SLG: 0.373										3	1	0	0	1	1	2					
2 Tyler Goeddel, R (1.7) 37 Odúbel Herrera, L (9. PH) OBP: 0.363, SLG: 0.418										2	0	0	0	1	2	3	AB 33				
13 Freddy Galvis, S (1.6) OBP: 0.261, SLG: 0.367										3	2	1	3	1	0	1	R 6				
56 Jeremy Hellickson, R (1.1) 59 Elvis Araujo, L (6.1) 21 Taylor Featherston, R (7. PH) 61 Eudibray Ramos, R (7.1) 50 Héctor Neris, R (7.1) 6 Ryan Howard, L (9. PH) 46 Jeanmar Gómez, R (9.1)										2	0	0	0	0	0	0	H 7				
Inning Stats	R: 0 E: 0 K: 1 S: 6	H: 1 LOB: 0 BB: 0 P: 7	R: 0 E: 0 K: 1 S: 11	H: 0 LOB: 1 BB: 1 P: 20	R: 0 E: 0 K: 1 S: 14	H: 2 LOB: 2 BB: 0 P: 19	R: 0 E: 0 K: 0 S: 7	H: 0 LOB: 0 BB: 0 P: 9	R: 0 E: 0 K: 2 S: 16	H: 0 LOB: 1 BB: 0 P: 22	R: 0 E: 0 K: 1 S: 7	H: 0 LOB: 0 BB: 0 P: 12	R: 3 E: 0 K: 2 S: 20	H: 2 LOB: 0 BB: 1 P: 31	R: 0 E: 0 K: 2 S: 9	H: 0 LOB: 0 BB: 0 P: 11	R: 3 E: 0 K: 2 S: 19	H: 2 LOB: 2 BB: 2 P: 31	1B: 4 2B: 2 3B: 0 HR: 1	SF: 0 SAC: 0 DP: 1 HBP: 0	WP: 0 PA: 38
PITCHER	IP WLS BF H R ER SO BB IBB HBP BLK WP HR S P ERA WHIP																	PITCHER	IP WLS BF H R ER SO BB IBB HBP BLK WP HR S P ERA WHIP		
29 Scott Kazmir, L (1.1) ERA: 4.44	6.0 L 24 4 2 2 6 3 0 0 0 0 0 0 65 100 3.00 1.167																				
75 Grant Dayton, L (7.1) ERA: 1.5	1.0 B 4 1 1 1 2 0 0 0 0 0 0 1 16 20 9.00 1.000																				
46 Josh Fields, R (8.1) ERA: 5.49	1.0 3 0 0 0 2 0 0 0 0 0 0 0 9 11 0.00 0.000																				
74 Kenley Jansen, R (9.1) ERA: 1.81	0.2 6 2 3 3 2 1 1 0 0 0 0 0 16 28 40.50 4.500																				
71 Josh Ravin, R (9.1) ERA:	0.1 1 0 0 0 0 0 0 0 0 0 0 0 3 3 0.00 0.000																				

Philadelphia Phillies @ Los Angeles Dodgers
Dodger Stadium, Los Angeles, CA
Wed Aug 10 2016, 12:10 PM - 3:27 PM PDT
Att: 41,098 - Sunny - 81 F

AB	33
R	6
H	7
RBI	6
BB	5
SO	12
LOB	15



Batter	1	2	3	4	5	6	7	8	9	AB	R	H	RBI	BB	SO	LOB	BOTTOM				
26 Chase Utley, L (1.4) OBP: 0.326, SLG: 0.375										4	0	0	0	1	2	1					
11 Josh Reddick, L (1.9) OBP: 0.346, SLG: 0.411										5	1	2	0	0	0	2					
5 Corey Seager, L (1.6) OBP: 0.360, SLG: 0.534										3	0	2	0	0	0	0					
23 Adrián González, L (1.3) OBP: 0.367, SLG: 0.425										4	0	1	1	0	1	3					
9 Yasmani Grandal, S (1.2) OBP: 0.354, SLG: 0.487										3	0	0	0	1	2	4					
31 Joc Pederson, L (1.8) OBP: 0.336, SLG: 0.477										3	0	0	0	1	1	2					
47 Howie Kendrick, R (1.7) OBP: 0.328, SLG: 0.390										4	1	2	0	0	1	3	AB 34				
25 Rob Segedin, R (1.5) OBP: 0.273, SLG: 0.400										4	0	1	1	0	1	1	R 2				
29 Scott Kazmir, L (1.1) ERA: 3.65	5.0 19 3 1 0 0 0 0 0 0 0 0 0 45 71 1.80 0.800																				
59 Elvis Araujo, L (6.1) ERA: 5.19	1.0 W 4 1 0 0 0 0 0 0 1 0 0 0 11 17 0.00 1.000																				
61 Eudibray Ramos, R (7.1) ERA: 0.56	0.2 H 4 2 1 1 2 0 0 0 0 0 0 0 16 23 13.50 3.000																				
50 Héctor Neris, R (7.1) ERA: 2.44	1.1 H 6 1 0 0 1 1 1 0 0 0 0 0 16 25 0.00 1.500																				
46 Jeanmar Gómez, R (9.1) ERA: 2.56	1.0 5 1 0 0 1 1 0 0 0 0 0 0 9 19 0.00 2.000																				
Inning Stats	R: 1 E: 0 K: 3 S: 18	H: 3 LOB: 3 BB: 1 P: 31	R: 0 E: 0 K: 1 S: 9	H: 0 LOB: 0 BB: 0 P: 13	R: 0 E: 0 K: 0 S: 3	H: 0 LOB: 0 BB: 0 P: 6	R: 0 E: 0 K: 1 S: 6	H: 0 LOB: 0 BB: 0 P: 9	R: 0 E: 0 K: 2 S: 9	H: 1 LOB: 1 BB: 0 P: 12	R: 0 E: 0 K: 0 S: 11	H: 0 LOB: 0 BB: 0 P: 17	R: 1 E: 0 K: 2 S: 20	H: 2 LOB: 1 BB: 0 P: 28	R: 0 E: 0 K: 1 S: 12	H: 1 LOB: 2 BB: 1 P: 20	R: 0 E: 0 K: 1 S: 9	H: 1 LOB: 2 BB: 1 P: 19	1B: 5 2B: 3 3B: 0 HR: 0	SF: 0 SAC: 0 DP: 0 HBP: 1	WP: 0 PA: 39
PITCHER	IP WLS BF H R ER SO BB IBB HBP BLK WP HR S P ERA WHIP																	PITCHER	IP WLS BF H R ER SO BB IBB HBP BLK WP HR S P ERA WHIP		
58 Jeremy Hellickson, R (1.1) ERA: 3.65	5.0 19 3 1 0 0 0 0 0 0 0 0 0 45 71 1.80 0.800																				

Philadelphia Phillies @ Los Angeles Dodgers
Dodger Stadium, Los Angeles, CA
Wed Aug 10 2016, 12:10 PM - 3:27 PM PDT
Att: 41,098 - Sunny - 81 F

AB	34
R	2
H	8
RBI	2
BB	3
SO	11
LOB	18



Batter	1	2	3	4	5	6	7	8	9	AB	R	H	RBI	BB	SO	LOB	TOP										
19 Charlie Blackmon, L (1.8) OBP: 0.371, SLG: 0.523	G4-3		HR				HR		HR	4	3	3	3	1	0	0	Colorado Rockies @ Philadelphia Phillies Citizens Bank Park, Philadelphia, PA Fri Aug 12 2016, 7:43 PM - 11:07 PM EDT Att: 23,600 - Cloudy - 88 F										
9 DJ LeMahieu, R (1.4) OBP: 0.401, SLG: 0.474	L7		G5-3				BB		HR	4	1	2	1	1	0	0											
28 Nolan Arenado, R (1.5) OBP: 0.357, SLG: 0.564	K		F9				BB		HR	4	0	0	1	0	1	1											
26 David Dahl, L (1.7) OBP: 0.373, SLG: 0.563		K	K				BB		K	4	1	0	0	0	3	2											
8 Gerardo Parra, L (1.9) OBP: 0.266, SLG: 0.401		1B					P5		K	4	0	1	0	0	1	0											
4 Nick Hundley, R (1.2) OBP: 0.314, SLG: 0.391	E3						1B		1B	4	0	2	1	0	0	1											
10 Ben Paulsen, L (1.3) OBP: 0.288, SLG: 0.362									K	3	0	0	0	0	1	3											
61 Matt Carastii, R (6.1)									K	0	0	0	0	0	0	0											
6 Ryan Raburn, R (8.7PH) OBP: 0.313, SLG: 0.415									K	1	0	0	0	0	1	1											
24 Jordan Lyles, R (8.1)									K	0	0	0	0	0	0	0											
3 Daniel Descalso, L (1.6) OBP: 0.403, SLG: 0.400									G6-3	3	1	0	0	1	1	3											
55 Jon Gray, R (1.1) OBP: 0.152, SLG: 0.125									K	1	0	0	0	0	1	2											
45 Scott Oberg, R (5.1)									K	0	0	0	0	0	0	0											
18 Cristhian Adames, S (6.6) OBP: 0.284, SLG: 0.255									K	2	0	0	0	0	2	0											
Inning Stats	R: 0 H: 0 E: 0 K: 1 S: 8	H: 0 LOB: 0 BB: 0 P: 13	R: 1 H: 1 E: 1 K: 4 S: 16	H: 1 LOB: 2 BB: 0 P: 29	R: 1 H: 1 E: 0 K: 1 S: 9	H: 1 LOB: 0 BB: 0 P: 14	R: 0 H: 0 E: 0 K: 0 S: 4	H: 0 LOB: 0 BB: 0 P: 6	R: 1 H: 0 E: 0 K: 0 S: 12	H: 0 LOB: 2 BB: 3 P: 25	R: 0 H: 1 E: 0 K: 0 S: 10	H: 1 LOB: 1 BB: 0 P: 16	R: 1 H: 2 E: 0 K: 3 S: 11	H: 2 LOB: 0 BB: 0 P: 14	R: 2 H: 2 E: 0 K: 1 S: 19	H: 2 LOB: 0 BB: 0 P: 26	1B: 4 2B: 0 3B: 0 HR: 4	SF: 1 SAC: 1 DP: 1 HBP: 0	WP: 1 PB: 0 SB: 0 CS: 0	PA: 39							
PITCHER	IP	WLS	BF	H	R	ER	SO	BB	IBB	HBP	BLK	WP	HR	S	P	ERA	WHIP										
44 Jake Thompson, R (1.1) ERA: 8.68	5.0	W	22	2	3	3	6	3	0	0	0	1	1	49	87	5.40	1.000										
59 Elvis Araujo, L (6.1)	1.0		4	1	0	0	0	0	0	0	0	0	0	10	16	0.00	1.000										
61 Edubray Ramos, R (7.1) ERA: 3.8	1.0		4	2	1	1	1	0	0	0	0	0	1	12	16	9.00	2.000										
50 Héctor Neris, R (8.1) ERA: 2.4	1.0		4	1	0	0	3	0	0	0	0	0	0	11	14	0.00	1.000										
30 David Hernandez, R (9.1) ERA: 4.33	1.0		5	2	2	2	1	0	0	0	0	0	2	19	26	18.00	2.000										

Batter	1	2	3	4	5	6	7	8	9	AB	R	H	RBI	BB	SO	LOB	BOTTOM										
16 César Hernández, S (1.4) OBP: 0.347, SLG: 0.377	3B		BB					G5-3		4	2	2	0	1	1	0	Colorado Rockies @ Philadelphia Phillies Citizens Bank Park, Philadelphia, PA Fri Aug 12 2016, 7:43 PM - 11:07 PM EDT Att: 23,600 - Cloudy - 88 F										
37 Odúbel Herrera, L (1.8) OBP: 0.366, SLG: 0.418	2B		K				E3	G5-3		3	2	1	1	2	1	2											
23 Aaron Altherr, R (1.7) OBP: 0.333, SLG: 0.458	K		F8				BB	G5-3		5	1	2	1	0	1	2											
7 Maikel Franco, R (1.5) OBP: 0.299, SLG: 0.432	K		K				1B	E6		5	1	0	0	0	3	6											
6 Ryan Howard, L (1.3) OBP: 0.244, SLG: 0.435	G4-3		G4-3				HR	1B		5	2	3	5	0	0	1											
29 Cameron Rupp, R (1.2) OBP: 0.330, SLG: 0.489							K	K		5	0	2	0	0	3	2											
13 Freddy Galvis, S (1.6) OBP: 0.283, SLG: 0.365		FC4-6					K	K		2	1	0	0	2	1	1											
17 Peter Bourjos, R (1.9) OBP: 0.292, SLG: 0.387		E9					BB	G4-6-3		3	1	1	0	1	0	2											
44 Jake Thompson, R (1.1) ERA: 4.55										2	0	0	0	0	0	3											
59 Elvis Araujo, L (6.1)										0	0	0	0	0	0	0											
21 Taylor Featherston, R (6.7PH) OBP: 0.226, SLG: 0.119										1	0	0	0	0	0	0											
61 Edubray Ramos, R (7.1)										0	0	0	0	0	0	0											
41 Jimmy Paredes, S (7.7PH) OBP: 0.246, SLG: 0.320										1	0	0	0	0	0	1											
50 Héctor Neris, R (8.1)										0	0	0	0	0	0	0											
30 David Hernandez, R (9.1)										0	0	0	0	0	0	0											
Inning Stats	R: 1 H: 2 E: 0 K: 2 S: 22	H: 2 LOB: 1 BB: 0 P: 29	R: 2 H: 2 E: 1 K: 1 S: 17	H: 2 LOB: 1 BB: 1 P: 25	R: 0 H: 0 E: 0 K: 1 S: 7	H: 0 LOB: 0 BB: 0 P: 10	R: 0 H: 0 E: 0 K: 1 S: 15	H: 0 LOB: 1 BB: 2 P: 25	R: 4 H: 2 E: 0 K: 3 S: 21	H: 2 LOB: 0 BB: 1 P: 29	R: 1 H: 2 E: 0 K: 1 S: 11	H: 2 LOB: 2 BB: 0 P: 16	R: 1 H: 2 E: 1 K: 1 S: 9	H: 1 LOB: 1 BB: 1 P: 16	R: 1 H: 1 E: 1 K: 1 S: 14	H: 1 LOB: 2 BB: 1 P: 22	1B: 8 2B: 1 3B: 1 HR: 1	SF: 0 SAC: 0 DP: 2 HBP: 0	WP: 1 PB: 0 SB: 2 CS: 0	PA: 42							
PITCHER	IP	WLS	BF	H	R	ER	SO	BB	IBB	HBP	BLK	WP	HR	S	P	ERA	WHIP										
55 Jon Gray, R (1.1) ERA: 4.55	4.1	L	23	6	7	6	6	4	0	0	0	0	0	6	7	0.00	0.000										
45 Scott Oberg, R (5.1)	0.2		2	0	0	0	2	0	0	0	0	0	0	6	7	0.00	0.000										
61 Matt Carastii, R (6.1) ERA: 4.5	2.0		11	4	2	1	2	1	0	0	0	0	0	20	32	4.50	2.500										
24 Jordan Lyles, R (8.1) ERA: 5.71	1.0		6	1	1	0	1	1	0	0	0	0	0	14	22	0.00	2.000										

Batter	1	2	3	4	5	6	7	8	9	AB	R	H	RBI	BB	SO	LOB	TOP					
19 Charlie Blackmon, L (1.8) OBP: 0.372, SLG: 0.520										4	0	1	0	0	3	0	Colorado Rockies @ Philadelphia Phillies Citizens Bank Park, Philadelphia, PA Sat Aug 13 2016, 7:10 PM - 10:28 PM EDT Att: 23,203 - Partly Cloudy - 93 F					
9 DJ LeMahieu, R (1.4) OBP: 0.405, SLG: 0.477										4	0	3	0	1	0	2						
5 Carlos González, L (1.9) OBP: 0.372, SLG: 0.569										5	0	2	0	0	1	4						
28 Nolan Arenado, R (1.5) OBP: 0.354, SLG: 0.557										5	0	0	0	0	1	4						
26 David Dahl, L (1.7) OBP: 0.375, SLG: 0.579										5	1	2	0	0	2	2						
3 Daniel Descalso, L (1.6) OBP: 0.405, SLG: 0.425										4	1	2	2	0	0	1						
10 Ben Paulsen, L (1.3) OBP: 0.273, SLG: 0.342										4	0	0	0	0	1	2						
14 Tony Wolters, L (1.2) OBP: 0.339, SLG: 0.377										3	1	2	1	1	1	1						
44 Tyler Anderson, L (1.1) OBP: 0.154, SLG: 0.208										1	0	0	0	0	0	2						
52 Chris Rusin, L (4.1) OBP: 0.154, SLG: 0.231										2	0	1	0	0	0	1						
54 Carlos Estévez, R (7.1) OBP: 0.265, SLG: 0.400										0	0	0	0	0	0	1						
8 Gerardo Parra, L (8. PH) OBP: 0.265, SLG: 0.400										1	0	0	0	0	0	1						
51 Jake McGee, L (8.1) OBP: 0.265, SLG: 0.400										0	0	0	0	0	0	0						
Inning Stats	R: 0 E: 0 K: 1 S: 11	H: 2 LOB: 1 BB: 0 P: 18	R: 0 E: 0 K: 0 S: 14	H: 1 LOB: 2 BB: 1 P: 23	R: 0 E: 0 K: 2 S: 8	H: 1 LOB: 1 BB: 0 P: 10	R: 0 E: 0 K: 0 S: 5	H: 0 LOB: 0 BB: 0 P: 7	R: 0 E: 0 K: 0 S: 7	H: 2 LOB: 3 BB: 1 P: 14	R: 3 E: 0 K: 0 S: 16	H: 4 LOB: 2 BB: 0 P: 31	R: 0 E: 0 K: 1 S: 6	H: 0 LOB: 0 BB: 0 P: 10	R: 0 E: 0 K: 2 S: 13	H: 1 LOB: 1 BB: 0 P: 18	R: 0 E: 0 K: 3 S: 14	H: 2 LOB: 2 BB: 0 P: 19	1B: 7 2B: 4 3B: 1 HR: 2	SF: 0 SAC: 0 DP: 2 HBP: 1	WP: 0 PB: 0 SB: 1 CS: 1	PA: 41
PITCHER	IP WLS BF H R ER SO BB IBB HBP BLK WP HR S P ERA WHIP																					
48 Jerad Eickhoff, R (1.1) ERA: 3.82	5.2 W 27 10 3 3 3 2 0 0 0 0 2 58 94 4.76 2.118																					
57 Luis García, R (6.1) ERA: 7.27	0.1 H 2 0 0 0 0 0 0 0 1 0 0 0 3 9 0.00 0.000																					
31 Michael Mariot, R (7.1) ERA: 2.25	1.0 H 3 0 0 0 1 0 0 0 0 0 0 6 10 0.00 0.000																					
61 Edubray Ramos, R (8.1) ERA: 3.63	1.0 H 4 1 0 0 2 0 0 0 0 0 0 13 18 0.00 1.000																					
46 Jeanmar Gómez, R (9.1) ERA: 2.52	1.0 S 5 2 0 0 3 0 0 0 0 0 0 0 14 19 0.00 2.000																					

Batter	1	2	3	4	5	6	7	8	9	AB	R	H	RBI	BB	SO	LOB	BOTTOM			
16 César Hernández, S (1.4) OBP: 0.348, SLG: 0.378										4	2	2	0	0	0	2	Colorado Rockies @ Philadelphia Phillies Citizens Bank Park, Philadelphia, PA Sat Aug 13 2016, 7:10 PM - 10:28 PM EDT Att: 23,203 - Partly Cloudy - 93 F			
17 Peter Bourjos, R (1.9) OBP: 0.295, SLG: 0.385										2	1	0	0	1	0	1				
23 Aaron Altherr, R (1.8) OBP: 0.343, SLG: 0.452										3	0	1	1	1	2	2				
19 Tommy Joseph, R (1.3) OBP: 0.300, SLG: 0.493										2	1	0	1	1	1	2				
7 Maikel Franco, R (1.5) OBP: 0.301, SLG: 0.439										3	2	1	3	0	0	2				
51 Carlos Ruiz, R (1.2) OBP: 0.381, SLG: 0.369										2	0	1	0	2	0	0				
2 Tyler Goeddel, R (1.7) OBP: 0.245, SLG: 0.304										3	0	0	0	0	0	3				
31 Michael Mariot, R (7.1) ERA: 4.18										0	0	0	0	0	0	0				
61 Edubray Ramos, R (8.1) OBP: 0.193, SLG: 0.195										1	0	0	0	0	1	1				
21 Taylor Featherston, R (8. PH) OBP: 0.193, SLG: 0.195										0	0	0	0	0	0	0				
46 Jeanmar Gómez, R (9.1) ERA: 2.52										0	0	0	0	0	0	0				
13 Freddy Galvis, S (1.6) OBP: 0.263, SLG: 0.364										4	0	1	1	0	0	2				
48 Jerad Eickhoff, R (1.1) OBP: 0.196, SLG: 0.244										2	0	0	0	0	0	2				
57 Luis García, R (6.1) ERA: 4.18										0	0	0	0	0	0	0				
37 Odúbel Herrera, L (7.8) OBP: 0.364, SLG: 0.416										2	0	0	0	0	2	1				
Inning Stats	R: 3 E: 0 K: 1 S: 16	H: 2 LOB: 0 BB: 1 P: 25	R: 0 E: 0 K: 0 S: 11	H: 0 LOB: 0 BB: 0 P: 15	R: 0 E: 0 K: 1 S: 10	H: 0 LOB: 1 BB: 1 P: 16	R: 1 E: 0 K: 0 S: 7	H: 1 LOB: 2 BB: 1 P: 17	R: 0 E: 0 K: 1 S: 9	H: 0 LOB: 1 BB: 1 P: 18	R: 0 E: 0 K: 0 S: 7	H: 0 LOB: 0 BB: 1 P: 12	R: 2 E: 0 K: 1 S: 14	H: 2 LOB: 1 BB: 0 P: 19	R: 0 E: 0 K: 2 S: 12	H: 1 LOB: 1 BB: 0 P: 16	1B: 4 2B: 1 3B: 0 HR: 1	SF: 1 SAC: 0 DP: 1 HBP: 2	WP: 0 PB: 0 SB: 1 CS: 0	PA: 36
PITCHER	IP WLS BF H R ER SO BB IBB HBP BLK WP HR S P ERA WHIP																			
44 Tyler Anderson, L (1.1) ERA: 3.42	3.0 L 14 2 4 4 2 2 0 0 1 0 0 0 37 57 12.00 1.333																			
52 Chris Rusin, L (4.1) ERA: 4.18	3.0 1 0 0 1 3 0 0 0 0 0 0 23 46 0.00 1.333																			
54 Carlos Estévez, R (7.1) ERA: 5.36	1.0 6 2 2 2 1 0 0 1 0 0 0 14 19 18.00 2.000																			
51 Jake McGee, L (8.1) ERA: 4.84	1.0 4 1 0 0 2 0 0 0 0 0 0 12 16 0.00 1.000																			

AB	38
R	3
H	13
RBI	3
BB	2
SO	9
LOB	20



Batter	1	2	3	4	5	6	7	8	9	AB	R	H	RBI	BB	SO	LOB	TOP				
19 Charlie Blackmon, L (1, 8) OBP: 0.383, SLG: 0.538										5	3	3	2	0	0	0					
9 DJ LeMahieu, R (1, 4) OBP: 0.405, SLG: 0.477										4	1	1	1	1	0	1					
28 Nolan Arenado, R (1, 5) OBP: 0.354, SLG: 0.556										5	0	2	0	0	1	1					
6 Ryan Raburn, R (1, 3) 3 Daniel Descalso, L (4, 3) OBP: 0.315, SLG: 0.413 OBP: 0.398, SLG: 0.416										1	0	0	0	1	0	1					
26 David Dahl, L (1, 7) OBP: 0.388, SLG: 0.570										3	1	1	0	2	0	1					
4 Nick Hundley, R (1, 2) OBP: 0.320, SLG: 0.396										5	0	3	2	0	0	3					
8 Gerardo Parra, L (1, 9) OBP: 0.289, SLG: 0.396										5	0	1	0	0	0	5					
18 Cristhian Adames, S (1, 6) OBP: 0.289, SLG: 0.257										3	0	1	1	0	1	2					
32 Tyler Chatwood, R (1, 1) 24 Jordan Lyles, R (5, 1) 5 Carlos González, L (6, PH) 51 Jake McGee, L (6, 1) 45 Scott Oberg, R (7, 1) 10 Ben Paulsen, L (8, PH) 54 Carlos Estévez, R (8, 1) OBP: 0.178, SLG: 0.140 OBP: 0.327, SLG: 0.198 OBP: 0.299, SLG: 0.339										2	0	0	0	0	1	2					
Inning Stats	R: 0 H: 0 E: 1 K: 0 S: 10	H: 0 LOB: 0 BB: 0 P: 15	R: 0 H: 1 E: 0 K: 0 S: 15	H: 1 LOB: 2 BB: 1 P: 24	R: 1 H: 2 E: 0 K: 0 S: 10	H: 2 LOB: 1 BB: 0 P: 13	R: 1 H: 3 E: 0 K: 1 S: 14	H: 3 LOB: 1 BB: 0 P: 19	R: 1 H: 1 E: 0 K: 1 S: 15	H: 1 LOB: 2 BB: 0 P: 22	R: 0 H: 1 E: 0 K: 1 S: 11	H: 1 LOB: 2 BB: 0 P: 21	R: 1 H: 2 E: 0 K: 1 S: 16	H: 2 LOB: 1 BB: 1 P: 28	R: 0 H: 0 E: 0 K: 2 S: 7	H: 0 LOB: 0 BB: 0 P: 9	R: 2 H: 2 E: 0 K: 0 S: 13	H: 2 LOB: 2 BB: 2 P: 25	1B: 8 2B: 2 3B: 0 HR: 2	SF: 0 SAC: 0 DP: 0 HBP: 1	WP: 0 PA: 43 PB: 0 CS: 2 SB: 0
PITCHER	IP WLS BF H R ER SO BB IBB HBP BLK WP HR S P ERA WHIP	IP WLS BF H R ER SO BB IBB HBP BLK WP HR S P ERA WHIP	IP WLS BF H R ER SO BB IBB HBP BLK WP HR S P ERA WHIP	IP WLS BF H R ER SO BB IBB HBP BLK WP HR S P ERA WHIP	IP WLS BF H R ER SO BB IBB HBP BLK WP HR S P ERA WHIP	IP WLS BF H R ER SO BB IBB HBP BLK WP HR S P ERA WHIP	IP WLS BF H R ER SO BB IBB HBP BLK WP HR S P ERA WHIP	IP WLS BF H R ER SO BB IBB HBP BLK WP HR S P ERA WHIP	IP WLS BF H R ER SO BB IBB HBP BLK WP HR S P ERA WHIP	IP WLS BF H R ER SO BB IBB HBP BLK WP HR S P ERA WHIP	IP WLS BF H R ER SO BB IBB HBP BLK WP HR S P ERA WHIP	IP WLS BF H R ER SO BB IBB HBP BLK WP HR S P ERA WHIP	IP WLS BF H R ER SO BB IBB HBP BLK WP HR S P ERA WHIP	IP WLS BF H R ER SO BB IBB HBP BLK WP HR S P ERA WHIP	IP WLS BF H R ER SO BB IBB HBP BLK WP HR S P ERA WHIP	IP WLS BF H R ER SO BB IBB HBP BLK WP HR S P ERA WHIP	IP WLS BF H R ER SO BB IBB HBP BLK WP HR S P ERA WHIP	IP WLS BF H R ER SO BB IBB HBP BLK WP HR S P ERA WHIP	IP WLS BF H R ER SO BB IBB HBP BLK WP HR S P ERA WHIP	IP WLS BF H R ER SO BB IBB HBP BLK WP HR S P ERA WHIP	IP WLS BF H R ER SO BB IBB HBP BLK WP HR S P ERA WHIP

Colorado Rockies @ Philadelphia Phillies
Citizens Bank Park, Philadelphia, PA
Sun Aug 14 2016, 1:40 PM - 5:11 PM EDT
Att: 20,068 - Partly Cloudy - 95 F

AB	38
R	6
H	12
RBI	6
BB	4
SO	6
LOB	21



Batter	1	2	3	4	5	6	7	8	9	AB	R	H	RBI	BB	SO	LOB	BOTTOM				
16 César Hernández, S (1, 4) OBP: 0.349, SLG: 0.377										4	0	1	1	1	1	1					
23 Aaron Altherr, R (1, 9) OBP: 0.333, SLG: 0.433										5	1	1	0	0	2	4					
7 Maikel Franco, R (1, 5) OBP: 0.302, SLG: 0.436										3	0	0	0	2	0	3					
6 Ryan Howard, L (1, 3) 46 Jeanmar Gómez, R (9, 1) OBP: 0.247, SLG: 0.432 OBP: 0.302, SLG: 0.436										4	1	1	0	1	1	3					
29 Cameron Rupp, R (1, 2) OBP: 0.331, SLG: 0.486										4	2	1	1	1	1	3					
37 Odúbel Herrera, L (1, 8) OBP: 0.365, SLG: 0.419 50 Héctor Neris, R (7, 1)										4	1	2	1	0	1	4					
19 Tommy Joseph, R (8, PH) OBP: 0.299, SLG: 0.491										4	1	1	1	1	1	5					
13 Freddy Galvis, S (1, 6) OBP: 0.264, SLG: 0.363										4	1	1	1	1	1	5					
41 Jimmy Paredes, S (1, 7) OBP: 0.264, SLG: 0.417										4	1	3	3	0	0	0					
39 Adam Morgan, L (1, 1) 52 Severino González, R (4, 1) 21 Taylor Featherston, R (5, PH) 30 David Hernandez, R (6, 1) 17 Peter Bourjos, R (7, 9) OBP: 0.056, SLG: 0.111 OBP: 0.322, SLG: 0.180 OBP: 0.294, SLG: 0.383										1	0	0	0	0	0	2					
Inning Stats	R: 0 H: 0 E: 0 K: 2 S: 9	H: 0 LOB: 0 BB: 0 P: 13	R: 1 H: 1 E: 1 K: 0 S: 10	H: 1 LOB: 1 BB: 1 P: 16	R: 1 H: 1 E: 2 K: 1 S: 12	H: 1 LOB: 2 BB: 1 P: 26	R: 1 H: 1 E: 0 K: 1 S: 15	H: 1 LOB: 2 BB: 1 P: 21	R: 1 H: 2 E: 0 K: 1 S: 10	H: 2 LOB: 0 BB: 0 P: 17	R: 0 H: 0 E: 1 K: 0 S: 9	H: 0 LOB: 1 BB: 0 P: 11	R: 0 H: 1 E: 0 K: 2 S: 15	H: 1 LOB: 2 BB: 1 P: 23	R: 0 H: 0 E: 0 K: 2 S: 15	H: 0 LOB: 2 BB: 1 P: 23	1B: 7 2B: 2 3B: 0 HR: 1	SF: 0 SAC: 0 DP: 0 HBP: 0	WP: 1 PA: 43 PB: 0 CS: 2 SB: 0		
PITCHER	IP WLS BF H R ER SO BB IBB HBP BLK WP HR S P ERA WHIP	IP WLS BF H R ER SO BB IBB HBP BLK WP HR S P ERA WHIP	IP WLS BF H R ER SO BB IBB HBP BLK WP HR S P ERA WHIP	IP WLS BF H R ER SO BB IBB HBP BLK WP HR S P ERA WHIP	IP WLS BF H R ER SO BB IBB HBP BLK WP HR S P ERA WHIP	IP WLS BF H R ER SO BB IBB HBP BLK WP HR S P ERA WHIP	IP WLS BF H R ER SO BB IBB HBP BLK WP HR S P ERA WHIP	IP WLS BF H R ER SO BB IBB HBP BLK WP HR S P ERA WHIP	IP WLS BF H R ER SO BB IBB HBP BLK WP HR S P ERA WHIP	IP WLS BF H R ER SO BB IBB HBP BLK WP HR S P ERA WHIP	IP WLS BF H R ER SO BB IBB HBP BLK WP HR S P ERA WHIP	IP WLS BF H R ER SO BB IBB HBP BLK WP HR S P ERA WHIP	IP WLS BF H R ER SO BB IBB HBP BLK WP HR S P ERA WHIP	IP WLS BF H R ER SO BB IBB HBP BLK WP HR S P ERA WHIP	IP WLS BF H R ER SO BB IBB HBP BLK WP HR S P ERA WHIP	IP WLS BF H R ER SO BB IBB HBP BLK WP HR S P ERA WHIP	IP WLS BF H R ER SO BB IBB HBP BLK WP HR S P ERA WHIP	IP WLS BF H R ER SO BB IBB HBP BLK WP HR S P ERA WHIP	IP WLS BF H R ER SO BB IBB HBP BLK WP HR S P ERA WHIP	IP WLS BF H R ER SO BB IBB HBP BLK WP HR S P ERA WHIP	IP WLS BF H R ER SO BB IBB HBP BLK WP HR S P ERA WHIP

Colorado Rockies @ Philadelphia Phillies
Citizens Bank Park, Philadelphia, PA
Sun Aug 14 2016, 1:40 PM - 5:11 PM EDT
Att: 20,068 - Partly Cloudy - 95 F

AB	37
R	7
H	10
RBI	7
BB	6
SO	8
LOB	29



Batter	1	2	3	4	5	6	7	8	9	AB	R	H	RBI	BB	SO	LOB	TOP								
26 Chase Utley, L OBP: 0.326, SLG: 0.391	G4-3		K		G3	K		FC5 5 WP		5	0	0	0	0	2	3	Los Angeles Dodgers @ Philadelphia Phillies Citizens Bank Park, Philadelphia, PA Wed Aug 17 2016, 7:06 PM - 10:29 PM EDT Att: 21,137 - Partly Cloudy - 88 F								
5 Corey Seager, L OBP: 0.382, SLG: 0.530	BB		K		1B		2B	G5-3		4	2	2	0	1	1	2									
10 Justin Turner, R OBP: 0.339, SLG: 0.502	L7			1B	HR		K2-3		F8	5	2	2	2	0	1	2									
11 Josh Reddick, L OBP: 0.343, SLG: 0.402	G4-3			1B	G4-3		G3		1B	4	1	1	0	1	0	2									
23 Adrián González, L OBP: 0.371, SLG: 0.438	G4-3			HR	BB		HR		K	4	2	2	5	1	1	1									
9 Yasmani Grandal, S OBP: 0.350, SLG: 0.482	L9			K	G1-3		G3		1B	5	0	1	0	0	1	1									
31 Joc Pederson, L OBP: 0.352, SLG: 0.513	1B			BB			1B		G4-3	4	0	3	0	1	0	2									
47 Howie Kendrick, R OBP: 0.338, SLG: 0.416	F9			K			F8		F8	4	0	0	0	0	1	4									
29 Scott Kazmir, L ERA: 4.24					F7		K		5 WP 26 FC5	3	0	0	0	0	1	2									
75 Grant Dayton, L ERA: 0.99										0	0	0	0	0	0	0									
55 Joe Blanton, R ERA: 2.54										0	0	0	0	0	0	0									
58 Jesse Chavez, R ERA: 4.56										0	0	0	0	1	0	0									
46 Josh Fields, R ERA: 6.14										0	0	0	0	0	0	0									
Inning Stats	R: 0 E: 0 K: 0 S: 7	H: 0 LOB: 1 BB: 1 P: 17	R: 0 E: 0 K: 0 S: 9	H: 1 LOB: 1 BB: 0 P: 17	R: 0 E: 0 K: 2 S: 7	H: 0 LOB: 0 BB: 0 P: 13	R: 3 E: 0 K: 2 S: 18	H: 2 LOB: 1 BB: 2 P: 32	R: 2 E: 0 K: 2 S: 14	H: 2 LOB: 1 BB: 0 P: 24	R: 0 E: 0 K: 2 S: 10	H: 1 LOB: 1 BB: 0 P: 12	R: 2 E: 0 K: 1 S: 10	H: 2 LOB: 0 BB: 0 P: 12	R: 0 E: 0 K: 0 S: 9	H: 1 LOB: 2 BB: 0 P: 17	R: 0 E: 0 K: 1 S: 12	H: 2 LOB: 0 BB: 0 P: 17	1B: 7 2B: 1 3B: 0 HR: 3	SF: 0 SAC: 0 DP: 0 HBP: 0	WP: 1 PB: 0 SB: 0 CS: 0	PA: 43			
PITCHER	IP WLS BF H R ER SO BB IBB HBP BLK WP HR S P ERA WHIP	IP WLS BF H R ER SO BB IBB HBP BLK WP HR S P ERA WHIP	IP WLS BF H R ER SO BB IBB HBP BLK WP HR S P ERA WHIP	IP WLS BF H R ER SO BB IBB HBP BLK WP HR S P ERA WHIP	IP WLS BF H R ER SO BB IBB HBP BLK WP HR S P ERA WHIP	IP WLS BF H R ER SO BB IBB HBP BLK WP HR S P ERA WHIP	IP WLS BF H R ER SO BB IBB HBP BLK WP HR S P ERA WHIP	IP WLS BF H R ER SO BB IBB HBP BLK WP HR S P ERA WHIP	IP WLS BF H R ER SO BB IBB HBP BLK WP HR S P ERA WHIP	IP WLS BF H R ER SO BB IBB HBP BLK WP HR S P ERA WHIP	IP WLS BF H R ER SO BB IBB HBP BLK WP HR S P ERA WHIP	IP WLS BF H R ER SO BB IBB HBP BLK WP HR S P ERA WHIP	IP WLS BF H R ER SO BB IBB HBP BLK WP HR S P ERA WHIP	IP WLS BF H R ER SO BB IBB HBP BLK WP HR S P ERA WHIP	IP WLS BF H R ER SO BB IBB HBP BLK WP HR S P ERA WHIP	IP WLS BF H R ER SO BB IBB HBP BLK WP HR S P ERA WHIP	IP WLS BF H R ER SO BB IBB HBP BLK WP HR S P ERA WHIP	IP WLS BF H R ER SO BB IBB HBP BLK WP HR S P ERA WHIP	IP WLS BF H R ER SO BB IBB HBP BLK WP HR S P ERA WHIP	IP WLS BF H R ER SO BB IBB HBP BLK WP HR S P ERA WHIP	IP WLS BF H R ER SO BB IBB HBP BLK WP HR S P ERA WHIP	IP WLS BF H R ER SO BB IBB HBP BLK WP HR S P ERA WHIP	IP WLS BF H R ER SO BB IBB HBP BLK WP HR S P ERA WHIP	IP WLS BF H R ER SO BB IBB HBP BLK WP HR S P ERA WHIP	IP WLS BF H R ER SO BB IBB HBP BLK WP HR S P ERA WHIP

AB	38
R	7
H	11
RBI	7
BB	5
SO	8
LOB	19



Batter	1	2	3	4	5	6	7	8	9	AB	R	H	RBI	BB	SO	LOB	BOTTOM								
16 César Hernández, S OBP: 0.355, SLG: 0.388	1B		G4-6-3		BB	F8		F7		4	0	2	0	1	0	3	Los Angeles Dodgers @ Philadelphia Phillies Citizens Bank Park, Philadelphia, PA Wed Aug 17 2016, 7:06 PM - 10:29 PM EDT Att: 21,137 - Partly Cloudy - 88 F								
37 Odbel Herrera, L OBP: 0.365, SLG: 0.416	L3		L8		BB	FC4		1B		4	0	1	0	1	1	2									
23 Aaron Altherr, R OBP: 0.313, SLG: 0.400	1B		G4-6-3		FC4		K		K	5	0	1	0	0	2	5									
19 Tommy Joseph, R OBP: 0.301, SLG: 0.509	F9		L4		HR		2B			4	1	2	1	0	0	1									
7 Maikel Franco, R OBP: 0.303, SLG: 0.433	BB		G4-3		G4-3		F9			3	1	1	0	1	0	1									
51 Carlos Ruiz, R OBP: 0.378, SLG: 0.366	L9		G5-3		G5-3		F9			4	0	1	0	0	0	1									
13 Freddy Galvis, S OBP: 0.266, SLG: 0.365	2B		G1-3		G1-3		K			4	0	2	1	0	1	0									
17 Peter Bourjos, R OBP: 0.290, SLG: 0.376	K		L8		F9		L8			4	0	1	0	0	1	4									
44 Jake Thompson, R ERA: 4.41			G5-3		L8		F8			1	0	0	0	0	0	1									
21 Vin Chiribella, R ERA: 0.99										1	0	0	0	0	0	0									
53 Frank Herrmann, L ERA: 2.54										0	0	0	0	0	0	0									
41 Jimmy Paredes, S ERA: 0.99										0	0	0	0	0	0	0									
61 Eubray Ramos, R ERA: 4.56										0	0	0	0	0	0	0									
30 David Hernandez, R ERA: 4.56										0	0	0	0	0	0	0									
52 Severino González, R ERA: 6.14										0	0	0	0	0	0	0									
21 Taylor Featherston, R ERA: 6.14										0	0	0	0	0	0	0									
Inning Stats	R: 0 E: 0 K: 0 S: 12	H: 2 LOB: 1 BB: 0 P: 17	R: 1 E: 0 K: 1 S: 10	H: 1 LOB: 1 BB: 1 P: 19	R: 0 E: 0 K: 0 S: 7	H: 1 LOB: 0 BB: 0 P: 12	R: 0 E: 0 K: 0 S: 6	H: 0 LOB: 0 BB: 0 P: 11	R: 0 E: 0 K: 0 S: 13	H: 1 LOB: 2 BB: 2 P: 26	R: 1 E: 0 K: 0 S: 18	H: 4 LOB: 3 BB: 0 P: 27	R: 0 E: 0 K: 2 S: 14	H: 1 LOB: 1 BB: 0 P: 15	R: 0 E: 0 K: 1 S: 11	H: 0 LOB: 0 BB: 0 P: 19	R: 0 E: 0 K: 1 S: 12	H: 1 LOB: 1 BB: 0 P: 18	1B: 8 2B: 3 3B: 0 HR: 1	SF: 0 SAC: 0 DP: 2 HBP: 0	WP: 0 PB: 0 SB: 0 CS: 0	PA: 39			
PITCHER	IP WLS BF H R ER SO BB IBB HBP BLK WP HR S P ERA WHIP	IP WLS BF H R ER SO BB IBB HBP BLK WP HR S P ERA WHIP	IP WLS BF H R ER SO BB IBB HBP BLK WP HR S P ERA WHIP	IP WLS BF H R ER SO BB IBB HBP BLK WP HR S P ERA WHIP	IP WLS BF H R ER SO BB IBB HBP BLK WP HR S P ERA WHIP	IP WLS BF H R ER SO BB IBB HBP BLK WP HR S P ERA WHIP	IP WLS BF H R ER SO BB IBB HBP BLK WP HR S P ERA WHIP	IP WLS BF H R ER SO BB IBB HBP BLK WP HR S P ERA WHIP	IP WLS BF H R ER SO BB IBB HBP BLK WP HR S P ERA WHIP	IP WLS BF H R ER SO BB IBB HBP BLK WP HR S P ERA WHIP	IP WLS BF H R ER SO BB IBB HBP BLK WP HR S P ERA WHIP	IP WLS BF H R ER SO BB IBB HBP BLK WP HR S P ERA WHIP	IP WLS BF H R ER SO BB IBB HBP BLK WP HR S P ERA WHIP	IP WLS BF H R ER SO BB IBB HBP BLK WP HR S P ERA WHIP	IP WLS BF H R ER SO BB IBB HBP BLK WP HR S P ERA WHIP	IP WLS BF H R ER SO BB IBB HBP BLK WP HR S P ERA WHIP	IP WLS BF H R ER SO BB IBB HBP BLK WP HR S P ERA WHIP	IP WLS BF H R ER SO BB IBB HBP BLK WP HR S P ERA WHIP	IP WLS BF H R ER SO BB IBB HBP BLK WP HR S P ERA WHIP	IP WLS BF H R ER SO BB IBB HBP BLK WP HR S P ERA WHIP	IP WLS BF H R ER SO BB IBB HBP BLK WP HR S P ERA WHIP	IP WLS BF H R ER SO BB IBB HBP BLK WP HR S P ERA WHIP	IP WLS BF H R ER SO BB IBB HBP BLK WP HR S P ERA WHIP	IP WLS BF H R ER SO BB IBB HBP BLK WP HR S P ERA WHIP	IP WLS BF H R ER SO BB IBB HBP BLK WP HR S P ERA WHIP

AB	36
R	2
H	11
RBI	2
BB	3
SO	5
LOB	22



Batter	1	2	3	4	5	6	7	8	9	10	11	AB	R	H	RBI	BB	SO	LOB	TOP					
28 Tommy Pham, R OBP: 0.351, SLG: 0.519												4	0	1	0	1	3	1						
55 Stephen Piscotty, R OBP: 0.347, SLG: 0.463												3	0	0	0	1	0	4						
13 Matt Carpenter, L OBP: 0.400, SLG: 0.533												5	0	0	0	0	2	3						
4 Yadier Molina, R OBP: 0.348, SLG: 0.390												5	0	1	0	0	0	3						
27 Jhonny Peralta, R OBP: 0.272, SLG: 0.411												5	2	1	0	0	0	1						
3 Jedd Gyorko, R OBP: 0.311, SLG: 0.490												5	1	2	2	0	0	1						
15 Randal Grichuk, R OBP: 0.288, SLG: 0.466												5	1	3	2	0	0	1						
16 Kolten Wong, L OBP: 0.329, SLG: 0.324												4	0	1	0	0	0	1						
26 Seungwhan Oh, R OBP: 0.343, SLG: 0.578												1	0	0	0	0	0	1						
61 Alex Reyes, R OBP: 0.352, SLG: 0.333												2	0	0	0	0	1	2						
Inning Stats	R: 0 E: 0 K: 2 S: 10	H: 0 LOB: 1 BB: 1 P: 20	R: 1 E: 0 K: 0 S: 9	H: 1 LOB: 0 BB: 0 P: 16	R: 0 E: 0 K: 1 S: 7	H: 1 LOB: 0 BB: 0 P: 9	R: 0 E: 0 K: 0 S: 7	H: 0 LOB: 0 BB: 0 P: 11	R: 0 E: 0 K: 0 S: 9	H: 2 LOB: 3 BB: 1 P: 16	R: 0 E: 0 K: 1 S: 8	H: 0 LOB: 0 BB: 0 P: 15	R: 0 E: 0 K: 1 S: 5	H: 0 LOB: 0 BB: 0 P: 5	R: 2 E: 0 K: 0 S: 16	H: 2 LOB: 0 BB: 0 P: 19	R: 0 E: 0 K: 2 S: 16	H: 0 LOB: 2 BB: 1 P: 26	R: 1 E: 0 K: 0 S: 12	H: 2 LOB: 1 BB: 0 P: 16	1B: 5 2B: 2 3B: 0 HR: 2	SF: 0 SAC: 0 DP: 1 HBP: 1	WP: 0 PB: 0 SB: 1 CS: 0	PA: 45
PITCHER	IP: 6.0 ERA: 6.21	WLS: 3 BF: 24	H: 5 R: 1 ER: 1 SO: 3	BB: 2 IBB: 0 HBP: 0 BLK: 0	WP: 0 HR: 1 S: 52 P: 91	ERA: 1.50 WHIP: 1.167	PITCHER	IP: 0.2 ERA: 3.68	WLS: 2 BF: 2	H: 0 R: 0 ER: 0 SO: 0	BB: 0 IBB: 0 HBP: 0 BLK: 0	WP: 0 HR: 0 S: 4 P: 5	ERA: 0.00 WHIP: 0.000											
39 Adam Morgan, L ERA: 6.21	1.0	H: 3	0	0	0	0	0	0	0	6	10	0.00	0.000											
61 Eudubray Ramos, R ERA: 4.07	1.0	H: 3	0	0	1	0	0	0	0	5	5	0.00	0.000											
50 Héctor Neris, R ERA: 2.27	1.0	H: 3	2	2	2	0	0	0	0	1	16	19.00	2.000											
46 Jeanmar Gómez, R ERA: 3.02	1.1	L: 8	2	1	1	2	1	0	1	0	0	24	37											
53 Frank Herrmann, R ERA: 9.86																								

St. Louis Cardinals @ Philadelphia Phillies
Citizens Bank Park, Philadelphia, PA
Fri Aug 19 2016, 7:10 PM - 11:03 PM EDT
Att: 20,627 - Cloudy - 87 F

AB	41
R	4
H	9
RBI	4
BB	3
SO	6
LOB	20

Batter	1	2	3	4	5	6	7	8	9	10	11	AB	R	H	RBI	BB	SO	LOB	BOTTOM							
37 Odúbel Herrera, L OBP: 0.365, SLG: 0.419												5	2	2	1	1	1	5								
13 Freddy Galvis, S OBP: 0.267, SLG: 0.373												5	1	2	2	0	1	5								
23 Aaron Altherr, R OBP: 0.315, SLG: 0.386												4	0	0	0	1	2	1								
31 Michael Mariot, R OBP: 0.252, SLG: 0.448												0	0	0	0	0	0	0								
7 Maikel Franco, R OBP: 0.304, SLG: 0.440												5	0	1	0	0	0	2								
6 Ryan Howard, L OBP: 0.303, SLG: 0.509												2	0	0	0	1	2	1								
19 Tommy Joseph, R OBP: 0.303, SLG: 0.509												2	0	1	0	0	1	0								
51 Carlos Ruiz, R OBP: 0.373, SLG: 0.361												5	0	1	0	0	2	1								
17 Peter Bourjos, R OBP: 0.294, SLG: 0.389												5	0	2	0	0	1	1								
15 Emmanuel Burriss, S OBP: 0.225, SLG: 0.222												3	0	1	0	1	1	1								
39 Adam Morgan, L ERA: 4.71	0.1	3	1	0	0	1	0	0	0	0	0	0	0	0	0	0	0	0								
30 Jonathan Broxton, R ERA: 4.0	0.2	3	1	0	0	2	0	0	0	0	0	0	0	0	0	0	0	0								
29 Zach Duke, L ERA: 2.4	1.0	4	2	0	0	2	0	0	0	0	0	11	17	0.00	2.000											
46 Kevin Siegrist, L ERA: 2.85	2.0	W: 8	1	0	0	2	0	1	0	0	0	13	22	0.00	0.500											
26 Seungwhan Oh, R ERA: 1.82																										
Inning Stats	R: 1 E: 0 K: 1 S: 12	H: 2 LOB: 1 BB: 0 P: 17	R: 0 E: 0 K: 2 S: 12	H: 1 LOB: 1 BB: 0 P: 19	R: 0 E: 0 K: 0 S: 8	H: 0 LOB: 0 BB: 0 P: 11	R: 0 E: 0 K: 1 S: 9	H: 0 LOB: 0 BB: 0 P: 16	R: 0 E: 0 K: 1 S: 8	H: 2 LOB: 3 BB: 0 P: 9	R: 2 E: 0 K: 0 S: 12	H: 2 LOB: 0 BB: 2 P: 28	R: 0 E: 0 K: 3 S: 15	H: 2 LOB: 3 BB: 1 P: 25	R: 0 E: 0 K: 2 S: 11	H: 1 LOB: 2 BB: 0 P: 17	R: 0 E: 0 K: 0 S: 5	H: 1 LOB: 2 BB: 1 P: 11	R: 0 E: 0 K: 2 S: 8	H: 0 LOB: 0 BB: 0 P: 11	R: 0 E: 0 K: 1 S: 14	H: 1 LOB: 2 BB: 1 P: 22	1B: 7 2B: 1 3B: 1 HR: 2	SF: 0 SAC: 1 DP: 1 HBP: 0	WP: 0 PB: 0 SB: 0 CS: 1	PA: 47
PITCHER	IP: 6.0 ERA: 4.71	WLS: 3 BF: 23	H: 5 R: 3 ER: 3 SO: 5	BB: 2 IBB: 0 HBP: 0 BLK: 0	WP: 0 HR: 2 S: 61 P: 100	ERA: 4.50 WHIP: 1.167	PITCHER	IP: 1.0 ERA: 1.0	WLS: 5 BF: 5	H: 1 R: 0 ER: 0 SO: 1	BB: 1 IBB: 0 HBP: 0 BLK: 0	WP: 0 HR: 0 S: 14 P: 22	ERA: 0.00 WHIP: 2.000													

St. Louis Cardinals @ Philadelphia Phillies
Citizens Bank Park, Philadelphia, PA
Fri Aug 19 2016, 7:10 PM - 11:03 PM EDT
Att: 20,627 - Cloudy - 87 F

AB	40
R	3
H	11
RBI	3
BB	5
SO	13
LOB	19

Batter	1	2	3	4	5	6	7	8	9	AB	R	H	RBI	BB	SO	LOB	TOP					
41 Jeremy Hazelbaker, L (1.7) OBP: 0.506, SLG: 0.497										4	1	1	2	0	2	1	St. Louis Cardinals @ Philadelphia Phillies Citizens Bank Park, Philadelphia, PA Sat Aug 20 2016, 7:10 PM - 10:05 PM EDT Att: 32,288 - Partly Cloudy - 85 F					
55 Stephen Piscotty, R (1.9) OBP: 0.346, SLG: 0.644										4	0	1	0	0	1	1						
13 Matt Carpenter, L (1.4) OBP: 0.404, SLG: 0.537										3	0	2	0	1	1							
37 Brandon Moss, L (1.3) OBP: 0.339, SLG: 0.570										4	0	0	0	0	3	4						
4 Yadier Molina, R (1.2) OBP: 0.345, SLG: 0.386										4	0	0	0	0	1	1						
27 Jhonny Peralta, R (1.5) OBP: 0.282, SLG: 0.419										4	0	3	0	0	1	1						
3 Jedd Gyorko, R (1.6) OBP: 0.307, SLG: 0.483										4	0	0	0	0	0	3						
15 Randal Grichuk, R (1.8) OBP: 0.286, SLG: 0.461										3	0	0	0	0	1	1						
62 Luke Weaver, R (1.1) OBP: 0.667, SLG: 0.667										2	1	2	0	0	0	0						
30 Jonathan Broxton, R (6.1)										0	0	0	0	0	0	0						
35 Grego Garcia, L (7.7PH) OBP: 0.351, SLG: 0.331										0	0	0	0	0	0	0						
29 Zach Duke, L (7.1)										0	0	0	0	0	0	0						
64 Sam Tuivailala, R (8.1)										0	0	0	0	0	0	0						
Inning Stats	R: 0 E: 0 K: 3 S: 10	H: 1 LOB: 1 BB: 0 P: 15	R: 0 E: 0 K: 0 S: 9	H: 1 LOB: 0 BB: 0 P: 13	R: 2 E: 0 K: 0 S: 13	H: 3 LOB: 1 BB: 0 P: 19	R: 0 E: 0 K: 2 S: 9	H: 1 LOB: 1 BB: 0 P: 10	R: 0 E: 0 K: 0 S: 4	H: 0 LOB: 0 BB: 0 P: 5	R: 0 E: 0 K: 2 S: 10	H: 0 LOB: 1 BB: 1 P: 19	R: 0 E: 0 K: 1 S: 12	H: 0 LOB: 0 BB: 0 P: 19	R: 0 E: 0 K: 3 S: 10	H: 1 LOB: 1 BB: 0 P: 16	R: 0 E: 0 K: 0 S: 12	H: 1 LOB: 0 BB: 0 P: 18	1B: 6 2B: 2 3B: 0 HR: 1	SF: 0 SAC: 0 DP: 3 HBP: 0	WP: 0 PB: 0 SB: 0 CS: 0	PA: 34
PITCHER	IP WLS BF H R ER SO BB IBB HBP BLK WP HR S P ERA WHIP	IP WLS BF H R ER SO BB IBB HBP BLK WP HR S P ERA WHIP	IP WLS BF H R ER SO BB IBB HBP BLK WP HR S P ERA WHIP	IP WLS BF H R ER SO BB IBB HBP BLK WP HR S P ERA WHIP	IP WLS BF H R ER SO BB IBB HBP BLK WP HR S P ERA WHIP	IP WLS BF H R ER SO BB IBB HBP BLK WP HR S P ERA WHIP	IP WLS BF H R ER SO BB IBB HBP BLK WP HR S P ERA WHIP	IP WLS BF H R ER SO BB IBB HBP BLK WP HR S P ERA WHIP	IP WLS BF H R ER SO BB IBB HBP BLK WP HR S P ERA WHIP	IP WLS BF H R ER SO BB IBB HBP BLK WP HR S P ERA WHIP	IP WLS BF H R ER SO BB IBB HBP BLK WP HR S P ERA WHIP	IP WLS BF H R ER SO BB IBB HBP BLK WP HR S P ERA WHIP	IP WLS BF H R ER SO BB IBB HBP BLK WP HR S P ERA WHIP	IP WLS BF H R ER SO BB IBB HBP BLK WP HR S P ERA WHIP	IP WLS BF H R ER SO BB IBB HBP BLK WP HR S P ERA WHIP	IP WLS BF H R ER SO BB IBB HBP BLK WP HR S P ERA WHIP	IP WLS BF H R ER SO BB IBB HBP BLK WP HR S P ERA WHIP					

AB 33
R 2
H 9
RBI 2
BB 1
SO 11
LOB 13



Batter	1	2	3	4	5	6	7	8	9	AB	R	H	RBI	BB	SO	LOB	BOTTOM			
16 César Hernández, S (1.4) OBP: 0.358, SLG: 0.400										4	2	3	1	0	1	0	St. Louis Cardinals @ Philadelphia Phillies Citizens Bank Park, Philadelphia, PA Sat Aug 20 2016, 7:10 PM - 10:05 PM EDT Att: 32,288 - Partly Cloudy - 85 F			
37 Odbel Herrera, L (1.8) OBP: 0.362, SLG: 0.415										4	0	0	0	0	2	3				
19 Tommy Joseph, R (1.3) OBP: 0.302, SLG: 0.504										4	0	1	0	0	1	1				
7 Maikel Franco, R (1.5) OBP: 0.305, SLG: 0.443										4	1	2	1	0	0	1				
29 Cameron Rupp, R (1.2) OBP: 0.331, SLG: 0.488										4	0	1	1	0	1	1				
23 Aaron Altherr, R (1.7) OBP: 0.313, SLG: 0.414										4	1	1	1	0	1	1				
13 Freddy Galvis, S (1.6) OBP: 0.287, SLG: 0.372										4	0	1	0	0	2	0				
17 Peter Bourjos, R (1.9) OBP: 0.294, SLG: 0.388										3	0	1	0	0	1	0				
58 Jeremy Hellickson, R (1.1) OBP: 0.205, SLG: 0.171										3	0	1	0	0	1	2				
50 Héctor Neris, R (8.1)										0	0	0	0	0	0	0				
46 Jeanmar Gómez, R (9.1)										0	0	0	0	0	0	0				
Inning Stats	R: 2 E: 0 K: 2 S: 22	H: 3 LOB: 1 BB: 0 P: 31	R: 0 E: 0 K: 3 S: 14	H: 2 LOB: 2 BB: 0 P: 22	R: 0 E: 0 K: 0 S: 5	H: 0 LOB: 0 BB: 0 P: 9	R: 0 E: 0 K: 0 S: 11	H: 2 LOB: 1 BB: 0 P: 18	R: 1 E: 0 K: 1 S: 13	H: 2 LOB: 1 BB: 0 P: 16	R: 1 E: 0 K: 2 S: 10	H: 1 LOB: 0 BB: 0 P: 15	R: 0 E: 0 K: 1 S: 7	H: 1 LOB: 0 BB: 0 P: 11	R: 0 E: 0 K: 1 S: 13	H: 0 LOB: 0 BB: 0 P: 16	1B: 7 2B: 2 3B: 0 HR: 2	SF: 0 SAC: 0 DP: 1 HBP: 0	WP: 0 PB: 0 SB: 0 CS: 0	PA: 34
PITCHER	IP WLS BF H R ER SO BB IBB HBP BLK WP HR S P ERA WHIP	IP WLS BF H R ER SO BB IBB HBP BLK WP HR S P ERA WHIP	IP WLS BF H R ER SO BB IBB HBP BLK WP HR S P ERA WHIP	IP WLS BF H R ER SO BB IBB HBP BLK WP HR S P ERA WHIP	IP WLS BF H R ER SO BB IBB HBP BLK WP HR S P ERA WHIP	IP WLS BF H R ER SO BB IBB HBP BLK WP HR S P ERA WHIP	IP WLS BF H R ER SO BB IBB HBP BLK WP HR S P ERA WHIP	IP WLS BF H R ER SO BB IBB HBP BLK WP HR S P ERA WHIP	IP WLS BF H R ER SO BB IBB HBP BLK WP HR S P ERA WHIP	IP WLS BF H R ER SO BB IBB HBP BLK WP HR S P ERA WHIP	IP WLS BF H R ER SO BB IBB HBP BLK WP HR S P ERA WHIP	IP WLS BF H R ER SO BB IBB HBP BLK WP HR S P ERA WHIP	IP WLS BF H R ER SO BB IBB HBP BLK WP HR S P ERA WHIP	IP WLS BF H R ER SO BB IBB HBP BLK WP HR S P ERA WHIP	IP WLS BF H R ER SO BB IBB HBP BLK WP HR S P ERA WHIP	IP WLS BF H R ER SO BB IBB HBP BLK WP HR S P ERA WHIP				

AB 34
R 4
H 11
RBI 4
BB 0
SO 10
LOB 9



Batter	1	2	3	4	5	6	7	8	9	AB	R	H	RBI	BB	SO	LOB	TOP					
35 Greg Garcia, L OBP: 0.352, SLG: 0.333										5	1	2	0	0	0	1						
55 Stephen Piscotty, R OBP: 0.349, SLG: 0.471										4	1	2	1	1	1	0						
13 Matt Carpenter, L OBP: 0.402, SLG: 0.532										3	0	0	0	1	1	0						
16 Kolten Wong, L OBP: 0.328, SLG: 0.323										1	0	0	0	0	0	2						
67 Matt Bowman, R OBP: 0.291, SLG: 0.430										0	0	0	0	0	0	0						
38 Jerome Williams, R OBP: 0.336, SLG: 0.576										4	1	1	2	0	0	0						
4 Yadier Molina, R OBP: 0.342, SLG: 0.382										4	0	0	0	0	0	2						
68 Alberto Rosario, R OBP: 0.296, SLG: 0.280										1	0	1	0	0	0	0						
27 Jhonny Peralta, R OBP: 0.291, SLG: 0.430										5	2	3	0	0	1	3						
3 Jedd Gyorko, R OBP: 0.309, SLG: 0.496										5	2	2	2	0	1	2						
15 Randal Grichuk, R OBP: 0.282, SLG: 0.455										4	1	0	0	0	4	3						
8 Mike Leake, R OBP: 0.213, SLG: 0.182										3	0	1	2	0	2	1						
41 Jeremy Hazelbaker, L OBP: 0.310, SLG: 0.519										1	1	1	2	0	0	0						
Inning Stats	R: 1 E: 0 K: 1 S: 14	H: 1 LOB: 2 BB: 2 P: 28	R: 0 E: 0 K: 2 S: 8	H: 0 LOB: 0 BB: 0 P: 11	R: 0 E: 0 K: 0 S: 7	H: 0 LOB: 0 BB: 0 P: 11	R: 3 E: 0 K: 1 S: 16	H: 4 LOB: 1 BB: 0 P: 28	R: 1 E: 0 K: 0 S: 8	H: 1 LOB: 0 BB: 0 P: 10	R: 0 E: 0 K: 3 S: 12	H: 1 LOB: 1 BB: 0 P: 18	R: 0 E: 0 K: 2 S: 8	H: 0 LOB: 0 BB: 0 P: 9	R: 4 E: 0 K: 1 S: 38	H: 5 LOB: 2 BB: 0 P: 49	R: 0 E: 0 K: 0 S: 10	H: 1 LOB: 1 BB: 0 P: 17	1B: 7 2B: 2 3B: 0 HR: 4	SF: 1 SAC: 0 DP: 0 HBP: 0	WP: 3 PB: 0 SB: 0 CS: 0	PA: 43
PITCHER	IP: 6.0 WLS: L BF: 27 H: 7 R: 0 ER: 5 SO: 7 BB: 2 IBB: 0 HBP: 0 BLK: 0 WP: 0 HR: 2 S: 65 P: 106 ERA: 7.50 WHIP: 1.500	IP: 1.0 WLS: L BF: 3 H: 0 R: 0 ER: 0 SO: 2 BB: 0 IBB: 0 HBP: 0 BLK: 0 WP: 0 HR: 0 S: 8 P: 9 ERA: 0.00 WHIP: 0.000	IP: 0.2 WLS: L BF: 6 H: 3 R: 4 ER: 4 SO: 1 BB: 0 IBB: 0 HBP: 0 BLK: 0 WP: 3 HR: 2 S: 26 P: 35 ERA: 54.00 WHIP: 4.500	IP: 1.1 WLS: L BF: 7 H: 3 R: 0 ER: 0 SO: 0 BB: 0 IBB: 0 HBP: 0 BLK: 0 WP: 0 HR: 0 S: 22 P: 31 ERA: 0.00 WHIP: 2.250											IP: 6.0 WLS: L BF: 27 H: 7 R: 0 ER: 5 SO: 7 BB: 2 IBB: 0 HBP: 0 BLK: 0 WP: 0 HR: 2 S: 65 P: 106 ERA: 7.50 WHIP: 1.500	IP: 1.0 WLS: L BF: 3 H: 0 R: 0 ER: 0 SO: 2 BB: 0 IBB: 0 HBP: 0 BLK: 0 WP: 0 HR: 0 S: 8 P: 9 ERA: 0.00 WHIP: 0.000	IP: 0.2 WLS: L BF: 6 H: 3 R: 4 ER: 4 SO: 1 BB: 0 IBB: 0 HBP: 0 BLK: 0 WP: 3 HR: 2 S: 26 P: 35 ERA: 54.00 WHIP: 4.500	IP: 1.1 WLS: L BF: 7 H: 3 R: 0 ER: 0 SO: 0 BB: 0 IBB: 0 HBP: 0 BLK: 0 WP: 0 HR: 0 S: 22 P: 31 ERA: 0.00 WHIP: 2.250				

St. Louis Cardinals @ Philadelphia Phillies
Citizens Bank Park, Philadelphia, PA
Sun Aug 21 2016, 1:39 PM - 4:45 PM EDT
Att: 20,127 - Partly Cloudy - 89 F

livebaseballscores.com

AB 40
R 9
H 13
RBI 9
BB 2
SO 10
LOB 14

Batter	1	2	3	4	5	6	7	8	9	AB	R	H	RBI	BB	SO	LOB	BOTTOM					
16 César Hernández, S OBP: 0.355, SLG: 0.396										4	0	0	0	0	2	3						
23 Aaron Altherr, R OBP: 0.510, SLG: 0.407										4	0	1	0	0	1	1						
52 Severino González, R OBP: 0.309, SLG: 0.444										3	0	2	0	1	0	0						
6 Ryan Howard, L OBP: 0.252, SLG: 0.445										4	0	1	0	0	2	3						
51 Carlos Ruiz, R OBP: 0.370, SLG: 0.358										4	0	1	0	0	0	5						
37 Odúbel Herrera, L OBP: 0.363, SLG: 0.416										4	0	2	0	0	0	3						
13 Freddy Galvis, S OBP: 0.263, SLG: 0.369										3	0	0	0	0	1	4						
15 Emmanuel Burriss, S OBP: 0.220, SLG: 0.216										1	0	0	0	0	0	1						
17 Peter Bourjos, R OBP: 0.297, SLG: 0.388										3	0	1	0	0	1	1						
28 Vince Velasquez, R OBP: 0.237, SLG: 0.243										2	0	1	0	0	1	0						
30 David Hernandez, R OBP: 0.262, SLG: 0.403										0	0	0	0	0	0	0						
41 Jimmy Paredes, S OBP: 0.262, SLG: 0.403										1	0	0	0	0	0	1						
53 Frank Herrmann, L OBP: 0.251, SLG: 0.303										0	0	0	0	0	0	0						
Inning Stats	R: 0 E: 0 K: 2 S: 12	H: 1 LOB: 2 BB: 1 P: 19	R: 0 E: 0 K: 0 S: 15	H: 3 LOB: 2 BB: 0 P: 22	R: 0 E: 0 K: 2 S: 7	H: 0 LOB: 0 BB: 0 P: 9	R: 0 E: 0 K: 2 S: 15	H: 1 LOB: 1 BB: 0 P: 21	R: 0 E: 0 K: 1 S: 8	H: 0 LOB: 0 BB: 0 P: 9	R: 0 E: 0 K: 0 S: 11	H: 2 LOB: 2 BB: 0 P: 12	R: 0 E: 0 K: 1 S: 10	H: 0 LOB: 1 BB: 0 P: 15	R: 0 E: 0 K: 0 S: 6	H: 1 LOB: 0 BB: 0 P: 10	R: 0 E: 0 K: 0 S: 5	H: 1 LOB: 0 BB: 0 P: 9	1B: 9 2B: 0 3B: 0 HR: 0	SF: 0 SAC: 0 DP: 3 HBP: 1	WP: 0 PB: 0 SB: 0 CS: 0	PA: 35
PITCHER	IP: 7.0 WLS: W BF: 29 H: 7 R: 0 ER: 0 SO: 8 BB: 1 IBB: 0 HBP: 1 BLK: 0 WP: 0 HR: 0 S: 78 P: 107 ERA: 0.00 WHIP: 1.143	IP: 1.0 WLS: L BF: 3 H: 1 R: 0 ER: 0 SO: 0 BB: 0 IBB: 0 HBP: 0 BLK: 0 WP: 0 HR: 6 S: 10 P: 10 ERA: 0.00 WHIP: 1.000	IP: 1.0 WLS: L BF: 3 H: 1 R: 0 ER: 0 SO: 0 BB: 0 IBB: 0 HBP: 0 BLK: 0 WP: 0 HR: 5 S: 9 P: 9 ERA: 0.00 WHIP: 1.000											IP: 7.0 WLS: W BF: 29 H: 7 R: 0 ER: 0 SO: 8 BB: 1 IBB: 0 HBP: 1 BLK: 0 WP: 0 HR: 0 S: 78 P: 107 ERA: 0.00 WHIP: 1.143	IP: 1.0 WLS: L BF: 3 H: 1 R: 0 ER: 0 SO: 0 BB: 0 IBB: 0 HBP: 0 BLK: 0 WP: 0 HR: 6 S: 10 P: 10 ERA: 0.00 WHIP: 1.000	IP: 1.0 WLS: L BF: 3 H: 1 R: 0 ER: 0 SO: 0 BB: 0 IBB: 0 HBP: 0 BLK: 0 WP: 0 HR: 5 S: 9 P: 9 ERA: 0.00 WHIP: 1.000						

St. Louis Cardinals @ Philadelphia Phillies
Citizens Bank Park, Philadelphia, PA
Sun Aug 21 2016, 1:39 PM - 4:45 PM EDT
Att: 20,127 - Partly Cloudy - 89 F


livebaseballscores.com

AB 33
R 0
H 9
RBI 0
BB 1
SO 8
LOB 22

Batter	1	2	3	4	5	6	7	8	9	AB	R	H	RBI	BB	SO	LOB	TOP										
17 Peter Bourjos, R OBP: 0.296, SLG: 0.389	L8		F7			G6-3		G4-3		4	0	1	0	0	0	0											
23 Aaron Altherr, R OBP: 0.306, SLG: 0.400	7B		L8			G6-3		L4		4	0	1	0	0	0	1											
7 Maikel Franco, R OBP: 0.308, SLG: 0.443	1B		L8			G6-3		G6-3		4	0	1	0	0	0	1											
19 Tommy Joseph, R OBP: 0.297, SLG: 0.496	K					G6-3		K		4	0	0	0	0	2	3											
29 Cameron Rupp, R OBP: 0.330, SLG: 0.488	K					F8		K		4	0	1	0	0	2	2											
51 Carlos Ruiz, R OBP: 0.368, SLG: 0.352	K					G6-3		F9		3	0	0	0	1	1	0											
13 Freddy Galvis, S OBP: 0.265, SLG: 0.375	G6-3					L9		HR		4	1	1	1	0	1	2											
2 Tyler Goeddel, R OBP: 0.252, SLG: 0.299	BB					G1-3		G4-3		2	0	0	0	1	0	0											
15 Emmanuel Burriss, S OBP: 0.205, SLG: 0.200	G4-3					G4-3		F7		3	0	0	0	0	0	1											
Inning Stats	R: 0 H: 2 E: 0 K: 2 S: 12	H: 2 LOB: 2 BB: 0 P: 20	R: 0 H: 0 E: 0 K: 1 S: 11	H: 0 LOB: 1 BB: 1 P: 19	R: 0 H: 0 E: 0 K: 0 S: 12	H: 0 LOB: 0 BB: 0 P: 15	R: 0 H: 0 E: 0 K: 0 S: 8	H: 0 LOB: 0 BB: 0 P: 14	R: 0 H: 1 E: 0 K: 0 S: 11	H: 1 LOB: 1 BB: 0 P: 14	R: 1 H: 1 E: 0 K: 1 S: 11	H: 1 LOB: 0 BB: 0 P: 20	R: 0 H: 0 E: 0 K: 0 S: 4	H: 0 LOB: 0 BB: 0 P: 6	R: 0 H: 1 E: 0 K: 2 S: 11	H: 1 LOB: 2 BB: 1 P: 20	1B: 2 2B: 2 3B: 0 HR: 1	SF: 0 SAC: 0 DP: 0 HBP: 0	WP: 0 PB: 0 SB: 0 CS: 0	PA: 34							
PITCHER	IP	WLS	BF	H	R	ER	SO	BB	IBB	HBP	BLK	WP	HR	S	P	ERA	WHIP										
55 Carlos Rodón, L ERA: 4.02	6.2	W	24	3	0	0	4	1	0	0	0	0	0	71	109	0.00	0.600										
54 Chris Beck, R ERA: 6.17	1.1		5	1	1	1	0	0	0	0	0	0	1	9	15	6.75	0.750										
29 Jacob Turner, R ERA: 8.04	1.0		5	1	0	0	2	1	0	0	0	0	0	11	20	0.00	2.000										

Philadelphia Phillies @ Chicago White Sox
 U.S. Cellular Field, Chicago, IL
 Tue Aug 23 2016, 8:11 PM - 10:48 PM EDT
 Att: 18,843 - Partly Cloudy - 80 F

AB 32
R 1
H 5
RBI 1
BB 2
SO 6
LOB 10



Batter	1	2	3	4	5	6	7	8	9	AB	R	H	RBI	BB	SO	LOB	BOTTOM										
1 Adam Eaton, L OBP: 0.357, SLG: 0.417	12 G6-3		12 3B			FC6-4		L8		5	2	2	0	0	0	1											
12 Tim Anderson, R OBP: 0.301, SLG: 0.436	G6-3		79 1B			FC6-4		53 2B		4	2	2	2	0	0	1											
53 Melky Cabrera, S OBP: 0.346, SLG: 0.441	79 BB		44 FC3-6			79 HR		1B		1	2	1	1	3	0	0											
79 José Abreu, R OBP: 0.341, SLG: 0.455	44 G1-6-3		44 FC3-6			L9		1B		3	1	2	3	1	0	1											
44 Justin Morneau, L OBP: 0.310, SLG: 0.500	G1-6-3		FC3-6			HR		K		4	1	1	1	0	1	4											
21 Todd Frazier, R OBP: 0.292, SLG: 0.451	F8		SF9			K		F9		3	0	0	1	0	1	0											
38 Omar Narváez, L OBP: 0.442, SLG: 0.389	2B		G4-3			G3-1		L7		4	0	1	0	0	0	1											
26 Avisail García, R OBP: 0.309, SLG: 0.380	K					F8		5 1B		4	1	1	0	0	2	1											
5 Yolmer Sánchez, S OBP: 0.175, SLG: 0.171	P6		L5			L5		K2-3		4	0	1	1	0	1	1											
Inning Stats	R: 1 H: 1 E: 0 K: 0 S: 7	H: 1 LOB: 1 BB: 2 P: 20	R: 0 H: 1 E: 0 K: 1 S: 14	H: 1 LOB: 0 BB: 0 P: 21	R: 3 H: 3 E: 0 K: 0 S: 12	H: 3 LOB: 1 BB: 1 P: 20	R: 0 H: 0 E: 0 K: 0 S: 7	H: 0 LOB: 0 BB: 0 P: 12	R: 3 H: 3 E: 0 K: 1 S: 12	H: 3 LOB: 0 BB: 1 P: 19	R: 2 H: 3 E: 0 K: 0 S: 13	H: 3 LOB: 1 BB: 0 P: 22	R: 0 H: 0 E: 0 K: 1 S: 8	H: 0 LOB: 0 BB: 0 P: 11	R: 0 H: 0 E: 0 K: 2 S: 8	H: 0 LOB: 0 BB: 0 P: 9	1B: 4 2B: 3 3B: 2 HR: 2	SF: 1 SAC: 0 DP: 1 HBP: 0	WP: 0 PB: 0 SB: 0 CS: 0	PA: 37							
PITCHER	IP	WLS	BF	H	R	ER	SO	BB	IBB	HBP	BLK	WP	HR	S	P	ERA	WHIP										
44 Jake Thompson, R ERA: 9.78	5.0	L	25	8	7	7	2	4	0	0	0	0	0	13	22	18.00	3.000										
30 David Hernandez, R ERA: 4.42	1.0		6	3	2	2	0	0	0	0	0	0	0	8	11	0.00	0.000										
31 Michael Mariot, R ERA: 3.24	1.0		3	0	0	0	1	0	0	0	0	0	0	8	9	0.00	0.000										
61 Edubray Ramos, R ERA: 3.91	1.0		3	0	0	0	2	0	0	0	0	0	0	8	9	0.00	0.000										

Philadelphia Phillies @ Chicago White Sox
 U.S. Cellular Field, Chicago, IL
 Tue Aug 23 2016, 8:11 PM - 10:48 PM EDT
 Att: 18,843 - Partly Cloudy - 80 F

AB 32
R 9
H 11
RBI 9
BB 4
SO 5
LOB 10



Batter	1	2	3	4	5	6	7	8	9	AB	R	H	RBI	BB	SO	LOB	TOP										
16 César Hernández, S (1.4) OBP: 0.355, SLG: 0.406	G1-4-3		HR				G4-3		F8	5	1	2	1	0	0	0	Philadelphia Phillies @ Chicago White Sox U.S. Cellular Field, Chicago, IL Wed Aug 24 2016, 8:12 PM - 10:54 PM EDT Att: 15,630 - Partly Cloudy - 85 F										
37 Odiel Herrera, L (1.8) OBP: 0.361, SLG: 0.413	F7		K			L7			K	5	0	1	0	0	2	1											
7 Maikel Franco, R (1.5) OBP: 0.307, SLG: 0.440	G4-3		6 WP 1B			F7			K	5	0	1	0	0	1	2											
6 Ryan Howard, L (1.10) OBP: 0.252, SLG: 0.442		F9	L8			F9			29 BB 1B	4	0	1	0	0	0	1											
15 Emmanuel Burruss, S (8. PR) OBP: 0.205, SLG: 0.200			1-2							0	1	0	0	0	0	0											
29 Cameron Rupp, R (1.2) OBP: 0.324, SLG: 0.483	K		F9			K			13 BB G1-4-3 23 BB 1B	3	0	0	0	1	2	1											
19 Tommy Joseph, R (1.3) OBP: 0.300, SLG: 0.513	23 BB 2B					K			K	4	2	2	1	0	2	2											
23 Aaron Altherr, R (1.7) OBP: 0.324, SLG: 0.408	13 BB 2B					G5-3			13 BB G1-4-3 1B	3	1	2	2	0	0	0											
13 Freddy Galvis, S (1.6) OBP: 0.265, SLG: 0.376	1-H 2B					F9			G1-4-3	4	0	1	1	0	1	3											
17 Peter Bourjos, R (1.9) OBP: 0.293, SLG: 0.384	K					F8			G6-3	4	0	0	0	0	2	4											
Inning Stats	R: 0 E: 0 K: 0 S: 11	H: 0 LOB: 0 BB: 0 P: 18	R: 2 E: 0 K: 2 S: 16	H: 3 LOB: 1 BB: 0 P: 27	R: 1 E: 0 K: 1 S: 8	H: 2 LOB: 1 BB: 0 P: 16	R: 0 E: 0 K: 1 S: 10	H: 0 LOB: 0 BB: 0 P: 15	R: 0 E: 0 K: 0 S: 8	H: 1 LOB: 1 BB: 0 P: 14	R: 1 E: 0 K: 2 S: 14	H: 1 LOB: 1 BB: 0 P: 19	R: 0 E: 0 K: 2 S: 8	H: 1 LOB: 1 BB: 0 P: 13	R: 1 E: 0 K: 1 S: 10	H: 2 LOB: 3 BB: 1 P: 19	R: 0 E: 0 K: 1 S: 5	H: 0 LOB: 0 BB: 0 P: 7	1B: 5 2B: 3 3B: 0 HR: 2	SF: 0 SAC: 0 DP: 0 HBP: 1	WP: 2 PB: 0 SB: 0 CS: 0	PA: 39					
PITCHER	IP	WLS	BF	H	R	ER	SO	BB	IBB	HBP	BLK	WP	HR	S	P	ERA	WHIP										
25 James Shields, R (1.1) ERA: 5.98	6.0	L	26	7	4	4	6	0	0	1	0	1	2	67	109	6.00	1.167										
34 Matt Albers, R (7.1) ERA: 5.7	1.0		4	1	0	0	2	0	0	0	0	1	0	8	13	0.00	1.000										
43 Dan Jennings, L (8.1) ERA: 1.97	0.0		1	1	1	0	0	0	0	0	0	0	0	2	3	∞	∞										
48 Tommy Kahnle, R (8.1) ERA: 3.78	1.0		5	1	0	0	1	1	0	0	0	0	0	8	16	0.00	2.000										
66 Michael Ynoa, R (9.1) ERA: 4.12	1.0		3	0	0	0	1	0	0	0	0	0	0	5	7	0.00	0.000										

Batter	1	2	3	4	5	6	7	8	9	AB	R	H	RBI	BB	SO	LOB	BOTTOM										
1 Adam Eaton, L (1.8) OBP: 0.356, SLG: 0.416	L7									4	0	1	0	0	0	2	Philadelphia Phillies @ Chicago White Sox U.S. Cellular Field, Chicago, IL Wed Aug 24 2016, 8:12 PM - 10:54 PM EDT Att: 15,630 - Partly Cloudy - 85 F										
12 Tim Anderson, R (1.6) OBP: 0.292, SLG: 0.429	G6-3								K	4	0	0	0	0	2	3											
53 Melky Cabrera, S (1.7) OBP: 0.343, SLG: 0.437	F7								F8	4	0	0	0	0	0	1											
79 José Abreu, R (1.3) OBP: 0.340, SLG: 0.453	F8								K	4	1	1	0	0	2	0											
44 Justin Morneau, L (1.10) OBP: 0.308, SLG: 0.491	F8								P6	4	0	1	0	0	0	1											
21 Todd Frazier, R (1.5) OBP: 0.292, SLG: 0.448	G5-3								1B	3	0	0	0	1	0	1											
26 Avisail García, R (1.9) OBP: 0.311, SLG: 0.382	G6-3								K	4	1	2	1	0	1	1											
27 Dioner Navarro, S (1.2) OBP: 0.271, SLG: 0.343	F9								1B	3	1	1	2	1	0	2											
18 Tyler Saladino, R (1.4) OBP: 0.295, SLG: 0.385	L9								F8	3	0	1	0	0	0	1											
Inning Stats	R: 0 E: 0 K: 0 S: 5	H: 0 LOB: 0 BB: 0 P: 9	R: 0 E: 0 K: 0 S: 5	H: 0 LOB: 0 BB: 0 P: 11	R: 0 E: 0 K: 0 S: 8	H: 0 LOB: 0 BB: 0 P: 14	R: 0 E: 0 K: 1 S: 4	H: 1 LOB: 0 BB: 0 P: 8	R: 0 E: 0 K: 0 S: 7	H: 0 LOB: 0 BB: 0 P: 10	R: 2 E: 0 K: 1 S: 12	H: 3 LOB: 1 BB: 0 P: 19	R: 0 E: 0 K: 2 S: 9	H: 1 LOB: 1 BB: 0 P: 17	R: 0 E: 0 K: 1 S: 8	H: 0 LOB: 1 BB: 1 P: 13		R: 1 E: 0 K: 0 S: 9	H: 2 LOB: 2 BB: 1 P: 19	1B: 6 2B: 0 3B: 0 HR: 1	SF: 0 SAC: 0 DP: 1 HBP: 0	WP: 0 PB: 0 SB: 1 CS: 0	PA: 35				
PITCHER	IP	WLS	BF	H	R	ER	SO	BB	IBB	HBP	BLK	WP	HR	S	P	ERA	WHIP										
48 Jerad Eickhoff, R (1.1) ERA: 3.87	6.0	W	21	4	2	2	2	0	0	0	0	0	0	9	17	0.00	1.000										
61 Edubray Ramos, R (7.1) ERA: 3.75	1.0	H	4	1	0	0	2	0	0	0	0	0	0	9	17	0.00	1.000										
50 Héctor Neris, R (8.1) ERA: 2.2	1.0	H	4	0	0	0	1	1	0	0	0	0	0	8	13	0.00	1.000										
46 Jeanmar Gómez, R (9.1) ERA: 3.07	1.0	S	6	2	1	1	0	1	0	0	0	0	0	9	19	9.00	3.000										

Batter	1	2	3	4	5	6	7	8	9	AB	R	H	RBI	BB	SO	LOB	TOP								
16 César Hernández, S (1,4) OBP: 0.353, SLG: 0.406										5	1	1	2	0	0	4									
23 Aaron Altherr, R (1,7) OBP: 0.321, SLG: 0.412										4	0	1	1	0	0	0									
7 Maikel Franco, R (1,5) OBP: 0.305, SLG: 0.436										4	0	0	0	0	0	1									
6 Ryan Howard, L (1,3) OBP: 0.252, SLG: 0.437 52 Severino González, R (8,1)											3	0	0	0	1	1									
29 Cameron Rupp, R (1,2) OBP: 0.325, SLG: 0.477										4	0	0	0	0	2	2									
37 Odúbel Herrera, L (1,8) OBP: 0.362, SLG: 0.416										4	1	2	0	0	1	1									
13 Freddy Galvis, S (1,6)										3	0	0	0	1	2	2									
17 Peter Bourjos, R (1,9) OBP: 0.295, SLG: 0.384										3	1	1	0	1	1	2									
39 Adam Morgan, L (1,1) OBP: 0.091, SLG: 0.136 53 Frank Herrmann, L (6,1) 41 Jimmy Paredes, S (8,PH) OBP: 0.267, SLG: 0.408 19 Tommy Joseph, R (8,3) OBP: 0.299, SLG: 0.510										2	0	1	1	0	1	0									
Inning Stats	R: 0 E: 0 K: 0 S: 4	H: 0 LOB: 0 BB: 0 P: 5	R: 0 E: 0 K: 2 S: 15	H: 0 LOB: 1 BB: 1 P: 21	R: 0 E: 0 K: 1 S: 7	H: 0 LOB: 0 BB: 0 P: 11	R: 0 E: 0 K: 0 S: 11	H: 0 LOB: 0 BB: 0 P: 14	R: 1 E: 0 K: 1 S: 12	H: 2 LOB: 2 BB: 1 P: 21	R: 0 E: 0 K: 1 S: 8	H: 0 LOB: 0 BB: 0 P: 11	R: 0 E: 0 K: 1 S: 5	H: 0 LOB: 0 BB: 0 P: 7	R: 3 E: 0 K: 1 S: 17	H: 4 LOB: 1 BB: 0 P: 27	R: 0 E: 0 K: 1 S: 15	H: 1 LOB: 2 BB: 1 P: 25	1B: 4 2B: 3 HR: 0	SF: 0 SAC: 0 DP: 0 HBP: 0	WP: 0 PB: 1 SB: 0 CS: 0	PA: 37			
PITCHER	IP	WLS	BF	H	R	ER	SO	BB	IBB	HBP	BLK	WP	HR	S	P	ERA	WHIP								
40 Bartolo Colon, R (1,1) ERA: 3.44	7.0	W	29	6	4	4	6	1	1	0	0	0	0	69	101	5.14	1.000								
47 Hansel Robles, L (8,1) ERA: 4.0	1.0		3	0	0	0	1	0	0	0	0	0	0	10	16	0.00	0.000								
36 Sean Gilmartin, L (9,1) ERA: 8.1	0.0		2	1	0	0	0	1	0	0	0	0	0	6	13	∞	∞								
27 Jeury Familia, R (9,1) ERA: 2.7	1.0		3	0	0	0	1	0	0	0	0	0	0	9	12	0.00	0.000								

Philadelphia Phillies @ New York Mets
Citi Field, Flushing, NY
Fri Aug 26 2016, 7:11 PM - 10:07 PM EDT
Att: 31,111 - Partly Cloudy - 88 F

AB	34
R	4
H	7
RBI	4
BB	3
SO	8
LOB	15



Batter	1	2	3	4	5	6	7	8	9	AB	R	H	RBI	BB	SO	LOB	BOTTOM								
7 José Reyes, S (1,5) OBP: 0.333, SLG: 0.488										4	2	2	1	0	1	3									
13 Adrián Cabrera, S (1,6) OBP: 0.314, SLG: 0.434										4	2	2	3	0	0	2									
52 Yoanis Céspedes, R (1,7) OBP: 0.364, SLG: 0.562											3	1	1	0	1	0	1								
Neil Walker, S (1,4) OBP: 0.342, SLG: 0.467										4	1	1	4	0	2	3									
4 Wilmer Flores, R (1,3) OBP: 0.316, SLG: 0.460										4	1	1	4	0	2	3									
19 Jay Bruce, L (1,9) OBP: 0.303, SLG: 0.508										4	0	0	0	0	4	1									
1 Justin Ruggiano, R (1,8) ERA: 8.5 16 Alejandro De Aza, L (6,8) OBP: 0.293, SLG: 0.322										2	0	0	0	0	2	0									
18 Travis d'Arnaud, R (1,2) OBP: 0.301, SLG: 0.345										3	0	1	1	1	1	0									
40 Bartolo Colon, R (1,1) OBP: 0.125, SLG: 0.213 47 Hansel Robles, R (8,1) 3 Curtis Granderson, L (8,PH) OBP: 0.309, SLG: 0.425 36 Sean Gilmartin, L (9,1) 27 Jeury Familia, R (9,1)										3	2	2	0	0	1	1									
Inning Stats	R: 2 E: 0 K: 2 S: 14	H: 3 LOB: 1 BB: 0 P: 20	R: 0 E: 0 K: 3 S: 12	H: 0 LOB: 1 BB: 1 P: 17	R: 0 E: 0 K: 0 S: 10	H: 2 LOB: 1 BB: 0 P: 18	R: 0 E: 0 K: 2 S: 7	H: 0 LOB: 0 BB: 0 P: 8	R: 4 E: 0 K: 1 S: 17	H: 3 LOB: 0 BB: 1 P: 28	R: 3 E: 0 K: 0 S: 13	H: 3 LOB: 0 BB: 1 P: 22	R: 0 E: 0 K: 2 S: 10	H: 0 LOB: 0 BB: 0 P: 12	R: 0 E: 0 K: 2 S: 12	H: 0 LOB: 0 BB: 0 P: 19	1B: 4 2B: 4 HR: 4	SF: 0 SAC: 0 DP: 2 HBP: 0	WP: 0 PB: 0 SB: 0 CS: 0	PA: 36					
PITCHER	IP	WLS	BF	H	R	ER	SO	BB	IBB	HBP	BLK	WP	HR	S	P	ERA	WHIP								
39 Adam Morgan, L (1,1) ERA: 8.5	5.0	L	24	6	6	6	8	2	0	0	0	0	0	60	91	10.80	2.000								
53 Frank Herrmann, R (6,1) ERA: 14.4	2.0		9	3	3	3	2	1	0	0	0	0	1	23	34	13.50	2.000								
52 Severino González, R (8,1) ERA: 4.13	1.0		3	0	0	0	2	0	0	0	0	0	0	12	19	0.00	0.000								

Philadelphia Phillies @ New York Mets
Citi Field, Flushing, NY
Fri Aug 26 2016, 7:11 PM - 10:07 PM EDT
Att: 31,111 - Partly Cloudy - 88 F

AB	33
R	9
H	11
RBI	9
BB	3
SO	12
LOB	13



Batter	1	2	3	4	5	6	7	8	9	AB	R	H	RBI	BB	SO	LOB	TOP	
7 Trea Turner, R OBP: 0.361, SLG: 0.538	G4-3	F8			F8		K		1B	5	0	1	1	0	1	3		
28 Jayson Werth, R OBP: 0.344, SLG: 0.445	HR		G6-3		L7		K		F9	5	1	1	1	0	1	2		
20 Daniel Murphy, L OBP: 0.388, SLG: 0.606	G3-1		34 G4-6-3 1B		1B		P5			4	0	2	0	0	0	0		
34 Bryce Harper, L OBP: 0.386, SLG: 0.468	6 1B BB		G4-6-3		F7		G3			3	1	0	0	1	0	2		
6 Anthony Rendon, R OBP: 0.354, SLG: 0.456	1B		F8		F8				K	4	1	1	1	0	1	1		
40 Wilson Ramos, R OBP: 0.362, SLG: 0.514	L9		F9		F9		57 1B		P2	4	0	1	0	0	0	2		
25 Clint Robinson, L OBP: 0.308, SLG: 0.363			P5		K		K		14 FC3-4 7 BB 1B	4	1	2	1	0	1	1		
8 Danny Espinosa, S OBP: 0.322, SLG: 0.398		L8			P5		K		14 FC3-4 BB	3	0	0	0	1	1	2		
57 Tanner Roark, R OBP: 0.169, SLG: 0.127		F9			G4-3				FC3-4 7 1B	3	0	1	0	0	0	1		
23 Marc Rzepczynski, L OBP: 0.299, SLG: 0.460										0	0	0	0	0	0	0		
14 Chris Heisey, R OBP: 0.251, SLG: 0.298										1	0	0	0	0	0	2		
43 Mark Melancon, R OBP: 0.251, SLG: 0.298										0	0	0	0	0	0	0		
Inning Stats	R: 2 H: 2 E: 0 K: 0 S: 14	H: 2 R: 1 BB: 1 P: 26	R: 0 H: 1 E: 0 K: 0 S: 9	H: 1 R: 0 BB: 0 P: 16	R: 0 H: 1 E: 0 K: 0 S: 5	H: 0 R: 0 BB: 0 P: 9	R: 0 H: 0 E: 0 K: 0 S: 8	H: 0 R: 0 BB: 0 P: 11	R: 0 H: 1 E: 0 K: 0 S: 9	H: 2 R: 0 BB: 0 P: 14	R: 0 H: 0 E: 0 K: 1 S: 9	H: 0 R: 0 BB: 0 P: 12	R: 2 H: 2 E: 1 K: 1 S: 17	H: 2 R: 2 BB: 1 P: 27	1B: 8 2B: 0 3B: 0 HR: 1	SF: 0 SAC: 0 DP: 1 HBP: 0	WP: 0 PB: 1 SB: 0 CS: 0	PA: 38
PITCHER	IP WLS BF H R ER SO BB IBB HBP BLK WP HR S P ERA WHIP	IP WLS BF H R ER SO BB IBB HBP BLK WP HR S P ERA WHIP	IP WLS BF H R ER SO BB IBB HBP BLK WP HR S P ERA WHIP	IP WLS BF H R ER SO BB IBB HBP BLK WP HR S P ERA WHIP	IP WLS BF H R ER SO BB IBB HBP BLK WP HR S P ERA WHIP	IP WLS BF H R ER SO BB IBB HBP BLK WP HR S P ERA WHIP	IP WLS BF H R ER SO BB IBB HBP BLK WP HR S P ERA WHIP	IP WLS BF H R ER SO BB IBB HBP BLK WP HR S P ERA WHIP	IP WLS BF H R ER SO BB IBB HBP BLK WP HR S P ERA WHIP	IP WLS BF H R ER SO BB IBB HBP BLK WP HR S P ERA WHIP	IP WLS BF H R ER SO BB IBB HBP BLK WP HR S P ERA WHIP	IP WLS BF H R ER SO BB IBB HBP BLK WP HR S P ERA WHIP	IP WLS BF H R ER SO BB IBB HBP BLK WP HR S P ERA WHIP	IP WLS BF H R ER SO BB IBB HBP BLK WP HR S P ERA WHIP	IP WLS BF H R ER SO BB IBB HBP BLK WP HR S P ERA WHIP	IP WLS BF H R ER SO BB IBB HBP BLK WP HR S P ERA WHIP	IP WLS BF H R ER SO BB IBB HBP BLK WP HR S P ERA WHIP	

Washington Nationals @ Philadelphia Phillies
Citizens Bank Park, Philadelphia, PA
Mon Aug 29 2016, 7:07 PM - 10:04 PM EDT
Att: 16,056 - Partly Cloudy - 89 F

AB 36
R 4
H 9
RBI 4
BB 2
SO 5
LOB 16



Batter	1	2	3	4	5	6	7	8	9	AB	R	H	RBI	BB	SO	LOB	BOTTOM			
16 César Hernández, S OBP: 0.353, SLG: 0.400	F7		BB		K			G4-3		3	0	0	0	1	1	1				
37 Odbel Herrera, L OBP: 0.361, SLG: 0.413	1B		P5		7 G6-4-3 1B		G1-3			4	0	2	0	0	0	2				
7 Maikel Franco, R OBP: 0.302, SLG: 0.429	K		F9		G6-4-3		L7			4	0	0	0	0	1	4				
19 Tommy Joseph, R OBP: 0.297, SLG: 0.500	K		23 G6-3 1B		F8		K			4	0	1	0	0	2	1				
23 Aaron Altherr, R OBP: 0.309, SLG: 0.384	G5-3		G6-3		K					3	0	0	0	0	1	1				
29 Cameron Rupp, R OBP: 0.319, SLG: 0.468	F8		G6-3		F8					3	0	0	0	0	0	0				
41 Jimmy Paredes, S OBP: 0.264, SLG: 0.403	G5-3				K		F7			3	0	0	0	0	1	0				
13 Freddy Galvis, S OBP: 0.270, SLG: 0.383	44 SH1-4 HBP		44 SH5-4 1B		G4-3					2	0	1	0	0	0	0				
44 Jake Thompson, R OBP: 0.200, SLG: 0.200	SH1-4		SH5-4		K					0	0	0	0	0	0	0				
31 Michael Mariot, R OBP: 0.251, SLG: 0.298										0	0	0	0	0	0	0				
2 Tyler Goeddel, R OBP: 0.251, SLG: 0.298										1	0	0	0	0	1	0				
53 Frank Herrmann, L OBP: 0.251, SLG: 0.298										0	0	0	0	0	0	0				
Inning Stats	R: 0 H: 1 E: 0 K: 2 S: 14	H: 0 R: 0 BB: 0 P: 24	R: 0 H: 0 E: 0 K: 0 S: 3	H: 0 R: 0 BB: 0 P: 8	R: 0 H: 0 E: 0 K: 0 S: 11	H: 0 R: 0 BB: 1 P: 16	R: 0 H: 1 E: 0 K: 0 S: 10	H: 0 R: 0 BB: 0 P: 13	R: 0 H: 1 E: 0 K: 0 S: 8	H: 0 R: 0 BB: 0 P: 13	R: 0 H: 0 E: 0 K: 1 S: 6	H: 0 R: 0 BB: 0 P: 11	R: 0 H: 0 E: 0 K: 1 S: 11	H: 0 R: 0 BB: 0 P: 16	R: 0 H: 0 E: 0 K: 1 S: 7	H: 0 R: 0 BB: 0 P: 11	1B: 4 2B: 0 3B: 0 HR: 0	SF: 0 SAC: 2 DP: 2 HBP: 1	WP: 0 PB: 0 SB: 0 CS: 0	PA: 31
PITCHER	IP WLS BF H R ER SO BB IBB HBP BLK WP HR S P ERA WHIP	IP WLS BF H R ER SO BB IBB HBP BLK WP HR S P ERA WHIP	IP WLS BF H R ER SO BB IBB HBP BLK WP HR S P ERA WHIP	IP WLS BF H R ER SO BB IBB HBP BLK WP HR S P ERA WHIP	IP WLS BF H R ER SO BB IBB HBP BLK WP HR S P ERA WHIP	IP WLS BF H R ER SO BB IBB HBP BLK WP HR S P ERA WHIP	IP WLS BF H R ER SO BB IBB HBP BLK WP HR S P ERA WHIP	IP WLS BF H R ER SO BB IBB HBP BLK WP HR S P ERA WHIP	IP WLS BF H R ER SO BB IBB HBP BLK WP HR S P ERA WHIP	IP WLS BF H R ER SO BB IBB HBP BLK WP HR S P ERA WHIP	IP WLS BF H R ER SO BB IBB HBP BLK WP HR S P ERA WHIP	IP WLS BF H R ER SO BB IBB HBP BLK WP HR S P ERA WHIP	IP WLS BF H R ER SO BB IBB HBP BLK WP HR S P ERA WHIP	IP WLS BF H R ER SO BB IBB HBP BLK WP HR S P ERA WHIP	IP WLS BF H R ER SO BB IBB HBP BLK WP HR S P ERA WHIP	IP WLS BF H R ER SO BB IBB HBP BLK WP HR S P ERA WHIP	IP WLS BF H R ER SO BB IBB HBP BLK WP HR S P ERA WHIP			

Washington Nationals @ Philadelphia Phillies
Citizens Bank Park, Philadelphia, PA
Mon Aug 29 2016, 7:07 PM - 10:04 PM EDT
Att: 16,056 - Partly Cloudy - 89 F

AB 27
R 0
H 4
RBI 0
BB 1
SO 7
LOB 9



Batter	1	2	3	4	5	6	7	8	9	AB	R	H	RBI	BB	SO	LOB	TOP										
3 Michael Taylor, R OBP: 0.269, SLG: 0.365										4	0	0	0	0	3	1											
28 Jayson Werth, R OBP: 0.343, SLG: 0.448										4	1	2	1	0	1	1											
20 Daniel Murphy, L OBP: 0.384, SLG: 0.600										4	0	0	0	0	1	1											
34 Bryce Harper, L OBP: 0.382, SLG: 0.464										4	0	0	0	0	1	1											
6 Anthony Rendon, R OBP: 0.354, SLG: 0.456										4	1	2	0	0	0	0											
40 Wilson Ramos, R OBP: 0.360, SLG: 0.508										4	0	1	1	0	0	1											
11 Ryan Zimmerman, R 27 Shawn Kelley, R										4	0	1	0	0	1	0											
8 Danny Espinosa, S										2	0	0	0	1	0	0											
47 Gio González, R 25 Clint Robinson, L 45 Blake Treinen, R 23 Marc Rzepczynski, L 7 Trea Turner, R										2	0	0	0	0	1	0											
Inning Stats	R: 1 E: 0 K: 1 S: 10	H: 1 LOB: 0 BB: 0 P: 17	R: 0 E: 0 K: 0 S: 4	H: 0 LOB: 0 BB: 0 P: 8	R: 0 E: 1 K: 1 S: 10	H: 0 LOB: 1 BB: 0 P: 18	R: 0 E: 0 K: 0 S: 5	H: 0 LOB: 0 BB: 0 P: 8	R: 0 E: 0 K: 2 S: 10	H: 0 LOB: 0 BB: 0 P: 13	R: 0 E: 0 K: 1 S: 24	H: 3 LOB: 3 BB: 1 P: 41	R: 0 E: 0 K: 2 S: 12	H: 1 LOB: 1 BB: 0 P: 17	R: 0 E: 0 K: 1 S: 11	H: 1 LOB: 0 BB: 0 P: 16	1B: 4 2B: 1 3B: 0 HR: 1	SF: 0 SAC: 0 DP: 1 HBP: 0	WP: 0 PB: 0 SB: 0 CS: 0	PA: 34							
PITCHER	IP	WLS	BF	H	R	ER	SO	BB	IBB	HBP	BLK	WP	HR	S	P	ERA	WHIP										
39 Adam Morgan, L 61 Edubray Ramos, R 50 Héctor Neris, R 46 Jeanmar Gómez, R	6.2 0.1 1.0 1.0	L	24	3	2	2	5	0	0	0	0	0	1	63	103	2.70	0.450										

Washington Nationals @ Philadelphia Phillies
Citizens Bank Park, Philadelphia, PA
Wed Aug 31 2016, 7:10 PM - 9:58 PM EDT
Att: 16,503 - Cloudy - 86 F

AB	33
R	2
H	6
RBI	2
BB	1
SO	8
LOB	8



Batter	1	2	3	4	5	6	7	8	9	AB	R	H	RBI	BB	SO	LOB	BOTTOM										
16 César Hernández, S OBP: 0.351, SLG: 0.395										3	0	0	0	1	1	0											
37 Odbel Herrera, L OBP: 0.359, SLG: 0.410										4	0	1	0	0	1	1											
7 Maikel Franco, R OBP: 0.297, SLG: 0.422										4	0	0	0	0	0	1											
19 Tommy Joseph, R OBP: 0.292, SLG: 0.492										3	0	0	0	0	1	1											
23 Aaron Altherr, R OBP: 0.295, SLG: 0.364										3	0	0	0	0	0	0											
13 Freddy Galvis, S OBP: 0.271, SLG: 0.390										3	1	1	1	0	1	0											
34 A.J. Ellis, R OBP: 0.279, SLG: 0.253										3	0	0	0	0	0	0											
2 Tyler Goeddel, R OBP: 0.252, SLG: 0.295										1	0	0	0	1	0	0											
41 Jimmy Paredes, S OBP: 0.237, SLG: 0.391										1	0	0	0	0	0	0											
39 Adam Morgan, L 61 Edubray Ramos, R 50 Héctor Neris, R 6 Ryan Howard, L 46 Jeanmar Gómez, R										2	0	0	0	0	1	1											
Inning Stats	R: 0 E: 0 K: 2 S: 12	H: 1 LOB: 1 BB: 0 P: 22	R: 0 E: 0 K: 0 S: 7	H: 0 LOB: 0 BB: 0 P: 12	R: 0 E: 0 K: 0 S: 9	H: 0 LOB: 0 BB: 0 P: 16	R: 0 E: 0 K: 0 S: 10	H: 0 LOB: 0 BB: 0 P: 13	R: 1 E: 0 K: 1 S: 13	H: 1 LOB: 1 BB: 1 P: 24	R: 0 E: 0 K: 1 S: 10	H: 0 LOB: 0 BB: 0 P: 14	R: 0 E: 0 K: 1 S: 8	H: 0 LOB: 0 BB: 0 P: 12	R: 0 E: 0 K: 1 S: 7	H: 0 LOB: 0 BB: 0 P: 12	R: 0 E: 0 K: 0 S: 5	H: 0 LOB: 0 BB: 1 P: 10	1B: 1 2B: 0 3B: 0 HR: 1	SF: 0 SAC: 0 DP: 1 HBP: 0	WP: 1 PB: 0 SB: 0 CS: 0	PA: 30					
PITCHER	IP	WLS	BF	H	R	ER	SO	BB	IBB	HBP	BLK	WP	HR	S	P	ERA	WHIP										
47 Gio González, L 45 Blake Treinen, R 23 Marc Rzepczynski, L 27 Shawn Kelley, R	6.0 1.1 1.1 0.1		21	2	1	1	4	1	0	0	0	0	0	10	17	0.00	0.000										

Washington Nationals @ Philadelphia Phillies
Citizens Bank Park, Philadelphia, PA
Wed Aug 31 2016, 7:10 PM - 9:58 PM EDT
Att: 16,503 - Cloudy - 86 F

AB	28
R	1
H	2
RBI	1
BB	2
SO	6
LOB	4



Batter	1	2	3	4	5	6	7	8	9	10	AB	R	H	RBI	BB	SO	LOB	TOP		
11 Ender Inciarte, L OBP: 0.350, SLG: 0.383											5	0	1	0	0	2	3			
13 Adonis Garcia, R OBP: 0.319, SLG: 0.420											4	3	2	3	1	0	2			
5 Freddie Freeman, L OBP: 0.392, SLG: 0.555											4	1	1	0	1	2	0			
27 Matt Kemp, R OBP: 0.292, SLG: 0.476											5	1	1	0	0	2	4			
22 Nick Markakis, L OBP: 0.341, SLG: 0.386											3	0	0	1	1	2	2			
25 Tyler Flowers, R OBP: 0.361, SLG: 0.429											5	0	1	1	0	1	2			
8 Jace Peterson, L OBP: 0.354, SLG: 0.373											5	0	1	1	0	0	3			
2 Dansby Swanson, R OBP: 0.286, SLG: 0.288											5	0	1	0	0	0	4			
52 John Gant, R 39 Brandon Cunniff, R 68 Shae Simmons, R 23 Chase d'Arnaud, R 40 José Ramirez, R 7 Gordon Beckham, R 72 Jed Bradley, L 62 Mauricio Cabrera, R											1	0	0	0	0	0	0			
Inning Stats	R: 1 E: 0 K: 2 S: 8	H: 1 LOB: 0 BB: 0 P: 11	R: 0 E: 0 K: 1 S: 8	H: 0 LOB: 0 BB: 0 P: 12	R: 0 E: 1 K: 0 S: 10	H: 1 LOB: 1 BB: 0 P: 14	R: 1 E: 0 K: 3 S: 12	H: 1 LOB: 0 BB: 0 P: 21	R: 0 E: 0 K: 1 S: 7	H: 1 LOB: 1 BB: 0 P: 11	R: 1 E: 0 K: 1 S: 11	H: 1 LOB: 2 BB: 2 P: 21	R: 0 E: 0 K: 0 S: 12	H: 2 LOB: 2 BB: 0 P: 16	R: 2 E: 0 K: 0 S: 12	H: 1 LOB: 2 BB: 2 P: 23	1B: 4 2B: 3 3B: 0 HR: 2	SF: 1 SAC: 1 DP: 0 HBP: 0	WP: 0 PB: 1 SB: 0 CS: 0	PA: 44
PITCHER	IP 7.0	WLS 0	BF 26	H 5	R 3	ER 2	SO 8	BB 0	IBB 0	HBP 0	BLK 0	WP 0	HR 2	S 62	P 92	ERA 2.57	WHIP 0.714			
28 Vince Velasquez, R ERA: 4.12	1.0	B	6	1	1	0	1	1	0	0	0	0	0	11	21	0.00	2.000			
50 Héctor Neris, R ERA: 2.08	1.0		5	2	0	0	0	0	0	0	0	0	0	12	16	0.00	2.000			
46 Jeanmar Gómez, R ERA: 3.5	1.0	L	7	1	2	2	0	1	1	0	0	0	0	12	23	18.00	2.000			
61 Edubray Ramos, R ERA: 3.94																				
Batter	1	2	3	4	5	6	7	8	9	10	AB	R	H	RBI	BB	SO	LOB	BOTTOM		
16 César Hernández, S OBP: 0.350, SLG: 0.397											5	1	1	1	0	0	0			
23 Aaron Altherr, R OBP: 0.290, SLG: 0.349											4	2	0	0	0	1	0			
7 Maikel Franco, R OBP: 0.301, SLG: 0.431											5	1	4	1	0	0	0			
6 Ryan Howard, L OBP: 0.252, SLG: 0.440											3	0	0	0	1	1	3			
29 Cameron Rupp, R OBP: 0.319, SLG: 0.465											4	0	1	2	0	2	2			
18 Darin Ruf, R OBP: 0.200, SLG: 0.188											3	0	0	0	0	0	2			
17 Peter Bourjos, R OBP: 0.294, SLG: 0.379											1	0	0	0	0	0	1			
37 Odobel Herrera, L OBP: 0.354, SLG: 0.404											3	0	0	0	0	2	0			
2 Tyler Goeddel, R OBP: 0.251, SLG: 0.294											1	0	0	0	0	1	0			
13 Freddy Galvis, S OBP: 0.268, SLG: 0.388											4	0	0	0	0	1	0			
28 Vince Velasquez, R 41 Jimmy Paredes, S 50 Héctor Neris, R 46 Jeanmar Gómez, R 19 Tommy Joseph, R 61 Edubray Ramos, R											2	0	0	0	0	1	0			
Inning Stats	R: 0 E: 0 K: 2 S: 15	H: 1 LOB: 1 BB: 0 P: 21	R: 0 E: 0 K: 1 S: 14	H: 0 LOB: 0 BB: 0 P: 20	R: 3 E: 0 K: 1 S: 20	H: 3 LOB: 2 BB: 1 P: 37	R: 0 E: 0 K: 2 S: 10	H: 0 LOB: 0 BB: 0 P: 13	R: 1 E: 1 K: 0 S: 13	H: 1 LOB: 1 BB: 0 P: 22	R: 0 E: 0 K: 0 S: 7	H: 0 LOB: 0 BB: 0 P: 10	R: 0 E: 0 K: 1 S: 9	H: 1 LOB: 1 BB: 0 P: 14	R: 0 E: 0 K: 1 S: 9	H: 0 LOB: 0 BB: 0 P: 12	1B: 1 2B: 4 3B: 0 HR: 1	SF: 0 SAC: 0 DP: 0 HBP: 1	WP: 1 PB: 0 SB: 1 CS: 0	PA: 39
PITCHER	IP 5.0	WLS 3	BF 23	H 5	R 4	ER 3	SO 6	BB 0	IBB 0	HBP 1	BLK 0	WP 0	HR 1	S 92	P 113	ERA 5.40	WHIP 1.200			
52 John Gant, R ERA: 4.7	1.0	3	0	0	0	1	0	0	0	0	0	0	0	7	15	0.00	0.000			
39 Brandon Cunniff, R ERA: 9.0	1.0		3	0	0	0	0	0	0	0	0	0	0	7	10	0.00	0.000			
68 Shae Simmons, R ERA: 9.0	1.0	4	1	0	0	1	0	0	0	0	0	0	0	11	14	0.00	1.000			
40 José Ramirez, R ERA: 3.74	1.0	W	3	0	0	0	1	0	0	0	0	0	0	9	12	0.00	0.000			
72 Jed Bradley, L ERA: 3.94																				

Atlanta Braves @ Philadelphia Phillies
Citizens Bank Park, Philadelphia, PA
Sat Sep 03 2016, 7:07 PM - 10:33 PM EDT
Att. 19,453 - Partly Cloudy - 73 F

AB 38
R 6
H 9
RBI 6
BB 4
SO 9
LOB 20



Atlanta Braves @ Philadelphia Phillies
Citizens Bank Park, Philadelphia, PA
Sat Sep 03 2016, 7:07 PM - 10:33 PM EDT
Att. 19,453 - Partly Cloudy - 73 F

AB 37
R 4
H 6
RBI 4
BB 1
SO 9
LOB 8



Batter	1	2	3	4	5	6	7	8	9	AB	R	H	RBI	BB	SO	LOB	TOP										
11 Ender Inciarte, L OBP: 0.353, SLG: 0.384	B1-3		K			FC3-6 1B	IBB		G5-3 1B	4	0	2	0	1	1	0	Atlanta Braves @ Philadelphia Phillies Citizens Bank Park, Philadelphia, PA Sun Sep 04 2016, 1:38 PM - 4:52 PM EDT Att: 21,322 - Sunny - 78 F livebaseballscorecards.com										
13 Adonis García, R OBP: 0.315, SLG: 0.415	K			G4-3		FC3-6 27 WP 5 BB 1-2	G5-3		G5-3	5	0	0	0	0	1	6											
5 Freddie Freeman, L OBP: 0.396, SLG: 0.563	K									3	1	2	1	2	1	0											
27 Matt Kemp, R OBP: 0.295, SLG: 0.482		HR								4	1	2	1	1	2	4											
22 Nick Markakis, L OBP: 0.338, SLG: 0.382	G3-1			G6-3						5	0	0	0	0	1	8											
25 Tyler Flowers, R OBP: 0.359, SLG: 0.423	F9									3	0	0	0	0	2	1											
8 Jace Peterson, L OBP: 0.355, SLG: 0.375	G4-3									4	0	2	0	0	0	1											
2 Dansby Swanson, R OBP: 0.283, SLG: 0.273			L9							3	0	0	0	1	1	3											
49 Julio Teheran, R OBP: 0.190, SLG: 0.195			P3							2	0	0	0	0	0	1											
15 A.J. Pierzynski, L OBP: 0.275, SLG: 0.330										1	0	0	0	0	0	2											
51 Chris Withrow, R OBP: 0.275, SLG: 0.330										0	0	0	0	0	0	0											
46 Ian Krol, L ERA: 3.22										0	0	0	0	0	0	0											
23 Chase d'Arnaud, R OBP: 0.260, SLG: 0.336										0	0	0	0	1	0	0											
53 Jim Johnson, R ERA: 3.08										0	0	0	0	0	0	0											
Inning Stats	R: 0 E: 0 K: 2 S: 8	H: 0 LOB: 0 BB: 0 P: 11	R: 1 E: 0 K: 0 S: 8	H: 1 LOB: 0 BB: 0 P: 12	R: 0 E: 0 K: 1 S: 8	H: 0 LOB: 0 BB: 0 P: 11	R: 0 E: 0 K: 1 S: 9	H: 1 LOB: 1 BB: 0 P: 10	R: 0 E: 0 K: 0 S: 7	H: 0 LOB: 1 BB: 0 P: 11	R: 0 E: 0 K: 0 S: 9	H: 1 LOB: 2 BB: 2 P: 18	R: 0 E: 0 K: 1 S: 12	H: 1 LOB: 3 BB: 2 P: 26	R: 1 E: 0 K: 1 S: 13	H: 3 LOB: 2 BB: 0 P: 17	S: 14	1B: 5 2B: 1 3B: 0 HR: 2	SF: 0 SAC: 0 DP: 1 HBP: 1	WP: 1 PB: 0 SB: 0 CS: 0	PA: 41						
PITCHER	IP	WLS	BF	H	R	ER	SO	BB	IBB	HBP	BLK	WP	HR	S	P	ERA	WHIP										
44 Jake Thompson, R ERA: 6.48	7.0	L	29	4	1	1	6	3	1	1	0	1	1	61	100	1.29	1.000										
31 Michael Mariot, R ERA: 9.92	1.0		6	3	1	1	1	0	0	0	0	0	1	13	17	9.00	3.000										
30 David Hernandez, R ERA: 4.08	1.0		6	1	0	0	2	1	1	0	0	0	0	14	24	0.00	2.000										

Batter	1	2	3	4	5	6	7	8	9	AB	R	H	RBI	BB	SO	LOB	BOTTOM										
16 César Hernández, S OBP: 0.391, SLG: 0.395	K		G1-3				HBP			2	0	0	0	1	1	0	Atlanta Braves @ Philadelphia Phillies Citizens Bank Park, Philadelphia, PA Sun Sep 04 2016, 1:38 PM - 4:52 PM EDT Att: 21,322 - Sunny - 78 F livebaseballscorecards.com										
7 Maikel Franco, R OBP: 0.301, SLG: 0.429	F8						G5-3			4	0	1	0	0	1	4											
19 Tommy Joseph, R OBP: 0.287, SLG: 0.483	L9									4	0	0	0	0	1	2											
29 Cameron Rupp, R OBP: 0.318, SLG: 0.463	F8									4	0	1	0	0	1	1											
18 Darin Ruf, R OBP: 0.203, SLG: 0.191	G6-3									4	0	1	0	0	1	1											
13 Freddy Galvis, S OBP: 0.270, SLG: 0.388										3	0	1	0	1	0	2											
23 Aaron Altherr, R OBP: 0.289, SLG: 0.341	K									3	0	0	0	1	3	2											
17 Peter Bourjos, R OBP: 0.293, SLG: 0.380										4	0	1	0	0	2	3											
44 Jake Thompson, R OBP: 0.143, SLG: 0.143										2	0	0	0	0	2	2											
37 Odúbel Herrera, L OBP: 0.353, SLG: 0.403										1	0	0	0	0	0	0											
31 Michael Mariot, R ERA: 9.92										0	0	0	0	0	0	0											
30 David Hernandez, R ERA: 4.08										0	0	0	0	0	0	0											
6 Ryan Howard, L OBP: 0.252, SLG: 0.439										1	0	0	0	0	1	0											
Inning Stats	R: 0 E: 0 K: 1 S: 8	H: 0 LOB: 0 BB: 0 P: 10	R: 0 E: 0 K: 1 S: 8	H: 0 LOB: 1 BB: 1 P: 20	R: 0 E: 0 K: 2 S: 13	H: 0 LOB: 0 BB: 0 P: 17	R: 0 E: 0 K: 1 S: 10	H: 1 LOB: 1 BB: 0 P: 17	R: 0 E: 0 K: 2 S: 16	H: 2 LOB: 3 BB: 0 P: 20	R: 0 E: 0 K: 0 S: 13	H: 2 LOB: 3 BB: 1 P: 25	R: 0 E: 0 K: 1 S: 7	H: 0 LOB: 1 BB: 1 P: 16	R: 0 E: 0 K: 2 S: 8	H: 0 LOB: 0 BB: 0 P: 14	S: 10	1B: 4 2B: 1 3B: 0 HR: 0	SF: 0 SAC: 0 DP: 0 HBP: 1	WP: 0 PB: 0 SB: 2 CS: 0	PA: 36						
PITCHER	IP	WLS	BF	H	R	ER	SO	BB	IBB	HBP	BLK	WP	HR	S	P	ERA	WHIP										
49 Julio Teheran, R ERA: 3.01	6.0	W	26	5	0	0	7	2	0	1	0	0	0	68	109	0.00	1.167										
51 Chris Withrow, R ERA: 3.12	1.0	H	4	0	0	0	1	1	0	0	0	0	0	7	16	0.00	1.000										
46 Ian Krol, L ERA: 3.22	1.0	H	3	0	0	0	2	0	0	0	0	0	0	8	14	0.00	0.000										
53 Jim Johnson, R ERA: 3.08	1.0	S	3	0	0	0	3	0	0	0	0	0	0	10	12	0.00	0.000										

Batter	1	2	3	4	5	6	7	8	9	AB	R	H	RBI	BB	SO	LOB	TOP							
16 César Hernández, S (1.4) OBP: 0.352, SLG: 0.394										4	0	1	1	1	0	0	Philadelphia Phillies @ Miami Marlins Marlins Park, Miami, FL Mon Sep 05 2016, 1:12 PM - 4:06 PM EDT Att: 20,849 - Roof Closed - 79 F							
37 Odibel Herrera, L (1.8) OBP: 0.354, SLG: 0.402										3	0	1	0	1	1	2								
7 Maikel Franco, R (1.5) OBP: 0.299, SLG: 0.426										4	0	0	0	0	0	3								
6 Ryan Howard, L (1.3) OBP: 0.248, SLG: 0.433										4	0	0	0	0	0	3								
61 Eudbray Ramos, R (7.1)										0	0	0	0	0	0	0								
50 Héctor Neris, R (8.1)										0	0	0	0	0	0	0								
46 Jeanmar Gómez, R (9.1)										0	0	0	0	0	0	0								
29 Cameron Rupp, R (1.2) OBP: 0.314, SLG: 0.457										4	0	0	0	0	0	2								
23 Aaron Altherr, R (1.7) OBP: 0.301, SLG: 0.344										2	2	1	0	1	0	0								
13 Freddy Galvis, S (1.6) OBP: 0.270, SLG: 0.393										4	2	1	2	0	1	2								
17 Peter Bourjos, R (1.9) OBP: 0.298, SLG: 0.391										4	2	3	1	0	0	0								
48 Jerad Eickhoff, R (1.1) OBP: 0.176, SLG: 0.220										2	0	0	0	0	1	1								
41 Jimmy Paredes, S (7. PH) OBP: 0.259, SLG: 0.390										1	0	1	2	0	0	0								
19 Tommy Joseph, R (7.3) OBP: 0.286, SLG: 0.481										1	0	0	0	0	0	1								
Inning Stats	R: 0 E: 0 K: 0 S: 9	H: 0 LOB: 0 BB: 1 P: 15	R: 0 E: 0 K: 2 S: 9	H: 1 LOB: 1 BB: 0 P: 13	R: 0 E: 0 K: 1 S: 7	H: 0 LOB: 0 BB: 0 P: 12	R: 0 E: 0 K: 2 S: 11	H: 0 LOB: 1 BB: 1 P: 18	R: 3 E: 1 K: 1 S: 12	H: 2 LOB: 0 BB: 0 P: 18	R: 0 E: 0 K: 1 S: 9	H: 0 LOB: 0 BB: 0 P: 13	R: 3 E: 2 K: 1 S: 22	H: 4 LOB: 2 BB: 1 P: 36	R: 0 E: 0 K: 0 S: 6	H: 0 LOB: 0 BB: 0 P: 10	R: 0 E: 0 K: 0 S: 6	H: 1 LOB: 0 BB: 0 P: 10	1B: 6 2B: 0 3B: 1 HR: 1	SF: 0 SAC: 0 DP: 2 HBP: 1	WP: 0 PB: 0 SB: 2 CS: 2	PA: 37		
PITCHER	IP WLS BF H R ER SO BB IBB HBP BLK WP HR S P ERA WHIP	IP WLS BF H R ER SO BB IBB HBP BLK WP HR S P ERA WHIP	IP WLS BF H R ER SO BB IBB HBP BLK WP HR S P ERA WHIP	IP WLS BF H R ER SO BB IBB HBP BLK WP HR S P ERA WHIP	IP WLS BF H R ER SO BB IBB HBP BLK WP HR S P ERA WHIP	IP WLS BF H R ER SO BB IBB HBP BLK WP HR S P ERA WHIP	IP WLS BF H R ER SO BB IBB HBP BLK WP HR S P ERA WHIP	IP WLS BF H R ER SO BB IBB HBP BLK WP HR S P ERA WHIP	IP WLS BF H R ER SO BB IBB HBP BLK WP HR S P ERA WHIP	IP WLS BF H R ER SO BB IBB HBP BLK WP HR S P ERA WHIP	IP WLS BF H R ER SO BB IBB HBP BLK WP HR S P ERA WHIP	IP WLS BF H R ER SO BB IBB HBP BLK WP HR S P ERA WHIP	IP WLS BF H R ER SO BB IBB HBP BLK WP HR S P ERA WHIP	IP WLS BF H R ER SO BB IBB HBP BLK WP HR S P ERA WHIP	IP WLS BF H R ER SO BB IBB HBP BLK WP HR S P ERA WHIP	IP WLS BF H R ER SO BB IBB HBP BLK WP HR S P ERA WHIP	IP WLS BF H R ER SO BB IBB HBP BLK WP HR S P ERA WHIP	IP WLS BF H R ER SO BB IBB HBP BLK WP HR S P ERA WHIP	IP WLS BF H R ER SO BB IBB HBP BLK WP HR S P ERA WHIP	IP WLS BF H R ER SO BB IBB HBP BLK WP HR S P ERA WHIP	IP WLS BF H R ER SO BB IBB HBP BLK WP HR S P ERA WHIP	IP WLS BF H R ER SO BB IBB HBP BLK WP HR S P ERA WHIP	IP WLS BF H R ER SO BB IBB HBP BLK WP HR S P ERA WHIP	IP WLS BF H R ER SO BB IBB HBP BLK WP HR S P ERA WHIP

Batter	1	2	3	4	5	6	7	8	9	AB	R	H	RBI	BB	SO	LOB	BOTTOM							
9 Dee Strange-Gordon, L (1.4) OBP: 0.296, SLG: 0.315										4	1	1	0	0	1	3	Philadelphia Phillies @ Miami Marlins Marlins Park, Miami, FL Mon Sep 05 2016, 1:12 PM - 4:06 PM EDT Att: 20,849 - Roof Closed - 79 F							
51 Ichiro Suzuki, L (1.9) OBP: 0.362, SLG: 0.364										4	1	1	1	0	0	1								
14 Martín Prado, R (1.5) OBP: 0.369, SLG: 0.426										4	0	1	0	0	2	2								
21 Christian Yelich, L (1.8) OBP: 0.379, SLG: 0.489										4	0	0	0	0	0	2								
11 J.T. Realmuto, R (1.2) OBP: 0.352, SLG: 0.433										4	0	1	1	0	0	1								
32 Derek Dietrich, L (1.7) OBP: 0.383, SLG: 0.399										3	0	0	0	0	0	0								
55 Nefi Ogando, R (8.1)										0	0	0	0	0	0	0								
33 Dustin McGowan, R (9.1)										0	0	0	0	0	0	0								
12 Chris Johnson, R (9. PH) OBP: 0.281, SLG: 0.335										1	0	0	0	0	1	0								
53 Xavier Scruggs, R (1.3) OBP: 0.340, SLG: 0.583										2	0	0	0	0	1	0								
19 Miguel Rojas, R (1.6) OBP: 0.290, SLG: 0.331										2	0	1	0	0	0	0								
3 Adeiny Hechavarría, R (7. PH) OBP: 0.288, SLG: 0.317										1	0	0	0	0	0	0								
67 Jake Esch, R (1.1) OBP: 0.333, SLG: 0.333										1	0	0	0	0	1	2								
18 Tomás Telis, S (5. PH) OBP: 0.383, SLG: 0.333										1	0	1	0	0	0	0								
65 Austin Brice, R (6.1)										0	0	0	0	0	0	0								
49 Brian Ellington, R (7.1)										0	0	0	0	0	0	0								
5 Jeff Francoeur, R (7.7) OBP: 0.301, SLG: 0.389										1	0	0	0	0	1	0								
Inning Stats	R: 2 E: 0 K: 1 S: 10	H: 3 LOB: 0 BB: 0 P: 19	R: 0 E: 0 K: 2 S: 16	H: 1 LOB: 2 BB: 0 P: 22	R: 0 E: 0 K: 0 S: 9	H: 1 LOB: 1 BB: 0 P: 12	R: 0 E: 0 K: 1 S: 6	H: 0 LOB: 0 BB: 0 P: 8	R: 0 E: 0 K: 0 S: 8	H: 1 LOB: 1 BB: 0 P: 14	R: 0 E: 0 K: 0 S: 9	H: 0 LOB: 0 BB: 0 P: 14	R: 0 E: 0 K: 1 S: 7	H: 0 LOB: 0 BB: 0 P: 14	R: 0 E: 0 K: 1 S: 9	H: 0 LOB: 0 BB: 0 P: 10	R: 0 E: 0 K: 1 S: 13	H: 0 LOB: 0 BB: 0 P: 18	1B: 4 2B: 1 3B: 1 HR: 0	SF: 0 SAC: 0 DP: 0 HBP: 1	WP: 2 PB: 1 SB: 0 CS: 1	PA: 34		
PITCHER	IP WLS BF H R ER SO BB IBB HBP BLK WP HR S P ERA WHIP	IP WLS BF H R ER SO BB IBB HBP BLK WP HR S P ERA WHIP	IP WLS BF H R ER SO BB IBB HBP BLK WP HR S P ERA WHIP	IP WLS BF H R ER SO BB IBB HBP BLK WP HR S P ERA WHIP	IP WLS BF H R ER SO BB IBB HBP BLK WP HR S P ERA WHIP	IP WLS BF H R ER SO BB IBB HBP BLK WP HR S P ERA WHIP	IP WLS BF H R ER SO BB IBB HBP BLK WP HR S P ERA WHIP	IP WLS BF H R ER SO BB IBB HBP BLK WP HR S P ERA WHIP	IP WLS BF H R ER SO BB IBB HBP BLK WP HR S P ERA WHIP	IP WLS BF H R ER SO BB IBB HBP BLK WP HR S P ERA WHIP	IP WLS BF H R ER SO BB IBB HBP BLK WP HR S P ERA WHIP	IP WLS BF H R ER SO BB IBB HBP BLK WP HR S P ERA WHIP	IP WLS BF H R ER SO BB IBB HBP BLK WP HR S P ERA WHIP	IP WLS BF H R ER SO BB IBB HBP BLK WP HR S P ERA WHIP	IP WLS BF H R ER SO BB IBB HBP BLK WP HR S P ERA WHIP	IP WLS BF H R ER SO BB IBB HBP BLK WP HR S P ERA WHIP	IP WLS BF H R ER SO BB IBB HBP BLK WP HR S P ERA WHIP	IP WLS BF H R ER SO BB IBB HBP BLK WP HR S P ERA WHIP	IP WLS BF H R ER SO BB IBB HBP BLK WP HR S P ERA WHIP	IP WLS BF H R ER SO BB IBB HBP BLK WP HR S P ERA WHIP	IP WLS BF H R ER SO BB IBB HBP BLK WP HR S P ERA WHIP	IP WLS BF H R ER SO BB IBB HBP BLK WP HR S P ERA WHIP	IP WLS BF H R ER SO BB IBB HBP BLK WP HR S P ERA WHIP	IP WLS BF H R ER SO BB IBB HBP BLK WP HR S P ERA WHIP



Batter	1	2	3	4	5	6	7	8	9	AB	R	H	RBI	BB	SO	LOB	TOP
16 César Hernández, S (1.4) OBP: 0.357, SLG: 0.398										3	0	2	0	1	1	1	Philadelphia Phillies @ Miami Marlins Marlins Park, Miami, FL Wed Sep 07 2016, 7:10 PM - 10:02 PM EDT Att: 16,592 - Roof Closed - 76 F
23 Aaron Altherr, R (1.7) OBP: 0.311, SLG: 0.338										2	0	0	0	2	1	2	
37 Odúbel Herrera, L (1.8) OBP: 0.357, SLG: 0.406										3	0	0	0	1	1	4	
19 Tommy Joseph, R (1.3) OBP: 0.291, SLG: 0.483										4	0	1	0	0	2	6	
13 Freddy Galvis, S (1.6) OBP: 0.269, SLG: 0.390										4	0	0	0	0	2	3	
34 A.J. Ellis, R (1.2) OBP: 0.281, SLG: 0.274										3	0	0	0	1	3	0	
4 Andrés Blanco, S (1.5) OBP: 0.314, SLG: 0.434										4	0	0	0	0	1	1	
17 Peter Bourjos, R (1.9) OBP: 0.295, SLG: 0.389										3	0	1	0	0	1	0	
62 Patrick Schuster, R (7.1)										0	0	0	0	0	0	0	
52 Severino González, R (7.1)										0	0	0	0	0	0	0	
53 Frank Hermann, L (8.1)										0	0	0	0	0	0	0	
58 Jeremy Hellickson, R (1.1) OBP: 0.208, SLG: 0.178										1	0	0	0	0	1	0	
41 Jimmy Paredes, S (7.7) OBP: 0.255, SLG: 0.385										1	0	0	0	0	0	0	
Inning Stats	R: 0 H: 1 E: 0 K: 1 S: 15	WLS: 22 BF: 23 P: 23	H: 0 R: 0 ER: 0 LOB: 0 BB: 0 P: 16	H: 1 R: 0 ER: 0 LOB: 2 BB: 1 P: 24	H: 0 R: 0 ER: 0 LOB: 0 BB: 0 P: 17	H: 1 R: 0 ER: 0 LOB: 1 BB: 1 P: 16	H: 0 R: 0 ER: 0 LOB: 0 BB: 0 P: 18	H: 0 R: 0 ER: 0 LOB: 2 BB: 2 P: 30	H: 0 R: 0 ER: 0 LOB: 0 BB: 0 P: 15	1B: 3 2B: 2 3B: 0 HR: 0	SF: 0 SAC: 1 DP: 2 HBP: 0	WP: 0 PB: 0 SB: 1 CS: 1	PA: 35				
PITCHER	IP: 5.1 WLS: 1 BF: 22 H: 4 R: 0 ER: 0 LOB: 2 BB: 0 SO: 9	IP: 0.2 WLS: 1 BF: 1 H: 0 R: 0 ER: 0 LOB: 0 BB: 0 SO: 0	IP: 1.0 WLS: 3 BF: 3 H: 0 R: 0 ER: 0 LOB: 0 BB: 1 SO: 0	IP: 1.0 WLS: 5 BF: 5 H: 0 R: 0 ER: 0 LOB: 2 BB: 2 SO: 2	IP: 1.0 WLS: 3 BF: 3 H: 0 R: 0 ER: 0 LOB: 0 BB: 0 SO: 2	IP: 1.0 WLS: 3 BF: 3 H: 0 R: 0 ER: 0 LOB: 1 BB: 1 SO: 0	IP: 1.0 WLS: 3 BF: 3 H: 0 R: 0 ER: 0 LOB: 1 BB: 1 SO: 0	IP: 1.0 WLS: 3 BF: 3 H: 0 R: 0 ER: 0 LOB: 1 BB: 1 SO: 0	IP: 1.0 WLS: 3 BF: 3 H: 0 R: 0 ER: 0 LOB: 2 BB: 2 SO: 0	IP: 1.0 WLS: 3 BF: 3 H: 0 R: 0 ER: 0 LOB: 0 BB: 0 SO: 2	ERA: 4.77 WHIP: 1.000	ERA: 2.62 WHIP: 0.000	ERA: 3.03 WHIP: 1.000	ERA: 3.21 WHIP: 2.000	ERA: 3.0 WHIP: 0.000		

Batter	1	2	3	4	5	6	7	8	9	AB	R	H	RBI	BB	SO	LOB	BOTTOM
9 Dee Strange-Gordon, L (1.4) OBP: 0.293, SLG: 0.311										4	0	2	0	0	0	1	Philadelphia Phillies @ Miami Marlins Marlins Park, Miami, FL Wed Sep 07 2016, 7:10 PM - 10:02 PM EDT Att: 16,592 - Roof Closed - 76 F
51 Ichiro Suzuki, L (1.7) OBP: 0.394, SLG: 0.384										4	1	2	0	0	0	2	
14 Martín Prado, R (1.5) OBP: 0.366, SLG: 0.425										3	1	1	3	0	0	1	
21 Christian Yelich, L (1.8) OBP: 0.378, SLG: 0.486										4	0	1	1	0	1	3	
13 Marcell Ozuna, R (1.9) OBP: 0.323, SLG: 0.472										4	2	2	0	0	0	0	
41 Justin Bour, L (1.3) OBP: 0.300, SLG: 0.520										3	0	1	0	0	0	1	
77 Yair Páez, S (6.96) OBP: 0.260, SLG: 0.260										0	0	0	0	0	0	0	
46 Kyle Barracough, R (7.19) OBP: 0.230, SLG: 0.456										1	0	0	0	0	1	2	
44 A.J. Ramos, R (8.1) OBP: 0.230, SLG: 0.456										0	0	0	0	0	0	0	
65 Austin Brice, R (8.1) OBP: 0.230, SLG: 0.456										0	0	0	0	0	0	0	
11 J.T. Realmuto, R (1.2) OBP: 0.352, SLG: 0.435										3	0	2	1	0	0	1	
3 Adeiny Hechavarria, R (1.6) OBP: 0.289, SLG: 0.320										4	0	1	0	0	1	3	
48 Andrew Cashner, R (1.1) OBP: 0.219, SLG: 0.138										2	1	1	0	0	0	1	
40 Mike Dunn, L (6.1) OBP: 0.219, SLG: 0.138										0	0	0	0	0	0	0	
12 Chris Johnson, R (7.3) OBP: 0.283, SLG: 0.333										1	1	0	0	1	0	1	
Inning Stats	R: 1 H: 1 E: 0 K: 0 S: 8	WLS: 26 BF: 14 P: 14	H: 2 R: 4 ER: 3 LOB: 1 BB: 0 P: 14	H: 1 R: 0 ER: 0 LOB: 1 BB: 0 P: 12	H: 1 R: 0 ER: 0 LOB: 1 BB: 0 P: 13	H: 3 R: 1 ER: 0 LOB: 1 BB: 0 P: 13	H: 1 R: 1 ER: 1 LOB: 1 BB: 0 P: 9	H: 3 R: 2 ER: 0 LOB: 2 BB: 1 P: 22	H: 1 R: 0 ER: 0 LOB: 0 BB: 0 P: 12	1B: 9 2B: 3 3B: 1 HR: 0	SF: 2 SAC: 0 DP: 3 HBP: 0	WP: 0 PB: 0 SB: 1 CS: 0	PA: 36				
PITCHER	IP: 6.0 WLS: 1 BF: 26 H: 4 R: 4 ER: 3 LOB: 1 BB: 0 SO: 3	IP: 0.2 WLS: 3 BF: 3 H: 0 R: 0 ER: 0 LOB: 0 BB: 0 SO: 0	IP: 0.1 WLS: 4 BF: 3 H: 1 R: 1 ER: 1 LOB: 1 BB: 1 SO: 1	IP: 1.0 WLS: 3 BF: 3 H: 0 R: 0 ER: 0 LOB: 1 BB: 0 SO: 0	IP: 1.0 WLS: 3 BF: 3 H: 0 R: 0 ER: 0 LOB: 1 BB: 0 SO: 0	IP: 1.0 WLS: 3 BF: 3 H: 0 R: 0 ER: 0 LOB: 1 BB: 0 SO: 0	IP: 1.0 WLS: 3 BF: 3 H: 0 R: 0 ER: 0 LOB: 1 BB: 0 SO: 0	IP: 1.0 WLS: 3 BF: 3 H: 0 R: 0 ER: 0 LOB: 1 BB: 0 SO: 0	IP: 1.0 WLS: 3 BF: 3 H: 0 R: 0 ER: 0 LOB: 2 BB: 1 SO: 0	IP: 1.0 WLS: 3 BF: 3 H: 0 R: 0 ER: 0 LOB: 0 BB: 0 SO: 2	ERA: 3.9 WHIP: 1.500	ERA: 11.05 WHIP: 9.000	ERA: 4.5 WHIP: 1.000	ERA: 10.29 WHIP: 1.000			

Philadelphia Phillies @ Miami Marlins
 Marlins Park, Miami, FL
 Wed Sep 07 2016, 7:10 PM - 10:02 PM EDT
 Att: 16,592 - Roof Closed - 76 F

AB	28
R	0
H	4
RBI	0
BB	5
SO	13
LOB	17



Philadelphia Phillies @ Miami Marlins
 Marlins Park, Miami, FL
 Wed Sep 07 2016, 7:10 PM - 10:02 PM EDT
 Att: 16,592 - Roof Closed - 76 F

AB	33
R	6
H	13
RBI	5
BB	1
SO	3
LOB	16



Batter	1	2	3	4	5	6	7	8	9	AB	R	H	RBI	BB	SO	LOB	TOP					
16 César Hernández, S (1.4) OBP: 0.355, SLG: 0.393			G4-3		G4-3		G3			4	0	0	0	1	1	2						
37 Odúbel Herrera, L (1.8) OBP: 0.357, SLG: 0.406										1	1	1	0	0	0	0						
23 Aaron Altherr, R (5.9) OBP: 0.310, SLG: 0.326	2B									2	1	0	0	0	1	2						
4 Andrés Blanco, S (1.5) OBP: 0.322, SLG: 0.427										2	1	0	0	2	2							
6 Ryan Howard, L (1.3) OBP: 0.249, SLG: 0.439										4	0	1	0	0	0	4						
29 Cameron Rupp, R (1.2) OBP: 0.316, SLG: 0.464										4	1	2	3	0	2	2						
13 Freddy Galvis, S (1.6) OBP: 0.270, SLG: 0.388										4	0	1	1	0	1	1						
17 Peter Bourjos, R (1.9) OBP: 0.294, SLG: 0.394										4	0	1	0	0	2	0						
2 Tyler Goeddel, R (1.7) OBP: 0.248, SLG: 0.285										3	0	0	0	1	1	3						
44 Jake Thompson, R (1.1) OBP: 0.226, SLG: 0.375										1	0	1	0	0	0	0						
31 Michael Mariot, R (6.1) ERA: 6.59										0	0	0	0	0	0	0						
41 Jimmy Paredes, S (7.9) ERA: 4.74										0	0	0	0	0	1	0						
60 Colton Murray, R (7.1) ERA: 10.57										0	0	0	0	0	0	0						
62 Patrick Schuster, R (8.1) ERA: 9.35										0	0	0	0	0	1	0						
53 Frank Herrmann, L (8.1) ERA: 9.35										1	0	0	0	0	0	0						
Inning Stats	R: 0 E: 0 K: 2 S: 8	H: 1 LOB: 1 BB: 0 P: 11	R: 0 E: 0 K: 2 S: 10	H: 0 LOB: 0 BB: 0 P: 11	R: 0 E: 0 K: 0 S: 13	H: 0 LOB: 1 BB: 1 P: 25	R: 1 E: 0 K: 2 S: 16	H: 3 LOB: 3 BB: 1 P: 20	R: 0 E: 0 K: 1 S: 16	H: 1 LOB: 2 BB: 1 P: 26	R: 0 E: 0 K: 1 S: 10	H: 0 LOB: 0 BB: 0 P: 15	R: 3 E: 0 K: 1 S: 17	H: 1 LOB: 0 BB: 1 P: 27	R: 0 E: 0 K: 2 S: 12	H: 0 LOB: 1 BB: 1 P: 21	1B: 4 2B: 2 3B: 0 HR: 1	SF: 0 SAC: 1 DP: 1 HBP: 2	WP: 0 PB: 0 SB: 0 CS: 0	PA: 38		
PITCHER	IP: 6.0 ERA: 2.85	WLS: 1 H: 3 BF: 25	H: 6 R: 1 ER: 1 SO: 8	R: 0 ER: 0 SO: 1	BB: 0 IBB: 0 HBP: 0 BLK: 0	WP: 0 HR: 0 S: 10 P: 107	HR: 0 S: 10 P: 107	ERA: 1.50 WHIP: 1.333	PITCHER	IP: 1.0 ERA: 1.67	WLS: 1 H: 4 BF: 4	H: 0 R: 0 ER: 0 SO: 2	BB: 1 IBB: 0 HBP: 0 BLK: 0	WP: 0 HR: 0 S: 12 P: 21	HR: 0 S: 12 P: 21	ERA: 0.00 WHIP: 1.000						
57 Tanner Roark, R (1.1) ERA: 2.85																						
45 Blake Treinen, R (7.1) ERA: 2.4																						
32 Kodá Glover, R (8.1) ERA: 4.5																						
23 Marc Rzepczynski, L (8.1) ERA: 2.51																						
27 Shawn Kelley, R (8.1) ERA: 3.06																						
Batter	1	2	3	4	5	6	7	8	9	AB	R	H	RBI	BB	SO	LOB	BOTTOM					
7 Trea Turner, R (1.8) OBP: 0.365, SLG: 0.561	G4-3		L9		G4-3					5	2	2	3	0	0	2						
28 Javson Werth, R (1.7) OBP: 0.341, SLG: 0.436										4	0	0	0	0	2	0						
20 Daniel Murphy, L (1.4) OBP: 0.390, SLG: 0.597	F8									2	2	1	0	0	0	0						
34 Bryce Harper, L (1.9) OBP: 0.379, SLG: 0.456										4	0	1	1	0	1	2						
6 Anthony Rendon, R (1.5) OBP: 0.357, SLG: 0.459										3	0	2	1	1	0	0						
40 Wilson Ramos, R (1.2) OBP: 0.352, SLG: 0.491										4	0	0	0	0	3	4						
11 Ryan Zimmerman, R (1.3) OBP: 0.271, SLG: 0.374										4	0	0	0	0	1	2						
8 Danny Espinosa, S (1.6) OBP: 0.319, SLG: 0.389										4	1	2	0	0	1	0						
57 Tanner Roark, R (1.1) ERA: 6.05										1	0	1	0	0	0	0						
9 Ben Revere, L (7.9) ERA: 4.74										0	0	0	0	0	1	1						
32 Kodá Glover, R (8.1) ERA: 10.57										0	0	0	0	0	0	0						
23 Marc Rzepczynski, L (8.1) ERA: 9.35										0	0	0	0	0	0	0						
27 Shawn Kelley, R (8.1) ERA: 9.35										0	0	0	0	0	0	0						
43 Mark Melancon, R (8.1) ERA: 9.35										0	0	0	0	0	0	0						
25 Clint Robinson, L (8.9) ERA: 9.35										1	0	1	0	0	0	0						
Inning Stats	R: 0 E: 0 K: 1 S: 10	H: 0 LOB: 0 BB: 0 P: 14	R: 0 E: 0 K: 2 S: 7	H: 0 LOB: 0 BB: 0 P: 11	R: 0 E: 0 K: 0 S: 6	H: 1 LOB: 1 BB: 0 P: 9	R: 1 E: 0 K: 1 S: 13	H: 1 LOB: 1 BB: 0 P: 24	R: 0 E: 0 K: 1 S: 10	H: 1 LOB: 0 BB: 0 P: 16	R: 1 E: 0 K: 1 S: 9	H: 2 LOB: 2 BB: 1 P: 17	R: 2 E: 0 K: 2 S: 14	H: 2 LOB: 0 BB: 0 P: 24	R: 0 E: 0 K: 1 S: 9	H: 1 LOB: 0 BB: 0 P: 12	R: 1 E: 0 K: 0 S: 10	H: 1 LOB: 0 BB: 0 P: 13	1B: 5 2B: 2 3B: 0 HR: 2	SF: 0 SAC: 1 DP: 1 HBP: 2	WP: 0 PB: 0 SB: 0 CS: 0	PA: 37
PITCHER	IP: 5.1 ERA: 6.59	WLS: 1 H: 2 BF: 23	H: 2 R: 2 ER: 2 SO: 5	R: 0 ER: 0 SO: 1	BB: 1 IBB: 0 HBP: 0 BLK: 0	WP: 0 HR: 0 S: 11 P: 84	HR: 0 S: 11 P: 84	ERA: 1.125 WHIP: 3.38	PITCHER	IP: 1.0 ERA: 1.67	WLS: 1 H: 4 BF: 4	H: 0 R: 0 ER: 0 SO: 2	BB: 1 IBB: 0 HBP: 0 BLK: 0	WP: 0 HR: 0 S: 12 P: 21	HR: 0 S: 12 P: 21	ERA: 0.00 WHIP: 1.000						
44 Jake Thompson, R (1.1) OBP: 0.226, SLG: 0.375																						
31 Michael Mariot, R (6.1) ERA: 6.59																						
60 Colton Murray, R (7.1) ERA: 10.57																						
62 Patrick Schuster, L (8.1) ERA: 9.35																						
53 Frank Herrmann, L (8.1) ERA: 9.35																						

Philadelphia Phillies @ Washington Nationals
 Nationals Park, Washington, DC
 Fri Sep 09 2016, 7:06 PM - 10:36 PM EDT
 Att: 28,469 - Clear - 92 F

AB	31
R	4
H	7
RBI	4
BB	4
SO	12
LOB	16



Philadelphia Phillies @ Washington Nationals
 Nationals Park, Washington, DC
 Fri Sep 09 2016, 7:06 PM - 10:36 PM EDT
 Att: 28,469 - Clear - 92 F

AB	33
R	5
H	9
RBI	5
BB	1
SO	9
LOB	11



Batter	1	2	3	4	5	6	7	8	9	AB	R	H	RBI	BB	SO	LOB	TOP															
16 César Hernández, S (1.4) OBP: 0.356, SLG: 0.394										4	0	2	0	0	0	0																
37 Odibel Herrera, L (1.8) OBP: 0.355, SLG: 0.402										4	0	0	0	0	0	2	2															
4 Andrés Blanco, S (1.5) OBP: 0.332, SLG: 0.434										2	0	1	0	1	0	0																
19 Tommy Joseph, R (1.3) OBP: 0.290, SLG: 0.476										3	0	0	0	0	1	5																
29 Cameron Rupp, R (1.2) OBP: 0.312, SLG: 0.458											4	0	0	0	0	2	3															
13 Freddy Galvis, S (1.6) OBP: 0.294, SLG: 0.387										4	0	1	0	0	1	0																
17 Peter Bourjos, R (1.9) OBP: 0.294, SLG: 0.393										4	0	1	0	0	1	1																
23 Aaron Altherr, R (1.7) OBP: 0.304, SLG: 0.319										3	0	0	0	0	2	1																
48 Jerad Eickhoff, R (1.1) OBP: 0.176, SLG: 0.212										2	0	0	0	0	1	0																
25 Cody Ransom, R (7. PH) OBP: 0.281, SLG: 0.362																																
7 Michael Fierman, R (7. PH) OBP: 0.207, SLG: 0.422																																
57 Luis García, R (7.1) OBP: 0.297, SLG: 0.422																																
62 Patrick Schuster, R (8.1) OBP: 0.297, SLG: 0.422																																
31 Michael Mariot, R (8.1) OBP: 0.297, SLG: 0.422																																
Inning Stats	R: 0 E: 0 K: 0 S: 15	H: 1 LOB: 2 BB: 1 P: 23	R: 0 E: 0 K: 2 S: 10	H: 0 LOB: 0 BB: 0 P: 13	R: 0 E: 0 K: 2 S: 19	H: 1 LOB: 2 BB: 0 P: 32	R: 0 E: 0 K: 1 S: 6	H: 1 LOB: 0 BB: 0 P: 8	R: 0 E: 0 K: 0 S: 3	H: 0 LOB: 0 BB: 0 P: 5	R: 0 E: 0 K: 2 S: 11	H: 0 LOB: 1 BB: 0 P: 18	R: 0 E: 0 K: 1 S: 14	H: 1 LOB: 1 BB: 0 P: 23	R: 0 E: 0 K: 1 S: 10	H: 0 LOB: 0 BB: 0 P: 11	1B: 4 2B: 1 3B: 0 HR: 0	SF: 0 SAC: 0 DP: 1 HBP: 2	WP: 0 PB: 0 SB: 2 CS: 0	PA: 34												
PITCHER	IP WLS BF H R ER SO BB IBB HBP BLK WP HR S P ERA WHIP																															
31 Max Scherzer, R (1.1) ERA: 2.78	6.2	26	4	0	0	8	1	0	2	0	0	0	76	117	0.00	0.750																
23 Marc Rzepczynski, L (7.1) ERA: 2.45	1.0	4	1	0	0	1	0	0	0	0	0	0	10	19	0.00	1.000																
27 Shawn Kelley, R (8.1) ERA: 3.04	0.1	W	1	0	0	0	0	0	0	0	0	0	2	3	0.00	0.000																
43 Mark Melancon, R (9.1) ERA: 1.64	1.0	S	3	0	0	0	1	0	0	0	0	0	7	11	0.00	0.000																
Batter	1	2	3	4	5	6	7	8	9	AB	R	H	RBI	BB	SO	LOB	BOTTOM															
7 Trea Turner, R (1.8) OBP: 0.359, SLG: 0.551										4	0	0	0	0	1	0																
9 Ben Revere, L (1.7) OBP: 0.263, SLG: 0.306										4	1	2	0	0	0	0																
20 Daniel Murphy, L (1.4) OBP: 0.391, SLG: 0.595										3	1	1	0	1	0	1																
34 Bryce Harper, L (1.9) OBP: 0.378, SLG: 0.461										4	1	1	3	0	3	2																
6 Anthony Rendon, R (1.5) OBP: 0.354, SLG: 0.455											4	0	0	0	0	1	0															
25 Clint Robinson, L (1.3) OBP: 0.298, SLG: 0.339											2	0	1	0	1	1	0															
23 Marc Rzepczynski, L (7.1) ERA: 2.45																																
27 Shawn Kelley, R (8.1) ERA: 3.04																																
10 Stephen Drew, L (8. PH) OBP: 0.333, SLG: 0.566																																
43 Mark Melancon, R (9.1) ERA: 1.64																																
8 Danny Espinosa, S (1.6) OBP: 0.319, SLG: 0.388											2	0	0	0	1	1	1															
59 Jose Lobaton, S (1.2) OBP: 0.317, SLG: 0.364											3	0	2	0	0	0	0															
31 Max Scherzer, R (1.1) OBP: 0.185, SLG: 0.175																																
11 Ryan Zimmerman, R (7.3) OBP: 0.271, SLG: 0.373																																
Inning Stats	R: 0 E: 0 K: 2 S: 9	H: 1 LOB: 1 BB: 0 P: 12	R: 0 E: 0 K: 0 S: 8	H: 1 LOB: 2 BB: 1 P: 15	R: 0 E: 0 K: 1 S: 8	H: 1 LOB: 1 BB: 0 P: 15	R: 0 E: 0 K: 0 S: 10	H: 2 LOB: 2 BB: 1 P: 18	R: 0 E: 0 K: 0 S: 6	H: 0 LOB: 0 BB: 0 P: 8	R: 0 E: 0 K: 2 S: 9	H: 0 LOB: 0 BB: 0 P: 14	R: 0 E: 0 K: 1 S: 9	H: 0 LOB: 0 BB: 0 P: 13	R: 3 E: 0 K: 2 S: 16	H: 2 LOB: 0 BB: 1 P: 27	1B: 5 2B: 1 3B: 0 HR: 1	SF: 0 SAC: 0 DP: 0 HBP: 0	WP: 1 PB: 0 SB: 0 CS: 0	PA: 33												
PITCHER	IP WLS BF H R ER SO BB IBB HBP BLK WP HR S P ERA WHIP																															
48 Jerad Eickhoff, R (1.1) ERA: 3.73	6.0	24	5	0	0	5	2	0	0	0	0	0	50	82	0.00	1.167																
57 Luis García, R (7.1) ERA: 7.2	1.1	L	5	1	1	1	0	0	0	0	0	0	13	20	6.75	0.750																
62 Patrick Schuster, L (8.1) ERA: 12.91	0.0	2	1	2	2	0	1	0	0	0	1	1	4	11	∞	∞																
31 Michael Mariot, R (8.1) ERA: 6.28	0.2	2	0	0	0	2	0	0	0	0	0	0	8	9	0.00	0.000																

Philadelphia Phillies @ Washington Nationals
 Nationals Park, Washington, DC
 Sat Sep 10 2016, 7:07 PM - 10:11 PM EDT
 Att: 36,152 - Partly Cloudy - 88 F

AB 31
 R 0
 H 5
 RBI 0
 BB 1
 SO 10
 LOB 13



Philadelphia Phillies @ Washington Nationals
 Nationals Park, Washington, DC
 Sat Sep 10 2016, 7:07 PM - 10:11 PM EDT
 Att: 36,152 - Partly Cloudy - 88 F

AB 30
 R 3
 H 7
 RBI 3
 BB 3
 SO 8
 LOB 8



Batter	1	2	3	4	5	6	7	8	9	AB	R	H	RBI	BB	SO	LOB	TOP										
16 César Hernández, S (1, 4) OBP: 0.397, SLG: 0.395	G1-3					G6-3		G5-3		4	0	2	0	0	0	0	Philadelphia Phillies @ Washington Nationals Nationals Park, Washington, DC Sun Sep 11 2016, 1:37 PM - 4:26 PM EDT Att: 31,805 - Partly Cloudy - 84 F										
24 Roman Quinn, S (1, 8)	G4-3		F9			F7		BB		3	0	0	0	1	0	1											
4 Andrés Blanco, S (1, 5) OBP: 0.330, SLG: 0.426	BB		K			G5-3		G5-3		3	0	0	0	1	1	3											
18 Darin Ruf, R (1, 7) OBP: 0.205, SLG: 0.194	G5-3						K			3	0	1	0	0	1	1											
37 Odúbel Herrera, L (9, PH) OBP: 0.354, SLG: 0.402								K		1	0	0	0	0	1	0											
19 Tommy Joseph, R (1, 3) OBP: 0.289, SLG: 0.484		E6				G5-4-3		K		4	1	1	1	0	1	1											
34 A.J. Ellis, R (1, 2) OBP: 0.282, SLG: 0.275							HR																				
7 Maikel Franco, R (9, PH) OBP: 0.299, SLG: 0.423							L3			3	0	1	0	0	0	0											
15 Emmanuel Burriss, S (9, PH) OBP: 0.196, SLG: 0.190								BB		0	0	0	0	0	0	0											
23 Aaron Altherr, R (1, 9) OBP: 0.280, SLG: 0.360								BB		3	0	0	0	0	0	2											
25 Cody Asche, L (9, PH) OBP: 0.280, SLG: 0.360								K		1	0	0	0	0	1	1											
13 Freddy Galvis, S (1, 6) OBP: 0.270, SLG: 0.393								HR		3	1	1	1	0	1	1											
39 Adam Morgan, L (1, 1) OBP: 0.103, SLG: 0.138										2	0	0	0	0	1	0											
61 Edubray Ramos, R (7, 1)										0	0	0	0	0	0	0											
6 Ryan Howard, L (8, PH) OBP: 0.248, SLG: 0.438										1	0	0	0	0	1	0											
30 David Hernandez, R (8, 1)										0	0	0	0	0	0	0											
63 Joely Rodríguez, L (8, 1)										0	0	0	0	0	0	0											
Inning Stats	R: 0 E: 0 K: 0 S: 7	H: 0 LOB: 1 BB: 1 P: 13	R: 0 E: 1 K: 0 S: 8	H: 1 LOB: 1 BB: 0 P: 14	R: 0 E: 0 K: 1 S: 9	H: 1 LOB: 1 BB: 0 P: 16	R: 0 E: 0 K: 1 S: 6	H: 1 LOB: 0 BB: 0 P: 10	R: 0 E: 0 K: 2 S: 7	H: 0 LOB: 0 BB: 0 P: 8	R: 0 E: 0 K: 0 S: 7	H: 0 LOB: 0 BB: 0 P: 13	R: 1 E: 0 K: 1 S: 10	H: 1 LOB: 0 BB: 0 P: 18	R: 1 E: 0 K: 1 S: 10	H: 2 LOB: 1 BB: 1 P: 16	R: 0 E: 0 K: 3 S: 15	H: 1 LOB: 1 BB: 0 P: 21	1B: 5 2B: 0 3B: 0 HR: 2	SF: 0 SAC: 0 DP: 3 HBP: 0	WP: 0 PB: 0 SB: 0 CS: 0	PA: 34					
PITCHER	IP	WLS	BF	H	R	ER	SO	BB	IBB	HBP	BLK	WP	HR	S	P	ERA	WHIP										
47 Gio González, L (1, 1) ERA: 4.27	7.0	W	25	4	1	1	5	1	0	0	0	0	1	54	92	1.29	0.714										
32 Koda Glover, R (8, 1) ERA: 5.14	0.0		1	1	1	1	0	0	0	0	0	0	1	1	1	∞	∞										
46 Oliver Pérez, L (8, 1) ERA: 5.35	0.1	H	1	0	0	0	1	0	0	0	0	0	0	4	4	0.00	0.000										
45 Blake Treinen, R (8, 1) ERA: 2.37	0.2	H	3	1	0	0	0	1	0	0	0	0	0	5	11	0.00	3.000										
43 Mark Melancon, R (9, 1) ERA: 1.61	1.0	S	4	1	0	0	3	0	0	0	0	0	0	15	21	0.00	1.000										
Batter	1	2	3	4	5	6	7	8	9	AB	R	H	RBI	BB	SO	LOB	BOTTOM										
7 Trea Turner, R (1, 8) OBP: 0.365, SLG: 0.552	BB					G6-3		BB		3	1	2	0	1	0	0	Philadelphia Phillies @ Washington Nationals Nationals Park, Washington, DC Sun Sep 11 2016, 1:37 PM - 4:26 PM EDT Att: 31,805 - Partly Cloudy - 84 F										
28 Javson Werth, R (1, 7) OBP: 0.339, SLG: 0.433	F8		K			F8		G5-3		4	0	0	0	0	1	3											
20 Daniel Murphy, L (1, 4) OBP: 0.390, SLG: 0.594	BB		F7			G4-3		F8		4	0	1	1	0	0	2											
34 Bryce Harper, L (1, 9) OBP: 0.379, SLG: 0.460	F9						BB			1	1	0	0	2	0	1											
6 Anthony Rendon, R (1, 5) OBP: 0.354, SLG: 0.457	F9						L9			3	1	1	1	0	0	2											
40 Wilson Ramos, R (1, 2) OBP: 0.350, SLG: 0.488										3	0	0	0	0	0	2											
11 Ryan Zimmerman, R (1, 3) OBP: 0.269, SLG: 0.370										3	0	0	0	0	1	0											
8 Danny Espinosa, S (1, 6) OBP: 0.317, SLG: 0.385										2	0	0	0	0	1	0											
47 Gio González, R (1, 1) ERA: 3.46										2	0	0	0	0	0	0											
32 Koda Glover, R (8, 1) ERA: 5.14										0	0	0	0	0	0	0											
46 Oliver Pérez, L (8, 1) ERA: 5.35										0	0	0	0	0	0	0											
45 Blake Treinen, R (8, 1) ERA: 2.37										0	0	0	0	0	0	0											
10 Stephen Drew, L (8, PH) OBP: 0.301, SLG: 0.569										1	0	0	0	0	0	0											
43 Mark Melancon, R (9, 1) ERA: 1.61										0	0	0	0	0	0	0											
Inning Stats	R: 1 E: 0 K: 0 S: 12	H: 2 LOB: 1 BB: 0 P: 15	R: 0 E: 0 K: 1 S: 10	H: 0 LOB: 0 BB: 0 P: 13	R: 0 E: 0 K: 1 S: 13	H: 1 LOB: 1 BB: 0 P: 22	R: 0 E: 0 K: 0 S: 6	H: 0 LOB: 0 BB: 1 P: 12	R: 0 E: 0 K: 0 S: 5	H: 0 LOB: 0 BB: 0 P: 8	R: 0 E: 0 K: 0 S: 8	H: 0 LOB: 0 BB: 0 P: 12	R: 2 E: 0 K: 1 S: 15	H: 1 LOB: 0 BB: 1 P: 29	R: 0 E: 0 K: 0 S: 6	H: 0 LOB: 1 BB: 1 P: 14	1B: 2 2B: 2 3B: 0 HR: 0	SF: 0 SAC: 0 DP: 0 HBP: 0	WP: 0 PB: 1 SB: 2 CS: 1	PA: 30							
PITCHER	IP	WLS	BF	H	R	ER	SO	BB	IBB	HBP	BLK	WP	HR	S	P	ERA	WHIP										
39 Adam Morgan, L (1, 1) ERA: 5.73	6.0	L	22	3	2	2	2	2	0	0	0	0	0	55	87	3.00	0.833										
61 Edubray Ramos, R (7, 1) ERA: 3.48	1.0		4	1	1	0	1	0	0	0	0	0	0	14	24	0.00	1.000										
30 David Hernandez, R (8, 1) ERA: 4.04	0.2		3	0	0	0	0	1	0	0	0	0	0	5	12	0.00	1.500										
63 Joely Rodríguez, L (8, 1) ERA: 4.04	0.1		1	0	0	0	0	0	0	0	0	0	0	1	2	0.00	0.000										

Batter	1	2	3	4	5	6	7	8	9	AB	R	H	RBI	BB	SO	LOB	TOP							
26 Adam Frazier, L (1.7) OBP: 0.374, SLG: 0.500 59 Antonio Bastardo, R (5.1) 73 Felipe Vázquez, L (7.1) 17 Matt Joyce, L (8. PH) 48 Jared Hughes, R (8.1)											3	0	1	0	0	1	1							
55 Josh Bell, S (1.3) OBP: 0.413, SLG: 0.444										3	1	0	0	1	0	1								
22 Andrew McCutchen, R (1.8) OBP: 0.328, SLG: 0.499										3	0	0	0	1	1	1								
25 Gregory Polanco, L (1.9) OBP: 0.328, SLG: 0.483										4	0	0	0	0	1	2								
27 Jung Ho Kang, R (1.5) OBP: 0.352, SLG: 0.534										4	1	2	0	0	1	2								
29 Francisco Cervelli, R (1.2) OBP: 0.374, SLG: 0.334										4	0	0	0	0	1	4								
3 Sean Rodriguez, R (1.4) OBP: 0.337, SLG: 0.470										3	0	1	1	1	2	0								
10 Jordy Mercer, R (1.6) OBP: 0.333, SLG: 0.377										4	0	0	0	0	1	3								
45 Gerrit Cole, R (1.1) OBP: 0.220, SLG: 0.300 12 Juan Nicasio, R (3.1) 28 John Jaso, L (5. PH) OBP: 0.347, SLG: 0.379										1	0	1	0	0	0	0								
Inning Stats	R: 1 E: 1 K: 1 S: 16	H: 1 LOB: 2 BB: 1 P: 29	R: 0 E: 0 K: 2 S: 10	H: 1 LOB: 0 BB: 1 P: 18	R: 0 E: 0 K: 0 S: 9	H: 0 LOB: 0 BB: 1 P: 16	R: 0 E: 0 K: 2 S: 8	H: 0 LOB: 0 BB: 1 P: 11	R: 0 E: 0 K: 1 S: 6	H: 0 LOB: 0 BB: 0 P: 9	R: 0 E: 0 K: 0 S: 9	H: 0 LOB: 0 BB: 0 P: 14	R: 0 E: 0 K: 0 S: 10	H: 1 LOB: 2 BB: 1 P: 16	R: 0 E: 0 K: 1 S: 11	H: 0 LOB: 1 BB: 0 P: 19	R: 1 E: 1 K: 1 S: 13	H: 2 LOB: 1 BB: 0 P: 19	1B: 5 2B: 0 3B: 0 HR: 0	SF: 0 SAC: 0 DP: 1 HBP: 0	WP: 1 PB: 0 SB: 0 CS: 0	PA: 35		
PITCHER	IP WLS BF H R ER SO BB IBB HBP BLK WP HR S P ERA WHIP	IP WLS BF H R ER SO BB IBB HBP BLK WP HR S P ERA WHIP	IP WLS BF H R ER SO BB IBB HBP BLK WP HR S P ERA WHIP	IP WLS BF H R ER SO BB IBB HBP BLK WP HR S P ERA WHIP	IP WLS BF H R ER SO BB IBB HBP BLK WP HR S P ERA WHIP	IP WLS BF H R ER SO BB IBB HBP BLK WP HR S P ERA WHIP	IP WLS BF H R ER SO BB IBB HBP BLK WP HR S P ERA WHIP	IP WLS BF H R ER SO BB IBB HBP BLK WP HR S P ERA WHIP	IP WLS BF H R ER SO BB IBB HBP BLK WP HR S P ERA WHIP	IP WLS BF H R ER SO BB IBB HBP BLK WP HR S P ERA WHIP	IP WLS BF H R ER SO BB IBB HBP BLK WP HR S P ERA WHIP	IP WLS BF H R ER SO BB IBB HBP BLK WP HR S P ERA WHIP	IP WLS BF H R ER SO BB IBB HBP BLK WP HR S P ERA WHIP	IP WLS BF H R ER SO BB IBB HBP BLK WP HR S P ERA WHIP	IP WLS BF H R ER SO BB IBB HBP BLK WP HR S P ERA WHIP	IP WLS BF H R ER SO BB IBB HBP BLK WP HR S P ERA WHIP	IP WLS BF H R ER SO BB IBB HBP BLK WP HR S P ERA WHIP	IP WLS BF H R ER SO BB IBB HBP BLK WP HR S P ERA WHIP	IP WLS BF H R ER SO BB IBB HBP BLK WP HR S P ERA WHIP	IP WLS BF H R ER SO BB IBB HBP BLK WP HR S P ERA WHIP	IP WLS BF H R ER SO BB IBB HBP BLK WP HR S P ERA WHIP	IP WLS BF H R ER SO BB IBB HBP BLK WP HR S P ERA WHIP	IP WLS BF H R ER SO BB IBB HBP BLK WP HR S P ERA WHIP	IP WLS BF H R ER SO BB IBB HBP BLK WP HR S P ERA WHIP

Pittsburgh Pirates @ Philadelphia Phillies
Citizens Bank Park, Philadelphia, PA
Mon Sep 12 2016, 7:11 PM - 10:27 PM EDT
Att: 15,514 - Clear - 75 F


AB 32
R 2
H 5
RBI 1
BB 3
SO 8
LOB 16



Batter	1	2	3	4	5	6	7	8	9	AB	R	H	RBI	BB	SO	LOB	BOTTOM							
16 César Hernández, S (1.4) OBP: 0.360, SLG: 0.393										2	2	0	0	3	1	1								
24 Roman Quinn, S (1.9) OBP: 0.444, SLG: 0.571										4	0	2	2	1	0	1								
7 Maikel Franco, R (1.5) OBP: 0.298, SLG: 0.421										5	0	1	1	0	2	4								
6 Ryan Howard, L (1.3) OBP: 0.246, SLG: 0.433 19 Tommy Joseph, R (6. PH) OBP: 0.298, SLG: 0.482										3	0	0	0	0	3	3								
29 Cameron Rupp, R (1.2) OBP: 0.314, SLG: 0.460										3	0	1	0	1	1	0								
13 Freddy Galvis, S (1.6) OBP: 0.270, SLG: 0.397										4	1	1	1	0	1	2								
37 Odúbel Herrera, L (1.8) OBP: 0.357, SLG: 0.403										3	1	2	0	1	0	1								
25 Cody Asche, L (1.7) OBP: 0.286, SLG: 0.367 17 Peter Bourjos, R (7. PH) OBP: 0.293, SLG: 0.391										2	1	1	1	1	1	1								
58 Jeremy Hellickson, R (1.1) ERA: 3.88 61 Edubray Ramos, R (7.1) ERA: 4.7 50 Héctor Neris, R (8.1) 38 Jorge Alfaro, R (8. PH) 46 Jeanmar Gómez, R (9.1)										2	1	0	0	1	2	2								
Inning Stats	R: 0 E: 0 K: 2 S: 12	H: 0 LOB: 1 BB: 2 P: 22	R: 5 E: 0 K: 1 S: 17	H: 4 LOB: 1 BB: 2 P: 33	R: 0 E: 0 K: 3 S: 17	H: 0 LOB: 2 BB: 2 P: 29	R: 0 E: 0 K: 2 S: 13	H: 1 LOB: 1 BB: 0 P: 21	R: 0 E: 0 K: 1 S: 8	H: 1 LOB: 1 BB: 0 P: 10	R: 1 E: 0 K: 1 S: 10	H: 1 LOB: 1 BB: 1 P: 21	R: 0 E: 0 K: 0 S: 9	H: 1 LOB: 1 BB: 1 P: 15	R: 0 E: 0 K: 1 S: 9	H: 1 LOB: 1 BB: 0 P: 15	R: 0 E: 0 K: 1 S: 9	H: 1 LOB: 1 BB: 0 P: 15	1B: 4 2B: 4 3B: 0 HR: 1	SF: 0 SAC: 0 DP: 1 HBP: 0	WP: 1 PB: 1 SB: 2 CS: 1	PA: 39		
PITCHER	IP WLS BF H R ER SO BB IBB HBP BLK WP HR S P ERA WHIP	IP WLS BF H R ER SO BB IBB HBP BLK WP HR S P ERA WHIP	IP WLS BF H R ER SO BB IBB HBP BLK WP HR S P ERA WHIP	IP WLS BF H R ER SO BB IBB HBP BLK WP HR S P ERA WHIP	IP WLS BF H R ER SO BB IBB HBP BLK WP HR S P ERA WHIP	IP WLS BF H R ER SO BB IBB HBP BLK WP HR S P ERA WHIP	IP WLS BF H R ER SO BB IBB HBP BLK WP HR S P ERA WHIP	IP WLS BF H R ER SO BB IBB HBP BLK WP HR S P ERA WHIP	IP WLS BF H R ER SO BB IBB HBP BLK WP HR S P ERA WHIP	IP WLS BF H R ER SO BB IBB HBP BLK WP HR S P ERA WHIP	IP WLS BF H R ER SO BB IBB HBP BLK WP HR S P ERA WHIP	IP WLS BF H R ER SO BB IBB HBP BLK WP HR S P ERA WHIP	IP WLS BF H R ER SO BB IBB HBP BLK WP HR S P ERA WHIP	IP WLS BF H R ER SO BB IBB HBP BLK WP HR S P ERA WHIP	IP WLS BF H R ER SO BB IBB HBP BLK WP HR S P ERA WHIP	IP WLS BF H R ER SO BB IBB HBP BLK WP HR S P ERA WHIP	IP WLS BF H R ER SO BB IBB HBP BLK WP HR S P ERA WHIP	IP WLS BF H R ER SO BB IBB HBP BLK WP HR S P ERA WHIP	IP WLS BF H R ER SO BB IBB HBP BLK WP HR S P ERA WHIP	IP WLS BF H R ER SO BB IBB HBP BLK WP HR S P ERA WHIP	IP WLS BF H R ER SO BB IBB HBP BLK WP HR S P ERA WHIP	IP WLS BF H R ER SO BB IBB HBP BLK WP HR S P ERA WHIP	IP WLS BF H R ER SO BB IBB HBP BLK WP HR S P ERA WHIP	IP WLS BF H R ER SO BB IBB HBP BLK WP HR S P ERA WHIP

Pittsburgh Pirates @ Philadelphia Phillies
Citizens Bank Park, Philadelphia, PA
Mon Sep 12 2016, 7:11 PM - 10:27 PM EDT
Att: 15,514 - Clear - 75 F

AB 31
R 6
H 9
RBI 5
BB 8
SO 11
LOB 17



Batter	1	2	3	4	5	6	7	8	9	AB	R	H	RBI	BB	SO	LOB	TOP					
26 Adam Frazier, L (1,4) OBP: 0.365, SLG: 0.485	G4-3		1B			L7	FC4-6		K	5	0	1	1	0	1	4						
55 Josh Bell, S (1,3) OBP: 0.412, SLG: 0.456	1B		2B			K		G5-3	G6-3	5	0	2	0	0	0	1						
24 Eric Fryer, R (9,2)	1B		2B			K			G6-3	0	0	0	0	0	0	0						
22 Andrew McCutchen, R (1,8) OBP: 0.327, SLG: 0.497	L6		P2			K			G6-3	5	0	1	0	0	1	3						
25 Gregory Polanco, L (1,9) OBP: 0.325, SLG: 0.479	L7								G6-3	4	0	0	0	0	1	2						
27 Jung Ho Kang, R (1,5) OBP: 0.354, SLG: 0.530	G4-3					F7			G4-3	2	1	0	0	2	0	0						
17 Matt Joyce, L (1,7) OBP: 0.406, SLG: 0.495						P4				2	1	0	0	2	0	0						
18 Pedro Florimón, S (7, PR) OBP: 0.333, SLG: 0.333										1	0	0	0	2	1	0						
29 Francisco Cervelli, R (1,2) OBP: 0.376, SLG: 0.362										1	0	0	0	2	0	1						
37 Allen Hanson, S (9, PR) OBP: 0.167, SLG: 0.167										0	1	0	0	0	0	0						
44 Tony Watson, L (9, 1) OBP: 0.333, SLG: 0.333										0	0	0	0	0	0	0						
10 Jordy Mercer, R (1,6) OBP: 0.335, SLG: 0.382										2	0	0	0	2	0	1						
46 Iván Nova, R (1, 1) OBP: 0.136, SLG: 0.136										0	1	0	0	0	0	0						
28 Jethro Griggs, L (7, PH) OBP: 0.247, SLG: 0.279										0	0	0	0	0	0	0						
23 David Freese, R (7, PH) OBP: 0.356, SLG: 0.441										0	0	0	0	0	0	0						
59 Antonio Bastardo, R (7, PH) OBP: 0.356, SLG: 0.441										0	0	0	0	0	0	0						
73 Felipe Vázquez, L (9, 1) OBP: 0.361, SLG: 0.435										0	0	0	0	0	0	0						
3 Sean Rodriguez, R (9, 3) OBP: 0.361, SLG: 0.435										1	1	1	3	0	0	0						
Inning Stats	R: 0 E: 0 K: 0 S: 7	H: 1 LOB: 1 BB: 0 P: 12	R: 0 E: 0 K: 0 S: 7	H: 0 LOB: 0 BB: 1 P: 13	R: 1 E: 0 K: 0 S: 10	H: 3 LOB: 1 BB: 0 P: 18	R: 0 E: 0 K: 1 S: 12	H: 0 LOB: 0 BB: 0 P: 21	R: 0 E: 0 K: 1 S: 10	H: 0 LOB: 0 BB: 0 P: 8	R: 1 E: 0 K: 2 S: 10	H: 0 LOB: 3 BB: 4 P: 11	R: 0 E: 0 K: 0 S: 12	H: 1 LOB: 2 BB: 1 P: 19	R: 3 E: 0 K: 2 S: 13	H: 2 LOB: 1 BB: 1 P: 23	1B: 3 2B: 3 3B: 0 HR: 1	SF: 0 SAC: 1 DP: 1 HBP: 0	WP: 1 PB: 0 SB: 0 CS: 0	PA: 39		
PITCHER	IP WLS BF H R ER SO BB IBB HBP BLK WP HR S P ERA WHIP	6.1 B 24 4 2 2 4 3 0 0 0 0 0 56 95 2.84 1.105	PITCHER	IP WLS BF H R ER SO BB IBB HBP BLK WP HR S P ERA WHIP	1.0 3 3 0 0 0 1 0 0 0 0 0 4 9 0.00 3.000																	
49 Alec Asher, R (1, 1) ERA: 1.46	31 Michael Mariot, R (7, 1) ERA: 8.14	63 Joely Rodríguez, L (7, 1) ERA: 8.14	50 Héctor Neris, R (8, 1) ERA: 2.3	46 Jeanmar Gómez, R (9, 1) ERA: 3.7	57 Luis García, R (9, 1) ERA: 6.55																	
16 César Hernández, S (1,4) OBP: 0.361, SLG: 0.393										3	1	1	0	1	1	0						
24 Roman Quinn, S (1,7) OBP: 0.538, SLG: 0.600	K									3	2	2	0	1	1	1						
7 Maikel Franco, R (1,5) OBP: 0.297, SLG: 0.419	G5-4-3									4	0	1	0	0	1	4						
6 Ryan Howard, L (1,3) OBP: 0.244, SLG: 0.429										3	0	0	1	0	1	1						
19 Tommy Joseph, R (8, PH) OBP: 0.290, SLG: 0.482	K									0	0	0	0	1	0	0						
13 Freddy Galvis, S (1,6) OBP: 0.269, SLG: 0.397	K2-3									3	0	1	1	0	1	1						
37 Odúbel Herrera, L (1,8) OBP: 0.357, SLG: 0.405										3	0	1	0	0	1	3						
18 Darin Ruf, R (8, PH) OBP: 0.203, SLG: 0.192										1	0	0	0	0	1	2						
46 Jeanmar Gómez, R (9, 1) OBP: 0.297, SLG: 0.419										0	0	0	0	0	0	0						
57 Luis García, R (9, 1) OBP: 0.297, SLG: 0.419										0	0	0	0	0	0	0						
23 Aaron Altherr, R (1,9) OBP: 0.298, SLG: 0.306	K									3	0	0	0	0	2	1						
38 Jorge Alfaro, R (1,2) OBP: 0.200, SLG: 0.200										4	0	0	0	0	2	1						
49 Alec Asher, R (1, 1) ERA: 4.03										2	0	0	0	0	2	0						
59 Antonio Bastardo, L (7, 1) ERA: 4.11										0	0	0	0	0	0	0						
73 Felipe Vázquez, L (8, 1) ERA: 3.73										1	0	0	0	0	1	0						
44 Tony Watson, L (9, 1) ERA: 3.21										1	0	0	0	0	1	0						
Inning Stats	R: 0 E: 0 K: 1 S: 5	H: 1 LOB: 0 BB: 0 P: 8	R: 0 E: 0 K: 3 S: 12	H: 1 LOB: 1 BB: 0 P: 19	R: 0 E: 0 K: 3 S: 9	H: 0 LOB: 0 BB: 0 P: 11	R: 1 E: 1 K: 2 S: 13	H: 1 LOB: 1 BB: 0 P: 19	R: 0 E: 0 K: 2 S: 9	H: 0 LOB: 0 BB: 0 P: 16	R: 1 E: 0 K: 0 S: 14	H: 2 LOB: 2 BB: 1 P: 19	R: 0 E: 0 K: 1 S: 4	H: 0 LOB: 0 BB: 0 P: 7	R: 1 E: 0 K: 1 S: 13	H: 1 LOB: 2 BB: 2 P: 23	R: 0 E: 0 K: 2 S: 11	H: 0 LOB: 0 BB: 0 P: 16	1B: 5 2B: 2 3B: 0 HR: 0	SF: 1 SAC: 0 DP: 2 HBP: 1	WP: 1 PB: 0 SB: 0 CS: 0	PA: 36
PITCHER	IP WLS BF H R ER SO BB IBB HBP BLK WP HR S P ERA WHIP	6.0 3 30 5 2 1 11 1 0 0 0 0 0 62 92 1.50 1.000	PITCHER	IP WLS BF H R ER SO BB IBB HBP BLK WP HR S P ERA WHIP	1.0 3 3 0 0 0 1 0 0 0 0 0 4 7 0.00 0.000																	


Pittsburgh Pirates @ Philadelphia Phillies
Citizens Bank Park, Philadelphia, PA
Tue Sep 13 2016, 7:08 PM - 10:19 PM EDT
Att: 16,190 - Clear - 79 F

AB 31
R 5
H 7
RBI 4
BB 7
SO 7
LOB 15



Pittsburgh Pirates @ Philadelphia Phillies
Citizens Bank Park, Philadelphia, PA
Tue Sep 13 2016, 7:08 PM - 10:19 PM EDT
Att: 16,190 - Clear - 79 F

AB 31
R 3
H 6
RBI 2
SO 15
LOB 14



Batter	1	2	3	4	5	6	7	8	9	AB	R	H	RBI	BB	SO	LOB	TOP					
28 John Jaso, L (1, 3) OBP: 0.345, SLG: 0.385										4	1	1	1	0	0	0	Pittsburgh Pirates @ Philadelphia Phillies Citizens Bank Park, Philadelphia, PA Thu Sep 15 2016, 7:10 PM - 10:01 PM EDT Att: 15,247 - Partly Cloudy - 74 F					
23 David Freese, R (8, 3) OBP: 0.354, SLG: 0.415										1	1	1	1	0	0	0						
17 Matt Joyce, L (1, 7) OBP: 0.406, SLG: 0.490										3	0	0	0	1	2	0						
26 Adam Frazier, L (8, 6FR) OBP: 0.380, SLG: 0.485										0	1	0	0	1	0	0						
22 Andrew McCutchen, R (1, 8) OBP: 0.331, SLG: 0.426										5	3	3	3	0	0	0						
25 Gregory Polanco, L (1, 9) OBP: 0.329, SLG: 0.480										5	2	2	1	0	0	1						
27 Jung Ho Kang, R (1, 5) OBP: 0.354, SLG: 0.528										4	2	1	1	1	1	1						
3 Sean Rodriguez, R (1, 4) OBP: 0.343, SLG: 0.498										5	1	2	3	0	1	2						
29 Francisco Cervelli, R (1, 2) OBP: 0.375, SLG: 0.300										5	2	1	0	0	1	2						
10 Jordy Mercer, R (1, 6) OBP: 0.331, SLG: 0.384										4	1	1	3	0	1	2						
18 Pedro Florimon, S (9, 6) OBP: 0.333, SLG: 0.333										0	0	0	0	0	0	0						
39 Chad Kuhl, R (1, 1) OBP: 0.056, SLG: 0.056										2	0	0	0	0	1	0						
37 Adam Haren, S (7, PH) OBP: 0.143, SLG: 0.143										1	0	0	0	0	1	0						
12 Juan Nicasio, R (7, 1) OBP: 0.156, SLG: 0.156										0	0	0	0	0	0	0						
59 Antonio Bastardo, R (8, 1) OBP: 0.156, SLG: 0.156										0	0	0	0	0	0	0						
55 Josh Bell, S (9, PH) OBP: 0.171, SLG: 0.171										1	1	2	0	0	0	0						
48 Jared Hughes, R (9, 1) OBP: 0.171, SLG: 0.171										0	0	0	0	0	0	0						
Inning Stats	R: 1 E: 0 K: 1 S: 14	H: 1 LOB: 0 BB: 0 P: 23	R: 0 E: 0 K: 1 S: 9	H: 0 LOB: 0 BB: 0 P: 15	R: 0 E: 0 K: 1 S: 10	H: 0 LOB: 0 BB: 0 P: 13	R: 1 E: 0 K: 0 S: 10	H: 1 LOB: 0 BB: 0 P: 16	R: 1 E: 0 K: 0 S: 7	H: 1 LOB: 0 BB: 0 P: 9	R: 0 E: 0 K: 1 S: 6	H: 0 LOB: 0 BB: 0 P: 7	R: 3 E: 1 K: 2 S: 18	H: 2 LOB: 0 BB: 0 P: 27	R: 1 E: 0 K: 0 S: 9	H: 1 LOB: 0 BB: 1 P: 18	R: 8 E: 0 K: 2 S: 32	H: 7 LOB: 1 BB: 2 P: 50	1B: 4 2B: 4 3B: 0 HR: 5	SF: 0 SAC: 0 DP: 0 HBP: 0	WP: 0 PB: 0 SB: 0 CS: 0	PA: 43
PITCHER	IP WLS BF H R ER SO BB IBB HBP BLK WP HR S P ERA WHIP																					
48 Jerad Eickhoff, R (1, 1) ERA: 3.74	6.2 L 26 5 6 3 5 0 0 0 0 0 0 4 71 106 4.05 0.750																					
30 David Hernandez, R (7, 1) ERA: 4.02	0.1 1 0 0 0 1 0 0 0 0 0 0 0 3 4 0.00 0.000																					
53 Frank Herrmann, R (8, 1) ERA: 9.31	1.0 4 1 1 1 0 1 0 0 0 0 0 1 9 18 9.00 2.000																					
52 Severino González, R (9, 1) ERA: 5.87	0.2 7 3 5 5 1 2 0 0 0 0 0 0 22 33 67.50 7.500																					
60 Colton Murray, R (9, 1) ERA: 5.76	0.1 5 4 3 3 1 0 0 0 0 0 0 0 10 17 81.00 12.000																					

Batter	1	2	3	4	5	6	7	8	9	AB	R	H	RBI	BB	SO	LOB	BOTTOM					
16 César Hernández, S (1, 4) OBP: 0.358, SLG: 0.390										4	0	1	0	0	1	0	Pittsburgh Pirates @ Philadelphia Phillies Citizens Bank Park, Philadelphia, PA Thu Sep 15 2016, 7:10 PM - 10:01 PM EDT Att: 15,247 - Partly Cloudy - 74 F					
24 Roman Quinn, S (1, 7) OBP: 0.429, SLG: 0.500										3	0	0	0	0	1	0						
7 Maikel Franco, R (1, 5) OBP: 0.296, SLG: 0.418										4	0	0	0	0	3	1						
19 Tommy Joseph, R (1, 3) OBP: 0.293, SLG: 0.493										4	1	1	0	0	0	1						
29 Cameron Rupp, R (1, 2) OBP: 0.310, SLG: 0.455										3	0	0	0	0	1	1						
38 Jorge Alfaro, R (9, PH) OBP: 0.167, SLG: 0.167										1	0	0	0	0	1	0						
13 Freddy Galvis, S (1, 6) OBP: 0.270, SLG: 0.401										3	0	0	1	0	1	0						
37 Odúbel Herrera, L (1, 8) OBP: 0.358, SLG: 0.408										3	1	2	0	0	0	0						
23 Aaron Altherr, R (1, 9) OBP: 0.309, SLG: 0.325										3	0	1	1	0	1	1						
48 Jerad Eickhoff, R (1, 1) ERA: 3.97										2	0	0	0	0	1	0						
30 David Hernandez, R (7, 1) ERA: 4.65										0	0	0	0	0	0	0						
53 Frank Herrmann, L (8, 1) ERA: 4.65										0	0	0	0	0	0	0						
4 Andrés Blanco, S (9, PH) ERA: 4.94										1	0	0	0	0	0	0						
52 Severino González, R (9, 1) ERA: 5.87										0	0	0	0	0	0	0						
60 Colton Murray, R (9, 1) ERA: 5.76										0	0	0	0	0	0	0						
Inning Stats	R: 0 E: 0 K: 0 S: 6	H: 0 LOB: 0 BB: 0 P: 8	R: 0 E: 0 K: 1 S: 6	H: 0 LOB: 0 BB: 0 P: 9	R: 0 E: 0 K: 0 S: 8	H: 0 LOB: 0 BB: 0 P: 10	R: 0 E: 0 K: 3 S: 10	H: 0 LOB: 0 BB: 0 P: 17	R: 2 E: 0 K: 0 S: 8	H: 3 LOB: 1 BB: 0 P: 11	R: 0 E: 0 K: 1 S: 10	H: 1 LOB: 0 BB: 0 P: 13	R: 0 E: 0 K: 2 S: 11	H: 1 LOB: 1 BB: 0 P: 18	R: 0 E: 0 K: 0 S: 7	H: 0 LOB: 0 BB: 0 P: 11	R: 0 E: 0 K: 2 S: 16	H: 0 LOB: 0 BB: 0 P: 21	1B: 2 2B: 3 3B: 0 HR: 0	SF: 0 SAC: 1 DP: 0 HBP: 0	WP: 0 PB: 0 SB: 0 CS: 0	PA: 32
PITCHER	IP WLS BF H R ER SO BB IBB HBP BLK WP HR S P ERA WHIP																					
39 Chad Kuhl, R (1, 1) ERA: 3.97	6.0 W 22 4 2 2 5 0 0 0 0 0 0 0 11 18 3.00 0.667																					
12 Juan Nicasio, R (7, 1) ERA: 4.65	1.0 4 1 0 0 2 0 0 0 0 0 0 0 3 4 0.00 1.000																					
59 Antonio Bastardo, L (8, 1) ERA: 4.94	1.0 3 0 0 0 0 0 0 0 0 0 0 0 7 11 0.00 0.000																					
48 Jared Hughes, R (9, 1) ERA: 3.0	1.0 3 0 0 0 2 0 0 0 0 0 0 0 16 21 0.00 0.000																					



Batter	1	2	3	4	5	6	7	8	9	10	11	12	13	AB	R	H	RBI	BB	SO	LOB	TOP	
9 Dee Strange-Gordon, L OBP: 0.278, SLG: 0.324	G4-3		G6-4-3 1B		E1 14 2B						F8		L8	7	1	3	0	0	0	0		
27 Giancarlo Stanton, R OBP: 0.330, SLG: 0.491			G6-4-3								G1-3		F8	2	1	0	0	2	1	3		
51 Ichiro Suzuki, L OBP: 0.367, SLG: 0.392														3	0	0	0	0	0	1		
14 Martin Prado, R OBP: 0.364, SLG: 0.420	F9												G4-3	7	0	3	1	0	0	3		
21 Christian Yelich, L OBP: 0.378, SLG: 0.478														5	0	0	0	1	3	4		
13 Marcell Ozuna, R OBP: 0.326, SLG: 0.470														5	0	2	0	1	0	2		
11 J.T. Realmuto, R OBP: 0.353, SLG: 0.440														6	0	2	1	0	3	4		
41 Justin Bour, L OBP: 0.283, SLG: 0.370														4	0	1	0	0	1	5		
5 Jeff Francoeur, R OBP: 0.283, SLG: 0.370														1	0	0	0	0	0	0		
30 Hunter Carpenka, L OBP: 0.283, SLG: 0.370														0	0	0	0	0	0	0		
56 Fernando Rodney, R OBP: 0.283, SLG: 0.370														0	0	0	0	0	0	0		
44 AJ Ramos, R OBP: 0.283, SLG: 0.370														0	0	0	0	0	0	0		
3 Adelys Hechavaria, R OBP: 0.283, SLG: 0.370														2	0	1	0	0	1	2		
18 Tommaso Labrecque, R OBP: 0.283, SLG: 0.370														1	0	0	0	0	0	0		
46 Kyle Barraclough, R OBP: 0.283, SLG: 0.370														0	0	0	0	0	0	0		
33 Dustin McGowan, R OBP: 0.283, SLG: 0.370														2	0	0	0	0	0	1	0	
12 Chris Johnson, R OBP: 0.283, SLG: 0.370														0	0	0	0	0	0	0		
34 Tom Koehler, R OBP: 0.283, SLG: 0.370														3	0	0	0	0	0	1	5	
40 Mike Dunn, L OBP: 0.283, SLG: 0.370														0	0	0	0	0	0	0		
65 Austin Brice, R OBP: 0.283, SLG: 0.370														0	0	0	0	0	0	0		
35 David Phelps, R OBP: 0.283, SLG: 0.370														0	0	0	0	0	0	0		
32 Justin Turner, L OBP: 0.283, SLG: 0.370														1	1	1	1	1	0	0		
19 Miguel Rojas, R OBP: 0.283, SLG: 0.370														2	0	0	0	0	0	0		
Inning Stats	R: 0 E: 0 K: 1 S: 9	H: 0 LOB: 1 BB: 1 P: 16	R: 0 E: 0 K: 2 S: 18	H: 2 LOB: 0 BB: 0 P: 25	R: 0 E: 0 K: 0 S: 13	H: 2 LOB: 2 BB: 0 P: 20	R: 0 E: 1 K: 0 S: 16	H: 1 LOB: 2 BB: 0 P: 27	R: 0 E: 0 K: 1 S: 8	H: 0 LOB: 0 BB: 0 P: 11	R: 1 E: 0 K: 1 S: 12	H: 2 LOB: 1 BB: 0 P: 16	R: 0 E: 0 K: 1 S: 9	H: 1 LOB: 3 BB: 2 P: 29	R: 0 E: 0 K: 0 S: 5	H: 0 LOB: 0 BB: 0 P: 7	R: 0 E: 0 K: 0 S: 8	H: 0 LOB: 0 BB: 0 P: 11	1B: 8 2B: 4 3B: 0 HR: 1	SF: 0 SAC: 0 DP: 2 HBP: 1	WIP: 1 PB: 0 SB: 2 CS: 0	PA: 57
PITCHER	IP ERA WLS BF H ER SO P ERA WHIP	39 Adam Morgan, L ERA: 5.57	30 David Hernandez, R ERA: 3.92	31 Michael Mariot, R ERA: 5.51	61 Edubray Ramos, R ERA: 3.35	63 Joely Rodriguez, L ERA:	57 Luis Garcia, R ERA: 5.84	53 Frank Herrmann, R ERA: 7.71	IP ERA WLS BF H ER SO P ERA WHIP	33 Hunter Carvenka, L ERA: 3.6	56 Fernando Rodney, R ERA: 3.28	44 AJ Ramos, R ERA: 3.1	IP ERA WLS BF H ER SO P ERA WHIP	34 Tom Koehler, R ERA: 3.98	40 Mike Dunn, L ERA: 2.85	65 Austin Brice, R ERA: 4.15	35 David Phelps, R ERA: 2.44	46 Kyle Barraclough, R ERA: 2.88	1B: 10 2B: 2 3B: 0 HR: 1	SF: 0 SAC: 0 DP: 2 HBP: 0	WIP: 0 PB: 0 SB: 0 CS: 0	PA: 53

Miami Marlins @ Philadelphia Phillies
Citizens Bank Park, Philadelphia, PA
Fri Sep 16 2016, 7:09 PM - 11:51 PM EDT
Att. 18,179 - Clear - 70 F

AB	52
R	3
H	13
RBI	3
BB	4
SO	12
LOB	29



Batter	1	2	3	4	5	6	7	8	9	10	11	12	13	AB	R	H	RBI	BB	SO	LOB	BOTTOM			
16 César Hernández, S OBP: 0.358, SLG: 0.389	L9													6	0	2	0	0	2	1				
24 Roman Quinn, S OBP: 0.333, SLG: 0.375														6	0	0	0	0	3	3				
4 Andrés Blanco, S OBP: 0.323, SLG: 0.415														6	0	1	0	0	2	2				
6 Ryan Howard, L OBP: 0.358, SLG: 0.389														2	1	1	1	2	0	0				
61 Edubray Ramos, R OBP: 0.358, SLG: 0.389														0	0	0	0	0	0	0				
63 Joely Rodriguez, L OBP: 0.358, SLG: 0.389														0	0	0	0	0	0	0				
7 Maikel Franco, R OBP: 0.358, SLG: 0.389														0	0	0	0	0	0	0				
15 Emmanuel Burriss, S OBP: 0.358, SLG: 0.389														0	0	0	0	0	0	0				
57 Luis Garcia, R OBP: 0.358, SLG: 0.389														1	1	1	1	0	0	0				
17 Peter Bourjos, R OBP: 0.358, SLG: 0.389														6	1	1	0	0	3	5				
29 Cameron Rupp, R OBP: 0.308, SLG: 0.453														6	1	3	1	0	0	0				
37 Odúbel Herrera, L OBP: 0.360, SLG: 0.411														6	1	3	1	0	0	0				
13 Freddy Galvis, S OBP: 0.270, SLG: 0.399														5	0	1	0	1	2	2				
23 Aaron Altherr, R OBP: 0.311, SLG: 0.323														4	0	1	1	1	2	1				
53 Frank Herrmann, L OBP: 0.256, SLG: 0.386														0	0	0	0	0	0	0				
41 Jimmy Paredes, S OBP: 0.256, SLG: 0.386														1	0	1	1	0	0	0				
39 Adam Morgan, L OBP: 0.097, SLG: 0.129														2	0	0	0	0	2	4				
30 David Hernandez, R OBP: 0.097, SLG: 0.129														0	0	0	0	0	0	0				
25 Cody Asche, L OBP: 0.284, SLG: 0.365														1	0	0	0	0	1	1				
31 Michael Mariot, R OBP: 0.284, SLG: 0.365														0	0	0	0	0	0	0				
19 Tommy Joseph, R OBP: 0.294, SLG: 0.493														2	0	1	0	1	0	0				
Inning Stats	R: 0 E: 0 K: 0 S: 11	H: 1 LOB: 2 BB: 1 P: 21	R: 0 E: 0 K: 1 S: 11	H: 1 LOB: 1 BB: 0 P: 15	R: 0 E: 0 K: 2 S: 19	H: 1 LOB: 0 BB: 2 P: 34	R: 0 E: 0 K: 1 S: 7	H: 0 LOB: 0 BB: 0 P: 12	R: 3 E: 0 K: 2 S: 18	H: 4 LOB: 1 BB: 0 P: 24	R: 0 E: 0 K: 1 S: 11	H: 0 LOB: 0 BB: 0 P: 17	R: 0 E: 0 K: 3 S: 11	H: 1 LOB: 1 BB: 0 P: 17	R: 0 E: 0 K: 0 S: 3	H: 0 LOB: 1 BB: 1 P: 9	R: 0 E: 0 K: 1 S: 8	H: 2 LOB: 1 BB: 0 P: 11	R: 1 E: 0 K: 1 S: 10	H: 3 LOB: 3 BB: 1 P: 19	1B: 10 2B: 2 3B: 0 HR: 1	SF: 0 SAC: 0 DP: 2 HBP: 0	WIP: 0 PB: 0 SB: 0 CS: 0	PA: 53
PITCHER	IP ERA WLS BF H ER SO P ERA WHIP	34 Tom Koehler, R ERA: 3.98	40 Mike Dunn, L ERA: 2.85	65 Austin Brice, R ERA: 4.15	35 David Phelps, R ERA: 2.44	46 Kyle Barraclough, R ERA: 2.88	33 Hunter Carvenka, L ERA: 3.6	56 Fernando Rodney, R ERA: 3.28	44 AJ Ramos, R ERA: 3.1	IP ERA WLS BF H ER SO P ERA WHIP	33 Dustin McGowan, R ERA: 2.9	30 Hunter Carvenka, L ERA: 3.6	56 Fernando Rodney, R ERA: 3.28	44 AJ Ramos, R ERA: 3.1	IP ERA WLS BF H ER SO P ERA WHIP	34 Tom Koehler, R ERA: 3.98	40 Mike Dunn, L ERA: 2.85	65 Austin Brice, R ERA: 4.15	35 David Phelps, R ERA: 2.44	46 Kyle Barraclough, R ERA: 2.88	1B: 10 2B: 2 3B: 0 HR: 1	SF: 0 SAC: 0 DP: 2 HBP: 0	WIP: 0 PB: 0 SB: 0 CS: 0	PA: 53

Miami Marlins @ Philadelphia Phillies
Citizens Bank Park, Philadelphia, PA
Fri Sep 16 2016, 7:09 PM - 11:51 PM EDT
Att. 18,179 - Clear - 70 F

AB	48
R	4
H	13
RBI	4
BB	5
SO	18
LOB	19



Batter	1	2	3	4	5	6	7	8	9	AB	R	H	RBI	BB	SO	LOB	TOP							
9 Dee Strange-Gordon, L (1.4) OBP: 0.296, SLG: 0.323	X FF 89 B SI 90 S CH 91 X SL 84	0-0 1B	C SL 83 C CU 76 B FF 90 B CH 82 X CH 81	2-2 G3	X CU 74	0-0 G1-3	C SL 87 S CU 74 S CU 76	0-3 G6-3	C CH 81 B SL 86 X SL 84	2-1 G6-3	4	0	1	0	0	0								
51 Ichiro Suzuki, L (1.9) OBP: 0.362, SLG: 0.387	B FF 90 I SAFE B SI 94 L SI 89 F FF 89 X FF 91	2-2 P5	C FF 89 B CU 74 F FF 89 F SI 90 B CH 82 X SL 86	3-2 G3	C SL 87 S CU 74 S CU 76	0-3 K2-3	C SL 71 F FF 89 B CU 74 B CU 77 B CH 78 X SL 81	3-2 G3	C CH 81 B SL 86 X SL 84	2-1 G3	4	0	0	0	0	1	1							
14 Martín Prado, R (1.5) OBP: 0.366, SLG: 0.421	C SI 90 B FF 91 H SI 90	2-1 G4-6-3	C SI 88 S CH 80 B CH 79 B CH 79 X SI 90	2-2 G4-6-3 1B	C SI 88 S CH 80 B CH 79 B CH 79 X SI 90	2-2 G4-6-3 1B	F FF 90 C FF 90 S SL 84 X CH 81	1-2 2B	F CH 79 B CH 78 F CH 80 X SL 81	1-2 P5	1	0	1	0	0	0	0							
32 Derek Dietrich, L (6.5) OBP: 0.370, SLG: 0.413	C SI 90 B FF 91 H SI 90	2-1 G4-6-3 HBP	C SI 88 S CH 80 B CH 79 B CH 79 X SI 90	2-2 G4-6-3 1B	C SI 88 S CH 80 B CH 79 B CH 79 X SI 90	2-2 G4-6-3 1B	F FF 90 C FF 90 S SL 84 X CH 81	1-2 2B	F CH 79 B CH 78 F CH 80 X SL 81	1-2 P5	2	0	1	0	0	0	0							
21 Christian Yelich, L (1.8) OBP: 0.377, SLG: 0.477	B CU 70 X SL 87	1-0 G4-6-3	C FF 89 X CH 80	0-1 G4-6-3	C FF 89 X CH 80	0-1 G4-6-3	C SI 88 B SI 90 H SI 90	2-1 HBP	C SI 88 B SI 90 H SI 90	2-1 HBP	2	0	0	0	0	0	3							
53 Xavier Scruggs, R (6.7) OBP: 0.328, SLG: 0.352	B CU 70 X SL 87	1-0 G4-6-3	C FF 89 X CH 80	0-1 G4-6-3	C FF 89 X CH 80	0-1 G4-6-3	C SI 88 B SI 90 H SI 90	2-1 HBP	C SI 88 B SI 90 H SI 90	2-1 HBP	0	0	0	0	0	0	0							
13 Marcell Ozuna, R (1.7) (6.8) OBP: 0.324, SLG: 0.467	B SI 90 C FF 91 X CU 76	1-1 G5-3	B SI 90 C FF 91 X CU 76	1-1 G5-3	C CU 76 X SI 90	0-1 G6-3	X CH 81	0-0 F8	C SI 85 X SL 86	0-1 L8	3	0	0	0	0	0	2							
41 Justin Bour, L (1.3) OBP: 0.341, SLG: 0.494	B FF 90 C FF 90 X SL 86	1-1 L8	B FF 90 C FF 90 X SL 86	1-1 L8	C SI 90 S CH 80 S CH 81	0-3 K	B CH 81 B SI 87 X SL 87	2-0 G4-3	C SI 90 S CH 80 S CH 81	0-3 G4-3	3	0	0	0	0	1	2							
11 J.T. Realmuto, R (1.2) OBP: 0.352, SLG: 0.438	B FF 90 S CH 80 T CH 80 S CH 79	1-3 K	B FF 90 S CH 80 T CH 80 S CH 79	1-3 K	F SI 90 B SI 89 B SI 89 X CH 81	2-1 G6-3	C SI 90 S CH 80 S CH 81	0-1 L8	C SI 90 S CH 80 S CH 81	0-1 L8	2	0	0	0	0	1	0							
18 Tomás Telis, S (6.2) OBP: 0.333, SLG: 0.333	B FF 90 S CH 80 T CH 80 S CH 79	1-3 K	B FF 90 S CH 80 T CH 80 S CH 79	1-3 K	F SI 90 B SI 89 B SI 89 X CH 81	2-1 G6-3	C SI 90 S CH 80 S CH 81	0-1 L8	C SI 90 S CH 80 S CH 81	0-1 L8	1	0	0	0	0	0	0							
19 Miguel Rojas, R (1.6) OBP: 0.277, SLG: 0.316	C SI 90 S CH 80 X CH 81	1-2 L1-3	C SI 90 S CH 80 X CH 81	1-2 L1-3	C SI 90 S CH 80 X CH 81	1-2 F7	C SI 90 S CH 80 X CH 81	1-2 F7	B SI 90 C FF 90 S SL 84 X CH 80	2-2 G4-3	3	0	0	0	0	0	0							
62 José Ureña, R (1.1) OBP: 0.236, SLG: 0.188	C SI 94 X SL 85	0-1 37 2B	C SI 94 X SL 85	0-1 37 2B	C SI 94 X SL 85	0-1 37 2B	C SI 94 X SL 85	0-1 37 2B	C SI 94 X SL 85	0-1 37 2B	0	0	0	0	0	0	0							
68 Dáviní Hood, R (3.1) OBP: 0.187, SLG: 0.290	B SI 93 I SAFE F FF 94 B FF 96 X SI 93	3-1 L6	B SI 93 I SAFE F FF 94 B FF 96 X SI 93	3-1 L6	B SI 93 I SAFE F FF 94 B FF 96 X SI 93	3-1 L6	B SI 93 I SAFE F FF 94 B FF 96 X SI 93	3-1 L6	B SI 93 I SAFE F FF 94 B FF 96 X SI 93	3-1 L6	0	0	0	0	0	0	0							
20 Justin Nicolino, L (3.1) OBP: 0.187, SLG: 0.290	B SI 93 I SAFE F FF 94 B FF 96 X SI 93	3-1 L6	B SI 93 I SAFE F FF 94 B FF 96 X SI 93	3-1 L6	B SI 93 I SAFE F FF 94 B FF 96 X SI 93	3-1 L6	B SI 93 I SAFE F FF 94 B FF 96 X SI 93	3-1 L6	B SI 93 I SAFE F FF 94 B FF 96 X SI 93	3-1 L6	0	0	0	0	0	0	0							
64 Nick Wittgren, R (5.1) OBP: 0.187, SLG: 0.290	B SI 93 I SAFE F FF 94 B FF 96 X SI 93	3-1 L6	B SI 93 I SAFE F FF 94 B FF 96 X SI 93	3-1 L6	B SI 93 I SAFE F FF 94 B FF 96 X SI 93	3-1 L6	B SI 93 I SAFE F FF 94 B FF 96 X SI 93	3-1 L6	B SI 93 I SAFE F FF 94 B FF 96 X SI 93	3-1 L6	0	0	0	0	0	0	0							
12 Chris Johnson, R (6.1) OBP: 0.283, SLG: 0.393	B SI 94 S SL 84 X SI 95	3-2 34 2B	B SI 94 S SL 84 X SI 95	3-2 34 2B	B SI 94 S SL 84 X SI 95	3-2 34 2B	B SI 94 S SL 84 X SI 95	3-2 34 2B	B SI 94 S SL 84 X SI 95	3-2 34 2B	0	0	0	0	0	0	0							
49 Brian Ellington, R (6.1) ERA: 1.67	B SI 94 S SL 84 X SI 95	3-2 34 2B	B SI 94 S SL 84 X SI 95	3-2 34 2B	B SI 94 S SL 84 X SI 95	3-2 34 2B	B SI 94 S SL 84 X SI 95	3-2 34 2B	B SI 94 S SL 84 X SI 95	3-2 34 2B	0	0	0	0	0	0	0							
77 Yefri Pérez, S (6.1) ERA: 3.19	B SI 94 S SL 84 X SI 95	3-2 34 2B	B SI 94 S SL 84 X SI 95	3-2 34 2B	B SI 94 S SL 84 X SI 95	3-2 34 2B	B SI 94 S SL 84 X SI 95	3-2 34 2B	B SI 94 S SL 84 X SI 95	3-2 34 2B	0	0	0	0	0	0	0							
55 Nefti Ogando, R (6.1) ERA: 3.19	B SI 94 S SL 84 X SI 95	3-2 34 2B	B SI 94 S SL 84 X SI 95	3-2 34 2B	B SI 94 S SL 84 X SI 95	3-2 34 2B	B SI 94 S SL 84 X SI 95	3-2 34 2B	B SI 94 S SL 84 X SI 95	3-2 34 2B	0	0	0	0	0	0	0							
Inning Stats	R: 0 E: 0 K: 0 S: 6	H: 1 LOB: 1 BB: 0 P: 11	R: 0 E: 0 K: 1 S: 7	H: 0 LOB: 0 BB: 0 P: 10	R: 0 E: 0 K: 0 S: 10	H: 0 LOB: 0 BB: 0 P: 14	R: 0 E: 0 K: 0 S: 8	H: 1 LOB: 0 BB: 0 P: 13	R: 0 E: 0 K: 1 S: 8	H: 0 LOB: 0 BB: 0 P: 10	R: 0 E: 0 K: 1 S: 9	H: 0 LOB: 0 BB: 0 P: 10	R: 0 E: 0 K: 1 S: 9	H: 1 LOB: 2 BB: 0 P: 14	R: 0 E: 0 K: 1 S: 8	H: 0 LOB: 0 BB: 0 P: 10	R: 0 E: 0 K: 1 S: 8	H: 0 LOB: 0 BB: 0 P: 14	1B: 2 2B: 1 3B: 0 HR: 0	SF: 0 SAC: 0 DP: 2 HBP: 2	WP: 0 PB: 0 SB: 1 CS: 0	PA: 30		
PITCHER 58 Jeremy Hellickson, R (1.1) ERA: 3.57	IP: 9.0 WLS: W BF: 30 H: 3 R: 0 ER: 0 SO: 5 BB: 0 IBB: 0 HBP: 2 BLK: 0 WP: 0 HR: 0 S: 73 P: 106 ERA: 0.00 WHIP: 0.333																							

Miami Marlins @ Philadelphia Phillies
Citizens Bank Park, Philadelphia, PA
Sat Sep 17 2016, 7:07 PM - 9:49 PM EDT
Att: 24,597 - Cloudy - 79 F

AB 28
R 0
H 3
RBI 0
BB 0
SO 5
LOB 8



Batter	1	2	3	4	5	6	7	8	9	AB	R	H	RBI	BB	SO	LOB	BOTTOM						
16 César Hernández, S (1.4) OBP: 0.358, SLG: 0.389	C SI 94 X SL 85	0-1 37 2B	C SI 94 X SL 85	0-1 37 2B	C SI 94 X SL 85	0-1 37 2B	C SI 94 X SL 85	0-1 37 2B	C SI 94 X SL 85	0-1 37 2B	5	1	2	0	0	1							
24 Roman Quinn, S (1.7) OBP: 0.344, SLG: 0.357	B SI 93 I SAFE F FF 94 B FF 96 X SI 93	3-1 L6	B SI 93 I SAFE F FF 94 B FF 96 X SI 93	3-1 L6	B SI 93 I SAFE F FF 94 B FF 96 X SI 93	3-1 L6	B SI 93 I SAFE F FF 94 B FF 96 X SI 93	3-1 L6	B SI 93 I SAFE F FF 94 B FF 96 X SI 93	3-1 L6	4	1	1	0	1	4							
37 Odúbel Herrera, L (1.8) OBP: 0.360, SLG: 0.413	X SI 94	0-0 19 1B 7 2B	C SI 83 I SAFE X SI 94	0-1 FC6-4 19 HR	C SI 83 I SAFE X SI 94	0-1 FC6-4 19 HR	C SI 83 I SAFE X SI 94	0-1 FC6-4 19 HR	C SI 83 I SAFE X SI 94	0-1 FC6-4 19 HR	5	2	2	1	0	2	4						
19 Tommy Joseph, R (1.3) OBP: 0.299, SLG: 0.503	C SI 86 X FF 96	0-1 7 2B	C SI 84 B CH 83 F SI 85 X SL 83	2-2 HR	C SI 84 B CH 83 F SI 85 X SL 83	2-2 HR	C SI 84 B CH 83 F SI 85 X SL 83	2-2 HR	C SI 84 B CH 83 F SI 85 X SL 83	2-2 HR	4	2	2	2	1	0							
7 Maikel Franco, R (1.5) OBP: 0.299, SLG: 0.420	B SI 94 S SL 84 X SI 95	3-2 34 2B	B SI 94 S SL 84 X SI 95	3-2 34 2B	B SI 94 S SL 84 X SI 95	3-2 34 2B	B SI 94 S SL 84 X SI 95	3-2 34 2B	B SI 94 S SL 84 X SI 95	3-2 34 2B	4	1	2	2	0	2							
13 Freddy Galvis, S (1.6) OBP: 0.270, SLG: 0.397	B SI 94 S SL 84 X SI 95	3-2 34 2B	B SI 94 S SL 84 X SI 95	3-2 34 2B	B SI 94 S SL 84 X SI 95	3-2 34 2B	B SI 94 S SL 84 X SI 95	3-2 34 2B	B SI 94 S SL 84 X SI 95	3-2 34 2B	3	1	0	0	1	3							
23 Aaron Altherr, R (1.9) OBP: 0.310, SLG: 0.317	F SI 96 C SL 83 S SL 84	0-3 K	C SI 83 X FC 88	0-1 G6-3	C SI 83 X FC 88	0-1 G6-3	B SI 93 B CH 82 F FF 90 F FF 90 D FF 91	4-2 16 1B 58 1B	B SI 93 B CH 82 F FF 90 F FF 90 D FF 91	4-2 16 1B 58 1B	3	0	0	0	1	2	3						
34 A.J. Ellis, R (1.2) OBP: 0.285, SLG: 0.280	B SI 96 X SI 95	1-0 2B	C SI 90 B CU 79 B FF 85 X FF 89	2-2 P5	C SI 90 B CU 79 B FF 85 X FF 89	2-2 P5	C SI 92 B FC 88 X FC 88	1-1 P6	C SI 92 B FC 88 X FC 88	1-1 P6	3	0	1	3	1	0	1						
58 Jeremy Hellickson, R (1.1) OBP: 0.218, SLG: 0.176	C FF 96 C SL 83 C CU 82	1-3 K	F FF 92 C FF 92	1-3 K	F FF 92 C FF 92	1-3 K	B SI 91 X FF 90	1-0 16 1B	B SI 91 X FF 90	1-0 16 1B	4	0	1	0	0	3	2						
Inning Stats	R: 5 E: 0 K: 2 S: 17	H: 5 LOB: 1 BB: 1 P: 29	R: 2 E: 0 K: 1 S: 12	H: 2 LOB: 1 BB: 1 P: 20	R: 0 E: 0 K: 1 S: 8	H: 0 LOB: 0 BB: 0 P: 10	R: 1 E: 0 K: 0 S: 10	H: 2 LOB: 2 BB: 1 P: 18	R: 0 E: 0 K: 2 S: 15	H: 2 LOB: 3 BB: 1 P: 25	R: 0 E: 0 K: 1 S: 8	H: 0 LOB: 0 BB: 0 P: 10	R: 0 E: 0 K: 3 S: 11	H: 0 LOB: 1 BB: 1 P: 20	R: 0 E: 0 K: 1 S: 9	H: 0 LOB: 0 BB: 0 P: 12	1B: 7 2B: 3 3B: 0 HR: 1	SF: 0 SAC: 0 DP: 0 HBP: 0	WP: 0 PB: 0 SB: 1 CS: 0	PA: 40			
PITCHER 62 José Ureña, R (1.1) ERA: 5.99	IP: 2.0 WLS: L BF: 15 H: 7 R: 7 ER: 7 SO: 3 BB: 1 IBB: 0 HBP: 0 BLK: 0 WP: 0 HR: 0 S: 29 P: 49 ERA: 31.50 WHIP: 4.000																						
20 Justin Nicolino, L (3.1) ERA: 5.29	IP: 2.1 WLS: L BF: 13 H: 4 R: 1 ER: 1 SO: 1 BB: 2 IBB: 0 HBP: 0 BLK: 0 WP: 0 HR: 0 S: 26 P: 42 ERA: 3.86 WHIP: 2.571																						
64 Nick Wittgren, R (5.1) ERA: 3.22	IP: 0.2 WLS: L BF: 2 H: 0 R: 0 ER: 0 SO: 2 BB: 0 IBB: 0 HBP: 0 BLK: 0 WP: 0 HR: 0 S: 7 P: 11 ERA: 0.00 WHIP: 0.000																						
49 Brian Ellington, R (6.1) ERA: 1.67	IP: 2.0 WLS: L BF: 7 H: 0 R: 0 ER: 0 SO: 4 BB: 1 IBB: 0 HBP: 0 BLK: 0 WP: 0 HR: 0 S: 19 P: 30 ERA: 0.00 WHIP: 0.500																						
55 Nefti Ogando, R (6.1) ERA: 3.19	IP: 1.0 WLS: L BF: 3 H: 0 R: 0 ER: 0 SO: 1 BB: 0 IBB: 0 HBP: 0 BLK: 0 WP: 0 HR: 0 S: 9 P: 12 ERA: 0.00 WHIP: 0.000																						

Miami Marlins @ Philadelphia Phillies
Citizens Bank Park, Philadelphia, PA
Sat Sep 17 2016, 7:07 PM - 9:49 PM EDT
Att: 24,597 - Cloudy - 79 F

AB 35
R 8
H 11
RBI 8
BB 5
SO 11
LOB 20



Batter	1	2	3	4	5	6	7	8	9	AB	R	H	RBI	BB	SO	LOB	TOP							
9 Dee Strange-Gordon, L (1.4) OBP: 0.294, SLG: 0.320										5	0	1	1	0	1	2	Miami Marlins @ Philadelphia Phillies Citizens Bank Park, Philadelphia, PA Sun Sep 18 2016, 1:37 PM - 5:24 PM EDT Att: 20,059 - Cloudy - 84 F							
32 Derek Dietrich, L (1.7) OBP: 0.374, SLG: 0.416										3	1	2	1	1	1	0								
19 Miguel Rojas, R (8.5) OBP: 0.276, SLG: 0.314										1	0	0	0	0	0	0								
14 Martín Prado, R (1.5) OBP: 0.365, SLG: 0.419										2	0	0	0	0	1	1								
51 Ichiro Suzuki, L (3.7) OBP: 0.360, SLG: 0.385										2	0	0	0	0	0	3								
21 Christian Yelich, L (1.8) OBP: 0.376, SLG: 0.480										4	1	1	2	0	1	0								
13 Marcell Ozuna, R (1.9) OBP: 0.322, SLG: 0.463										4	1	0	0	0	2	1								
41 Justin Bour, L (1.3) OBP: 0.339, SLG: 0.490										4	0	1	0	0	0	1								
12 Chris Johnson, R (8.3) OBP: 0.281, SLG: 0.331										0	0	0	0	0	0	0								
6 Jeff Mathis, R (1.2) OBP: 0.345, SLG: 0.438										1	1	0	0	0	0	2								
11 J.T. Realmuto, R (7.7) OBP: 0.352, SLG: 0.438										2	0	1	1	0	1	0								
3 Adeiny Hechavarria, R (1.6) OBP: 0.287, SLG: 0.313										3	1	1	0	1	0	3								
48 Andrew Cashner, R (1.1) ERA: 2.16										1	0	0	0	0	0	0								
5 Jeff Flaherty, R (5.1) ERA: 5.29										1	0	0	0	0	0	0								
85 Austin Brice, R (5.1) ERA: 3.72										1	0	0	0	0	0	0								
33 Dustin McGowan, R (6.1) ERA: 3.0										1	0	0	0	0	0	0								
40 Mike Dunn, L (7.1) ERA: 2.84										1	0	0	0	0	0	0								
35 David Phelps, R (8.1) ERA: 2.42										1	0	0	0	0	0	0								
Inning Stats	R: 0 E: 0 K: 1 S: 8	H: 0 LOB: 0 BB: 0 P: 12	R: 0 E: 1 K: 1 S: 16	H: 1 LOB: 2 BB: 0 P: 23	R: 0 E: 0 K: 1 S: 7	H: 2 LOB: 1 BB: 0 P: 8	R: 0 E: 0 K: 1 S: 9	H: 0 LOB: 0 BB: 0 P: 12	R: 2 E: 0 K: 0 S: 18	H: 3 LOB: 1 BB: 0 P: 25	R: 0 E: 0 K: 1 S: 5	H: 0 LOB: 0 BB: 0 P: 8	R: 0 E: 0 K: 3 S: 13	H: 0 LOB: 1 BB: 1 P: 21	R: 3 E: 1 K: 0 S: 15	H: 2 LOB: 1 BB: 1 P: 25	R: 0 E: 0 K: 0 S: 6	H: 0 LOB: 0 BB: 0 P: 10	1B: 7 2B: 0 3B: 0 HR: 1	SF: 0 SAC: 0 DP: 1 HBP: 1	WP: 1 PB: 1 SB: 0 CS: 0	PA: 38		
PITCHER	IP WLS BF H R ER SO BB IBB HBP BLK WP HR S P ERA WHIP	IP WLS BF H R ER SO BB IBB HBP BLK WP HR S P ERA WHIP	IP WLS BF H R ER SO BB IBB HBP BLK WP HR S P ERA WHIP	IP WLS BF H R ER SO BB IBB HBP BLK WP HR S P ERA WHIP	IP WLS BF H R ER SO BB IBB HBP BLK WP HR S P ERA WHIP	IP WLS BF H R ER SO BB IBB HBP BLK WP HR S P ERA WHIP	IP WLS BF H R ER SO BB IBB HBP BLK WP HR S P ERA WHIP	IP WLS BF H R ER SO BB IBB HBP BLK WP HR S P ERA WHIP	IP WLS BF H R ER SO BB IBB HBP BLK WP HR S P ERA WHIP	IP WLS BF H R ER SO BB IBB HBP BLK WP HR S P ERA WHIP	IP WLS BF H R ER SO BB IBB HBP BLK WP HR S P ERA WHIP	IP WLS BF H R ER SO BB IBB HBP BLK WP HR S P ERA WHIP	IP WLS BF H R ER SO BB IBB HBP BLK WP HR S P ERA WHIP	IP WLS BF H R ER SO BB IBB HBP BLK WP HR S P ERA WHIP	IP WLS BF H R ER SO BB IBB HBP BLK WP HR S P ERA WHIP	IP WLS BF H R ER SO BB IBB HBP BLK WP HR S P ERA WHIP	IP WLS BF H R ER SO BB IBB HBP BLK WP HR S P ERA WHIP	IP WLS BF H R ER SO BB IBB HBP BLK WP HR S P ERA WHIP	IP WLS BF H R ER SO BB IBB HBP BLK WP HR S P ERA WHIP	IP WLS BF H R ER SO BB IBB HBP BLK WP HR S P ERA WHIP	IP WLS BF H R ER SO BB IBB HBP BLK WP HR S P ERA WHIP	IP WLS BF H R ER SO BB IBB HBP BLK WP HR S P ERA WHIP	IP WLS BF H R ER SO BB IBB HBP BLK WP HR S P ERA WHIP	IP WLS BF H R ER SO BB IBB HBP BLK WP HR S P ERA WHIP
49 Alec Asher, R (1.1) ERA: 2.16	4.1	20	6	2	2	4	0	0	0	0	0	0	0	0	55	74	4.15	1.385						
63 Joely Rodríguez, L (5.1) ERA: 5.29	1.2	4	0	0	0	1	0	0	0	0	0	0	0	8	14	0.00	0.000							
31 Michael Mariot, R (7.1) ERA: 5.29	0.2	H	3	0	0	2	1	0	0	0	1	0	0	10	18	0.00	1.500							
50 Héctor Neris, R (7.1) ERA: 2.5	1.1	L	8	2	3	2	1	1	0	0	0	1	18	28	13.50	2.250								
61 Edubray Ramos, R (9.1) ERA: 3.28	1.0	3	0	0	0	0	0	0	0	0	0	6	10	0.00	0.000									

Batter	1	2	3	4	5	6	7	8	9	AB	R	H	RBI	BB	SO	LOB	BOTTOM							
16 César Hernández, S (1.4) OBP: 0.361, SLG: 0.389										3	0	1	0	2	0	1	Miami Marlins @ Philadelphia Phillies Citizens Bank Park, Philadelphia, PA Sun Sep 18 2016, 1:37 PM - 5:24 PM EDT Att: 20,059 - Cloudy - 84 F							
24 Roman Quinn, S (1.7) OBP: 0.324, SLG: 0.313										4	1	0	0	1	1	3								
37 Odúbel Herrera, L (1.8) OBP: 0.361, SLG: 0.419										4	2	2	1	0	0	0								
19 Tommy Joseph, R (1.3) OBP: 0.304, SLG: 0.505										3	0	2	1	1	1	0								
7 Maikel Franco, R (1.5) OBP: 0.297, SLG: 0.417										4	0	0	0	0	1	4								
13 Freddy Galvis, S (1.6) OBP: 0.274, SLG: 0.405										4	1	3	2	0	0	1								
38 Jorge Alfaro, R (1.2) OBP: 0.100, SLG: 0.100										4	0	0	0	0	2	5								
23 Aaron Altherr, R (1.9) OBP: 0.305, SLG: 0.311										3	0	0	0	0	2	0								
50 Héctor Neris, R (7.1) ERA: 2.5										0	0	0	0	0	0	0								
61 Edubray Ramos, R (9.1) ERA: 3.28										0	0	0	0	0	0	0								
4 Andrés Blanco, S (9.7) OBP: 0.321, SLG: 0.412										1	0	0	0	0	0	0								
49 Alec Asher, R (1.1) ERA: 2.16										2	0	0	0	0	1	0								
63 Joely Rodríguez, L (5.1) ERA: 5.29										0	0	0	0	0	0	0								
31 Michael Mariot, R (7.1) ERA: 5.29										0	0	0	0	0	0	0								
17 Peter Bourjos, R (7.9) OBP: 0.293, SLG: 0.391										1	0	0	0	0	0	0								
41 Jimmy Paredes, S (9.7) OBP: 0.283, SLG: 0.386										0	0	0	0	1	0	0								
Inning Stats	R: 2 E: 0 K: 0 S: 21	H: 3 LOB: 2 BB: 2 P: 38	R: 0 E: 0 K: 3 S: 14	H: 0 LOB: 1 BB: 1 P: 22	R: 1 E: 0 K: 0 S: 9	H: 2 LOB: 1 BB: 0 P: 15	R: 0 E: 0 K: 1 S: 9	H: 0 LOB: 0 BB: 0 P: 15	R: 0 E: 0 K: 1 S: 6	H: 0 LOB: 0 BB: 0 P: 10	R: 1 E: 0 K: 1 S: 7	H: 1 LOB: 0 BB: 0 P: 11	R: 0 E: 0 K: 0 S: 10	H: 1 LOB: 0 BB: 0 P: 14	R: 0 E: 0 K: 2 S: 9	H: 1 LOB: 2 BB: 1 P: 17	R: 0 E: 0 K: 0 S: 12	H: 0 LOB: 1 BB: 1 P: 20	1B: 6 2B: 0 3B: 0 HR: 2	SF: 0 SAC: 0 DP: 0 HBP: 0	WP: 0 PB: 0 SB: 1 CS: 2	PA: 39		
PITCHER	IP WLS BF H R ER SO BB IBB HBP BLK WP HR S P ERA WHIP	IP WLS BF H R ER SO BB IBB HBP BLK WP HR S P ERA WHIP	IP WLS BF H R ER SO BB IBB HBP BLK WP HR S P ERA WHIP	IP WLS BF H R ER SO BB IBB HBP BLK WP HR S P ERA WHIP	IP WLS BF H R ER SO BB IBB HBP BLK WP HR S P ERA WHIP	IP WLS BF H R ER SO BB IBB HBP BLK WP HR S P ERA WHIP	IP WLS BF H R ER SO BB IBB HBP BLK WP HR S P ERA WHIP	IP WLS BF H R ER SO BB IBB HBP BLK WP HR S P ERA WHIP	IP WLS BF H R ER SO BB IBB HBP BLK WP HR S P ERA WHIP	IP WLS BF H R ER SO BB IBB HBP BLK WP HR S P ERA WHIP	IP WLS BF H R ER SO BB IBB HBP BLK WP HR S P ERA WHIP	IP WLS BF H R ER SO BB IBB HBP BLK WP HR S P ERA WHIP	IP WLS BF H R ER SO BB IBB HBP BLK WP HR S P ERA WHIP	IP WLS BF H R ER SO BB IBB HBP BLK WP HR S P ERA WHIP	IP WLS BF H R ER SO BB IBB HBP BLK WP HR S P ERA WHIP	IP WLS BF H R ER SO BB IBB HBP BLK WP HR S P ERA WHIP	IP WLS BF H R ER SO BB IBB HBP BLK WP HR S P ERA WHIP	IP WLS BF H R ER SO BB IBB HBP BLK WP HR S P ERA WHIP	IP WLS BF H R ER SO BB IBB HBP BLK WP HR S P ERA WHIP	IP WLS BF H R ER SO BB IBB HBP BLK WP HR S P ERA WHIP	IP WLS BF H R ER SO BB IBB HBP BLK WP HR S P ERA WHIP	IP WLS BF H R ER SO BB IBB HBP BLK WP HR S P ERA WHIP	IP WLS BF H R ER SO BB IBB HBP BLK WP HR S P ERA WHIP	IP WLS BF H R ER SO BB IBB HBP BLK WP HR S P ERA WHIP
48 Andrew Cashner, R (1.1) ERA: 2.16	4.0	19	5	3	3	4	3	0	0	0	0	0	0	0	53	90	6.75	2.000						
65 Austin Brice, R (5.1) ERA: 3.72	1.0	3	0	0	0	1	0	0	0	0	0	6	10	0.00	0.000									
33 Dustin McGowan, R (6.1) ERA: 3.0	1.0	4	1	1	1	1	0	0	0	0	1	7	11	9.00	1.000									
40 Mike Dunn, L (7.1) ERA: 2.84	1.1	W	4	1	0	0	0	0	0	0	0	11	17	0.00	0.750									
35 David Phelps, R (8.1) ERA: 2.42	0.2	H	4	1	0	0	2	1	0	0	0	8	14	0.00	3.000									

Miami Marlins @ Philadelphia Phillies
 Citizens Bank Park, Philadelphia, PA
 Sun Sep 18 2016, 1:37 PM - 5:24 PM EDT
 Att: 20,059 - Cloudy - 84 F

AB 35
 R 5
 H 8
 RBI 5
 BB 2
 SO 8
 LOB 16



Miami Marlins @ Philadelphia Phillies
 Citizens Bank Park, Philadelphia, PA
 Sun Sep 18 2016, 1:37 PM - 5:24 PM EDT
 Att: 20,059 - Cloudy - 84 F

AB 33
 R 4
 H 8
 RBI 4
 BB 5
 SO 8
 LOB 14



Batter	1	2	3	4	5	6	7	8	9	AB	R	H	RBI	BB	SO	LOB	TOP			
1 Adam Eaton, L OBP: 0.363, SLG: 0.432										4	1	3	1	0	0	0	Chicago White Sox @ Philadelphia Phillies Citizens Bank Park, Philadelphia, PA Wed Sep 21, 2016, 7:07 PM - 9:50 PM EDT Att: 21,703 - Cloudy - 78 F			
12 Tim Anderson, R OBP: 0.300, SLG: 0.402										4	0	0	0	0	1	2				
79 José Abreu, R OBP: 0.354, SLG: 0.482										3	0	0	0	0	1	1				
53 Melky Cabrera, S OBP: 0.344, SLG: 0.446										4	0	1	0	0	2	1				
21 Todd Frazier, R OBP: 0.301, SLG: 0.459										4	1	1	1	0	1	1				
31 Alex Avila, L OBP: 0.365, SLG: 0.401									2	1	1	1	2	1	1					
18 Tyler Saladino, R OBP: 0.315, SLG: 0.409									4	0	0	0	0	1	3					
28 Leury Garcia, S OBP: 0.263, SLG: 0.222									4	0	1	0	0	0	2					
49 Chris Sale, L ERA: 1.67, SLG: 0.167										1	0	0	0	0	0					
20 Josh Shirk, L ERA: 3.75										1	0	0	0	0	1					
54 Chris Beck, R ERA: 7.25										0	0	0	0	0	0					
68 Blake Smith, R ERA: 6.23										0	0	0	0	0	0					
48 Tommy Kahnle, R ERA: 3.0										1	0	0	0	0	0					
45 Anthony Ranaudo, R ERA: 9.48										0	0	0	0	0	0					
Inning Stats	R: 1 E: 0 K: 2 S: 9	H: 1 LOB: 0 BB: 0 P: 12	R: 0 E: 0 K: 2 S: 13	H: 0 LOB: 1 BB: 1 P: 21	R: 0 E: 1 K: 0 S: 9	H: 1 LOB: 1 BB: 0 P: 12	R: 0 E: 0 K: 1 S: 10	H: 1 LOB: 1 BB: 0 P: 18	R: 0 E: 0 K: 1 S: 4	H: 0 LOB: 0 BB: 0 P: 10	R: 2 E: 0 K: 0 S: 9	H: 2 LOB: 0 BB: 0 P: 13	R: 0 E: 0 K: 1 S: 8	H: 1 LOB: 1 BB: 0 P: 10	R: 0 E: 0 K: 0 S: 11	H: 0 LOB: 1 BB: 1 P: 15	1B: 4 2B: 0 3B: 0 HR: 3	SF: 0 SAC: 0 DP: 2 HBP: 1	WP: 0 PB: 0 SB: 0 CS: 0	PA: 35
PITCHER	IP WLS BF H R ER SO BB IBB HBP BLK WP HR S P ERA WHIP																			
48 Jerad Eickhoff, R ERA: 3.75	7.0 W 27 6 3 3 6 1 0 0 0 0 0 3 62 93 3.86 1.000																			
63 Joely Rodríguez, L ERA: 3.8	1.0 4 1 0 0 1 0 0 1 0 0 0 8 13 0.00 1.000																			
30 David Hernandez, R ERA: 3.8	1.0 4 0 0 0 0 1 0 0 0 0 0 0 11 15 0.00 1.000																			

Batter	1	2	3	4	5	6	7	8	9	AB	R	H	RBI	BB	SO	LOB	BOTTOM			
16 César Hernández, S OBP: 0.362, SLG: 0.393										4	2	2	1	1	1	0	Chicago White Sox @ Philadelphia Phillies Citizens Bank Park, Philadelphia, PA Wed Sep 21, 2016, 7:07 PM - 9:50 PM EDT Att: 21,703 - Cloudy - 78 F			
24 Roman Quinn, S OBP: 0.404, SLG: 0.324										1	1	0	0	2	1	1				
7 Maikel Franco, R OBP: 0.299, SLG: 0.417										4	1	2	2	0	0	3				
19 Tommy Joseph, R OBP: 0.311, SLG: 0.522										5	2	2	3	0	0	4				
29 Cameron Rupp, R OBP: 0.309, SLG: 0.453										4	0	2	2	0	1	0				
13 Freddy Galvis, S OBP: 0.273, SLG: 0.403										4	0	1	0	0	1	2				
23 Aaron Altherr, R OBP: 0.297, SLG: 0.308										4	0	0	0	0	3	3				
2 Tyler Goeddel, R OBP: 0.258, SLG: 0.291										2	1	1	0	0	0	0				
37 Odubel Herrera, L OBP: 0.363, SLG: 0.426										1	1	0	0	0	0	1				
48 Jerad Eickhoff, R OBP: 0.155, SLG: 0.193										3	0	0	0	0	1	2				
63 Joely Rodríguez, L ERA: 7.25										0	0	0	0	0	0	0				
4 Andrés Blanco, S OBP: 0.318, SLG: 0.408										1	0	0	0	0	0	0				
30 David Hernandez, R ERA: 3.8										0	0	0	0	0	0	0				
Inning Stats	R: 3 E: 0 K: 2 S: 15	H: 3 LOB: 1 BB: 0 P: 22	R: 0 E: 0 K: 1 S: 7	H: 0 LOB: 0 BB: 0 P: 10	R: 2 E: 0 K: 1 S: 15	H: 2 LOB: 1 BB: 0 P: 23	R: 1 E: 0 K: 1 S: 10	H: 2 LOB: 1 BB: 0 P: 17	R: 0 E: 0 K: 1 S: 6	H: 0 LOB: 0 BB: 0 P: 9	R: 2 E: 0 K: 1 S: 15	H: 1 LOB: 2 BB: 2 P: 28	R: 0 E: 0 K: 1 S: 9	H: 1 LOB: 1 BB: 0 P: 12	R: 0 E: 0 K: 0 S: 12	H: 1 LOB: 2 BB: 1 P: 24	1B: 6 2B: 3 3B: 1 HR: 1	SF: 0 SAC: 0 DP: 1 HBP: 4	WP: 0 PB: 0 SB: 1 CS: 0	PA: 40
PITCHER	IP WLS BF H R ER SO BB IBB HBP BLK WP HR S P ERA WHIP																			
49 Chris Sale, L ERA: 3.19	4.0 L 21 7 6 6 5 0 0 0 3 0 0 0 1 47 72 13.50 1.750																			
54 Chris Beck, R ERA: 7.25	1.2 8 0 2 2 2 2 0 1 0 0 0 0 18 33 10.80 1.200																			
68 Blake Smith, R ERA: 6.23	0.1 2 1 0 0 0 0 0 0 0 0 0 0 3 4 0.00 3.000																			
48 Tommy Kahnle, R ERA: 3.0	1.0 4 1 0 0 1 0 0 0 0 0 0 0 9 12 0.00 1.000																			
45 Anthony Ranaudo, R ERA: 9.48	1.0 5 1 0 0 0 1 0 0 0 0 0 0 12 24 0.00 2.000																			



Batter	1	2	3	4	5	6	7	8	9	10	11	AB	R	H	RBI	BB	SO	LOB	TOP							
16 César Hernández, S (1.4) OBP: 0.367, SLG: 0.398	F7			G4-3	BB			SH5-3	BB		IBB	3	3	2	0	3	0	0								
24 Roman Quinn, S (1.7) OBP: 0.313, SLG: 0.293	K			G4-3	F7			SH5-3	K		BB	4	0	0	1	0	2	3								
50 Héctor Neris, R (9.1)	K			G4-3	F7			SH5-3	K		BB	0	0	0	0	0	0	0								
34 A.J. Ellis, R (10.2) OBP: 0.289, SLG: 0.285	K			G4-3	F7			SH5-3	K		BB	1	0	1	1	0	0	0								
37 Odubel Herrera, L (1.8) OBP: 0.363, SLG: 0.424	K			F8				HR	K		HBP	5	1	1	0	0	2	1								
7 Maikel Franco, R (1.5) OBP: 0.301, SLG: 0.422	F8			F8				HR	G6-3		BB	5	1	2	4	1	0	0								
6 Ryan Howard, L (1.3) OBP: 0.286, SLG: 0.450	G5-6-3			G5-6-3				HR	G6-3		FC5	2	1	1	1	1	0	1								
15 Emmanuel Burriss, S (8.0R) OBP: 0.196, SLG: 0.190	G5-6-3			G5-6-3				BB	G6-3		FC5	0	0	0	0	0	0	0								
63 Joely Rodríguez, L (8.1)	G5-6-3			G5-6-3				BB	G6-3		FC5	0	0	0	0	0	0	0								
46 Jeanmar Gómez, R (8.1)	G5-6-3			G5-6-3				BB	G6-3		FC5	0	0	0	0	0	0	0								
17 Peter Bourjos, R (9.9) OBP: 0.262, SLG: 0.389	G5-6-3			G5-6-3				BB	G6-3		FC5	2	0	0	0	0	0	3								
29 Cameron Rupp, R (1.2) OBP: 0.310, SLG: 0.459	K			K				BB	G5-3			4	1	1	1	1	1	1								
52 Severino González, R (10.1)	K			K				BB	G5-3			0	0	0	0	0	0	0								
61 Edubray Ramos, R (11.1)	K			K				BB	G5-3			0	0	0	0	0	0	0								
13 Freddy Galvis, S (1.6) OBP: 0.273, SLG: 0.403	F8			F8				K			G4-3	5	1	1	0	0	1	2								
23 Aaron Altherr, R (1.9) OBP: 0.295, SLG: 0.301	K			K				K			K	4	0	0	0	1	3	3								
39 Adam Morgan, L (1.1) OBP: 0.285, SLG: 0.317	G1-3			G1-3				F9			G4-3	1	0	0	0	0	0	0								
57 Luis García, R (8.1)	G1-3			G1-3				F9			G4-3	0	0	0	0	0	0	0								
25 Coily Asuaje, L (9.0PH)	G1-3			G1-3				F9			G4-3	0	0	0	0	0	0	0								
31 Michael Mariot, R (7.1)	G1-3			G1-3				F9			G4-3	0	0	0	0	0	0	0								
53 Frank Herrmann, L (7.1)	G1-3			G1-3				F9			G4-3	0	0	0	0	0	0	0								
19 Tommy Joseph, R (8.3) OBP: 0.306, SLG: 0.318	G1-3			G1-3				F9			G4-3	2	0	0	0	0	0	1								
Inning Stats	R: 0 E: 0 K: 2 S: 7	H: 0 LOB: 0 BB: 0 P: 11	R: 0 E: 0 K: 1 S: 15	H: 1 LOB: 0 BB: 0 P: 21	R: 0 E: 0 K: 1 S: 10	H: 0 LOB: 0 BB: 0 P: 15	R: 1 E: 0 K: 0 S: 8	H: 1 LOB: 0 BB: 0 P: 13	R: 2 E: 0 K: 0 S: 14	H: 2 LOB: 2 BB: 2 P: 27	R: 0 E: 0 K: 0 S: 10	H: 0 LOB: 1 BB: 0 P: 17	R: 0 E: 0 K: 1 S: 11	H: 0 LOB: 0 BB: 0 P: 17	R: 3 E: 0 K: 1 S: 17	H: 3 LOB: 2 BB: 2 P: 34	R: 0 E: 0 K: 2 S: 11	H: 0 LOB: 1 BB: 1 P: 19	R: 0 E: 0 K: 0 S: 8	H: 0 LOB: 0 BB: 0 P: 9	R: 2 E: 0 K: 1 S: 17	H: 2 LOB: 3 BB: 2 P: 31	1B: 4 2B: 1 3B: 1 HR: 3	SF: 0 SAC: 2 DP: 1 HBP: 2	WP: 0 PB: 0 SB: 0 CS: 0	PA: 50
PITCHER	IP: 5.0 WLS: 20 BF: 20 H: 4 R: 3 ER: 3 SO: 4 BB: 2 IBB: 0 HBP: 0 BLK: 0 WP: 0 HR: 0 S: 54 P: 87 ERA: 2.61 WHIP: 1.200	IP: 6.1 WLS: 3 BF: 3 H: 0 R: 0 ER: 0 SO: 0 BB: 0 IBB: 0 HBP: 1 BLK: 0 WP: 0 HR: 7 S: 14 P: 14 ERA: 4.76 WHIP: 0.000	IP: 6.1 WLS: 1 BF: 1 H: 0 R: 0 ER: 0 SO: 0 BB: 0 IBB: 0 HBP: 0 BLK: 0 WP: 0 HR: 3 S: 3 P: 3 ERA: 4.45 WHIP: 0.000	IP: 7.1 WLS: 3 BF: 3 H: 0 R: 0 ER: 0 SO: 1 BB: 0 IBB: 0 HBP: 0 BLK: 0 WP: 0 HR: 11 S: 17 P: 17 ERA: 4.12 WHIP: 0.000	IP: 8.1 WLS: 5 BF: 5 H: 3 R: 3 ER: 3 SO: 0 BB: 1 IBB: 0 HBP: 0 BLK: 0 WP: 1 HR: 10 S: 19 P: 19 ERA: 2.08 WHIP: 81.000	IP: 8.1 WLS: 6 BF: 6 H: 0 R: 0 ER: 0 SO: 1 BB: 0 IBB: 0 HBP: 0 BLK: 0 WP: 0 HR: 2 S: 17 P: 17 ERA: 2.69 WHIP: 1.000	IP: 10.1 WLS: 8 BF: 8 H: 2 R: 2 ER: 2 SO: 1 BB: 0 IBB: 0 HBP: 0 BLK: 0 WP: 0 HR: 15 S: 22 P: 22 ERA: 10.80 WHIP: 1.200	IP: 11.1 WLS: 2 BF: 2 H: 0 R: 0 ER: 0 SO: 0 BB: 0 IBB: 0 HBP: 0 BLK: 0 WP: 0 HR: 8 S: 12 P: 12 ERA: 2.9 WHIP: 3.000																		

Philadelphia Phillies @ New York Mets
Citi Field, Flushing, NY
Thu Sep 22 2016, 7:11 PM - 11:34 PM EDT
Att: 35,759 - Clear - 79 F

AB 39
R 8
H 9
RBI 8
BB 7
SO 9
LOB 15



Batter	1	2	3	4	5	6	7	8	9	10	11	AB	R	H	RBI	BB	SO	LOB	BOTTOM							
7 José Reyes, S (1.5) OBP: 0.329, SLG: 0.461	K			E4	F8			BB			BB	5	3	2	2	1	1	1								
13 Asdrúbal Cabrera, S (1.6) OBP: 0.335, SLG: 0.459	K			G6-4-3				BB			BB	6	1	3	3	0	2	1								
52 Yoenis Céspedes, R (1.7) OBP: 0.357, SLG: 0.548	K			G6-4-3				BB			BB	4	0	3	2	1	1	0								
54 T.J. Rivera, R (1.4) OBP: 0.333, SLG: 0.494	HR			HR				F8			BB	5	1	1	0	0	3	6								
3 Curtis Granderson, L (1.9) OBP: 0.319, SLG: 0.455	HR			HR				F8			BB	4	1	1	2	1	2	0								
29 Eric Campbell, R (1.3) OBP: 0.282, SLG: 0.227	F8			F8				F8			BB	2	0	0	0	0	1	2								
28 James Loney, L (7.3) OBP: 0.309, SLG: 0.384	F8			F8				F8			BB	3	0	0	0	0	0	0								
44 René Rivera, R (1.2) OBP: 0.286, SLG: 0.349	G6-3			G6-3				G6-3			BB	4	0	0	0	0	1	2								
21 Lucas Duda, L (10.0PH) OBP: 0.291, SLG: 0.421	G6-3			G6-3				G6-3			BB	1	0	0	0	0	1	0								
26 Kevin Plawecki, R (11.2) OBP: 0.299, SLG: 0.258	G6-3			G6-3				G6-3			BB	0	0	0	0	0	0	0								
16 Alejandro De Aza, L (1.8) OBP: 0.263, SLG: 0.317	K			K				K			BB	3	0	0	0	0	3	0								
18 Travis d'Arnaud, R (9.0PH) OBP: 0.303, SLG: 0.321	K			K				K			BB	0	0	0	0	0	0	0								
9 Brandon Nimmo, L (9.0PH) OBP: 0.301, SLG: 0.284	K			K				K			BB	2	1	1	0	0	0	0								
67 Seth Lugo, R (1.1) OBP: 0.285, SLG: 0.317	G6-3			G6-3				F8			BB	1	0	0	0	0	0	0								
36 Sean Gilmartin, L (6.1) ERA: 4.76	G6-3			G6-3				F8			BB	0	0	0	0	0	0	0								
62 Erik Goeddel, R (6.1) ERA: 4.95	G6-3			G6-3				F8			BB	0	0	0	0	0	0	0								
59 Fernando Salas, R (7.1) ERA: 4.12	G6-3			G6-3				F8			BB	0	0	0	0	0	0	0								
43 Addison Reed, R (8.1) ERA: 2.08	G6-3			G6-3				F8			BB	0	0	0	0	0	0	0								
47 Hansel Robles, R (8.1) ERA: 3.67	G6-3			G6-3				F8			BB	0	0	0	0	0	0	0								
66 Josh Edgin, L (9.1) ERA: 6.75	G6-3			G6-3				F8			BB	0	0	0	0	0	0	0								
27 Jeremy Familia, R (10.1) ERA: 2.69	G6-3			G6-3				F8			BB	0	0	0	0	0	0	0								
39 Jerry Blevins, L (11.1) ERA: 2.9	G6-3			G6-3				F8			BB	0	0	0	0	0	0	0								
51 Jim Henderson, R (11.1) ERA: 4.5	G6-3			G6-3				F8			BB	0	0	0	0	0	0	0								
Inning Stats	R: 0 E: 0 K: 3 S: 9	H: 0 LOB: 0 BB: 0 P: 16	R: 0 E: 1 K: 1 S: 15	H: 2 LOB: 0 BB: 0 P: 23	R: 0 E: 1 K: 0 S: 7	H: 0 LOB: 0 BB: 0 P: 9	R: 0 E: 0 K: 2 S: 15	H: 1 LOB: 2 BB: 1 P: 26	R: 1 E: 0 K: 2 S: 14	H: 2 LOB: 2 BB: 1 P: 24	R: 0 E: 0 K: 1 S: 6	H: 0 LOB: 0 BB: 0 P: 9	R: 1 E: 0 K: 1 S: 12	H: 2 LOB: 2 BB: 1 P: 22	R: 0 E: 0 K: 1 S: 8	H: 0 LOB: 0 BB: 0 P: 12	R: 2 E: 0 K: 3 S: 19	H: 2 LOB: 1 BB: 1 P: 30	R: 0 E: 0 K: 2 S: 9	H: 0 LOB: 0 BB: 0 P: 14	R: 3 E: 0 K: 0 S: 4	H: 2 LOB: 0 BB: 1 P: 10	1B: 7 2B: 1 3B: 0 HR: 3	SF: 0 SAC: 0 DP: 1 HBP: 0	WP: 1 PB: 0 SB: 0 CS: 0	PA: 47
PITCHER	IP: 5.0 WLS: 22 BF: 22 H: 5 R: 3 ER: 3 SO: 8 BB: 2 IBB: 0 HBP: 0 BLK: 0 WP: 1 HR: 1 S: 60 P: 98 ERA: 5.57 WHIP: 1.400	IP: 6.1 WLS: 3 BF: 3 H: 0 R: 0 ER: 0 SO: 1 BB: 0 IBB: 0 HBP: 0 BLK: 0 WP: 0 HR: 6 S: 9 P: 9 ERA: 0.00 WHIP: 0.000	IP: 7.1 WLS: 5 BF: 5 H: 2 R: 1 ER: 1 SO: 1 BB: 1 IBB: 0 HBP: 0 BLK: 0 WP: 0 HR: 16 S: 16 P: 16 ERA: 13.50 WHIP: 4.500	IP: 7.1 WLS: 3 BF: 3 H: 0 R: 0 ER: 0 SO: 3 BB: 0 IBB: 0 HBP: 0 BLK: 0 WP: 0 HR: 6 S: 6 P: 6 ERA: 0.00 WHIP: 0.000	IP: 8.1 WLS: 5 BF: 5 H: 3 R: 3 ER: 3 SO: 0 BB: 1 IBB: 0 HBP: 0 BLK: 0 WP: 1 HR: 10 S: 19 P: 19 ERA: 81.00 WHIP: 9.000	IP: 8.1 WLS: 6 BF: 6 H: 0 R: 0 ER: 0 SO: 1 BB: 0 IBB: 0 HBP: 0 BLK: 0 WP: 0 HR: 2 S: 17 P: 17 ERA: 2.69 WHIP: 1.000	IP: 10.1 WLS: 8 BF: 8 H: 2 R: 2 ER: 2 SO: 1 BB: 0 IBB: 0 HBP: 0 BLK: 0 WP: 0 HR: 15 S: 22 P: 22 ERA: 10.80 WHIP: 1.200	IP: 11.1 WLS: 2 BF: 2 H: 0 R: 0 ER: 0 SO: 0 BB: 0 IBB: 0 HBP: 0 BLK: 0 WP: 0 HR: 8 S: 12 P: 12 ERA: 2.9 WHIP: 3.000																		

Philadelphia Phillies @ New York Mets
Citi Field, Flushing, NY
Thu Sep 22 2016, 7:11 PM - 11:34 PM EDT
Att: 35,759 - Clear - 79 F

AB 42
R 9
H 11
RBI 9
BB 5
SO 16
LOB 13



Batter	1	2	3	4	5	6	7	8	9	AB	R	H	RBI	BB	SO	LOB	TOP													
16 César Hernández, S (1,4) OBP: 0.367, SLG: 0.397	G3-1	24 1B		37 BB		F7		E6		4	0	1	1	1	0	0	Philadelphia Phillies @ New York Mets Citi Field, Flushing, NY Fri Sep 23 2016, 7:12 PM - 10:51 PM EDT Att: 37,873 - Clear - 80 F													
24 Roman Quinn, S (1,9) OBP: 0.375, SLG: 0.304	G4-3	37 S		37 BB		L7		L9		5	0	2	1	0	0	1														
37 Odúbel Herrera, L (1,8) OBP: 0.363, SLG: 0.423	7 S	G5-3				F7		K		4	0	1	0	1	1	3														
7 Maikel Franco, R (1,5) OBP: 0.304, SLG: 0.428				G1-3				F8		4	1	2	1	1	0	3														
6 Ryan Howard, L (1,3) OBP: 0.256, SLG: 0.445	F7					F8				3	0	0	0	1	0	2														
17 Peter Bourjos, R (7,PR) OBP: 0.292, SLG: 0.389								K		0	0	0	0	0	0	0														
41 Jimmy Paredes, S (8,PH)										1	0	0	0	0	1	0														
29 Cameron Rupp, R (1,2) OBP: 0.307, SLG: 0.453		G5-3		K		K				5	0	0	0	0	2	2														
13 Freddy Galvis, S (1,6) OBP: 0.274, SLG: 0.404				K		K				4	1	2	0	0	2	0														
25 Cody Asche, L (1,7) OBP: 0.292, SLG: 0.368										2	2	1	0	1	0	0														
19 Tommy Joseph, R (7,PH) OBP: 0.308, SLG: 0.516		16 1B				L8		G5-3		1	0	0	0	0	0	3														
56 Jeremy Hellickson, R (1,1) OBP: 0.271, SLG: 0.174										2	0	0	0	0	1	2														
53 Frank Herrmann, L (5,1) OBP: 0.283, SLG: 0.333										1	1	1	2	0	0	0														
18 Darin Ruf, R (6,PH) OBP: 0.283, SLG: 0.333										0	0	0	0	0	0	0														
60 Colton Murray, R (6,1) OBP: 0.283, SLG: 0.333										0	0	0	0	0	0	0														
62 Patrick Schuster, L (7,1) OBP: 0.283, SLG: 0.333										0	0	0	0	0	0	0														
52 Severino González, R (7,1) OBP: 0.283, SLG: 0.333										0	0	0	0	0	0	0														
4 Andrés Blanco, S (7,3) OBP: 0.283, SLG: 0.333										1	0	0	0	0	1	0														
Inning Stats	R: 0 E: 0 K: 0 S: 11	H: 1 LOB: 2 BB: 1 P: 20	R: 2 E: 0 K: 1 S: 19	H: 4 LOB: 2 BB: 0 P: 23	R: 1 E: 0 K: 2 S: 13	H: 1 LOB: 0 BB: 0 P: 17	R: 0 E: 0 K: 0 S: 13	H: 1 LOB: 3 BB: 2 P: 29	R: 0 E: 0 K: 2 S: 14	H: 0 LOB: 0 BB: 0 P: 18	R: 2 E: 0 K: 0 S: 15	H: 1 LOB: 0 BB: 1 P: 27	R: 0 E: 1 K: 2 S: 8	H: 0 LOB: 1 BB: 0 P: 10	R: 0 E: 0 K: 1 S: 8	H: 0 LOB: 0 BB: 0 P: 8	1B: 8 2B: 0 3B: 0 HR: 2	SF: 0 SAC: 0 DP: 1 HBP: 0	WP: 0 PB: 0 SB: 2 CS: 0	PA: 42										
PITCHER	IP WLS BF H R ER SO BB IBB HBP BLK WP HR S P ERA WHIP	PITCHER										IP WLS BF H R ER SO BB IBB HBP BLK WP HR S P ERA WHIP	ERA WHIP																	
63 Gabriel Ynoa, R (1,1) ERA: 9.0	2.0	12	5	2	2	1	1	0	0	0	0	0	0	30	43	9.00	3.000											0.00	0.000	
35 Logan Verrett, R (3,1) ERA: 5.2	2.0	10	2	1	1	2	2	0	0	0	0	1	26	46	4.50	2.000														
58 Josh Smoker, L (5,1) ERA: 5.4	1.0	W	5	1	2	2	1	0	0	0	0	1	21	32	18.00	2.000														
62 Erik Goeddel, R (6,1) ERA: 4.36	1.1	H	6	1	0	0	1	0	0	0	0	0	16	26	0.00	1.500														
66 Josh Edgin, L (7,1) ERA: 6.75	0.0	1	1	0	0	0	0	0	0	0	0	0	2	2	∞	∞														
Batter	1	2	3	4	5	6	7	8	9	AB	R	H	RBI	BB	SO	LOB	BOTTOM													
7 José Reyes, S (1,5) OBP: 0.322, SLG: 0.451	F9	G4-3			G4-3		P5		P2	5	0	0	0	0	0	3	Philadelphia Phillies @ New York Mets Citi Field, Flushing, NY Fri Sep 23 2016, 7:12 PM - 10:51 PM EDT Att: 37,873 - Clear - 80 F													
13 Asdrúbal Cabrera, S (1,6) OBP: 0.336, SLG: 0.419				G3-1		G4-3		P4		3	1	1	0	1	0	0														
15 Matt Reynolds, R (6,6) OBP: 0.264, SLG: 0.407						3 1B				1	0	0	0	0	0	0														
52 Yoenis Cespedes, R (1,7) OBP: 0.357, SLG: 0.545	P4			G5-3		55 1B				4	2	1	0	1	1	1														
3 Curtis Granderson, L (1,8) OBP: 0.320, SLG: 0.454	K			L3		55 E				3	2	1	1	1	1	1														
55 Kelly Johnson, L (1,4) OBP: 0.305, SLG: 0.391		G4-3				55 E				3	1	1	1	0	0	0														
12 Juan Lagares, R (7,PH) OBP: 0.303, SLG: 0.386				L6		30 HR				0	1	0	0	0	0	0														
30 Michael Conforto, L (1,9) OBP: 0.310, SLG: 0.420				F9		2H				3	2	2	3	0	0	0														
29 Eric Campbell, R (7,PH) OBP: 0.291, SLG: 0.239				18 2B						1	0	1	1	0	0	0														
21 Lucas Duda, L (1,3) OBP: 0.291, SLG: 0.426				L3						3	0	1	0	0	1	1														
54 T.J. Rivera, R (7,PH) OBP: 0.329, SLG: 0.494										0	0	0	1	0	0	0														
18 Travis d'Arnaud, R (1,2) OBP: 0.304, SLG: 0.326										2	0	1	1	0	0	1														
58 Josh Smoker, L (5,1) ERA: 5.2										1	0	0	0	0	1	0														
62 Erik Goeddel, R (6,1) ERA: 4.36										0	0	0	0	0	0	0														
66 Josh Edgin, R (7,1) ERA: 6.75										0	0	0	0	0	0	0														
47 Hansel Robles, R (7,1) ERA: 6.75										1	0	0	0	0	1	1														
63 Gabriel Ynoa, R (1,1) ERA: 9.0										0	0	0	0	0	0	0														
56 Ty Kelly, S (2,PH) OBP: 0.339, SLG: 0.333										0	0	0	0	1	0	0														
35 Logan Verrett, R (3,1) ERA: 5.2										0	0	0	0	0	0	0														
44 René Rivera, R (5,2) OBP: 0.287, SLG: 0.349										3	1	1	0	0	0	1														
Inning Stats	R: 0 E: 0 K: 1 S: 11	H: 1 LOB: 1 BB: 0 P: 15	R: 1 E: 0 K: 0 S: 15	H: 2 LOB: 2 BB: 1 P: 28	R: 0 E: 0 K: 0 S: 8	H: 0 LOB: 0 BB: 0 P: 11	R: 0 E: 0 K: 0 S: 6	H: 1 LOB: 1 BB: 0 P: 10	R: 6 E: 1 K: 2 S: 19	H: 4 LOB: 0 BB: 2 P: 39	R: 0 E: 0 K: 0 S: 5	H: 0 LOB: 0 BB: 0 P: 8	R: 3 E: 1 K: 1 S: 15	H: 2 LOB: 1 BB: 1 P: 26	R: 0 E: 0 K: 1 S: 9	H: 0 LOB: 0 BB: 0 P: 13	1B: 5 2B: 4 3B: 0 HR: 1	SF: 1 SAC: 1 DP: 0 HBP: 0	WP: 0 PB: 0 SB: 0 CS: 0	PA: 39										
PITCHER	IP WLS BF H R ER SO BB IBB HBP BLK WP HR S P ERA WHIP	PITCHER										IP WLS BF H R ER SO BB IBB HBP BLK WP HR S P ERA WHIP	ERA WHIP																	
58 Jeremy Hellickson, R (1,1) ERA: 7.82	4.1	L	23	7	6	6	1	3	0	0	0	0	0	0	0	0	14.26	2.308												
53 Frank Herrmann, R (5,1) ERA: 7.82	0.2	3	1	1	1	2	0	0	0	0	0	0	0	1	9	14	13.50	1.500												
60 Colton Murray, R (6,1) ERA: 5.68	1.0	4	1	1	1	0	0	0	0	0	0	0	0	9	15	9.00	1.000													
62 Patrick Schuster, L (7,1) ERA: 14.09	0.0	3	1	1	1	0	1	0	0	0	0	0	0	4	8	∞	∞													
52 Severino González, R (7,1) ERA: 5.35	2.0	6	0	1	0	2	0	0	0	0	0	0	0	16	24	0.00	0.000													

Batter	1	2	3	4	5	6	7	8	9	AB	R	H	RBI	BB	SO	LOB	TOP			
16 César Hernández, S (1.4) OBP: 0.371, SLG: 0.396										4	0	2	0	0	1	0	Philadelphia Phillies @ Atlanta Braves Turner Field, Atlanta, GA Tue Sep 27 2016, 7:42 PM - 12:36 AM EDT Att: 22,348 - Overcast - 71 F			
24 Roman Quinn, S (1.7) OBP: 0.373, SLG: 0.333										4	2	3	0	0	1	1				
18 Darin Ruf, R (6.7)										1	0	0	0	0	2					
37 Odúbel Herrera, L (1.8) OBP: 0.374, SLG: 0.426										5	1	2	0	0	2	2				
7 Maikel Franco, R (1.5) OBP: 0.305, SLG: 0.430										4	2	1	0	1	1	1				
6 Ryan Howard, L (1.3) OBP: 0.259, SLG: 0.453										3	1	2	4	1	1	0				
19 Tommy Joseph, R (8. PH) OBP: 0.311, SLG: 0.511										0	0	0	0	1	0	0				
29 Cameron Rupp, R (1.2) OBP: 0.308, SLG: 0.457										5	0	2	1	0	1	3				
13 Freddy Galvis, S (1.6) OBP: 0.274, SLG: 0.402										5	0	1	0	0	0	3				
23 Aaron Altherr, R (1.9) OBP: 0.293, SLG: 0.295										3	0	1	0	1	1	0				
4 Andrés Blanco, S (9. PH) OBP: 0.315, SLG: 0.403										2	0	0	0	0	0	2				
48 Jerad Eickhoff, R (11.1) ERA: 3.33										2	0	0	0	0	0	2				
25 Julio Teheran, R (5. PH) ERA: 5.96										2	0	0	0	0	0	2				
61 Tyrrell Jenkins, R (7.1) ERA: 5.96										2	0	0	0	0	0	2				
40 José Ramírez, R (7.1) ERA: 3.2										2	0	0	0	0	0	2				
46 Ian Krol, L (8.1) ERA: 3.2										2	0	0	0	0	0	2				
62 Mauricio Cabrera, R (8.1) ERA: 2.84										2	0	0	0	0	0	2				
Inning Stats	R: 4 E: 0 K: 1 S: 14	H: 4 LOB: 2 BB: 2 P: 27	R: 2 E: 0 K: 0 S: 15	H: 4 LOB: 2 BB: 0 P: 22	R: 0 E: 0 K: 1 S: 12	H: 1 LOB: 2 BB: 0 P: 18	R: 0 E: 0 K: 1 S: 11	H: 1 LOB: 1 BB: 0 P: 16	R: 0 E: 0 K: 2 S: 12	H: 1 LOB: 1 BB: 0 P: 19	R: 0 E: 0 K: 0 S: 10	H: 2 LOB: 2 BB: 0 P: 12	R: 0 E: 0 K: 3 S: 12	H: 0 LOB: 1 BB: 1 P: 21	R: 0 E: 0 K: 1 S: 10	H: 0 LOB: 0 BB: 0 P: 13	1B: 9 2B: 4 3B: 0 HR: 1	SF: 0 SAC: 0 DP: 1 HBP: 1	WP: 0 PB: 0 SB: 3 CS: 0	PA: 45
PITCHER	IP: 4.0 WLS: 0 BF: 25	H: 10 R: 6 ER: 6 SO: 3	BB: 1 IBB: 1 HBP: 1 BLK: 0	WP: 0 HR: 1 S: 52 P: 83	ERA: 13.50 WHIP: 2.750	IP: 1.0 WLS: 0 BF: 3	H: 0 R: 0 ER: 0 SO: 1	BB: 0 IBB: 0 HBP: 0 BLK: 0	WP: 0 HR: 0 S: 10 P: 13	ERA: 0.00 WHIP: 0.000										

Batter	1	2	3	4	5	6	7	8	9	AB	R	H	RBI	BB	SO	LOB	BOTTOM			
11 Ender Inciarte, L (1.8) OBP: 0.354, SLG: 0.385										4	1	0	0	1	0	4	Philadelphia Phillies @ Atlanta Braves Turner Field, Atlanta, GA Tue Sep 27 2016, 7:42 PM - 12:36 AM EDT Att: 22,348 - Overcast - 71 F			
13 Adonis García, R (1.5) OBP: 0.310, SLG: 0.407										4	0	0	0	0	1	2				
5 Freddie Freeman, L (1.3) OBP: 0.404, SLG: 0.576										3	3	2	1	1	0	0				
22 Nick Markakis, L (1.9) OBP: 0.345, SLG: 0.396										4	1	1	1	0	1	1				
25 Tyler Flowers, R (1.2) OBP: 0.361, SLG: 0.426										4	2	2	3	0	1	0				
8 Jace Peterson, L (1.4) OBP: 0.352, SLG: 0.371										3	0	2	0	0	1	0				
14 Daniel Castro, R (8.4) OBP: 0.233, SLG: 0.197										0	0	0	0	1	0	0				
2 Dansby Swanson, R (1.6) OBP: 0.336, SLG: 0.386										4	0	0	0	0	2	5				
17 Mallex Smith, L (1.7) OBP: 0.325, SLG: 0.382										4	0	2	1	0	0	1				
48 Jerad Eickhoff, R (11.1) ERA: 3.72										1	0	0	0	0	0	0				
52 Severino González, R (5.1) ERA: 5.6										1	0	0	0	0	0	0				
57 Luis García, R (6.1) ERA: 7.07										1	0	0	0	0	0	0				
63 Joely Rodríguez, L (7.1) ERA: 3.52										1	0	0	0	0	0	0				
30 David Hernández, R (8.1) ERA: 3.84										1	0	0	0	0	0	0				
Inning Stats	R: 0 E: 0 K: 1 S: 7	H: 0 LOB: 0 BB: 0 P: 11	R: 0 E: 0 K: 2 S: 9	H: 0 LOB: 0 BB: 0 P: 14	R: 0 E: 0 K: 1 S: 8	H: 0 LOB: 0 BB: 0 P: 11	R: 1 E: 0 K: 1 S: 7	H: 1 LOB: 0 BB: 0 P: 9	R: 0 E: 0 K: 0 S: 12	H: 1 LOB: 1 BB: 0 P: 18	R: 4 E: 0 K: 1 S: 18	H: 3 LOB: 1 BB: 2 P: 35	R: 0 E: 0 K: 0 S: 9	H: 1 LOB: 1 BB: 0 P: 15	R: 2 E: 0 K: 1 S: 16	H: 4 LOB: 3 BB: 1 P: 28	1B: 7 2B: 1 3B: 0 HR: 2	SF: 0 SAC: 0 DP: 0 HBP: 0	WP: 0 PB: 0 SB: 1 CS: 0	PA: 37
PITCHER	IP: 4.0 WLS: 0 BF: 25	H: 13 R: 1 ER: 2 SO: 5	BB: 2 IBB: 0 HBP: 0 BLK: 0	WP: 0 HR: 1 S: 31 P: 45	ERA: 2.25 WHIP: 0.250	IP: 1.2 WLS: 0 BF: 5	H: 1 R: 0 ER: 0 SO: 1	BB: 1 IBB: 0 HBP: 0 BLK: 0	WP: 0 HR: 0 S: 19 P: 35	ERA: 10.80 WHIP: 1.800										

Batter	1	2	3	4	5	6	7	8	9	AB	R	H	RBI	BB	SO	LOB	TOP							
16 César Hernández, S (1.4) OBP: 0.372, SLG: 0.395										2	0	0	0	2	0	2								
13 Freddy Galvis, S (1.6) OBP: 0.273, SLG: 0.400										3	0	0	0	0	1	3								
15 Emmanuel Burriss, S (6.6) OBP: 0.184, SLG: 0.178										1	0	0	0	0	0	1								
37 Odúbel Herrera, L (1.8) OBP: 0.364, SLG: 0.426										4	1	1	0	0	1	1								
7 Maikel Franco, R (1.5) OBP: 0.305, SLG: 0.428										4	0	1	0	0	1	1								
6 Ryan Howard, L (1.3) OBP: 0.257, SLG: 0.448										3	0	0	1	0	1	1								
43 Phil Klein, R (6.1)										0	0	0	0	0	0	0								
53 Frank Herrmann, L (7.1)										0	0	0	0	0	0	0								
46 Jeanmar Gómez, R (8.1)										0	0	0	0	0	0	0								
18 Darin Ruf, R (9. PH) OBP: 0.230, SLG: 0.296										1	0	0	0	0	0	0								
29 Cameron Rupp, R (1.2) OBP: 0.307, SLG: 0.455										4	0	1	0	0	1	1								
25 Cody Asche, L (1.7) OBP: 0.290, SLG: 0.360										3	0	0	0	1	2	1								
23 Aaron Altherr, R (1.9) OBP: 0.294, SLG: 0.296										3	1	1	0	0	1	1								
39 Adam Morgan, L (1.1) OBP: 0.121, SLG: 0.125										0	0	0	0	1	0	0								
19 Tommy Joseph, R (6.3) OBP: 0.310, SLG: 0.510										1	0	0	0	0	0	0								
Inning Stats	R: 0 E: 0 K: 1 S: 8	H: 0 LOB: 0 BB: 0 P: 10	R: 0 E: 0 K: 1 S: 7	H: 0 LOB: 0 BB: 0 P: 10	R: 1 E: 0 K: 1 S: 15	H: 1 LOB: 1 BB: 1 P: 25	R: 0 E: 0 K: 1 S: 9	H: 1 LOB: 1 BB: 0 P: 10	R: 0 E: 0 K: 1 S: 14	H: 0 LOB: 2 BB: 2 P: 25	R: 1 E: 0 K: 1 S: 7	H: 1 LOB: 0 BB: 0 P: 10	R: 0 E: 0 K: 0 S: 6	H: 0 LOB: 0 BB: 0 P: 9	R: 0 E: 0 K: 0 S: 10	H: 0 LOB: 0 BB: 1 P: 18	R: 0 E: 0 K: 2 S: 16	H: 1 LOB: 1 BB: 0 P: 20	1B: 3 2B: 1 3B: 0 HR: 0	SF: 0 SAC: 1 DP: 1 HBP: 0	WP: 2 PB: 0 SB: 0 CS: 0	PA: 34		
PITCHER	IP WLS BF H R ER SO BB IBB HBP BLK WP HR S P ERA WHIP	IP WLS BF H R ER SO BB IBB HBP BLK WP HR S P ERA WHIP	IP WLS BF H R ER SO BB IBB HBP BLK WP HR S P ERA WHIP	IP WLS BF H R ER SO BB IBB HBP BLK WP HR S P ERA WHIP	IP WLS BF H R ER SO BB IBB HBP BLK WP HR S P ERA WHIP	IP WLS BF H R ER SO BB IBB HBP BLK WP HR S P ERA WHIP	IP WLS BF H R ER SO BB IBB HBP BLK WP HR S P ERA WHIP	IP WLS BF H R ER SO BB IBB HBP BLK WP HR S P ERA WHIP	IP WLS BF H R ER SO BB IBB HBP BLK WP HR S P ERA WHIP	IP WLS BF H R ER SO BB IBB HBP BLK WP HR S P ERA WHIP	IP WLS BF H R ER SO BB IBB HBP BLK WP HR S P ERA WHIP	IP WLS BF H R ER SO BB IBB HBP BLK WP HR S P ERA WHIP	IP WLS BF H R ER SO BB IBB HBP BLK WP HR S P ERA WHIP	IP WLS BF H R ER SO BB IBB HBP BLK WP HR S P ERA WHIP	IP WLS BF H R ER SO BB IBB HBP BLK WP HR S P ERA WHIP	IP WLS BF H R ER SO BB IBB HBP BLK WP HR S P ERA WHIP	IP WLS BF H R ER SO BB IBB HBP BLK WP HR S P ERA WHIP	IP WLS BF H R ER SO BB IBB HBP BLK WP HR S P ERA WHIP	IP WLS BF H R ER SO BB IBB HBP BLK WP HR S P ERA WHIP	IP WLS BF H R ER SO BB IBB HBP BLK WP HR S P ERA WHIP	IP WLS BF H R ER SO BB IBB HBP BLK WP HR S P ERA WHIP	IP WLS BF H R ER SO BB IBB HBP BLK WP HR S P ERA WHIP	IP WLS BF H R ER SO BB IBB HBP BLK WP HR S P ERA WHIP	IP WLS BF H R ER SO BB IBB HBP BLK WP HR S P ERA WHIP

Philadelphia Phillies @ Atlanta Braves
Turner Field, Atlanta, GA
Wed Sep 28 2016, 7:11 PM - 9:55 PM EDT
Att: 22,104 - Clear - 83 F

AB	29
R	2
H	4
RBI	1
BB	4
SO	8
LOB	12



Batter	1	2	3	4	5	6	7	8	9	AB	R	H	RBI	BB	SO	LOB	BOTTOM							
11 Ender Inciarte, L (1.8) OBP: 0.356, SLG: 0.387										4	1	2	0	1	0	1								
13 Adonis García, R (1.5) OBP: 0.309, SLG: 0.406										4	1	1	0	0	0	3								
32 Rio Ruiz, L (7.5) OBP: 0.333, SLG: 1.000										1	1	1	0	0	0	0								
5 Freddie Freeman, L (1.3) OBP: 0.400, SLG: 0.576										2	2	1	0	1	0	1								
52 John Gant, R (8.1)										0	0	0	0	0	0	0								
64 Emilio Bonifácio, S (8. PH) OBP: 0.275, SLG: 0.216										1	0	0	1	0	0	0								
27 Matt Kemp, R (1.7) OBP: 0.304, SLG: 0.500										5	2	2	2	0	0	2								
50 Chaz Roe, R (9.1) OBP: 0.324, SLG: 0.376										0	0	0	0	0	0	0								
25 Tyler Flowers, R (1.2) OBP: 0.358, SLG: 0.423										4	1	1	1	0	2	0								
2 Dansby Swanson, R (1.6) OBP: 0.349, SLG: 0.419										3	3	2	2	1	0	0								
17 Mallex Smith, L (1.9) OBP: 0.324, SLG: 0.376										3	1	0	0	1	1	2								
14 Daniel Castro, R (1.4) OBP: 0.248, SLG: 0.214										4	0	3	3	0	0	0								
26 Mike Folytyniewicz, R (1.1) OBP: 0.162, SLG: 0.167										1	0	0	0	0	1	1								
19 Brandon Snyder, R (6. PH) OBP: 0.230, SLG: 0.576										1	0	0	0	0	1	0								
60 Joel De La Cruz, R (6.1) OBP: 0.189, SLG: 0.188										0	0	0	0	0	0	0								
74 Blake Lalli, L (8.3) OBP: 0.083, SLG: 0.083										1	0	0	1	0	0	1								
Inning Stats	R: 0 E: 0 K: 0 S: 7	H: 1 LOB: 1 BB: 0 P: 9	R: 2 E: 0 K: 0 S: 14	H: 3 LOB: 2 BB: 1 P: 22	R: 3 E: 0 K: 2 S: 19	H: 3 LOB: 1 BB: 0 P: 24	R: 4 E: 0 K: 1 S: 16	H: 3 LOB: 0 BB: 1 P: 27	R: 0 E: 0 K: 1 S: 9	H: 1 LOB: 0 BB: 0 P: 14	R: 2 E: 0 K: 1 S: 11	H: 1 LOB: 1 BB: 2 P: 24	R: 1 E: 0 K: 0 S: 4	H: 1 LOB: 0 BB: 0 P: 7	1B: 7 2B: 3 3B: 2 HR: 1	SF: 1 SAC: 1 DP: 1 HBP: 1	WP: 1 PB: 0 SB: 1 CS: 0	PA: 41						
PITCHER	IP WLS BF H R ER SO BB IBB HBP BLK WP HR S P ERA WHIP	IP WLS BF H R ER SO BB IBB HBP BLK WP HR S P ERA WHIP	IP WLS BF H R ER SO BB IBB HBP BLK WP HR S P ERA WHIP	IP WLS BF H R ER SO BB IBB HBP BLK WP HR S P ERA WHIP	IP WLS BF H R ER SO BB IBB HBP BLK WP HR S P ERA WHIP	IP WLS BF H R ER SO BB IBB HBP BLK WP HR S P ERA WHIP	IP WLS BF H R ER SO BB IBB HBP BLK WP HR S P ERA WHIP	IP WLS BF H R ER SO BB IBB HBP BLK WP HR S P ERA WHIP	IP WLS BF H R ER SO BB IBB HBP BLK WP HR S P ERA WHIP	IP WLS BF H R ER SO BB IBB HBP BLK WP HR S P ERA WHIP	IP WLS BF H R ER SO BB IBB HBP BLK WP HR S P ERA WHIP	IP WLS BF H R ER SO BB IBB HBP BLK WP HR S P ERA WHIP	IP WLS BF H R ER SO BB IBB HBP BLK WP HR S P ERA WHIP	IP WLS BF H R ER SO BB IBB HBP BLK WP HR S P ERA WHIP	IP WLS BF H R ER SO BB IBB HBP BLK WP HR S P ERA WHIP	IP WLS BF H R ER SO BB IBB HBP BLK WP HR S P ERA WHIP	IP WLS BF H R ER SO BB IBB HBP BLK WP HR S P ERA WHIP	IP WLS BF H R ER SO BB IBB HBP BLK WP HR S P ERA WHIP	IP WLS BF H R ER SO BB IBB HBP BLK WP HR S P ERA WHIP	IP WLS BF H R ER SO BB IBB HBP BLK WP HR S P ERA WHIP	IP WLS BF H R ER SO BB IBB HBP BLK WP HR S P ERA WHIP	IP WLS BF H R ER SO BB IBB HBP BLK WP HR S P ERA WHIP	IP WLS BF H R ER SO BB IBB HBP BLK WP HR S P ERA WHIP	IP WLS BF H R ER SO BB IBB HBP BLK WP HR S P ERA WHIP

Philadelphia Phillies @ Atlanta Braves
Turner Field, Atlanta, GA
Wed Sep 28 2016, 7:11 PM - 9:55 PM EDT
Att: 22,104 - Clear - 83 F

AB	34
R	12
H	13
RBI	10
BB	4
SO	5
LOB	11



Batter	1	2	3	4	5	6	7	8	9	AB	R	H	RBI	BB	SO	LOB	TOP					
7 José Reyes, S OBP: 0.325, SLG: 0.446										5	0	1	0	0	0	1	New York Mets @ Philadelphia Phillies Citizens Bank Park, Philadelphia, PA Fri Sep 30 2016, 7:08 PM - 10:00 PM EDT Att: 20,556 - Cloudy - 61 F					
13 Asdrúbal Cabrera, S OBP: 0.336, SLG: 0.415										4	0	0	0	0	0	2						
52 Yoanis Céspedes, R OBP: 0.357, SLG: 0.536										4	2	1	1	0	0	1						
3 Curtis Granderson, L OBP: 0.332, SLG: 0.461										3	1	1	0	1	1	0						
19 Jay Bruce, L OBP: 0.307, SLG: 0.507										4	1	3	3	0	0	0						
12 Juan Lagares, R OBP: 0.299, SLG: 0.383										0	0	0	0	0	0	0						
54 T.J. Rivera, R OBP: 0.349, SLG: 0.485										4	0	1	1	0	2	2						
21 Lucas Duda, L OBP: 0.310, SLG: 0.423										4	0	0	0	0	1	2						
44 René Rivera, R OBP: 0.291, SLG: 0.341										4	0	1	0	0	1	0						
65 Robert Gsellman, R OBP: 0.087, SLG: 0.091										2	0	0	0	0	0	1						
59 Fernando Salas, R OBP: 0.275, SLG: 0.371										0	0	0	0	0	0	0						
16 Alejandro De Aza, L OBP: 0.313, SLG: 0.401										0	0	0	0	0	0	1						
43 Addison Reed, L OBP: 0.282, SLG: 0.349										0	0	0	0	0	0	1						
30 Michael Conforto, L OBP: 0.310, SLG: 0.442										0	0	0	0	0	0	1						
27 Jeury's Familia, R OBP: 0.282, SLG: 0.349										0	0	0	0	0	0	1						
Inning Stats	R: 0 E: 0 K: 0 S: 9	H: 0 LOB: 0 BB: 0 P: 14	R: 0 E: 0 K: 0 S: 6	H: 0 LOB: 0 BB: 0 P: 13	R: 0 E: 0 K: 1 S: 6	H: 0 LOB: 0 BB: 0 P: 10	R: 2 E: 0 K: 1 S: 23	H: 4 LOB: 2 BB: 0 P: 33	R: 0 E: 0 K: 1 S: 9	H: 0 LOB: 0 BB: 0 P: 11	R: 0 E: 0 K: 1 S: 11	H: 0 LOB: 0 BB: 0 P: 18	R: 1 E: 0 K: 1 S: 9	H: 1 LOB: 0 BB: 0 P: 16	R: 2 E: 1 K: 1 S: 18	H: 3 LOB: 2 BB: 0 P: 32	R: 0 E: 0 K: 0 S: 9	H: 1 LOB: 1 BB: 0 P: 14	1B: 8 2B: 0 3B: 0 HR: 1	SF: 0 SAC: 0 DP: 0 HBP: 0	WP: 0 PB: 0 SB: 0 CS: 0	PA: 37
PITCHER	IP WLS BF H R ER SO BB IBB HBP BLK WP HR S P ERA WHIP																					
49 Alec Asher, R ERA: 2.28	6.0 L 23 5 3 3 4 0 0 0 0 0 0 1 66 104 4.50 0.833																					
31 Michael Mariot, R ERA: 5.91	1.2 7 2 2 2 1 0 0 0 0 0 0 0 17 27 10.80 1.200																					
63 Joely Rodríguez, L ERA: 3.38	0.1 3 1 0 0 1 1 0 0 0 0 0 0 8 16 0.00 6.000																					
57 Luis García, R ERA: 6.46	1.0 4 1 0 0 0 0 0 0 0 0 0 0 9 14 0.00 1.000																					

Batter	1	2	3	4	5	6	7	8	9	AB	R	H	RBI	BB	SO	LOB	BOTTOM					
16 César Hernández, S OBP: 0.371, SLG: 0.393										4	0	1	0	0	1	0	New York Mets @ Philadelphia Phillies Citizens Bank Park, Philadelphia, PA Fri Sep 30 2016, 7:08 PM - 10:00 PM EDT Att: 20,556 - Cloudy - 61 F					
13 Freddy Galvis, S OBP: 0.275, SLG: 0.400										3	0	1	0	0	2	0						
4 Andrés Blanco, S OBP: 0.313, SLG: 0.401										1	0	0	0	0	1	0						
37 Odúbel Herrera, L OBP: 0.362, SLG: 0.424										4	0	1	0	0	1	2						
7 Maikel Franco, R OBP: 0.302, SLG: 0.424										4	1	1	0	0	1	3						
6 Ryan Howard, L OBP: 0.257, SLG: 0.449										4	0	1	0	0	2	0						
29 Cameron Rupp, R OBP: 0.309, SLG: 0.457										3	0	2	1	0	0	0						
41 Jimmy Paredes, S OBP: 0.253, SLG: 0.371										3	0	0	0	0	1	3						
63 Joely Rodríguez, L OBP: 0.313, SLG: 0.401										0	0	0	0	0	0	0						
57 Luis García, R OBP: 0.308, SLG: 0.505										0	0	0	0	0	0	0						
19 Tommy Joseph, R OBP: 0.308, SLG: 0.505										1	0	0	0	0	1	0						
23 Aaron Altherr, R OBP: 0.301, SLG: 0.297										2	0	0	0	2	1	2						
49 Alec Asher, R OBP: 0.091, SLG: 0.091										2	0	0	0	0	1	2						
31 Michael Mariot, R ERA: 5.91										0	0	0	0	0	0	0						
25 Cody Asche, L OBP: 0.282, SLG: 0.349										2	0	0	0	0	2	1						
Inning Stats	R: 0 E: 0 K: 1 S: 7	H: 2 LOB: 2 BB: 1 P: 9	R: 1 E: 0 K: 1 S: 9	H: 2 LOB: 1 BB: 1 P: 19	R: 0 E: 0 K: 2 S: 10	H: 1 LOB: 1 BB: 0 P: 15	R: 0 E: 0 K: 2 S: 9	H: 1 LOB: 1 BB: 0 P: 10	R: 0 E: 0 K: 0 S: 7	H: 2 LOB: 2 BB: 0 P: 12	R: 0 E: 0 K: 1 S: 13	H: 1 LOB: 0 BB: 0 P: 22	R: 0 E: 0 K: 2 S: 8	H: 0 LOB: 0 BB: 0 P: 10	R: 0 E: 0 K: 3 S: 11	H: 0 LOB: 0 BB: 0 P: 16	R: 0 E: 0 K: 2 S: 9	H: 0 LOB: 1 BB: 1 P: 16	1B: 6 2B: 1 3B: 0 HR: 0	SF: 1 SAC: 0 DP: 0 HBP: 0	WP: 0 PB: 0 SB: 0 CS: 0	PA: 36
PITCHER	IP WLS BF H R ER SO BB IBB HBP BLK WP HR S P ERA WHIP																					
65 Robert Gsellman, R ERA: 2.42	6.0 W 26 7 1 1 7 0 0 0 0 0 0 0 8 55 87 1.50 1.167																					
59 Fernando Salas, R ERA: 3.84	1.0 H 3 0 0 0 2 0 0 0 0 0 0 0 8 10 0.00 0.000																					
43 Addison Reed, R ERA: 2.0	1.0 3 0 0 0 3 0 0 0 0 0 0 0 11 16 0.00 0.000																					
27 Jeury's Familia, R ERA: 2.58	1.0 4 0 0 0 2 1 0 0 0 0 0 0 9 16 0.00 1.000																					

