

Philadelphia Phillies - 2018

Batter	1	2	3	4	5	6	7	8	9	AB	R	H	RBI	BB	SO	LOB	TOP																			
5 Stephen Smith, L OBP: 0.333, SLG: 0.333 29 Kyle Cotilletta, L	F8		F7				K			3	0	1	0	0	0	1	Tampa Spartans @ Philadelphia Phillies Spectrum Field, Clearwater, FL Thu Feb 22 2018, 1:06 PM - 3:29 PM EST Att: 2,905 - Sunny - 83 F																			
2 Drew Ehrhard, R 21 Garrett Back, R	K		L8		E5		K			3	0	0	0	0	1	2																				
10 Darren Miller, R	G6-3			L7	L8				K2-3	4	0	0	0	0	1	2																				
44 Danny Sirven, R 16 Jack Loetflad, R		P4				G6-3			G4-3	3	0	1	0	0	0	0																				
23 Harrison Bragg, R OBP: 0.500, SLG: 0.333					K				L7	3	0	1	0	0	1	1																				
13 Connor Crile, L 28 Mike Piskorz, R										3	0	2	0	0	1	1																				
17 Chris Gaffney, R 15 Danny Maynard, R										2	0	0	0	0	0	3																				
4 Nick DeTringo, R 26 Drew Burkhardt, R										2	0	0	0	0	0	0																				
9 Brandon Gali, R 33 Cole Perry, R										2	0	1	0	0	1	0																				
										1	0	0	0	0	1	1																				
Inning Stats	R: 0 E: 0 K: 1 S: 5	H: 0 LOB: 0 BB: 0 P: 5	R: 0 E: 0 K: 1 S: 5	H: 0 LOB: 1 BB: 0 P: 6	R: 0 E: 0 K: 0 S: 4	H: 1 LOB: 1 BB: 0 P: 4	R: 0 E: 0 K: 1 S: 7	H: 2 LOB: 2 BB: 0 P: 7	R: 0 E: 0 K: 0 S: 4	H: 1 LOB: 1 BB: 0 P: 7	R: 0 E: 0 K: 0 S: 4	H: 2 LOB: 1 BB: 0 P: 4	R: 0 E: 0 K: 3 S: 10	H: 1 LOB: 1 BB: 0 P: 10	R: 0 E: 0 K: 1 S: 5	H: 0 LOB: 0 BB: 0 P: 5	R: 0 E: 0 K: 1 S: 5	H: 0 LOB: 0 BB: 0 P: 5	1B: 7 2B: 0 3B: 0 HR: 0	SF: 0 SAC: 0 DP: 1 HBP: 1	WP: 0 PB: 0 SB: 0 CS: 0	PA: 35														
PITCHER	IP	WLS	BF	H	R	ER	SO	BB	IBB	HBP	BLK	WP	HR	S	P	ERA	WHIP	PITCHER		IP	WLS	BF	H	R	ER	SO	BB	IBB	HBP	BLK	WP	HR	S	P	ERA	WHIP
48 Jerad Eickhoff, R ERA: 9.0	2.0	W	7	0	0	0	2	0	0	0	0	0	0	10	11	0.00	0.000	65 Seranthony Dominguez, R ERA: 7.1		1.0	H	4	1	0	0	3	0	0	0	0	0	10	10	0.00	1.000	
72 Jose Taveras, R ERA: 4.1	1.0	H	4	1	0	0	0	0	0	0	0	0	0	4	4	0.00	1.000	74 Cole Irvin, L ERA: 8.1		1.0		3	0	0	0	1	0	0	0	0	0	5	5	0.00	0.000	
71 Thomas Eshelman, R ERA: 5.1	1.0	H	5	2	0	0	1	0	0	0	0	0	0	7	7	0.00	2.000	70 Ranger Suárez, L ERA: 6.1		1.0		3	0	0	0	1	0	0	0	0	5	5	0.00	0.000		
66 Franklyn Kilome, R ERA: 6.1	1.0	H	5	1	0	0	1	0	0	0	0	0	0	7	7	0.00	1.000																			
78 Enyel De Los Santos, R ERA: 6.1	1.0	H	4	2	0	0	0	0	0	0	0	0	0	4	4	0.00	2.000																			

Batter	1	2	3	4	5	6	7	8	9	AB	R	H	RBI	BB	SO	LOB	BOTTOM																			
15 Andrew Knapp, S 79 Edgar Cabral, R 70 Ranger Suárez, L		F7		G5-3				K		1	1	0	0	1	0	1	Tampa Spartans @ Philadelphia Phillies Spectrum Field, Clearwater, FL Thu Feb 22 2018, 1:06 PM - 3:29 PM EST Att: 2,905 - Sunny - 83 F																			
2 J.P. Crawford, L 4 Ryan Flaherty, L	P6		F8		G4-3			K		2	0	0	0	0	1	1																				
19 Tommy Joseph, R 30 Matt McBride, R	E7		G5-3		E5					2	0	1	0	0	0	0																				
5 Nick Williams, L 85 Andrew Pullin, L			G4-3		G2-3					2	0	1	0	0	0	0																				
80 Scott Kingery, R 73 Heiker Meneses, R				E6						2	1	1	0	0	0	0																				
9 Adam Rosales, R 67 Eliezer Álvarez, L					G1-3					2	1	1	0	0	0	2																				
77 Dylan Cozens, L 76 Jesmuel Valentin, S										2	0	0	0	0	2	2																				
68 Logan Moore, L 86 Nick Rickles, R										2	0	0	0	1	1	2																				
60 Danny Ortiz, L 89 Zach Coppola, L										2	0	1	2	0	0	1																				
										1	0	0	0	1	0	0																				
Inning Stats	R: 1 E: 1 K: 0 S: 5	H: 3 LOB: 2 BB: 1 P: 9	R: 0 E: 0 K: 1 S: 5	H: 0 LOB: 1 BB: 1 P: 9	R: 0 E: 0 K: 0 S: 3	H: 0 LOB: 0 BB: 0 P: 3	R: 2 E: 1 K: 2 S: 10	H: 2 LOB: 1 BB: 0 P: 11	R: 0 E: 0 K: 0 S: 3	H: 0 LOB: 0 BB: 0 P: 3	R: 3 E: 0 K: 2 S: 8	H: 1 LOB: 1 BB: 1 P: 14	R: 0 E: 0 K: 2 S: 7	H: 0 LOB: 1 BB: 1 P: 11	1B: 6 2B: 1 3B: 0 HR: 0	SF: 1 SAC: 0 DP: 0 HBP: 2	WP: 1 PB: 0 SB: 0 CS: 0	PA: 38																		
PITCHER	IP	WLS	BF	H	R	ER	SO	BB	IBB	HBP	BLK	WP	HR	S	P	ERA	WHIP	PITCHER		IP	WLS	BF	H	R	ER	SO	BB	IBB	HBP	BLK	WP	HR	S	P	ERA	WHIP
41 Cheyne Bickel, R ERA: 9.0	1.0	L	6	3	1	1	0	1	0	0	0	0	0	5	9	0.00	1.000	20 Cooper Krug, R ERA: 3.1		3.0		14	3	2	0	2	0	0	0	1	0	18	19	0.00	1.000	
6 Tyler Beck, R ERA: 6.1	1.0		4	0	0	0	1	1	0	0	0	0	0	3	9	27.00	1.000	19 Matt Wesolowski, R ERA: 27.0		1.0		6	0	3	3	0	1	0	2	0	0	3	9	27.00	1.000	
27 Christian Calleja, L ERA: 7.1	2.0		8	1	0	0	4	1	0	0	0	0	0	15	19	0.00	1.000																			



Batter	1	2	3	4	5	6	7	8	9	AB	R	H	RBI	BB	SO	LOB	TOP					
80 Scott Kingery, R OBP: 0.462, SLG: 1.167 67 Eliezer Alvarez, L OBP: 0.200, SLG: 0.300	K2-3		HR	P5		77 1B		G4-3		3	1	1	2	0	1	2	Philadelphia Phillies @ Tampa Bay Rays Charlotte Sports Park, Port Charlotte, FL Fri Mar 02 2018, 1:08 PM - 4:03 PM EST Att: 3,560 - Partly Cloudy - 84 F					
37 Odúbel Herrera, L 77 Dylan Cozens, L OBP: 0.286, SLG: 0.308	G5-3		K			17 G5-4-3		K		3	0	0	0	0	2	0						
17 Rhys Hoskins, R 68 Logan Moore, L			BB			G5-4-3		K		2	0	0	0	2	1	2						
5 Nick Williams, L 21 Collin Cowgill, R OBP: 0.455, SLG: 0.590	F7		FC4-6			G3		F8		3	0	0	0	0	0	2						
7 Maikel Franco, R 9 Adam Rosales, R OBP: 0.333, SLG: 0.600		F8		G1-3		G6-3		G5-3		3	0	0	0	0	0	0						
18 Pedro Florimán, S 76 Jesmuel Valentin, S OBP: 0.364, SLG: 0.700		G6-3		2B		29 HBP 4 WP 24 S		G1-3		2	2	1	0	1	0	0						
24 Roman Quinn, S 30 Matt McBride, R OBP: 0.200, SLG: 0.222		K		2B		4 HBP 4 WP		P6		2	1	1	0	1	1	0						
29 Cameron Rupp, R 83 Mitch Walding, L OBP: 0.500, SLG: 0.250			FC4-6	K		4 WP 4 1B		K		2	1	1	0	0	1	2						
4 Ryan Flaherty, L 79 Edgar Cabral, R OBP: 0.667, SLG: 1.000			FC4-6	HR		1-2 2-3		67 G4-3		3	2	2	2	0	0	1						
Inning Stats	R: 0 E: 0 K: 1 S: 5	H: 0 LOB: 1 BB: 1 P: 9	R: 0 E: 0 K: 1 S: 5	H: 0 LOB: 0 BB: 0 P: 5	R: 2 E: 0 K: 1 S: 8	H: 2 LOB: 1 BB: 1 P: 14	R: 1 E: 0 K: 1 S: 7	H: 2 LOB: 2 BB: 1 P: 11	R: 0 E: 0 K: 2 S: 7	H: 0 LOB: 0 BB: 0 P: 7	R: 4 E: 0 K: 0 S: 6	H: 4 LOB: 1 BB: 1 P: 13	R: 2 E: 0 K: 1 S: 9	H: 2 LOB: 0 BB: 0 P: 12	R: 0 E: 0 K: 2 S: 8	H: 1 LOB: 1 BB: 0 P: 8		R: 0 E: 0 K: 0 S: 3	H: 0 LOB: 0 BB: 0 P: 3	1B: 5 2B: 4 3B: 0 HR: 2	SF: 0 SAC: 0 DP: 1 HBP: 1	WP: 2 PB: 0 SB: 1 CS: 0
PITCHER	IP	WLS	BF	H	R	ER	SO	BB	IBB	HBP	BLK	WP	HR	S	P	ERA	WHIP			ERA	WHIP	
4 Blake Snell, L ERA: 2.25	2.0		8	1	1	1	2	1	0	0	0	0	0	11	15	4.50	1.000			0.00	3.000	
47 Dan Ruznier, L ERA: 3.39	1.0	B	5	1	1	1	1	1	0	0	0	0	1	7	13	9.00	2.000			18.00	2.000	
37 Alex Colomé, R ERA: 9.0	1.0	L	6	2	1	1	1	1	0	0	0	0	0	7	11	9.00	3.000			0.00	1.000	
54 Sergio Romo, R ERA: 108.0	0.1		5	2	4	4	0	1	0	1	0	1	0	3	10	108.00	9.000			0.00	0.000	
78 R.J. Alaniz, R ERA: 9.0	0.2		3	2	0	0	0	0	0	0	0	0	0	0	3	3	0.00	3.000			0.00	3.000
55 Ryne Stanek, R ERA: 9.0	1.0		5	2	2	2	1	0	0	0	0	0	1	9	12	18.00	2.000			0.00	1.000	
63 Diego Castillo, R ERA: 8.1	1.0		4	1	0	0	2	0	0	0	0	0	0	8	8	0.00	1.000			0.00	0.000	

Batter	1	2	3	4	5	6	7	8	9	AB	R	H	RBI	BB	SO	LOB	BOTTOM					
39 Kevin Kiermaier, L OBP: 0.273, SLG: 0.273 74 Johnny Field, R OBP: 0.429, SLG: 0.571	P5		G4-3			18 1B		G1-3		3	0	1	0	0	0	0	Philadelphia Phillies @ Tampa Bay Rays Charlotte Sports Park, Port Charlotte, FL Fri Mar 02 2018, 1:08 PM - 4:03 PM EST Att: 3,560 - Partly Cloudy - 84 F					
18 Joey Wendle, L OBP: 0.333, SLG: 0.500 77 Brandon Lowe, L			G1-3			1-2		P6		3	1	2	0	0	0	0						
40 Wilson Ramos, R OBP: 0.273, SLG: 0.290 84 Xorge Carrillo, R OBP: 0.500, SLG: 0.750			G5-3			1-2		G1		3	0	0	1	0	0	2						
70 Jake Bauers, L OBP: 0.188, SLG: 0.133 76 Johnny Monell, L OBP: 0.250, SLG: 0.375			K			45 G5-3 45 S		G3		1	0	0	0	1	1	0						
45 Jesús Sucre, R OBP: 0.273, SLG: 0.545 31 Adam Moore, R OBP: 0.222, SLG: 0.222			FC5-4			G5-3		G5-3		2	0	1	0	0	0	1						
75 Joe McCarthy, L OBP: 0.500, SLG: 0.875 85 Nick Solak, R			FC5-4			K2-3		G4-3		2	1	0	0	0	1	2						
17 Jason Coats, R OBP: 0.357, SLG: 0.538 82 Ryan Boldt, L			K			F8		K		3	0	0	0	0	2	2						
21 Christian Arroyo, R OBP: 0.500, SLG: 0.495 77 Andrew Velazquez, S OBP: 0.333, SLG: 0.200						G6-3		G6-3		2	0	1	1	1	0	0						
73 Kean Wong, L 85 Kevin Padlo, R OBP: 1.000, SLG: 4.000			G4-3			39 1B		G6-3		2	0	0	0	1	0	2						
Inning Stats	R: 1 E: 0 K: 1 S: 6	H: 1 LOB: 0 BB: 0 P: 6	R: 1 E: 0 K: 1 S: 7	H: 2 LOB: 1 BB: 0 P: 7	R: 0 E: 0 K: 0 S: 3	H: 0 LOB: 0 BB: 0 P: 3	R: 0 E: 0 K: 1 S: 5	H: 0 LOB: 1 BB: 1 P: 10	R: 0 E: 0 K: 0 S: 4	H: 2 LOB: 2 BB: 1 P: 8	R: 0 E: 0 K: 1 S: 5	H: 0 LOB: 0 BB: 0 P: 5	R: 0 E: 0 K: 1 S: 4	H: 0 LOB: 0 BB: 1 P: 8	R: 0 E: 0 K: 0 S: 3	H: 0 LOB: 0 BB: 0 P: 3		R: 0 E: 0 K: 0 S: 3	H: 0 LOB: 0 BB: 0 P: 3	1B: 4 2B: 0 3B: 1 HR: 0	SF: 0 SAC: 0 DP: 1 HBP: 0	WP: 0 PB: 0 SB: 2 CS: 0
PITCHER	IP	WLS	BF	H	R	ER	SO	BB	IBB	HBP	BLK	WP	HR	S	P	ERA	WHIP			ERA	WHIP	
27 Aaron Nola, R ERA: 9.0	3.0	W	12	3	2	2	2	0	0	0	0	0	0	5	10	0.00	1.000			0.00	1.000	
40 Tommy Hunter, R ERA: 9.0	1.0	H	4	0	0	0	1	1	0	0	0	0	0	5	10	0.00	1.000			0.00	1.000	
33 Drew Hutchison, R ERA: 1.8	3.0	H	11	2	0	0	2	2	0	0	0	0	0	13	21	0.00	1.333			0.00	1.333	
63 Drew Anderson, R ERA: 2.25	2.0		6	0	0	0	0	0	0	0	0	0	0	6	6	0.00	0.000			0.00	0.000	

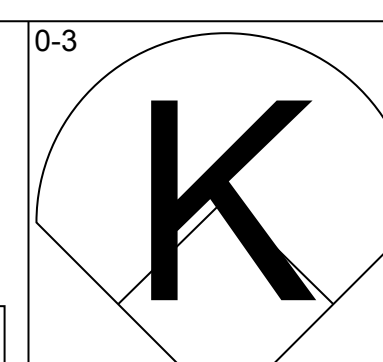
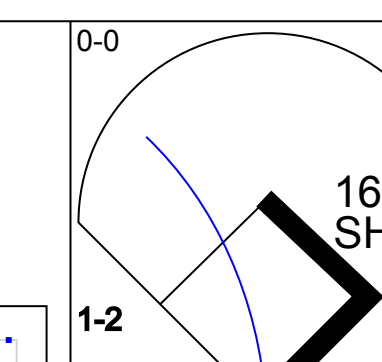
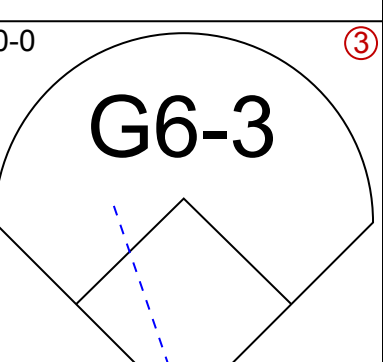
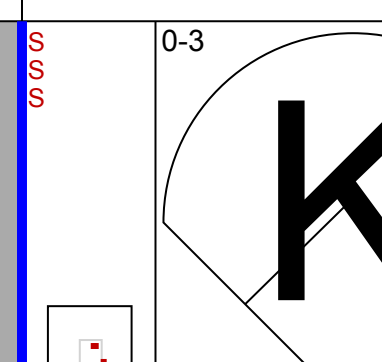
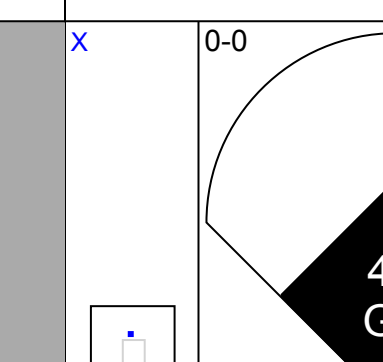
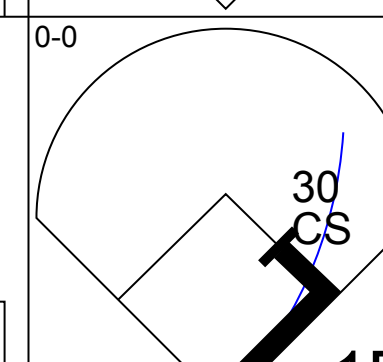
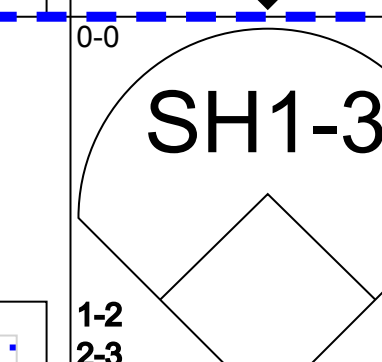
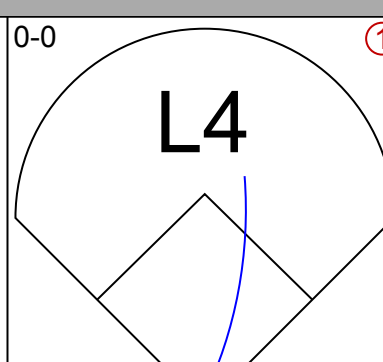
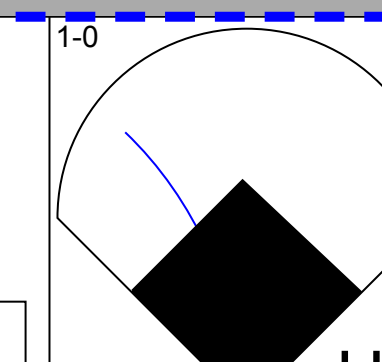
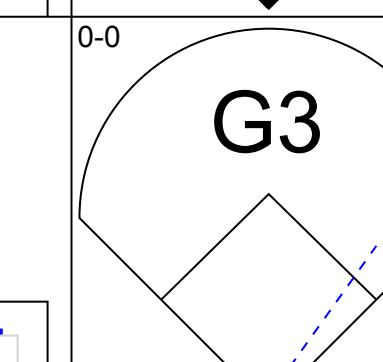
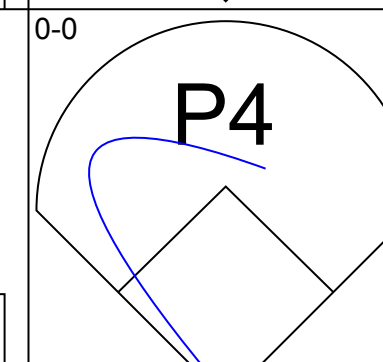
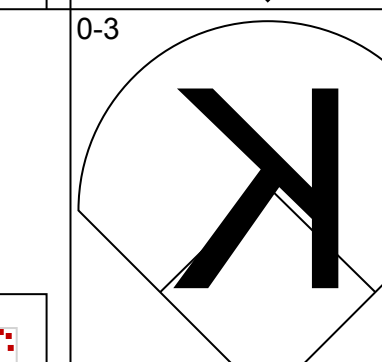
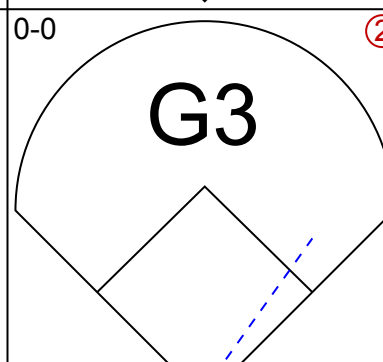
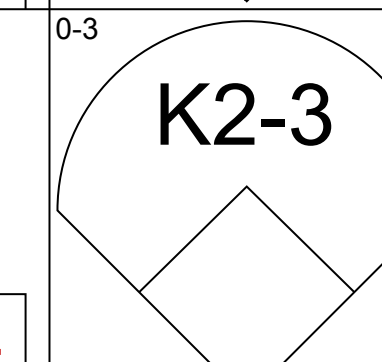
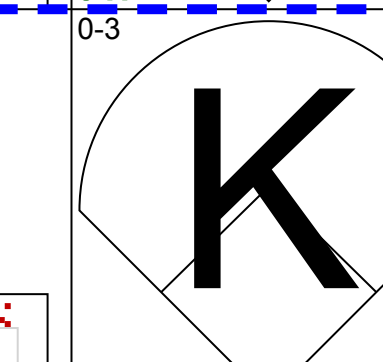
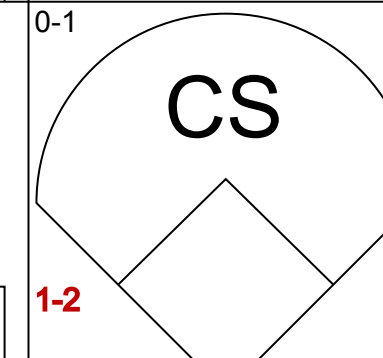
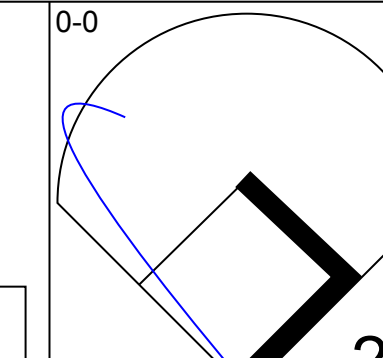
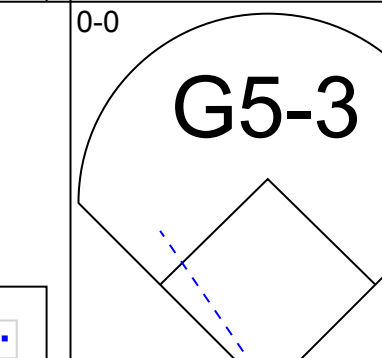
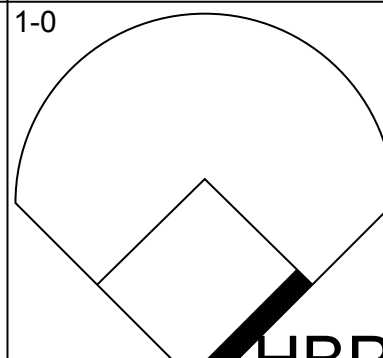
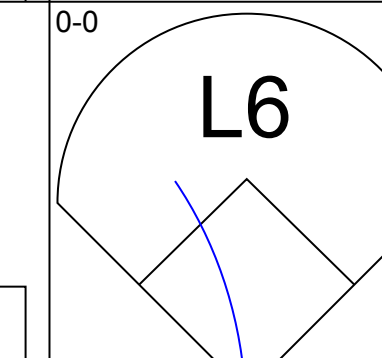
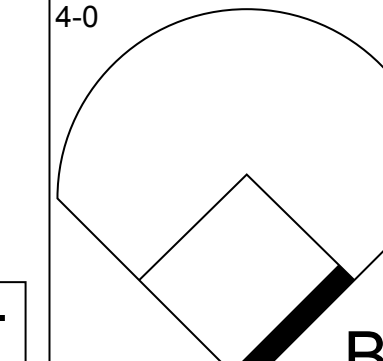
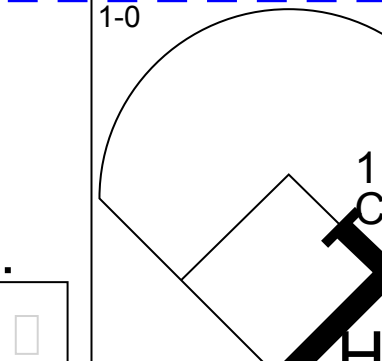
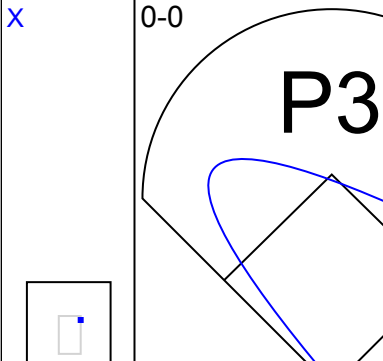
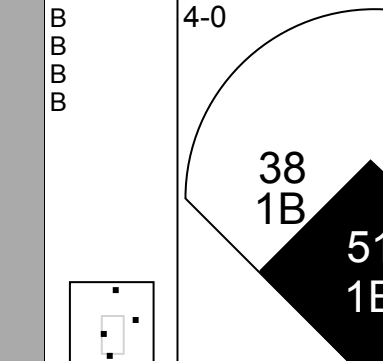

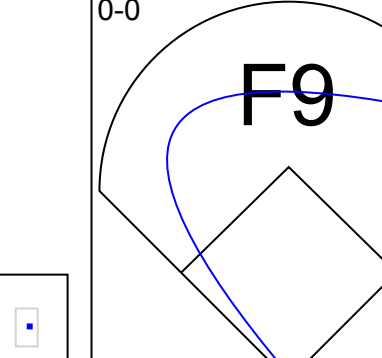
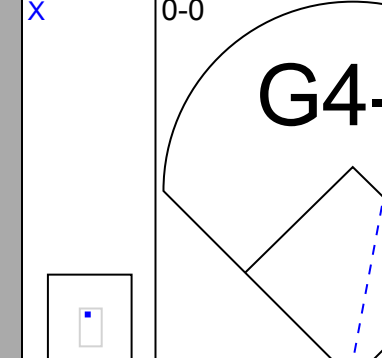
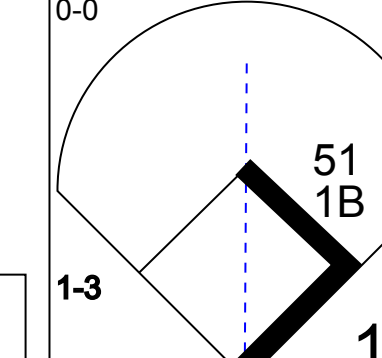


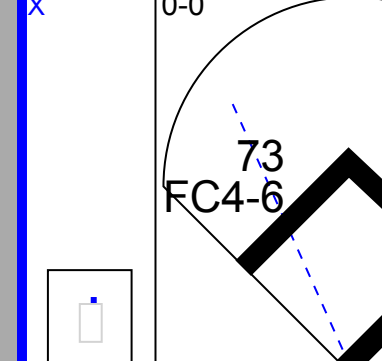
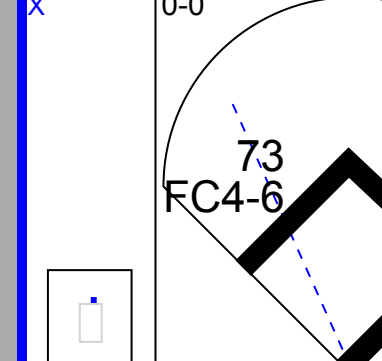
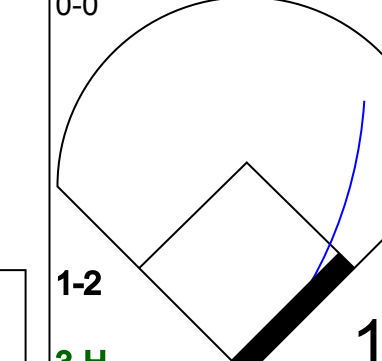

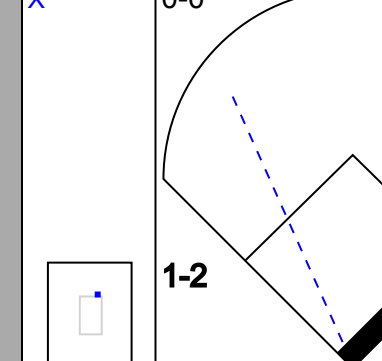
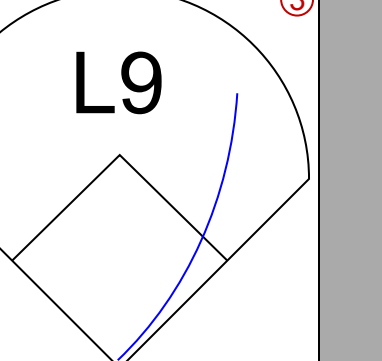
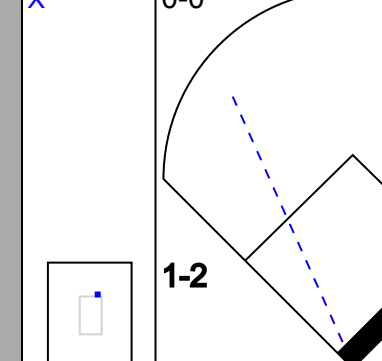
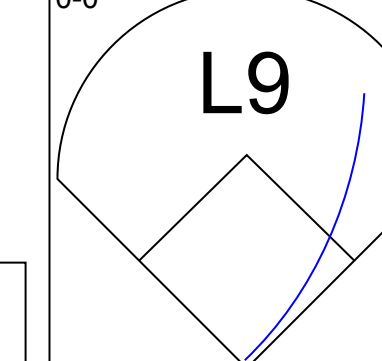
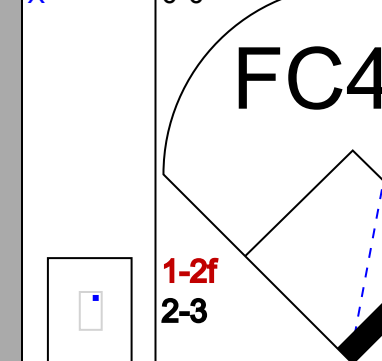
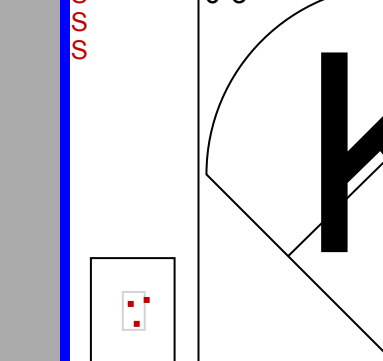
Batter	1	2	3	4	5	6	7	8	9	AB	R	H	RBI	BB	SO	LOB	TOP											
47 Alex Prestley, L (1.7) OBP: 0.429, SLG: 0.389 25 Anthony Santander, S (7.9) OBP: 0.250, SLG: 0.474	F8		K					HR	K	3	0	1	0	0	1	0	Baltimore Orioles @ Philadelphia Phillies Spectrum Field, Clearwater, FL Sat Mar 03 2018, 1:10 PM - 4:18 PM EST Att: 5,752 - Sunny - 73 F											
23 Joey Rickard, R (1.9) OBP: 0.283, SLG: 0.188 78 Erick Salcedo, S (7.4) OBP: 0.500, SLG: 0.625	K		F8					BB		3	0	0	0	0	1	2												
2 Pedro Alvarez, L (1.3) OBP: 0.422, SLG: 0.143 76 Garabez Rosa, R (8, PH) OBP: 0.188, SLG: 0.438	1B		K					BB	L7	3	0	1	0	0	1	0												
1 Tim Beckham, R (1.5) OBP: 0.222, SLG: 0.444 12 Engelb Vielma, S (6.4) OBP: 0.222, SLG: 0.444	P1							BB		3	0	0	0	0	0	1												
38 Javcob Brugman, L (1.10) OBP: 0.111, SLG: 0.111 27 Andrew Susac, R (8, PH) OBP: 0.111, SLG: 0.111		K								3	0	0	0	0	3	0												
70 Cedric Mullins, L (1.8) OBP: 0.250, SLG: 0.125		BB								3	1	0	0	1	2	3												
15 Chance Sisco, L (1.2) OBP: 0.400, SLG: 0.571 29 Austin Wynns, R (6.2) OBP: 0.400, SLG: 0.571			BB							2	0	1	1	0	1	0												
17 Rubén Tejeda, R (1.4) OBP: 0.200, SLG: 0.211			BB							2	0	0	0	0	1	3												
80 DJ Stewart, L (7.7) OBP: 0.333, SLG: 0.231										3	0	0	0	0	1	1												
3 Luis Sardinas, S (1.6) OBP: 0.450, SLG: 0.444										1	0	0	0	0	0	3												
97 Jomar Reyes, R (8.5) OBP: 0.333, SLG: 0.333										2	1	1	0	1	0	1												
Inning Stats	R: 0 E: 0 K: 1 S: 6	H: 1 LOB: 1 BB: 0 P: 6	R: 1 E: 0 K: 1 S: 6	H: 1 LOB: 1 BB: 1 P: 10	R: 0 E: 0 K: 1 S: 7	H: 0 LOB: 0 BB: 0 P: 7	R: 0 E: 0 K: 1 S: 5	H: 0 LOB: 0 BB: 0 P: 5	R: 0 E: 0 K: 1 S: 7	H: 2 LOB: 2 BB: 0 P: 7	R: 0 E: 0 K: 1 S: 5	H: 0 LOB: 0 BB: 0 P: 5	R: 0 E: 0 K: 2 S: 7	H: 0 LOB: 0 BB: 0 P: 7	R: 3 E: 0 K: 2 S: 12	H: 3 LOB: 3 BB: 3 P: 25	R: 0 E: 0 K: 2 S: 8	H: 1 LOB: 1 BB: 0 P: 8	1B: 6 2B: 1 HR: 1	SF: 0 SAC: 0 HBP: 0	WP: 0 PB: 0 SB: 0 CS: 0	PA: 39						
PITCHER	IP	WLS	BF	H	R	ER	SO	BB	IBB	HBP	BLK	WP	HR	S	P	ERA	WHIP											
71 Thomas Eshelman, R (1.1) ERA: 2.7	1.1	L	7	2	1	1	2	1	0	0	0	0	0	10	14	6.75	2.250											
51 Ricardo Pinto, R (2.1) ERA: 7.71	0.2		2	0	0	0	0	0	0	0	0	0	0	2	2	0.00	0.000											
61 Edburay Ramos, R (3.1) ERA: 8.1	1.0		3	0	0	0	2	0	0	0	0	0	0	7	7	0.00	0.000											
50 Héctor Neris, R (4.1) ERA: 8.1	1.0		3	0	0	0	1	0	0	0	0	0	0	5	5	0.00	0.000											
74 Cole Irvin, L (5.1) ERA: 6.0	1.2		7	2	0	0	1	0	0	0	0	0	0	9	9	0.00	1.200											
78 Enyel De Los Santos, R (6.1) ERA: 6.0	1.1		4	0	0	0	3	0	0	0	0	0	0	10	10	0.00	0.000											
58 Fernando Abad, L (8.1) ERA: 6.0	0.0		3	2	3	3	0	1	0	0	0	0	0	1	4	9	0.00	0.000										
96 JoJo Romero, L (8.1) ERA: 6.0	0.1		4	1	0	0	1	2	0	0	0	0	0	4	12	0.00	9.000											
72 José Taveras, R (8.1) ERA: 6.0	1.2		6	1	0	0	3	0	0	0	0	0	0	12	12	0.00	0.600											

Batter	1	2	3	4	5	6	7	8	9	AB	R	H	RBI	BB	SO	LOB	BOTTOM										
16 César Hernández, S (1.4) OBP: 0.091, SLG: 0.091 9 Adam Rosales, R (7.4) OBP: 0.364, SLG: 0.727	K			G6-3				BB		3	0	0	0	0	2	0	Baltimore Orioles @ Philadelphia Phillies Spectrum Field, Clearwater, FL Sat Mar 03 2018, 1:10 PM - 4:18 PM EST Att: 5,752 - Sunny - 73 F										
17 Rhys Hoskins, R (1.7) OBP: 0.294, SLG: 0.357 85 Andrew Pullin, L (7.7) OBP: 0.200, SLG: 0.125	K			P3				BB	SF7	3	0	0	0	0	1	0											
37 Odúbel Herrera, L (1.10) OBP: 1.000, SLG: 2.000				G4-3				BB		3	0	0	0	0	0	0											
91 Deivy Grullón, R (8, PH) OBP: 1.000, SLG: 2.000								BB		1	0	1	1	0	0	0											
41 Carlos Santana, S (1.3) OBP: 0.200, SLG: 0.200										1	0	0	0	2	0	0											
86 Nick Rickles, R (7, PR) OBP: 0.200, SLG: 0.200										1	0	0	0	0	0	1											
5 Nick Williams, L (1.9) OBP: 0.308, SLG: 0.385 60 Danny Ortiz, L (8.9) OBP: 0.100, SLG: 0.400										3	0	0	0	0	1	2											
7 Maikel Franco, R (1.5) OBP: 0.067, SLG: 0.267 73 Heiker Meneses, R (8.5) OBP: 0.250, SLG: 0.143										1	0	0	0	0	0	0											
38 Jorge Alfaro, R (1.2) OBP: 0.583, SLG: 0.889 68 Logan Moore, L (6.2) OBP: 0.100, SLG: 0.400										1	0	0	0	0	0	0											
21 Collin Cowgill, R (1.8) OBP: 0.429, SLG: 0.417										2	0	0	0	1	1	0											
2 J.P. Crawford, L (1.6) OBP: 0.500, SLG: 0.444 4 Ryan Flaherty, L (7.6) OBP: 0.429, SLG: 0.462										2	0	0	0	0	1	3											
Inning Stats	R: 0 E: 0 K: 2 S: 7	H: 0 LOB: 0 BB: 0 P: 7	R: 0 E: 0 K: 1 S: 5	H: 0 LOB: 0 BB: 0 P: 5	R: 0 E: 0 K: 2 S: 7	H: 0 LOB: 0 BB: 0 P: 7	R: 0 E: 0 K: 0 S: 3	H: 0 LOB: 0 BB: 0 P: 3	R: 0 E: 0 K: 0 S: 3	H: 0 LOB: 2 BB: 2 P: 12	R: 0 E: 0 K: 1 S: 5	H: 0 LOB: 0 BB: 0 P: 5	R: 0 E: 0 K: 1 S: 5	H: 0 LOB: 2 BB: 1 P: 9	R: 2 E: 0 K: 0 S: 6	H: 3 LOB: 1 BB: 0 P: 6	R: 0 E: 0 K: 0 S: 3	H: 0 LOB: 0 BB: 0 P: 3	1B: 1 2B: 2 HR: 0	SF: 1 SAC: 0 HBP: 1	WP: 0 PB: 0 SB: 0 CS: 0	PA: 34					
PITCHER	IP	WLS	BF	H	R	ER	SO	BB	IBB	HBP	BLK	WP	HR	S	P	ERA	WHIP										
34 Kevin Gausman, R (1.1) ERA: 10.38	3.0	W	9	9	0	0	0	0	0	0	0	0	0	19	19	0.00	0.000										
55 Josh Edgin, L (4.1) ERA: 3.38	1.0	H	3	0	0	0	0	0	0	0	0	0	0	3	3	0.00	0.000										
51 Alec Asher, R (5.1) ERA: 3.38	2.0	H	9	0	0	0	1	2	0	1	0	0	0	8	17	0.00	1.000										
95 David Holmberg, L (7.1) ERA: 3.38	0.1	H	2	0	0	0	0	1	0	0	0	0	0	1	5	0.00	3.000										
43 Stefan Crichton, R (7.1) ERA: 3.38	0.2	H	2	0	0	0	1	0	0	0	0	0	0	4	4	0.00	0.000										
31 Jimmy Yacabonis, R (8.1) ERA: 6.0	1.0		3	2	2	2	0	0	0	0	0	0	0	3	3	0.00	0.000										
88 Lucas Long, R (9.1) ERA: 6.0	1.0	S	3	0	0	0	0	0	0	0	0	0	0	3	3	0.00	0.000										

Batter	1	2	3	4	5	6	7	8	9	AB	R	H	RBI	BB	SO	LOB	TOP			
18 Curtis Granderson, L OBP: 0.357, SLG: 0.917 (1.9)										2	0	0	0	0	0	0	Toronto Blue Jays @ Philadelphia Phillies Spectrum Field, Clearwater, FL Sun Mar 04 2018, 1:09 PM - 3:57 PM EST Att: 6,882 - Sunny - 73 F			
37 Teoscar Hernández, R OBP: 0.143, SLG: 0.214 (5.7)										2	0	0	0	0	1					
26 Yanervis Solarte, S OBP: 0.200, SLG: 0.357 (1.6)										2	0	0	0	1	0					
13 Lourdes Gurriel Jr., R OBP: 0.286, SLG: 0.429 (5.4)										1	1	1	0	0	0					
20 Josh Donaldson, R OBP: 0.429, SLG: 0.200 (1.10)										3	0	1	0	0	0	1				
49 Max Pentecost, R OBP: 0.250, SLG: 0.200 (6.7)										1	0	0	0	0	1					
14 Justin Smoak, S OBP: 0.167, SLG: 0.167 (1.3)										3	0	0	0	0	2	2				
3 Ezequiel Carrera, L OBP: 0.125, SLG: 0.125 (7.9)										1	0	0	1	0	0					
11 Kevin Pillar, R OBP: 0.615, SLG: 0.917 (1.8)										2	0	0	0	1	0					
65 Kacy Clemens, L (6.3)										1	0	0	0	0	1	0				
28 Steve Pearce, R OBP: 0.417, SLG: 0.600 (1.7)										1	0	1	0	0	0	0				
30 Anthony Alford, R OBP: 0.284, SLG: 0.688 (3.7)										2	0	0	0	0	1	1				
23 Dalton Pompey, S OBP: 0.200, SLG: 0.222 (7.7)										1	0	0	0	0	0	0				
21 Luke Maile, R OBP: 0.400, SLG: 0.250 (1.2)										2	1	0	0	1	0	1				
9 Danny Jansen, R OBP: 0.222, SLG: 0.143 (7.2)										0	0	0	0	1	0	0				
81 Gunnar Heidt, R (9.7)										0	0	0	0	0	0	0				
64 Jason Leblebicijan, R OBP: 0.381, SLG: 0.579 (1.5)										3	0	2	1	0	0	1				
66 Tim Lopes, R OBP: 0.308, SLG: 0.455 (7.5)										1	0	0	0	0	0	2				
61 Gift Ngoepe, R OBP: 0.338, SLG: 0.455 (5.6)										3	0	0	0	0	3	4				
7 Richard Urena, S OBP: 0.154, SLG: 0.083 (7.4)										1	0	0	0	0	0	2				
Inning Stats	R: 0 E: 1 K: 1 S: 6	H: 0 LOB: 1 BB: 0 P: 10	R: 0 E: 1 K: 1 S: 7	H: 1 LOB: 2 BB: 0 P: 8	R: 0 E: 0 K: 1 S: 6	H: 1 LOB: 1 BB: 1 P: 7	R: 1 E: 0 K: 2 S: 8	H: 1 LOB: 1 BB: 1 P: 13	R: 0 E: 0 K: 0 S: 2	H: 0 LOB: 0 BB: 1 P: 6	R: 0 E: 0 K: 0 S: 2	H: 1 LOB: 1 BB: 0 P: 6	R: 1 E: 0 K: 2 S: 8	H: 1 LOB: 2 BB: 1 P: 8	R: 0 E: 1 K: 0 S: 3	H: 0 LOB: 2 BB: 1 P: 7	1B: 3 2B: 1 3B: 1 HR: 0	SF: 0 SAC: 0 DP: 2 HBP: 0	WP: 2 PB: 0 SB: 1 CS: 1	PA: 36
PITCHER	IP: 2.2 WLS: 1.0 BF: 5 ERA: 4.5 ERA+: 9.0	WLS: 5 BF: 1 H: 0 ER: 0 SO: 1	H: 2 R: 1 ER: 1 SO: 2	R: 0 ER: 0 SO: 0	BB: 0 IBB: 0 HBP: 0 BLK: 0	IBB: 0 HBP: 0 BLK: 0	WP: 1 HR: 0 S: 8 P: 14	ERA: 0.00 WHIP: 2.000	PITCHER	IP: 2.1 WLS: 1.2 BF: 6 ERA: 2.08 ERA+: 2.08	WLS: 1.2 BF: 6 H: 0 ER: 0 SO: 1	H: 2 R: 0 ER: 0 SO: 1	R: 1 ER: 0 SO: 0	BB: 1 IBB: 0 HBP: 0 BLK: 0	WP: 0 HR: 0 S: 7 P: 11	ERA: 3.86 WHIP: 1.286	0.00 0.600			

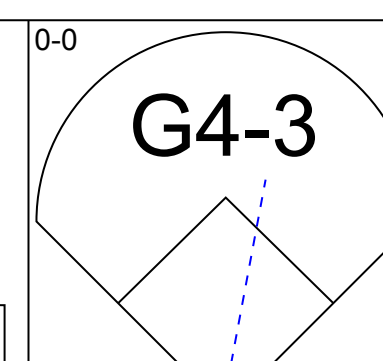
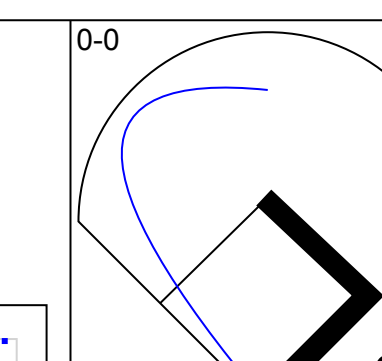
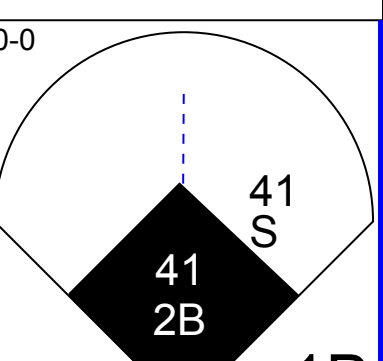
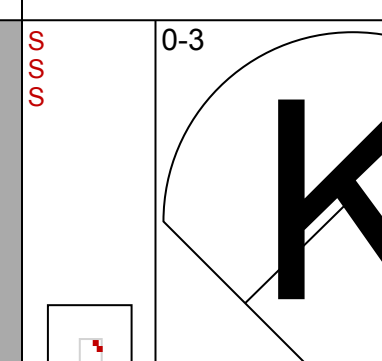
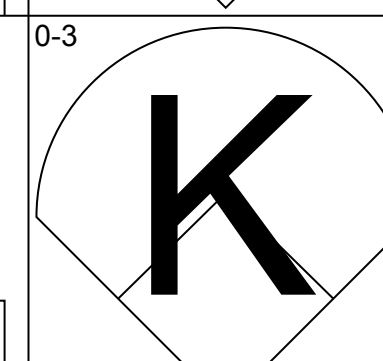
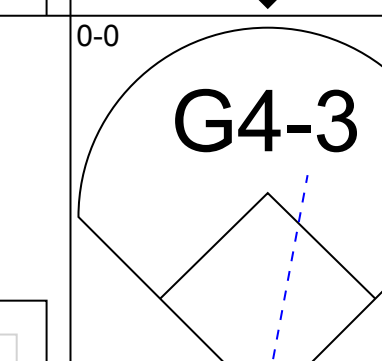
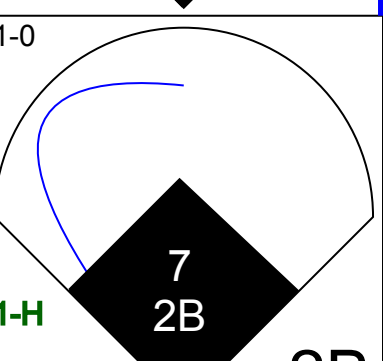
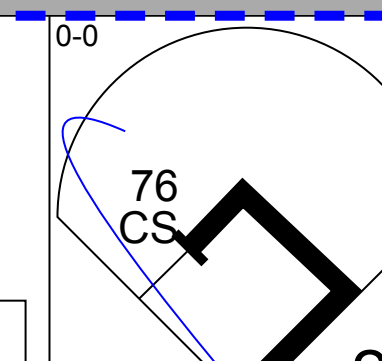

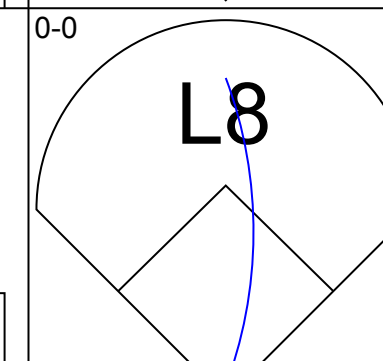
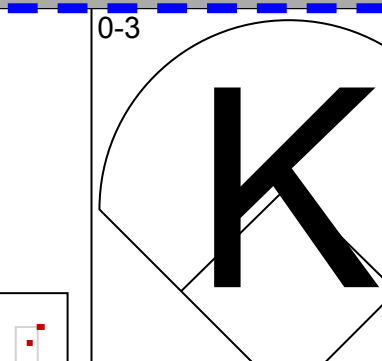
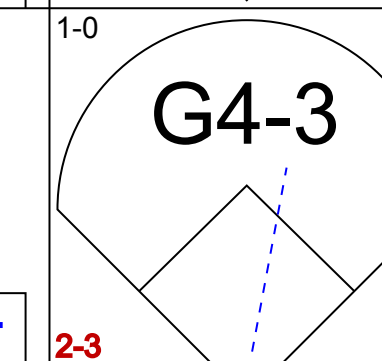

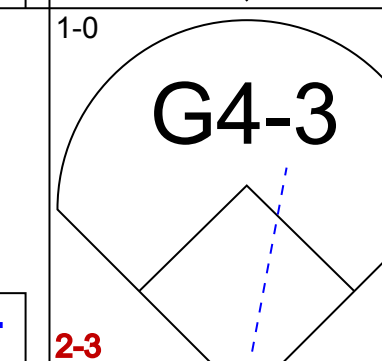

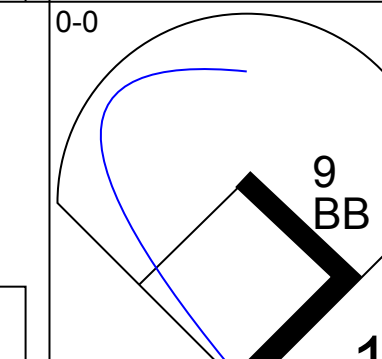

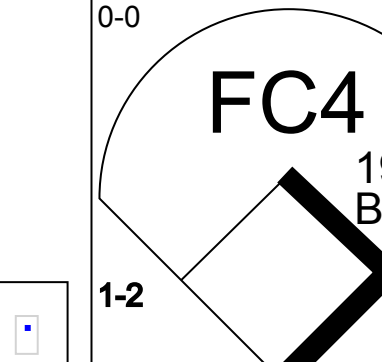
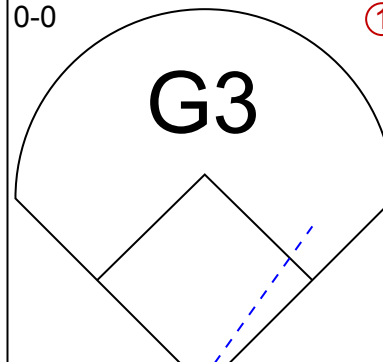
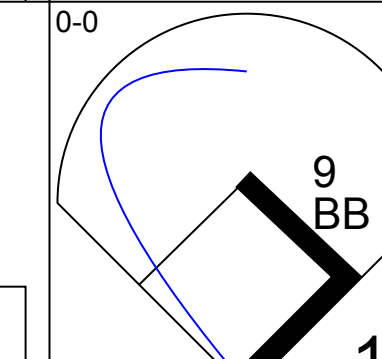


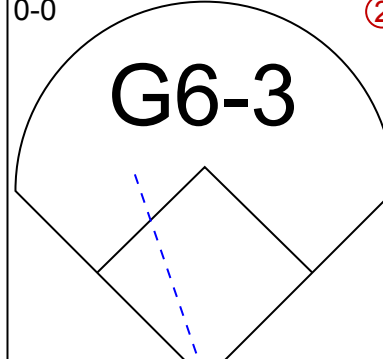
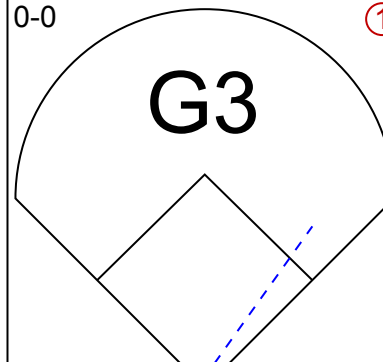
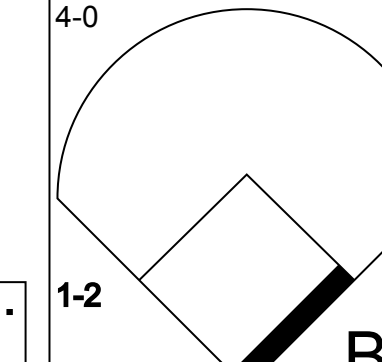

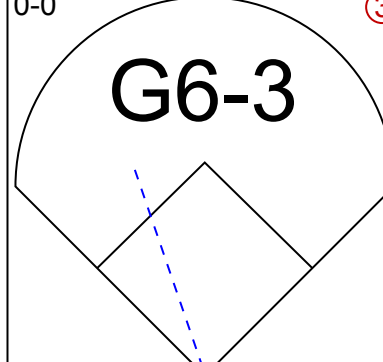
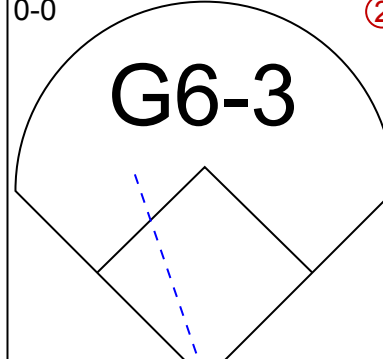
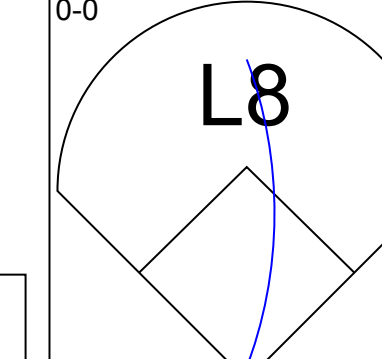
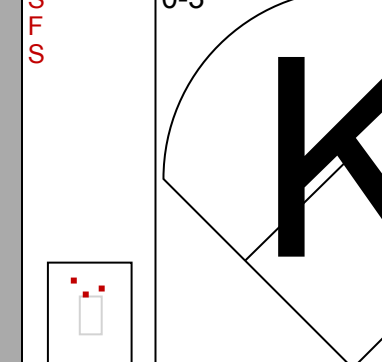
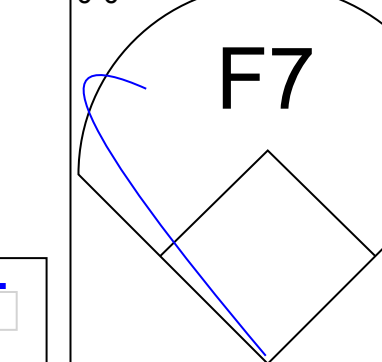
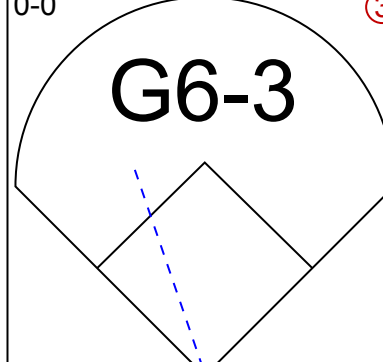
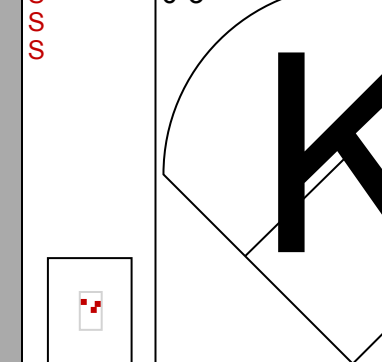
Batter	1	2	3	4	5	6	7	8	9	AB	R	H	RBI	BB	SO	LOB	BOTTOM			
16 César Hernández, S OBP: 0.071, SLG: 0.071 (1.6)										3	0	0	0	0	0	0	Toronto Blue Jays @ Philadelphia Phillies Spectrum Field, Clearwater, FL Sun Mar 04 2018, 1:09 PM - 3:57 PM EST Att: 6,882 - Sunny - 73 F			
73 Heiker Meneses, R OBP: 0.333, SLG: 0.375 (6.4)										1	1	1	0	0	0					
41 Carlos Santana, S OBP: 0.294, SLG: 0.154 (1.3)										3	1	2	0	0	0					
83 Mitch Walding, L OBP: 0.500, SLG: 0.333 (7.3)										1	1	1	0	0	0					
80 Scott Kingery, R OBP: 0.421, SLG: 0.944 (1.4)										3	1	2	0	0	1	1				
24 Roman Quinn, S OBP: 0.583, SLG: 0.750 (7.6)										1	0	0	0	0	1	2				
37 Odúbel Herrera, L (1.8)										3	0	0	1	0	1	3				
60 Danny Ortiz, L OBP: 0.182, SLG: 0.455 (7.8)										1	0	1	1	0	0	0				
23 Aaron Altherr, R OBP: 0.412, SLG: 0.533 (1.9)										3	0	0	1	0	1	1				
85 Andrew Pullin, L OBP: 0.273, SLG: 0.125 (7.7)										0	0	0	0	1	0	0				
5 Nick Williams, L OBP: 0.288, SLG: 0.357 (1.7)										1	0	0	0	0	1	0				
9 Adam Rosales, R OBP: 0.357, SLG: 0.667 (4.7)										1	0	0	1	1	0	1				
38 Jorge Alfaro, R OBP: 0.533, SLG: 0.750 (1.2)										3	0	1	0	0	1	1				
68 Logan Moore, L (8.2)										1	0	0	0	0	2					
29 Cameron Rupp, R OBP: 0.286, SLG: 0.167 (1.10)										3	0	0	0	0	3	1				
76 Jesmuel Valentin, S OBP: 0.353, SLG: 0.625 (1.5)										2	0	0	0	0	1	0				
4 Ryan Flaherty, L OBP: 0.400, SLG: 0.429 (7.5)										1	0	0	0	0	1					
Inning Stats	R: 0 E: 0 K: 0 S: 5	H: 1 LOB: 1 BB: 0 P: 5	R: 0 E: 0 K: 1 S: 5	H: 0 LOB: 0 BB: 0 P: 5	R: 0 E: 0 K: 2 S: 7	H: 0 LOB: 0 BB: 0 P: 7	R: 2 E: 1 K: 1 S: 8	H: 2 LOB: 1 BB: 0 P: 8	R: 0 E: 0 K: 1 S: 5	H: 0 LOB: 0 BB: 0 P: 5	R: 0 E: 0 K: 3 S: 10	H: 1 LOB: 1 BB: 0 P: 10	R: 0 E: 0 K: 1 S: 5	H: 1 LOB: 1 BB: 1 P: 10	R: 2 E: 0 K: 1 S: 8	H: 3 LOB: 2 BB: 1 P: 12	1B: 6 2B: 2 3B: 0 HR: 0	SF: 1 SAC: 0 DP: 0 HBP: 0	WP: 0 PB: 0 SB: 1 CS: 1	PA: 34
PITCHER	IP: 3.0 WLS: 1.0 BF: 6 ERA: 18.00 ERA+: 18.00	WLS: 6 BF: 2 H: 2 ER: 2 SO: 1	H: 2 R: 2 ER: 2 SO: 1	R: 0 ER: 0 SO: 0	BB: 0 IBB: 0 HBP: 0 BLK: 0	IBB: 0 HBP: 0 BLK: 0	WP: 0 HR: 0 S: 8 P: 8	ERA: 0.00 WHIP: 2.000	PITCHER	IP: 0.1 WLS: 0.2 BF: 2 ERA: 18.13 ERA+: 18.13	WLS: 0.2 BF: 2 H: 0 ER: 0 SO: 0	H: 1 R: 0 ER: 0 SO: 0	R: 0 ER: 0 SO: 0	BB: 0 IBB: 0 HBP: 0 BLK: 0	WP: 0 HR: 0 S: 2 P: 2	ERA: 0.00 WHIP: 0.000				



Batter	1	2	3	4	5	6	7	8	9	AB	R	H	RBI	BB	SO	LOB	TOP					
8 Zack Granite, L (1, 8) OBP: 0.250, SLG: 0.222 72 Ryan LaMarre, R (6, 9) OBP: 0.500, SLG: 0.800										3	0	1	0	0	1	0	Minnesota Twins @ Philadelphia Phillies Spectrum Field, Clearwater, FL Mon Mar 05 2018, 1:10 PM - 3:58 PM EST Att: 5,967 - Sunny - 74 F					
16 Ehre Adrianza, S (1, 5) OBP: 0.394, SLG: 0.550 40 Gregorio Petit, R (6, 6) OBP: 0.188, SLG: 0.400										2	0	1	0	0	0	0						
36 Robbie Grossman, S (1, 7) 64 Nick Buss, L (6, 7)										3	0	0	0	0	1	3						
30 Kennys Vargas, S (1, 3) 37 Sean Miller, R (6, 5)										2	0	1	0	0	0	2						
24 Chris Heisey, R (1, 9) 20 Tanner English, R (6, 8)										1	0	0	0	1	0	1						
0 Erick Aybar, S (1, 4) 38 Taylor Featherston, R (7, 4) OBP: 0.375, SLG: 0.688										3	0	0	0	0	0	3						
1 Nick Gordon, L (1, 6) 51 Brock Stassi, L (6, 3) OBP: 0.571, SLG: 0.571										2	0	0	0	0	2	3						
46 Bobby Wilson, R (1, 2) 78 Williams Astudillo, R (7, 2) OBP: 0.222, SLG: 0.143										3	0	1	0	0	1	2						
73 LaMonte Wade Jr., L (1, 10) 24 James Ramsey, L (9, PH)										2	0	0	0	1	1	2						
Inning Stats	R: 0 E: 0 K: 1 S: 6	H: 1 LOB: 0 BB: 0 P: 6	R: 0 E: 0 K: 2 S: 8	H: 1 LOB: 2 BB: 1 P: 12	R: 0 E: 0 K: 1 S: 6	H: 1 LOB: 2 BB: 1 P: 10	R: 0 E: 0 K: 1 S: 4	H: 0 LOB: 1 BB: 0 P: 5	R: 0 E: 0 K: 1 S: 5	H: 0 LOB: 0 BB: 0 P: 5	R: 0 E: 0 K: 0 S: 3	H: 0 LOB: 1 BB: 0 P: 4	R: 0 E: 0 K: 1 S: 7	H: 2 LOB: 2 BB: 0 P: 7	R: 2 E: 0 K: 1 S: 8	H: 3 LOB: 2 BB: 1 P: 13		R: 1 E: 0 K: 2 S: 8	H: 1 LOB: 0 BB: 0 P: 8	1B: 6 2B: 2 3B: 1 HR: 1	SF: 0 SAC: 1 DP: 1 HBP: 2	WP: 0 PB: 0 SB: 0 CS: 2
PITCHER	IP WLS BF H R ER SO BB IBB HBP BLK WP HR S P ERA WHIP	2.0 W 8 2 0 0 3 1 0 0 0 0 0 0 14 18 0.00 1.500	3.1 H 3 0 0 0 1 0 0 0 0 0 0 5 5 0.00 0.000	4.1 H 10 0 0 0 2 0 0 2 0 0 0 12 14 0.00 0.000	7.1 S 5 2 0 0 1 0 0 0 0 0 0 7 7 0.00 2.000	0.2 H 5 2 2 2 1 1 0 0 0 0 1 6 11 27.00 4.500	1.0 H 5 2 1 1 1 0 0 0 0 0 0 7 7 9.00 2.000	0.1 S 1 0 0 0 1 0 0 0 0 0 0 3 3 0.00 0.000	PITCHER	IP WLS BF H R ER SO BB IBB HBP BLK WP HR S P ERA WHIP	0.2 H 5 2 2 2 1 1 0 0 0 0 1 6 11 27.00 4.500	1.0 H 5 2 1 1 1 0 0 0 0 0 0 7 7 9.00 2.000	0.1 S 1 0 0 0 1 0 0 0 0 0 0 3 3 0.00 0.000	6.1 S 11 5 2 2 1 1 0 0 0 0 0 0 10 10 0.00 0.667	8.1 S 17 9 5 5 4 4 0 0 0 0 0 0 17 20 3.00 0.667	8.1 S 17 9 5 5 4 4 0 0 0 0 0 0 17 20 3.00 0.667						

AB 33
R 3
H 9
RBI 3
BB 3
SO 10
LOB 20



Batter	1	2	3	4	5	6	7	8	9	AB	R	H	RBI	BB	SO	LOB	BOTTOM					
16 César Hernández, S (1, 4) OBP: 0.176, SLG: 0.235 18 Pedro Florimón, S (6, 4) OBP: 0.278, SLG: 0.353										3	1	2	0	0	0	0	Minnesota Twins @ Philadelphia Phillies Spectrum Field, Clearwater, FL Mon Mar 05 2018, 1:10 PM - 3:58 PM EST Att: 5,967 - Sunny - 74 F					
41 Carlos Santana, S (1, 10) OBP: 0.300, SLG: 0.250 67 Eliezer Álvarez, L (8, PH) OBP: 0.267, SLG: 0.400										3	1	1	1	0	1	1						
7 Maikel Franco, R (1, 5) OBP: 0.171, SLG: 0.333 76 Jesmuel Valentin, S (6, 7) OBP: 0.333, SLG: 0.588										3	0	1	1	0	1	0						
17 Rhys Hoskins, R (1, 7) OBP: 0.300, SLG: 0.529 83 Mitch Walding, L (6, 5) OBP: 0.556, SLG: 0.429										3	2	1	1	0	0	1						
2 J.P. Crawford, L (1, 6) OBP: 0.385, SLG: 0.333 9 Adam Rosales, R (7, 6) OBP: 0.400, SLG: 0.667										3	0	0	0	0	0	1						
19 Tommy Joseph, R (1, 3) OBP: 0.529, SLG: 0.667 73 Heiker Meneses, R (7, 3) OBP: 0.300, SLG: 0.333										2	0	0	0	1	0	0						
15 Andrew Knapp, S (1, 2) OBP: 0.167, SLG: 0.400 68 Logan Moore, L (7, 2)										2	0	0	1	0	0	0						
77 Dylan Cozens, L (1, 9) OBP: 0.190, SLG: 0.200 85 Andrew Pullin, L (8, 9) OBP: 0.273, SLG: 0.125										3	0	0	0	0	2	0						
24 Roman Quinn, S (1, 8) OBP: 0.467, SLG: 0.545 60 Danny Ortiz, L (8, 8) OBP: 0.182, SLG: 0.455										3	0	0	0	0	1	0						
Inning Stats	R: 0 E: 0 K: 1 S: 5	H: 0 LOB: 0 BB: 0 P: 5	R: 1 E: 0 K: 0 S: 6	H: 1 LOB: 0 BB: 0 P: 9	R: 0 E: 0 K: 1 S: 6	H: 1 LOB: 0 BB: 0 P: 6	R: 1 E: 2 K: 1 S: 6	H: 0 LOB: 1 BB: 1 P: 10	R: 2 E: 0 K: 0 S: 3	H: 3 LOB: 1 BB: 0 P: 7	R: 0 E: 0 K: 0 S: 3	H: 0 LOB: 0 BB: 0 P: 3	R: 0 E: 0 K: 3 S: 9	H: 0 LOB: 0 BB: 0 P: 9	R: 0 E: 0 K: 0 S: 4	H: 2 LOB: 2 BB: 1 P: 9		R: 0 E: 0 K: 0 S: 4	H: 2 LOB: 2 BB: 1 P: 9	1B: 2 2B: 5 3B: 0 HR: 1	SF: 1 SAC: 0 DP: 1 HBP: 0	WP: 0 PB: 0 SB: 1 CS: 1
PITCHER	IP WLS BF H R ER SO BB IBB HBP BLK WP HR S P ERA WHIP	3.0 L 11 2 1 1 2 0 0 0 0 0 0 6 10 0.00 1.000	5.0 L 17 5 3 2 2 0 0 0 0 0 0 9 10 9.00 1.500	7.1 S 17 9 5 5 4 4 0 0 0 0 0 0 17 20 3.00 0.667	8.1 S 17 9 5 5 4 4 0 0 0 0 0 0 17 20 3.00 0.667	0.2 H 5 2 2 2 1 1 0 0 0 0 1 6 11 27.00 4.500	1.0 H 5 2 1 1 1 0 0 0 0 0 0 7 7 9.00 2.000	0.1 S 1 0 0 0 1 0 0 0 0 0 0 3 3 0.00 0.000	PITCHER	IP WLS BF H R ER SO BB IBB HBP BLK WP HR S P ERA WHIP	0.2 H 5 2 2 2 1 1 0 0 0 0 1 6 11 27.00 4.500	1.0 H 5 2 1 1 1 0 0 0 0 0 0 7 7 9.00 2.000	0.1 S 1 0 0 0 1 0 0 0 0 0 0 3 3 0.00 0.000	6.1 S 11 5 2 2 1 1 0 0 0 0 0 0 10 10 0.00 0.667	8.1 S 17 9 5 5 4 4 0 0 0 0 0 0 17 20 3.00 0.667	8.1 S 17 9 5 5 4 4 0 0 0 0 0 0 17 20 3.00 0.667						

AB 30
R 4
H 7
RBI 4
BB 2
SO 6
LOB 6



Batter	1	2	3	4	5	6	7	8	9	AB	R	H	RBI	BB	SO	LOB	TOP											
38 Rusney Castillo, R OBP: 0.333, SLG: 0.440 41 Cole Sturgeon, L OBP: 0.667, SLG: 1.667										3	0	0	0	0	1	1	Boston Red Sox @ Philadelphia Phillies Spectrum Field, Clearwater, FL Wed Mar 07 2018, 1:09 PM - 3:42 PM EST Att: 7,883 - Sunny - 68 F											
16 Andrew Benintendi, L OBP: 0.476, SLG: 0.850 35 Kyri Washington, R										3	0	1	1	0	1	0												
11 Rafael Devers, L OBP: 0.391, SLG: 0.739 37 Mike Olt, R OBP: 0.333, SLG: 0.667										3	0	1	0	0	0	1												
59 Sam Travis, R OBP: 0.273, SLG: 0.563 12 Pedro Castellanos, R										3	0	0	0	0	2	2												
17 Deven Marrero, R OBP: 0.261, SLG: 0.286										4	0	1	0	0	2	0												
75 Jeremy Barfield, R OBP: 0.286, SLG: 0.471										3	0	1	0	1	1	0												
5 Tzu-Wei Lin, L OBP: 0.400, SLG: 0.211 65 Esteban Quiroz, L OBP: 0.286, SLG: 0.444										2	0	0	0	0	0	1												
68 Steve Selsky, R OBP: 0.227, SLG: 0.158 38 Luke Tendlar, L										2	0	0	0	0	1	1												
70 Dan Butler, R 39 Jordan Procysen, L										1	0	0	0	0	1	0												
Inning Stats	R: 0 E: 0 K: 1 S: 5	H: 0 LOB: 0 BB: 0 P: 5	R: 0 E: 0 K: 2 S: 7	H: 0 LOB: 0 BB: 0 P: 7	R: 0 E: 0 K: 1 S: 5	H: 0 LOB: 0 BB: 0 P: 5	R: 0 E: 0 K: 1 S: 6	H: 1 LOB: 1 BB: 0 P: 6	R: 0 E: 0 K: 2 S: 8	H: 1 LOB: 1 BB: 0 P: 8	R: 1 E: 0 K: 1 S: 6	H: 1 LOB: 1 BB: 0 P: 8	R: 0 E: 0 K: 1 S: 5	H: 0 LOB: 0 BB: 0 P: 5	R: 0 E: 0 K: 2 S: 8	H: 1 LOB: 1 BB: 2 P: 14		1B: 4 2B: 1 3B: 0 HR: 0	SF: 0 SAC: 0 DP: 0 HBP: 1	WP: 1 PB: 0 SB: 1 CS: 0	PA: 35							
PITCHER	IP	WLS	BF	H	R	ER	SO	BB	IBB	HBP	BLK	WP	HR	S	P	ERA	WHIP											
27 Aaron Nola, R ERA: 5.0	4.0		13	1	0	0	5	0	0	0	0	0	0	23	23	0.00	0.250											
93 Pat Neshek, R ERA: 9.0	1.0	H	4	1	0	0	2	0	0	0	0	0	0	8	8	0.00	1.000											
33 Drew Hutchison, R ERA: 2.25	3.0	W	12	2	1	1	4	0	0	1	0	0	1	0	19	21	3.00	0.667										
57 Luis Garcia, R ERA: 7.36	0.2	H	4	1	0	0	1	1	0	0	0	0	0	5	9	0.00	3.000											
55 Hoby Milner, L ERA:	0.1	S	2	0	0	0	0	1	0	0	0	0	0	1	5	0.00	3.000											

Batter	1	2	3	4	5	6	7	8	9	AB	R	H	RBI	BB	SO	LOB	BOTTOM										
16 César Hernández, S OBP: 0.150, SLG: 0.200 9 Adam Rosales, R OBP: 0.375, SLG: 0.615										3	0	0	0	0	1	0	Boston Red Sox @ Philadelphia Phillies Spectrum Field, Clearwater, FL Wed Mar 07 2018, 1:09 PM - 3:42 PM EST Att: 7,883 - Sunny - 68 F										
41 Carlos Santana, S OBP: 0.304, SLG: 0.263 19 Tommy Joseph, R OBP: 0.500, SLG: 0.625										3	0	1	0	0	0	0											
38 Jorge Alfaro, R OBP: 0.471, SLG: 0.643 29 Cameron Rupp, R OBP: 0.250, SLG: 0.143										2	0	0	0	0	1	1											
17 Rhys Hoskins, R OBP: 0.304, SLG: 0.474 77 Dylan Cozens, L OBP: 0.190, SLG: 0.200										2	1	0	0	1	0	1											
23 Aaron Altherr, R OBP: 0.350, SLG: 0.444										3	0	0	0	0	1	1											
37 Odúbel Herrera, L OBP: 0.105, SLG: 0.059 24 Roman Quinn, S OBP: 0.467, SLG: 0.545										3	0	1	0	0	0	0											
7 Maikel Franco, R OBP: 0.190, SLG: 0.350 4 Ryan Flaherty, L OBP: 0.400, SLG: 0.429										2	0	1	0	1	0	0											
5 Nick Williams, L OBP: 0.294, SLG: 0.313 85 Andrew Pullin, L OBP: 0.273, SLG: 0.125										2	1	0	0	0	1	3											
2 J.P. Crawford, L OBP: 0.313, SLG: 0.267 18 Pedro Florimón, S OBP: 0.278, SLG: 0.353										3	0	0	0	0	0	0											
Inning Stats	R: 0 E: 0 K: 1 S: 6	H: 1 LOB: 1 BB: 0 P: 6	R: 0 E: 0 K: 0 S: 4	H: 1 LOB: 1 BB: 0 P: 4	R: 0 E: 0 K: 0 S: 3	H: 0 LOB: 0 BB: 0 P: 3	R: 1 E: 1 K: 3 S: 10	H: 1 LOB: 2 BB: 2 P: 18	R: 0 E: 0 K: 0 S: 3	H: 0 LOB: 0 BB: 0 P: 3	R: 0 E: 0 K: 1 S: 5	H: 0 LOB: 0 BB: 0 P: 5	R: 1 E: 1 K: 0 S: 4	H: 0 LOB: 0 BB: 0 P: 5	R: 0 E: 0 K: 2 S: 7	H: 0 LOB: 0 BB: 0 P: 7		1B: 3 2B: 0 3B: 0 HR: 0	SF: 0 SAC: 0 DP: 0 HBP: 1	WP: 1 PB: 0 SB: 0 CS: 2	PA: 31						
PITCHER	IP	WLS	BF	H	R	ER	SO	BB	IBB	HBP	BLK	WP	HR	S	P	ERA	WHIP										
71 Justin Haley, R ERA: 2.57	3.0		11	2	0	0	1	0	0	0	0	0	0	13	13	0.00	0.667										
73 Marcus Walden, R ERA:	1.0		6	1	1	0	3	2	0	0	0	1	0	10	18	0.00	3.000										
81 Bobby Poyner, L ERA: 1.8	1.0		3	0	0	0	0	0	0	0	0	0	0	3	3	0.00	0.000										
72 Kyle Martin, R ERA: 3.86	2.0	L	7	0	1	0	1	0	0	1	0	0	0	9	10	0.00	0.000										
52 Kyle Hart, L ERA:	1.0		3	0	0	0	2	0	0	0	0	0	0	7	7	0.00	0.000										

AB 32
R 1
H 5
RBI 1
BB 2
SO 12
LOB 10



AB 27
R 2
H 3
RBI 0
BB 2
SO 7
LOB 6



Batter	1	2	3	4	5	6	7	8	9	AB	R	H	RBI	BB	SO	LOB	TOP										
24 Roman Quinn, S OBP: 0.444, SLG: 0.500 21 Collin Cowgill, R OBP: 0.375, SLG: 0.357	G6-3		1B			F9		F8		3	0	1	0	0	0	0	Philadelphia Phillies @ New York Yankees George M. Steinbrenner Field, Tampa, FL Thu Mar 08 2018, 1:05 PM - 4:23 PM EST Att: 10,081 - Partly Cloudy - 60 F										
80 Scott Kingsley, R OBP: 0.400, SLG: 0.850 76 Jesmuel Valentin, S OBP: 0.300, SLG: 0.526	BB		CS	L6		K	F9	P6		2	0	0	0	1	1	0											
15 Andrew Knapp, S OBP: 0.267, SLG: 0.615 68 Logan Moore, L	K			L6			G3	K		3	2	0	0	1	1	0											
23 Aaron Altherr, R OBP: 0.209, SLG: 0.726 85 Andrew Pullin, L OBP: 0.333, SLG: 0.726 89 Zach Coppola, L OBP: 0.426, SLG: 0.226	K			K						3	1	1	1	0	2	2											
19 Tommy Joseph, R OBP: 0.524, SLG: 0.632 86 Nick Rickles, R OBP: 0.167, SLG: 0.167				E5						3	1	2	0	0	0	1											
4 Ryan Flaherty, L OBP: 0.389, SLG: 0.438 73 Heiker Meneses, R OBP: 0.273, SLG: 0.300	G6-3									2	0	1	2	0	0	1											
77 Dylan Cozens, L OBP: 0.289, SLG: 0.261 60 Danny Ortiz, L OBP: 0.250, SLG: 0.583	K			K						3	1	1	0	0	2	2											
83 Mitch Walding, L OBP: 0.500, SLG: 0.500 67 Eleazer Alvarez, L OBP: 0.313, SLG: 0.400				L9						3	0	1	2	0	0	0											
9 Adam Rosales, R OBP: 0.333, SLG: 0.533 18 Pedro Florimón, S OBP: 0.300, SLG: 0.368	G6-3			G6-3						2	0	1	1	0	0	1											
Inning Stats	R: 0 E: 0 K: 2 S: 13	H: 0 LOB: 1 BB: 1 P: 20	R: 0 E: 0 K: 1 S: 10	H: 1 LOB: 0 BB: 0 P: 14	R: 0 E: 0 K: 0 S: 9	H: 1 LOB: 0 BB: 0 P: 14	R: 1 E: 1 K: 2 S: 10	H: 2 LOB: 2 BB: 0 P: 15	R: 0 E: 0 K: 0 S: 7	H: 0 LOB: 0 BB: 0 P: 13	R: 4 E: 0 K: 1 S: 21	H: 5 LOB: 1 BB: 0 P: 29	R: 0 E: 0 K: 1 S: 7	H: 0 LOB: 0 BB: 0 P: 10	R: 2 E: 0 K: 1 S: 17	H: 2 LOB: 3 BB: 1 P: 31		R: 0 E: 0 K: 2 S: 9	H: 0 LOB: 1 BB: 1 P: 17	1B: 5 2B: 6 3B: 0 HR: 0	SF: 1 SAC: 0 DP: 1 HBP: 1	WP: 0 PB: 0 SB: 2 CS: 1	PA: 42				
PITCHER	IP	WLS	BF	H	R	ER	SO	BB	IBB	HBP	BLK	WP	HR	S	P	ERA	WHIP										
40 Luis Severino, R ERA: 3.0	3.1		12	3	1	0	3	1	0	0	0	0	0	8	51	0.00	1.200										
54 Aroldis Chapman, L ERA: 9.0	0.2		4	1	0	0	2	0	0	0	0	0	0	8	12	0.00	1.500										
86 Justus Sheffield, L ERA: 11.81	1.2	H	8	3	3	3	1	0	0	0	0	0	0	20	31	16.20	1.800										
35 Wade LeBlanc, L ERA: 4.32	2.0	L	10	3	3	3	2	0	0	1	0	0	0	24	38	13.50	1.500										
62 Giovanny Gallegos, R ERA: 4.15	1.1		7	1	0	0	2	2	0	0	0	0	0	17	31	0.00	2.250										

Batter	1	2	3	4	5	6	7	8	9	AB	R	H	RBI	BB	SO	LOB	BOTTOM										
31 Aaron Hicks, S OBP: 0.500, SLG: 0.588 25 Shane Robinson, R OBP: 0.300, SLG: 0.188	1B		BB			G5-3		G6-3		1	1	1	0	2	0	0	Philadelphia Phillies @ New York Yankees George M. Steinbrenner Field, Tampa, FL Thu Mar 08 2018, 1:05 PM - 4:23 PM EST Att: 10,081 - Partly Cloudy - 60 F										
99 Aaron Judge, R OBP: 0.250, SLG: 0.100 14 Danny Espinosa, S OBP: 0.296, SLG: 0.348	F8		F8			G5-3				3	1	0	0	0	3	0											
33 Greg Bird, L OBP: 0.318, SLG: 0.118 41 Adam Lind, L OBP: 0.400, SLG: 0.400	F7									2	1	0	0	1	0	1											
27 Giancarlo Stanton, R OBP: 0.350, SLG: 0.526 70 Jake Cave, L OBP: 0.235, SLG: 0.200	K									3	0	1	2	0	1	1											
24 Gary Sánchez, R OBP: 0.438, SLG: 0.643 28 Austin Romine, R OBP: 0.733, SLG: 1.000	L8									2	1	1	1	1	0	0											
18 Didi Gregorius, L OBP: 0.316, SLG: 0.474 56 Trey Amburgey, R OBP: 0.375, SLG: 0.714	G5-3									3	1	1	2	0	0	2											
29 Brandon Drury, R OBP: 0.391, SLG: 0.650 66 Abiatel Avelino, R OBP: 0.800, SLG: 0.750	G1-3									3	1	2	0	0	0	0											
36 Erik Kratz, R OBP: 0.500, SLG: 0.364 80 Jorge Saez, R OBP: 0.357, SLG: 0.308	G6-3									3	0	1	1	0	0	3											
39 Tyler Wade, L OBP: 0.385, SLG: 0.364 67 Diego Castillo, R	1B									4	0	1	0	0	1	2											
Inning Stats	R: 0 E: 0 K: 1 S: 10	H: 1 LOB: 1 BB: 0 P: 14	R: 0 E: 0 K: 0 S: 8	H: 0 LOB: 0 BB: 0 P: 8	R: 0 E: 0 K: 0 S: 6	H: 1 LOB: 1 BB: 1 P: 12	R: 3 E: 0 K: 0 S: 15	H: 3 LOB: 1 BB: 1 P: 24	R: 3 E: 1 K: 0 S: 17	H: 2 LOB: 2 BB: 2 P: 32	R: 0 E: 0 K: 1 S: 7	H: 0 LOB: 0 BB: 0 P: 11	R: 0 E: 0 K: 1 S: 11	H: 1 LOB: 1 BB: 0 P: 14	R: 0 E: 0 K: 1 S: 9	H: 1 LOB: 2 BB: 0 P: 15		R: 0 E: 0 K: 1 S: 7	H: 0 LOB: 0 BB: 0 P: 14	1B: 7 2B: 1 3B: 0 HR: 1	SF: 0 SAC: 0 DP: 1 HBP: 1	WP: 1 PB: 1 SB: 1 CS: 1	PA: 40				
PITCHER	IP	WLS	BF	H	R	ER	SO	BB	IBB	HBP	BLK	WP	HR	S	P	ERA	WHIP										
54 Ben Lively, R ERA: 3.0	4.0		18	5	3	3	1	2	0	0	0	0	0	4	11	6.75	1.750										
65 Seranthony Dominguez, R ERA: 3.0	0.0		2	0	2	2	0	1	0	0	0	0	0	4	11	∞	∞										
40 Tommy Hunter, R ERA: 11.57	0.1		4	2	1	0	0	1	0	0	0	0	0	10	16	0.00	9.000										
47 Pedro Beato, R ERA: 5.4	0.2		2	0	0	0	0	0	0	1	0	0	0	3	5	0.00	0.000										
46 Adam Morgan, L ERA: 2.7	2.0	W	7	1	0	0	2	0	0	0	0	0	0	18	25	0.00	0.500										
75 Francisco Rodríguez, R ERA: 2.7	1.0	H	4	1	0	0	0	0	0	0	0	0	0	4	8	0.00	0.000										
53 Yackel Rios, R ERA: 2.7	0.2	H	2	0	0	0	0	0	0	0	0	0	0	4	8	0.00	0.000										
52 Zac Curtis, L ERA: 2.7	0.1	S	1	0	0	0	1	0	0	0	0	0	0	3	6	0.00	0.000										

AB	36
R	7
H	11
RBI	7
BB	3
SO	10
LOB	14



AB	35
R	6
H	9
RBI	6
BB	4
SO	5
LOB	16



Batter	1	2	3	4	5	6	7	8	9	AB	R	H	RBI	BB	SO	LOB	TOP										
26 Adam Frazier, L (1,4) OBP: 0.542, SLG: 0.632 92 Alfredo Reyes, R (7, PH) OBP: 0.200, SLG: 0.800	1-1 G3 2B		0-1 55 SF7 2B		1-1 G4-3		0-1 G6-3		1-1 G5-3	3	2	2	0	0	0	0											
25 Gregory Polanco, L (1,9) OBP: 0.388, SLG: 0.625 65 Casey Sadler, R (7,1) 67 Tyler Jones, R (8,1) 84 Alex McRae, R (9,1)	1-1 G3		1-2 F9		2-1 F9		1-1 2B			4	0	1	0	0	0	3											
47 Jordan Luplow, R (1,7) OBP: 0.150, SLG: 0.500 92 Bryce Brentz, R (7, PH) OBP: 0.333, SLG: 0.348	2-1 SF9		0-1 SF7		3-1 HR		1-3 K2-3			1	1	1	3	0	0	0											
55 Josh Bell, S (1,3) OBP: 0.269, SLG: 0.417 83 Jerick Suter, R (7,3) OBP: 0.296, SLG: 0.571	2-3 K		1-2 2B		0-0 F9			1-1 G5-3		3	0	1	1	0	1	0											
32 Elias Diaz, R (1,2) OBP: 0.287, SLG: 0.615 83 Christian Kelley, R (7,2) OBP: 0.444, SLG: 0.167		1-1 HR	1-1 G6-3		4-0 71 FC5-4 BB		3-2 1B			2	1	1	1	1	0	1											
38 Max Moroff, S (1,5) OBP: 0.350, SLG: 0.556 61 Eric Wood, R (7,5) OBP: 0.471, SLG: 0.500		3-3 K		1-2 F8		1-1 F7		2-3 K		3	0	0	0	0	1	1											
71 Kevin Newman, R (1,6) 81 Pablo Reyes, R (7,6) OBP: 0.286, SLG: 0.167		1-2 G5-3		3-2 27 G4-3 27 S 1B		0-1 FC5-4		0-1 G4-3		3	0	1	0	0	0	1											
27 Todd Cunningham, S (1,8) OBP: 0.190, SLG: 0.211 48 Richard Rodriguez, R (6,1) 90 Jason Martin, L (7,8) OBP: 0.077, SLG: 0.077		1-3 K		0-1 G4-3		0-0 L8			2-3 K	3	0	0	0	0	1	2											
43 Steven Brault, L (1,1) OBP: 1.000, SLG: 1.000 60 John Sison, R (3,1) 88 Cole Tucker, S (4, PH) 66 Dovydas Neverauskas, R (4,1) 91 Bryan Reynolds, S (8,8) (7,9)			1-2 26 1B 47 SF7 1B		1-3 K		1-0 L7		0-1 G6-3	1	1	1	0	0	0	0											
Inning Stats	R: 1 E: 0 K: 1 S: 9	H: 1 LOB: 0 BB: 0 P: 15	R: 1 E: 0 K: 2 S: 12	H: 1 LOB: 0 BB: 0 P: 18	R: 2 E: 0 K: 0 S: 15	H: 3 LOB: 1 BB: 0 P: 20	R: 0 E: 0 K: 1 S: 11	H: 1 LOB: 1 BB: 0 P: 16	R: 1 E: 0 K: 0 S: 7	H: 1 LOB: 0 BB: 1 P: 10	R: 0 E: 0 K: 1 S: 9	H: 1 LOB: 1 BB: 0 P: 12	R: 0 E: 0 K: 1 S: 10	H: 1 LOB: 1 BB: 0 P: 16	R: 0 E: 0 K: 1 S: 7	H: 0 LOB: 0 BB: 0 P: 10	1B: 4 2B: 3 3B: 0 HR: 2	SF: 2 SAC: 0 DP: 0 HBP: 0	WP: 0 PB: 0 SB: 1 CS: 0	PA: 37							
PITCHER	IP	WLS	BF	H	R	ER	SO	BB	IBB	HBP	BLK	WP	HR	S	P	ERA	WHIP										
48 Jerad Eickhoff, R (1,1) ERA: 7.36	3.1	L	15	5	4	4	3	0	0	0	0	0	1	39	57	10.80	1.500										
51 Ricardo Pinto, R (4,1) ERA: 6.75	0.2		3	1	0	0	1	0	0	0	0	0	0	8	12	0.00	1.500										
55 Hoby Milner, L (5,1) ERA: 2.25	1.0		4	1	1	0	0	0	0	0	0	0	1	7	13	9.00	1.000										
44 Jake Thompson, R (6,1) ERA: 1.23	3.0		12	2	0	0	2	1	0	0	0	0	0	24	38	0.00	1.000										
57 Luis Garcia, R (9,1) ERA: 5.79	1.0		3	0	0	0	1	0	0	0	0	0	0	7	10	0.00	0.000										

Pittsburgh Pirates @ Philadelphia Phillies
Spectrum Field, Clearwater, FL
Fri Mar 09 2018, 1:08 PM - 4:05 PM EST
Att: 7,713 - Sunny - 65 F

AB 34
R 5
H 9
RBI 5
BB 1
SO 7
LOB 12



Batter	1	2	3	4	5	6	7	8	9	AB	R	H	RBI	BB	SO	LOB	BOTTOM										
16 César Hernández, S (1,4) OBP: 0.217, SLG: 0.304 73 Heiker Meneses, R (6,4) OBP: 0.250, SLG: 0.273 83 Mitch Walding, L (9, PH) OBP: 0.462, SLG: 0.455	1-2 37 1B 17 2B 2B		0-1 41 FC6-4 1B		0-2 K		0-1 G6-3		2-2 G3	3	1	2	0	0	1	0											
41 Carlos Santana, S (1,3) OBP: 0.308, SLG: 0.273 24 Roman Quinn, S (5, PR) OBP: 0.444, SLG: 0.500 19 Tommy Joseph, R (6,3) OBP: 0.522, SLG: 0.600	0-1 L4		3-1 FC6-4 37 G6-3 17 1B 1-2		3-1 37 S 2B		1-2 HBP		0-2 P6	3	1	1	0	0	0	2											
37 Odúbel Herrera, L (1,8) OBP: 0.162, SLG: 0.200 60 Danny Ortiz, L (6,8) OBP: 0.231, SLG: 0.538	0-1 17 2B 7 G6-3 1B		1-0 G6-3		2-2 7 FC5 2B		2-3 K		2-3 K	3	1	2	1	0	0	1											
17 Rhys Hoskins, R (1,7) OBP: 0.385, SLG: 0.571 85 Andrew Pullin, L (6,7) OBP: 0.308, SLG: 0.111	1-1 2B		2-1 1B		4-2 7 FC5 BB		2-3 K			2	0	2	2	1	0	0											
7 Maikel Franco, R (1,5) OBP: 0.167, SLG: 0.304 18 Pedro Florimón, S (6,5) OBP: 0.286, SLG: 0.350	2-2 G6-3		1-2 G4-3		0-1 FC5			3-2 P4		3	0	0	1	0	0	4											
5 Nick Williams, L (1,9) OBP: 0.250, SLG: 0.263 21 Collin Cowgill, R (7,9) OBP: 0.353, SLG: 0.333	1-2 F7			0-3 K2-3		0-2 F7		0-1 G1-3		3	0	0	0	0	1	1											
38 Jorge Alfaro, R (1,2) OBP: 0.400, SLG: 0.529 68 Logan Moore, L (7,2)		1-2 L9		0-3 K2-3		2-3 K		3-3 K		3	0	0	0	0	2	0											
29 Cameron Rupp, R (1,10) OBP: 0.263, SLG: 0.235 80 Scott Kingery, R (6, PR) OBP: 0.435, SLG: 0.857 (7,10)		1-3 K		0-1 L7		2-2 83 G3 2B		2-2 83 G3 1B		3	0	1	0	0	1	0											
2 J.P. Crawford, L (1,6) Eliezer Alvarez, L (7,6) OBP: 0.294, SLG: 0.375		3-2 F8			0-0 F7		3-2 G6-3		3-3 K	3	0	0	0	0	0	1											
Inning Stats	R: 2 E: 0 K: 0 S: 15	H: 3 LOB: 1 BB: 0 P: 20	R: 0 E: 0 K: 1 S: 10	H: 0 LOB: 0 BB: 0 P: 15	R: 1 E: 1 K: 0 S: 11	H: 2 LOB: 1 BB: 0 P: 18	R: 0 E: 0 K: 2 S: 8	H: 0 LOB: 0 BB: 0 P: 8	R: 1 E: 0 K: 1 S: 13	H: 2 LOB: 2 BB: 1 P: 22	R: 0 E: 0 K: 1 S: 13	H: 1 LOB: 1 BB: 0 P: 20	R: 0 E: 0 K: 2 S: 10	H: 0 LOB: 0 BB: 0 P: 15	R: 0 E: 0 K: 1 S: 10	H: 0 LOB: 0 BB: 0 P: 16	R: 0 E: 0 K: 1 S: 16	H: 1 LOB: 1 BB: 0 P: 23	1B: 5 2B: 4 3B: 0 HR: 0	SF: 0 SAC: 0 DP: 0 HBP: 1	WP: 0 PB: 0 SB: 3 CS: 0	PA: 38					
PITCHER	IP	WLS	BF	H	R	ER	SO	BB	IBB	HBP	BLK	WP	HR	S	P	ERA	WHIP										
43 Steven Brault, L (1,1) ERA: 2.7	2.2	W	13	5	3	2	1	0	0	0	0	0	0	4	5	0.00	0.000										
60 John Sison, R (3,1) ERA: 15.75	0.1	H	1	0	0	0	0	0	0	0	0	0	0	4	5	0.00	0.000										
66 Dovydas Neverauskas, R (4,1) ERA: 6.23	2.0	H	9	2	1	1	3	1	0	0	0	0	0	21	30	4.50	1.500										
48 Richard Rodriguez, R (6,1) ERA: 6.23	1.0	H	4	1	0	0	1	0	0	0	0	0	0	13	20	0.00	1.000										
65 Casey Sadler, R (7,1) ERA:	1.0	H	4	0	0	0	2	0	0	1	0	0	0	10	15	0.00	0.000										
PITCHER	IP	WLS	BF	H	R	ER	SO	BB	IBB	HBP	BLK	WP	HR	S	P	ERA	WHIP										
67 Tyler Jones, R (8,1) ERA:	1.2	H	6	1	0	0	0	0	0	0	0	0	0	23	36	0.00	0.600										
84 Alex McRae, R (9,1) ERA: 8.31	0.1	S	1	0	0	0	0	0	0	0	0	0	0	3	3	0.00	0.000										

Pittsburgh Pirates @ Philadelphia Phillies
Spectrum Field, Clearwater, FL
Fri Mar 09 2018, 1:08 PM - 4:05 PM EST
Att: 7,713 - Sunny - 65 F

AB 36
R 4
H 9
RBI 4
BB 1
SO 9
LOB 14



Batter	1	2	3	4	5	6	7	8	9	AB	R	H	RBI	BB	SO	LOB	TOP										
1 Willy Adames, R (1.6) 81 Jake Cronenworth, L (4.6)	L7		G6-3			G6-3		K		2	0	0	0	0	0	1	Tampa Bay Rays @ Philadelphia Phillies Spectrum Field, Clearwater, FL Sat Mar 10 2018, 1:10 PM - 4:04 PM EST Att: 8,302 - Partly Cloudy - 69 F										
39 Kevin Kiermaier, L (1.8) 86 Thomas Milone, L (7.8)	1B			G4-3		BB		FC3-6		2	0	1	0	1	0	0											
2 Denard Span, L (1.7) 75 Nathan Lukes, L (7.7)	K		G6-3			G3		G5-3		3	0	0	0	0	1	2											
17 Jason Coats, R (1.9) 82 Ryan Boltz, L (7.9)		P6		G6-3				K		3	0	0	0	0	1	0											
70 Jake Bauers, L (1.3) 76 Johnny Monell, L (6.3)	1B				G4-3			K		2	0	1	0	0	0	0											
28 Daniel Robertson, R (1.4) 85 Nick Solak, R (6.4)	F8							G6-3		2	0	0	0	0	1	1											
18 Joey Wendle, L (1.10) 83 David Olmedo-Barrera, L (PH) (8.10)								HR		1	0	1	0	1	0	0											
21 Christian Arroyo, R (1.5) 74 Mike Brosseau, R (6.5)								K		2	0	0	0	0	2	2											
80 Brett Sullivan, L (1.2) 91 Roberto Peña, R (6.2)	FC3-6							K		2	0	0	0	0	1	1											
										2	0	1	0	0	0	0											
Inning Stats	R: 0 E: 0 K: 1 S: 6	H: 1 LOB: 0 BB: 0 P: 7	R: 0 E: 0 K: 0 S: 3	H: 1 LOB: 0 BB: 0 P: 3	R: 0 E: 0 K: 1 S: 6	H: 1 LOB: 1 BB: 0 P: 6	R: 0 E: 0 K: 0 S: 3	H: 0 LOB: 0 BB: 0 P: 3	R: 0 E: 0 K: 2 S: 7	H: 0 LOB: 1 BB: 1 P: 11	R: 0 E: 0 K: 1 S: 5	H: 0 LOB: 0 BB: 0 P: 9	R: 0 E: 0 K: 2 S: 10	H: 3 LOB: 1 BB: 0 P: 12	R: 3 E: 0 K: 2 S: 11	H: 3 LOB: 0 BB: 0 P: 11	1B: 7 2B: 0 3B: 0 HR: 2	SF: 0 SAC: 0 DP: 0 HBP: 0	WP: 0 PB: 0 SB: 0 CS: 1	PA: 36							
PITCHER	IP	WLS	BF	H	R	ER	SO	BB	IBB	HBP	BLK	WP	HR	S	P	ERA	WHIP										
28 Vince Velasquez, R (1.1) ERA: 3.52	4.0		13	3	0	0	2	0	0	0	0	0	0	18	19	0.00	0.750										
93 Pat Neshek, R (5.1) ERA: 5.0	1.0	H	4	0	0	0	2	1	0	0	0	0	0	7	11	0.00	1.000										
31 Mark Leiter Jr., R (6.1) ERA: 1.93	2.1	H	11	3	2	2	4	1	0	0	0	0	1	20	26	7.71	1.714										
52 Zac Curtis, L (8.1) ERA: 2.25	0.2	H	2	0	0	0	0	0	0	0	0	0	0	2	2	0.00	0.000										
50 Héctor Neris, R (9.1) ERA: 5.4	1.0	L	6	3	3	3	2	0	0	0	0	0	1	11	11	27.00	3.000										

Batter	1	2	3	4	5	6	7	8	9	AB	R	H	RBI	BB	SO	LOB	BOTTOM										
16 César Hernández, S (1.4) 80 Scott Kingery, R (6.8)	1B		G4-3		G3			K		3	0	1	1	0	0	1	Tampa Bay Rays @ Philadelphia Phillies Spectrum Field, Clearwater, FL Sat Mar 10 2018, 1:10 PM - 4:04 PM EST Att: 8,302 - Partly Cloudy - 69 F										
41 Carlos Santana, S (1.3) 19 Tommy Joseph, R (6.3)	K		G3-1		SF8			G6-3		2	0	0	1	0	1	1											
37 Odúbel Herrera, L (1.8) 31 Mark Leiter Jr., R (6.1) 52 Zac Curtis, L (8.1)	1B				G4-3			P4		3	0	2	0	0	0	0											
73 Heiker Meneses, R (6, PH) 50 Héctor Neris, R (9.1)	1B				1B					0	0	0	0	0	0	0											
17 Rhys Hoskins, R (1.7) 76 Jesmuel Valentin, S (7.9)	L8				2B			G6-3		3	1	1	0	0	1	2											
23 Aaron Altherr, R (1.9) 4 Ryan Flaherty, L (7.7)	FC6-4				BB			G6-3		2	0	0	0	1	0	2											
7 Maikel Franco, R (1.5) 83 Mitch Walding, L (7.5)	K				G5-2-3			G4-3		3	0	0	0	0	1	3											
38 Jorge Alfaro, R (1.2) 24 Roman Quinn, S (8.6)	G3-1				P3			G6-3		3	0	0	0	0	0	1											
28 Vince Velasquez, R (1.1) 93 Pat Neshek, S (5.1)	K							F8		1	0	0	0	0	1	0											
9 Adam Rosales, R (5, PH) 2 J.P. Crawford, L (1.6) 15 Andrew Knapp, S (8.2)					1B			G4-3		3	1	1	0	0	0	0											
					2B					0	0	0	0	0	0	0											
Inning Stats	R: 0 E: 0 K: 1 S: 7	H: 2 LOB: 2 BB: 0 P: 7	R: 0 E: 0 K: 2 S: 7	H: 0 LOB: 0 BB: 0 P: 7	R: 0 E: 0 K: 0 S: 3	H: 0 LOB: 0 BB: 0 P: 3	R: 1 E: 0 K: 0 S: 4	H: 2 LOB: 1 BB: 1 P: 9	R: 2 E: 0 K: 0 S: 5	H: 2 LOB: 0 BB: 0 P: 5	R: 0 E: 0 K: 1 S: 5	H: 0 LOB: 0 BB: 0 P: 5	R: 0 E: 0 K: 1 S: 5	H: 0 LOB: 0 BB: 0 P: 5	R: 0 E: 0 K: 0 S: 3	H: 0 LOB: 0 BB: 0 P: 3	1B: 4 2B: 2 3B: 0 HR: 0	SF: 1 SAC: 0 DP: 1 HBP: 0	WP: 1 PB: 0 SB: 0 CS: 0	PA: 33							
PITCHER	IP	WLS	BF	H	R	ER	SO	BB	IBB	HBP	BLK	WP	HR	S	P	ERA	WHIP										
24 Nathan Eovaldi, R (1.1) ERA: 1.42	3.0		13	4	1	1	3	0	0	0	0	0	0	19	19	3.00	1.333										
72 Yonny Chirinos, R (4.1) ERA: 1.8	2.0		8	2	2	2	0	1	0	0	0	1	0	7	12	9.00	1.500										
52 Chaz Roe, R (6.1) ERA: 1.8	1.0		3	0	0	0	1	0	0	0	0	0	0	5	5	0.00	0.000										
46 José Alvarado, L (7.1) ERA: 9.0	1.0		3	0	0	0	0	0	0	0	0	0	0	3	3	0.00	0.000										
43 Dan Jennings, L (8.1) ERA: 9.0	1.0	W	3	0	0	0	1	0	0	0	0	0	0	5	5	0.00	0.000										

AB	34
R	5
H	9
RBI	5
BB	2
SO	10
LOB	13

AB	31
R	3
H	6
RBI	2
BB	1
SO	5
LOB	10



Batter	1	2	3	4	5	6	7	8	9	AB	R	H	RBI	BB	SO	LOB	TOP					
4 Ryan Flaherty, L (1,6) OBP: 0.364, SLG: 0.368 24 Roman Quinn, S (6,6) OBP: 0.421, SLG: 0.467	G6-3		F7		F7			G6-4-3		2	0	0	0	1	0	1	Philadelphia Phillies @ Baltimore Orioles Ed Smith Stadium, Sarasota, FL Sun Mar 11 2018, 6:07 PM - 8:32 PM EDT Att: 7,202 - Partly Cloudy - 75 F livebaseballscorecards.com					
17 Rhys Hoskins, R (1,7) OBP: 0.344, SLG: 0.519 9 Adam Rosales, R (6,3) OBP: 0.333, SLG: 0.500	G5-3		F9				K	G6-3		3	0	0	0	0	1	2						
5 Nick Williams, L (1,9) OBP: 0.217, SLG: 0.227 60 Danny Ortiz, L (6,9) OBP: 0.214, SLG: 0.500	G4-3				G4-3		F8		G6-3	3	0	0	0	0	0	0						
41 Carlos Santana, S (1,3) OBP: 0.313, SLG: 0.240 85 Andrew Pullin, L (6,7) OBP: 0.296, SLG: 0.100							K		G3	1	0	0	0	2	1	0						
23 Aaron Altherr, R (1,8) OBP: 0.310, SLG: 0.385 21 Collin Cowgill, R (7,8) OBP: 0.333, SLG: 0.313							K		F7	3	0	0	0	0	2	2						
7 Maikel Franco, R (1,5) OBP: 0.133, SLG: 0.241 76 Jesmuel Valentin, S (7,5) OBP: 0.286, SLG: 0.500									G6-3	3	0	0	0	0	0	1						
18 Pedro Florimon, S (1,4) OBP: 0.333, SLG: 0.435 75 Francisco Rodríguez, R (7,1) 65 Seranthony Dominguez, R (1,1)									G3	3	0	2	0	0	0	0						
29 Cameron Rupp, R (1,2) OBP: 0.273, SLG: 0.250 90 Jiandido Tromp, R (8, PR) 68 Logan Moore, L (8,2)										3	0	1	0	0	1	2						
43 Nick Pivetta, R (1,1) 61 Edubray Ramos, R (5,1) 64 Victor Arano, R (6,1) 80 Scott Kingery, R (7,4) OBP: 0.440, SLG: 0.826										0	0	0	0	0	0	0						
										1	0	1	0	0	0	0						
Inning Stats	R: 0 E: 0 K: 0 S: 4	H: 0 LOB: 0 BB: 0 P: 4	R: 0 E: 0 K: 0 S: 2	H: 0 LOB: 0 BB: 1 P: 6	R: 0 E: 0 K: 1 S: 6	H: 1 LOB: 2 BB: 1 P: 11	R: 0 E: 0 K: 1 S: 5	H: 0 LOB: 1 BB: 1 P: 9	R: 0 E: 0 K: 0 S: 4	H: 0 LOB: 0 BB: 0 P: 7	R: 0 E: 0 K: 1 S: 5	H: 0 LOB: 0 BB: 0 P: 5	R: 0 E: 0 K: 0 S: 4	H: 2 LOB: 2 BB: 0 P: 4	R: 0 E: 0 K: 0 S: 3	H: 0 LOB: 0 BB: 0 P: 3	1B: 3 2B: 2 3B: 0 HR: 0	SF: 0 SAC: 0 DP: 2 HBP: 0	WP: 0 PB: 0 SB: 2 CS: 0	PA: 32		
PITCHER	IP WLS BF H R ER SO BB IBB HBP BLK WP HR S P ERA WHIP	IP WLS BF H R ER SO BB IBB HBP BLK WP HR S P ERA WHIP	IP WLS BF H R ER SO BB IBB HBP BLK WP HR S P ERA WHIP	IP WLS BF H R ER SO BB IBB HBP BLK WP HR S P ERA WHIP	IP WLS BF H R ER SO BB IBB HBP BLK WP HR S P ERA WHIP	IP WLS BF H R ER SO BB IBB HBP BLK WP HR S P ERA WHIP	IP WLS BF H R ER SO BB IBB HBP BLK WP HR S P ERA WHIP	IP WLS BF H R ER SO BB IBB HBP BLK WP HR S P ERA WHIP	IP WLS BF H R ER SO BB IBB HBP BLK WP HR S P ERA WHIP	IP WLS BF H R ER SO BB IBB HBP BLK WP HR S P ERA WHIP	IP WLS BF H R ER SO BB IBB HBP BLK WP HR S P ERA WHIP	IP WLS BF H R ER SO BB IBB HBP BLK WP HR S P ERA WHIP	IP WLS BF H R ER SO BB IBB HBP BLK WP HR S P ERA WHIP	IP WLS BF H R ER SO BB IBB HBP BLK WP HR S P ERA WHIP	IP WLS BF H R ER SO BB IBB HBP BLK WP HR S P ERA WHIP	IP WLS BF H R ER SO BB IBB HBP BLK WP HR S P ERA WHIP	IP WLS BF H R ER SO BB IBB HBP BLK WP HR S P ERA WHIP	IP WLS BF H R ER SO BB IBB HBP BLK WP HR S P ERA WHIP	IP WLS BF H R ER SO BB IBB HBP BLK WP HR S P ERA WHIP	IP WLS BF H R ER SO BB IBB HBP BLK WP HR S P ERA WHIP	IP WLS BF H R ER SO BB IBB HBP BLK WP HR S P ERA WHIP	IP WLS BF H R ER SO BB IBB HBP BLK WP HR S P ERA WHIP

Batter	1	2	3	4	5	6	7	8	9	AB	R	H	RBI	BB	SO	LOB	BOTTOM				
1 Tim Beckham, R (1,5) OBP: 0.300, SLG: 0.444 79 Ryan Mountcastle, R (8,5) OBP: 0.320, SLG: 0.667										3	0	0	0	1	2	2	Philadelphia Phillies @ Baltimore Orioles Ed Smith Stadium, Sarasota, FL Sun Mar 11 2018, 6:07 PM - 8:32 PM EDT Att: 7,202 - Partly Cloudy - 75 F livebaseballscorecards.com				
16 Trev Mancini, R (1,3) OBP: 0.371, SLG: 0.600 70 Cedric Mullins, L (7,8) OBP: 0.267, SLG: 0.346										3	0	0	0	0	0	1					
13 Manny Machado, R (1,6) OBP: 0.494, SLG: 0.857 96 Aderlin Rodríguez, R (7,3) OBP: 0.333, SLG: 0.333										3	0	0	0	0	1	1					
10 Adam Jones, R (1,8) OBP: 0.370, SLG: 0.400 12 Engelb Vielma, S (7,6) OBP: 0.296, SLG: 0.273										3	0	1	0	0	0	0					
6 Jonathan Schoop, R (1,4) OBP: 0.414, SLG: 0.654 84 Mike Yastrzemski, L (7, PR) OBP: 0.333, SLG: 0.333										2	1	1	0	1	0	1					
14 Craig Gentry, R (1,9) OBP: 0.398, SLG: 0.444 91 Ademar Rifaela, L (8,9) OBP: 0.500, SLG: 0.500										3	0	1	0	0	0	2					
25 Anthony Santander, S (1,7) ERA: 6.48 Erick Salcedo, S (8,4) OBP: 0.444, SLG: 0.556										3	0	1	1	0	0	2					
18 Austin Hays, R (1,10) OBP: 0.267, SLG: 0.154										2	1	1	1	1	0	0					
36 Caleb Joseph, R (1,2) OBP: 0.524, SLG: 0.722 27 Andrew Susac, R (6,2) OBP: 0.556, SLG: 1.000										2	1	1	2	0	1	0					
										1	0	0	0	0	0	2					
Inning Stats	R: 0 E: 0 K: 0 S: 2	H: 0 LOB: 1 BB: 1 P: 6	R: 0 E: 0 K: 0 S: 4	H: 1 LOB: 1 BB: 0 P: 4	R: 0 E: 0 K: 1 S: 5	H: 0 LOB: 0 BB: 0 P: 5	R: 0 E: 0 K: 0 S: 3	H: 0 LOB: 0 BB: 0 P: 3	R: 3 E: 0 K: 1 S: 10	H: 3 LOB: 0 BB: 0 P: 13	R: 0 E: 0 K: 1 S: 5	H: 0 LOB: 0 BB: 0 P: 5	R: 1 E: 0 K: 1 S: 6	H: 2 LOB: 2 BB: 2 P: 14	R: 0 E: 0 K: 0 S: 4	H: 1 LOB: 1 BB: 0 P: 4	1B: 4 2B: 2 3B: 0 HR: 1	SF: 0 SAC: 0 DP: 1 HBP: 0	WP: 0 PB: 0 SB: 0 CS: 1	PA: 32	
PITCHER	IP WLS BF H R ER SO BB IBB HBP BLK WP HR S P ERA WHIP	IP WLS BF H R ER SO BB IBB HBP BLK WP HR S P ERA WHIP	IP WLS BF H R ER SO BB IBB HBP BLK WP HR S P ERA WHIP	IP WLS BF H R ER SO BB IBB HBP BLK WP HR S P ERA WHIP	IP WLS BF H R ER SO BB IBB HBP BLK WP HR S P ERA WHIP	IP WLS BF H R ER SO BB IBB HBP BLK WP HR S P ERA WHIP	IP WLS BF H R ER SO BB IBB HBP BLK WP HR S P ERA WHIP	IP WLS BF H R ER SO BB IBB HBP BLK WP HR S P ERA WHIP	IP WLS BF H R ER SO BB IBB HBP BLK WP HR S P ERA WHIP	IP WLS BF H R ER SO BB IBB HBP BLK WP HR S P ERA WHIP	IP WLS BF H R ER SO BB IBB HBP BLK WP HR S P ERA WHIP	IP WLS BF H R ER SO BB IBB HBP BLK WP HR S P ERA WHIP	IP WLS BF H R ER SO BB IBB HBP BLK WP HR S P ERA WHIP	IP WLS BF H R ER SO BB IBB HBP BLK WP HR S P ERA WHIP	IP WLS BF H R ER SO BB IBB HBP BLK WP HR S P ERA WHIP	IP WLS BF H R ER SO BB IBB HBP BLK WP HR S P ERA WHIP	IP WLS BF H R ER SO BB IBB HBP BLK WP HR S P ERA WHIP	IP WLS BF H R ER SO BB IBB HBP BLK WP HR S P ERA WHIP	IP WLS BF H R ER SO BB IBB HBP BLK WP HR S P ERA WHIP	IP WLS BF H R ER SO BB IBB HBP BLK WP HR S P ERA WHIP	IP WLS BF H R ER SO BB IBB HBP BLK WP HR S P ERA WHIP



Batter	1	2	3	4	5	6	7	8	9	AB	R	H	RBI	BB	SO	LOB					
16 César Hernández, S (1.4) OBP: 0.200, SLG: 0.267 47 Pedro Beato, R (8.1)										4	0	0	0	0	1	0					
37 Odiel Herrera, L (1.8) OBP: 0.214, SLG: 0.231 60 Danny Ortiz, L (7.8)										3	0	0	0	0	1	0					
38 Jorge Alfaro, R (1.2) OBP: 0.346, SLG: 0.499 95 Austin Bossart, R (7. PR) 68 Logan Moore, L (7.2)										2	0	0	0	0	1	0					
9 Adam Rosales, R (1.3) OBP: 0.292, SLG: 0.429 53 Yacksel Rios, R (7.1) 94 Malquin Canelo, R (8.4)										3	0	0	0	0	2	1					
2 J.P. Crawford, L (1.6) OBP: 0.269, SLG: 0.320										4	1	1	0	0	1	1					
76 Jesmuel Valentin, S (1.5) OBP: 0.394, SLG: 0.476										1	0	0	0	1	0	0					
18 Pedro Florimón, S (1.7) OBP: 0.340, SLG: 0.490 85 Andrew Pullin, L (8.7) OBP: 0.286, SLG: 0.100										2	1	0	0	1	1	1					
24 Roman Quinn, S (1.9) OBP: 0.381, SLG: 0.412 55 Hoby Milner, L (6.1) 57 Luis García, R (6.1) 52 Zac Curtis, L (7.1) 83 Mitch Walding, L (7.3) OBP: 0.467, SLG: 0.692 56 Zach Eflin, R (1.1)										2	0	0	0	0	0	0					
21 Collin Cowgill, R (6. PH) OBP: 0.300, SLG: 0.278										1	0	0	0	1	0	0					
Inning Stats	R: 0 E: 0 K: 2 S: 7	H: 0 LOB: 0 BB: 0 P: 7	R: 0 E: 0 K: 1 S: 5	H: 0 LOB: 0 BB: 0 P: 5	R: 0 E: 0 K: 1 S: 5	H: 0 LOB: 0 BB: 0 P: 5	R: 0 E: 0 K: 1 S: 5	H: 0 LOB: 1 BB: 1 P: 11	R: 0 E: 0 K: 0 S: 3	H: 0 LOB: 0 BB: 0 P: 3	R: 0 E: 0 K: 1 S: 4	H: 0 LOB: 1 BB: 0 P: 5	R: 3 E: 0 K: 0 S: 5	H: 2 LOB: 0 BB: 1 P: 11	R: 0 E: 0 K: 2 S: 7	H: 0 LOB: 1 BB: 1 P: 11	1B: 0 2B: 2 HR: 1	SF: 0 SAC: 1 DP: 1 HBP: 1	WP: 0 PB: 0 SB: 0 CS: 1	PA: 32	
PITCHER	IP WLS BF H R ER SO BB IBB HBP BLK WP HR S P ERA WHIP	4.2 0 14 0 0 0 6 0 0 0 0 0 0 10 26 0.00 0.000	2.1 8 0 0 0 2 1 0 0 0 0 0 1 5 11 0.00 0.429	1.0 L 6 2 3 3 0 1 0 0 0 0 0 1 5 11 27.00 3.000	1.0 4 0 0 0 2 1 0 0 0 0 0 0 7 11 0.00 1.000																

Philadelphia Phillies @ Atlanta Braves
 Stadium at the ESPN Wide World of Sports, Lake Buena Vista
 Mon Mar 12, 2018, 6:07 PM - 8:48 PM EDT
 Att: 5,945 - Partly Cloudy - 66 F

livebaseballrecards.com

AB	27
R	3
H	2
RBI	3
BB	3
SO	10
LOB	4

Batter	1	2	3	4	5	6	7	8	9	AB	R	H	RBI	BB	SO	LOB				
11 Ender Inciarte, L (1.8) OBP: 0.379, SLG: 0.346 23 Danny Santana, S (7.8)										3	0	1	0	0	0	2				
17 Johan Camargo, S (1.5) OBP: 0.290, SLG: 0.407 27 Christian Colón, R (7.5)										2	0	0	0	1	0	1				
5 Freddie Freeman, L (1.3) OBP: 0.269, SLG: 0.360 14 Rio Ruiz, L (7.3)										3	0	0	0	0	0	3				
25 Tyler Flowers, R (1.2) OBP: 0.286, SLG: 0.167 8 Chris Stewart, R (6.2)										2	0	0	0	0	1	0				
22 Nick Markakis, L (1.9) OBP: 0.474, SLG: 0.500 87 Dustin Peterson, R (8.9)										3	0	0	0	0	0	0				
8 Charlie Culberson, R (1.4) OBP: 0.250, SLG: 0.419 94 Alay Lago, R (8.4)										3	0	1	0	0	1	0				
20 Preston Tucker, L (1.7) OBP: 0.294, SLG: 0.448 99 Michael Reed, R (8.7)										3	0	2	0	0	0	0				
7 Dansby Swanson, R (1.6) OBP: 0.294, SLG: 0.400 73 Sean Kazmar Jr., R (8.6)										3	0	1	0	0	0	2				
15 Sean Newcomb, L (1.1) ERA: 2.89 50 Lucas Sims, R (5.1) 38 Aroldys Vizcaino, R (8.1) 12 Ryan Schimpf, L (8. PH) 58 Dan Winkler, R (9.1) 18 Lane Adams, R (9. PH)										1	0	0	0	0	0	0				
Inning Stats	R: 0 E: 0 K: 0 S: 3	H: 0 LOB: 0 BB: 0 P: 3	R: 0 E: 0 K: 1 S: 5	H: 0 LOB: 0 BB: 0 P: 5	R: 0 E: 0 K: 0 S: 3	H: 1 LOB: 0 BB: 0 P: 3	R: 0 E: 0 K: 0 S: 5	H: 0 LOB: 0 BB: 0 P: 5	R: 0 E: 0 K: 0 S: 5	H: 2 LOB: 3 BB: 1 P: 9	R: 0 E: 0 K: 1 S: 7	H: 2 LOB: 2 BB: 0 P: 7	R: 0 E: 0 K: 2 S: 10	H: 3 LOB: 0 BB: 0 P: 10	R: 0 E: 0 K: 1 S: 6	H: 1 LOB: 1 BB: 0 P: 6	1B: 8 2B: 1 HR: 0	SF: 0 SAC: 1 DP: 1 HBP: 0	WP: 0 PB: 0 SB: 0 CS: 0	PA: 36
PITCHER	IP WLS BF H R ER SO BB IBB HBP BLK WP HR S P ERA WHIP	5.0 0 15 1 0 0 2 0 0 0 0 0 0 4 19 0.00 0.200	0.2 4 2 0 0 0 0 0 0 0 0 0 0 4 4 0.00 3.000	0.2 3 0 0 0 1 1 0 0 0 0 0 0 4 8 0.00 1.500	0.1 1 0 0 0 0 0 0 0 0 0 0 0 1 1 0.00 0.000	1.0 W 7 4 0 0 1 0 0 0 0 0 0 0 9 9 0.00 4.000														

Philadelphia Phillies @ Atlanta Braves
 Stadium at the ESPN Wide World of Sports, Lake Buena Vista
 Mon Mar 12, 2018, 6:07 PM - 8:48 PM EDT
 Att: 5,945 - Partly Cloudy - 66 F

livebaseballrecards.com

AB	34
R	0
H	9
RBI	0
BB	1
SO	6
LOB	12

Batter	1	2	3	4	5	6	7	8	9	AB	R	H	RBI	BB	SO	LOB	TOP										
2 Denard Span, L (1.7) OBP: 0.300, SLG: 0.370 89 Jesús Sánchez, L (6.7) OBP: 0.429, SLG: 0.857	G4-3		1-H HR		P4			G4-3		3	1	1	2	0	0	0	Tampa Bay Rays @ Philadelphia Phillies Spectrum Field, Clearwater, FL Tue Mar 13 20:18, 1:09 PM - 4:11 PM EDT Att: 8,286 - Sunny - 59 F										
39 Kevin Kiermaier, L (1.8) OBP: 0.310, SLG: 0.321 85 Josh Lowe, L (5.8)	K		1B					E3 77 S 74 S		3	0	2	0	0	1	0											
5 Matt Duffy, R (1.5) OBP: 0.251, SLG: 0.227 74 Johnny Field, R (7.9) OBP: 0.375, SLG: 0.563	K2-3		K					G5-3		3	0	0	0	0	3	2											
44 C.J. Cron, R (1.3) OBP: 0.300, SLG: 0.500 73 Datton Kelly, L (6.3)			P3	F8				77 S BB		3	0	0	0	0	1	1											
17 Jason Coats, R (1.10) OBP: 0.179, SLG: 0.259 77 Andrew Velazquez, S (8. PH) OBP: 0.231, SLG: 0.091 88 Carl Chester, R (8. PH) (8. PH)			K		F8			2-0 BB		3	0	0	0	0	1	0											
45 Jesús Sucre, R (1.2) OBP: 0.273, SLG: 0.381 84 Xorge Carrillo, R (6.2) OBP: 0.375, SLG: 0.429	G4-3				F9			1-2 2-3 HBP		3	0	0	0	0	0	0											
28 Daniel Robertson, R (1.6) OBP: 0.440, SLG: 0.950 77 Lucius Fox, S (6.6) OBP: 0.250, SLG: 0.250			3-2 HR					F7		2	1	2	1	0	0	0											
73 Kean Wong, L (1.4) OBP: 0.409, SLG: 0.500 75 Vidal Bruján, S (6.4)			4-0 2 HR BB					G3		1	1	0	0	1	1	1											
29 Brandon Snyder, R (1.9) OBP: 0.308, SLG: 0.375 85 Kevin Padlo, R (7.5) OBP: 0.333, SLG: 1.333			K					F8		3	0	0	0	0	2	1											
Inning Stats	R: 0 E: 0 K: 2 S: 7	H: 0 LOB: 0 BB: 0 P: 7	R: 0 E: 0 K: 1 S: 5	H: 0 LOB: 0 BB: 0 P: 5	R: 3 E: 0 K: 2 S: 14	H: 3 LOB: 1 BB: 1 P: 22	R: 0 E: 0 K: 1 S: 6	H: 1 LOB: 1 BB: 0 P: 6	R: 0 E: 0 K: 1 S: 5	H: 0 LOB: 0 BB: 0 P: 5	R: 0 E: 0 K: 0 S: 3	H: 0 LOB: 0 BB: 0 P: 3	R: 0 E: 1 K: 0 S: 5	H: 0 LOB: 3 BB: 0 P: 11	R: 0 E: 0 K: 0 S: 3	H: 1 LOB: 0 BB: 0 P: 3		1B: 3 2B: 1 3B: 0 HR: 2	SF: 0 SAC: 0 DP: 1 HBP: 1	WP: 0 PB: 0 SB: 3 CS: 0	PA: 36						
PITCHER	IP	WLS	BF	H	R	ER	SO	BB	IBB	HBP	BLK	WP	HR	S	P	ERA	WHIP										
33 Drew Hutchison, R (1.1) ERA: 4.22	2.2		12	3	3	3	5	1	0	0	0	0	2	25	33	10.12	1.500										
91 Alexis Rivero, R (3.1) ERA:	0.1		1	0	0	0	0	0	0	0	0	0	0	1	1	0.00	0.000										
71 Thomas Eshelman, R (4.1) ERA: 1.13	4.2		18	2	0	0	4	1	0	0	0	0	0	26	30	0.00	0.643										
95 Aaron Brown, L (8.1) ERA:	0.1		2	0	0	0	0	0	0	1	0	0	0	1	3	0.00	0.000										
91 Ránfi Casimiro, R (9.1) ERA:	1.0	W	3	1	0	0	0	0	0	0	0	0	0	3	3	0.00	1.000										

Batter	1	2	3	4	5	6	7	8	9	AB	R	H	RBI	BB	SO	LOB	BOTTOM										
80 Scott Kingery, R (1.4) OBP: 0.393, SLG: 0.731 4 Ryan Flaherty, L (7.4) OBP: 0.348, SLG: 0.350	G5-3		G6-3			K		K		3	0	0	1	0	1	1	Tampa Bay Rays @ Philadelphia Phillies Spectrum Field, Clearwater, FL Tue Mar 13 20:18, 1:09 PM - 4:11 PM EDT Att: 8,286 - Sunny - 59 F										
41 Carlos Santana, S (1.3) OBP: 0.286, SLG: 0.214 83 Mitch Walding, L (7.3) OBP: 0.438, SLG: 0.643	K		G6-3			F9		K		3	0	0	0	0	1	1											
7 Maikel Franco, R (1.5) OBP: 0.182, SLG: 0.375 18 Pedro Florimón, S (7.5) OBP: 0.321, SLG: 0.385	K									3	2	2	1	0	1	0											
17 Rhys Hoskins, R (1.7) OBP: 0.371, SLG: 0.552 9 Adam Rosales, R (7.7) OBP: 0.320, SLG: 0.455			23 G4-6-3 BB							2	0	1	1	1	1	0											
23 Aaron Altherr, R (1.8) OBP: 0.281, SLG: 0.345 60 Danny Ortiz, L (7.8) OBP: 0.188, SLG: 0.438			G4-6-3							1	1	1	0	0	0	0											
5 Nick Williams, L (1.9) OBP: 0.192, SLG: 0.200 21 Collin Cowgill, R (8.9) OBP: 0.286, SLG: 0.263	K									3	0	0	0	0	2	0											
24 Roman Quinn, S (1.6) OBP: 0.417, SLG: 0.399 76 Jesmuel Valentin, S (8.6) OBP: 0.333, SLG: 0.636			85 G3 80 G6-3 BB							1	1	0	0	2	0	0											
33 Drew Hutchison, L (1.1) ERA: 5.06 91 Alexis Rivero, R (3.1) OBP: 0.307, SLG: 0.099 71 Thomas Eshelman, R (4.1) OBP: 0.375, SLG: 0.563 95 Aaron Brown, L (8.1) OBP: 0.333, SLG: 1.333 91 Ránfi Casimiro, R (9.1) ERA:			G3							0	0	0	0	0	0	0											
15 Andrew Knapp, S (1.2) OBP: 0.294, SLG: 0.571 29 Cameron Rupp, R (7.2) OBP: 0.261, SLG: 0.238			80 G6-3 BB							1	0	0	0	1	1	0											
Inning Stats	R: 0 E: 0 K: 2 S: 7	H: 0 LOB: 0 BB: 0 P: 7	R: 0 E: 0 K: 1 S: 4	H: 0 LOB: 0 BB: 1 P: 8	R: 1 E: 0 K: 0 S: 3	H: 0 LOB: 2 BB: 2 P: 12	R: 1 E: 0 K: 2 S: 8	H: 1 LOB: 0 BB: 0 P: 11	R: 0 E: 0 K: 1 S: 5	H: 0 LOB: 0 BB: 0 P: 5	R: 1 E: 0 K: 1 S: 7	H: 2 LOB: 1 BB: 0 P: 7	R: 0 E: 0 K: 0 S: 2	H: 0 LOB: 0 BB: 1 P: 6	R: 0 E: 0 K: 2 S: 7	H: 0 LOB: 0 BB: 0 P: 7		R: 3 E: 1 K: 0 S: 5	H: 2 LOB: 0 BB: 0 P: 6	1B: 2 2B: 1 3B: 0 HR: 2	SF: 0 SAC: 0 DP: 1 HBP: 0	WP: 0 PB: 0 SB: 1 CS: 0	PA: 34				
PITCHER	IP	WLS	BF	H	R	ER	SO	BB	IBB	HBP	BLK	WP	HR	S	P	ERA	WHIP										
22 Chris Archer, R (1.1) ERA: 5.06	0.2	H	2	0	0	0	1	0	0	0	0	0	0	4	4	0.00	0.000										
52 Chaz Roe, R (5.1) ERA: 1.59	1.0	B	5	2	1	1	1	0	0	0	0	0	0	7	7	9.00	2.000										
46 José Alvarado, L (6.1) ERA: 1.5	1.0		3	0	0	0	0	1	0	0	0	0	0	2	6	0.00	1.000										
41 Daniel Hudson, R (7.1) ERA: 10.8	1.2	L	8	2	3	0	2	0	0	0	0	0	1	12	13	0.00	1.200										
50 Austin Pruitt, R (8.1) ERA: 3.18																											



Batter	1	2	3	4	5	6	7	8	9	AB	R	H	RBI	BB	SO	LOB	TOP					
1 Ozzie Albies, S (1,4) 90 Marcus Mooney, R (6,4) OBP: 0.353, SLG: 0.447 OBP: 0.500, SLG: 0.500	F8		G3		F8		1B		L7	3	0	0	0	0	0	0	Atlanta Braves @ Philadelphia Phillies Spectrum Field, Clearwater, FL Sat Mar 17 2018, 1:09 PM - 4:27 PM EDT Att: 10,906 - Sunny - 73 F					
62 Ezequiel Carrera, L (1,7) 95 Jared James, L (7,7) OBP: 0.571, SLG: 0.176 OBP: 0.500, SLG: 0.500	82 HR		G4-3		E6 82 S 14 HR		P5		1-2	4	2	1	0	0	0	1						
82 Ronald Acuña Jr., R (1,8) 70 Jaff Decker, L (6,8) OBP: 0.571, SLG: 0.744 OBP: 0.270, SLG: 0.364	1-H HR		F8		K		P5		K	3	1	1	2	0	1	1						
14 Rio Ruiz, L (1,5) 94 Alay Lago, R (7,5) OBP: 0.176, SLG: 0.404 OBP: 0.286, SLG: 0.286	G3				20 1B 7 1B		G4-3			4	2	2	2	0	0	1						
20 Preston Tucker, L (1,9) 81 Izzy Wilson, L (4,9)	K				96 FC5-6 7 1B 8 SF9				B1-3	2	1	1	0	0	1	0						
7 Dansby Swanson, R (1,6) 64 Luke Jackson, R (6,1) 94 Tyler Neslony, L (8,PH) 71 Josh Ravin, R (6,1)			96 G4-3 96 S		1-2 3-H 0-0		G4-3		K	3	0	2	1	0	0	0						
96 Carlos Franco, L (1,3) OBP: 0.321, SLG: 0.615	G4-3		FC5-6		1-2 2-3		K		K	4	0	0	0	0	2	3						
8 Chris Stewart, R (1,2) 91 Tanner Murphy, R (6,PH) OBP: 0.462, SLG: 0.444	K		K		SF9		96 2B BB		95 1B BB	1	0	0	1	0	1	1						
50 Lucas Sims, R (1,1) 67 Anyelo Gómez, R (4,1) 98 Manny Barreda, R (5,1) 96 Cleuluis Rondón, S (6,PH) OBP: 0.400, SLG: 0.778	K		K		3-H		1-H		P6	2	0	0	0	0	2	2						
Inning Stats	R: 2 E: 0 K: 1 S: 9	H: 2 LOB: 0 BB: 0 P: 12	R: 0 E: 0 K: 2 S: 8	H: 1 LOB: 1 BB: 0 P: 9	R: 0 E: 0 K: 0 S: 3	H: 0 LOB: 0 BB: 0 P: 3	R: 2 E: 0 K: 1 S: 8	H: 3 LOB: 1 BB: 0 P: 8	R: 2 E: 0 K: 1 S: 7	H: 1 LOB: 2 BB: 1 P: 9	R: 0 E: 0 K: 0 S: 4	H: 1 LOB: 0 BB: 0 P: 4	R: 0 E: 0 K: 2 S: 7	H: 0 LOB: 0 BB: 0 P: 7	R: 0 E: 0 K: 1 S: 6	H: 1 LOB: 2 BB: 1 P: 10		1B: 6 2B: 2 3B: 0 HR: 2	SF: 1 SAC: 0 DP: 0 HBP: 0	WP: 0 PB: 0 SB: 2 CS: 0	PA: 39	
PITCHER	IP WLS BF H R ER SO BB IBB HBP BLK WP HR S P ERA WHIP	56 Zach Eflin, R (1,1) ERA: 4.73	94 Tom Windle, L (5,1) ERA: 27.0	58 Fernando Abad, L (5,1) ERA: 8.1	40 Tommy Hunter, R (7,1) ERA: 8.1	57 Luis García, R (8,1) ERA: 4.28	PITCHER	IP WLS BF H R ER SO BB IBB HBP BLK WP HR S P ERA WHIP	88 Parker Frazier, R (9,1) ERA: 0.00	94 Austin Davis, L (9,1) ERA: 0.00							0.00 1.500	0.00 3.000				
Batter	1	2	3	4	5	6	7	8	9	AB	R	H	RBI	BB	SO	LOB	BOTTOM					
41 Carlos Santana, S (1,3) 85 Andrew Pullin, L (5,7) OBP: 0.310, SLG: 0.400 OBP: 0.400, SLG: 0.154	HR		K		2-H		1-2 2-3 3-H			3	1	2	2	0	1	1	Atlanta Braves @ Philadelphia Phillies Spectrum Field, Clearwater, FL Sat Mar 17 2018, 1:09 PM - 4:27 PM EDT Att: 10,906 - Sunny - 73 F					
17 Rhys Hoskins, R (1,7) 21 Collin Cowgill, R (5,9) OBP: 0.395, SLG: 0.543 OBP: 0.233, SLG: 0.259	23 F9 5 1B 7 G6-3		G6-3		P2		SF7		L4-6	2	1	0	0	1	0	1						
5 Nick Williams, L (1,9) 60 Danny Ortiz, L (5,8) OBP: 0.219, SLG: 0.226 OBP: 0.200, SLG: 0.400	7 G6-3		L8		G5-3		K		K2-3	3	0	1	0	0	0	1						
23 Aaron Altherr, R (1,8) 94 Tom Windle, L (5,1) 58 Fernando Abad, L (5,1) 30 Matt McBride, R (6,PH) OBP: 0.275, SLG: 0.351 OBP: 0.200, SLG: 0.286	F9		L5		L5		G3-1		K	3	0	1	0	0	0	3						
7 Maikel Franco, R (1,5) 9 Adam Rosales, R (6,5) OBP: 0.200, SLG: 0.436 OBP: 0.314, SLG: 0.387	G6-3		P5		P5		K		P4	3	1	1	2	0	0	2						
29 Cameron Rupp, R (1,2) 40 Tommy Hunter, R (7,1) 57 Luis García, R (8,1) 88 Parker Frazier, R (9,1) 94 Austin Davis, L (9,1) OBP: 0.300, SLG: 0.370	K		K		18 HBP 4 2B		4 FC4-6 85 BB		F9	3	2	1	0	1	1	1						
18 Pedro Florimón, S (1,6) 76 Jesmuel Valentin, S (6,6) OBP: 0.371, SLG: 0.516 OBP: 0.375, SLG: 0.571	4 G6-3		4 2B 83 2B		4 2B 83 2B		4 FC4-6 83 BB		4 BB E	1	1	1	0	1	0	0						
4 Ryan Flaherty, L (1,4) OBP: 0.382, SLG: 0.533	G6-3		83 2B		83 2B		FC4-6 85 BB 83 BB		83 FC3-6	3	2	1	1	1	0	3						
56 Zach Eflin, R (1,1) 83 Mitch Walding, L (4,PH) OBP: 0.476, SLG: 0.647	K		41 2B		21 SF7 85 BB		21 SF7 85 BB		FC3-6 21 L4-6 85 1B	1	0	0	0	0	1	1						
Inning Stats	R: 2 E: 0 K: 1 S: 8	H: 2 LOB: 1 BB: 1 P: 14	R: 0 E: 0 K: 2 S: 8	H: 1 LOB: 0 BB: 0 P: 8	R: 0 E: 0 K: 0 S: 4	H: 1 LOB: 1 BB: 0 P: 4	R: 4 E: 0 K: 0 S: 7	H: 4 LOB: 1 BB: 0 P: 8	R: 3 E: 0 K: 1 S: 7	H: 1 LOB: 2 BB: 4 P: 26	R: 0 E: 0 K: 1 S: 5	H: 0 LOB: 0 BB: 0 P: 5	R: 1 E: 1 K: 0 S: 3	H: 1 LOB: 1 BB: 2 P: 11	R: 0 E: 0 K: 2 S: 7	H: 0 LOB: 0 BB: 0 P: 7		1B: 4 2B: 5 3B: 0 HR: 2	SF: 1 SAC: 0 DP: 1 HBP: 1	WP: 1 PB: 0 SB: 0 CS: 0	PA: 41	
PITCHER	IP WLS BF H R ER SO BB IBB HBP BLK WP HR S P ERA WHIP	50 Lucas Sims, R (1,1) ERA: 7.84	67 Anyelo Gómez, R (4,1) ERA: 10.8	98 Manny Barreda, R (5,1) ERA: 8.44	64 Luke Jackson, R (6,1) ERA: 8.44	71 Josh Ravin, R (8,1) ERA: 4.5	PITCHER	IP WLS BF H R ER SO BB IBB HBP BLK WP HR S P ERA WHIP									12.00 6.000	45.00 6.000	0.00 2.000	4.50 1.500	0.00 0.000	

Batter	1	2	3	4	5	6	7	8	9	AB	R	H	RBI	BB	SO	LOB	TOP					
16 César Hernández, S (1,4) OBP: 0.244, SLG: 0.326	0-3 K		0-0 F8		0-3 K	0-0 G2-3			0-3 K	5	0	0	0	0	3	2	Philadelphia Phillies @ Boston Red Sox JetBlue Park, Ft. Myers, FL Mon Mar 19 2018, 1:07 PM - 3:57 PM EDT Att: 10,002 - Cloudy - 80 F					
41 Carlos Santana, S (1,3) OBP: 0.348, SLG: 0.405	4-0 BB		0-0 1B		4-0 BB	0-3 K			0-0 1B	2	1	1	0	2	1	1						
4 Ryan Flaherty, L (7,3) OBP: 0.395, SLG: 0.529	5 1B		1-2 1B		23 HR	BB			17 1B	1	1	1	0	0	0	0						
5 Nick Williams, L (1,9) OBP: 0.259, SLG: 0.286	0-0		0-0		0-3 K				0-0 F8	4	0	2	1	0	1	1						
29 Cameron Rupp, R (9,PH) OBP: 0.281, SLG: 0.345	1-2 1B		1-3 2B		4-0 BB				0-0 F8	1	0	0	0	0	0	1						
60 Danny Ortiz, L (9,9) OBP: 0.200, SLG: 0.400	1-2 1B		1-3 2B		4-0 BB				0-0 F8	0	0	0	0	0	0	0						
17 Rhys Hoskins, R (1,7) OBP: 0.396, SLG: 0.513	0-3 K		0-0 F9		4-0 BB				0-0 F8	4	1	1	0	1	1	4						
23 Aaron Altherr, R (1,8) OBP: 0.311, SLG: 0.439	0-3 K		0-0 F9		1-2 HR	BB			23 1B	4	1	2	4	1	1	4						
24 Roman Quinn, S (1,6) OBP: 0.394, SLG: 0.346		0-0 G5-3		1-0 HBP	0-0 1B				1-3 3B	4	0	1	0	0	2	3						
7 Maikel Franco, R (1,5) OBP: 0.395, SLG: 0.395	0-0 F9		0-0 F9		0-0 F9				0-3 K	4	0	0	0	0	1	2						
9 Adam Rosales, R (8,5) OBP: 0.306, SLG: 0.375	0-0 F9		0-0 F9		1-2 K				0-3 K	0	0	0	0	0	0	0						
33 Drew Hutchison, L (1,1) OBP: 0.378, SLG: 0.667	0-3 K		0-0 G4-3		0-0 G4-3				4-0 BB	2	0	0	0	0	1	1						
76 Jesmuel Valentin, S (6,PH) OBP: 0.378, SLG: 0.667	0-3 K		1-2 2B		16 G2-3	2B			15 G5-4-3	1	0	1	0	0	0	0						
71 Thomas Eshelman, R (6,1) OBP: 0.378, SLG: 0.667	0-3 K		1-2 2B		16 G2-3	2B			15 G5-4-3	0	0	0	0	1	0	0						
47 Pedro Beato, R (9,1) OBP: 0.378, SLG: 0.667	0-3 K		1-2 2B		16 G2-3	2B			15 G5-4-3	0	0	0	0	0	0	0						
15 Andrew Knapp, S (1,2) OBP: 0.240, SLG: 0.381		1-0 P6		0-0 P6		0-3 K			0-0 G5-4-3	3	1	0	0	0	1	3						
30 Matt McBride, R (8,2) OBP: 0.200, SLG: 0.286		1-0 P6		0-0 P6		0-3 K			0-0 G5-4-3	0	0	0	0	0	0	0						
Inning Stats	R: 0 E: 0 K: 3 S: 10	H: 1 LOB: 2 BB: 1 P: 14	R: 0 E: 0 K: 1 S: 5	H: 0 LOB: 0 BB: 0 P: 5	R: 1 E: 0 K: 0 S: 5	H: 2 LOB: 2 BB: 0 P: 6	R: 0 E: 0 K: 0 S: 3	H: 0 LOB: 1 BB: 0 P: 4	R: 3 E: 0 K: 2 S: 9	H: 2 LOB: 1 BB: 2 P: 18	R: 0 E: 0 K: 1 S: 8	H: 1 LOB: 1 BB: 0 P: 8	R: 0 E: 0 K: 1 S: 5	H: 0 LOB: 0 BB: 1 P: 10	R: 0 E: 0 K: 1 S: 4	H: 0 LOB: 0 BB: 1 P: 8	R: 1 E: 0 K: 2 S: 10	H: 3 LOB: 2 BB: 0 P: 10	1B: 6 2B: 2 3B: 0 HR: 1	SF: 0 SAC: 0 DP: 1 HBP: 2	WP: 0 PB: 0 SB: 2 CS: 0	PA: 42
PITCHER	IP ERA WHIP	WLS BF	H R ER SO	R ER SO	BB IBB HBP BLK	WP HR S P	ERA WHIP	PITCHER	IP ERA WHIP	WLS BF	H R ER SO	R ER SO	BB IBB HBP BLK	WP HR S P	ERA WHIP							
41 Chris Sale, L (1,1) ERA: 3.21	5.0	25	5	4	4	6	3	0	2	0	0	0	0	0	0	0	7.20	1.600				
56 Joe Kelly, R (6,1) ERA: 1.5	1.0	4	1	0	0	2	0	0	0	0	0	0	0	0	8	8	0.00	1.000				
39 Carson Smith, R (7,1) ERA: 2.57	1.0	4	0	0	0	1	1	0	0	0	0	0	0	5	10	0.00	1.000					
59 Tommy Layne, L (8,1) ERA: 3.0	1.0	3	0	0	0	1	1	0	0	0	0	0	0	4	8	0.00	1.000					
60 William Cuevas, R (9,1) ERA: 3.0	1.0	W 6	3	1	1	2	0	0	0	0	0	0	0	10	10	9.00	3.000					

Batter	1	2	3	4	5	6	7	8	9	AB	R	H	RBI	BB	SO	LOB	BOTTOM					
50 Mookie Betts, R (1,9) OBP: 0.405, SLG: 0.471	0-0 13 G6-3		0-0 2B		0-0 F8				0-0 P3	3	0	2	0	0	0	0	Philadelphia Phillies @ Boston Red Sox JetBlue Park, Ft. Myers, FL Mon Mar 19 2018, 1:07 PM - 3:57 PM EDT Att: 10,002 - Cloudy - 80 F					
38 Tate Matheny, R (7,8) OBP: 0.500, SLG: 0.429	1-3 2B		0-0 2B		0-0 F8				0-0 3B	2	1	1	1	0	0	1						
16 Andrew Benintendi, L (1,7) OBP: 0.447, SLG: 0.819	0-0 F8		0-0 G4-3		0-0 G4-3				0-0 1B	3	0	0	0	0	0	3						
3 Chris Madera, R (6,9) OBP: 0.333, SLG: 0.333	0-0 F8		0-0 G4-3		0-0 G4-3				0-0 1B	2	0	1	1	0	1	1						
13 Hanley Ramirez, R (1,3) OBP: 0.317, SLG: 0.436	0-0 G6-3		0-0 P4		0-0 P4				0-3 K	3	0	1	0	0	0	3						
59 Sam Travis, R (6,PR) OBP: 0.275, SLG: 0.571	2-3 2B		0-0 P4		0-0 P4				0-3 K	1	1	0	0	0	1	0						
28 J.D. Martinez, R (1,10) OBP: 0.304, SLG: 0.409	0-0 G4-3		0-0 G4-3		0-0 G6-3				0-0 F9	3	0	0	0	0	0	2						
70 Dan Butler, R (8,PH) OBP: 0.304, SLG: 0.409	0-0 G4-3		0-0 G4-3		0-0 G6-3				0-0 F9	1	0	0	0	0	0	0						
2 Xander Bogaerts, R (1,6) OBP: 0.378, SLG: 0.647	0-3 K		0-3 K		2-1 HR				0-0 G1-3	3	1	2	2	0	1	0						
23 Blake Swihart, S (7,7) OBP: 0.340, SLG: 0.565	0-3 K		0-3 K		2-1 HR				0-0 G1-3	1	0	0	0	0	0	0						
11 Rafael Devers, L (1,5) OBP: 0.317, SLG: 0.585	0-3 K		0-3 K		0-0 G4-3				0-0 F8	3	0	0	0	0	1	2						
19 Jantzen Witte, R (7,5) OBP: 0.500, SLG: 0.500	0-3 K		0-3 K		0-0 G4-3				0-0 F8	1	1	1	0	0	0	0						
36 Eduardo Núñez, R (1,4) OBP: 0.397, SLG: 0.182	0-3 K		0-3 K		4-0 BB				0-0 2B	1	0	0	0	1	1	0						
55 Iván De Jesús Jr., R (6,4) OBP: 0.390, SLG: 0.421	0-3 K		0-3 K		4-0 BB				0-0 2B	2	1	1	1	0	0	2						
19 Jackie Bradley Jr., L (1,8) OBP: 0.257, SLG: 0.281	0-0 G1-3		0-0 G1-3		0-0 G1-3				0-0 2B	2	0	0	0	0	0	1						
17 Deven Marrero, R (7,6) OBP: 0.273, SLG: 0.317	0-0 G1-3		0-0 G1-3		0-0 G3-1				0-0 2B	2	1	2	1	0	0	0						
3 Sandy León, S (1,2) OBP: 0.384, SLG: 0.579	0-0 G1-3		1-0 HBP		0-0 G4-3				0-3 K	2	0	0	0	0	0	1						
39 Jordan Procyshen, L (8,2) OBP: 0.384, SLG: 0.579	0-0 G1-3		1-0 HBP		0-0 G4-3				0-3 K	1	0	0	0	0	1	1						
Inning Stats	R: 0 E: 0 K: 0 S: 4	H: 1 LOB: 1 BB: 0 P: 4	R: 0 E: 0 K: 3 S: 9	H: 0 LOB: 0 BB: 0 P: 9	R: 0 E: 0 K: 0 S: 4	H: 1 LOB: 2 BB: 0 P: 5	R: 1 E: 0 K: 0 S: 5	H: 1 LOB: 1 BB: 1 P: 11	R: 0 E: 0 K: 0 S: 3	H: 0 LOB: 0 BB: 0 P: 3	R: 1 E: 0 K: 0 S: 5	H: 2 LOB: 2 BB: 0 P: 5	R: 0 E: 0 K: 1 S: 6	H: 1 LOB: 1 BB: 0 P: 6	R: 0 E: 0 K: 1 S: 5	H: 0 LOB: 0 BB: 0 P: 5	R: 4 E: 0 K: 1 S: 8	H: 5 LOB: 1 BB: 0 P: 8	1B: 3 2B: 6 3B: 1 HR: 1	SF: 0 SAC: 0 DP: 0 HBP: 1	WP: 0 PB: 0 SB: 0 CS: 0	PA: 38
PITCHER	IP ERA WHIP	WLS BF	H R ER SO	R ER SO	BB IBB HBP BLK	WP HR S P	ERA WHIP	PITCHER	IP ERA WHIP	WLS BF	H R ER SO	R ER SO	BB IBB HBP BLK	WP HR S P	ERA WHIP							
33 Drew Hutchison, R (1,1) ERA: 3.45	5.0	20	3	1	1	3	1	0	1	25	3	2	3	0	0	0	1.80	0.800				
71 Thomas Eshelman, R (6,1) ERA: 4.79	3.1	L 17	7	5	5	3	0	0	0	23	23	13.50	2.100									
47 Pedro Beato, R (9,1) ERA: 4.26	0.0	1	1	0	0	0	0	0	0	1	1	∞	∞									

Batter	1	2	3	4	5	6	7	8	9	AB	R	H	RBI	BB	SO	LOB	TOP			
18 Curtis Granderson, L (1, 7) OBP: 0.400, SLG: 0.848	0-3 K			0-3 K		0-3 K				3	0	0	0	0	3	1	Toronto Blue Jays @ Philadelphia Phillies Spectrum Field, Clearwater, FL Tue Mar 20 2018, 1:08 PM - 2:42 PM EDT Att: 6,255 - Cloudy - 76 F livebaseballscorecards.com			
29 Devon Travis, R (1, 4) OBP: 0.316, SLG: 0.444	0-0 F9			0-0 26 2B		0-0 26 G5-4-3 1B				3	0	2	0	0	0	0				
3 Danny Espinosa, S (6, 4) OBP: 0.342, SLG: 0.382				0-0 1B		0-0 1-3 1B				0	0	0	0	0	0	0				
26 Yanervis Solarte, S (1, 5) OBP: 0.255, SLG: 0.293	0-0 G6-3			0-0 1-3 2B		0-0 1-2 G5-4-3 1B				3	0	1	0	0	0	2				
14 Justin Smoak, S (1, 3) OBP: 0.278, SLG: 0.364		0-0 L9		0-3 K			0-0 L7			3	0	0	0	0	1	2				
55 Russell Martin, R (1, 2) OBP: 0.265, SLG: 0.517		0-3 K		0-0 G1-3						2	0	0	0	0	1	2				
8 Kendrys Morales, S (1, 10) OBP: 0.255, SLG: 0.364		0-0 F9			0-0 F8					2	0	0	0	0	0	0				
37 Teoscar Hernández, R (1, 9) OBP: 0.364, SLG: 0.634			0-0 L9		0-0 G5-3					2	0	0	0	0	0	0				
11 Kevin Pillar, R (1, 8) OBP: 0.500, SLG: 0.667			0-0 1 G5-4-3 1B		0-0 G5-3					2	0	1	0	0	0	0				
1 Aledmys Díaz, R (1, 6) OBP: 0.275, SLG: 0.316			0-0 1-2 G5-4-3			0-0 29 1B 1B				2	0	1	0	0	0	1				
Inning Stats	R: 0 E: 0 K: 1 S: 5	H: 0 LOB: 0 BB: 0 P: 5	R: 0 E: 0 K: 1 S: 5	H: 0 LOB: 0 BB: 0 P: 5	R: 0 E: 0 K: 0 S: 3	H: 1 LOB: 0 BB: 0 P: 3	R: 0 E: 0 K: 2 S: 9	H: 2 LOB: 2 BB: 0 P: 9	R: 0 E: 0 K: 0 S: 3	H: 0 LOB: 0 BB: 0 P: 3	R: 0 E: 0 K: 1 S: 6	H: 2 LOB: 1 BB: 0 P: 6	R: 0 E: 0 K: 0 S: 1	H: 0 LOB: 0 BB: 0 P: 1			1B: 4 2B: 1 3B: 0 HR: 0	SF: 0 SAC: 0 DP: 2 HBP: 0	WP: 0 PB: 0 CS: 0	PA: 22
PITCHER	IP WLS BF H R ER SO BB IBB HBP BLK WP HR S P ERA WHIP																PITCHER	IP WLS BF H R ER SO BB IBB HBP BLK WP HR S P ERA WHIP		
54 Ben Lively, R (1, 1) ERA: 2.84	5.0 W 17 3 0 0 4 0 0 0 0 0 25 25 0.00 0.600																			
46 Adam Morgan, L (6, 1) ERA:	1.0 H 4 2 0 0 1 0 0 0 0 0 6 6 0.00 2.000																			
91 Ranfi Casimiro, R (7, 1) ERA:	0.1 S 1 0 0 0 0 0 0 0 0 0 1 1 0.00 0.000																			

Batter	1	2	3	4	5	6	7	8	9	AB	R	H	RBI	BB	SO	LOB	BOTTOM	
2 J.P. Crawford, L (1, 6) OBP: 0.268, SLG: 0.375	0-3 K2-3		0-0 G4-3		0-0 P6					3	0	0	0	0	1	1	Toronto Blue Jays @ Philadelphia Phillies Spectrum Field, Clearwater, FL Tue Mar 20 2018, 1:08 PM - 2:42 PM EDT Att: 6,255 - Cloudy - 76 F livebaseballscorecards.com	
80 Scott Kingery, R (1, 4) OBP: 0.405, SLG: 0.650	0-3 K		0-0 38 CS 1B		0-0 F8					3	0	1	0	0	1	0		
38 Jorge Alfaro, R (1, 2) OBP: 0.378, SLG: 0.531	0-0 L9		1-0 CS	0-0 2B		0-0 G3				3	0	1	0	0	0	0		
30 Matt McBride, R (7, 2) OBP: 0.200, SLG: 0.286			1-2			0-0 G6-3				0	0	0	0	0	0	0		
37 Odúbel Herrera, L (1, 8) OBP: 0.190, SLG: 0.179		0-0 P2		0-0 P5						3	0	0	0	0	0	1		
60 Danny Ortiz, L (7, 8) OBP: 0.200, SLG: 0.400		4-0 18 3B BB		0-0 P5						0	0	0	0	0	0	0		
18 Pedro Florimón, S (1, 5) OBP: 0.415, SLG: 0.571		0-0 21 G4-3 3B		0-3 K						2	1	1	1	0	1	1		
21 Collin Cowgill, R (1, 7) OBP: 0.242, SLG: 0.300		0-0 G4-3			0-0 9 G1 2B					2	0	1	1	0	0	0		
9 Adam Rosales, R (1, 3) OBP: 0.289, SLG: 0.353		0-0 3-H K		0-3 K		0-0 2-3 G1				2	0	0	0	0	1	1		
54 Ben Lively, R (1, 1) ERA: 2.08	5.0 L 19 4 2 2 5 1 0 0 0 0 28 33 3.60 1.000																	
24 Roman Quinn, S (5, PH) OBP: 0.382, SLG: 0.333	1.0 3 0 0 0 0 0 0 0 0 0 0 3 3 0.00 0.000																	
46 Adam Morgan, L (6, 1) ERA:																		
91 Ranfi Casimiro, R (7, 1) ERA:																		
Inning Stats	R: 0 E: 0 K: 2 S: 7	H: 0 LOB: 0 BB: 0 P: 7	R: 2 E: 0 K: 1 S: 6	H: 1 LOB: 0 BB: 1 P: 10	R: 0 E: 0 K: 1 S: 5	H: 1 LOB: 0 BB: 0 P: 6	R: 0 E: 0 K: 1 S: 6	H: 1 LOB: 1 BB: 0 P: 6	R: 0 E: 0 K: 0 S: 4	H: 1 LOB: 1 BB: 0 P: 4	R: 0 E: 0 K: 0 S: 3	H: 0 LOB: 0 BB: 0 P: 3			1B: 1 2B: 2 3B: 1 HR: 0	SF: 0 SAC: 0 DP: 0 HBP: 0	WP: 0 PB: 0 CS: 1	PA: 23
PITCHER	IP WLS BF H R ER SO BB IBB HBP BLK WP HR S P ERA WHIP																PITCHER	IP WLS BF H R ER SO BB IBB HBP BLK WP HR S P ERA WHIP

Batter	1	2	3	4	5	6	7	8	9	AB	R	H	RBI	BB	SO	LOB	TOP					
21 JaCoby Jones, R OBP: 0.400, SLG: 0.475 98 Derek Hill, R										4	0	1	0	0	2	2						
46 Jeimer Candelario, S OBP: 0.352, SLG: 0.574 85 Isaac Paredes, R										3	1	1	0	1	1	1						
24 Miguel Cabrera, R OBP: 0.358, SLG: 0.542 76 Niko Goodrum, S OBP: 0.333, SLG: 0.667										4	2	2	1	0	1	2						
9 Nick Castellanos, R OBP: 0.294, SLG: 0.638 99 Dylan Rosa, R										4	0	1	1	0	1	2						
8 Mikie Mahtook, R OBP: 0.220, SLG: 0.217 92 Jacob Robson, L										4	0	0	0	0	0	2						
55 John Hicks, R OBP: 0.293, SLG: 0.550 94 Brady Policelli, R OBP: 1.000, SLG: 1.000										4	1	2	1	0	0	0						
96 Christin Stewart, L OBP: 0.667, SLG: 0.800										5	1	3	0	0	1	3						
1 Jose Iglesias, R OBP: 0.408, SLG: 0.390 91 Cole Peterson, L										2	0	2	2	0	0	0						
49 Dixon Machado, R OBP: 0.356, SLG: 0.442 92 Jose King, L										3	0	0	0	0	1	6						
Inning Stats	R: 1 E: 0 K: 2 S: 9	H: 1 LOB: 0 BB: 0 P: 11	R: 1 E: 0 K: 0 S: 5	H: 2 LOB: 1 BB: 0 P: 6	R: 0 E: 0 K: 3 S: 10	H: 1 LOB: 1 BB: 0 P: 10	R: 1 E: 0 K: 1 S: 8	H: 3 LOB: 2 BB: 0 P: 8	R: 2 E: 0 K: 0 S: 6	H: 3 LOB: 3 BB: 1 P: 12	R: 0 E: 0 K: 0 S: 5	H: 1 LOB: 1 BB: 0 P: 5	R: 0 E: 0 K: 0 S: 4	H: 1 LOB: 0 BB: 0 P: 4	R: 0 E: 0 K: 2 S: 7	H: 0 LOB: 1 BB: 0 P: 9	R: 1 E: 1 K: 2 S: 8	H: 1 LOB: 1 BB: 0 P: 9	1B: 10 2B: 2 3B: 0 HR: 1	SF: 0 SAC: 0 DP: 0 HBP: 3	WP: 1 PB: 0 SB: 3 CS: 0	PA: 44
PITCHER	IP WLS BF H R ER SO BB IBB HBP BLK WP HR S P ERA WHIP	IP WLS BF H R ER SO BB IBB HBP BLK WP HR S P ERA WHIP	IP WLS BF H R ER SO BB IBB HBP BLK WP HR S P ERA WHIP	IP WLS BF H R ER SO BB IBB HBP BLK WP HR S P ERA WHIP	IP WLS BF H R ER SO BB IBB HBP BLK WP HR S P ERA WHIP	IP WLS BF H R ER SO BB IBB HBP BLK WP HR S P ERA WHIP	IP WLS BF H R ER SO BB IBB HBP BLK WP HR S P ERA WHIP	IP WLS BF H R ER SO BB IBB HBP BLK WP HR S P ERA WHIP	IP WLS BF H R ER SO BB IBB HBP BLK WP HR S P ERA WHIP	IP WLS BF H R ER SO BB IBB HBP BLK WP HR S P ERA WHIP	IP WLS BF H R ER SO BB IBB HBP BLK WP HR S P ERA WHIP	IP WLS BF H R ER SO BB IBB HBP BLK WP HR S P ERA WHIP	IP WLS BF H R ER SO BB IBB HBP BLK WP HR S P ERA WHIP	IP WLS BF H R ER SO BB IBB HBP BLK WP HR S P ERA WHIP	IP WLS BF H R ER SO BB IBB HBP BLK WP HR S P ERA WHIP	IP WLS BF H R ER SO BB IBB HBP BLK WP HR S P ERA WHIP	IP WLS BF H R ER SO BB IBB HBP BLK WP HR S P ERA WHIP	IP WLS BF H R ER SO BB IBB HBP BLK WP HR S P ERA WHIP	IP WLS BF H R ER SO BB IBB HBP BLK WP HR S P ERA WHIP	IP WLS BF H R ER SO BB IBB HBP BLK WP HR S P ERA WHIP	IP WLS BF H R ER SO BB IBB HBP BLK WP HR S P ERA WHIP	IP WLS BF H R ER SO BB IBB HBP BLK WP HR S P ERA WHIP

Detroit Tigers @ Philadelphia Phillies
Spectrum Field, Clearwater, FL
Thu Mar 22 2018, 1:09 PM - 4:14 PM EDT
Att: 8,156 - Sunny - 61 F

AB 40
R 6
H 13
RBI 6
BB 1
SO 10
LOB 23



Batter	1	2	3	4	5	6	7	8	9	AB	R	H	RBI	BB	SO	LOB	BOTTOM					
2 J.P. Crawford, L OBP: 0.267, SLG: 0.364										4	0	1	0	0	1	0						
37 Odúbel Herrera, L OBP: 0.244, SLG: 0.220 21 Collin Cowgill, R OBP: 0.235, SLG: 0.290										2	0	2	0	0	0	0						
76 Jesmuel Valentin, S OBP: 0.349, SLG: 0.579										4	0	0	0	0	1	4						
80 Scott Kingery, R OBP: 0.404, SLG: 0.711										4	0	1	0	0	2	1						
15 Andrew Knapp, S OBP: 0.250, SLG: 0.417 29 Cameron Rupp, R OBP: 0.297, SLG: 0.333										3	1	1	0	0	1	1						
5 Nick Williams, L OBP: 0.250, SLG: 0.302 92 Emmanuel Marrero, S (9, PH)										3	0	0	0	0	1	2						
18 Pedro Florimón, S OBP: 0.409, SLG: 0.553 95 Cord Sandberg, L (9, PH)										3	0	1	1	0	2	1						
9 Adam Rosales, R OBP: 0.286, SLG: 0.421										4	1	1	1	0	0	1						
24 Roman Quinn, S OBP: 0.366, SLG: 0.324										3	0	0	0	0	0	0						
Inning Stats	R: 0 E: 0 K: 1 S: 6	H: 1 LOB: 0 BB: 0 P: 6	R: 0 E: 0 K: 1 S: 5	H: 0 LOB: 0 BB: 0 P: 5	R: 0 E: 0 K: 0 S: 5	H: 2 LOB: 1 BB: 0 P: 5	R: 1 E: 0 K: 0 S: 5	H: 2 LOB: 1 BB: 0 P: 5	R: 0 E: 0 K: 2 S: 7	H: 0 LOB: 1 BB: 0 P: 9	R: 0 E: 0 K: 3 S: 10	H: 1 LOB: 0 BB: 0 P: 10	R: 1 E: 0 K: 0 S: 4	H: 1 LOB: 0 BB: 0 P: 5	R: 0 E: 0 K: 1 S: 5	H: 0 LOB: 0 BB: 0 P: 5	R: 0 E: 0 K: 0 S: 3	H: 0 LOB: 0 BB: 0 P: 3	1B: 4 2B: 2 3B: 0 HR: 1	SF: 0 SAC: 0 DP: 0 HBP: 1	WP: 1 PB: 0 SB: 0 CS: 0	PA: 35
PITCHER	IP WLS BF H R ER SO BB IBB HBP BLK WP HR S P ERA WHIP	IP WLS BF H R ER SO BB IBB HBP BLK WP HR S P ERA WHIP	IP WLS BF H R ER SO BB IBB HBP BLK WP HR S P ERA WHIP	IP WLS BF H R ER SO BB IBB HBP BLK WP HR S P ERA WHIP	IP WLS BF H R ER SO BB IBB HBP BLK WP HR S P ERA WHIP	IP WLS BF H R ER SO BB IBB HBP BLK WP HR S P ERA WHIP	IP WLS BF H R ER SO BB IBB HBP BLK WP HR S P ERA WHIP	IP WLS BF H R ER SO BB IBB HBP BLK WP HR S P ERA WHIP	IP WLS BF H R ER SO BB IBB HBP BLK WP HR S P ERA WHIP	IP WLS BF H R ER SO BB IBB HBP BLK WP HR S P ERA WHIP	IP WLS BF H R ER SO BB IBB HBP BLK WP HR S P ERA WHIP	IP WLS BF H R ER SO BB IBB HBP BLK WP HR S P ERA WHIP	IP WLS BF H R ER SO BB IBB HBP BLK WP HR S P ERA WHIP	IP WLS BF H R ER SO BB IBB HBP BLK WP HR S P ERA WHIP	IP WLS BF H R ER SO BB IBB HBP BLK WP HR S P ERA WHIP	IP WLS BF H R ER SO BB IBB HBP BLK WP HR S P ERA WHIP	IP WLS BF H R ER SO BB IBB HBP BLK WP HR S P ERA WHIP	IP WLS BF H R ER SO BB IBB HBP BLK WP HR S P ERA WHIP	IP WLS BF H R ER SO BB IBB HBP BLK WP HR S P ERA WHIP	IP WLS BF H R ER SO BB IBB HBP BLK WP HR S P ERA WHIP	IP WLS BF H R ER SO BB IBB HBP BLK WP HR S P ERA WHIP	IP WLS BF H R ER SO BB IBB HBP BLK WP HR S P ERA WHIP

Detroit Tigers @ Philadelphia Phillies
Spectrum Field, Clearwater, FL
Thu Mar 22 2018, 1:09 PM - 4:14 PM EDT
Att: 8,156 - Sunny - 61 F

AB 34
R 2
H 7
RBI 2
BB 0
SO 8
LOB 10



Batter	1	2	3	4	5	6	7	8	9	AB	R	H	RBI	BB	SO	LOB	TOP						
16 César Hernández, S (1, 4) OBP: 0.259, SLG: 0.314 86 Jose Gomez, R (8, PH) (8, 4)										4	0	2	0	0	0	0	0						
41 Carlos Santana, S (1, 3) OBP: 0.352, SLG: 0.386 21 Collin Cowgill, R (7, 9) OBP: 0.229, SLG: 0.281 (8, 8)										4	0	2	0	0	0	0	1						
37 Colubel Herrera, L (1, 8) OBP: 0.359, SLG: 0.227 55 Hoby Milner, L (8, PH) 29 Cameron Rupp, R (6, PH) 61 Edubray Ramos, R (7, 1) 52 Zac Curtis, L (8, 9) 99 Jesus Alastre, R (8, 9) 91 Raul Rivas, S (8, 9)										3	1	1	0	0	0	0	1						
17 Rhys Hoskins, R (1, 7) (4, 9) (8, 9) (8, 7) (7, 2)										4	2	2	0	0	1	2							
30 Matt McBride, R (1, 2) OBP: 0.226, SLG: 0.313										1	0	0	0	0	0	0							
23 Aaron Altherr, R (1, 9) (4, 7) (4, 9) (8, 7) (8, 9) (7, 7)										3	3	2	0	1	0	0							
7 Maikel Franco, R (1, 5) OBP: 0.269, SLG: 0.500 75 Francisco Rodríguez, R (8, 1) 99 Joey DeNato, L (8, 1)										4	2	2	6	0	1	2							
38 Jorge Alfaro, R (1, 2) OBP: 0.390, SLG: 0.543 91 Luke Williams, R (7, 3)										3	0	1	2	1	2	0							
27 Aaron Nola, R (1, 1) OBP: 0.250, SLG: 0.250 80 Scott Kingery, R (5, PH) (8, 5) (9, 9)										2	0	1	0	0	0	1							
76 Jesmuel Valentin, S (1, 6) OBP: 0.362, SLG: 0.585										3	0	1	0	1	2	3							
Inning Stats	R: 0 E: 0 K: 0 S: 3	H: 1 LOB: 0 BB: 0 P: 4	R: 2 E: 0 K: 2 S: 10	H: 4 LOB: 1 BB: 0 P: 12	R: 0 E: 0 K: 1 S: 6	H: 1 LOB: 1 BB: 0 P: 6	R: 2 E: 0 K: 0 S: 4	H: 3 LOB: 1 BB: 2 P: 16	R: 4 E: 0 K: 2 S: 11	H: 4 LOB: 1 BB: 1 P: 15	R: 0 E: 0 K: 1 S: 4	H: 0 LOB: 0 BB: 0 P: 5	R: 0 E: 0 K: 1 S: 6	H: 1 LOB: 1 BB: 0 P: 6	R: 0 E: 0 K: 1 S: 5	H: 0 LOB: 0 BB: 0 P: 5	1B: 9 2B: 4 3B: 0 HR: 2	SF: 0 SAC: 0 DP: 2 HBP: 0	WP: 1 PB: 0 SB: 0 CS: 1	PA: 42			
PITCHER	IP WLS BF H R ER SO BB IBB HBP BLK WP HR S P ERA WHIP	43 Steven Brault, L (1, 1) ERA: 3.77	67 Tyler Jones, R (4, 1) ERA: 4.15	87 Tate Scioneaux, R (5, 1) ERA: 27.0	70 George Kontos, R (6, 1) ERA: 1.99	41 Kevin Siegrist, L (7, 1) ERA: 7.71	51 Jordan Milbrath, R (8, 1) ERA: 9.84	48 Richard Rodríguez, R (8, 1) ERA: 3.68	IP WLS BF H R ER SO BB IBB HBP BLK WP HR S P ERA WHIP	51 Jordan Milbrath, R (8, 1) ERA: 9.84	48 Richard Rodríguez, R (8, 1) ERA: 3.68	IP WLS BF H R ER SO BB IBB HBP BLK WP HR S P ERA WHIP	51 Jordan Milbrath, R (8, 1) ERA: 9.84	48 Richard Rodríguez, R (8, 1) ERA: 3.68	IP WLS BF H R ER SO BB IBB HBP BLK WP HR S P ERA WHIP	51 Jordan Milbrath, R (8, 1) ERA: 9.84	48 Richard Rodríguez, R (8, 1) ERA: 3.68	IP WLS BF H R ER SO BB IBB HBP BLK WP HR S P ERA WHIP	51 Jordan Milbrath, R (8, 1) ERA: 9.84	48 Richard Rodríguez, R (8, 1) ERA: 3.68	IP WLS BF H R ER SO BB IBB HBP BLK WP HR S P ERA WHIP	51 Jordan Milbrath, R (8, 1) ERA: 9.84	48 Richard Rodríguez, R (8, 1) ERA: 3.68

Philadelphia Phillies @ Pittsburgh Pirates
LECOM Park, Bradenton, FL
Fri Mar 23 2018, 1:07 PM - 4:40 PM EDT
Att: 5,794 - Sunny - 70 F

AB 38
R 8
H 15
RBI 8
BB 3
SO 8
LOB 13

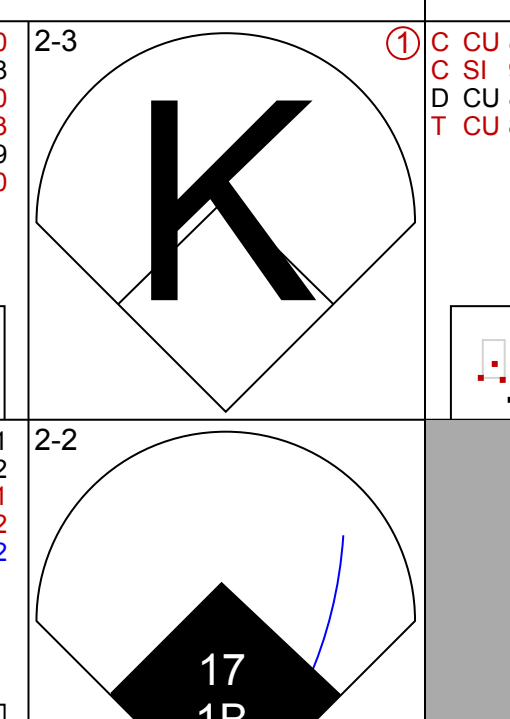
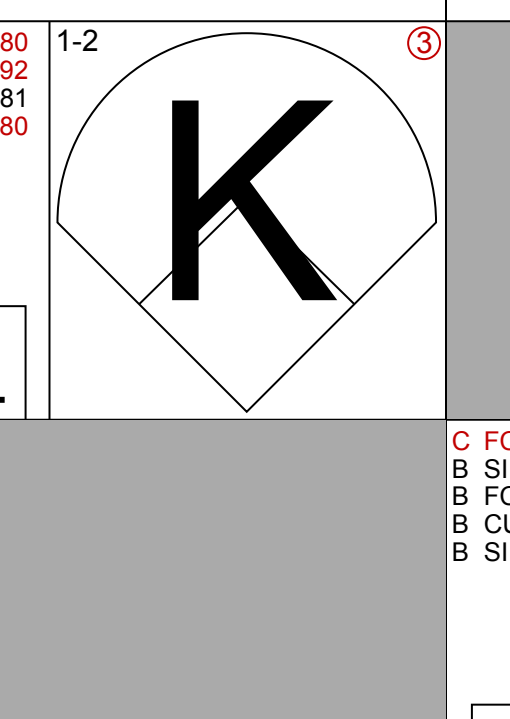
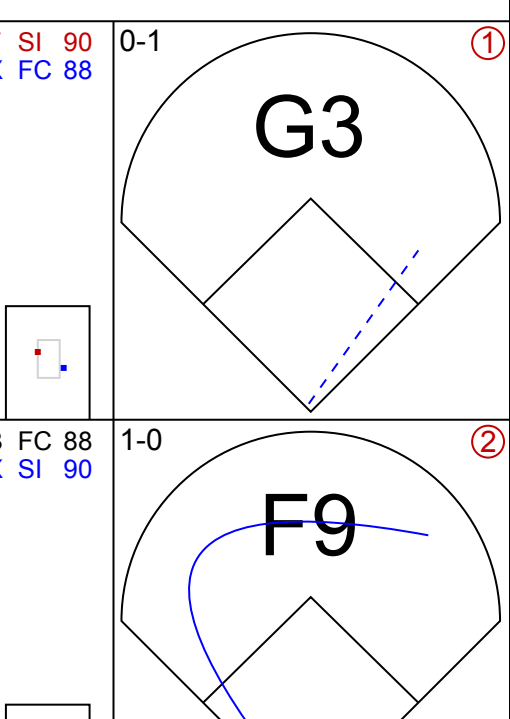
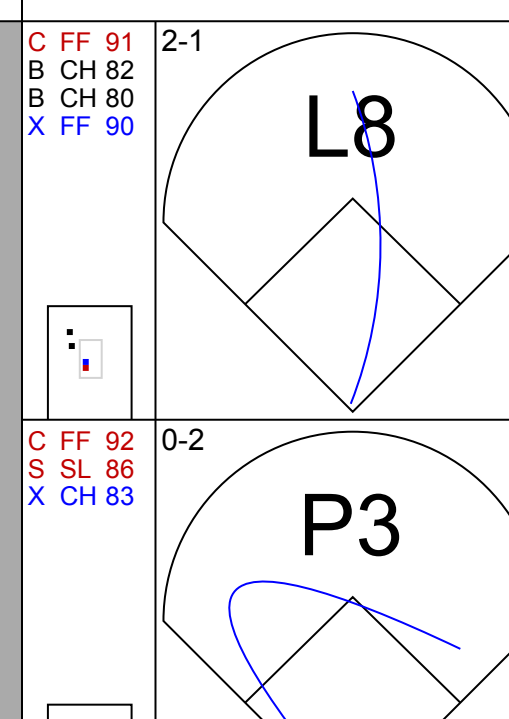
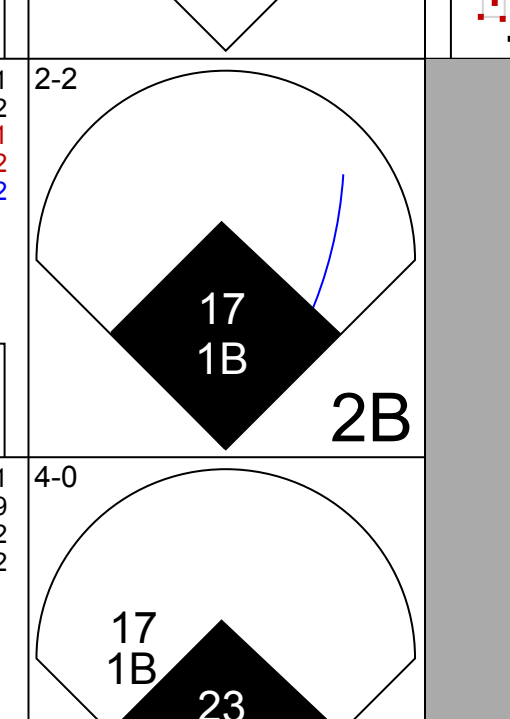
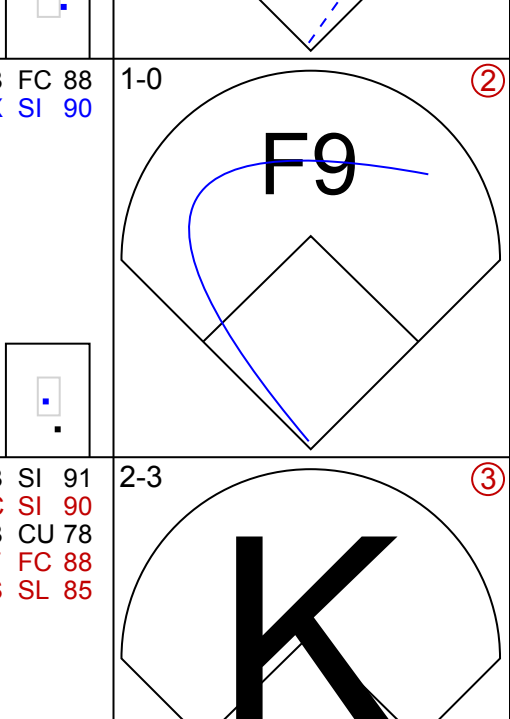
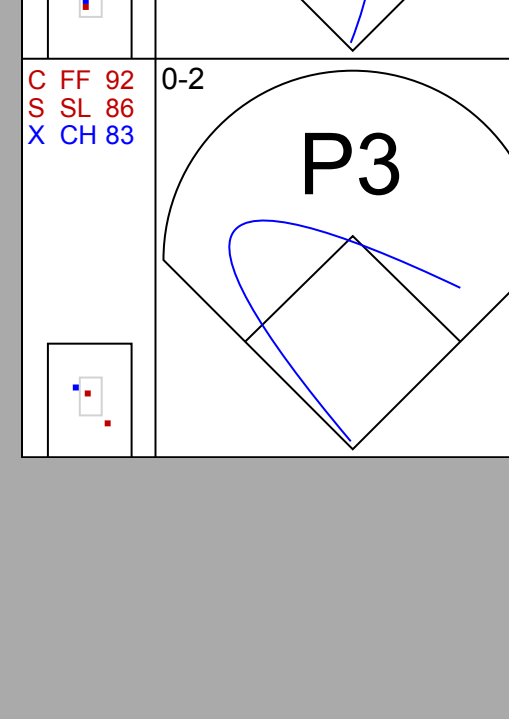
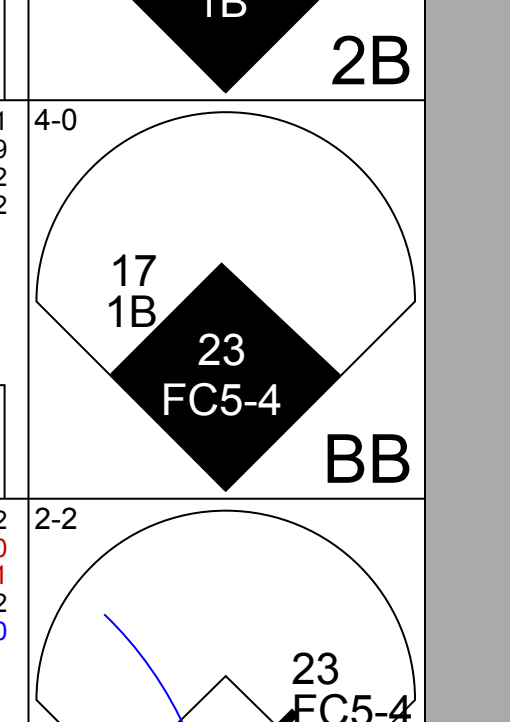
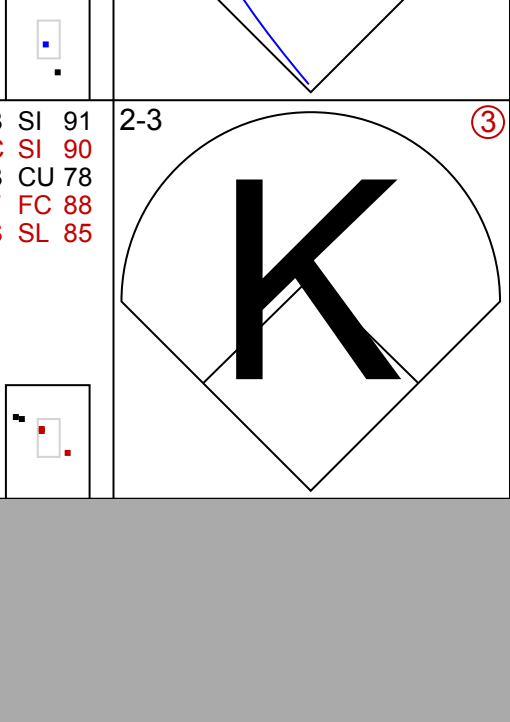

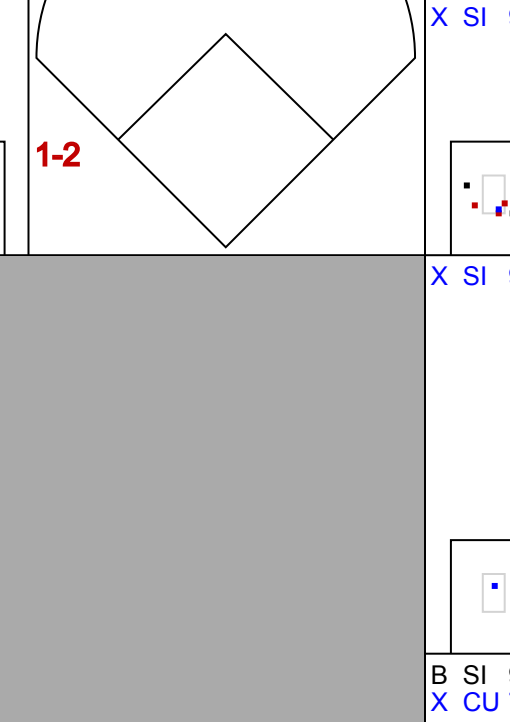
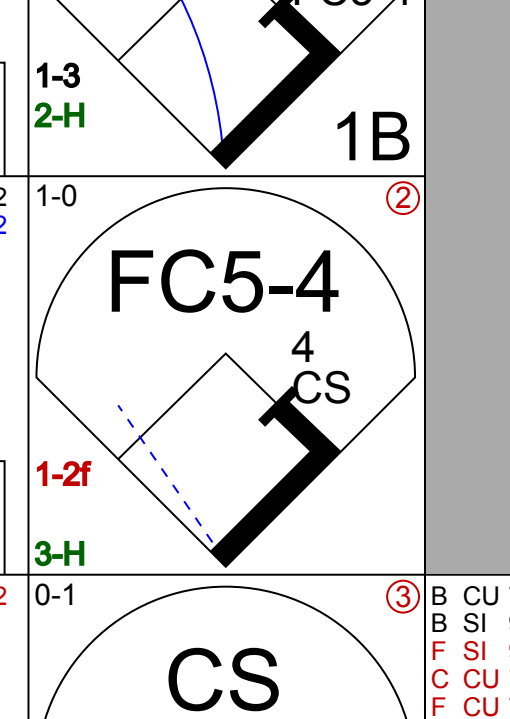

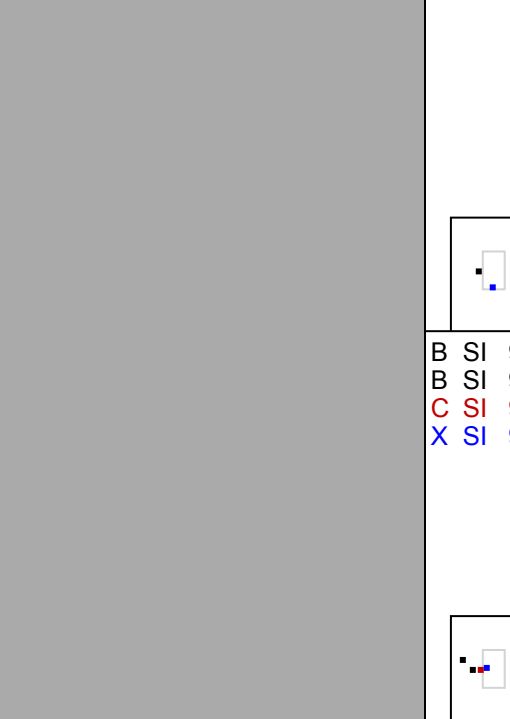

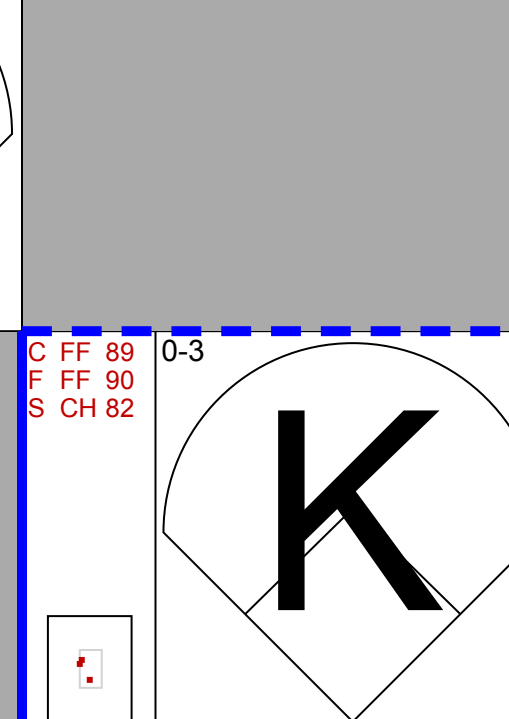
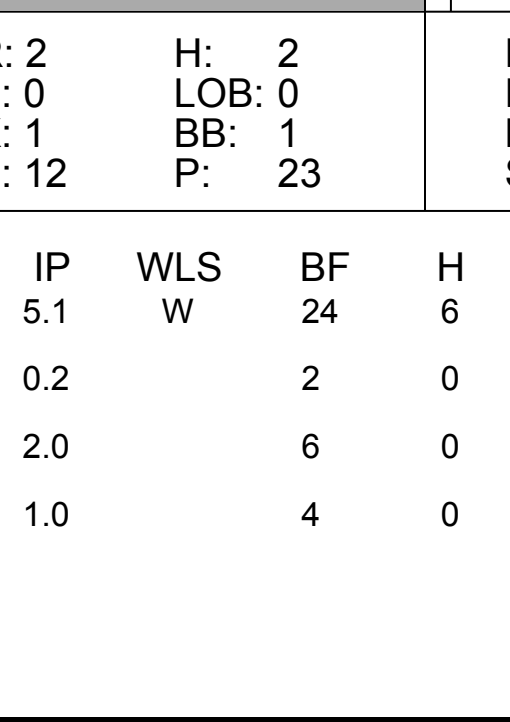
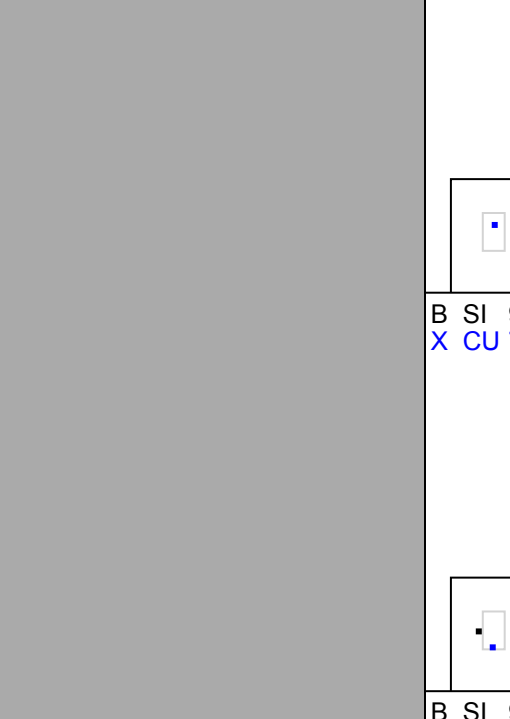
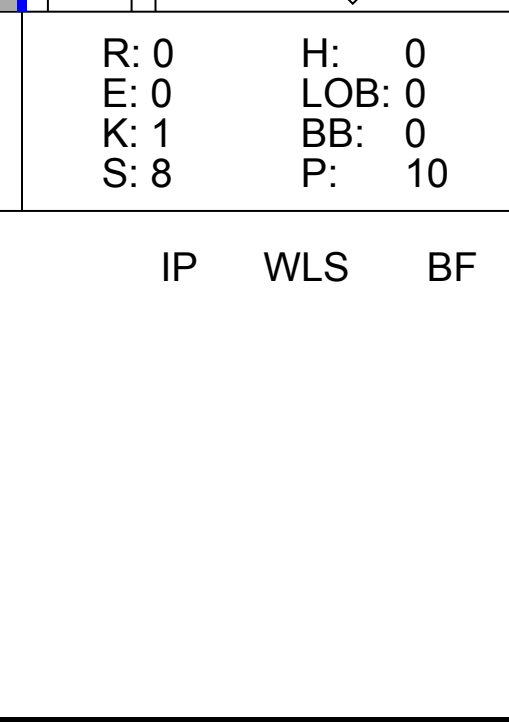
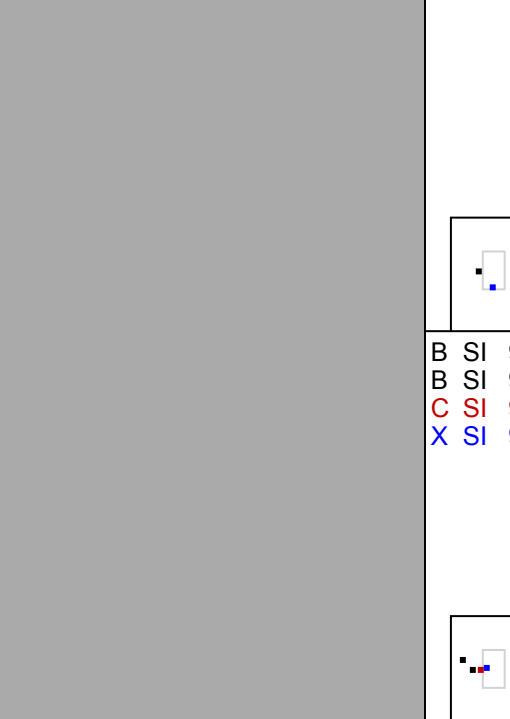

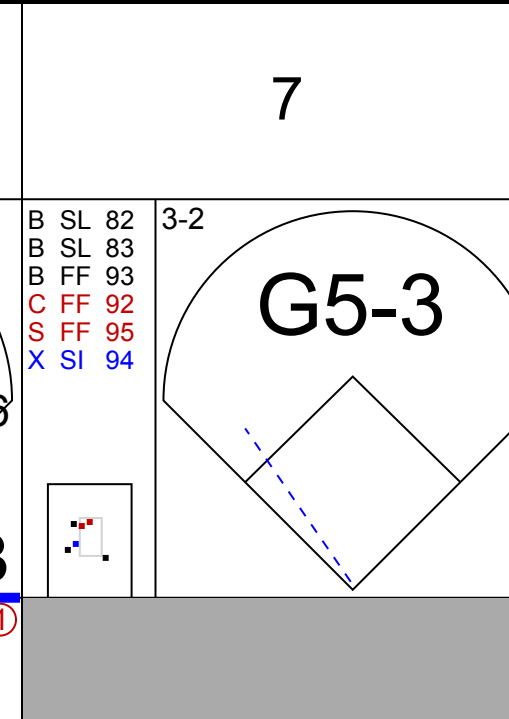
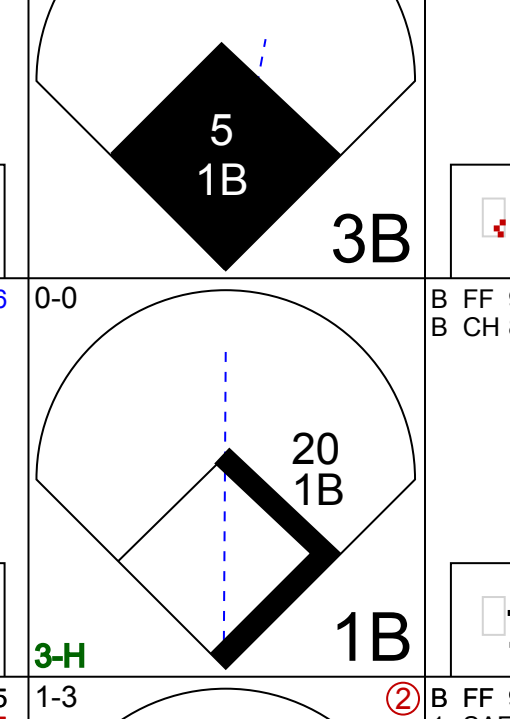
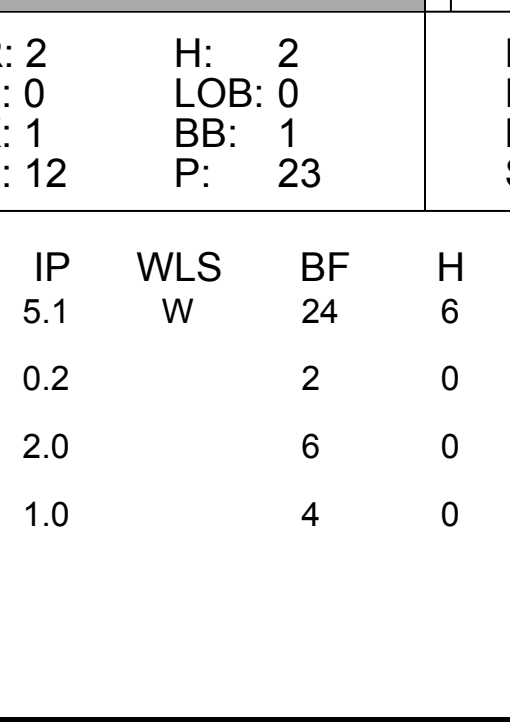

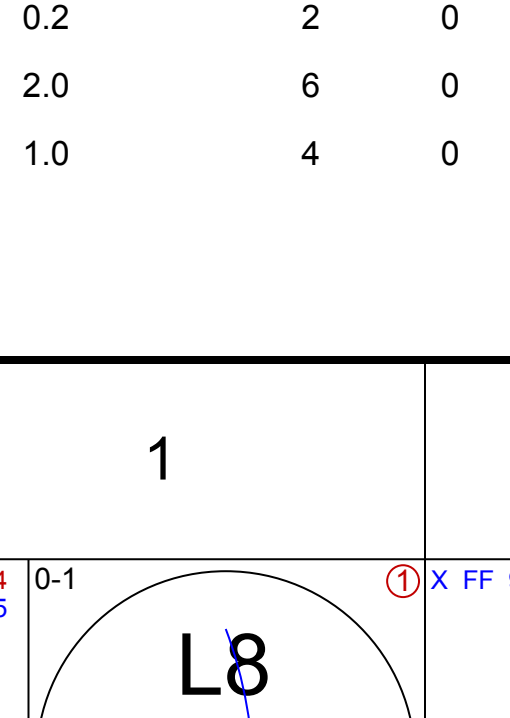
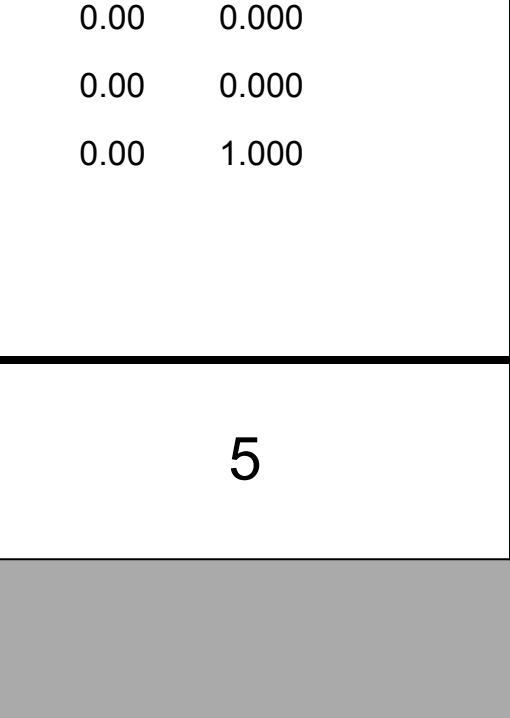
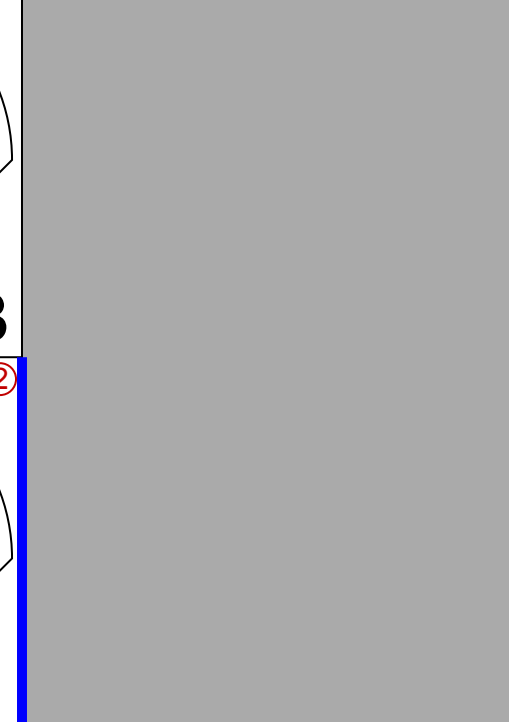
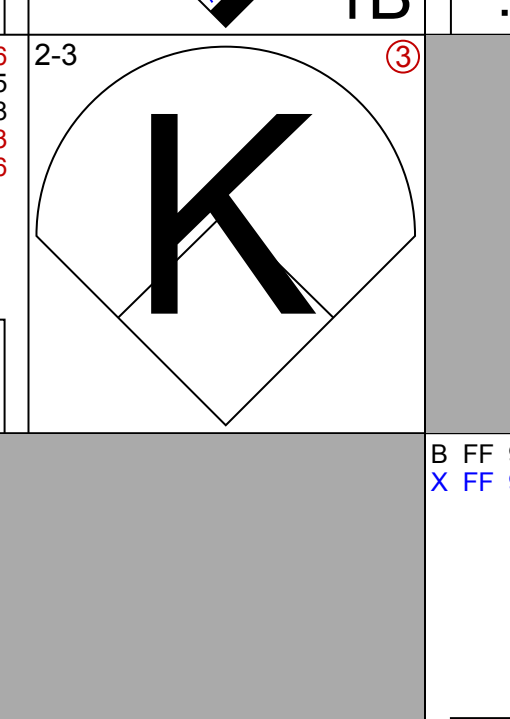
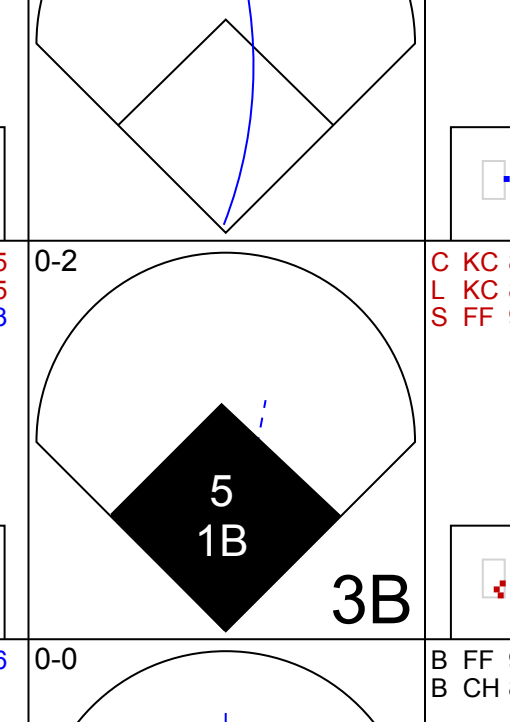

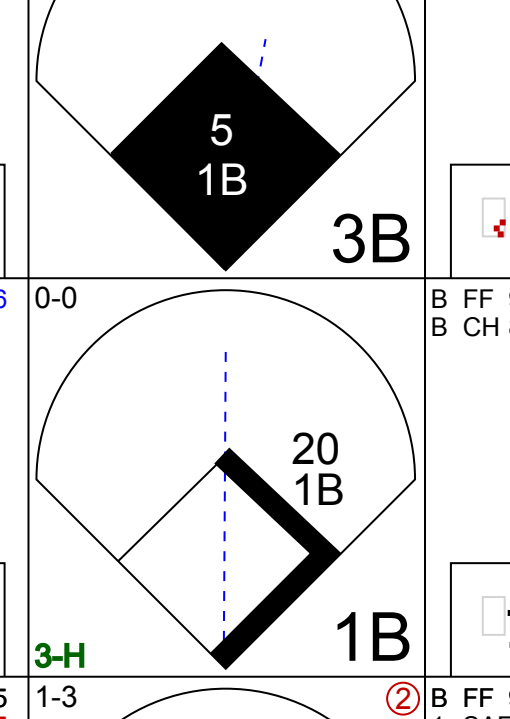
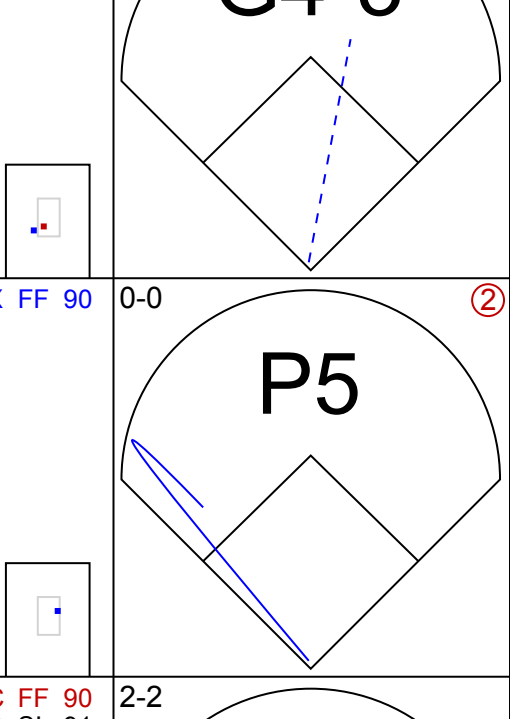
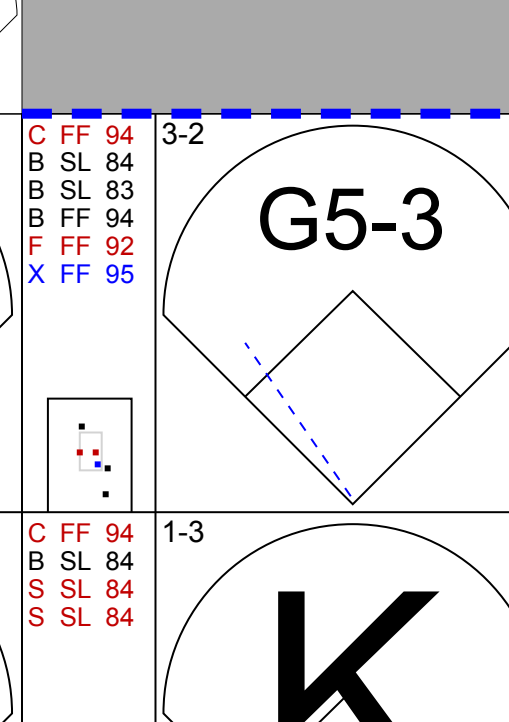
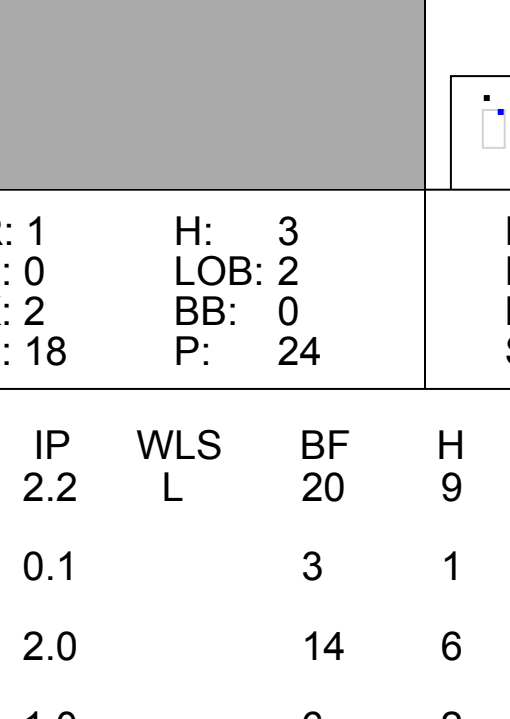
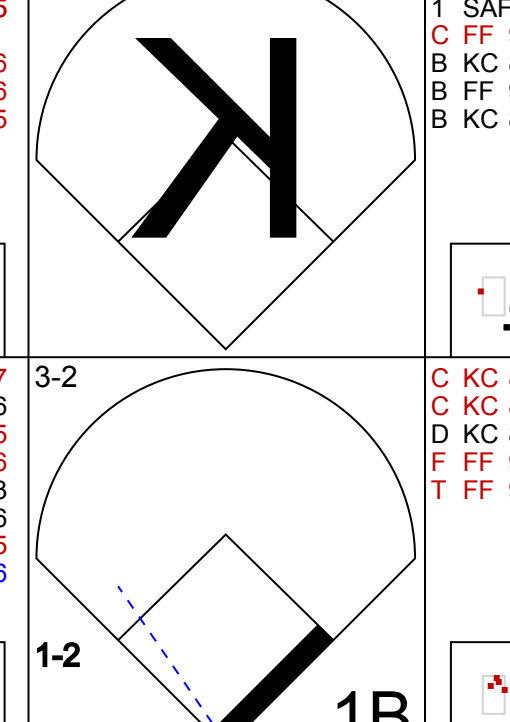
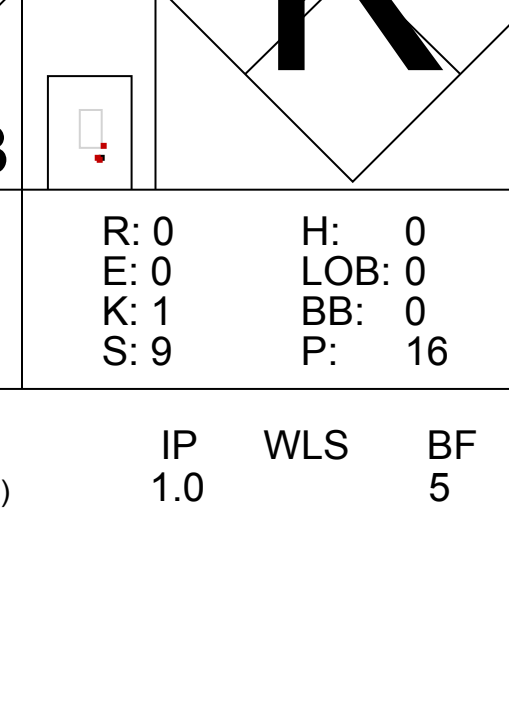

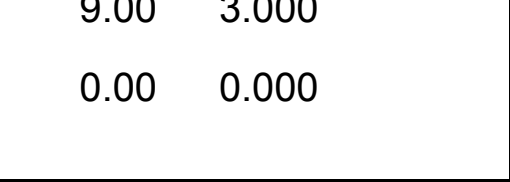

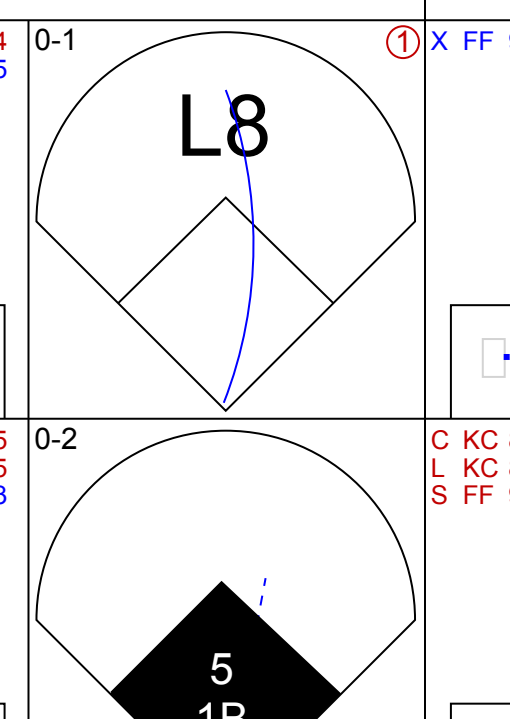
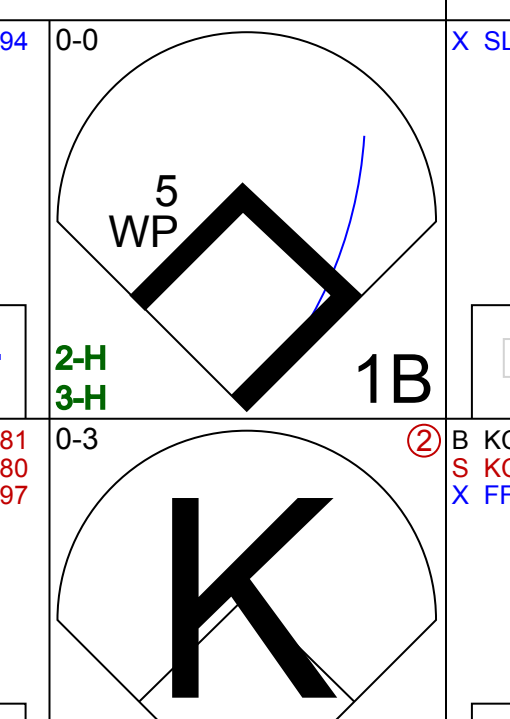
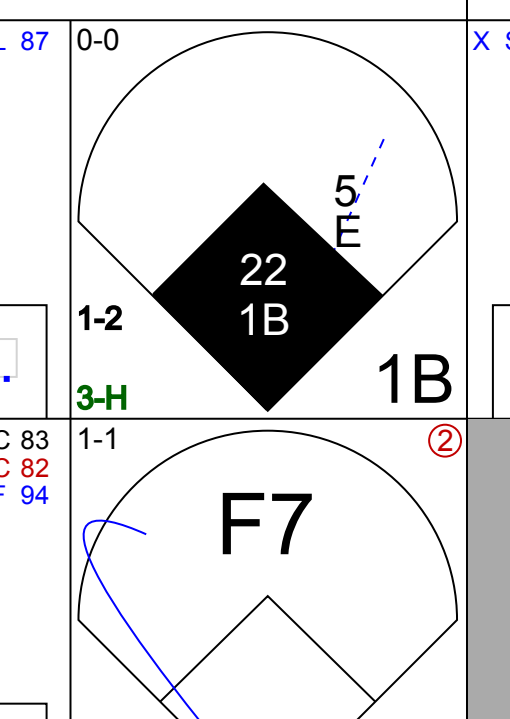
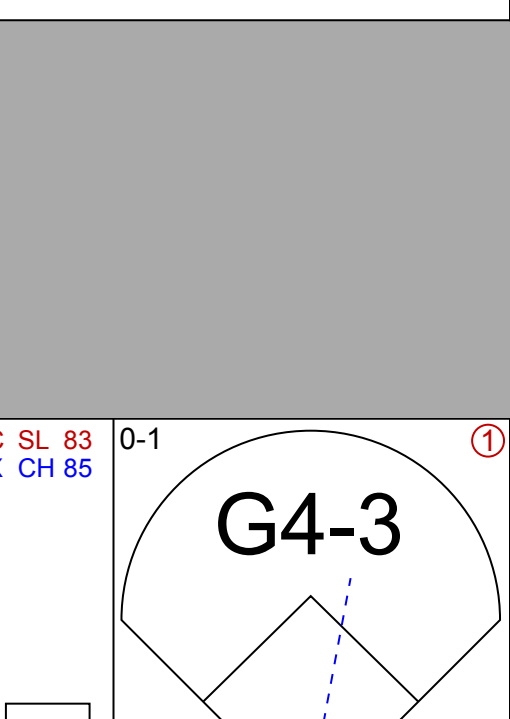
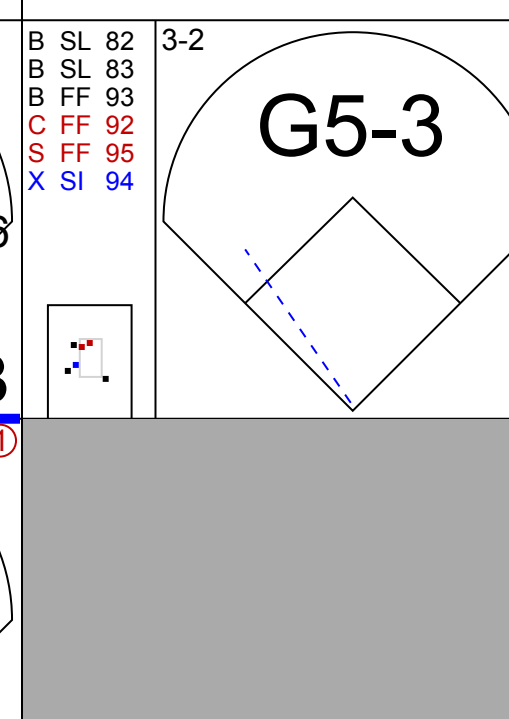
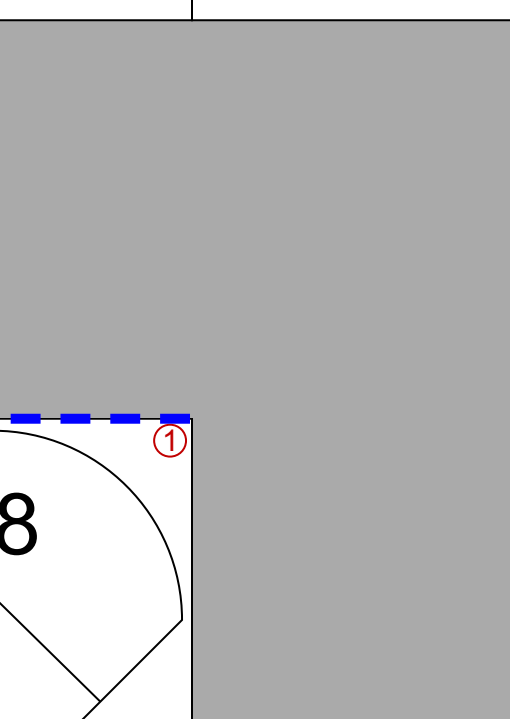

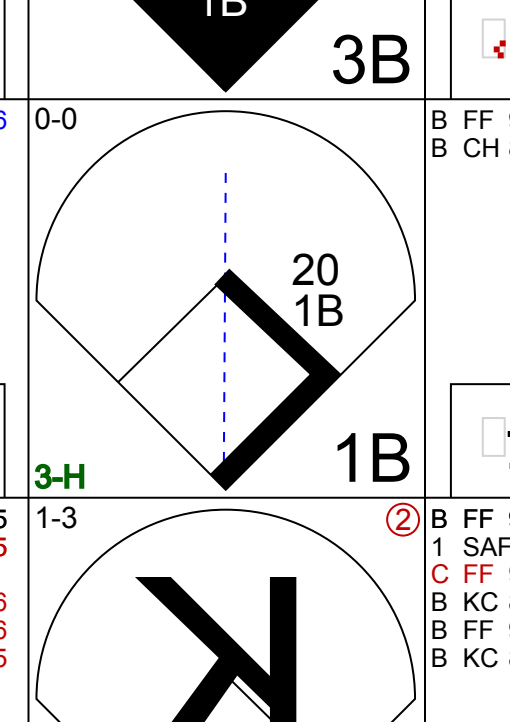
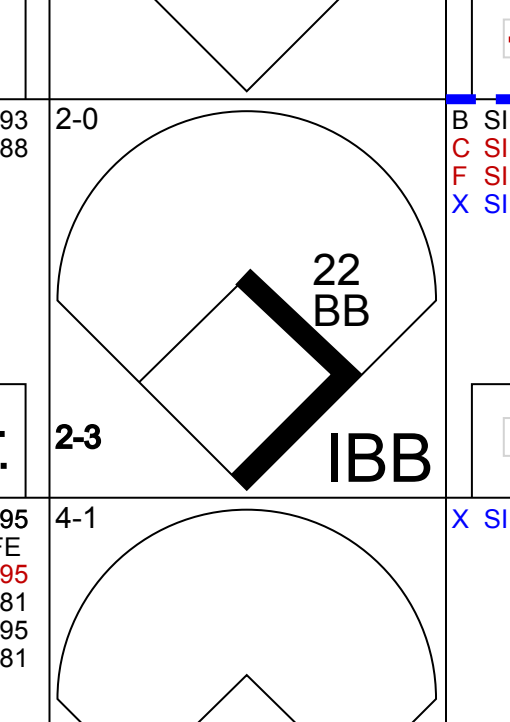
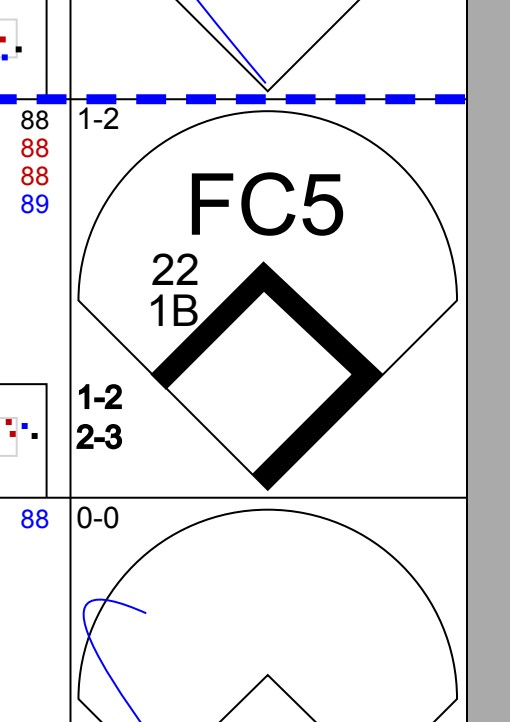
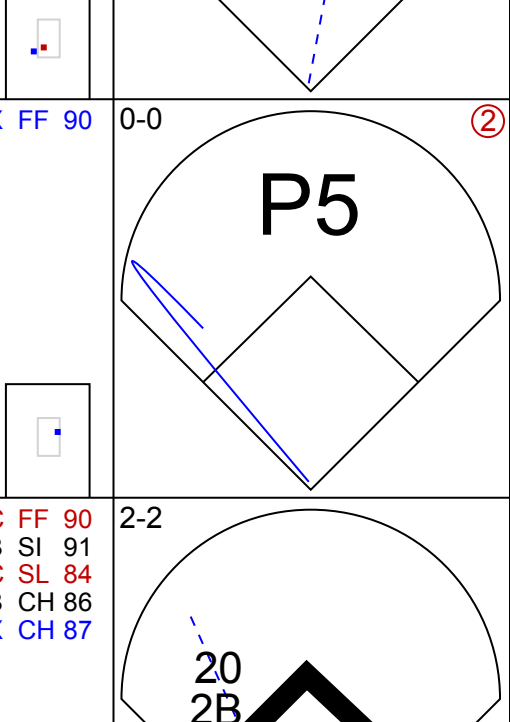

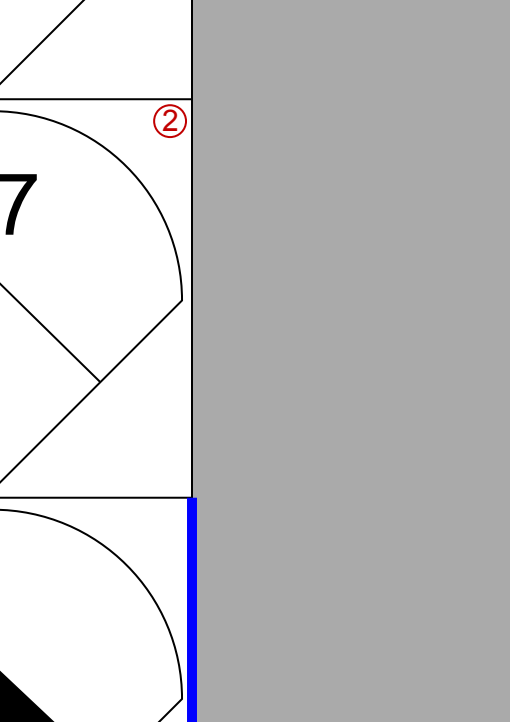
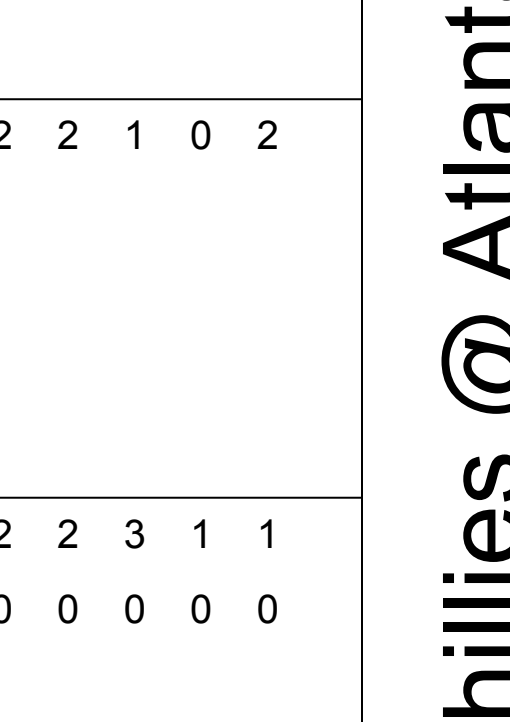
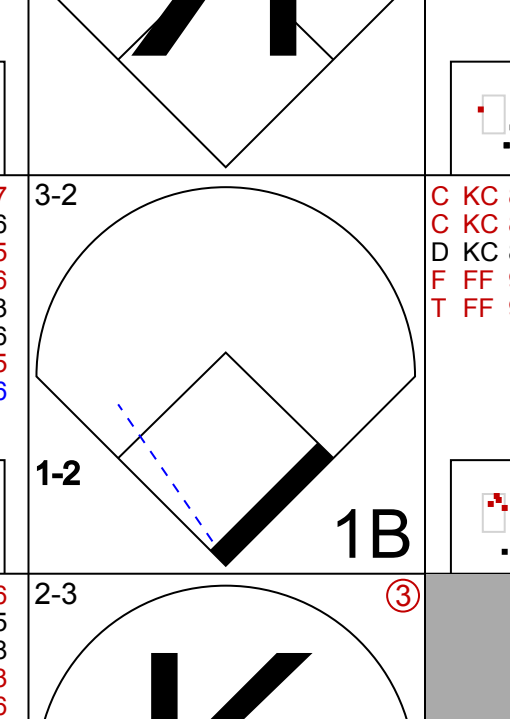
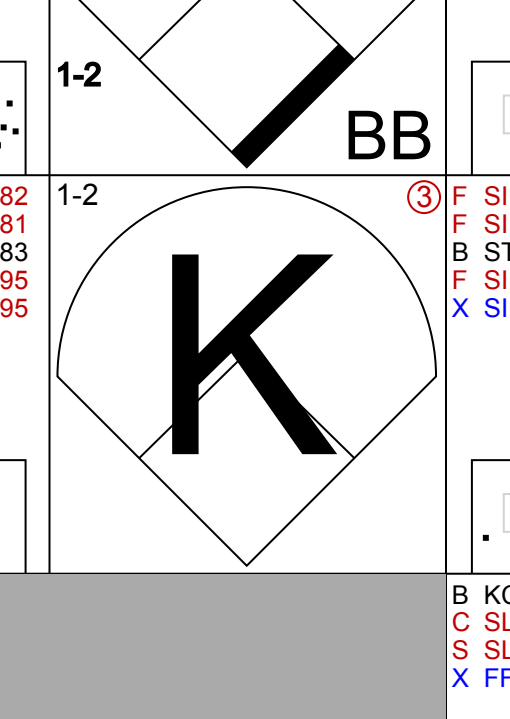
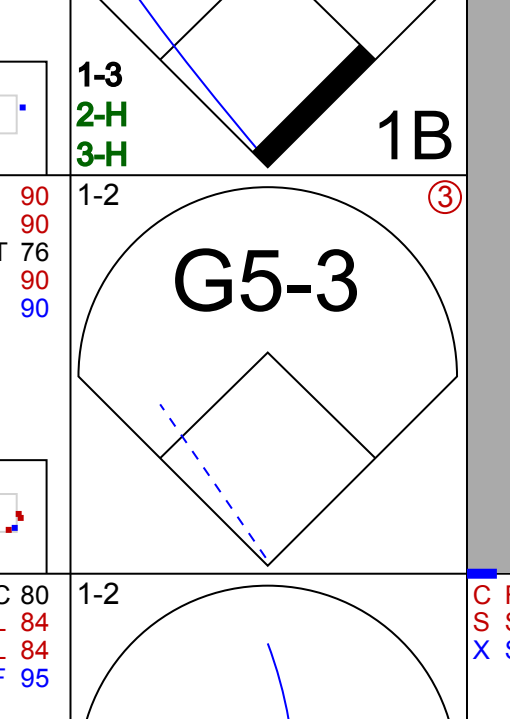
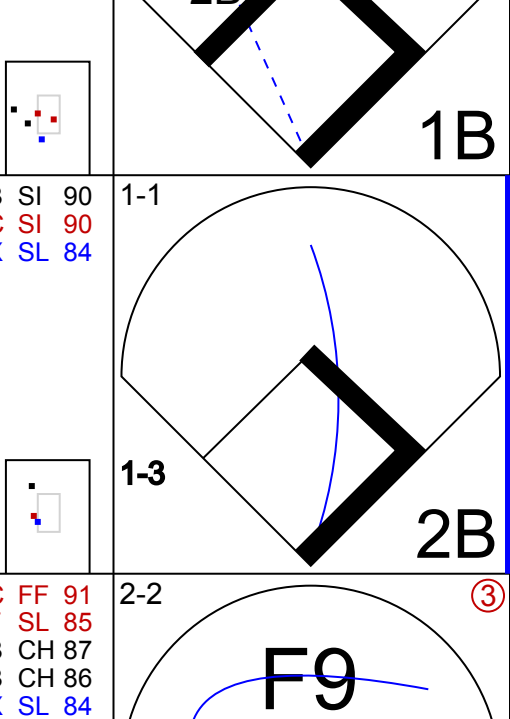

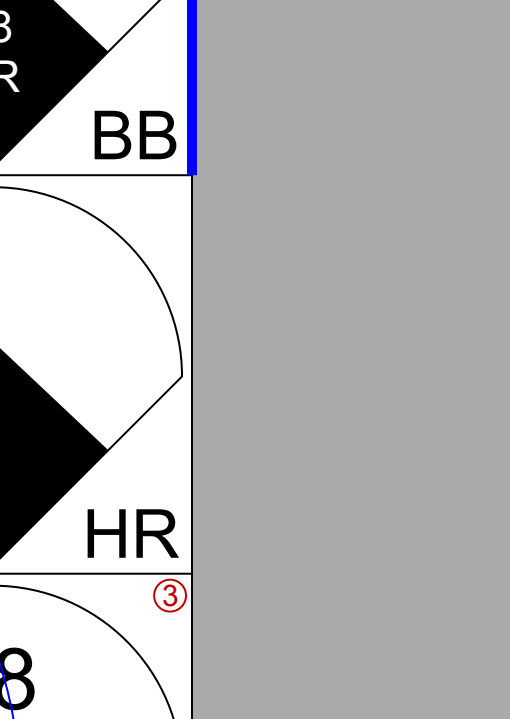
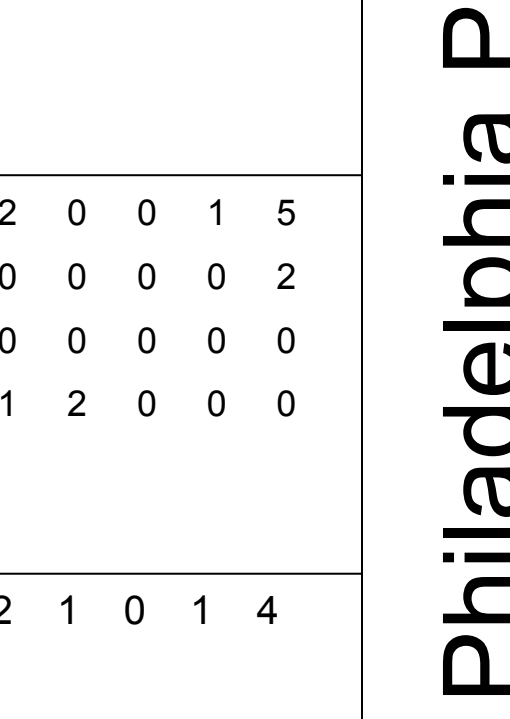
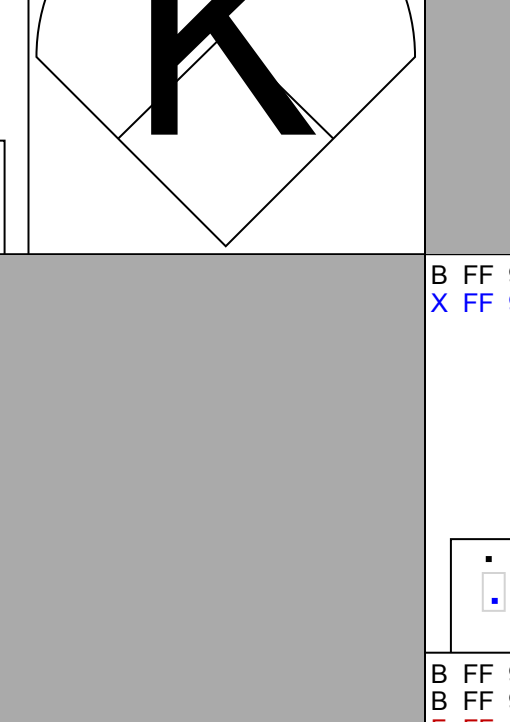
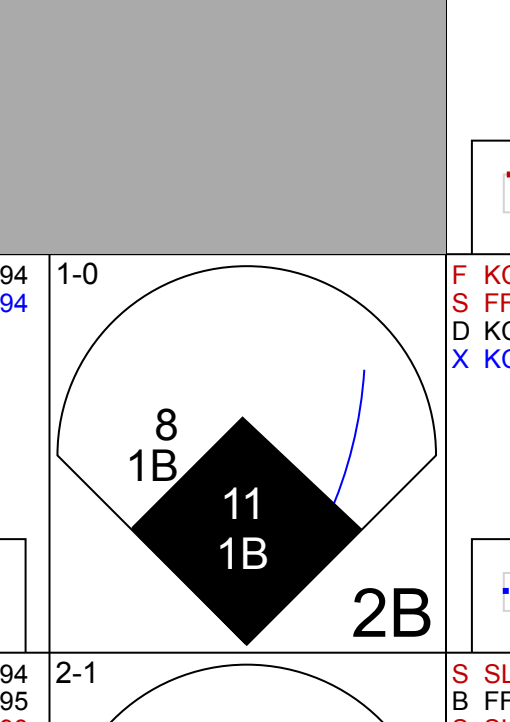
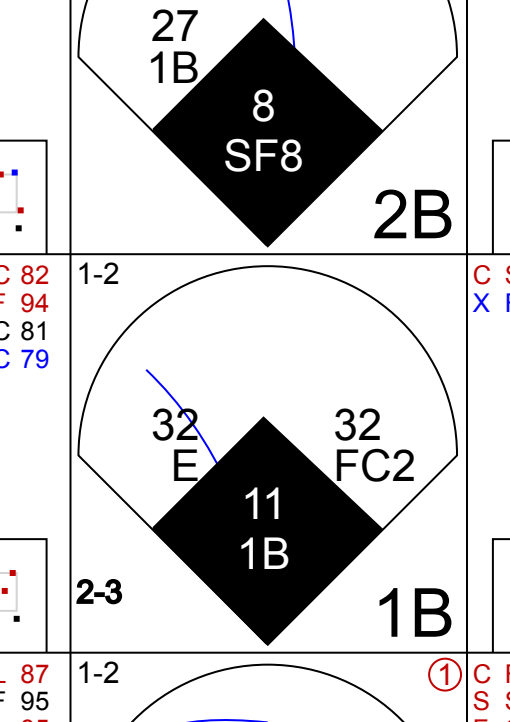
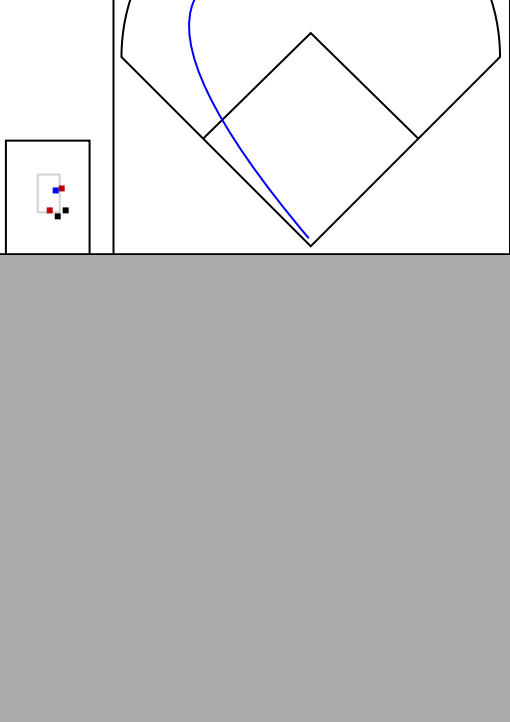

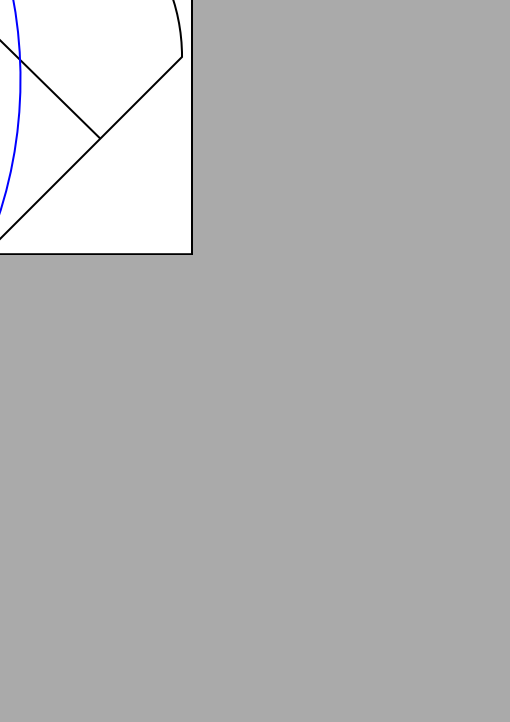
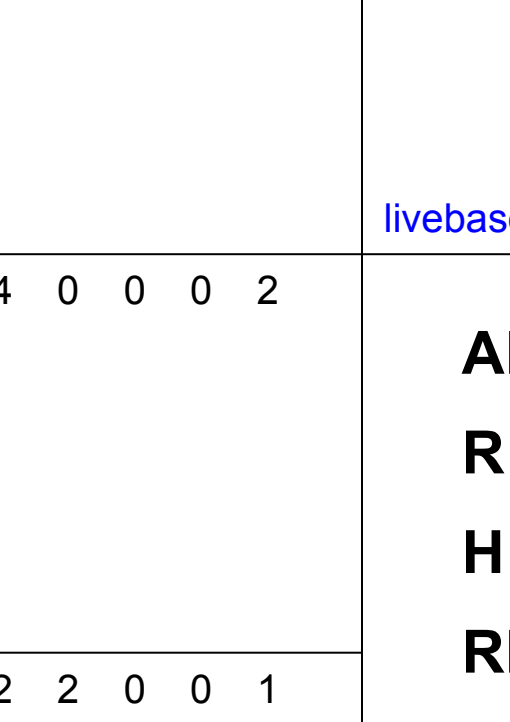

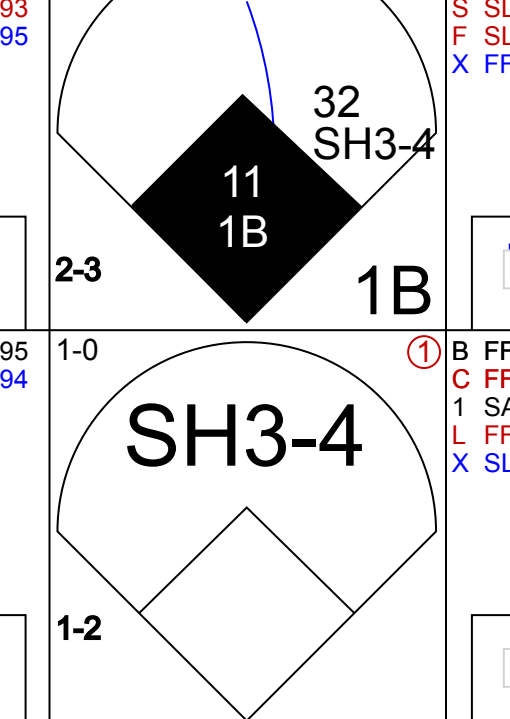
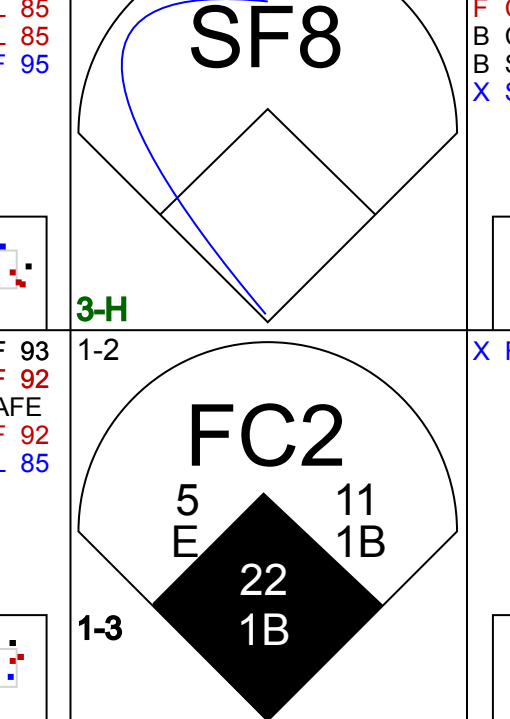

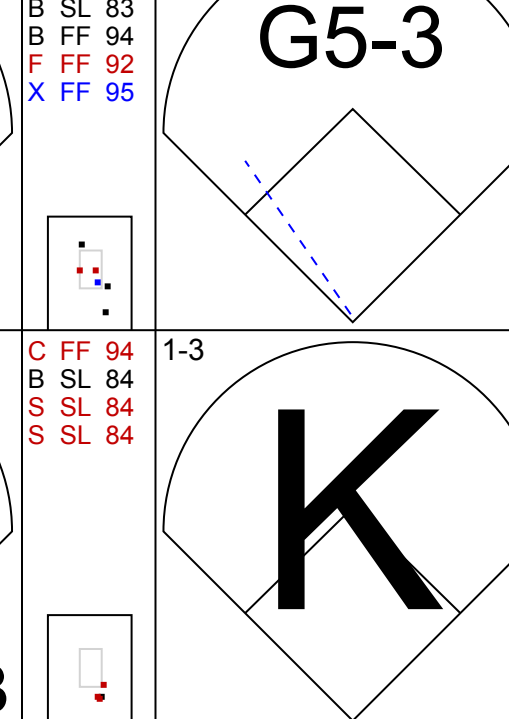



Batter	1	2	3	4	5	6	7	8	9	AB	R	H	RBI	BB	SO	LOB	BOTTOM						
12 Corey Dickerson, L (1, 7) OBP: 0.316, SLG: 0.474										5	0	2	0	0	2	3							
6 Starling Marte, R (1, 8) OBP: 0.413, SLG: 0.705										5	0	1	0	0	2	3							
25 Gregory Polanco, L (1, 9) OBP: 0.370, SLG: 0.651										5	0	0	0	0	0	4							
55 Josh Bell, S (1, 3) OBP: 0.327, SLG: 0.545										3	1	2	0	1	1	0							
36 José Osuna, R (1, 5) OBP: 0.333, SLG: 0.591										4	0	1	0	0	2	4							
32 Elias Díaz, R (1, 2) OBP: 0.297, SLG: 0.452										4	0	0	0	0	1	3							
92 Bryce Brentz, R (1, 10) OBP: 0.362, SLG: 0.350										3	1	2	1	1	1	1							
Kevin Kramer, L (1, 4) OBP: 0.467, SLG: 0.783										4	0	1	0	0	3	2							
Kevin Newman, R (1, 6) OBP: 0.345, SLG: 0.423										4	0	2	0	0	0	3							
Inning Stats	R: 0 E: 0 K: 1 S: 7	H: 2 LOB: 2 BB: 0 P: 7	R: 0 E: 0 K: 1 S: 6	H: 1 LOB: 1 BB: 0 P: 6	R: 0 E: 0 K: 1 S: 5	H: 1 LOB: 0 BB: 0 P: 5	R: 0 E: 0 K: 2 S: 7	H: 0 LOB: 1 BB: 1 P: 11	R: 0 E: 0 K: 2 S: 8	H: 1 LOB: 1 BB: 0 P: 9	R: 1 E: 1 K: 2 S: 9	H: 2 LOB: 2 BB: 1 P: 13	R: 1 E: 0 K: 0 S: 6	H: 3 LOB: 2 BB: 0 P: 7	R: 0 E: 0 K: 1 S: 5	H: 0 LOB: 0 BB: 0 P: 5	1B: 8 2B: 4 3B: 0 HR: 0	SF: 0 SAC: 0 DP: 1 HBP: 0	WP: 1 PB: 0 SB: 1 CS: 0	PA: 39			
PITCHER	IP WLS BF H R ER SO BB IBB HBP BLK WP HR S P ERA WHIP	27 Aaron Nola, R (1, 1) ERA: 3.9	55 Hoby Milner, L (5, 1) ERA: 4.7	61 Edubray Ramos, R (6, 1) ERA: 0.75	52 Zac Curtis, L (7, 1) ERA: 1.42	75 Francisco Rodríguez, R (8, 1) ERA: 5.4	99 Joey DeNato, L (9, 1) ERA: 1.0	IP WLS BF H R ER SO BB IBB HBP BLK WP HR S P ERA WHIP	99 Joey DeNato, L (9, 1) ERA: 1.0	IP WLS BF H R ER SO BB IBB HBP BLK WP HR S P ERA WHIP	99 Joey DeNato, L (9, 1) ERA: 1.0	IP WLS BF H R ER SO BB IBB HBP BLK WP HR S P ERA WHIP	99 Joey DeNato, L (9, 1) ERA: 1.0	IP WLS BF H R ER SO BB IBB HBP BLK WP HR S P ERA WHIP	99 Joey DeNato, L (9, 1) ERA: 1.0	IP WLS BF H R ER SO BB IBB HBP BLK WP HR S P ERA WHIP	99 Joey DeNato, L (9, 1) ERA: 1.0	IP WLS BF H R ER SO BB IBB HBP BLK WP HR S P ERA WHIP	99 Joey DeNato, L (9, 1) ERA: 1.0	IP WLS BF H R ER SO BB IBB HBP BLK WP HR S P ERA WHIP	99 Joey DeNato, L (9, 1) ERA: 1.0	IP WLS BF H R ER SO BB IBB HBP BLK WP HR S P ERA WHIP	99 Joey DeNato, L (9, 1) ERA: 1.0

Philadelphia Phillies @ Pittsburgh Pirates
LECOM Park, Bradenton, FL
Fri Mar 23 2018, 1:07 PM - 4:40 PM EDT
Att: 5,794 - Sunny - 70 F

AB 37
R 2
H 11
RBI 1
BB 2
SO 12
LOB 23



Batter	1	2	3	4	5	6	7	8	9	AB	R	H	RBI	BB	SO	LOB	TOP			
16 César Hernández, S (1, 4) OBP: 0.400, SLG: 0.615										4	0	0	0	0	2	2	Philadelphia Phillies @ Atlanta Braves SunTrust Park, Atlanta, GA Sat Mar 31 2018, 7:12 PM - 10:31 PM EDT Att: 37,777 - Partly Cloudy - 67 F			
41 Carlos Santana, S (1, 3) OBP: 0.287, SLG: 0.545										3	1	1	0	1	0	0				
64 Víctor Arano, R (7, 1) OBP: 0.287, SLG: 0.545										0	0	0	0	0	0	0				
18 Pedro Florimón, S (8, 1) OBP: 0.287, SLG: 0.545										0	0	0	0	0	0	0				
37 Odúbel Herrera, L (1, 8) OBP: 0.200, SLG: 0.222										3	1	0	0	1	1	1				
17 Rhys Hoskins, R (1, 7) OBP: 0.583, SLG: 1.000										2	0	1	1	1	0	1				
15 Andrew Knapp, S (7, 3) OBP: 0.300, SLG: 0.125										1	0	0	0	0	0	0				
23 Aaron Altherr, R (1, 9) OBP: 0.231, SLG: 0.091										4	0	0	1	0	2	3				
4 Scott Kingery, R (1, 6) OBP: 0.424, SLG: 0.667										4	0	2	0	0	0	0				
7 Maikel Franco, R (1, 5) OBP: 0.333, SLG: 0.143										4	0	1	0	0	1	3				
38 Jorge Alfaro, R (1, 2) OBP: 0.400, SLG: 0.250										3	0	1	0	1	2	3				
28 Vince Velasquez, R (1, 1) ERA: 3.38										0	0	0	0	0	0	0				
55 Hoby Milner, L (3, 1) ERA: 5.0										0	0	0	0	0	0	0				
44 Jake Thompson, R (4, 1) ERA: 18.0										0	0	0	0	0	0	0				
53 Yackel Rios, R (6, 1) ERA: 5.4										0	0	0	0	0	0	0				
64 Víctor Arano, R (7, 1) ERA: 18.0										0	0	0	0	0	0	0				
Inning Stats	R: 2 E: 0 K: 1 S: 12	H: 2 LOB: 0 BB: 1 P: 23	R: 0 E: 0 K: 1 S: 11	H: 2 LOB: 2 BB: 0 P: 17	R: 0 E: 0 K: 0 S: 9	H: 0 LOB: 1 BB: 1 P: 16	R: 0 E: 0 K: 1 S: 12	H: 1 LOB: 1 BB: 0 P: 17	R: 0 E: 0 K: 3 S: 15	H: 0 LOB: 2 BB: 1 P: 22	R: 0 E: 0 K: 1 S: 10	H: 0 LOB: 0 BB: 0 P: 12	R: 0 E: 0 K: 0 S: 7	H: 0 LOB: 1 BB: 1 P: 16	1B: 3 2B: 3 3B: 0 HR: 0	SF: 0 SAC: 1 DP: 0 HBP: 0	WP: 0 PB: 1 SB: 0 CS: 1	PA: 37		
PITCHER	IP WLS BF H R ER SO BB IBB HBP BLK WP HR S P ERA WHIP	IP WLS BF H R ER SO BB IBB HBP BLK WP HR S P ERA WHIP	IP WLS BF H R ER SO BB IBB HBP BLK WP HR S P ERA WHIP	IP WLS BF H R ER SO BB IBB HBP BLK WP HR S P ERA WHIP	IP WLS BF H R ER SO BB IBB HBP BLK WP HR S P ERA WHIP	IP WLS BF H R ER SO BB IBB HBP BLK WP HR S P ERA WHIP	IP WLS BF H R ER SO BB IBB HBP BLK WP HR S P ERA WHIP	IP WLS BF H R ER SO BB IBB HBP BLK WP HR S P ERA WHIP	IP WLS BF H R ER SO BB IBB HBP BLK WP HR S P ERA WHIP	IP WLS BF H R ER SO BB IBB HBP BLK WP HR S P ERA WHIP	IP WLS BF H R ER SO BB IBB HBP BLK WP HR S P ERA WHIP	IP WLS BF H R ER SO BB IBB HBP BLK WP HR S P ERA WHIP	IP WLS BF H R ER SO BB IBB HBP BLK WP HR S P ERA WHIP	IP WLS BF H R ER SO BB IBB HBP BLK WP HR S P ERA WHIP	IP WLS BF H R ER SO BB IBB HBP BLK WP HR S P ERA WHIP	IP WLS BF H R ER SO BB IBB HBP BLK WP HR S P ERA WHIP	IP WLS BF H R ER SO BB IBB HBP BLK WP HR S P ERA WHIP	IP WLS BF H R ER SO BB IBB HBP BLK WP HR S P ERA WHIP		
32 Brandon McCarthy, R (1, 1) ERA: 3.38	5.1 W 24 6 2 2 5 3 0 0 0 0 0 59 97 3.38 1.688	5.1 W 24 6 2 2 5 3 0 0 0 0 0 59 97 3.38 1.688	5.1 W 24 6 2 2 5 3 0 0 0 0 0 59 97 3.38 1.688	5.1 W 24 6 2 2 5 3 0 0 0 0 0 59 97 3.38 1.688	5.1 W 24 6 2 2 5 3 0 0 0 0 0 59 97 3.38 1.688	5.1 W 24 6 2 2 5 3 0 0 0 0 0 59 97 3.38 1.688	5.1 W 24 6 2 2 5 3 0 0 0 0 0 59 97 3.38 1.688	5.1 W 24 6 2 2 5 3 0 0 0 0 0 59 97 3.38 1.688	5.1 W 24 6 2 2 5 3 0 0 0 0 0 59 97 3.38 1.688	5.1 W 24 6 2 2 5 3 0 0 0 0 0 59 97 3.38 1.688	5.1 W 24 6 2 2 5 3 0 0 0 0 0 59 97 3.38 1.688	5.1 W 24 6 2 2 5 3 0 0 0 0 0 59 97 3.38 1.688	5.1 W 24 6 2 2 5 3 0 0 0 0 0 59 97 3.38 1.688	5.1 W 24 6 2 2 5 3 0 0 0 0 0 59 97 3.38 1.688	5.1 W 24 6 2 2 5 3 0 0 0 0 0 59 97 3.38 1.688	5.1 W 24 6 2 2 5 3 0 0 0 0 0 59 97 3.38 1.688	5.1 W 24 6 2 2 5 3 0 0 0 0 0 59 97 3.38 1.688	5.1 W 24 6 2 2 5 3 0 0 0 0 0 59 97 3.38 1.688	5.1 W 24 6 2 2 5 3 0 0 0 0 0 59 97 3.38 1.688	
58 Dan Winkler, R (6, 1) ERA: 18.0	0.2 L 6 0 0 0 2 0 0 0 0 0 0 6 7 0.00 0.000	0.2 L 6 0 0 0 2 0 0 0 0 0 0 6 7 0.00 0.000	0.2 L 6 0 0 0 2 0 0 0 0 0 0 6 7 0.00 0.000	0.2 L 6 0 0 0 2 0 0 0 0 0 0 6 7 0.00 0.000	0.2 L 6 0 0 0 2 0 0 0 0 0 0 6 7 0.00 0.000	0.2 L 6 0 0 0 2 0 0 0 0 0 0 6 7 0.00 0.000	0.2 L 6 0 0 0 2 0 0 0 0 0 0 6 7 0.00 0.000	0.2 L 6 0 0 0 2 0 0 0 0 0 0 6 7 0.00 0.000	0.2 L 6 0 0 0 2 0 0 0 0 0 0 6 7 0.00 0.000	0.2 L 6 0 0 0 2 0 0 0 0 0 0 6 7 0.00 0.000	0.2 L 6 0 0 0 2 0 0 0 0 0 0 6 7 0.00 0.000	0.2 L 6 0 0 0 2 0 0 0 0 0 0 6 7 0.00 0.000	0.2 L 6 0 0 0 2 0 0 0 0 0 0 6 7 0.00 0.000	0.2 L 6 0 0 0 2 0 0 0 0 0 0 6 7 0.00 0.000	0.2 L 6 0 0 0 2 0 0 0 0 0 0 6 7 0.00 0.000	0.2 L 6 0 0 0 2 0 0 0 0 0 0 6 7 0.00 0.000	0.2 L 6 0 0 0 2 0 0 0 0 0 0 6 7 0.00 0.000	0.2 L 6 0 0 0 2 0 0 0 0 0 0 6 7 0.00 0.000	0.2 L 6 0 0 0 2 0 0 0 0 0 0 6 7 0.00 0.000	
48 Miguel Socolovich, R (7, 1) ERA: 18.0	2.0 L 6 0 0 0 2 0 0 0 0 0 0 18 22 0.00 0.000	2.0 L 6 0 0 0 2 0 0 0 0 0 0 18 22 0.00 0.000	2.0 L 6 0 0 0 2 0 0 0 0 0 0 18 22 0.00 0.000	2.0 L 6 0 0 0 2 0 0 0 0 0 0 18 22 0.00 0.000	2.0 L 6 0 0 0 2 0 0 0 0 0 0 18 22 0.00 0.000	2.0 L 6 0 0 0 2 0 0 0 0 0 0 18 22 0.00 0.000	2.0 L 6 0 0 0 2 0 0 0 0 0 0 18 22 0.00 0.000	2.0 L 6 0 0 0 2 0 0 0 0 0 0 18 22 0.00 0.000	2.0 L 6 0 0 0 2 0 0 0 0 0 0 18 22 0.00 0.000	2.0 L 6 0 0 0 2 0 0 0 0 0 0 18 22 0.00 0.000	2.0 L 6 0 0 0 2 0 0 0 0 0 0 18 22 0.00 0.000	2.0 L 6 0 0 0 2 0 0 0 0 0 0 18 22 0.00 0.000	2.0 L 6 0 0 0 2 0 0 0 0 0 0 18 22 0.00 0.000	2.0 L 6 0 0 0 2 0 0 0 0 0 0 18 22 0.00 0.000	2.0 L 6 0 0 0 2 0 0 0 0 0 0 18 22 0.00 0.000	2.0 L 6 0 0 0 2 0 0 0 0 0 0 18 22 0.00 0.000	2.0 L 6 0 0 0 2 0 0 0 0 0 0 18 22 0.00 0.000	2.0 L 6 0 0 0 2 0 0 0 0 0 0 18 22 0.00 0.000	2.0 L 6 0 0 0 2 0 0 0 0 0 0 18 22 0.00 0.000	2.0 L 6 0 0 0 2 0 0 0 0 0 0 18 22 0.00 0.000
71 Josh Ravin, R (9, 1) ERA: 18.0	1.0 L 4 0 0 0 0 0 0 0 0 0 7 16 0.00 1.000	1.0 L 4 0 0 0 0 0 0 0 0 0 7 16 0.00 1.000	1.0 L 4 0 0 0 0 0 0 0 0 0 7 16 0.00 1.000	1.0 L 4 0 0 0 0 0 0 0 0 0 7 16 0.00 1.000	1.0 L 4 0 0 0 0 0 0 0 0 0 7 16 0.00 1.000	1.0 L 4 0 0 0 0 0 0 0 0 0 7 16 0.00 1.000	1.0 L 4 0 0 0 0 0 0 0 0 0 7 16 0.00 1.000	1.0 L 4 0 0 0 0 0 0 0 0 0 7 16 0.00 1.000	1.0 L 4 0 0 0 0 0 0 0 0 0 7 16 0.00 1.000	1.0 L 4 0 0 0 0 0 0 0 0 0 7 16 0.00 1.000	1.0 L 4 0 0 0 0 0 0 0 0 0 7 16 0.00 1.000	1.0 L 4 0 0 0 0 0 0 0 0 0 7 16 0.00 1.000	1.0 L 4 0 0 0 0 0 0 0 0 0 7 16 0.00 1.000	1.0 L 4 0 0 0 0 0 0 0 0 0 7 16 0.00 1.000	1.0 L 4 0 0 0 0 0 0 0 0 0 7 16 0.00 1.000	1.0 L 4 0 0 0 0 0 0 0 0 0 7 16 0.00 1.000	1.0 L 4 0 0 0 0 0 0 0 0 0 7 16 0.00 1.000	1.0 L 4 0 0 0 0 0 0 0 0 0 7 16 0.00 1.000	1.0 L 4 0 0 0 0 0 0 0 0 0 7 16 0.00 1.000	1.0 L 4 0 0 0 0 0 0 0 0 0 7 16 0.00 1.000
11 Ender Inciarte, L (1, 8) OBP: 0.313, SLG: 0.400										6	1	3	4	0	0	1	Philadelphia Phillies @ Atlanta Braves SunTrust Park, Atlanta, GA Sat Mar 31 2018, 7:12 PM - 10:31 PM EDT Att: 37,777 - Partly Cloudy - 67 F			
1 Ozzie Albies, S (1, 4) OBP: 0.125, SLG: 0.438										6	2	1	1	0	1	4				
5 Freddie Freeman, L (1, 3) OBP: 0.625, SLG: 0.778										5	1	2	2	1	0	2				
22 Nick Markakis, L (1, 9) OBP: 0.500, SLG: 0.583										3	1	2	2	3	1	1				
71 Josh Ravin, R (9, 1) ERA: 18.0																				

Batter	1	2	3	4	5	6	7	8	9	AB	R	H	RBI	BB	SO	LOB	TOP					
16 César Hernández, S (1,4) OBP: 0.348, SLG: 0.476	G1-3		G4-3		K			F8		4	1	1	0	0	1	0	Philadelphia Phillies @ New York Mets Citi Field, Flushing, NY Wed Apr 04 2018, 2:47 PM - 5:52 PM EDT Att: 21,328 - Cloudy - 54 F					
41 Carlos Santana, S (1,3) OBP: 0.291, SLG: 0.444	K		G4-3		F8			K		4	1	1	0	0	2	0						
5 Nick Williams, L (1,9)	K		G4-3		G4-3			F8		4	0	0	1	0	1	1						
17 Rhys Hoskins, R (1,7)		2B			K					3	0	2	0	1	1	0						
23 Aaron Altherr, R (1,8)	K		G6-3		K			G5-4-3		4	0	0	0	0	2	3						
7 Maikel Franco, R (1,5) OBP: 0.291, SLG: 0.091	K				G5-3					4	0	0	0	0	2	1						
15 Andrew Knapp, S (1,2)										2	0	1	0	1	1	0						
2 J.P. Crawford, L (1,6) OBP: 0.125, SLG: 0.067										3	0	0	0	0	2	3						
57 Luis García, R (7,1)	K				F8					0	0	0	0	0	0	0						
61 Edubray Ramos, R (8,1)										0	0	0	0	0	0	0						
27 Aaron Nola, R (1,1)										2	0	0	0	0	2	1						
33 Drew Hutchison, L (6,1)										0	0	0	0	0	0	0						
46 Adam Morgan, L (6,1)										0	0	0	0	0	0	0						
4 Scott Kingery, R (7,PH) OBP: 0.286, SLG: 0.429										1	0	0	0	0	1	0						
Inning Stats	R: 0 E: 0 K: 2 S: 11	H: 0 LOB: 0 BB: 0 P: 13	R: 0 E: 0 K: 3 S: 15	H: 1 LOB: 2 BB: 1 P: 27	R: 2 E: 0 K: 1 S: 22	H: 2 LOB: 1 BB: 1 P: 36	R: 0 E: 0 K: 1 S: 9	H: 1 LOB: 1 BB: 0 P: 16	R: 0 E: 0 K: 1 S: 6	H: 0 LOB: 0 BB: 0 P: 7	R: 0 E: 0 K: 2 S: 11	H: 0 LOB: 0 BB: 0 P: 15	R: 0 E: 0 K: 3 S: 9	H: 0 LOB: 0 BB: 0 P: 14	R: 0 E: 0 K: 1 S: 7	H: 1 LOB: 0 BB: 0 P: 14	1B: 3 2B: 2 3B: 0 HR: 0	SF: 0 SAC: 0 DP: 1 HBP: 0	WP: 0 PB: 0 SB: 2 CS: 0	PA: 33		
PITCHER	IP WLS BF H R ER SO	IP WLS BF H R ER SO	IP WLS BF H R ER SO	IP WLS BF H R ER SO	IP WLS BF H R ER SO	IP WLS BF H R ER SO	IP WLS BF H R ER SO	IP WLS BF H R ER SO	IP WLS BF H R ER SO	IP WLS BF H R ER SO	IP WLS BF H R ER SO	IP WLS BF H R ER SO	IP WLS BF H R ER SO	IP WLS BF H R ER SO	IP WLS BF H R ER SO	IP WLS BF H R ER SO	WP HR S P	ERA WHIP	ERA WHIP			
34 Noah Syndergaard, R (1,1) ERA: 5.4	4.0	18	4	2	2	7	2	0	0	0	0	0	0	0	0	0	0	0	57	92	4.50	1.500
65 Robert Gsellman, R (5,1) ERA:	2.0	W	6	0	0	0	0	0	0	0	0	0	0	0	0	0	0	0	17	22	0.00	0.000
47 Hansel Robles, R (7,1) ERA:	1.0	H	3	0	0	0	0	0	0	0	0	0	0	0	0	0	0	0	9	14	0.00	0.000
44 A.J. Ramos, R (8,1) ERA:	1.0	H	3	0	0	0	0	0	0	0	0	0	0	0	0	0	0	0	7	12	0.00	0.000
27 Jeury Familia, R (9,1) ERA:	1.0	S	3	1	0	0	0	0	0	0	0	0	0	0	0	0	0	0	9	14	0.00	1.000

Batter	1	2	3	4	5	6	7	8	9	AB	R	H	RBI	BB	SO	LOB	BOTTOM					
9 Brandon Nimmo, L (1,8) OBP: 0.583, SLG: 0.286	52 HR				CS			K		1	1	0	0	2	0	0	Philadelphia Phillies @ New York Mets Citi Field, Flushing, NY Wed Apr 04 2018, 2:47 PM - 5:52 PM EDT Att: 21,328 - Cloudy - 54 F					
12 Juan Lagares, R (6,PH) OBP: 0.500, SLG: 0.500										1	0	0	0	0	1	1						
52 Yoenis Cespedes, R (1,7) OBP: 0.409, SLG: 0.611										4	1	1	2	0	2	1						
19 Jay Bruce, L (1,9) OBP: 0.273, SLG: 0.250										4	0	1	0	0	1	0						
21 Todd Frazier, R (1,5)										3	0	0	0	1	1	1						
13 Asdrúbal Cabrera, S (1,4) OBP: 0.364, SLG: 0.400										3	1	1	0	1	0	1						
23 Adrián González, L (1,3) OBP: 0.471, SLG: 0.385										3	0	0	0	1	1	2						
26 Kevin Plawewski, R (1,2) OBP: 0.462, SLG: 0.333										3	0	0	0	0	0	3						
34 Noah Syndergaard, L (1,1)										1	0	0	0	0	0	0						
28 Phillip Evans, R (4,PH)										0	0	0	0	0	0	0						
65 Robert Gsellman, R (5,1)										0	0	0	0	0	0	0						
4 Wilmer Flores, R (6,PH)										0	1	0	0	1	0	0						
47 Hansel Robles, R (7,1)										0	0	0	0	0	0	0						
44 A.J. Ramos, R (8,1)										0	0	0	0	0	0	0						
27 Jeury Familia, R (9,1)										0	0	0	0	0	0	0						
1 Amed Rosario, R (1,6) OBP: 0.375, SLG: 0.467										3	0	2	2	0	1	0						
Inning Stats	R: 2 E: 0 K: 1 S: 18	H: 2 LOB: 2 BB: 2 P: 32	R: 0 E: 0 K: 2 S: 11	H: 0 LOB: 1 BB: 1 P: 16	R: 0 E: 1 K: 0 S: 9	H: 0 LOB: 1 BB: 1 P: 15	R: 0 E: 0 K: 0 S: 4	H: 1 LOB: 0 BB: 0 P: 6	R: 0 E: 0 K: 1 S: 13	H: 1 LOB: 1 BB: 0 P: 18	R: 2 E: 0 K: 1 S: 17	H: 1 LOB: 0 BB: 2 P: 30	R: 0 E: 0 K: 1 S: 9	H: 0 LOB: 0 BB: 0 P: 15	R: 0 E: 0 K: 1 S: 13	H: 0 LOB: 0 BB: 0 P: 20	1B: 3 2B: 0 3B: 1 HR: 1	SF: 0 SAC: 0 DP: 1 HBP: 1	WP: 0 PB: 0 SB: 0 CS: 1	PA: 35		
PITCHER	IP WLS BF H R ER SO	IP WLS BF H R ER SO	IP WLS BF H R ER SO	IP WLS BF H R ER SO	IP WLS BF H R ER SO	IP WLS BF H R ER SO	IP WLS BF H R ER SO	IP WLS BF H R ER SO	IP WLS BF H R ER SO	IP WLS BF H R ER SO	IP WLS BF H R ER SO	IP WLS BF H R ER SO	IP WLS BF H R ER SO	IP WLS BF H R ER SO	IP WLS BF H R ER SO	IP WLS BF H R ER SO	WP HR S P	ERA WHIP	ERA WHIP			
27 Aaron Nola, R (1,1) ERA: 2.61	5.0	22	4	2	2	4	4	0	1	0	0	0	0	0	0	0	0	0	14	26	27.00	4.500
33 Drew Hutchison, R (6,1) ERA: 6.75	0.2	L	5	1	2	2	2	0	0	0	0	0	0	0	0	0	0	0	3	4	0.00	0.000
46 Adam Morgan, L (6,1) ERA: 9.0	0.1		1	0	0	0	0	0	0	0	0	0	0	0	0	0	0	0	9	15	0.00	0.000
57 Luis García, R (7,1) ERA: 3.0	1.0		3	0	0	0	0	0	0	0	0	0	0	0	0	0	0	0	13	20	0.00	0.000
61 Edubray Ramos, R (8,1) ERA:	1.0		3	0	0	0	0	0	0	0	0	0	0	0	0	0	0	0	0	0	0.00	0.000

AB	31
R	2
H	5
RBI	1
BB	2
SO	15
LOB	9



AB	27
R	4
H	5
RBI	4
BB	6
SO	7
LOB	10



Batter	1	2	3	4	5	6	7	8	9	AB	R	H	RBI	BB	SO	LOB	TOP			
9 Lewis Brinson, R (1, 8) OBP: 0.243, SLG: 0.200										4	0	0	0	0	4	0	<p>Miami Marlins @ Philadelphia Phillies Citizens Bank Park, Philadelphia, PA Thu Apr 05 2018, 3:13 PM - 6:14 PM EDT Att: 44,488 - Partly Cloudy - 46 F</p> <p>livebaseballscorecards.com</p> <p>AB 31 R 0 H 4 RBI 0 BB 0 SO 12 LOB 6</p>			
32 Derek Dietrich, L (1, 7) OBP: 0.361, SLG: 0.438										4	0	1	0	0	1	0				
13 Starlin Castro, R (1, 4) OBP: 0.405, SLG: 0.344										4	0	1	0	0	0	1				
41 Justin Bour, L (1, 3) OBP: 0.250, SLG: 0.231										4	0	1	0	0	1	2				
15 Brian Anderson, R (1, 5) OBP: 0.257, SLG: 0.500										3	0	1	0	0	0	0				
1 Cameron Maybin, R (1, 9) OBP: 0.393, SLG: 0.440										3	0	0	0	0	2	2				
19 Miguel Rojas, R (1, 6) OBP: 0.300, SLG: 0.296										3	0	0	0	0	1	0				
28 Bryan Holaday, R (1, 2) OBP: 0.200, SLG: 0.111										2	0	0	0	0	1	0				
12 Braxton Lee, L (8, PH)										1	0	0	0	0	0	0				
56 Tayron Guerrero, R (8, 1)										0	0	0	0	0	0	0				
31 Caleb Smith, R (1, 1)										1	0	0	0	0	1	0				
66 Jarlin Garcia, L (4, 1)										1	0	0	0	0	1	0				
18 Tomás Telis, S (8, PH)										1	0	0	0	0	0	1				
50 Héctor Neris, R (9, 1) ERA: 10.13										1	0	0	0	0	0	1				
Inning Stats	R: 0 E: 0 K: 1 S: 11	H: 1 LOB: 1 BB: 0 P: 17	R: 0 E: 0 K: 2 S: 10	H: 0 LOB: 0 BB: 0 P: 15	R: 0 E: 0 K: 3 S: 9	H: 0 LOB: 0 BB: 0 P: 14	R: 0 E: 0 K: 1 S: 17	H: 2 LOB: 2 BB: 0 P: 24	R: 0 E: 0 K: 1 S: 10	H: 0 LOB: 0 BB: 0 P: 14	R: 0 E: 0 K: 2 S: 12	H: 1 LOB: 1 BB: 0 P: 16	R: 0 E: 1 K: 1 S: 7	H: 0 LOB: 0 BB: 0 P: 10	R: 0 E: 0 K: 1 S: 9	H: 0 LOB: 0 BB: 0 P: 15	1B: 3 2B: 1 3B: 0 HR: 0	SF: 0 SAC: 0 DP: 1 HBP: 0	WP: 0 PB: 0 SB: 0 CS: 0	PA: 31
PITCHER	IP WLS BF H R ER SO BB IBB HBP BLK WP HR S P ERA WHIP																			
43 Nick Pietvetta, R (1, 1) ERA: 2.79	5.2 W 21 4 0 0 9 0 0 0 0 0 0 66 97 0.00 0.706																			
46 Adam Morgan, L (6, 1) ERA: 5.4	1.1 H 4 0 0 0 1 0 0 0 0 0 0 8 10 0.00 0.000																			
57 Luis García, R (8, 1) ERA: 2.25	1.0 3 0 0 0 1 0 0 0 0 0 0 7 10 0.00 0.000																			
50 Héctor Neris, R (9, 1) ERA: 10.13	1.0 3 0 0 0 1 0 0 0 0 0 0 9 15 0.00 0.000																			

Batter	1	2	3	4	5	6	7	8	9	AB	R	H	RBI	BB	SO	LOB	BOTTOM			
16 César Hernández, S (1, 4) OBP: 0.429, SLG: 0.478										2	1	1	0	3	0	0	<p>Miami Marlins @ Philadelphia Phillies Citizens Bank Park, Philadelphia, PA Thu Apr 05 2018, 3:13 PM - 6:14 PM EDT Att: 44,488 - Partly Cloudy - 46 F</p> <p>livebaseballscorecards.com</p> <p>AB 30 R 5 H 6 RBI 5 BB 9 SO 9 LOB 16</p>			
41 Carlos Santana, S (1, 3) OBP: 0.250, SLG: 0.364										4	0	0	0	1	2	4				
4 Scott Kingery, R (1, 9) OBP: 0.263, SLG: 0.333										4	1	0	0	1	1	4				
17 Rhys Hoskins, R (1, 7) OBP: 0.500, SLG: 0.700										3	1	0	0	1	2	1				
37 Odúbel Herrera, L (1, 8) OBP: 0.333, SLG: 0.313										3	1	2	1	1	0	0				
7 Maikel Franco, R (1, 5) OBP: 0.353, SLG: 0.600										4	1	3	4	0	0	1				
38 Jorge Alfaro, R (1, 2) OBP: 0.333, SLG: 0.111										2	0	0	0	2	1	2				
43 Nick Pietvetta, R (1, 1) ERA: 4.32										3	0	0	0	0	2	4				
23 Aaron Altherr, R (7, PH) OBP: 0.227, SLG: 0.056										0	0	0	0	0	0	0				
57 Luis García, R (8, 1) ERA: 8.31										1	0	0	0	0	0	0				
2 J.P. Crawford, L (1, 6) OBP: 0.100, SLG: 0.053										4	0	0	0	0	1	0				
Inning Stats	R: 2 E: 0 K: 1 S: 16	H: 1 LOB: 2 BB: 3 P: 34	R: 0 E: 0 K: 1 S: 7	H: 0 LOB: 1 BB: 1 P: 15	R: 1 E: 0 K: 2 S: 17	H: 1 LOB: 2 BB: 2 P: 28	R: 0 E: 0 K: 1 S: 11	H: 1 LOB: 1 BB: 0 P: 21	R: 0 E: 0 K: 1 S: 13	H: 1 LOB: 2 BB: 1 P: 18	R: 0 E: 1 K: 0 S: 11	H: 0 LOB: 1 BB: 1 P: 18	R: 2 E: 0 K: 0 S: 12	H: 2 LOB: 0 BB: 0 P: 16	R: 0 E: 0 K: 3 S: 18	H: 0 LOB: 1 BB: 1 P: 27	1B: 4 2B: 0 3B: 1 HR: 1	SF: 0 SAC: 0 DP: 0 HBP: 0	WP: 0 PB: 0 SB: 4 CS: 1	PA: 39
PITCHER	IP WLS BF H R ER SO BB IBB HBP BLK WP HR S P ERA WHIP																			
31 Caleb Smith, L (1, 1) ERA: 4.32	3.0 L 17 4 2 2 2 1 1 0 0 0 1 40 77 9.00 2.333																			
66 Jarlin Garcia, L (4, 1) ERA: 1.5	4.0 18 4 2 2 2 1 1 0 0 0 1 47 73 4.50 1.250																			
56 Tayron Guerrero, R (8, 1) ERA: 8.31	1.0 4 0 0 0 3 1 0 0 0 0 0 18 27 0.00 1.000																			

Batter	1	2	3	4	5	6	7	8	9	AB	R	H	RBI	BB	SO	LOB	TOP					
32 Derek Dietrich, L OBP: 0.350, SLG: 0.417										4	1	1	0	0	1	2	Miami Marlins @ Philadelphia Phillies Citizens Bank Park, Philadelphia, PA Sat Apr 07 2018, 6:09 PM - 9:29 PM EDT Att: 33,660 - Cloudy - 46 F					
9 Lewis Brinson, R OBP: 0.244, SLG: 0.184										3	0	0	0	0	1	0						
13 Starlin Castro, R OBP: 0.460, SLG: 0.371										3	0	1	0	0	0	1						
56 Tayron Guerrero, R										0	0	0	0	0	0	0						
12 Braxton Lee, L OBP: 0.286, SLG: 0.167										1	0	1	0	0	0	0						
41 Justin Bour, L OBP: 0.219, SLG: 0.200										4	0	0	0	0	2	3						
15 Brian Anderson, R OBP: 0.182, SLG: 0.100										4	0	0	0	0	1	3						
1 Cameron Maybin, R OBP: 0.387, SLG: 0.429										3	0	1	0	0	2	0						
25 Junichi Tazawa, R										0	0	0	0	0	0	0						
28 Bryan Holaday, R OBP: 0.182, SLG: 0.100										1	0	0	0	0	0	1						
19 Miguel Rojas, R OBP: 0.303, SLG: 0.300										3	0	1	0	0	1	0						
17 Chad Wallach, R OBP: 0.174, SLG: 0.143										2	0	0	0	0	2	2						
50 Chris O'Grady, R										0	0	0	0	0	0	0						
2 Yadiel Rivera, R OBP: 0.200, SLG: 0.111										1	0	0	0	0	0	0						
76 Dillon Peters, L										1	0	0	0	0	1	2						
44 Jacob Turner, R										0	0	0	0	0	0	0						
18 Tomás Telis, S OBP: 0.273, SLG: 0.200										2	0	0	0	0	0	0						
Inning Stats	R: 1 H: 2 E: 0 K: 1 S: 15	H: 2 LOB: 1 BB: 0 P: 26	R: 0 H: 2 E: 0 K: 2 S: 16	H: 2 LOB: 2 BB: 0 P: 27	R: 0 H: 0 E: 0 K: 0 S: 7	H: 0 LOB: 1 BB: 1 P: 12	R: 0 H: 0 E: 0 K: 0 S: 9	H: 0 LOB: 0 BB: 0 P: 12	R: 0 H: 0 E: 0 K: 1 S: 10	H: 0 LOB: 0 BB: 0 P: 12	R: 0 H: 0 E: 0 K: 2 S: 11	H: 0 LOB: 0 BB: 0 P: 16	R: 0 H: 0 E: 0 K: 1 S: 8	H: 0 LOB: 0 BB: 0 P: 12	R: 0 H: 1 E: 0 K: 1 S: 8	H: 1 LOB: 0 BB: 0 P: 11	1B: 4 2B: 1 3B: 0 HR: 0	SF: 0 SAC: 0 DP: 0 HBP: 0	WP: 2 PB: 0 SB: 0 CS: 0	PA: 33		
PITCHER	IP: 6.0 WLS: W BF: 23 ERA: 5.19	IP: 3.0 WLS: S BF: 10 ERA: 7.2	IP: 6.0 WLS: W BF: 23 ERA: 5.19	IP: 3.0 WLS: S BF: 10 ERA: 7.2	IP: 6.0 WLS: W BF: 23 ERA: 5.19	IP: 3.0 WLS: S BF: 10 ERA: 7.2	IP: 6.0 WLS: W BF: 23 ERA: 5.19	IP: 3.0 WLS: S BF: 10 ERA: 7.2	IP: 6.0 WLS: W BF: 23 ERA: 5.19	IP: 3.0 WLS: S BF: 10 ERA: 7.2	IP: 6.0 WLS: W BF: 23 ERA: 5.19	IP: 3.0 WLS: S BF: 10 ERA: 7.2	IP: 6.0 WLS: W BF: 23 ERA: 5.19	IP: 3.0 WLS: S BF: 10 ERA: 7.2	IP: 6.0 WLS: W BF: 23 ERA: 5.19	IP: 3.0 WLS: S BF: 10 ERA: 7.2	IP: 6.0 WLS: W BF: 23 ERA: 5.19	IP: 3.0 WLS: S BF: 10 ERA: 7.2	IP: 6.0 WLS: W BF: 23 ERA: 5.19	IP: 3.0 WLS: S BF: 10 ERA: 7.2	IP: 6.0 WLS: W BF: 23 ERA: 5.19	IP: 3.0 WLS: S BF: 10 ERA: 7.2

Batter	1	2	3	4	5	6	7	8	9	AB	R	H	RBI	BB	SO	LOB	BOTTOM
16 César Hernández, S OBP: 0.438, SLG: 0.462										3	1	1	1	1	0	3	Miami Marlins @ Philadelphia Phillies Citizens Bank Park, Philadelphia, PA Sat Apr 07 2018, 6:09 PM - 9:29 PM EDT Att: 33,660 - Cloudy - 46 F
5 Nick Williams, L OBP: 0.154, SLG: 0.154										4	2	2	3	0	2	2	
41 Carlos Santana, S OBP: 0.281, SLG: 0.500										5	2	2	1	1	2	0	
18 Pedro Florimón, S OBP: 0.333, SLG: 0.333										3	3	2	3	2	1	0	
4 Scott Kingery, R OBP: 0.320, SLG: 0.391										5	2	2	1	1	2	0	
17 Rhys Hoskins, R OBP: 0.533, SLG: 0.739										3	3	2	3	2	1	0	
37 Odúbel Herrera, L OBP: 0.391, SLG: 0.429										5	2	3	0	0	2	4	
7 Maikel Franco, R OBP: 0.408, SLG: 0.789										4	3	2	6	1	0	2	
23 Aaron Altherr, R OBP: 0.259, SLG: 0.227										4	2	1	4	1	2	0	
38 Jorge Alfaro, R OBP: 0.412, SLG: 0.500										5	2	3	2	0	2	0	
28 Vince Velasquez, R OBP: 0.500, SLG: 0.500										4	1	2	0	0	1	1	
44 Jake Thompson, R																	

Batter	1	2	3	4	5	6	7	8	9	AB	R	H	RBI	BB	SO	LOB	TOP						
3 Scooter Gennett, L OBP: 0.333, SLG: 0.378										5	1	2	1	1	1	2	Cincinnati Reds @ Philadelphia Phillies Citizens Bank Park, Philadelphia, PA Mon Apr 09 2018, 7:08 PM - 10:29 PM EDT Att: 18,127 - Cloudy - 43 F						
9 José Peraza, R OBP: 0.200, SLG: 0.200										5	0	1	0	0	1	2							
19 Joey Votto, L OBP: 0.308, SLG: 0.257										4	1	2	0	1	0	0							
23 Adam Duvali, R OBP: 0.171, SLG: 0.344										4	0	1	1	1	2	3							
16 Tucker Barnhart, L OBP: 0.429, SLG: 0.522										4	1	1	2	1	1	4							
27 Phillip Ervin, R OBP: 0.231, SLG: 0.167										4	1	1	0	0	2	6							
4 Cliff Pennington, S OBP: 0.530, SLG: 0.333										3	0	1	0	1	2	3							
25 Cody Reed, L 40 Austin Brice, R 46 Phil Cosselin, R 48 Jared Hughes, R 53 Wandy Peralta, L 33 Jesse Winker, L 61 Kevin Quackenbush, R										2	0	0	0	0	0	2							
6 Billy Hamilton, S OBP: 0.276, SLG: 0.231										4	1	2	1	0	0	1							
Inning Stats	R: 1 E: 0 K: 2 S: 15	H: 3 LOB: 3 BB: 1 P: 27	R: 0 E: 0 K: 2 S: 8	H: 0 LOB: 0 BB: 0 P: 10	R: 2 E: 0 K: 2 S: 13	H: 2 LOB: 1 BB: 0 P: 17	R: 1 E: 0 K: 1 S: 16	H: 2 LOB: 1 BB: 0 P: 23	R: 0 E: 0 K: 0 S: 5	H: 0 LOB: 0 BB: 0 P: 9	R: 1 E: 0 K: 0 S: 10	H: 2 LOB: 0 BB: 1 P: 19	R: 0 E: 0 K: 1 S: 17	H: 0 LOB: 3 BB: 3 P: 32	R: 0 E: 0 K: 1 S: 8	H: 1 LOB: 1 BB: 0 P: 10		R: 0 E: 0 K: 2 S: 14	H: 1 LOB: 1 BB: 0 P: 22	1B: 9 2B: 1 3B: 0 HR: 1	SF: 0 SAC: 0 DP: 1 HBP: 0	WP: 1 PB: 0 SB: 3 CS: 0	PA: 42
PITCHER	IP WLS BF H R ER SO BB IBB HBP BLK WP HR S P ERA WHIP	19 Ben Lively, R ERA: 5.56	5.2 27 9 5 5 7 2 0 0 0 0 1 65 100 7.94 1.941	46 Adam Morgan, L ERA: 5.4	0.2 4 0 0 0 0 1 1 0 0 0 1 0 10 21 0.00 1.500	53 Yacksel Rios, R ERA: 3.38	0.2 3 0 0 0 1 1 0 0 0 0 0 0 9 16 0.00 1.500	57 Luis García, R ERA: 5.06	1.0 W 4 1 0 0 1 0 0 0 0 0 0 0 8 10 0.00 1.000	50 Héctor Neris, R ERA: 7.35	1.0 S 4 1 0 0 2 0 0 0 0 0 0 0 0 14 22 0.00 1.000	PITCHER	IP WLS BF H R ER SO BB IBB HBP BLK WP HR S P ERA WHIP	19 Ben Lively, R ERA: 5.56	5.2 27 9 5 5 7 2 0 0 0 0 1 65 100 7.94 1.941	46 Adam Morgan, L ERA: 5.4	0.2 4 0 0 0 0 1 1 0 0 0 1 0 10 21 0.00 1.500	53 Yacksel Rios, R ERA: 3.38	0.2 3 0 0 0 1 1 0 0 0 0 0 0 9 16 0.00 1.500	57 Luis García, R ERA: 5.06	1.0 W 4 1 0 0 1 0 0 0 0 0 0 0 0 8 10 0.00 1.000	50 Héctor Neris, R ERA: 7.35	1.0 S 4 1 0 0 2 0 0 0 0 0 0 0 0 14 22 0.00 1.000
Batter	1	2	3	4	5	6	7	8	9	AB	R	H	RBI	BB	SO	LOB	BOTTOM						
16 César Hernández, S OBP: 0.450, SLG: 0.469										3	1	1	0	1	1	0	Cincinnati Reds @ Philadelphia Phillies Citizens Bank Park, Philadelphia, PA Mon Apr 09 2018, 7:08 PM - 10:29 PM EDT Att: 18,127 - Cloudy - 43 F						
41 Carlos Santana, S OBP: 0.333, SLG: 0.455										4	2	1	1	0	0	1							
37 Odúbel Herrera, L OBP: 0.387, SLG: 0.429										3	0	0	0	1	2	2							
17 Rhys Hoskins, R OBP: 0.553, SLG: 0.821										3	1	1	2	1	0	2							
7 Maikel Franco, R OBP: 0.367, SLG: 0.654										3	0	1	1	0	0	0							
4 Scott Kingery, R OBP: 0.333, SLG: 0.481										3	1	1	1	1	0	1							
23 Aaron Altherr, R ERA: 9.0 53 Yacksel Rios, R 57 Luis García, R 5 Nick Williams, L 50 Héctor Neris, R										3	0	0	0	0	1	2							
38 Jorge Alfaro, R OBP: 0.333, SLG: 0.389										4	0	0	0	0	1	2							
19 Ben Lively, R 46 Adam Morgan, L 18 Pedro Florimón, S										2	0	0	0	0	1	0							
Inning Stats	R: 2 E: 1 K: 1 S: 15	H: 1 LOB: 0 BB: 0 P: 22	R: 1 E: 0 K: 3 S: 15	H: 1 LOB: 0 BB: 0 P: 23	R: 2 E: 0 K: 0 S: 15	H: 2 LOB: 1 BB: 1 P: 28	R: 0 E: 0 K: 0 S: 6	H: 0 LOB: 0 BB: 0 P: 11	R: 0 E: 0 K: 2 S: 12	H: 0 LOB: 0 BB: 0 P: 17	R: 0 E: 0 K: 0 S: 14	H: 1 LOB: 2 BB: 1 P: 25	R: 0 E: 0 K: 0 S: 8	H: 0 LOB: 2 BB: 2 P: 22	R: 1 E: 0 K: 0 S: 9	H: 1 LOB: 0 BB: 0 P: 15		1B: 2 2B: 1 3B: 0 HR: 3	SF: 1 SAC: 0 DP: 0 HBP: 0	WP: 2 PB: 0 SB: 0 CS: 0	PA: 35		
PITCHER	IP WLS BF H R ER SO BB IBB HBP BLK WP HR S P ERA WHIP	25 Cody Reed, L ERA: 9.0	3.0 15 4 5 3 4 1 0 0 0 0 0 0 0 18 28 9.00 1.667	40 Austin Brice, R ERA: 5.4	2.0 6 0 0 0 2 0 0 0 0 0 0 0 0 14 25 0.00 2.000	48 Jared Hughes, R ERA: 2.08	1.0 5 1 0 0 0 1 0 0 0 0 1 0 8 25 0.00 2.000	53 Wandy Peralta, L ERA: 7.08	1.0 5 0 0 0 0 2 0 0 0 0 0 0 0 9 15 9.00 1.000	61 Kevin Quackenbush, R ERA: 11.25	1.0 L 4 1 1 1 0 0 0 0 0 0 0 0 1 9 15 9.00 1.000	PITCHER	IP WLS BF H R ER SO BB IBB HBP BLK WP HR S P ERA WHIP	25 Cody Reed, L ERA: 9.0	3.0 15 4 5 3 4 1 0 0 0 0 0 0 0 18 28 9.00 1.667	40 Austin Brice, R ERA: 5.4	2.0 6 0 0 0 2 0 0 0 0 0 0 0 0 14 25 0.00 2.000	48 Jared Hughes, R ERA: 2.08	1.0 5 1 0 0 0 1 0 0 0 0 1 0 8 25 0.00 2.000	53 Wandy Peralta, L ERA: 7.08	1.0 5 0 0 0 0 2 0 0 0 0 0 0 0 9 15 9.00 1.000	61 Kevin Quackenbush, R ERA: 11.25	1.0 L 4 1 1 1 0 0 0 0 0 0 0 0 1 9 15 9.00 1.000

Batter	1	2	3	4	5	6	7	8	9	AB	R	H	RBI	BB	SO	LOB	TOP					
33 Jesse Winker, L OBP: 0.457, SLG: 0.269	G5-3		1-2 BB		1-H 1B			P4		3	0	1	1	1	0	0	Cincinnati Reds @ Philadelphia Phillies Citizens Bank Park, Philadelphia, PA Tue Apr 10 2018, 7:08 PM - 9:51 PM EDT Att: 20,895 - Partly Cloudy - 47 F					
9 José Peraza, R OBP: 0.206, SLG: 0.206	G6-5-3 1B		G6-3		B2-3			F9		4	0	1	0	0	0	3						
19 Joey Votto, L OBP: 0.279, SLG: 0.231	G6-5-3 1-2		G4-3		G4-3			F7		4	0	0	0	0	0	1						
3 Scooter Gennett, L OBP: 0.326, SLG: 0.366	L7		1B		G4-3			K		4	0	1	0	0	1	0						
23 Adam Duvall, R OBP: 0.154, SLG: 0.306	K		F7		K			K		4	0	0	0	0	3	1						
16 Tucker Barnhart, L OBP: 0.387, SLG: 0.462	K		P6		L7			L7		3	0	0	0	0	1	1						
2 Alex Blandino, R OBP: 0.154, SLG: 0.306			K		G3			G3		3	0	0	0	0	2	0						
34 Homer Bailey, R OBP: 0.167, SLG: 0.167			K		G6-3			F8		2	0	0	0	0	1	0						
46 Phil Cossell, R OBP: 0.364, SLG: 0.556			K		G6-3			F8		1	0	0	0	0	0	0						
48 Jared Hughes, R OBP: 0.387, SLG: 0.462			K		G6-3			F8		0	0	0	0	0	0	0						
44 Tanner Rainey, R OBP: 0.387, SLG: 0.462			K		G6-3			F8		0	0	0	0	0	0	0						
6 Billy Hamilton, S OBP: 0.313, SLG: 0.222			33 S BB		33 S BB			G1-3		1	1	0	0	2	0	0						
Inning Stats	R: 0 E: 0 K: 0 S: 3	H: 1 LOB: 0 BB: 0 P: 6	R: 0 E: 0 K: 2 S: 11	H: 0 LOB: 0 BB: 0 P: 13	R: 0 E: 0 K: 2 S: 12	H: 0 LOB: 2 BB: 2 P: 22	R: 0 E: 0 K: 0 S: 9	H: 1 LOB: 0 BB: 0 P: 12	R: 1 E: 0 K: 1 S: 9	H: 1 LOB: 1 BB: 1 P: 16	R: 0 E: 0 K: 1 S: 6	H: 0 LOB: 0 BB: 0 P: 9	R: 0 E: 0 K: 0 S: 9	H: 0 LOB: 0 BB: 0 P: 10	R: 0 E: 0 K: 0 S: 11	H: 0 LOB: 0 BB: 0 P: 15	R: 0 E: 0 K: 2 S: 7	H: 0 LOB: 0 BB: 0 P: 14	1B: 3 2B: 0 3B: 0 HR: 0	SF: 0 SAC: 0 DP: 1 HBP: 0	WP: 0 PB: 0 SB: 2 CS: 0	PA: 32
PITCHER	IP WLS BF H R ER SO BB IBB HBP BLK WP HR S P ERA WHIP																					
27 Aaron Nola, R ERA: 1.96	8.0 W 29 3 1 1 6 3 0 0 0 0 0 0 70 103 1.12 0.750																					
55 Hoby Milner, L ERA: 3.96	1.0 3 0 0 0 2 0 0 0 0 0 0 0 7 14 0.00 0.000																					

Batter	1	2	3	4	5	6	7	8	9	AB	R	H	RBI	BB	SO	LOB	BOTTOM			
16 César Hernández, S OBP: 0.432, SLG: 0.444	K		K			37 S 1B		G4-3		4	1	1	0	0	2	1	Cincinnati Reds @ Philadelphia Phillies Citizens Bank Park, Philadelphia, PA Tue Apr 10 2018, 7:08 PM - 9:51 PM EDT Att: 20,895 - Partly Cloudy - 47 F			
41 Carlos Santana, S OBP: 0.250, SLG: 0.417	F8		P6		K			K		3	1	0	0	1	1	1				
37 Odúbel Herrera, L OBP: 0.400, SLG: 0.500	G1-3		G4-3		G4-3			K		4	1	2	1	0	0	0				
17 Rhys Hoskins, R OBP: 0.500, SLG: 0.719	P4		K		K			K		4	0	0	0	0	3	3				
5 Nick Williams, L OBP: 0.286, SLG: 0.450	G1-3		G3-1		G3-1			K		3	2	1	0	1	0	0				
4 Scott Kingery, R OBP: 0.324, SLG: 0.548	K		F8		F8			K		4	1	1	4	0	2	1				
38 Jorge Alfaro, R OBP: 0.348, SLG: 0.368			27 SH3-4 HBP		E5			G4-3		1	0	0	0	0	0	0				
15 Andrew Knapp, S OBP: 0.300, SLG: 0.176			L7		P4			K		2	0	0	0	0	1	1				
2 J.P. Crawford, L OBP: 0.111, SLG: 0.077			L7		P4			K		3	0	1	1	0	0	2				
27 Aaron Nola, R ERA: 36.0			SH3-4		SH3-4			K		2	0	0	0	0	2	1				
55 Hoby Milner, L ERA: 36.0			SH3-4		SH3-4			K		0	0	0	0	0	0	0				
Inning Stats	R: 0 E: 0 K: 1 S: 8	H: 0 LOB: 0 BB: 0 P: 10	R: 0 E: 0 K: 1 S: 9	H: 0 LOB: 0 BB: 0 P: 12	R: 0 E: 0 K: 1 S: 12	H: 0 LOB: 1 BB: 0 P: 16	R: 0 E: 0 K: 1 S: 7	H: 0 LOB: 0 BB: 0 P: 12	R: 0 E: 0 K: 0 S: 9	H: 0 LOB: 1 BB: 0 P: 13	R: 1 E: 0 K: 3 S: 15	H: 2 LOB: 1 BB: 0 P: 30	R: 1 E: 0 K: 2 S: 13	H: 2 LOB: 1 BB: 0 P: 20	R: 4 E: 0 K: 2 S: 14	H: 2 LOB: 0 BB: 2 P: 25	1B: 2 2B: 3 3B: 0 HR: 1	SF: 0 SAC: 1 DP: 0 HBP: 1	WP: 0 PB: 0 SB: 1 CS: 0	PA: 34
PITCHER	IP WLS BF H R ER SO BB IBB HBP BLK WP HR S P ERA WHIP																			
34 Homer Bailey, R ERA: 3.24	6.0 L 5 2 1 1 2 0 0 0 0 0 0 0 13 20 9.00 2.000																			
48 Jared Hughes, R ERA: 3.36	1.0 5 2 1 1 2 0 0 0 0 0 0 0 13 20 9.00 2.000																			
44 Tanner Rainey, R ERA: 36.0	1.0 7 2 4 4 2 1 1 0 0 0 0 1 14 25 36.00 3.000																			

Batter	1	2	3	4	5	6	7	8	9	10	11	12	AB	R	H	RBI	BB	SO	LOB	TOP
33 Jesse Winker, L OBP: 0.415, SLG: 0.250	E8 SH5-3		K		G4-3			FC5-4 1B		K		G4-3	6	0	1	0	0	2	0	
9 José Peraza, R 26 Raisel Iglesias, R 53 Wandy Peralta, L 48 Jared Hughes, R 51 Kevin Quackenbush, R 30 Tyler Mahle, R 40 Austin Brice, R	SH5-3			19 1B	2B	19 1B	1B	FC5-4 1-2F		K		K	3	1	2	0	0	0	1	
19 Joey Votto, L OBP: 0.313, SLG: 0.273	L5			39 F9	27 1B	39 F9	1B	F8		F8			5	1	3	1	0	0	2	
3 Scooter Gennett, L OBP: 0.333, SLG: 0.351	K			27 G6-3	39 F9	27 G6-3	1B	K		F8			5	1	2	0	0	2	3	
39 Devin Mesoraco, R OBP: 0.143, SLG: 0.143 2 Alex Blandino, R	K			F9		G6-3		G6-3		SH5-4 1B		L7	4	0	1	0	0	1	3	
27 Phillip Ervin, R OBP: 0.278, SLG: 0.188	P4			G6-3		G6-3		G2-3		SH5-4 1B		BB	4	0	1	2	1	0	1	
46 Phil Gosselin, R OBP: 0.286, SLG: 0.417 16 Tucker Barnhart, L	L9			G6-3		G6-3		L8		SH5-4		1B	3	0	0	0	0	0	1	
58 Luis Castillo, R OBP: 0.400, SLG: 0.600 23 Adam Duval, R 50 Amir Garrett, R 4 Cliff Pennington, S	K			K		K		G6-3		K		K	2	0	0	0	0	2	0	
6 Billy Hamilton, S OBP: 0.270, SLG: 0.188	G2-3			K		K		G6-3		K		F9	5	0	0	0	0	2	3	
Inning Stats	R: 0 E: 1 K: 1	H: 0 LOB: 1 BB: 0 P: 12	R: 0 E: 0 K: 1	H: 0 LOB: 0 BB: 0 P: 17	R: 0 E: 0 K: 2	H: 0 LOB: 0 BB: 0 P: 10	R: 2 E: 0 K: 0	H: 3 LOB: 1 BB: 0 P: 23	R: 0 E: 0 K: 2	H: 0 LOB: 0 BB: 0 P: 13	R: 0 E: 0 K: 1	H: 1 LOB: 1 BB: 1 P: 19	R: 0 E: 0 K: 1	H: 0 LOB: 0 BB: 0 P: 12	1B: 9 E: 0 K: 1	SF: 0 2B: 2 3B: 0	SAC: 2 DP: 0 HBP: 0	WP: 0 PB: 0 SB: 1	PA: 47	
PITCHER	IP 7.0	WLS 0	BF 26	H 5	R 2	ER 2	SO 7	BB 0	IBB 0	HBP 0	BLK 0	WP 0	HR 0	S 72	P 103	ERA 0.00	WHIP 0.714			
43 Nick Pivetta, R ERA: 3.0																				
46 Adam Morgan, L ERA: 4.5																				
50 Héctor Neris, R ERA: 7.71																				
57 Luis García, R ERA: 4.26																				
61 Eubray Ramos, R ERA:																				

Cincinnati Reds @ Philadelphia Phillies
Citizens Bank Park, Philadelphia, PA
Wed Apr 11 2018, 7:09 PM - 10:56 PM EDT
Att. 19,099 - Partly Cloudy - 53 F

AB 44
R 3
H 11
RBI 3
BB 1
SO 13
LOB 18



Batter	1	2	3	4	5	6	7	8	9	10	11	12	AB	R	H	RBI	BB	SO	LOB	BOTTOM
16 César Hernández, S OBP: 0.440, SLG: 0.500	K	F8			HR			P5		BB			4	1	1	1	2	1	0	
4 Scott Kingery, R OBP: 0.300, SLG: 0.500	G4-3 1B		G4-3		G1-3			K		K		SF9	5	0	1	1	0	2	2	
37 Odúbel Herrera, L OBP: 0.375, SLG: 0.459	G4-3 1B		F7		G6-3			K		K			5	0	1	0	0	2	0	
41 Carlos Santana, S OBP: 0.245, SLG: 0.375	G4-3		F7		G3-1			G3		G4-3 BB			4	0	0	0	1	0	2	
7 Maikel Franco, R OBP: 0.314, SLG: 0.548 53 Yackel Ríos, R	G5-3			K		G6-3		K		K		G4-3	5	0	0	0	0	2	3	
5 Nick Williams, L OBP: 0.308, SLG: 0.417	L4			G3		G6-3		K		K			4	0	1	0	1	1	0	
38 Jorge Alfaro, R OBP: 0.286, SLG: 0.292	K			K				K		G1-3		FC5-4 IBB	5	0	0	0	0	3	3	
43 Mike Trout, L 17 Riley Greene, R 44 Austin Brice, R 60 Hector Neris, R 91 Luis Castillo, R 23 Adam Duval, R 61 Eubray Ramos, R 89 Kevin Quackenbush, R 88 Pedro Florimon, R	2 BLK				G5-3			K		BB		E4 SH5-3 4 SF9	2	1	1	0	0	0	1	
2 J.P. Crawford, L OBP: 0.161, SLG: 0.207	HR				G4-3			L4		BB		SH5-3	3	1	1	2	1	0	1	
Inning Stats	R: 0 E: 0 K: 1	H: 2 LOB: 2 BB: 0 P: 19	R: 2 E: 0 K: 1	H: 2 LOB: 0 BB: 0 P: 17	R: 0 E: 0 K: 0	H: 0 LOB: 0 BB: 0 P: 14	R: 0 E: 0 K: 0	H: 0 LOB: 0 BB: 0 P: 13	R: 1 E: 0 K: 0	H: 1 LOB: 0 BB: 0 P: 12	R: 0 E: 0 K: 2	H: 0 LOB: 2 BB: 3 P: 27	R: 0 E: 0 K: 1	H: 0 LOB: 2 BB: 2 P: 15	1B: 4 E: 1 K: 0	SF: 1 2B: 0 3B: 0	SAC: 1 DP: 0 HBP: 0	WP: 0 PB: 0 SB: 0	PA: 47	
PITCHER	IP 6.0	WLS 23	BF 5	H 3	R 3	ER 3	SO 4	BB 0	IBB 0	HBP 0	BLK 1	WP 0	HR 2	S 64	P 89	ERA 4.50	WHIP 0.833			
58 Luis Castillo, R ERA: 3.18																				
50 Amir Garrett, L ERA:																				
26 Raisel Iglesias, R ERA: 1.69																				
53 Wandy Peralta, L ERA:																				
48 Jared Hughes, R ERA: 3.18																				

Cincinnati Reds @ Philadelphia Phillies
Citizens Bank Park, Philadelphia, PA
Wed Apr 11 2018, 7:09 PM - 10:56 PM EDT
Att. 19,099 - Partly Cloudy - 53 F

AB 39
R 4
H 6
RBI 4
BB 6
SO 12
LOB 12




Batter	1	2	3	4	5	6	7	8	9	AB	R	H	RBI	BB	SO	LOB	TOP							
16 César Hernández, S (1.4) OBP: 0.444, SLG: 0.476										2	0	0	0	2	1	0								
41 Carlos Santana, S (1.3) OBP: 0.245, SLG: 0.364										4	0	1	1	0	0	1								
37 Odúbel Herrera, L (1.8) OBP: 0.364, SLG: 0.439										4	0	1	0	0	2	3								
17 Rhys Hoskins, R (1.7) OBP: 0.468, SLG: 0.639										3	0	0	0	1	1	2								
5 Nick Williams, L (1.10) OBP: 0.300, SLG: 0.393										4	0	1	0	0	3	3								
4 Scott Kingery, R (1.5) OBP: 0.295, SLG: 0.500										4	1	1	0	0	2	1								
23 Aaron Altherr, R (1.9) OBP: 0.216, SLG: 0.161										4	0	0	0	0	1	1								
38 Jorge Alfaro, R (1.2) OBP: 0.313, SLG: 0.321										4	0	2	1	0	2	0								
2 J.P. Crawford, L (1.6) OBP: 0.171, SLG: 0.242										4	1	1	0	0	1	2								
Inning Stats	R: 0 E: 0 K: 1 S: 9	H: 0 LOB: 1 BB: 1 P: 18	R: 0 E: 0 K: 1 S: 9	H: 0 LOB: 0 BB: 0 P: 12	R: 0 E: 0 K: 2 S: 10	H: 0 LOB: 0 BB: 0 P: 17	R: 0 E: 0 K: 1 S: 8	H: 0 LOB: 0 BB: 0 P: 10	R: 0 E: 0 K: 1 S: 9	H: 1 LOB: 0 BB: 0 P: 12	R: 1 E: 0 K: 3 S: 14	H: 2 LOB: 3 BB: 2 P: 18	R: 0 E: 0 K: 1 S: 10	H: 1 LOB: 1 BB: 0 P: 11	R: 0 E: 0 K: 0 S: 10	H: 1 LOB: 1 BB: 0 P: 15	R: 1 E: 0 K: 3 S: 16	H: 2 LOB: 1 BB: 0 P: 20	1B: 5 2B: 2 HR: 0	SF: 0 SAC: 0 HBP: 0	WP: 0 PB: 0 SB: 0 CS: 0	PA: 36		
PITCHER	IP WLS BF H R ER SO BB IBB HBP BLK WP HR S P ERA WHIP																							
34 Jake Faria, R (1.1) ERA: 8.18	5.1	B	19	2	1	1	7	2	0	0	0	0	0	0	50	78	1.69	0.750						
46 José Alvarado, L (6.1) ERA: 1.29	0.2	B	4	1	0	0	2	0	1	0	0	0	0	0	9	9	0.00	1.500						
52 Chaz Roe, R (7.1) ERA: 4.5	1.0	B	4	1	0	0	1	0	0	0	0	0	0	0	10	11	0.00	1.000						
54 Sergio Romo, R (8.1) ERA: 1.69	1.0	B	4	1	0	0	0	0	0	0	0	0	0	0	10	15	0.00	1.000						
37 Alex Colomé, R (9.1) ERA: 10.9	1.0	L	5	2	1	1	3	0	0	0	0	0	0	0	16	20	9.00	2.000						

Philadelphia Phillies @ Tampa Bay Rays
Tropicana Field, St. Petersburg, FL
Fri Apr 13, 2018, 7:11 PM - 10:03 PM EDT
Att: 13,372 - Dome - 72 F

livebaseballscores.com

AB 33
R 2
H 7
RBI 2
BB 3
SO 13
LOB 13




Batter	1	2	3	4	5	6	7	8	9	AB	R	H	RBI	BB	SO	LOB	BOTTOM							
2 Denard Span, L (1.10) OBP: 0.333, SLG: 0.278										3	0	0	0	0	2	1								
8 Rob Refsnyder, R (8.10) OBP: 0.412, SLG: 0.091										1	0	0	0	0	1	0								
39 Kevin Kiermaier, L (1.8) OBP: 0.205, SLG: 0.158										3	0	0	0	1	2	0								
27 Carlos Gómez, R (1.9) OBP: 0.269, SLG: 0.396										4	0	0	0	0	0	1								
44 C.J. Cron, R (1.3) OBP: 0.255, SLG: 0.341										4	1	2	0	0	0	0								
18 Joey Wendle, L (1.4) OBP: 0.342, SLG: 0.485										4	0	0	0	0	2	2								
5 Matt Duffy, R (1.5) OBP: 0.286, SLG: 0.333										3	0	1	0	1	0	2								
0 Mallex Smith, L (1.7) OBP: 0.400, SLG: 0.419										4	0	1	1	0	0	2								
40 Wilson Ramos, R (1.2) OBP: 0.225, SLG: 0.162										3	0	0	0	0	0	2								
11 Adeiny Hechavarría, R (1.6) OBP: 0.234, SLG: 0.205										2	0	0	0	1	1	0								
Inning Stats	R: 0 E: 0 K: 2 S: 9	H: 2 LOB: 1 BB: 0 P: 15	R: 1 E: 0 K: 1 S: 10	H: 2 LOB: 0 BB: 0 P: 18	R: 0 E: 0 K: 2 S: 7	H: 0 LOB: 0 BB: 0 P: 10	R: 0 E: 1 K: 0 S: 8	H: 1 LOB: 2 BB: 0 P: 10	R: 0 E: 0 K: 0 S: 6	H: 0 LOB: 1 BB: 1 P: 13	R: 0 E: 0 K: 1 S: 8	H: 0 LOB: 0 BB: 0 P: 11	R: 0 E: 0 K: 1 S: 16	H: 1 LOB: 1 BB: 0 P: 24	R: 0 E: 0 K: 1 S: 10	H: 0 LOB: 1 BB: 1 P: 16	R: 0 E: 0 K: 0 S: 7	H: 0 LOB: 1 BB: 1 P: 14	1B: 4 2B: 0 HR: 0	SF: 0 SAC: 0 HBP: 0	WP: 2 PB: 0 SB: 1 CS: 0	PA: 34		
PITCHER	IP WLS BF H R ER SO BB IBB HBP BLK WP HR S P ERA WHIP																							
28 Vince Velasquez, R (1.1) ERA: 3.52	6.2	B	25	4	1	1	7	1	0	0	0	0	0	0	59	93	1.35	0.750						
57 Luis García, R (7.1) ERA: 3.86	0.2	B	2	0	0	0	0	0	0	0	0	0	0	7	11	0.00	0.000							
46 Adam Morgan, L (8.1) ERA: 4.26	0.1	B	2	0	0	0	1	1	0	0	0	0	0	5	9	0.00	3.000							
61 Edubray Ramos, R (8.1) ERA	0.1	W	1	0	0	0	0	0	0	0	0	0	0	1	3	4	0.00	0.000						
50 Héctor Neris, R (9.1) ERA: 6.35	1.0	S	4	0	0	0	0	1	0	0	0	0	0	7	14	0.00	1.000							

Philadelphia Phillies @ Tampa Bay Rays
Tropicana Field, St. Petersburg, FL
Fri Apr 13, 2018, 7:11 PM - 10:03 PM EDT
Att: 13,372 - Dome - 72 F

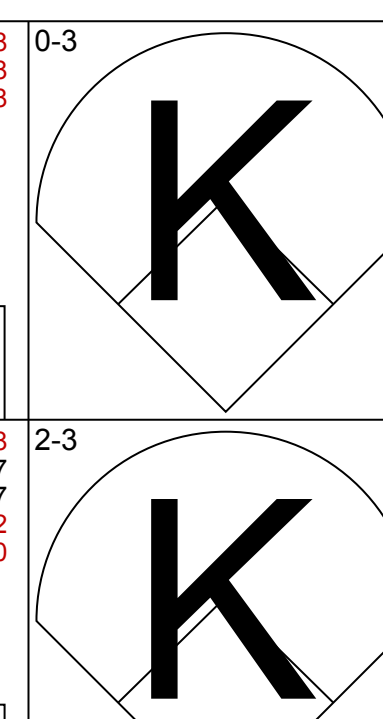
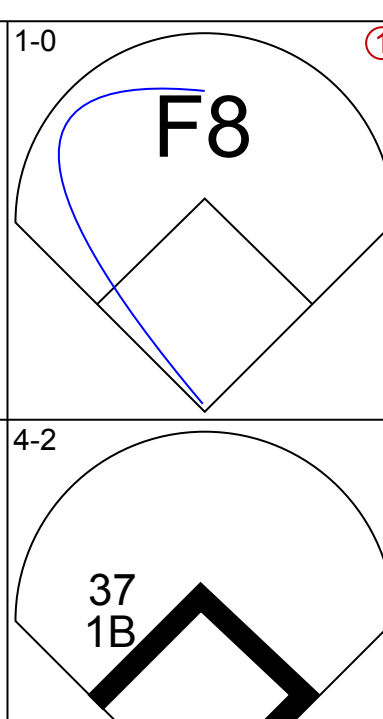
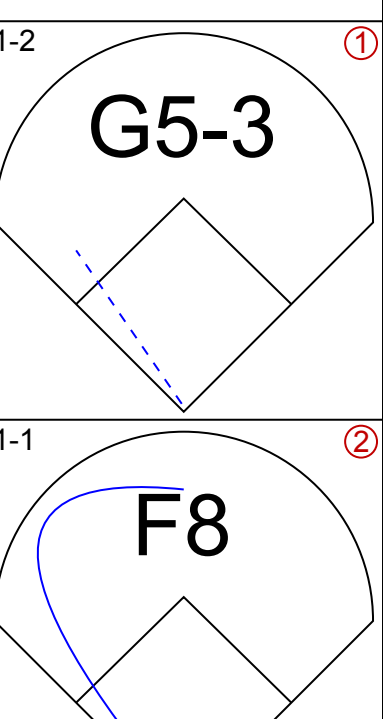
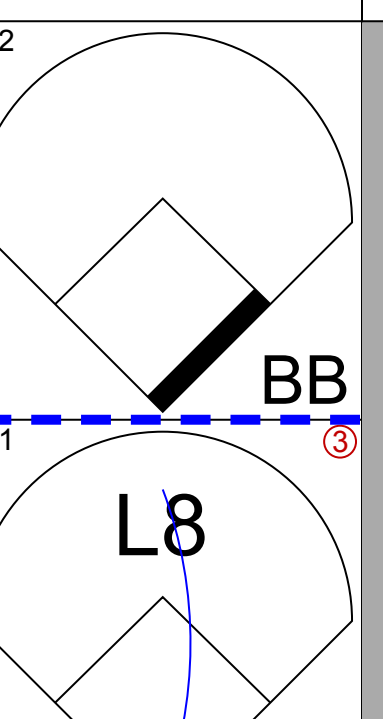
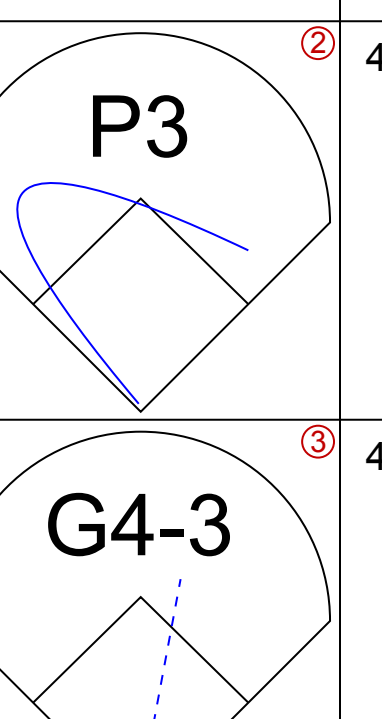
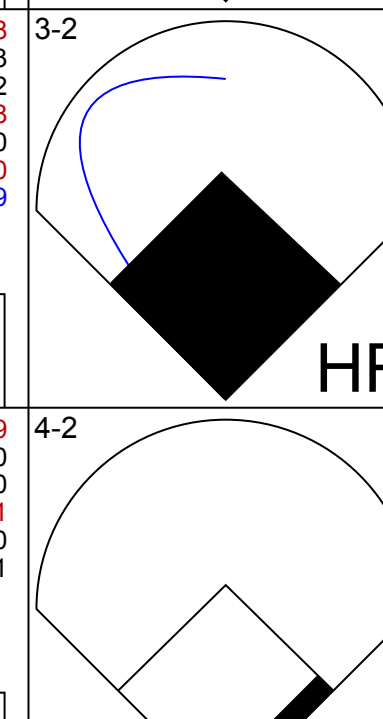
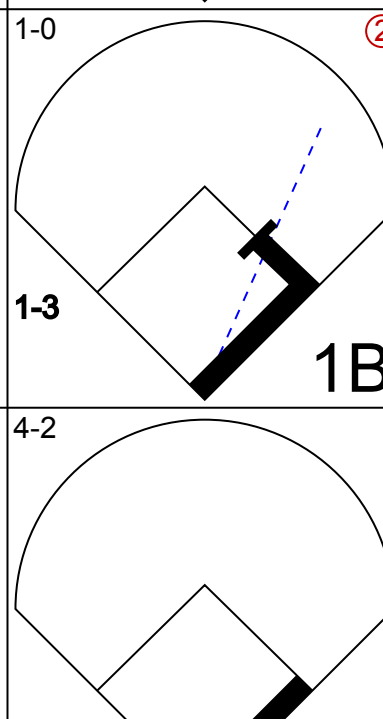
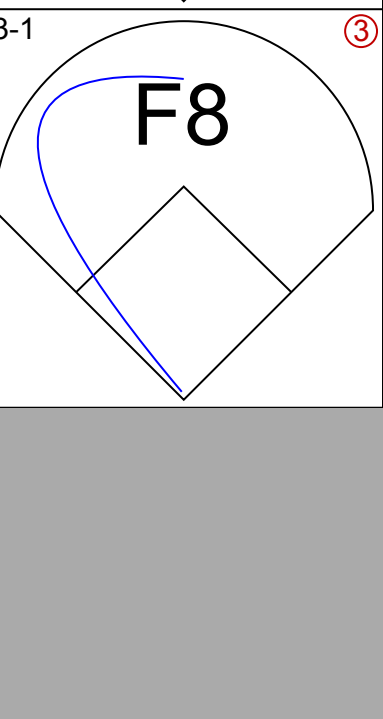


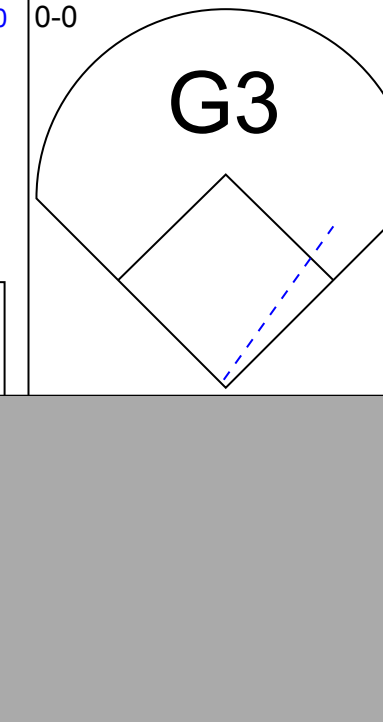





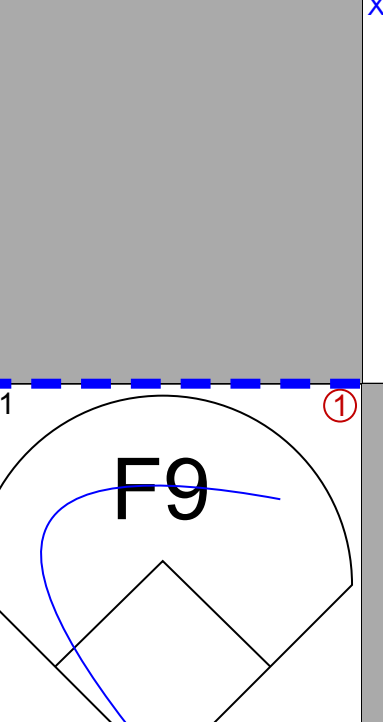
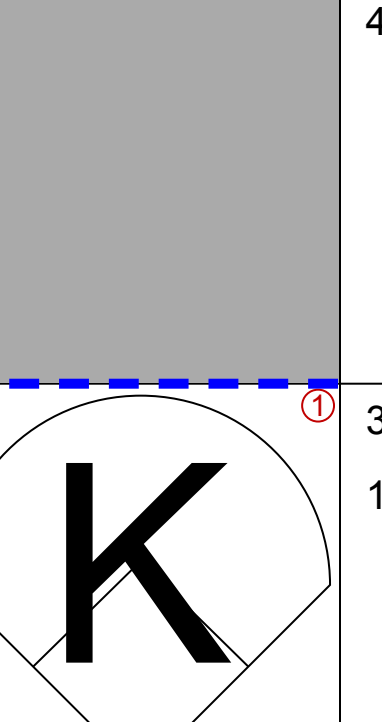


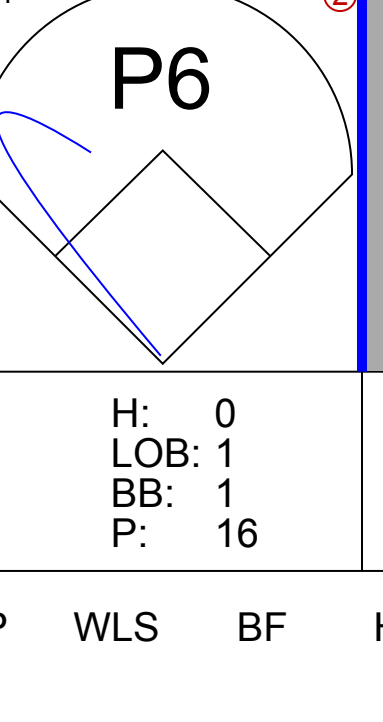
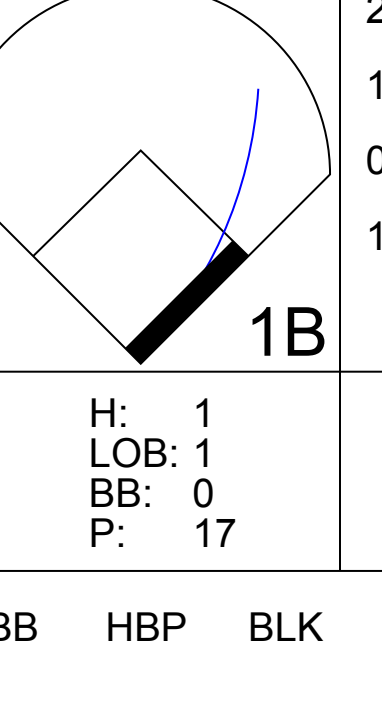
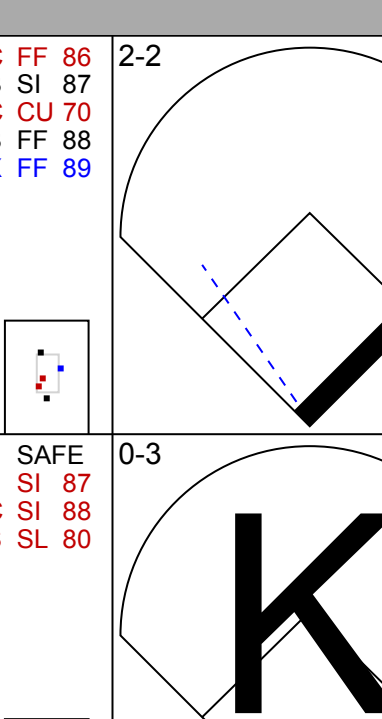
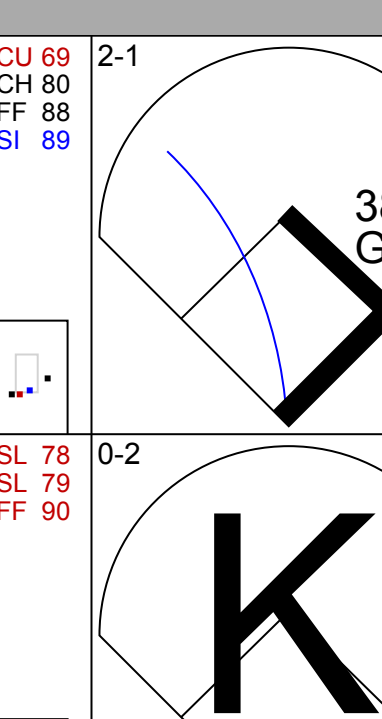

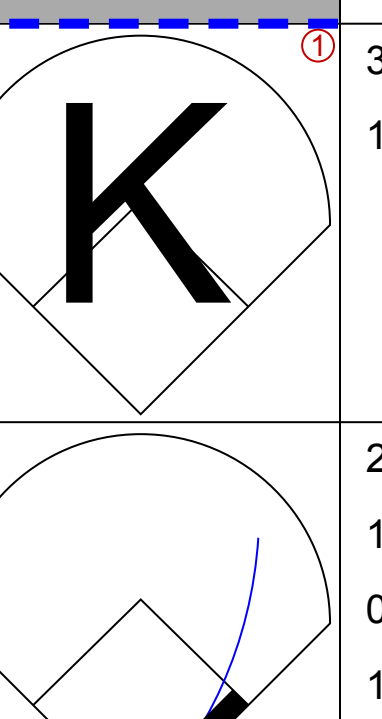
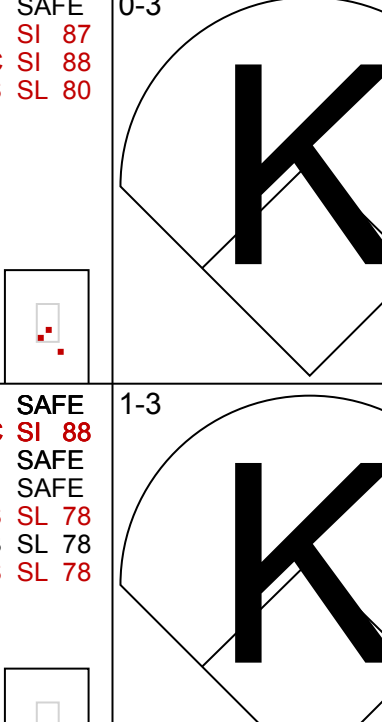
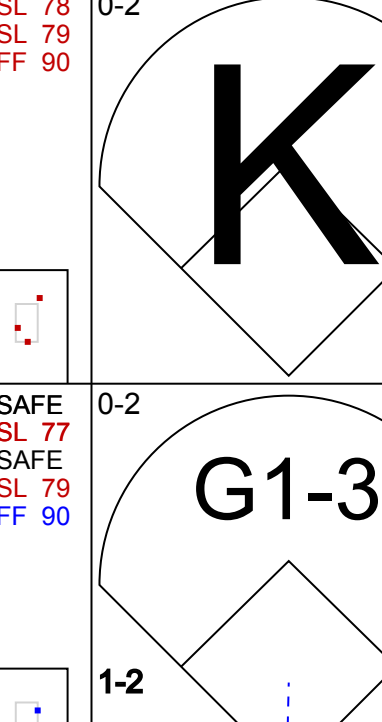
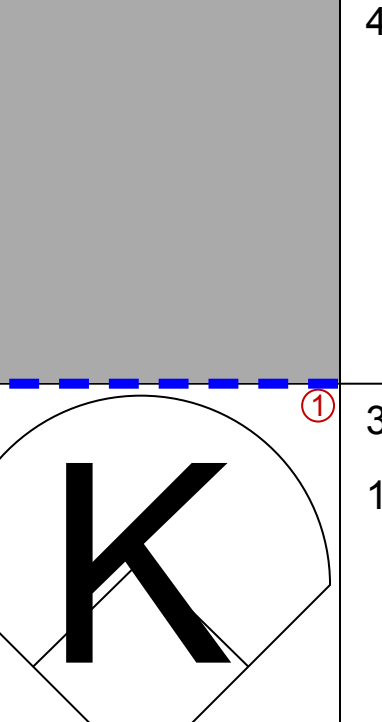
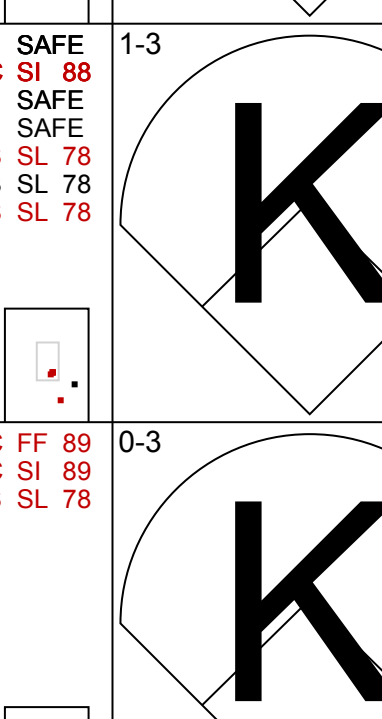
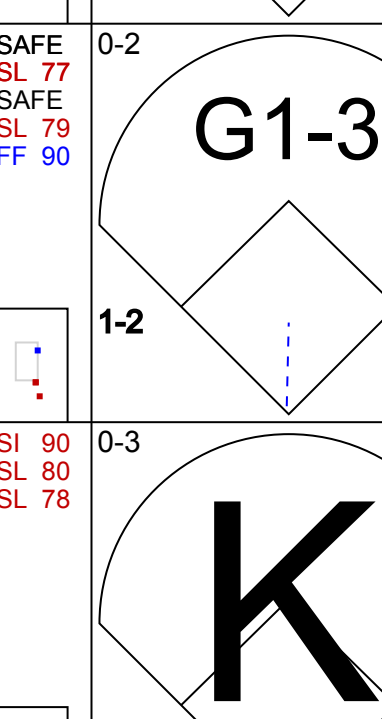
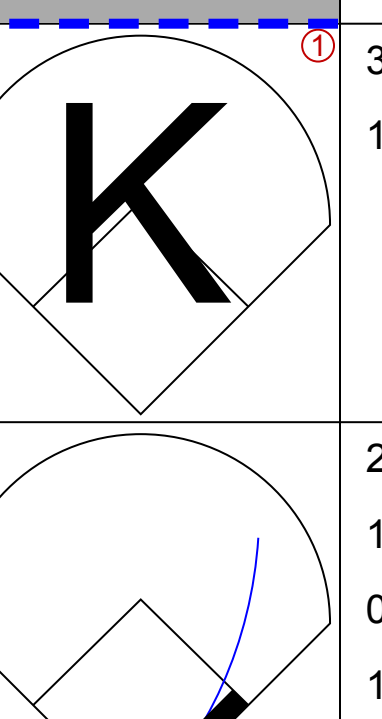
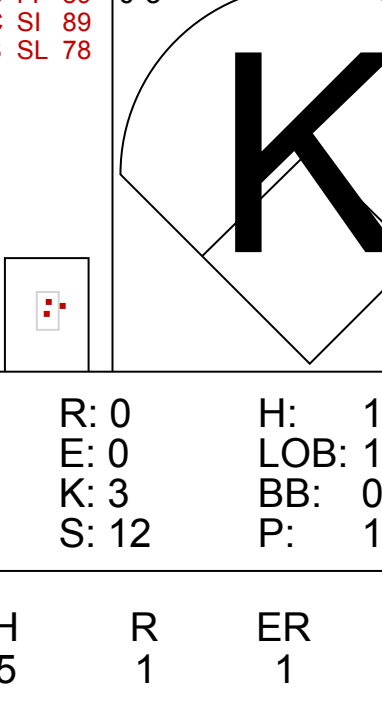
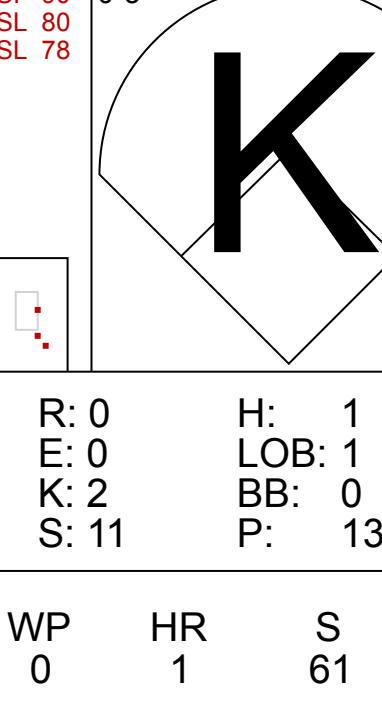
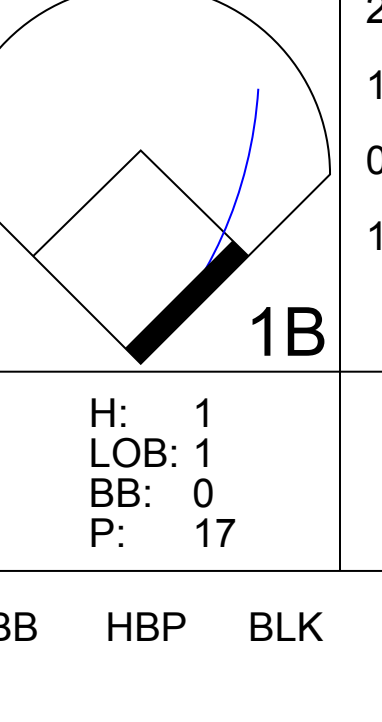
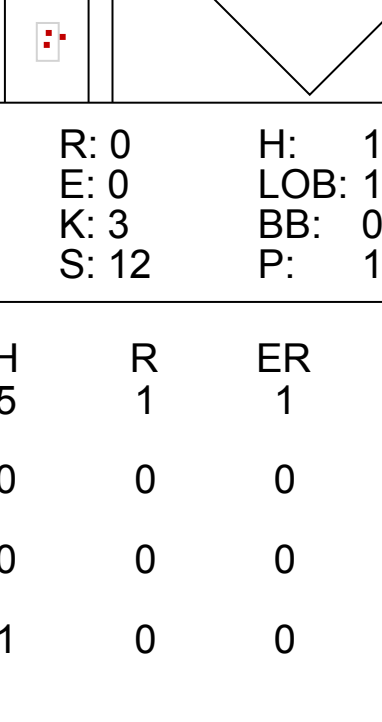
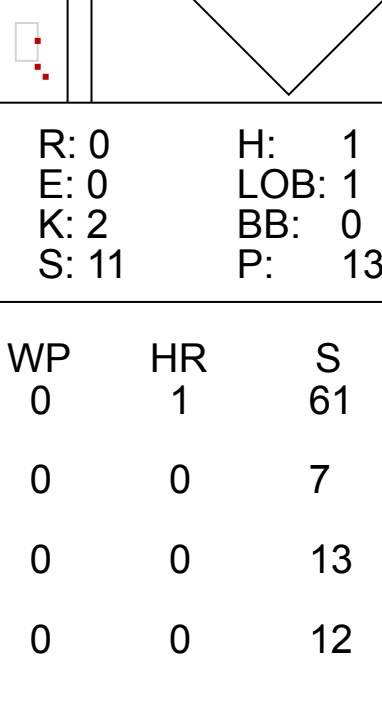
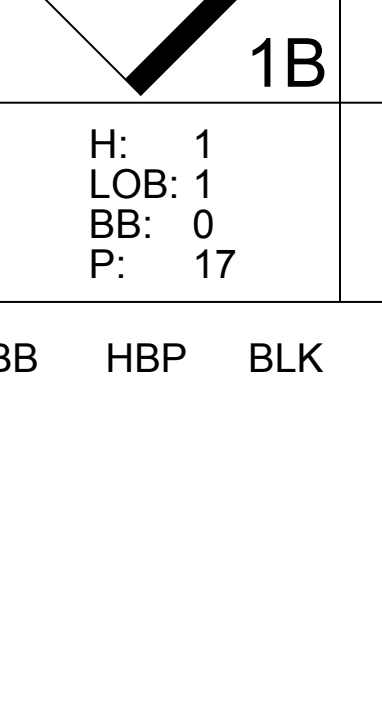
livebaseballscores.com

AB 31
R 1
H 4
RBI 1
BB 3
SO 8
LOB 10



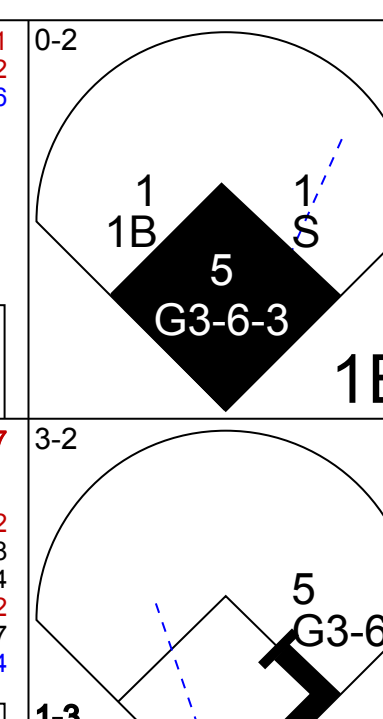
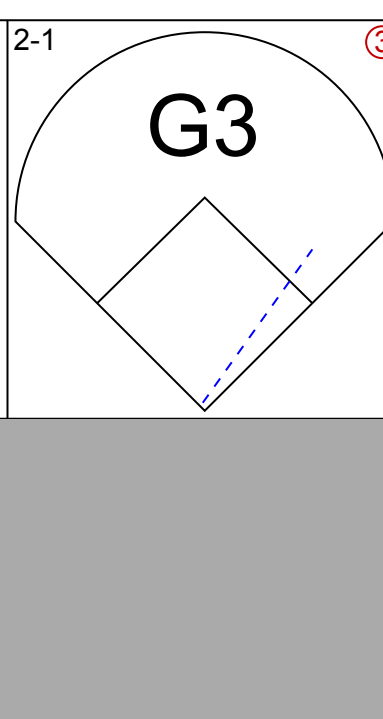
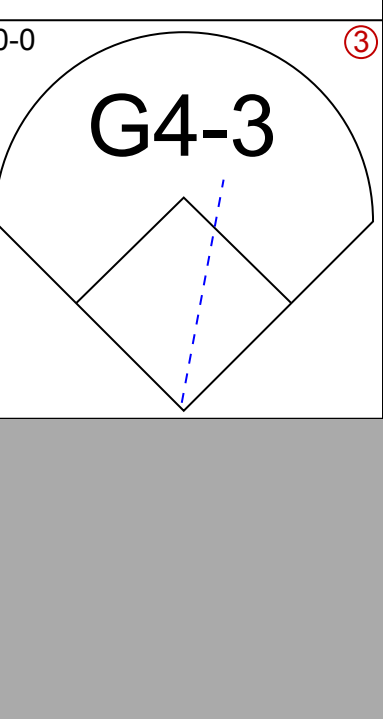

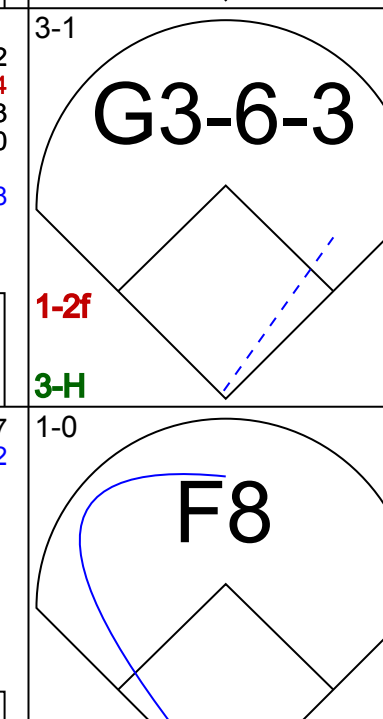

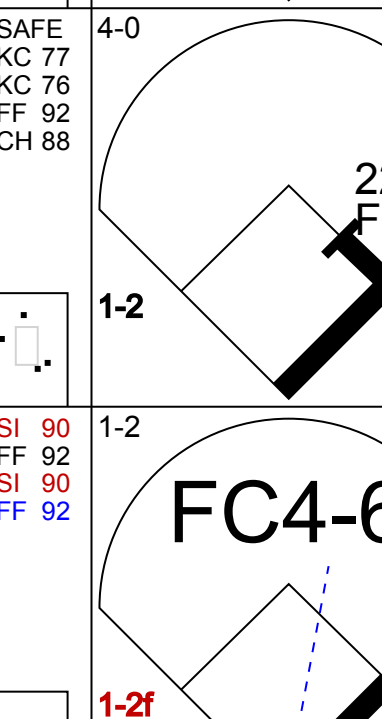




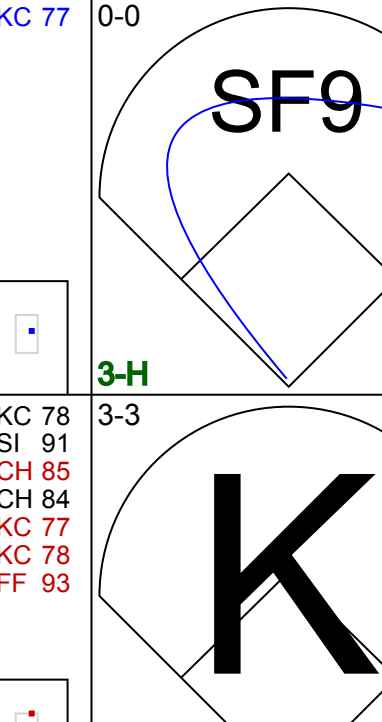
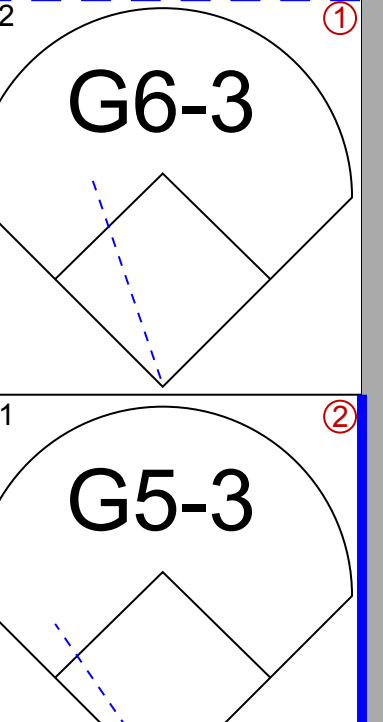


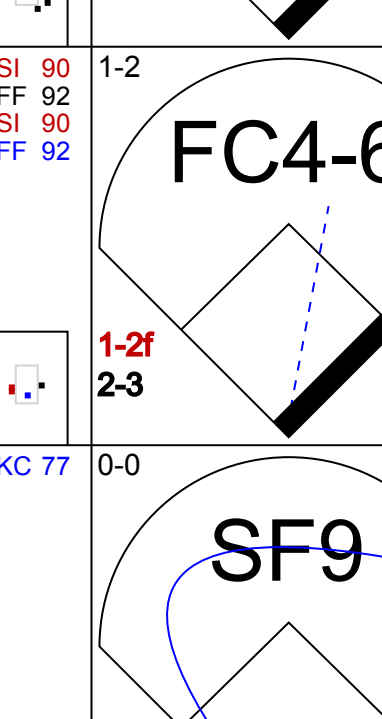
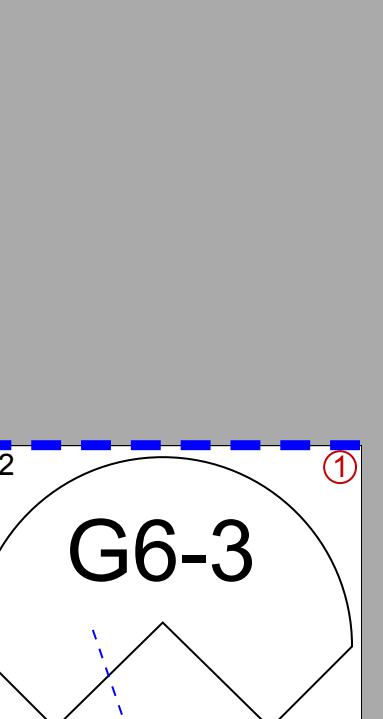

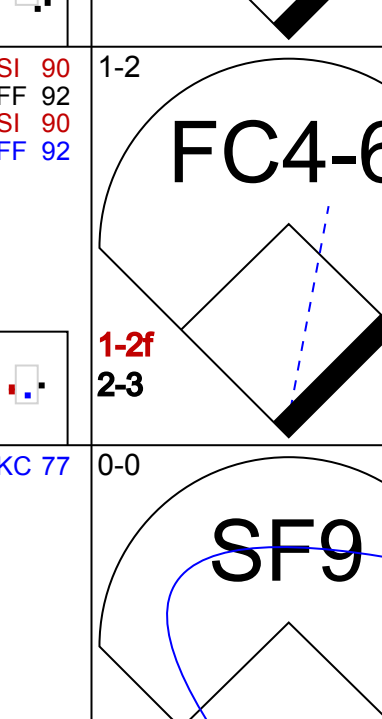
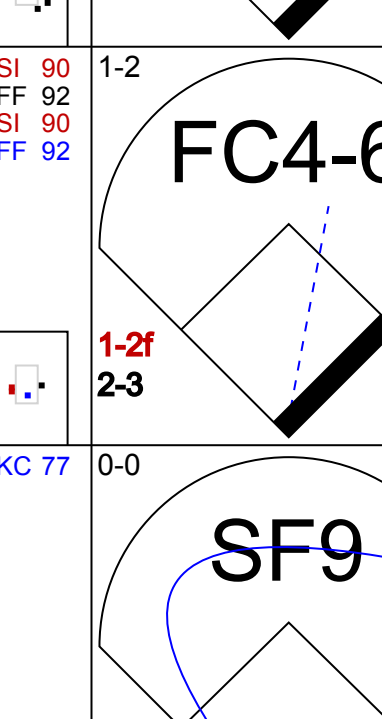
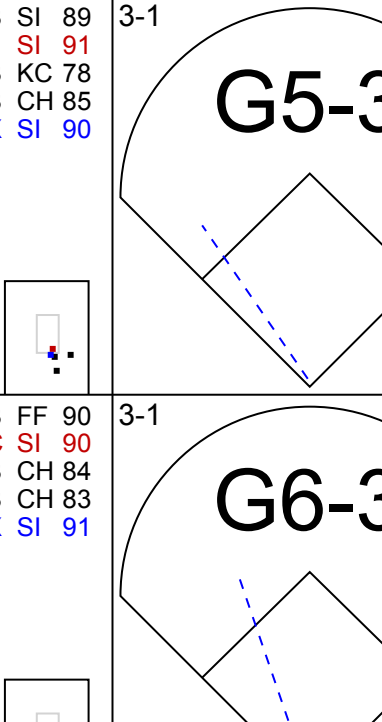
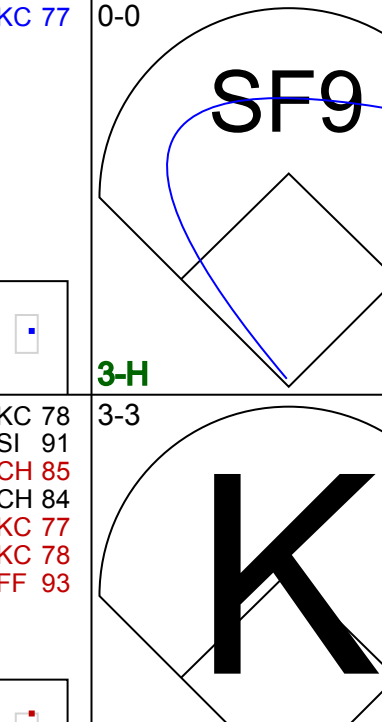

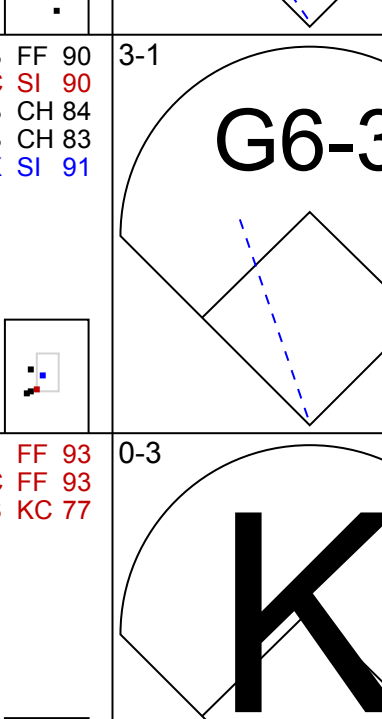
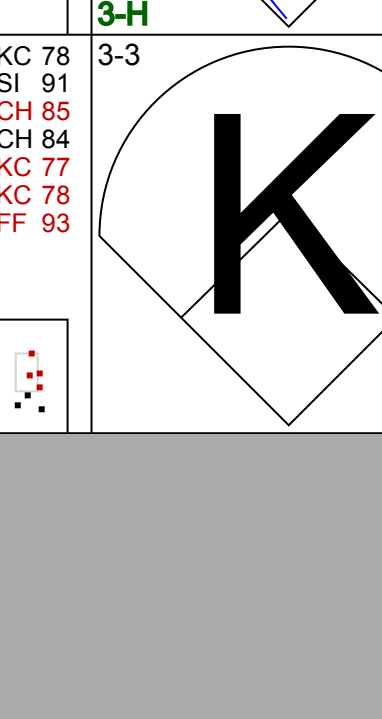

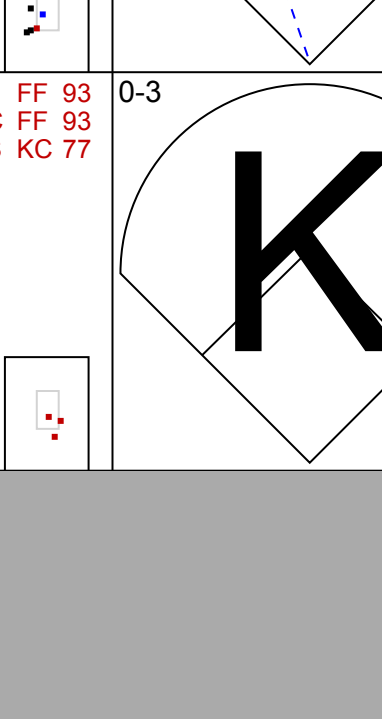


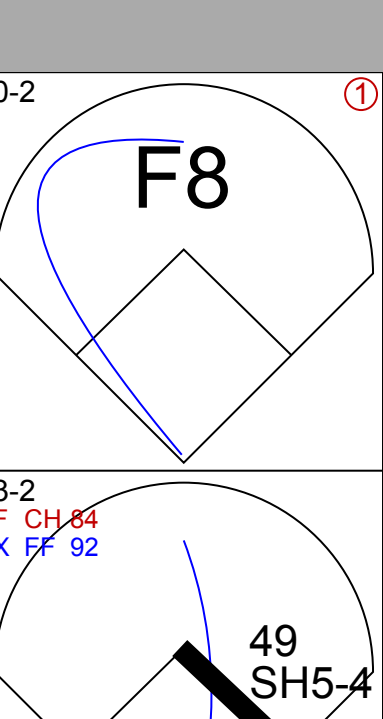

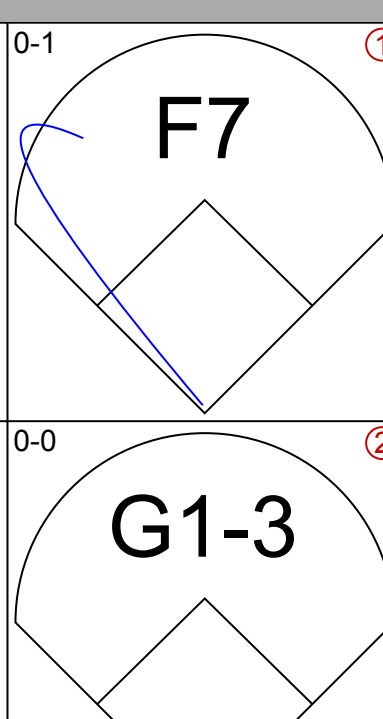
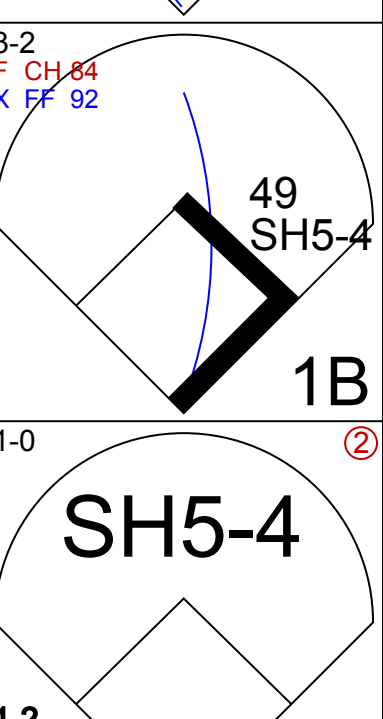

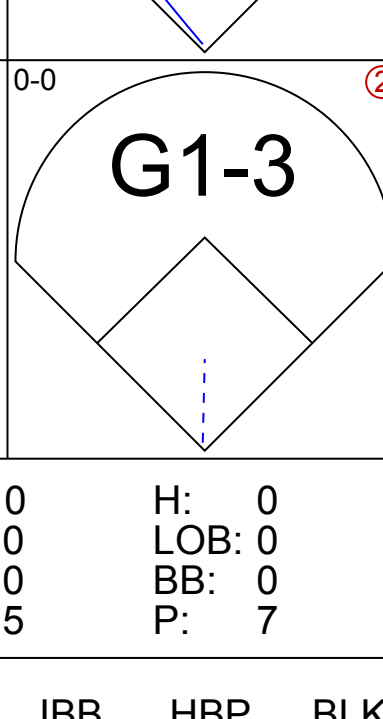
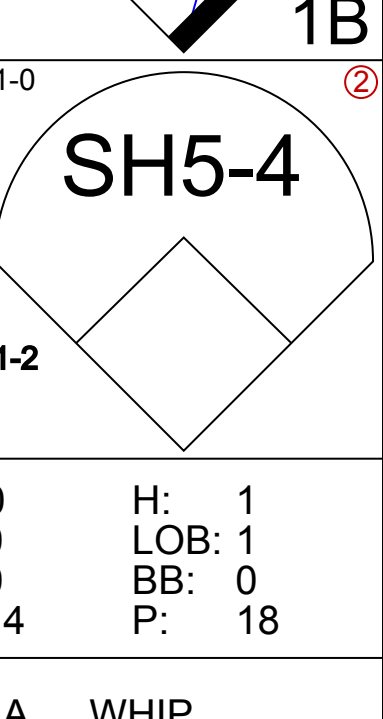

Batter	1	2	3	4	5	6	7	8	9	AB	R	H	RBI	BB	SO	LOB	TOP			
16 César Hernández, S (1.10) OBP: 0.422, SLG: 0.431			E6 4 2B 17 HBP				L7			4	2	1	1	1	1	1	Philadelphia Phillies @ Tampa Bay Rays Tropicana Field, St. Petersburg, FL Sun Apr 15 2018, 1:11 PM - 4:44 PM EDT Att: 19,841 - Dome - 72 F			
41 Carlos Santana, S (1.3) OBP: 0.254, SLG: 0.327			L9			F7				4	0	0	0	1	2	4				
37 Odúbel Herrera, L (1.8) OBP: 0.389, SLG: 0.429			F7			G4-3				3	1	0	0	2	0	4				
17 Rhys Hoskins, R (1.7) OBP: 0.474, SLG: 0.581			F8							2	2	1	1	2	0	1				
4 Scott Kingery, R (1.4) OBP: 0.315, SLG: 0.540			HBP			G6-3				5	1	2	3	0	1	3				
7 Maikel Franco, R (1.5) OBP: 0.285, SLG: 0.474			2B							5	1	1	2	0	0	3				
23 Aaron Altherr, R (1.9) OBP: 0.214, SLG: 0.250						G3-1				5	1	1	3	0	2	2				
15 Andrew Knapp, S (1.2) OBP: 0.292, SLG: 0.190						G6-3				4	1	1	0	0	1	0				
18 Pedro Florimón, S (1.6) OBP: 0.300, SLG: 0.333						F9				4	1	1	0	0	1	0				
Inning Stats	R: 0 H: 0 E: 0 K: 1 S: 11	H: 0 LOB: 1 BB: 1 P: 18	R: 0 H: 0 E: 0 K: 1 S: 7	H: 0 LOB: 0 BB: 0 P: 11	R: 4 H: 3 E: 1 K: 0 S: 26	H: 3 LOB: 1 BB: 0 P: 38	R: 0 H: 0 E: 0 K: 0 S: 6	H: 0 LOB: 0 BB: 0 P: 9	R: 1 H: 1 E: 0 K: 0 S: 14	H: 1 LOB: 1 BB: 1 P: 21	R: 0 H: 0 E: 0 K: 1 S: 8	H: 0 LOB: 0 BB: 0 P: 12	R: 5 H: 4 E: 0 K: 2 S: 23	H: 4 LOB: 1 BB: 2 P: 41	R: 0 H: 0 E: 0 K: 1 S: 11	H: 0 LOB: 2 BB: 2 P: 22		1B: 5 2B: 2 3B: 0 HR: 1	SF: 0 SAC: 0 DP: 0 HBP: 1	WP: 0 PB: 0 SB: 1 CS: 0
PITCHER	IP WLS BF H R ER SO	IP WLS BF H R ER SO	IP WLS BF H R ER SO	IP WLS BF H R ER SO	IP WLS BF H R ER SO	IP WLS BF H R ER SO	IP WLS BF H R ER SO	IP WLS BF H R ER SO	IP WLS BF H R ER SO	IP WLS BF H R ER SO	IP WLS BF H R ER SO	IP WLS BF H R ER SO	IP WLS BF H R ER SO	IP WLS BF H R ER SO	IP WLS BF H R ER SO	IP WLS BF H R ER SO	ERA WHIP	ERA WHIP		
48 Ryan Yarbrough, L (1.1) ERA: 2.84	4.2 L 21 3 5 2 2		2.0 L 10 1 2 2 3		2.0 L 10 1 2 2 3		2.0 L 10 1 2 2 3		2.0 L 10 1 2 2 3		2.0 L 10 1 2 2 3		2.0 L 10 1 2 2 3		2.0 L 10 1 2 2 3		3.86 1.071			
35 Matt Andriese, R (5.1) ERA: 8.31	2.1 L 10 1 2 2 3		1.0 L 10 1 2 2 3		1.0 L 10 1 2 2 3		1.0 L 10 1 2 2 3		1.0 L 10 1 2 2 3		1.0 L 10 1 2 2 3		1.0 L 10 1 2 2 3		1.0 L 10 1 2 2 3		7.71 1.286			
36 Andrew Kittredge, R (8.1) ERA: 5.59	1.0 L 10 1 2 2 3		0.0 L 10 1 2 2 3		0.0 L 10 1 2 2 3		0.0 L 10 1 2 2 3		0.0 L 10 1 2 2 3		0.0 L 10 1 2 2 3		0.0 L 10 1 2 2 3		0.0 L 10 1 2 2 3		27.00 4.000			
52 Chaz Roe, R (9.1) ERA: 3.86	1.0 L 10 1 2 2 3		0.0 L 10 1 2 2 3		0.0 L 10 1 2 2 3		0.0 L 10 1 2 2 3		0.0 L 10 1 2 2 3		0.0 L 10 1 2 2 3		0.0 L 10 1 2 2 3		0.0 L 10 1 2 2 3		0.00 2.000			

Batter	1	2	3	4	5	6	7	8	9	AB	R	H	RBI	BB	SO	LOB	BOTTOM			
2 Denard Span, L (1.10) OBP: 0.360, SLG: 0.375										4	1	2	2	1	0	2	Philadelphia Phillies @ Tampa Bay Rays Tropicana Field, St. Petersburg, FL Sun Apr 15 2018, 1:11 PM - 4:44 PM EDT Att: 19,841 - Dome - 72 F			
27 Carlos Gómez, R (1.9) OBP: 0.320, SLG: 0.333										5	0	0	0	0	2	4				
39 Kevin Kiermaier, L (1.8) OBP: 0.250, SLG: 0.233										1	1	1	0	0	0	0				
10 Johnny Field, R (2.8) OBP: 0.375, SLG: 0.429										4	0	2	0	0	1	0				
44 C.J. Cron, R (1.3) OBP: 0.268, SLG: 0.333										4	1	1	0	0	1	2				
0 Mallex Smith, L (1.7) OBP: 0.409, SLG: 0.475										5	1	2	1	0	1	4				
5 Matt Duffy, R (1.5) OBP: 0.290, SLG: 0.339										5	0	1	0	0	1	3				
18 Joey Wendle, L (1.4) OBP: 0.370, SLG: 0.474										2	0	0	0	1	1	2				
45 Jesús Sucre, R (1.2) OBP: 0.333, SLG: 0.313										4	0	2	1	0	2	3				
28 Daniel Robertson, R (1.6) OBP: 0.469, SLG: 0.304										4	0	0	0	0	1	7				
Inning Stats	R: 2 H: 3 E: 1 K: 2 S: 16	H: 3 LOB: 1 BB: 0 P: 26	R: 0 H: 0 E: 0 K: 1 S: 8	H: 0 LOB: 0 BB: 0 P: 11	R: 0 H: 1 E: 0 K: 1 S: 5	H: 1 LOB: 0 BB: 0 P: 8	R: 1 H: 3 E: 0 K: 1 S: 12	H: 3 LOB: 2 BB: 0 P: 21	R: 0 H: 1 E: 0 K: 0 S: 9	H: 1 LOB: 2 BB: 0 P: 11	R: 0 H: 1 E: 0 K: 1 S: 7	H: 0 LOB: 0 BB: 0 P: 10	R: 1 H: 1 E: 0 K: 3 S: 19	H: 1 LOB: 3 BB: 2 P: 33	R: 0 H: 1 E: 0 K: 1 S: 13	H: 1 LOB: 0 BB: 0 P: 19	1B: 8 2B: 1 3B: 1 HR: 1	SF: 0 SAC: 0 DP: 1 HBP: 2	WP: 0 PB: 0 SB: 2 CS: 0	PA: 42
PITCHER	IP WLS BF H R ER SO	IP WLS BF H R ER SO	IP WLS BF H R ER SO	IP WLS BF H R ER SO	IP WLS BF H R ER SO	IP WLS BF H R ER SO	IP WLS BF H R ER SO	IP WLS BF H R ER SO	IP WLS BF H R ER SO	IP WLS BF H R ER SO	IP WLS BF H R ER SO	IP WLS BF H R ER SO	IP WLS BF H R ER SO	IP WLS BF H R ER SO	IP WLS BF H R ER SO	IP WLS BF H R ER SO	ERA WHIP	ERA WHIP		
19 Ben Lively, R (1.1) ERA: 5.87	4.0 L 21 3 5 2 2		2.0 L 10 1 2 2 3		2.0 L 10 1 2 2 3		2.0 L 10 1 2 2 3		2.0 L 10 1 2 2 3		2.0 L 10 1 2 2 3		2.0 L 10 1 2 2 3		2.0 L 10 1 2 2 3		6.75 1.750			
55 Hobby Milner, L (5.1) ERA: 2.7	0.1 L 10 1 2 2 3		0.0 L 10 1 2 2 3		0.0 L 10 1 2 2 3		0.0 L 10 1 2 2 3		0.0 L 10 1 2 2 3		0.0 L 10 1 2 2 3		0.0 L 10 1 2 2 3		0.0 L 10 1 2 2 3		0.00 0.000			
53 Yackel Rios, R (5.1) ERA: 2.08	1.1 W 8 2 0 0 1		0.0 L 10 1 2 2 3		0.0 L 10 1 2 2 3		0.0 L 10 1 2 2 3		0.0 L 10 1 2 2 3		0.0 L 10 1 2 2 3		0.0 L 10 1 2 2 3		0.0 L 10 1 2 2 3		0.00 1.500			
57 Luis García, R (6.1) ERA: 3.24	1.1 H 4 0 0 0 0		0.0 L 10 1 2 2 3		0.0 L 10 1 2 2 3		0.0 L 10 1 2 2 3		0.0 L 10 1 2 2 3		0.0 L 10 1 2 2 3		0.0 L 10 1 2 2 3		0.0 L 10 1 2 2 3		0.00 0.000			
46 Adam Morgan, L (8.1) ERA: 4.26	0.0 L 10 1 2 2 3		0.0 L 10 1 2 2 3		0.0 L 10 1 2 2 3		0.0 L 10 1 2 2 3		0.0 L 10 1 2 2 3		0.0 L 10 1 2 2 3		0.0 L 10 1 2 2 3		0.0 L 10 1 2 2 3		∞ ∞			

Batter	1	2	3	4	5	6	7	8	9	AB	R	H	RBI	BB	SO	LOB	TOP			
4 Scott Kingery, R (1,4) OBP: 0.305, SLG: 0.500										4	0	0	0	1	1	1	Philadelphia Phillies @ Atlanta Braves SunTrust Park, Atlanta, GA Mon Apr 16 2018, 7:37 PM - 10:17 PM EDT Att. 17,812 - Clear - 49 F			
41 Carlos Santana, S (1,3) OBP: 0.250, SLG: 0.304										4	0	0	0	1	1	2				
37 Odúbel Herrera, L (1,8) OBP: 0.397, SLG: 0.491										4	1	2	1	0	0	0				
17 Rhys Hoskins, R (1,7) OBP: 0.508, SLG: 0.614										1	0	1	0	3	0	0				
23 Aaron Altherr, R (1,9) OBP: 0.271, SLG: 0.231										3	0	0	0	1	1	4				
2 J.P. Crawford, L (1,6) OBP: 0.282, SLG: 0.410										3	0	2	0	0	0	1				
18 Pedro Florimón, S (8,PH) OBP: 0.273, SLG: 0.300										1	0	0	0	0	1	2				
7 Maikel Franco, R (1,5)										4	0	0	0	0	3	5				
38 Jorge Alfaro, R (1,2) OBP: 0.282, SLG: 0.286										3	0	0	0	0	1	2				
15 Andrew Knapp, S (9,PH) OBP: 0.280, SLG: 0.182										1	0	0	0	0	1	0				
27 Aaron Nola, R (1,1)										2	0	0	0	0	2	2				
16 César Hernández, S (7,PH) OBP: 0.415, SLG: 0.423										1	0	0	0	0	0	0				
64 Víctor Arano, R (7,1)										0	0	0	0	0	0	0				
5 Nick Williams, L (9,PH) OBP: 0.333, SLG: 0.441										1	0	1	0	0	0	0				
Inning Stats	R: 1 H: 1 E: 0 K: 2 S: 13	H: 1 LOB: 1 BB: 1 P: 22	R: 0 H: 1 E: 0 K: 3 S: 12	H: 1 LOB: 1 BB: 0 P: 15	R: 0 H: 1 E: 0 K: 1 S: 9	H: 1 LOB: 2 BB: 2 P: 19	R: 0 H: 1 E: 0 K: 2 S: 11	H: 1 LOB: 0 BB: 0 P: 13	R: 0 H: 0 E: 0 K: 0 S: 7	H: 1 LOB: 1 BB: 1 P: 15	R: 0 H: 0 E: 0 K: 1 S: 9	H: 0 LOB: 1 BB: 1 P: 16	R: 0 H: 0 E: 0 K: 1 S: 11	H: 1 LOB: 2 BB: 2 P: 22	R: 0 H: 1 E: 0 K: 1 S: 12	H: 1 LOB: 1 BB: 0 P: 17	1B: 4 2B: 1 3B: 0 HR: 1	SF: 0 SAC: 0 DP: 0 HBP: 0	WP: 0 PB: 0 SB: 0 CS: 0	PA: 38
PITCHER	IP WLS BF H R ER SO BB IBB HBP BLK WP HR S P ERA WHIP																			
49 Julio Teheran, R (1,1) ERA: 5.4	6.0 W 25 5 1 1 9 3 0 0 0 0 0 1 61 96 1.50 1.333																			
51 Shane Bieber, R (7,1) ERA: 1.59	0.2 H 3 0 0 0 0 1 0 0 0 0 0 0 7 14 0.00 1.500																			
33 A.J. Minter, L (7,1) ERA: 1.59	1.1 H 6 0 0 0 1 2 0 0 0 0 0 0 13 24 0.00 1.500																			
38 Aroldys Vizcaino, R (9,1) ERA: 2.35	1.0 S 4 1 0 0 1 0 0 0 0 0 0 0 12 17 0.00 1.000																			

AB	32
R	1
H	6
RBI	1
BB	6
SO	11
LOB	19



Batter	1	2	3	4	5	6	7	8	9	AB	R	H	RBI	BB	SO	LOB	BOTTOM			
11 Ender Inciarte, L (1,8) OBP: 0.242, SLG: 0.217										4	1	1	0	0	0	1	Philadelphia Phillies @ Atlanta Braves SunTrust Park, Atlanta, GA Mon Apr 16 2018, 7:37 PM - 10:17 PM EDT Att. 17,812 - Clear - 49 F			
1 Ozzie Albies, S (1,4) OBP: 0.348, SLG: 0.701										3	1	2	0	0	0	0				
5 Freddie Freeman, L (1,3) OBP: 0.486, SLG: 0.538										2	0	0	0	1	0	1				
22 Nick Markakis, L (1,9) OBP: 0.377, SLG: 0.433										3	0	0	0	0	0	2				
33 A.J. Minter, L (7,1)										0	0	0	0	0	0	0				
38 Aroldys Vizcaino, R (9,1)										0	0	0	0	0	0	0				
24 Kurt Suzuki, R (1,2) OBP: 0.400, SLG: 0.500										2	0	0	1	0	0	0				
20 Preston Tucker, L (1,7) OBP: 0.319, SLG: 0.535										3	0	0	0	0	1	1				
12 Peter Bourjos, R (8,7) OBP: 0.190, SLG: 0.200										0	0	0	0	0	0	0				
7 Dansby Swanson, R (1,6) OBP: 0.371, SLG: 0.542										3	0	0	0	0	2	0				
27 Ryan Flaherty, L (1,5) OBP: 0.451, SLG: 0.455										3	0	1	0	0	0	0				
49 Julio Teheran, R (1,1) ERA: 2.22										1	0	0	0	0	0	0				
51 Shane Bieber, R (7,1)										0	0	0	0	0	0	0				
18 Lane Adams, R (7,9) OBP: 0.421, SLG: 0.467										1	0	0	0	0	0	0				
Inning Stats	R: 1 H: 2 E: 0 K: 0 S: 10	H: 2 LOB: 0 BB: 0 P: 17	R: 0 H: 0 E: 0 K: 1 S: 7	H: 0 LOB: 0 BB: 0 P: 13	R: 0 H: 0 E: 0 K: 0 S: 5	H: 0 LOB: 0 BB: 0 P: 7	R: 1 H: 1 E: 0 K: 1 S: 10	H: 1 LOB: 1 BB: 1 P: 19	R: 0 H: 1 E: 0 K: 0 S: 14	H: 1 LOB: 1 BB: 0 P: 18	R: 0 H: 0 E: 0 K: 0 S: 7	H: 0 LOB: 0 BB: 0 P: 11	R: 0 H: 0 E: 0 K: 1 S: 8	H: 0 LOB: 0 BB: 0 P: 11	R: 0 H: 0 E: 0 K: 0 S: 3	H: 0 LOB: 0 BB: 0 P: 3	1B: 4 2B: 0 3B: 0 HR: 0	SF: 1 SAC: 1 DP: 1 HBP: 0	WP: 0 PB: 0 SB: 1 CS: 0	PA: 28
PITCHER	IP WLS BF H R ER SO BB IBB HBP BLK WP HR S P ERA WHIP																			
27 Aaron Nola, R (1,1) ERA: 2.22	6.0 L 22 4 2 2 2 1 0 0 0 0 0 0 11 14 3.00 0.833																			
64 Víctor Arano, R (7,1)	2.0 6 0 0 0 1 0 0 0 0 0 0 0 11 14 0.00 0.000																			



Batter	1	2	3	4	5	6	7	8	9	AB	R	H	RBI	BB	SO	LOB	TOP										
26 Adam Frazier, L (1,4) OBP: 0.273, SLG: 0.333 (6,8)										4	0	0	0	0	3	1	Pittsburgh Pirates @ Philadelphia Phillies Citizens Bank Park, Philadelphia, PA Thu Apr 19 2018, 7:09 PM - 10:01 PM EDT Att: 19,071 - Cloudy - 46 F										
25 Gregory Polanco, L (1,9) OBP: 0.299, SLG: 0.477										4	0	0	0	0	2	0											
6 Starling Marte, R (1,8) OBP: 0.389, SLG: 0.521 48 Richard Rodriguez, R (6,1)										2	0	0	0	1	1	0											
32 Elias Diaz, R (9,PH) OBP: 0.444, SLG: 0.588										0	0	0	0	0	0	0											
55 Josh Bell, S (1,3) OBP: 0.321, SLG: 0.368										4	0	0	0	0	1	1											
12 Corey Dickerson, L (1,7) OBP: 0.338, SLG: 0.500										3	0	0	0	0	1	0											
29 Francisco Cervelli, R (1,2) OBP: 0.375, SLG: 0.519										2	0	1	0	1	1	0											
19 Colin Moran, L (1,5) OBP: 0.351, SLG: 0.412										3	0	0	0	0	1	2											
10 Jordy Mercer, R (1,6) OBP: 0.318, SLG: 0.333										3	0	0	0	0	1	2											
50 Jameson Taillon, R (1,1) OBP: 0.143, SLG: 0.143 24 Tyler Glasnow, L (2,1) 38 Max Moroff, S (6,4) OBP: 0.333, SLG: 0.500										0	0	0	0	0	0	0											
Inning Stats	R: 0 E: 0 K: 2 S: 9	H: 0 LOB: 1 BB: 1 P: 14	R: 0 E: 0 K: 0 S: 11	H: 1 LOB: 1 BB: 0 P: 19	R: 0 E: 0 K: 3 S: 10	H: 0 LOB: 0 BB: 0 P: 15	R: 0 E: 0 K: 2 S: 9	H: 0 LOB: 0 BB: 0 P: 13	R: 0 E: 0 K: 1 S: 9	H: 0 LOB: 0 BB: 0 P: 10	R: 0 E: 0 K: 1 S: 8	H: 0 LOB: 0 BB: 0 P: 13	R: 0 E: 0 K: 2 S: 11	H: 1 LOB: 1 BB: 0 P: 16	R: 0 E: 0 K: 1 S: 12	H: 0 LOB: 0 BB: 0 P: 17	1B: 2 2B: 0 3B: 0 HR: 0	SF: 0 SAC: 0 DP: 0 HBP: 0	WP: 0 PB: 0 SB: 0 CS: 0	PA: 31							
PITCHER	IP	WLS	BF	H	R	ER	SO	BB	IBB	HBP	BLK	WP	HR	S	P	ERA	WHIP										
49 Jake Arrieta, R (1,1) ERA: 2.04	7.0	W	24	1	0	0	10	2	0	0	0	0	0	65	97	0.00	0.429										
53 Yackel Rios, R (8,1) ERA: 1.5	1.0		4	1	0	0	2	0	0	0	0	0	0	11	16	0.00	1.000										
64 Victor Arano, R (9,1) ERA:	1.0		3	0	0	0	1	0	0	0	0	0	0	12	17	0.00	0.000										

AB 29
R 0
H 2
RBI 0
BB 2
SO 13
LOB 7



Batter	1	2	3	4	5	6	7	8	9	AB	R	H	RBI	BB	SO	LOB	BOTTOM										
16 César Hernández, S (1,4) OBP: 0.430, SLG: 0.413										4	1	2	3	1	0	0	Pittsburgh Pirates @ Philadelphia Phillies Citizens Bank Park, Philadelphia, PA Thu Apr 19 2018, 7:09 PM - 10:01 PM EDT Att: 19,071 - Cloudy - 46 F										
41 Carlos Santana, S (1,3) OBP: 0.275, SLG: 0.281										3	1	1	0	2	1	1											
37 Odúbel Herrera, L (1,8) OBP: 0.380, SLG: 0.455										4	1	2	2	0	1	2											
17 Rhys Hoskins, R (1,7) OBP: 0.486, SLG: 0.618										3	1	1	1	1	2	2											
5 Nick Williams, L (1,9) OBP: 0.326, SLG: 0.366										3	1	0	0	1	2	2											
4 Scott Kingery, R (1,5) OBP: 0.318, SLG: 0.459										3	1	1	0	0	2	2											
2 J.P. Crawford, L (1,6) OBP: 0.295, SLG: 0.375										4	1	2	1	0	1	1											
38 Jorge Alfaro, R (1,2) OBP: 0.250, SLG: 0.250										4	0	0	0	0	3	5											
49 Jake Arrieta, R (1,1) ERA: 2.86 53 Yackel Rios, R (8,1) 23 Aaron Altherr, R (6,PH) 64 Victor Arano, R (9,1)										3	0	0	0	0	3	3											
Inning Stats	R: 0 E: 0 K: 1 S: 7	H: 4 LOB: 2 BB: 2 P: 9	R: 5 E: 0 K: 3 S: 25	H: 4 LOB: 2 BB: 2 P: 48	R: 0 E: 0 K: 1 S: 6	H: 0 LOB: 0 BB: 0 P: 9	R: 0 E: 0 K: 2 S: 8	H: 0 LOB: 0 BB: 0 P: 14	R: 2 E: 0 K: 2 S: 15	H: 3 LOB: 2 BB: 1 P: 29	R: 0 E: 0 K: 1 S: 7	H: 0 LOB: 1 BB: 2 P: 18	R: 0 E: 0 K: 3 S: 14	H: 1 LOB: 1 BB: 0 P: 20	R: 0 E: 0 K: 3 S: 12	H: 1 LOB: 1 BB: 0 P: 18		1B: 8 2B: 0 3B: 0 HR: 1	SF: 0 SAC: 0 DP: 1 HBP: 1	WP: 1 PB: 0 SB: 2 CS: 0	PA: 38						
PITCHER	IP	WLS	BF	H	R	ER	SO	BB	IBB	HBP	BLK	WP	HR	S	P	ERA	WHIP										
50 Jameson Taillon, R (1,1) ERA: 2.86	1.2	L	12	4	5	5	3	2	0	1	0	0	0	29	52	27.00	3.600										
24 Tyler Glasnow, R (2,1) ERA: 5.84	3.2		17	3	2	2	7	3	0	0	0	1	0	37	73	4.91	1.636										
48 Richard Rodriguez, R (6,1) ERA:	2.2		9	2	0	0	6	0	0	0	0	0	0	28	40	0.00	0.750										

AB 32
R 7
H 9
RBI 7
BB 5
SO 16
LOB 18



Batter	1	2	3	4	5	6	7	8	9	AB	R	H	RBI	BB	SO	LOB	TOP																
26 Adam Frazier, L (1,4) OBP: 0.245, SLG: 0.298	G6-3		L7		G5-3		K		G4-3	5	0	0	0	0	1	1	Pittsburgh Pirates @ Philadelphia Phillies Citizens Bank Park, Philadelphia, PA Fri Apr 20 2018, 7:06 PM - 9:47 PM EDT Att: 20,183 - Clear - 54 F																
25 Gregory Polanco, L (1,9) OBP: 0.321, SLG: 0.500	2B		BB		1B		K			3	0	2	0	1	1	0																	
6 Starling Marte, R (1,8) OBP: 0.379, SLG: 0.507	F9		1B		FC4-6		G4-3			4	0	1	0	0	0	2																	
55 Josh Bell, S (1,3) OBP: 0.318, SLG: 0.354	G6-3		BB		L3				L8	3	0	0	0	1	0	2																	
12 Corey Dickerson, L (1,7) OBP: 0.319, SLG: 0.471		K	F9			P4			L5	4	0	0	0	0	1	3																	
29 Francisco Cervelli, R (1,2) OBP: 0.382, SLG: 0.509					F7				P3	3	1	1	0	0	0	0																	
19 Colin Moran, L (1,5) OBP: 0.344, SLG: 0.418																																	
10 Jordy Mercer, R (1,6) OBP: 0.329, SLG: 0.356																																	
3 Sean Rodriguez, R (9, PR) OBP: 0.296, SLG: 0.435																																	
46 Iván Nova, R (1,1)																																	
45 Michael Feliz, R (7,1)																																	
70 George Kontos, R (8,1)																																	
23 David Freese, R (9, PH) OBP: 0.321, SLG: 0.520																																	
Inning Stats	R: 0 H: 1 E: 0 K: 0 S: 6	H: 1 LOB: 1 BB: 0 P: 13	R: 0 H: 1 E: 0 K: 1 S: 9	H: 1 LOB: 1 BB: 0 P: 15	R: 0 H: 1 E: 0 K: 1 S: 13	H: 1 LOB: 3 BB: 2 P: 24	R: 0 H: 0 E: 0 K: 2 S: 11	H: 0 LOB: 1 BB: 1 P: 19	R: 0 H: 1 E: 0 K: 0 S: 9	H: 1 LOB: 1 BB: 0 P: 12	R: 0 H: 0 E: 0 K: 2 S: 9	H: 0 LOB: 0 BB: 0 P: 12	R: 0 H: 0 E: 0 K: 0 S: 7	H: 0 LOB: 0 BB: 0 P: 10	R: 0 H: 1 E: 0 K: 1 S: 10	H: 1 LOB: 1 BB: 0 P: 13	1B: 3 2B: 3 3B: 0 HR: 0	SF: 1 SAC: 0 DP: 0 HBP: 1	WP: 0 PB: 0 SB: 1 CS: 0	PA: 37													
PITCHER	IP WLS BF H R ER SO BB IBB HBP BLK WP HR S P ERA WHIP																																
19 Ben Lively, R (1,1) ERA: 4.64	6.0	27	5	1	1	4	3	0	1	0	0	0	0	9	12	1.50	1.333																
46 Adam Morgan, L (7,1) ERA: 3.12	1.0	3	0	0	0	2	0	0	0	0	0	0	0	7	10	0.00	0.000																
57 Luis García, R (8,1) ERA: 2.79	1.0	W	3	0	0	0	0	0	0	0	0	0	0	7	10	0.00	0.000																
50 Héctor Neris, R (9,1) ERA: 4.7	1.0	S	4	1	0	1	0	0	0	0	0	0	0	10	13	0.00	1.000																

AB 32
R 1
H 6
RBI 1
BB 3
SO 7
LOB 13



Batter	1	2	3	4	5	6	7	8	9	AB	R	H	RBI	BB	SO	LOB	BOTTOM																
16 César Hernández, S (1,4) OBP: 0.434, SLG: 0.433	F9		1B			K				4	1	2	0	0	1	0	Pittsburgh Pirates @ Philadelphia Phillies Citizens Bank Park, Philadelphia, PA Fri Apr 20 2018, 7:06 PM - 9:47 PM EDT Att: 20,183 - Clear - 54 F																
41 Carlos Santana, S (1,3) OBP: 0.286, SLG: 0.309	2B		P2							4	1	2	0	0	0	2																	
37 Odúbel Herrera, L (1,8) OBP: 0.387, SLG: 0.486	G6-3		K							4	0	2	1	0	1	2																	
17 Rhys Hoskins, R (1,7) OBP: 0.474, SLG: 0.586	G6-3									3	0	0	1	1	0	2																	
23 Aaron Altherr, R (1,9) OBP: 0.245, SLG: 0.250										3	0	0	0	0	1	1																	
15 Andrew Knapp, S (1,2) OBP: 0.297, SLG: 0.212										3	0	0	0	0	1	0																	
7 Maikel Franco, R (1,5) OBP: 0.300, SLG: 0.434										3	0	2	0	0	0	0																	
19 Ben Lively, R (1,1) ERA: 4.64										2	0	0	0	0	0	1																	
46 Adam Morgan, L (7,1) ERA: 3.12										0	0	0	0	0	0	0																	
5 Nick Williams, L (7, PH) OBP: 0.319, SLG: 0.357										1	0	0	0	0	0	1																	
57 Luis García, R (8,1) ERA: 2.79										0	0	0	0	0	0	0																	
50 Héctor Neris, R (9,1) ERA: 4.7										0	0	0	0	0	0	0																	
2 J.P. Crawford, L (1,6) OBP: 0.241, SLG: 0.353										3	0	0	0	0	1	1																	
Inning Stats	R: 0 H: 1 E: 0 K: 0 S: 13	H: 1 LOB: 1 BB: 0 P: 19	R: 0 H: 1 E: 0 K: 1 S: 12	H: 1 LOB: 0 BB: 0 P: 16	R: 0 H: 0 E: 0 K: 0 S: 6	H: 0 LOB: 0 BB: 0 P: 11	R: 0 H: 0 E: 0 K: 0 S: 9	H: 0 LOB: 0 BB: 0 P: 14	R: 1 H: 2 E: 0 K: 1 S: 11	H: 2 LOB: 1 BB: 0 P: 16	R: 0 H: 1 E: 0 K: 2 S: 12	H: 1 LOB: 0 BB: 0 P: 16	R: 1 H: 2 E: 0 K: 0 S: 10	H: 2 LOB: 1 BB: 1 P: 21	1B: 5 2B: 3 3B: 1 HR: 0	SF: 0 SAC: 0 DP: 1 HBP: 0	WP: 1 PB: 0 SB: 0 CS: 1	PA: 32															
PITCHER	IP WLS BF H R ER SO BB IBB HBP BLK WP HR S P ERA WHIP																																
46 Iván Nova, R (1,1) ERA: 4.2	6.0	23	5	1	1	3	0	0	0	1	0	0	0	6	9	1.50	0.833																
45 Michael Feliz, R (7,1) ERA: 4.91	1.0	4	1	0	0	2	0	0	0	0	0	0	0	12	16	0.00	1.000																
70 George Kontos, R (8,1) ERA: 5.0	1.0	L	4	2	1	1	0	0	0	0	0	0	0	10	21	9.00	3.000																

AB 30
R 2
H 8
RBI 2
BB 1
SO 5
LOB 10



Batter	1	2	3	4	5	6	7	8	9	AB	R	H	RBI	BB	SO	LOB	TOP							
3 Sean Rodríguez, R OBP: 0.323, SLG: 0.556										4	2	2	1	0	2	0								
25 Gregory Polanco, L OBP: 0.318, SLG: 0.486										4	0	1	0	0	1	1								
6 Starling Marte, R 30 Kyle Crick, L										4	0	1	1	0	2	1								
55 Josh Bell, S 45 Michael Feliz, R 37 Edgar Santana, R 26 Adam Frazier, L 73 Felipe Vázquez, L										3	0	0	0	0	0	1								
12 Corey Dickerson, L 29 Francisco Cervelli, R 19 Colin Moran, L 10 Jordy Mercer, R 43 Steven Brault, L 23 David Fresse, R										4	0	0	0	0	1	3								
										4	0	1	0	0	1	3								
										3	0	0	0	0	3	2								
										2	0	0	0	0	0	0								
										1	0	0	0	0	1	0								
Inning Stats	R: 1 E: 0 K: 1 S: 9	H: 1 LOB: 0 BB: 0 P: 12	R: 0 E: 0 K: 0 S: 5	H: 1 LOB: 0 BB: 0 P: 8	R: 0 E: 0 K: 2 S: 9	H: 0 LOB: 0 BB: 0 P: 9	R: 0 E: 0 K: 1 S: 10	H: 0 LOB: 0 BB: 0 P: 16	R: 0 E: 0 K: 3 S: 12	H: 1 LOB: 1 BB: 0 P: 16	R: 1 E: 0 K: 1 S: 16	H: 2 LOB: 1 BB: 0 P: 21	R: 0 E: 0 K: 1 S: 14	H: 1 LOB: 1 BB: 0 P: 21	R: 0 E: 0 K: 2 S: 13	H: 1 LOB: 1 BB: 0 P: 16	R: 0 E: 0 K: 0 S: 10	H: 1 LOB: 1 BB: 0 P: 15	1B: 7 2B: 0 3B: 0 HR: 1	SF: 0 SAC: 0 DP: 1 HBP: 0	WP: 0 PB: 0 SB: 0 CS: 0	PA: 34		
PITCHER	IP WLS BF H R ER SO BB IBB HBP BLK WP HR S P ERA WHIP	IP WLS BF H R ER SO BB IBB HBP BLK WP HR S P ERA WHIP	IP WLS BF H R ER SO BB IBB HBP BLK WP HR S P ERA WHIP	IP WLS BF H R ER SO BB IBB HBP BLK WP HR S P ERA WHIP	IP WLS BF H R ER SO BB IBB HBP BLK WP HR S P ERA WHIP	IP WLS BF H R ER SO BB IBB HBP BLK WP HR S P ERA WHIP	IP WLS BF H R ER SO BB IBB HBP BLK WP HR S P ERA WHIP	IP WLS BF H R ER SO BB IBB HBP BLK WP HR S P ERA WHIP	IP WLS BF H R ER SO BB IBB HBP BLK WP HR S P ERA WHIP	IP WLS BF H R ER SO BB IBB HBP BLK WP HR S P ERA WHIP	IP WLS BF H R ER SO BB IBB HBP BLK WP HR S P ERA WHIP	IP WLS BF H R ER SO BB IBB HBP BLK WP HR S P ERA WHIP	IP WLS BF H R ER SO BB IBB HBP BLK WP HR S P ERA WHIP	IP WLS BF H R ER SO BB IBB HBP BLK WP HR S P ERA WHIP	IP WLS BF H R ER SO BB IBB HBP BLK WP HR S P ERA WHIP	IP WLS BF H R ER SO BB IBB HBP BLK WP HR S P ERA WHIP	IP WLS BF H R ER SO BB IBB HBP BLK WP HR S P ERA WHIP	IP WLS BF H R ER SO BB IBB HBP BLK WP HR S P ERA WHIP	IP WLS BF H R ER SO BB IBB HBP BLK WP HR S P ERA WHIP	IP WLS BF H R ER SO BB IBB HBP BLK WP HR S P ERA WHIP	IP WLS BF H R ER SO BB IBB HBP BLK WP HR S P ERA WHIP	IP WLS BF H R ER SO BB IBB HBP BLK WP HR S P ERA WHIP	IP WLS BF H R ER SO BB IBB HBP BLK WP HR S P ERA WHIP	IP WLS BF H R ER SO BB IBB HBP BLK WP HR S P ERA WHIP
27 Aaron Nola, R ERA: 2.3	7.0 W 26 6 2 2 9 0 0 0 0 0 1 75 103 2.57 0.857	0.2 H 2 0 0 0 2 0 0 0 0 0 0 7 8 ∞ ∞	0.0 1 1 0 0 0 0 0 0 0 0 3 4 ∞ ∞	1.1 S 5 1 0 0 0 0 0 0 0 0 0 13 19 0.00 0.750																				

Pittsburgh Pirates @ Philadelphia Phillies
Citizens Bank Park, Philadelphia, PA
Sat Apr 21 2018, 4:07 PM - 7:17 PM EDT
Att: 28,161 - Sunny - 61 F

AB	34
R	2
H	8
RBI	2
BB	0
SO	11
LOB	12



Batter	1	2	3	4	5	6	7	8	9	AB	R	H	RBI	BB	SO	LOB	BOTTOM							
16 César Hernández, S OBP: 0.409, SLG: 0.403										5	0	0	0	0	2	5								
41 Carlos Santana, S OBP: 0.307, SLG: 0.304										1	2	0	0	2	0	0								
37 Odúbel Herrera, L OBP: 0.380, SLG: 0.473										4	2	1	0	0	1	2								
17 Rhys Hoskins, R OBP: 0.488, SLG: 0.639										3	2	2	4	1	0	0								
7 Maikel Franco, R OBP: 0.297, SLG: 0.421										4	0	1	0	0	2	2								
4 Scott Kingery, R OBP: 0.315, SLG: 0.446										4	0	1	1	0	2	2								
23 Aaron Altherr, R OBP: 0.246, SLG: 0.250										4	0	1	0	0	1	0								
38 Jorge Alfaro, R OBP: 0.271, SLG: 0.256										3	0	1	0	1	0	2								
27 Aaron Nola, R 5 Nick Williams, L 57 Luis García, R 46 Adam Morgan, L 50 Héctor Neris, R										1	0	0	0	0	0	0								
										1	0	0	0	0	1	1								
										0	0	0	0	0	0	0								
										0	0	0	0	0	0	0								
										1	0	0	0	0	1	3								
Inning Stats	R: 0 E: 0 K: 1 S: 5	H: 0 LOB: 1 BB: 1 P: 13	R: 0 E: 0 K: 2 S: 10	H: 0 LOB: 0 BB: 0 P: 16	R: 0 E: 0 K: 1 S: 11	H: 0 LOB: 1 BB: 1 P: 22	R: 0 E: 0 K: 0 S: 9	H: 1 LOB: 2 BB: 1 P: 16	R: 0 E: 0 K: 0 S: 7	H: 0 LOB: 0 BB: 0 P: 15	R: 3 E: 0 K: 2 S: 20	H: 2 LOB: 0 BB: 0 P: 27	R: 0 E: 0 K: 1 S: 9	H: 1 LOB: 1 BB: 0 P: 11	R: 3 E: 2 K: 3 S: 22	H: 3 LOB: 3 BB: 1 P: 36	R: 0 E: 0 K: 0 S: 10	H: 1 LOB: 1 BB: 0 P: 15	1B: 6 2B: 0 3B: 0 HR: 1	SF: 0 SAC: 1 DP: 1 HBP: 1	WP: 2 PB: 0 SB: 0 CS: 0	PA: 37		
PITCHER	IP WLS BF H R ER SO BB IBB HBP BLK WP HR S P ERA WHIP	IP WLS BF H R ER SO BB IBB HBP BLK WP HR S P ERA WHIP	IP WLS BF H R ER SO BB IBB HBP BLK WP HR S P ERA WHIP	IP WLS BF H R ER SO BB IBB HBP BLK WP HR S P ERA WHIP	IP WLS BF H R ER SO BB IBB HBP BLK WP HR S P ERA WHIP	IP WLS BF H R ER SO BB IBB HBP BLK WP HR S P ERA WHIP	IP WLS BF H R ER SO BB IBB HBP BLK WP HR S P ERA WHIP	IP WLS BF H R ER SO BB IBB HBP BLK WP HR S P ERA WHIP	IP WLS BF H R ER SO BB IBB HBP BLK WP HR S P ERA WHIP	IP WLS BF H R ER SO BB IBB HBP BLK WP HR S P ERA WHIP	IP WLS BF H R ER SO BB IBB HBP BLK WP HR S P ERA WHIP	IP WLS BF H R ER SO BB IBB HBP BLK WP HR S P ERA WHIP	IP WLS BF H R ER SO BB IBB HBP BLK WP HR S P ERA WHIP	IP WLS BF H R ER SO BB IBB HBP BLK WP HR S P ERA WHIP	IP WLS BF H R ER SO BB IBB HBP BLK WP HR S P ERA WHIP	IP WLS BF H R ER SO BB IBB HBP BLK WP HR S P ERA WHIP	IP WLS BF H R ER SO BB IBB HBP BLK WP HR S P ERA WHIP	IP WLS BF H R ER SO BB IBB HBP BLK WP HR S P ERA WHIP	IP WLS BF H R ER SO BB IBB HBP BLK WP HR S P ERA WHIP	IP WLS BF H R ER SO BB IBB HBP BLK WP HR S P ERA WHIP	IP WLS BF H R ER SO BB IBB HBP BLK WP HR S P ERA WHIP	IP WLS BF H R ER SO BB IBB HBP BLK WP HR S P ERA WHIP	IP WLS BF H R ER SO BB IBB HBP BLK WP HR S P ERA WHIP	IP WLS BF H R ER SO BB IBB HBP BLK WP HR S P ERA WHIP
43 Steven Brault, L ERA: 4.44	5.1 L 3 1 1 1 2 0 0 0 0 0 1 13 16 13.50 1.500	0.2 L 3 1 1 1 2 0 0 0 0 0 0 9 15 9.00 2.000	0.1 6 3 2 1 1 0 0 0 0 1 0 14 22 27.00 9.000	0.2 2 0 0 0 2 0 0 0 0 0 0 8 10 0.00 0.000																				

Pittsburgh Pirates @ Philadelphia Phillies
Citizens Bank Park, Philadelphia, PA
Sat Apr 21 2018, 4:07 PM - 7:17 PM EDT
Att: 28,161 - Sunny - 61 F

AB	31
R	6
H	7
RBI	5
BB	4
SO	10
LOB	17



Batter	1	2	3	4	5	6	7	8	9	10	11	AB	R	H	RBI	BB	SO	LOB	TOP					
3 Sean Rodríguez, R OBP: 0.306, SLG: 0.484	K2-3			12 BB BB	P3			F8		K		4	0	0	0	1	2	1						
25 Gregory Polanco, L OBP: 0.311, SLG: 0.461	K			F7		G5-3		K				4	0	0	0	1	2	1						
6 Starling Marte, R OBP: 0.365, SLG: 0.476	G5-3			K								5	0	1	0	0	1	3						
12 Corey Dickerson, L OBP: 0.333, SLG: 0.461	P5					L4-3						4	0	1	0	1	0	2						
23 David Freese, R OBP: 0.294, SLG: 0.452	G5-3											5	0	1	0	0	1	4						
19 Colin Moran, L OBP: 0.323, SLG: 0.381	K											4	0	0	0	1	2	2						
10 Jordy Mercer, R OBP: 0.308, SLG: 0.343												5	1	1	0	0	1	4						
46 Richard Rodríguez, R OBP: 0.238, SLG: 0.381												0	0	0	0	0	0	0						
32 Elias Díaz, R OBP: 0.435, SLG: 0.682												5	1	2	2	0	1	3						
34 Trevor Williams, R OBP: 0.304, SLG: 0.511												2	0	0	0	0	1	1						
45 Michael Feliz, R OBP: 0.299, SLG: 0.306												0	0	0	0	0	0	0						
70 George Kontos, R OBP: 0.298, SLG: 0.373												0	0	0	0	0	0	0						
37 Edgar Santana, R OBP: 0.310, SLG: 0.373												1	0	1	0	0	0	0						
55 Josh Bell, S OBP: 0.370, SLG: 0.537												0	0	0	0	0	0	0						
30 Kyle Crick, L OBP: 0.283, SLG: 0.333												0	0	0	0	0	0	0						
38 Max Moroff, S OBP: 0.288, SLG: 0.300												0	0	0	0	0	0	0						
Inning Stats	R: 0 E: 0 K: 2 S: 9	H: 0 LOB: 0 BB: 0 P: 13	R: 0 E: 0 K: 1 S: 9	H: 0 LOB: 0 BB: 0 P: 10	R: 0 E: 0 K: 2 S: 8	H: 1 LOB: 1 BB: 0 P: 10	R: 0 E: 0 K: 2 S: 9	H: 0 LOB: 2 BB: 2 P: 20	R: 2 E: 0 K: 0 S: 13	H: 2 LOB: 0 BB: 0 P: 17	R: 0 E: 0 K: 0 S: 11	H: 1 LOB: 0 BB: 0 P: 16	R: 0 E: 0 K: 1 S: 12	H: 0 LOB: 0 BB: 0 P: 17	R: 0 E: 1 K: 0 S: 10	H: 0 LOB: 2 BB: 1 P: 16	R: 0 E: 0 K: 1 S: 8	H: 1 LOB: 2 BB: 1 P: 14	R: 0 E: 1 K: 1 S: 12	H: 1 LOB: 2 BB: 0 P: 16	1B: 4 2B: 3 3B: 1 HR: 1	SF: 0 SAC: 0 DP: 2 HBP: 0	WP: 0 PB: 0 SB: 1 CS: 0	PA: 44
PITCHER	IP: 6.0 WLS: 23 BF: 24 H: 5 R: 2 ER: 2 SO: 7 BB: 2 IBB: 0 HBP: 0 BLK: 0 WP: 0 HR: 1 S: 65 P: 93 ERA: 2.57 WHIP: 1.105	IP: 7.1 WLS: 2 BF: 0 H: 0 R: 0 ER: 0 SO: 1 BB: 0 IBB: 0 HBP: 0 BLK: 0 WP: 0 HR: 6 S: 10 P: 10 ERA: 0.96 WHIP: 0.000	IP: 8.1 WLS: 3 BF: 0 H: 0 R: 0 ER: 0 SO: 1 BB: 0 IBB: 0 HBP: 0 BLK: 0 WP: 0 HR: 5 S: 8 P: 8 ERA: 0.00 WHIP: 0.000	IP: 9.1 WLS: 10 BF: 1 H: 0 R: 0 ER: 0 SO: 2 BB: 0 IBB: 0 HBP: 0 BLK: 0 WP: 0 HR: 18 S: 30 P: 18 ERA: 0.00 WHIP: 0.500	IP: 11.1 WLS: 5 BF: 1 H: 0 R: 0 ER: 0 SO: 1 BB: 0 IBB: 0 HBP: 0 BLK: 0 WP: 0 HR: 12 S: 16 P: 16 ERA: 1.29 WHIP: 1.000	PITCHER										IP: 0.1 WLS: L BF: 3 H: 2 R: 1 ER: 1 SO: 0 BB: 0 IBB: 0 HBP: 0 BLK: 0 WP: 0 HR: 0 S: 7 P: 9 ERA: 27.00 WHIP: 6.000								

Pittsburgh Pirates @ Philadelphia Phillies
Citizens Bank Park, Philadelphia, PA
Sun Apr 22 2018, 1:38 PM - 5:12 PM EDT
Att: 29,199 - Party Cloudy - 63 F


AB 40
R 2
H 7
RBI 2
BB 4
SO 11
LOB 21



Batter	1	2	3	4	5	6	7	8	9	10	11	AB	R	H	RBI	BB	SO	LOB	BOTTOM					
16 César Hernández, S OBP: 0.409, SLG: 0.400	F8							G4-3				3	0	1	1	1	0	0						
41 Carlos Santana, S OBP: 0.301, SLG: 0.288												4	0	0	0	1	1	3						
37 Odúbel Herrera, L OBP: 0.369, SLG: 0.456	P5											5	0	1	0	0	0	2						
17 Rhys Hoskins, R OBP: 0.483, SLG: 0.615	K											4	0	1	0	1	3	3						
5 Nick Williams, L OBP: 0.304, SLG: 0.326												3	0	0	0	0	0	1						
61 Edubray Ramos, R OBP: 0.299, SLG: 0.306												0	0	0	0	0	0	0						
40 Tommy Hunter, R OBP: 0.298, SLG: 0.373												0	0	0	0	0	0	0						
64 Victor Arano, R OBP: 0.310, SLG: 0.373												1	0	0	0	0	0	2						
7 Maikel Franco, R OBP: 0.310, SLG: 0.373												0	0	0	0	0	0	2						
53 Yackel Ríos, R OBP: 0.288, SLG: 0.300												0	0	0	0	0	0	0						
4 Scott Kingery, R OBP: 0.285, SLG: 0.414	K											5	0	0	0	0	2	0						
15 Andrew Knapp, S OBP: 0.310, SLG: 0.270	K											4	2	1	0	1	3	0						
43 Nick Plivetta, R OBP: 0.273, SLG: 0.364												2	1	1	1	0	1	0						
23 Aaron Altherr, R OBP: 0.283, SLG: 0.333												3	0	3	1	0	0	0						
2 J.P. Crawford, L OBP: 0.241, SLG: 0.333												3	0	0	0	1	1	2						
Inning Stats	R: 0 E: 0 K: 1 S: 7	H: 0 LOB: 1 BB: 1 P: 14	R: 0 E: 0 K: 2 S: 7	H: 0 LOB: 0 BB: 0 P: 10	R: 0 E: 0 K: 1 S: 7	H: 0 LOB: 1 BB: 1 P: 14	R: 0 E: 0 K: 1 S: 7	H: 0 LOB: 1 BB: 1 P: 16	R: 2 E: 1 K: 1 S: 14	H: 1 LOB: 1 BB: 2 P: 29	R: 0 E: 0 K: 1 S: 7	H: 1 LOB: 0 BB: 0 P: 9	R: 0 E: 0 K: 3 S: 13	H: 1 LOB: 1 BB: 0 P: 20	R: 0 E: 0 K: 0 S: 10	H: 0 LOB: 1 BB: 1 P: 13	R: 0 E: 1 K: 1 S: 15	H: 1 LOB: 2 BB: 0 P: 19	R: 1 E: 0 K: 0 S: 7	H: 2 LOB: 1 BB: 0 P: 9	1B: 5 2B: 2 3B: 2 HR: 0	SF: 1 SAC: 0 DP: 1 HBP: 0	WP: 1 PB: 0 SB: 0 CS: 1	PA: 44
PITCHER	IP: 6.0 WLS: 23 BF: 24 H: 5 R: 2 ER: 2 SO: 7 BB: 2 IBB: 0 HBP: 0 BLK: 0 WP: 0 HR: 1 S: 65 P: 93 ERA: 2.57 WHIP: 1.105	IP: 7.1 WLS: 2 BF: 0 H: 0 R: 0 ER: 0 SO: 1 BB: 0 IBB: 0 HBP: 0 BLK: 0 WP: 0 HR: 6 S: 10 P: 10 ERA: 0.96 WHIP: 0.000	IP: 8.1 WLS: 3 BF: 0 H: 0 R: 0 ER: 0 SO: 1 BB: 0 IBB: 0 HBP: 0 BLK: 0 WP: 0 HR: 5 S: 8 P: 8 ERA: 0.00 WHIP: 0.000	IP: 9.1 WLS: 10 BF: 1 H: 0 R: 0 ER: 0 SO: 2 BB: 0 IBB: 0 HBP: 0 BLK: 0 WP: 0 HR: 18 S: 30 P: 18 ERA: 0.00 WHIP: 0.500	IP: 11.1 WLS: 5 BF: 1 H: 0 R: 0 ER: 0 SO: 1 BB: 0 IBB: 0 HBP: 0 BLK: 0 WP: 0 HR: 12 S: 16 P: 16 ERA: 1.29 WHIP: 1.000	PITCHER										IP: 0.1 WLS: L BF: 3 H: 2 R: 1 ER: 1 SO: 0 BB: 0 IBB: 0 HBP: 0 BLK: 0 WP: 0 HR: 0 S: 7 P: 9 ERA: 27.00 WHIP: 6.000								

Pittsburgh Pirates @ Philadelphia Phillies
Citizens Bank Park, Philadelphia, PA
Sun Apr 22 2018, 1:38 PM - 5:12 PM EDT
Att: 29,199 - Party Cloudy - 63 F

AB 38
R 3
H 8
RBI 3
BB 5
SO 12
LOB 15



Batter	1	2	3	4	5	6	7	8	9	AB	R	H	RBI	BB	SO	LOB	TOP					
6 David Peralta, L OBP: 0.394, SLG: 0.500										3	2	2	2	2	0	0	Arizona Diamondbacks @ Philadelphia Phillies Citizens Bank Park, Philadelphia, PA Thu Apr 26 2018, 1:07 PM - 4:18 PM EDT Att: 20,335 - Partly Cloudy - G3 F					
1 Jarrod Dyson, L OBP: 0.295, SLG: 0.410										5	1	2	2	0	1	1						
44 Paul Goldschmidt, R OBP: 0.410, SLG: 0.547										5	1	3	0	0	1	0						
53 Christian Walker, R OBP: 0.300, SLG: 0.250										0	0	0	0	0	0	0						
11 AJ Pollock, R OBP: 0.323, SLG: 0.552										5	0	0	0	0	2	3						
10 Deven Marrero, R OBP: 0.237, SLG: 0.281										0	0	0	0	0	0	0						
3 Daniel Descalso, L OBP: 0.286, SLG: 0.407										4	1	1	0	1	1	1						
16 Chris Owings, R OBP: 0.333, SLG: 0.375										4	0	1	1	1	0	1						
5 Alex Avila, L OBP: 0.294, SLG: 0.302										4	1	0	0	1	3	5						
13 Nick Ahmed, R OBP: 0.299, SLG: 0.433										3	1	1	3	1	1	0						
55 Matt Koch, L OBP: 0.500, SLG: 0.333										2	1	1	0	1	1	3						
29 Jorge De La Rosa, L ERA: 3.27										0	0	0	0	0	0	0						
36 John Ryan Murphy, R OBP: 0.259, SLG: 0.353										1	0	0	0	0	0	0						
30 T.J. McFarland, L ERA: 1.58										0	0	0	0	0	0	0						
Inning Stats	R: 3 H: 4 E: 0 K: 1 S: 21	H: 4 LOB: 2 P: 35	R: 0 H: 1 E: 0 K: 0 S: 11	H: 1 LOB: 1 BB: 0 P: 16	R: 5 H: 3 E: 0 K: 1 S: 13	H: 3 LOB: 0 BB: 2 P: 26	R: 0 H: 0 E: 0 K: 1 S: 7	H: 0 LOB: 0 BB: 0 P: 9	R: 0 H: 2 E: 0 K: 1 S: 14	H: 2 LOB: 2 BB: 1 P: 23	R: 0 H: 0 E: 0 K: 2 S: 7	H: 0 LOB: 0 BB: 0 P: 11	R: 0 H: 0 E: 0 K: 2 S: 8	H: 0 LOB: 0 BB: 0 P: 12	R: 0 H: 0 E: 0 K: 0 S: 5	H: 0 LOB: 0 BB: 1 P: 10	R: 0 H: 1 E: 0 K: 2 S: 15	H: 1 LOB: 3 BB: 1 P: 25	1B: 4 2B: 4 3B: 0 HR: 3	SF: 0 SAC: 0 DP: 1 HBP: 0	WP: 0 PB: 0 CS: 0	PA: 43
PITCHER	IP WLS BF H R ER SO BB IBB HBP BLK WP HR S P ERA WHIP																					
19 Ben Lively, R ERA: 6.85	2.1 L 18 7 7 7 1 3 1 0 0 0 0 2 37 67 27.00 4.286																					
33 Drew Hutchison, R ERA: 3.27	3.2 14 3 1 1 5 1 0 0 0 0 1 36 53 2.46 1.091																					
53 Yackel Rios, R ERA: 3.48	2.0 6 0 0 0 2 1 0 0 0 0 0 13 22 0.00 0.500																					
61 Edubray Ramos, R ERA: 0.87	1.0 5 1 0 0 2 1 0 0 0 0 0 15 25 0.00 2.000																					

Batter	1	2	3	4	5	6	7	8	9	AB	R	H	RBI	BB	SO	LOB	BOTTOM					
16 César Hernández, S OBP: 0.425, SLG: 0.425										4	0	1	0	0	2	1	Arizona Diamondbacks @ Philadelphia Phillies Citizens Bank Park, Philadelphia, PA Thu Apr 26 2018, 1:07 PM - 4:18 PM EDT Att: 20,335 - Partly Cloudy - G3 F					
41 Carlos Santana, S OBP: 0.302, SLG: 0.314										4	1	1	0	0	2	1						
37 Odúbel Herrera, L OBP: 0.387, SLG: 0.459										4	1	2	0	0	0	1						
17 Rhys Hoskins, R OBP: 0.495, SLG: 0.608										3	0	2	0	1	0	1						
23 Aaron Altherr, R OBP: 0.292, SLG: 0.403										4	0	1	2	0	0	5						
15 Andrew Knapp, S OBP: 0.271, SLG: 0.233										3	0	0	0	0	1	3						
53 Yackel Rios, R ERA: 3.48										0	0	0	0	0	0	0						
61 Edubray Ramos, R OBP: 0.274, SLG: 0.382										0	0	0	0	0	0	0						
4 Scott Kingery, R OBP: 0.274, SLG: 0.382										1	0	0	0	0	0	0						
7 Maikel Franco, R OBP: 0.289, SLG: 0.397										4	0	1	0	0	0	1						
19 Ben Lively, R ERA: 6.85										0	0	0	0	0	0	0						
33 Drew Hutchison, L OBP: 1.000, SLG: 1.000										1	0	1	0	1	0	0						
38 Jorge Alfaro, R OBP: 0.241, SLG: 0.224										2	0	0	0	0	1	0						
2 J.P. Crawford, L OBP: 0.234, SLG: 0.317										3	0	0	0	0	1	3						
Inning Stats	R: 0 H: 0 E: 0 K: 1 S: 11	H: 0 LOB: 0 BB: 0 P: 18	R: 0 H: 1 E: 0 K: 1 S: 9	H: 1 LOB: 1 BB: 0 P: 17	R: 0 H: 0 E: 0 K: 1 S: 5	H: 0 LOB: 0 BB: 1 P: 10	R: 1 H: 2 E: 0 K: 0 S: 11	H: 2 LOB: 1 BB: 0 P: 15	R: 0 H: 2 E: 0 K: 0 S: 10	H: 2 LOB: 1 BB: 0 P: 15	R: 1 H: 1 E: 0 K: 1 S: 17	H: 1 LOB: 0 BB: 1 P: 27	R: 0 H: 0 E: 0 K: 2 S: 9	H: 0 LOB: 0 BB: 0 P: 13	R: 0 H: 3 E: 0 K: 1 S: 14	H: 3 LOB: 2 BB: 0 P: 23	R: 0 H: 0 E: 0 K: 0 S: 7	H: 0 LOB: 0 BB: 0 P: 10	1B: 6 2B: 3 3B: 0 HR: 0	SF: 0 SAC: 0 DP: 3 HBP: 0	WP: 2 PB: 0 CS: 0	PA: 35
PITCHER	IP WLS BF H R ER SO BB IBB HBP BLK WP HR S P ERA WHIP																					
55 Matt Koch, R ERA: 1.92	6.0 W 24 6 2 2 4 2 0 0 0 0 2 102 3.00 1.333																					
29 Jorge De La Rosa, L ERA: 1.0	1.0 3 0 0 0 2 0 0 0 0 0 0 9 13 0.00 0.000																					
30 T.J. McFarland, L ERA: 1.58	2.0 8 3 0 0 1 0 0 0 0 0 0 21 33 0.00 1.500																					

Batter	1	2	3	4	5	6	7	8	9	AB	R	H	RBI	BB	SO	LOB	TOP			
11 Ender Inciarte, L OBP: 0.304, SLG: 0.280										4	1	0	0	1	1	3	Atlanta Braves @ Philadelphia Phillies Citizens Bank Park, Philadelphia, PA Fri Apr 27 2018, 7:10 PM - 9:57 PM EDT Att: 27,076 - Cloudy - 58 F			
1 Ozzie Albies, S OBP: 0.330, SLG: 0.630									4	1	1	0	0	2	0					
5 Freddie Freeman, L OBP: 0.457, SLG: 0.581									4	1	2	1	0	0	0					
22 Nick Markakis, L OBP: 0.397, SLG: 0.455									4	0	1	0	0	0	3					
24 Kurt Suzuki, R OBP: 0.368, SLG: 0.523									4	0	0	0	0	1	4					
13 Ronald Acuña Jr., R OBP: 0.462, SLG: 0.646									4	0	2	1	0	1	2					
7 Dansby Swanson, R OBP: 0.349, SLG: 0.465									4	0	0	0	0	2	2					
27 Ryan Flaherty, L OBP: 0.402, SLG: 0.413									4	0	1	0	0	1	0					
49 Julio Teheran, R 54 Max Fried, L 17 Johan Camargo, S 46 Chase Whitley, R 30 Peter Moylan, R 20 Preston Tucker, L									1	0	0	0	0	0	0					
Inning Stats	R: 3 H: 3 E: 0 K: 0 S: 18	H: 3 LOB: 1 BB: 1 P: 25	R: 0 H: 0 E: 0 K: 0 S: 6	H: 0 LOB: 0 BB: 0 P: 9	R: 0 H: 1 E: 0 K: 1 S: 11	H: 0 LOB: 0 BB: 0 P: 13	R: 0 H: 0 E: 0 K: 2 S: 10	H: 0 LOB: 0 BB: 0 P: 16	R: 0 H: 0 E: 0 K: 1 S: 6	H: 0 LOB: 0 BB: 0 P: 9	R: 0 H: 3 E: 0 K: 0 S: 14	H: 3 LOB: 2 BB: 0 P: 20	R: 0 H: 1 E: 1 K: 1 S: 11	H: 1 LOB: 2 BB: 0 P: 15	R: 0 H: 1 E: 0 K: 3 S: 15	H: 1 LOB: 1 BB: 0 P: 18		1B: 6 2B: 3 3B: 0 HR: 0	SF: 0 SAC: 0 DP: 1 HBP: 0	WP: 0 PB: 0 SB: 3 CS: 0
PITCHER	IP WLS BF H R ER SO BB IBB HBP BLK WP HR S P ERA WHIP	7.0 W 28 7 3 3 4 1 0 0 0 0 0 69 101 3.86 1.143	1.0 H 5 1 0 0 1 0 0 0 0 0 0 11 15 0.00 1.000	1.0 4 1 0 0 3 0 0 0 0 0 0 15 18 0.00 1.000																

Batter	1	2	3	4	5	6	7	8	9	AB	R	H	RBI	BB	SO	LOB	BOTTOM			
16 César Hernández, S OBP: 0.418, SLG: 0.411										3	1	0	0	1	1	1	Atlanta Braves @ Philadelphia Phillies Citizens Bank Park, Philadelphia, PA Fri Apr 27 2018, 7:10 PM - 9:57 PM EDT Att: 27,076 - Cloudy - 58 F			
41 Carlos Santana, S OBP: 0.309, SLG: 0.307										2	1	0	0	2	1	1				
37 Odúbel Herrera, L OBP: 0.392, SLG: 0.528										4	2	2	4	0	0	1				
17 Rhys Hoskins, R OBP: 0.495, SLG: 0.603									4	0	2	0	0	1	0					
23 Aaron Altherr, R OBP: 0.289, SLG: 0.385									3	0	0	0	1	0	2					
4 Scott Kingery, R OBP: 0.273, SLG: 0.375										4	1	1	0	0	1	2				
2 J.P. Crawford, L OBP: 0.250, SLG: 0.333									3	1	1	0	0	1	1					
38 Jorge Alfaro, R OBP: 0.276, SLG: 0.321									4	1	3	3	0	0	0					
27 Aaron Nola, R 5 Nick Williams, L 40 Tommy Hunter, R 18 Pedro Florimón, S 50 Héctor Neris, R									1	0	0	0	0	1	0					
Inning Stats	R: 3 H: 2 E: 0 K: 0 S: 10	H: 2 LOB: 0 BB: 2 P: 21	R: 0 H: 0 E: 0 K: 1 S: 7	H: 0 LOB: 0 BB: 0 P: 10	R: 0 H: 0 E: 0 K: 1 S: 6	H: 0 LOB: 0 BB: 0 P: 12	R: 0 H: 0 E: 0 K: 1 S: 9	H: 0 LOB: 1 BB: 1 P: 15	R: 0 H: 1 E: 0 K: 0 S: 10	H: 1 LOB: 0 BB: 0 P: 16	R: 1 H: 1 E: 0 K: 2 S: 12	H: 1 LOB: 0 BB: 0 P: 16	R: 2 H: 2 E: 0 K: 1 S: 12	H: 2 LOB: 1 BB: 1 P: 20	R: 1 H: 3 E: 0 K: 0 S: 11	H: 3 LOB: 2 BB: 0 P: 17		1B: 5 2B: 1 3B: 0 HR: 3	SF: 0 SAC: 1 DP: 1 HBP: 1	WP: 0 PB: 0 SB: 0 CS: 0
PITCHER	IP WLS BF H R ER SO BB IBB HBP BLK WP HR S P ERA WHIP	3.0 L 12 2 1 1 3 1 0 0 0 0 0 1 31 47 3.00 1.000	1.0 6 2 2 2 1 1 0 0 0 0 0 1 12 20 18.00 3.000	1.0 6 3 1 1 0 0 0 0 1 0 0 11 17 9.00 3.000																

Batter	1	2	3	4	5	6	7	8	9	AB	R	H	RBI	BB	SO	LOB	TOP					
1 Ozzie Albies, S OBP: 0.341, SLG: 0.647										5	3	2	3	1	1	4	Atlanta Braves @ Philadelphia Phillies Citizens Bank Park, Philadelphia, PA Sun Apr 29 2018, 1:39 PM - 5:05 PM EDT Att: 31,010 - Cloudy - 55 F					
13 Ronald Acuña Jr., R OBP: 0.500, SLG: 0.789										3	0	2	1	2	0	2						
5 Freddie Freeman, L OBP: 0.437, SLG: 0.559										4	0	0	0	1	1	6						
22 Nick Markakis, L OBP: 0.405, SLG: 0.472										5	1	1	2	0	0	4						
24 Kurt Suzuki, R OBP: 0.370, SLG: 0.522										4	2	1	0	0	1	3						
17 Johan Camargo, S OBP: 0.388, SLG: 0.706 39 Sam Freeman, R										4	1	1	3	0	1	2						
63 Jesse Biddle, L OBP: 1.000, SLG: 2.000										1	0	1	1	0	0	0						
7 Dansby Swanson, R OBP: 0.330, SLG: 0.435										5	0	0	0	0	2	1						
32 Brandon McCarthy, R OBP: 0.083, SLG: 0.167 30 Peter Moilan, R										3	0	0	0	0	3	0						
27 Ryan Flaherty, L OBP: 0.396, SLG: 0.400										1	1	0	0	1	1	1						
11 Ender Inciarte, L OBP: 0.320, SLG: 0.319										4	2	3	0	1	0	0						
Inning Stats	R: 1 E: 0 K: 0 S: 7	H: 2 LOB: 1 BB: 0 P: 12	R: 0 E: 0 K: 2 S: 8	H: 0 LOB: 0 BB: 0 P: 13	R: 5 E: 0 K: 0 S: 12	H: 4 LOB: 0 BB: 1 P: 19	R: 0 E: 0 K: 2 S: 17	H: 1 LOB: 2 BB: 1 P: 29	R: 0 E: 0 K: 1 S: 10	H: 0 LOB: 1 BB: 0 P: 16	R: 0 E: 1 K: 1 S: 8	H: 0 LOB: 1 BB: 0 P: 11	R: 0 E: 0 K: 0 S: 10	H: 0 LOB: 2 BB: 2 P: 19	R: 3 E: 0 K: 2 S: 15	H: 3 LOB: 1 BB: 1 P: 26	R: 1 E: 0 K: 1 S: 16	H: 1 LOB: 2 BB: 1 P: 26	1B: 2 2B: 6 3B: 1 HR: 2	SF: 0 SAC: 0 DP: 0 HBP: 1	WP: 0 PB: 1 CS: 3 S: 0	PA: 46
PITCHER	IP WLS BF H R ER SO BB IBB HBP BLK WP HR S P ERA WHIP	4.0 L 21 7 6 6 4 2 0 0 0 0 2 44 73 13.50 2.250	3.2 18 3 3 3 5 3 0 0 0 0 0 40 67 7.36 1.636	1.0 6 1 1 1 1 1 0 0 0 0 0 17 29 9.00 2.000	0.1 1 0 0 0 0 0 0 0 0 0 0 2 2 0.00 0.000	PITCHER																
28 Vince Velasquez, R ERA: 5.7																						
44 Jake Thompson, R ERA: 7.27																						
57 Luis García, R ERA: 3.0																						
33 Drew Hutchison, R ERA: 3.18																						
Batter	1	2	3	4	5	6	7	8	9	AB	R	H	RBI	BB	SO	LOB	BOTTOM					
16 César Hernández, S OBP: 0.415, SLG: 0.389										3	0	0	0	1	2	1	Atlanta Braves @ Philadelphia Phillies Citizens Bank Park, Philadelphia, PA Sun Apr 29 2018, 1:39 PM - 5:05 PM EDT Att: 31,010 - Cloudy - 55 F					
41 Carlos Santana, S OBP: 0.395, SLG: 0.287										3	0	0	0	1	1	1						
37 Odúbel Herrera, L OBP: 0.390, SLG: 0.505										2	0	0	0	2	0	0						
17 Rhys Hoskins, R OBP: 0.468, SLG: 0.553										4	0	0	0	0	2	3						
23 Aaron Altherr, R OBP: 0.309, SLG: 0.414										4	1	3	0	0	1	0						
15 Andrew Knapp, S OBP: 0.264, SLG: 0.213										3	0	0	0	1	2	5						
7 Maikel Franco, R OBP: 0.298, SLG: 0.434										4	0	1	1	0	1	2						
4 Scott Kingery, R OBP: 0.280, SLG: 0.376										4	0	1	0	0	1	2						
28 Vince Velasquez, R ERA: 3.09																						
5 Nick Williams, L OBP: 0.299, SLG: 0.280																						
44 Jake Thompson, R ERA: 2.89																						
39 Sam Freeman, L ERA: 4.76																						
63 Jesse Biddle, L ERA:																						
Inning Stats	R: 0 E: 0 K: 3 S: 14	H: 1 LOB: 3 BB: 2 P: 25	R: 0 E: 0 K: 2 S: 11	H: 1 LOB: 0 BB: 0 P: 14	R: 0 E: 0 K: 0 S: 10	H: 0 LOB: 0 BB: 0 P: 15	R: 1 E: 1 K: 0 S: 12	H: 2 LOB: 1 BB: 0 P: 17	R: 0 E: 0 K: 0 S: 11	H: 0 LOB: 1 BB: 1 P: 18	R: 0 E: 0 K: 1 S: 8	H: 1 LOB: 0 BB: 0 P: 9	R: 0 E: 0 K: 2 S: 13	H: 0 LOB: 1 BB: 1 P: 19	R: 0 E: 0 K: 2 S: 8	H: 0 LOB: 0 BB: 0 P: 14	R: 0 E: 0 K: 3 S: 9	H: 0 LOB: 1 BB: 1 P: 15	1B: 4 2B: 1 3B: 0 HR: 0	SF: 0 SAC: 0 DP: 2 HBP: 0	WP: 0 PB: 0 CS: 0 S: 0	PA: 36
PITCHER	IP WLS BF H R ER SO BB IBB HBP BLK WP HR S P ERA WHIP	5.1 W 24 5 1 1 6 3 0 0 0 0 0 64 96 1.69 1.500	1.1 4 0 0 0 1 1 0 0 0 0 0 12 17 0.00 0.750	0.1 1 0 0 0 1 0 0 0 0 0 0 3 4 0.00 0.000	2.0 7 0 0 0 5 1 0 0 0 0 0 17 29 0.00 0.500	PITCHER																
32 Brandon McCarthy, R ERA: 3.09																						
30 Peter Moilan, R ERA: 2.89																						
39 Sam Freeman, L ERA: 4.76																						
63 Jesse Biddle, L ERA:																						

Batter	1	2	3	4	5	6	7	8	9	AB	R	H	RBI	BB	SO	LOB	TOP																				
16 César Hernández, S (1.4) OBP: 0.415, SLG: 0.394										4	0	1	0	1	0	1																					
17 Rhys Hoskins, R (1.7) OBP: 0.457, SLG: 0.528										4	0	0	0	1	1	3																					
37 Odúbel Herrera, L (1.8) OBP: 0.400, SLG: 0.505										4	0	2	0	1	0	0																					
23 Aaron Altherr, R (1.9) OBP: 0.306, SLG: 0.397										3	0	0	0	1	1	3																					
41 Carlos Santana, S (1.3) OBP: 0.295, SLG: 0.276										4	0	0	0	0	0	5																					
4 Scott Kingery, R (1.6) OBP: 0.278, SLG: 0.382										4	1	1	0	0	0	3																					
40 Tommy Hunter, R (7.1)										0	0	0	0	0	0	0																					
52 Zac Curtis, L (8.1)										0	0	0	0	0	0	0																					
7 Maikel Franco, R (1.5) OBP: 0.307, SLG: 0.488										3	2	1	2	1	0	0																					
38 Jorge Alfaro, R (1.2) OBP: 0.273, SLG: 0.361										4	1	2	2	0	1	0																					
49 Jake Arrieta, R (1.1) OBP: 0.250, SLG: 0.143										1	0	1	0	1	0	0																					
53 Yackel Rios, R (4.1)										0	0	0	0	0	0	0																					
5 Nick Williams, L (6. PH) OBP: 0.254, SLG: 0.278										1	0	0	0	0	0	1																					
61 Edubray Ramos, R (6.1)										0	0	0	0	0	0	0																					
18 Pedro Florimón, S (7.6) OBP: 0.318, SLG: 0.263										1	0	0	0	0	1	0																					
Inning Stats	R: 0 E: 0 K: 0 S: 11	H: 1 LOB: 2 BB: 1 P: 18	R: 2 E: 0 K: 0 S: 10	H: 2 LOB: 0 BB: 1 P: 18	R: 0 E: 0 K: 1 S: 8	H: 0 LOB: 0 BB: 1 P: 18	R: 2 E: 0 K: 0 S: 13	H: 3 LOB: 2 BB: 1 P: 24	R: 0 E: 0 K: 0 S: 9	H: 1 LOB: 1 BB: 0 P: 14	R: 0 E: 0 K: 1 S: 13	H: 1 LOB: 3 BB: 2 P: 28	R: 0 E: 0 K: 2 S: 8	H: 0 LOB: 0 BB: 0 P: 12	R: 0 E: 0 K: 0 S: 8	H: 0 LOB: 0 BB: 0 P: 10	1B: 4 2B: 2 3B: 0 HR: 2	SF: 0 SAC: 0 DP: 1 HBP: 0	WP: 1 PB: 0 SB: 0 CS: 1	PA: 40																	
PITCHER	IP	WLS	BF	H	R	ER	SO	BB	IBB	HBP	BLK	WP	HR	S	P	ERA	WHIP	PITCHER			IP	WLS	BF	H	R	ER	SO	BB	IBB	HBP	BLK	WP	HR	S	P	ERA	WHIP
58 Dan Straily, R (1.1) ERA: 9.0	4.0		20	6	4	4	1	4	0	0	0	0	2	42	78	9.00	2.500																				
77 Merandy Gonzalez, R (5.1) ERA: 4.5	2.0	W	7	1	0	0	0	0	0	0	0	0	0	18	27	0.00	0.500																				
46 Kyle Barraclough, R (7.1) ERA: 2.13	1.0	H	6	1	0	0	1	2	0	0	0	1	0	13	28	0.00	3.000																				
56 Tayron Guerrero, R (8.1) ERA: 4.4	1.0		3	0	0	0	2	0	0	0	0	0	0	8	12	0.00	0.000																				
29 Brad Ziegler, R (9.1) ERA: 7.11	1.0		3	0	0	0	0	0	0	0	0	0	0	8	10	0.00	0.000																				

Philadelphia Phillies @ Miami Marlins
Marlins Park, Miami, FL
Mon Apr 30 2018, 7:11 PM - 10:16 PM EDT
Att: 5,415 - Roof Closed - 74 F

AB 33
R 4
H 8
RBI 4
BB 6
SO 4
LOB 16



Batter	1	2	3	4	5	6	7	8	9	AB	R	H	RBI	BB	SO	LOB	BOTTOM																				
11 J T Realmuto, R (1.2) OBP: 0.426, SLG: 0.667										5	1	2	0	0	0	3																					
14 Martín Prado, R (1.5) OBP: 0.250, SLG: 0.333										4	1	1	0	0	1	1																					
13 Starlin Castro, R (1.4) OBP: 0.366, SLG: 0.367										3	2	3	1	1	0	0																					
32 Derek Dietrich, L (1.3) OBP: 0.285, SLG: 0.362										4	1	1	1	0	2	3																					
15 Brian Anderson, R (1.9) OBP: 0.375, SLG: 0.382										4	2	3	4	0	0	0																					
1 Cameron Maybin, R (1.7) OBP: 0.326, SLG: 0.293										4	1	1	0	0	0	2																					
19 Miguel Rojas, R (1.6) OBP: 0.287, SLG: 0.374										4	0	1	1	0	0	1																					
9 Lewis Brinson, R (1.8) OBP: 0.231, SLG: 0.281										4	0	1	1	0	1	1																					
58 Dan Straily, R (1.1) OBP: 0.296, SLG: 0.290										0	0	0	0	1	0	0																					
3 JB Shuck, L (4. PH) OBP: 0.266, SLG: 0.290										1	0	0	0	0	0	0																					
77 Merandy Gonzalez, R (5.1) ERA: 2.84										0	0	0	0	0	0	0																					
2 Yadiel Rivera, R (6. PH) OBP: 0.142, SLG: 0.189										1	0	0	0	0	0	0																					
46 Kyle Barraclough, R (7.1) ERA: 0.71										0	0	0	0	0	0	0																					
56 Tayron Guerrero, R (8.1) OBP: 0.356, SLG: 0.412										0	0	0	0	0	0	0																					
41 Justin Bour, L (8. PH) OBP: 0.250, SLG: 0.290										1	0	0	0	0	0	1																					
29 Brad Ziegler, R (9.1) ERA: 7.11										0	0	0	0	0	0	0																					
Inning Stats	R: 0 E: 0 K: 0 S: 8	H: 1 LOB: 1 BB: 0 P: 16	R: 1 E: 0 K: 0 S: 14	H: 2 LOB: 2 BB: 1 P: 28	R: 4 E: 0 K: 0 S: 14	H: 3 LOB: 0 BB: 1 P: 26	R: 1 E: 0 K: 3 S: 11	H: 2 LOB: 1 BB: 0 P: 12	R: 0 E: 0 K: 0 S: 7	H: 1 LOB: 0 BB: 0 P: 8	R: 0 E: 0 K: 2 S: 13	H: 1 LOB: 0 BB: 0 P: 21	R: 2 E: 0 K: 1 S: 13	H: 2 LOB: 0 BB: 0 P: 18	R: 0 E: 0 K: 0 S: 8	H: 1 LOB: 1 BB: 0 P: 11	1B: 7 2B: 5 3B: 0 HR: 1	SF: 0 SAC: 0 DP: 1 HBP: 0	WP: 0 PB: 0 SB: 0 CS: 1	PA: 38																	
PITCHER	IP	WLS	BF	H	R	ER	SO	BB	IBB	HBP	BLK	WP	HR	S	P	ERA	WHIP	PITCHER			IP	WLS	BF	H	R	ER	SO	BB	IBB	HBP	BLK	WP	HR	S	P	ERA	WHIP
49 Jake Arrieta, R (1.1) ERA: 3.49	3.2	L	21	8	6	6	2	2	0	0	0	0	0	10	11	0.00	0.750																				
53 Yackel Rios, R (4.1) ERA: 2.84	1.1		4	1	0	0	1	0	0	0	0	0	0	10	11	0.00	0.750																				
61 Edubray Ramos, R (6.1) ERA: 0.71	1.0		3	1	0	0	2	0	0	0	0	0	0	13	21	0.00	1.000																				
40 Tommy Hunter, R (7.1) ERA: 4.91	1.0		5	2	2	2	1	0	0	0	0	0	1	13	18	18.00	2.000																				
52 Zac Curtis, L (8.1) ERA: 7.11	1.0		4	1	0	0	0	0	0	0	0	0	0	8	11	0.00	1.000																				

Philadelphia Phillies @ Miami Marlins
Marlins Park, Miami, FL
Mon Apr 30 2018, 7:11 PM - 10:16 PM EDT
Att: 5,415 - Roof Closed - 74 F

AB 35
R 8
H 13
RBI 8
BB 2
SO 6
LOB 12



Batter	1	2	3	4	5	6	7	8	9	AB	R	H	RBI	BB	SO	LOB	TOP					
16 César Hernández, S (1, 4) OBP: 0.409, SLG: 0.420											3	0	1	0	1	0	0					
17 Rhys Hoskins, R (1, 7) OBP: 0.431, SLG: 0.490											4	0	0	0	0	0	2					
37 Odúbel Herrera, L (1, 8) OBP: 0.387, SLG: 0.473											4	0	1	0	0	1	1					
23 Aaron Altherr, R (1, 9) OBP: 0.313, SLG: 0.388											3	1	1	0	1	2	1					
41 Carlos Santana, S (1, 3) OBP: 0.301, SLG: 0.318												4	1	2	2	0	0	3				
7 Maikel Franco, R (1, 5) OBP: 0.307, SLG: 0.511												4	1	2	1	0	0	4				
4 Scott Kingery, R (1, 6) OBP: 0.287, SLG: 0.354												4	0	0	0	0	1	2				
38 Jorge Alfaro, R (1, 2) OBP: 0.282, SLG: 0.347												4	0	0	0	0	3	1				
43 Nick Pivetta, R (1, 1) OBP: 0.231, SLG: 0.308												1	0	0	0	0	0	0				
33 Drew Hutchison, L (2, 1) OBP: 0.867, SLG: 0.950												1	0	0	0	0	0	0				
9 Jesmuel Valentin, S (7, PH)												1	0	0	0	0	1	0				
52 Zac Curtis, L (7, 1)												0	0	0	0	0	0	0				
18 Pedro Florimán, S (8, PH)												1	0	0	0	0	1	1				
Inning Stats	R: 0 E: 1 K: 0 S: 8	H: 0 LOB: 3 BB: 2 P: 21	R: 0 E: 0 K: 1 S: 11	H: 0 LOB: 0 BB: 1 P: 13	R: 0 E: 0 K: 1 S: 9	H: 0 LOB: 0 BB: 0 P: 15	R: 0 E: 0 K: 2 S: 12	H: 1 LOB: 1 BB: 0 P: 18	R: 0 E: 0 K: 1 S: 15	H: 1 LOB: 1 BB: 0 P: 22	R: 3 E: 0 K: 0 S: 15	H: 3 LOB: 0 BB: 0 P: 24	R: 0 E: 0 K: 1 S: 7	H: 0 LOB: 0 BB: 0 P: 11	R: 0 E: 0 K: 1 S: 6	H: 1 LOB: 1 BB: 0 P: 8	R: 0 E: 0 K: 2 S: 9	H: 1 LOB: 1 BB: 0 P: 13	1B: 2 2B: 3 3B: 0 HR: 2	SF: 0 SAC: 0 DP: 1 HBP: 0	WP: 0 PB: 0 SB: 0 CS: 0	PA: 36
PITCHER	IP WLS BF H R ER SO BB IBB HBP BLK WP HR S P ERA WHIP																					
47 Gio González, L (1, 1) ERA: 2.33	5.0 W 20 2 0 0 5 2 0 0 0 0 0 0 55 89 0.00 0.800																					
28 Trevor Gott, R (6, 1) ERA: 5.91	0.1 4 3 3 3 0 0 0 0 0 0 0 2 10 17 81.00 9.000																					
51 Wander Suero, R (6, 1) ERA:	1.2 5 0 0 0 1 0 0 0 0 0 0 0 12 18 0.00 0.000																					
44 Ryan Madson, R (8, 1) ERA: 5.28	1.0 3 1 0 0 1 0 0 0 0 0 0 0 6 8 0.00 1.000																					
21 Brandon Kintzler, R (9, 1) ERA: 3.71	1.0 4 1 0 0 2 0 0 0 0 0 0 0 9 13 0.00 1.000																					

Philadelphia Phillies @ Washington Nationals
 Nationals Park, Washington, DC
 Fri May 04 2018, 7:06 PM - 10:33 PM EDT
 Att: 35,497 - Partly Cloudy - 86 F

AB 34
 R 3
 H 7
 RBI 3
 BB 2
 SO 9
 LOB 15



Batter	1	2	3	4	5	6	7	8	9	AB	R	H	RBI	BB	SO	LOB	BOTTOM					
34 Bryce Harper, L (1, 9) OBP: 0.450, SLG: 0.623											5	2	3	0	0	2						
7 Trea Turner, R (1, 6) OBP: 0.382, SLG: 0.397											3	2	1	0	2	0						
15 Matt Adams, L (1, 7) OBP: 0.416, SLG: 0.672											3	2	1	2	2	0						
21 Brandon Kintzler, R (9, 1) ERA: 3.71											3	0	1	1	1	1						
11 Ryan Zimmerman, R (1, 3) OBP: 0.256, SLG: 0.398											3	0	1	0	1	0						
12 Howie Kendrick, R (1, 4) OBP: 0.325, SLG: 0.491											3	0	1	0	1	0						
32 Matt Wieters, S (1, 2) OBP: 0.328, SLG: 0.385											4	0	1	1	0	2						
3 Michael Taylor, R (1, 8) OBP: 0.284, SLG: 0.339											4	0	0	0	0	1						
47 Gio González, R (1, 1) ERA: 2.33											2	0	0	0	0	2						
49 Mosab Sierra, R (5, PH)											1	0	0	0	0	0						
26 Trevor Gott, R (6, 1) ERA: 5.91											0	0	0	0	0	0						
51 Wander Suero, R (6, 1) ERA:											0	0	0	0	0	0						
44 Ryan Madson, L (8, PH)											0	0	0	0	0	0						
9 Rafael Bautista, R (8, PH)											1	0	0	0	0	0						
1 Wilmer Difo, S (1, 5) OBP: 0.394, SLG: 0.386											3	1	2	0	1	1						
Inning Stats	R: 3 E: 0 K: 1 S: 22	H: 3 LOB: 2 BB: 2 P: 37	R: 4 E: 0 K: 1 S: 12	H: 4 LOB: 1 BB: 1 P: 17	R: 0 E: 0 K: 1 S: 9	H: 1 LOB: 1 BB: 0 P: 13	R: 0 E: 0 K: 0 S: 10	H: 0 LOB: 1 BB: 1 P: 17	R: 0 E: 0 K: 2 S: 12	H: 0 LOB: 0 BB: 0 P: 15	R: 0 E: 0 K: 1 S: 6	H: 0 LOB: 0 BB: 0 P: 10	R: 0 E: 0 K: 2 S: 13	H: 0 LOB: 2 BB: 2 P: 22	R: 0 E: 0 K: 0 S: 8	H: 1 LOB: 2 BB: 1 P: 12	R: 0 E: 0 K: 2 S: 9	H: 1 LOB: 1 BB: 0 P: 13	1B: 5 2B: 2 3B: 0 HR: 3	SF: 0 SAC: 0 DP: 1 HBP: 0	WP: 0 PB: 0 SB: 0 CS: 0	PA: 39
PITCHER	IP WLS BF H R ER SO BB IBB HBP BLK WP HR S P ERA WHIP																					
43 Nick Pivetta, R (1, 1) ERA: 4.76	1.0 L 11 5 6 6 1 3 0 0 0 0 0 2 27 46 54.00 8.000																					
33 Drew Hutchison, R (2, 1) ERA: 2.79	5.0 18 3 1 1 5 1 0 0 0 0 0 1 44 63 1.80 0.800																					
52 Zac Curtis, L (7, 1) ERA:	2.0 10 1 0 0 2 2 1 0 0 0 0 0 21 34 0.00 1.500																					

Philadelphia Phillies @ Washington Nationals
 Nationals Park, Washington, DC
 Fri May 04 2018, 7:06 PM - 10:33 PM EDT
 Att: 35,497 - Partly Cloudy - 86 F

AB 32
 R 7
 H 9
 RBI 7
 BB 7
 SO 8
 LOB 17



Batter	1	2	3	4	5	6	7	8	9	AB	R	H	RBI	BB	SO	LOB	TOP										
1 Grégor Blanco, L (1.7) OBP: 0.306, SLG: 0.350	L7		K		1B			K		4	0	1	0	0	2	0	San Francisco Giants @ Philadelphia Phillies Citizens Bank Park, Philadelphia, PA Tue May 08 2018, 7:10 PM - 10:00 PM EDT Att: 22,456 - Partly Cloudy - 72 F										
22 Andrew McCutchen, R (1.9) OBP: 0.378, SLG: 0.360	K		1B		PO	F8		BB		3	0	1	0	1	1	0											
28 Buster Posey, R (1.2) OBP: 0.372, SLG: 0.426	K		K			G6-3		G5-3		4	0	0	0	0	2	2											
9 Brandon Belt, L (1.3) OBP: 0.419, SLG: 0.532		10 2B 35 G4-3 1B			1B			K		4	1	2	0	0	2	0											
10 Evan Longoria, R (1.5) OBP: 0.262, SLG: 0.484		35 G4-3 2B			K		L7		K	4	0	1	0	0	2	1											
35 Brandon Crawford, L (1.6) OBP: 0.273, SLG: 0.367		G4-3			K		G6-3		K	4	0	0	1	0	2	2											
19 Alen Hanson, S (1.4) OBP: 0.306, SLG: 0.571		2-3 3-H G1-3			K		G4-3			3	0	0	0	0	1	2											
16 Austin Jackson, R (1.8) OBP: 0.295, SLG: 0.259		K			K			K		3	0	0	0	0	3	1											
45 Derek Holland, S (1.1)										2	0	0	0	0	2	0											
26 Cory Gearrin, R (6.1)										0	0	0	0	0	0	0											
48 Pablo Sandoval, S (6, PH) OBP: 0.314, SLG: 0.468										1	1	1	1	0	0	0											
13 Will Smith, R (8.1)								HR		0	0	0	0	0	0	0											
Inning Stats	R: 0 E: 0 K: 2 S: 8	H: 0 LOB: 0 BB: 0 P: 13	R: 1 E: 0 K: 1 S: 10	H: 2 LOB: 1 BB: 0 P: 16	R: 0 E: 0 K: 3 S: 14	H: 1 LOB: 1 BB: 0 P: 18	R: 0 E: 0 K: 3 S: 13	H: 1 LOB: 1 BB: 0 P: 20	R: 0 E: 0 K: 2 S: 12	H: 1 LOB: 0 BB: 0 P: 16	R: 0 E: 0 K: 1 S: 8	H: 0 LOB: 0 BB: 0 P: 10	R: 0 E: 0 K: 0 S: 10	H: 0 LOB: 0 BB: 0 P: 16	R: 1 E: 0 K: 2 S: 10	H: 1 LOB: 1 BB: 1 P: 21	R: 0 E: 0 K: 3 S: 10	H: 0 LOB: 0 BB: 0 P: 13	1B: 4 2B: 1 3B: 0 HR: 1	SF: 0 SAC: 0 DP: 0 HBP: 0	WP: 0 PB: 0 SB: 1 CS: 0	PA: 34					
PITCHER	IP	WLS	BF	H	R	ER	SO	BB	IBB	HBP	BLK	WP	HR	S	P	ERA	WHIP										
27 Aaron Nola, R (1.1) ERA: 2.05	7.0	W	25	5	1	1	12	0	0	0	0	0	0	75	109	1.29	0.714										
61 Edubray Ramos, R (8.1) ERA: 1.2	0.2	H	4	1	1	1	2	1	0	0	0	0	1	8	19	13.50	3.000										
40 Tommy Hunter, R (8.1) ERA: 3.86	0.2	H	2	0	0	0	1	0	0	0	0	0	0	6	6	0.00	0.000										
50 Héctor Neris, R (9.1) ERA: 3.95	0.2	S	2	0	0	0	2	0	0	0	0	0	0	6	9	0.00	0.000										

Batter	1	2	3	4	5	6	7	8	9	AB	R	H	RBI	BB	SO	LOB	BOTTOM										
16 César Hernández, S (1.4) OBP: 0.394, SLG: 0.422	B1-3		E8 37 1B 2B		F9		G4-6-3			4	1	1	0	0	0	1	San Francisco Giants @ Philadelphia Phillies Citizens Bank Park, Philadelphia, PA Tue May 08 2018, 7:10 PM - 10:00 PM EDT Att: 22,456 - Partly Cloudy - 72 F										
17 Rhys Hoskins, R (1.7) OBP: 0.423, SLG: 0.487	K		K		BB		P6		3	0	0	0	1	2	1												
37 Odúbel Herrera, L (1.8) OBP: 0.404, SLG: 0.535	P4		1B		F8		F8		4	0	2	1	0	0	1												
23 Aaron Altherr, R (1.9) OBP: 0.324, SLG: 0.407		HR	F9		G5-3		G5-3		3	1	1	1	1	0	2												
41 Carlos Santana, S (1.3) OBP: 0.294, SLG: 0.378	L5		L8		HR		F9		4	1	1	1	0	0	2												
7 Maikel Franco, R (1.5) OBP: 0.314, SLG: 0.509	F7		1B		1B		K		4	0	1	0	0	1	2												
4 Scott Kingery, R (1.6) OBP: 0.265, SLG: 0.343	K		1B		1B		G6-3		4	0	1	0	0	2	2												
38 Jorge Alfaro, R (1.2) OBP: 0.292, SLG: 0.370			HR		BB		K		2	1	1	1	1	1	0												
27 Aaron Nola, R (1.1) OBP: 0.125, SLG: 0.067			HR		G6-4-3		HR		2	0	0	0	0	0	3												
5 Nick Williams, L (7, PH) OBP: 0.296, SLG: 0.297			F9		G6-4-3		G4-6-3		0	0	0	0	0	0	0												
61 Edubray Ramos, R (8.1)									0	0	0	0	0	0	0												
40 Tommy Hunter, R (8.1)									0	0	0	0	0	0	0												
50 Héctor Neris, R (9.1)									0	0	0	0	0	0	0												
Inning Stats	R: 0 E: 0 K: 1 S: 10	H: 0 LOB: 0 BB: 0 P: 14	R: 1 E: 0 K: 1 S: 11	H: 1 LOB: 0 BB: 0 P: 13	R: 2 E: 1 K: 1 S: 12	H: 3 LOB: 1 BB: 0 P: 19	R: 0 E: 0 K: 0 S: 10	H: 2 LOB: 2 BB: 1 P: 20	R: 0 E: 0 K: 0 S: 5	H: 0 LOB: 1 BB: 1 P: 13	R: 1 E: 0 K: 2 S: 10	H: 1 LOB: 0 BB: 0 P: 17	R: 0 E: 0 K: 0 S: 5	H: 0 LOB: 0 BB: 0 P: 10	R: 0 E: 0 K: 1 S: 11	H: 1 LOB: 2 BB: 1 P: 19	R: 0 E: 0 K: 3 S: 10	H: 0 LOB: 0 BB: 0 P: 13	1B: 4 2B: 1 3B: 0 HR: 3	SF: 0 SAC: 0 DP: 2 HBP: 1	WP: 0 PB: 0 SB: 1 CS: 0	PA: 34					
PITCHER	IP	WLS	BF	H	R	ER	SO	BB	IBB	HBP	BLK	WP	HR	S	P	ERA	WHIP										
45 Derek Holland, L (1.1) ERA: 5.66	5.0	L	22	6	3	3	3	2	0	0	0	0	0	48	79	5.40	1.600										
26 Cory Gearrin, R (6.1) ERA: 3.95	2.0		7	1	1	1	2	0	0	1	0	0	1	15	27	4.50	0.500										
13 Will Smith, L (8.1)	1.0		5	1	0	0	1	1	0	0	0	0	0	11	19	0.00	2.000										

AB 32
 R 2
 H 6
 RBI 2
 BB 1
 SO 17
 LOB 8



WP: 0
 PB: 0
 SB: 1
 CS: 0

AB 30
 R 4
 H 8
 RBI 4
 BB 3
 SO 6
 LOB 14




Batter	1	2	3	4	5	6	7	8	9	AB	R	H	RBI	BB	SO	LOB	TOP				
9 Brandon Nimmo, L OBP: 0.426, SLG: 0.431										4	0	0	0	0	2	0	New York Mets @ Philadelphia Phillies Citizens Bank Park, Philadelphia, PA Fri May 11 2018, 7:08 PM - 9:56 PM EDT Att: 29,247 - Partly Cloudy - 75 F				
13 Asdrúbal Cabrera, S OBP: 0.376, SLG: 0.551										3	0	2	0	1	0	0					
52 Yoenis Cespedes, R OBP: 0.311, SLG: 0.451 44 AJ Ramos, R 27 Jeury Familia, R										4	0	1	0	0	1	2					
23 Adrián González, L OBP: 0.321, SLG: 0.430										4	0	1	0	0	1	3					
4 Wilmer Flores, R OBP: 0.300, SLG: 0.403 15 Luis Guillorme, L										4	0	1	0	0	1	1					
30 Michael Conforto, L OBP: 0.345, SLG: 0.348										3	1	2	2	1	0	0					
29 Devin Mesoraco, R OBP: 0.259, SLG: 0.360										4	1	1	1	0	0	2					
32 Steven Matz, R OBP: 0.091, SLG: 0.091 67 Seth Lugo, R										2	0	0	0	0	0	1					
7 José Reyes, S OBP: 0.178, SLG: 0.209										2	0	0	0	0	0	0					
1 Amed Rosario, R OBP: 0.274, SLG: 0.324 22 Dominic Smith, L 51 Paul Sewald, R 12 Juan Lagares, R										2	0	0	0	0	0	0					
Inning Stats	R: 0 E: 0 K: 0 S: 7	H: 1 LOB: 1 BB: 0 P: 13	R: 0 E: 0 K: 0 S: 7	H: 1 LOB: 1 BB: 0 P: 10	R: 0 E: 0 K: 2 S: 14	H: 1 LOB: 2 BB: 1 P: 23	R: 0 E: 0 K: 1 S: 8	H: 0 LOB: 0 BB: 0 P: 11	R: 0 E: 0 K: 1 S: 9	H: 1 LOB: 1 BB: 0 P: 13	R: 0 E: 0 K: 0 S: 8	H: 1 LOB: 1 BB: 0 P: 15	R: 0 E: 0 K: 0 S: 7	H: 1 LOB: 1 BB: 0 P: 7	R: 3 E: 0 K: 0 S: 14	H: 3 LOB: 1 BB: 0 P: 20		1B: 6 2B: 1 3B: 0 HR: 2	SF: 0 SAC: 0 DP: 1 HBP: 0	WP: 0 PB: 0 SB: 0 CS: 0	PA: 37
PITCHER	IP WLS BF H R ER SO BB IBB HBP BLK WP HR S P ERA WHIP	IP WLS BF H R ER SO BB IBB HBP BLK WP HR S P ERA WHIP	IP WLS BF H R ER SO BB IBB HBP BLK WP HR S P ERA WHIP	IP WLS BF H R ER SO BB IBB HBP BLK WP HR S P ERA WHIP	IP WLS BF H R ER SO BB IBB HBP BLK WP HR S P ERA WHIP	IP WLS BF H R ER SO BB IBB HBP BLK WP HR S P ERA WHIP	IP WLS BF H R ER SO BB IBB HBP BLK WP HR S P ERA WHIP	IP WLS BF H R ER SO BB IBB HBP BLK WP HR S P ERA WHIP	IP WLS BF H R ER SO BB IBB HBP BLK WP HR S P ERA WHIP	IP WLS BF H R ER SO BB IBB HBP BLK WP HR S P ERA WHIP	IP WLS BF H R ER SO BB IBB HBP BLK WP HR S P ERA WHIP	IP WLS BF H R ER SO BB IBB HBP BLK WP HR S P ERA WHIP	IP WLS BF H R ER SO BB IBB HBP BLK WP HR S P ERA WHIP	IP WLS BF H R ER SO BB IBB HBP BLK WP HR S P ERA WHIP	IP WLS BF H R ER SO BB IBB HBP BLK WP HR S P ERA WHIP	IP WLS BF H R ER SO BB IBB HBP BLK WP HR S P ERA WHIP		IP WLS BF H R ER SO BB IBB HBP BLK WP HR S P ERA WHIP	IP WLS BF H R ER SO BB IBB HBP BLK WP HR S P ERA WHIP	IP WLS BF H R ER SO BB IBB HBP BLK WP HR S P ERA WHIP	IP WLS BF H R ER SO BB IBB HBP BLK WP HR S P ERA WHIP

AB	34
R	3
H	9
RBI	3
BB	2
SO	5
LOB	11



Batter	1	2	3	4	5	6	7	8	9	AB	R	H	RBI	BB	SO	LOB	BOTTOM						
16 César Hernández, S OBP: 0.382, SLG: 0.401										5	0	1	0	0	2	1	New York Mets @ Philadelphia Phillies Citizens Bank Park, Philadelphia, PA Fri May 11 2018, 7:08 PM - 9:56 PM EDT Att: 29,247 - Partly Cloudy - 75 F						
23 Aaron Altherr, R OBP: 0.331, SLG: 0.380										3	0	0	0	1	2	1							
37 Odúbel Herrera, L OBP: 0.429, SLG: 0.566										3	1	2	1	1	0	2							
17 Rhys Hoskins, R OBP: 0.418, SLG: 0.472										2	0	0	0	1	1	3							
41 Carlos Santana, S OBP: 0.295, SLG: 0.400										4	0	0	0	0	0	6							
7 Maikel Franco, R OBP: 0.313, SLG: 0.512										4	0	1	0	0	0	0							
4 Scott Kingery, R OBP: 0.272, SLG: 0.345										4	0	2	0	0	1	1							
38 Jorge Alfaro, R OBP: 0.281, SLG: 0.352 18 Pedro Florimon, S										3	0	1	0	0	0	2							
49 Jake Arrieta, R OBP: 0.231, SLG: 0.091 40 Tommy Hunter, R 50 Héctor Neris, R 5 Nick Williams, L										2	0	0	0	1	1	3							
Inning Stats	R: 1 E: 0 K: 2 S: 16	H: 1 LOB: 1 BB: 1 P: 24	R: 0 E: 0 K: 0 S: 8	H: 2 LOB: 1 BB: 0 P: 13	R: 0 E: 0 K: 1 S: 11	H: 1 LOB: 2 BB: 1 P: 22	R: 0 E: 0 K: 0 S: 6	H: 1 LOB: 0 BB: 0 P: 9	R: 0 E: 0 K: 0 S: 13	H: 0 LOB: 3 BB: 2 P: 27	R: 0 E: 0 K: 1 S: 9	H: 1 LOB: 1 BB: 0 P: 14	R: 0 E: 0 K: 2 S: 15	H: 1 LOB: 1 BB: 0 P: 20	R: 0 E: 0 K: 1 S: 7	H: 0 LOB: 0 BB: 0 P: 9		R: 0 E: 0 K: 1 S: 11	H: 0 LOB: 0 BB: 0 P: 15	1B: 6 2B: 0 3B: 0 HR: 1	SF: 0 SAC: 0 DP: 2 HBP: 1	WP: 1 PB: 0 SB: 1 CS: 0	PA: 37
PITCHER	IP WLS BF H R ER SO BB IBB HBP BLK WP HR S P ERA WHIP	IP WLS BF H R ER SO BB IBB HBP BLK WP HR S P ERA WHIP	IP WLS BF H R ER SO BB IBB HBP BLK WP HR S P ERA WHIP	IP WLS BF H R ER SO BB IBB HBP BLK WP HR S P ERA WHIP	IP WLS BF H R ER SO BB IBB HBP BLK WP HR S P ERA WHIP	IP WLS BF H R ER SO BB IBB HBP BLK WP HR S P ERA WHIP	IP WLS BF H R ER SO BB IBB HBP BLK WP HR S P ERA WHIP	IP WLS BF H R ER SO BB IBB HBP BLK WP HR S P ERA WHIP	IP WLS BF H R ER SO BB IBB HBP BLK WP HR S P ERA WHIP	IP WLS BF H R ER SO BB IBB HBP BLK WP HR S P ERA WHIP	IP WLS BF H R ER SO BB IBB HBP BLK WP HR S P ERA WHIP	IP WLS BF H R ER SO BB IBB HBP BLK WP HR S P ERA WHIP	IP WLS BF H R ER SO BB IBB HBP BLK WP HR S P ERA WHIP	IP WLS BF H R ER SO BB IBB HBP BLK WP HR S P ERA WHIP	IP WLS BF H R ER SO BB IBB HBP BLK WP HR S P ERA WHIP	IP WLS BF H R ER SO BB IBB HBP BLK WP HR S P ERA WHIP		IP WLS BF H R ER SO BB IBB HBP BLK WP HR S P ERA WHIP	IP WLS BF H R ER SO BB IBB HBP BLK WP HR S P ERA WHIP	IP WLS BF H R ER SO BB IBB HBP BLK WP HR S P ERA WHIP	IP WLS BF H R ER SO BB IBB HBP BLK WP HR S P ERA WHIP	IP WLS BF H R ER SO BB IBB HBP BLK WP HR S P ERA WHIP	

AB	32
R	1
H	7
RBI	1
BB	4
SO	8
LOB	19



Batter	1	2	3	4	5	6	7	8	9	AB	R	H	RBI	BB	SO	LOB	TOP					
16 César Hernández, S (1, 4) OBP: 0.384, SLG: 0.426										5	1	2	0	0	0	0						
23 Aaron Altherr, R (1, 9) OBP: 0.321, SLG: 0.358										5	0	1	2	0	2	1						
37 Odúbel Herrera, L (1, 8) OBP: 0.431, SLG: 0.558										4	0	2	1	1	0	1						
17 Rhys Hoskins, R (1, 7) OBP: 0.401, SLG: 0.460										5	0	1	0	0	2	5						
41 Carlos Santana, S (1, 3) OBP: 0.309, SLG: 0.443										3	1	1	1	1	1	2						
7 Maikel Franco, R (1, 5) OBP: 0.328, SLG: 0.485										4	0	1	0	0	1	3						
4 Scott Kingery, R (1, 6) 58 Seranthony Domínguez, R (7, 1) 5 Nick Williams, (6, PH) 53 Yackel Ríos, R (8, 1) 57 Luis García, R (8, 1) 46 Adam Morgan, L (8, 1) 61 Edubray Ramos, R (8, 1)										3	0	0	0	0	1	2						
38 Jorge Alfaro, R (1, 2) OBP: 0.308, SLG: 0.375										4	2	2	0	0	1	0						
28 Vince Velasquez, R (1, 1) 18 Pedro Florimón, S (7, 6)										2	0	0	0	0	0	0						
Inning Stats	R: 0 E: 0 K: 0 S: 11	H: 0 LOB: 0 BB: 0 P: 16	R: 0 E: 0 K: 0 S: 7	H: 1 LOB: 0 BB: 0 P: 11	R: 0 E: 0 K: 0 S: 7	H: 0 LOB: 0 BB: 0 P: 11	R: 0 E: 0 K: 0 S: 7	H: 0 LOB: 1 BB: 0 P: 16	R: 1 E: 0 K: 3 S: 10	H: 1 LOB: 0 BB: 0 P: 15	R: 0 E: 0 K: 1 S: 9	H: 0 LOB: 0 BB: 0 P: 13	R: 0 E: 0 K: 2 S: 11	H: 2 LOB: 2 BB: 0 P: 15	R: 3 E: 0 K: 1 S: 16	H: 4 LOB: 3 BB: 1 P: 24	R: 2 E: 0 K: 1 S: 13	H: 3 LOB: 1 BB: 0 P: 18	1B: 8 2B: 1 3B: 0 HR: 2	SF: 0 SAC: 0 DP: 1 HBP: 0	WP: 0 PB: 0 SB: 1 CS: 0	PA: 40
PITCHER	IP WLS BF H R ER SO BB IBB HBP BLK WP HR S P ERA WHIP																					
7 Luke Weaver, R (1, 1) ERA: 4.37	7.0 L 25 4 1 1 6 1 0 0 0 0 0 1 62 97 1.29 0.714																					
49 Jordan Hicks, R (8, 1) ERA: 2.29	0.0 4 3 3 3 0 0 0 0 0 0 0 0 8 12 ∞ ∞																					
64 Sam Tuivailala, R (8, 1) ERA: 2.7	1.0 5 1 0 0 1 0 1 0 0 0 0 0 8 12 0.00 1.000																					
60 John Brebbia, L (9, 1) ERA: 4.09	1.0 6 3 2 2 1 0 0 0 0 0 0 1 13 18 18.00 3.000																					

Philadelphia Phillies @ St. Louis Cardinals
 Busch Stadium, St. Louis, MO
 Thu May 17 2018, 6:16 PM - 9:48 PM CDT
 Att: 41,039 - Overcast - 81 F

AB 38
 R 6
 H 11
 RBI 6
 BB 2
 SO 8
 LOB 18



Batter	1	2	3	4	5	6	7	8	9	AB	R	H	RBI	BB	SO	LOB	BOTTOM					
28 Tommy Pham, R (1, 8) OBP: 0.412, SLG: 0.535										4	1	0	0	1	1	3						
38 José Martínez, R (1, 3) OBP: 0.382, SLG: 0.459										4	0	3	0	1	1	0						
12 Paul DeJong, R (1, 6) OBP: 0.351, SLG: 0.473										4	0	1	0	0	1	5						
23 Marcell Ozuna, R (1, 7) OBP: 0.276, SLG: 0.327										5	1	0	1	0	1	8						
25 Dexter Fowler, S (1, 9) OBP: 0.273, SLG: 0.287										3	0	0	0	1	1	3						
3 Jedd Gyorko, R (1, 5) OBP: 0.405, SLG: 0.525										4	0	1	1	0	0	1						
13 Matt Carpenter, L (1, 4) ERA: 4.37										3	0	1	0	0	0	0						
48 Harrison Bader, R (6, PH) OBP: 0.359, SLG: 0.418										1	0	0	0	0	0	2						
60 John Brebbia, L (9, 1)										0	0	0	0	0	0	0						
46 Francisco Peña, R (1, 2) OBP: 0.324, SLG: 0.258										4	0	3	0	0	0	2						
7 Luke Weaver, R (1, 1) OBP: 0.214, SLG: 0.214										1	0	0	0	0	0	1						
35 Greg García, L (7, PH) OBP: 0.304, SLG: 0.420										1	0	0	0	0	0	2						
49 Jordan Hicks, R (8, 1)										0	0	0	0	0	0	0						
64 Sam Tuivailala, R (8, 1)										0	0	0	0	0	0	0						
16 Kolten Wong, L (9, 4) OBP: 0.299, SLG: 0.300										1	0	1	0	0	0	0						
Inning Stats	R: 0 E: 0 K: 1 S: 8	H: 1 LOB: 1 BB: 0 P: 15	R: 0 E: 0 K: 0 S: 8	H: 0 LOB: 0 BB: 0 P: 15	R: 0 E: 0 K: 0 S: 5	H: 1 LOB: 0 BB: 0 P: 5	R: 0 E: 0 K: 3 S: 13	H: 1 LOB: 1 BB: 0 P: 20	R: 0 E: 0 K: 0 S: 8	H: 1 LOB: 1 BB: 0 P: 10	R: 0 E: 0 K: 1 S: 10	H: 0 LOB: 1 BB: 1 P: 18	R: 0 E: 0 K: 0 S: 14	H: 1 LOB: 2 BB: 1 P: 21	R: 2 E: 0 K: 0 S: 10	H: 2 LOB: 2 BB: 1 P: 25	R: 0 E: 0 K: 0 S: 14	H: 3 LOB: 3 BB: 0 P: 21	1B: 9 2B: 2 3B: 0 HR: 0	SF: 0 SAC: 1 DP: 1 HBP: 1	WP: 0 PB: 0 SB: 0 CS: 0	PA: 40
PITCHER	IP WLS BF H R ER SO BB IBB HBP BLK WP HR S P ERA WHIP																					
28 Vince Velasquez, R (1, 1) ERA: 4.37	6.1 W 25 5 0 0 0 2 0 0 0 0 0 0 6 8 0.00 1.105																					
58 Seranthony Domínguez, R (7, 1) ERA:	0.2 H 2 0 0 0 0 0 0 0 0 0 0 0 6 8 0.00 0.000																					
53 Yackel Ríos, R (8, 1) ERA: 3.94	0.0 1 0 1 1 1 0 1 0 0 0 0 0 0 4 ∞ ∞																					
57 Luis García, R (8, 1) ERA: 3.24	0.2 5 2 1 1 0 0 0 0 1 0 0 0 8 18 13.50 3.000																					
46 Adam Morgan, L (8, 1) ERA: 2.38	0.1 H 1 0 0 0 0 0 0 0 0 0 0 0 2 3 0.00 0.000																					
PITCHER	IP WLS BF H R ER SO BB IBB HBP BLK WP HR S P ERA WHIP																					
61 Edubray Ramos, R (9, 1) ERA: 1.02	1.0 6 3 0 0 0 0 0 0 0 0 0 0 6 8 0.00 0.000																					

Philadelphia Phillies @ St. Louis Cardinals
 Busch Stadium, St. Louis, MO
 Thu May 17 2018, 6:16 PM - 9:48 PM CDT
 Att: 41,039 - Overcast - 81 F

AB 35
 R 2
 H 10
 RBI 2
 BB 3
 SO 5
 LOB 27



Batter	1	2	3	4	5	6	7	8	9	AB	R	H	RBI	BB	SO	LOB	TOP					
16 César Hernández, S (1.4) OBP: 0.396, SLG: 0.447										4	2	2	1	0	0	1	Philadelphia Phillies @ St. Louis Cardinals Busch Stadium, St. Louis, MO Fri May 18 2018, 8:51 PM - 12:16 AM CDT Att. 42,050 - Rain - 67 F					
17 Rhys Hoskins, R (1.7) OBP: 0.398, SLG: 0.450										3	1	0	0	1	1							
37 Odúbel Herrera, L (1.8) OBP: 0.427, SLG: 0.550										4	0	1	2	0	2	1						
41 Carlos Santana, S (1.3) OBP: 0.302, SLG: 0.431										4	0	0	0	0	1							
38 Jorge Alfaro, R (1.2) OBP: 0.321, SLG: 0.392										1	0	1	0	1	0							
15 Andrew Knapp, S (5.2) OBP: 0.279, SLG: 0.203										2	0	0	0	0	1	0						
5 Nick Williams, L (1.9) OBP: 0.310, SLG: 0.346										4	0	0	0	0	2							
4 Scott Kingery, R (1.5) OBP: 0.269, SLG: 0.331										2	0	1	0	0	1							
33 Drew Hutchison, L (4.1) OBP: 0.500, SLG: 0.333										1	0	0	0	1	0							
53 Yackel Rios, R (7.1)										0	0	0	0	0	0							
7 Maikel Franco, R (8.5) OBP: 0.306, SLG: 0.481										1	0	0	0	0	0							
18 Pedro Florimón, S (1.6) OBP: 0.340, SLG: 0.531										4	1	1	1	0	1	2						
49 Jake Arrieta, R (1.1) OBP: 0.286, SLG: 0.167										1	0	1	0	0	0							
9 Jesmuel Valentin, S (4.5) OBP: 0.091, SLG: 0.091										3	0	0	0	0	2	0						
Inning Stats	R: 0 E: 0 K: 1 S: 8	H: 0 LOB: 0 BB: 0 P: 10	R: 0 E: 0 K: 1 S: 9	H: 2 LOB: 2 BB: 0 P: 11	R: 0 E: 0 K: 2 S: 13	H: 1 LOB: 1 BB: 0 P: 18	R: 0 E: 0 K: 0 S: 11	H: 0 LOB: 1 BB: 1 P: 17	R: 2 E: 0 K: 2 S: 16	H: 2 LOB: 1 BB: 1 P: 30	R: 0 E: 0 K: 2 S: 8	H: 0 LOB: 0 BB: 0 P: 15	R: 1 E: 0 K: 0 S: 10	H: 1 LOB: 0 BB: 0 P: 19	R: 0 E: 0 K: 0 S: 3	H: 0 LOB: 0 BB: 0 P: 5	R: 1 E: 0 K: 1 S: 10	H: 1 LOB: 0 BB: 0 P: 15	1B: 4 2B: 1 3B: 0 HR: 2	SF: 0 SAC: 0 DP: 0 HBP: 0	WP: 1 PB: 0 SB: 0 CS: 0	PA: 36
PITCHER	IP WLS BF H R ER SO BB IBB HBP BLK WP HR S P ERA WHIP																					
52 Michael Wacha, R (1.1) ERA: 3.08	6.0 W 25 5 2 2 8 2 0 0 0 0 1 0 65 101 3.00 1.167																					
60 John Brebbia, R (7.1) ERA: 4.15	2.0 7 1 1 1 0 0 0 0 0 0 1 13 24 4.50 0.500																					
59 Mike Mayers, R (9.1) ERA: 2.53	1.0 4 1 1 1 1 0 0 0 0 0 1 10 15 9.00 1.000																					

Batter	1	2	3	4	5	6	7	8	9	AB	R	H	RBI	BB	SO	LOB	BOTTOM			
28 Tommy Pham, R (1.8) OBP: 0.340, SLG: 0.553										3	3	3	1	2	0	0	Philadelphia Phillies @ St. Louis Cardinals Busch Stadium, St. Louis, MO Fri May 18 2018, 8:51 PM - 12:16 AM CDT Att. 42,050 - Rain - 67 F			
48 Harrison Bader, R (8.8) OBP: 0.359, SLG: 0.418										0	0	0	0	0	0	0				
13 Matt Carpenter, L (1.5) OBP: 0.301, SLG: 0.315										5	1	2	1	0	1	5				
38 José Martínez, R (1.3) OBP: 0.394, SLG: 0.497										5	2	4	5	0	2					
59 Mike Mayers, R (9.1)										0	0	0	0	0	0	0				
23 Marcell Ozuna, R (1.7) OBP: 0.281, SLG: 0.323										2	1	0	0	2	2					
35 Greg Garcia, L (7.6) OBP: 0.296, SLG: 0.412										1	0	0	0	1	1					
3 Jedd Gyorko, R (1.6) OBP: 0.397, SLG: 0.508										4	0	1	2	0	1	4				
60 John Brebbia, L (7.1)										0	0	0	0	0	0	0				
61 Steven Baron, R (8.9) OBP: 0.320, SLG: 0.412										1	0	0	0	0	0	0				
25 Dexter Fowler, S (1.9) OBP: 0.271, SLG: 0.279										4	0	0	0	1	0	1				
16 Kolten Wong, L (1.4) OBP: 0.295, SLG: 0.324										5	1	1	1	0	2					
46 Francisco Peña, R (1.2) OBP: 0.368, SLG: 0.429										4	3	3	1	0	1	0				
52 Michael Wacha, R (1.1) OBP: 0.063, SLG: 0.063										1	0	0	0	0	0	0				
41 Tyler O'Neill, R (7.7) OBP: 0.200, SLG: 0.125										1	1	1	0	0	0	0				
Inning Stats	R: 0 E: 0 K: 0 S: 6	H: 1 LOB: 1 BB: 1 P: 13	R: 0 E: 0 K: 1 S: 11	H: 0 LOB: 0 BB: 0 P: 14	R: 4 E: 1 K: 0 S: 24	H: 4 LOB: 2 BB: 1 P: 37	R: 1 E: 1 K: 0 S: 17	H: 2 LOB: 3 BB: 2 P: 31	R: 1 E: 0 K: 0 S: 9	H: 1 LOB: 0 BB: 0 P: 14	R: 3 E: 1 K: 0 S: 10	H: 3 LOB: 0 BB: 1 P: 21	R: 3 E: 0 K: 3 S: 25	H: 4 LOB: 1 BB: 0 P: 36	R: 0 E: 0 K: 0 S: 8	H: 0 LOB: 0 BB: 0 P: 14	1B: 9 2B: 4 3B: 0 HR: 3	SF: 0 SAC: 2 DP: 4 HBP: 0	WP: 3 PB: 1 SB: 0 CS: 0	PA: 43
PITCHER	IP WLS BF H R ER SO BB IBB HBP BLK WP HR S P ERA WHIP																			
49 Jake Arrieta, R (1.1) ERA: 2.82	3.0 L 16 6 5 5 0 3 0 0 0 0 2 2 36 66 15.00 3.000																			
33 Drew Hutchison, R (4.1) ERA: 4.69	3.0 17 6 5 5 0 3 0 0 0 0 2 2 36 66 15.00 3.000																			
53 Yackel Rios, R (7.1) ERA: 5.29	1.0 7 4 3 3 3 0 0 0 0 0 1 25 36 27.00 4.000																			
18 Pedro Florimón, R (8.1) ERA: 9.0	1.0 3 0 0 0 0 0 0 0 0 0 0 8 14 0.00 0.000																			

Batter	1	2	3	4	5	6	7	8	9	AB	R	H	RBI	BB	SO	LOB	TOP						
16 César Hernández, S (1,4) OBP: 0.389, SLG: 0.440										3	0	0	0	1	2	0	Philadelphia Phillies @ St. Louis Cardinals Busch Stadium, St. Louis, MO Sun May 20 2018, 1:18 PM - 4:09 PM CDT Att: 43,560 - Cloudy - 75 F						
17 Rhys Hoskins, R (1,7) OBP: 0.389, SLG: 0.453										4	1	1	1	0	0	1							
37 Odúbel Herrera, L (1,8) OBP: 0.411, SLG: 0.544									4	0	0	0	0	3	0								
41 Carlos Santana, S (1,3)									2	0	0	0	2	1	0								
38 Jorge Alfaro, R (1,2) OBP: 0.315, SLG: 0.382									4	0	0	0	0	2	3								
23 Aaron Altherr, R (1,9) OBP: 0.319, SLG: 0.354									3	0	1	0	0	2	0								
7 Maikel Franco, R (1,5) OBP: 0.293, SLG: 0.460									3	0	0	0	0	1	1								
4 Scott Kingery, R (1,6) OBP: 0.262, SLG: 0.336									3	0	0	0	0	2	1								
27 Aaron Nola, R (1,1) OBP: 0.105, SLG: 0.056									2	0	0	0	0	1	0								
64 Víctor Arano, R (7,1)									0	0	0	0	0	0	0								
5 Nick Williams, L (8, PH) OBP: 0.304, SLG: 0.329									1	0	0	0	0	0	1								
50 Héctor Neris, R (8,1)									0	0	0	0	0	0	0								
Inning Stats	R: 0 E: 0 K: 1 S: 12	H: 0 LOB: 0 BB: 0 P: 18	R: 0 E: 0 K: 3 S: 12	H: 0 LOB: 0 BB: 0 P: 17	R: 0 E: 0 K: 0 S: 8	H: 0 LOB: 1 BB: 1 P: 10	R: 1 E: 0 K: 2 S: 12	H: 1 LOB: 1 BB: 1 P: 20	R: 0 E: 0 K: 2 S: 10	H: 0 LOB: 0 BB: 0 P: 16	R: 0 E: 0 K: 1 S: 9	H: 0 LOB: 0 BB: 0 P: 16	R: 0 E: 0 K: 2 S: 13	H: 1 LOB: 1 BB: 2 P: 19	R: 0 E: 0 K: 1 S: 14	H: 0 LOB: 2 BB: 2 P: 23	1B: 1 2B: 2 3B: 0 HR: 1	SF: 0 SAC: 0 DP: 1 HBP: 0	WP: 1 PB: 0 SB: 0 CS: 0	PA: 32			
PITCHER	IP: 7.2 ERA: 2.31	WLS: W BF: 26	H: 2 R: 1 ER: 1 SO: 13	BB: 1 IBB: 0 HBP: 0 BLK: 0	WP: 0 HR: 1 S: 80 P: 120	ERA: 1.17 WHIP: 0.391	PITCHER	IP: 1.1	WLS: W	BF: 6	H: 0 R: 0 ER: 0 SO: 1	BB: 2 IBB: 0 HBP: 0 BLK: 0	WP: 1 HR: 0 S: 17 P: 28	ERA: 0.00 WHIP: 1.500									
32 Jack Flaherty, R (1,1) ERA: 2.31																							
49 Jordan Hicks, R (8,1) ERA: 2.05																							

AB	29
R	1
H	2
RBI	1
BB	3
SO	14
LOB	7



Batter	1	2	3	4	5	6	7	8	9	AB	R	H	RBI	BB	SO	LOB	BOTTOM						
28 Tommy Pham, R (1,8) OBP: 0.419, SLG: 0.532										4	0	0	0	0	2	1	Philadelphia Phillies @ St. Louis Cardinals Busch Stadium, St. Louis, MO Sun May 20 2018, 1:18 PM - 4:09 PM CDT Att: 43,560 - Cloudy - 75 F						
13 Matt Carpenter, L (1,5) OBP: 0.321, SLG: 0.351										4	1	3	0	0	0	0							
38 José Martínez, R (1,3) OBP: 0.383, SLG: 0.481										4	0	1	1	0	2	3							
3 Jedd Gyorko, R (8,5) OBP: 0.390, SLG: 0.493										0	0	0	0	0	0	0							
41 Tyler O'Neill, R (1,7) OBP: 0.389, SLG: 0.733										4	2	3	1	0	1	1							
25 Dexter Fowler, S (1,9) OBP: 0.281, SLG: 0.292										3	2	1	0	1	0	2							
49 Jordan Hicks, R (8,1)										0	0	0	0	0	0	0							
16 Koltan Wong, L (1,4) OBP: 0.276, SLG: 0.304										3	0	0	0	0	0	1							
35 Greg Garcia, L (1,6) OBP: 0.290, SLG: 0.490										3	0	1	2	0	0	0							
46 Francisco Peña, R (1,2) OBP: 0.333, SLG: 0.385										4	0	0	0	0	2	1							
32 Jack Flaherty, R (1,1) ERA: 2.37										3	0	1	0	0	1	1							
48 Harrison Bader, R (8,9) OBP: 0.359, SLG: 0.418										0	0	0	0	0	0	0							
Inning Stats	R: 0 E: 0 K: 1 S: 9	H: 1 LOB: 1 BB: 0 P: 14	R: 0 E: 0 K: 0 S: 7	H: 0 LOB: 0 BB: 0 P: 12	R: 0 E: 0 K: 1 S: 12	H: 2 LOB: 2 BB: 0 P: 16	R: 2 E: 1 K: 2 S: 15	H: 2 LOB: 1 BB: 1 P: 26	R: 0 E: 0 K: 2 S: 9	H: 0 LOB: 0 BB: 0 P: 12	R: 2 E: 0 K: 0 S: 13	H: 2 LOB: 0 BB: 0 P: 19	R: 1 E: 0 K: 1 S: 17	H: 3 LOB: 3 BB: 0 P: 21	R: 0 E: 0 K: 1 S: 7	H: 0 LOB: 0 BB: 0 P: 9	1B: 7 2B: 2 3B: 0 HR: 1	SF: 1 SAC: 1 DP: 0 HBP: 0	WP: 0 PB: 0 SB: 1 CS: 0	PA: 35			
PITCHER	IP: 6.0 ERA: 2.37	WLS: L	BF: 26	H: 7 R: 4 ER: 4 SO: 6	BB: 1 IBB: 0 HBP: 0 BLK: 0	WP: 0 HR: 1 S: 65 P: 99	ERA: 6.00 WHIP: 1.333	PITCHER	IP: 1.0	WLS: W	BF: 6	H: 3 R: 1 ER: 1 SO: 1	BB: 0 IBB: 0 HBP: 0 BLK: 0	WP: 0 HR: 0 S: 17 P: 21	ERA: 9.00 WHIP: 3.000								
27 Aaron Nola, R (1,1) ERA: 2.37																							
64 Víctor Arano, R (7,1) ERA: 1.39																							
50 Héctor Neris, R (8,1) ERA: 4.76																							

AB	32
R	5
H	10
RBI	4
BB	1
SO	8
LOB	10



Batter	1	2	3	4	5	6	7	8	9	AB	R	H	RBI	BB	SO	LOB	TOP				
1 Ozzie Albies, S OBP: 0.322, SLG: 0.573	G4-3		F7		K			1B		4	0	1	0	0	1	0	Atlanta Braves @ Philadelphia Phillies Citizens Bank Park, Philadelphia, PA Mon May 21 2018, 7:08 PM - 9:39 PM EDT Att: 21,284 - Clear - 76 F				
13 Ronald Acuña Jr., R OBP: 0.321, SLG: 0.442	K		E3 22 1B		F9			L8		4	0	0	0	0	1	1					
5 Freddie Freeman, L OBP: 0.428, SLG: 0.561	1B		F7			L7		K		4	0	1	0	0	1	2					
22 Nick Markakis, L OBP: 0.409, SLG: 0.514	K		1B		F7			L8		4	0	1	0	0	1	1					
24 Kurt Suzuki, R OBP: 0.341, SLG: 0.477	1B		K2-3		F8			K		4	0	1	0	0	2	2					
11 Ender Inciarte, L OBP: 0.315, SLG: 0.369	L5		L8		K			B2-3		4	0	0	0	0	1	1					
17 Johan Camargo, S OBP: 0.369, SLG: 0.373	F7		G5-3		G5-3			7 CS BB		2	0	0	0	1	0	1					
7 Dansby Swanson, R OBP: 0.326, SLG: 0.411	1B		K		K			G2-3		3	0	1	0	0	1	1					
26 Mike Foltyniewicz, R OBP: 0.111, SLG: 0.167	F8		F8		K			P6		2	0	0	0	0	1	2					
51 Shane Carle, R 20 Preston Tucker, L 63 Jesse Biddle, L										0	0	0	0	0	0	0					
Inning Stats	R: 0 H: 1 E: 0 K: 2 S: 12	H: 1 LOB: 1 BB: 0 P: 20	R: 0 H: 2 E: 0 K: 0 S: 17	H: 2 LOB: 2 BB: 0 P: 26	R: 0 H: 1 E: 0 K: 1 S: 9	H: 1 LOB: 2 BB: 0 P: 14	R: 0 H: 0 E: 0 K: 1 S: 8	H: 0 LOB: 0 BB: 0 P: 9	R: 0 H: 0 E: 0 K: 2 S: 10	H: 0 LOB: 0 BB: 0 P: 12	R: 0 H: 0 E: 0 K: 1 S: 7	H: 0 LOB: 0 BB: 1 P: 15	R: 0 H: 1 E: 0 K: 1 S: 11	H: 1 LOB: 1 BB: 0 P: 18	R: 0 H: 0 E: 0 K: 1 S: 6	H: 0 LOB: 0 BB: 0 P: 8	1B: 5 2B: 0 3B: 0 HR: 0	SF: 0 SAC: 0 DP: 0 HBP: 0	WP: 0 PB: 0 SB: 1 CS: 1	PA: 33	
PITCHER	IP WLS BF H R ER SO BB IBB HBP BLK WP HR S P ERA WHIP	IP WLS BF H R ER SO BB IBB HBP BLK WP HR S P ERA WHIP	IP WLS BF H R ER SO BB IBB HBP BLK WP HR S P ERA WHIP	IP WLS BF H R ER SO BB IBB HBP BLK WP HR S P ERA WHIP	IP WLS BF H R ER SO BB IBB HBP BLK WP HR S P ERA WHIP	IP WLS BF H R ER SO BB IBB HBP BLK WP HR S P ERA WHIP	IP WLS BF H R ER SO BB IBB HBP BLK WP HR S P ERA WHIP	IP WLS BF H R ER SO BB IBB HBP BLK WP HR S P ERA WHIP	IP WLS BF H R ER SO BB IBB HBP BLK WP HR S P ERA WHIP	IP WLS BF H R ER SO BB IBB HBP BLK WP HR S P ERA WHIP	IP WLS BF H R ER SO BB IBB HBP BLK WP HR S P ERA WHIP	IP WLS BF H R ER SO BB IBB HBP BLK WP HR S P ERA WHIP	IP WLS BF H R ER SO BB IBB HBP BLK WP HR S P ERA WHIP	IP WLS BF H R ER SO BB IBB HBP BLK WP HR S P ERA WHIP	IP WLS BF H R ER SO BB IBB HBP BLK WP HR S P ERA WHIP	IP WLS BF H R ER SO BB IBB HBP BLK WP HR S P ERA WHIP	IP WLS BF H R ER SO BB IBB HBP BLK WP HR S P ERA WHIP	IP WLS BF H R ER SO BB IBB HBP BLK WP HR S P ERA WHIP	IP WLS BF H R ER SO BB IBB HBP BLK WP HR S P ERA WHIP	IP WLS BF H R ER SO BB IBB HBP BLK WP HR S P ERA WHIP	IP WLS BF H R ER SO BB IBB HBP BLK WP HR S P ERA WHIP

AB	32
R	0
H	5
RBI	0
BB	1
SO	9
LOB	11



Batter	1	2	3	4	5	6	7	8	9	AB	R	H	RBI	BB	SO	LOB	BOTTOM				
16 César Hernández, S OBP: 0.391, SLG: 0.438	BB		L8		1B		G4-3			3	0	1	0	1	0	0	Atlanta Braves @ Philadelphia Phillies Citizens Bank Park, Philadelphia, PA Mon May 21 2018, 7:08 PM - 9:39 PM EDT Att: 21,284 - Clear - 76 F				
17 Rhys Hoskins, R OBP: 0.381, SLG: 0.441	F8-6		G6-3		F8		K			4	0	0	0	0	1	2					
37 Odúbel Herrera, L OBP: 0.413, SLG: 0.543	1B		G1-3		G1-3		L9			4	0	2	0	0	0	1					
7 Maikel Franco, R OBP: 0.286, SLG: 0.448	P5		G6-3		K		G2-3			4	0	0	0	0	1	2					
41 Carlos Santana, S OBP: 0.313, SLG: 0.416	FC6-4 4 5 1B BB		P3		F9		5 PB BB			2	0	0	0	2	0	0					
38 Jorge Alfaro, R OBP: 0.313, SLG: 0.387	K		K		K		L9			4	0	1	0	0	2	2					
5 Nick Williams, L OBP: 0.313, SLG: 0.372	FC6-4 4 1B		HR		F7		K			4	1	2	1	0	1	2					
4 Scott Kingery, R OBP: 0.264, SLG: 0.336	FC6-4 1-2 2-3		G5-3		G5-3		23 HR 1B			3	1	1	0	0	0	2					
43 Nick Pivetta, R 23 Aaron Altherr, R 58 Seranthony Dominguez, R 50 Héctor Neris, R	K		K		K		HR			2	0	0	0	0	2	2					
Inning Stats	R: 0 H: 1 E: 0 K: 0 S: 10	H: 1 LOB: 1 BB: 1 P: 20	R: 0 H: 1 E: 0 K: 2 S: 13	H: 1 LOB: 2 BB: 1 P: 19	R: 0 H: 1 E: 0 K: 0 S: 10	H: 1 LOB: 0 BB: 0 P: 17	R: 1 H: 1 E: 0 K: 1 S: 10	H: 1 LOB: 0 BB: 0 P: 14	R: 0 H: 1 E: 0 K: 1 S: 12	H: 1 LOB: 1 BB: 0 P: 17	R: 0 H: 1 E: 0 K: 1 S: 7	H: 1 LOB: 0 BB: 0 P: 18	R: 2 H: 2 E: 0 K: 1 S: 11	H: 2 LOB: 2 BB: 0 P: 20	R: 0 H: 0 E: 0 K: 1 S: 6	H: 0 LOB: 1 BB: 1 P: 13		1B: 5 2B: 2 3B: 0 HR: 2	SF: 0 SAC: 0 DP: 1 HBP: 0	WP: 0 PB: 1 SB: 0 CS: 0	PA: 34
PITCHER	IP WLS BF H R ER SO BB IBB HBP BLK WP HR S P ERA WHIP	IP WLS BF H R ER SO BB IBB HBP BLK WP HR S P ERA WHIP	IP WLS BF H R ER SO BB IBB HBP BLK WP HR S P ERA WHIP	IP WLS BF H R ER SO BB IBB HBP BLK WP HR S P ERA WHIP	IP WLS BF H R ER SO BB IBB HBP BLK WP HR S P ERA WHIP	IP WLS BF H R ER SO BB IBB HBP BLK WP HR S P ERA WHIP	IP WLS BF H R ER SO BB IBB HBP BLK WP HR S P ERA WHIP	IP WLS BF H R ER SO BB IBB HBP BLK WP HR S P ERA WHIP	IP WLS BF H R ER SO BB IBB HBP BLK WP HR S P ERA WHIP	IP WLS BF H R ER SO BB IBB HBP BLK WP HR S P ERA WHIP	IP WLS BF H R ER SO BB IBB HBP BLK WP HR S P ERA WHIP	IP WLS BF H R ER SO BB IBB HBP BLK WP HR S P ERA WHIP	IP WLS BF H R ER SO BB IBB HBP BLK WP HR S P ERA WHIP	IP WLS BF H R ER SO BB IBB HBP BLK WP HR S P ERA WHIP	IP WLS BF H R ER SO BB IBB HBP BLK WP HR S P ERA WHIP	IP WLS BF H R ER SO BB IBB HBP BLK WP HR S P ERA WHIP	IP WLS BF H R ER SO BB IBB HBP BLK WP HR S P ERA WHIP	IP WLS BF H R ER SO BB IBB HBP BLK WP HR S P ERA WHIP	IP WLS BF H R ER SO BB IBB HBP BLK WP HR S P ERA WHIP	IP WLS BF H R ER SO BB IBB HBP BLK WP HR S P ERA WHIP	IP WLS BF H R ER SO BB IBB HBP BLK WP HR S P ERA WHIP

AB	31
R	3
H	8
RBI	3
BB	3
SO	7
LOB	13



Batter	1	2	3	4	5	6	7	8	9	AB	R	H	RBI	BB	SO	LOB	TOP					
1 Ozzie Albies, S OBP: 0.329, SLG: 0.586										4	3	2	1	1	1	0	Atlanta Braves @ Philadelphia Phillies Citizens Bank Park, Philadelphia, PA Tue May 22 2018, 7:10 PM - 10:27 PM EDT Att: 18,545 - Cloudy - 63 F					
13 Ronald Acuña Jr., R OBP: 0.354, SLG: 0.650										5	0	2	1	0	2	1						
5 Freddie Freeman, L OBP: 0.427, SLG: 0.556										5	0	2	0	0	1	2						
22 Nick Markakis, L OBP: 0.410, SLG: 0.511										3	0	1	0	1	0	2						
25 Tyler Flowers, R OBP: 0.426, SLG: 0.395										3	0	2	0	1	1	2						
11 Ender Inciarte, L OBP: 0.314, SLG: 0.366										4	0	1	0	0	0	4						
7 Dansby Swanson, R OBP: 0.316, SLG: 0.398										4	0	0	0	0	4	5						
27 Ryan Flaherty, L OBP: 0.363, SLG: 0.370										4	0	0	0	0	2	5						
33 A.J. Minter, L OBP: 0.314, SLG: 0.366										0	0	0	0	0	0	0						
38 Arody Vizcaino, R OBP: 0.314, SLG: 0.366										0	0	0	0	0	0	0						
32 Brandon McCarthy, R OBP: 0.550, SLG: 0.100										3	0	0	0	0	3	3						
39 Sam Freeman, R OBP: 0.329, SLG: 0.586										0	0	0	0	0	0	0						
58 Dan Winkler, R OBP: 0.329, SLG: 0.586										0	0	0	0	0	0	0						
17 Johan Camargo, S OBP: 0.365, SLG: 0.368										1	0	0	0	0	0	0						
Inning Stats	R: 0 E: 0 K: 2 S: 8	H: 2 LOB: 2 BB: 0 P: 14	R: 0 E: 0 K: 2 S: 12	H: 0 LOB: 1 BB: 1 P: 19	R: 1 E: 0 K: 2 S: 9	H: 1 LOB: 0 BB: 0 P: 13	R: 0 E: 0 K: 3 S: 17	H: 2 LOB: 3 BB: 1 P: 27	R: 1 E: 0 K: 1 S: 16	H: 1 LOB: 2 BB: 1 P: 25	R: 0 E: 0 K: 2 S: 10	H: 0 LOB: 0 BB: 0 P: 16	R: 0 E: 0 K: 1 S: 9	H: 1 LOB: 1 BB: 0 P: 13	R: 0 E: 0 K: 1 S: 10	H: 1 LOB: 1 BB: 0 P: 13	R: 1 E: 0 K: 0 S: 9	H: 2 LOB: 0 BB: 0 P: 15	1B: 8 2B: 1 3B: 0 HR: 1	SF: 0 SAC: 0 DP: 1 HBP: 0	WP: 0 PB: 1 CS: 0	PA: 39
PITCHER	IP: 4.1 WLS: L BF: 22 ERA: 4.18	H: 6 R: 2 ER: 1 SO: 9	BB: 3 IBB: 0 HBP: 0 BLK: 0	WP: 0 HR: 1 S: 55 P: 89	ERA: 2.08 WHIP: 2.077	IP: 1.0 WLS: 4 BF: 4 ERA: 0.96	H: 2 R: 1 ER: 0 SO: 0	BB: 0 IBB: 0 HBP: 0 BLK: 0	WP: 0 HR: 0 S: 9 P: 15	ERA: 0.00 WHIP: 2.000												
28 Vince Velasquez, R ERA: 4.18	IP: 4.1 WLS: L BF: 22 ERA: 4.18	H: 6 R: 2 ER: 1 SO: 9	BB: 3 IBB: 0 HBP: 0 BLK: 0	WP: 0 HR: 1 S: 55 P: 89	ERA: 2.08 WHIP: 2.077	61 Edubray Ramos, R ERA: 0.96	H: 2 R: 1 ER: 0 SO: 0	BB: 0 IBB: 0 HBP: 0 BLK: 0	WP: 0 HR: 0 S: 9 P: 15	ERA: 0.00 WHIP: 2.000												
64 Victor Arano, R ERA: 1.32	IP: 0.2 WLS: 0 BF: 0 ERA: 1.32	H: 0 R: 0 ER: 0 SO: 3	BB: 0 IBB: 0 HBP: 0 BLK: 0	WP: 0 HR: 0 S: 7 P: 26	ERA: 0.00 WHIP: 0.000	57 Luis Garcia, R ERA: 3.2	H: 0 R: 0 ER: 0 SO: 16	BB: 0 IBB: 0 HBP: 0 BLK: 0	WP: 0 HR: 0 S: 9 P: 13	ERA: 0.00 WHIP: 0.000												
46 Adam Morgan, L ERA: 2.31	IP: 0.1 WLS: 0 BF: 2 ERA: 2.31	H: 1 R: 0 ER: 0 SO: 0	BB: 0 IBB: 0 HBP: 0 BLK: 0	WP: 0 HR: 0 S: 3 P: 3	ERA: 0.00 WHIP: 3.000	40 Tommy Hunter, R ERA: 4.22	H: 0 R: 0 ER: 0 SO: 10	BB: 0 IBB: 0 HBP: 0 BLK: 0	WP: 0 HR: 0 S: 13 P: 13	ERA: 0.00 WHIP: 1.000												

Batter	1	2	3	4	5	6	7	8	9	AB	R	H	RBI	BB	SO	LOB	BOTTOM					
16 César Hernández, S OBP: 0.388, SLG: 0.434										4	0	1	1	0	0	1	Atlanta Braves @ Philadelphia Phillies Citizens Bank Park, Philadelphia, PA Tue May 22 2018, 7:10 PM - 10:27 PM EDT Att: 18,545 - Cloudy - 63 F					
17 Rhys Hoskins, R OBP: 0.373, SLG: 0.429										4	0	0	0	0	2	2						
37 Odúbel Herrera, L OBP: 0.410, SLG: 0.542										4	0	1	0	0	2	0						
41 Carlos Santana, S OBP: 0.322, SLG: 0.421										3	0	2	0	1	0	0						
38 Jorge Alfaro, R OBP: 0.303, SLG: 0.373										4	0	0	0	0	0	4						
5 Nick Williams, L OBP: 0.300, SLG: 0.356										4	0	0	0	0	3	1						
7 Maikel Franco, R OBP: 0.291, SLG: 0.449										4	1	2	0	0	1	0						
4 Scott Kingery, R OBP: 0.264, SLG: 0.341										4	0	1	0	0	0	2						
28 Vince Velasquez, R ERA: 4.97	IP: 5.2 WLS: W BF: 23 ERA: 4.97	H: 4 R: 1 ER: 1 SO: 5	BB: 2 IBB: 0 HBP: 0 BLK: 0	WP: 1 HR: 0 S: 53 P: 83	ERA: 1.59 WHIP: 1.059	23 Aaron Altherr, R ERA: 0.89	H: 0 R: 0 ER: 0 SO: 14	BB: 0 IBB: 0 HBP: 0 BLK: 0	WP: 0 HR: 0 S: 21 P: 21	ERA: 0.00 WHIP: 0.000												
23 Aaron Altherr, R ERA: 0.89	IP: 1.0 WLS: H BF: 3 ERA: 0.89	H: 3 R: 1 ER: 0 SO: 1	BB: 0 IBB: 0 HBP: 0 BLK: 0	WP: 0 HR: 0 S: 8 P: 12	ERA: 0.00 WHIP: 1.000	33 A.J. Minter, L ERA: 2.7	H: 0 R: 0 ER: 0 SO: 9	BB: 0 IBB: 0 HBP: 0 BLK: 0	WP: 0 HR: 0 S: 13 P: 13	ERA: 0.00 WHIP: 0.000												
46 Adam Morgan, L ERA: 2.31	IP: 1.0 WLS: H BF: 3 ERA: 2.31	H: 3 R: 1 ER: 0 SO: 1	BB: 0 IBB: 0 HBP: 0 BLK: 0	WP: 0 HR: 0 S: 8 P: 12	ERA: 0.00 WHIP: 1.000	18 Pedro Florín, S ERA: 0.89	H: 0 R: 0 ER: 0 SO: 14	BB: 0 IBB: 0 HBP: 0 BLK: 0	WP: 0 HR: 0 S: 21 P: 21	ERA: 0.00 WHIP: 0.000												
40 Tommy Hunter, R ERA: 4.22	IP: 1.0 WLS: S BF: 3 ERA: 4.22	H: 0 R: 0 ER: 0 SO: 1	BB: 0 IBB: 0 HBP: 0 BLK: 0	WP: 0 HR: 0 S: 9 P: 13	ERA: 0.00 WHIP: 0.000	61 Edubray Ramos, R ERA: 0.96	H: 0 R: 0 ER: 0 SO: 10	BB: 0 IBB: 0 HBP: 0 BLK: 0	WP: 0 HR: 0 S: 13 P: 13	ERA: 0.00 WHIP: 0.000												
Inning Stats	R: 0 E: 0 K: 1 S: 7	H: 0 LOB: 0 BB: 0 P: 10	R: 0 E: 0 K: 1 S: 7	H: 0 LOB: 0 BB: 0 P: 12	R: 0 E: 0 K: 1 S: 9	H: 1 LOB: 1 BB: 0 P: 12	R: 0 E: 0 K: 0 S: 7	H: 0 LOB: 1 BB: 1 P: 15	R: 1 E: 0 K: 1 S: 16	H: 2 LOB: 2 BB: 1 P: 25	R: 0 E: 0 K: 2 S: 10	H: 1 LOB: 1 BB: 0 P: 13	R: 0 E: 0 K: 1 S: 8	H: 1 LOB: 0 BB: 0 P: 12	R: 0 E: 0 K: 1 S: 14	H: 2 LOB: 2 BB: 0 P: 21		R: 0 E: 0 K: 1 S: 9	H: 0 LOB: 0 BB: 0 P: 13	1B: 5 2B: 2 3B: 0 HR: 0	SF: 0 SAC: 0 DP: 1 HBP: 0	WP: 1 PB: 0 CS: 0
PITCHER	IP: 5.2 WLS: W BF: 23 ERA: 4.97	H: 4 R: 1 ER: 1 SO: 5	BB: 2 IBB: 0 HBP: 0 BLK: 0	WP: 1 HR: 0 S: 53 P: 83	ERA: 1.59 WHIP: 1.059	IP: 1.0 WLS: H BF: 3 ERA: 0.89	H: 3 R: 1 ER: 0 SO: 1	BB: 0 IBB: 0 HBP: 0 BLK: 0	WP: 0 HR: 0 S: 8 P: 12	ERA: 0.00 WHIP: 1.000												
32 Brandon McCarthy, R ERA: 4.97	IP: 5.2 WLS: W BF: 23 ERA: 4.97	H: 4 R: 1 ER: 1 SO: 5	BB: 2 IBB: 0 HBP: 0 BLK: 0	WP: 1 HR: 0 S: 53 P: 83	ERA: 1.59 WHIP: 1.059	39 Sam Freeman, L ERA: 2.84	H: 0 R: 0 ER: 0 SO: 1	BB: 0 IBB: 0 HBP: 0 BLK: 0	WP: 0 HR: 0 S: 4 P: 4	ERA: 0.00 WHIP: 0.000												
39 Sam Freeman, L ERA: 2.84	IP: 0.1 WLS: H BF: 1 ERA: 2.84	H: 1 R: 0 ER: 0 SO: 1	BB: 0 IBB: 0 HBP: 0 BLK: 0	WP: 0 HR: 0 S: 3 P: 4	ERA: 0.00 WHIP: 0.000	58 Dan Winkler, R ERA: 0.89	H: 0 R: 0 ER: 0 SO: 14	BB: 0 IBB: 0 HBP: 0 BLK: 0	WP: 0 HR: 0 S: 21 P: 21	ERA: 0.00 WHIP: 0.000												
58 Dan Winkler, R ERA: 0.89	IP: 1.0 WLS: H BF: 3 ERA: 0.89	H: 3 R: 1 ER: 0 SO: 1	BB: 0 IBB: 0 HBP: 0 BLK: 0	WP: 0 HR: 0 S: 8 P: 12	ERA: 0.00 WHIP: 1.000	33 A.J. Minter, L ERA: 2.7	H: 0 R: 0 ER: 0 SO: 9	BB: 0 IBB: 0 HBP: 0 BLK: 0	WP: 0 HR: 0 S: 13 P: 13	ERA: 0.00 WHIP: 0.000												
33 A.J. Minter, L ERA: 2.7	IP: 1.0 WLS: H BF: 3 ERA: 2.7	H: 3 R: 1 ER: 0 SO: 1	BB: 0 IBB: 0 HBP: 0 BLK: 0	WP: 0 HR: 0 S: 8 P: 12	ERA: 0.00 WHIP: 1.000	36 Arody Vizcaino, R ERA: 2.48	H: 0 R: 0 ER: 0 SO: 1	BB: 0 IBB: 0 HBP: 0 BLK: 0	WP: 0 HR: 0 S: 13 P: 13	ERA: 0.00 WHIP: 0.000												
36 Arody Vizcaino, R ERA: 2.48	IP: 1.0 WLS: S BF: 3 ERA: 2.48	H: 0 R: 0 ER: 0 SO: 1	BB: 0 IBB: 0 HBP: 0 BLK: 0	WP: 0 HR: 0 S: 9 P: 13	ERA: 0.00 WHIP: 0.000																	

Batter	1	2	3	4	5	6	7	8	9	AB	R	H	RBI	BB	SO	LOB	TOP				
1 Ozzie Albies, S OBP: 0.323, SLG: 0.575										4	0	0	0	0	1	3					
13 Ronald Acuña Jr., R OBP: 0.313, SLG: 0.433										4	0	0	0	0	2	0					
5 Freddie Freeman, L OBP: 0.424, SLG: 0.549										4	0	1	0	0	1	0					
22 Nick Markakis, L OBP: 0.412, SLG: 0.510										4	0	2	0	0	2	0					
24 Kurt Suzuki, R OBP: 0.331, SLG: 0.461										4	0	0	0	0	0	3					
11 Ender Inciarte, L OBP: 0.318, SLG: 0.369										4	0	2	0	0	1	1					
17 Johan Camargo, S OBP: 0.382, SLG: 0.388										2	0	1	0	2	0	0					
7 Dansby Swanson, R OBP: 0.314, SLG: 0.402										4	0	1	0	0	0	4					
53 Luiz Gohara, L 27 Ryan Flaherty, L 39 Sam Freeman, R 30 Peter Moylan, R 20 Preston Tucker, L 51 Shane Carle, R 63 Jesse Biddle, L										1	0	0	0	0	1	2					
Inning Stats	R: 0 E: 0 K: 2 S: 12	H: 2 LOB: 2 BB: 0 P: 20	R: 0 E: 0 K: 1 S: 11	H: 2 LOB: 2 BB: 0 P: 16	R: 0 E: 0 K: 3 S: 11	H: 0 LOB: 0 BB: 0 P: 16	R: 0 E: 0 K: 0 S: 9	H: 0 LOB: 0 BB: 0 P: 12	R: 0 E: 0 K: 1 S: 15	H: 0 LOB: 0 BB: 0 P: 20	R: 0 E: 0 K: 1 S: 14	H: 2 LOB: 2 BB: 1 P: 22	R: 0 E: 0 K: 0 S: 4	H: 0 LOB: 0 BB: 0 P: 6	R: 0 E: 0 K: 1 S: 12	H: 1 LOB: 2 BB: 1 P: 18	1B: 6 2B: 2 3B: 0 HR: 0	SF: 0 SAC: 0 DP: 1 HBP: 0	WP: 0 PB: 0 SB: 0 CS: 1	PA: 35	
PITCHER	IP: 6.2 WLS: W BF: 26 ERA: 2.45	H: 7 R: 0 ER: 0 SO: 7	BB: 1 IBB: 0 HBP: 0 BLK: 0	WP: 0 HR: 0 S: 76 P: 109	ERA: 0.00 WHIP: 1.200	IP: 1.1 WLS: H BF: 4 ERA: 0.00	H: 0 R: 0 ER: 0 SO: 1	BB: 0 IBB: 0 HBP: 0 BLK: 0	WP: 0 HR: 0 S: 7 P: 12	ERA: 0.00 WHIP: 0.000	IP: 1.0 WLS: 5 BF: 1 ERA: 4.26	H: 1 R: 0 ER: 0 SO: 1	BB: 1 IBB: 0 HBP: 0 BLK: 0	WP: 0 HR: 0 S: 12 P: 18	ERA: 0.00 WHIP: 2.000						

Atlanta Braves @ Philadelphia Phillies
Citizens Bank Park, Philadelphia, PA
Wed May 23 2018, 7:09 PM - 9:58 PM EDT
Att: 27,647 - Clear - 79 F

AB 33
R 0
H 8
RBI 0
BB 2
SO 9
LOB 15

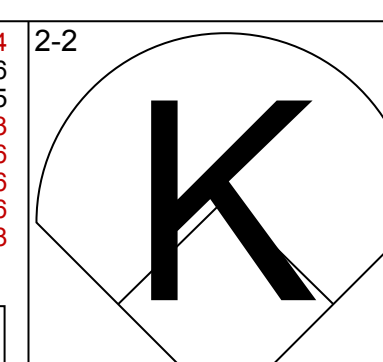
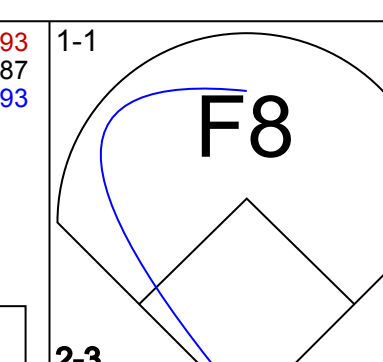
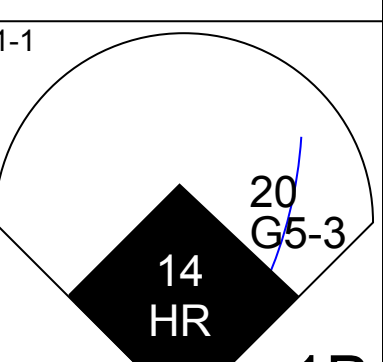
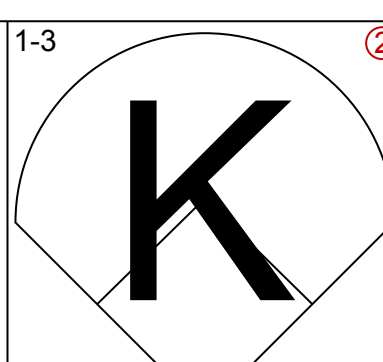
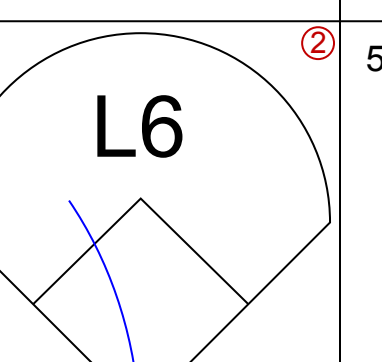
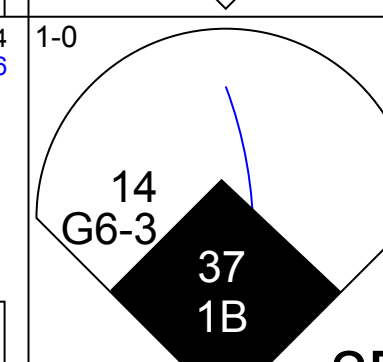
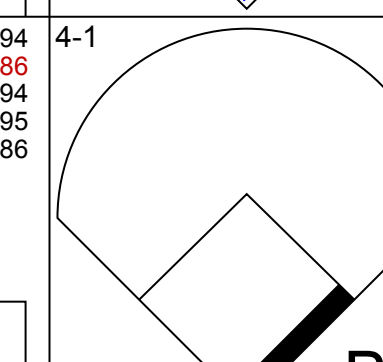
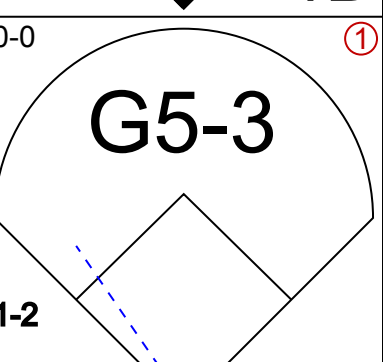
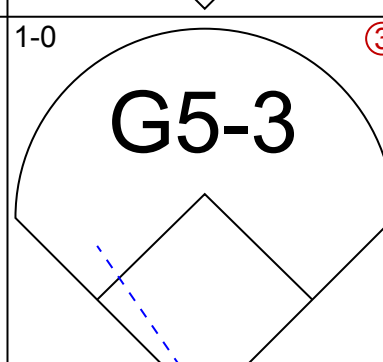
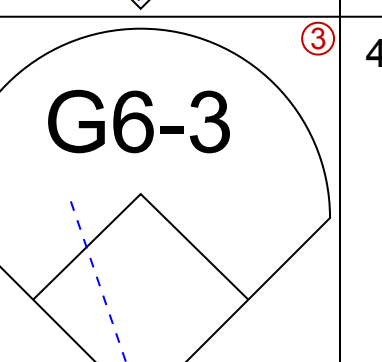
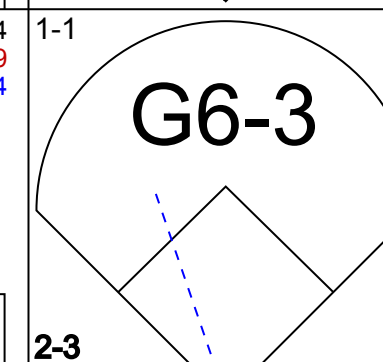
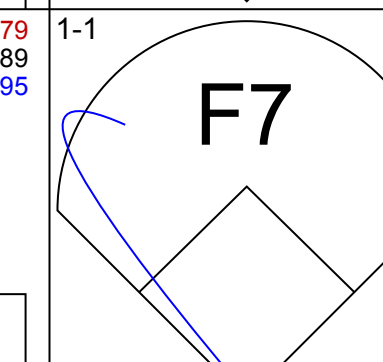
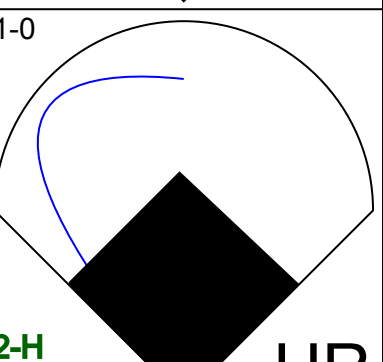

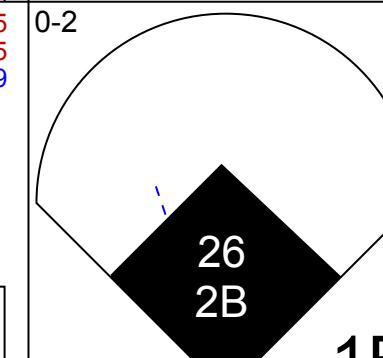
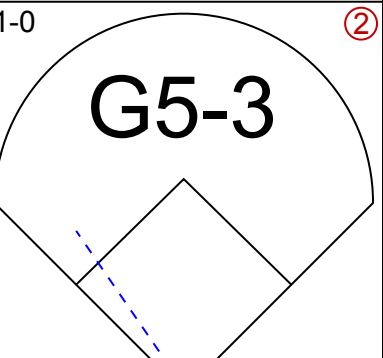

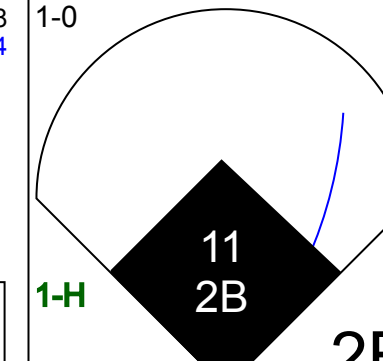
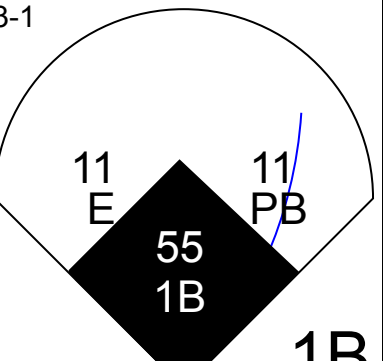

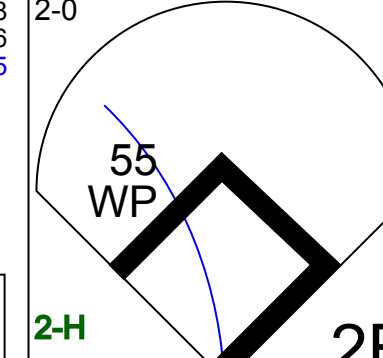
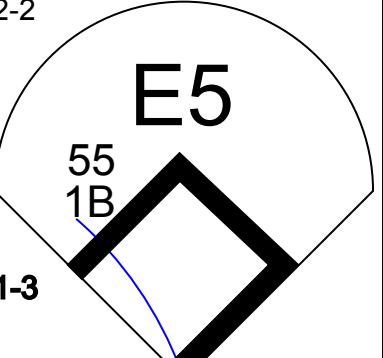

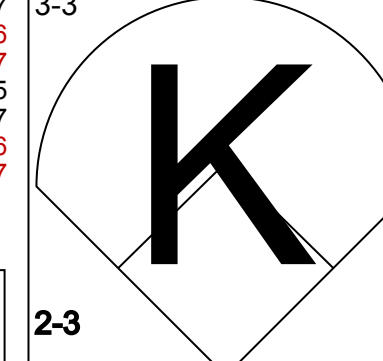
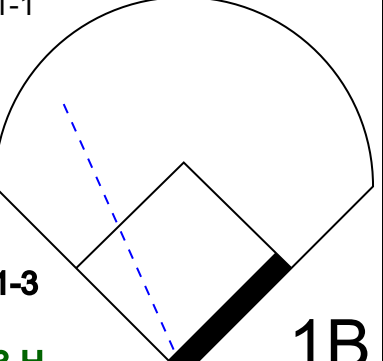

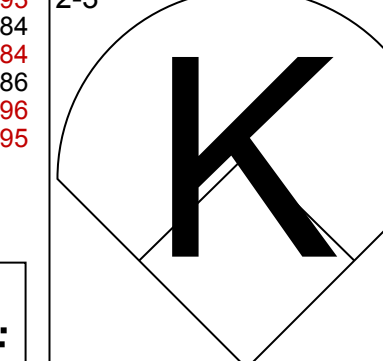
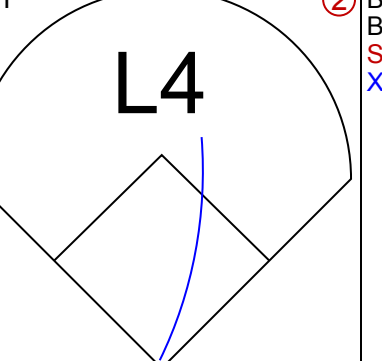
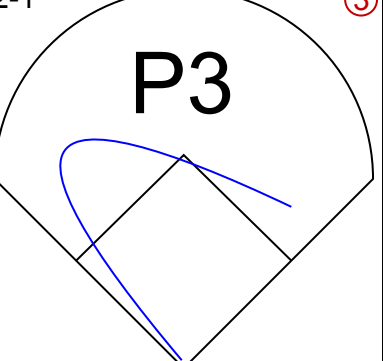

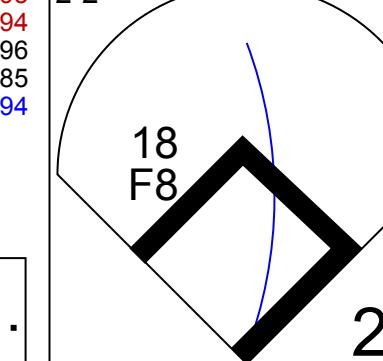
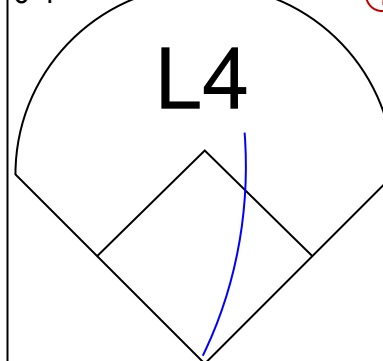
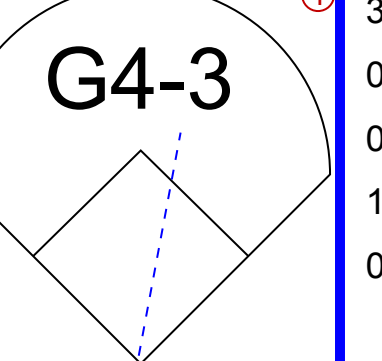


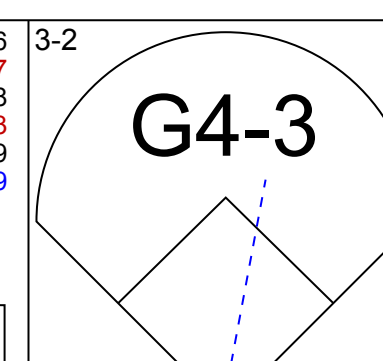
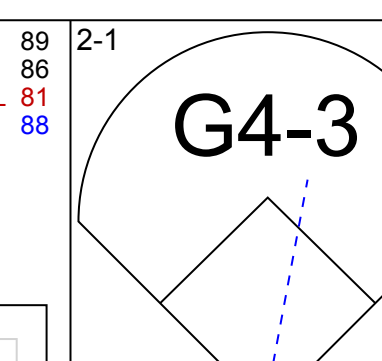
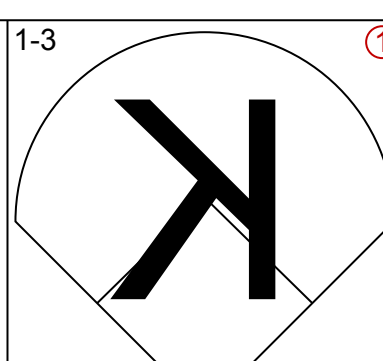
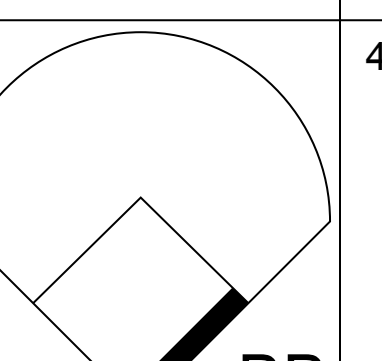
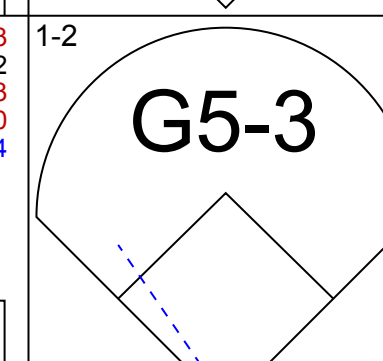
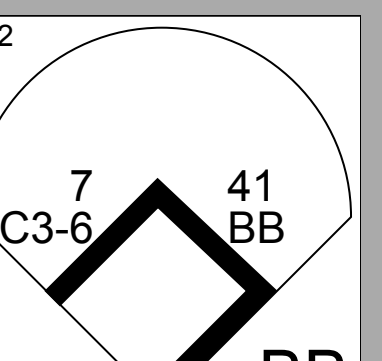

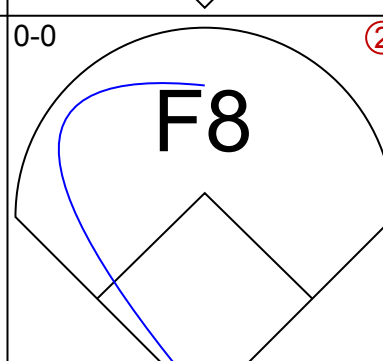
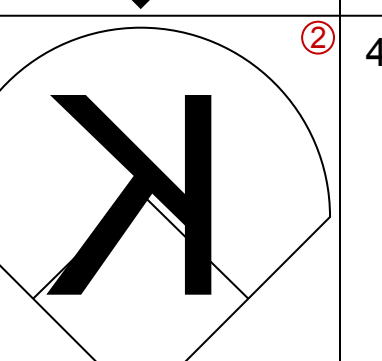
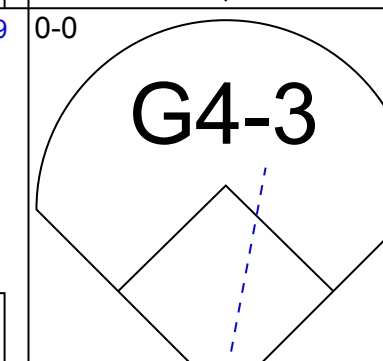
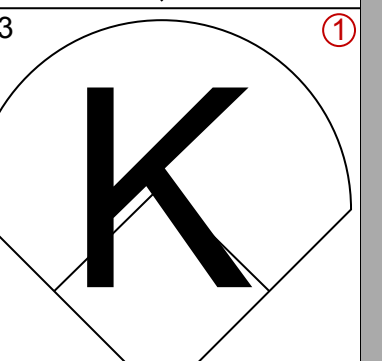
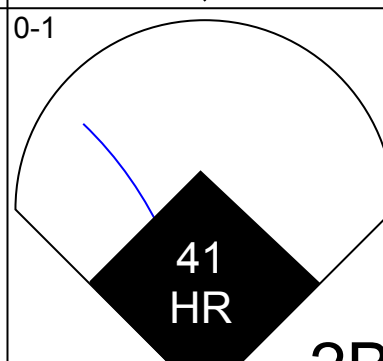

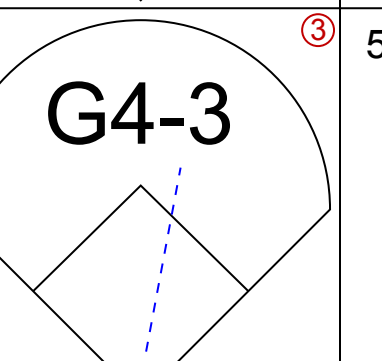
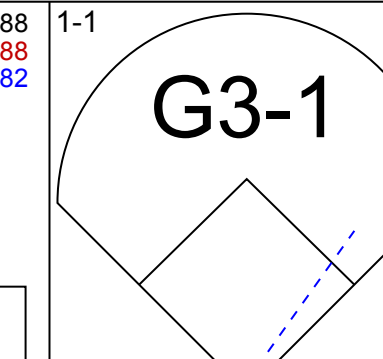
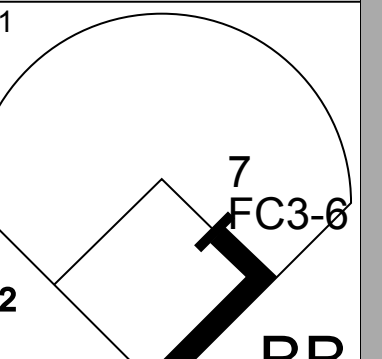

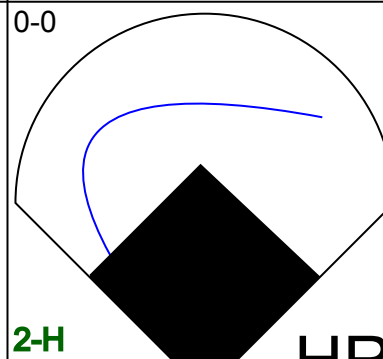

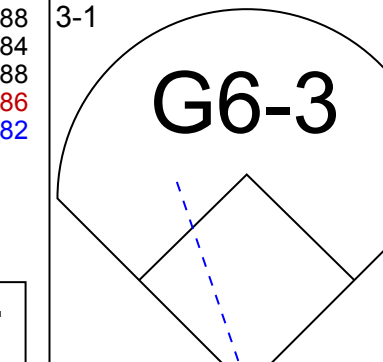
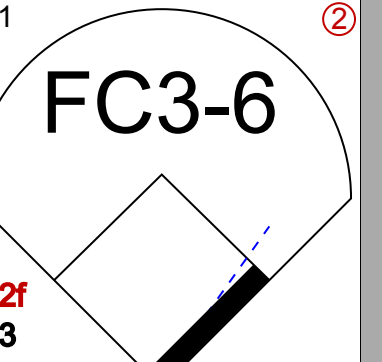
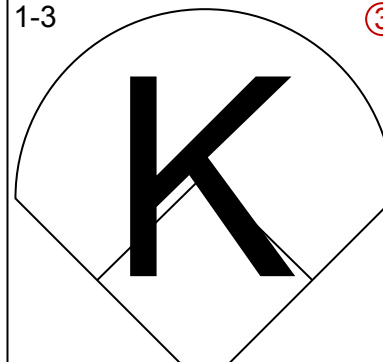

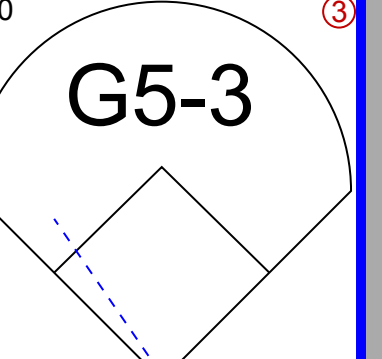



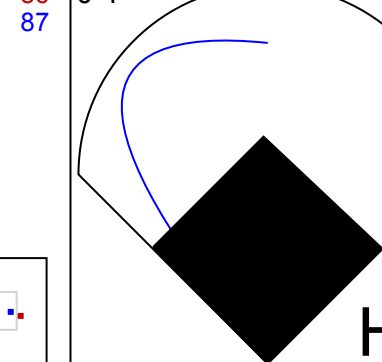
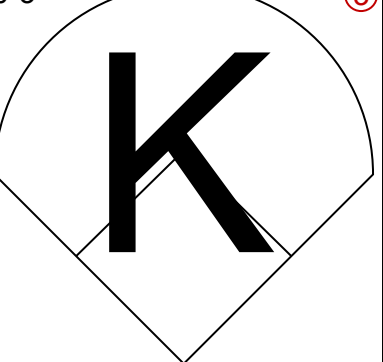
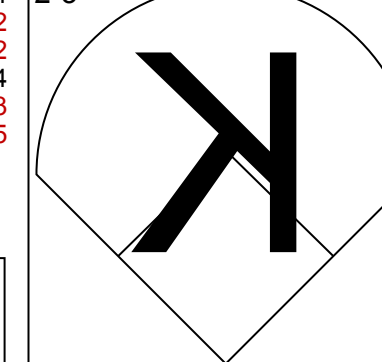
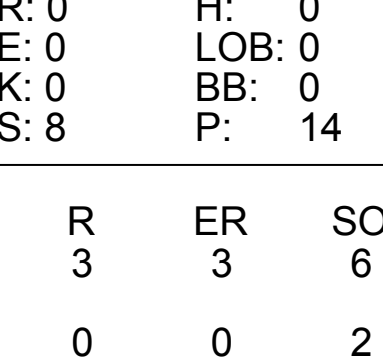
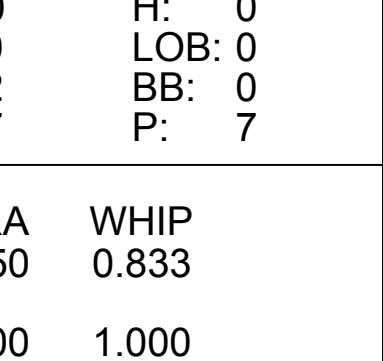
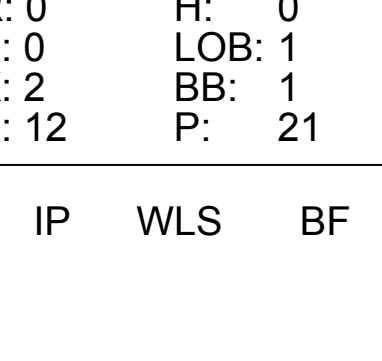
Batter	1	2	3	4	5	6	7	8	9	AB	R	H	RBI	BB	SO	LOB	BOTTOM					
16 César Hernández, S OBP: 0.384, SLG: 0.427										5	0	1	1	0	2	1						
17 Rhys Hoskins, R OBP: 0.376, SLG: 0.428										3	1	1	0	1	0	1						
37 Odúbel Herrera, L OBP: 0.406, SLG: 0.535										4	0	1	0	0	1	1						
23 Aaron Altherr, R OBP: 0.333, SLG: 0.379										2	0	0	0	2	1	1						
41 Carlos Santana, S OBP: 0.325, SLG: 0.423										4	1	2	1	0	0	2						
7 Maikel Franco, R OBP: 0.286, SLG: 0.453										3	0	1	1	1	0	3						
38 Jorge Alfaro, R OBP: 0.301, SLG: 0.368										4	1	1	0	0	2	3						
4 Scott Kingery, R OBP: 0.263, SLG: 0.333										3	1	0	0	1	1	3						
49 Jake Arrieta, R 58 Seranthony Dominguez, R 5 Nick Williams, L 50 Héctor Neris, R										2	0	0	0	0	1	0						
Inning Stats	R: 0 E: 0 K: 1 S: 8	H: 0 LOB: 0 BB: 0 P: 13	R: 0 E: 0 K: 3 S: 15	H: 1 LOB: 2 BB: 1 P: 19	R: 1 E: 0 K: 1 S: 14	H: 2 LOB: 3 BB: 2 P: 27	R: 1 E: 0 K: 1 S: 12	H: 1 LOB: 1 BB: 1 P: 19	R: 1 E: 0 K: 1 S: 14	H: 1 LOB: 1 BB: 1 P: 22	R: 0 E: 0 K: 0 S: 5	H: 0 LOB: 0 BB: 0 P: 10	R: 0 E: 0 K: 0 S: 6	H: 1 LOB: 1 BB: 0 P: 10	R: 1 E: 0 K: 1 S: 11	H: 2 LOB: 1 BB: 0 P: 15	1B: 6 2B: 2 3B: 0 HR: 0	SF: 0 SAC: 1 DP: 0 HBP: 0	WP: 1 PB: 0 SB: 0 CS: 0	PA: 37		
PITCHER	IP: 4.0 WLS: L BF: 20 ERA: 2.45	H: 4 R: 2 ER: 2 SO: 6	BB: 4 IBB: 0 HBP: 0 BLK: 0	WP: 1 HR: 0 S: 14 P: 22	ERA: 4.50 WHIP: 2.000	IP: 1.0 WLS: 5 BF: 1 ERA: 3.15	H: 1 R: 1 ER: 1 SO: 1	BB: 0 IBB: 0 HBP: 0 BLK: 0	WP: 0 HR: 0 S: 5 P: 10	ERA: 9.00 WHIP: 2.000	IP: 1.0 WLS: 3 BF: 0 ERA: 2.76	H: 0 R: 0 ER: 0 SO: 0	BB: 0 IBB: 0 HBP: 0 BLK: 0	WP: 0 HR: 0 S: 10 P: 10	ERA: 0.00 WHIP: 0.000	IP: 1.2 WLS: 8 BF: 3 ERA: 1.57	H: 1 R: 1 ER: 1 SO: 0	BB: 0 IBB: 0 HBP: 0 BLK: 0	WP: 0 HR: 0 S: 11 P: 15	ERA: 0.00 WHIP: 0.000		

Atlanta Braves @ Philadelphia Phillies
Citizens Bank Park, Philadelphia, PA
Wed May 23 2018, 7:09 PM - 9:58 PM EDT
Att: 27,647 - Clear - 79 F

AB 31
R 4
H 8
RBI 4
BB 5
SO 8
LOB 15



Batter	1	2	3	4	5	6	7	8	9	AB	R	H	RBI	BB	SO	LOB	TOP					
18 Curtis Granderson, L OBP: 0.391, SLG: 0.414										5	1	1	0	0	2	1	Toronto Blue Jays @ Philadelphia Phillies Citizens Bank Park, Philadelphia, PA Fri May 25 2018, 7:10 PM - 10:06 PM EDT Att: 21,374 - Partly Cloudy - 84 F livebaseballscorecards.com					
20 Josh Donaldson, R OBP: 0.320, SLG: 0.430										4	1	1	0	1	0	1						
14 Justin Smoak, S OBP: 0.375, SLG: 0.448										4	1	2	2	0	0	3						
37 Teoscar Hernández, R OBP: 0.302, SLG: 0.500										4	1	2	1	0	0	1						
26 Yangervis Solarte, S OBP: 0.332, SLG: 0.503										4	2	2	1	0	2	1						
11 Kevin Pillar, R OBP: 0.322, SLG: 0.463										4	0	1	1	0	2	1						
55 Russell Martin, R OBP: 0.287, SLG: 0.322										4	0	1	1	0	2	1						
3 Gio Urshela, R OBP: 0.192, SLG: 0.320										4	0	0	0	0	2	2						
43 Sam Gaviglio, R OBP: 0.333, SLG: 0.667										3	0	1	0	0	1	0						
22 Seungwhan Oh, R ERA: 1.2										0	0	0	0	0	0	0						
36 Tyler Clippard, R ERA: 1.98										0	0	0	0	0	0	0						
27 Dwight Smith Jr., L OBP: 0.385, SLG: 0.565										1	0	0	0	0	0	0						
52 Ryan Tepera, R ERA: 3.86										0	0	0	0	0	0	0						
Inning Stats	R: 3 K: 2 S: 18	H: 4 LOB: 1 BB: 0 P: 28	R: 0 E: 0 K: 1 S: 12	H: 1 LOB: 2 BB: 1 P: 22	R: 0 E: 0 K: 2 S: 9	H: 1 LOB: 0 BB: 0 P: 13	R: 0 E: 0 K: 2 S: 10	H: 0 LOB: 0 BB: 0 P: 14	R: 3 E: 1 K: 1 S: 15	H: 4 LOB: 2 BB: 0 P: 26	R: 0 E: 0 K: 1 S: 6	H: 0 LOB: 0 BB: 0 P: 8	R: 0 E: 0 K: 1 S: 6	H: 1 LOB: 0 BB: 0 P: 8	R: 0 E: 0 K: 2 S: 12	H: 0 LOB: 0 BB: 0 P: 16	R: 0 E: 0 K: 0 S: 5	H: 0 LOB: 0 BB: 0 P: 10	1B: 6 2B: 5 3B: 0 HR: 1	SF: 0 SAC: 0 DP: 2 HBP: 0	WP: 1 PB: 1 CS: 0 ER: 1	PA: 38
PITCHER	IP WLS BF H R ER SO BB IBB HBP BLK WP HR S P ERA WHIP	IP WLS BF H R ER SO BB IBB HBP BLK WP HR S P ERA WHIP															IP WLS BF H R ER SO BB IBB HBP BLK WP HR S P ERA WHIP					
56 Zach Eflin, R ERA: 3.27	4.2 L 24 9 6 5 7 1 0 0 0 1 1 60 96 9.64 2.143																					
64 Victor Arano, R ERA: 1.2	1.1 5 1 0 0 1 0 0 0 0 0 0 10 15 0.00 0.750																					
46 Adam Morgan, L ERA: 1.98	2.0 6 1 0 0 3 0 0 0 0 0 0 18 24 0.00 0.500																					
40 Tommy Hunter, R ERA: 3.86	1.0 3 0 0 0 0 0 0 0 0 0 0 5 10 0.00 0.000																					

Batter	1	2	3	4	5	6	7	8	9	AB	R	H	RBI	BB	SO	LOB	BOTTOM					
16 César Hernández, S OBP: 0.384, SLG: 0.429										4	1	1	0	1	1	0	Toronto Blue Jays @ Philadelphia Phillies Citizens Bank Park, Philadelphia, PA Fri May 25 2018, 7:10 PM - 10:06 PM EDT Att: 21,374 - Partly Cloudy - 84 F livebaseballscorecards.com					
17 Rhys Hoskins, R OBP: 0.376, SLG: 0.429										4	0	1	1	1	1	3						
37 Odúbel Herrera, L OBP: 0.401, SLG: 0.531										5	1	1	0	0	1	5						
41 Carlos Santana, S OBP: 0.329, SLG: 0.439										3	1	1	2	1	0	1						
7 Maikel Franco, R OBP: 0.291, SLG: 0.444										3	0	0	0	0	1	2						
46 Adam Morgan, L ERA: 1.98										0	0	0	0	0	0	0						
9 Jesmuel Valentin, S OBP: 0.683, SLG: 0.983										0	0	0	0	0	1	1						
40 Tommy Hunter, R ERA: 3.86										0	0	0	0	0	0	0						
5 Nick Williams, L OBP: 0.301, SLG: 0.366										2	0	0	0	0	0	2						
64 Victor Arano, R ERA: 2.35										0	0	0	0	0	0	0						
4 Scott Kingery, R OBP: 0.266, SLG: 0.331										1	0	0	0	1	0	0						
38 Jorge Alfaro, R OBP: 0.299, SLG: 0.364										4	1	1	0	0	3	1						
18 Pedro Florimón, S OBP: 0.333, SLG: 0.509										4	0	1	0	0	0	1						
56 Zach Eflin, R OBP: 0.286, SLG: 0.714										1	1	1	1	0	0	0						
23 Aaron Altherr, R OBP: 0.333, SLG: 0.373										2	0	0	0	1	2	1						
Inning Stats	R: 0 K: 0 S: 8	H: 0 LOB: 0 BB: 0 P: 12	R: 0 E: 0 K: 0 S: 8	H: 0 LOB: 0 BB: 0 P: 14	R: 1 E: 0 K: 1 S: 11	H: 1 LOB: 0 BB: 0 P: 14	R: 0 E: 0 K: 1 S: 11	H: 0 LOB: 2 BB: 0 P: 22	R: 0 E: 0 K: 2 S: 7	H: 0 LOB: 0 BB: 0 P: 7	R: 2 E: 0 K: 2 S: 13	H: 2 LOB: 0 BB: 0 P: 15	R: 0 E: 0 K: 2 S: 12	H: 0 LOB: 1 BB: 1 P: 21	R: 1 E: 0 K: 1 S: 10	H: 2 LOB: 1 BB: 0 P: 15	R: 1 E: 0 K: 1 S: 13	H: 2 LOB: 3 BB: 2 P: 26	1B: 1 2B: 4 3B: 0 HR: 2	SF: 0 SAC: 0 DP: 0 HBP: 0	WP: 1 PB: 0 CS: 0 ER: 1	PA: 39
PITCHER	IP WLS BF H R ER SO BB IBB HBP BLK WP HR S P ERA WHIP	IP WLS BF H R ER SO BB IBB HBP BLK WP HR S P ERA WHIP															IP WLS BF H R ER SO BB IBB HBP BLK WP HR S P ERA WHIP					
43 Sam Gaviglio, R ERA: 2.3	6.0 W 23 3 3 3 6 1 0 0 0 0 12 21 0.00 1.000																					
22 Seungwhan Oh, R ERA: 2.35	1.0 H 4 0 0 0 2 1 0 0 0 0 0 10 15 9.00 2.000																					
36 Tyler Clippard, R ERA: 3.46	1.0 H 5 2 1 1 1 0 0 0 0 0 0 10 13 9.00 4.000																					
52 Ryan Tepera, R ERA: 3.24	1.0 S 7 2 1 1 1 2 0 0 0 0 1 0 26 9.00																					

Batter	1	2	3	4	5	6	7	8	9	AB	R	H	RBI	BB	SO	LOB	TOP					
16 César Hernández, S (1.4) OBP: 0.367, SLG: 0.421										5	1	1	3	0	0	1	Philadelphia Phillies @ Los Angeles Dodgers Dodger Stadium, Los Angeles, CA Mon May 28 2018, 5:11 PM - 8:43 PM PDT Att: 39,759 - Clear - 73 F					
17 Rhys Hoskins, R (1.7) OBP: 0.360, SLG: 0.406										3	1	0	0	0	2	0						
18 Pedro Florimón, S (6. PH) OBP: 0.328, SLG: 0.500										1	0	0	0	0	1	0						
37 Odúbel Herrera, L (1.8) OBP: 0.398, SLG: 0.516										3	0	1	0	1	1	0						
41 Carlos Santana, S (1.3) OBP: 0.333, SLG: 0.440										3	0	2	0	1	0	0						
7 Maikel Franco, R (1.5) OBP: 0.295, SLG: 0.454										4	0	0	0	0	0	5						
5 Nick Williams, L (1.9) OBP: 0.313, SLG: 0.390										3	0	0	0	0	1	3						
57 Luis García, R (8.1)										0	0	0	0	0	0	0						
46 Adam Morgan, L (8.1)										0	0	0	0	0	0	0						
64 Victor Arano, R (8.1)										0	0	0	0	0	0	0						
4 Scott Kingery, R (1.6) OBP: 0.273, SLG: 0.340										4	1	1	0	0	0	1						
38 Jorge Alfaro, R (1.2) OBP: 0.296, SLG: 0.365										4	1	2	0	0	2	1						
28 Vince Velasquez, R (1.1) OBP: 0.333, SLG: 0.333										2	0	0	0	0	2	1						
58 Seranthony Domínguez, R (6.1) OBP: 0.304, SLG: 0.327										0	0	0	0	0	0	0						
23 Aaron Altherr, R (8.9) OBP: 0.329, SLG: 0.360										1	0	0	0	0	1	0						
Inning Stats	R: 1 E: 1 K: 1 S: 12	H: 0 LOB: 2 BB: 2 P: 23	R: 3 E: 0 K: 1 S: 19	H: 5 LOB: 2 BB: 0 P: 25	R: 0 E: 0 K: 1 S: 9	H: 0 LOB: 0 BB: 0 P: 15	R: 0 E: 0 K: 2 S: 11	H: 0 LOB: 0 BB: 0 P: 18	R: 0 E: 0 K: 0 S: 9	H: 1 LOB: 1 BB: 0 P: 16	R: 0 E: 0 K: 1 S: 10	H: 1 LOB: 0 BB: 0 P: 16	R: 0 E: 0 K: 1 S: 7	H: 0 LOB: 0 BB: 0 P: 8	R: 0 E: 0 K: 1 S: 12	H: 0 LOB: 0 BB: 0 P: 17	R: 0 E: 0 K: 2 S: 12	H: 0 LOB: 0 BB: 0 P: 15	1B: 4 2B: 2 3B: 0 HR: 1	SF: 0 SAC: 1 DP: 0 HBP: 1	WP: 1 PB: 0 SB: 0 CS: 0	PA: 38
PITCHER	IP WLS BF H R ER SO BB IBB HBP BLK WP HR S P ERA WHIP																					
48 Brock Stewart, R (1.1) ERA: 4.61	4.0		20	5	4	3	5	2	0	0	0	0	0	1	1	51	81	6.75	1.750			
75 Scott Alexander, L (5.1) ERA: 3.95	1.0		4	1	0	0	0	0	0	0	0	0	0	0	0	9	16	0.00	1.000			
62 Erik Goeddel, R (6.1) ERA: 0.75	1.0		4	1	0	0	1	0	0	0	0	0	0	0	0	10	16	0.00	1.000			
63 Yimi García, R (7.1) ERA: 5.4	2.0	W	7	0	0	0	2	0	0	1	0	0	0	0	19	25	0.00	0.000				
74 Kentley Jansen, R (9.1) ERA: 2.68	1.0	S	3	0	0	0	2	0	0	0	0	0	0	0	12	15	0.00	0.000				
Batter	1	2	3	4	5	6	7	8	9	AB	R	H	RBI	BB	SO	LOB	BOTTOM					
31 Joc Pederson, L (1.7) OBP: 0.343, SLG: 0.397										3	1	1	1	0	0	0	Philadelphia Phillies @ Los Angeles Dodgers Dodger Stadium, Los Angeles, CA Mon May 28 2018, 5:11 PM - 8:43 PM PDT Att: 39,759 - Clear - 73 F					
14 Enrique Hernández, R (8. PH) OBP: 0.291, SLG: 0.432										1	1	0	0	0	0	1						
13 Max Muncy, L (1.3) OBP: 0.359, SLG: 0.512										3	0	1	1	1	1	1						
10 Justin Turner, R (1.5) OBP: 0.327, SLG: 0.383										4	0	1	1	0	0	3						
9 Yasmani Grandal, S (1.2) OBP: 0.363, SLG: 0.474										4	0	1	1	0	1	1						
35 Cody Bellinger, L (1.8) OBP: 0.301, SLG: 0.437										3	0	0	0	1	2	2						
3 Chris Taylor, R (1.6) OBP: 0.332, SLG: 0.442										4	0	0	0	0	4	3						
26 Chase Utley, L (1.4) OBP: 0.304, SLG: 0.327										3	0	0	0	0	2	1						
74 Kenley Jansen, S (9.1) OBP: 0.295, SLG: 0.385										3	2	2	0	0	0	0						
48 Brock Stewart, L (1.1) ERA: 4.68										1	0	0	0	0	1	0						
75 Scott Alexander, L (5.1) ERA: 3.74										0	0	0	0	0	0	0						
62 Erik Goeddel, R (6.1) ERA: 0.75										0	0	0	0	0	0	0						
11 Logan Forsythe, R (6. PH) OBP: 0.306, SLG: 0.521										1	0	0	0	0	0	1						
63 Yimi García, R (7.1) OBP: 0.329, SLG: 0.360										1	1	1	1	0	0	0						
27 Matt Kemo, R (8. PH) OBP: 0.306, SLG: 0.521										1	1	1	1	0	0	0						
Inning Stats	R: 0 E: 0 K: 0 S: 7	H: 0 LOB: 1 BB: 1 P: 13	R: 0 E: 0 K: 2 S: 12	H: 0 LOB: 0 BB: 0 P: 18	R: 0 E: 0 K: 2 S: 11	H: 0 LOB: 0 BB: 0 P: 16	R: 0 E: 0 K: 1 S: 10	H: 0 LOB: 0 BB: 0 P: 14	R: 0 E: 0 K: 0 S: 9	H: 3 LOB: 1 BB: 0 P: 22	R: 0 E: 0 K: 3 S: 9	H: 0 LOB: 0 BB: 0 P: 13	R: 3 E: 1 K: 2 S: 20	H: 4 LOB: 2 BB: 0 P: 32	1B: 5 2B: 2 3B: 0 HR: 0	SF: 0 SAC: 0 DP: 1 HBP: 0	WP: 2 PB: 0 SB: 1 CS: 0	PA: 33				
PITCHER	IP WLS BF H R ER SO BB IBB HBP BLK WP HR S P ERA WHIP																					
28 Vince Velasquez, R (1.1) ERA: 4.68	5.2		21	3	2	2	6	2	0	0	0	0	0	1	0	11	18	0.00	0.000			
58 Seranthony Domínguez, R (6.1) ERA: 0.75	1.1	H	4	0	0	0	3	0	0	0	0	0	0	0	0	4	6	0.00	0.000			
57 Luis García, R (8.1) ERA: 5.4	0.0		2	2	2	2	0	0	0	0	0	0	0	0	4	6	0.00	0.000				
46 Adam Morgan, L (8.1) ERA: 1.76	0.2	L	5	2	1	0	1	0	0	0	0	0	0	0	12	19	0.00	3.000				
64 Victor Arano, R (8.1) ERA: 1.17	0.1		1	0	0	0	1	0	0	0	0	0	0	0	4	7	0.00	0.000				

Batter	1	2	3	4	5	6	7	8	9	AB	R	H	RBI	BB	SO	LOB	TOP										
16 César Hernández, S (1,4) OBP: 0.381, SLG: 0.428										4	0	1	1	1	1	1											
37 Odúbel Herrera, L (1,8) OBP: 0.338, SLG: 0.495										5	0	0	0	0	2	3											
41 Carlos Santana, S (1,3) OBP: 0.338, SLG: 0.442										4	0	2	0	0	1	0											
23 Aaron Altherr, R (1,9) OBP: 0.329, SLG: 0.353										4	0	1	0	0	1	2											
5 Nick Williams, L (1,7) OBP: 0.306, SLG: 0.431										4	1	1	1	0	1	4											
4 Scott Kingery, R (1,6) OBP: 0.270, SLG: 0.335										3	0	0	0	1	1	0											
29 Mitch Walding, L (1,5)										4	0	0	0	0	4	1											
38 Jorge Alfaro, R (1,2) OBP: 0.308, SLG: 0.391										3	1	1	0	0	1	1											
56 Zach Eflin, R (1,1) OBP: 0.260, SLG: 0.425										1	0	0	0	0	1	1											
9 Jeshua Valentin, S (5, PH) OBP: 0.194, SLG: 0.154										1	0	1	0	0	0	0											
64 Victor Arano, R (5, 1)										0	0	0	0	0	0	0											
7 Maikel Franco, R (7, PH) OBP: 0.290, SLG: 0.332										1	0	0	0	0	0	1											
33 Drew Hutchison, L (7, 1) OBP: 0.297, SLG: 0.197										0	0	0	0	0	0	0											
15 Andrew Knape, S (8, PH) OBP: 0.287, SLG: 0.197										1	0	1	0	0	0	0											
Inning Stats	R: 0 E: 0 K: 1 S: 9	H: 1 LOB: 2 BB: 1 P: 16	R: 0 E: 0 K: 3 S: 12	H: 0 LOB: 1 BB: 1 P: 18	R: 0 E: 0 K: 0 S: 7	H: 0 LOB: 0 BB: 0 P: 11	R: 0 E: 0 K: 2 S: 8	H: 0 LOB: 0 BB: 0 P: 11	R: 0 E: 0 K: 1 S: 7	H: 1 LOB: 1 BB: 0 P: 8	R: 0 E: 0 K: 1 S: 6	H: 0 LOB: 1 BB: 0 P: 9	R: 1 E: 0 K: 1 S: 12	H: 2 LOB: 1 BB: 0 P: 19	R: 0 E: 0 K: 2 S: 18	H: 2 LOB: 2 BB: 0 P: 20	R: 1 E: 0 K: 2 S: 20	H: 2 LOB: 2 BB: 0 P: 30	1B: 6 2B: 1 3B: 0 HR: 1	SF: 0 SAC: 0 DP: 1 HBP: 1	WP: 0 PB: 0 SB: 0 CS: 0	PA: 38					
PITCHER	IP WLS BF H R ER SO BB IBB HBP BLK WP HR S P ERA WHIP	7.0 W 27 4 1 1 9 2 0 0 0 0 1 61 92 1.29 0.857	1.0 5 2 0 0 2 0 0 0 0 0 0 18 27 0.00 2.000	1.0 6 2 1 1 2 0 0 0 1 0 0 20 30 9.00 2.000											IP WLS BF H R ER SO BB IBB HBP BLK WP HR S P ERA WHIP												
68 Ross Stripling, R (1,1) ERA: 1.68											7.0	W	27	4	1	1	9	2	0	0	0	0	1	61	92	1.29	0.857
63 Yimi García, R (8, 1) ERA: 4.7											1.0		5	2	0	0	2	0	0	0	0	0	0	18	27	0.00	2.000
43 Pat Venditte, S (9, 1) ERA: 7.36											1.0		6	2	1	1	2	0	0	0	1	0	0	20	30	9.00	2.000

Philadelphia Phillies @ Los Angeles Dodgers
Dodger Stadium, Los Angeles, CA
Wed May 30 2018, 7:11 PM - 10:13 PM PDT
Att: 43,302 - Cloudy - 66 F

AB 35
R 2
H 8
RBI 2
BB 2
SO 13
LOB 14



Batter	1	2	3	4	5	6	7	8	9	AB	R	H	RBI	BB	SO	LOB	BOTTOM										
31 Joc Pederson, L (1,7) OBP: 0.342, SLG: 0.397										4	1	2	1	0	0	2											
13 Max Muncy, L (1,3) OBP: 0.357, SLG: 0.537										5	1	1	1	0	3	5											
9 Yasmani Grandal, S (1,2) OBP: 0.369, SLG: 0.471										3	1	1	0	2	2	3											
27 Matt Kemp, R (1,9) OBP: 0.372, SLG: 0.554										4	1	2	4	0	0	1											
43 Pat Venditte, L (9, 1)										0	0	0	0	0	0	0											
35 Cody Bellinger, L (1,8) OBP: 0.307, SLG: 0.431										4	1	2	0	1	2	2											
3 Chris Taylor, R (1,6) OBP: 0.328, SLG: 0.437										5	1	1	1	0	3	4											
33 Breyvic Valera, S (1,5) OBP: 0.273, SLG: 0.111										4	1	1	0	0	0	1											
11 Logan Forsythe, R (1,4) OBP: 0.255, SLG: 0.295										3	0	1	0	1	0	0											
68 Ross Stripling, R (1,1) ERA: 4.5											4.0	L	21	7	5	5	5	1	0	0	0	0	0	11.25	2.000		
64 Victor Arano, R (5, 1) ERA: 2.08											2.0		11	4	2	2	2	0	1	0	0	0	0	23	31	9.00	2.000
33 Drew Hutchison, R (7, 1) ERA: 4.64											2.0		10	2	1	1	3	2	0	0	0	1	0	25	42	4.50	2.000
Inning Stats	R: 1 E: 0 K: 3 S: 12	H: 2 LOB: 1 BB: 0 P: 20	R: 0 E: 0 K: 0 S: 8	H: 0 LOB: 0 BB: 0 P: 12	R: 3 E: 0 K: 1 S: 16	H: 3 LOB: 1 BB: 1 P: 28	R: 1 E: 1 K: 1 S: 14	H: 2 LOB: 2 BB: 0 P: 18	R: 2 E: 0 K: 0 S: 14	H: 3 LOB: 2 BB: 1 P: 20	R: 0 E: 0 K: 2 S: 9	H: 1 LOB: 1 BB: 0 P: 11	R: 0 E: 0 K: 1 S: 9	H: 0 LOB: 0 BB: 0 P: 12	R: 1 E: 0 K: 2 S: 16	H: 2 LOB: 3 BB: 2 P: 30	1B: 9 2B: 2 3B: 0 HR: 2	SF: 2 SAC: 1 DP: 0 HBP: 0	WP: 1 PB: 0 SB: 1 CS: 0	PA: 42							
PITCHER	IP WLS BF H R ER SO BB IBB HBP BLK WP HR S P ERA WHIP	4.0 L 21 7 5 5 5 1 0 0 0 0 0 23 31 9.00 2.000	2.0 11 4 2 2 2 0 1 0 0 0 0 23 31 9.00 2.000	2.0 10 2 1 1 3 2 0 0 0 1 0 25 42 4.50 2.000											IP WLS BF H R ER SO BB IBB HBP BLK WP HR S P ERA WHIP												
56 Zach Eflin, R (1,1) ERA: 4.5											4.0	L	21	7	5	5	5	1	0	0	0	0	0	0	0	11.25	2.000
64 Victor Arano, R (5, 1) ERA: 2.08											2.0		11	4	2	2	2	0	1	0	0	0	0	23	31	9.00	2.000
33 Drew Hutchison, R (7, 1) ERA: 4.64											2.0		10	2	1	1	3	2	0	0	0	1	0	25	42	4.50	2.000

Philadelphia Phillies @ Los Angeles Dodgers
Dodger Stadium, Los Angeles, CA
Wed May 30 2018, 7:11 PM - 10:13 PM PDT
Att: 43,302 - Cloudy - 66 F

AB 35
R 8
H 13
RBI 8
BB 4
SO 10
LOB 18



Batter	1	2	3	4	5	6	7	8	9	AB	R	H	RBI	BB	SO	LOB	TOP										
16 César Hernández, S (1,4) OBP: 0.379, SLG: 0.424										4	0	1	0	0	2	0	Philadelphia Phillies @ Los Angeles Dodgers Dodger Stadium, Los Angeles, CA Thu May 31 2018, 4:36 PM - 7:15 PM PDT Att: 40,986 - Sunny - 70 F										
23 Aaron Altherr, R (1,9) OBP: 0.321, SLG: 0.343										4	0	0	0	0	2	1											
37 Odúbel Herrera, L (1,8) OBP: 0.371, SLG: 0.485										4	0	0	0	0	1	0											
41 Carlos Santana, S (1,3) OBP: 0.332, SLG: 0.433										4	0	0	0	0	1	0											
7 Maikel Franco, R (1,5) OBP: 0.297, SLG: 0.444										3	1	0	0	1	1	0											
5 Nick Williams, L (1,7) OBP: 0.315, SLG: 0.438										3	0	2	0	0	0	0											
4 Scott Kingery, R (1,6) OBP: 0.271, SLG: 0.335										3	1	1	0	0	1	3											
38 Jorge Alfaro, R (1,2) OBP: 0.315, SLG: 0.404										3	0	2	2	0	1	0											
27 Aaron Nola, R (1,1) OBP: 0.087, SLG: 0.045										2	0	0	0	0	2	2											
9 Jasmuel Valentin, S (8, PH) OBP: 0.143, SLG: 0.143										1	0	0	0	0	1	0											
58 Seranthony Dominguez, R (1,1) OBP: 0.379, SLG: 0.424										0	0	0	0	0	0	0											
Inning Stats	R: 0 E: 0 K: 0 S: 6	H: 1 LOB: 0 BB: 0 P: 10	R: 1 E: 0 K: 2 S: 16	H: 2 LOB: 2 BB: 1 P: 26	R: 0 E: 0 K: 0 S: 5	H: 0 LOB: 0 BB: 0 P: 7	R: 0 E: 0 K: 0 S: 6	H: 1 LOB: 1 BB: 0 P: 8	R: 0 E: 0 K: 3 S: 9	H: 0 LOB: 0 BB: 0 P: 11	R: 0 E: 0 K: 3 S: 10	H: 0 LOB: 0 BB: 0 P: 17	R: 1 E: 0 K: 0 S: 11	H: 2 LOB: 1 BB: 0 P: 14	R: 0 E: 0 K: 3 S: 9	H: 0 LOB: 0 BB: 0 P: 13	R: 0 E: 0 K: 1 S: 8	H: 0 LOB: 0 BB: 0 P: 12	1B: 5 2B: 1 3B: 0 HR: 0	SF: 0 SAC: 0 DP: 1 HBP: 0	WP: 1 PB: 0 SB: 0 CS: 0	PA: 32					
PITCHER	IP	WLS	BF	H	R	ER	SO	BB	IBB	HBP	BLK	WP	HR	S	P	ERA	WHIP										
22 Clayton Kershaw, L (1,1) ERA: 2.76	5.0		19	4	1	1	5	1	0	0	0	1	0	42	62	1.80	1.000										
52 Pedro Báez, R (6,1) ERA: 3.51	1.0		3	0	0	0	3	0	0	0	0	0	0	10	17	0.00	0.000										
46 Josh Fields, R (7,1) ERA: 2.36	1.0	L	4	2	1	1	0	0	0	0	0	0	0	11	14	9.00	2.000										
54 Tony Cingrani, L (8,1) ERA: 5.31	1.0		3	0	0	0	3	0	0	0	0	0	0	9	13	0.00	0.000										
74 Kentley Jansen, R (9,1) ERA: 2.55	1.0		3	0	0	0	1	0	0	0	0	0	0	8	12	0.00	0.000										

Batter	1	2	3	4	5	6	7	8	9	AB	R	H	RBI	BB	SO	LOB	BOTTOM										
31 Joc Pederson, L (1,7) OBP: 0.333, SLG: 0.385										4	0	0	0	0	2	1	Philadelphia Phillies @ Los Angeles Dodgers Dodger Stadium, Los Angeles, CA Thu May 31 2018, 4:36 PM - 7:15 PM PDT Att: 40,986 - Sunny - 70 F										
13 Max Muncy, L (1,3) OBP: 0.353, SLG: 0.520										3	0	0	0	1	1	0											
10 Justin Turner, R (1,5) OBP: 0.317, SLG: 0.364										4	0	0	0	0	0	1											
9 Yasmani Grandal, S (1,2) OBP: 0.361, SLG: 0.460										4	0	0	0	0	1	2											
35 Cody Bellinger, L (1,8) OBP: 0.303, SLG: 0.425										3	0	0	0	0	1	1											
66 Yasiel Puig, R (1,9) OBP: 0.295, SLG: 0.383										3	1	1	0	0	0	0											
33 Breyvic Valera, S (1,4) OBP: 0.214, SLG: 0.083										3	0	0	0	0	1	1											
14 Enrique Hernández, R (1,6) OBP: 0.295, SLG: 0.431										3	0	1	1	0	0	0											
22 Clayton Kershaw, L (1,1) ERA: 2.18										1	0	0	0	0	1	0											
3 Chris Taylor, R (5, PH) OBP: 0.277, SLG: 0.425										0	0	0	0	0	0	0											
52 Pedro Báez, R (6,1) ERA: 3.51										0	0	0	0	0	0	0											
46 Josh Fields, R (7,1) ERA: 2.36										0	0	0	0	0	0	0											
54 Tony Cingrani, L (8,1) ERA: 5.31										0	0	0	0	0	0	0											
27 Matt Kemp, R (8, PH) OBP: 0.379, SLG: 0.520										1	0	0	0	0	1	0											
74 Kentley Jansen, S (9,1) ERA: 2.55										0	0	0	0	0	0	0											
Inning Stats	R: 0 E: 0 K: 0 S: 16	H: 0 LOB: 1 BB: 1 P: 25	R: 0 E: 0 K: 0 S: 8	H: 0 LOB: 0 BB: 0 P: 14	R: 0 E: 0 K: 1 S: 8	H: 0 LOB: 0 BB: 0 P: 13	R: 0 E: 1 K: 0 S: 7	H: 0 LOB: 1 BB: 0 P: 11	R: 1 E: 0 K: 2 S: 14	H: 2 LOB: 1 BB: 0 P: 21	R: 0 E: 0 K: 2 S: 8	H: 0 LOB: 0 BB: 0 P: 9	R: 0 E: 0 K: 2 S: 12	H: 0 LOB: 0 BB: 0 P: 18	R: 0 E: 0 K: 2 S: 8	H: 0 LOB: 0 BB: 0 P: 10	R: 0 E: 0 K: 0 S: 7	H: 0 LOB: 0 BB: 0 P: 13	1B: 1 2B: 1 3B: 0 HR: 0	SF: 0 SAC: 0 DP: 0 HBP: 0	WP: 1 PB: 0 SB: 0 CS: 0	PA: 31					
PITCHER	IP	WLS	BF	H	R	ER	SO	BB	IBB	HBP	BLK	WP	HR	S	P	ERA	WHIP										
27 Aaron Nola, R (1,1) ERA: 2.18	7.0		25	2	1	1	7	1	0	0	0	1	0	73	111	1.29	0.429										
58 Seranthony Dominguez, R (1,1) ERA: 2.55	2.0		6	0	0	0	2	0	0	0	0	0	0	15	23	0.00	0.000										

AB	31
R	2
H	6
RBI	2
BB	1
SO	12
LOB	6



AB	30
R	1
H	2
RBI	1
BB	1
SO	9
LOB	7



Batter	1	2	3	4	5	6	7	8	9	AB	R	H	RBI	BB	SO	LOB	TOP					
16 César Hernández, S (1,4) OBP: 0.381, SLG: 0.423										3	0	1	0	1	2	0	Philadelphia Phillies @ San Francisco Giants AT&T Park, San Francisco, CA Fri Jun 01 2018, 7:18 PM - 10:05 PM PDT Att: 38,119 - Clear - 63 F					
4 Scott Kinery, R (1,6) OBP: 0.276, SLG: 0.339										4	0	2	0	0	1	3						
37 Odóbel Herrera, L (1,8) OBP: 0.375, SLG: 0.485										4	0	1	0	0	0	2						
41 Carlos Santana, S (1,3) OBP: 0.326, SLG: 0.424										4	0	0	0	0	2	3						
7 Maikel Franco, R (1,5) OBP: 0.291, SLG: 0.434										4	0	0	0	0	1	2						
5 Nick Williams, L (1,7) OBP: 0.313, SLG: 0.431										4	0	1	0	0	2	2						
15 Andrew Knapp, S (1,2) OBP: 0.256, SLG: 0.188										3	0	0	0	0	1	1						
25 Dylan Cozens, L (1,9) OBP: 0.333, SLG: 0.333										3	0	1	0	0	2	1						
43 Nick Pivetta, R (1,1) OBP: 0.176, SLG: 0.235										0	0	0	0	0	0	0						
29 Mitch Wasinger, L (5,PH)										1	0	0	0	0	1	1						
31 Mark Leiter Jr., R (5,1)										0	0	0	0	0	0	0						
50 Héctor Neris, R (7,1)										0	0	0	0	0	0	0						
9 Jesmuel Valentin, S (8,PH)										1	0	0	0	0	1	0						
64 Victor Arano, R (8,1)										0	0	0	0	0	0	0						
Inning Stats	R: 0 E: 0 K: 1 S: 13	H: 1 LOB: 0 BB: 0 P: 16	R: 0 E: 0 K: 1 S: 8	H: 0 LOB: 0 BB: 0 P: 10	R: 0 E: 0 K: 1 S: 9	H: 1 LOB: 2 BB: 1 P: 18	R: 0 E: 0 K: 0 S: 9	H: 0 LOB: 0 BB: 0 P: 14	R: 0 E: 0 K: 3 S: 12	H: 1 LOB: 1 BB: 0 P: 19	R: 0 E: 0 K: 1 S: 12	H: 1 LOB: 0 BB: 0 P: 18	R: 0 E: 0 K: 2 S: 9	H: 0 LOB: 0 BB: 0 P: 15	R: 0 E: 0 K: 3 S: 9	H: 0 LOB: 2 BB: 0 P: 12	R: 0 E: 0 K: 1 S: 11	H: 2 LOB: 2 BB: 0 P: 14	1B: 5 2B: 1 3B: 0 HR: 0	SF: 0 SAC: 1 DP: 1 HBP: 0	WP: 0 PB: 0 SB: 0 CS: 0	PA: 33
PITCHER	IP WLS BF H R ER SO BB IBB HBP BLK WP HR S P ERA WHIP																					
34 Chris Stratton, R (1,1) ERA: 4.5	6.0 W 22 4 0 0 7 1 0 0 0 0 0 0 63 95 0.00 0.833																					
56 Tony Watson, L (7,1) ERA: 2.42	1.0 H 3 0 0 0 2 0 0 0 0 0 0 0 9 15 0.00 0.000																					
49 Sam Dyson, R (8,1) ERA: 2.28	1.0 3 0 0 0 3 0 0 0 0 0 0 0 9 12 0.00 0.000																					
60 Hunter Strickland, R (9,1) ERA: 2.52	1.0 5 2 0 0 1 0 0 0 0 0 0 0 11 14 0.00 2.000																					

Batter	1	2	3	4	5	6	7	8	9	AB	R	H	RBI	BB	SO	LOB	BOTTOM			
12 Joe Panik, L (1,4) OBP: 0.346, SLG: 0.398										3	1	2	1	2	0	0	Philadelphia Phillies @ San Francisco Giants AT&T Park, San Francisco, CA Fri Jun 01 2018, 7:18 PM - 10:05 PM PDT Att: 38,119 - Clear - 63 F			
28 Buster Posey, R (1,2) OBP: 0.371, SLG: 0.427										4	0	1	0	0	1	2				
22 Andrew McCutchen, R (1,9) OBP: 0.353, SLG: 0.387										4	1	1	0	0	0	5				
9 Brandon Belt, L (1,3) OBP: 0.403, SLG: 0.547										1	0	0	0	0	1	2				
48 Pablo Sandoval, S (3,3) OBP: 0.326, SLG: 0.386										3	0	1	0	0	1	0				
10 Evan Longoria, R (1,5) OBP: 0.290, SLG: 0.486										4	0	1	1	0	1	1				
35 Brandon Crawford, L (1,6) OBP: 0.322, SLG: 0.474										4	1	2	0	0	0	3				
51 Mac Williamson, R (1,7) OBP: 0.319, SLG: 0.545										2	1	0	0	1	0	2				
56 Tony Watson, L (7,1) ERA: 2.42										0	0	0	0	0	0	0				
16 Austin Jackson, R (7,PH)										1	0	0	0	0	1	2				
49 Sam Dyson, R (8,1) ERA: 2.28										0	0	0	0	0	0	0				
60 Hunter Strickland, R (9,1) ERA: 2.52										0	0	0	0	0	0	0				
7 Gorkys Hernández, R (1,8) OBP: 0.333, SLG: 0.484										4	0	1	1	0	2	3				
34 Chris Stratton, R (1,1) ERA: 4.5										0	0	0	0	0	0	0				
1 Grégor Blanco, L (6,PH) OBP: 0.289, SLG: 0.350										2	0	0	0	0	1	0				
Inning Stats	R: 1 E: 0 K: 1 S: 17	H: 2 LOB: 2 BB: 1 P: 28	R: 1 E: 0 K: 1 S: 18	H: 1 LOB: 1 BB: 1 P: 26	R: 0 E: 0 K: 1 S: 7	H: 0 LOB: 0 BB: 0 P: 10	R: 1 E: 0 K: 0 S: 17	H: 2 LOB: 3 BB: 1 P: 27	R: 0 E: 0 K: 0 S: 7	H: 0 LOB: 1 BB: 0 P: 12	R: 0 E: 0 K: 0 S: 8	H: 1 LOB: 0 BB: 0 P: 12	R: 1 E: 0 K: 3 S: 16	H: 3 LOB: 2 BB: 0 P: 25	R: 0 E: 0 K: 2 S: 9	H: 0 LOB: 0 BB: 0 P: 15	1B: 7 2B: 1 3B: 1 HR: 0	SF: 0 SAC: 2 DP: 0 HBP: 1	WP: 3 PB: 0 SB: 0 CS: 0	PA: 38
PITCHER	IP WLS BF H R ER SO BB IBB HBP BLK WP HR S P ERA WHIP																			
43 Nick Pivetta, R (1,1) ERA: 3.48	4.0 L 21 5 3 3 3 3 0 0 0 0 0 0 59 91 6.75 2.000																			
31 Mark Leiter Jr., R (5,1) ERA: 2.42	2.0 8 1 0 0 0 0 0 0 0 0 0 0 15 24 0.00 0.500																			
50 Héctor Neris, R (7,1) ERA: 5.06	1.0 6 3 1 1 3 0 0 0 0 0 3 0 16 25 9.00 3.000																			
64 Victor Arano, R (8,1) ERA: 1.96	1.0 3 0 0 0 2 0 0 0 0 0 0 0 9 15 0.00 0.000																			

Batter	1	2	3	4	5	6	7	8	9	AB	R	H	RBI	BB	SO	LOB	TOP										
16 César Hernández, S (1,4) OBP: 0.375, SLG: 0.415										4	0	0	0	0	1	1	Philadelphia Phillies @ San Francisco Giants AT&T Park, San Francisco, CA Sat Jun 02 2018, 7:06 PM - 9:28 PM PDT Att: 39,208 - Clear - 68 F										
4 Scott Kingery, R (1,6) OBP: 0.270, SLG: 0.331										4	0	0	0	0	0	0											
37 Odúbel Herrera, L (1,8) OBP: 0.368, SLG: 0.476										4	0	0	0	0	1	0											
23 Aaron Altherr, R (1,9) OBP: 0.315, SLG: 0.336										3	0	0	0	0	1	0											
41 Carlos Santana, S (1,3) OBP: 0.326, SLG: 0.423										3	0	1	0	0	0	0											
7 Maikel Franco, R (1,5) OBP: 0.292, SLG: 0.433										3	0	1	0	0	0	0											
5 Nick Williams, L (1,7) OBP: 0.305, SLG: 0.420										3	0	0	0	0	0	2											
38 Jorge Alfaro, R (1,2) OBP: 0.315, SLG: 0.417										3	0	1	0	0	1	2											
28 Vince Velasquez, R (1,1) OBP: 0.300, SLG: 0.300										2	0	0	0	0	1	3											
57 Luis García, R (7,1) OBP: 0.153, SLG: 0.125										0	0	0	0	0	0	0											
9 Jesmel Valentin, S (8,PH) OBP: 0.153, SLG: 0.125										0	0	0	0	0	0	0											
46 Adam Morgan, L (8,1)										0	0	0	0	0	0	0											
61 Edubray Ramos, R (8,1)										0	0	0	0	0	0	0											
Inning Stats	R: 0 H: 0 E: 0 K: 1 S: 8	H: 0 LOB: 0 BB: 0 P: 11	R: 0 H: 0 E: 0 K: 0 S: 6	H: 1 LOB: 0 BB: 0 P: 11	R: 0 H: 1 E: 0 K: 0 S: 8	H: 1 LOB: 1 BB: 0 P: 14	R: 0 H: 0 E: 0 K: 1 S: 9	H: 0 LOB: 0 BB: 0 P: 15	R: 0 H: 2 E: 0 K: 2 S: 12	H: 0 LOB: 2 BB: 0 P: 15	R: 0 H: 0 E: 0 K: 1 S: 10	H: 0 LOB: 0 BB: 0 P: 12	R: 0 H: 0 E: 0 K: 0 S: 6	H: 0 LOB: 0 BB: 0 P: 6	R: 0 H: 0 E: 0 K: 0 S: 6	H: 0 LOB: 0 BB: 0 P: 11	1B: 2 2B: 0 3B: 1 HR: 0	SF: 0 SAC: 0 DP: 0 HBP: 0	WP: 0 PB: 0 SB: 0 CS: 0	PA: 30							
PITCHER	IP	WLS	BF	H	R	ER	SO	BB	IBB	HBP	BLK	WP	HR	S	P	ERA	WHIP										
59 Andrew Suárez, L (1,1) ERA: 4.74	7.0	W	24	3	0	0	5	0	0	0	0	0	0	59	86	0.00	0.429										
56 Tony Watson, L (8,1) ERA: 2.33	1.0	H	3	0	0	0	0	0	0	0	0	0	0	6	6	0.00	0.000										
60 Hunter Strickland, R (9,1) ERA: 2.42	1.0	S	3	0	0	0	0	0	0	0	0	0	0	9	11	0.00	0.000										

Batter	1	2	3	4	5	6	7	8	9	AB	R	H	RBI	BB	SO	LOB	BOTTOM										
12 Joe Panik, L (1,4) OBP: 0.352, SLG: 0.412										4	2	2	0	0	0	1	Philadelphia Phillies @ San Francisco Giants AT&T Park, San Francisco, CA Sat Jun 02 2018, 7:06 PM - 9:28 PM PDT Att: 39,208 - Clear - 68 F										
35 Brandon Crawford, L (1,6) OBP: 0.350, SLG: 0.470										4	0	1	0	0	1	2											
22 Andrew McCutchen, R (1,9) OBP: 0.349, SLG: 0.391										3	0	0	2	0	0	0											
10 Evan Longoria, R (1,5) OBP: 0.289, SLG: 0.479										3	0	0	0	1	3	1											
48 Pablo Sandoval, S (1,3) OBP: 0.323, SLG: 0.391										4	0	1	0	0	2	3											
51 Mac Williamson, R (1,7) OBP: 0.300, SLG: 0.511										3	0	0	0	0	2	1											
7 Gorkys Hernández, R (1,8) OBP: 0.353, SLG: 0.450										3	0	1	0	0	1	1											
5 Nick Hundley, R (1,2) OBP: 0.290, SLG: 0.472										3	0	2	0	0	0	1											
59 Andrew Suárez, L (1,1) ERA: 3.82										2	0	0	0	0	2	2											
19 Allen Hanson, S (7,PH) ERA: 3.63										1	0	0	0	0	1	1											
56 Tony Watson, L (8,1)										0	0	0	0	0	0	0											
60 Hunter Strickland, R (9,1)										0	0	0	0	0	0	0											
Inning Stats	R: 0 H: 0 E: 0 K: 1 S: 8	H: 1 LOB: 1 BB: 0 P: 12	R: 0 H: 1 E: 0 K: 2 S: 11	H: 1 LOB: 0 BB: 0 P: 17	R: 0 H: 1 E: 0 K: 1 S: 7	H: 1 LOB: 1 BB: 0 P: 7	R: 0 H: 0 E: 0 K: 2 S: 8	H: 0 LOB: 0 BB: 0 P: 11	R: 0 H: 1 E: 0 K: 3 S: 12	H: 1 LOB: 1 BB: 0 P: 16	R: 1 H: 1 E: 0 K: 0 S: 11	H: 1 LOB: 1 BB: 1 P: 20	R: 0 H: 1 E: 0 K: 1 S: 11	H: 1 LOB: 1 BB: 0 P: 14	R: 1 H: 2 E: 0 K: 2 S: 16	H: 2 LOB: 1 BB: 0 P: 23	1B: 5 2B: 2 3B: 0 HR: 0	SF: 1 SAC: 0 DP: 1 HBP: 0	WP: 1 PB: 0 SB: 0 CS: 0	PA: 32							
PITCHER	IP	WLS	BF	H	R	ER	SO	BB	IBB	HBP	BLK	WP	HR	S	P	ERA	WHIP										
28 Vince Velasquez, R (1,1) ERA: 3.82	6.1	L	25	5	1	1	9	1	0	0	0	0	0	64	91	1.42	0.947										
57 Luis García, R (7,1) ERA: 3.63	0.2		2	0	0	0	1	0	0	0	0	1	0	4	6	0.00	0.000										
46 Adam Morgan, L (8,1) ERA: 2.35	0.0		2	2	1	1	0	0	0	0	0	0	0	4	7	∞	∞										
61 Edubray Ramos, R (8,1) ERA: 0.86	1.0		3	0	0	0	2	0	0	0	0	0	0	12	16	0.00	0.000										

Batter	1	2	3	4	5	6	7	8	9	AB	R	H	RBI	BB	SO	LOB	TOP					
16 César Hernández, S (1.4) OBP: 0.373, SLG: 0.409										4	1	1	0	1	0	2	Philadelphia Phillies @ Chicago Cubs Wrigley Field, Chicago, IL Tue Jun 05 2018, 7:06 PM - 9:52 PM CDT Att: 40,563 - Partly Cloudy - 55 F					
37 Odibel Herrera, L (1.8) OBP: 0.367, SLG: 0.467										4	1	1	0	1	1	0						
4 Scott Kingery, R (1.6) OBP: 0.263, SLG: 0.320										5	1	1	0	0	1	2						
41 Carlos Santana, S (1.3) OBP: 0.343, SLG: 0.429										3	1	1	1	2	0	0						
23 Aaron Altherr, R (1.9) OBP: 0.311, SLG: 0.327										3	1	1	2	1	2	3						
5 Nick Williams, L (1.7) OBP: 0.300, SLG: 0.430										5	1	1	3	0	0	2						
7 Maikel Franco, R (1.5) OBP: 0.295, SLG: 0.427										3	0	1	0	1	1	0						
38 Jorge Alfaro, R (1.2) OBP: 0.306, SLG: 0.401										4	0	1	0	0	0	3						
56 Zach Eflin, R (1.1) OBP: 0.250, SLG: 0.500										4	0	1	0	0	2	1						
61 Edubray Ramos, R (8.1) ERA: 0.93										0	0	0	0	0	0	0						
58 Seranthony Dominguez, R (1.1) ERA: 0.93										0	0	0	0	0	0	0						
Inning Stats	R: 0 E: 0 K: 1 S: 8	H: 0 LOB: 0 BB: 0 P: 10	R: 2 E: 0 K: 1 S: 12	H: 2 LOB: 1 BB: 1 P: 20	R: 3 E: 0 K: 0 S: 16	H: 3 LOB: 2 BB: 2 P: 30	R: 0 E: 0 K: 2 S: 8	H: 0 LOB: 0 BB: 0 P: 13	R: 0 E: 0 K: 1 S: 10	H: 0 LOB: 0 BB: 0 P: 14	R: 0 E: 0 K: 1 S: 5	H: 0 LOB: 0 BB: 0 P: 5	R: 0 E: 0 K: 1 S: 11	H: 1 LOB: 3 BB: 2 P: 19	R: 0 E: 0 K: 0 S: 13	H: 1 LOB: 2 BB: 1 P: 24	R: 1 E: 0 K: 0 S: 14	H: 2 LOB: 1 BB: 0 P: 20	1B: 7 2B: 1 3B: 0 HR: 1	SF: 1 SAC: 0 DP: 0 HBP: 0	WP: 0 PB: 0 SB: 0 CS: 0	PA: 42
PITCHER	IP WLS BF H R ER SO BB IBB HBP BLK WP HR S P ERA WHIP	5.0 L 23 5 5 5 5 3 0 0 0 0 1 54 87 9.00 1.600	2.0 9 1 0 0 2 1 1 0 0 0 0 16 24 0.00 1.000	2.0 10 3 1 1 0 1 0 0 0 0 0 27 44 4.50 2.000	PITCHER																	

Batter	1	2	3	4	5	6	7	8	9	AB	R	H	RBI	BB	SO	LOB	BOTTOM					
18 Ben Zobrist, S (1.4) OBP: 0.392, SLG: 0.459										4	0	1	0	0	0	0	Philadelphia Phillies @ Chicago Cubs Wrigley Field, Chicago, IL Tue Jun 05 2018, 7:06 PM - 9:52 PM CDT Att: 40,563 - Partly Cloudy - 55 F					
22 Jason Heyward, L (1.9) OBP: 0.331, SLG: 0.378										4	0	1	0	0	0	0						
17 Kris Bryant, R (1.5) OBP: 0.402, SLG: 0.512										4	1	2	0	0	1	2						
44 Anthony Rizzo, L (1.3) OBP: 0.353, SLG: 0.420										4	0	2	1	0	0	1						
40 Wilson Contreras, R (1.2) OBP: 0.365, SLG: 0.448										3	0	1	0	1	0	2						
12 Kyle Schwarber, L (1.7) OBP: 0.388, SLG: 0.524										2	0	1	0	1	0	1						
9 Javier Báez, R (1.6) OBP: 0.296, SLG: 0.553										4	0	0	0	0	2	4						
5 Albert Almora Jr., R (1.8) OBP: 0.361, SLG: 0.429										4	0	0	0	0	0	3						
28 Kyle Hendricks, R (1.1) OBP: 0.277, SLG: 0.115										1	0	0	0	0	0	0						
2 Tommy La Stella, L (5. PH) ERA: 3.74										1	0	0	0	0	0	0						
60 Cory Mazzoni, R (8.1) ERA: 0.84										0	0	0	0	0	0	0						
53 Chris Gimenez, R (7. PH) OBP: 0.289, SLG: 0.292										0	0	0	0	0	0	0						
47 Randy Rosario, L (8.1) ERA: 0.93										0	0	0	0	0	0	0						
8 Ian Happ, S (9. PH) OBP: 0.356, SLG: 0.475										1	0	0	0	0	0	1						
Inning Stats	R: 0 E: 0 K: 0 S: 9	H: 1 LOB: 1 BB: 0 P: 15	R: 0 E: 0 K: 0 S: 3	H: 1 LOB: 0 BB: 0 P: 6	R: 0 E: 0 K: 1 S: 13	H: 2 LOB: 2 BB: 0 P: 18	R: 0 E: 0 K: 1 S: 13	H: 2 LOB: 0 BB: 0 P: 16	R: 0 E: 0 K: 0 S: 8	H: 0 LOB: 0 BB: 0 P: 11	R: 0 E: 0 K: 0 S: 8	H: 0 LOB: 1 BB: 1 P: 13	R: 0 E: 0 K: 0 S: 8	H: 0 LOB: 0 BB: 0 P: 13	R: 1 E: 0 K: 0 S: 11	H: 2 LOB: 1 BB: 0 P: 14	R: 0 E: 0 K: 1 S: 9	H: 0 LOB: 1 BB: 1 P: 15	1B: 6 2B: 3 3B: 0 HR: 0	SF: 0 SAC: 1 DP: 1 HBP: 0	WP: 1 PB: 0 SB: 0 CS: 0	PA: 36
PITCHER	IP WLS BF H R ER SO BB IBB HBP BLK WP HR S P ERA WHIP	7.2 W 31 8 1 1 2 1 0 0 0 0 0 3 7 0.00 3.000	0.1 2 0 0 0 0 1 0 0 0 0 0 3 7 0.00 3.000	1.0 3 0 0 0 1 0 0 0 0 0 0 7 9 0.00 0.000	PITCHER																	

Batter	1	2	3	4	5	6	7	8	9	AB	R	H	RBI	BB	SO	LOB	TOP					
16 César Hernández, S (1.4) OBP: 0.374, SLG: 0.404										3	1	0	0	2	3	2	Philadelphia Phillies @ Chicago Cubs Wrigley Field, Chicago, IL Wed Jun 06 2018, 7:08 PM - 10:27 PM CDT Att: 40,275 - Partly Cloudy - 68 F					
37 Odibel Herrera, L (1.8) OBP: 0.368, SLG: 0.466										5	0	2	0	0	1	3						
4 Scott Kingery, R (1.6) OBP: 0.263, SLG: 0.315										3	0	0	0	1	2	4						
41 Carlos Santana, S (1.3) OBP: 0.341, SLG: 0.426										4	1	1	0	0	0	3						
23 Aaron Altherr, R (1.9) OBP: 0.315, SLG: 0.351										4	2	2	3	0	1	2						
5 Nick Williams, L (1.7) OBP: 0.296, SLG: 0.423										2	0	0	0	0	1	0						
25 Dylan Cozens, L (5.7) OBP: 0.333, SLG: 0.833										2	1	1	2	0	1	0						
7 Maikel Franco, R (1.5) OBP: 0.292, SLG: 0.422										2	0	0	0	0	0	0						
2 J.P. Crawford, L (7.7) OBP: 0.239, SLG: 0.318										2	0	0	0	0	2	0						
38 Jorge Alfaro, R (1.2) OBP: 0.304, SLG: 0.393										3	0	0	0	0	2	0						
27 Aaron Nola, R (1.1) OBP: 0.080, SLG: 0.042										2	0	0	0	0	2	0						
9 Jesmel Valentin, S (7.7) OBP: 0.116, SLG: 0.119										1	0	0	0	0	1	0						
40 Tommy Hunter, R (7.1) OBP: 0.116, SLG: 0.119										0	0	0	0	0	0	0						
58 Seranthony Dominguez, R (1.1) OBP: 0.116, SLG: 0.119										0	0	0	0	1	0	0						
46 Adam Morgan, L (9.1) OBP: 0.116, SLG: 0.119										0	0	0	0	0	0	0						
Inning Stats	R: 0 E: 0 K: 1 S: 16	H: 1 LOB: 2 BB: 1 P: 26	R: 0 E: 0 K: 1 S: 6	H: 0 LOB: 0 BB: 0 P: 8	R: 0 E: 0 K: 3 S: 13	H: 1 LOB: 1 BB: 0 P: 17	R: 0 E: 0 K: 1 S: 6	H: 0 LOB: 0 BB: 0 P: 9	R: 0 E: 0 K: 2 S: 7	H: 0 LOB: 0 BB: 0 P: 14	R: 3 E: 0 K: 3 S: 13	H: 2 LOB: 0 BB: 1 P: 24	R: 0 E: 0 K: 2 S: 7	H: 0 LOB: 0 BB: 0 P: 13	R: 0 E: 0 K: 1 S: 9	H: 0 LOB: 1 BB: 1 P: 13	R: 2 E: 0 K: 2 S: 17	H: 2 LOB: 2 BB: 1 P: 28	1B: 4 2B: 0 3B: 0 HR: 2	SF: 0 SAC: 0 DP: 0 HBP: 1	WP: 0 PB: 0 SB: 0 CS: 0	PA: 38
PITCHER	IP WLS BF H R ER SO BB IBB HBP BLK WP HR S P ERA WHIP																					
62 Jose Quintana, L (1.1) ERA: 4.2	5.2	B 22	3	2	2	10	2	0	0	0	0	0	0	1	11	20	3.18	0.882				
41 Steve Cishek, R (6.1) ERA: 1.98	1.1	B 5	1	1	1	3	0	0	0	0	0	0	0	1	9	13	6.75	0.750				
37 Justin Wilson, L (8.1) ERA: 2.55	1.0	A 4	0	0	0	1	1	0	0	0	0	0	0	0	11	21	0.00	1.000				
15 Brandon Morrow, R (9.1) ERA: 1.74	0.1	W 5	2	2	2	1	1	0	1	0	0	1	12	21	54.00	9.000						
60 Cory Mazzoni, R (9.1) ERA: 1.74	0.2	W 2	0	0	0	1	0	0	0	0	0	0	5	7	0.00	0.000						

Batter	1	2	3	4	5	6	7	8	9	AB	R	H	RBI	BB	SO	LOB	BOTTOM					
18 Ben Zobrist, S (1.4) OBP: 0.381, SLG: 0.444										5	1	0	0	0	2	3	Philadelphia Phillies @ Chicago Cubs Wrigley Field, Chicago, IL Wed Jun 06 2018, 7:08 PM - 10:27 PM CDT Att: 40,275 - Partly Cloudy - 68 F					
22 Jason Heyward, L (1.9) OBP: 0.327, SLG: 0.392										5	1	1	4	0	1	0						
17 Kris Bryant, R (1.5) OBP: 0.403, SLG: 0.514										3	1	1	0	1	1	0						
44 Anthony Rizzo, L (1.3) OBP: 0.356, SLG: 0.435										3	2	1	1	1	0	1						
40 Wilson Contreras, R (1.2) OBP: 0.372, SLG: 0.456										3	0	2	1	1	0	0						
12 Kyle Schwarber, L (1.7) OBP: 0.385, SLG: 0.515										3	0	0	0	1	2	4						
9 Javier Báez, R (1.6) OBP: 0.291, SLG: 0.546										3	0	0	1	0	1	3						
5 Albert Almora Jr., R (1.8) OBP: 0.364, SLG: 0.427										3	1	1	0	1	0	3						
62 Jose Quintana, R (1.1) ERA: 4.2	6.0	A 26	4	3	3	6	3	1	0	0	0	0	0	0	0	0						
41 Steve Cishek, R (6.1) ERA: 1.98	1.0	A 3	0	0	0	2	0	0	0	0	0	0	0	0	0	0						
2 Tommy La Stella, L (7.7) OBP: 0.116, SLG: 0.119	1.1	A 6	1	2	2	1	1	0	0	0	0	0	0	0	0	0						
37 Justin Wilson, L (8.1) ERA: 2.55	1.0	L 3	1	2	2	0	1	0	0	0	0	0	0	0	0	0						
15 Brandon Morrow, R (9.1) ERA: 1.74	0.1	L 3	1	2	2	0	1	0	0	0	0	0	0	0	0	0						
60 Cory Mazzoni, R (9.1) ERA: 1.74	0.2	L 3	1	2	2	0	1	0	0	0	0	0	0	0	0	0						
8 Ian Happ, S (9.7) OBP: 0.365, SLG: 0.475	0.1	L 3	1	2	2	0	1	0	0	0	0	0	0	0	0	0						
Inning Stats	R: 0 E: 0 K: 2 S: 7	H: 0 LOB: 0 BB: 0 P: 9	R: 1 E: 1 K: 1 S: 8	H: 2 LOB: 1 BB: 0 P: 12	R: 0 E: 0 K: 2 S: 7	H: 0 LOB: 0 BB: 0 P: 7	R: 2 E: 0 K: 0 S: 13	H: 1 LOB: 2 BB: 3 P: 29	R: 0 E: 0 K: 0 S: 13	H: 1 LOB: 1 BB: 0 P: 17	R: 0 E: 0 K: 1 S: 9	H: 0 LOB: 0 BB: 1 P: 18	R: 0 E: 0 K: 2 S: 14	H: 0 LOB: 0 BB: 0 P: 17	R: 0 E: 0 K: 0 S: 11	H: 0 LOB: 0 BB: 0 P: 14	R: 0 E: 0 K: 1 S: 12	H: 2 LOB: 0 BB: 2 P: 25	1B: 2 2B: 2 3B: 0 HR: 2	SF: 1 SAC: 0 DP: 1 HBP: 0	WP: 0 PB: 0 SB: 3 CS: 0	PA: 38
PITCHER	IP WLS BF H R ER SO BB IBB HBP BLK WP HR S P ERA WHIP																					
27 Aaron Nola, R (1.1) ERA: 2.35	6.0	A 26	4	3	3	6	3	1	0	0	0	0	0	0	0	0	4.50	1.167				
40 Tommy Hunter, R (7.1) ERA: 4.2	1.0	A 3	0	0	0	2	0	0	0	0	0	0	0	0	0	0	0.00	0.000				
58 Seranthony Dominguez, R (1.1) ERA: 1.13	1.1	A 6	1	2	2	1	1	0	0	0	0	0	0	0	0	0	13.50	1.500				
46 Adam Morgan, L (9.1) ERA: 3.45	0.1	L 3	1	2	2	0	1	0	0	0	0	0	0	0	0	0	54.00	6.000				

Batter	1	2	3	4	5	6	7	8	9	AB	R	H	RBI	BB	SO	LOB	TOP					
16 César Hernández, S (1, 4) OBP: 0.370, SLG: 0.396										4	1	0	0	1	1	2	Philadelphia Phillies @ Chicago Cubs Wrigley Field, Chicago, IL Thu Jun 07 2018, 1:23 PM - 4:42 PM CDT Att: 40,057 - Sunny - 73 F					
37 Odúbel Herrera, L (1, 8) OBP: 0.368, SLG: 0.462										4	1	1	0	1	1	4						
4 Scott Kingery, R (1, 6) OBP: 0.261, SLG: 0.317										5	0	1	2	0	1	2						
41 Carlos Santana, S (1, 3) OBP: 0.342, SLG: 0.423										4	0	1	1	1	1	1						
23 Aaron Altherr, R (1, 9) OBP: 0.317, SLG: 0.344										3	0	0	0	1	1	2						
25 Dylan Cozens, L (1, 7) OBP: 0.364, SLG: 0.556										3	0	0	0	2	3	4						
15 Andrew Knapp, S (1, 2) OBP: 0.280, SLG: 0.197										2	0	1	0	2	1	0						
38 Jorge Alfaro, R (9, PH) OBP: 0.302, SLG: 0.391										1	0	0	0	0	1	1						
2 J.P. Crawford, L (1, 5) OBP: 0.247, SLG: 0.324										2	0	1	0	0	0	0						
7 Maikel Franco, R (5, PH) OBP: 0.289, SLG: 0.418										2	0	0	0	0	1	4						
43 Nick Pivetta, R (1, 1) OBP: 0.211, SLG: 0.292										1	0	0	0	1	0	2						
9 Jesúbal Valdez, S (5, PH) OBP: 0.187, SLG: 0.187										1	1	1	0	0	0	0						
5 Nick Williams, L (7, PH) OBP: 0.279, SLG: 0.442										0	0	0	0	0	0	0						
61 Eubray Ramos, R (7, 1) OBP: 0.279, SLG: 0.442										0	0	0	0	0	0	0						
46 Adam Morgan, L (8, 1) OBP: 0.279, SLG: 0.442										0	0	0	0	0	0	0						
Inning Stats	R: 0 H: 1 E: 1 K: 3 S: 13	H: 1 LOB: 3 BB: 1 P: 25	R: 0 H: 2 E: 0 K: 0 S: 8	H: 2 LOB: 2 BB: 1 P: 15	R: 0 H: 0 E: 0 K: 2 S: 10	H: 0 LOB: 1 BB: 1 P: 14	R: 0 H: 0 E: 0 K: 1 S: 11	H: 0 LOB: 1 BB: 3 P: 20	R: 1 H: 1 E: 1 K: 0 S: 19	H: 1 LOB: 3 BB: 0 P: 39	R: 2 H: 2 E: 1 K: 2 S: 17	H: 2 LOB: 1 BB: 0 P: 25	R: 0 H: 0 E: 0 K: 3 S: 12	H: 0 LOB: 1 BB: 1 P: 17	R: 0 H: 0 E: 0 K: 0 S: 10	H: 0 LOB: 1 BB: 1 P: 21	1B: 5 2B: 1 3B: 0 HR: 0	SF: 0 SAC: 0 DP: 1 HBP: 1	WP: 1 PB: 0 SB: 0 CS: 0	PA: 43		
PITCHER	IP WLS BF H R ER SO	IP WLS BF H R ER SO	IP WLS BF H R ER SO	IP WLS BF H R ER SO	IP WLS BF H R ER SO	IP WLS BF H R ER SO	IP WLS BF H R ER SO	IP WLS BF H R ER SO	IP WLS BF H R ER SO	IP WLS BF H R ER SO	IP WLS BF H R ER SO	IP WLS BF H R ER SO	IP WLS BF H R ER SO	IP WLS BF H R ER SO	IP WLS BF H R ER SO	IP WLS BF H R ER SO	WP HR S P	ERA WHIP	ERA WHIP			
21 Tyler Chatwood, R (1, 1) ERA: 3.86	4.2	25	4	1	1	6	7	0	0	1	0	0	0	0	0	0	1	0	58	107	1.93	2.357
32 Brian Duensing, L (5, 1) ERA: 2.29	1.0	6	2	2	1	1	0	0	0	0	0	0	0	0	0	0	0	0	15	23	9.00	2.000
41 Steve Cishek, R (6, 1) ERA: 1.95	0.1	1	0	0	0	1	0	0	0	0	0	0	0	0	0	0	0	0	5	8	0.00	0.000
37 Justin Wilson, L (7, 1) ERA: 2.45	1.0	4	0	0	0	3	1	0	0	0	0	0	0	0	0	0	0	0	12	17	0.00	1.000
46 Pedro Strop, R (8, 1) ERA: 2.13	1.0	3	0	0	0	0	0	0	0	0	0	0	0	0	0	0	0	0	10	14	0.00	0.000
PITCHER	IP WLS BF H R ER SO	IP WLS BF H R ER SO	IP WLS BF H R ER SO	IP WLS BF H R ER SO	IP WLS BF H R ER SO	IP WLS BF H R ER SO	IP WLS BF H R ER SO	IP WLS BF H R ER SO	IP WLS BF H R ER SO	IP WLS BF H R ER SO	IP WLS BF H R ER SO	IP WLS BF H R ER SO	IP WLS BF H R ER SO	IP WLS BF H R ER SO	IP WLS BF H R ER SO	IP WLS BF H R ER SO	WP HR S P	ERA WHIP	ERA WHIP			
15 Brandon Morrow, R (9, 1) ERA: 1.66	1.0	4	0	0	0	1	1	0	0	0	0	0	0	0	0	0	0	0	11	21	0.00	1.000
Batter	1	2	3	4	5	6	7	8	9	AB	R	H	RBI	BB	SO	LOB	BOTTOM					
5 Albert Almora Jr., R (1, 8) OBP: 0.366, SLG: 0.434										4	1	2	0	0	1	0	Philadelphia Phillies @ Chicago Cubs Wrigley Field, Chicago, IL Thu Jun 07 2018, 1:23 PM - 4:42 PM CDT Att: 40,057 - Sunny - 73 F					
2 Tommy La Stella, L (1, 4) OBP: 0.402, SLG: 0.356										2	0	1	1	0	0	0						
17 Kris Bryant, R (1, 5) OBP: 0.401, SLG: 0.509										4	0	1	1	0	2	3						
44 Anthony Rizzo, L (1, 3) OBP: 0.354, SLG: 0.448										3	1	1	2	0	0	3						
9 Javier Báez, R (1, 6) OBP: 0.288, SLG: 0.538										3	0	0	0	0	1	2						
12 Kyle Schwarber, L (1, 7) OBP: 0.380, SLG: 0.506										3	0	0	0	0	1	0						
8 Ian Happ, S (1, 9) OBP: 0.355, SLG: 0.465										3	0	0	0	0	3	0						
53 Chris Gimenez, R (1, 2) OBP: 0.273, SLG: 0.273										3	1	1	0	0	0	0						
21 Tyler Chatwood, R (1, 1) ERA: 3.76	5.0	22	4	4	4	6	1	0	0	0	0	0	0	0	0	0						
32 Brian Duensing, L (5, 1) ERA: 3.47	1.0	3	0	0	0	1	0	0	0	0	0	0	0	0	0	0						
41 Steve Cishek, R (6, 1) ERA: 1.95	0.1	1	0	0	0	1	0	0	0	0	0	0	0	0	0	0						
37 Justin Wilson, L (7, 1) ERA: 2.45	1.0	3	0	0	0	1	0	0	0	0	0	0	0	0	0	0						
18 Ben Zobrist, S (7, PH) OBP: 0.279, SLG: 0.442	1.0	3	0	0	0	1	0	0	0	0	0	0	0	0	0	0						
46 Adam Morgan, L (8, 1) ERA: 3.24	1.0	3	0	0	0	1	0	0	0	0	0	0	0	0	0	0						
Inning Stats	R: 0 H: 1 E: 1 K: 1 S: 15	H: 0 LOB: 0 BB: 0 P: 21	R: 0 H: 0 E: 0 K: 2 S: 7	H: 0 LOB: 0 BB: 0 P: 13	R: 0 H: 0 E: 0 K: 1 S: 10	H: 0 LOB: 0 BB: 0 P: 13	R: 1 H: 1 E: 0 K: 1 S: 10	H: 1 LOB: 0 BB: 0 P: 14	R: 3 H: 4 E: 1 K: 1 S: 15	H: 4 LOB: 1 BB: 1 P: 25	R: 0 H: 0 E: 0 K: 1 S: 7	H: 0 LOB: 0 BB: 0 P: 12	R: 0 H: 0 E: 1 K: 1 S: 9	H: 0 LOB: 0 BB: 0 P: 13	R: 0 H: 0 E: 1 K: 1 S: 8	H: 0 LOB: 0 BB: 0 P: 11	1B: 4 2B: 1 3B: 0 HR: 1	SF: 1 SAC: 0 DP: 1 HBP: 0	WP: 0 PB: 0 SB: 0 CS: 1	PA: 32		
PITCHER	IP WLS BF H R ER SO	IP WLS BF H R ER SO	IP WLS BF H R ER SO	IP WLS BF H R ER SO	IP WLS BF H R ER SO	IP WLS BF H R ER SO	IP WLS BF H R ER SO	IP WLS BF H R ER SO	IP WLS BF H R ER SO	IP WLS BF H R ER SO	IP WLS BF H R ER SO	IP WLS BF H R ER SO	IP WLS BF H R ER SO	IP WLS BF H R ER SO	IP WLS BF H R ER SO	IP WLS BF H R ER SO	WP HR S P	ERA WHIP	ERA WHIP			
43 Nick Pivetta, R (1, 1) ERA: 3.76	5.0	22	4	4	4	6	1	0	0	0	0	0	0	0	0	0	0	0	11	21	0.00	0.000
57 Luis García, R (6, 1) ERA: 3.47	1.0	3	0	0	0	1	0	0	0	0	0	0	0	0	0	0	0	0	7	12	0.00	0.000
61 Eubray Ramos, R (7, 1) ERA: 0.81	1.0	3	0	0	0	1	0	0	0	0	0	0	0	0	0	0	0	0	9	13	0.00	0.000
46 Adam Morgan, L (8, 1) ERA: 3.24	1.0	3	0	0	0	1	0	0	0	0	0	0	0	0	0	0	0	0	8	11	0.00	0.000

Batter	1	2	3	4	5	6	7	8	9	AB	R	H	RBI	BB	SO	LOB	TOP										
6 Lorenzo Cain, R (1,8) OBP: 0.384, SLG: 0.429	G5-3		G5-3 24 1B		FC6-4 22 S 1-2	K		P3	G3	6	0	1	0	0	1	2	Milwaukee Brewers @ Philadelphia Phillies Citizens Bank Park, Philadelphia, PA Sat Jun 09 2018, 1:08 PM - 4:38 PM EDT Att: 25,304 - Partly Cloudy - 82 F										
22 Christian Yelich, L (1,9) OBP: 0.376, SLG: 0.490	G5-3 24 HR 1B		G5-3		K					5	2	3	0	0	1	2											
24 Jesús Aguilar, R (1,3) OBP: 0.368, SLG: 0.558	G5-3 HR		G5-3		K					5	2	2	3	0	1	3											
21 Travis Shaw, L (1,5) OBP: 0.343, SLG: 0.505	F7									3	0	0	0	0	1	0											
54 Taylor Williams, S (7,1)										0	0	0	0	0	0	0											
18 Eric Sogard, L (8,PH) OBP: 0.221, SLG: 0.158										1	0	0	0	0	0	1											
38 Dan Jennings, L (8,1) OBP: 0.067, SLG: 1.000										0	0	0	0	0	0	0											
48 Boone Logan, R (9,1)										0	0	0	0	0	0	0											
8 Ryan Braun, R (1,7) OBP: 0.301, SLG: 0.461	K		G5-3							4	3	2	1	0	1	2											
5 Jonathan Villar, S (1,4) OBP: 0.323, SLG: 0.399		G3-1			F9					4	2	1	2	1	1	1											
15 Erik Kratz, R (1,2) OBP: 0.545, SLG: 0.842			G5-3 3 2B		G4-6-3 3 HBP					3	2	1	1	0	0	0											
3 Orlando Arcia, R (1,6) OBP: 0.246, SLG: 0.276			G5-3		G4-6-3					5	0	1	0	0	1	6											
35 Brent Suter, L (1,1) OBP: 0.316, SLG: 0.438										1	0	0	0	1	1	1											
25 Ji Man Choi, L (6,PH) OBP: 0.281, SLG: 0.500										1	1	1	4	0	0	0											
71 Josh Hader, L (6,1) OBP: 1.000, SLG: 1.000										0	0	0	0	0	0	0											
14 Hernán Pérez, R (7,PH) OBP: 0.269, SLG: 0.351										2	0	1	1	0	0	1											
Inning Stats	R: 2 E: 0 K: 1 S: 10	H: 2 LOB: 0 BB: 0 P: 16	R: 0 E: 0 K: 1 S: 10	H: 1 LOB: 1 BB: 1 P: 6	R: 0 E: 0 K: 0 S: 12	H: 1 LOB: 2 BB: 1 P: 22	R: 0 E: 0 K: 0 S: 2	H: 0 LOB: 0 BB: 0 P: 6	R: 0 E: 0 K: 2 S: 18	H: 0 LOB: 1 BB: 1 P: 30	R: 4 E: 1 K: 2 S: 18	H: 1 LOB: 0 BB: 1 P: 28	R: 4 E: 0 K: 0 S: 26	H: 5 LOB: 1 BB: 0 P: 39	R: 0 E: 0 K: 0 S: 8	H: 1 LOB: 1 BB: 0 P: 13	R: 2 E: 1 K: 1 S: 17	H: 2 LOB: 1 BB: 0 P: 23	1B: 7 2B: 2 3B: 1 HR: 3	SF: 0 SAC: 0 DP: 1 HBP: 2	WP: 1 PB: 1 CS: 0	PA: 46					
PITCHER	IP	WLS	BF	H	R	ER	SO	BB	IBB	HBP	BLK	WP	HR	S	P	ERA	WHIP										
49 Jake Arrieta, R (1,1) ERA: 2.97	5.1	L	25	4	5	5	4	3	0	2	0	0	1	61	106	8.44	1.312										
57 Luis García, R (6,1) ERA: 3.75	0.2	B	3	1	1	0	2	0	0	0	0	0	1	9	12	0.00	1.500										
46 Adam Morgan, L (7,1) ERA: 5.29	0.1		5	4	4	0	0	0	0	0	0	0	1	15	22	108.00	12.000										
61 Edubray Ramos, R (7,1) ERA: 0.76	1.1		6	2	0	0	0	0	0	0	0	1	0	18	29	0.00	1.500										
40 Tommy Hunter, R (8,1) ERA: 4.41	1.1		7	2	2	1	1	0	0	0	0	0	0	18	24	6.75	1.500										

Batter	1	2	3	4	5	6	7	8	9	AB	R	H	RBI	BB	SO	LOB	BOTTOM										
16 César Hernández, S (1,4) OBP: 0.376, SLG: 0.400	K		17 HR 1B		B1-3					3	1	1	0	1	1	0	Milwaukee Brewers @ Philadelphia Phillies Citizens Bank Park, Philadelphia, PA Sat Jun 09 2018, 1:08 PM - 4:38 PM EDT Att: 25,304 - Partly Cloudy - 82 F										
17 Rhys Hoskins, R (1,7) OBP: 0.365, SLG: 0.433	F9		HR		F7					4	1	2	3	0	0	0											
37 Odúbel Herrera, L (1,8) OBP: 0.355, SLG: 0.444	K		K							4	0	0	0	0	3	2											
41 Carlos Santana, S (1,3) OBP: 0.343, SLG: 0.438		G6-3	P4		G6-3					4	0	1	0	0	0	0											
23 Aaron Altherr, R (1,9) OBP: 0.311, SLG: 0.335		L7			F9					3	0	0	0	0	0	0											
61 Edubray Ramos, R (7,1)										0	0	0	0	0	0	0											
40 Tommy Hunter, R (8,1)										0	0	0	0	0	0	0											
7 Maikel Franco, R (8,PH) OBP: 0.288, SLG: 0.416										1	0	0	0	0	0	1											
4 Scott Kingery, R (1,6) OBP: 0.270, SLG: 0.323										2	0	1	0	2	0	0											
2 J.P. Crawford, L (1,5) OBP: 0.263, SLG: 0.306										2	0	0	0	0	1	1											
38 Jorge Alfaro, R (1,2) OBP: 0.302, SLG: 0.386										3	0	1	0	0	2	1											
15 Andrew Knapp, S (9,PH) OBP: 0.274, SLG: 0.194										1	0	0	0	0	0	3											
49 Jake Arrieta, R (1,1) OBP: 0.217, SLG: 0.286										2	1	0	0	0	0	1											
57 Luis García, R (6,1)										0	0	0	0	0	0	0											
46 Adam Morgan, L (7,1)										0	0	0	0	0	0	0											
5 Nick Williams, L (7,9) OBP: 0.289, SLG: 0.423										2	0	0	0	0	1	3											
Inning Stats	R: 0 E: 0 K: 2 S: 9	H: 0 LOB: 0 BB: 0 P: 13	R: 0 E: 0 K: 1 S: 15	H: 0 LOB: 1 BB: 1 P: 22	R: 3 E: 0 K: 1 S: 18	H: 3 LOB: 0 BB: 0 P: 26	R: 0 E: 0 K: 1 S: 11	H: 1 LOB: 1 BB: 0 P: 15	R: 0 E: 0 K: 0 S: 5	H: 0 LOB: 0 BB: 0 P: 9	R: 0 E: 0 K: 1 S: 11	H: 0 LOB: 0 BB: 0 P: 13	R: 0 E: 0 K: 1 S: 8	H: 0 LOB: 0 BB: 0 P: 11	R: 0 E: 0 K: 1 S: 8	H: 1 LOB: 1 BB: 1 P: 13	R: 0 E: 0 K: 0 S: 16	H: 1 LOB: 3 BB: 1 P: 31	1B: 4 2B: 1 3B: 0 HR: 1	SF: 0 SAC: 1 DP: 1 HBP: 1	WP: 0 PB: 0 CS: 0	PA: 36					
PITCHER	IP	WLS	BF	H	R	ER	SO	BB	IBB	HBP	BLK	WP	HR	S	P	ERA	WHIP										
35 Brent Suter, L (1,1) ERA: 4.61	5.0		20	4	3	3	5	1	0	0	0	0	0	11	13	0.00	0.000										
71 Josh Hader, L (6,1) ERA: 1.02	1.0	H	3	0	0	0	1	0	0	0	0	0	0	8	11	0.00	0.000										
54 Taylor Williams, R (7,1) ERA: 2.22	1.0		3	0	0	0	1	0	0	0	0	0	0	8	11	0.00	0.000										
38 Dan Jennings, L (8,1) ERA: 3.3	1.0		4	1	0	0	1	1	0	0	0	0	0	8	13	0.00	2.000										
48 Boone Logan, L (9,1) ERA: 5.0	1.0		6	1	0	0	0	1	0	1	0	0	0	16	31	0.00	2.000										



Batter	1	2	3	4	5	6	7	8	9	AB	R	H	RBI	BB	SO	LOB	TOP					
6 Lorenzo Cain, R OBP: 0.384, SLG: 0.432	G5-3		G3-1					K		5	0	2	1	0	1	0	Milwaukee Brewers @ Philadelphia Phillies Citizens Bank Park, Philadelphia, PA Sun Jun 10 2018, 1:36 PM - 4:33 PM EDT Att: 31,175 - Cloudy - 72 F					
22 Christian Yelich, L OBP: 0.370, SLG: 0.486	G4-3			K				21 1B	G4-3	4	1	1	1	1	1	2						
24 Jesús Aguilar, R OBP: 0.361, SLG: 0.544	K			K				K		4	0	0	0	0	4	4						
21 Travis Shaw, L OBP: 0.341, SLG: 0.500		L9		G3-1						4	0	1	0	0	1	0						
8 Ryan Braun, R OBP: 0.305, SLG: 0.467		F8								4	1	2	1	0	1	0						
5 Jonathan Villar, S OBP: 0.321, SLG: 0.396										4	0	1	0	0	1	3						
9 Manny Piña, R OBP: 0.282, SLG: 0.348										3	1	0	0	0	2	1						
18 Eric Sogard, L OBP: 0.222, SLG: 0.152										3	0	0	0	0	1	0						
53 Brandon Woodruff, L ERA: 3.63 14 Heriberto Pérez, R OBP: 0.197, SLG: 0.187 38 Dan Jennings, L OBP: 0.267, SLG: 0.346 3 Orlando Arcia, R OBP: 0.348, SLG: 0.406 50 Jacob Barnes, R ERA: 2.16 32 Jeremy Jeffress, R ERA: 0.57										1	0	0	0	0	1	0	Brewers					
16 Domingo Santana, R OBP: 0.325, SLG: 0.388										1	0	1	0	0	0	0						
Inning Stats	R: 0 E: 0 K: 1 S: 5	H: 0 LOB: 0 BB: 0 P: 7	R: 0 E: 0 K: 0 S: 7	H: 1 LOB: 1 BB: 0 P: 13	R: 0 E: 0 K: 1 S: 8	H: 0 LOB: 0 BB: 0 P: 9	R: 0 E: 0 K: 2 S: 8	H: 0 LOB: 0 BB: 0 P: 12	R: 2 E: 0 K: 3 S: 14	H: 2 LOB: 3 BB: 1 P: 33	R: 0 E: 0 K: 3 S: 14	H: 0 LOB: 0 BB: 0 P: 20	R: 0 E: 0 K: 2 S: 11	H: 0 LOB: 0 BB: 0 P: 15	R: 1 E: 0 K: 2 S: 20	H: 3 LOB: 2 BB: 0 P: 26	R: 0 E: 0 K: 1 S: 9	H: 2 LOB: 0 BB: 0 P: 13	1B: 6 2B: 2 HR: 0	SF: 0 SAC: 0 DP: 0 HBP: 2	WP: 0 PB: 0 CS: 1	PA: 38
PITCHER	IP WLS BF H R ER SO BB IBB HBP BLK WP HR S P ERA WHIP																					
56 Zach Eflin, R ERA: 3.63	6.0 W 24 3 2 2 9 1 0 2 0 0 0 60 94 3.00 0.667																					
58 Seranthony Dominguez, R ERA: 1.5	2.0 H 9 3 1 1 4 0 0 0 0 0 0 31 41 4.50 1.500																					
57 Luis García, R ERA: 3.65	0.2 H 4 2 0 0 1 0 0 0 0 0 0 8 11 0.00 3.000																					
40 Tommy Hunter, R ERA: 4.32	0.1 S 1 0 0 0 0 0 0 0 0 0 0 1 2 0.00 0.000																					

Batter	1	2	3	4	5	6	7	8	9	AB	R	H	RBI	BB	SO	LOB	BOTTOM			
16 César Hernández, S OBP: 0.378, SLG: 0.399										3	1	1	1	1	2	3	Milwaukee Brewers @ Philadelphia Phillies Citizens Bank Park, Philadelphia, PA Sun Jun 10 2018, 1:36 PM - 4:33 PM EDT Att: 31,175 - Cloudy - 72 F			
17 Rhys Hoskins, R OBP: 0.359, SLG: 0.426										3	0	0	2	0	0	0				
37 Odúbel Herrera, L OBP: 0.350, SLG: 0.436										4	0	0	1	0	1	1				
41 Carlos Santana, S OBP: 0.342, SLG: 0.432										3	0	0	0	1	1	1				
4 Scott Kingery, R OBP: 0.270, SLG: 0.318										3	0	0	0	1	0	1				
5 Nick Williams, L OBP: 0.281, SLG: 0.411										4	0	0	0	0	1	1				
2 J.P. Crawford, L OBP: 0.274, SLG: 0.329										4	1	2	0	0	1	0				
40 Tommy Hunter, R ERA: 4.32										0	0	0	0	0	0	0				
15 Andrew Knapp, S OBP: 0.276, SLG: 0.189										2	1	0	0	1	0	1				
56 Zach Eflin, R ERA: 3.63 23 Aaron Altherr, R OBP: 0.314, SLG: 0.340 58 Seranthony Dominguez, R ERA: 1.5 57 Luis García, R ERA: 3.65 9 Jasmuel Valentin, S OBP: 0.182, SLG: 0.182										1	1	0	0	0	0	0	Phillies			
56 Zach Eflin, R OBP: 0.231, SLG: 0.462										1	0	1	0	0	0	0				
Inning Stats	R: 1 E: 1 K: 0 S: 13	H: 1 LOB: 1 BB: 1 P: 25	R: 0 E: 0 K: 1 S: 7	H: 0 LOB: 0 BB: 0 P: 8	R: 0 E: 0 K: 1 S: 11	H: 0 LOB: 0 BB: 0 P: 16	R: 0 E: 0 K: 1 S: 11	H: 0 LOB: 1 BB: 1 P: 18	R: 3 E: 1 K: 0 S: 9	H: 1 LOB: 1 BB: 1 P: 18	R: 0 E: 0 K: 1 S: 12	H: 2 LOB: 3 BB: 1 P: 18	R: 0 E: 0 K: 1 S: 11	H: 0 LOB: 0 BB: 0 P: 17	R: 0 E: 0 K: 1 S: 9	H: 0 LOB: 0 BB: 0 P: 13	1B: 3 2B: 1 3B: 0 HR: 0	SF: 1 SAC: 1 DP: 0 HBP: 0	WP: 0 PB: 0 CS: 0	PA: 34
PITCHER	IP WLS BF H R ER SO BB IBB HBP BLK WP HR S P ERA WHIP																			
53 Brandon Woodruff, R ERA: 3.63	4.0 L 15 1 1 0 3 2 0 0 0 0 0 0 21 36 4.50 2.500																			
38 Dan Jennings, L ERA: 3.38	2.0 L 13 3 3 1 1 2 0 0 0 0 0 0 0 11 17 0.00 0.000																			
50 Jacob Barnes, R ERA: 2.16	1.0 3 0 0 0 1 0 0 0 0 0 0 0 9 13 0.00 0.000																			
32 Jeremy Jeffress, R ERA: 0.57	1.0 3 0 0 0 1 0 0 0 0 0 0 0 9 13 0.00 0.000																			

Batter	1	2	3	4	5	6	7	8	9	AB	R	H	RBI	BB	SO	LOB	TOP		
9 DJ LeMahieu, R OBP: 0.337, SLG: 0.449	E5 G4-3 1B		G6-3			G1-3		G6-3	SF7	4	0	1	1	0	0	1			
19 Charlie Blackmon, L OBP: 0.366, SLG: 0.510	G4-3		K			K		K	L9	5	0	1	0	0	2	4			
28 Nolan Arenado, R OBP: 0.399, SLG: 0.537	G6-3				F8	G4-3		F7	K	5	0	0	0	0	1	4			
5 Carlos González, L OBP: 0.301, SLG: 0.435	G4-3				G6-3			K	K	4	0	0	0	0	2	2			
27 Trevor Story, R OBP: 0.339, SLG: 0.518		K			K					4	2	2	0	0	2	0			
8 Gerardo Parra, L OBP: 0.333, SLG: 0.385		K				HBP				3	1	2	0	0	1	0			
20 Ian Desmond, R OBP: 0.266, SLG: 0.388		K			L4					4	1	1	0	0	2	3			
23 Tom Murphy, R OBP: 0.750, SLG: 1.000					F9					4	0	3	2	0	0	1			
55 Jon Gray, R ERA: 2.27					G6-3					2	0	0	0	0	2	2			
24 Ryan Meriandy, L ERA: 4.08					K					2	0	0	0	0	0	0			
52 Chris Rusin, L ERA: 7.53										0	0	0	0	0	0	0			
29 Bryan Shaw, S ERA: 7.09										0	0	0	0	0	0	0			
42 Chris Iannetta, R ERA: 4.74										1	0	1	1	0	0	0			
56 Noel Cuevas, R ERA: 1.42										0	0	0	0	0	0	0			
Inning Stats	R: 0 H: 1 E: 1 K: 0 S: 11	H: 1 LOB: 1 BB: 0 P: 15	R: 0 H: 0 E: 0 K: 3 S: 13	H: 0 LOB: 0 BB: 0 P: 16	R: 0 H: 1 E: 0 K: 2 S: 12	H: 1 LOB: 1 BB: 0 P: 15	R: 0 H: 0 E: 0 K: 1 S: 10	H: 0 LOB: 0 BB: 0 P: 16	R: 0 H: 0 E: 0 K: 1 S: 8	H: 0 LOB: 0 BB: 0 P: 13	R: 1 H: 3 E: 0 K: 3 S: 15	H: 3 LOB: 2 BB: 0 P: 21	R: 0 H: 1 E: 0 K: 1 S: 14	H: 1 LOB: 1 BB: 0 P: 20	R: 3 H: 5 E: 0 K: 1 S: 18	H: 5 LOB: 2 BB: 0 P: 23	1B: 9 2B: 2 3B: 0 HR: 0	SF: 1 SAC: 0 DP: 0 HBP: 1	WP: 0 PA: 39 PB: 0 SB: 1 CS: 0
PITCHER	IP WLS BF H R ER SO BB IBB HBP BLK WP HR S P ERA WHIP																		
27 Aaron Nola, R ERA: 2.27	6.2 2 25 4 1 1 10 0 0 1 0 0 0 76 108 1.35 0.600																		
61 Eduvray Ramos, R ERA: 0.75	0.1 0 2 1 0 0 1 0 0 0 0 0 0 4 5 0.00 3.000																		
40 Tommy Hunter, R ERA: 4.08	1.0 0 4 1 0 0 1 0 0 0 0 0 0 14 20 0.00 1.000																		
57 Luis García, R ERA: 4.74	0.0 0 4 4 3 3 0 0 0 0 0 0 0 9 10 = =																		
58 Seranthony Domínguez, R ERA: 1.42	1.0 0 4 1 0 0 1 0 0 0 0 0 0 9 13 0.00 1.000																		

Colorado Rockies @ Philadelphia Phillies
Citizens Bank Park, Philadelphia, PA
Tue Jun 12 2018, 7:10 PM - 10:16 PM EDT
Att: 19,556 - Clear - 73 F

livebaseballscorecards.com

AB 37
R 4
H 11
RBI 4
BB 0
SO 13
LOB 19



Batter	1	2	3	4	5	6	7	8	9	AB	R	H	RBI	BB	SO	LOB	BOTTOM		
16 César Hernández, S OBP: 0.376, SLG: 0.397	G6-3		SF8			G5-3				4	1	1	0	0	1	1			
17 Rhys Hoskins, R OBP: 0.361, SLG: 0.422	41 BB 4 HR		37 G3 4 SF8			K		G5-3		2	1	0	0	2	1	0			
37 Odúbel Herrera, L OBP: 0.345, SLG: 0.429	L9		G3			K2-3		K	4 S 1 B	4	1	0	0	0	2	3			
41 Carlos Santana, S OBP: 0.344, SLG: 0.429	4 HR BB		BB			K		P5		2	1	0	0	2	1	1			
4 Scott Kingery, R OBP: 0.274, SLG: 0.335	SF8 HR		SF8			G5-3		9 1 B	BB	2	1	1	4	1	0	0			
5 Nick Williams, L OBP: 0.228, SLG: 0.403	K		G1-3			K				3	0	0	0	0	2	2			
61 Eduvray Ramos, R ERA: 7.53										0	0	0	0	0	0	0			
40 Tommy Hunter, R ERA: 4.08										1	0	1	0	0	0	0			
9 Jesmuel Valentin, S OBP: 0.217, SLG: 0.217										0	0	0	0	0	0	0			
57 Luis García, R ERA: 4.74										0	0	0	0	0	0	0			
58 Seranthony Domínguez, R ERA: 1.42										0	0	0	0	0	0	0			
38 Jorge Alfaro, R OBP: 0.297, SLG: 0.379		K				G6-3		K		3	0	0	0	0	2	0			
2 J.P. Crawford, L OBP: 0.276, SLG: 0.329		K				16 F 16 S 1 B		K		3	0	1	0	0	2	0			
27 Aaron Nola, R OBP: 0.074, SLG: 0.038										2	0	0	0	0	1	1			
23 Aaron Altherr, R OBP: 0.313, SLG: 0.338						B2		G5-3		1	0	0	0	0	0	0			
Inning Stats	R: 3 H: 1 E: 0 K: 1 S: 15	H: 1 LOB: 2 BB: 2 P: 29	R: 0 H: 0 E: 0 K: 3 S: 10	H: 0 LOB: 0 BB: 0 P: 12	R: 1 H: 1 E: 0 K: 0 S: 12	H: 1 LOB: 2 BB: 2 P: 27	R: 0 H: 1 E: 0 K: 1 S: 8	H: 1 LOB: 1 BB: 0 P: 14	R: 0 H: 0 E: 0 K: 3 S: 9	H: 0 LOB: 0 BB: 0 P: 15	R: 0 H: 0 E: 0 K: 2 S: 8	H: 0 LOB: 0 BB: 0 P: 11	R: 0 H: 0 E: 0 K: 1 S: 5	H: 0 LOB: 0 BB: 0 P: 6	R: 1 H: 1 E: 0 K: 1 S: 12	H: 1 LOB: 2 BB: 1 P: 20	1B: 3 2B: 0 3B: 0 HR: 1	SF: 1 SAC: 0 DP: 0 HBP: 0	WP: 1 PA: 33 PB: 0 SB: 2 CS: 0
PITCHER	IP WLS BF H R ER SO BB IBB HBP BLK WP HR S P ERA WHIP																		
55 Jon Gray, R ERA: 5.68	6.0 0 25 4 0 0 10 0 0 0 0 0 0 1 62 6.00 1.167																		
52 Chris Rusin, L ERA: 7.53	1.0 0 3 0 0 0 1 0 0 0 0 0 0 5 6 0.00 0.000																		
29 Bryan Shaw, R ERA: 7.09	1.0 0 5 1 1 1 1 1 0 0 0 1 0 0 12 20 9.00 2.000																		

Colorado Rockies @ Philadelphia Phillies
Citizens Bank Park, Philadelphia, PA
Tue Jun 12 2018, 7:10 PM - 10:16 PM EDT
Att: 19,556 - Clear - 73 F

livebaseballscorecards.com

AB 27
R 5
H 4
RBI 5
BB 5
SO 12
LOB 8



Batter	1	2	3	4	5	6	7	8	9	AB	R	H	RBI	BB	SO	LOB	TOP				
9 DJ LeMahieu, R OBP: 0.333, SLG: 0.442										5	1	1	0	0	1	1					
19 Charlie Blackmon, L OBP: 0.367, SLG: 0.568										5	0	2	0	0	0	1					
28 Nolan Arenado, R OBP: 0.399, SLG: 0.532										2	1	0	1	2	0	1					
5 Carlos González, L OBP: 0.315, SLG: 0.439										3	2	2	0	2	0	1					
27 Trevor Story, R OBP: 0.344, SLG: 0.528										5	1	3	2	0	0	3					
8 Gerardo Parra, L OBP: 0.332, SLG: 0.382										4	1	1	2	0	1	3					
20 Ian Desmond, R OBP: 0.266, SLG: 0.399										4	1	1	2	0	2	2					
23 Tom Murphy, R OBP: 0.500, SLG: 0.625										4	0	1	0	0	3	0					
44 Tyler Anderson, L OBP: 0.208, SLG: 0.095										2	0	0	0	0	2	0					
24 Ryan McMahon, L OBP: 0.279, SLG: 0.297										1	0	0	0	0	1	0					
51 Jake McGee, L ERA: 4.5										0	0	0	0	0	0	0					
59 Harrison Musgrave, L ERA: 3.0										0	0	0	0	0	0	0					
Inning Stats	R: 1 E: 0 K: 0 S: 12	H: 2 LOB: 1 BB: 1 P: 20	R: 0 E: 0 K: 3 S: 9	H: 0 LOB: 0 BB: 0 P: 12	R: 0 E: 0 K: 2 S: 10	H: 0 LOB: 0 BB: 0 P: 16	R: 5 E: 0 K: 0 S: 16	H: 5 LOB: 1 BB: 1 P: 25	R: 0 E: 0 K: 0 S: 9	H: 1 LOB: 2 BB: 1 P: 18	R: 0 E: 0 K: 2 S: 11	H: 0 LOB: 0 BB: 0 P: 16	R: 1 E: 0 K: 0 S: 11	H: 1 LOB: 1 BB: 1 P: 19	R: 0 E: 0 K: 3 S: 9	H: 0 LOB: 0 BB: 0 P: 10	R: 0 E: 0 K: 0 S: 9	H: 2 LOB: 2 BB: 0 P: 14	1B: 8 2B: 2 3B: 0 HR: 1	SF: 1 SAC: 1 DP: 0 HBP: 0	WP: 0 PA: 41 PB: 0 SB: 0 CS: 1
PITCHER	IP WLS BF H R ER SO BB IBB HBP BLK WP HR S P ERA WHIP	5.0 L 25 8 6 6 5 3 0 0 0 0 1 56 91 10.80 2.200	2.0 8 1 1 1 2 1 0 0 0 0 0 22 35 4.50 1.000	1.0 3 0 0 0 3 0 0 0 0 0 9 10 0.00 0.000	1.0 5 2 0 0 0 0 0 0 0 0 9 14 0.00 2.000	PITCHER										IP WLS BF H R ER SO BB IBB HBP BLK WP HR S P ERA WHIP	4.0 0 0 0 0 0 0 0 0 0 0 9 14 0.00 2.000				

Colorado Rockies @ Philadelphia Phillies
Citizens Bank Park, Philadelphia, PA
Wed Jun 13 2018, 7:09 PM - 10:03 PM EDT
Att: 20,075 - Cloudy - 80 F

livebaseballscorecards.com

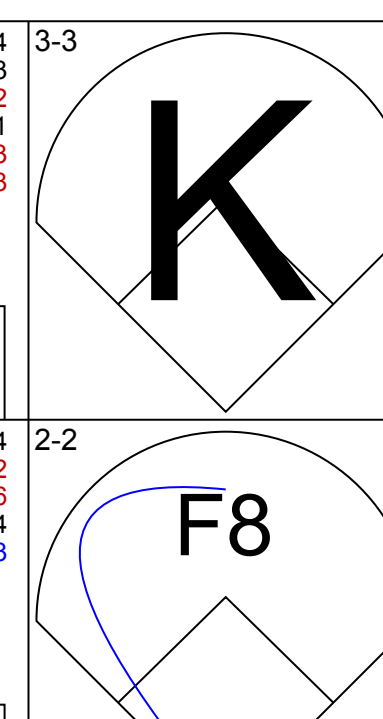
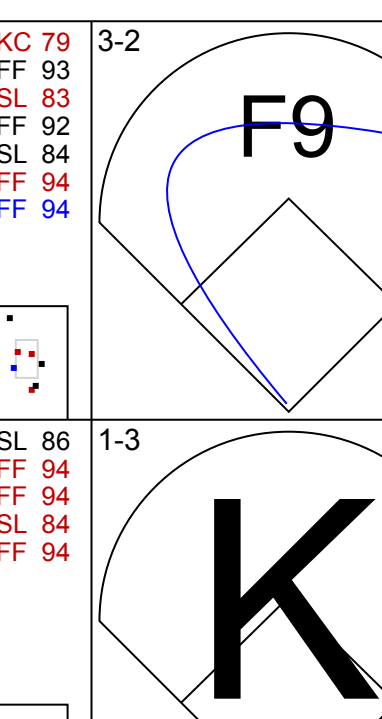
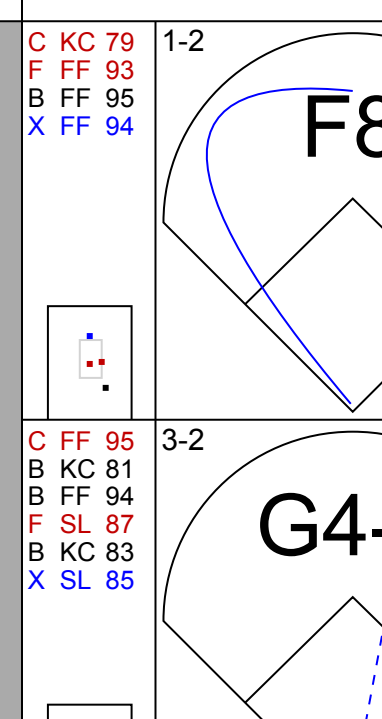
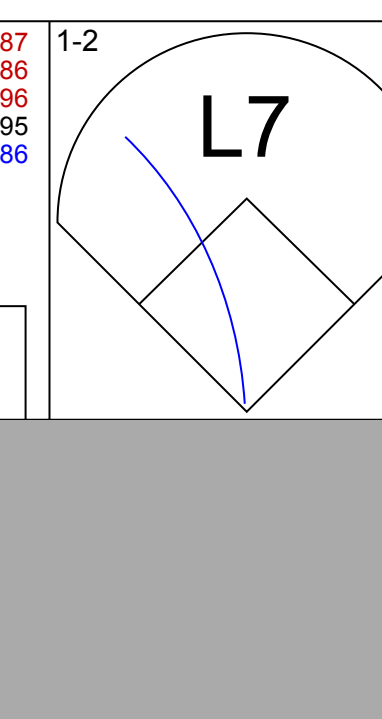

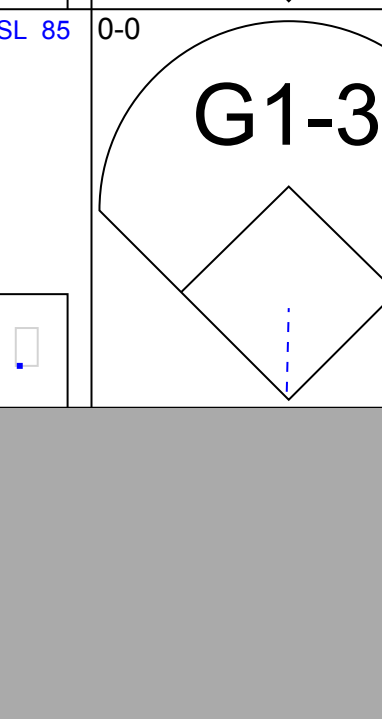
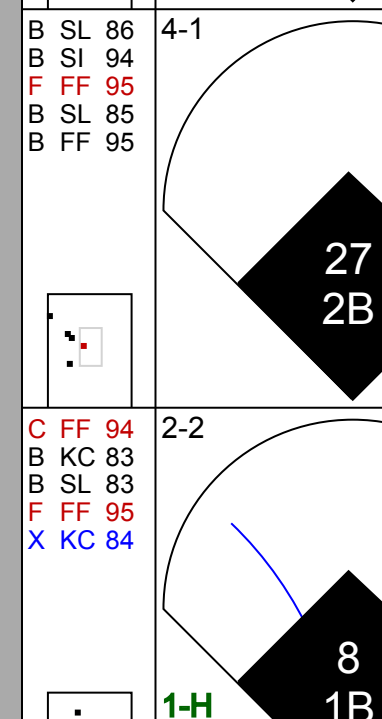
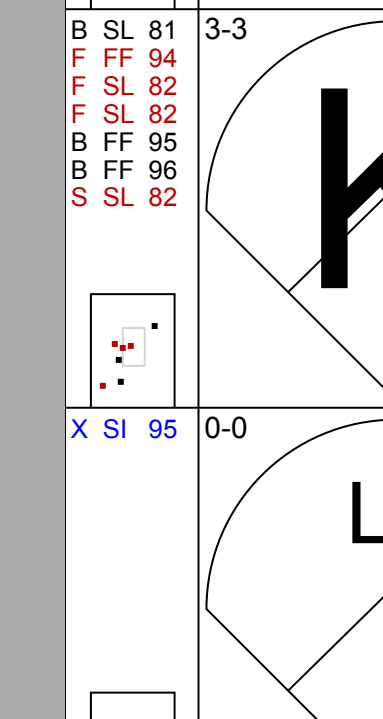


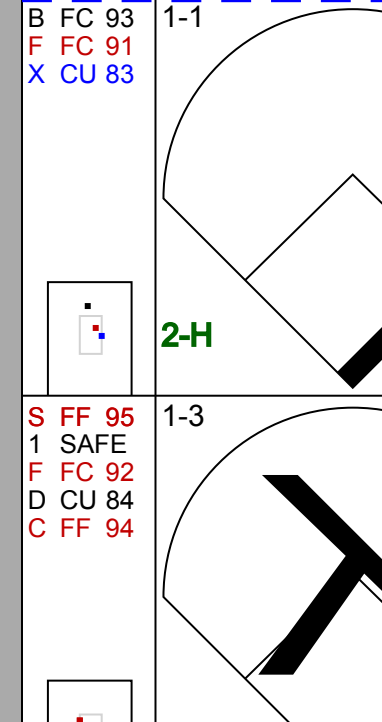

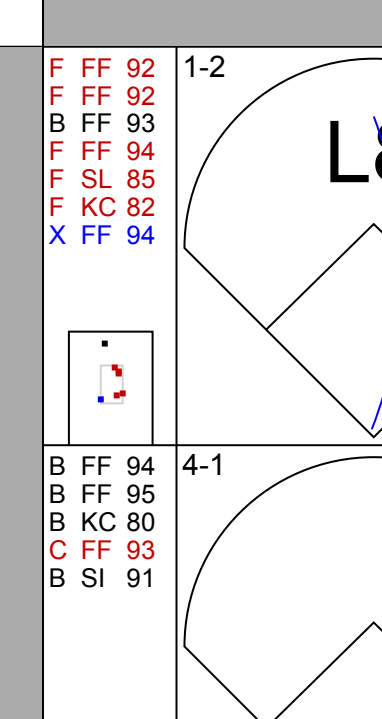
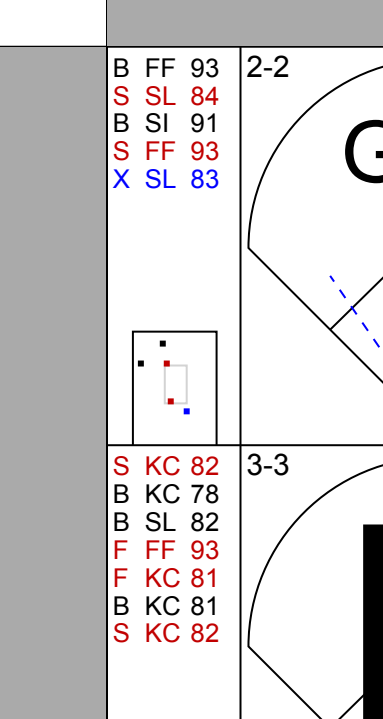
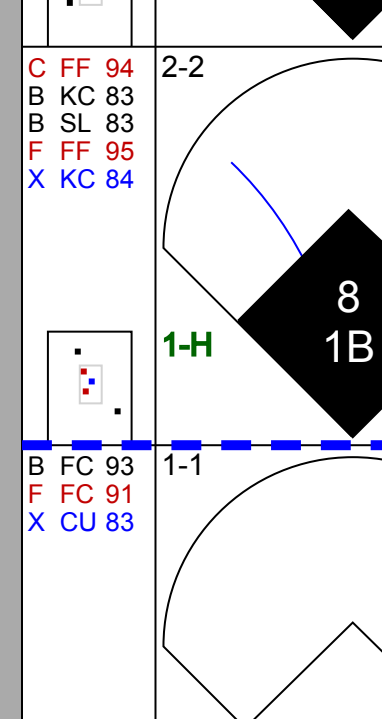
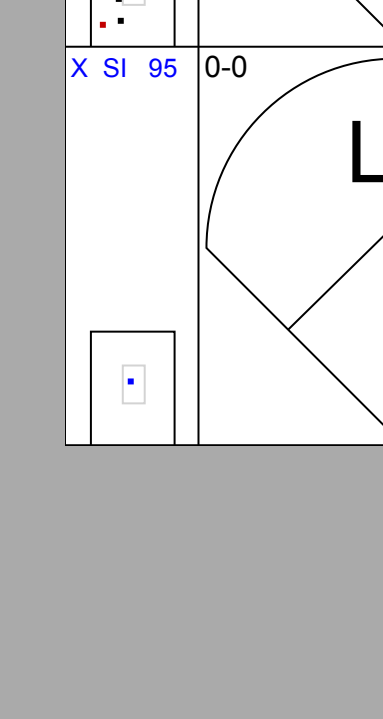
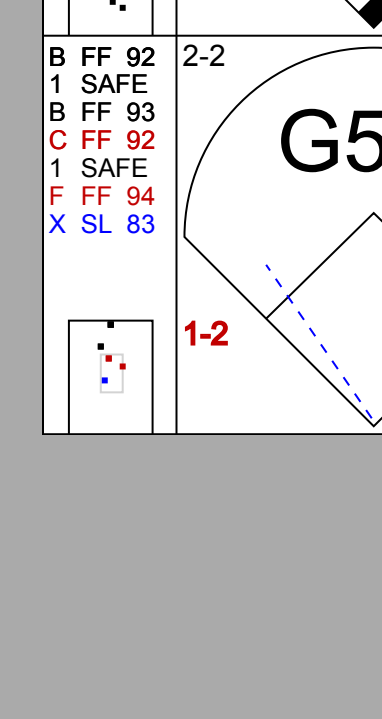
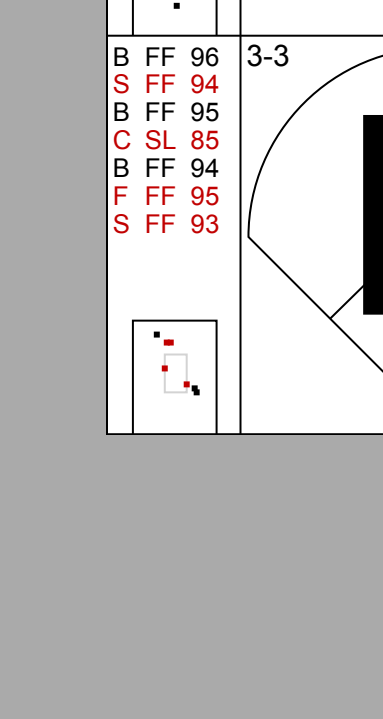
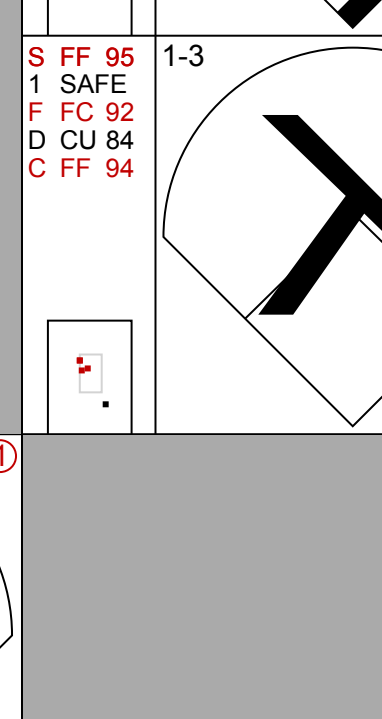





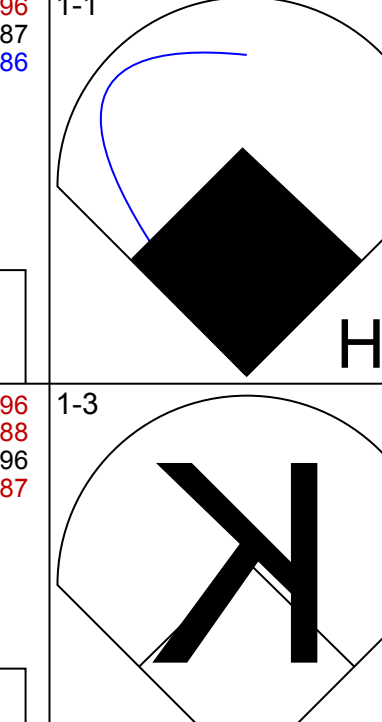
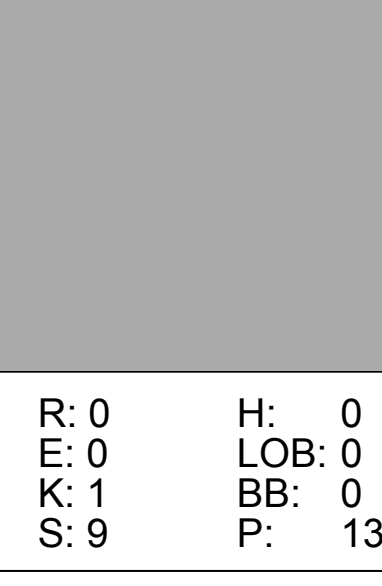
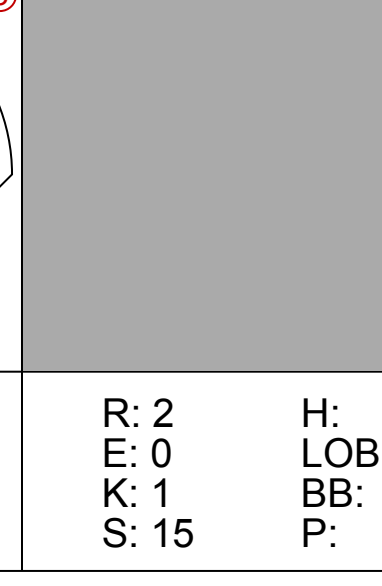
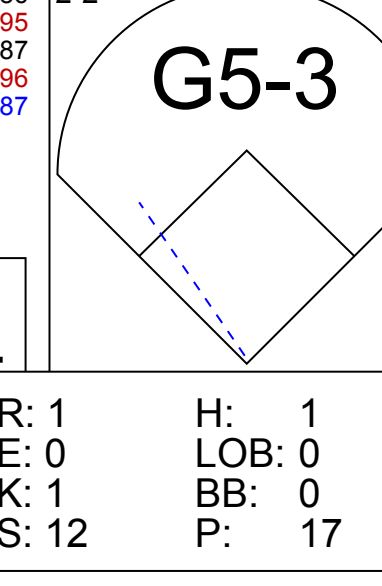
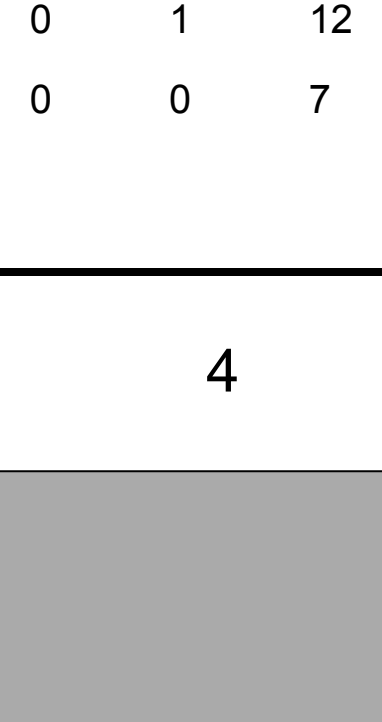
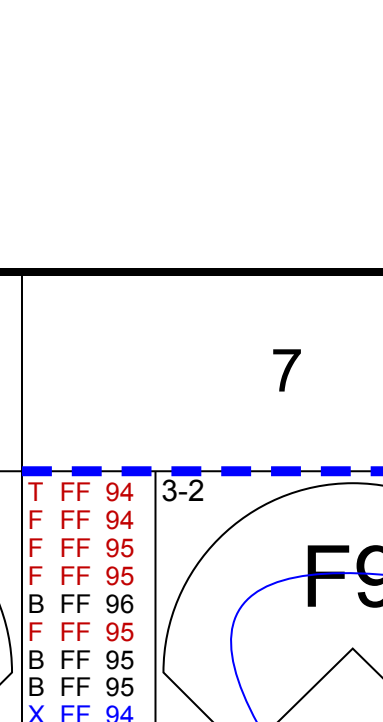
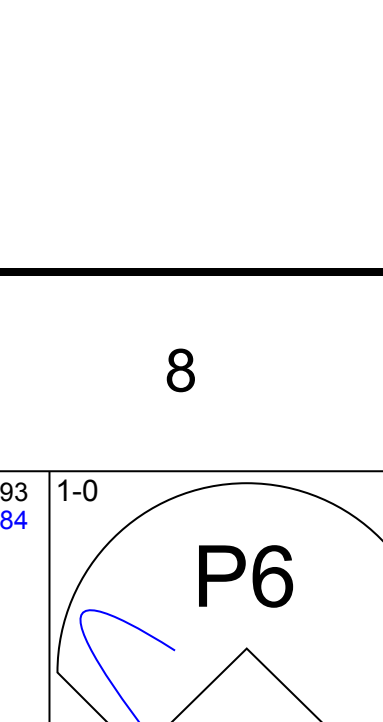
AB 35
R 7
H 11
RBI 7
BB 4
SO 10
LOB 12

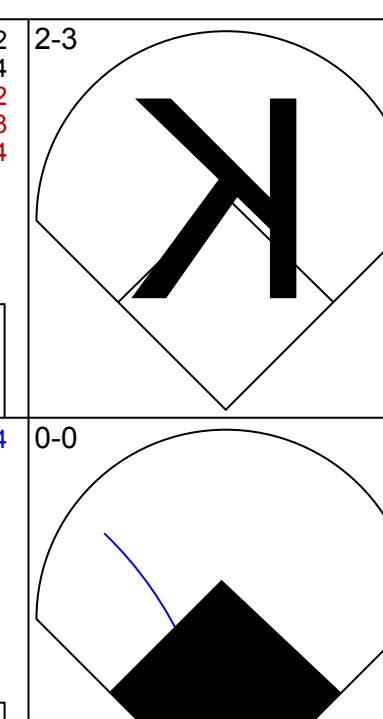

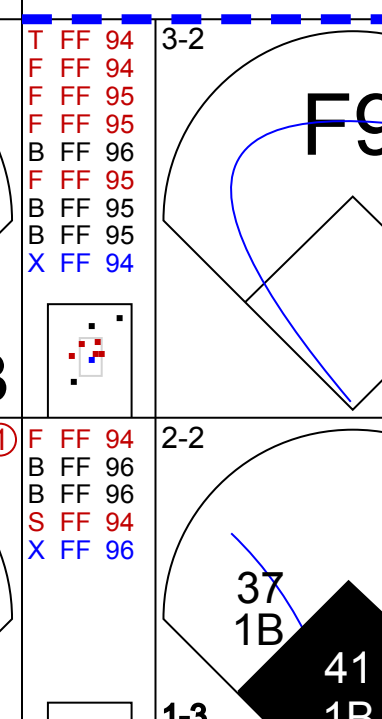
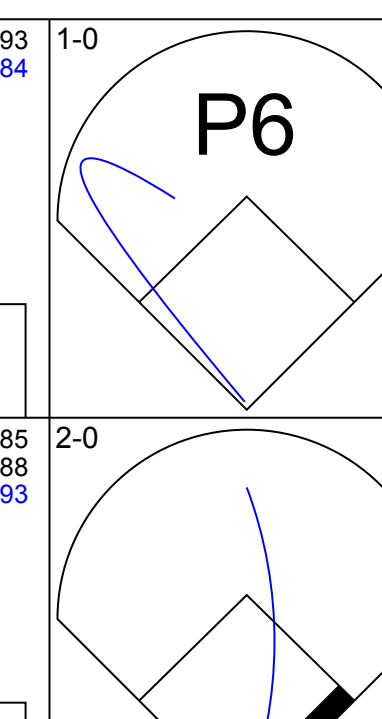
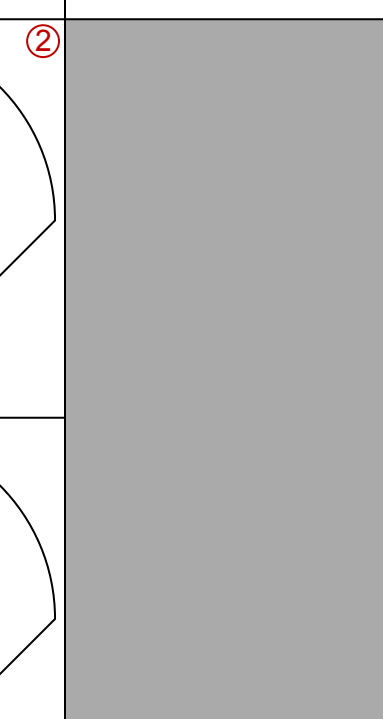
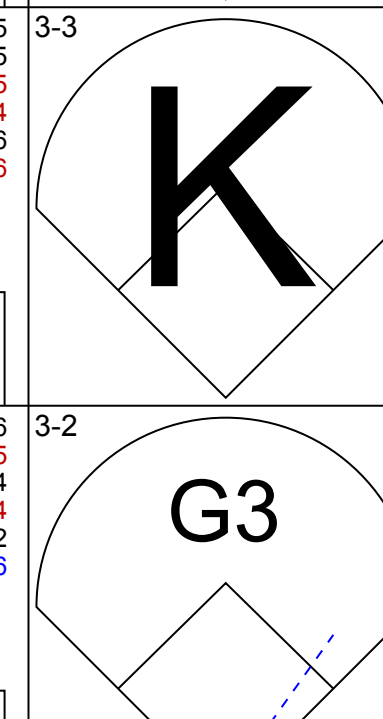
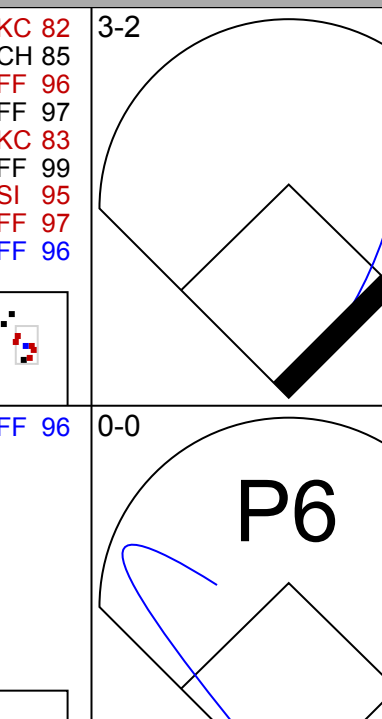
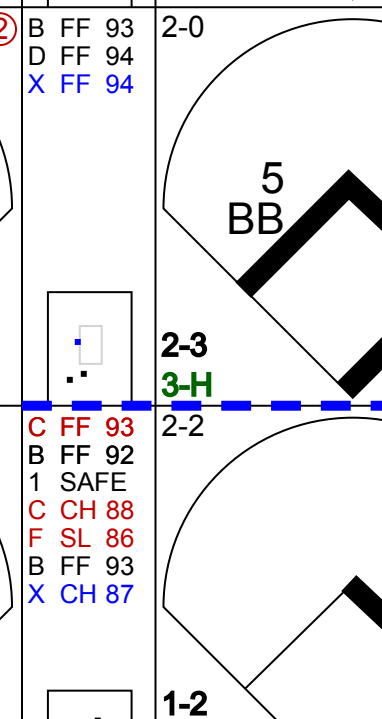
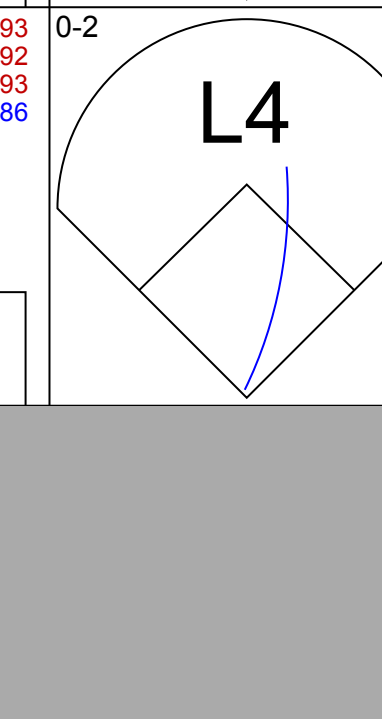

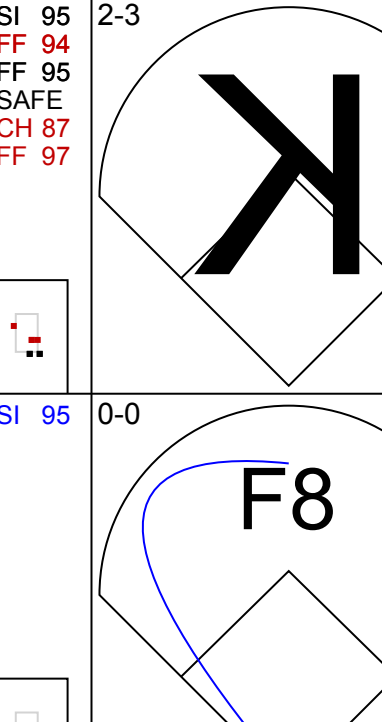
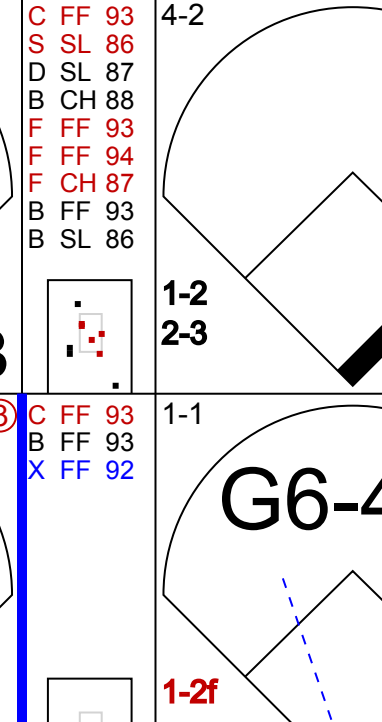





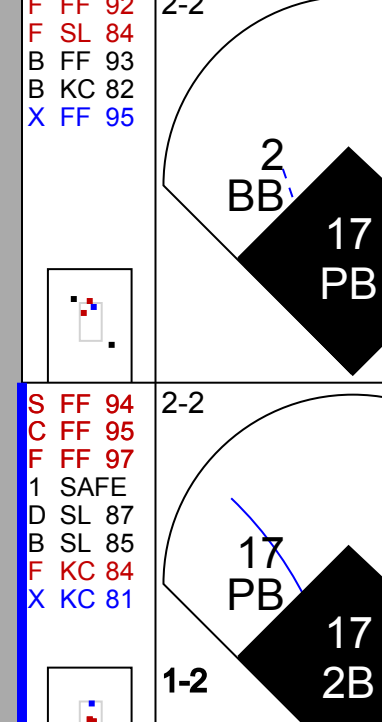
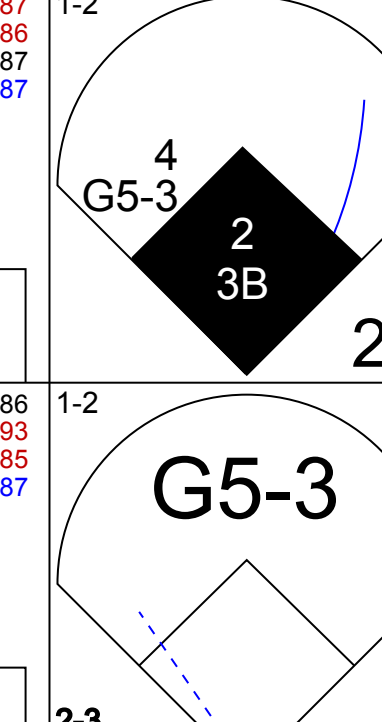
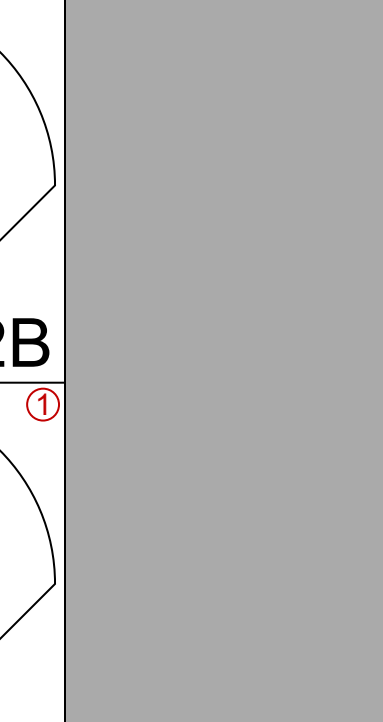
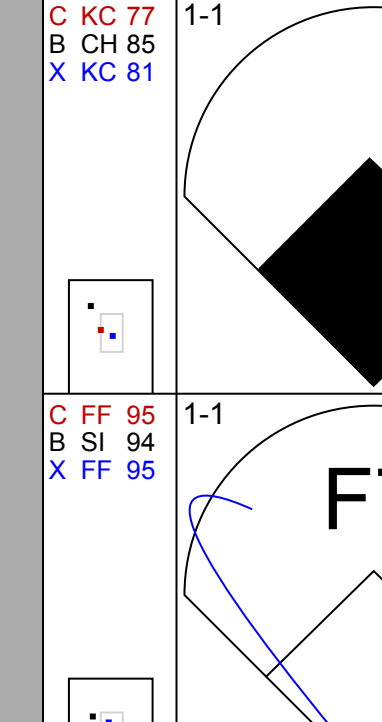
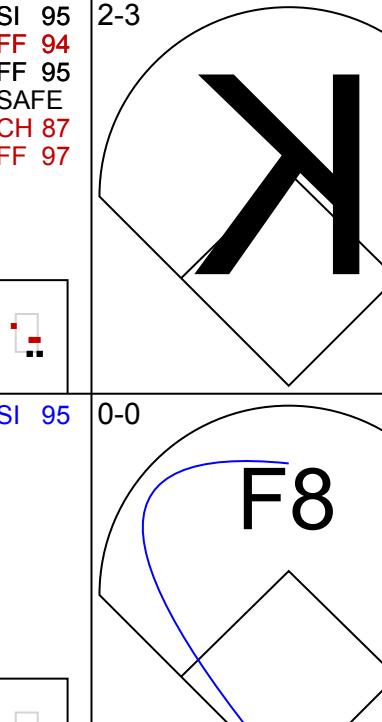
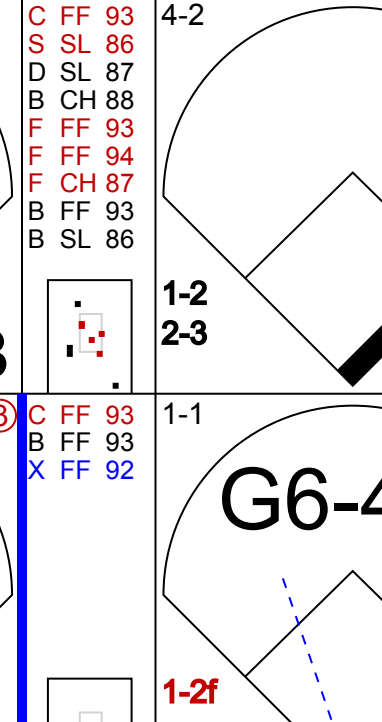



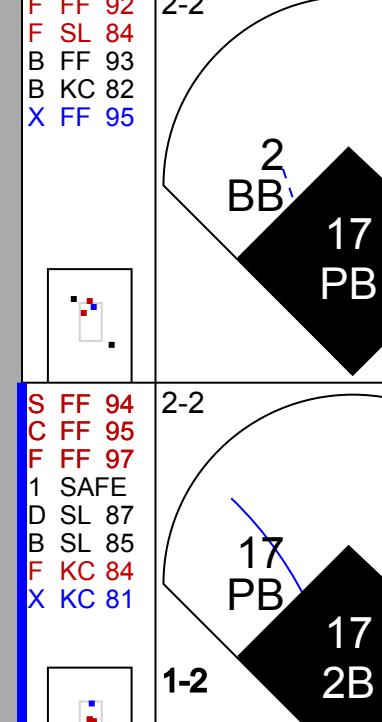
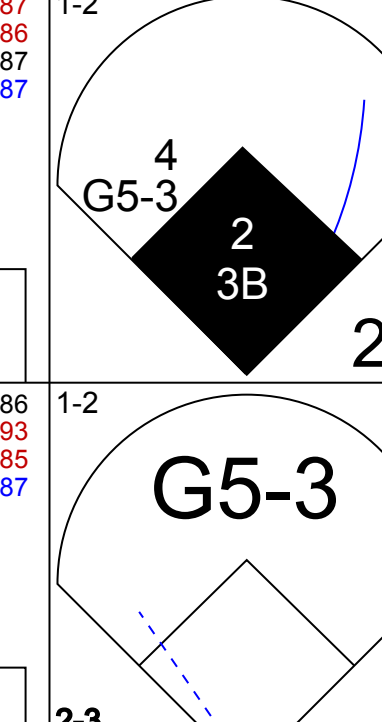
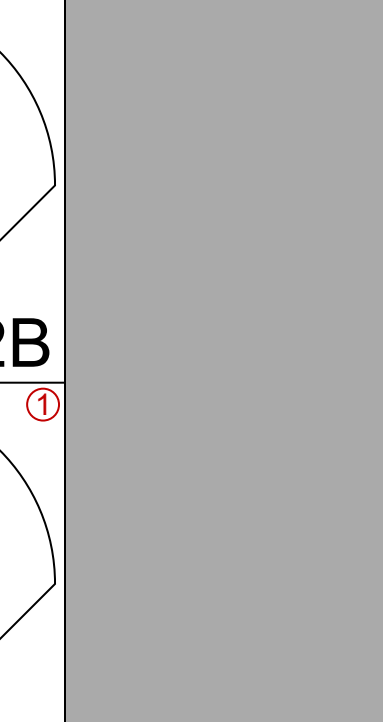
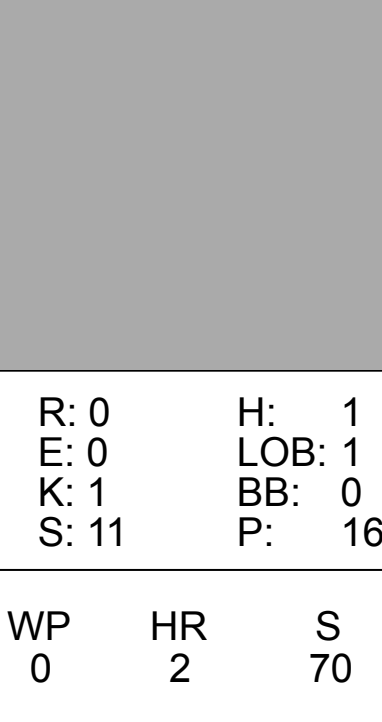
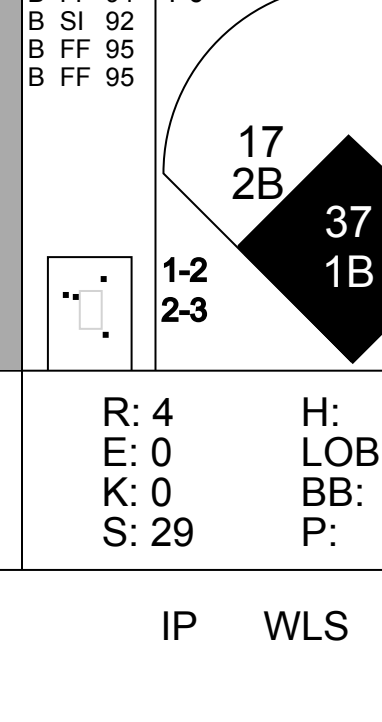
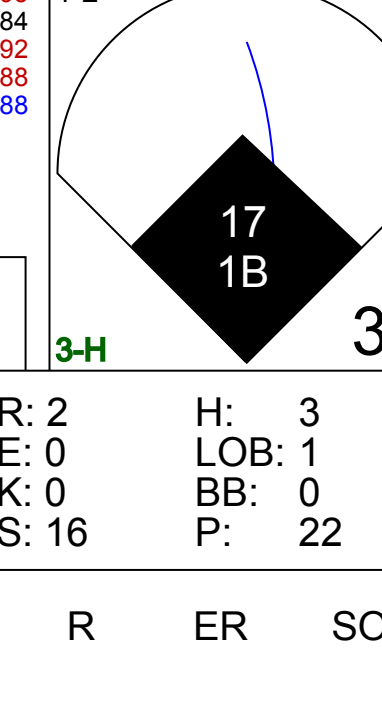
Batter	1	2	3	4	5	6	7	8	9	AB	R	H	RBI	BB	SO	LOB	BOTTOM				
16 César Hernández, S OBP: 0.371, SLG: 0.390										4	0	0	0	0	0	2					
17 Rhys Hoskins, R OBP: 0.364, SLG: 0.420										3	0	1	0	1	1	0					
4 Scott Kingery, R OBP: 0.269, SLG: 0.328										4	0	0	0	0	4	2					
41 Carlos Santana, S OBP: 0.343, SLG: 0.425										4	0	1	0	0	0	2					
23 Aaron Altherr, R OBP: 0.306, SLG: 0.329										4	0	0	0	0	2	2					
7 Maikel Franco, R OBP: 0.282, SLG: 0.407										4	0	0	0	0	0	0					
9 Jesmuel Valentin, S OBP: 0.296, SLG: 0.461										4	1	3	1	0	0	0					
38 Jorge Alfaro, R OBP: 0.295, SLG: 0.394										4	1	1	1	0	1	2					
43 Nick Pivetta, R ERA: 4.48										1	0	0	0	0	0	1					
5 Nick Williams, R OBP: 0.286, SLG: 0.467										1	0	0	0	0	0	0					
2 J.P. Crawford, L OBP: 0.327, SLG: 0.388										4	0	0	0	0	0	0					
50 Héctor Neris, R ERA: 4.81										4	0	0	0	0	2	2					
64 Victor Arano, R ERA: 2.11										4	0	0	0	0	0	0					
Inning Stats	R: 0 E: 0 K: 1 S: 9	H: 0 LOB: 0 BB: 0 P: 9	R: 0 E: 0 K: 1 S: 8	H: 0 LOB: 0 BB: 0 P: 11	R: 0 E: 0 K: 0 S: 12	H: 1 LOB: 1 BB: 0 P: 17	R: 0 E: 0 K: 1 S: 10	H: 1 LOB: 1 BB: 0 P: 16	R: 1 E: 0 K: 0 S: 10	H: 2 LOB: 1 BB: 0 P: 13	R: 0 E: 0 K: 2 S: 13	H: 1 LOB: 1 BB: 0 P: 20	R: 0 E: 0 K: 1 S: 12	H: 1 LOB: 1 BB: 0 P: 18	R: 0 E: 0 K: 1 S: 10	H: 0 LOB: 1 BB: 1 P: 15	R: 0 E: 0 K: 2 S: 13	H: 1 LOB: 0 BB: 0 P: 20	1B: 3 2B: 2 3B: 0 HR: 2	SF: 0 SAC: 0 DP: 0 HBP: 0	WP: 0 PA: 35 PB: 0 SB: 0 CS: 0
PITCHER	IP WLS BF H R ER SO BB IBB HBP BLK WP HR S P ERA WHIP	7.0 W 27 6 1 1 6 0 0 0 0 0 74 104 1.29 0.857	1.0 4 0 0 0 1 1 0 0 0 0 10 15 0.00 1.000	1.0 4 1 1 1 2 0 0 0 0 0 13 20 9.00 1.000	PITCHER										IP WLS BF H R ER SO BB IBB HBP BLK WP HR S P ERA WHIP	4.0 0 0 0 0 0 0 0 0 0 0 9 14 0.00 2.000					

Colorado Rockies @ Philadelphia Phillies
Citizens Bank Park, Philadelphia, PA
Wed Jun 13 2018, 7:09 PM - 10:03 PM EDT
Att: 20,075 - Cloudy - 80 F

livebaseballscorecards.com

AB 34
R 2
H 7
RBI 2
BB 1
SO 9
LOB 12

Batter	1	2	3	4	5	6	7	8	9	AB	R	H	RBI	BB	SO	LOB	TOP				
9 DJ LeMahieu, R (1,4) OBP: 0.327, SLG: 0.432										4	0	0	0	0	1	0	Colorado Rockies @ Philadelphia Phillies Citizens Bank Park, Philadelphia, PA Thu Jun 14 2018, 1:08 PM - 4:27 PM EDT Att: 22,500 - Sunny - 82 F				
19 Charlie Blackmon, L (1,8) OBP: 0.361, SLG: 0.550										4	0	0	0	0	1	0					
5 Carlos González, L (1,9) OBP: 0.313, SLG: 0.431										3	1	0	0	1	2	0					
27 Trevor Story, R (1,6) OBP: 0.343, SLG: 0.527										4	1	1	1	0	0	0					
8 Gerardo Parra, L (1,7) OBP: 0.336, SLG: 0.383										2	0	1	1	1	1	0					
20 Ian Desmond, R (1,3) OBP: 0.263, SLG: 0.394										3	0	0	0	0	2	2					
24 Ryan McMahon, L (1,5) OBP: 0.280, SLG: 0.303										3	1	1	1	0	1	0					
14 Tony Wolters, L (1,2) OBP: 0.281, SLG: 0.229										3	0	0	0	0	1	0					
48 Germán Márquez, R (1,1) OBP: 0.261, SLG: 0.261										2	0	0	0	0	0	0					
51 Jake McGee, L (7,1)										0	0	0	0	0	0	0					
34 Jeff Hoffman, R (7,1)										0	0	0	0	0	0	0					
56 Noel Cuevas, R (8,PH) OBP: 0.317, SLG: 0.359										1	0	0	0	0	0	0					
50 Brooks Pouders, R (8,1)										0	0	0	0	0	0	0					
Inning Stats	R: 0 E: 0 K: 2 S: 9	H: 0 LOB: 0 BB: 0 P: 17	R: 0 E: 0 K: 0 S: 10	H: 0 LOB: 0 BB: 1 P: 17	R: 0 E: 0 K: 1 S: 7	H: 0 LOB: 0 BB: 0 P: 11	R: 0 E: 0 K: 1 S: 9	H: 0 LOB: 0 BB: 0 P: 13	R: 0 E: 0 K: 2 S: 11	H: 0 LOB: 0 BB: 0 P: 19	R: 0 E: 0 K: 0 S: 5	H: 0 LOB: 0 BB: 0 P: 8	R: 2 E: 0 K: 1 S: 15	H: 2 LOB: 1 BB: 1 P: 27	R: 1 E: 0 K: 1 S: 12	H: 1 LOB: 0 BB: 0 P: 17	R: 0 E: 0 K: 1 S: 7	H: 0 LOB: 0 BB: 0 P: 10	1B: 1 2B: 1 3B: 0 HR: 1	SF: 0 SAC: 0 DP: 0 HBP: 0	WP: 0 PA: 31 PB: 0 SB: 0 CS: 0
PITCHER	IP WLS BF H R ER SO BB IBB HBP BLK WP HR S P ERA WHIP																				
28 Vince Velasquez, R (1,1) ERA: 4.74	6.2 W 22 1 2 2 6 2 0 0 0 0 0 0 0 61 105 2.70 0.450																				
40 Tommy Hunter, R (7,1) ERA: 4.0	0.1 H 2 1 0 0 1 0 0 0 0 0 0 0 1 5 7 0.00 3.000																				
50 Héctor Neris, R (8,1) ERA: 4.97	1.0 4 1 1 1 0 0 0 0 0 0 0 1 12 17 9.00 1.000																				
46 Adam Morgan, L (9,1) ERA: 5.0	1.0 3 0 0 0 1 0 0 0 0 0 0 0 7 10 0.00 0.000																				

Batter	1	2	3	4	5	6	7	8	9	AB	R	H	RBI	BB	SO	LOB	BOTTOM				
16 César Hernández, S (1,4) OBP: 0.368, SLG: 0.384										4	1	0	0	1	2	4	Colorado Rockies @ Philadelphia Phillies Citizens Bank Park, Philadelphia, PA Thu Jun 14 2018, 1:08 PM - 4:27 PM EDT Att: 22,500 - Sunny - 82 F				
17 Rhys Hoskins, R (1,7) OBP: 0.369, SLG: 0.446										5	2	3	3	0	2	1					
37 Odúbel Herrera, L (1,8) OBP: 0.346, SLG: 0.429										5	0	2	1	0	1	2					
41 Carlos Santana, S (1,3) OBP: 0.345, SLG: 0.427										4	0	2	1	0	0	1					
5 Nick Williams, L (1,9) OBP: 0.292, SLG: 0.439										3	1	2	2	1	1	1					
9 Jasmuel Valentin, S (1,5) OBP: 0.287, SLG: 0.433										3	0	0	0	0	1	3					
40 Tommy Hunter, R (7,1) ERA: 4.81										0	0	0	0	0	0	3					
23 Aaron Altherr, R (7,PH) OBP: 0.305, SLG: 0.327										0	0	0	0	0	0	0					
50 Héctor Neris, R (8,1)										0	0	0	0	0	0	0					
46 Adam Morgan, L (9,1)										0	0	0	0	0	0	0					
Inning Stats	R: 1 E: 0 K: 2 S: 10	H: 1 LOB: 0 BB: 0 P: 18	R: 1 E: 0 K: 1 S: 8	H: 1 LOB: 0 BB: 0 P: 11	R: 0 E: 0 K: 2 S: 12	H: 0 LOB: 0 BB: 0 P: 16	R: 0 E: 0 K: 1 S: 11	H: 1 LOB: 1 BB: 0 P: 16	R: 0 E: 0 K: 0 S: 6	H: 0 LOB: 0 BB: 0 P: 10	R: 1 E: 0 K: 2 S: 15	H: 2 LOB: 2 BB: 1 P: 25	R: 4 E: 0 K: 0 S: 29	H: 5 LOB: 2 BB: 2 P: 51	R: 2 E: 0 K: 0 S: 16	H: 3 LOB: 1 BB: 0 P: 22	R: 2 E: 0 K: 1 S: 16	H: 0 LOB: 0 BB: 0 P: 10	1B: 7 2B: 3 3B: 1 HR: 2	SF: 0 SAC: 0 DP: 1 HBP: 0	WP: 0 PA: 39 PB: 1 SB: 0 CS: 0
PITCHER	IP WLS BF H R ER SO BB IBB HBP BLK WP HR S P ERA WHIP																				
48 Germán Márquez, R (1,1) ERA: 5.13	6.0 L 27 7 6 6 8 2 0 0 0 0 0 0 0 10 17 0.00 6.000																				
51 Jake McGee, L (7,1) ERA: 4.81	0.1 3 2 0 0 0 0 0 0 0 0 0 0 10 17 0.00 6.000																				
34 Jeff Hoffman, R (7,1) ERA: 2.7	0.2 3 1 1 1 0 1 0 0 0 0 0 0 11 18 13.50 3.000																				
50 Brooks Pouders, R (8,1) ERA: 7.9	1.0 6 3 2 2 0 0 0 0 0 0 0 0 16 22 18.00 3.000																				

AB 29
R 3
H 3
RBI 3
BB 2
SO 9
LOB 2



AB 36
R 9
H 13
RBI 8
BB 3
SO 8
LOB 16



Batter	1	2	3	4	5	6	7	8	9	AB	R	H	RBI	BB	SO	LOB	TOP										
13 Matt Carpenter, L OBP: 0.335, SLG: 0.465	G4-3		K		L9		2B		HR	5	2	2	3	0	1	0	St. Louis Cardinals @ Philadelphia Phillies Citizens Bank Park, Philadelphia, PA Tue Jun 19 2018, 7:08 PM - 10:24 PM EDT Att: 21,122 - Clear - 88 F										
28 Tommy Pham, R OBP: 0.353, SLG: 0.453	P3		HR		K		1B		G5-3	5	2	2	1	0	1	0											
38 José Martínez, R OBP: 0.393, SLG: 0.508 56 Greg Holland, R 68 Austin Gomber, L 48 Harrison Bader, L OBP: 0.317, SLG: 0.398	K		BB				P4			3	0	1	2	1	1	0											
23 Marcell Ozuna, R OBP: 0.329, SLG: 0.429	P3		K				G5-3			4	0	0	0	0	2	2											
4 Yadier Molina, R OBP: 0.304, SLG: 0.437	K				G6-3		F7		G6-3	4	0	0	0	0	1	0											
25 Dexter Fowler, S OBP: 0.278, SLG: 0.277 49 Jordan Hicks, R	BB		K		K		K		F7	3	0	0	0	1	2	0											
34 Yairo Muñoz, R OBP: 0.319, SLG: 0.374	BB		BB		CS		1B		G4-3	3	1	2	0	1	0	0											
16 Kolten Wong, L OBP: 0.291, SLG: 0.321	G6-3		1B		CS		HR		K	3	2	1	1	0	1	2											
7 Luke Weaver, R OBP: 0.208, SLG: 0.174 60 John Brebbia, L	K		K		F8		F7		K	2	0	0	0	0	1	0											
35 Greg Garcia, L OBP: 0.337, SLG: 0.390 3 Jedd Gyorko, R OBP: 0.311, SLG: 0.395	K		K		F8		F7		K	0	0	0	0	0	0	2											
Inning Stats	R: 0 E: 0 K: 1 S: 7	H: 0 LOB: 0 BB: 0 P: 8	R: 0 E: 0 K: 1 S: 13	H: 0 LOB: 2 BB: 2 P: 25	R: 1 E: 0 K: 3 S: 13	H: 1 LOB: 1 BB: 1 P: 21	R: 0 E: 0 K: 1 S: 10	H: 1 LOB: 3 BB: 0 P: 12	R: 1 E: 0 K: 1 S: 8	H: 1 LOB: 0 BB: 0 P: 13	R: 0 E: 0 K: 0 S: 9	H: 0 LOB: 0 BB: 0 P: 11	R: 4 E: 0 K: 2 S: 15	H: 4 LOB: 1 BB: 0 P: 23	R: 0 E: 0 K: 0 S: 8	H: 0 LOB: 0 BB: 0 P: 10	R: 1 E: 0 K: 2 S: 11	H: 1 LOB: 0 BB: 0 P: 13	1B: 3 2B: 2 3B: 0 HR: 3	SF: 0 SAC: 0 DP: 0 HBP: 1	WP: 0 PB: 0 SB: 0 CS: 1	PA: 39					
PITCHER	IP	WLS	BF	H	R	ER	SO	BB	IBB	HBP	BLK	WP	HR	S	P	ERA	WHIP										
28 Vince Velasquez, R ERA: 4.82	6.1		26	4	4	4	8	3	0	1	0	0	2	64	97	5.68	1.105										
40 Tommy Hunter, R ERA: 4.79	0.2	B	5	3	2	2	1	0	0	0	0	0	0	11	16	27.00	4.500										
53 Yackel Rios, R ERA: 5.0	1.0		3	0	0	0	0	0	0	0	0	0	0	8	10	0.00	0.000										
58 Seranthony Dominguez, R ERA: 1.61	1.0	L	4	1	1	1	2	0	0	0	0	0	1	11	13	9.00	1.000										

Batter	1	2	3	4	5	6	7	8	9	AB	R	H	RBI	BB	SO	LOB	BOTTOM										
16 César Hernández, S OBP: 0.372, SLG: 0.384	SH5-3	L7		BB		L8				3	2	1	1	2	0	2	St. Louis Cardinals @ Philadelphia Phillies Citizens Bank Park, Philadelphia, PA Tue Jun 19 2018, 7:08 PM - 10:24 PM EDT Att: 21,122 - Clear - 88 F										
17 Rhys Hoskins, R OBP: 0.369, SLG: 0.470	1B		F6		F7		F7		1B	5	0	2	2	0	1	4											
37 Odúbel Herrera, L OBP: 0.349, SLG: 0.472	SH5-3		HR		F8		F8		G1-3	4	1	1	1	0	1	5											
41 Carlos Santana, S OBP: 0.355, SLG: 0.427	G4-3		P6		HR		G5-3		G6-3	5	1	1	2	0	0	1											
23 Aaron Altherr, R OBP: 0.301, SLG: 0.324	BB		K		1B		K		K	4	0	1	0	1	3	0											
4 Scott Kingery, R OBP: 0.278, SLG: 0.335 53 Yackel Rios, R 58 Seranthony Dominguez, R 15 Andrew Knapp, S OBP: 0.284, SLG: 0.250	K		BB		FC6		K2-3		K	4	1	1	0	0	2	3											
38 Jorge Alfaro, R OBP: 0.286, SLG: 0.382	G5-3		1B		P3				K	4	0	1	0	0	1	2											
28 Vince Velasquez, R OBP: 0.240, SLG: 0.240 40 Tommy Hunter, R 9 Jesmel Valentin, S OBP: 0.256, SLG: 0.334	G4-3		SH1-3		G6-3				BB	2	0	0	0	0	0	2											
2 J.P. Crawford, L OBP: 0.312, SLG: 0.333 7 Maikel Franco, R OBP: 0.290, SLG: 0.417	BB		HBP						P3	2	0	1	0	0	0	1											
Inning Stats	R: 1 E: 0 K: 1 S: 17	H: 1 LOB: 2 BB: 2 P: 30	R: 0 E: 0 K: 0 S: 9	H: 0 LOB: 1 BB: 1 P: 18	R: 1 E: 0 K: 2 S: 10	H: 1 LOB: 0 BB: 0 P: 14	R: 1 E: 0 K: 1 S: 14	H: 2 LOB: 3 BB: 1 P: 25	R: 1 E: 1 K: 0 S: 11	H: 2 LOB: 1 BB: 0 P: 12	R: 0 E: 0 K: 0 S: 7	H: 1 LOB: 1 BB: 0 P: 9	R: 0 E: 0 K: 2 S: 11	H: 0 LOB: 0 BB: 0 P: 13	R: 2 E: 0 K: 1 S: 14	H: 2 LOB: 1 BB: 1 P: 22		R: 0 E: 0 K: 2 S: 7	H: 0 LOB: 0 BB: 0 P: 11	1B: 6 2B: 1 3B: 0 HR: 2	SF: 0 SAC: 2 DP: 1 HBP: 1	WP: 0 PB: 0 SB: 0 CS: 0	PA: 42				
PITCHER	IP	WLS	BF	H	R	ER	SO	BB	IBB	HBP	BLK	WP	HR	S	P	ERA	WHIP										
7 Luke Weaver, R ERA: 4.69	5.0		26	6	4	4	4	4	0	0	0	0	0	7	9	0.00	1.000										
60 John Brebbia, R ERA: 3.09	1.0	H	3	0	0	0	0	0	0	0	0	0	0	11	13	0.00	0.000										
56 Greg Holland, R ERA: 8.79	1.0	H	3	0	0	0	2	1	0	0	0	0	0	8	14	27.00	3.000										
68 Austin Gomber, L ERA: 4.5	0.2	H	4	1	2	2	1	1	0	0	0	0	0	8	13	19.00	0.750										
49 Jordan Hicks, R ERA: 2.13	1.1	W	5	1	0	0	2	0	0	0	0	0	0	13	19	0.00	0.750										

AB 34
R 7
H 8
RBI 7
BB 3
SO 11
LOB 6



AB 34
R 6
H 9
RBI 6
BB 5
SO 9
LOB 20



WP: 0
PB: 0
SB: 0
CS: 0

Batter	1	2	3	4	5	6	7	8	9	AB	R	H	RBI	BB	SO	LOB	TOP			
13 Matt Carpenter, L (1,5) OBP: 0.339, SLG: 0.461	4-1 FC5-4 BB		4-1 BB		1-1 F7		3-1 IBB		1-2 P5	2	0	0	0	3	0	2				
28 Tommy Pham, R (1,8) OBP: 0.346, SLG: 0.444	0-0 FC5-4 1-2		0-0 L8			0-1 G6-3	1-3 K		0-2 G6-3	5	0	0	0	0	1	5				
38 José Martínez, R (1,3) OBP: 0.381, SLG: 0.504	3-3 K		1-2 G1-3			0-1 G4-3		2-1 4 HBP 1B		4	0	1	0	0	1	2				
23 Marcell Ozuna, R (1,7) OBP: 0.327, SLG: 0.426	0-0 G4-3			2-2 L3		0-1 4 WP 1B		1-2 F9		4	1	1	0	0	0	2				
4 Yadier Molina, R (1,2) OBP: 0.314, SLG: 0.478		0-0 HR		1-2 G6-3		3-2 HR		1-2 HBP		3	2	2	3	0	0	0				
25 Dexter Fowler, S (1,9) OBP: 0.273, SLG: 0.271	0-2 G3-1		2-3 K		0-1 F8			1-1 F5		4	0	0	0	0	1	2				
35 Greg Garcia, L (1,6) OBP: 0.344, SLG: 0.395	3-3 K				2-2 1B		2-1 13 PB 1B		2-1 G6-3	4	0	2	0	0	1	2				
16 Kolten Wong, L (1,4) OBP: 0.285, SLG: 0.314	2-1 G6-3				0-2 F8		1-3 K		1-1 F8	4	0	0	0	0	1	2				
52 Michael Wacha, R (1,1) 59 Mike Mayers, R (4,1) 27 Brett Cecil, R (6,1) 48 Harrison Bader, R (7,PH) 64 Sam Tuivailala, R (7,1) 56 Greg Holland, R (8,1) 3 Jedid Gyorko, R (9,PH) 34 Yairo Muñoz, R (9,PH)			2-3 K		1-3 K		3-3 K		2-2 2B	1	0	0	0	0	1	0				
Inning Stats	R: 0 E: 1 K: 1 S: 6	H: 0 LOB: 1 BB: 1 P: 13	R: 1 E: 0 K: 1 S: 9	H: 1 LOB: 0 BB: 0 P: 14	R: 0 E: 0 K: 1 S: 11	H: 0 LOB: 1 BB: 1 P: 18	R: 0 E: 0 K: 1 S: 12	H: 0 LOB: 0 BB: 0 P: 17	R: 0 E: 0 K: 1 S: 12	H: 1 LOB: 1 BB: 0 P: 16	R: 2 E: 0 K: 0 S: 11	H: 2 LOB: 0 BB: 0 P: 14	R: 0 E: 0 K: 3 S: 13	H: 1 LOB: 2 BB: 1 P: 23	R: 0 E: 0 K: 0 S: 11	H: 1 LOB: 2 BB: 0 P: 18	SF: 0 2B: 1 3B: 0 HR: 2	WP: 1 PB: 1 CS: 0	PA: 38	
PITCHER	IP WLS BF H R ER SO BB IBB HBP BLK WP HR S P ERA WHIP																			
49 Jake Arrieta, R (1,1) ERA: 3.42	6.0	24	4	3	3	5	2	0	0	0	0	1	2	61	92	4.50	1.000			
54 Austin Davis, L (7,1) ERA:	0.1	2	1	0	0	1	0	0	0	0	0	0	0	6	9	0.00	3.000			
61 Edubray Ramos, R (7,1) ERA: 0.64	1.2	W	8	1	0	2	0	1	1	0	0	0	0	18	32	0.00	0.600			
64 Victor Arano, R (9,1) ERA: 2.66	0.1	H	2	1	0	0	0	0	0	0	0	0	0	6	9	0.00	3.000			
46 Adam Morgan, L (9,1) ERA: 4.5	0.2	S	2	0	0	0	0	0	0	0	0	0	0	6	7	0.00	0.000			
Batter	1	2	3	4	5	6	7	8	9	AB	R	H	RBI	BB	SO	LOB	BOTTOM			
16 César Hernández, S (1,4) OBP: 0.370, SLG: 0.393	1-0 G3		3-2 G4-3		1-2 HR					4	1	1	2	0	1	1				
17 Rhys Hoskins, R (1,7) OBP: 0.375, SLG: 0.472	0-1 37 2B 41 SF9 1B		3-2 41 BB 37 1B 1B		4-1 BB		2-3 K			3	1	2	0	1	1	0				
37 Odúbel Herrera, L (1,8) OBP: 0.355, SLG: 0.491	0-0 41 SF9 1-3 2B		0-2 41 BB 1B		1-2 G1-4-3		2-1 HR			4	1	3	1	0	0	1				
41 Carlos Santana, S (1,3) OBP: 0.354, SLG: 0.424	1-1 SF9		4-0 BB		0-2 K		1-2 L9			2	0	0	1	1	1	0				
4 Scott Kingery, R (1,6) OBP: 0.278, SLG: 0.333	2-2 L3		2-3 BB		2-3 K		2-3 K		1-0 1B	4	0	1	0	0	2	4				
5 Nick Williams, L (1,9) OBP: 0.300, SLG: 0.427		3-2 7 G5-3 1B		0-0 G6-3		1-3 K		0-0 G5-3		4	0	1	0	0	1	4				
7 Maikel Franco, R (1,5) OBP: 0.284, SLG: 0.409	0-0 G5-3			0-0 G5-3		1-2 L7		0-3 K		4	0	0	0	0	1	1				
38 Jorge Alfaro, R (1,2) OBP: 0.285, SLG: 0.385	1-3 K		0-2 E5 16 HR		2-2 2B		1-2 G6-3			4	1	1	0	0	1	1				
49 Jake Arrieta, R (1,1) 23 Adam Ottavino, R (5,PH) 54 Austin Davis, L (7,1) 61 Edubray Ramos, R (7,1) 29 Mitch Walding, L (8,PH) 64 Victor Arano, R (9,1) 46 Adam Morgan, L (9,1)		1-2 F8		0-1 F8		1-3 K		2-3 K		2	0	0	0	0	0	2				
Inning Stats	R: 1 E: 0 K: 0 S: 9	H: 2 LOB: 1 BB: 0 P: 13	R: 0 E: 0 K: 1 S: 11	H: 1 LOB: 0 BB: 0 P: 16	R: 0 E: 0 K: 1 S: 17	H: 2 LOB: 3 BB: 1 P: 29	R: 2 E: 1 K: 0 S: 15	H: 1 LOB: 1 BB: 1 P: 21	R: 0 E: 0 K: 3 S: 10	H: 0 LOB: 0 BB: 0 P: 13	R: 0 E: 0 K: 2 S: 13	H: 1 LOB: 1 BB: 0 P: 19	R: 1 E: 0 K: 1 S: 10	H: 2 LOB: 1 BB: 0 P: 16	R: 0 E: 0 K: 2 S: 9	H: 0 LOB: 0 BB: 0 P: 12	1B: 5 2B: 2 3B: 0 HR: 2	SF: 1 SAC: 0 DP: 0 HBP: 0	WP: 0 PB: 0 SB: 0 CS: 0	PA: 36
PITCHER	IP WLS BF H R ER SO BB IBB HBP BLK WP HR S P ERA WHIP																			
52 Michael Wacha, R (1,1) ERA: 3.2	3.2	20	6	3	1	2	2	0	0	0	0	0	1	49	75	2.46	2.182			
59 Mike Mayers, R (4,1) ERA: 3.04	1.1	4	0	0	0	3	0	0	0	0	0	0	0	13	17	0.00	0.000			
27 Brett Cecil, L (6,1) ERA: 5.54	1.0	4	1	0	0	2	0	0	0	0	0	0	0	13	19	0.00	1.000			
64 Sam Tuivailala, R (7,1) ERA: 3.88	1.0	L	5	2	1	1	0	0	0	0	1	10	16	9.00	2.000					
56 Greg Holland, R (8,1) ERA: 8.22	1.0	3	0	0	0	2	0	0	0	0	0	9	12	0.00	0.000					

St. Louis Cardinals @ Philadelphia Phillies
Citizens Bank Park, Philadelphia, PA
Wed Jun 20 2018, 1:08 PM - 4:15 PM EDT
Att: 26,120 - Partly Cloudy - 87 F

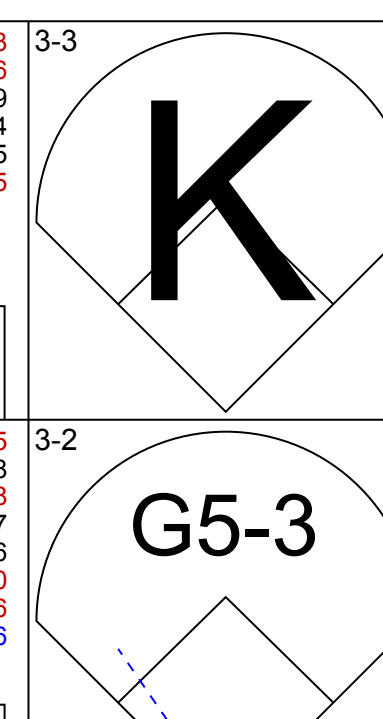
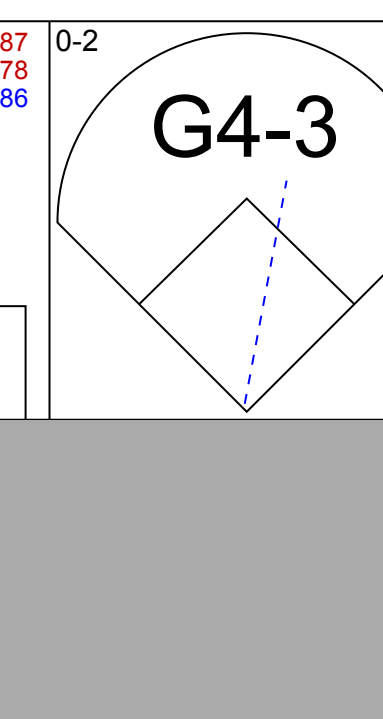
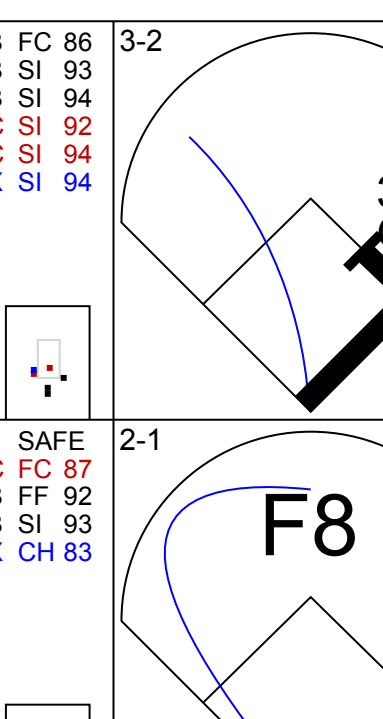
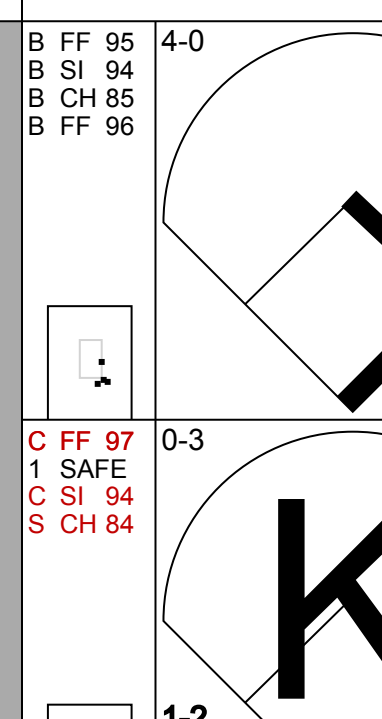
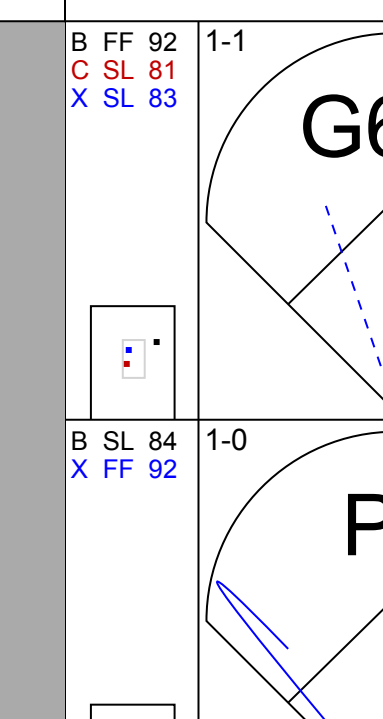
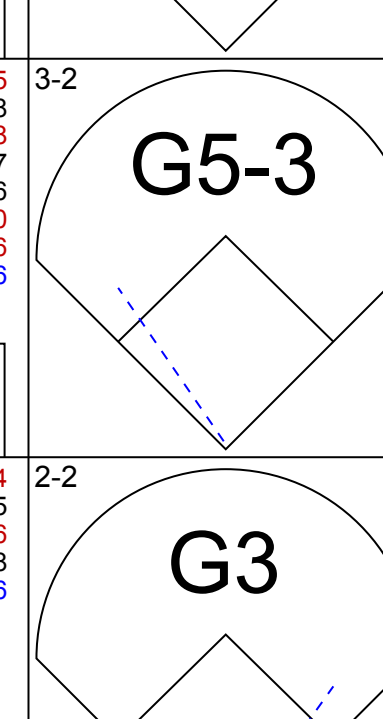
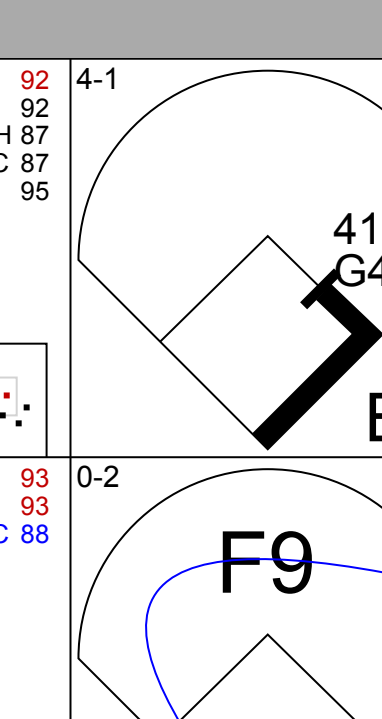
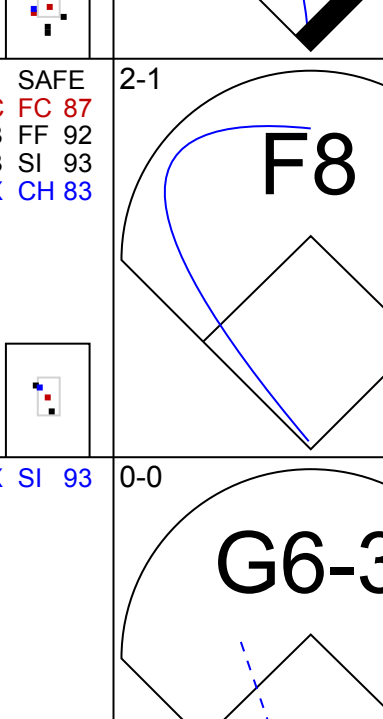
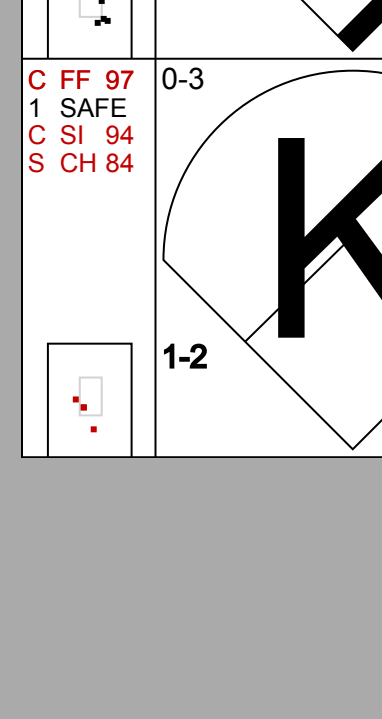
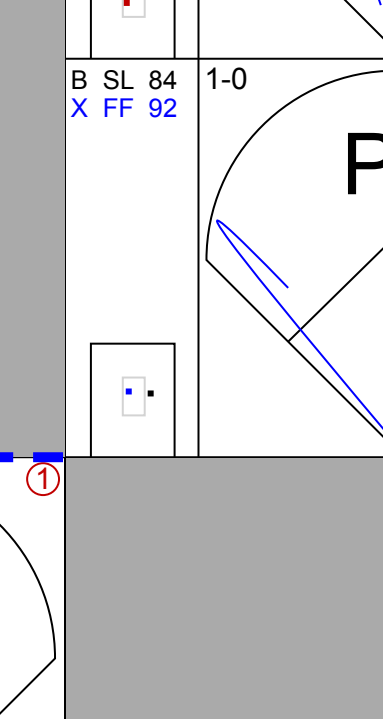
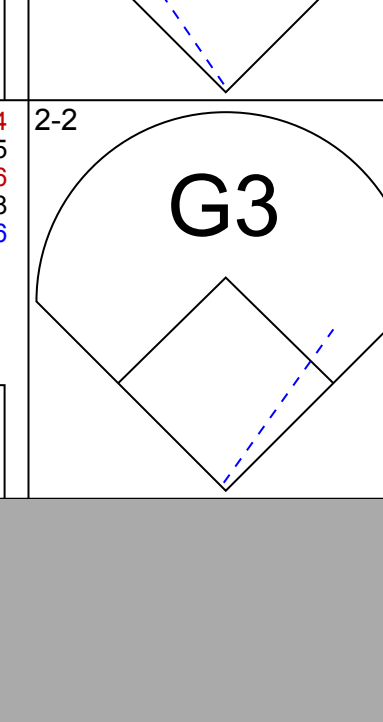
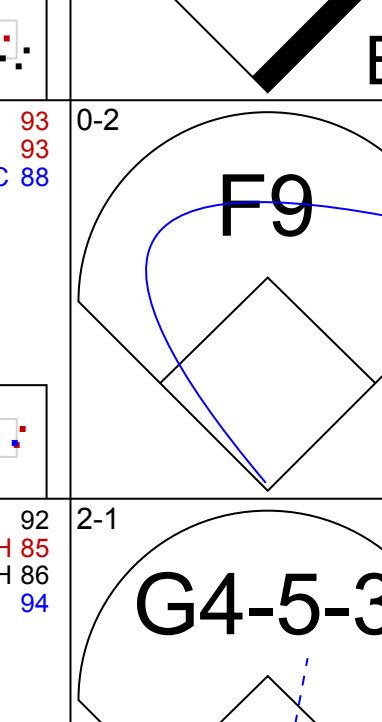
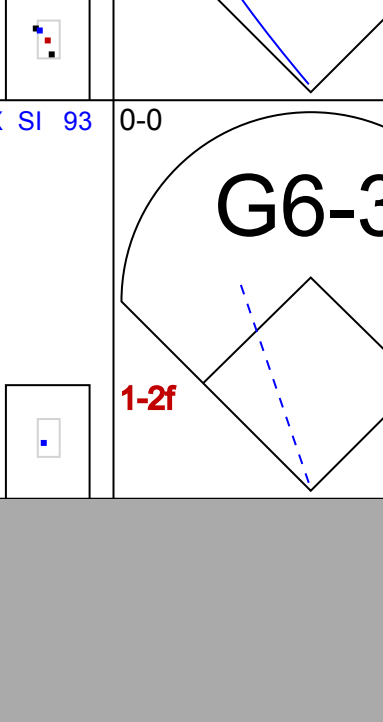
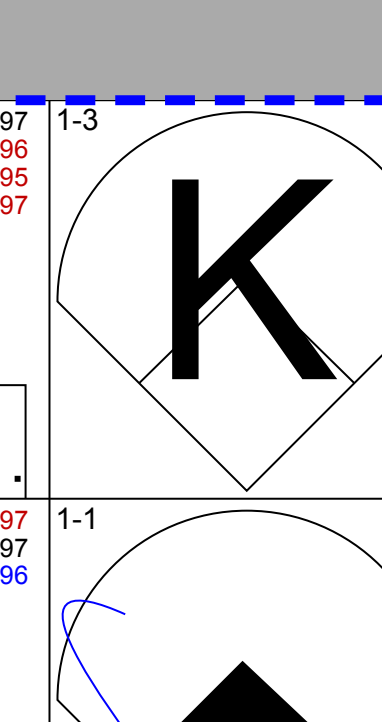
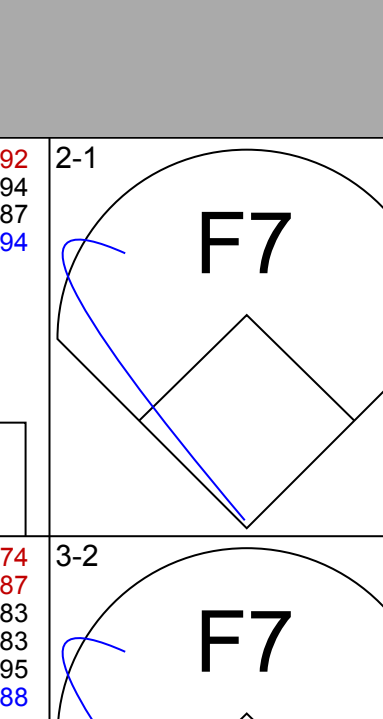
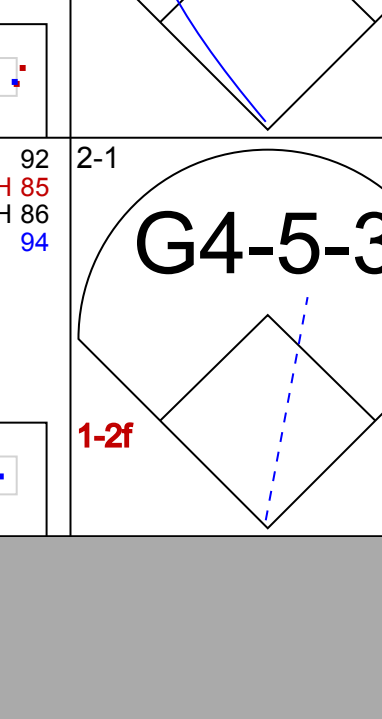
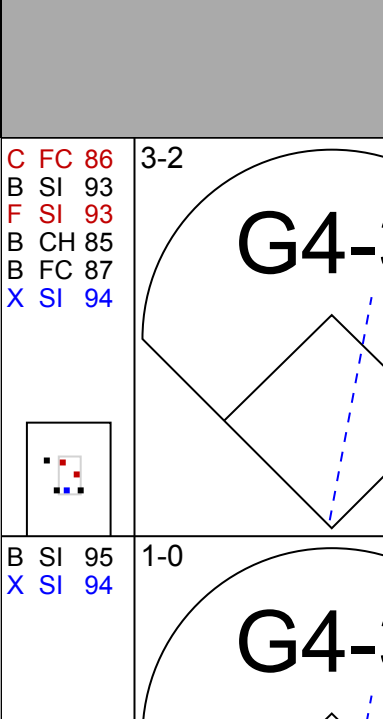
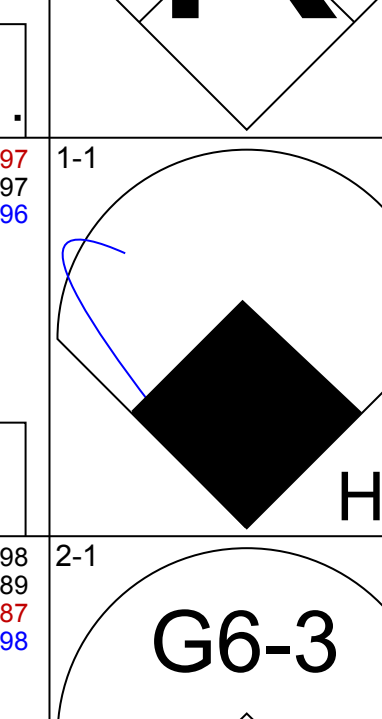
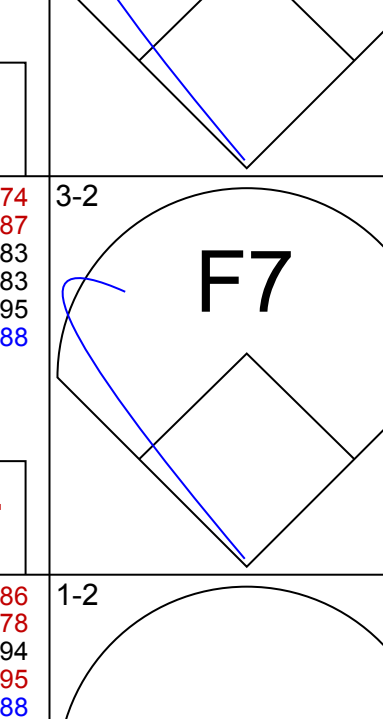
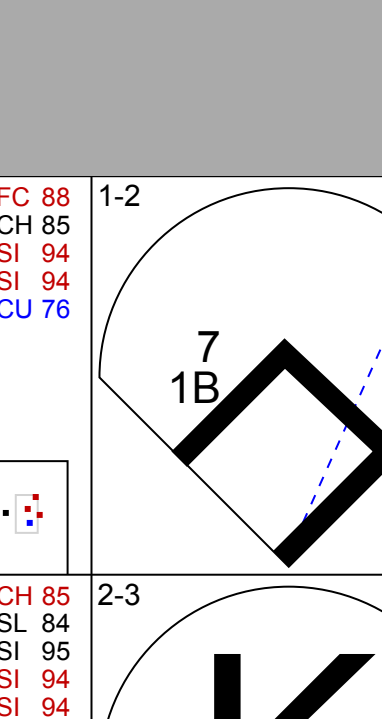
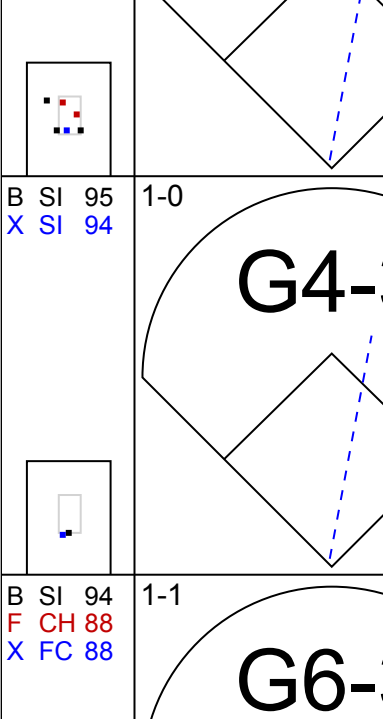
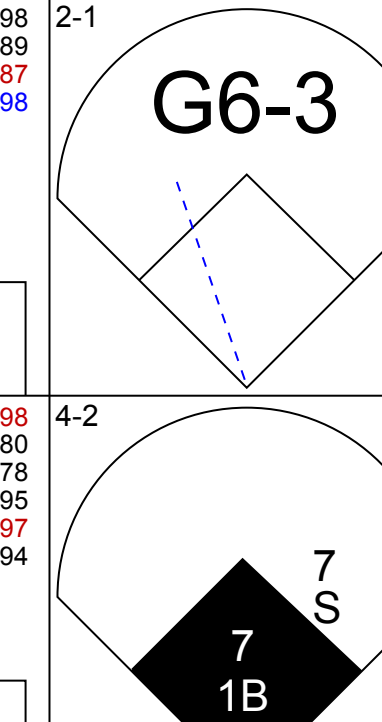
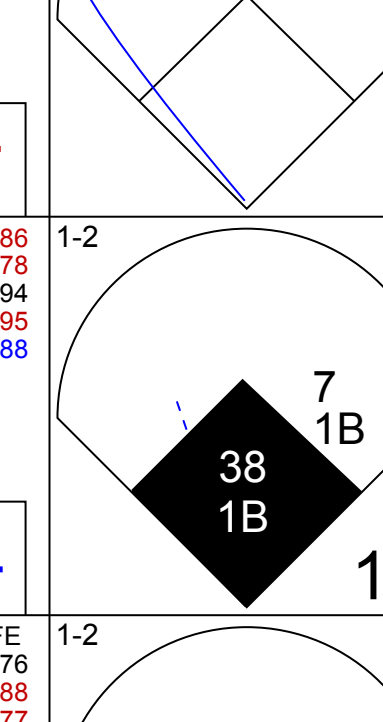
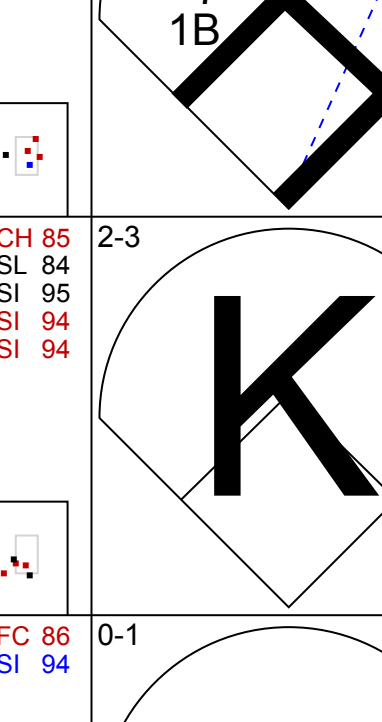
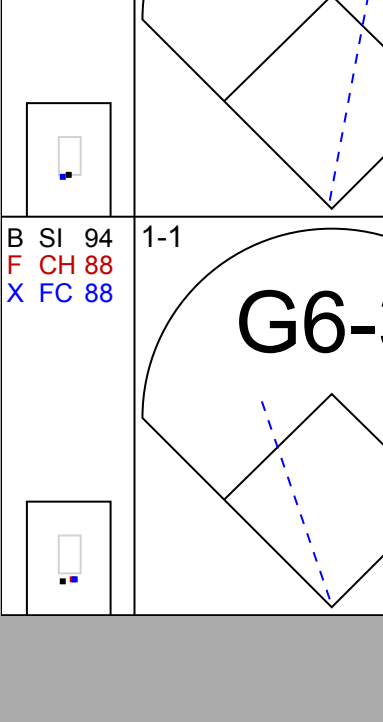
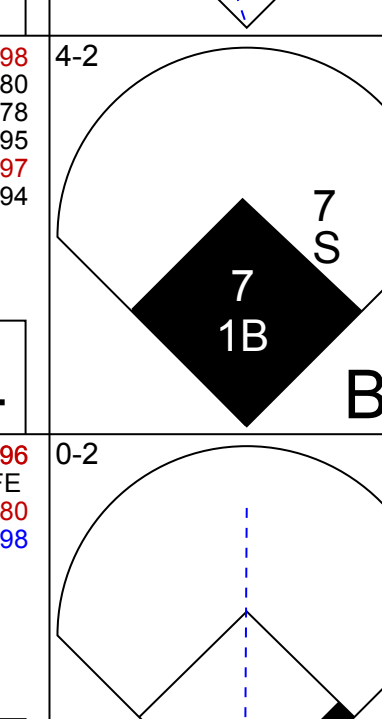
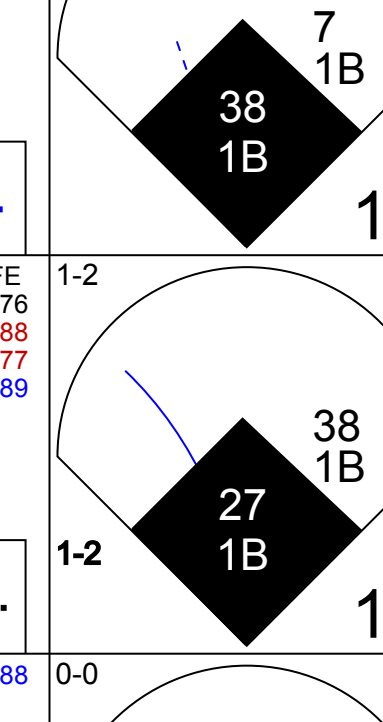
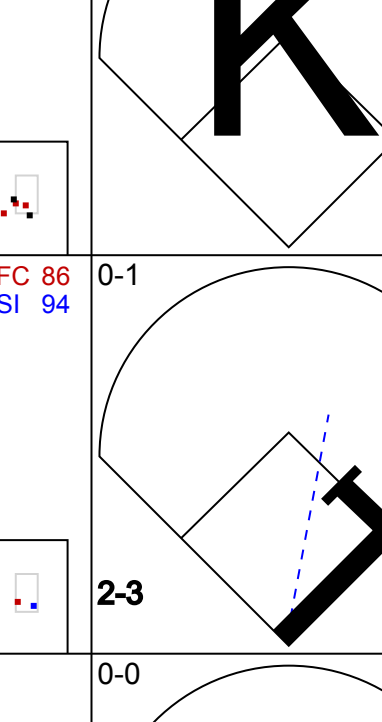
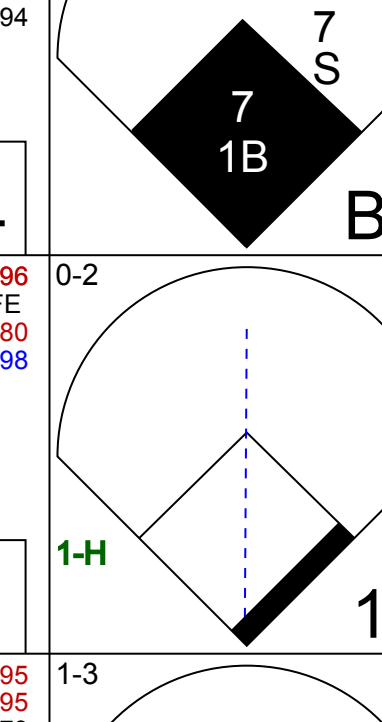
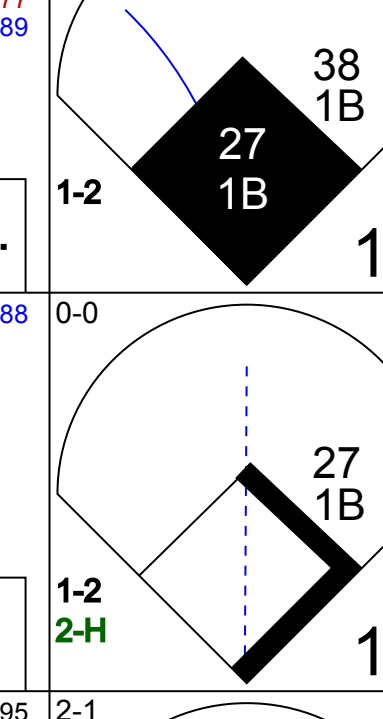
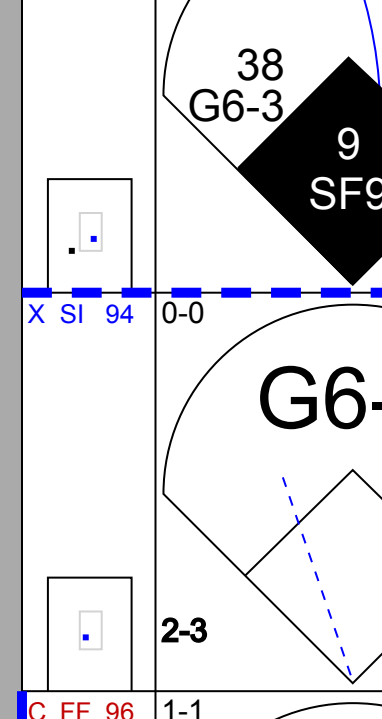
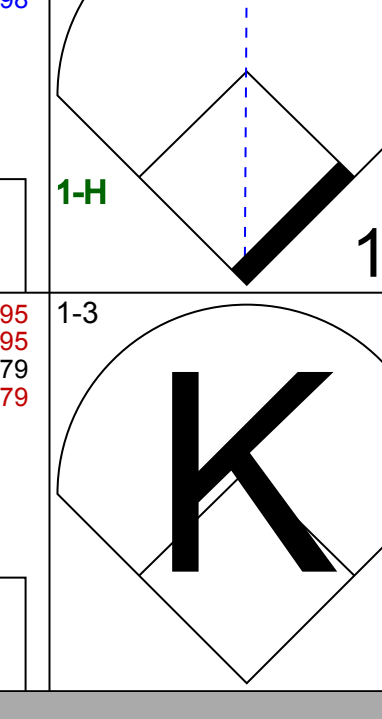
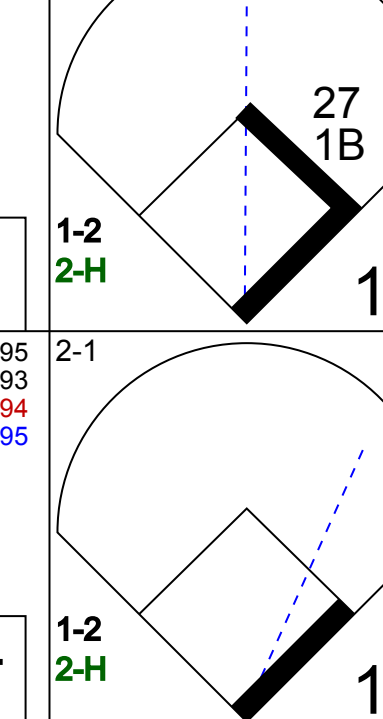
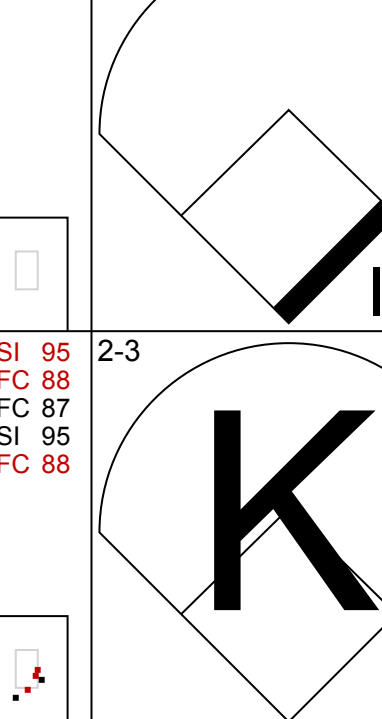
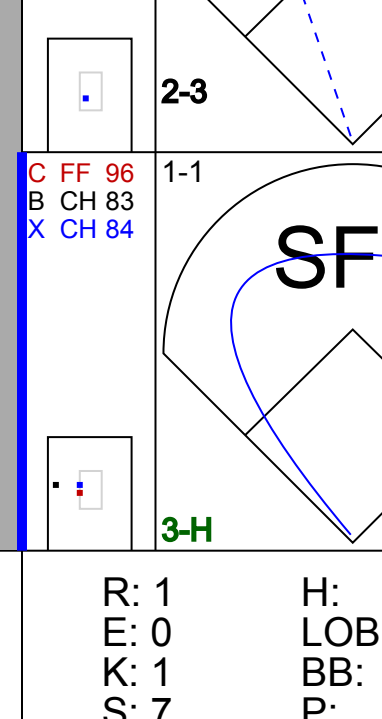
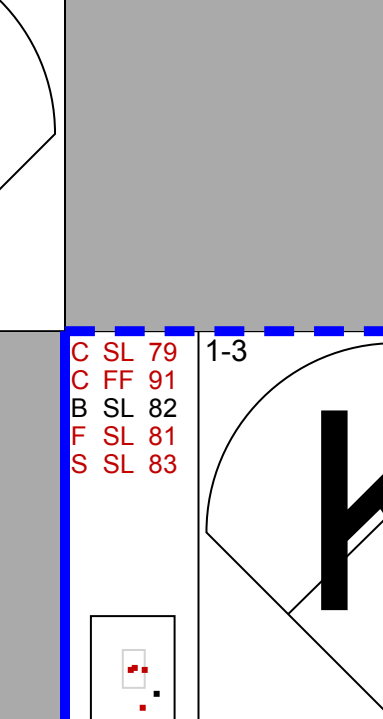
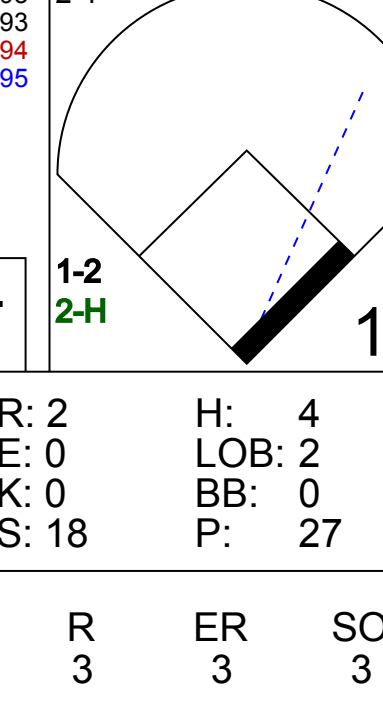
AB 34
R 3
H 7
RBI 3
BB 3
SO 8
LOB 19

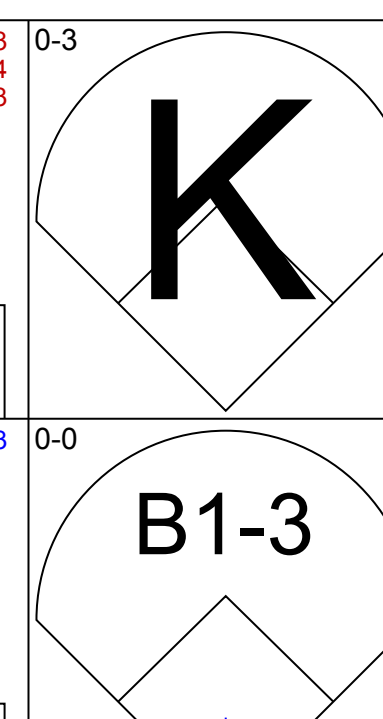
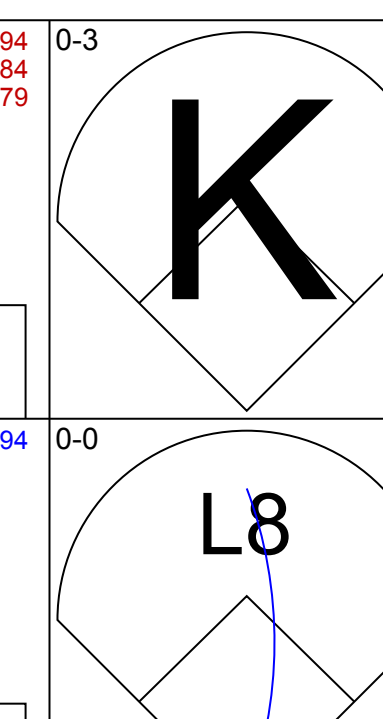
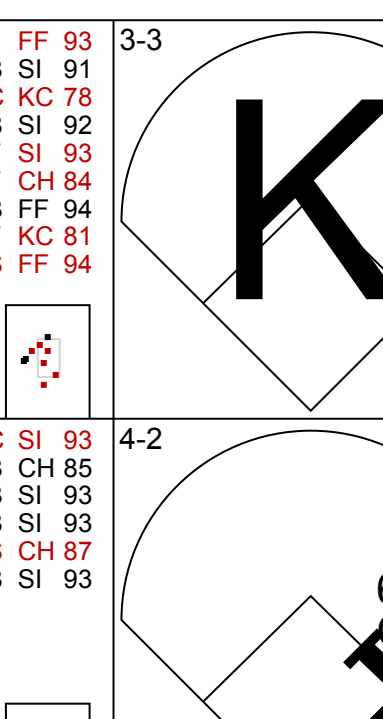
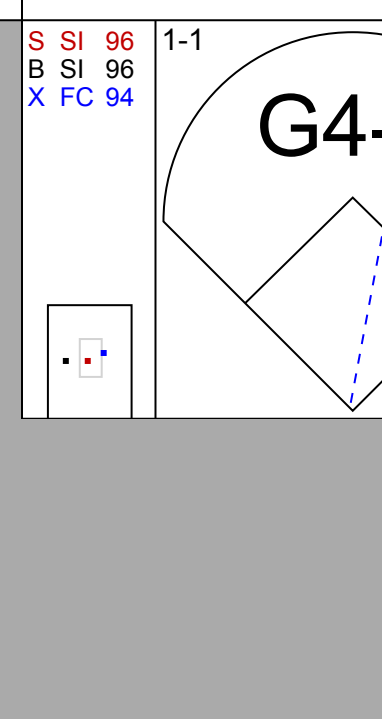
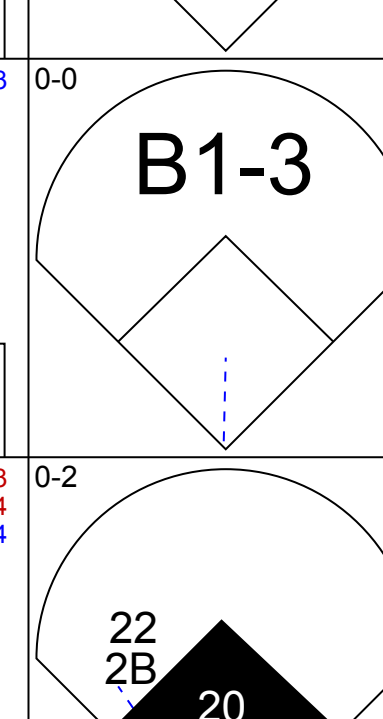
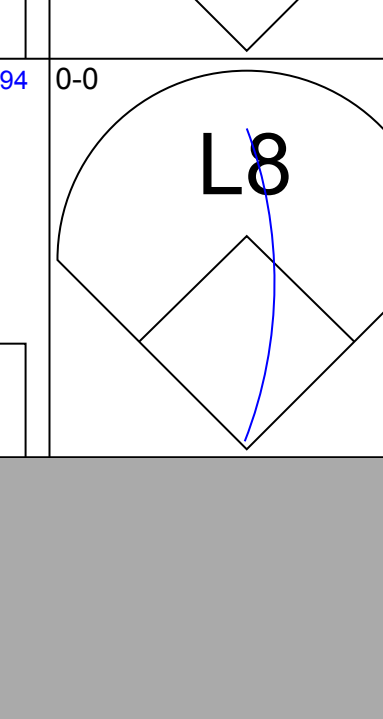
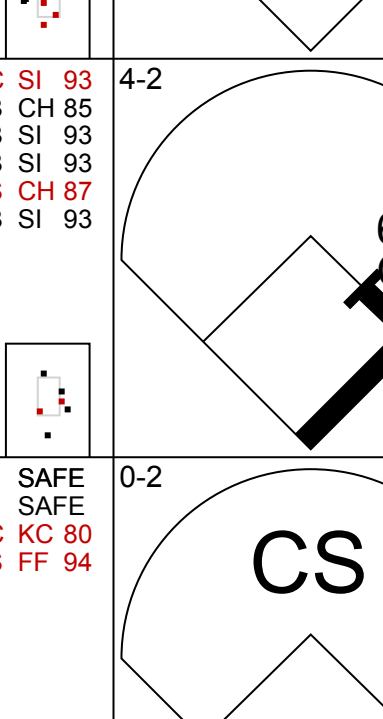
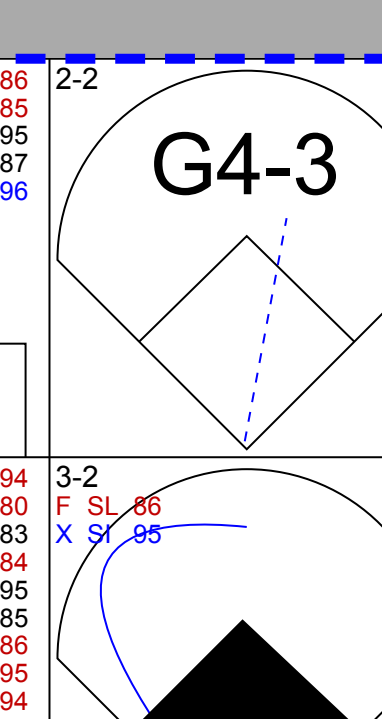
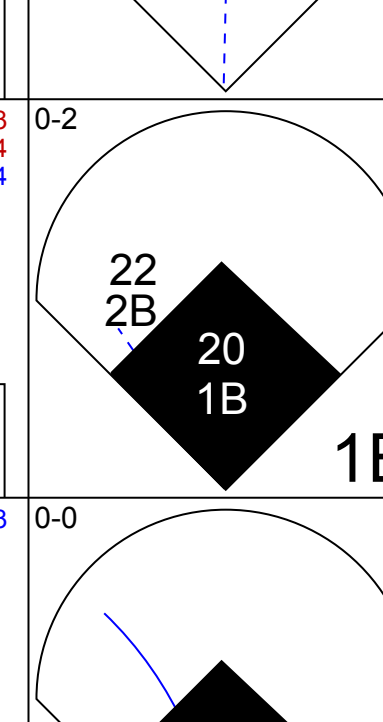
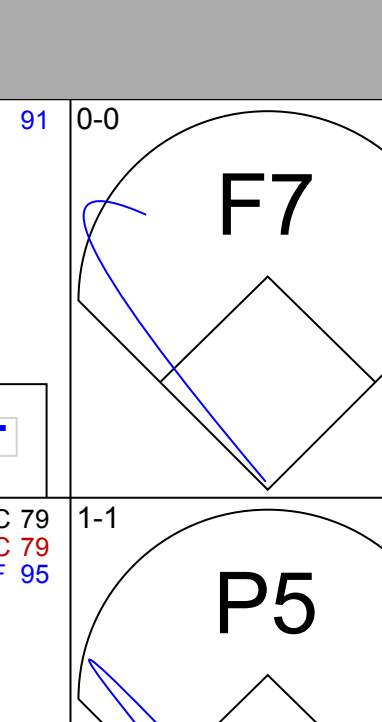
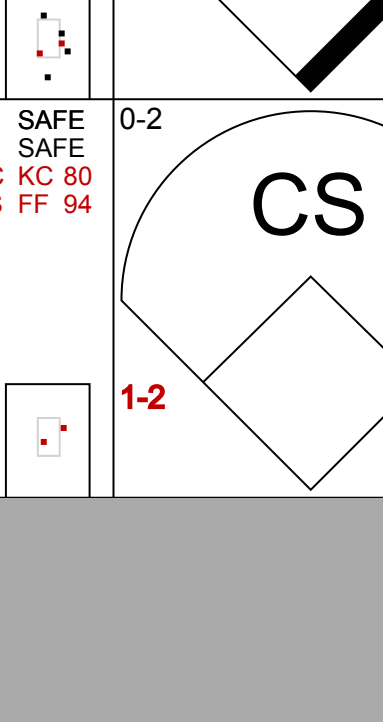
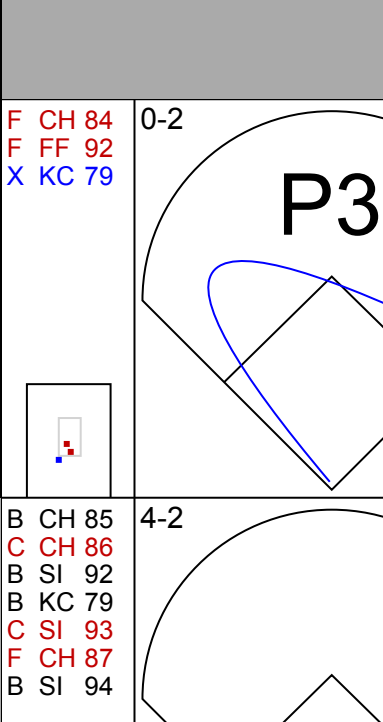
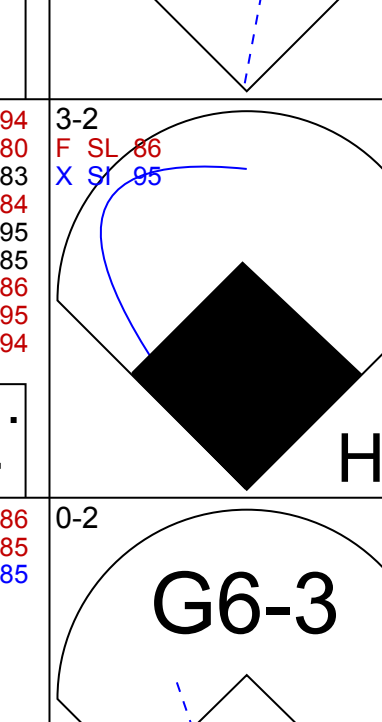
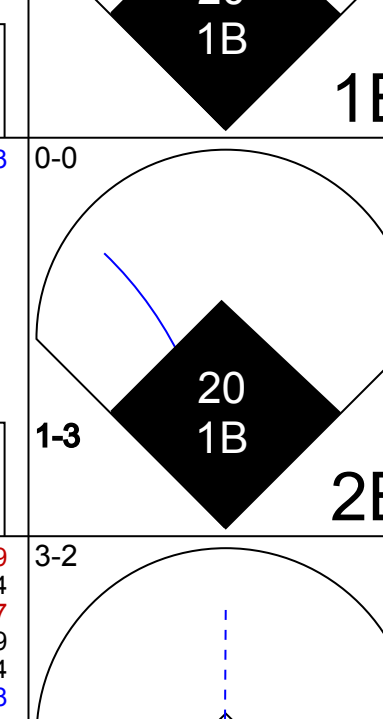

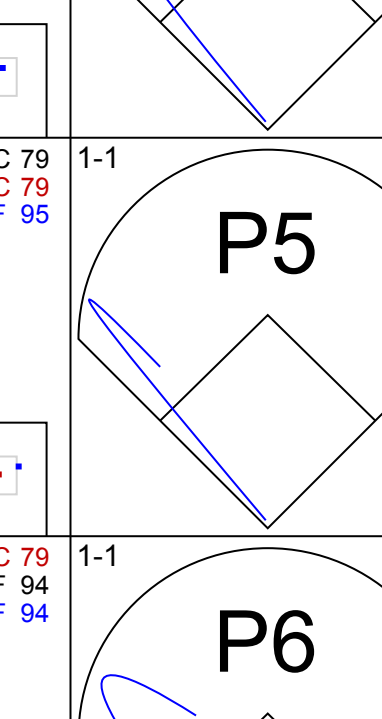
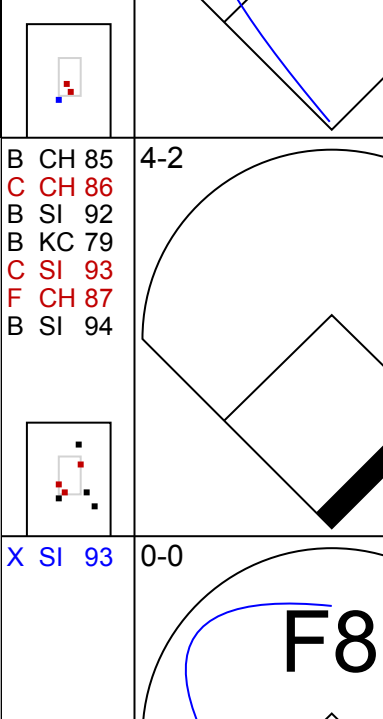
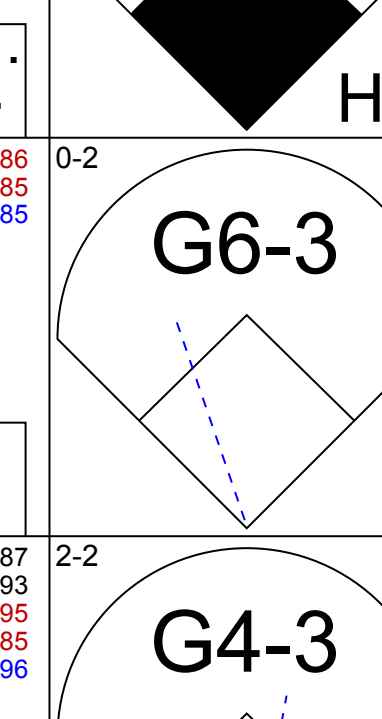
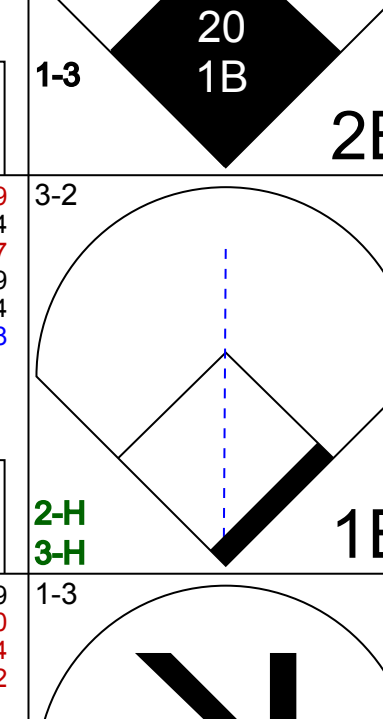
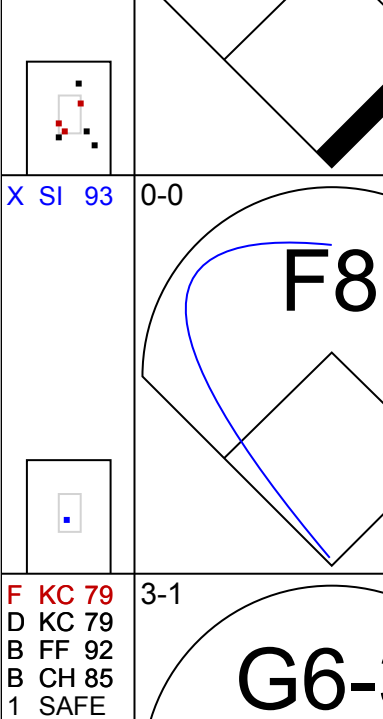
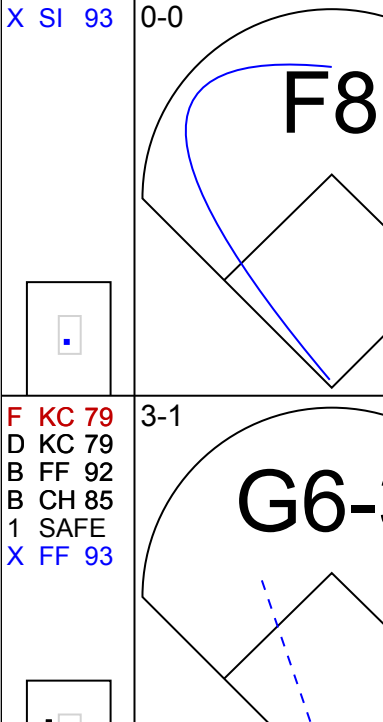
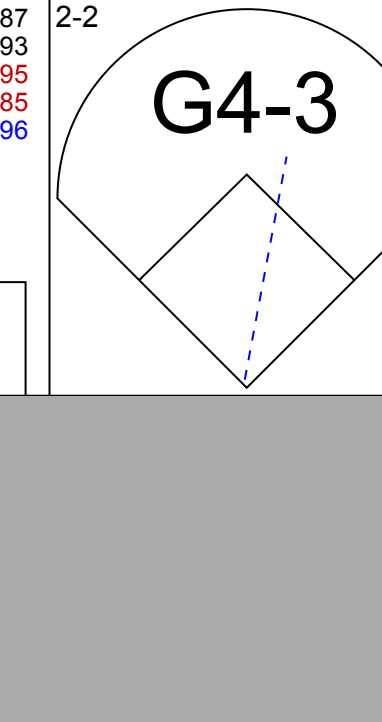

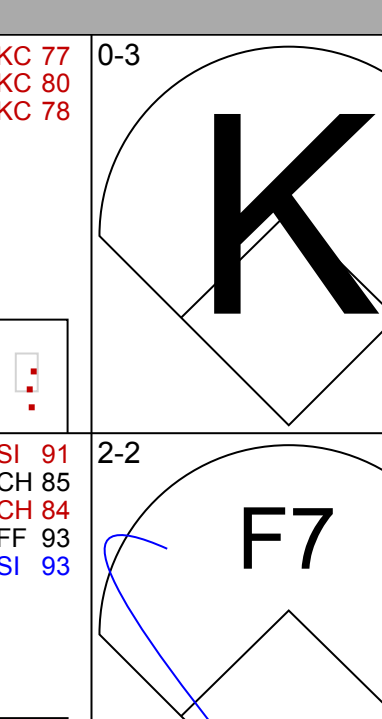
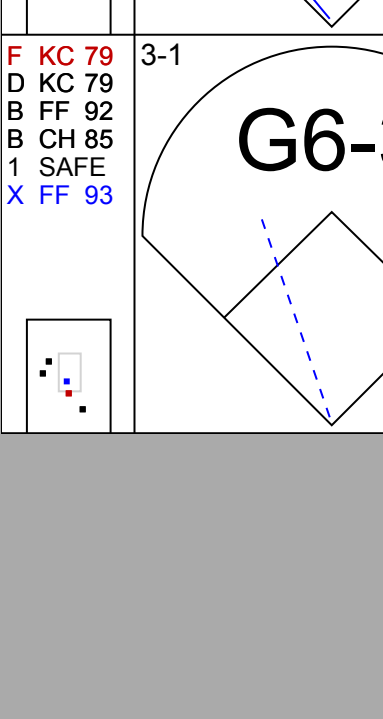
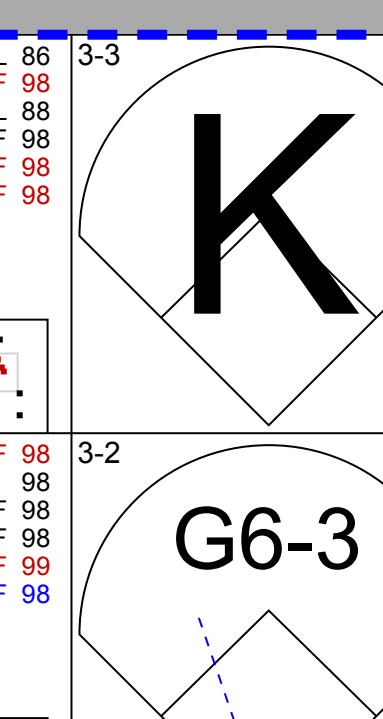
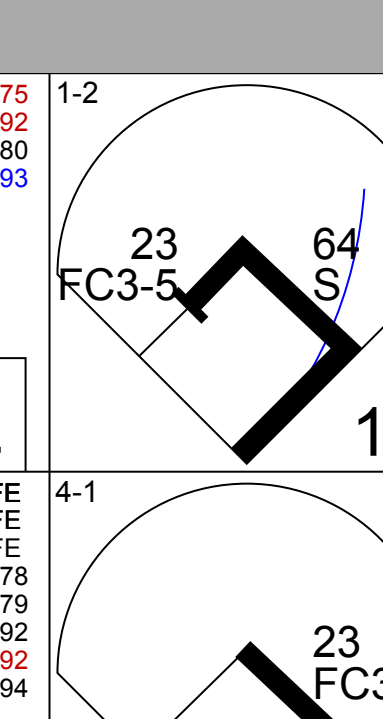
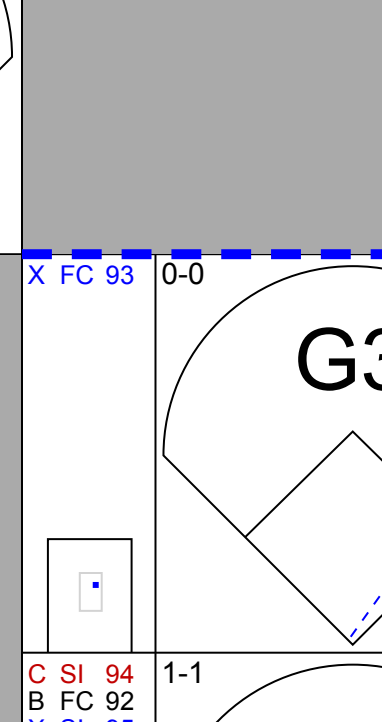
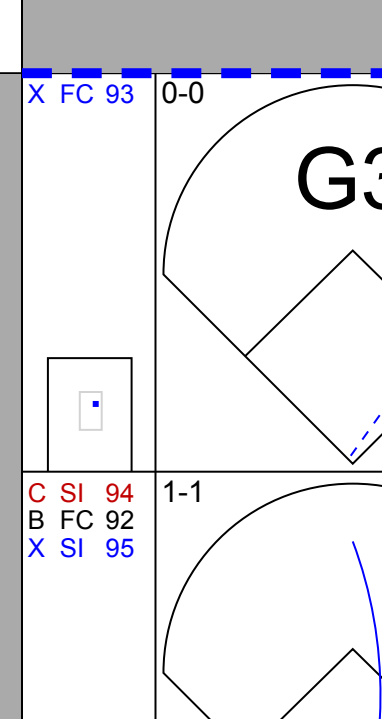
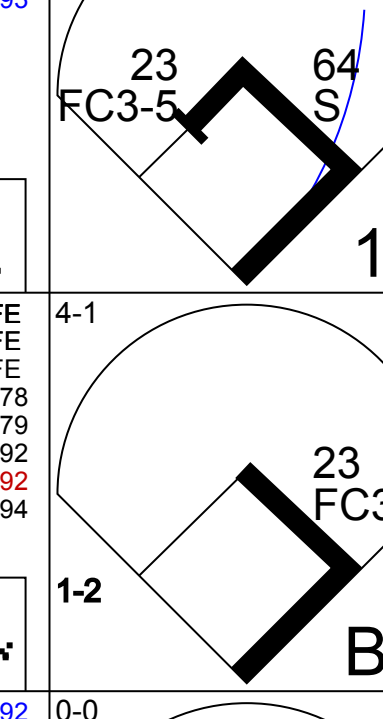
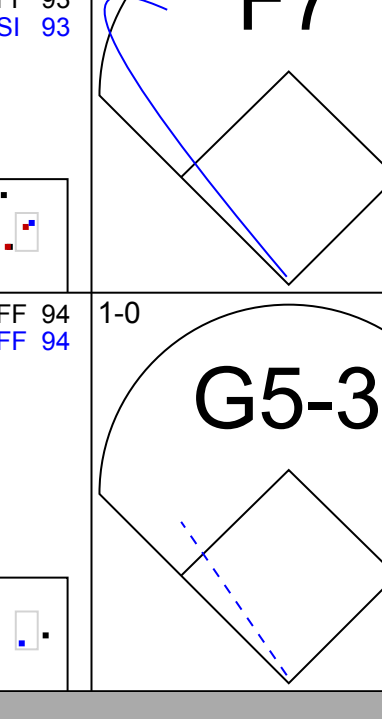
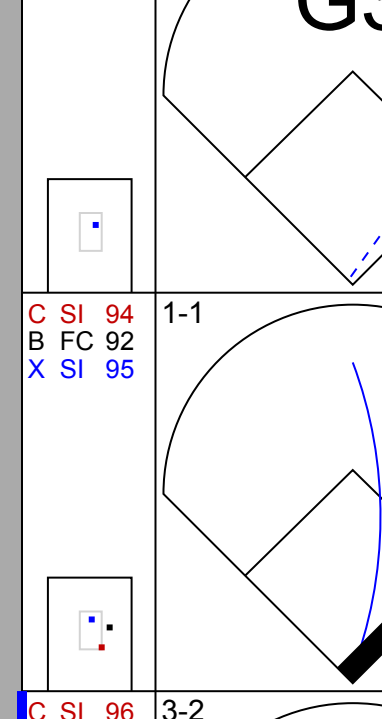
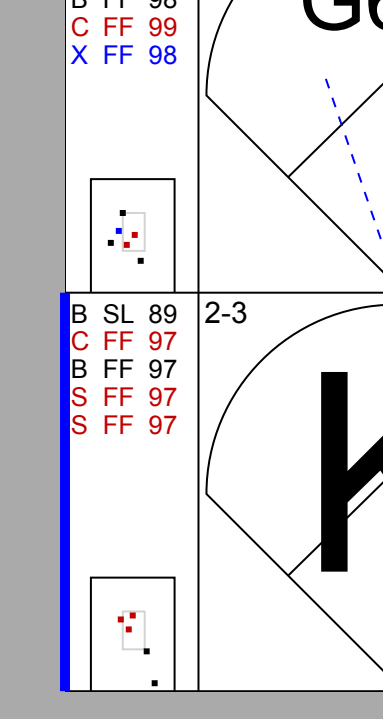
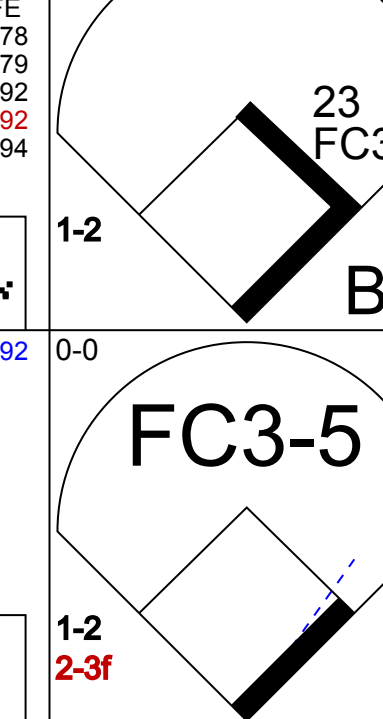
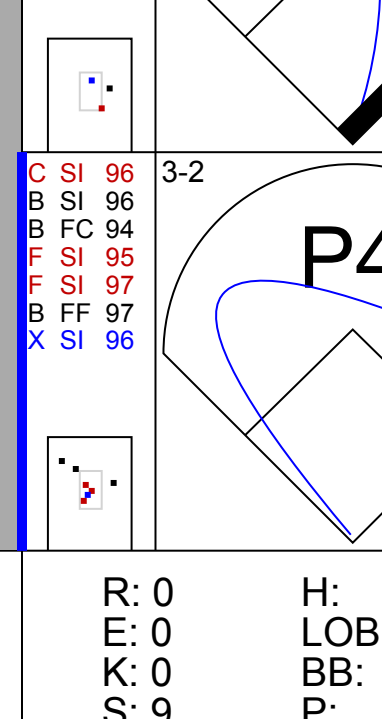


St. Louis Cardinals @ Philadelphia Phillies
Citizens Bank Park, Philadelphia, PA
Wed Jun 20 2018, 1:08 PM - 4:15 PM EDT
Att: 26,120 - Partly Cloudy - 87 F

AB 33
R 4
H 9
RBI 4
BB 2
SO 10
LOB 15

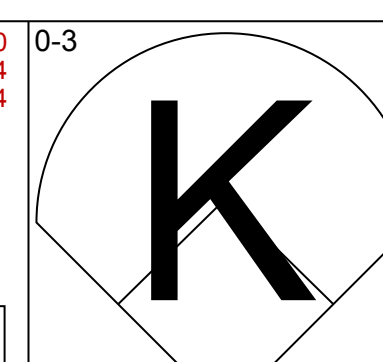
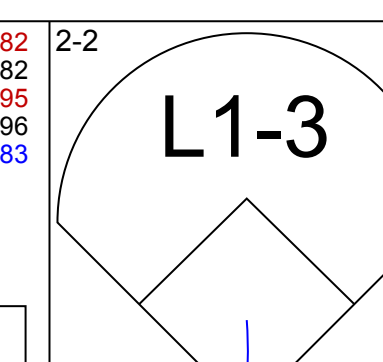
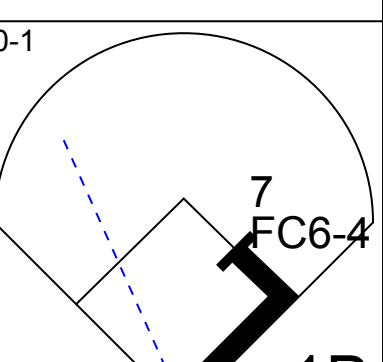
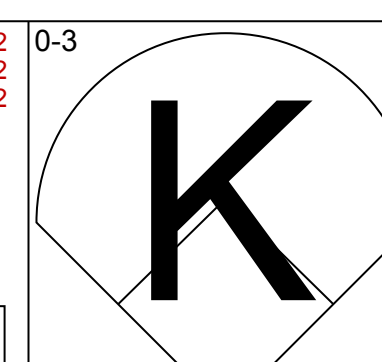
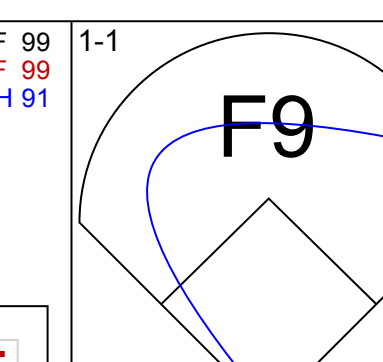

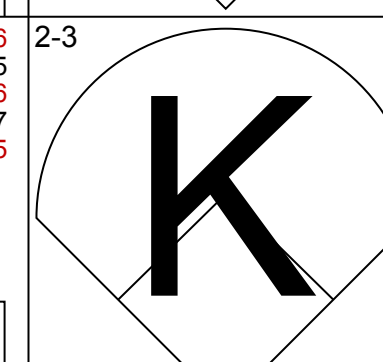
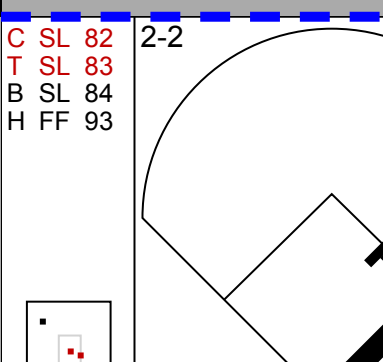
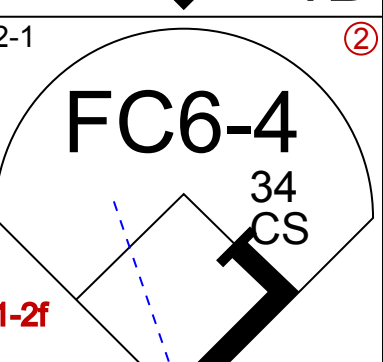
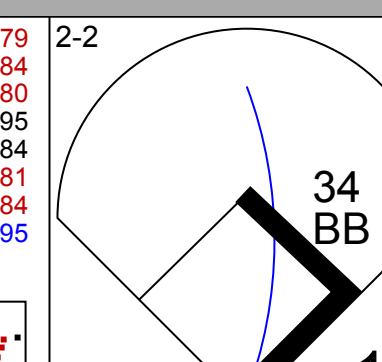
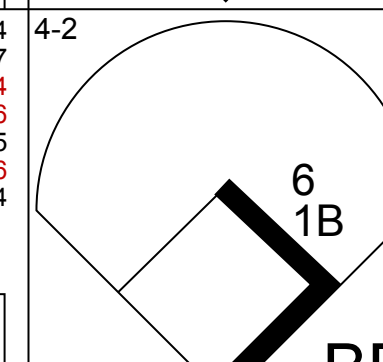
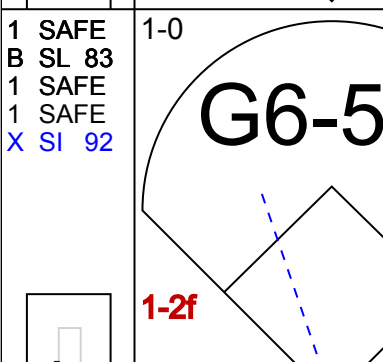
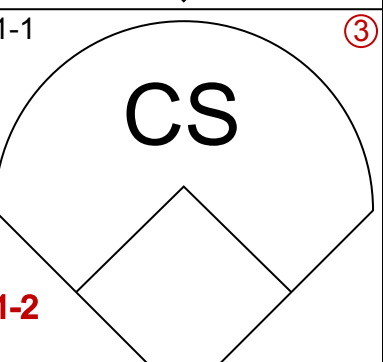
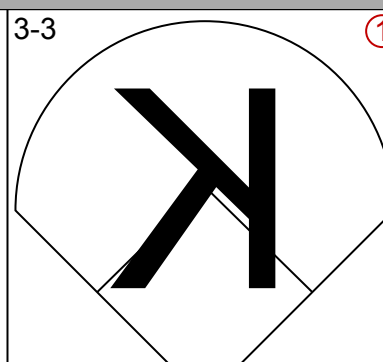
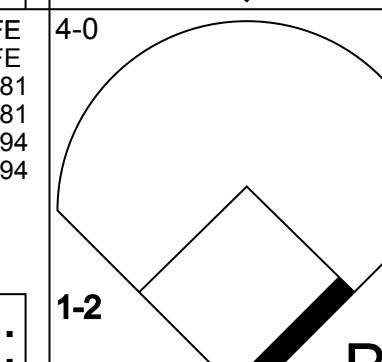
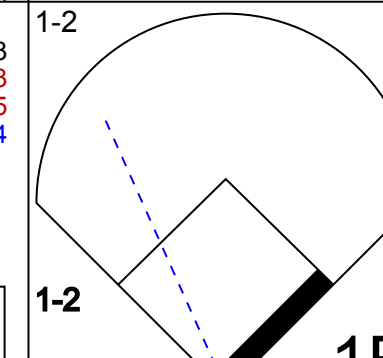
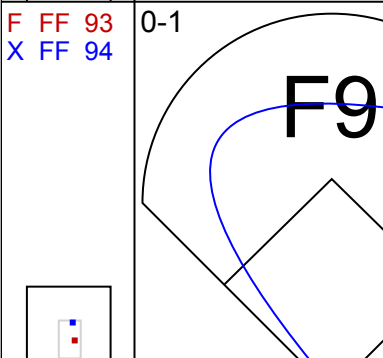
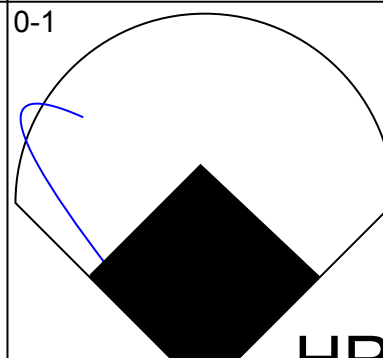
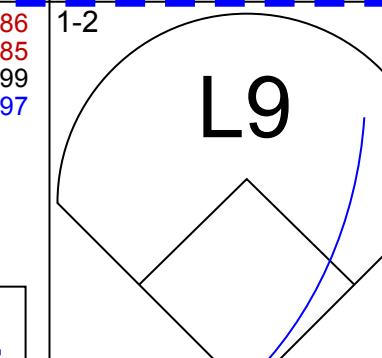
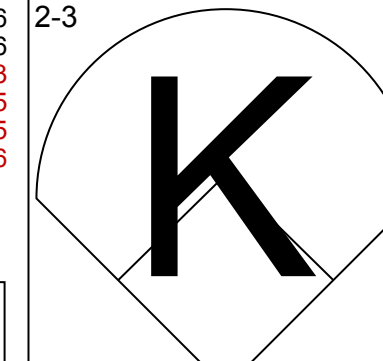
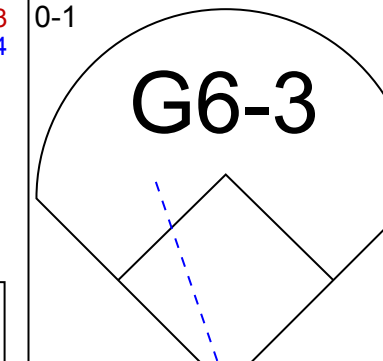
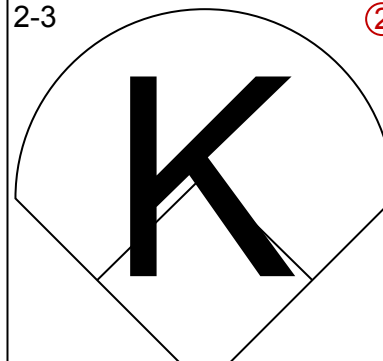
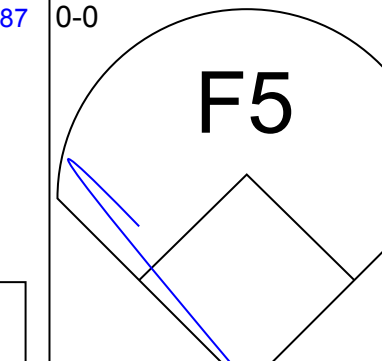

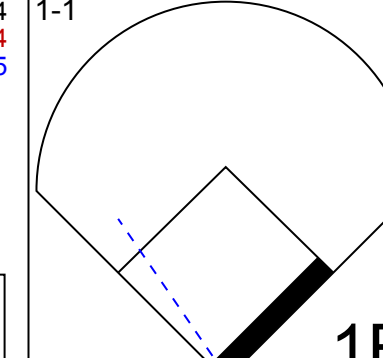
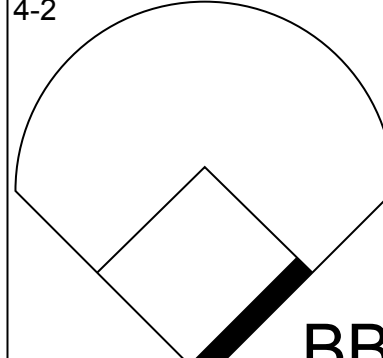
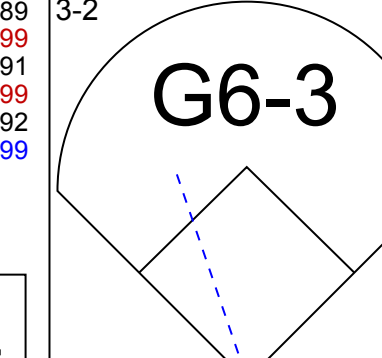

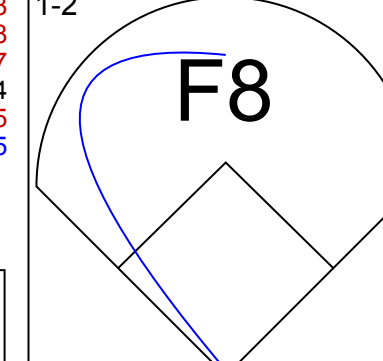
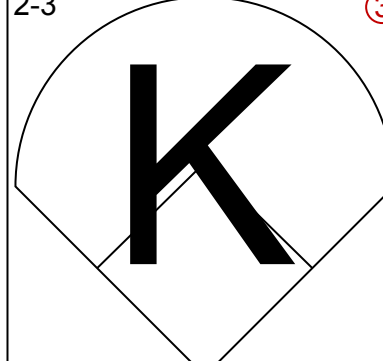
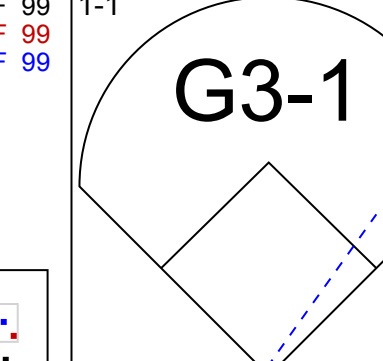

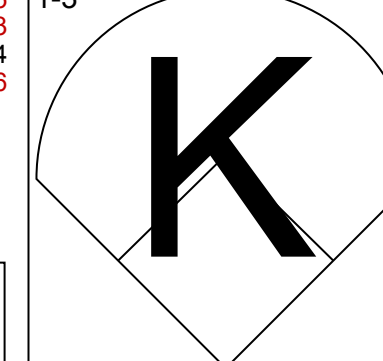

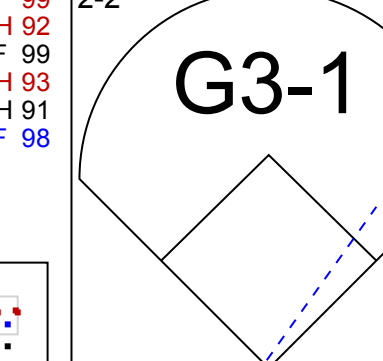



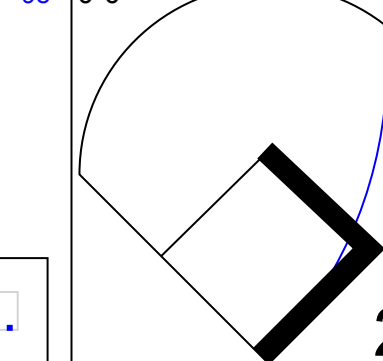
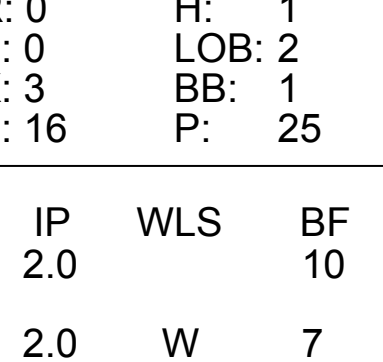
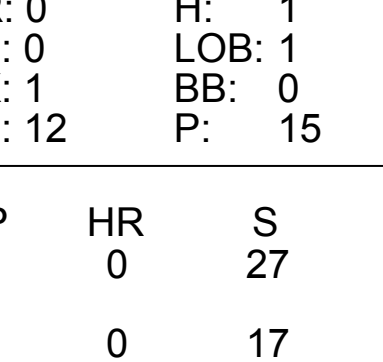
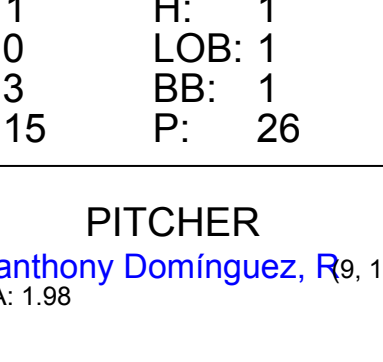


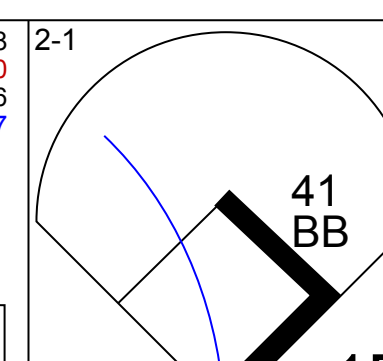
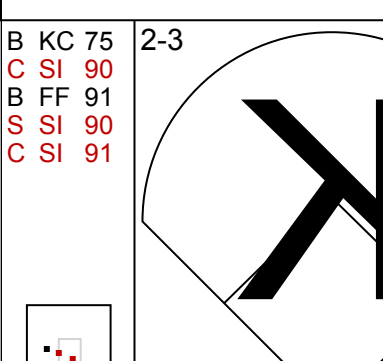
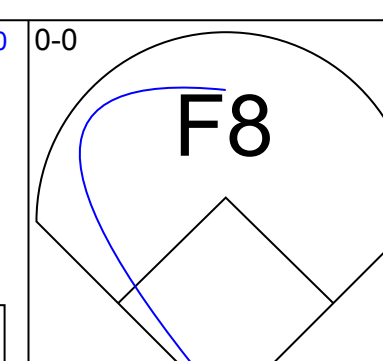
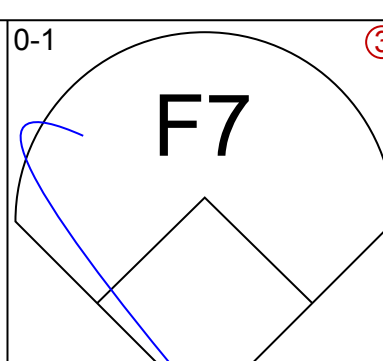

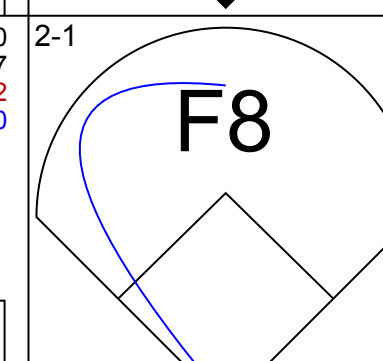
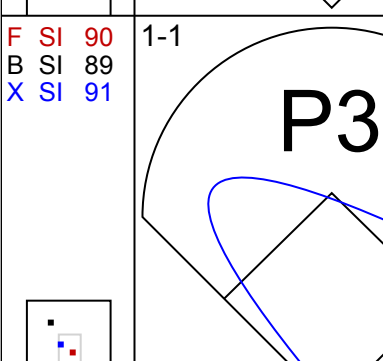
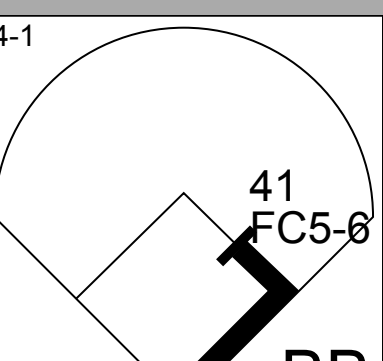

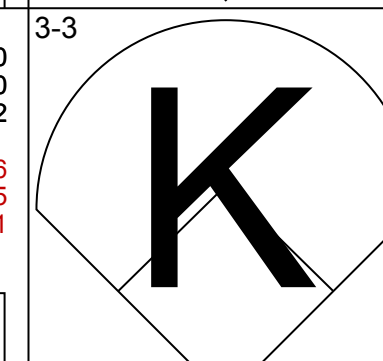
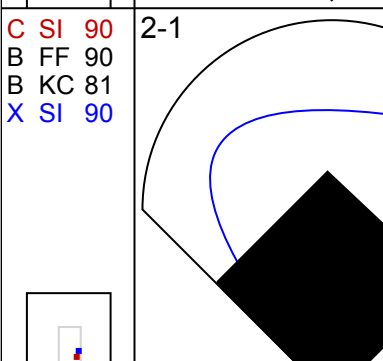
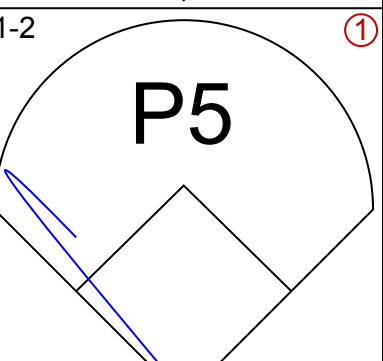

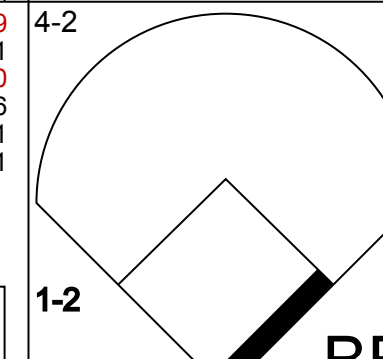
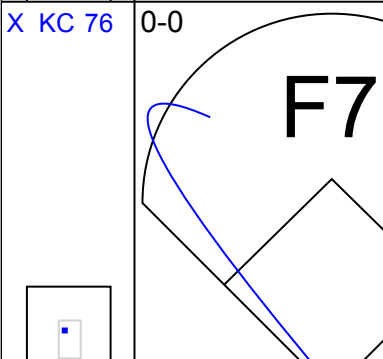
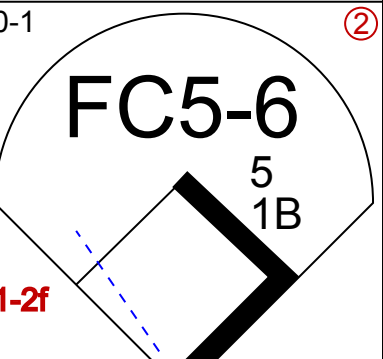

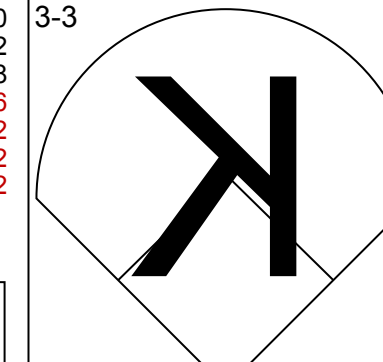

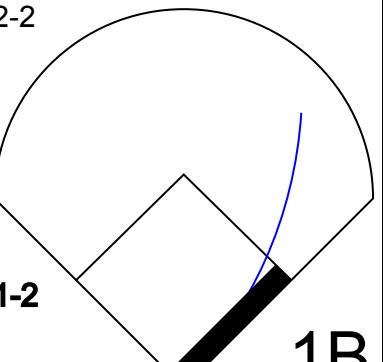



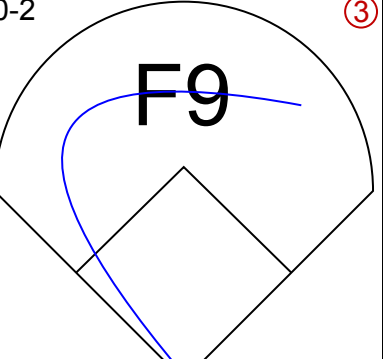




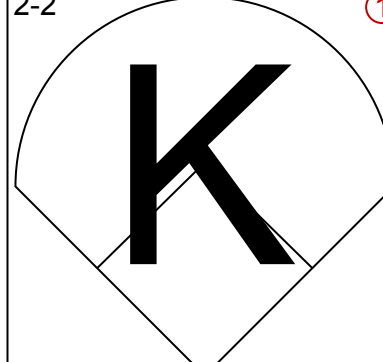



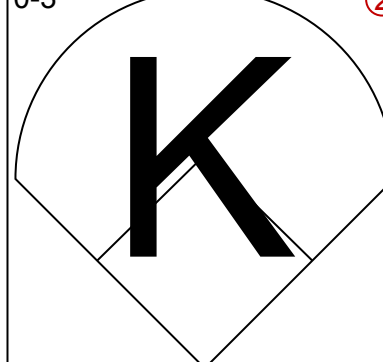



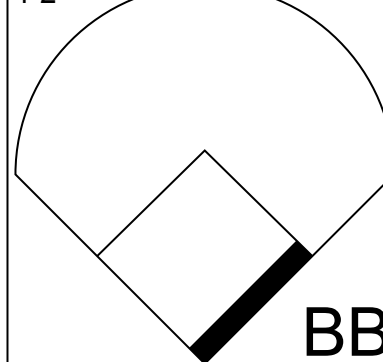
Batter	1	2	3	4	5	6	7	8	9	AB	R	H	RBI	BB	SO	LOB	TOP						
16 César Hernández, S (1,4) OBP: 0.376, SLG: 0.394										4	0	1	0	1	1	2	Philadelphia Phillies @ Washington Nationals Nationals Park, Washington, DC Sat Jun 23 2018, 4:06 PM - 7:08 PM EDT Att: 40,341 - Cloudy - 81 F						
17 Rhys Hoskins, R (1,7) OBP: 0.375, SLG: 0.465										4	0	0	0	1	1	2							
37 Odbel Herrera, L (1,8) OBP: 0.357, SLG: 0.500										4	0	0	0	0	1	2							
41 Carlos Santana, S (1,3) OBP: 0.358, SLG: 0.446										4	1	1	1	0	0	1							
5 Nick Williams, L (1,9) OBP: 0.307, SLG: 0.430										4	0	1	0	0	0	0							
46 Adam Morgan, L (8,1)										0	0	0	0	0	0	0							
58 Seranthony Dominguez, R (1,1)										0	0	0	0	0	0	0							
4 Scott Kingery, R (1,6) OBP: 0.287, SLG: 0.330										3	2	1	0	1	1	1							
7 Maikel Franco, R (1,5) OBP: 0.297, SLG: 0.425										4	2	4	1	0	0	0							
38 Jorge Alfaro, R (1,2) OBP: 0.289, SLG: 0.384										3	0	1	1	1	1	2							
27 Aaron Nola, R (1,1) OBP: 0.097, SLG: 0.067										2	0	1	1	0	1	2							
9 Jesmel Valentin, S (7,PH) OBP: 0.258, SLG: 0.351										0	0	0	1	0	0	0							
40 Tommy Hunter, R (7,1)										0	0	0	0	0	0	0							
23 Aaron Altherr, R (8,9) OBP: 0.297, SLG: 0.318										1	0	0	0	0	1	0							
Inning Stats	R: 0 E: 0 K: 1 S: 11	H: 0 LOB: 0 BB: 0 P: 19	R: 2 E: 0 K: 0 S: 18	H: 4 LOB: 2 BB: 0 P: 27	R: 0 E: 0 K: 0 S: 6	H: 0 LOB: 0 BB: 1 P: 12	R: 0 E: 0 K: 2 S: 12	H: 2 LOB: 2 BB: 1 P: 17	R: 0 E: 0 K: 0 S: 6	H: 0 LOB: 0 BB: 0 P: 11	R: 0 E: 0 K: 0 S: 6	H: 0 LOB: 0 BB: 0 P: 11	R: 1 E: 0 K: 1 S: 7	H: 1 LOB: 1 BB: 1 P: 13	R: 2 E: 0 K: 2 S: 15	H: 2 LOB: 1 BB: 1 P: 24	R: 0 E: 0 K: 1 S: 7	H: 0 LOB: 0 BB: 0 P: 10	1B: 7 2B: 2 3B: 0 HR: 1	SF: 1 SAC: 0 DP: 2 HBP: 0	WP: 0 PB: 0 SB: 2 CS: 0	PA: 38	
PITCHER	IP WLS BF H R ER SO BB IBB HBP BLK WP HR S P ERA WHIP	IP WLS BF H R ER SO BB IBB HBP BLK WP HR S P ERA WHIP	IP WLS BF H R ER SO BB IBB HBP BLK WP HR S P ERA WHIP	IP WLS BF H R ER SO BB IBB HBP BLK WP HR S P ERA WHIP	IP WLS BF H R ER SO BB IBB HBP BLK WP HR S P ERA WHIP	IP WLS BF H R ER SO BB IBB HBP BLK WP HR S P ERA WHIP	IP WLS BF H R ER SO BB IBB HBP BLK WP HR S P ERA WHIP	IP WLS BF H R ER SO BB IBB HBP BLK WP HR S P ERA WHIP	IP WLS BF H R ER SO BB IBB HBP BLK WP HR S P ERA WHIP	IP WLS BF H R ER SO BB IBB HBP BLK WP HR S P ERA WHIP	IP WLS BF H R ER SO BB IBB HBP BLK WP HR S P ERA WHIP	IP WLS BF H R ER SO BB IBB HBP BLK WP HR S P ERA WHIP	IP WLS BF H R ER SO BB IBB HBP BLK WP HR S P ERA WHIP	IP WLS BF H R ER SO BB IBB HBP BLK WP HR S P ERA WHIP	IP WLS BF H R ER SO BB IBB HBP BLK WP HR S P ERA WHIP	IP WLS BF H R ER SO BB IBB HBP BLK WP HR S P ERA WHIP	IP WLS BF H R ER SO BB IBB HBP BLK WP HR S P ERA WHIP	IP WLS BF H R ER SO BB IBB HBP BLK WP HR S P ERA WHIP	IP WLS BF H R ER SO BB IBB HBP BLK WP HR S P ERA WHIP	IP WLS BF H R ER SO BB IBB HBP BLK WP HR S P ERA WHIP	IP WLS BF H R ER SO BB IBB HBP BLK WP HR S P ERA WHIP	IP WLS BF H R ER SO BB IBB HBP BLK WP HR S P ERA WHIP	IP WLS BF H R ER SO BB IBB HBP BLK WP HR S P ERA WHIP
23 Erick Fedde, R (1,1) ERA: 5.32	6.0	L	25	8	3	3	3	1	1	0	0	0	0	0	0	0	4.50	1.500					
44 Ryan Madson, R (7,1) ERA: 4.21	1.0		4	0	0	0	1	0	0	0	0	0	0	0	0	0	0.00	1.000					
40 Kelvin Herrera, R (8,1) ERA: 1.57	1.0		6	2	2	2	1	0	0	0	0	0	1	15	24	18.00	3.000						
27 Shawn Kelley, R (9,1) ERA: 3.93	1.0		3	0	0	0	1	0	0	0	0	0	0	7	10	0.00	0.000						

Batter	1	2	3	4	5	6	7	8	9	AB	R	H	RBI	BB	SO	LOB	BOTTOM						
2 Adam Eaton, L (1,9) OBP: 0.373, SLG: 0.456										4	0	0	0	0	3	3	Philadelphia Phillies @ Washington Nationals Nationals Park, Washington, DC Sat Jun 23 2018, 4:06 PM - 7:08 PM EDT Att: 40,341 - Cloudy - 81 F						
40 Kelvin Herrera, R (8,1)										0	0	0	0	0	0								
27 Shawn Kelley, R (9,1)										0	0	0	0	0	0								
34 Bryce Harper, L (1,8) OBP: 0.353, SLG: 0.465										3	0	0	0	1	0	2							
6 Anthony Rendon, R (1,5) OBP: 0.357, SLG: 0.490										4	2	2	1	0	0	0							
22 Juan Soto, L (1,7) OBP: 0.422, SLG: 0.596										3	1	1	0	1	0	0							
20 Daniel Murphy, L (1,3) OBP: 0.158, SLG: 0.162										4	0	1	2	0	0	1							
7 Trea Turner, R (1,6) OBP: 0.347, SLG: 0.398										4	0	0	0	0	3	2							
1 Wilmer Difo, S (1,4) OBP: 0.304, SLG: 0.356										4	0	1	0	0	0	0							
64 Spencer Kieboom, R (1,2) OBP: 0.316, SLG: 0.242										2	0	1	0	1	0	0							
3 Michael Taylor, R (9,PH) OBP: 0.306, SLG: 0.394										1	0	0	0	0	1	0							
23 Erick Fedde, R (1,1)										2	0	0	0	0	0	2							
44 Ryan Madson, L (7,1)										0	0	0	0	0	0	0							
8 Brian Goodwin, L (7,PH) OBP: 0.304, SLG: 0.261										1	0	0	0	0	0	1							
Inning Stats	R: 2 E: 0 K: 2 S: 14	H: 3 LOB: 1 BB: 0 P: 18	R: 0 E: 0 K: 1 S: 9	H: 1 LOB: 1 BB: 1 P: 14	R: 0 E: 0 K: 0 S: 5	H: 0 LOB: 0 BB: 0 P: 7	R: 0 E: 0 K: 1 S: 7	H: 0 LOB: 0 BB: 1 P: 10	R: 0 E: 0 K: 1 S: 11	H: 0 LOB: 0 BB: 1 P: 18	R: 0 E: 0 K: 0 S: 9	H: 0 LOB: 1 BB: 1 P: 16	R: 0 E: 0 K: 0 S: 9	H: 1 LOB: 1 BB: 0 P: 14	R: 1 E: 0 K: 0 S: 17	H: 1 LOB: 0 BB: 0 P: 24	R: 0 E: 0 K: 2 S: 9	H: 0 LOB: 0 BB: 0 P: 17	1B: 4 2B: 1 3B: 0 HR: 1	SF: 0 SAC: 0 DP: 0 HBP: 0	WP: 0 PB: 0 SB: 1 CS: 1	PA: 36	
PITCHER	IP WLS BF H R ER SO BB IBB HBP BLK WP HR S P ERA WHIP	IP WLS BF H R ER SO BB IBB HBP BLK WP HR S P ERA WHIP	IP WLS BF H R ER SO BB IBB HBP BLK WP HR S P ERA WHIP	IP WLS BF H R ER SO BB IBB HBP BLK WP HR S P ERA WHIP	IP WLS BF H R ER SO BB IBB HBP BLK WP HR S P ERA WHIP	IP WLS BF H R ER SO BB IBB HBP BLK WP HR S P ERA WHIP	IP WLS BF H R ER SO BB IBB HBP BLK WP HR S P ERA WHIP	IP WLS BF H R ER SO BB IBB HBP BLK WP HR S P ERA WHIP	IP WLS BF H R ER SO BB IBB HBP BLK WP HR S P ERA WHIP	IP WLS BF H R ER SO BB IBB HBP BLK WP HR S P ERA WHIP	IP WLS BF H R ER SO BB IBB HBP BLK WP HR S P ERA WHIP	IP WLS BF H R ER SO BB IBB HBP BLK WP HR S P ERA WHIP	IP WLS BF H R ER SO BB IBB HBP BLK WP HR S P ERA WHIP	IP WLS BF H R ER SO BB IBB HBP BLK WP HR S P ERA WHIP	IP WLS BF H R ER SO BB IBB HBP BLK WP HR S P ERA WHIP	IP WLS BF H R ER SO BB IBB HBP BLK WP HR S P ERA WHIP	IP WLS BF H R ER SO BB IBB HBP BLK WP HR S P ERA WHIP	IP WLS BF H R ER SO BB IBB HBP BLK WP HR S P ERA WHIP	IP WLS BF H R ER SO BB IBB HBP BLK WP HR S P ERA WHIP	IP WLS BF H R ER SO BB IBB HBP BLK WP HR S P ERA WHIP	IP WLS BF H R ER SO BB IBB HBP BLK WP HR S P ERA WHIP	IP WLS BF H R ER SO BB IBB HBP BLK WP HR S P ERA WHIP	IP WLS BF H R ER SO BB IBB HBP BLK WP HR S P ERA WHIP
27 Aaron Nola, R (1,1) ERA: 2.95	6.0	W	24	4	2	2	5	3	0	0	0	0	0	0	0	0	3.00	1.167					
40 Tommy Hunter, R (7,1) ERA: 4.57	1.0	H	4	1	0	0	0	0	0	0	0	0	0	9	14	0.00	1.000						
46 Adam Morgan, L (8,1) ERA: 4.71	1.0	H	4	1	1	1	0	0	0	0	0	0	1	17	24	9.00	1.000						
58 Seranthony Dominguez, R (1,1) ERA: 1.54	1.0	S	3	0	0	0	2	0	0	0	0	0	0	9	17	0.00	0.000						

Batter	1	2	3	4	5	6	7	8	9	AB	R	H	RBI	BB	SO	LOB	TOP										
16 César Hernández, S (1.4) OBP: 0.376, SLG: 0.390	G6-3		G4-1						G5-3	3	1	0	0	2	0	1	Philadelphia Phillies @ Washington Nationals Nationals Park, Washington, DC Sun Jun 24 2018, 8:07 PM - 12:33 AM EDT Att: 29,314 - Partly Cloudy - 83 F livebaseballscorecards.com										
17 Rhys Hoskins, R (1.7) OBP: 0.379, SLG: 0.478	P2		HR						G4-3	4	2	2	2	0	0	0											
37 Odúbel Herrera, L (1.8) OBP: 0.358, SLG: 0.505	1B		K						K	5	1	2	2	0	3	2											
41 Carlos Santana, S (1.3) OBP: 0.357, SLG: 0.441	BB		P5						G6-3	3	0	0	0	1	0	1											
5 Nick Williams, L (1.9) OBP: 0.306, SLG: 0.443	F9								G3-1	4	1	1	2	0	1	2											
4 Scott Kingery, R (1.6) OBP: 0.278, SLG: 0.329	P3								F9	4	0	1	0	0	0	0											
15 Andrew Knapp, S (1.2) OBP: 0.291, SLG: 0.302	F7								G4-3	3	0	1	0	0	0	0											
38 Jorge Alfaro, R (7.2) OBP: 0.288, SLG: 0.382										1	0	0	0	0	0	0											
7 Maikel Franco, R (1.5) OBP: 0.300, SLG: 0.423	G4-3									3	0	1	0	1	0	0											
64 Víctor Arano, R (8.1) OBP: 0.288, SLG: 0.382										0	0	0	0	0	0	0											
58 Seranthony Domínguez, R (8.1) OBP: 0.288, SLG: 0.382										0	0	0	0	0	0	0											
53 Yackel Ríos, R (8.1) OBP: 0.288, SLG: 0.382										0	0	0	0	0	0	0											
43 Nick Pivetta, R (1.1) OBP: 0.286, SLG: 0.299										2	1	1	0	0	1	2											
25 Dylan Cozens, L (6.9) OBP: 0.333, SLG: 0.590										1	0	0	0	0	0	0											
61 Eubray Ramos, R (8.1) OBP: 0.288, SLG: 0.382										0	0	0	0	0	0	0											
54 Austin Davis, L (8.1) OBP: 0.288, SLG: 0.382										0	0	0	0	0	0	0											
40 Tommy Hunter, R (7.1) OBP: 0.288, SLG: 0.382										0	0	0	0	0	0	0											
29 Mitch Walding, L (8.9) OBP: 0.288, SLG: 0.382										1	0	0	0	0	0	1											
Inning Stats	R: 0 E: 0 K: 0 S: 13	H: 1 LOB: 2 BB: 1 P: 23	R: 0 E: 0 K: 0 S: 16	H: 0 LOB: 0 BB: 0 P: 24	R: 2 E: 0 K: 1 S: 12	H: 2 LOB: 0 BB: 0 P: 19	R: 0 E: 0 K: 2 S: 12	H: 2 LOB: 2 BB: 1 P: 15	R: 4 E: 0 K: 0 S: 21	H: 2 LOB: 0 BB: 1 P: 35	R: 0 E: 0 K: 1 S: 12	H: 1 LOB: 0 BB: 1 P: 21	R: 0 E: 0 K: 0 S: 6	H: 0 LOB: 0 BB: 0 P: 11	R: 0 E: 0 K: 0 S: 7	H: 1 LOB: 0 BB: 0 P: 10	R: 0 E: 0 K: 1 S: 14	H: 0 LOB: 0 BB: 0 P: 19	1B: 5 2B: 1 3B: 1 HR: 2	SF: 0 SAC: 0 DP: 1 HBP: 1	WP: 0 PB: 0 SB: 3 CS: 1	PA: 39					
PITCHER	IP	WLS	BF	H	R	ER	SO	BB	IBB	HBP	BLK	WP	HR	S	P	ERA	WHIP										
68 Jeffry Rodríguez, R (1.1) ERA: 5.93	4.0		20	5	4	4	3	2	1	1	0	0	1	60	96	9.00	1.750										
36 Sammy Solís, L (5.1) ERA: 4.73	1.0		5	2	2	2	0	0	0	0	0	0	1	14	20	18.00	2.000										
27 Shawn Kelley, R (6.1) ERA: 3.72	1.0		5	1	0	0	1	1	0	0	0	0	0	12	21	0.00	2.000										
33 Matt Grace, L (7.1) ERA: 3.43	1.0		3	0	0	0	0	0	0	0	0	0	6	11	0.00	0.000											
44 Ryan Madson, R (8.1) ERA: 4.05	1.0	W	3	1	0	0	0	0	0	0	0	0	0	7	10	0.00	1.000										

Batter	1	2	3	4	5	6	7	8	9	AB	R	H	RBI	BB	SO	LOB	BOTTOM											
7 Trea Turner, R (1.6) OBP: 0.348, SLG: 0.405	1B		G5-3						P4	5	1	2	1	0	1	1	Philadelphia Phillies @ Washington Nationals Nationals Park, Washington, DC Sun Jun 24 2018, 8:07 PM - 12:33 AM EDT Att: 29,314 - Partly Cloudy - 83 F livebaseballscorecards.com											
34 Bryce Harper, L (1.9) OBP: 0.356, SLG: 0.479	K		K						2B	5	2	3	1	0	2	1												
6 Anthony Rendon, R (1.5) OBP: 0.358, SLG: 0.507	F8								2B	5	1	2	2	0	0	4												
22 Juan Soto, L (1.7) OBP: 0.430, SLG: 0.588	G6-3								1B	3	2	1	0	2	1	2												
20 Daniel Murphy, L (1.3) OBP: 0.233, SLG: 0.220	G5-4-3								1B	4	0	3	2	1	0	0												
3 Michael Taylor, R (1.8) OBP: 0.312, SLG: 0.398	G5-4-3								1B	5	0	3	2	0	1	4												
1 Wilmer Difo, S (1.4) OBP: 0.306, SLG: 0.357	1B								G4-3	5	0	2	0	0	1	4												
29 Pedro Severino, R (1.2) OBP: 0.272, SLG: 0.230	G6-3								G6-4-3	4	0	0	0	0	1	5												
68 Jeffry Rodríguez, R (1.1) ERA: 4.06										2	0	0	0	0	1	2												
36 Sammy Solís, R (5.1) ERA: 1.24										0	0	0	0	0	0	0												
27 Shawn Kelley, R (6.1) ERA: 3.86										0	0	0	0	0	0	0												
2 Adam Eaton, L (6.9) OBP: 0.302, SLG: 0.454										1	1	1	0	0	0	0												
33 Matt Grace, L (7.1) ERA: 4.37										0	0	0	0	0	0	0												
44 Ryan Madson, L (8.1) ERA: 4.37										0	0	0	0	0	0	0												
8 Brian Goodwin, L (8.9) ERA: 3.0										0	1	0	0	1	0	0												
62 Sean Doolittle, L (8.9) ERA: 3.0										0	0	0	0	0	0	0												
Inning Stats	R: 0 E: 0 K: 1 S: 9	H: 1 LOB: 1 BB: 0 P: 12	R: 0 E: 0 K: 0 S: 12	H: 2 LOB: 1 BB: 0 P: 15	R: 0 E: 0 K: 1 S: 10	H: 0 LOB: 0 BB: 0 P: 12	R: 2 E: 0 K: 3 S: 15	H: 4 LOB: 2 BB: 0 P: 23	R: 0 E: 0 K: 2 S: 14	H: 1 LOB: 3 BB: 2 P: 25	R: 3 E: 0 K: 1 S: 18	H: 4 LOB: 1 BB: 0 P: 29	R: 0 E: 0 K: 0 S: 11	H: 2 LOB: 1 BB: 0 P: 15	R: 3 E: 0 K: 0 S: 18	H: 3 LOB: 2 BB: 2 P: 32	1B: 11 2B: 4 3B: 1 HR: 1	SF: 0 SAC: 0 DP: 2 HBP: 0	WP: 0 PB: 0 SB: 2 CS: 0	PA: 43								
PITCHER	IP	WLS	BF	H	R	ER	SO	BB	IBB	HBP	BLK	WP	HR	S	P	ERA	WHIP											
43 Nick Pivetta, R (1.1) ERA: 4.06	5.0		24	8	2	2	7	2	0	0	0	0	0	60	87	3.60	2.000											
61 Eubray Ramos, R (6.1) ERA: 1.24	0.2		4	2	2	2	0	0	0	0	0	0	0	9	14	27.00	3.000											
54 Austin Davis, L (6.1) ERA: 3.86	0.1	H	3	2	1	1	1	0	0	0	0	0	0	9	15	27.00	6.000											
40 Tommy Hunter, R (7.1) ERA: 4.37	1.0	H	4	2	0	0	0	0	0	0	0	0	0	11	15	0.00	2.000											
64 Víctor Arano, R (8.1) ERA: 3.0	0.1	H	2	0	1	1	0	1	0	0	0	0	0	4	8	27.00	3.000											
PITCHER	IP	WLS	BF	H	R	ER	SO	BB	IBB	HBP	BLK	WP	HR	S	P	ERA	WHIP											
58 Seranthony Domínguez, R (8.1) ERA: 4.58	0.1	L	5	3	2	2	0	0	0	0	0	0	0	0	0	0	54.00	9.000										
53 Yackel Ríos, R (8.1) ERA: 4.58	0.1		1	0	0	0	0	0	0	0	0	0	0	3	5	0.00	0.000											

Batter	1	2	3	4	5	6	7	8	9	AB	R	H	RBI	BB	SO	LOB	TOP			
2 Adam Eaton, L (1.9) OBP: 0.372, SLG: 0.417					 1B					5	0	1	0	0	2	2	<p>Washington Nationals @ Philadelphia Phillies Citizens Bank Park, Philadelphia, PA Sat Jun 30 2018, 6:08 PM - 9:27 PM EDT Att. 42,746 - Clear - 91 F</p> <p>livebaseballscorecards.com</p> <p>AB 33 R 2 H 8 RBI 2 BB 3 SO 9 LOB 16</p> 			
7 Trea Turner, R (1.6) OBP: 0.354, SLG: 0.410					 1B				3	0	1	0	0	1	1					
34 Bryce Harper, L (1.8) OBP: 0.366, SLG: 0.482					 1-2				2	0	0	0	2	1	1					
6 Anthony Rendon, R (1.5) OBP: 0.356, SLG: 0.530									4	1	2	1	0	0	2					
22 Juan Soto, L (1.7) OBP: 0.434, SLG: 0.600									4	0	0	0	0	2	4					
14 Mark Reynolds, R (1.3) OBP: 0.297, SLG: 0.478									3	0	1	0	1	0	2					
1 Wilmer Difo, S (1.4) OBP: 0.298, SLG: 0.348	 1B								4	1	1	0	0	1	2					
64 Spencer Kieboom, R (1.2) OBP: 0.298, SLG: 0.262									3	0	1	1	0	1	1					
8 Brian Goodwin, L (9. PH) OBP: 0.302, SLG: 0.308									1	0	0	0	0	0	0					
56 Jeremy Hellickson, R (5.1) OBP: 0.303, SLG: 0.125									2	0	0	0	0	1	1					
60 Justin Miller, R (7. PH) OBP: 0.303, SLG: 0.388									0	0	0	0	0	0	0					
3 Michael Taylor, R (7. PH) OBP: 0.303, SLG: 0.388									0	0	0	0	0	0	0					
44 Ryan Madson, L (7.1) OBP: 0.303, SLG: 0.388									0	0	0	0	0	0	0					
40 Kelvin Herrera, R (8.1) OBP: 0.303, SLG: 0.388									0	0	0	0	0	0	0					
20 Daniel Murphy, L (9. PH) OBP: 0.303, SLG: 0.388									0	0	0	0	0	0	0					
29 Pedro Severino, R (9. PH) OBP: 0.303, SLG: 0.388									0	0	0	0	0	0	0					
Inning Stats	R: 0 E: 0 K: 3 S: 16	H: 1 LOB: 2 BB: 1 P: 25	R: 1 E: 1 K: 0 S: 11	H: 2 LOB: 1 BB: 0 P: 18	R: 0 E: 0 K: 0 S: 5	H: 0 LOB: 0 BB: 0 P: 8	R: 0 E: 0 K: 1 S: 12	H: 1 LOB: 1 BB: 0 P: 15	R: 0 E: 0 K: 3 S: 15	H: 1 LOB: 1 BB: 0 P: 26	R: 0 E: 0 K: 0 S: 8	H: 0 LOB: 2 BB: 0 P: 13	R: 0 E: 0 K: 0 S: 13	H: 1 LOB: 2 BB: 0 P: 23	R: 0 E: 0 K: 0 S: 9	H: 1 LOB: 1 BB: 0 P: 13	1B: 5 2B: 2 3B: 0 HR: 1	SF: 0 SAC: 0 DP: 1 HBP: 1	WP: 0 PB: 0 SB: 0 CS: 1	PA: 38
PITCHER	IP 2.0	WLS 2.0	BF 10	H 3	R 1	ER 1	SO 3	BB 1	IBB 0	HBP 0	BLK 0	WP 0	HR 0	S 27	P 43	ERA 4.50	WHIP 2.000			
28 Vince Velasquez, R (1.1) ERA: 4.69																	58 Seranthony Dominguez, R (1.1) ERA: 1.98			
64 Victor Arano, R (3.1) ERA: 2.57	IP 2.0	WLS 2.0	BF 7	H 1	R 0	ER 0	SO 1	BB 0	IBB 0	HBP 0	BLK 0	WP 0	HR 0	S 17	P 23	ERA 0.00	WHIP 0.500			
40 Tommy Hunter, R (5.1) ERA: 5.04	IP 2.0	WLS 2.0	BF 8	H 2	R 1	ER 1	SO 4	BB 1	IBB 0	HBP 0	BLK 0	WP 0	HR 1	S 23	P 38	ERA 4.50	WHIP 1.500			
46 Adam Morgan, L (7.1) ERA: 5.24	IP 1.0	WLS 1.0	BF 5	H 1	R 0	ER 0	SO 1	BB 1	IBB 0	HBP 0	BLK 0	WP 0	HR 0	S 14	P 25	ERA 0.00	WHIP 2.000			
53 Yackel Rios, R (8.1) ERA: 5.01	IP 1.0	WLS 1.0	BF 3	H 0	R 0	ER 0	SO 0	BB 0	IBB 0	HBP 0	BLK 0	WP 0	HR 0	S 7	P 11	ERA 0.00	WHIP 0.000			

Batter	1	2	3	4	5	6	7	8	9	AB	R	H	RBI	BB	SO	LOB	BOTTOM			
16 César Hernández, S (1.4) OBP: 0.378, SLG: 0.394	 1B									4	0	1	0	0	1	2	<p>Washington Nationals @ Philadelphia Phillies Citizens Bank Park, Philadelphia, PA Sat Jun 30 2018, 6:08 PM - 9:27 PM EDT Att. 42,746 - Clear - 91 F</p> <p>livebaseballscorecards.com</p> <p>AB 31 R 3 H 7 RBI 3 BB 3 SO 8 LOB 12</p> 			
17 Rhys Hoskins, R (1.7) OBP: 0.374, SLG: 0.498				 BB					3	0	0	0	1	0	1					
37 Odúbel Herrera, L (1.8) OBP: 0.340, SLG: 0.481									4	1	1	1	0	2	2					
41 Carlos Santana, S (1.3) OBP: 0.360, SLG: 0.434				 1B					3	0	0	0	1	0	1					
5 Nick Williams, L (1.9) OBP: 0.305, SLG: 0.421									4	0	1	0	0	3	2					
4 Scott Kingery, R (1.6) OBP: 0.280, SLG: 0.342									4	0	0	0	0	0	2					
9 Jesmuel Valentin, S (1.5) OBP: 0.286, SLG: 0.409			 2B						4	1	2	0	0	1	0					
38 Jorge Alfaro, R (1.2) OBP: 0.297, SLG: 0.387			 2B						3	1	1	1	0	1	1					
28 Vince Velasquez, R (1.1) ERA: 4.69			 2B	 2B					0	0	0	0	0	0	0					
25 Dylan Cozens, L (1.1) ERA: 2.63									0	0	0	0	0	0	0					
64 Victor Arano, R (3.1) ERA: 2.57									0	0	0	0	0	0	0					
23 Aramis Adams, R (4.1) ERA: 4.45									0	0	0	0	0	0	0					
40 Tommy Hunter, R (5.1) ERA: 5.04									0	0	0	0	0	0	0					
7 Rafael Flores, R (6.1) ERA: 4.45									0	0	0	0	0	0	0					
46 Adam Morgan, L (7.1) ERA: 5.24									0	0	0	0	0	0	0					
53 Yackel Rios, R (8.1) ERA: 5.01									0	0	0	0	0	0	0					
58 Jeremy Hellickson, R (1.1) ERA: 4.69	IP 4.2	WLS L	BF 23	H 7	R 3	ER 3	SO 4	BB 2	IBB 0	HBP 0	BLK 0	WP 0	HR 0	S 57	P 98	ERA 5.79	WHIP 1.929			
60 Justin Miller, R (5.1) ERA: 2.57	IP 1.1	WLS 5	BF 5	H 0	R 0	ER 0	SO 2	BB 1	IBB 0	HBP 0	BLK 0	WP 0	HR 0	S 18	P 24	ERA 0.00	WHIP 0.750			
44 Ryan Madson, R (7.1) ERA: 4.45	IP 1.0	WLS 3	BF 3	H 0	R 0	ER 0	SO 1	BB 0	IBB 0	HBP 0	BLK 0	WP 0	HR 0	S 6	P 9	ERA 0.00	WHIP 0.000			
40 Kelvin Herrera, R (8.1) ERA: 1.47	IP 1.0	WLS 3	BF 3	H 0	R 0	ER 0	SO 1	BB 0	IBB 0	HBP 0	BLK 0	WP 0	HR 0	S 11	P 15	ERA 0.00	WHIP 0.000			
PITCHER	IP 2.0	WLS 2.0	BF 10	H 3	R 1	ER 1	SO 3	BB 1	IBB 0	HBP 0	BLK 0	WP 0	HR 0	S 27	P 43	ERA 4.50	WHIP 2.000			
58 Seranthony Dominguez, R (1.1) ERA: 1.98	IP 1.0	WLS S	BF 4	H 1	R 0	ER 0	SO 0	BB 0	IBB 0	HBP 0	BLK 0	WP 0	HR 0	S 9	P 13	ERA 0.00	WHIP 1.000			
PITCHER	IP 2.0	WLS 2.0	BF 7	H 1	R 0	ER 0	SO 1	BB 0	IBB 0	HBP 0	BLK 0	WP 0	HR 0	S 17	P 23	ERA 0.00	WHIP 0.500			
40 Tommy Hunter, R (5.1) ERA: 5.04	IP 2.0	WLS 2.0	BF 8	H 2	R 1	ER 1	SO 4	BB 1	IBB 0	HBP 0	BLK 0	WP 0	HR 1	S 23	P 38	ERA 4.50	WHIP 1.500			
46 Adam Morgan, L (7.1) ERA: 5.24	IP 1.0	WLS 1.0	BF 5	H 1	R 0	ER 0	SO 1	BB 1	IBB 0	HBP 0	BLK 0	WP 0	HR 0	S 14	P 25	ERA 0.00	WHIP 2.000			
53 Yackel Rios, R (8.1) ERA: 5.01	IP 1.0	WLS 1.0	BF 3	H 0	R 0	ER 0	SO 0	BB 0	IBB 0	HBP 0	BLK 0	WP 0	HR 0	S 7	P 11	ERA 0.00	WHIP 0.000			
PITCHER	IP 1.0	WLS 1.0	BF 3	H 0	R 0	ER 0	SO 0	BB 0	IBB 0	HBP 0	BLK 0	WP 0	HR 0	S 7	P 11	ERA 0.00	WHIP 0.000			
PITCHER	IP 1.0	WLS 1.0	BF 3	H 0	R 0	ER 0	SO 0	BB 0	IBB 0	HBP 0	BLK 0	WP 0	HR 0	S 7	P 11	ERA 0.00	WHIP 0.000			
PITCHER	IP 1.0	WLS 1.0	BF 3	H 0	R 0	ER 0	SO 0	BB 0	IBB 0	HBP 0	BLK 0	WP 0	HR 0	S 7	P 11	ERA 0.00	WHIP 0.000			
PITCHER	IP 1.0	WLS 1.0	BF 3	H 0	R 0	ER 0	SO 0	BB 0	IBB 0	HBP 0	BLK 0	WP 0	HR 0	S 7	P 11	ERA 0.00	WHIP 0.000			
PITCHER	IP 1.0	WLS 1.0	BF 3	H 0	R 0	ER 0	SO 0	BB 0	IBB 0	HBP 0	BLK 0	WP 0	HR 0	S 7	P 11	ERA 0.00	WHIP 0.000			
PITCHER	IP 1.0	WLS 1.0	BF 3	H 0	R 0	ER 0	SO 0	BB 0	IBB 0	HBP 0	BLK 0	WP 0	HR 0	S 7	P 11					

Batter	1	2	3	4	5	6	7	8	9	AB	R	H	RBI	BB	SO	LOB	TOP										
1 Tim Beckham, R OBP: 0.272, SLG: 0.287	G4-3		10 2B				10 1B		G1-3	4	1	2	0	1	0	1	Baltimore Orioles @ Philadelphia Phillies Citizens Bank Park, Philadelphia, PA Wed Jul 04 2018, 4:12 PM - 7:06 PM EDT Att: 30,943 - Partly Cloudy - 93 F										
10 Adam Jones, R OBP: 0.311, SLG: 0.436	G6-3		13 G4-3				K			4	0	2	1	0	1												
13 Manny Machado, R OBP: 0.377, SLG: 0.560	45 S		G4-3				K			3	0	0	0	1	1												
45 Mark Trumbo, R OBP: 0.319, SLG: 0.487	G5-3		K							4	0	0	0	0	1												
19 Chris Davis, L OBP: 0.229, SLG: 0.261			6 G1-3				K			4	0	1	0	0	3												
6 Jonathan Schoop, R OBP: 0.245, SLG: 0.350	G1-3									4	0	2	0	0	1												
16 Trey Mancini, R OBP: 0.297, SLG: 0.375																											
41 David Hess, R																											
53 Zack Britton, L																											
2 Danny Valencia, R OBP: 0.335, SLG: 0.454																											
15 Chance Sisco, L OBP: 0.323, SLG: 0.307	F8																										
32 Yefry Ramirez, R																											
23 Joey Rickard, R OBP: 0.273, SLG: 0.400	F8																										
Inning Stats	R: 0 E: 0 K: 0 S: 11	H: 0 LOB: 1 BB: 1 P: 18	R: 0 E: 0 K: 1 S: 7	H: 1 LOB: 1 BB: 0 P: 9	R: 1 E: 0 K: 1 S: 8	H: 1 LOB: 1 BB: 1 P: 12	R: 0 E: 0 K: 2 S: 10	H: 1 LOB: 2 BB: 0 P: 13	R: 0 E: 0 K: 2 S: 12	H: 1 LOB: 0 BB: 0 P: 14	R: 0 E: 0 K: 2 S: 11	H: 1 LOB: 1 BB: 0 P: 16	R: 0 E: 0 K: 1 S: 15	H: 2 LOB: 2 BB: 0 P: 21	R: 0 E: 0 K: 2 S: 14	H: 0 LOB: 0 BB: 0 P: 18	R: 0 E: 0 K: 1 S: 11	H: 0 LOB: 1 BB: 1 P: 18	1B: 5 2B: 2 3B: 0 HR: 0	SF: 0 SAC: 0 DP: 0 HBP: 1	WP: 0 PB: 0 SB: 1 CS: 1	PA: 37					
PITCHER	IP	WLS	BF	H	R	ER	SO	BB	IBB	HBP	BLK	WP	HR	S	P	ERA	WHIP										
27 Aaron Nola, R ERA: 2.41	7.0	W	30	7	1	1	9	2	0	1	0	0	0	74	103	1.29	1.286										
64 Victor Arano, R ERA: 2.32	2.0	S	7	0	0	0	3	1	0	0	0	0	0	25	36	0.00	0.500										

Batter	1	2	3	4	5	6	7	8	9	AB	R	H	RBI	BB	SO	LOB	BOTTOM										
16 César Hernández, S OBP: 0.375, SLG: 0.381	F7									4	0	0	0	0	0		Baltimore Orioles @ Philadelphia Phillies Citizens Bank Park, Philadelphia, PA Wed Jul 04 2018, 4:12 PM - 7:06 PM EDT Att: 30,943 - Partly Cloudy - 93 F										
17 Rhys Hoskins, R OBP: 0.364, SLG: 0.483	P2									4	0	0	0	0	0												
37 Odúbel Herrera, L OBP: 0.330, SLG: 0.463	F7									4	0	0	0	0	0												
41 Carlos Santana, S OBP: 0.363, SLG: 0.432										1	1	0	0	2	0												
5 Nick Williams, L OBP: 0.315, SLG: 0.432										2	2	1	2	1	1												
4 Scott Kingery, R OBP: 0.272, SLG: 0.335										3	1	1	0	0	2												
38 Jorge Alfaro, R OBP: 0.291, SLG: 0.377										3	0	0	1	0	1												
7 Maikel Franco, R OBP: 0.308, SLG: 0.442										3	0	1	0	0	0												
27 Aaron Nola, R OBP: 0.086, SLG: 0.059										2	0	0	0	0	2												
23 Aaron Altherr, R OBP: 0.289, SLG: 0.309										1	0	0	0	0	1												
64 Victor Arano, R										0	0	0	0	0	0												
Inning Stats	R: 0 E: 0 K: 0 S: 6	H: 0 LOB: 0 BB: 0 P: 9	R: 0 E: 0 K: 2 S: 11	H: 0 LOB: 0 BB: 1 P: 17	R: 0 E: 0 K: 1 S: 8	H: 0 LOB: 0 BB: 0 P: 13	R: 0 E: 0 K: 0 S: 5	H: 0 LOB: 0 BB: 0 P: 8	R: 2 E: 1 K: 1 S: 12	H: 1 LOB: 1 BB: 1 P: 18	R: 0 E: 0 K: 0 S: 11	H: 0 LOB: 0 BB: 0 P: 15	R: 2 E: 0 K: 3 S: 18	H: 2 LOB: 1 BB: 1 P: 30	R: 0 E: 0 K: 0 S: 10	H: 0 LOB: 0 BB: 0 P: 18	R: 0 E: 0 K: 0 S: 10	H: 0 LOB: 0 BB: 0 P: 18	1B: 1 2B: 1 3B: 0 HR: 1	SF: 0 SAC: 0 DP: 0 HBP: 0	WP: 0 PB: 0 SB: 0 CS: 1	PA: 31					
PITCHER	IP	WLS	BF	H	R	ER	SO	BB	IBB	HBP	BLK	WP	HR	S	P	ERA	WHIP										
32 Yefry Ramirez, R ERA: 2.51	5.0	L	18	1	2	1	4	2	0	0	0	0	0	42	65	1.80	0.600										
41 David Hess, R ERA: 6.06	2.0		9	2	2	2	3	1	0	0	0	0	1	29	45	9.00	1.500										
53 Zack Britton, L ERA: 5.59	1.0		3	0	0	0	0	0	0	0	0	0	0	10	18	0.00	0.000										

Batter	1	2	3	4	5	6	7	8	9	AB	R	H	RBI	BB	SO	LOB	TOP					
9 Jasmuel Valentin, S (1.4) OBP: 0.274, SLG: 0.364										4	0	0	0	0	0	2						
17 Rhys Hoskins, R (1.7) OBP: 0.370, SLG: 0.485										4	0	1	0	0	1	0						
37 Odúbel Herrera, L (1.8) OBP: 0.333, SLG: 0.470										4	0	2	0	0	0	2						
41 Carlos Santana, S (1.3) OBP: 0.364, SLG: 0.430										3	1	0	0	1	1	2						
5 Nick Williams, L (1.9) OBP: 0.319, SLG: 0.439 23 Aaron Altherr, R (9, PH) OBP: 0.298, SLG: 0.318										3	1	1	1	0	0	0						
4 Scott Kingery, R (1.6) OBP: 0.283, SLG: 0.342										4	1	1	1	0	1	2						
38 Jorge Alfaro, R (1.2) OBP: 0.289, SLG: 0.377										4	0	1	1	0	3	2						
7 Maikel Franco, R (1.5) OBP: 0.315, SLG: 0.447										3	0	2	0	1	0	0						
49 Jake Arrieta, R (1.1) OBP: 0.233, SLG: 0.296 16 César Hernández, S (8, PH) OBP: 0.379, SLG: 0.353 58 Seranthony Dominguez, R (1.1) OBP: 0.318, SLG: 0.407 15 Andrew Knapp, S (9, PH) OBP: 0.318, SLG: 0.407 64 Víctor Arano, R (9.1) OBP: 0.315, SLG: 0.447										2	0	0	0	0	1	1						
Inning Stats	R: 0 E: 0 K: 0 S: 9	H: 0 LOB: 0 BB: 0 P: 12	R: 0 E: 0 K: 2 S: 10	H: 0 LOB: 0 BB: 0 P: 11	R: 0 E: 0 K: 2 S: 7	H: 0 LOB: 0 BB: 0 P: 7	R: 0 E: 0 K: 1 S: 14	H: 1 LOB: 1 BB: 0 P: 23	R: 0 E: 0 K: 1 S: 7	H: 0 LOB: 0 BB: 0 P: 8	R: 0 E: 0 K: 0 S: 4	H: 1 LOB: 0 BB: 0 P: 4	R: 3 E: 0 K: 0 S: 10	H: 4 LOB: 1 BB: 0 P: 13	R: 0 E: 0 K: 0 S: 14	H: 2 LOB: 2 BB: 0 P: 21	R: 0 E: 0 K: 2 S: 16	H: 1 LOB: 3 BB: 2 P: 25	1B: 6 2B: 2 3B: 1 HR: 0	SF: 0 SAC: 0 DP: 1 HBP: 0	WP: 0 PB: 0 SB: 0 CS: 0	PA: 36
PITCHER	IP WLS BF H R ER SO BB IBB HBP BLK WP HR S P ERA WHIP																					
50 Jameson Taillon, R (1.1) ERA: 4.05	6.2 L 24 5 3 3 6 0 0 0 0 0 0 0 60 77 4.05 0.750																					
37 Edgar Santana, R (7.1) ERA: 3.58	0.1 1 1 0 0 0 0 0 0 0 0 0 0 1 1 0.00 3.000																					
30 Kyle Crick, R (8.1) ERA: 2.25	1.0 5 2 0 0 0 0 0 0 0 0 0 0 14 21 0.00 2.000																					
73 Felipe Vázquez, L (9.1) ERA: 3.47	1.0 6 1 0 0 2 1 1 0 0 0 0 0 16 25 0.00 2.000																					

Philadelphia Phillies @ Pittsburgh Pirates
PNC Park, Pittsburgh, PA
Sat Jul 07 2018, 4:06 PM - 6:54 PM EDT
Att: 28,150 - Sunny - 77 F

AB 34
R 3
H 9
RBI 3
BB 2
SO 8
LOB 15



Batter	1	2	3	4	5	6	7	8	9	AB	R	H	RBI	BB	SO	LOB	BOTTOM					
55 Josh Bell, S (1.3) OBP: 0.329, SLG: 0.380										4	0	0	0	0	1	3						
6 Starling Marte, R (1.8) OBP: 0.329, SLG: 0.460										4	2	3	1	0	1	0						
25 Gregory Polanco, L (1.9) OBP: 0.338, SLG: 0.459										4	0	1	0	0	2	2						
19 Colin Moran, L (1.5) OBP: 0.336, SLG: 0.411 73 Felipe Vázquez, L (9.1) OBP: 0.335, SLG: 0.493										4	0	1	1	0	0	1						
32 Elias Díaz, R (1.2) OBP: 0.335, SLG: 0.493										4	0	0	0	0	3	2						
12 Corey Dickerson, L (1.7) OBP: 0.342, SLG: 0.461										4	0	1	0	0	1	0						
5 Josh Harrison, R (1.4) OBP: 0.297, SLG: 0.358										4	0	0	0	0	3	1						
10 Jordy Mercer, R (1.6) OBP: 0.308, SLG: 0.385										3	0	0	0	1	1	1						
50 Jameson Taillon, R (1.1) OBP: 0.125, SLG: 0.129 37 Edgar Santana, R (7.1) OBP: 0.331, SLG: 0.489 30 Kyle Crick, L (8.1) OBP: 0.332, SLG: 0.406										2	0	1	0	0	0	0						
Inning Stats	R: 1 E: 0 K: 2 S: 13	H: 2 LOB: 1 BB: 0 P: 17	R: 0 E: 0 K: 2 S: 15	H: 1 LOB: 2 BB: 1 P: 23	R: 1 E: 0 K: 2 S: 13	H: 1 LOB: 0 BB: 0 P: 20	R: 0 E: 0 K: 1 S: 7	H: 0 LOB: 0 BB: 0 P: 8	R: 0 E: 0 K: 0 S: 8	H: 1 LOB: 1 BB: 0 P: 9	R: 0 E: 0 K: 0 S: 7	H: 0 LOB: 0 BB: 0 P: 12	R: 0 E: 0 K: 1 S: 9	H: 1 LOB: 1 BB: 0 P: 12	R: 0 E: 0 K: 2 S: 14	H: 1 LOB: 1 BB: 0 P: 19	R: 0 E: 0 K: 2 S: 12	H: 1 LOB: 1 BB: 0 P: 15	1B: 6 2B: 1 3B: 0 HR: 1	SF: 0 SAC: 0 DP: 0 HBP: 0	WP: 1 PB: 0 SB: 0 CS: 0	PA: 36
PITCHER	IP WLS BF H R ER SO BB IBB HBP BLK WP HR S P ERA WHIP																					
49 Jake Arrieta, R (1.1) ERA: 3.47	7.0 W 28 6 2 2 8 1 0 0 0 0 0 0 72 101 2.57 1.000																					
58 Seranthony Dominguez, R (1.1) ERA: 1.82	1.0 H 4 1 0 0 2 0 0 0 0 0 0 0 14 19 0.00 1.000																					
64 Víctor Arano, R (9.1) ERA: 2.25	1.0 S 4 1 0 0 2 0 0 0 0 0 0 0 12 15 0.00 1.000																					

Philadelphia Phillies @ Pittsburgh Pirates
PNC Park, Pittsburgh, PA
Sat Jul 07 2018, 4:06 PM - 6:54 PM EDT
Att: 28,150 - Sunny - 77 F

AB 35
R 2
H 8
RBI 2
BB 1
SO 12
LOB 11



Batter	1	2	3	4	5	6	7	8	9	AB	R	H	RBI	BB	SO	LOB	TOP										
15 Andrew Knapp, S (1,2) OBP: 0.308, SLG: 0.393	F7		F9		G6-3		K			4	0	0	0	0	1	2											
17 Rhys Hoskins, R (1,7) OBP: 0.371, SLG: 0.484	K		HBP			1B		F8		3	0	1	0	0	1	0											
37 Odúbel Herrera, L (1,8) OBP: 0.335, SLG: 0.469	1B		K			BB		K		3	0	1	0	1	2	2											
41 Carlos Santana, S (1,3) OBP: 0.360, SLG: 0.424	L9				F8		P5		K	4	0	0	0	0	1	3											
5 Nick Williams, L (1,9) OBP: 0.319, SLG: 0.452		G3-1							K	3	1	1	1	0	1	2											
31 Mark Leiter Jr., R (6,1)										0	0	0	0	0	0	0											
54 Austin Davis, L (8,1)										0	0	0	0	0	0	0											
16 César Hernández, S (PH) OBP: 0.377, SLG: 0.382				HR					K	1	0	0	0	0	1	0											
4 Scott Kingery, R (1,6) OBP: 0.278, SLG: 0.337		G6-3			G6-3				K	4	0	0	0	0	2	2											
9 Jesmuel Valentin, S (1,4) OBP: 0.273, SLG: 0.345																											
7 Maikel Franco, R (1,5) OBP: 0.315, SLG: 0.446										3	0	1	0	0	1	1											
63 Drew Anderson, R (1,1)																											
23 Aaron Altherr, R (6,9) OBP: 0.297, SLG: 0.316										1	0	0	0	0	1	0											
										1	0	0	0	0	0	1											
Inning Stats	R: 0 E: 0 K: 1 S: 9	H: 1 LOB: 1 BB: 0 P: 14	R: 0 E: 0 K: 0 S: 6	H: 0 LOB: 0 BB: 0 P: 9	R: 0 E: 0 K: 1 S: 9	H: 1 LOB: 2 BB: 0 P: 15	R: 1 E: 0 K: 0 S: 10	H: 1 LOB: 0 BB: 0 P: 14	R: 0 E: 0 K: 2 S: 13	H: 0 LOB: 1 BB: 1 P: 22	R: 0 E: 0 K: 2 S: 10	H: 0 LOB: 0 BB: 0 P: 13	R: 0 E: 0 K: 3 S: 10	H: 0 LOB: 0 BB: 0 P: 15	R: 0 E: 0 K: 3 S: 10	H: 0 LOB: 0 BB: 0 P: 15	1B: 3 2B: 0 3B: 0 HR: 1	SF: 0 SAC: 1 DP: 0 HBP: 2	WP: 0 PB: 1 SB: 0 CS: 0	PA: 34							
PITCHER	IP	WLS	BF	H	R	ER	SO	BB	IBB	HBP	BLK	WP	HR	S	P	ERA	WHIP										
49 Nick Kingham, R (1,1) ERA: 4.26	6.0	W	24	4	1	1	5	1	0	1	0	0	1	55	84	1.50	0.833										
37 Edgar Santana, R (7,1) ERA: 3.49	1.0	H	4	0	0	0	2	0	0	1	0	0	0	9	13	0.00	0.000										
30 Kyle Crick, R (8,1) ERA: 2.18	1.0	H	3	0	0	0	2	0	0	0	0	0	0	10	13	0.00	0.000										
73 Felipe Vázquez, L (9,1) ERA: 3.38	1.0	S	3	0	0	0	3	0	0	0	0	0	0	10	15	0.00	0.000										

Philadelphia Phillies @ Pittsburgh Pirates
PNC Park, Pittsburgh, PA
Sun Jul 08 2018, 1:38 PM - 4:18 PM EDT
Att. 19,542 - Sunny - 81 F

AB 30
R 1
H 4
RBI 1
BB 1
SO 12
LOB 13

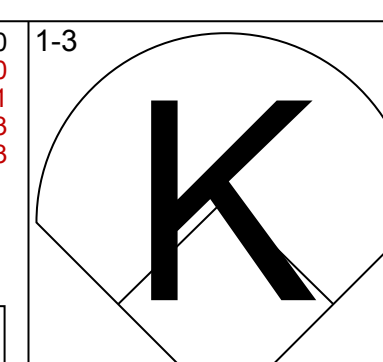
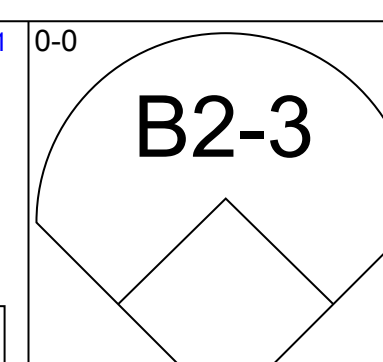
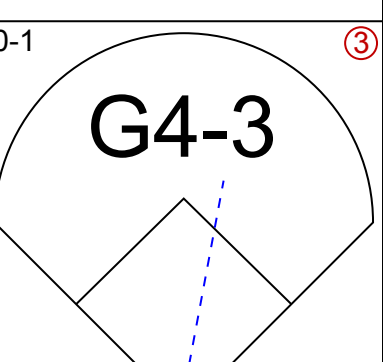
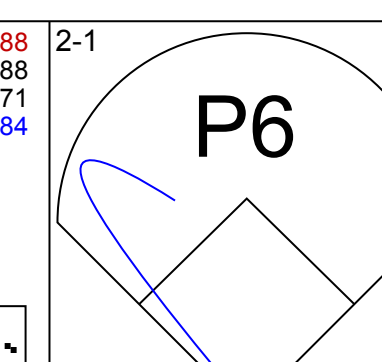
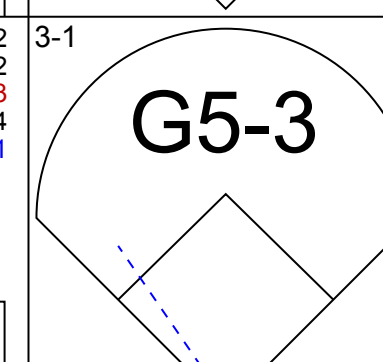
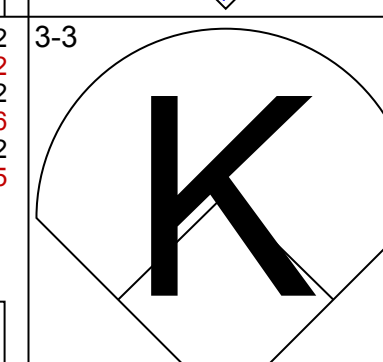
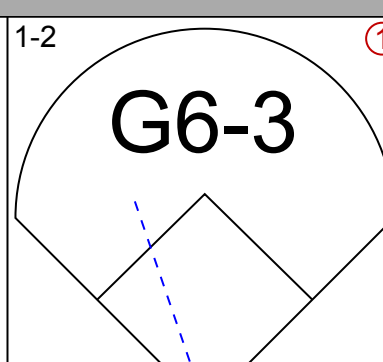
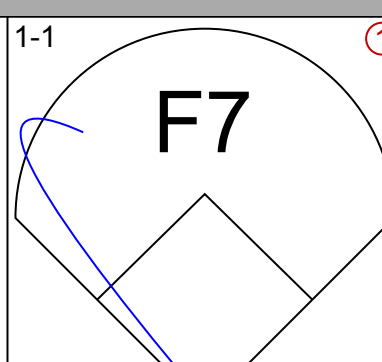
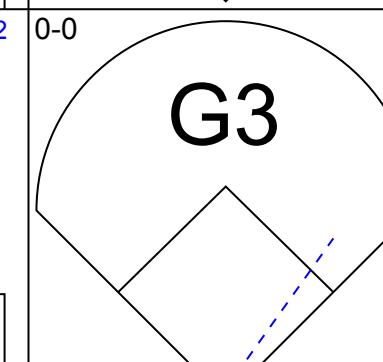
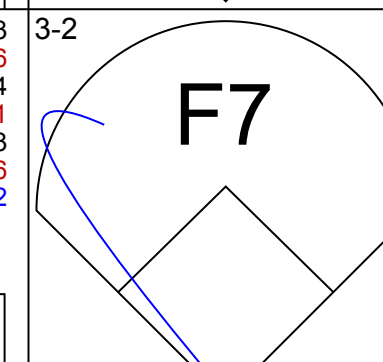
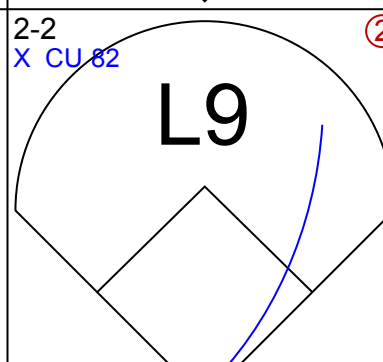
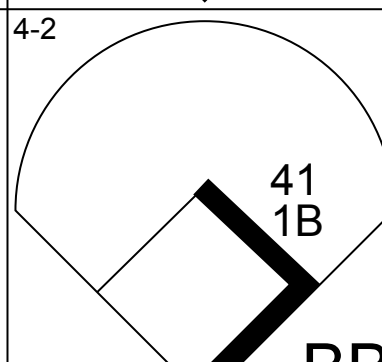
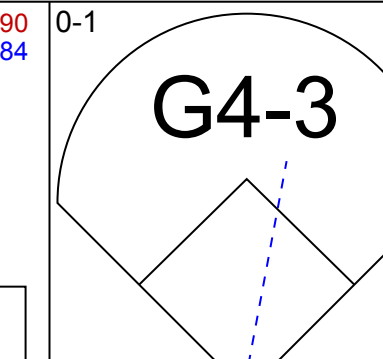
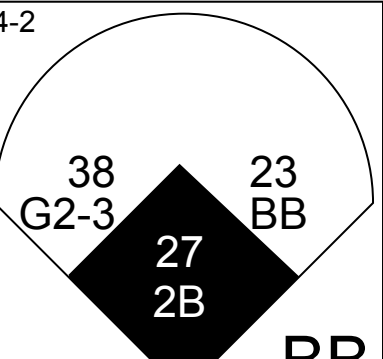
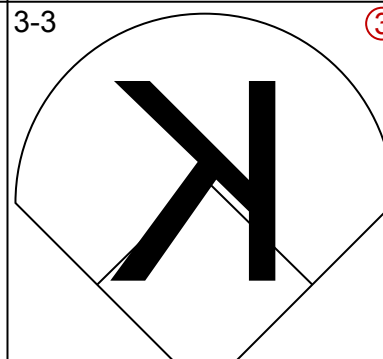
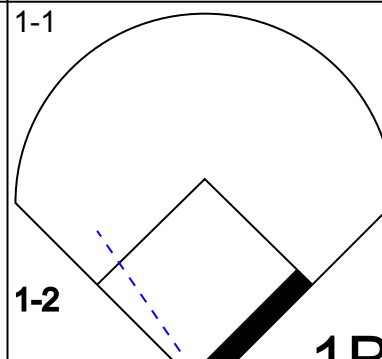

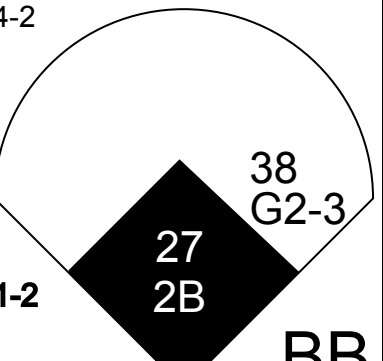
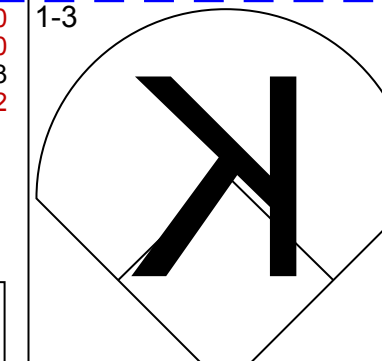
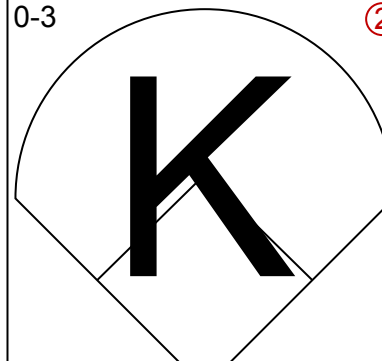

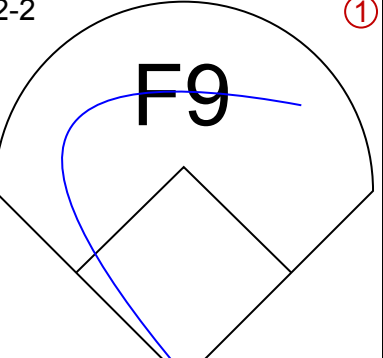
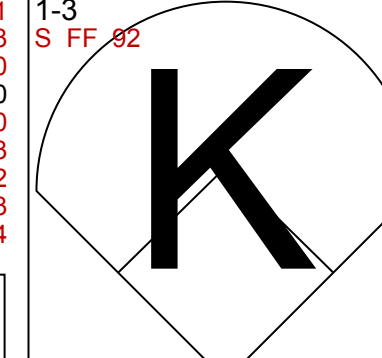
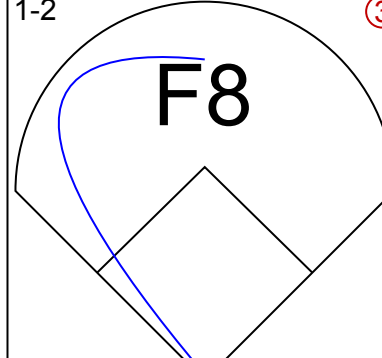
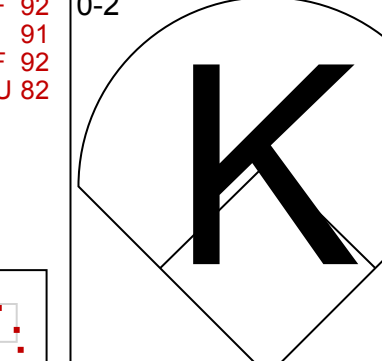
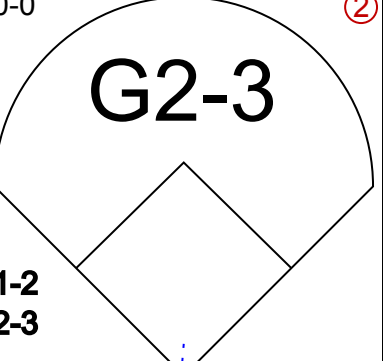
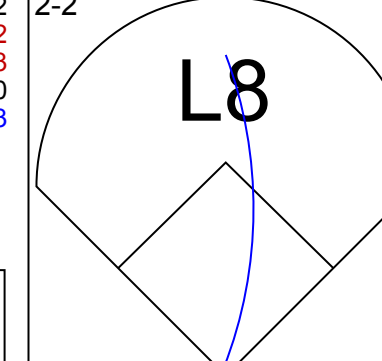
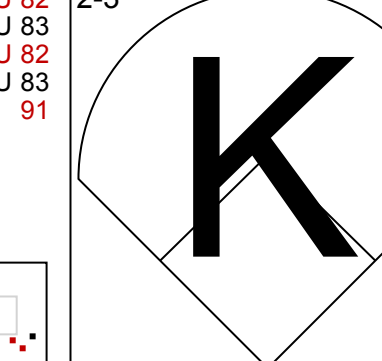
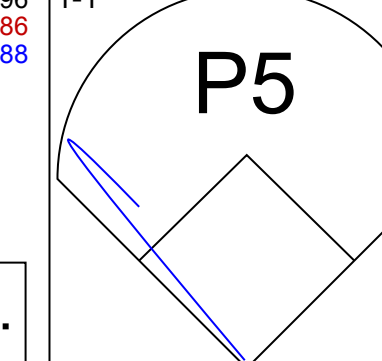
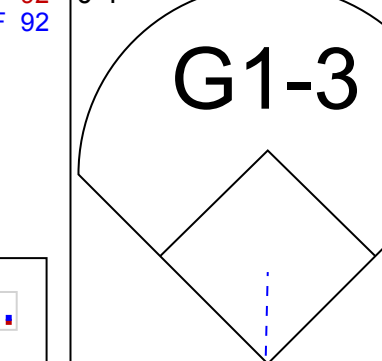
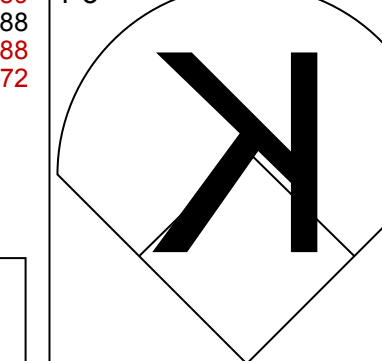


Batter	1	2	3	4	5	6	7	8	9	AB	R	H	RBI	BB	SO	LOB	BOTTOM										
55 Josh Bell, S (1,3) OBP: 0.329, SLG: 0.382	G4-3		L8				G3			4	0	1	1	0	0	0											
6 Starling Marte, R (1,8) OBP: 0.331, SLG: 0.460	K									4	0	2	0	0	2	1											
12 Corey Dickerson, L (1,7) OBP: 0.341, SLG: 0.458	G1-3		F7				L8			4	0	1	0	0	0	2											
19 Colin Moran, L (1,5) OBP: 0.335, SLG: 0.406		G4-3	G3				B1-3			3	0	0	0	1	0	2											
29 Francisco Cervelli, R (1,2) OBP: 0.392, SLG: 0.489										3	1	1	0	1	0	2											
17 Austin Meadows, L (1,9) OBP: 0.328, SLG: 0.483		E1								4	1	1	0	0	1	3											
5 Josh Harrison, R (1,4) OBP: 0.297, SLG: 0.356										4	0	1	1	0	0	2											
10 Jordy Mercer, R (1,6) OBP: 0.307, SLG: 0.383										4	1	1	0	0	2	3											
49 Nick Kingham, R (1,1) OBP: 0.200, SLG: 0.154										2	1	1	2	0	1	2											
47 Jordan Luplow, R (6,PH) OBP: 0.500, SLG: 0.500										1	0	0	0	0	0	0											
37 Edgar Santana, R (7,1) ERA: 3.09										0	0	0	0	0	0	0											
30 Kyle Crick, L (8,1)										0	0	0	0	0	0	0											
73 Felipe Vázquez, L (9,1) ERA: 3.72										0	0	0	0	0	0	0											
Inning Stats	R: 0 E: 0 K: 1 S: 6	H: 0 LOB: 0 BB: 0 P: 10	R: 1 E: 1 K: 2 S: 17	H: 2 LOB: 2 BB: 0 P: 26	R: 0 E: 0 K: 0 S: 11	H: 1 LOB: 1 BB: 0 P: 14	R: 3 E: 0 K: 1 S: 18	H: 4 LOB: 1 BB: 0 P: 25	R: 0 E: 0 K: 0 S: 12	H: 0 LOB: 0 BB: 1 P: 19	R: 0 E: 0 K: 1 S: 10	H: 0 LOB: 0 BB: 0 P: 13	R: 0 E: 0 K: 0 S: 8	H: 1 LOB: 1 BB: 0 P: 10	R: 0 E: 0 K: 1 S: 8	H: 0 LOB: 1 BB: 1 P: 15	1B: 6 2B: 3 3B: 0 HR: 0	SF: 0 SAC: 0 DP: 1 HBP: 0	WP: 0 PB: 4 SB: 0 CS: 0	PA: 35							
PITCHER	IP	WLS	BF	H	R	ER	SO	BB	IBB	HBP	BLK	WP	HR	S	P	ERA	WHIP										
63 Drew Anderson, R (1,1) ERA: 7.2	5.0	L	24	8	4	4	4	1	0	0	0	0	0	18	23	0.00	0.500										
31 Mark Leiter Jr., R (6,1)	2.0		7	1	0	0	1	0	0	0	0	0	0	8	15	0.00	1.000										
54 Austin Davis, L (8,1) ERA: 3.72	1.0		4	0	0	0	1	1	0	0	0	0	0	8	15	0.00	1.000										

Philadelphia Phillies @ Pittsburgh Pirates
PNC Park, Pittsburgh, PA
Sun Jul 08 2018, 1:38 PM - 4:18 PM EDT
Att. 19,542 - Sunny - 81 F

AB 33
R 4
H 9
RBI 4
BB 2
SO 6
LOB 17

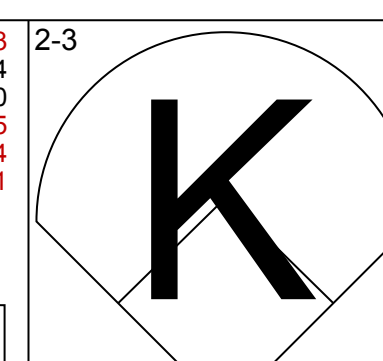
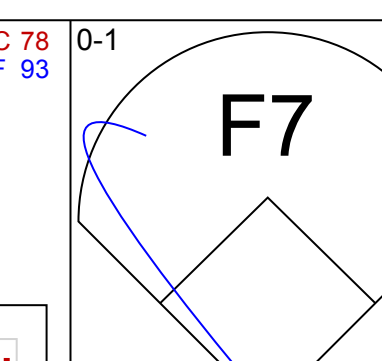
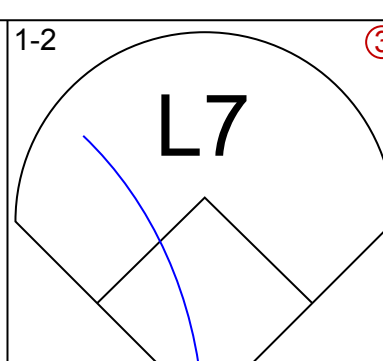
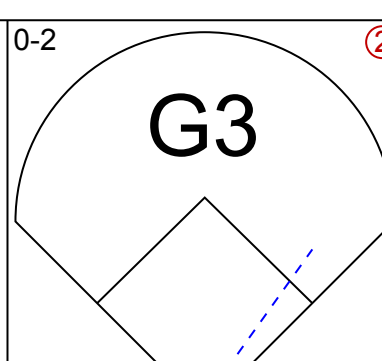
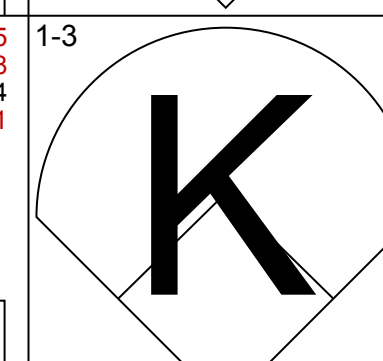
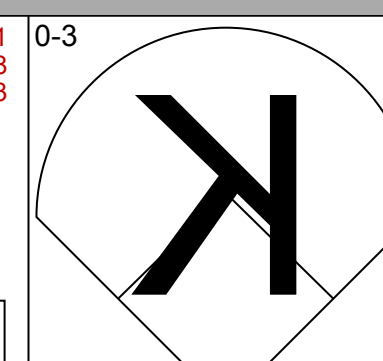
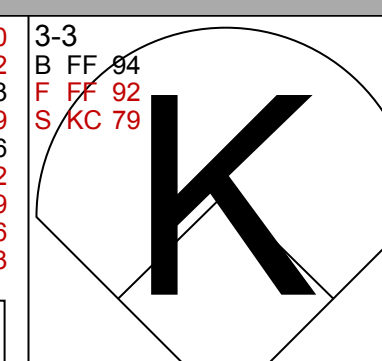
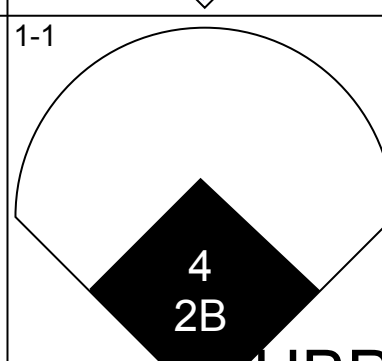
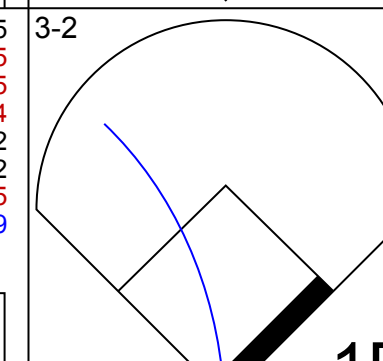
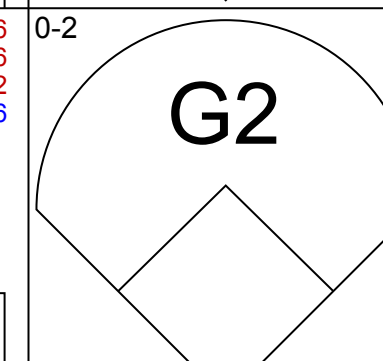
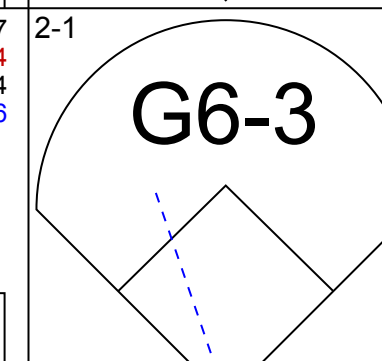
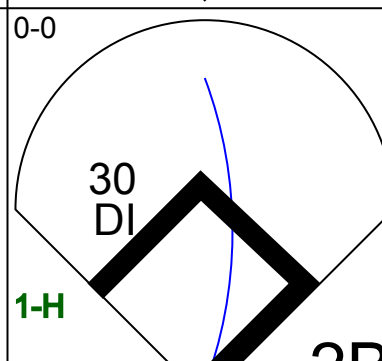
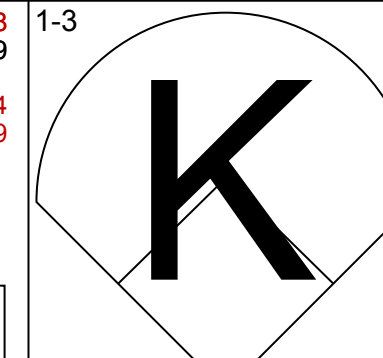
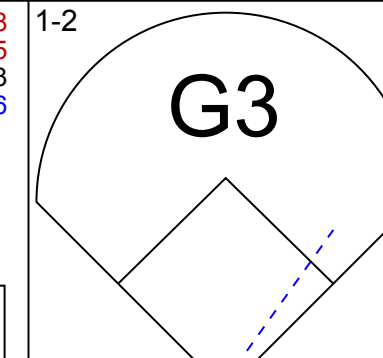
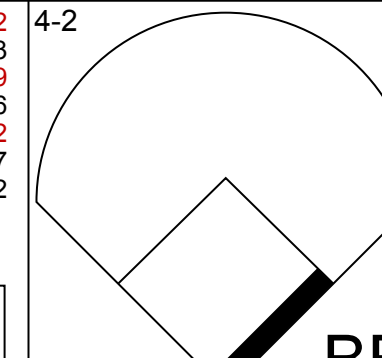
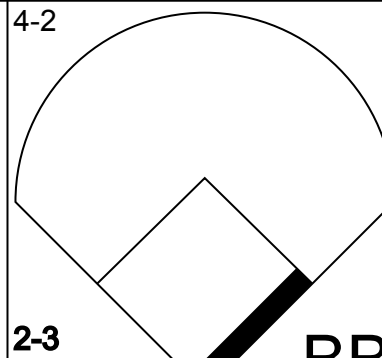

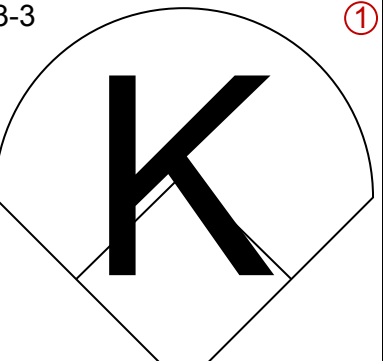
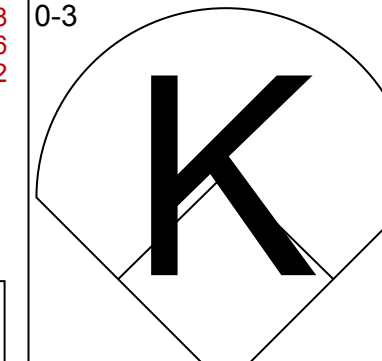
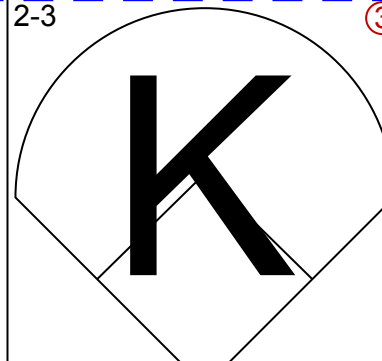
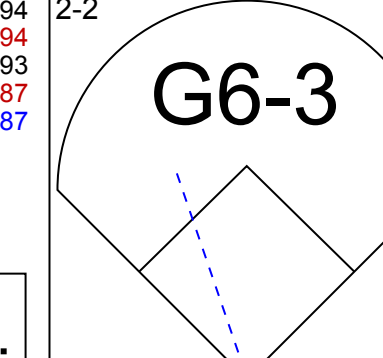
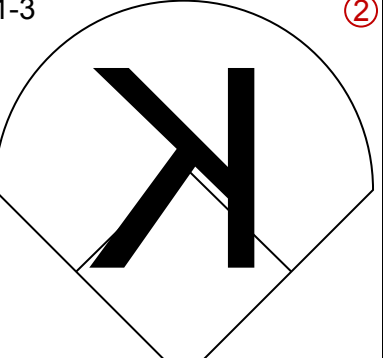



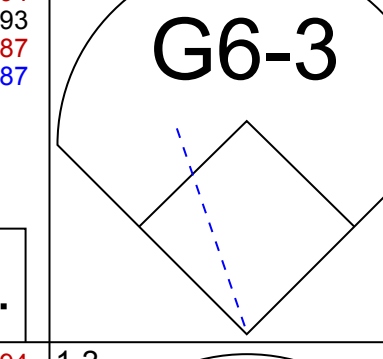
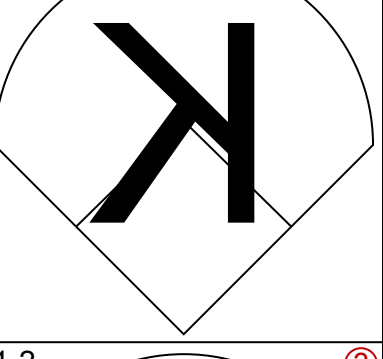
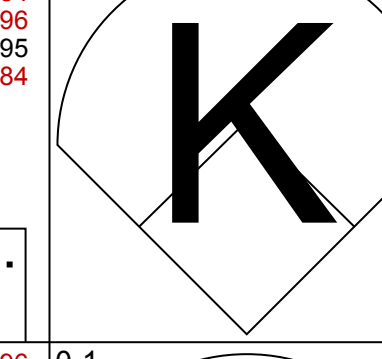
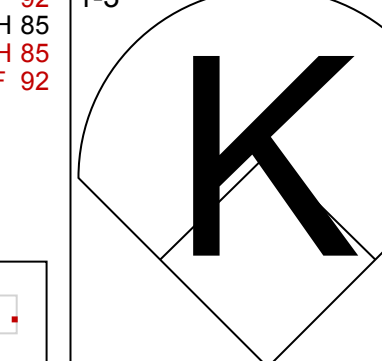
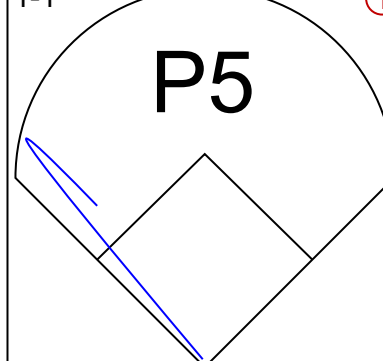
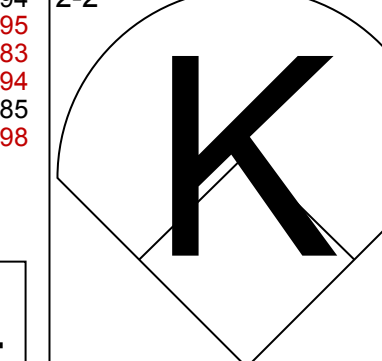
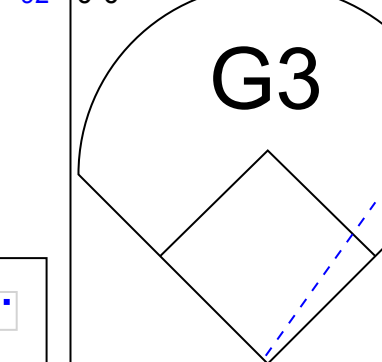
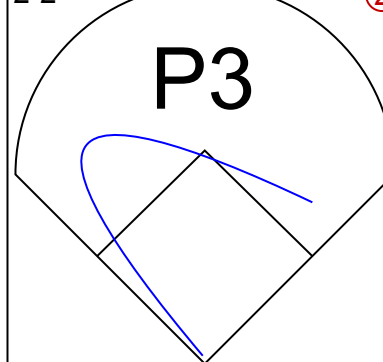
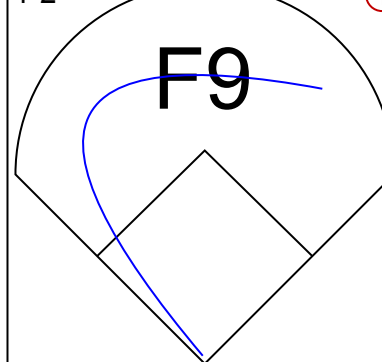


Batter	1	2	3	4	5	6	7	8	9	AB	R	H	RBI	BB	SO	LOB	TOP						
16 César Hernández, S (1,4) OBP: 0.376, SLG: 0.379										4	0	0	0	0	1	1							
17 Rhys Hoskins, R (1,7) OBP: 0.364, SLG: 0.472										4	0	0	0	0	1	0							
5 Nick Williams, L (1,9) OBP: 0.324, SLG: 0.449										3	0	0	0	1	0	0							
41 Carlos Santana, S (1,3) OBP: 0.365, SLG: 0.421										3	1	1	0	1	1	0							
23 Aaron Altherr, R (1,8) OBP: 0.295, SLG: 0.310										3	1	0	0	1	3	2							
4 Scott Kingery, R (1,6) OBP: 0.278, SLG: 0.331										4	0	0	0	0	2	4							
38 Jorge Alfaro, R (1,2) OBP: 0.285, SLG: 0.372										3	0	0	0	0	1	2							
7 Maikel Franco, R (1,5) OBP: 0.320, SLG: 0.455										2	1	0	0	1	1	0							
27 Aaron Nola, R (1,1) OBP: 0.108, SLG: 0.111										2	0	1	3	0	0	0							
9 Jesmuel Valentin, S (8,PH) OBP: 0.255, SLG: 0.333										1	0	0	0	0	1	0							
40 Tommy Hunter, R (8,1)										0	0	0	0	0	0	0							
64 Victor Arano, R (9,1)										0	0	0	0	0	0	0							
Inning Stats	R: 0 H: 0 E: 0 K: 1 S: 7	H: 0 LOB: 0 BB: 0 P: 11	R: 0 H: 0 E: 0 K: 2 S: 8	H: 0 LOB: 0 BB: 0 P: 9	R: 0 H: 0 E: 0 K: 2 S: 9	H: 0 LOB: 0 BB: 0 P: 11	R: 0 H: 0 E: 0 K: 1 S: 8	H: 0 LOB: 0 BB: 0 P: 14	R: 3 H: 1 E: 0 K: 0 S: 12	H: 1 LOB: 1 BB: 3 P: 22	R: 0 H: 0 E: 0 K: 1 S: 14	H: 0 LOB: 0 BB: 0 P: 20	R: 0 H: 0 E: 0 K: 2 S: 15	H: 0 LOB: 0 BB: 0 P: 19	R: 0 H: 0 E: 0 K: 1 S: 7	H: 0 LOB: 0 BB: 0 P: 11	R: 0 H: 1 E: 0 K: 1 S: 12	H: 1 LOB: 2 BB: 1 P: 19	1B: 1 2B: 1 3B: 0 HR: 0	SF: 0 SAC: 0 DP: 0 HBP: 0	WP: 0 PB: 0 SB: 0 CS: 0	PA: 33	
PITCHER	IP WLS BF H R ER SO BB IBB HBP BLK WP HR S P ERA WHIP	IP WLS BF H R ER SO BB IBB HBP BLK WP HR S P ERA WHIP	IP WLS BF H R ER SO BB IBB HBP BLK WP HR S P ERA WHIP	IP WLS BF H R ER SO BB IBB HBP BLK WP HR S P ERA WHIP	IP WLS BF H R ER SO BB IBB HBP BLK WP HR S P ERA WHIP	IP WLS BF H R ER SO BB IBB HBP BLK WP HR S P ERA WHIP	IP WLS BF H R ER SO BB IBB HBP BLK WP HR S P ERA WHIP	IP WLS BF H R ER SO BB IBB HBP BLK WP HR S P ERA WHIP	IP WLS BF H R ER SO BB IBB HBP BLK WP HR S P ERA WHIP	IP WLS BF H R ER SO BB IBB HBP BLK WP HR S P ERA WHIP	IP WLS BF H R ER SO BB IBB HBP BLK WP HR S P ERA WHIP	IP WLS BF H R ER SO BB IBB HBP BLK WP HR S P ERA WHIP	IP WLS BF H R ER SO BB IBB HBP BLK WP HR S P ERA WHIP	IP WLS BF H R ER SO BB IBB HBP BLK WP HR S P ERA WHIP	IP WLS BF H R ER SO BB IBB HBP BLK WP HR S P ERA WHIP	IP WLS BF H R ER SO BB IBB HBP BLK WP HR S P ERA WHIP	IP WLS BF H R ER SO BB IBB HBP BLK WP HR S P ERA WHIP	IP WLS BF H R ER SO BB IBB HBP BLK WP HR S P ERA WHIP	IP WLS BF H R ER SO BB IBB HBP BLK WP HR S P ERA WHIP	IP WLS BF H R ER SO BB IBB HBP BLK WP HR S P ERA WHIP	IP WLS BF H R ER SO BB IBB HBP BLK WP HR S P ERA WHIP	IP WLS BF H R ER SO BB IBB HBP BLK WP HR S P ERA WHIP	IP WLS BF H R ER SO BB IBB HBP BLK WP HR S P ERA WHIP

Philadelphia Phillies @ New York Mets
Citi Field, Flushing, NY
Mon Jul 09 2018, 8:09 PM - 10:49 PM EDT
Att: 24,139 - Sunny - 79 F

AB 29
R 3
H 2
RBI 3
BB 4
SO 11
LOB 9

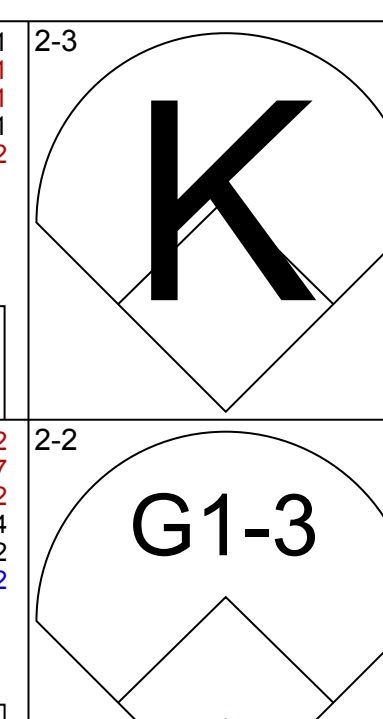
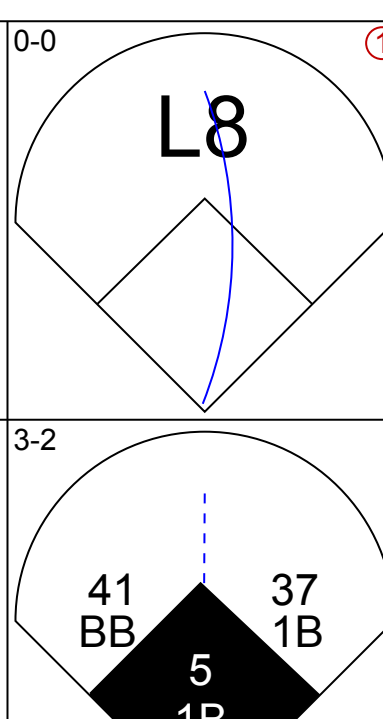
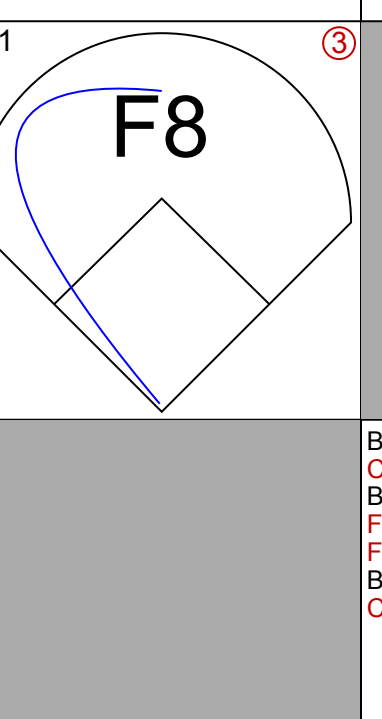
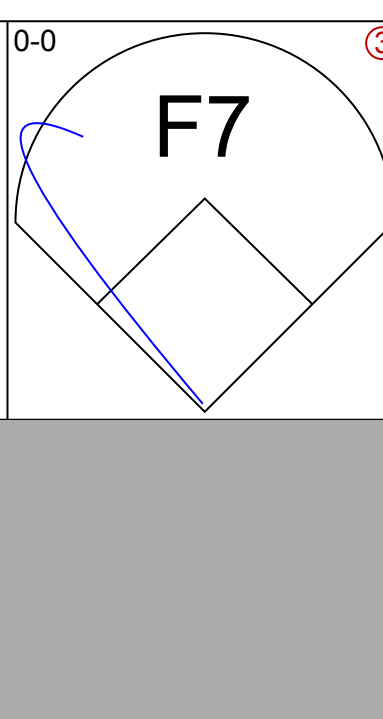
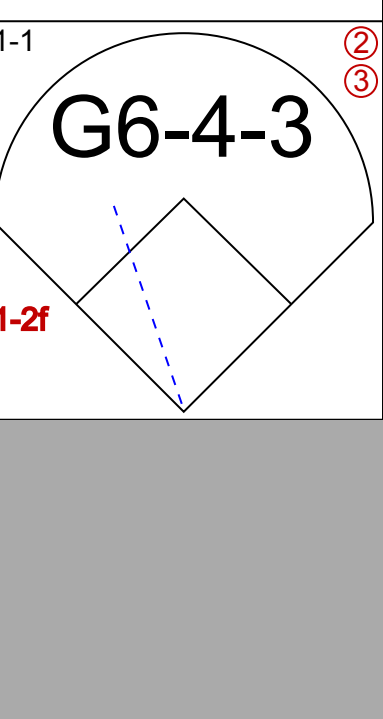
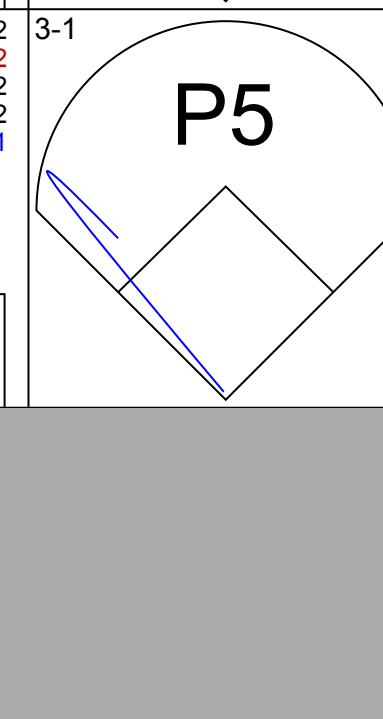
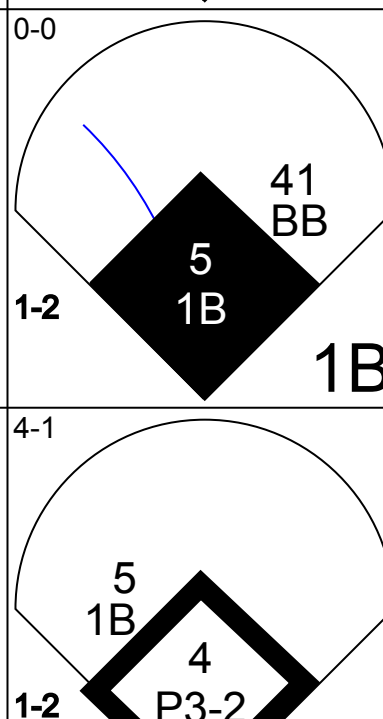
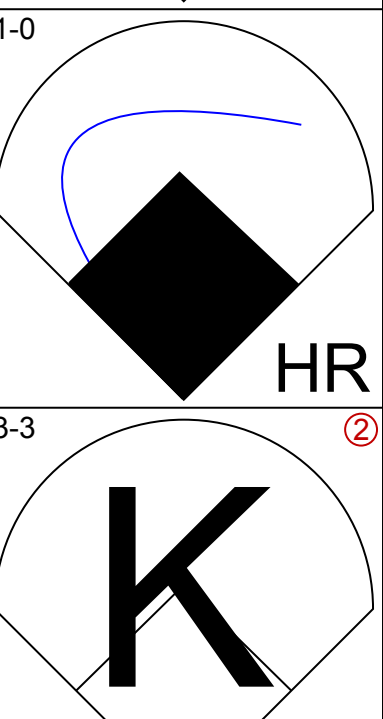
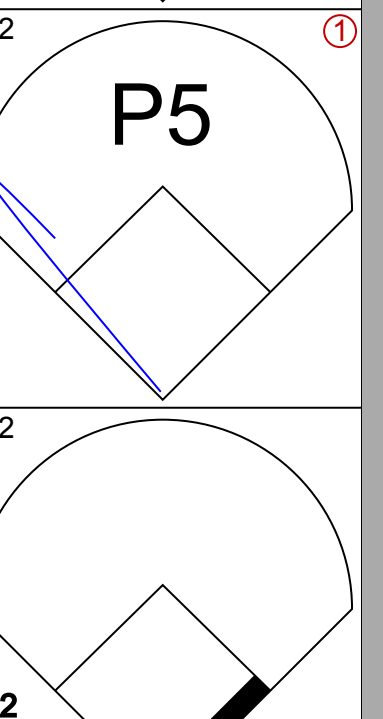
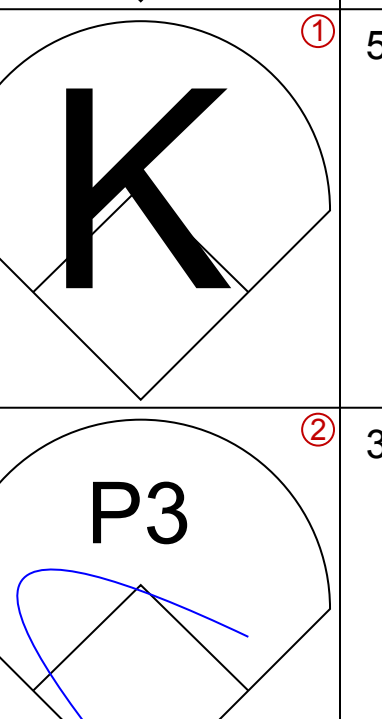

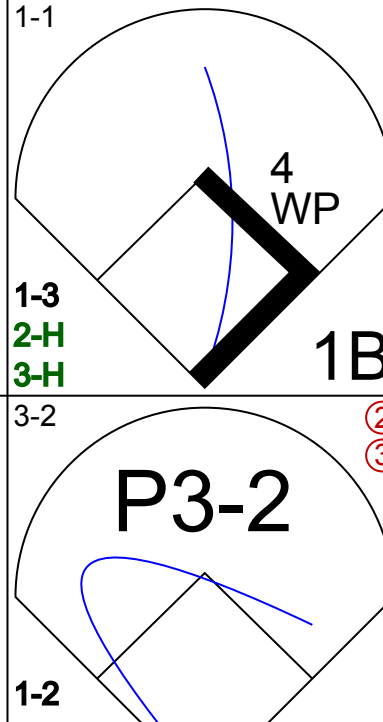
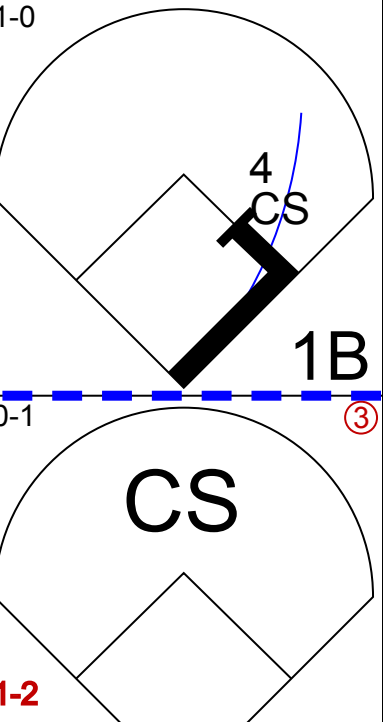
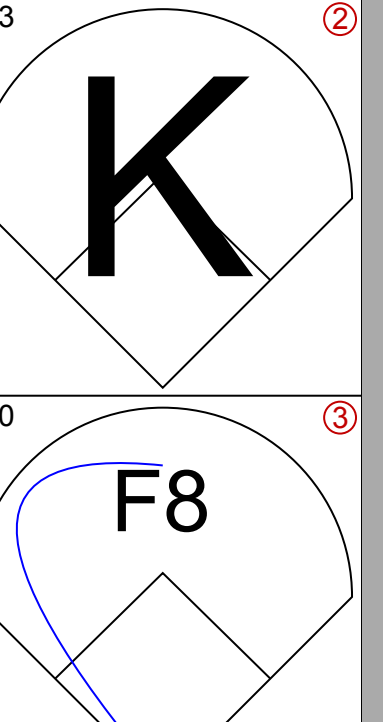
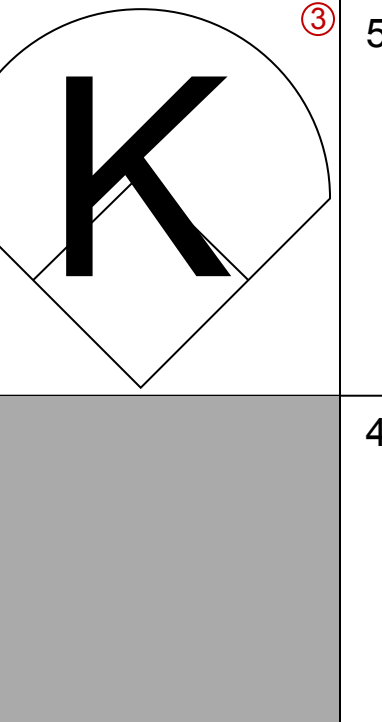
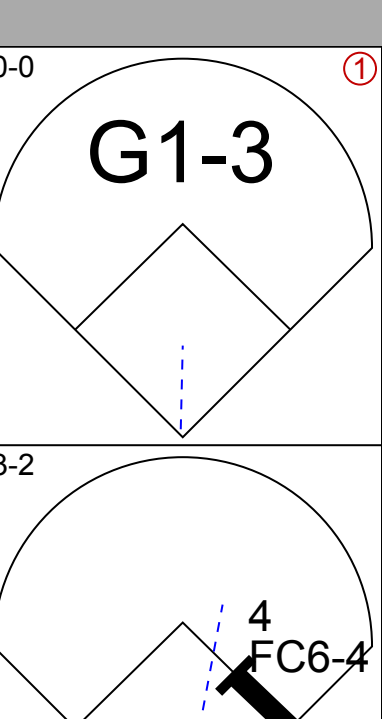
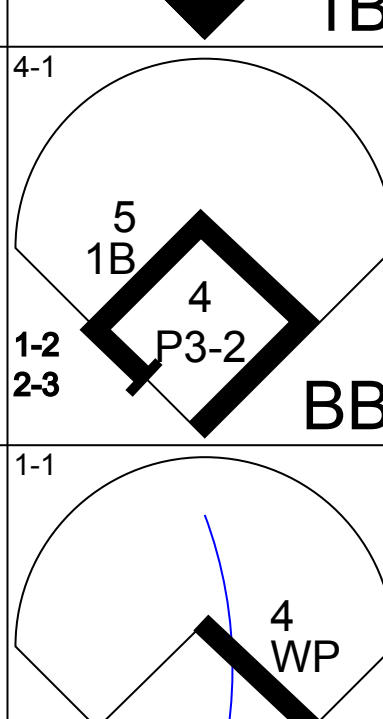
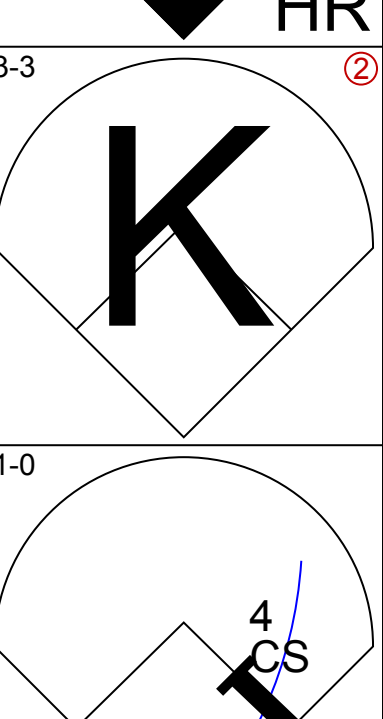
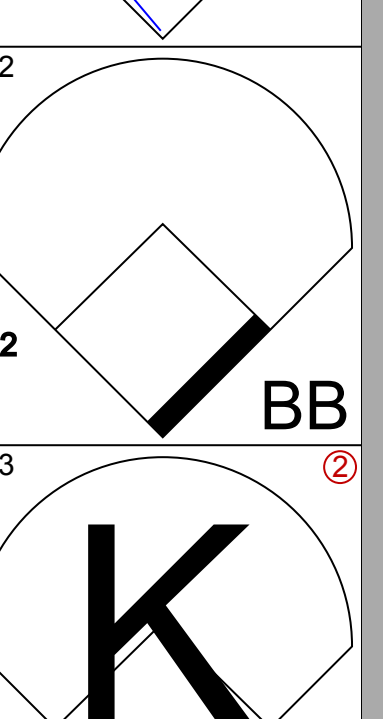
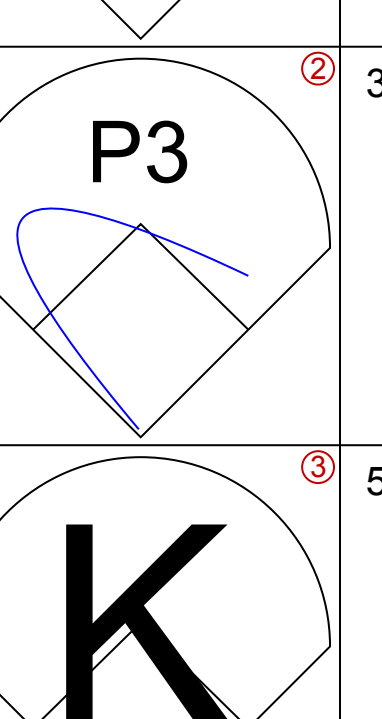

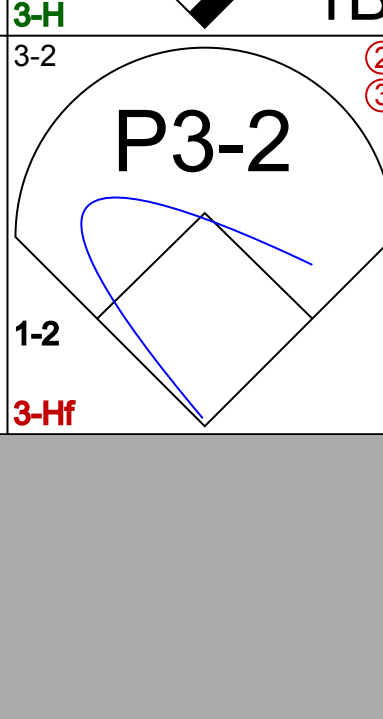

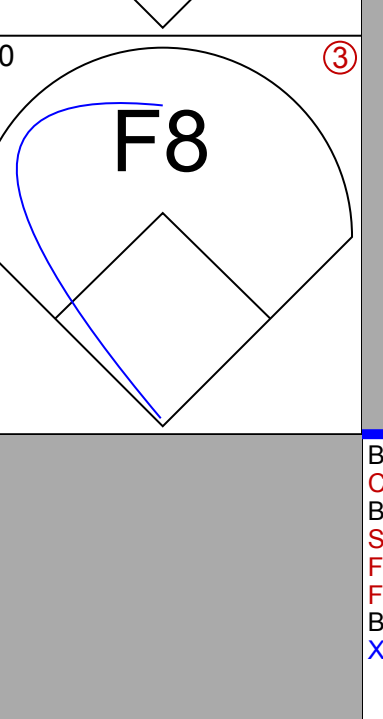






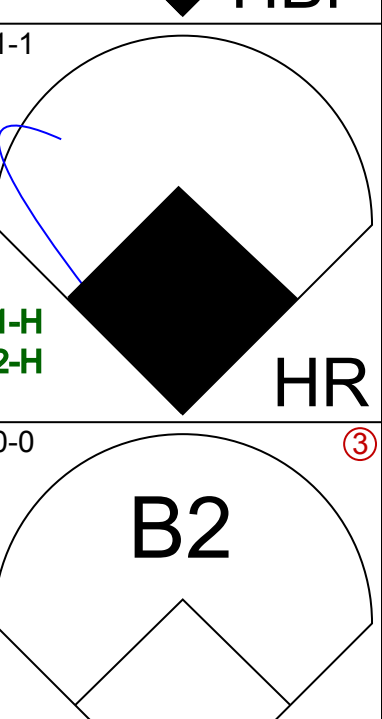
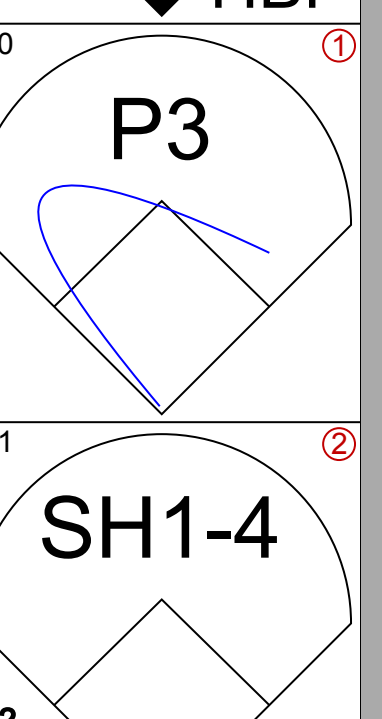
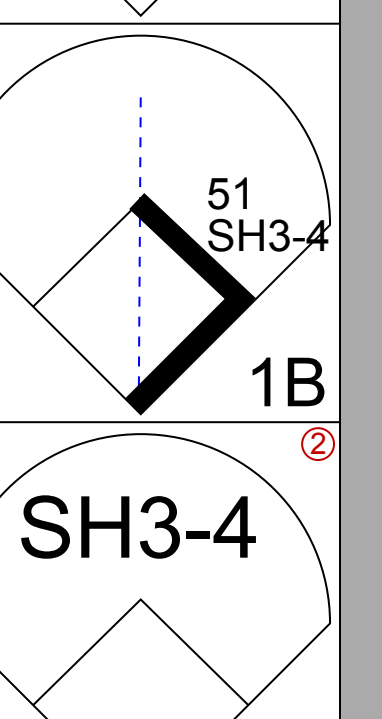
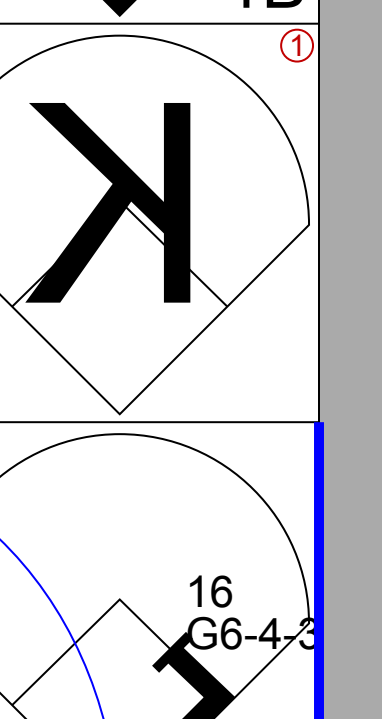
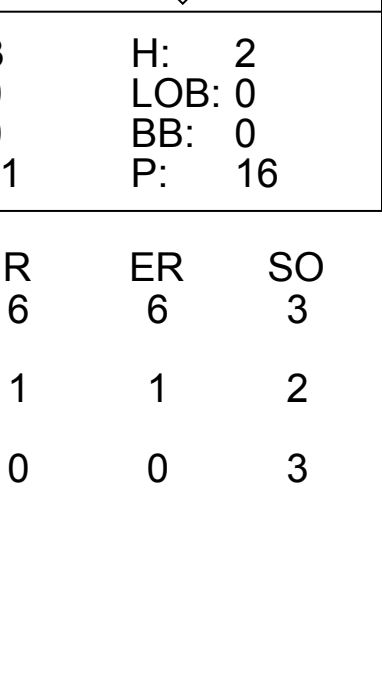
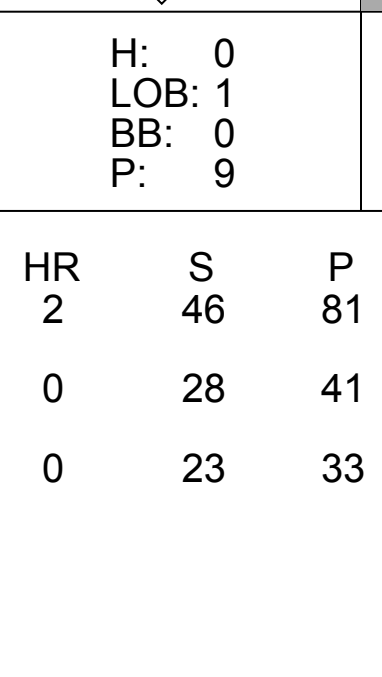
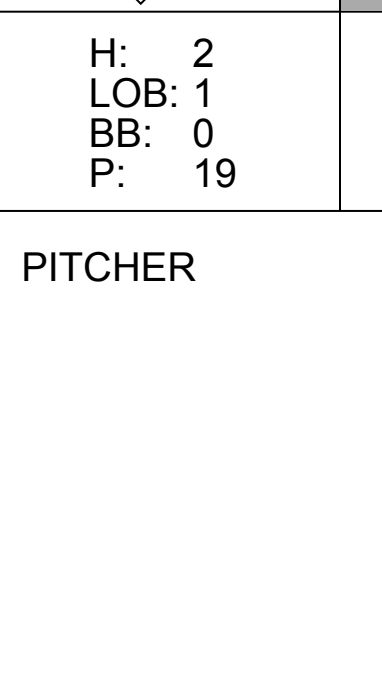
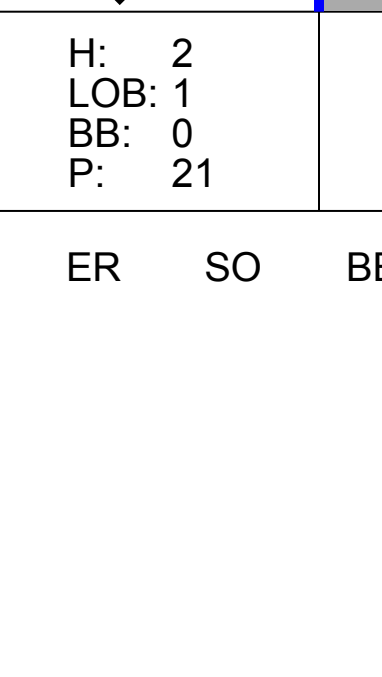


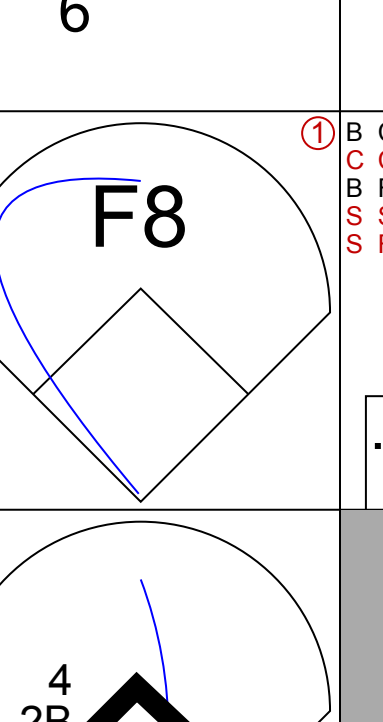
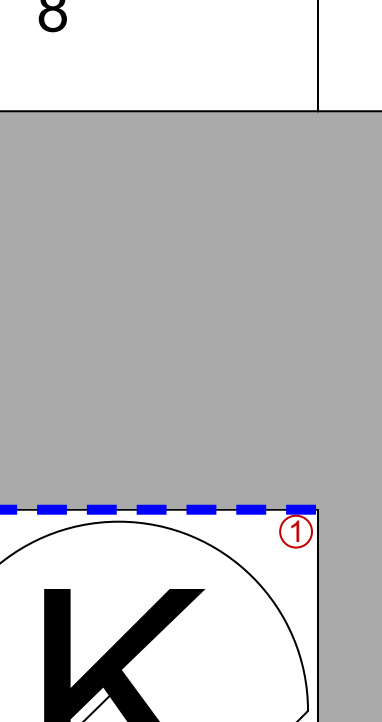



Batter	1	2	3	4	5	6	7	8	9	AB	R	H	RBI	BB	SO	LOB	BOTTOM						
1 Amed Rosario, R (1,6) OBP: 0.279, SLG: 0.347										3	0	0	0	0	1	0							
13 Asdrúbal Cabrera, S (9,PH) OBP: 0.320, SLG: 0.480										3	1	0	0	0	3	0							
9 Brandon Nimmo, L (1,8) OBP: 0.382, SLG: 0.504										4	0	2	1	0	0	0							
4 Wilmer Flores, R (1,4) OBP: 0.325, SLG: 0.476										2	0	0	0	2	1	1							
30 Michael Conforto, L (1,7) OBP: 0.342, SLG: 0.365										3	0	0	0	0	2	1							
22 Dominic Smith, L (1,3) OBP: 0.209, SLG: 0.338										3	0	0	0	0	2	1							
39 Jerry Blevins, L (8,1)										0	0	0	0	0	0	0							
29 Devin Mesoraco, R (9,PH) OBP: 0.319, SLG: 0.420										1	0	0	0	0	1	2							
26 Kevin Plawecki, R (1,2) OBP: 0.351, SLG: 0.370										3	0	0	0	0	2	0							
16 Kevin Kaczmarski, L (1,9)										2	0	0	0	0	1	0							
51 Paul Sewald, R (7,1)										0	0	0	0	0	0	0							
35 Jacob Rhame, R (8,1)										0	0	0	0	0	0	0							
66 Ty Kelly, S (8,4)										1	0	0	0	0	0	0							
7 José Reyes, S (1,5) OBP: 0.238, SLG: 0.235										3	0	0	0	0	2	0							
55 Corey Oswalt, R (1,1)										1	0	0	0	0	0	0							
11 José Bautista, R (6,PH) OBP: 0.369, SLG: 0.421										2	0	0	0	0	0	0							
Inning Stats	R: 0 H: 1 E: 0 K: 3 S: 15	H: 0 LOB: 1 BB: 0 P: 22	R: 0 H: 0 E: 0 K: 0 S: 9	H: 0 LOB: 0 BB: 0 P: 12	R: 0 H: 0 E: 0 K: 1 S: 6	H: 0 LOB: 0 BB: 0 P: 7	R: 0 H: 0 E: 0 K: 1 S: 10	H: 0 LOB: 0 BB: 0 P: 11	R: 0 H: 0 E: 0 K: 0 S: 8	H: 0 LOB: 0 BB: 0 P: 12	R: 0 H: 0 E: 0 K: 2 S: 17	H: 0 LOB: 1 BB: 1 P: 26	R: 0 H: 0 E: 0 K: 2 S: 10	H: 0 LOB: 0 BB: 0 P: 13	R: 0 H: 0 E: 0 K: 1 S: 15	H: 1 LOB: 2 BB: 1 P: 23	1B: 1 2B: 1 3B: 0 HR: 0	SF: 0 SAC: 0 DP: 0 HBP: 1	WP: 0 PB: 0 SB: 0 CS: 0	PA: 32			
PITCHER	IP WLS BF H R ER SO BB IBB HBP BLK WP HR S P ERA WHIP	IP WLS BF H R ER SO BB IBB HBP BLK WP HR S P ERA WHIP	IP WLS BF H R ER SO BB IBB HBP BLK WP HR S P ERA WHIP	IP WLS BF H R ER SO BB IBB HBP BLK WP HR S P ERA WHIP	IP WLS BF H R ER SO BB IBB HBP BLK WP HR S P ERA WHIP	IP WLS BF H R ER SO BB IBB HBP BLK WP HR S P ERA WHIP	IP WLS BF H R ER SO BB IBB HBP BLK WP HR S P ERA WHIP	IP WLS BF H R ER SO BB IBB HBP BLK WP HR S P ERA WHIP	IP WLS BF H R ER SO BB IBB HBP BLK WP HR S P ERA WHIP	IP WLS BF H R ER SO BB IBB HBP BLK WP HR S P ERA WHIP	IP WLS BF H R ER SO BB IBB HBP BLK WP HR S P ERA WHIP	IP WLS BF H R ER SO BB IBB HBP BLK WP HR S P ERA WHIP	IP WLS BF H R ER SO BB IBB HBP BLK WP HR S P ERA WHIP	IP WLS BF H R ER SO BB IBB HBP BLK WP HR S P ERA WHIP	IP WLS BF H R ER SO BB IBB HBP BLK WP HR S P ERA WHIP	IP WLS BF H R ER SO BB IBB HBP BLK WP HR S P ERA WHIP	IP WLS BF H R ER SO BB IBB HBP BLK WP HR S P ERA WHIP	IP WLS BF H R ER SO BB IBB HBP BLK WP HR S P ERA WHIP	IP WLS BF H R ER SO BB IBB HBP BLK WP HR S P ERA WHIP	IP WLS BF H R ER SO BB IBB HBP BLK WP HR S P ERA WHIP	IP WLS BF H R ER SO BB IBB HBP BLK WP HR S P ERA WHIP	IP WLS BF H R ER SO BB IBB HBP BLK WP HR S P ERA WHIP	IP WLS BF H R ER SO BB IBB HBP BLK WP HR S P ERA WHIP

Philadelphia Phillies @ New York Mets
Citi Field, Flushing, NY
Mon Jul 09 2018, 8:09 PM - 10:49 PM EDT
Att: 24,139 - Sunny - 79 F

AB 29
R 1
H 2
RBI 1
BB 2
SO 13
LOB 4

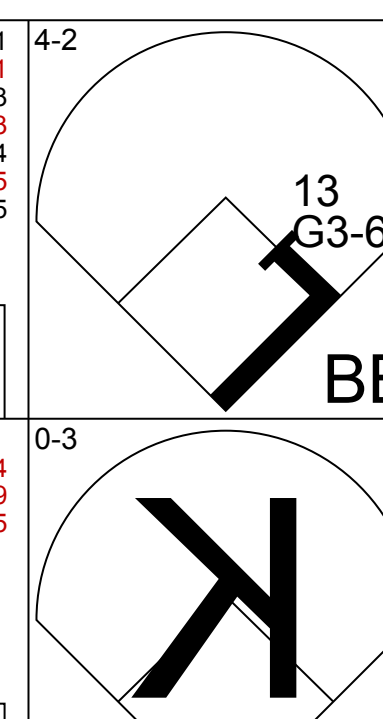
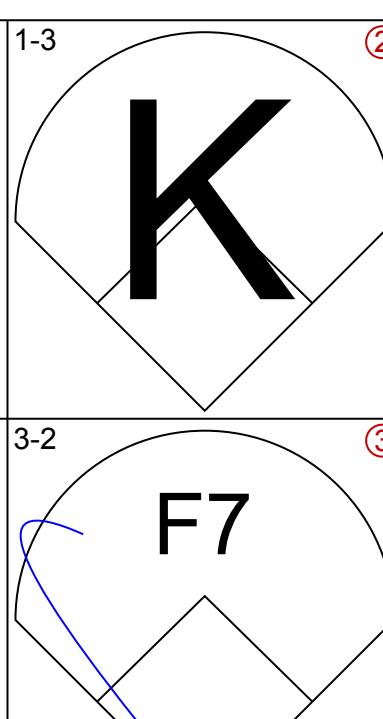
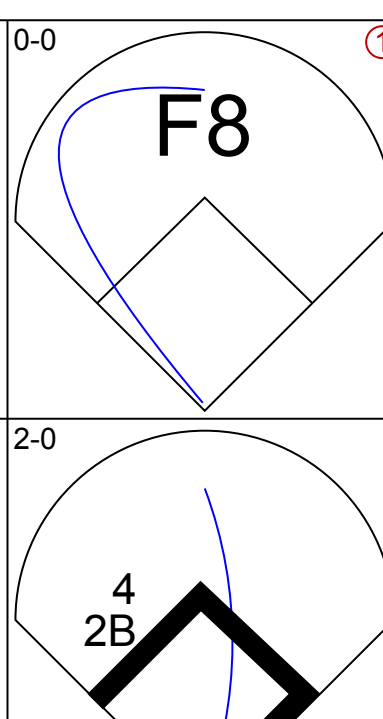
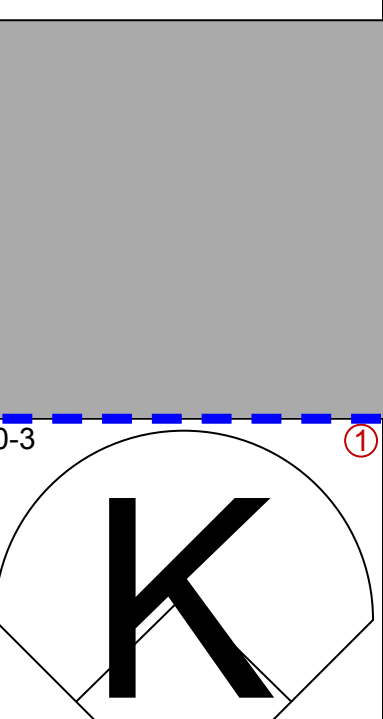
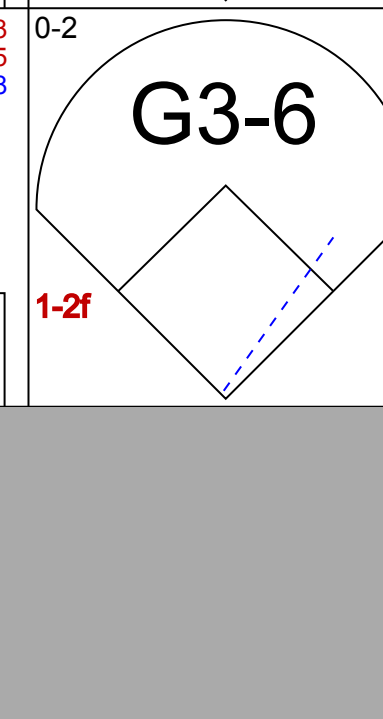

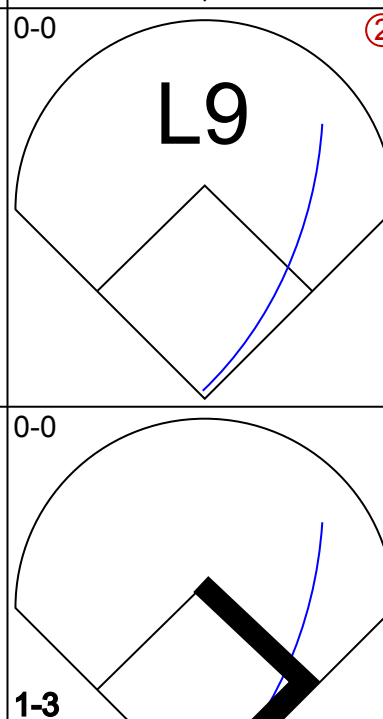
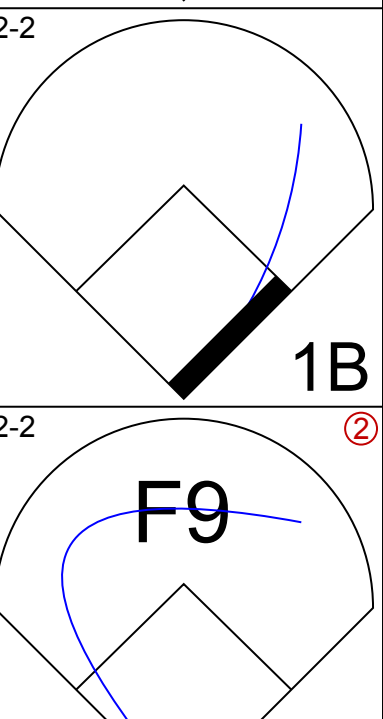


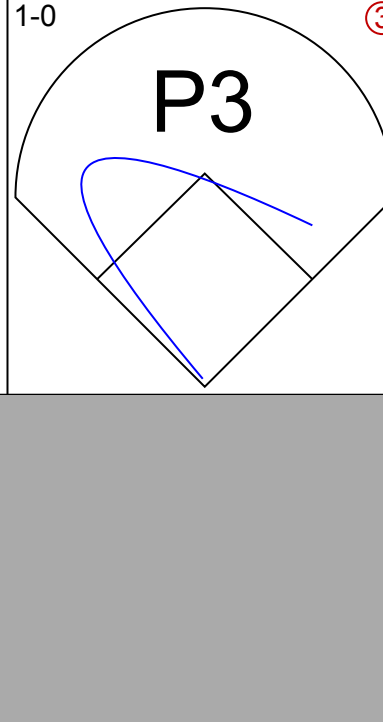
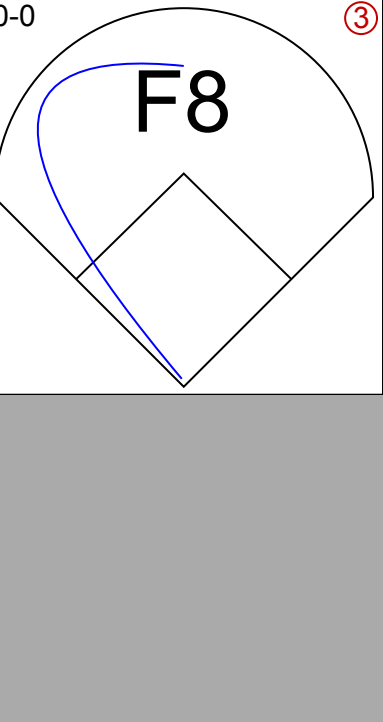
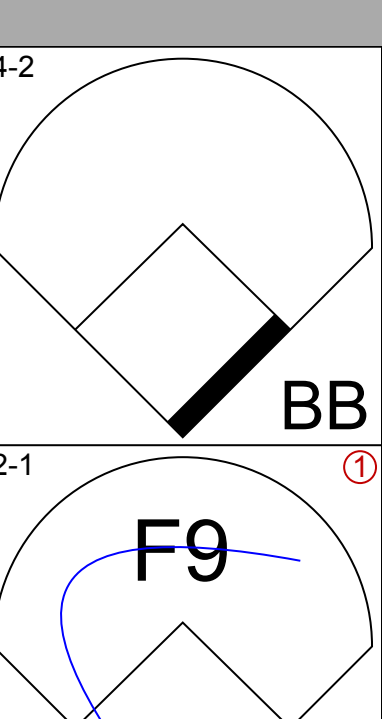
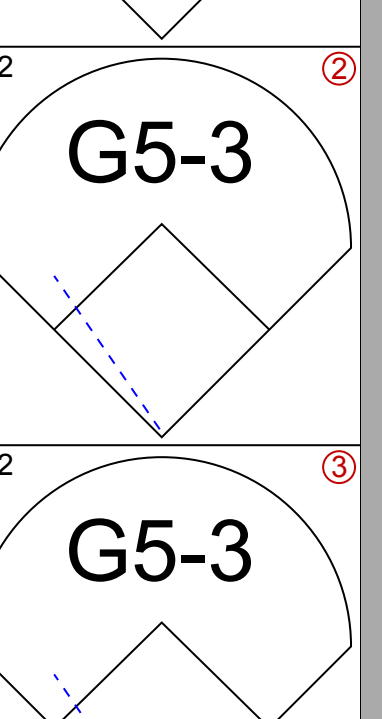
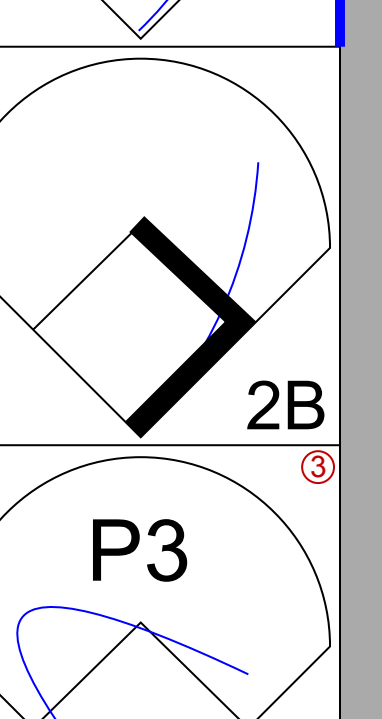
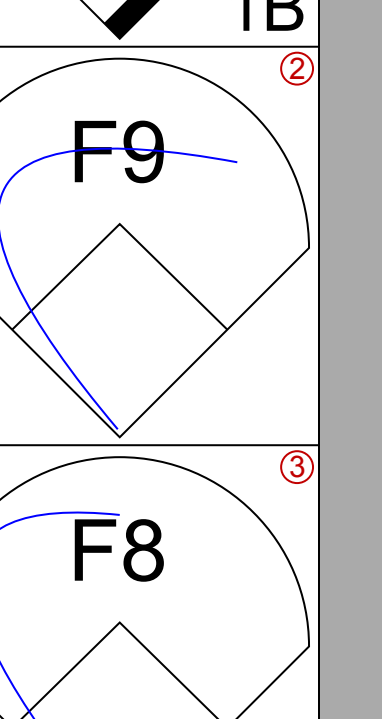
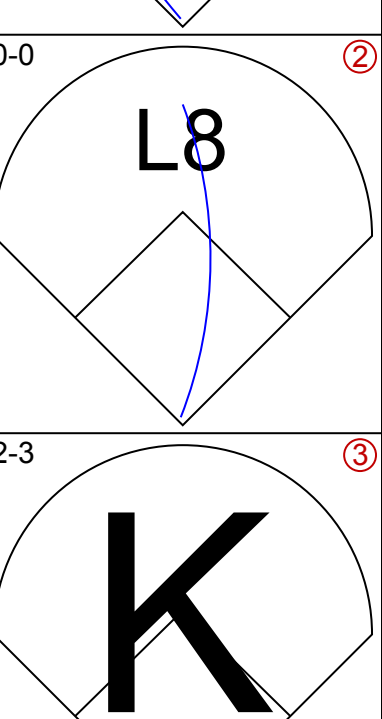


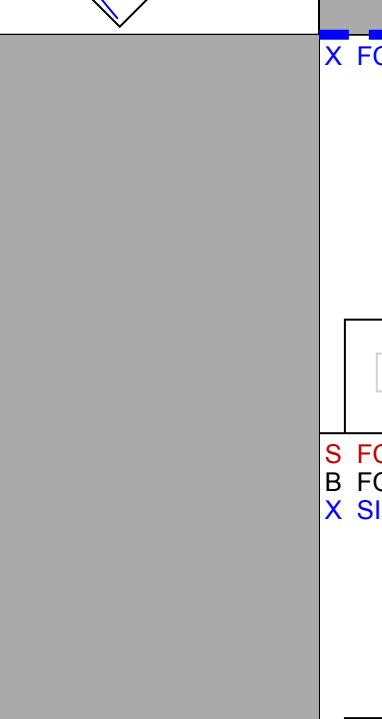


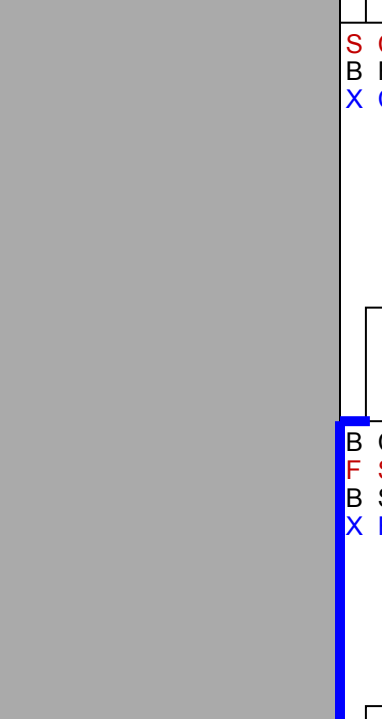

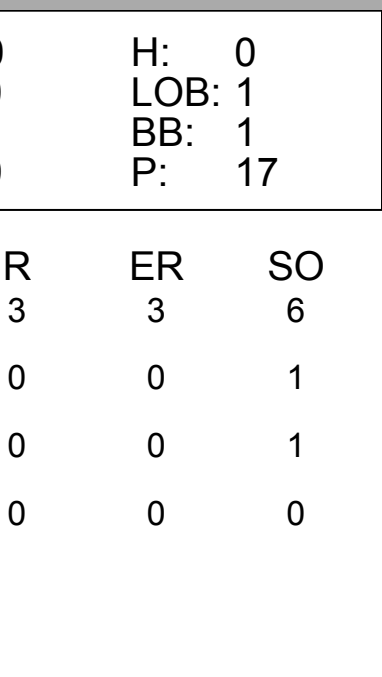
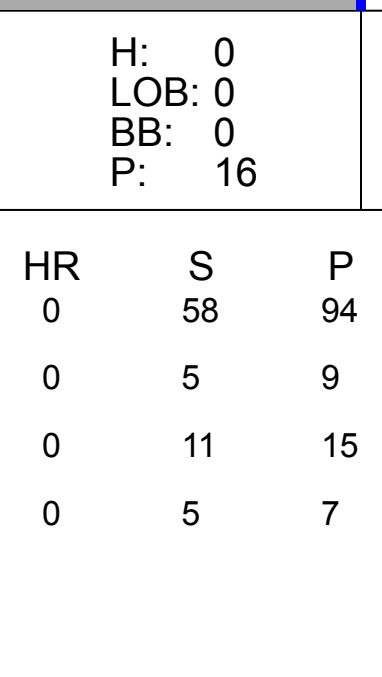
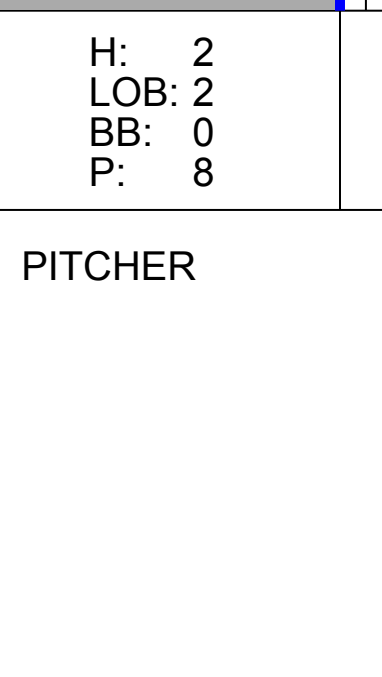
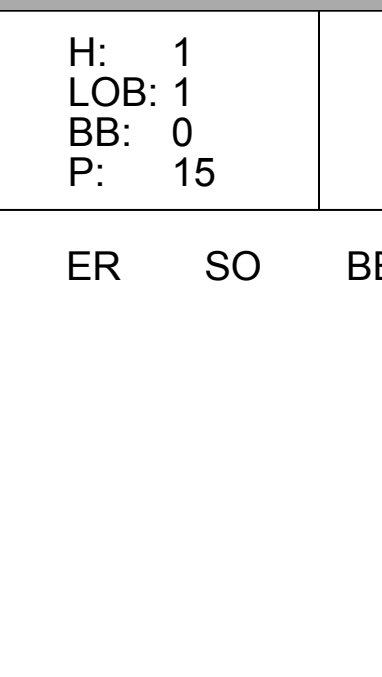
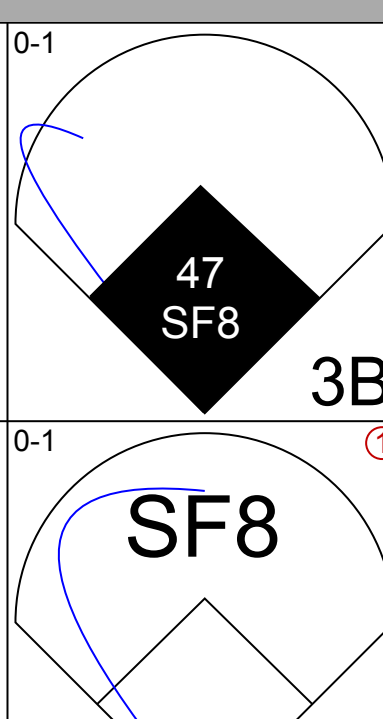
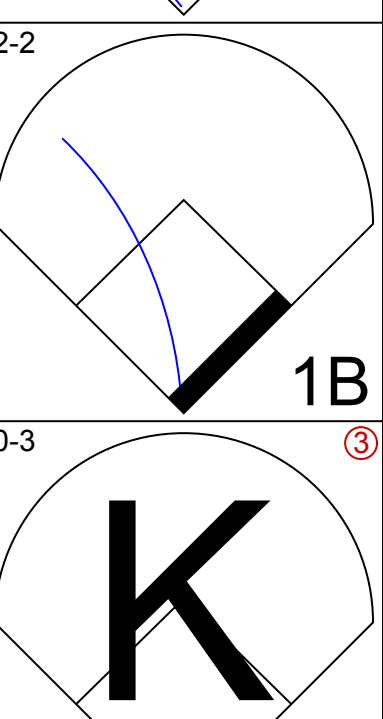
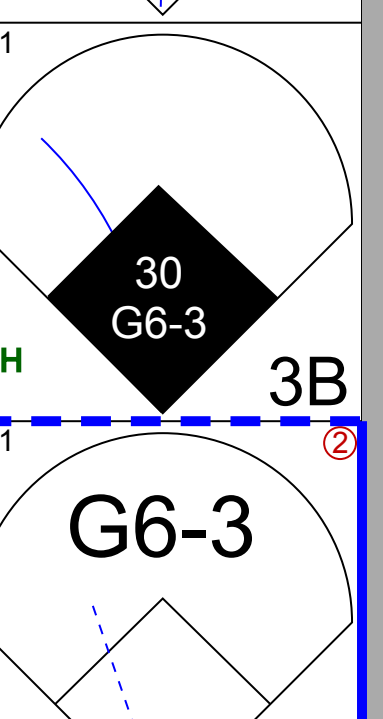
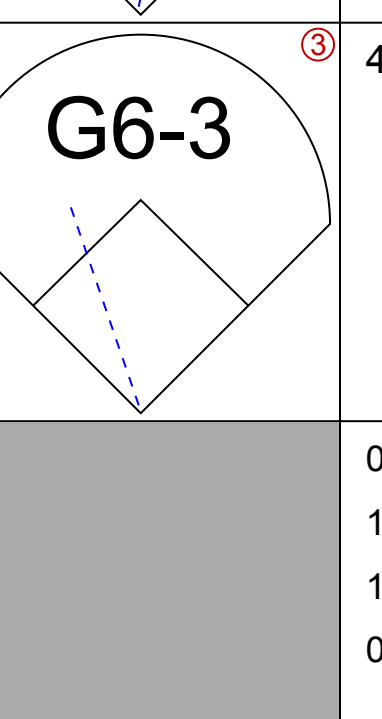
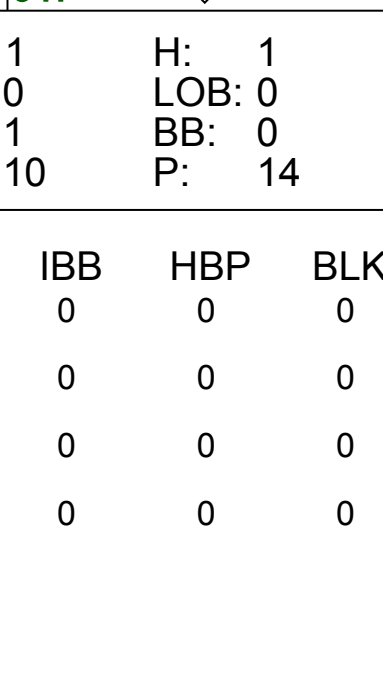
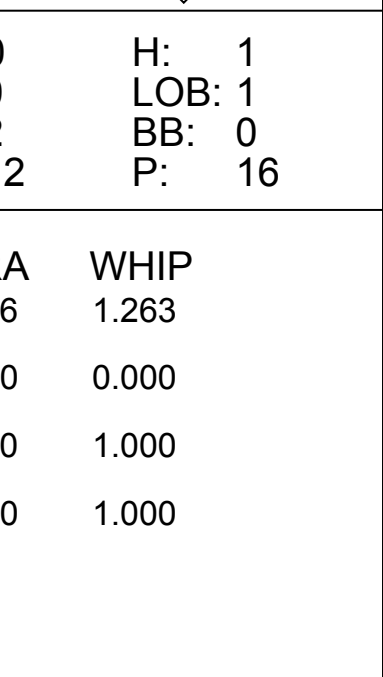
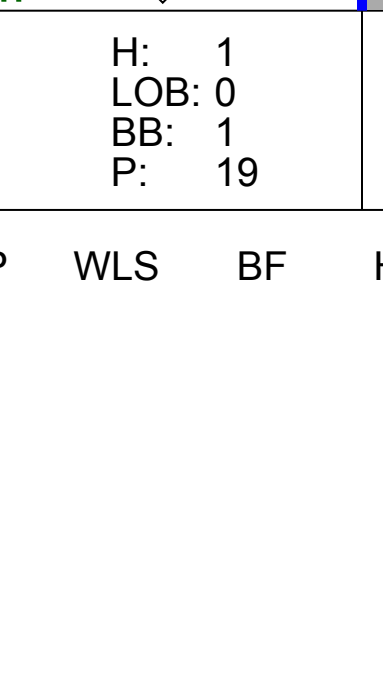



Batter	1	2	3	4	5	6	7	8	9	AB	R	H	RBI	BB	SO	LOB	TOP						
16 César Hernández, S (1,4) OBP: 0.372, SLG: 0.374										5	0	0	0	0	1	4							
17 Rhys Hoskins, R (1,7) OBP: 0.368, SLG: 0.474										5	1	3	0	0	1	0							
37 Odúbel Herrera, L (1,8) OBP: 0.332, SLG: 0.470										5	2	2	1	0	1	2							
41 Carlos Santana, S (1,3) OBP: 0.365, SLG: 0.416										3	0	0	0	2	1	1							
5 Nick Williams, L (1,9) OBP: 0.329, SLG: 0.452										5	0	3	2	0	2	3							
4 Scott Kingery, R (1,6) OBP: 0.277, SLG: 0.333										4	2	1	0	0	0	5							
38 Jorge Alfaro, R (1,2) OBP: 0.293, SLG: 0.373										2	1	1	0	0	1	1	AB 35 R 7 H 13 RBI 7 BB 2 SO 8 LOB 18						
7 Maikel Franco, R (1,5) OBP: 0.323, SLG: 0.467										4	1	2	4	0	1	2							
51 Enyel De Los Santos, R (1,1)										1	0	0	0	0	0	0							
31 Mark Leiter Jr., R (7,1)										0	0	0	0	0	0	0							
10 Trevor Plouffe, R (8,PH) OBP: 1.000, SLG: 1.000										0	0	0	0	0	0	0							
61 Edubray Ramos, R (8,1)										0	0	0	0	0	0	0							
40 Tommy Hunter, R (9,1)										0	0	0	0	0	0	0							
Inning Stats	R: 0 E: 0 K: 1 S: 9	H: 0 LOB: 0 BB: 0 P: 16	R: 3 E: 0 K: 0 S: 11	H: 2 LOB: 0 BB: 0 P: 16	R: 2 E: 0 K: 0 S: 12	H: 3 LOB: 1 BB: 1 P: 23	R: 0 E: 0 K: 0 S: 5	H: 0 LOB: 1 BB: 0 P: 9	R: 1 E: 0 K: 2 S: 10	H: 2 LOB: 0 BB: 0 P: 18	R: 1 E: 0 K: 1 S: 13	H: 2 LOB: 1 BB: 0 P: 19	R: 0 E: 0 K: 1 S: 14	H: 1 LOB: 2 BB: 1 P: 21	R: 0 E: 0 K: 1 S: 13	H: 2 LOB: 1 BB: 0 P: 20	R: 0 E: 0 K: 2 S: 10	H: 1 LOB: 1 BB: 0 P: 12	1B: 10 2B: 2 3B: 0 HR: 2	SF: 0 SAC: 2 DP: 2 HBP: 2	WP: 1 PB: 0 SB: 0 CS: 1	PA: 42	
PITCHER	IP WLS BF H R ER SO BB IBB HBP BLK WP HR S P ERA WHIP	IP WLS BF H R ER SO BB IBB HBP BLK WP HR S P ERA WHIP	IP WLS BF H R ER SO BB IBB HBP BLK WP HR S P ERA WHIP	IP WLS BF H R ER SO BB IBB HBP BLK WP HR S P ERA WHIP	IP WLS BF H R ER SO BB IBB HBP BLK WP HR S P ERA WHIP	IP WLS BF H R ER SO BB IBB HBP BLK WP HR S P ERA WHIP	IP WLS BF H R ER SO BB IBB HBP BLK WP HR S P ERA WHIP	IP WLS BF H R ER SO BB IBB HBP BLK WP HR S P ERA WHIP	IP WLS BF H R ER SO BB IBB HBP BLK WP HR S P ERA WHIP	IP WLS BF H R ER SO BB IBB HBP BLK WP HR S P ERA WHIP	IP WLS BF H R ER SO BB IBB HBP BLK WP HR S P ERA WHIP	IP WLS BF H R ER SO BB IBB HBP BLK WP HR S P ERA WHIP	IP WLS BF H R ER SO BB IBB HBP BLK WP HR S P ERA WHIP	IP WLS BF H R ER SO BB IBB HBP BLK WP HR S P ERA WHIP	IP WLS BF H R ER SO BB IBB HBP BLK WP HR S P ERA WHIP	IP WLS BF H R ER SO BB IBB HBP BLK WP HR S P ERA WHIP	IP WLS BF H R ER SO BB IBB HBP BLK WP HR S P ERA WHIP	IP WLS BF H R ER SO BB IBB HBP BLK WP HR S P ERA WHIP	IP WLS BF H R ER SO BB IBB HBP BLK WP HR S P ERA WHIP	IP WLS BF H R ER SO BB IBB HBP BLK WP HR S P ERA WHIP	IP WLS BF H R ER SO BB IBB HBP BLK WP HR S P ERA WHIP	IP WLS BF H R ER SO BB IBB HBP BLK WP HR S P ERA WHIP	IP WLS BF H R ER SO BB IBB HBP BLK WP HR S P ERA WHIP

Philadelphia Phillies @ New York Mets
Citi Field, Flushing, NY
Tue Jul 10 2018, 7:12 PM - 10:01 PM EDT
Att: 22,416 - Clear - 89 F

AB 35
R 7
H 13
RBI 7
BB 2
SO 8
LOB 18



Batter	1	2	3	4	5	6	7	8	9	AB	R	H	RBI	BB	SO	LOB	BOTTOM						
9 Brandon Nimmo, L (1,8) OBP: 0.380, SLG: 0.498										3	0	0	0	1	2	0							
11 José Bautista, R (1,9) OBP: 0.387, SLG: 0.417										4	0	1	0	0	2	1							
13 Asdrúbal Cabrera, S (1,4) OBP: 0.336, SLG: 0.485										3	0	0	0	0	1	2							
22 Dominic Smith, L (7,3) OBP: 0.221, SLG: 0.348										3	0	1	0	1	0	1							
4 Wilmer Flores, R (1,3) OBP: 0.329, SLG: 0.479										4	0	0	0	0	0	4							
29 Devin Mesoraco, R (1,2) OBP: 0.312, SLG: 0.410										3	1	1	0	1	1	1							
7 José Reyes, S (1,5) OBP: 0.246, SLG: 0.238										4	0	0	0	0	1	3	AB 31 R 3 H 7 RBI 3 BB 3 SO 8 LOB 13						
66 Ty Kelly, S (1,7)										4	0	0	0	0	1	3							
1 Amed Rosario, R (1,6) OBP: 0.286, SLG: 0.368										4	2	3	1	0	0	0							
47 Drew Gagnon, R (1,1) ERA: 4.28										0	0	0	1	0	0	0							
49 Tyler Bashlor, R (5,1)										1	0	0	0	0	1	1							
30 Michael Conforto, L (7,PH) OBP: 0.340, SLG: 0.384										1	0	0	1	0	0	0							
60 P.J. Conlon, L (8,1) OBP: 0.333, SLG: 0.333										0	0	0	0	0	0	0							
Inning Stats	R: 0 E: 0 K: 1 S: 9	H: 0 LOB: 1 BB: 1 P: 13	R: 0 E: 0 K: 1 S: 9	H: 0 LOB: 1 BB: 1 P: 17	R: 0 E: 0 K: 1 S: 10	H: 1 LOB: 0 BB: 0 P: 14	R: 0 E: 0 K: 1 S: 9	H: 0 LOB: 0 BB: 0 P: 16	R: 0 E: 0 K: 2 S: 12	H: 1 LOB: 1 BB: 0 P: 16	R: 0 E: 0 K: 0 S: 5	H: 2 LOB: 2 BB: 0 P: 8	R: 2 E: 0 K: 1 S: 9	H: 1 LOB: 0 BB: 1 P: 19	R: 0 E: 0 K: 1 S: 11	H: 1 LOB: 1 BB: 0 P: 15	R: 0 E: 0 K: 0 S: 5	H: 1 LOB: 0 BB: 0 P: 7	1B: 4 2B: 1 3B: 2 HR: 0	SF: 1 SAC: 0 DP: 2 HBP: 0	WP: 1 PB: 0 SB: 0 CS: 0	PA: 35	
PITCHER	IP WLS BF H R ER SO BB IBB HBP BLK WP HR S P ERA WHIP	IP WLS BF H R ER SO BB IBB HBP BLK WP HR S P ERA WHIP	IP WLS BF H R ER SO BB IBB HBP BLK WP HR S P ERA WHIP	IP WLS BF H R ER SO BB IBB HBP BLK WP HR S P ERA WHIP	IP WLS BF H R ER SO BB IBB HBP BLK WP HR S P ERA WHIP	IP WLS BF H R ER SO BB IBB HBP BLK WP HR S P ERA WHIP	IP WLS BF H R ER SO BB IBB HBP BLK WP HR S P ERA WHIP	IP WLS BF H R ER SO BB IBB HBP BLK WP HR S P ERA WHIP	IP WLS BF H R ER SO BB IBB HBP BLK WP HR S P ERA WHIP	IP WLS BF H R ER SO BB IBB HBP BLK WP HR S P ERA WHIP	IP WLS BF H R ER SO BB IBB HBP BLK WP HR S P ERA WHIP	IP WLS BF H R ER SO BB IBB HBP BLK WP HR S P ERA WHIP	IP WLS BF H R ER SO BB IBB HBP BLK WP HR S P ERA WHIP	IP WLS BF H R ER SO BB IBB HBP BLK WP HR S P ERA WHIP	IP WLS BF H R ER SO BB IBB HBP BLK WP HR S P ERA WHIP	IP WLS BF H R ER SO BB IBB HBP BLK WP HR S P ERA WHIP	IP WLS BF H R ER SO BB IBB HBP BLK WP HR S P ERA WHIP	IP WLS BF H R ER SO BB IBB HBP BLK WP HR S P ERA WHIP	IP WLS BF H R ER SO BB IBB HBP BLK WP HR S P ERA WHIP	IP WLS BF H R ER SO BB IBB HBP BLK WP HR S P ERA WHIP	IP WLS BF H R ER SO BB IBB HBP BLK WP HR S P ERA WHIP	IP WLS BF H R ER SO BB IBB HBP BLK WP HR S P ERA WHIP	IP WLS BF H R ER SO BB IBB HBP BLK WP HR S P ERA WHIP

Philadelphia Phillies @ New York Mets
Citi Field, Flushing, NY
Tue Jul 10 2018, 7:12 PM - 10:01 PM EDT
Att: 22,416 - Clear - 89 F

AB 31
R 3
H 7
RBI 3
BB 3
SO 8
LOB 13



Batter	1	2	3	4	5	6	7	8	9	10	AB	R	H	RBI	BB	SO	LOB	TOP				
16 César Hernández, S (1.4) OBP: 0.372, SLG: 0.374	G4-3		FC5-4 1B		F8			K		1B	5	0	2	0	0	1	1	Philadelphia Phillies @ New York Mets Citi Field, Flushing, NY Wed Jul 11 2018, 7:12 PM - 10:18 PM EDT Att. 22,137 - Partly Cloudy - 80 F				
17 Rhys Hoskins, R (1.7) OBP: 0.366, SLG: 0.469	G6-3		FC5-4					G5-3			3	0	0	0	1	0	1					
37 Odúbel Herrera, L (1.8) OBP: 0.331, SLG: 0.467	P4				P4			K			4	0	1	0	0	1	1					
41 Carlos Santana, S (1.3) OBP: 0.362, SLG: 0.411	F7		F7		K			G3-1			4	0	0	0	0	1	2					
5 Nick Williams, L (1.9) OBP: 0.328, SLG: 0.449	F8		F8		K			L7			4	0	1	0	0	1	2					
4 Scott Kingsley, R (1.6) OBP: 0.274, SLG: 0.329	F8		K		L6			F8			4	0	0	0	0	1	2					
7 Maikel Franco, R (1.5) OBP: 0.322, SLG: 0.464	G4-3		L9		L9			L3			4	0	1	0	0	0	1					
21 Vince Velasquez, R (1.1) OBP: 0.214, SLG: 0.241 9 Adrián Velázquez, S (7.9) OBP: 0.261, SLG: 0.328 93 Pat Neshek, S (7.1) OBP: 0.251, SLG: 0.328 64 Victor Arano, R (8.1) OBP: 0.248, SLG: 0.328 58 Seranthony Domínguez, R (9.1) OBP: 0.248, SLG: 0.328 23 Adam Morgan, L (10.9) OBP: 0.248, SLG: 0.328 31 Mark Leiter Jr., R (10.1) OBP: 0.248, SLG: 0.328	G4-3		K		F8			F8			2	0	0	0	0	1	0					
15 Andrew Knapp, S (1.2) OBP: 0.317, SLG: 0.395	K		K		L1			1B			3	0	1	0	1	1	1					
Inning Stats	R: 0 E: 0 K: 0 S: 6	H: 0 LOB: 0 BB: 6 P: 6	R: 0 E: 0 K: 0 S: 6	H: 1 LOB: 1 BB: 0 P: 9	R: 0 E: 0 K: 1 S: 9	H: 1 LOB: 1 BB: 0 P: 17	R: 0 E: 0 K: 1 S: 9	H: 1 LOB: 1 BB: 0 P: 12	R: 0 E: 0 K: 2 S: 9	H: 0 LOB: 1 BB: 1 P: 16	R: 0 E: 0 K: 0 S: 12	H: 1 LOB: 1 BB: 0 P: 18	R: 0 E: 0 K: 2 S: 8	H: 0 LOB: 0 BB: 0 P: 13	R: 0 E: 0 K: 0 S: 6	H: 0 LOB: 0 BB: 0 P: 8	R: 0 E: 0 K: 0 S: 8	H: 1 LOB: 2 BB: 1 P: 13	1B: 5 2B: 1 3B: 0 HR: 0	SF: 0 SAC: 0 DP: 0 HBP: 0	WP: 0 PB: 0 SB: 1 CS: 0	PA: 37
PITCHER	IP 8.0	WLS 30	BF 5	H 0	R 0	ER 0	SO 7	BB 1	IBB 0	HBP 0	BLK 0	WP 0	HR 0	S 75	P 113	ERA 0.00	WHIP 0.750					
48 Jacob deGrom, R (1.1) ERA: 1.68	1.0	3	0	0	0	0	0	0	0	0	0	0	0	6	8	0.00	0.000					
27 Jeury Familia, R (9.1) ERA: 3.03	1.0	W	4	1	0	0	0	1	0	0	0	0	0	8	13	0.00	2.000					
65 Robert Gsellman, R (10.1) ERA: 4.3																						

AB	35
R	0
H	6
RBI	0
BB	2
SO	7
LOB	12



Batter	1	2	3	4	5	6	7	8	9	10	AB	R	H	RBI	BB	SO	LOB	BOTTOM				
30 Michael Conforto, L (1.7) OBP: 0.330, SLG: 0.360	F8			L4				G4-3			3	0	0	0	1	0	2	Philadelphia Phillies @ New York Mets Citi Field, Flushing, NY Wed Jul 11 2018, 7:12 PM - 10:18 PM EDT Att. 22,137 - Partly Cloudy - 80 F				
11 José Bautista, R (1.9) OBP: 0.359, SLG: 0.405	G6-3			P3				K			4	0	0	0	0	2	1					
4 Wilmer Flores, R (1.4) OBP: 0.327, SLG: 0.475	P2			1B				F8			4	0	1	0	0	0	0					
22 Dominic Smith, L (1.3) OBP: 0.208, SLG: 0.329	F8			K				P2			4	0	0	0	0	1	1					
29 Devin Mesoraco, R (1.2) OBP: 0.305, SLG: 0.400	F7			K				F8			4	0	0	0	0	1	0					
23 Matthew den Dekker, L (1.8)	F7			E4				P6			4	0	0	0	0	0	0					
1 Amed Rosario, R (1.6) OBP: 0.292, SLG: 0.375	FC6-4 1B			FC6-4				13 S BB			3	1	2	0	1	0	1					
7 José Reyes, S (1.5) OBP: 0.246, SLG: 0.232	P5			CS				F8			3	1	0	0	1	0	2					
48 Jacob deGrom, L (1.1) OBP: 0.122, SLG: 0.077 13 Adrián Cabrera, S (8.9) OBP: 0.328, SLG: 0.485 27 Jeury Familia, R (9.1) OBP: 0.248, SLG: 0.328 65 Robert Gsellman, R (10.1) OBP: 0.248, SLG: 0.328 9 Brandon Nimmo, L (10.9) OBP: 0.382, SLG: 0.512	B5-3-4-6-4			L7				L7			2	0	0	0	0	0	1					
Inning Stats	R: 0 E: 0 K: 0 S: 8	H: 0 LOB: 0 BB: 0 P: 12	R: 0 E: 0 K: 0 S: 7	H: 0 LOB: 0 BB: 0 P: 10	R: 0 E: 0 K: 0 S: 9	H: 1 LOB: 0 BB: 0 P: 12	R: 0 E: 0 K: 1 S: 10	H: 1 LOB: 1 BB: 0 P: 17	R: 0 E: 1 K: 1 S: 11	H: 0 LOB: 0 BB: 0 P: 15	R: 0 E: 0 K: 0 S: 7	H: 0 LOB: 0 BB: 0 P: 9	R: 0 E: 0 K: 0 S: 9	H: 0 LOB: 2 BB: 2 P: 18	R: 0 E: 0 K: 1 S: 8	H: 0 LOB: 0 BB: 0 P: 13	R: 3 E: 0 K: 0 S: 10	H: 2 LOB: 0 BB: 1 P: 20	1B: 2 2B: 1 3B: 0 HR: 1	SF: 0 SAC: 0 DP: 1 HBP: 0	WP: 0 PB: 0 SB: 1 CS: 1	PA: 37
PITCHER	IP 6.0	WLS 20	BF 2	H 0	R 0	ER 0	SO 3	BB 1	IBB 0	HBP 0	BLK 0	WP 0	HR 0	S 54	P 85	ERA 0.00	WHIP 0.500					
21 Vince Velasquez, R (1.1) ERA: 4.39	1.0	3	0	0	0	0	0	0	0	0	0	0	0	7	9	0.00	0.000					
93 Pat Neshek, R (7.1) ERA: 2.46	0.2	4	0	0	0	0	1	1	0	0	0	0	0	7	15	0.00	1.500					
46 Adam Morgan, L (8.1) ERA: 5.25	0.1	1	0	0	0	0	0	0	0	0	0	0	0	2	3	0.00	0.000					
58 Seranthony Domínguez, R (9.1) ERA: 1.65	1.0	3	0	0	0	1	0	0	0	0	0	0	0	8	13	0.00	0.000					
PITCHER	IP 0.2	WLS L	BF 5	H 2	R 3	ER 3	SO 0	BB 1	IBB 0	HBP 0	BLK 0	WP 0	HR 1	S 10	P 20	ERA 40.50	WHIP 4.500					
31 Mark Leiter Jr., R (10.1) ERA: 4.85																						

AB	32
R	3
H	4
RBI	3
BB	4
SO	4
LOB	8



Batter	1	2	3	4	5	6	7	8	9	AB R H RBI BB SO LOB	TOP											
16 César Hernández, S (1.4) OBP: 0.377, SLG: 0.378										4 1 3 0 1 0 1	Philadelphia Phillies @ Baltimore Orioles Oriole Park at Camden Yards, Baltimore, MD Thu Jul 12 2018, 6:09 PM - 9:11 PM EDT Att: 20,100 - Partly Cloudy - 83 F											
17 Rhys Hoskins, R (1.10) OBP: 0.364, SLG: 0.465										5 0 1 0 0 3 5												
37 Odúbel Herrera, L (1.8) OBP: 0.329, SLG: 0.463										5 0 1 0 0 0 5												
41 Carlos Santana, S (1.3) OBP: 0.359, SLG: 0.408										5 0 1 1 0 0 5												
5 Nick Williams, L (1.7) OBP: 0.325, SLG: 0.443										5 0 1 1 0 0 3												
7 Maikel Franco, R (1.5) OBP: 0.320, SLG: 0.459										5 0 1 0 0 0 3												
4 Scott Kingery, R (1.6) OBP: 0.280, SLG: 0.338										4 1 3 0 0 0 2												
23 Aaron Altherr, R (1.9) OBP: 0.293, SLG: 0.303										3 1 0 0 0 0 4												
3B Jorge Alfaro, R (1.2) OBP: 0.301, SLG: 0.398										4 2 3 3 0 0 0												
Inning Stats	R: 0 H: 1 E: 0 K: 1 S: 9	H: 1 LOB: 1 BB: 0 P: 12	R: 0 H: 1 E: 0 K: 0 S: 11	H: 1 LOB: 1 BB: 0 P: 12	R: 2 H: 4 E: 0 K: 0 S: 15	H: 4 LOB: 2 BB: 0 P: 19	R: 2 H: 2 E: 0 K: 1 S: 18	H: 2 LOB: 2 BB: 1 P: 31	R: 0 H: 1 E: 0 K: 0 S: 14	H: 1 LOB: 1 BB: 0 P: 17	R: 1 H: 3 E: 0 K: 0 S: 11	H: 3 LOB: 1 BB: 0 P: 12	R: 0 H: 2 E: 0 K: 0 S: 14	H: 2 LOB: 1 BB: 0 P: 18	R: 0 H: 0 E: 1 K: 1 S: 7	H: 0 LOB: 0 BB: 0 P: 10	R: 0 H: 0 E: 1 K: 0 S: 9	H: 0 LOB: 1 BB: 0 P: 11	1B: 11 2B: 2 3B: 0 HR: 1	SF: 0 SAC: 0 DP: 3 HBP: 1	WP: 1 PB: 0 SB: 0 CS: 0	PA: 42
PITCHER	IP WLS BF H R ER SO BB IBB HBP BLK WP HR S P ERA WHIP											IP WLS BF H R ER SO BB IBB HBP BLK WP HR S P ERA WHIP										
34 Kevin Gausman, R (1.1) ERA: 4.33	5.0 L 29 12 5 5 2 1 0 1 0 0 1 1 74 99 9.00 2.600																					
51 Paul Fry, L (6.1) ERA: 1.42	1.0 4 2 0 0 0 0 0 0 0 0 0 0 10 12 0.00 2.000																					
50 Miguel Castro, R (7.1) ERA: 3.04	1.0 2 0 0 0 0 0 0 0 0 0 0 0 8 10 0.00 0.000																					
66 Tanner Scott, L (8.1) ERA: 5.88	1.2 6 0 0 0 1 0 0 0 0 0 0 0 13 17 0.00 0.000																					
35 Brad Brach, R (9.1) ERA: 4.59	0.1 1 0 0 0 0 0 0 0 0 0 0 0 3 4 0.00 0.000																					

Batter	1	2	3	4	5	6	7	8	9	AB R H RBI BB SO LOB	BOTTOM											
1 Tim Beckham, R (1.5) OBP: 0.262, SLG: 0.296										4 1 1 0 0 0 1	Philadelphia Phillies @ Baltimore Orioles Oriole Park at Camden Yards, Baltimore, MD Thu Jul 12 2018, 6:09 PM - 9:11 PM EDT Att: 20,100 - Partly Cloudy - 83 F											
6 Jonathan Schoop, R (1.4) OBP: 0.281, SLG: 0.391										4 0 0 0 0 1 1												
13 Manny Machado, R (1.6) OBP: 0.385, SLG: 0.573										4 0 2 1 0 0 0												
10 Adam Jones, R (1.8) OBP: 0.300, SLG: 0.422										4 0 0 0 0 1 2												
19 Chris Davis, L (1.10) OBP: 0.231, SLG: 0.277										4 0 0 0 0 3 2												
45 Mark Trumbo, R (1.9) OBP: 0.311, SLG: 0.455										4 1 1 0 0 1 1												
15 Chance Sisco, L (1.2) OBP: 0.306, SLG: 0.289										4 0 1 0 0 3 3												
16 Trey Mancini, R (1.3) OBP: 0.295, SLG: 0.370										4 1 1 2 0 0 3												
29 Jace Peterson, L (1.7) OBP: 0.318, SLG: 0.348										2 1 1 1 1 0 1												
Inning Stats	R: 0 H: 0 E: 0 K: 1 S: 9	H: 0 LOB: 0 BB: 0 P: 16	R: 0 H: 0 E: 2 K: 2 S: 14	H: 0 LOB: 2 BB: 0 P: 22	R: 0 H: 0 E: 0 K: 0 S: 4	H: 0 LOB: 0 BB: 1 P: 9	R: 0 H: 0 E: 0 K: 1 S: 8	H: 0 LOB: 0 BB: 0 P: 11	R: 0 H: 1 E: 0 K: 1 S: 10	H: 1 LOB: 1 BB: 0 P: 14	R: 1 H: 2 E: 0 K: 0 S: 9	H: 2 LOB: 0 BB: 0 P: 17	R: 3 H: 3 E: 0 K: 2 S: 11	H: 3 LOB: 0 BB: 0 P: 15	R: 0 H: 1 E: 0 K: 1 S: 11	H: 1 LOB: 0 BB: 0 P: 16	R: 0 H: 0 E: 0 K: 1 S: 9	H: 0 LOB: 0 BB: 0 P: 13	1B: 4 2B: 1 3B: 0 HR: 2	SF: 0 SAC: 0 DP: 2 HBP: 0	WP: 1 PB: 0 SB: 0 CS: 0	PA: 35
PITCHER	IP WLS BF H R ER SO BB IBB HBP BLK WP HR S P ERA WHIP											IP WLS BF H R ER SO BB IBB HBP BLK WP HR S P ERA WHIP										
43 Nick Pivetta, R (1.1) ERA: 4.58	6.2 W 26 5 3 3 7 1 0 0 0 0 0 1 63 102 4.05 0.900																					
40 Tommy Hunter, R (7.1) ERA: 4.8	0.1 H 2 1 1 1 0 0 0 0 0 0 0 1 2 2 27.00 3.000																					
61 Edubray Ramos, R (8.1) ERA: 1.11	0.2 H 3 1 0 0 0 0 0 0 0 0 0 0 6 9 0.00 1.500																					
46 Adam Morgan, L (8.1) ERA: 5.19	0.1 H 1 0 0 0 1 0 0 0 0 0 0 0 5 7 0.00 0.000																					
56 Saranithony Dominguez, R (9.1) ERA: 1.6	1.0 S 3 0 0 0 1 0 0 0 0 0 0 0 9 13 0.00 0.000																					

Batter	1	2	3	4	5	6	7	8	9	AB	R	H	RBI	BB	SO	LOB	TOP					
16 César Hernández, S (1,4) OBP: 0.378, SLG: 0.378	L8		1B		K			37 WP BB		3	0	1	0	1	1	0	Philadelphia Phillies @ Miami Marlins Marlins Park, Miami, FL Fri Jul 13 2018, 7:13 PM - 9:46 PM EDT Att: 8,090 - Roof Closed - 76 F					
17 Rhys Hoskins, R (1,7) OBP: 0.363, SLG: 0.460	F7		BB			G6-3				3	0	0	0	1	1							
10 Trevor Plouffe, R (1,9) OBP: 0.250, SLG: 0.250							F9			3	0	0	0	0	2	1						
37 Odúbel Herrera, L (6,8)	K		K					K		1	0	0	0	0	1	1						
41 Carlos Santana, S (1,3) OBP: 0.358, SLG: 0.406		G6-3	P3					G3		4	0	1	0	0	0	3						
4 Scott Kingery, R (1,6) OBP: 0.278, SLG: 0.337					K			P4		4	1	1	0	0	1	1						
38 Jorge Alfaro, R (1,2) OBP: 0.300, SLG: 0.396					K					4	0	1	0	0	2	0						
7 Maikel Franco, R (1,5) OBP: 0.319, SLG: 0.467										4	1	1	1	0	0	2						
23 Aaron Altherr, R (1,8) OBP: 0.296, SLG: 0.312					K					4	0	2	1	0	2	0						
49 Jake Arrieta, R (1,1) OBP: 0.219, SLG: 0.267										2	0	0	0	0	2	2						
5 Nick Williams, L (8,PH) OBP: 0.324, SLG: 0.442										1	0	0	0	0	0	0						
64 Victor Arano, R (8,1)										0	0	0	0	0	0	0						
15 Andrew Knapp, S (9,PH) OBP: 0.322, SLG: 0.400										1	0	1	0	0	0	0						
93 Pat Neshek, S (9,1)										0	0	0	0	0	0	0						
Inning Stats	R: 0 E: 0 K: 1 S: 11	H: 0 LOB: 0 BB: 0 P: 17	R: 1 E: 0 K: 1 S: 10	H: 3 LOB: 2 BB: 0 P: 14	R: 0 E: 0 K: 1 S: 11	H: 1 LOB: 1 BB: 1 P: 20	R: 0 E: 0 K: 2 S: 8	H: 0 LOB: 0 BB: 0 P: 13	R: 0 E: 0 K: 3 S: 9	H: 0 LOB: 0 BB: 0 P: 11	R: 0 E: 0 K: 0 S: 10	H: 1 LOB: 1 BB: 0 P: 15	R: 0 E: 0 K: 2 S: 7	H: 0 LOB: 0 BB: 0 P: 11	R: 0 E: 0 K: 2 S: 16	H: 0 LOB: 2 BB: 1 P: 27	R: 1 E: 0 K: 0 S: 8	H: 3 LOB: 3 BB: 0 P: 11	1B: 6 2B: 1 3B: 0 HR: 1	SF: 0 SAC: 0 DP: 0 HBP: 0	WP: 1 PB: 0 SB: 0 CS: 0	PA: 36
PITCHER	IP WLS BF H R ER SO BB IBB HBP BLK WP HR S P ERA WHIP																					
54 Wei-Yin Chen, L (1,1) ERA: 5.75	6.0 L 23 5 1 1 8 1 0 0 0 0 0 0 59 90 1.50 1.000																					
40 Javy Guerra, R (7,1) ERA: 2.09	2.0 8 0 0 0 4 1 0 0 0 1 0 23 38 0.00 0.500																					
29 Brad Ziegler, R (9,1) ERA: 4.5	1.0 5 3 1 1 0 0 0 0 0 0 1 8 11 9.00 3.000																					

AB	34
R	2
H	8
RBI	2
BB	2
SO	12
LOB	11



Batter	1	2	3	4	5	6	7	8	9	AB	R	H	RBI	BB	SO	LOB	BOTTOM						
13 Starlin Castro, R (1,4) OBP: 0.340, SLG: 0.412	L6					G6-3											4	0	0	0	0	1	
15 Brian Anderson, R (1,9) OBP: 0.361, SLG: 0.417	G5-3						G6-3											4	0	0	0	0	0
11 J.T. Realmuto, R (1,2) OBP: 0.363, SLG: 0.543	F9																	4	0	0	0	0	1
41 Justin Bour, L (1,3) OBP: 0.364, SLG: 0.421																		1	0	1	0	2	0
14 Martín Prado, R (1,5) OBP: 0.266, SLG: 0.275																		3	0	0	0	0	3
30 Garrett Cooper, R (1,7) OBP: 0.323, SLG: 0.222																		3	0	0	0	0	1
10 JT Reddick, L (1,6) OBP: 0.295, SLG: 0.448																		3	0	0	0	0	1
1 Cameron Maybin, R (1,8) OBP: 0.319, SLG: 0.308																		1	0	1	0	2	0
54 Wei-Yin Chen, R (1,1) OBP: 0.136, SLG: 0.136																		1	0	0	0	0	1
32 Derek Dietrich, L (6,PH) OBP: 0.351, SLG: 0.455																		1	0	1	0	0	0
40 Javy Guerra, R (7,1)																		0	0	0	0	0	0
19 Miguel Rojas, R (8,PH) OBP: 0.313, SLG: 0.353																		1	0	0	0	1	1
29 Brad Ziegler, R (9,1)																		0	0	0	0	0	0
Inning Stats	R: 0 E: 0 K: 0 S: 7	H: 0 LOB: 0 BB: 0 P: 12	R: 0 E: 0 K: 1 S: 8	H: 1 LOB: 0 BB: 0 P: 16	R: 0 E: 0 K: 1 S: 8	H: 1 LOB: 0 BB: 0 P: 11	R: 0 E: 0 K: 0 S: 9	H: 0 LOB: 0 BB: 0 P: 14	R: 0 E: 0 K: 0 S: 5	H: 0 LOB: 0 BB: 1 P: 9	R: 0 E: 0 K: 0 S: 8	H: 1 LOB: 1 BB: 1 P: 16	R: 0 E: 0 K: 1 S: 9	H: 0 LOB: 1 BB: 1 P: 17	R: 0 E: 0 K: 1 S: 11	H: 0 LOB: 1 BB: 1 P: 20	R: 0 E: 0 K: 0 S: 10	H: 0 LOB: 0 BB: 0 P: 13	1B: 2 2B: 1 3B: 0 HR: 0	SF: 0 SAC: 0 DP: 2 HBP: 0	WP: 0 PB: 0 SB: 0 CS: 0	PA: 30	
PITCHER	IP WLS BF H R ER SO BB IBB HBP BLK WP HR S P ERA WHIP																						
49 Jake Arrieta, R (1,1) ERA: 3.23	7.0 W 23 3 0 0 3 3 0 0 0 0 0 0 54 95 0.00 0.857																						
64 Victor Arano, R (8,1) ERA: 2.39	1.0 H 4 0 0 0 1 1 0 0 0 0 0 0 11 20 0.00 1.000																						
93 Pat Neshek, R (9,1) ERA:	1.0 S 3 0 0 0 0 0 0 0 0 0 0 0 10 13 0.00 0.000																						

AB	26
R	0
H	3
RBI	0
BB	4
SO	4
LOB	6



Batter	1	2	3	4	5	6	7	8	9	AB	R	H	RBI	BB	SO	LOB	TOP	
16 César Hernández, S (1,4) OBP: 0.377, SLG: 0.376										4	0	1	0	0	0	1	Philadelphia Phillies @ Miami Marlins Marlins Park, Miami, FL Sat Jul 14 2018, 4:11 PM - 7:10 PM EDT Att: 14,793 - Roof Closed - 76 F	
17 Rhys Hoskins, R (1,7) OBP: 0.364, SLG: 0.461										4	0	2	0	0	0	2		
37 Odobel Herrera, L (1,8) OBP: 0.327, SLG: 0.460										4	0	1	0	0	0	2		
41 Carlos Santana, S (1,3) OBP: 0.355, SLG: 0.401										4	0	0	0	0	2	4		
7 Maikel Franco, R (1,5) OBP: 0.318, SLG: 0.462										3	0	0	0	1	1	2		
5 Nick Williams, L (1,9) OBP: 0.323, SLG: 0.436										3	0	0	0	1	1	1		
4 Scott Kingery, R (1,6) OBP: 0.282, SLG: 0.339										4	0	2	0	0	0	1		
38 Jorge Alfaro, R (1,2) OBP: 0.300, SLG: 0.399										3	0	1	0	0	1	2		
15 Andrew Knapp, S (9,PH) OBP: 0.256, SLG: 0.405										1	0	1	0	0	0	0		
27 Aaron Nola, R (1,1) OBP: 0.105, SLG: 0.108										1	0	0	0	0	0	1		
23 Aaron Altherr, R (7,PH) OBP: 0.255, SLG: 0.311										1	0	0	0	0	0	0		
31 Mark Leiter Jr., R (7,1) OBP: 0.257, SLG: 0.323										1	0	0	0	0	0	0		
54 Austin Davis, L (7,1) OBP: 0.257, SLG: 0.323										1	0	0	0	0	0	2		
9 Jasmuel Valentin, S (9,PH) OBP: 0.257, SLG: 0.323										1	0	0	0	0	0	0		
Inning Stats	R: 0 H: 2 E: 0 K: 2 S: 18	H: 2 BB: 0 P: 25	R: 0 H: 0 E: 0 K: 1 S: 11	H: 0 BB: 1 P: 19	R: 0 H: 1 E: 0 K: 0 S: 10	H: 1 BB: 0 P: 12	R: 0 H: 0 E: 0 K: 0 S: 6	H: 0 BB: 0 P: 12	R: 0 H: 1 E: 0 K: 1 S: 10	H: 0 BB: 1 P: 17	R: 0 H: 1 E: 0 K: 1 S: 13	H: 1 BB: 0 P: 21	R: 0 H: 2 E: 0 K: 0 S: 14	H: 2 BB: 0 P: 23	1B: 7 2B: 1 3B: 0 HR: 0	SF: 0 SAC: 1 DP: 1 HBP: 0	WP: 0 PA: 36	
PITCHER	IP WLS BF H R ER SO BB IBB HBP BLK WP HR S P ERA WHIP																	
36 Trevor Richards, R (1,1) ERA: 4.74	6.0	W	24	4	0	0	4	2	0	0	0	0	0	0	65	98	0.00	1.000
29 Brad Ziegler, R (7,1) ERA: 4.4	1.0	H	3	1	0	0	0	0	0	0	0	0	0	0	5	9	0.00	1.000
71 Drew Steckenrider, R (8,1) ERA: 3.38	1.0	H	4	1	0	0	1	0	0	0	0	0	0	13	21	0.00	1.000	
46 Kyle Barraclough, R (9,1) ERA: 1.28	1.0	S	5	2	0	0	0	0	0	0	0	0	0	14	23	0.00	2.000	

Batter	1	2	3	4	5	6	7	8	9	AB	R	H	RBI	BB	SO	LOB	BOTTOM	
32 Derek Dietrich, L (1,7) OBP: 0.350, SLG: 0.452										4	1	1	0	0	0	1	Philadelphia Phillies @ Miami Marlins Marlins Park, Miami, FL Sat Jul 14 2018, 4:11 PM - 7:10 PM EDT Att: 14,793 - Roof Closed - 76 F	
71 Drew Steckenrider, R (8,1) OBP: 0.295, SLG: 0.448										0	0	0	0	0	0	0		
10 JT Riddle, L (9,6) OBP: 0.295, SLG: 0.448										0	0	0	0	0	0	0		
15 Brian Anderson, R (1,9) OBP: 0.360, SLG: 0.416										4	1	1	0	0	0	0		
11 J.T. Realmuto, R (1,2) OBP: 0.365, SLG: 0.539										2	0	0	0	1	0	0		
41 Justin Bour, L (1,3) OBP: 0.360, SLG: 0.416										0	0	0	0	1	0	0		
46 Kyle Barraclough, R (9,1) OBP: 0.360, SLG: 0.416										4	0	0	0	0	3	4		
13 Starlin Castro, R (1,4) OBP: 0.337, SLG: 0.408										0	0	0	1	0	0	3		
14 Martín Prado, R (1,5) OBP: 0.275, SLG: 0.285										3	0	2	1	0	0	1		
19 Miguel Rojas, R (1,6) OBP: 0.310, SLG: 0.349										3	0	0	0	0	0	3		
1 Cameron Maybin, R (1,8) OBP: 0.319, SLG: 0.305										2	0	0	0	1	1	1		
36 Trevor Richards, R (1,1) OBP: 0.167, SLG: 0.118										2	0	0	0	0	1	0		
29 Brad Ziegler, R (7,1) ERA: 4.4										0	0	0	0	0	0	0		
30 Garrett Cooper, R (7,PH) OBP: 0.313, SLG: 0.214										1	0	0	0	0	0	1		
Inning Stats	R: 2 H: 3 E: 0 K: 1 S: 20	H: 3 LOB: 2 BB: 1 P: 31	R: 0 H: 0 E: 0 K: 2 S: 10	H: 0 LOB: 0 BB: 0 P: 14	R: 0 H: 0 E: 0 K: 1 S: 9	H: 0 LOB: 0 BB: 0 P: 11	R: 0 H: 1 E: 0 K: 0 S: 6	H: 1 LOB: 1 BB: 0 P: 12	R: 0 H: 0 E: 0 K: 1 S: 10	H: 0 LOB: 1 BB: 0 P: 14	R: 0 H: 0 E: 0 K: 0 S: 13	H: 0 LOB: 1 BB: 1 P: 19	R: 0 H: 0 E: 0 K: 1 S: 9	H: 0 LOB: 1 BB: 0 P: 15	1B: 4 2B: 0 3B: 0 HR: 0	SF: 0 SAC: 0 DP: 0 HBP: 1	WP: 1 PA: 32	
PITCHER	IP WLS BF H R ER SO BB IBB HBP BLK WP HR S P ERA WHIP																	
27 Aaron Nola, R (1,1) ERA: 2.3	6.0	L	24	4	2	2	5	1	0	0	0	0	0	0	64	93	3.00	0.833
31 Mark Leiter Jr., R (7,1) ERA: 4.4	0.2		3	0	0	0	0	1	0	0	0	0	0	9	15	0.00	1.500	
54 Austin Davis, L (7,1) ERA: 3.27	1.1		5	0	0	0	1	0	0	1	0	0	0	13	19	0.00	0.000	

AB	33
R	0
H	8
RBI	0
BB	2
SO	5
LOB	19



Batter	1	2	3	4	5	6	7	8	9	AB	R	H	RBI	BB	SO	LOB	TOP			
16 César Hernández, S (1, 4) OBP: 0.378, SLG: 0.382	G4-3		F9	3B			BB			3	0	1	3	1	0	1	Philadelphia Phillies @ Miami Marlins Marlins Park, Miami, FL Sun Jul 15 2018, 1:11 PM - 4:09 PM EDT Att: 8,829 - Roof Closed - 76 F			
17 Rhys Hoskins, R (1, 7) OBP: 0.363, SLG: 0.456	BB		FC6-4	K			K			3	0	0	0	1	2	3				
37 Odúbel Herrera, L (1, 8) OBP: 0.327, SLG: 0.460	K					P5	K			4	1	1	0	0	2	2				
41 Carlos Santana, S (1, 3) OBP: 0.351, SLG: 0.396	G3			G3	K					4	0	0	0	0	1	2				
5 Nick Williams, L (1, 9) OBP: 0.322, SLG: 0.430	L9					F8				3	1	0	0	1	0	0				
7 Maikel Franco, R (1, 5) OBP: 0.317, SLG: 0.459	G6-3									4	1	1	1	0	0	0				
4 Scott Kingery, R (1, 6) OBP: 0.282, SLG: 0.338	G5-3									4	1	1	1	0	1	0				
61 Enyel De Los Santos, R 61 Eudray Ramos, R 46 Adam Morgan, L 23 Aarón Albaladejo, R 40 Tommy Hunter, R 93 Pat Neshek, R 84 Austin Davis, L 64 Víctor Arano, R			K	K						2	0	0	0	0	0	2		2		
15 Andrew Knapp, S (1, 2) OBP: 0.331, SLG: 0.398										2	1	0	0	2	0	0				
Inning Stats	R: 0 H: 0 E: 0 K: 1 S: 12	H: 0 LOB: 1 BB: 1 P: 24	R: 0 H: 0 E: 0 K: 0 S: 6	H: 0 LOB: 0 BB: 0 P: 8	R: 0 H: 0 E: 0 K: 1 S: 8	H: 0 LOB: 1 BB: 1 P: 14	R: 5 H: 4 E: 0 K: 2 S: 24	H: 4 LOB: 1 BB: 2 P: 42	R: 0 H: 0 E: 0 K: 1 S: 7	H: 0 LOB: 0 BB: 0 P: 9	R: 0 H: 0 E: 0 K: 2 S: 9	H: 0 LOB: 1 BB: 1 P: 18	R: 0 H: 0 E: 0 K: 0 S: 6	H: 0 LOB: 0 BB: 0 P: 10	R: 0 H: 0 E: 0 K: 2 S: 10	H: 0 LOB: 0 BB: 0 P: 15	1B: 2 2B: 1 3B: 1 HR: 0	SF: 0 SAC: 0 DP: 0 HBP: 0	WP: 0 PB: 0 SB: 1 CS: 0	PA: 36
PITCHER	IP WLS BF H R ER SO	IP WLS BF H R ER SO	IP WLS BF H R ER SO	IP WLS BF H R ER SO	IP WLS BF H R ER SO	IP WLS BF H R ER SO	IP WLS BF H R ER SO	IP WLS BF H R ER SO	IP WLS BF H R ER SO	IP WLS BF H R ER SO	IP WLS BF H R ER SO	IP WLS BF H R ER SO	IP WLS BF H R ER SO	IP WLS BF H R ER SO	IP WLS BF H R ER SO	IP WLS BF H R ER SO	ERA WHIP	ERA WHIP	ERA WHIP	
62 José Ureña, R (1, 1) ERA: 4.38	4.0	20	4	5	5	4	4	0	0	0	0	0	0	0	0	0	0	11.25	2.000	
57 Elieser Hernández, R (5, 1) ERA: 6.14	1.0	W	3	0	0	1	0	0	0	0	0	0	0	0	0	0	0	0.00	0.000	
40 Javy Guerra, R (6, 1) ERA: 1.5	1.2	H	6	0	0	2	1	0	0	0	0	0	0	0	0	0	0	0.00	0.600	
61 Adam Conley, L (7, 1) ERA: 2.88	1.1	H	4	0	0	1	0	0	0	0	0	0	0	0	0	0	0	0.00	0.000	
51 Ben Meyer, R (9, 1) ERA: 4.78	1.0		3	0	0	2	0	0	0	0	0	0	0	0	0	0	0	0.00	0.000	

Batter	1	2	3	4	5	6	7	8	9	AB	R	H	RBI	BB	SO	LOB	BOTTOM			
32 Derek Dietrich, L (1, 7) OBP: 0.354, SLG: 0.451	BB		K							3	2	1	0	1	1	2	Philadelphia Phillies @ Miami Marlins Marlins Park, Miami, FL Sun Jul 15 2018, 1:11 PM - 4:09 PM EDT Att: 8,829 - Roof Closed - 76 F			
15 Brian Anderson, R (1, 9) OBP: 0.363, SLG: 0.429	BB		G5-3							5	2	3	3	0	0	0				
11 J.T. Realmuto, R (1, 2) OBP: 0.365, SLG: 0.536	L6									3	1	1	1	0	0	2				
13 Starlin Castro, R (1, 4) OBP: 0.337, SLG: 0.408	K		PO							5	1	2	0	0	2	2				
10 JT Riddle, L (1, 6) OBP: 0.288, SLG: 0.435	F7									4	0	0	0	0	0	5				
61 Adam Conley, L (7, 1)										0	0	0	0	0	0	0				
49 Pablo López, L (8, PH) OBP: 0.375, SLG: 0.286										1	0	1	0	0	0	0				
51 Ben Meyer, L (9, 1)										0	0	0	0	0	0	0				
30 Garrett Cooper, R (1, 3) OBP: 0.324, SLG: 0.267										2	0	1	0	0	0	0				
57 Elieser Hernández, R (5, 1)										0	0	0	0	0	0	0				
14 Martín Prado, R (5, PH) OBP: 0.290, SLG: 0.285										0	1	0	0	0	0	0				
40 Javy Guerra, R (6, 1)										0	0	0	0	0	0	0				
2 Yadiel Rivera, R (7, 6) OBP: 0.311, SLG: 0.243										2	0	0	0	0	1	1				
19 Miguel Rojas, R (1, 5) OBP: 0.309, SLG: 0.348										4	1	1	2	0	1	1				
1 Cameron Maybin, R (1, 8) OBP: 0.326, SLG: 0.326										4	1	3	1	0	0	1				
62 José Ureña, R (1, 1) ERA: 6.75										1	0	0	0	0	0	1				
41 Justin Bour, L (5, 3) OBP: 0.362, SLG: 0.418										3	1	2	2	0	0	1				
Inning Stats	R: 0 H: 1 E: 0 K: 1 S: 17	H: 1 LOB: 2 BB: 1 P: 25	R: 0 H: 1 E: 0 K: 0 S: 7	H: 1 LOB: 1 BB: 0 P: 9	R: 0 H: 1 E: 0 K: 1 S: 7	H: 1 LOB: 0 BB: 0 P: 11	R: 0 H: 0 E: 0 K: 0 S: 11	H: 0 LOB: 0 BB: 0 P: 17	R: 8 H: 8 E: 0 K: 0 S: 23	H: 8 LOB: 2 BB: 1 P: 36	R: 0 H: 1 E: 0 K: 0 S: 9	H: 1 LOB: 1 BB: 0 P: 15	R: 0 H: 1 E: 0 K: 1 S: 10	H: 1 LOB: 1 BB: 0 P: 15	R: 2 H: 2 E: 0 K: 2 S: 10	H: 2 LOB: 1 BB: 0 P: 17	1B: 11 2B: 2 3B: 0 HR: 2	SF: 1 SAC: 0 DP: 0 HBP: 2	WP: 0 PB: 2 SB: 1 CS: 0	PA: 43
PITCHER	IP WLS BF H R ER SO	IP WLS BF H R ER SO	IP WLS BF H R ER SO	IP WLS BF H R ER SO	IP WLS BF H R ER SO	IP WLS BF H R ER SO	IP WLS BF H R ER SO	IP WLS BF H R ER SO	IP WLS BF H R ER SO	IP WLS BF H R ER SO	IP WLS BF H R ER SO	IP WLS BF H R ER SO	IP WLS BF H R ER SO	IP WLS BF H R ER SO	IP WLS BF H R ER SO	IP WLS BF H R ER SO	ERA WHIP	ERA WHIP	ERA WHIP	
51 Enyel De Los Santos, R (1, 1) ERA: 1.93	4.1	21	7	5	5	2	1	0	0	0	0	0	0	0	0	0	10.38	1.846		
61 Eudray Ramos, R (5, 1) ERA: 1.93	0.1	L	5	3	1	1	0	0	0	0	0	0	0	0	0	0	27.00	12.000		
46 Adam Morgan, L (5, 1) ERA: 1.11	0.1		2	1	2	2	0	0	0	0	0	0	0	0	0	0	54.00	3.000		
40 Tommy Hunter, R (6, 1) ERA: 4.65	1.0		4	1	0	0	0	0	0	0	0	0	0	0	0	0	9.00	1.000		
93 Pat Neshek, R (7, 1) ERA: 4.65	0.2		3	1	0	0	0	0	0	0	0	0	0	0	0	0	0.00	1.500		
54 Austin Davis, L (7, 1) ERA: 3.97	0.1									0	1	1	0	0	0	0	27.00	0.000		
64 Víctor Arano, R (8, 1) ERA: 2.57	1.0									0	0	0	0	0	0	0	9.00	2.000		


AB	31
R	5
H	4
RBI	5
BB	5
SO	10
LOB	10



Batter	1	2	3	4	5	6	7	8	9	AB	R	H	RBI	BB	SO	LOB	TOP				
16 Travis Jankowski, L OBP: 0.343, SLG: 0.335 10 Hunter Renfroe, R OBP: 0.316, SLG: 0.449	4-1 20 BB	2-1 G4-3		4-0 20 FC3-2 BB		1-0 F7		1-0 G5-3		1	1	0	0	1	0	0					
20 Carlos Asuaje, L OBP: 0.318, SLG: 0.324	1 SAFE 4 1B	0-2 F9		2-2 FC3-2		4-2 BB		1-1 P5		4	1	1	1	1	0	3					
4 Wil Myers, R OBP: 0.313, SLG: 0.550	2-1 22 G5-3 7 WP 1B		1-2 30 L4-3 1B		2-3 K		2-3 K		0-2 G5-3	5	1	2	1	0	2	5					
30 Eric Hosmer, L OBP: 0.313, SLG: 0.392	0-0 L7		3-1 L4-3		1-2 F7		1-1 G4-3		2-3 K	5	0	0	0	0	1	2					
22 Christian Villanueva, R OBP: 0.285, SLG: 0.476	3-2 G5-3		2-2 F8		0-3 K		1-3 K			4	0	0	0	0	2	1					
7 Manuel Margot, R OBP: 0.312, SLG: 0.365 17 A.J. Ellis, R OBP: 0.392, SLG: 0.358	4-2 13 E 13 S BB		4-1 13 S BB		2-1 1B		1-3 K			2	2	1	0	2	1	0					
13 Freddy Galvis, S OBP: 0.294, SLG: 0.331	1-2 1B		1-1 10 BB 20 FC3-2 1B		2-3 K		0-0 2B			4	0	3	2	0	1	1					
18 Austin Hedges, R OBP: 0.288, SLG: 0.372	0-2 G6-3		1-2 20 FC3-2 10 BB 1B		3-2 F7		0-3 K			4	0	1	0	0	1	2					
3 Clayton Richard, L ERA: 3.47 0 Raffi Lopez, L ERA: 3.45 41 Robbie Erlin, L ERA: 3.7 32 Franklin Rodriguez, R ERA: 2.5 88 Phil Maton, R ERA: 2.28 2 José Pirela, R ERA: 12.27 66 Robert Stock, L ERA: 54.00 54 Colten Brewer, R ERA: 0.00	1-3 K		3-3 K		1-2 20 BB 1B		1-2 P5			1	0	0	0	0	1	0					
Inning Stats	R: 4 E: 1 K: 0 S: 19	H: 3 LOB: 1 BB: 2 P: 35	R: 0 ER: 0 K: 1 S: 10	H: 0 LOB: 0 BB: 0 P: 13	R: 0 ER: 0 K: 0 S: 9	H: 1 LOB: 0 BB: 0 P: 15	R: 1 ER: 0 K: 2 S: 18	H: 2 LOB: 3 BB: 2 P: 35	R: 0 ER: 0 K: 2 S: 14	H: 1 LOB: 1 BB: 0 P: 19	R: 0 ER: 0 K: 1 S: 19	H: 1 LOB: 2 BB: 1 P: 30	R: 0 ER: 0 K: 2 S: 8	H: 0 LOB: 0 BB: 0 P: 11	R: 0 ER: 0 K: 1 S: 9	H: 1 LOB: 0 BB: 0 P: 12	1B: 7 2B: 3 3B: 0 HR: 0	SF: 0 SAC: 0 DP: 1 HBP: 0	WP: 1 PA: 40 PB: 0 SB: 3 CS: 0		
PITCHER	IP WLS BF H R ER SO BB IBB HBP BLK WP HR S P ERA WHIP	IP WLS BF H R ER SO BB IBB HBP BLK WP HR S P ERA WHIP	IP WLS BF H R ER SO BB IBB HBP BLK WP HR S P ERA WHIP	IP WLS BF H R ER SO BB IBB HBP BLK WP HR S P ERA WHIP	IP WLS BF H R ER SO BB IBB HBP BLK WP HR S P ERA WHIP	IP WLS BF H R ER SO BB IBB HBP BLK WP HR S P ERA WHIP	IP WLS BF H R ER SO BB IBB HBP BLK WP HR S P ERA WHIP	IP WLS BF H R ER SO BB IBB HBP BLK WP HR S P ERA WHIP	IP WLS BF H R ER SO BB IBB HBP BLK WP HR S P ERA WHIP	IP WLS BF H R ER SO BB IBB HBP BLK WP HR S P ERA WHIP	IP WLS BF H R ER SO BB IBB HBP BLK WP HR S P ERA WHIP	IP WLS BF H R ER SO BB IBB HBP BLK WP HR S P ERA WHIP	IP WLS BF H R ER SO BB IBB HBP BLK WP HR S P ERA WHIP	IP WLS BF H R ER SO BB IBB HBP BLK WP HR S P ERA WHIP	IP WLS BF H R ER SO BB IBB HBP BLK WP HR S P ERA WHIP	IP WLS BF H R ER SO BB IBB HBP BLK WP HR S P ERA WHIP	IP WLS BF H R ER SO BB IBB HBP BLK WP HR S P ERA WHIP	IP WLS BF H R ER SO BB IBB HBP BLK WP HR S P ERA WHIP	IP WLS BF H R ER SO BB IBB HBP BLK WP HR S P ERA WHIP		
49 Jake Arrieta, R ERA: 3.47 54 Austin Davis, L ERA: 3.45 64 Victor Arano, R ERA: 2.5 40 Tommy Hunter, R ERA: 4.5 93 Pat Neshek, R ERA: 0.00	3.1 W 7 1 0 0 3 0 0 0 0 0 0 48 82 10.80 2.700	1.2 W 7 1 0 0 3 1 0 0 0 0 0 22 35 0.00 1.200	1.0 H 5 1 0 0 1 1 0 0 0 0 0 19 30 0.00 2.000	1.0 H 3 0 0 0 2 0 0 0 0 0 0 8 11 0.00 0.000	1.0 H 4 1 0 0 1 0 0 0 0 0 0 9 10 0.00 1.000	1.0 H 3 0 0 0 1 0 0 0 0 0 0 0 0 0.00 0.000	1.0 H 3 0 0 0 1 0 0 0 0 0 0 0 0 0.00 0.000	1.0 H 3 0 0 0 1 0 0 0 0 0 0 0 0 0.00 0.000	1.0 H 3 0 0 0 1 0 0 0 0 0 0 0 0 0.00 0.000	1.0 H 3 0 0 0 1 0 0 0 0 0 0 0 0 0.00 0.000	1.0 H 3 0 0 0 1 0 0 0 0 0 0 0 0 0.00 0.000	1.0 H 3 0 0 0 1 0 0 0 0 0 0 0 0 0.00 0.000	1.0 H 3 0 0 0 1 0 0 0 0 0 0 0 0 0.00 0.000	1.0 H 3 0 0 0 1 0 0 0 0 0 0 0 0 0.00 0.000	1.0 H 3 0 0 0 1 0 0 0 0 0 0 0 0 0.00 0.000	1.0 H 3 0 0 0 1 0 0 0 0 0 0 0 0 0.00 0.000	1.0 H 3 0 0 0 1 0 0 0 0 0 0 0 0 0.00 0.000	1.0 H 3 0 0 0 1 0 0 0 0 0 0 0 0 0.00 0.000	1.0 H 3 0 0 0 1 0 0 0 0 0 0 0 0 0.00 0.000	1.0 H 3 0 0 0 1 0 0 0 0 0 0 0 0 0.00 0.000	
16 César Hernández, S OBP: 0.381, SLG: 0.386	1-1 37 G4-3 41 G6-3 1B	4-1 17 BB		2-1 G5-3			1-3 K	0-0 2B		4	2	2	2	1	1	0					
17 Rhys Hoskins, R OBP: 0.364, SLG: 0.452	4-2 41 G6-3 37 G4-3 BB	4-1 37 BB		3-0 G4-3			3-2 P6	2-1 F8		3	1	0	1	2	0	1					
37 Odúbel Herrera, L OBP: 0.328, SLG: 0.460	0-1 G4-3	0-1 41 HR 1B		1-1 41 G5-3 10 1B			0-3 K			4	1	2	2	0	1	2					
41 Carlos Santana, S OBP: 0.350, SLG: 0.403	1-0 G6-3	0-1 HR		3-2 G5-3			2-3 K			4	1	1	4	0	1	2					
7 Maikel Franco, R OBP: 0.316, SLG: 0.456	1-3 K	1-0 P3		0-0 P6			0-0 P6	3-2 15 1B 4 WP 1B		4	1	1	0	0	1	2					
23 Aaron Altherr, R OBP: 0.297, SLG: 0.330 54 Austin Davis, L ERA: 3.7 10 Trevor Plouffe, R OBP: 0.400, SLG: 0.400 64 Victor Arano, R ERA: 2.5 40 Tommy Hunter, R ERA: 4.5 93 Pat Neshek, S ERA: 0.00 15 Andrew Knapp, S ERA: 12.27 46 Adam Morgan, L ERA: 54.00	1-3 K	0-2 F9		0-0 1B			0-0 1B			2	0	0	0	0	1	0					
4 Scott Kingery, R OBP: 0.284, SLG: 0.340	0-2 48 FC4-6 17 BB 1B	1-0 L5		0-3 K			0-0 K	1-1 38 CS 1B		4	1	2	1	0	1	0					
38 Jorge Alfaro, R OBP: 0.304, SLG: 0.398	4-0 49 FC4-6 1B	2-3 K		0-0 F8			0-0 F8	2-0 5 1B 1B		3	1	1	0	1	1	0					
49 Jake Arrieta, R OBP: 0.212, SLG: 0.258 5 Nick Williams, L OBP: 0.322, SLG: 0.429	3-1 FC4-6 17 BB 37 1B	0-2 L5		2-3 K			1-2 G3-1	1-0 16 2B 1B		1	1	0	0	0	2						
Inning Stats	R: 1 E: 0 K: 1 S: 11	H: 1 LOB: 1 BB: 1 P: 18	R: 6 ER: 0 K: 1 S: 15	H: 3 LOB: 3 BB: 3 P: 32	R: 0 ER: 0 K: 1 S: 7	H: 0 LOB: 0 BB: 0 P: 10	R: 0 ER: 0 K: 1 S: 6	H: 0 LOB: 0 BB: 0 P: 13	R: 0 ER: 0 K: 1 S: 7	H: 2 LOB: 2 BB: 0 P: 11	R: 0 ER: 0 K: 1 S: 10	H: 0 LOB: 0 BB: 0 P: 11	R: 0 ER: 0 K: 2 S: 10	H: 0 LOB: 0 BB: 0 P: 14	R: 4 ER: 0 K: 1 S: 14	H: 6 LOB: 1 BB: 0 P: 26	1B: 10 2B: 1 3B: 0 HR: 1	SF: 0 SAC: 0 DP: 0 HBP: 0	WP: 1 PA: 38 PB: 0 SB: 0 CS: 1		
PITCHER	IP WLS BF H R ER SO BB IBB HBP BLK WP HR S P ERA WHIP	IP WLS BF H R ER SO BB IBB HBP BLK WP HR S P ERA WHIP	IP WLS BF H R ER SO BB IBB HBP BLK WP HR S P ERA WHIP	IP WLS BF H R ER SO BB IBB HBP BLK WP HR S P ERA WHIP	IP WLS BF H R ER SO BB IBB HBP BLK WP HR S P ERA WHIP	IP WLS BF H R ER SO BB IBB HBP BLK WP HR S P ERA WHIP	IP WLS BF H R ER SO BB IBB HBP BLK WP HR S P ERA WHIP	IP WLS BF H R ER SO BB IBB HBP BLK WP HR S P ERA WHIP	IP WLS BF H R ER SO BB IBB HBP BLK WP HR S P ERA WHIP	IP WLS BF H R ER SO BB IBB HBP BLK WP HR S P ERA WHIP	IP WLS BF H R ER SO BB IBB HBP BLK WP HR S P ERA WHIP	IP WLS BF H R ER SO BB IBB HBP BLK WP HR S P ERA WHIP	IP WLS BF H R ER SO BB IBB HBP BLK WP HR S P ERA WHIP	IP WLS BF H R ER SO BB IBB HBP BLK WP HR S P ERA WHIP	IP WLS BF H R ER SO BB IBB HBP BLK WP HR S P ERA WHIP	IP WLS BF H R ER SO BB IBB HBP BLK WP HR S P ERA WHIP	IP WLS BF H R ER SO BB IBB HBP BLK WP HR S P ERA WHIP	IP WLS BF H R ER SO BB IBB HBP BLK WP HR S P ERA WHIP	IP WLS BF H R ER SO BB IBB HBP BLK WP HR S P ERA WHIP		
3 Clayton Richard, L ERA: 4.82 41 Robbie Erlin, L ERA: 3.7 88 Phil Maton, R ERA: 2.28 66 Robert Stock, R ERA: 12.27 54 Colten Brewer, R ERA: 0.00	3.0 L 7 2 0 0 1 4 0 0 0 0 0 13 24 0.00 1.000	2.0 7 2 0 0 1 4 0 0 0 0 0 0 20 25 0.00 0.000	2.0 6 0 0 0 3 0 0 0 0 0 0 0 0 0 0.00 0.000	0.2 7 6 4 4 1 0 0 0 0 0 1 0 12 21 54.00 9.000	0.1 1 0 0 0 0 0 0 0 0 0 0 0 2 5 0.00 0.000	3.0 L 7 2 0 0 1 4 0 0 0 0 0 13 24 0.00 1.000	2.0 7 2 0 0 1 4 0 0 0 0 0 0 20 25 0.00 0.000	0.2 7 6 4 4 1 0 0 0 0 0 1 0 12 21 54.00 9.000	0.1 1 0 0 0 0 0 0 0 0 0 0 0 2 5 0.00 0.000	3.0 L 7 2 0 0 1 4 0 0 0 0 0 13 24 0.00 1.000	2.0 7 2 0 0 1 4 0 0 0 0 0 0 20 25 0.00 0.000	0.2 7 6 4 4 1 0 0 0 0 0 1 0 12 21 54.00 9.000	0.1 1 0 0 0 0 0 0 0 0 0 0 0 2 5 0.00 0.000	3.0 L 7 2 0 0 1 4 0 0 0 0 0 0 13 24 0.00 1.000	2.0 7 2 0 0 1 4 0 0 0 0 0 0 0 20 25 0.00 0.000	0.2 7 6 4 4 1 0 0 0 0 0 1 0 12 21 54.00 9.000	0.1 1 0 0 0 0 0 0 0 0 0 0 0 2 5 0.00 0.000	3.0 L 7 2 0 0 1 4 0 0 0 0 0 0 0 13 24 0.00 1.000	2.0 7 2 0 0 1 4 0 0 0 0 0 0 0 20 25 0.00 0.000	0.2 7 6 4 4 1 0 0 0 0 0 1 0 12 21 54.00 9.000	0.1 1 0 0 0 0 0 0 0 0 0 0 0 2 5 0.00 0.000


San Diego Padres @ Philadelphia Phillies
Citizens Bank Park, Philadelphia, PA
Fri Jul 20 2018, 7:08 PM - 10:22 PM EDT
Att: 30,034 - Partly Cloudy - 81 F

AB 35
R 5
H 9
RBI 4
BB 5
SO 10
LOB 19



San Diego Padres @ Philadelphia Phillies
Citizens Bank Park, Philadelphia, PA
Fri Jul 20 2018, 7:08 PM - 10:22 PM EDT
Att: 30,034 - Partly Cloudy - 81 F

AB 34
R 11
H 12
RBI 10
BB 4
SO 8
LOB 9



Batter	1	2	3	4	5	6	7	8	9	AB	R	H	RBI	BB	SO	LOB	TOP			
16 Travis Jankowski, L OBP: 0.344, SLG: 0.341	F7	B1-3			P5	2B			4 HR	5	1	2	2	0	0	0	San Diego Padres @ Philadelphia Phillies Citizens Bank Park, Philadelphia, PA Sun Jul 22 2018, 12:09 PM - 3:19 PM EDT Att: 29,392 - Cloudy - 79 F			
20 Carlos Asuaje, L OBP: 0.320, SLG: 0.342	30 1B	2B	10 1B	2B	K				SF7	4	2	2	1	0	2	0				
4 WJ Myers, R OBP: 0.338, SLG: 0.560	P4		K		K				3-H	5	1	1	2	0	3	2				
30 Eric Hosmer, L OBP: 0.314, SLG: 0.392	10 2B	13 1B	1B		K				HR	5	2	2	1	0	3	1				
10 Hunter Rentfro, R OBP: 0.322, SLG: 0.459	13 1B	2B			K				13 1B	5	1	3	1	0	1	1				
13 Freddy Galvis, S OBP: 0.298, SLG: 0.335	2-H	1B			K				G5-3	5	1	3	2	0	1	1				
22 Christian Villanueva, R OBP: 0.283, SLG: 0.473	K				P2				F8	4	1	1	0	0	2	2				
34 Craig Stammen, R OBP: 0.310, SLG: 0.353	K				E4	32 BB			1B	1	0	0	0	0	0	0				
2 José Pirela, R OBP: 0.310, SLG: 0.353	K				F7	16 2B			1B	4	0	0	0	0	0	3				
54 Colten Brewer, R	K				G5-3				G4-3	2	0	0	0	0	2	0				
18 Austin Hedges, R OBP: 0.280, SLG: 0.361		F9			G5-3				G4-3	0	0	0	0	0	0	3				
38 Tyson Ross, R OBP: 0.139, SLG: 0.118					K					2	0	0	0	0	2	0				
32 Franmil Reyes, R OBP: 0.290, SLG: 0.440					K					0	0	0	0	1	0	0				
55 Matt Strahm, R					K					0	0	0	0	0	0	0				
15 Cory Spangenberg, L OBP: 0.268, SLG: 0.382					K				16 1B	1	1	1	0	0	0	0				
									20 SF7	1	1	1	0	0	0	0				
Inning Stats	R: 3 H: 4 E: 0 K: 1 S: 19	H: 4 LOB: 1 BB: 0 P: 27	R: 0 H: 0 E: 0 K: 1 S: 7	H: 0 LOB: 0 BB: 0 P: 10	R: 1 H: 2 E: 0 K: 3 S: 12	H: 2 LOB: 1 BB: 0 P: 20	R: 0 H: 0 E: 0 K: 1 S: 7	H: 0 LOB: 0 BB: 0 P: 10	R: 0 H: 0 E: 0 K: 2 S: 8	H: 3 LOB: 2 BB: 1 P: 36	R: 0 H: 0 E: 0 K: 3 S: 9	H: 1 LOB: 1 BB: 0 P: 15	R: 0 H: 0 E: 0 K: 0 S: 11	H: 5 LOB: 2 BB: 0 P: 29	R: 3 H: 5 E: 0 K: 1 S: 21	H: 5 LOB: 2 BB: 0 P: 29	1B: 10 2B: 4 3B: 0 HR: 1	SF: 1 SAC: 0 DP: 0 HBP: 0	WP: 0 PB: 0 SB: 0 CS: 0	PA: 43
PITCHER	IP WLS BF H R ER SO BB IBB HBP BLK WP HR S P ERA WHIP																			
43 Nick Pietvetta, R ERA: 4.69	5.1 L 24 8 6 4 9 0 0 0 0 0 0 0 64 94 6.75 1.500																			
Edubray Ramos, R ERA: 1.91	0.1 2 0 0 0 0 0 0 0 0 0 0 5 10 0.00 0.000																			
54 Austin Davis, L ERA: 3.14	1.1 5 1 1 0 3 1 0 0 0 0 0 13 22 0.00 1.500																			
31 Mark Leiter Jr., R ERA: 5.74	2.0 12 6 3 3 1 0 0 0 0 0 1 32 44 13.50 3.000																			

Batter	1	2	3	4	5	6	7	8	9	AB	R	H	RBI	BB	SO	LOB	BOTTOM			
16 César Hernández, S OBP: 0.379, SLG: 0.383	K			G4-3		FC6-4				5	0	1	0	0	2	1	San Diego Padres @ Philadelphia Phillies Citizens Bank Park, Philadelphia, PA Sun Jul 22 2018, 12:09 PM - 3:19 PM EDT Att: 29,392 - Cloudy - 79 F			
17 Rhys Hoskins, R OBP: 0.364, SLG: 0.464	HR	L7			41 FC4-6	5 FC4-6			L5	5	2	2	1	0	0	2				
37 Odúbel Herrera, L OBP: 0.332, SLG: 0.461	G4-3				5 FC4-6	41 BB			K	4	0	2	0	0	1	0				
41 Carlos Santana, S OBP: 0.352, SLG: 0.401	5 BB				5 FC4-6	HBP			K	2	0	0	0	0	1	0				
29 Mitch Walding, L ERA: 3.14	BB				5 FC4-6				K	1	0	0	0	0	1	0				
5 Nick Williams, L OBP: 0.325, SLG: 0.426					FC4-6				K	2	0	0	1	1	0	3				
7 Maikel Franco, R OBP: 0.313, SLG: 0.451	G6-3				FC1-4-6				K	3	0	0	0	0	0	5				
54 Austin Davis, L ERA: 2.85					P4				K	0	0	0	0	0	0	0				
23 Aaron Altherr, R OBP: 0.290, SLG: 0.305					G5-3				K	1	0	0	0	0	1	3				
31 Mark Leiter Jr., R									K	0	0	0	0	0	0	0				
4 Scott Kingery, R OBP: 0.281, SLG: 0.335					K				P4	4	0	0	0	0	3	5				
43 Nick Pietvetta, R OBP: 0.172, SLG: 0.179					K				F8	2	0	0	0	0	2	0				
Edubray Ramos, R					K				K	0	0	0	0	0	0	0				
10 Trevor Plouffe, R OBP: 0.286, SLG: 0.286					K				K	2	0	0	0	0	1	0				
15 Andrew Knapp, S OBP: 0.340, SLG: 0.402					L9				G4-3	3	0	1	0	1	0	0				
									16 FC6-4	BB										
Inning Stats	R: 1 H: 1 E: 0 K: 1 S: 12	H: 1 LOB: 2 BB: 2 P: 23	R: 0 H: 2 E: 0 K: 2 S: 12	H: 2 LOB: 0 BB: 0 P: 19	R: 0 H: 1 E: 0 K: 1 S: 13	H: 1 LOB: 2 BB: 1 P: 20	R: 0 H: 0 E: 0 K: 1 S: 9	H: 0 LOB: 0 BB: 0 P: 12	R: 1 H: 1 E: 0 K: 0 S: 8	H: 1 LOB: 1 BB: 0 P: 10	R: 0 H: 0 E: 0 K: 1 S: 11	H: 0 LOB: 3 BB: 0 P: 23	R: 0 H: 0 E: 0 K: 2 S: 7	H: 0 LOB: 0 BB: 0 P: 9	R: 0 H: 0 E: 0 K: 2 S: 8	H: 0 LOB: 0 BB: 0 P: 12	1B: 4 2B: 1 3B: 0 HR: 1	SF: 0 SAC: 0 DP: 0 HBP: 2	WP: 0 PB: 0 SB: 0 CS: 0	PA: 40
PITCHER	IP WLS BF H R ER SO BB IBB HBP BLK WP HR S P ERA WHIP																			
38 Tyson Ross, R ERA: 4.29	5.0 W 24 5 2 2 2 3 0 1 0 0 0 0 54 84 3.60 1.600																			
55 Matt Strahm, L ERA: 2.21	2.0 10 1 0 0 2 1 0 1 0 0 0 26 43 0.00 1.000																			
34 Craig Stammen, R ERA: 2.85	1.0 3 0 0 0 2 0 0 0 0 0 0 7 9 0.00 0.000																			
54 Colten Brewer, R ERA:	1.0 3 0 0 0 2 0 0 0 0 0 0 8 12 0.00 0.000																			



Batter	1	2	3	4	5	6	7	8	9	AB	R	H	RBI	BB	SO	LOB	TOP			
16 Travis Jankowski, L (1,8) OBP: 0.339, SLG: 0.335	L6		K			FC4			B3	4	0	0	0	0	1	1				
15 Cory Spangenberg, L (1,5) OBP: 0.263, SLG: 0.314	F7					K			G1	4	0	0	0	0	1	2				
30 Eric Hosmer, L (1,3) OBP: 0.311, SLG: 0.388	G4-3					K			G6-3	4	0	0	0	0	1	2				
10 Hunter Renfroe, R (1,7) OBP: 0.317, SLG: 0.451		K				K				3	0	0	0	0	2	0				
2 José Pirela, R (1,4) OBP: 0.313, SLG: 0.354		HBP				G1-3				2	0	1	0	0	0	0				
13 Freddy Galvis, S (1,6) OBP: 0.298, SLG: 0.333	FC6-4								G4-6-3	2	0	0	0	1	0	2				
32 Franmil Reyes, R (1,9) OBP: 0.273, SLG: 0.427		F9				G6-3				3	0	0	0	0	0	2				
17 A.J. Ellis, R (1,2) OBP: 0.391, SLG: 0.357			K							3	0	1	0	0	2	0				
61 Luis Perdomo, R (1,1) OBP: 0.250, SLG: 0.286										2	0	0	0	0	1	1				
88 Phil Maton, R (7,1) OBP: 0.318, SLG: 0.340			K			FC1-6			P5	0	0	0	0	0	0	0				
59 Phil Hughes, R (8,1) OBP: 0.318, SLG: 0.340										1	0	0	0	0	0	0				
										0	0	0	0	0	0	0				
Inning Stats	R: 0 E: 0 K: 0 S: 7	H: 0 LOB: 0 BB: 0 P: 12	R: 0 E: 0 K: 1 S: 9	H: 0 LOB: 1 BB: 0 P: 15	R: 0 E: 0 K: 3 S: 9	H: 0 LOB: 0 BB: 0 P: 12	R: 0 E: 0 K: 2 S: 7	H: 0 LOB: 0 BB: 0 P: 10	R: 0 E: 0 K: 0 S: 7	H: 1 LOB: 2 BB: 0 P: 17	R: 0 E: 0 K: 0 S: 7	H: 1 LOB: 0 BB: 0 P: 8	R: 0 E: 0 K: 1 S: 8	H: 0 LOB: 0 BB: 0 P: 11	R: 0 E: 0 K: 0 S: 5	H: 0 LOB: 0 BB: 0 P: 7	1B: 2 2B: 0 3B: 0 HR: 0	SF: 0 SAC: 0 DP: 1 HBP: 1	WP: 0 PB: 0 SB: 0 CS: 0	PA: 30
PITCHER	IP WLS BF H R ER SO BB IBB HBP BLK WP HR S P ERA WHIP																			
21 Vince Velasquez, R (1,1) ERA: 4.09	7.0	W	24	2	0	0	7	1	0	1	0	0	0	0	58	87	0.00	0.429		
93 Pat Neshek, R (8,1) ERA: 4.78	1.0		3	0	0	0	1	0	0	0	0	0	0	0	8	11	0.00	0.000		
46 Adam Morgan, L (9,1) ERA: 4.78	0.2		2	0	0	0	0	0	0	0	0	0	0	3	4	0.00	0.000			
58 Seranthony Dominguez, R (1,1) ERA: 1.59	0.1		1	0	0	0	0	0	0	0	0	0	0	2	3	0.00	0.000			

San Diego Padres @ Philadelphia Phillies
Citizens Bank Park, Philadelphia, PA
Sun Jul 22 2018, 6:07 PM - 8:47 PM EDT
Att: 25,054 - Partly Cloudy - 84 F

livebaseballscorecards.com

AB 28
R 0
H 2
RBI 0
BB 1
SO 8
LOB 10



Batter	1	2	3	4	5	6	7	8	9	AB	R	H	RBI	BB	SO	LOB	BOTTOM			
41 Carlos Santana, S (1,3) OBP: 0.353, SLG: 0.400	G5-3		G6-3							3	1	1	1	1	0	0				
17 Rhys Hoskins, R (1,7) OBP: 0.363, SLG: 0.470	F8					G5-3				4	1	1	3	0	1	1				
37 Odúbel Herrera, L (1,8) OBP: 0.331, SLG: 0.467	P6									4	1	1	1	0	1	1				
5 Nick Williams, L (1,9) OBP: 0.331, SLG: 0.435		G3-1								4	0	3	0	0	0	0				
9 Jesmuel Valentin, S (1,4) OBP: 0.267, SLG: 0.318						P5				3	0	1	0	1	1	3				
29 Mitch Walding, L (1,5) OBP: 0.280, SLG: 0.334						F7				3	0	0	0	1	1	2				
4 Scott Kingery, R (1,6) OBP: 0.280, SLG: 0.334										4	1	1	0	0	1	4				
38 Jorge Alfaro, R (1,2) OBP: 0.303, SLG: 0.393										3	1	0	0	0	2	3				
21 Vince Velasquez, R (1,1) OBP: 0.250, SLG: 0.286										2	0	0	0	0	1	0				
16 César Hernández, S (7,PH) OBP: 0.378, SLG: 0.302										1	0	0	0	0	0	2				
93 Pat Neshek, S (8,1) ERA: 4.78										0	0	0	0	0	0	0				
15 Andrew Knapp, S (8,PH) ERA: 4.78										1	0	0	0	0	1	3				
46 Adam Morgan, L (9,1) ERA: 4.78										0	0	0	0	0	0	0				
58 Seranthony Dominguez, R (1,1) ERA: 1.59										0	0	0	0	0	0	0				
Inning Stats	R: 0 E: 0 K: 0 S: 6	H: 1 LOB: 1 BB: 0 P: 8	R: 0 E: 0 K: 1 S: 8	H: 1 LOB: 0 BB: 0 P: 12	R: 0 E: 0 K: 1 S: 7	H: 0 LOB: 0 BB: 0 P: 10	R: 1 E: 0 K: 0 S: 11	H: 2 LOB: 1 BB: 0 P: 20	R: 0 E: 0 K: 1 S: 7	H: 0 LOB: 0 BB: 0 P: 10	R: 0 E: 0 K: 2 S: 16	H: 1 LOB: 2 BB: 1 P: 29	R: 4 E: 0 K: 1 S: 19	H: 3 LOB: 0 BB: 0 P: 27	R: 0 E: 0 K: 3 S: 13	H: 1 LOB: 3 BB: 2 P: 22	1B: 5 2B: 1 3B: 0 HR: 2	SF: 0 SAC: 0 DP: 0 HBP: 1	WP: 0 PB: 0 SB: 0 CS: 0	PA: 36
PITCHER	IP WLS BF H R ER SO BB IBB HBP BLK WP HR S P ERA WHIP																			
61 Luis Perdomo, R (1,1) ERA: 6.99	6.1	L	26	5	3	3	5	1	0	1	0	0	0	1	61	99	4.26	0.947		
86 Phil Maton, R (7,1) ERA: 2.99	0.2		4	2	2	2	1	0	0	0	0	0	0	1	13	17	27.00	3.000		
59 Phil Hughes, R (8,1) ERA: 6.41	1.0		6	1	0	0	3	2	0	0	0	0	0	13	22	0.00	3.000			

San Diego Padres @ Philadelphia Phillies
Citizens Bank Park, Philadelphia, PA
Sun Jul 22 2018, 6:07 PM - 8:47 PM EDT
Att: 25,054 - Partly Cloudy - 84 F

livebaseballscorecards.com

AB 32
R 5
H 8
RBI 5
BB 3
SO 9
LOB 19



Batter	1	2	3	4	5	6	7	8	9	10	11	12	13	14	15	16	AB	R	H	RBI	BB	SO	LOB	TOP									
31 Joe Pederson, L OBP: 0.348, SLG: 0.593 (1.7)			G6-3		F8		G4-3			F9		K			WP		7	1	4	1	0	1	1										
8 Manny Machado, R OBP: 0.394, SLG: 0.593 (16.6)	K		P4		F8				G6-3		F9		F7				6	0	0	0	1	1	4										
13 Max Muncy, L OBP: 0.403, SLG: 0.595 (1.5)	F7		K2-3		F7				F9		F9		K				7	0	0	0	0	2	4										
9 Yasmani Grandal, S OBP: 0.356, SLG: 0.493 (1.2)																	7	2	3	2	0	4	2										
3 Chris Taylor, R OBP: 0.331, SLG: 0.461 (16.8)	K			HR													7	0	1	0	0	4	1										
35 Cody Bellinger, L OBP: 0.325, SLG: 0.471 (16.9)	K																6	0	2	0	1	2	0										
14 Enrique Hernández, R OBP: 0.304, SLG: 0.457 (14.9)	F8																7	0	0	0	0	0	4										
61 Alex Verdugo, L OBP: 0.326, SLG: 0.342 (14.1)																	4	1	0	0	2	1	0										
74 Kenley Jansen, S OBP: 0.333, SLG: 0.259 (16.4)																	0	0	0	0	0	0	0										
15 Austin Barnes, R OBP: 0.333, SLG: 0.259 (16.4)																	0	0	0	0	1	0	0										
18 Kevyn Mitchell, S OBP: 0.333, SLG: 0.259 (16.4)	G5-3																0	0	0	0	0	0	0										
Inning Stats	R: 1 E: 0 K: 2 S: 14	H: 2 LOB: 1 BB: 0 P: 17	R: 0 E: 0 K: 1 S: 11	H: 0 LOB: 1 BB: 1 P: 19	R: 0 E: 0 K: 1 S: 7	H: 0 LOB: 0 BB: 0 P: 11	R: 0 E: 0 K: 1 S: 12	H: 2 LOB: 0 BB: 0 P: 16	R: 0 E: 0 K: 1 S: 12	H: 0 LOB: 0 BB: 0 P: 12	R: 0 E: 0 K: 1 S: 11	H: 0 LOB: 0 BB: 0 P: 12	R: 0 E: 0 K: 1 S: 9	H: 1 LOB: 1 BB: 0 P: 13	R: 0 E: 0 K: 3 S: 9	H: 0 LOB: 0 BB: 0 P: 13	R: 0 E: 0 K: 1 S: 11	H: 1 LOB: 2 BB: 1 P: 21	R: 0 E: 0 K: 1 S: 8	H: 1 LOB: 2 BB: 1 P: 20	R: 0 E: 0 K: 1 S: 8	H: 1 LOB: 2 BB: 1 P: 20	1B: 6 2B: 3 3B: 0 HR: 2	SF: 0 SAC: 1 DP: 0 HBP: 0	WP: 3 PB: 0 CS: 0	PA: 63							
PITCHER	IP: 5.0 WLS: 2 BF: 21 H: 5 R: 3 ER: 3 SO: 5 BB: 2 IBB: 0 HBP: 0 BLK: 0 WP: 1 HR: 1 S: 6 P: 9 ERA: 5.40 WHIP: 1.400																	PITCHER	IP: 5.0 WLS: 5 BF: 21 H: 1 R: 0 ER: 0 SO: 1 BB: 1 IBB: 0 HBP: 0 BLK: 0 WP: 0 HR: 0 S: 12 P: 12 ERA: 0.00 WHIP: 0.000														
27 Aaron Nola, R ERA: 2.42																	93 Pat Neshek, R ERA: 4.28																
46 Adam Morgan, L ERA: 4.94																	57 Luis García, R ERA: 2.28																
63 Drew Anderson, R ERA: 6.0																	54 Austin Davis, L ERA: 2.6																
64 Víctor Arano, R ERA: 2.37																	21 Vince Velasquez, R ERA: 4.09																
40 Tommy Hunter, R ERA: 4.37																																	

Los Angeles Dodgers @ Philadelphia Phillies
Citizens Bank Park, Philadelphia, PA
Tue Jul 24 2018, 7:20 PM - 1:14 AM EDT
Att: 35,028 - Cloudy - 81 F

livebaseballscorecards.com

AB 57
R 11
H 44
RBI 3
BB 5
SO 17
LOB 19

Batter	1	2	3	4	5	6	7	8	9	10	11	12	13	14	15	16	AB	R	H	RBI	BB	SO	LOB	BOTTOM									
16 César Hernández, S (1.4) OBP: 0.371, SLG: 0.374	G3			F9		K		G5-3		K		K					7	0	0	0	0	4	0										
17 Rhys Hoskins, R OBP: 0.355, SLG: 0.479 (1.7)	P3			K				L6									5	0	2	0	2	1	0										
37 Odúbel Herrera, L OBP: 0.329, SLG: 0.488 (1.8)	G4-3							P6									6	0	1	0	1	1	3										
41 Carlos Santana, S OBP: 0.351, SLG: 0.399 (1.3)		G4-3		G4-3													7	1	2	0	0	0	4										
7 Maikel Franco, R OBP: 0.320, SLG: 0.478 (1.5)		K															5	1	2	1	0	1	1										
57 Luis García, R OBP: 0.320, SLG: 0.478 (1.5)																	0	0	0	0	0	0	0										
56 Zach Efflin, R OBP: 0.107, SLG: 0.292 (13. PH)																	1	0	0	0	1	1											
54 Austin Davis, L OBP: 0.329, SLG: 0.488 (1.8)																	1	0	0	0	1	2											
21 Vince Velasquez, R (16.1) OBP: 0.200, SLG: 0.200																	0	0	0	0	0	0	0										
5 Nick Williams, L OBP: 0.329, SLG: 0.438 (1.9)		G4-3															6	1	2	1	1	1	2										
9 Jesmuel Valentin, S OBP: 0.258, SLG: 0.307 (1.6)																	6	1	0	0	1	2	5										
38 Jorge Alfaro, R OBP: 0.302, SLG: 0.398 (1.2)																	6	2	1	2	1	4	3										
27 Austin Nola, R ERA: 2.42																	62 Erik Coeddel, R ERA: 2.96																
16 Adam Morgan, L ERA: 4.94																	51 Dylan Floro, R ERA: 2.34																
47 JT Chargois, R ERA: 3.86																	74 Kenley Jansen, R ERA: 2.34																
59 Zac Rosscup, L ERA: 4.06																	14 Enrique Hernández, R ERA: 4.09																
41 Daniel Hudson, R ERA: 4.06																																	
Inning Stats	R: 0 E: 0 K: 0 S: 9	H: 0 LOB: 0 BB: 0 P: 17	R: 0 E: 0 K: 1 S: 8	H: 0 LOB: 0 BB: 0 P: 9	R: 0 E: 0 K: 2 S: 8	H: 0 LOB: 0 BB: 0 P: 11	R: 0 E: 0 K: 1 S: 12	H: 1 LOB: 1 BB: 0 P: 14	R: 0 E: 0 K: 1 S: 6	H: 1 LOB: 2 BB: 0 P: 20	R: 0 E: 0 K: 0 S: 12	H: 1 LOB: 1 BB: 1 P: 18	R: 0 E: 0 K: 3 S: 11	H: 0 LOB: 0 BB: 0 P: 15	R: 0 E: 0 K: 1 S: 10	H: 1 LOB: 1 BB: 0 P: 14	R: 0 E: 0 K: 2 S: 11	H: 1 LOB: 2 BB: 1 P: 12	R: 3 E: 0 K: 0 S: 5	H: 1 LOB: 0 BB: 2 P: 15	R: 0 E: 0 K: 0 S: 5	H: 1 LOB: 0 BB: 2 P: 15	1B: 5 2B: 3 3B: 0 HR: 3	SF: 0 SAC: 0 DP: 0 HBP: 0	WP: 0 PB: 0 CS: 0	PA: 63							
PITCHER	IP: 7.0 WLS: 3 BF: 27 H: 6 R: 4 ER: 4 SO: 7 BB: 0 IBB: 0 HBP: 0 BLK: 0 WP: 0 HR: 2 S: 7 P: 9 ERA: 5.14 WHIP: 0.857																	PITCHER	IP: 2.0 WLS: 0 BF: 8 H: 1 R: 0 ER: 0 SO: 2 BB: 0 IBB: 0 HBP: 0 BLK: 0 WP: 0 HR: 0 S: 9 P: 18 ERA: 0.00 WHIP: 1.000														

Los Angeles Dodgers @ Philadelphia Phillies
Citizens Bank Park, Philadelphia, PA
Tue Jul 24 2018, 7:20 PM - 1:14 AM EDT
Att: 35,028 - Cloudy - 81 F

livebaseballscorecards.com

AB 57
R 7
H 11
RBI 7
BB 6
SO 17
LOB 22

Batter	1	2	3	4	5	6	7	8	9	AB	R	H	RBI	BB	SO	LOB	TOP				
16 César Hernández, S (1, 4) OBP: 0.373, SLG: 0.375										4	0	2	1	1	1	0	Philadelphia Phillies @ Cincinnati Reds Great American Ball Park, Cincinnati, OH Fri Jul 27 2018, 7:13 PM - 10:21 PM EDT Att: 24,776 - Partly Cloudy - 82 F				
17 Rhys Hoskins, R (1, 7) OBP: 0.370, SLG: 0.507										5	1	2	1	0	2	3					
37 Odúbel Herrera, L (1, 8) OBP: 0.329, SLG: 0.467										4	1	1	2	0	0	3					
41 Carlos Santana, S (1, 3) OBP: 0.354, SLG: 0.410										2	0	0	0	2	1	2					
7 Maikel Franco, R (1, 5) OBP: 0.313, SLG: 0.484									4	0	0	0	0	1	3						
5 Nick Williams, L (1, 9) OBP: 0.331, SLG: 0.457									4	0	0	0	0	1	0						
4 Scott Kingery, R (1, 6) OBP: 0.278, SLG: 0.340									4	1	1	0	0	2	0						
38 Jorge Alfaro, R (1, 2) OBP: 0.311, SLG: 0.406										3	1	1	0	0	2	0					
15 Andrew Knapp, S (9, PH) OBP: 0.327, SLG: 0.390										1	0	0	0	0	0	1					
43 Nick Pivetta, R (1, 1) OBP: 0.167, SLG: 0.172										1	0	0	0	0	0	0					
24 Roman Quinn, S (7, PH) OBP: 0.285, SLG: 0.399										1	0	0	0	0	0	0					
44 Jake Thompson, R (7, 1) OBP: 0.258, SLG: 0.304										1	0	0	0	0	0	2					
9 Jesmuel Valentin, S (9, PH) OBP: 0.258, SLG: 0.304										1	0	0	0	0	0	2					
Inning Stats	R: 0 H: 0 E: 0 K: 2 S: 14	H: 0 LOB: 2 BB: 2 P: 24	R: 0 H: 0 E: 0 K: 3 S: 10	H: 0 LOB: 0 BB: 0 P: 13	R: 2 H: 2 E: 0 K: 2 S: 16	H: 2 LOB: 0 BB: 0 P: 26	R: 0 H: 0 E: 0 K: 0 S: 8	H: 0 LOB: 0 BB: 0 P: 12	R: 1 H: 3 E: 0 K: 0 S: 15	H: 3 LOB: 2 BB: 0 P: 21	R: 0 H: 0 E: 0 K: 1 S: 7	H: 0 LOB: 0 BB: 0 P: 9	R: 0 H: 0 E: 0 K: 1 S: 10	H: 0 LOB: 1 BB: 1 P: 20	R: 0 H: 0 E: 1 K: 0 S: 16	H: 0 LOB: 2 BB: 0 P: 21	1B: 6 2B: 0 3B: 0 HR: 1	SF: 0 SAC: 1 DP: 0 HBP: 0	WP: 0 PB: 0 SB: 0 CS: 0	PA: 38	
PITCHER	IP WLS BF H R ER SO BB IBB HBP BLK WP HR S P ERA WHIP	IP WLS BF H R ER SO BB IBB HBP BLK WP HR S P ERA WHIP	IP WLS BF H R ER SO BB IBB HBP BLK WP HR S P ERA WHIP	IP WLS BF H R ER SO BB IBB HBP BLK WP HR S P ERA WHIP	IP WLS BF H R ER SO BB IBB HBP BLK WP HR S P ERA WHIP	IP WLS BF H R ER SO BB IBB HBP BLK WP HR S P ERA WHIP	IP WLS BF H R ER SO BB IBB HBP BLK WP HR S P ERA WHIP	IP WLS BF H R ER SO BB IBB HBP BLK WP HR S P ERA WHIP	IP WLS BF H R ER SO BB IBB HBP BLK WP HR S P ERA WHIP	IP WLS BF H R ER SO BB IBB HBP BLK WP HR S P ERA WHIP	IP WLS BF H R ER SO BB IBB HBP BLK WP HR S P ERA WHIP	IP WLS BF H R ER SO BB IBB HBP BLK WP HR S P ERA WHIP	IP WLS BF H R ER SO BB IBB HBP BLK WP HR S P ERA WHIP	IP WLS BF H R ER SO BB IBB HBP BLK WP HR S P ERA WHIP	IP WLS BF H R ER SO BB IBB HBP BLK WP HR S P ERA WHIP	IP WLS BF H R ER SO BB IBB HBP BLK WP HR S P ERA WHIP	IP WLS BF H R ER SO BB IBB HBP BLK WP HR S P ERA WHIP	IP WLS BF H R ER SO BB IBB HBP BLK WP HR S P ERA WHIP	IP WLS BF H R ER SO BB IBB HBP BLK WP HR S P ERA WHIP	IP WLS BF H R ER SO BB IBB HBP BLK WP HR S P ERA WHIP	IP WLS BF H R ER SO BB IBB HBP BLK WP HR S P ERA WHIP

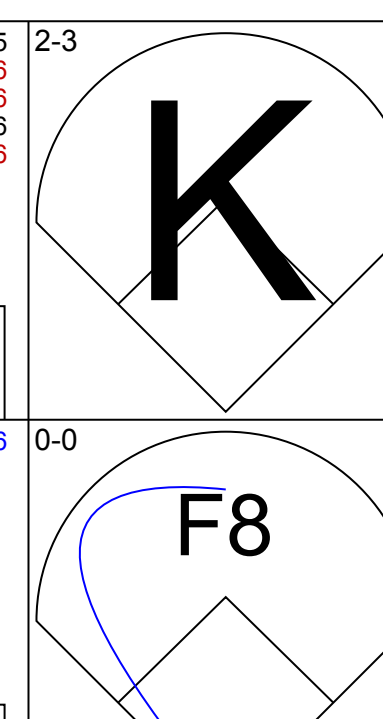
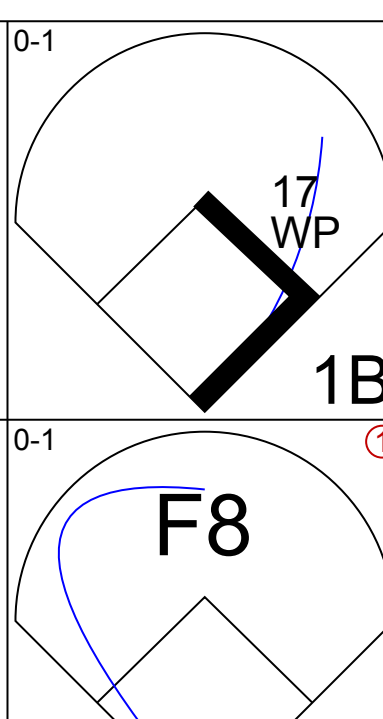
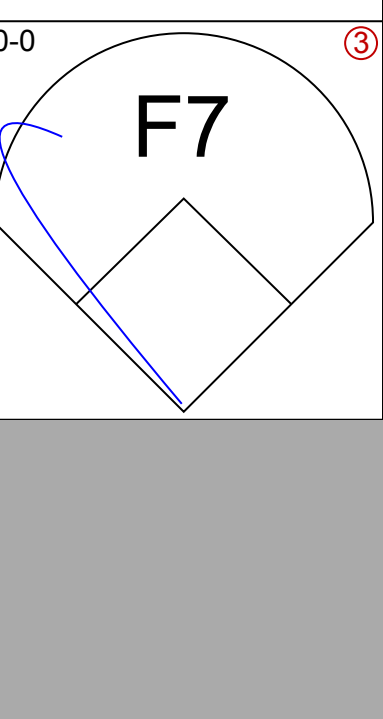
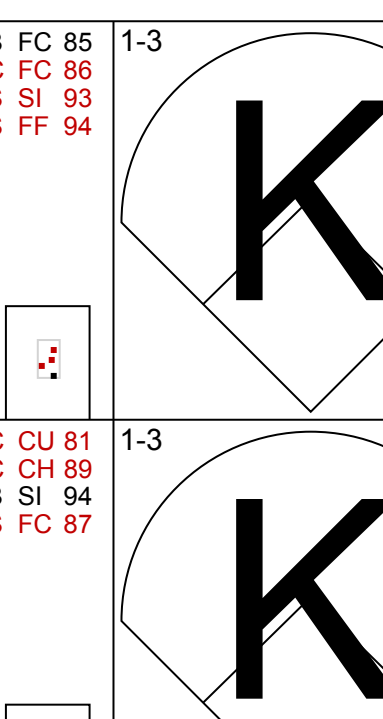
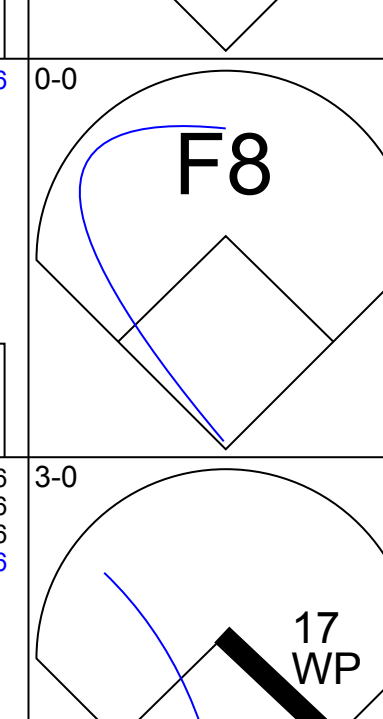
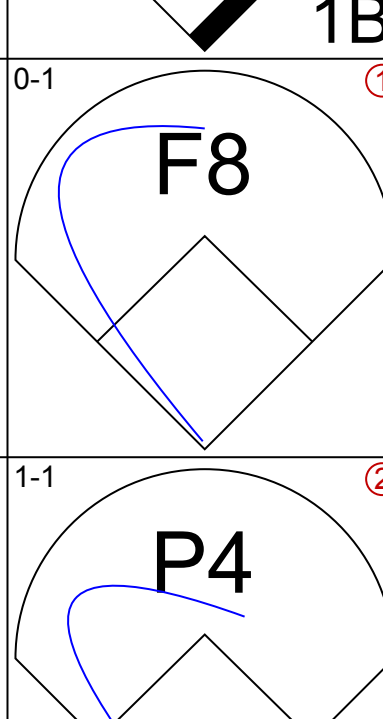
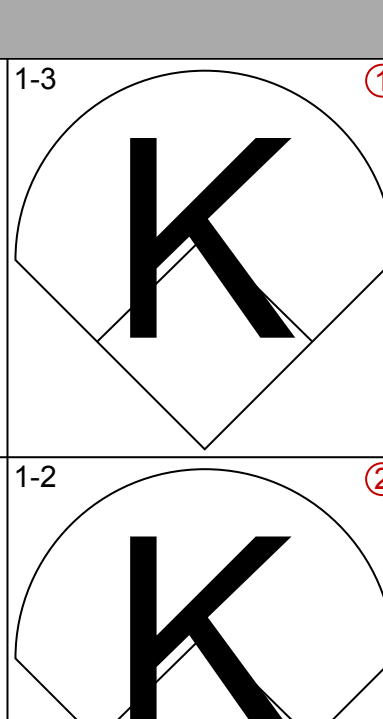
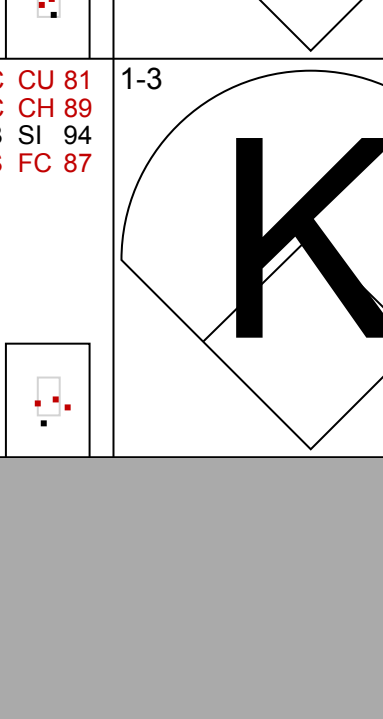
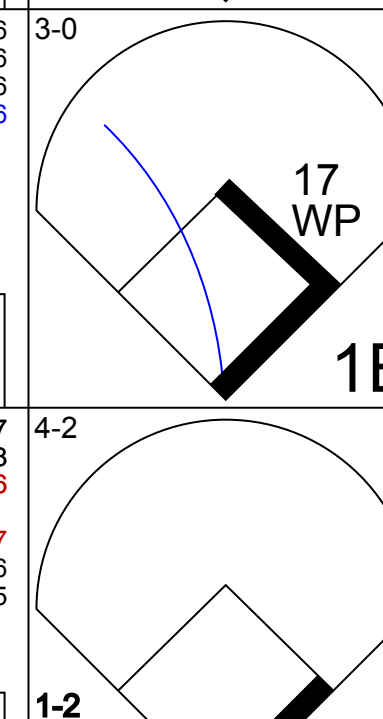
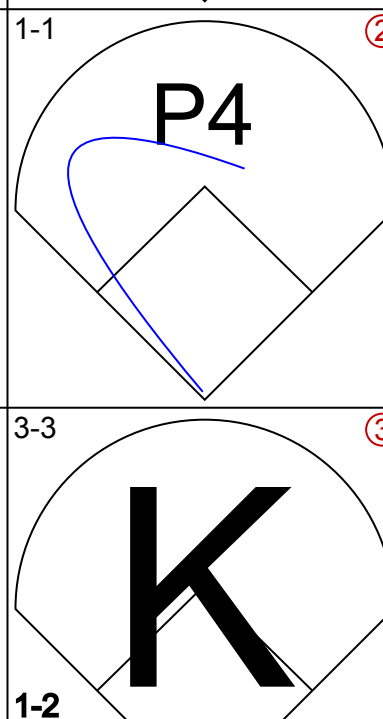
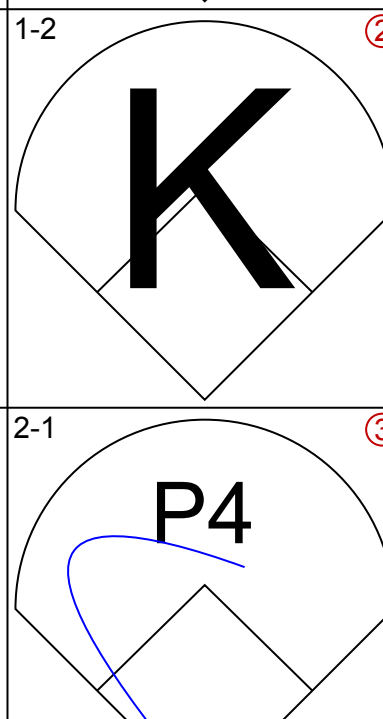

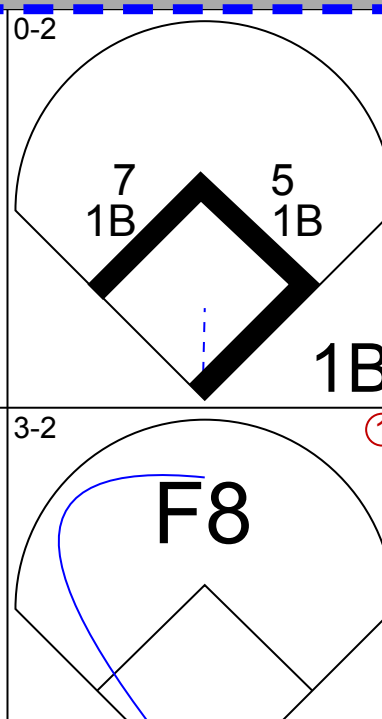
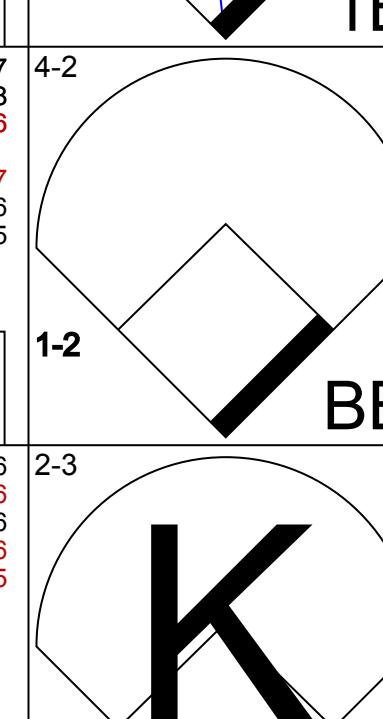
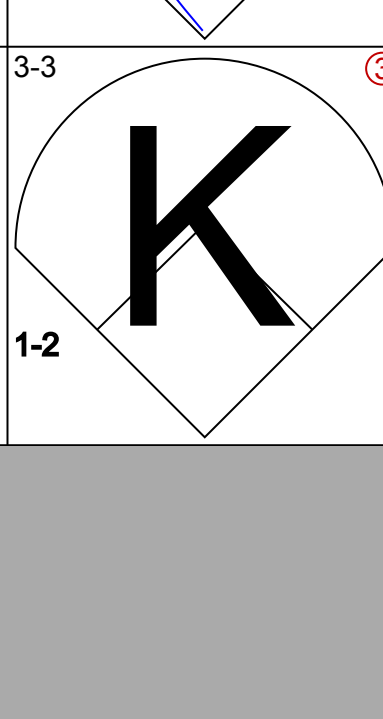
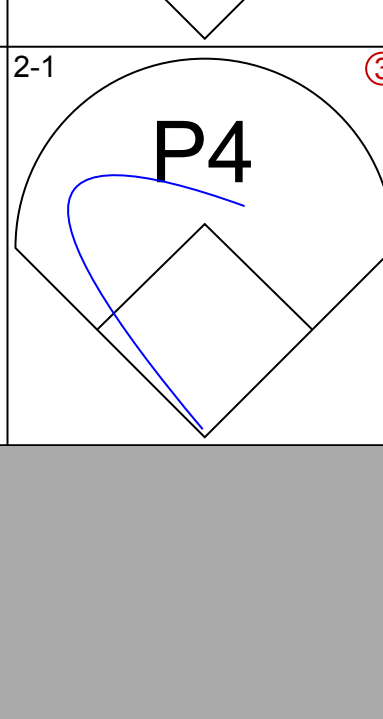
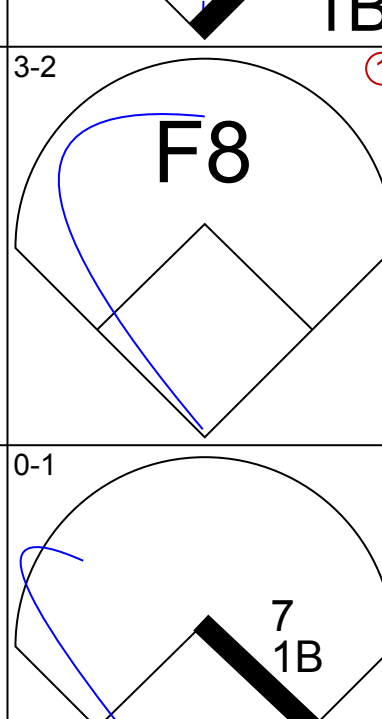
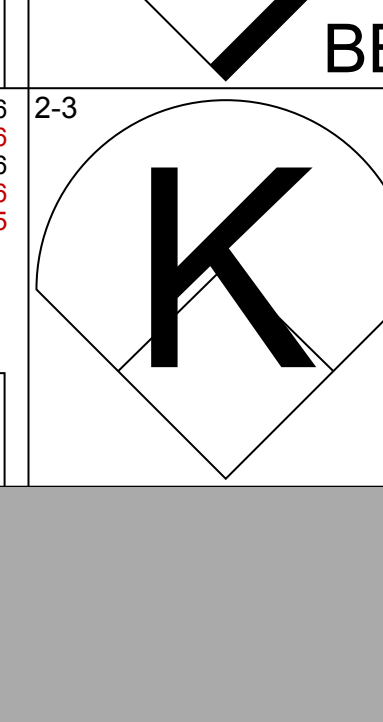
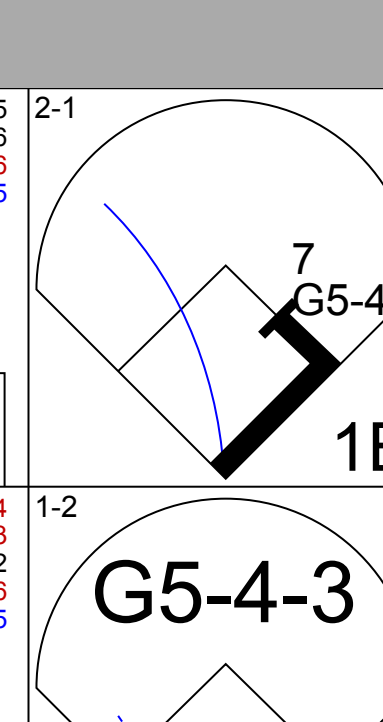
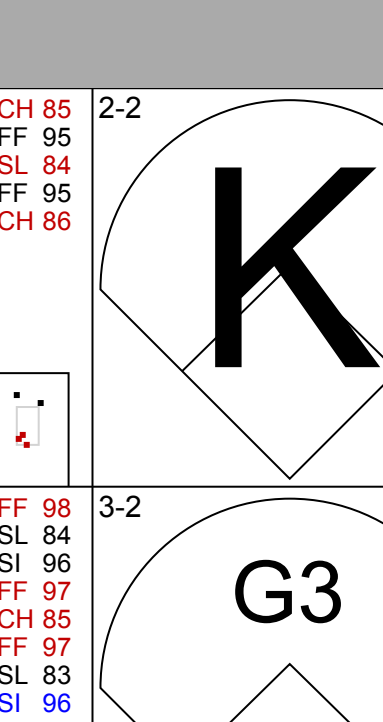
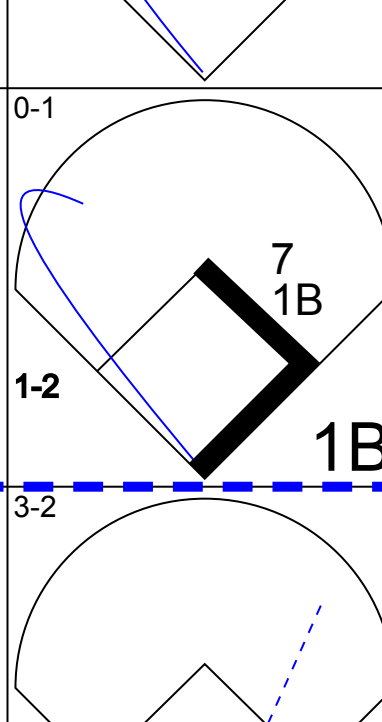
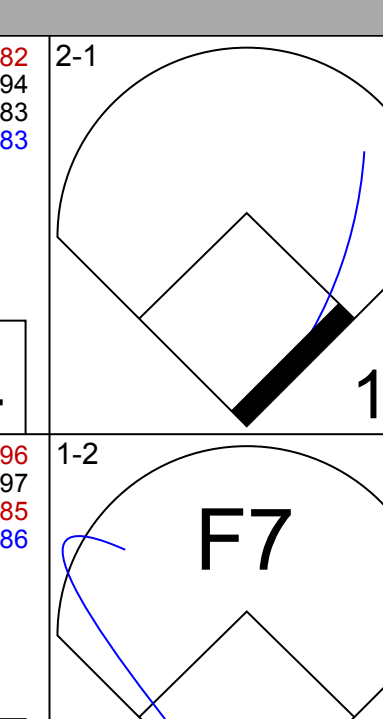
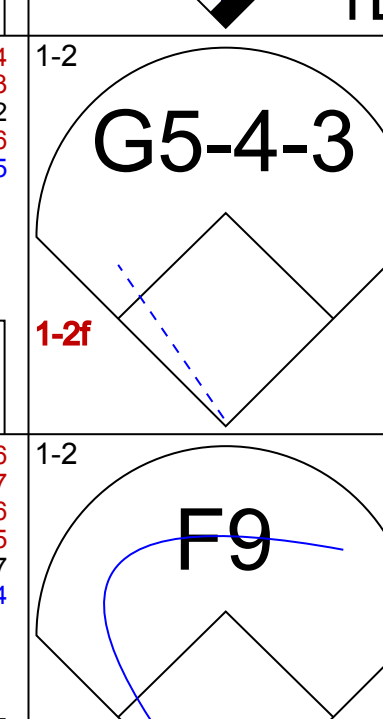
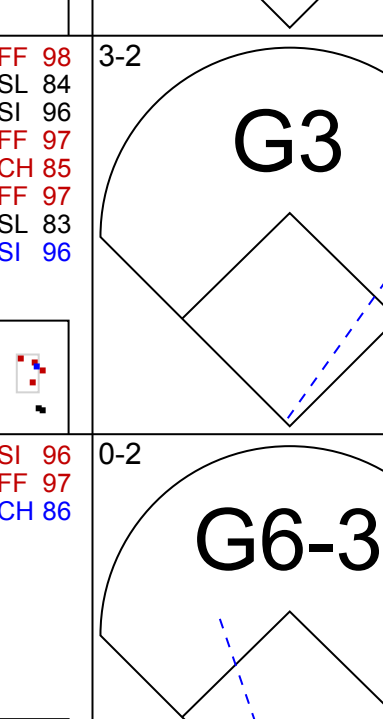
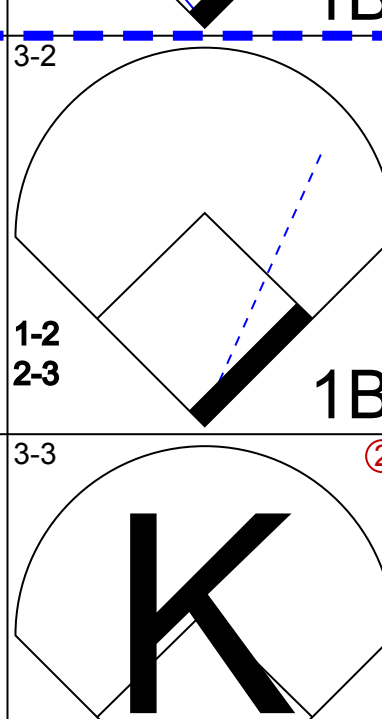
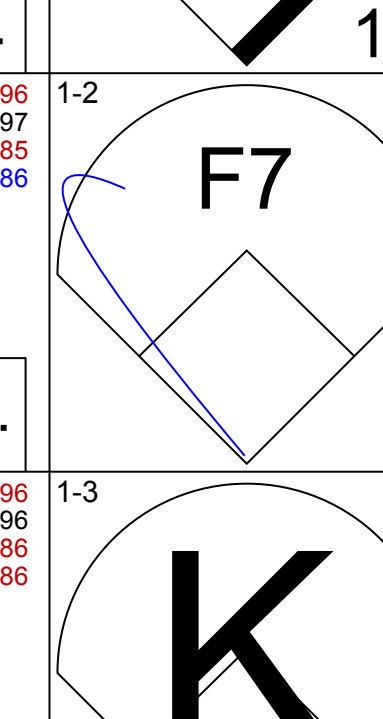
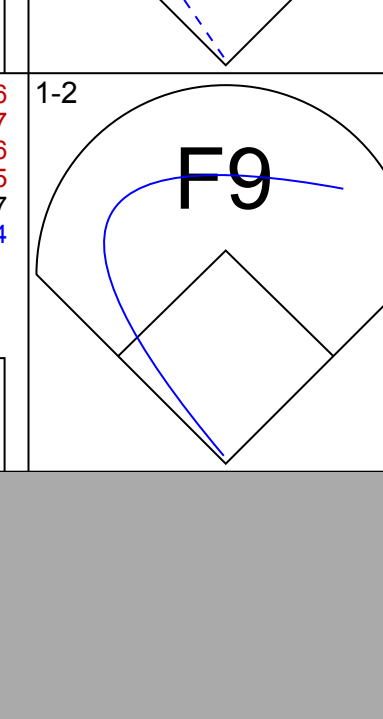
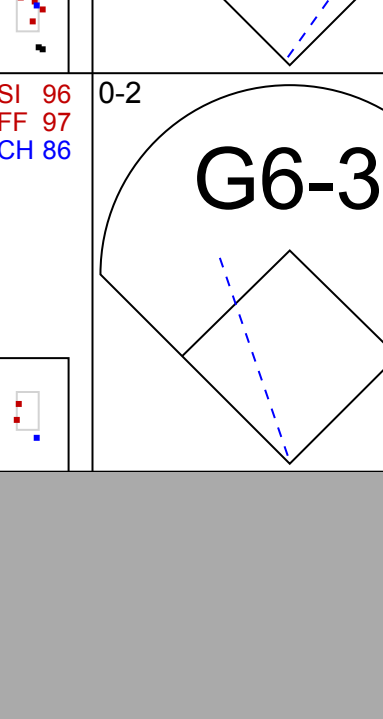
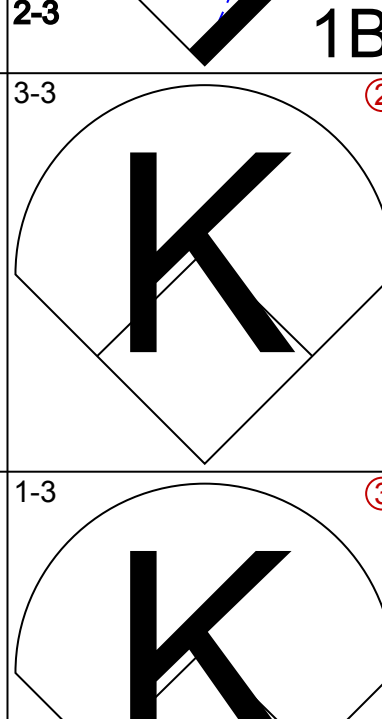
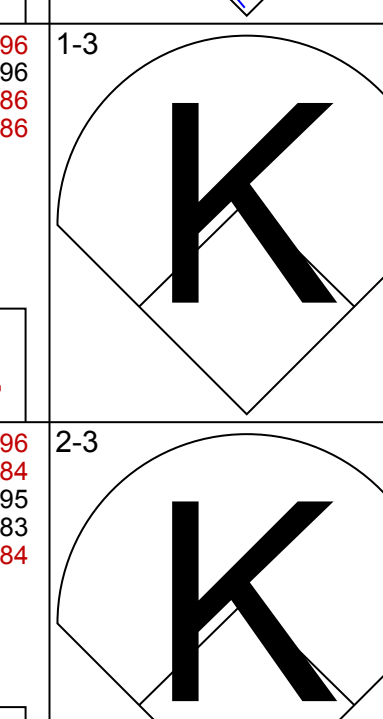
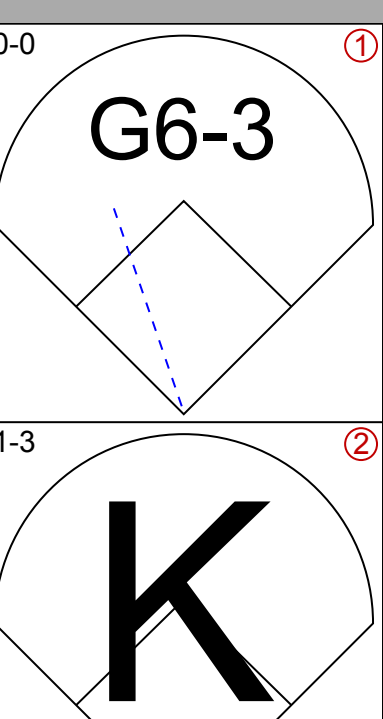
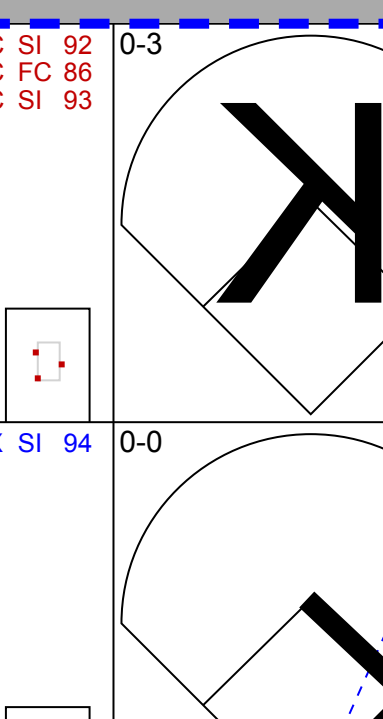

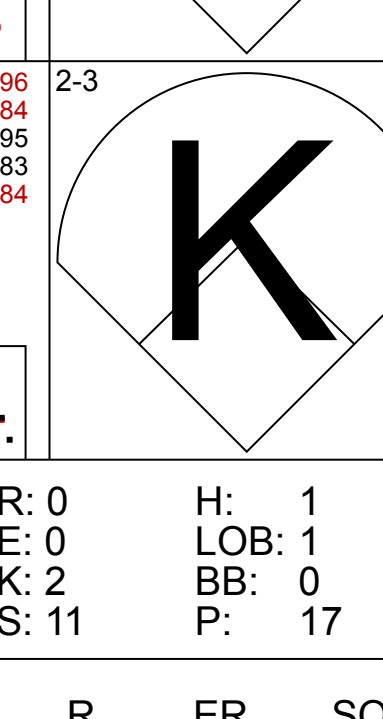
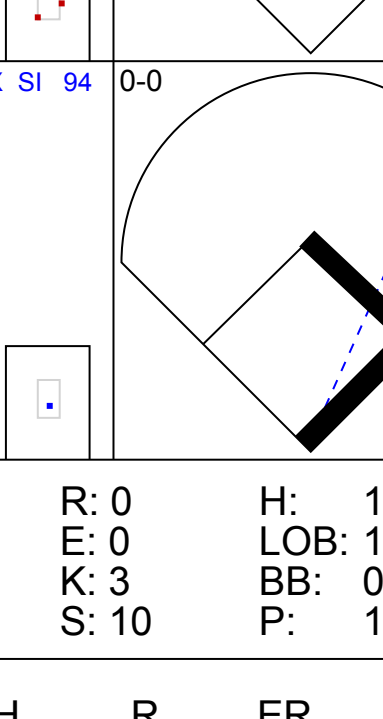
AB	34
R	4
H	7
RBI	4
BB	3
SO	10
LOB	14

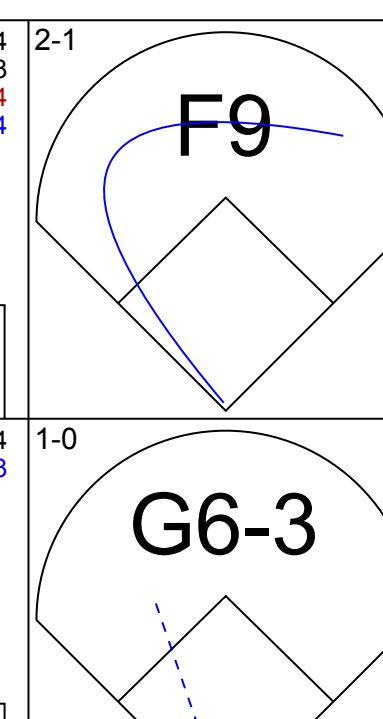
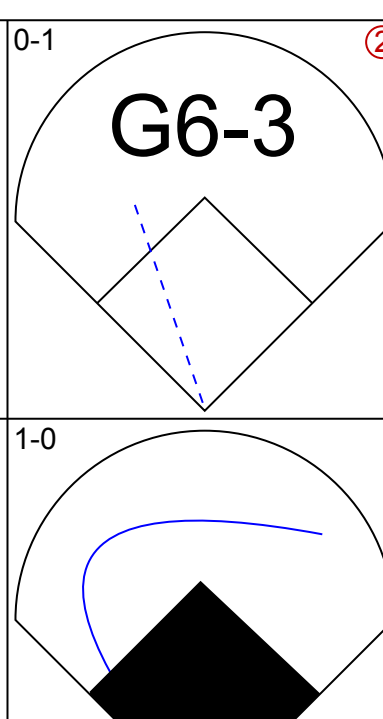
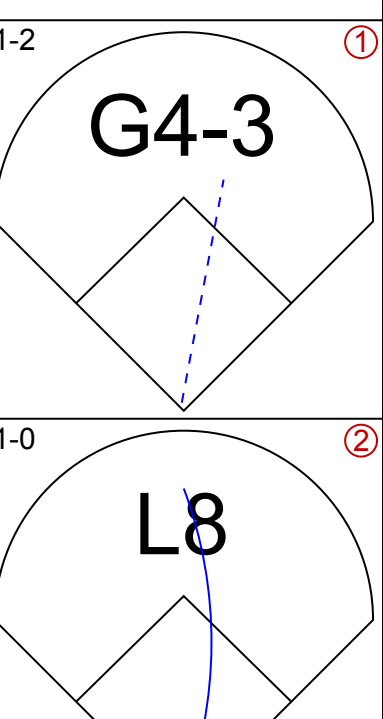
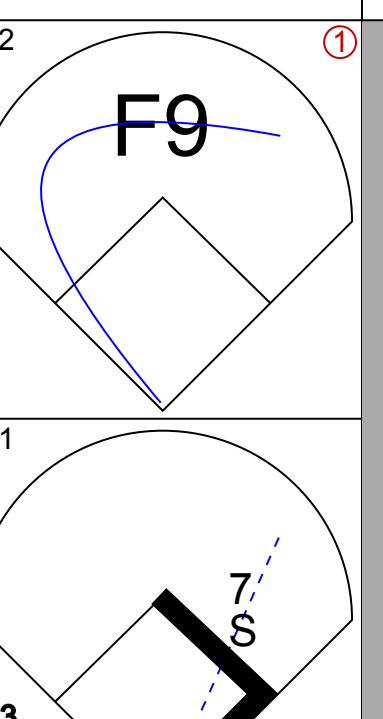
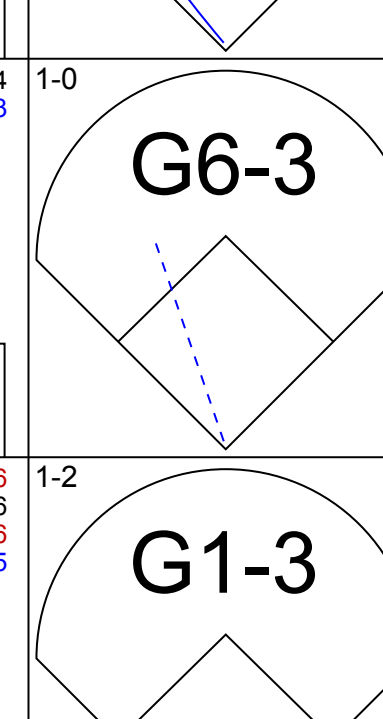
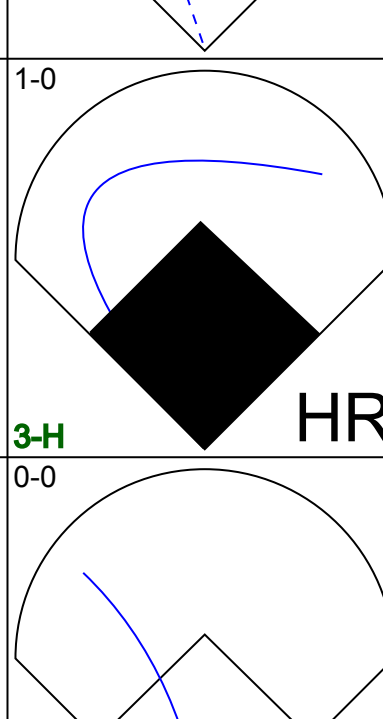
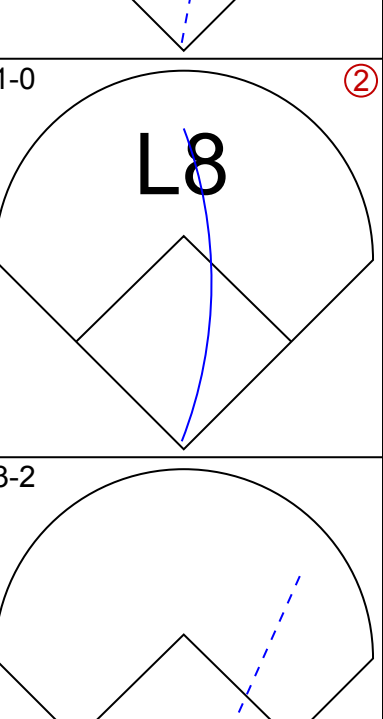
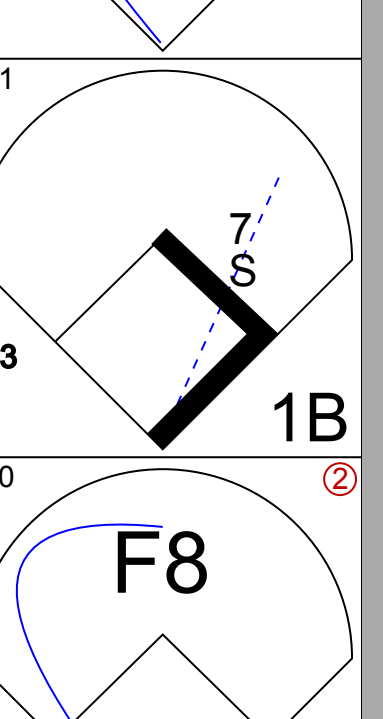
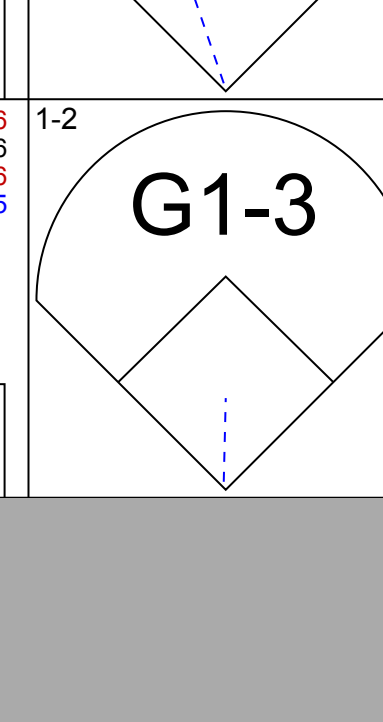
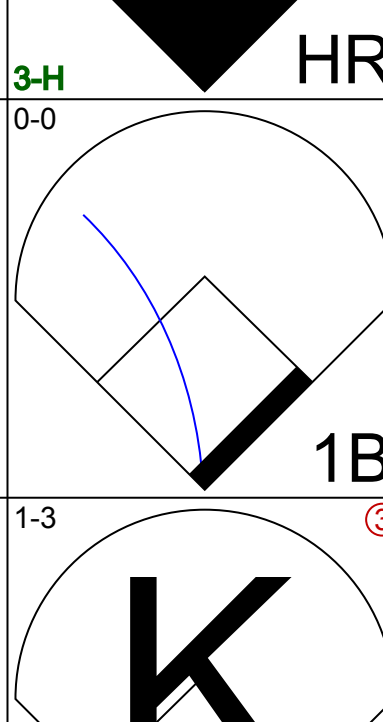
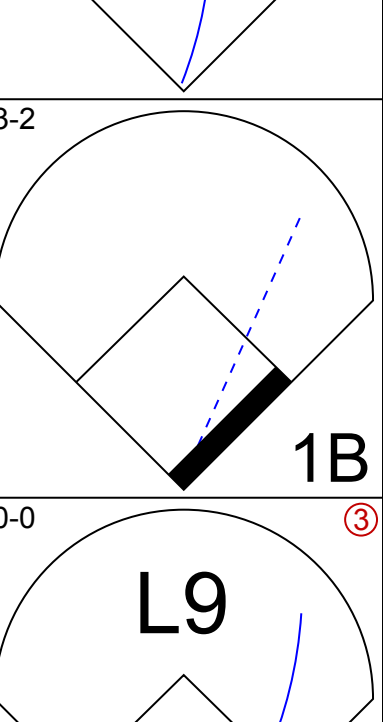
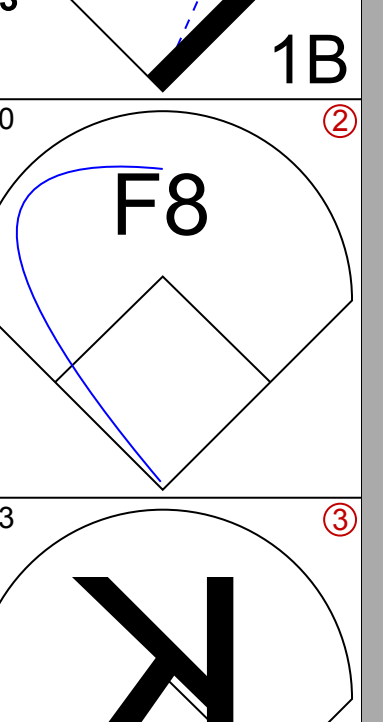
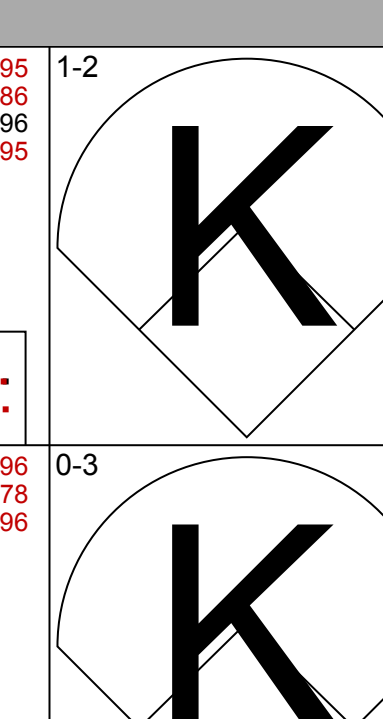

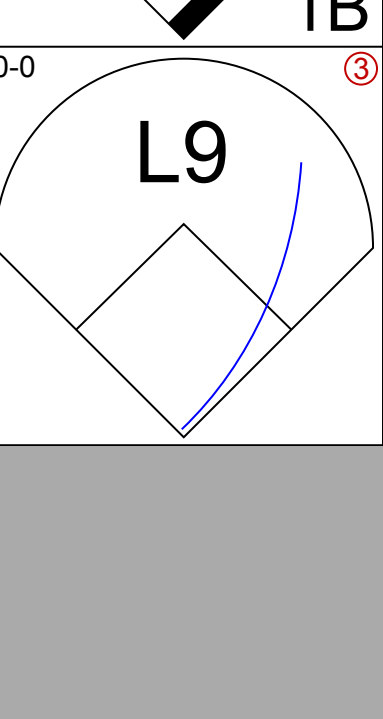
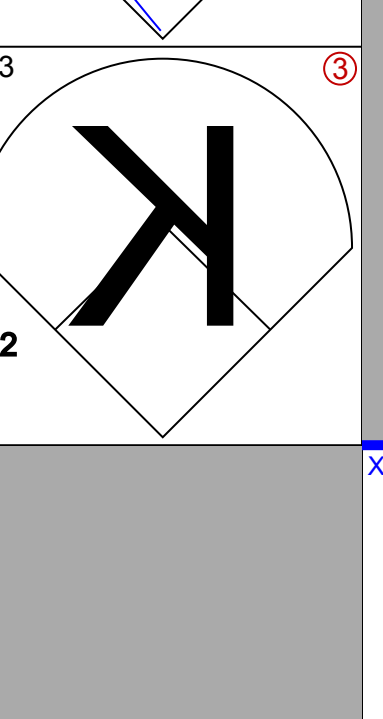
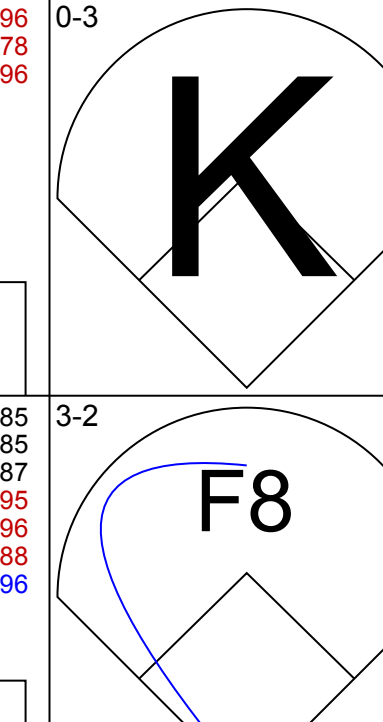
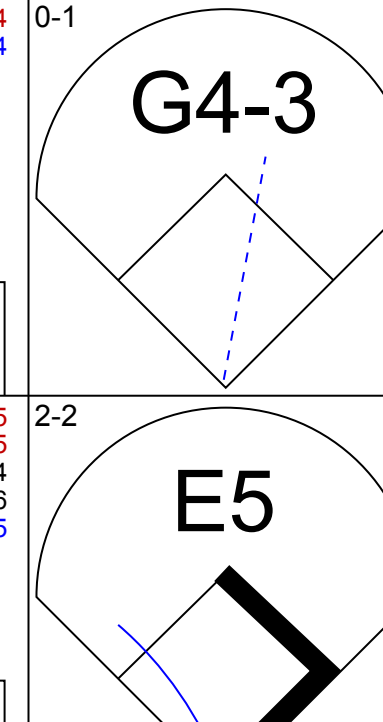
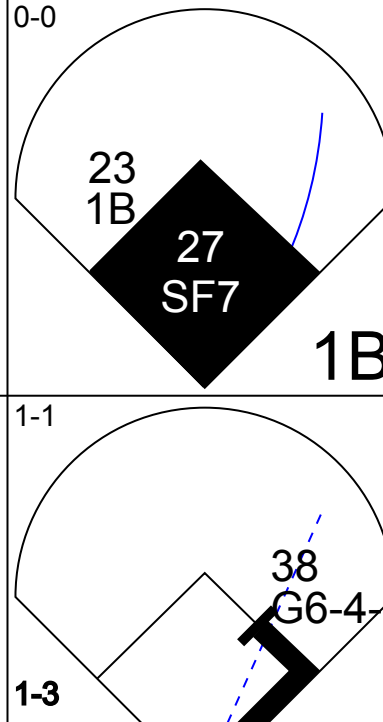
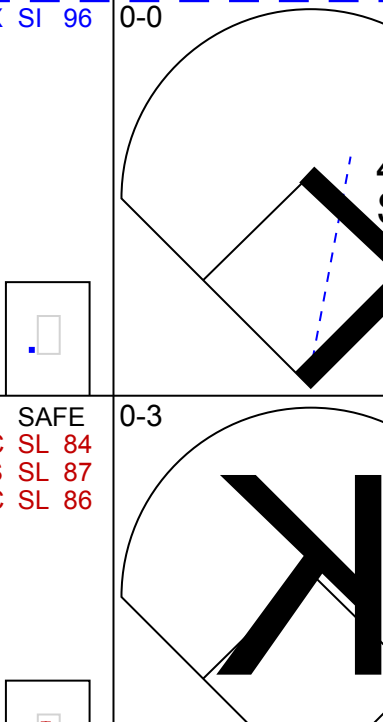
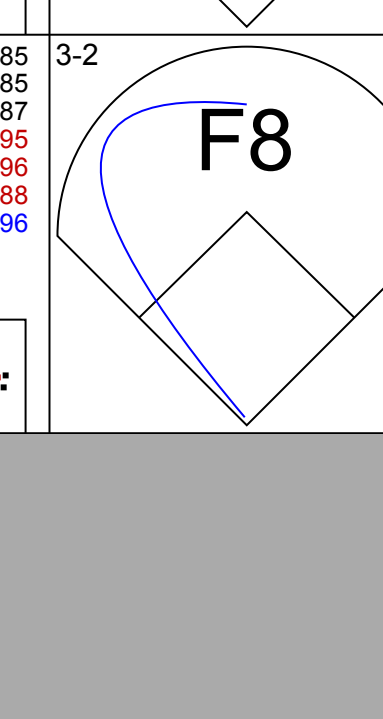
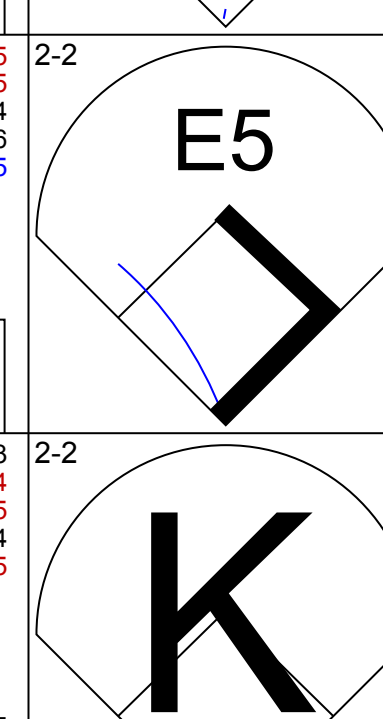
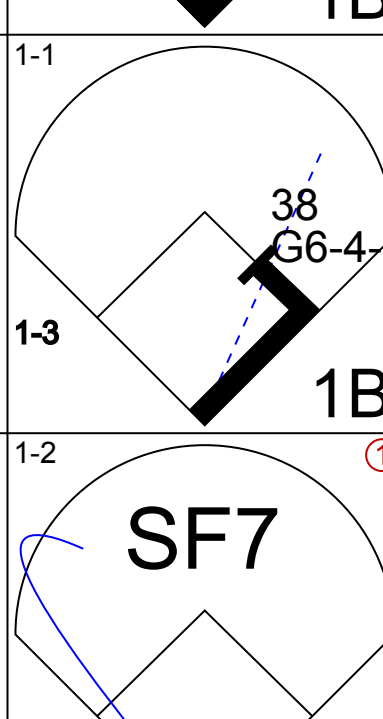
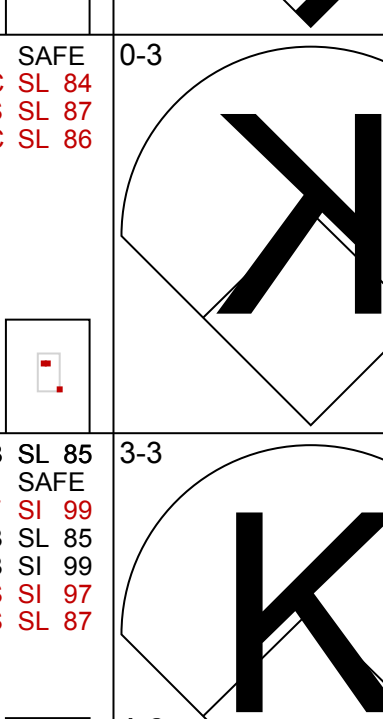
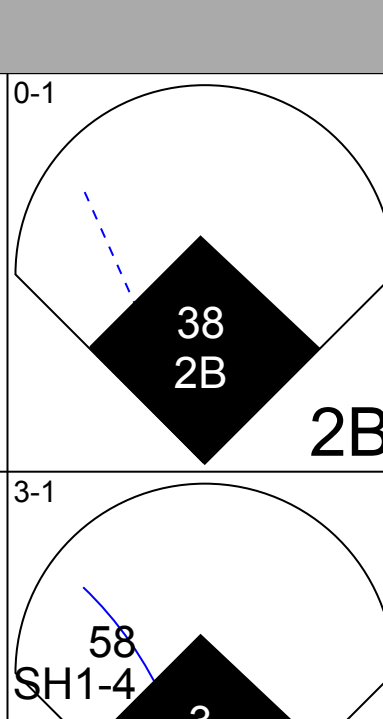
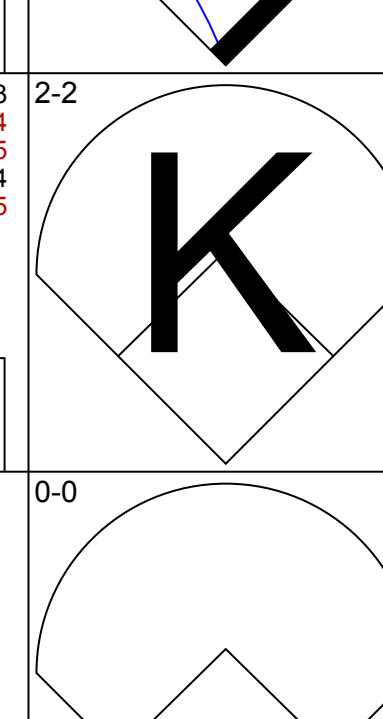
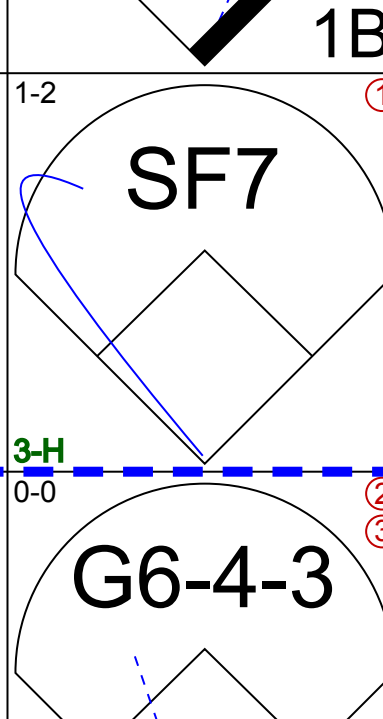
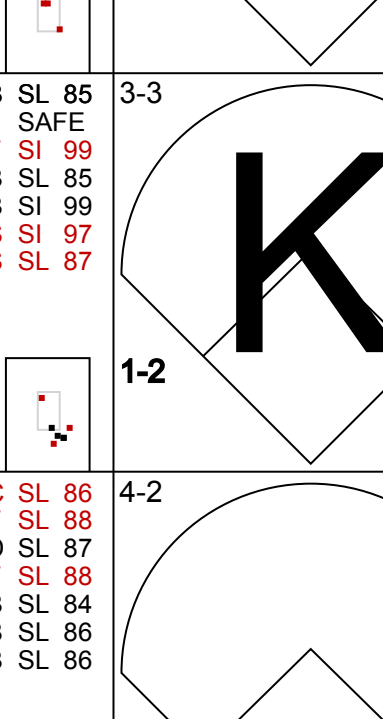
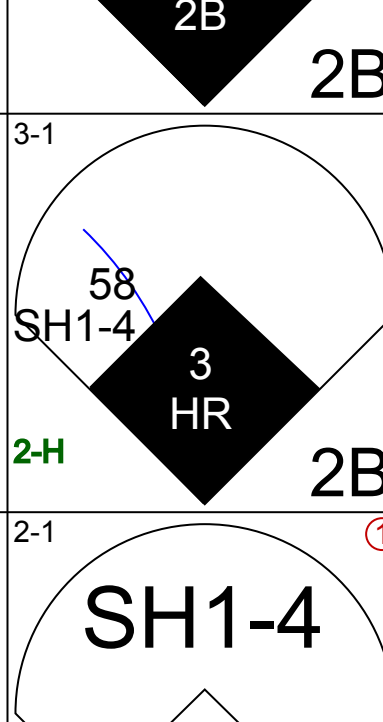
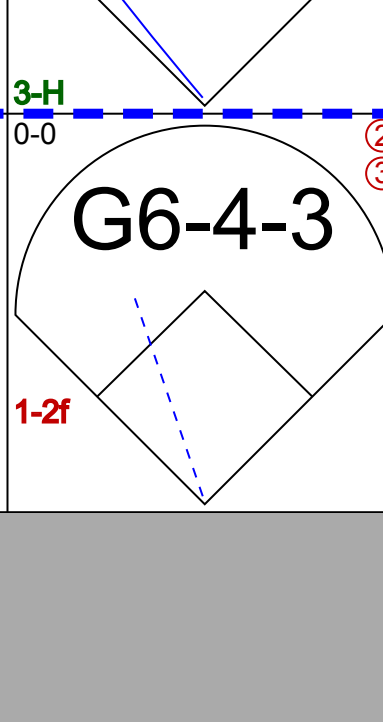
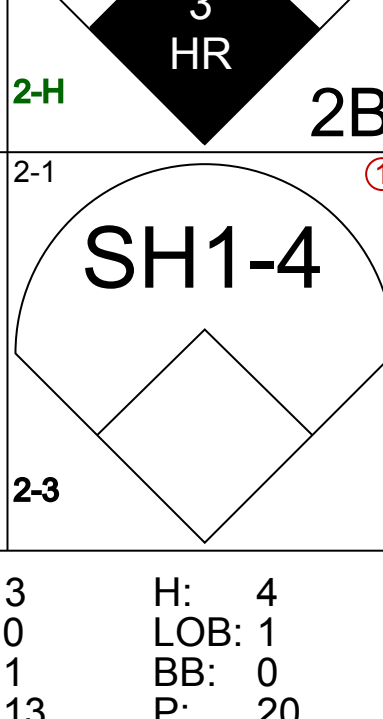
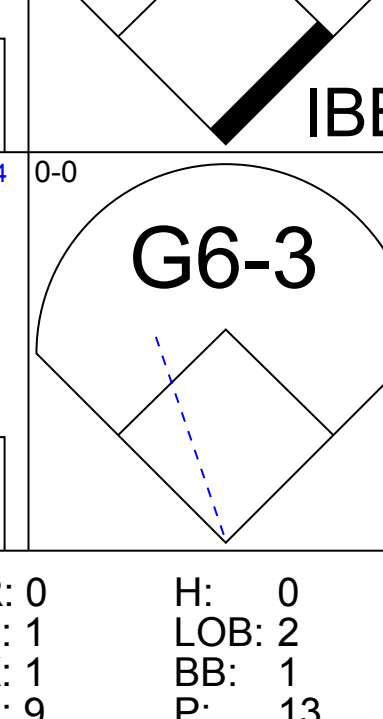

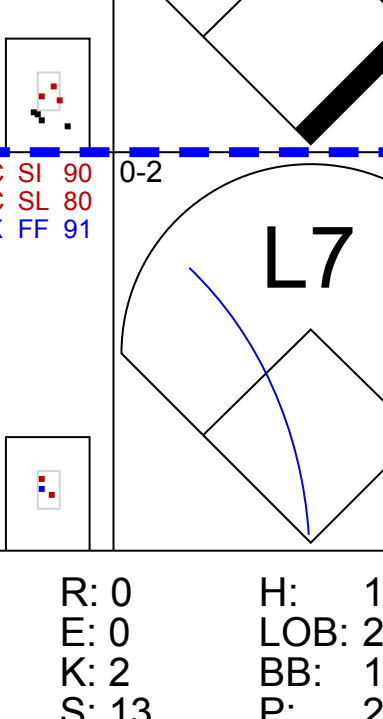
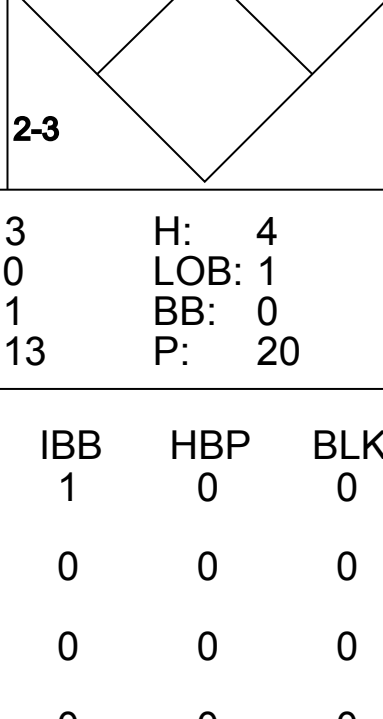
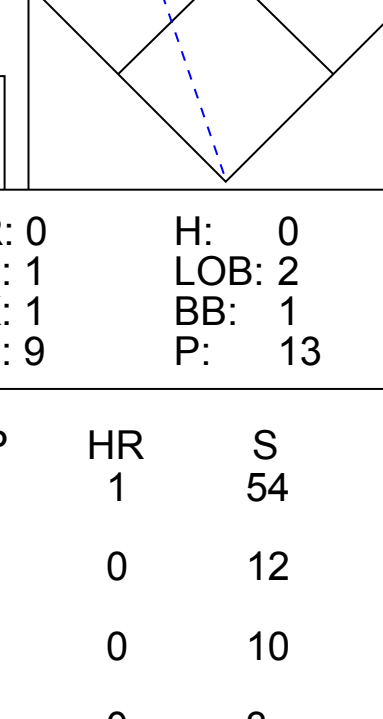
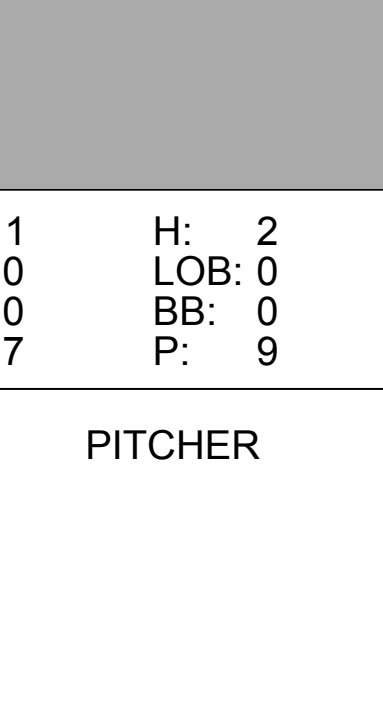
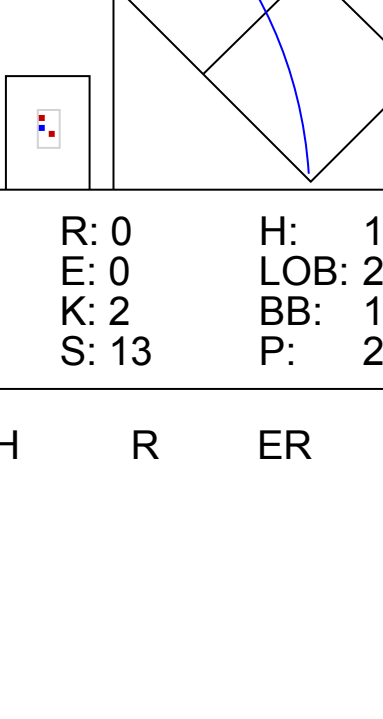


Batter	1	2	3	4	5	6	7	8	9	AB	R	H	RBI	BB	SO	LOB	BOTTOM				
9 José Peraza, R (1, 6) OBP: 0.336, SLG: 0.388										3	1	1	0	1	1	0	Philadelphia Phillies @ Cincinnati Reds Great American Ball Park, Cincinnati, OH Fri Jul 27 2018, 7:13 PM - 10:21 PM EDT Att: 24,776 - Partly Cloudy - 82 F				
3 Scooter Gennett, L (1, 4) OBP: 0.367, SLG: 0.503										3	0	1	1	1	1	2					
26 Raisel Iglesias, R (8, 1)										1	0	0	0	0	0	3					
19 Joey Volto, L (1, 3) OBP: 0.420, SLG: 0.425										2	0	0	0	2	1	1					
7 Eugenio Suárez, R (1, 5) OBP: 0.389, SLG: 0.588										4	1	1	1	0	1	5					
16 Tucker Barnhart, L (1, 2) OBP: 0.331, SLG: 0.367										3	2	1	0	1	1	0					
23 Adam Duvall, R (1, 7) OBP: 0.285, SLG: 0.401										3	1	1	0	1	2	0					
46 Mason Williams, L (1, 9) OBP: 0.250, SLG: 1.000										3	1	1	3	0	1	0					
28 Anthony DeSclafani, R (1, 1) ERA: 4.85										2	0	0	0	0	0	2					
50 Amir Garrett, R (5, 1) ERA: 3.73										0	0	0	0	0	0	0					
37 David Hernandez, R (5, 1) ERA: 1.83										0	0	0	0	0	0	0					
15 Dilson Herrera, R (7, PH) OBP: 0.285, SLG: 0.399										0	0	0	0	0	0	0					
48 Jared Hughes, R (8, 1) ERA: 1.51										0	0	0	0	0	0	0					
4 Brandon Dixon, R (8, 4) OBP: 0.226, SLG: 0.399										1	0	0	0	0	1	3					
6 Billy Hamilton, S (1, 8) OBP: 0.299, SLG: 0.303										3	0	1	1	0	2	0					
Inning Stats	R: 0 H: 0 E: 0 K: 3 S: 14	H: 1 LOB: 0 BB: 0 P: 18	R: 1 H: 1 E: 0 K: 2 S: 10	H: 1 LOB: 0 BB: 0 P: 15	R: 1 H: 2 E: 0 K: 2 S: 15	H: 2 LOB: 1 BB: 1 P: 25	R: 3 H: 3 E: 0 K: 2 S: 16	H: 3 LOB: 0 BB: 0 P: 20	R: 0 H: 0 E: 0 K: 1 S: 6	H: 0 LOB: 0 BB: 1 P: 11	R: 0 H: 0 E: 0 K: 2 S: 8	H: 0 LOB: 0 BB: 0 P: 9	R: 0 H: 1 E: 0 K: 0 S: 15	H: 1 LOB: 3 BB: 2 P: 24	R: 0 H: 0 E: 0 K: 1 S: 14	H: 0 LOB: 3 BB: 3 P: 29	1B: 3 2B: 2 3B: 0 HR: 2	SF: 1 SAC: 2 DP: 1 HBP: 0	WP: 1 PB: 0 SB: 0 CS: 0	PA: 38	
PITCHER	IP WLS BF H R ER SO BB IBB HBP BLK WP HR S P ERA WHIP	IP WLS BF H R ER SO BB IBB HBP BLK WP HR S P ERA WHIP	IP WLS BF H R ER SO BB IBB HBP BLK WP HR S P ERA WHIP	IP WLS BF H R ER SO BB IBB HBP BLK WP HR S P ERA WHIP	IP WLS BF H R ER SO BB IBB HBP BLK WP HR S P ERA WHIP	IP WLS BF H R ER SO BB IBB HBP BLK WP HR S P ERA WHIP	IP WLS BF H R ER SO BB IBB HBP BLK WP HR S P ERA WHIP	IP WLS BF H R ER SO BB IBB HBP BLK WP HR S P ERA WHIP	IP WLS BF H R ER SO BB IBB HBP BLK WP HR S P ERA WHIP	IP WLS BF H R ER SO BB IBB HBP BLK WP HR S P ERA WHIP	IP WLS BF H R ER SO BB IBB HBP BLK WP HR S P ERA WHIP	IP WLS BF H R ER SO BB IBB HBP BLK WP HR S P ERA WHIP	IP WLS BF H R ER SO BB IBB HBP BLK WP HR S P ERA WHIP	IP WLS BF H R ER SO BB IBB HBP BLK WP HR S P ERA WHIP	IP WLS BF H R ER SO BB IBB HBP BLK WP HR S P ERA WHIP	IP WLS BF H R ER SO BB IBB HBP BLK WP HR S P ERA WHIP	IP WLS BF H R ER SO BB IBB HBP BLK WP HR S P ERA WHIP	IP WLS BF H R ER SO BB IBB HBP BLK WP HR S P ERA WHIP	IP WLS BF H R ER SO BB IBB HBP BLK WP HR S P ERA WHIP	IP WLS BF H R ER SO BB IBB HBP BLK WP HR S P ERA WHIP	IP WLS BF H R ER SO BB IBB HBP BLK WP HR S P ERA WHIP

AB	28
R	6
H	7
RBI	6
BB	7
SO	13
LOB	14



Batter	1	2	3	4	5	6	7	8	9	AB	R	H	RBI	BB	SO	LOB	TOP								
41 Carlos Santana, S OBP: 0.350, SLG: 0.404										4	0	1	0	0	2	1	Philadelphia Phillies @ Cincinnati Reds Great American Ball Park, Cincinnati, OH Sun Jul 29 2018, 1:14 PM - 4:01 PM EDT Att: 21,649 - Partly Cloudy - 82 F								
13 Asdrúbal Cabrera, S OBP: 0.323, SLG: 0.479										4	0	0	0	0	2	2									
44 Jake Thompson, R										0	0	0	0	0	0	0									
37 Odúbel Herrera, L OBP: 0.330, SLG: 0.464										4	0	2	0	0	1	1									
17 Rhys Hoskins, R OBP: 0.368, SLG: 0.509										3	0	0	0	1	1	2									
5 Nick Williams, L OBP: 0.333, SLG: 0.457										4	0	2	0	0	2	2									
7 Maikel Franco, R OBP: 0.316, SLG: 0.486										4	0	2	0	0	0	1									
4 Scott Kingery, R OBP: 0.274, SLG: 0.335										4	0	0	0	0	1	4									
38 Jorge Alfaro, R OBP: 0.309, SLG: 0.403										2	0	0	0	0	1	1									
15 Andrew Knapp, S OBP: 0.323, SLG: 0.379										2	0	0	0	0	2	3									
56 Zach Eflin, R OBP: 0.154, SLG: 0.269										2	0	0	0	0	2	1									
64 Víctor Arano, R										0	0	0	0	0	0	0									
16 César Hernández, S, PH OBP: 0.376, SLG: 0.379										1	0	1	0	0	0	0									
Inning Stats	R: 0 E: 0 K: 2 S: 10	H: 1 LOB: 2 BB: 1 P: 21	R: 0 E: 0 K: 2 S: 11	H: 1 LOB: 1 BB: 0 P: 17	R: 0 E: 0 K: 1 S: 11	H: 1 LOB: 1 BB: 0 P: 15	R: 0 E: 0 K: 0 S: 11	H: 0 LOB: 0 BB: 0 P: 15	R: 0 E: 0 K: 1 S: 5	H: 0 LOB: 0 BB: 0 P: 6	R: 0 E: 0 K: 2 S: 8	H: 0 LOB: 0 BB: 0 P: 12	R: 0 E: 0 K: 1 S: 11	H: 0 LOB: 0 BB: 0 P: 16	R: 0 E: 0 K: 3 S: 10	H: 1 LOB: 1 BB: 0 P: 12	R: 0 E: 0 K: 2 S: 21	H: 3 LOB: 3 BB: 0 P: 31	1B: 7 2B: 1 3B: 0 HR: 0	SF: 0 SAC: 0 DP: 1 HBP: 0	WP: 2 PB: 0 SB: 0 CS: 0	PA: 35			
PITCHER	IP	WLS	BF	H	R	ER	SO	BB	IBB	HBP	BLK	WP	HR	S	P	ERA	WHIP								
58 Luis Castillo, R ERA: 4.98	7.0	W	25	4	0	0	9	1	0	0	0	2	0	67	102	0.00	0.714								
37 David Hernandez, R ERA: 1.79	1.0		4	1	0	0	3	0	0	0	0	0	0	10	12	0.00	1.000								
53 Wandy Peralta, L ERA: 5.81	0.1		3	2	0	0	0	0	0	0	0	0	0	10	13	0.00	6.000								
26 Raisel Iglesias, R ERA: 2.11	0.2	S	3	1	0	0	2	0	0	0	0	0	0	11	18	0.00	1.500								

Batter	1	2	3	4	5	6	7	8	9	AB	R	H	RBI	BB	SO	LOB	BOTTOM								
9 José Peraza, R OBP: 0.336, SLG: 0.391										4	0	0	0	0	0	2	Philadelphia Phillies @ Cincinnati Reds Great American Ball Park, Cincinnati, OH Sun Jul 29 2018, 1:14 PM - 4:01 PM EDT Att: 21,649 - Partly Cloudy - 82 F								
3 Scooter Gennett, L OBP: 0.369, SLG: 0.510										4	1	2	2	0	0	0									
19 Joey Votto, L OBP: 0.425, SLG: 0.430										4	0	2	0	0	0	2									
7 Eugenio Suárez, R OBP: 0.383, SLG: 0.574										4	0	0	0	0	3	4									
46 Mason Williams, L OBP: 0.333, SLG: 0.583										4	1	2	0	0	1	0									
23 Adam Duvall, R OBP: 0.286, SLG: 0.399										4	0	1	0	0	1	1									
27 Phillip Ervin, R OBP: 0.343, SLG: 0.339										2	1	1	1	0	1	1									
37 David Hernandez, R										0	0	0	0	0	0	0									
4 Brandon Dixon, R OBP: 0.220, SLG: 0.282										1	0	0	0	0	1	1									
53 Wandy Peralta, L										0	0	0	0	0	0	0									
26 Raisel Iglesias, R										0	0	0	0	0	0	0									
38 Curt Casali, R OBP: 0.393, SLG: 0.481										2	1	1	1	2	0	1									
58 Luis Castillo, R OBP: 0.171, SLG: 0.154										1	0	0	0	0	0	2									
6 Billy Hamilton, S OBP: 0.302, SLG: 0.310										2	0	1	0	0	0	2									
Inning Stats	R: 0 E: 0 K: 0 S: 6	H: 0 LOB: 0 BB: 0 P: 10	R: 0 E: 0 K: 2 S: 10	H: 0 LOB: 0 BB: 0 P: 14	R: 3 E: 0 K: 1 S: 13	H: 4 LOB: 1 BB: 0 P: 20	R: 0 E: 0 K: 1 S: 9	H: 0 LOB: 2 BB: 1 P: 13	R: 0 E: 0 K: 0 S: 10	H: 1 LOB: 1 BB: 0 P: 15	R: 1 E: 0 K: 0 S: 7	H: 2 LOB: 0 BB: 0 P: 9	R: 0 E: 0 K: 1 S: 11	H: 2 LOB: 2 BB: 0 P: 15	R: 0 E: 0 K: 2 S: 13	H: 1 LOB: 2 BB: 1 P: 20	1B: 7 2B: 2 3B: 0 HR: 1	SF: 1 SAC: 1 DP: 1 HBP: 0	WP: 0 PB: 0 SB: 2 CS: 0	PA: 36					
PITCHER	IP	WLS	BF	H	R	ER	SO	BB	IBB	HBP	BLK	WP	HR	S	P	ERA	WHIP								
56 Zach Eflin, R ERA: 3.64	1.1	L	25	7	4	4	4	0	1	0	0	0	0	12	16	0.00	1.200								
64 Víctor Arano, R ERA: 2.51	1.2		6	2	0	0	1	0	0	0	0	0	0	10	17	0.00	3.000								
57 Luis García, R ERA: 4.03	0.2		4	1	0	0	2	1	0	0	0	0	0	3	3	0.00	0.000								
44 Jake Thompson, R ERA: 4.96	0.1		1	0	0	0	0	0	0	0	0	0	0	3	3	0.00	0.000								

Batter	1	2	3	4	5	6	7	8	9	10	11	12	13	AB	R	H	RBI	BB	SO	LOB	TOP		
16 César Hernández, S (1.4) OBP: 0.373, SLG: 0.374	G6-3		K		G5-3			B2-3		L1		FC5-4 BB		5	0	0	0	1	1	0			
17 Rhys Hoskins, R (1.7) OBP: 0.370, SLG: 0.513	2B		2B			F9		K		BB		FC5-4 1-2		5	0	2	0	1	1	1			
37 Odúbel Herrera, L (1.8) OBP: 0.334, SLG: 0.467	F8		1B			G6-3		2B		BB		BB		4	0	2	0	2	0	1			
41 Carlos Santana, S (1.3) OBP: 0.350, SLG: 0.401	P6		FC5-2-6-5			1B		BB		G4-3				5	0	1	0	1	1	6			
13 Asdrúbal Cabrera, S (1.10) OBP: 0.323, SLG: 0.478		2B			G6-3			L9				K		6	1	2	0	0	2	3			
7 Maikel Franco, R (1.5) OBP: 0.316, SLG: 0.483	1B				G1-3					G6-3				6	0	2	1	0	1	2			
38 Jorge Alfaro, R (1.2) OBP: 0.305, SLG: 0.398	L8				G5-3			F9		K				3	0	0	0	0	0	1			
15 Andrew Knapp, S (9. PH) OBP: 0.316, SLG: 0.372												K		3	0	0	0	0	2	2			
24 Roman Quinn, S (1.9) OBP: 0.167, SLG: 0.167	K				P3			G6-3		CS		BB		5	0	1	0	0	1	1			
4 Scott Kingery, R (1.6) OBP: 0.270, SLG: 0.331	K				F9			F7		CS		L8		5	0	0	0	0	1	1			
Inning Stats	R: 0 E: 0 K: 0 S: 7	H: 1 LOB: 1 BB: 0 P: 11	R: 1 E: 0 K: 2 S: 13	H: 2 LOB: 1 BB: 0 P: 17	R: 0 E: 0 K: 1 S: 4	H: 0 LOB: 0 BB: 0 P: 5	R: 0 E: 0 K: 1 S: 8	H: 2 LOB: 2 BB: 1 P: 18	R: 0 E: 0 K: 0 S: 5	H: 0 LOB: 0 BB: 0 P: 6	R: 0 E: 0 K: 1 S: 7	H: 1 LOB: 2 BB: 1 P: 15	R: 0 E: 0 K: 2 S: 13	H: 0 LOB: 0 BB: 0 P: 18	R: 0 E: 0 K: 0 S: 9	H: 0 LOB: 1 BB: 1 P: 15	R: 0 E: 0 K: 2 S: 12	H: 1 LOB: 2 BB: 1 P: 22	1B: 6 2B: 5 3B: 0 HR: 0	SF: 0 SAC: 0 DP: 1 HBP: 0	W/P: 0 PB: 0 SB: 0 CS: 1	PA: 53	
PITCHER	IP ERA: 3.97	WLS BF H R ER SO	BF H R ER SO	H R ER SO	IP WLS BF H R ER SO	WLS BF H R ER SO	WLS BF H R ER SO	WLS BF H R ER SO	WLS BF H R ER SO	WLS BF H R ER SO	WLS BF H R ER SO	WLS BF H R ER SO	WLS BF H R ER SO	IP ERA: 2.45	WLS BF H R ER SO	WLS BF H R ER SO	WLS BF H R ER SO	WLS BF H R ER SO	WLS BF H R ER SO	WLS BF H R ER SO	WLS BF H R ER SO	WLS BF H R ER SO	IP ERA: 4.57

Philadelphia Phillies @ Boston Red Sox
Fenway Park, Boston, MA
Mon Jul 30 2018, 7:13 PM - 11:15 PM EDT
Att. 37,722 - Partly Cloudy - 80 F

AB 47
R 1
H 10
RBI 1
BB 5
SO 10
LOB 18



Batter	1	2	3	4	5	6	7	8	9	10	11	12	13	AB	R	H	RBI	BB	SO	LOB	BOTTOM			
50 Mookie Betts, R (1.9) OBP: 0.423, SLG: 0.649	L9		K			G1-3		K				G5-3		5	0	0	0	0	2	2				
16 Andrew Benintendi, L (1.7) OBP: 0.376, SLG: 0.565	F7				G1-3			L8				G3		5	0	0	0	0	0	1				
28 J.D. Martinez, R (1.10) OBP: 0.386, SLG: 0.637	K				G1-3					BB		G1-3		4	0	0	0	1	2	0				
18 Mitch Moreland, L (1.3) OBP: 0.341, SLG: 0.482	F8				K			B2-3		G4-6-3				4	0	0	0	0	1	1				
25 Steve Pearce, R (12. PH) OBP: 0.378, SLG: 0.512												K		1	0	0	0	0	1	0				
2 Xander Bogaerts, R (1.6) OBP: 0.340, SLG: 0.512	G4-3				K			G1-4-3		G5-3		G6-3		5	0	0	0	0	1	0				
19 Jackie Bradley Jr., L (1.8) OBP: 0.300, SLG: 0.360	G4-3							E3		F7		L3		5	1	1	0	0	0	0				
36 Eduardo Núñez, R (1.5) OBP: 0.291, SLG: 0.375	G4-3							FC4		F9				5	1	2	1	0	0	1				
12 Brock Holt, L (1.4) OBP: 0.364, SLG: 0.378	L8													4	0	2	0	1	1	1				
3 Sandy León, S (1.2) OBP: 0.269, SLG: 0.335														3	0	1	0	0	0	3				
23 Blake Swihart, S (10. PH) OBP: 0.299, SLG: 0.319								P5		F7				2	0	1	1	0	0	1				
Inning Stats	R: 0 E: 0 K: 1 S: 10	H: 0 LOB: 0 BB: 0 P: 10	R: 0 E: 0 K: 0 S: 7	H: 0 LOB: 0 BB: 0 P: 10	R: 0 E: 0 K: 1 S: 10	H: 0 LOB: 0 BB: 0 P: 16	R: 1 E: 0 K: 1 S: 10	H: 2 LOB: 1 BB: 1 P: 16	R: 0 E: 0 K: 0 S: 7	H: 0 LOB: 0 BB: 0 P: 11	R: 0 E: 0 K: 0 S: 8	H: 0 LOB: 0 BB: 0 P: 13	R: 0 E: 0 K: 0 S: 9	H: 1 LOB: 1 BB: 0 P: 12	R: 0 E: 0 K: 0 S: 10	H: 0 LOB: 1 BB: 0 P: 15	R: 0 E: 0 K: 0 S: 5	H: 0 LOB: 0 BB: 0 P: 10	R: 0 E: 0 K: 1 S: 7	H: 0 LOB: 0 BB: 0 P: 12	1B: 3 2B: 4 3B: 1 HR: 0	SF: 0 SAC: 0 DP: 2 HBP: 0	W/P: 0 PB: 0 SB: 2 CS: 0	PA: 45
PITCHER	IP ERA: 2.35	WLS BF H R ER SO	WLS BF H R ER SO	WLS BF H R ER SO	IP WLS BF H R ER SO	WLS BF H R ER SO	WLS BF H R ER SO	WLS BF H R ER SO	IP ERA: 3.99	WLS BF H R ER SO	WLS BF H R ER SO	WLS BF H R ER SO	WLS BF H R ER SO	IP ERA: 2.35	WLS BF H R ER SO	WLS BF H R ER SO	WLS BF H R ER SO	WLS BF H R ER SO	WLS BF H R ER SO	WLS BF H R ER SO	IP ERA: 3.72			

Philadelphia Phillies @ Boston Red Sox
Fenway Park, Boston, MA
Mon Jul 30 2018, 7:13 PM - 11:15 PM EDT
Att. 37,722 - Partly Cloudy - 80 F

AB 43
R 2
H 7
RBI 2
BB 2
SO 8
LOB 10



Batter	1	2	3	4	5	6	7	8	9	AB	R	H	RBI	BB	SO	LOB	TOP				
16 César Hernández, S (1, 4) OBP: 0.371, SLG: 0.370	G6-3		G6-3	F8			BB	K		4	0	0	0	1	1	5					
17 Rhys Hoskins, R (1, 7) OBP: 0.372, SLG: 0.514	41 1B					G5-3	K		41 1B	3	1	1	0	2	1	1					
41 Carlos Santana, S (1, 3) OBP: 0.351, SLG: 0.401				K	F8		L8			5	0	2	1	0	1	2					
13 Adrúbal Cabrera, S (1, 10)	G6-3			P3				K		5	0	1	0	0	1	4					
5 Nick Williams, L (1, 9) OBP: 0.331, SLG: 0.450		F8		G3-1				K	FC3-6	4	0	0	0	0	1	1					
7 Maikel Franco, R (1, 5) OBP: 0.323, SLG: 0.485				24 2B				BB		3	2	2	0	2	1	2					
24 Roman Quinn, S (1, 8) OBP: 0.304, SLG: 0.455		P3							G1-3	5	0	3	0	0	0	3					
38 Jorge Alfaro, R (1, 2) OBP: 0.308, SLG: 0.402							F8			3	0	1	1	0	1	3					
4 Scott Kingery, R (1, 6) OBP: 0.270, SLG: 0.329				SF8						2	0	0	1	1	1	1					
Inning Stats	R: 0 E: 0 K: 0 S: 9	H: 1 LOB: 1 BB: 1 P: 19	R: 1 E: 0 K: 1 S: 11	H: 1 LOB: 1 BB: 1 P: 19	R: 0 E: 0 K: 1 S: 8	H: 0 LOB: 1 BB: 1 P: 18	R: 1 E: 0 K: 0 S: 8	H: 1 LOB: 2 BB: 1 P: 17	R: 0 E: 0 K: 1 S: 14	H: 1 LOB: 2 BB: 0 P: 22	R: 0 E: 0 K: 0 S: 10	H: 1 LOB: 1 BB: 1 P: 14	R: 0 E: 0 K: 2 S: 16	H: 2 LOB: 3 BB: 1 P: 25	R: 1 E: 0 K: 0 S: 11	H: 3 LOB: 2 BB: 0 P: 20	1B: 7 2B: 3 3B: 0 HR: 0	SF: 1 SAC: 0 DP: 0 HBP: 2	WP: 0 PB: 0 SB: 0 CS: 1	PA: 43	
PITCHER	IP	WLS	BF	H	R	ER	SO	BB	IBB	HBP	BLK	WP	HR	S	P	ERA	WHIP				
31 Drew Pomeranz, L (1, 1) ERA: 6.98	5.0	L	24	4	2	2	3	4	0	2	0	0	0	50	95	3.60	1.600				
56 Joe Kelly, R (6, 1) ERA: 4.47	1.0		3	1	0	0	0	0	0	0	0	0	0	10	14	0.00	1.000				
37 Heath Hembree, R (7, 1) ERA: 3.57	1.0		4	0	0	0	2	1	0	0	0	0	0	7	14	0.00	1.000				
32 Matt Barnes, R (8, 1) ERA: 2.3	1.0		6	2	0	0	3	1	0	0	0	0	0	16	25	0.00	3.000				
76 Hector Velázquez, R (9, 1) ERA: 2.57	1.0		6	3	1	1	0	0	0	0	0	0	0	11	20	9.00	3.000				

Philadelphia Phillies @ Boston Red Sox
Fenway Park, Boston, MA
Tue Jul 31 2018, 7:14 PM - 10:25 PM EDT
Att: 37,816 - Clear - 77 F

AB	34
R	3
H	10
RBI	3
BB	6
SO	8
LOB	22



Batter	1	2	3	4	5	6	7	8	9	AB	R	H	RBI	BB	SO	LOB	BOTTOM					
16 Andrew Benintendi, L (1, 7) OBP: 0.378, SLG: 0.503	28 WP		L6					G6-3		4	0	1	0	0	1	1						
23 Blake Swihart, S (1, 2) OBP: 0.298, SLG: 0.315	F7		G4-3				28 2B	L8		4	1	1	0	0	0	2						
18 Mitch Moreland, L (1, 3) OBP: 0.337, SLG: 0.475			G4-3					G3-1		4	0	0	0	0	1	3						
28 J.D. Martinez, R (1, 9) OBP: 0.391, SLG: 0.638										2	0	1	0	1	1	0						
2 Xander Bogaerts, R (1, 6) OBP: 0.342, SLG: 0.513	CS			P4						3	0	1	1	0	0	1						
5 Ian Kinsler, R (1, 4) OBP: 0.304, SLG: 0.404										4	0	1	0	0	2	4						
36 Eduardo Núñez, R (1, 5) ERA: 3.32										3	0	0	0	0	1	2						
50 Mookie Betts, R (9, PH) OBP: 0.422, SLG: 0.648										1	0	0	0	0	0	2						
12 Brock Holt, L (1, 10) OBP: 0.357, SLG: 0.371			F8							4	0	0	0	0	1	3						
19 Jackie Bradley Jr., L (1, 8) OBP: 0.300, SLG: 0.363										3	0	1	0	0	2	0						
Inning Stats	R: 0 E: 0 K: 1 S: 12	H: 1 LOB: 1 BB: 0 P: 22	R: 0 E: 0 K: 2 S: 11	H: 1 LOB: 1 BB: 0 P: 16	R: 0 E: 0 K: 0 S: 10	H: 1 LOB: 1 BB: 0 P: 16	R: 0 E: 0 K: 1 S: 8	H: 1 LOB: 1 BB: 0 P: 9	R: 0 E: 0 K: 2 S: 9	H: 0 LOB: 0 BB: 0 P: 12	R: 1 E: 0 K: 0 S: 9	H: 2 LOB: 1 BB: 0 P: 12	R: 0 E: 0 K: 1 S: 7	H: 0 LOB: 0 BB: 0 P: 7	R: 0 E: 0 K: 0 S: 7	H: 0 LOB: 0 BB: 0 P: 8	R: 0 E: 0 K: 2 S: 11	H: 0 LOB: 2 BB: 1 P: 20	1B: 3 2B: 3 3B: 0 HR: 0	SF: 0 SAC: 0 DP: 0 HBP: 2	WP: 1 PB: 0 SB: 1 CS: 1	PA: 36
PITCHER	IP	WLS	BF	H	R	ER	SO	BB	IBB	HBP	BLK	WP	HR	S	P	ERA	WHIP					
49 Jake Arrieta, R (1, 1) ERA: 3.32	7.0	W	27	6	1	1	7	0	0	1	0	0	0	66	94	1.29	0.857					
40 Tommy Hunter, R (8, 1) ERA: 4.38	1.0	H	3	0	0	0	0	0	0	0	0	0	0	7	8	0.00	0.000					
58 Seranthony Dominguez, R (1, 1) ERA: 1.91	1.0	S	5	0	0	0	2	1	0	1	0	0	0	11	20	0.00	1.000					

Philadelphia Phillies @ Boston Red Sox
Fenway Park, Boston, MA
Tue Jul 31 2018, 7:14 PM - 10:25 PM EDT
Att: 37,816 - Clear - 77 F

AB	32
R	1
H	6
RBI	1
BB	1
SO	9
LOB	18



Batter	1	2	3	4	5	6	7	8	9	AB	R	H	RBI	BB	SO	LOB	TOP							
32 Derek Dietrich, L (1,7) 79 Isaac Galloway, R (9,FR) OBP: 1.000, SLG: 1.000										4	0	2	0	0	2	1								
15 Brian Anderson, R (1,9) OBP: 0.364, SLG: 0.418										4	0	0	0	0	0	2								
11 J.T. Realmuto, R (1,2) OBP: 0.358, SLG: 0.531										4	1	1	0	0	1	2								
41 Justin Bour, L (1,3) 46 Kyle Barraclough, R (9,1)										4	1	1	2	0	0	2								
13 Starlin Castro, R (1,4) OBP: 0.334, SLG: 0.402										3	0	0	0	0	0	0								
14 Martin Prado, R (1,5) OBP: 0.276, SLG: 0.305										3	0	0	0	0	2	0								
10 JT Riddle, L (1,6) OBP: 0.255, SLG: 0.370										3	0	0	0	0	0	0								
34 Magneuris Sierra, L (1,8) OBP: 0.269, SLG: 0.308									3	0	1	0	0	1	0									
49 Pablo López, L (1,1) 61 Adam Conley, L (7,1) 2 Yadiel Rivera, R (8,PH) 71 Drew Steckenrider, R (8,1) 19 Miguel Rojas, R (9,3)									2	0	0	0	0	2	1									
Inning Stats	R: 0 H: 1 E: 0 K: 0 S: 13	H: 1 LOB: 1 BB: 0 P: 18	R: 0 H: 0 E: 0 K: 1 S: 6	H: 0 LOB: 0 BB: 0 P: 9	R: 0 H: 1 E: 0 K: 2 S: 12	H: 1 LOB: 0 BB: 0 P: 14	R: 2 H: 2 E: 0 K: 1 S: 12	H: 2 LOB: 0 BB: 0 P: 18	R: 0 H: 0 E: 0 K: 2 S: 9	H: 0 LOB: 0 BB: 0 P: 12	R: 0 H: 0 E: 0 K: 1 S: 13	H: 0 LOB: 0 BB: 0 P: 18	R: 0 H: 0 E: 0 K: 0 S: 6	H: 0 LOB: 0 BB: 0 P: 8	R: 0 H: 0 E: 0 K: 1 S: 5	H: 0 LOB: 0 BB: 0 P: 10	R: 0 H: 1 E: 0 K: 0 S: 8	H: 1 LOB: 0 BB: 0 P: 11	1B: 4 2B: 0 3B: 0 HR: 1	SF: 0 SAC: 0 DP: 0 HBP: 0	WP: 1 PB: 0 SB: 0 CS: 1	PA: 31		
PITCHER	IP WLS BF H R ER SO BB IBB HBP BLK WP HR S P ERA WHIP	IP WLS BF H R ER SO BB IBB HBP BLK WP HR S P ERA WHIP															IP WLS BF H R ER SO BB IBB HBP BLK WP HR S P ERA WHIP							
43 Nick Pivetta, R (1,1) ERA: 4.75	6.0	21	4	2	2	7	0	0	0	0	1	1	65	89	3.00	0.667								
54 Austin Davis, L (7,1) ERA: 3.39	2.0	6	0	0	0	1	0	0	0	0	0	0	11	18	0.00	0.000								
96 Tommy Hunter, R (9,1) ERA: 4.28	1.0	W	4	1	0	0	0	0	0	0	0	0	8	11	0.00	1.000								

Miami Marlins @ Philadelphia Phillies
Citizens Bank Park, Philadelphia, PA
Thu Aug 02 2018, 7:08 PM - 10:17 PM EDT
Att: 26,050 - Cloudy - 86 F

livebaseballscorecards.com

AB 31
R 2
H 5
RBI 2
BB 0
SO 8
LOB 8

Batter	1	2	3	4	5	6	7	8	9	AB	R	H	RBI	BB	SO	LOB	BOTTOM						
16 César Hernández, S (1,4) OBP: 0.368, SLG: 0.366										4	0	0	0	0	0	0							
17 Rhys Hoskins, R (1,7) 4 Scott Kingery, R (9,FR) OBP: 0.376, SLG: 0.524 OBP: 0.270, SLG: 0.329										3	1	2	1	1	0	0							
37 Odúbel Herrera, L (1,8) OBP: 0.333, SLG: 0.465										4	0	1	0	0	1	2							
41 Carlos Santana, S (1,3) OBP: 0.352, SLG: 0.402										4	1	2	0	0	1	1							
13 Asdrúbal Cabrera, S (1,6) OBP: 0.321, SLG: 0.471										3	1	0	0	1	1	1							
5 Nick Williams, L (1,9) OBP: 0.333, SLG: 0.449										3	0	1	1	1	0	2							
7 Maikel Franco, R (1,5) OBP: 0.322, SLG: 0.491										4	1	1	3	0	1	2							
38 Jorge Alfaro, R (1,2) OBP: 0.305, SLG: 0.397									3	0	0	0	0	2	1								
43 Nick Pivetta, R (1,1) 24 Roman Quinn, S (6,PH) 54 Austin Davis, L (7,1) 15 Andrew Knapp, S (8,PH) 96 Tommy Hunter, R (9,1) ERA: 4.67 ERA: 3.26 ERA: 3.16 ERA: 3.28									1	0	0	0	0	1	0								
Inning Stats	R: 0 H: 1 E: 0 K: 0 S: 9	H: 1 LOB: 0 BB: 0 P: 15	R: 0 H: 1 E: 0 K: 0 S: 7	H: 1 LOB: 0 BB: 0 P: 8	R: 0 H: 0 E: 0 K: 1 S: 8	H: 0 LOB: 0 BB: 0 P: 12	R: 0 H: 1 E: 0 K: 1 S: 13	H: 1 LOB: 0 BB: 0 P: 20	R: 0 H: 1 E: 0 K: 2 S: 10	H: 1 LOB: 1 BB: 0 P: 14	R: 1 H: 1 E: 0 K: 1 S: 13	H: 1 LOB: 0 BB: 0 P: 18	R: 0 H: 0 E: 0 K: 1 S: 10	H: 0 LOB: 1 BB: 1 P: 15	R: 0 H: 0 E: 0 K: 2 S: 12	H: 0 LOB: 0 BB: 0 P: 17	R: 4 H: 2 E: 0 K: 0 S: 9	H: 2 LOB: 1 BB: 2 P: 24	1B: 5 2B: 0 3B: 0 HR: 2	SF: 0 SAC: 0 DP: 1 HBP: 0	WP: 0 PB: 0 SB: 0 CS: 0	PA: 35	
PITCHER	IP WLS BF H R ER SO BB IBB HBP BLK WP HR S P ERA WHIP	IP WLS BF H R ER SO BB IBB HBP BLK WP HR S P ERA WHIP															IP WLS BF H R ER SO BB IBB HBP BLK WP HR S P ERA WHIP						
49 Pablo López, R (1,1) ERA: 4.67	6.0	21	5	1	1	5	0	0	0	0	0	0	10	15	0.00	1.000							
61 Adam Conley, L (7,1) ERA: 3.26	1.0	H	4	0	0	0	1	0	0	0	0	0	12	17	0.00	0.000							
71 Drew Steckenrider, R (8,1) ERA: 3.16	1.0	H	3	0	0	2	0	0	0	0	0	1	9	24	54.00	6.000							
46 Kyle Barraclough, R (9,1) ERA: 3.28	0.2	L	6	2	4	0	2	0	0	0	0	1	9	24	54.00	6.000							

Miami Marlins @ Philadelphia Phillies
Citizens Bank Park, Philadelphia, PA
Thu Aug 02 2018, 7:08 PM - 10:17 PM EDT
Att: 26,050 - Cloudy - 86 F

livebaseballscorecards.com

AB 31
R 5
H 7
RBI 5
BB 3
SO 8
LOB 9

Batter	1	2	3	4	5	6	7	8	9	AB	R	H	RBI	BB	SO	LOB	TOP				
13 Starlin Castro, R OBP: 0.333, SLG: 0.401 40 Javy Guerra, R (8, 1)	F8			G4-3		K		15 1B		4	0	1	0	0	1	0					
15 Brian Anderson, R OBP: 0.367, SLG: 0.423	F8			BB			G6-3	1B		3	0	2	1	1	0	0					
11 J.T. Realmuto, R OBP: 0.354, SLG: 0.525	F7			L8			G6-3	K		4	0	0	0	0	1	4					
41 Justin Bour, L OBP: 0.347, SLG: 0.402		F7		G1-3			HBP		G4-3	3	0	0	0	0	0	1					
14 Martín Prado, R OBP: 0.272, SLG: 0.298		G1-3			K		K		F7	4	0	0	0	0	2	2					
32 Derek Dietrich, L OBP: 0.346, SLG: 0.444			K		K		P3			4	0	1	0	0	2	2					
19 Miguel Rojas, R OBP: 0.309, SLG: 0.347 (8, 4)			K			34 CS		G6-3	G6-3	4	0	1	0	0	1	1					
34 Magneuris Sierra, L OBP: 0.276, SLG: 0.310			K		CS	G5-3				3	1	1	0	0	1	0					
36 Trevor Richards, R 2 Yadiel Rivera, R 56 Tayron Guerrero, R 57 Eliaser Hernández, R 61 Adam Conley, L 10 JT Riddle, L (8, 6)			K			G4-3				1	0	0	0	0	1	0					
	R: 0 E: 0 K: 0 S: 7	H: 0 LOB: 0 BB: 0 P: 8	R: 0 E: 0 K: 1 S: 7	H: 0 LOB: 0 BB: 0 P: 9	R: 0 E: 0 K: 3 S: 11	H: 0 LOB: 0 BB: 0 P: 13	R: 0 E: 0 K: 0 S: 11	H: 0 LOB: 1 BB: 0 P: 16	R: 0 E: 0 K: 1 S: 12	H: 0 LOB: 0 BB: 0 P: 16	R: 0 E: 0 K: 1 S: 9	H: 1 LOB: 2 BB: 0 P: 13	R: 1 E: 0 K: 2 S: 17	H: 3 LOB: 2 BB: 0 P: 24	R: 0 E: 0 K: 0 S: 12	H: 1 LOB: 1 BB: 0 P: 20	1B: 4 2B: 2 3B: 0 HR: 0	SF: 0 SAC: 0 DP: 0 HBP: 1	WP: 0 PB: 0 SB: 0 CS: 1	PA: 35	
PITCHER	IP	WLS	BF	H	R	ER	SO	BB	IBB	HBP	BLK	WP	HR	S	P	ERA	WHIP				
21 Vince Velasquez, R ERA: 3.8	6.1	W	21	2	0	0	7	1	0	0	0	0	0	66	85	0.00	0.474				
47 Aaron Loup, L ERA: 4.54	0.0		1	0	0	0	0	0	0	1	0	0	0	0	2	∞	∞				
64 Victor Arano, R ERA: 2.18	0.2	H	2	0	0	0	1	0	0	0	0	0	0	5	7	0.00	0.000				
93 Pat Neshek, R ERA: 0.87	0.2	H	5	3	1	1	1	0	0	0	0	0	0	14	21	13.50	4.500				
58 Seranthony Domínguez, R ERA: 1.88	1.1	S	5	1	0	0	1	0	0	0	0	0	0	15	23	0.00	0.750				

Miami Marlins @ Philadelphia Phillies
Citizens Bank Park, Philadelphia, PA
Fri Aug 03 2018, 7:07 PM - 10:17 PM EDT
Att: 33,737 - Partly Cloudy - 75 F

AB 32
R 1
H 6
RBI 1
BB 1
SO 10
LOB 11



Batter	1	2	3	4	5	6	7	8	9	AB	R	H	RBI	BB	SO	LOB	BOTTOM				
16 César Hernández, S OBP: 0.368, SLG: 0.364	K		F8		F8		17 2B			3	1	0	0	2	1	1					
17 Rhys Hoskins, R OBP: 0.377, SLG: 0.526 93 Pat Neshek, S 58 Seranthony Domínguez, R	K				G5-3		37 WP	IBB		4	0	2	1	0	1	0					
37 Odúbel Herrera, L OBP: 0.330, SLG: 0.460	K				G4-3		37 WP	K		1	0	0	0	0	1	2					
41 Carlos Santana, S OBP: 0.351, SLG: 0.399		G4-3					7 3B	L7		3	0	0	0	1	1	1					
7 Maikel Franco, R OBP: 0.321, SLG: 0.488					K			E6		4	1	1	0	0	1	1					
5 Nick Williams, L OBP: 0.335, SLG: 0.449					L9			5 1B		4	1	2	0	0	1	1					
38 Jorge Alfaro, R OBP: 0.311, SLG: 0.400								24 PB		3	1	2	1	1	1	1					
4 Scott Kingery, R OBP: 0.270, SLG: 0.326								24 PB		3	0	0	0	1	1	4					
21 Vince Velasquez, R ERA: 3.82 47 Aaron Loup, L 64 Victor Arano, R 13 Asdrúbal Cabrera, S 24 Roman Quinn, S (8, 7)										2	1	1	0	0	0	2					
	R: 0 E: 0 K: 3 S: 12	H: 0 LOB: 0 BB: 0 P: 15	R: 0 E: 0 K: 1 S: 15	H: 1 LOB: 2 BB: 1 P: 25	R: 1 E: 0 K: 2 S: 15	H: 2 LOB: 0 BB: 0 P: 23	R: 0 E: 0 K: 1 S: 13	H: 1 LOB: 2 BB: 1 P: 22	R: 0 E: 0 K: 0 S: 9	H: 0 LOB: 0 BB: 0 P: 16	R: 0 E: 0 K: 1 S: 9	H: 1 LOB: 1 BB: 1 P: 16	R: 1 E: 0 K: 1 S: 9	H: 1 LOB: 1 BB: 1 P: 16	R: 3 E: 1 K: 1 S: 15	H: 3 LOB: 2 BB: 1 P: 23	1B: 6 2B: 3 3B: 0 HR: 0	SF: 0 SAC: 0 DP: 1 HBP: 0	WP: 1 PB: 1 SB: 0 CS: 0	PA: 38	
PITCHER	IP	WLS	BF	H	R	ER	SO	BB	IBB	HBP	BLK	WP	HR	S	P	ERA	WHIP				
36 Trevor Richards, R ERA: 3.92	5.0	L	21	4	1	0	7	2	0	0	0	0	0	9	16	0.00	2.000				
56 Tayron Guerrero, R ERA: 4.29	1.0		4	1	0	0	1	1	0	0	0	0	0	7	13	13.50	3.000				
57 Eliaser Hernández, R ERA: 5.77	0.2		4	1	1	1	1	1	0	0	0	0	0	7	13	13.50	3.000				
61 Adam Conley, L ERA: 3.23	0.1		1	0	0	0	0	0	0	0	0	0	0	2	3	0.00	0.000				
40 Javy Guerra, R ERA: 6.75	1.0		8	3	3	0	1	0	1	0	0	0	0	15	23	0.00	3.000				

Miami Marlins @ Philadelphia Phillies
Citizens Bank Park, Philadelphia, PA
Fri Aug 03 2018, 7:07 PM - 10:17 PM EDT
Att: 33,737 - Partly Cloudy - 75 F

AB 33
R 5
H 9
RBI 4
BB 5
SO 10
LOB 15



Batter	1	2	3	4	5	6	7	8	9	AB	R	H	RBI	BB	SO	LOB	TOP				
32 Derek Dietrich, L OBP: 0.346, SLG: 0.451										5	1	2	2	0	0	0	Miami Marlins @ Philadelphia Phillies Citizens Bank Park, Philadelphia, PA Sun Aug 05 2018, 1:39 PM - 4:54 PM EDT Att: 42,343 - Sunny - 90 F				
15 Brian Anderson, R OBP: 0.369, SLG: 0.422										5	0	3	0	0	1	2					
13 Starlin Castro, R OBP: 0.334, SLG: 0.399										4	0	0	0	1	2	4					
41 Justin Bour, L OBP: 0.345, SLG: 0.415										4	1	1	1	0	1	3					
14 Martín Prado, R OBP: 0.272, SLG: 0.297										4	0	1	0	0	1	2					
19 Miguel Rojas, R OBP: 0.306, SLG: 0.352										4	0	0	0	0	0	1					
34 Magneuris Sierra, L 61 Adam Conley, L										3	0	0	0	0	0	1					
56 Tayron Guerrero, R 10 JT Riddle, L 71 Drew Steckenrider, R										0	0	0	0	0	0	0					
28 Bryan Holaday, R OBP: 0.232, SLG: 0.211										4	0	1	0	0	1	2					
58 Dan Straily, R 79 Isaac Galloway, R										1	0	0	0	1	0	1					
Inning Stats	R: 0 H: 1 E: 0 K: 0 S: 14	H: 1 LOB: 2 BB: 1 P: 21	R: 0 H: 1 E: 0 K: 0 S: 7	H: 1 LOB: 1 BB: 0 P: 9	R: 0 H: 1 E: 0 K: 1 S: 14	H: 1 LOB: 1 BB: 0 P: 20	R: 0 H: 0 E: 0 K: 0 S: 6	H: 0 LOB: 0 BB: 0 P: 8	R: 0 H: 1 E: 0 K: 1 S: 11	H: 1 LOB: 2 BB: 1 P: 17	R: 0 H: 3 E: 0 K: 3 S: 10	H: 3 LOB: 0 BB: 0 P: 15	R: 0 H: 0 E: 0 K: 1 S: 10	H: 0 LOB: 0 BB: 0 P: 13	R: 0 H: 1 E: 0 K: 1 S: 8	H: 1 LOB: 1 BB: 0 P: 8	1B: 7 2B: 0 3B: 0 HR: 2	SF: 0 SAC: 0 DP: 0 HBP: 0	WP: 0 PB: 0 SB: 0 CS: 0	PA: 39	
PITCHER	IP WLS BF H R ER SO BB IBB HBP BLK WP HR S P ERA WHIP	IP WLS BF H R ER SO BB IBB HBP BLK WP HR S P ERA WHIP	IP WLS BF H R ER SO BB IBB HBP BLK WP HR S P ERA WHIP	IP WLS BF H R ER SO BB IBB HBP BLK WP HR S P ERA WHIP	IP WLS BF H R ER SO BB IBB HBP BLK WP HR S P ERA WHIP	IP WLS BF H R ER SO BB IBB HBP BLK WP HR S P ERA WHIP	IP WLS BF H R ER SO BB IBB HBP BLK WP HR S P ERA WHIP	IP WLS BF H R ER SO BB IBB HBP BLK WP HR S P ERA WHIP	IP WLS BF H R ER SO BB IBB HBP BLK WP HR S P ERA WHIP	IP WLS BF H R ER SO BB IBB HBP BLK WP HR S P ERA WHIP	IP WLS BF H R ER SO BB IBB HBP BLK WP HR S P ERA WHIP	IP WLS BF H R ER SO BB IBB HBP BLK WP HR S P ERA WHIP	IP WLS BF H R ER SO BB IBB HBP BLK WP HR S P ERA WHIP	IP WLS BF H R ER SO BB IBB HBP BLK WP HR S P ERA WHIP	IP WLS BF H R ER SO BB IBB HBP BLK WP HR S P ERA WHIP	IP WLS BF H R ER SO BB IBB HBP BLK WP HR S P ERA WHIP	IP WLS BF H R ER SO BB IBB HBP BLK WP HR S P ERA WHIP	IP WLS BF H R ER SO BB IBB HBP BLK WP HR S P ERA WHIP	IP WLS BF H R ER SO BB IBB HBP BLK WP HR S P ERA WHIP	IP WLS BF H R ER SO BB IBB HBP BLK WP HR S P ERA WHIP	IP WLS BF H R ER SO BB IBB HBP BLK WP HR S P ERA WHIP

Batter	1	2	3	4	5	6	7	8	9	AB	R	H	RBI	BB	SO	LOB	BOTTOM				
16 César Hernández, S OBP: 0.370, SLG: 0.370										2	1	0	0	2	1	0	Miami Marlins @ Philadelphia Phillies Citizens Bank Park, Philadelphia, PA Sun Aug 05 2018, 1:39 PM - 4:54 PM EDT Att: 42,343 - Sunny - 90 F				
17 Rhys Hoskins, R OBP: 0.375, SLG: 0.518										4	0	0	0	0	0	2					
5 Nick Williams, L OBP: 0.336, SLG: 0.456										3	2	1	0	1	1	0					
41 Carlos Santana, S OBP: 0.356, SLG: 0.408										2	1	0	0	2	1	1					
13 Asdrúbal Cabrera, S 4 Scott Kingery, R										4	1	1	2	0	1	4					
37 Odúbel Herrera, L 93 Pat Neshek, S										2	0	1	2	1	0	0					
15 Andrew Knapp, S 96 Tommy Hunter, R										0	0	0	0	0	0	0					
7 Maikel Franco, R OBP: 0.320, SLG: 0.482										4	0	2	1	0	1	1					
38 Jorge Alfaro, R OBP: 0.314, SLG: 0.399										3	0	1	0	0	1	3					
27 Aaron Nola, R 24 Roman Quinn, S 58 Seranthony Dominguez, R										2	0	0	0	0	2	2					
Inning Stats	R: 0 H: 0 E: 0 K: 1 S: 9	H: 0 LOB: 0 BB: 0 P: 15	R: 0 H: 0 E: 0 K: 3 S: 12	H: 0 LOB: 1 BB: 1 P: 22	R: 0 H: 1 E: 0 K: 1 S: 8	H: 1 LOB: 1 BB: 1 P: 16	R: 0 H: 0 E: 0 K: 1 S: 8	H: 0 LOB: 0 BB: 1 P: 16	R: 0 H: 0 E: 0 K: 1 S: 13	H: 0 LOB: 1 BB: 0 P: 18	R: 3 H: 2 E: 0 K: 0 S: 18	H: 2 LOB: 2 BB: 3 P: 34	R: 0 H: 0 E: 0 K: 0 S: 12	H: 0 LOB: 0 BB: 0 P: 20	R: 2 H: 3 E: 0 K: 2 S: 17	H: 3 LOB: 1 BB: 0 P: 22	1B: 5 2B: 1 3B: 0 HR: 1	SF: 0 SAC: 0 DP: 2 HBP: 1	WP: 0 PB: 0 SB: 0 CS: 0	PA: 35	
PITCHER	IP WLS BF H R ER SO BB IBB HBP BLK WP HR S P ERA WHIP	IP WLS BF H R ER SO BB IBB HBP BLK WP HR S P ERA WHIP	IP WLS BF H R ER SO BB IBB HBP BLK WP HR S P ERA WHIP	IP WLS BF H R ER SO BB IBB HBP BLK WP HR S P ERA WHIP	IP WLS BF H R ER SO BB IBB HBP BLK WP HR S P ERA WHIP	IP WLS BF H R ER SO BB IBB HBP BLK WP HR S P ERA WHIP	IP WLS BF H R ER SO BB IBB HBP BLK WP HR S P ERA WHIP	IP WLS BF H R ER SO BB IBB HBP BLK WP HR S P ERA WHIP	IP WLS BF H R ER SO BB IBB HBP BLK WP HR S P ERA WHIP	IP WLS BF H R ER SO BB IBB HBP BLK WP HR S P ERA WHIP	IP WLS BF H R ER SO BB IBB HBP BLK WP HR S P ERA WHIP	IP WLS BF H R ER SO BB IBB HBP BLK WP HR S P ERA WHIP	IP WLS BF H R ER SO BB IBB HBP BLK WP HR S P ERA WHIP	IP WLS BF H R ER SO BB IBB HBP BLK WP HR S P ERA WHIP	IP WLS BF H R ER SO BB IBB HBP BLK WP HR S P ERA WHIP	IP WLS BF H R ER SO BB IBB HBP BLK WP HR S P ERA WHIP	IP WLS BF H R ER SO BB IBB HBP BLK WP HR S P ERA WHIP	IP WLS BF H R ER SO BB IBB HBP BLK WP HR S P ERA WHIP	IP WLS BF H R ER SO BB IBB HBP BLK WP HR S P ERA WHIP	IP WLS BF H R ER SO BB IBB HBP BLK WP HR S P ERA WHIP	IP WLS BF H R ER SO BB IBB HBP BLK WP HR S P ERA WHIP

livebaseballscorecards.com

MIAMI

Phillies

Batter	1	2	3	4	5	6	7	8	9	10	11	12	13	14	AB	R	H	RBI	BB	SO	LOB	TOP					
16 César Hernández, S (1.4) OBP: 0.367, SLG: 0.367	G3-1		K			K		FC5 1B		K		K			6	0	1	0	0	4	1						
17 Rhys Hoskins, R (1.7) OBP: 0.371, SLG: 0.512	G6-3		K			F8		P3				K			4	0	0	0	0	1	2						
24 Roman Quinn, S (8.9) OBP: 0.350, SLG: 0.421	G6-3		K			F8		P3				K			1	0	0	0	1	1	0						
5 Nick Williams, L (1.9) OBP: 0.331, SLG: 0.448	L8					G4-3				L3					5	0	0	0	0	2	2						
64 Victor Arano, R (10.1)						G4-3									0	0	0	0	0	0	0						
96 Tommy Hunter, R (12.1)						G4-3									1	0	0	0	0	0	0						
54 Austin Davis, L (14.1)						G4-3									0	0	0	0	0	0	0						
41 Carlos Santana, S (1.3) OBP: 0.357, SLG: 0.407						G4-3									4	0	1	0	2	0	0						
13 Adrúbal Cabrera, S (1.6) OBP: 0.323, SLG: 0.442						F7									3	1	1	0	0	0	2						
4 Scott Kliney, R (8.6) OBP: 0.288, SLG: 0.324						F7									2	0	0	0	0	0	2						
37 Odúbel Herrera, L (1.8) OBP: 0.333, SLG: 0.463						F7									6	1	2	1	0	0	2						
7 Maikel Franco, R (1.5) OBP: 0.323, SLG: 0.481						L6-4									5	0	2	0	1	1	2						
38 Jorge Alfaro, R (1.2) OBP: 0.311, SLG: 0.393															4	0	0	1	0	2	3						
49 Jake Arrieta, R (1.13) ERA: 3.11															2	0	0	0	0	2	2						
15 Andrew Knauer, R (8.9) ERA: 3.79															1	0	0	0	0	0	2						
48 Cesar Hernandez, R (8.13) ERA: 3.79															0	0	0	0	0	0	0						
67 Luis Garcia, R (9.13) ERA: 3.79															0	0	0	0	0	0	0						
46 Adam Morgan, L (10.13) ERA: 3.79															0	0	0	0	0	0	0						
25 Dylan Cozansky, L (10.71) ERA: 3.79															1	0	0	0	0	0	1						
Inning Stats	R: 0 E: 0 K: 0 S: 8	H: 0 LOB: 0 BB: 0 P: 9	R: 0 E: 0 K: 0 S: 6	H: 1 LOB: 1 BB: 0 P: 11	R: 0 E: 0 K: 2 S: 7	H: 0 LOB: 1 BB: 0 P: 14	R: 0 E: 0 K: 2 S: 12	H: 1 LOB: 1 BB: 0 P: 15	R: 0 E: 0 K: 1 S: 10	H: 2 LOB: 1 BB: 1 P: 19	R: 2 E: 0 K: 1 S: 12	H: 1 LOB: 2 BB: 1 P: 15	R: 0 E: 0 K: 1 S: 13	H: 2 LOB: 2 BB: 2 P: 19	R: 0 E: 0 K: 1 S: 7	H: 0 LOB: 0 BB: 0 P: 8	R: 0 E: 0 K: 0 S: 8	H: 0 LOB: 0 BB: 0 P: 11	R: 0 E: 0 K: 0 S: 6	H: 0 LOB: 0 BB: 0 P: 8	R: 0 E: 0 K: 0 S: 6	H: 0 LOB: 0 BB: 0 P: 8	1B: 6 2B: 1 3B: 1 HR: 0	SF: 1 SAC: 1 DP: 2 HBP: 2	WP: 0 PB: 0 SB: 1 CS: 0	PA: 53	
PITCHER	IP 7.1	WLS 29	BF 5	H 2	R 2	ER 2	SO 7	BB 0	IBB 0	HBP 0	BLK 0	WP 0	HR 0	S 64	P 94	ERA 2.46	WHIP 0.682										
52 Zack Godley, R (1.1) ERA: 4.35																											
30 T.J. McFarland, L (8.1) ERA: 1.83	0.2	3	0	0	0	1	1	0	0	0	0	0	0	6	10	0.00	1.500										
35 Matt Andriese, R (9.1) ERA: 4.19	1.0	4	2	0	0	1	0	0	0	0	0	0	0	13	19	0.00	2.000										
31 Brad Skovberger, R (10.1) ERA: 3.32	1.0	5	0	0	0	1	1	1	0	0	0	0	0	10	16	0.00	1.000										
25 Archie Bradley, R (11.1) ERA: 3.0	1.0	3	0	0	0	1	0	0	0	0	0	0	0	7	8	0.00	0.000										

Philadelphia Phillies @ Arizona Diamondbacks
Chase Field, Phoenix, AZ
Mon Aug 06 2018, 6:40 PM - 11:18 PM MST
Att. 21,131 - Roof Closed - 80 F

AB 45
R 2
H 7
RBI 2
BB 4
SO 14
LOB 20



Batter	1	2	3	4	5	6	7	8	9	10	11	12	13	14	AB	R	H	RBI	BB	SO	LOB	BOTTOM						
9 Jon Jay, L (1.8) OBP: 0.338, SLG: 0.353	F7		FC6-4			F7		L6		G3-1		G3		F9	7	0	0	0	0	0	3							
44 Paul Goldschmidt, R (13.3) OBP: 0.385, SLG: 0.513	G6-3		L9			G4-3				G4-3		G5-3			7	0	1	0	0	1	1							
6 David Peralta, L (1.7) OBP: 0.355, SLG: 0.516	G6-3					G3-1									7	2	4	2	0	1	0							
14 Eduardo Escobar, S (1.5) OBP: 0.342, SLG: 0.510						G6-3									5	1	2	0	1	0	2							
28 Steven Souza Jr., R (1.9) OBP: 0.329, SLG: 0.420						G5-3									5	0	2	1	1	1	3							
3 Daniel Descalso, L (1.4) OBP: 0.381, SLG: 0.459															5	0	0	0	1	2	5							
13 Nick Ahmed, R (1.6) OBP: 0.301, SLG: 0.463															5	0	1	0	1	0	2							
5 Alex Avila, L (1.2) OBP: 0.303, SLG: 0.307															4	0	1	0	2	2	1							
42 Zack Godley, R (1.1) ERA: 4.35															2	0	0	0	0	0	1							
4 Kasey Whitaker, R (8.13) ERA: 3.79															1	0	0	0	0	0	0							
11 AJ Pineda, R (9.13) ERA: 3.79															0	0	0	0	0	0	0							
21 Austin Brantley, R (10.13) ERA: 3.79															0	0	0	0	0	0	0							
40 Andrew Knauer, R (8.9) ERA: 3.79															0	0	0	0	0	0	0							
46 Victor Arano, R (10.13) ERA: 3.79															1	0	0	0	0	0	1							
Inning Stats	R: 0 E: 0 K: 0 S: 6	H: 0 LOB: 0 BB: 0 P: 10	R: 0 E: 0 K: 0 S: 6	H: 1 LOB: 1 BB: 1 P: 14	R: 0 E: 0 K: 0 S: 11	H: 1 LOB: 1 BB: 0 P: 18	R: 0 E: 0 K: 0 S: 8	H: 0 LOB: 0 BB: 0 P: 12	R: 0 E: 0 K: 1 S: 10	H: 1 LOB: 1 BB: 0 P: 17	R: 0 E: 0 K: 1 S: 13	H: 1 LOB: 2 BB: 1 P: 16	R: 2 E: 0 K: 1 S: 16	H: 3 LOB: 3 BB: 2 P: 30	R: 0 E: 0 K: 0 S: 14	H: 1 LOB: 1 BB: 0 P: 20	R: 0 E: 0 K: 0 S: 12	H: 1 LOB: 3 BB: 2 P: 18	R: 0 E: 0 K: 0 S: 10	H: 1 LOB: 0 BB: 0 P: 12	R: 1 E: 0 K: 1 S: 5	H: 1 LOB: 0 BB: 0 P: 8	1B: 5 2B: 5 3B: 0 HR: 2	SF: 0 SAC: 0 DP: 1 HBP: 0	WP: 0 PB: 0 SB: 0 CS: 0	PA: 57		
PITCHER	IP 8.0	WLS 26	BF 3	H 0	R 0	ER 0	SO 4	BB 2	IBB 0	HBP 0	BLK 0	WP 0	HR 0	S 89	P 110	ERA 0.00	WHIP 0.625											
49 Jake Arrieta, R (1.13) ERA: 3.11																												
58 Santanory Dominguez, R (9.1) ERA: 2.45	0.1	B	4	3	2	2	0	0	0	0	0	0	0	1	10	16	54.00	9.000										
57 Luis Garcia, R (9.13) ERA: 3.79	0.2	4	0	0	0	1	2	0	0	0	0	0	0	6	14	0.00	3.000											
46 Adam Morgan, L (10.13) ERA: 3.79	0.1	1	0	0	0	0	0	0	0	0	0	0	0	2	2	0.00	0.000											
64 Victor Arano, R (10.13) ERA: 3.79	1.2	8	3	0	0	1	0	0	0	0	0	0	0	24	33	0.00	1.800											

Philadelphia Phillies @ Arizona Diamondbacks
Chase Field, Phoenix, AZ
Mon Aug 06 2018, 6:40 PM - 11:18 PM MST
Att. 21,131 - Roof Closed - 80 F

AB 51
R 3
H 12
RBI 3
BB 6
SO 7
LOB 23



Batter	1	2	3	4	5	6	7	8	9	AB	R	H	RBI	BB	SO	LOB	TOP										
50 Mookie Betts, R OBP: 0.439, SLG: 0.668										3	0	1	0	1	0	0											
16 Andrew Benintendi, L OBP: 0.360, SLG: 0.562										4	0	0	0	0	1	3											
18 Mitch Moreland, L OBP: 0.323, SLG: 0.465										4	0	0	0	0	0	1											
28 J.D. Martinez, R OBP: 0.400, SLG: 0.665										4	0	1	0	0	2	0											
2 Xander Bogaerts, R OBP: 0.350, SLG: 0.507										4	0	1	0	0	0	1											
11 Rafael Devers, L OBP: 0.298, SLG: 0.423										3	0	0	0	1	2	2											
36 Eduardo Núñez, R OBP: 0.287, SLG: 0.376										4	0	0	0	0	1	2											
3 Sandy León, S OBP: 0.267, SLG: 0.333										3	1	1	1	0	1	0											
22 Rick Porcello, R OBP: 0.400, SLG: 0.800										2	0	1	0	0	1	0											
12 Brock Holt, L OBP: 0.345, SLG: 0.369										1	1	1	1	0	0	0											
37 Heath Hembree, R OBP: 0.318, SLG: 0.477										0	0	0	0	0	0	0											
46 Craig Kimbrel, R OBP: 0.318, SLG: 0.477										0	0	0	0	0	0	0											
Inning Stats	R: 0 H: 0 E: 0 K: 1 S: 9	H: 0 LOB: 0 BB: 0 P: 12	R: 0 H: 1 E: 0 K: 1 S: 9	H: 1 LOB: 0 BB: 0 P: 11	R: 1 H: 2 E: 0 K: 1 S: 15	H: 2 LOB: 1 BB: 1 P: 26	R: 0 H: 0 E: 1 K: 2 S: 10	H: 0 LOB: 1 BB: 0 P: 12	R: 0 H: 0 E: 0 K: 1 S: 8	H: 0 LOB: 0 BB: 0 P: 10	R: 0 H: 0 E: 0 K: 0 S: 9	H: 0 LOB: 0 BB: 0 P: 13	R: 0 H: 0 E: 0 K: 1 S: 10	H: 0 LOB: 1 BB: 1 P: 16	R: 1 H: 2 E: 0 K: 1 S: 10	H: 2 LOB: 1 BB: 0 P: 15	R: 0 H: 1 E: 0 K: 0 S: 9	H: 1 LOB: 0 BB: 0 P: 14	1B: 2 2B: 2 3B: 0 HR: 2	SF: 0 SAC: 0 DP: 2 HBP: 0	WP: 0 PB: 0 SB: 1 CS: 1	PA: 34					
PITCHER	IP	WLS	BF	H	R	ER	SO	BB	IBB	HBP	BLK	WP	HR	S	P	ERA	WHIP										
43 Nick Pivetta, R ERA: 4.37	6.0		21	3	1	1	6	1	0	0	0	0	1	60	84	1.50	0.667										
93 Pat Neshek, R ERA: 0.68	1.0		4	0	0	0	1	1	0	0	0	0	0	10	16	0.00	1.000										
96 Tommy Hunter, R ERA: 4.0	1.0	L	5	2	1	1	1	0	0	0	0	0	1	10	15	9.00	2.000										
64 Victor Arano, R ERA: 1.97	1.0		4	1	0	0	0	0	0	0	0	0	0	9	14	0.00	1.000										

Boston Red Sox @ Philadelphia Phillies
Citizens Bank Park, Philadelphia, PA
Tue Aug 14 2018, 7:08 PM - 9:48 PM EDT
Att: 33,081 - Partly Cloudy - 74 F

AB 32
R 2
H 6
RBI 2
BB 2
SO 8
LOB 9

Batter	1	2	3	4	5	6	7	8	9	AB	R	H	RBI	BB	SO	LOB	BOTTOM										
16 César Hernández, S OBP: 0.371, SLG: 0.370										4	0	0	0	0	2	1											
5 Nick Williams, L OBP: 0.331, SLG: 0.455										4	0	0	0	0	2	1											
13 Asdrúbal Cabrera, S OBP: 0.322, SLG: 0.474										4	0	0	0	0	3	1											
17 Rhys Hoskins, R OBP: 0.365, SLG: 0.499										3	1	1	1	0	0	0											
41 Carlos Santana, S OBP: 0.349, SLG: 0.393										3	0	0	0	0	2	0											
7 Maikel Franco, R OBP: 0.318, SLG: 0.477										3	0	0	0	0	0	0											
37 Odúbel Herrera, L OBP: 0.324, SLG: 0.449										3	0	1	0	0	1	0											
38 Jorge Alfaro, R OBP: 0.306, SLG: 0.378										3	0	0	0	0	2	1											
43 Nick Pivetta, R ERA: 4.04	7.0		23	2	1	1	10	0	0	0	0	0	0	0	0	0											
37 Heath Hembree, R ERA: 3.96	1.0	H	3	0	0	0	2	0	0	0	0	0	0	0	0	0											
46 Craig Kimbrel, R ERA: 2.52	1.0	S	4	0	0	0	1	1	0	0	0	0	0	0	0	0											
Inning Stats	R: 0 H: 0 E: 0 K: 2 S: 7	H: 0 LOB: 0 BB: 0 P: 10	R: 0 H: 0 E: 0 K: 1 S: 7	H: 0 LOB: 0 BB: 0 P: 12	R: 0 H: 0 E: 0 K: 2 S: 10	H: 0 LOB: 0 BB: 0 P: 15	R: 0 H: 0 E: 0 K: 2 S: 8	H: 0 LOB: 0 BB: 0 P: 11	R: 1 H: 2 E: 0 K: 0 S: 15	H: 2 LOB: 1 BB: 0 P: 21	R: 0 H: 0 E: 0 K: 2 S: 7	H: 0 LOB: 0 BB: 0 P: 10	R: 0 H: 0 E: 0 K: 1 S: 7	H: 0 LOB: 0 BB: 0 P: 11	R: 0 H: 0 E: 0 K: 2 S: 11	H: 0 LOB: 2 BB: 1 P: 18	R: 0 H: 0 E: 0 K: 1 S: 11	H: 0 LOB: 1 BB: 1 P: 18	1B: 1 2B: 0 3B: 0 HR: 1	SF: 0 SAC: 0 DP: 0 HBP: 0	WP: 0 PB: 0 SB: 1 CS: 0	PA: 30					
PITCHER	IP	WLS	BF	H	R	ER	SO	BB	IBB	HBP	BLK	WP	HR	S	P	ERA	WHIP										
22 Rick Porcello, R ERA: 4.04	7.0		23	2	1	1	10	0	0	0	0	0	0	61	90	1.29	0.286										
37 Heath Hembree, R ERA: 3.96	1.0	H	3	0	0	0	2	0	0	0	0	0	0	11	18	0.00	0.000										
46 Craig Kimbrel, R ERA: 2.52	1.0	S	4	0	0	0	1	1	0	0	0	0	0	11	18	0.00	1.000										

Boston Red Sox @ Philadelphia Phillies
Citizens Bank Park, Philadelphia, PA
Tue Aug 14 2018, 7:08 PM - 9:48 PM EDT
Att: 33,081 - Partly Cloudy - 74 F

AB 29
R 1
H 2
RBI 1
BB 1
SO 13
LOB 4

Batter	1	2	3	4	5	6	7	8	9	AB	R	H	RBI	BB	SO	LOB	TOP
1 Amed Rosario, R OBP: 0.285, SLG: 0.367										7	4	4	3	0	1	3	
16 Austin Jackson, R OBP: 0.348, SLG: 0.386										7	3	3	0	0	1	2	
4 Wilmer Flores, R OBP: 0.329, SLG: 0.453										7	2	3	2	0	1	4	
30 Michael Conforto, L OBP: 0.355, SLG: 0.414										7	3	3	1	0	1	5	
21 Todd Frazier, R OBP: 0.312, SLG: 0.401										4	3	1	1	2	0	1	
9 Brandon Nimmo, L OBP: 0.347, SLG: 0.379										2	0	1	0	0	0	3	
11 José Bautista, R OBP: 0.347, SLG: 0.388										4	3	3	7	1	0	0	
7 José Reyes, S OBP: 0.280, SLG: 0.331										5	3	2	1	2	0	3	
26 Kevin Plawecki, R OBP: 0.348, SLG: 0.411										4	3	4	3	2	0	0	
55 Corey Oswalt, R (1, 1)																	
68 Jeff McNeil, L (7, PH)																	
39 Jerry Blevins, L OBP: 0.500, SLG: 0.500																	
35 Jacob Rhamé, R (8, 1)																	

Batter	1	2	3	4	5	6	7	8	9	AB	R	H	RBI	BB	SO	LOB	TOP			
1 Amed Rosario, R OBP: 0.286, SLG: 0.369	L8		G6-3		G6-3		68 3B 1B			4	1	1	0	0	0	0	New York Mets @ Philadelphia Phillies Citizens Bank Park, Philadelphia, PA Sat Aug 18 2018, 4:07 PM - 7:18 PM EDT Att: 35,158 - Sunny - 88 F			
68 Jeff McNeil, L OBP: 0.352, SLG: 0.430	P5			4 F 1B		E3 21 S	1-H 3B			4	1	2	1	0	0					
4 Wilmer Flores, R OBP: 0.325, SLG: 0.444	G1-3			11 PB 1B	21 1B		L8	P3		4	0	1	1	0	0	2				
30 Michael Conforto, L OBP: 0.352, SLG: 0.410		G4-3					F7			4	0	0	0	0	2	2				
21 Todd Frazier, R OBP: 0.314, SLG: 0.403				11 PB 1B				F7		3	0	2	0	0	0	0				
16 Austin Jackson, R OBP: 0.344, SLG: 0.386							HBP			4	0	0	0	0	4	5				
11 José Bautista, R OBP: 0.345, SLG: 0.376										4	0	0	0	0	2	3				
29 Devin Mesoraco, R OBP: 0.304, SLG: 0.388			F8							4	1	1	1	0	1	0				
48 Jacob deGrom, L OBP: 0.164, SLG: 0.135										4	0	0	0	0	3	0				
Inning Stats	R: 0 E: 0 K: 0 S: 11	H: 0 LOB: 0 BB: 0 P: 14	R: 0 E: 0 K: 1 S: 8	H: 1 LOB: 1 BB: 0 P: 14	R: 0 E: 0 K: 1 S: 10	H: 0 LOB: 0 BB: 0 P: 15	R: 1 E: 0 K: 2 S: 12	H: 3 LOB: 2 BB: 0 P: 16	R: 0 E: 0 K: 1 S: 9	H: 0 LOB: 0 BB: 0 P: 20	R: 2 E: 0 K: 2 S: 13	H: 3 LOB: 1 BB: 0 P: 23	R: 0 E: 0 K: 2 S: 10	H: 0 LOB: 0 BB: 0 P: 16	R: 0 E: 0 K: 2 S: 9	H: 0 LOB: 0 BB: 0 P: 16	1B: 4 2B: 1 3B: 1 HR: 1	SF: 0 SAC: 0 DP: 0 HBP: 1	WP: 0 PB: 1 SB: 1 CS: 0	PA: 36
PITCHER	IP WLS BF H R ER SO BB IBB HBP BLK WP HR S P ERA WHIP	IP WLS BF H R ER SO BB IBB HBP BLK WP HR S P ERA WHIP	IP WLS BF H R ER SO BB IBB HBP BLK WP HR S P ERA WHIP	IP WLS BF H R ER SO BB IBB HBP BLK WP HR S P ERA WHIP	IP WLS BF H R ER SO BB IBB HBP BLK WP HR S P ERA WHIP	IP WLS BF H R ER SO BB IBB HBP BLK WP HR S P ERA WHIP	IP WLS BF H R ER SO BB IBB HBP BLK WP HR S P ERA WHIP	IP WLS BF H R ER SO BB IBB HBP BLK WP HR S P ERA WHIP	IP WLS BF H R ER SO BB IBB HBP BLK WP HR S P ERA WHIP	IP WLS BF H R ER SO BB IBB HBP BLK WP HR S P ERA WHIP	IP WLS BF H R ER SO BB IBB HBP BLK WP HR S P ERA WHIP	IP WLS BF H R ER SO BB IBB HBP BLK WP HR S P ERA WHIP	IP WLS BF H R ER SO BB IBB HBP BLK WP HR S P ERA WHIP	IP WLS BF H R ER SO BB IBB HBP BLK WP HR S P ERA WHIP	IP WLS BF H R ER SO BB IBB HBP BLK WP HR S P ERA WHIP	IP WLS BF H R ER SO BB IBB HBP BLK WP HR S P ERA WHIP	IP WLS BF H R ER SO BB IBB HBP BLK WP HR S P ERA WHIP			
49 Jake Arrieta, R ERA: 3.25	6.0	L	24	4	1	1	6	0	0	0	1	13	23	18.00	3.000					
57 Luis García, R ERA: 3.97	1.0		6	3	2	2	2	0	0	0	0	0	10	16	0.00	0.000				
61 Edubray Ramos, R ERA: 1.85	1.0		3	0	0	0	2	0	0	0	0	0	9	16	0.00	0.000				
50 Héctor Neris, R ERA: 6.34	1.0		3	0	0	0	2	0	0	0	0	0	9	16	0.00	0.000				

AB 35
R 3
H 7
RBI 3
BB 0
SO 12
LOB 12



Batter	1	2	3	4	5	6	7	8	9	AB	R	H	RBI	BB	SO	LOB	BOTTOM					
16 César Hernández, S OBP: 0.368, SLG: 0.366			L8							4	0	1	0	0	1	0	New York Mets @ Philadelphia Phillies Citizens Bank Park, Philadelphia, PA Sat Aug 18 2018, 4:07 PM - 7:18 PM EDT Att: 35,158 - Sunny - 88 F					
17 Rhys Hoskins, R OBP: 0.369, SLG: 0.510										4	0	2	0	0	2	1						
41 Carlos Santana, S OBP: 0.352, SLG: 0.395										4	0	1	0	0	1	2						
40 Wilson Ramos, R OBP: 0.351, SLG: 0.503										4	0	0	0	0	1	2						
5 Nick Williams, L OBP: 0.331, SLG: 0.456										4	1	1	0	0	1	1						
7 Maikel Franco, R OBP: 0.324, SLG: 0.486										3	0	2	0	0	0	0						
37 Odúbel Herrera, L OBP: 0.321, SLG: 0.442										3	0	0	0	0	0	2						
4 Scott Kingery, R OBP: 0.268, SLG: 0.329										2	0	0	0	0	1	0						
13 Adrobel Cabrera, S OBP: 0.321, SLG: 0.472										1	0	0	0	0	0	0						
49 Jake Arrieta, R OBP: 0.179, SLG: 0.245										1	0	0	0	0	0	0						
24 Ronald Cúpeiro, S OBP: 0.287, SLG: 0.400										1	0	0	0	0	0	0						
57 Luis García, R ERA: 3.97										0	0	0	0	0	0	0						
61 Edubray Ramos, R ERA: 1.85										0	0	0	0	0	0	0						
33 Justin Bour, L OBP: 0.345, SLG: 0.406										1	0	0	0	0	1	0						
50 Héctor Neris, R ERA: 6.34										0	0	0	0	0	0	0						
Inning Stats	R: 0 E: 0 K: 2 S: 8	H: 0 LOB: 0 BB: 0 P: 11	R: 0 E: 0 K: 0 S: 7	H: 1 LOB: 1 BB: 0 P: 10	R: 0 E: 0 K: 0 S: 9	H: 0 LOB: 0 BB: 0 P: 13	R: 0 E: 0 K: 2 S: 11	H: 1 LOB: 1 BB: 0 P: 17	R: 0 E: 0 K: 1 S: 6	H: 0 LOB: 0 BB: 0 P: 8	R: 0 E: 0 K: 2 S: 10	H: 1 LOB: 1 BB: 0 P: 15	R: 1 E: 0 K: 0 S: 9	H: 2 LOB: 2 BB: 0 P: 11	R: 0 E: 0 K: 2 S: 11	H: 1 LOB: 1 BB: 0 P: 14	R: 0 E: 0 K: 0 S: 7	H: 1 LOB: 0 BB: 0 P: 9	1B: 5 2B: 2 3B: 0 HR: 0	SF: 0 SAC: 0 DP: 1 HBP: 0	WP: 0 PB: 0 SB: 1 CS: 0	PA: 32
PITCHER	IP WLS BF H R ER SO BB IBB HBP BLK WP HR S P ERA WHIP	IP WLS BF H R ER SO BB IBB HBP BLK WP HR S P ERA WHIP	IP WLS BF H R ER SO BB IBB HBP BLK WP HR S P ERA WHIP	IP WLS BF H R ER SO BB IBB HBP BLK WP HR S P ERA WHIP	IP WLS BF H R ER SO BB IBB HBP BLK WP HR S P ERA WHIP	IP WLS BF H R ER SO BB IBB HBP BLK WP HR S P ERA WHIP	IP WLS BF H R ER SO BB IBB HBP BLK WP HR S P ERA WHIP	IP WLS BF H R ER SO BB IBB HBP BLK WP HR S P ERA WHIP	IP WLS BF H R ER SO BB IBB HBP BLK WP HR S P ERA WHIP	IP WLS BF H R ER SO BB IBB HBP BLK WP HR S P ERA WHIP	IP WLS BF H R ER SO BB IBB HBP BLK WP HR S P ERA WHIP	IP WLS BF H R ER SO BB IBB HBP BLK WP HR S P ERA WHIP	IP WLS BF H R ER SO BB IBB HBP BLK WP HR S P ERA WHIP	IP WLS BF H R ER SO BB IBB HBP BLK WP HR S P ERA WHIP	IP WLS BF H R ER SO BB IBB HBP BLK WP HR S P ERA WHIP	IP WLS BF H R ER SO BB IBB HBP BLK WP HR S P ERA WHIP	IP WLS BF H R ER SO BB IBB HBP BLK WP HR S P ERA WHIP					
48 Jacob deGrom, R ERA: 1.71	9.0	W	32	7	1	0	9	0	0	0	0	78	108	0.00	0.778							

AB 32
R 1
H 7
RBI 0
BB 0
SO 9
LOB 8



Batter	1	2	3	4	5	6	7	8	9	AB	R	H	RBI	BB	SO	LOB	TOP								
16 César Hernández, S (1, 4) OBP: 0.366, SLG: 0.369										5	1	3	0	0	1	3	Philadelphia Phillies @ Toronto Blue Jays Rogers Centre, Toronto, ON Fri Aug 24 2018, 7:07 PM - 9:50 PM EDT Att: 26,292 - Partly Cloudy - 77 F								
17 Rhys Hoskins, R (1, 7) OBP: 0.360, SLG: 0.491										5	0	1	0	0	1	5									
13 Asdrúbal Cabrera, S (1, 5) OBP: 0.311, SLG: 0.456										4	0	0	0	0	3	4									
40 Wilson Ramos, R (1, 2) OBP: 0.348, SLG: 0.502										3	0	1	1	0	1	0									
41 Carlos Santana, S (1, 3) OBP: 0.370, SLG: 0.399										3	0	0	0	1	0	1									
7 Maikel Franco, R (1, 10) OBP: 0.320, SLG: 0.482										4	0	0	0	0	1	3									
37 Odúbel Herrera, L (1, 8) OBP: 0.319, SLG: 0.441										4	0	1	0	0	1	0									
4 Scott Kingery, R (1, 6) OBP: 0.270, SLG: 0.342										3	1	2	1	0	1	0									
5 Nick Williams, L (9, PH) OBP: 0.334, SLG: 0.451										1	0	0	0	0	0	1									
24 Roman Quinn, S (1, 9) OBP: 0.370, SLG: 0.500										3	0	2	0	1	0	0									
Inning Stats	R: 1 E: 0 K: 1 S: 10	H: 2 LOB: 2 BB: 1 P: 15	R: 0 E: 0 K: 1 S: 11	H: 2 LOB: 1 BB: 0 P: 17	R: 0 E: 0 K: 0 S: 8	H: 0 LOB: 0 BB: 0 P: 12	R: 0 E: 0 K: 0 S: 5	H: 0 LOB: 0 BB: 0 P: 10	R: 0 E: 0 K: 1 S: 15	H: 2 LOB: 2 BB: 0 P: 26	R: 0 E: 0 K: 1 S: 8	H: 0 LOB: 0 BB: 0 P: 15	R: 1 E: 0 K: 0 S: 10	H: 2 LOB: 1 BB: 0 P: 16	R: 0 E: 0 K: 2 S: 8	H: 1 LOB: 1 BB: 0 P: 10	R: 0 E: 0 K: 2 S: 18	H: 1 LOB: 2 BB: 1 P: 29	1B: 9 2B: 0 3B: 0 HR: 1	SF: 1 SAC: 0 DP: 0 HBP: 0	WP: 1 PB: 0 SB: 2 CS: 0	PA: 38			
PITCHER	IP	WLS	BF	H	R	ER	SO	BB	IBB	HBP	BLK	WP	HR	S	P	ERA	WHIP								
56 Ryan Borucki, L (1, 1) ERA: 4.12	6.1	W	26	7	2	2	5	1	0	0	0	1	1	62	103	2.84	1.263								
52 Ryan Tepera, R (7, 1) ERA: 3.72	0.2	H	3	1	0	0	0	0	0	0	0	0	0	5	8	0.00	1.500								
36 Tyler Clippard, R (8, 1) ERA: 3.51	1.0	H	4	1	0	0	2	0	0	0	0	0	0	8	10	0.00	1.000								
51 Ken Giles, R (9, 1) ERA: 5.72	1.0	S	5	1	0	0	2	1	0	0	0	0	0	18	29	0.00	2.000								

Batter	1	2	3	4	5	6	7	8	9	AB	R	H	RBI	BB	SO	LOB	BOTTOM								
13 Lourdes Gurriel Jr., R (1, 6) OBP: 0.338, SLG: 0.497										4	0	1	1	0	2	2	Philadelphia Phillies @ Toronto Blue Jays Rogers Centre, Toronto, ON Fri Aug 24 2018, 7:07 PM - 9:50 PM EDT Att: 26,292 - Partly Cloudy - 77 F								
29 Devon Travis, R (1, 4) OBP: 0.276, SLG: 0.379										4	0	0	0	0	3	4									
14 Justin Smoak, S (1, 3) OBP: 0.358, SLG: 0.459										4	0	0	0	0	2	4									
8 Kendrys Morales, S (1, 10) OBP: 0.339, SLG: 0.468										4	1	1	1	0	1	2									
15 Randal Grichuk, R (1, 9) OBP: 0.287, SLG: 0.453										3	0	2	0	1	0	0									
11 Kevin Pillar, R (1, 8) OBP: 0.284, SLG: 0.422										4	0	0	0	0	0	3									
55 Russell Martin, R (1, 2) OBP: 0.342, SLG: 0.333										3	0	0	0	0	0	1									
1 Aledmys Díaz, R (1, 5) OBP: 0.293, SLG: 0.455										2	2	1	0	1	0	0									
28 Billy McKinney, L (1, 7) OBP: 0.500, SLG: 0.684										1	1	1	2	1	0	0									
Inning Stats	R: 0 E: 0 K: 2 S: 7	H: 0 LOB: 0 BB: 0 P: 12	R: 1 E: 0 K: 0 S: 9	H: 2 LOB: 0 BB: 0 P: 15	R: 2 E: 0 K: 1 S: 8	H: 1 LOB: 0 BB: 1 P: 16	R: 0 E: 0 K: 0 S: 13	H: 0 LOB: 1 BB: 1 P: 23	R: 1 E: 0 K: 2 S: 14	H: 2 LOB: 2 BB: 1 P: 22	R: 0 E: 0 K: 0 S: 7	H: 1 LOB: 0 BB: 0 P: 9	R: 0 E: 0 K: 3 S: 13	H: 0 LOB: 2 BB: 0 P: 19	R: 0 E: 0 K: 0 S: 10	H: 0 LOB: 0 BB: 0 P: 16		1B: 3 2B: 2 3B: 0 HR: 2	SF: 0 SAC: 0 DP: 1 HBP: 1	WP: 0 PB: 0 SB: 0 CS: 0	PA: 33				
PITCHER	IP	WLS	BF	H	R	ER	SO	BB	IBB	HBP	BLK	WP	HR	S	P	ERA	WHIP								
49 Jake Arrieta, R (1, 1) ERA: 3.37	6.0	L	27	6	4	4	4	3	0	0	0	1	1	61	101	6.00	1.500								
50 Héctor Neris, R (7, 1) ERA: 5.8	1.0		3	0	0	0	3	0	0	0	0	0	0	10	15	0.00	0.000								
70 Luis Avilán, L (8, 1) ERA: 3.83	0.1		1	0	0	0	0	0	0	0	0	0	0	3	6	0.00	0.000								
57 Luis García, R (8, 1) ERA: 4.04	0.2		2	0	0	0	0	0	0	0	0	0	0	7	10	0.00	0.000								

Batter	1	2	3	4	5	6	7	8	9	AB	R	H	RBI	BB	SO	LOB	TOP																					
16 César Hernández, S (1, 4) OBP: 0.367, SLG: 0.368										4	0	1	0	1	1	3																						
17 Rhys Hoskins, R (1, 10) OBP: 0.358, SLG: 0.489										4	0	1	3	0	1	1																						
5 Nick Williams, L (1, 9) OBP: 0.330, SLG: 0.444										5	0	0	0	0	2	2																						
41 Carlos Santana, S (1, 3) OBP: 0.351, SLG: 0.403										5	0	2	0	0	0	1																						
13 Adrúbal Cabrera, S (1, 6) OBP: 0.314, SLG: 0.460										5	2	3	0	0	0	1																						
7 Maikel Franco, R (1, 5) OBP: 0.318, SLG: 0.480										4	1	1	0	0	0	3																						
37 Odúbel Herrera, L (1, 8) OBP: 0.322, SLG: 0.445										3	1	2	0	1	0	2																						
38 Jorge Alfaro, R (1, 2) OBP: 0.309, SLG: 0.384										4	0	1	1	0	2	6																						
24 Roman Quinn, S (1, 7) OBP: 0.379, SLG: 0.518										4	2	2	2	0	1	3																						
Inning Stats	R: 0 E: 0 K: 1 S: 9	H: 0 LOB: 0 BB: 1 P: 16	R: 0 E: 0 K: 1 S: 10	H: 1 LOB: 2 BB: 1 P: 16	R: 1 E: 0 K: 0 S: 14	H: 2 LOB: 1 BB: 0 P: 19	R: 4 E: 0 K: 0 S: 17	H: 5 LOB: 1 BB: 0 P: 28	R: 1 E: 0 K: 0 S: 10	H: 3 LOB: 2 BB: 0 P: 18	R: 0 E: 0 K: 3 S: 9	H: 0 LOB: 0 BB: 0 P: 11	R: 0 E: 0 K: 0 S: 4	H: 0 LOB: 0 BB: 7 P: 7	R: 0 E: 0 K: 2 S: 13	H: 1 LOB: 1 BB: 0 P: 20	R: 0 E: 0 K: 0 S: 7	H: 1 LOB: 1 BB: 8 P: 8	1B: 8 2B: 5 HR: 0	SF: 1 SAC: 0 DP: 0 HBP: 0	WP: 0 PB: 0 SB: 0 CS: 1	PA: 41																
PITCHER	IP WLS BF H R ER SO BB IBB HBP BLK WP HR S P ERA WHIP																																					
41 Aaron Sanchez, R (1, 1) ERA: 4.95	4.0	23	10	6	6	2	2	0	0	0	0	0	0	0	0	54	86	13.50	3.000																			
39 Jake Patrick, R (5, 1) ERA: 4.37	1.0	4	1	0	0	0	0	0	0	0	0	0	0	0	6	11	0.00	1.000																				
58 Tim Mayza, L (6, 1) ERA: 5.32	2.0	6	0	0	0	3	0	0	0	0	0	0	0	0	13	18	0.00	0.000																				
31 Joe Biagini, R (8, 1) ERA: 5.9	1.0	W	4	1	0	0	2	0	0	0	0	0	0	0	13	20	0.00	1.000																				
51 Ken Giles, R (9, 1) ERA: 5.88	1.0	S	4	1	0	0	0	0	0	0	0	0	0	7	8	0.00	1.000																					

Philadelphia Phillies @ Toronto Blue Jays
Rogers Centre, Toronto, ON
Sat Aug 25 2018, 4:08 PM - 7:06 PM EDT
Att: 33,127 - Roof Closed - 68 F

livebaseballscores.com

AB 38
R 6
H 13
RBI 6
BB 2
SO 7
LOB 22

Batter	1	2	3	4	5	6	7	8	9	AB	R	H	RBI	BB	SO	LOB	BOTTOM																				
28 Billy McKinney, L (1, 9) OBP: 0.448, SLG: 0.708										5	1	1	2	0	3	4																					
29 Devon Travis, R (1, 4) OBP: 0.276, SLG: 0.375										3	0	0	0	1	0	2																					
14 Justin Smoak, S (1, 3) OBP: 0.357, SLG: 0.456										3	1	0	0	1	1	1																					
8 Kendrys Morales, S (1, 10) ERA: 4.78										4	1	2	2	0	0	0																					
18 Curtis Granderson, L (8, PR) OBP: 0.341, SLG: 0.431										4	1	1	0	0	0	1																					
13 Lourdes Gurriel Jr., R (1, 6) OBP: 0.335, SLG: 0.487										3	1	0	0	1	0	1																					
9 Danny Jansen, R (1, 2) OBP: 0.433, SLG: 0.692										3	2	2	0	0	0	0																					
37 Teoscar Hernández, R (1, 7) OBP: 0.300, SLG: 0.474										3	0	1	1	1	2	4																					
15 Randal Grichuk, R (8, 9) OBP: 0.287, SLG: 0.453										0	0	0	0	0	0	0																					
1 Aledmys Díaz, R (1, 5) OBP: 0.295, SLG: 0.459										4	0	2	3	0	1	3																					
Inning Stats	R: 0 E: 0 K: 1 S: 7	H: 0 LOB: 0 BB: 0 P: 9	R: 0 E: 0 K: 0 S: 5	H: 0 LOB: 0 BB: 0 P: 6	R: 0 E: 0 K: 1 S: 9	H: 1 LOB: 2 BB: 1 P: 17	R: 3 E: 0 K: 0 S: 17	H: 4 LOB: 1 BB: 1 P: 27	R: 0 E: 0 K: 0 S: 9	H: 0 LOB: 0 BB: 0 P: 14	R: 0 E: 0 K: 0 S: 6	H: 0 LOB: 0 BB: 0 P: 11	R: 2 E: 0 K: 3 S: 13	H: 2 LOB: 1 BB: 1 P: 21	R: 3 E: 0 K: 2 S: 17	H: 2 LOB: 2 BB: 1 P: 26	R: 0 E: 0 K: 0 S: 0	H: 0 LOB: 0 BB: 0 P: 0	1B: 4 2B: 3 HR: 2	SF: 0 SAC: 0 DP: 1 HBP: 1	WP: 0 PB: 0 SB: 0 CS: 0	PA: 37															
PITCHER	IP WLS BF H R ER SO BB IBB HBP BLK WP HR S P ERA WHIP																																				
43 Nick Pivetta, R (1, 1) ERA: 3.22	6.2	29	7	5	4	4	3	0	0	0	0	0	0	0	11	18	40.50	3.000																			
58 Seranthony Dominguez, R (8, 1) ERA: 3.22	0.2	L	5	1	3	3	1	0	0	0	0	0	0	0	0	0																					
64 Victor Arano, R (8, 1) ERA: 2.76	0.2	B	3	1	0	0	2	0	0	0	0	0	0	0	9	12	0.00	1.500																			

Philadelphia Phillies @ Toronto Blue Jays
Rogers Centre, Toronto, ON
Sat Aug 25 2018, 4:08 PM - 7:06 PM EDT
Att: 33,127 - Roof Closed - 68 F

livebaseballscores.com

AB 32
R 8
H 9
RBI 8
BB 4
SO 7
LOB 16

Batter	1	2	3	4	5	6	7	8	9	AB	R	H	RBI	BB	SO	LOB	TOP				
2 Adam Eaton, L OBP: 0.383, SLG: 0.413 44 Ryan Madson, L 60 Justin Miller, R	F7	G3		FC1-2 7 1B				B1-3		5	0	1	1	0	0	3					
7 Trea Turner, R OBP: 0.379, SLG: 0.407	K		L8			F8			K	5	0	1	1	0	2	1					
34 Bryce Harper, L OBP: 0.379, SLG: 0.504	1B 6 1B 22 1B		G5-3	F7					P5	4	1	1	0	1	0	3					
6 Anthony Rendon, R OBP: 0.354, SLG: 0.494	1B 22 1B		P4		G5-3				22 WP BB	4	0	1	0	1	1	2					
22 Juan Soto, L OBP: 0.411, SLG: 0.507	1B								BB	4	1	2	1	1	2	1					
11 Ryan Zimmerman, R OBP: 0.329, SLG: 0.507	K								BB	3	0	1	0	1	1	3					
32 Matt Wieters, S										4	1	1	1	0	1	4					
1 Wilmer Difo, S	G4-3									3	2	1	0	1	0	0					
37 Stephen Strasburg, R 55 Tim Collins, L 3 Michael Taylor, R	K									2	0	0	0	0	1	2					
Inning Stats	R: 1 H: 3 E: 0 K: 2 S: 14	H: 3 LOB: 2 BB: 0 P: 25	R: 1 H: 1 E: 0 K: 1 S: 10	H: 1 LOB: 0 BB: 0 P: 13	R: 0 H: 0 E: 0 K: 0 S: 7	H: 0 LOB: 0 BB: 0 P: 7	R: 2 H: 2 E: 1 K: 0 S: 16	H: 2 LOB: 3 BB: 2 P: 29	R: 0 H: 1 E: 0 K: 2 S: 14	H: 1 LOB: 1 BB: 0 P: 20	R: 1 H: 2 E: 0 K: 1 S: 14	H: 2 LOB: 2 BB: 1 P: 23	R: 0 H: 0 E: 0 K: 0 S: 6	H: 0 LOB: 0 BB: 1 P: 15	R: 0 H: 0 E: 0 K: 0 S: 6	H: 0 LOB: 1 BB: 1 P: 23	1B: 7 2B: 1 3B: 0 HR: 1	SF: 0 SAC: 1 DP: 1 HBP: 0	WP: 2 PB: 0 SB: 1 CS: 0	PA: 41	
PITCHER	IP	WLS	BF	H	R	ER	SO	BB	IBB	HBP	BLK	WP	HR	S	P	ERA	WHIP				
56 Zach Eflin, R ERA: 3.99 70 Luis Avilán, L ERA: 3.79 57 Luis García, R ERA: 3.79 46 Adam Morgan, L ERA: 4.08	5.1	L	27	8	5	3	5	2	0	0	0	1	1	68	102	5.06	1.875				
	0.1		3	1	0	0	0	1	0	0	0	0	0	4	9	0.00	6.000				
	1.1		4	0	0	0	1	1	0	0	0	0	0	9	21	0.00	0.750				
	2.0		7	0	0	0	2	1	0	0	0	1	0	18	35	0.00	0.500				

Washington Nationals @ Philadelphia Phillies
Citizens Bank Park, Philadelphia, PA
Mon Aug 27 2018, 7:08 PM - 10:20 PM EDT
Att: 21,261 - Clear - 90 F

AB	35
R	5
H	9
RBI	4
BB	5
SO	8
LOB	19



Batter	1	2	3	4	5	6	7	8	9	AB	R	H	RBI	BB	SO	LOB	BOTTOM				
24 Roman Quinn, S	F8									4	1	1	1	0	1	0					
17 Rhys Hoskins, R	40 FC6-4 1B									3	1	2	1	1	1	0					
16 César Hernández, S	K									4	0	1	1	0	3	1					
40 Wilson Ramos, R	FC6-4									4	0	1	0	0	0	3					
13 Asdrúbal Cabrera, S	F8									4	0	1	0	0	1	2					
41 Carlos Santana, S	G4-3									3	0	0	0	1	0	1					
7 Maikel Franco, R	G6-3									4	0	0	0	0	0	2					
5 Nick Williams, L										3	1	0	0	1	1	1					
56 Zach Eflin, R ERA: 4.15 70 Luis Avilán, L ERA: 2.76 57 Luis García, R ERA: 5.28 15 Andrew Knapp, S ERA: 3.08, SLG: 0.352 46 Adam Morgan, L										1	0	0	0	0	0	1					
										0	0	0	0	0	0	0					
										0	0	0	0	0	0	0					
										1	0	0	0	0	1	0					
Inning Stats	R: 0 H: 1 E: 0 K: 1 S: 8	H: 0 LOB: 0 BB: 0 P: 14	R: 0 H: 0 E: 0 K: 0 S: 8	H: 0 LOB: 0 BB: 0 P: 14	R: 2 H: 2 E: 0 K: 1 S: 17	H: 2 LOB: 2 BB: 2 P: 30	R: 0 H: 0 E: 0 K: 0 S: 8	H: 0 LOB: 1 BB: 1 P: 16	R: 0 H: 2 E: 0 K: 3 S: 9	H: 0 LOB: 0 BB: 0 P: 14	R: 0 H: 2 E: 0 K: 0 S: 6	H: 2 LOB: 1 BB: 0 P: 11	R: 0 H: 0 E: 0 K: 2 S: 8	H: 0 LOB: 0 BB: 0 P: 12	R: 1 H: 1 E: 0 K: 1 S: 7	H: 1 LOB: 0 BB: 0 P: 11	1B: 4 2B: 0 3B: 1 HR: 1	SF: 0 SAC: 1 DP: 0 HBP: 0	WP: 0 PB: 0 SB: 0 CS: 0	PA: 35	
PITCHER	IP	WLS	BF	H	R	ER	SO	BB	IBB	HBP	BLK	WP	HR	S	P	ERA	WHIP				
37 Stephen Strasburg, R ERA: 2.76 44 Ryan Madson, R ERA: 5.28 60 Justin Miller, R ERA: 3.71	6.0	W	25	5	2	2	5	3	0	0	0	0	0	56	99	3.00	1.333				
	1.0	H	3	0	0	0	2	0	0	0	0	0	0	8	12	0.00	0.000				
	1.0	H	4	1	1	1	1	0	0	0	0	0	1	7	11	9.00	1.000				
	1.0	S	3	0	0	0	0	0	0	0	0	0	0	8	12	0.00	0.000				

Washington Nationals @ Philadelphia Phillies
Citizens Bank Park, Philadelphia, PA
Mon Aug 27 2018, 7:08 PM - 10:20 PM EDT
Att: 21,261 - Clear - 90 F

AB	31
R	3
H	6
RBI	3
BB	3
SO	8
LOB	11



Batter	1	2	3	4	5	6	7	8	9	AB	R	H	RBI	BB	SO	LOB	TOP				
2 Adam Eaton, L OBP: 0.381, SLG: 0.408	L9		K			G5-3		P2		3	0	0	0	1	1	0	Washington Nationals @ Philadelphia Phillies Citizens Bank Park, Philadelphia, PA Tue Aug 28 2018, 7:09 PM - 10:33 PM EDT Att: 21,083 - Clear - 92 F				
7 Trea Turner, R OBP: 0.334, SLG: 0.404	F8			G4-3		G5-3		K		4	0	0	0	0	1	1					
34 Bryce Harper, L OBP: 0.378, SLG: 0.501 60 Justin Miller, R 56 Greg Holland, R	K		K			K				3	1	0	0	1	3	1					
6 Anthony Rendon, R OBP: 0.358, SLG: 0.504	G5-3									4	2	3	2	0	0	0					
22 Juan Soto, L OBP: 0.409, SLG: 0.502										3	0	0	0	1	2	2					
11 Ryan Zimmerman, R OBP: 0.336, SLG: 0.525										4	2	3	0	0	0	1					
32 Matt Wieters, S										4	0	0	1	0	2	2					
1 Wilmer Difo, S OBP: 0.297, SLG: 0.358										4	0	0	0	0	0	1					
31 Max Scherzer, R 45 Andrew Stevenson, L 33 Matt Grace, L 52 Jimmy Cordero, R 14 Mark Reynolds, R 30 Koda Glover, R 3 Michael Taylor, R										1	0	0	0	0	0	0					
Inning Stats	R: 0 E: 0 K: 1 S: 8	H: 0 LOB: 0 BB: 0 P: 8	R: 0 E: 0 K: 1 S: 14	H: 0 LOB: 1 BB: 1 P: 26	R: 0 E: 0 K: 1 S: 8	H: 0 LOB: 0 BB: 0 P: 10	R: 0 E: 0 K: 2 S: 14	H: 1 LOB: 1 BB: 0 P: 18	R: 0 E: 0 K: 2 S: 10	H: 0 LOB: 1 BB: 1 P: 18	R: 2 E: 1 K: 1 S: 14	H: 2 LOB: 0 BB: 0 P: 20	R: 0 E: 0 K: 2 S: 11	H: 0 LOB: 0 BB: 0 P: 11	R: 3 E: 0 K: 1 S: 21	H: 2 LOB: 0 BB: 1 P: 32		1B: 2 2B: 3 3B: 0 HR: 1	SF: 0 SAC: 0 DP: 1 HBP: 0	WP: 0 PB: 0 SB: 1 CS: 0	PA: 35
PITCHER	IP	WLS	BF	H	R	ER	SO	BB	IBB	HBP	BLK	WP	HR	S	P	ERA	WHIP				
27 Aaron Nola, R ERA: 2.1	7.0		26	4	2	1	8	2	0	0	0	0	0	72	106	1.29	0.857				
96 Tommy Hunter, R ERA: 3.93	1.0	H	4	0	1	1	2	1	0	0	0	0	0	13	17	9.00	1.000				
93 Pat Neshek, R ERA: 1.56	0.1	L	3	2	1	1	0	0	0	0	0	0	1	10	14	27.00	6.000				
50 Héctor Neris, R ERA: 5.54	0.2		2	0	1	0	1	0	0	0	0	0	0	9	12	0.00	0.000				

Batter	1	2	3	4	5	6	7	8	9	AB	R	H	RBI	BB	SO	LOB	BOTTOM					
16 César Hernández, S OBP: 0.363, SLG: 0.361	G4-3		K			K		K		4	0	0	0	0	3	0	Washington Nationals @ Philadelphia Phillies Citizens Bank Park, Philadelphia, PA Tue Aug 28 2018, 7:09 PM - 10:33 PM EDT Att: 21,083 - Clear - 92 F					
17 Rhys Hoskins, R OBP: 0.383, SLG: 0.500 24 Roman Quinn, S	G4-3		F7			F8		L8		4	0	0	0	0	0	0						
13 Asdrúbal Cabrera, S OBP: 0.313, SLG: 0.456	F9									3	0	0	0	1	1	0						
37 Odúbel Herrera, L OBP: 0.322, SLG: 0.448	L4									4	1	1	1	0	1	1						
41 Carlos Santana, S OBP: 0.348, SLG: 0.404	F9									4	0	1	0	0	0	0						
5 Nick Williams, L OBP: 0.332, SLG: 0.445	HBP									3	1	1	0	0	1	1						
4 Scott Kingery, R OBP: 0.274, SLG: 0.344 40 Wilson Ramos, R 21 Vince Velasquez, R										3	1	2	0	0	1	0						
38 Jorge Alfaro, R OBP: 0.308, SLG: 0.392	G1									4	1	1	2	0	0	3						
27 Aaron Nola, R OBP: 0.078, SLG: 0.080 12 José Bautista, R 96 Tommy Hunter, R 93 Pat Neshek, S 50 Héctor Neris, R										2	0	0	0	0	2	0						
Inning Stats	R: 0 E: 0 K: 0 S: 9	H: 0 LOB: 0 BB: 0 P: 17	R: 0 E: 0 K: 0 S: 14	H: 1 LOB: 2 BB: 0 P: 21	R: 0 E: 0 K: 2 S: 14	H: 0 LOB: 0 BB: 0 P: 17	R: 1 E: 0 K: 1 S: 20	H: 1 LOB: 0 BB: 0 P: 28	R: 2 E: 0 K: 2 S: 11	H: 2 LOB: 0 BB: 0 P: 16	R: 0 E: 0 K: 2 S: 10	H: 1 LOB: 1 BB: 0 P: 13	R: 0 E: 0 K: 2 S: 11	H: 0 LOB: 0 BB: 0 P: 14	R: 0 E: 0 K: 1 S: 9	H: 0 LOB: 1 BB: 1 P: 15		R: 1 E: 0 K: 0 S: 11	H: 2 LOB: 1 BB: 0 P: 19	1B: 3 2B: 3 3B: 0 HR: 2	SF: 0 SAC: 0 DP: 1 HBP: 1	WP: 0 PB: 0 SB: 0 CS: 0
PITCHER	IP	WLS	BF	H	R	ER	SO	BB	IBB	HBP	BLK	WP	HR	S	P	ERA	WHIP					
31 Max Scherzer, R ERA: 2.22	5.0		20	4	3	3	5	0	0	0	0	0	0	18	24	0.00	0.600					
33 Matt Grace, L ERA: 2.5	1.2		6	1	0	0	3	0	0	0	0	0	0	18	24	0.00	0.600					
52 Jimmy Cordero, R ERA: 3.0	0.1		1	0	0	0	1	0	0	0	0	0	0	3	3	0.00	0.000					
30 Koda Glover, R ERA: 5.68	1.0	W	4	0	0	0	1	1	0	0	0	0	0	9	15	0.00	1.000					
60 Justin Miller, R ERA: 3.89	0.1	H	3	2	1	1	0	0	0	0	0	0	0	10	16	27.00	6.000					

AB	32
R	5
H	6
RBI	3
BB	3
SO	11
LOB	8

AB	33
R	4
H	7
RBI	4
BB	1
SO	10
LOB	5



Batter	1	2	3	4	5	6	7	8	9	AB	R	H	RBI	BB	SO	LOB	TOP					
3 Daniel Murphy, L (1,4) OBP: 0.341, SLG: 0.455 43 Jesse Chavez, R (7,1)										4	1	1	0	0	1	1	Chicago Cubs @ Philadelphia Phillies Citizens Bank Park, Philadelphia, PA Sat Sep 01 2018, 7:08 PM - 9:48 PM EDT Att: 33,040 - Cloudy - 77 F					
9 Javier Báez, R (1,6) OBP: 0.330, SLG: 0.573										5	1	3	1	0	0							
44 Anthony Rizzo, L (1,3) OBP: 0.372, SLG: 0.471										5	1	1	0	0	0	3						
18 Ben Zobrist, S (1,9) OBP: 0.388, SLG: 0.459										4	0	1	1	0	1	2						
17 Kris Bryant, R (1,5) OBP: 0.381, SLG: 0.477										4	1	2	0	0	2	1						
12 Kyle Schwarber, L (1,7) OBP: 0.355, SLG: 0.465 27 Addison Russell, R (8,PH) OBP: 0.325, SLG: 0.358										3	0	1	2	0	1	1						
7 Victor Caratini, S (1,2) OBP: 0.311, SLG: 0.313										3	1	0	0	1	1	1						
28 Kyle Hendricks, R (1,1) OBP: 0.075, SLG: 0.077 5 Albert Almora Jr., R (7,PH) OBP: 0.337, SLG: 0.399										1	0	0	0	0	0	0						
8 Ian Happ, S (1,8) OBP: 0.353, SLG: 0.412										4	1	1	1	0	1	2						
Inning Stats	R: 2 H: 3 E: 1 K: 2 S: 17	H: 3 LOB: 1 BB: 0 P: 25	R: 0 H: 0 E: 0 K: 1 S: 7	H: 0 LOB: 1 BB: 1 P: 14	R: 2 H: 3 E: 0 K: 1 S: 14	H: 3 LOB: 1 BB: 0 P: 19	R: 0 H: 0 E: 0 K: 0 S: 6	H: 0 LOB: 0 BB: 0 P: 9	R: 0 H: 1 E: 0 K: 0 S: 4	H: 1 LOB: 0 BB: 0 P: 7	R: 0 H: 0 E: 0 K: 1 S: 6	H: 0 LOB: 0 BB: 0 P: 12	R: 1 H: 1 E: 0 K: 2 S: 12	H: 1 LOB: 0 BB: 0 P: 22	R: 0 H: 1 E: 0 K: 2 S: 11	H: 1 LOB: 1 BB: 0 P: 15		R: 2 H: 2 E: 1 K: 0 S: 11	H: 2 LOB: 1 BB: 0 P: 13	1B: 5 2B: 4 3B: 1 HR: 1	SF: 0 SAC: 1 DP: 0 HBP: 0	WP: 0 PB: 0 SB: 0 CS: 1
PITCHER	IP WLS BF H R ER SO BB IBB HBP BLK WP HR S P ERA WHIP																					
56 Zach Eflin, R (1,1) ERA: 4.05	5.0 L 22 7 4 3 4 1 0 0 0 0 0 0 48 74 5.40 1.600																					
70 Luis Avilán, L (6,1) ERA: 3.7	1.0 3 0 0 0 1 0 0 0 0 0 0 6 12 0.00 0.000																					
61 Edubray Ramos, R (7,1) ERA: 2.19	1.0 4 1 1 1 2 0 0 0 0 0 0 1 12 22 9.00 1.000																					
54 Austin Davis, L (8,1) ERA: 3.81	2.0 10 3 2 0 2 0 0 0 0 0 0 22 28 0.00 1.500																					

AB	37
R	7
H	11
RBI	6
BB	1
SO	9
LOB	13



Batter	1	2	3	4	5	6	7	8	9	AB	R	H	RBI	BB	SO	LOB	BOTTOM					
41 Carlos Santana, S (1,3) OBP: 0.349, SLG: 0.413										4	0	2	0	0	1	0	Chicago Cubs @ Philadelphia Phillies Citizens Bank Park, Philadelphia, PA Sat Sep 01 2018, 7:08 PM - 9:48 PM EDT Att: 33,040 - Cloudy - 77 F					
17 Rhys Hoskins, R (1,7) OBP: 0.361, SLG: 0.493										3	0	0	0	1	0	2						
37 Odúbel Herrera, L (1,8) OBP: 0.321, SLG: 0.444										4	1	1	0	0	2	1						
40 Wilson Ramos, R (1,2) OBP: 0.357, SLG: 0.511										3	0	1	0	1	0	1						
5 Nick Williams, L (1,9) OBP: 0.333, SLG: 0.444										4	0	2	1	0	0	0						
13 Adrián Cabrera, S (1,6) OBP: 0.311, SLG: 0.458										4	0	0	0	0	2	4						
7 Maikel Franco, R (1,5) OBP: 0.312, SLG: 0.471										4	0	0	0	0	0	4						
56 Zach Eflin, R (1,1) OBP: 0.349, SLG: 0.413 24 Roman Quinn, S (5,PH) OBP: 0.325, SLG: 0.357 70 Luis Avilán, L (8,1) ERA: 3.7 61 Edubray Ramos, R (7,1) ERA: 2.19 18 Pedro Florimón, S (7,PH) OBP: 0.325, SLG: 0.458 54 Austin Davis, L (8,1) ERA: 3.81										1	0	0	0	0	1	0						
16 César Hernández, S (1,4) OBP: 0.359, SLG: 0.355										3	0	0	0	0	1	0						
Inning Stats	R: 0 H: 0 E: 0 K: 1 S: 9	H: 0 LOB: 1 BB: 1 P: 13	R: 0 H: 0 E: 0 K: 1 S: 7	H: 0 LOB: 0 BB: 0 P: 9	R: 0 H: 1 E: 0 K: 1 S: 12	H: 1 LOB: 1 BB: 0 P: 18	R: 1 H: 3 E: 0 K: 0 S: 12	H: 3 LOB: 1 BB: 0 P: 20	R: 0 H: 1 E: 0 K: 0 S: 11	H: 1 LOB: 1 BB: 0 P: 17	R: 0 H: 1 E: 0 K: 1 S: 13	H: 1 LOB: 2 BB: 1 P: 18	R: 0 H: 0 E: 0 K: 2 S: 8	H: 0 LOB: 0 BB: 0 P: 10	R: 0 H: 0 E: 0 K: 1 S: 7	H: 0 LOB: 0 BB: 0 P: 9		R: 0 H: 0 E: 0 K: 0 S: 8	H: 0 LOB: 0 BB: 0 P: 10	1B: 5 2B: 1 3B: 0 HR: 0	SF: 0 SAC: 0 DP: 1 HBP: 0	WP: 0 PB: 0 SB: 0 CS: 0
PITCHER	IP WLS BF H R ER SO BB IBB HBP BLK WP HR S P ERA WHIP																					
28 Kyle Hendricks, R (1,1) ERA: 3.77	6.0 W 25 6 1 1 4 2 0 0 0 0 0 0 15 19 0.00 0.000																					
43 Jesse Chavez, R (7,1) ERA: 2.79	2.0 6 0 0 0 3 0 0 0 0 0 0 0 15 19 0.00 0.000																					
47 Randy Rosario, L (9,1) ERA: 3.15	1.0 3 0 0 0 0 0 0 0 0 0 0 0 8 10 0.00 0.000																					

AB	32
R	1
H	6
RBI	1
BB	2
SO	7
LOB	12



Batter	1	2	3	4	5	6	7	8	9	AB	R	H	RBI	BB	SO	LOB	TOP					
41 Carlos Santana, S OBP: 0.350, SLG: 0.418										3	0	1	0	1	0	2						
33 Justin Bour, L OBP: 0.342, SLG: 0.410										3	0	0	0	0	0	2						
19 José Bautista, R OBP: 0.344, SLG: 0.366										4	0	1	1	0	0	2						
13 Asdrubal Cabrera, S OBP: 0.272, SLG: 0.342										4	0	0	0	0	3	2						
17 Rhys Hoskins, R OBP: 0.357, SLG: 0.482																						
5 Nick Williams, L OBP: 0.329, SLG: 0.434											4	0	0	0	1	0						
16 César Hernández, S OBP: 0.360, SLG: 0.356											3	0	0	0	1	2						
38 Jorge Alfaro, R OBP: 0.318, SLG: 0.402											3	0	3	0	0	0						
43 Nick Pivetta, R OBP: 0.193, SLG: 0.141											1	0	0	0	0	1						
37 Colabel Herrera, L OBP: 0.286, SLG: 0.323											1	0	0	0	0	1						
96 Tommy Hunter, R OBP: 0.286, SLG: 0.323											0	0	0	0	0	0						
40 Wilson Ramos, R OBP: 0.286, SLG: 0.323											1	0	0	0	0	1						
58 Seranthony Dominguez, R OBP: 0.286, SLG: 0.323											0	0	0	0	0	0						
18 Pedro Florimon, S OBP: 0.286, SLG: 0.323											1	0	0	0	1	2						
24 Roman Quinn, S OBP: 0.369, SLG: 0.525											2	0	0	0	1	1						
Inning Stats	R: 0 E: 0 K: 1 S: 9	H: 0 LOB: 1 BB: 1 P: 16	R: 0 E: 0 K: 1 S: 13	H: 1 LOB: 1 BB: 0 P: 17	R: 0 E: 0 K: 0 S: 9	H: 1 LOB: 1 BB: 0 P: 13	R: 0 E: 0 K: 1 S: 6	H: 0 LOB: 0 BB: 0 P: 9	R: 0 E: 0 K: 0 S: 7	H: 1 LOB: 1 BB: 0 P: 10	R: 0 E: 0 K: 0 S: 9	H: 0 LOB: 0 BB: 0 P: 14	R: 0 E: 0 K: 3 S: 10	H: 0 LOB: 1 BB: 0 P: 13	R: 1 E: 0 K: 1 S: 14	H: 2 LOB: 1 BB: 1 P: 20	R: 0 E: 0 K: 2 S: 17	H: 1 LOB: 2 BB: 1 P: 27	1B: 4 2B: 3 3B: 0 HR: 0	SF: 0 SAC: 0 DP: 2 HBP: 2	WP: 0 PB: 0 SB: 1 CS: 0	PA: 36
PITCHER	IP WLS BF H R ER SO BB IBB HBP BLK WP HR S P ERA WHIP																					
22 Sandy Alcantara, R ERA: 4.68	7.0 W 27 3 1 1 6 2 0 2 0 0 0 0 64 97 1.29 0.714																					
61 Adam Conley, L ERA: 4.68	0.2 H 2 1 0 0 0 0 0 0 0 0 0 0 7 9 0.00 1.500																					
46 Kyle Barraclough, R ERA: 4.09	0.1 H 2 1 0 0 1 0 0 0 0 0 0 0 6 6 0.00 3.000																					
71 Drew Steckenrider, R ERA: 3.94	1.0 S 5 1 0 0 2 1 0 0 0 0 0 0 17 27 0.00 2.000																					

Philadelphia Phillies @ Miami Marlins
Marlins Park, Miami, FL
Wed Sep 05 2018, 7:11 PM - 9:54 PM EDT
Att. 6,427 - Roof Closed - 76 F

AB	31
R	1
H	6
RBI	1
BB	3
SO	9
LOB	15



Batter	1	2	3	4	5	6	7	8	9	AB	R	H	RBI	BB	SO	LOB	BOTTOM			
52 Rafael Ortega, L OBP: 0.330, SLG: 0.333										4	0	0	0	0	0	0				
34 Magneuris Sierra, L OBP: 0.176, SLG: 0.189										0	0	0	0	0	0	0				
13 Starlin Castro, R OBP: 0.337, SLG: 0.409										4	0	0	0	0	2	0				
11 J.T. Realmuto, R OBP: 0.350, SLG: 0.507										3	0	0	0	1	1	0				
32 Derek Dietrich, L OBP: 0.333, SLG: 0.430										2	2	0	0	1	1	1				
19 Miquel Rojas, R OBP: 0.300, SLG: 0.350										4	0	1	0	0	1	2				
9 Lewis Brinson, R OBP: 0.244, SLG: 0.347										3	0	2	0	0	0	2				
44 Austin Dean, R OBP: 0.254, SLG: 0.397										3	0	1	2	0	0	2				
79 Isaac Galloway, R OBP: 0.354, SLG: 0.439										0	0	0	0	0	0	0				
2 Yadiel Rivera, R OBP: 0.281, SLG: 0.227										2	0	0	0	1	0	2				
22 Sandy Alcantara, R ERA: 4.68										3	0	0	0	0	3	4				
61 Adam Conley, L ERA: 4.68										0	0	0	0	0	0	0				
46 Kyle Barraclough, R ERA: 4.09										0	0	0	0	0	0	0				
71 Drew Steckenrider, R ERA: 3.94										0	0	0	0	0	0	0				
Inning Stats	R: 0 E: 0 K: 0 S: 8	H: 0 LOB: 0 BB: 0 P: 10	R: 1 E: 0 K: 1 S: 13	H: 1 LOB: 2 BB: 2 P: 24	R: 0 E: 0 K: 2 S: 10	H: 0 LOB: 0 BB: 0 P: 13	R: 1 E: 0 K: 1 S: 14	H: 2 LOB: 2 BB: 0 P: 22	R: 0 E: 0 K: 0 S: 8	H: 0 LOB: 0 BB: 0 P: 12	R: 0 E: 0 K: 1 S: 10	H: 1 LOB: 1 BB: 0 P: 13	R: 0 E: 0 K: 1 S: 7	H: 0 LOB: 0 BB: 0 P: 11	R: 0 E: 0 K: 2 S: 11	H: 0 LOB: 1 BB: 1 P: 17	1B: 4 2B: 0 3B: 0 HR: 0	SF: 0 SAC: 0 DP: 0 HBP: 1	WP: 0 PB: 0 SB: 0 CS: 0	PA: 32
PITCHER	IP WLS BF H R ER SO BB IBB HBP BLK WP HR S P ERA WHIP																			
43 Nick Pivetta, R ERA: 4.68	4.0 L 18 3 2 2 4 2 0 1 0 0 0 0 45 69 4.50 1.250																			
96 Tommy Hunter, R ERA: 3.6	2.0 7 1 0 0 1 0 0 0 0 0 0 0 18 25 0.00 0.500																			
58 Seranthony Dominguez, R ERA: 2.92	2.0 7 0 0 0 3 1 0 0 0 0 0 0 18 28 0.00 0.500																			

Philadelphia Phillies @ Miami Marlins
Marlins Park, Miami, FL
Wed Sep 05 2018, 7:11 PM - 9:54 PM EDT
Att. 6,427 - Roof Closed - 76 F

AB	28
R	2
H	4
RBI	2
BB	3
SO	8
LOB	13



Batter	1	2	3	4	5	6	7	8	9	AB	R	H	RBI	BB	SO	LOB	TOP
41 Carlos Santana, S OBP: 0.351, SLG: 0.427										4	1	1	1	1	0	3	Philadelphia Phillies @ New York Mets Citi Field, Flushing, NY Sun Sep 09 2018, 1:38 PM - 4:49 PM EDT Att. 24,153 - Rain - 61 F
33 Justin Bour, L OBP: 0.342, SLG: 0.408										2	1	1	0	0	1	3	
4 Scott Kingery, R OBP: 0.269, SLG: 0.337										3	0	0	0	0	1	0	
13 Asdrúbal Cabrera, S OBP: 0.315, SLG: 0.458										4	0	0	0	0	2	1	
17 Rhys Hoskins, R OBP: 0.360, SLG: 0.499										4	1	2	2	0	0	0	
19 José Bautista, R OBP: 0.340, SLG: 0.358										3	1	0	0	1	1	1	
16 César Hernández, S OBP: 0.394, SLG: 0.350										4	0	2	0	0	2	1	
37 Odúbel Herrera, L OBP: 0.318, SLG: 0.435										3	0	0	0	1	1	3	
38 Jorge Alfaro, R OBP: 0.320, SLG: 0.399										2	0	1	0	0	0	1	
7 Maikel Franco, R OBP: 0.310, SLG: 0.458										1	0	0	0	0	1	0	
21 Vince Velasquez, R OBP: 0.189, SLG: 0.216										0	0	0	0	0	0	0	
40 Wilson Ramos, R OBP: 0.360, SLG: 0.507										0	0	0	0	0	0	0	
93 Pat Neshek, S ERA: 1.35										0	0	0	0	0	0	0	
46 Adam Morgan, L ERA: 4.19										0	0	0	0	0	0	0	
50 Héctor Neris, R ERA: 5.31										0	0	0	0	0	0	0	
5 Nick Williams, L OBP: 0.236, SLG: 0.429										1	0	0	0	0	1	0	
Inning Stats	R: 2 H: 2 E: 0 K: 1 S: 15	H: 2 R: 0 ER: 0 LOB: 3 BB: 0 P: 23	R: 0 H: 2 E: 0 K: 2 S: 12	H: 1 R: 0 ER: 0 LOB: 1 BB: 0 P: 16	R: 0 H: 0 E: 0 K: 0 S: 8	H: 0 R: 0 ER: 0 LOB: 0 BB: 0 P: 14	R: 0 H: 1 E: 0 K: 0 S: 12	H: 0 R: 0 ER: 0 LOB: 0 BB: 1 P: 21	R: 0 H: 0 E: 0 K: 2 S: 12	H: 0 R: 1 ER: 0 LOB: 0 BB: 0 P: 15	1B: 5 2B: 0 3B: 0 HR: 2	SF: 1 2B: 0 SAC: 2 DP: 0 HBP: 1	WP: 1 PB: 0 SB: 0 CS: 0	PA: 38			
PITCHER	IP WLS BF H R ER SO BB IBB HBP BLK WP HR S P ERA WHIP																
55 Corey Oswalt, R ERA: 6.62	3.0	15	5	2	2	4	1	0	0	0	0	1	1	40	59	6.00	2.000
47 Drew Gagnon, R ERA: 8.1	2.0	7	0	0	0	1	1	0	0	0	0	0	0	20	32	0.00	0.500
70 Eric Hanhold, R ERA: 7.71	0.0	2	1	1	0	0	1	0	0	0	0	0	0	7	14	∞	∞
62 Drew Smith, R ERA: 2.11	2.0	7	0	0	0	0	0	0	1	0	0	0	0	15	21	0.00	0.000
67 Seth Lugo, R ERA: 2.75	2.0	7	1	1	1	5	0	0	0	0	0	0	1	24	33	4.50	0.500

Batter	1	2	3	4	5	6	7	8	9	AB	R	H	RBI	BB	SO	LOB	BOTTOM		
1 Amed Rosario, R OBP: 0.298, SLG: 0.386										3	2	1	0	1	0	0	Philadelphia Phillies @ New York Mets Citi Field, Flushing, NY Sun Sep 09 2018, 1:38 PM - 4:49 PM EDT Att. 24,153 - Rain - 61 F		
68 Jeff McNeil, L OBP: 0.401, SLG: 0.490										4	1	3	1	1	0	1			
30 Michael Conforto, L OBP: 0.339, SLG: 0.416										5	1	2	4	0	1	3			
19 Jay Bruce, L OBP: 0.304, SLG: 0.359										4	0	0	0	1	2	3			
21 Todd Frazier, R OBP: 0.304, SLG: 0.415										2	0	0	0	0	0	1			
67 Seth Lugo, R OBP: 0.167, SLG: 0.091										0	0	0	0	0	0	0			
9 Brandon Nimmo, L OBP: 0.396, SLG: 0.505										2	1	1	0	2	0	1			
16 Austin Jackson, R OBP: 0.320, SLG: 0.344										4	0	1	1	0	2	5			
26 Kevin Plawecki, R OBP: 0.335, SLG: 0.385										4	0	0	0	0	0	2			
55 Corey Oswalt, R ERA: 4.3										1	0	0	0	0	0	0			
64 Victor Arano, R ERA: 2.5										0	0	0	0	0	0	0			
93 Pat Neshek, R ERA: 1.35										0	0	0	0	0	0	0			
46 Adam Morgan, L ERA: 4.19										0	0	0	0	0	0	0			
50 Héctor Neris, R ERA: 5.31										0	0	0	0	0	0	0			
Inning Stats	R: 1 H: 2 E: 0 K: 2 S: 18	H: 2 R: 0 ER: 0 LOB: 3 BB: 1 P: 27	R: 0 H: 0 E: 0 K: 0 S: 7	H: 0 R: 0 ER: 0 LOB: 0 BB: 0 P: 12	R: 0 H: 1 E: 0 K: 1 S: 6	H: 1 R: 0 ER: 0 LOB: 1 BB: 0 P: 8	R: 0 H: 1 E: 0 K: 1 S: 11	H: 3 R: 0 ER: 0 LOB: 1 BB: 1 P: 16	R: 4 H: 3 E: 0 K: 0 S: 14	R: 0 H: 0 E: 0 K: 1 S: 10	H: 0 R: 0 ER: 0 LOB: 2 BB: 2 P: 20	R: 1 H: 1 E: 0 K: 1 S: 11	H: 1 R: 0 ER: 0 LOB: 1 BB: 1 P: 23	R: 0 H: 1 E: 1 K: 0 S: 7	H: 1 R: 0 ER: 0 LOB: 2 BB: 0 P: 12	1B: 4 2B: 3 3B: 1 HR: 1	SF: 0 SAC: 0 DP: 0 HBP: 2	WP: 0 PB: 0 SB: 0 CS: 0	PA: 40
PITCHER	IP WLS BF H R ER SO BB IBB HBP BLK WP HR S P ERA WHIP																		
57 Luis García, R ERA: 4.54	1.0	5	1	0	0	0	0	0	0	0	0	7	12	0.00	1.000				
21 Vince Velasquez, R ERA: 4.3	1.0	4	0	0	0	0	1	0	0	0	0	6	11	0.00	1.500				
93 Pat Neshek, R ERA: 1.35	0.2	3	0	0	0	1	1	0	0	0	0	4	9	0.00	3.000				
46 Adam Morgan, L ERA: 4.19	0.1	2	0	0	0	0	1	0	0	0	0	4	9	0.00	3.000				
50 Héctor Neris, R ERA: 5.31	1.0	5	1	1	1	1	1	0	0	0	0	11	23	9.00	2.000				

AB 31
R 4
H 7
RBI 4
BB 3
SO 10
LOB 13



AB 33
R 6
H 9
RBI 6
BB 5
SO 6
LOB 16



Batter	1	2	3	4	5	6	7	8	9	10	AB	R	H	RBI	BB	SO	LOB	TOP				
2 Adam Eaton, L OBP: 0.378, SLG: 0.407 60 Justin Miller, R (9, 1)	G4-3		B5-3					G6-4-3	BB		2	0	0	0	2	0	0	0				
33 Matt Grace, L OBP: 0.500, SLG: 0.500 51 Wander Suero, R (9, 1)	G4-3		K					G6-4-3	BB		4	0	0	1	1	2	2	2				
34 Bryce Harper, L OBP: 0.390, SLG: 0.503 (9, 9)	K							G1-3	K		5	0	0	0	0	4	4					
6 Anthony Rendon, R OBP: 0.360, SLG: 0.503 (1, 5)		22 BB								G4-3	23	0	0	0	3	1	0					
22 Juan Soto, L OBP: 0.421, SLG: 0.529 (1, 7)		2B						G6-3			4	3	3	4	1	0	0					
14 Mark Reynolds, R OBP: 0.340, SLG: 0.508 (1, 3)		K						F9			5	0	0	0	0	3	3					
32 Matt Wieters, S OBP: 0.313, SLG: 0.358 3 Michael Taylor, R OBP: 0.286, SLG: 0.355 (9, 8)		P3						L9		G1-3	4	0	2	1	0	0	1					
5 Adrián Sánchez, R OBP: 0.235, SLG: 0.333 11 Ryan Zimmerman, R OBP: 0.337, SLG: 0.496 1 Wilmer Difo, S OBP: 0.300, SLG: 0.371 (9, 4)		G6-3						P3		FC5-4	1	0	0	0	0	0	2					
57 Tanner Roark, R OBP: 0.211, SLG: 0.288 55 Tim Collins, L (6, 1)								K		BB	2	0	0	0	0	1	0					
16 Victor Robles, R OBP: 0.310, SLG: 0.491 53 Austen Williams, R (7, 1)								L8		BB	0	0	0	0	0	0	0					
81 Kyle McGowin, R OBP: 0.201, SLG: 0.328 45 Andrew Stevenson, L OBP: 0.261, SLG: 0.328 64 Spencer Kieboom, R OBP: 0.288, SLG: 0.286 (9, 9)								K		BB	0	0	0	0	0	0	0					
Inning Stats	R: 0 E: 0 K: 1 S: 8	H: 0 LOB: 0 BB: 0 P: 16	R: 1 E: 0 K: 13 S: 13	H: 1 LOB: 1 BB: 1 P: 26	R: 0 E: 0 K: 2 S: 7	H: 0 LOB: 0 BB: 0 P: 10	R: 2 E: 1 K: 15 S: 15	H: 2 LOB: 1 BB: 1 P: 22	R: 0 E: 0 K: 2 S: 11	H: 0 LOB: 0 BB: 0 P: 16	R: 0 E: 0 K: 1 S: 11	H: 0 LOB: 0 BB: 0 P: 18	R: 0 E: 0 K: 0 S: 7	H: 0 LOB: 0 BB: 1 P: 14	R: 3 E: 0 K: 2 S: 26	H: 2 LOB: 3 BB: 4 P: 48	R: 1 E: 0 K: 11 S: 15	H: 1 LOB: 0 BB: 0 P: 15	1B: 2 2B: 2 3B: 0 HR: 2	SF: 0 SAC: 0 DP: 1 HBP: 1	WP: 1 PB: 1 SB: 1 CS: 0	PA: 43
PITCHER	IP WLS BF H R ER SO BB IBB HBP BLK WP HR S P ERA WHIP	49 Jake Arrieta, R ERA: 3.66 93 Pat Neshek, R ERA: 1.29 61 Edubray Ramos, R ERA: 2.09 70 Luis Avilán, L ERA: 3.77 58 Seranthony Dominguez, R ERA: 3.29	5.0 0 21 3 3 3 7 2 0 1 0 0 0 1 54 88 5.40 1.000	57 Luis Garcia, R ERA: 4.5 53 Yackel Rios, R ERA: 5.88	(9, 1) (10, 1)	0.1 L B 2 0 0 0 1 0 0 0 1 1 1 1 0 0 0 0 0 1 11 15 9.00 1.000																

Washington Nationals @ Philadelphia Phillies
Citizens Bank Park, Philadelphia, PA
Tue Sep 11 2018, 7:17 PM - 11:32 PM EDT
Att. 19,630 - Cloudy - 74 F


livebaseballscores.com
AB 35
R 7
H 6
RBI 7
BB 7
SO 12
LOB 14



Batter	1	2	3	4	5	6	7	8	9	10	AB	R	H	RBI	BB	SO	LOB	BOTTOM						
16 César Hernández, S OBP: 0.363, SLG: 0.358 (1, 4)	G3		K					L6		F9	5	1	1	1	0	1	2							
17 Rhys Hoskins, R OBP: 0.363, SLG: 0.502 (1, 7)	2B							L6		F9	5	1	3	1	0	0	2							
40 Wilson Ramos, R OBP: 0.316, SLG: 0.469 25 Dylan Cozens, L OBP: 0.286, SLG: 0.355 70 Luis Avilán, L (8, 1)	G6-3							L6		F3	4	0	3	2	0	0	1							
58 Seranthony Dominguez, R (8, 1)								L6		FC1-6-4	0	0	0	0	0	0	0							
57 Luis Garcia, R (8, 1)								L6		FC1-6-4	0	0	0	0	0	0	0							
2 J.P. Crawford, L OBP: 0.313, SLG: 0.344 53 Yackel Rios, R (10, 1)								L6		FC1-6-4	0	0	0	0	0	0	0							
41 Carlos Santana, S OBP: 0.350, SLG: 0.425 (1, 3)	G3							L6		IBB	4	0	1	0	1	0	4							
5 Nick Williams, L OBP: 0.327, SLG: 0.431 19 José Bautista, R OBP: 0.339, SLG: 0.367 (6, 9)	P5							L6		F8	2	1	1	0	0	0	0							
7 Maikel Franco, R OBP: 0.311, SLG: 0.468 18 Pedro Florimón, S OBP: 0.290, SLG: 0.438 (8, 6)								L6		F8	3	1	1	1	0	0	5							
37 Odóbel Herrera, L OBP: 0.315, SLG: 0.430 (1, 8)	G6-3							L6		F8	2	1	1	0	0	1	1							
4 Scott Kingery, R OBP: 0.269, SLG: 0.337 13 Adrián Cabrera, S OBP: 0.316, SLG: 0.467 (8, 5)	G5-3							L6		P4	1	0	0	0	0	0	0							
49 Jake Arrieta, R OBP: 0.200, SLG: 0.214 33 Justin Smoak, L OBP: 0.284, SLG: 0.411 93 Pat Neshek, S (8, 1)								L6		P4	2	1	1	1	2	0	0							
23 Aaron Altherr, R OBP: 0.261, SLG: 0.334 61 Edubray Ramos, R (7, 1)								L6		P4	5	1	1	0	0	1	1							
38 Jimmy Rollins, R OBP: 0.217, SLG: 0.264 19 Adrián Rodríguez, R OBP: 0.317, SLG: 0.330 (10, 9)								L6		BB	1	0	0	0	0	0	0							
Inning Stats	R: 0 E: 0 K: 0 S: 6	H: 1 LOB: 1 BB: 0 P: 10	R: 0 E: 0 K: 0 S: 6	H: 1 LOB: 0 BB: 0 P: 7	R: 0 E: 0 K: 2 S: 11	H: 0 LOB: 0 BB: 0 P: 15	R: 0 E: 0 K: 0 S: 9	H: 1 LOB: 0 BB: 0 P: 14	R: 5 E: 0 K: 0 S: 20	H: 7 LOB: 2 BB: 0 P: 29	R: 0 E: 0 K: 2 S: 11	H: 0 LOB: 1 BB: 1 P: 19	R: 0 E: 0 K: 0 S: 11	H: 2 LOB: 2 BB: 0 P: 18	R: 1 E: 0 K: 1 S: 9	H: 1 LOB: 0 BB: 0 P: 13	R: 0 E: 0 K: 0 S: 18	H: 0 LOB: 3 BB: 2 P: 30	R: 0 E: 0 K: 1 S: 9	H: 0 LOB: 2 BB: 0 P: 21	1B: 7 2B: 6 3B: 0 HR: 1	SF: 0 SAC: 0 DP: 3 HBP: 1	WP: 0 PB: 0 SB: 0 CS: 0	PA: 46
PITCHER	IP WLS BF H R ER SO BB IBB HBP BLK WP HR S P ERA WHIP	57 Tanner Roark, R ERA: 4.37 51 Tim Collins, L ERA: 3.38 52 Jimmy Cordero, R ERA: 4.91 53 Austen Williams, R ERA: 5.79 61 Kyle McGowin, R ERA: 9.0	4.2 1.0 0.1 1.0 1.0 1.0 4.2	60 Justin Miller, R ERA: 3.91 33 Matt Grace, L ERA: 2.73 51 Wander Suero, R ERA: 3.32 56 Greg Holland, R ERA: 5.05	(9, 1) (9, 1) (9, 1) (10, 1)	0.1 0.1 0.1 1.0																		

Washington Nationals @ Philadelphia Phillies
Citizens Bank Park, Philadelphia, PA
Tue Sep 11 2018, 7:17 PM - 11:32 PM EDT
Att. 19,630 - Cloudy - 74 F

livebaseballscores.com
AB 40
R 6
H 13
RBI 6
BB 5
SO 6
LOB 21



Batter	1	2	3	4	5	6	7	8	9	AB	R	H	RBI	BB	SO	LOB	TOP						
10 JT Riddle, L OBP: 0.285, SLG: 0.402										4	0	2	3	0	1	0							
15 Brian Anderson, R OBP: 0.353, SLG: 0.395										4	0	0	0	0	2	1							
11 J.T. Realmuto, R OBP: 0.345, SLG: 0.500										4	0	0	0	0	2	0							
13 Starlin Castro, R OBP: 0.331, SLG: 0.400										4	0	0	0	0	2	0							
32 Derek Dietrich, L OBP: 0.333, SLG: 0.427										4	1	1	0	0	2	0							
9 Lewis Brinson, R OBP: 0.240, SLG: 0.347										4	0	0	0	0	1	2							
44 Austin Dean, R OBP: 0.375										4	1	1	1	0	0	2							
34 Magneuris Sierra, L OBP: 0.188, SLG: 0.191										4	1	2	0	0	1	0							
46 Jerin Garcia, L 45 Peter O'Brien, R 53 David Graves, R 44 Austin Dean, L 84 Nick Wittgren, R 55 Drew Rucinski, R 39 Tyler Kinley, R 82 Rafael Ortega, L 90 Wade Barfield, R 71 Drew Steckenrider, R										0	0	0	0	0	0	0							
Inning Stats	R: 0 E: 0 K: 2 S: 8	H: 0 LOB: 0 BB: 0 P: 13	R: 4 E: 0 K: 2 S: 21	H: 4 LOB: 0 BB: 1 P: 33	R: 0 E: 0 K: 1 S: 12	H: 0 LOB: 0 BB: 0 P: 16	R: 0 E: 1 K: 2 S: 15	H: 1 LOB: 2 BB: 0 P: 21	R: 0 E: 0 K: 2 S: 11	H: 0 LOB: 1 BB: 0 P: 17	R: 0 E: 0 K: 2 S: 9	H: 1 LOB: 0 BB: 0 P: 12	R: 0 E: 0 K: 0 S: 7	H: 0 LOB: 0 BB: 0 P: 11	R: 0 E: 1 K: 0 S: 10	H: 0 LOB: 0 BB: 0 P: 11	1B: 3 2B: 3 3B: 0 HR: 0	SF: 0 SAC: 0 DP: 1 HBP: 0	WP: 1 PB: 0 SB: 0 CS: 1	PA: 36			
PITCHER	IP WLS BF H R ER SO	IP WLS BF H R ER SO	IP WLS BF H R ER SO	IP WLS BF H R ER SO	IP WLS BF H R ER SO	IP WLS BF H R ER SO	IP WLS BF H R ER SO	IP WLS BF H R ER SO	IP WLS BF H R ER SO	IP WLS BF H R ER SO	IP WLS BF H R ER SO	IP WLS BF H R ER SO	IP WLS BF H R ER SO	IP WLS BF H R ER SO	IP WLS BF H R ER SO	IP WLS BF H R ER SO	WP HR S P	ERA WHIP	ERA WHIP				
21 Vince Velasquez, R ERA: 4.5	2.0	10	4	4	4	4	1	0	0	0	0	0	0	0	0	0	0	0	29	46	18.00	2.500	
64 Victor Arano, R ERA: 2.45	3.1	1.0	3	0	0	0	1	0	0	0	0	0	0	0	0	0	0	0	12	16	0.00	0.000	
54 Austin Davis, L ERA: 3.48	4.1	1.1	6	1	0	2	0	0	0	0	0	0	0	0	0	0	0	0	17	26	0.00	0.750	
57 Luis Garcia, R ERA: 4.43	5.1	0.2	W	2	0	0	0	0	0	0	0	0	0	0	0	0	0	0	6	11	0.00	0.000	
61 Edubray Ramos, R ERA: 2.04	6.1	1.0	H	4	0	0	2	0	0	0	0	1	0	0	0	0	0	0	11	17	0.00	0.000	
50 Héctor Neris, R ERA: 5.06	7.1	1.0	H	4	1	0	2	0	0	0	0	0	0	0	0	0	0	0	9	12	0.00	1.000	
96 Tommy Hunter, R ERA: 3.51	8.1	1.0	H	3	0	0	0	0	0	0	0	0	0	0	0	0	0	0	7	11	0.00	0.000	
93 Pat Neshek, R ERA: 1.23	9.1	1.0	S	3	0	0	0	0	0	0	0	0	0	0	0	0	0	0	10	11	0.00	0.000	
Batter	1	2	3	4	5	6	7	8	9	AB	R	H	RBI	BB	SO	LOB	BOTTOM						
16 César Hernández, S OBP: 0.360, SLG: 0.361										4	1	1	3	0	0	2							
17 Rhys Hoskins, R OBP: 0.390, SLG: 0.502										4	0	0	0	0	2	0							
18 Pedro Florimón, S OBP: 0.290, SLG: 0.438										0	0	0	0	0	0	0							
19 José Bautista, R OBP: 0.340, SLG: 0.370										4	0	0	0	0	2	0							
40 Wilson Ramos, R OBP: 0.366, SLG: 0.506										3	1	1	0	1	0	0							
41 Carlos Santana, S OBP: 0.353, SLG: 0.427										3	1	0	0	1	0	1							
23 Aaron Altherr, R OBP: 0.295, SLG: 0.338										3	0	0	0	1	2	2							
24 Roman Quinn, S OBP: 0.363, SLG: 0.540										3	0	0	0	0	2	3							
4 Scott Kingery, R OBP: 0.268, SLG: 0.335										0	0	0	0	0	0	0							
13 Adriel Cabrera, S OBP: 0.315, SLG: 0.466										3	1	1	0	0	2	3							
21 Vince Velasquez, R 33 Justin Bour, L 84 Victor Arano, R 84 Austin Dean, L 57 Luis Garcia, R 37 Gage Kott, L 41 Edubray Ramos, R 2 J.P. Crawford, L 90 Wade Barfield, R 86 Tommy Hunter, R 93 Pat Neshek, S										0	0	0	0	0	0	0							
Inning Stats	R: 0 E: 0 K: 0 S: 8	H: 0 LOB: 0 BB: 0 P: 12	R: 2 E: 1 K: 2 S: 16	H: 1 LOB: 2 BB: 2 P: 29	R: 0 E: 0 K: 1 S: 9	H: 0 LOB: 0 BB: 0 P: 15	R: 0 E: 0 K: 1 S: 7	H: 0 LOB: 0 BB: 0 P: 11	R: 3 E: 0 K: 2 S: 15	H: 3 LOB: 2 BB: 1 P: 28	R: 0 E: 0 K: 2 S: 8	H: 0 LOB: 0 BB: 0 P: 12	R: 0 E: 0 K: 0 S: 10	H: 0 LOB: 0 BB: 0 P: 15	R: 0 E: 0 K: 0 S: 10	H: 0 LOB: 0 BB: 0 P: 10	1B: 2 2B: 1 3B: 0 HR: 1	SF: 0 SAC: 0 DP: 0 HBP: 1	WP: 0 PB: 0 SB: 0 CS: 0	PA: 33			
PITCHER	IP WLS BF H R ER SO	IP WLS BF H R ER SO	IP WLS BF H R ER SO	IP WLS BF H R ER SO	IP WLS BF H R ER SO	IP WLS BF H R ER SO	IP WLS BF H R ER SO	IP WLS BF H R ER SO	IP WLS BF H R ER SO	IP WLS BF H R ER SO	IP WLS BF H R ER SO	IP WLS BF H R ER SO	IP WLS BF H R ER SO	IP WLS BF H R ER SO	IP WLS BF H R ER SO	IP WLS BF H R ER SO	WP HR S P	ERA WHIP	ERA WHIP				
66 Jarlin Garcia, L ERA: 4.97	1.1	1.0	10	1	2	0	3	2	0	0	0	0	0	0	0	0	0	0	25	44	0.00	1.500	
53 Brett Graves, R ERA: 4.75	2.1	2.0	10	1	2	0	3	2	0	0	0	0	0	0	0	0	0	0	7	11	0.00	0.000	
64 Nick Wittgren, R ERA: 2.79	4.1	1.0	3	0	0	0	1	0	0	0	0	0	0	0	0	0	0	0	1	15	28	27.00	4.000
55 Drew Rucinski, R ERA: 4.85	5.1	1.0	L	8	3	3	3	2	1	0	1	0	0	0	0	0	0	0	8	12	0.00	0.000	
39 Tyler Kinley, R ERA: 12.15	6.1	1.0	3	0	0	0	2	0	0	0	0	0	0	0	0	0	0	0	8	12	0.00	0.000	
46 Kyle Barraclough, R ERA: 4.33	7.1	1.0	3	0	0	0	2	0	0	0	0	0	0	0	0	0	0	0	10	15	0.00	0.000	
71 Drew Steckenrider, R ERA: 4.11	8.1	1.0	3	0	0	0	0	0	0	0	0	0	0	0	0	0	0	0	10	15	0.00	0.000	

Miami Marlins @ Philadelphia Phillies
Citizens Bank Park, Philadelphia, PA
Sat Sep 15 2018, 7:08 PM - 9:55 PM EDT
Att: 24,695 - Partly Cloudy - 76 F

AB	34
R	4
H	6
RBI	4
BB	1
SO	12
LOB	7



Miami Marlins @ Philadelphia Phillies
Citizens Bank Park, Philadelphia, PA
Sat Sep 15 2018, 7:08 PM - 9:55 PM EDT
Att: 24,695 - Partly Cloudy - 76 F

AB	29
R	5
H	4
RBI	5
BB	3
SO	10
LOB	11



Batter	1	2	3	4	5	6	7	8	9	AB	R	H	RBI	BB	SO	LOB	TOP									
1 Amed Rosario, R OBP: 0.297, SLG: 0.394	G3	G5-3			SF9		68 F9 30 2B 1B		K	4	1	1	1	0	1	4										
68 Jeff McNeil, L OBP: 0.387, SLG: 0.492	21 FC6-4 1B		F8		30 1B 2B		F9		30 HR 1B	5	2	3	1	0	0	1										
30 Michael Conforto, L OBP: 0.345, SLG: 0.443	F8		K		21 1B 1B				HR	5	1	3	6	0	1	1										
21 Todd Frazier, R OBP: 0.305, SLG: 0.409	FC6-4		K		1-3 1B		F7		F8	5	0	1	0	0	1	3										
9 Brandon Nimmo, L OBP: 0.396, SLG: 0.496		22 1B 16 2B BB		16 CS 2B		K		G4-3	G4-3	4	1	1	0	1	1	2										
22 Dominic Smith, L OBP: 0.243, SLG: 0.409		16 2B 1B		K		K		K		4	0	1	0	0	3	1										
65 Robert Gsellman, R (8, 1)										0	0	0	0	0	0	0										
73 Daniel Zamora, L (9, 1)										0	0	0	0	0	0	0										
62 Drew Smith, R (9, 1)										0	0	0	0	0	0	0										
16 Austin Jackson, R OBP: 0.310, SLG: 0.340		1-3 2-H 2B		2-3		G6-3		L3		4	0	1	1	0	1	1										
3 Tomás Nido, R OBP: 0.213, SLG: 0.263		G6-3					P3			3	1	1	0	0	0	2										
19 Jay Bruce, L OBP: 0.304, SLG: 0.373					45 1B 1 SF9 1B				4 1B 68 1B BB	0	0	0	0	1	0	0										
72 Jack Reinheimer, R OBP: 0.259, SLG: 0.167										0	1	0	0	0	0	0										
26 Kevin Plawecki, R OBP: 0.332, SLG: 0.384										0	0	0	0	0	0	0										
45 Zack Wheeler, L OBP: 0.193, SLG: 0.232					68 2B 30 1B 1B				68 1B 30 HR 1B	3	1	1	0	0	2	2										
4 Wilmer Flores, R OBP: 0.320, SLG: 0.418										1	1	1	0	0	0	0										
Inning Stats	R: 0 E: 0 K: 0 S: 7	H: 1 LOB: 0 BB: 0 P: 10	R: 1 E: 0 K: 1 S: 20	H: 2 LOB: 2 BB: 1 P: 27	R: 0 E: 0 K: 2 S: 8	H: 0 LOB: 0 BB: 0 P: 10	R: 0 E: 0 K: 2 S: 8	H: 1 LOB: 0 BB: 0 P: 11	R: 3 E: 0 K: 1 S: 18	H: 5 LOB: 1 BB: 0 P: 23	R: 0 E: 0 K: 1 S: 7	H: 0 LOB: 0 BB: 0 P: 12	R: 1 E: 0 K: 1 S: 10	H: 2 LOB: 1 BB: 0 P: 17	R: 0 E: 0 K: 1 S: 9	H: 0 LOB: 0 BB: 0 P: 14	R: 4 E: 0 K: 1 S: 22	H: 3 LOB: 1 BB: 1 P: 37	1B: 9 2B: 4 3B: 0 HR: 1	SF: 1 SAC: 0 DP: 0 HBP: 0	WP: 0 PB: 0 SB: 1 CS: 1	PA: 41				
PITCHER	IP	WLS	BF	H	R	ER	SO	BB	IBB	HBP	BLK	WP	HR	S	P	ERA	WHIP									
49 Jake Arzeta, R ERA: 3.77	5.0		23	9	4	4	6	1	0	0	0	0	0	61	81	7.20	2.000									
70 Luis Avilán, L ERA: 3.74	0.1		1	0	0	0	1	0	0	0	0	0	0	3	5	0.00	0.000									
64 Victor Arano, R ERA: 2.43	0.2		2	0	0	0	0	0	0	0	0	0	0	4	7	0.00	0.000									
96 Tommy Hunter, R ERA: 3.6	1.0	L	5	2	1	1	1	0	0	0	0	0	0	10	17	9.00	2.000									
58 Seranthony Dominguez, R ERA: 3.23	1.0		3	0	0	0	1	0	0	0	0	0	0	9	14	0.00	0.000									
50 Héctor Neris, R ERA: 5.65	0.1		4	2	3	3	1	1	0	0	0	0	0	1	11	18	81.00	9.000								
54 Austin Davis, L ERA: 3.69	0.2		3	1	1	1	0	0	0	0	0	0	0	1	11	19	13.50	1.500								

New York Mets @ Philadelphia Phillies
Citizens Bank Park, Philadelphia, PA
Mon Sep 17 2018, 7:07 PM - 10:13 PM EDT
Att: 21,767 - Cloudy - 77 F

AB	38
R	9
H	14
RBI	9
BB	2
SO	10
LOB	17



Batter	1	2	3	4	5	6	7	8	9	AB	R	H	RBI	BB	SO	LOB	BOTTOM									
16 César Hernández, S OBP: 0.397, SLG: 0.363	P6			K	SF7		P6			3	0	0	1	0	1	1										
17 Rhys Hoskins, R OBP: 0.356, SLG: 0.499	G5-3			K	G2		G5-3			4	0	0	0	0	1	3										
13 Asdrúbal Cabrera, S OBP: 0.313, SLG: 0.461	G4-3			P6						2	0	0	0	0	0	0										
4 Scott Kingery, R OBP: 0.267, SLG: 0.334							5 WP 40 G6-3 HBP		K	1	0	0	0	0	1	0										
40 Wilson Ramos, R OBP: 0.364, SLG: 0.501	G4-3				37 HBP 2 3B 1B		G6-3		P5	4	1	1	0	0	0	1										
41 Carlos Santana, S OBP: 0.354, SLG: 0.424	5 G4-6-3 BB			L9			5 WP BB		1B	2	0	1	0	2	0	1										
5 Nick Williams, L OBP: 0.324, SLG: 0.426	G4-6-3				37 HBP 2 3B 1B		K		F8	4	1	1	0	0	1	4										
37 Odúbel Herrera, L OBP: 0.313, SLG: 0.423	F8				2 3B HBP		F9		23 G5-4-3 1B	2	1	0	0	0	0	3										
15 Andrew Knapp, S OBP: 0.316, SLG: 0.347										1	0	1	0	0	0	0										
2 J.P. Crawford, L OBP: 0.333, SLG: 0.406	L8				16 SF7 HBP		F7		F8	3	1	1	3	0	0	0										
19 José Bautista, R OBP: 0.339, SLG: 0.368										1	0	0	0	0	0	1										
49 Jake Arzeta, R ERA: 3.77	7.0		29	3	4	4	4	3	0	0	0	0	0	0	0	0										
65 Robert Gsellman, R ERA: 3.97	1.0	H	4	1	0	0	1	0	0	0	0	0	0	0	0	0										
73 Daniel Zamora, L ERA: 3.86	0.0		1	1	0	0	0	0	0	0	0	0	0	0	0	0										
62 Drew Smith, R ERA: 1.85	1.0		2	0	0	0	0	0	0	0	0	0	0	0	0	0										
Inning Stats	R: 0 E: 0 K: 0 S: 6	H: 0 LOB: 0 BB: 0 P: 9	R: 0 E: 0 K: 0 S: 4	H: 0 LOB: 0 BB: 1 P: 10	R: 0 E: 0 K: 1 S: 9	H: 0 LOB: 0 BB: 0 P: 14	R: 0 E: 0 K: 2 S: 9	H: 0 LOB: 0 BB: 0 P: 11	R: 4 E: 0 K: 0 S: 15	H: 3 LOB: 2 BB: 0 P: 22	R: 0 E: 0 K: 1 S: 10	H: 0 LOB: 3 BB: 1 P: 18	R: 0 E: 0 K: 0 S: 7	H: 0 LOB: 1 BB: 1 P: 13	R: 0 E: 0 K: 1 S: 10	H: 1 LOB: 1 BB: 0 P: 15	R: 0 E: 0 K: 0 S: 8	H: 1 LOB: 0 BB: 0 P: 13	1B: 4 2B: 0 3B: 1 HR: 0	SF: 1 SAC: 0 DP: 2 HBP: 3	WP: 1 PB: 0 SB: 0 CS: 0	PA: 36				
PITCHER	IP	WLS	BF	H	R	ER	SO	BB	IBB	HBP	BLK	WP	HR	S	P	ERA	WHIP									
45 Zack Wheeler, R ERA: 3.31	1.1		29	3	4	4	4	3	0	0	0	0	0	0	0	0	5.14	0.857								

New York Mets @ Philadelphia Phillies
Citizens Bank Park, Philadelphia, PA
Mon Sep 17 2018, 7:07 PM - 10:13 PM EDT
Att: 21,767 - Cloudy - 77 F

AB	29
R	4
H	5
RBI	4
BB	3
SO	5
LOB	15



Batter	1	2	3	4	5	6	7	8	9	AB	R	H	RBI	BB	SO	LOB	TOP			
1 Amed Rosario, R OBP: 0.294, SLG: 0.390										5	0	0	0	0	3	0				
68 Jeff McNeil, L OBP: 0.385, SLG: 0.492										4	0	2	0	0	1	0				
30 Michael Conforto, L OBP: 0.342, SLG: 0.439										4	0	0	0	0	2	2				
19 Jay Bruce, L OBP: 0.301, SLG: 0.367										4	0	0	0	0	2	1				
21 Todd Frazier, R OBP: 0.304, SLG: 0.406										3	0	0	0	1	2	0				
9 Brandon Nimmo, L OBP: 0.397, SLG: 0.495										3	1	1	0	1	1	1				
22 Dominic Smith, L OBP: 0.252, SLG: 0.421										4	0	2	1	0	1	1				
26 Kevin Plawecki, R OBP: 0.335, SLG: 0.380										2	0	0	0	2	1	0				
32 Steven Matz, R ERA: 2.44										2	1	1	1	0	0	2				
4 Wilmer Flores, R ERA: 3.17										1	0	0	0	0	1	3				
39 Jerry Bleivins, L ERA: 3.92										0	0	0	0	0	0	0				
62 Drew Smith, R ERA: 2.92										0	0	0	0	0	0	0				
38 Anthony Swarzak, R ERA: 5.7										0	0	0	0	0	0	0				
49 Tyler Bashlor, R ERA: 4.45										0	0	0	0	0	0	0				
16 Austin Jackson, R ERA: 5.52										1	0	0	0	0	1	0				
Inning Stats	R: 0 E: 0 K: 3 S: 11	H: 1 LOB: 1 BB: 0 P: 17	R: 0 E: 0 K: 2 S: 9	H: 0 LOB: 0 BB: 0 P: 14	R: 1 E: 0 K: 1 S: 15	H: 2 LOB: 1 BB: 0 P: 20	R: 1 E: 0 K: 2 S: 13	H: 2 LOB: 2 BB: 1 P: 19	R: 0 E: 0 K: 1 S: 13	H: 1 LOB: 3 BB: 2 P: 24	R: 0 E: 0 K: 2 S: 9	H: 0 LOB: 0 BB: 0 P: 10	R: 0 E: 0 K: 1 S: 12	H: 0 LOB: 1 BB: 0 P: 19	R: 0 E: 0 K: 2 S: 10	H: 0 LOB: 0 BB: 0 P: 12	1B: 4 2B: 1 3B: 0 HR: 1	SF: 0 SAC: 0 DP: 0 HBP: 0	WP: 0 PB: 0 SB: 0 CS: 0	PA: 37
PITCHER	IP WLS BF H R ER SO BB IBB HBP BLK WP HR S P ERA WHIP																			
27 Aaron Nola, R ERA: 2.44	(1, 1) 5.2 25 6 2 2 9 1 1 0 0 0 0 1 69 104 3.18 1.235																			
93 Pat Neshek, R ERA: 1.21	(6, 1) 0.1 W 2 0 0 0 1 1 0 0 0 0 0 0 4 8 0.00 3.000																			
58 Seranthony Dominguez, R ERA: 3.17	(7, 1) 1.0 H 3 0 0 0 2 0 0 0 0 0 0 9 10 0.00 0.000																			
96 Tommy Hunter, R ERA: 3.54	(8, 1) 1.0 H 4 0 0 0 1 1 0 0 0 0 0 0 12 19 0.00 1.000																			
50 Hector Neris, R ERA: 5.52	(9, 1) 1.0 S 3 0 0 0 2 0 0 0 0 0 0 0 10 12 0.00 0.000																			

New York Mets @ Philadelphia Phillies
Citizens Bank Park, Philadelphia, PA
Tue Sep 18 2018, 7:09 PM - 10:30 PM EDT
Att: 18,895 - Clear - 75 F

AB 33
R 2
H 6
RBI 2
BB 4
SO 15
LOB 10



Batter	1	2	3	4	5	6	7	8	9	AB	R	H	RBI	BB	SO	LOB	BOTTOM			
16 César Hernández, S OBP: 0.359, SLG: 0.362										3	0	1	0	2	0	1				
17 Rhys Hoskins, R OBP: 0.356, SLG: 0.495										4	0	0	0	1	2	5				
24 Roman Quinn, S OBP: 0.350, SLG: 0.505										4	0	0	0	0	2	3				
41 Carlos Santana, S OBP: 0.358, SLG: 0.426										2	1	2	0	2	0	0				
23 Aaron Altherr, R OBP: 0.303, SLG: 0.348										2	1	0	0	1	0	2				
2 J.P. Crawford, L OBP: 0.328, SLG: 0.398										2	0	0	0	0	1	4				
40 Wilson Ramos, R OBP: 0.365, SLG: 0.503										1	0	1	1	0	0	0				
18 Pedro Florimón, S OBP: 0.286, SLG: 0.431										1	1	0	0	0	1	1				
4 Scott Kingery, R OBP: 0.265, SLG: 0.333										2	0	0	0	0	1	0				
33 Justin Bour, L OBP: 0.245, SLG: 0.415										1	1	1	0	0	0	0				
5 Seranthony Dominguez, R ERA: 3.17										0	0	0	0	0	1	1				
5 Nick Williams, L OBP: 0.234, SLG: 0.429										0	0	0	0	0	0	0				
96 Tommy Hunter, R ERA: 3.54										0	0	0	0	0	0	0				
50 Hector Neris, R ERA: 5.52										0	0	0	0	0	0	0				
38 Jorge Alfaro, R OBP: 0.322, SLG: 0.402										3	1	2	3	0	0	0				
27 Aaron Nola, R OBP: 0.068, SLG: 0.069										2	0	0	0	0	1	1				
93 Pat Neshek, S ERA: 1.21										0	0	0	0	0	0	0				
19 José Bautista, R OBP: 0.337, SLG: 0.365										2	0	0	0	0	0	2				
Inning Stats	R: 0 E: 0 K: 0 S: 13	H: 0 LOB: 3 BB: 3 P: 28	R: 0 E: 0 K: 1 S: 14	H: 1 LOB: 1 BB: 1 P: 23	R: 0 E: 0 K: 2 S: 11	H: 1 LOB: 1 BB: 0 P: 15	R: 0 E: 0 K: 1 S: 8	H: 0 LOB: 0 BB: 0 P: 10	R: 0 E: 0 K: 0 S: 8	H: 0 LOB: 0 BB: 1 P: 15	R: 5 E: 0 K: 2 S: 23	H: 4 LOB: 1 BB: 1 P: 35	R: 0 E: 0 K: 2 S: 11	H: 1 LOB: 1 BB: 0 P: 16	R: 0 E: 0 K: 1 S: 10	H: 0 LOB: 1 BB: 0 P: 17	1B: 5 2B: 2 3B: 0 HR: 1	SF: 0 SAC: 0 DP: 1 HBP: 2	WP: 0 PB: 0 SB: 0 CS: 0	PA: 38
PITCHER	IP WLS BF H R ER SO BB IBB HBP BLK WP HR S P ERA WHIP																			
32 Steven Matz, L ERA: 4.03	(1, 1) 5.0 21 2 0 2 2 0 1 0 1 0 0 0 4 9 ∞ ∞																			
39 Jerry Bleivins, L ERA: 3.92	(6, 1) 0.0 2 0 2 2 0 1 0 0 0 0 0 4 9 ∞ ∞																			
62 Drew Smith, R ERA: 2.92	(6, 1) 0.1 L 5 4 3 3 0 0 0 0 0 0 0 1 12 16 81.00 12.000																			
38 Anthony Swarzak, R ERA: 5.7	(6, 1) 0.2 2 0 0 0 0 2 0 0 0 0 0 7 10 0.00 0.000																			
49 Tyler Bashlor, R ERA: 4.45	(7, 1) 1.0 4 1 0 0 2 0 0 0 0 0 0 0 11 16 0.00 1.000																			

New York Mets @ Philadelphia Phillies
Citizens Bank Park, Philadelphia, PA
Tue Sep 18 2018, 7:09 PM - 10:30 PM EDT
Att: 18,895 - Clear - 75 F

AB 30
R 5
H 7
RBI 5
BB 6
SO 9
LOB 20



Batter	1	2	3	4	5	6	7	8	9	AB	R	H	RBI	BB	SO	LOB	TOP			
16 César Hernández, S (1, 4) OBP: 0.358, SLG: 0.360										3	1	1	0	1	1	0	Philadelphia Phillies @ Atlanta Braves SunTrust Park, Atlanta, GA Thu Sep 20 2018, 7:39 PM - 11:02 PM EDT Att: 27,474 - Partly Cloudy - 84 F			
17 Rhys Hoskins, R (1, 3) OBP: 0.357, SLG: 0.500										3	1	0	0	1	1	1				
13 Asdrúbal Cabrera, S (1, 6) OBP: 0.316, SLG: 0.461										4	1	2	0	0	0	0				
41 Carlos Santana, S (1, 5) OBP: 0.356, SLG: 0.421										4	0	0	1	0	0	3				
37 Odúbel Herrera, L (1, 9) OBP: 0.313, SLG: 0.427										4	0	1	1	0	1	1				
38 Jorge Alfaro, R (1, 2) OBP: 0.323, SLG: 0.401										3	0	1	1	0	2	0				
15 Andrew Knapp, S (9, PH) OBP: 0.314, SLG: 0.345										1	0	0	0	0	1	0				
23 Aaron Altherr, R (1, 7) OBP: 0.297, SLG: 0.340										4	0	0	0	0	3	2				
21 Vince Velazquez, R (1, 1) OBP: 0.300, SLG: 0.475										1	0	0	0	0	0	0				
24 Roman Quinn, S (1, 8) OBP: 0.336, SLG: 0.475										3	0	0	0	0	0	1				
Inning Stats	R: 1 H: 1 E: 0 K: 0 S: 12	H: 1 BB: 1 LOB: 24	R: 0 H: 1 E: 0 K: 2 S: 15	H: 1 BB: 0 LOB: 18	R: 2 H: 3 E: 0 K: 2 S: 16	H: 3 BB: 1 LOB: 26	R: 0 H: 0 E: 0 K: 1 S: 9	H: 0 BB: 0 LOB: 15	R: 0 H: 0 E: 0 K: 1 S: 7	H: 0 BB: 0 LOB: 8	R: 0 H: 1 E: 0 K: 1 S: 11	H: 1 BB: 0 LOB: 14	R: 0 H: 0 E: 0 K: 0 S: 6	H: 0 BB: 0 LOB: 9	R: 0 H: 0 E: 0 K: 3 S: 9	H: 0 BB: 0 LOB: 11	1B: 6 2B: 0 3B: 0 HR: 0	SF: 0 SAC: 0 DP: 0 HBP: 0	WP: 0 PB: 0 SB: 0 CS: 1	PA: 35
PITCHER	IP: 6.1 WLS: 2 BF: 26 ERA: 3.93	H: 5 R: 3 ER: 3 SO: 7	BB: 2 IBB: 0 HBP: 0 BLK: 0	WP: 0 HR: 0 S: 67 P: 105	ERA: 4.26 WHIP: 1.105	PITCHER	IP: 7.1 WLS: 2 BF: 26 ERA: 2.02	H: 5 R: 3 ER: 3 SO: 7	BB: 2 IBB: 0 HBP: 0 BLK: 0	WP: 0 HR: 0 S: 67 P: 105	ERA: 4.26 WHIP: 1.105	PITCHER	IP: 6.1 WLS: 2 BF: 26 ERA: 2.38	H: 5 R: 3 ER: 3 SO: 7	BB: 2 IBB: 0 HBP: 0 BLK: 0	WP: 0 HR: 0 S: 67 P: 105	ERA: 4.26 WHIP: 1.105			

Batter	1	2	3	4	5	6	7	8	9	AB	R	H	RBI	BB	SO	LOB	BOTTOM			
13 Ronald Acuña Jr., R (1, 7) OBP: 0.364, SLG: 0.568										4	0	0	1	0	3	3	Philadelphia Phillies @ Atlanta Braves SunTrust Park, Atlanta, GA Thu Sep 20 2018, 7:39 PM - 11:02 PM EDT Att: 27,474 - Partly Cloudy - 84 F			
11 Ender Inciarte, L (1, 8) OBP: 0.325, SLG: 0.384										3	1	2	1	2	0	0				
5 Freddie Freeman, L (1, 3) OBP: 0.390, SLG: 0.509										5	2	2	0	0	3	5				
22 Nick Markakis, L (1, 9) OBP: 0.370, SLG: 0.453										3	0	1	1	1	0	3				
17 Johan Camargo, S (1, 5) OBP: 0.350, SLG: 0.457										2	1	1	1	1	0	1				
24 Kurt Suzuki, R (1, 2) OBP: 0.334, SLG: 0.450										3	1	1	0	0	0	2				
1 Ozzie Albies, S (1, 4) OBP: 0.311, SLG: 0.456										3	1	0	0	1	0	2				
7 Dansby Swanson, R (1, 6) OBP: 0.305, SLG: 0.401										3	2	2	1	1	0	0				
45 Kevin Gausman, L (1, 1) OBP: 0.300, SLG: 0.450										2	0	0	0	0	1	2				
61 Edwin Ramos, R (4, 1) ERA: 1.98										0	0	0	0	0	0	0				
46 Adam Morgan, L (5, 1) ERA: 3.88										0	0	0	0	0	0	0				
64 Victor Arano, R (6, 1) ERA: 2.35										0	0	0	0	0	0	0				
96 Tommy Hunter, R (7, 1) ERA: 3.67										0	0	0	0	0	0	0				
Inning Stats	R: 2 H: 3 E: 0 K: 1 S: 12	H: 3 BB: 0 LOB: 19	R: 0 H: 1 E: 0 K: 2 S: 14	H: 1 BB: 0 LOB: 20	R: 1 H: 1 E: 0 K: 0 S: 11	H: 1 BB: 1 LOB: 18	R: 0 H: 0 E: 0 K: 0 S: 5	H: 0 BB: 0 LOB: 8	R: 0 H: 0 E: 0 K: 1 S: 8	H: 0 BB: 1 LOB: 17	R: 0 H: 0 E: 0 K: 0 S: 9	H: 0 BB: 1 LOB: 17	R: 1 H: 2 E: 0 K: 2 S: 16	H: 2 BB: 1 LOB: 28	R: 4 H: 3 E: 0 K: 1 S: 20	H: 3 BB: 2 LOB: 36	1B: 7 2B: 4 3B: 0 HR: 0	SF: 3 SAC: 0 DP: 2 HBP: 1	WP: 3 PB: 0 SB: 0 CS: 1	PA: 39
PITCHER	IP: 3.0 WLS: 1 BF: 15 ERA: 4.59	H: 5 R: 3 ER: 3 SO: 7	BB: 1 IBB: 0 HBP: 0 BLK: 0	WP: 1 HR: 0 S: 37 P: 57	ERA: 9.00 WHIP: 2.000	PITCHER	IP: 7.1 WLS: 2 BF: 26 ERA: 3.6	H: 5 R: 3 ER: 3 SO: 7	BB: 2 IBB: 0 HBP: 0 BLK: 0	WP: 0 HR: 0 S: 67 P: 105	ERA: 4.26 WHIP: 1.105	PITCHER	IP: 6.1 WLS: 2 BF: 26 ERA: 3.58	H: 5 R: 3 ER: 3 SO: 7	BB: 2 IBB: 0 HBP: 0 BLK: 0	WP: 0 HR: 0 S: 67 P: 105	ERA: 4.26 WHIP: 1.105			

Batter	1	2	3	4	5	6	7	8	9	AB	R	H	RBI	BB	SO	LOB	TOP					
16 César Hernández, S (1.4) OBP: 0.358, SLG: 0.364										4	1	1	1	0	0	5	Philadelphia Phillies @ Atlanta Braves SunTrust Park, Atlanta, GA Fri Sep 21 2018, 7:38 PM - 11:00 PM EDT Att: 34,370 - Partly Cloudy - 83 F					
17 Rhys Hoskins, R (1.7) OBP: 0.354, SLG: 0.496										4	0	0	0	0	1	1						
13 Asdrúbal Cabrera, S (1.6) OBP: 0.314, SLG: 0.458										4	0	0	0	0	1	0						
33 Justin Bour, L (1.3) OBP: 0.346, SLG: 0.412										2	0	0	0	1	0	0						
4 Scott Kingery, R (7. PR) OBP: 0.265, SLG: 0.332										1	1	0	0	0	0	0						
41 Carlos Santana, S (1.5) OBP: 0.356, SLG: 0.420										4	1	1	0	0	0	0						
40 Wilson Ramos, R (1.2) OBP: 0.386, SLG: 0.503										3	0	1	2	0	1	0						
23 Aaron Altherr, R (7. PR) OBP: 0.297, SLG: 0.340										0	1	0	0	0	0	0						
38 Jorge Alfaro, R (7.2) OBP: 0.324, SLG: 0.409										1	1	1	0	0	0	0						
37 Odubel Herrera, L (1.9) 93 Pat Neshek, S (7.1) 70 Luis Avilán, L (7.1) 47 Edubray Ramos, R (7.1) 50 Hector Neris, R (8.1) 7 Maikel Franco, R (8.1 PR) 18 Pedro Florimon, S (8.1 PR) OBP: 0.286, SLG: 0.431										2	0	0	0	1	2	0						
43 Nick Pivetta, R (1.1) OBP: 0.150, SLG: 0.132										1	0	0	0	0	0	0						
2 J.P. Crawford, L (6. PH) OBP: 0.321, SLG: 0.404										1	0	1	0	0	0	0						
58 Seranthony Dominguez, R (1.1) OBP: 0.297, SLG: 0.340										0	0	0	0	0	0	0						
19 José Bautista, R (7. PH) OBP: 0.339, SLG: 0.370										2	0	1	1	0	0	1						
24 Roman Quinn, S (1.8) OBP: 0.333, SLG: 0.462										3	0	0	0	1	2	4						
Inning Stats	R: 1 E: 0 K: 0 S: 9	H: 1 LOB: 0 BB: 0 P: 14	R: 0 E: 0 K: 2 S: 10	H: 0 LOB: 0 BB: 0 P: 16	R: 0 E: 0 K: 0 S: 6	H: 0 LOB: 0 BB: 1 P: 14	R: 0 E: 0 K: 1 S: 7	H: 0 LOB: 0 BB: 0 P: 9	R: 0 E: 0 K: 1 S: 10	H: 0 LOB: 0 BB: 0 P: 12	R: 0 E: 0 K: 1 S: 7	H: 1 LOB: 1 BB: 0 P: 11	R: 3 E: 0 K: 0 S: 14	H: 3 LOB: 2 BB: 2 P: 21	R: 0 E: 0 K: 1 S: 10	H: 0 LOB: 0 BB: 0 P: 15	R: 1 E: 0 K: 1 S: 19	H: 2 LOB: 1 BB: 0 P: 26	1B: 3 2B: 1 3B: 2 HR: 1	SF: 0 SAC: 0 DP: 0 HBP: 0	WP: 0 PB: 0 SB: 0 CS: 1	PA: 36
PITCHER	IP WLS BF H R ER SO BB IBB HBP BLK WP HR S P ERA WHIP																					
49 Julio Teheran, R (1.1) ERA: 4.03	6.1	26	5	4	4	5	2	1	0	1	0	0	0	0	0	1	59	93	5.68	1.105		
48 Jonny Venters, L (7.1) ERA: 3.13	0.2	W	2	0	0	0	0	0	0	0	0	0	0	0	0	4	4	0.00	0.000			
61 Chad Sobotka, R (8.1) ERA: 2.19	1.0	H	3	0	0	1	0	0	0	0	0	0	0	0	10	15	0.00	0.000				
33 A.J. Minter, L (9.1) ERA: 3.34	1.0	S	5	2	1	1	0	0	0	0	0	0	0	19	26	9.00	2.000					

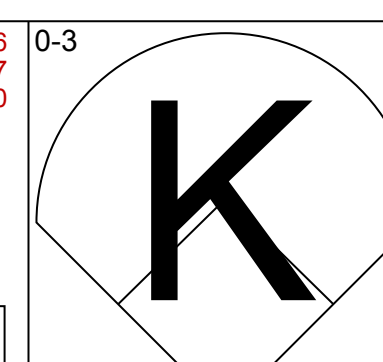
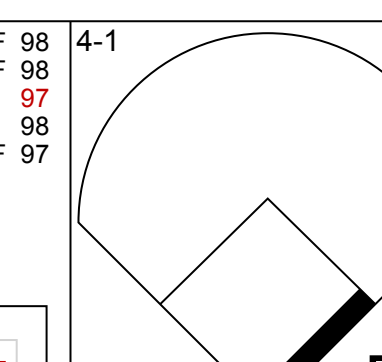
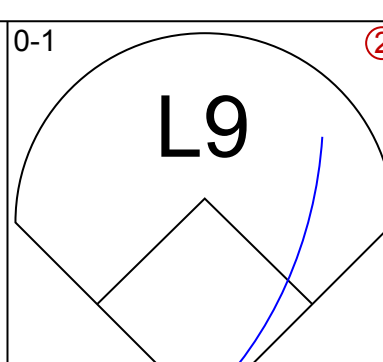
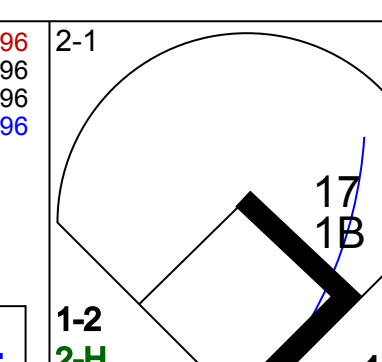
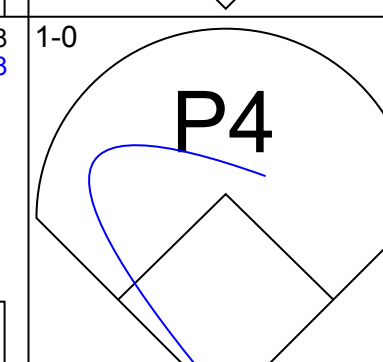
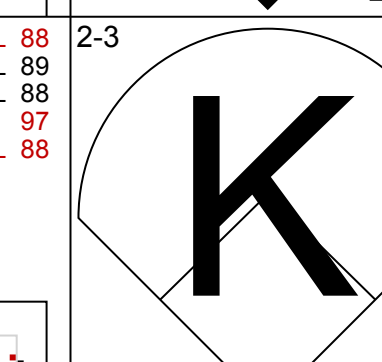
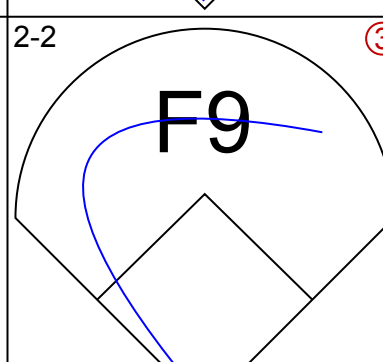
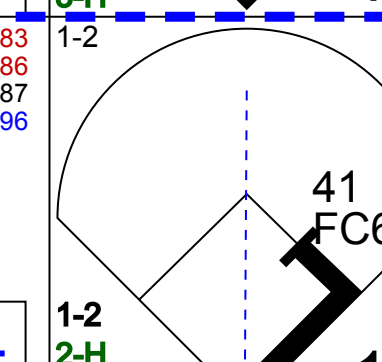
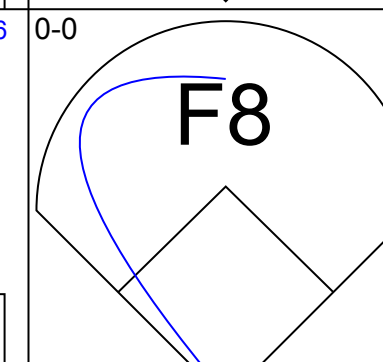
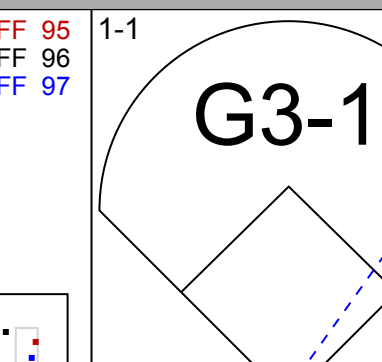
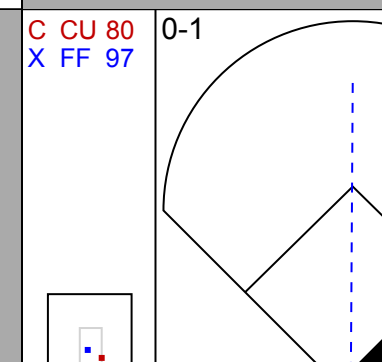
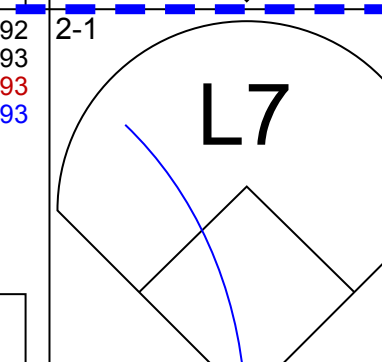
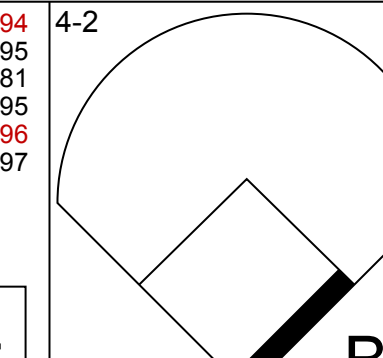
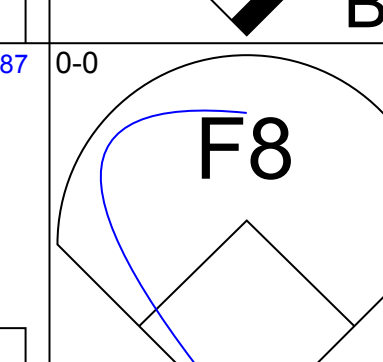
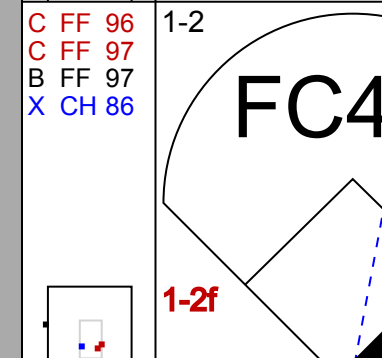
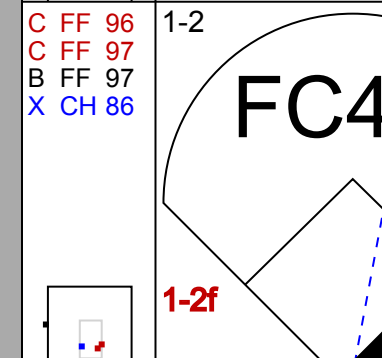
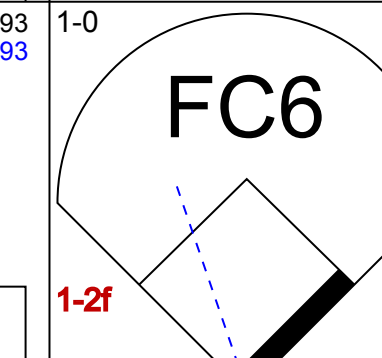
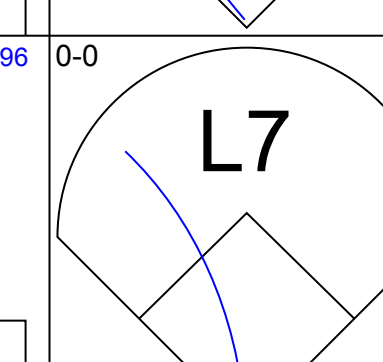
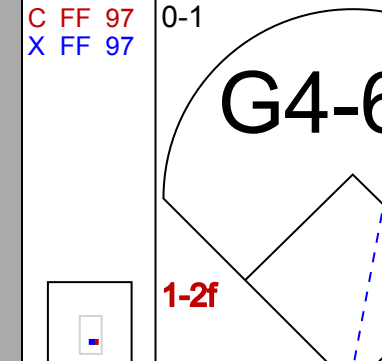
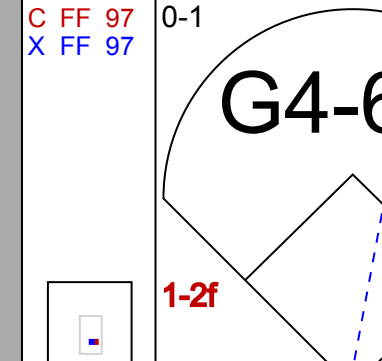

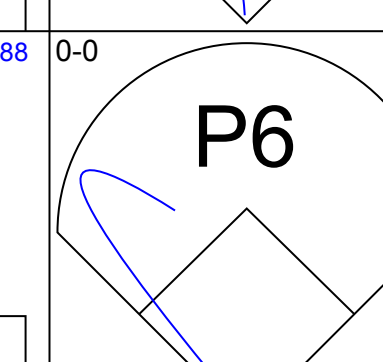
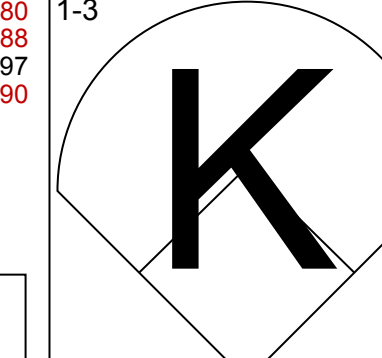
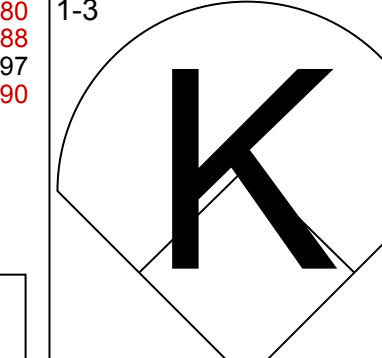
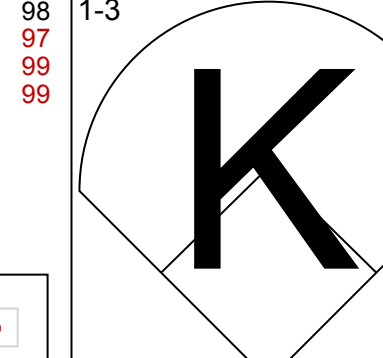
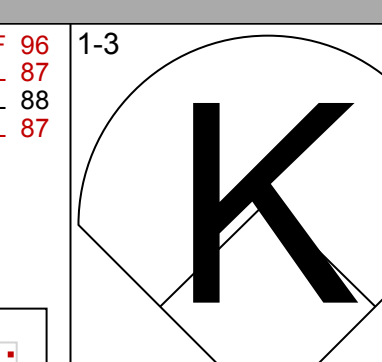
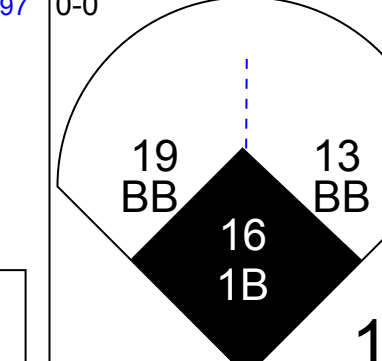
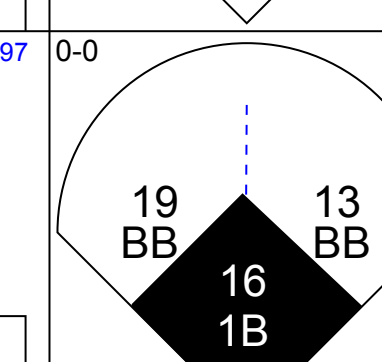
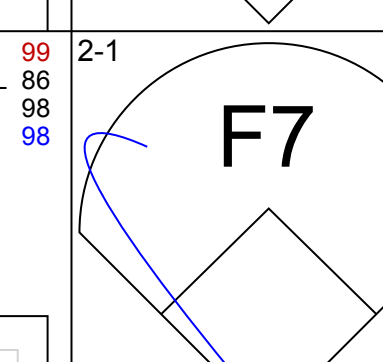
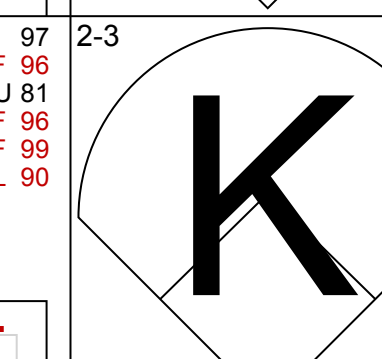
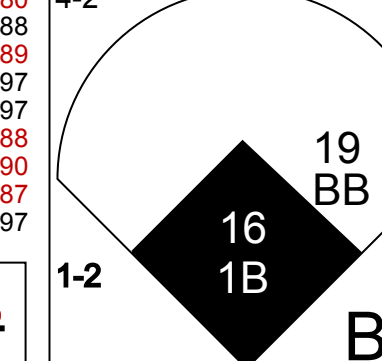
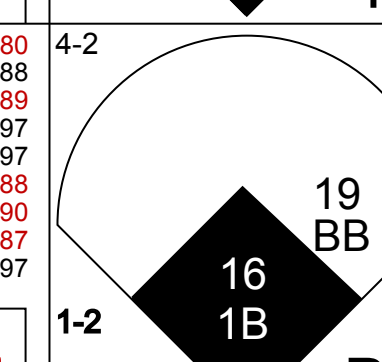
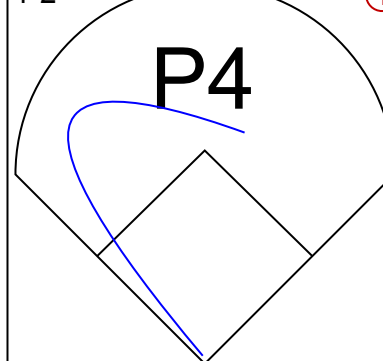
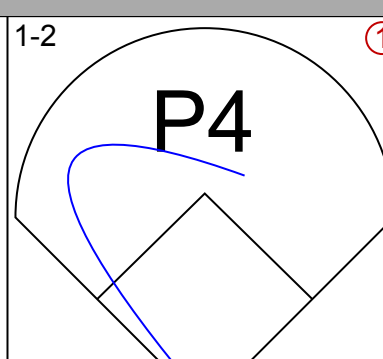
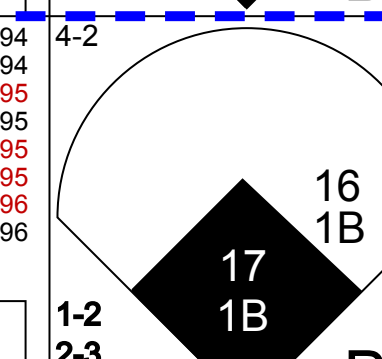
Batter	1	2	3	4	5	6	7	8	9	AB	R	H	RBI	BB	SO	LOB	BOTTOM			
13 Ronald Acuña Jr., R (1.7) OBP: 0.364, SLG: 0.564										4	2	1	0	1	1	3	Philadelphia Phillies @ Atlanta Braves SunTrust Park, Atlanta, GA Fri Sep 21 2018, 7:38 PM - 11:00 PM EDT Att: 34,370 - Partly Cloudy - 83 F			
11 Ender Inciarte, L (1.8) OBP: 0.324, SLG: 0.384										4	1	1	1	0	1	2				
5 Freddie Freeman, L (1.3) OBP: 0.391, SLG: 0.508										3	0	1	1	1	0	1				
22 Nick Markakis, L (1.9) OBP: 0.369, SLG: 0.452										4	0	1	0	0	1	4				
17 Johan Camargo, S (1.5) OBP: 0.352, SLG: 0.458										4	0	2	2	0	0	2				
25 Tyler Flowers, R (1.2) OBP: 0.349, SLG: 0.370										4	1	1	0	0	1	3				
1 Ozzie Albies, S (1.4) OBP: 0.310, SLG: 0.460										4	1	1	2	0	1	1				
7 Dansby Swanson, R (1.6) OBP: 0.305, SLG: 0.399										3	0	0	0	1	2	1				
49 Julio Teheran, R (1.1) ERA: 4.58	5.0	20	4	1	1	4	1	0	0	0	0	0	0	0	0	0				
58 Seranthony Dominguez, R (1.1) ERA: 3.11	1.0	3	0	0	0	1	0	0	0	0	0	0	0	0	0	0				
93 Pat Neshek, R (7.1) ERA: 2.66	0.1	L	5	3	4	4	0	1	0	0	1	12	21	108.00	12.000					
70 Luis Avilán, L (7.1) ERA: 3.77	0.1	B	4	2	1	1	0	0	1	0	0	8	13	27.00	6.000					
61 Edubray Ramos, R (7.1) ERA: 1.96	0.1	1	0	0	0	0	0	0	0	0	0	3	6	0.00	0.000					
Inning Stats	R: 0 E: 1 K: 1 S: 10	H: 0 LOB: 1 BB: 1 P: 16	R: 0 E: 0 K: 1 S: 12	H: 1 LOB: 1 BB: 0 P: 18	R: 1 E: 0 K: 0 S: 15	H: 3 LOB: 2 BB: 0 P: 24	R: 0 E: 0 K: 2 S: 10	H: 0 LOB: 0 BB: 0 P: 16	R: 0 E: 0 K: 0 S: 8	H: 0 LOB: 0 BB: 0 P: 13	R: 0 E: 0 K: 1 S: 12	H: 0 LOB: 0 BB: 0 P: 14	R: 5 E: 0 K: 0 S: 23	H: 5 LOB: 2 BB: 2 P: 40	R: 0 E: 0 K: 2 S: 10	H: 0 LOB: 1 BB: 1 P: 18	1B: 7 2B: 1 3B: 0 HR: 1	SF: 0 SAC: 0 DP: 0 HBP: 0	WP: 1 PB: 0 SB: 0 CS: 0	PA: 37
PITCHER	IP WLS BF H R ER SO BB IBB HBP BLK WP HR S P ERA WHIP																			
43 Nick Pivetta, R (1.1) ERA: 4.58	5.0	20	4	1	1	4	1	0	0	0	0	0	0	0	0	0	55	87	1.80	1.000
58 Seranthony Dominguez, R (1.1) ERA: 3.11	1.0	3	0	0	0	1	0	0	0	0	0	12	14	0.00	0.000					
93 Pat Neshek, R (7.1) ERA: 2.66	0.1	L	5	3	4	4	0	1	0	0	1	12	21	108.00	12.000					
70 Luis Avilán, L (7.1) ERA: 3.77	0.1	B	4	2	1	1	0	0	1	0	0	8	13	27.00	6.000					
61 Edubray Ramos, R (7.1) ERA: 1.96	0.1	1	0	0	0	0	0	0	0	0	0	3	6	0.00	0.000					

Philadelphia Phillies @ Atlanta Braves
 SunTrust Park, Atlanta, GA
 Fri Sep 21 2018, 7:38 PM - 11:00 PM EDT
 Att: 34,370 - Partly Cloudy - 83 F

AB 33
 R 5
 H 7
 RBI 5
 BB 3
 SO 7
 LOB 11

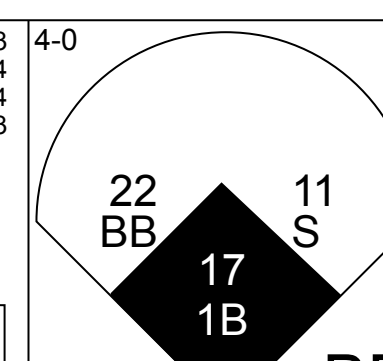
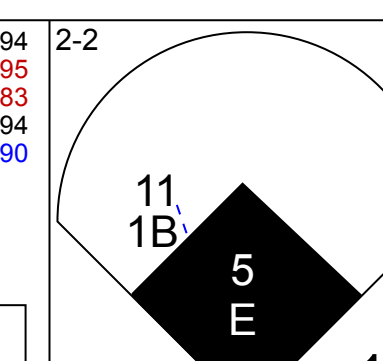
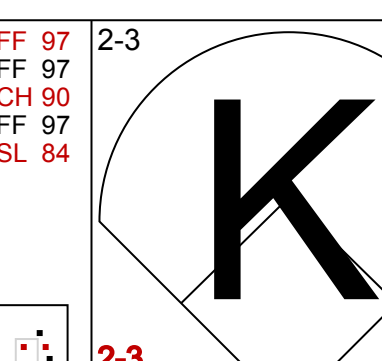
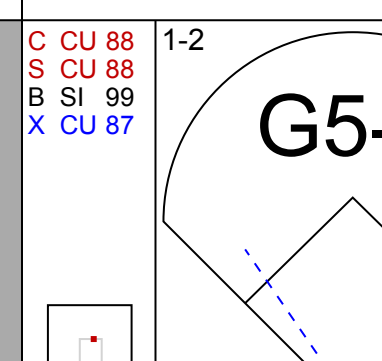
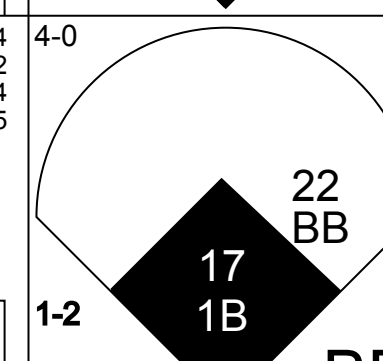
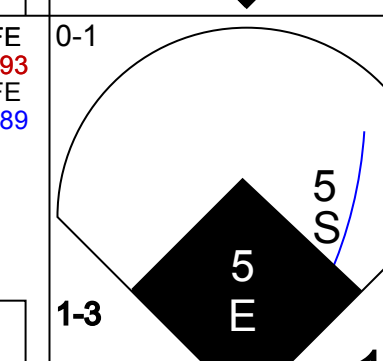
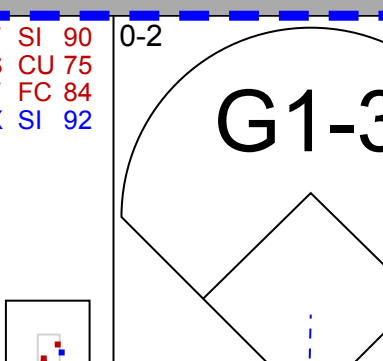
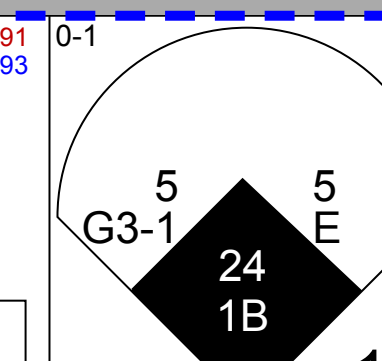
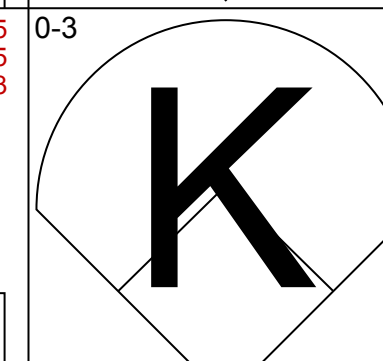
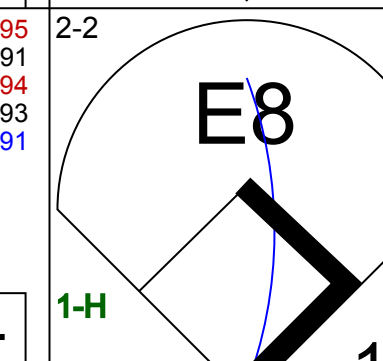
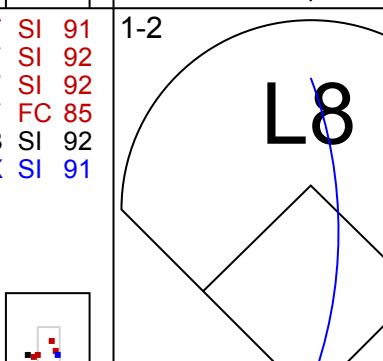
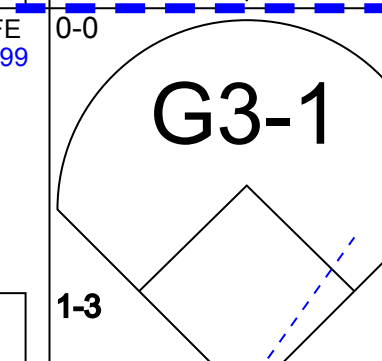
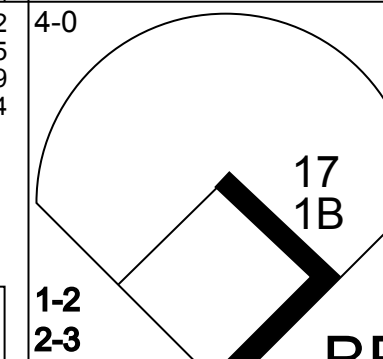
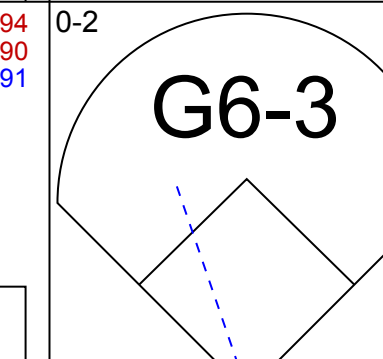
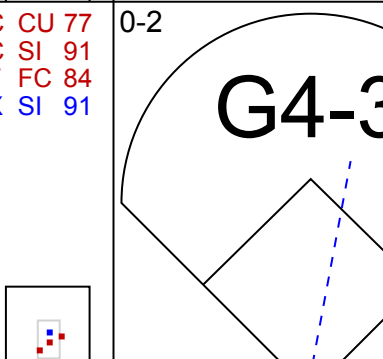
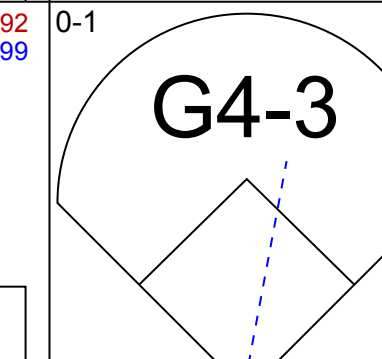
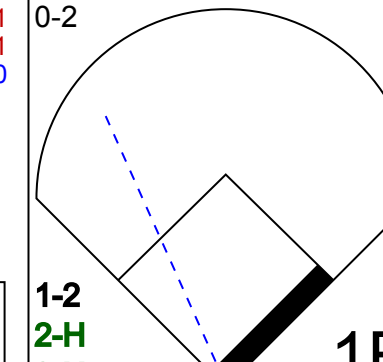

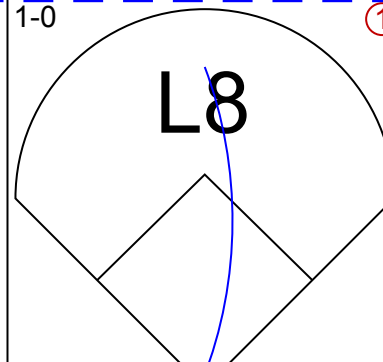
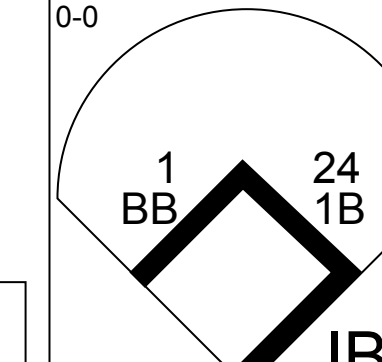
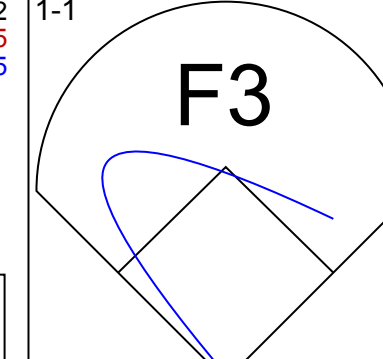

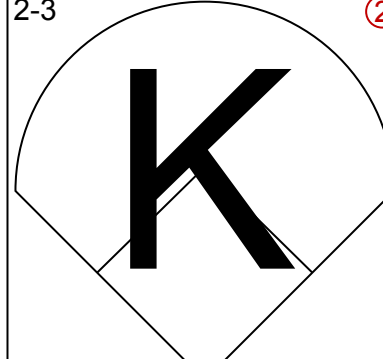
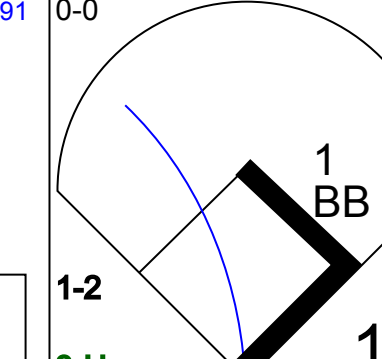
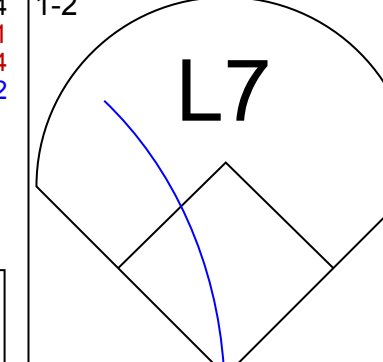

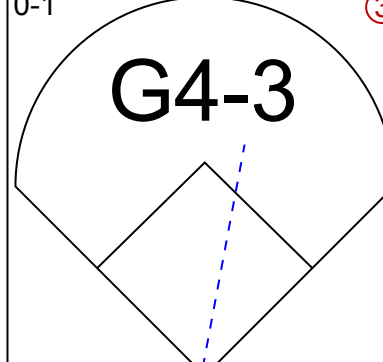
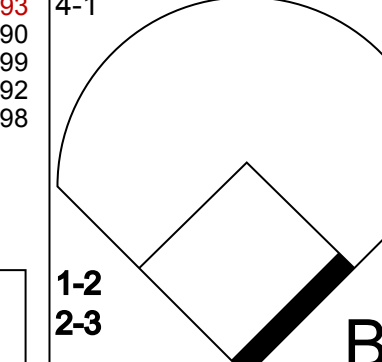
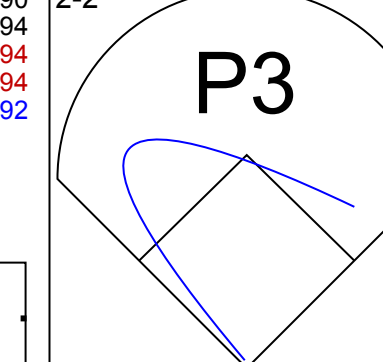
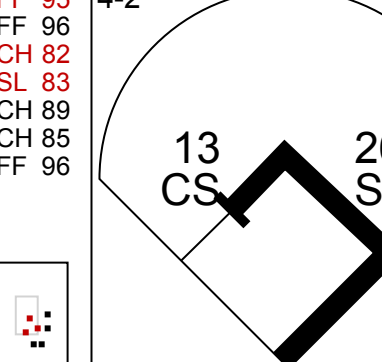
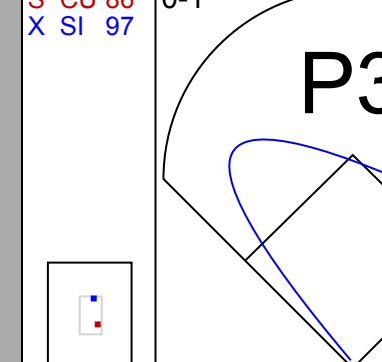
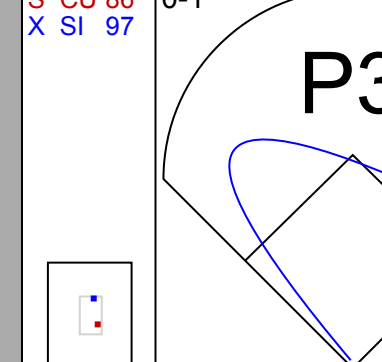
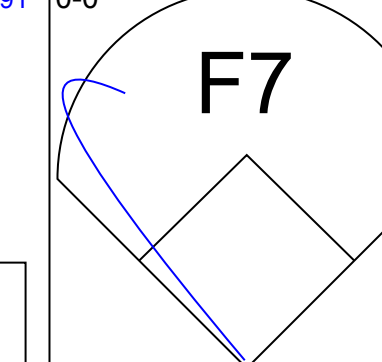
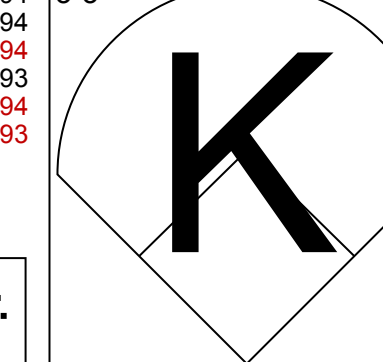

Philadelphia Phillies @ Atlanta Braves
 SunTrust Park, Atlanta, GA
 Fri Sep 21 2018, 7:38 PM - 11:00 PM EDT
 Att: 34,370 - Partly Cloudy - 83 F

AB 33
 R 6
 H 9
 RBI 6
 BB 4
 SO 7
 LOB 17

Batter	1	2	3	4	5	6	7	8	9	AB	R	H	RBI	BB	SO	LOB	TOP							
16 César Hernández, S (1,4) OBP: 0.359, SLG: 0.364										3	0	1	2	1	1	0	Philadelphia Phillies @ Atlanta Braves SunTrust Park, Atlanta, GA Sat Sep 22 2018, 1:07 PM - 3:44 PM EDT Att: 35,616 - Sunny - 85 F							
17 Rhys Hoskins, R (1,7) OBP: 0.354, SLG: 0.494										4	0	1	1	0	1	1								
37 Odúbel Herrera, L (1,9) 23 Aaron Altherr, R (8, PH) 46 Adam Morgan, L (8, 1) 58 Seranthony Dominguez, R (8, 1)										3	0	1	0	0	0	0								
41 Carlos Santana, S (1,3) 40 Wilson Ramos, R (1,2)									3	0	0	0	1	0	3									
24 Roman Quinn, S (1,8)										4	0	0	0	0	2									
7 Maikel Franco, R (1,5)										4	0	0	0	0	2	1								
4 Scott Kingery, R (1,6) 13 Adriel Cabrerá, S (8, PH) 18 Pedro Florimon, S (8, PR)										4	1	1	0	0	0	1								
49 Mike Arroyo, R 2 J.P. Crawford, L 81 Enyel De Los Santos, R 47 Aaron Loup, L 33 Austin Brantley, L 87 Luis García, R 53 Yackel Rios, R 19 José Bautista, R										2	0	0	0	0	1	0								
										0	1	0	0	0	0	0								
Inning Stats	R: 0 E: 0 K: 1 S: 5	H: 0 LOB: 0 BB: 0 P: 6	R: 0 E: 0 K: 0 S: 5	H: 0 LOB: 1 BB: 1 P: 9	R: 0 E: 0 K: 3 S: 11	H: 0 LOB: 1 BB: 1 P: 20	R: 0 E: 0 K: 0 S: 6	H: 0 LOB: 0 BB: 0 P: 9	R: 0 E: 0 K: 0 S: 5	H: 0 LOB: 0 BB: 0 P: 7	R: 0 E: 0 K: 0 S: 8	H: 0 LOB: 0 BB: 0 P: 11	R: 0 E: 0 K: 0 S: 7	H: 1 LOB: 0 BB: 0 P: 8	R: 3 E: 0 K: 1 S: 21	H: 3 LOB: 2 BB: 2 P: 36		R: 0 E: 0 K: 1 S: 6	H: 0 LOB: 0 BB: 0 P: 9	1B: 4 2B: 0 3B: 0 HR: 0	SF: 0 SAC: 0 DP: 1 HBP: 0	WP: 0 PB: 0 SB: 0 CS: 0	PA: 34	
PITCHER	IP WLS BF H R ER SO BB IBB HBP BLK WP HR S P ERA WHIP	7.1 W 26 2 2 2 5 3 0 0 0 0 0 0 56 84 2.46 0.682	0.0 0 1 0 0 0 1 0 0 0 0 0 0 3 4 ∞ ∞	0.0 1 1 1 0 0 0 0 0 0 0 0 0 3 4 ∞ ∞	0.2 H 2 0 0 0 0 0 0 0 0 0 0 0 3 6 0.00 0.000	3.0 S 3 0 0 0 0 1 0 0 0 0 0 0 0 6 9 0.00 0.000																		

AB	30
R	3
H	4
RBI	3
BB	4
SO	6
LOB	10



Batter	1	2	3	4	5	6	7	8	9	AB	R	H	RBI	BB	SO	LOB	BOTTOM						
13 Ronald Acuña Jr., R (1,7) OBP: 0.365, SLG: 0.563										3	2	1	0	1	1	1	Philadelphia Phillies @ Atlanta Braves SunTrust Park, Atlanta, GA Sat Sep 22 2018, 1:07 PM - 3:44 PM EDT Att: 35,616 - Sunny - 85 F						
11 Ender Inciarte, L (1,8) OBP: 0.327, SLG: 0.386										3	3	2	0	1	0	0							
5 Freddie Freeman, L (1,3) OBP: 0.390, SLG: 0.507										4	0	1	2	0	1	3							
22 Nick Markakis, L (1,9) OBP: 0.369, SLG: 0.449										3	0	0	0	1	0	2							
17 Johan Camargo, S (1,5) OBP: 0.353, SLG: 0.457										3	0	1	2	1	0	0							
24 Kurt Suzuki, R (1,2) OBP: 0.333, SLG: 0.448										4	0	1	1	0	2	2							
1 Ozzie Albies, S (1,4) OBP: 0.310, SLG: 0.458										3	0	0	0	1	0	2							
7 Dansby Swanson, R (1,6) OBP: 0.304, SLG: 0.396										3	0	0	0	1	0	3							
26 Mike Foltyniewicz, R (1,1) OBP: 0.053, SLG: 0.070 63 Jesse Biddle, L (8, 1) 46 Brad Brach, R (8, 1) 48 Jonny Venters, L (8, 1) 38 Arody Vizcaino, R (9, 1)										2	0	0	0	0	2	0							
Inning Stats	R: 2 E: 0 K: 1 S: 11	H: 1 LOB: 3 BB: 3 P: 25	R: 2 E: 1 K: 1 S: 17	H: 3 LOB: 0 BB: 0 P: 26	R: 0 E: 0 K: 1 S: 15	H: 0 LOB: 0 BB: 0 P: 23	R: 0 E: 0 K: 1 S: 7	H: 0 LOB: 0 BB: 1 P: 14	R: 0 E: 0 K: 0 S: 13	H: 0 LOB: 0 BB: 0 P: 14	R: 0 E: 0 K: 1 S: 7	H: 0 LOB: 0 BB: 0 P: 10	R: 0 E: 0 K: 1 S: 8	H: 0 LOB: 0 BB: 0 P: 11	R: 1 E: 1 K: 0 S: 8	H: 2 LOB: 3 BB: 2 P: 12		R: 1 E: 0 K: 1 S: 6	H: 0 LOB: 0 BB: 0 P: 9	1B: 6 2B: 0 3B: 0 HR: 0	SF: 0 SAC: 1 DP: 0 HBP: 0	WP: 0 PB: 0 SB: 2 CS: 1	PA: 35
PITCHER	IP WLS BF H R ER SO BB IBB HBP BLK WP HR S P ERA WHIP	2.0 L 13 4 4 4 2 1 0 0 0 0 0 0 22 37 0.00 0.500	2.0 6 0 0 0 2 1 0 0 0 0 0 0 13 14 0.00 0.000	1.0 3 0 0 0 0 0 0 0 0 0 0 0 7 10 0.00 0.000	1.0 3 0 0 0 1 0 0 0 0 0 0 0 8 11 0.00 0.000																		

AB	28
R	5
H	6
RBI	5
BB	6
SO	6
LOB	13



Batter	1	2	3	4	5	6	7	8	9	AB	R	H	RBI	BB	SO	LOB	TOP					
16 César Hernández, S (1,4) OBP: 0.358, SLG: 0.363	F7		G1-3		G1-3			B1-3		4	0	1	0	0	0	1	Philadelphia Phillies @ Atlanta Braves SunTrust Park, Atlanta, GA Sun Sep 23 2018, 1:37 PM - 4:20 PM EDT Att: 34,214 - Partly Cloudy - 84 F					
17 Rhys Hoskins, R (1,7) OBP: 0.351, SLG: 0.491	G3-1		F7			G6-3		F8		4	0	0	0	0	0	1						
37 Odúbel Herrera, L (1,8) OBP: 0.313, SLG: 0.425	G1-3									3	0	1	0	0	1	0						
19 José Bautista, R (8,PH) OBP: 0.339, SLG: 0.369	G1-3									1	0	0	0	0	1	0						
41 Carlos Santana, S (1,3) OBP: 0.353, SLG: 0.414	F7									4	0	0	0	0	0	1						
7 Maikel Franco, R (1,5) OBP: 0.314, SLG: 0.467	G3-1									3	0	1	0	1	0	0						
24 Roman Quinn, S (9,PR) OBP: 0.322, SLG: 0.444	G3-1									0	0	0	0	0	0	0						
23 Aaron Altherr, R (1,9) OBP: 0.297, SLG: 0.336	G3									2	0	0	0	1	0	1						
33 Justin Bour, L (9,PH) OBP: 0.345, SLG: 0.410	G3									1	0	0	0	0	0	1						
38 Jorge Alfaro, R (1,2) OBP: 0.324, SLG: 0.408			P4							3	0	1	0	0	1	1						
64 Victor Arano, R (7,1)										0	0	0	0	0	0	0						
96 Tommy Hunter, R (8,1)										0	0	0	0	0	0	0						
13 Adrúbal Cabrera, S (9,PH) OBP: 0.319, SLG: 0.453										0	0	0	0	1	0	0						
18 Pedro Florián, S (9,PR) OBP: 0.286, SLG: 0.431										0	0	0	0	0	0	0						
4 Scott Kingery, R (1,6) OBP: 0.269, SLG: 0.340			HR							3	1	2	1	0	0	1						
27 Aaron Nola, R (1,1) OBP: 0.066, SLG: 0.067			G6-3							2	0	0	0	0	0	1						
40 Wilson Ramos, R (7,PH) OBP: 0.360, SLG: 0.495			G6-3							2	0	0	0	0	1	5						
Inning Stats	R: 0 E: 0 K: 0 S: 7	H: 0 LOB: 0 BB: 0 P: 10	R: 0 E: 0 K: 0 S: 5	H: 0 LOB: 0 BB: 0 P: 6	R: 1 E: 0 K: 0 S: 9	H: 2 LOB: 1 BB: 0 P: 14	R: 0 E: 0 K: 1 S: 11	H: 1 LOB: 1 BB: 0 P: 12	R: 0 E: 0 K: 0 S: 10	H: 1 LOB: 1 BB: 0 P: 15	R: 0 E: 0 K: 0 S: 7	H: 1 LOB: 2 BB: 1 P: 12	R: 0 E: 0 K: 2 S: 14	H: 1 LOB: 2 BB: 1 P: 23	R: 0 E: 0 K: 1 S: 6	H: 0 LOB: 0 BB: 0 P: 11	R: 0 E: 0 K: 0 S: 13	H: 0 LOB: 3 BB: 2 P: 28	1B: 5 2B: 2 3B: 0 HR: 1	SF: 0 SAC: 0 DP: 1 HBP: 1	WP: 0 PB: 0 SB: 1 CS: 0	PA: 36
PITCHER	IP WLS BF H R ER SO BB IBB HBP BLK WP HR S P ERA WHIP																					
19 Anibal Sánchez, R (1,1) ERA: 2.96	5.0 W 19 4 1 1 1 0 0 0 0 0 0 1 42 57 1.80 0.800																					
54 Max Fried, L (6,1) ERA: 3.13	2.0 H 8 2 0 0 2 1 0 0 0 0 0 0 21 35 0.00 1.500																					
39 Sam Freeman, L (8,1) ERA: 4.32	1.0 H 3 0 0 0 1 0 0 0 0 0 0 0 6 11 0.00 0.000																					
51 Shane Bieber, R (9,1) ERA: 2.86	1.0 S 6 0 0 0 0 2 0 1 0 0 0 0 13 28 0.00 2.000																					

Batter	1	2	3	4	5	6	7	8	9	AB	R	H	RBI	BB	SO	LOB	BOTTOM			
8 Charlie Culberson, R (1,6) OBP: 0.327, SLG: 0.486	K		G1-4-3					K		4	0	0	0	0	2	1	Philadelphia Phillies @ Atlanta Braves SunTrust Park, Atlanta, GA Sun Sep 23 2018, 1:37 PM - 4:20 PM EDT Att: 34,214 - Partly Cloudy - 84 F			
22 Nick Markakis, L (1,9) OBP: 0.388, SLG: 0.449	G3		G3					F7		1	0	0	0	0	0	0				
8 Preston Tucker, L (2,9) OBP: 0.300, SLG: 0.407	G3		G3							3	0	0	0	0	0	0				
5 Freddie Freeman, L (1,3) OBP: 0.389, SLG: 0.506	G3									1	0	0	0	0	0	0				
20 Lucas Duda, L (2,3) OBP: 0.313, SLG: 0.418	G3									1	0	0	0	1	0	0				
25 Tyler Flowers, R (1,2) OBP: 0.345, SLG: 0.365										3	0	0	0	0	2	2				
23 Adam Duvall, R (1,7) OBP: 0.271, SLG: 0.364										3	1	1	0	0	2	2				
14 Rio Ruiz, L (1,5)										3	0	0	0	0	1	1				
18 Lane Adams, R (1,8) OBP: 0.385, SLG: 0.591										3	1	2	2	0	1	0				
27 Ryan Flaherty, L (1,4) OBP: 0.295, SLG: 0.293										3	0	0	0	0	1	1				
19 Anibal Sánchez, R (1,1) ERA: 2.96										1	0	1	0	0	0	0				
1 Ozzie Albies, S (5,PH) OBP: 0.259, SLG: 0.326										1	0	0	0	0	0	0				
54 Max Fried, L (6,1) ERA: 3.13										0	0	0	0	0	0	0				
39 Sam Freeman, L (8,1) ERA: 4.32										0	0	0	0	0	0	0				
13 Ronald Acuña Jr., R (8,PH) OBP: 0.342, SLG: 0.591										1	0	0	0	0	0	0				
51 Shane Bieber, R (9,1) ERA: 2.86										0	0	0	0	0	0	0				
Inning Stats	R: 0 E: 0 K: 1 S: 7	H: 0 LOB: 0 BB: 0 P: 11	R: 1 E: 0 K: 1 S: 14	H: 2 LOB: 1 BB: 0 P: 17	R: 0 E: 0 K: 0 S: 8	H: 1 LOB: 0 BB: 0 P: 11	R: 0 E: 0 K: 1 S: 7	H: 0 LOB: 0 BB: 0 P: 9	R: 1 E: 0 K: 1 S: 8	H: 1 LOB: 0 BB: 0 P: 12	R: 0 E: 0 K: 2 S: 21	H: 0 LOB: 2 BB: 1 P: 30	R: 0 E: 0 K: 2 S: 10	H: 0 LOB: 0 BB: 0 P: 16	R: 0 E: 0 K: 1 S: 8	H: 0 LOB: 0 BB: 0 P: 9	1B: 1 2B: 2 3B: 0 HR: 1	SF: 0 SAC: 0 DP: 1 HBP: 0	WP: 0 PB: 0 SB: 0 CS: 0	PA: 29
PITCHER	IP WLS BF H R ER SO BB IBB HBP BLK WP HR S P ERA WHIP																			
27 Aaron Nola, R (1,1) ERA: 2.45	6.0 L 23 4 2 2 2 0 0 0 0 0 0 1 65 90 3.00 0.833																			
64 Victor Arano, R (7,1) ERA: 2.31	1.0 3 0 0 0 2 0 0 0 0 0 0 0 10 16 0.00 0.000																			
96 Tommy Hunter, R (8,1) ERA: 3.61	1.0 3 0 0 0 1 0 0 0 0 0 0 0 8 9 0.00 0.000																			



Batter	1	2	3	4	5	6	7	8	9	AB R H RBI BB SO LOB	TOP
16 César Hernández, S (1, 4) OBP: 0.355, SLG: 0.359	G3-1		G5-3		K		G6-3		1B	5 0 1 0 0 1 0	Philadelphia Phillies @ Colorado Rockies Coors Field, Denver, CO Thu Sep 27 2018, 1:14 PM - 4:18 PM MDT Att: 36,448 - Partly Cloudy - 74 F
19 José Bautista, R (1, 9) OBP: 0.345, SLG: 0.409 5 Nick Williams, R (7, 9) OBP: 0.329, SLG: 0.492 93 Pat Neshek, S (7, 1) 47 Aaron Loup, L (8, 1) 50 Héctor Neris, R (8, 1) 2 J.P. Crawford, L (8, 9) OBP: 0.321, SLG: 0.397	17 FC6-4 BB		HR		K		1B		1B	2 1 1 1 1 1 1 0 1 0 1 0 0 0 0 0 0 0 0 0 0 0 0 0 0 0 0 0 0 0 0 0 0 0 0 0 0 0 0 0 1 0 0 0 0 0 1 1	
24 Roman Quinn, S (1, 8) OBP: 0.328, SLG: 0.438	F7				BB		K		K	3 0 0 0 2 2 3	
17 Rhys Hoskins, R (1, 3) OBP: 0.352, SLG: 0.491	FC6-4		P3		BB				P6	4 1 1 0 0 0 3	
41 Carlos Santana, S (1, 5) OBP: 0.351, SLG: 0.417					1B					4 1 2 2 0 1 2	
25 Dylan Cozens, L (1, 7) OBP: 0.243, SLG: 0.273	F8		2B		K				HR	3 0 1 0 1 1 1	
4 Scott Kingery, R (1, 6) OBP: 0.269, SLG: 0.345	P3		2B		K				BB	4 0 1 0 0 2 2	
15 Andrew Knapp, S (1, 2) OBP: 0.299, SLG: 0.326	F8		L4		G4-3				K	4 0 0 0 0 1 4	
49 Jake Arrieta, R (1, 1) OBP: 0.188, SLG: 0.200			K		K				K	2 0 0 0 0 2 2	
18 Pedro Florimón, S (7, 9) OBP: 0.276, SLG: 0.423									K	2 0 0 0 0 2 1	

Inning Stats	R: 0	H: 0	E: 0	K: 0	S: 8	LOB: 1	BB: 1	P: 16	R: 0	H: 1	E: 0	K: 0	S: 8	LOB: 1	BB: 0	P: 14	R: 1	H: 1	E: 0	K: 1	S: 10	LOB: 1	BB: 1	P: 21	R: 0	H: 2	E: 0	K: 3	S: 16	LOB: 2	BB: 1	P: 27	R: 0	H: 0	E: 0	K: 2	S: 7	LOB: 0	BB: 0	P: 8	R: 0	H: 1	E: 0	K: 2	S: 14	LOB: 0	BB: 0	P: 21	R: 2	H: 1	E: 0	K: 3	S: 15	LOB: 1	BB: 1	P: 29	R: 0	H: 1	E: 0	K: 2	S: 10	LOB: 1	BB: 0	P: 17	1B: 3	SF: 0	2B: 3	SAC: 0	3B: 0	DP: 0	HR: 2	HBP: 1	WP: 0	PA: 40
--------------	------	------	------	------	------	--------	-------	-------	------	------	------	------	------	--------	-------	-------	------	------	------	------	-------	--------	-------	-------	------	------	------	------	-------	--------	-------	-------	------	------	------	------	------	--------	-------	------	------	------	------	------	-------	--------	-------	-------	------	------	------	------	-------	--------	-------	-------	------	------	------	------	-------	--------	-------	-------	-------	-------	-------	--------	-------	-------	-------	--------	-------	--------

PITCHER	IP	WLS	BF	H	R	ER	SO	BB	IBB	HBP	BLK	WP	HR	S	P	ERA	WHIP
49 Antonio SenzateLA, R (1, 1) ERA: 4.38	4.2		22	5	1	1	4	3	0	0	0	0	1	53	95	1.93	1.714
45 Scott Oberg, R (5, 1) ERA: 2.51	1.1	W	4	0	0	0	3	0	0	0	0	0	0	10	13	0.00	0.000
18 Seungwhan Oh, R (7, 1) ERA: 2.65	1.0	H	4	1	0	0	2	0	0	0	0	0	14	21	0.00	1.000	
0 Adam Ottavino, R (8, 1) ERA: 2.47	1.0		6	1	2	2	3	1	0	1	0	0	15	29	18.00	2.000	
71 Wade Davis, R (9, 1) ERA: 4.2	1.0	S	4	1	0	0	2	0	0	0	0	0	10	17	0.00	1.000	

Batter	1	2	3	4	5	6	7	8	9	AB R H RBI BB SO LOB	BOTTOM
19 Charlie Blackmon, L (1, 8) OBP: 0.355, SLG: 0.489	F8	G3		F7			G6-3 2B			4 1 1 0 0 0 1	Philadelphia Phillies @ Colorado Rockies Coors Field, Denver, CO Thu Sep 27 2018, 1:14 PM - 4:18 PM MDT Att: 36,448 - Partly Cloudy - 74 F
9 DJ LeMahieu, R (1, 4) OBP: 0.327, SLG: 0.437	G4-3		F9		G5-3		G6-3			4 0 0 0 0 0 1	
26 David Dahl, L (1, 7) OBP: 0.331, SLG: 0.534	HR		G6-3		F8		3B			4 1 2 2 0 0 0	
28 Nolan Arenado, R (1, 5) OBP: 0.374, SLG: 0.545	F9		2B		F8		L5			4 0 1 0 0 0 1	
27 Trevor Story, R (1, 6) OBP: 0.346, SLG: 0.562	HR		BB		G5-3		G3-1			3 1 1 1 1 1 0 1	
5 Carlos González, L (1, 9) OBP: 0.329, SLG: 0.463	20 PB 20 WP 2B	E4			G3-1		G6-3			4 1 1 0 0 0 2	
20 Ian Desmond, R (1, 3) OBP: 0.306, SLG: 0.421	G5-3		P6				G4-3			4 0 1 0 0 0 3	
42 Chris Iannetta, R (1, 2) OBP: 0.340, SLG: 0.370	1B		P2		K		K			4 0 1 0 0 2 1	
49 Antonio SenzateLA, R (1, 1) OBP: 0.188, SLG: 0.200			K		K		HR			2 0 0 0 0 2 1	
45 Scott Oberg, R (5, 1) ERA: 2.51										0 0 0 0 0 0 0 0 0 0 0 0 0 0 0 0 1 1 1 1 0 0 0 0 0 0 0 0 0 0 0 0 0 0 0 0 0 0 0 0	

Inning Stats	R: 1	H: 1	E: 0	K: 0	S: 8	LOB: 0	BB: 0	P: 11	R: 2	H: 3	E: 0	K: 1	S: 17	LOB: 1	BB: 0	P: 25	R: 0	H: 1	E: 1	K: 0	S: 15	LOB: 1	BB: 1	P: 25	R: 0	H: 0	E: 0	K: 1	S: 11	LOB: 0	BB: 0	P: 19	R: 0	H: 1	E: 0	K: 1	S: 10	LOB: 1	BB: 0	P: 14	R: 2	H: 3	E: 0	K: 0	S: 17	LOB: 1	BB: 0	P: 18	R: 0	H: 0	E: 0	K: 1	S: 5	LOB: 0	BB: 0	P: 6	1B: 2	SF: 0	2B: 3	SAC: 0	3B: 1	DP: 0	HR: 3	HBP: 0	WP: 1	PA: 35
--------------	------	------	------	------	------	--------	-------	-------	------	------	------	------	-------	--------	-------	-------	------	------	------	------	-------	--------	-------	-------	------	------	------	------	-------	--------	-------	-------	------	------	------	------	-------	--------	-------	-------	------	------	------	------	-------	--------	-------	-------	------	------	------	------	------	--------	-------	------	-------	-------	-------	--------	-------	-------	-------	--------	-------	--------

PITCHER	IP	WLS	BF	H	R	ER	SO	BB	IBB	HBP	BLK	WP	HR	S	P	ERA	WHIP
49 Jake Arrieta, R (1, 1) ERA: 3.96	6.0	L	26	6	3	3	3	1	0	0	0	0	1	10	10	54.00	9.000
96 Tommy Hunter, R (7, 1) ERA: 3.58	0.1		4	3	2	2	0	0	0	0	0	0	1	10	10	54.00	9.000
93 Pat Neshek, R (7, 1) ERA: 2.59	0.2		2	0	0	0	0	0	0	0	0	0	7	8	0.00	0.000	
47 Aaron Loup, L (8, 1) ERA: 4.62	0.1		1	0	0	0	0	0	0	0	0	0	1	2	0.00	0.000	
50 Héctor Neris, R (8, 1) ERA: 5.32	0.2		2	0	0	0	1	0	0	0	0	0	4	4	0.00	0.000	

