


# Philadelphia Phillies - 2019


Batter	1	2	3	4	5	6	7	8	9	AB	R	H	RBI	BB	SO	LOB	TOP				
24 Roman Quinn, S (1,8) 75 Adam Haseley, L (5,8)	G3-1		7 BB		P3		G4-3		F8	2	0	0	1	0	0	0	<b>Philadelphia Phillies @ Tampa Bay Rays</b> Charlotte Sports Park, Port Charlotte, FL Fri Feb 22 2019, 1:05 PM - 3:54 PM EST Att: 5,609 - Partly Cloudy - 79 F				
4 Scott Kingery, R (1,6) 70 Arquimedes Gamboa, S (5,6)	E6 3B		F8		F8		F7			3	1	1	0	0	0	3					
7 Maikel Franco, R (1,5) 29 Mitch Walding, L (5,5)	G5-3		1-2 2-3 3-H BB		HR		BB			2	1	1	2	1	0	0					
5 Nick Williams, L (1,7) 78 Mickey Moniak, L (5,7)	K		K		1B		K			3	0	1	0	0	2	3					
15 Andrew Knapp, S (1,2) 44 Rob Brantly, L (5,2)		28 G4-6-3 BB	G4-3		K				G4-3	2	0	0	0	1	1	4					
31 Shane Robinson, R (1,9) 83 Luke Williams, R (6,9)	K				G6-3		G1-3		P2	3	0	0	0	0	1	1					
28 Andrew Romine, S (1,4) 9 Phil Gosselin, R (6,4)	G4-6-3				G1-3		BB		K	2	0	0	0	1	0	1					
25 Dylan Cozens, L (1,10) 40 Gregorio Petit, R (9,PH) (9,10)			24 BB 76 1B 7 BB		76 S		K		F9	1	1	0	0	2	1	1					
76 Austin Lisfi, R (1,3) 33 Matt McBride, R (6,3)			7 BB 24 BB		F7		F9		P6	3	0	1	0	0	0	2					
<b>Inning Stats</b>	R: 1 E: 1 K: 1 S: 6	H: 1 LOB: 0 BB: 0 P: 6	R: 0 E: 0 K: 1 S: 4	H: 0 LOB: 0 BB: 1 P: 8	R: 1 E: 0 K: 1 S: 6	H: 1 LOB: 3 BB: 3 P: 18	R: 0 E: 0 K: 0 S: 4	H: 0 LOB: 1 BB: 1 P: 8	R: 1 E: 0 K: 1 S: 9	H: 2 LOB: 1 BB: 0 P: 10	R: 0 E: 0 K: 1 S: 5	H: 0 LOB: 1 BB: 1 P: 9	R: 0 E: 0 K: 1 S: 5	H: 0 LOB: 0 BB: 0 P: 5	R: 0 E: 0 K: 0 S: 3	H: 0 LOB: 0 BB: 0 P: 3		1B: 2 2B: 0 3B: 1 HR: 1	SF: 0 SAC: 0 DP: 1 HBP: 0	WP: 0 PB: 0 SB: 1 CS: 0	PA: 37
<b>PITCHER</b>	IP WLS BF H R ER SO BB IBB HBP BLK WP HR S P ERA WHIP	IP WLS BF H R ER SO BB IBB HBP BLK WP HR S P ERA WHIP	IP WLS BF H R ER SO BB IBB HBP BLK WP HR S P ERA WHIP	IP WLS BF H R ER SO BB IBB HBP BLK WP HR S P ERA WHIP	IP WLS BF H R ER SO BB IBB HBP BLK WP HR S P ERA WHIP	IP WLS BF H R ER SO BB IBB HBP BLK WP HR S P ERA WHIP	IP WLS BF H R ER SO BB IBB HBP BLK WP HR S P ERA WHIP	IP WLS BF H R ER SO BB IBB HBP BLK WP HR S P ERA WHIP	IP WLS BF H R ER SO BB IBB HBP BLK WP HR S P ERA WHIP	IP WLS BF H R ER SO BB IBB HBP BLK WP HR S P ERA WHIP	IP WLS BF H R ER SO BB IBB HBP BLK WP HR S P ERA WHIP	IP WLS BF H R ER SO BB IBB HBP BLK WP HR S P ERA WHIP	IP WLS BF H R ER SO BB IBB HBP BLK WP HR S P ERA WHIP	IP WLS BF H R ER SO BB IBB HBP BLK WP HR S P ERA WHIP	IP WLS BF H R ER SO BB IBB HBP BLK WP HR S P ERA WHIP	IP WLS BF H R ER SO BB IBB HBP BLK WP HR S P ERA WHIP	IP WLS BF H R ER SO BB IBB HBP BLK WP HR S P ERA WHIP	IP WLS BF H R ER SO BB IBB HBP BLK WP HR S P ERA WHIP	IP WLS BF H R ER SO BB IBB HBP BLK WP HR S P ERA WHIP	IP WLS BF H R ER SO BB IBB HBP BLK WP HR S P ERA WHIP	IP WLS BF H R ER SO BB IBB HBP BLK WP HR S P ERA WHIP

Batter	1	2	3	4	5	6	7	8	9	AB	R	H	RBI	BB	SO	LOB	BOTTOM					
28 Daniel Robertson, R (1,4) 80 Kean Wong, L (6,4)	G5-3		29 2B 26 SF7		F8		BB			3	1	1	0	0	0	0	<b>Philadelphia Phillies @ Tampa Bay Rays</b> Charlotte Sports Park, Port Charlotte, FL Fri Feb 22 2019, 1:05 PM - 3:54 PM EST Att: 5,609 - Partly Cloudy - 79 F					
29 Tommy Pham, R (1,7) 39 Nathan Lukes, L (6,7)	E4		1-3 2B		2B		G6-3			3	0	2	0	0	0	0						
26 Ji Man Choi, L (1,3) 79 Nathaniel Lowe, L (6,3)	K		SF7		G3-1				G3	2	0	0	1	0	1	2						
2 Yandy Diaz, R (1,5) 64 Emilio Bonifacio, S (6,5)	G5-3		3-H K				G4-3		31 G4-3 31 WP 1B	2	0	0	0	0	1	2						
39 Kevin Kiermaier, L (1,8) 31 Jason Coats, R (5,8) (6,9)	F7				F8		HR		G4-3	2	0	0	0	0	0	0						
1 Willy Adames, R (1,6) 81 Jake Cronenworth, L (6,6)	K		3-H 2B		L5		F7			2	0	1	0	0	1	0						
10 Mike Zunino, R (1,2) 7 Michael Pérez, L (6,2)			1B		K		G5-3		G4-3	2	0	1	0	0	1	1						
9 Jake Smolinski, R (1,10) 78 Mac James, R (7,PH) (8,10)	K				K		G6-3		F8	2	0	0	0	0	2	2						
61 Joe McCarthy, L (1,9) 81 Thomas Milone, L (6,8)			G4-3		K		G2-3		P6	2	0	0	0	0	1	0						
<b>Inning Stats</b>	R: 0 E: 1 K: 1 S: 6	H: 0 LOB: 1 BB: 0 P: 6	R: 0 E: 0 K: 2 S: 8	H: 1 LOB: 1 BB: 0 P: 8	R: 1 E: 0 K: 1 S: 7	H: 2 LOB: 1 BB: 0 P: 7	R: 0 E: 0 K: 2 S: 8	H: 1 LOB: 1 BB: 0 P: 8	R: 0 E: 0 K: 1 S: 6	H: 1 LOB: 1 BB: 0 P: 6	R: 1 E: 0 K: 0 S: 4	H: 1 LOB: 1 BB: 0 P: 5	R: 0 E: 0 K: 0 S: 3	H: 0 LOB: 1 BB: 1 P: 7	R: 0 E: 0 K: 0 S: 4	H: 1 LOB: 1 BB: 0 P: 5		R: 0 E: 0 K: 0 S: 3	H: 0 LOB: 0 BB: 0 P: 3	1B: 3 2B: 3 3B: 0 HR: 1	SF: 1 SAC: 0 DP: 0 HBP: 0	WP: 1 PB: 0 SB: 0 CS: 0
<b>PITCHER</b>	IP WLS BF H R ER SO BB IBB HBP BLK WP HR S P ERA WHIP	IP WLS BF H R ER SO BB IBB HBP BLK WP HR S P ERA WHIP	IP WLS BF H R ER SO BB IBB HBP BLK WP HR S P ERA WHIP	IP WLS BF H R ER SO BB IBB HBP BLK WP HR S P ERA WHIP	IP WLS BF H R ER SO BB IBB HBP BLK WP HR S P ERA WHIP	IP WLS BF H R ER SO BB IBB HBP BLK WP HR S P ERA WHIP	IP WLS BF H R ER SO BB IBB HBP BLK WP HR S P ERA WHIP	IP WLS BF H R ER SO BB IBB HBP BLK WP HR S P ERA WHIP	IP WLS BF H R ER SO BB IBB HBP BLK WP HR S P ERA WHIP	IP WLS BF H R ER SO BB IBB HBP BLK WP HR S P ERA WHIP	IP WLS BF H R ER SO BB IBB HBP BLK WP HR S P ERA WHIP	IP WLS BF H R ER SO BB IBB HBP BLK WP HR S P ERA WHIP	IP WLS BF H R ER SO BB IBB HBP BLK WP HR S P ERA WHIP	IP WLS BF H R ER SO BB IBB HBP BLK WP HR S P ERA WHIP	IP WLS BF H R ER SO BB IBB HBP BLK WP HR S P ERA WHIP	IP WLS BF H R ER SO BB IBB HBP BLK WP HR S P ERA WHIP	IP WLS BF H R ER SO BB IBB HBP BLK WP HR S P ERA WHIP	IP WLS BF H R ER SO BB IBB HBP BLK WP HR S P ERA WHIP	IP WLS BF H R ER SO BB IBB HBP BLK WP HR S P ERA WHIP	IP WLS BF H R ER SO BB IBB HBP BLK WP HR S P ERA WHIP	IP WLS BF H R ER SO BB IBB HBP BLK WP HR S P ERA WHIP	

**AB 30**  
**R 3**  
**H 4**  
**RBI 2**  
**BB 7**  
**SO 7**  
**LOB 16**



**AB 34**  
**R 2**  
**H 7**  
**RBI 2**  
**BB 1**  
**SO 7**  
**LOB 10**



**livebaseballscorecards.com**







Batter	1	2	3	4	5	6	7	8	9	AB	R	H	RBI	BB	SO	LOB	TOP													
24 Roman Quinn, S OBP: 0.500, SLG: 0.400 25 Dylan Cozens, L OBP: 0.857, SLG: 1.800										3	1	2	0	0	0	1	<b>Philadelphia Phillies @ Detroit Tigers</b> Publix Field at Joker Marchant Stadium, Lakeland, FL Sun Feb 24 2019, 1:08 PM - 4:18 PM EST Att: 6,260 - Partly Cloudy - 85 F													
4 Scott Kingery, R OBP: 0.500, SLG: 0.833 99 Damek Tomscha, R OBP: 0.250, SLG: 0.250										3	2	2	0	0	0	0														
5 Nick Williams, L OBP: 0.500, SLG: 1.167 18 Lane Adams, R OBP: 0.250, SLG: 0.250										3	1	2	3	0	0	0														
7 Maikel Franco, R OBP: 0.500, SLG: 1.000 33 Matt McBride, R OBP: 0.400, SLG: 1.200										2	1	0	0	0	1	2														
75 Adam Haseley, L OBP: 0.200, SLG: 0.400										2	1	0	1	1	0	1														
41 Drew Butera, R OBP: 0.333, SLG: 1.333 44 Rob Brantly, L OBP: 0.600, SLG: 0.500										3	1	1	3	0	0	1														
28 Andrew Romine, S OBP: 0.500, SLG: 0.500										3	0	0	0	0	1	0														
40 Gregorio Petit, R OBP: 0.400, SLG: 0.250 85 Daniel Brito, L OBP: 0.500, SLG: 0.500										2	0	0	0	1	1	0														
76 Austin Lisfi, R OBP: 0.125, SLG: 0.125 29 Mitch Walding, L OBP: 0.400, SLG: 0.250										3	0	0	0	0	1	1														
										2	0	0	0	0	0	3														
<b>Inning Stats</b>	R: 3 E: 0 K: 1 S: 10	H: 3 LOB: 0 BB: 0 P: 14	R: 0 E: 0 K: 1 S: 6	H: 0 LOB: 1 BB: 1 P: 10	R: 1 E: 0 K: 0 S: 5	H: 2 LOB: 1 BB: 0 P: 5	R: 0 E: 1 K: 2 S: 8	H: 1 LOB: 2 BB: 0 P: 8	R: 3 E: 0 K: 0 S: 4	H: 1 LOB: 0 BB: 1 P: 10	R: 1 E: 0 K: 0 S: 4	H: 1 LOB: 0 BB: 0 P: 7	R: 2 E: 0 K: 2 S: 11	H: 3 LOB: 2 BB: 0 P: 12	R: 0 E: 0 K: 1 S: 7	H: 2 LOB: 2 BB: 0 P: 7	R: 0 E: 0 K: 1 S: 6	H: 1 LOB: 1 BB: 0 P: 6	1B: 8 2B: 3 3B: 0 HR: 3	SF: 0 SAC: 0 DP: 0 HBP: 2	WP: 1 PB: 0 SB: 2 CS: 0	PA: 45								
<b>PITCHER</b>	IP: 1.2 WLS: L BF: 9 ERA: 16.2	H: 3 R: 3 ER: 0 SO: 2	BB: 1 IBB: 0 HBP: 0 BLK: 0	WP: 0 HR: 1 S: 15 P: 23	ERA: 16.20 WHIP: 2.400	IP: 1.1 WLS: 6 BF: 2 ERA: 9.00	H: 4 R: 3 ER: 0 SO: 1	BB: 0 IBB: 0 HBP: 0 BLK: 0	WP: 0 HR: 1 S: 5 P: 8	ERA: 9.00 WHIP: 2.000	IP: 1.0 WLS: 4 BF: 1 ERA: 27.00	H: 1 R: 0 ER: 0 SO: 0	BB: 1 IBB: 0 HBP: 1 BLK: 0	WP: 0 HR: 4 S: 10 P: 10	ERA: 27.00 WHIP: 2.000	IP: 1.2 WLS: 10 BF: 4 ERA: 16.2	H: 3 R: 3 ER: 3 SO: 2	BB: 0 IBB: 0 HBP: 1 BLK: 0	WP: 1 HR: 1 S: 14 P: 18	ERA: 16.20 WHIP: 2.400	IP: 1.1 WLS: 6 BF: 2 ERA: 9.00	H: 2 R: 0 ER: 0 SO: 1	BB: 0 IBB: 0 HBP: 0 BLK: 0	WP: 0 HR: 0 S: 8 P: 8	ERA: 9.00 WHIP: 1.500	IP: 1.0 WLS: 4 BF: 1 ERA: 9.00	H: 1 R: 0 ER: 0 SO: 1	BB: 0 IBB: 0 HBP: 0 BLK: 0	WP: 0 HR: 6 S: 6 P: 6	ERA: 9.00 WHIP: 1.000

Batter	1	2	3	4	5	6	7	8	9	AB	R	H	RBI	BB	SO	LOB	BOTTOM													
75 Daz Cameron, R OBP: 0.333, SLG: 0.667 70 Harold Castro, L OBP: 1.000, SLG: 3.000										3	0	1	1	0	0	0	<b>Philadelphia Phillies @ Detroit Tigers</b> Publix Field at Joker Marchant Stadium, Lakeland, FL Sun Feb 24 2019, 1:08 PM - 4:18 PM EST Att: 6,260 - Partly Cloudy - 85 F													
29 Gordon Beckham, R OBP: 0.667, SLG: 0.500 18 Dawel Lugo, R OBP: 0.333, SLG: 0.333										1	0	0	0	1	0	0														
9 Nick Castellanos, R OBP: 0.200, SLG: 0.200										2	0	0	0	0	0	2														
24 Miguel Cabrera, R OBP: 1.000, SLG: 1.000 60 Ronny Rodríguez, R OBP: 0.500, SLG: 1.333										1	0	1	0	1	0	0														
55 John Hicks, R OBP: 0.500, SLG: 1.000										2	1	1	0	0	1	1														
46 Jaimer Candelario, S OBP: 0.400, SLG: 0.500 49 Willi Castro, S OBP: 0.500, SLG: 0.500										2	0	0	0	0	0	3														
12 Brandon Dixon, R OBP: 0.500, SLG: 0.500										2	0	0	0	0	1	2														
13 Dustin Peterson, R OBP: 0.500, SLG: 0.500										2	0	1	1	0	1	1														
22 Victor Reyes, S OBP: 0.500, SLG: 0.500 79 Jacob Robson, L OBP: 0.500, SLG: 0.500										2	1	1	0	0	0	0														
33 Pete Kozma, R OBP: 0.500, SLG: 0.500 40 Sergio Alcántara, S OBP: 0.500, SLG: 0.500										2	0	0	0	0	1	1														
<b>Inning Stats</b>	R: 0 E: 0 K: 0 S: 3	H: 0 LOB: 0 BB: 0 P: 3	R: 0 E: 0 K: 0 S: 2	H: 0 LOB: 0 BB: 1 P: 6	R: 1 E: 0 K: 0 S: 5	H: 2 LOB: 1 BB: 1 P: 9	R: 0 E: 0 K: 1 S: 6	H: 1 LOB: 2 BB: 0 P: 7	R: 0 E: 0 K: 1 S: 5	H: 0 LOB: 0 BB: 1 P: 9	R: 0 E: 0 K: 3 S: 10	H: 1 LOB: 1 BB: 0 P: 10	R: 4 E: 0 K: 1 S: 12	H: 5 LOB: 1 BB: 0 P: 12	R: 1 E: 0 K: 1 S: 8	H: 2 LOB: 1 BB: 0 P: 8	1B: 6 2B: 3 3B: 0 HR: 2	SF: 0 SAC: 0 DP: 1 HBP: 0	WP: 1 PB: 0 SB: 0 CS: 0	PA: 40										
<b>PITCHER</b>	IP: 2.2 WLS: W BF: 9 ERA: 3.38	H: 1 R: 1 ER: 1 SO: 1	BB: 1 IBB: 0 HBP: 0 BLK: 0	WP: 0 HR: 0 S: 2 P: 6	ERA: 3.38 WHIP: 0.750	IP: 1.0 WLS: 7 BF: 5 ERA: 21.0	H: 4 R: 4 ER: 4 SO: 0	BB: 0 IBB: 0 HBP: 0 BLK: 0	WP: 0 HR: 1 S: 9 P: 9	ERA: 21.00 WHIP: 7.500	IP: 1.0 WLS: 1 BF: 5 ERA: 5.4	H: 2 R: 1 ER: 1 SO: 1	BB: 0 IBB: 0 HBP: 0 BLK: 0	WP: 0 HR: 1 S: 8 P: 8	ERA: 5.40 WHIP: 2.000	IP: 1.0 WLS: 4 BF: 1 ERA: 9.00	H: 0 R: 0 ER: 0 SO: 3	BB: 0 IBB: 0 HBP: 0 BLK: 0	WP: 0 HR: 9 S: 9 P: 9	ERA: 9.00 WHIP: 7.500	IP: 0.2 WLS: 7 BF: 5 ERA: 21.0	H: 5 R: 4 ER: 4 SO: 0	BB: 0 IBB: 0 HBP: 0 BLK: 0	WP: 0 HR: 9 S: 9 P: 9	ERA: 21.00 WHIP: 7.500	IP: 0.1 WLS: 1 BF: 0 ERA: 9.00	H: 0 R: 0 ER: 0 SO: 0	BB: 0 IBB: 0 HBP: 0 BLK: 0	WP: 0 HR: 3 S: 3 P: 3	ERA: 9.00 WHIP: 0.000



Batter	1	2	3	4	5	6	7	8	9	AB	R	H	RBI	BB	SO	LOB	TOP				
8 Mikie Mahtook, R OBP: 0.714, SLG: 0.600 63 Héctor Sánchez, S (8, PH) (8, 10)	F7		9 S 2B BB	K			79 S 88 BB E			3	2	1	0	1	1	0	<b>Detroit Tigers @ Philadelphia Phillies</b> <b>Spectrum Field, Clearwater, FL</b> Mon Feb 25 2019, 1:08 PM - 4:16 PM EST Att: 4,603 - Sunny - 74 F				
14 Christin Stewart, L OBP: 0.500, SLG: 1.167 88 Cam Gibson, L (1, 7) (6, 7)	HR		K				79 S BB	K		3	1	2	1	0	1	2					
9 Nick Castellanos, R OBP: 0.687, SLG: 0.490 79 Jacob Robson, L (1, 9) (5, 9)	P3		2B		L7			G3-1		3	0	1	2	0	0	1					
12 Brandon Dixon, R 73 Daniel Pinero, R 90 Kody Clemens, L (9, PH) (1, 3) (6, 3) (9, PH)	G5-3		2B		G5-3					3	0	0	0	0	0	2					
7 Jordy Mercer, R OBP: 0.167, SLG: 0.167 40 Sergio Alcántara, S (1, 6) (5, 6)	G5-3		L7		F7			G6-3		3	0	0	0	0	0	2					
29 Gordon Beckham, R OBP: 0.667, SLG: 0.600 33 Pete Kozma, R OBP: 0.200, SLG: 0.400 (1, 4) (6, 4)	G5-3			17 HR BB						2	1	1	0	1	0	0					
17 Grayson Greiner, R OBP: 0.667, SLG: 0.600 37 Bobby Wilson, R (1, 2) (6, 2)	2B			HR						3	1	2	2	0	1	0					
82 Kody Eaves, L (1, 5)	G3-1			K						3	0	0	0	0	1	1					
72 Isaac Paredes, R OBP: 1.000, SLG: 1.000 (6, 5)				K						1	1	1	0	0	0	0					
21 JaCoby Jones, R (1, 8)				K						2	1	0	0	1	1	1					
80 Danny Woodrow, L OBP: 0.333, SLG: 0.333 (6, 8)			9 S 8 BB 2B BB							1	0	1	1	0	0	0					
<b>Inning Stats</b>	R: 1 E: 0 K: 0 S: 5	H: 1 LOB: 0 BB: 0 P: 5	R: 0 E: 0 K: 0 S: 4	H: 1 LOB: 1 BB: 0 P: 4	R: 2 E: 0 K: 1 S: 7	H: 1 LOB: 1 BB: 2 P: 15	R: 2 E: 0 K: 3 S: 10	H: 1 LOB: 0 BB: 1 P: 14	R: 0 E: 0 K: 1 S: 6	H: 1 LOB: 1 BB: 0 P: 6	R: 1 E: 0 K: 1 S: 6	H: 1 LOB: 2 BB: 2 P: 14	R: 1 E: 0 K: 1 S: 7	H: 2 LOB: 2 BB: 1 P: 12	R: 0 E: 0 K: 2 S: 8	H: 1 LOB: 1 BB: 0 P: 8	1B: 4 2B: 4 3B: 0 HR: 2	SF: 0 SAC: 0 DP: 0 HBP: 0	WP: 1 PB: 0 SB: 4 CS: 0	PA: 43	
<b>PITCHER</b>	IP	WLS	BF	H	R	ER	SO	BB	IBB	HBP	BLK	WP	HR	S	P	ERA	WHIP				
79 JoJo Romero, L ERA: 4.5 (1, 1)	2.0		8	2	1	1	0	0	0	0	0	0	1	9	9	4.50	1.000				
54 Austin Davis, L ERA: 9.0 (3, 1)	1.0		6	1	2	2	1	2	0	0	0	0	0	7	15	18.00	3.000				
71 Edgar García, R ERA: 9.0 (4, 1)	1.0		5	1	2	2	3	1	0	0	0	0	1	10	14	18.00	2.000				
47 James Pazos, L ERA: 4.5 (5, 1)	1.0	W	4	1	0	0	0	0	0	0	0	0	0	4	4	0.00	1.000				
53 Yackiel Ríos, R ERA: (6, 1)	1.0		4	1	0	0	1	0	0	0	0	0	0	6	6	0.00	1.000				

Batter	1	2	3	4	5	6	7	8	9	AB	R	H	RBI	BB	SO	LOB	BOTTOM				
16 César Hernández, S (1, 4) 28 Andrew Romine, S (5, PH) (6, 4)	K			17 1B 2B BB						2	1	0	0	1	1	0	<b>Detroit Tigers @ Philadelphia Phillies</b> <b>Spectrum Field, Clearwater, FL</b> Mon Feb 25 2019, 1:08 PM - 4:16 PM EST Att: 4,603 - Sunny - 74 F				
2 Jean Segura, R OBP: 0.500, SLG: 0.500 69 Malquin Canelo, R (5, PH) (1, 6) (6, 6)	L3			17 1B 7 BB 1B						3	2	2	0	0	0	0					
22 Andrew McCutchen, R OBP: 0.200, SLG: 0.200 75 Adam Haseley, L (5, PH) (1, 8) (6, 8)	K									3	1	1	0	0	2	2					
17 Rhys Hoskins, R OBP: 0.600, SLG: 0.800 9 Phil Gosselin, R (1, 3) (6, 3)	K			7 1B 2H	10 1B 1B					3	2	2	2	0	1	0					
76 Austin Listi, R OBP: 0.125, SLG: 0.125 (9, 3)				7 1B 1B	7 1B 1B					1	0	0	0	0	0	0					
10 J.T. Realmuto, R OBP: 0.200, SLG: 0.200 73 Deivy Grullón, R OBP: 0.250, SLG: 0.250 (1, 2) (6, 2)	K				31 1B 1B					3	1	1	0	0	2	2					
7 Maikel Franco, R OBP: 0.556, SLG: 0.857 80 Trevor Plouffe, R (6, 5) (1, 5) (6, 5)	G6-3			23 WP 1B	31 1B 1B					3	2	2	4	0	0	0					
23 Aaron Altherr, R OBP: 0.400, SLG: 0.200 85 Cornelius Randolph, L (6, 7) (1, 7) (6, 7)				31 1B 1B	13 HBP 28 BB HBP					2	1	1	1	0	1	0					
31 Shane Robinson, R OBP: 0.250, SLG: 0.250 83 Luke Williams, R OBP: 0.500, SLG: 1.000 (1, 9) (6, 9)	F9				28 BB 69 FC6-4 1B					3	1	2	2	0	0	0					
15 Andrew Knapp, S (1, 10) 13 Sean Rodríguez, R (5, PH) (6, 10)	K			L7	69 FC6-4 28 BB HBP					2	0	0	0	0	1	2					
<b>Inning Stats</b>	R: 0 E: 0 K: 2 S: 7	H: 0 LOB: 0 BB: 0 P: 7	R: 0 E: 0 K: 2 S: 7	H: 0 LOB: 0 BB: 0 P: 7	R: 0 E: 0 K: 2 S: 13	H: 5 LOB: 2 BB: 1 P: 17	R: 7 E: 0 K: 0 S: 9	H: 6 LOB: 2 BB: 1 P: 16	R: 0 E: 0 K: 1 S: 6	H: 1 LOB: 1 BB: 0 P: 6	R: 0 E: 0 K: 0 S: 4	H: 1 LOB: 1 BB: 0 P: 4	R: 1 E: 1 K: 0 S: 4	H: 0 LOB: 1 BB: 0 P: 6	R: 0 E: 0 K: 2 S: 8	H: 0 LOB: 1 BB: 0 P: 8	1B: 12 2B: 1 3B: 0 HR: 0	SF: 1 SAC: 0 DP: 0 HBP: 3	WP: 1 PB: 0 SB: 2 CS: 0	PA: 43	
<b>PITCHER</b>	IP	WLS	BF	H	R	ER	SO	BB	IBB	HBP	BLK	WP	HR	S	P	ERA	WHIP				
27 Jordan Zimmermann, R ERA: (1, 1)	2.0		6	0	0	0	4	0	0	0	0	0	0	14	14	0.00	0.000				
77 José Jiménez, R ERA: (3, 1)	1.0	H	3	0	0	0	2	0	0	0	0	0	0	7	7	0.00	0.000				
64 Matt Hall, L ERA: 54.0 (4, 1)	0.2		7	4	4	4	2	1	0	0	0	1	0	11	15	54.00	7.500				
83 Mark Ecker, R ERA: 54.0 (4, 1)	0.2	L	7	5	4	4	0	0	0	0	0	0	0	7	7	54.00	7.500				
93 Logan Shore, R ERA: 40.5 (5, 1)	0.2		7	2	3	3	0	1	0	2	0	0	0	4	11	40.50	4.500				


AB	37
R	7
H	10
RBI	6
BB	6
SO	9
LOB	20




AB	37
R	12
H	13
RBI	12
BB	2
SO	9
LOB	18





Batter	1	2	3	4	5	6	7	8	9	AB	R	H	RBI	BB	SO	LOB	TOP											
																												<b>Philadelphia Phillies @ New York Yankees</b> George M. Steinbrenner Field, Tampa, FL Tue Feb 26 2019, 1:05 PM EST Partly Cloudy - 72 F <a href="http://livebaseballscorecards.com">livebaseballscorecards.com</a>
																AB	0											
																R	0											
																H	0											
																RBI	0											
																BB	0											
																SO	0											
																LOB	0											
																										1B: 0 SF: 0 2B: 0 SAC: 0 3B: 0 DP: 0 HR: 0 HBP: 0	WP: 0 PA: 0 FB: 0 SB: 0 CS: 0	
Inning Stats																												
PITCHER										PITCHER																		
IP WLS BF H R ER SO BB IBB HBP BLK WP HR S P ERA WHIP										IP WLS BF H R ER SO BB IBB HBP BLK WP HR S P ERA WHIP																		


Batter	1	2	3	4	5	6	7	8	9	AB	R	H	RBI	BB	SO	LOB	BOTTOM											
																												<b>Philadelphia Phillies @ New York Yankees</b> George M. Steinbrenner Field, Tampa, FL Tue Feb 26 2019, 1:05 PM EST Partly Cloudy - 72 F <a href="http://livebaseballscorecards.com">livebaseballscorecards.com</a>
																AB	0											
																R	0											
																H	0											
																RBI	0											
																BB	0											
																SO	0											
																LOB	0											
																										1B: 0 SF: 0 2B: 0 SAC: 0 3B: 0 DP: 0 HR: 0 HBP: 0	WP: 0 PA: 0 FB: 0 SB: 0 CS: 0	
Inning Stats																												
PITCHER										PITCHER																		
IP WLS BF H R ER SO BB IBB HBP BLK WP HR S P ERA WHIP										IP WLS BF H R ER SO BB IBB HBP BLK WP HR S P ERA WHIP																		




Batter	1	2	3	4	5	6	7	8	9	AB	R	H	RBI	BB	SO	LOB	TOP
60 Jake Cave, L (1, 7) OBP: 0.444, SLG: 0.286	K		BB				2B			1	0	0	0	1	1	0	<b>Minnesota Twins @ Philadelphia Phillies</b> Spectrum Field, Clearwater, FL Wed Feb 27 2019, 1:05 PM EST Att: 4,535 - Sunny - 77 F
57 Luke Raley, L (6, 8) OBP: 0.500, SLG: 0.800			F7		HBP		HR			1	1	1	0	0	0	0	
25 Byron Buxton, R (1, 8) OBP: 0.625, SLG: 1.500	G5-3		F7		F7		HR			3	0	0	0	0	0	3	
66 Brent Rooker, R (6, 7) OBP: 0.429, SLG: 1.167							HR			1	1	1	2	0	0	0	
27 Lucas Duda, L (1, 3) OBP: 0.444, SLG: 0.167										1	0	0	0	2	1	2	
27 Alex Kirilloff, L (6, 9) OBP: 0.200, SLG: 0.200							1B			1	0	1	0	0	0	0	
31 Tyler Austin, R (1, 10) OBP: 0.200, SLG: 0.200										4	0	0	0	0	3	5	
64 Willians Astudillo, R (1, 2) OBP: 0.111, SLG: 0.125		G5-3								3	0	0	0	0	0	0	
72 Randy Cesar, R (6, 3) OBP: 0.375, SLG: 0.714										1	0	0	0	0	0	1	
73 LaMonte Wade Jr., L (1, 9) OBP: 0.500, SLG: 0.500										3	1	2	0	0	0	1	
81 Wynston Sawyer, R (6, 2) OBP: 0.167, SLG: 0.167		1B								0	0	0	0	0	0	0	
36 Adam Rosales, R (1, 5) OBP: 0.429, SLG: 0.833										2	1	1	2	1	0	1	
94 Brian Schales, R (6, 5) OBP: 1.000, SLG: 1.000		HR								0	0	0	0	0	0	0	
1 Nick Gordon, L (1, 6) OBP: 0.250, SLG: 0.250										3	0	0	0	0	2	3	
40 Drew Maggi, R (6, 6)										0	0	0	0	0	0	0	
2 Luis Arraez, L (1, 4) OBP: 0.286, SLG: 0.167										3	0	1	0	0	0	2	
23 Jordany Valdespin, L (6, 4)										0	0	0	0	0	0	0	
<b>Inning Stats</b>	R: 0 H: 0 E: 0 K: 2 S: 7	H: 0 R: 1 LOB: 1 BB: 1 P: 11	R: 2 H: 2 E: 0 K: 0 S: 7	H: 2 R: 2 LOB: 0 BB: 0 P: 8	R: 0 H: 0 E: 0 K: 1 S: 4	H: 0 R: 1 LOB: 1 BB: 2 P: 12	R: 0 H: 1 E: 0 K: 2 S: 8	H: 1 R: 2 LOB: 2 BB: 0 P: 9	R: 0 H: 1 E: 0 K: 1 S: 6	H: 1 R: 2 LOB: 0 BB: 1 P: 10	R: 2 H: 3 E: 0 K: 0 S: 7	H: 3 R: 0 LOB: 0 BB: 0 P: 8	WP: 0 HR: 2 S: 0 P: 1	SF: 0 SAC: 0 DP: 1 HBP: 1	PA: 32	1B: 4 2B: 1 3B: 0 HR: 2	WP: 0 PB: 0 SB: 0 CS: 0
<b>PITCHER</b>	IP WLS BF H R ER SO BB IBB HBP BLK WP HR S P ERA WHIP																
55 Ranger Suarez, L (1, 1) ERA: 9.0	2.0	9	2	2	2	2	1	0	0	0	0	1	14	19	9.00	1.500	
50 Hector Neris, R (3, 1) ERA: 0.000	1.0	4	0	0	0	1	2	0	0	0	0	0	4	12	0.00	2.000	
58 Seranthony Dominguez, R (4, 1) ERA: 4.5	1.0	4	0	0	0	1	0	0	0	0	0	0	6	6	0.00	0.000	
52 Jose Alvarez, L (5, 1) ERA: 4.5	1.0	5	1	0	0	2	0	0	1	0	0	0	8	9	0.00	1.000	
83 Cole Irvin, L (6, 1) ERA: 6.25	2.0	L 10	4	2	2	1	1	0	0	0	0	1	13	18	9.00	2.500	

Batter	1	2	3	4	5	6	7	8	9	AB	R	H	RBI	BB	SO	LOB	BOTTOM
4 Scott Kingery, R (1, 4) OBP: 0.333, SLG: 0.556	G6-3									3	0	0	0	0	0	1	<b>Minnesota Twins @ Philadelphia Phillies</b> Spectrum Field, Clearwater, FL Wed Feb 27 2019, 1:05 PM EST Att: 4,535 - Sunny - 77 F
40 Gregorio Petit, R (6, 4) OBP: 0.333, SLG: 0.200										1	0	0	0	0	0	0	
2 Jean Segura, R (1, 6) OBP: 0.556, SLG: 0.556										3	1	2	0	0	1	0	
28 Andrew Romine, S (6, 6) OBP: 0.333, SLG: 0.143	1B									1	0	1	0	0	0	0	
22 Andrew McCutchen, R (1, 10) OBP: 0.500, SLG: 0.571										2	0	2	0	1	0	0	
41 Drew Butera, R (7, PH) OBP: 0.500, SLG: 1.333	1B									0	0	0	0	1	0	0	
17 Rhys Hoskins, R (1, 3) OBP: 0.500, SLG: 0.571										2	0	0	0	0	0	3	
33 Matt McBride, R (6, 3) OBP: 0.333, SLG: 1.000										1	0	0	0	0	1	2	
10 J.T. Realmuto, R (1, 2) OBP: 0.250, SLG: 0.429										2	1	1	1	0	0	1	
73 Deivy Grullon, R (7, 2) OBP: 0.200, SLG: 0.200										1	0	0	0	0	0	2	
5 Nick Williams, L (1, 7) OBP: 0.444, SLG: 0.889										3	0	1	0	0	1	1	
25 Dylan Cozens, L (7, 7) OBP: 0.857, SLG: 1.800										0	0	0	0	0	0	0	
7 Maikel Franco, R (1, 5) OBP: 0.417, SLG: 0.800										3	0	0	0	0	3	4	
29 Mitch Walding, L (7, 5) OBP: 0.400, SLG: 0.250										0	0	0	0	0	0	0	
23 Aaron Altherr, R (1, 8) OBP: 0.250, SLG: 0.143										3	0	0	0	0	1	0	
31 Shane Robinson, R (7, 8) OBP: 0.250, SLG: 0.250										0	0	0	0	0	0	0	
13 Sean Rodriguez, R (1, 9) OBP: 0.400, SLG: 0.250										3	0	1	0	0	0	1	
18 Lane Adams, R (7, 9) OBP: 0.250, SLG: 0.250										0	0	0	0	0	0	0	
<b>Inning Stats</b>	R: 1 H: 3 E: 0 K: 1 S: 8	H: 3 R: 0 LOB: 3 BB: 0 P: 9	R: 0 H: 0 E: 0 K: 1 S: 5	H: 0 R: 0 LOB: 0 BB: 0 P: 5	R: 0 H: 1 E: 0 K: 1 S: 6	H: 1 R: 0 LOB: 1 BB: 0 P: 6	R: 0 H: 0 E: 0 K: 1 S: 5	H: 0 R: 0 LOB: 0 BB: 0 P: 5	R: 0 H: 2 E: 0 K: 0 S: 4	H: 2 R: 1 LOB: 1 BB: 1 P: 9	R: 0 H: 1 E: 0 K: 1 S: 6	H: 1 R: 0 LOB: 2 BB: 1 P: 10	WP: 0 HR: 0 S: 0 P: 1	SF: 1 SAC: 0 DP: 1 HBP: 1	PA: 32	1B: 6 2B: 3 3B: 0 HR: 0	WP: 0 PB: 0 SB: 2 CS: 0
<b>PITCHER</b>	IP WLS BF H R ER SO BB IBB HBP BLK WP HR S P ERA WHIP																
59 Stephen Gonsalves, L (1, 1) ERA: 4.5	2.0	10	3	1	1	2	0	0	1	0	0	0	11	11	4.50	1.500	
61 Chase De Jong, R (3, 1) ERA: 9.0	2.0	H 7	1	0	0	2	0	0	0	0	0	0	11	11	0.00	0.500	
53 Kohl Stewart, R (5, 1) ERA: 4.5	1.0	H 5	2	0	0	0	1	0	0	0	0	0	4	8	0.00	3.000	
71 Lewis Thorpe, L (6, 1) ERA: 9.0	1.0	W 5	1	1	0	2	0	0	0	0	0	0	9	9	0.00	1.000	
95 DJ Baxendale, R (7, 1) ERA: 9.0	1.0	S 5	1	0	0	1	1	0	0	0	0	0	6	10	0.00	2.000	



Batter	1	2	3	4	5	6	7	8	9	AB	R	H	RBI	BB	SO	LOB	TOP											
21 Austin Hays, R (1, 8) OBP: 0.333, SLG: 0.556 78 Ryan McKenna, R (6, 8)	P4	F9		3B		G5-3		K		4	0	1	0	0	0	2	<p><b>Baltimore Orioles @ Philadelphia Phillies</b> Spectrum Field, Clearwater, FL Thu Feb 28 2019, 1:08 PM - 4:15 PM EST Att: 3,884 - Sunny - 74 F</p> <p>livebaseballscorecards.com</p> <p>AB 36 R 5 H 9 RBI 5 BB 3 SO 10 LOB 18</p> 											
2 Jonathan Villar, S (1, 4) OBP: 0.111, SLG: 0.222 71 Zach Vincej, R (5, 4)	K		80 1B 1B	P2		G5-3		F9		3	1	1	0	0	1	1												
19 Chris Davis, L (1, 3) OBP: 0.250, SLG: 0.571 76 Ryan Mountcastle, R (5, PR) OBP: 0.250, SLG: 0.200	K			K		G6-3		24 WP BB		2	0	0	0	1	2	1												
80 Yusniel Diaz, R (1, 9) OBP: 0.500, SLG: 0.857 24 DJ Stewart, L (7, 9)		L9	1B			23 1B 1B		K2-3		4	1	3	1	0	0	0												
23 Joey Rickard, R (1, 7) OBP: 0.600, SLG: 0.875 75 Mike Yastrzemski, L (6, 7)		1 FC3 3B	F8			29 S 1B		K		3	1	2	1	0	0	2												
1 Alcides Escobar, R (1, 6) OBP: 0.571, SLG: 0.500 69 Jack Reinheimer, R (5, 6)		29 1B 61 SF8 1B		P3		L5				3	1	1	2	0	0	1												
29 Jace Peterson, L (1, 5) OBP: 0.250, SLG: 0.250 68 Christopher Bostick, R (6, 5)		3-H 1B	G3			K				3	0	1	0	0	1	3												
61 Austin Wynns, R (1, 2) OBP: 0.500, SLG: 0.250 27 Andrew Susac, R (6, 2)		SF8		K		HBP		F7		1	0	0	1	0	1	0												
6 Drew Jackson, R (1, 10) OBP: 0.333, SLG: 0.200 81 Cael Brockmeyer, R (8, PH) OBP: 0.333, SLG: 0.333		3-H 1B		F8		G6-3		K		2	0	0	0	1	0	2												
<b>Inning Stats</b>	R: 0 E: 0 K: 2 S: 7	H: 0 LOB: 0 BB: 7	R: 2 E: 0 K: 0 S: 6	H: 2 LOB: 2 BB: 10	R: 1 E: 0 K: 1 S: 8	H: 3 LOB: 2 BB: 0 P: 8	R: 0 E: 0 K: 1 S: 6	H: 1 LOB: 1 BB: 0 P: 6	R: 2 E: 0 K: 1 S: 7	H: 2 LOB: 2 BB: 1 P: 12	R: 0 E: 0 K: 0 S: 3	H: 0 LOB: 0 BB: 3	R: 0 E: 1 K: 1 S: 7	H: 1 LOB: 1 BB: 0 P: 7	R: 0 E: 0 K: 2 S: 7	H: 0 LOB: 0 BB: 7		R: 0 E: 0 K: 2 S: 7	H: 0 LOB: 1 BB: 11	1B: 4 2B: 3 3B: 2 HR: 0	SF: 1 SAC: 0 DP: 0 HBP: 1	WP: 1 PB: 0 SB: 2 CS: 1	PA: 41					
<b>PITCHER</b>	IP	WLS	BF	H	R	ER	SO	BB	IBB	HBP	BLK	WP	HR	S	P	ERA		WHIP										
77 Adonis Medina, R (1, 1) ERA: 6.75	1.2		9	2	2	2	2	1	0	0	0	0	0	12	16	10.80		1.800										
91 Mauricio Llovera, R (2, 1) ERA: 9.0	0.1		1	0	0	0	0	0	0	0	0	0	0	1	1	0.00		0.000										
64 Victor Arano, R (3, 1) ERA: 9.0	1.0		6	3	1	1	1	0	0	0	0	0	0	8	8	9.00	3.000											
46 Adam Morgan, L (4, 1) ERA: 9.0	1.0		4	1	0	0	1	0	0	0	0	0	0	6	6	0.00	1.000											
61 Eubray Ramos, R (5, 1) ERA: 9.0	1.0		7	2	2	2	1	1	0	1	0	0	0	7	12	18.00	3.000											
68 Josh Martin, R (6, 1) ERA: 9.0	1.2		6	1	0	0	0	0	0	0	0	0	0	7	7	0.00	0.600											
67 Jeremy Bleich, L (7, 1) ERA: 9.0	1.1		4	0	0	0	3	0	0	0	0	0	0	10	10	0.00	0.000											
85 Tyler McKay, R (8, 1) ERA: 9.0	1.0		4	0	0	0	2	1	0	0	0	1	0	7	11	0.00	1.000											

Batter	1	2	3	4	5	6	7	8	9	AB	R	H	RBI	BB	SO	LOB	BOTTOM											
22 Andrew McCutchen, R (1, 7) OBP: 0.364, SLG: 0.400 95 Jake Scheiner, R (5, 7)	G6-3	P4		L5				K		3	0	0	0	0	0	4	<p><b>Baltimore Orioles @ Philadelphia Phillies</b> Spectrum Field, Clearwater, FL Thu Feb 28 2019, 1:08 PM - 4:15 PM EST Att: 3,884 - Sunny - 74 F</p> <p>livebaseballscorecards.com</p> <p>AB 36 R 5 H 11 RBI 5 BB 4 SO 10 LOB 27</p> 											
2 Jean Segura, R (1, 6) OBP: 0.583, SLG: 0.545 94 Nick Maton, L (5, 6)			18 1B 9 2B BB	F9		95 1B 2B		95 HR 1B		2	1	1	0	1	0	2												
75 Adam Haseley, L (1, 8) 89 Simon Muzziotti, L (6, 8)		F7		F7		K		E5 95 1B		3	0	0	0	0	1	2												
80 Trevor Plouffe, R (1, 9) 95 Darick Hall, L (6, 3) OBP: 1.000, SLG: 2.500		K		K		18 G4-3 BB		1B		2	0	0	0	1	2	2												
18 Lane Adams, R (1, 10) OBP: 0.333, SLG: 0.333		28 1B 76 SF9 1B		9 1B 9 2B 1B		G4-3		P3		5	1	2	0	0	1	4												
9 Phil Gosselin, R (1, 5) OBP: 0.333, SLG: 0.375		76 SF9 28 1B 1B		1B		1-2 2B		P4		4	0	2	1	0	0	3												
28 Andrew Romine, S (1, 4) ERA: 4.5 85 Daniel Brito, L (7, 4) OBP: 0.333, SLG: 0.333		1B				K		F8		3	0	2	0	0	1	0												
41 Drew Butera, R (1, 2) OBP: 0.429, SLG: 0.800 33 Matt McBride, R (7, 2) OBP: 0.286, SLG: 0.857		K				P2		K		2	0	0	0	1	1	3												
76 Austin Lisfi, R (1, 3) OBP: 0.167, SLG: 0.100		SF9		L5				P3		2	1	0	1	1	0	2												
<b>Inning Stats</b>	R: 0 E: 0 K: 1 S: 6	H: 1 LOB: 1 BB: 0 P: 6	R: 1 E: 0 K: 1 S: 8	H: 3 LOB: 0 BB: 0 P: 8	R: 1 E: 0 K: 1 S: 6	H: 2 LOB: 1 BB: 1 P: 10	R: 0 E: 0 K: 0 S: 4	H: 1 LOB: 2 BB: 1 P: 8	R: 0 E: 0 K: 1 S: 5	H: 0 LOB: 0 BB: 1 P: 5	R: 1 E: 1 K: 1 S: 8	H: 2 LOB: 3 BB: 1 P: 12	R: 0 E: 0 K: 1 S: 5	H: 0 LOB: 0 BB: 0 P: 5	R: 2 E: 0 K: 3 S: 11	H: 2 LOB: 0 BB: 0 P: 11		1B: 7 2B: 3 3B: 0 HR: 1	SF: 1 SAC: 0 DP: 1 HBP: 0	WP: 0 PB: 0 SB: 0 CS: 0	PA: 41							
<b>PITCHER</b>	IP	WLS	BF	H	R	ER	SO	BB	IBB	HBP	BLK	WP	HR	S	P	ERA		WHIP										
37 Dylan Bundy, R (1, 1) ERA: 4.5	2.0		10	4	1	1	2	0	0	0	0	0	0	10	14	4.50		2.000										
41 David Hess, R (3, 1) ERA: 4.5	2.0	H	10	3	1	1	1	2	0	0	0	0	0	10	18	4.50		2.500										
31 Jimmy Yacabonis, R (5, 1) ERA: 9.0	2.0	H	6	0	0	0	2	1	0	0	0	0	0	9	13	0.00	0.500											
38 Pedro Araújo, R (7, 1) ERA: 27.0	0.1	H	5	2	1	1	1	1	0	0	0	0	0	6	10	27.00	9.000											
98 Luis Ysla, L (7, 1) ERA: 9.0	0.2	H	2	0	0	0	0	0	0	0	0	0	0	2	2	0.00	0.000											











Batter	1	2	3	4	5	6	7	8	9	AB	R	H	RBI	BB	SO	LOB	TOP				
4 Scott Kingery, R (1,4) OBP: 0.375, SLG: 0.533 9 Phil Gosselin, R (5,4) OBP: 0.455, SLG: 0.444										3	0	0	0	0	3	3	3 0 0 0 0 3 3				
2 Jean Segura, R (1,6) OBP: 0.487, SLG: 0.429 69 Malquin Canelo, R (5,6) OBP: 0.143, SLG: 0.333										3	0	0	1	0	0	2	1 0 0 1 0 0 2				
7 Maikel Franco, R (1,5) OBP: 0.333, SLG: 0.353 40 Gregorio Petit, R (5,5) OBP: 0.250, SLG: 0.200										3	0	0	0	0	1	3	2 0 0 0 0 0 3				
22 Andrew McCutchen, R (1,7) OBP: 0.429, SLG: 0.538 76 Austin Lisi, R (5,7) OBP: 0.214, SLG: 0.250										3	1	2	0	0	1	0	2 1 1 0 0 1 0				
15 Andrew Knapp, S (1,2) OBP: 0.250, SLG: 0.273 41 Drew Butera, R (6,2) OBP: 0.556, SLG: 1.333										3	2	1	0	0	0	2	1 2 1 2 1 0 0				
23 Aaron Altherr, R (1,8) OBP: 0.429, SLG: 0.222 31 Shane Robinson, R (6,8) OBP: 0.429, SLG: 0.385										2	1	1	1	0	0	1	1 1 0 0 0 0 0				
13 Sean Rodriguez, R (1,10) OBP: 0.333, SLG: 0.111 73 Delvy Grullón, R (9, PH) OBP: 0.125, SLG: 0.125										2	2	0	0	2	1	1	1 0 0 0 0 1 0				
80 Trevor Plouffe, R (1,3) OBP: 0.333, SLG: 0.333 33 Matt McBride, R (6,3) OBP: 0.200, SLG: 0.690										2	0	1	2	1	0	0	2 0 1 2 1 0 0				
18 Lane Adams, R (1,9) OBP: 0.333, SLG: 0.273 78 Mickey Moniak, L (6,9) OBP: 0.273, SLG: 0.545										2	0	0	1	1	1	1	1 0 1 1 0 0 0				
<b>Inning Stats</b>	R: 0 E: 0 K: 1 S: 5	H: 0 LOB: 0 BB: 0 P: 6	R: 3 E: 0 K: 2 S: 10	H: 2 LOB: 3 BB: 3 P: 22	R: 1 E: 0 K: 0 S: 4	H: 1 LOB: 0 BB: 0 P: 4	R: 0 E: 0 K: 1 S: 5	H: 0 LOB: 0 BB: 0 P: 5	R: 0 E: 0 K: 1 S: 5	H: 0 LOB: 1 BB: 0 P: 9	R: 1 E: 0 K: 1 S: 6	H: 1 LOB: 0 BB: 0 P: 8	R: 3 E: 0 K: 0 S: 4	H: 1 LOB: 2 BB: 3 P: 17	R: 2 E: 0 K: 1 S: 8	H: 2 LOB: 0 BB: 0 P: 11	1B: 4 2B: 4 HR: 1	SF: 2 2B: 4 HBP: 1	WP: 2 PB: 1 CS: 0	PA: 44	
<b>PITCHER</b>	IP WLS BF H R ER SO BB IBB HBP BLK WP HR S P ERA WHIP	IP WLS BF H R ER SO BB IBB HBP BLK WP HR S P ERA WHIP	IP WLS BF H R ER SO BB IBB HBP BLK WP HR S P ERA WHIP	IP WLS BF H R ER SO BB IBB HBP BLK WP HR S P ERA WHIP	IP WLS BF H R ER SO BB IBB HBP BLK WP HR S P ERA WHIP	IP WLS BF H R ER SO BB IBB HBP BLK WP HR S P ERA WHIP	IP WLS BF H R ER SO BB IBB HBP BLK WP HR S P ERA WHIP	IP WLS BF H R ER SO BB IBB HBP BLK WP HR S P ERA WHIP	IP WLS BF H R ER SO BB IBB HBP BLK WP HR S P ERA WHIP	IP WLS BF H R ER SO BB IBB HBP BLK WP HR S P ERA WHIP	IP WLS BF H R ER SO BB IBB HBP BLK WP HR S P ERA WHIP	IP WLS BF H R ER SO BB IBB HBP BLK WP HR S P ERA WHIP	IP WLS BF H R ER SO BB IBB HBP BLK WP HR S P ERA WHIP	IP WLS BF H R ER SO BB IBB HBP BLK WP HR S P ERA WHIP	IP WLS BF H R ER SO BB IBB HBP BLK WP HR S P ERA WHIP	IP WLS BF H R ER SO BB IBB HBP BLK WP HR S P ERA WHIP	IP WLS BF H R ER SO BB IBB HBP BLK WP HR S P ERA WHIP	IP WLS BF H R ER SO BB IBB HBP BLK WP HR S P ERA WHIP	IP WLS BF H R ER SO BB IBB HBP BLK WP HR S P ERA WHIP	IP WLS BF H R ER SO BB IBB HBP BLK WP HR S P ERA WHIP	IP WLS BF H R ER SO BB IBB HBP BLK WP HR S P ERA WHIP

Philadelphia Phillies @ Tampa Bay Rays  
Charlotte Sports Park, Port Charlotte, FL  
Sat Mar 02 2019, 1:06 PM - 4:07 PM EST  
Att: 3,804 - Sunny - 82 F

AB 35  
R 11  
H 9  
RBI 10  
BB 6  
SO 9  
LOB 20



Batter	1	2	3	4	5	6	7	8	9	AB	R	H	RBI	BB	SO	LOB	BOTTOM				
2 Yandy Diaz, R (1,3) OBP: 0.375, SLG: 0.250 75 Jim Haley, R (7,3) OBP: 0.333, SLG: 0.333										2	0	1	0	1	0	0	2 0 1 0 1 0 0				
29 Tommy Pham, R (1,7) OBP: 0.444, SLG: 0.500 74 Miles Mastrobuoni, L (6,7) OBP: 0.333, SLG: 0.333										2	1	0	0	1	0	1	2 1 0 0 1 0 1				
18 Joey Wendle, L (1,4) OBP: 0.182, SLG: 0.100 80 Vidal Bruján, S (6,4)										3	0	0	0	0	0	3	3 0 0 0 0 0 3				
24 Avisail García, R (1,9) OBP: 0.333, SLG: 0.143 69 Moisés Gómez, R (6,9) OBP: 0.400, SLG: 0.590										3	0	1	1	0	2	1	3 0 1 1 0 2 1				
28 Daniel Robertson, R (1,10) OBP: 0.600, SLG: 0.923										3	1	1	0	1	1	1	3 1 1 0 1 1 1				
64 Emilio Bonifácio, S (1,8) OBP: 0.400, SLG: 0.400 9 Jake Smolinski, R (6,8) OBP: 0.364, SLG: 0.300											2	1	2	1	0	0	0	2 1 2 1 0 0 0			
22 Christian Arroyo, R (1,5) OBP: 0.364, SLG: 0.596 88 Kevin Padlo, R (7,5)										2	0	0	1	1	0	1	2 0 0 1 1 0 1				
7 Michael Pérez, L (1,2) OBP: 0.300, SLG: 0.333 67 Anthony Bernboom, L (6,2) OBP: 0.250, SLG: 0.625										2	0	1	0	0	0	1	2 0 1 0 0 0 1				
11 Andrew Velazquez, S (1,6) OBP: 0.308, SLG: 0.385										4	0	0	0	0	2	2	4 0 0 0 0 2 2				
<b>Inning Stats</b>	R: 1 E: 0 K: 1 S: 6	H: 1 LOB: 1 BB: 1 P: 10	R: 0 E: 0 K: 1 S: 6	H: 1 LOB: 1 BB: 0 P: 6	R: 0 E: 0 K: 0 S: 3	H: 0 LOB: 0 BB: 0 P: 3	R: 2 E: 0 K: 1 S: 8	H: 3 LOB: 1 BB: 0 P: 9	R: 0 E: 0 K: 1 S: 5	H: 0 LOB: 1 BB: 1 P: 9	R: 0 E: 0 K: 1 S: 3	H: 0 LOB: 0 BB: 0 P: 3	R: 0 E: 0 K: 1 S: 5	H: 0 LOB: 2 BB: 2 P: 13	R: 0 E: 0 K: 2 S: 7	H: 0 LOB: 0 BB: 0 P: 7	1B: 3 2B: 3 HR: 0	SF: 0 2B: 3 HBP: 0	WP: 0 PB: 0 CS: 0	PA: 37	
<b>PITCHER</b>	IP WLS BF H R ER SO BB IBB HBP BLK WP HR S P ERA WHIP	IP WLS BF H R ER SO BB IBB HBP BLK WP HR S P ERA WHIP	IP WLS BF H R ER SO BB IBB HBP BLK WP HR S P ERA WHIP	IP WLS BF H R ER SO BB IBB HBP BLK WP HR S P ERA WHIP	IP WLS BF H R ER SO BB IBB HBP BLK WP HR S P ERA WHIP	IP WLS BF H R ER SO BB IBB HBP BLK WP HR S P ERA WHIP	IP WLS BF H R ER SO BB IBB HBP BLK WP HR S P ERA WHIP	IP WLS BF H R ER SO BB IBB HBP BLK WP HR S P ERA WHIP	IP WLS BF H R ER SO BB IBB HBP BLK WP HR S P ERA WHIP	IP WLS BF H R ER SO BB IBB HBP BLK WP HR S P ERA WHIP	IP WLS BF H R ER SO BB IBB HBP BLK WP HR S P ERA WHIP	IP WLS BF H R ER SO BB IBB HBP BLK WP HR S P ERA WHIP	IP WLS BF H R ER SO BB IBB HBP BLK WP HR S P ERA WHIP	IP WLS BF H R ER SO BB IBB HBP BLK WP HR S P ERA WHIP	IP WLS BF H R ER SO BB IBB HBP BLK WP HR S P ERA WHIP	IP WLS BF H R ER SO BB IBB HBP BLK WP HR S P ERA WHIP	IP WLS BF H R ER SO BB IBB HBP BLK WP HR S P ERA WHIP	IP WLS BF H R ER SO BB IBB HBP BLK WP HR S P ERA WHIP	IP WLS BF H R ER SO BB IBB HBP BLK WP HR S P ERA WHIP	IP WLS BF H R ER SO BB IBB HBP BLK WP HR S P ERA WHIP	IP WLS BF H R ER SO BB IBB HBP BLK WP HR S P ERA WHIP

Philadelphia Phillies @ Tampa Bay Rays  
Charlotte Sports Park, Port Charlotte, FL  
Sat Mar 02 2019, 1:06 PM - 4:07 PM EST  
Att: 3,804 - Sunny - 82 F

AB 32  
R 3  
H 6  
RBI 3  
BB 5  
SO 8  
LOB 13













Batter	1	2	3	4	5	6	7	8	9	AB	R	H	RBI	BB	SO	LOB	TOP	
4 Scott Kingery, R OBP: 0.318, SLG: 0.400 70 Arguimedes Gamboa, S OBP: 0.333, SLG: 0.143			FC5-4 15 BB	F9		K		44 FC5 BB		3	0	0	0	0	1	5	<b>Philadelphia Phillies @ Toronto Blue Jays</b> Dunedin Stadium, Dunedin, FL Wed Mar 06 2019, 1:10 PM - 4:39 PM EST Att: 5,232 - Sunny - 57 F	
15 Andrew Knapp, S OBP: 0.263, SLG: 0.294 44 Rob Brantly, L OBP: 0.538, SLG: 0.500					F8		FC5 73 G4-3		2	0	0	0	1	1	0			
23 Aaron Altherr, R OBP: 0.350, SLG: 0.143 73 Deivy Grullón, R OBP: 0.200, SLG: 0.300	L7		K		K		G4-3		3	0	0	0	0	2	3			
7 Maikel Franco, R OBP: 0.280, SLG: 0.391 80 Trevor Plouffe, R OBP: 0.333, SLG: 0.667		G5-3		K		F8			3	0	1	0	0	1	0			
25 Dylan Cozens, L OBP: 0.524, SLG: 0.882 78 Mickey Moniak, L OBP: 0.286, SLG: 0.571	K		E4 31 1B 40 BB		K			HR	3	1	0	0	0	2	1			
31 Shane Robinson, R OBP: 0.450, SLG: 0.474 75 Adam Haseley, L OBP: 0.158, SLG: 0.278	G1-3					K	K		3	0	1	0	0	1	0			
18 Lane Adams, R OBP: 0.375, SLG: 0.333 76 Austin Listi, R OBP: 0.313, SLG: 0.357			P4	K					3	1	1	0	0	1	2			
29 Mitch Walding, L OBP: 0.625, SLG: 0.600 33 Matt McBride, R OBP: 0.154, SLG: 0.462									0	1	0	0	3	0	0			
40 Gregorio Petit, R OBP: 0.375, SLG: 0.308 69 Malquin Canelo, R OBP: 0.200, SLG: 0.444									2	1	2	2	1	0	0			
<b>Inning Stats</b>	R: 0 E: 0 K: 2 S: 7	H: 0 LOB: 0 BB: 0 P: 7	R: 0 E: 0 K: 1 S: 5	H: 0 LOB: 0 BB: 5	R: 0 E: 0 K: 1 S: 6	H: 1 LOB: 3 BB: 2 P: 14	R: 1 E: 1 K: 2 S: 9	H: 1 LOB: 3 BB: 2 P: 17	R: 0 E: 0 K: 3 S: 10	H: 1 LOB: 1 BB: 0 P: 10	R: 0 E: 0 K: 1 S: 5	H: 0 LOB: 1 BB: 1 P: 9	R: 2 E: 0 K: 2 S: 10	H: 3 LOB: 1 BB: 0 P: 10	1B: 6 2B: 3 3B: 0 HR: 1	SF: 0 SAC: 0 DP: 1 HBP: 0		WP: 2 PA: 45 PB: 0 SB: 0 CS: 0
<b>PITCHER</b>	IP WLS BF H R ER SO	IP WLS BF H R ER SO	IP WLS BF H R ER SO	IP WLS BF H R ER SO	IP WLS BF H R ER SO	IP WLS BF H R ER SO	IP WLS BF H R ER SO	IP WLS BF H R ER SO	IP WLS BF H R ER SO	IP WLS BF H R ER SO	IP WLS BF H R ER SO	IP WLS BF H R ER SO	IP WLS BF H R ER SO	IP WLS BF H R ER SO	IP WLS BF H R ER SO	IP WLS BF H R ER SO	ERA WHIP	ERA WHIP
41 Aaron Sanchez, R ERA: 12.27	2.2 W 11	2.2 W 11	2.2 W 11	2.2 W 11	2.2 W 11	2.2 W 11	2.2 W 11	2.2 W 11	2.2 W 11	2.2 W 11	2.2 W 11	2.2 W 11	2.2 W 11	2.2 W 11	2.2 W 11	2.2 W 11	0.00 1.125	0.00 1.125
48 Javy Guerra, R ERA: 21.6	0.1 H 1	0.1 H 1	0.1 H 1	0.1 H 1	0.1 H 1	0.1 H 1	0.1 H 1	0.1 H 1	0.1 H 1	0.1 H 1	0.1 H 1	0.1 H 1	0.1 H 1	0.1 H 1	0.1 H 1	0.1 H 1	0.00 0.000	0.00 0.000
51 Ken Giles, R ERA: 21.6	0.2 S 5	0.2 S 5	0.2 S 5	0.2 S 5	0.2 S 5	0.2 S 5	0.2 S 5	0.2 S 5	0.2 S 5	0.2 S 5	0.2 S 5	0.2 S 5	0.2 S 5	0.2 S 5	0.2 S 5	0.2 S 5	0.00 3.000	0.00 3.000
76 Conor Fisk, R ERA: 9.0	0.1 S 2	0.1 S 2	0.1 S 2	0.1 S 2	0.1 S 2	0.1 S 2	0.1 S 2	0.1 S 2	0.1 S 2	0.1 S 2	0.1 S 2	0.1 S 2	0.1 S 2	0.1 S 2	0.1 S 2	0.1 S 2	0.00 3.000	0.00 3.000
52 Ryan Tepera, R ERA: 6.0	1.0 S 4	1.0 S 4	1.0 S 4	1.0 S 4	1.0 S 4	1.0 S 4	1.0 S 4	1.0 S 4	1.0 S 4	1.0 S 4	1.0 S 4	1.0 S 4	1.0 S 4	1.0 S 4	1.0 S 4	1.0 S 4	0.00 1.000	0.00 1.000
65 Elvis Luciano, R ERA: 12.27	0.2 S 6	0.2 S 6	0.2 S 6	0.2 S 6	0.2 S 6	0.2 S 6	0.2 S 6	0.2 S 6	0.2 S 6	0.2 S 6	0.2 S 6	0.2 S 6	0.2 S 6	0.2 S 6	0.2 S 6	0.2 S 6	0.00 6.000	0.00 6.000
69 Shawn Morimando, L ERA: 12.27	0.1 S 2	0.1 S 2	0.1 S 2	0.1 S 2	0.1 S 2	0.1 S 2	0.1 S 2	0.1 S 2	0.1 S 2	0.1 S 2	0.1 S 2	0.1 S 2	0.1 S 2	0.1 S 2	0.1 S 2	0.1 S 2	0.00 3.000	0.00 3.000
22 David Paulino, R ERA: 9.0	1.0 S 4	1.0 S 4	1.0 S 4	1.0 S 4	1.0 S 4	1.0 S 4	1.0 S 4	1.0 S 4	1.0 S 4	1.0 S 4	1.0 S 4	1.0 S 4	1.0 S 4	1.0 S 4	1.0 S 4	1.0 S 4	0.00 1.000	0.00 1.000
62 Patrick Murphy, R ERA: 9.0	1.0 S 4	1.0 S 4	1.0 S 4	1.0 S 4	1.0 S 4	1.0 S 4	1.0 S 4	1.0 S 4	1.0 S 4	1.0 S 4	1.0 S 4	1.0 S 4	1.0 S 4	1.0 S 4	1.0 S 4	1.0 S 4	0.00 1.000	0.00 1.000
49 Mark Leiter Jr., R ERA: 9.0	1.0 S 4	1.0 S 4	1.0 S 4	1.0 S 4	1.0 S 4	1.0 S 4	1.0 S 4	1.0 S 4	1.0 S 4	1.0 S 4	1.0 S 4	1.0 S 4	1.0 S 4	1.0 S 4	1.0 S 4	1.0 S 4	18.00 3.000	18.00 3.000

Batter	1	2	3	4	5	6	7	8	9	AB	R	H	RBI	BB	SO	LOB	BOTTOM	
23 Dalton Pompey, S OBP: 0.316, SLG: 0.579 1 Jonathan Davis, R OBP: 0.438, SLG: 0.500			FC6-4							4	1	2	3	0	1	1	<b>Philadelphia Phillies @ Toronto Blue Jays</b> Dunedin Stadium, Dunedin, FL Wed Mar 06 2019, 1:10 PM - 4:39 PM EST Att: 5,232 - Sunny - 57 F	
16 Freddy Galvis, S OBP: 0.283, SLG: 0.235 5 Eric Sogard, L OBP: 0.176, SLG: 0.154										2	1	1	1	1	1	0		
15 Randal Grichuk, R OBP: 0.455, SLG: 0.750 68 Forrest Wall, L OBP: 0.364, SLG: 0.500										2	0	1	0	1	0	1		
44 Rowdy Tellez, L OBP: 0.364, SLG: 0.500										4	0	2	1	1	0	0		
27 Vladimir Guerrero Jr., R OBP: 0.250, SLG: 0.375 72 Santiago Espinal, R OBP: 0.364, SLG: 0.375	F9									4	0	1	0	0	1	5		
67 Cavan Biggio, L OBP: 0.250, SLG: 0.421										4	2	1	1	1	0	3		
9 Danny Jansen, R OBP: 0.294, SLG: 0.294 21 Luke Maile, R OBP: 0.077, SLG: 0.077										2	1	2	0	0	0	0		
30 Anthony Alford, R OBP: 0.333, SLG: 0.545 82 Roemon Fields, L OBP: 0.286, SLG: 0.286										3	2	2	2	1	1	2		
7 Richard Urena, S OBP: 0.308, SLG: 0.273 99 Andy Burns, R OBP: 0.500, SLG: 0.500										2	2	1	1	1	0	1		
<b>Inning Stats</b>	R: 0 E: 0 K: 2 S: 7	H: 0 LOB: 2 BB: 2 P: 15	R: 5 E: 0 K: 0 S: 13	H: 7 LOB: 1 BB: 0 P: 16	R: 1 E: 0 K: 1 S: 6	H: 2 LOB: 1 BB: 1 P: 10	R: 2 E: 0 K: 2 S: 8	H: 1 LOB: 1 BB: 2 P: 16	R: 0 E: 0 K: 0 S: 4	H: 2 LOB: 2 BB: 1 P: 8	R: 0 E: 0 K: 1 S: 5	H: 0 LOB: 0 BB: 0 P: 5	R: 0 E: 0 K: 1 S: 5	H: 0 LOB: 0 BB: 0 P: 5	1B: 7 2B: 6 3B: 0 HR: 2	SF: 0 SAC: 0 DP: 1 HBP: 0		WP: 0 PA: 42 PB: 0 SB: 1 CS: 0
<b>PITCHER</b>	IP WLS BF H R ER SO	IP WLS BF H R ER SO	IP WLS BF H R ER SO	IP WLS BF H R ER SO	IP WLS BF H R ER SO	IP WLS BF H R ER SO	IP WLS BF H R ER SO	IP WLS BF H R ER SO	IP WLS BF H R ER SO	IP WLS BF H R ER SO	IP WLS BF H R ER SO	IP WLS BF H R ER SO	IP WLS BF H R ER SO	IP WLS BF H R ER SO	IP WLS BF H R ER SO	IP WLS BF H R ER SO	ERA WHIP	ERA WHIP
21 Vince Velasquez, R ERA: 9.0	1.0 L	1.0 L	1.0 L	1.0 L	1.0 L	1.0 L	1.0 L	1.0 L	1.0 L	1.0 L	1.0 L	1.0 L	1.0 L	1.0 L	1.0 L	1.0 L	9.00 3.000	9.00 3.000
85 Seth McGarry, R ERA: 21.6	0.1 S 6	0.1 S 6	0.1 S 6	0.1 S 6	0.1 S 6	0.1 S 6	0.1 S 6	0.1 S 6	0.1 S 6	0.1 S 6	0.1 S 6	0.1 S 6	0.1 S 6	0.1 S 6	0.1 S 6	0.1 S 6	108.00 15.000	108.00 15.000
91 Tom Windle, L ERA: 21.6	0.2 S 2	0.2 S 2	0.2 S 2	0.2 S 2	0.2 S 2	0.2 S 2	0.2 S 2	0.2 S 2	0.2 S 2	0.2 S 2	0.2 S 2	0.2 S 2	0.2 S 2	0.2 S 2	0.2 S 2	0.2 S 2	0.00 1.500	0.00 1.500
55 Ranger Suárez, L ERA: 9.0	2.0 S 10	2.0 S 10	2.0 S 10	2.0 S 10	2.0 S 10	2.0 S 10	2.0 S 10	2.0 S 10	2.0 S 10	2.0 S 10	2.0 S 10	2.0 S 10	2.0 S 10	2.0 S 10	2.0 S 10	2.0 S 10	9.00 2.500	9.00 2.500
54 Austin Davis, L ERA: 7.2	1.0 S 6	1.0 S 6	1.0 S 6	1.0 S 6	1.0 S 6	1.0 S 6	1.0 S 6	1.0 S 6	1.0 S 6	1.0 S 6	1.0 S 6	1.0 S 6	1.0 S 6	1.0 S 6	1.0 S 6	1.0 S 6	18.00 3.000	18.00 3.000
58 Seranthony Dominguez, R ERA: 4.51	1.0 S 4	1.0 S 4	1.0 S 4	1.0 S 4	1.0 S 4	1.0 S 4	1.0 S 4	1.0 S 4	1.0 S 4	1.0 S 4	1.0 S 4	1.0 S 4	1.0 S 4	1.0 S 4	1.0 S 4	1.0 S 4	0.00 1.000	0.00 1.000
52 Jose Alvarez, L ERA: 2.25	1.0 S 5	1.0 S 5	1.0 S 5	1.0 S 5	1.0 S 5	1.0 S 5	1.0 S 5	1.0 S 5	1.0 S 5	1.0 S 5	1.0 S 5	1.0 S 5	1.0 S 5	1.0 S 5	1.0 S 5	1.0 S 5	0.00 3.000	0.00 3.000
61 Edbury Ramos, R ERA: 4.51	0.2 S 2	0.2 S 2	0.2 S 2	0.2 S 2	0.2 S 2	0.2 S 2	0.2 S 2	0.2 S 2	0.2 S 2	0.2 S 2	0.2 S 2	0.2 S 2	0.2 S 2	0.2 S 2	0.2 S 2	0.2 S 2	0.00 0.000	0.00 0.000
65 Edward Paredes, L ERA: 4.51	0.1 S 2	0.1 S 2	0.1 S 2	0.1 S 2	0.1 S 2	0.1 S 2	0.1 S 2	0.1 S 2	0.1 S 2	0.1 S 2	0.1 S 2	0.1 S 2	0.1 S 2	0.1 S 2	0.1 S 2	0.1 S 2	0.00 0.000	0.00 0.000







Batter	1	2	3	4	5	6	7	8	9	AB	R	H	RBI	BB	SO	LOB	TOP										
2 Jean Segura, R (1, 6) 70 Arguimedes Gamboa, S (6, 6) OBP: 0.381, SLG: 0.400 OBP: 0.400, SLG: 0.153	0-0 75 1B 2B		0-0 G5-3			0-3 K		4-0 75 G3 BB		3	1	1	0	0	1	0	Philadelphia Phillies @ Detroit Tigers Publix Field at Joker Marchant Stadium, Lakeland, FL Thu Mar 07 2019, 1:05 PM - 3:44 PM EST Att: 5,074 - Sunny - 70 F										
75 Adam Haseley, L (1, 8) OBP: 0.174, SLG: 0.273	0-0 25 S 2H 1B		0-0 G4-3			0-3 K		0-0 G3		4	0	1	1	0	1	1											
25 Dylan Cozens, L (1, 9) 76 Austin Lieti, R (7, 9) OBP: 0.462, SLG: 0.750 OBP: 0.294, SLG: 0.333	0-3 K			0-0 L3			0-0 P6	0-0 F9		3	0	0	0	0	1	1											
5 Nick Williams, L (1, 10) OBP: 0.227, SLG: 0.409	0-3 K			0-3 K			0-0 F7		0-0 G3-1	4	0	0	0	0	2	1											
80 Trevor Plouffe, R (1, 4) 69 Malquin Canelo, R (7, 4) OBP: 0.333, SLG: 0.545 OBP: 0.182, SLG: 0.400	0-0 G6-3			0-3 K			4-0 9 2B BB		0-3 K	2	1	0	0	1	1	1											
9 Phil Gosselin, R (1, 5) OBP: 0.389, SLG: 0.438		0-0 F9			0-3 K		0-0 41 1B 2B		0-0 G6-3	4	1	1	1	0	1	0											
41 Drew Butera, R (1, 2) 44 Rob Brantly, L (8, 2) OBP: 0.333, SLG: 0.900 OBP: 0.538, SLG: 0.500		0-3 K			0-0 P6		0-0 2H 1B			3	0	1	1	0	1	0											
33 Matt McBride, R (1, 3) OBP: 0.125, SLG: 0.375		0-3 K			0-0 G5-3		0-0 G5-3			3	0	0	0	0	1	1											
78 Mickey Moniak, L (1, 7) OBP: 0.235, SLG: 0.471			0-0 G4-3			0-0 L8		0-3 K		3	0	0	0	0	1	0											
<b>Inning Stats</b>	R: 1 E: 0 K: 2 S: 9	H: 2 LOB: 1 BB: 0 P: 9	R: 0 E: 0 K: 2 S: 7	H: 0 LOB: 0 BB: 0 P: 7	R: 0 E: 0 K: 0 S: 3	H: 0 LOB: 0 BB: 0 P: 3	R: 0 E: 0 K: 2 S: 7	H: 0 LOB: 0 BB: 0 P: 7	R: 0 E: 0 K: 1 S: 5	H: 0 LOB: 0 BB: 0 P: 5	R: 2 E: 0 K: 0 S: 5	H: 2 LOB: 1 BB: 1 P: 9	R: 0 E: 0 K: 1 S: 5	H: 0 LOB: 1 BB: 1 P: 9	R: 0 E: 0 K: 1 S: 5	H: 0 LOB: 0 BB: 0 P: 5		1B: 2 2B: 2 3B: 0 HR: 0	SF: 0 SAC: 0 DP: 0 HBP: 0	WP: 0 PB: 0 SB: 1 CS: 0	PA: 33						
<b>PITCHER</b>	IP	WLS	BF	H	R	ER	SO	BB	IBB	HBP	BLK	WP	HR	S	P	ERA	WHIP										
27 Jordan Zimmermann, R (1, 1) ERA: 2.0	4.0		14	2	1	1	6	0	0	0	0	0	0	26	26	2.25	0.500										
77 Joe Jiménez, R (5, 1) ERA: 2.25	1.0		3	0	0	0	1	0	0	0	0	0	0	5	5	0.00	0.000										
50 Read Garrett, R (6, 1) ERA: 3.6	1.0		3	0	0	0	2	0	0	0	0	0	0	7	7	0.00	0.000										
62 Sandy Báez, R (7, 1) ERA: 7.2	1.0	L	6	2	2	2	0	1	0	0	0	0	0	5	9	18.00	3.000										
73 Zac Houston, R (8, 1) ERA: 5.9	1.0		4	0	0	0	1	1	0	0	0	0	0	5	9	0.00	1.000										
<b>PITCHER</b>	IP	WLS	BF	H	R	ER	SO	BB	IBB	HBP	BLK	WP	HR	S	P	ERA	WHIP										
85 Paul Voelker, R (9, 1) ERA:	1.0		3	0	0	0	1	0	0	0	0	0	0	5	5	0.00	0.000										

AB	31
R	3
H	4
RBI	3
BB	2
SO	11
LOB	6



Batter	1	2	3	4	5	6	7	8	9	AB	R	H	RBI	BB	SO	LOB	BOTTOM										
1 Josh Harrison, R (1, 4) 29 Gordon Beckham, R (6, 4) OBP: 0.571, SLG: 0.545 OBP: 0.400, SLG: 0.333	0-3 K		0-3 K		0-0 1B		0-3 K		0-0 F8	3	0	1	0	0	2	1	Philadelphia Phillies @ Detroit Tigers Publix Field at Joker Marchant Stadium, Lakeland, FL Thu Mar 07 2019, 1:05 PM - 3:44 PM EST Att: 5,074 - Sunny - 70 F										
46 Jeimer Candelario, S (1, 5) 82 Kody Eaves, L (6, 5) OBP: 0.450, SLG: 0.647 OBP: 0.235, SLG: 0.200	4-0 9 1B BB		4-0 9 FC5-4 BB		0-3 K		0-0 G5-3			1	0	0	0	2	1	1											
9 Nick Castellanos, R (1, 9) 80 Danny Woodrow, L (7, 9) OBP: 0.389, SLG: 0.579 OBP: 0.429, SLG: 0.429	0-0 1-2 1B		0-0 FC5-4 1-2 2H 1B		0-0 G6-3		0-0 G3			3	0	1	0	0	0	1											
24 Miguel Cabrera, R (1, 3) 12 Brandon Dixon, R (6, PR) OBP: 0.500, SLG: 0.625 OBP: 0.381, SLG: 0.647	0-3 K		0-0 G6-3		4-0 14 1B BB		4-0 22 1B BB			2	0	0	0	1	1	3											
14 Christin Stewart, L (1, 7) 13 Dustin Peterson, R (7, 7) OBP: 0.376, SLG: 0.636 OBP: 0.444, SLG: 0.560	0-3 K			0-0 G3-1		0-0 1-2 1B		0-0 P3		3	0	1	0	0	1	2											
8 Mikie Mahtook, R (1, 10) 22 Victor Reyes, S (8, PH) OBP: 0.400, SLG: 0.636 OBP: 0.227, SLG: 0.238		0-0 G6-3		0-3 K		0-3 K		0-0 1-3 1B		3	0	0	0	0	2	2											
17 Grayson Greiner, R (1, 2) 84 Jake Rogers, R (7, 2) OBP: 0.389, SLG: 0.690 OBP: 0.273, SLG: 0.300		0-0 F8		0-0 F9		0-0 L4		0-0 F8		3	0	0	0	0	2	2											
7 Jordy Mercer, R (1, 6) 49 Willi Castro, S (7, 6) OBP: 0.316, SLG: 0.471 OBP: 0.273, SLG: 0.381		0-0 F7			0-0 P1			0-0 F8		2	0	0	0	0	0	0											
21 JaCoby Jones, R (1, 8) 75 Daz Cameron, R (6, 8) OBP: 0.385, SLG: 0.429 OBP: 0.400, SLG: 0.611			0-0 9 BB 2B		0-0 F7		0-3 K		0-3 K	2	1	1	0	0	0	0											
<b>Inning Stats</b>	R: 0 E: 0 K: 3 S: 10	H: 1 LOB: 2 BB: 1 P: 14	R: 0 E: 0 K: 0 S: 3	H: 0 LOB: 0 BB: 0 P: 3	R: 1 E: 1 K: 1 S: 6	H: 1 LOB: 1 BB: 1 P: 10	R: 0 E: 0 K: 1 S: 5	H: 0 LOB: 0 BB: 0 P: 5	R: 0 E: 0 K: 1 S: 6	H: 1 LOB: 1 BB: 0 P: 6	R: 0 E: 0 K: 2 S: 8	H: 1 LOB: 1 BB: 0 P: 8	R: 0 E: 0 K: 0 S: 4	H: 1 LOB: 2 BB: 1 P: 8	R: 0 E: 0 K: 1 S: 5	H: 0 LOB: 0 BB: 0 P: 5		1B: 5 2B: 1 3B: 0 HR: 0	SF: 0 SAC: 0 DP: 0 HBP: 0	WP: 0 PB: 0 SB: 0 CS: 0	PA: 37						
<b>PITCHER</b>	IP	WLS	BF	H	R	ER	SO	BB	IBB	HBP	BLK	WP	HR	S	P	ERA	WHIP										
79 JoJo Romero, L (1, 1) ERA: 1.13	3.0		13	2	1	0	4	2	0	0	0	0	0	11	11	0.00	1.333										
77 Adonis Medina, R (4, 1) ERA: 3.86	2.0		7	1	0	0	2	0	0	0	0	0	0	14	18	0.00	1.500										
83 Cole Irvin, L (6, 1) ERA: 4.26	2.0	W	9	2	0	0	3	1	0	0	0	0	0	4	8	0.00	2.000										
47 James Pazos, L (8, 1) ERA: 7.36	1.0	H	5	1	0	0	0	1	0	0	0	0	0	5	5	0.00	0.000										
53 Yackels Rios, R (9, 1) ERA:	1.0	S	3	0	0	0	1	0	0	0	0	0	0	5	5	0.00	0.000										

AB	33
R	1
H	6
RBI	0
BB	4
SO	10
LOB	18









Batter	1	2	3	4	5	6	7	8	9	AB	R	H	RBI	BB	SO	LOB	TOP										
11 Kevin Pillar, R (1, 8) 72 Santiago Espinal, R (6, 4) OBP: 0.214, SLG: 0.280 OBP: 0.400, SLG: 0.417	G6-3		K			K			G6-3	4	0	0	0	0	2	2	<b>Toronto Blue Jays @ Philadelphia Phillies</b> Spectrum Field, Clearwater, FL Sat Mar 09 2019, 1:10 PM - 4:34 PM EST Att: 10,276 - Sunny - 81°F <a href="http://livebaseballscorecards.com">livebaseballscorecards.com</a>										
5 Eric Sogard, L (1, 5) OBP: 0.375, SLG: 0.348	K		37 1B 2B		K	K			99 2B 2B	5	2	2	0	0	3	0											
37 Teoscar Hernández, R (1, 7) 81 Andrew Guillotte, R (5, 7) OBP: 0.571, SLG: 0.955 OBP: 0.375, SLG: 0.625	CS		44 1B 30 HR		K			P5	K	3	1	2	1	0	1	0											
14 Justin Smoak, S (1, 3) 99 Andy Burns, R (5, 3) OBP: 0.417, SLG: 0.667 OBP: 0.500, SLG: 0.625	CS	30 WP 30 E	F7		K			1B	2B	3	1	1	0	0	1	1											
44 Rowdy Tellez, L (1, 10) OBP: 0.321, SLG: 0.423		K	30 HR 1B			K		K	K	5	1	1	0	0	4	3											
30 Anthony Alford, R (1, 9) 86 Joshua Palacios, L (7, 9) OBP: 0.391, SLG: 0.952		16 S 7 1B	HR		K					3	2	1	3	1	2	1											
16 Freddy Galvis, S (1, 6) 66 Bo Bichette, R (5, PR) OBP: 0.409, SLG: 0.650	K		7 1B 21 1B					F8		2	1	1	0	1	1	1											
7 Richard Urena, S (1, 4) 1 Jonathan Davis, R (6, 8) OBP: 0.476, SLG: 0.471 OBP: 0.348, SLG: 0.526			21 1B		G6-3			K	K	3	0	2	1	0	0	1											
21 Luke Maile, R (1, 2) 71 Max Pentecost, R (7, 2) OBP: 0.158, SLG: 0.111 OBP: 0.286, SLG: 0.714	P4		1-3 2-H			K		K	K	3	0	1	1	0	1	1											
<b>Inning Stats</b>	R: 0 E: 0 K: 1 S: 7	H: 1 LOB: 0 BB: 0 P: 7	R: 2 E: 0 K: 2 S: 9	H: 2 LOB: 1 BB: 1 P: 13	R: 5 E: 0 K: 1 S: 13	H: 7 LOB: 2 BB: 0 P: 16	R: 0 E: 0 K: 3 S: 9	H: 0 LOB: 0 BB: 0 P: 9	R: 0 E: 0 K: 2 S: 7	H: 0 LOB: 1 BB: 1 P: 11	R: 0 E: 0 K: 2 S: 8	H: 1 LOB: 1 BB: 0 P: 8	R: 0 E: 0 K: 2 S: 7	H: 0 LOB: 0 BB: 0 P: 7	R: 1 E: 0 K: 2 S: 9	H: 2 LOB: 1 BB: 0 P: 9		1B: 8 2B: 4 3B: 0 HR: 1	SF: 0 SAC: 0 DP: 0 HBP: 0	WP: 1 PB: 0 SB: 1 CS: 1	PA: 42						
<b>PITCHER</b>	IP	WLS	BF	H	R	ER	SO	BB	IBB	HBP	BLK	WP	HR	S	P	ERA	WHIP										
49 Jake Arrieta, R (1, 1) ERA: 3.86	1.2	8	3	2	2	3	1	0	0	0	0	1	0	15	19	10.80	2.400										
54 Austin Davis, L (2, 1) ERA: 12.0	1.0	7	4	4	4	1	0	0	0	0	0	0	1	10	13	36.00	4.000										
58 Seranthony Dominguez, R (3, 1) ERA: 1.69	1.1	7	3	1	1	3	0	0	0	0	0	0	0	13	13	6.75	2.250										
97 Jeff Singer, L (5, 1) ERA:	1.0	4	0	0	0	2	1	0	0	0	0	0	0	7	11	0.00	1.000										
50 Héctor Neris, R (6, 1) ERA: 3.38	1.1	4	0	0	0	3	0	0	0	0	0	0	0	10	10	0.00	0.000										

Batter	1	2	3	4	5	6	7	8	9	AB	R	H	RBI	BB	SO	LOB	BOTTOM										
22 Andrew McCutchen, R (1, 8) 78 Mickey Moniak, L (6, 8) OBP: 0.304, SLG: 0.364 OBP: 0.200, SLG: 0.400	G4-3		G5-3			K			K	3	0	1	0	0	0	0	<b>Toronto Blue Jays @ Philadelphia Phillies</b> Spectrum Field, Clearwater, FL Sat Mar 09 2019, 1:10 PM - 4:34 PM EST Att: 10,276 - Sunny - 81°F <a href="http://livebaseballscorecards.com">livebaseballscorecards.com</a>										
2 Jegan Segura, R (1, 6) 70 Arquimedes Gamboa, S (6, 6) OBP: 0.375, SLG: 0.364 OBP: 0.333, SLG: 0.111	BB		G6-3		F9			G4-3	K	2	0	0	0	1	0	1											
3 Bryce Harper, L (1, 10) 75 Adam Haseley, L (3, PR) OBP: 0.444, SLG: 0.826 OBP: 0.185, SLG: 0.269	SAFE		17 BB		K			P5	33 BB 65-4-3	0	1	0	0	2	0	0											
17 Rhys Hoskins, R (1, 3) 33 Matt McBride, R (6, 3) OBP: 0.435, SLG: 0.526 OBP: 0.111, SLG: 0.333	HR		BB		BB			P5	G5-4-3	1	1	1	2	2	0	0											
10 J.T. Realmuto, R (1, 2) 44 Rob Brantly, L (7, 2) OBP: 0.364, SLG: 0.650 OBP: 0.600, SLG: 0.545	K		K		K				95 BB 76 2B	3	0	0	0	0	3	4											
4 Scott Kingery, R (1, 4) 80 Trevor Plouffe, R (7, 4) OBP: 0.276, SLG: 0.333 OBP: 0.353, SLG: 0.500	F7				K			K	80 HBP	1	1	1	0	1	0	0											
25 Dylan Cozens, L (1, 7) 90 Matt Vierling, R (7, 7) OBP: 0.444, SLG: 0.826 OBP: 0.500, SLG: 0.333					K			K	HBP	3	1	1	1	0	2	0											
29 Mitch Walding, L (1, 5) 95 Jake Scheiner, R (7, 5) OBP: 0.500, SLG: 0.611 OBP: 0.750, SLG: 0.667					K			K	76 BB 76 2B	2	1	1	0	0	1	2											
18 Lane Adams, R (1, 9) 76 Austin Listi, R (7, 9) OBP: 0.364, SLG: 0.476 OBP: 0.316, SLG: 0.412			HR		1B			HR	76 2B	3	1	2	1	0	1	0											
<b>Inning Stats</b>	R: 2 E: 0 K: 1 S: 5	H: 1 LOB: 0 BB: 2 P: 13	R: 0 E: 0 K: 2 S: 7	H: 0 LOB: 0 BB: 0 P: 7	R: 1 E: 0 K: 1 S: 8	H: 1 LOB: 2 BB: 2 P: 18	R: 0 E: 0 K: 3 S: 10	H: 1 LOB: 1 BB: 0 P: 10	R: 0 E: 0 K: 2 S: 8	H: 1 LOB: 2 BB: 1 P: 12	R: 2 E: 0 K: 2 S: 11	H: 2 LOB: 0 BB: 0 P: 12	R: 0 E: 0 K: 0 S: 3	H: 0 LOB: 0 BB: 0 P: 3	R: 2 E: 0 K: 3 S: 12	H: 3 LOB: 2 BB: 1 P: 16		R: 0 E: 0 K: 1 S: 5	H: 1 LOB: 2 BB: 1 P: 10	1B: 5 2B: 1 3B: 0 HR: 4	SF: 0 SAC: 0 DP: 1 HBP: 1	WP: 0 PB: 0 SB: 0 CS: 0	PA: 43				
<b>PITCHER</b>	IP	WLS	BF	H	R	ER	SO	BB	IBB	HBP	BLK	WP	HR	S	P	ERA	WHIP										
34 Matt Shoemaker, R (1, 1) ERA: 7.04	3.0	14	2	3	3	4	4	0	0	0	0	0	0	10	10	9.00	2.000										
74 Zach Jackson, R (4, 1) ERA:	1.0	4	1	0	0	3	0	0	0	0	0	0	0	10	10	0.00	1.000										
22 David Paulino, R (5, 1) ERA:	1.0	5	1	0	0	2	1	0	0	0	0	0	0	8	12	0.00	2.000										
65 Elvis Luciano, R (6, 1) ERA: 13.5	1.0	5	2	2	2	2	0	0	0	0	0	0	2	11	12	18.00	2.000										
52 Ryan Tepera, R (7, 1) ERA: 4.5	1.0	H	3	0	0	0	0	0	0	0	0	0	0	3	3	0.00	0.000										



Batter	1	2	3	4	5	6	7	8	9	AB	R	H	RBI	BB	SO	LOB	TOP						
15 Andrew Knapp, S (1, 10) OBP: 0.370, SLG: 0.520										5	1	3	1	0	0	0	<b>Philadelphia Phillies @ Baltimore Orioles</b> Ed Smith Stadium, Sarasota, FL Sun Mar 10 2019, 1:05 PM - 3:53 PM EDT Att: 7,640 - Sunny - 83 F						
23 Aaron Altherr, R (1, 8) OBP: 0.423, SLG: 0.316										2	0	0	0	1	1	2							
31 Shane Robinson, R (4, 8) OBP: 0.393, SLG: 0.407										3	0	2	2	0	0	1							
5 Nick Williams, L (1, 7) OBP: 0.250, SLG: 0.497										2	0	0	0	0	1	1							
25 Dylan Cozens, L (4, 7) OBP: 0.414, SLG: 0.760										3	0	0	0	0	1	5							
17 Rhys Hoskins, R (1, 3) OBP: 0.385, SLG: 0.455										2	0	0	0	0	1	0							
33 Matt McBride, R (4, 3) OBP: 0.100, SLG: 0.390										3	0	1	0	0	1	0							
13 Sean Rodríguez, R (1, 5) OBP: 0.250, SLG: 0.200										2	0	0	0	0	1	0							
18 Lane Adams, R (5, 9) OBP: 0.333, SLG: 0.435										3	0	1	0	0	1	0							
9 Phil Gosselin, R (1, 4) OBP: 0.435, SLG: 0.667										5	3	3	1	0	1	1							
28 Andrew Romine, S (1, 6) OBP: 0.357, SLG: 0.440										3	0	0	0	0	0	2							
84 Jonathan Guzmán, R (5, 6) OBP: 0.500, SLG: 1.000										2	1	1	1	0	0	1							
80 Trevor Plouffe, R (1, 9) OBP: 0.381, SLG: 0.667										3	2	1	2	1	1	1							
85 Daniel Brito, L (8, 4) OBP: 0.333, SLG: 0.333										0	0	0	0	0	0	0							
41 Drew Butera, R (1, 2) OBP: 0.333, SLG: 0.556										4	1	1	1	0	1	0							
44 Rob Brantly, L (9, 2) OBP: 0.600, SLG: 0.545										0	0	0	0	0	0	0							
<b>Inning Stats</b>	R: 0 E: 0 K: 1 S: 6	H: 1 LOB: 1 BB: 0 P: 6	R: 1 E: 0 K: 1 S: 6	H: 1 LOB: 0 BB: 0 P: 6	R: 0 E: 0 K: 2 S: 9	H: 2 LOB: 2 BB: 0 P: 9	R: 4 E: 0 K: 0 S: 7	H: 4 LOB: 2 BB: 2 P: 15	R: 0 E: 0 K: 2 S: 8	H: 1 LOB: 1 BB: 0 P: 8	R: 0 E: 0 K: 1 S: 5	H: 0 LOB: 0 BB: 0 P: 5	R: 0 E: 0 K: 1 S: 5	H: 0 LOB: 0 BB: 0 P: 5	R: 3 E: 0 K: 1 S: 9	H: 4 LOB: 1 BB: 0 P: 10	R: 0 E: 1 K: 1 S: 6	H: 0 LOB: 1 BB: 0 P: 6	1B: 8 2B: 3 3B: 0 HR: 2	SF: 0 SAC: 0 DP: 0 HBP: 0	WP: 0 PB: 0 SB: 1 CS: 0	PA: 43	
<b>PITCHER</b>	IP: 3.2 WLS: 0 BF: 16 ERA: 2.93	WLS: 6 R: 3 ER: 3 SO: 4	H: 5 R: 3 ER: 3 SO: 4	R: 3 ER: 3 SO: 4	BB: 0 IBB: 0 HBP: 0 BLK: 0	WP: 0 HR: 1 S: 24 P: 24	HR: 1 S: 24 P: 24	ERA: 4.91 WHIP: 1.364	IP: 1.0 WLS: 4 BF: 4	H: 0 R: 0 ER: 0 SO: 1	BB: 0 IBB: 0 HBP: 0 BLK: 0	WP: 0 HR: 0 S: 6 P: 6	ERA: 0.00 WHIP: 0.000										

Batter	1	2	3	4	5	6	7	8	9	AB	R	H	RBI	BB	SO	LOB	BOTTOM						
2 Jonathan Villar, S (1, 4) OBP: 0.296, SLG: 0.217										3	2	2	0	0	0	0	<b>Philadelphia Phillies @ Baltimore Orioles</b> Ed Smith Stadium, Sarasota, FL Sun Mar 10 2019, 1:05 PM - 3:53 PM EDT Att: 7,640 - Sunny - 83 F						
69 Jack Reinheimer, R (5, FR) OBP: 0.368, SLG: 0.579										1	0	0	0	0	0	0							
12 Stevie Wilkerson, S (1, 3) OBP: 0.200, SLG: 0.209										4	0	0	0	0	3	3							
97 Jomar Reyes, R (8, 5) OBP: 0.500, SLG: 0.667										0	0	0	0	0	0	0							
14 Rio Ruiz, L (1, 5) OBP: 0.424, SLG: 0.615										2	0	0	0	0	0	2							
76 Ryan Mountcastle, R (6, 5) OBP: 0.355, SLG: 0.429										1	0	0	0	0	0	0							
DJ Stewart, L (1, 7) OBP: 0.333, SLG: 0.433										4	1	2	1	0	1	1							
88 T.J. Nichting, S (9, 7) OBP: 0.500, SLG: 0.500										0	0	0	0	0	0	0							
23 Joey Rickard, R (1, 9) OBP: 0.400, SLG: 0.536										3	1	2	1	0	1	1							
75 Mike Yastrzemski, L (6, FR) OBP: 0.231, SLG: 0.500										1	1	0	0	0	1	0							
21 Austin Hays, R (1, 8) OBP: 0.345, SLG: 0.750										3	0	1	0	0	1	1							
84 Jacob Brugman, L (6, FR) OBP: 0.324, SLG: 0.515										1	0	0	0	0	0	0							
80 Yusniel Díaz, R (1, 10) OBP: 0.324, SLG: 0.515										3	0	0	1	0	1	1							
1 Alcides Escobar, R (1, 6) OBP: 0.385, SLG: 0.391										3	0	1	1	0	1	2							
83 Sean Miller, R (7, 4) OBP: 0.500, SLG: 0.500										1	0	0	0	0	0	0							
40 Jesus Sucre, R (1, 2) OBP: 0.444, SLG: 1.143										2	0	0	0	0	0	1							
72 Martin Cervenko, R (6, 2) OBP: 0.444, SLG: 1.143										2	0	0	0	0	1	2							
<b>Inning Stats</b>	R: 1 E: 0 K: 2 S: 9	H: 2 LOB: 1 BB: 0 P: 10	R: 0 E: 0 K: 3 S: 9	H: 0 LOB: 0 BB: 0 P: 9	R: 1 E: 0 K: 1 S: 7	H: 1 LOB: 1 BB: 0 P: 9	R: 1 E: 0 K: 0 S: 5	H: 2 LOB: 1 BB: 0 P: 5	R: 0 E: 1 K: 1 S: 5	H: 0 LOB: 1 BB: 0 P: 6	R: 2 E: 0 K: 1 S: 8	H: 3 LOB: 2 BB: 0 P: 8	R: 0 E: 0 K: 1 S: 5	H: 0 LOB: 0 BB: 0 P: 5	R: 0 E: 0 K: 1 S: 5	H: 0 LOB: 0 BB: 0 P: 5	R: 0 E: 0 K: 0 S: 3	H: 0 LOB: 0 BB: 0 P: 3	1B: 5 2B: 4 3B: 0 HR: 0	SF: 1 SAC: 0 DP: 1 HBP: 1	WP: 2 PB: 0 SB: 2 CS: 0	PA: 36	
<b>PITCHER</b>	IP: 3.0 WLS: 4 BF: 14 ERA: 4.5	WLS: 14 R: 3 ER: 3 SO: 0	H: 4 R: 1 ER: 0 SO: 0	R: 0 ER: 0 SO: 0	BB: 0 IBB: 0 HBP: 0 BLK: 0	WP: 0 HR: 0 S: 26 P: 29	HR: 0 S: 26 P: 29	ERA: 9.00 WHIP: 1.333	IP: 4.0 WLS: 15 BF: 3	H: 3 R: 2 ER: 2 SO: 4	BB: 0 IBB: 0 HBP: 0 BLK: 0	WP: 0 HR: 0 S: 23 P: 24	ERA: 4.50 WHIP: 0.750	IP: 1.0 WLS: 3 BF: 0	H: 0 R: 0 ER: 0 SO: 0	BB: 0 IBB: 0 HBP: 0 BLK: 0	WP: 0 HR: 0 S: 3 P: 3	ERA: 0.00 WHIP: 0.000					









Batter	1	2	3	4	5	6	7	8	9	AB	R	H	RBI	BB	SO	LOB	TOP					
22 Andrew McCutchen, R OBP: 0.276, SLG: 0.429 75 Adam Haseley, L OBP: 0.194, SLG: 0.267			L6							3	0	0	0	0	2	0	<b>Philadelphia Phillies @ New York Yankees</b> George M. Steinbrenner Field, Tampa, FL Wed Mar 13 2019, 6:38 PM - 10:12 PM EDT Att: 10,182 - Clear - 67 F <a href="http://livebaseballscorecards.com">livebaseballscorecards.com</a>					
2 Jean Segura, R OBP: 0.387, SLG: 0.500 66 Gift Ngoepe, R					F9					3	0	1	0	0	1	0						
3 Bryce Harper, L										2	1	0	0	0	1	1						
31 Shane Robinson, R OBP: 0.387, SLG: 0.379	G3				CI 10 BB, 17 S, 23 1B		G6-3			2	1	0	0	0	1	0						
17 Rhys Hoskins, R OBP: 0.414, SLG: 0.480 33 Matt McBride, R OBP: 0.182, SLG: 0.381			F7							3	0	2	0	0	0	1						
10 J.T. Realmuto, R OBP: 0.393, SLG: 0.720 41 Drew Butera, R OBP: 0.346, SLG: 0.500										2	1	2	1	1	0	0						
7 Maikel Franco, R OBP: 0.281, SLG: 0.367										5	1	2	0	0	1	6						
23 Aaron Altherr, R OBP: 0.318 18 Lane Adams, R OBP: 0.320, SLG: 0.417			F7							3	0	1	1	0	1	4						
13 Sean Rodriguez, R OBP: 0.200, SLG: 0.154 40 Gregorio Petit, R OBP: 0.333, SLG: 0.267							G6-3			3	0	0	0	0	2	4						
4 Scott Kingery, R OBP: 0.257, SLG: 0.394 28 Andrew Romine, S OBP: 0.379, SLG: 0.462	L9						G6-3			3	1	1	2	0	0	3						
<b>Inning Stats</b>	R: 0 E: 0 K: 2 S: 7	H: 0 LOB: 0 BB: 0 P: 8	R: 0 E: 0 K: 2 S: 10	H: 3 LOB: 3 BB: 0 P: 10	R: 0 E: 0 K: 1 S: 6	H: 1 LOB: 1 BB: 0 P: 6	R: 3 E: 0 K: 2 S: 12	H: 3 LOB: 0 BB: 0 P: 14	R: 1 E: 1 K: 1 S: 7	H: 2 LOB: 2 BB: 1 P: 12	R: 0 E: 0 K: 1 S: 5	H: 0 LOB: 0 BB: 0 P: 5	R: 0 E: 0 K: 2 S: 8	H: 1 LOB: 1 BB: 0 P: 8	R: 0 E: 0 K: 1 S: 5	H: 0 LOB: 0 BB: 0 P: 5	R: 1 E: 0 K: 1 S: 7	H: 2 LOB: 3 BB: 2 P: 15	1B: 8 2B: 2 3B: 0 HR: 2	SF: 0 SAC: 0 DP: 0 HBP: 0	WP: 1 PB: 0 SB: 1 CS: 0	PA: 42
<b>PITCHER</b>	IP WLS BF H R ER SO BB IBB HBP BLK WP HR S P ERA WHIP	19 Masahiro Tanaka, R ERA: 3.6 57 Chad Green, R ERA: 1.93 0 Adam Ottavino, R ERA: 3.18 48 Tommy Kahnle, R ERA: 39 Drew Hutchison, R ERA: 2.84	3.2 17 6 2 2 2 6 0 0 0 0 0 1 29 30 4.91 1.636	1.0 2 1 1 1 1 0 0 0 0 0 0 1 6 8 27.00 3.000	1.0 6 2 1 0 1 1 0 0 0 0 0 0 7 12 0.00 3.000	1.0 3 0 0 0 1 0 0 0 0 0 0 5 5 0.00 0.000	2.0 7 1 0 0 3 0 0 0 0 0 0 0 13 13 0.00 0.500	<b>PITCHER</b>	IP WLS BF H R ER SO BB IBB HBP BLK WP HR S P ERA WHIP	82 Phillip Diehl, L ERA: 3.0	1.0 B 7 2 1 1 1 2 0 0 0 0 1 7 15 9.00 4.000											

Batter	1	2	3	4	5	6	7	8	9	AB	R	H	RBI	BB	SO	LOB	BOTTOM					
11 Brett Gardner, L OBP: 0.500, SLG: 0.944 35 Billy Burns, S OBP: 0.211, SLG: 0.125		SF8								2	1	1	1	0	0	0	<b>Philadelphia Phillies @ New York Yankees</b> George M. Steinbrenner Field, Tampa, FL Wed Mar 13 2019, 6:38 PM - 10:12 PM EDT Att: 10,182 - Clear - 67 F <a href="http://livebaseballscorecards.com">livebaseballscorecards.com</a>					
99 Aaron Judge, R OBP: 0.367, SLG: 0.846 72 Kyle Holder, L OBP: 0.391, SLG: 0.450										4	0	0	0	0	2	5						
27 Giancarlo Stanton, R OBP: 0.433, SLG: 0.960 96 Matt Lipka, R OBP: 0.320, SLG: 0.350										3	1	2	1	0	1	0						
45 Luke Voit, R OBP: 0.400, SLG: 0.520 80 Jorge Saez, R OBP: 0.250, SLG: 0.182			F9							3	1	1	1	1	0	0						
25 Gleyber Torres, R OBP: 0.321, SLG: 0.462 63 L.J. Mazzilli, R OBP: 0.231, SLG: 0.250			G1-3							0	0	0	0	0	0	0						
24 Gary Sánchez, R OBP: 0.250, SLG: 0.389 30 Ryan Lavanway, R OBP: 0.357, SLG: 0.250										2	1	1	0	1	0	0						
33 Greg Bird, L OBP: 0.471, SLG: 0.571 86 Ryan McBroom, R OBP: 0.333, SLG: 0.462										1	0	0	0	0	1	2						
70 Gio Urshela, R OBP: 0.444, SLG: 0.889 89 Angel Aguilar, R OBP: 0.182, SLG: 0.455										3	0	2	0	0	0	0						
14 Tyler Wade, L OBP: 0.375, SLG: 0.586										3	0	1	1	1	1	2						
<b>Inning Stats</b>	R: 1 E: 0 K: 2 S: 10	H: 4 LOB: 2 BB: 0 P: 10	R: 1 E: 0 K: 1 S: 6	H: 1 LOB: 1 BB: 1 P: 10	R: 0 E: 0 K: 1 S: 5	H: 0 LOB: 0 BB: 0 P: 5	R: 0 E: 0 K: 0 S: 3	H: 0 LOB: 0 BB: 0 P: 3	R: 0 E: 0 K: 1 S: 5	H: 0 LOB: 0 BB: 0 P: 5	R: 3 E: 0 K: 0 S: 7	H: 3 LOB: 3 BB: 3 P: 21	R: 0 E: 1 K: 3 S: 10	H: 0 LOB: 2 BB: 1 P: 14	R: 0 E: 0 K: 2 S: 7	H: 1 LOB: 0 BB: 0 P: 8		R: 0 E: 0 K: 1 S: 5	H: 0 LOB: 2 BB: 2 P: 14	1B: 8 2B: 0 3B: 0 HR: 1	SF: 1 SAC: 1 DP: 0 HBP: 0	WP: 2 PB: 0 SB: 1 CS: 1
<b>PITCHER</b>	IP WLS BF H R ER SO BB IBB HBP BLK WP HR S P ERA WHIP	56 Zach Eflin, R ERA: 4.5 50 Héctor Neris, R ERA: 4.5 52 Jose Alvarez, L ERA: 1.42 58 Seranthony Dominguez, R ERA: 1.42 67 Jeremy Bleich, L ERA: 4.26	1.1 0.2 0.1 1.0 0.2	5.1 0.2 0.1 1.0 0.2	6.1 0.1 1.0 0.2	7.1 0.2	<b>PITCHER</b>	IP WLS BF H R ER SO BB IBB HBP BLK WP HR S P ERA WHIP	68 Josh Martin, R ERA: 91 Pedro Beato, R ERA:	1.0 1.0	1.0 5	0 0	0 0	0 0	0 1	2 5	0.00 0.000	1.000 2.000				



Batter	1	2	3	4	5	6	7	8	9	AB	R	H	RBI	BB	SO	LOB	TOP			
16 César Hernández, S (1,4) OBP: 0.222, SLG: 0.125 40 Gregorio Petit, R (5,4) OBP: 0.316, SLG: 0.250										3	0	1	0	0	0	1				
2 Jean Segura, R (1,6) OBP: 0.333, SLG: 0.452 85 Luis García, S (5,6)										3	0	0	0	0	0	3				
15 Andrew Knapp, S (1,2) OBP: 0.387, SLG: 0.552 33 Matt McBride, R (6,2) OBP: 0.217, SLG: 0.409										3	0	2	0	0	0	2				
7 Maikel Franco, R (1,5) OBP: 0.286, SLG: 0.364 99 Damek Tomscha, R (6,5)										3	0	1	0	0	0	2				
23 Aaron Altherr, R (1,9) OBP: 0.406, SLG: 0.292 90 Ben Aklinski, R (6,9)										2	0	0	0	1	2	4				
13 Sean Rodríguez, R (1,3) OBP: 0.176, SLG: 0.133										4	0	0	0	0	2	2				
31 Shane Robinson, R (1,7) OBP: 0.371, SLG: 0.455										4	1	1	1	0	2	2				
75 Adam Haseley, L (1,10) OBP: 0.171, SLG: 0.235										4	0	0	0	0	1	0				
18 Lane Adams, R (1,8) OBP: 0.276, SLG: 0.357										4	1	0	0	0	1	0				
<b>Inning Stats</b>	R: 0 E: 0 K: 1 S: 7	H: 3 LOB: 2 P: 8	R: 0 E: 0 K: 1 S: 5	H: 0 LOB: 0 BB: 0 P: 5	R: 1 E: 3 K: 1 S: 8	H: 0 LOB: 2 BB: 0 P: 8	R: 0 E: 0 K: 1 S: 5	H: 0 LOB: 0 BB: 0 P: 5	R: 0 E: 0 K: 1 S: 3	H: 1 LOB: 2 BB: 1 P: 11	R: 0 E: 0 K: 2 S: 7	H: 0 LOB: 0 BB: 0 P: 7	R: 0 E: 0 K: 2 S: 8	H: 1 LOB: 1 BB: 0 P: 8	R: 1 E: 0 K: 1 S: 6	H: 1 LOB: 0 BB: 0 P: 6	1B: 4 2B: 1 3B: 0 HR: 1	SF: 0 SAC: 0 DP: 1 HBP: 0	WP: 1 PB: 0 SB: 0 CS: 0	PA: 36
<b>PITCHER</b>	IP WLS BF H R ER SO BB IBB HBP BLK WP HR S P ERA WHIP																			
34 Trevor Williams, R (1,1) ERA: 3.38	5.0 W 20 3 1 0 4 0 0 0 0 0 0 0 28 29 0.00 0.600																			
47 Francisco Liriano, L (6,1) ERA: 6.0	1.0 5 1 0 0 1 1 0 0 0 0 1 0 7 11 0.00 2.000																			
57 Nick Burdi, R (7,1) ERA: 2.84	1.0 3 0 0 0 2 0 0 0 0 0 0 0 7 7 0.00 0.000																			
52 Clay Holmes, R (8,1) ERA: 4.5	1.0 4 1 0 0 2 0 0 0 0 0 0 0 8 8 0.00 1.000																			
38 Brandon Maurer, R (9,1) ERA: 6.75	1.0 4 1 1 1 1 0 0 0 0 0 0 1 6 6 9.00 1.000																			

Philadelphia Phillies @ Pittsburgh Pirates  
LECOM Park, Bradenton, FL  
Thu Mar 14 2019, 1:07 PM - 4:13 PM EDT  
Att: 6,317 - Sunny - 81 F

AB 35  
R 2  
H 6  
RBI 1  
BB 1  
SO 10  
LOB 18



Batter	1	2	3	4	5	6	7	8	9	AB	R	H	RBI	BB	SO	LOB	BOTTOM			
26 Adam Frazier, L (1,4) OBP: 0.353, SLG: 0.813 44 Kevin Kramer, L (7, PH) OBP: 0.207, SLG: 0.321										4	1	1	1	0	1	1				
6 Starling Marte, R (1,8) OBP: 0.385, SLG: 0.600 17 JB Shuck, L (7, PH) OBP: 0.464, SLG: 0.692										3	2	2	2	1	1	0				
12 Corey Dickerson, L (1,10) OBP: 0.590, SLG: 1.091 74 Christian Kelley, R (7, PH) OBP: 0.333, SLG: 0.167										3	1	1	2	1	0	0				
55 Josh Bell, S (1,3) OBP: 0.200, SLG: 0.310 75 Will Craig, R (8,3) OBP: 0.375, SLG: 0.375										3	0	0	0	1	0	2				
29 Francisco Cervelli, R (1,2) OBP: 0.290, SLG: 0.296 58 Jacob Stallings, R (7,2) OBP: 0.222, SLG: 0.313										2	1	1	0	1	0	1				
5 Lonnie Chisenhall, L (1,9) OBP: 0.400, SLG: 0.313 36 José Osuna, R (8,9) OBP: 0.333, SLG: 0.320										3	1	1	0	0	1	2				
53 Melky Cabrera, S (1,7) OBP: 0.387, SLG: 0.621 46 Patrick Kivlehan, R (7, PR) OBP: 0.387, SLG: 0.621										4	0	2	0	0	0	4				
19 Colin Moran, L (1,5) OBP: 0.300, SLG: 0.385 77 Ke'Bryan Hayes, R (7, PH) OBP: 0.346, SLG: 0.533										2	2	1	3	1	0	2				
27 Kevin Newman, R (1,6) OBP: 0.286, SLG: 0.462 15 Pablo Reyes, R (8,6) OBP: 0.355, SLG: 0.571										4	2	3	3	0	0	2				
<b>Inning Stats</b>	R: 1 E: 0 K: 1 S: 7	H: 1 LOB: 0 BB: 0 P: 8	R: 0 E: 0 K: 0 S: 5	H: 2 LOB: 0 BB: 0 P: 5	R: 2 E: 0 K: 0 S: 5	H: 1 LOB: 1 BB: 2 P: 13	R: 2 E: 0 K: 0 S: 6	H: 3 LOB: 2 BB: 2 P: 15	R: 3 E: 0 K: 1 S: 8	H: 2 LOB: 0 BB: 0 P: 13	R: 1 E: 0 K: 1 S: 7	H: 1 LOB: 1 BB: 1 P: 13	R: 2 E: 0 K: 2 S: 10	H: 3 LOB: 1 BB: 0 P: 12	R: 0 E: 0 K: 3 S: 9	H: 0 LOB: 1 BB: 0 P: 10	1B: 6 2B: 2 3B: 0 HR: 5	SF: 0 SAC: 0 DP: 0 HBP: 3	WP: 0 PB: 2 SB: 3 CS: 1	PA: 43
<b>PITCHER</b>	IP WLS BF H R ER SO BB IBB HBP BLK WP HR S P ERA WHIP																			
49 Jake Arrieta, R (1,1) ERA: 7.88	3.1 L 18 6 5 5 1 3 0 0 0 0 0 0 4 9 0.00 3.000																			
65 Edward Paredes, L (4,1) ERA: 9.82	0.2 4 1 0 0 0 1 0 0 0 0 0 0 4 9 0.00 3.000																			
12 Juan Nicasio, R (5,1) ERA: 9.82	0.1 4 1 3 3 0 0 0 0 2 0 0 1 4 9 81.00 3.000																			
91 Tom Windle, L (5,1) ERA: 1.59	0.2 2 1 0 0 1 0 0 0 0 0 0 0 4 4 0.00 1.500																			
46 Adam Morgan, L (6,1) ERA: 1.59	1.0 5 1 1 1 1 1 0 0 0 0 0 1 7 13 9.00 2.000																			
61 Edbury Ramos, R (7,1) ERA: 7.94	1.0 6 3 2 2 2 0 0 0 1 0 0 0 9 10 0.00 0.000																			
97 JD Hammer, R (8,1) ERA: 7.94	1.0 4 0 0 0 0 3 0 0 1 0 0 0 9 10 0.00 0.000																			

Philadelphia Phillies @ Pittsburgh Pirates  
LECOM Park, Bradenton, FL  
Thu Mar 14 2019, 1:07 PM - 4:13 PM EDT  
Att: 6,317 - Sunny - 81 F

AB 35  
R 11  
H 13  
RBI 11  
BB 5  
SO 8  
LOB 18





Batter	1	2	3	4	5	6	7	8	9	AB	R	H	RBI	BB	SO	LOB	TOP					
4 Scott Kingery, R (1, 8) 89 Simon Muzziotti, L (5, 8)	G6-3		K		K		G3-1			3	1	1	0	0	1	1	Philadelphia Phillies @ Tampa Bay Rays Charlotte Sports Park, Port Charlotte, FL Thu Mar 14 2019, 1:07 PM - 3:40 PM EDT Att: 3,866 - Partly Cloudy - 82 F					
5 Nick Williams, L (1, 9) 80 Trevor Plouffe, R (6, 9) (7, 5)	K		K					K		3	0	2	1	0	1	0						
17 Rhys Hoskins, R (1, 10)	F9		K					K2-3		4	0	0	0	0	3	2						
25 Dylan Cozens, L (1, 7)		F8								4	1	2	1	0	1	0						
28 Andrew Romine, S (1, 6)		F7								4	0	0	0	0	0	2						
44 Rob Brantly, L (1, 2) 97 Jan Hernandez, R (7, 9)										3	0	2	0	0	0	0						
9 Phil Gosselin, R (1, 4)		G6-3								1	0	0	0	0	1	0						
66 Gift Ngoepe, R (1, 5) 97 Edgar Cabral, R (7, 2)			K							3	1	1	2	0	2	1						
29 Mitch Walding, L (1, 3)			K							1	0	0	0	0	0	0						
Inning Stats	R: 0 E: 0 K: 1 S: 6	H: 0 LOB: 0 BB: 0 P: 6	R: 0 E: 0 K: 0 S: 4	H: 1 LOB: 1 BB: 0 P: 4	R: 1 E: 0 K: 3 S: 11	H: 2 LOB: 1 BB: 0 P: 11	R: 0 E: 0 K: 1 S: 5	H: 0 LOB: 0 BB: 0 P: 5	R: 0 E: 0 K: 3 S: 10	H: 1 LOB: 1 BB: 0 P: 10	R: 0 E: 0 K: 1 S: 6	H: 2 LOB: 1 BB: 0 P: 6	R: 2 E: 0 K: 1 S: 7	H: 3 LOB: 0 BB: 0 P: 7	R: 1 E: 0 K: 2 S: 10	H: 1 LOB: 0 BB: 0 P: 11		R: 0 E: 0 K: 1 S: 5	H: 0 LOB: 0 BB: 0 P: 5	1B: 5 2B: 2 HR: 2	SF: 0 SAC: 0 DP: 1 HBP: 0	WP: 0 PB: 0 CS: 0
PITCHER	IP	WLS	BF	H	R	ER	SO	BB	IBB	HBP	BLK	WP	HR	S	P	ERA	WHIP					
15 Emilio Pagán, R (1, 1) ERA: 5.19	2.0		7	1	0	0	1	0	0	0	0	0	0	10	16	0.00	0.500					
63 Diego Castillo, R (3, 1) ERA: 4.91	2.0		8	2	1	1	4	0	0	0	0	0	0	16	14	4.50	1.000					
74 Cole Sulser, R (5, 1) ERA: 4.91	1.1		6	2	0	0	4	0	0	0	0	0	0	14	14	0.00	1.500					
73 Casey Sadler, R (6, 1) ERA: 4.91	2.1	B	9	4	2	2	3	0	0	0	0	0	1	15	15	7.71	1.714					
37 Colin Poche, L (8, 1) ERA: 9.0	1.1	L	5	1	1	1	1	0	0	0	0	0	1	9	10	6.75	0.750					

Batter	1	2	3	4	5	6	7	8	9	AB	R	H	RBI	BB	SO	LOB	BOTTOM					
10 Mike Zunino, R (1, 2) 78 Mac James, R (7, 2)	L6		F8					G5-3		3	1	1	3	0	0	1	Philadelphia Phillies @ Tampa Bay Rays Charlotte Sports Park, Port Charlotte, FL Thu Mar 14 2019, 1:07 PM - 3:40 PM EDT Att: 3,866 - Partly Cloudy - 82 F					
17 Austin Meadows, L (1, 7) 31 Jason Coats, R (6, 7) (8, 8)	F9							F8		3	0	1	0	0	0	0						
29 Tommy Pham, R (1, 10)	G6-3							K		4	0	0	0	0	3	1						
26 Ji Man Choi, L (1, 3) 79 Nathaniel Lowe, L (7, 3)										3	0	2	0	0	0	0						
24 Avisail García, R (1, 9) 69 Moisés Gómez, R (7, 9)										3	0	0	0	0	1	2						
2 Yandy Díaz, R (1, 5) 84 Mike Brosseau, R (7, 5)										3	0	1	0	0	0	0						
1 Willy Adames, R (1, 6) 78 Taylor Walls, S (8, 6)										3	1	0	0	0	1	1						
28 Daniel Robertson, R (1, 4) 74 Tyler Frank, L (8, 4)										2	1	0	0	1	0	0						
91 Josh Lowe, L (1, 8)										1	0	0	0	1	0	2						
70 Brendan McKay, L (7, PH) 80 Kean Wong, L (8, 7)										1	0	1	0	0	0	0						
Inning Stats	R: 0 E: 0 K: 0 S: 3	H: 0 LOB: 0 BB: 0 P: 3	R: 0 E: 0 K: 0 S: 3	H: 1 LOB: 0 BB: 0 P: 3	R: 0 E: 0 K: 0 S: 4	H: 0 LOB: 1 BB: 1 P: 8	R: 0 E: 0 K: 1 S: 6	H: 1 LOB: 0 BB: 0 P: 6	R: 3 E: 0 K: 1 S: 9	H: 3 LOB: 1 BB: 1 P: 15	R: 0 E: 0 K: 1 S: 5	H: 0 LOB: 0 BB: 0 P: 5	R: 0 E: 0 K: 1 S: 5	H: 1 LOB: 1 BB: 0 P: 5	R: 0 E: 0 K: 1 S: 5	H: 0 LOB: 0 BB: 0 P: 5	R: 0 E: 0 K: 1 S: 5	H: 0 LOB: 1 BB: 0 P: 7	1B: 4 2B: 1 3B: 0 HR: 1	SF: 0 SAC: 0 DP: 1 HBP: 1	WP: 1 PB: 0 CS: 0	PA: 34
PITCHER	IP	WLS	BF	H	R	ER	SO	BB	IBB	HBP	BLK	WP	HR	S	P	ERA	WHIP					
63 Drew Anderson, R (1, 1) ERA: 0.71	4.0		14	2	0	0	0	1	0	0	0	0	1	6	12	40.50	6.000					
64 Victor Arano, R (5, 1) ERA: 33.0	0.2	B	6	3	3	3	0	1	0	0	0	0	0	3	3	0.00	0.000					
91 Luke Leftwich, R (5, 1) ERA: 9.0	0.1		1	0	0	0	1	0	0	0	0	0	0	5	5	0.00	0.000					
47 James Pazos, L (6, 1) ERA: 4.76	1.0		3	0	0	0	1	0	0	0	0	0	0	5	5	0.00	0.000					
53 Yackels Rios, R (7, 1) ERA: 9.0	2.0	W	6	1	0	0	2	0	0	0	0	0	0	10	10	0.00	0.500					
PITCHER	IP	WLS	BF	H	R	ER	SO	BB	IBB	HBP	BLK	WP	HR	S	P	ERA	WHIP					
84 Luis Ramirez, R (9, 1) ERA: 9.0	1.0		4	0	0	0	1	0	0	1	0	1	0	5	7	0.00	0.000					

AB	35
R	4
H	10
RBI	4
BB	0
SO	13
LOB	8

AB	31
R	3
H	6
RBI	3
BB	2
SO	6
LOB	8





Batter	1	2	3	4	5	6	7	8	9	AB	R	H	RBI	BB	SO	LOB	TOP										
15 Randal Grichuk, R OBP: 0.412, SLG: 0.538 30 Anthony Alford, R OBP: 0.375, SLG: 0.750	G4-3		G1-3		P2			P3		3	0	0	0	0	0	0	Toronto Blue Jays @ Philadelphia Phillies Spectrum Field, Clearwater, FL Fri Mar 15 2019, 1:10 PM - 3:43 PM EDT Att: 10,289 - Sunny - 84 F										
11 Kevin Pillar, R OBP: 0.278, SLG: 0.424 7 Richard Urena, S OBP: 0.367, SLG: 0.346	P3		37 F 37 E 1B			HR		F9		3	1	2	1	0	0	0											
37 Teoscar Hernández, R OBP: 0.530, SLG: 0.957 1 Jonathan Davis, R OBP: 0.314, SLG: 0.400	K		E6			P6		K		3	0	0	0	0	1	1											
44 Rowdy Tellez, L OBP: 0.333, SLG: 0.550 67 Cavan Biggio, L OBP: 0.273, SLG: 0.433		G5-3			F8			K		2	0	0	0	0	0	0											
3 Brandon Drury, R OBP: 0.400, SLG: 0.625 86 Joshua Palacios, L (6, PR)		F8			G5-3			G4-3		3	0	1	0	0	0	0											
8 Kendrys Morales, S OBP: 0.345, SLG: 0.346 28 Billy McKinney, L (9, PH)								2B		2	0	1	0	0	0	1											
		HBP						K		1	0	0	0	0	1	0											
13 Lourdes Gurriel Jr., R OBP: 0.429, SLG: 0.657 99 Andy Burns, R OBP: 0.500, SLG: 0.556		K			G5-3			21 G4-6-3 1B		3	0	1	0	0	1	2											
16 Freddy Galvis, S OBP: 0.323, SLG: 0.536 5 Enc Sogard, L OBP: 0.365, SLG: 0.379						G4-3		L7		2	1	1	1	0	0	0											
21 Luke Maile, R OBP: 0.154, SLG: 0.083 70 Pat Cantwell, R OBP: 0.429, SLG: 0.833					G5-3			G4-6-3		3	0	0	0	0	0	1											
								1-2		0	0	0	0	0	0	0											
<b>Inning Stats</b>	R: 0 E: 0 K: 1 S: 6	H: 0 LOB: 0 BB: 0 P: 6	R: 0 E: 0 K: 1 S: 5	H: 0 LOB: 1 BB: 0 P: 6	R: 1 E: 2 K: 0 S: 5	H: 2 LOB: 2 BB: 0 P: 7	R: 0 E: 0 K: 0 S: 4	H: 1 LOB: 1 BB: 0 P: 4	R: 0 E: 0 K: 1 S: 3	H: 0 LOB: 0 BB: 0 P: 3	R: 1 E: 0 K: 1 S: 8	H: 2 LOB: 1 BB: 0 P: 9	R: 0 E: 0 K: 0 S: 3	H: 1 LOB: 0 BB: 0 P: 3	R: 0 E: 0 K: 1 S: 5	H: 0 LOB: 0 BB: 0 P: 5	R: 0 E: 0 K: 2 S: 7	H: 0 LOB: 0 BB: 0 P: 7	1B: 3 2B: 1 3B: 0 HR: 2	SF: 0 SAC: 0 DP: 1 HBP: 1	WP: 0 PB: 0 SB: 0 CS: 0	PA: 33					
<b>PITCHER</b>	IP	WLS	BF	H	R	ER	SO	BB	IBB	HBP	BLK	WP	HR	S	P	ERA	WHIP										
43 Nick Pivetta, R ERA: 2.38	5.0		19	3	1	1	2	0	0	1	0	0	1	23	26	1.80	0.600										
30 David Robertson, R ERA: 4.5	1.0		5	2	1	1	1	0	0	0	0	0	1	8	9	9.00	2.000										
93 Pat Neshek, R ERA: 3.86	1.0		3	1	0	0	0	0	0	0	0	0	0	3	3	0.00	1.000										
52 Jose Alvarez, L ERA: 3.86	1.0		3	0	0	0	1	0	0	0	0	0	0	5	5	0.00	0.000										
50 Héctor Neris, R ERA: 3.86	1.0	W	3	0	0	0	2	0	0	0	0	0	0	7	7	0.00	0.000										

Batter	1	2	3	4	5	6	7	8	9	AB	R	H	RBI	BB	SO	LOB	BOTTOM										
22 Andrew McCutchen, R OBP: 0.281, SLG: 0.419 25 Dylan Cozens, L OBP: 0.460, SLG: 0.774	G6-3		2 B 1-2 1B			F8		F9		3	0	1	0	0	0	0	Toronto Blue Jays @ Philadelphia Phillies Spectrum Field, Clearwater, FL Fri Mar 15 2019, 1:10 PM - 3:43 PM EDT Att: 10,289 - Sunny - 84 F										
2 Jean Segura, R OBP: 0.333, SLG: 0.441 9 Phil Gosselin, R OBP: 0.433, SLG: 0.714	K		1-3 2-H 1B			G5-3		F7		3	0	1	1	0	1	0											
3 Bryce Harper, L										2	0	0	0	0	1	2											
31 Shane Robinson, R (6, PR)	G6-3		K			17 BB HBP		E6		1	1	0	0	0	0	0											
17 Rhys Hoskins, R OBP: 0.361, SLG: 0.387 80 Trevor Plouffe, R OBP: 0.346, SLG: 0.588		G5-3			G5-3			G4-3		2	0	0	0	1	0	0											
						1-2 BB				1	0	0	0	0	1	0											
5 Nick Williams, L OBP: 0.314, SLG: 0.500		G3				7 CS 1B				4	1	2	1	0	1	2											
7 Maikel Franco, R OBP: 0.283, SLG: 0.333 Mitch Walding, L OBP: 0.448, SLG: 0.522		G5-3						1B 66 BB 2B		3	0	0	0	0	0	1											
23 Aaron Altherr, R OBP: 0.371, SLG: 0.259 75 Adam Haseley, L OBP: 0.194, SLG: 0.235			K					66 BB 75 BB 1B		1	0	1	0	0	0	0											
4 Scott Kingery, R OBP: 0.244, SLG: 0.359 66 Gift Ngoepe, R OBP: 0.231, SLG: 0.364								1-2 BB		3	0	0	0	0	2	0											
41 Drew Butera, R OBP: 0.379, SLG: 0.478 9 Jimmy Smith, R (8, PR)								1-2 2-3 3-H BB		0	0	0	1	1	0	0											
33 Matt McBride, R OBP: 0.217, SLG: 0.409			22 BB 1B							0	0	0	0	0	0	0											
										0	0	0	0	0	0	0											
<b>Inning Stats</b>	R: 0 E: 0 K: 1 S: 5	H: 0 LOB: 0 BB: 0 P: 5	R: 0 E: 0 K: 0 S: 3	H: 0 LOB: 0 BB: 0 P: 3	R: 1 E: 0 K: 2 S: 9	H: 2 LOB: 1 BB: 1 P: 13	R: 0 E: 0 K: 0 S: 3	H: 1 LOB: 0 BB: 0 P: 4	R: 0 E: 0 K: 3 S: 9	H: 0 LOB: 0 BB: 0 P: 9	R: 0 E: 0 K: 1 S: 5	H: 0 LOB: 2 BB: 1 P: 10	R: 0 E: 0 K: 2 S: 7	H: 0 LOB: 0 BB: 0 P: 7	R: 0 E: 0 K: 0 S: 2	H: 0 LOB: 1 BB: 1 P: 7	R: 2 E: 1 K: 0 S: 4	H: 2 LOB: 3 BB: 2 P: 12	1B: 4 2B: 1 3B: 0 HR: 0	SF: 0 SAC: 0 DP: 0 HBP: 1	WP: 0 PB: 0 SB: 0 CS: 2	PA: 35					
<b>PITCHER</b>	IP	WLS	BF	H	R	ER	SO	BB	IBB	HBP	BLK	WP	HR	S	P	ERA	WHIP										
56 Ryan Borucki, L ERA: 3.24	4.2		17	3	1	1	5	1	0	0	0	0	0	8	13	0.00	0.750										
57 Trent Thornton, R ERA: 4.82	1.1		6	0	0	0	2	1	0	1	0	0	0	8	13	0.00	0.750										
20 Bud Norris, R ERA:	1.0	H	3	0	0	0	2	0	0	0	0	0	0	7	7	0.00	0.000										
52 Ryan Tepera, R ERA: 6.0	1.0	H	3	0	0	0	0	1	0	0	0	0	0	2	7	0.00	1.000										
77 John Axford, R ERA: 2.08	0.1	L	6	2	2	1	0	2	0	0	0	0	0	4	12	27.00	12.000										













Batter	1	2	3	4	5	6	7	8	9	AB	R	H	RBI	BB	SO	LOB	TOP										
16 César Hernández, S (1.4) OBP: 0.200, SLG: 0.143 40 Gregorio Petit, R (5.4)	G1-3		1B		K		G5-3		K	3	0	1	0	0	1	1	Philadelphia Phillies @ St. Louis Cardinals Roger Dean Chevrolet Stadium, Jupiter, FL Mon Mar 18 2019, 1:10 PM - 3:59 PM EDT Att. 7,666 - Partly Cloudy - 75 F										
37 Odúbel Herrera, L (1.8) OBP: 0.333, SLG: 0.400 31 Shane Robinson, R (5.8)	K		E5		K				K	3	0	0	0	0	2	3											
23 Aaron Altherr, R (1.9) OBP: 0.390, SLG: 0.281 75 Adam Haseley, L (6.9)	1B		K		K		FC4-6 BB		K	2	0	1	0	1	1	3											
5 Nick Williams, L (1.7) OBP: 0.268, SLG: 0.425 18 Lane Adams, R (6.7)	G3		K		K		FC4-6 25 S		1B	3	0	0	0	0	1	5											
25 Dylan Cozens, L (1.10) OBP: 0.333, SLG: 0.632		F8			K				G3	3	0	0	0	0	2	2											
13 Sean Rodríguez, R (1.6) OBP: 0.195, SLG: 0.114 66 Gift Ngoepe, R (6.6)	K				CS					4-0	1	0	0	0	2	1											
80 Trevor Plouffe, R (1.3) OBP: 0.345, SLG: 0.565	F8				BB					4-0	0	1	0	0	1	0											
41 Drew Butera, R (1.2) OBP: 0.375, SLG: 0.500 44 Rob Brantly, L (7.2)			G5-3	CS			G4-3 9		F9	1-2	3	0	1	0	0	0											
9 Phil Gosselin, R (1.5) OBP: 0.432, SLG: 0.686			1B		G4-3					1-2 2-3	4	0	1	1	0	1											
			1B							3-H																	
<b>Inning Stats</b>	R: 0 E: 0 K: 1 S: 7	H: 1 LOB: 1 BB: 0 P: 7	R: 0 E: 0 K: 1 S: 5	H: 0 LOB: 0 BB: 0 P: 5	R: 0 E: 1 K: 2 S: 10	H: 2 LOB: 3 BB: 0 P: 10	R: 0 E: 0 K: 2 S: 6	H: 0 LOB: 0 BB: 1 P: 11	R: 0 E: 0 K: 2 S: 8	H: 1 LOB: 2 BB: 0 P: 8	R: 0 E: 0 K: 1 S: 5	H: 0 LOB: 0 BB: 2 P: 16	R: 0 E: 0 K: 1 S: 5	H: 0 LOB: 0 BB: 0 P: 5	R: 0 E: 0 K: 2 S: 8	H: 1 LOB: 1 BB: 0 P: 8	R: 1 E: 0 K: 1 S: 6	H: 1 LOB: 1 BB: 1 P: 11	1B: 5 2B: 1 3B: 0 HR: 0	SF: 0 SAC: 0 DP: 0 HBP: 0	WP: 0 PB: 0 SB: 1 CS: 1	PA: 38					
<b>PITCHER</b>	IP	WLS	BF	H	R	ER	SO	BB	IBB	HBP	BLK	WP	HR	S	P	ERA	WHIP										
43 Dakota Hudson, R (1.1) ERA: 1.72	5.0	W	20	4	0	0	8	1	0	0	0	0	0	36	41	0.00	1.000										
40 Chasen Shreve, L (6.1) ERA: 3.68	1.0	H	5	0	0	0	1	2	0	0	0	0	0	5	16	0.00	2.000										
60 John Brebbia, R (7.1) ERA: 3.52	1.0	H	3	0	0	0	1	0	0	0	0	0	0	5	5	0.00	0.000										
29 Alex Reyes, R (8.1) ERA: 6.0	1.0		4	1	0	0	2	0	0	0	0	0	0	8	8	0.00	1.000										
49 Jordan Hicks, R (9.1) ERA: 3.6	1.0		5	1	1	1	1	1	0	0	0	0	0	6	11	9.00	2.000										

Batter	1	2	3	4	5	6	7	8	9	AB	R	H	RBI	BB	SO	LOB	BOTTOM										
34 Yairo Muñoz, R (1.5) OBP: 0.300, SLG: 0.351	K		K		E4 46 HR		L4			4	1	0	0	0	2	1	Philadelphia Phillies @ St. Louis Cardinals Roger Dean Chevrolet Stadium, Jupiter, FL Mon Mar 18 2019, 1:10 PM - 3:59 PM EDT Att. 7,666 - Partly Cloudy - 75 F										
46 Paul Goldschmidt, R (1.3) OBP: 0.395, SLG: 0.417	K		F8		HR		12 1B			3	1	1	2	1	1	0											
12 Paul DeJong, R (1.6) OBP: 0.302, SLG: 0.405	1B				G5-3		F8			4	0	2	1	0	0	0											
23 Marcell Ozuna, R (1.7) OBP: 0.250, SLG: 0.188 29 Alex Reyes, R (8.1) 49 Jordan Hicks, R (9.1)	F8				4 HBP 41 BB 1B		F9			4	0	2	0	0	0	3											
41 Tyler O'Neill, R (1.9) OBP: 0.309, SLG: 0.553		HR			4 HBP BB		F8			3	1	1	1	1	0	1											
4 Yadier Molina, R (1.2) OBP: 0.217, SLG: 0.182	F8				33 G6-3 HBP		F8			3	0	0	0	0	0	1											
33 Drew Robinson, L (1.4) OBP: 0.250, SLG: 0.295	F9				G6-3		K			4	0	1	0	0	1	4											
48 Harrison Bader, R (1.8) OBP: 0.261, SLG: 0.171	G1-3						F8			4	0	0	0	0	1	1											
43 Dakota Hudson, R (1.1) 22 Nolan Gorman, L (5.9) 40 Chasen Shreve, L (6.1) 60 John Brebbia, L (7.1) 91 Dylan Carlson, S (8.7)	G4-3									1	0	0	0	0	0	0											
										46 BB 12 1B																	
<b>Inning Stats</b>	R: 0 E: 0 K: 2 S: 8	H: 1 LOB: 1 BB: 0 P: 8	R: 1 E: 0 K: 0 S: 4	H: 1 LOB: 0 BB: 0 P: 6	R: 0 E: 0 K: 1 S: 5	H: 0 LOB: 0 BB: 0 P: 5	R: 0 E: 0 K: 0 S: 3	H: 1 LOB: 2 BB: 1 P: 8	R: 2 E: 1 K: 0 S: 6	H: 1 LOB: 0 BB: 0 P: 7	R: 0 E: 0 K: 1 S: 6	H: 1 LOB: 1 BB: 0 P: 6	R: 1 E: 0 K: 0 S: 5	H: 2 LOB: 2 BB: 1 P: 9	R: 0 E: 0 K: 1 S: 6	H: 1 LOB: 1 BB: 0 P: 6	1B: 6 2B: 0 3B: 0 HR: 2	SF: 0 SAC: 0 DP: 1 HBP: 1	WP: 0 PB: 0 SB: 1 CS: 0	PA: 35							
<b>PITCHER</b>	IP	WLS	BF	H	R	ER	SO	BB	IBB	HBP	BLK	WP	HR	S	P	ERA	WHIP										
56 Zach Efflin, R (1.1) ERA: 2.4	5.0	L	21	4	3	1	3	1	0	0	0	0	0	26	34	1.80	1.000										
47 James Pazos, L (6.1) ERA: 6.14	1.0		4	1	0	0	1	0	0	0	0	0	0	6	6	0.00	1.000										
53 Yackel Rios, R (7.1) ERA: 1.08	0.2		5	2	1	1	0	1	0	0	0	0	0	4	8	13.50	4.500										
67 Jeremy Bleich, L (7.1) ERA: 3.0	1.1		5	1	0	0	1	0	0	0	0	0	0	7	7	0.00	0.750										

AB	33
R	1
H	6
RBI	1
BB	4
SO	13
LOB	22



AB	32
R	4
H	8
RBI	4
BB	2
SO	5
LOB	11





Batter	1	2	3	4	5	6	7	8	9	AB	R	H	RBI	BB	SO	LOB																			
Inning Stats											1B: 0	SF: 0	2B: 0	SAC: 0	3B: 0	DP: 0	HR: 0	HBP: 0	WP: 0	PA: 0															
PITCHER	IP	WLS	BF	H	R	ER	SO	BB	IBB	HBP	BLK	WP	HR	S	P	ERA	WHIP	PITCHER	IP	WLS	BF	H	R	ER	SO	BB	IBB	HBP	BLK	WP	HR	S	P	ERA	WHIP

Philadelphia Phillies @ Houston Astros  
 PTTEAM Ballpark of the Palm Beaches, West Palm Beach, FL  
 Tue Mar 19 2019, 1:05 PM EDT

AB 0  
 R 0  
 H 0  
 RBI 0  
 BB 0  
 SO 0  
 LOB 0

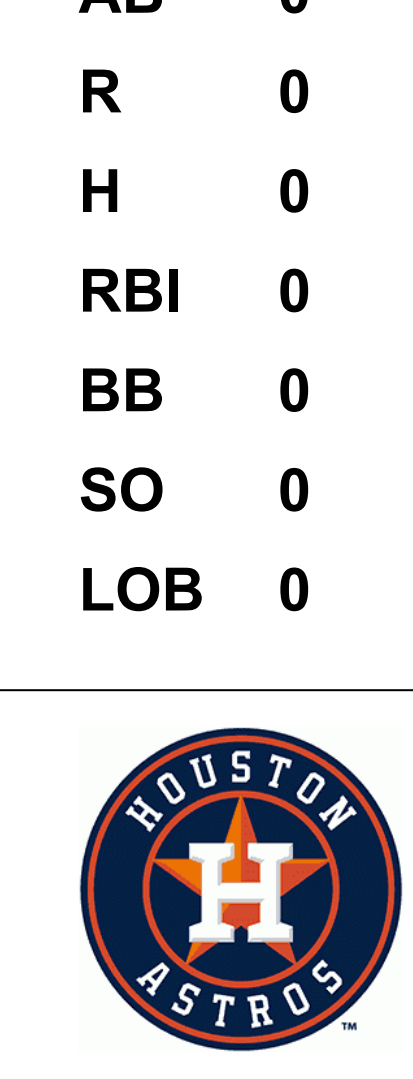


WP: 0 PA: 0  
 FB: 0  
 SB: 0  
 CS: 0

Batter	1	2	3	4	5	6	7	8	9	AB	R	H	RBI	BB	SO	LOB																			
Inning Stats											1B: 0	SF: 0	2B: 0	SAC: 0	3B: 0	DP: 0	HR: 0	HBP: 0	WP: 0	PA: 0															
PITCHER	IP	WLS	BF	H	R	ER	SO	BB	IBB	HBP	BLK	WP	HR	S	P	ERA	WHIP	PITCHER	IP	WLS	BF	H	R	ER	SO	BB	IBB	HBP	BLK	WP	HR	S	P	ERA	WHIP

Philadelphia Phillies @ Houston Astros  
 PTTEAM Ballpark of the Palm Beaches, West Palm Beach, FL  
 Tue Mar 19 2019, 1:05 PM EDT

AB 0  
 R 0  
 H 0  
 RBI 0  
 BB 0  
 SO 0  
 LOB 0



WP: 0 PA: 0  
 FB: 0  
 SB: 0  
 CS: 0







Batter	1	2	3	4	5	6	7	8	9	AB	R	H	RBI	BB	SO	LOB	TOP					
3 Brandon Drury, R (1, 5) OBP: 0.383, SLG: 0.591 44 Rowdy Tellez, L (5, 3) OBP: 0.314, SLG: 0.612	0-2 K	0-0 1-2 1B		0-0 1-2			0-1 1-H HR		1-0 P4	3	0	1	0	0	1	1	<b>Toronto Blue Jays @ Philadelphia Phillies</b> Spectrum Field, Clearwater, FL Thu Mar 21 2019, 1:08 PM - 3:51 PM EDT Att: 8,934 - Sunny - 69 F <a href="http://livebaseballscorecards.com">livebaseballscorecards.com</a>					
15 Randal Grichuk, R (1, 10) OBP: 0.423, SLG: 0.762 88 Chad Spanberger, L (7, PH) OBP: 0.500, SLG: 0.500	2-2 HR	0-0 F9		0-0 F7			0-0 99 FC6-4 1B		0-3 K	3	1	1	1	0	0	2						
37 Teoscar Hernández, R (1, 7) OBP: 0.479, SLG: 0.951 87 Cal Stevenson, L (5, PR) (5, 7)	0-3 K		0-3 K		4-0 14 G4-5-3 BB		0-0 P5		0-0 K	2	0	0	0	1	2	0						
14 Justin Smoak, S (1, 3) OBP: 0.429, SLG: 0.733 99 Andy Burns, R (5, 5) OBP: 0.333, SLG: 0.357	4-0 13 2B BB		0-0 13 HR 2B		0-0 G4-5-3		0-0 FC6-4		0-0 K	3	2	1	0	1	0	1						
13 Lourdes Gurriel Jr., R (1, 4) OBP: 0.439, SLG: 0.727 5 Eric Sogard, L (5, 4) OBP: 0.354, SLG: 0.351	1-0 1-3 2B		1-0 2-H HR		0-3 K		0-0 F7		0-0 F7	1	2	2	0	0	0	0						
28 Billy McKinney, L (1, 9) OBP: 0.388, SLG: 0.500	0-3 K		0-3 K2-3		0-0 F8		0-2 HR		0-3 K	2	4	1	1	0	2	2						
86 Joshua Palacios, L (1, 8)		0-3 K		0-3 K		0-0 G3-1		0-0 G4-3	2	4	0	0	0	0	2	0						
9 Danny Jansen, R (1, 2) OBP: 0.297, SLG: 0.343 21 Luke Maile, R (5, 2) OBP: 0.265, SLG: 0.172		4-0 3 1B BB		0-3 K2-3			0-0 K		0-0 G3	3	1	0	0	1	1	0						
16 Freddy Galvis, S (1, 6) OBP: 0.262, SLG: 0.395 7 Richard Urena, S (5, 6) OBP: 0.375, SLG: 0.441		0-3 K		4-0 3 G6-4-3 BB			0-0 44 HR 1B		0-3 K	1	0	0	0	1	1	1						
<b>Inning Stats</b>	R: 1 E: 0 K: 3 S: 13	H: 2 LOB: 2 BB: 1 P: 20	R: 0 E: 0 K: 2 S: 8	H: 1 LOB: 2 BB: 1 P: 12	R: 2 E: 0 K: 3 S: 11	H: 2 LOB: 0 BB: 0 P: 12	R: 0 E: 0 K: 1 S: 4	H: 0 LOB: 1 BB: 1 P: 8	R: 0 E: 0 K: 0 S: 2	H: 0 LOB: 1 BB: 1 P: 6	R: 0 E: 0 K: 1 S: 5	H: 0 LOB: 0 BB: 0 P: 5	R: 2 E: 0 K: 1 S: 9	H: 3 LOB: 1 BB: 0 P: 9	R: 1 E: 0 K: 0 S: 6	H: 1 LOB: 0 BB: 0 P: 6		R: 0 E: 0 K: 2 S: 7	H: 0 LOB: 0 BB: 0 P: 8	1B: 3 2B: 2 3B: 0 HR: 4	SF: 0 SAC: 0 DP: 2 HBP: 0	WP: 0 PB: 0 SB: 0 CS: 0
<b>PITCHER</b>	IP WLS BF H R ER SO BB IBB HBP BLK WP HR S P ERA WHIP	21 Vince Velasquez, R (1, 1) ERA: 12.79	3.1 W 18 5 3 3 9 3 0 0 0 0 2 35 51 8.10 2.400	98 Aaron Brown, L (4, 1) ERA: 3.39	0.2 H 1 0 0 0 0 0 0 0 0 0 0 1 1 0.00 0.000	93 Pat Neshek, R (5, 1) ERA: 1.93	0.1 2 0 0 0 0 0 1 0 0 0 0 0 1 5 0.00 3.000	53 Yackel Rios, R (5, 1) ERA: 0.9	1.2 4 0 0 0 1 0 0 0 0 0 0 0 6 6 0.00 0.000	52 Jose Alvarez, L (7, 1) ERA: 6.0	1.0 6 3 2 2 1 0 0 0 0 0 0 1 9 9 18.00 3.000	<b>PITCHER</b>	IP WLS BF H R ER SO BB IBB HBP BLK WP HR S P ERA WHIP	68 Josh Martin, R (8, 1) ERA: 2.57	1.0 4 1 1 1 0 0 0 0 0 0 0 0 1 6 6 9.00 1.000	91 Tom Windle, L (9, 1) ERA:	1.0 3 0 0 0 2 0 0 0 0 0 0 0 7 8 0.00 0.000					

Batter	1	2	3	4	5	6	7	8	9	AB	R	H	RBI	BB	SO	LOB	BOTTOM			
22 Andrew McCutchen, R (1, 7) OBP: 0.317, SLG: 0.513 31 Shane Robinson, R (5, 7) OBP: 0.349, SLG: 0.463	4-0 3 HR BB	2-0 2-H HR		0-0 10 HR 2B			0-0 F8		0-0 1B	2	3	2	2	1	0	0	<b>Toronto Blue Jays @ Philadelphia Phillies</b> Spectrum Field, Clearwater, FL Thu Mar 21 2019, 1:08 PM - 3:51 PM EDT Att: 8,934 - Sunny - 69 F <a href="http://livebaseballscorecards.com">livebaseballscorecards.com</a>			
2 Jean Segura, R (1, 6) OBP: 0.311, SLG: 0.381 66 Gift Ngoepe, R (5, 6) OBP: 0.278, SLG: 0.533	0-3 K	0-0 L5		0-0 F9			3-2 HR		0-3 K	3	0	0	0	0	1	2				
3 Bryce Harper, L (1, 9) OBP: 0.500, SLG: 0.692 18 Lane Adams, R (7, 9) OBP: 0.286, SLG: 0.353	0-0 1-H HR		0-3 K	4-0 10 HR BB			2-1 HR		0-0 L5	3	3	2	3	1	1	0				
10 J.T. Realmuto, R (1, 2) OBP: 0.432, SLG: 0.853 41 Drew Butera, R (6, 2) OBP: 0.392, SLG: 0.500	0-3 K		0-0 G5-3	0-2 1-H 2-H HR			0-0 L5			3	1	1	3	0	1	0				
5 Nick Williams, L (1, 8) OBP: 0.244, SLG: 0.386 93 Pat Neshek, S (5, 1) ERA: 1.93 53 Yackel Rios, R (5, 1) ERA: 0.9 13 Sean Rodriguez, R (7, PH) OBP: 0.190, SLG: 0.190 68 Josh Martin, R (8, 1) ERA: 2.57 91 Tom Windle, L (9, 1) ERA:	0-0 F8		0-3 K	0-0 F8			0-0 L7			3	0	0	0	0	1	0				
16 César Hernández, S (1, 4) OBP: 0.182, SLG: 0.143 9 Phil Gosselin, R (8, 4) OBP: 0.432, SLG: 0.686		0-0 G3		0-3 K	0-3 K2-3		0-3 K			4	0	0	0	0	3	0				
4 Scott Kingery, R (1, 5) OBP: 0.271, SLG: 0.370 95 Alec Bohm, R (6, 5) OBP: 0.372, SLG: 0.265		0-0 28 1B 21 G5-3 1B		0-0 15 HR 1B			0-3 K			3	2	2	0	0	0	0				
28 Andrew Romine, S (1, 3) OBP: 0.325, SLG: 0.378 33 Matt McBride, R (6, 3) OBP: 0.222, SLG: 0.423		0-0 22 HR 21 G5-3 1B		0-0 15 HR 1B			0-0 L4		0-0 G6-3	3	2	2	0	0	0	0				
21 Vince Velasquez, R (1, 1) ERA: 12.79 98 Aaron Brown, L (4, 1) ERA: 3.39 15 Andrew Knapp, S (4, PH) OBP: 0.400, SLG: 0.625 23 Aaron Altherr, R (5, 8) OBP: 0.372, SLG: 0.265		0-0 G5-3		0-1 1-H 2-H HR			0-0 G6-3		0-3 K	1	0	0	1	0	0	1				
<b>Inning Stats</b>	R: 2 E: 0 K: 2 S: 8	H: 1 LOB: 0 BB: 1 P: 12	R: 3 E: 0 K: 0 S: 6	H: 3 LOB: 0 BB: 0 P: 8	R: 0 E: 0 K: 2 S: 7	H: 0 LOB: 0 BB: 0 P: 7	R: 6 E: 0 K: 1 S: 13	H: 5 LOB: 1 BB: 1 P: 17	R: 0 E: 0 K: 1 S: 5	H: 0 LOB: 0 BB: 0 P: 5	R: 2 E: 0 K: 0 S: 10	H: 2 LOB: 0 BB: 0 P: 15	R: 0 E: 0 K: 2 S: 7	H: 0 LOB: 0 BB: 0 P: 7	R: 0 E: 0 K: 2 S: 8	H: 1 LOB: 1 BB: 0 P: 8		1B: 5 2B: 1 3B: 0 HR: 6	SF: 0 SAC: 0 DP: 0 HBP: 0	WP: 0 PB: 0 SB: 0 CS: 0
<b>PITCHER</b>	IP WLS BF H R ER SO BB IBB HBP BLK WP HR S P ERA WHIP	43 Sam Gaviglio, R (1, 1) ERA: 5.19	3.1 L 18 7 8 8 8 1 0 0 0 0 1 6 10 21.60 4.500	24 Danny Barnes, R (4, 1) ERA: 4.91	0.2 5 2 3 3 0 0 1 0 0 0 0 1 6 10 40.50 4.500	45 Thomas Pannone, L (5, 1) ERA: 11.12	3.0 11 2 2 2 3 0 0 0 0 0 2 22 27 6.00 0.667	60 Jason Adam, R (8, 1) ERA:	1.0 4 1 0 0 2 0 0 0 0 0 0 0 8 8 0.00 1.000	<b>PITCHER</b>	IP WLS BF H R ER SO BB IBB HBP BLK WP HR S P ERA WHIP									



Batter	1	2	3	4	5	6	7	8	9	AB	R	H	RBI	BB	SO	LOB	TOP										
4 Scott Kingery, R OBP: 0.308, SLG: 0.438										2	1	1	1	2	1	0	<b>Philadelphia Phillies @ New York Yankees</b> George M. Steinbrenner Field, Tampa, FL Fri Mar 22 2019, 6:43 PM - 9:38 PM EDT Att: 10,196 - Clear - 69 F  <b>AB 32</b> <b>R 3</b> <b>H 7</b> <b>RBI 3</b> <b>BB 3</b> <b>SO 13</b> <b>LOB 12</b>										
37 Odibel Herrera, L OBP: 0.333, SLG: 0.600										3	1	1	1	0	1	1											
9 Phil Gosselin, R OBP: 0.421, SLG: 0.667										1	0	0	0	0	1	2											
7 Maikel Franco, R OBP: 0.250, SLG: 0.326										4	0	1	0	0	1	2											
5 Nick Williams, L OBP: 0.245, SLG: 0.375										4	0	1	0	0	3	1											
23 Aaron Altherr, R OBP: 0.370, SLG: 0.270										3	0	1	0	0	1	0											
18 Lane Adams, R OBP: 0.306, SLG: 0.353										0	0	0	1	1	0	0											
66 Gift Ngoepe, R OBP: 0.273, SLG: 0.526										4	0	1	0	0	3	4											
13 Sean Rodriguez, R OBP: 0.167, SLG: 0.095										3	0	0	0	0	0	1											
85 Daniel Brito, L OBP: 0.250, SLG: 0.250										1	0	0	0	0	0	0											
31 Shane Robinson, R OBP: 0.319, SLG: 0.422										4	0	0	0	0	0	1											
44 Rob Brantly, L OBP: 0.583, SLG: 0.526										2	1	1	0	0	1	0											
33 Matt McBride, R OBP: 0.214, SLG: 0.407										1	0	0	0	0	1	0											
<b>Inning Stats</b>	R: 1 E: 0 K: 2 S: 8	H: 1 LOB: 0 BB: 0 P: 9	R: 0 E: 0 K: 1 S: 5	H: 0 LOB: 0 BB: 0 P: 5	R: 1 E: 0 K: 2 S: 9	H: 1 LOB: 0 BB: 0 P: 9	R: 0 E: 0 K: 2 S: 8	H: 1 LOB: 1 BB: 0 P: 9	R: 0 E: 0 K: 1 S: 5	H: 1 LOB: 1 BB: 1 P: 10	R: 0 E: 0 K: 1 S: 6	H: 1 LOB: 1 BB: 0 P: 6	R: 1 E: 0 K: 3 S: 11	H: 2 LOB: 3 BB: 2 P: 19	R: 0 E: 0 K: 1 S: 5	H: 0 LOB: 0 BB: 0 P: 5	1B: 3 2B: 2 3B: 0 HR: 2	SF: 0 SAC: 0 DP: 0 HBP: 1	WP: 0 PB: 0 SB: 1 CS: 1	PA: 36							
<b>PITCHER</b>	IP	WLS	BF	H	R	ER	SO	BB	IBB	HBP	BLK	WP	HR	S	P	ERA	WHIP										
67 Jonathan Loaisiga, R ERA: 6.75	4.0		15	3	2	2	7	0	0	0	0	0	2	30	32	4.50	0.750										
53 Zack Britton, L ERA:	1.2	W	6	0	0	0	0	1	0	1	0	0	0	3	10	0.00	0.600										
71 Stephen Tarpley, L ERA:	0.1	H	2	1	0	0	1	0	0	0	0	0	0	4	4	0.00	3.000										
0 Adam Ottavino, R ERA: 6.48	1.0	H	4	1	0	0	1	0	0	0	0	0	0	6	6	0.00	1.000										
75 David Hale, R ERA: 3.98	2.0		10	2	1	1	4	2	0	0	0	0	0	16	24	4.50	2.000										

Batter	1	2	3	4	5	6	7	8	9	AB	R	H	RBI	BB	SO	LOB	BOTTOM										
11 Brett Gardner, L OBP: 0.444, SLG: 0.690										3	0	0	0	1	1	1	<b>Philadelphia Phillies @ New York Yankees</b> George M. Steinbrenner Field, Tampa, FL Fri Mar 22 2019, 6:43 PM - 9:38 PM EDT Att: 10,196 - Clear - 69 F  <b>AB 28</b> <b>R 6</b> <b>H 6</b> <b>RBI 4</b> <b>BB 6</b> <b>SO 10</b> <b>LOB 13</b>										
75 Jeff Hendrix, L OBP: 0.400, SLG: 0.143										0	0	0	0	0	0	0											
99 Aaron Judge, R OBP: 0.452, SLG: 1.029										1	1	0	0	2	1	0											
93 Zack Zehner, R OBP: 0.600, SLG: 1.273										0	1	0	0	1	0	0											
27 Giancarlo Stanton, R OBP: 0.444, SLG: 0.711										3	2	2	3	0	0	2											
94 Trey Amburgey, R OBP: 0.290, SLG: 0.429										1	1	1	0	0	0	0											
45 Luke Voit, R OBP: 0.362, SLG: 0.610										3	0	0	1	0	1	2											
24 Gary Sanchez, R OBP: 0.237, SLG: 0.389										4	0	0	0	0	1	2											
80 Jorge Saez, R OBP: 0.222, SLG: 0.353										0	0	0	0	0	0	0											
26 DJ LeMahieu, R OBP: 0.273, SLG: 0.293										3	1	2	0	0	0	0											
86 Ryan McBroom, R OBP: 0.250, SLG: 0.364										1	0	0	0	0	1	0											
12 Troy Tulowitzki, R OBP: 0.297, SLG: 0.531										3	0	0	0	1	3	2											
70 Gio Urshela, R OBP: 0.385, SLG: 0.760										4	0	1	0	0	1	2											
84 Armando Alvarez, R OBP: 0.385, SLG: 0.760										0	0	0	0	0	0	0											
72 Kyle Holder, L OBP: 0.317, SLG: 0.333										2	0	0	0	1	1	2											
98 Brandon Wagner, L OBP: 0.286, SLG: 0.714										0	0	0	0	0	0	0											
<b>Inning Stats</b>	R: 0 E: 0 K: 0 S: 3	H: 0 LOB: 2 BB: 2 P: 11	R: 0 E: 0 K: 2 S: 8	H: 1 LOB: 1 BB: 0 P: 9	R: 1 E: 0 K: 3 S: 11	H: 1 LOB: 0 BB: 0 P: 11	R: 0 E: 0 K: 1 S: 5	H: 0 LOB: 1 BB: 1 P: 9	R: 2 E: 0 K: 2 S: 9	H: 1 LOB: 1 BB: 0 P: 10	R: 2 E: 0 K: 0 S: 4	H: 1 LOB: 0 BB: 1 P: 9	R: 0 E: 0 K: 2 S: 7	H: 0 LOB: 0 BB: 0 P: 7	1B: 3 2B: 1 3B: 0 HR: 2	SF: 1 SAC: 0 DP: 1 HBP: 0	WP: 3 PB: 0 SB: 0 CS: 0	PA: 35									
<b>PITCHER</b>	IP	WLS	BF	H	R	ER	SO	BB	IBB	HBP	BLK	WP	HR	S	P	ERA	WHIP										
48 Jerad Eickhoff, R ERA: 4.0	4.0		17	2	1	1	6	3	0	0	0	0	1	27	40	2.25	1.250										
52 Jose Alvarez, L ERA: 5.59	0.2	H	2	0	0	0	0	1	0	0	0	0	0	1	5	0.00	1.500										
64 Victor Arano, R ERA: 91.3	0.1	L	3	1	2	2	0	1	0	0	0	0	1	4	11	54.00	6.000										
58 Seranthony Dominguez, R ERA: 2.25	1.0		5	2	1	1	2	0	0	0	0	1	0	9	10	9.00	2.000										
89 Trevor Bettencourt, R ERA: 18.0	1.0		5	1	2	2	0	1	0	0	0	1	0	4	9	18.00	2.000										



Batter	1	2	3	4	5	6	7	8	9	AB	R	H	RBI	BB	SO	LOB	TOP			
2 Jean Segura, R (1.6) OBP: 0.286, SLG: 0.348 86 Jose Gomez, R (7.6)	P4	K			F9		P4			4	0	0	0	0	1	1				
16 César Hernández, S (1.4) OBP: 0.231, SLG: 0.240 66 Gift Ngoepe, R (8.4)	B2-3				1B			P4		4	0	2	0	0	0	0				
23 Aaron Altherr, R (1.8) OBP: 0.347, SLG: 0.290 95 Corbin Williams, R (7.7)	G4-3				F7			K		3	0	0	0	0	1	2				
10 J.T. Realmuto, R (1.2) OBP: 0.400, SLG: 0.784 44 Rob Brantly, L (7.2)					G6-4-3			K2-3		3	0	0	0	0	1	2				
13 Sean Rodríguez, R (1.3) OBP: 0.173, SLG: 0.089								K		3	0	0	0	1	2	0				
9 Phil Gosselin, R (1.5) OBP: 0.452, SLG: 0.744										3	1	2	1	1	0	1				
31 Shane Robinson, R (1.7) OBP: 0.347, SLG: 0.435 83 Malvin Matos, R (7.8)										1	1	1	0	0	0	0				
18 Lane Adams, R (1.9) OBP: 0.333, SLG: 0.405										3	1	2	0	0	0	2				
56 Zach Efflin, R (1.1) OBP: 0.500, SLG: 0.500 Victor Arano, R (6.1)										2	0	1	2	0	1	2				
33 Matt McBride, R (7. PH) OBP: 0.207, SLG: 0.393 61 Edubray Ramos, R (7.1) Yacksel Ríos, R (8.1)										0	0	0	0	0	0	0				
<b>Inning Stats</b>	R: 0 E: 0 K: 0 S: 3	H: 0 LOB: 0 BB: 0 P: 4	R: 3 E: 0 K: 2 S: 13	H: 4 LOB: 1 BB: 0 P: 16	R: 0 E: 0 K: 0 S: 3	H: 1 LOB: 0 BB: 0 P: 3	R: 0 E: 0 K: 2 S: 8	H: 1 LOB: 2 BB: 0 P: 9	R: 0 E: 0 K: 1 S: 6	H: 0 LOB: 0 BB: 1 P: 8	R: 0 E: 0 K: 0 S: 3	H: 1 LOB: 0 BB: 0 P: 3	R: 0 E: 0 K: 2 S: 7	H: 0 LOB: 0 BB: 0 P: 7	R: 0 E: 0 K: 1 S: 4	H: 0 LOB: 0 BB: 1 P: 8	1B: 5 2B: 3 3B: 0 HR: 1	SF: 0 SAC: 0 DP: 4 HBP: 1	WP: 0 PB: 0 SB: 0 CS: 0	PA: 34
<b>PITCHER</b>	IP WLS BF H R ER SO BB IBB HBP BLK WP HR S P ERA WHIP																			
31 Jordan Lyles, R (1.1) ERA: 3.08	5.0	W	22	7	3	3	5	0	0	1	0	0	0	1	33	38	5.40	1.400		
48 Richard Rodríguez, R (6.1) ERA: 1.42	1.0	H	3	0	0	0	1	1	0	0	0	0	0	0	4	8	0.00	1.000		
30 Kyle Crick, R (7.1) ERA: 0.53	1.0	H	3	1	0	0	0	0	0	0	0	0	0	3	3	0.00	1.000			
35 Keone Kela, R (8.1) ERA: 6.0	1.0	H	3	0	0	0	2	0	0	0	0	0	0	7	7	0.00	0.000			
73 Felipe Vázquez, L (9.1) ERA:	1.0	S	3	0	0	0	1	1	0	0	0	0	0	4	8	0.00	1.000			

Philadelphia Phillies @ Pittsburgh Pirates  
LECOM Park, Bradenton, FL  
Sat Mar 23 2019, 1:07 PM - 3:42 PM EDT  
Att: 7,202 - Sunny - 74 F

AB 31  
R 3  
H 8  
RBI 3  
BB 2  
SO 9  
LOB 12



Batter	1	2	3	4	5	6	7	8	9	AB	R	H	RBI	BB	SO	LOB	BOTTOM			
15 Pablo Reyes, R (1.4) OBP: 0.365, SLG: 0.500										3	1	1	0	1	0	0				
17 JB Shuck, L (1.8) OBP: 0.395, SLG: 0.525 35 Keone Kela, R (8.1)										3	1	1	0	0	0	1				
36 José Osuna, R (8. PH) OBP: 0.256, SLG: 0.243 73 Felipe Vázquez, L (9.1)										1	0	0	0	0	0	1				
12 Corey Dickerson, L (1.7) OBP: 0.441, SLG: 0.879										4	1	2	2	0	1	1				
29 Francisco Cervelli, R (1.2) OBP: 0.362, SLG: 0.500										4	0	1	1	0	0	1				
75 Will Craig, R (1.3) OBP: 0.429, SLG: 0.346										2	1	0	0	1	2	1				
5 Lonnie Chisenhall, L (1.9) OBP: 0.297, SLG: 0.250										3	0	1	1	0	2	0				
46 Patrick Kivlehan, R (1.5) OBP: 0.294, SLG: 0.404										3	0	0	0	0	0	0				
91 Oneil Cruz, L (1.6) OBP: 0.300, SLG: 0.889										3	1	1	1	0	0	0				
31 Jordan Lyles, R (1.1) ERA: 3.54 53 Melky Cabrera, S (5. PH) OBP: 0.373, SLG: 0.372 48 Richard Rodríguez, R (8.1) 30 Kyle Crick, L (7.1) 80 Jonah Davis, L (7. PH) OBP: 0.400, SLG: 1.000										1	0	0	0	0	1	0				
<b>Inning Stats</b>	R: 1 E: 0 K: 2 S: 9	H: 2 LOB: 1 BB: 0 P: 10	R: 0 E: 0 K: 1 S: 5	H: 0 LOB: 0 BB: 0 P: 5	R: 2 E: 0 K: 1 S: 9	H: 2 LOB: 0 BB: 0 P: 11	R: 0 E: 0 K: 2 S: 7	H: 0 LOB: 0 BB: 0 P: 7	R: 1 E: 0 K: 0 S: 5	H: 1 LOB: 0 BB: 0 P: 7	R: 1 E: 0 K: 0 S: 3	H: 1 LOB: 2 BB: 1 P: 8	R: 0 E: 0 K: 1 S: 5	H: 0 LOB: 0 BB: 0 P: 5	R: 0 E: 0 K: 0 S: 4	H: 1 LOB: 1 BB: 1 P: 9	1B: 3 2B: 2 3B: 0 HR: 2	SF: 0 SAC: 0 DP: 0 HBP: 0	WP: 2 PB: 0 SB: 1 CS: 1	PA: 31
<b>PITCHER</b>	IP WLS BF H R ER SO BB IBB HBP BLK WP HR S P ERA WHIP																			
56 Zach Efflin, R (1.1) ERA: 3.54	5.1	L	21	5	4	4	6	0	0	0	0	0	0	1	0	2	7	13.50	3.000	
Victor Arano, R (6.1) ERA: 45.0	0.2		3	1	1	1	0	1	0	0	0	0	0	2	7	13.50	3.000			
61 Edubray Ramos, R (7.1) ERA: 6.75	1.0		3	0	0	0	1	0	0	0	0	0	0	5	5	0.00	0.000			
Yacksel Ríos, R (8.1) ERA: 0.82	1.0		4	1	0	0	0	1	0	0	0	0	0	4	9	0.00	2.000			

Philadelphia Phillies @ Pittsburgh Pirates  
LECOM Park, Bradenton, FL  
Sat Mar 23 2019, 1:07 PM - 3:42 PM EDT  
Att: 7,202 - Sunny - 74 F

AB 29  
R 5  
H 7  
RBI 5  
BB 2  
SO 7  
LOB 5













Batter	1	2	3	4	5	6	7	8	9	AB	R	H	RBI	BB	SO	LOB	TOP					
11 Ender Inciarte, L (1.8)										4	0	0	0	0	3	0						
20 Josh Donaldson, R (1.5)										3	1	0	0	1	1	0						
5 Freddie Freeman, L (1.3)										3	0	1	0	1	0	0						
13 Ronald Acuña Jr., R (1.7)										2	1	1	1	2	0	0						
22 Nick Markakis, L (1.9)										4	0	1	1	0	1	3						
1 Ozzie Albies, S (1.4)										4	0	1	0	0	0	1						
16 Brian McCann, L (1.2)										3	0	1	0	1	0	1						
7 Dansby Swanson, R (1.6)										3	1	1	0	1	1	1						
49 Julio Teheran, R (1.1)										2	0	0	0	0	2	2						
51 Shane Carle, R (6.1)										0	0	0	0	0	0	0						
67 Wes Parsons, R (7. Ph)										0	0	0	0	0	0	0						
14 Matt Joyce, L (7. Ph)										1	1	2	0	0	0	0						
77 Luke Jackson, R (7.1)										0	0	0	0	0	0	0						
54 Max Fried, L (8.1)										0	0	0	0	0	0	0						
17 Johan Camargo, S (9. Ph)										1	0	0	0	0	1	0						
<b>Inning Stats</b>	R: 0 E: 0 K: 1 S: 7	H: 0 LOB: 0 BB: 0 P: 10	R: 1 E: 0 K: 1 S: 13	H: 1 LOB: 2 BB: 3 P: 29	R: 0 E: 0 K: 2 S: 10	H: 0 LOB: 0 BB: 0 P: 18	R: 0 E: 0 K: 1 S: 9	H: 1 LOB: 1 BB: 0 P: 10	R: 0 E: 0 K: 3 S: 10	H: 0 LOB: 0 BB: 0 P: 15	R: 0 E: 0 K: 0 S: 8	H: 0 LOB: 1 BB: 2 P: 17	R: 2 E: 0 K: 0 S: 11	H: 2 LOB: 0 BB: 0 P: 19	R: 1 E: 0 K: 0 S: 14	H: 2 LOB: 1 BB: 1 P: 24	R: 0 E: 0 K: 1 S: 9	H: 1 LOB: 0 BB: 0 P: 14	1B: 5 2B: 2 3B: 0 HR: 1	SF: 0 SAC: 0 DP: 2 HBP: 0	WP: 0 PB: 0 SB: 1 CS: 1	PA: 36
<b>PITCHER</b>	IP WLS BF H R ER SO BB IBB HBP BLK WP HR S P ERA WHIP																					
27 Aaron Nola, R (1.1)	6.0 W 23 2 1 1 8 5 0 0 0 0 0 0 57 99 1.50 1.167																					
50 Héctor Neris, R (7.1)	1.0 5 2 2 2 0 0 0 0 0 0 1 11 19 18.00 2.000																					
30 David Robertson, R (8.1)	1.0 5 2 1 1 0 1 0 0 0 0 0 14 24 9.00 3.000																					
93 Pat Neshek, R (9.1)	1.0 3 1 0 0 1 0 0 0 0 0 0 9 14 0.00 1.000																					

Atlanta Braves @ Philadelphia Phillies  
Citizens Bank Park, Philadelphia, PA  
Thu Mar 28 2019, 3:09 PM - 6:12 PM EDT  
Att: 44,469 - Partly Cloudy - 58 F

AB	30
R	4
H	7
RBI	4
BB	6
SO	9
LOB	8



Batter	1	2	3	4	5	6	7	8	9	AB	R	H	RBI	BB	SO	LOB	BOTTOM			
22 Andrew McCutchen, R (1.7)										4	2	1	1	1	1	0				
2 Jean Segura, R (1.6)										4	2	2	0	0	1	0				
3 Bryce Harper, L (1.9)										3	1	0	0	1	2	1				
17 Rhys Hoskins, R (1.3)										3	2	1	4	1	1	1				
10 J.T. Realmuto, R (1.2)										3	1	0	0	1	0	1				
37 Odúbel Herrera, L (1.8)										4	0	1	1	0	1	1				
16 César Hernández, S (1.4)										3	1	1	1	1	1	0				
7 Maikel Franco, R (1.5)										3	1	1	3	1	1	0				
27 Aaron Nola, R (1.1)										2	0	0	0	0	3					
5 Nick Williams, L (6. Ph)										1	0	0	0	0	1	0				
50 Héctor Neris, R (7.1)										0	0	0	0	0	0	0				
30 David Robertson, R (8.1)										0	0	0	0	0	0	0				
4 Scott Kingery, R (8. Ph)										1	0	0	0	0	0	0				
93 Pat Neshek, S (9.1)										0	0	0	0	0	0	0				
<b>Inning Stats</b>	R: 1 E: 0 K: 1 S: 9	H: 1 LOB: 0 BB: 0 P: 15	R: 0 E: 0 K: 1 S: 7	H: 0 LOB: 0 BB: 0 P: 13	R: 0 E: 0 K: 2 S: 9	H: 0 LOB: 0 BB: 0 P: 15	R: 2 E: 1 K: 2 S: 17	H: 3 LOB: 3 BB: 2 P: 30	R: 0 E: 0 K: 1 S: 10	H: 0 LOB: 0 BB: 0 P: 15	R: 3 E: 0 K: 2 S: 17	H: 1 LOB: 0 BB: 2 P: 31	R: 4 E: 1 K: 0 S: 11	H: 2 LOB: 0 BB: 2 P: 18	R: 0 E: 0 K: 0 S: 7	H: 0 LOB: 0 BB: 0 P: 11	1B: 4 2B: 0 3B: 0 HR: 3	SF: 0 SAC: 0 DP: 0 HBP: 0	WP: 2 PB: 0 SB: 0 CS: 0	PA: 37
<b>PITCHER</b>	IP WLS BF H R ER SO BB IBB HBP BLK WP HR S P ERA WHIP																			
49 Julio Teheran, R (1.1)	5.0 L 21 4 3 3 3 1 2 0 0 0 0 0 1 13 25 40.50 4.500																			
51 Shane Carle, R (6.1)	0.2 5 1 3 3 1 2 0 0 0 0 0 0 4 6 0.00 0.000																			
67 Wes Parsons, R (6.1)	0.1 1 0 0 0 1 0 0 0 0 0 0 0 4 6 0.00 0.000																			
77 Luke Jackson, R (7.1)	1.0 7 2 4 4 0 1 1 0 0 0 0 1 11 18 36.00 3.000																			
54 Max Fried, L (8.1)	1.0 3 0 0 0 0 0 0 0 0 0 0 0 7 11 0.00 0.000																			

Atlanta Braves @ Philadelphia Phillies  
Citizens Bank Park, Philadelphia, PA  
Thu Mar 28 2019, 3:09 PM - 6:12 PM EDT  
Att: 44,469 - Partly Cloudy - 58 F

AB	31
R	10
H	7
RBI	10
BB	6
SO	9
LOB	7









Batter	1	2	3	4	5	6	7	8	9	AB	R	H	RBI	BB	SO	LOB	TOP							
11 Ender Inciarte, L (1,8) OBP: 0.231, SLG: 0.273										3	0	0	0	1	0	3	<b>Atlanta Braves @ Philadelphia Phillies</b> Citizens Bank Park, Philadelphia, PA Sun Mar 31 2019, 7:10 PM - 10:25 PM EDT Att: 41,410 - Cloudy - 52 F							
20 Josh Donaldson, R (1,5) OBP: 0.167, SLG: 0.091										4	1	1	0	0	2	1								
5 Freddie Freeman, L (1,3) OBP: 0.692, SLG: 0.800										2	0	1	0	2	0	0								
13 Ronald Acuña Jr., R (1,7) OBP: 0.385, SLG: 0.200										3	0	1	0	1	0	3								
22 Nick Markakis, L (1,9) OBP: 0.083, SLG: 0.083										4	0	0	0	0	2	4								
1 Ozzie Albies, S (1,4) OBP: 0.417, SLG: 0.300										3	0	1	0	1	0	2								
16 Brian McCann, L (1,2) OBP: 0.375, SLG: 0.167										1	3	0	0	0	1	1								
7 Dansby Swanson, R (1,6) OBP: 0.455, SLG: 0.750										2	0	0	0	0	1	0								
51 Shane Carle, R (6,1)										2	0	0	0	0	2	3								
14 Matt Joyce, L (9,PH) OBP: 0.333, SLG: 1.333										2	0	0	0	0	0	0								
65 Kyle Wright, R (1,1)										2	0	0	0	0	0	0								
54 Max Fried, L (5,1)										2	0	0	0	0	0	0								
17 Johan Camargo, S (6,6)										2	0	0	0	0	0	0								
<b>Inning Stats</b>	R: 0 E: 0 K: 1 S: 9	H: 0 LOB: 2 BB: 2 P: 23	R: 0 E: 0 K: 2 S: 12	H: 1 LOB: 3 BB: 1 P: 24	R: 1 E: 0 K: 0 S: 8	H: 1 LOB: 1 BB: 1 P: 12	R: 0 E: 0 K: 1 S: 6	H: 0 LOB: 0 BB: 1 P: 8	R: 0 E: 0 K: 1 S: 10	H: 1 LOB: 2 BB: 1 P: 17	R: 0 E: 0 K: 1 S: 10	H: 0 LOB: 0 BB: 2 P: 20	R: 0 E: 0 K: 0 S: 7	H: 0 LOB: 0 BB: 0 P: 10	R: 0 E: 0 K: 1 S: 11	H: 1 LOB: 1 BB: 0 P: 14	R: 0 E: 0 K: 1 S: 8	H: 0 LOB: 0 BB: 0 P: 13	1B: 4 2B: 1 3B: 0 HR: 0	SF: 0 SAC: 0 DP: 1 HBP: 1	WP: 0 PB: 1 SB: 1 CS: 2	PA: 36		
<b>PITCHER</b>	IP WLS BF H R ER SO BB IBB HBP BLK WP HR S P ERA WHIP	IP WLS BF H R ER SO BB IBB HBP BLK WP HR S P ERA WHIP	IP WLS BF H R ER SO BB IBB HBP BLK WP HR S P ERA WHIP	IP WLS BF H R ER SO BB IBB HBP BLK WP HR S P ERA WHIP	IP WLS BF H R ER SO BB IBB HBP BLK WP HR S P ERA WHIP	IP WLS BF H R ER SO BB IBB HBP BLK WP HR S P ERA WHIP	IP WLS BF H R ER SO BB IBB HBP BLK WP HR S P ERA WHIP	IP WLS BF H R ER SO BB IBB HBP BLK WP HR S P ERA WHIP	IP WLS BF H R ER SO BB IBB HBP BLK WP HR S P ERA WHIP	IP WLS BF H R ER SO BB IBB HBP BLK WP HR S P ERA WHIP	IP WLS BF H R ER SO BB IBB HBP BLK WP HR S P ERA WHIP	IP WLS BF H R ER SO BB IBB HBP BLK WP HR S P ERA WHIP	IP WLS BF H R ER SO BB IBB HBP BLK WP HR S P ERA WHIP	IP WLS BF H R ER SO BB IBB HBP BLK WP HR S P ERA WHIP	IP WLS BF H R ER SO BB IBB HBP BLK WP HR S P ERA WHIP	IP WLS BF H R ER SO BB IBB HBP BLK WP HR S P ERA WHIP	IP WLS BF H R ER SO BB IBB HBP BLK WP HR S P ERA WHIP	IP WLS BF H R ER SO BB IBB HBP BLK WP HR S P ERA WHIP	IP WLS BF H R ER SO BB IBB HBP BLK WP HR S P ERA WHIP	IP WLS BF H R ER SO BB IBB HBP BLK WP HR S P ERA WHIP	IP WLS BF H R ER SO BB IBB HBP BLK WP HR S P ERA WHIP	IP WLS BF H R ER SO BB IBB HBP BLK WP HR S P ERA WHIP	IP WLS BF H R ER SO BB IBB HBP BLK WP HR S P ERA WHIP	IP WLS BF H R ER SO BB IBB HBP BLK WP HR S P ERA WHIP

AB 29  
R 1  
H 4  
RBI 0  
BB 6  
SO 8  
LOB 17



Batter	1	2	3	4	5	6	7	8	9	AB	R	H	RBI	BB	SO	LOB	BOTTOM						
22 Andrew McCutchen, R (1,7) OBP: 0.357, SLG: 0.727										3	2	1	1	2	2	0	<b>Atlanta Braves @ Philadelphia Phillies</b> Citizens Bank Park, Philadelphia, PA Sun Mar 31 2019, 7:10 PM - 10:25 PM EDT Att: 41,410 - Cloudy - 52 F						
2 Jean Segura, R (1,6) OBP: 0.305, SLG: 0.333										4	1	0	0	0	0	2							
3 Bryce Harper, L (1,9) OBP: 0.538, SLG: 1.111										3	1	2	1	2	1	0							
17 Rhys Hoskins, R (1,3) OBP: 0.667, SLG: 1.000										0	1	0	1	3	0	0							
10 J.T. Realmuto, R (1,2) OBP: 0.417, SLG: 0.667										2	0	1	1	1	0	2							
37 Odúbel Herrera, L (1,8) OBP: 0.250, SLG: 0.100										4	0	0	0	0	2	7							
16 César Hernández, S (1,4) OBP: 0.333, SLG: 0.455										4	0	0	0	0	1	2							
7 Maikel Franco, R (1,5) OBP: 0.583, SLG: 1.111										3	0	1	1	1	1	0							
49 Jake Arrieta, R (1,1) ERA: 6.23										2	0	0	0	0	0	0							
5 Nick Williams, L (6,PH)										1	0	0	0	0	0	1							
46 Adam Morgan, L (7,1)										0	0	0	0	0	0	0							
15 Andrew Knapp, S (7,PH)										1	0	0	0	0	1	2							
93 Pat Neshek, S (8,1)										0	0	0	0	0	0	0							
50 Héctor Neris, R (9,1)										0	0	0	0	0	0	0							
<b>Inning Stats</b>	R: 0 E: 0 K: 2 S: 13	H: 0 LOB: 3 BB: 3 P: 30	R: 0 E: 0 K: 1 S: 8	H: 0 LOB: 0 BB: 0 P: 13	R: 1 E: 0 K: 0 S: 5	H: 2 LOB: 1 BB: 1 P: 11	R: 0 E: 0 K: 1 S: 8	H: 0 LOB: 0 BB: 0 P: 10	R: 2 E: 0 K: 0 S: 6	H: 0 LOB: 2 BB: 2 P: 16	R: 0 E: 0 K: 2 S: 16	H: 3 LOB: 2 BB: 0 P: 21	R: 0 E: 0 K: 2 S: 8	H: 0 LOB: 0 BB: 0 P: 9	1B: 2 2B: 1 3B: 0 HR: 2	SF: 1 SAC: 0 DP: 1 HBP: 2	WP: 1 PB: 0 SB: 0 CS: 0	PA: 39					
<b>PITCHER</b>	IP WLS BF H R ER SO BB IBB HBP BLK WP HR S P ERA WHIP	IP WLS BF H R ER SO BB IBB HBP BLK WP HR S P ERA WHIP	IP WLS BF H R ER SO BB IBB HBP BLK WP HR S P ERA WHIP	IP WLS BF H R ER SO BB IBB HBP BLK WP HR S P ERA WHIP	IP WLS BF H R ER SO BB IBB HBP BLK WP HR S P ERA WHIP	IP WLS BF H R ER SO BB IBB HBP BLK WP HR S P ERA WHIP	IP WLS BF H R ER SO BB IBB HBP BLK WP HR S P ERA WHIP	IP WLS BF H R ER SO BB IBB HBP BLK WP HR S P ERA WHIP	IP WLS BF H R ER SO BB IBB HBP BLK WP HR S P ERA WHIP	IP WLS BF H R ER SO BB IBB HBP BLK WP HR S P ERA WHIP	IP WLS BF H R ER SO BB IBB HBP BLK WP HR S P ERA WHIP	IP WLS BF H R ER SO BB IBB HBP BLK WP HR S P ERA WHIP	IP WLS BF H R ER SO BB IBB HBP BLK WP HR S P ERA WHIP	IP WLS BF H R ER SO BB IBB HBP BLK WP HR S P ERA WHIP	IP WLS BF H R ER SO BB IBB HBP BLK WP HR S P ERA WHIP	IP WLS BF H R ER SO BB IBB HBP BLK WP HR S P ERA WHIP	IP WLS BF H R ER SO BB IBB HBP BLK WP HR S P ERA WHIP	IP WLS BF H R ER SO BB IBB HBP BLK WP HR S P ERA WHIP	IP WLS BF H R ER SO BB IBB HBP BLK WP HR S P ERA WHIP	IP WLS BF H R ER SO BB IBB HBP BLK WP HR S P ERA WHIP	IP WLS BF H R ER SO BB IBB HBP BLK WP HR S P ERA WHIP	IP WLS BF H R ER SO BB IBB HBP BLK WP HR S P ERA WHIP	IP WLS BF H R ER SO BB IBB HBP BLK WP HR S P ERA WHIP

AB 27  
R 5  
H 5  
RBI 5  
BB 9  
SO 8  
LOB 16









Batter	1	2	3	4	5	6	7	8	9	AB	R	H	RBI	BB	SO	LOB	TOP		
22 Andrew McCutchen, R OBP: 0.375, SLG: 0.600										5	1	1	3	0	3	2	Philadelphia Phillies @ Washington Nationals Nationals Park, Washington, DC Wed Apr 03 2019, 1:06 PM - 4:58 PM EDT Att: 23,050 - Sunny - 62 F		
2 Jean Segura, R OBP: 0.391, SLG: 0.455										5	1	2	1	0	0	2			
3 Bryce Harper, L OBP: 0.652, SLG: 1.188										2	1	2	0	3	0	0			
17 Rhys Hoskins, R OBP: 0.409, SLG: 0.438										5	0	1	1	0	0	5			
10 J.T. Realmuto, R OBP: 0.318, SLG: 0.444										4	1	1	1	1	1	4			
37 Odibel Herrera, L OBP: 0.364, SLG: 0.421										4	2	1	0	1	1	3			
16 César Hernández, S 12 Juan Nicasio, R 50 Héctor Neris, R 19 Andrew Knapp, S 58 Saranthy Dominguez, R 23 Aaron Altherr, R 30 David Robertson, R										3	0	1	1	0	0	2			
7 Maikel Franco, R OBP: 0.591, SLG: 1.000										4	1	0	0	1	0	2			
27 Aaron Nola, R 5 Nick Williams, L 61 Edubray Ramos, R 4 Scott Kingery, R										1	0	0	0	0	1	0			
<b>Inning Stats</b>	R: 2 H: 2 E: 1 K: 1 S: 13	H: 2 BB: 1 LOB: 21	R: 0 H: 0 E: 0 K: 1 S: 9	H: 0 BB: 0 LOB: 11	R: 0 H: 0 E: 0 K: 0 S: 7	H: 0 BB: 1 LOB: 13	R: 2 H: 2 E: 0 K: 1 S: 16	H: 2 BB: 2 LOB: 31	R: 0 H: 0 E: 0 K: 2 S: 10	H: 0 BB: 0 LOB: 17	R: 0 H: 1 E: 0 K: 0 S: 5	H: 1 BB: 0 LOB: 8	R: 4 H: 3 E: 0 K: 2 S: 26	H: 3 BB: 4 LOB: 44	R: 0 H: 0 E: 0 K: 0 S: 9	H: 0 BB: 0 LOB: 14		1B: 7 2B: 3 3B: 0 HR: 0	SF: 0 SAC: 0 DP: 0 HBP: 0
<b>PITCHER</b>	IP WLS BF H R ER SO BB IBB HBP BLK WP HR S P ERA WHIP	19 Anibal Sánchez, R ERA: 9.0	4.0 20 4 4 4 3 3 1 0 0 0 0 0 45 76 9.00 1.750	33 Matt Grace, L ERA: 11.57	1.0 5 2 0 0 1 0 0 0 0 0 0 0 15 25 0.00 2.000	60 Justin Miller, R ERA: 16.2	2.0 H 7 1 0 0 2 0 0 0 0 0 0 6 7 27.00 3.000	36 Tony Sipp, L ERA: 16.2	0.1 H 2 1 1 1 1 0 0 0 0 0 0 4 12 = =	44 Trevor Rosenthal, R ERA:	0.0 2 0 0 0 0 2 0 0 0 0 0 0 4 12 = =	20 Kyle Barraclough, R ERA: 2.7	0.2 B 5 2 3 3 1 0 1 0 0 0 0 0 0 16 25 40.50 3.000	63 Sean Doolittle, L ERA:	1.0 W 3 0 0 0 0 0 0 0 0 0 0 0 0 9 14 0.00 0.000				

AB	37
R	8
H	10
RBI	8
BB	7
SO	8
LOB	21



Batter	1	2	3	4	5	6	7	8	9	AB	R	H	RBI	BB	SO	LOB	BOTTOM		
2 Adam Eaton, L OBP: 0.391, SLG: 0.300										4	1	1	0	1	0	1	Philadelphia Phillies @ Washington Nationals Nationals Park, Washington, DC Wed Apr 03 2019, 1:06 PM - 4:58 PM EDT Att: 23,050 - Sunny - 62 F		
9 Brian Dozier, R OBP: 0.158, SLG: 0.111										5	0	1	0	0	3	4			
6 Anthony Rendon, R OBP: 0.545, SLG: 0.895										4	3	3	1	1	1	0			
22 Juan Soto, L OBP: 0.364, SLG: 0.550										4	2	3	3	1	0	0			
11 Ryan Zimmerman, R OBP: 0.333, SLG: 0.444										3	1	1	2	2	0	1			
28 Kurt Suzuki, R 60 Justin Miller, R 36 Tony Sipp, L 44 Trevor Rosenthal, R 20 Kyle Barraclough, R 17 Andrew Stevenson, L 63 Sean Doolittle, L 16 Jake Noll, R										3	0	0	0	0	0	2			
1 Wilmer Difo, S OBP: 0.286, SLG: 0.286										4	0	1	0	0	0	2			
19 Anibal Sánchez, R 33 Matt Grace, L 10 Yan Gomes, R										2	0	0	0	0	0	0			
16 Victor Robles, R OBP: 0.333, SLG: 0.647										2	1	1	1	0	0	1			
<b>Inning Stats</b>	R: 3 H: 3 E: 0 K: 0 S: 15	H: 3 BB: 0 LOB: 22	R: 0 H: 0 E: 0 K: 1 S: 6	H: 0 BB: 0 LOB: 9	R: 3 H: 2 E: 1 K: 1 S: 15	H: 2 BB: 2 LOB: 32	R: 0 H: 1 E: 0 K: 1 S: 8	H: 1 BB: 1 LOB: 14	R: 0 H: 2 E: 0 K: 2 S: 12	H: 2 BB: 1 LOB: 22	R: 0 H: 0 E: 0 K: 1 S: 7	H: 0 BB: 0 LOB: 10	R: 2 H: 2 E: 1 K: 2 S: 18	H: 2 BB: 0 LOB: 25	R: 1 H: 1 E: 0 K: 0 S: 6	H: 1 BB: 3 LOB: 19		1B: 6 2B: 3 3B: 0 HR: 3	SF: 0 SAC: 0 DP: 0 HBP: 0
<b>PITCHER</b>	IP WLS BF H R ER SO BB IBB HBP BLK WP HR S P ERA WHIP	27 Aaron Nola, R ERA: 7.0	3.0 16 6 6 6 2 2 0 0 0 0 0 0 36 63 18.00 2.333	61 Edubray Ramos, R ERA:	1.2 7 3 0 0 1 1 0 0 0 0 0 0 15 30 0.00 2.400	12 Juan Nicasio, R ERA:	1.1 3 1 0 0 2 1 0 0 0 0 0 0 7 14 0.00 1.500	50 Héctor Neris, R ERA: 6.0	1.0 B 6 2 2 1 2 0 0 0 0 0 0 0 18 25 9.00 2.000	58 Saranthy Dominguez, R ERA: 4.5	1.0 6 2 2 1 2 0 0 0 0 0 0 0 18 25 9.00 2.000	30 David Robertson, R ERA: 18.0	0.0 L 4 1 1 1 1 0 3 0 0 0 0 0 6 19 = =						

AB	35
R	9
H	12
RBI	8
BB	7
SO	8
LOB	14





Batter	1	2	3	4	5	6	7	8	9	AB	R	H	RBI	BB	SO	LOB	TOP										
26 Max Kepler, L OBP: 0.286, SLG: 0.320	L8		HR	G4-3		K			K	5	1	2	0	2	2												
11 Jorge Polanco, S OBP: 0.483, SLG: 0.808	3B		1B		HR				1B	5	1	5	1	0	0												
20 Eddie Rosario, L OBP: 0.250, SLG: 0.200	P5		G3		1B				K	5	0	1	0	0	2	4											
24 C.J. Cron, R OBP: 0.294, SLG: 0.412 33 Martín Pérez, L	L7		K		FC5-6				F8	2	0	0	0	0	1	2											
39 Trevor Hildenberger, R 64 Willans Astudillo, R OBP: 0.583, SLG: 0.900			K		1B				K	2	0	0	0	0	0	1											
9 Marwin Gonzalez, S OBP: 0.200, SLG: 0.167	L7		G4-3		G3				K	4	0	0	0	0	1	3											
49 Adalberto Mejia, R 65 Trevor May, R										0	0	0	0	0	0	0											
60 Jake Cave, L OBP: 0.444, SLG: 0.286	K				1B				G4-3	3	0	1	1	1	1	0											
16 Jonathan Schoop, R OBP: 0.368, SLG: 0.353	1B				1B				K	4	0	2	0	0	2	1											
15 Jason Castro, L 18 Mitch Garver, R OBP: 0.533, SLG: 0.444	P6				F6				G6-3	2	0	0	0	0	0	3											
12 Jake Odorizzi, R 19 Ryne Harper, R 13 Ehire Adrianza, S OBP: 0.222, SLG: 0.143					K				G6-3	0	0	0	0	0	0	0											
			26 HR		K				G5-3	4	1	1	0	0	1	2											
<b>Inning Stats</b>	R: 0 E: 0 K: 0 S: 11	H: 1 LOB: 1 BB: 0 P: 15	R: 0 E: 0 K: 1 S: 11	H: 1 LOB: 1 BB: 0 P: 14	R: 2 E: 0 K: 1 S: 16	H: 3 LOB: 1 BB: 0 P: 26	R: 0 E: 0 K: 1 S: 8	H: 1 LOB: 2 BB: 0 P: 17	R: 2 E: 0 K: 1 S: 10	H: 3 LOB: 1 BB: 0 P: 11	R: 0 E: 0 K: 1 S: 8	H: 0 LOB: 1 BB: 0 P: 10	R: 0 E: 0 K: 2 S: 13	H: 1 LOB: 0 BB: 0 P: 17	R: 0 E: 0 K: 1 S: 8	H: 0 LOB: 0 BB: 0 P: 11	R: 0 E: 0 K: 2 S: 10	H: 1 LOB: 0 BB: 0 P: 15	1B: 7 2B: 1 3B: 1 HR: 2	SF: 0 SAC: 0 DP: 0 HBP: 0	WP: 0 PB: 0 SB: 0 CS: 0	PA: 39					
<b>PITCHER</b>	IP	WLS	BF	H	R	ER	SO	BB	IBB	HBP	BLK	WP	HR	S	P	ERA	WHIP										
43 Nick Pivetta, R ERA: 6.52	5.0	W	25	9	4	3	4	1	0	0	0	0	2	56	83	5.40	2.000										
46 Adam Morgan, L ERA:	1.1	H	5	1	0	0	2	0	0	0	0	0	0	13	18	0.00	0.750										
50 Héctor Neris, R ERA: 4.91	0.2	H	2	0	0	0	1	0	0	0	0	0	0	8	9	0.00	0.000										
93 Pat Neshek, R ERA:	1.0		3	0	0	0	1	0	0	0	0	0	0	8	11	0.00	0.000										
30 David Robertson, R ERA: 12.0	1.0		4	1	0	0	2	0	0	0	0	0	0	10	15	0.00	1.000										

Minnesota Twins @ Philadelphia Phillies  
Citizens Bank Park, Philadelphia, PA  
Fri Apr 05 2019, 7:06 PM - 10:36 PM EDT  
Att. 28,021 - Rain - 43 F

livebaseballscorecards.com

AB 38  
R 4  
H 11  
RBI 4  
BB 1  
SO 10  
LOB 19




Batter	1	2	3	4	5	6	7	8	9	AB	R	H	RBI	BB	SO	LOB	BOTTOM										
22 Andrew McCutchen, R OBP: 0.414, SLG: 0.585	BB		K		FC4-5				K	3	2	1	0	2	2	2											
2 Jean Segura, R OBP: 0.383, SLG: 0.481	E4		G5-3		F8				G6-3	5	2	2	1	0	0	1											
3 Bryce Harper, L OBP: 0.571, SLG: 0.950	K		G5-3		FC4-5				K	4	1	0	0	1	2	2											
17 Rhys Hoskins, R OBP: 0.481, SLG: 0.500	BB		BB		FC4				K	4	1	3	4	1	1	1											
10 J.T. Realmuto, R OBP: 0.333, SLG: 0.381	BB		FC4		FC4				L8	3	2	0	0	1	0	2											
37 Odúbel Herrera, L OBP: 0.407, SLG: 0.458	L9		BB		FC4				FC6-4	5	0	3	0	0	0	2											
16 César Hernández, S OBP: 0.320, SLG: 0.381	BB		SF9		BB				P6	2	2	0	1	2	0	4											
7 Maikel Franco, R OBP: 0.593, SLG: 0.944	E9		IBB		BB				G3-6-3	3	0	1	2	2	0	0											
43 Nick Pivetta, R ERA: 6.75 23 Aaron Altherr, R 46 Adam Morgan, L 50 Héctor Neris, R 4 Scott Kingery, R 93 Pat Neshek, S 30 David Robertson, R	K		K		K				P6	2	0	0	0	0	2	3											
<b>Inning Stats</b>	R: 5 E: 2 K: 2 S: 22	H: 3 LOB: 3 BB: 0 P: 40	R: 0 E: 0 K: 1 S: 8	H: 0 LOB: 0 BB: 0 P: 10	R: 1 E: 1 K: 1 S: 12	H: 1 LOB: 2 BB: 0 P: 19	R: 0 E: 0 K: 1 S: 18	H: 1 LOB: 1 BB: 0 P: 27	R: 1 E: 0 K: 1 S: 17	H: 1 LOB: 2 BB: 2 P: 31	R: 0 E: 0 K: 1 S: 13	H: 2 LOB: 3 BB: 0 P: 20	R: 3 E: 0 K: 0 S: 22	H: 2 LOB: 1 BB: 2 P: 37	R: 0 E: 0 K: 0 S: 6	H: 1 LOB: 0 BB: 0 P: 8	1B: 8 2B: 3 3B: 0 HR: 0	SF: 1 SAC: 0 DP: 1 HBP: 1	WP: 0 PB: 1 SB: 0 CS: 0	PA: 44							
<b>PITCHER</b>	IP	WLS	BF	H	R	ER	SO	BB	IBB	HBP	BLK	WP	HR	S	P	ERA	WHIP										
12 Jake Odorizzi, R ERA: 6.75	0.2	L	7	2	5	4	1	3	0	0	0	0	0	18	36	54.00	7.500										
19 Ryne Harper, R ERA:	1.1		5	1	0	0	2	0	0	0	0	0	0	12	14	0.00	0.750										
33 Martín Pérez, L ERA: 5.68	2.2		15	3	2	1	2	3	1	0	0	0	0	44	72	3.38	2.250										
39 Trevor Hildenberger, R ERA:	1.1		7	2	0	0	2	0	0	1	0	0	0	16	25	0.00	1.500										
49 Adalberto Mejia, L ERA: 6.75	1.0		7	2	3	3	0	2	0	0	0	0	0	22	37	27.00	4.000										

Minnesota Twins @ Philadelphia Phillies  
Citizens Bank Park, Philadelphia, PA  
Fri Apr 05 2019, 7:06 PM - 10:36 PM EDT  
Att. 28,021 - Rain - 43 F

livebaseballscorecards.com

AB 33  
R 10  
H 11  
RBI 9  
BB 9  
SO 7  
LOB 17






Batter	1	2	3	4	5	6	7	8	9	AB	R	H	RBI	BB	SO	LOB	TOP									
26 Max Kepler, L OBP: 0.303, SLG: 0.433	G6-3		HR				F9		L9	5	1	2	1	0	0	0										
64 Williams Astudillo, R OBP: 0.529, SLG: 0.929	G6-3		HR					P2		4	1	1	1	1	0	1										
11 Jorge Polanco, S OBP: 0.441, SLG: 0.710	F8		G1-3						G1-3	5	0	1	0	0	0	1										
24 C.J. Cron, R OBP: 0.333, SLG: 0.400				E6				F8		3	0	1	0	1	0	1										
60 Jake Cave, L OBP: 0.308, SLG: 0.182	G4-6-3			L7				G6-3		4	0	0	0	0	0	4										
55 Taylor Rogers, L (8, 1)										0	0	0	0	0	0	0										
38 Blake Parker, R (9, 1)										0	0	0	0	0	0	0										
16 Jonathan Schoop, R OBP: 0.391, SLG: 0.316	F8									2	1	0	0	2	0	1										
13 Ehire Adrianza, S OBP: 0.231, SLG: 0.100			P6		L9					3	1	0	0	0	0	3										
25 Byron Buxton, R OBP: 0.389, SLG: 0.500										3	1	1	0	1	0	2										
35 Michael Pineda, R (1, 1)										2	0	0	0	0	0	4										
49 Adalberto Mejia, R (6, 1)										0	0	0	0	0	0	0										
18 Mitch Garver, R OBP: 0.300, SLG: 0.400 (7, PH)										1	0	0	0	0	1	0										
39 Trevor Hildenberger, R (7, 1)										0	0	0	0	0	0	0										
20 Eddie Rosario, L OBP: 0.270, SLG: 0.346 (8, 7)										1	1	1	3	0	0	0										
<b>Inning Stats</b>	R: 0 E: 0 K: 0 S: 6	H: 0 LOB: 0 BB: 0 P: 9	R: 0 E: 0 K: 0 S: 6	H: 1 LOB: 0 BB: 0 P: 9	R: 3 E: 0 K: 0 S: 11	H: 3 LOB: 0 BB: 0 P: 17	R: 0 E: 1 K: 0 S: 8	H: 0 LOB: 3 BB: 2 P: 15	R: 0 E: 0 K: 0 S: 5	H: 0 LOB: 0 BB: 0 P: 6	R: 0 E: 0 K: 0 S: 6	H: 0 LOB: 0 BB: 0 P: 10	R: 0 E: 0 K: 1 S: 7	H: 0 LOB: 0 BB: 0 P: 9	R: 0 E: 0 K: 0 S: 12	H: 1 LOB: 1 BB: 0 P: 14	R: 3 E: 0 K: 0 S: 18	H: 1 LOB: 1 BB: 2 P: 29	1B: 4 2B: 0 3B: 0 HR: 3	SF: 0 SAC: 0 DP: 2 HBP: 1	WP: 2 PB: 0 SB: 1 CS: 0	PA: 39				
<b>PITCHER</b>	IP	WLS	BF	H	R	ER	SO	BB	IBB	HBP	BLK	WP	HR	S	P	ERA	WHIP									
49 Jake Arrieta, R ERA: 2.77	(1, 1)	7.0	L	28	5	3	3	1	2	1	0	0	2	2	49	75	3.86	1.000								
93 Pat Neshek, R ERA: 15.43	(8, 1)	1.0		4	1	0	0	0	0	0	0	0	0	12	14	0.00	1.000									
58 Seranthony Dominguez, R ERA: 15.43	(9, 1)	0.1		4	1	3	3	0	1	0	0	0	1	9	15	81.00	6.000									
52 Jose Alvarez, L ERA: 13.5	(9, 1)	0.2		3	0	0	0	0	1	0	0	0	0	9	14	0.00	1.500									

**Minnesota Twins @ Philadelphia Phillies**  
Citizens Bank Park, Philadelphia, PA  
Sat Apr 06 2019, 2:06 PM - 4:56 PM EDT  
Att: 44,693 - Sunny - 62 F

**AB 33**  
**R 6**  
**H 7**  
**RBI 5**  
**BB 5**  
**SO 1**  
**LOB 17**



Batter	1	2	3	4	5	6	7	8	9	AB	R	H	RBI	BB	SO	LOB	BOTTOM										
22 Andrew McCutchen, R OBP: 0.424, SLG: 0.577	G6-3								G5-3	3	0	1	0	1	0	1											
2 Jean Segura, R OBP: 0.375, SLG: 0.452	G6-3								G5-3	4	1	1	0	0	0	2											
3 Bryce Harper, L OBP: 0.563, SLG: 0.917	K									4	0	2	0	0	2	1											
17 Rhys Hoskins, R OBP: 0.516, SLG: 0.636	G5-3									2	1	1	1	2	0	1											
37 Odúbel Herrera, L OBP: 0.387, SLG: 0.444	G3									3	0	1	1	0	1	0											
16 César Hernández, S OBP: 0.276, SLG: 0.320	G3									4	0	0	0	0	0	5											
15 Andrew Knapp, S ERA: 2.0	G6-3									2	0	1	0	0	0	0											
10 J.T. Realmuto, R OBP: 0.310, SLG: 0.348 (7, PH)										2	0	0	0	0	0	0											
7 Maikel Franco, R OBP: 0.516, SLG: 0.773	F9									4	0	0	0	0	0	1											
49 Jake Arrieta, R ERA: 2.0	(1, 1)	5.0	W	20	4	2	2	5	1	0	0	0	0	0	0	0											
49 Adalberto Mejia, L ERA: 5.4	(6, 1)	1.0	H	4	1	0	0	0	1	0	0	0	0	0	0	0											
39 Trevor Hildenberger, R ERA: 1.8	(7, 1)	1.0	H	3	0	0	0	0	1	0	0	0	0	0	0	0											
55 Taylor Rogers, L ERA: 1.8	(8, 1)	1.0	H	6	2	0	0	0	1	0	0	0	0	0	0	0											
38 Blake Parker, R ERA: 2.7	(9, 1)	1.0		3	0	0	0	0	0	0	0	0	0	0	0	0											
<b>Inning Stats</b>	R: 0 E: 0 K: 1 S: 8	H: 1 LOB: 1 BB: 0 P: 15	R: 0 E: 0 K: 0 S: 7	H: 0 LOB: 0 BB: 0 P: 9	R: 0 E: 0 K: 1 S: 12	H: 0 LOB: 1 BB: 1 P: 21	R: 1 E: 0 K: 2 S: 12	H: 1 LOB: 0 BB: 0 P: 18	R: 0 E: 0 K: 1 S: 9	H: 1 LOB: 1 BB: 0 P: 12	R: 1 E: 0 K: 0 S: 9	H: 2 LOB: 1 BB: 1 P: 17	R: 0 E: 0 K: 1 S: 8	H: 0 LOB: 0 BB: 0 P: 8	R: 0 E: 0 K: 0 S: 16	H: 2 LOB: 3 BB: 1 P: 23	R: 0 E: 0 K: 0 S: 8	H: 0 LOB: 0 BB: 0 P: 13	1B: 4 2B: 3 3B: 0 HR: 1	SF: 1 SAC: 0 DP: 1 HBP: 0	WP: 0 PB: 0 SB: 0 CS: 0	PA: 36					
<b>PITCHER</b>	IP	WLS	BF	H	R	ER	SO	BB	IBB	HBP	BLK	WP	HR	S	P	ERA	WHIP										
35 Michael Pineda, R ERA: 2.0	(1, 1)	5.0	W	20	4	2	2	5	1	0	0	0	0	0	0	0	3.60	1.000									
49 Adalberto Mejia, L ERA: 5.4	(6, 1)	1.0	H	4	1	0	0	0	1	0	0	0	0	0	0	6	12	0.00	2.000								
39 Trevor Hildenberger, R ERA: 1.8	(7, 1)	1.0	H	3	0	0	0	0	1	0	0	0	0	0	0	8	8	0.00	0.000								
55 Taylor Rogers, L ERA: 1.8	(8, 1)	1.0	H	6	2	0	0	0	1	0	0	0	0	0	0	16	23	0.00	3.000								
38 Blake Parker, R ERA: 2.7	(9, 1)	1.0		3	0	0	0	0	0	0	0	0	0	0	0	8	13	0.00	0.000								

**Minnesota Twins @ Philadelphia Phillies**  
Citizens Bank Park, Philadelphia, PA  
Sat Apr 06 2019, 2:06 PM - 4:56 PM EDT  
Att: 44,693 - Sunny - 62 F

**AB 32**  
**R 2**  
**H 7**  
**RBI 2**  
**BB 3**  
**SO 6**  
**LOB 12**










Batter	1	2	3	4	5	6	7	8	9	AB	R	H	RBI	BB	SO	LOB	TOP			
2 Adam Eaton, L OBP: 0.349, SLG: 0.270										4	0	0	0	0	0	1				
9 Brian Dozier, R OBP: 0.133, SLG: 0.207										4	1	1	1	0	0	0				
6 Anthony Rendon, R OBP: 0.500, SLG: 0.912										4	0	1	0	0	1	0				
22 Juan Soto, L OBP: 0.359, SLG: 0.441										4	1	1	0	0	0	1				
11 Ryan Zimmerman, R OBP: 0.368, SLG: 0.367										4	0	1	0	0	1	2				
28 Kurt Suzuki, R OBP: 0.284, SLG: 0.467										4	1	2	2	0	0	1				
1 Wilmer Difo, S OBP: 0.273, SLG: 0.350										3	0	0	0	0	0	0				
19 Anibal Sánchez, R 51 Wander Suero, R 20 Kyle Barraclough, R 36 Tony Sipp, L 15 Matt Adams, L 60 Justin Miller, R										2	0	0	0	0	0	1				
16 Victor Robles, R OBP: 0.382, SLG: 0.586										3	0	1	0	0	1	0				
<b>Inning Stats</b>	R: 0 H: 0 K: 0 S: 10	H: 0 LOB: 0 BB: 0 P: 15	R: 2 H: 2 K: 1 S: 13	H: 2 LOB: 0 BB: 0 P: 22	R: 0 H: 0 K: 1 S: 6	H: 0 LOB: 0 BB: 0 P: 11	R: 0 H: 2 K: 0 S: 13	H: 2 LOB: 2 BB: 0 P: 24	R: 0 H: 0 K: 0 S: 7	H: 0 LOB: 0 BB: 0 P: 8	R: 0 H: 0 K: 1 S: 7	H: 0 LOB: 0 BB: 0 P: 11	R: 0 H: 1 K: 1 S: 9	H: 1 LOB: 1 BB: 0 P: 12	R: 1 H: 2 K: 0 S: 10	H: 2 LOB: 1 BB: 0 P: 15	1B: 3 2B: 2 3B: 0 HR: 2	SF: 0 SAC: 0 DP: 0 HBP: 0	WP: 0 PB: 0 SB: 0 CS: 0	PA: 33
<b>PITCHER</b>	IP WLS BF H R ER SO BB IBB HBP BLK WP HR S P ERA WHIP																			
21 Vince Velasquez, R ERA: 3.0	5.0	18	4	2	2	2	0	0	0	0	0	0	0	0	1	49	80	3.60	0.800	
58 Seranthony Dominguez, R ERA: 10.8	1.0	W	3	0	0	0	1	0	0	0	0	0	0	0	0	7	11	0.00	0.000	
46 Adam Morgan, L ERA: 1.8	1.0	H	3	0	0	0	1	0	0	0	0	0	0	0	8	11	0.00	0.000		
30 David Robertson, R ERA: 7.71	1.0	H	4	1	0	0	1	0	0	0	0	0	0	0	9	12	0.00	1.000		
93 Pat Neshek, R ERA: 1.98	1.0	S	5	2	1	1	0	0	0	0	0	0	0	1	10	15	9.00	2.000		

Washington Nationals @ Philadelphia Phillies  
Citizens Bank Park, Philadelphia, PA  
Mon Apr 08 2019, 7:09 PM - 9:38 PM EDT  
Att: 28,212 - Partly Cloudy - 78 F


AB 33  
R 3  
H 7  
RBI 3  
BB 0  
SO 5  
LOB 5



Batter	1	2	3	4	5	6	7	8	9	AB	R	H	RBI	BB	SO	LOB	BOTTOM			
22 Andrew McCutchen, R OBP: 0.366, SLG: 0.455										4	0	0	0	0	3	0				
2 Jean Segura, R OBP: 0.375, SLG: 0.421										4	0	2	0	0	0	0				
3 Bryce Harper, L OBP: 0.525, SLG: 0.759										3	0	0	0	1	1	2				
17 Rhys Hoskins, R OBP: 0.513, SLG: 0.933										4	2	2	2	0	1	2				
10 J.T. Realmuto, R OBP: 0.324, SLG: 0.333										3	1	1	0	1	1	2				
37 Odúbel Herrera, L OBP: 0.368, SLG: 0.500										4	1	2	2	0	0	1				
4 Scott Kingery, R OBP: 0.444, SLG: 0.375										4	0	3	0	0	1	0				
7 Maikel Franco, R OBP: 0.447, SLG: 0.655										4	0	0	0	0	0	4				
21 Vince Velasquez, R ERA: 6.57	5.2	L	25	7	3	3	0	2	0	0	0	0	0	0	0	0				
23 Aaron Altherr, R ERA: 1.8	0.1		1	0	0	0	0	0	0	0	0	0	0	0	0	0				
58 Seranthony Dominguez, R ERA: 12.0	0.1		3	0	0	0	1	0	0	0	0	0	0	0	0	0				
46 Adam Morgan, L ERA: 1.8	0.1		0	0	0	0	0	0	0	0	0	0	0	0	0	0				
5 Nick Williams, L ERA: 15.43	0.1		0	0	0	0	0	0	0	0	0	0	0	0	0	0				
30 David Robertson, R ERA: 5.06	1.0		5	3	1	1	0	0	0	0	0	0	0	0	0	0				
<b>Inning Stats</b>	R: 0 H: 1 K: 2 S: 9	H: 1 LOB: 2 BB: 1 P: 18	R: 0 H: 1 K: 0 S: 4	H: 1 LOB: 0 BB: 0 P: 5	R: 0 H: 1 K: 2 S: 12	H: 1 LOB: 1 BB: 0 P: 17	R: 2 H: 2 K: 1 S: 9	H: 2 LOB: 0 BB: 0 P: 13	R: 0 H: 0 K: 1 S: 6	H: 0 LOB: 0 BB: 0 P: 9	R: 1 H: 2 K: 0 S: 12	H: 2 LOB: 2 BB: 1 P: 24	R: 0 H: 0 K: 1 S: 9	H: 0 LOB: 1 BB: 0 P: 12	R: 1 H: 3 K: 0 S: 12	H: 3 LOB: 1 BB: 0 P: 18	1B: 7 2B: 0 3B: 0 HR: 3	SF: 0 SAC: 0 DP: 1 HBP: 0	WP: 0 PB: 0 SB: 0 CS: 1	PA: 35
<b>PITCHER</b>	IP WLS BF H R ER SO BB IBB HBP BLK WP HR S P ERA WHIP																			
19 Anibal Sánchez, R ERA: 6.57	5.2	L	25	7	3	3	0	2	0	0	0	0	0	0	0	0				
51 Wander Suero, R ERA: 12.0	0.1		1	0	0	0	0	0	0	0	0	0	0	0	0	0				
20 Kyle Barraclough, R ERA: 1.8	0.2		3	0	0	0	1	0	0	0	0	0	0	0	0	0				
36 Tony Sipp, L ERA: 15.43	0.1		0	0	0	0	0	0	0	0	0	0	0	0	0	0				
60 Justin Miller, R ERA: 5.06	1.0		5	3	1	1	0	0	0	0	0	0	0	0	0	0				

Washington Nationals @ Philadelphia Phillies  
Citizens Bank Park, Philadelphia, PA  
Mon Apr 08 2019, 7:09 PM - 9:38 PM EDT  
Att: 28,212 - Partly Cloudy - 78 F

AB 33  
R 4  
H 10  
RBI 4  
BB 2  
SO 7  
LOB 11









Batter	1	2	3	4	5	6	7	8	9	AB	R	H	RBI	BB	SO	LOB	TOP									
2 Adam Eaton, L OBP: 0.370, SLG: 0.319 36 Tony Sipp, L ERA: 13.5 51 Wander Suero, R ERA: 7.7 44 Trevor Rosenthal, R ERA: 7.0											4	3	2	1	1	0										
9 Brian Dozier, R OBP: 0.220, SLG: 0.256										6	3	3	0	0	1	1										
6 Anthony Rendon, R OBP: 0.490, SLG: 0.691 47 Howie Kendrick, R OBP: 0.600, SLG: 1.143										4	2	2	3	0	0	1										
22 Juan Soto, L OBP: 0.400, SLG: 0.488										4	0	1	1	2	0	3										
15 Matt Adams, L OBP: 0.133, SLG: 0.214										5	0	2	4	0	1	3										
10 Yan Gomes, R OBP: 0.344, SLG: 0.467										6	0	2	2	0	3	4										
1 Wilmer Difo, S OBP: 0.281, SLG: 0.310										4	1	0	0	1	2	4										
58 Jeremy Hellickson, R OBP: 0.667, SLG: 0.500 3 Michael Taylor, R ERA: 3.5										2	2	1	0	1	1	2										
16 Victor Robles, R OBP: 0.133, SLG: 0.692										5	1	1	1	0	1	3										
<b>Inning Stats</b>	R: 3 H: 4 E: 0 K: 2 S: 26	H: 4 LOB: 2 BB: 1 P: 39	R: 0 H: 0 E: 1 K: 2 S: 10	H: 0 LOB: 1 BB: 0 P: 15	R: 0 H: 0 E: 0 K: 1 S: 8	H: 0 LOB: 0 BB: 0 P: 14	R: 4 H: 4 E: 0 K: 2 S: 19	H: 4 LOB: 2 BB: 2 P: 33	R: 2 H: 2 E: 0 K: 0 S: 10	H: 2 LOB: 1 BB: 1 P: 15	R: 0 H: 1 E: 0 K: 1 S: 13	H: 1 LOB: 1 BB: 0 P: 20	R: 5 H: 4 E: 1 K: 0 S: 30	H: 4 LOB: 2 BB: 2 P: 51	R: 0 H: 0 E: 0 K: 1 S: 7	H: 0 LOB: 0 BB: 0 P: 11	R: 1 H: 2 E: 0 K: 2 S: 14	H: 2 LOB: 1 BB: 0 P: 19	1B: 13 HR: 0	SF: 1 SAC: 0 DP: 1 HBP: 0	WP: 2 PB: 1 SB: 0 CS: 0	PA: 51				
<b>PITCHER</b>	IP WLS BF H R ER SO BB IBB HBP BLK WP HR S P ERA WHIP	3.2 L 22 7 7 7 6 3 0 0 0 0 0 0 58 94 17.18 2.727	2.0 10 4 2 2 1 1 0 0 0 0 0 24 36 9.00 2.500	0.2 6 2 4 3 1 2 0 0 0 0 2 21 36 40.50 6.000	1.2 8 2 1 0 1 0 0 0 0 0 0 20 32 0.00 1.200	1.0 5 2 1 1 2 0 0 0 0 0 0 14 19 9.00 2.000																				

Washington Nationals @ Philadelphia Phillies  
Citizens Bank Park, Philadelphia, PA  
Wed Apr 10 2019, 7:07 PM - 10:41 PM EDT  
Att: 30,805 - Partly Cloudy - 61 F

AB	44
R	15
H	17
RBI	14
BB	6
SO	11
LOB	21



Batter	1	2	3	4	5	6	7	8	9	AB	R	H	RBI	BB	SO	LOB	BOTTOM							
22 Andrew McCutchen, R OBP: 0.388, SLG: 0.421 4 Scott Kingery, R OBP: 0.550, SLG: 0.375										1	0	0	0	2	0	0								
2 Jean Segura, R OBP: 0.547, SLG: 0.413										4	0	0	0	0	2	5								
3 Bryce Harper, L OBP: 0.600, SLG: 0.743 5 Nick Williams, L OBP: 0.111, SLG: 0.111										2	0	0	0	1	1	1								
17 Rhys Hoskins, R OBP: 0.458, SLG: 0.757										3	1	0	0	1	1	2								
10 J.T. Realmuto, R OBP: 0.333, SLG: 0.342 15 Andrew Knapp, S OBP: 0.167, SLG: 0.167										3	0	0	0	0	0	1								
37 Odúbel Herrera, L OBP: 0.370, SLG: 0.463										3	0	1	0	1	1	0								
16 César Hernández, S OBP: 0.268, SLG: 0.278										3	0	2	0	1	0	0								
7 Maikel Franco, R OBP: 0.426, SLG: 0.649										3	0	0	1	1	0	4								
43 Nick Pivetta, R ERA: 2.25 36 Tony Sipp, L ERA: 13.5 51 Wander Suero, R ERA: 7.7 44 Trevor Rosenthal, R ERA: 7.0										1	0	0	0	0	1	0								
<b>Inning Stats</b>	R: 0 H: 0 E: 0 K: 2 S: 13	H: 2 LOB: 1 BB: 0 P: 20	R: 0 H: 0 E: 0 K: 1 S: 7	H: 0 LOB: 0 BB: 0 P: 11	R: 0 H: 0 E: 0 K: 0 S: 9	H: 0 LOB: 0 BB: 0 P: 15	R: 0 H: 1 E: 0 K: 2 S: 13	H: 1 LOB: 3 BB: 2 P: 23	R: 0 H: 0 E: 0 K: 1 S: 6	H: 0 LOB: 0 BB: 1 P: 12	R: 0 H: 0 E: 0 K: 0 S: 6	H: 0 LOB: 0 BB: 0 P: 11	R: 0 H: 0 E: 0 K: 3 S: 12	H: 0 LOB: 1 BB: 0 P: 16	R: 1 H: 0 E: 0 K: 1 S: 17	H: 0 LOB: 2 BB: 3 P: 33	1B: 3 HR: 0	SF: 0 SAC: 0 DP: 2 HBP: 1	WP: 1 PB: 0 SB: 0 CS: 0	PA: 36				
<b>PITCHER</b>	IP WLS BF H R ER SO BB IBB HBP BLK WP HR S P ERA WHIP	6.0 W 23 3 0 0 0 4 0 0 0 0 0 0 2 4 0.00 0.000	0.1 1 0 0 0 0 0 0 0 0 0 0 0 16 23 0.00 0.000	1.0 6 0 1 1 1 3 0 0 0 0 0 0 17 33 9.00 3.000																				

Washington Nationals @ Philadelphia Phillies  
Citizens Bank Park, Philadelphia, PA  
Wed Apr 10 2019, 7:07 PM - 10:41 PM EDT  
Att: 30,805 - Partly Cloudy - 61 F

AB	28
R	1
H	3
RBI	1
BB	7
SO	10
LOB	19





Batter	1	2	3	4	5	6	7	8	9	AB	R	H	RBI	BB	SO	LOB	TOP					
22 Andrew McCutchen, R (1.7) OBP: 0.428, SLG: 0.524										4	2	3	3	1	1	0	<b>Philadelphia Phillies @ Miami Marlins</b> Marlins Park, Miami, FL Fri Apr 12 2019, 7:10 PM - 9:55 PM EDT Att: 9,322 - Partly Cloudy - 80 F					
2 Jean Segura, R (1.6) OBP: 0.491, SLG: 0.451										5	1	3	0	0	0	1						
23 Aaron Altherr, R (8.9) OBP: 0.111, SLG: 0.222										5	1	2	1	0	2	2						
3 Bryce Harper, L (1.9) OBP: 0.491, SLG: 0.700										4	1	1	1	1	1	5						
64 Victor Arano, R (8.1)										5	2	2	1	0	1	4						
17 Rhys Hoskins, R (1.3) OBP: 0.453, SLG: 0.732										5	0	1	2	0	1	1						
10 J.T. Realmuto, R (1.2) OBP: 0.340, SLG: 0.349										5	0	1	1	0	0	1						
37 Odúbel Herrera, L (1.8) OBP: 0.353, SLG: 0.457										5	0	1	2	0	1	1						
16 César Hernández, S (1.4) OBP: 0.261, SLG: 0.268										5	0	1	1	0	0	1						
7 Maikel Franco, R (1.5) OBP: 0.423, SLG: 0.610										4	1	1	0	1	1	1						
49 Jake Arrieta, R (1.1)										3	0	0	0	0	1	3						
5 Nick Williams, L (8,PH) OBP: 0.200, SLG: 0.111										0	1	0	0	0	0	0						
4 Scott Kingery, R (8.6) OBP: 0.500, SLG: 0.375										0	0	0	0	0	0	0						
<b>Inning Stats</b>	R: 0 H: 2 E: 0 K: 1 S: 11	H: 2 LOB: 2 BB: 1 P: 19	R: 0 H: 0 E: 0 K: 2 S: 9	H: 0 LOB: 0 BB: 0 P: 13	R: 5 H: 6 E: 0 K: 0 S: 17	H: 6 LOB: 2 BB: 1 P: 28	R: 0 H: 1 E: 0 K: 2 S: 10	H: 1 LOB: 1 BB: 0 P: 14	R: 1 H: 2 E: 1 K: 1 S: 14	H: 2 LOB: 1 BB: 1 P: 19	R: 0 H: 1 E: 0 K: 0 S: 10	H: 1 LOB: 1 BB: 0 P: 14	R: 0 H: 0 E: 0 K: 0 S: 8	H: 0 LOB: 0 BB: 0 P: 12	R: 3 H: 2 E: 1 K: 2 S: 12	H: 2 LOB: 1 BB: 1 P: 20	R: 0 H: 0 E: 0 K: 0 S: 8	H: 0 LOB: 0 BB: 0 P: 11	1B: 10 2B: 3 3B: 0 HR: 1	SF: 0 SAC: 0 DP: 1 HBP: 1	WP: 1 PB: 0 SB: 0 CS: 0	PA: 44
<b>PITCHER</b>	IP WLS BF H R ER SO BB IBB HBP BLK WP HR S P ERA WHIP																					
22 Sandy Alcantara, R (1.1) ERA: 4.24	5.0 L 27 11 6 6 6 1 1 0 0 0 0 61 93 10.80 2.400																					
37 Austin Brice, R (6.1) ERA: 3.0	3.0 14 3 3 3 2 1 0 1 0 1 1 30 46 9.00 1.333																					
39 Tyler Kinley, R (9.1) ERA: 1.17	1.0 3 0 0 0 0 0 0 0 0 0 0 8 11 0.00 0.000																					

AB	40
R	9
H	14
RBI	9
BB	3
SO	8
LOB	18



Batter	1	2	3	4	5	6	7	8	9	AB	R	H	RBI	BB	SO	LOB	BOTTOM					
21 Curtis Granderson, L (1.7) OBP: 0.326, SLG: 0.382										3	0	1	0	0	0	0	<b>Philadelphia Phillies @ Miami Marlins</b> Marlins Park, Miami, FL Fri Apr 12 2019, 7:10 PM - 9:55 PM EDT Att: 9,322 - Partly Cloudy - 80 F					
37 Austin Brice, R (6.1)										0	0	0	0	0	0	0						
10 JT Riddle, L (8,PH) OBP: 0.160, SLG: 0.400										1	0	0	0	0	0	0						
39 Tyler Kinley, R (9.1)										0	0	0	0	0	0	0						
15 Brian Anderson, R (1.5) OBP: 0.296, SLG: 0.213										2	0	1	0	2	1	0						
18 Neil Walker, S (1.3) OBP: 0.262, SLG: 0.351										4	0	0	0	0	0	4						
13 Starlin Castro, R (1.4) OBP: 0.263, SLG: 0.364										4	0	0	0	0	2	1						
38 Jorge Alfaro, R (1.2) OBP: 0.342, SLG: 0.543										4	1	2	0	0	2	0						
19 Miguel Rojas, R (1.6) OBP: 0.333, SLG: 0.343										3	0	1	0	0	0	1						
44 Austin Dean, R (1.9)										2	0	0	1	0	1	1						
5 Rosell Herrera, S (1.8) OBP: 0.229, SLG: 0.219										3	0	0	0	0	1	1						
22 Sandy Alcantara, R (1.1) ERA: 2.25	7.0 W 27 11 6 6 6 1 1 0 0 0 0 61 93 10.80 2.400																					
9 Lewis Brinson, R (5,PH) OBP: 0.240, SLG: 0.286										1	0	0	0	0	0	0						
<b>Inning Stats</b>	R: 0 H: 1 E: 0 K: 1 S: 13	H: 1 LOB: 1 BB: 0 P: 20	R: 0 H: 1 E: 0 K: 0 S: 7	H: 1 LOB: 0 BB: 0 P: 8	R: 0 H: 1 E: 0 K: 0 S: 12	H: 1 LOB: 2 BB: 1 P: 23	R: 0 H: 0 E: 0 K: 3 S: 14	H: 0 LOB: 1 BB: 0 P: 18	R: 0 H: 0 E: 0 K: 1 S: 8	H: 0 LOB: 0 BB: 0 P: 11	R: 0 H: 0 E: 0 K: 1 S: 9	H: 0 LOB: 0 BB: 0 P: 11	R: 1 H: 2 E: 0 K: 2 S: 13	H: 2 LOB: 1 BB: 0 P: 17	R: 0 H: 0 E: 0 K: 0 S: 4	H: 0 LOB: 0 BB: 1 P: 9	R: 0 H: 0 E: 0 K: 1 S: 10	H: 0 LOB: 0 BB: 0 P: 16	1B: 4 2B: 1 3B: 0 HR: 0	SF: 1 SAC: 0 DP: 2 HBP: 1	WP: 0 PB: 0 SB: 0 CS: 0	PA: 33
<b>PITCHER</b>	IP WLS BF H R ER SO BB IBB HBP BLK WP HR S P ERA WHIP																					
49 Jake Arrieta, R (1.1) ERA: 2.25	7.0 W 27 11 6 6 6 1 1 0 0 0 0 61 93 10.80 2.400																					
64 Victor Arano, R (8.1) ERA:	2.0 6 0 0 0 1 1 0 0 0 0 0 14 25 0.00 0.500																					

AB	29
R	1
H	5
RBI	1
BB	2
SO	9
LOB	9





Batter	1	2	3	4	5	6	7	8	9	AB	R	H	RBI	BB	SO	LOB	TOP			
22 Andrew McCutchen, R (1,7) OBP: 0.448, SLG: 0.545 58 Seranthony Dominguez, R (1)										2	0	1	0	2	1	0	<b>Philadelphia Phillies @ Miami Marlins</b> Marlins Park, Miami, FL Sat Apr 13 2019, 6:11 PM - 9:11 PM EDT Att: 13,828 - Partly Cloudy - 79 F			
2 Jean Segura, R (1,6) OBP: 0.345, SLG: 0.418										4	0	0	0	0	1	4				
3 Bryce Harper, L (1,9) OBP: 0.474, SLG: 0.651										3	0	0	0	1	2	4				
17 Rhys Hoskins, R (1,3) OBP: 0.456, SLG: 0.727										3	1	1	0	1	1	1				
10 J.T. Realmuto, R (1,2) OBP: 0.321, SLG: 0.326 15 Andrew Knapp, S (9,PH) OBP: 0.143, SLG: 0.143										3	0	0	0	0	2	2				
37 Odúbel Herrera, L (1,8) OBP: 0.345, SLG: 0.440										4	0	1	1	0	1	0				
16 César Hernández, S (1,4) OBP: 0.240, SLG: 0.244										4	1	0	0	0	0	1				
7 Maikel Franco, R (1,5) OBP: 0.407, SLG: 0.581 4 Scott Kingery, R (8,PH) OBP: 0.565, SLG: 0.700										2	0	0	0	0	1	0				
56 Zach Eflin, R (1,1) 23 Aaron Altherr, R (5,PH) OBP: 0.100, SLG: 0.200 12 Juan Nicasio, L (5,1) 5 Nick Williams, L (8,PH) OBP: 0.250, SLG: 0.273										1	0	0	0	0	1	0				
<b>Inning Stats</b>	R: 0 E: 0 K: 2 S: 17	H: 0 LOB: 2 BB: 2 P: 29	R: 0 E: 0 K: 0 S: 10	H: 0 LOB: 0 BB: 0 P: 16	R: 0 E: 0 K: 1 S: 9	H: 1 LOB: 1 BB: 0 P: 10	R: 0 E: 0 K: 0 S: 10	H: 0 LOB: 0 BB: 0 P: 13	R: 0 E: 0 K: 1 S: 9	H: 0 LOB: 0 BB: 0 P: 14	R: 0 E: 0 K: 2 S: 10	H: 0 LOB: 0 BB: 0 P: 12	R: 0 E: 0 K: 2 S: 13	H: 1 LOB: 2 BB: 1 P: 21	R: 3 E: 0 K: 1 S: 17	H: 4 LOB: 1 BB: 0 P: 26		1B: 1 2B: 5 3B: 0 HR: 0	SF: 0 DP: 0 HBP: 0	WP: 1 PB: 0 SB: 0 CS: 0
<b>PITCHER</b>	IP WLS BF H R ER SO BB IBB HBP BLK WP HR S P ERA WHIP	6.0 W 22 1 0 0 6 3 0 0 0 0 0 64 99 0.00 0.667	1.0 3 0 0 0 2 0 0 0 0 0 0 10 12 0.00 0.000	1.0 5 1 0 0 2 1 0 0 0 0 1 13 21 0.00 2.000	1.0 7 4 3 3 1 0 0 0 0 0 0 17 26 27.00 4.000	<b>PITCHER</b>														
31 Caleb Smith, L (1,1) ERA: 2.65 70 Nick Anderson, R (7,1) ERA: 1.35 56 Tayron Guerrero, R (8,1) ERA: 8.44 61 Adam Conley, L (9,1) ERA: 8.44																				
Batter	1	2	3	4	5	6	7	8	9	AB	R	H	RBI	BB	SO	LOB	BOTTOM			
21 Curtis Granderson, L (1,7) OBP: 0.298, SLG: 0.342 56 Tayron Guerrero, R (8,1) 10 JT Riddle, L (8,PH) OBP: 0.192, SLG: 0.423										4	0	0	0	0	0	1	<b>Philadelphia Phillies @ Miami Marlins</b> Marlins Park, Miami, FL Sat Apr 13 2019, 6:11 PM - 9:11 PM EDT Att: 13,828 - Partly Cloudy - 79 F			
15 Brian Anderson, R (1,5) OBP: 0.322, SLG: 0.308										5	1	3	1	0	0	1				
18 Neil Walker, S (1,3) OBP: 0.277, SLG: 0.429										5	1	2	1	0	1	2				
13 Starlin Castro, R (1,4) OBP: 0.258, SLG: 0.350 61 Adam Conley, L (9,1)										5	1	1	0	0	3	3				
38 Jorge Alfaro, R (1,2) OBP: 0.366, SLG: 0.553 17 Chad Wallach, R (7,PH) OBP: 0.412, SLG: 0.400										3	0	2	0	0	0	0				
19 Miguel Rojas, R (1,6) OBP: 0.372, SLG: 0.421										3	3	3	1	0	0	0				
44 Austin Dean, R (1,9) OBP: 0.571, SLG: 1.333										4	3	4	5	0	0	0				
9 Lewis Brinson, R (1,8) OBP: 0.241, SLG: 0.302										4	0	1	2	0	2	2				
31 Caleb Smith, R (1,1) OBP: 0.167, SLG: 0.167 70 Nick Anderson, R (7,1) 5 Rosell Herrera, S (7,PH) OBP: 0.222, SLG: 0.212										3	0	0	0	0	1	3				
<b>Inning Stats</b>	R: 0 E: 0 K: 2 S: 11	H: 1 LOB: 1 BB: 0 P: 15	R: 2 E: 0 K: 1 S: 19	H: 3 LOB: 1 BB: 0 P: 27	R: 4 E: 0 K: 1 S: 16	H: 5 LOB: 0 BB: 0 P: 25	R: 0 E: 0 K: 0 S: 8	H: 1 LOB: 1 BB: 0 P: 14	R: 1 E: 0 K: 1 S: 12	H: 3 LOB: 2 BB: 0 P: 14	R: 0 E: 0 K: 0 S: 6	H: 0 LOB: 0 BB: 0 P: 12	R: 3 E: 0 K: 1 S: 12	H: 3 LOB: 0 BB: 0 P: 18	R: 0 E: 0 K: 1 S: 16	H: 2 LOB: 2 BB: 0 P: 24		1B: 12 2B: 3 3B: 0 HR: 3	SF: 1 DP: 0 HBP: 0	WP: 0 PB: 0 SB: 1 CS: 1
<b>PITCHER</b>	IP WLS BF H R ER SO BB IBB HBP BLK WP HR S P ERA WHIP	4.0 L 21 6 6 4 4 0 0 0 0 0 0 30 44 12.00 2.000	3.0 6 4 4 2 0 0 0 0 0 0 0 16 24 0.00 2.000	<b>PITCHER</b>																



Batter	1	2	3	4	5	6	7	8	9	10	11	12	13	14	AB	R	H	RBI	BB	SO	LOB	TOP
22 Andrew McCutchen, R OBP: 0.415, SLG: 0.529															7	1	1	0	0	1	1	
2 Jean Segura, R OBP: 0.389, SLG: 0.467															5	1	2	2	2	0	1	
3 Bryce Harper, L OBP: 0.438, SLG: 0.600															7	0	1	0	0	2	4	
17 Rhys Hoskins, R OBP: 0.438, SLG: 0.667															7	0	2	0	0	2	2	
37 Odúbel Herrera, L OBP: 0.328, SLG: 0.400															5	0	0	0	1	1	2	
16 César Hernández, S (1.4) OBP: 0.268, SLG: 0.320															5	1	2	1	1	1	1	
4 Scott Kingery, R OBP: 0.558, SLG: 0.688															6	0	3	0	0	1	3	
15 Andrew Knapp, S (1.2) OBP: 0.154, SLG: 0.083															5	0	0	0	1	3	5	
21 Vince Velasquez, R ERA: 2.25															3	0	0	0	0	0	0	
<b>Inning Stats</b>	R: 0 E: 0 K: 2 S: 11	H: 1 LOB: 1 BB: 0 P: 18	R: 0 E: 0 K: 0 S: 10	H: 1 LOB: 1 BB: 0 P: 15	R: 0 E: 0 K: 1 S: 7	H: 1 LOB: 0 BB: 0 P: 10	R: 1 E: 0 K: 0 S: 10	H: 1 LOB: 0 BB: 0 P: 13	R: 0 E: 0 K: 1 S: 9	H: 1 LOB: 1 BB: 0 P: 15	R: 0 E: 0 K: 1 S: 7	H: 0 LOB: 0 BB: 0 P: 13	R: 0 E: 0 K: 0 S: 11	H: 0 LOB: 1 BB: 1 P: 19	R: 0 E: 0 K: 0 S: 5	H: 0 LOB: 1 BB: 1 P: 14	R: 2 E: 0 K: 2 S: 18	H: 2 LOB: 0 BB: 0 P: 27	1B: 7 2B: 2 3B: 1 HR: 2	SF: 0 SAC: 0 DP: 0 HBP: 0	WP: 1 PB: 0 CS: 0	PA: 58
<b>PITCHER</b>	IP 7.0	WLS 27	BF 7	H 7	R 1	ER 1	SO 7	BB 0	IBB 0	HBP 0	BLK 0	WP 0	HR 1	S 66	P 102	ERA 1.29	WHIP 1.000					
62 José Ureña, R ERA: 6.53	7.0	27	7	7	1	1	7	0	0	0	0	0	1	66	102	1.29	1.000					
71 Drew Steckenrider, R ERA: 7.71	1.0	3	0	0	0	0	1	0	0	0	0	0	0	7	13	0.00	0.000					
54 Sergio Romo, R ERA: 0.00	1.0	6	2	0	0	0	0	1	0	0	0	0	0	13	22	0.00	3.000					
56 Tayron Guerrero, R ERA: 0.00	1.0	4	0	0	0	0	0	1	0	0	0	0	0	12	21	0.00	1.000					
39 Tyler Kinley, R ERA: 0.00	1.2	7	0	0	0	1	2	0	0	0	0	1	0	14	30	0.00	1.200					
<b>PITCHER</b>	IP 0.1	WLS 0	BF 0	H 0	R 0	ER 0	SO 0	BB 0	IBB 0	HBP 0	BLK 0	WP 0	HR 0	S 1	P 2	ERA 0.00	WHIP 0.000					
61 Adam Conley, L ERA: 7.94	0.1	0	0	0	0	0	0	0	0	0	0	0	0	1	2	0.00	0.000					
70 Nick Anderson, R ERA: 1.17	1.0	5	1	0	0	2	0	0	1	0	0	0	0	11	14	0.00	1.000					
20 Wei-Yin Chen, L ERA: 23.4	1.0	L	5	2	2	2	2	0	0	0	0	0	1	18	27	18.00	2.000					

Philadelphia Phillies @ Miami Marlins  
Marlins Park, Miami, FL  
Sun Apr 14 2019, 1:10 PM - 5:48 PM EDT  
Att. 15,238 - Roof Closed - 76 F

AB 53  
R 12  
H 13  
RBI 3  
BB 5  
SO 13  
LOB 23



Batter	1	2	3	4	5	6	7	8	9	10	11	12	13	14	AB	R	H	RBI	BB	SO	LOB	BOTTOM		
21 Vince Velasquez, R ERA: 2.25															3	0	0	0	0	1	0			
15 Brian Anderson, R OBP: 0.323, SLG: 0.351															5	1	1	1	1	1	3	1		
18 Neil Walker, S OBP: 0.283, SLG: 0.417															6	0	2	0	0	3	2			
13 Starlin Castro, R OBP: 0.250, SLG: 0.323															5	0	0	0	1	1	3			
44 Austin Dean, R OBP: 0.308, SLG: 0.667															6	0	0	0	0	2	2			
10 JT Riddle, L OBP: 0.161, SLG: 0.355															5	0	0	0	0	1	0			
17 Chad Wallach, R OBP: 0.455, SLG: 0.389															3	0	1	0	2	1	0			
9 Lewis Brinson, R OBP: 0.237, SLG: 0.281															4	0	0	0	1	1	3			
62 José Ureña, R ERA: 6.53	1.1	0	0	0	0	0	0	0	0	0	0	0	0	0	0	0	0	0	0	0	0			
71 Drew Steckenrider, R ERA: 1.35	1.0	4	1	0	0	0	1	0	0	0	0	0	0	0	0	0	0	0	0	0	0			
5 Rosell Herrera, S OBP: 0.208, SLG: 0.194															3	0	0	0	0	0	0			
<b>Inning Stats</b>	R: 0 E: 0 K: 1 S: 9	H: 0 LOB: 0 BB: 0 P: 14	R: 0 E: 0 K: 0 S: 5	H: 0 LOB: 0 BB: 0 P: 10	R: 0 E: 0 K: 1 S: 5	H: 0 LOB: 1 BB: 1 P: 9	R: 0 E: 0 K: 0 S: 8	H: 0 LOB: 1 BB: 1 P: 16	R: 1 E: 0 K: 2 S: 13	H: 2 LOB: 1 BB: 0 P: 18	R: 0 E: 0 K: 1 S: 6	H: 1 LOB: 1 BB: 0 P: 8	R: 0 E: 0 K: 3 S: 13	H: 0 LOB: 1 BB: 1 P: 21	R: 0 E: 0 K: 3 S: 10	H: 0 LOB: 0 BB: 0 P: 13	R: 0 E: 0 K: 3 S: 9	H: 0 LOB: 0 BB: 0 P: 12	R: 0 E: 0 K: 3 S: 9	H: 1 LOB: 0 BB: 0 P: 7	1B: 4 2B: 0 3B: 0 HR: 1	SF: 0 SAC: 0 DP: 2 HBP: 0	WP: 0 PB: 1 CS: 0	PA: 50
<b>PITCHER</b>	IP 6.0	WLS 22	BF 2	H 1	R 1	ER 1	SO 4	BB 3	IBB 0	HBP 0	BLK 0	WP 0	HR 1	S 48	P 81	ERA 1.50	WHIP 0.833							
21 Vince Velasquez, R ERA: 2.25	6.0	22	2	1	1	1	4	3	0	0	0	0	1	48	81	1.50	0.833							
93 Pat Neshek, R ERA: 1.35	1.0	4	1	0	0	0	0	0	0	0	0	0	0	6	8	0.00	1.000							
46 Adam Morgan, L ERA: 2.84	0.1	1	0	0	0	0	1	0	0	0	0	0	0	6	8	0.00	0.000							
50 Hector Neris, R ERA: 2.84	0.2	3	1	0	0	2	0	0	0	0	0	0	0	8	14	0.00	1.500							
30 David Robertson, R ERA: 3.4	2.0	7	0	0	0	2	1	0	0	0	0	0	0	18	29	0.00	0.500							
<b>PITCHER</b>	IP 1.0	WLS 4	BF 0	H 0	R 0	ER 0	SO 0	BB 0	IBB 0	HBP 0	BLK 0	WP 0	HR 0	S 4	P 4	ERA 6.0	WHIP 1.000							
58 Seranthony Dominguez, R (1.1) ERA: 6.0	1.0	4	0	0	0	0	0	0	0	0	0	0	0	4	4	6.00	1.000							
64 Victor Arano, R ERA: 10.13	2.0	W	6	0	0	0	6	0	0	0	0	0	0	19	25	0.00	0.000							
52 Jose Alvarez, L ERA: 10.13	1.0	S	3	1	0	0	0	0	0	0	0	0	0	4	7	0.00	1.000							

Philadelphia Phillies @ Miami Marlins  
Marlins Park, Miami, FL  
Sun Apr 14 2019, 1:10 PM - 5:48 PM EDT  
Att. 15,238 - Roof Closed - 76 F

AB 45  
R 1  
H 5  
RBI 1  
BB 5  
SO 18  
LOB 14













Batter	1	2	3	4	5	6	7	8	9	AB	R	H	RBI	BB	SO	LOB	TOP								
6 Jeff McNeil, L (1,7) OBP: 0.485, SLG: 0.542	G3		G6-4-3 1B			G6-4-3 1B		G4-6-3 1-2f		4	0	2	0	0	0	1									
20 Pete Alonso, R (1,3) OBP: 0.413, SLG: 0.708	G1-3		G6-4-3 1-2f			K			G1-2 30 F9 1 1B 24 HBP	4	1	1	0	0	1	2									
24 Robinson Cano, L (1,4) OBP: 0.253, SLG: 0.329	F8					L9			G1-1 40 HBP 1 1B	3	0	0	0	0	0	1									
30 Michael Conforto, L (1,9) OBP: 0.422, SLG: 0.634		G2-2 23 FC5 28 S 1B				G3			G2-2 40 HBP 1 1B	4	1	2	1	0	0	2									
28 J.D. Davis, R (1,5) OBP: 0.400, SLG: 0.522	G1-3		G6-4-3 1-2			G6-3			G2-3 18 G6-4-3 1B	4	0	1	0	0	1	3									
1 Amed Rosario, R (1,6) OBP: 0.312, SLG: 0.375	K					L8			G1-1 40 HBP 1 1B	4	0	1	1	0	1	2									
18 Travis d'Arnaud, R (1,2) OBP: 0.186, SLG: 0.071			G6-3			G6-3			G3-H 1 1B	2	0	0	0	1	0	1									
40 Wilson Ramos, R (8, PH) OBP: 0.393, SLG: 0.396			BB			G6-4-3 1-2f			G1-2 2-3	0	0	0	0	0	0	0									
23 Keon Broxton, R (1,8) OBP: 0.294, SLG: 0.200			FC5			F8			G3-3 1 1B	4	0	0	0	0	1	5									
45 Zack Wheeler, L (1,1) OBP: 0.125, SLG: 0.125			G6-3							2	0	0	0	0	1	0									
22 Dominic Smith, L (8, PH) OBP: 0.542, SLG: 0.550						K				0	0	0	0	1	0	0									
38 Justin Wilson, L (8, 1)										0	0	0	0	0	0	0									
<b>Inning Stats</b>	R: 0 E: 0 K: 0 S: 5	H: 0 LOB: 0 BB: 0 P: 9	R: 0 E: 0 K: 1 S: 14	H: 1 LOB: 2 BB: 1 P: 24	R: 0 E: 0 K: 0 S: 9	H: 1 LOB: 0 BB: 0 P: 13	R: 0 E: 0 K: 0 S: 5	H: 0 LOB: 0 BB: 0 P: 6	R: 0 E: 0 K: 0 S: 5	H: 0 LOB: 0 BB: 0 P: 8	R: 0 E: 0 K: 2 S: 13	H: 1 LOB: 1 BB: 0 P: 19	R: 1 E: 0 K: 0 S: 7	H: 2 LOB: 0 BB: 0 P: 11	R: 0 E: 0 K: 0 S: 7	H: 0 LOB: 0 BB: 1 P: 11	R: 1 E: 0 K: 2 S: 16	H: 2 LOB: 3 BB: 0 P: 24	1B: 6 2B: 0 3B: 0 HR: 1	SF: 0 SAC: 0 DP: 3 HBP: 2	WP: 0 PB: 0 SB: 1 CS: 0	PA: 35			
<b>PITCHER</b>	IP	WLS	BF	H	R	ER	SO	BB	IBB	HBP	BLK	WP	HR	S	P	ERA	WHIP								
49 Jake Arrieta, R (1,1) ERA: 2.25	8.0	W	29	6	2	2	3	2	0	0	0	0	1	68	105	2.25	1.000								
46 Adam Morgan, L (9,1) ERA:	0.1	H	2	0	0	0	0	0	0	1	0	0	0	5	6	0.00	0.000								
50 Héctor Neris, R (9,1) ERA: 2.57	0.2	S	4	1	0	0	2	0	0	1	0	0	0	8	14	0.00	1.500								

**New York Mets @ Philadelphia Phillies**  
Citizens Bank Park, Philadelphia, PA  
Wed Apr 17 2019, 1:06 PM - 3:58 PM EDT  
Att: 39,861 - Partly Cloudy - 62 F

AB 31  
R 2  
H 7  
RBI 2  
BB 2  
SO 5  
LOB 17



Batter	1	2	3	4	5	6	7	8	9	AB	R	H	RBI	BB	SO	LOB	BOTTOM								
22 Andrew McCutchen, R (1,7) OBP: 0.413, SLG: 0.516	G5-3		F8			L9				4	0	0	0	0	0	0									
4 Scott Kingery, R (1,6) OBP: 0.536, SLG: 0.880	G5-3		G6-3			HR				4	1	1	1	0	1	0									
3 Bryce Harper, L (1,9) OBP: 0.423, SLG: 0.525	G3-1		10 1B 17 BB BB			G4-3				3	0	0	0	1	1	0									
17 Rhys Hoskins, R (1,3) OBP: 0.405, SLG: 0.576		G6-3	10 1B BB			K				3	0	0	0	1	1	0									
10 J.T. Realmuto, R (1,2) OBP: 0.348, SLG: 0.426		37 1B 7 SF8 1B	1-2 2-3 1B			L8				4	1	2	0	0	0	0									
37 Odúbel Herrera, L (1,8) OBP: 0.319, SLG: 0.381										2	0	1	0	0	1	3									
23 Aaron Altherr, R (5,8) OBP: 0.056, SLG: 0.111										1	0	0	0	0	0	0									
16 César Hernández, S (1,4) OBP: 0.333, SLG: 0.407		G4-2 16 BB 1B				L8				2	1	1	1	1	0	0									
7 Maikel Franco, R (1,5) OBP: 0.368, SLG: 0.607		1-2 BB				HR				2	0	0	1	0	0	0									
49 Jake Arrieta, R (1,1) ERA: 6.35		SF8				G5-3				3	0	0	0	0	2	2									
46 Adam Morgan, L (9,1) ERA: 3.24										0	0	0	0	0	0	0									
50 Héctor Neris, R (9,1) ERA: 2.57										0	0	0	0	0	0	0									
<b>Inning Stats</b>	R: 0 E: 0 K: 0 S: 9	H: 0 LOB: 0 BB: 0 P: 11	R: 1 E: 0 K: 1 S: 18	H: 2 LOB: 2 BB: 1 P: 27	R: 0 E: 0 K: 1 S: 13	H: 1 LOB: 3 BB: 2 P: 24	R: 0 E: 0 K: 1 S: 8	H: 0 LOB: 0 BB: 0 P: 12	R: 1 E: 0 K: 0 S: 11	H: 1 LOB: 0 BB: 0 P: 16	R: 1 E: 0 K: 0 S: 4	H: 1 LOB: 0 BB: 0 P: 5	R: 0 E: 0 K: 1 S: 9	H: 0 LOB: 0 BB: 0 P: 14	R: 0 E: 0 K: 1 S: 11	H: 0 LOB: 0 BB: 0 P: 16	R: 0 E: 0 K: 1 S: 11	H: 0 LOB: 0 BB: 0 P: 16	1B: 3 2B: 0 3B: 0 HR: 2	SF: 1 SAC: 0 DP: 0 HBP: 0	WP: 0 PB: 0 SB: 0 CS: 0	PA: 32			
<b>PITCHER</b>	IP	WLS	BF	H	R	ER	SO	BB	IBB	HBP	BLK	WP	HR	S	P	ERA	WHIP								
45 Zack Wheeler, R (1,1) ERA: 6.35	7.0	L	29	5	3	3	5	3	0	0	0	0	2	72	109	3.86	1.143								
38 Justin Wilson, L (8,1) ERA: 3.24	1.0		3	0	0	0	1	0	0	0	0	0	0	11	16	0.00	0.000								

**New York Mets @ Philadelphia Phillies**  
Citizens Bank Park, Philadelphia, PA  
Wed Apr 17 2019, 1:06 PM - 3:58 PM EDT  
Att: 39,861 - Partly Cloudy - 62 F

AB 28  
R 3  
H 5  
RBI 3  
BB 3  
SO 6  
LOB 5





Batter	1	2	3	4	5	6	7	8	9	AB	R	H	RBI	BB	SO	LOB	TOP			
22 Andrew McCutchen, R OBP: 0.393, SLG: 0.485	G4-3		FC5-4			G5-3		K		4	0	0	0	0	1	2	Philadelphia Phillies @ Colorado Rockies Coors Field, Denver, CO Thu Apr 18 2019, 6:42 PM - 9:45 PM MDT Att: 27,562 - Partly Cloudy - 59 F			
4 Scott Kingery, R OBP: 0.465, SLG: 0.759	K2-3			L8		G6-3		F9		4	0	0	0	0	1					
3 Bryce Harper, L OBP: 0.415, SLG: 0.500	K			G6-3			G4-3			3	0	0	0	1	1					
17 Rhys Hoskins, R OBP: 0.397, SLG: 0.548		K		G5-3			10 HR	K		3	1	0	0	0	2					
10 J.T. Realmuto, R OBP: 0.342, SLG: 0.462		P3			L6			K		4	1	1	2	0	1	0				
24 Roman Quinn, S		K					HR	K		4	0	0	0	0	4	0				
16 César Hernández, S										4	0	3	0	0	1	0				
7 Maikel Franco, R OBP: 0.347, SLG: 0.567										4	0	0	0	0	0	3				
56 Zach Eflin, R OBP: 0.143, SLG: 0.143										2	0	1	0	0	1	0				
52 Jose Alvarez, L										0	0	0	0	0	0	0				
64 Victor Arano, R										0	0	0	0	0	0	0				
5 Nick Williams, L (8, PH)										0	0	0	0	1	0	0				
12 Juan Nicasio, R										0	0	0	0	0	0	0				
<b>Inning Stats</b>	R: 0 E: 0 K: 2 S: 10	H: 0 LOB: 0 BB: 0 P: 11	R: 0 E: 0 K: 2 S: 8	H: 0 LOB: 0 BB: 0 P: 14	R: 0 E: 0 K: 1 S: 10	H: 1 LOB: 1 BB: 0 P: 15	R: 0 E: 0 K: 0 S: 10	H: 0 LOB: 0 BB: 0 P: 14	R: 0 E: 0 K: 1 S: 9	H: 0 LOB: 0 BB: 0 P: 16	R: 2 E: 0 K: 1 S: 15	H: 2 LOB: 1 BB: 0 P: 22	R: 0 E: 0 K: 2 S: 13	H: 0 LOB: 2 BB: 2 P: 25	R: 0 E: 0 K: 2 S: 14	H: 1 LOB: 1 BB: 0 P: 22	1B: 4 2B: 0 3B: 0 HR: 1	SF: 0 SAC: 0 DP: 0 HBP: 1	WP: 2 PB: 0 SB: 0 CS: 0	PA: 35
<b>PITCHER</b>	IP WLS BF H R ER SO BB IBB HBP BLK WP HR S P ERA WHIP	IP WLS BF H R ER SO BB IBB HBP BLK WP HR S P ERA WHIP	IP WLS BF H R ER SO BB IBB HBP BLK WP HR S P ERA WHIP	IP WLS BF H R ER SO BB IBB HBP BLK WP HR S P ERA WHIP	IP WLS BF H R ER SO BB IBB HBP BLK WP HR S P ERA WHIP	IP WLS BF H R ER SO BB IBB HBP BLK WP HR S P ERA WHIP	IP WLS BF H R ER SO BB IBB HBP BLK WP HR S P ERA WHIP	IP WLS BF H R ER SO BB IBB HBP BLK WP HR S P ERA WHIP	IP WLS BF H R ER SO BB IBB HBP BLK WP HR S P ERA WHIP	IP WLS BF H R ER SO BB IBB HBP BLK WP HR S P ERA WHIP	IP WLS BF H R ER SO BB IBB HBP BLK WP HR S P ERA WHIP	IP WLS BF H R ER SO BB IBB HBP BLK WP HR S P ERA WHIP	IP WLS BF H R ER SO BB IBB HBP BLK WP HR S P ERA WHIP	IP WLS BF H R ER SO BB IBB HBP BLK WP HR S P ERA WHIP	IP WLS BF H R ER SO BB IBB HBP BLK WP HR S P ERA WHIP	IP WLS BF H R ER SO BB IBB HBP BLK WP HR S P ERA WHIP	IP WLS BF H R ER SO BB IBB HBP BLK WP HR S P ERA WHIP			
21 Kyle Freeland, L ERA: 4.23	6.0	W	20	2	0	0	7	0	0	0	0	0	0	0	0	0	0.00	0.333		
54 Carlos Estévez, R ERA: 5.73	0.2	H	5	2	2	2	1	0	0	1	0	0	0	0	1	12	18	27.00	3.000	
45 Scott Oberg, R ERA: 2.08	1.1	H	6	0	0	0	2	2	0	0	0	0	1	0	16	29	0.00	1.500		
71 Wade Davis, R ERA:	1.0		4	1	0	0	2	0	0	0	0	0	1	0	14	22	0.00	1.000		



Batter	1	2	3	4	5	6	7	8	9	AB	R	H	RBI	BB	SO	LOB	BOTTOM			
19 Charlie Blackmon, L OBP: 0.274, SLG: 0.299	G5-3							K		4	0	1	0	1	2	1	Philadelphia Phillies @ Colorado Rockies Coors Field, Denver, CO Thu Apr 18 2019, 6:42 PM - 9:45 PM MDT Att: 27,562 - Partly Cloudy - 59 F			
26 David Dahl, L OBP: 0.395, SLG: 0.632										3	1	1	0	1	0	3				
28 Nolan Arenado, R OBP: 0.321, SLG: 0.434										4	2	1	0	0	0	2				
27 Trevor Story, R OBP: 0.321, SLG: 0.438										3	1	1	1	0	0	0				
24 Ryan McMahon, L OBP: 0.364, SLG: 0.552										4	2	3	5	0	0	0				
15 Raimel Tapia, L OBP: 0.318, SLG: 0.439										2	0	1	0	2	1	0				
1 Garrett Hampson, R OBP: 0.210, SLG: 0.288										4	0	0	0	0	0	3				
14 Tony Wolters, L OBP: 0.308, SLG: 0.421										4	0	3	0	0	0	2				
21 Kyle Freeland, L										2	0	0	0	0	0	1				
12 Mark Reynolds, R										1	0	0	0	0	0	1				
54 Carlos Estévez, R										0	0	0	0	0	0	0				
45 Scott Oberg, R										0	0	0	0	0	0	0				
20 Ian Desmond, R										1	0	0	0	0	0	1				
71 Wade Davis, R										0	0	0	0	0	0	0				
<b>Inning Stats</b>	R: 0 E: 0 K: 0 S: 9	H: 0 LOB: 0 BB: 1 P: 16	R: 0 E: 0 K: 0 S: 10	H: 1 LOB: 2 BB: 1 P: 20	R: 0 E: 0 K: 0 S: 5	H: 0 LOB: 1 BB: 1 P: 11	R: 0 E: 0 K: 0 S: 10	H: 1 LOB: 1 BB: 0 P: 15	R: 0 E: 0 K: 0 S: 8	H: 2 LOB: 1 BB: 0 P: 12	R: 3 E: 1 K: 2 S: 13	H: 3 LOB: 1 BB: 0 P: 18	R: 3 E: 0 K: 1 S: 16	H: 3 LOB: 0 BB: 1 P: 28	R: 0 E: 0 K: 1 S: 9	H: 1 LOB: 1 BB: 0 P: 16	1B: 8 2B: 1 3B: 0 HR: 2	SF: 1 SAC: 0 DP: 1 HBP: 0	WP: 0 PB: 0 SB: 0 CS: 2	PA: 38
<b>PITCHER</b>	IP WLS BF H R ER SO BB IBB HBP BLK WP HR S P ERA WHIP	IP WLS BF H R ER SO BB IBB HBP BLK WP HR S P ERA WHIP	IP WLS BF H R ER SO BB IBB HBP BLK WP HR S P ERA WHIP	IP WLS BF H R ER SO BB IBB HBP BLK WP HR S P ERA WHIP	IP WLS BF H R ER SO BB IBB HBP BLK WP HR S P ERA WHIP	IP WLS BF H R ER SO BB IBB HBP BLK WP HR S P ERA WHIP	IP WLS BF H R ER SO BB IBB HBP BLK WP HR S P ERA WHIP	IP WLS BF H R ER SO BB IBB HBP BLK WP HR S P ERA WHIP	IP WLS BF H R ER SO BB IBB HBP BLK WP HR S P ERA WHIP	IP WLS BF H R ER SO BB IBB HBP BLK WP HR S P ERA WHIP	IP WLS BF H R ER SO BB IBB HBP BLK WP HR S P ERA WHIP	IP WLS BF H R ER SO BB IBB HBP BLK WP HR S P ERA WHIP	IP WLS BF H R ER SO BB IBB HBP BLK WP HR S P ERA WHIP	IP WLS BF H R ER SO BB IBB HBP BLK WP HR S P ERA WHIP	IP WLS BF H R ER SO BB IBB HBP BLK WP HR S P ERA WHIP	IP WLS BF H R ER SO BB IBB HBP BLK WP HR S P ERA WHIP	IP WLS BF H R ER SO BB IBB HBP BLK WP HR S P ERA WHIP			
56 Zach Eflin, R ERA: 3.88	6.0	L	27	7	3	2	2	3	0	0	0	0	0	0	0	0	3.00	1.667		
52 Jose Alvarez, L ERA: 9.39	0.1		2	1	1	1	1	0	0	0	7	10	27.00	3.000						
64 Victor Arano, R ERA: 3.86	0.2		4	2	2	2	0	1	0	9	18	27.00	4.500							
12 Juan Nicasio, R ERA: 6.0	1.0		4	1	0	0	1	0	0	9	16	0.00	1.000							





Batter	1	2	3	4	5	6	7	8	9	10	11	12	AB	R	H	RBI	BB	SO	LOB	TOP																																																																																																																									
22 Andrew McCutchen, R OBP: 0.409, SLG: 0.499 23 Aaron Altherr, R OBP: 0.448, SLG: 0.595													2	1	1	0	2	1	1	3	0	0	0	0	2	1																																																																																																																			
4 Scott Kingery, R OBP: 0.457, SLG: 0.719 9 Phil Cossellin, R OBP: 0.600, SLG: 0.500													3	0	1	0	0	0	4	4	1	2	0	0	0	1																																																																																																																			
3 Bryce Harper, L OBP: 0.438, SLG: 0.549													7	1	5	1	0	1	2																																																																																																																										
17 Rhys Hoskins, R OBP: 0.412, SLG: 0.544													6	0	3	1	1	1	4																																																																																																																										
10 J.T. Realmuto, R OBP: 0.329, SLG: 0.435													4	0	0	1	1	2	7																																																																																																																										
16 César Hernández, S OBP: 0.329, SLG: 0.351													6	0	0	0	0	2	6																																																																																																																										
24 Roman Quinn, S OBP: 0.200, SLG: 0.111													5	0	1	0	1	2	1																																																																																																																										
7 Maikel Franco, R OBP: 0.359, SLG: 0.576													6	0	3	0	0	5																																																																																																																											
21 Vince Velazquez, R ERA: 2.25 4 Noah Wilson, L ERA: 3.0 8 Pat Neshek, R ERA: 1.04 15 Hector Neris, R ERA: 2.25													2	0	0	0	0	1	0	1	0	0	0	0	0	0																																																																																																																			
<b>Inning Stats</b>	R: 1 E: 0 K: 2 S: 20	H: 3 LOB: 2 BB: 0 P: 26	R: 0 E: 0 K: 1 S: 8	H: 1 LOB: 1 BB: 0 P: 13	R: 0 E: 0 K: 0 S: 10	H: 2 LOB: 1 BB: 0 P: 13	R: 0 E: 0 K: 2 S: 17	H: 1 LOB: 3 BB: 2 P: 27	R: 1 E: 0 K: 1 S: 17	H: 3 LOB: 2 BB: 0 P: 16	R: 0 E: 0 K: 1 S: 10	H: 1 LOB: 0 BB: 0 P: 10	R: 0 E: 0 K: 0 S: 5	H: 1 LOB: 1 BB: 0 P: 7	R: 0 E: 0 K: 1 S: 8	H: 1 LOB: 3 BB: 2 P: 18	R: 1 E: 0 K: 1 S: 18	H: 2 LOB: 1 BB: 0 P: 27	1B: 14 2B: 3 3B: 0 HR: 0	SF: 1 SAC: 0 DP: 1 HBP: 0	WP: 0 PB: 0 SB: 0 CS: 0	PA: 58																																																																																																																							
<b>PITCHER</b>	IP WLS BF H R ER SO BB IBB HBP BLK WP HR S P ERA WHIP	5.0 2.0 26 10 2 2 5 2 0 0 0 0 0 17 26 0.00 3.00	4.0 1.0 4 1 0 0 1 0 0 0 0 0 0 10 16 0.00 1.00	3.0 0.0 3 0 0 0 2 0 0 0 0 0 7 10 0.00 0.00	3.0 0.0 4 1 0 0 0 0 0 0 0 0 5 7 0.00 1.00	4.0 1.0 6 1 0 0 1 2 0 0 0 0 0 17 26 0.00 3.00	3.0 0.0 3 0 0 0 2 0 0 0 0 0 7 10 0.00 0.00	3.0 0.0 4 1 0 0 0 0 0 0 0 0 5 7 0.00 1.00	4.0 1.0 6 1 0 0 1 2 0 0 0 0 0 17 26 0.00 3.00	3.0 0.0 3 0 0 0 2 0 0 0 0 0 7 10 0.00 0.00	3.0 0.0 4 1 0 0 0 0 0 0 0 5 7 0.00 1.00	4.0 1.0 6 1 0 0 1 2 0 0 0 0 0 17 26 0.00 3.00	3.0 0.0 3 0 0 0 2 0 0 0 0 0 7 10 0.00 0.00	3.0 0.0 4 1 0 0 0 0 0 0 0 5 7 0.00 1.00	4.0 1.0 6 1 0 0 1 2 0 0 0 0 0 17 26 0.00 3.00	3.0 0.0 3 0 0 0 2 0 0 0 0 0 7 10 0.00 0.00	3.0 0.0 4 1 0 0 0 0 0 0 0 5 7 0.00 1.00	4.0 1.0 6 1 0 0 1 2 0 0 0 0 0 17 26 0.00 3.00	3.0 0.0 3 0 0 0 2 0 0 0 0 0 7 10 0.00 0.00	3.0 0.0 4 1 0 0 0 0 0 0 0 5 7 0.00 1.00	4.0 1.0 6 1 0 0 1 2 0 0 0 0 0 17 26 0.00 3.00	3.0 0.0 3 0 0 0 2 0 0 0 0 0 7 10 0.00 0.00	3.0 0.0 4 1 0 0 0 0 0 0 0 5 7 0.00 1.00	4.0 1.0 6 1 0 0 1 2 0 0 0 0 0 17 26 0.00 3.00	3.0 0.0 3 0 0 0 2 0 0 0 0 0 7 10 0.00 0.00	3.0 0.0 4 1 0 0 0 0 0 0 0 5 7 0.00 1.00	4.0 1.0 6 1 0 0 1 2 0 0 0 0 0 17 26 0.00 3.00	3.0 0.0 3 0 0 0 2 0 0 0 0 0 7 10 0.00 0.00	3.0 0.0 4 1 0 0 0 0 0 0 0 5 7 0.00 1.00	4.0 1.0 6 1 0 0 1 2 0 0 0 0 0 17 26 0.00 3.00	3.0 0.0 3 0 0 0 2 0 0 0 0 0 7 10 0.00 0.00	3.0 0.0 4 1 0 0 0 0 0 0 0 5 7 0.00 1.00	4.0 1.0 6 1 0 0 1 2 0 0 0 0 0 17 26 0.00 3.00	3.0 0.0 3 0 0 0 2 0 0 0 0 0 7 10 0.00 0.00	3.0 0.0 4 1 0 0 0 0 0 0 0 5 7 0.00 1.00	4.0 1.0 6 1 0 0 1 2 0 0 0 0 0 17 26 0.00 3.00	3.0 0.0 3 0 0 0 2 0 0 0 0 0 7 10 0.00 0.00	3.0 0.0 4 1 0 0 0 0 0 0 0 5 7 0.00 1.00	4.0 1.0 6 1 0 0 1 2 0 0 0 0 0 17 26 0.00 3.00	3.0 0.0 3 0 0 0 2 0 0 0 0 0 7 10 0.00 0.00	3.0 0.0 4 1 0 0 0 0 0 0 0 5 7 0.00 1.00	4.0 1.0 6 1 0 0 1 2 0 0 0 0 0 17 26 0.00 3.00	3.0 0.0 3 0 0 0 2 0 0 0 0 0 7 10 0.00 0.00	3.0 0.0 4 1 0 0 0 0 0 0 0 5 7 0.00 1.00	4.0 1.0 6 1 0 0 1 2 0 0 0 0 0 17 26 0.00 3.00	3.0 0.0 3 0 0 0 2 0 0 0 0 0 7 10 0.00 0.00	3.0 0.0 4 1 0 0 0 0 0 0 0 5 7 0.00 1.00	4.0 1.0 6 1 0 0 1 2 0 0 0 0 0 17 26 0.00 3.00	3.0 0.0 3 0 0 0 2 0 0 0 0 0 7 10 0.00 0.00	3.0 0.0 4 1 0 0 0 0 0 0 0 5 7 0.00 1.00	4.0 1.0 6 1 0 0 1 2 0 0 0 0 0 17 26 0.00 3.00	3.0 0.0 3 0 0 0 2 0 0 0 0 0 7 10 0.00 0.00	3.0 0.0 4 1 0 0 0 0 0 0 0 5 7 0.00 1.00	4.0 1.0 6 1 0 0 1 2 0 0 0 0 0 17 26 0.00 3.00	3.0 0.0 3 0 0 0 2 0 0 0 0 0 7 10 0.00 0.00	3.0 0.0 4 1 0 0 0 0 0 0 0 5 7 0.00 1.00	4.0 1.0 6 1 0 0 1 2 0 0 0 0 0 17 26 0.00 3.00	3.0 0.0 3 0 0 0 2 0 0 0 0 0 7 10 0.00 0.00	3.0 0.0 4 1 0 0 0 0 0 0 0 5 7 0.00 1.00	4.0 1.0 6 1 0 0 1 2 0 0 0 0 0 17 26 0.00 3.00	3.0 0.0 3 0 0 0 2 0 0 0 0 0 7 10 0.00 0.00	3.0 0.0 4 1 0 0 0 0 0 0 0 5 7 0.00 1.00	4.0 1.0 6 1 0 0 1 2 0 0 0 0 0 17 26 0.00 3.00	3.0 0.0 3 0 0 0 2 0 0 0 0 0 7 10 0.00 0.00	3.0 0.0 4 1 0 0 0 0 0 0 0 5 7 0.00 1.00	4.0 1.0 6 1 0 0 1 2 0 0 0 0 0 17 26 0.00 3.00	3.0 0.0 3 0 0 0 2 0 0 0 0 0 7 10 0.00 0.00	3.0 0.0 4 1 0 0 0 0 0 0 0 5 7 0.00 1.00	4.0 1.0 6 1 0 0 1 2 0 0 0 0 0 17 26 0.00 3.00	3.0 0.0 3 0 0 0 2 0 0 0 0 0 7 10 0.00 0.00	3.0 0.0 4 1 0 0 0 0 0 0 0 5 7 0.00 1.00	4.0 1.0 6 1 0 0 1 2 0 0 0 0 0 17 26 0.00 3.00	3.0 0.0 3 0 0 0 2 0 0 0 0 0 7 10 0.00 0.00	3.0 0.0 4 1 0 0 0 0 0 0 0 5 7 0.00 1.00	4.0 1.0 6 1 0 0 1 2 0 0 0 0 0 17 26 0.00 3.00	3.0 0.0 3 0 0 0 2 0 0 0 0 0 7 10 0.00 0.00	3.0 0.0 4 1 0 0 0 0 0 0 0 5 7 0.00 1.00	4.0 1.0 6 1 0 0 1 2 0 0 0 0 0 17 26 0.00 3.00	3.0 0.0 3 0 0 0 2 0 0 0 0 0 7 10 0.00 0.00	3.0 0.0 4 1 0 0 0 0 0 0 0 5 7 0.00 1.00	4.0 1.0 6 1 0 0 1 2 0 0 0 0 0 17 26 0.00 3.00	3.0 0.0 3 0 0 0 2 0 0 0 0 0 7 10 0.00 0.00	3.0 0.0 4 1 0 0 0 0 0 0 0 5 7 0.00 1.00	4.0 1.0 6 1 0 0 1 2 0 0 0 0 0 17 26 0.00 3.00	3.0 0.0 3 0 0 0 2 0 0 0 0 0 7 10 0.00 0.00	3.0 0.0 4 1 0 0 0 0 0 0 0 5 7 0.00 1.00	4.0 1.0 6 1 0 0 1 2 0 0 0 0 0 17 26 0.00 3.00	3.0 0.0 3 0 0 0 2 0 0 0 0 0 7 10 0.00 0.00	3.0 0.0 4 1 0 0 0 0 0 0 0 5 7 0.00 1.00	4.0 1.0 6 1 0 0 1 2 0 0 0 0 0 17 26 0.00 3.00	3.0 0.0 3 0 0 0 2 0 0 0 0 0 7 10 0.00 0.00	3.0 0.0 4 1 0 0 0 0 0 0 0 5 7 0.00 1.00	4.0 1.0 6 1 0 0 1 2 0 0 0 0 0 17 26 0.00 3.00	3.0 0.0 3 0 0 0 2 0 0 0 0 0 7 10 0.00 0.00	3.0 0.0 4 1 0 0 0 0 0 0 0 5 7 0.00 1.00	4.0 1.0 6 1 0 0 1 2 0 0 0 0 0 17 26 0.00 3.00	3.0 0.0 3 0 0 0 2 0 0 0 0 0 7 10 0.00 0.00	3.0 0.0 4 1 0 0 0 0 0 0 0 5 7 0.00 1.00	4.0 1.0 6 1 0 0 1 2 0 0 0 0 0 17 26 0.00 3.00	3.0 0.0 3 0 0 0 2 0 0 0 0 0 7 10 0.00 0.00	3.0 0.0 4 1 0 0 0 0 0 0 0 5 7 0.00 1.00	4.0 1.0 6 1 0 0 1 2 0 0 0 0 0 17 26 0.00 3.00	3.0 0.0 3 0 0 0 2 0 0 0 0 0 7 10 0.00 0.00	3.0 0.0 4 1 0 0 0 0 0 0 0 5 7 0.00 1.00	4.0 1.0 6 1 0 0 1 2 0 0 0 0 0 17 26 0.00 3.00	3.0 0.0 3 0 0 0 2 0 0 0 0 0 7 10 0.00 0.00	3.0 0.0 4 1 0 0 0 0 0 0 0 5 7 0.00 1.00	4.0 1.0 6 1 0 0 1 2 0 0 0 0 0 17 26 0.00 3.00	3.0 0.0 3 0 0 0 2 0 0 0 0 0 7 10 0.00 0.00	3.0 0.0 4 1 0 0 0 0 0 0 0 5 7 0.00 1.00	4.0 1.0 6 1 0 0 1 2 0 0 0 0 0 17 26 0.00 3.00	3.0 0.0 3 0 0 0 2 0 0 0 0 0 7 10 0.00 0.00	3.0 0.0 4 1 0 0 0 0 0 0 0 5 7 0.00 1.00	4.0 1.0 6 1 0 0 1 2 0 0 0 0 0 17 26 0.00 3.00	3.0 0.0 3 0 0 0 2 0 0 0 0 0 7 10 0.00 0.00	3.0 0.0 4 1 0 0 0 0 0 0 0 5 7 0.00 1.00	4.0 1.0 6 1 0 0 1 2 0 0 0 0 0 17 26 0.00 3.00	3.0 0.0 3 0 0 0 2 0 0 0 0 0 7 10 0.00 0.00	3.0 0.0 4 1 0 0 0 0 0 0 0 5 7 0.00 1.00	4.0 1.0 6 1 0 0 1 2 0 0 0 0 0 17 26 0.00 3.00	3.0 0.0 3 0 0 0 2 0 0 0 0 0 7 10 0.00 0.00	3.0 0.0 4 1 0 0 0 0 0 0 0 5 7 0.00 1.00	4.0 1.0 6 1 0 0 1 2 0 0 0 0 0 17 26 0.00 3.00	3.0 0.0 3 0 0 0 2 0 0 0 0 0 7 10 0.00 0.00	3.0 0.0 4 1 0 0 0 0 0 0 0 5 7 0.00 1.00	4.0 1.0 6 1 0 0 1 2 0 0 0 0 0 17 26 0.00 3.00	3.0 0.0 3 0 0 0 2 0 0 0 0 0 7 10 0.00 0.00	3.0 0.0 4 1 0 0 0 0 0 0 0 5 7 0.00 1.00	4.0 1.0 6 1 0 0 1 2 0 0 0 0 0 17 26 0.00 3.00	3.0 0.0 3 0 0 0 2 0 0 0 0 0 7 10 0.00 0.00	3.0 0.0 4 1 0 0 0 0 0 0 0 5 7 0.00 1.00	4.0 1.0 6 1 0 0 1 2 0 0 0 0 0 17 26 0.00 3.00	3.0 0.0 3 0 0 0 2 0 0 0 0 0 7 10 0.00 0.00	3.0 0.0 4 1 0 0 0 0 0 0 0 5 7 0.00 1.00	4.0 1.0 6 1 0 0 1 2 0 0 0 0 0 17 26 0.00 3.00	3.0 0.0 3 0 0 0 2 0 0 0 0 0 7 10 0.00 0.00	3.0 0.0 4 1 0 0 0 0 0 0 0 5 7 0.00 1.00	4.0 1.0 6 1 0 0 1 2 0 0 0 0 0 17 26 0.00 3.00	3.0 0.0 3 0 0 0 2 0 0 0 0 0 7 10 0.00 0.00	3.0 0.0 4 1 0 0 0 0 0 0 0 5 7 0.00 1.00	



Batter	1	2	3	4	5	6	7	8	9	AB	R	H	RBI	BB	SO	LOB	TOP								
22 Andrew McCutchen, R OBP: 0.409, SLG: 0.520	G6-3		K	G5-3			16 2B 3 HR		HR	5	2	2	1	0	1	2									
16 César Hernández, S OBP: 0.333, SLG: 0.405	L7				G6-3		3 HR		F9	5	1	2	1	0	0	0									
3 Bryce Harper, L OBP: 0.426, SLG: 0.566	G4-3		G3		F7				K	5	1	1	3	0	1	1									
17 Rhys Hoskins, R OBP: 0.422, SLG: 0.548		L8		10 1B 9 2B		F9				5	1	3	0	0	0	0									
10 J.T. Realmuto, R OBP: 0.333, SLG: 0.432	G4-3			24 1B 9 2B					F8	5	1	2	0	0	1	2									
24 Roman Quinn, S OBP: 0.286, SLG: 0.167				9 2B				G1-3		3	1	1	0	1	1	1									
9 Phil Gosselin, R OBP: 0.375, SLG: 0.500				27 G4-3		G6-4-3		F9		4	0	1	3	0	0	2									
7 Maikel Franco, R OBP: 0.366, SLG: 0.571			27 SH3-4 16 1B	K						4	1	2	0	0	1	1									
27 Aaron Nola, R ERA: 3.85			SH3-4	G4-3						1	0	0	0	0	0	0									
5 Nick Williams, L OBP: 0.276, SLG: 0.250										0	0	0	0	0	0	0									
58 Seranthony Dominguez, R ERA: 4.91										0	0	0	0	0	0	0									
29 Mitch Walding, L ERA: 3.0										0	0	0	0	0	0	0									
93 Pat Neshek, S ERA: 3.0										0	0	0	0	0	0	0									
50 Héctor Neris, R ERA: 1.98										0	0	0	0	0	0	0									
<b>Inning Stats</b>	R: 0 E: 0 K: 0 S: 6	H: 0 LOB: 0 BB: 0 P: 10	R: 0 E: 0 K: 0 S: 6	H: 0 LOB: 1 BB: 1 P: 14	R: 1 E: 0 K: 1 S: 13	H: 2 LOB: 1 BB: 0 P: 22	R: 3 E: 0 K: 1 S: 20	H: 4 LOB: 1 BB: 0 P: 25	R: 0 E: 0 K: 0 S: 5	H: 0 LOB: 0 BB: 0 P: 8	R: 0 E: 0 K: 1 S: 9	H: 1 LOB: 0 BB: 0 P: 15	R: 3 E: 0 K: 1 S: 15	H: 4 LOB: 1 BB: 0 P: 22	R: 0 E: 0 K: 1 S: 7	H: 1 LOB: 1 BB: 0 P: 9	R: 1 E: 0 K: 1 S: 17	H: 2 LOB: 1 BB: 0 P: 28	1B: 10 2B: 2 3B: 0 HR: 2	SF: 0 SAC: 1 DP: 1 HBP: 0	WP: 1 PB: 0 SB: 0 CS: 0	PA: 41			
<b>PITCHER</b>	IP	WLS	BF	H	R	ER	SO	BB	IBB	HBP	BLK	WP	HR	S	P	ERA	WHIP								
49 Antonio Senzateła, R ERA: 3.85	6.0	L	25	7	4	4	3	1	0	0	0	0	0	59	94	6.00	1.333								
29 Bryan Shaw, R ERA: 1.5	0.2			1	1	1	0	0	0	0	0	0	0	6	10	13.50	1.500								
38 Mike Dunn, L ERA: 6.0	0.0		3	3	2	2	0	0	0	0	0	0	1	6	9	∞	∞								
54 Carlos Estévez, R ERA: 5.59	0.1		1	0	0	0	1	0	0	0	0	0	0	3	3	0.00	0.000								
63 DJ Johnson, R ERA: 6.23	1.0		4	1	0	0	1	0	0	0	0	0	0	7	9	0.00	1.000								

Philadelphia Phillies @ Colorado Rockies  
Coors Field, Denver, CO  
Sat Apr 20 2019, 6:11 PM - 9:36 PM MDT  
Att: 40,530 - Cloudy - 75 F

AB	39
R	8
H	14
RBI	8
BB	1
SO	6
LOB	11



Batter	1	2	3	4	5	6	7	8	9	AB	R	H	RBI	BB	SO	LOB	BOTTOM								
19 Charlie Blackmon, L OBP: 0.316, SLG: 0.425	HR		26 1B 27 1B	E7 26 WP		K				5	2	4	2	0	1	0									
26 David Dahl, L OBP: 0.398, SLG: 0.625			12 HBP 27 1B	K						5	0	2	0	0	2	2									
18 Seungwan Oh, R ERA: 5.63										0	0	0	0	0	0	0									
27 Trevor Story, R OBP: 0.319, SLG: 0.458			12 HBP							5	0	2	1	0	2	1									
24 Ryan McMahon, L OBP: 0.349, SLG: 0.459	G1-3		F7							4	0	1	0	1	0	3									
12 Mark Reynolds, R OBP: 0.353, SLG: 0.400										4	0	2	0	0	2	1									
15 Raimel Tapia, L OBP: 0.294, SLG: 0.458										5	1	1	1	1	0	7									
1 Garrett Hampson, R OBP: 0.211, SLG: 0.294	G3		K							4	1	1	0	0	1	5									
25 Drew Butera, R OBP: 0.250, SLG: 0.375	G5-3			P2						4	1	1	0	0	1	0									
49 Antonio Senzateła, R ERA: 3.85										2	0	0	0	0	1	0									
4 Pat Valaika, R OBP: 0.172, SLG: 0.115										1	0	0	0	0	0	0									
29 Bryan Shaw, S ERA: 1.5										0	0	0	0	0	0	0									
38 Mike Dunn, L ERA: 6.0										0	0	0	0	0	0	0									
54 Carlos Estévez, R ERA: 5.59										0	0	0	0	0	0	0									
63 DJ Johnson, L ERA: 6.23										0	0	0	0	0	0	0									
20 Ian Desmond, R OBP: 0.271, SLG: 0.333										0	0	0	1	0	0	0									
<b>Inning Stats</b>	R: 1 E: 0 K: 1 S: 11	H: 3 LOB: 1 BB: 0 P: 14	R: 1 E: 0 K: 1 S: 9	H: 1 LOB: 0 BB: 0 P: 14	R: 1 E: 0 K: 2 S: 15	H: 3 LOB: 3 BB: 0 P: 24	R: 0 E: 1 K: 1 S: 9	H: 1 LOB: 1 BB: 0 P: 13	R: 0 E: 0 K: 2 S: 12	H: 1 LOB: 2 BB: 1 P: 21	R: 0 E: 0 K: 3 S: 10	H: 0 LOB: 0 BB: 0 P: 16	R: 0 E: 0 K: 1 S: 13	H: 2 LOB: 0 BB: 0 P: 22	R: 2 E: 0 K: 1 S: 16	H: 3 LOB: 1 BB: 0 P: 23	R: 0 E: 0 K: 1 S: 6	H: 0 LOB: 0 BB: 0 P: 10	1B: 11 2B: 0 3B: 1 HR: 2	SF: 1 SAC: 0 DP: 0 HBP: 1	WP: 1 PB: 0 SB: 0 CS: 1	PA: 42			
<b>PITCHER</b>	IP	WLS	BF	H	R	ER	SO	BB	IBB	HBP	BLK	WP	HR	S	P	ERA	WHIP								
27 Aaron Nola, R ERA: 6.84	5.2	W	27	9	3	3	9	1	0	1	0	0	0	4	5	0.00	0.000								
46 Adam Morgan, L ERA: 1.0	1.0		5	2	0	0	1	0	0	0	0	0	0	13	22	0.00	2.000								
58 Seranthony Dominguez, R ERA: 4.91	0.1		4	3	2	2	0	0	0	0	0	0	0	10	15	54.00	2.000								
93 Pat Neshek, R ERA: 3.0	1.2	S	5	0	0	0	2	0	0	0	0	0	0	12	18	0.00	0.000								

Philadelphia Phillies @ Colorado Rockies  
Coors Field, Denver, CO  
Sat Apr 20 2019, 6:11 PM - 9:36 PM MDT  
Att: 40,530 - Cloudy - 75 F

AB	39
R	5
H	14
RBI	5
BB	1
SO	13
LOB	19





Batter	1	2	3	4	5	6	7	8	9	AB	R	H	RBI	BB	SO	LOB	TOP		
22 Andrew McCutchen, R (1.7) OBP: 0.408, SLG: 0.513	G4-3		G4-3		F7		1B		1B	5	0	2	0	0	0	3	<b>Philadelphia Phillies @ Colorado Rockies</b> Coors Field, Denver, CO Sun Apr 21 2019, 1:45 PM - 4:41 PM MDT Att: 28,287 - Overcast - 58 F		
16 César Hernández, S (1.4) OBP: 0.326, SLG: 0.392	P6			1B	K		K		G1-3	5	0	1	0	0	2	6			
3 Bryce Harper, L (1.9)	G6-3			K		F9		BB		3	0	0	0	1	1				
17 Rhys Hoskins, R (1.3)		K		FC6-5-4 2B		K		F7		4	0	0	0	0	2	2			
7 Maikel Franco, R (1.5)	G6-3			2B				G5-4-3		3	0	1	0	1	0	1			
24 Roman Quinn, S (1.8)				F8		P4			G3-1	4	0	0	0	0	1	3			
9 Phil Gosselin, R (1.6)			G4-3		G6-3		F9		K	4	0	0	0	0	1	0			
15 Andrew Knapp, S (1.2)				BB	BB		BB		BB	1	1	1	0	3	0	0			
4B Jerad Eickhoff, R (1.1)			SH3-4				L5		BB	0	0	0	0	1	0	0			
5 Nick Williams, L (7,PH) 54 Austin Davis, L (7.1) 10 J.T. Realmuto, R (9,PH)									BB	1	0	0	0	0	0	0			
<b>Inning Stats</b>	R: 0 E: 0 K: 0 S: 7	H: 0 LOB: 0 BB: 0 P: 12	R: 0 E: 0 K: 2 S: 11	H: 0 LOB: 0 BB: 0 P: 16	R: 0 E: 0 K: 0 S: 8	H: 0 LOB: 1 BB: 1 P: 14	R: 0 E: 1 K: 1 S: 15	H: 0 LOB: 2 BB: 2 P: 24	R: 0 E: 0 K: 1 S: 10	H: 0 LOB: 1 BB: 1 P: 15	R: 0 E: 0 K: 1 S: 12	H: 1 LOB: 2 BB: 1 P: 21	R: 0 E: 0 K: 0 S: 7	H: 0 LOB: 0 BB: 0 P: 13	R: 1 E: 0 K: 1 S: 18	H: 3 LOB: 2 BB: 0 P: 29	1B: 4 2B: 2 3B: 0 HR: 0	SF: 0 SAC: 1 DP: 1 HBP: 0	WP: 0 PA: 38 PB: 0 SB: 0 CS: 0
<b>PITCHER</b>	IP WLS BF H R ER SO	IP WLS BF H R ER SO	IP WLS BF H R ER SO	IP WLS BF H R ER SO	IP WLS BF H R ER SO	IP WLS BF H R ER SO	IP WLS BF H R ER SO	IP WLS BF H R ER SO	IP WLS BF H R ER SO	IP WLS BF H R ER SO	IP WLS BF H R ER SO	IP WLS BF H R ER SO	IP WLS BF H R ER SO	IP WLS BF H R ER SO	IP WLS BF H R ER SO	IP WLS BF H R ER SO	ERA WHIP	ERA WHIP	
55 Jon Gray, R (1.1) ERA: 2.78	6.0	W	24	2	0	0	5	4	0	0	0	0	0	0	0	0	0.00	1.000	
54 Carlos Estévez, R (7.1) ERA: 5.09	1.0		5	1	0	0	1	1	0	0	0	0	0	0	0	0	0.00	2.000	
45 Scott Oberg, R (8.1) ERA: 1.69	1.0		3	0	0	0	0	1	0	0	0	0	0	0	0	0	0.00	1.000	
71 Wade Davis, R (9.1) ERA: 1.23	1.0		6	3	1	1	1	0	0	0	0	0	0	0	0	0	9.00	3.000	

Batter	1	2	3	4	5	6	7	8	9	AB	R	H	RBI	BB	SO	LOB	BOTTOM		
19 Charlie Blackmon, L (1.9) OBP: 0.340, SLG: 0.462	BB		K		3B		1B		1B	4	0	3	0	1	1	0	<b>Philadelphia Phillies @ Colorado Rockies</b> Coors Field, Denver, CO Sun Apr 21 2019, 1:45 PM - 4:41 PM MDT Att: 28,287 - Overcast - 58 F		
26 David Dahl, L (1.7)	SH1-3		1B		K		K		BB	3	1	1	0	1	2	2			
28 Nolan Arenado, R (1.5)	1B		1B		G1-3		BB		FC6-4	4	0	2	0	1	0	4			
27 Trevor Story, R (1.6)	K		1B		1B		BB		BB	2	1	1	1	1	1	2			
24 Ryan McMahon, L (1.3) (7.4)	F9		F9		BB		HBP		BB	3	1	0	0	1	1	7			
20 Ian Desmond, R (1.8)			K		L9		BB		F9	4	1	1	1	0	1	3			
14 Tony Wolters, L (1.2)	F7		BB		BB		2B		1B	3	0	2	2	1	0	0			
1 Garrett Hampson, R (1.4) 54 Carlos Estévez, R (7.1) 45 Scott Oberg, R (8.1) 4 Pat Valaika, R (8,PH) 71 Wade Davis, R (9.1)	F7		G6-4-3		BB		K2-3		F8	3	0	0	0	0	1	1			
55 Jon Gray, R (1.1) 12 Mark Reynolds, R (6,PH)			K		K		K		K	2	0	0	0	0	2	1			
<b>Inning Stats</b>	R: 0 E: 0 K: 1 S: 8	H: 1 LOB: 2 BB: 1 P: 16	R: 0 E: 0 K: 1 S: 8	H: 0 LOB: 0 BB: 0 P: 13	R: 1 E: 0 K: 2 S: 14	H: 3 LOB: 0 BB: 0 P: 19	R: 0 E: 0 K: 0 S: 5	H: 0 LOB: 0 BB: 1 P: 10	R: 0 E: 0 K: 2 S: 10	H: 1 LOB: 1 BB: 0 P: 12	R: 3 E: 0 K: 2 S: 9	H: 2 LOB: 0 BB: 2 P: 22	R: 0 E: 0 K: 2 S: 14	H: 1 LOB: 3 BB: 1 P: 23	R: 0 E: 0 K: 1 S: 14	H: 2 LOB: 3 BB: 1 P: 20		1B: 8 2B: 1 3B: 1 HR: 0	SF: 0 SAC: 1 DP: 1 HBP: 1
<b>PITCHER</b>	IP WLS BF H R ER SO	IP WLS BF H R ER SO	IP WLS BF H R ER SO	IP WLS BF H R ER SO	IP WLS BF H R ER SO	IP WLS BF H R ER SO	IP WLS BF H R ER SO	IP WLS BF H R ER SO	IP WLS BF H R ER SO	IP WLS BF H R ER SO	IP WLS BF H R ER SO	IP WLS BF H R ER SO	IP WLS BF H R ER SO	IP WLS BF H R ER SO	IP WLS BF H R ER SO	IP WLS BF H R ER SO	ERA WHIP	ERA WHIP	
48 Jerad Eickhoff, R (1.1) ERA: 3.6	6.0	L	27	7	4	4	8	4	0	0	0	0	0	0	0	0	6.00	1.833	
54 Austin Davis, L (7.1) ERA:	2.0		12	3	0	0	3	2	0	1	0	0	0	0	0	0	0.00	2.500	



Batter	1	2	3	4	5	6	7	8	9	AB	R	H	RBI	BB	SO	LOB	TOP							
22 Andrew McCutchen, R OBP: 0.392, SLG: 0.488										4	0	0	0	0	2	2								
10 J.T. Realmuto, R OBP: 0.326, SLG: 0.418										4	0	0	0	0	1	2								
3 Bryce Harper, L OBP: 0.410, SLG: 0.531										2	0	0	0	0	2	0								
24 Roman Quinn, S OBP: 0.200, SLG: 0.111										2	0	0	0	0	2	0								
17 Rhys Hoskins, R OBP: 0.398, SLG: 0.543										4	1	1	1	0	1	0								
7 Maikel Franco, R OBP: 0.367, SLG: 0.553										3	0	0	0	1	0	0								
9 Phil Gosselin, R OBP: 0.200, SLG: 0.267										3	0	0	0	0	2	1								
16 César Hernández, S OBP: 0.337, SLG: 0.415										3	0	2	0	0	0	0								
23 Aaron Altherr, R OBP: 0.083, SLG: 0.087										2	0	0	0	1	0	2								
49 Jake Arrieta, R OBP: 0.250, SLG: 0.222										1	0	0	0	0	0	0								
52 Jose Alvarez, L OBP: 0.250, SLG: 0.222										0	0	0	0	0	0	0								
12 Juan Nicasio, R OBP: 0.250, SLG: 0.222										0	0	0	0	0	0	0								
5 Nick Williams, L OBP: 0.250, SLG: 0.222										1	0	0	0	0	0	0								
61 Edubray Ramos, R OBP: 0.250, SLG: 0.222										0	0	0	0	0	0	0								
<b>Inning Stats</b>	R: 0 E: 0 K: 2 S: 13	H: 0 LOB: 0 BB: 0 P: 17	R: 0 E: 0 K: 1 S: 9	H: 0 LOB: 0 BB: 0 P: 13	R: 0 E: 0 K: 1 S: 11	H: 1 LOB: 2 BB: 1 P: 19	R: 1 E: 0 K: 1 S: 18	H: 2 LOB: 2 BB: 1 P: 30	R: 0 E: 0 K: 1 S: 8	H: 0 LOB: 0 BB: 0 P: 13	R: 0 E: 0 K: 1 S: 7	H: 0 LOB: 3 BB: 0 P: 9	R: 0 E: 0 K: 1 S: 11	H: 0 LOB: 0 BB: 0 P: 18	R: 0 E: 0 K: 2 S: 10	H: 0 LOB: 0 BB: 0 P: 15	1B: 1 2B: 1 3B: 0 HR: 1	SF: 0 SAC: 1 DP: 0 HBP: 0	WP: 0 PB: 0 SB: 0 CS: 0	PA: 32				
<b>PITCHER</b>	IP: 6.0 WLS: W BF: 23 ERA: 4.03	IP: 1.0 WLS: H BF: 3 ERA: 5.27	IP: 1.0 WLS: 3 BF: 0 ERA: 5.06	IP: 1.0 WLS: 3 BF: 0 ERA: 1.04	IP: 6.0 WLS: W BF: 23 ERA: 4.03	IP: 1.0 WLS: H BF: 3 ERA: 5.27	IP: 1.0 WLS: 3 BF: 0 ERA: 5.06	IP: 1.0 WLS: 3 BF: 0 ERA: 1.04	IP: 6.0 WLS: W BF: 23 ERA: 4.03	IP: 1.0 WLS: H BF: 3 ERA: 5.27	IP: 1.0 WLS: 3 BF: 0 ERA: 5.06	IP: 1.0 WLS: 3 BF: 0 ERA: 1.04	IP: 6.0 WLS: W BF: 23 ERA: 4.03	IP: 1.0 WLS: H BF: 3 ERA: 5.27	IP: 1.0 WLS: 3 BF: 0 ERA: 5.06	IP: 1.0 WLS: 3 BF: 0 ERA: 1.04	IP: 6.0 WLS: W BF: 23 ERA: 4.03	IP: 1.0 WLS: H BF: 3 ERA: 5.27	IP: 1.0 WLS: 3 BF: 0 ERA: 5.06	IP: 1.0 WLS: 3 BF: 0 ERA: 1.04	IP: 6.0 WLS: W BF: 23 ERA: 4.03	IP: 1.0 WLS: H BF: 3 ERA: 5.27	IP: 1.0 WLS: 3 BF: 0 ERA: 5.06	IP: 1.0 WLS: 3 BF: 0 ERA: 1.04

Philadelphia Phillies @ New York Mets  
Citi Field, Flushing, NY  
Mon Apr 22 2019, 8:47 PM - 11:31 PM EDT  
Att: 25,293 - Cloudy - 57 F

AB 29  
R 1  
H 3  
RBI 1  
BB 2  
SO 10  
LOB 7



Batter	1	2	3	4	5	6	7	8	9	AB	R	H	RBI	BB	SO	LOB	BOTTOM							
9 Brandon Nimmo, L OBP: 0.354, SLG: 0.400										5	1	1	0	0	1	3								
6 Jeff McNeil, L OBP: 0.458, SLG: 0.521										3	1	2	1	0	0	1								
20 Pete Alonso, R OBP: 0.419, SLG: 0.725										3	1	1	2	0	1	1								
27 Jeury Familia, R OBP: 0.250, SLG: 0.222										0	0	0	0	0	0	0								
39 Edwin Diaz, R OBP: 0.250, SLG: 0.222										0	0	0	0	0	0	0								
30 Michael Conforto, L OBP: 0.410, SLG: 0.598										2	0	0	1	1	1	1								
40 Wilson Ramos, R OBP: 0.365, SLG: 0.354										3	0	1	1	1	0	2								
21 Todd Frazier, R OBP: 0.250, SLG: 0.250										4	0	1	0	0	2	4								
13 Luis Guillorme, L OBP: 0.143, SLG: 0.077										4	0	0	0	0	2	1								
12 Juan Lagares, R OBP: 0.333, SLG: 0.366										4	1	2	0	0	0	1								
32 Steven Matz, R OBP: 0.286, SLG: 0.412										2	0	0	0	0	1	1								
67 Seth Lugo, R OBP: 0.286, SLG: 0.412										0	0	0	0	0	0	0								
24 Robinson Cano, L OBP: 0.379, SLG: 0.482										1	1	0	0	0	0	1								
22 Dominic Smith, L OBP: 0.250, SLG: 0.522										1	1	0	0	0	0	1								
<b>Inning Stats</b>	R: 0 E: 0 K: 1 S: 10	H: 1 LOB: 2 BB: 1 P: 18	R: 0 E: 0 K: 2 S: 14	H: 1 LOB: 0 BB: 0 P: 18	R: 2 E: 0 K: 1 S: 14	H: 3 LOB: 1 BB: 0 P: 25	R: 0 E: 0 K: 0 S: 4	H: 0 LOB: 0 BB: 0 P: 5	R: 1 E: 0 K: 2 S: 14	H: 1 LOB: 0 BB: 0 P: 19	R: 0 E: 0 K: 1 S: 6	H: 0 LOB: 0 BB: 0 P: 9	R: 2 E: 1 K: 0 S: 12	H: 1 LOB: 3 BB: 1 P: 23	R: 0 E: 1 K: 1 S: 13	H: 2 LOB: 1 BB: 0 P: 18	1B: 7 2B: 1 3B: 0 HR: 1	SF: 1 SAC: 0 DP: 0 HBP: 2	WP: 0 PB: 0 SB: 2 CS: 1	PA: 37				
<b>PITCHER</b>	IP: 6.0 WLS: L BF: 26 ERA: 2.65	IP: 0.1 WLS: 3 BF: 0 ERA: 8.0	IP: 0.2 WLS: 4 BF: 1 ERA: 6.35	IP: 1.0 WLS: 4 BF: 2 ERA: 7.2	IP: 6.0 WLS: W BF: 23 ERA: 4.03	IP: 1.0 WLS: H BF: 3 ERA: 5.27	IP: 1.0 WLS: 3 BF: 0 ERA: 5.06	IP: 1.0 WLS: 3 BF: 0 ERA: 1.04	IP: 6.0 WLS: W BF: 23 ERA: 4.03	IP: 1.0 WLS: H BF: 3 ERA: 5.27	IP: 1.0 WLS: 3 BF: 0 ERA: 5.06	IP: 1.0 WLS: 3 BF: 0 ERA: 1.04	IP: 6.0 WLS: W BF: 23 ERA: 4.03	IP: 1.0 WLS: H BF: 3 ERA: 5.27	IP: 1.0 WLS: 3 BF: 0 ERA: 5.06	IP: 1.0 WLS: 3 BF: 0 ERA: 1.04	IP: 6.0 WLS: W BF: 23 ERA: 4.03	IP: 1.0 WLS: H BF: 3 ERA: 5.27	IP: 1.0 WLS: 3 BF: 0 ERA: 5.06	IP: 1.0 WLS: 3 BF: 0 ERA: 1.04	IP: 6.0 WLS: W BF: 23 ERA: 4.03	IP: 1.0 WLS: H BF: 3 ERA: 5.27	IP: 1.0 WLS: 3 BF: 0 ERA: 5.06	IP: 1.0 WLS: 3 BF: 0 ERA: 1.04

Philadelphia Phillies @ New York Mets  
Citi Field, Flushing, NY  
Mon Apr 22 2019, 8:47 PM - 11:31 PM EDT  
Att: 25,293 - Cloudy - 57 F

AB 32  
R 5  
H 9  
RBI 5  
BB 2  
SO 8  
LOB 16





Batter	1	2	3	4	5	6	7	8	9	AB	R	H	RBI	BB	SO	LOB	TOP						
22 Andrew McCutchen, R OBP: 0.381, SLG: 0.471 5 Nick Williams, L OBP: 0.238, SLG: 0.211	G4-3		K			G5-3		G3		3	0	0	0	0	1	0							
10 J.T. Realmuto, R OBP: 0.337, SLG: 0.427 15 Andrew Knapp, S OBP: 0.435, SLG: 0.353	1B		K			1B		BB	23 G4-3	3	0	2	0	0	1	0							
3 Bryce Harper, L OBP: 0.398, SLG: 0.512 23 Aaron Altherr, R OBP: 0.080, SLG: 0.083	K			K		P2		G4-3	1-2	3	0	0	0	0	2	2							
17 Rhys Hoskins, R OBP: 0.392, SLG: 0.524	K			K		F7		BB	1-2	3	0	0	0	1	2	2							
7 Maikel Franco, R OBP: 0.372, SLG: 0.563	1B			16 1B				G3-1	1-1	4	0	2	0	0	0	1							
16 César Hernández, S OBP: 0.337, SLG: 0.412	L8			2B				G3	1-0	3	0	1	0	0	0	1							
9 Phil Gosselin, R OBP: 0.167, SLG: 0.222				2H				G5-3	0-1	3	0	0	0	0	1	1							
56 Zach Eflin, R OBP: 0.125, SLG: 0.125 29 Mitch Waiding, L (5, PH) 63 Drew Anderson, R (5, 1)	K			K		K		K2-3	1-3	1	0	0	0	0	1	1							
24 Roman Quinn, S OBP: 0.174, SLG: 0.095				K		K		K	0-3	2	0	0	0	0	3	0							
<b>Inning Stats</b>	R: 0 H: 1 E: 0 K: 2 S: 14	H: 1 LOB: 1 BB: 0 P: 22	R: 0 H: 1 E: 0 K: 2 S: 16	H: 1 LOB: 1 BB: 0 P: 19	R: 0 H: 0 E: 0 K: 3 S: 9	H: 0 LOB: 0 BB: 0 P: 15	R: 0 H: 2 E: 0 K: 2 S: 8	H: 2 LOB: 2 BB: 0 P: 11	R: 0 H: 0 E: 0 K: 2 S: 9	H: 0 LOB: 0 BB: 0 P: 14	R: 0 H: 1 E: 0 K: 0 S: 12	H: 1 LOB: 1 BB: 0 P: 17	R: 0 H: 0 E: 0 K: 0 S: 6	H: 0 LOB: 0 BB: 0 P: 7	R: 0 H: 0 E: 0 K: 2 S: 9	H: 0 LOB: 1 BB: 2 P: 12	R: 0 H: 0 E: 0 K: 0 S: 9	H: 0 LOB: 1 BB: 2 P: 19	1B: 4 2B: 1 3B: 0 HR: 0	SF: 0 SAC: 0 DP: 1 HBP: 0	WP: 0 PB: 0 SB: 0 CS: 0	PA: 32	
<b>PITCHER</b>	IP WLS BF ERA WHIP	IP WLS BF ERA WHIP	IP WLS BF ERA WHIP	IP WLS BF ERA WHIP	IP WLS BF ERA WHIP	IP WLS BF ERA WHIP	IP WLS BF ERA WHIP	IP WLS BF ERA WHIP	IP WLS BF ERA WHIP	IP WLS BF ERA WHIP	IP WLS BF ERA WHIP	IP WLS BF ERA WHIP	IP WLS BF ERA WHIP	IP WLS BF ERA WHIP	IP WLS BF ERA WHIP	IP WLS BF ERA WHIP	IP WLS BF ERA WHIP	IP WLS BF ERA WHIP	IP WLS BF ERA WHIP	IP WLS BF ERA WHIP	IP WLS BF ERA WHIP	IP WLS BF ERA WHIP	IP WLS BF ERA WHIP
45 Zack Wheeler, R ERA: 4.85 43 Luis Avilán, L ERA: 10.0 35 Jacob Rhame, R ERA: 3.86	7.0 W 25 4.85	1.0 3 0 10.0	1.0 4 0 3.86	1.0 0 0 10.0	0.0 0 0 10.0	0.0 0 0 10.0	0.0 0 0 10.0	0.0 0 0 10.0	0.0 0 0 10.0	0.0 0 0 10.0	0.0 0 0 10.0	0.0 0 0 10.0	0.0 0 0 10.0	0.0 0 0 10.0	0.0 0 0 10.0	0.0 0 0 10.0	0.0 0 0 10.0	0.0 0 0 10.0	0.0 0 0 10.0	0.0 0 0 10.0	0.0 0 0 10.0	0.0 0 0 10.0	0.0 0 0 10.0

Philadelphia Phillies @ New York Mets  
Citi Field, Flushing, NY  
Tue Apr 23 2019, 7:11 PM - 9:53 PM EDT  
Att: 26,049 - Partly Cloudy - 65 F

AB 30  
R 0  
H 5  
RBI 0  
BB 2  
SO 13  
LOB 9



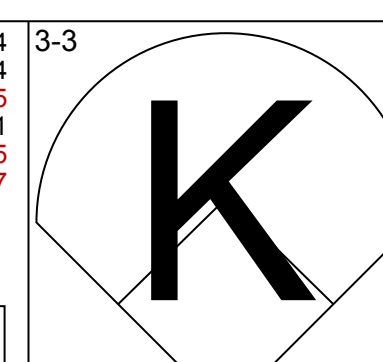
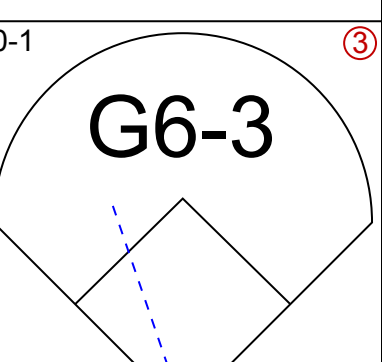
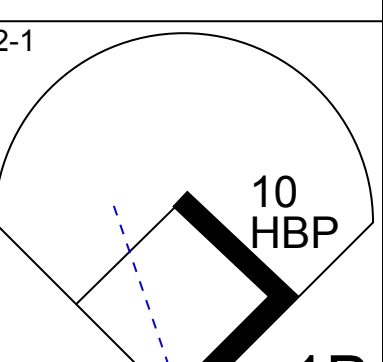
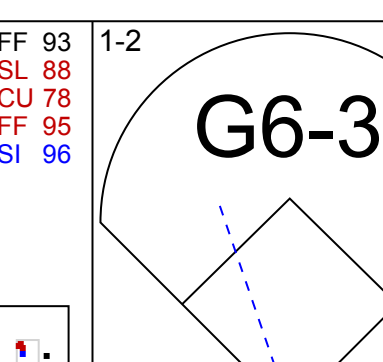
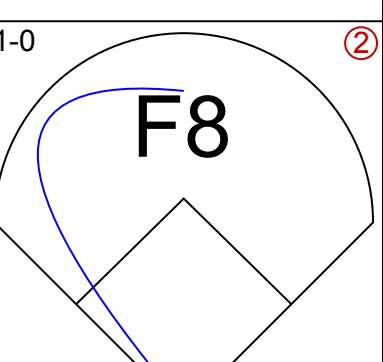
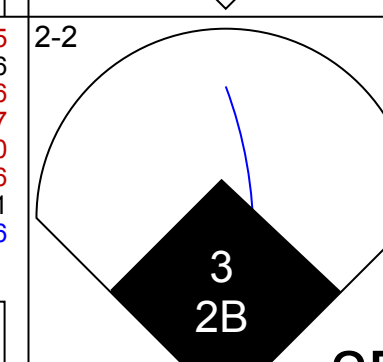
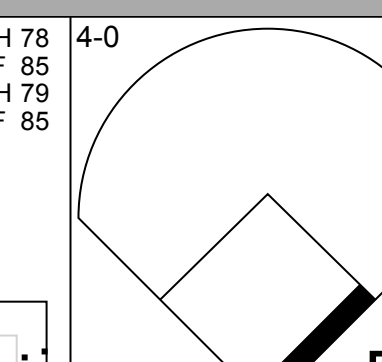
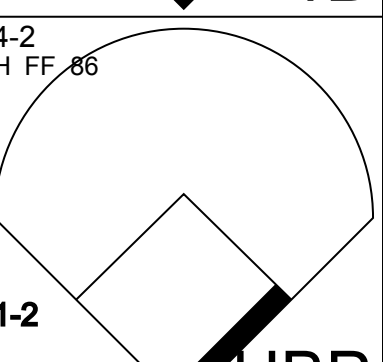
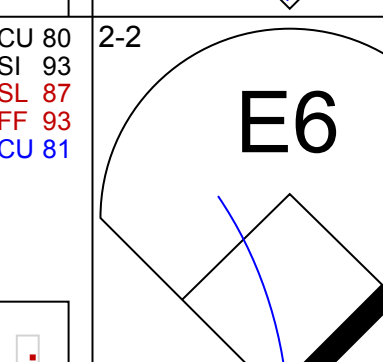
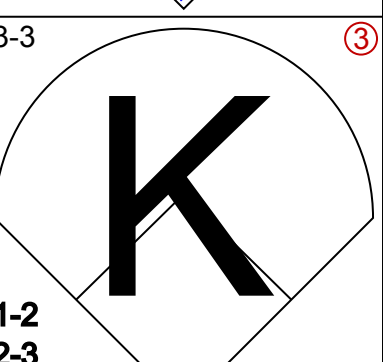
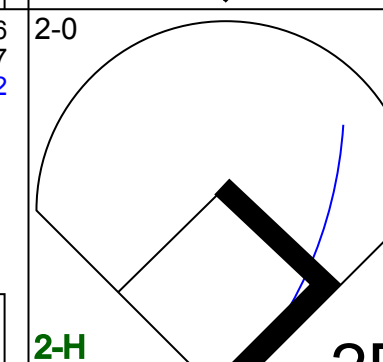
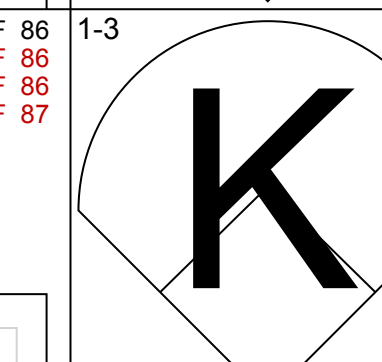
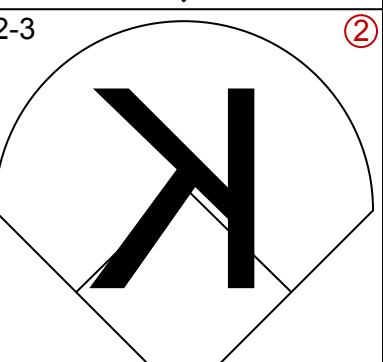
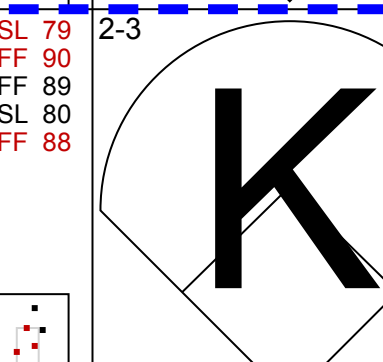
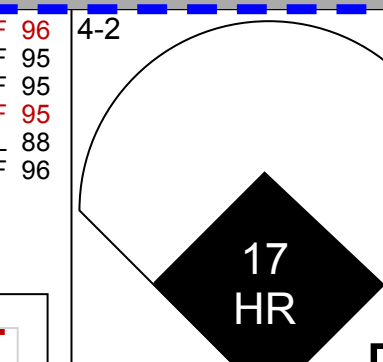
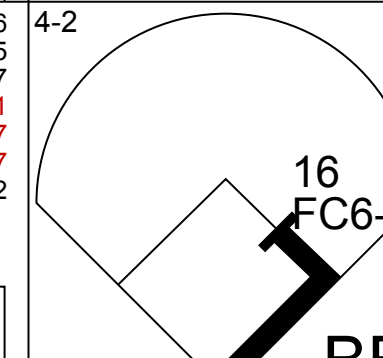
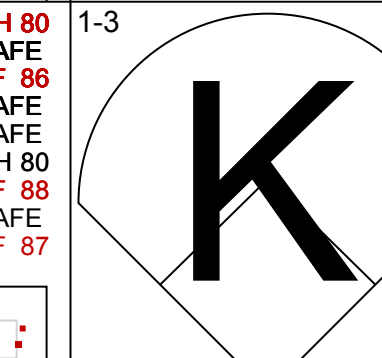
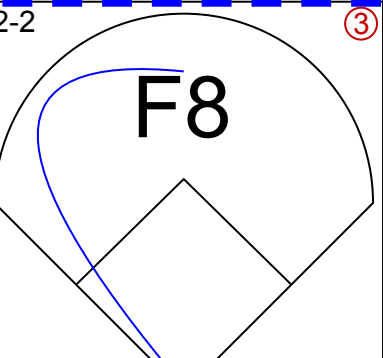
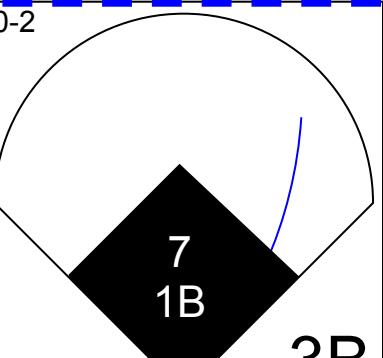
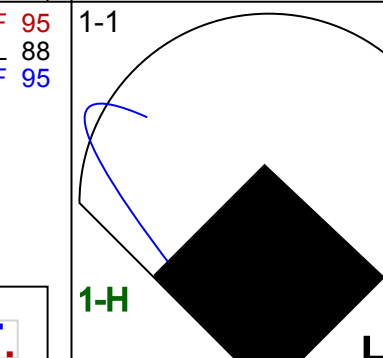
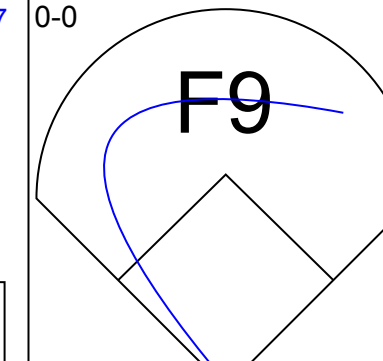
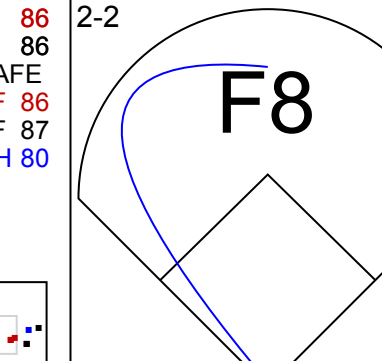
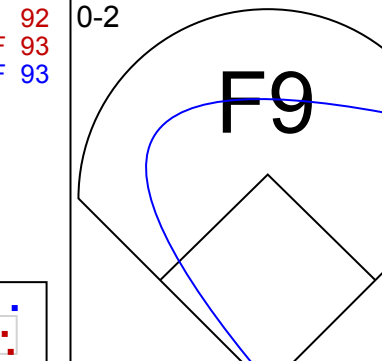
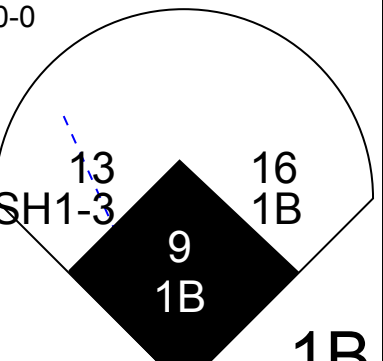
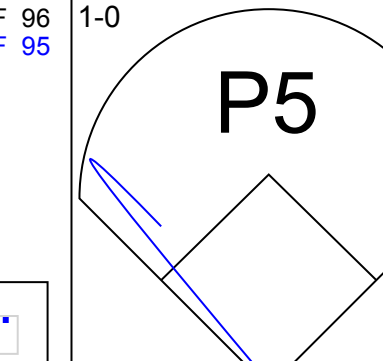
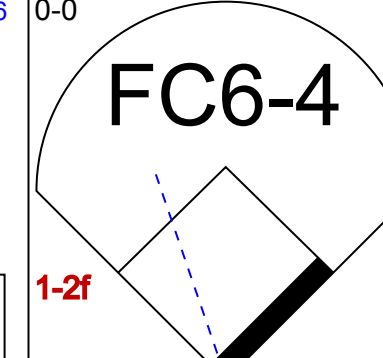
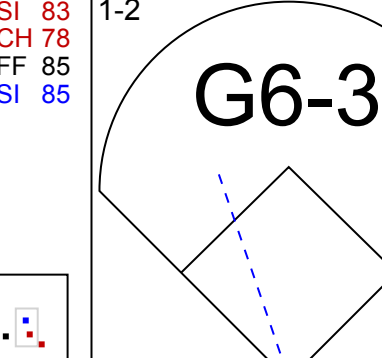
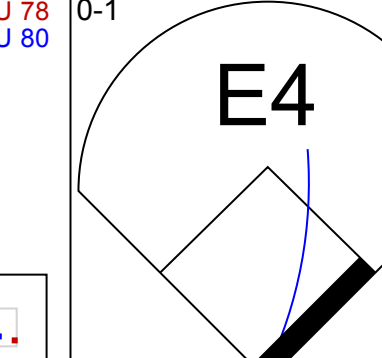
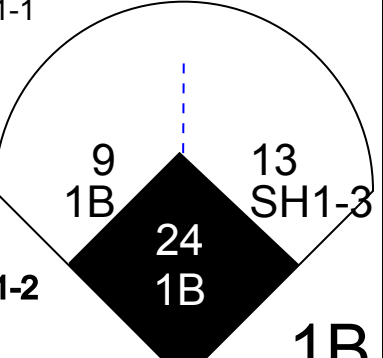
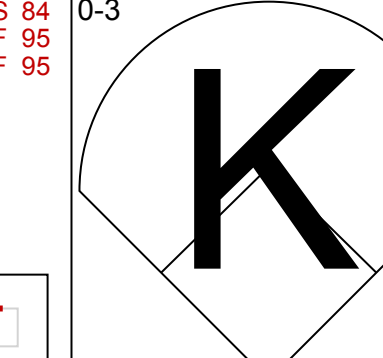
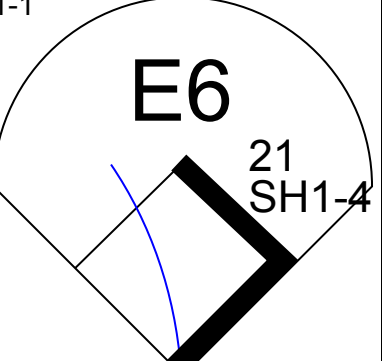
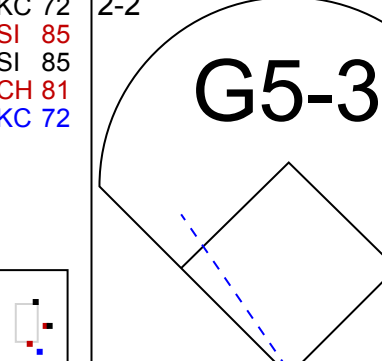
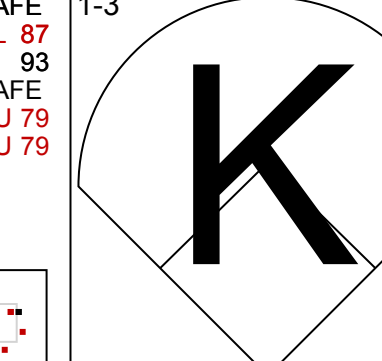
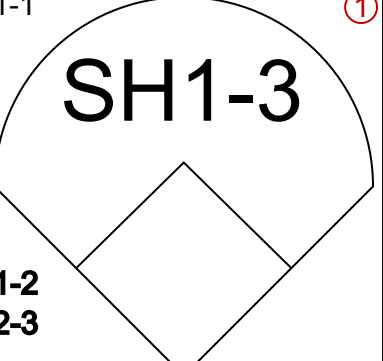
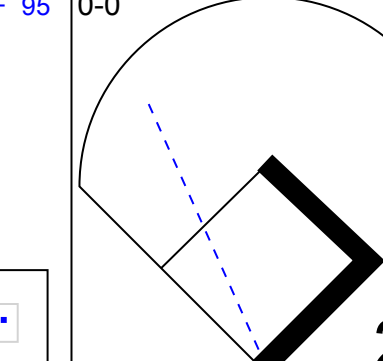

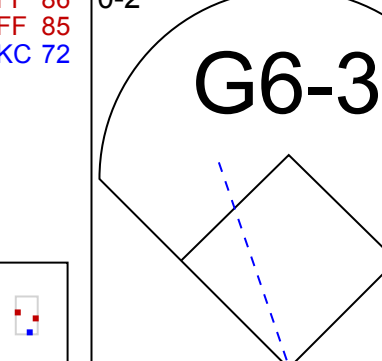
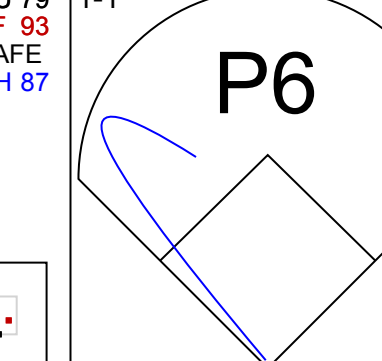
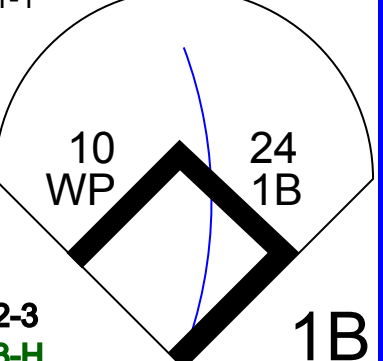
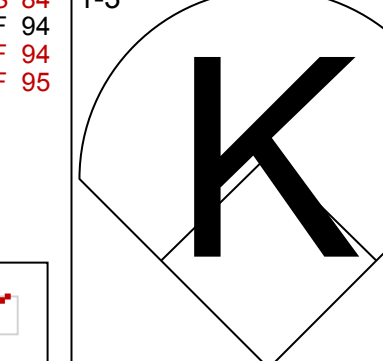
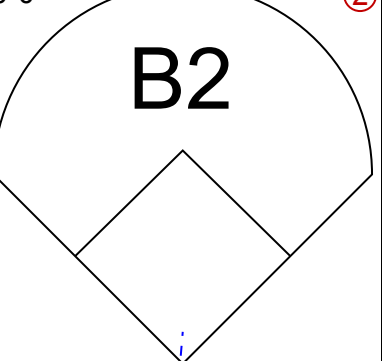
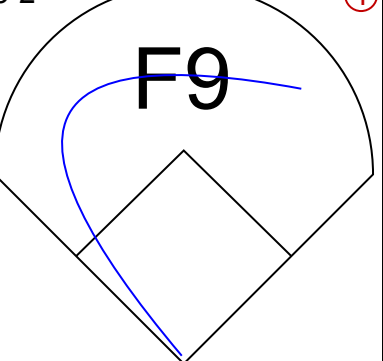
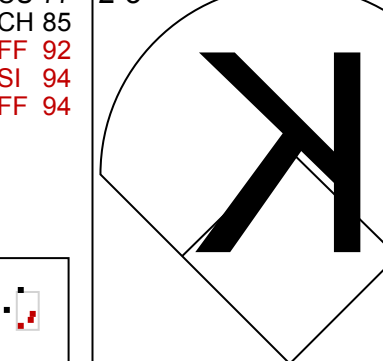
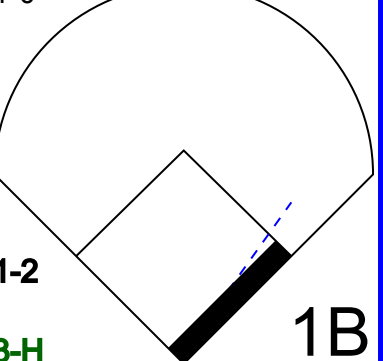
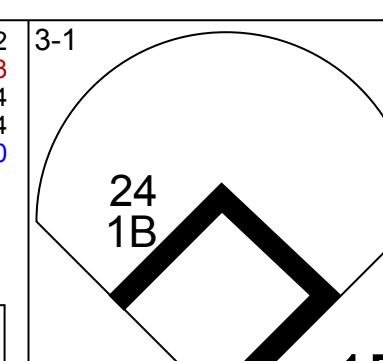
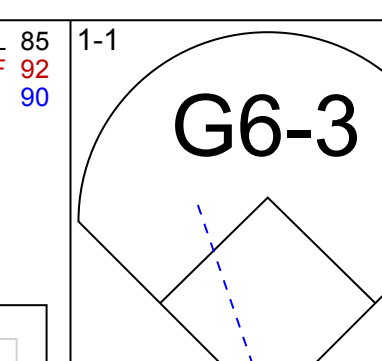
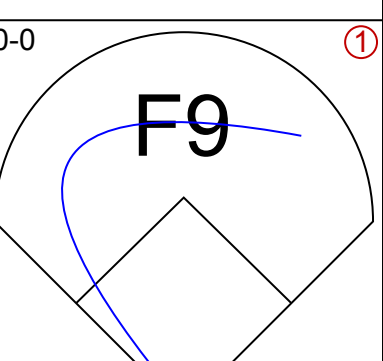
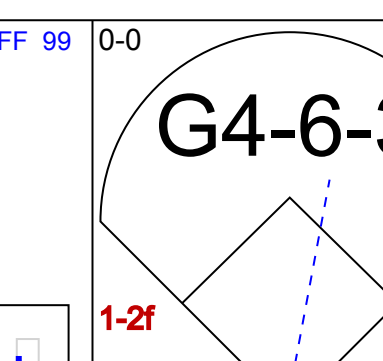
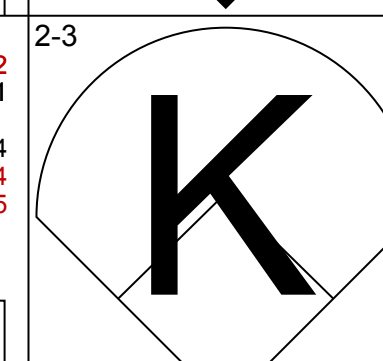
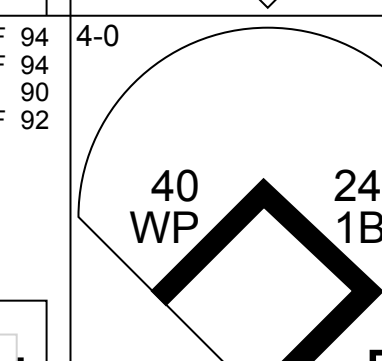
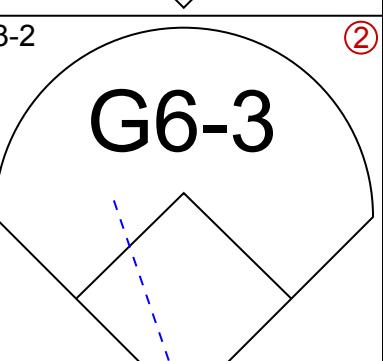
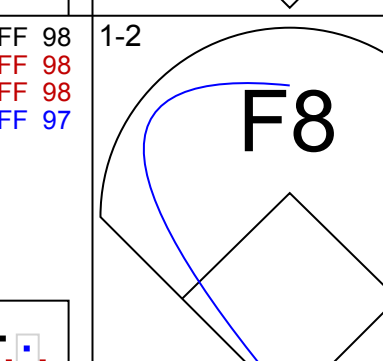
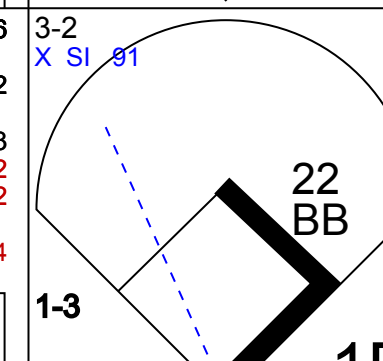
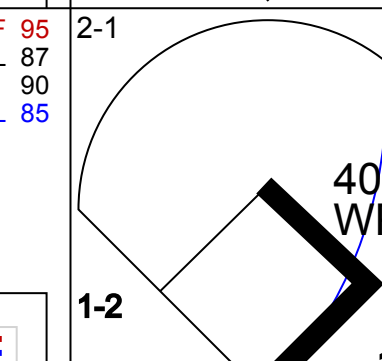
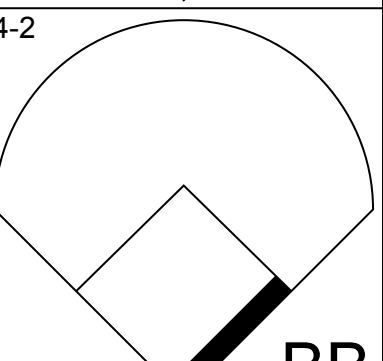
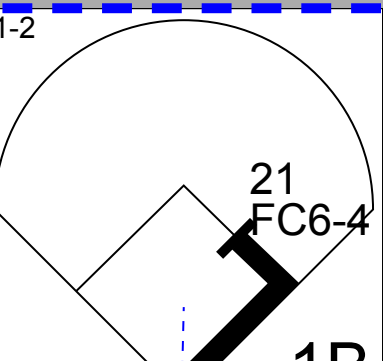
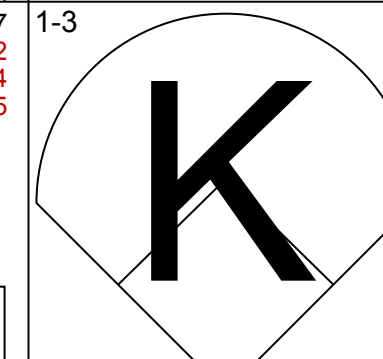
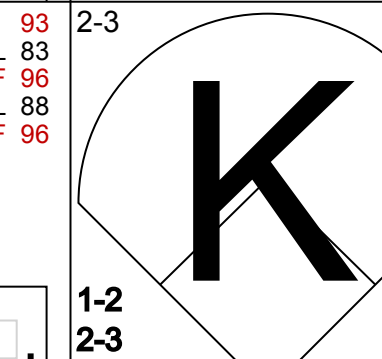
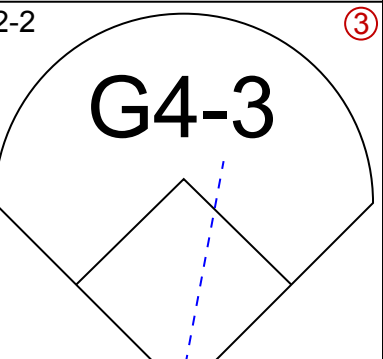
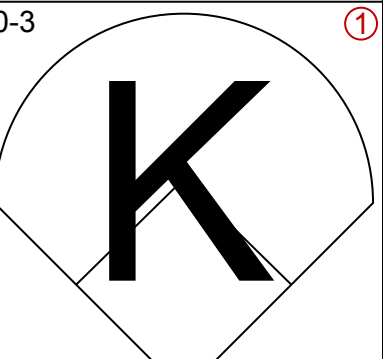
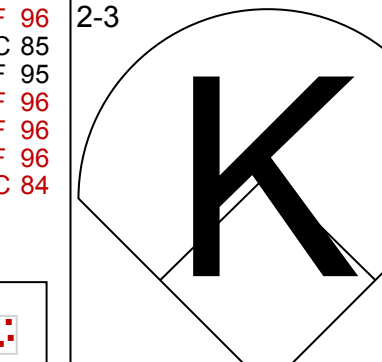
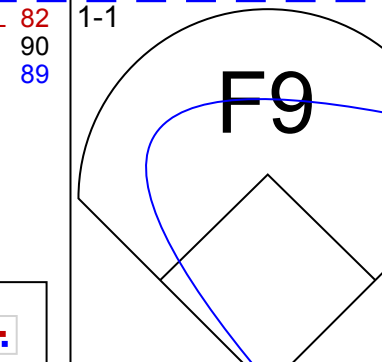
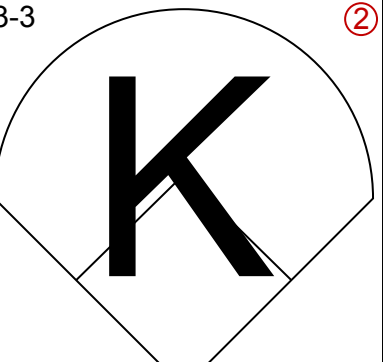
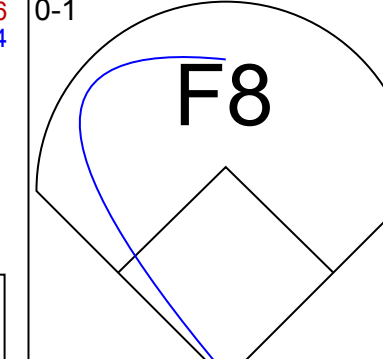
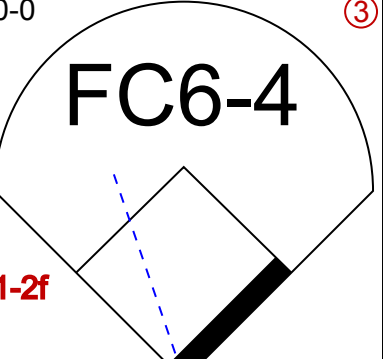

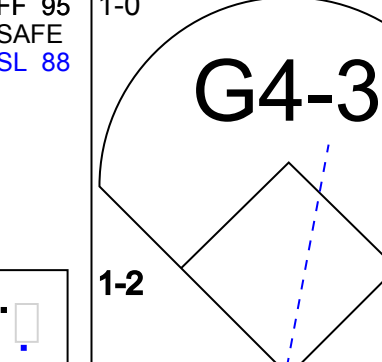
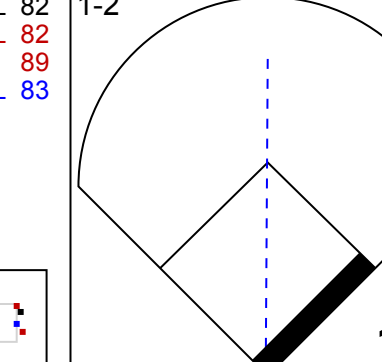

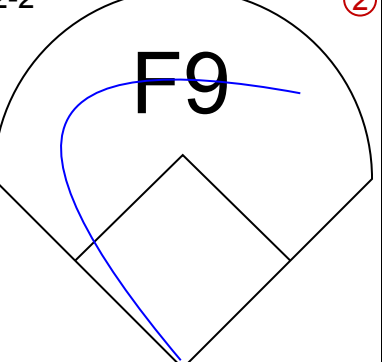
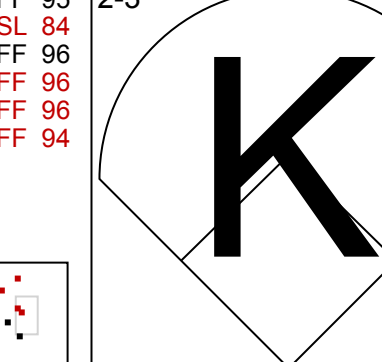
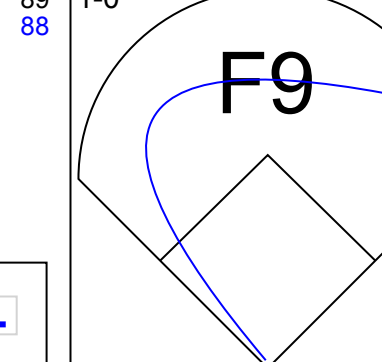
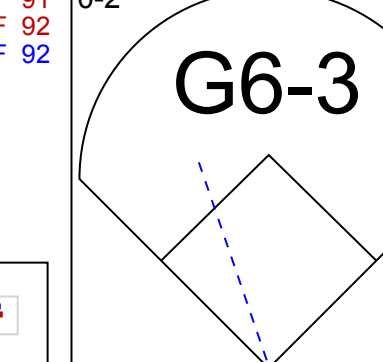

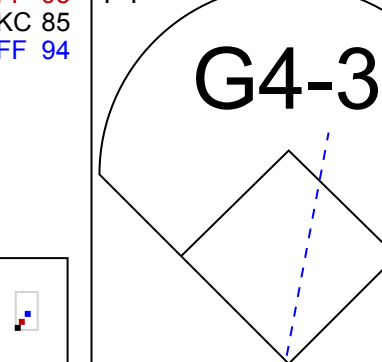

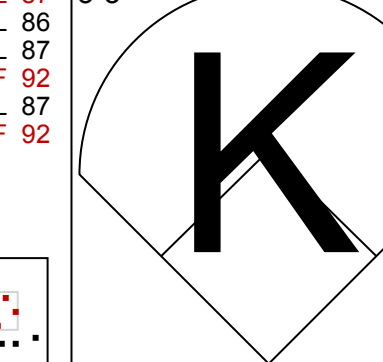
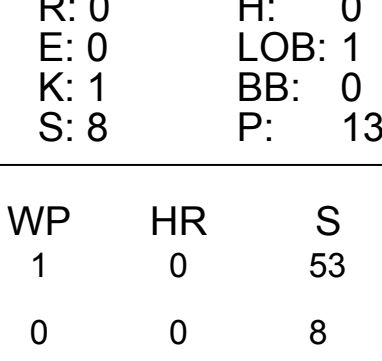
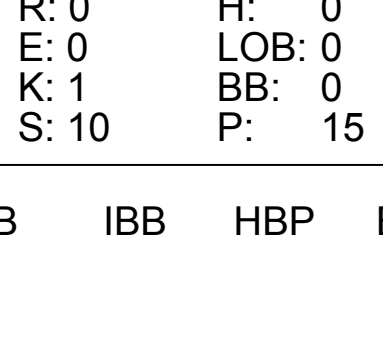
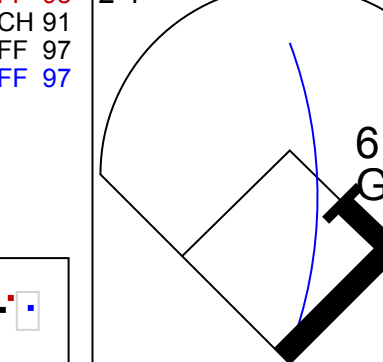
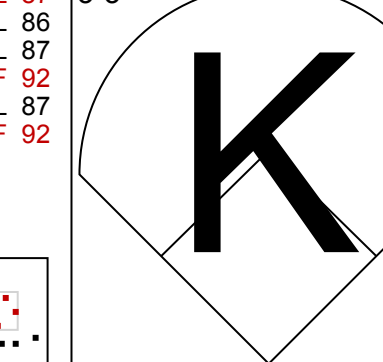
Batter	1	2	3	4	5	6	7	8	9	AB	R	H	RBI	BB	SO	LOB	BOTTOM						
9 Brandon Nimmo, L OBP: 0.346, SLG: 0.388 12 Juan Lagares, R OBP: 0.333, SLG: 0.349	K	E4		F9		24 1B	FC4-6			2	0	0	0	0	1	0							
20 Pete Alonso, R OBP: 0.408, SLG: 0.690	E6	K			F8	P6		BB		4	0	0	0	1	1	2							
24 Robinson Cano, L OBP: 0.295, SLG: 0.416 23 Keon Broxton, R OBP: 0.250, SLG: 0.167	L7		G4-3		40 G1-3	30 1B		BB		4	1	2	0	0	0	1							
30 Michael Conforto, L OBP: 0.419, SLG: 0.593	L9		40 G6-3		40 1B	21 HR		L9		4	1	2	0	1	0	2							
40 Wilson Ramos, R OBP: 0.372, SLG: 0.353 18 Travis d'Arnaud, R OBP: 0.136, SLG: 0.050	13 1B	G6-3		G1-3		40 1B		L9		3	1	1	1	1	0	3							
6 Jeff McNeil, L OBP: 0.448, SLG: 0.500	F9	F7		F7		21 HR		K		3	1	0	0	1	1	5							
21 Todd Frazier, R OBP: 0.250, SLG: 0.625	K			F7		HR		K		4	1	1	4	0	2	1							
13 Luis Guillorme, L OBP: 0.167, SLG: 0.118	45 2B	F7		F7		G4-3		G6-3		4	1	1	0	0	0	0							
45 Zack Wheeler, L OBP: 0.273, SLG: 0.636 28 J.D. Davis, R OBP: 0.388, SLG: 0.491 43 Luis Avilán, L 35 Jacob Rhame, R	9 E			HR				12 FC4-6		3	2	2	3	0	1	0							
<b>Inning Stats</b>	R: 0 H: 0 E: 1 K: 1 S: 12	H: 2 LOB: 1 BB: 1 P: 34	R: 0 H: 1 E: 0 K: 0 S: 7	H: 1 LOB: 1 BB: 0 P: 11	R: 1 H: 1 E: 0 K: 0 S: 7	H: 1 LOB: 0 BB: 0 P: 8	R: 4 H: 3 E: 0 K: 0 S: 15	H: 3 LOB: 0 BB: 1 P: 24	R: 1 H: 2 E: 0 K: 2 S: 11	H: 2 LOB: 3 BB: 2 P: 20	R: 0 H: 1 E: 0 K: 1 S: 14	H: 1 LOB: 1 BB: 0 P: 20	R: 0 H: 0 E: 0 K: 1 S: 9	H: 0 LOB: 1 BB: 1 P: 20	1B: 7 2B: 1 3B: 0 HR: 2	SF: 0 SAC: 0 DP: 0 HBP: 0	WP: 0 PB: 0 SB: 0 CS: 0	PA: 41					
<b>PITCHER</b>	IP WLS BF ERA WHIP	IP WLS BF ERA WHIP	IP WLS BF ERA WHIP	IP WLS BF ERA WHIP	IP WLS BF ERA WHIP	IP WLS BF ERA WHIP	IP WLS BF ERA WHIP	IP WLS BF ERA WHIP	IP WLS BF ERA WHIP	IP WLS BF ERA WHIP	IP WLS BF ERA WHIP	IP WLS BF ERA WHIP	IP WLS BF ERA WHIP	IP WLS BF ERA WHIP	IP WLS BF ERA WHIP	IP WLS BF ERA WHIP	IP WLS BF ERA WHIP	IP WLS BF ERA WHIP	IP WLS BF ERA WHIP	IP WLS BF ERA WHIP	IP WLS BF ERA WHIP	IP WLS BF ERA WHIP	IP WLS BF ERA WHIP
56 Zach Eflin, R ERA: 4.15 63 Drew Anderson, R ERA: 7.5	4.0 L 19 4.15	4.0 6 5 7.5	4.0 5 5 7.5	4.0 3 4 7.5	4.0 3 3 7.5	4.0 1 45 7.5	4.0 1 45 7.5	4.0 1 45 7.5	4.0 1 45 7.5	4.0 1 45 7.5	4.0 1 45 7.5	4.0 1 45 7.5	4.0 1 45 7.5	4.0 1 45 7.5	4.0 1 45 7.5	4.0 1 45 7.5	4.0 1 45 7.5	4.0 1 45 7.5	4.0 1 45 7.5	4.0 1 45 7.5	4.0 1 45 7.5	4.0 1 45 7.5	4.0 1 45 7.5

Philadelphia Phillies @ New York Mets  
Citi Field, Flushing, NY  
Tue Apr 23 2019, 7:11 PM - 9:53 PM EDT  
Att: 26,049 - Partly Cloudy - 65 F

AB 36  
R 9  
H 10  
RBI 8  
BB 5  
SO 7  
LOB 17





Batter	1	2	3	4	5	6	7	8	9	AB	R	H	RBI	BB	SO	LOB	TOP										
22 Andrew McCutchen, R OBP: 0.351, SLG: 0.457										5	0	1	0	0	1	3											
10 J.T. Realmuto, R OBP: 0.351, SLG: 0.435										3	1	1	0	1	1	2											
3 Bryce Harper, L OBP: 0.398, SLG: 0.511										4	1	1	1	1	3	4											
17 Rhys Hoskins, R OBP: 0.402, SLG: 0.580										4	2	2	2	1	1	3											
7 Maikel Franco, R OBP: 0.364, SLG: 0.541										5	1	1	1	0	0	3											
16 César Hernández, S OBP: 0.330, SLG: 0.400										5	1	1	0	0	1	2											
13 Sean Rodríguez, R OBP: 0.250, SLG: 0.500										4	0	1	0	0	1	1											
21 Vince Velasquez, R ERA: 7.2										1	0	0	0	0	0	0											
5 Nick Williams, L OBP: 0.227, SLG: 0.226										1	0	0	0	0	0	1											
93 Pat Neshek, S ERA: 2.7										0	0	0	0	0	0	0											
58 Seranthony Dominguez, R ERA: 4.32										0	0	0	0	0	0	0											
9 Phil Gosselin, R ERA: 4.32										0	0	1	0	0	0	0											
46 Adam Morgan, L ERA: 4.32										1	0	0	0	0	0	0											
15 Andrew Knapp, S OBP: 0.147, SLG: 0.333										0	0	0	0	0	0	0											
12 Juan Nicasio, R ERA: 5.84										0	0	0	0	0	0	0											
24 Roman Quinn, S OBP: 0.185, SLG: 0.120										4	0	1	1	0	1	1											
23 Aaron Altherr, R OBP: 0.080, SLG: 0.083										0	0	0	0	0	0	0											
<b>Inning Stats</b>	R: 1 H: 2 E: 0 K: 1 S: 15	WLS: 2 BF: 1 P: 26	R: 0 H: 0 E: 1 K: 0 S: 7	LOB: 1 BB: 0 P: 10	R: 0 H: 0 E: 0 K: 2 S: 10	LOB: 1 BB: 1 P: 18	R: 0 H: 0 E: 0 K: 0 S: 9	LOB: 0 BB: 0 P: 12	R: 0 H: 1 E: 1 K: 1 S: 15	LOB: 2 BB: 2 P: 28	R: 0 H: 0 E: 0 K: 1 S: 10	LOB: 1 BB: 0 P: 12	R: 0 H: 0 E: 1 K: 2 S: 13	LOB: 0 BB: 0 P: 20	R: 3 H: 5 E: 0 K: 1 S: 17	LOB: 2 BB: 0 P: 25	R: 2 H: 2 E: 0 K: 2 S: 12	LOB: 1 BB: 1 P: 19	1B: 5 2B: 3 3B: 1 HR: 1	SF: 0 SAC: 2 DP: 0	WP: 1 PB: 0 SB: 0 CS: 0	PA: 44					
<b>PITCHER</b>	IP	WLS	BF	H	R	ER	SO	BB	IBB	HBP	BLK	WP	HR	S	P	ERA	WHIP										
44 Jason Vargas, L ERA: 7.2	4.2	L	21	3	1	1	4	2	0	1	0	0	0	53	89	1.93	1.071										
67 Seth Lugo, R ERA: 4.5	2.0		8	0	0	0	2	0	0	0	0	0	0	23	32	0.00	0.000										
73 Daniel Zamora, L ERA: 4.5	0.1		1	0	0	0	1	0	0	0	0	0	0	3	5	0.00	0.000										
65 Robert Gsellman, R ERA: 4.2	1.0		8	5	3	3	1	0	0	0	0	1	0	17	25	27.00	5.000										
35 Jacob Rhame, R ERA: 8.1	1.0		6	2	2	2	2	1	0	0	0	0	1	12	19	18.00	3.000										
<b>Batter</b>	<b>1</b>	<b>2</b>	<b>3</b>	<b>4</b>	<b>5</b>	<b>6</b>	<b>7</b>	<b>8</b>	<b>9</b>	<b>AB</b>	<b>R</b>	<b>H</b>	<b>RBI</b>	<b>BB</b>	<b>SO</b>	<b>LOB</b>	<b>BOTTOM</b>										
6 Jeff McNeil, L OBP: 0.440, SLG: 0.488										4	0	1	0	0	0	1											
30 Michael Conforto, L OBP: 0.413, SLG: 0.573										3	0	0	0	1	1	1											
24 Robinson Canó, L OBP: 0.323, SLG: 0.435										3	0	3	0	1	0	0											
40 Wilson Ramos, R OBP: 0.354, SLG: 0.333										4	0	0	0	0	3	6											
22 Dominic Smith, L OBP: 0.516, SLG: 0.480										2	0	0	0	1	1	2											
20 Pete Alonso, R OBP: 0.404, SLG: 0.682										1	0	0	0	0	1	1											
21 Todd Frazier, R OBP: 0.250, SLG: 0.455										3	0	0	0	0	4												
1 Amed Rosario, R OBP: 0.301, SLG: 0.375										4	0	1	0	0	0	1											
12 Juan Lagares, R OBP: 0.320, SLG: 0.333										2	0	0	0	0	1	1											
9 Brandon Nimmo, L OBP: 0.337, SLG: 0.377										2	0	0	0	0	0	1											
44 Jason Vargas, L ERA: 1.99										2	0	0	0	0	1	1											
67 Seth Lugo, R ERA: 4.32										0	0	0	0	0	0	0											
73 Daniel Zamora, L ERA: 4.32										0	0	0	0	0	0	0											
13 Luis Guillorme, L ERA: 4.32										1	0	1	0	0	0	0											
65 Robert Gsellman, R ERA: 4.32										0	0	0	0	0	0	0											
35 Jacob Rhame, R ERA: 8.1										0	0	0	0	0	0	0											
28 J.D. Davis, R OBP: 0.350, SLG: 0.483										1	0	0	0	0	1	0											
<b>Inning Stats</b>	R: 0 H: 2 E: 0 K: 2 S: 14	WLS: 2 BF: 22 P: 27	R: 0 H: 0 E: 0 K: 1 S: 10	LOB: 0 BB: 0 P: 16	R: 0 H: 1 E: 0 K: 2 S: 12	LOB: 2 BB: 1 P: 23	R: 0 H: 0 E: 0 K: 1 S: 8	LOB: 0 BB: 0 P: 13	R: 0 H: 1 E: 0 K: 0 S: 8	LOB: 1 BB: 0 P: 13	R: 0 H: 1 E: 0 K: 0 S: 6	LOB: 0 BB: 0 P: 9	R: 0 H: 1 E: 0 K: 2 S: 10	LOB: 1 BB: 0 P: 14	R: 0 H: 0 E: 0 K: 1 S: 10	LOB: 0 BB: 0 P: 15	1B: 6 2B: 0 3B: 0 HR: 0	SF: 0 SAC: 0 DP: 1	WP: 1 PB: 0 SB: 0 CS: 0	PA: 36							
<b>PITCHER</b>	IP	WLS	BF	H	R	ER	SO	BB	IBB	HBP	BLK	WP	HR	S	P	ERA	WHIP										
21 Vince Velasquez, R ERA: 7.2	5.0	W	22	3	0	0	6	3	0	1	0	0	0	53	97	0.00	1.200										
93 Pat Neshek, R ERA: 2.7	1.0	H	4	1	0	0	0	0	0	0	0	0	0	8	13	0.00	1.000										
58 Seranthony Dominguez, R ERA: 4.32	1.0	H	3	1	0	0	0	0	0	0	0	0	0	6	9	0.00	1.000										
46 Adam Morgan, L ERA: 4.32	1.0	A	4	1	0	0	2	0	0	0	0	0	0	10	14	0.00	1.000										
12 Juan Nicasio, R ERA: 5.84	1.0		3	0	0	0	1	0	0	0	0	0	0	10	15	0.00	0.000										

Philadelphia Phillies @ New York Mets  
Citi Field, Flushing, NY  
Wed Apr 24 2019, 7:13 PM - 10:32 PM EDT  
Att: 27,685 - Clear - 66 F

AB	38
R	6
H	10
RBI	6
BB	3
SO	10
LOB	21



Philadelphia Phillies @ New York Mets  
Citi Field, Flushing, NY  
Wed Apr 24 2019, 7:13 PM - 10:32 PM EDT  
Att: 27,685 - Clear - 66 F

AB	32
R	0
H	6
RBI	0
BB	3
SO	9
LOB	19









Batter	1	2	3	4	5	6	7	8	9	AB	R	H	RBI	BB	SO	LOB	TOP				
21 Curtis Granderson, L (1,7) OBP: 0.250, SLG: 0.319 79 Isaac Galloway, R (8,PH) OBP: 0.231, SLG: 0.269 39 Tyler Kinley, R (8,1) 66 Jarlin Garcia, L (8,1)										3	0	0	0	0	1	1					
14 Martin Prado, R (1,3) OBP: 0.317, SLG: 0.390										4	0	0	0	0	0	1					
15 Brian Anderson, R (1,9) OBP: 0.324, SLG: 0.337										4	0	0	0	0	0	0					
13 Starlin Castro, R (1,4) OBP: 0.312, SLG: 0.356										4	0	1	0	0	0	0					
38 Jorge Alfaro, R (1,2) OBP: 0.338, SLG: 0.464										4	0	2	0	0	0	0					
19 Miguel Rojas, R (1,6) OBP: 0.337, SLG: 0.360										3	0	1	0	1	1	3					
55 Jon Berti, R (1,5)										3	0	0	0	0	2	2					
9 Lewis Brinson, R (1,8) OBP: 0.247, SLG: 0.264										3	0	1	0	0	1	1					
62 José Ureña, R (1,1)										2	0	0	0	0	2	1					
18 Neil Walker, S (8,PH) OBP: 0.337, SLG: 0.421 5 Rosell Herrera, S (8,PR) OBP: 0.192, SLG: 0.184										0	0	0	0	1	0	0					
										0	0	0	0	0	0	0					
<b>Inning Stats</b>	R: 0 H: 0 E: 0 K: 0 S: 6	H: 0 LOB: 0 BB: 0 P: 10	R: 0 H: 0 E: 0 K: 1 S: 10	H: 0 LOB: 1 BB: 1 P: 18	R: 0 H: 0 E: 0 K: 3 S: 9	H: 0 LOB: 0 BB: 0 P: 14	R: 0 H: 0 E: 0 K: 0 S: 10	H: 0 LOB: 0 BB: 0 P: 12	R: 0 H: 1 E: 0 K: 1 S: 7	H: 1 LOB: 0 BB: 0 P: 11	R: 0 H: 0 E: 0 K: 0 S: 5	H: 0 LOB: 0 BB: 0 P: 8	R: 0 H: 1 E: 0 K: 1 S: 17	H: 1 LOB: 2 BB: 2 P: 28	R: 0 H: 2 E: 0 K: 0 S: 12	H: 2 LOB: 2 BB: 0 P: 15	1B: 4 2B: 2 3B: 0 HR: 0	SF: 0 SAC: 0 DP: 1 HBP: 0	WP: 0 PB: 0 SB: 0 CS: 0	PA: 33	
<b>PITCHER</b>	IP	WLS	BF	H	R	ER	SO	BB	IBB	HBP	BLK	WP	HR	S	P	ERA	WHIP				
48 Jerad Eickhoff, R (1,1) ERA: 2.12	7.0	W	23	2	0	0	6	1	0	0	0	0	0	57	86	0.00	0.429				
61 Edubray Ramos, R (8,1) ERA: 5.0	0.2	H	3	1	0	0	1	0	0	0	0	0	0	13	17	0.00	1.500				
46 Adam Morgan, L (8,1) ERA:	0.1	H	2	0	0	0	0	1	0	0	0	0	0	4	11	0.00	3.000				
93 Pat Neshek, R (9,1) ERA: 2.45	1.0		5	2	0	0	0	0	0	0	0	0	0	12	15	0.00	2.000				

Miami Marlins @ Philadelphia Phillies  
Citizens Bank Park, Philadelphia, PA  
Fri Apr 26 2019, 8:39 PM - 11:25 PM EDT  
Att: 31,158 - Rain - 59 F

AB	31
R	0
H	5
RBI	0
BB	2
SO	7
LOB	11



Batter	1	2	3	4	5	6	7	8	9	AB	R	H	RBI	BB	SO	LOB	BOTTOM				
22 Andrew McCutchen, R (1,8) OBP: 0.356, SLG: 0.440										4	0	0	0	0	2	0					
10 J.T. Realmuto, R (1,2) OBP: 0.343, SLG: 0.446										3	2	1	1	1	0	0					
3 Bryce Harper, L (1,9) OBP: 0.397, SLG: 0.521										3	1	1	2	1	0	0					
17 Rhys Hoskins, R (1,3) OBP: 0.400, SLG: 0.564										2	0	1	0	2	0	0					
5 Nick Williams, L (1,7) OBP: 0.214, SLG: 0.231										4	0	1	0	0	1	4					
7 Maikel Franco, R (1,5) OBP: 0.355, SLG: 0.543										3	1	1	1	1	0	2					
16 César Hernández, S (1,4) OBP: 0.333, SLG: 0.408										4	0	1	0	0	0	2					
13 Sean Rodríguez, R (1,6) OBP: 0.182, SLG: 0.545										3	0	0	0	0	0	1					
48 Jerad Eickhoff, R (1,1)										2	0	0	0	0	1	1					
25 Dylan Cozens, L (7,PH)										1	0	0	0	0	0	0					
61 Edubray Ramos, R (8,1)										0	0	0	0	0	0	0					
46 Adam Morgan, L (8,1)										0	0	0	0	0	0	0					
93 Pat Neshek, S (9,1)										0	0	0	0	0	0	0					
<b>Inning Stats</b>	R: 1 H: 2 E: 0 K: 0 S: 15	H: 1 LOB: 1 BB: 0 P: 24	R: 0 H: 0 E: 0 K: 1 S: 8	H: 0 LOB: 0 BB: 0 P: 14	R: 0 H: 0 E: 0 K: 1 S: 8	H: 0 LOB: 0 BB: 0 P: 14	R: 1 H: 1 E: 0 K: 0 S: 5	H: 1 LOB: 0 BB: 1 P: 10	R: 0 H: 0 E: 0 K: 2 S: 10	H: 0 LOB: 0 BB: 0 P: 14	R: 0 H: 0 E: 0 K: 1 S: 13	H: 0 LOB: 2 BB: 0 P: 24	R: 0 H: 0 E: 0 K: 0 S: 7	H: 0 LOB: 0 BB: 0 P: 12	R: 2 H: 2 E: 0 K: 0 S: 23	H: 2 LOB: 2 BB: 2 P: 39	1B: 1 2B: 2 3B: 0 HR: 3	SF: 0 SAC: 0 DP: 1 HBP: 0	WP: 0 PB: 0 SB: 0 CS: 0	PA: 34	
<b>PITCHER</b>	IP	WLS	BF	H	R	ER	SO	BB	IBB	HBP	BLK	WP	HR	S	P	ERA	WHIP				
62 José Ureña, R (1,1) ERA: 5.08	7.0	L	27	4	2	2	4	3	0	0	0	0	0	66	112	2.57	1.000				
39 Tyler Kinley, R (8,1) ERA: 3.21	0.2		6	2	2	2	0	1	1	0	0	0	1	18	31	27.00	4.500				
66 Jarlin Garcia, L (8,1) ERA:	0.1		1	0	0	0	0	0	0	0	0	0	0	5	8	0.00	0.000				

Miami Marlins @ Philadelphia Phillies  
Citizens Bank Park, Philadelphia, PA  
Fri Apr 26 2019, 8:39 PM - 11:25 PM EDT  
Att: 31,158 - Rain - 59 F

AB	29
R	4
H	6
RBI	4
BB	5
SO	4
LOB	10





Batter	1	2	3	4	5	6	7	8	9	AB	R	H	RBI	BB	SO	LOB	TOP										
21 Curtis Granderson, L (1.7) OBP: 0.281, SLG: 0.368										4	1	3	2	1	0	2											
19 Miguel Rojas, R (1.3) OBP: 0.330, SLG: 0.350										5	0	1	1	0	1	6											
15 Brian Anderson, R (1.9) OBP: 0.327, SLG: 0.340									5	0	2	1	0	1	2												
13 Starlin Castro, R (1.4) OBP: 0.235, SLG: 0.362										4	2	2	1	1	1	3											
38 Jorge Alfaro, R (1.2) OBP: 0.342, SLG: 0.500										5	2	2	2	0	2	4											
79 Isaac Galloway, R (1.8) OBP: 0.298, SLG: 0.290										5	1	2	0	0	0												
55 Jon Berti, R (1.5) OBP: 0.235, SLG: 0.143										5	1	2	1	0	2	1											
5 Rosell Herrera, S (1.6) OBP: 0.211, SLG: 0.189										4	1	1	0	1	0	4											
36 Trevor Richards, R (1.1) ERA: 3.48										1	0	0	0	0	0	0											
49 Jake Arrieta, R (1.1) ERA: 3.48										1	0	0	0	0	0	0											
52 Jose Alvarez, L (6.1) ERA: 7.2										0	0	0	0	0	0	0											
51 Enyel De Los Santos, R (7.1) ERA: 18.0										0	0	0	0	0	0	0											
58 Seranthony Dominguez, R (8.1) ERA: 5.23										0	0	0	0	0	0	0											
50 Héctor Neris, R (9.1) ERA: 2.92										0	0	0	0	0	0	0											
<b>Inning Stats</b>	R: 0 E: 0 K: 3 S: 18	H: 1 LOB: 2 BB: 1 P: 29	R: 0 E: 0 K: 0 S: 5	H: 1 LOB: 0 BB: 0 P: 7	R: 1 E: 0 K: 1 S: 18	H: 2 LOB: 2 BB: 1 P: 25	R: 0 E: 0 K: 0 S: 10	H: 0 LOB: 0 BB: 0 P: 14	R: 0 E: 0 K: 1 S: 8	H: 1 LOB: 1 BB: 0 P: 10	R: 4 E: 0 K: 0 S: 23	H: 6 LOB: 2 BB: 0 P: 29	R: 2 E: 0 K: 1 S: 16	H: 2 LOB: 0 BB: 0 P: 19	R: 2 E: 0 K: 1 S: 16	H: 3 LOB: 1 BB: 0 P: 24	R: 0 E: 0 K: 2 S: 12	H: 1 LOB: 2 BB: 1 P: 23	1B: 14 2B: 2 3B: 0 HR: 1	SF: 1 SAC: 0 DP: 0 HBP: 0	WP: 0 PB: 0 SB: 0 CS: 0	PA: 45					
<b>PITCHER</b>	IP	WLS	BF	H	R	ER	SO	BB	IBB	HBP	BLK	WP	HR	S	P	ERA	WHIP										
49 Jake Arrieta, R (1.1)	5.0	W	25	9	5	5	5	2	0	0	0	0	0	71	99	9.00	2.200										
52 Jose Alvarez, L (6.1)	1.0		4	2	0	0	0	0	0	0	0	0	0	11	15	0.00	2.000										
51 Enyel De Los Santos, R (7.1)	1.0		2	2	2	2	1	0	0	0	0	0	1	10	19	18.00	2.000										
58 Seranthony Dominguez, R (8.1)	1.0	H	6	3	2	2	1	0	0	0	0	0	0	16	24	18.00	3.000										
50 Héctor Neris, R (9.1)	1.0	S	5	1	0	0	2	1	0	0	0	0	0	12	23	0.00	2.000										

Miami Marlins @ Philadelphia Phillies  
Citizens Bank Park, Philadelphia, PA  
Sat Apr 27 2019, 6:06 PM - 9:44 PM EDT  
Att: 37,868 - Clear - 68 F

AB	41
R	9
H	17
RBI	9
BB	3
SO	9
LOB	24



Batter	1	2	3	4	5	6	7	8	9	AB	R	H	RBI	BB	SO	LOB	BOTTOM										
22 Andrew McCutchen, R (1.8) OBP: 0.366, SLG: 0.466										3	2	1	1	2	1	0											
2 Jean Segura, R (1.6) OBP: 0.387, SLG: 0.471										1	0	0	0	0	0	0											
13 Sean Rodriguez, R (2. FR) OBP: 0.286, SLG: 0.615										2	1	1	2	1	0	0											
3 Bryce Harper, L (1.9) OBP: 0.397, SLG: 0.520										4	0	1	2	1	1	3											
17 Rhys Hoskins, R (1.3) OBP: 0.408, SLG: 0.592										4	1	2	2	0	1	4											
10 J.T. Realmuto, R (1.2) OBP: 0.345, SLG: 0.443										5	1	2	0	0	2	1											
5 Nick Williams, L (1.7) OBP: 0.250, SLG: 0.367										4	2	2	1	0	2	3											
51 Enyel De Los Santos, R (7.1) ERA: 18.0										0	0	0	0	0	0	0											
58 Seranthony Dominguez, R (8.1) ERA: 5.23										1	0	1	0	0	0	0											
9 Phil Gosselin, R (8. PH) OBP: 0.238, SLG: 0.286										0	0	0	0	0	0	0											
50 Héctor Neris, R (9.1) ERA: 2.92										0	0	0	0	0	0	0											
16 César Hernández, S (1.4) OBP: 0.336, SLG: 0.402										4	2	1	0	1	1	4											
7 Maikel Franco, R (1.5) OBP: 0.360, SLG: 0.542										4	2	2	2	0	0	0											
49 Jake Arrieta, R (1.1) OBP: 0.077, SLG: 0.077										2	1	1	1	0	0	0											
52 Jose Alvarez, L (6.1) ERA: 7.2										0	0	0	0	0	0	0											
23 Aaron Altherr, R (7.8) OBP: 0.071, SLG: 0.074										1	0	0	0	0	0	0											
<b>Inning Stats</b>	R: 0 E: 0 K: 1 S: 9	H: 0 LOB: 1 BB: 1 P: 16	R: 4 E: 0 K: 1 S: 21	H: 4 LOB: 3 BB: 1 P: 35	R: 0 E: 0 K: 1 S: 7	H: 1 LOB: 0 BB: 0 P: 10	R: 1 E: 0 K: 0 S: 12	H: 1 LOB: 0 BB: 0 P: 15	R: 5 E: 0 K: 0 S: 22	H: 4 LOB: 2 BB: 2 P: 42	R: 0 E: 0 K: 1 S: 17	H: 2 LOB: 1 BB: 0 P: 22	R: 0 E: 0 K: 1 S: 10	H: 0 LOB: 0 BB: 0 P: 16	R: 2 E: 0 K: 3 S: 17	H: 2 LOB: 1 BB: 1 P: 27	1B: 9 2B: 2 3B: 0 HR: 3	SF: 0 SAC: 1 DP: 2 HBP: 2	WP: 0 PB: 1 SB: 0 CS: 0	PA: 43							
<b>PITCHER</b>	IP	WLS	BF	H	R	ER	SO	BB	IBB	HBP	BLK	WP	HR	S	P	ERA	WHIP										
36 Trevor Richards, R (1.1)	4.0	L	20	6	5	5	3	2	0	1	0	0	0	22	49	11.25	2.000										
66 Jarlin Garcia, L (5.1) ERA: 11.25	1.0		10	4	5	5	0	2	0	1	0	0	0	22	42	45.00	6.000										
20 Wei-Yin Chen, L (6.1) ERA: 13.03	2.0		7	2	0	0	2	0	0	0	0	0	0	27	38	0.00	1.000										
71 Drew Steckenrider, R (8.1) ERA: 7.15	1.0		6	2	2	2	3	1	0	0	0	0	1	17	27	18.00	3.000										

Miami Marlins @ Philadelphia Phillies  
Citizens Bank Park, Philadelphia, PA  
Sat Apr 27 2019, 6:06 PM - 9:44 PM EDT  
Att: 37,868 - Clear - 68 F

AB	35
R	12
H	14
RBI	11
BB	5
SO	8
LOB	15





Batter	1	2	3	4	5	6	7	8	9	AB	R	H	RBI	BB	SO	LOB	TOP					
55 Jon Berti, R OBP: 0.238, SLG: 0.167										4	0	1	0	0	1	2	<b>Miami Marlins @ Philadelphia Phillies</b> Citizens Bank Park, Philadelphia, PA Sun Apr 28 2019, 1:07 PM - 3:40 PM EDT Att: 39,168 - Cloudy - 61 F					
14 Martín Prado, R OBP: 0.309, SLG: 0.381										4	1	1	0	0	0	1						
15 Brian Anderson, R OBP: 0.325, SLG: 0.337										4	0	1	0	0	1	0						
13 Starlin Castro, R OBP: 0.314, SLG: 0.349										4	0	0	0	0	0	2						
19 Miguel Rojas, R OBP: 0.326, SLG: 0.345										4	0	1	1	0	0	0						
79 Isaac Galloway, R OBP: 0.235, SLG: 0.265										3	0	0	0	0	0	1						
17 Chad Wallach, R OBP: 0.394, SLG: 0.429										3	0	1	0	0	0	0						
9 Lewis Brinson, R OBP: 0.247, SLG: 0.263										3	0	1	0	0	1	1						
49 Pablo López, L OBP: 0.286, SLG: 0.286										1	0	1	0	0	0	0						
70 Nick Anderson, R OBP: 0.278, SLG: 0.354										0	0	0	0	0	0	0						
21 Curtis Granderson, L OBP: 0.278, SLG: 0.354										0	0	0	0	0	0	0						
56 Tayron Guerrero, R OBP: 0.235, SLG: 0.265										0	0	0	0	0	0	0						
<b>Inning Stats</b>	R: 0 E: 0 K: 1 S: 9	H: 0 LOB: 0 BB: 0 P: 16	R: 0 E: 0 K: 0 S: 7	H: 0 LOB: 0 BB: 0 P: 11	R: 0 E: 0 K: 0 S: 7	H: 1 LOB: 1 BB: 0 P: 8	R: 1 E: 0 K: 0 S: 10	H: 3 LOB: 1 BB: 0 P: 14	R: 0 E: 0 K: 2 S: 12	H: 1 LOB: 1 BB: 0 P: 16	R: 0 E: 0 K: 0 S: 9	H: 0 LOB: 0 BB: 0 P: 10	R: 0 E: 0 K: 0 S: 11	H: 1 LOB: 1 BB: 0 P: 15	R: 0 E: 0 K: 0 S: 7	H: 1 LOB: 0 BB: 0 P: 9	R: 0 E: 0 K: 0 S: 5	H: 0 LOB: 0 BB: 0 P: 8	1B: 7 2B: 0 3B: 0 HR: 0	SF: 0 SAC: 1 DP: 2 HBP: 0	WP: 0 PB: 0 SB: 0 CS: 0	PA: 32
<b>PITCHER</b> 56 Zach Eflin, R ERA: 3.34	IP: 9.0 WLS: W BF: 32 H: 7 R: 1 ER: 1 SO: 3 BB: 0 IBB: 0 HBP: 0 BLK: 0 WP: 0 HR: 0 S: 77 P: 107 ERA: 1.00 WHIP: 0.778															<b>PITCHER</b>						

AB	31
R	1
H	7
RBI	1
BB	0
SO	3
LOB	7



Batter	1	2	3	4	5	6	7	8	9	AB	R	H	RBI	BB	SO	LOB	BOTTOM					
22 Andrew McCutchen, R OBP: 0.370, SLG: 0.457										2	2	0	0	2	1	0	<b>Miami Marlins @ Philadelphia Phillies</b> Citizens Bank Park, Philadelphia, PA Sun Apr 28 2019, 1:07 PM - 3:40 PM EDT Att: 39,168 - Cloudy - 61 F					
2 Jean Segura, R OBP: 0.495, SLG: 0.514										4	2	3	1	0	0	0						
3 Bryce Harper, L OBP: 0.400, SLG: 0.510										2	1	0	1	1	1	2						
17 Rhys Hoskins, R OBP: 0.411, SLG: 0.594										3	0	1	1	1	0	2						
5 Nick Williams, L OBP: 0.250, SLG: 0.333										3	0	0	0	1	1	3						
16 César Hernández, S OBP: 0.333, SLG: 0.350										3	0	0	0	1	1	1						
15 Andrew Knapp, S OBP: 0.357, SLG: 0.273										4	0	0	0	0	2	3						
7 Maikel Franco, R OBP: 0.351, SLG: 0.525										3	0	0	0	0	1	0						
56 Zach Eflin, R OBP: 0.091, SLG: 0.091										3	0	0	0	0	2	0						
<b>Inning Stats</b>	R: 1 E: 0 K: 1 S: 17	H: 1 LOB: 1 BB: 1 P: 26	R: 0 E: 0 K: 0 S: 6	H: 0 LOB: 0 BB: 0 P: 10	R: 2 E: 0 K: 0 S: 11	H: 1 LOB: 0 BB: 1 P: 20	R: 0 E: 0 K: 0 S: 9	H: 0 LOB: 0 BB: 0 P: 11	R: 0 E: 0 K: 3 S: 9	H: 0 LOB: 0 BB: 0 P: 10	R: 1 E: 1 K: 1 S: 11	H: 1 LOB: 1 BB: 1 P: 21	R: 0 E: 0 K: 2 S: 8	H: 0 LOB: 0 BB: 0 P: 10	R: 1 E: 0 K: 2 S: 19	H: 1 LOB: 3 BB: 3 P: 35		R: 1 E: 0 K: 2 S: 19	H: 1 LOB: 3 BB: 3 P: 35	1B: 2 2B: 1 3B: 1 HR: 0	SF: 0 SAC: 0 DP: 1 HBP: 1	WP: 3 PB: 0 SB: 0 CS: 0
<b>PITCHER</b> 49 Pablo López, R ERA: 4.78	IP: 5.2 WLS: L BF: 23 H: 3 R: 4 ER: 4 SO: 4 BB: 3 IBB: 0 HBP: 0 BLK: 0 WP: 1 HR: 0 S: 60 P: 94 ERA: 6.35 WHIP: 1.059															<b>PITCHER</b>						
70 Nick Anderson, R ERA: 2.19	1.1 4 0 0 0 3 0 0 0 0 0 0 11 14 0.00 0.000																					
56 Tayron Guerrero, R ERA: 1.5	1.0 7 1 1 1 2 3 0 0 0 1 0 19 35 9.00 4.000																					

AB	27
R	5
H	4
RBI	3
BB	6
SO	9
LOB	11









Batter	1	2	3	4	5	6	7	8	9	AB	R	H	RBI	BB	SO	LOB	TOP					
46 <b>Jeimer Candelario, S</b> OBP: 0.339, SLG: 0.311										4	0	2	0	1	2	1	<b>Detroit Tigers @ Philadelphia Phillies</b> Citizens Bank Park, Philadelphia, PA Wed May 01 2019, 7:07 PM - 10:23 PM EDT Att: 28,103 - Cloudy - 56 F					
9 <b>Nick Castellanos, R</b> OBP: 0.355, SLG: 0.442										5	1	1	0	0	2	4						
24 <b>Miguel Cabrera, R</b> OBP: 0.352, SLG: 0.352										5	0	1	0	0	2	3						
28 <b>Niko Goodrum, S</b> OBP: 0.369, SLG: 0.447										5	0	2	0	0	0	2						
60 <b>Ronny Rodríguez, R</b> OBP: 0.351, SLG: 0.667										4	1	2	1	1	1	0						
55 <b>John Hicks, R</b> OBP: 0.309, SLG: 0.453										4	0	1	0	0	1	4						
7 <b>Jordy Mercer, R</b> OBP: 0.309, SLG: 0.380										3	1	1	1	1	1	2						
21 <b>JaCoby Jones, R</b> OBP: 0.217, SLG: 0.218										4	0	1	1	0	2	3						
44 <b>Daniel Norris, L</b> ERA: 5.08										2	0	0	0	0	0	0						
30 <b>Harold Castro, L</b> OBP: 0.206, SLG: 0.150										1	0	0	0	0	0	2						
45 <b>Buck Farmer, L</b> ERA: 3.97										0	0	0	0	0	0	0						
68 <b>Daniel Stumpf, L</b> ERA: 3.68										0	0	0	0	0	0	0						
58 <b>Victor Alcántara, R</b> ERA: 4.05										0	0	0	0	0	0	0						
54 <b>Drew VerHagen, R</b> ERA: 7.2										1	0	1	0	0	0	0						
22 <b>Victor Reyes, S</b> ERA: 4.91										0	0	1	0	0	0	0						
26 <b>Zac Reinerger, S</b> ERA: 37.8										0	0	0	0	0	0	0						
<b>Inning Stats</b>	R: 0 E: 0 K: 2 S: 10	H: 1 LOB: 1 BB: 0 P: 17	R: 0 E: 0 K: 1 S: 7	H: 0 LOB: 0 BB: 0 P: 11	R: 0 E: 0 K: 0 S: 10	H: 1 LOB: 1 BB: 0 P: 15	R: 0 E: 0 K: 1 S: 13	H: 2 LOB: 3 BB: 1 P: 19	R: 0 E: 0 K: 1 S: 6	H: 0 LOB: 1 BB: 1 P: 14	R: 1 E: 0 K: 1 S: 18	H: 3 LOB: 2 BB: 1 P: 27	R: 1 E: 0 K: 2 S: 22	H: 3 LOB: 0 BB: 0 P: 27	R: 1 E: 0 K: 2 S: 15	H: 2 LOB: 1 BB: 0 P: 23	R: 0 E: 0 K: 1 S: 6	H: 0 LOB: 0 BB: 0 P: 9	1B: 10 2B: 1 3B: 0 HR: 1	SF: 0 SAC: 0 DP: 0 HBP: 0	WP: 1 PB: 0 SB: 0 CS: 1	PA: 41
<b>PITCHER</b>	IP WLS BF H R ER SO BB IBB HBP BLK WP HR S P ERA WHIP																					
27 <b>Aaron Nola, R</b> ERA: 3.08	(1, 1) 5.2 26 7 1 1 6 2 1 0 0 0 0 0 63 102 1.59 1.588																					
50 <b>Héctor Neris, R</b> ERA: 2.63	(6, 1) 0.1 0 0 0 0 0 0 0 0 0 0 0 0 1 1 0.00 0.000																					
58 <b>Seranthony Domínguez, R</b> ERA: 5.11	(7, 1) 1.0 W 6 3 1 1 2 0 0 0 0 0 1 0 22 27 9.00 3.000																					
93 <b>Pat Neshek, R</b> ERA: 3.0	(8, 1) 1.0 H 5 2 1 1 2 0 0 0 0 0 0 1 15 23 9.00 2.000																					
61 <b>Edubray Ramos, R</b> ERA: 4.91	(9, 1) 1.0 3 0 0 0 1 0 0 0 0 0 0 0 6 9 0.00 0.000																					

Batter	1	2	3	4	5	6	7	8	9	AB	R	H	RBI	BB	SO	LOB	BOTTOM			
22 <b>Andrew McCutchen, R</b> OBP: 0.382, SLG: 0.480										5	0	3	1	0	1	3	<b>Detroit Tigers @ Philadelphia Phillies</b> Citizens Bank Park, Philadelphia, PA Wed May 01 2019, 7:07 PM - 10:23 PM EDT Att: 28,103 - Cloudy - 56 F			
2 <b>Jean Segura, R</b> OBP: 0.391, SLG: 0.500										4	0	2	0	0	0	2				
3 <b>Bryce Harper, L</b> OBP: 0.376, SLG: 0.472										4	0	0	0	0	0	3				
17 <b>Rhys Hoskins, R</b> OBP: 0.409, SLG: 0.602										4	1	1	1	0	2	0				
10 <b>J.T. Realmuto, R</b> OBP: 0.356, SLG: 0.452										4	2	2	0	0	1	0				
13 <b>Sean Rodríguez, R</b> OBP: 0.353, SLG: 0.600										2	0	1	0	0	1	0				
23 <b>Aaron Altherr, R</b> OBP: 0.069, SLG: 0.071										1	1	0	0	0	0	0				
16 <b>César Hernández, S</b> OBP: 0.344, SLG: 0.407										4	2	3	1	0	0	0				
7 <b>Maikel Franco, R</b> OBP: 0.344, SLG: 0.514										4	1	2	3	0	0	1				
27 <b>Aaron Nola, R</b> ERA: 3.47	(1, 1) 5.0 18 5 1 1 4 0 0 0 0 0 0 0 43 64 1.80 1.200																			
45 <b>Buck Farmer, R</b> ERA: 3.97	(6, 1) 1.1 L 6 2 2 2 1 0 0 0 1 0 0 0 0 14 24 13.50 1.500																			
68 <b>Daniel Stumpf, L</b> ERA: 3.68	(7, 1) 0.0 1 1 0 0 0 0 0 0 0 0 0 0 2 2 * * *																			
58 <b>Victor Alcántara, R</b> ERA: 4.05	(7, 1) 0.1 B 4 3 2 2 1 0 0 0 0 0 0 0 13 15 54.00 9.000																			
54 <b>Drew VerHagen, R</b> ERA: 7.2	(7, 1) 0.1 1 0 0 0 0 0 0 0 0 0 0 0 1 1 0.00 0.000																			
<b>Inning Stats</b>	R: 0 E: 0 K: 0 S: 7	H: 1 LOB: 0 BB: 0 P: 10	R: 1 E: 0 K: 1 S: 11	H: 3 LOB: 1 BB: 0 P: 14	R: 0 E: 0 K: 0 S: 10	H: 1 LOB: 1 BB: 1 P: 16	R: 0 E: 0 K: 2 S: 7	H: 0 LOB: 0 BB: 0 P: 11	R: 0 E: 0 K: 1 S: 8	H: 0 LOB: 0 BB: 0 P: 13	R: 0 E: 0 K: 0 S: 6	H: 1 LOB: 0 BB: 0 P: 10	R: 4 E: 0 K: 2 S: 24	H: 5 LOB: 2 BB: 0 P: 32	R: 2 E: 0 K: 1 S: 16	H: 4 LOB: 2 BB: 0 P: 25	1B: 10 2B: 5 3B: 0 HR: 1	SF: 0 SAC: 0 DP: 3 HBP: 1	WP: 0 PB: 0 SB: 0 CS: 0	PA: 37
<b>PITCHER</b>	IP WLS BF H R ER SO BB IBB HBP BLK WP HR S P ERA WHIP																			
26 <b>Zac Reinerger, R</b> ERA: 37.8	(8, 1) 1.0 7 4 2 2 1 0 0 0 0 0 0 0 1 1 18.00 4.000																			

**Detroit Tigers @ Philadelphia Phillies**  
 Citizens Bank Park, Philadelphia, PA  
 Wed May 01 2019, 7:07 PM - 10:23 PM EDT  
 Att: 28,103 - Cloudy - 56 F

AB	38
R	3
H	12
RBI	3
BB	3
SO	11
LOB	21




**Detroit Tigers @ Philadelphia Phillies**  
 Citizens Bank Park, Philadelphia, PA  
 Wed May 01 2019, 7:07 PM - 10:23 PM EDT  
 Att: 28,103 - Cloudy - 56 F

AB	35
R	7
H	15
RBI	7
BB	1
SO	7
LOB	11





Batter	1	2	3	4	5	6	7	8	9	AB	R	H	RBI	BB	SO	LOB	TOP					
2 Adam Eaton, L OBP: 0.360, SLG: 0.405	L8		47 1B		BB		3B			3	0	2	0	1	0	0	Washington Nationals @ Philadelphia Phillies Citizens Bank Park, Philadelphia, PA Fri May 03 2019, 7:07 PM - 9:49 PM EDT Att: 33,125 - Cloudy - 66 F					
16 Victor Robles, R OBP: 0.288, SLG: 0.449	K		K		P3		G4-3			4	0	0	0	0	2	4						
47 Howie Kendrick, R OBP: 0.413, SLG: 0.587	L8		15 S		F9			L1-3		4	0	1	1	0	0	1						
15 Matt Adams, L OBP: 0.258, SLG: 0.460		K	K			K		G4-3		4	0	0	0	0	3	2						
28 Kurt Suzuki, R OBP: 0.316, SLG: 0.481	K				8 F8			G5-3		4	1	2	1	0	1	0						
9 Brian Dozier, R OBP: 0.294, SLG: 0.319					G5-3		G6-3		L4	3	0	0	0	1	0	1						
8 Carter Kieboom, R OBP: 0.200, SLG: 0.333					F9		F8		K	4	0	0	0	0	2	2						
58 Jeremy Hellickson, R OBP: 0.375, SLG: 0.167										1	1	0	0	1	1	1						
26 Dan Jennings, L										1	0	0	0	0	0	0						
1 Wilmer Difo, S OBP: 0.333, SLG: 0.333			47 1B				L7			1	0	0	0	0	0	0						
60 Justin Miller, R										1	0	0	0	0	0	0						
10 Yan Gomes, R OBP: 0.333, SLG: 0.394										1	0	1	0	0	0	0						
3 Michael Taylor, R OBP: 0.233, SLG: 0.154										4	0	0	0	0	3	2						
																						
<b>Inning Stats</b>	R: 0 H: 0 E: 0 K: 1 S: 10	H: 0 LOB: 0 BB: 0 P: 12	R: 0 H: 0 E: 0 K: 2 S: 10	H: 0 LOB: 1 BB: 1 P: 17	R: 1 H: 2 E: 0 K: 3 S: 15	H: 2 LOB: 2 BB: 1 P: 29	R: 0 H: 1 E: 0 K: 1 S: 10	H: 1 LOB: 1 BB: 0 P: 16	R: 0 H: 0 E: 0 K: 0 S: 8	H: 0 LOB: 1 BB: 1 P: 13	R: 1 H: 1 E: 0 K: 2 S: 12	H: 1 LOB: 1 BB: 0 P: 16	R: 0 H: 1 E: 0 K: 1 S: 11	H: 1 LOB: 1 BB: 0 P: 15	R: 0 H: 0 E: 0 K: 0 S: 9	H: 0 LOB: 0 BB: 0 P: 11	R: 0 H: 1 E: 0 K: 2 S: 9	H: 1 LOB: 1 BB: 0 P: 13	1B: 3 2B: 1 3B: 1 HR: 1	SF: 0 SAC: 0 DP: 0 HBP: 0	WP: 0 PB: 0 SB: 1 CS: 0	PA: 36
<b>PITCHER</b>	IP WLS BF H R ER SO BB IBB HBP BLK WP HR S P ERA WHIP																					
48 Jerad Eickhoff, R ERA: 2.05	5.0	21	3	1	1	7	3	0	0	0	0	0	0	53	87	1.80	1.200					
58 Sean Anthony Dominguez, R ERA: 5.4	1.0	W	4	1	1	2	0	0	0	0	0	0	1	12	16	9.00	1.000					
46 Adam Morgan, L ERA: 5.4	1.0	H	4	1	0	1	0	0	0	0	0	0	0	11	15	0.00	1.000					
93 Pat Neshek, R ERA: 2.77	1.0	H	3	0	0	0	0	0	0	0	0	0	0	9	11	0.00	0.000					
50 Hector Neris, R ERA: 2.45	1.0	S	4	1	0	2	0	0	0	0	0	0	0	9	13	0.00	1.000					

Batter	1	2	3	4	5	6	7	8	9	AB	R	H	RBI	BB	SO	LOB	BOTTOM			
22 Andrew McCutchen, R OBP: 0.371, SLG: 0.444	G4-3		K			G6-3		G6-3		4	0	0	0	0	1	0	Washington Nationals @ Philadelphia Phillies Citizens Bank Park, Philadelphia, PA Fri May 03 2019, 7:07 PM - 9:49 PM EDT Att: 33,125 - Cloudy - 66 F			
2 Jean Segura, R OBP: 0.396, SLG: 0.536		HR	K			3 HR		F9		4	2	2	1	0	1	0				
3 Bryce Harper, L OBP: 0.380, SLG: 0.477	L9				5 PB		17 HR		F7	3	1	1	0	1	0	0				
17 Rhys Hoskins, R OBP: 0.415, SLG: 0.631										3	1	2	3	0	1	1				
10 J.T. Realmuto, R OBP: 0.347, SLG: 0.439	F8									3	0	0	0	0	1	2				
5 Nick Williams, L OBP: 0.227, SLG: 0.275	F8									3	0	0	0	0	1	1				
16 César Hernández, S OBP: 0.344, SLG: 0.405										3	0	1	0	0	1	0				
7 Maikel Franco, R OBP: 0.336, SLG: 0.500										3	0	0	0	0	2	1				
48 Jerad Eickhoff, R ERA: 2.05										1	0	0	0	0	1	0				
23 Aaron Altherr, R ERA: 5.33										1	0	0	0	0	1	0				
58 Sean Anthony Dominguez, R ERA: 5.4										0	0	0	0	0	0	0				
46 Adam Morgan, L ERA: 5.4										0	0	0	0	0	0	0				
15 Andrew Knapp, S OBP: 0.333, SLG: 0.333										1	0	0	0	0	0	1				
93 Pat Neshek, S ERA: 2.77										0	0	0	0	0	0	0				
50 Hector Neris, R ERA: 2.45										0	0	0	0	0	0	0				
<b>Inning Stats</b>	R: 1 H: 2 E: 0 K: 0 S: 10	H: 2 LOB: 1 BB: 0 P: 19	R: 0 H: 0 E: 0 K: 2 S: 8	H: 0 LOB: 0 BB: 0 P: 11	R: 0 H: 0 E: 0 K: 3 S: 9	H: 0 LOB: 0 BB: 0 P: 11	R: 0 H: 1 E: 0 K: 2 S: 10	H: 1 LOB: 1 BB: 0 P: 14	R: 0 H: 0 E: 0 K: 2 S: 11	H: 0 LOB: 0 BB: 0 P: 14	R: 3 H: 2 E: 0 K: 1 S: 17	H: 2 LOB: 0 BB: 1 P: 27	R: 0 H: 1 E: 0 K: 0 S: 8	H: 1 LOB: 0 BB: 0 P: 15	R: 0 H: 0 E: 0 K: 0 S: 13	H: 0 LOB: 0 BB: 0 P: 16	1B: 3 2B: 1 3B: 0 HR: 2	SF: 0 SAC: 0 DP: 0 HBP: 0	WP: 0 PB: 1 SB: 0 CS: 1	PA: 30
<b>PITCHER</b>	IP WLS BF H R ER SO BB IBB HBP BLK WP HR S P ERA WHIP																			
58 Jeremy Hellickson, R ERA: 5.33	5.1	20	4	2	2	9	0	0	0	0	0	0	0	56	79	3.38	0.750			
26 Dan Jennings, L ERA: 7.71	0.2	L	4	1	2	2	1	0	0	0	0	0	1	9	17	27.00	3.000			
60 Justin Miller, R ERA: 3.97	2.0	6	1	0	0	0	0	0	0	0	0	0	21	31	0.00	0.500				

Washington Nationals @ Philadelphia Phillies  
 Citizens Bank Park, Philadelphia, PA  
 Fri May 03 2019, 7:07 PM - 9:49 PM EDT  
 Att: 33,125 - Cloudy - 66 F

AB	33
R	2
H	6
RBI	2
BB	3
SO	12
LOB	13

Washington Nationals @ Philadelphia Phillies  
 Citizens Bank Park, Philadelphia, PA  
 Fri May 03 2019, 7:07 PM - 9:49 PM EDT  
 Att: 33,125 - Cloudy - 66 F

AB	29
R	4
H	6
RBI	4
BB	1
SO	10
LOB	6

1B	3
2B	1
3B	0
HR	2
SF	0
SAC	0
DP	0
HBP	0
WP	0
PB	1
SB	0
CS	1
PA	30







Batter	1	2	3	4	5	6	7	8	9	AB	R	H	RBI	BB	SO	LOB	TOP				
16 Victor Robles, R (1,8) OBP: 0.298, SLG: 0.476	L9		1E 1B			F8		K		4	0	1	0	0	1	0	Washington Nationals @ Philadelphia Phillies Citizens Bank Park, Philadelphia, PA Sun May 05 2019, 2:06 PM - 5:09 PM EDT Att: 40,497 - Cloudy - 57 F				
1 Wilmer Difo, S (1,5) OBP: 0.309, SLG: 0.330	2CS BB		K			K		2B		3	0	1	0	1	2	1					
2 Adam Eaton, L (1,9) OBP: 0.351, SLG: 0.396	F8				F9			1B		4	0	1	0	0	0	1					
28 Kurt Suzuki, R (1,2) OBP: 0.339, SLG: 0.596		K			HR			G4-3		4	1	2	1	0	1	2					
9 Brian Dozier, R (1,4) OBP: 0.297, SLG: 0.343	L7				P3			F8		4	0	0	0	0	1	1					
17 Andrew Stevenson, L (1,7) OBP: 0.462, SLG: 0.300	BB				K			FC5-4 1B		3	0	1	0	1	1	0					
8 Carter Kieboom, R (1,6) OBP: 0.231, SLG: 0.314	P4							FC5-4 1B		4	0	0	0	0	2	3					
18 Jake Noll, R (1,3) OBP: 0.200, SLG: 0.222			G5-3		P3			G4-3		3	0	0	0	0	0	2					
19 Anibal Sánchez, R (1,1) OBP: 0.071, SLG: 0.071			G6-3		G6-3			K		2	0	0	0	0	0	0					
33 Matt Grace, L (5,1) 5 Adrián Sánchez, R (8,PH) 60 Justin Miller, R (8,1)										0	0	0	0	0	0	0					
<b>Inning Stats</b>	R: 0 H: 0 E: 0 K: 0 S: 5	H: 0 LOB: 0 BB: 1 P: 12	R: 0 H: 0 E: 0 K: 1 S: 8	H: 0 LOB: 1 BB: 1 P: 15	R: 0 H: 1 E: 1 K: 1 S: 12	H: 1 LOB: 0 BB: 0 P: 17	R: 1 H: 1 E: 0 K: 1 S: 12	H: 1 LOB: 0 BB: 0 P: 19	R: 0 H: 0 E: 0 K: 1 S: 8	H: 0 LOB: 0 BB: 0 P: 11	R: 0 H: 2 E: 0 K: 0 S: 20	H: 2 LOB: 2 BB: 0 P: 25	R: 0 H: 2 E: 0 K: 2 S: 13	H: 2 LOB: 0 BB: 0 P: 16	R: 0 H: 0 E: 0 K: 2 S: 9	H: 0 LOB: 0 BB: 0 P: 13	1B: 5 2B: 0 3B: 0 HR: 1	SF: 0 SAC: 0 DP: 0 HBP: 0	WP: 0 PB: 0 SB: 0 CS: 1	PA: 34	
<b>PITCHER</b>	IP WLS BF H R ER SO BB IBB HBP BLK WP HR S P ERA WHIP	IP WLS BF H R ER SO BB IBB HBP BLK WP HR S P ERA WHIP	IP WLS BF H R ER SO BB IBB HBP BLK WP HR S P ERA WHIP	IP WLS BF H R ER SO BB IBB HBP BLK WP HR S P ERA WHIP	IP WLS BF H R ER SO BB IBB HBP BLK WP HR S P ERA WHIP	IP WLS BF H R ER SO BB IBB HBP BLK WP HR S P ERA WHIP	IP WLS BF H R ER SO BB IBB HBP BLK WP HR S P ERA WHIP	IP WLS BF H R ER SO BB IBB HBP BLK WP HR S P ERA WHIP	IP WLS BF H R ER SO BB IBB HBP BLK WP HR S P ERA WHIP	IP WLS BF H R ER SO BB IBB HBP BLK WP HR S P ERA WHIP	IP WLS BF H R ER SO BB IBB HBP BLK WP HR S P ERA WHIP	IP WLS BF H R ER SO BB IBB HBP BLK WP HR S P ERA WHIP	IP WLS BF H R ER SO BB IBB HBP BLK WP HR S P ERA WHIP	IP WLS BF H R ER SO BB IBB HBP BLK WP HR S P ERA WHIP	IP WLS BF H R ER SO BB IBB HBP BLK WP HR S P ERA WHIP	IP WLS BF H R ER SO BB IBB HBP BLK WP HR S P ERA WHIP	IP WLS BF H R ER SO BB IBB HBP BLK WP HR S P ERA WHIP	IP WLS BF H R ER SO BB IBB HBP BLK WP HR S P ERA WHIP	IP WLS BF H R ER SO BB IBB HBP BLK WP HR S P ERA WHIP	IP WLS BF H R ER SO BB IBB HBP BLK WP HR S P ERA WHIP	IP WLS BF H R ER SO BB IBB HBP BLK WP HR S P ERA WHIP

AB	32
R	1
H	6
RBI	1
BB	2
SO	9
LOB	10



Batter	1	2	3	4	5	6	7	8	9	AB	R	H	RBI	BB	SO	LOB	BOTTOM				
22 Andrew McCutchen, R (1,7) OBP: 0.373, SLG: 0.432	17BB 16E 2E 1B				K			P6		4	1	1	0	1	1	3	Washington Nationals @ Philadelphia Phillies Citizens Bank Park, Philadelphia, PA Sun May 05 2019, 2:06 PM - 5:09 PM EDT Att: 40,497 - Cloudy - 57 F				
2 Jean Segura, R (1,6) OBP: 0.386, SLG: 0.521	FC6 17BB 16E 1B		P3		L7			P3		5	2	0	1	0	0	3					
3 Bryce Harper, L (1,9) OBP: 0.374, SLG: 0.467	K		P3		K			F9		5	1	1	1	0	2	2					
17 Rhys Hoskins, R (1,3) OBP: 0.424, SLG: 0.632	16E 1B		F8					1B		2	0	1	2	2	0	0					
37 Odúbel Herrera, L (1,8) OBP: 0.293, SLG: 0.348	K				K			L4		4	0	0	0	0	3	5					
16 César Hernández, S (1,4) OBP: 0.346, SLG: 0.421	E3				15S 2B			K		4	0	2	0	0	1	1					
15 Andrew Knapp, S (1,2) OBP: 0.343, SLG: 0.250	K				7IBB BB			P3		3	1	1	0	1	1	3					
7 Maikel Franco, R (1,5) OBP: 0.336, SLG: 0.483	K							F9		3	1	1	0	1	1	1					
56 Zach Eflin, R (1,1) OBP: 0.143, SLG: 0.143								F9		3	1	1	1	0	2	3					
9 Phil Gosselin, R (7,PH) 51 Enyel De Los Santos, R (8,1)										1	0	0	0	0	0	1					
<b>Inning Stats</b>	R: 2 H: 1 E: 2 K: 3 S: 28	H: 1 LOB: 2 BB: 1 P: 44	R: 0 H: 0 E: 0 K: 2 S: 10	H: 0 LOB: 0 BB: 0 P: 16	R: 0 H: 0 E: 0 K: 0 S: 6	H: 0 LOB: 0 BB: 0 P: 8	R: 0 H: 1 E: 0 K: 3 S: 16	H: 1 LOB: 3 BB: 2 P: 24	R: 0 H: 0 E: 0 K: 2 S: 13	H: 0 LOB: 1 BB: 1 P: 19	R: 5 H: 5 E: 0 K: 1 S: 14	H: 5 LOB: 1 BB: 1 P: 24	R: 0 H: 1 E: 0 K: 0 S: 10	H: 1 LOB: 1 BB: 0 P: 15	R: 0 H: 0 E: 0 K: 0 S: 9	H: 0 LOB: 0 BB: 0 P: 18	1B: 5 2B: 3 3B: 0 HR: 0	SF: 0 SAC: 0 DP: 0 HBP: 0	WP: 0 PB: 0 SB: 1 CS: 0	PA: 39	
<b>PITCHER</b>	IP WLS BF H R ER SO BB IBB HBP BLK WP HR S P ERA WHIP	IP WLS BF H R ER SO BB IBB HBP BLK WP HR S P ERA WHIP	IP WLS BF H R ER SO BB IBB HBP BLK WP HR S P ERA WHIP	IP WLS BF H R ER SO BB IBB HBP BLK WP HR S P ERA WHIP	IP WLS BF H R ER SO BB IBB HBP BLK WP HR S P ERA WHIP	IP WLS BF H R ER SO BB IBB HBP BLK WP HR S P ERA WHIP	IP WLS BF H R ER SO BB IBB HBP BLK WP HR S P ERA WHIP	IP WLS BF H R ER SO BB IBB HBP BLK WP HR S P ERA WHIP	IP WLS BF H R ER SO BB IBB HBP BLK WP HR S P ERA WHIP	IP WLS BF H R ER SO BB IBB HBP BLK WP HR S P ERA WHIP	IP WLS BF H R ER SO BB IBB HBP BLK WP HR S P ERA WHIP	IP WLS BF H R ER SO BB IBB HBP BLK WP HR S P ERA WHIP	IP WLS BF H R ER SO BB IBB HBP BLK WP HR S P ERA WHIP	IP WLS BF H R ER SO BB IBB HBP BLK WP HR S P ERA WHIP	IP WLS BF H R ER SO BB IBB HBP BLK WP HR S P ERA WHIP	IP WLS BF H R ER SO BB IBB HBP BLK WP HR S P ERA WHIP	IP WLS BF H R ER SO BB IBB HBP BLK WP HR S P ERA WHIP	IP WLS BF H R ER SO BB IBB HBP BLK WP HR S P ERA WHIP	IP WLS BF H R ER SO BB IBB HBP BLK WP HR S P ERA WHIP	IP WLS BF H R ER SO BB IBB HBP BLK WP HR S P ERA WHIP	IP WLS BF H R ER SO BB IBB HBP BLK WP HR S P ERA WHIP

AB	34
R	7
H	8
RBI	5
BB	5
SO	11
LOB	22





Batter	1	2	3	4	5	6	7	8	9	AB	R	H	RBI	BB	SO	LOB	TOP	
22 Andrew McCutchen, R OBP: 0.370, SLG: 0.426	G5-3			K		F9			1B	4	0	1	0	0	1	1		
2 Jean Segura, R OBP: 0.361, SLG: 0.510	1B			G4-3			G4-3		L8	4	0	1	0	0	0	1		
3 Bryce Harper, L OBP: 0.364, SLG: 0.452	L4-3			G5-3			K		K	4	0	0	0	0	2	2		
17 Rhys Hoskins, R OBP: 0.412, SLG: 0.612		F9			K		G5-3		K	4	0	0	0	0	2	1		
10 J.T. Realmuto, R OBP: 0.333, SLG: 0.430		K			L5			G6-3		3	0	0	0	0	1	0		
37 Odúbel Herrera, L OBP: 0.286, SLG: 0.338								G6-3		2	0	0	0	0	1	0		
52 Jose Alvarez, L										0	0	0	0	0	0	0		
9 Phil Gosselin, R OBP: 0.276, SLG: 0.379										1	0	0	0	0	0	0		
61 Edubray Ramos, R										0	0	0	0	0	0	0		
16 César Hernández, S OBP: 0.353, SLG: 0.423				G3						2	0	1	0	0	0	0		
7 Maikel Franco, R OBP: 0.336, SLG: 0.479					F7		G5-4-3			3	0	1	0	0	0	1		
21 Vince Velasquez, R OBP: 0.222, SLG: 0.125										1	0	0	0	0	0	0		
5 Nick Williams, L OBP: 0.239, SLG: 0.286										2	0	1	0	0	0	2		
41 Edgar Garcia, R										0	0	0	0	0	0	0		
<b>Inning Stats</b>	R: 0 H: 1 E: 0 K: 0 S: 8	WLS: 1 BF: 0 LOB: 0 P: 12	R: 0 H: 0 E: 0 K: 2 S: 10	R: 0 H: 0 E: 0 K: 0 S: 7	R: 0 H: 0 E: 0 K: 1 S: 12	R: 0 H: 0 E: 0 K: 1 S: 8	R: 0 H: 2 E: 0 K: 0 S: 13	R: 0 H: 0 E: 0 K: 1 S: 8	R: 0 H: 1 E: 0 K: 0 S: 9	R: 0 H: 1 E: 0 K: 2 S: 12	1B: 5 2B: 1 3B: 0 HR: 0	SF: 0 SAC: 0 DP: 2 HBP: 1	WP: 0 PB: 0 CS: 0	PA: 31				
<b>PITCHER</b>	IP: 7.0 WLS: 1 BF: 22 ERA: 4.02	WLS: 0 BF: 7 ERA: 0.97	WLS: 0 BF: 0 ERA: 2.03	WLS: 0 BF: 0 ERA: 0.00	WLS: 0 BF: 0 ERA: 0.00	WLS: 0 BF: 14 ERA: 0.00	WLS: 0 BF: 11 ERA: 0.00	WLS: 0 BF: 0 ERA: 0.00	WLS: 0 BF: 16 ERA: 0.00	WLS: 0 BF: 17 ERA: 0.00	IP: 5.0 WLS: 1 BF: 22 ERA: 0.00	WLS: 0 BF: 0 ERA: 0.00	WLS: 0 BF: 0 ERA: 0.00	WLS: 0 BF: 0 ERA: 0.00	WLS: 0 BF: 0 ERA: 0.00	WLS: 0 BF: 0 ERA: 0.00	WLS: 0 BF: 0 ERA: 0.00	WLS: 0 BF: 0 ERA: 0.00

Philadelphia Phillies @ St. Louis Cardinals  
 Busch Stadium, St. Louis, MO  
 Mon May 06 2019, 7:10 PM - 10:01 PM CDT  
 Att: 38,419 - Partly Cloudy - 75 F

AB 30  
 R 0  
 H 5  
 RBI 0  
 BB 0  
 SO 7  
 LOB 8



Batter	1	2	3	4	5	6	7	8	9	AB	R	H	RBI	BB	SO	LOB	BOTTOM	
13 Matt Carpenter, L OBP: 0.327, SLG: 0.369	G3-1		G3		HR	BB		F7		4	1	1	1	1	0	0		
46 Paul Goldschmidt, R OBP: 0.359, SLG: 0.465	P6		G6-3		12 HR	K				4	1	1	0	0	1	1		
12 Paul DeJong, R OBP: 0.405, SLG: 0.606	BB		F9		1B	G4-6-3				3	1	1	2	1	0	1		
23 Marcell Ozuna, R OBP: 0.343, SLG: 0.581	P2		L7		F9		L8			4	0	0	0	0	0	1		
38 José Martínez, R OBP: 0.404, SLG: 0.495				4 HR	BB	16 WP	4 1B			2	2	1	0	2	0	0		
60 John Brebbia, L								G3-1		0	0	0	0	0	0	0		
49 Jordan Hicks, R										0	0	0	0	0	0	0		
4 Yadier Molina, R OBP: 0.306, SLG: 0.421	F8			HR	16 WP	1B				4	1	3	2	0	0	1		
16 Kolten Wong, L OBP: 0.372, SLG: 0.495	L8					SF7		G4-3		2	0	0	1	1	0	2		
48 Harrison Bader, R OBP: 0.380, SLG: 0.397										2	0	0	0	2	1	1		
39 Miles Mikolas, R OBP: 0.125, SLG: 0.125										3	0	0	0	0	2	5		
34 Yairo Muñoz, R OBP: 0.333, SLG: 0.353								P6		1	0	0	0	0	0	0		
<b>Inning Stats</b>	R: 0 H: 0 E: 0 K: 0 S: 15	WLS: 0 BF: 21 LOB: 1 P: 26	R: 0 H: 0 E: 0 K: 1 S: 12	R: 0 H: 0 E: 0 K: 0 S: 6	R: 2 H: 1 E: 0 K: 2 S: 18	R: 4 H: 5 E: 0 K: 0 S: 23	R: 0 H: 0 E: 0 K: 1 S: 8	R: 0 H: 1 E: 0 K: 0 S: 6	R: 0 H: 0 E: 0 K: 0 S: 5	R: 0 H: 0 E: 0 K: 2 S: 12	1B: 4 2B: 0 3B: 0 HR: 3	SF: 1 SAC: 0 DP: 1 HBP: 0	WP: 1 PB: 0 CS: 0	PA: 37				
<b>PITCHER</b>	IP: 4.0 WLS: 1 BF: 21 ERA: 3.86	IP: 1.0 WLS: 0 BF: 6 ERA: 9.0	IP: 2.0 WLS: 1 BF: 7 ERA: 5.84	IP: 1.0 WLS: 0 BF: 3 ERA: 5.0	IP: 3.0 WLS: 0 BF: 15 ERA: 9.00	IP: 5.0 WLS: 0 BF: 21 ERA: 4.00	IP: 0.0 WLS: 0 BF: 0 ERA: 0.00	IP: 1.0 WLS: 0 BF: 6 ERA: 6.00	IP: 0.0 WLS: 0 BF: 0 ERA: 0.00	IP: 1.0 WLS: 0 BF: 6 ERA: 6.00	IP: 1.0 WLS: 0 BF: 6 ERA: 6.00	IP: 1.0 WLS: 0 BF: 6 ERA: 6.00	IP: 1.0 WLS: 0 BF: 6 ERA: 6.00	IP: 1.0 WLS: 0 BF: 6 ERA: 6.00	IP: 1.0 WLS: 0 BF: 6 ERA: 6.00	IP: 1.0 WLS: 0 BF: 6 ERA: 6.00	IP: 1.0 WLS: 0 BF: 6 ERA: 6.00	IP: 1.0 WLS: 0 BF: 6 ERA: 6.00

Philadelphia Phillies @ St. Louis Cardinals  
 Busch Stadium, St. Louis, MO  
 Mon May 06 2019, 7:10 PM - 10:01 PM CDT  
 Att: 38,419 - Partly Cloudy - 75 F

AB 29  
 R 6  
 H 7  
 RBI 6  
 BB 7  
 SO 4  
 LOB 12





Batter	1	2	3	4	5	6	7	8	9	AB	R	H	RBI	BB	SO	LOB	TOP					
22 Andrew McCutchen, R OBP: 0.371, SLG: 0.417 41 Edgar Garcia, R (9, 1)										3	1	0	0	2	0	1	Philadelphia Phillies @ St. Louis Cardinals Busch Stadium, St. Louis, MO Tue May 07 2019, 6:46 PM - 9:49 PM CDT Att: 38,562 - Partly Cloudy - 78 F					
2 Jean Segura, R OBP: 0.364, SLG: 0.485										5	0	0	0	0	2	5						
3 Bryce Harper, L OBP: 0.374, SLG: 0.480 5 Nick Williams, L (6, PH) (8, 9)										3	2	4	1	0	0	0						
17 Rhys Hoskins, R OBP: 0.425, SLG: 0.651										5	3	4	1	0	1	0						
10 J.T. Realmuto, R OBP: 0.338, SLG: 0.432 15 Andrew Knapp, S OBP: 0.333, SLG: 0.241										4	1	2	1	0	0	2						
37 Odúbel Herrera, L OBP: 0.293, SLG: 0.368										5	1	2	2	0	0	1						
16 César Hernández, S OBP: 0.355, SLG: 0.421										3	1	1	1	1	0	1						
7 Maikel Franco, R OBP: 0.326, SLG: 0.464 12 Juan Nicasio, R (7, 1)										4	1	0	1	0	0	4						
9 Phil Gosselin, R OBP: 0.276, SLG: 0.379										0	0	0	0	0	0	0						
27 Aaron Nola, R OBP: 0.267, SLG: 0.083 13 Sean Rodríguez, R OBP: 0.435, SLG: 0.632										3	1	1	0	0	1	1						
<b>Inning Stats</b>	R: 0 E: 0 K: 0 S: 7	H: 1 LOB: 2 BB: 1 P: 16	R: 6 E: 2 K: 1 S: 15	H: 2 LOB: 0 BB: 2 P: 28	R: 0 E: 0 K: 0 S: 4	H: 1 LOB: 0 BB: 0 P: 8	R: 0 E: 0 K: 2 S: 9	H: 0 LOB: 0 BB: 0 P: 12	R: 2 E: 0 K: 0 S: 9	H: 3 LOB: 1 BB: 0 P: 15	R: 0 E: 0 K: 0 S: 8	H: 1 LOB: 0 BB: 0 P: 15	R: 2 E: 0 K: 0 S: 13	H: 3 LOB: 1 BB: 0 P: 21	R: 0 E: 0 K: 1 S: 9	H: 0 LOB: 0 BB: 1 P: 17	R: 1 E: 0 K: 1 S: 11	H: 1 LOB: 0 BB: 0 P: 19	1B: 7 2B: 3 3B: 0 HR: 2	SF: 1 SAC: 0 DP: 2 HBP: 0	WP: 0 PB: 1 SB: 0 CS: 0	PA: 43
<b>PITCHER</b>	IP WLS BF H R ER SO BB IBB HBP BLK WP HR S P ERA WHIP																					
43 Dakota Hudson, R ERA: 4.63	5.0 L 26 7 8 2 3 3 0 0 0 0 0 1 44 79 3.60 2.000																					
44 Luke Gregerson, R ERA: 13.5	1.1 6 3 2 2 0 0 0 0 0 0 0 16 30 13.50 2.250																					
30 Tyler Webb, L ERA: 5.19	7.1 7 1 0 0 1 1 0 0 0 0 0 14 23 0.00 1.200																					
55 Dominic Leone, R ERA: 9.18	1.0 4 1 1 1 1 0 0 0 0 0 0 1 11 19 9.00 1.000																					

Batter	1	2	3	4	5	6	7	8	9	AB	R	H	RBI	BB	SO	LOB	BOTTOM					
13 Matt Carpenter, L OBP: 0.327, SLG: 0.364 34 Yairo Muñoz, R OBP: 0.368, SLG: 0.389										2	0	0	0	1	2	0	Philadelphia Phillies @ St. Louis Cardinals Busch Stadium, St. Louis, MO Tue May 07 2019, 6:46 PM - 9:49 PM CDT Att: 38,562 - Partly Cloudy - 78 F					
46 Paul Goldschmidt, R OBP: 0.351, SLG: 0.455										4	0	0	0	0	2	2						
12 Paul DeJong, R OBP: 0.408, SLG: 0.600										3	0	1	0	1	0	1						
23 Marcell Ozuna, R OBP: 0.336, SLG: 0.567 30 Tyler Webb, L (7, 1)										3	0	0	0	0	1	2						
55 Dominic Leone, R OBP: 0.200, SLG: 0.143										0	0	0	0	0	0	0						
3 Jedd Gyorko, R OBP: 0.200, SLG: 0.143										1	0	0	0	0	1	1						
38 José Martínez, R OBP: 0.398, SLG: 0.485										4	0	1	0	0	1	1						
4 Yadier Molina, R OBP: 0.301, SLG: 0.414 44 Luke Gregerson, L (6, 1)										2	0	0	0	0	0	1						
48 Harrison Bader, R OBP: 0.370, SLG: 0.385										0	0	0	0	0	0	0						
25 Dexter Fowler, S OBP: 0.425, SLG: 0.409										2	0	0	0	0	0	1						
16 Kolten Wong, L OBP: 0.364, SLG: 0.395										3	0	0	0	0	1	1						
43 Dakota Hudson, R (1, 1)										1	0	0	0	0	1	0						
32 Matt Wieters, S OBP: 0.368, SLG: 0.529										2	1	1	1	0	1	0						
<b>Inning Stats</b>	R: 0 E: 0 K: 0 S: 6	H: 0 LOB: 1 BB: 1 P: 15	R: 0 E: 0 K: 0 S: 11	H: 1 LOB: 0 BB: 0 P: 18	R: 0 E: 0 K: 3 S: 10	H: 0 LOB: 0 BB: 0 P: 13	R: 0 E: 0 K: 1 S: 9	H: 0 LOB: 0 BB: 0 P: 14	R: 0 E: 0 K: 1 S: 9	H: 0 LOB: 0 BB: 0 P: 14	R: 1 E: 0 K: 2 S: 18	H: 2 LOB: 1 BB: 0 P: 27	R: 0 E: 0 K: 1 S: 8	H: 0 LOB: 0 BB: 0 P: 11	R: 0 E: 0 K: 2 S: 10	H: 1 LOB: 0 BB: 0 P: 13	R: 0 E: 0 K: 2 S: 11	H: 0 LOB: 1 BB: 1 P: 19	1B: 3 2B: 0 3B: 0 HR: 1	SF: 0 SAC: 0 DP: 1 HBP: 1	WP: 0 PB: 0 SB: 0 CS: 0	PA: 33
<b>PITCHER</b>	IP WLS BF H R ER SO BB IBB HBP BLK WP HR S P ERA WHIP																					
27 Aaron Nola, R ERA: 4.57	6.0 W 22 3 1 1 1 7 0 0 0 0 0 1 63 101 1.50 0.667																					
12 Juan Nicasio, R ERA: 4.15	2.0 7 1 0 0 3 0 0 0 0 0 0 0 18 24 0.00 0.500																					
41 Edgar Garcia, R ERA: 4.5	1.0 4 0 0 0 2 1 0 0 0 0 0 0 11 19 0.00 1.000																					







Batter	1	2	3	4	5	6	7	8	9	AB	R	H	RBI	BB	SO	LOB	TOP			
22 Andrew McCutchen, R OBP: 0.362, SLG: 0.404	G5-3		L9		K		K			4	0	0	0	0	2	1	Philadelphia Phillies @ Kansas City Royals Kauffman Stadium, Kansas City, MO Fri May 10 2019, 7:17 PM - 10:23 PM CDT Att: 20,015 - Partly Cloudy - 60 F			
2 Jean Segura, R OBP: 0.345, SLG: 0.455	K		L9			1B		G4-3	4	0	1	0	0	1	1					
3 Bryce Harper, L OBP: 0.387, SLG: 0.473						1B			1	1	1	0	3	0	0					
17 Rhys Hoskins, R OBP: 0.410, SLG: 0.617	K				F9		K		4	0	0	0	0	3	5					
10 J.T. Realmuto, R OBP: 0.340, SLG: 0.427	G5-3				2B				3	0	1	0	1	1	1					
37 Odobel Herrera, L OBP: 0.289, SLG: 0.361					G4-3		K		3	0	0	1	1	1	4					
16 César Hernández, S OBP: 0.353, SLG: 0.444							K													
7 Maikel Franco, R OBP: 0.315, SLG: 0.451																				
5 Nick Williams, L OBP: 0.241, SLG: 0.280																				
<b>Inning Stats</b>	R: 0 E: 0 K: 2 S: 11	H: 0 LOB: 1 BB: 1 P: 18	R: 0 E: 0 K: 0 S: 5	H: 0 LOB: 0 BB: 1 P: 13	R: 0 E: 0 K: 0 S: 10	H: 1 LOB: 1 BB: 0 P: 15	R: 1 E: 0 K: 1 S: 12	H: 1 LOB: 1 BB: 0 P: 19	R: 0 E: 0 K: 3 S: 13	H: 2 LOB: 3 BB: 1 P: 19	R: 0 E: 0 K: 3 S: 10	H: 0 LOB: 0 BB: 0 P: 14	R: 0 E: 0 K: 2 S: 12	H: 0 LOB: 1 BB: 0 P: 17	R: 0 E: 0 K: 0 S: 6	H: 0 LOB: 0 BB: 0 P: 10	1B: 2 2B: 3 HR: 0	SF: 0 SAC: 0 DP: 1 HBP: 0	WP: 0 PB: 0 SB: 0 CS: 0	PA: 35
<b>PITCHER</b>	IP WLS BF H R ER SO BB IBB HBP BLK WP HR S P ERA WHIP	IP WLS BF H R ER SO BB IBB HBP BLK WP HR S P ERA WHIP	IP WLS BF H R ER SO BB IBB HBP BLK WP HR S P ERA WHIP	IP WLS BF H R ER SO BB IBB HBP BLK WP HR S P ERA WHIP	IP WLS BF H R ER SO BB IBB HBP BLK WP HR S P ERA WHIP	IP WLS BF H R ER SO BB IBB HBP BLK WP HR S P ERA WHIP	IP WLS BF H R ER SO BB IBB HBP BLK WP HR S P ERA WHIP	IP WLS BF H R ER SO BB IBB HBP BLK WP HR S P ERA WHIP	IP WLS BF H R ER SO BB IBB HBP BLK WP HR S P ERA WHIP	IP WLS BF H R ER SO BB IBB HBP BLK WP HR S P ERA WHIP	IP WLS BF H R ER SO BB IBB HBP BLK WP HR S P ERA WHIP	IP WLS BF H R ER SO BB IBB HBP BLK WP HR S P ERA WHIP	IP WLS BF H R ER SO BB IBB HBP BLK WP HR S P ERA WHIP	IP WLS BF H R ER SO BB IBB HBP BLK WP HR S P ERA WHIP	IP WLS BF H R ER SO BB IBB HBP BLK WP HR S P ERA WHIP	IP WLS BF H R ER SO BB IBB HBP BLK WP HR S P ERA WHIP	IP WLS BF H R ER SO BB IBB HBP BLK WP HR S P ERA WHIP	IP WLS BF H R ER SO BB IBB HBP BLK WP HR S P ERA WHIP	IP WLS BF H R ER SO BB IBB HBP BLK WP HR S P ERA WHIP	IP WLS BF H R ER SO BB IBB HBP BLK WP HR S P ERA WHIP
21 Homer Bailey, R ERA: 4.83	5.0	W	21	4	1	1	4	3	0	0	0	0	0	0	0	0	1.80	1.400		
58 Scott Barlow, R ERA: 1.96	2.0	H	7	0	0	0	6	1	0	0	0	0	0	0	0	20	30	0.00	0.500	
40 Jake Diekman, L ERA: 2.81	1.0	H	4	0	0	0	2	1	0	0	0	0	0	0	12	17	0.00	1.000		
31 Ian Kennedy, R ERA: 2.45	1.0		3	0	0	0	0	0	0	0	0	0	0	6	10	0.00	0.000			

AB	30
R	1
H	4
RBI	1
BB	5
SO	12
LOB	18



Batter	1	2	3	4	5	6	7	8	9	AB	R	H	RBI	BB	SO	LOB	BOTTOM			
15 Whit Merrifield, R OBP: 0.352, SLG: 0.531	G5-3		1B		F8		P3			4	0	1	0	0	0	1	Philadelphia Phillies @ Kansas City Royals Kauffman Stadium, Kansas City, MO Fri May 10 2019, 7:17 PM - 10:23 PM CDT Att: 20,015 - Partly Cloudy - 60 F			
27 Adalberto Mondesi, S OBP: 0.314, SLG: 0.616			BB		G4-3		FC5-4		3	1	1	0	1	0	1					
4 Alex Gordon, L OBP: 0.381, SLG: 0.545			1B		L7		CS		4	2	2	3	0	0	1					
17 Hunter Dozier, R OBP: 0.415, SLG: 0.640									4	1	0	0	0	1	1					
12 Jorge Soler, R OBP: 0.315, SLG: 0.531					L9				2	1	1	1	2	0	0					
66 Ryan O'Hearn, L OBP: 0.313, SLG: 0.364									2	0	0	0	2	1	1					
47 Kelvin Gutiérrez, R OBP: 0.311, SLG: 0.442									3	0	1	1	0	2	1					
16 Martín Maldonado, R OBP: 0.272, SLG: 0.255									4	0	1	0	0	1	3					
6 Billy Hamilton, S OBP: 0.295, SLG: 0.278									3	0	1	0	0	2	2					
<b>Inning Stats</b>	R: 2 E: 0 K: 0 S: 14	H: 1 LOB: 2 BB: 2 P: 27	R: 0 E: 0 K: 2 S: 9	H: 0 LOB: 0 BB: 0 P: 14	R: 0 E: 0 K: 1 S: 10	H: 2 LOB: 1 BB: 0 P: 15	R: 0 E: 0 K: 2 S: 15	H: 2 LOB: 2 BB: 0 P: 20	R: 1 E: 0 K: 0 S: 9	H: 1 LOB: 0 BB: 0 P: 15	R: 1 E: 0 K: 1 S: 10	H: 1 LOB: 0 BB: 1 P: 17	R: 0 E: 0 K: 0 S: 8	H: 1 LOB: 0 BB: 0 P: 14	R: 1 E: 1 K: 1 S: 11	H: 0 LOB: 2 BB: 2 P: 23	1B: 5 2B: 0 3B: 0 HR: 3	SF: 1 SAC: 0 DP: 0 HBP: 0	WP: 0 PB: 0 SB: 2 CS: 3	PA: 36
<b>PITCHER</b>	IP WLS BF H R ER SO BB IBB HBP BLK WP HR S P ERA WHIP	IP WLS BF H R ER SO BB IBB HBP BLK WP HR S P ERA WHIP	IP WLS BF H R ER SO BB IBB HBP BLK WP HR S P ERA WHIP	IP WLS BF H R ER SO BB IBB HBP BLK WP HR S P ERA WHIP	IP WLS BF H R ER SO BB IBB HBP BLK WP HR S P ERA WHIP	IP WLS BF H R ER SO BB IBB HBP BLK WP HR S P ERA WHIP	IP WLS BF H R ER SO BB IBB HBP BLK WP HR S P ERA WHIP	IP WLS BF H R ER SO BB IBB HBP BLK WP HR S P ERA WHIP	IP WLS BF H R ER SO BB IBB HBP BLK WP HR S P ERA WHIP	IP WLS BF H R ER SO BB IBB HBP BLK WP HR S P ERA WHIP	IP WLS BF H R ER SO BB IBB HBP BLK WP HR S P ERA WHIP	IP WLS BF H R ER SO BB IBB HBP BLK WP HR S P ERA WHIP	IP WLS BF H R ER SO BB IBB HBP BLK WP HR S P ERA WHIP	IP WLS BF H R ER SO BB IBB HBP BLK WP HR S P ERA WHIP	IP WLS BF H R ER SO BB IBB HBP BLK WP HR S P ERA WHIP	IP WLS BF H R ER SO BB IBB HBP BLK WP HR S P ERA WHIP	IP WLS BF H R ER SO BB IBB HBP BLK WP HR S P ERA WHIP	IP WLS BF H R ER SO BB IBB HBP BLK WP HR S P ERA WHIP	IP WLS BF H R ER SO BB IBB HBP BLK WP HR S P ERA WHIP	IP WLS BF H R ER SO BB IBB HBP BLK WP HR S P ERA WHIP
49 Jake Arrieta, R ERA: 3.78	5.0	L	24	7	4	4	5	3	0	0	0	0	0	0	0	0	7.20	2.000		
41 Edgar García, R ERA: 3.0	1.0		2	0	0	0	1	0	0	0	0	0	0	0	6	9	0.00	0.000		
61 Edubray Ramos, R ERA: 4.66	0.2		3	1	0	0	0	0	0	0	0	0	0	0	7	12	0.00	1.500		
52 Jose Alvarez, L ERA: 5.54	0.2		1	0	0	0	0	0	0	0	0	0	0	2	4	0.00	0.000			
50 Héctor Neris, R ERA: 2.35	0.2		5	0	1	0	1	2	0	0	0	0	0	10	21	0.00	3.000			

AB	29
R	5
H	8
RBI	5
SO	7
LOB	11





















Batter	1	2	3	4	5	6	7	8	9	AB	R	H	RBI	BB	SO	LOB	TOP							
6 Lorenzo Cain, R OBP: 0.325, SLG: 0.403										3	2	1	0	2	1	1								
22 Christian Yelich, L OBP: 0.451, SLG: 0.716										4	1	2	0	0	2	1								
8 Ryan Braun, R OBP: 0.318, SLG: 0.496										4	2	2	1	1	1	4								
11 Mike Moustakas, L OBP: 0.315, SLG: 0.510										4	0	1	1	1	0	3								
24 Jesús Aguilar, R OBP: 0.321, SLG: 0.322										4	0	1	2	1	1	3								
18 Keston Hiura, R OBP: 0.244, SLG: 0.286										4	0	0	0	0	1	6								
9 Manny Pina, R OBP: 0.220, SLG: 0.244										2	0	0	0	0	0	2								
10 Yasmani Grandal, S OBP: 0.353, SLG: 0.448										2	0	0	0	1	1	5								
3 Orlando Arcia, R OBP: 0.315, SLG: 0.378										4	0	0	0	0	1	1								
47 Gio González, R										1	0	0	0	1	1	0								
32 Jeremy Jeffress, R										1	0	0	0	0	0	0								
7 Eric Thames, L										1	0	0	0	0	0	0								
58 Alex Claudio, L										1	0	0	0	0	0	0								
41 Junior Guerra, R										0	0	0	0	0	0	0								
71 Josh Hader, L										0	0	0	0	0	0	0								
<b>Inning Stats</b>	R: 1 E: 0 K: 1 S: 11	H: 2 LOB: 1 BB: 0 P: 18	R: 0 E: 0 K: 1 S: 10	H: 0 LOB: 0 BB: 1 P: 13	R: 3 E: 0 K: 0 S: 16	H: 2 LOB: 2 BB: 3 P: 34	R: 0 E: 0 K: 2 S: 8	H: 0 LOB: 0 BB: 0 P: 11	R: 1 E: 1 K: 1 S: 10	H: 1 LOB: 1 BB: 0 P: 16	R: 0 E: 0 K: 0 S: 8	H: 0 LOB: 1 BB: 1 P: 15	R: 0 E: 0 K: 2 S: 18	H: 2 LOB: 3 BB: 1 P: 30	R: 0 E: 0 K: 1 S: 13	H: 0 LOB: 1 BB: 1 P: 23	R: 0 E: 0 K: 1 S: 12	H: 0 LOB: 2 BB: 1 P: 20	1B: 7 2B: 0 3B: 0 HR: 0	SF: 0 SAC: 1 DP: 1 HBP: 2	WP: 0 PB: 0 CS: 2	PA: 43		
<b>PITCHER</b>	IP WLS BF H R ER SO BB IBB HBP BLK WP HR S P ERA WHIP	IP WLS BF H R ER SO BB IBB HBP BLK WP HR S P ERA WHIP	IP WLS BF H R ER SO BB IBB HBP BLK WP HR S P ERA WHIP	IP WLS BF H R ER SO BB IBB HBP BLK WP HR S P ERA WHIP	IP WLS BF H R ER SO BB IBB HBP BLK WP HR S P ERA WHIP	IP WLS BF H R ER SO BB IBB HBP BLK WP HR S P ERA WHIP	IP WLS BF H R ER SO BB IBB HBP BLK WP HR S P ERA WHIP	IP WLS BF H R ER SO BB IBB HBP BLK WP HR S P ERA WHIP	IP WLS BF H R ER SO BB IBB HBP BLK WP HR S P ERA WHIP	IP WLS BF H R ER SO BB IBB HBP BLK WP HR S P ERA WHIP	IP WLS BF H R ER SO BB IBB HBP BLK WP HR S P ERA WHIP	IP WLS BF H R ER SO BB IBB HBP BLK WP HR S P ERA WHIP	IP WLS BF H R ER SO BB IBB HBP BLK WP HR S P ERA WHIP	IP WLS BF H R ER SO BB IBB HBP BLK WP HR S P ERA WHIP	IP WLS BF H R ER SO BB IBB HBP BLK WP HR S P ERA WHIP	IP WLS BF H R ER SO BB IBB HBP BLK WP HR S P ERA WHIP	IP WLS BF H R ER SO BB IBB HBP BLK WP HR S P ERA WHIP	IP WLS BF H R ER SO BB IBB HBP BLK WP HR S P ERA WHIP	IP WLS BF H R ER SO BB IBB HBP BLK WP HR S P ERA WHIP	IP WLS BF H R ER SO BB IBB HBP BLK WP HR S P ERA WHIP	IP WLS BF H R ER SO BB IBB HBP BLK WP HR S P ERA WHIP	IP WLS BF H R ER SO BB IBB HBP BLK WP HR S P ERA WHIP	IP WLS BF H R ER SO BB IBB HBP BLK WP HR S P ERA WHIP	IP WLS BF H R ER SO BB IBB HBP BLK WP HR S P ERA WHIP

Milwaukee Brewers @ Philadelphia Phillies  
Citizens Bank Park, Philadelphia, PA  
Wed May 15 2019, 7:08 PM - 10:27 PM EDT  
Att: 28,129 - Partly Cloudy - 73 F

AB	33
R	5
H	7
RBI	4
BB	7
SO	9
LOB	26



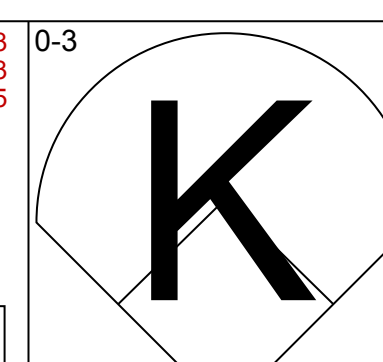
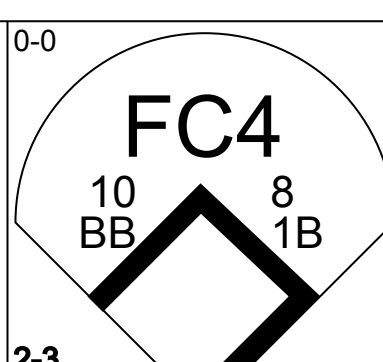
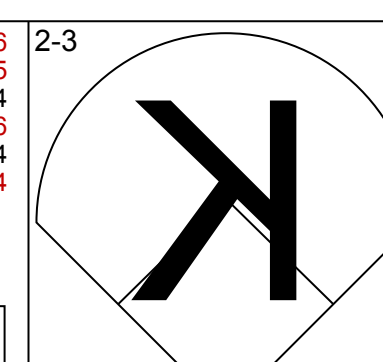
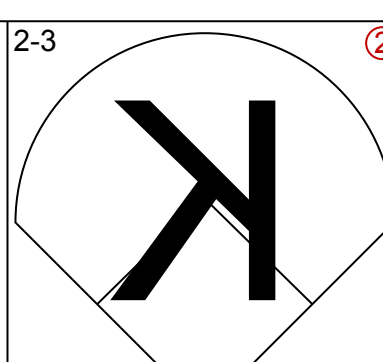
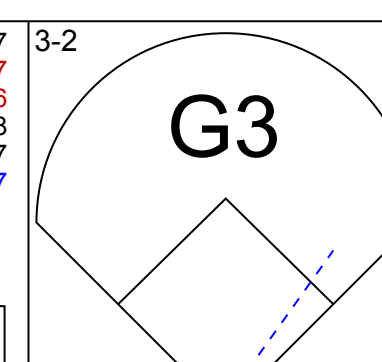
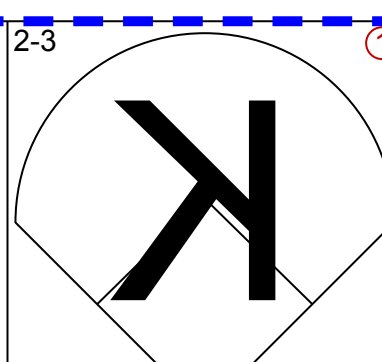
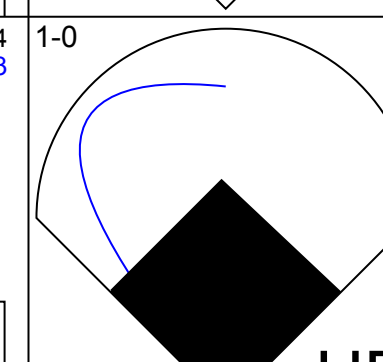
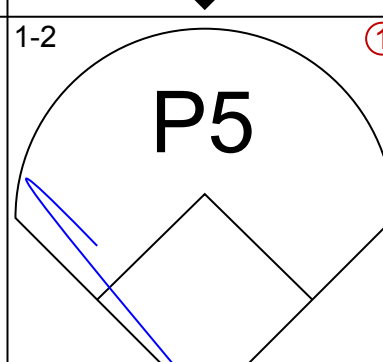
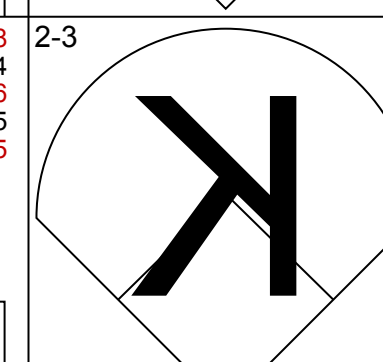
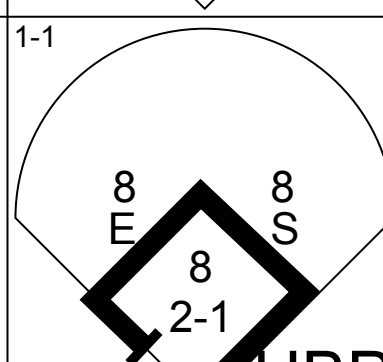
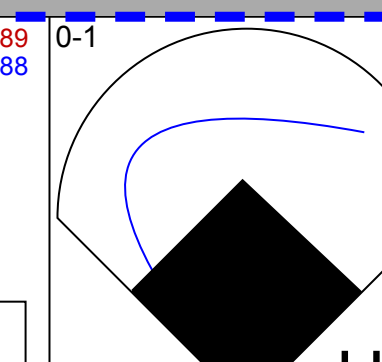
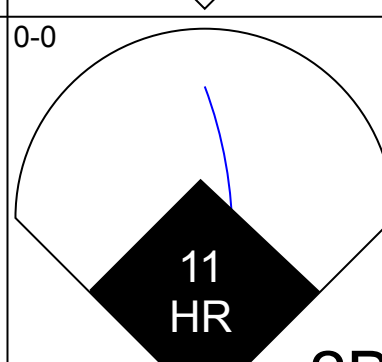
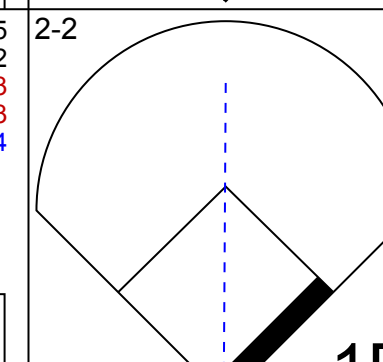
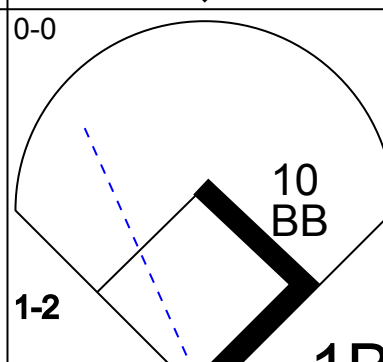
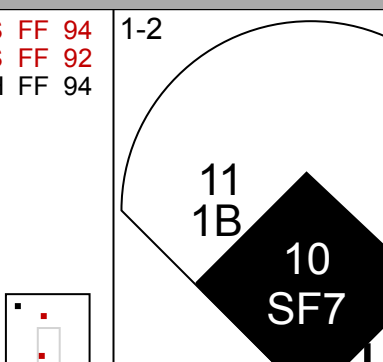
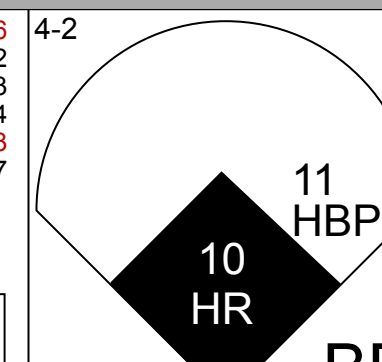
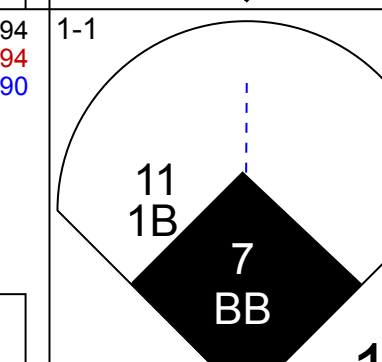
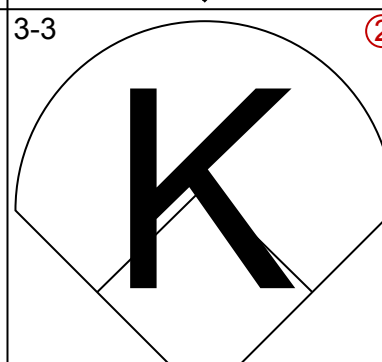
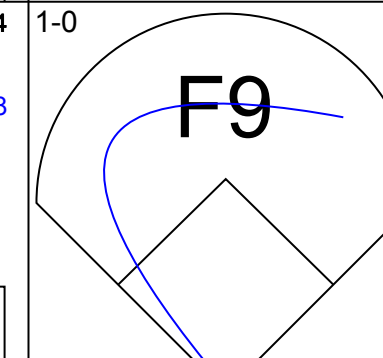
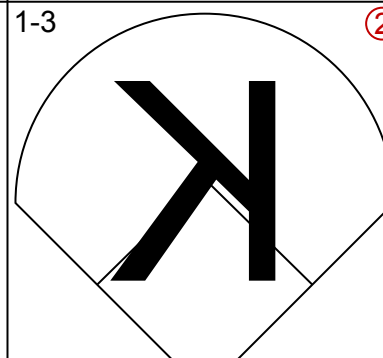
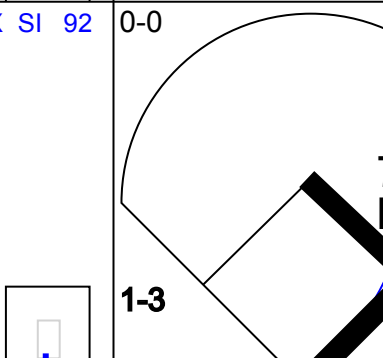
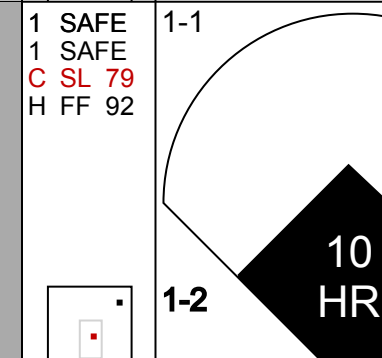
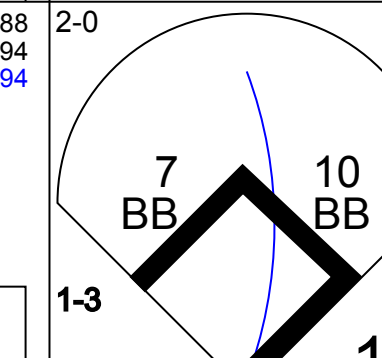
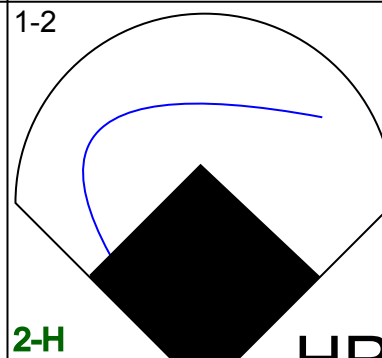
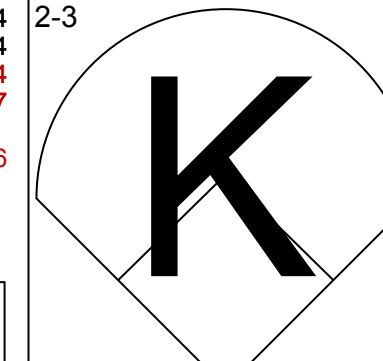
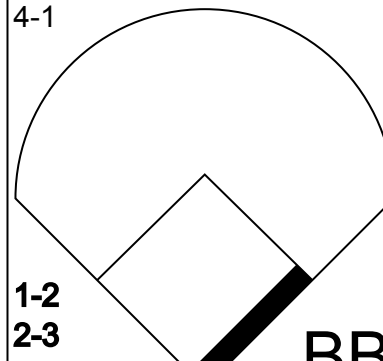
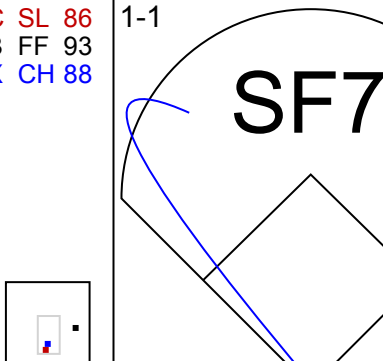
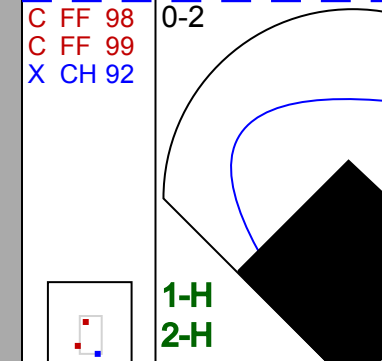
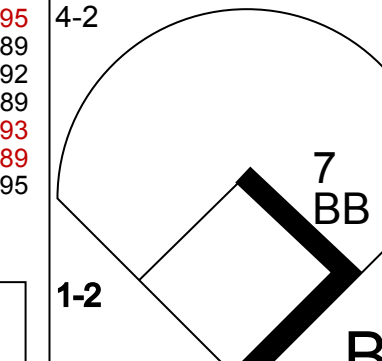
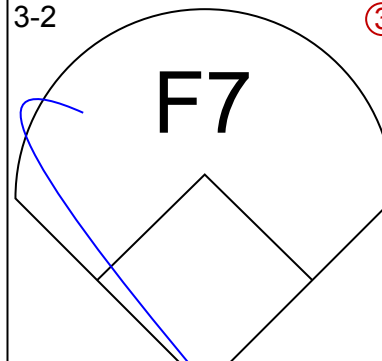

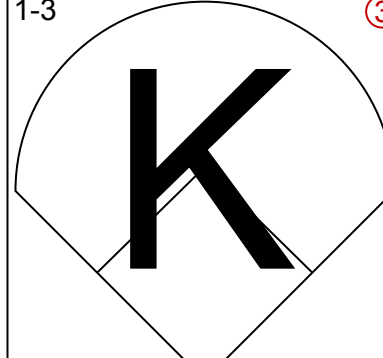
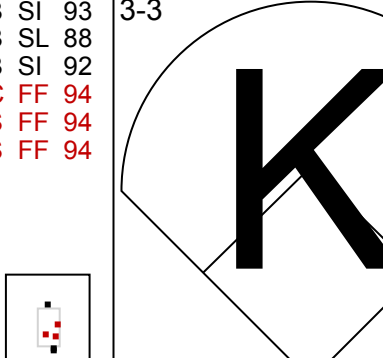
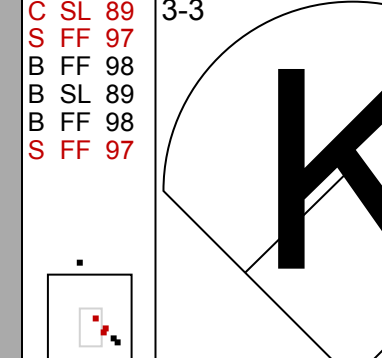
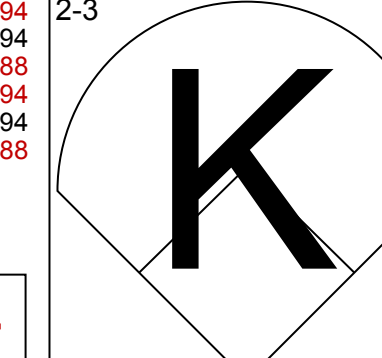

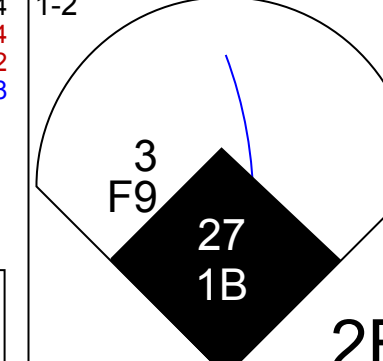
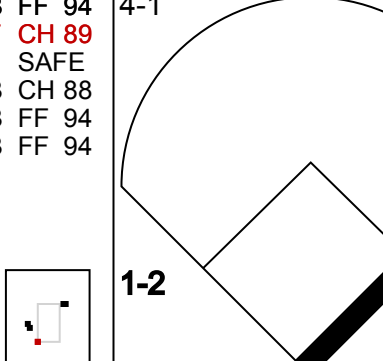
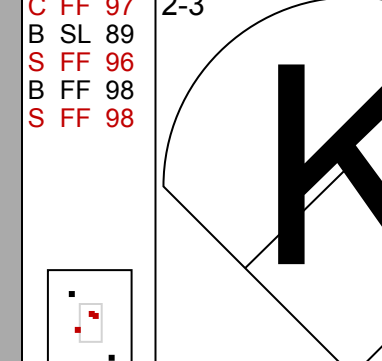
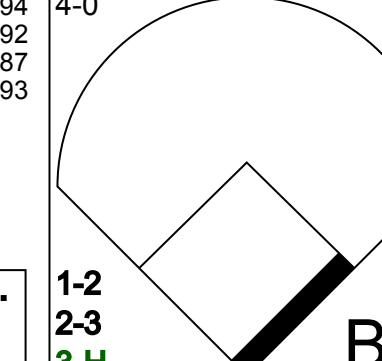


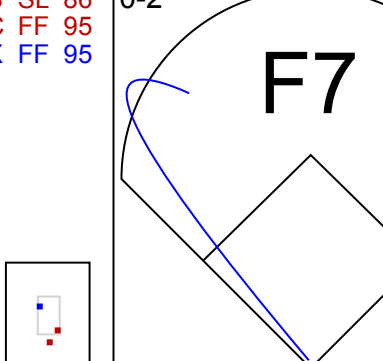
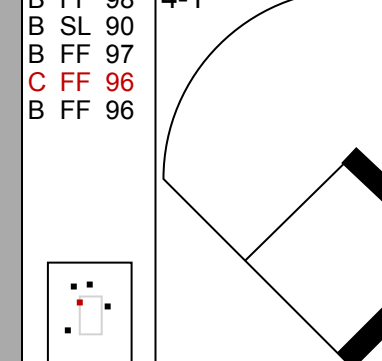
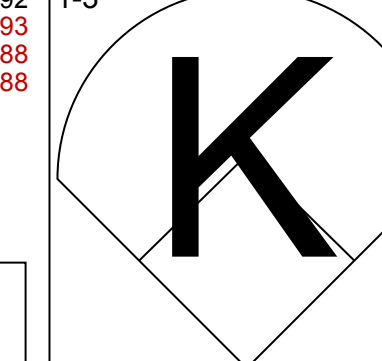

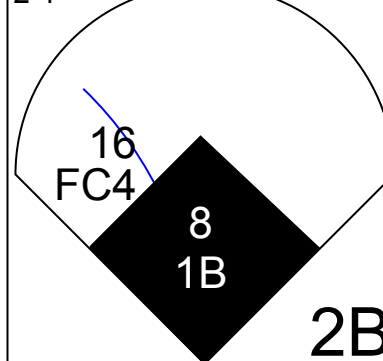

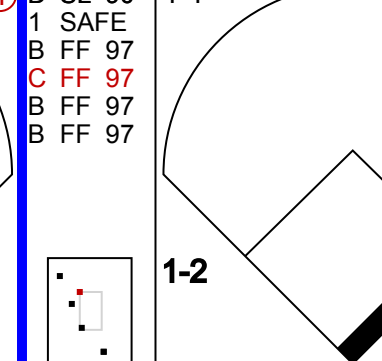
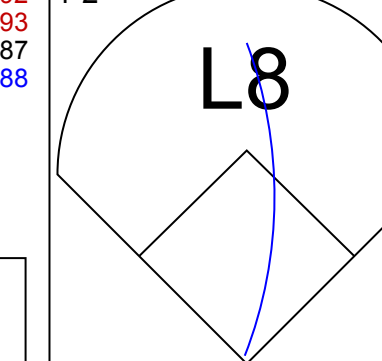
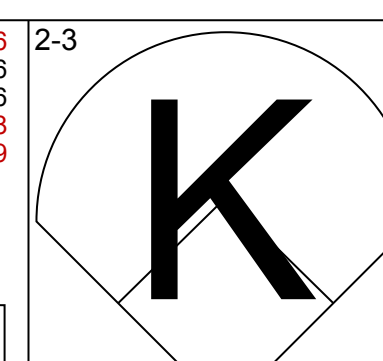
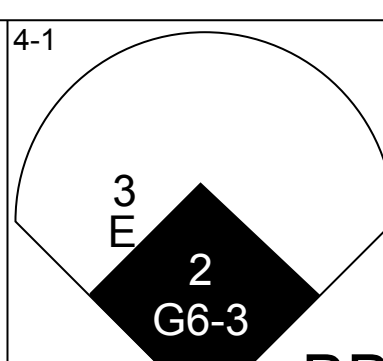
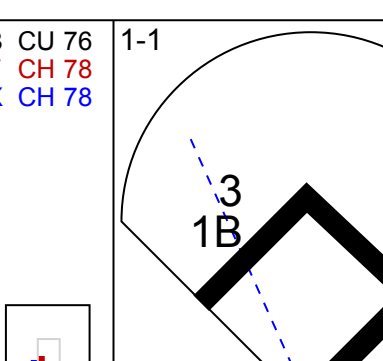
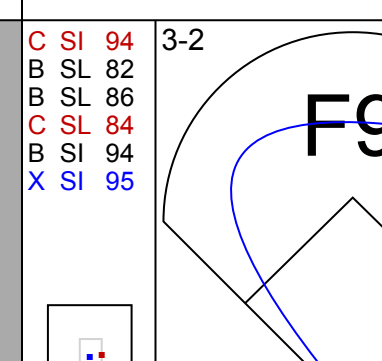
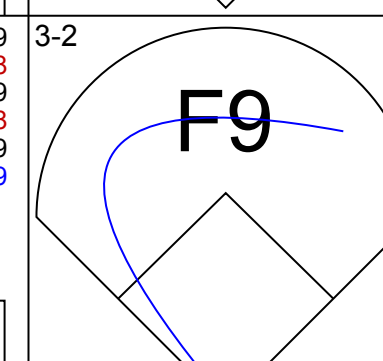
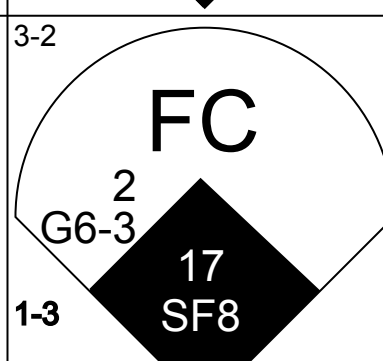
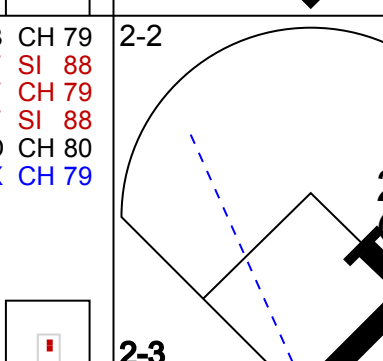
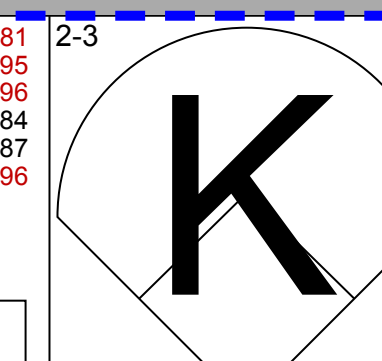
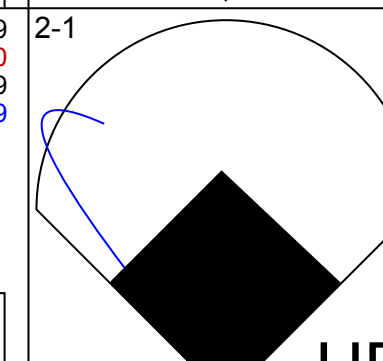
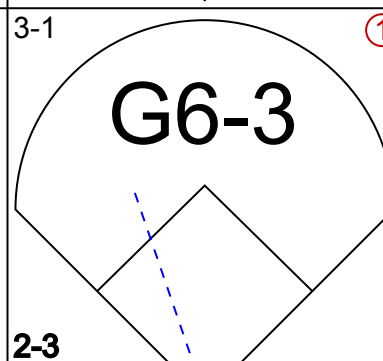
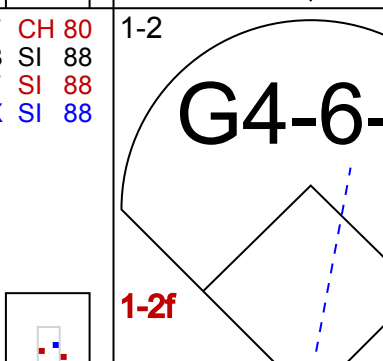
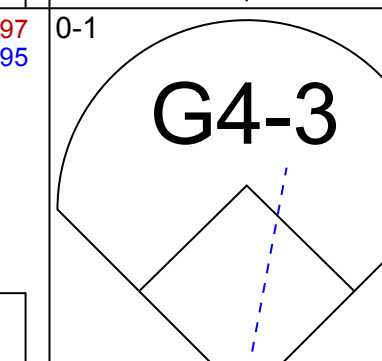
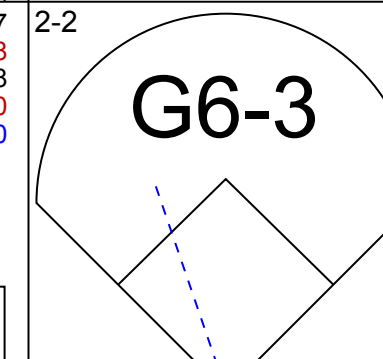
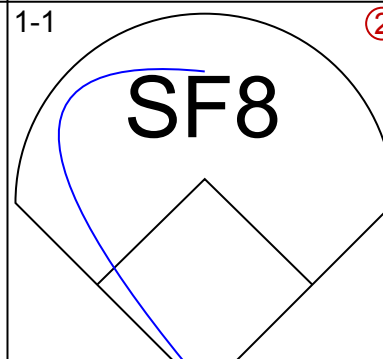
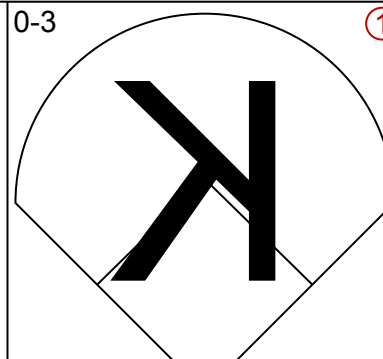
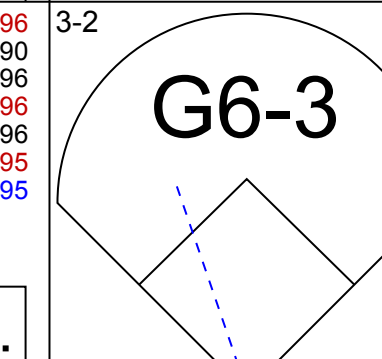

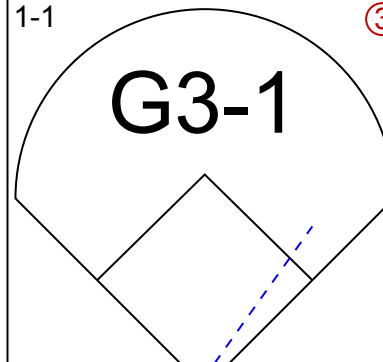
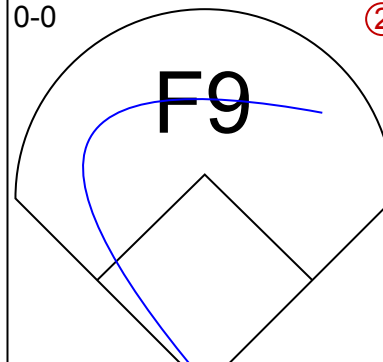


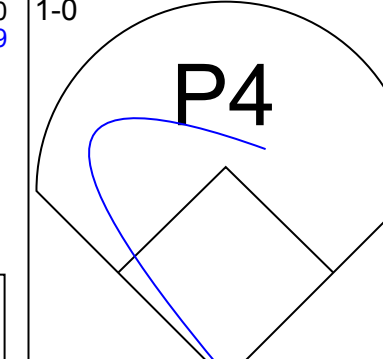


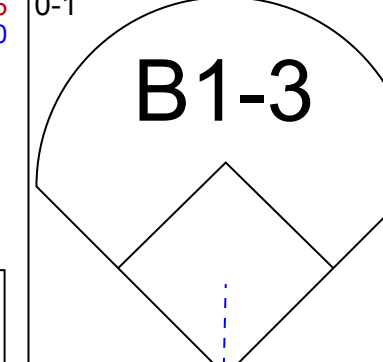
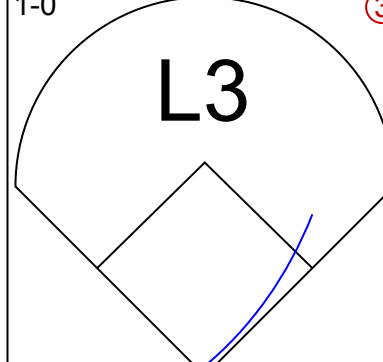


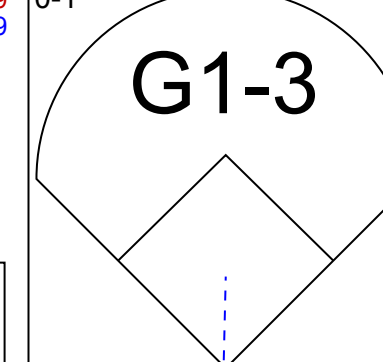
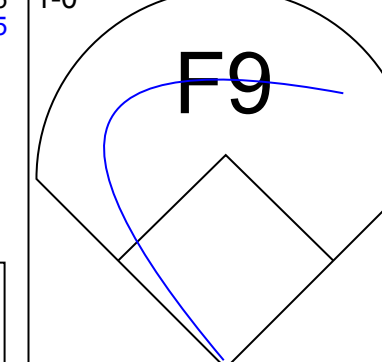

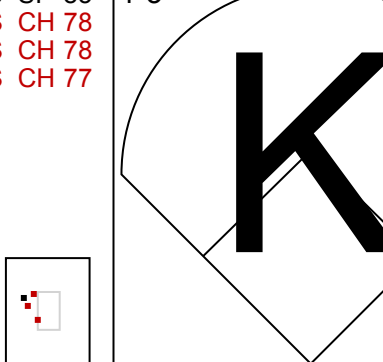
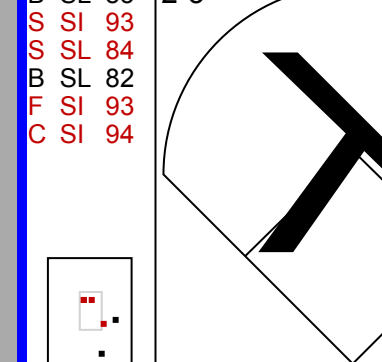
Batter	1	2	3	4	5	6	7	8	9	AB	R	H	RBI	BB	SO	LOB	BOTTOM							
22 Andrew McCutchen, R OBP: 0.360, SLG: 0.385										4	0	1	1	0	1	1								
2 Jean Segura, R OBP: 0.352, SLG: 0.470										4	1	2	1	0	0	2								
3 Bryce Harper, L OBP: 0.368, SLG: 0.433										4	0	1	0	0	1	1								
17 Rhys Hoskins, R OBP: 0.404, SLG: 0.570										4	0	1	0	0	1	2								
10 J.T. Realmuto, R OBP: 0.337, SLG: 0.421											4	0	2	0	0	0	2							
16 César Hernández, S OBP: 0.368, SLG: 0.450											3	0	0	0	1	3								
13 Sean Rodríguez, R OBP: 0.365, SLG: 0.545											2	0	0	0	0	2								
37 Odúbel Herrera, L OBP: 0.299, SLG: 0.394											2	0	0	0	0	1	0							
9 Phil Gosselin, R OBP: 0.250, SLG: 0.333											4	0	0	0	0	1	1							
49 Jake Arrieta, R OBP: 0.125, SLG: 0.125										2	0	1	0	0	0	0								
52 Jose Alvarez, L										0	0	0	0	0	0	0								
5 Nick Williams, L OBP: 0.238, SLG: 0.271										1	1	1	0	0	0	0								
12 Juan Nicasio, R										0	0	0	0	0	0	0								
50 Héctor Neris, R										0	0	0	0	0	0	0								
<b>Inning Stats</b>	R: 1 E: 0 K: 2 S: 10	H: 1 LOB: 0 BB: 0 P: 14	R: 0 E: 0 K: 0 S: 10	H: 1 LOB: 1 BB: 1 P: 17	R: 0 E: 0 K: 0 S: 13	H: 2 LOB: 0 BB: 0 P: 21	R: 0 E: 0 K: 0 S: 7	H: 1 LOB: 0 BB: 0 P: 13	R: 0 E: 0 K: 2 S: 19	H: 2 LOB: 2 BB: 0 P: 24	R: 1 E: 0 K: 1 S: 14	H: 2 LOB: 1 BB: 0 P: 20	R: 0 E: 0 K: 0 S: 4	H: 0 LOB: 0 BB: 0 P: 4	R: 0 E: 0 K: 1 S: 9	H: 0 LOB: 0 BB: 0 P: 12	1B: 7 2B: 1 3B: 0 HR: 1	SF: 0 SAC: 0 DP: 2 HBP: 0	WP: 1 PB: 0 CS: 0	PA: 35				
<b>PITCHER</b>	IP WLS BF H R ER SO BB IBB HBP BLK WP HR S P ERA WHIP	IP WLS BF H R ER SO BB IBB HBP BLK WP HR S P ERA WHIP	IP WLS BF H R ER SO BB IBB HBP BLK WP HR S P ERA WHIP	IP WLS BF H R ER SO BB IBB HBP BLK WP HR S P ERA WHIP	IP WLS BF H R ER SO BB IBB HBP BLK WP HR S P ERA WHIP	IP WLS BF H R ER SO BB IBB HBP BLK WP HR S P ERA WHIP	IP WLS BF H R ER SO BB IBB HBP BLK WP HR S P ERA WHIP	IP WLS BF H R ER SO BB IBB HBP BLK WP HR S P ERA WHIP	IP WLS BF H R ER SO BB IBB HBP BLK WP HR S P ERA WHIP	IP WLS BF H R ER SO BB IBB HBP BLK WP HR S P ERA WHIP	IP WLS BF H R ER SO BB IBB HBP BLK WP HR S P ERA WHIP	IP WLS BF H R ER SO BB IBB HBP BLK WP HR S P ERA WHIP	IP WLS BF H R ER SO BB IBB HBP BLK WP HR S P ERA WHIP	IP WLS BF H R ER SO BB IBB HBP BLK WP HR S P ERA WHIP	IP WLS BF H R ER SO BB IBB HBP BLK WP HR S P ERA WHIP	IP WLS BF H R ER SO BB IBB HBP BLK WP HR S P ERA WHIP	IP WLS BF H R ER SO BB IBB HBP BLK WP HR S P ERA WHIP	IP WLS BF H R ER SO BB IBB HBP BLK WP HR S P ERA WHIP	IP WLS BF H R ER SO BB IBB HBP BLK WP HR S P ERA WHIP	IP WLS BF H R ER SO BB IBB HBP BLK WP HR S P ERA WHIP	IP WLS BF H R ER SO BB IBB HBP BLK WP HR S P ERA WHIP	IP WLS BF H R ER SO BB IBB HBP BLK WP HR S P ERA WHIP	IP WLS BF H R ER SO BB IBB HBP BLK WP HR S P ERA WHIP	IP WLS BF H R ER SO BB IBB HBP BLK WP HR S P ERA WHIP

Milwaukee Brewers @ Philadelphia Phillies  
Citizens Bank Park, Philadelphia, PA  
Wed May 15 2019, 7:08 PM - 10:27 PM EDT  
Att: 28,129 - Partly Cloudy - 73 F

AB	34
R	2
H	9
RBI	2
BB	1
SO	6
LOB	14

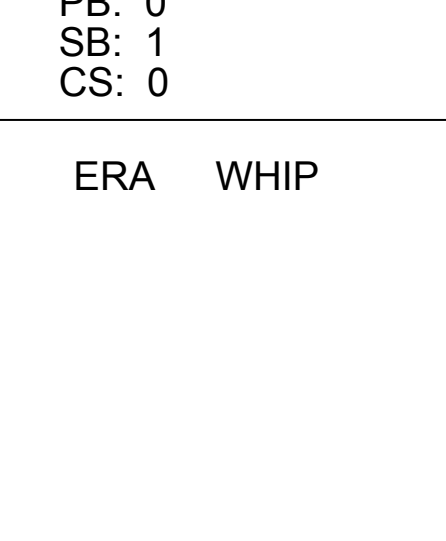




Batter	1	2	3	4	5	6	7	8	9	AB	R	H	RBI	BB	SO	LOB	TOP					
16 Ben Gamel, L (1,8) OBP: 0.357, SLG: 0.366			 10 BB 8 1B							6	0	0	0	0	4	4						
22 Christian Yelich, L (1,9) OBP: 0.458, SLG: 0.700						 8 SF 8			 11 HR	5	3	3	2	0	1	3						
8 Ryan Braun, R (1,7) OBP: 0.338, SLG: 0.504			 10 BB		 11 1B 10 SF7		 11 HBP 10 HR	 11 1B 7 BB		4	3	3	1	1	1	1						
11 Mike Moustakas, L (1,5) OBP: 0.328, SLG: 0.532					 7 BB		 10 HR	 7 BB 10 BB	 2H	5	2	3	2	0	1	3						
10 Yasmani Grandal, S (1,2) OBP: 0.358, SLG: 0.467 26 Jacob Nottingham, R (9,2)			 1-2 2-3				 1-H 2-H	 7 BB		3	1	1	4	2	1	1						
18 Keston Hiura, R (1,4) OBP: 0.286, SLG: 0.167										5	0	0	0	0	4	7						
7 Eric Thames, L (1,3) OBP: 0.391, SLG: 0.460				 3 F 27 1B				 1-2 2-3 3-H		3	1	1	1	2	1	0						
3 Orlando Arcia, R (1,6)							 24 BB			4	0	0	0	1	1	6						
27 Zach Davies, R (1,1) OBP: 0.200, SLG: 0.211 24 Jesus Aguilar, R (7,PH) OBP: 0.326, SLG: 0.322 43 Matt Albers, L (7,1) ERA: 4.76 14 Hernán Pérez, R (8,PH) OBP: 0.288, SLG: 0.427 37 Adrian Houser, R (8,1)						 16 FC4 8 1B	 1-2			3	1	2	1	0	0	0						
<b>Inning Stats</b>	R: 1 E: 0 K: 2 S: 11	H: 2 LOB: 1 BB: 0 P: 17	R: 0 E: 0 K: 0 S: 6	H: 0 LOB: 0 BB: 0 P: 8	R: 1 E: 0 K: 2 S: 14	H: 2 LOB: 3 BB: 1 P: 23	R: 1 E: 0 K: 2 S: 16	H: 1 LOB: 1 BB: 0 P: 21	R: 0 E: 0 K: 1 S: 12	H: 0 LOB: 1 BB: 0 P: 16	R: 3 E: 0 K: 2 S: 17	H: 1 LOB: 2 BB: 3 P: 38	R: 2 E: 0 K: 2 S: 18	H: 3 LOB: 3 BB: 2 P: 33	R: 2 E: 0 K: 2 S: 17	H: 2 LOB: 0 BB: 0 P: 26	1B: 6 2B: 3 3B: 0 HR: 4	SF: 1 SAC: 0 DP: 0 HBP: 3	WP: 0 PB: 0 CS: 1	PA: 50		
<b>PITCHER</b>	IP WLS BF H R ER SO	IP WLS BF H R ER SO	IP WLS BF H R ER SO	IP WLS BF H R ER SO	IP WLS BF H R ER SO	IP WLS BF H R ER SO	IP WLS BF H R ER SO	IP WLS BF H R ER SO	IP WLS BF H R ER SO	IP WLS BF H R ER SO	IP WLS BF H R ER SO	IP WLS BF H R ER SO	IP WLS BF H R ER SO	IP WLS BF H R ER SO	IP WLS BF H R ER SO	IP WLS BF H R ER SO	ERA WHIP	ERA WHIP				
56 Zach Eflin, R (1,1) ERA: 2.89	5.0 L 26 7 4 4 7	6.0 0 2 2 2 2	1.0 6 1 1 1 2	2.0 0 0 0 0 0	1.0 14 30 9.00 3.000	1.0 18 33 18.00 5.000	1.0 5 2 2 2 2	1.0 5 2 2 2 2	1.0 5 2 2 2 2	1.0 5 2 2 2 2	1.0 5 2 2 2 2	1.0 5 2 2 2 2	1.0 5 2 2 2 2	1.0 5 2 2 2 2	1.0 5 2 2 2 2	1.0 5 2 2 2 2	7.20 1.800					
46 Adam Morgan, L (6,1) ERA: 2.35	1.0 6 1 1 1 2	1.0 6 1 1 1 2	1.0 6 1 1 1 2	1.0 6 1 1 1 2	1.0 6 1 1 1 2	1.0 6 1 1 1 2	1.0 6 1 1 1 2	1.0 6 1 1 1 2	1.0 6 1 1 1 2	1.0 6 1 1 1 2	1.0 6 1 1 1 2	1.0 6 1 1 1 2	1.0 6 1 1 1 2	1.0 6 1 1 1 2	1.0 6 1 1 1 2	1.0 6 1 1 1 2						
58 Seranthony Dominguez, R (7,1) ERA: 4.76	1.0 6 1 1 1 2	1.0 6 1 1 1 2	1.0 6 1 1 1 2	1.0 6 1 1 1 2	1.0 6 1 1 1 2	1.0 6 1 1 1 2	1.0 6 1 1 1 2	1.0 6 1 1 1 2	1.0 6 1 1 1 2	1.0 6 1 1 1 2	1.0 6 1 1 1 2	1.0 6 1 1 1 2	1.0 6 1 1 1 2	1.0 6 1 1 1 2	1.0 6 1 1 1 2	1.0 6 1 1 1 2						
41 Edgar Garcia, R (8,1) ERA: 6.0	1.0 6 1 1 1 2	1.0 6 1 1 1 2	1.0 6 1 1 1 2	1.0 6 1 1 1 2	1.0 6 1 1 1 2	1.0 6 1 1 1 2	1.0 6 1 1 1 2	1.0 6 1 1 1 2	1.0 6 1 1 1 2	1.0 6 1 1 1 2	1.0 6 1 1 1 2	1.0 6 1 1 1 2	1.0 6 1 1 1 2	1.0 6 1 1 1 2	1.0 6 1 1 1 2	1.0 6 1 1 1 2						
54 Austin Davis, L (9,1) ERA: 3.98	1.0 6 1 1 1 2	1.0 6 1 1 1 2	1.0 6 1 1 1 2	1.0 6 1 1 1 2	1.0 6 1 1 1 2	1.0 6 1 1 1 2	1.0 6 1 1 1 2	1.0 6 1 1 1 2	1.0 6 1 1 1 2	1.0 6 1 1 1 2	1.0 6 1 1 1 2	1.0 6 1 1 1 2	1.0 6 1 1 1 2	1.0 6 1 1 1 2	1.0 6 1 1 1 2	1.0 6 1 1 1 2						
<b>Batter</b>	<b>1</b>	<b>2</b>	<b>3</b>	<b>4</b>	<b>5</b>	<b>6</b>	<b>7</b>	<b>8</b>	<b>9</b>	<b>AB</b>	<b>R</b>	<b>H</b>	<b>RBI</b>	<b>BB</b>	<b>SO</b>	<b>LOB</b>	<b>BOTTOM</b>					
22 Andrew McCutchen, R (1,7) OBP: 0.363, SLG: 0.390			 3 F 2 G6-3		 3 1B					3	1	1	0	1	1	0						
3 Bryce Harper, L (1,9) OBP: 0.355, SLG: 0.429			 2 G6-3 17 SF8		 2 G4-6-3					4	1	1	0	0	1	1						
2 Jean Segura, R (1,6) OBP: 0.349, SLG: 0.486					 1-2					4	1	1	2	0	0	3						
17 Rhys Hoskins, R (1,3) OBP: 0.396, SLG: 0.558			 3-H							3	0	0	1	0	1	0						
16 César Hernández, S (1,4) OBP: 0.360, SLG: 0.439										4	0	0	0	0	0	0						
37 Odúbel Herrera, L (1,8) OBP: 0.300, SLG: 0.386 41 Edgar Garcia, R (8,1) 54 Austin Davis, L (9,1) 9 Phil Gosselin, R (9,PH) OBP: 0.243, SLG: 0.324										2	0	0	0	0	1	0						
15 Andrew Knapp, S (1,2) OBP: 0.333, SLG: 0.222	 7 E									4	0	1	0	0	0	1						
7 Maikel Franco, R (1,5) OBP: 0.314, SLG: 0.430										3	0	0	0	0	0	1						
56 Zach Eflin, R (1,1) OBP: 0.133, SLG: 0.133 5 Nick Williams, L (6,PH) OBP: 0.234, SLG: 0.267 46 Adam Morgan, L (6,1) 13 Sean Rodríguez, R (7,7) OBP: 0.370, SLG: 0.522 58 Seranthony Dominguez, R (1,1)										1	0	0	0	0	1	2						
<b>Inning Stats</b>	R: 1 E: 0 K: 1 S: 11	H: 1 LOB: 0 BB: 0 P: 20	R: 0 E: 1 K: 2 S: 11	H: 1 LOB: 2 BB: 0 P: 19	R: 2 E: 1 K: 0 S: 10	H: 0 LOB: 0 BB: 1 P: 22	R: 0 E: 0 K: 0 S: 5	H: 0 LOB: 0 BB: 0 P: 6	R: 0 E: 0 K: 1 S: 12	H: 2 LOB: 1 BB: 0 P: 17	R: 0 E: 0 K: 1 S: 6	H: 0 LOB: 1 BB: 0 P: 8	R: 0 E: 0 K: 1 S: 8	H: 0 LOB: 0 BB: 0 P: 14	R: 0 E: 0 K: 1 S: 10	H: 0 LOB: 0 BB: 0 P: 15	R: 0 E: 0 K: 0 S: 7	H: 0 LOB: 0 BB: 0 P: 8	1B: 2 2B: 1 3B: 0 HR: 1	SF: 1 SAC: 0 DP: 1 HBP: 1	WP: 0 PB: 0 CS: 0	PA: 34
<b>PITCHER</b>	IP WLS BF H R ER SO	IP WLS BF H R ER SO	IP WLS BF H R ER SO	IP WLS BF H R ER SO	IP WLS BF H R ER SO	IP WLS BF H R ER SO	IP WLS BF H R ER SO	IP WLS BF H R ER SO	IP WLS BF H R ER SO	IP WLS BF H R ER SO	IP WLS BF H R ER SO	IP WLS BF H R ER SO	IP WLS BF H R ER SO	IP WLS BF H R ER SO	IP WLS BF H R ER SO	IP WLS BF H R ER SO	ERA WHIP	ERA WHIP				
27 Zach Davies, R (1,1) ERA: 1.54	6.0 W 25 4 3 3 1	1.0 3 0 0 0 1	1.0 3 0 0 0 1	1.0 3 0 0 0 1	1.0 3 0 0 0 1	1.0 3 0 0 0 1	1.0 3 0 0 0 1	1.0 3 0 0 0 1	1.0 3 0 0 0 1	1.0 3 0 0 0 1	1.0 3 0 0 0 1	1.0 3 0 0 0 1	1.0 3 0 0 0 1	1.0 3 0 0 0 1	1.0 3 0 0 0 1	1.0 3 0 0 0 1	1.50 0.833					
43 Matt Albers, R (7,1) ERA: 4.29	1.0 3 0 0 0 1	1.0 3 0 0 0 1	1.0 3 0 0 0 1	1.0 3 0 0 0 1	1.0 3 0 0 0 1	1.0 3 0 0 0 1	1.0 3 0 0 0 1	1.0 3 0 0 0 1	1.0 3 0 0 0 1	1.0 3 0 0 0 1	1.0 3 0 0 0 1	1.0 3 0 0 0 1	1.0 3 0 0 0 1	1.0 3 0 0 0 1	1.0 3 0 0 0 1	1.0 3 0 0 0 1						
37 Adrian Houser, R (8,1) ERA: 5.11	2.0 6 0 0 0 1	2.0 6 0 0 0 1	2.0 6 0 0 0 1	2.0 6 0 0 0 1	2.0 6 0 0 0 1	2.0 6 0 0 0 1	2.0 6 0 0 0 1	2.0 6 0 0 0 1	2.0 6 0 0 0 1	2.0 6 0 0 0 1	2.0 6 0 0 0 1	2.0 6 0 0 0 1	2.0 6 0 0 0 1	2.0 6 0 0 0 1	2.0 6 0 0 0 1	2.0 6 0 0 0 1						


Milwaukee Brewers @ Philadelphia Phillies  
Citizens Bank Park, Philadelphia, PA  
Thu May 16 2019, 1:06 PM - 4:23 PM EDT  
Att: 38,346 - Partly Cloudy - 73 F

AB 39  
R 11  
H 13  
RBI 11  
BB 7  
SO 14  
LOB 28



Milwaukee Brewers @ Philadelphia Phillies  
Citizens Bank Park, Philadelphia, PA  
Thu May 16 2019, 1:06 PM - 4:23 PM EDT  
Att: 38,346 - Partly Cloudy - 73 F

AB 31  
R 3  
H 4  
RBI 3  
BB 1  
SO 7  
LOB 8





Batter	1	2	3	4	5	6	7	8	9	AB	R	H	RBI	BB	SO	LOB	TOP					
19 Charlie Blackmon, L (1,9) OBP: 0.357, SLG: 0.565	F9		G4-3 27 12 2B		P4		G6-3			4	1	1	0	0	0	0						
27 Trevor Story, R (1,6) OBP: 0.337, SLG: 0.483	K		G4-3		F8		G4-3			4	0	0	0	0	0	1						
28 Nolan Arenado, R (1,5) OBP: 0.358, SLG: 0.590	G4-3		P4				L5			4	1	1	0	0	0	1						
12 Mark Reynolds, R (1,3) OBP: 0.320, SLG: 0.410 9 Daniel Murphy, L (8,PH) OBP: 0.297, SLG: 0.365		F8			F8		F7			3	0	1	1	0	0	1						
15 Raimel Tapia, L (1,7) OBP: 0.328, SLG: 0.571					L9					3	1	1	0	1	0	1						
20 Ian Desmond, R (1,8) OBP: 0.284, SLG: 0.430					G3					4	1	1	2	0	0	1						
7 Brendan Rodgers, R (1,4)					F9		P6			4	0	0	1	0	1	1						
14 Tony Wolters, L (1,2) OBP: 0.350, SLG: 0.400					K		F7			3	0	0	0	0	1	2						
55 Jon Gray, R (1,1) OBP: 0.053, SLG: 0.053 54 Carlos Estévez, R (5,1) 22 Chris Iannetta, R (7,PH) OBP: 0.346, SLG: 0.489 29 Bryan Shaw, S (7,1)					P2		K			2	0	0	0	0	0	3						
<b>Inning Stats</b>	R: 0 E: 0 K: 1 S: 13	H: 0 LOB: 0 BB: 0 P: 18	R: 1 E: 2 K: 0 S: 10	H: 0 LOB: 2 BB: 1 P: 16	R: 1 E: 0 K: 0 S: 11	H: 3 LOB: 2 BB: 0 P: 16	R: 0 E: 0 K: 1 S: 6	H: 0 LOB: 0 BB: 0 P: 6	R: 0 E: 0 K: 0 S: 6	H: 0 LOB: 0 BB: 0 P: 9	R: 2 E: 0 K: 0 S: 14	H: 2 LOB: 0 BB: 0 P: 19	R: 0 E: 0 K: 1 S: 9	H: 0 LOB: 0 BB: 0 P: 11	R: 0 E: 0 K: 0 S: 7	H: 0 LOB: 0 BB: 0 P: 14	R: 0 E: 0 K: 1 S: 6	H: 0 LOB: 0 BB: 0 P: 7	1B: 2 2B: 2 3B: 0 HR: 1	SF: 0 SAC: 0 DP: 1 HBP: 0	WP: 0 PB: 0 SB: 0 CS: 0	PA: 34
<b>PITCHER</b>	IP WLS BF H R ER SO BB IBB HBP BLK WP HR S P ERA WHIP	IP WLS BF H R ER SO BB IBB HBP BLK WP HR S P ERA WHIP	IP WLS BF H R ER SO BB IBB HBP BLK WP HR S P ERA WHIP	IP WLS BF H R ER SO BB IBB HBP BLK WP HR S P ERA WHIP	IP WLS BF H R ER SO BB IBB HBP BLK WP HR S P ERA WHIP	IP WLS BF H R ER SO BB IBB HBP BLK WP HR S P ERA WHIP	IP WLS BF H R ER SO BB IBB HBP BLK WP HR S P ERA WHIP	IP WLS BF H R ER SO BB IBB HBP BLK WP HR S P ERA WHIP	IP WLS BF H R ER SO BB IBB HBP BLK WP HR S P ERA WHIP	IP WLS BF H R ER SO BB IBB HBP BLK WP HR S P ERA WHIP	IP WLS BF H R ER SO BB IBB HBP BLK WP HR S P ERA WHIP	IP WLS BF H R ER SO BB IBB HBP BLK WP HR S P ERA WHIP	IP WLS BF H R ER SO BB IBB HBP BLK WP HR S P ERA WHIP	IP WLS BF H R ER SO BB IBB HBP BLK WP HR S P ERA WHIP	IP WLS BF H R ER SO BB IBB HBP BLK WP HR S P ERA WHIP	IP WLS BF H R ER SO BB IBB HBP BLK WP HR S P ERA WHIP	IP WLS BF H R ER SO BB IBB HBP BLK WP HR S P ERA WHIP	IP WLS BF H R ER SO BB IBB HBP BLK WP HR S P ERA WHIP	IP WLS BF H R ER SO BB IBB HBP BLK WP HR S P ERA WHIP			

Colorado Rockies @ Philadelphia Phillies  
Citizens Bank Park, Philadelphia, PA  
Fri May 17 2019, 7:44 PM - 10:26 PM EDT  
Att: 28,079 - Cloudy - 73 F

livebaseballscores.com

AB 33  
R 4  
H 5  
RBI 4  
BB 1  
SO 4  
LOB 11



Batter	1	2	3	4	5	6	7	8	9	AB	R	H	RBI	BB	SO	LOB	BOTTOM			
22 Andrew McCutchen, R (1,7) OBP: 0.371, SLG: 0.410	CS		HR		2B		K			2	2	1	2	2	1	0				
2 Jean Segura, R (1,6) OBP: 0.380, SLG: 0.500	CS		F8		2B		2B			4	1	3	0	0	0	0				
3 Bryce Harper, L (1,9) OBP: 0.363, SLG: 0.430	K				2B		G6-3			4	0	1	2	0	2	2				
17 Rhys Hoskins, R (1,3) OBP: 0.387, SLG: 0.544	CS		K		K		P5			4	0	0	0	0	2	1				
10 J.T. Realmuto, R (1,2) OBP: 0.335, SLG: 0.423	F9				2B		K			4	1	1	0	0	2	0				
16 César Hernández, S (1,4) OBP: 0.363, SLG: 0.453	K				2B		37 F9 2B			4	0	2	1	0	1	0				
37 Odúbel Herrera, L (1,8) OBP: 0.292, SLG: 0.375			K		K2-3		F9			3	0	0	0	0	2	2				
7 Maikel Franco, R (1,5) OBP: 0.308, SLG: 0.422			G4-3		K		G5-3			3	0	0	0	0	1	1				
47 Cole Irvin, L (1,1) 52 Jose Alvarez, L (7,1) 5 Nick Williams, L (7,PH) 93 Pat Neshek, S (8,1) 50 Héctor Neris, R (9,1)					L7		K			1	1	0	0	1	0	0				
<b>Inning Stats</b>	R: 0 E: 0 K: 1 S: 7	H: 1 LOB: 0 BB: 1 P: 15	R: 0 E: 0 K: 2 S: 7	H: 0 LOB: 0 BB: 0 P: 11	R: 2 E: 0 K: 1 S: 15	H: 1 LOB: 1 BB: 1 P: 23	R: 1 E: 0 K: 3 S: 19	H: 2 LOB: 1 BB: 0 P: 30	R: 2 E: 0 K: 1 S: 17	H: 2 LOB: 1 BB: 1 P: 24	R: 0 E: 0 K: 1 S: 9	H: 1 LOB: 1 BB: 0 P: 14	R: 0 E: 0 K: 2 S: 12	H: 1 LOB: 0 BB: 0 P: 15	R: 0 E: 0 K: 1 S: 7	H: 0 LOB: 0 BB: 0 P: 8	1B: 2 2B: 5 3B: 0 HR: 1	SF: 0 SAC: 0 DP: 0 HBP: 0	WP: 0 PB: 0 SB: 0 CS: 2	PA: 34
<b>PITCHER</b>	IP WLS BF H R ER SO BB IBB HBP BLK WP HR S P ERA WHIP	IP WLS BF H R ER SO BB IBB HBP BLK WP HR S P ERA WHIP	IP WLS BF H R ER SO BB IBB HBP BLK WP HR S P ERA WHIP	IP WLS BF H R ER SO BB IBB HBP BLK WP HR S P ERA WHIP	IP WLS BF H R ER SO BB IBB HBP BLK WP HR S P ERA WHIP	IP WLS BF H R ER SO BB IBB HBP BLK WP HR S P ERA WHIP	IP WLS BF H R ER SO BB IBB HBP BLK WP HR S P ERA WHIP	IP WLS BF H R ER SO BB IBB HBP BLK WP HR S P ERA WHIP	IP WLS BF H R ER SO BB IBB HBP BLK WP HR S P ERA WHIP	IP WLS BF H R ER SO BB IBB HBP BLK WP HR S P ERA WHIP	IP WLS BF H R ER SO BB IBB HBP BLK WP HR S P ERA WHIP	IP WLS BF H R ER SO BB IBB HBP BLK WP HR S P ERA WHIP	IP WLS BF H R ER SO BB IBB HBP BLK WP HR S P ERA WHIP	IP WLS BF H R ER SO BB IBB HBP BLK WP HR S P ERA WHIP	IP WLS BF H R ER SO BB IBB HBP BLK WP HR S P ERA WHIP	IP WLS BF H R ER SO BB IBB HBP BLK WP HR S P ERA WHIP	IP WLS BF H R ER SO BB IBB HBP BLK WP HR S P ERA WHIP	IP WLS BF H R ER SO BB IBB HBP BLK WP HR S P ERA WHIP	IP WLS BF H R ER SO BB IBB HBP BLK WP HR S P ERA WHIP	

Colorado Rockies @ Philadelphia Phillies  
Citizens Bank Park, Philadelphia, PA  
Fri May 17 2019, 7:44 PM - 10:26 PM EDT  
Att: 28,079 - Cloudy - 73 F

livebaseballscores.com

AB 30  
R 5  
H 8  
RBI 5  
BB 3  
SO 12  
LOB 6





Batter	1	2	3	4	5	6	7	8	9	AB	R	H	RBI	BB	SO	LOB	TOP
19 Charlie Blackmon, L (1.9) OBP: 0.353, SLG: 0.555										5	0	1	0	0	2	1	<b>Colorado Rockies @ Philadelphia Phillies</b> Citizens Bank Park, Philadelphia, PA Sat May 18 2019, 4:07 PM - 7:25 PM EDT Att: 42,354 - Partly Cloudy - 78 F
27 Trevor Story, R (1.6) OBP: 0.333, SLG: 0.475										5	0	1	0	0	1	1	
26 David Dahl, L (1.8) OBP: 0.338, SLG: 0.488										4	0	1	0	0	3	2	
28 Nolan Arenado, R (1.5) OBP: 0.361, SLG: 0.591										3	0	1	0	1	0	0	
9 Daniel Murphy, L (1.3) OBP: 0.257, SLG: 0.348										3	0	0	0	1	2	4	
15 Raimel Tapia, L (1.7) OBP: 0.341, SLG: 0.569										4	0	2	0	0	0	1	
7 Brendan Rodgers, R (1.4) OBP: 0.125, SLG: 0.125										4	0	1	0	0	3	3	
14 Tony Wolters, L (1.2) OBP: 0.346, SLG: 0.415										4	1	1	0	0	1	2	
49 Antonio Senzatela, R (1.1) 38 Mike Dunn, L (6.1) 24 Ryan McMahon, L (7.9) 18 Seungwhan Oh, R (7.1) 51 Jake McGee, L (7.1) 12 Mark Reynolds, R (7.3) 45 Scott Oberg, R (7.1)										2	0	0	0	0	1	0	
<b>Inning Stats</b>	R: 0 H: 0 E: 0 K: 3 S: 9	WLS: 0 BF: 27 LOB: 0 BB: 0 P: 13	H: 0 R: 0 ER: 0 SO: 12	H: 2 R: 0 LOB: 2 BB: 0 P: 23	H: 0 R: 0 ER: 0 SO: 10	H: 1 R: 0 LOB: 2 BB: 1 P: 24	H: 2 R: 0 LOB: 1 BB: 0 P: 17	H: 1 R: 0 LOB: 3 BB: 1 P: 23	H: 0 R: 0 ER: 0 SO: 10	1B: 6 2B: 2 3B: 1 HR: 0	SF: 0 SAC: 0 DP: 0 HBP: 0	WP: 0 PB: 0 SB: 0 CS: 0	PA: 38				
<b>PITCHER</b>	IP: 6.0 WLS: 1 BF: 27 LOB: 0 ER: 0 ERA: 4.47	WLS: 1 BF: 1 LOB: 0 ER: 0 ERA: 2.3	H: 1 R: 0 ER: 0 SO: 0	H: 0 R: 0 ER: 0 SO: 0	H: 0 R: 0 ER: 0 SO: 0	H: 0 R: 0 ER: 0 SO: 0	H: 0 R: 0 ER: 0 SO: 7	H: 3 R: 0 ER: 0 SO: 15	H: 0 R: 0 ER: 0 SO: 10	WP: 0 HR: 0 S: 0 P: 0	ERA: 1.50 WHIP: 1.500						
22 Andrew McCutchen, R (1.7) OBP: 0.364, SLG: 0.400										4	0	0	0	0	1	0	<b>Colorado Rockies @ Philadelphia Phillies</b> Citizens Bank Park, Philadelphia, PA Sat May 18 2019, 4:07 PM - 7:25 PM EDT Att: 42,354 - Partly Cloudy - 78 F
2 Jean Segura, R (1.6) OBP: 0.354, SLG: 0.497										3	1	1	0	1	0	0	
3 Bryce Harper, L (1.9) OBP: 0.371, SLG: 0.460										3	1	2	1	1	1	1	
17 Rhys Hoskins, R (1.3) OBP: 0.390, SLG: 0.540										3	0	1	0	1	0	3	
10 J.T. Realmuto, R (1.2) OBP: 0.327, SLG: 0.412										4	0	0	0	0	1	4	
16 César Hernández, S (1.4) OBP: 0.386, SLG: 0.460										4	0	2	0	0	0	0	
37 Odúbel Herrera, L (1.8) OBP: 0.299, SLG: 0.368										2	0	0	0	2	0	1	
7 Maikel Franco, R (1.5) OBP: 0.301, SLG: 0.411										4	0	0	0	0	0	4	
27 Aaron Nola, R (1.1) OBP: 0.211, SLG: 0.063										3	0	0	0	0	1	3	
46 Adam Morgan, L (7.1) 58 Seranthony Dominguez, R (1.1) 50 Héctor Neris, R (8.1)										0	0	0	0	0	0	0	
<b>Inning Stats</b>	R: 1 H: 1 E: 0 K: 0 S: 11	WLS: 1 BF: 23 LOB: 1 BB: 1 P: 21	H: 1 R: 0 ER: 0 SO: 18	H: 1 R: 1 ER: 1 SO: 22	H: 1 R: 0 ER: 0 SO: 16	H: 1 R: 0 ER: 0 SO: 24	H: 0 R: 0 ER: 0 SO: 8	H: 1 R: 0 ER: 0 SO: 21	H: 0 R: 0 ER: 0 SO: 22	1B: 3 2B: 2 3B: 0 HR: 1	SF: 0 SAC: 0 DP: 1 HBP: 0	WP: 1 PB: 0 SB: 0 CS: 0	PA: 35				
<b>PITCHER</b>	IP: 5.0 WLS: 1 BF: 23 LOB: 1 ER: 0 ERA: 4.89	WLS: 1 BF: 4 LOB: 0 ER: 0 ERA: 4.61	H: 2 R: 0 ER: 0 SO: 1	H: 2 R: 0 ER: 0 SO: 0	H: 1 R: 0 ER: 0 SO: 7	H: 1 R: 0 ER: 0 SO: 4	H: 1 R: 0 ER: 0 SO: 17	H: 1 R: 0 ER: 0 SO: 29	H: 0 R: 0 ER: 0 SO: 17	WP: 0 HR: 0 S: 0 P: 0	ERA: 1.80 WHIP: 1.800						







Batter	1	2	3	4	5	6	7	8	9	10	AB	R	H	RBI	BB	SO	LOB	TOP									
22 Andrew McCutchen, R OBP: 0.375, SLG: 0.401											3	0	1	0	2	1	0	Philadelphia Phillies @ Chicago Cubs Wrigley Field, Chicago, IL Mon May 20 2019, 7:07 PM - 10:41 PM CDT Att: 37,909 - Partly Cloudy - 50 F									
2 Jean Segura, R OBP: 0.360, SLG: 0.481											5	1	1	1	0	1	3										
3 Bryce Harper, L OBP: 0.367, SLG: 0.465											4	1	0	0	1	1	2										
17 Rhys Hoskins, R OBP: 0.377, SLG: 0.515											4	0	0	0	1	1	2										
10 J.T. Realmuto, R OBP: 0.333, SLG: 0.453											5	2	2	2	0	1	1										
16 César Hernández, S OBP: 0.375, SLG: 0.474											5	0	3	2	0	0	0										
12 Juan Nicasio, R OBP: 0.287, SLG: 0.351											4	0	0	0	0	1	3										
7 Maikel Franco, R OBP: 0.299, SLG: 0.410											4	1	1	0	0	1	1										
49 Jake Arrieta, R OBP: 0.111, SLG: 0.111											2	0	0	0	0	2	1										
9 Phil Gosselin, R OBP: 0.388, SLG: 0.344											1	0	0	0	0	0	0										
58 Seranthony Dominguez, R OBP: 0.290, SLG: 0.267											1	0	0	0	0	0	0										
4 Scott Kingery, R OBP: 0.290, SLG: 0.267											1	0	0	0	0	0	0										
50 Hector Neris, R OBP: 0.290, SLG: 0.267											1	0	0	0	0	0	0										
46 Adam Morgan, L OBP: 0.276, SLG: 0.322											0	0	0	0	0	0	0										
13 Sean Rodriguez, R OBP: 0.276, SLG: 0.322											0	0	0	0	0	0	0										
<b>Inning Stats</b>	R: 0 E: 0 K: 1 S: 7	H: 0 LOB: 0 BB: 0 P: 10	R: 0 E: 0 K: 1 S: 9	H: 1 LOB: 1 BB: 0 P: 12	R: 0 E: 0 K: 1 S: 6	H: 0 LOB: 0 BB: 0 P: 10	R: 0 E: 0 K: 1 S: 9	H: 0 LOB: 1 BB: 1 P: 18	R: 0 E: 0 K: 3 S: 12	H: 1 LOB: 1 BB: 0 P: 17	R: 3 E: 0 K: 0 S: 15	H: 2 LOB: 1 BB: 0 P: 28	R: 0 E: 0 K: 1 S: 17	H: 2 LOB: 2 BB: 0 P: 23	R: 0 E: 0 K: 1 S: 9	H: 0 LOB: 0 BB: 0 P: 12	R: 1 E: 0 K: 1 S: 13	H: 2 LOB: 3 BB: 1 P: 20	R: 1 E: 0 K: 0 S: 10	H: 1 LOB: 0 BB: 0 P: 14	1B: 6 2B: 1 3B: 1 HR: 1	SF: 0 SAC: 0 DP: 0 HBP: 0	WP: 0 PB: 0 SB: 3 CS: 0	PA: 42			
<b>PITCHER</b>	IP 6.0	WLS 25	BF 4	H 3	R 3	ER 3	SO 7	BB 3	IBB 0	HBP 0	BLK 0	WP 0	HR 0	S 58	P 95	ERA 4.50	WHIP 1.167										
11 Yu Darvish, R ERA: 5.06																											
38 Mike Montgomery, L ERA: 5.11																											
29 Brad Brach, R ERA: 2.75																											
56 Kyle Ryan, L ERA: 4.8																											

Batter	1	2	3	4	5	6	7	8	9	10	AB	R	H	RBI	BB	SO	LOB	BOTTOM									
12 Kyle Schwarber, L OBP: 0.340, SLG: 0.403											5	1	1	0	0	3	2	Philadelphia Phillies @ Chicago Cubs Wrigley Field, Chicago, IL Mon May 20 2019, 7:07 PM - 10:41 PM CDT Att: 37,909 - Partly Cloudy - 50 F									
17 Kris Bryant, R OBP: 0.392, SLG: 0.545											5	0	0	0	0	0	1										
44 Anthony Rizzo, L OBP: 0.378, SLG: 0.532											5	0	3	1	0	0	0										
7 Victor Caratini, S OBP: 0.577, SLG: 0.750											3	1	1	0	2	1	2										
56 Kyle Ryan, L OBP: 0.392, SLG: 0.545											0	0	0	0	0	0	0										
22 Jason Heyward, L OBP: 0.343, SLG: 0.401											4	1	2	0	1	1	1										
5 Albert Almora Jr., R OBP: 0.314, SLG: 0.423											4	0	2	0	0	0	5										
3 Daniel Descalso, L OBP: 0.290, SLG: 0.333											4	1	1	2	1	1	2										
27 Addison Russell, R OBP: 0.308, SLG: 0.417											4	0	1	0	0	0	3										
11 Yu Darvish, R ERA: 5.06											1	0	0	0	0	0	3										
2 Mark Zaidis, R ERA: 3.77											1	0	0	0	0	1	0										
38 Mike Montgomery, L ERA: 5.11											0	0	0	0	0	0	0										
13 David Bote, R OBP: 0.290, SLG: 0.351											0	0	0	0	0	0	0										
29 Brad Brach, R ERA: 2.75											0	0	0	0	0	0	0										
40 Wilson Contreras, R OBP: 0.290, SLG: 0.351											0	0	0	0	0	0	0										
<b>Inning Stats</b>	R: 0 E: 0 K: 1 S: 12	H: 2 LOB: 3 BB: 1 P: 17	R: 1 E: 0 K: 0 S: 13	H: 2 LOB: 1 BB: 0 P: 22	R: 0 E: 0 K: 2 S: 13	H: 2 LOB: 2 BB: 0 P: 19	R: 0 E: 0 K: 0 S: 6	H: 0 LOB: 0 BB: 0 P: 9	R: 3 E: 1 K: 0 S: 10	H: 1 LOB: 0 BB: 2 P: 21	R: 0 E: 0 K: 1 S: 10	H: 1 LOB: 1 BB: 0 P: 11	R: 0 E: 0 K: 1 S: 7	H: 1 LOB: 0 BB: 0 P: 10	1B: 8 2B: 2 3B: 2 HR: 0	SF: 0 SAC: 2 DP: 2 HBP: 0	WP: 0 PB: 0 SB: 0 CS: 0	PA: 43									
<b>PITCHER</b>	IP 6.0	WLS 27	BF 8	H 1	R 1	ER 4	SO 1	BB 2	IBB 0	HBP 0	BLK 0	WP 0	HR 0	S 62	P 99	ERA 1.50	WHIP 1.667										
49 Jake Arrieta, R ERA: 3.77																											
58 Seranthony Dominguez, R ERA: 5.03																											
50 Hector Neris, R ERA: 1.77																											
46 Adam Morgan, L ERA: 2.12																											
12 Juan Nicasio, R ERA: 3.32																											





Batter	1	2	3	4	5	6	7	8	9	AB	R	H	RBI	BB	SO	LOB	TOP			
22 Andrew McCutchen, R (1.7) OBP: 0.373, SLG: 0.398										4	0	1	2	0	1	1	<b>Philadelphia Phillies @ Chicago Cubs</b> Wrigley Field, Chicago, IL Tue May 21 2019, 6:10 PM - 9:42 PM CDT Att: 36,768 - Overcast - 50 F			
2 Jean Segura, R (1.6) OBP: 0.365, SLG: 0.484										3	0	1	0	1	0	2				
3 Bryce Harper, L (1.9) OBP: 0.360, SLG: 0.454										4	0	0	0	0	1	2				
17 Rhys Hoskins, R (1.3) OBP: 0.380, SLG: 0.509										2	0	0	0	2	0	0				
10 J.T. Realmuto, R (1.2) OBP: 0.326, SLG: 0.442										4	0	0	0	0	0	3				
16 César Hernández, S (1.4) OBP: 0.372, SLG: 0.469										4	0	1	0	0	1	1				
4 Scott Kingery, R (1.8) OBP: 0.432, SLG: 0.650										4	1	1	0	0	1	2				
7 Maikel Franco, R (1.5) OBP: 0.298, SLG: 0.412										4	1	1	0	0	0	1				
56 Zach Efflin, R (1.1) OBP: 0.176, SLG: 0.176										2	0	1	0	0	0	0				
37 Colton Rea, R (7.1) OBP: 0.285, SLG: 0.348										1	0	0	0	0	0	2				
41 Edgar García, R (7.1) OBP: 0.285, SLG: 0.348										0	0	0	0	0	0	0				
52 Jose Alvarez, L (7.1) OBP: 0.285, SLG: 0.348										0	0	0	0	0	0	0				
9 Phil Gosselin, R (9.1) OBP: 0.298, SLG: 0.412										1	0	0	0	0	1	1				
12 Juan Nicasio, R (9.1) OBP: 0.298, SLG: 0.412										0	0	0	0	0	0	0				
<b>Inning Stats</b>	R: 0 E: 0 K: 1 S: 12	H: 1 LOB: 2 BB: 1 P: 22	R: 0 E: 0 K: 1 S: 10	H: 0 LOB: 0 BB: 0 P: 16	R: 0 E: 0 K: 1 S: 8	H: 0 LOB: 1 BB: 1 P: 17	R: 0 E: 0 K: 0 S: 11	H: 1 LOB: 1 BB: 0 P: 19	R: 0 E: 0 K: 0 S: 7	H: 0 LOB: 0 BB: 0 P: 10	R: 2 E: 0 K: 0 S: 18	H: 3 LOB: 1 BB: 0 P: 26	R: 0 E: 0 K: 0 S: 7	H: 0 LOB: 0 BB: 0 P: 8	R: 0 E: 0 K: 1 S: 10	H: 1 LOB: 1 BB: 0 P: 21	1B: 3 2B: 3 3B: 0 HR: 0	SF: 0 SAC: 0 DP: 0 HBP: 0	WP: 0 PB: 0 SB: 1 CS: 0	PA: 36
<b>PITCHER</b>	IP WLS BF H R ER SO BB IBB HBP BLK WP HR S P ERA WHIP	6.0 2.3 23 2 2 0 4 3 0 0 0 0 0 59 100 0.00 0.833	0.2 0.2 5 1 0 0 0 0 0 0 0 0 0 12 18 27.00 3.000	1.1 0.1 2 1 0 0 0 0 0 0 0 0 5 10 0.00 3.000	0.2 0.2 2 0 0 0 1 0 0 0 0 0 5 11 0.00 0.000	<b>PITCHER</b>										IP WLS BF H R ER SO BB IBB HBP BLK WP HR S P ERA WHIP	6.0 2.3 23 2 2 0 4 3 0 0 0 0 59 100 0.00 0.833			

AB	33
R	2
H	6
RBI	2
BB	3
SO	5
LOB	15



Batter	1	2	3	4	5	6	7	8	9	AB	R	H	RBI	BB	SO	LOB	BOTTOM			
12 Kyle Schwarber, L (1.7) OBP: 0.335, SLG: 0.391											4	0	0	0	1	4	<b>Philadelphia Phillies @ Chicago Cubs</b> Wrigley Field, Chicago, IL Tue May 21 2019, 6:10 PM - 9:42 PM CDT Att: 36,768 - Overcast - 50 F			
17 Kris Bryant, R (1.5) OBP: 0.402, SLG: 0.556											4	2	3	0	1	0				
44 Anthony Rizzo, L (1.3) OBP: 0.378, SLG: 0.531											4	1	1	0	1	0				
40 Wilson Contreras, R (1.2) OBP: 0.419, SLG: 0.612										5	0	1	1	0	0	4				
22 Jason Heyward, L (1.9) OBP: 0.344, SLG: 0.394											3	0	0	0	2	0				
5 Albert Almora Jr., R (1.8) OBP: 0.317, SLG: 0.418											4	0	1	1	1	2				
3 Daniel Descalso, L (1.4) OBP: 0.281, SLG: 0.322										4	0	0	0	0	1	5				
9 Javier Báez, R (9.1) OBP: 0.362, SLG: 0.597										1	0	1	1	0	0	0				
27 Addison Russell, R (1.6) OBP: 0.333, SLG: 0.407											3	0	1	0	1	0				
62 Jose Quintana, R (1.1) OBP: 0.206, SLG: 0.256										1	0	0	0	0	0	0				
2 Markakis, R (7.1) OBP: 0.342, SLG: 0.393										1	0	0	0	0	0	0				
6 Carl Edwards Jr., R (7.1) OBP: 0.342, SLG: 0.393										0	0	0	0	0	0	0				
20 Brandon Kintzler, R (7.1) OBP: 0.342, SLG: 0.393										0	0	0	0	0	0	0				
13 David Bote, R (8.1) OBP: 0.342, SLG: 0.393										1	0	1	0	0	0	0				
45 Xavier Cedeño, L (9.1) OBP: 0.342, SLG: 0.393										0	0	0	0	0	0	0				
56 Kyle Ryan, L (9.1) OBP: 0.342, SLG: 0.393										0	0	0	0	0	0	0				
<b>Inning Stats</b>	R: 1 E: 0 K: 1 S: 13	H: 1 LOB: 3 BB: 3 P: 32	R: 0 E: 0 K: 0 S: 9	H: 1 LOB: 0 BB: 0 P: 14	R: 0 E: 0 K: 0 S: 9	H: 2 LOB: 2 BB: 0 P: 13	R: 0 E: 0 K: 0 S: 12	H: 1 LOB: 1 BB: 0 P: 17	R: 0 E: 0 K: 0 S: 7	H: 0 LOB: 0 BB: 0 P: 11	R: 0 E: 0 K: 0 S: 12	H: 1 LOB: 1 BB: 0 P: 12	R: 0 E: 0 K: 0 S: 13	H: 1 LOB: 2 BB: 1 P: 21	R: 2 E: 0 K: 0 S: 13	H: 2 LOB: 3 BB: 2 P: 20	1B: 8 2B: 2 3B: 0 HR: 0	SF: 0 SAC: 1 DP: 0 HBP: 0	WP: 1 PB: 0 SB: 0 CS: 0	PA: 43
<b>PITCHER</b>	IP WLS BF H R ER SO BB IBB HBP BLK WP HR S P ERA WHIP	6.0 2.7 28 6 1 1 2 4 0 0 0 0 0 62 104 1.50 1.667	0.2 0.2 3 1 0 0 0 0 0 0 0 0 0 6 9 0.00 1.500	1.1 1.1 6 1 0 0 0 1 0 0 0 1 0 15 24 0.00 1.500	0.1 0.1 6 2 2 2 0 1 1 0 0 0 0 13 20 54.00 9.000	<b>PITCHER</b>										IP WLS BF H R ER SO BB IBB HBP BLK WP HR S P ERA WHIP	6.0 2.7 28 6 1 1 2 4 0 0 0 0 0 62 104 1.50 1.667			

AB	35
R	3
H	10
RBI	3
BB	7
SO	2
LOB	21













Batter	1	2	3	4	5	6	7	8	9	AB	R	H	RBI	BB	SO	LOB	TOP				
22 Andrew McCutchen, R (1.7) OBP: 0.383, SLG: 0.447										5	1	2	1	0	1	1	Philadelphia Phillies @ Milwaukee Brewers Miller Park, Milwaukee, WI Fri May 24 2019, 7:10 PM - 10:34 PM CDT Att: 40,254 - Roof Closed - 68 F				
2 Jean Segura, R (1.6) OBP: 0.366, SLG: 0.503										5	1	1	0	0	0	2					
3 Bryce Harper, L (1.9) OBP: 0.363, SLG: 0.455										4	0	1	2	0	0	0					
17 Rhys Hoskins, R (1.3) OBP: 0.390, SLG: 0.519										4	2	2	1	1	1	0					
10 J.T. Realmuto, R (1.2) OBP: 0.328, SLG: 0.455										4	0	1	0	0	2	2					
16 César Hernández, S (1.4) OBP: 0.386, SLG: 0.452										3	1	1	0	0	0	4					
2 Vince Velazquez, R (5.1) OBP: 0.229, SLG: 0.178										0	1	0	0	0	0	0					
15 Andrew Knauer, S (7.99) OBP: 0.353, SLG: 0.295										0	0	0	0	0	0	0					
56 Seranthony Dominguez, R (7.1) OBP: 0.353, SLG: 0.295										0	0	0	0	0	0	0					
46 Adam Morgan, L (8.1) OBP: 0.353, SLG: 0.295										0	0	0	0	0	0	0					
50 Héctor Neris, R (8.1) OBP: 0.353, SLG: 0.295										0	0	0	0	0	0	0					
4 Scott Kingery, R (1.8) OBP: 0.418, SLG: 0.627										4	1	2	1	0	1	2					
7 Maikel Franco, R (1.5) OBP: 0.289, SLG: 0.397										4	0	1	1	0	1	2					
48 Jerad Eickhoff, R (1.1) OBP: 0.341, SLG: 0.481										4	0	1	1	0	1	2					
9 Phil Gosselin, R (4.7) OBP: 0.244, SLG: 0.317										4	0	1	1	0	1	2					
41 Edgar García, R (4.1) OBP: 0.244, SLG: 0.317										4	0	1	1	0	1	2					
37 Odúbel Herrera, L (5.8) OBP: 0.280, SLG: 0.333										1	0	0	0	0	1	1					
<b>Inning Stats</b>	R: 1 E: 0 K: 0 S: 12	H: 1 LOB: 0 BB: 0 P: 20	R: 1 E: 0 K: 2 S: 13	H: 2 LOB: 1 BB: 0 P: 20	R: 0 E: 0 K: 0 S: 7	H: 0 LOB: 0 BB: 0 P: 10	R: 1 E: 0 K: 2 S: 22	H: 3 LOB: 2 BB: 0 P: 33	R: 1 E: 0 K: 2 S: 12	H: 2 LOB: 1 BB: 1 P: 22	R: 1 E: 0 K: 1 S: 8	H: 1 LOB: 0 BB: 0 P: 16	R: 0 E: 0 K: 0 S: 7	H: 0 LOB: 1 BB: 1 P: 13	R: 0 E: 0 K: 2 S: 7	H: 0 LOB: 0 BB: 0 P: 7	1B: 5 2B: 5 3B: 0 HR: 1	SF: 1 SAC: 0 DP: 0 HBP: 0	WP: 0 PB: 0 SB: 0 CS: 0	PA: 40	
<b>PITCHER</b>	IP WLS BF H R ER SO BB IBB HBP BLK WP HR S P ERA WHIP	IP WLS BF H R ER SO BB IBB HBP BLK WP HR S P ERA WHIP	IP WLS BF H R ER SO BB IBB HBP BLK WP HR S P ERA WHIP	IP WLS BF H R ER SO BB IBB HBP BLK WP HR S P ERA WHIP	IP WLS BF H R ER SO BB IBB HBP BLK WP HR S P ERA WHIP	IP WLS BF H R ER SO BB IBB HBP BLK WP HR S P ERA WHIP	IP WLS BF H R ER SO BB IBB HBP BLK WP HR S P ERA WHIP	IP WLS BF H R ER SO BB IBB HBP BLK WP HR S P ERA WHIP	IP WLS BF H R ER SO BB IBB HBP BLK WP HR S P ERA WHIP	IP WLS BF H R ER SO BB IBB HBP BLK WP HR S P ERA WHIP	IP WLS BF H R ER SO BB IBB HBP BLK WP HR S P ERA WHIP	IP WLS BF H R ER SO BB IBB HBP BLK WP HR S P ERA WHIP	IP WLS BF H R ER SO BB IBB HBP BLK WP HR S P ERA WHIP	IP WLS BF H R ER SO BB IBB HBP BLK WP HR S P ERA WHIP	IP WLS BF H R ER SO BB IBB HBP BLK WP HR S P ERA WHIP	IP WLS BF H R ER SO BB IBB HBP BLK WP HR S P ERA WHIP	IP WLS BF H R ER SO BB IBB HBP BLK WP HR S P ERA WHIP	IP WLS BF H R ER SO BB IBB HBP BLK WP HR S P ERA WHIP	IP WLS BF H R ER SO BB IBB HBP BLK WP HR S P ERA WHIP	IP WLS BF H R ER SO BB IBB HBP BLK WP HR S P ERA WHIP	IP WLS BF H R ER SO BB IBB HBP BLK WP HR S P ERA WHIP
57 Chase Anderson, R (1.1) ERA: 3.25	4.0	18	6	3	3	4	0	0	0	0	0	0	0	0	0	0	6.75	1.500			
43 Matt Albers, R (5.1) ERA: 4.71	1.0	6	2	1	1	2	1	0	0	0	0	0	0	0	0	1	22	9.00	3.000		
51 Freddy Peralta, R (6.1) ERA: 5.97	2.0	L	9	3	2	3	0	0	0	0	0	1	25	37	9.00	1.500					
39 Corbin Burnes, R (8.1) ERA: 9.88	2.0	7	0	0	0	2	1	0	0	0	0	0	14	20	0.00	0.500					

Batter	1	2	3	4	5	6	7	8	9	AB	R	H	RBI	BB	SO	LOB	BOTTOM		
6 Lorenzo Cain, R (1.8) OBP: 0.320, SLG: 0.396											4	0	0	0	0	1	1		
22 Christian Yelich, L (1.9) OBP: 0.441, SLG: 0.744											3	1	1	1	1	0	0		
8 Ryan Braun, R (1.7) OBP: 0.341, SLG: 0.481											4	1	2	0	0	0	0		
11 Mike Moustakas, L (1.5) OBP: 0.328, SLG: 0.533											3	1	1	1	1	2	2		
10 Yasmani Grandal, S (1.2) OBP: 0.376, SLG: 0.484											4	0	2	1	0	1	3		
7 Enci Thames, L (1.3) OBP: 0.367, SLG: 0.413											3	0	0	0	0	0	1		
14 Hernán Pérez, R (8.7) OBP: 0.284, SLG: 0.411											1	0	0	0	0	0	1		
18 Keston Hiura, R (1.4) OBP: 0.325, SLG: 0.432											4	0	1	0	0	2	0		
3 Orlando Arcia, R (1.6) OBP: 0.317, SLG: 0.382											4	1	1	1	0	2	1		
57 Chase Anderson, R (1.1) ERA: 3.86	3.0	15	5	4	4	1	1	0	0	0	0	0	0	0	0	0	12.00	2.000	
24 Jesús Aguilar, R (4.7) OBP: 0.367, SLG: 0.413	1.0	W	7	1	0	0	4	1	0	0	0	0	20	33	0.00	1.000			
43 Matt Albers, L (5.1) ERA: 3.86	2.0	H	3	0	0	0	1	0	0	0	0	0	8	11	0.00	0.000			
21 Vince Velazquez, R (5.1) ERA: 3.65	1.0	H	4	1	0	0	1	0	0	0	0	0	12	17	0.00	1.000			
58 Seranthony Dominguez, R (7.1) ERA: 4.71	1.0	H	4	1	0	0	1	0	0	0	0	0	12	17	0.00	1.000			
16 Ben Gamel, L (8.1) OBP: 0.353, SLG: 0.333	1.0	H	4	1	0	0	1	0	0	0	0	0	12	17	0.00	1.000			
39 Corbin Burnes, R (8.1) OBP: 0.353, SLG: 0.333	1.0	H	4	1	0	0	1	0	0	0	0	0	12	17	0.00	1.000			
26 Jacob Nottingham, R (8.99) OBP: 0.353, SLG: 0.333	1.0	H	4	1	0	0	1	0	0	0	0	0	12	17	0.00	1.000			
<b>Inning Stats</b>	R: 1 E: 0 K: 0 S: 15	H: 2 LOB: 1 BB: 0 P: 26	R: 1 E: 0 K: 1 S: 13	H: 1 LOB: 0 BB: 0 P: 20	R: 2 E: 0 K: 0 S: 17	H: 2 LOB: 1 BB: 1 P: 31	R: 0 E: 0 K: 1 S: 13	H: 1 LOB: 1 BB: 0 P: 21	R: 0 E: 0 K: 2 S: 12	H: 0 LOB: 0 BB: 1 P: 21	R: 0 E: 0 K: 1 S: 8	H: 0 LOB: 0 BB: 0 P: 12	R: 0 E: 0 K: 1 S: 8	H: 0 LOB: 0 BB: 0 P: 11	R: 0 E: 0 K: 1 S: 12	H: 1 LOB: 1 BB: 0 P: 17	R: 0 E: 0 K: 3 S: 11	H: 0 LOB: 0 BB: 0 P: 17	1B: 4 2B: 2 3B



Batter	1	2	3	4	5	6	7	8	9	AB	R	H	RBI	BB	SO	LOB	TOP					
22 Andrew McCutchen, R OBP: 0.384, SLG: 0.459										4	1	1	1	1	1	2						
2 Jean Segura, R OBP: 0.397, SLG: 0.497										4	1	1	1	1	0	1						
3 Bryce Harper, L OBP: 0.359, SLG: 0.445										4	0	0	0	1	2	4						
17 Rhys Hoskins, R OBP: 0.399, SLG: 0.546										4	2	3	2	1	0	0						
10 J.T. Realmuto, R OBP: 0.325, SLG: 0.464										5	1	1	1	0	1	4						
16 César Hernández, S OBP: 0.327, SLG: 0.476										5	1	2	2	0	0	2						
4 Scott Kingery, R OBP: 0.400, SLG: 0.589										5	1	1	0	0	2	1						
37 Odúbel Herrera, L OBP: 0.294, SLG: 0.350										3	0	2	0	1	0	0						
49 Jake Arrieta, R OBP: 0.136, SLG: 0.136										4	0	1	0	0	2	4						
52 Jose Alvarez, L (9, 1)										0	0	0	0	0	0	0						
<b>Inning Stats</b>	R: 1 H: 1 E: 0 K: 1 S: 16	H: 1 BB: 1 P: 25	R: 1 H: 2 E: 0 K: 2 S: 20	H: 2 BB: 2 P: 35	R: 1 H: 1 E: 0 K: 1 S: 8	H: 1 BB: 0 P: 12	R: 0 H: 1 E: 0 K: 1 S: 11	H: 1 BB: 1 P: 18	R: 1 H: 2 E: 0 K: 1 S: 12	H: 2 BB: 0 P: 17	R: 0 H: 0 E: 0 K: 1 S: 7	H: 0 BB: 0 P: 15	R: 0 H: 1 E: 0 K: 0 S: 12	H: 1 BB: 0 P: 19	R: 0 H: 1 E: 0 K: 1 S: 11	H: 1 BB: 0 P: 18	R: 3 H: 3 E: 0 K: 0 S: 14	H: 3 BB: 0 P: 20	1B: 6 2B: 2 3B: 0 HR: 4	SF: 0 SAC: 0 DP: 0 HBP: 0	WP: 0 PB: 0 CS: 3	PA: 43
<b>PITCHER</b>	IP: 5.0 WLS: L BF: 25 H: 7 R: 4 ER: 4 SO: 6 BB: 3 IBB: 0 HBP: 0 BLK: 0 WP: 0 HR: 2 S: 67 P: 107 ERA: 7.20 WHIP: 2.000	IP: 2.0 WLS: 8 BF: 1 H: 0 R: 0 ER: 0 SO: 1 BB: 2 IBB: 0 HBP: 0 BLK: 0 WP: 0 HR: 11 S: 34 P: 100 ERA: 0.00 WHIP: 1.500	IP: 1.0 WLS: 4 BF: 1 H: 0 R: 0 ER: 1 SO: 1 BB: 0 IBB: 0 HBP: 0 BLK: 0 WP: 0 HR: 11 S: 18 P: 100 ERA: 0.00 WHIP: 1.000	IP: 1.0 WLS: 6 BF: 3 H: 3 R: 3 ER: 3 SO: 0 BB: 0 IBB: 0 HBP: 0 BLK: 0 WP: 0 HR: 2 S: 14 P: 20 ERA: 27.00 WHIP: 3.000	<b>PITCHER</b>										IP: 5.0 WLS: L BF: 25 H: 7 R: 4 ER: 4 SO: 6 BB: 3 IBB: 0 HBP: 0 BLK: 0 WP: 0 HR: 2 S: 67 P: 107 ERA: 7.20 WHIP: 2.000	IP: 2.0 WLS: 8 BF: 1 H: 0 R: 0 ER: 0 SO: 1 BB: 2 IBB: 0 HBP: 0 BLK: 0 WP: 0 HR: 11 S: 34 P: 100 ERA: 0.00 WHIP: 1.500	IP: 1.0 WLS: 4 BF: 1 H: 0 R: 0 ER: 1 SO: 1 BB: 0 IBB: 0 HBP: 0 BLK: 0 WP: 0 HR: 11 S: 18 P: 100 ERA: 0.00 WHIP: 1.000	IP: 1.0 WLS: 6 BF: 3 H: 3 R: 3 ER: 3 SO: 0 BB: 0 IBB: 0 HBP: 0 BLK: 0 WP: 0 HR: 2 S: 14 P: 20 ERA: 27.00 WHIP: 3.000				

Philadelphia Phillies @ Milwaukee Brewers  
Miller Park, Milwaukee, WI  
Sat May 25 2019, 3:11 PM - 6:03 PM CDT  
Att: 42,475 - Sunny - 80 F

AB	38
R	7
H	12
RBI	7
BB	5
SO	8
LOB	18



Batter	1	2	3	4	5	6	7	8	9	AB	R	H	RBI	BB	SO	LOB	BOTTOM			
6 Lorenzo Cain, R OBP: 0.315, SLG: 0.389										4	0	0	0	0	0	1				
22 Christian Yelich, L OBP: 0.437, SLG: 0.732										4	0	1	0	0	0	0				
8 Ryan Braun, R OBP: 0.337, SLG: 0.475										2	0	0	0	0	1	1				
16 Ben Gamel, L OBP: 0.361, SLG: 0.368										4	1	2	1	0	1	0				
11 Mike Moustakas, L OBP: 0.332, SLG: 0.549										2	0	0	0	1	1	0				
10 Yasmani Grandal, S OBP: 0.376, SLG: 0.478										3	1	1	0	0	2	2				
7 Ency Thomas, L OBP: 0.366, SLG: 0.411										3	1	1	0	0	2	2				
18 Keston Hiura, R OBP: 0.310, SLG: 0.410										2	0	0	0	0	2	2				
37 Adrian Houser, R (6, 1)										0	0	0	0	0	0	0				
41 Junior Guerra, R (8, 1)										1	0	0	0	0	1	1				
24 Jesús Aguilar, R OBP: 0.308, SLG: 0.299										3	0	1	0	0	0	0				
58 Alex Claudio, L (9, 1)										1	0	0	0	0	0	0				
3 Orilando Arcia, R OBP: 0.318, SLG: 0.386										2	0	0	1	0	1	1				
<b>Inning Stats</b>	R: 0 H: 1 E: 0 K: 0 S: 7	H: 1 BB: 0 P: 7	R: 0 H: 1 E: 0 K: 2 S: 8	H: 1 BB: 1 P: 17	R: 0 H: 0 E: 0 K: 0 S: 8	H: 0 BB: 0 P: 10	R: 0 H: 0 E: 0 K: 3 S: 10	H: 0 BB: 0 P: 17	R: 0 H: 0 E: 0 K: 1 S: 5	H: 0 BB: 0 P: 8	R: 1 H: 1 E: 0 K: 0 S: 6	H: 1 BB: 0 P: 10	R: 1 H: 2 E: 0 K: 1 S: 10	H: 2 BB: 0 P: 18	R: 0 H: 0 E: 0 K: 1 S: 8	H: 0 BB: 0 P: 11	1B: 3 2B: 1 3B: 0 HR: 1	SF: 0 SAC: 0 DP: 1 HBP: 0	WP: 0 PB: 0 CS: 0	PA: 31
<b>PITCHER</b>	IP: 8.0 WLS: W BF: 28 H: 5 R: 2 ER: 2 SO: 8 BB: 1 IBB: 0 HBP: 0 BLK: 0 WP: 0 HR: 1 S: 62 P: 100 ERA: 2.25 WHIP: 0.750	IP: 3.6 WLS: 3 BF: 0 H: 0 R: 0 ER: 0 SO: 1 BB: 0 IBB: 0 HBP: 0 BLK: 0 WP: 0 HR: 8 S: 11 P: 11 ERA: 0.00 WHIP: 0.000	<b>PITCHER</b>										IP: 8.0 WLS: W BF: 28 H: 5 R: 2 ER: 2 SO: 8 BB: 1 IBB: 0 HBP: 0 BLK: 0 WP: 0 HR: 1 S: 62 P: 100 ERA: 2.25 WHIP: 0.750	IP: 3.6 WLS: 3 BF: 0 H: 0 R: 0 ER: 0 SO: 1 BB: 0 IBB: 0 HBP: 0 BLK: 0 WP: 0 HR: 8 S: 11 P: 11 ERA: 0.00 WHIP: 0.000						

Philadelphia Phillies @ Milwaukee Brewers  
Miller Park, Milwaukee, WI  
Sat May 25 2019, 3:11 PM - 6:03 PM CDT  
Att: 42,475 - Sunny - 80 F

AB	30
R	2
H	5
RBI	2
BB	1
SO	9
LOB	8









Batter	1	2	3	4	5	6	7	8	9	AB	R	H	RBI	BB	SO	LOB	TOP			
25 Dexter Fowler, S OBP: 0.390, SLG: 0.397	F7		K		F8		K			4	0	0	0	0	2	1				
46 Paul Goldschmidt, R OBP: 0.359, SLG: 0.449	HR		G5-3					L9		4	1	2	1	0	0	0				
12 Paul DeJong, R OBP: 0.394, SLG: 0.510	HR		K		F7			G5-3		3	1	0	0	0	1	1				
23 Marcell Ozuna, R OBP: 0.315, SLG: 0.518	HR							G5-3		4	1	1	2	0	1	0				
13 Matt Carpenter, L OBP: 0.330, SLG: 0.378	K				L9			K		4	0	0	0	0	2	0				
4 Yadier Molina, R OBP: 0.294, SLG: 0.397	G1-3							L8		2	0	0	0	1	1	0				
38 José Martínez, R OBP: 0.360, SLG: 0.416										1	0	0	0	0	0	0				
16 Kolten Wong, L OBP: 0.328, SLG: 0.374										3	0	0	0	1	2	0				
48 Harrison Bader, R OBP: 0.370, SLG: 0.436										3	0	0	0	0	1	2				
50 Adam Wainwright, R OBP: 0.158, SLG: 0.111										2	0	0	0	0	1	0				
3 Jeddy Gyorko, R OBP: 0.250, SLG: 0.257										1	0	1	0	0	0	0				
22 Jack Flaherty, R OBP: 0.125, SLG: 0.125										0	0	0	0	0	0	0				
65 Giovanny Gallegos, R OBP: 0.125, SLG: 0.125										0	0	0	0	0	0	0				
<b>Inning Stats</b>	R: 3 E: 0 K: 1 S: 18	H: 2 LOB: 0 BB: 0 P: 29	R: 0 E: 0 K: 0 S: 10	H: 0 LOB: 0 BB: 0 P: 15	R: 0 E: 0 K: 2 S: 9	H: 0 LOB: 2 BB: 2 P: 14	R: 0 E: 0 K: 1 S: 15	H: 1 LOB: 1 BB: 0 P: 19	R: 0 E: 0 K: 1 S: 11	H: 0 LOB: 0 BB: 0 P: 17	R: 0 E: 0 K: 2 S: 11	H: 1 LOB: 1 BB: 0 P: 17	R: 0 E: 0 K: 0 S: 9	H: 0 LOB: 0 BB: 0 P: 14	R: 0 E: 0 K: 2 S: 12	H: 0 LOB: 0 BB: 0 P: 15	1B: 2 2B: 0 3B: 0 HR: 2	SF: 0 SAC: 0 DP: 0 HBP: 1	WP: 0 PB: 0 SB: 0 CS: 0	PA: 34
<b>PITCHER</b>	IP WLS BF H R ER SO BB IBB HBP BLK WP HR S P ERA WHIP																			
43 Nick Pivetta, R ERA: 7.71	(1, 1) 5.0 W 21 3 3 3 6 2 0 1 0 0 2 63 106 5.40 1.000																			
41 Edgar García, R ERA: 3.18	(6, 1) 1.2 H 6 1 0 0 2 0 0 0 0 0 0 17 29 0.00 0.600																			
58 Seranthony Domínguez, R ERA: 4.43	(7, 1) 1.1 H 4 0 0 0 1 0 0 0 0 0 0 12 19 0.00 0.000																			
50 Héctor Neris, R ERA: 1.9	(9, 1) 1.0 S 3 0 0 0 2 0 0 0 0 0 0 12 15 0.00 0.000																			

St. Louis Cardinals @ Philadelphia Phillies  
Citizens Bank Park, Philadelphia, PA  
Tue May 28 2019, 7:56 PM - 10:23 PM EDT  
Att: 29,084 - Cloudy - 74 F

AB 31  
R 3  
H 4  
RBI 3  
BB 2  
SO 11  
LOB 4



Batter	1	2	3	4	5	6	7	8	9	AB	R	H	RBI	BB	SO	LOB	BOTTOM			
22 Andrew McCutchen, R OBP: 0.375, SLG: 0.446	L9				G6-3		K			4	1	1	0	0	1	0				
2 Jean Segura, R OBP: 0.354, SLG: 0.478	G6-3							G4-3		4	0	0	0	0	1	2				
3 Bryce Harper, L OBP: 0.357, SLG: 0.449	K							K		4	0	2	2	0	2	0				
17 Rhys Hoskins, R OBP: 0.396, SLG: 0.536								G6-3		4	0	2	0	0	1	1				
10 J.T. Realmuto, R OBP: 0.325, SLG: 0.462										3	1	1	0	0	1	1				
16 César Hernández, S OBP: 0.361, SLG: 0.462										3	1	1	2	0	2	1				
4 Scott Kingery, R OBP: 0.301, SLG: 0.559										3	0	0	0	0	2	1				
58 Seranthony Domínguez, R ERA: 4.43										0	0	0	0	0	0	0				
50 Héctor Neris, R ERA: 1.9										0	0	0	0	0	0	0				
5 Nick Williams, L OBP: 0.221, SLG: 0.250										3	0	0	0	0	2	0				
43 Nick Pivetta, R ERA: 7.71	(1, 1) 6.0 L 25 8 4 4 4 10 0 0 0 0 0 64 92 6.00 1.333																			
41 Edgar García, R ERA: 3.18	(6, 1) 1.2 H 6 1 0 0 2 0 0 0 0 0 0 17 29 0.00 0.600																			
7 Maikel Franco, R OBP: 0.284, SLG: 0.388	(7, 5) 2.0 6 0 0 0 3 0 0 0 0 0 19 23 0.00 0.000																			
<b>Inning Stats</b>	R: 0 E: 0 K: 1 S: 8	H: 0 LOB: 0 BB: 0 P: 10	R: 0 E: 0 K: 2 S: 12	H: 1 LOB: 1 BB: 0 P: 21	R: 2 E: 0 K: 2 S: 14	H: 3 LOB: 1 BB: 0 P: 21	R: 2 E: 0 K: 3 S: 12	H: 2 LOB: 0 BB: 0 P: 14	R: 0 E: 0 K: 0 S: 11	H: 2 LOB: 2 BB: 0 P: 15	R: 0 E: 0 K: 2 S: 7	H: 0 LOB: 0 BB: 0 P: 11	R: 0 E: 0 K: 2 S: 11	H: 0 LOB: 0 BB: 0 P: 12	R: 0 E: 0 K: 1 S: 8	H: 0 LOB: 0 BB: 0 P: 11	1B: 5 2B: 2 3B: 0 HR: 1	SF: 0 SAC: 0 DP: 0 HBP: 0	WP: 1 PB: 0 SB: 0 CS: 0	PA: 31
<b>PITCHER</b>	IP WLS BF H R ER SO BB IBB HBP BLK WP HR S P ERA WHIP																			
50 Adam Wainwright, R ERA: 4.84	(1, 1) 6.0 L 25 8 4 4 4 10 0 0 0 0 0 64 92 6.00 1.333																			
65 Giovanny Gallegos, R ERA: 3.91	(7, 1) 2.0 6 0 0 0 3 0 0 0 0 0 19 23 0.00 0.000																			

St. Louis Cardinals @ Philadelphia Phillies  
Citizens Bank Park, Philadelphia, PA  
Tue May 28 2019, 7:56 PM - 10:23 PM EDT  
Att: 29,084 - Cloudy - 74 F

AB 31  
R 4  
H 8  
RBI 4  
BB 0  
SO 13  
LOB 6



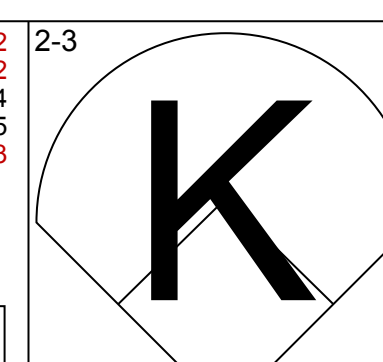
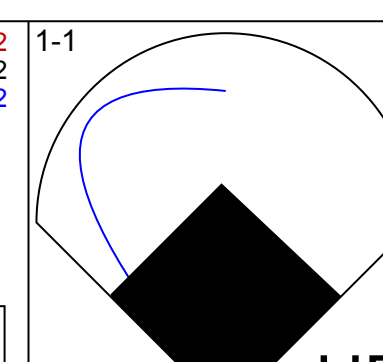
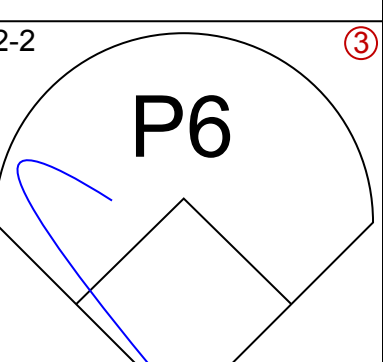
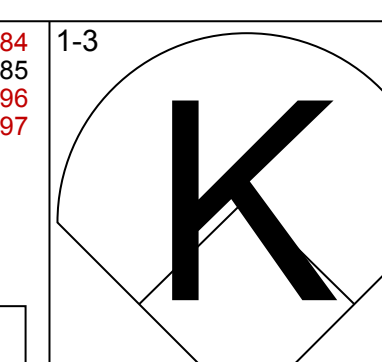
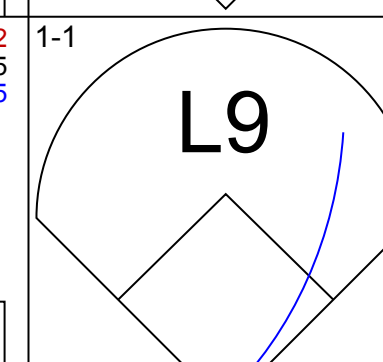
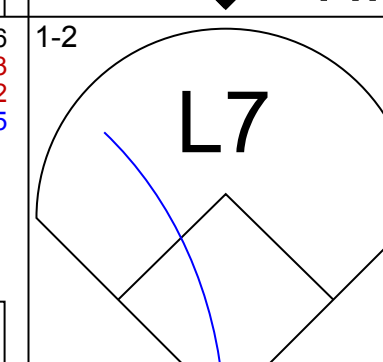
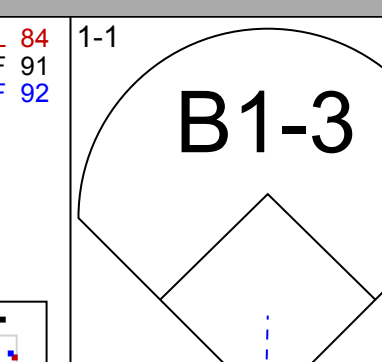
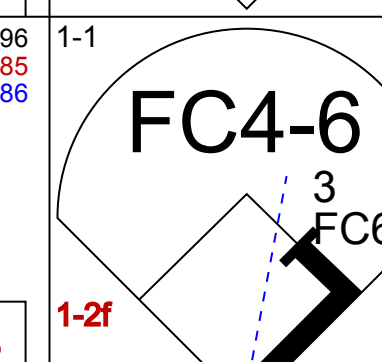
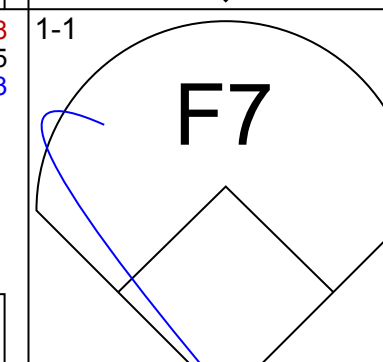
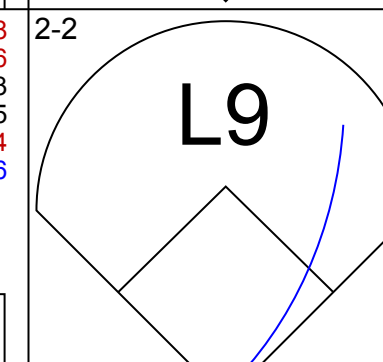
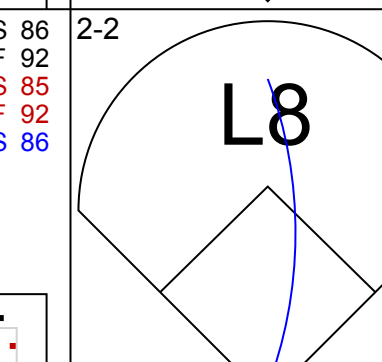
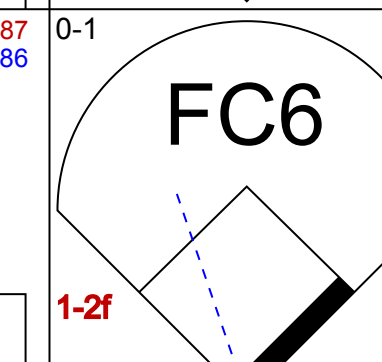
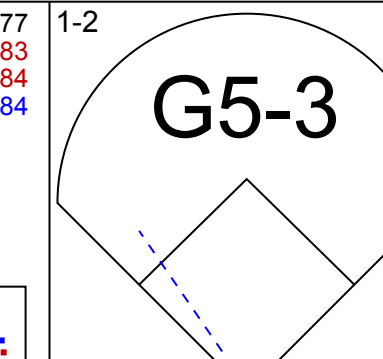
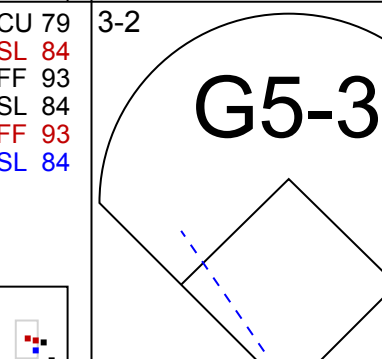
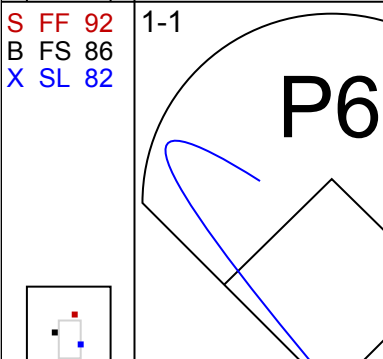
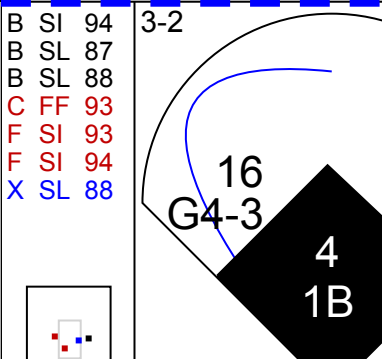

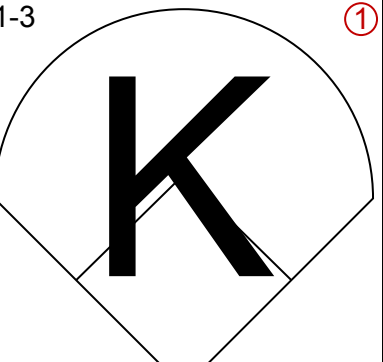
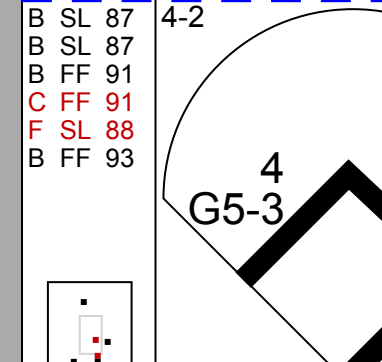
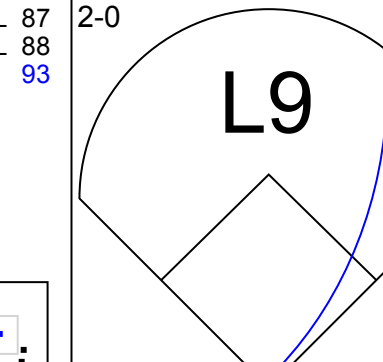

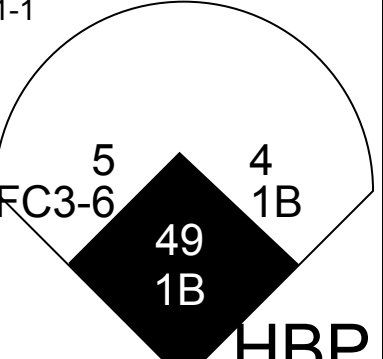
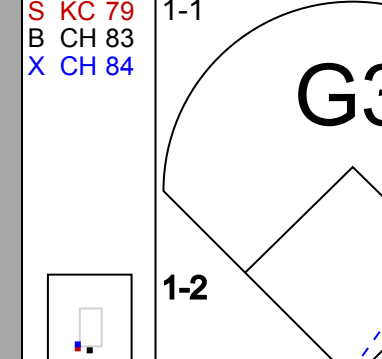
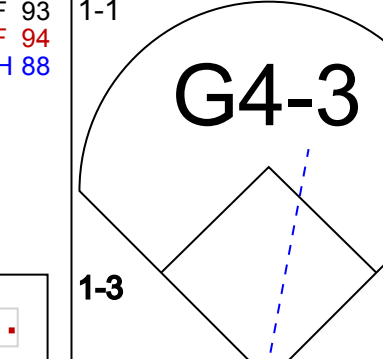
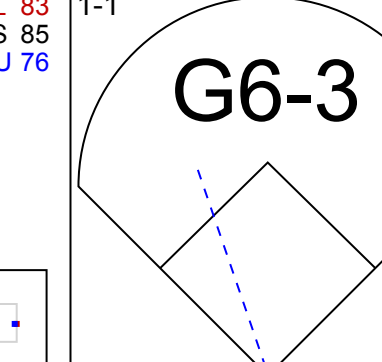
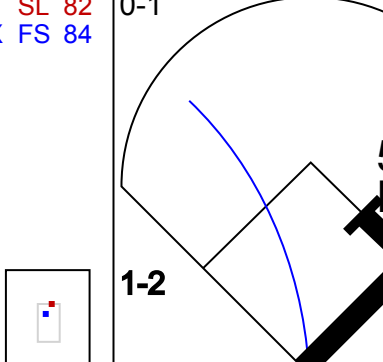
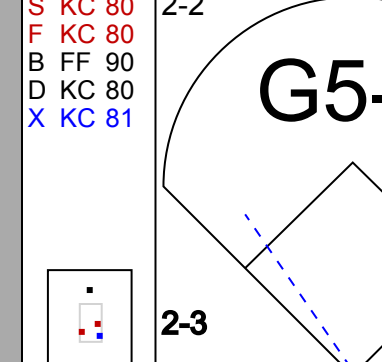
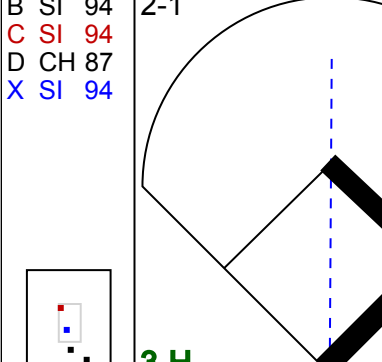
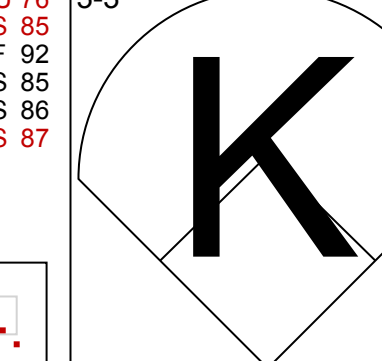
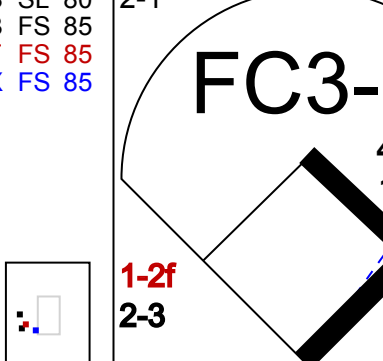
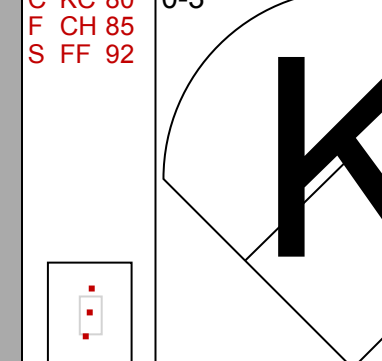
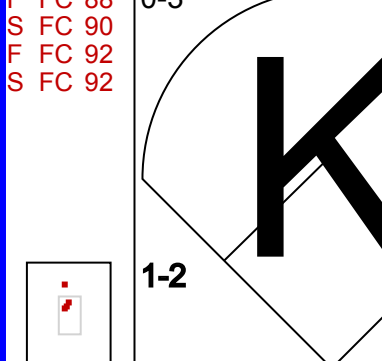
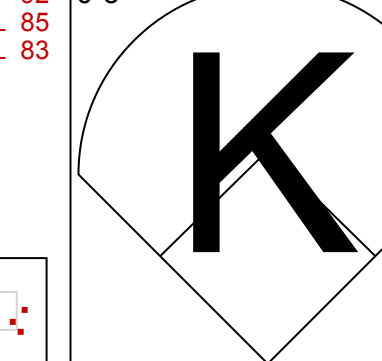
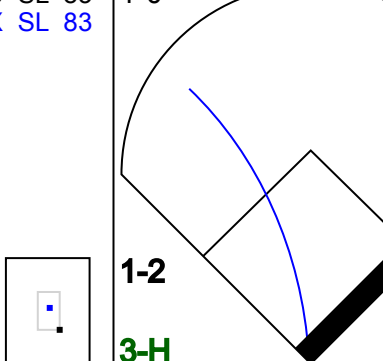

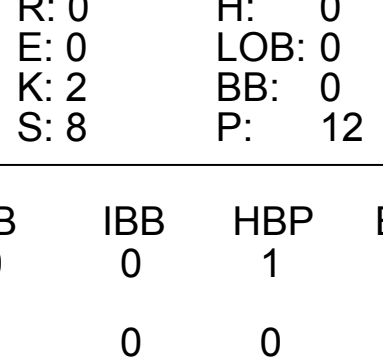
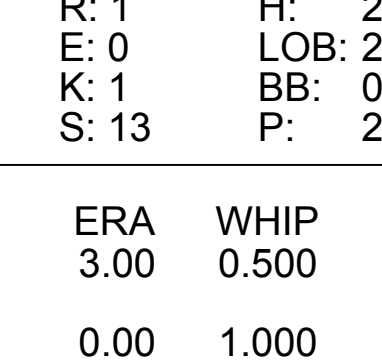
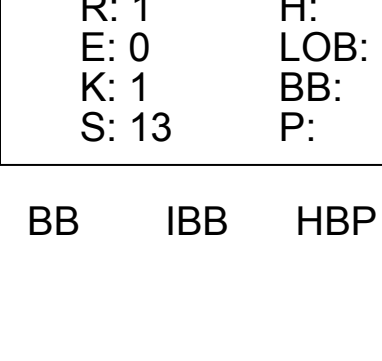
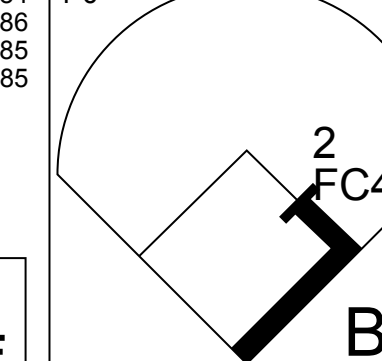


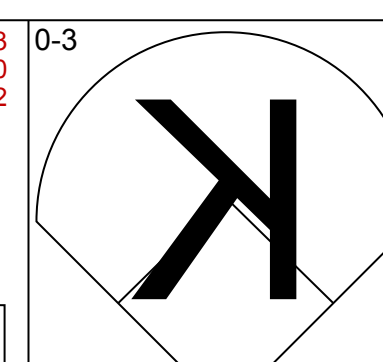
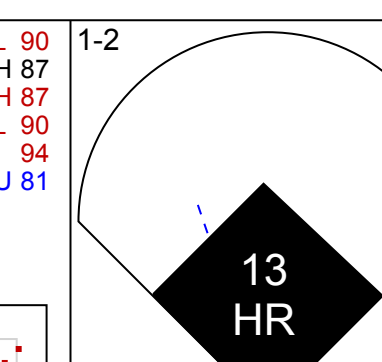
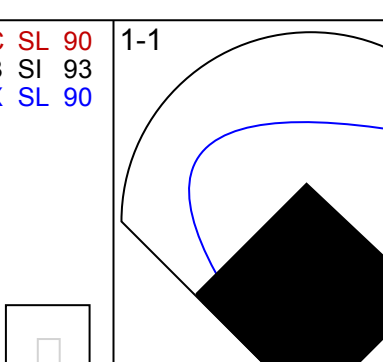
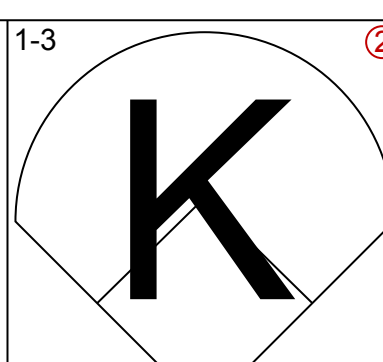
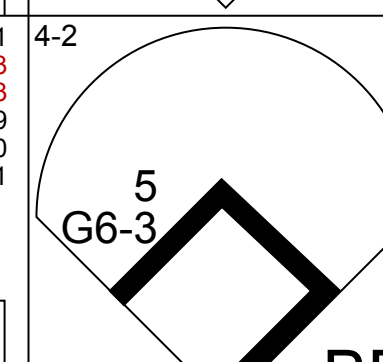
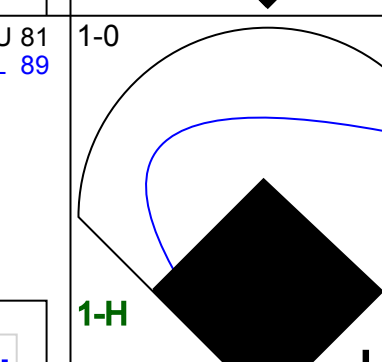
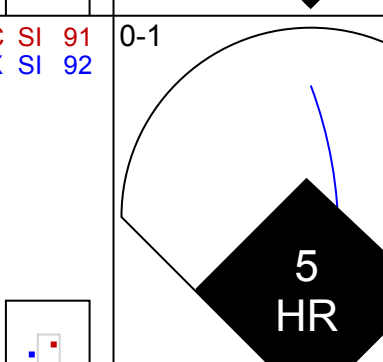
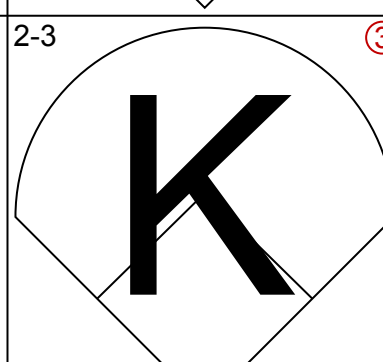
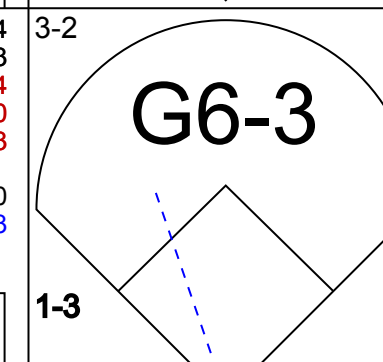
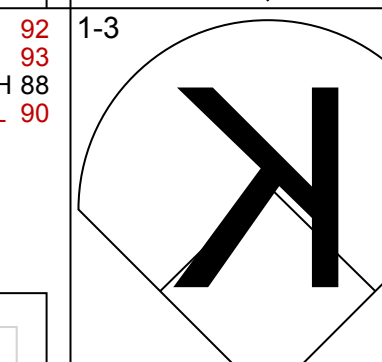
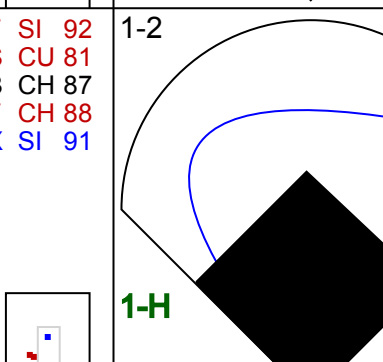
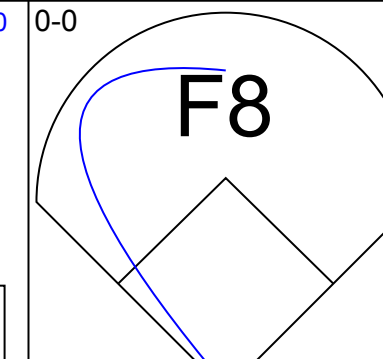
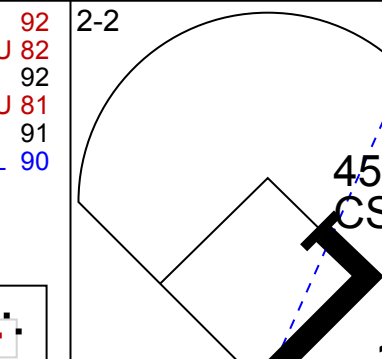
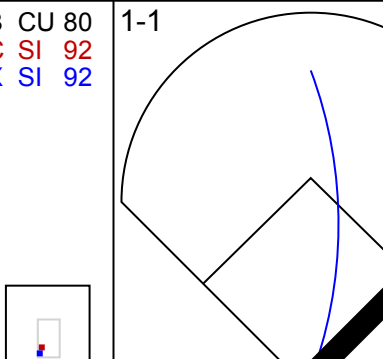

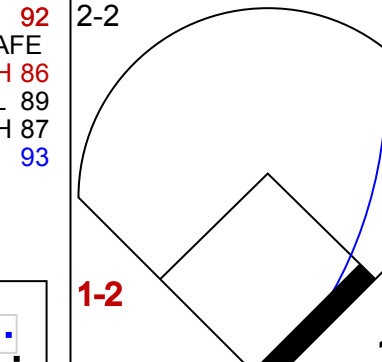
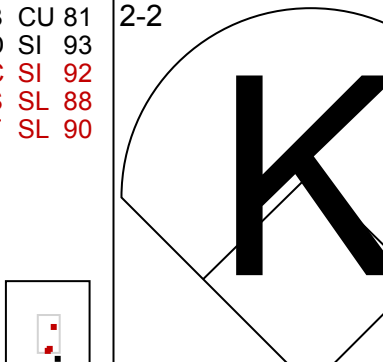

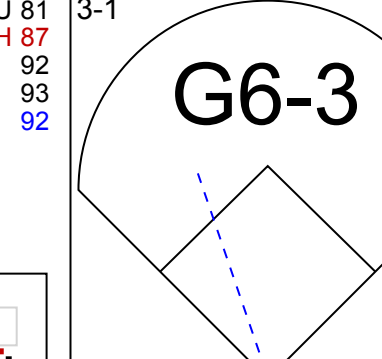
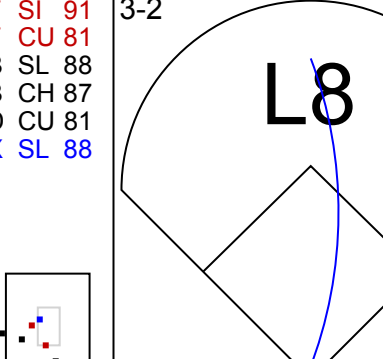

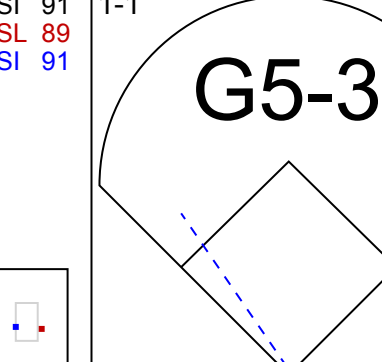
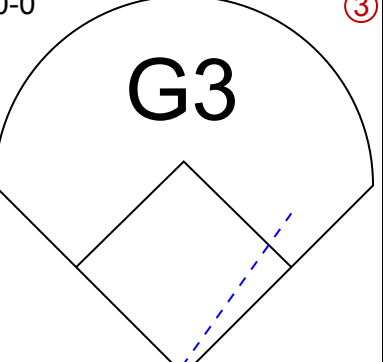

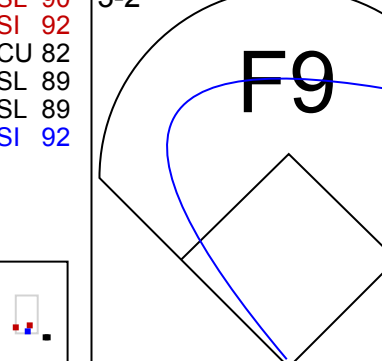
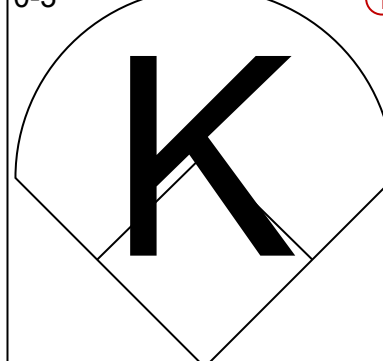


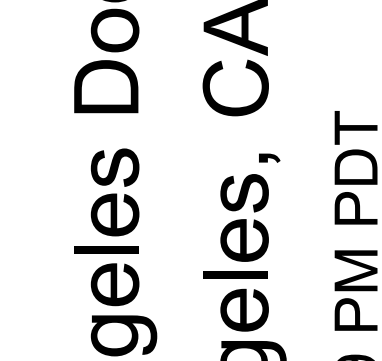






Batter	1	2	3	4	5	6	7	8	9	AB	R	H	RBI	BB	SO	LOB	TOP							
22 Andrew McCutchen, R OBP: 0.383, SLG: 0.489 (7, 7)										4	1	1	1	0	2	3	Philadelphia Phillies @ Los Angeles Dodgers Dodger Stadium, Los Angeles, CA Fri May 31 2019, 7:12 PM - 10:09 PM PDT Att: 54,307 - Partly Cloudy - 65 F							
2 Jean Segura, R OBP: 0.346, SLG: 0.461 (1, 6)										4	0	0	0	0	0	1								
3 Bryce Harper, L OBP: 0.364, SLG: 0.481 (1, 9)										4	0	0	0	0	0	1								
17 Rhys Hoskins, R OBP: 0.401, SLG: 0.535 (1, 3)										4	1	1	0	0	0	0								
10 J.T. Realmuto, R OBP: 0.319, SLG: 0.443 (1, 2)										3	0	0	0	1	2	1								
16 César Hernández, S OBP: 0.345, SLG: 0.469 (1, 4)										3	1	0	0	0	1	2								
4 Scott Kingery, R OBP: 0.382, SLG: 0.563 (7, 8)										4	0	2	1	0	0	1								
5 Nick Williams, L OBP: 0.205, SLG: 0.232 (1, 7)										3	0	0	0	0	2	3								
12 Juan Nicasio, R OBP: 0.345, SLG: 0.283 (9, PH)										0	0	0	0	0	0	0								
49 Jake Arrieta, R OBP: 0.167, SLG: 0.167 (1, 1)										1	0	0	0	0	1	1								
41 Edgar García, R (6, 1)										0	0	0	0	0	0	0								
7 Maikel Franco, R OBP: 0.284, SLG: 0.393 (7, 5)										0	0	0	0	1	0	0								
<b>Inning Stats</b>	R: 0 E: 0 K: 1 S: 7	H: 0 LOB: 0 BB: 0 P: 11	R: 0 E: 0 K: 2 S: 10	H: 0 LOB: 0 BB: 0 P: 15	R: 0 E: 0 K: 2 S: 8	H: 0 LOB: 0 BB: 0 P: 12	R: 1 E: 0 K: 0 S: 12	H: 1 LOB: 0 BB: 0 P: 19	R: 1 E: 0 K: 1 S: 13	H: 2 LOB: 2 BB: 0 P: 20	R: 0 E: 0 K: 0 S: 7	H: 0 LOB: 0 BB: 0 P: 11	R: 0 E: 0 K: 1 S: 10	H: 0 LOB: 1 BB: 1 P: 17	R: 0 E: 0 K: 1 S: 7	H: 0 LOB: 1 BB: 1 P: 13	R: 1 E: 0 K: 1 S: 13	H: 2 LOB: 1 BB: 0 P: 21	1B: 4 2B: 0 3B: 0 HR: 1	SF: 0 SAC: 0 DP: 0 HBP: 1	WP: 0 PB: 0 SB: 0 CS: 0	PA: 35		
<b>PITCHER</b>	IP WLS BF H R ER SO BB IBB HBP BLK WP HR S P ERA WHIP	IP WLS BF H R ER SO BB IBB HBP BLK WP HR S P ERA WHIP	IP WLS BF H R ER SO BB IBB HBP BLK WP HR S P ERA WHIP	IP WLS BF H R ER SO BB IBB HBP BLK WP HR S P ERA WHIP	IP WLS BF H R ER SO BB IBB HBP BLK WP HR S P ERA WHIP	IP WLS BF H R ER SO BB IBB HBP BLK WP HR S P ERA WHIP	IP WLS BF H R ER SO BB IBB HBP BLK WP HR S P ERA WHIP	IP WLS BF H R ER SO BB IBB HBP BLK WP HR S P ERA WHIP	IP WLS BF H R ER SO BB IBB HBP BLK WP HR S P ERA WHIP	IP WLS BF H R ER SO BB IBB HBP BLK WP HR S P ERA WHIP	IP WLS BF H R ER SO BB IBB HBP BLK WP HR S P ERA WHIP	IP WLS BF H R ER SO BB IBB HBP BLK WP HR S P ERA WHIP	IP WLS BF H R ER SO BB IBB HBP BLK WP HR S P ERA WHIP	IP WLS BF H R ER SO BB IBB HBP BLK WP HR S P ERA WHIP	IP WLS BF H R ER SO BB IBB HBP BLK WP HR S P ERA WHIP	IP WLS BF H R ER SO BB IBB HBP BLK WP HR S P ERA WHIP	IP WLS BF H R ER SO BB IBB HBP BLK WP HR S P ERA WHIP	IP WLS BF H R ER SO BB IBB HBP BLK WP HR S P ERA WHIP	IP WLS BF H R ER SO BB IBB HBP BLK WP HR S P ERA WHIP	IP WLS BF H R ER SO BB IBB HBP BLK WP HR S P ERA WHIP	IP WLS BF H R ER SO BB IBB HBP BLK WP HR S P ERA WHIP	IP WLS BF H R ER SO BB IBB HBP BLK WP HR S P ERA WHIP	IP WLS BF H R ER SO BB IBB HBP BLK WP HR S P ERA WHIP	IP WLS BF H R ER SO BB IBB HBP BLK WP HR S P ERA WHIP

Batter	1	2	3	4	5	6	7	8	9	AB	R	H	RBI	BB	SO	LOB	BOTTOM							
31 Joc Pederson, L OBP: 0.375, SLG: 0.662 (1, 7)										4	2	2	1	0	2	1	Philadelphia Phillies @ Los Angeles Dodgers Dodger Stadium, Los Angeles, CA Fri May 31 2019, 7:12 PM - 10:09 PM PDT Att: 54,307 - Partly Cloudy - 65 F							
13 Max Muncy, L OBP: 0.388, SLG: 0.524 (1, 5)										3	2	2	2	1	1	1								
5 Corey Seager, L OBP: 0.339, SLG: 0.426 (1, 6)										4	1	1	2	0	2	1								
35 Cody Bellinger, L OBP: 0.465, SLG: 0.749 (1, 9)										4	0	2	0	0	0	1								
45 Matt Beaty, L OBP: 0.275, SLG: 0.300 (1, 3)										4	0	1	0	0	1	1								
27 Alex Verdugo, L OBP: 0.367, SLG: 0.507 (1, 8)										4	0	0	0	0	0	2								
14 Enrique Hernández, R OBP: 0.302, SLG: 0.413 (1, 4)										4	1	2	1	0	0	1								
16 Will Smith, R OBP: 0.273, SLG: 0.364 (1, 2)										4	0	1	0	0	1	0								
18 Kenta Maeda, R OBP: 0.227, SLG: 0.248 (5, PH)										2	0	0	0	0	0	2								
25 David Freese, R OBP: 0.416, SLG: 0.386 (7, 1)										1	0	0	0	0	0	0								
68 Ross Stripling, R OBP: 0.346, SLG: 0.386 (7, 1)										0	0	0	0	0	0	0								
52 Pedro Báez, R OBP: 0.346, SLG: 0.386 (8, 1)										0	0	0	0	0	0	0								
3 Chris Taylor, R OBP: 0.302, SLG: 0.407 (8, PH)										0	0	0	0	0	0	0								
51 Dylan Floro, L (9, 1)										0	0	0	0	0	0	0								
74 Kenley Jansen, S (9, 1)										0	0	0	0	0	0	0								
<b>Inning Stats</b>	R: 0 E: 0 K: 1 S: 10	H: 0 LOB: 1 BB: 1 P: 17	R: 0 E: 0 K: 0 S: 9	H: 2 LOB: 2 BB: 0 P: 14	R: 2 E: 0 K: 1 S: 18	H: 4 LOB: 1 BB: 0 P: 28	R: 0 E: 0 K: 0 S: 9	H: 0 LOB: 0 BB: 0 P: 13	R: 3 E: 0 K: 1 S: 17	H: 4 LOB: 1 BB: 0 P: 25	R: 0 E: 0 K: 3 S: 13	H: 1 LOB: 1 BB: 0 P: 16	R: 0 E: 0 K: 1 S: 7	H: 0 LOB: 0 BB: 0 P: 10	R: 1 E: 0 K: 0 S: 10	H: 1 LOB: 0 BB: 0 P: 14	R: 1 E: 0 K: 1 S: 10	H: 1 LOB: 0 BB: 0 P: 14	1B: 8 2B: 0 3B: 0 HR: 4	SF: 0 SAC: 0 DP: 0 HBP: 0	WP: 0 PB: 0 SB: 0 CS: 1	PA: 36		
<b>PITCHER</b>	IP WLS BF H R ER SO BB IBB HBP BLK WP HR S P ERA WHIP	IP WLS BF H R ER SO BB IBB HBP BLK WP HR S P ERA WHIP	IP WLS BF H R ER SO BB IBB HBP BLK WP HR S P ERA WHIP	IP WLS BF H R ER SO BB IBB HBP BLK WP HR S P ERA WHIP	IP WLS BF H R ER SO BB IBB HBP BLK WP HR S P ERA WHIP	IP WLS BF H R ER SO BB IBB HBP BLK WP HR S P ERA WHIP	IP WLS BF H R ER SO BB IBB HBP BLK WP HR S P ERA WHIP	IP WLS BF H R ER SO BB IBB HBP BLK WP HR S P ERA WHIP	IP WLS BF H R ER SO BB IBB HBP BLK WP HR S P ERA WHIP	IP WLS BF H R ER SO BB IBB HBP BLK WP HR S P ERA WHIP	IP WLS BF H R ER SO BB IBB HBP BLK WP HR S P ERA WHIP	IP WLS BF H R ER SO BB IBB HBP BLK WP HR S P ERA WHIP	IP WLS BF H R ER SO BB IBB HBP BLK WP HR S P ERA WHIP	IP WLS BF H R ER SO BB IBB HBP BLK WP HR S P ERA WHIP	IP WLS BF H R ER SO BB IBB HBP BLK WP HR S P ERA WHIP	IP WLS BF H R ER SO BB IBB HBP BLK WP HR S P ERA WHIP	IP WLS BF H R ER SO BB IBB HBP BLK WP HR S P ERA WHIP	IP WLS BF H R ER SO BB IBB HBP BLK WP HR S P ERA WHIP	IP WLS BF H R ER SO BB IBB HBP BLK WP HR S P ERA WHIP	IP WLS BF H R ER SO BB IBB HBP BLK WP HR S P ERA WHIP	IP WLS BF H R ER SO BB IBB HBP BLK WP HR S P ERA WHIP	IP WLS BF H R ER SO BB IBB HBP BLK WP HR S P ERA WHIP	IP WLS BF H R ER SO BB IBB HBP BLK WP HR S P ERA WHIP	IP WLS BF H R ER SO BB IBB HBP BLK WP HR S P ERA WHIP

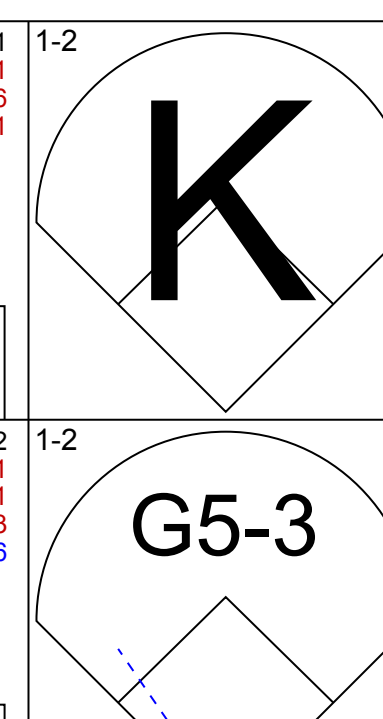
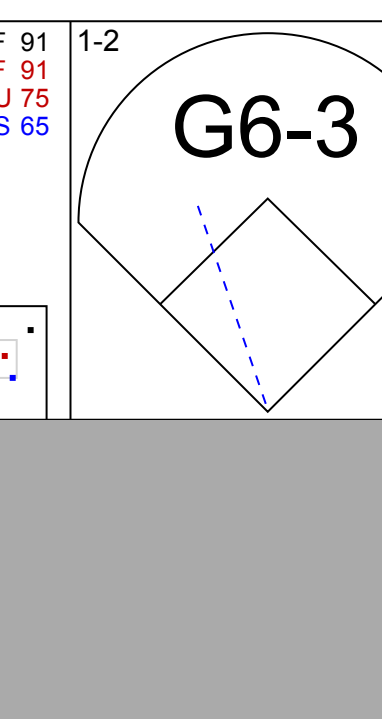
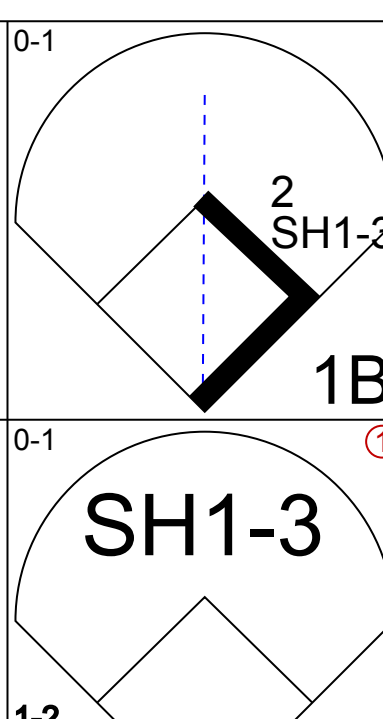
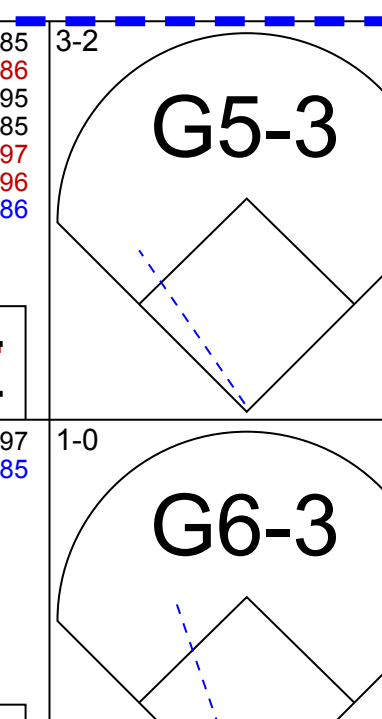
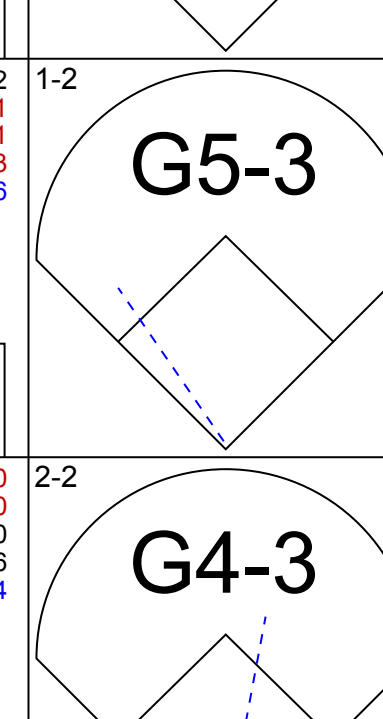
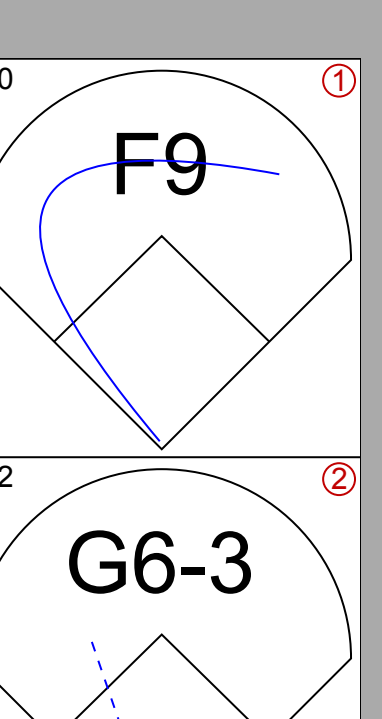
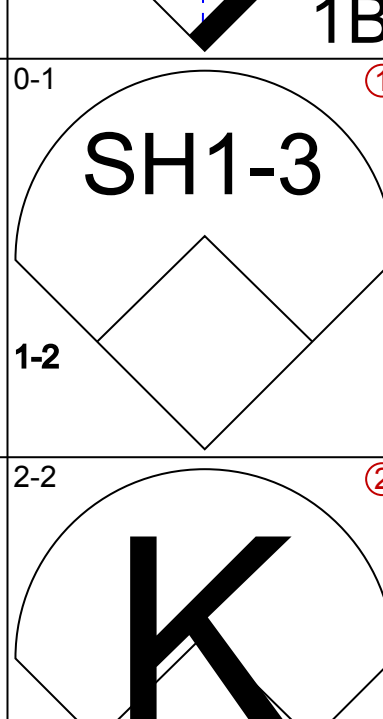
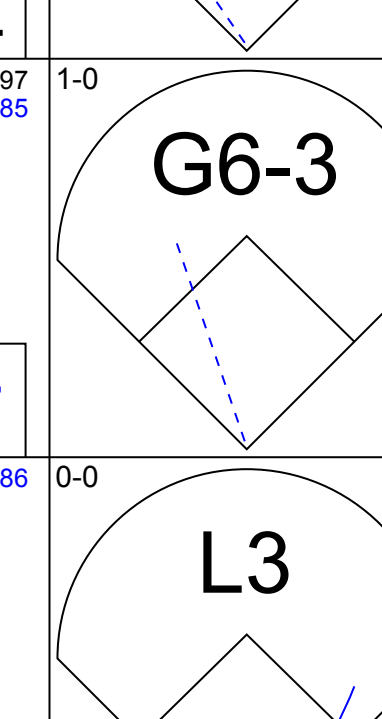
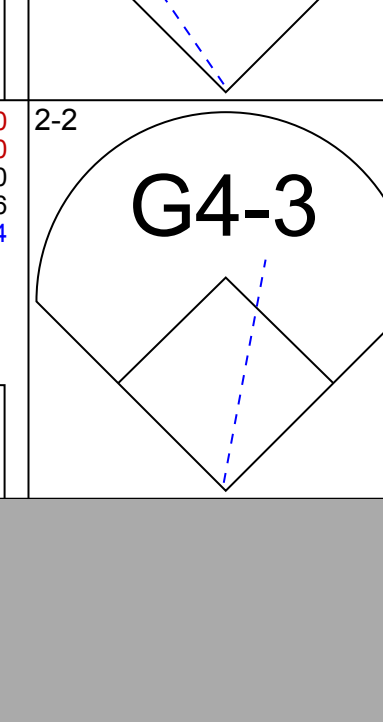
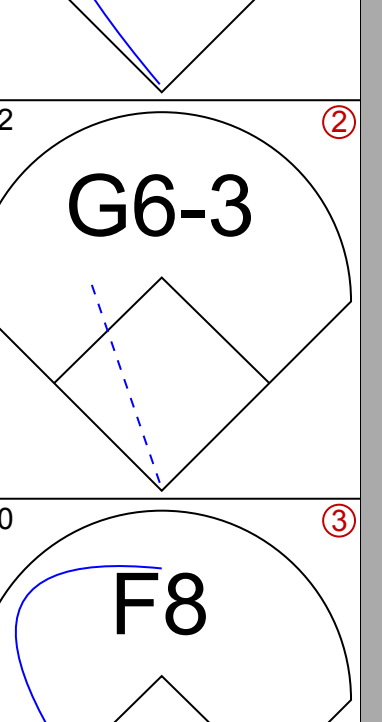
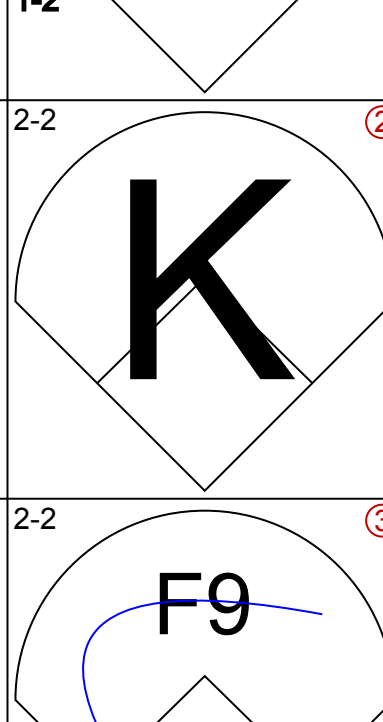
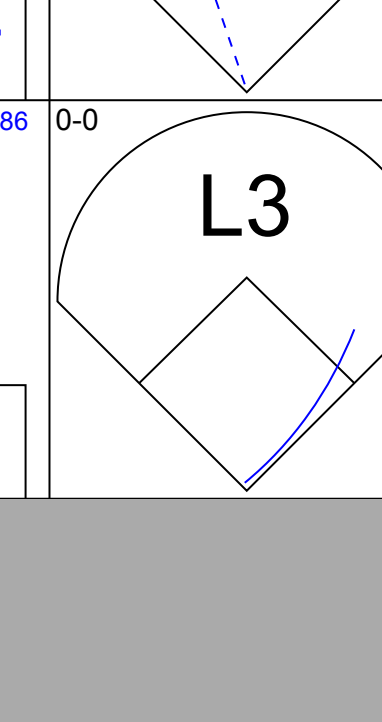
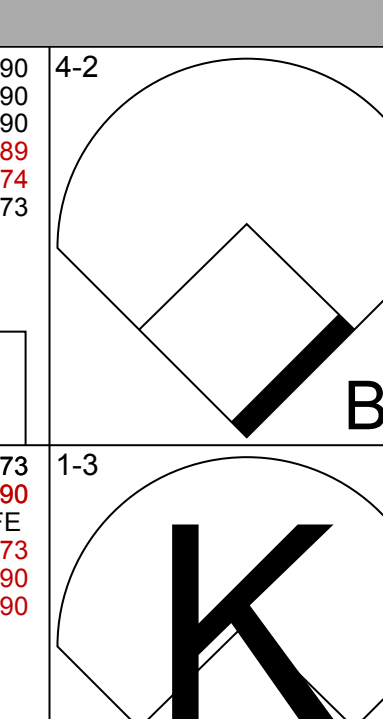
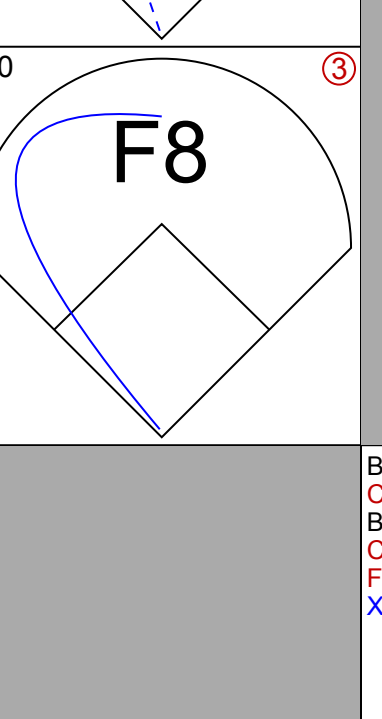
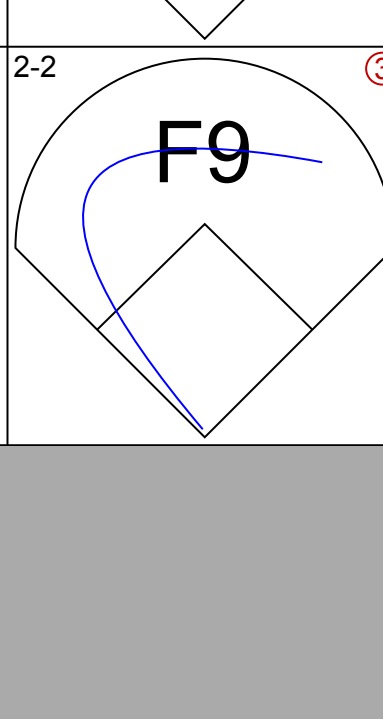
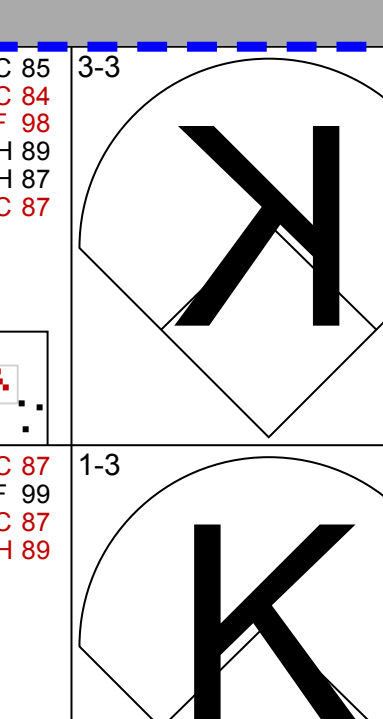
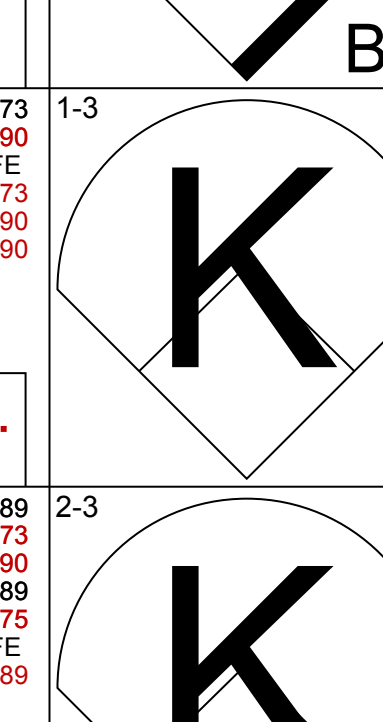
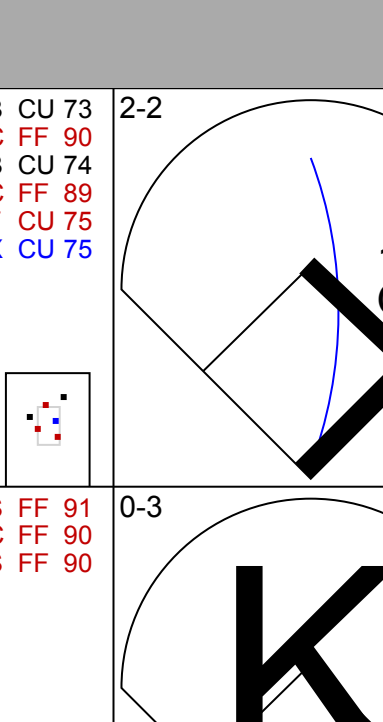
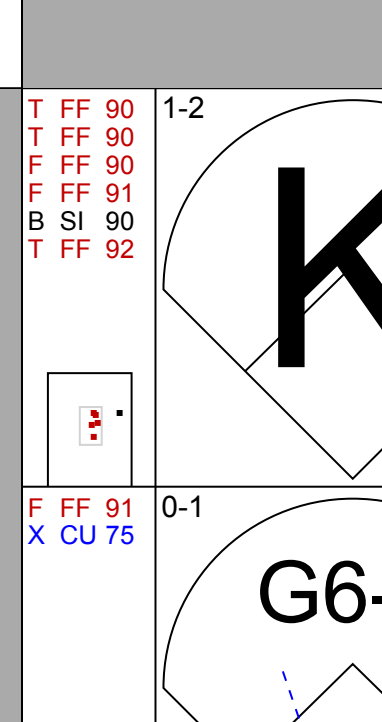
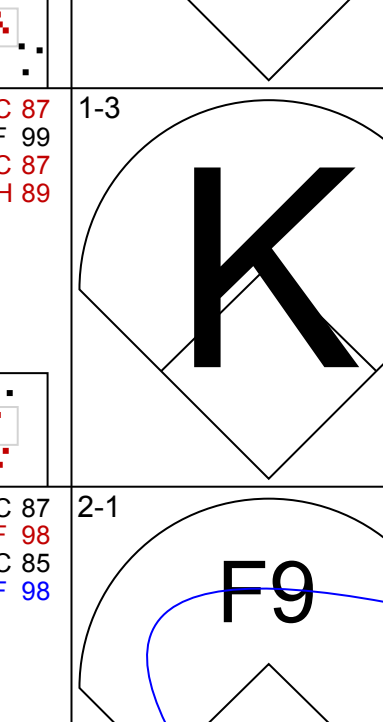
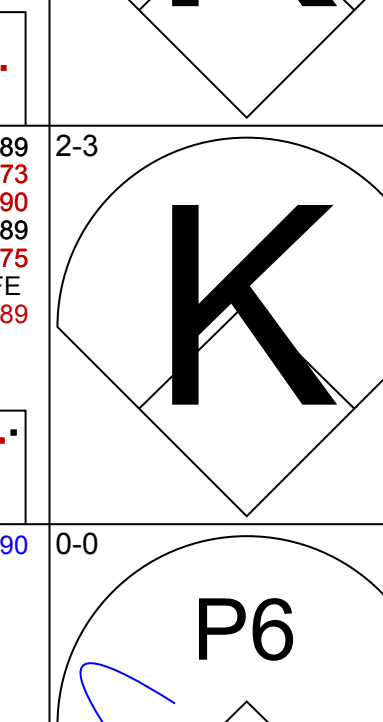
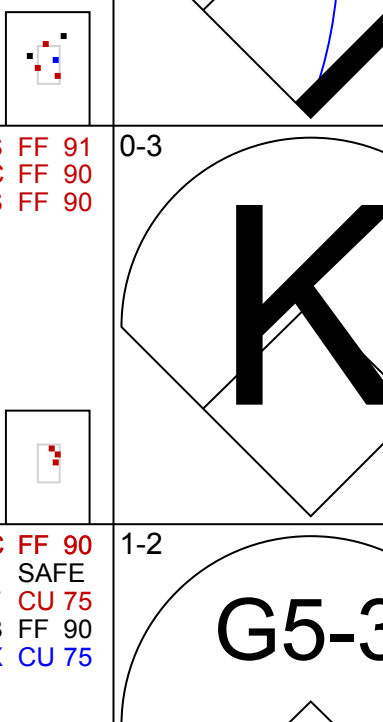
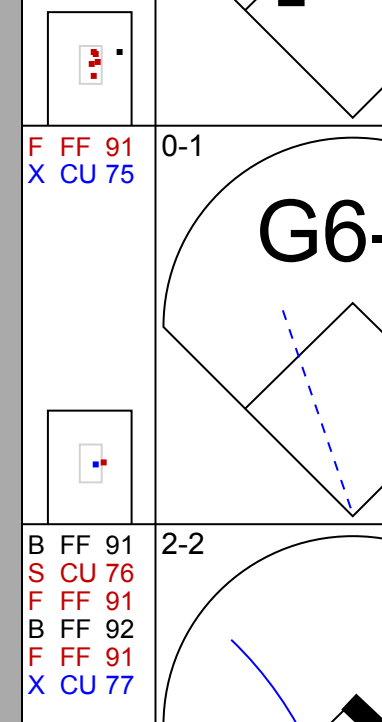
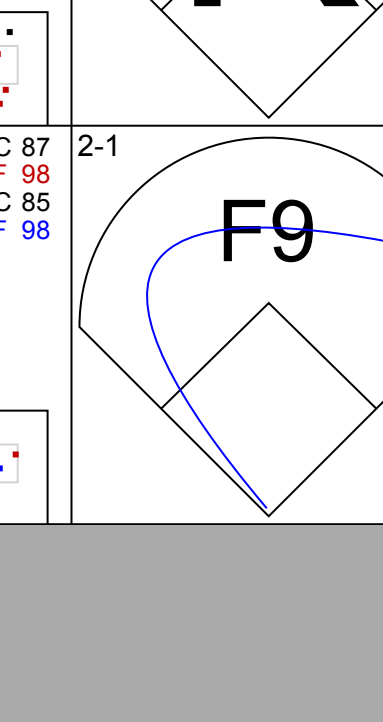
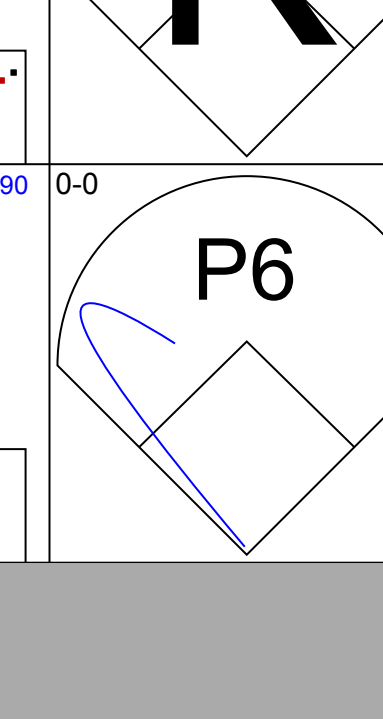
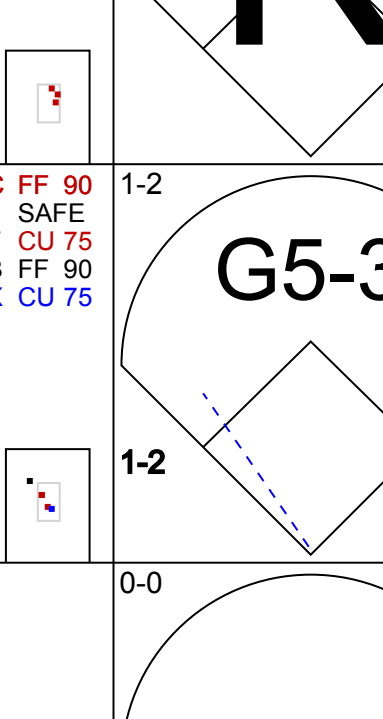
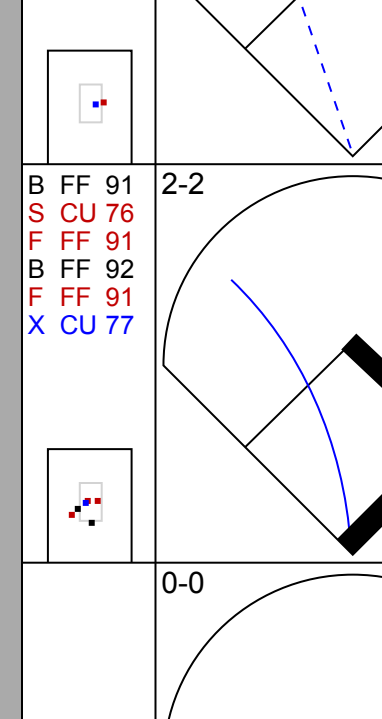
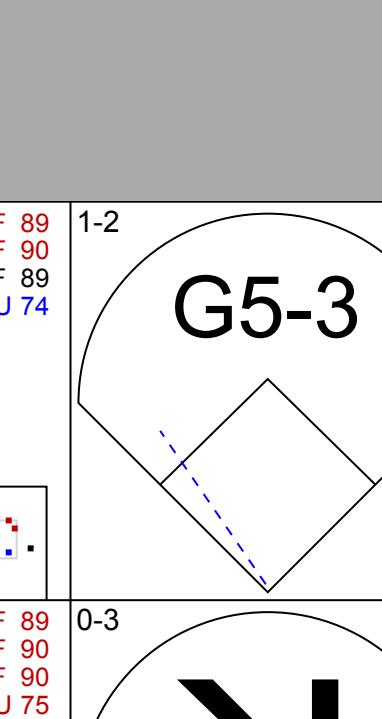
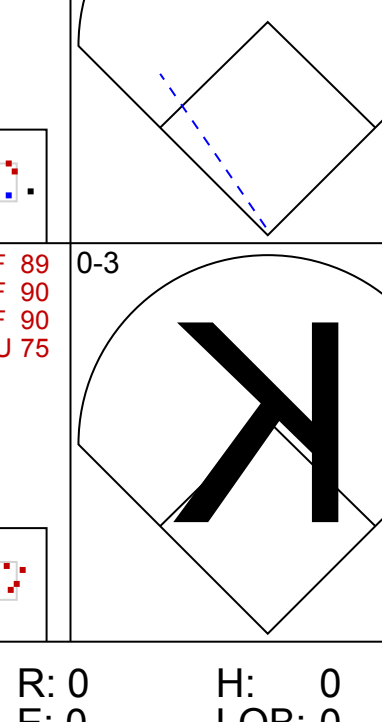




Batter	1	2	3	4	5	6	7	8	9	AB	R	H	RBI	BB	SO	LOB	TOP			
22 Andrew McCutchen, R OBP: 0.377, SLG: 0.460 (1, 7)	L4		G1-4-3		G6-3			F8		4	0	0	0	0	0	1	Philadelphia Phillies @ Los Angeles Dodgers Dodger Stadium, Los Angeles, CA Sat Jun 01 2019, 7:12 PM - 9:58 PM PDT Att: 53,507 - Cloudy - 65 F			
2 Jean Segura, R OBP: 0.346, SLG: 0.454 (1, 6)	G5-3			F7		F7		3 HR HBP		3	1	0	0	0	0	0				
3 Bryce Harper, L OBP: 0.366, SLG: 0.495 (1, 9)	K			17 E 10 PB 1B		F8		1-H HR		4	2	2	2	0	1	0				
17 Rhys Hoskins, R OBP: 0.398, SLG: 0.539 (1, 3)		K		E5 10 PB 1B				P4		4	0	1	0	0	1	1				
10 J.T. Realmuto, R OBP: 0.318, SLG: 0.439 (1, 2)	K					L4		G6-3		4	0	1	1	0	1	1				
4 Scott Kingery, R OBP: 0.388, SLG: 0.573 (1, 8) (9, 5)										4	0	2	0	0	1	2				
16 César Hernández, S OBP: 0.348, SLG: 0.460 (1, 4)		G6-3								4	0	0	0	0	0	4				
7 Maikel Franco, R OBP: 0.279, SLG: 0.385 (1, 5) (9, 1)			K		G5-3					4	0	0	0	0	2	1				
50 Héctor Neris, R (9, 1)								K		0	0	0	0	0	0	0				
52 Jose Alvarez, L (1, 1) 9 Phil Gosselin, R (3, PH) 12 Juan Nicasio, R (3, 1) 47 Cole Irvin, L (3, 1) 13 Sean Rodriguez, R (7, PH) 21 Vince Velasquez, R (7, 1) 58 Saranthony Dominguez, R (8, 1) 5 Nick Williams, L (8, 7) OBP: 0.206, SLG: 0.232										0	0	0	0	0	0	0				
<b>Inning Stats</b>	R: 0 E: 0 K: 1 S: 9	H: 0 LOB: 0 BB: 0 P: 13	R: 0 E: 0 K: 2 S: 12	H: 1 LOB: 1 BB: 0 P: 19	R: 0 E: 0 K: 1 S: 7	H: 1 LOB: 0 BB: 0 P: 11	R: 1 E: 1 K: 1 S: 15	H: 2 LOB: 2 BB: 0 P: 22	R: 0 E: 0 K: 0 S: 7	H: 1 LOB: 1 BB: 0 P: 9	R: 0 E: 0 K: 1 S: 8	H: 1 LOB: 1 BB: 0 P: 12	R: 2 E: 0 K: 0 S: 11	H: 1 LOB: 0 BB: 0 P: 16	R: 0 E: 0 K: 1 S: 11	H: 0 LOB: 0 BB: 0 P: 15	1B: 4 2B: 1 3B: 1 HR: 1	SF: 0 SAC: 0 DP: 1 HBP: 1	WP: 0 PB: 1 SB: 0 CS: 0	PA: 35
<b>PITCHER</b>	IP WLS BF H R ER SO BB IBB HBP BLK WP HR S P ERA WHIP	7.0 0 27 6 1 0 6 0 0 0 0 0 0 65 95 0.00 0.857	2.0 W 8 1 2 2 1 0 0 1 0 0 0 1 22 31 9.00 0.500	<b>PITCHER</b>																

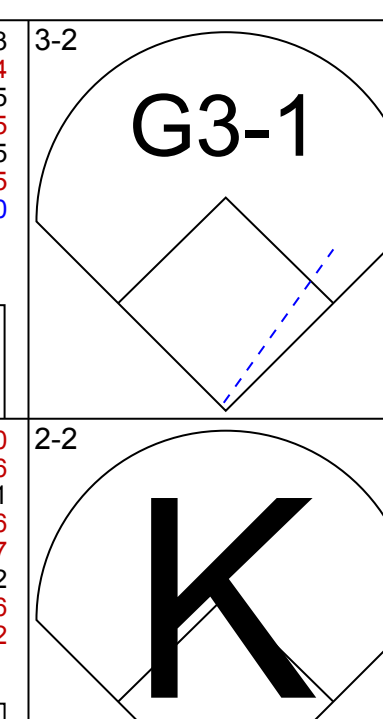
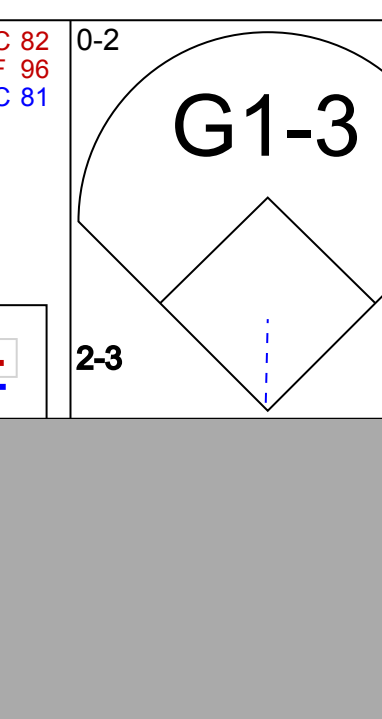
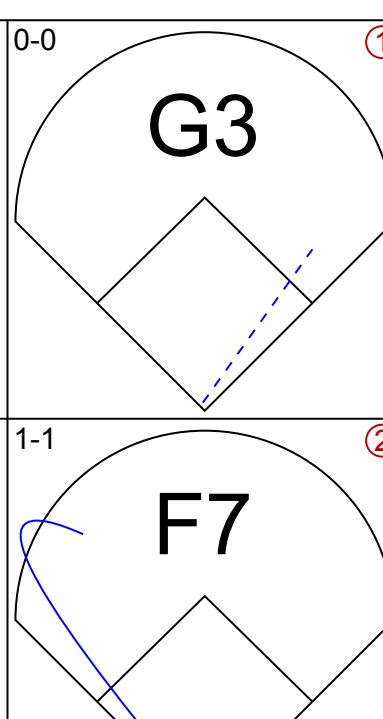
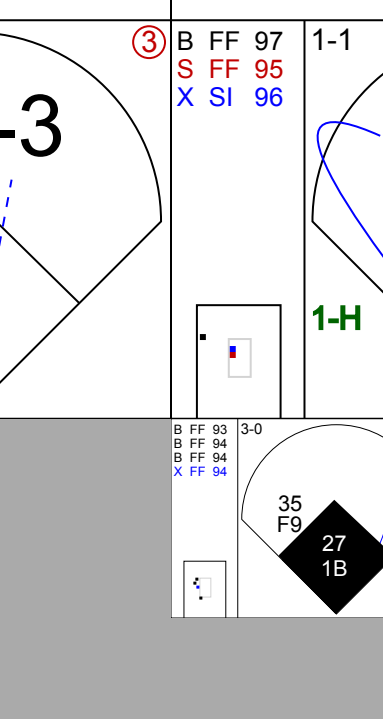
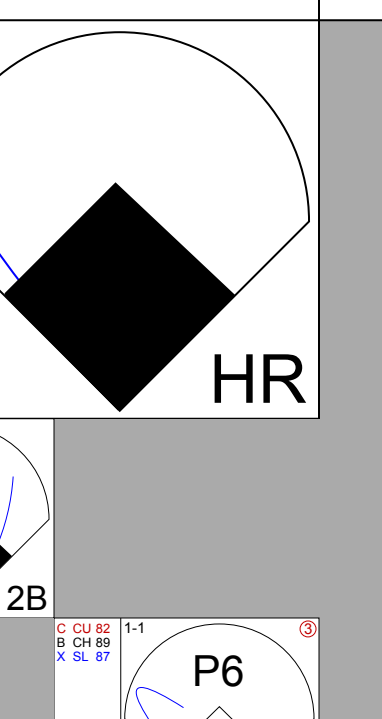
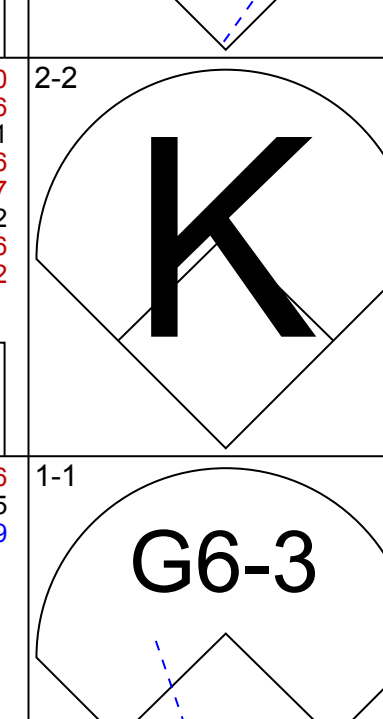
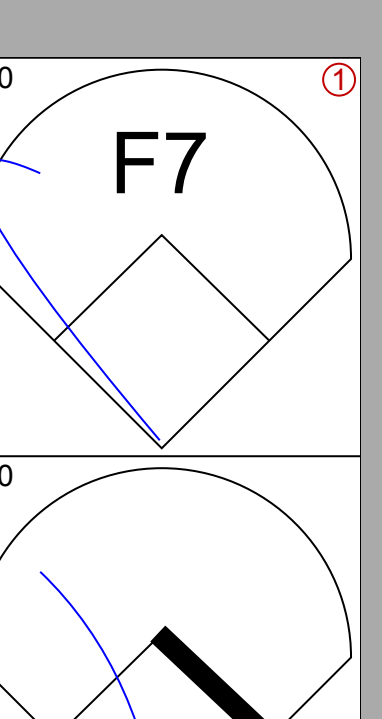
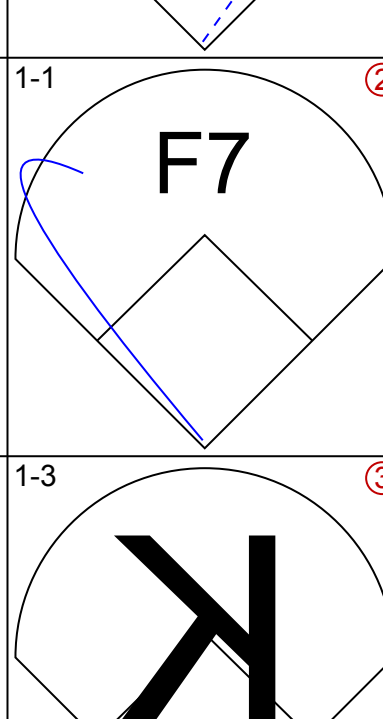
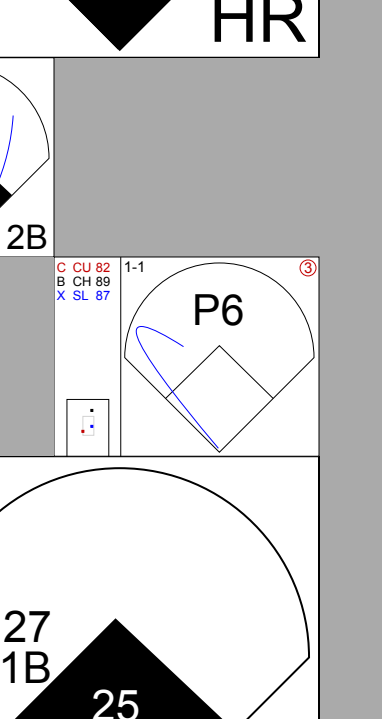
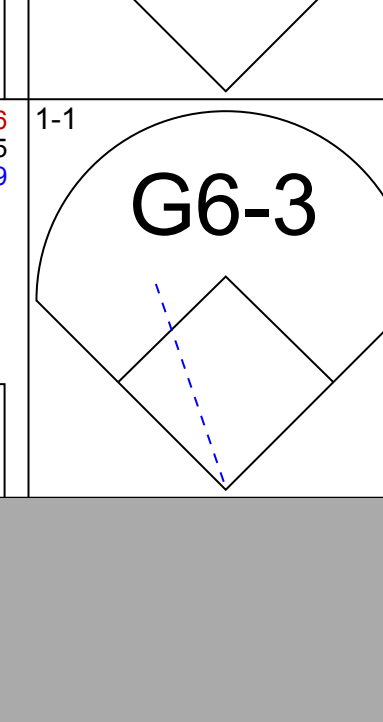
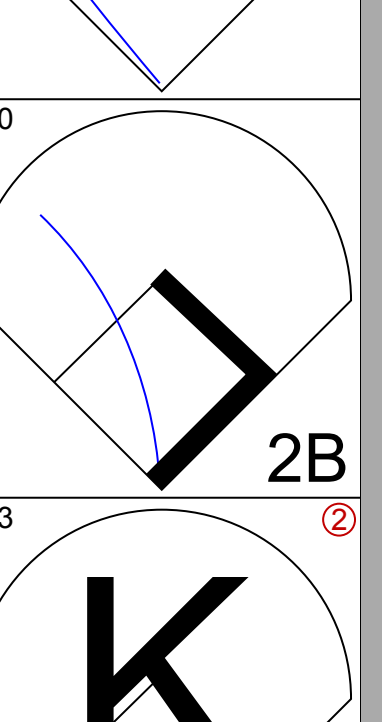
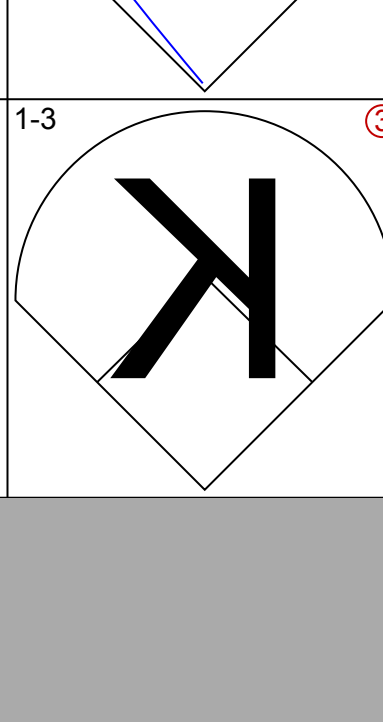
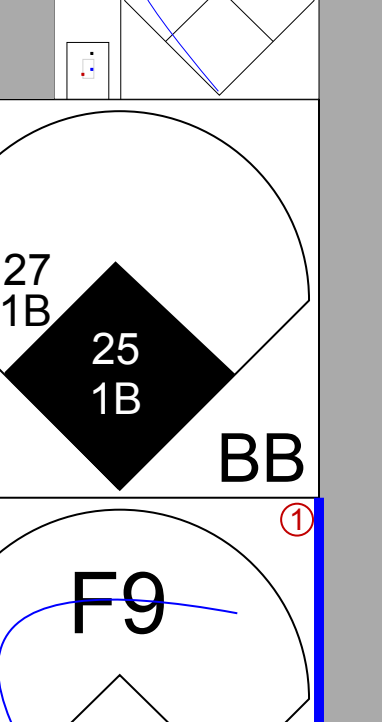
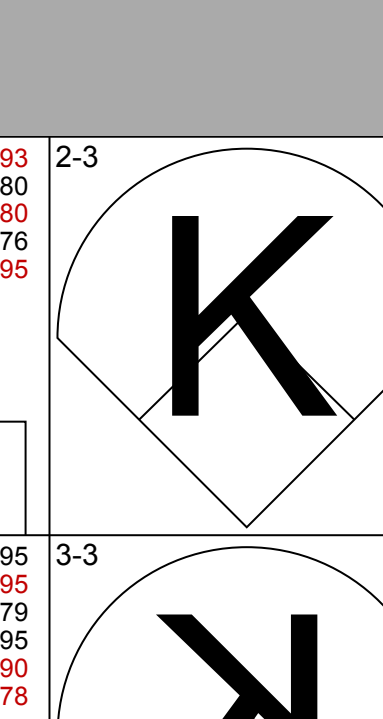
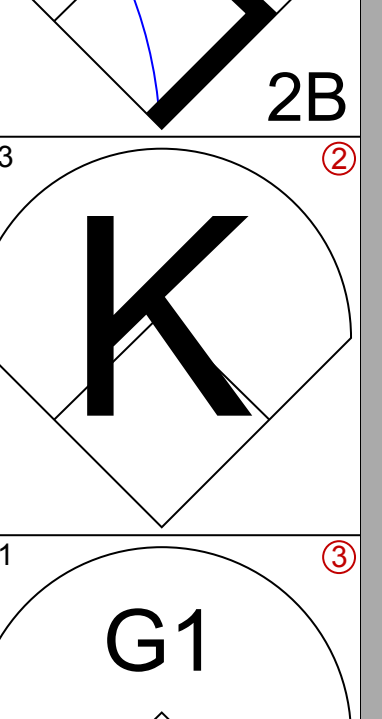
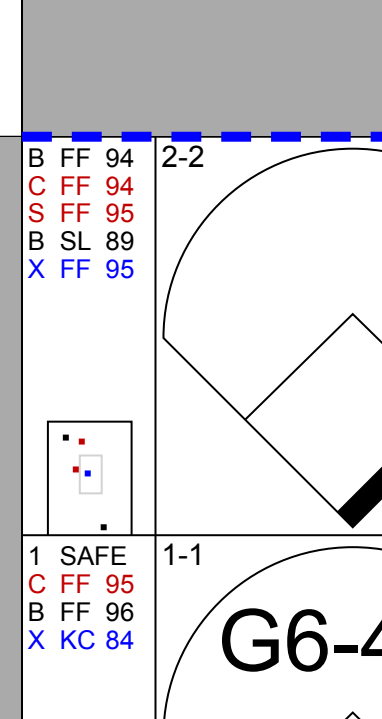
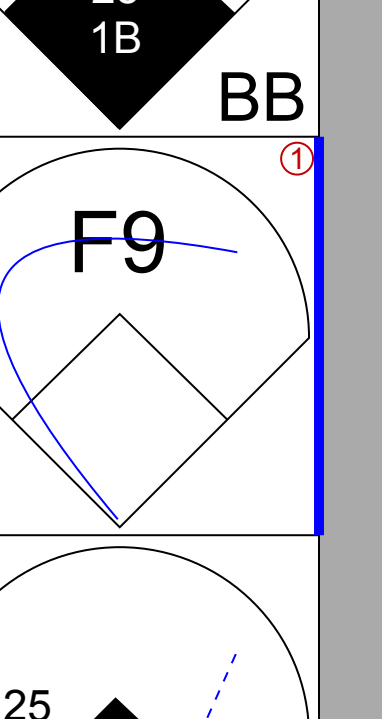
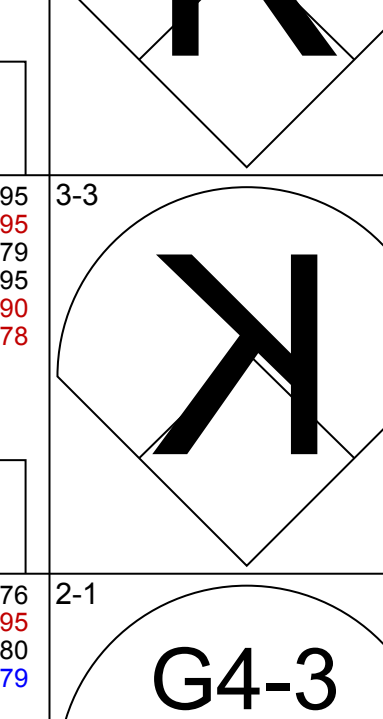
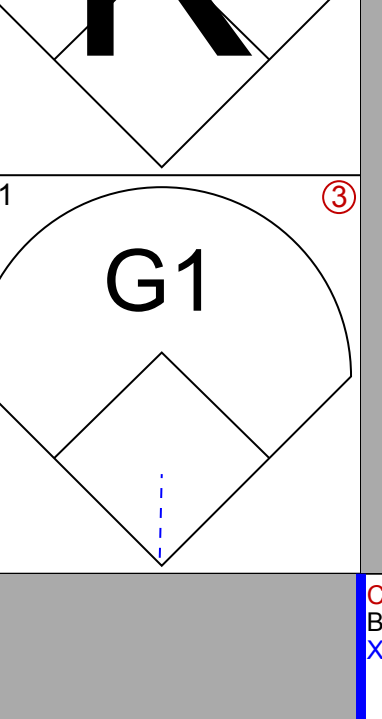
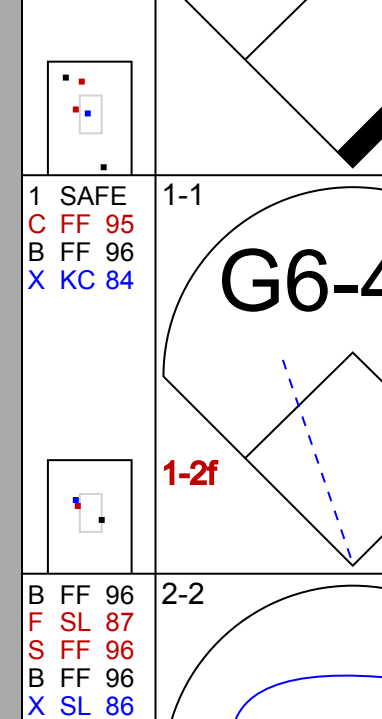
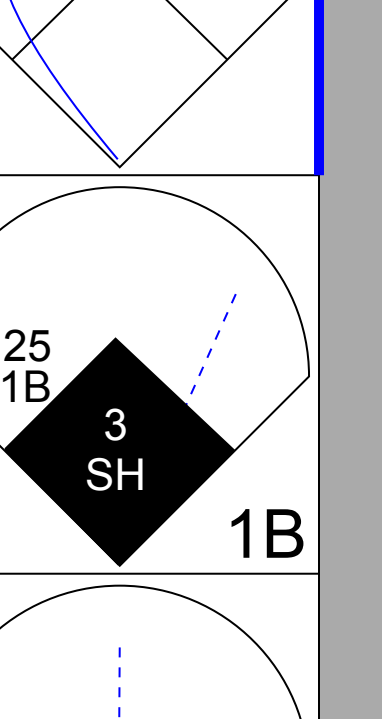
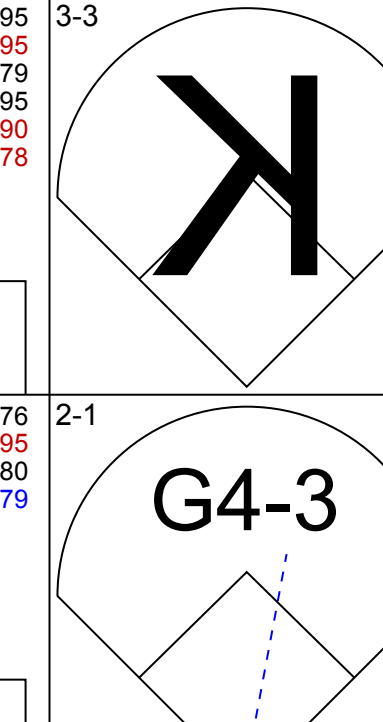
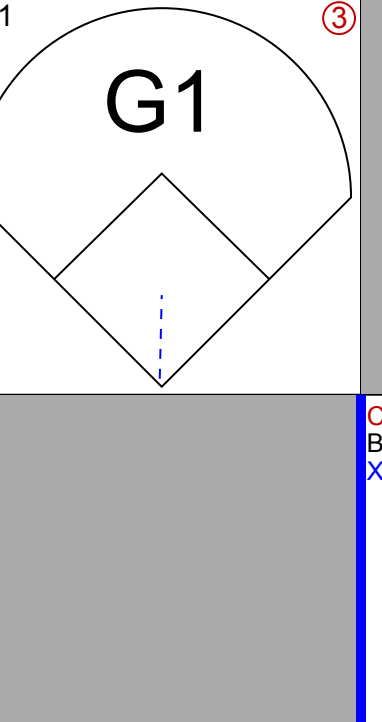
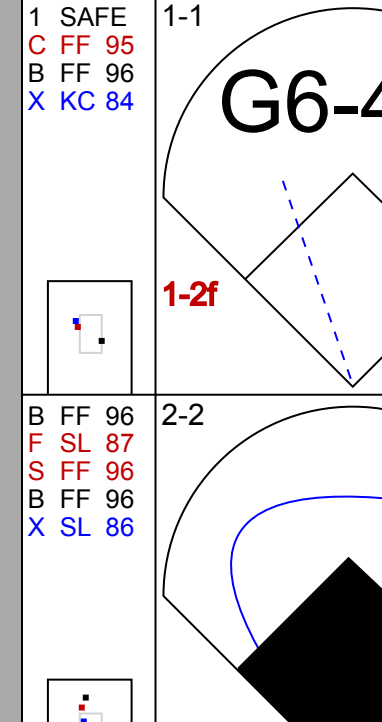
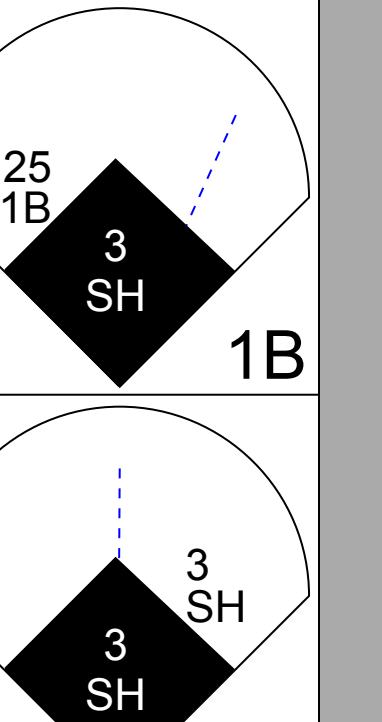
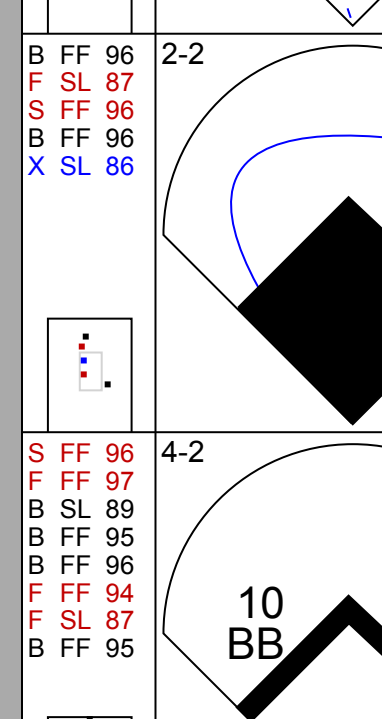
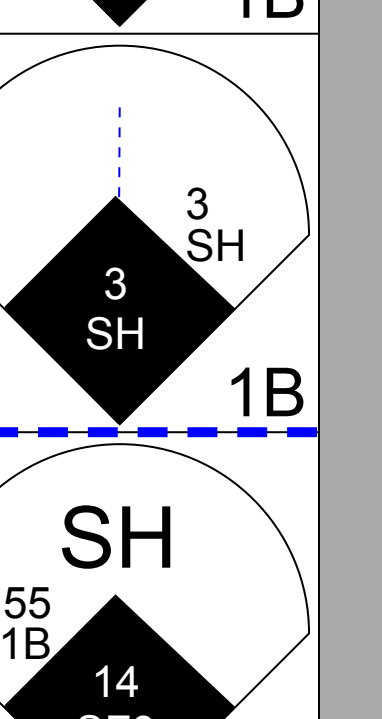
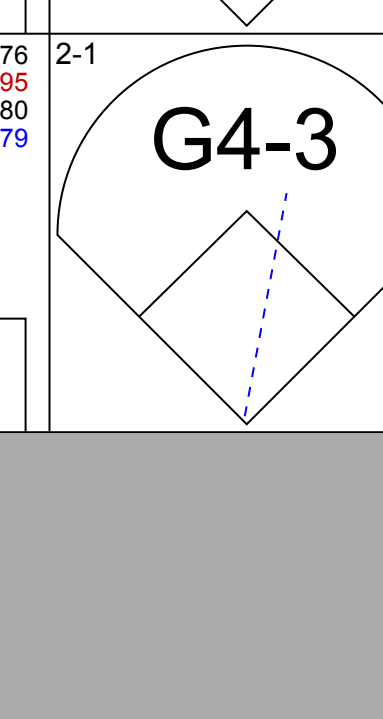
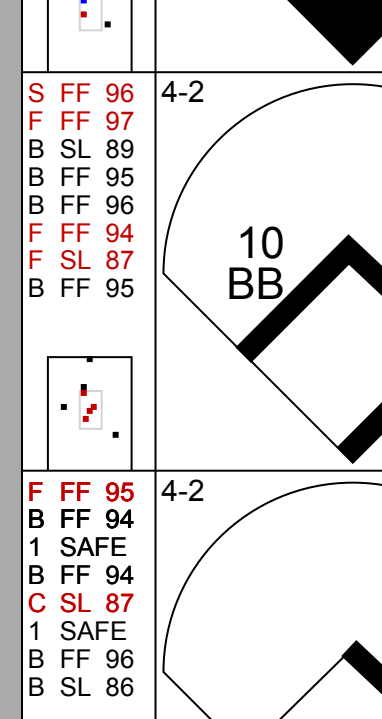
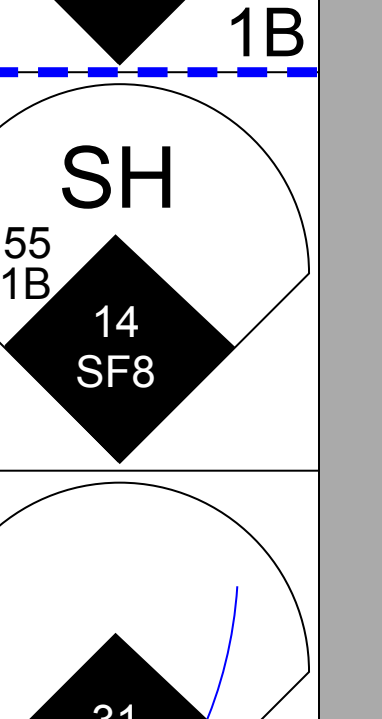
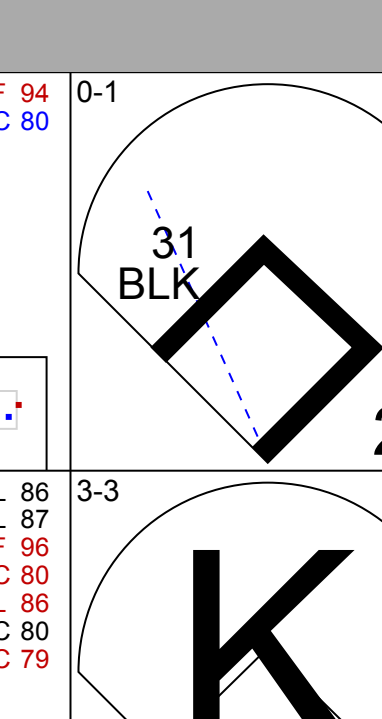
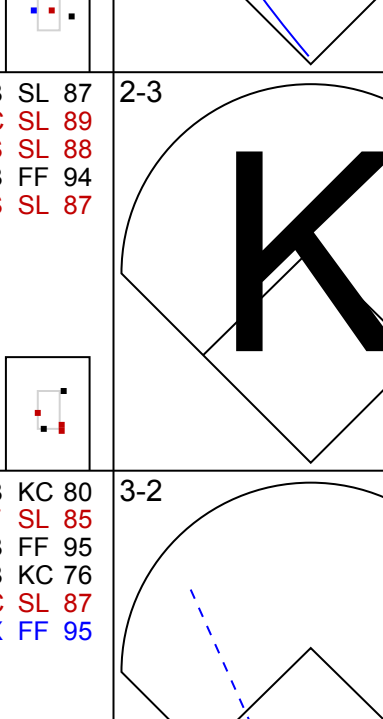
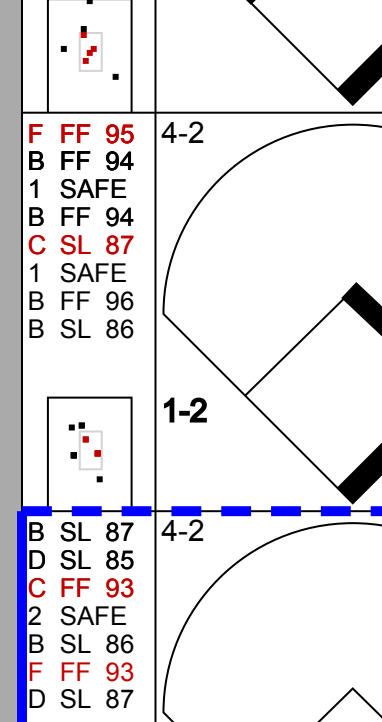
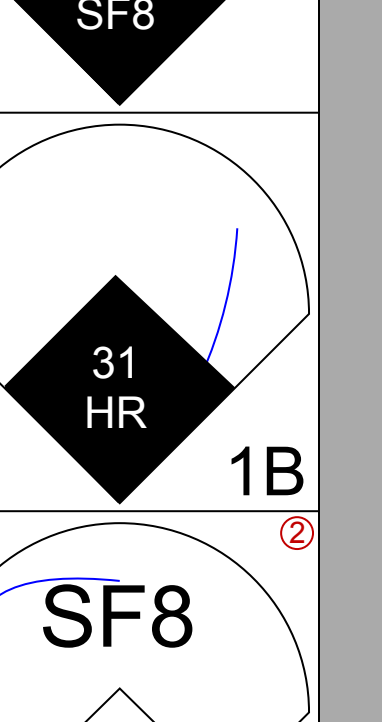
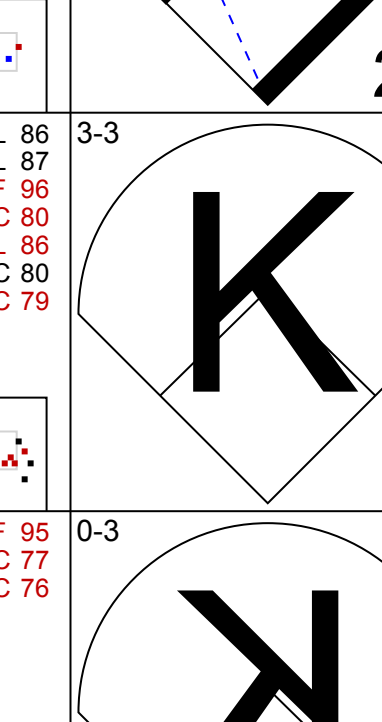
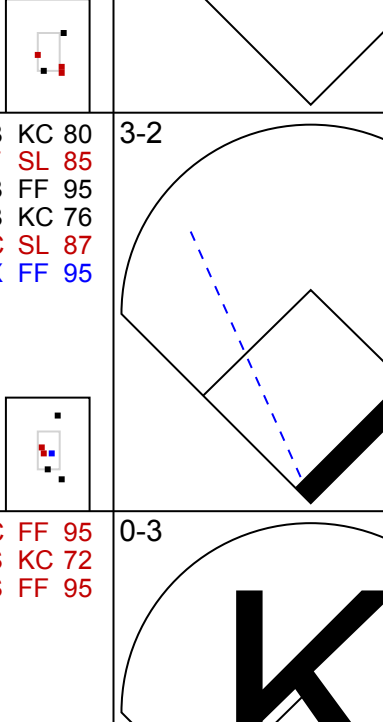
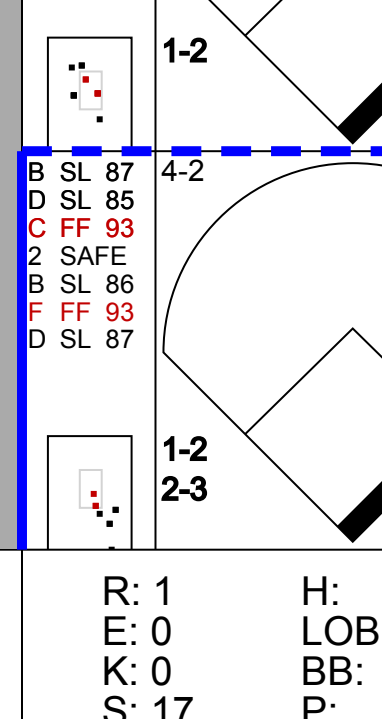
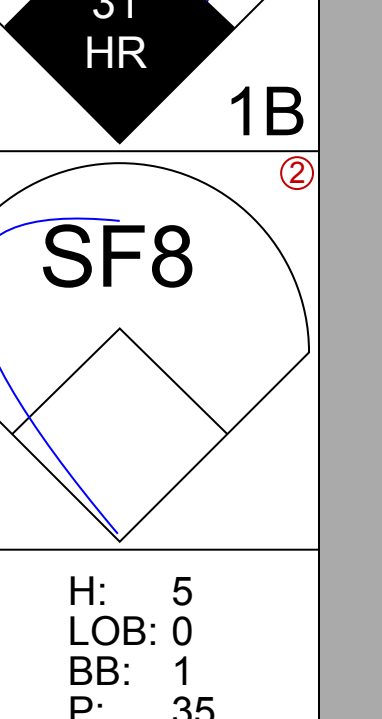
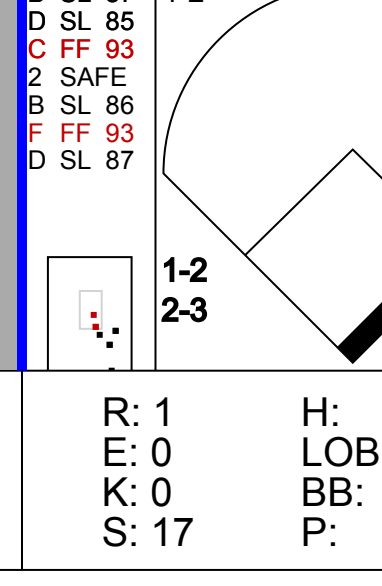
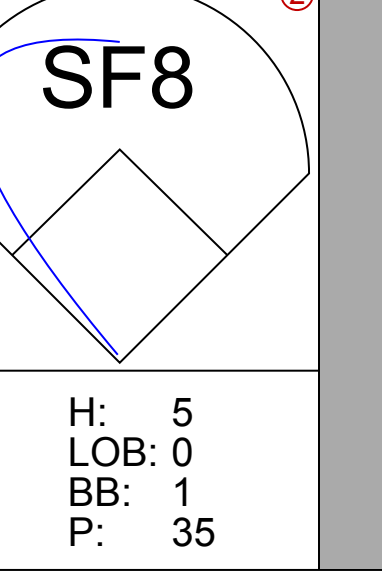
Batter	1	2	3	4	5	6	7	8	9	AB	R	H	RBI	BB	SO	LOB	BOTTOM						
25 David Freese, R OBP: 0.416, SLG: 0.537 (1, 3) (7, PH)	F8		G5-3							3	1	1	1	0	0	0	Philadelphia Phillies @ Los Angeles Dodgers Dodger Stadium, Los Angeles, CA Sat Jun 01 2019, 7:12 PM - 9:58 PM PDT Att: 53,507 - Cloudy - 65 F						
31 Joc Pederson, L OBP: 0.378, SLG: 0.662 (8, 7)										0	0	0	0	1	0	0							
13 Max Muncy, L OBP: 0.371, SLG: 0.526 (1, 5)	L5									3	1	2	1	0	0	0							
3 Chris Taylor, R OBP: 0.296, SLG: 0.396 (1, 7) (8, 1)	L1									4	0	0	0	0	1	3							
7 Julio Urias, L OBP: 0.500, SLG: 0.333 (8, 1)										0	0	0	0	0	0	0							
35 Cody Bellinger, L OBP: 0.465, SLG: 0.743 (1, 9)		G4-3								3	0	1	0	1	1	0							
14 Enrique Hernández, R OBP: 0.301, SLG: 0.410 (1, 4)		G6-3								4	0	1	1	0	1	1							
5 Corey Seager, L OBP: 0.338, SLG: 0.420 (1, 6)										3	0	0	0	1	1	2							
27 Alex Verdugo, L OBP: 0.364, SLG: 0.500 (1, 8)										4	0	1	0	0	1	0							
16 Will Smith, R OBP: 0.333, SLG: 0.571 (1, 2)										3	1	1	1	1	2	0							
22 Clayton Kershaw, L OBP: 0.056, SLG: 0.056 (1, 1) (7, PH)										2	0	0	0	0	0	3							
45 Matt Beaty, L OBP: 0.293, SLG: 0.317 (8, 3)										1	1	1	0	0	0	0							
<b>Inning Stats</b>	R: 0 E: 0 K: 0 S: 9	H: 0 LOB: 0 BB: 0 P: 13	R: 0 E: 0 K: 0 S: 9	H: 1 LOB: 3 BB: 2 P: 17	R: 1 E: 0 K: 0 S: 15	H: 2 LOB: 2 BB: 1 P: 26	R: 0 E: 0 K: 1 S: 8	H: 0 LOB: 0 BB: 0 P: 14	R: 1 E: 1 K: 2 S: 10	H: 1 LOB: 1 BB: 1 P: 16	R: 0 E: 0 K: 3 S: 9	H: 0 LOB: 0 BB: 0 P: 12	R: 1 E: 1 K: 2 S: 16	H: 1 LOB: 1 BB: 1 P: 21	R: 0 E: 0 K: 0 S: 7	H: 1 LOB: 0 BB: 0 P: 12	R: 1 E: 0 K: 0 S: 6	H: 1 LOB: 0 BB: 0 P: 12	1B: 6 2B: 0 3B: 0 HR: 2	SF: 1 SAC: 0 DP: 1 HBP: 0	WP: 0 PB: 0 SB: 0 CS: 1	PA: 35	
<b>PITCHER</b>	IP WLS BF H R ER SO BB IBB HBP BLK WP HR S P ERA WHIP	2.0 0 9 1 0 0 0 0 0 0 0 0 5 8 0.00 0.000	0.1 0 1 0 0 0 0 0 0 0 0 0 5 8 0.00 0.000	3.2 15 4 2 2 5 1 0 0 0 0 1 37 60 4.91 1.364	1.0 5 1 1 0 2 1 0 0 0 0 0 16 21 0.00 2.000	1.0 3 1 0 0 0 0 0 0 0 0 0 7 12 0.00 1.000	<b>PITCHER</b>																



Batter	1	2	3	4	5	6	7	8	9	AB	R	H	RBI	BB	SO	LOB	TOP			
22 Andrew McCutchen, R (1.7) OBP: 0.375, SLG: 0.457										4	0	1	0	0	1	0	<b>Philadelphia Phillies @ Los Angeles Dodgers</b> <b>Dodger Stadium, Los Angeles, CA</b> Sun Jun 02 2019, 1:11 PM - 4:07 PM PDT Att: 49,162 - Overcast - 64 F			
2 Jean Segura, R (1.6) OBP: 0.341, SLG: 0.447										3	0	0	0	0	0	0				
3 Bryce Harper, L (1.9) OBP: 0.360, SLG: 0.486										4	0	0	0	0	1	1				
17 Rhys Hoskins, R (1.3) OBP: 0.396, SLG: 0.531										3	0	0	0	1	1	1				
10 J.T. Realmuto, R (1.2) OBP: 0.317, SLG: 0.435										4	0	1	0	0	3	1				
4 Scott Kingery, R (1.8) OBP: 0.369, SLG: 0.544										4	0	0	0	0	2	2				
16 César Hernández, S (1.4) OBP: 0.347, SLG: 0.463										3	0	1	0	0	0	2				
7 Maikel Franco, R (1.5) OBP: 0.284, SLG: 0.383										1	0	0	0	2	0	0				
43 Nick Pivetta, R (1.1) OBP: 0.091, SLG: 0.091										2	0	0	0	0	2	2				
9 Phil Gosselin, R (7, PH) OBP: 0.261, SLG: 0.311										1	0	0	0	0	1	2				
21 Vince Velasquez, R (7.1) OBP: 0.222, SLG: 0.125										0	0	0	0	0	0	0				
41 Edgar Garcia, R (7.1)										0	0	0	0	0	0	0				
53 Yacksel Rios, R (8.1)										0	0	0	0	0	0	0				
<b>Inning Stats</b>	R: 0 E: 0 K: 1 S: 10	H: 0 LOB: 0 BB: 0 P: 14	R: 0 E: 0 K: 2 S: 11	H: 0 LOB: 1 BB: 1 P: 18	R: 0 E: 0 K: 1 S: 10	H: 0 LOB: 0 BB: 0 P: 12	R: 0 E: 0 K: 0 S: 5	H: 0 LOB: 0 BB: 0 P: 9	R: 0 E: 0 K: 2 S: 13	H: 1 LOB: 2 BB: 1 P: 16	R: 0 E: 0 K: 1 S: 12	H: 1 LOB: 2 BB: 0 P: 16	R: 0 E: 0 K: 2 S: 14	H: 0 LOB: 0 BB: 0 P: 10	R: 0 E: 0 K: 2 S: 6	H: 0 LOB: 0 BB: 0 P: 14	1B: 2 2B: 1 3B: 0 HR: 0	SF: 0 SAC: 1 DP: 0 HBP: 0	WP: 0 PB: 0 SB: 0 CS: 0	PA: 33
<b>PITCHER</b>	IP ERA WLS BF ERA: 2.25	WLS BF H R ER SO BB IBB HBP BLK WP HR S P ERA WHIP	IP ERA WLS BF ERA: 3.09	WLS BF H R ER SO BB IBB HBP BLK WP HR S P ERA WHIP	IP ERA WLS BF ERA: 7.91	WLS BF H R ER SO BB IBB HBP BLK WP HR S P ERA WHIP	IP ERA WLS BF ERA: 0.00	WLS BF H R ER SO BB IBB HBP BLK WP HR S P ERA WHIP	IP ERA WLS BF ERA: 0.00	WLS BF H R ER SO BB IBB HBP BLK WP HR S P ERA WHIP	IP ERA WLS BF ERA: 0.00	WLS BF H R ER SO BB IBB HBP BLK WP HR S P ERA WHIP	IP ERA WLS BF ERA: 0.00	WLS BF H R ER SO BB IBB HBP BLK WP HR S P ERA WHIP	IP ERA WLS BF ERA: 0.00	WLS BF H R ER SO BB IBB HBP BLK WP HR S P ERA WHIP	IP ERA WLS BF ERA: 0.00	WLS BF H R ER SO BB IBB HBP BLK WP HR S P ERA WHIP	IP ERA WLS BF ERA: 0.00	WLS BF H R ER SO BB IBB HBP BLK WP HR S P ERA WHIP

AB 29  
R 0  
H 3  
RBI 0  
BB 3  
SO 11  
LOB 11



Batter	1	2	3	4	5	6	7	8	9	AB	R	H	RBI	BB	SO	LOB	BOTTOM				
31 Joc Pederson, L (1.7) OBP: 0.374, SLG: 0.667										5	1	1	2	0	0	4	<b>Philadelphia Phillies @ Los Angeles Dodgers</b> <b>Dodger Stadium, Los Angeles, CA</b> Sun Jun 02 2019, 1:11 PM - 4:07 PM PDT Att: 49,162 - Overcast - 64 F				
13 Max Muncy, L (1.5) OBP: 0.397, SLG: 0.523										5	1	1	0	0	1	0					
5 Corey Seager, L (1.6) OBP: 0.340, SLG: 0.424										3	1	1	0	1	1	0					
35 Cody Bellinger, L (1.9) OBP: 0.462, SLG: 0.733										4	0	1	0	0	2	3					
17 Joe Kelly, R (9.1)										0	0	0	0	0	0	0					
27 Alex Verdugo, L (1.8) OBP: 0.362, SLG: 0.494										4	1	1	1	0	1	2					
45 Matt Beatty, L (1.3) OBP: 0.286, SLG: 0.310										1	0	0	0	0	0	0					
25 David Freese, R (5.3) OBP: 0.423, SLG: 0.576										3	2	2	2	0	0	0					
3 Chris Taylor, R (1.4) OBP: 0.302, SLG: 0.404										2	1	1	1	1	1	0					
55 Russell Martin, R (1.2) OBP: 0.381, SLG: 0.382										3	1	2	0	1	1	1					
44 Rich Hill, L (1.1) OBP: 0.125, SLG: 0.200										2	0	0	0	0	2	2					
10 Justin Turner, R (7, PH) OBP: 0.296, SLG: 0.446										0	0	0	0	0	0	0					
18 Kevin Mignone, R (7, PH) OBP: 0.227, SLG: 0.316										0	0	0	0	0	0	0					
52 Pedro Báez, R (8.1)										0	0	0	0	0	0	0					
14 Enrique Hernández, R (8, PH) OBP: 0.350, SLG: 0.470										0	0	0	1	0	0	0					
<b>Inning Stats</b>	R: 0 E: 0 K: 1 S: 12	H: 0 LOB: 0 BB: 0 P: 18	R: 0 E: 0 K: 2 S: 8	H: 0 LOB: 0 BB: 0 P: 15	R: 0 E: 0 K: 2 S: 12	H: 1 LOB: 1 BB: 0 P: 15	R: 0 E: 0 K: 1 S: 7	H: 1 LOB: 1 BB: 0 P: 9	R: 0 E: 0 K: 2 S: 11	H: 1 LOB: 1 BB: 0 P: 17	R: 0 E: 0 K: 1 S: 6	H: 0 LOB: 0 BB: 0 P: 8	R: 1 E: 0 K: 0 S: 17	H: 2 LOB: 3 BB: 3 P: 34	R: 7 E: 1 K: 0 S: 19	H: 5 LOB: 0 BB: 1 P: 35	1B: 5 2B: 3 3B: 0 HR: 2	SF: 1 SAC: 1 DP: 1 HBP: 0	WP: 0 PB: 0 SB: 1 CS: 0	PA: 38	
<b>PITCHER</b>	IP ERA WLS BF ERA: 6.14	IP ERA WLS BF ERA: 4.07	IP ERA WLS BF ERA: 5.93	IP ERA WLS BF ERA: 0.00	IP ERA WLS BF ERA: 0.00	IP ERA WLS BF ERA: 0.00	IP ERA WLS BF ERA: 0.00	IP ERA WLS BF ERA: 0.00	IP ERA WLS BF ERA: 0.00	IP ERA WLS BF ERA: 0.00	IP ERA WLS BF ERA: 0.00	IP ERA WLS BF ERA: 0.00	IP ERA WLS BF ERA: 0.00	IP ERA WLS BF ERA: 0.00	IP ERA WLS BF ERA: 0.00	IP ERA WLS BF ERA: 0.00	IP ERA WLS BF ERA: 0.00	IP ERA WLS BF ERA: 0.00	IP ERA WLS BF ERA: 0.00	IP ERA WLS BF ERA: 0.00	IP ERA WLS BF ERA: 0.00

AB 32  
R 8  
H 10  
RBI 7  
BB 4  
SO 9  
LOB 12





Batter	1	2	3	4	5	6	7	8	9	AB	R	H	RBI	BB	SO	LOB	TOP					
22 Andrew McCutchen, R OBP: 0.378, SLG: 0.457 23 Jay Bruce, L OBP: 0.263, SLG: 0.530										0	0	0	1	0	0	0	<b>Philadelphia Phillies @ San Diego Padres</b> Petco Park, San Diego, CA Mon Jun 03 2019, 7:13 PM - 10:04 PM PDT Att: 21,654 - Cloudy - 63 F					
2 Jean Segura, R OBP: 0.355, SLG: 0.441										3	0	0	0	1	0	2						
3 Bryce Harper, L OBP: 0.355, SLG: 0.477										4	0	0	0	0	1	2						
17 Rhys Hoskins, R OBP: 0.402, SLG: 0.538										3	1	2	0	1	0	0						
10 J.T. Realmuto, R OBP: 0.320, SLG: 0.451										4	1	2	2	0	0	2						
4 Scott Kingery, R OBP: 0.394, SLG: 0.530										4	0	1	0	0	0	2						
16 César Hernández, S OBP: 0.342, SLG: 0.454										4	0	0	0	0	1	3						
13 Sean Rodríguez, R OBP: 0.368, SLG: 0.438										2	0	0	0	0	2	1						
27 Aaron Nola, R OBP: 0.192, SLG: 0.045 65 JD Hammer, R 64 Austin Davis, L 9 Phil Gosselin, R 53 Yackel Rios, R										2	0	0	0	0	2	1						
<b>Inning Stats</b>	R: 0 E: 0 K: 0 S: 8	H: 0 LOB: 0 BB: 1 P: 14	R: 0 E: 0 K: 0 S: 13	H: 0 LOB: 1 BB: 1 P: 19	R: 0 E: 0 K: 1 S: 6	H: 0 LOB: 0 BB: 0 P: 12	R: 1 E: 0 K: 0 S: 8	H: 2 LOB: 2 BB: 0 P: 8	R: 0 E: 0 K: 1 S: 10	H: 0 LOB: 0 BB: 0 P: 9	R: 0 E: 0 K: 1 S: 10	H: 0 LOB: 1 BB: 1 P: 20	R: 1 E: 0 K: 1 S: 11	H: 2 LOB: 1 BB: 0 P: 17	R: 0 E: 0 K: 1 S: 7	H: 1 LOB: 1 BB: 0 P: 10		R: 0 E: 0 K: 1 S: 13	H: 1 LOB: 1 BB: 0 P: 21	1B: 4 2B: 1 3B: 0 HR: 1	SF: 0 SAC: 0 DP: 1 HBP: 1	WP: 0 PA: 34 PB: 0 SB: 0 CS: 1
<b>PITCHER</b>	IP WLS BF H R ER SO BB IBB HBP BLK WP HR S P ERA WHIP	6.0 W 21 2 1 1 3 3 0 1 0 0 0 52 82 1.50 0.833	1.0 5 2 1 1 1 0 0 0 0 0 1 11 17 9.00 2.000	1.0 4 1 0 0 1 0 0 0 0 0 0 7 10 0.00 1.000	1.0 4 1 0 0 1 0 0 0 0 0 0 13 21 0.00 1.000																	

Batter	1	2	3	4	5	6	7	8	9	AB	R	H	RBI	BB	SO	LOB	BOTTOM					
5 Greg Garcia, L OBP: 0.350, SLG: 0.379										4	1	1	0	1	0	1	<b>Philadelphia Phillies @ San Diego Padres</b> Petco Park, San Diego, CA Mon Jun 03 2019, 7:13 PM - 10:04 PM PDT Att: 21,654 - Cloudy - 63 F					
32 Franmil Reyes, R OBP: 0.282, SLG: 0.559 57 Brad Wieck, L 41 Robbie Erlin, R 62 Austin Allen, L 61 Luis Perdomo, R										4	1	1	1	0	1	5						
13 Manny Machado, R OBP: 0.340, SLG: 0.423										4	1	1	4	1	1	2						
30 Eric Hosmer, L OBP: 0.337, SLG: 0.447									5	1	1	0	0	1	4							
10 Hunter Renfroe, R OBP: 0.308, SLG: 0.625										3	0	0	0	1	1	1						
4 Wil Myers, R OBP: 0.327, SLG: 0.433										2	1	2	0	2	0	0						
3 Ian Kinsler, R OBP: 0.261, SLG: 0.373										3	1	1	1	0	3							
18 Austin Hedges, R OBP: 0.253, SLG: 0.336										3	1	0	0	1	1	5						
46 Eric Lauer, R OBP: 0.059, SLG: 0.059 22 Josh Naylor, L 7 Manuel Margot, R										2	0	1	0	0	1	0						
<b>Inning Stats</b>	R: 0 E: 0 K: 0 S: 3	H: 1 LOB: 2 BB: 1 P: 4	R: 0 E: 0 K: 1 S: 11	H: 1 LOB: 2 BB: 1 P: 20	R: 0 E: 0 K: 1 S: 13	H: 2 LOB: 0 BB: 0 P: 19	R: 0 E: 0 K: 0 S: 7	H: 0 LOB: 1 BB: 1 P: 13	R: 1 E: 0 K: 2 S: 9	H: 1 LOB: 0 BB: 0 P: 15	R: 7 E: 0 K: 2 S: 21	H: 5 LOB: 0 BB: 2 P: 35	R: 0 E: 0 K: 0 S: 10	H: 0 LOB: 1 BB: 2 P: 18	R: 0 E: 0 K: 0 S: 9	H: 0 LOB: 2 BB: 2 P: 17		1B: 6 2B: 1 3B: 0 HR: 2	SF: 0 SAC: 0 DP: 1 HBP: 0	WP: 0 PA: 40 PB: 1 SB: 0 CS: 0		
<b>PITCHER</b>	IP WLS BF H R ER SO BB IBB HBP BLK WP HR S P ERA WHIP	5.1 L 27 6 6 6 5 3 0 0 0 0 0 1 56 93 27.00 3.000	0.2 4 1 2 2 1 1 0 0 0 0 0 1 8 13 27.00 3.000	1.0 4 0 0 0 0 2 0 0 0 0 0 0 10 18 0.00 2.000	1.0 5 0 0 0 0 2 0 0 0 1 0 0 9 17 0.00 2.000																	



Batter	1	2	3	4	5	6	7	8	9	AB	R	H	RBI	BB	SO	LOB	TOP					
16 César Hernández, S (1,4) OBP: 0.339, SLG: 0.448	G1-3		G3-1	F7		G3-1		1B		5	0	1	0	0	0	0						
3 Bryce Harper, L (1,9) OBP: 0.356, SLG: 0.476	G6-3		2B	1B		F9		G3-1		5	1	2	0	0	0	1						
2 Jean Segura, R (1,6) OBP: 0.336, SLG: 0.440	K		2B	2B		FC		F9		5	1	1	0	0	1	1						
17 Rhys Hoskins, R (1,3) OBP: 0.398, SLG: 0.528		K	P5	F3		F3		K		4	0	0	0	1	2	4						
10 J.T. Realmuto, R (1,2) OBP: 0.326, SLG: 0.455	K		23 HR	23 HR		23 HR		P3		5	2	3	0	0	1	1						
23 Jay Bruce, L (1,7) OBP: 0.293, SLG: 0.576	4 2B		HR	HR		HR		F8		4	3	3	6	0	0	1						
4 Scott Kingery, R (1,5) OBP: 0.370, SLG: 0.575	2B		HR	F9		F9		G6-3		4	1	2	2	0	0	0						
40 Adam Haseley, L (1,8) OBP: 0.370, SLG: 0.575	P5		P6	G4-3		G4-3		G3-1		4	0	0	0	0	0	1						
48 Jerad Eickhoff, R (7,1) 12 Juan Nicasio, R (7,1) 52 Jose Alvarez, L (7,1) 7 Maikel Franco, R (8,PH) 41 Edgar Garcia, R (8,1) 58 Seranthony Dominguez, R (8,1) 50 Hector Neris, R (8,1)	G5-3		K	G6-3		G6-3		HR		3	0	0	0	0	1	0						
<b>Inning Stats</b>	R: 0 E: 0 K: 1 S: 8	H: 0 LOB: 0 BB: 0 P: 14	R: 1 E: 0 K: 2 S: 18	H: 2 LOB: 1 BB: 0 P: 24	R: 0 E: 0 K: 0 S: 11	H: 2 LOB: 2 BB: 0 P: 13	R: 3 E: 0 K: 1 S: 18	H: 3 LOB: 0 BB: 0 P: 25	R: 4 E: 1 K: 0 S: 19	H: 3 LOB: 0 BB: 0 P: 32	R: 0 E: 0 K: 0 S: 7	H: 0 LOB: 0 BB: 0 P: 10	R: 0 E: 0 K: 1 S: 13	H: 1 LOB: 1 BB: 0 P: 19	R: 1 E: 0 K: 0 S: 12	H: 2 LOB: 2 BB: 0 P: 16	R: 0 E: 0 K: 0 S: 5	H: 0 LOB: 0 BB: 1 P: 9	1B: 6 2B: 3 3B: 0 HR: 4	SF: 0 SAC: 0 DP: 0 HBP: 0	WP: 0 PB: 0 SB: 0 CS: 1	PA: 42
<b>PITCHER</b>	IP	WLS	BF	H	R	ER	SO	BB	IBB	HBP	BLK	WP	HR	S	P	ERA	WHIP					
59 Chris Paddock, R (1,1) ERA: 2.97	4.1	L	22	8	6	6	4	0	0	0	0	0	2	65	91	12.46	1.846					
57 Brad Wieck, L (5,1) ERA: 5.75	0.2		4	2	2	1	0	0	0	0	0	0	1	9	17	13.50	3.000					
17 Adam Warren, R (6,1) ERA: 5.4	2.0		7	1	0	0	1	0	0	0	0	0	0	20	29	0.00	0.500					
61 Luis Perdomo, R (8,1) ERA: 4.32	2.0		8	2	1	1	0	1	0	0	0	0	1	17	25	4.50	1.500					

Philadelphia Phillies @ San Diego Padres  
Petco Park, San Diego, CA  
Tue Jun 04 2019, 7:13 PM - 10:15 PM PDT  
Att: 25,821 - Cloudy - 64 F

AB	40
R	9
H	13
RBI	9
BB	1
SO	5
LOB	9



Batter	1	2	3	4	5	6	7	8	9	AB	R	H	RBI	BB	SO	LOB	BOTTOM					
5 Greg Garcia, L (1,5) OBP: 0.347, SLG: 0.383	F8					F8		G1-3		4	0	1	2	0	0	3						
61 Luis Perdomo, R (8,1) OBP: 0.336, SLG: 0.440										0	0	0	0	0	0	0						
22 Josh Naylor, L (9,PH) OBP: 0.258, SLG: 0.419			2B							1	0	1	0	0	0	0						
32 Franmil Reyes, R (1,9) OBP: 0.295, SLG: 0.586	K		L7			HR		HR		5	2	2	2	0	2	2						
13 Manny Machado, R (1,6) OBP: 0.337, SLG: 0.416	L4		K			P4		HR		4	1	0	0	1	1	2						
30 Eric Hosmer, L (1,3) OBP: 0.336, SLG: 0.457		K		G1-3		G3		HR		4	1	1	2	0	1	0						
10 Hunter Renfroe, R (1,7) OBP: 0.301, SLG: 0.610	K		G5-3			G5-3		K		4	0	0	0	0	2	0						
4 Wil Myers, R (1,8) OBP: 0.321, SLG: 0.424	G2-3		K			K		K		4	0	0	0	0	3	0						
3 Ian Kinsler, R (1,4) OBP: 0.267, SLG: 0.382			59 SH3-4			P4		G5-3		4	1	2	0	0	0	0						
18 Austin Hedges, R (1,2) OBP: 0.266, SLG: 0.343			59 SH3-4			1B		F7		3	1	2	0	0	0	1						
59 Chris Paddock, R (1,1) ERA: 4.14			59 SH3-4			P5		K		0	0	0	0	0	0	0						
57 Brad Wieck, L (5,1) ERA: 4.85										0	0	0	0	0	0	0						
7 Manuel Margot, R (5,PH) ERA: 3.50										1	0	0	0	0	0	1						
17 Adam Warren, R (6,1) ERA: 7.9										0	0	0	0	0	0	0						
11 Ty France, R (7,PH) OBP: 0.291, SLG: 0.362										2	0	1	0	0	0	0						
<b>Inning Stats</b>	R: 0 E: 0 K: 1 S: 8	H: 0 LOB: 0 BB: 0 P: 12	R: 0 E: 0 K: 2 S: 10	H: 0 LOB: 0 BB: 0 P: 16	R: 2 E: 0 K: 1 S: 9	H: 2 LOB: 1 BB: 0 P: 17	R: 0 E: 0 K: 1 S: 7	H: 0 LOB: 0 BB: 0 P: 13	R: 0 E: 0 K: 0 S: 12	H: 1 LOB: 1 BB: 0 P: 16	R: 1 E: 0 K: 0 S: 14	H: 1 LOB: 0 BB: 0 P: 18	R: 0 E: 0 K: 1 S: 10	H: 2 LOB: 2 BB: 0 P: 14	R: 3 E: 0 K: 2 S: 17	H: 3 LOB: 1 BB: 1 P: 30	R: 0 E: 0 K: 2 S: 15	H: 1 LOB: 1 BB: 0 P: 20	1B: 5 2B: 2 3B: 0 HR: 3	SF: 0 SAC: 1 DP: 0 HBP: 1	WP: 0 PB: 0 SB: 0 CS: 0	PA: 39
<b>PITCHER</b>	IP	WLS	BF	H	R	ER	SO	BB	IBB	HBP	BLK	WP	HR	S	P	ERA	WHIP					
48 Jerad Eickhoff, R (1,1) ERA: 4.14	6.0	W	23	4	3	3	5	0	0	1	0	0	0	9	13	0.00	3.000					
12 Juan Nicasio, R (7,1) ERA: 4.85	0.2		4	2	0	0	1	0	0	0	0	0	0	1	1	0.00	0.000					
52 Jose Alvarez, L (7,1) ERA: 3.50	0.1		1	0	0	0	0	0	0	0	0	0	0	1	1	0.00	0.000					
41 Edgar Garcia, R (8,1) ERA: 7.9	0.0		3	2	3	3	0	1	0	0	0	0	2	5	14	=	=					
58 Seranthony Dominguez, R (8,1) ERA: 4.07	1.0	H	4	1	0	0	2	0	0	0	0	0	0	12	16	0.00	1.000					

Philadelphia Phillies @ San Diego Padres  
Petco Park, San Diego, CA  
Tue Jun 04 2019, 7:13 PM - 10:15 PM PDT  
Att: 25,821 - Cloudy - 64 F

AB	36
R	6
H	10
RBI	6
BB	1
SO	10
LOB	9





Batter	1	2	3	4	5	6	7	8	9	AB	R	H	RBI	BB	SO	LOB	TOP					
16 César Hernández, S (1,4) OBP: 0.336, SLG: 0.452	L SI 94 X CH 85 G3-1		C CH 83 C CH 85 X SL 84 L6		B CU 76 F SI 94 B SI 95 F CH 84 F CH 85 F CH 86 S FF 96 K		F FF 97 S SL 88 B SI 95 F CH 84 F CH 85 F CH 86 X SL 86 3B	X KC 80 G6-3		5	1	1	1	0	1	1						
3 Bryce Harper, L (1,9) OBP: 0.357, SLG: 0.478	S SI 94 B CH 85 S CH 85 T SI 96 K		C FF 96 B CH 84 X CH 85 1B		B CU 78 F SI 93 B SI 94 S CH 85 S CH 86 X SL 86 F7		F SI 92 B SI 93 X SI 93 2B	S FF 92 F FF 93 B FS 94 X FS 86 G4-3		5	1	2	1	0	1	0						
2 Jean Segura, R (1,6) OBP: 0.342, SLG: 0.448	X SI 95 G6-3		B SL 87 B SI 95 X SL 85 1B		C FF 94 C SL 89 B SI 95 X SL 85 2B		C SI 93 B FC 88 X SI 93 1B	F FS 96 F FS 96 B FS 96 S FS 96 K		5	0	3	1	0	1	0						
17 Rhys Hoskins, R (1,3) OBP: 0.390, SLG: 0.516			C FF 95 B CU 79 S SL 86 X SL 86 K		B SL 86 B SI 95 X SL 86 FC4		C FF 94 S SL 89 S SL 90 1 SAFE X SI 92 K	B SI 92 B FC 87 X SI 92 FC6-4		5	0	0	0	0	3	4						
10 J.T. Realmuto, R (1,2) OBP: 0.321, SLG: 0.446			B CU 77 C FF 96 B SL 88 S SL 87 K		B FF 94 X SI 95 F7		C SL 88 B SL 89 X FF 95 F7			4	0	0	0	0	1	1						
23 Jay Bruce, L (1,7) OBP: 0.297, SLG: 0.597			B FF 96 B CH 84 B CH 85 C SI 95 C SI 95 X SL 85 2B		X CH 84 0-0 HR		C FF 96 X FF 96 F7			4	2	2	1	0	0	1						
4 Scott Kingery, R (1,5) OBP: 0.375, SLG: 0.578			S FF 95 F CH 85 X CH 86 2B		B FF 95 F FF 95 F FF 96 S SL 86 K		B FF 96 B SI 96 S SL 87 K			3	1	1	1	1	2	0						
40 Adam Haseley, L (1,8) OBP: 0.250, SLG: 0.286			C SI 95 B SI 96 B CH 84 S FF 96 K		B SI 94 B SI 95 X FF 95 G4-3		C FF 97 B SL 87 B FF 96 B SI 97 S SL 88 S SL 87 BB	F SI 93 B FC 87 X SI 92 15 BB		3	2	1	1	1	1	1						
49 Jake Arrieta, R (1,1) OBP: 0.154, SLG: 0.154			C FF 95 X SL 86 G6-3		F FF 94 S SL 85 K2-3		S SL 87 B SI 86 S SL 87 X SL 87 P4	C KC 82 D FC 87 X SI 92 1B		2	0	0	0	0	1	0						
21 Vince Velasquez, R (5,1) OBP: 0.222, SLG: 0.375										2	0	0	0	0	0	0						
7 Maikel Franco, R (7,PH) OBP: 0.286, SLG: 0.339										1	0	0	0	0	0	1						
52 Jose Alvarez, L (7,1) ERA: 3.42										0	0	0	0	0	0	0						
12 Juan Nicasio, R (7,1) ERA: 4.78										0	0	0	0	0	0	0						
15 Andrew Knape, S (8,PH) OBP: 0.265, SLG: 0.308										1	0	1	1	0	0	0						
58 Seranthony Dominguez, R (8,1) ERA: 4.01										0	0	0	0	0	0	0						
50 Hector Neris, R (8,1) ERA: 4.01										0	0	0	0	0	0	0						
<b>Inning Stats</b>	R: 0 E: 0 K: 1 S: 6	H: 0 LOB: 0 BB: 0 P: 7	R: 1 E: 0 K: 3 S: 16	H: 2 LOB: 1 BB: 0 P: 25	R: 0 E: 0 K: 0 S: 13	H: 2 LOB: 2 BB: 0 P: 19	R: 1 E: 0 K: 1 S: 7	H: 1 LOB: 0 BB: 0 P: 14	R: 0 E: 0 K: 2 S: 10	H: 0 LOB: 0 BB: 0 P: 15	R: 0 E: 0 K: 1 S: 11	H: 1 LOB: 1 BB: 0 P: 16	R: 3 E: 0 K: 1 S: 18	H: 3 LOB: 1 BB: 1 P: 30	R: 2 E: 0 K: 0 S: 11	H: 2 LOB: 1 BB: 1 P: 18	R: 0 E: 0 K: 2 S: 10	H: 0 LOB: 0 BB: 0 P: 14	1B: 4 2B: 5 3B: 1 HR: 1	SF: 0 SAC: 0 DP: 0 HBP: 0	WP: 0 PA: 40 PB: 0 SB: 0 CS: 0	
<b>PITCHER</b>	IP WLS BF H R ER SO BB IBB HBP BLK WP HR S P ERA WHIP																					
40 Cal Quantrill, R (1,1) ERA: 4.85	5.0		20	5	2	2	7	0	0	0	0	0	0	0	0	0	0	1	52	80	3.60	1.000
47 Miguel Diaz, R (6,1) ERA: 4.85	1.0	H	4	1	0	0	1	0	0	0	0	0	0	0	0	0	0	0	11	16	0.00	1.000
58 Trey Wingenter, R (7,1) ERA: 3.26	0.2	H	4	1	2	2	1	1	0	0	0	0	0	0	0	0	0	0	12	23	27.00	3.000
34 Craig Stammen, R (7,1) ERA: 3.38	1.1	L	9	4	3	3	0	1	0	0	0	0	0	0	0	0	0	0	17	25	20.25	3.750
39 Kirby Yates, R (9,1) ERA: 1.0	1.0		3	0	0	0	2	0	0	0	0	0	0	0	0	0	0	0	10	14	0.00	0.000

Philadelphia Phillies @ San Diego Padres  
 Petco Park, San Diego, CA  
 Wed Jun 05 2019, 12:41 PM - 4:11 PM PDT  
 Att: 23,004 - Overcast - 66 F

AB	38
R	7
H	11
RBI	7
BB	2
SO	11
LOB	9



Batter	1	2	3	4	5	6	7	8	9	AB	R	H	RBI	BB	SO	LOB	BOTTOM						
5 Greg Garcia, L (1,4) OBP: 0.341, SLG: 0.369	C SI 92 B CH 87 B CH 88 C SI 93 K		B SL 88 F SI 92 X CH 88 G3		X SL 89 0-0 G4-3		C SL 84 B SI 93 B SI 92 F CH 85 X SL 85 K		B FF 94 B FF 95 B FS 88 B FS 87 BB	4	0	0	0	1	2	1							
32 Frammil Reyes, R (1,9) OBP: 0.294, SLG: 0.577	X SI 94 L9		S CU 81 X SI 93 X CU 81 F9		B CH 87 C SI 93 D CH 88 D CU 82 BB		B SL 87 C CH 88 S FF 96 K		S FS 87 F FS 87 F FS 87 K	3	0	0	0	1	1	0							
3 Ian Kinsler, R (8,PH) OBP: 0.265, SLG: 0.380			B SI 92 C CU 80 X SL 89 G1-3		B SI 93 B CH 88 B SI 92 X SL 84 BB		B SL 88 X SL 87 P6		F FF 95 B FF 95 B FS 87 X FS 87 P6	5	1	2	0	0	0	5							
13 Manny Machado, R (1,6) OBP: 0.339, SLG: 0.420	C SI 94 X SI 93 1B		C CH 87 B CH 88 1 SAFE D CH 88 C SI 92 X CH 88 G1-3		C CU 80 B CH 87 F SI 92 X SL 86 L8		F CU 81 X CU 80 G4-3		X FS 86 0-0 G1-3	4	1	0	0	1	0	1							
30 Eric Hosmer, L (1,3) OBP: 0.333, SLG: 0.449	F SI 93 B SI 92 1 SAFE D CH 88 C SI 92 X CH 88 G1-3		C CH 87 B CH 88 1 SAFE D CH 88 B SI 93 BB		C CU 80 B CH 87 F SI 92 X SL 86 L8		F CU 81 X CU 80 G4-3		X FS 86 0-0 G1-3	4	1	0	0	1	0	1							
22 Josh Naylor, L (1,7) OBP: 0.250, SLG: 0.472	S SI 91 B SI 93 S CH 88 K		C CU 81 X SI 93 G4-3		F CH 88 X CH 88 G4-3		M SL 81 S CU 81 S SL 82 K		C FS 86 F FS 86 X FS 86 F7	5	1	1	3	0	2	0							
4 Wil Myers, R (1,8) OBP: 0.327, SLG: 0.447	X SI 93 2B		X CU 80 0-1 HR		B SI 93 C CU 81 B CH 88 B SI 93 BB		B SI 93 C CU 81 B CH 88 B SI 93 BB		B SL 86 X SL 86 G1-3	4	2	2	1	1	1	0							
11 Ty France, R (1,5) OBP: 0.290, SLG: 0.357	C CU 81 C CU 82 B SI 90 T SI 93 K		B SI 93 B SI 92 X SL 85 G6-3		1 SAFE D CU 81 D CU 81 1 SAFE B SI 91 B CH 88 1B		1 SAFE D CU 81 D CU 81 1 SAFE B SI 91 B CH 88 1B		B FF 94 B FF 95 C FF 96 X FF 96 P3	4	0	1	1	0	1	1							
62 Austin Allen, L (1,2) OBP: 0.345, SLG: 0.346										2	0	2	0	2	0	0							
40 Cal Quantrill, L (1,1) ERA: 4.25			B SI 93 B SI 92 C SI 93 X SL 85 G5-3		X SI 92 0-0 SH2-4		T SL 86 B FF 95 B SL 88 S SL 89 X FF 94 F8		B SI 93 B FF 96 B FS 87 F FS 87 X FS 87 BB	1	0	0	0	0	0	2							
10 Hunter Renfroe, R (5,PH) OBP: 0.299, SLG: 0.607										1	0	0	0	0	0	2							
47 Miguel Diaz, R (6,1) ERA: 4.5										0	0	0	0	0	0	0							
58 Trey Wingenter, R (7,1) ERA: 3.26										0	0	0	0	0	0	0							
7 Manuel Margot, R (7,8) OBP: 0.288, SLG: 0.311										0	0	0	0	1	0	0							
<b>Inning Stats</b>	R: 0 E: 0 K: 1 S: 9	H: 1 LOB: 1 BB: 0 P: 12	R: 0 E: 0 K: 2 S: 10	H: 1 LOB: 2 BB: 1 P: 15	R: 4 E: 0 K: 0 S: 15	H: 3 LOB: 0 BB: 1 P: 24	R: 0 E: 0 K: 0 S: 10	H: 1 LOB: 2 BB: 1 P: 18	R: 1 E: 0 K: 0 S: 19	H: 1 LOB: 2 BB: 2 P: 35	R: 0 E: 0 K: 2 S: 7	H: 0 LOB: 0 BB: 0 P: 12	R: 0 E: 0 K: 1 S: 6	H: 0 LOB: 0 BB: 0 P: 9	R: 0 E: 0 K: 1 S: 15	H: 1 LOB: 3 BB: 2 P: 28	R: 0 E: 0 K: 1 S: 8	H: 0 LOB: 0 BB: 0 P: 11	1B: 4 2B: 2 3B: 0 HR: 2	SF: 0 SAC: 1 DP: 0 HBP: 0	WP: 1 PA: 42 PB: 0 SB: 1 CS: 0		
<b>PITCHER</b>	IP WLS BF H R ER SO BB IBB HBP BLK WP HR S P ERA WHIP																						
49 Jake Arrieta, R (1,1) ERA: 4.25	4.2		26	7	5	5	3	4	1	0	0	0	0	0	0	0	0	1	2	59	97	9.64	2.357
21 Vince Velasquez, R (5,1) ERA: 4.5	1.1		4	0	0	0	2	0	0	0	0	0	0	0	0	0	0	0	11	19	0.00	0.000	
52 Jose Alvarez, L (7,1) ERA: 3.42	0.2		2	0	0	0	1	0	0	0	0	0	0	0	0	0	0	0	5	7	0.00	0.000	
12 Juan Nicasio, R (7,1) ERA: 4.78	0.1	W	1	0	0	0	0	0	0	0	0	0	0	0	0	0	0	0	1	2	0.00	0.000	
58 Seranthony Dominguez, R (8,1) ERA: 4.01	0.1	H	3	1	0	0	0	1	0	0	0	0	0	0	0	0	0	0	7	14	0.00	6.000	

Philadelphia Phillies @ San Diego Padres  
 Petco Park, San Diego, CA  
 Wed Jun 05 2019, 12:41 PM - 4:11 PM PDT  
 Att: 23,004 - Overcast - 66 F

AB	34
R	5
H	8
RBI	5
BB	7
SO	8
LOB	15









Batter	1	2	3	4	5	6	7	8	9	AB	R	H	RBI	BB	SO	LOB	TOP							
15 Nick Senzel, R OBP: 0.325, SLG: 0.453										4	1	2	0	0	0	0								
19 Joey Votto, L OBP: 0.346, SLG: 0.381										4	0	2	0	0	0	1								
7 Eugenio Suárez, R OBP: 0.341, SLG: 0.507										4	0	0	0	0	1	3								
22 Derek Dietrich, L OBP: 0.352, SLG: 0.645										4	0	0	0	0	3	2								
33 Jesse Winker, L OBP: 0.315, SLG: 0.440										3	0	0	0	0	1									
17 Josh VanMeter, L OBP: 0.343, SLG: 0.300										3	0	1	0	0	0									
9 José Peraza, R OBP: 0.273, SLG: 0.331										3	0	1	0	0	0									
16 Tucker Barnhart, L OBP: 0.294, SLG: 0.331										3	0	0	0	0	2									
35 Tanner Roark, R OBP: 0.211, SLG: 0.368										1	0	0	0	0	1	0								
52 Kyle Farmer, R OBP: 0.265, SLG: 0.455										1	0	0	0	0	1	0								
67 Matt Bowman, R OBP: 0.332, SLG: 0.416										0	0	0	0	0	0	1								
4 Jose Iglesias, R OBP: 0.332, SLG: 0.416										0	0	0	0	0	0	1								
48 Jared Hughes, R OBP: 0.332, SLG: 0.416										0	0	0	0	0	0	0								
<b>Inning Stats</b>	R: 1 H: 2 E: 0 K: 1 S: 10	H: 2 LOB: 0 BB: 0 P: 14	R: 0 H: 0 E: 0 K: 0 S: 7	H: 0 LOB: 0 BB: 0 P: 12	R: 0 H: 0 E: 0 K: 1 S: 8	H: 0 LOB: 0 BB: 0 P: 11	R: 0 H: 0 E: 0 K: 1 S: 7	H: 0 LOB: 0 BB: 0 P: 13	R: 0 H: 0 E: 0 K: 1 S: 5	H: 0 LOB: 0 BB: 0 P: 6	R: 0 H: 0 E: 0 K: 1 S: 6	H: 0 LOB: 0 BB: 0 P: 10	R: 0 H: 1 E: 0 K: 2 S: 13	H: 1 LOB: 1 BB: 0 P: 21	R: 0 H: 2 E: 0 K: 0 S: 7	H: 2 LOB: 1 BB: 0 P: 9	R: 0 H: 1 E: 0 K: 0 S: 8	H: 1 LOB: 1 BB: 0 P: 9	1B: 4 2B: 2 3B: 0 HR: 0	SF: 0 SAC: 0 DP: 2 HBP: 0	WP: 0 PB: 0 SB: 0 CS: 0	PA: 31		
<b>PITCHER</b>	IP WLS BF H R ER SO BB IBB HBP BLK WP HR S P ERA WHIP	9.0 W 31 6 1 1 6 0 0 0 0 0 0 71 105 1.00 0.667											<b>PITCHER</b>	IP WLS BF H R ER SO BB IBB HBP BLK WP HR S P ERA WHIP										

Cincinnati Reds @ Philadelphia Phillies  
Citizens Bank Park, Philadelphia, PA  
Sat Jun 08 2019, 4:06 PM - 6:22 PM EDT  
Att: 44,357 - Partly Cloudy - 81 F

AB	31
R	1
H	6
RBI	0
BB	0
SO	6
LOB	10



Batter	1	2	3	4	5	6	7	8	9	AB	R	H	RBI	BB	SO	LOB	BOTTOM							
16 César Hernández, S OBP: 0.333, SLG: 0.443										4	0	0	0	0	0	0								
3 Bryce Harper, L OBP: 0.357, SLG: 0.473										3	1	1	0	1	0	0								
2 Jean Segura, R OBP: 0.339, SLG: 0.450										4	1	2	1	0	0	1								
17 Rhys Hoskins, R OBP: 0.386, SLG: 0.509										4	1	1	0	0	1	2								
10 J.T. Realmuto, R OBP: 0.331, SLG: 0.461										2	1	1	1	2	1	0								
23 Jay Bruce, L OBP: 0.297, SLG: 0.601										4	0	1	2	0	0	1								
4 Scott Kingery, R OBP: 0.363, SLG: 0.552										3	0	0	0	0	2	3								
7 Maikel Franco, R OBP: 0.283, SLG: 0.389										2	0	0	0	1	0	0								
43 Nick Pietvetta, R OBP: 0.071, SLG: 0.071										3	0	0	0	0	3	2								
<b>Inning Stats</b>	R: 2 H: 2 E: 0 K: 1 S: 11	H: 2 LOB: 2 BB: 2 P: 27	R: 0 H: 0 E: 0 K: 1 S: 8	H: 0 LOB: 0 BB: 0 P: 13	R: 0 H: 1 E: 0 K: 0 S: 10	H: 1 LOB: 0 BB: 0 P: 17	R: 1 H: 1 E: 0 K: 1 S: 13	H: 1 LOB: 0 BB: 0 P: 19	R: 1 H: 2 E: 1 K: 1 S: 12	H: 2 LOB: 1 BB: 0 P: 16	R: 0 H: 0 E: 0 K: 1 S: 12	H: 0 LOB: 2 BB: 2 P: 18	R: 0 H: 0 E: 0 K: 0 S: 7	H: 0 LOB: 0 BB: 0 P: 10	R: 0 H: 0 E: 0 K: 2 S: 10	H: 0 LOB: 0 BB: 0 P: 16	R: 0 H: 0 E: 0 K: 2 S: 10	H: 0 LOB: 0 BB: 0 P: 16	1B: 3 2B: 1 3B: 1 HR: 1	SF: 0 SAC: 0 DP: 1 HBP: 0	WP: 0 PB: 0 SB: 0 CS: 0	PA: 33		
<b>PITCHER</b>	IP WLS BF H R ER SO BB IBB HBP BLK WP HR S P ERA WHIP	5.0 L 22 6 4 4 4 2 0 0 0 0 0 54 92 7.20 1.600											<b>PITCHER</b>	IP WLS BF H R ER SO BB IBB HBP BLK WP HR S P ERA WHIP										
35 Tanner Roark, R ERA: 3.74											2.0													
67 Matt Bowman, R ERA: 1.17											8													
48 Jared Hughes, R ERA: 3.45											3													

Cincinnati Reds @ Philadelphia Phillies  
Citizens Bank Park, Philadelphia, PA  
Sat Jun 08 2019, 4:06 PM - 6:22 PM EDT  
Att: 44,357 - Partly Cloudy - 81 F

AB	29
R	4
H	6
RBI	4
BB	4
SO	7
LOB	9





Batter	1	2	3	4	5	6	7	8	9	AB	R	H	RBI	BB	SO	LOB	TOP							
33 Jesse Winker, L (1,7) OBP: 0.315, SLG: 0.438 15 Nick Senzel, R (7,PH) OBP: 0.333, SLG: 0.460	G4-3		K																					
19 Joey Votto, L (1,3) OBP: 0.347, SLG: 0.379	G1-3																							
7 Eugenio Suárez, R (1,5) OBP: 0.338, SLG: 0.500	F8		K																					
22 Derek Dietrich, L (1,4) OBP: 0.349, SLG: 0.634 21 Michael Lorenzen, R (7,1) OBP: 0.222, SLG: 0.250 50 Amir Garrett, R (7,1) 52 Kyle Farmer, R (8,4) OBP: 0.265, SLG: 0.455																								
66 Yasiel Puig, R (1,9) OBP: 0.252, SLG: 0.378																								
4 Jose Iglesias, R (1,6) OBP: 0.330, SLG: 0.413																								
9 José Peraza, R (1,8) OBP: 0.273, SLG: 0.329																								
12 Curt Casali, R (1,2) OBP: 0.363, SLG: 0.440																								
54 Sonny Gray, R (1,1) OBP: 0.158, SLG: 0.111 32 Zach Duke, L (6,1) 17 Josh VanMeter, L (7,PH) OBP: 0.351, SLG: 0.290 26 Raisel Iglesias, R (8,1)																								
<b>Inning Stats</b>	R: 0 E: 0 K: 0 S: 12	H: 0 LOB: 0 BB: 0 P: 13	R: 1 E: 0 K: 2 S: 13	H: 2 LOB: 2 BB: 1 P: 19	R: 0 E: 0 K: 3 S: 14	H: 0 LOB: 1 BB: 1 P: 24	R: 0 E: 0 K: 1 S: 8	H: 0 LOB: 0 BB: 0 P: 9	R: 0 E: 0 K: 0 S: 5	H: 1 LOB: 1 BB: 0 P: 16	R: 0 E: 0 K: 0 S: 5	H: 0 LOB: 0 BB: 0 P: 6	R: 3 E: 0 K: 0 S: 15	H: 4 LOB: 2 BB: 1 P: 28	R: 0 E: 0 K: 2 S: 12	H: 1 LOB: 2 BB: 1 P: 23	R: 0 E: 0 K: 0 S: 7	H: 1 LOB: 0 BB: 0 P: 11	1B: 9 2B: 0 3B: 0 HR: 0	SF: 0 SAC: 0 DP: 1 HBP: 0	WP: 0 PB: 1 SB: 0 CS: 0	PA: 39		
<b>PITCHER</b>	IP WLS BF H R ER SO BB IBB HBP BLK WP HR S P ERA WHIP	IP WLS BF H R ER SO BB IBB HBP BLK WP HR S P ERA WHIP	IP WLS BF H R ER SO BB IBB HBP BLK WP HR S P ERA WHIP	IP WLS BF H R ER SO BB IBB HBP BLK WP HR S P ERA WHIP	IP WLS BF H R ER SO BB IBB HBP BLK WP HR S P ERA WHIP	IP WLS BF H R ER SO BB IBB HBP BLK WP HR S P ERA WHIP	IP WLS BF H R ER SO BB IBB HBP BLK WP HR S P ERA WHIP	IP WLS BF H R ER SO BB IBB HBP BLK WP HR S P ERA WHIP	IP WLS BF H R ER SO BB IBB HBP BLK WP HR S P ERA WHIP	IP WLS BF H R ER SO BB IBB HBP BLK WP HR S P ERA WHIP	IP WLS BF H R ER SO BB IBB HBP BLK WP HR S P ERA WHIP	IP WLS BF H R ER SO BB IBB HBP BLK WP HR S P ERA WHIP	IP WLS BF H R ER SO BB IBB HBP BLK WP HR S P ERA WHIP	IP WLS BF H R ER SO BB IBB HBP BLK WP HR S P ERA WHIP	IP WLS BF H R ER SO BB IBB HBP BLK WP HR S P ERA WHIP	IP WLS BF H R ER SO BB IBB HBP BLK WP HR S P ERA WHIP	IP WLS BF H R ER SO BB IBB HBP BLK WP HR S P ERA WHIP	IP WLS BF H R ER SO BB IBB HBP BLK WP HR S P ERA WHIP	IP WLS BF H R ER SO BB IBB HBP BLK WP HR S P ERA WHIP	IP WLS BF H R ER SO BB IBB HBP BLK WP HR S P ERA WHIP	IP WLS BF H R ER SO BB IBB HBP BLK WP HR S P ERA WHIP	IP WLS BF H R ER SO BB IBB HBP BLK WP HR S P ERA WHIP	IP WLS BF H R ER SO BB IBB HBP BLK WP HR S P ERA WHIP	IP WLS BF H R ER SO BB IBB HBP BLK WP HR S P ERA WHIP

Cincinnati Reds @ Philadelphia Phillies  
Citizens Bank Park, Philadelphia, PA  
Sun Jun 09 2019, 1:10 PM - 4:23 PM EDT  
Att. 42,324 - Sunny - 78 F

AB 35  
R 4  
H 9  
RBI 4  
BB 4  
SO 9  
LOB 12



Batter	1	2	3	4	5	6	7	8	9	AB	R	H	RBI	BB	SO	LOB	BOTTOM							
16 César Hernández, S (1,4) OBP: 0.336, SLG: 0.439	G3-1																							
3 Bryce Harper, L (1,9) OBP: 0.356, SLG: 0.469	K																							
2 Jean Segura, R (1,6) OBP: 0.342, SLG: 0.455																								
17 Rhys Hoskins, R (1,3) OBP: 0.384, SLG: 0.504	F8																							
10 J.T. Realmuto, R (1,2) OBP: 0.329, SLG: 0.457																								
23 Jay Bruce, L (1,7) OBP: 0.293, SLG: 0.591 65 JD Hammer, R (9,1) 9 Phil Gosselin, R (9,PH) OBP: 0.245, SLG: 0.292																								
4 Scott Kingery, R (1,8) OBP: 0.348, SLG: 0.530																								
7 Maikel Franco, R (1,5) OBP: 0.284, SLG: 0.388																								
27 Aaron Nola, R (1,1) OBP: 0.179, SLG: 0.042 52 Jose Alvarez, L (7,1) 5 Nick Williams, L (7,7) OBP: 0.203, SLG: 0.229 21 Vince Velasquez, R (7,1) OBP: 0.222, SLG: 0.125																								
<b>Inning Stats</b>	R: 0 E: 0 K: 1 S: 9	H: 1 LOB: 1 BB: 0 P: 14	R: 0 E: 0 K: 0 S: 7	H: 0 LOB: 0 BB: 0 P: 10	R: 2 E: 0 K: 1 S: 16	H: 2 LOB: 2 BB: 2 P: 27	R: 0 E: 0 K: 0 S: 7	H: 0 LOB: 0 BB: 0 P: 12	R: 1 E: 0 K: 1 S: 14	H: 1 LOB: 0 BB: 1 P: 26	R: 0 E: 0 K: 0 S: 8	H: 0 LOB: 0 BB: 0 P: 11	R: 0 E: 0 K: 2 S: 10	H: 0 LOB: 0 BB: 0 P: 16	R: 0 E: 0 K: 1 S: 6	H: 0 LOB: 0 BB: 0 P: 9	R: 0 E: 0 K: 1 S: 9	H: 1 LOB: 1 BB: 0 P: 12	1B: 4 2B: 1 3B: 0 HR: 0	SF: 1 SAC: 0 DP: 0 HBP: 0	WP: 0 PB: 0 SB: 2 CS: 1	PA: 35		
<b>PITCHER</b>	IP WLS BF H R ER SO BB IBB HBP BLK WP HR S P ERA WHIP	IP WLS BF H R ER SO BB IBB HBP BLK WP HR S P ERA WHIP	IP WLS BF H R ER SO BB IBB HBP BLK WP HR S P ERA WHIP	IP WLS BF H R ER SO BB IBB HBP BLK WP HR S P ERA WHIP	IP WLS BF H R ER SO BB IBB HBP BLK WP HR S P ERA WHIP	IP WLS BF H R ER SO BB IBB HBP BLK WP HR S P ERA WHIP	IP WLS BF H R ER SO BB IBB HBP BLK WP HR S P ERA WHIP	IP WLS BF H R ER SO BB IBB HBP BLK WP HR S P ERA WHIP	IP WLS BF H R ER SO BB IBB HBP BLK WP HR S P ERA WHIP	IP WLS BF H R ER SO BB IBB HBP BLK WP HR S P ERA WHIP	IP WLS BF H R ER SO BB IBB HBP BLK WP HR S P ERA WHIP	IP WLS BF H R ER SO BB IBB HBP BLK WP HR S P ERA WHIP	IP WLS BF H R ER SO BB IBB HBP BLK WP HR S P ERA WHIP	IP WLS BF H R ER SO BB IBB HBP BLK WP HR S P ERA WHIP	IP WLS BF H R ER SO BB IBB HBP BLK WP HR S P ERA WHIP	IP WLS BF H R ER SO BB IBB HBP BLK WP HR S P ERA WHIP	IP WLS BF H R ER SO BB IBB HBP BLK WP HR S P ERA WHIP	IP WLS BF H R ER SO BB IBB HBP BLK WP HR S P ERA WHIP	IP WLS BF H R ER SO BB IBB HBP BLK WP HR S P ERA WHIP	IP WLS BF H R ER SO BB IBB HBP BLK WP HR S P ERA WHIP	IP WLS BF H R ER SO BB IBB HBP BLK WP HR S P ERA WHIP	IP WLS BF H R ER SO BB IBB HBP BLK WP HR S P ERA WHIP	IP WLS BF H R ER SO BB IBB HBP BLK WP HR S P ERA WHIP	IP WLS BF H R ER SO BB IBB HBP BLK WP HR S P ERA WHIP

Cincinnati Reds @ Philadelphia Phillies  
Citizens Bank Park, Philadelphia, PA  
Sun Jun 09 2019, 1:10 PM - 4:23 PM EDT  
Att. 42,324 - Sunny - 78 F

AB 30  
R 3  
H 5  
RBI 3  
BB 3  
SO 7  
LOB 8

















Batter	1	2	3	4	5	6	7	8	9	AB	R	H	RBI	BB	SO	LOB	TOP								
2 Jean Segura, R OBP: 0.336, SLG: 0.452										3	1	1	0	2	0	0	<b>Philadelphia Phillies @ Atlanta Braves</b> SunTrust Park, Atlanta, GA Fri Jun 14, 2019, 7:23 PM - 10:51 PM EDT Att: 41,975 - Clear - 80 F								
3 Bryce Harper, L OBP: 0.353, SLG: 0.471										5	1	1	2	0	1	2									
10 J.T. Realmuto, R OBP: 0.331, SLG: 0.452										5	2	1	0	0	1	1									
17 Rhys Hoskins, R OBP: 0.396, SLG: 0.527										3	1	1	2	2	1	0									
23 Jay Bruce, L OBP: 0.296, SLG: 0.579										4	1	1	0	1	0	2									
4 Scott Kingery, R OBP: 0.369, SLG: 0.652										4	2	3	1	0	1	2									
13 Sean Rodriguez, R OBP: 0.356, SLG: 0.410										3	0	1	1	0	0	0									
16 César Hernández, S (1.4) OBP: 0.321, SLG: 0.415										3	0	0	1	0	2	2									
43 Nick Pivetta, R OBP: 0.069, SLG: 0.099										3	0	0	0	0	0	0									
21 Vince Velasquez, R OBP: 0.222, SLG: 0.125										0	0	0	0	0	0	0									
5 Nick Williams, L OBP: 0.225, SLG: 0.276										0	0	0	0	0	0	0									
61 Edubray Ramos, R OBP: 0.267, SLG: 0.023										0	0	0	0	0	0	0									
50 Héctor Neris, R OBP: 0.267, SLG: 0.023										0	0	0	0	0	0	0									
<b>Inning Stats</b>	R: 0 E: 0 K: 1 S: 10	H: 0 LOB: 0 BB: 0 P: 11	R: 1 E: 0 K: 1 S: 15	H: 3 LOB: 2 BB: 0 P: 22	R: 2 E: 1 K: 1 S: 10	H: 2 LOB: 0 BB: 0 P: 18	R: 1 E: 0 K: 1 S: 14	H: 1 LOB: 0 BB: 0 P: 22	R: 1 E: 0 K: 1 S: 15	H: 1 LOB: 2 BB: 2 P: 28	R: 0 E: 0 K: 1 S: 6	H: 0 LOB: 0 BB: 0 P: 9	R: 2 E: 1 K: 0 S: 7	H: 1 LOB: 1 BB: 1 P: 17	R: 1 E: 0 K: 0 S: 12	H: 1 LOB: 0 BB: 0 P: 16	R: 0 E: 0 K: 1 S: 12	H: 0 LOB: 2 BB: 2 P: 25	1B: 5 2B: 2 3B: 0 HR: 3	SF: 1 SAC: 1 DP: 1 HBP: 0	WP: 2 PB: 0 SB: 1 CS: 0	PA: 41			
<b>PITCHER</b>	IP WLS BF H R ER SO BB IBB HBP BLK WP HR S P ERA WHIP	IP WLS BF H R ER SO BB IBB HBP BLK WP HR S P ERA WHIP	IP WLS BF H R ER SO BB IBB HBP BLK WP HR S P ERA WHIP	IP WLS BF H R ER SO BB IBB HBP BLK WP HR S P ERA WHIP	IP WLS BF H R ER SO BB IBB HBP BLK WP HR S P ERA WHIP	IP WLS BF H R ER SO BB IBB HBP BLK WP HR S P ERA WHIP	IP WLS BF H R ER SO BB IBB HBP BLK WP HR S P ERA WHIP	IP WLS BF H R ER SO BB IBB HBP BLK WP HR S P ERA WHIP	IP WLS BF H R ER SO BB IBB HBP BLK WP HR S P ERA WHIP	IP WLS BF H R ER SO BB IBB HBP BLK WP HR S P ERA WHIP	IP WLS BF H R ER SO BB IBB HBP BLK WP HR S P ERA WHIP	IP WLS BF H R ER SO BB IBB HBP BLK WP HR S P ERA WHIP	IP WLS BF H R ER SO BB IBB HBP BLK WP HR S P ERA WHIP	IP WLS BF H R ER SO BB IBB HBP BLK WP HR S P ERA WHIP	IP WLS BF H R ER SO BB IBB HBP BLK WP HR S P ERA WHIP	IP WLS BF H R ER SO BB IBB HBP BLK WP HR S P ERA WHIP	IP WLS BF H R ER SO BB IBB HBP BLK WP HR S P ERA WHIP	IP WLS BF H R ER SO BB IBB HBP BLK WP HR S P ERA WHIP	IP WLS BF H R ER SO BB IBB HBP BLK WP HR S P ERA WHIP	IP WLS BF H R ER SO BB IBB HBP BLK WP HR S P ERA WHIP	IP WLS BF H R ER SO BB IBB HBP BLK WP HR S P ERA WHIP	IP WLS BF H R ER SO BB IBB HBP BLK WP HR S P ERA WHIP	IP WLS BF H R ER SO BB IBB HBP BLK WP HR S P ERA WHIP	IP WLS BF H R ER SO BB IBB HBP BLK WP HR S P ERA WHIP	IP WLS BF H R ER SO BB IBB HBP BLK WP HR S P ERA WHIP

AB	34
R	8
H	9
RBI	7
BB	5
SO	7
LOB	11



Batter	1	2	3	4	5	6	7	8	9	AB	R	H	RBI	BB	SO	LOB	BOTTOM								
13 Ronald Acuña Jr., R OBP: 0.369, SLG: 0.495										5	1	2	0	0	1	2	<b>Philadelphia Phillies @ Atlanta Braves</b> SunTrust Park, Atlanta, GA Fri Jun 14, 2019, 7:23 PM - 10:51 PM EDT Att: 41,975 - Clear - 80 F								
7 Dansby Swanson, R OBP: 0.329, SLG: 0.479										4	1	1	0	1	1	3									
5 Freddie Freeman, L OBP: 0.401, SLG: 0.599										5	1	2	2	0	2	3									
20 Josh Donaldson, R OBP: 0.347, SLG: 0.427										5	1	1	1	0	1	5									
22 Nick Markakis, L OBP: 0.368, SLG: 0.426										3	2	0	0	2	1	0									
27 Austin Riley, R OBP: 0.336, SLG: 0.616										5	1	2	1	0	1	1									
16 Brian McCann, L OBP: 0.345, SLG: 0.479										5	1	3	3	0	1	2									
1 Ozzie Albies, S OBP: 0.345, SLG: 0.457										4	1	2	1	0	1	1									
54 Max Fried, L OBP: 0.289, SLG: 0.292										0	0	0	0	0	0	0									
58 Dan Winkler, R OBP: 0.276, SLG: 0.361										0	0	0	0	0	0	0									
17 Johan Camargo, S OBP: 0.276, SLG: 0.361										0	0	0	0	0	0	0									
32 Josh Tomlin, R OBP: 0.276, SLG: 0.361										0	0	0	0	0	0	0									
8 Charlie Culberson, R OBP: 0.276, SLG: 0.361										0	0	0	0	0	0	0									
50 Héctor Neris, R OBP: 0.276, SLG: 0.361										0	0	0	0	0	0	0									
<b>Inning Stats</b>	R: 0 E: 0 K: 2 S: 7	H: 0 LOB: 0 BB: 0 P: 10	R: 1 E: 0 K: 1 S: 14	H: 2 LOB: 1 BB: 0 P: 17	R: 0 E: 0 K: 1 S: 18	H: 1 LOB: 2 BB: 1 P: 26	R: 0 E: 0 K: 1 S: 7	H: 1 LOB: 1 BB: 0 P: 12	R: 0 E: 0 K: 0 S: 10	H: 1 LOB: 1 BB: 0 P: 13	R: 1 E: 0 K: 0 S: 8	H: 1 LOB: 0 BB: 0 P: 12	R: 2 E: 0 K: 2 S: 22	H: 3 LOB: 2 BB: 1 P: 36	R: 2 E: 0 K: 1 S: 15	H: 2 LOB: 1 BB: 1 P: 27	R: 3 E: 0 K: 1 S: 12	H: 3 LOB: 1 BB: 1 P: 24	1B: 8 2B: 3 3B: 1 HR: 3	SF: 0 SAC: 1 DP: 1 HBP: 0	WP: 0 PB: 0 SB: 0 CS: 1	PA: 43			
<b>PITCHER</b>	IP WLS BF H R ER SO BB IBB HBP BLK WP HR S P ERA WHIP	IP WLS BF H R ER SO BB IBB HBP BLK WP HR S P ERA WHIP	IP WLS BF H R ER SO BB IBB HBP BLK WP HR S P ERA WHIP	IP WLS BF H R ER SO BB IBB HBP BLK WP HR S P ERA WHIP	IP WLS BF H R ER SO BB IBB HBP BLK WP HR S P ERA WHIP	IP WLS BF H R ER SO BB IBB HBP BLK WP HR S P ERA WHIP	IP WLS BF H R ER SO BB IBB HBP BLK WP HR S P ERA WHIP	IP WLS BF H R ER SO BB IBB HBP BLK WP HR S P ERA WHIP	IP WLS BF H R ER SO BB IBB HBP BLK WP HR S P ERA WHIP	IP WLS BF H R ER SO BB IBB HBP BLK WP HR S P ERA WHIP	IP WLS BF H R ER SO BB IBB HBP BLK WP HR S P ERA WHIP	IP WLS BF H R ER SO BB IBB HBP BLK WP HR S P ERA WHIP	IP WLS BF H R ER SO BB IBB HBP BLK WP HR S P ERA WHIP	IP WLS BF H R ER SO BB IBB HBP BLK WP HR S P ERA WHIP	IP WLS BF H R ER SO BB IBB HBP BLK WP HR S P ERA WHIP	IP WLS BF H R ER SO BB IBB HBP BLK WP HR S P ERA WHIP	IP WLS BF H R ER SO BB IBB HBP BLK WP HR S P ERA WHIP	IP WLS BF H R ER SO BB IBB HBP BLK WP HR S P ERA WHIP	IP WLS BF H R ER SO BB IBB HBP BLK WP HR S P ERA WHIP	IP WLS BF H R ER SO BB IBB HBP BLK WP HR S P ERA WHIP	IP WLS BF H R ER SO BB IBB HBP BLK WP HR S P ERA WHIP	IP WLS BF H R ER SO BB IBB HBP BLK WP HR S P ERA WHIP	IP WLS BF H R ER SO BB IBB HBP BLK WP HR S P ERA WHIP	IP WLS BF H R ER SO BB IBB HBP BLK WP HR S P ERA WHIP	IP WLS BF H R ER SO BB IBB HBP BLK WP HR S P ERA WHIP

AB	38
R	9
H	14
RBI	9
BB	4
SO	9
LOB	17














Batter	1	2	3	4	5	6	7	8	9	AB	R	H	RBI	BB	SO	LOB	TOP		
2 Jean Segura, R OBP: 0.322, SLG: 0.429										5	0	0	0	0	2	2			
3 Bryce Harper, L OBP: 0.356, SLG: 0.460										2	0	0	0	2	0	0			
4 Scott Kingery, R OBP: 0.388, SLG: 0.683										4	1	2	1	0	1	1			
17 Rhys Hoskins, R OBP: 0.400, SLG: 0.522										2	0	1	0	1	1	0			
10 J.T. Realmuto, R OBP: 0.326, SLG: 0.447										4	0	0	0	0	1	5			
13 Sean Rodriguez, R OBP: 0.346, SLG: 0.378										3	0	0	0	1	1	2			
24 Roman Quinn, S OBP: 0.161, SLG: 0.103										4	0	0	0	0	0	1			
16 César Hernández, S OBP: 0.322, SLG: 0.423										4	1	2	0	0	2	1			
56 Zach Eflin, R 15 Andrew Knapp, S 61 Edubray Ramos, R 47 Cole Irvin, L 41 Edgar García, R 33 Brad Miller, L										1	0	0	0	0	0	0			
<b>Inning Stats</b>	R: 1 H: 1 E: 0 K: 0 S: 10	H: 1 LOB: 1 BB: 1 P: 15	R: 0 H: 0 E: 0 K: 2 S: 8	H: 0 LOB: 1 BB: 1 P: 16	R: 0 H: 0 E: 0 K: 2 S: 9	H: 0 LOB: 0 BB: 0 P: 12	R: 0 H: 0 E: 0 K: 3 S: 10	H: 1 LOB: 0 BB: 0 P: 14	R: 0 H: 2 E: 0 K: 0 S: 10	H: 2 LOB: 2 BB: 1 P: 20	R: 0 H: 0 E: 0 K: 1 S: 9	H: 0 LOB: 0 BB: 0 P: 14	R: 0 H: 0 E: 0 K: 1 S: 13	H: 0 LOB: 2 BB: 1 P: 25	R: 1 H: 2 E: 0 K: 0 S: 13	H: 2 LOB: 1 BB: 0 P: 16	1B: 4 2B: 0 3B: 1 HR: 1	SF: 0 SAC: 1 DP: 0 HBP: 1	WP: 0 PA: 37 PB: 0 SB: 1 CS: 0
<b>PITCHER</b>	IP WLS BF H R ER SO BB IBB HBP BLK WP HR S P ERA WHIP																		
46 Patrick Corbin, L ERA: 3.9	7.0 W 27 4 1 1 8 3 0 0 0 0 0 1 63 101 1.29 1.000																		
21 Tanner Rainey, R ERA: 2.03	1.0 H 5 0 0 0 1 1 0 1 0 0 0 0 13 25 0.00 1.000																		
48 Javy Guerra, R ERA: 3.18	1.0 5 2 1 1 0 0 0 0 0 0 0 0 13 16 9.00 2.000																		

Philadelphia Phillies @ Washington Nationals  
Nationals Park, Washington, DC  
Wed Jun 19 2019, 1:05 PM - 3:51 PM EDT  
Att: 17,961 - Cloudy - 81 F


AB 31  
R 2  
H 6  
RBI 2  
BB 4  
SO 9  
LOB 13



Batter	1	2	3	4	5	6	7	8	9	AB	R	H	RBI	BB	SO	LOB	BOTTOM
7 Trea Turner, R OBP: 0.333, SLG: 0.518										4	0	0	0	0	2	0	
2 Adam Eaton, L 21 Tanner Rainey, R 48 Javy Guerra, R										4	1	1	0	0	1	0	
6 Anthony Rendon, R OBP: 0.408, SLG: 0.648										4	0	0	0	0	0	1	
22 Juan Soto, L OBP: 0.393, SLG: 0.502										3	2	2	1	1	0	0	
15 Matt Adams, L OBP: 0.284, SLG: 0.531										4	1	1	0	0	2	4	
9 Brian Dozier, R OBP: 0.317, SLG: 0.430										4	1	2	3	0	0	3	
88 Gerardo Parra, L OBP: 0.281, SLG: 0.362										4	1	2	2	0	1	1	
10 Yan Gomes, R OBP: 0.302, SLG: 0.309										2	0	0	0	2	1	0	
46 Patrick Corbin, L 3 Michael Taylor, R										3	0	0	0	0	2	4	
<b>Inning Stats</b>	R: 1 H: 2 E: 1 K: 2 S: 14	H: 2 LOB: 2 BB: 0 P: 22	R: 0 H: 0 E: 0 K: 1 S: 7	H: 0 LOB: 0 BB: 0 P: 10	R: 0 H: 0 E: 0 K: 1 S: 11	H: 0 LOB: 0 BB: 0 P: 15	R: 1 H: 2 E: 0 K: 0 S: 7	H: 2 LOB: 2 BB: 1 P: 10	R: 0 H: 0 E: 0 K: 1 S: 9	H: 1 LOB: 2 BB: 2 P: 19	R: 0 H: 0 E: 0 K: 0 S: 7	H: 0 LOB: 0 BB: 0 P: 9	R: 3 H: 3 E: 0 K: 2 S: 16	H: 3 LOB: 0 BB: 0 P: 25	1B: 2 2B: 4 3B: 0 HR: 2	SF: 0 SAC: 0 DP: 0 HBP: 0	WP: 1 PA: 36 PB: 0 SB: 1 CS: 0
<b>PITCHER</b>	IP WLS BF H R ER SO BB IBB HBP BLK WP HR S P ERA WHIP																
56 Zach Eflin, R ERA: 2.83	6.0 L 27 5 3 2 7 1 2 0 0 0 0 0 7 9 3.00 1.000																
61 Edubray Ramos, R ERA: 3.75	1.0 3 0 0 0 0 0 0 0 0 0 0 0 7 9 0.00 0.000																
47 Cole Irvin, L ERA: 7.82	0.1 4 3 3 3 1 0 0 0 0 0 1 2 9 15 81.00 9.000																
41 Edgar García, R ERA: 7.04	0.2 2 0 0 0 1 0 0 0 0 0 0 0 7 10 0.00 0.000																

Philadelphia Phillies @ Washington Nationals  
Nationals Park, Washington, DC  
Wed Jun 19 2019, 1:05 PM - 3:51 PM EDT  
Att: 17,961 - Cloudy - 81 F

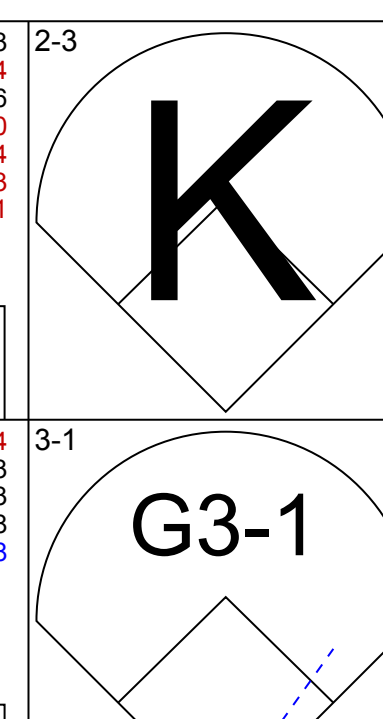
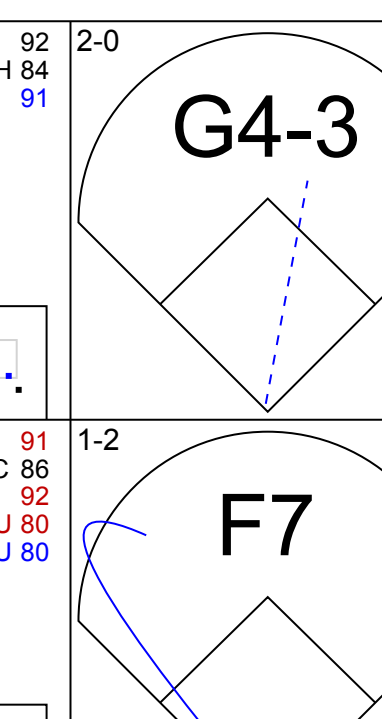
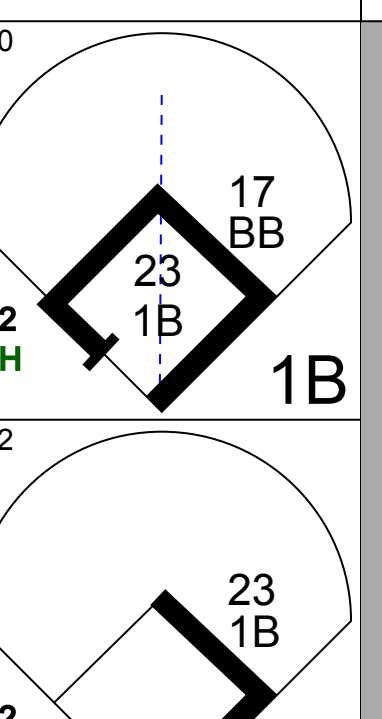

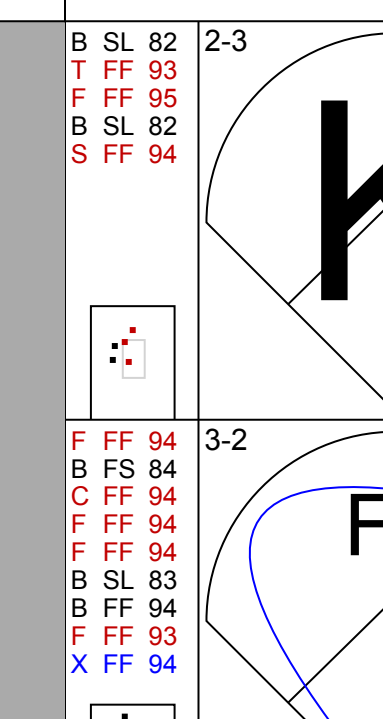
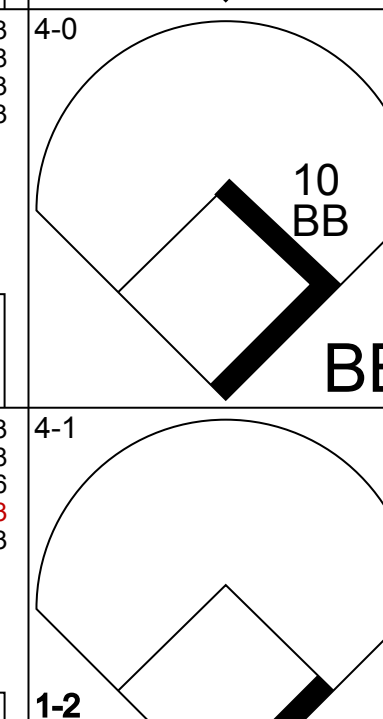
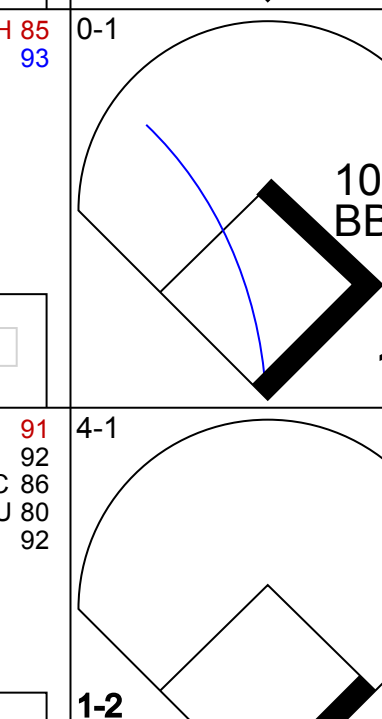
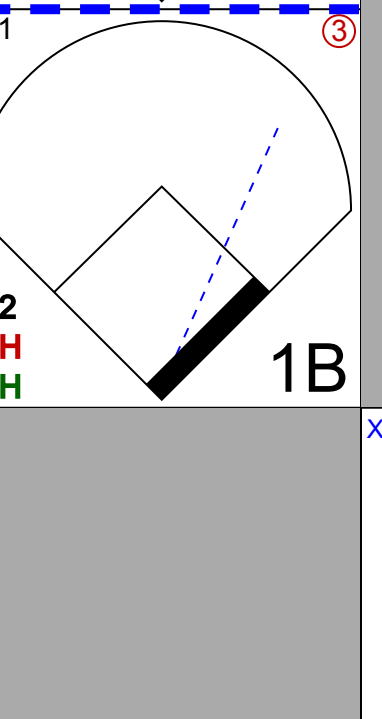
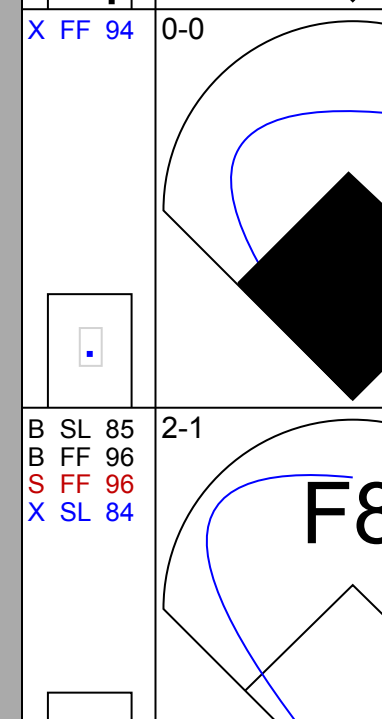

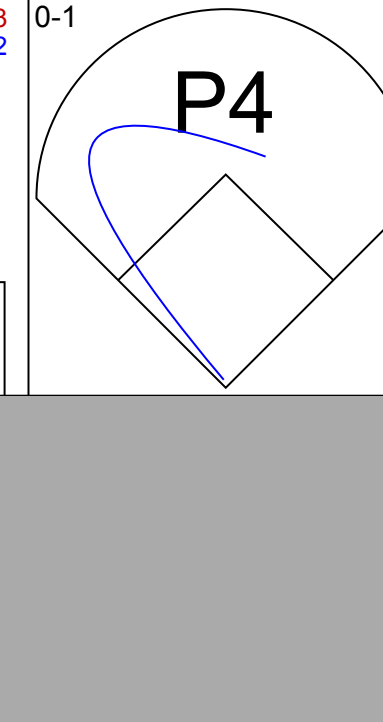
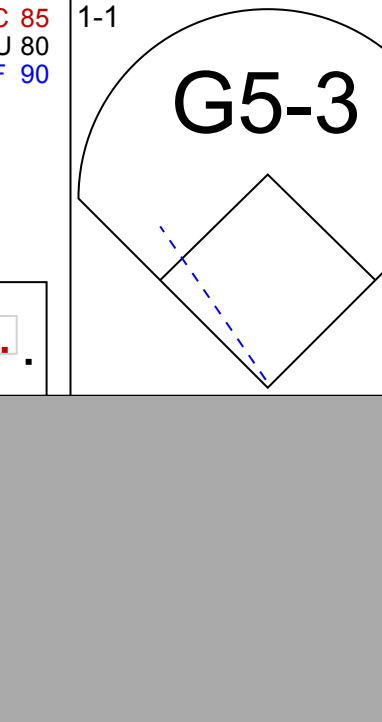
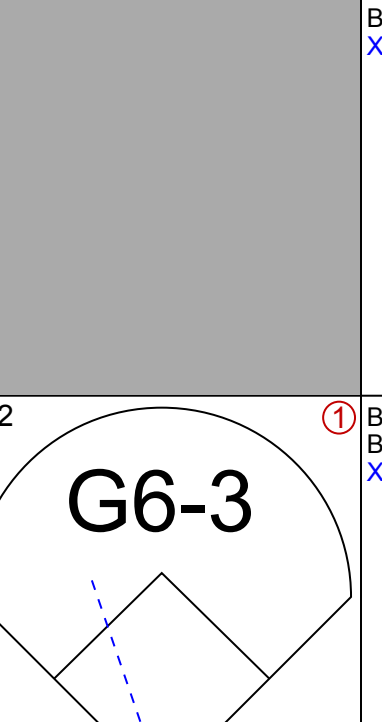



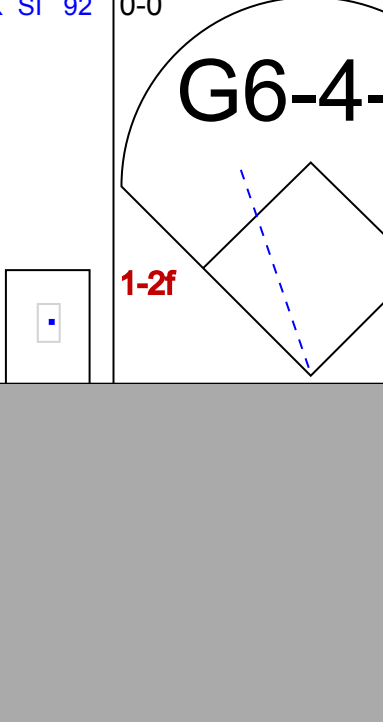
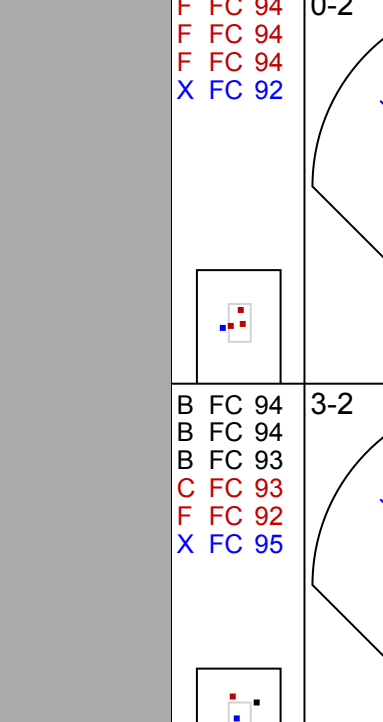

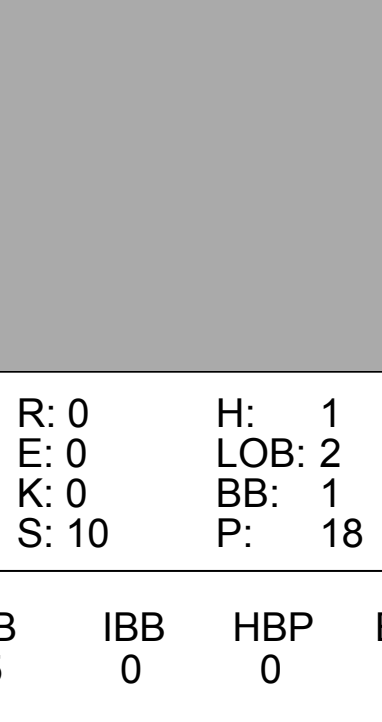
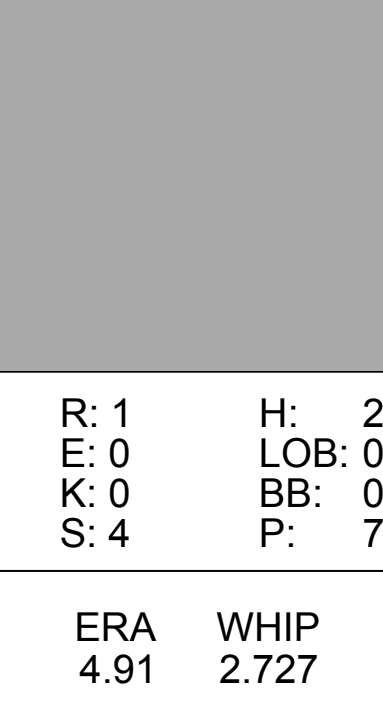
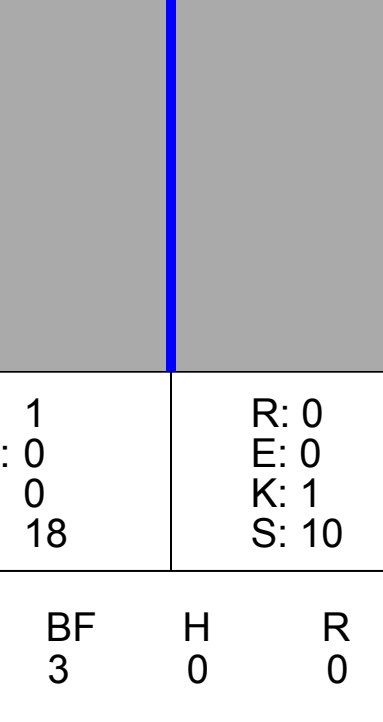
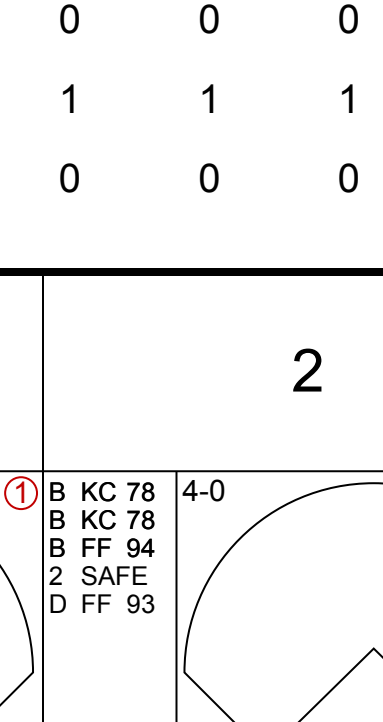
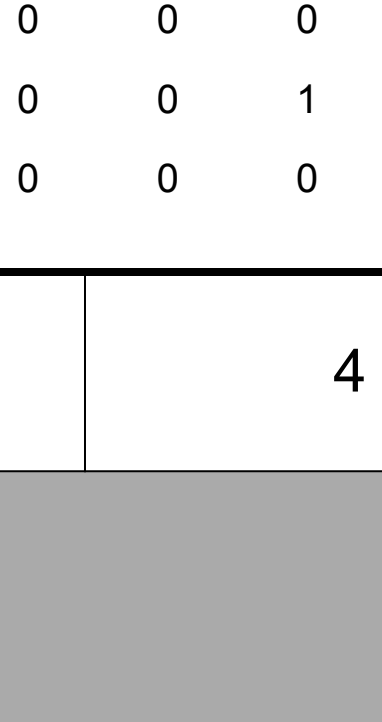
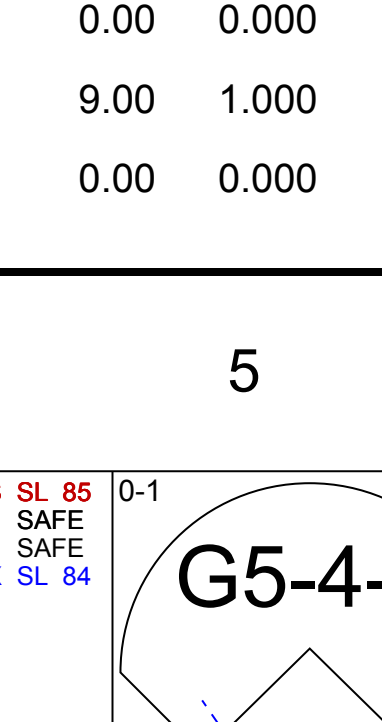
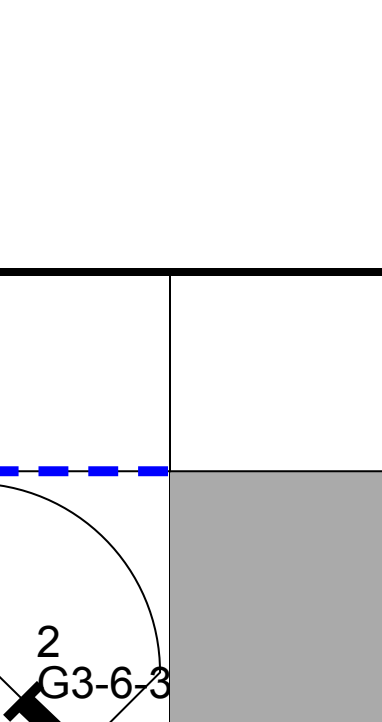
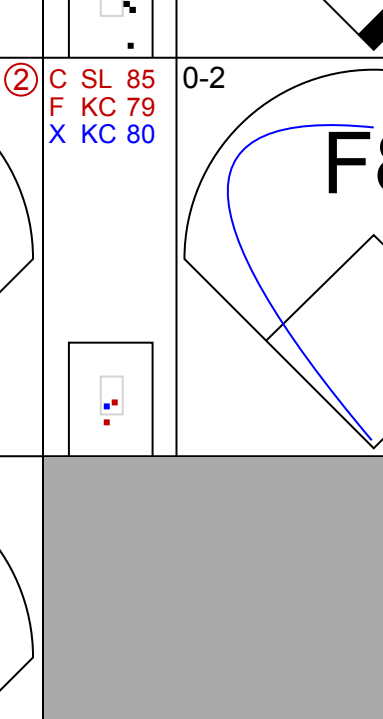
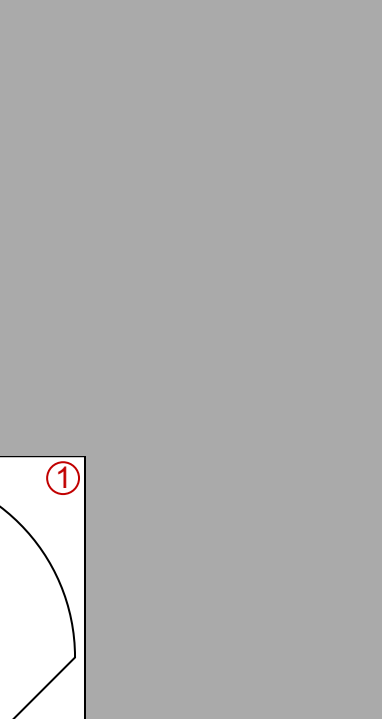
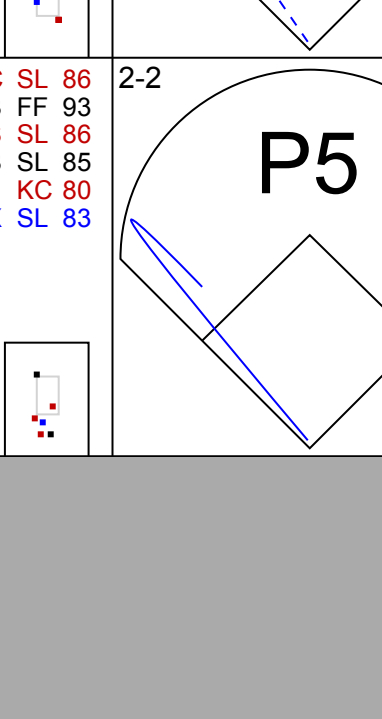
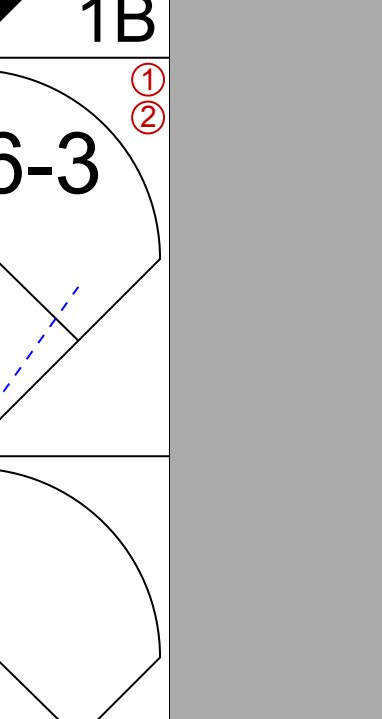
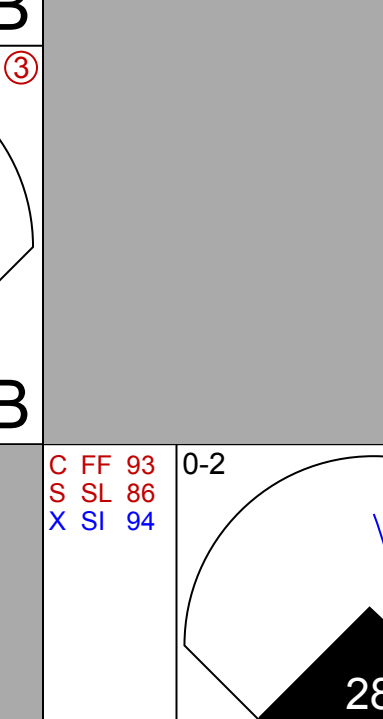
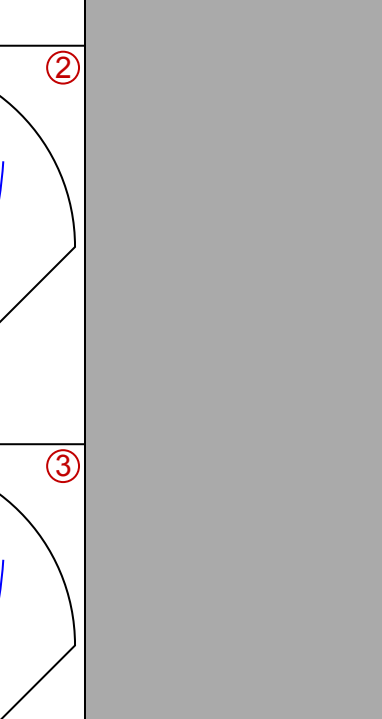

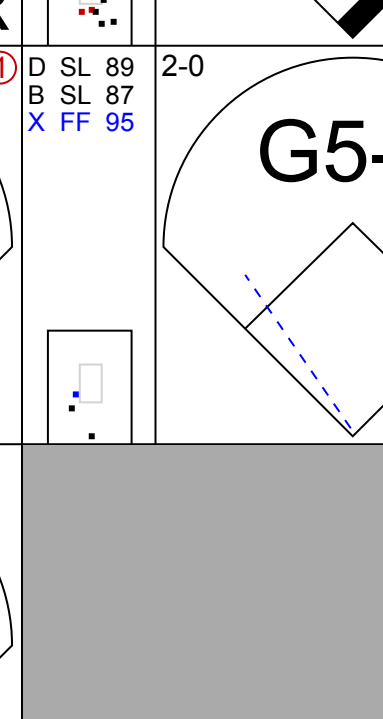
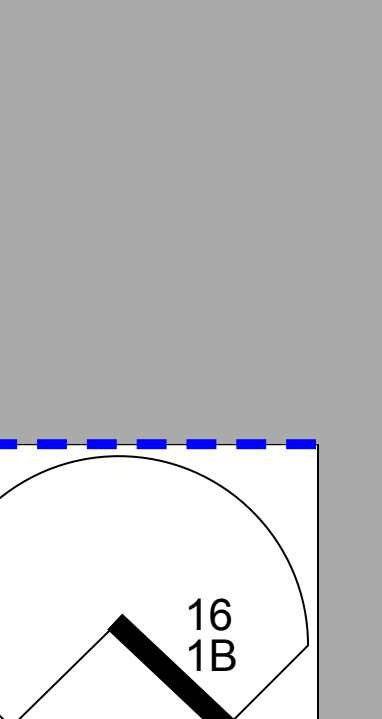
AB 33  
R 6  
H 8  
RBI 6  
BB 3  
SO 9  
LOB 13





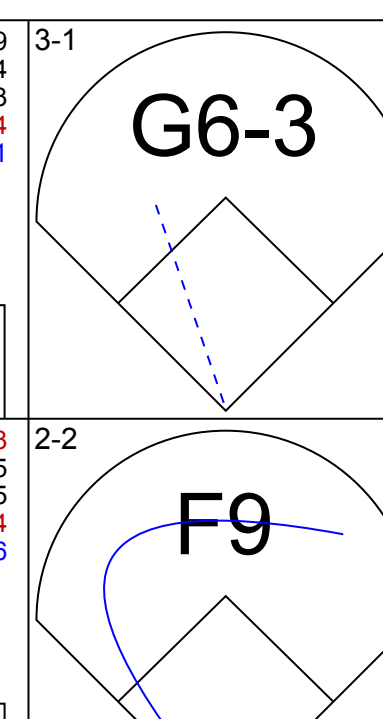
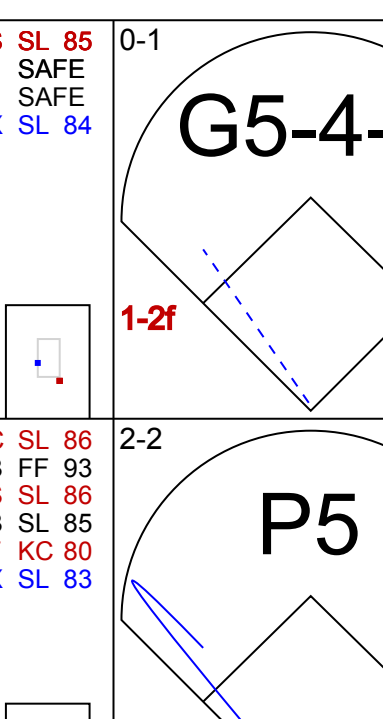
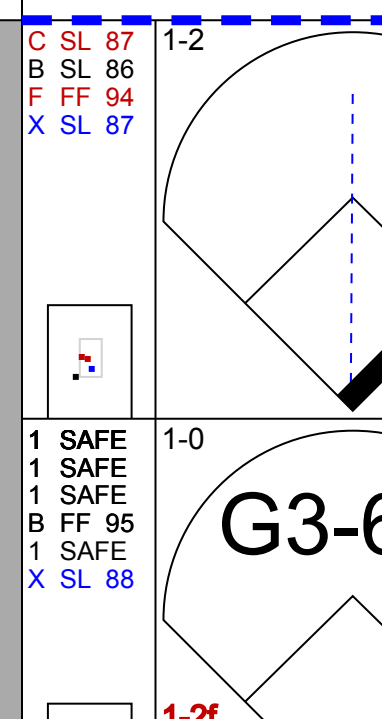
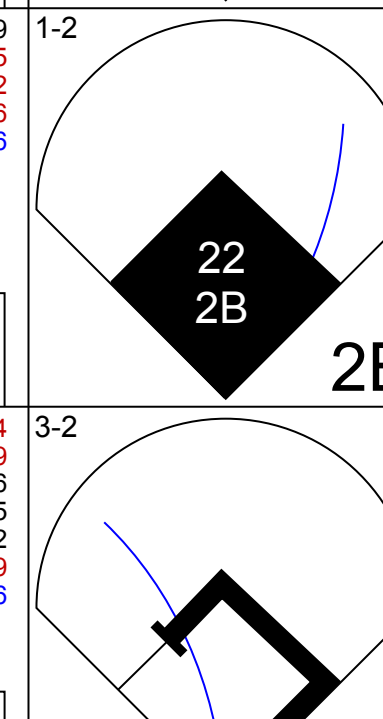

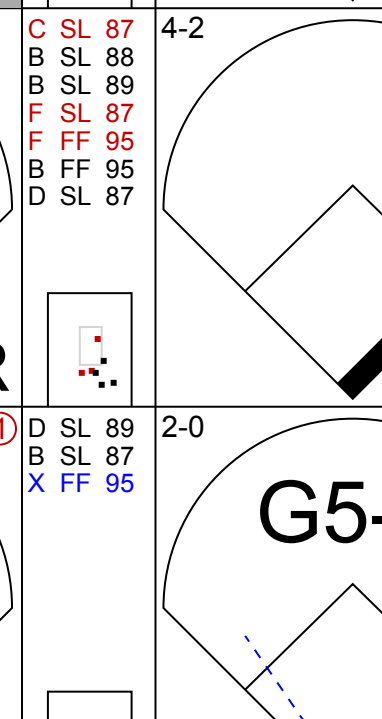

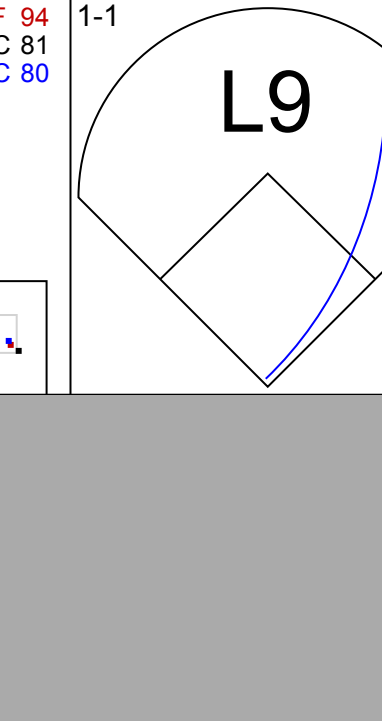





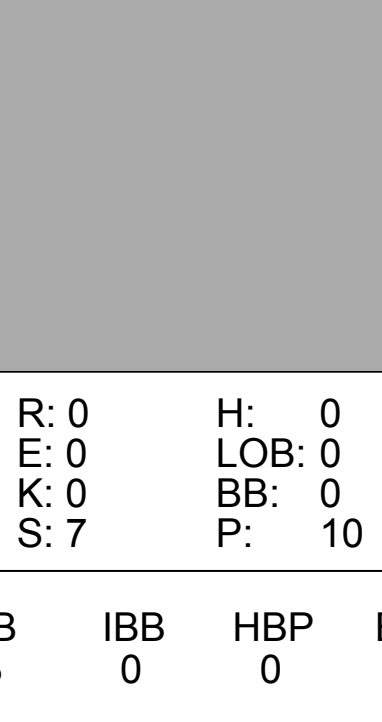
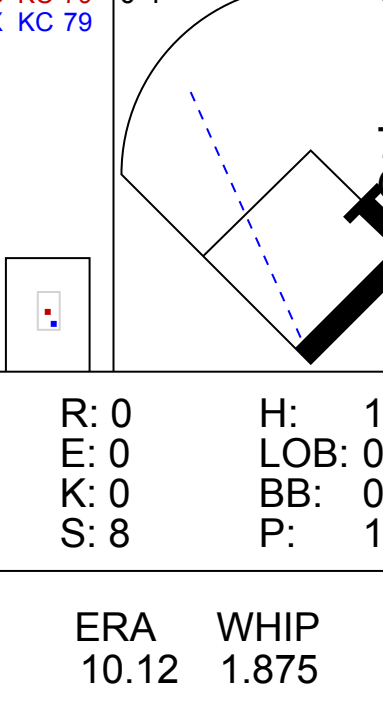






Batter	1	2	3	4	5	6	7	8	9	AB	R	H	RBI	BB	SO	LOB	TOP																	
3 Bryce Harper, L OBP: 0.357, SLG: 0.452			G4-3 							5	0	1	1	0	3	0	Philadelphia Phillies @ Washington Nationals Nationals Park, Washington, DC Thu Jun 20 2019, 7:37 PM - 10:40 PM EDT Att: 31,329 - Cloudy - 82 F																	
17 Rhys Hoskins, R OBP: 0.392, SLG: 0.506	G3-1 		F7 				K2-3 		F8 	4	0	0	0	1	1	0																		
23 Jay Bruce, L OBP: 0.305, SLG: 0.588										3	1	3	2	1	0	0																		
10 J.T. Realmuto, R OBP: 0.327, SLG: 0.442						L9 			F8 	2	0	0	0	2	0	0																		
2 Jean Segura, R OBP: 0.320, SLG: 0.435	P4 		G5-3 							4	1	1	1	0	1	4																		
4 Scott Kingery, R OBP: 0.380, SLG: 0.654			G6-3 							3	0	1	0	1	1	0																		
16 César Hernández, S OBP: 0.320, SLG: 0.421	L8 			G6-4-3 					L7 	4	1	1	0	0	0	2																		
7 Maikel Franco, R OBP: 0.276, SLG: 0.372	G6-3 						F9 		L7 	4	1	1	0	0	0	1																		
43 Nick Pivetta, R OBP: 0.100, SLG: 0.100										3	0	1	0	0	1	2																		
61 Edubray Ramos, R ERA: 6.44										0	0	0	0	0	0	0																		
41 Edgar Garcia, R ERA: 3.07										0	0	0	0	0	0	0																		
65 JD Hammer, R ERA: 5.93										0	0	0	0	0	0	0																		
13 Sean Rodríguez, R OBP: 0.340, SLG: 0.370										1	0	0	0	0	0	0																		
<b>Inning Stats</b>	R: 0 E: 0 K: 1 S: 10	H: 0 LOB: 2 P: 23	R: 0 E: 0 K: 0 S: 8	H: 1 LOB: 2 P: 17	R: 0 E: 0 K: 0 S: 10	H: 1 LOB: 2 P: 18	R: 2 E: 0 K: 0 S: 17	H: 4 LOB: 2 P: 30	R: 1 E: 0 K: 0 S: 4	H: 2 LOB: 0 P: 7	R: 0 E: 0 K: 2 S: 10	H: 0 LOB: 0 P: 14	R: 1 E: 0 K: 2 S: 10	H: 1 LOB: 0 P: 18	R: 0 E: 0 K: 1 S: 10	H: 0 LOB: 0 P: 14	R: 0 E: 0 K: 13 S: 13	H: 0 LOB: 0 P: 21	1B: 7 2B: 0 3B: 0 HR: 2	SF: 0 SAC: 0 DP: 1 HBP: 0	WP: 0 PB: 0 SB: 1 CS: 0	PA: 38												
<b>PITCHER</b>	IP WLS BF H R ER SO BB IBB HBP BLK WP HR S P ERA WHIP																																	
23 Erick Fedde, R ERA: 3.79	3.2	20	5	2	2	1	5	0	0	0	0	0	0	0	0	0	4.91	2.727																
33 Matt Grace, L ERA: 6.44	1.1	5	3	1	1	0	0	0	0	0	0	0	1	6	11	6.75	2.250																	
48 Javy Guerra, R ERA: 3.07	1.0	W	3	0	0	2	0	0	0	0	0	0	0	10	14	0.00	0.000																	
21 Tanner Rainey, R ERA: 2.51	1.0	H	4	1	1	2	0	0	0	0	0	1	10	18	9.00	1.000																		
51 Wander Suero, R ERA: 5.93	1.0	H	3	0	0	1	0	0	0	0	0	0	10	14	0.00	0.000																		

AB	33
R	4
H	9
RBI	4
BB	5
SO	7
LOB	9



Batter	1	2	3	4	5	6	7	8	9	AB	R	H	RBI	BB	SO	LOB	BOTTOM																	
7 Trea Turner, R OBP: 0.335, SLG: 0.503	G6-3 				G5-4-3 					3	0	1	0	1	0	1	Philadelphia Phillies @ Washington Nationals Nationals Park, Washington, DC Thu Jun 20 2019, 7:37 PM - 10:40 PM EDT Att: 31,329 - Cloudy - 82 F																	
2 Adam Eaton, L OBP: 0.360, SLG: 0.393	F9 				P5 				G3-6-3 	4	0	0	0	0	3																			
6 Anthony Rendon, R OBP: 0.407, SLG: 0.655					G5-3 					3	2	2	1	1	0	0																		
22 Juan Soto, L OBP: 0.394, SLG: 0.502					L9 				G6-3 	4	0	1	1	0	0	1																		
47 Howie Kendrick, R OBP: 0.391, SLG: 0.603					L9 					3	2	2	0	1	0	0																		
15 Matt Adams, L OBP: 0.277, SLG: 0.507					F7 				P5 	3	1	0	0	1	1	2																		
28 Kurt Suzuki, R OBP: 0.319, SLG: 0.500					F7 				F3 	4	1	1	2	0	0	3																		
16 Victor Robles, R OBP: 0.310, SLG: 0.429					K 					3	1	2	3	1	1	0																		
23 Erick Fedde, R ERA: 3.79										0	0	0	0	0	0	0																		
33 Matt Grace, L ERA: 6.44										0	0	0	0	0	0	0																		
48 Javy Guerra, R ERA: 3.07										0	0	0	0	0	0	0																		
21 Tanner Rainey, R ERA: 2.51										0	0	0	0	0	0	0																		
65 JD Hammer, R ERA: 5.93										0	0	0	0	0	0	0																		
<b>Inning Stats</b>	R: 1 E: 0 K: 0 S: 13	H: 2 LOB: 1 P: 22	R: 2 E: 0 K: 0 S: 13	H: 2 LOB: 2 P: 25	R: 0 E: 0 K: 0 S: 7	H: 0 LOB: 0 P: 10	R: 0 E: 0 K: 2 S: 9	H: 0 LOB: 0 P: 14	R: 0 E: 0 K: 0 S: 8	H: 1 LOB: 0 P: 10	R: 4 E: 0 K: 0 S: 15	H: 3 LOB: 1 P: 24	R: 0 E: 0 K: 0 S: 8	H: 1 LOB: 1 P: 16	R: 0 E: 0 K: 0 S: 8	H: 1 LOB: 2 P: 15	R: 0 E: 0 K: 13 S: 13	H: 0 LOB: 0 P: 21	1B: 5 2B: 2 3B: 0 HR: 3	SF: 0 SAC: 1 DP: 2 HBP: 0	WP: 0 PB: 0 SB: 0 CS: 0	PA: 36												
<b>PITCHER</b>	IP WLS BF H R ER SO BB IBB HBP BLK WP HR S P ERA WHIP																																	
43 Nick Pivetta, R ERA: 5.54	5.1	L	24	7	6	6	2	0	0	0	0	0	0	0	0	0	13.50	1.875																
61 Edubray Ramos, R ERA: 4.26	0.2		3	1	1	1	0	0	0	0	0	0	1	8	13	13.50	1.500																	
41 Edgar Garcia, R ERA: 6.61	1.0		4	1	0	0	0	0	0	0	0	0	8	16	0.00	2.000																		
65 JD Hammer, R ERA: 3.52	1.0		5	1	0	0	0	1	0	0	0	0	8	15	0.00	2.000																		

AB	30
R	7
H	10
RBI	7
BB	5
SO	2
LOB	12









Batter	1	2	3	4	5	6	7	8	9	AB	R	H	RBI	BB	SO	LOB	TOP					
19 Miguel Rojas, R OBP: 0.333, SLG: 0.331										3	0	0	0	1	0	0	<b>Miami Marlins @ Philadelphia Phillies</b> Citizens Bank Park, Philadelphia, PA Sat Jun 22 2019, 4:08 PM - 6:51 PM EDT Att: 44,722 - Partly Cloudy - 81 F					
21 Curtis Granderson, L OBP: 0.272, SLG: 0.359										4	1	1	0	0	0	1						
26 Garrett Cooper, R OBP: 0.388, SLG: 0.493										3	1	1	0	1	1	0						
15 Brian Anderson, R OBP: 0.336, SLG: 0.401										4	0	2	1	0	0	0						
13 Starlin Castro, R OBP: 0.263, SLG: 0.313										4	1	1	1	0	0	1						
46 César Puello, R OBP: 0.453, SLG: 0.566										4	1	0	0	0	1	2						
10 JT Riddle, L OBP: 0.228, SLG: 0.375										4	1	1	1	0	1	2						
58 Wilkin Castillo, S OBP: 0.250, SLG: 0.500										4	0	1	2	0	2	0						
57 Eliaser Hernández, R 2 Yadiel Rivera, R 37 Austin Brice, R 47 Harold Ramírez, R 20 Wei-Yin Chen, L 74 José Quijada, L										1	0	0	0	0	1	0						
<b>Inning Stats</b>	R: 0 E: 0 K: 0 S: 4	H: 0 LOB: 0 BB: 0 P: 7	R: 0 E: 0 K: 1 S: 8	H: 0 LOB: 0 BB: 12 P: 12	R: 1 E: 0 K: 2 S: 12	H: 1 LOB: 0 BB: 0 P: 15	R: 0 E: 0 K: 1 S: 9	H: 0 LOB: 0 BB: 0 P: 15	R: 0 E: 0 K: 1 S: 7	H: 0 LOB: 0 BB: 0 P: 8	R: 0 E: 0 K: 1 S: 11	H: 0 LOB: 1 BB: 1 P: 17	R: 3 E: 0 K: 1 S: 11	H: 3 LOB: 1 BB: 1 P: 18	R: 1 E: 0 K: 0 S: 9	H: 3 LOB: 1 BB: 0 P: 13		R: 0 E: 0 K: 0 S: 6	H: 0 LOB: 0 BB: 0 P: 6	1B: 4 2B: 2 3B: 0 HR: 1	SF: 0 SAC: 0 DP: 0 HBP: 0	WP: 0 PB: 0 SB: 0 CS: 0
<b>PITCHER</b>	IP: 5.0 WLS: 1 BF: 16 H: 1 R: 1 ER: 0 SO: 5 BB: 0 IBB: 0 HBP: 0 BLK: 0 WP: 0 HR: 1 S: 40 P: 57 ERA: 1.80 WHIP: 0.200	IP: 1.0 WLS: 0 BF: 4 H: 0 R: 0 ER: 0 SO: 1 BB: 0 IBB: 0 HBP: 0 BLK: 0 WP: 0 HR: 0 S: 7 P: 17 ERA: 4.00 WHIP: 4.500	IP: 0.1 WLS: 0 BF: 2 H: 1 R: 0 ER: 0 SO: 1 BB: 0 IBB: 0 HBP: 0 BLK: 0 WP: 0 HR: 0 S: 4 P: 5 ERA: 4.15 WHIP: 3.000	IP: 1.0 WLS: 0 BF: 5 H: 3 R: 1 ER: 1 SO: 0 BB: 0 IBB: 0 HBP: 0 BLK: 0 WP: 0 HR: 0 S: 9 P: 13 ERA: 9.00 WHIP: 3.000	IP: 1.0 WLS: 0 BF: 3 H: 0 R: 0 ER: 0 SO: 0 BB: 0 IBB: 0 HBP: 0 BLK: 0 WP: 0 HR: 0 S: 6 P: 6 ERA: 0.00 WHIP: 0.000																	

Batter	1	2	3	4	5	6	7	8	9	AB	R	H	RBI	BB	SO	LOB	BOTTOM					
3 Bryce Harper, L OBP: 0.360, SLG: 0.461										3	1	2	2	1	0	1	<b>Miami Marlins @ Philadelphia Phillies</b> Citizens Bank Park, Philadelphia, PA Sat Jun 22 2019, 4:08 PM - 6:51 PM EDT Att: 44,722 - Partly Cloudy - 81 F					
17 Rhys Hoskins, R OBP: 0.399, SLG: 0.526										3	1	1	1	1	1	1						
23 Jay Bruce, L OBP: 0.293, SLG: 0.564										4	0	0	0	0	1	2						
10 J.T. Realmuto, R OBP: 0.318, SLG: 0.428										4	0	0	0	0	1	1						
2 Jean Segura, R OBP: 0.318, SLG: 0.433										4	0	1	0	0	2	0						
4 Scott Kingery, R OBP: 0.373, SLG: 0.638										4	0	1	0	0	1	0						
33 Brad Miller, L OBP: 0.354, SLG: 0.465										1	0	0	0	1	0	0						
13 Sean Rodríguez, R OBP: 0.321, SLG: 0.347										2	0	0	0	0	0	2						
21 Vince Velasquez, R 7 Maikel Franco, R 12 Juan Nicasio, L 46 Adam Morgan, L 61 Edubray Ramos, R 65 JD Hammer, R 15 Haroldo Karpis, S 85 JD Hammer, R 82 Jose Alvarez, L 24 Roman Quinn, S										1	0	0	0	0	0	1		1				
16 César Hernández, S OBP: 0.328, SLG: 0.425										4	1	2	0	0	0	3						
<b>Inning Stats</b>	R: 0 E: 0 K: 1 S: 7	H: 0 LOB: 1 BB: 1 P: 14	R: 0 E: 0 K: 2 S: 13	H: 0 LOB: 1 BB: 1 P: 22	R: 2 E: 0 K: 0 S: 10	H: 2 LOB: 0 BB: 0 P: 16	R: 0 E: 0 K: 2 S: 9	H: 0 LOB: 0 BB: 0 P: 9	R: 1 E: 0 K: 1 S: 13	H: 2 LOB: 0 BB: 0 P: 19	R: 0 E: 0 K: 2 S: 8	H: 0 LOB: 0 BB: 0 P: 12	R: 0 E: 0 K: 1 S: 9	H: 0 LOB: 0 BB: 0 P: 14	R: 0 E: 0 K: 0 S: 6	H: 1 LOB: 1 BB: 1 P: 11	R: 0 E: 0 K: 0 S: 13	H: 2 LOB: 3 BB: 1 P: 23	1B: 4 2B: 1 3B: 0 HR: 2	SF: 0 SAC: 0 DP: 1 HBP: 0	WP: 1 PB: 0 SB: 0 CS: 0	PA: 36
<b>PITCHER</b>	IP: 5.0 WLS: 1 BF: 20 H: 4 R: 3 ER: 0 SO: 6 BB: 2 IBB: 0 HBP: 0 BLK: 0 WP: 0 HR: 2 S: 80 P: 120 ERA: 5.40 WHIP: 1.200	IP: 1.0 WLS: 0 BF: 3 H: 0 R: 0 ER: 0 SO: 2 BB: 0 IBB: 0 HBP: 0 BLK: 0 WP: 0 HR: 0 S: 8 P: 12 ERA: 0.00 WHIP: 0.000	IP: 2.1 WLS: 1 BF: 10 H: 3 R: 0 ER: 0 SO: 1 BB: 1 IBB: 0 HBP: 0 BLK: 0 WP: 0 HR: 0 S: 23 P: 37 ERA: 0.00 WHIP: 1.714	IP: 0.2 WLS: 0 BF: 3 H: 0 R: 0 ER: 0 SO: 0 BB: 0 IBB: 0 HBP: 0 BLK: 0 WP: 0 HR: 0 S: 5 P: 11 ERA: 0.00 WHIP: 1.500	IP: 1.0 WLS: 0 BF: 3 H: 0 R: 0 ER: 0 SO: 0 BB: 0 IBB: 0 HBP: 0 BLK: 0 WP: 0 HR: 0 S: 6 P: 6 ERA: 0.00 WHIP: 0.000																	

AB	33
R	5
H	7
RBI	5
BB	2
SO	7
LOB	7



AB	32
R	3
H	7
RBI	3
BB	4
SO	9
LOB	11





Batter	1	2	3	4	5	6	7	8	9	AB	R	H	RBI	BB	SO	LOB	TOP			
19 Miquel Rojas, R OBP: 0.338, SLG: 0.333										4	1	2	0	1	2	2	<b>Miami Marlins @ Philadelphia Phillies</b> Citizens Bank Park, Philadelphia, PA Sun Jun 23 2019, 1:09 PM - 4:08 PM EDT Att: 36,749 - Sunny - 81 F			
47 Harold Ramirez, R OBP: 0.342, SLG: 0.408										4	1	1	0	1	0	4				
26 Garrett Cooper, R OBP: 0.395, SLG: 0.518										5	1	3	1	0	1	2				
15 Brian Anderson, R OBP: 0.337, SLG: 0.415										5	1	2	1	0	0	3				
13 Starlin Castro, R OBP: 0.268, SLG: 0.321										5	0	3	1	0	2	1				
46 César Puello, R OBP: 0.464, SLG: 0.554										3	1	1	0	2	1	2				
10 JT Riddle, L OBP: 0.247, SLG: 0.424										4	1	2	2	1	1	3				
28 Bryan Holaday, R OBP: 0.405, SLG: 0.516										4	0	2	0	0	0	2				
50 Jordan Yamamoto, R 2 Yadiel Rivera, R 66 Jarlin García, L 21 Curtis Granderson, L 56 Tayron Guerrero, R 70 Nick Anderson, R										2	0	0	0	0	0	2				
<b>Inning Stats</b>	R: 1 E: 0 K: 0 S: 14	H: 3 LOB: 3 BB: 0 P: 19	R: 2 E: 0 K: 1 S: 12	H: 3 LOB: 0 BB: 1 P: 13	R: 1 E: 0 K: 1 S: 12	H: 1 LOB: 0 BB: 1 P: 20	R: 0 E: 0 K: 0 S: 5	H: 0 LOB: 1 BB: 2 P: 14	R: 2 E: 0 K: 2 S: 12	H: 4 LOB: 2 BB: 0 P: 16	R: 0 E: 0 K: 0 S: 6	H: 1 LOB: 2 BB: 1 P: 8	R: 0 E: 1 K: 1 S: 11	H: 1 LOB: 2 BB: 1 P: 18	R: 0 E: 0 K: 3 S: 13	H: 1 LOB: 1 BB: 0 P: 18		1B: 10 2B: 3 3B: 0 HR: 3	SF: 0 SAC: 0 DP: 5 HBP: 0	WP: 2 PB: 0 SB: 0 CS: 0
<b>PITCHER</b>	IP WLS BF H R ER SO	IP WLS BF H R ER SO	IP WLS BF H R ER SO	IP WLS BF H R ER SO	IP WLS BF H R ER SO	IP WLS BF H R ER SO	IP WLS BF H R ER SO	IP WLS BF H R ER SO	IP WLS BF H R ER SO	IP WLS BF H R ER SO	IP WLS BF H R ER SO	IP WLS BF H R ER SO	IP WLS BF H R ER SO	IP WLS BF H R ER SO	IP WLS BF H R ER SO	IP WLS BF H R ER SO	ERA WHIP	ERA WHIP		
51 Enyel De Los Santos, R ERA: 7.38	4.0	L	18	7	4	4	2	3	0	0	1	1	1	43	66	9.00	2.500			
41 Edgar García, R ERA: 7.27	1.0		6	4	2	2	0	0	0	0	0	0	2	12	16	18.00	4.000			
55 Ranger Suárez, L ERA: 6.0	2.0		10	3	0	0	2	0	1	0	0	1	0	18	28	0.00	1.500			
52 Jose Alvarez, L ERA: 3.81	2.0		9	2	0	0	4	1	0	0	0	0	0	24	36	0.00	1.500			

AB	38
R	6
H	16
RBI	5
BB	5
SO	8
LOB	24



Batter	1	2	3	4	5	6	7	8	9	AB	R	H	RBI	BB	SO	LOB	BOTTOM					
3 Bryce Harper, L OBP: 0.364, SLG: 0.461										2	2	1	0	2	0	0	<b>Miami Marlins @ Philadelphia Phillies</b> Citizens Bank Park, Philadelphia, PA Sun Jun 23 2019, 1:09 PM - 4:08 PM EDT Att: 36,749 - Sunny - 81 F					
17 Rhys Hoskins, R OBP: 0.401, SLG: 0.522										2	1	0	0	2	1	1						
4 Scott Kingery, R OBP: 0.370, SLG: 0.625										3	0	0	0	1	1	2						
23 Jay Bruce, L OBP: 0.289, SLG: 0.556										3	0	0	1	0	1	3						
2 Jean Segura, R OBP: 0.317, SLG: 0.430										4	0	1	2	0	1	1						
16 César Hernández, S OBP: 0.330, SLG: 0.450										4	1	2	0	0	1	2						
15 Andrew Knapp, S OBP: 0.301, SLG: 0.246										3	0	0	0	0	1	3						
10 J.T. Realmuto, R OBP: 0.317, SLG: 0.426										1	0	0	0	0	1	1						
51 Enyel De Los Santos, R 33 Brad Miller, L 41 Edgar García, R 55 Ranger Suárez, L 7 Malikel Franco, R 52 Jose Alvarez, L 13 Sean Rodriguez, R										1	0	0	0	0	0	1		0				
<b>Inning Stats</b>	R: 2 E: 0 K: 1 S: 15	H: 1 LOB: 2 BB: 3 P: 32	R: 0 E: 0 K: 1 S: 10	H: 0 LOB: 1 BB: 1 P: 21	R: 0 E: 0 K: 2 S: 11	H: 0 LOB: 0 BB: 0 P: 14	R: 0 E: 0 K: 1 S: 8	H: 1 LOB: 1 BB: 0 P: 16	R: 0 E: 0 K: 2 S: 12	H: 0 LOB: 0 BB: 0 P: 16	R: 0 E: 0 K: 0 S: 4	H: 0 LOB: 0 BB: 0 P: 6	R: 0 E: 0 K: 2 S: 9	H: 0 LOB: 0 BB: 0 P: 11	R: 1 E: 0 K: 0 S: 6	H: 1 LOB: 1 BB: 1 P: 13		R: 1 E: 0 K: 1 S: 11	H: 1 LOB: 0 BB: 0 P: 18	1B: 3 2B: 1 3B: 0 HR: 0	SF: 2 SAC: 0 DP: 0 HBP: 0	WP: 2 PB: 0 SB: 0 CS: 0
<b>PITCHER</b>	IP WLS BF H R ER SO	IP WLS BF H R ER SO	IP WLS BF H R ER SO	IP WLS BF H R ER SO	IP WLS BF H R ER SO	IP WLS BF H R ER SO	IP WLS BF H R ER SO	IP WLS BF H R ER SO	IP WLS BF H R ER SO	IP WLS BF H R ER SO	IP WLS BF H R ER SO	IP WLS BF H R ER SO	IP WLS BF H R ER SO	IP WLS BF H R ER SO	IP WLS BF H R ER SO	IP WLS BF H R ER SO	ERA WHIP	ERA WHIP				
50 Jordan Yamamoto, R ERA: 0.95	5.0	W	21	2	2	2	7	4	0	0	0	0	0	56	99	3.60	1.200					
66 Jarlin García, L ERA: 4.19	2.0		6	0	0	0	2	0	0	0	0	0	0	13	17	0.00	0.000					
56 Tayron Guerrero, R ERA: 3.86	1.0		5	1	1	1	0	1	0	0	6	13	9.00	2.000								
70 Nick Anderson, R ERA: 4.88	1.0	S	4	1	1	1	1	0	0	0	0	11	18	9.00	1.000							

AB	29
R	4
H	4
RBI	4
BB	5
SO	10
LOB	15









Batter	1	2	3	4	5	6	7	8	9	AB	R	H	RBI	BB	SO	LOB	TOP					
6 Jeff McNeil, L (1,9)										5	1	4	1	0	0	1	<b>New York Mets @ Philadelphia Phillies</b> Citizens Bank Park, Philadelphia, PA Tue Jun 25 2019, 7:07 PM - 10:14 PM EDT Att: 28,125 - Partly Cloudy - 87 F					
20 Pete Alonso, R (1,3)										5	1	1	0	0	0	6						
24 Robinson Cano, L (1,4)										4	0	2	1	1	1	3						
30 Michael Conforto, L (1,8)										4	0	0	1	0	2	4						
21 Todd Frazier, R (1,5)										4	0	0	0	1	0	2						
12 Juan Lagares, R (9,PR)										0	0	0	0	0	0	0						
22 Dominic Smith, L (1,7)										4	1	1	1	1	2	3						
40 Wilson Ramos, R (1,2)										5	0	1	0	0	0	4						
1 Amed Rosario, R (1,6)										4	2	2	1	0	0	1						
61 Walker Lockett, R (1,1)										2	0	1	0	1	0	1						
68 Wilmer Font, R (6,1)										0	0	0	0	0	0	0						
65 Robert Gsellman, R (6,1)										0	0	0	0	0	0	0						
2B J.D. Davis, R (8,PH)										1	0	0	0	0	1	1						
64 Chris Flexen, R (8,1)										0	0	0	0	0	0	0						
<b>Inning Stats</b>	R: 2 E: 0 K: 0 S: 13	H: 3 LOB: 2 BB: 1 P: 21	R: 1 E: 0 K: 1 S: 10	H: 2 LOB: 2 BB: 1 P: 20	R: 1 E: 0 K: 0 S: 5	H: 1 LOB: 0 BB: 0 P: 8	R: 0 E: 1 K: 1 S: 7	H: 1 LOB: 1 BB: 0 P: 11	R: 0 E: 0 K: 1 S: 7	H: 0 LOB: 0 BB: 0 P: 14	R: 1 E: 0 K: 0 S: 8	H: 2 LOB: 1 BB: 1 P: 11	R: 0 E: 0 K: 1 S: 12	H: 0 LOB: 1 BB: 1 P: 22	R: 0 E: 0 K: 1 S: 9	H: 2 LOB: 2 BB: 0 P: 18	R: 0 E: 0 K: 2 S: 14	H: 1 LOB: 2 BB: 1 P: 23	1B: 8 2B: 2 3B: 0 HR: 2	SF: 1 SAC: 0 DP: 0 HBP: 0	WP: 0 PB: 0 SB: 1 CS: 0	PA: 43
<b>PITCHER</b>	IP WLS BF H R ER SO BB IBB HBP BLK WP HR S P ERA WHIP																					
49 Jake Arrieta, R (1,1)	6.0 W 29 9 5 5 2 2 0 0 0 0 2 50 85 7.50 1.833																					
46 Adam Morgan, L (7,1)	1.0 H 4 0 0 0 1 1 0 0 0 0 0 12 22 0.00 1.000																					
12 Juan Nicasio, R (8,1)	0.2 H 4 2 0 0 1 0 0 0 0 0 0 8 16 0.00 3.000																					
50 Héctor Neris, R (8,1)	1.1 S 6 1 0 0 2 1 0 0 0 0 0 15 25 0.00 1.500																					
<b>Batter</b>	<b>1</b>	<b>2</b>	<b>3</b>	<b>4</b>	<b>5</b>	<b>6</b>	<b>7</b>	<b>8</b>	<b>9</b>	<b>AB</b>	<b>R</b>	<b>H</b>	<b>RBI</b>	<b>BB</b>	<b>SO</b>	<b>LOB</b>	<b>BOTTOM</b>					
4 Scott Kingery, R (1,8)										4	1	1	1	0	1	2	<b>New York Mets @ Philadelphia Phillies</b> Citizens Bank Park, Philadelphia, PA Tue Jun 25 2019, 7:07 PM - 10:14 PM EDT Att: 28,125 - Partly Cloudy - 87 F					
2 Jean Segura, R (1,6)										4	0	0	0	0	1	2						
3 Bryce Harper, L (1,9)										3	1	0	0	1	0	0						
17 Rhys Hoskins, R (1,3)										3	1	1	1	1	0	1						
10 J.T. Realmuto, R (1,2)										4	1	1	0	0	2	1						
23 Jay Bruce, L (1,7)										4	0	1	1	0	1	2						
50 Héctor Neris, R (8,1)										0	0	0	0	0	0	0						
16 César Hernández, S (1,4)										4	1	2	1	0	0	1						
7 Maikel Franco, R (1,5)										4	1	1	2	0	0	2						
49 Jake Arrieta, R (1,1)	5.1 WLS BF H R ER SO BB IBB HBP BLK WP HR S P ERA WHIP																					
33 Brad Miller, L (6,PH)	0.1 L 5 3 3 3 0 0 0 0 1 0 0 2 11 19 81.00 9.000																					
46 Adam Morgan, L (7,1)	1.1 5 0 0 0 2 1 0 0 0 0 0 12 17 0.00 0.750																					
12 Juan Nicasio, R (8,1)	1.0 4 0 0 0 1 0 0 0 0 0 0 11 16 0.00 0.000																					
24 Roman Quinn, S (8,8)	0.2 4 0 0 0 1 0 0 0 0 0 0 11 16 0.00 0.000																					
<b>Inning Stats</b>	R: 1 E: 0 K: 0 S: 11	H: 1 LOB: 0 BB: 0 P: 17	R: 0 E: 0 K: 1 S: 9	H: 1 LOB: 0 BB: 0 P: 13	R: 0 E: 0 K: 1 S: 6	H: 0 LOB: 0 BB: 0 P: 8	R: 1 E: 0 K: 1 S: 9	H: 2 LOB: 1 BB: 0 P: 11	R: 0 E: 0 K: 1 S: 12	H: 0 LOB: 1 BB: 1 P: 23	R: 5 E: 0 K: 1 S: 19	H: 4 LOB: 1 BB: 1 P: 32	R: 0 E: 0 K: 1 S: 9	H: 0 LOB: 1 BB: 1 P: 14	R: 0 E: 1 K: 1 S: 11	H: 0 LOB: 1 BB: 0 P: 16	1B: 3 2B: 1 3B: 0 HR: 4	SF: 0 SAC: 0 DP: 0 HBP: 1	WP: 0 PB: 0 SB: 0 CS: 0	PA: 37		
<b>PITCHER</b>	IP WLS BF H R ER SO BB IBB HBP BLK WP HR S P ERA WHIP																					
61 Walker Lockett, R (1,1)	5.1 WLS BF H R ER SO BB IBB HBP BLK WP HR S P ERA WHIP																					
68 Wilmer Font, R (6,1)	0.1 L 5 3 3 3 0 0 0 0 1 0 0 2 11 19 81.00 9.000																					
65 Robert Gsellman, R (6,1)	1.1 5 0 0 0 2 1 0 0 0 0 0 12 17 0.00 0.750																					
64 Chris Flexen, R (8,1)	1.0 4 0 0 0 1 0 0 0 0 0 0 11 16 0.00 0.000																					







Batter	1	2	3	4	5	6	7	8	9	AB	R	H	RBI	BB	SO	LOB	TOP				
6 Jeff McNeil, L OBP: 0.411, SLG: 0.508										3	0	0	0	0	2	1					
20 Pete Alonso, R OBP: 0.397, SLG: 0.625										4	0	0	0	0	1	3					
39 Edwin Diaz, R										0	0	0	0	0	0	0					
30 Michael Conforto, L OBP: 0.370, SLG: 0.496										3	1	1	0	1	1	0					
21 Todd Frazier, R OBP: 0.344, SLG: 0.458										4	1	1	2	0	0	2					
22 Dominic Smith, L OBP: 0.432, SLG: 0.593										4	1	1	0	0	2	0					
40 Wilson Ramos, R OBP: 0.351, SLG: 0.424										4	0	1	0	0	1	0					
1 Amed Rosario, R OBP: 0.294, SLG: 0.416										4	0	0	1	0	1	1					
12 Juan Lagares, R OBP: 0.252, SLG: 0.263										2	0	0	0	0	1	1					
24 Robinson Cano, L OBP: 0.270, SLG: 0.358										1	0	0	0	0	1	0					
11 Amed Rosario, R OBP: 0.263, SLG: 0.407										1	0	0	0	0	0	1					
45 Zack Wheeler, L OBP: 0.333, SLG: 0.457										2	0	1	0	0	1	1					
46 Brooks Ponders, R (7, 1)										0	0	0	0	0	0	0					
28 J.D. Davis, R OBP: 0.330, SLG: 0.447										1	0	0	0	0	0	0					
64 Chris Flexen, R OBP: 0.500, SLG: 0.500										0	0	0	0	0	0	0					
91 Carlos Gómez, R OBP: 0.278, SLG: 0.337										0	0	0	0	0	0	0					
<b>Inning Stats</b>	R: 0 E: 0 K: 3 S: 9	H: 0 LOB: 0 BB: 0 P: 12	R: 0 E: 0 K: 1 S: 8	H: 0 LOB: 0 BB: 0 P: 15	R: 0 E: 1 K: 2 S: 16	H: 0 LOB: 2 BB: 0 P: 24	R: 0 E: 0 K: 1 S: 7	H: 0 LOB: 0 BB: 0 P: 13	R: 0 E: 0 K: 0 S: 5	H: 1 LOB: 2 BB: 1 P: 19	R: 0 E: 0 K: 2 S: 9	H: 0 LOB: 0 BB: 0 P: 13	R: 0 E: 0 K: 1 S: 8	H: 0 LOB: 0 BB: 0 P: 12	R: 3 E: 0 K: 0 S: 17	H: 4 LOB: 1 BB: 0 P: 26	1B: 4 2B: 0 3B: 0 HR: 1	SF: 0 SAC: 0 DP: 0 HBP: 1	WP: 0 PB: 0 SB: 0 CS: 0	PA: 35	
<b>PITCHER</b>	IP: 7.0 ERA: 4.22	WLS: 1 H: 3	BF: 25 R: 0	H: 1 R: 0	ER: 0 ER: 0	SO: 10 SO: 1	BB: 0 BB: 0	IBB: 0 IBB: 0	HBP: 0 HBP: 0	BLK: 0 BLK: 0	WP: 0 WP: 0	HR: 0 HR: 8	S: 65 S: 12	P: 102 P: 21	ERA: 0.00 ERA: 81.00	WHIP: 0.286 WHIP: 12.000					

**New York Mets @ Philadelphia Phillies**  
Citizens Bank Park, Philadelphia, PA  
Thu Jun 27 2019, 1:08 PM - 4:31 PM EDT  
Att: 39,161 - Partly Cloudy - 89 F

AB	33
R	3
H	5
RBI	3
BB	1
SO	11
LOB	10



Batter	1	2	3	4	5	6	7	8	9	AB	R	H	RBI	BB	SO	LOB	BOTTOM					
4 Scott Kingery, R OBP: 0.366, SLG: 0.604										5	1	2	0	0	2	4						
2 Jean Segura, R OBP: 0.376, SLG: 0.459										5	1	1	3	0	0	3						
3 Bryce Harper, L OBP: 0.363, SLG: 0.465										4	1	1	1	0	1	3						
17 Rhys Hoskins, R OBP: 0.397, SLG: 0.525										2	0	0	0	2	2	1						
23 Jay Bruce, L OBP: 0.288, SLG: 0.561										4	0	0	0	0	2	2						
24 Roman Quinn, S OBP: 0.217, SLG: 0.146										0	0	0	0	0	0	0						
16 César Hernández, S OBP: 0.340, SLG: 0.435										2	1	0	0	1	0	1						
7 Maikel Franco, R OBP: 0.291, SLG: 0.413										4	1	2	2	0	0	1						
15 Andrew Knapp, S OBP: 0.307, SLG: 0.242										1	0	0	0	1	1	0						
10 J.T. Realmuto, R OBP: 0.318, SLG: 0.434										1	0	0	0	0	1	0						
27 Aaron Nola, R OBP: 0.176, SLG: 0.034										1	0	0	0	0	1	0						
33 Brad Miller, L OBP: 0.177, SLG: 0.032										1	0	0	0	0	0	0						
12 Juan Nicasio, R OBP: 0.277, SLG: 0.302										1	0	0	0	0	0	0						
50 Héctor Neris, R OBP: 0.318, SLG: 0.434										1	0	0	0	0	0	0						
65 JD Hammer, R OBP: 0.217, SLG: 0.331										1	0	0	0	0	0	0						
<b>Inning Stats</b>	R: 0 E: 0 K: 1 S: 8	H: 1 LOB: 1 BB: 0 P: 10	R: 0 E: 0 K: 0 S: 10	H: 0 LOB: 0 BB: 0 P: 16	R: 0 E: 1 K: 2 S: 21	H: 0 LOB: 2 BB: 1 P: 33	R: 0 E: 0 K: 0 S: 9	H: 0 LOB: 1 BB: 1 P: 13	R: 0 E: 0 K: 2 S: 13	H: 0 LOB: 0 BB: 0 P: 17	R: 1 E: 0 K: 2 S: 11	H: 1 LOB: 0 BB: 0 P: 18	R: 0 E: 0 K: 1 S: 9	H: 1 LOB: 2 BB: 0 P: 17	R: 0 E: 0 K: 1 S: 10	H: 0 LOB: 1 BB: 1 P: 19	R: 5 E: 0 K: 1 S: 23	H: 3 LOB: 0 BB: 2 P: 34	1B: 3 2B: 0 3B: 0 HR: 3	SF: 0 SAC: 2 DP: 0 HBP: 1	WP: 0 PB: 0 SB: 0 CS: 0	PA: 38
<b>PITCHER</b>	IP: 6.0 ERA: 4.51	WLS: 1 H: 5	BF: 23 R: 1	H: 2 R: 0	ER: 1 ER: 0	SO: 7 SO: 1	BB: 0 BB: 0	IBB: 0 IBB: 0	HBP: 0 HBP: 0	BLK: 0 BLK: 0	WP: 0 WP: 0	HR: 1 HR: 9	S: 72 S: 17	P: 107 P: 17	ERA: 1.50 ERA: 0.00	WHIP: 0.667 WHIP: 1.000						

**New York Mets @ Philadelphia Phillies**  
Citizens Bank Park, Philadelphia, PA  
Thu Jun 27 2019, 1:08 PM - 4:31 PM EDT  
Att: 39,161 - Partly Cloudy - 89 F

AB	30
R	6
H	6
RBI	6
BB	5
SO	10
LOB	17





Batter	1	2	3	4	5	6	7	8	9	AB	R	H	RBI	BB	SO	LOB	TOP			
4 Scott Kingery, R OBP: 0.363, SLG: 0.593										3	0	0	0	0	2	0	<b>Philadelphia Phillies @ Miami Marlins</b> Marlins Park, Miami, FL Fri Jun 28 2019, 7:12 PM - 10:06 PM EDT Att: 9,469 - Roof Closed - 77 F			
2 Jean Segura, R OBP: 0.375, SLG: 0.453										4	0	0	0	0	0	1				
3 Bryce Harper, L OBP: 0.361, SLG: 0.460										3	0	0	0	1	2	1				
17 Rhys Hoskins, R OBP: 0.398, SLG: 0.523										3	0	1	0	1	1	0				
10 J.T. Realmuto, R OBP: 0.314, SLG: 0.428										4	0	0	0	0	3	3				
23 Jay Bruce, L OBP: 0.288, SLG: 0.560										4	0	1	0	0	1	1				
16 César Hernández, S OBP: 0.336, SLG: 0.429										4	0	0	0	0	1	1				
7 Maikel Franco, R OBP: 0.291, SLG: 0.416										3	1	1	0	0	0	0				
21 Vince Velasquez, R OBP: 0.308, SLG: 0.500										2	1	1	2	0	1	0				
41 Edgar García, R										0	0	0	0	0	0	0				
33 Brad Miller, L OBP: 0.370, SLG: 0.511										1	0	0	0	0	0	0				
52 José Álvarez, L										0	0	0	0	0	0	0				
96 Tommy Hunter, R										0	0	0	0	0	0	0				
<b>Inning Stats</b>	R: 0 H: 0 E: 0 K: 2 S: 16	H: 0 LOB: 2 BB: 2 P: 28	R: 0 H: 0 E: 0 K: 1 S: 8	H: 0 LOB: 0 BB: 0 P: 12	R: 0 H: 0 E: 0 K: 2 S: 9	H: 0 LOB: 1 BB: 0 P: 11	R: 0 H: 0 E: 0 K: 1 S: 5	H: 0 LOB: 0 BB: 0 P: 7	R: 2 H: 2 E: 0 K: 0 S: 14	H: 2 LOB: 0 BB: 0 P: 20	R: 0 H: 1 E: 0 K: 2 S: 15	H: 1 LOB: 1 BB: 0 P: 21	R: 0 H: 0 E: 0 K: 2 S: 8	H: 0 LOB: 0 BB: 0 P: 11	R: 0 H: 1 E: 0 K: 1 S: 14	H: 1 LOB: 1 BB: 0 P: 21	1B: 1 2B: 2 3B: 0 HR: 1	SF: 0 SAC: 0 DP: 0 HBP: 1	WP: 0 PB: 0 SB: 0 CS: 0	PA: 34
<b>PITCHER</b>	IP WLS BF H R ER SO BB IBB HBP BLK WP HR S P ERA WHIP																			
57 Elieser Hernández, R ERA: 4.07	5.2 W 23 3 2 2 7 2 0 1 0 0 1 63 93 3.18 0.882																			
66 Jarlín García, L ERA: 3.8	0.1 H 1 0 0 0 1 0 0 0 0 0 0 0 4 6 0.00 0.000																			
37 Austin Brice, R ERA: 2.23	1.0 H 3 0 0 0 0 0 0 0 0 0 0 5 6 0.00 0.000																			
70 Nick Anderson, R ERA: 4.59	1.0 3 0 0 0 2 0 0 0 0 0 0 8 11 0.00 0.000																			
54 Sergio Romo, R ERA: 4.5	1.0 4 1 0 0 1 0 0 0 0 0 0 0 14 21 0.00 1.000																			

Batter	1	2	3	4	5	6	7	8	9	AB	R	H	RBI	BB	SO	LOB	BOTTOM			
19 Miguel Rojas, R OBP: 0.349, SLG: 0.356										4	1	1	0	0	0	1	<b>Philadelphia Phillies @ Miami Marlins</b> Marlins Park, Miami, FL Fri Jun 28 2019, 7:12 PM - 10:06 PM EDT Att: 9,469 - Roof Closed - 77 F			
47 Harold Ramírez, R OBP: 0.346, SLG: 0.399										3	1	0	0	1	1	3				
26 Garrett Cooper, R OBP: 0.387, SLG: 0.503										4	1	3	2	0	1	1				
15 Brian Anderson, R OBP: 0.333, SLG: 0.418										4	1	2	3	0	0	3				
18 Neil Walker, S OBP: 0.356, SLG: 0.413										3	0	0	0	0	2	1				
70 Nick Anderson, R										0	0	0	0	0	0	0				
21 Curtis Granderson, L OBP: 0.271, SLG: 0.362										1	0	0	0	0	0	0				
54 Sergio Romo, R										0	0	0	0	0	0	0				
13 Starlin Castro, R OBP: 0.256, SLG: 0.308										4	0	1	0	0	2	0				
38 Jorge Alfaro, R OBP: 0.306, SLG: 0.411										4	0	0	0	0	3	1				
10 JT Riddle, L OBP: 0.231, SLG: 0.417										3	1	1	1	0	1	1				
57 Elieser Hernández, R										1	0	0	0	1	0	1				
66 Jarlín García, L										0	0	0	0	0	0	0				
37 Austin Brice, R										0	0	0	0	0	0	0				
2 Yadiel Rivera, R OBP: 0.167, SLG: 0.091										0	1	0	0	1	0	0				
<b>Inning Stats</b>	R: 1 H: 1 E: 0 K: 2 S: 11	H: 1 LOB: 1 BB: 1 P: 19	R: 0 H: 1 E: 0 K: 1 S: 9	H: 1 LOB: 0 BB: 0 P: 14	R: 2 H: 2 E: 0 K: 1 S: 12	H: 2 LOB: 0 BB: 0 P: 21	R: 0 H: 0 E: 0 K: 2 S: 9	H: 0 LOB: 0 BB: 0 P: 12	R: 1 H: 2 E: 0 K: 0 S: 11	H: 2 LOB: 1 BB: 1 P: 23	R: 0 H: 0 E: 0 K: 2 S: 11	H: 0 LOB: 0 BB: 0 P: 18	R: 2 H: 2 E: 0 K: 1 S: 15	H: 2 LOB: 1 BB: 1 P: 25	R: 0 H: 0 E: 0 K: 1 S: 9	H: 0 LOB: 0 BB: 0 P: 14	1B: 4 2B: 2 3B: 0 HR: 2	SF: 0 SAC: 0 DP: 1 HBP: 0	WP: 1 PB: 0 SB: 0 CS: 0	PA: 34
<b>PITCHER</b>	IP WLS BF H R ER SO BB IBB HBP BLK WP HR S P ERA WHIP																			
21 Vince Velasquez, R ERA: 4.73	4.1 L 21 6 4 4 6 2 0 0 0 0 0 0 50 84 8.31 1.846																			
41 Edgar García, R ERA: 6.3	1.2 4 0 0 0 2 0 0 0 0 0 0 13 23 0.00 0.000																			
52 José Álvarez, L ERA: 4.11	1.0 6 2 2 2 1 1 0 0 0 0 1 1 15 25 18.00 3.000																			
96 Tommy Hunter, R ERA:	1.0 3 0 0 0 1 0 0 0 0 0 0 9 14 0.00 0.000																			

AB	31
R	2
H	4
RBI	2
BB	2
SO	11
LOB	7



AB	31
R	6
H	8
RBI	6
BB	3
SO	10
LOB	12





Batter	1	2	3	4	5	6	7	8	9	AB	R	H	RBI	BB	SO	LOB	TOP									
4 Scott Kingery, R OBP: 0.364, SLG: 0.591	E1 17 WP 10 1B					L5		FC6-4		4	1	1	2	1	0	2	<b>Philadelphia Phillies @ Miami Marlins</b> Marlins Park, Miami, FL Sat Jun 29 2019, 4:10 PM - 7:29 PM EDT Att. 14,774 - Roof Closed - 75 F									
2 Jean Segura, R OBP: 0.311, SLG: 0.445	F7	P3		K		P6			L8	5	0	0	0	0	1	4										
3 Bryce Harper, L OBP: 0.362, SLG: 0.457			G3				F8		G6-3	4	2	1	0	1	0	0										
17 Rhys Hoskins, R OBP: 0.398, SLG: 0.529			G5-3				G1-3		K	4	1	1	2	1	1	0										
10 J.T. Realmuto, R OBP: 0.316, SLG: 0.429			P4			P3				4	0	2	1	0	0	0										
16 César Hernández, S OBP: 0.335, SLG: 0.426	SF8									2	1	0	1	0	0	1										
46 Adam Morgan, L										0	0	0	0	0	0	0										
55 Ranger Suárez, L OBP: 1.000, SLG: 1.000										0	0	0	0	0	0	0										
7 Maikel Franco, R OBP: 0.294, SLG: 0.415	FC5-4									3	1	1	0	1	1	2										
24 Roman Quinn, S OBP: 0.204, SLG: 0.136		L7								3	0	0	0	0	1	2										
33 Brad Miller, L OBP: 0.354, SLG: 0.500						L8				1	0	0	0	0	0	1										
56 Zach Efflin, R OBP: 0.143, SLG: 0.143										3	0	1	0	0	2	2										
12 Juan Nicasio, R										0	0	0	0	0	0	0										
13 Sean Rodríguez, R OBP: 0.311, SLG: 0.327										1	0	0	0	0	1	1										
<b>Inning Stats</b>	R: 2 H: 1 E: 1 K: 0 S: 16	L: 1 LOB: 2 BB: 2 P: 25	R: 0 H: 0 E: 0 K: 1 S: 10	L: 0 LOB: 1 BB: 1 P: 16	R: 0 H: 0 E: 0 K: 0 S: 8	L: 0 LOB: 0 BB: 0 P: 9	R: 2 H: 1 E: 0 K: 3 S: 15	L: 1 LOB: 1 BB: 1 P: 25	R: 2 H: 2 E: 0 K: 1 S: 13	L: 2 LOB: 0 BB: 0 P: 19	R: 0 H: 1 E: 0 K: 0 S: 10	L: 1 LOB: 1 BB: 0 P: 14	R: 0 H: 1 E: 0 K: 0 S: 12	L: 1 LOB: 1 BB: 0 P: 19	R: 0 H: 1 E: 0 K: 1 S: 16	L: 1 LOB: 0 BB: 0 P: 12	R: 0 H: 0 E: 0 K: 1 S: 8	L: 0 LOB: 0 BB: 0 P: 12	1B: 5 2B: 1 3B: 0 HR: 1	SF: 1 SAC: 0 DP: 0 HBP: 1	WP: 2 PB: 0 SB: 0 CS: 0	PA: 40				
<b>PITCHER</b>	IP WLS BF H R ER SO BB IBB HBP BLK WP HR S P ERA WHIP	IP WLS BF H R ER SO BB IBB HBP BLK WP HR S P ERA WHIP	IP WLS BF H R ER SO BB IBB HBP BLK WP HR S P ERA WHIP	IP WLS BF H R ER SO BB IBB HBP BLK WP HR S P ERA WHIP	IP WLS BF H R ER SO BB IBB HBP BLK WP HR S P ERA WHIP	IP WLS BF H R ER SO BB IBB HBP BLK WP HR S P ERA WHIP	IP WLS BF H R ER SO BB IBB HBP BLK WP HR S P ERA WHIP	IP WLS BF H R ER SO BB IBB HBP BLK WP HR S P ERA WHIP	IP WLS BF H R ER SO BB IBB HBP BLK WP HR S P ERA WHIP	IP WLS BF H R ER SO BB IBB HBP BLK WP HR S P ERA WHIP	IP WLS BF H R ER SO BB IBB HBP BLK WP HR S P ERA WHIP	IP WLS BF H R ER SO BB IBB HBP BLK WP HR S P ERA WHIP	IP WLS BF H R ER SO BB IBB HBP BLK WP HR S P ERA WHIP	IP WLS BF H R ER SO BB IBB HBP BLK WP HR S P ERA WHIP	IP WLS BF H R ER SO BB IBB HBP BLK WP HR S P ERA WHIP	IP WLS BF H R ER SO BB IBB HBP BLK WP HR S P ERA WHIP	IP WLS BF H R ER SO BB IBB HBP BLK WP HR S P ERA WHIP	IP WLS BF H R ER SO BB IBB HBP BLK WP HR S P ERA WHIP	IP WLS BF H R ER SO BB IBB HBP BLK WP HR S P ERA WHIP	IP WLS BF H R ER SO BB IBB HBP BLK WP HR S P ERA WHIP	IP WLS BF H R ER SO BB IBB HBP BLK WP HR S P ERA WHIP	IP WLS BF H R ER SO BB IBB HBP BLK WP HR S P ERA WHIP	IP WLS BF H R ER SO BB IBB HBP BLK WP HR S P ERA WHIP	IP WLS BF H R ER SO BB IBB HBP BLK WP HR S P ERA WHIP	IP WLS BF H R ER SO BB IBB HBP BLK WP HR S P ERA WHIP	IP WLS BF H R ER SO BB IBB HBP BLK WP HR S P ERA WHIP

AB	34
R	6
H	7
RBI	6
BB	4
SO	7
LOB	15



Batter	1	2	3	4	5	6	7	8	9	AB	R	H	RBI	BB	SO	LOB	BOTTOM									
19 Miguel Rojas, R OBP: 0.350, SLG: 0.356	G6-3					G6-3				5	1	2	0	0	0	1	<b>Philadelphia Phillies @ Miami Marlins</b> Marlins Park, Miami, FL Sat Jun 29 2019, 4:10 PM - 7:29 PM EDT Att. 14,774 - Roof Closed - 75 F									
47 Harold Ramírez, R OBP: 0.353, SLG: 0.411	E8 26 1B					G3-1				5	2	3	0	0	1	0										
26 Garrett Cooper, R OBP: 0.388, SLG: 0.500										5	0	2	2	0	1	3										
15 Brian Anderson, R OBP: 0.337, SLG: 0.417										3	2	1	0	2	1	3										
18 Neil Walker, S OBP: 0.359, SLG: 0.433										4	2	2	3	0	0	4										
70 Nick Anderson, R										0	0	0	0	0	0	0										
38 Jorge Alfaro, R OBP: 0.305, SLG: 0.409										1	0	0	0	0	1	1										
54 Sergio Romo, R										0	0	0	0	0	0	0										
13 Starlin Castro, R OBP: 0.261, SLG: 0.317										4	1	2	1	0	0	2										
10 JT Riddle, L OBP: 0.232, SLG: 0.421										4	1	1	2	0	0	1										
28 Bryan Holaday, R OBP: 0.388, SLG: 0.488										4	0	1	0	0	0	2										
50 Jordan Yamamoto, R										1	0	0	0	0	0	0										
21 Curtis Granderson, L										1	0	0	0	0	0	1										
61 Adam Conley, L										0	0	0	0	0	0	0										
46 César Puello, R										1	0	0	0	0	1	1										
66 Jarlin García, L										0	0	0	0	0	0	0										
2 Yadier Rivera, R OBP: 0.200, SLG: 0.130										1	0	1	1	0	0	0										
<b>Inning Stats</b>	R: 1 H: 2 E: 1 K: 0 S: 13	L: 2 LOB: 2 BB: 1 P: 21	R: 0 H: 0 E: 0 K: 0 S: 6	L: 0 LOB: 0 BB: 0 P: 9	R: 0 H: 2 E: 0 K: 2 S: 11	L: 2 LOB: 0 BB: 0 P: 17	R: 0 H: 1 E: 0 K: 0 S: 5	L: 1 LOB: 1 BB: 0 P: 7	R: 0 H: 0 E: 0 K: 0 S: 7	L: 0 LOB: 0 BB: 0 P: 11	R: 2 H: 3 E: 0 K: 1 S: 15	L: 3 LOB: 1 BB: 0 P: 24	R: 6 H: 6 E: 0 K: 0 S: 24	L: 6 LOB: 1 BB: 1 P: 37	R: 0 H: 1 E: 0 K: 2 S: 10	L: 1 LOB: 1 BB: 0 P: 17	R: 0 H: 0 E: 0 K: 2 S: 10	L: 0 LOB: 0 BB: 0 P: 17	1B: 9 2B: 5 3B: 0 HR: 1	SF: 0 SAC: 0 DP: 0 HBP: 0	WP: 0 PB: 0 SB: 0 CS: 0	PA: 41				
<b>PITCHER</b>	IP WLS BF H R ER SO BB IBB HBP BLK WP HR S P ERA WHIP	IP WLS BF H R ER SO BB IBB HBP BLK WP HR S P ERA WHIP	IP WLS BF H R ER SO BB IBB HBP BLK WP HR S P ERA WHIP	IP WLS BF H R ER SO BB IBB HBP BLK WP HR S P ERA WHIP	IP WLS BF H R ER SO BB IBB HBP BLK WP HR S P ERA WHIP	IP WLS BF H R ER SO BB IBB HBP BLK WP HR S P ERA WHIP	IP WLS BF H R ER SO BB IBB HBP BLK WP HR S P ERA WHIP	IP WLS BF H R ER SO BB IBB HBP BLK WP HR S P ERA WHIP	IP WLS BF H R ER SO BB IBB HBP BLK WP HR S P ERA WHIP	IP WLS BF H R ER SO BB IBB HBP BLK WP HR S P ERA WHIP	IP WLS BF H R ER SO BB IBB HBP BLK WP HR S P ERA WHIP	IP WLS BF H R ER SO BB IBB HBP BLK WP HR S P ERA WHIP	IP WLS BF H R ER SO BB IBB HBP BLK WP HR S P ERA WHIP	IP WLS BF H R ER SO BB IBB HBP BLK WP HR S P ERA WHIP	IP WLS BF H R ER SO BB IBB HBP BLK WP HR S P ERA WHIP	IP WLS BF H R ER SO BB IBB HBP BLK WP HR S P ERA WHIP	IP WLS BF H R ER SO BB IBB HBP BLK WP HR S P ERA WHIP	IP WLS BF H R ER SO BB IBB HBP BLK WP HR S P ERA WHIP	IP WLS BF H R ER SO BB IBB HBP BLK WP HR S P ERA WHIP	IP WLS BF H R ER SO BB IBB HBP BLK WP HR S P ERA WHIP	IP WLS BF H R ER SO BB IBB HBP BLK WP HR S P ERA WHIP	IP WLS BF H R ER SO BB IBB HBP BLK WP HR S P ERA WHIP	IP WLS BF H R ER SO BB IBB HBP BLK WP HR S P ERA WHIP	IP WLS BF H R ER SO BB IBB HBP BLK WP HR S P ERA WHIP	IP WLS BF H R ER SO BB IBB HBP BLK WP HR S P ERA WHIP	IP WLS BF H R ER SO BB IBB HBP BLK WP HR S P ERA WHIP

AB	39
R	9
H	15
RBI	9
BB	2
SO	5
LOB	19










Batter	1	2	3	4	5	6	7	8	9	AB	R	H	RBI	BB	SO	LOB	TOP										
4 Scott Kingery, R OBP: 0.361, SLG: 0.578	L5		L8				G6-3			4	0	1	0	0	0	0	Philadelphia Phillies @ Atlanta Braves SunTrust Park, Atlanta, GA Tue Jul 02 2019, 7:21 PM - 10:09 PM EDT Att: 40,180 - Partly Cloudy - 92 F										
2 Jean Segura, R OBP: 0.376, SLG: 0.453	G6-3				FC6-4	FC6-4				4	1	2	0	0	0	1											
3 Bryce Harper, L OBP: 0.364, SLG: 0.465	G4-3						G6-3			4	0	0	0	0	1	2											
17 Rhys Hoskins, R OBP: 0.397, SLG: 0.522					G1-3					2	0	1	0	2	0	1											
10 J.T. Realmuto, R OBP: 0.322, SLG: 0.434	L9									3	1	1	0	1	0	2											
23 Jay Bruce, L OBP: 0.286, SLG: 0.557	F8									4	0	1	2	0	1	3											
24 Roman Quinn, S OBP: 0.200, SLG: 0.133										0	0	0	0	0	0	0											
16 César Hernández, S OBP: 0.338, SLG: 0.427	L9									4	0	1	0	0	0	4											
7 Maikel Franco, R OBP: 0.292, SLG: 0.408										4	0	0	0	0	0	1											
27 Aaron Nola, R OBP: 0.162, SLG: 0.031										3	0	0	0	0	2	0											
13 Sean Rodríguez, R (PH) OBP: 0.313, SLG: 0.315										1	0	0	0	0	0	1											
50 Hector Neris, R										0	0	0	0	0	0	0											
<b>Inning Stats</b>	R: 0 E: 0 K: 0 S: 6	H: 0 LOB: 0 BB: 0 P: 10	R: 0 E: 0 K: 0 S: 7	H: 1 LOB: 1 BB: 0 P: 10	R: 0 E: 0 K: 1 S: 6	H: 0 LOB: 0 BB: 0 P: 12	R: 2 E: 0 K: 1 S: 11	H: 2 LOB: 1 BB: 1 P: 20	R: 0 E: 0 K: 0 S: 11	H: 1 LOB: 2 BB: 1 P: 23	R: 0 E: 0 K: 1 S: 7	H: 0 LOB: 0 BB: 0 P: 11	R: 0 E: 0 K: 0 S: 7	H: 1 LOB: 1 BB: 0 P: 12	R: 0 E: 0 K: 1 S: 10	H: 1 LOB: 1 BB: 0 P: 15	1B: 5 2B: 2 3B: 0 HR: 0	SF: 0 SAC: 0 DP: 1 HBP: 0	WP: 1 PB: 0 SB: 0 CS: 0	PA: 36							
<b>PITCHER</b>	IP	WLS	BF	H	R	ER	SO	BB	IBB	HBP	BLK	WP	HR	S	P	ERA	WHIP										
60 Dallas Keuchel, L ERA: 4.08	7.0	L	28	5	2	2	3	2	0	0	0	0	0	55	97	2.57	1.000										
61 Chad Sobotka, R ERA: 5.82	1.0		4	1	0	0	0	1	0	0	0	1	0	7	12	0.00	2.000										
50 Jerry Blevins, L ERA: 4.11	0.2		3	1	0	0	1	0	0	0	0	0	0	7	10	0.00	1.500										
32 Josh Tomlin, R ERA: 3.91	0.1		1	0	0	0	0	0	0	0	0	0	0	3	5	0.00	0.000										

Batter	1	2	3	4	5	6	7	8	9	AB	R	H	RBI	BB	SO	LOB	BOTTOM										
13 Ronald Acuña Jr., R OBP: 0.375, SLG: 0.599	K									3	0	0	0	1	3	1	Philadelphia Phillies @ Atlanta Braves SunTrust Park, Atlanta, GA Tue Jul 02 2019, 7:21 PM - 10:09 PM EDT Att: 40,180 - Partly Cloudy - 92 F										
7 Dansby Swanson, R OBP: 0.332, SLG: 0.460										4	0	1	0	0	0	1											
5 Freddie Freeman, L OBP: 0.395, SLG: 0.585										4	0	0	0	0	1	1											
20 Josh Donaldson, R OBP: 0.360, SLG: 0.474										2	0	0	0	2	1	0											
22 Nick Markakis, L OBP: 0.355, SLG: 0.430										4	0	2	0	0	1	1											
27 Austin Riley, R OBP: 0.319, SLG: 0.568										4	0	0	0	0	2	4											
16 Brian McCann, L OBP: 0.339, SLG: 0.463										3	0	1	0	0	1	1											
1 Ozzie Albies, S OBP: 0.340, SLG: 0.461										3	0	0	0	0	0	1											
60 Dallas Keuchel, L OBP: 0.333, SLG: 0.200										2	0	0	0	0	2	1											
14 Matt Joyce, L OBP: 0.356, SLG: 0.481										1	0	0	0	0	0	0											
61 Chad Sobotka, R										0	0	0	0	0	0	0											
50 Jerry Blevins, L										0	0	0	0	0	0	0											
32 Josh Tomlin, R										0	0	0	0	0	0	0											
<b>Inning Stats</b>	R: 0 E: 0 K: 1 S: 7	H: 1 LOB: 0 BB: 0 P: 11	R: 0 E: 0 K: 2 S: 12	H: 1 LOB: 1 BB: 0 P: 16	R: 0 E: 0 K: 1 S: 12	H: 0 LOB: 1 BB: 1 P: 21	R: 0 E: 0 K: 0 S: 8	H: 0 LOB: 1 BB: 1 P: 14	R: 0 E: 0 K: 2 S: 9	H: 1 LOB: 1 BB: 0 P: 14	R: 0 E: 0 K: 0 S: 10	H: 1 LOB: 2 BB: 1 P: 17	R: 0 E: 0 K: 0 S: 4	H: 0 LOB: 0 BB: 0 P: 7	R: 0 E: 0 K: 2 S: 11	H: 0 LOB: 0 BB: 0 P: 17	R: 0 E: 0 K: 3 S: 10	H: 0 LOB: 0 BB: 0 P: 15	1B: 3 2B: 1 3B: 0 HR: 0	SF: 0 SAC: 0 DP: 1 HBP: 0	WP: 0 PB: 0 SB: 0 CS: 0	PA: 33					
<b>PITCHER</b>	IP	WLS	BF	H	R	ER	SO	BB	IBB	HBP	BLK	WP	HR	S	P	ERA	WHIP										
27 Aaron Nola, R ERA: 3.89	8.0	W	30	4	0	0	0	3	0	0	0	0	0	10	17	0.00	0.875										
50 Héctor Neris, R ERA: 3.09	1.0	S	3	0	0	0	3	0	0	0	0	0	0	10	15	0.00	0.000										

AB 33  
R 2  
H 7  
RBI 2  
BB 3  
SO 4  
LOB 15



AB 30  
R 0  
H 4  
RBI 0  
BB 3  
SO 11  
LOB 11













Batter	1	2	3	4	5	6	7	8	9	AB	R	H	RBI	BB	SO	LOB	TOP								
4 Scott Kingery, R OBP: 0.356, SLG: 0.568										4	1	1	1	1	2	3									
2 Jean Segura, R OBP: 0.320, SLG: 0.450										5	1	2	2	0	0	2									
3 Bryce Harper, L OBP: 0.369, SLG: 0.474										5	0	1	1	0	3	2									
17 Rhys Hoskins, R OBP: 0.395, SLG: 0.516										3	1	0	0	2	1	1									
10 J.T. Realmuto, R OBP: 0.326, SLG: 0.438										5	1	2	0	0	2	2									
23 Jay Bruce, L OBP: 0.287, SLG: 0.544										4	0	1	1	0	1	2									
24 Roman Quinn, S OBP: 0.200, SLG: 0.133										0	1	0	0	0	0	0									
16 César Hernández, S OBP: 0.335, SLG: 0.418										3	1	1	1	1	1	0									
7 Maikel Franco, R OBP: 0.291, SLG: 0.401										4	0	0	0	0	2	4									
21 Vince Velasquez, R ERA: 3.27										0	0	0	0	1	0	0									
33 Brad Miller, L ERA: 3.43										0	0	0	0	0	0	0									
52 Jose Alvarez, L ERA: 3.65										0	0	0	0	0	0	0									
15 Andrew Knapp, S ERA: 5.67										0	0	0	0	0	0	0									
96 Tommy Hunter, R ERA: 4.22										0	0	0	0	0	0	0									
46 Adam Morgan, L ERA: 4.22										0	0	0	0	0	0	0									
13 Sean Rodriguez, R ERA: 9.0										0	0	0	0	0	0	0									
50 Héctor Neris, R ERA: 3.0										0	0	0	0	0	0	0									
<b>Inning Stats</b>	R: 1 E: 0 K: 1 S: 8	H: 1 LOB: 0 BB: 0 P: 11	R: 0 E: 0 K: 3 S: 11	H: 0 LOB: 0 BB: 0 P: 15	R: 0 E: 0 K: 2 S: 10	H: 0 LOB: 1 BB: 1 P: 17	R: 0 E: 0 K: 2 S: 9	H: 0 LOB: 0 BB: 0 P: 14	R: 0 E: 0 K: 0 S: 9	H: 0 LOB: 0 BB: 0 P: 12	R: 0 E: 0 K: 1 S: 9	H: 0 LOB: 1 BB: 1 P: 16	R: 1 E: 0 K: 1 S: 11	H: 2 LOB: 2 BB: 1 P: 17	R: 0 E: 0 K: 1 S: 9	H: 1 LOB: 0 BB: 0 P: 10	R: 5 E: 0 K: 2 S: 26	H: 5 LOB: 2 BB: 2 P: 42	1B: 4 2B: 4 3B: 0 HR: 1	SF: 0 SAC: 0 DP: 0 HBP: 0	WP: 0 PB: 0 SB: 3 CS: 0	PA: 41			
<b>PITCHER</b>	IP	WLS	BF	H	R	ER	SO	BB	IBB	HBP	BLK	WP	HR	S	P	ERA	WHIP								
48 Jacob deGrom, R ERA: 3.27	7.0		27	3	2	2	10	3	0	0	0	0	1	67	102	2.57	0.857								
67 Seth Lugo, R ERA: 3.43	1.0		4	1	0	0	1	0	0	0	0	0	0	9	12	0.00	1.000								
39 Edwin Díaz, R ERA: 5.67	0.1	L	5	3	4	4	1	1	0	0	0	0	0	9	16	108.00	12.000								
27 Jeury Familia, R ERA: 7.76	0.1		4	2	1	1	1	1	0	0	0	0	0	14	22	27.00	9.000								
43 Luis Avilán, L ERA: 9.0	0.1		1	0	0	0	0	0	0	0	0	0	0	3	4	0.00	0.000								

Philadelphia Phillies @ New York Mets  
Citi Field, Flushing, NY  
Fri Jul 05 2019, 7:11 PM - 10:25 PM EDT  
Att: 32,546 - Partly Cloudy - 81 F

AB 36  
R 7  
H 9  
RBI 7  
BB 5  
SO 13  
LOB 18



Batter	1	2	3	4	5	6	7	8	9	AB	R	H	RBI	BB	SO	LOB	BOTTOM								
6 Jeff McNeil, L OBP: 0.409, SLG: 0.513										4	1	1	0	0	0	1									
20 Pete Alonso, R OBP: 0.373, SLG: 0.634										4	1	2	2	0	0	0									
24 Robinson Canó, L OBP: 0.292, SLG: 0.368										4	0	2	0	0	0	1									
30 Michael Conforto, L OBP: 0.357, SLG: 0.470										4	0	0	0	0	2	2									
21 Todd Frazier, R OBP: 0.338, SLG: 0.449										3	0	1	0	0	1	0									
22 Dominic Smith, L OBP: 0.393, SLG: 0.550										4	0	0	0	0	1	3									
40 Wilson Ramos, R OBP: 0.350, SLG: 0.413										3	0	1	0	1	1	3									
1 Amed Rosario, R OBP: 0.292, SLG: 0.409										4	0	0	0	0	1	2									
48 Jacob deGrom, L ERA: 4.63										2	0	0	0	0	1	0									
28 J.D. Davis, R ERA: 3.65										1	0	0	0	0	0	1									
67 Seth Lugo, R ERA: 3.65										0	0	0	0	0	0	0									
39 Edwin Díaz, R ERA: 5.67										0	0	0	0	0	0	0									
27 Jeury Familia, R ERA: 7.76										0	0	0	0	0	0	0									
43 Luis Avilán, L ERA: 9.0										0	0	0	0	0	0	0									
<b>Inning Stats</b>	R: 0 E: 0 K: 1 S: 12	H: 1 LOB: 1 BB: 0 P: 18	R: 0 E: 0 K: 1 S: 9	H: 1 LOB: 0 BB: 0 P: 13	R: 0 E: 0 K: 1 S: 6	H: 0 LOB: 0 BB: 0 P: 9	R: 1 E: 0 K: 0 S: 12	H: 2 LOB: 2 BB: 0 P: 17	R: 1 E: 0 K: 0 S: 17	H: 2 LOB: 1 BB: 0 P: 22	R: 0 E: 0 K: 3 S: 9	H: 0 LOB: 0 BB: 0 P: 12	R: 0 E: 0 K: 1 S: 10	H: 1 LOB: 1 BB: 0 P: 15	R: 0 E: 0 K: 0 S: 4	H: 0 LOB: 0 BB: 0 P: 5	R: 0 E: 0 K: 0 S: 8	H: 0 LOB: 1 BB: 1 P: 16	1B: 5 2B: 1 3B: 0 HR: 1	SF: 0 SAC: 0 DP: 0 HBP: 1	WP: 0 PB: 0 SB: 0 CS: 1	PA: 36			
<b>PITCHER</b>	IP	WLS	BF	H	R	ER	SO	BB	IBB	HBP	BLK	WP	HR	S	P	ERA	WHIP								
21 Vince Velasquez, R ERA: 4.63	5.0		21	6	2	2	3	0	0	0	0	0	0	56	79	3.60	1.200								
52 Jose Alvarez, L ERA: 3.65	1.0		3	0	0	0	3	0	0	0	0	0	0	9	12	0.00	0.000								
96 Tommy Hunter, R ERA: 5.67	1.1		5	1	0	0	1	0	0	0	0	0	0	12	18	0.00	0.750								
46 Adam Morgan, L ERA: 4.22	0.2	W	2	0	0	0	0	0	0	0	0	0	0	2	2	0.00	0.000								
50 Héctor Neris, R ERA: 3.0	1.0		4	0	0	0	0	1	0	0	0	0	0	8	16	0.00	1.000								

Philadelphia Phillies @ New York Mets  
Citi Field, Flushing, NY  
Fri Jul 05 2019, 7:11 PM - 10:25 PM EDT  
Att: 32,546 - Partly Cloudy - 81 F

AB 33  
R 2  
H 7  
RBI 2  
BB 1  
SO 7  
LOB 13









Batter	1	2	3	4	5	6	7	8	9	AB	R	H	RBI	BB	SO	LOB	TOP
4 Scott Kingery, R OBP: 0.344, SLG: 0.545										5	1	1	0	0	2	1	Philadelphia Phillies @ New York Mets Citi Field, Flushing, NY Sun Jul 07 2019, 1:11 PM - 4:30 PM EDT Att: 34,247 - Partly Cloudy - 82 F
2 Jean Segura, R OBP: 0.322, SLG: 0.447										5	0	2	0	0	0	1	
3 Bryce Harper, L OBP: 0.370, SLG: 0.470										5	1	2	0	0	0	1	
17 Rhys Hoskins, R OBP: 0.401, SLG: 0.530										4	2	2	2	0	1	1	
10 J.T. Realmuto, R OBP: 0.328, SLG: 0.438										4	2	1	2	1	1	2	
23 Jay Bruce, L OBP: 0.292, SLG: 0.575										4	2	3	4	0	0	0	
16 César Hernández, S OBP: 0.339, SLG: 0.420										4	0	2	0	0	1	1	
7 Maikel Franco, R OBP: 0.296, SLG: 0.413										3	0	0	0	1	1	2	
27 Aaron Nola, R OBP: 0.150, SLG: 0.029										3	0	0	0	0	3	2	
46 Adam Morgan, L										0	0	0	0	0	0	0	
33 Brad Miller, L OBP: 0.358, SLG: 0.508										1	0	0	0	0	1	1	
96 Tommy Hunter, R										0	0	0	0	0	0	0	
50 Héctor Neris, R										0	0	0	0	0	0	0	
<b>Inning Stats</b>	R: 4 H: 5 E: 1 K: 2 S: 20	H: 5 LOB: 2 BB: 1 P: 28	R: 0 H: 2 E: 0 K: 0 S: 13	H: 2 LOB: 1 BB: 0 P: 19	R: 0 H: 0 E: 0 K: 1 S: 8	H: 0 LOB: 0 BB: 0 P: 12	R: 0 H: 0 E: 0 K: 3 S: 11	H: 0 LOB: 0 BB: 0 P: 18	R: 0 H: 1 E: 0 K: 0 S: 9	H: 2 LOB: 2 BB: 0 P: 15	R: 1 H: 2 E: 0 K: 2 S: 10	H: 2 LOB: 1 BB: 0 P: 15	R: 1 H: 1 E: 0 K: 0 S: 12	H: 1 LOB: 0 BB: 0 P: 19	1B: 8 2B: 2 3B: 0 HR: 3	SF: 0 SAC: 0 DP: 1 HBP: 1	WP: 0 PA: 41 PB: 0 SB: 1 CS: 0
<b>PITCHER</b>	IP WLS BF H R ER SO BB IBB HBP BLK WP HR S P ERA WHIP																
45 Zack Wheeler, R ERA: 4.69	(1, 1) 5.0 L 24 8 6 6 7 1 1 0 0 0 0 1 67 104 10.80 1.800																
27 Jeunys Familia, R ERA: 7.5	(6, 1) 1.0 3 1 0 0 1 0 0 0 0 0 0 7 13 0.00 1.000																
68 Wilmer Font, R ERA: 5.2	(7, 1) 3.0 14 4 2 2 2 0 0 1 0 0 0 2 31 49 6.00 1.333																

AB	38
R	8
H	13
RBI	8
BB	2
SO	10
LOB	12





Batter	1	2	3	4	5	6	7	8	9	AB	R	H	RBI	BB	SO	LOB	BOTTOM
6 Jeff McNeil, L OBP: 0.409, SLG: 0.509										5	1	0	0	0	1	4	Philadelphia Phillies @ New York Mets Citi Field, Flushing, NY Sun Jul 07 2019, 1:11 PM - 4:30 PM EDT Att: 34,247 - Partly Cloudy - 82 F
20 Pete Alonso, R OBP: 0.372, SLG: 0.634										4	1	1	2	0	1	0	
24 Robinson Canó, L OBP: 0.287, SLG: 0.360										4	0	1	0	0	0	0	
21 Todd Frazier, R OBP: 0.340, SLG: 0.443										3	0	0	0	1	0	1	
22 Dominic Smith, L OBP: 0.389, SLG: 0.551										3	0	0	0	0	2	2	
68 Wilmer Font, R ERA: 5.2										0	0	0	0	0	0	0	
11 Adeiny Hechavarria, R (9, PH) OBP: 0.260, SLG: 0.427										1	1	1	1	0	0	0	
40 Wilson Ramos, R OBP: 0.349, SLG: 0.408										3	0	0	0	1	1	0	
1 Amed Rosario, R OBP: 0.299, SLG: 0.414										4	0	2	0	0	0	2	
12 Juan Lagares, R OBP: 0.242, SLG: 0.252										3	0	0	0	0	1	3	
28 J.D. Davis, R (9, PH) OBP: 0.341, SLG: 0.468										1	0	0	0	0	0	1	
45 Zack Wheeler, L OBP: 0.308, SLG: 0.421										1	0	0	0	0	0	0	
27 Jeunys Familia, R ERA: 4.15										0	0	0	0	0	0	0	
13 Luis Guillorme, L OBP: 0.182, SLG: 0.143										1	0	0	0	0	0	0	
30 Michael Conforto, L OBP: 0.399, SLG: 0.470										0	0	0	0	2	0	0	
<b>Inning Stats</b>	R: 0 H: 0 E: 0 K: 1 S: 9	H: 0 LOB: 0 BB: 0 P: 12	R: 0 H: 0 E: 0 K: 2 S: 11	H: 0 LOB: 2 BB: 2 P: 22	R: 0 H: 0 E: 0 K: 1 S: 13	H: 0 LOB: 0 BB: 0 P: 16	R: 0 H: 0 E: 0 K: 1 S: 8	H: 0 LOB: 0 BB: 0 P: 11	R: 0 H: 1 E: 0 K: 0 S: 9	H: 2 LOB: 1 BB: 1 P: 15	R: 0 H: 0 E: 0 K: 0 S: 8	H: 0 LOB: 0 BB: 0 P: 12	R: 1 H: 2 E: 0 K: 0 S: 13	H: 2 LOB: 2 BB: 1 P: 20	1B: 2 2B: 1 3B: 0 HR: 2	SF: 0 SAC: 0 DP: 0 HBP: 0	WP: 1 PA: 37 PB: 0 SB: 0 CS: 0
<b>PITCHER</b>	IP WLS BF H R ER SO BB IBB HBP BLK WP HR S P ERA WHIP																
27 Aaron Nola, R ERA: 3.74	(1, 1) 6.2 W 27 3 2 1 0 0 3 0 0 0 0 0 68 99 1.35 0.900																
46 Adam Morgan, L ERA: 4.15	(7, 1) 0.1 H 1 0 0 0 0 0 0 0 0 0 0 2 3 0.00 0.000																
96 Tommy Hunter, R ERA:	(8, 1) 1.0 3 0 0 0 0 0 0 0 0 0 0 8 12 0.00 0.000																
50 Héctor Neris, R ERA: 3.16	(9, 1) 1.0 6 2 1 1 0 1 0 0 0 0 1 1 13 20 9.00 3.000																

AB	33
R	3
H	5
RBI	3
BB	4
SO	6
LOB	13





Batter	1	2	3	4	5	6	7	8	9	AB	R	H	RBI	BB	SO	LOB	TOP			
7 Trea Turner, R OBP: 0.340, SLG: 0.484	G5-3	K			G6-3		L9		SH1-4 1B	5	0	1	0	0	1	2	Washington Nationals @ Philadelphia Phillies Citizens Bank Park, Philadelphia, PA Fri Jul 12 2019, 6:06 PM - 9:20 PM EDT Att: 42,318 - Partly Cloudy - 88 F  livebaseballscorecards.com  AB 34 R 4 H 9 RBI 4 BB 4 SO 4 LOB 22  			
2 Adam Eaton, L OBP: 0.370, SLG: 0.387	G3-1				G3-1		G6-3		SH1-4	4	1	2	0	0	0	0				
6 Anthony Rendon, R OBP: 0.389, SLG: 0.608	G6-3				G3-1		E6		IBB	3	0	1	0	2	0	0				
22 Juan Soto, L OBP: 0.403, SLG: 0.531					G3-1		L7		SF7	3	1	0	1	1	1	5				
11 Ryan Zimmerman, R OBP: 0.319, SLG: 0.394					G4-3				K	3	1	1	1	1	1	4				
9 Brian Dozier, R OBP: 0.322, SLG: 0.445									K	4	0	1	0	0	1	4				
28 Kurt Suzuki, R OBP: 0.311, SLG: 0.509									F7	4	0	1	0	0	0	2				
16 Victor Robles, R OBP: 0.319, SLG: 0.440									L7	4	0	1	2	0	0	2				
37 Stephen Strasburg, R OBP: 0.136, SLG: 0.098										3	0	0	0	0	0	3				
51 Wander Suero, R ERA: 3.19										0	0	0	0	0	0	0				
56 Fernando Rodney, R ERA: 5.84										1	1	1	0	0	0	0				
47 Howie Kendrick, R OBP: 0.380, SLG: 0.565										0	0	0	0	0	0	0				
63 Sean Doolittle, L ERA: 3.97										0	0	0	0	0	0	0				
<b>Inning Stats</b>	R: 0 E: 0 K: 0 S: 7	H: 0 LOB: 0 BB: 0 P: 9	R: 2 E: 1 K: 1 S: 17	H: 3 LOB: 2 BB: 1 P: 27	R: 1 E: 0 K: 1 S: 12	H: 2 LOB: 1 BB: 0 P: 23	R: 0 E: 0 K: 0 S: 5	H: 0 LOB: 0 BB: 0 P: 7	R: 0 E: 0 K: 0 S: 11	H: 1 LOB: 2 BB: 1 P: 21	R: 0 E: 1 K: 0 S: 13	H: 0 LOB: 1 BB: 0 P: 22	R: 0 E: 0 K: 1 S: 9	H: 0 LOB: 1 BB: 1 P: 16	R: 1 E: 0 K: 1 S: 16	H: 2 LOB: 2 BB: 1 P: 24	1B: 7 2B: 2 3B: 0 HR: 0	SF: 2 SAC: 1 DP: 0 HBP: 0	WP: 0 PB: 0 SB: 0 CS: 0	PA: 41
<b>PITCHER</b>	IP WLS BF H R ER SO BB IBB HBP BLK WP HR S P ERA WHIP																ERA WHIP			
43 Nick Pivetta, R ERA: 5.81	5.0 L 23 6 3 3 2 2 0 0 0 0 0 0 52 87 5.40 1.600																			
65 JD Hammer, R ERA: 3.19	1.0 4 1 0 0 0 0 0 0 0 0 0 0 13 22 0.00 1.000																			
52 Jose Alvarez, L ERA: 3.74	1.0 4 0 0 0 0 0 0 0 0 0 0 0 9 16 0.00 1.000																			
41 Edgar Garcia, R ERA: 5.84	1.0 6 2 1 1 1 0 1 0 0 0 0 0 16 24 9.00 2.000																			

Batter	1	2	3	4	5	6	7	8	9	AB	R	H	RBI	BB	SO	LOB	BOTTOM					
4 Scott Kingery, R OBP: 0.342, SLG: 0.539	G6-3				K		K			4	0	1	0	0	2	0	Washington Nationals @ Philadelphia Phillies Citizens Bank Park, Philadelphia, PA Fri Jul 12 2019, 6:06 PM - 9:20 PM EDT Att: 42,318 - Partly Cloudy - 88 F  livebaseballscorecards.com  AB 34 R 0 H 8 RBI 0 BB 2 SO 10 LOB 12  					
2 Jean Segura, R OBP: 0.376, SLG: 0.442	G1-3				G4-3		F8			4	0	0	0	0	1	1						
3 Bryce Harper, L OBP: 0.371, SLG: 0.470					P5		L7		L7	4	0	2	0	0	0	0						
17 Rhys Hoskins, R OBP: 0.402, SLG: 0.527					F7		L7		G6-3 BB	2	0	0	0	2	0	2						
23 Jay Bruce, L OBP: 0.288, SLG: 0.566					G4-3		F7		G6-3	4	0	0	0	0	0	3						
16 César Hernández, S OBP: 0.338, SLG: 0.418					G4-3		K		K	4	0	1	0	0	2	0						
7 Maikel Franco, R OBP: 0.302, SLG: 0.421					G4-3				P6	4	0	3	0	0	0	0						
15 Andrew Knapp, S OBP: 0.289, SLG: 0.229					G4-3		F7			4	0	1	0	0	1	4						
43 Nick Pivetta, R ERA: 5.81										1	0	0	0	0	1	1						
24 Ronald Cúpeiro, S ERA: 7.4										1	0	0	0	0	0	0						
65 JD Hammer, R ERA: 5.17										0	0	0	0	0	0	0						
52 Jose Alvarez, L ERA: 3.74										0	0	0	0	0	0	0						
33 Brad Miller, L OBP: 0.393, SLG: 0.590										1	0	0	0	0	0	0						
41 Edgar Garcia, R ERA: 5.84										0	0	0	0	0	0	0						
55 Ranger Suárez, L ERA: 3.05										0	0	0	0	0	0	0						
44 Rob Brantly, L ERA: 3.05										1	0	0	0	0	1	1						
<b>Inning Stats</b>	R: 0 E: 0 K: 0 S: 14	H: 1 LOB: 2 BB: 1 P: 26	R: 0 E: 0 K: 1 S: 8	H: 1 LOB: 1 BB: 0 P: 15	R: 0 E: 0 K: 1 S: 7	H: 0 LOB: 0 BB: 0 P: 11	R: 0 E: 0 K: 2 S: 13	H: 2 LOB: 2 BB: 0 P: 19	R: 0 E: 0 K: 2 S: 19	H: 2 LOB: 2 BB: 0 P: 25	R: 0 E: 0 K: 1 S: 9	H: 1 LOB: 1 BB: 0 P: 15	R: 0 E: 0 K: 2 S: 9	H: 0 LOB: 0 BB: 0 P: 15	R: 0 E: 0 K: 0 S: 8	H: 0 LOB: 0 BB: 1 P: 15	R: 0 E: 0 K: 2 S: 9	H: 1 LOB: 1 BB: 0 P: 12	1B: 7 2B: 1 3B: 0 HR: 0	SF: 0 SAC: 0 DP: 1 HBP: 0	WP: 0 PB: 0 SB: 0 CS: 0	PA: 36
<b>PITCHER</b>	IP WLS BF H R ER SO BB IBB HBP BLK WP HR S P ERA WHIP																ERA WHIP					
37 Stephen Strasburg, R ERA: 3.48	6.0 W 26 7 0 0 0 6 1 0 0 0 0 0 70 111 0.00 1.333																					
51 Wander Suero, R ERA: 5.17	1.0 H 3 0 0 0 2 0 0 0 0 0 0 0 9 15 0.00 0.000																					
56 Fernando Rodney, R ERA: 7.4	1.0 H 3 0 0 0 0 1 0 0 0 0 0 0 8 15 0.00 1.000																					
63 Sean Doolittle, L ERA: 3.05	1.0 4 1 0 0 2 0 0 0 0 0 0 0 9 12 0.00 1.000																					























Batter	1	2	3	4	5	6	7	8	9	AB	R	H	RBI	BB	SO	LOB	TOP							
4 Scott Kingery, R OBP: 0.353, SLG: 0.541										4	0	2	0	2	0	1								
2 Jean Segura, R OBP: 0.375, SLG: 0.431										5	0	1	1	0	1	4								
3 Bryce Harper, L OBP: 0.373, SLG: 0.479										5	0	2	1	0	1	3								
17 Rhys Hoskins, R OBP: 0.399, SLG: 0.518										3	0	0	0	2	1	0								
10 J.T. Realmuto, R OBP: 0.327, SLG: 0.440										5	1	3	0	0	1	6								
16 César Hernández, S OBP: 0.332, SLG: 0.408										5	1	2	0	0	0	4								
7 Maikel Franco, R OBP: 0.432										4	2	1	1	1	2	3								
40 Adam Haseley, L OBP: 0.300, SLG: 0.571										5	1	2	2	0	1	1								
49 Jake Arrieta, R ERA: 4.91										2	0	0	0	0	1	0								
12 Juan Nicasio, R ERA: 5.45										0	0	0	0	0	0	0								
33 Brad Miller, L ERA: 3.59										0	0	0	0	0	0	0								
52 Jose Alvarez, L ERA: 3.32										0	0	0	0	0	0	0								
5 Nick Williams, L OBP: 0.291, SLG: 0.239										1	0	1	0	0	0	0								
47 Cole Irvin, L OBP: 0.429, SLG: 0.290										1	0	0	0	0	1	1								
<b>Inning Stats</b>	R: 0 H: 2 E: 0 K: 2 S: 17	H: 2 BB: 1 P: 24	R: 0 H: 0 E: 0 K: 3 S: 9	H: 0 LOB: 0 BB: 0 P: 15	R: 0 H: 0 E: 0 K: 0 S: 9	H: 0 LOB: 0 BB: 0 P: 15	R: 0 H: 1 E: 0 K: 0 S: 8	H: 2 LOB: 1 BB: 0 P: 12	R: 1 H: 2 E: 0 K: 3 S: 10	H: 2 LOB: 2 BB: 0 P: 13	R: 0 H: 2 E: 0 K: 3 S: 17	H: 2 LOB: 3 BB: 2 P: 24	R: 1 H: 2 E: 0 K: 0 S: 14	H: 2 LOB: 3 BB: 2 P: 26	R: 1 H: 2 E: 0 K: 0 S: 24	H: 2 LOB: 2 BB: 2 P: 40	R: 3 H: 4 E: 1 K: 1 S: 17	H: 4 LOB: 1 BB: 0 P: 23	1B: 11 2B: 3 3B: 0 HR: 1	SF: 0 SAC: 0 DP: 1 HBP: 0	WP: 1 PB: 0 SB: 0 CS: 0	PA: 46		
<b>PITCHER</b>	IP WLS BF H R ER SO BB IBB HBP BLK WP HR S P ERA WHIP	IP WLS BF H R ER SO BB IBB HBP BLK WP HR S P ERA WHIP	IP WLS BF H R ER SO BB IBB HBP BLK WP HR S P ERA WHIP	IP WLS BF H R ER SO BB IBB HBP BLK WP HR S P ERA WHIP	IP WLS BF H R ER SO BB IBB HBP BLK WP HR S P ERA WHIP	IP WLS BF H R ER SO BB IBB HBP BLK WP HR S P ERA WHIP	IP WLS BF H R ER SO BB IBB HBP BLK WP HR S P ERA WHIP	IP WLS BF H R ER SO BB IBB HBP BLK WP HR S P ERA WHIP	IP WLS BF H R ER SO BB IBB HBP BLK WP HR S P ERA WHIP	IP WLS BF H R ER SO BB IBB HBP BLK WP HR S P ERA WHIP	IP WLS BF H R ER SO BB IBB HBP BLK WP HR S P ERA WHIP	IP WLS BF H R ER SO BB IBB HBP BLK WP HR S P ERA WHIP	IP WLS BF H R ER SO BB IBB HBP BLK WP HR S P ERA WHIP	IP WLS BF H R ER SO BB IBB HBP BLK WP HR S P ERA WHIP	IP WLS BF H R ER SO BB IBB HBP BLK WP HR S P ERA WHIP	IP WLS BF H R ER SO BB IBB HBP BLK WP HR S P ERA WHIP	IP WLS BF H R ER SO BB IBB HBP BLK WP HR S P ERA WHIP	IP WLS BF H R ER SO BB IBB HBP BLK WP HR S P ERA WHIP	IP WLS BF H R ER SO BB IBB HBP BLK WP HR S P ERA WHIP	IP WLS BF H R ER SO BB IBB HBP BLK WP HR S P ERA WHIP	IP WLS BF H R ER SO BB IBB HBP BLK WP HR S P ERA WHIP	IP WLS BF H R ER SO BB IBB HBP BLK WP HR S P ERA WHIP	IP WLS BF H R ER SO BB IBB HBP BLK WP HR S P ERA WHIP	IP WLS BF H R ER SO BB IBB HBP BLK WP HR S P ERA WHIP
26 Adam Frazier, L OBP: 0.330, SLG: 0.402										4	0	0	0	0	1	0								
10 Bryan Reynolds, S OBP: 0.411, SLG: 0.516										4	0	1	0	0	1	0								
6 Starling Marte, R OBP: 0.313, SLG: 0.476										4	0	0	0	0	0	1								
55 Josh Bell, S OBP: 0.366, SLG: 0.618										3	0	0	0	1	0	1								
19 Colin Moran, L OBP: 0.338, SLG: 0.478										3	0	2	0	0	1	0								
16 Jung Ho Kang, R OBP: 0.235, SLG: 0.416										1	0	0	0	0	0	0								
12 Corey Dickerson, L OBP: 0.354, SLG: 0.485										3	1	3	0	1	0	0								
27 Kevin Newman, R OBP: 0.364, SLG: 0.460										4	0	0	0	0	1	6								
32 Elias Díaz, R OBP: 0.308, SLG: 0.327										4	0	1	1	0	0	1								
31 Jordan Lyles, R OBP: 0.115, SLG: 0.080										2	0	0	0	0	1	1								
48 Richard Rodríguez, R ERA: 4.4										0	0	0	0	0	0	0								
36 José Osuna, R OBP: 0.382, SLG: 0.641										1	0	0	0	0	0	0								
30 Kyle Crick, L ERA: 3.32										0	0	0	0	0	0	0								
52 Clay Holmes, R ERA: 5.52										0	0	0	0	0	0	0								
<b>Inning Stats</b>	R: 0 H: 1 E: 0 K: 0 S: 10	H: 1 LOB: 1 BB: 0 P: 16	R: 1 H: 2 E: 0 K: 3 S: 16	H: 2 LOB: 1 BB: 0 P: 22	R: 0 H: 0 E: 0 K: 1 S: 7	H: 0 LOB: 0 BB: 0 P: 14	R: 0 H: 2 E: 0 K: 0 S: 7	H: 2 LOB: 1 BB: 0 P: 12	R: 0 H: 0 E: 0 K: 0 S: 6	H: 0 LOB: 0 BB: 0 P: 8	R: 0 H: 1 E: 0 K: 0 S: 11	H: 1 LOB: 3 BB: 2 P: 19	R: 0 H: 0 E: 0 K: 0 S: 11	H: 0 LOB: 0 BB: 0 P: 15	R: 0 H: 0 E: 0 K: 1 S: 11	H: 0 LOB: 0 BB: 0 P: 15	R: 0 H: 1 E: 0 K: 0 S: 9	H: 1 LOB: 1 BB: 0 P: 13	1B: 6 2B: 1 3B: 0 HR: 0	SF: 0 SAC: 0 DP: 0 HBP: 0	WP: 0 PB: 0 SB: 2 CS: 0	PA: 35		
<b>PITCHER</b>	IP WLS BF H R ER SO BB IBB HBP BLK WP HR S P ERA WHIP	IP WLS BF H R ER SO BB IBB HBP BLK WP HR S P ERA WHIP	IP WLS BF H R ER SO BB IBB HBP BLK WP HR S P ERA WHIP	IP WLS BF H R ER SO BB IBB HBP BLK WP HR S P ERA WHIP	IP WLS BF H R ER SO BB IBB HBP BLK WP HR S P ERA WHIP	IP WLS BF H R ER SO BB IBB HBP BLK WP HR S P ERA WHIP	IP WLS BF H R ER SO BB IBB HBP BLK WP HR S P ERA WHIP	IP WLS BF H R ER SO BB IBB HBP BLK WP HR S P ERA WHIP	IP WLS BF H R ER SO BB IBB HBP BLK WP HR S P ERA WHIP	IP WLS BF H R ER SO BB IBB HBP BLK WP HR S P ERA WHIP	IP WLS BF H R ER SO BB IBB HBP BLK WP HR S P ERA WHIP	IP WLS BF H R ER SO BB IBB HBP BLK WP HR S P ERA WHIP	IP WLS BF H R ER SO BB IBB HBP BLK WP HR S P ERA WHIP	IP WLS BF H R ER SO BB IBB HBP BLK WP HR S P ERA WHIP	IP WLS BF H R ER SO BB IBB HBP BLK WP HR S P ERA WHIP	IP WLS BF H R ER SO BB IBB HBP BLK WP HR S P ERA WHIP	IP WLS BF H R ER SO BB IBB HBP BLK WP HR S P ERA WHIP	IP WLS BF H R ER SO BB IBB HBP BLK WP HR S P ERA WHIP	IP WLS BF H R ER SO BB IBB HBP BLK WP HR S P ERA WHIP	IP WLS BF H R ER SO BB IBB HBP BLK WP HR S P ERA WHIP	IP WLS BF H R ER SO BB IBB HBP BLK WP HR S P ERA WHIP	IP WLS BF H R ER SO BB IBB HBP BLK WP HR S P ERA WHIP	IP WLS BF H R ER SO BB IBB HBP BLK WP HR S P ERA WHIP	IP WLS BF H R ER SO BB IBB HBP BLK WP HR S P ERA WHIP
49 Jake Arrieta, R ERA: 4.4	0.1	W	1	0	0	0	0	0	0	0	0	3	4	0.00	0.000									
12 Juan Nicasio, R ERA: 5.45	1.0	H	3	0	0	0	0	0	0	0	0	11	15	0.00	0.000									
52 Jose Alvarez, L ERA: 3.32	2.0	S	7	1	0	0	1	0	0	0	0	20	28	0.00	0.500									
47 Cole Irvin, L ERA: 7.24																								

Philadelphia Phillies @ Pittsburgh Pirates  
PNC Park, Pittsburgh, PA  
Fri Jul 19 2019, 7:07 PM - 10:43 PM EDT  
Att: 34,117 - Partly Cloudy - 88 F

AB 41  
R 6  
H 15  
RBI 5  
BB 5  
SO 9  
LOB 23



Philadelphia Phillies @ Pittsburgh Pirates  
PNC Park, Pittsburgh, PA  
Fri Jul 19 2019, 7:07 PM - 10:43 PM EDT  
Att: 34,117 - Partly Cloudy - 88 F

AB 33  
R 1  
H 7  
RBI 1  
BB 2  
SO 5  
LOB 10









Batter	1	2	3	4	5	6	7	8	9	10	11	AB	R	H	RBI	BB	SO	LOB	TOP																																																																																																																																		
4 Scott Kingery, R OBP: 0.348, SLG: 0.525	G6-3		K		BB			F9		G6-3		4	0	0	0	1	1	1																																																																																																																																			
2 Jean Segura, R OBP: 0.333, SLG: 0.431	P5		G4-3		K			F7		G4-3		2	0	0	0	0	0	0																																																																																																																																			
5 Nick Williams, L OBP: 0.221, SLG: 0.247												3	0	0	0	0	1	2																																																																																																																																			
3 Bryce Harper, L OBP: 0.372, SLG: 0.476	2B				BB			L6				4	1	1	0	1	2	0																																																																																																																																			
17 Rhys Hoskins, R OBP: 0.397, SLG: 0.520	L6				F7							4	1	2	1	0	0	2																																																																																																																																			
33 Brad Miller, L OBP: 0.333, SLG: 0.461												3	0	0	0	0	1	2																																																																																																																																			
7 Maikel Franco, R OBP: 0.300, SLG: 0.427	F9				K			G4-6-3		K		2	0	0	0	0	1	1																																																																																																																																			
16 César Hernández, S OBP: 0.331, SLG: 0.464	P6							G5-3		P6		5	0	1	1	0	0	1																																																																																																																																			
40 Adam Haseley, L OBP: 0.270, SLG: 0.486					G4-3			P5		G1-3		4	0	1	0	0	0	2																																																																																																																																			
15 Andrew Knapp, S OBP: 0.293, SLG: 0.234	L8									G1-3		3	0	0	0	0	1	1																																																																																																																																			
18 Drew Smyly, L OBP: 0.333, SLG: 0.431	G4-3				G1-3			K				2	0	0	0	0	0	0																																																																																																																																			
10 J.T. Realmuto, R OBP: 0.333, SLG: 0.431												1	0	0	0	0	1	1																																																																																																																																			
46 Adam Morgan, L OBP: 0.300, SLG: 0.427												0	0	0	0	0	0	0																																																																																																																																			
50 Héctor Neris, R OBP: 0.300, SLG: 0.427												0	0	0	0	0	0	0																																																																																																																																			
24 Roman Quinn, S OBP: 0.300, SLG: 0.427												1	0	1	0	0	0	0																																																																																																																																			
55 Ranger Suárez, L OBP: 0.300, SLG: 0.427												0	0	0	0	0	0	0																																																																																																																																			
<b>Inning Stats</b>	R: 0 E: 0 K: 0 S: 7	H: 1 LOB: 1 BB: 0 P: 10	R: 0 E: 0 K: 0 S: 14	H: 1 LOB: 1 BB: 0 P: 20	R: 0 E: 0 K: 1 S: 8	H: 0 LOB: 0 BB: 0 P: 11	R: 1 E: 0 K: 1 S: 17	H: 1 LOB: 1 BB: 1 P: 26	R: 0 E: 0 K: 2 S: 9	H: 0 LOB: 1 BB: 0 P: 15	R: 0 E: 0 K: 1 S: 5	H: 0 LOB: 0 BB: 0 P: 11	R: 0 E: 0 K: 0 S: 5	H: 1 LOB: 1 BB: 0 P: 20	R: 0 E: 0 K: 1 S: 8	H: 1 LOB: 0 BB: 0 P: 12	R: 1 E: 0 K: 1 S: 13	H: 1 LOB: 0 BB: 0 P: 20	1B: 3 2B: 2 3B: 0 HR: 1	SF: 0 SAC: 0 DP: 1 HBP: 2	WP: 0 PB: 0 SB: 0 CS: 0	PA: 42																																																																																																																															
<b>PITCHER</b>	IP: 6.0 WLS: 2.3 BF: 23 ERA: 2.28	WLS: 4.0 BF: 0 ERA: 0.00	WLS: 3.0 BF: 0 ERA: 0.00	WLS: 4.0 BF: 1 ERA: 0.00	WLS: 1.0 BF: 0 ERA: 0.00	WLS: 2.0 BF: 0 ERA: 0.00	WLS: 1.0 BF: 0 ERA: 0.00	WLS: 3.0 BF: 0 ERA: 0.00	WLS: 2.0 BF: 0 ERA: 0.00	WLS: 1.0 BF: 0 ERA: 0.00	WLS: 2.0 BF: 0 ERA: 0.00	WLS: 2.0 BF: 0 ERA: 0.00	WLS: 2.0 BF: 0 ERA: 0.00	WLS: 2.0 BF: 0 ERA: 0.00	WLS: 2.0 BF: 0 ERA: 0.00	WLS: 2.0 BF: 0 ERA: 0.00	WLS: 2.0 BF: 0 ERA: 0.00	WLS: 2.0 BF: 0 ERA: 0.00	WLS: 2.0 BF: 0 ERA: 0.00	WLS: 2.0 BF: 0 ERA: 0.00	WLS: 2.0 BF: 0 ERA: 0.00	WLS: 2.0 BF: 0 ERA: 0.00	WLS: 2.0 BF: 0 ERA: 0.00																																																																																																																														
67 Dario Agrazal, R ERA: 2.28	IP: 6.0 WLS: 2.3 BF: 23 ERA: 2.28	IP: 4.0 WLS: 4.0 BF: 0 ERA: 0.00	IP: 3.0 WLS: 3.0 BF: 0 ERA: 0.00	IP: 4.0 WLS: 4.0 BF: 1 ERA: 0.00	IP: 1.0 WLS: 1.0 BF: 0 ERA: 0.00	IP: 2.0 WLS: 2.0 BF: 0 ERA: 0.00	IP: 1.0 WLS: 3.0 BF: 0 ERA: 0.00	IP: 3.0 WLS: 2.0 BF: 0 ERA: 0.00	IP: 2.0 WLS: 1.0 BF: 0 ERA: 0.00	IP: 1.0 WLS: 2.0 BF: 0 ERA: 0.00	IP: 2.0 WLS: 2.0 BF: 0 ERA: 0.00	IP: 2.0 WLS: 2.0 BF: 0 ERA: 0.00	IP: 2.0 WLS: 2.0 BF: 0 ERA: 0.00	IP: 2.0 WLS: 2.0 BF: 0 ERA: 0.00	IP: 2.0 WLS: 2.0 BF: 0 ERA: 0.00	IP: 2.0 WLS: 2.0 BF: 0 ERA: 0.00	IP: 2.0 WLS: 2.0 BF: 0 ERA: 0.00	IP: 2.0 WLS: 2.0 BF: 0 ERA: 0.00	IP: 2.0 WLS: 2.0 BF: 0 ERA: 0.00	IP: 2.0 WLS: 2.0 BF: 0 ERA: 0.00	IP: 2.0 WLS: 2.0 BF: 0 ERA: 0.00	IP: 2.0 WLS: 2.0 BF: 0 ERA: 0.00	IP: 2.0 WLS: 2.0 BF: 0 ERA: 0.00																																																																																																																														
48 Richard Rodriguez, R ERA: 3.15	IP: 4.0 WLS: 4.0 BF: 0 ERA: 0.00	IP: 3.0 WLS: 3.0 BF: 0 ERA: 0.00	IP: 4.0 WLS: 4.0 BF: 1 ERA: 0.00	IP: 1.0 WLS: 1.0 BF: 0 ERA: 0.00	IP: 2.0 WLS: 2.0 BF: 0 ERA: 0.00	IP: 1.0 WLS: 3.0 BF: 0 ERA: 0.00	IP: 3.0 WLS: 2.0 BF: 0 ERA: 0.00	IP: 2.0 WLS: 1.0 BF: 0 ERA: 0.00	IP: 1.0 WLS: 2.0 BF: 0 ERA: 0.00	IP: 2.0 WLS: 2.0 BF: 0 ERA: 0.00	IP: 2.0 WLS: 2.0 BF: 0 ERA: 0.00	IP: 2.0 WLS: 2.0 BF: 0 ERA: 0.00	IP: 2.0 WLS: 2.0 BF: 0 ERA: 0.00	IP: 2.0 WLS: 2.0 BF: 0 ERA: 0.00	IP: 2.0 WLS: 2.0 BF: 0 ERA: 0.00	IP: 2.0 WLS: 2.0 BF: 0 ERA: 0.00	IP: 2.0 WLS: 2.0 BF: 0 ERA: 0.00	IP: 2.0 WLS: 2.0 BF: 0 ERA: 0.00	IP: 2.0 WLS: 2.0 BF: 0 ERA: 0.00	IP: 2.0 WLS: 2.0 BF: 0 ERA: 0.00	IP: 2.0 WLS: 2.0 BF: 0 ERA: 0.00	IP: 2.0 WLS: 2.0 BF: 0 ERA: 0.00	IP: 2.0 WLS: 2.0 BF: 0 ERA: 0.00																																																																																																																														
30 Kyle Crick, R ERA: 3.86	IP: 3.0 WLS: 3.0 BF: 0 ERA: 0.00	IP: 4.0 WLS: 4.0 BF: 1 ERA: 0.00	IP: 1.0 WLS: 1.0 BF: 0 ERA: 0.00	IP: 2.0 WLS: 2.0 BF: 0 ERA: 0.00	IP: 1.0 WLS: 3.0 BF: 0 ERA: 0.00	IP: 3.0 WLS: 2.0 BF: 0 ERA: 0.00	IP: 2.0 WLS: 1.0 BF: 0 ERA: 0.00	IP: 1.0 WLS: 2.0 BF: 0 ERA: 0.00	IP: 2.0 WLS: 2.0 BF: 0 ERA: 0.00	IP: 2.0 WLS: 2.0 BF: 0 ERA: 0.00	IP: 2.0 WLS: 2.0 BF: 0 ERA: 0.00	IP: 2.0 WLS: 2.0 BF: 0 ERA: 0.00	IP: 2.0 WLS: 2.0 BF: 0 ERA: 0.00	IP: 2.0 WLS: 2.0 BF: 0 ERA: 0.00	IP: 2.0 WLS: 2.0 BF: 0 ERA: 0.00	IP: 2.0 WLS: 2.0 BF: 0 ERA: 0.00	IP: 2.0 WLS: 2.0 BF: 0 ERA: 0.00	IP: 2.0 WLS: 2.0 BF: 0 ERA: 0.00	IP: 2.0 WLS: 2.0 BF: 0 ERA: 0.00	IP: 2.0 WLS: 2.0 BF: 0 ERA: 0.00	IP: 2.0 WLS: 2.0 BF: 0 ERA: 0.00	IP: 2.0 WLS: 2.0 BF: 0 ERA: 0.00	IP: 2.0 WLS: 2.0 BF: 0 ERA: 0.00																																																																																																																														
73 Felipe Vázquez, L ERA: 1.91	IP: 4.0 WLS: 4.0 BF: 1 ERA: 0.00	IP: 1.0 WLS: 1.0 BF: 0 ERA: 0.00	IP: 2.0 WLS: 2.0 BF: 0 ERA: 0.00	IP: 1.0 WLS: 3.0 BF: 0 ERA: 0.00	IP: 3.0 WLS: 2.0 BF: 0 ERA: 0.00	IP: 2.0 WLS: 1.0 BF: 0 ERA: 0.00	IP: 1.0 WLS: 2.0 BF: 0 ERA: 0.00	IP: 2.0 WLS: 2.0 BF: 0 ERA: 0.00	IP: 2.0 WLS: 2.0 BF: 0 ERA: 0.00	IP: 2.0 WLS: 2.0 BF: 0 ERA: 0.00	IP: 2.0 WLS: 2.0 BF: 0 ERA: 0.00	IP: 2.0 WLS: 2.0 BF: 0 ERA: 0.00	IP: 2.0 WLS: 2.0 BF: 0 ERA: 0.00	IP: 2.0 WLS: 2.0 BF: 0 ERA: 0.00	IP: 2.0 WLS: 2.0 BF: 0 ERA: 0.00	IP: 2.0 WLS: 2.0 BF: 0 ERA: 0.00	IP: 2.0 WLS: 2.0 BF: 0 ERA: 0.00	IP: 2.0 WLS: 2.0 BF: 0 ERA: 0.00	IP: 2.0 WLS: 2.0 BF: 0 ERA: 0.00	IP: 2.0 WLS: 2.0 BF: 0 ERA: 0.00	IP: 2.0 WLS: 2.0 BF: 0 ERA: 0.00	IP: 2.0 WLS: 2.0 BF: 0 ERA: 0.00	IP: 2.0 WLS: 2.0 BF: 0 ERA: 0.00																																																																																																																														
46 Chris Stratton, R ERA: 6.58	IP: 2.0 WLS: 2.0 BF: 8 ERA: 6.58	IP: 1.0 WLS: 1.0 BF: 1 ERA: 0.00	IP: 1.0 WLS: 1.0 BF: 1 ERA: 0.00	IP: 1.0 WLS: 1.0 BF: 1 ERA: 0.00	IP: 1.0 WLS: 1.0 BF: 1 ERA: 0.00	IP: 1.0 WLS: 1.0 BF: 1 ERA: 0.00	IP: 1.0 WLS: 1.0 BF: 1 ERA: 0.00	IP: 1.0 WLS: 1.0 BF: 1 ERA: 0.00	IP: 1.0 WLS: 1.0 BF: 1 ERA: 0.00	IP: 1.0 WLS: 1.0 BF: 1 ERA: 0.00	IP: 1.0 WLS: 1.0 BF: 1 ERA: 0.00	IP: 1.0 WLS: 1.0 BF: 1 ERA: 0.00	IP: 1.0 WLS: 1.0 BF: 1 ERA: 0.00	IP: 1.0 WLS: 1.0 BF: 1 ERA: 0.00	IP: 1.0 WLS: 1.0 BF: 1 ERA: 0.00	IP: 1.0 WLS: 1.0 BF: 1 ERA: 0.00	IP: 1.0 WLS: 1.0 BF: 1 ERA: 0.00	IP: 1.0 WLS: 1.0 BF: 1 ERA: 0.00	IP: 1.0 WLS: 1.0 BF: 1 ERA: 0.00	IP: 1.0 WLS: 1.0 BF: 1 ERA: 0.00	IP: 1.0 WLS: 1.0 BF: 1 ERA: 0.00	IP: 1.0 WLS: 1.0 BF: 1 ERA: 0.00	IP: 1.0 WLS: 1.0 BF: 1 ERA: 0.00																																																																																																																														
<b>Batter</b>	27 Kevin Newman, R OBP: 0.368, SLG: 0.461	10 Bryan Reynolds, S OBP: 0.403, SLG: 0.504	6 Starling Marte, R OBP: 0.317, SLG: 0.481	55 Josh Bell, S OBP: 0.367, SLG: 0.610	53 Melky Cabrera, S OBP: 0.338, SLG: 0.440	38 José Osuna, R OBP: 0.333, SLG: 0.431	30 Kyle Crick, L ERA: 3.86	73 Felipe Vázquez, L ERA: 1.91	12 Corey Dickerson, L ERA: 3.86	46 Chris Stratton, R ERA: 6.58	58 Jacob Stallings, R OBP: 0.300, SLG: 0.427	16 Jung Ho Kang, R OBP: 0.232, SLG: 0.410	19 Colin Moran, L OBP: 0.337, SLG: 0.475	32 Elias Díaz, R OBP: 0.305, SLG: 0.322	67 Dario Agrazal, R ERA: 2.28	48 Richard Rodriguez, R ERA: 3.15	26 Adam Frazier, L OBP: 0.329, SLG: 0.402	<b>Inning Stats</b>	R: 1 E: 0 K: 1 S: 16	H: 2 LOB: 2 BB: 1 P: 26	R: 0 E: 0 K: 2 S: 11	H: 0 LOB: 0 BB: 0 P: 14	R: 0 E: 0 K: 1 S: 7	H: 0 LOB: 0 BB: 0 P: 13	R: 0 E: 0 K: 1 S: 9	H: 1 LOB: 1 BB: 0 P: 13	R: 0 E: 0 K: 3 S: 10	H: 0 LOB: 0 BB: 0 P: 15	R: 0 E: 0 K: 0 S: 9	H: 1 LOB: 0 BB: 0 P: 15	R: 0 E: 0 K: 2 S: 14	H: 0 LOB: 0 BB: 1 P: 23	R: 0 E: 0 K: 0 S: 16	H: 0 LOB: 3 BB: 1 P: 20	R: 0 E: 0 K: 1 S: 10	H: 1 LOB: 1 BB: 0 P: 15	R: 0 E: 0 K: 2 S: 8	H: 0 LOB: 0 BB: 0 P: 8	R: 0 E: 0 K: 2 S: 14	H: 0 LOB: 0 BB: 0 P: 23	R: 0 E: 0 K: 0 S: 16	H: 0 LOB: 3 BB: 1 P: 20	R: 0 E: 0 K: 1 S: 10	H: 1 LOB: 1 BB: 0 P: 15	R: 0 E: 0 K: 2 S: 8	H: 0 LOB: 0 BB: 0 P: 8	R: 0 E: 0 K: 2 S: 14	H: 0 LOB: 0 BB: 0 P: 23	R: 0 E: 0 K: 0 S: 16	H: 0 LOB: 3 BB: 1 P: 20	R: 0 E: 0 K: 1 S: 10	H: 1 LOB: 1 BB: 0 P: 15	R: 0 E: 0 K: 2 S: 8	H: 0 LOB: 0 BB: 0 P: 8	R: 0 E: 0 K: 2 S: 14	H: 0 LOB: 0 BB: 0 P: 23	R: 0 E: 0 K: 0 S: 16	H: 0 LOB: 3 BB: 1 P: 20	R: 0 E: 0 K: 1 S: 10	H: 1 LOB: 1 BB: 0 P: 15	R: 0 E: 0 K: 2 S: 8	H: 0 LOB: 0 BB: 0 P: 8	R: 0 E: 0 K: 2 S: 14	H: 0 LOB: 0 BB: 0 P: 23	R: 0 E: 0 K: 0 S: 16	H: 0 LOB: 3 BB: 1 P: 20	R: 0 E: 0 K: 1 S: 10	H: 1 LOB: 1 BB: 0 P: 15	R: 0 E: 0 K: 2 S: 8	H: 0 LOB: 0 BB: 0 P: 8	R: 0 E: 0 K: 2 S: 14	H: 0 LOB: 0 BB: 0 P: 23	R: 0 E: 0 K: 0 S: 16	H: 0 LOB: 3 BB: 1 P: 20	R: 0 E: 0 K: 1 S: 10	H: 1 LOB: 1 BB: 0 P: 15	R: 0 E: 0 K: 2 S: 8	H: 0 LOB: 0 BB: 0 P: 8	R: 0 E: 0 K: 2 S: 14	H: 0 LOB: 0 BB: 0 P: 23	R: 0 E: 0 K: 0 S: 16	H: 0 LOB: 3 BB: 1 P: 20	R: 0 E: 0 K: 1 S: 10	H: 1 LOB: 1 BB: 0 P: 15	R: 0 E: 0 K: 2 S: 8	H: 0 LOB: 0 BB: 0 P: 8	R: 0 E: 0 K: 2 S: 14	H: 0 LOB: 0 BB: 0 P: 23	R: 0 E: 0 K: 0 S: 16	H: 0 LOB: 3 BB: 1 P: 20	R: 0 E: 0 K: 1 S: 10	H: 1 LOB: 1 BB: 0 P: 15	R: 0 E: 0 K: 2 S: 8	H: 0 LOB: 0 BB: 0 P: 8	R: 0 E: 0 K: 2 S: 14	H: 0 LOB: 0 BB: 0 P: 23	R: 0 E: 0 K: 0 S: 16	H: 0 LOB: 3 BB: 1 P: 20	R: 0 E: 0 K: 1 S: 10	H: 1 LOB: 1 BB: 0 P: 15	R: 0 E: 0 K: 2 S: 8	H: 0 LOB: 0 BB: 0 P: 8	R: 0 E: 0 K: 2 S: 14	H: 0 LOB: 0 BB: 0 P: 23	R: 0 E: 0 K: 0 S: 16	H: 0 LOB: 3 BB: 1 P: 20	R: 0 E: 0 K: 1 S: 10	H: 1 LOB: 1 BB: 0 P: 15	R: 0 E: 0 K: 2 S: 8	H: 0 LOB: 0 BB: 0 P: 8	R: 0 E: 0 K: 2 S: 14	H: 0 LOB: 0 BB: 0 P: 23	R: 0 E: 0 K: 0 S: 16	H: 0 LOB: 3 BB: 1 P: 20	R: 0 E: 0 K: 1 S: 10	H: 1 LOB: 1 BB: 0 P: 15	R: 0 E: 0 K: 2 S: 8	H: 0 LOB: 0 BB: 0 P: 8	R: 0 E: 0 K: 2 S: 14	H: 0 LOB: 0 BB: 0 P: 23	R: 0 E: 0 K: 0 S: 16	H: 0 LOB: 3 BB: 1 P: 20	R: 0 E: 0 K: 1 S: 10	H: 1 LOB: 1 BB: 0 P: 15	R: 0 E: 0 K: 2 S: 8	H: 0 LOB: 0 BB: 0 P: 8	R: 0 E: 0 K: 2 S: 14	H: 0 LOB: 0 BB: 0 P: 23	R: 0 E: 0 K: 0 S: 16	H: 0 LOB: 3 BB: 1 P: 20	R: 0 E: 0 K: 1 S: 10	H: 1 LOB: 1 BB: 0 P: 15	R: 0 E: 0 K: 2 S: 8	H: 0 LOB: 0 BB: 0 P: 8	R: 0 E: 0 K: 2 S: 14	H: 0 LOB: 0 BB: 0 P: 23	R: 0 E: 0 K: 0 S: 16	H: 0 LOB: 3 BB: 1 P: 20	R: 0 E: 0 K: 1 S: 10	H: 1 LOB: 1 BB: 0 P: 15	R: 0 E: 0 K: 2 S: 8	H: 0 LOB: 0 BB: 0 P: 8	R: 0 E: 0 K: 2 S: 14	H: 0 LOB: 0 BB: 0 P: 23	R: 0 E: 0 K: 0 S: 16	H: 0 LOB: 3 BB: 1 P: 20	R: 0 E: 0 K: 1 S: 10	H: 1 LOB: 1 BB: 0 P: 15	R: 0







Batter	1	2	3	4	5	6	7	8	9	AB R H RBI BB SO LOB	TOP											
16 César Hernández, S (1,4) OBP: 0.326, SLG: 0.399	G4-3		L1-3		1B		F7		G1-3	5 1 2 1 0 0 2	<b>Philadelphia Phillies @ Detroit Tigers</b> Comerica Park, Detroit, MI Wed Jul 24 2019, 1:11 PM - 4:36 PM EDT Att: 33,735 - Partly Cloudy - 76 F											
4 Scott Kingery, R (1,6) OBP: 0.344, SLG: 0.522	G6-3		L1-3		BB		17 S		K	4 0 1 0 1 1 3												
17 Rhys Hoskins, R (1,10) OBP: 0.400, SLG: 0.522	3B			P3	40 HBP		K		F8	5 0 2 1 0 1 3												
10 J.T. Realmuto, R (1,3) OBP: 0.318, SLG: 0.434	K			HR	K		F8			4 1 1 1 0 2 4												
40 Adam Haseley, L (1,9) OBP: 0.255, SLG: 0.409	P5			G6-3	1B		G4-3			3 0 0 0 0 0 0												
7 Maikel Franco, R (1,5) OBP: 0.306, SLG: 0.429	1B			L5	G3		L6			4 0 1 0 0 0 3												
5 Nick Williams, L (1,7) OBP: 0.214, SLG: 0.268	K				HR		G3			4 1 1 1 0 2 1												
15 Andrew Knapp, S (1,2) OBP: 0.292, SLG: 0.225	G5-3			G4-3	K		K			3 0 0 0 1 1 1												
24 Roman Quinn, S (1,8) OBP: 0.214, SLG: 0.219			K		16 E		G4-3			4 1 2 0 0 1 0												
					16 2B																	
<b>Inning Stats</b>	R: 0 E: 0 K: 1 S: 13	H: 1 LOB: 1 BB: 0 P: 22	R: 0 E: 0 K: 1 S: 11	H: 1 LOB: 1 BB: 0 P: 18	R: 0 E: 0 K: 1 S: 9	H: 1 LOB: 0 BB: 0 P: 12	R: 1 E: 0 K: 0 S: 11	H: 1 LOB: 0 BB: 0 P: 17	R: 3 E: 1 K: 1 S: 24	H: 4 LOB: 3 BB: 1 P: 37	R: 0 E: 0 K: 2 S: 12	H: 0 LOB: 0 BB: 0 P: 15	R: 0 E: 0 K: 1 S: 11	H: 1 LOB: 1 BB: 0 P: 14	R: 0 E: 0 K: 0 S: 6	H: 0 LOB: 0 BB: 0 P: 10	R: 0 E: 0 K: 1 S: 13	H: 1 LOB: 2 BB: 1 P: 27	1B: 5 2B: 3 3B: 1 HR: 2	SF: 0 SAC: 0 DP: 1 HBP: 1	WP: 0 PB: 0 SB: 1 CS: 0	PA: 39
<b>PITCHER</b>	IP WLS BF H R ER SO BB IBB HBP BLK WP HR S P ERA WHIP											IP WLS BF H R ER SO BB IBB HBP BLK WP HR S P ERA WHIP										
27 Jordan Zimmermann, R (1,1) ERA: 7.57	4.1 L 21 8 4 4 3 1 0 0 0 0 2 59 95 8.31 2.077																					
67 José Cisnero, R (5,1) ERA: 2.84	1.2 6 0 0 0 3 0 0 0 1 0 0 0 21 26 0.00 0.000																					
65 Gregory Soto, L (7,1) ERA: 7.66	3.0 12 2 0 0 2 1 0 0 0 0 0 0 30 51 0.00 1.000																					

Batter	1	2	3	4	5	6	7	8	9	AB R H RBI BB SO LOB	BOTTOM									
21 JaCoby Jones, R (1,8) OBP: 0.311, SLG: 0.441	F9		G4-3		K		G4-3			4 0 0 0 0 1 1	<b>Philadelphia Phillies @ Detroit Tigers</b> Comerica Park, Detroit, MI Wed Jul 24 2019, 1:11 PM - 4:36 PM EDT Att: 33,735 - Partly Cloudy - 76 F									
30 Harold Castro, L (1,7) OBP: 0.297, SLG: 0.404	K		K		K		F8		G4-3	4 0 0 0 0 2 0										
9 Nick Castellanos, R (1,9) OBP: 0.339, SLG: 0.476	K		K		K		G6-3		K	4 0 0 0 0 3 0										
12 Brandon Dixon, R (1,3) OBP: 0.300, SLG: 0.481	G3			14 S	1B		46 BB		46 BB	3 0 2 0 1 0 0										
46 Jeimer Candelario, S (1,5) OBP: 0.309, SLG: 0.360	K		L9		L9		BB		BB	2 0 0 0 2 1 1										
14 Christine Stewart, L (1,10) OBP: 0.318, SLG: 0.388	28 2B		K		K		K		L9	4 0 1 0 0 2 5										
28 Niko Goodrum, S (1,6) OBP: 0.320, SLG: 0.498	1B		K		K		1B			4 0 2 0 0 2 1										
37 Bobby Wilson, R (1,2) OBP: 0.140, SLG: 0.122	2B						F7		F9	2 0 0 0 1 0 1										
55 John Hicks, R (9,PH) OBP: 0.216, SLG: 0.306	BB						F9		K	1 0 0 0 0 1 0										
29 Gordon Beckham, R (1,4) OBP: 0.267, SLG: 0.366	K				P1		F8		K	4 0 0 0 0 2 4										
<b>Inning Stats</b>	R: 0 E: 0 K: 2 S: 8	H: 2 LOB: 3 BB: 1 P: 29	R: 0 E: 0 K: 2 S: 11	H: 0 LOB: 0 BB: 0 P: 16	R: 0 E: 0 K: 2 S: 10	H: 1 LOB: 1 BB: 0 P: 17	R: 0 E: 0 K: 1 S: 15	H: 0 LOB: 0 BB: 0 P: 21	R: 0 E: 0 K: 1 S: 13	H: 1 LOB: 2 BB: 1 P: 20	R: 0 E: 0 K: 0 S: 9	H: 1 LOB: 1 BB: 0 P: 12	R: 0 E: 0 K: 1 S: 12	H: 0 LOB: 2 BB: 2 P: 24	R: 0 E: 0 K: 3 S: 9	H: 0 LOB: 0 BB: 0 P: 16	1B: 4 2B: 1 3B: 0 HR: 0	SF: 0 SAC: 0 DP: 0 HBP: 0	WP: 0 PB: 0 SB: 1 CS: 0	PA: 36
<b>PITCHER</b>	IP WLS BF H R ER SO BB IBB HBP BLK WP HR S P ERA WHIP											IP WLS BF H R ER SO BB IBB HBP BLK WP HR S P ERA WHIP								
21 Vince Velasquez, R (1,1) ERA: 4.46	5.2 W 23 4 1 0 0 1 0 0 0 0 0 0 69 110 0.00 1.059																			
55 Ranger Suárez, L (6,1) ERA: 2.6	1.1 H 5 1 0 0 1 0 0 0 0 0 0 0 13 17 0.00 0.750																			
46 Adam Morgan, L (8,1) ERA: 3.21	1.0 5 0 0 0 1 2 0 0 0 0 0 0 12 24 0.00 2.000																			
50 Héctor Neris, R (9,1) ERA: 3.92	1.0 3 0 0 0 3 0 0 0 0 0 0 0 9 16 0.00 0.000																			



Batter	1	2	3	4	5	6	7	8	9	AB	R	H	RBI	BB	SO	LOB	TOP							
13 Ronald Acuña Jr., R OBP: 0.379, SLG: 0.504										4	2	2	3	1	1	0								
1 Ozzie Albies, S OBP: 0.342, SLG: 0.469										4	0	1	2	1	1	1								
5 Freddie Freeman, L OBP: 0.390, SLG: 0.563										2	0	1	2	2	0	0								
20 Josh Donaldson, R OBP: 0.371, SLG: 0.513										5	0	0	0	0	2	5								
22 Nick Markakis, L OBP: 0.358, SLG: 0.429										2	1	0	0	0	0	1								
8 Charlie Culberson, R OBP: 0.367, SLG: 0.546										1	0	1	0	0	0	0								
16 Brian McCann, L OBP: 0.345, SLG: 0.474										4	2	2	1	0	1	1								
17 Johan Camargo, S OBP: 0.264, SLG: 0.359										4	1	0	0	0	0	2								
11 Ender Inciarte, L OBP: 0.299, SLG: 0.311										3	2	1	1	1	0	0								
40 Michael Soroka, R OBP: 0.318, SLG: 0.394										1	0	0	0	0	0	0								
15 Sean Newcomb, L OBP: 0.212, SLG: 0.265										0	0	0	0	0	0	0								
27 Austin Riley, R OBP: 0.300, SLG: 0.504										0	0	0	0	0	0	0								
33 A.J. Minter, L OBP: 0.275, SLG: 0.167										0	0	0	0	0	0	0								
32 Josh Tomlin, R OBP: 0.299, SLG: 0.235										0	0	0	0	0	0	0								
63 Jeremy Walker, R ERA: 3.79										0	0	0	0	0	0	0								
<b>Inning Stats</b>	R: 1 H: 2 E: 0 K: 1 S: 12	H: 2 LOB: 1 BB: 0 P: 20	R: 0 H: 0 E: 0 K: 1 S: 7	H: 0 LOB: 0 BB: 0 P: 9	R: 0 H: 0 E: 0 K: 1 S: 9	H: 0 LOB: 0 BB: 0 P: 12	R: 0 H: 0 E: 0 K: 1 S: 11	H: 0 LOB: 0 BB: 1 P: 18	R: 4 H: 3 E: 1 K: 0 S: 10	H: 3 LOB: 1 BB: 2 P: 20	R: 4 H: 2 E: 0 K: 0 S: 20	H: 2 LOB: 2 BB: 3 P: 39	R: 0 H: 1 E: 0 K: 0 S: 7	H: 1 LOB: 0 BB: 0 P: 13	R: 0 H: 0 E: 0 K: 1 S: 8	H: 0 LOB: 0 BB: 0 P: 10	R: 0 H: 0 E: 0 K: 1 S: 8	H: 0 LOB: 0 BB: 0 P: 14	1B: 5 2B: 3 3B: 0 HR: 1	SF: 1 SAC: 1 DP: 2 HBP: 1	WP: 0 PB: 1 SB: 1 CS: 1	PA: 40		
<b>PITCHER</b>	IP: 5.0 WLS: L BF: 22	H: 5 R: 5 ER: 4 SO: 4	BB: 3 IBB: 0 HBP: 0 BLK: 0	WP: 0 HR: 1 S: 49 P: 79	ERA: 7.20 WHIP: 1.600	IP: 2.0 WLS: 12 BF: 3	H: 3 R: 4 ER: 4 SO: 0	BB: 3 IBB: 0 HBP: 1 BLK: 0	WP: 0 HR: 0 S: 27 P: 52	ERA: 18.00 WHIP: 3.000	IP: 2.0 WLS: 6 BF: 0	H: 0 R: 0 ER: 0 SO: 2	BB: 0 IBB: 0 HBP: 0 BLK: 0	WP: 0 HR: 0 S: 16 P: 24	ERA: 0.00 WHIP: 0.000									

Atlanta Braves @ Philadelphia Phillies  
Citizens Bank Park, Philadelphia, PA  
Fri Jul 26 2019, 7:08 PM - 10:09 PM EDT  
Att: 31,268 - Partly Cloudy - 85 F

AB 31  
R 9  
H 8  
RBI 9  
BB 6  
SO 6  
LOB 10



Batter	1	2	3	4	5	6	7	8	9	AB	R	H	RBI	BB	SO	LOB	BOTTOM			
4 Scott Kingery, R OBP: 0.345, SLG: 0.523										5	0	2	0	0	2	3				
2 Jean Segura, R OBP: 0.321, SLG: 0.440										5	1	3	1	0	1	2				
3 Bryce Harper, L OBP: 0.367, SLG: 0.470										4	0	1	1	0	1	3				
17 Rhys Hoskins, R OBP: 0.401, SLG: 0.521										3	0	1	0	1	1	1				
10 J.T. Realmuto, R OBP: 0.315, SLG: 0.429										4	0	0	0	0	0	4				
28 Mike Morin, R ERA: 7.99										0	0	0	0	0	0	0				
16 César Hernández, S OBP: 0.326, SLG: 0.401										4	0	2	0	0	0	0				
7 Maikel Franco, R OBP: 0.302, SLG: 0.423										4	0	0	0	0	0	3				
40 Adam Haseley, L OBP: 0.275, SLG: 0.417										4	1	2	0	0	1	0				
49 Jake Arrieta, R OBP: 0.200, SLG: 0.205										1	0	0	0	0	1	0				
5 Nick Williams, L OBP: 0.212, SLG: 0.265										1	0	0	0	0	1	1				
47 Cole Irvin, L OBP: 0.375, SLG: 0.167										1	0	0	0	0	0	2				
15 Andrew Knapp, S OBP: 0.299, SLG: 0.235										1	0	1	0	0	0	0				
<b>Inning Stats</b>	R: 0 H: 1 E: 0 K: 2 S: 11	H: 0 LOB: 0 BB: 0 P: 15	R: 0 H: 2 E: 0 K: 1 S: 10	H: 2 LOB: 0 BB: 0 P: 12	R: 0 H: 2 E: 0 K: 0 S: 9	H: 2 LOB: 1 BB: 0 P: 14	R: 1 H: 3 E: 0 K: 2 S: 24	H: 3 LOB: 3 BB: 1 P: 39	R: 0 H: 2 E: 0 K: 1 S: 17	H: 2 LOB: 2 BB: 0 P: 23	R: 1 H: 1 E: 0 K: 1 S: 8	H: 1 LOB: 0 BB: 0 P: 12	R: 0 H: 0 E: 0 K: 1 S: 8	H: 0 LOB: 0 BB: 0 P: 12	R: 0 H: 1 E: 0 K: 0 S: 4	H: 1 LOB: 0 BB: 0 P: 7	1B: 10 2B: 1 3B: 0 HR: 1	SF: 0 SAC: 0 DP: 2 HBP: 0	WP: 0 PB: 0 SB: 0 CS: 0	PA: 38
<b>PITCHER</b>	IP: 4.2 WLS: W BF: 1	H: 0 R: 0 ER: 0 SO: 0	BB: 1 IBB: 0 HBP: 0 BLK: 0	WP: 0 HR: 0 S: 60 P: 88	ERA: 0.00 WHIP: 0.000	IP: 0.1 WLS: 5 BF: 2	H: 0 R: 0 ER: 0 SO: 1	BB: 0 IBB: 0 HBP: 0 BLK: 0	WP: 0 HR: 17 S: 23 P: 23	ERA: 0.00 WHIP: 2.000	IP: 2.0 WLS: 7 BF: 1	H: 1 R: 1 ER: 1 SO: 2	BB: 0 IBB: 0 HBP: 0 BLK: 0	WP: 0 HR: 16 S: 24 P: 45	ERA: 4.50 WHIP: 0.500	IP: 1.0 WLS: 3 BF: 4	H: 4 R: 7 ER: 4 SO: 7	BB: 0 IBB: 0 HBP: 0 BLK: 0	WP: 0 PB: 0 SB: 0 CS: 0	PA: 38

Atlanta Braves @ Philadelphia Phillies  
Citizens Bank Park, Philadelphia, PA  
Fri Jul 26 2019, 7:08 PM - 10:09 PM EDT  
Att: 31,268 - Partly Cloudy - 85 F

AB 37  
R 2  
H 12  
RBI 2  
BB 1  
SO 8  
LOB 19









Batter	1	2	3	4	5	6	7	8	9	AB	R	H	RBI	BB	SO	LOB	TOP					
13 Ronald Acuña Jr., R OBP: 0.380, SLG: 0.507 8 Charlie Culberson, R OBP: 0.370, SLG: 0.547										4	0	1	0	0	1	0	<b>Atlanta Braves @ Philadelphia Phillies</b> Citizens Bank Park, Philadelphia, PA Sun Jul 28 2019, 1:12 PM - 4:23 PM EDT Att: 37,037 - Sunny - 90 F					
1 Ozzie Albies, S OBP: 0.344, SLG: 0.476										3	0	2	0	1	0							
5 Freddie Freeman, L OBP: 0.395, SLG: 0.562										3	0	0	0	1	0	3						
20 Josh Donaldson, R OBP: 0.372, SLG: 0.514										3	1	0	0	1	2	2						
16 Brian McCann, L OBP: 0.338, SLG: 0.470										4	1	1	0	0	2	2						
23 Adam Duvall, R OBP: 0.444, SLG: 0.778										4	0	1	0	0	2	2						
11 Ender Inciarte, L OBP: 0.313, SLG: 0.364										4	1	2	3	0	0	1						
17 Johan Camargo, S OBP: 0.255, SLG: 0.362										4	1	1	1	0	0	2						
45 Kevin Gausman, L OBP: 0.038, SLG: 0.038 14 Matt Joyce, L OBP: 0.365, SLG: 0.455 15 Sean Newcomb, L OBP: 0.211, SLG: 0.203 32 Josh Tomlin, R OBP: 0.299, SLG: 0.502										2	0	0	0	0	1	1		<b>Braves</b>				
27 Austin Riley, R OBP: 0.299, SLG: 0.502										1	0	0	0	0	0	0						
<b>Inning Stats</b>	R: 0 E: 0 K: 1 S: 10	H: 1 LOB: 0 BB: 0 P: 12	R: 0 E: 0 K: 3 S: 9	H: 0 LOB: 0 BB: 0 P: 13	R: 0 E: 0 K: 1 S: 7	H: 0 LOB: 0 BB: 1 P: 8	R: 0 E: 0 K: 2 S: 10	H: 1 LOB: 2 BB: 1 P: 17	R: 0 E: 0 K: 0 S: 13	H: 0 LOB: 0 BB: 0 P: 16	R: 0 E: 0 K: 0 S: 7	H: 0 LOB: 0 BB: 0 P: 9	R: 4 E: 0 K: 1 S: 18	H: 4 LOB: 2 BB: 2 P: 30	R: 0 E: 0 K: 0 S: 5	H: 0 LOB: 0 BB: 0 P: 10	R: 0 E: 0 K: 2 S: 10	H: 1 LOB: 1 BB: 0 P: 18	1B: 5 2B: 1 3B: 0 HR: 2	SF: 0 SAC: 0 DP: 1 HBP: 0	WP: 0 PB: 0 SB: 1 CS: 0	PA: 37
<b>PITCHER</b>	IP WLS BF H R ER SO BB IBB HBP BLK WP HR S P ERA WHIP																					
27 Aaron Nola, R ERA: 3.72 46 Adam Morgan, L ERA: 3.07 43 Nick Pivetta, R ERA: 5.28	6.2 W 29 7 4 4 8 3 0 0 0 0 2 72 102 5.40 1.500																					

Batter	1	2	3	4	5	6	7	8	9	AB	R	H	RBI	BB	SO	LOB	BOTTOM			
4 Scott Kingery, R OBP: 0.340, SLG: 0.515										5	1	1	0	0	3	1	<b>Atlanta Braves @ Philadelphia Phillies</b> Citizens Bank Park, Philadelphia, PA Sun Jul 28 2019, 1:12 PM - 4:23 PM EDT Att: 37,037 - Sunny - 90 F			
2 Jean Segura, R OBP: 0.323, SLG: 0.444 24 Roman Quinn, S OBP: 0.211, SLG: 0.203										3	1	2	0	0	0	0				
3 Bryce Harper, L OBP: 0.368, SLG: 0.472										3	2	1	1	2	2	3				
17 Rhys Hoskins, R OBP: 0.397, SLG: 0.520										4	1	1	2	0	0	6				
10 J.T. Realmuto, R OBP: 0.317, SLG: 0.446										4	1	1	4	0	2	3				
16 César Hernández, S OBP: 0.331, SLG: 0.404										4	1	2	0	0	0	0				
7 Maikel Franco, R OBP: 0.300, SLG: 0.416										3	0	0	0	1	3	1				
40 Adam Haseley, L OBP: 0.298, SLG: 0.481										4	1	2	2	0	0	0				
27 Aaron Nola, R OBP: 0.170, SLG: 0.071 46 Adam Morgan, L ERA: 2.66 5 Nick Williams, L OBP: 0.208, SLG: 0.260 43 Nick Pivetta, R OBP: 0.083, SLG: 0.083										3	1	2	0	0	1	0		<b>Phillies</b>		
43 Nick Pivetta, R OBP: 0.083, SLG: 0.083										0	0	0	0	0	0	0				
<b>Inning Stats</b>	R: 1 E: 0 K: 1 S: 7	H: 1 LOB: 0 BB: 0 P: 7	R: 0 E: 0 K: 2 S: 10	H: 0 LOB: 0 BB: 0 P: 13	R: 1 E: 0 K: 0 S: 16	H: 3 LOB: 3 BB: 1 P: 23	R: 0 E: 0 K: 1 S: 11	H: 0 LOB: 0 BB: 0 P: 17	R: 4 E: 0 K: 2 S: 17	H: 5 LOB: 1 BB: 0 P: 25	R: 0 E: 0 K: 2 S: 9	H: 0 LOB: 0 BB: 0 P: 15	R: 3 E: 0 K: 2 S: 24	H: 3 LOB: 2 BB: 2 P: 44	R: 0 E: 0 K: 2 S: 9	H: 0 LOB: 0 BB: 0 P: 13	1B: 6 2B: 2 3B: 0 HR: 4	SF: 0 SAC: 0 DP: 0 HBP: 0	WP: 1 PB: 0 SB: 0 CS: 0	PA: 39
<b>PITCHER</b>	IP WLS BF H R ER SO BB IBB HBP BLK WP HR S P ERA WHIP																			
45 Kevin Gausman, R ERA: 5.97 15 Sean Newcomb, L ERA: 2.66 32 Josh Tomlin, R ERA: 3.7	6.0 L 28 9 6 6 8 0 0 0 0 0 1 70 100 9.00 1.500																			



























Batter	1	2	3	4	5	6	7	8	9	AB	R	H	RBI	BB	SO	LOB	TOP								
16 César Hernández, S (1,4) OBP: 0.331, SLG: 0.409										5	1	2	1	0	1	2									
17 Rhys Hoskins, R (1,3) OBP: 0.391, SLG: 0.514										2	1	0	0	2	1	2									
3 Bryce Harper, L (1,9) OBP: 0.372, SLG: 0.462										5	1	2	0	0	0	4									
10 J.T. Realmuto, R (1,2) OBP: 0.323, SLG: 0.460										4	1	1	1	1	2	4									
2 Jean Segura, R (1,6) OBP: 0.332, SLG: 0.437										4	0	2	2	1	0	2									
4 Scott Kingery, R (1,5) OBP: 0.334, SLG: 0.507										5	1	2	1	0	0	5									
40 Adam Haseley, L (1,7) OBP: 0.301, SLG: 0.436										5	2	2	0	0	1	2									
21 Vince Velasquez, R (1,1) OBP: 0.300, SLG: 0.389										2	0	0	0	0	1	1									
31 Corey Dickerson, L (8,PH) OBP: 0.369, SLG: 0.550										1	0	0	0	0	1	1									
12 Juan Nicasio, R (8,1) OBP: 0.334, SLG: 0.437										0	0	0	0	0	0	0									
52 Jose Alvarez, L (8,1) OBP: 0.334, SLG: 0.437										0	0	0	0	0	0	0									
50 Héctor Neris, R (9,1) OBP: 0.334, SLG: 0.437										0	0	0	0	0	0	0									
24 Roman Quinn, S (1,8) OBP: 0.266, SLG: 0.318										4	0	2	1	0	0	1									
<b>Inning Stats</b>	R: 0 E: 0 K: 1 S: 10	H: 1 LOB: 2 BB: 1 P: 18	R: 1 E: 0 K: 1 S: 8	H: 1 LOB: 0 BB: 0 P: 11	R: 2 E: 1 K: 1 S: 12	H: 3 LOB: 1 BB: 0 P: 14	R: 1 E: 0 K: 0 S: 9	H: 2 LOB: 1 BB: 0 P: 12	R: 0 E: 0 K: 0 S: 9	H: 0 LOB: 0 BB: 0 P: 14	R: 0 E: 0 K: 1 S: 10	H: 1 LOB: 1 BB: 0 P: 15	R: 1 E: 0 K: 2 S: 12	H: 3 LOB: 2 BB: 0 P: 18	R: 1 E: 0 K: 1 S: 11	H: 2 LOB: 2 BB: 1 P: 17	R: 1 E: 0 K: 0 S: 7	H: 0 LOB: 0 BB: 2 P: 18	1B: 9 2B: 3 3B: 0 HR: 1	SF: 0 SAC: 1 DP: 2 HBP: 0	WP: 1 PB: 0 SB: 2 CS: 0	PA: 43			
<b>PITCHER</b>	IP: 6.0 WLS: L BF: 27	H: 8 R: 4 ER: 3 SO: 4	BB: 1 IBB: 0 HBP: 0 BLK: 0	WP: 0 HR: 1 S: 58 P: 84	ERA: 4.50 WHIP: 1.500	IP: 7.1 WLS: 0.1 BF: 3	H: 2 R: 1 ER: 1 SO: 1	BB: 0 IBB: 0 HBP: 0 BLK: 0	WP: 0 HR: 0 S: 7 P: 11	ERA: 27.00 WHIP: 6.000	IP: 7.1 WLS: 0.2 BF: 4	H: 2 R: 2 ER: 1 SO: 1	BB: 0 IBB: 0 HBP: 0 BLK: 0	WP: 0 HR: 0 S: 8 P: 10	ERA: 0.00 WHIP: 3.000	IP: 8.1 WLS: 1.0 BF: 5	H: 1 R: 0 ER: 0 SO: 1	BB: 1 IBB: 0 HBP: 0 BLK: 0	WP: 0 HR: 0 S: 8 P: 14	ERA: 5.05 WHIP: 1.000	IP: 9.1 WLS: 1.0 BF: 4	H: 0 R: 1 ER: 1 SO: 0	BB: 2 IBB: 0 HBP: 0 BLK: 0	WP: 0 HR: 0 S: 7 P: 18	ERA: 9.00 WHIP: 2.000

Philadelphia Phillies @ Arizona Diamondbacks  
Chase Field, Phoenix, AZ  
Mon Aug 05 2019, 6:41 PM - 9:45 PM MST  
Att: 18,319 - Roof Closed - 76 F

AB	37
R	7
H	13
RBI	6
BB	4
SO	7
LOB	24



Batter	1	2	3	4	5	6	7	8	9	AB	R	H	RBI	BB	SO	LOB	BOTTOM					
4 Ketel Marte, S (1,8) OBP: 0.379, SLG: 0.578										4	1	1	0	0	0	3						
6 David Peralta, L (1,7) OBP: 0.349, SLG: 0.461										4	0	2	2	0	1	0						
5 Eduardo Escobar, S (1,4) OBP: 0.335, SLG: 0.530										3	0	1	1	0	0	0						
53 Christian Walker, R (1,3) OBP: 0.348, SLG: 0.481										4	0	1	0	0	2	2						
22 Jake Lamb, L (1,5) OBP: 0.362, SLG: 0.436										3	0	0	0	0	0	1						
16 Tim Lincecum, R (8,PH) OBP: 0.362, SLG: 0.354										1	0	0	0	0	0	2						
56 Greg Holland, R (9,1) OBP: 0.362, SLG: 0.354										0	0	0	0	0	0	0						
10 Adam Jones, R (1,9) OBP: 0.317, SLG: 0.429										4	0	0	0	0	2	0						
13 Nick Ahmed, R (1,6) OBP: 0.330, SLG: 0.430										3	0	2	0	1	0	0						
18 Carson Kelly, R (1,2) OBP: 0.347, SLG: 0.529										4	0	1	0	0	0	3						
29 Merrill Kelly, R (1,1) OBP: 0.277, SLG: 0.297										1	1	0	0	1	0	2						
63 Robby Scott, R (7,1) OBP: 0.270, SLG: 0.354										0	0	0	0	0	0	0						
37 Kevin Ginkel, L (7,1) OBP: 0.270, SLG: 0.354										0	0	0	0	0	0	0						
30 T.J. McFarland, L (8,1) OBP: 0.270, SLG: 0.354										0	0	0	0	0	0	0						
41 Wilmer Flores, R (8,PH) OBP: 0.327, SLG: 0.337										1	1	0	0	0	0	0						
<b>Inning Stats</b>	R: 1 E: 0 K: 0 S: 8	H: 1 LOB: 0 BB: 0 P: 13	R: 0 E: 0 K: 0 S: 11	H: 1 LOB: 1 BB: 0 P: 16	R: 1 E: 0 K: 0 S: 11	H: 1 LOB: 0 BB: 1 P: 17	R: 0 E: 0 K: 1 S: 6	H: 1 LOB: 0 BB: 0 P: 9	R: 0 E: 0 K: 0 S: 8	H: 2 LOB: 1 BB: 0 P: 11	R: 0 E: 0 K: 2 S: 7	H: 0 LOB: 0 BB: 0 P: 11	R: 0 E: 0 K: 0 S: 10	H: 0 LOB: 1 BB: 1 P: 18	R: 1 E: 0 K: 1 S: 17	H: 3 LOB: 2 BB: 0 P: 24	R: 0 E: 1 K: 1 S: 9	H: 0 LOB: 0 BB: 0 P: 14	1B: 6 2B: 3 3B: 1 HR: 0	SF: 1 SAC: 0 DP: 4 HBP: 0	WP: 0 PB: 0 SB: 0 CS: 0	PA: 35
<b>PITCHER</b>	IP: 7.0 WLS: W BF: 26	H: 2 R: 2 ER: 2 SO: 3	BB: 2 IBB: 0 HBP: 0 BLK: 0	WP: 0 HR: 0 S: 61 P: 95	ERA: 2.57 WHIP: 1.143	IP: 8.1 WLS: 0.2 BF: 5	H: 3 R: 1 ER: 1 SO: 1	BB: 0 IBB: 0 HBP: 0 BLK: 0	WP: 0 HR: 0 S: 15 P: 21	ERA: 13.50 WHIP: 4.500	IP: 8.1 WLS: 0.1 BF: 1	H: 1 R: 0 ER: 0 SO: 0	BB: 0 IBB: 0 HBP: 0 BLK: 0	WP: 0 HR: 0 S: 2 P: 3	ERA: 0.00 WHIP: 0.000	IP: 9.1 WLS: 1.0 BF: 3	H: 0 R: 0 ER: 0 SO: 1	BB: 0 IBB: 0 HBP: 0 BLK: 0	WP: 0 HR: 0 S: 9 P: 14	ERA: 3.59 WHIP: 0.000		

Philadelphia Phillies @ Arizona Diamondbacks  
Chase Field, Phoenix, AZ  
Mon Aug 05 2019, 6:41 PM - 9:45 PM MST  
Att: 18,319 - Roof Closed - 76 F

AB	32
R	3
H	9
RBI	3
BB	2
SO	5
LOB	13





Batter	1	2	3	4	5	6	7	8	9	AB	R	H	RBI	BB	SO	LOB	TOP			
31 Corey Dickerson, L OBP: 0.370, SLG: 0.576										5	1	2	1	0	2	5	Philadelphia Phillies @ Arizona Diamondbacks Chase Field, Phoenix, AZ Tue Aug 06 2019, 6:41 PM - 9:59 PM MST Att: 17,446 - Roof Closed - 76 F			
17 Rhys Hoskins, R OBP: 0.389, SLG: 0.513										5	1	1	0	0	1	5				
3 Bryce Harper, L OBP: 0.370, SLG: 0.459										5	0	1	0	0	1	3				
10 J.T. Realmuto, R OBP: 0.322, SLG: 0.457										5	0	1	0	0	0	2				
2 Jean Segura, R OBP: 0.335, SLG: 0.439										5	1	3	0	0	0	1				
16 César Hernández, S OBP: 0.326, SLG: 0.405										4	0	0	0	0	0	4				
56 Zach Eflin, R OBP: 0.147, SLG: 0.147										0	0	0	0	0	0	0				
15 Andrew Knapp, S OBP: 0.330, SLG: 0.281										1	0	1	0	0	0	0				
4 Scott Kingery, R OBP: 0.338, SLG: 0.510										4	1	2	0	1	1	2				
40 Adam Haseley, L OBP: 0.322, SLG: 0.463										4	0	3	2	0	0	1				
49 Jake Arrieta, R OBP: 0.182, SLG: 0.186										2	0	0	0	0	1	2				
24 Roman Quinn, S OBP: 0.274, SLG: 0.326										1	0	1	0	0	0	0				
55 Ranger Suárez, L OBP: 0.500, SLG: 0.500										0	0	0	0	0	0	0				
53 Blake Parker, R										0	0	0	0	0	0	0				
33 Brad Miller, L OBP: 0.333, SLG: 0.449										1	0	0	0	0	1	1				
<b>Inning Stats</b>	R: 1 E: 0 K: 0 S: 15	H: 3 LOB: 2 BB: 0 P: 20	R: 0 E: 0 K: 1 S: 6	H: 1 LOB: 0 BB: 0 P: 10	R: 0 E: 0 K: 1 S: 7	H: 2 LOB: 1 BB: 0 P: 14	R: 1 E: 1 K: 1 S: 16	H: 2 LOB: 2 BB: 1 P: 26	R: 0 E: 1 K: 3 S: 16	H: 2 LOB: 3 BB: 0 P: 21	R: 0 E: 0 K: 0 S: 5	H: 0 LOB: 0 BB: 0 P: 11	R: 1 E: 0 K: 2 S: 12	H: 2 LOB: 1 BB: 0 P: 20	R: 0 E: 0 K: 0 S: 10	H: 2 LOB: 2 BB: 0 P: 14	1B: 11 2B: 3 3B: 0 HR: 1	SF: 0 SAC: 0 DP: 2 HBP: 0	WP: 0 PA: 43	
<b>PITCHER</b>	IP: 5.1 WLS: 27 BF: 11 ERA: 3.38 WHIP: 2.250	WLS: 3 BF: 3 H: 3 R: 0 ER: 2 SO: 3 BB: 0 IBB: 0 HBP: 0 BLK: 0 WP: 1 HR: 65 S: 97 P: 97 ERA: 3.93 WHIP: 0.000	H: 3 R: 0 ER: 2 SO: 3 BB: 0 IBB: 0 HBP: 0 BLK: 0 WP: 1 HR: 9 S: 11 P: 11 ERA: 0.00 WHIP: 0.000	R: 0 E: 0 K: 1 S: 6	H: 1 LOB: 0 BB: 0 P: 10	R: 0 E: 0 K: 1 S: 7	H: 2 LOB: 1 BB: 0 P: 14	R: 1 E: 1 K: 1 S: 16	H: 2 LOB: 2 BB: 1 P: 26	R: 0 E: 1 K: 3 S: 16	H: 2 LOB: 3 BB: 0 P: 21	R: 0 E: 0 K: 0 S: 5	H: 0 LOB: 0 BB: 0 P: 11	R: 1 E: 0 K: 2 S: 12	H: 2 LOB: 1 BB: 0 P: 20	R: 0 E: 0 K: 0 S: 10	H: 2 LOB: 2 BB: 0 P: 14	1B: 11 2B: 3 3B: 0 HR: 1	SF: 0 SAC: 0 DP: 2 HBP: 0	WP: 0 PA: 43

Batter	1	2	3	4	5	6	7	8	9	AB	R	H	RBI	BB	SO	LOB	BOTTOM			
1 Jarrod Dyson, L OBP: 0.334, SLG: 0.356										4	1	2	0	0	0	1	Philadelphia Phillies @ Arizona Diamondbacks Chase Field, Phoenix, AZ Tue Aug 06 2019, 6:41 PM - 9:59 PM MST Att: 17,446 - Roof Closed - 76 F			
10 Adam Jones, R OBP: 0.317, SLG: 0.429									5	1	1	0	0	0	3					
4 Ketel Marte, S OBP: 0.377, SLG: 0.574									3	2	2	3	1	0	2					
5 Eduardo Escobar, S OBP: 0.339, SLG: 0.537								4	1	1	2	0	1	1						
6 David Peralta, L OBP: 0.348, SLG: 0.467									4	1	2	0	0	1	0					
22 Jake Lamb, L OBP: 0.387, SLG: 0.433								3	1	1	0	1	2	1						
63 Robby Scott, R								0	0	0	0	0	0	0						
66 Yoshitsugu Hirano, R									0	0	0	0	0	0						
25 Archie Bradley, R									0	0	0	0	0	0						
13 Nick Ahmed, R OBP: 0.330, SLG: 0.427								3	1	2	3	1	1	0						
31 Alex Avila, L OBP: 0.397, SLG: 0.519								2	0	1	0	0	1	1						
8 Mike Leake, R ERA: 4.41	R: 0 E: 0 K: 0 S: 7	H: 0 LOB: 1 BB: 1 P: 14	R: 0 E: 0 K: 1 S: 12	H: 0 LOB: 0 BB: 0 P: 16	R: 0 E: 0 K: 1 S: 8	H: 0 LOB: 1 BB: 1 P: 15	R: 2 E: 0 K: 2 S: 13	H: 3 LOB: 1 BB: 0 P: 20	R: 0 E: 0 K: 1 S: 9	H: 2 LOB: 2 BB: 0 P: 15	R: 2 E: 0 K: 2 S: 15	H: 2 LOB: 2 BB: 2 P: 32	R: 3 E: 1 K: 1 S: 12	H: 4 LOB: 1 BB: 0 P: 21	R: 1 E: 0 K: 1 S: 9	H: 1 LOB: 0 BB: 0 P: 14	1B: 8 2B: 3 3B: 0 HR: 3	SF: 0 SAC: 0 DP: 2 HBP: 0	WP: 0 PA: 38	
<b>PITCHER</b>	IP: 5.0 WLS: 21 BF: 21 ERA: 4.41 WHIP: 1.400	WLS: 3 BF: 3 H: 3 R: 0 ER: 2 SO: 3 BB: 0 IBB: 0 HBP: 0 BLK: 0 WP: 1 HR: 9 S: 11 P: 11 ERA: 54.00 WHIP: 12.000	H: 3 R: 0 ER: 2 SO: 3 BB: 0 IBB: 0 HBP: 0 BLK: 0 WP: 1 HR: 9 S: 11 P: 11 ERA: 27.00 WHIP: 3.000	R: 0 E: 0 K: 1 S: 6	H: 1 LOB: 0 BB: 0 P: 10	R: 0 E: 0 K: 1 S: 7	H: 2 LOB: 1 BB: 0 P: 14	R: 1 E: 1 K: 1 S: 16	H: 2 LOB: 2 BB: 1 P: 26	R: 0 E: 1 K: 3 S: 16	H: 2 LOB: 3 BB: 0 P: 21	R: 0 E: 0 K: 0 S: 5	H: 0 LOB: 0 BB: 0 P: 11	R: 1 E: 0 K: 2 S: 12	H: 2 LOB: 1 BB: 0 P: 20	R: 0 E: 0 K: 0 S: 10	H: 2 LOB: 2 BB: 0 P: 14	1B: 8 2B: 3 3B: 0 HR: 3	SF: 0 SAC: 0 DP: 2 HBP: 0	WP: 0 PA: 38



Batter	1	2	3	4	5	6	7	8	9	AB	R	H	RBI	BB	SO	LOB	TOP			
31 Corey Dickerson, L OBP: 0.367, SLG: 0.566	F7		K2-3			G5-4-3 1B		F7		4	0	1	0	0	1	2	Philadelphia Phillies @ Arizona Diamondbacks Chase Field, Phoenix, AZ Wed Aug 07 2019, 6:41 PM - 9:51 PM MST Att: 18,140 - Roof Closed - 75 F			
17 Rhys Hoskins, R OBP: 0.388, SLG: 0.509	G4-3			BB		G5-4-3 1-2		K		3	0	0	0	1	1					
3 Bryce Harper, L OBP: 0.371, SLG: 0.467	K			G5-6-3 1-2			FC5-4 1B	HR		4	1	2	1	0	1					
10 J.T. Realmuto, R OBP: 0.321, SLG: 0.453	F7			G5-3			F9			3	0	0	0	1	0					
2 Jean Segura, R OBP: 0.336, SLG: 0.438		1B				BB	FC5-4 1-2			3	0	1	0	1	1	2				
16 César Hernández, S OBP: 0.325, SLG: 0.401	L4-3			K			FC5-6 1-2			4	0	0	0	0	2	4				
4 Scott Kingery, R OBP: 0.341, SLG: 0.510										2	0	1	0	1	1					
40 Adam Haseley, L OBP: 0.315, SLG: 0.452										2	0	0	0	0	1	2				
24 Roman Quinn, S OBP: 0.271, SLG: 0.322										1	0	0	0	0	0	1				
44 Jason Vargas, L OBP: 0.267, SLG: 0.297										1	0	0	0	0	1	1				
13 Sean Rodriguez, R OBP: 0.275, SLG: 0.400										1	0	0	0	0	0	0				
28 Mike Morin, R OBP: 0.275, SLG: 0.400										0	0	0	0	0	0	0				
12 Juan Nicasio, R OBP: 0.275, SLG: 0.400										0	0	0	0	0	0	0				
15 Andrew Knapp, S OBP: 0.275, SLG: 0.400										1	0	0	0	0	1	1				
55 Ranger Suárez, L OBP: 0.275, SLG: 0.400										0	0	0	0	0	0	0				
<b>Inning Stats</b>	R: 0 H: 0 E: 0 K: 10 S: 10	H: 0 LOB: 0 BB: 0 P: 15	R: 0 H: 1 E: 0 K: 0 S: 9	H: 1 LOB: 0 BB: 0 P: 12	R: 0 H: 0 E: 0 K: 3 S: 14	H: 0 LOB: 1 BB: 1 P: 20	R: 0 H: 0 E: 0 K: 0 S: 9	H: 0 LOB: 0 BB: 1 P: 17	R: 0 H: 1 E: 0 K: 0 S: 7	H: 1 LOB: 0 BB: 0 P: 13	R: 0 H: 1 E: 0 K: 0 S: 11	H: 1 LOB: 1 BB: 0 P: 14	R: 0 H: 1 E: 0 K: 1 S: 13	H: 1 LOB: 1 BB: 0 P: 16	R: 1 H: 1 E: 0 K: 3 S: 18	H: 1 LOB: 1 BB: 1 P: 30	1B: 4 2B: 1 3B: 0 HR: 1	SF: 0 SAC: 0 DP: 3 HBP: 0	WP: 0 PB: 0 SB: 1 CS: 0	PA: 33
<b>PITCHER</b>	IP WLS BF H R ER SO BB IBB HBP BLK WP HR S P ERA WHIP	5.0 W 17 1 0 0 6 3 0 0 0 0 0 0 54 85 0.00 0.800	1.0 4 2 0 0 0 0 0 0 0 0 0 0 8 14 0.00 2.000	1.0 3 0 0 0 0 0 0 0 0 0 0 0 10 13 0.00 0.000	1.0 4 1 0 0 1 0 0 0 0 0 0 0 13 16 0.00 1.000	1.0 5 1 1 1 3 1 0 0 0 0 0 1 18 30 9.00 2.000														

Batter	1	2	3	4	5	6	7	8	9	AB	R	H	RBI	BB	SO	LOB	BOTTOM			
4 Ketel Marte, S OBP: 0.382, SLG: 0.575	BB		SF8	G1-3						3	1	2	1	1	0	1	Philadelphia Phillies @ Arizona Diamondbacks Chase Field, Phoenix, AZ Wed Aug 07 2019, 6:41 PM - 9:51 PM MST Att: 18,140 - Roof Closed - 75 F			
6 David Peraltá, L OBP: 0.354, SLG: 0.467	HBP		BB							2	0	1	1	2	0	1				
5 Eduardo Escobar, S OBP: 0.337, SLG: 0.534	BB		1B							3	0	0	1	1	0	5				
53 Christian Walker, R OBP: 0.349, SLG: 0.480			1B							3	0	0	0	1	0	4				
40 Andrew Chafin, R OBP: 0.275, SLG: 0.400										0	0	0	0	0	0	0				
37 Kevin Ginkel, L OBP: 0.275, SLG: 0.400										0	0	0	0	0	0	0				
10 Adam Jones, R OBP: 0.314, SLG: 0.424										4	0	0	0	0	1	4				
41 Wilmer Flores, R OBP: 0.329, SLG: 0.388										4	1	2	0	0	0	0				
13 Nick Ahmed, R OBP: 0.329, SLG: 0.425										4	2	1	0	0	1	1				
18 Carson Kelly, R OBP: 0.349, SLG: 0.527										3	1	1	1	0	0	1				
59 Zac Gallen, R OBP: 0.100, SLG: 0.100										0	0	0	1	0	0	0				
30 T.J. McFarland, L ERA: 4.09										0	0	0	0	0	0	0				
66 Yoshihisa Hirano, R ERA: 3.77										0	0	0	0	0	0	0				
22 Jake Lamb, L OBP: 0.364, SLG: 0.429										1	0	0	0	0	0	0				
1 Jarrod Dyson, L OBP: 0.336, SLG: 0.359										1	1	1	0	0	0	0				
<b>Inning Stats</b>	R: 0 H: 0 E: 0 K: 0 S: 9	H: 0 LOB: 1 BB: 1 P: 17	R: 0 H: 0 E: 0 K: 1 S: 7	H: 0 LOB: 0 BB: 0 P: 13	R: 2 H: 1 E: 0 K: 0 S: 12	H: 1 LOB: 1 BB: 1 P: 20	R: 2 H: 3 E: 0 K: 0 S: 11	H: 3 LOB: 1 BB: 0 P: 17	R: 0 H: 0 E: 0 K: 0 S: 9	H: 0 LOB: 1 BB: 1 P: 15	R: 0 H: 0 E: 0 K: 0 S: 7	H: 0 LOB: 0 BB: 0 P: 10	R: 0 H: 1 E: 0 K: 1 S: 13	H: 1 LOB: 3 BB: 2 P: 24	R: 2 H: 3 E: 1 K: 0 S: 18	H: 3 LOB: 2 BB: 0 P: 24	1B: 8 2B: 0 3B: 0 HR: 0	SF: 1 SAC: 2 DP: 1 HBP: 3	WP: 0 PB: 0 SB: 2 CS: 0	PA: 39
<b>PITCHER</b>	IP WLS BF H R ER SO BB IBB HBP BLK WP HR S P ERA WHIP	5.0 L 23 4 4 4 4 3 0 2 0 0 0 0 7 10 0.00 0.000	1.0 3 0 0 0 0 0 0 0 0 0 0 0 7 10 0.00 0.000	1.0 6 1 0 0 1 0 2 0 0 0 0 0 13 24 0.00 1.000	1.0 7 3 2 1 0 0 0 0 1 0 0 0 18 24 9.00 3.000															









Batter	1	2	3	4	5	6	7	8	9	AB	R	H	RBI	BB	SO	LOB	TOP				
3 Bryce Harper, L OBP: 0.371, SLG: 0.478										4	3	2	4	1	2	1					
17 Rhys Hoskins, R OBP: 0.397, SLG: 0.502										4	2	1	0	1	0	0					
31 Corey Dickerson, L OBP: 0.374, SLG: 0.581										5	1	3	3	0	0	0					
2 Jean Segura, R OBP: 0.333, SLG: 0.435										4	0	1	1	0	1	3					
10 J.T. Realmuto, R OBP: 0.321, SLG: 0.451										3	0	1	1	1	0	0					
16 César Hernández, S OBP: 0.323, SLG: 0.398										5	0	0	0	0	2	4					
4 Scott Kingery, R OBP: 0.500									4	0	0	0	0	2	1						
40 Adam Haseley, L OBP: 0.312, SLG: 0.443									4	1	1	0	0	2	0						
18 Drew Smyly, L 52 Jose Alvarez, L 13 Sean Rodriguez, R 28 Mike Morin, R 33 Brad Miller, L 55 Ranger Suárez, L 50 Héctor Neris, R									1	1	0	0	1	0	0						
<b>Inning Stats</b>	R: 0 E: 0 K: 2 S: 11	H: 1 LOB: 0 BB: 0 P: 18	R: 0 E: 0 K: 2 S: 9	H: 0 LOB: 0 BB: 0 P: 16	R: 4 E: 0 K: 1 S: 13	H: 2 LOB: 0 BB: 2 P: 26	R: 0 E: 0 K: 2 S: 7	H: 0 LOB: 0 BB: 0 P: 9	R: 1 E: 0 K: 0 S: 8	H: 1 LOB: 0 BB: 0 P: 11	R: 0 E: 0 K: 0 S: 10	H: 1 LOB: 1 BB: 0 P: 14	R: 4 E: 0 K: 0 S: 16	H: 3 LOB: 1 BB: 2 P: 29	R: 0 E: 0 K: 1 S: 8	H: 1 LOB: 2 BB: 1 P: 20	1B: 6 2B: 1 HR: 2	SF: 2 SAC: 0 HBP: 0	WP: 1 PB: 0 CS: 0	PA: 42	
<b>PITCHER</b>	IP WLS BF H R ER SO BB IBB HBP BLK WP HR S P ERA WHIP	5.0 21 4 5 5 7 2 0 0 0 0 1 48 80 9.00 1.200	1.0 4 1 0 0 0 0 0 0 0 0 0 10 14 0.00 1.000	0.0 L 5 3 4 4 0 2 0 0 0 0 0 1 11 21 ∞ ∞	2.0 7 1 0 0 1 0 0 0 0 0 0 13 20 0.00 0.500	1.0 5 1 0 0 1 0 1 0 0 1 0 12 20 0.00 1.000	<b>PITCHER</b>														

Philadelphia Phillies @ San Francisco Giants  
Oracle Park, San Francisco, CA  
Fri Aug 09 2019, 7:16 PM - 10:20 PM PDT  
Att: 36,275 - Partly Cloudy - 67 F

AB	35
R	9
H	10
RBI	9
BB	5
SO	9
LOB	9



Batter	1	2	3	4	5	6	7	8	9	AB	R	H	RBI	BB	SO	LOB	BOTTOM				
7 Donovan Solano, R OBP: 0.367, SLG: 0.480										5	0	3	1	0	1	1					
53 Austin Slater, R OBP: 0.385, SLG: 0.519										4	0	1	0	0	0	5					
5 Mike Yastrzemski, L OBP: 0.319, SLG: 0.493										5	0	0	0	0	1	4					
10 Evan Longoria, R OBP: 0.311, SLG: 0.433										5	0	0	0	0	1	4					
28 Buster Posey, R OBP: 0.324, SLG: 0.391										4	2	0	0	1	1	0					
21 Stephen Vogt, L OBP: 0.348, SLG: 0.537									4	1	3	2	0	0	0						
1 Kevin Pillar, R OBP: 0.272, SLG: 0.411										4	1	1	2	0	2						
35 Brandon Crawford, L OBP: 0.296, SLG: 0.356									4	0	0	0	0	1	1						
37 Joey Rickard, R OBP: 0.314, SLG: 0.372									3	2	1	1	1	0	0						
38 Tyler Beede, R 40 Madison Bumgarner, R 40 Clayton Kershaw, L 40 Sean Cooper, R 14 Scooter Glasnow, L 40 Tony Gonsky, L 74 Jandel Gustave, R 48 Pablo Sandoval, S 40 Travis Bergman, L									1	0	0	0	0	1	0						
<b>Inning Stats</b>	R: 0 E: 0 K: 0 S: 5	H: 1 LOB: 0 BB: 0 P: 7	R: 1 E: 0 K: 1 S: 9	H: 1 LOB: 0 BB: 0 P: 12	R: 1 E: 0 K: 2 S: 15	H: 2 LOB: 1 BB: 0 P: 23	R: 1 E: 0 K: 0 S: 11	H: 1 LOB: 1 BB: 1 P: 19	R: 0 E: 0 K: 0 S: 10	H: 1 LOB: 2 BB: 1 P: 17	R: 3 E: 1 K: 1 S: 18	H: 3 LOB: 2 BB: 1 P: 29	R: 0 E: 0 K: 0 S: 12	H: 1 LOB: 1 BB: 0 P: 14	R: 0 E: 0 K: 2 S: 10	H: 0 LOB: 0 BB: 0 P: 14	1B: 6 2B: 1 HR: 3	SF: 0 SAC: 0 HBP: 0	WP: 0 PB: 0 CS: 0	PA: 40	
<b>PITCHER</b>	IP WLS BF H R ER SO BB IBB HBP BLK WP HR S P ERA WHIP	5.2 26 7 6 4 4 3 0 0 0 0 0 7 9 6.35 1.765	0.1 W 3 2 0 0 0 0 0 0 0 0 0 0 7 9 0.00 6.000	1.0 H 4 1 0 0 0 0 0 0 0 0 0 0 12 14 0.00 1.000	1.0 H 4 1 0 0 0 0 0 0 0 0 0 0 10 14 0.00 1.000	1.0 S 3 0 0 0 0 2 0 0 0 0 0 0 9 14 0.00 0.000	<b>PITCHER</b>														

Philadelphia Phillies @ San Francisco Giants  
Oracle Park, San Francisco, CA  
Fri Aug 09 2019, 7:16 PM - 10:20 PM PDT  
Att: 36,275 - Partly Cloudy - 67 F

AB	37
R	6
H	11
RBI	6
BB	3
SO	6
LOB	13





Batter	1	2	3	4	5	6	7	8	9	AB	R	H	RBI	BB	SO	LOB	TOP					
3 Bryce Harper, L OBP: 0.368, SLG: 0.473	F7		F8			L9			K	4	0	0	0	0	1	1						
17 Rhys Hoskins, R OBP: 0.386, SLG: 0.499	F7			F9			K			3	0	0	0	1	1	0						
31 Corey Dickerson, L OBP: 0.371, SLG: 0.592	HR			F8			K		K	4	1	1	1	0	2	2						
2 Jean Segura, R OBP: 0.330, SLG: 0.432	F7			L9			G1-3			3	0	0	0	0	0	0						
10 J.T. Realmuto, R OBP: 0.319, SLG: 0.448		G6-3			K			F7		3	0	0	0	0	1	0						
16 César Hernández, S OBP: 0.323, SLG: 0.397	P6				F9				4 G5-4-3 1B	3	0	1	0	0	0	0						
4 Scott Kingery, R OBP: 0.334, SLG: 0.495	L6				P4				G5-4-3 1-2	3	0	0	0	0	0	1						
40 Adam Haseley, L OBP: 0.305, SLG: 0.433			G3			K				2	0	0	0	0	1	0						
24 Roman Quinn, S OBP: 0.297, SLG: 0.394									B3	1	0	0	0	0	0	0						
21 Vince Velasquez, R OBP: 0.286, SLG: 0.368			G5-3			K				1	0	0	0	0	0	0						
33 Brad Miller, L OBP: 0.303, SLG: 0.444										1	0	0	0	0	1	0						
52 Jose Alvarez, L OBP: 0.317, SLG: 0.467										0	0	0	0	0	0	0						
53 Blake Parker, R OBP: 0.317, SLG: 0.467										0	0	0	0	0	0	0						
56 Zach Eflin, R OBP: 0.321, SLG: 0.397									17 BB 1B	1	0	1	0	0	0	0						
<b>Inning Stats</b>	R: 1 E: 0 K: 0 S: 7	H: 1 LOB: 0 BB: 0 P: 12	R: 0 E: 0 K: 0 S: 6	H: 0 LOB: 0 BB: 0 P: 9	R: 0 E: 0 K: 0 S: 6	H: 0 LOB: 0 BB: 0 P: 11	R: 0 E: 0 K: 0 S: 11	H: 0 LOB: 0 BB: 0 P: 17	R: 0 E: 0 K: 1 S: 6	H: 0 LOB: 0 BB: 0 P: 8	R: 0 E: 0 K: 2 S: 8	H: 0 LOB: 0 BB: 0 P: 15	R: 0 E: 0 K: 2 S: 13	H: 0 LOB: 0 BB: 0 P: 18	R: 0 E: 0 K: 0 S: 8	H: 1 LOB: 0 BB: 0 P: 13	R: 0 E: 0 K: 2 S: 11	H: 1 LOB: 2 BB: 1 P: 19	1B: 2 2B: 0 3B: 0 HR: 1	SF: 0 SAC: 0 DP: 1 HBP: 0	WP: 0 PB: 0 SB: 0 CS: 0	PA: 30
<b>PITCHER</b>	IP WLS BF H R ER SO BB IBB HBP BLK WP HR S P ERA WHIP																					
29 Jeff Samardzija, R ERA: 3.55	8.0 W 25 2 1 1 5 0 0 0 0 0 1 65 103 1.12 0.250																					
13 Will Smith, L ERA: 2.5	1.0 S 5 1 0 0 2 1 0 0 0 0 0 0 11 19 0.00 2.000																					

Philadelphia Phillies @ San Francisco Giants  
Oracle Park, San Francisco, CA  
Sat Aug 10 2019, 1:06 PM - 3:37 PM PDT  
Att: 39,106 - Partly Cloudy - 68 F

AB 29  
R 1  
H 3  
RBI 1  
BB 1  
SO 7  
LOB 4



Batter	1	2	3	4	5	6	7	8	9	AB	R	H	RBI	BB	SO	LOB	BOTTOM			
9 Brandon Belt, L OBP: 0.344, SLG: 0.384	F7		G3		L8		G4-3			4	0	0	0	0	2					
5 Mike Yastrzemski, L OBP: 0.317, SLG: 0.467	P6		G6-3		P5			28 G6-4-3 BB		3	0	0	0	1	0	2				
28 Buster Posey, R OBP: 0.320, SLG: 0.386	G4-3		F9		F9			G6-4-3 1-2		4	0	0	0	0	3					
14 Scooter Gennett, L OBP: 0.242, SLG: 0.305		10 HR HBP		K		G4-3		K		3	1	0	0	0	2	0				
10 Evan Longoria, R OBP: 0.314, SLG: 0.445		1-H HR		F9		35 1B		1B		3	1	2	2	0	0	0				
35 Brandon Crawford, L OBP: 0.286, SLG: 0.355	P6			K			1 G6-4-3 1B			3	0	1	0	0	1	0				
1 Kevin Pillar, R OBP: 0.275, SLG: 0.421					HR		G6-4-3 1-2			3	1	2	1	0	0	2				
53 Austin Slater, R OBP: 0.384, SLG: 0.506	G1-3				9 L8 29 E			K		2	0	0	0	1	1	1				
29 Jeff Samardzija, R OBP: 0.108, SLG: 0.162								K		3	0	0	0	0	2	2				
13 Will Smith, R					FC1					0	0	0	0	0	0	0				
<b>Inning Stats</b>	R: 0 E: 0 K: 0 S: 7	H: 0 LOB: 0 BB: 0 P: 10	R: 2 E: 0 K: 1 S: 14	H: 2 LOB: 1 BB: 0 P: 21	R: 0 E: 0 K: 0 S: 9	H: 0 LOB: 0 BB: 0 P: 15	R: 0 E: 0 K: 2 S: 9	H: 0 LOB: 0 BB: 0 P: 13	R: 1 E: 1 K: 0 S: 14	H: 1 LOB: 2 BB: 1 P: 18	R: 0 E: 0 K: 0 S: 8	H: 2 LOB: 1 BB: 0 P: 12	R: 0 E: 0 K: 2 S: 7	H: 0 LOB: 0 BB: 0 P: 11	R: 0 E: 0 K: 1 S: 10	H: 0 LOB: 0 BB: 1 P: 17	1B: 2 2B: 1 3B: 0 HR: 2	SF: 0 SAC: 0 DP: 2 HBP: 1	WP: 0 PB: 0 SB: 0 CS: 0	PA: 31
<b>PITCHER</b>	IP WLS BF H R ER SO BB IBB HBP BLK WP HR S P ERA WHIP																			
21 Vince Velasquez, R ERA: 4.3	5.0 L 21 3 3 3 3 1 0 1 0 0 0 0 0 8 12 0.00 2.000																			
52 Jose Alvarez, L ERA: 2.65	1.0 4 2 0 0 0 0 0 0 0 0 0 0 0 7 11 0.00 0.000																			
53 Blake Parker, R ERA: 4.46	1.0 3 0 0 0 0 2 0 0 0 0 0 0 0 7 11 0.00 0.000																			
56 Zach Eflin, R ERA: 4.49	1.0 3 0 0 0 0 1 1 0 0 0 0 0 0 10 17 0.00 1.000																			

Philadelphia Phillies @ San Francisco Giants  
Oracle Park, San Francisco, CA  
Sat Aug 10 2019, 1:06 PM - 3:37 PM PDT  
Att: 39,106 - Partly Cloudy - 68 F

AB 28  
R 3  
H 5  
RBI 3  
BB 2  
SO 6  
LOB 12

















Batter	1	2	3	4	5	6	7	8	9	AB	R	H	RBI	BB	SO	LOB	TOP								
44 Anthony Rizzo, L (1,3) OBP: 0.391, SLG: 0.509	L8		HR	1B		G6-3			G3-1	5	1	2	2	0	0	0	<b>Chicago Cubs @ Philadelphia Phillies</b> Citizens Bank Park, Philadelphia, PA Thu Aug 15 2019, 7:09 PM - 10:20 PM EDT Att: 37,064 - Partly Cloudy - 79 F								
6 Nick Castellanos, R (1,9) OBP: 0.341, SLG: 0.500 22 Jason Heyward, L (9,9) OBP: 0.351, SLG: 0.456	BB		2B	F8			1B		BB	3	0	2	0	2	0	1									
17 Kris Bryant, R (1,5) OBP: 0.389, SLG: 0.532	K		F8				G5-3		BB	4	0	0	0	1	1	2									
12 Kyle Schwarber, L (1,7) OBP: 0.323, SLG: 0.491	L8		P5				G3-1		BB	5	1	1	1	0	1	4									
8 Ian Happ, S (1,4) OBP: 0.351, SLG: 0.580	G6-3			13 2B			K		G4-3	4	1	1	0	0	1	0									
13 David Bote, R (1,6) OBP: 0.352, SLG: 0.429	HBP			5 F					L4	2	1	1	1	1	0	0									
7 Victor Caratini, S (1,2)	K		K				F9		1B	4	0	1	0	0	2	3									
11 Yu Darvish, R (8,PH) ERA: 3.095 21 Tony Kemp, L (8,PH) ERA: 3.034 56 Kyle Ryan, L (8,1) 50 Rowan Wick, L (8,1) 46 Pedro Strop, R (8,1) 45 Derek Holland, S (8,1) ERA: 3.026	K		K				K		G3	3	0	0	0	0	0	3									
5 Albert Almora Jr., R (1,8) OBP: 0.275, SLG: 0.396	G6-3		E6	44 1B			F9		G6-3	4	1	1	1	0	0	0									
<b>Inning Stats</b>	R: 0 E: 0 K: 1 S: 10	H: 0 LOB: 1 BB: 1 P: 18	R: 0 E: 0 K: 2 S: 9	H: 0 LOB: 1 BB: 0 P: 14	R: 1 E: 0 K: 0 S: 9	H: 2 LOB: 1 BB: 0 P: 13	R: 3 E: 1 K: 2 S: 17	H: 4 LOB: 1 BB: 0 P: 25	R: 1 E: 0 K: 1 S: 11	H: 1 LOB: 1 BB: 1 P: 17	R: 0 E: 0 K: 1 S: 8	H: 0 LOB: 0 BB: 0 P: 13	R: 0 E: 0 K: 0 S: 5	H: 1 LOB: 0 BB: 0 P: 10	R: 0 E: 0 K: 0 S: 7	H: 1 LOB: 1 BB: 0 P: 12		R: 0 E: 0 K: 1 S: 13	H: 0 LOB: 2 BB: 2 P: 24	1B: 4 2B: 2 3B: 1 HR: 2	SF: 0 SAC: 0 DP: 0 HBP: 1	WP: 0 PB: 0 SB: 0 CS: 0	PA: 40		
<b>PITCHER</b>	IP	WLS	BF	H	R	ER	SO	BB	IBB	HBP	BLK	WP	HR	S	P	ERA	WHIP								
18 Drew Smyly, L (1,1) ERA: 7.09	5.0		25	7	5	5	6	2	0	1	0	0	2	56	87	9.00	1.800								
12 Juan Nicasio, R (6,1) ERA: 4.93	2.0		6	1	0	0	1	0	0	0	0	0	0	13	23	0.00	0.500								
55 Ranger Suárez, L (8,1) ERA: 4.03	2.0	W	9	1	0	0	1	2	0	0	0	0	0	20	36	0.00	1.500								

AB	35
R	5
H	9
RBI	5
BB	4
SO	8
LOB	13



Batter	1	2	3	4	5	6	7	8	9	AB	R	H	RBI	BB	SO	LOB	BOTTOM								
17 Rhys Hoskins, R (1,3) OBP: 0.381, SLG: 0.485	K2-3		F9			P4			G4-3	3	1	0	0	1	1	3	<b>Chicago Cubs @ Philadelphia Phillies</b> Citizens Bank Park, Philadelphia, PA Thu Aug 15 2019, 7:09 PM - 10:20 PM EDT Att: 37,064 - Partly Cloudy - 79 F								
3 Bryce Harper, L (1,9) OBP: 0.374, SLG: 0.490	HBP		K			K		G4-3	HBP	4	1	1	4	0	2	3									
10 J.T. Realmuto, R (1,2) OBP: 0.329, SLG: 0.471	P3					G6-3		K		4	0	1	0	0	1	3									
31 Corey Dickerson, L (1,7) OBP: 0.362, SLG: 0.578	P3					L7				4	0	2	1	0	0	2									
2 Jean Segura, R (1,6) OBP: 0.328, SLG: 0.426	L8					G6-3				4	0	0	0	0	1	2									
16 César Hernández, S (1,4) OBP: 0.325, SLG: 0.400	L8					K				4	1	0	0	0	1	1									
4 Scott Kingery, R (1,5) OBP: 0.335, SLG: 0.500	K							L7		4	1	1	0	0	3	0									
40 Adam Haseley, L (1,8) OBP: 0.314, SLG: 0.427 55 Ranger Suárez, L (8,1) OBP: 0.500, SLG: 0.500 33 Brad Miller, L (9,PH) OBP: 0.330, SLG: 0.435									E6	4 1B	33 1B	24 1B	3 HR	24 1B	3 HR	17 HBP									
18 Drew Smyly, L (1,1)										1	0	0	0	0	1	1									
8 Logan Morrison, L (5,PH) 12 Juan Nicasio, R (6,1) 24 Roman Quinn, S (8,8) ERA: 5.99										1	0	1	0	0	0	0									
<b>Inning Stats</b>	R: 0 E: 0 K: 1 S: 7	H: 0 LOB: 0 BB: 0 P: 12	R: 0 E: 0 K: 1 S: 8	H: 0 LOB: 0 BB: 0 P: 11	R: 0 E: 0 K: 2 S: 12	H: 1 LOB: 0 BB: 0 P: 16	R: 0 E: 0 K: 1 S: 8	H: 1 LOB: 1 BB: 0 P: 8	R: 0 E: 0 K: 1 S: 10	H: 1 LOB: 1 BB: 0 P: 18	R: 0 E: 0 K: 2 S: 13	H: 1 LOB: 0 BB: 0 P: 18	R: 0 E: 0 K: 2 S: 8	H: 0 LOB: 0 BB: 0 P: 9	R: 1 E: 0 K: 1 S: 10	H: 2 LOB: 3 BB: 1 P: 18	R: 0 E: 1 K: 0 S: 19	H: 4 LOB: 0 BB: 0 P: 29	1B: 6 2B: 3 3B: 0 HR: 1	SF: 0 SAC: 0 DP: 0 HBP: 3	WP: 1 PB: 0 SB: 2 CS: 0	PA: 38			
<b>PITCHER</b>	IP	WLS	BF	H	R	ER	SO	BB	IBB	HBP	BLK	WP	HR	S	P	ERA	WHIP								
11 Yu Darvish, R (1,1) ERA: 4.21	7.0		26	4	0	0	10	0	0	0	0	0	1	66	92	0.00	0.571								
56 Kyle Ryan, L (8,1) ERA: 3.15	0.1		3	1	1	1	0	1	0	0	0	0	0	3	10	27.00	6.000								
50 Rowan Wick, R (8,1) ERA: 2.7	1.0		6	3	3	2	1	0	0	0	0	0	0	17	22	18.00	3.000								
46 Pedro Strop, R (9,1) ERA: 5.46	0.0	L	2	1	0	0	0	0	0	1	0	0	0	5	9	∞	∞								
45 Derek Holland, L (9,1) ERA: 5.99	0.0	B	1	1	3	3	0	0	0	0	0	0	1	4	6	∞	∞								

AB	34
R	7
H	10
RBI	7
BB	1
SO	11
LOB	15





Batter	1	2	3	4	5	6	7	8	9	AB	R	H	RBI	BB	SO	LOB	TOP		
9 Luis Urias, R OBP: 0.348, SLG: 0.267	G5-3		F8		L8		G5-3			4	0	0	0	0	0	1	<b>San Diego Padres @ Philadelphia Phillies</b> Citizens Bank Park, Philadelphia, PA Fri Aug 16 2019, 7:07 PM - 10:27 PM EDT Att: 26,084 - Clear - 82 F		
22 Josh Naylor, L OBP: 0.310, SLG: 0.430	30 2B		P6			30 27 WP	13 1B	13 G6-3	30 G4-3	4	2	3	0	0	0	0			
13 Manny Machado, R OBP: 0.333, SLG: 0.473	K		F8				30 FC5-6	G6-3	G6-3	4	0	1	0	0	1	2			
30 Eric Hosmer, L OBP: 0.333, SLG: 0.454	2B		K			27 WP	3B	G4-3	G4-3	4	1	1	1	0	1	2			
27 Francisco Mejia, S OBP: 0.333, SLG: 0.451	BB		F7			4 G6-3	3B			3	1	2	1	1	0	0			
4 Wil Myers, R OBP: 0.317, SLG: 0.401	F9		K			G6-3				4	0	0	1	0	1	3			
11 Ty France, R OBP: 0.283, SLG: 0.347	L4		F9			G3				3	0	0	0	0	0	0			
61 Luis Perdomo, R OBP: 0.200, SLG: 0.200									G4-3	3	0	0	0	0	0	0			
58 Trey Wingenter, R										0	0	0	0	0	0	0			
16 Travis Jankowski, L										1	0	0	0	0	0	0			
7 Manuel Margot, R OBP: 0.325, SLG: 0.415	K		K			L4			K	3	0	0	0	1	2	0			
59 Chris Paddock, R OBP: 0.091, SLG: 0.091										1	0	0	0	0	1	0			
49 Michel Baez, R										0	0	0	0	0	0	0			
5 Greg Garcia, L OBP: 0.360, SLG: 0.390										1	0	0	0	0	0	0			
<b>Inning Stats</b>	R: 0 E: 0 K: 1 S: 14	H: 2 LOB: 3 BB: 1 P: 25	R: 0 E: 0 K: 2 S: 11	H: 0 LOB: 0 BB: 0 P: 16	R: 0 E: 0 K: 0 S: 9	H: 0 LOB: 0 BB: 0 P: 14	R: 0 E: 0 K: 2 S: 10	H: 0 LOB: 1 BB: 1 P: 17	R: 3 E: 0 K: 0 S: 17	H: 3 LOB: 0 BB: 0 P: 26	R: 0 E: 0 K: 0 S: 10	H: 0 LOB: 0 BB: 0 P: 18	R: 1 E: 0 K: 0 S: 14	H: 2 LOB: 1 BB: 0 P: 17	R: 0 E: 0 K: 1 S: 8	H: 0 LOB: 0 BB: 0 P: 12	1B: 4 2B: 2 3B: 1 HR: 0	SF: 0 SAC: 1 DP: 0 HBP: 0	WP: 2 PA: 35 PB: 0 SB: 0 CS: 0
<b>PITCHER</b>	IP WLS BF H R ER SO BB IBB HBP BLK WP HR S P ERA WHIP																		
21 Vince Velasquez, R ERA: 4.35	5.1 W 23 5 3 3 5 2 0 0 0 0 2 0 69 108 5.06 1.312																		
53 Blake Parker, R ERA: 4.2	0.2 H 2 0 0 0 0 0 0 0 0 0 0 2 4 0.00 0.000																		
28 Mike Morin, R ERA: 3.34	1.0 3 0 0 0 0 0 0 0 0 0 0 10 18 0.00 0.000																		
52 Jose Alvarez, L ERA: 3.15	1.0 4 2 1 1 0 0 0 0 0 0 0 14 17 9.00 2.000																		
50 Héctor Neris, R ERA: 3.38	1.0 3 0 0 0 1 0 0 0 0 0 0 8 12 0.00 0.000																		

Batter	1	2	3	4	5	6	7	8	9	AB	R	H	RBI	BB	SO	LOB	BOTTOM		
24 Roman Quinn, S OBP: 0.298, SLG: 0.370	K			G4-3				G4-3		4	2	1	1	0	1	2	<b>San Diego Padres @ Philadelphia Phillies</b> Citizens Bank Park, Philadelphia, PA Fri Aug 16 2019, 7:07 PM - 10:27 PM EDT Att: 26,084 - Clear - 82 F		
50 Héctor Neris, R										0	0	0	0	0	0	0			
3 Bryce Harper, L OBP: 0.374, SLG: 0.496	K		K		10 2B	HR		F7		5	2	2	3	0	2	0			
10 J.T. Realmuto, R OBP: 0.332, SLG: 0.482	K				FC5	2B		K		5	1	3	2	0	2	0			
31 Corey Dickerson, L OBP: 0.354, SLG: 0.564		G3	L4		F8	P5				4	0	0	0	0	0	2			
2 Jean Segura, R OBP: 0.329, SLG: 0.427			P3		FC5	8 2B				4	2	2	0	0	0	1			
8 Logan Morrison, L OBP: 0.300, SLG: 0.667										4	0	2	0	0	0	2			
17 Rhys Hoskins, R OBP: 0.381, SLG: 0.485				P5	E8	G6-3				0	0	0	0	0	0	0			
4 Scott Kingery, R OBP: 0.331, SLG: 0.494		P3		K	L7			G5-3		4	0	0	0	0	1	3			
16 César Hernández, S OBP: 0.332, SLG: 0.400										2	1	1	1	2	1	0			
21 Vince Velasquez, R ERA: 4.35	4.2 L 24 9 5 4 4 6 1 0 0 0 0 2 67 93 7.71 2.143																		
53 Blake Parker, R ERA: 4.63	1.0 8 3 3 3 0 1 0 1 0 0 1 22 38 27.00 4.000																		
33 Brad Miller, L OBP: 0.330, SLG: 0.430	1.1 4 0 0 0 2 0 0 0 0 0 0 10 15 0.00 0.000																		
28 Mike Morin, R ERA: 3.66	1.0 3 0 0 0 1 0 0 0 0 0 0 13 18 0.00 0.000																		
40 Adam Haseley, L OBP: 0.200, SLG: 0.200										2	0	1	0	0	1	2			
52 Jose Alvarez, L										0	0	0	0	0	0	1			
13 Sean Rodriguez, R OBP: 0.307, SLG: 0.337										0	0	0	0	0	0	0			
<b>Inning Stats</b>	R: 0 E: 0 K: 3 S: 9	H: 0 LOB: 0 BB: 0 P: 11	R: 1 E: 0 K: 1 S: 17	H: 3 LOB: 2 BB: 0 P: 25	R: 2 E: 0 K: 1 S: 13	H: 2 LOB: 0 BB: 0 P: 17	R: 0 E: 1 K: 1 S: 15	H: 1 LOB: 2 BB: 1 P: 22	R: 2 E: 0 K: 0 S: 14	H: 3 LOB: 1 BB: 0 P: 19	R: 3 E: 0 K: 0 S: 23	H: 3 LOB: 2 BB: 1 P: 41	R: 0 E: 0 K: 2 S: 8	H: 0 LOB: 0 BB: 0 P: 11	R: 0 E: 0 K: 1 S: 13	H: 0 LOB: 0 BB: 0 P: 18	1B: 7 2B: 2 3B: 0 HR: 3	SF: 0 SAC: 0 DP: 0 HBP: 1	WP: 0 PA: 39 PB: 0 SB: 0 CS: 0
<b>PITCHER</b>	IP WLS BF H R ER SO BB IBB HBP BLK WP HR S P ERA WHIP																		
59 Chris Paddock, R ERA: 3.44	1.0 8 3 3 3 0 1 0 1 0 0 1 22 38 27.00 4.000																		
49 Michel Baez, R ERA: 4.63	1.1 4 0 0 0 2 0 0 0 0 0 0 10 15 0.00 0.000																		
61 Luis Perdomo, R ERA: 3.66	1.0 3 0 0 0 1 0 0 0 0 0 0 13 18 0.00 0.000																		
58 Trey Wingenter, R ERA: 4.78																			





Batter	1	2	3	4	5	6	7	8	9	AB	R	H	RBI	BB	SO	LOB	TOP										
7 Manuel Margot, R OBP: 0.323, SLG: 0.412	G1-3		G5-3	22 2B	G6-3			L6-3		5	1	1	1	0	0	2	<b>San Diego Padres @ Philadelphia Phillies</b> Citizens Bank Park, Philadelphia, PA Sat Aug 17 2019, 7:07 PM - 10:23 PM EDT Att: 31,332 - Partly Cloudy - 90 F										
22 Josh Naylor, L OBP: 0.319, SLG: 0.434 39 Kirby Yates, L	BB		BB	2B	G4-3			G6-3		3	0	1	2	2	0	0											
13 Manny Machado, R OBP: 0.334, SLG: 0.474	F9		F9	G6-3				2B		5	0	2	0	0	0	3											
30 Eric Hosmer, L OBP: 0.336, SLG: 0.456	1B		1B	1B	10 1B			F8		5	1	3	0	0	0	2											
27 Francisco Mejia, S OBP: 0.325, SLG: 0.439	P6		F9		K			G1-3		5	0	0	0	0	1	6											
10 Hunter Renfroe, R OBP: 0.300, SLG: 0.543		FC5-4		11 FC6-4	11 1B			F9		3	1	2	0	1	0	0											
11 Ty France, R OBP: 0.291, SLG: 0.343 55 Matt Strahm, R OBP: 0.348, SLG: 0.381 52 Andrés Muñoz, R	K		FC6-4	7 1B	29 SH5-4			G4-3		4	1	1	1	0	1	2											
16 Travis Jankowski, L										0	0	0	0	0	0	0											
9 Luis Urias, R OBP: 0.345, SLG: 0.266	FC5-4		K		29 SH5-4			K		4	0	1	1	0	2	2											
29 Dinelson Lamet, R OBP: 0.083, SLG: 0.083 5 Greg Garcia, L OBP: 0.359, SLG: 0.388	G1-3			7 1B	SH5-4			K		2	1	1	0	0	0	1											
				22 2B	1B					1	0	0	0	0	1	0											
<b>Inning Stats</b>	R: 0 E: 0 K: 0 S: 9	H: 1 LOB: 2 BB: 1 P: 15	R: 0 E: 0 K: 1 S: 9	H: 1 LOB: 1 BB: 0 P: 11	R: 0 E: 0 K: 0 S: 15	H: 1 LOB: 2 BB: 1 P: 25	R: 3 E: 0 K: 1 S: 17	H: 4 LOB: 1 BB: 0 P: 23	R: 2 E: 0 K: 1 S: 14	H: 3 LOB: 0 BB: 1 P: 21	R: 0 E: 0 K: 0 S: 9	H: 1 LOB: 0 BB: 0 P: 15	R: 0 E: 0 K: 0 S: 12	H: 0 LOB: 0 BB: 0 P: 17	R: 0 E: 0 K: 2 S: 8	H: 0 LOB: 0 BB: 0 P: 12	R: 0 E: 0 K: 0 S: 11	H: 1 LOB: 1 BB: 0 P: 13	1B: 9 2B: 3 3B: 0 HR: 0	SF: 0 SAC: 1 DP: 0 HBP: 0	WP: 0 PB: 0 SB: 0 CS: 1	PA: 42					
<b>PITCHER</b>	IP	WLS	BF	H	R	ER	SO	BB	IBB	HBP	BLK	WP	HR	S	P	ERA	WHIP										
56 Zach Eflin, R ERA: 4.57	3.2		20	7	3	3	2	2	0	0	0	0	0	49	73	7.36	2.455										
43 Nick Pivetta, R ERA: 5.42	1.1	L	8	3	2	2	1	1	0	0	0	0	0	15	22	13.50	3.000										
55 Ranger Suárez, L ERA: 3.9	1.0		3	1	0	0	0	0	0	0	0	0	0	9	15	0.00	1.000										
25 Jared Hughes, R ERA: 4.01	1.0		3	0	0	0	0	0	0	0	0	0	0	12	17	0.00	0.000										
53 Blake Parker, R ERA: 4.11	1.0		3	0	0	0	2	0	0	0	0	0	0	8	12	0.00	0.000										
<b>Batter</b>	<b>1</b>	<b>2</b>	<b>3</b>	<b>4</b>	<b>5</b>	<b>6</b>	<b>7</b>	<b>8</b>	<b>9</b>	<b>AB</b>	<b>R</b>	<b>H</b>	<b>RBI</b>	<b>BB</b>	<b>SO</b>	<b>LOB</b>	<b>BOTTOM</b>										
17 Rhys Hoskins, R OBP: 0.380, SLG: 0.481	G4-3	K2-3			BB			G1-3		3	0	0	0	1	1	1	<b>San Diego Padres @ Philadelphia Phillies</b> Citizens Bank Park, Philadelphia, PA Sat Aug 17 2019, 7:07 PM - 10:23 PM EDT Att: 31,332 - Partly Cloudy - 90 F										
3 Bryce Harper, L OBP: 0.372, SLG: 0.491	K		G3		F9			K		4	0	0	0	0	2	1											
10 J.T. Realmuto, R OBP: 0.333, SLG: 0.489	1B		HR		G5-3			K		4	1	2	1	0	1	1											
31 Corey Dickerson, L OBP: 0.351, SLG: 0.562	K		F8		16 WP			P2		4	0	1	0	0	1	1											
2 Jean Segura, R OBP: 0.331, SLG: 0.428		4 2B	F8		G5-3			16 WP		3	1	1	0	0	0	1											
16 César Hernández, S OBP: 0.326, SLG: 0.397	F7		F8		F9			K		4	0	0	0	0	1	3											
4 Scott Kingery, R OBP: 0.331, SLG: 0.494		56 1B	L9		K2-3			G5-3		4	1	1	1	0	1	2											
40 Adam Haseley, L OBP: 0.299, SLG: 0.406		K	K2-3					G3		4	0	0	0	0	2	2											
56 Zach Eflin, R ERA: 4.57 43 Nick Pivetta, R ERA: 5.42 33 Brad Miller, L OBP: 0.292, SLG: 0.373 55 Ranger Suárez, L ERA: 3.9 25 Jared Hughes, R ERA: 4.01 8 Logan Morrison, L OBP: 0.255, SLG: 0.327 53 Blake Parker, R ERA: 4.11 52 Jose Alvarez, L ERA: 3.09					L8			P4		1	0	1	1	0	0	0											
										0	0	0	0	0	0	0											
<b>Inning Stats</b>	R: 0 E: 0 K: 2 S: 10	H: 1 LOB: 1 BB: 0 P: 15	R: 2 E: 0 K: 2 S: 15	H: 3 LOB: 0 BB: 0 P: 21	R: 1 E: 0 K: 0 S: 12	H: 1 LOB: 0 BB: 0 P: 15	R: 0 E: 0 K: 1 S: 9	H: 0 LOB: 0 BB: 0 P: 11	R: 0 E: 0 K: 0 S: 6	H: 0 LOB: 0 BB: 1 P: 14	R: 0 E: 0 K: 1 S: 10	H: 1 LOB: 1 BB: 0 P: 16	R: 0 E: 0 K: 0 S: 10	H: 0 LOB: 0 BB: 0 P: 16	R: 0 E: 0 K: 2 S: 10	H: 0 LOB: 0 BB: 0 P: 14	R: 0 E: 0 K: 1 S: 9	H: 0 LOB: 1 BB: 0 P: 18	1B: 2 2B: 3 3B: 0 HR: 1	SF: 0 SAC: 0 DP: 0 HBP: 1	WP: 2 PB: 0 SB: 0 CS: 0	PA: 35					
<b>PITCHER</b>	IP	WLS	BF	H	R	ER	SO	BB	IBB	HBP	BLK	WP	HR	S	P	ERA	WHIP										
29 Dinelson Lamet, R ERA: 3.95	6.0		25	6	3	3	6	1	0	0	0	0	0	10	92	4.50	1.167										
55 Matt Strahm, L ERA: 5.23	1.0	H	3	0	0	0	0	0	0	0	0	0	0	10	16	0.00	0.000										
52 Andrés Muñoz, R ERA: 1.88	1.0	H	3	0	0	0	2	0	0	0	0	0	0	10	14	0.00	0.000										
39 Kirby Yates, R ERA: 1.1	1.0	S	4	0	0	0	1	0	0	1	0	0	0	9	18	0.00	0.000										



Batter	1	2	3	4	5	6	7	8	9	AB	R	H	RBI	BB	SO	LOB	TOP						
7 Manuel Margot, R OBP: 0.322, SLG: 0.409										4	0	1	0	0	0	0							
22 Josh Naylor, L OBP: 0.311, SLG: 0.423										4	0	0	0	0	0	1							
52 Andrés Muñoz, R OBP: 0.359, SLG: 0.388										4	0	1	0	0	0	1							
13 Manny Machado, R OBP: 0.333, SLG: 0.472										2	1	0	0	2	1	1							
10 Hunter Renfroe, R OBP: 0.302, SLG: 0.540										4	0	1	0	0	0	4							
30 Eric Hosmer, L OBP: 0.335, SLG: 0.456										4	0	0	0	0	2	2							
11 Ty France, R OBP: 0.271, SLG: 0.330										4	1	2	2	0	0	0							
39 Kirby Yates, L										4	1	4	1	0	0	0							
9 Luis Urias, R OBP: 0.350, SLG: 0.306										2	0	0	0	0	2	2							
18 Austin Hedges, R OBP: 0.257, SLG: 0.344										1	0	0	0	0	1	1							
37 Joey Lucchesi, L OBP: 0.100, SLG: 0.077										1	0	0	0	0	1	0							
4 Wil Myers, R OBP: 0.317, SLG: 0.400										1	0	0	0	0	0	0							
34 Craig Stammen, R OBP: 0.348, SLG: 0.381										1	0	0	0	0	0	0							
55 Matt Strahm, R OBP: 0.348, SLG: 0.381										1	0	0	0	0	1	1							
16 Travis Jankowski, L										1	0	0	0	0	1	1							
<b>Inning Stats</b>	R: 0 E: 0 K: 0 S: 11	H: 1 LOB: 2 BB: 1 P: 19	R: 0 E: 0 K: 2 S: 10	H: 2 LOB: 2 BB: 0 P: 18	R: 0 E: 0 K: 1 S: 7	H: 0 LOB: 0 BB: 0 P: 12	R: 2 E: 0 K: 0 S: 11	H: 2 LOB: 1 BB: 1 P: 22	R: 0 E: 0 K: 1 S: 7	H: 0 LOB: 0 BB: 0 P: 8	R: 0 E: 0 K: 0 S: 14	H: 1 LOB: 1 BB: 0 P: 16	R: 1 E: 0 K: 1 S: 9	H: 1 LOB: 0 BB: 0 P: 12	R: 0 E: 0 K: 1 S: 12	H: 1 LOB: 1 BB: 0 P: 19	R: 0 E: 0 K: 2 S: 10	H: 1 LOB: 1 BB: 0 P: 15	1B: 6 2B: 2 3B: 0 HR: 2	SF: 0 SAC: 0 DP: 1 HBP: 0	WP: 0 PB: 0 SB: 1 CS: 1	PA: 36	
<b>PITCHER</b>	IP: 5.2 WLS: L BF: 23	H: 6 R: 2 ER: 2 SO: 4	BB: 2 IBB: 0 HBP: 0 BLK: 0	WP: 0 HR: 1 S: 52 P: 86	ERA: 3.18 WHIP: 1.412	IP: 6.1 WLS: L BF: 5	H: 1 R: 1 ER: 1 SO: 1	BB: 0 IBB: 0 HBP: 0 BLK: 0	WP: 0 HR: 1 S: 17 P: 21	ERA: 6.75 WHIP: 0.750	IP: 8.1 WLS: L BF: 4	H: 1 R: 0 ER: 0 SO: 1	BB: 0 IBB: 0 HBP: 0 BLK: 0	WP: 0 HR: 0 S: 12 P: 19	ERA: 0.00 WHIP: 1.000	IP: 9.1 WLS: L BF: 4	H: 0 R: 0 ER: 0 SO: 2	BB: 0 IBB: 0 HBP: 0 BLK: 0	WP: 0 HR: 0 S: 10 P: 15	ERA: 0.00 WHIP: 1.000			

San Diego Padres @ Philadelphia Phillies  
Citizens Bank Park, Philadelphia, PA  
Sun Aug 18 2019, 1:11 PM - 4:32 PM EDT  
Att: 36,210 - Partly Cloudy - 90 F

AB 34  
R 3  
H 9  
RBI 3  
BB 2  
SO 8  
LOB 12



Batter	1	2	3	4	5	6	7	8	9	AB	R	H	RBI	BB	SO	LOB	BOTTOM						
17 Rhys Hoskins, R OBP: 0.377, SLG: 0.477										4	0	0	0	0	1	0							
10 J.T. Realmuto, R OBP: 0.330, SLG: 0.485										4	0	0	0	0	1	0							
3 Bryce Harper, L OBP: 0.374, SLG: 0.492										1	1	1	0	1	0	0							
40 Adam Haseley, L OBP: 0.303, SLG: 0.402										4	0	2	2	0	1	1							
2 Jean Segura, R OBP: 0.332, SLG: 0.433										4	0	2	2	0	1	1							
31 Corey Dickerson, L OBP: 0.344, SLG: 0.549										4	0	0	0	0	1	3							
4 Scott Kingery, R OBP: 0.327, SLG: 0.488										4	0	0	0	0	2	1							
16 César Hernández, S OBP: 0.329, SLG: 0.396										3	0	1	0	0	0	0							
13 Sean Rodríguez, R OBP: 0.300, SLG: 0.367										2	0	0	0	0	1	0							
33 Brad Miller, L OBP: 0.320, SLG: 0.420										2	0	0	0	0	1	0							
44 Jason Vargas, L OBP: 0.088, SLG: 0.088										0	0	0	0	0	0	0							
25 Jared Hughes, R										0	0	0	0	0	0	0							
8 Logan Morrison, L OBP: 0.375, SLG: 0.500										1	0	0	0	0	0	1							
28 Mike Morin, R										0	0	0	0	0	0	0							
50 Héctor Neris, R										0	0	0	0	0	0	0							
<b>Inning Stats</b>	R: 1 E: 0 K: 0 S: 16	H: 1 LOB: 1 BB: 1 P: 28	R: 0 E: 0 K: 1 S: 8	H: 0 LOB: 0 BB: 0 P: 12	R: 0 E: 0 K: 2 S: 7	H: 0 LOB: 0 BB: 0 P: 11	R: 0 E: 0 K: 0 S: 10	H: 1 LOB: 1 BB: 0 P: 16	R: 0 E: 0 K: 0 S: 6	H: 0 LOB: 0 BB: 0 P: 7	R: 1 E: 0 K: 1 S: 22	H: 1 LOB: 1 BB: 1 P: 35	R: 0 E: 0 K: 1 S: 10	H: 1 LOB: 0 BB: 0 P: 14	R: 0 E: 0 K: 0 S: 8	H: 0 LOB: 0 BB: 0 P: 13	R: 0 E: 0 K: 3 S: 18	H: 0 LOB: 0 BB: 0 P: 27	1B: 2 2B: 2 3B: 0 HR: 0	SF: 0 SAC: 0 DP: 0 HBP: 0	WP: 1 PB: 0 SB: 0 CS: 0	PA: 33	
<b>PITCHER</b>	IP: 6.0 WLS: W BF: 23	H: 3 R: 2 ER: 2 SO: 4	BB: 2 IBB: 0 HBP: 0 BLK: 0	WP: 1 HR: 0 S: 69 P: 109	ERA: 3.00 WHIP: 0.833	IP: 7.1 WLS: H BF: 3	H: 1 R: 0 ER: 0 SO: 0	BB: 0 IBB: 0 HBP: 0 BLK: 0	WP: 0 HR: 0 S: 8 P: 13	ERA: 0.00 WHIP: 0.000	IP: 8.1 WLS: H BF: 4	H: 3 R: 0 ER: 0 SO: 0	BB: 0 IBB: 0 HBP: 0 BLK: 0	WP: 0 HR: 0 S: 10 P: 15	ERA: 0.00 WHIP: 1.000	IP: 9.1 WLS: S BF: 4	H: 0 R: 0 ER: 0 SO: 3	BB: 0 IBB: 0 HBP: 0 BLK: 0	WP: 0 HR: 0 S: 18 P: 27	ERA: 0.00 WHIP: 0.000			

San Diego Padres @ Philadelphia Phillies  
Citizens Bank Park, Philadelphia, PA  
Sun Aug 18 2019, 1:11 PM - 4:32 PM EDT  
Att: 36,210 - Partly Cloudy - 90 F

AB 31  
R 2  
H 4  
RBI 2  
BB 2  
SO 8  
LOB 7





























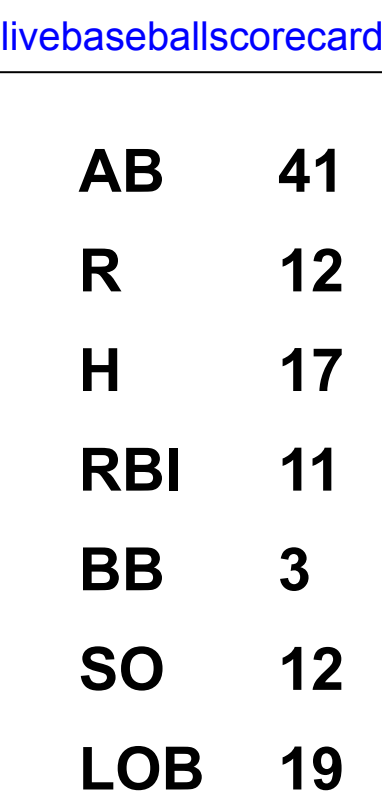




Batter	1	2	3	4	5	6	7	8	9	AB	R	H	RBI	BB	SO	LOB	TOP		
27 Kevin Newman, R (1,6) OBP: 0.346, SLG: 0.415	L1		F9				G4-3			3	0	1	0	0	0	0	Pittsburgh Pirates @ Philadelphia Phillies Citizens Bank Park, Philadelphia, PA Wed Aug 28 2019, 6:08 PM - 9:27 PM EDT Att: 24,224 - Cloudy - 80 F		
2 Enk González, R (7,PH) OBP: 0.258, SLG: 0.244	L1		F9							1	0	0	0	0	0	1			
10 Bryan Reynolds, S (1,7) OBP: 0.401, SLG: 0.526	F9		K							3	0	0	0	0	1	1			
6 Starling Marte, R (1,8) OBP: 0.336, SLG: 0.508	K									4	2	3	1	0	1	0			
55 Josh Bell, S (1,3)										4	1	2	2	0	0	1			
19 Colin Moran, L (1,5) OBP: 0.332, SLG: 0.455										4	0	1	0	0	1	0			
36 José Osuna, R (1,9) OBP: 0.337, SLG: 0.539										4	0	0	0	0	2	2			
26 Adam Frazier, L (1,4) OBP: 0.327, SLG: 0.395										4	0	1	0	0	1	2			
58 Jacob Stallings, R (1,2) OBP: 0.329, SLG: 0.378										4	0	1	0	0	0	3			
23 Mitch Keller, R (1,1)										2	0	0	0	0	0	0			
15 Pablo Reyes, R (5,7) OBP: 0.227, SLG: 0.296										1	0	0	0	0	1	1			
70 Yefry Ramírez, R (5,1)										1	0	0	0	0	0	0			
<b>Inning Stats</b>	R: 0 E: 0 K: 1 S: 10	H: 0 LOB: 0 BB: 0 P: 17	R: 0 E: 0 K: 1 S: 12	H: 2 LOB: 2 BB: 0 P: 17	R: 0 E: 0 K: 1 S: 7	H: 0 LOB: 0 BB: 0 P: 9	R: 2 E: 0 K: 2 S: 15	H: 2 LOB: 0 BB: 0 P: 19	R: 0 E: 0 K: 0 S: 10	H: 1 LOB: 1 BB: 0 P: 13	R: 1 E: 0 K: 0 S: 12	H: 1 LOB: 0 BB: 0 P: 17	R: 0 E: 0 K: 1 S: 11	H: 1 LOB: 1 BB: 0 P: 15	R: 0 E: 0 K: 0 S: 7	H: 1 LOB: 0 BB: 0 P: 9	1B: 6 2B: 1 3B: 0 HR: 2	SF: 0 SAC: 0 DP: 1 HBP: 0	WP: 0 PA: 35 PB: 0 SB: 0 CS: 0
<b>PITCHER</b>	IP WLS BF H R ER SO BB IBB HBP BLK WP HR S P ERA WHIP																		
21 Vince Velasquez, R (1,1) ERA: 4.86	5.0 W 20 5 2 2 5 0 0 0 0 0 0 1 54 75 3.60 1.000																		
54 Austin Davis, L (6,1) ERA: 7.71	2.0 8 2 1 1 1 0 0 0 0 0 0 1 23 32 4.50 1.000																		
66 Edgar García, R (8,1) ERA: 5.52	2.0 7 2 0 0 1 0 0 0 0 0 0 0 13 15 0.00 1.000																		

Batter	1	2	3	4	5	6	7	8	9	AB	R	H	RBI	BB	SO	LOB	BOTTOM		
31 Corey Dickerson, L (1,7) OBP: 0.341, SLG: 0.565	P6		K							5	1	1	1	0	2	5	Pittsburgh Pirates @ Philadelphia Phillies Citizens Bank Park, Philadelphia, PA Wed Aug 28 2019, 6:08 PM - 9:27 PM EDT Att: 24,224 - Cloudy - 80 F		
10 J.T. Realmuto, R (1,2) OBP: 0.334, SLG: 0.487	L3		K							5	2	3	1	0	1	0			
15 Andrew Knapp, S (8,2) OBP: 0.319, SLG: 0.267										0	0	0	0	0	0	0			
3 Bryce Harper, L (1,9) OBP: 0.372, SLG: 0.497	K									4	3	2	1	1	1	1			
66 Edgar García, R (8,1)										0	0	0	0	0	0	0			
17 Rhys Hoskins, R (1,3) OBP: 0.380, SLG: 0.474										4	2	2	1	1	1	1			
2 Jean Segura, R (1,6) OBP: 0.335, SLG: 0.429										4	1	2	1	0	1	2			
13 Sean Rodríguez, R (8,PH) OBP: 0.327, SLG: 0.407										1	0	0	0	0	1	0			
16 César Hernández, S (1,4) OBP: 0.335, SLG: 0.400										5	2	3	3	0	1	2			
4 Scott Kingery, R (1,5) OBP: 0.336, SLG: 0.499										5	0	2	1	0	2	3			
40 Adam Haseley, L (1,8) OBP: 0.300, SLG: 0.374										5	1	2	2	0	0	2			
21 Vince Velasquez, R (1,1) OBP: 0.296, SLG: 0.360										2	0	0	0	0	2	2			
8 Logan Morrison, L (5,PH) OBP: 0.333, SLG: 0.571										0	0	0	0	1	0	0			
54 Austin Davis, L (6,1)										0	0	0	0	0	0	0			
33 Brad Miller, L (7,PH) OBP: 0.327, SLG: 0.439										1	0	0	0	0	0	1			
<b>Inning Stats</b>	R: 0 E: 0 K: 1 S: 8	H: 0 LOB: 0 BB: 0 P: 13	R: 2 E: 0 K: 3 S: 20	H: 4 LOB: 2 BB: 0 P: 29	R: 1 E: 0 K: 2 S: 13	H: 2 LOB: 1 BB: 0 P: 16	R: 0 E: 0 K: 2 S: 10	H: 0 LOB: 0 BB: 0 P: 15	R: 5 E: 0 K: 0 S: 24	H: 5 LOB: 2 BB: 2 P: 39	R: 2 E: 2 K: 1 S: 15	H: 2 LOB: 1 BB: 1 P: 29	R: 1 E: 0 K: 0 S: 15	H: 2 LOB: 1 BB: 0 P: 26	R: 1 E: 0 K: 2 S: 13	H: 2 LOB: 1 BB: 0 P: 22	1B: 9 2B: 4 3B: 2 HR: 2	SF: 0 SAC: 0 DP: 0 HBP: 0	WP: 0 PA: 44 PB: 1 SB: 1 CS: 0
<b>PITCHER</b>	IP WLS BF H R ER SO BB IBB HBP BLK WP HR S P ERA WHIP																		
23 Mitch Keller, R (1,1) ERA: 8.62	4.0 L 24 11 8 8 0 1 0 0 0 0 0 1 67 99 18.00 3.000																		
70 Yefry Ramírez, R (5,1) ERA: 7.0	4.0 6 4 3 4 2 0 0 0 0 0 0 1 51 90 6.75 2.000																		

AB 35  
R 3  
H 9  
RBI 3  
BB 0  
SO 7  
LOB 11













Batter	1	2	3	4	5	6	7	8	9	AB	R	H	RBI	BB	SO	LOB	TOP										
6 Jeff McNeil, L OBP: 0.389, SLG: 0.519	G4-3		G4-3			P4		FC3-2 20 WP		4	0	0	0	0	0	3	<b>New York Mets @ Philadelphia Phillies</b> Citizens Bank Park, Philadelphia, PA Sun Sep 01 2019, 7:09 PM - 9:59 PM EDT Att: 33,492 - Partly Cloudy - 76 F										
20 Pete Alonso, R OBP: 0.368, SLG: 0.589	HR					F7		BB		3	1	2	1	1	0	0											
30 Michael Conforto, L OBP: 0.364, SLG: 0.499	L7					G4-6-3		K		4	0	0	0	0	1	3											
40 Wilson Ramos, R OBP: 0.359, SLG: 0.428	G4-3									4	0	1	0	0	0	0											
2 Joe Panik, L OBP: 0.311, SLG: 0.320	F8					L3		G6-3		3	0	0	0	1	0	0											
1 Amed Rosario, R OBP: 0.323, SLG: 0.432	G6-3					G1-3		L7		4	0	0	0	0	1	2											
21 Todd Frazier, R OBP: 0.309, SLG: 0.423										3	0	1	0	0	2	0											
18 Rajai Davis, R OBP: 0.235, SLG: 0.438						K				0	0	0	0	0	0	0											
12 Juan Lagares, R OBP: 0.269, SLG: 0.286										2	0	0	0	0	0	0											
9 Brandon Nimmo, L OBP: 0.348, SLG: 0.523						F7		BB		0	1	0	0	1	0	0											
7 Marcus Stroman, R OBP: 0.307, SLG: 0.677										2	0	0	0	0	1	0											
43 Luis Avila, L										0	0	0	0	0	0	0											
51 Paul Sewald, R										0	0	0	0	0	0	0											
13 Luis Guillorme, L										0	0	0	0	0	0	0											
73 Daniel Zamora, L										0	0	0	0	0	0	0											
27 Jeurys Familia, R										0	0	0	0	0	0	0											
<b>Inning Stats</b>	R: 1 E: 0 K: 0 S: 10	H: 1 LOB: 0 BB: 0 P: 16	R: 0 E: 0 K: 1 S: 8	H: 0 LOB: 0 BB: 0 P: 16	R: 0 E: 0 K: 0 S: 6	H: 0 LOB: 0 BB: 0 P: 7	R: 0 E: 0 K: 0 S: 12	H: 2 LOB: 2 BB: 1 P: 18	R: 0 E: 0 K: 2 S: 8	H: 0 LOB: 0 BB: 0 P: 8	R: 0 E: 0 K: 0 S: 8	H: 0 LOB: 0 BB: 0 P: 11	R: 0 E: 0 K: 0 S: 7	H: 0 LOB: 0 BB: 0 P: 8	R: 1 E: 0 K: 1 S: 13	H: 1 LOB: 2 BB: 2 P: 22	R: 0 E: 0 K: 1 S: 7	H: 0 LOB: 0 BB: 0 P: 12	1B: 2 2B: 1 3B: 0 HR: 1	SF: 0 SAC: 1 DP: 1 HBP: 0	WP: 2 PB: 0 SB: 0 CS: 0	PA: 33					
<b>PITCHER</b>	IP	WLS	BF	H	R	ER	SO	BB	IBB	HBP	BLK	WP	HR	S	P	ERA	WHIP										
56 Zach Eflin, R ERA: 4.33	7.0		24	3	1	1	3	1	0	0	0	0	1	59	84	1.29	0.571										
28 Mike Morin, R ERA: 4.17	0.1	H	3	1	1	1	0	1	0	0	0	1	0	6	10	27.00	6.000										
50 Héctor Neris, R ERA: 3.14	1.2	W	6	0	0	0	2	1	0	0	0	1	0	14	24	0.00	0.600										

Batter	1	2	3	4	5	6	7	8	9	AB	R	H	RBI	BB	SO	LOB	BOTTOM										
31 Corey Dickerson, L OBP: 0.351, SLG: 0.566	17 1B					L3		G3		4	0	2	1	0	0	1	<b>New York Mets @ Philadelphia Phillies</b> Citizens Bank Park, Philadelphia, PA Sun Sep 01 2019, 7:09 PM - 9:59 PM EDT Att: 33,492 - Partly Cloudy - 76 F										
10 J.T. Realmuto, R OBP: 0.327, SLG: 0.476	P3							F8		3	0	0	0	1	0	4											
3 Bryce Harper, L OBP: 0.372, SLG: 0.501	K					L4		K		4	1	1	0	0	2	2											
17 Rhys Hoskins, R OBP: 0.383, SLG: 0.476								G6-3		3	1	1	0	1	1	1											
33 Brad Miller, L OBP: 0.331, SLG: 0.476										4	1	2	1	0	1	2											
13 Sean Rodríguez, R OBP: 0.320, SLG: 0.398	HR							F8		0	0	0	0	0	0	0											
16 César Hernández, S OBP: 0.335, SLG: 0.397	K					G5-3				3	1	0	0	1	1	1											
4 Scott Kingery, R OBP: 0.336, SLG: 0.496										4	1	2	3	0	1	0											
40 Adam Haseley, L OBP: 0.311, SLG: 0.379										3	0	1	0	1	0	1											
56 Zach Eflin, R OBP: 0.200, SLG: 0.225										2	0	0	0	0	0	2											
23 Jay Bruce, L OBP: 0.275, SLG: 0.538										1	0	0	0	0	0	1											
28 Mike Morin, R										0	0	0	0	0	0	0											
50 Héctor Neris, R										1	0	0	0	0	1	1											
<b>Inning Stats</b>	R: 0 E: 0 K: 1 S: 11	H: 2 LOB: 2 BB: 0 P: 15	R: 2 E: 1 K: 1 S: 14	H: 3 LOB: 2 BB: 1 P: 23	R: 0 E: 0 K: 1 S: 9	H: 1 LOB: 1 BB: 0 P: 14	R: 0 E: 0 K: 0 S: 8	H: 0 LOB: 0 BB: 0 P: 13	R: 0 E: 0 K: 1 S: 13	H: 0 LOB: 1 BB: 1 P: 21	R: 0 E: 0 K: 2 S: 8	H: 0 LOB: 0 BB: 0 P: 9	R: 0 E: 0 K: 0 S: 11	H: 1 LOB: 1 BB: 0 P: 15	R: 3 E: 0 K: 1 S: 12	H: 2 LOB: 1 BB: 2 P: 20	1B: 4 2B: 4 3B: 0 HR: 1	SF: 0 SAC: 0 DP: 0 HBP: 0	WP: 0 PB: 0 SB: 0 CS: 0	PA: 36							
<b>PITCHER</b>	IP	WLS	BF	H	R	ER	SO	BB	IBB	HBP	BLK	WP	HR	S	P	ERA	WHIP										
7 Marcus Stroman, R ERA: 3.28	6.0		26	7	2	2	6	2	0	0	0	0	0	4	6	0.00	0.000										
43 Luis Avila, L ERA: 3.99	0.2		2	0	0	0	0	0	0	0	0	0	0	4	6	0.00	0.000										
51 Paul Sewald, R ERA: 2.51	0.1		1	0	0	0	0	0	0	0	0	0	0	5	6	0.00	0.000										
73 Daniel Zamora, L ERA: 7.1	0.0	L	1	1	1	1	0	0	0	0	0	0	0	2	2	∞	∞										
27 Jeurys Familia, R ERA: 5.96	1.0		6	1	2	2	1	1	1	0	0	0	0	10	18	18.00	2.000										



Batter	1	2	3	4	5	6	7	8	9	AB	R	H	RBI	BB	SO	LOB	TOP				
31 Corey Dickerson, L (1, 7) OBP: 0.346, SLG: 0.556	P5		G4-3		K			G5-3		4	0	0	0	0	1	0	<b>Philadelphia Phillies @ Cincinnati Reds</b> Great American Ball Park, Cincinnati, OH Mon Sep 02 2019, 2:13 PM - 4:52 PM EDT Att: 19,631 - Cloudy - 81 F				
33 Brad Miller, L (1, 5) OBP: 0.331, SLG: 0.472	F8		17 HR		F8			3 HR		3	1	1	0	0	0	0					
13 Sean Rodríguez, R (8, PH) OBP: 0.327, SLG: 0.404										1	1	1	0	0	0	0					
3 Bryce Harper, L (1, 9) OBP: 0.372, SLG: 0.505	E3		F7					1 HR		4	1	1	2	0	0	1					
17 Rhys Hoskins, R (1, 3) OBP: 0.384, SLG: 0.488	K		1 HR							4	2	2	3	0	1	1					
16 César Hernández, S (1, 4) OBP: 0.335, SLG: 0.394		4 HR	G3-1							3	1	0	0	1	1	0					
4 Scott Kingery, R (1, 6) OBP: 0.335, SLG: 0.501		1 HR			F8					4	1	1	2	0	2	0					
40 Adam Haseley, L (1, 8) OBP: 0.310, SLG: 0.371		15 HR	G3-1							3	0	0	0	1	1	0					
15 Andrew Knapp, S (1, 2) OBP: 0.315, SLG: 0.257		L4-3			K					4	0	0	0	0	3	2					
18 Drew Smyly, L (1, 1) 25 Jared Hughes, R (8, PH) 8 Logan Morrison, L (8, PH) 55 Ranger Suárez, L (8, PH) 5 Nick Williams, L (8, PH) 29 Nick Vincent, R (9, 1)			K							2	0	0	0	0	1	0					
<b>Inning Stats</b>	R: 0 H: 0 E: 1 K: 1 S: 8	H: 0 LOB: 1 BB: 0 P: 10	R: 2 H: 1 E: 0 K: 1 S: 13	H: 2 LOB: 0 BB: 2 P: 24	R: 2 H: 2 E: 0 K: 0 S: 12	H: 0 LOB: 0 BB: 0 P: 17	R: 0 H: 0 E: 0 K: 1 S: 6	H: 0 LOB: 0 BB: 0 P: 8	R: 0 H: 0 E: 0 K: 1 S: 9	H: 0 LOB: 0 BB: 0 P: 13	R: 0 H: 0 E: 0 K: 3 S: 15	H: 0 LOB: 0 BB: 0 P: 21	R: 3 H: 3 E: 0 K: 0 S: 15	H: 3 LOB: 1 BB: 0 P: 24	R: 0 H: 0 E: 1 K: 3 S: 11	H: 0 LOB: 1 BB: 0 P: 14	1B: 2 2B: 1 3B: 0 HR: 4	SF: 0 SAC: 0 DP: 1 HBP: 0	WP: 0 PB: 0 SB: 0 CS: 0	PA: 36	
<b>PITCHER</b>	IP WLS BF H R ER SO BB IBB HBP BLK WP HR S P ERA WHIP	IP WLS BF H R ER SO BB IBB HBP BLK WP HR S P ERA WHIP	IP WLS BF H R ER SO BB IBB HBP BLK WP HR S P ERA WHIP	IP WLS BF H R ER SO BB IBB HBP BLK WP HR S P ERA WHIP	IP WLS BF H R ER SO BB IBB HBP BLK WP HR S P ERA WHIP	IP WLS BF H R ER SO BB IBB HBP BLK WP HR S P ERA WHIP	IP WLS BF H R ER SO BB IBB HBP BLK WP HR S P ERA WHIP	IP WLS BF H R ER SO BB IBB HBP BLK WP HR S P ERA WHIP	IP WLS BF H R ER SO BB IBB HBP BLK WP HR S P ERA WHIP	IP WLS BF H R ER SO BB IBB HBP BLK WP HR S P ERA WHIP	IP WLS BF H R ER SO BB IBB HBP BLK WP HR S P ERA WHIP	IP WLS BF H R ER SO BB IBB HBP BLK WP HR S P ERA WHIP	IP WLS BF H R ER SO BB IBB HBP BLK WP HR S P ERA WHIP	IP WLS BF H R ER SO BB IBB HBP BLK WP HR S P ERA WHIP	IP WLS BF H R ER SO BB IBB HBP BLK WP HR S P ERA WHIP	IP WLS BF H R ER SO BB IBB HBP BLK WP HR S P ERA WHIP	IP WLS BF H R ER SO BB IBB HBP BLK WP HR S P ERA WHIP	IP WLS BF H R ER SO BB IBB HBP BLK WP HR S P ERA WHIP	IP WLS BF H R ER SO BB IBB HBP BLK WP HR S P ERA WHIP	IP WLS BF H R ER SO BB IBB HBP BLK WP HR S P ERA WHIP	IP WLS BF H R ER SO BB IBB HBP BLK WP HR S P ERA WHIP

AB	34
R	7
H	6
RBI	7
BB	2
SO	11
LOB	5



Batter	1	2	3	4	5	6	7	8	9	AB	R	H	RBI	BB	SO	LOB	BOTTOM				
15 Nick Senzel, R (1, 8) OBP: 0.318, SLG: 0.430	K		K2-4							4	0	2	0	0	2	1	<b>Philadelphia Phillies @ Cincinnati Reds</b> Great American Ball Park, Cincinnati, OH Mon Sep 02 2019, 2:13 PM - 4:52 PM EDT Att: 19,631 - Cloudy - 81 F				
19 Joey Votto, L (1, 3) OBP: 0.348, SLG: 0.407	G1-5-3		F7							3	0	0	0	1	0	1					
66 Joel Kuhnel, R (9, 1)										0	0	0	0	0	0	0					
6 Phillip Ervin, R (1, 7) OBP: 0.362, SLG: 0.525										2	0	0	0	0	2	0					
17 Josh VanMeter, L (6, PH) OBP: 0.345, SLG: 0.439	K									2	0	0	0	0	0	1					
44 Aristides Aquino, R (1, 9) OBP: 0.379, SLG: 0.750										4	1	2	1	0	1	1					
4 Jose Iglesias, R (1, 6) OBP: 0.324, SLG: 0.412										4	0	2	0	0	1	0					
12 Curt Casali, R (1, 2) OBP: 0.328, SLG: 0.423										2	0	1	0	0	0	1					
3 Freddy Galvis, S (7, PH) OBP: 0.298, SLG: 0.448										2	0	0	0	0	0	2					
52 Kyle Farmer, R (1, 5) OBP: 0.289, SLG: 0.419										3	0	0	0	1	2	3					
28 Anthony DeSclafani, R (1, 1) ERA: 6.65										2	0	0	0	0	1	2					
53 Wandy Peralta, L (8, 1) ERA: 4.42										0	0	0	0	0	0	0					
21 Michael Lorenzen, R (8, PH) OBP: 0.359, SLG: 0.535										1	0	0	0	0	0	0					
2 Alex Blandino, R (1, 4) (8, 5)										2	0	0	0	1	0	1					
<b>Inning Stats</b>	R: 0 H: 0 E: 0 K: 2 S: 8	H: 2 LOB: 0 BB: 0 P: 13	R: 1 H: 2 E: 0 K: 2 S: 13	H: 2 LOB: 1 BB: 0 P: 20	R: 0 H: 0 E: 0 K: 1 S: 11	H: 0 LOB: 1 BB: 1 P: 20	R: 0 H: 1 E: 0 K: 2 S: 12	H: 0 LOB: 0 BB: 0 P: 18	R: 0 H: 0 E: 0 K: 0 S: 12	H: 1 LOB: 1 BB: 1 P: 18	R: 0 H: 0 E: 0 K: 1 S: 8	H: 0 LOB: 0 BB: 0 P: 10	R: 0 H: 1 E: 0 K: 0 S: 9	H: 1 LOB: 1 BB: 0 P: 16	R: 0 H: 2 E: 0 K: 0 S: 7	H: 2 LOB: 2 BB: 0 P: 10	1B: 6 2B: 0 3B: 0 HR: 1	SF: 0 SAC: 0 DP: 1 HBP: 0	WP: 0 PB: 0 SB: 0 CS: 1	PA: 34	
<b>PITCHER</b>	IP WLS BF H R ER SO BB IBB HBP BLK WP HR S P ERA WHIP	IP WLS BF H R ER SO BB IBB HBP BLK WP HR S P ERA WHIP	IP WLS BF H R ER SO BB IBB HBP BLK WP HR S P ERA WHIP	IP WLS BF H R ER SO BB IBB HBP BLK WP HR S P ERA WHIP	IP WLS BF H R ER SO BB IBB HBP BLK WP HR S P ERA WHIP	IP WLS BF H R ER SO BB IBB HBP BLK WP HR S P ERA WHIP	IP WLS BF H R ER SO BB IBB HBP BLK WP HR S P ERA WHIP	IP WLS BF H R ER SO BB IBB HBP BLK WP HR S P ERA WHIP	IP WLS BF H R ER SO BB IBB HBP BLK WP HR S P ERA WHIP	IP WLS BF H R ER SO BB IBB HBP BLK WP HR S P ERA WHIP	IP WLS BF H R ER SO BB IBB HBP BLK WP HR S P ERA WHIP	IP WLS BF H R ER SO BB IBB HBP BLK WP HR S P ERA WHIP	IP WLS BF H R ER SO BB IBB HBP BLK WP HR S P ERA WHIP	IP WLS BF H R ER SO BB IBB HBP BLK WP HR S P ERA WHIP	IP WLS BF H R ER SO BB IBB HBP BLK WP HR S P ERA WHIP	IP WLS BF H R ER SO BB IBB HBP BLK WP HR S P ERA WHIP	IP WLS BF H R ER SO BB IBB HBP BLK WP HR S P ERA WHIP	IP WLS BF H R ER SO BB IBB HBP BLK WP HR S P ERA WHIP	IP WLS BF H R ER SO BB IBB HBP BLK WP HR S P ERA WHIP	IP WLS BF H R ER SO BB IBB HBP BLK WP HR S P ERA WHIP	IP WLS BF H R ER SO BB IBB HBP BLK WP HR S P ERA WHIP

AB	31
R	1
H	7
RBI	1
BB	3
SO	9
LOB	13





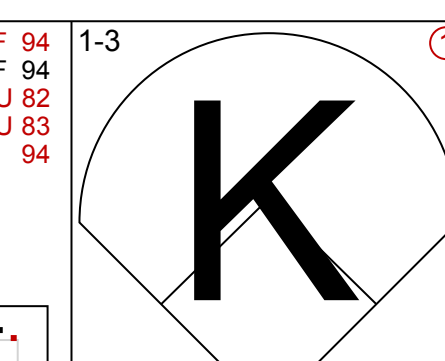
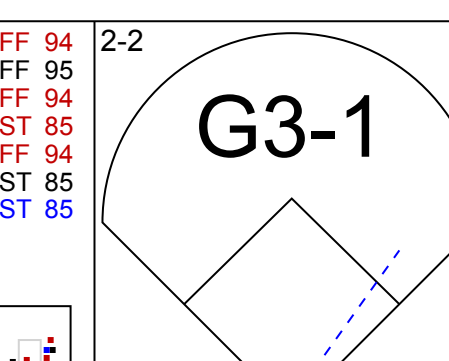
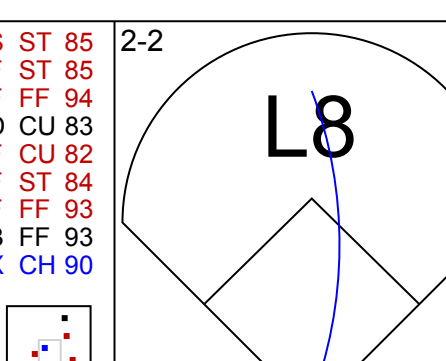
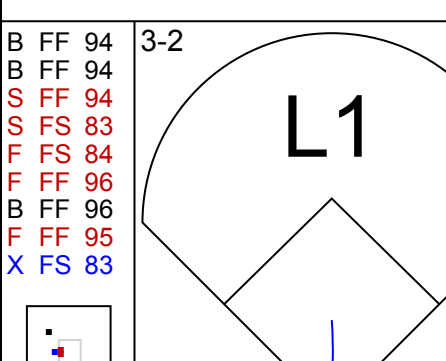
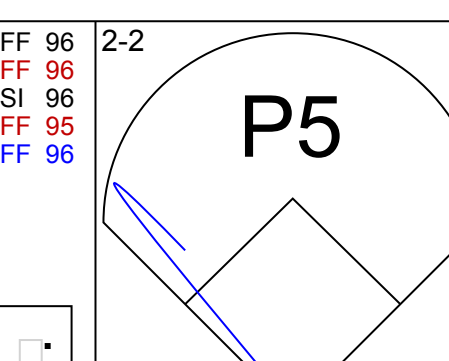
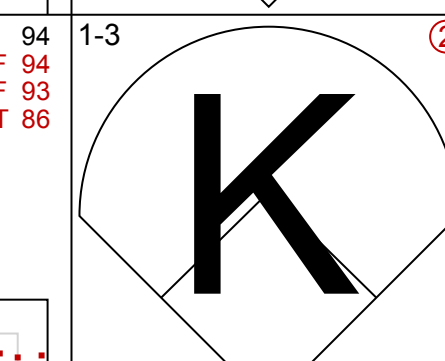
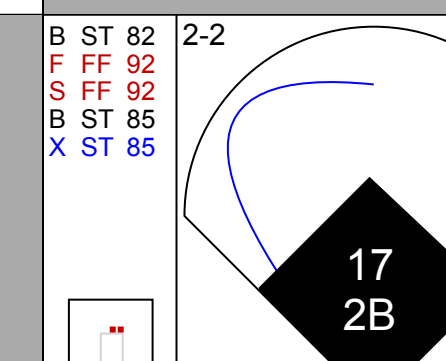
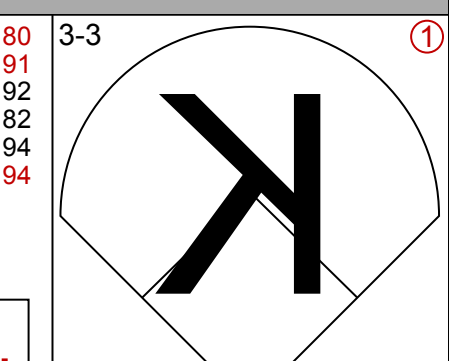
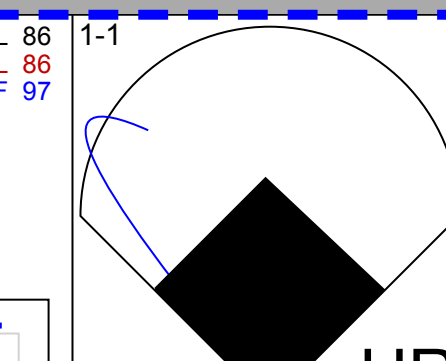
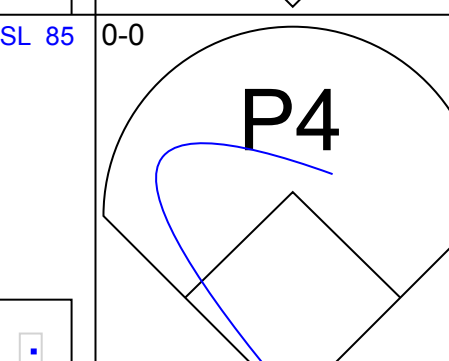
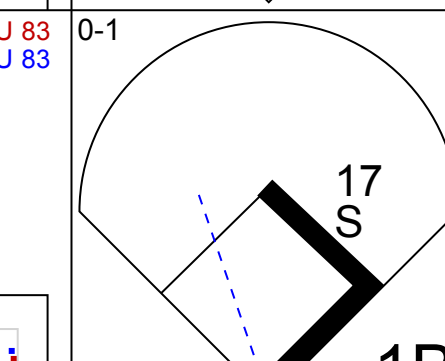
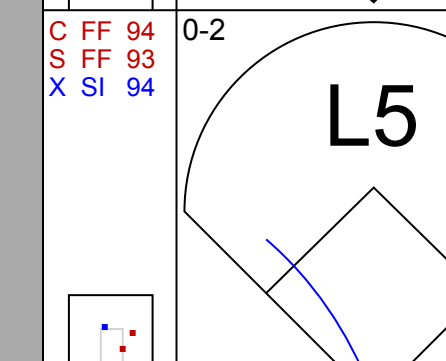
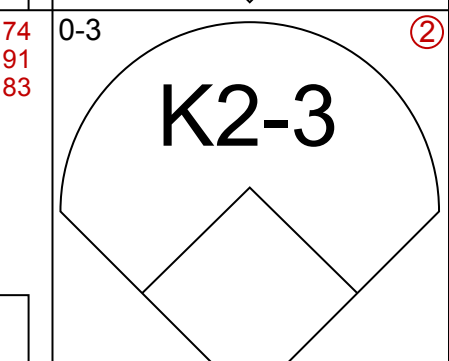
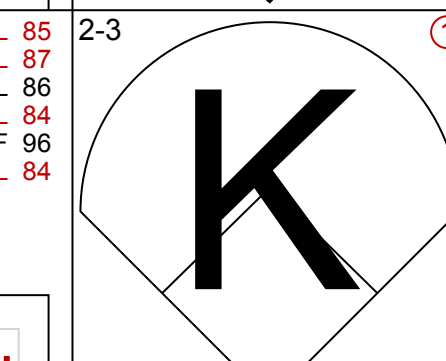

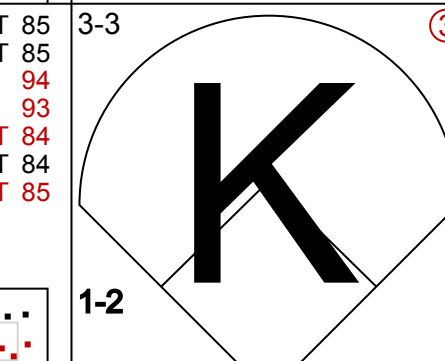
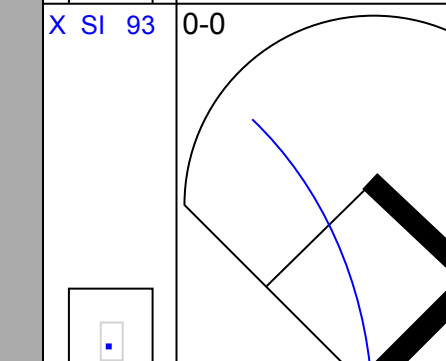
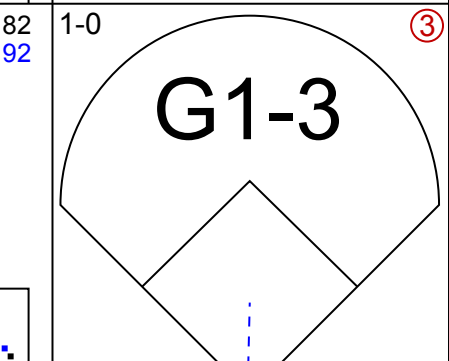
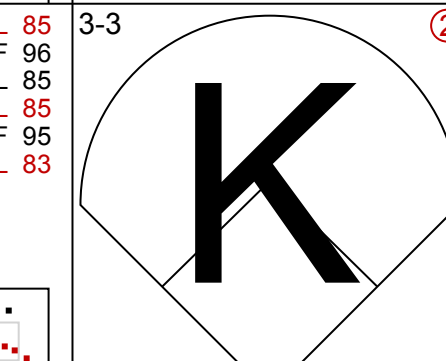


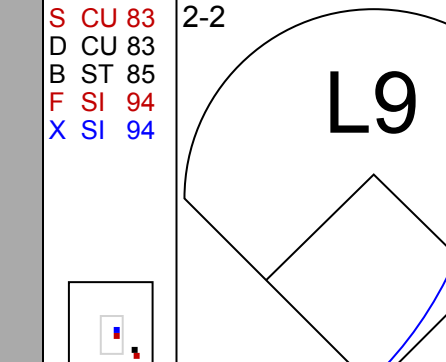

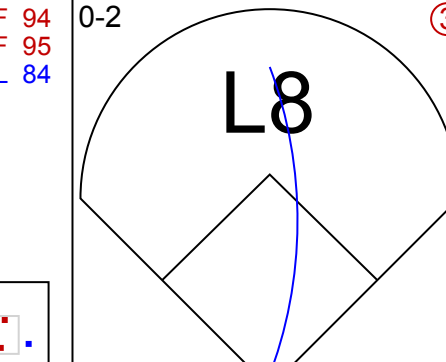


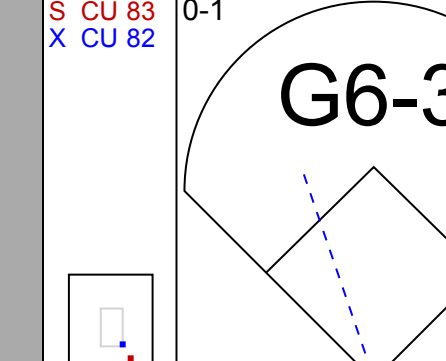
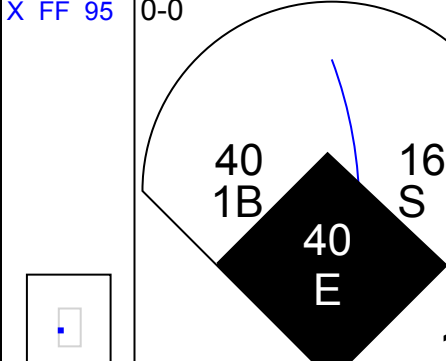


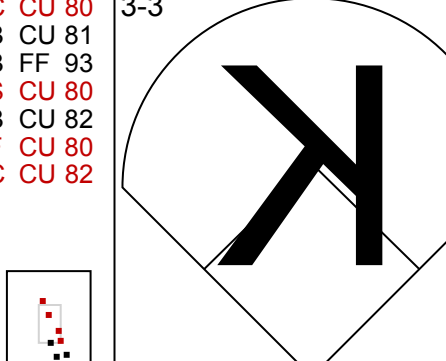

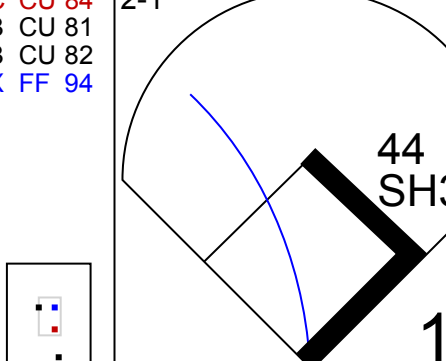
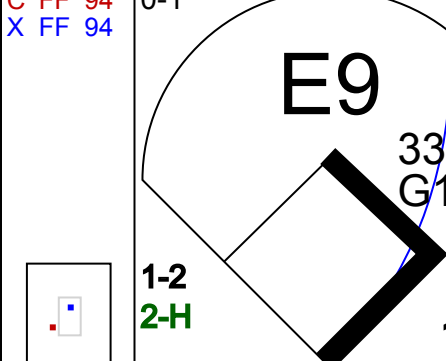

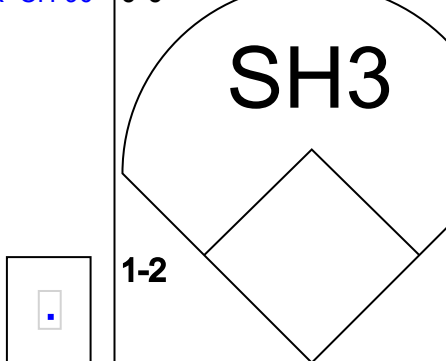
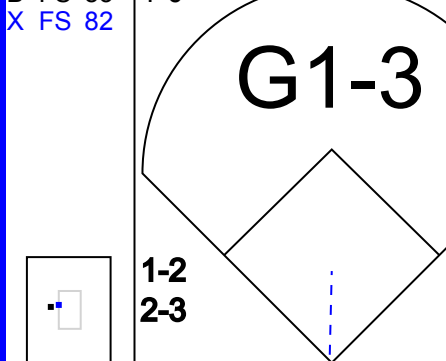
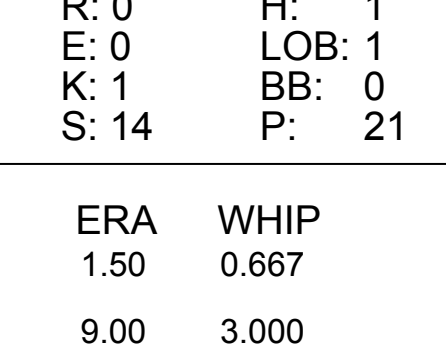
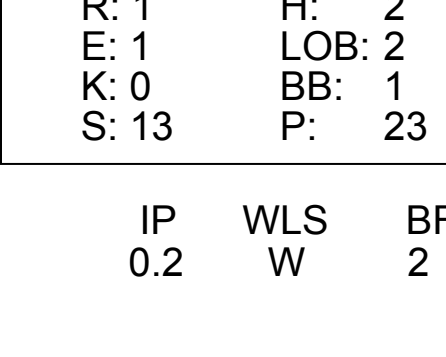







Batter	1	2	3	4	5	6	7	8	9	AB	R	H	RBI	BB	SO	LOB	TOP					
31 Corey Dickerson, L (1, 7) OBP: 0.351, SLG: 0.556										3	0	1	0	0	1	1	<b>Philadelphia Phillies @ Cincinnati Reds</b> Great American Ball Park, Cincinnati, OH Wed Sep 04 2019, 6:41 PM - 9:43 PM EDT Att: 13,448 - Clear - 84 F					
33 Brad Miller, L (5, PR) OBP: 0.325, SLG: 0.463										4	1	1	2	0	1	1						
10 J.T. Realmuto, R (1, 2) OBP: 0.325, SLG: 0.483										2	0	0	0	2	0	1						
3 Bryce Harper, L (1, 9) OBP: 0.371, SLG: 0.500										4	0	0	0	0	1	3						
17 Rhys Hoskins, R (1, 3) OBP: 0.380, SLG: 0.481										4	0	1	0	0	1	1						
2 Jean Segura, R (1, 6) OBP: 0.333, SLG: 0.434										4	0	1	0	0	1	1						
4 Scott Kingery, R (1, 5) OBP: 0.333, SLG: 0.503										4	0	0	0	0	2	2						
16 César Hernández, S (1, 4) OBP: 0.333, SLG: 0.394										4	1	1	0	0	0	1						
40 Adam Haseley, L (1, 8) OBP: 0.313, SLG: 0.380										4	0	0	0	0	1	1						
27 Aaron Nola, R (1, 1) ERA: 4.6										1	0	1	0	0	0	0						
8 Logan Morrison, L (5, PH) OBP: 0.333, SLG: 0.632										1	1	1	2	0	0	0						
47 Cole Irvin, L (5, 1) OBP: 0.325, SLG: 0.487										0	0	0	0	0	0	0						
25 Jared Hughes, R (6, 1) ERA: 4.4										0	0	0	0	0	0	0						
23 Jay Bruce, L (7, PH) OBP: 0.377, SLG: 0.548										1	1	1	1	0	0	0						
52 Jose Alvarez, L (7, 1) OBP: 0.325, SLG: 0.483										0	0	0	0	0	0	0						
53 Blake Parker, R (7, 1) OBP: 0.325, SLG: 0.483										0	0	0	0	0	0	0						
43 Nick Pivetta, R (8, 1) ERA: 4.47										0	0	0	0	0	0	0						
<b>Inning Stats</b>	R: 0 E: 0 K: 0 S: 6	H: 0 LOB: 1 BB: 1 P: 10	R: 0 E: 0 K: 1 S: 10	H: 1 LOB: 1 BB: 0 P: 15	R: 0 E: 0 K: 2 S: 10	H: 1 LOB: 1 BB: 0 P: 15	R: 0 E: 0 K: 2 S: 14	H: 0 LOB: 1 BB: 1 P: 23	R: 4 E: 0 K: 1 S: 18	H: 4 LOB: 1 BB: 0 P: 26	R: 0 E: 0 K: 0 S: 7	H: 0 LOB: 0 BB: 0 P: 10	R: 1 E: 0 K: 1 S: 11	H: 1 LOB: 0 BB: 0 P: 17	R: 0 E: 0 K: 0 S: 9	H: 0 LOB: 0 BB: 0 P: 17	R: 0 E: 0 K: 1 S: 7	H: 0 LOB: 0 BB: 0 P: 10	1B: 2 2B: 2 3B: 0 HR: 3	SF: 0 SAC: 0 DP: 1 HBP: 0	WP: 0 PB: 0 SB: 0 CS: 0	PA: 35
<b>PITCHER</b>	IP WLS BF H R ER SO BB IBB HBP BLK WP HR S P ERA WHIP																					
27 Trevor Bauer, R (1, 1) ERA: 4.6	5.0		22	6	4	4	6	2	0	0	0	0	0	2	58	89	7.20	1.600				
55 Robert Stephenson, R (6, 1) ERA: 3.88	1.0	H	3	0	0	0	0	0	0	0	0	0	0	7	10	0.00	0.000					
21 Michael Lorenzen, R (7, 1) ERA: 3.04	2.0	W	7	1	1	1	1	0	0	0	0	0	1	20	34	4.50	0.500					
26 Raisel Iglesias, R (9, 1) ERA: 4.47	1.0	S	3	0	0	0	1	0	0	0	0	0	0	7	10	0.00	0.000					

Batter	1	2	3	4	5	6	7	8	9	AB	R	H	RBI	BB	SO	LOB	BOTTOM			
17 Josh VanMeter, L (1, 4) OBP: 0.346, SLG: 0.433										3	1	1	1	0	1	1	<b>Philadelphia Phillies @ Cincinnati Reds</b> Great American Ball Park, Cincinnati, OH Wed Sep 04 2019, 6:41 PM - 9:43 PM EDT Att: 13,448 - Clear - 84 F			
4 Jose Iglesias, R (7, PH) OBP: 0.322, SLG: 0.416										2	1	1	1	0	0	1				
19 Joey Votto, L (1, 3) OBP: 0.351, SLG: 0.416										4	2	3	2	0	0	0				
44 Aristides Aquino, R (1, 9) OBP: 0.371, SLG: 0.725										4	0	1	2	0	2	1				
16 Tucker Barnhart, L (1, 2) OBP: 0.333, SLG: 0.381										3	0	0	0	1	0	2				
3 Freddy Galvis, S (1, 6) OBP: 0.294, SLG: 0.442										4	0	0	0	0	1	1				
6 Phillip Ervin, R (1, 7) OBP: 0.356, SLG: 0.509										3	1	0	0	1	1	0				
34 Brian O'Grady, L (1, 8) OBP: 0.235, SLG: 0.313										4	1	2	0	0	1	1				
26 Raisel Iglesias, R (9, 1) ERA: 4.47										0	0	0	0	0	0	0				
27 Trevor Bauer, R (1, 1) ERA: 4.6										1	1	0	0	1	1	0				
55 Robert Stephenson, R (6, 1) ERA: 3.88										0	0	0	0	0	0	0				
9 Jose Peraza, R (6, PH) OBP: 0.325, SLG: 0.483										0	0	0	0	0	0	0				
22 Derek Dietrich, L (5, PH) OBP: 0.325, SLG: 0.483										0	0	0	0	0	0	0				
21 Michael Lorenzen, R (7, 1) ERA: 3.04										1	1	1	2	0	0	1				
2 Alex Blandino, R (1, 5) OBP: 0.342, SLG: 0.546										2	0	0	0	1	1	2				
7 Eugenio Suárez, R (8, PR) ERA: 4.18										0	0	0	0	0	0	0				
<b>Inning Stats</b>	R: 1 E: 0 K: 3 S: 12	H: 1 LOB: 1 BB: 1 P: 19	R: 4 E: 0 K: 2 S: 22	H: 4 LOB: 1 BB: 1 P: 33	R: 0 E: 0 K: 0 S: 8	H: 0 LOB: 0 BB: 0 P: 12	R: 0 E: 0 K: 1 S: 6	H: 0 LOB: 0 BB: 1 P: 12	R: 0 E: 0 K: 1 S: 5	H: 0 LOB: 0 BB: 0 P: 5	R: 0 E: 0 K: 0 S: 14	H: 1 LOB: 1 BB: 0 P: 20	R: 1 E: 0 K: 0 S: 8	H: 2 LOB: 1 BB: 0 P: 16	R: 2 E: 0 K: 1 S: 14	H: 1 LOB: 1 BB: 1 P: 21	1B: 3 2B: 2 3B: 1 HR: 3	SF: 0 SAC: 0 DP: 1 HBP: 1	WP: 0 PB: 0 SB: 1 CS: 0	PA: 37
<b>PITCHER</b>	IP WLS BF H R ER SO BB IBB HBP BLK WP HR S P ERA WHIP																			
27 Aaron Nola, R (1, 1) ERA: 3.63	4.0		19	5	5	5	6	3	0	0	0	0	0	0	0	0	11.25	2.000		
47 Cole Irvin, L (5, 1) ERA: 7.55	1.2		6	1	0	0	1	0	0	0	0	0	0	0	16	19	0.00	0.600		
25 Jared Hughes, R (6, 1) ERA: 4.4	0.1	L	1	0	0	0	0	0	0	0	0	0	0	3	6	0.00	0.000			
52 Jose Alvarez, L (7, 1) ERA: 3.12	0.1	L	3	2	1	1	0	0	0	0	0	0	1	5	10	27.00	6.000			
53 Blake Parker, R (7, 1) ERA: 4.18	1.1		6	1	2	2	1	1	0	0	0	0	1	12	19	13.50	1.500			

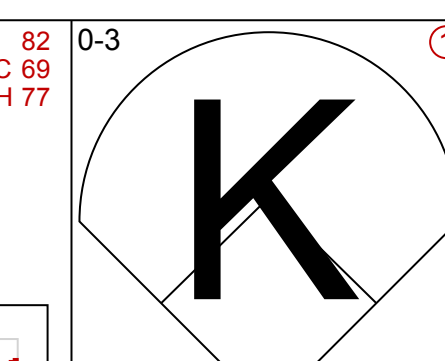
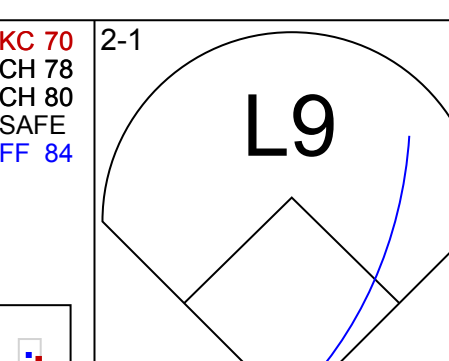
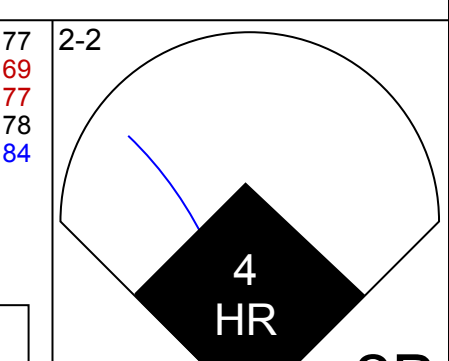
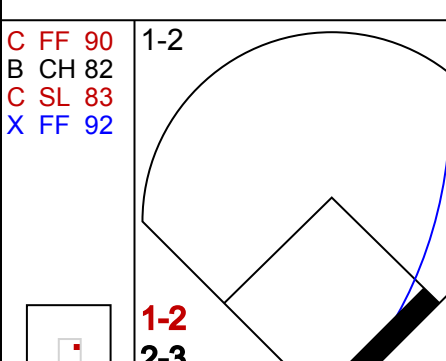
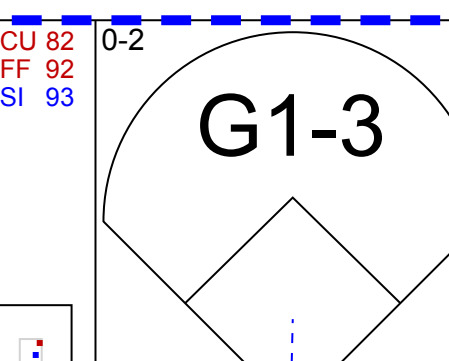
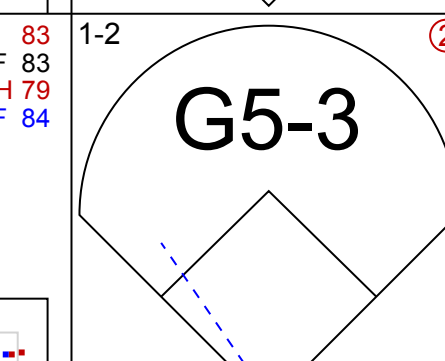
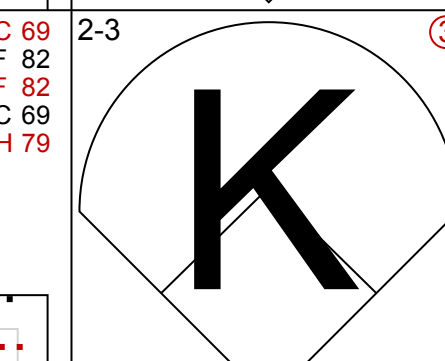
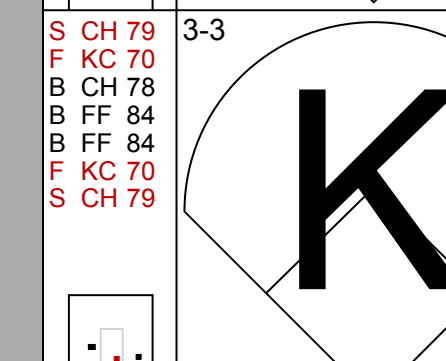
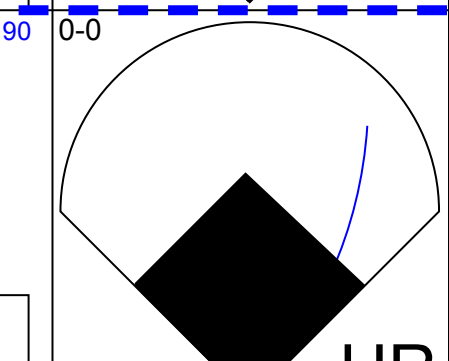
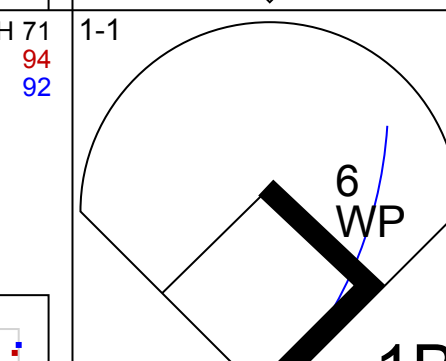
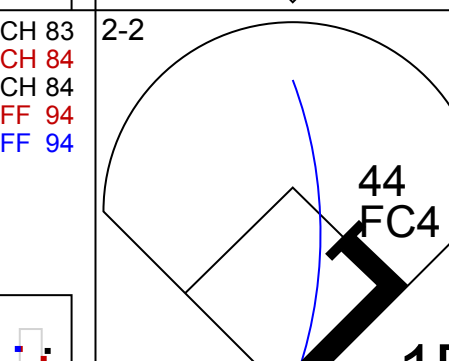

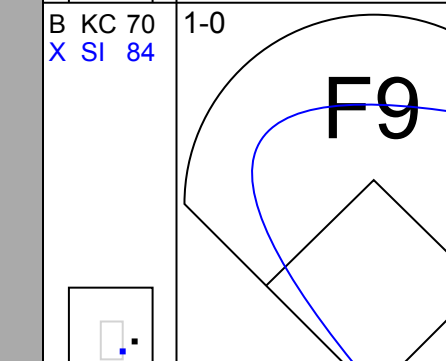
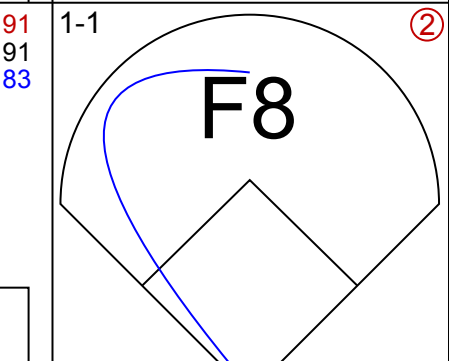
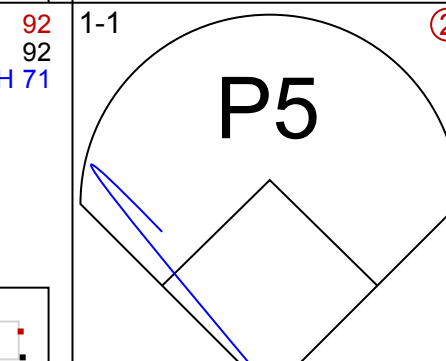
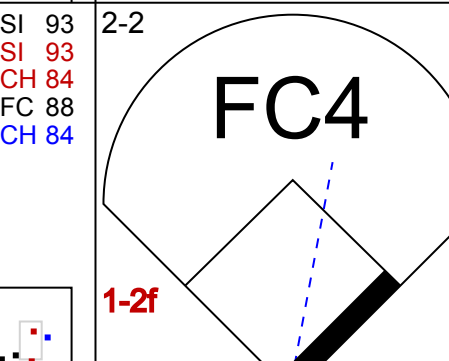


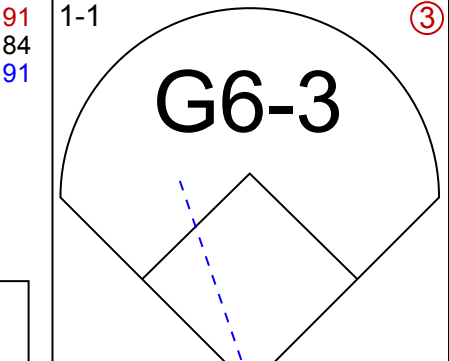
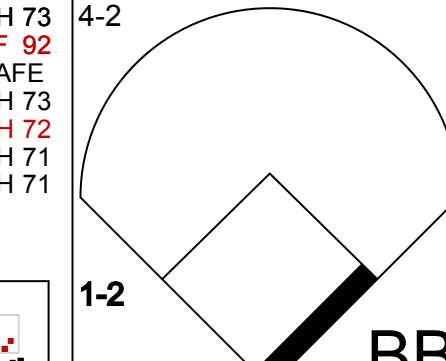




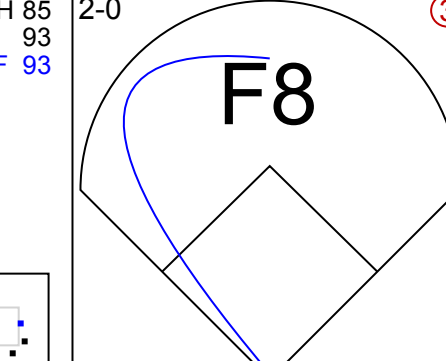

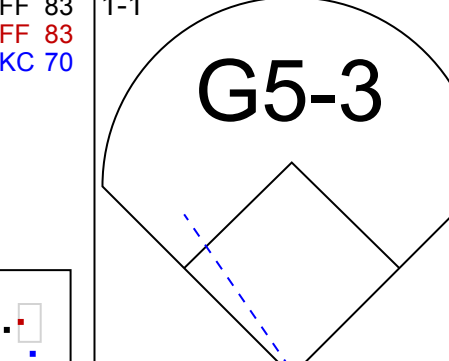
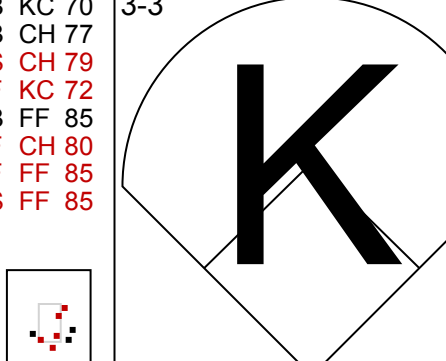
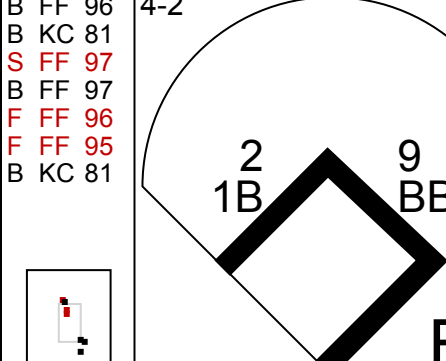

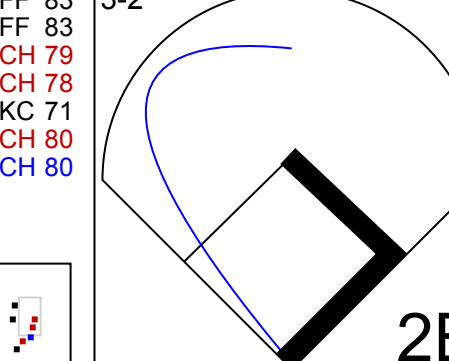
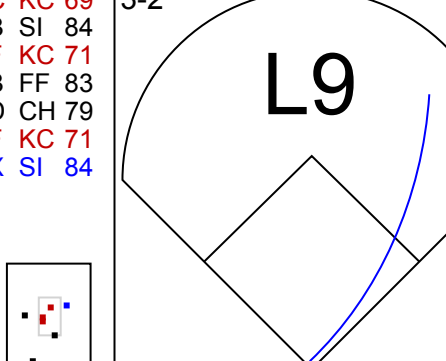
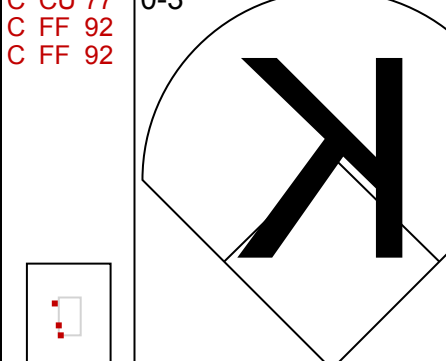




Batter	1	2	3	4	5	6	7	8	9	10	11	AB	R	H	RBI	BB	SO	LOB	TOP			
31 Corey Dickerson, L (1.7) OBP: 0.344, SLG: 0.544												5	0	0	0	0	1	3				
10 J.T. Realmuto, R (1.2) OBP: 0.330, SLG: 0.493												5	2	2	1	0	2	0				
3 Bryce Harper, L (1.9) OBP: 0.371, SLG: 0.498												4	0	1	0	1	2	1				
17 Rhys Hoskins, R (1.3) OBP: 0.378, SLG: 0.481												5	0	1	1	0	2	2				
2 Jean Segura, R (1.6) OBP: 0.330, SLG: 0.430												5	0	0	0	0	0	2				
4 Scott Kingery, R (1.5) OBP: 0.332, SLG: 0.499												5	1	1	0	0	2	2				
16 César Hernández, S (1.4) OBP: 0.333, SLG: 0.392												3	0	0	0	1	1	0				
40 Adam Haseley, L (1.8) OBP: 0.319, SLG: 0.396												3	0	2	0	0	1	0				
23 Jay Bruce, L (9. PH) OBP: 0.276, SLG: 0.547												1	0	0	0	0	1	0				
13 Sean Rodríguez, R (9.5) OBP: 0.324, SLG: 0.400												0	0	0	0	0	0	0				
44 Jason Vargas, L (1.1) OBP: 0.302, SLG: 0.375												1	0	0	0	0	0	0				
25 José Alvaréz, L (1.1) OBP: 0.318, SLG: 0.427												1	0	0	0	0	0	0				
46 Kevin Gausman, R (7.1) ERA: 2.75												1	0	0	0	0	0	0				
55 Robert Stephenson, R (8.1) ERA: 3.97												0	0	0	0	0	0	0				
26 Raisel Iglesias, R (9.1) ERA: 4.4												0	0	0	0	0	0	0				
66 Joel Kuhnel, R (10.1) ERA: 7.5												0	0	0	0	0	0	0				
<b>Inning Stats</b>	R: 0 E: 0 K: 3 S: 13	H: 1 LOB: 1 BB: 0 P: 18	R: 0 E: 0 K: 0 S: 7	H: 0 LOB: 0 BB: 0 P: 9	R: 0 E: 0 K: 1 S: 10	H: 0 LOB: 0 BB: 0 P: 14	R: 1 E: 0 K: 0 S: 12	H: 2 LOB: 1 BB: 0 P: 16	R: 0 E: 0 K: 2 S: 7	H: 0 LOB: 0 BB: 0 P: 11	R: 1 E: 1 K: 0 S: 13	H: 2 LOB: 2 BB: 1 P: 23	R: 1 E: 0 K: 2 S: 12	H: 1 LOB: 0 BB: 0 P: 18	R: 0 E: 0 K: 2 S: 9	H: 0 LOB: 0 BB: 0 P: 16	R: 0 E: 0 K: 1 S: 7	H: 0 LOB: 1 BB: 1 P: 17	1B: 4 2B: 1 3B: 1 HR: 1	SF: 0 SAC: 1 DP: 0 HBP: 0	WP: 0 PB: 0 SB: 3 CS: 0	PA: 42

Philadelphia Phillies @ Cincinnati Reds  
Great American Ball Park, Cincinnati, OH  
Thu Sep 05 2019, 12:39 PM - 4:13 PM EDT  
Att: 13,230 - Party Cloudy - 76 F

AB 39  
R 3  
H 7  
RBI 2  
BB 2  
SO 13  
LOB 12



Batter	1	2	3	4	5	6	7	8	9	10	11	AB	R	H	RBI	BB	SO	LOB	BOTTOM			
2 Alex Blandino, R (1.4) OBP: 0.462, SLG: 0.375												4	1	2	0	0	1	1				
55 Robert Stephenson, R (8.1) ERA: 3.97												0	0	0	0	0	0	0				
16 Tucker Barnhart, L (9.2) OBP: 0.332, SLG: 0.380												1	0	0	0	0	0	0				
4 José Iglesias, R (1.6) OBP: 0.321, SLG: 0.420												5	1	1	2	0	0	0				
7 Eugenio Suárez, R (1.5) OBP: 0.344, SLG: 0.553												5	1	3	1	0	2	0				
44 Aristides Aquino, R (1.9) OBP: 0.356, SLG: 0.696												5	0	0	0	0	1	2				
6 Phillip Ervin, R (1.7) OBP: 0.357, SLG: 0.521												4	1	1	1	1	0	0				
12 Curt Casali, R (1.2) OBP: 0.332, SLG: 0.424												3	0	1	0	0	1	0				
19 Joey Votto, L (8. PH) OBP: 0.350, SLG: 0.415												1	0	0	0	0	0	2				
26 Raisel Iglesias, R (9.1) ERA: 4.4												0	0	0	0	0	0	0				
66 Joel Kuhnel, R (10.1) ERA: 7.5												0	0	0	0	0	0	0				
67 Matt Bowman, R (11.1) ERA: 4.88												0	0	0	0	0	0	0				
21 Michael Lorenzen, R (1.8) OBP: 0.391, SLG: 0.500												3	0	0	0	1	1	1				
17 Josh VanMeter, L (1.3) OBP: 0.349, SLG: 0.437												3	0	1	0	1	1	2				
54 Sonny Gray, R (1.1) ERA: 4.27												1	0	0	0	0	1	1				
25 Jared Hughes, R (6.1) ERA: 4.5												1	0	0	0	0	0	0				
43 Nick Pivetta, R (7.1) ERA: 5.34												0	0	0	0	0	0	0				
47 Cole Irvin, L (7.1) ERA: 7.39												0	0	0	0	0	1	0				
28 Mike Morin, R (8.1) ERA: 4.01												1	0	0	0	0	0	1				
<b>Inning Stats</b>	R: 0 E: 0 K: 2 S: 9	H: 0 LOB: 0 BB: 0 P: 12	R: 0 E: 0 K: 1 S: 7	H: 0 LOB: 0 BB: 0 P: 12	R: 0 E: 0 K: 1 S: 11	H: 1 LOB: 1 BB: 0 P: 18	R: 0 E: 0 K: 1 S: 8	H: 0 LOB: 0 BB: 0 P: 13	R: 0 E: 0 K: 1 S: 12	H: 3 LOB: 0 BB: 0 P: 16	R: 0 E: 0 K: 2 S: 15	H: 1 LOB: 2 BB: 2 P: 25	R: 0 E: 0 K: 0 S: 10	H: 1 LOB: 2 BB: 1 P: 18	R: 0 E: 0 K: 0 S: 4	H: 0 LOB: 0 BB: 1 P: 9	R: 0 E: 0 K: 0 S: 17	H: 1 LOB: 0 BB: 0 P: 24	1B: 4 2B: 2 3B: 0 HR: 3	SF: 0 SAC: 0 DP: 1 HBP: 0	WP: 1 PB: 0 SB: 0 CS: 0	PA: 41

Philadelphia Phillies @ Cincinnati Reds  
Great American Ball Park, Cincinnati, OH  
Thu Sep 05 2019, 12:39 PM - 4:13 PM EDT  
Att: 13,230 - Party Cloudy - 76 F

AB 37  
R 4  
H 9  
RBI 4  
BB 4  
SO 8  
LOB 10



PITCHER	IP	WLS	BF	H	R	ER	SO	BB	IBB	HBP	BLK	WP	HR	S	P	ERA	WHIP
44 Jason Vargas, L (1.1) ERA: 4.27	5.1		20	4	1	2	6	0	0	0	0	0	1	53	82	3.38	0.750
25 Jared Hughes, R (6.1) ERA: 4.5	0.2	3	1	1	1	0	0	0	0	0	0	0	1	5	7	13.50	1.500
43 Nick Pivetta, R (7.1) ERA: 5.34	0.1	2	0	0	0	1	1	1	0	0	0	0	0	6	11	0.00	3.000
47 Cole Irvin, L (7.1) ERA: 7.39	0.2	3	1	0	0	1	1	1	0	0	0	0	0	9	14	0.00	3.000
28 Mike Morin, R (8.1) ERA: 4.01	0.2	4	1	0	0	0	1	0	0	0	0	1	0	9	15	0.00	3.000

PITCHER	IP	WLS	BF	H	R	ER	SO	BB	IBB	HBP	BLK	WP	HR	S	P	ERA	WHIP
55 Ranger Suárez, L (8.1) ERA: 3.66	0.1	1	0	0	0	0	0	0	0	0	0	0	0	0	0	0.00	0.000
50 Héctor Neris, R (9.1) ERA: 3.03	1.0	3	0	0	0	0	1	0	0	0	0	0	0	4	9	0.00	1.000
52 José Álvarez, L (10.1) ERA: 3.05	1.0	4	1	0	0	0	0	0	0	0	0	0	0	17	24	0.00	1.000
29 Nick Vincent, R (11.1) ERA: 5.51	0.0	L	1	1	1	1	0	0	0	0	0	0	1	2	2	∞	∞























Batter	1	2	3	4	5	6	7	8	9	AB R H RBI BB SO LOB	TOP									
13 Ronald Acuña Jr., R OBP: 0.347, SLG: 0.514										2 0 0 0 3 1 2	<p><b>Atlanta Braves @ Philadelphia Phillies</b> Citizens Bank Park, Philadelphia, PA Wed Sep 11 2019, 7:12 PM - 10:41 PM EDT Att: 23,243 - Clear - 87 F</p> <p>AB 32 R 3 H 7 RBI 3 BB 6 SO 10 LOB 10</p>									
1 Ozzie Albies, S OBP: 0.347, SLG: 0.487										5 0 2 0 0 1 1										
5 Freddie Freeman, L OBP: 0.397, SLG: 0.576										3 0 1 0 1 0 2										
20 Josh Donaldson, R OBP: 0.382, SLG: 0.539										4 1 0 0 0 1 2										
14 Matt Joyce, L OBP: 0.400, SLG: 0.473										3 1 1 0 1 0 0										
9 Billy Hamilton, S OBP: 0.280, SLG: 0.272										0 0 0 0 0 0 0										
17 Johan Camargo, S OBP: 0.279, SLG: 0.384										1 0 0 0 0 0 0										
18 Rafael Ortega, L OBP: 0.263, SLG: 0.261										3 0 0 0 0 1 3										
25 Tyler Flowers, R OBP: 0.325, SLG: 0.433										4 1 1 3 0 2 0										
7 Dansby Swanson, R OBP: 0.325, SLG: 0.440										3 0 0 0 1 3 0										
60 Dallas Keuchel, L OBP: 0.176, SLG: 0.142										2 0 1 0 0 1 0										
8 Charlie Culberson, R OBP: 0.325, SLG: 0.460										1 0 0 0 0 0 0										
51 Chris Martin, R OBP: 0.292, SLG: 0.397										0 0 0 0 0 0 0										
19 Shane Greene, R OBP: 0.292, SLG: 0.397										1 0 1 0 0 0 0										
27 Austin Riley, R OBP: 0.292, SLG: 0.397										0 0 0 0 0 0 0										
36 Mark Melancon, R OBP: 0.292, SLG: 0.397										0 0 0 0 0 0 0										
<b>Inning Stats</b>	R: 0 H: 0 E: 0 K: 1 S: 14	H: 0 LOB: 1 BB: 1 P: 23	R: 0 H: 0 E: 0 K: 1 S: 8	H: 0 LOB: 0 BB: 1 P: 13	R: 0 H: 0 E: 0 K: 2 S: 13	H: 0 LOB: 1 BB: 1 P: 20	R: 3 H: 3 E: 1 K: 1 S: 29	H: 3 LOB: 2 BB: 1 P: 45	R: 0 H: 0 E: 0 K: 1 S: 6	H: 0 LOB: 0 BB: 0 P: 6	R: 0 H: 1 E: 0 K: 1 S: 12	H: 1 LOB: 2 BB: 1 P: 19	R: 0 H: 0 E: 0 K: 0 S: 4	H: 0 LOB: 1 BB: 1 P: 8	R: 0 H: 2 E: 0 K: 1 S: 10	H: 2 LOB: 2 BB: 1 P: 15	1B: 5 2B: 2 HR: 1	SF: 0 SAC: 0 DP: 1 HBP: 0	WP: 0 PB: 0 SB: 0 CS: 0	PA: 38
<b>PITCHER</b>	IP WLS BF H R ER SO BB IBB HBP BLK WP HR S P ERA WHIP	<b>PITCHER</b>										IP WLS BF H R ER SO BB IBB HBP BLK WP HR S P ERA WHIP								
56 Zach Eflin, R ERA: 4.2	3.2 L 18 3 3 0 5 3 0 0 0 0 0 1 61 95 0.00 1.636											3.2 L 18 3 3 0 5 3 0 0 0 0 0 1 61 95 0.00 1.636								
66 Edgar García, R ERA: 6.21	1.1 4 1 0 0 2 0 0 0 0 0 0 0 13 19 0.00 0.750											1.1 4 1 0 0 2 0 0 0 0 0 0 0 13 19 0.00 0.750								
47 Cole Irvin, L ERA: 6.75	2.0 8 1 0 0 2 1 0 0 0 0 0 0 0 25 0.00 1.000											2.0 8 1 0 0 2 1 0 0 0 0 0 0 0 25 0.00 1.000								
28 Mike Morin, R ERA: 4.03	1.0 3 0 0 0 0 1 0 0 0 0 0 0 4 8 0.00 1.000											1.0 3 0 0 0 0 1 0 0 0 0 0 0 4 8 0.00 1.000								
29 Nick Vincent, R ERA: 5.05	1.0 5 2 0 0 1 0 1 0 0 0 0 0 10 15 0.00 2.000											1.0 5 2 0 0 1 0 1 0 0 0 0 0 10 15 0.00 2.000								

Batter	1	2	3	4	5	6	7	8	9	AB R H RBI BB SO LOB	BOTTOM											
2 Jean Segura, R OBP: 0.327, SLG: 0.426										3 0 0 0 1 1 0	<p><b>Atlanta Braves @ Philadelphia Phillies</b> Citizens Bank Park, Philadelphia, PA Wed Sep 11 2019, 7:12 PM - 10:41 PM EDT Att: 23,243 - Clear - 87 F</p> <p>AB 31 R 1 H 5 RBI 1 BB 4 SO 11 LOB 13</p>											
10 J.T. Realmuto, R OBP: 0.333, SLG: 0.501										3 0 0 0 0 1 0												
3 Bryce Harper, L OBP: 0.374, SLG: 0.499										2 1 1 0 2 0 3												
17 Rhys Hoskins, R OBP: 0.374, SLG: 0.474										4 0 1 0 0 1 2												
4 Scott Kingery, R OBP: 0.323, SLG: 0.494										4 0 0 1 0 2 1												
31 Corey Dickerson, L OBP: 0.341, SLG: 0.565										3 0 0 0 0 1 1												
40 Adam Haseley, L OBP: 0.320, SLG: 0.401										1 0 1 0 0 0 0												
16 César Hernández, S OBP: 0.333, SLG: 0.397										3 0 1 0 1 2 1												
13 Sean Rodríguez, R OBP: 0.310, SLG: 0.370										2 0 0 0 0 0 1												
23 Jay Bruce, L OBP: 0.273, SLG: 0.541										1 0 0 0 0 1 0												
28 Mike Morin, R OBP: 0.292, SLG: 0.397										0 0 0 0 0 0 0												
29 Nick Vincent, R OBP: 0.320, SLG: 0.451										0 0 0 0 0 0 0												
33 Brad Miller, L OBP: 0.320, SLG: 0.451										1 0 0 0 0 0 2												
56 Zach Eflin, R OBP: 0.176, SLG: 0.142										1 0 0 0 0 1 0												
66 Edgar García, R OBP: 0.292, SLG: 0.397										0 0 0 0 0 0 0												
9 Phil Gosselin, R OBP: 0.292, SLG: 0.397										1 0 1 0 0 0 0												
47 Cole Irvin, L OBP: 0.292, SLG: 0.397										0 0 0 0 0 0 0												
8 Logan Morrison, L OBP: 0.292, SLG: 0.397										1 0 0 0 0 1 0												
7 Maikel Franco, R OBP: 0.292, SLG: 0.397										1 0 0 0 0 0 2												
<b>Inning Stats</b>	R: 0 H: 0 E: 0 K: 1 S: 11	H: 0 LOB: 1 BB: 1 P: 19	R: 0 H: 0 E: 0 K: 1 S: 9	H: 0 LOB: 1 BB: 1 P: 18	R: 0 H: 0 E: 0 K: 2 S: 8	H: 0 LOB: 0 BB: 0 P: 13	R: 1 H: 2 E: 0 K: 2 S: 12	H: 2 LOB: 1 BB: 0 P: 16	R: 0 H: 1 E: 0 K: 0 S: 6	H: 0 LOB: 2 BB: 1 P: 16	R: 0 H: 0 E: 0 K: 2 S: 9	H: 0 LOB: 0 BB: 0 P: 15	R: 0 H: 0 E: 0 K: 3 S: 9	H: 0 LOB: 0 BB: 0 P: 9	R: 0 H: 0 E: 0 K: 0 S: 15	H: 0 LOB: 1 BB: 1 P: 26	R: 0 H: 2 E: 0 K: 0 S: 15	H: 2 LOB: 2 BB: 0 P: 27	1B: 5 2B: 0 HR: 0	SF: 0 SAC: 0 DP: 1 HBP: 1	WP: 1 PB: 0 SB: 1 CS: 0	PA: 36
<b>PITCHER</b>	IP WLS BF H R ER SO BB IBB HBP BLK WP HR S P ERA WHIP	<b>PITCHER</b>										IP WLS BF H R ER SO BB IBB HBP BLK WP HR S P ERA WHIP										
60 Dallas Keuchel, L ERA: 3.35	6.0 W 24 3 1 1 8 3 0 0 0 0 0 0 9 27 0.00 1.000											6.0 W 24 3 1 1 8 3 0 0 0 0 0 0 9 27 0.00 1.000										
51 Chris Martin, R ERA: 3.61	1.0 H 3 0 0 0 3 0 0 0 0 0 0 0 9 9 0.00 0.000											1.0 H 3 0 0 0 3 0 0 0 0 0 0 0 9 9 0.00 0.000										
19 Shane Greene, R ERA: 2.2	1.0 H 4 0 0 0 0 1 0 0 0 0 0 0 15 26 0.00 1.000											1.0 H 4 0 0 0 0 1 0 0 0 0 0 0 15 26 0.00 1.000										
36 Mark Melancon, R ERA: 3.92	1.0 S 5 2 0 0 0 0 0 0 0 0 0 0 15 27 0.00 2.000											1.0 S 5 2 0 0 0 0 0 0 0 0 0 0 15 27 0.00 2.000										







Batter	1	2	3	4	5	6	7	8	9	AB	R	H	RBI	BB	SO	LOB	TOP										
40 Marco Hernández, L (1, 4) OBP: 0.304, SLG: 0.383 44 Brandon Workman, R (9, 1)	G3-1			K		L9		F8	K	5	0	0	0	0	2	3											
2 Xander Bogaerts, R (9, PR) OBP: 0.381, SLG: 0.559	G5-3			K		K				3	0	1	0	1	1	1											
11 Rafael Devers, L (1, 5)	K			G3-1				FC5-6		3	1	0	0	1	1	2											
28 J.D. Martinez, R (1, 9) OBP: 0.381, SLG: 0.567		G5-3			K					4	0	1	0	0	1	1											
18 Mitch Moreland, L (1, 3) OBP: 0.328, SLG: 0.484 36 Chris Owings, R (9, PR) OBP: 0.190, SLG: 0.212		K			G4-3					4	0	1	0	0	2	2											
7 Christian Vázquez, R (1, 2) OBP: 0.307, SLG: 0.459										0	1	0	0	0	0	0											
19 Jackie Bradley Jr., L (1, 8) OBP: 0.320, SLG: 0.411										3	0	0	0	1	1	3											
47 Gorkys Hernández, R (1, 7) OBP: 0.083, SLG: 0.083 12 Brock Holt, L (9, PH) OBP: 0.383, SLG: 0.427										3	0	1	0	0	0	3											
57 Eduardo Rodríguez, L (1, 1) 72 Josh Taylor, L (7, 1) 32 Matt Barnes, R (8, 1) 16 Andrew Benintendi, L (9, PH) OBP: 0.347, SLG: 0.443										2	0	0	0	0	2	3											
<b>Inning Stats</b>	R: 0 E: 0 K: 1 S: 9	H: 0 LOB: 0 BB: 0 P: 12	R: 0 E: 0 K: 1 S: 7	H: 0 LOB: 0 BB: 0 P: 8	R: 0 E: 0 K: 1 S: 8	H: 0 LOB: 0 BB: 0 P: 10	R: 0 E: 0 K: 1 S: 10	H: 1 LOB: 1 BB: 0 P: 16	R: 0 E: 0 K: 2 S: 9	H: 0 LOB: 1 BB: 1 P: 15	R: 0 E: 0 K: 1 S: 12	H: 1 LOB: 1 BB: 0 P: 13	R: 1 E: 0 K: 2 S: 18	H: 2 LOB: 3 BB: 2 P: 29	R: 0 E: 0 K: 0 S: 6	H: 0 LOB: 1 BB: 1 P: 12	R: 1 E: 0 K: 1 S: 13	H: 2 LOB: 2 BB: 1 P: 25	1B: 5 2B: 1 3B: 0 HR: 0	SF: 1 DP: 0 HBP: 0	WP: 0 PB: 0 SB: 1 CS: 0	PA: 37					
<b>PITCHER</b>	IP	WLS	BF	H	R	ER	SO	BB	IBB	HBP	BLK	WP	HR	S	P	ERA	WHIP										
27 Aaron Nola, R (1, 1) ERA: 3.62	7.0		27	4	1	1	9	3	0	0	0	0	0	73	103	1.29	1.000										
55 Ranger Suárez, L (8, 1) ERA: 3.4	0.2		3	0	0	0	0	1	0	0	0	0	0	4	9	0.00	1.500										
25 Jared Hughes, R (8, 1) ERA: 4.31	0.1		1	0	0	0	0	0	0	0	0	0	0	2	3	0.00	0.000										
50 Héctor Neris, R (9, 1) ERA: 2.94	1.0	L	6	2	1	1	1	1	0	0	0	0	0	13	25	9.00	3.000										
<b>Batter</b>	<b>1</b>	<b>2</b>	<b>3</b>	<b>4</b>	<b>5</b>	<b>6</b>	<b>7</b>	<b>8</b>	<b>9</b>	<b>AB</b>	<b>R</b>	<b>H</b>	<b>RBI</b>	<b>BB</b>	<b>SO</b>	<b>LOB</b>	<b>BOTTOM</b>										
2 Jean Segura, R (1, 6) OBP: 0.326, SLG: 0.431	K		G6-3			G6-3				4	0	1	0	0	1	0											
10 J.T. Realmuto, R (1, 2) OBP: 0.329, SLG: 0.500	L8									4	0	0	0	0	1	1											
3 Bryce Harper, L (1, 9) OBP: 0.373, SLG: 0.494	K									3	1	1	0	1	2	0											
17 Rhys Hoskins, R (1, 3) OBP: 0.373, SLG: 0.474	K									4	0	1	0	0	2	3											
4 Scott Kingery, R (1, 8) OBP: 0.319, SLG: 0.487	F9									4	0	0	0	0	2	4											
16 César Hernández, S (1, 4) OBP: 0.338, SLG: 0.405										3	0	2	0	1	1	0											
40 Adam Haseley, L (1, 7) OBP: 0.328, SLG: 0.413										3	0	0	0	0	2	2											
7 Maikel Franco, R (1, 5) OBP: 0.301, SLG: 0.416 23 Jay Bruce, L (9, PH) OBP: 0.272, SLG: 0.539										2	0	0	1	1	1	0											
27 Aaron Nola, R (1, 1) ERA: 3.64 9 Phil Gosselin, R (7, PH) OBP: 0.296, SLG: 0.307 55 Ranger Suárez, L (8, 1) OBP: 0.333, SLG: 0.333 25 Jared Hughes, R (8, 1) 50 Héctor Neris, R (9, 1) 8 Logan Morrison, L (9, PH) OBP: 0.226, SLG: 0.322										2	0	0	0	0	1	0											
<b>Inning Stats</b>	R: 0 E: 0 K: 2 S: 10	H: 0 LOB: 0 BB: 0 P: 16	R: 0 E: 0 K: 1 S: 13	H: 1 LOB: 1 BB: 0 P: 17	R: 0 E: 0 K: 1 S: 7	H: 0 LOB: 0 BB: 0 P: 10	R: 0 E: 0 K: 2 S: 10	H: 1 LOB: 1 BB: 0 P: 14	R: 0 E: 0 K: 2 S: 9	H: 0 LOB: 0 BB: 0 P: 13	R: 0 E: 0 K: 2 S: 18	H: 0 LOB: 0 BB: 0 P: 10	R: 1 E: 0 K: 3 S: 18	H: 2 LOB: 3 BB: 1 P: 31	R: 0 E: 0 K: 0 S: 10	H: 1 LOB: 2 BB: 1 P: 15	R: 0 E: 0 K: 2 S: 10	H: 0 LOB: 1 BB: 1 P: 17	1B: 4 2B: 1 3B: 0 HR: 0	SF: 0 DP: 0 HBP: 1	WP: 0 PB: 0 SB: 1 CS: 0	PA: 36					
<b>PITCHER</b>	IP	WLS	BF	H	R	ER	SO	BB	IBB	HBP	BLK	WP	HR	S	P	ERA	WHIP										
57 Eduardo Rodríguez, L (1, 1) ERA: 3.64	6.2		26	4	1	1	10	1	0	1	0	0	0	70	105	1.35	0.750										
72 Josh Taylor, L (7, 1) ERA: 2.98	0.1		1	0	0	0	1	0	0	0	0	0	0	5	6	0.00	0.000										
32 Matt Barnes, R (8, 1) ERA: 4.15	1.0	W	5	1	0	0	0	0	1	0	0	0	0	10	15	0.00	1.000										
44 Brandon Workman, R (9, 1) ERA: 2.07	1.0	S	4	0	0	0	2	1	0	0	0	0	0	10	17	0.00	1.000										

Boston Red Sox @ Philadelphia Phillies  
Citizens Bank Park, Philadelphia, PA  
Sat Sep 14 2019, 7:09 PM - 10:28 PM EDT  
Att: 40,688 - Cloudy - 77 F

AB 30  
R 2  
H 6  
RBI 2  
BB 5  
SO 10  
LOB 18



Boston Red Sox @ Philadelphia Phillies  
Citizens Bank Park, Philadelphia, PA  
Sat Sep 14 2019, 7:09 PM - 10:28 PM EDT  
Att: 40,688 - Cloudy - 77 F

AB 32  
R 1  
H 5  
RBI 1  
BB 3  
SO 15  
LOB 15





Batter	1	2	3	4	5	6	7	8	9	AB	R	H	RBI	BB	SO	LOB	TOP					
16 Andrew Benintendi, L OBP: 0.349, SLG: 0.444 (1.8)											4	2	2	0	0	1	0	<b>Boston Red Sox @ Philadelphia Phillies</b> Citizens Bank Park, Philadelphia, PA Sun Sep 15 2019, 1:11 PM - 4:07 PM EDT Att: 39,061 - Sunny - 81 F				
2 Xander Bogaerts, R OBP: 0.379, SLG: 0.556 (1.6)										5	1	1	0	0	0	2						
11 Rafael Devers, L OBP: 0.363, SLG: 0.557 (1.5)										3	0	0	0	0	1	2						
28 J.D. Martinez, R OBP: 0.381, SLG: 0.566 (1.9)										1	1	0	1	2	1	0						
18 Mitch Moreland, L OBP: 0.327, SLG: 0.481 (1.3)										4	0	1	0	0	2	5						
7 Christian Vázquez, R OBP: 0.309, SLG: 0.472 (1.2)										4	2	2	5	0	0	4						
59 Sam Travis, R OBP: 0.273, SLG: 0.391 (1.7)										4	0	0	0	0	1	2						
19 Jackie Bradley Jr., L OBP: 0.320, SLG: 0.411 (8.8)										0	0	0	0	0	0	0						
36 Chris Owings, R OBP: 0.186, SLG: 0.206 (1.4)										4	0	0	0	0	2	0						
22 Rick Porcello, R (1.1)										2	0	0	0	0	0	0						
64 Marcus Walden, R (6.1)										0	0	0	0	0	0	0						
47 Gorkys Hernández, R (7. PH)										0	0	0	0	0	0	0						
48 Andrew Cashner, R (7.1)										0	0	0	0	0	0	0						
32 Matt Barnes, R (8.1)										0	0	0	0	0	0	0						
40 Marco Hernández, L (8. PH)										1	0	0	0	0	1	0						
44 Brandon Workman, R (9.1)										0	0	0	0	0	0	0						
<b>Inning Stats</b>	R: 1 E: 1 K: 1 S: 14	H: 1 LOB: 2 BB: 0 P: 25	R: 0 E: 0 K: 3 S: 9	H: 0 LOB: 0 BB: 0 P: 18	R: 4 E: 0 K: 2 S: 15	H: 2 LOB: 0 BB: 1 P: 28	R: 0 E: 0 K: 2 S: 7	H: 0 LOB: 0 BB: 0 P: 11	R: 0 E: 0 K: 1 S: 14	H: 0 LOB: 0 BB: 0 P: 16	R: 1 E: 0 K: 0 S: 11	H: 1 LOB: 0 BB: 0 P: 17	R: 0 E: 0 K: 0 S: 4	H: 0 LOB: 0 BB: 0 P: 6	R: 0 E: 0 K: 0 S: 10	H: 1 LOB: 2 BB: 1 P: 14	R: 0 E: 0 K: 1 S: 10	H: 1 LOB: 0 BB: 0 P: 17	1B: 4 2B: 0 3B: 0 HR: 2	SF: 1 SAC: 0 DP: 0 HBP: 2	WP: 0 PB: 0 SB: 0 CS: 0	PA: 38
<b>PITCHER</b>	IP: 3.0 WLS: L BF: 16 ERA: 4.48	H: 3 R: 5 ER: 4 SO: 6	BB: 1 IBB: 0 HBP: 2 BLK: 0	WP: 0 HR: 1 S: 38 P: 71	ERA: 12.00 WHIP: 1.333	<b>PITCHER</b>																
44 Jason Vargas, L (1.1)	2.0 ERA: 4.79	6 0 0 3	0 0 0 0	0 0 1 11	27 0.00 1.000																	
29 Nick Vincent, R (4.1)	1.0 ERA: 4.14	4 1 0 0	1 1 0 0	0 0 14 17	9.00 0.00 1.000																	
28 Mike Morin, R (6.1)	2.0 ERA: 6.38	8 1 0 0	0 0 0 1	0 0 10 17	0.00 0.00 1.000																	
47 Cole Irvin, L (7.1)	1.0 ERA: 4.24	4 1 0 0	0 0 1 0	0 0 0 0	0.00 0.00 1.000																	
25 Jared Hughes, R (9.1)																						

AB 33  
R 6  
H 6  
RBI 6  
BB 2  
SO 10  
LOB 15



Batter	1	2	3	4	5	6	7	8	9	AB	R	H	RBI	BB	SO	LOB	BOTTOM
16 César Hernández, S OBP: 0.339, SLG: 0.406 (1.4)										4	0	2	1	0	2	1	<b>Boston Red Sox @ Philadelphia Phillies</b> Citizens Bank Park, Philadelphia, PA Sun Sep 15 2019, 1:11 PM - 4:07 PM EDT Att: 39,061 - Sunny - 81 F
10 J.T. Realmuto, R OBP: 0.325, SLG: 0.498 (1.2)										4	0	1	0	0	0	4	
3 Bryce Harper, L OBP: 0.372, SLG: 0.492 (1.9)										2	0	0	0	0	2	1	
67 José Pirela, R OBP: 0.267, SLG: 0.286 (5.9)										2	0	0	0	0	1	0	
17 Rhys Hoskins, R OBP: 0.376, SLG: 0.481 (1.3)										3	2	2	1	1	0	1	
33 Brad Miller, L OBP: 0.311, SLG: 0.436 (1.7)										3	0	0	0	0	0	2	
47 Cole Irvin, L OBP: 0.375, SLG: 0.167 (7.1)										0	0	0	0	0	0	0	
23 Jay Bruce, L OBP: 0.271, SLG: 0.537 (6. PH)										1	0	0	0	0	0	1	
25 Jared Hughes, R (9.1)										0	0	0	0	0	0	0	
2 Jean Segura, R OBP: 0.328, SLG: 0.430 (1.6)										4	0	1	1	0	0	0	
4 Scott Kingery, R OBP: 0.319, SLG: 0.483 (7.8)										3	1	0	0	1	2	1	
40 Adam Haseley, L OBP: 0.332, SLG: 0.408 (7.7)										2	0	0	0	2	2	1	
44 Jason Vargas, L (1.1)										0	0	0	0	0	0	0	
8 Logan Morrison, R (3. PH)										1	0	0	0	0	0	0	
29 Nick Vincent, R (4.1)										0	0	0	0	0	0	0	
9 Phil Gosselin, R (5. PH)										0	1	0	0	0	0	0	
28 Mike Morin, R (6.1)										0	0	0	0	0	0	0	
7 Maikel Franco, R OBP: 0.300, SLG: 0.444 (7.9)										2	0	0	0	0	1	2	
<b>Inning Stats</b>	R: 0 E: 0 K: 1 S: 6	H: 1 LOB:															



Batter	1	2	3	4	5	6	7	8	9	AB	R	H	RBI	BB	SO	LOB	TOP										
2 Jean Segura, R (1.6) OBP: 0.325, SLG: 0.426	G5-3		G5-3		G4-3	L4			P6	5	0	0	0	0	0	2											
10 J.T. Realmuto, R (1.2) OBP: 0.328, SLG: 0.496	P4			G5-3	3 1B			F9		4	0	1	0	0	0	0											
3 Bryce Harper, L (1.9) OBP: 0.373, SLG: 0.492	K				17 HR	17 BB		F7		4	1	2	0	0	1	0											
17 Rhys Hoskins, R (1.3) OBP: 0.376, SLG: 0.486		G6-3		1H HR				P3		3	1	1	2	1	0	0											
4 Scott Kingery, R (1.8) OBP: 0.318, SLG: 0.481	G4-3			13 1B	16 G6-3			F9		4	1	1	0	0	0	3											
13 Sean Rodriguez, R (1.5) OBP: 0.314, SLG: 0.381	L9			16 G6-3	67 HR			K		4	1	1	0	0	1	3											
16 César Hernández, S (1.4) OBP: 0.337, SLG: 0.403		G6-3	G6-3					P5	P5	4	0	0	1	0	0	1											
67 José Pireta, R (6.7) OBP: 0.266, SLG: 0.300 23 Jay Bruce, L (6.7) OBP: 0.323, SLG: 0.403 55 Ranger Suárez, L (6.1) OBP: 0.314, SLG: 0.381 25 Jared Hughes, R (6.1) OBP: 0.314, SLG: 0.381 52 Jose Alvarez, L (7.1) OBP: 0.314, SLG: 0.381 53 Blake Parker, R (6.7) OBP: 0.314, SLG: 0.381 50 Héctor Neris, R (6.7) OBP: 0.314, SLG: 0.381			K	2H HR			G4-3		K	2	1	1	2	0	1	0											
21 Vince Velasquez, R (1.1) OBP: 0.290, SLG: 0.345				G4-3					K	2	0	1	0	0	0	0											
40 Adam Haseley, L (6.7) OBP: 0.333, SLG: 0.415									K	2	0	1	0	0	1	0											
<b>Inning Stats</b>	R: 0 H: 0 E: 0 K: 1 S: 10	H: 0 BB: 0 LOB: 0 P: 14	R: 0 H: 0 E: 0 K: 0 S: 9	H: 0 BB: 0 LOB: 0 P: 14	R: 0 H: 1 E: 0 K: 1 S: 11	H: 1 BB: 0 LOB: 1 P: 17	R: 5 H: 5 E: 0 K: 0 S: 21	H: 5 BB: 0 LOB: 0 P: 32	R: 0 H: 2 E: 0 K: 0 S: 13	H: 2 BB: 1 LOB: 3 P: 18	R: 0 H: 0 E: 0 K: 1 S: 12	H: 0 BB: 0 LOB: 0 P: 18	R: 0 H: 0 E: 0 K: 1 S: 8	H: 0 BB: 0 LOB: 0 P: 12	R: 0 H: 0 E: 0 K: 2 S: 9	H: 0 BB: 0 LOB: 0 P: 14	1B: 6 2B: 1 3B: 0 HR: 2	SF: 0 SAC: 0 DP: 0 HBP: 0	WP: 0 PB: 0 SB: 0 CS: 0	PA: 37							
<b>PITCHER</b>	IP	WLS	BF	H	R	ER	SO	BB	IBB	HBP	BLK	WP	HR	S	P	ERA	WHIP										
60 Dallas Keuchel, L (1.1) ERA: 3.63	5.0	L	24	8	5	5	2	1	0	0	0	0	2	64	95	9.00	1.800										
56 Darren O'Day, R (6.1) ERA: 4.5	1.0		4	1	0	0	0	0	0	0	0	0	0	8	13	0.00	1.000										
50 Jerry Blevins, L (7.1) ERA: 3.6	0.2		2	0	0	0	0	0	0	0	0	0	0	9	14	0.00	0.000										
38 Anthony Swarzak, R (7.1) ERA: 4.32	1.1		4	0	0	0	1	0	0	0	0	0	0	11	16	0.00	0.000										
75 Grant Dayton, L (9.1) ERA: 2.61	1.0		3	0	0	0	2	0	0	0	0	0	0	9	14	0.00	0.000										

Philadelphia Phillies @ Atlanta Braves  
SunTrust Park, Atlanta, GA  
Tue Sep 17 2019, 7:23 PM - 10:49 PM EDT  
Att: 28,843 - Partly Cloudy - 90 F

AB	36
R	5
H	9
RBI	5
BB	1
SO	5
LOB	9



Batter	1	2	3	4	5	6	7	8	9	AB	R	H	RBI	BB	SO	LOB	BOTTOM										
13 Ronald Acuña Jr., R (1.8) OBP: 0.361, SLG: 0.509	K	F8			L8				G3 1S	4	0	1	0	1	2	0											
1 Ozzie Albies, S (1.4) OBP: 0.351, SLG: 0.503	20 SF7		F7		K			G4-3	G3	5	1	1	0	0	1	2											
5 Freddie Freeman, L (1.3) OBP: 0.395, SLG: 0.565	22 1B	14 1B	22 WP		L8					2	1	0	0	3	1	1											
20 Josh Donaldson, R (1.5) OBP: 0.381, SLG: 0.530	SF7		P4		K			P6	K	4	0	0	1	0	2	4											
22 Nick Markakis, L (1.7) OBP: 0.361, SLG: 0.432	14 1B		G5-3		G4-3			K	P6	5	0	1	0	0	1	3											
14 Matt Joyce, L (1.9) OBP: 0.407, SLG: 0.467				F7		G3				3	0	1	1	0	0	0											
24 Adeiny Hechavarría, R (8.7) OBP: 0.277, SLG: 0.392									HR	1	1	1	1	0	0	0											
75 Grant Dayton, L (9.1) ERA: 2.61										0	0	0	0	0	0	0											
25 Tyler Flowers, R (1.2) OBP: 0.320, SLG: 0.420	K		K		K	7 BB				3	0	1	0	1	2	2											
7 Dansby Swanson, R (1.6) OBP: 0.328, SLG: 0.434			K					K		3	0	1	0	1	2	1											
60 Dallas Keuchel, L (1.1) ERA: 3.63										2	0	0	0	0	2	1											
56 Darren O'Day, R (6.1) ERA: 4.5										1	0	0	0	0	0	2											
18 Rafael Ortega, L (6.7) ERA: 3.35										0	0	0	0	0	0	0											
50 Jerry Blevins, L (7.1) ERA: 3.6										0	0	0	0	0	0	0											
38 Anthony Swarzak, R (7.1) ERA: 4.32										0	0	0	0	0	0	0											
23 Adam Duvall, R (9.7) OBP: 0.317, SLG: 0.355										1	1	1	0	0	0	0											
<b>Inning Stats</b>	R: 2 H: 3 E: 0 K: 2 S: 15	H: 3 BB: 1 LOB: 2 P: 30	R: 0 H: 0 E: 0 K: 2 S: 9	H: 0 BB: 0 LOB: 0 P: 15	R: 0 H: 0 E: 0 K: 0 S: 9	H: 0 BB: 1 LOB: 1 P: 17	R: 0 H: 1 E: 0 K: 2 S: 13	H: 1 BB: 0 LOB: 0 P: 18	R: 0 H: 1 E: 0 K: 0 S: 10	H: 1 BB: 1 LOB: 2 P: 19	R: 0 H: 0 E: 0 K: 2 S: 8	H: 0 BB: 0 LOB: 0 P: 16	R: 1 H: 1 E: 0 K: 2 S: 13	H: 1 BB: 1 LOB: 1 P: 21	R: 1 H: 1 E: 0 K: 1 S: 14	H: 1 BB: 2 LOB: 2 P: 25	1B: 4 2B: 1 3B: 1 HR: 2	SF: 1 SAC: 0 DP: 0 HBP: 0	WP: 1 PB: 0 SB: 1 CS: 0	PA: 41							
<b>PITCHER</b>	IP	WLS	BF	H	R	ER	SO	BB	IBB	HBP	BLK	WP	HR	S	P	ERA	WHIP										
21 Vince Velasquez, R (1.1) ERA: 4.89	5.0	W	22	5	2	2	8	2	0	0	0	0	0	56	94	3.60	1.400										
55 Ranger Suárez, L (6.1) ERA: 3.35	0.2	H	3	1	0	0	0	0	0	0	0	0	0	6	10	0.00	1.500										
25 Jared Hughes, R (6.1) ERA: 4.18	1.0	H	4	0	0	0	1	1	0	0	0	0	0	9	20	0.00	1.000										
52 Jose Alvarez, L (7.1) ERA: 3.4	1.0	H	4	1	1	1	2	0	0	0	0	0	1	11	15	9.00	1.000										
53 Blake Parker, R (8.1) ERA: 4.5	0.1	H	2	0	0	0	1	1	0	0	0	0	0	5	11	0.00	3.000										

Philadelphia Phillies @ Atlanta Braves  
SunTrust Park, Atlanta, GA  
Tue Sep 17 2019, 7:23 PM - 10:49 PM EDT  
Att: 28,843 - Partly Cloudy - 90 F

AB	34
R	4
H	8
RBI	4
BB	6
SO	13
LOB	16





Batter	1	2	3	4	5	6	7	8	9	AB	R	H	RBI	BB	SO	LOB	TOP				
16 César Hernández, S (1,4) OBP: 0.337, SLG: 0.407										4	1	1	1	0	1	0					
10 J.T. Realmuto, R (1,2) OBP: 0.328, SLG: 0.494									2	2	0	0	0	1	0						
3 Bryce Harper, L (1,9) OBP: 0.373, SLG: 0.497										3	1	1	2	1	0	0					
17 Rhys Hoskins, R (1,3) OBP: 0.376, SLG: 0.483											3	0	0	0	1	2	0				
2 Jean Segura, R (1,6) OBP: 0.328, SLG: 0.429										3	0	2	1	1	0	0					
4 Scott Kingery, R (1,8) OBP: 0.315, SLG: 0.477										4	0	0	0	0	2	5					
40 Adam Haseley, L (1,7) OBP: 0.326, SLG: 0.406											4	0	0	0	0	2	4				
7 Maikel Franco, R (1,5) OBP: 0.297, SLG: 0.409											4	0	0	0	0	2	3				
56 Zach Efflin, R (1,1) OBP: 0.174, SLG: 0.196											3	0	0	0	0	2	0				
52 Jose Alvarez, L (8,1)											0	0	0	0	0	0					
23 Jay Bruce, L (9,PH) OBP: 0.270, SLG: 0.534											1	0	0	0	0	0					
50 Héctor Neris, R (9,1)											0	0	0	0	0	0					
<b>Inning Stats</b>	R: 0 H: 0 E: 0 K: 1 S: 7	H: 0 LOB: 0 BB: 0 P: 8	R: 0 H: 1 E: 0 K: 1 S: 11	H: 1 LOB: 1 BB: 0 P: 15	R: 0 H: 0 E: 0 K: 1 S: 9	H: 0 LOB: 0 BB: 0 P: 15	R: 2 H: 1 E: 0 K: 1 S: 14	H: 1 LOB: 0 BB: 0 P: 23	R: 0 H: 0 E: 0 K: 2 S: 8	H: 0 LOB: 0 BB: 0 P: 11	R: 2 H: 1 E: 1 K: 2 S: 16	H: 1 LOB: 3 BB: 3 P: 33	R: 0 H: 0 E: 0 K: 1 S: 11	H: 0 LOB: 1 BB: 0 P: 14	R: 0 H: 1 E: 0 K: 1 S: 9	H: 0 LOB: 0 BB: 0 P: 11	1B: 1 2B: 1 3B: 0 HR: 2	SF: 0 SAC: 0 DP: 0 HBP: 1	WP: 1 PA: 36 CS: 0		
<b>PITCHER</b>	IP WLS BF H R ER SO BB IBB HBP BLK WP HR S P ERA WHIP	<b>PITCHER</b>																			
49 Julio Teheran, R (1,1) ERA: 3.55	5.0 L 22 3 4 3 6 2 0 1 0 0 2 56 90 5.40 1.000																				
77 Luke Jackson, R (6,1) ERA: 3.8	1.0 4 0 0 0 2 1 0 0 0 0 0 9 15 0.00 1.000																				
15 Sean Newcomb, L (7,1) ERA: 3.14	1.0 3 0 0 0 2 0 0 0 0 0 0 11 14 0.00 0.000																				
32 Josh Tomlin, R (8,1) ERA: 3.87	1.0 4 1 0 0 1 0 0 0 0 1 0 9 16 0.00 1.000																				
30 Kyle Wright, R (9,1) ERA: 8.69	1.0 3 0 0 0 1 0 0 0 0 0 0 8 11 0.00 0.000																				
<b>Batter</b>	<b>1</b>	<b>2</b>	<b>3</b>	<b>4</b>	<b>5</b>	<b>6</b>	<b>7</b>	<b>8</b>	<b>9</b>	<b>AB</b>	<b>R</b>	<b>H</b>	<b>RBI</b>	<b>BB</b>	<b>SO</b>	<b>LOB</b>	<b>BOTTOM</b>				
13 Ronald Acuña Jr., R (1,8) OBP: 0.362, SLG: 0.509										4	0	2	0	0	1	0					
1 Ozzie Albies, S (1,4) OBP: 0.350, SLG: 0.502										4	0	1	0	0	0	1					
5 Freddie Freeman, L (1,3) OBP: 0.394, SLG: 0.562										3	0	0	0	1	1	2					
20 Josh Donaldson, R (1,5) OBP: 0.378, SLG: 0.526										4	0	0	0	0	2	2					
22 Nick Markakis, L (1,7) OBP: 0.360, SLG: 0.430										4	1	1	0	0	0	0					
14 Matt Joyce, L (1,9) OBP: 0.406, SLG: 0.464											3	0	1	0	1	1					
16 Brian McCann, L (1,2) OBP: 0.320, SLG: 0.498											4	0	0	1	0	1	4				
7 Dansby Swanson, R (1,6) OBP: 0.325, SLG: 0.430											4	0	0	0	0	1	1				
49 Julio Teheran, R (1,1) ERA: 3.55	7.0 W 29 5 1 0 4 2 0 0 0 0 0 0 13 18 0.00 1.000																				
52 Jose Alvarez, L (8,1) ERA: 3.34	1.0 H 3 0 0 0 2 0 0 0 0 0 0 0 13 18 0.00 0.000																				
50 Héctor Neris, R (9,1) ERA: 2.98	1.0 S 3 0 0 0 2 0 0 0 0 0 0 0 10 15 0.00 0.000																				
<b>Inning Stats</b>	R: 0 H: 0 E: 1 K: 0 S: 8	H: 0 LOB: 1 BB: 0 P: 15	R: 1 H: 0 E: 2 K: 2 S: 14	H: 0 LOB: 1 BB: 0 P: 23	R: 0 H: 0 E: 0 K: 1 S: 8	H: 0 LOB: 1 BB: 1 P: 17	R: 0 H: 1 E: 0 K: 0 S: 5	H: 1 LOB: 0 BB: 0 P: 9	R: 0 H: 2 E: 0 K: 0 S: 7	H: 2 LOB: 2 BB: 0 P: 9	R: 0 H: 1 E: 0 K: 1 S: 8	H: 1 LOB: 1 BB: 1 P: 14	R: 0 H: 1 E: 0 K: 0 S: 8	H: 1 LOB: 0 BB: 0 P: 12	R: 0 H: 0 E: 0 K: 2 S: 13	H: 0 LOB: 0 BB: 0 P: 18	R: 0 H: 0 E: 0 K: 2 S: 10	H: 0 LOB: 0 BB: 0 P: 15	1B: 5 2B: 0 3B: 0 HR: 0	SF: 0 SAC: 0 DP: 2 HBP: 0	WP: 0 PA: 35 CS: 0
<b>PITCHER</b>	IP WLS BF H R ER SO BB IBB HBP BLK WP HR S P ERA WHIP	<b>PITCHER</b>																			
56 Zach Efflin, R (1,1) ERA: 4.0	7.0 W 29 5 1 0 4 2 0 0 0 0 0 0 13 18 0.00 1.000																				
52 Jose Alvarez, L (8,1) ERA: 3.34	1.0 H 3 0 0 0 2 0 0 0 0 0 0 0 13 18 0.00 0.000																				
50 Héctor Neris, R (9,1) ERA: 2.98	1.0 S 3 0 0 0 2 0 0 0 0 0 0 0 10 15 0.00 0.000																				

Philadelphia Phillies @ Atlanta Braves  
SunTrust Park, Atlanta, GA  
Wed Sep 18 2019, 7:24 PM - 10:21 PM EDT  
Att: 27,937 - Clear - 77 F

AB 31  
R 4  
H 4  
RBI 4  
BB 3  
SO 12  
LOB 12



Philadelphia Phillies @ Atlanta Braves  
SunTrust Park, Atlanta, GA  
Wed Sep 18 2019, 7:24 PM - 10:21 PM EDT  
Att: 27,937 - Clear - 77 F

AB 33  
R 1  
H 5  
RBI 1  
BB 2  
SO 8  
LOB 12





Batter	1	2	3	4	5	6	7	8	9	AB	R	H	RBI	BB	SO	LOB	TOP					
16 César Hernández, S (1.4) OBP: 0.339, SLG: 0.409										5	0	3	1	0	1	1	Philadelphia Phillies @ Atlanta Braves SunTrust Park, Atlanta, GA Thu Sep 19 2019, 12:12 PM - 3:21 PM EDT Att: 33,223 - Sunny - 75 F					
10 J.T. Realmuto, R (1.2) OBP: 0.325, SLG: 0.490										5	0	0	0	0	1	4						
3 Bryce Harper, L (1.9) OBP: 0.373, SLG: 0.497										4	1	1	0	0	1	1						
17 Rhys Hoskins, R (1.3) OBP: 0.375, SLG: 0.480										3	1	0	0	0	3	2						
33 Brad Miller, L (1.7) OBP: 0.309, SLG: 0.430										4	0	1	0	0	1	1						
2 Jean Segura, R (1.6) OBP: 0.329, SLG: 0.429										3	0	1	1	0	0	0						
7 Matt Kemp, R (6.5) OBP: 0.297, SLG: 0.409										0	0	0	0	0	0	0						
8 Logan Morrison, L (8.7) OBP: 0.296, SLG: 0.530										1	0	1	0	0	0	0						
5 Nick Williams, (8.7) OBP: 0.294, SLG: 0.294										0	0	0	0	0	0	0						
13 Sean Rodriguez, R (8.9) OBP: 0.314, SLG: 0.381										0	0	0	0	0	0	0						
4 Scott Kingery, R (1.5) OBP: 0.315, SLG: 0.480										3	1	1	1	0	0	1						
40 Adam Haseley, L (1.8) OBP: 0.330, SLG: 0.413										4	1	2	1	0	0	2						
27 Aaron Nola, R (1.1) OBP: 0.206, SLG: 0.158										2	0	1	0	0	1	0						
29 Nick Vincent, R (6.1) OBP: 0.269, SLG: 0.532										0	0	0	0	0	0	0						
23 Jay Bruce, L (7.7) OBP: 0.269, SLG: 0.532										1	0	0	0	0	0	1						
28 Mike Morin, R (7.1) OBP: 0.276, SLG: 0.471										0	0	0	0	0	0	0						
67 José Pirela, R (9.7) OBP: 0.276, SLG: 0.471										1	0	0	0	0	1	0						
<b>Inning Stats</b>	R: 0 E: 0 K: 2 S: 14	H: 1 LOB: 1 BB: 0 P: 22	R: 0 E: 0 K: 0 S: 9	H: 0 LOB: 0 BB: 0 P: 18	R: 0 E: 0 K: 1 S: 9	H: 1 LOB: 1 BB: 0 P: 13	R: 0 E: 0 K: 2 S: 8	H: 0 LOB: 0 BB: 0 P: 12	R: 2 E: 0 K: 0 S: 16	H: 3 LOB: 1 BB: 0 P: 23	R: 1 E: 0 K: 1 S: 9	H: 2 LOB: 1 BB: 0 P: 13	R: 0 E: 0 K: 1 S: 11	H: 2 LOB: 2 BB: 0 P: 17	R: 1 E: 0 K: 0 S: 14	H: 2 LOB: 2 BB: 0 P: 22	R: 0 E: 0 K: 2 S: 8	H: 0 LOB: 0 BB: 0 P: 12	1B: 8 2B: 2 3B: 1 HR: 0	SF: 1 DP: 1 HBP: 1	WP: 1 PB: 0 CS: 0	PA: 38
<b>PITCHER</b>	IP WLS BF H R ER SO BB IBB HBP BLK WP HR S P ERA WHIP																					
40 Michael Soroka, R (1.1) ERA: 2.6	5.0 W 20 5 2 2 5 0 0 0 0 0 1 0 56 88 3.60 1.000																					
77 Luke Jackson, R (6.1) ERA: 3.89	1.0 H 5 2 1 1 1 0 0 0 0 0 0 0 9 13 9.00 2.000																					
51 Chris Martin, R (7.1) ERA: 3.48	1.0 H 4 2 0 0 1 0 0 0 0 0 0 0 11 17 0.00 2.000																					
19 Shane Greene, R (8.1) ERA: 2.28	1.0 H 6 2 1 1 0 0 0 0 1 0 0 0 14 22 9.00 2.000																					
36 Mark Melancon, R (9.1) ERA: 3.89	1.0 S 3 0 0 0 2 0 0 0 0 0 0 0 8 12 0.00 0.000																					
<b>Batter</b>	<b>1</b>	<b>2</b>	<b>3</b>	<b>4</b>	<b>5</b>	<b>6</b>	<b>7</b>	<b>8</b>	<b>9</b>	<b>AB</b>	<b>R</b>	<b>H</b>	<b>RBI</b>	<b>BB</b>	<b>SO</b>	<b>LOB</b>	<b>BOTTOM</b>					
13 Ronald Acuña Jr., R (1.8) OBP: 0.363, SLG: 0.513										3	2	1	2	1	2	1	Philadelphia Phillies @ Atlanta Braves SunTrust Park, Atlanta, GA Thu Sep 19 2019, 12:12 PM - 3:21 PM EDT Att: 33,223 - Sunny - 75 F					
1 Ozzie Albies, S (1.4) OBP: 0.350, SLG: 0.500										4	0	1	0	0	0	2						
5 Freddie Freeman, L (1.3) OBP: 0.395, SLG: 0.561										3	0	1	2	1	0	1						
23 Adam Duvall, R (1.7) OBP: 0.312, SLG: 0.535										4	0	1	0	0	1	2						
24 Adeiny Hechavarría, R (1.6) OBP: 0.277, SLG: 0.389										4	0	1	0	0	1	3						
27 Austin Riley, R (1.5) OBP: 0.292, SLG: 0.502										4	1	1	1	0	0	1						
18 Rafael Ortega, L (1.9) OBP: 0.279, SLG: 0.282										3	0	1	0	1	0	1						
25 Tyler Flowers, R (1.2) OBP: 0.319, SLG: 0.418										4	1	1	0	0	2	2						
40 Michael Soroka, R (1.1) ERA: 2.6	5.0 L 25 9 5 5 4 2 0 0 0 0 0 0 57 79 9.00 2.200																					
14 Matt Joyce, L (5.7) OBP: 0.411, SLG: 0.687	1.0 3 0 0 2 0 0 0 0 0 0 0 10 15 0.00 0.000																					
77 Luke Jackson, R (6.1) ERA: 3.75	2.0 7 0 0 0 1 0 0 0 0 0 0 16 25 0.00 0.500																					
45 Francisco Cervelli, R (6.7) ERA: 4.69										0	0	0	0	0	0	0						
19 Shane Greene, R (8.1) ERA: 2.28										0	0	0	0	0	0	0						
36 Mark Melancon, R (9.1) ERA: 3.89										0	0	0	0	0	0	0						
<b>Inning Stats</b>	R: 0 E: 0 K: 1 S: 7	H: 0 LOB: 1 BB: 1 P: 12	R: 0 E: 0 K: 0 S: 6	H: 1 LOB: 0 BB: 0 P: 10	R: 2 E: 0 K: 1 S: 17	H: 4 LOB: 2 BB: 0 P: 20	R: 0 E: 0 K: 1 S: 10	H: 0 LOB: 0 BB: 0 P: 11	R: 2 E: 0 K: 1 S: 14	H: 2 LOB: 1 BB: 1 P: 21	R: 1 E: 0 K: 2 S: 13	H: 2 LOB: 1 BB: 0 P: 20	R: 0 E: 0 K: 0 S: 7	H: 0 LOB: 0 BB: 0 P: 12	R: 0 E: 0 K: 1 S: 9	H: 0 LOB: 1 BB: 1 P: 13	R: 0 E: 0 K: 2 S: 8	H: 0 LOB: 0 BB: 0 P: 12	1B: 7 2B: 0 3B: 0 HR: 2	SF: 0 DP: 1 HBP: 0	WP: 0 PB: 0 CS: 0	PA: 35
<b>PITCHER</b>	IP WLS BF H R ER SO BB IBB HBP BLK WP HR S P ERA WHIP																					
27 Aaron Nola, R (1.1) ERA: 3.75	5.0 L 25 9 5 5 4 2 0 0 0 0 0 0 57 79 9.00 2.200																					
29 Nick Vincent, R (6.1) ERA: 4.69	1.0 3 0 0 2 0 0 0 0 0 0 0 10 15 0.00 0.000																					
28 Mike Morin, R (7.1) ERA: 3.97	2.0 7 0 0 0 1 0 0 0 0 0 0 16 25 0.00 0.500																					



Batter	1	2	3	4	5	6	7	8	9	AB	R	H	RBI	BB	SO	LOB	TOP					
16 César Hernández, S (1.4) OBP: 0.338, SLG: 0.408										4	0	1	0	0	1	2	Philadelphia Phillies @ Cleveland Indians Progressive Field, Cleveland, OH Fri Sep 20 2019, 7:12 PM - 10:11 PM EDT Att: 26:329 - Partly Cloudy - 80 F					
3 Bryce Harper, L (1.9) OBP: 0.372, SLG: 0.495										4	0	1	0	0	2	2						
17 Rhys Hoskins, R (1.3) OBP: 0.374, SLG: 0.478										3	0	0	0	1	1	2						
23 Jay Bruce, L (1.10) OBP: 0.265, SLG: 0.525										4	0	0	0	0	0	3						
33 Brad Miller, L (1.7) OBP: 0.307, SLG: 0.432										4	1	1	0	0	1	0						
4 Scott Kingery, R (1.6) OBP: 0.314, SLG: 0.478										4	0	1	0	0	0	1						
40 Adam Haseley, L (1.8) OBP: 0.328, SLG: 0.410										4	1	1	0	0	0	1						
7 Maikel Franco, R (1.5) OBP: 0.297, SLG: 0.411										3	0	1	2	0	1	1						
15 Andrew Knapp, S (1.2) OBP: 0.326, SLG: 0.270										3	0	1	0	0	1	1						
<b>Inning Stats</b>	R: 0 E: 0 K: 2 S: 9	H: 0 LOB: 0 BB: 0 P: 15	R: 0 E: 0 K: 1 S: 5	H: 0 LOB: 0 BB: 0 P: 9	R: 0 E: 0 K: 0 S: 12	H: 1 LOB: 1 BB: 0 P: 17	R: 2 E: 0 K: 1 S: 11	H: 3 LOB: 1 BB: 0 P: 13	R: 0 E: 0 K: 0 S: 4	H: 1 LOB: 0 BB: 0 P: 6	R: 0 E: 0 K: 1 S: 10	H: 1 LOB: 1 BB: 0 P: 16	R: 0 E: 0 K: 0 S: 13	H: 1 LOB: 2 BB: 1 P: 21	R: 0 E: 0 K: 0 S: 7	H: 0 LOB: 0 BB: 0 P: 7		1B: 4 2B: 3 3B: 0 HR: 0	SF: 0 SAC: 0 DP: 1 HBP: 0	WP: 0 PB: 0 SB: 0 CS: 0	PA: 34	
<b>PITCHER</b>	IP	WLS	BF	H	R	ER	SO	BB	IBB	HBP	BLK	WP	HR	S	P	ERA		WHIP				
57 Shane Bieber, R (1.1) ERA: 3.23	7.1	W	28	7	2	2	7	0	0	0	0	0	0	67	101	2.46		0.955				
39 Oliver Pérez, L (8.1) ERA: 3.4	0.1	H	1	0	0	0	0	0	0	0	0	0	0	3	3	0.00	0.000					
59 Carlos Carrasco, R (8.1) ERA: 5.28	1.1	S	5	0	0	0	0	1	0	0	0	0	0	12	17	0.00	0.750					

Batter	1	2	3	4	5	6	7	8	9	AB	R	H	RBI	BB	SO	LOB	BOTTOM					
12 Francisco Lindor, S (1.6) OBP: 0.345, SLG: 0.533										2	1	1	1	2	0	0	Philadelphia Phillies @ Cleveland Indians Progressive Field, Cleveland, OH Fri Sep 20 2019, 7:12 PM - 10:11 PM EDT Att: 26:329 - Partly Cloudy - 80 F					
35 Óscar Mercado, R (1.8) OBP: 0.330, SLG: 0.445										4	2	2	2	0	0	1						
41 Carlos Santana, S (1.3) OBP: 0.399, SLG: 0.525										4	0	2	1	0	0	2						
66 Yasiel Puig, R (1.9) OBP: 0.326, SLG: 0.459										3	0	1	1	1	0	0						
8 Jordan Luplow, R (1.7) OBP: 0.362, SLG: 0.535										4	0	0	0	0	1	3						
32 Franmil Reyes, R (1.10) OBP: 0.308, SLG: 0.503										3	0	0	0	1	1	2						
55 Roberto Pérez, R (1.2) OBP: 0.319, SLG: 0.451										4	0	0	0	0	1	3						
2 Yu Chang, R (1.5) OBP: 0.284, SLG: 0.317										3	1	1	0	0	1	0						
17 Andrew Velazquez, S (1.4) OBP: 0.105, SLG: 0.111										2	1	0	0	1	1	1						
<b>Inning Stats</b>	R: 2 E: 0 K: 0 S: 15	H: 3 LOB: 2 BB: 1 P: 29	R: 2 E: 0 K: 0 S: 9	H: 2 LOB: 1 BB: 1 P: 18	R: 0 E: 0 K: 3 S: 10	H: 0 LOB: 0 BB: 0 P: 13	R: 0 E: 0 K: 0 S: 7	H: 0 LOB: 0 BB: 0 P: 13	R: 0 E: 0 K: 1 S: 7	H: 0 LOB: 0 BB: 0 P: 11	R: 1 E: 0 K: 0 S: 11	H: 2 LOB: 2 BB: 1 P: 19	R: 0 E: 0 K: 1 S: 10	H: 0 LOB: 1 BB: 1 P: 19	R: 0 E: 0 K: 0 S: 7	H: 0 LOB: 0 BB: 0 P: 7		1B: 5 2B: 2 3B: 0 HR: 0	SF: 0 SAC: 0 DP: 1 HBP: 0	WP: 0 PB: 0 SB: 2 CS: 0	PA: 34	
<b>PITCHER</b>	IP	WLS	BF	H	R	ER	SO	BB	IBB	HBP	BLK	WP	HR	S	P	ERA		WHIP				
18 Drew Smyly, L (1.1) ERA: 6.44	2.0	L	13	5	4	4	0	3	0	0	0	0	0	16	24	0.00		0.000				
29 Nick Vincent, R (3.1) ERA: 4.43	2.0		5	0	0	0	3	0	0	0	0	0	0	9	16	0.00	0.000					
53 Blake Parker, R (5.1) ERA: 4.4	1.1		4	0	0	0	0	0	0	0	0	0	0	15	26	6.75	1.500					
25 Jared Hughes, R (6.1) ERA: 4.23	1.1		7	2	1	1	1	0	1	0	0	0	0	1	1	0.00	0.000					
28 Mike Morin, R (7.1) ERA: 3.94	0.1		1	0	0	0	0	0	0	0	0	0	0	1	1	0.00	0.000					

AB 33  
R 2  
H 7  
RBI 2  
BB 1  
SO 7  
LOB 13



AB 29  
R 5  
H 7  
RBI 5  
SO 5  
LOB 12









Batter	1	2	3	4	5	6	7	8	9	AB	R	H	RBI	BB	SO	LOB	TOP										
16 César Hernández, S (1,4) OBP: 0.335, SLG: 0.403										4	0	0	0	0	0	3	Philadelphia Phillies @ Cleveland Indians Progressive Field, Cleveland, OH Sun Sep 22 2019, 6:38 PM - 9:41 PM EDT Att: 25,309 - Cloudy - 88 F										
10 J.T. Realmuto, R (1,2) OBP: 0.328, SLG: 0.493 15 Andrew Knapp, S (8,PH) OBP: 0.323, SLG: 0.268										3	0	1	1	0	0	2											
3 Bryce Harper, L (1,9) OBP: 0.370, SLG: 0.471 67 José Pirela, R (8,PH) OBP: 0.263, SLG: 0.444										2	0	1	0	1	0	0											
17 Rhys Hoskins, R (1,3) OBP: 0.370, SLG: 0.471 8 Logan Morrison, L (9,PH) OBP: 0.296, SLG: 0.590										3	0	0	0	0	2	3											
23 Jay Bruce, L (1,10) OBP: 0.263, SLG: 0.526 73 Deivy Grullón, R (9,PH)										3	0	0	0	0	1	0											
2 Jean Segura, R (1,6) OBP: 0.326, SLG: 0.427 9 Phil Gosselin, R (9,PH) OBP: 0.298, SLG: 0.327										3	0	0	0	0	0	0											
33 Brad Miller, L (1,7) OBP: 0.306, SLG: 0.470										3	0	0	0	0	2	0											
4 Scott Kingery, R (1,5) OBP: 0.316, SLG: 0.481										2	1	2	0	1	0	0											
40 Adam Haseley, L (1,8) OBP: 0.332, SLG: 0.416										3	0	1	0	0	1	2											
<b>Inning Stats</b>	R: 0 H: 1 E: 0 K: 1 S: 10	H: 1 LOB: 1 BB: 0 P: 15	R: 0 H: 0 E: 0 K: 1 S: 7	H: 0 LOB: 0 BB: 0 P: 13	R: 1 H: 1 E: 0 K: 0 S: 10	H: 1 LOB: 2 BB: 2 P: 23	R: 0 H: 0 E: 0 K: 1 S: 10	H: 0 LOB: 0 BB: 0 P: 16	R: 0 H: 2 E: 0 K: 2 S: 9	H: 0 LOB: 0 BB: 0 P: 12	R: 0 H: 1 E: 0 K: 1 S: 10	H: 0 LOB: 1 BB: 0 P: 13	R: 0 H: 0 E: 0 K: 1 S: 5	H: 0 LOB: 0 BB: 0 P: 8	R: 0 H: 0 E: 0 K: 2 S: 8	H: 0 LOB: 0 BB: 0 P: 11		1B: 1 2B: 4 3B: 0 HR: 0	SF: 0 SAC: 0 DP: 1 HBP: 0	WP: 0 PA: 33 PB: 0 SB: 0 CS: 0							
<b>PITCHER</b>	IP	WLS	BF	H	R	ER	SO	BB	IBB	HBP	BLK	WP	HR	S	P	ERA	WHIP										
45 Adam Plutko, R (1,1) ERA: 4.25	4.1		19	4	1	1	3	1	1	0	0	0	0	43	78	2.08	1.154										
59 Carlos Carrasco, R (5,1) ERA: 5.1	2.2	W	8	1	0	0	3	0	0	0	0	0	0	22	30	0.00	0.375										
39 Oliver Pérez, L (8,1) ERA: 3.57	0.2		2	0	0	0	1	0	0	0	0	0	0	4	7	0.00	0.000										
44 Nick Goody, R (8,1) ERA: 2.7	1.1		4	0	0	0	2	0	0	0	0	0	0	9	12	0.00	0.000										

Batter	1	2	3	4	5	6	7	8	9	AB	R	H	RBI	BB	SO	LOB	BOTTOM										
12 Francisco Lindor, S (1,6) OBP: 0.343, SLG: 0.527										5	1	1	1	0	1	2	Philadelphia Phillies @ Cleveland Indians Progressive Field, Cleveland, OH Sun Sep 22 2019, 6:38 PM - 9:41 PM EDT Att: 25,309 - Cloudy - 88 F										
35 Óscar Mercado, R (1,8) OBP: 0.330, SLG: 0.456										4	2	1	3	1	2	0											
41 Carlos Santana, S (1,3) OBP: 0.403, SLG: 0.529										3	2	3	0	0	0	0											
66 Yasiel Puig, R (1,9) OBP: 0.327, SLG: 0.459										3	1	2	3	1	0	1											
6 Mike Freeman, L (1,4) OBP: 0.366, SLG: 0.391										4	0	0	1	0	1	4											
32 Franmil Reyes, R (1,10) OBP: 0.307, SLG: 0.505										4	1	1	2	0	1	1											
1 Greg Allen, S (1,7) OBP: 0.288, SLG: 0.350										4	0	0	0	0	2	0											
55 Roberto Pérez, R (1,2) OBP: 0.317, SLG: 0.447										3	1	0	0	0	1	0											
7 Ryan Flaherty, L (1,5) OBP: 0.118, SLG: 0.176 2 Yu Chang, R (8,PH) OBP: 0.278, SLG: 0.297										3	2	1	0	0	1	2											
<b>Inning Stats</b>	R: 0 H: 1 E: 0 K: 2 S: 18	H: 0 LOB: 0 BB: 0 P: 23	R: 0 H: 0 E: 0 K: 1 S: 10	H: 0 LOB: 0 BB: 0 P: 17	R: 0 H: 0 E: 0 K: 2 S: 7	H: 0 LOB: 0 BB: 0 P: 10	R: 1 H: 2 E: 0 K: 1 S: 10	H: 2 LOB: 1 BB: 0 P: 13	R: 3 H: 2 E: 2 K: 0 S: 15	H: 2 LOB: 2 BB: 1 P: 25	R: 0 H: 0 E: 0 K: 0 S: 3	H: 0 LOB: 0 BB: 0 P: 6	R: 6 H: 4 E: 1 K: 2 S: 20	H: 4 LOB: 0 BB: 1 P: 33	R: 0 H: 0 E: 0 K: 1 S: 7	H: 0 LOB: 0 BB: 0 P: 9		1B: 4 2B: 3 3B: 0 HR: 2	SF: 0 SAC: 1 DP: 0 HBP: 1	WP: 0 PA: 38 PB: 0 SB: 0 CS: 0							
<b>PITCHER</b>	IP	WLS	BF	H	R	ER	SO	BB	IBB	HBP	BLK	WP	HR	S	P	ERA	WHIP										
21 Vince Velasquez, R (1,1) ERA: 4.76	4.2	L	21	5	4	1	6	1	0	0	0	0	0	58	81	1.93	1.071										
29 Nick Vincent, R (5,1) ERA: 4.29	1.1		5	0	0	0	0	1	0	0	0	0	0	5	13	0.00	0.750										
28 Mike Morin, R (7,1) ERA: 4.69	0.0		4	2	4	4	0	1	0	1	0	0	0	4	10	∞	∞										
47 Cole Irvin, L (7,1) ERA: 6.57	0.1		2	1	0	0	1	0	0	0	0	0	0	10	12	0.00	3.000										
61 Edubray Ramos, R (7,1) ERA: 5.52	0.2		3	1	2	2	1	0	0	0	0	0	1	6	11	27.00	1.500										











Batter	1	2	3	4	5	6	7	8	9	AB	R	H	RBI	BB	SO	LOB	TOP					
16 César Hernández, S (1.4) OBP: 0.335, SLG: 0.401										4	0	1	0	0	0	0	<b>Philadelphia Phillies @ Washington Nationals</b> <b>Nationals Park, Washington, DC</b> Tue Sep 24 2019, 7:07 PM - 10:12 PM EDT Att: 22,214 - Partly Cloudy - 77 F					
8 Logan Morrison, L (1.3) OBP: 0.295, SLG: 0.419										3	1	0	0	1	2	1						
2 Jean Segura, R (1.6) OBP: 0.322, SLG: 0.421										4	1	1	0	0	0	0						
33 Brad Miller, L (1.7) OBP: 0.310, SLG: 0.507										4	2	2	4	0	2	0						
50 Héctor Neris, R (8.1)										0	0	0	0	0	0	0						
4 Scott Kingery, R (1.8) OBP: 0.316, SLG: 0.478										4	0	1	0	0	2	0						
40 Adam Haseley, L (1.9) OBP: 0.321, SLG: 0.400										4	0	0	0	0	1	1						
7 Maikel Franco, R (1.5) OBP: 0.294, SLG: 0.407										4	0	0	0	0	0	0						
15 Andrew Knapp, S (1.2) OBP: 0.321, SLG: 0.277										3	0	0	0	0	2	0						
27 Aaron Nola, R (1.1) OBP: 0.200, SLG: 0.153										2	0	0	0	0	2	0						
25 Jared Hughes, R (6.1)										0	0	0	0	0	0	0						
3 Bryce Harper, L (7. PH) OBP: 0.374, SLG: 0.505										1	1	1	1	0	0	0						
47 Cole Irvin, L (7.1) OBP: 0.375, SLG: 0.167										0	0	0	0	0	0	0						
5 Nick Williams, L (8.7) OBP: 0.202, SLG: 0.252										0	0	0	0	0	0	0						
<b>Inning Stats</b>	R: 3 E: 0 K: 2 S: 19	H: 2 LOB: 0 BB: 1 P: 26	R: 0 E: 0 K: 2 S: 13	H: 0 LOB: 0 BB: 0 P: 18	R: 0 E: 0 K: 1 S: 8	H: 0 LOB: 0 BB: 0 P: 10	R: 1 E: 0 K: 1 S: 11	H: 1 LOB: 0 BB: 0 P: 16	R: 0 E: 0 K: 3 S: 11	H: 1 LOB: 1 BB: 0 P: 16	R: 0 E: 0 K: 1 S: 12	H: 1 LOB: 0 BB: 0 P: 15	R: 1 E: 0 K: 0 S: 9	H: 1 LOB: 0 BB: 0 P: 16	R: 0 E: 0 K: 1 S: 8	H: 0 LOB: 0 BB: 0 P: 11	R: 0 E: 0 K: 0 S: 5	H: 0 LOB: 0 BB: 0 P: 8	1B: 2 2B: 1 3B: 0 HR: 3	SF: 0 SAC: 0 DP: 0 HBP: 0	WP: 0 PB: 0 SB: 0 CS: 0	PA: 34
<b>PITCHER</b>	IP WLS BF H R ER SO BB IBB HBP BLK WP HR S P ERA WHIP																					
31 Max Scherzer, R (1.1) ERA: 2.92	6.0 W 24 5 4 4 10 1 0 0 0 0 2 74 101 6.00 1.000																					
60 Hunter Strickland, R (7.1) ERA: 5.87	1.0 H 4 1 1 1 0 0 0 0 0 0 1 9 16 9.00 1.000																					
48 Javy Guerra, R (8.1) ERA: 4.48	1.0 H 3 0 0 0 1 0 0 0 0 0 0 8 11 0.00 0.000																					
44 Daniel Hudson, R (9.1) ERA: 2.54	1.0 S 3 0 0 0 0 0 0 0 0 0 0 5 8 0.00 0.000																					
<b>Batter</b>	<b>1</b>	<b>2</b>	<b>3</b>	<b>4</b>	<b>5</b>	<b>6</b>	<b>7</b>	<b>8</b>	<b>9</b>	<b>AB</b>	<b>R</b>	<b>H</b>	<b>RBI</b>	<b>BB</b>	<b>SO</b>	<b>LOB</b>	<b>BOTTOM</b>					
7 Trea Turner, R (1.6) OBP: 0.356, SLG: 0.497										4	1	2	4	0	0	2	<b>Philadelphia Phillies @ Washington Nationals</b> <b>Nationals Park, Washington, DC</b> Tue Sep 24 2019, 7:07 PM - 10:12 PM EDT Att: 22,214 - Partly Cloudy - 77 F					
2 Adam Eaton, L (1.9) OBP: 0.366, SLG: 0.434										3	0	0	0	1	0	0						
6 Anthony Rendon, R (1.5) OBP: 0.410, SLG: 0.603										3	0	0	0	1	1	2						
22 Juan Soto, L (1.7) OBP: 0.404, SLG: 0.553										4	0	1	0	0	2	3						
13 Asdrúbal Cabrera, S (1.4) OBP: 0.333, SLG: 0.427										3	2	1	0	1	1	1						
15 Matt Adams, L (1.3) OBP: 0.276, SLG: 0.472										4	0	1	0	0	2	1						
16 Victor Robles, R (1.8) OBP: 0.326, SLG: 0.420										3	1	1	0	0	1	0						
10 Yan Gomes, R (1.2) OBP: 0.318, SLG: 0.395										3	1	1	2	0	1	2						
31 Max Scherzer, R (1.1) OBP: 0.162, SLG: 0.182										1	0	0	0	0	1	0						
47 Howie Kendrick, R (6. PH) OBP: 0.355, SLG: 0.567										0	1	0	0	1	0	0						
60 Hunter Strickland, R (7.1) ERA: 4.21										0	0	0	0	0	0	0						
48 Javy Guerra, R (8.1)										0	0	0	0	0	0	0						
44 Daniel Hudson, R (9.1) ERA: 2.97										0	0	0	0	0	0	0						
<b>Inning Stats</b>	R: 0 E: 0 K: 0 S: 11	H: 0 LOB: 1 BB: 1 P: 22	R: 0 E: 0 K: 3 S: 11	H: 0 LOB: 0 BB: 0 P: 18	R: 1 E: 0 K: 2 S: 12	H: 2 LOB: 2 BB: 1 P: 21	R: 1 E: 0 K: 0 S: 10	H: 2 LOB: 2 BB: 0 P: 15	R: 0 E: 0 K: 2 S: 9	H: 0 LOB: 0 BB: 0 P: 12	R: 4 E: 0 K: 2 S: 21	H: 2 LOB: 0 BB: 2 P: 36	R: 0 E: 0 K: 0 S: 8	H: 1 LOB: 0 BB: 0 P: 13	R: 0 E: 0 K: 0 S: 10	H: 0 LOB: 0 BB: 0 P: 14	1B: 4 2B: 2 3B: 0 HR: 2	SF: 1 SAC: 1 DP: 1 HBP: 1	WP: 0 PB: 0 SB: 0 CS: 0	PA: 35		
<b>PITCHER</b>	IP WLS BF H R ER SO BB IBB HBP BLK WP HR S P ERA WHIP																					
27 Aaron Nola, R (1.1) ERA: 3.87	5.2 L 27 5 5 5 9 4 0 1 0 0 0 1 68 115 7.94 1.588																					
25 Jared Hughes, R (6.1) ERA: 4.21	0.1 B 2 1 1 1 0 0 0 0 0 0 1 6 9 27.00 3.000																					
47 Cole Irvin, L (7.1) ERA: 6.28	1.2 5 1 0 0 0 0 0 0 0 0 0 14 21 0.00 0.600																					
50 Héctor Neris, R (8.1) ERA: 2.97	0.1 1 0 0 0 0 0 0 0 0 0 0 4 6 0.00 0.000																					



Batter	1	2	3	4	5	6	7	8	9	AB	R	H	RBI	BB	SO	LOB	TOP				
16 César Hernández, S (1.4) OBP: 0.334, SLG: 0.404										4	1	2	1	0	1	1	Philadelphia Phillies @ Washington Nationals Nationals Park, Washington, DC Thu Sep 26 2019, 4:08 PM - 7:32 PM EDT Att: 22,253 - Partly Cloudy - 89 F				
3 Bryce Harper, L (1.9) OBP: 0.373, SLG: 0.504										4	0	0	0	0	3	2					
17 Rhys Hoskins, R (1.3) OBP: 0.365, SLG: 0.462										4	0	1	0	0	3	0					
33 Brad Miller, L (1.7) OBP: 0.309, SLG: 0.514										3	0	0	0	1	1	1					
2 Jean Segura, R (1.6) OBP: 0.323, SLG: 0.420										2	0	1	0	0	0	0					
13 Sean Rodríguez, R (5.6) OBP: 0.317, SLG: 0.377										1	0	0	0	1	1	1					
40 Adam Haseley, L (1.8) OBP: 0.316, SLG: 0.391										4	0	0	0	0	2	3					
7 Maikel Franco, R (1.5) OBP: 0.294, SLG: 0.405										3	1	1	0	0	1	0					
15 Andrew Knapp, S (1.2) OBP: 0.329, SLG: 0.328										3	1	2	2	0	1	0					
44 Jason Vargas, L (1.1) OBP: 0.275, SLG: 0.275										1	0	0	0	0	0	1					
66 Edgar García, R (5.1) OBP: 0.305, SLG: 0.250										0	0	0	0	0	0	0					
5 Nick Williams, L (6. Ph) OBP: 0.305, SLG: 0.250										0	0	0	0	0	0	0					
54 Austin Davis, L (6.1) OBP: 0.296, SLG: 0.326										0	0	0	0	0	0	0					
8 Logan Morrison, L (6. Ph) OBP: 0.296, SLG: 0.326										0	0	0	0	0	0	0					
43 Nick Pivetta, R (8.1) OBP: 0.290, SLG: 0.280										0	0	0	0	0	0	0					
<b>Inning Stats</b>	R: 0 E: 0 K: 2 S: 14	H: 0 LOB: 0 BB: 0 P: 18	R: 0 E: 0 K: 0 S: 5	H: 1 LOB: 0 BB: 0 P: 10	R: 0 E: 0 K: 3 S: 14	H: 0 LOB: 0 BB: 0 P: 20	R: 1 E: 0 K: 1 S: 10	H: 2 LOB: 0 BB: 0 P: 15	R: 0 E: 0 K: 3 S: 12	H: 1 LOB: 1 BB: 0 P: 21	R: 0 E: 0 K: 2 S: 11	H: 0 LOB: 1 BB: 1 P: 20	R: 2 E: 0 K: 0 S: 20	H: 3 LOB: 0 BB: 0 P: 31	R: 0 E: 0 K: 3 S: 12	H: 0 LOB: 1 BB: 1 P: 19	1B: 4 2B: 1 3B: 0 HR: 2	SF: 0 SAC: 0 DP: 3 HBP: 0	WP: 0 PB: 0 SB: 0 CS: 0	PA: 33	
<b>PITCHER</b>	IP WLS BF H R ER SO BB IBB HBP BLK WP HR S P ERA WHIP	IP WLS BF H R ER SO BB IBB HBP BLK WP HR S P ERA WHIP	IP WLS BF H R ER SO BB IBB HBP BLK WP HR S P ERA WHIP	IP WLS BF H R ER SO BB IBB HBP BLK WP HR S P ERA WHIP	IP WLS BF H R ER SO BB IBB HBP BLK WP HR S P ERA WHIP	IP WLS BF H R ER SO BB IBB HBP BLK WP HR S P ERA WHIP	IP WLS BF H R ER SO BB IBB HBP BLK WP HR S P ERA WHIP	IP WLS BF H R ER SO BB IBB HBP BLK WP HR S P ERA WHIP	IP WLS BF H R ER SO BB IBB HBP BLK WP HR S P ERA WHIP	IP WLS BF H R ER SO BB IBB HBP BLK WP HR S P ERA WHIP	IP WLS BF H R ER SO BB IBB HBP BLK WP HR S P ERA WHIP	IP WLS BF H R ER SO BB IBB HBP BLK WP HR S P ERA WHIP	IP WLS BF H R ER SO BB IBB HBP BLK WP HR S P ERA WHIP	IP WLS BF H R ER SO BB IBB HBP BLK WP HR S P ERA WHIP	IP WLS BF H R ER SO BB IBB HBP BLK WP HR S P ERA WHIP	IP WLS BF H R ER SO BB IBB HBP BLK WP HR S P ERA WHIP	IP WLS BF H R ER SO BB IBB HBP BLK WP HR S P ERA WHIP	IP WLS BF H R ER SO BB IBB HBP BLK WP HR S P ERA WHIP	IP WLS BF H R ER SO BB IBB HBP BLK WP HR S P ERA WHIP	IP WLS BF H R ER SO BB IBB HBP BLK WP HR S P ERA WHIP	IP WLS BF H R ER SO BB IBB HBP BLK WP HR S P ERA WHIP

AB 31  
R 3  
H 7  
RBI 3  
BB 2  
SO 15  
LOB 9



Batter	1	2	3	4	5	6	7	8	9	AB	R	H	RBI	BB	SO	LOB	BOTTOM				
7 Trea Turner, R (1.6) OBP: 0.354, SLG: 0.494										5	0	1	0	0	1	1	Philadelphia Phillies @ Washington Nationals Nationals Park, Washington, DC Thu Sep 26 2019, 4:08 PM - 7:32 PM EDT Att: 22,253 - Partly Cloudy - 89 F				
16 Victor Robles, R (1.8) OBP: 0.324, SLG: 0.419										5	1	1	0	0	1	1					
6 Anthony Rendon, R (1.5) OBP: 0.411, SLG: 0.601										2	1	0	0	3	2	0					
13 Asdrúbal Cabrera, S (1.4) OBP: 0.340, SLG: 0.438										2	2	2	2	1	0	0					
11 Ryan Zimmerman, R (1.3) OBP: 0.319, SLG: 0.416										3	1	1	0	1	2	2					
10 Yan Gomes, R (1.2) OBP: 0.316, SLG: 0.392										3	0	0	1	1	2	4					
3 Michael Taylor, R (1.9) OBP: 0.290, SLG: 0.337										4	1	3	1	0	1	3					
88 Gerardo Parra, L (1.7) OBP: 0.279, SLG: 0.347										3	0	1	0	1	0	1					
37 Stephen Strasburg, R (1.1) OBP: 0.290, SLG: 0.292										3	0	0	0	0	2	3					
21 Tanner Rainey, R (7.1) ERA: 5.84										0	0	0	0	0	0	0					
28 Kurt Suzuki, R (6. Ph) OBP: 0.305, SLG: 0.250										0	0	0	0	0	0	0					
48 Javy Guerra, R (8.1) ERA: 6.86										0	0	0	0	0	0	0					
56 Fernando Rodney, R (8.1) ERA: 5.46										0	0	0	0	0	0	0					
44 Daniel Hudson, R (9.1) ERA: 5.46										0	0	0	0	0	0	0					
<b>Inning Stats</b>	R: 1 E: 0 K: 0 S: 13	H: 2 LOB: 2 BB: 1 P: 23	R: 1 E: 0 K: 0 S: 13	H: 1 LOB: 0 BB: 0 P: 17	R: 0 E: 0 K: 2 S: 13	H: 1 LOB: 2 BB: 2 P: 27	R: 0 E: 0 K: 1 S: 11	H: 1 LOB: 1 BB: 0 P: 17	R: 3 E: 0 K: 2 S: 14	H: 1 LOB: 2 BB: 4 P: 33	R: 0 E: 0 K: 2 S: 11	H: 0 LOB: 0 BB: 0 P: 16	R: 1 E: 0 K: 2 S: 17	H: 3 LOB: 2 BB: 0 P: 24	R: 0 E: 0 K: 2 S: 8	H: 0 LOB: 0 BB: 0 P: 12	1B: 4 2B: 3 3B: 0 HR: 2	SF: 1 SAC: 0 DP: 0 HBP: 0	WP: 1 PB: 1 SB: 2 CS: 0	PA: 39	
<b>PITCHER</b>	IP WLS BF H R ER SO BB IBB HBP BLK WP HR S P ERA WHIP	IP WLS BF H R ER SO BB IBB HBP BLK WP HR S P ERA WHIP	IP WLS BF H R ER SO BB IBB HBP BLK WP HR S P ERA WHIP	IP WLS BF H R ER SO BB IBB HBP BLK WP HR S P ERA WHIP	IP WLS BF H R ER SO BB IBB HBP BLK WP HR S P ERA WHIP	IP WLS BF H R ER SO BB IBB HBP BLK WP HR S P ERA WHIP	IP WLS BF H R ER SO BB IBB HBP BLK WP HR S P ERA WHIP	IP WLS BF H R ER SO BB IBB HBP BLK WP HR S P ERA WHIP	IP WLS BF H R ER SO BB IBB HBP BLK WP HR S P ERA WHIP	IP WLS BF H R ER SO BB IBB HBP BLK WP HR S P ERA WHIP	IP WLS BF H R ER SO BB IBB HBP BLK WP HR S P ERA WHIP	IP WLS BF H R ER SO BB IBB HBP BLK WP HR S P ERA WHIP	IP WLS BF H R ER SO BB IBB HBP BLK WP HR S P ERA WHIP	IP WLS BF H R ER SO BB IBB HBP BLK WP HR S P ERA WHIP	IP WLS BF H R ER SO BB IBB HBP BLK WP HR S P ERA WHIP	IP WLS BF H R ER SO BB IBB HBP BLK WP HR S P ERA WHIP	IP WLS BF H R ER SO BB IBB HBP BLK WP HR S P ERA WHIP	IP WLS BF H R ER SO BB IBB HBP BLK WP HR S P ERA WHIP	IP WLS BF H R ER SO BB IBB HBP BLK WP HR S P ERA WHIP	IP WLS BF H R ER SO BB IBB HBP BLK WP HR S P ERA WHIP	IP WLS BF H R ER SO BB IBB HBP BLK WP HR S P ERA WHIP

AB 31  
R 6  
H 9  
RBI 4  
BB 7  
SO 11  
LOB 17





Batter	1	2	3	4	5	6	7	8	9	10	11	12	13	14	15	AB	R	H	RBI	BB	SO	LOB	TOP										
55 Jon Berti, R OBP: 0.348, SLG: 0.410	F7	G6-3	1B	1B	1B	G5-3	G5-3	K	K	K	K	K	K	L8	1B	7	0	2	0	0	2	2											
19 Miguel Rojas, R OBP: 0.332, SLG: 0.380	HBP		1B	1B	1B	PO	1B	1B	K	K	K	K	K	L8	1B	6	2	4	0	0	1	1											
13 Starlin Castro, R OBP: 0.299, SLG: 0.431	2B		1B	1B	1B	G5-3	L7	1B	K	K	K	K	K	1B	1B	6	1	3	1	0	1	2											
44 Austin Dean, R OBP: 0.264, SLG: 0.413	K		K	K	K	L9	L9	F8	SH5-3	SH5-3	SH5-3	SH5-3	SH5-3	1B	1B	6	0	1	0	0	3	5											
1 Ivan Diaz, L OBP: 0.288, SLG: 0.327	F7		G4-3	G4-3	G4-3	G3-1	G3-1	K	K	K	K	K	K	P4	P4	5	0	1	0	0	1	2											
72 Kyle Keller, R OBP: 0.288, SLG: 0.327	F7		G4-3	G4-3	G4-3	G3-1	G3-1	K	K	K	K	K	K	P4	P4	5	0	1	0	0	1	2											
28 Bryan Holaday, R OBP: 0.288, SLG: 0.327	F7		G4-3	G4-3	G4-3	G3-1	G3-1	K	K	K	K	K	K	P4	P4	5	0	1	0	0	1	2											
82 Jose Urena, R OBP: 0.288, SLG: 0.327	F7		G4-3	G4-3	G4-3	G3-1	G3-1	K	K	K	K	K	K	P4	P4	5	0	1	0	0	1	2											
86 Justin Garcia, L OBP: 0.288, SLG: 0.327	F7		G4-3	G4-3	G4-3	G3-1	G3-1	K	K	K	K	K	K	P4	P4	5	0	1	0	0	1	2											
61 Adam Conley, L OBP: 0.288, SLG: 0.327	F7		G4-3	G4-3	G4-3	G3-1	G3-1	K	K	K	K	K	K	P4	P4	5	0	1	0	0	1	2											
47 Harold Ramirez, R OBP: 0.311, SLG: 0.412	G4-3	HR	G4-3	G4-3	G4-3	K2-3	K2-3	1B	1B	1B	1B	1B	1B	1B	1B	7	1	3	1	0	2	2											
9 Lewis Brinson, R OBP: 0.238, SLG: 0.223	G5-3		G5-3	G5-3	G5-3	L7	L7	1B	1B	1B	1B	1B	1B	G6-4-3	G6-4-3	2	0	0	0	0	0	1											
14 Martin Prado, R OBP: 0.267, SLG: 0.283	G5-3		G5-3	G5-3	G5-3	L7	L7	1B	1B	1B	1B	1B	1B	G6-4-3	G6-4-3	5	0	2	0	0	0	1											
51 Tyler Heineman, S OBP: 0.273, SLG: 0.336	1B		1B	1B	1B	G3-1	G3-1	P4	P4	P4	P4	P4	P4	SH3-4	SH3-4	5	0	1	0	0	1	2											
48 Pineda Lopez, L OBP: 0.288, SLG: 0.327	K		K	K	K	F7	F7	K	K	K	K	K	K	G1	G1	2	0	0	0	0	0	1											
84 Jose Urena, R OBP: 0.288, SLG: 0.327	K		K	K	K	F7	F7	K	K	K	K	K	K	G1	G1	2	0	0	0	0	0	1											
86 Justin Garcia, L OBP: 0.288, SLG: 0.327	K		K	K	K	F7	F7	K	K	K	K	K	K	G1	G1	2	0	0	0	0	0	1											
88 Jose Urena, R OBP: 0.288, SLG: 0.327	K		K	K	K	F7	F7	K	K	K	K	K	K	G1	G1	2	0	0	0	0	0	1											
90 Jose Urena, R OBP: 0.288, SLG: 0.327	K		K	K	K	F7	F7	K	K	K	K	K	K	G1	G1	2	0	0	0	0	0	1											
92 Jose Urena, R OBP: 0.288, SLG: 0.327	K		K	K	K	F7	F7	K	K	K	K	K	K	G1	G1	2	0	0	0	0	0	1											
94 Jose Urena, R OBP: 0.288, SLG: 0.327	K		K	K	K	F7	F7	K	K	K	K	K	K	G1	G1	2	0	0	0	0	0	1											
96 Jose Urena, R OBP: 0.288, SLG: 0.327	K		K	K	K	F7	F7	K	K	K	K	K	K	G1	G1	2	0	0	0	0	0	1											
98 Jose Urena, R OBP: 0.288, SLG: 0.327	K		K	K	K	F7	F7	K	K	K	K	K	K	G1	G1	2	0	0	0	0	0	1											
100 Jose Urena, R OBP: 0.288, SLG: 0.327	K		K	K	K	F7	F7	K	K	K	K	K	K	G1	G1	2	0	0	0	0	0	1											
Inning Stats	R: 1 E: 0 K: 1 S: 7	H: 1 LOB: 1 BB: 0 P: 11	R: 1 E: 0 K: 1 S: 10	H: 2 LOB: 1 BB: 0 P: 12	R: 2 E: 0 K: 1 S: 16	H: 2 LOB: 1 BB: 0 P: 26	R: 0 E: 0 K: 0 S: 17	H: 2 LOB: 1 BB: 0 P: 22	R: 0 E: 0 K: 0 S: 8	H: 0 LOB: 0 BB: 0 P: 13	R: 0 E: 0 K: 1 S: 9	H: 0 LOB: 0 BB: 0 P: 8	R: 0 E: 0 K: 1 S: 13	H: 2 LOB: 2 BB: 0 P: 17	R: 0 E: 0 K: 2 S: 9	H: 0 LOB: 0 BB: 0 P: 15	R: 0 E: 0 K: 1 S: 9	H: 1 LOB: 1 BB: 0 P: 10	R: 0 E: 0 K: 1 S: 8	H: 1 LOB: 1 BB: 0 P: 12	R: 0 E: 0 K: 1 S: 8	H: 2 LOB: 1 BB: 0 P: 12	R: 0 E: 0 K: 0 S: 7	H: 1 LOB: 0 BB: 0 P: 10	R: 0 E: 0 K: 1 S: 10	H: 2 LOB: 2 BB: 0 P: 14	R: 0 E: 0 K: 0 S: 6	H: 0 LOB: 0 BB: 0 P: 9	1B: 15 R: 4 H: 17 RBI: 3 BB: 10 SO: 13 LOB: 22	WP: 0 PB: 0 SB: 1 CS: 2	PA: 62		
21 Vince Velasquez, R ERA: 4.81	IP: 4.0 WLS: 4 BF: 20	H: 7 R: 4 ER: 4 SO: 3	BB: 0 IBB: 0 HBP: 2 BLK: 0	WP: 0 HR: 1 S: 5 P: 7	ERA: 9.00 WHIP: 1.750	53 Blake Parker, R ERA: 4.18	IP: 11.1 WLS: 10 BF: 47	H: 1 R: 0 ER: 0 SO: 1	BB: 0 IBB: 0 HBP: 0 BLK: 0	WP: 0 HR: 0 S: 9 P: 12	ERA: 0.00 WHIP: 1.000	12 Juan Nicasio, R ERA: 4.75	IP: 12.1 WLS: 11 BF: 51	H: 3 R: 0 ER: 0 SO: 1	BB: 0 IBB: 0 HBP: 0 BLK: 0	WP: 0 HR: 0 S: 23 P: 33	ERA: 0.00 WHIP: 1.000	15 Ranger Suarez, L ERA: 3.14	IP: 13.1 WLS: 11 BF: 54	H: 3 R: 0 ER: 0 SO: 1	BB: 0 IBB: 0 HBP: 0 BLK: 0	WP: 0 HR: 0 S: 9 P: 10	ERA: 0.00 WHIP: 1.000	25 Jared Hughes, R ERA: 4.15	IP: 10.1 WLS: 10 BF: 41	H: 4 R: 1 ER: 0 SO: 1	BB: 0 IBB: 0 HBP: 0 BLK: 0	WP: 0 HR: 0 S: 9 P: 10	ERA: 0.00 WHIP: 1.000				

Miami Marlins @ Philadelphia Phillies  
Citizens Bank Park, Philadelphia, PA  
Fri Sep 27 2019, 7:06 PM - 12:18 AM EDT  
Att: 24,143 - Clear - 74 F

AB 57  
R 4  
H 17  
RBI 3  
BB 10  
SO 13  
LOB 22



Batter	1	2	3	4	5	6	7	8	9	10	11	12	13	14	15	AB	R	H	RBI	BB	SO	LOB	BOTTOM			
16 Cesar Hernandez, S OBP: 0.333, SLG: 0.406	2B		G4-3	2B	2B	K	K	K	K	K	K	K	K	G1-3	G1-3	7	2	2	0	0	3	0				
4 Scott Kingery, R OBP: 0.315, SLG: 0.474	L9		K	SH1-3	SH1-3	BB	BB	1B	1B	1B	1B	1B	1B	1B	1B	2	0	0	0	0	1	1				
13 Sean Rodriguez, R OBP: 0.331, SLG: 0.380	K		K	SH1-3	SH1-3	BB	BB	1B	1B	1B	1B	1B	1B	1B	1B	2	0	1	0	2	1	0				
3 Bryce Harper, L OBP: 0.372, SLG: 0.507	3B		2B	SF7	SF7	L8	L8	K	K	K	K	K	K	G5-3	G5-3	6	1	2	2	0	1	3				
17 Rhys Hoskins, R OBP: 0.365, SLG: 0.458	SF9		L8	F8	F8	G6-3	G6-3	P3	P3	P3	P3	P3	P3	BB	BB	4	1	0	1	1	0	1				
33 Brad Miller, L OBP: 0.315, SLG: 0.517	1B		1B	G5-3	G5-3	E7	E7	K	K	K	K	K	K	1B	1B	3	1	2	0	0	0	0				
9 Phil Gosselin, R OBP: 0.306, SLG: 0.322	G3		G3	F9	F9	K	K	K	K	K	K	K	K	1B	1B	3	0	1	0	1	1	0				
15 Andrew Knapp, S OBP: 0.322, SLG: 0.328	G3		G3	F9	F9	K	K	K	K	K	K	K	K	1B	1B	6	0	1	0	0	1	5				
7 Maikel Franco, R OBP: 0.298, SLG: 0.403	1B		G5-3	G5-3	G5-3	P6	P6	1B	1B	1B	1B	1B	1B	L5	L5	5	0	1	0	2	1	4				
40 Adam Haseley, L OBP: 0.315, SLG: 0.385	G5-6-3		G5-6-3	G5-6-3	G5-6-3	K	K	L7	L7	L7	L7	L7	L7	K	K	6	0	1	1	0	2	8				
21 Javy Begoza, R OBP: 0.288, SLG: 0.327	K		K	K	K	K	K	K	K	K	K	K	K	G6-3	G6-3	1	0	0	0	0	0	0				
81 Jose Urena, R OBP: 0.288, SLG: 0.327	K		K	K	K	K	K	K	K	K	K	K	K	G6-3	G6-3	1	0	0	0	0	0	0				
83 Jose Urena, R OBP: 0.288, SLG: 0.327	K		K	K	K	K	K	K	K	K	K	K	K	G6-3	G6-3	1	0	0	0	0	0	0				
85 Jose Urena, R OBP: 0.288, SLG: 0.327	K		K	K	K	K	K	K	K	K	K	K	K	G6-3	G6-3	1	0	0	0	0	0	0				
87 Jose Urena, R OBP: 0.288, SLG: 0.327	K		K	K	K	K	K	K	K	K	K	K	K	G6-3	G6-3	1	0	0	0	0	0	0				
89 Jose Urena, R OBP: 0.288, SLG: 0.327	K		K	K	K	K	K	K	K	K	K	K	K	G6-3	G6-3	1	0	0	0	0	0	0				
91 Jose Urena, R OBP: 0.288, SLG: 0.327	K		K	K	K	K	K	K	K	K	K	K	K	G6-3	G6-3	1	0	0	0	0	0	0				
93 Jose Urena, R OBP: 0.288, SLG: 0.327	K		K	K	K	K	K	K	K	K	K	K	K	G6-3	G6-3	1	0	0	0	0	0	0				
95 Jose Urena, R OBP: 0.288, SLG: 0.327	K		K	K	K	K	K	K	K	K	K	K	K	G6-3	G6-3	1	0	0	0	0	0	0				
97 Jose Urena, R OBP: 0.288, SLG: 0.327	K		K	K	K	K	K	K	K	K	K	K	K	G6-3	G6-3	1	0	0	0	0	0	0				
99 Jose Urena, R OBP: 0.288, SLG: 0.327	K		K	K	K	K	K	K	K	K	K	K	K	G6-3	G6-3	1	0	0	0	0	0	0				
Inning Stats	R: 2 E: 0 K: 1 S: 16	H: 3 LOB: 1 BB: 0 P: 21	R: 0 E: 0 K: 1 S: 9	H: 1 LOB: 0 BB: 0 P: 15	R: 0 E: 0 K: 1 S: 13	H: 1 LOB: 1 BB: 0 P: 19	R: 1 E: 0 K: 2 S: 12	H: 2 LOB: 1 BB: 0 P: 29	R: 0 E: 0 K: 0 S: 9	H: 0 LOB: 0 BB: 0 P: 11	R: 0 E: 0 K: 2 S: 10	H: 1 LOB: 1 BB: 0 P: 16	R: 0 E: 0 K: 0 S: 3	H: 0 LOB: 0 BB: 0 P: 6	R: 0 E: 0 K: 1 S: 9	H: 0 LOB: 0 BB: 0 P: 14	R: 0 E: 0 K: 1 S: 8	H: 1 LOB: 2 BB: 1 P: 13	R: 0 E: 0 K: 0 S: 8	H: 1 LOB: 1 BB: 1 P: 14	R: 0 E: 1 K: 0 S: 6	H: 0 LOB: 3 BB: 2 P: 13	1B: 6 R: 5 H: 11 RBI: 4 BB: 16 SO: 14 LOB: 24	WP: 1 PB: 0 SB: 0 CS: 0	PA: 62	
48 Pedro Lopez, R ERA: 1.99	IP: 4.1 WLS: 3 BF: 20	H: 4 R: 0 ER: 0 SO: 0	BB: 0 IBB: 0 HBP: 0 BLK: 0	WP: 0 HR: 0 S: 6 P: 8	ERA: 0.00 WHIP: 0.000	82 Josh Outley, R ERA: 5.31	IP: 11.0 WLS: 10 BF: 45	H: 3 R: 0 ER: 0 SO: 2	BB: 0 IBB: 0 HBP: 0 BLK: 0	WP: 0 HR: 0 S: 8 P: 12	ERA: 0.00 WHIP: 2.000	86 Justin Garcia, L ERA: 3.34	IP: 11.1 WLS: 11 BF: 51	H: 3 R: 0 ER: 0 SO: 1												



Batter	1	2	3	4	5	6	7	8	9	AB	R	H	RBI	BB	SO	LOB	TOP							
55 Jon Bertl, R OBP: 0.350, SLG: 0.409										3	1	1	0	1	0	0								
19 Miguel Rojas, R OBP: 0.331, SLG: 0.379										4	1	1	0	0	0	2								
18 Neil Walker, S OBP: 0.343, SLG: 0.391										4	1	1	2	0	1	1								
13 Starlin Castro, R OBP: 0.300, SLG: 0.431										3	0	1	1	1	1	0								
38 Jorge Alfaro, R OBP: 0.312, SLG: 0.425										4	0	1	0	0	0	2								
1 Isan Díaz, L OBP: 0.259, SLG: 0.291										3	0	0	0	1	1	1								
47 Harold Ramírez, R OBP: 0.311, SLG: 0.415										4	0	1	0	0	2	1								
44 Austin Dean, R OBP: 0.265, SLG: 0.411										3	0	1	0	0	0	0								
56 Tayron Guerrero, R OBP: 0.299, SLG: 0.322										0	0	0	0	0	0	0								
68 Josh Smith, L OBP: 0.266, SLG: 0.282										1	0	0	0	0	0	1								
31 Caleb Smith, R OBP: 0.250, SLG: 0.279										0	0	0	0	0	0	1								
74 José Quijada, L OBP: 0.237, SLG: 0.222										1	0	0	0	0	1	0								
9 Lewis Brinson, R OBP: 0.237, SLG: 0.222										0	0	0	0	0	0	0								
20 Wei-Yin Chen, R OBP: 0.259, SLG: 0.301										2	0	0	0	0	2	1								
21 Curtis Granderson, L OBP: 0.259, SLG: 0.301										0	0	0	0	0	0	0								
<b>Inning Stats</b>	R: 0 E: 0 K: 0 S: 7	H: 0 LOB: 0 BB: 0 P: 11	R: 0 E: 0 K: 0 S: 14	H: 0 LOB: 1 BB: 1 P: 19	R: 0 E: 0 K: 0 S: 4	H: 1 LOB: 1 BB: 1 P: 10	R: 0 E: 0 K: 2 S: 9	H: 1 LOB: 1 BB: 0 P: 10	R: 0 E: 0 K: 1 S: 8	H: 0 LOB: 0 BB: 0 P: 10	R: 1 E: 0 K: 0 S: 12	H: 2 LOB: 1 BB: 0 P: 17	R: 0 E: 0 K: 1 S: 7	H: 0 LOB: 0 BB: 0 P: 10	R: 2 E: 0 K: 1 S: 14	H: 2 LOB: 1 BB: 1 P: 26	R: 0 E: 0 K: 2 S: 10	H: 1 LOB: 1 BB: 0 P: 19	1B: 4 2B: 1 3B: 1 HR: 1	SF: 0 SAC: 0 DP: 1 HBP: 0	WP: 0 PB: 0 SB: 0 CS: 0	PA: 36		
<b>PITCHER</b>	IP WLS BF H R ER SO BB IBB HBP BLK WP HR S P ERA WHIP	7.2 W 30 6 3 3 6 2 0 0 0 0 1 74 108 3.52 1.043	1.1 6 1 0 0 2 1 0 0 0 0 0 11 24 0.00 1.500																					

Miami Marlins @ Philadelphia Phillies  
Citizens Bank Park, Philadelphia, PA  
Sat Sep 28 2019, 6:07 PM - 9:13 PM EDT  
Att: 25,156 - Partly Cloudy - 85 F

livebaseballscorecards.com

MIAMI

AB 33  
R 3  
H 7  
RBI 3  
BB 3  
SO 8  
LOB 10

Batter	1	2	3	4	5	6	7	8	9	AB	R	H	RBI	BB	SO	LOB	BOTTOM						
16 César Hernández, S OBP: 0.334, SLG: 0.410										4	1	1	1	1	0	2							
9 Phil Gosselin, R OBP: 0.299, SLG: 0.313										5	1	1	0	0	0	3							
3 Bryce Harper, L OBP: 0.372, SLG: 0.511										4	1	1	3	0	0	1							
17 Rhys Hoskins, R OBP: 0.364, SLG: 0.456										3	1	0	0	1	1	1							
13 Sean Rodríguez, R OBP: 0.344, SLG: 0.382										2	2	1	0	2	1	0							
7 Maikel Franco, R OBP: 0.288, SLG: 0.411										4	1	2	2	0	0	3							
40 Adam Haseley, L OBP: 0.322, SLG: 0.392										4	1	3	2	0	0	1							
73 Deivy Grullón, R OBP: 0.111, SLG: 0.222										4	0	1	1	0	0	2							
56 Zach Eflin, R OBP: 0.160, SLG: 0.180										3	1	0	0	0	1	2							
43 Nick Pivetta, R OBP: 0.115, SLG: 0.080										0	0	0	0	1	0	0							
<b>Inning Stats</b>	R: 1 E: 0 K: 0 S: 7	H: 1 LOB: 0 BB: 0 P: 12	R: 2 E: 0 K: 0 S: 16	H: 2 LOB: 2 BB: 2 P: 28	R: 3 E: 1 K: 1 S: 20	H: 2 LOB: 1 BB: 2 P: 31	R: 0 E: 0 K: 0 S: 15	H: 0 LOB: 1 BB: 0 P: 22	R: 0 E: 0 K: 1 S: 5	H: 1 LOB: 0 BB: 0 P: 7	R: 3 E: 1 K: 1 S: 14	H: 2 LOB: 0 BB: 0 P: 20	R: 0 E: 0 K: 0 S: 8	H: 2 LOB: 1 BB: 0 P: 10	R: 0 E: 0 K: 0 S: 11	H: 0 LOB: 1 BB: 1 P: 22	1B: 6 2B: 1 3B: 0 HR: 3	SF: 0 SAC: 0 DP: 2 HBP: 1	WP: 0 PB: 1 SB: 1 CS: 0	PA: 39			
<b>PITCHER</b>	IP WLS BF H R ER SO BB IBB HBP BLK WP HR S P ERA WHIP	3.0 L 18 4 0 0 0 0 0 0 1 0 0 0 15 22 0.00 0.000	1.0 4 0 0 0 0 0 0 0 0 0 0 0 9 15 0.00 3.000	1.0 5 2 0 0 0 1 0 0 0 0 0 0 10 17 0.00 0.000																			

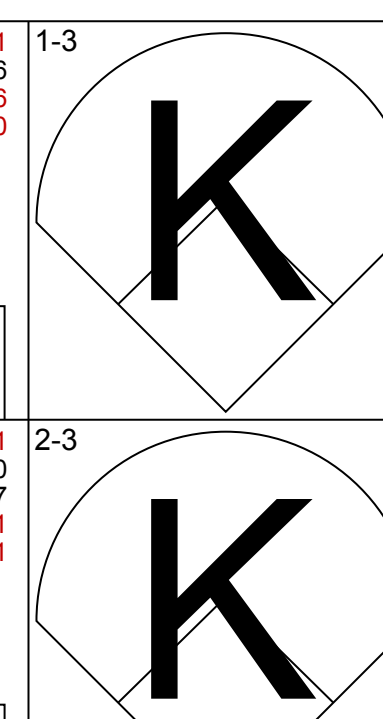
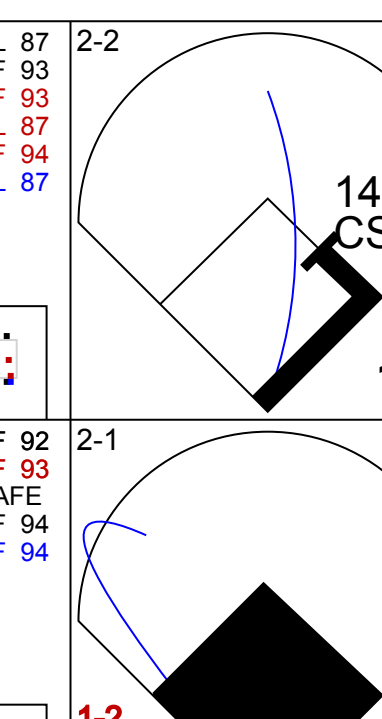
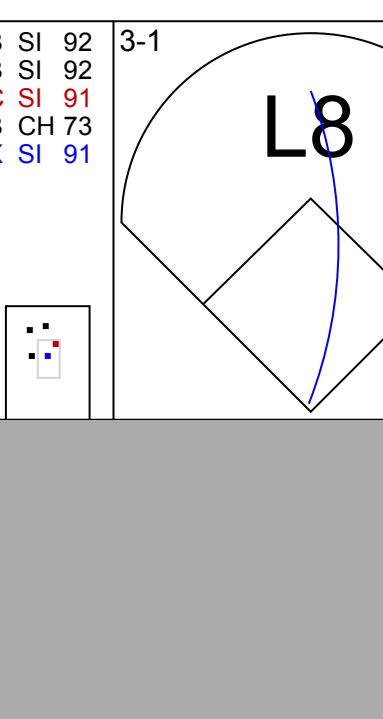
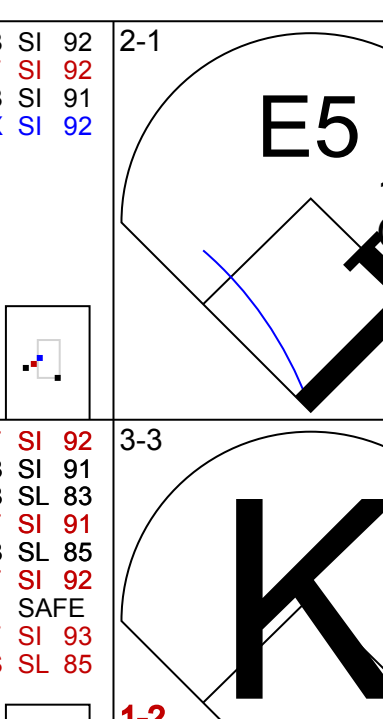
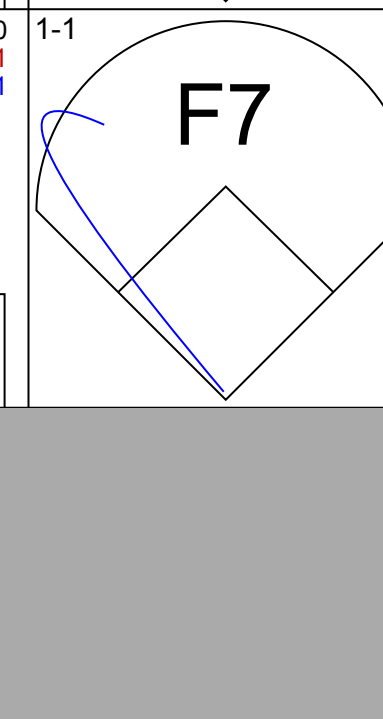
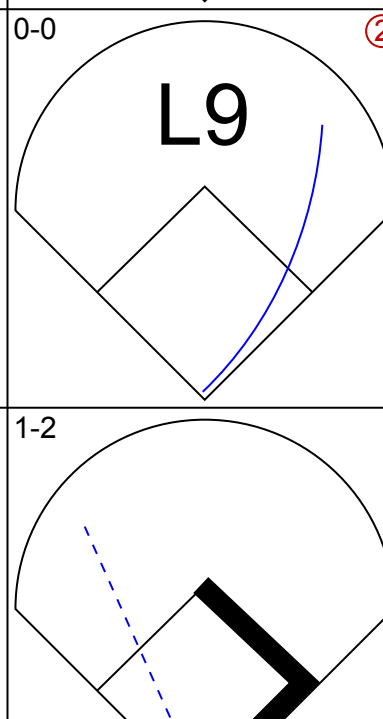








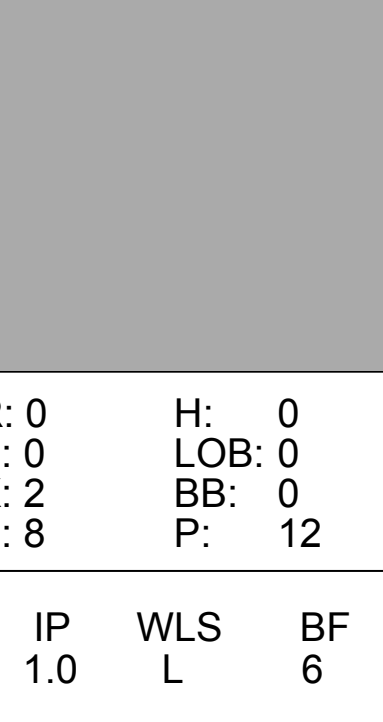
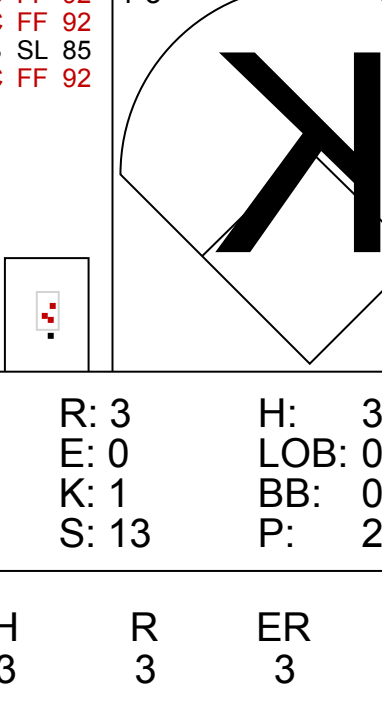
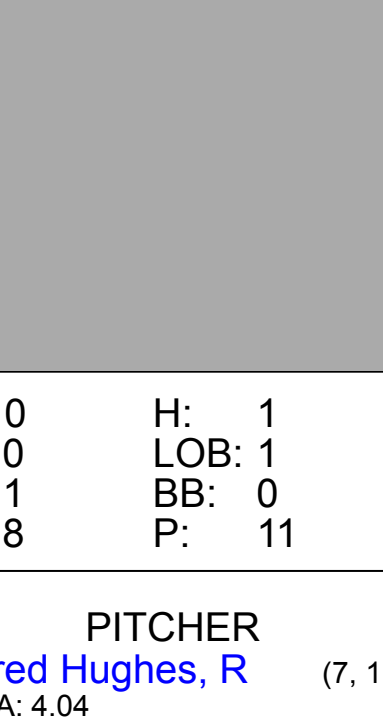
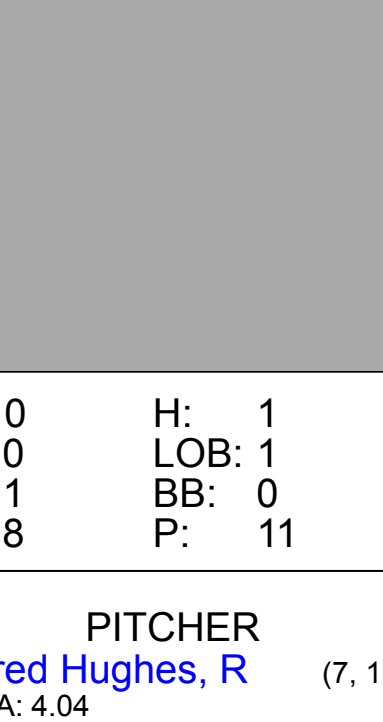
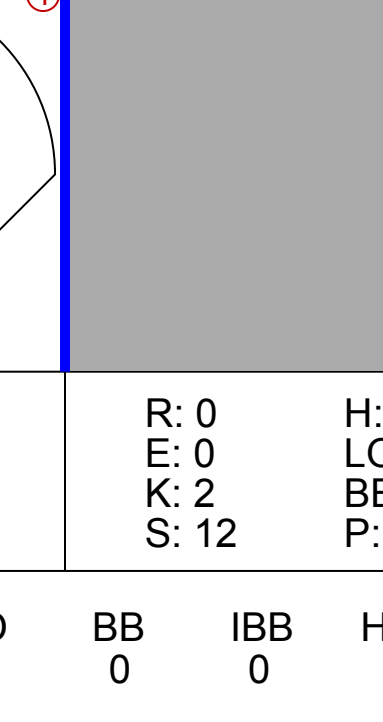
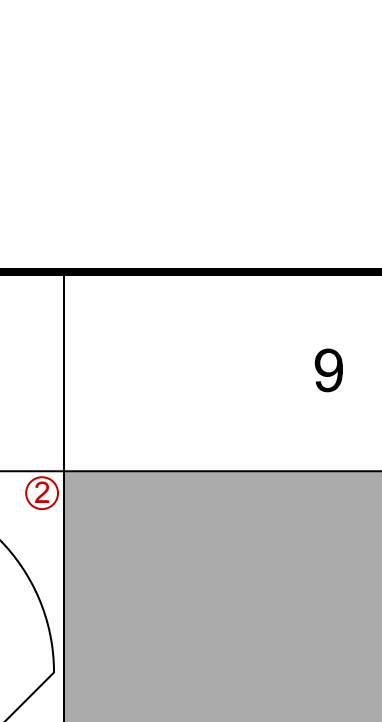
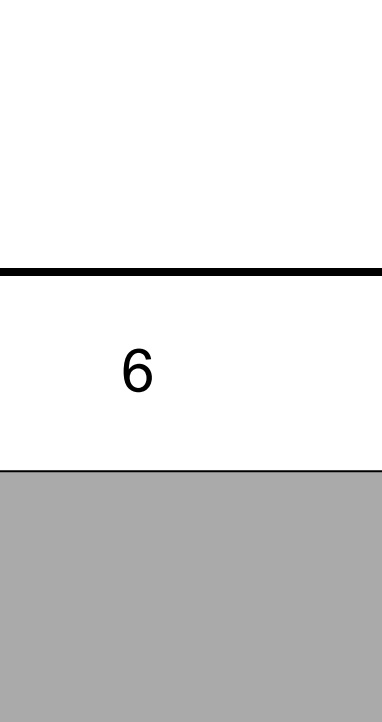
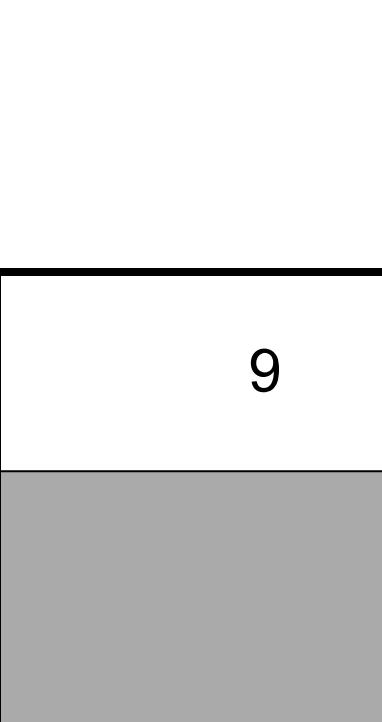

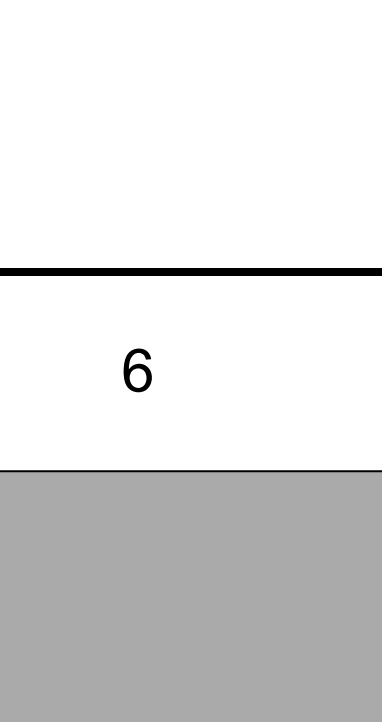
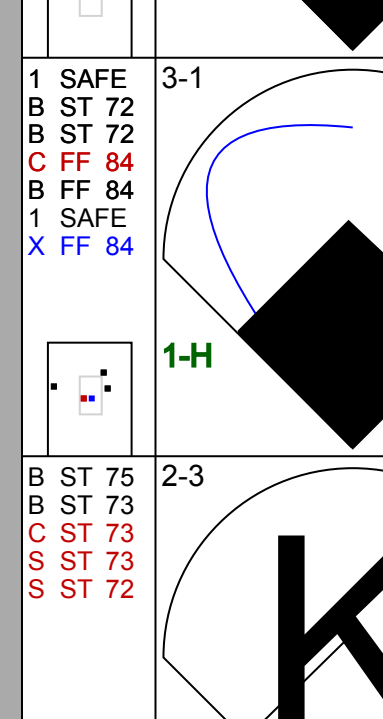
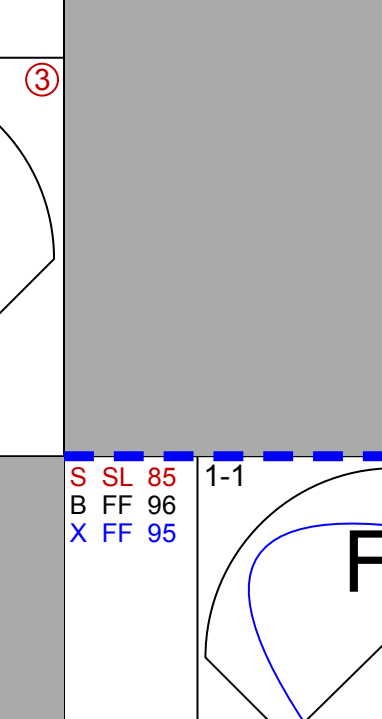
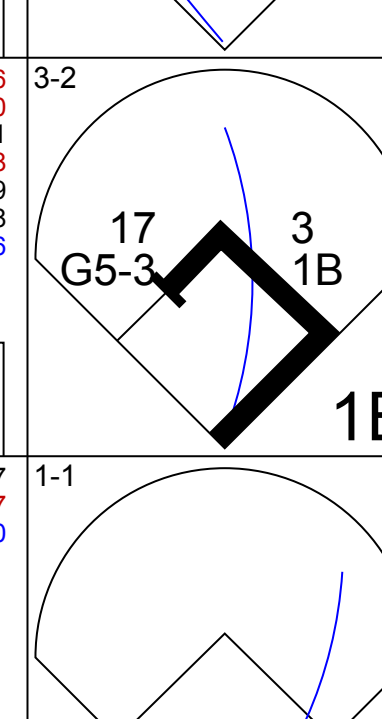
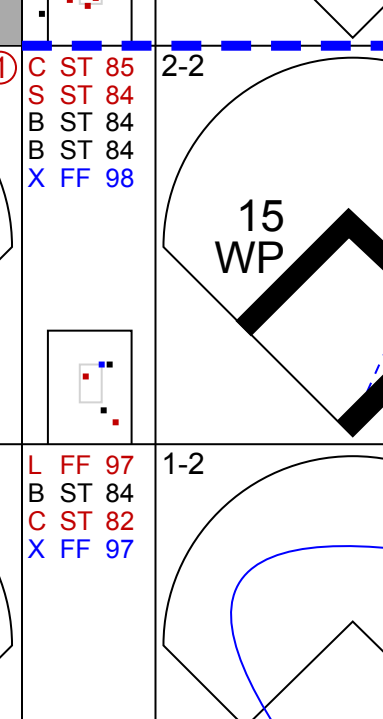
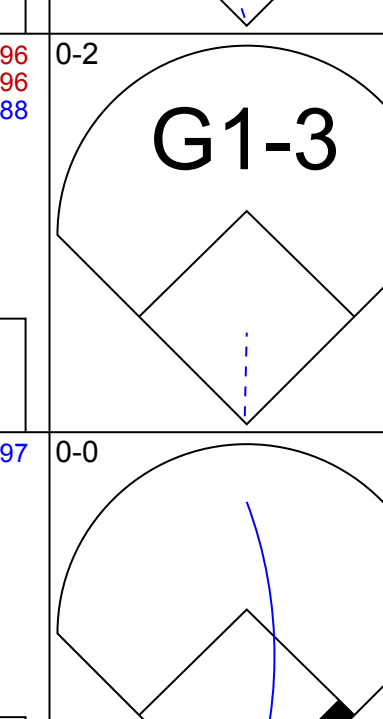
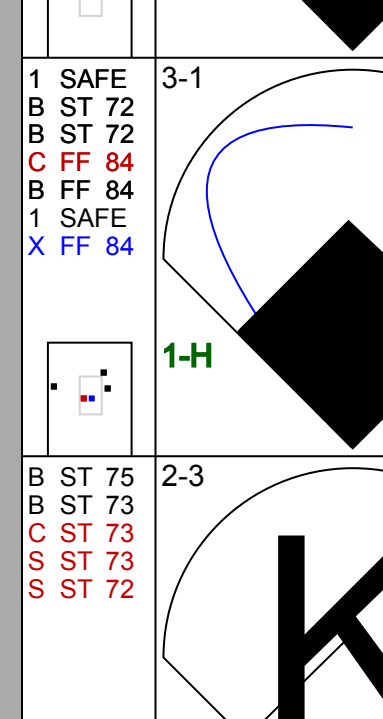
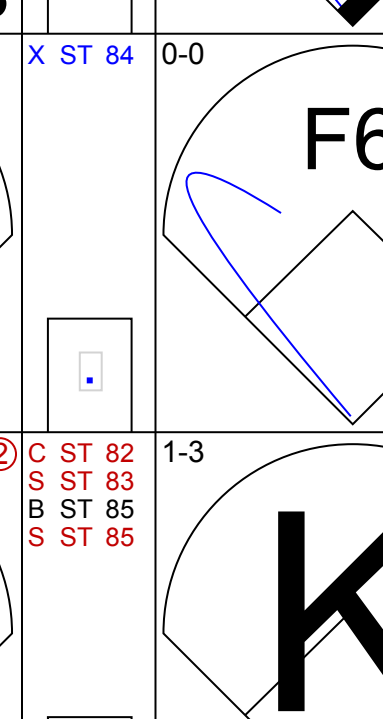
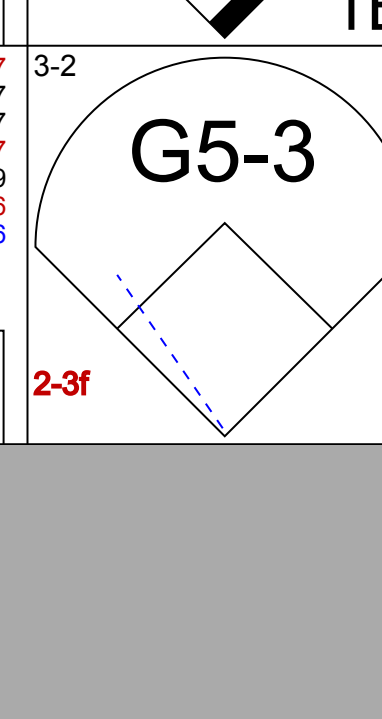
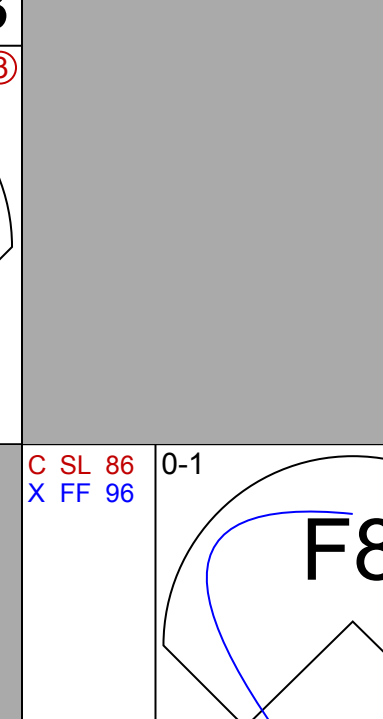
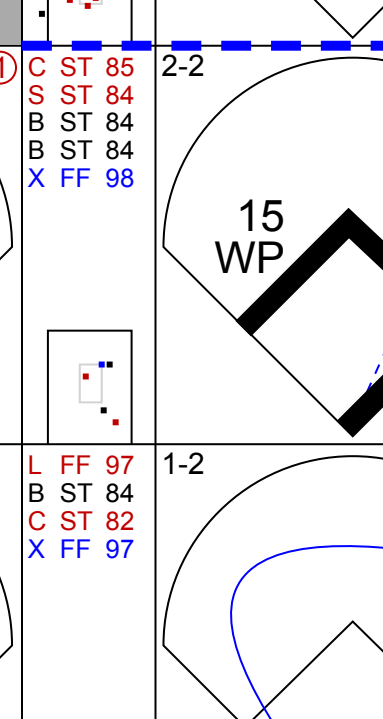

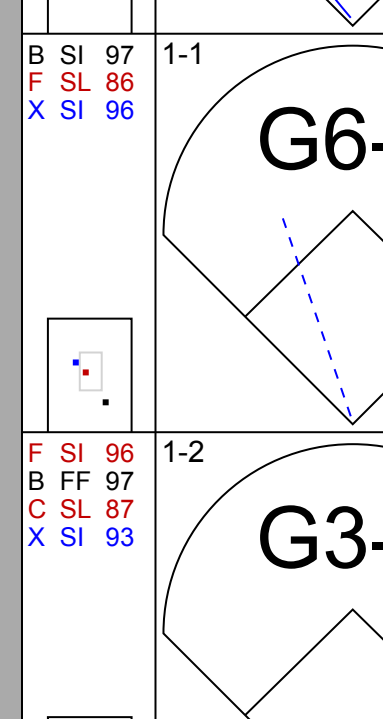
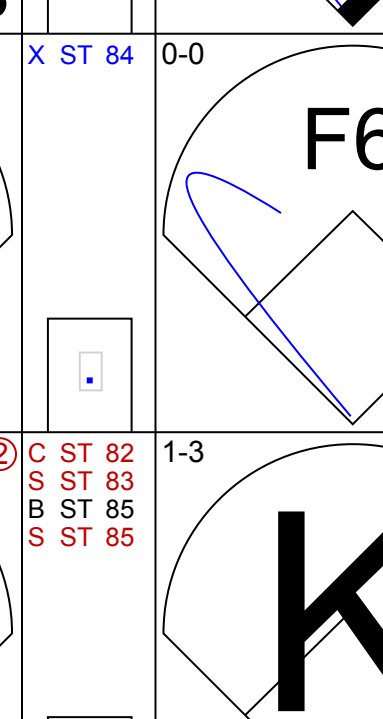


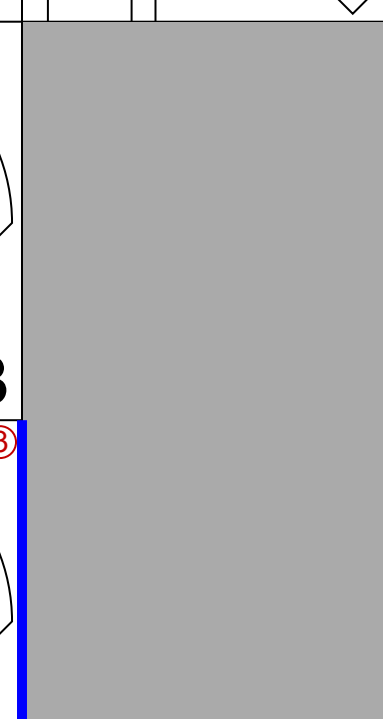
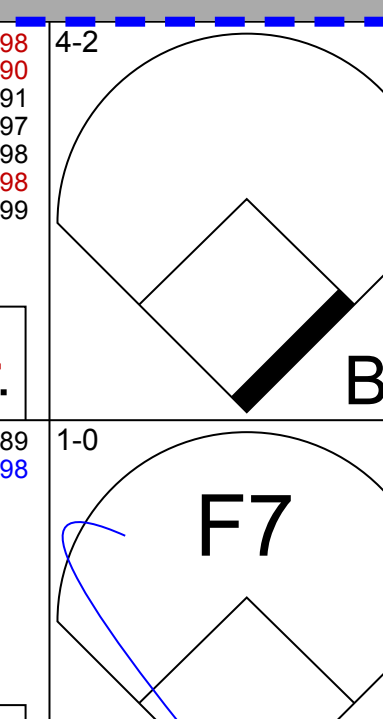
Miami Marlins @ Philadelphia Phillies  
Citizens Bank Park, Philadelphia, PA  
Sat Sep 28 2019, 6:07 PM - 9:13 PM EDT  
Att: 25,156 - Partly Cloudy - 85 F

livebaseballscorecards.com

Phillies

AB 33  
R 9  
H 10  
RBI 9  
BB 5  
SO 3  
LOB 15

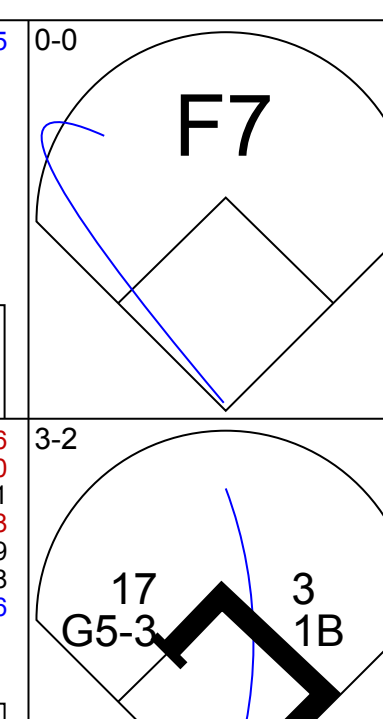
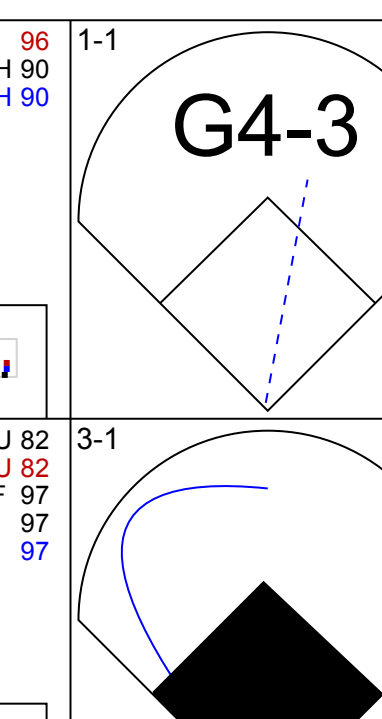
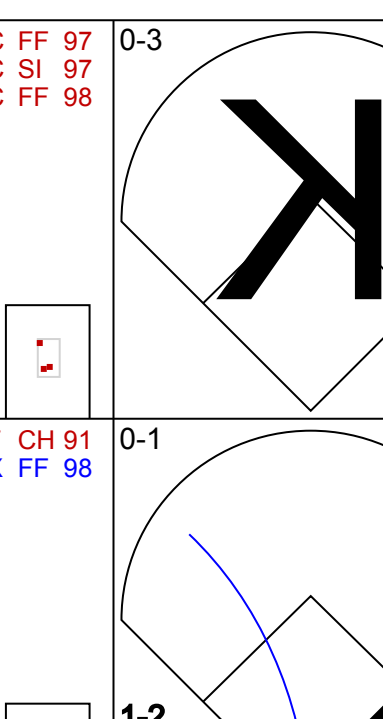
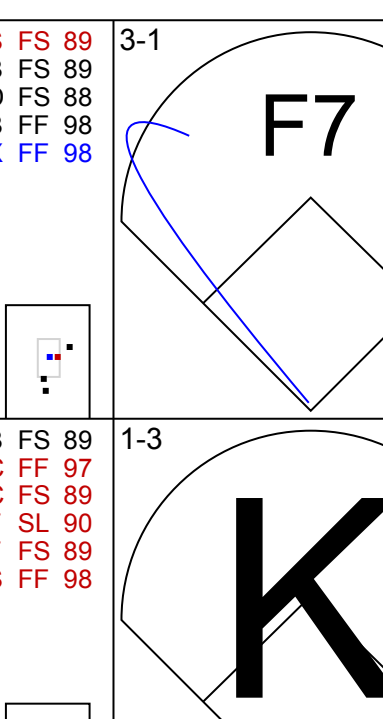
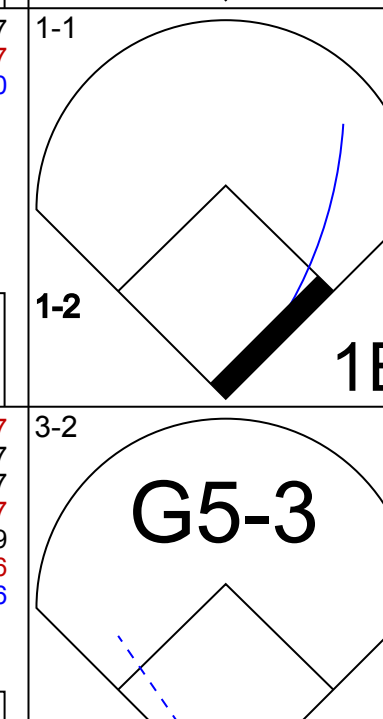
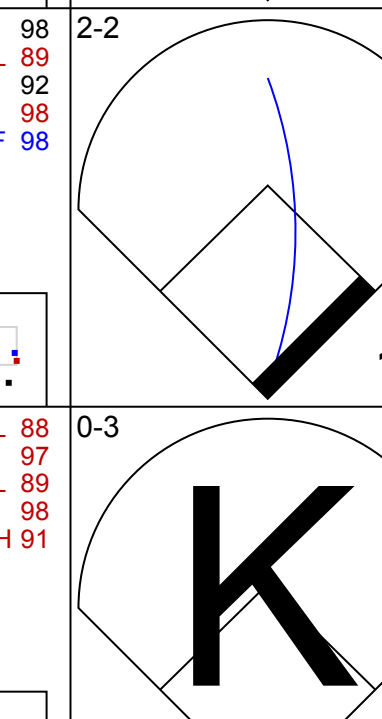
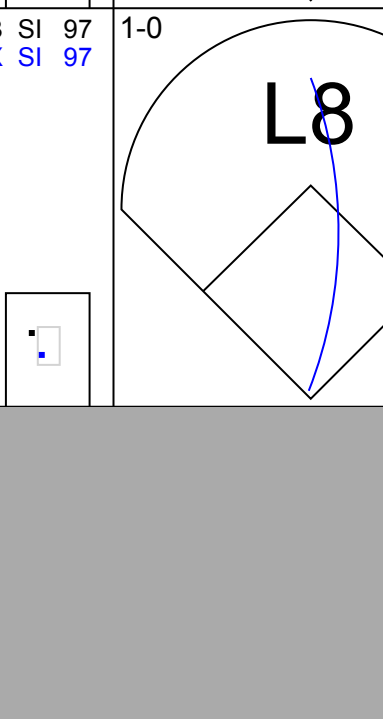







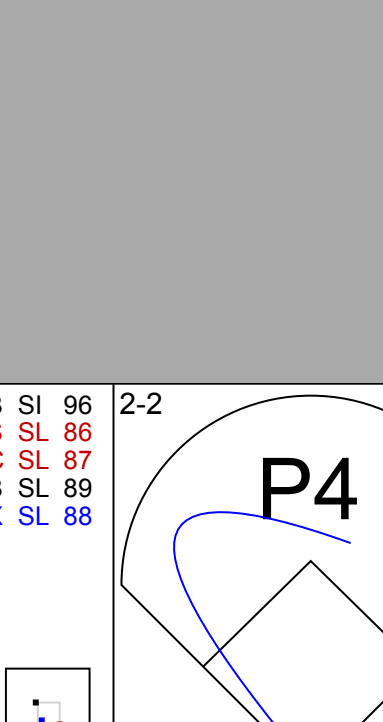
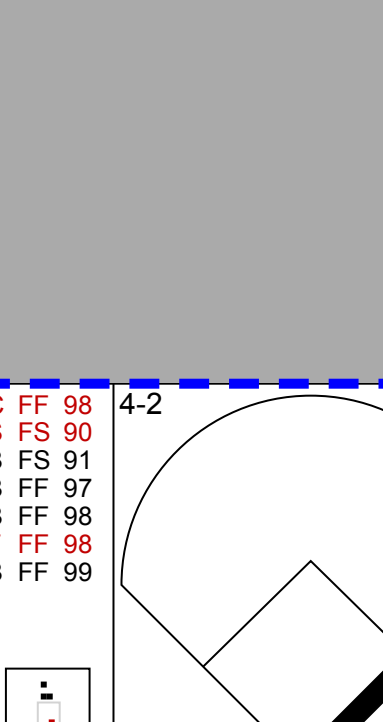
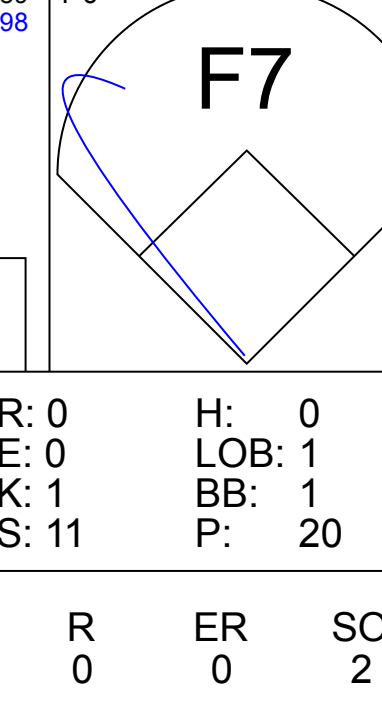

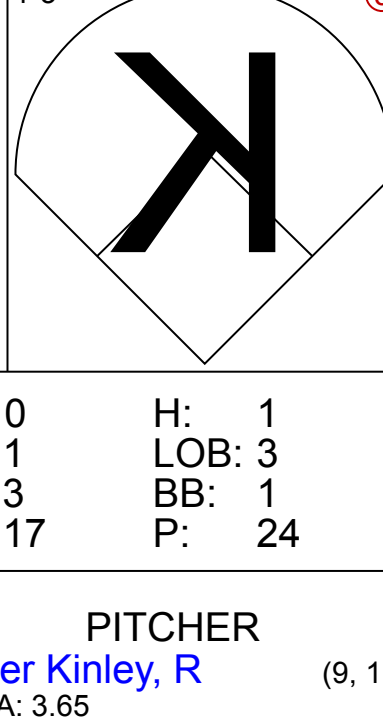
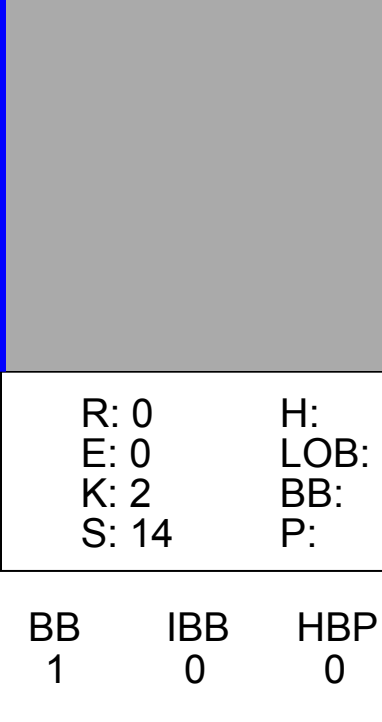
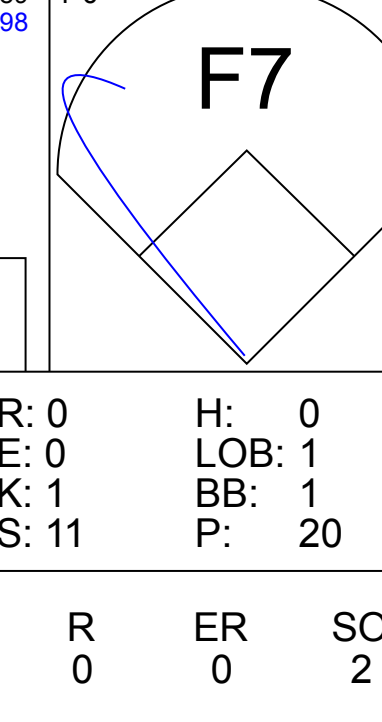
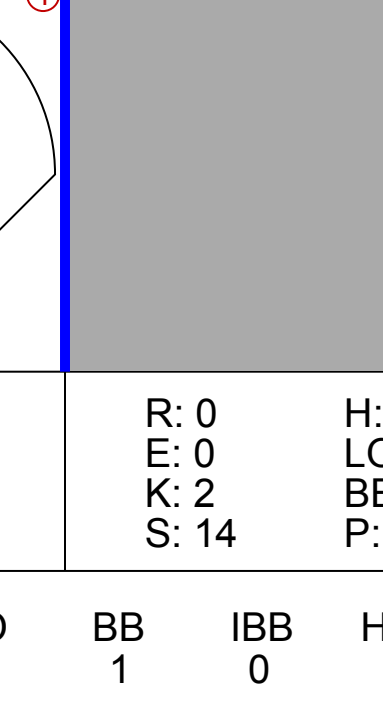







Batter	1	2	3	4	5	6	7	8	9	AB	R	H	RBI	BB	SO	LOB	TOP				
55 Jon Bertz, R OBP: 0.348, SLG: 0.406										4	0	1	0	0	1	0					
14 Martín Prado, R OBP: 0.265, SLG: 0.294										4	1	1	1	1	0	3	1				
66 Jarlin García, L 39 Tyler Kinley, R										0	0	0	0	0	0	0	0				
21 Curtis Granderson, L OBP: 0.281, SLG: 0.356										4	0	0	0	0	1	0					
13 Starlin Castro, R 18 Neil Walker, S OBP: 0.300, SLG: 0.436 OBP: 0.264, SLG: 0.395										2	1	1	1	0	0	0	0				
47 Harold Ramírez, R OBP: 0.312, SLG: 0.416										4	1	2	0	0	0	1					
1 Isan Díaz, L OBP: 0.259, SLG: 0.307										4	1	1	2	0	1	1					
44 Austin Dean, R OBP: 0.261, SLG: 0.404										3	0	0	0	0	1	0					
28 Bryan Holaday, R OBP: 0.344, SLG: 0.435										3	0	0	0	0	0	0					
22 Sandy Alcantara, R 63 Brian Moran, L 43 Jeff Bringham, R 9 Lewis Brinson, R 35 Ryne Stanek, R 38 Jorge Alfaro, R OBP: 0.107, SLG: 0.103 OBP: 0.292, SLG: 0.329 ERA: 5.77 OBP: 0.462 OBP: 0.312, SLG: 0.425										2	0	0	0	0	2	0					
<b>Inning Stats</b>	R: 0 E: 0 K: 2 S: 8	H: 0 LOB: 0 BB: 0 P: 12	R: 3 E: 0 K: 1 S: 13	H: 3 LOB: 0 BB: 0 P: 21	R: 1 E: 0 K: 0 S: 9	H: 2 LOB: 0 BB: 0 P: 14	R: 0 E: 0 K: 0 S: 7	H: 0 LOB: 0 BB: 0 P: 9	R: 0 E: 0 K: 1 S: 7	H: 1 LOB: 1 BB: 0 P: 11	R: 0 E: 0 K: 1 S: 7	H: 0 LOB: 0 BB: 0 P: 11	R: 0 E: 1 K: 1 S: 9	H: 0 LOB: 1 BB: 0 P: 15	R: 0 E: 0 K: 2 S: 12	H: 1 LOB: 1 BB: 0 P: 16	1B: 3 2B: 2 3B: 0 HR: 3	SF: 0 SAC: 0 DP: 1 HBP: 0	WP: 1 PB: 0 SB: 0 CS: 2	PA: 33	
<b>PITCHER</b>	IP	WLS	BF	H	R	ER	SO	BB	IBB	HBP	BLK	WP	HR	S	P	ERA	WHIP				
53 Blake Parker, R ERA: 4.55	1.0	L	6	3	3	3	2	0	0	0	0	0	2	13	21	27.00	3.000				
66 Edgar García, R ERA: 5.77	2.0		7	2	1	1	1	0	0	0	0	0	1	17	26	4.50	1.000				
29 Nick Vincent, R ERA: 4.43	1.0		3	0	0	0	0	0	0	0	0	0	0	7	9	0.00	0.000				
28 Mike Morin, R ERA: 4.62	1.0		3	0	0	0	1	0	0	0	0	0	0	7	11	0.00	0.000				
54 Austin Davis, L ERA: 6.53	1.0		4	1	0	0	1	0	0	0	0	0	0	8	11	0.00	1.000				
25 Jared Hughes, R ERA: 4.04	2.0		6	0	0	0	2	0	0	0	0	0	0	0	2	0	0.00	0.000			
52 José Álvarez, L ERA: 3.95	1.0		4	1	0	0	2	0	0	0	0	1	0	12	16	0.00	1.000				

Miami Marlins @ Philadelphia Phillies  
Citizens Bank Park, Philadelphia, PA  
Sun Sep 29 2019, 3:11 PM - 6:01 PM EDT  
Att: 31,805 - Cloudy - 79 F

AB 33  
R 4  
H 7  
RBI 4  
BB 0  
SO 9  
LOB 3



Batter	1	2	3	4	5	6	7	8	9	AB	R	H	RBI	BB	SO	LOB	BOTTOM					
16 César Hernández, S OBP: 0.333, SLG: 0.408										5	1	1	0	0	1	2						
33 Brad Miller, L OBP: 0.329, SLG: 0.565										5	2	4	3	0	1	1						
3 Bryce Harper, L OBP: 0.372, SLG: 0.510										5	0	2	0	0	1	2						
17 Rhys Hoskins, R OBP: 0.364, SLG: 0.454										4	0	1	0	1	2	3						
40 Adam Haseley, L OBP: 0.324, SLG: 0.396										5	0	2	0	0	1	1						
7 Maikel Franco, R OBP: 0.297, SLG: 0.409										5	0	1	0	0	0	3						
15 Andrew Knapp, S OBP: 0.318, SLG: 0.324										5	0	1	0	0	3	6						
13 Sean Rodríguez, R OBP: 0.348, SLG: 0.375										2	0	0	0	2	0	1						
43 Blake Parker, R 66 Edgar García, R 9 Nick Vincent, L 29 Nick Vincent, R 28 Mike Morin, R 54 Austin Davis, L 9 Phil Gosselin, R 25 Jared Hughes, R 87 José Álvarez, L 52 José Álvarez, L										0	0	0	0	0	0	0						
<b>Inning Stats</b>	R: 0 E: 0 K: 0 S: 11	H: 2 LOB: 1 BB: 0 P: 18	R: 0 E: 0 K: 0 S: 8	H: 1 LOB: 1 BB: 0 P: 12	R: 1 E: 0 K: 1 S: 13	H: 2 LOB: 1 BB: 0 P: 19	R: 0 E: 0 K: 0 S: 7	H: 0 LOB: 0 BB: 0 P: 9	R: 0 E: 0 K: 1 S: 11	H: 2 LOB: 2 BB: 0 P: 17	R: 0 E: 1 K: 3 S: 17	H: 1 LOB: 3 BB: 1 P: 24	R: 2 E: 0 K: 2 S: 16	H: 4 LOB: 2 BB: 0 P: 25	R: 0 E: 0 K: 1 S: 11	H: 0 LOB: 1 BB: 1 P: 20	R: 0 E: 0 K: 2 S: 14	H: 1 LOB: 2 BB: 1 P: 20	1B: 10 2B: 1 3B: 0 HR: 2	SF: 0 SAC: 0 DP: 1 HBP: 0	WP: 1 PB: 0 SB: 0 CS: 0	PA: 43
<b>PITCHER</b>	IP	WLS	BF	H	R	ER	SO	BB	IBB	HBP	BLK	WP	HR	S	P	ERA	WHIP					
22 Sandy Alcantara, R ERA: 3.88	6.0	W	27	8	1	1	5	1	0	0	0	0	1	6	11	1.50	1.500					
63 Brian Moran, L ERA: 4.29	0.1	H	3	2	2	2	1	0	0	0	0	0	1	6	11	54.00	6.000					
43 Jeff Bringham, R ERA: 4.46	0.2	H	4	2	0	0	1	0	0	0	0	1	0	10	14	0.00	3.000					
35 Ryne Stanek, R ERA: 3.97	1.0	H	4	0	0	0	1	1	0	0	0	0	0	11	20	0.00	1.000					
66 Jarlin García, L ERA: 3.02	0.1	H	1	0	0	0	0	0	0	0	0	0	0	2	3	0.00	0.000					

Miami Marlins @ Philadelphia Phillies  
Citizens Bank Park, Philadelphia, PA  
Sun Sep 29 2019, 3:11 PM - 6:01 PM EDT  
Att: 31,805 - Cloudy - 79 F

AB 40  
R 3  
H 13  
RBI 3  
BB 3  
SO 10  
LOB 23

