

Philadelphia Phillies - 2021

Batter	1	2	3	4	5	6	7	8	9	AB	R	H	RBI	BB	SO	LOB	TOP
40 Adam Haseley, L (1,7) OBP: 0.500, SLG: 1.000										3	0	1	0	0	1	0	Philadelphia Phillies @ Toronto Blue Jays TD Ballpark, Dunedin, FL Tue Mar 02 2021, 1:08 PM - 3:06 PM EST Att: 821 - Sunny - 81 F
4 Scott Kingery, R (1,8) OBP: 0.167, SLG: 0.167										3	0	1	0	0	1	2	
28 Alec Bohm, R (1,5)										2	0	0	0	1	0	1	
8 Jeff Mathis, R (1,2) OBP: 0.333, SLG: 0.333 98 Johan Rojas, R (6, PR) (6, 9)										3	0	1	0	0	1	1	
37 Odúbel Herrera, L (1,9) OBP: 0.333, SLG: 0.333 86 Logan O'Hoppe, R (6, PR) (6, 2)										3	1	1	0	0	1	1	
87 Rodolfo Durán, R (6, 2) OBP: 1.000, SLG: 1.500										0	0	0	0	0	0	0	
30 C.J. Chatham, R (1,6) OBP: 0.400, SLG: 0.250										2	1	0	0	1	0	1	
88 Darick Hall, L (1,3) OBP: 0.500, SLG: 0.500										2	0	1	2	0	0	2	
85 Luke Williams, R (1,4)										2	0	0	0	0	1	2	
16 Mickey Moniak, L (1,10) OBP: 0.250, SLG: 0.500										2	0	0	0	0	1	1	
Inning Stats	R: 0 E: 0 K: 1 S: 6	H: 1 LOB: 0 BB: 0 P: 9	R: 0 E: 0 K: 2 S: 9	H: 0 LOB: 0 BB: 0 P: 12	R: 0 E: 0 K: 1 S: 7	H: 0 LOB: 0 BB: 0 P: 13	R: 0 E: 0 K: 0 S: 5	H: 0 LOB: 1 BB: 1 P: 10	R: 2 E: 0 K: 2 S: 13	H: 3 LOB: 2 BB: 1 P: 20	R: 0 E: 1 K: 0 S: 11	H: 1 LOB: 2 BB: 0 P: 13	1B: 4 2B: 1 3B: 0 HR: 0	SF: 0 SAC: 0 DP: 2 HBP: 1	WP: 1 PB: 0 SB: 1 CS: 0	PA: 25	
PITCHER	IP WLS BF H R ER SO BB IBB HBP BLK WP HR S P ERA WHIP																
22 Steven Matz, L (1,1) ERA:	2.0	6	1	0	0	3	0	0	0	0	0	0	0	15	21	0.00	0.500
34 Tyler Chatwood, R (3,1) ERA:	1.0	3	0	0	0	1	0	0	1	0	0	0	0	7	13	0.00	0.000
58 Tim Lincecum, L (4,1) ERA:	1.0	4	0	0	0	0	1	0	0	0	0	0	5	10	0.00	1.000	
36 A.J. Cole, R (5,1) ERA: 18.0	1.0	B	7	3	2	2	1	0	0	0	1	0	13	20	18.00	4.000	
60 Ty Tice, R (6,1) ERA:	1.0	W	5	1	0	0	0	0	0	0	0	0	11	13	0.00	1.000	

AB	22
R	2
H	5
RBI	2
BB	2
SO	6
LOB	11

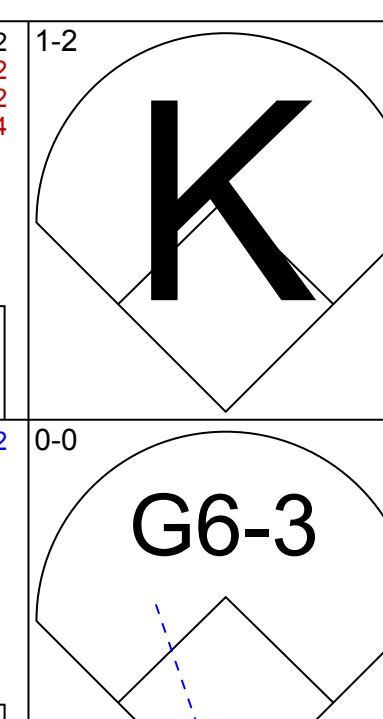
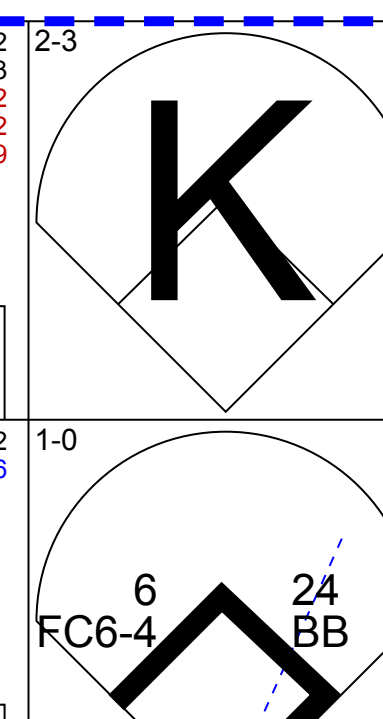
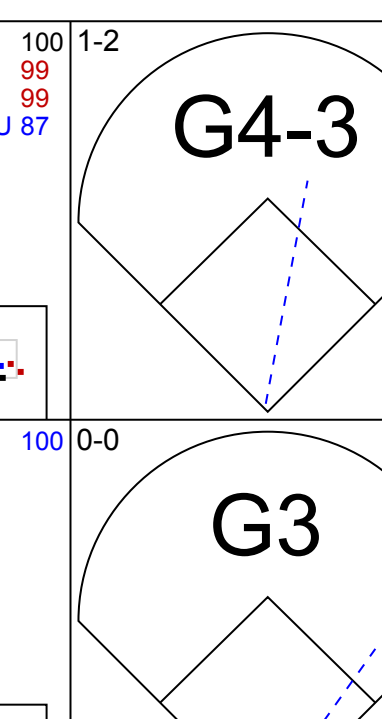
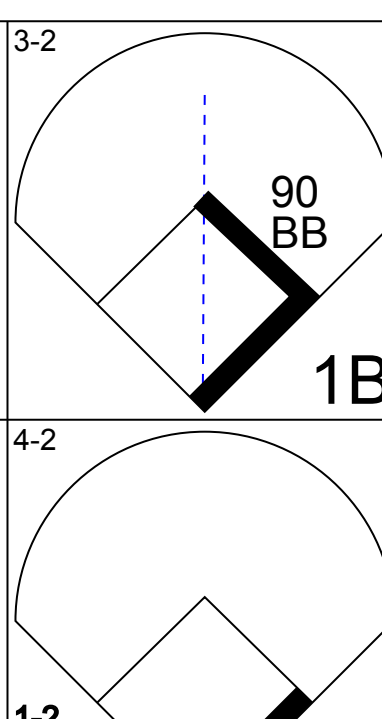
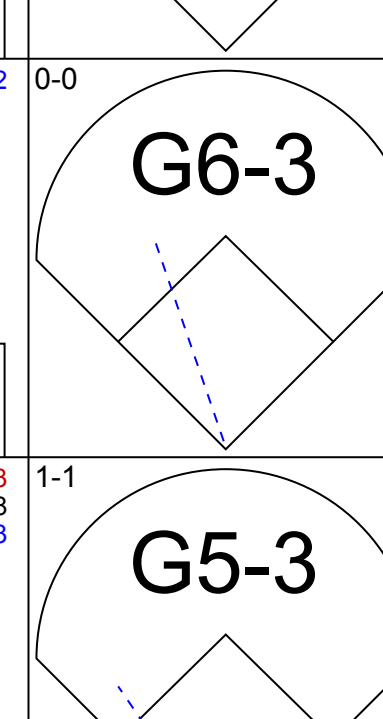
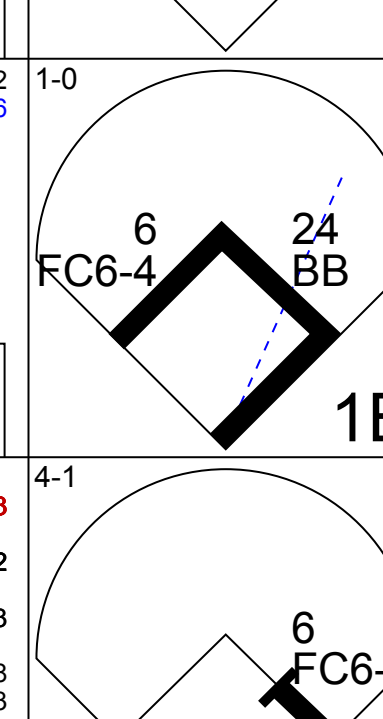
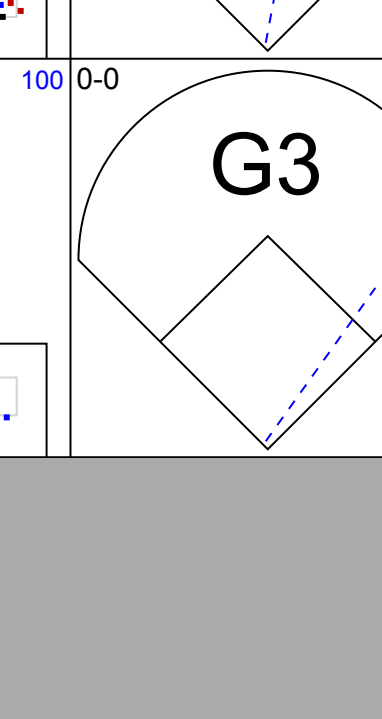
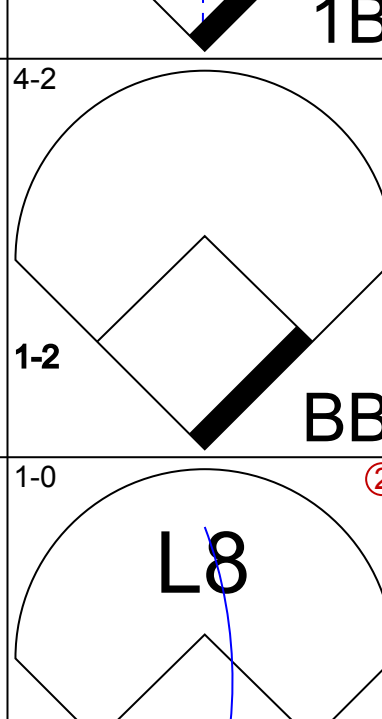
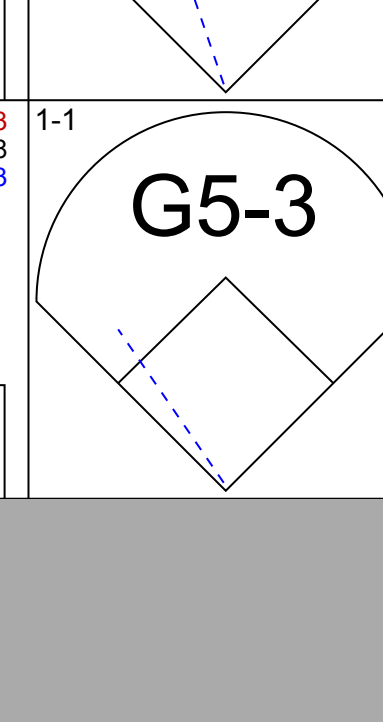
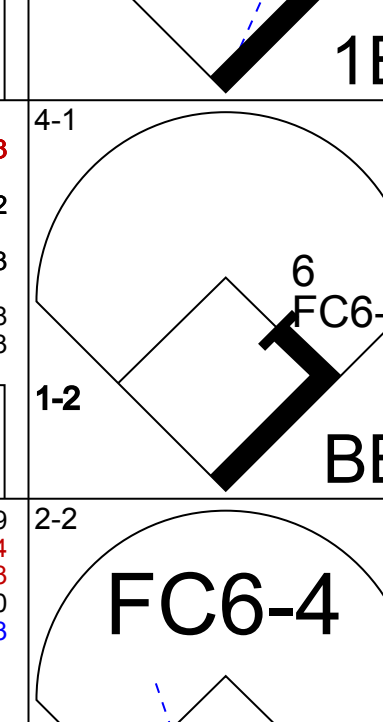
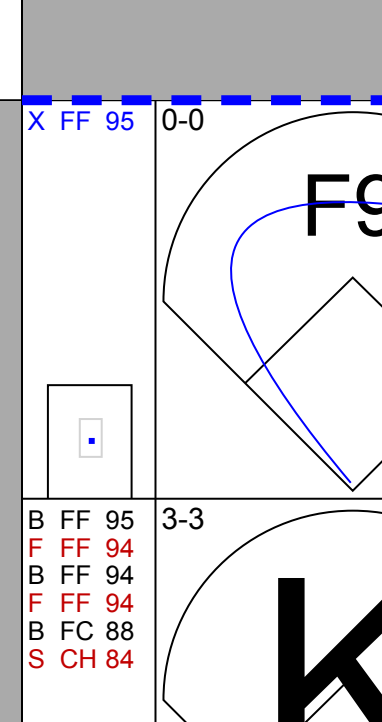
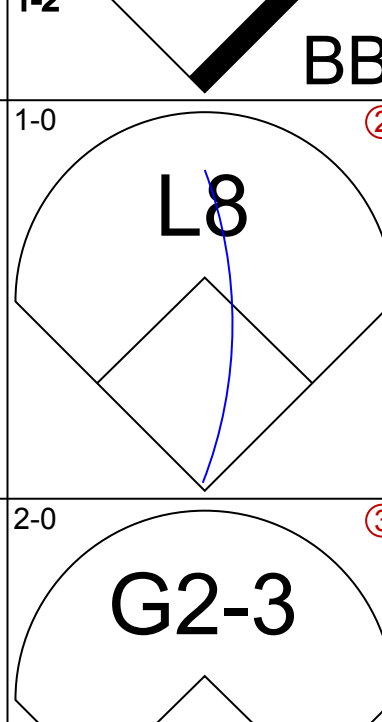
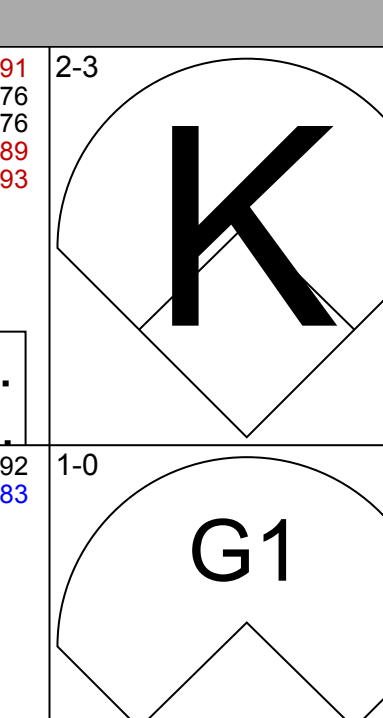
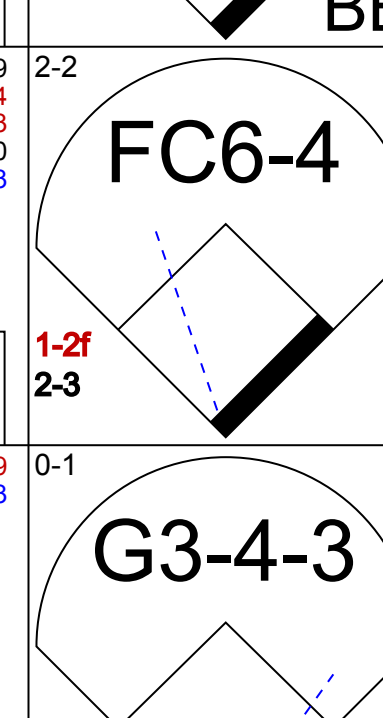
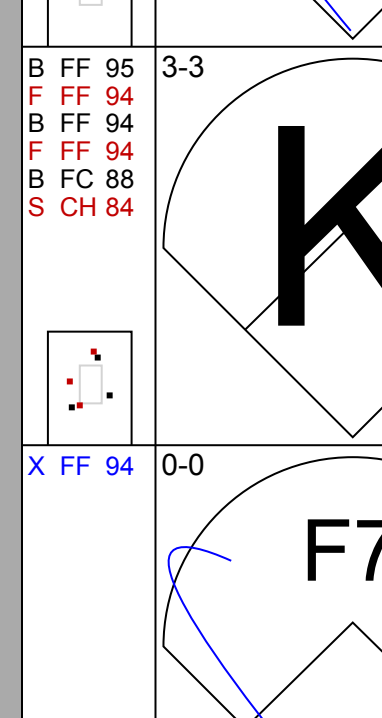
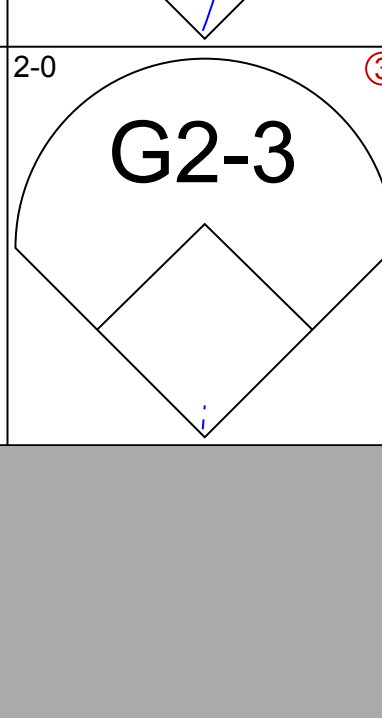
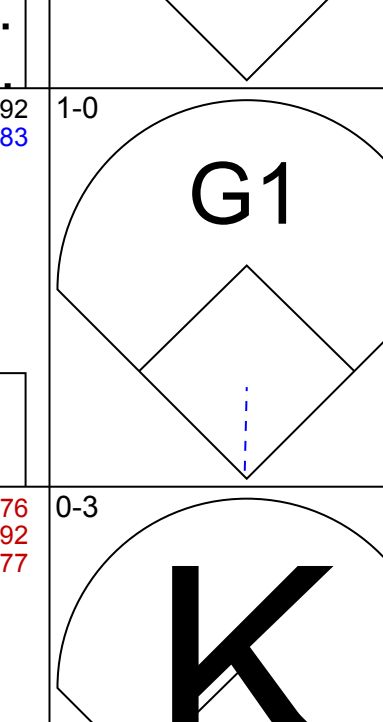
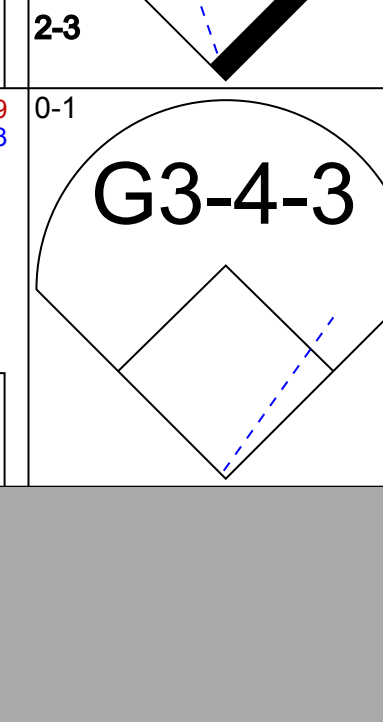
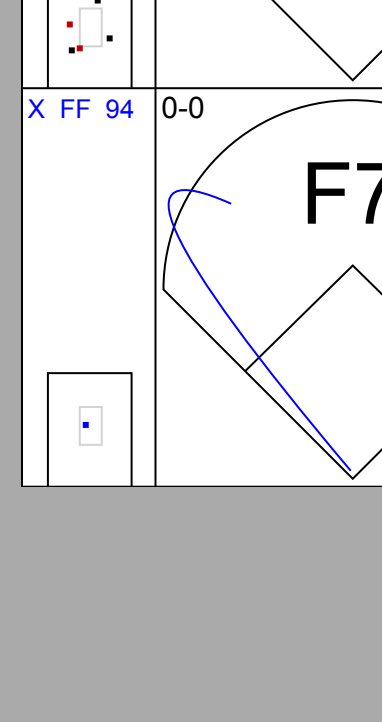
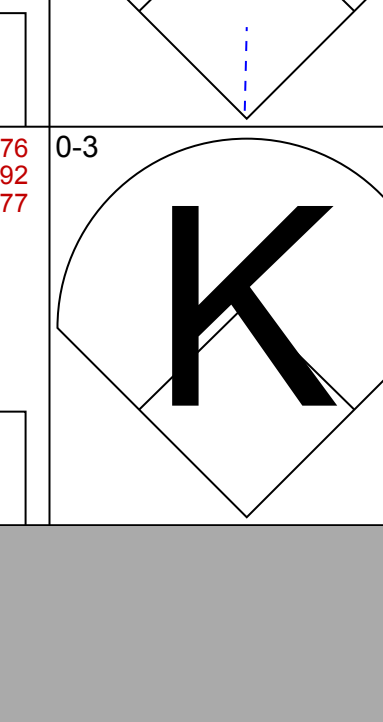
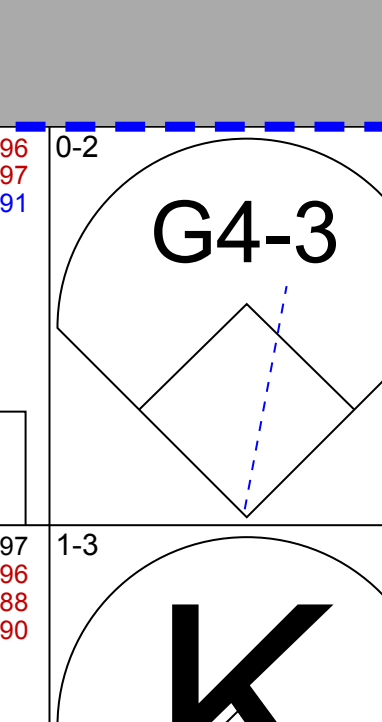
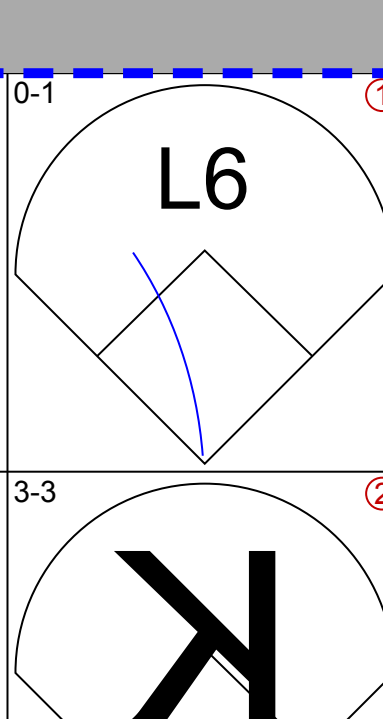
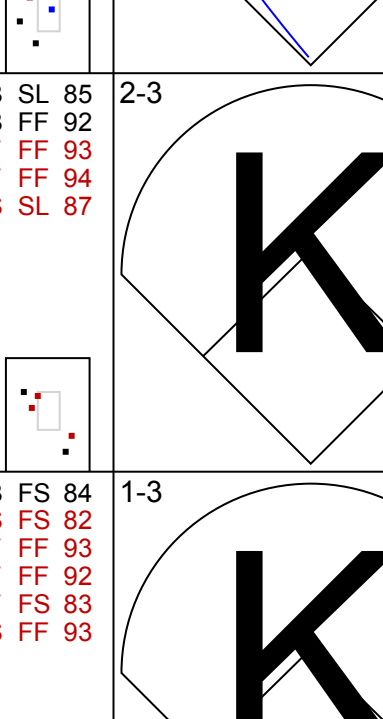
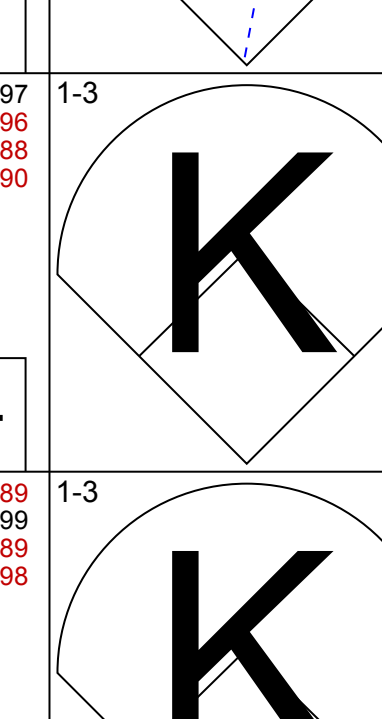
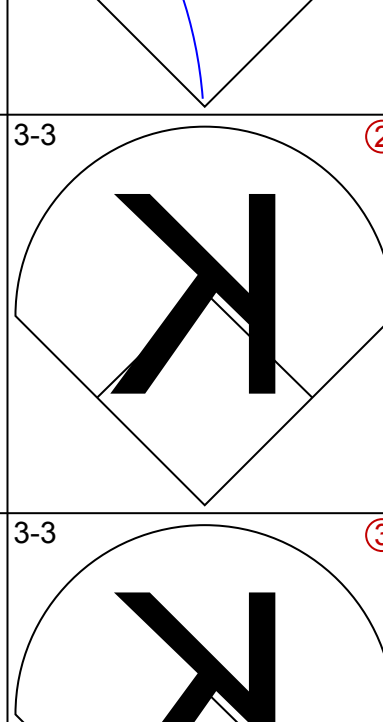
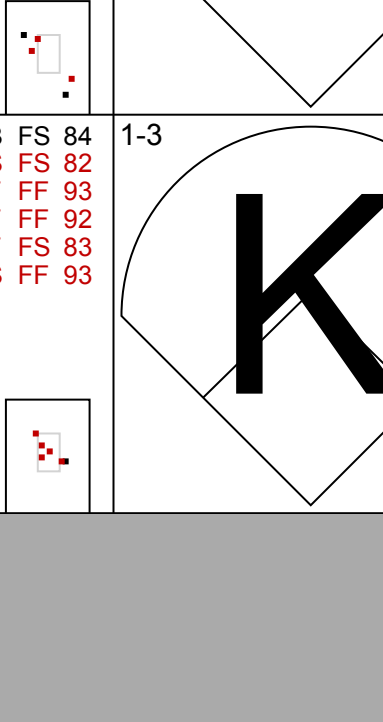
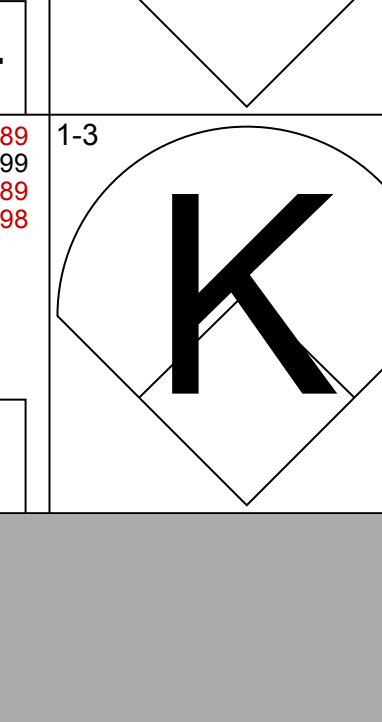
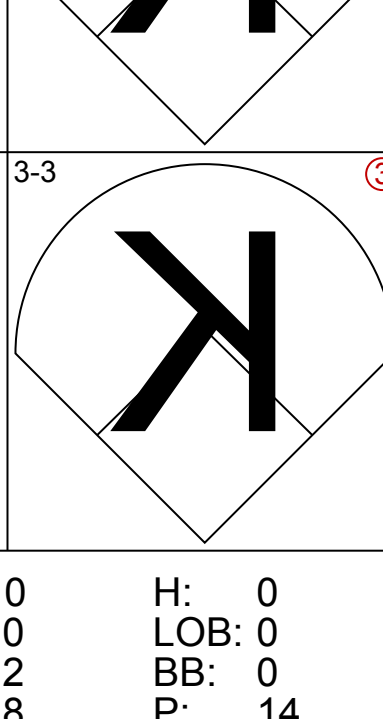
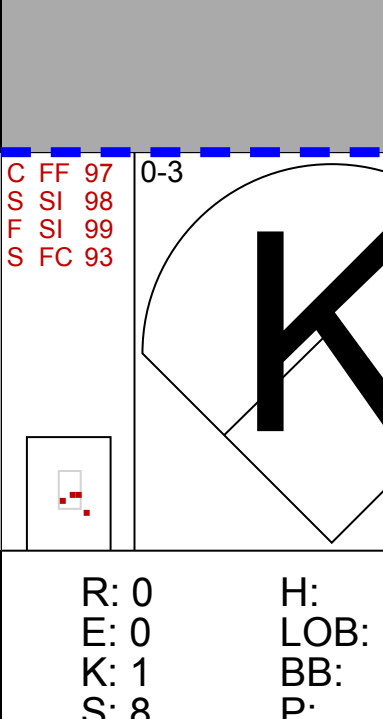
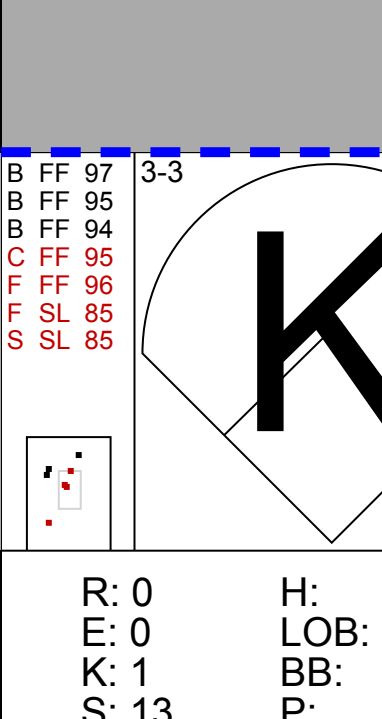


Batter	1	2	3	4	5	6	7	8	9	AB	R	H	RBI	BB	SO	LOB	BOTTOM
4 George Springer, R (1,10) OBP: 0.500, SLG: 0.500 86 Phil Clarke, L (5, PH) (6, 10)										2	0	1	0	0	0	0	Philadelphia Phillies @ Toronto Blue Jays TD Ballpark, Dunedin, FL Tue Mar 02 2021, 1:08 PM - 3:06 PM EST Att: 821 - Sunny - 81 F
10 Marcus Semien, R (1,4) OBP: 0.400, SLG: 0.250 93 Leo Jimenez, R (5,4)										2	0	0	0	0	1	1	
11 Bo Bichette, R (1,6) 95 Orelvis Martinez, R (5,6) OBP: 1.000, SLG: 1.000										1	0	0	0	1	0	0	
13 Lourdes Gurriel Jr., R (1,7) OBP: 0.400, SLG: 1.000 82 Forrest Wall, L (5,7) OBP: 0.250, SLG: 0.250										2	1	1	1	0	0	2	
27 Vladimir Guerrero Jr., R (1,3) OBP: 0.400, SLG: 0.250 74 Breyvic Valera, S (5,3) OBP: 0.250, SLG: 0.250										2	0	0	0	0	1	2	
8 Cavan Biggio, L (1,5) OBP: 0.400, SLG: 0.500 78 Kevin Smith, R (5,5) OBP: 0.500, SLG: 1.000										1	0	0	0	1	1	0	
3 Jonathan Davis, R (1,8) OBP: 0.750, SLG: 1.000 80 Austin Martin, R (5,8)										2	1	1	0	0	1	1	
59 Joshua Palacios, L (1,9) OBP: 0.250, SLG: 0.250 6 Richard Urena, S (5,9)										2	0	1	1	0	0	1	
7 Reese McGuire, L (1,2)										1	0	0	0	1	1	1	
50 Riley Adams, R (5,2)										0	0	0	1	0	0	0	
Inning Stats	R: 0 E: 0 K: 0 S: 8	H: 1 LOB: 2 BB: 1 P: 16	R: 0 E: 0 K: 2 S: 13	H: 0 LOB: 1 BB: 1 P: 21	R: 0 E: 0 K: 1 S: 6	H: 0 LOB: 0 BB: 0 P: 7	R: 2 E: 0 K: 2 S: 15	H: 3 LOB: 2 BB: 1 P: 30	R: 0 E: 0 K: 0 S: 11	H: 1 LOB: 2 BB: 1 P: 18	R: 2 E: 0 K: 0 S: 5	H: 1 LOB: 3 BB: 3 P: 19	1B: 3 2B: 2 3B: 0 HR: 1	SF: 0 SAC: 0 DP: 0 HBP: 1	WP: 0 PB: 0 SB: 1 CS: 0	PA: 28	
PITCHER	IP WLS BF H R ER SO BB IBB HBP BLK WP HR S P ERA WHIP																
45 Zack Wheeler, R (1,1) ERA:	2.0	9	1	0	0	2	2	0	0	0	0	0	0	6	7	0.00	0.000
77 Adonis Medina, R (3,1) ERA:	1.0	3	0	0	0	1	0	0	0	0	0	0	1	15	30	18.00	4.000
70 Bailey Falter, L (4,1) ERA: 18.0	1.0	5	1	0	0	0	1	0	0	0	0	0	11	18	0.00	2.000	
68 Damon Jones, L (5,1) ERA:	1.0	L	6	1	2	2	3	0	1	0	0	0	5	19	18.00	4.000	

AB	20
R	4
H	6
RBI	4
BB	7
SO	5
LOB	13



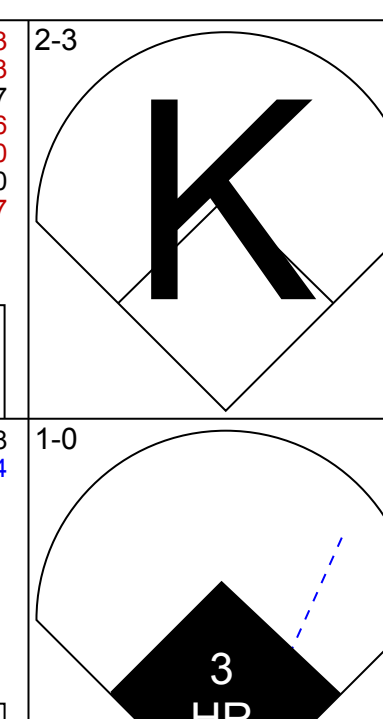
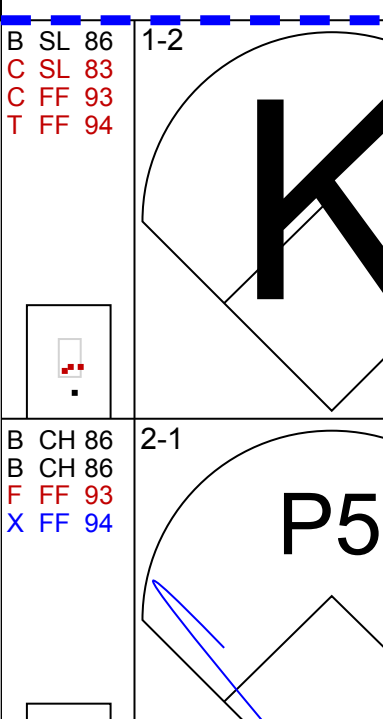
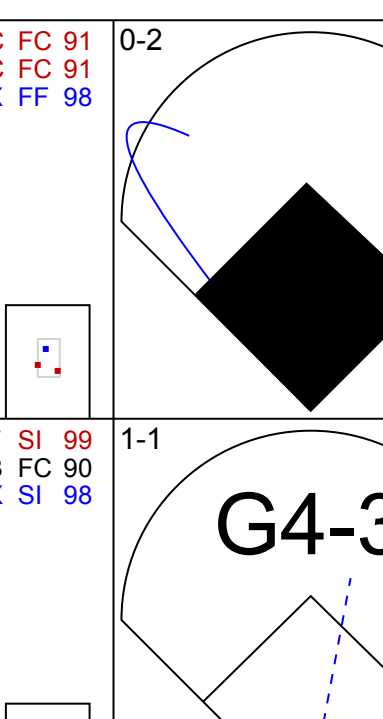
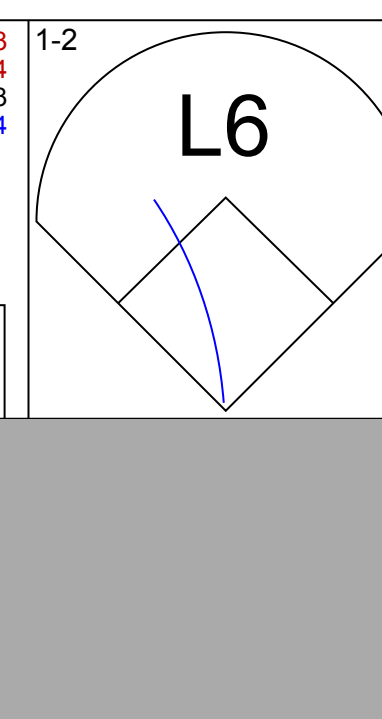
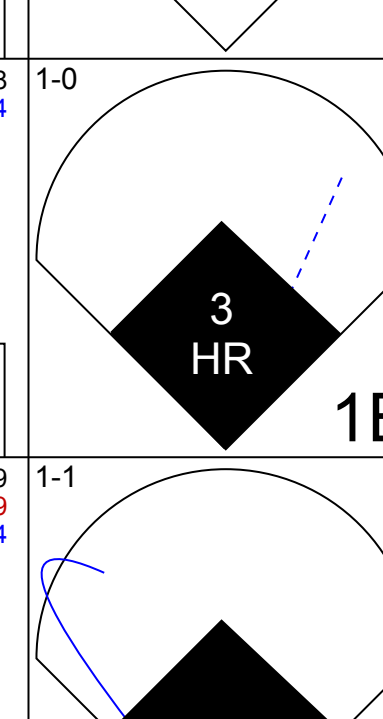
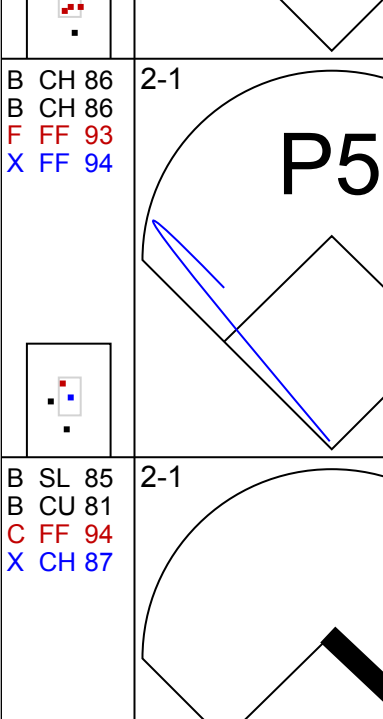
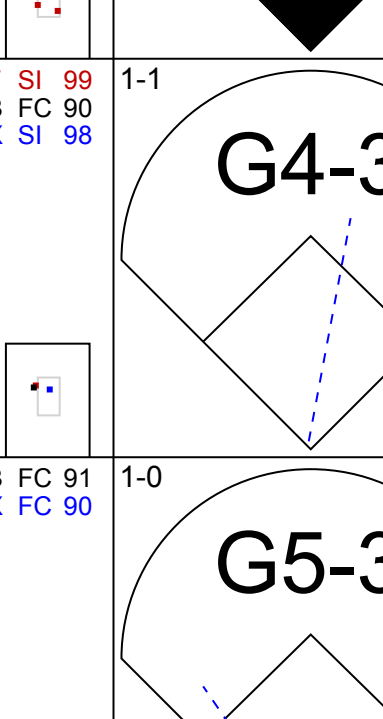
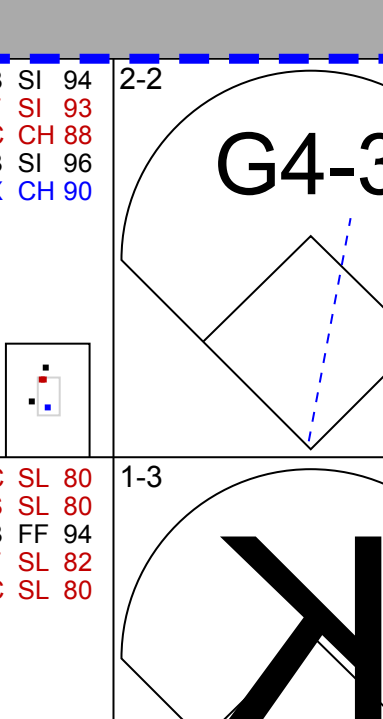
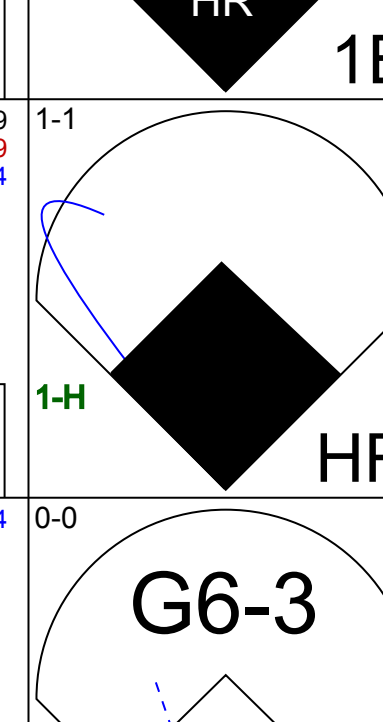
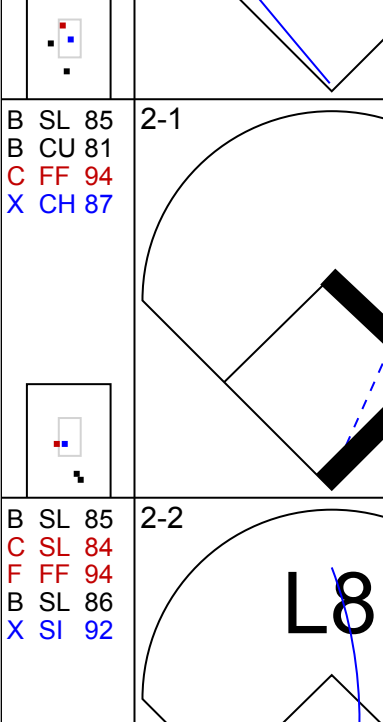
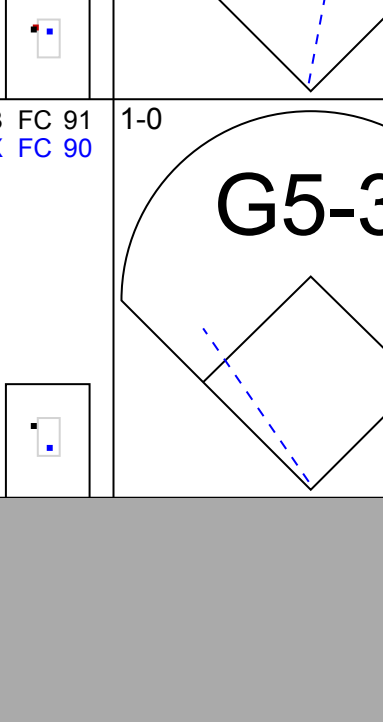
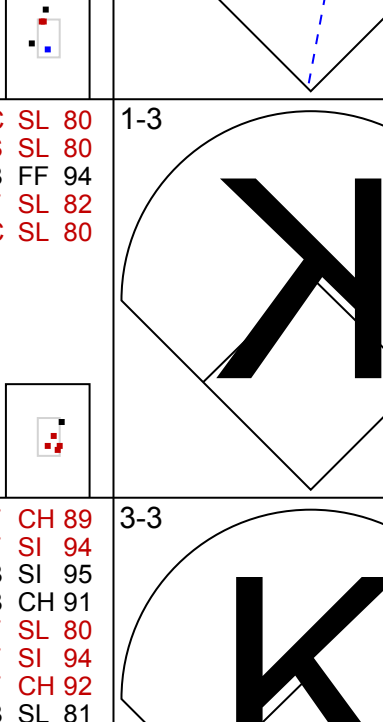
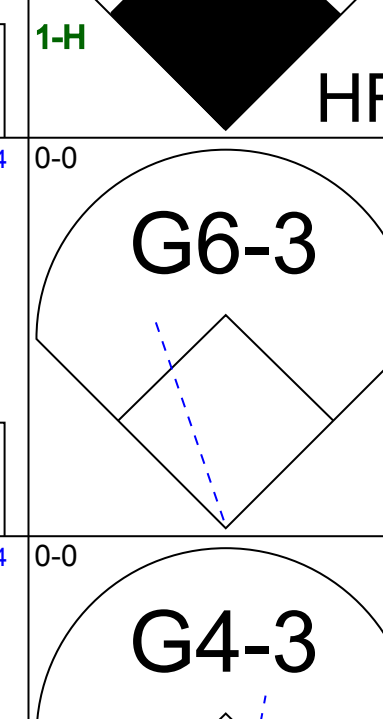
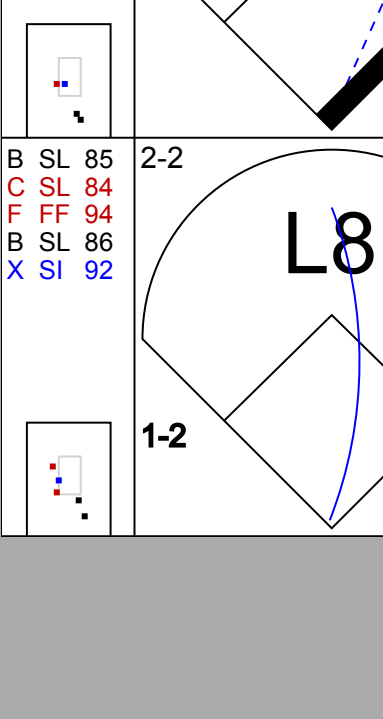
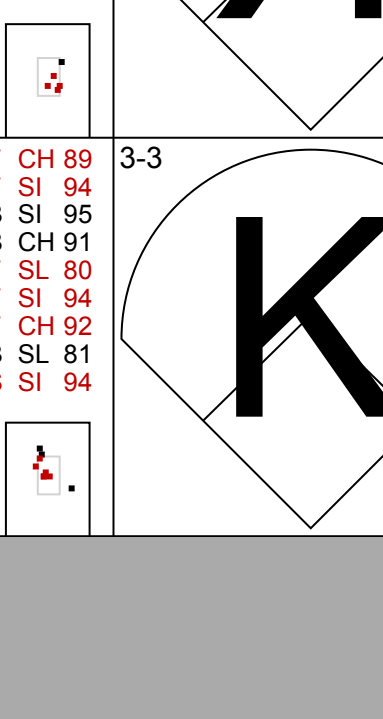
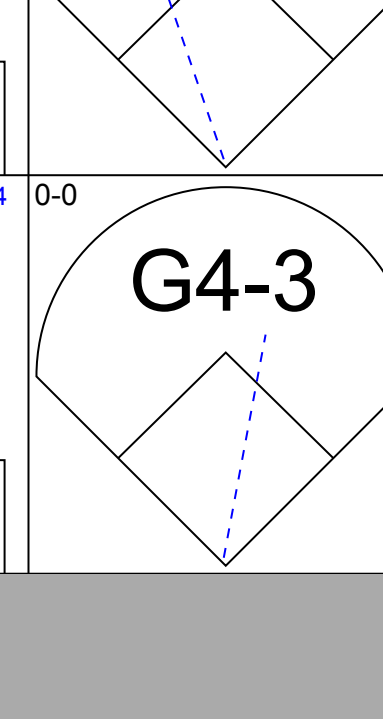

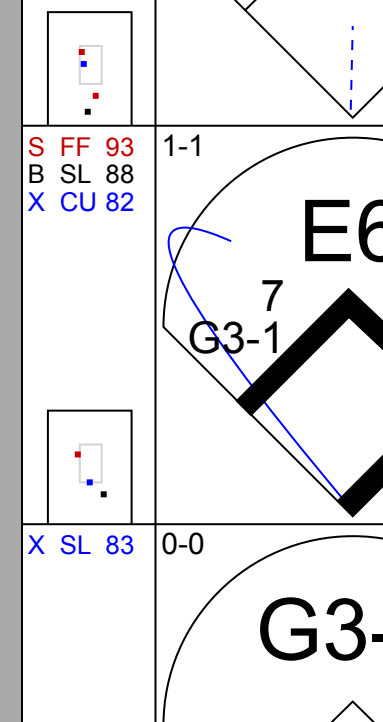
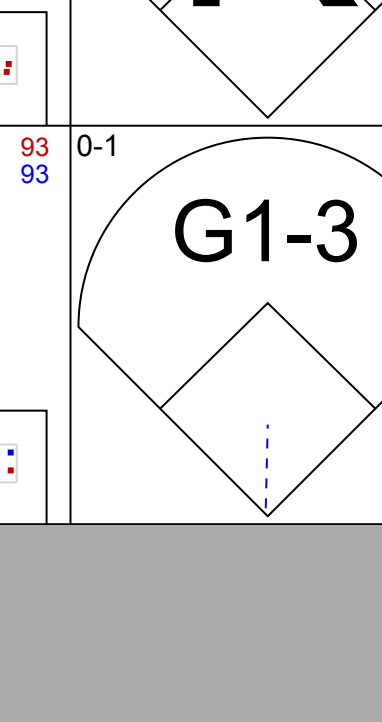
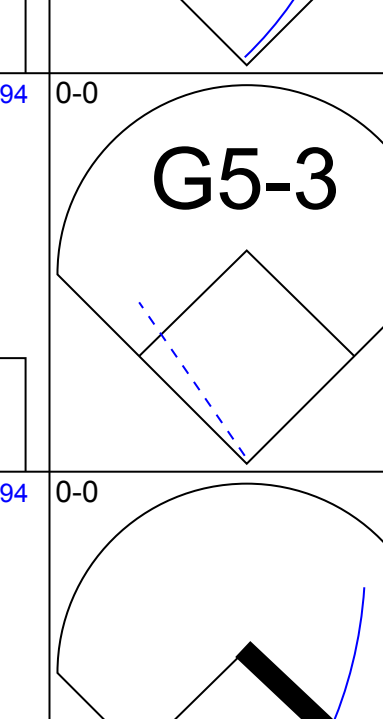
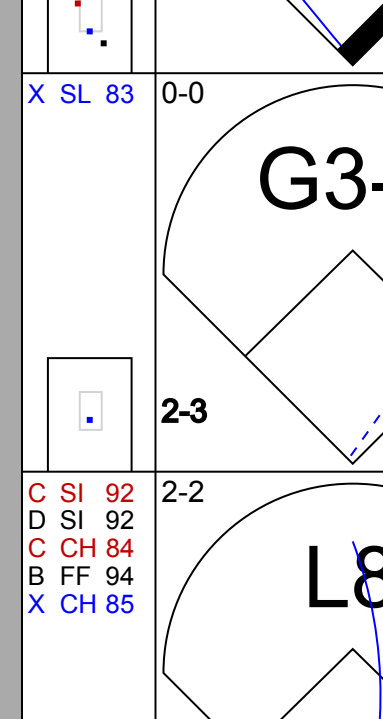
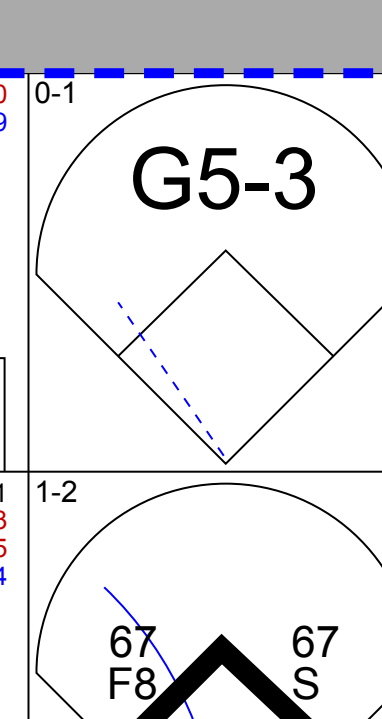
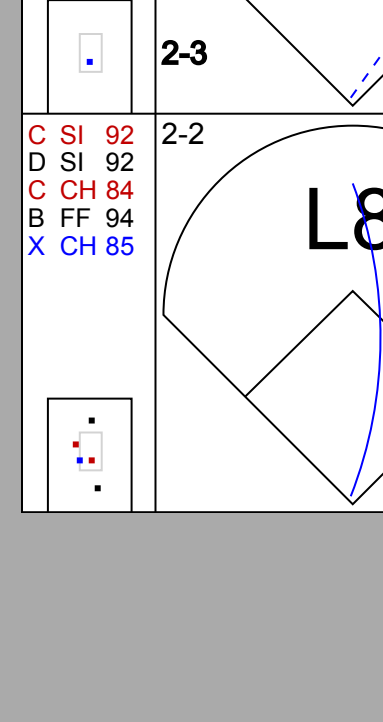
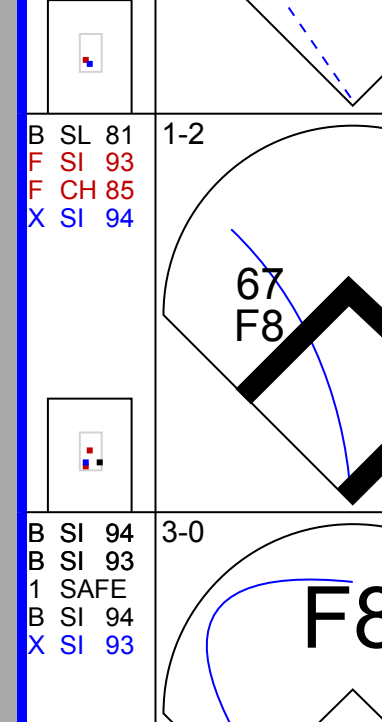
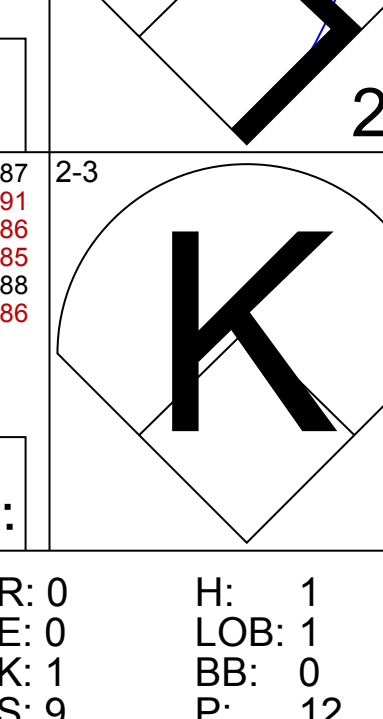
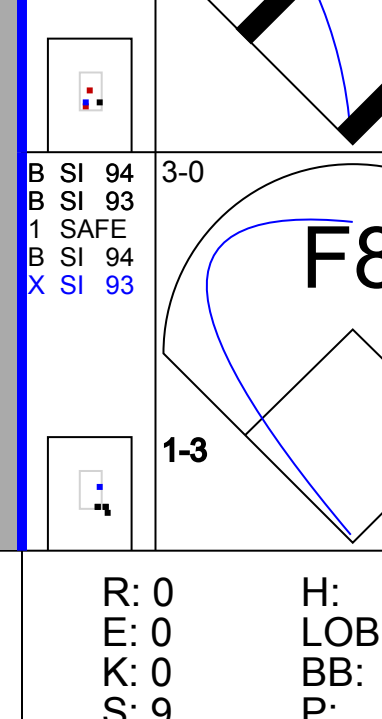
Batter	1	2	3	4	5	6	7	8	9	AB	R	H	RBI	BB	SO	LOB	TOP										
22 Andrew McCutchen, R OBP: 0.500, SLG: 0.250 89 Jhailyn Ortiz, R (5, 7)	G4-3		FC3-6 18 13 1B 2 HBP BB		G3-1		G4-3			2	1	0	0	1	0	0	Philadelphia Phillies @ Detroit Tigers Publix Field at Joker Marchant Stadium, Lakeland, FL Wed Mar 03 2021, 1:06 PM - 3:17 PM EST Att: 1,840 - Sunny - 73 F										
2 Jean Segura, R OBP: 0.333, SLG: 0.400 94 Luis Garcia, S (1, 4) (5, 4)	F8		FC3-6 18 HBP		F8		K			2	0	0	0	0	0	0											
18 Didi Gregorius, L (1, 6)	P6		FC3-6 13 1B 5 2B		G1-3		K			3	1	0	1	0	0	2											
73 Bryson Stott, L OBP: 0.333, SLG: 0.333 (5, 6)										1	0	0	0	0	1	1											
13 Brad Miller, L OBP: 0.286, SLG: 0.167 44 Christie Bethancourt, R (1, 3) (6, 2)		F7	5 2B		F7					3	1	1	1	0	0	0											
5 Andrew Knapp, S OBP: 0.500, SLG: 0.800 98 Johan Rojas, R (6, PR) (6, 9)	E6		2B		E6		BB			2	0	1	2	1	0	0											
7 Matt Joyce, L OBP: 0.500, SLG: 1.000 88 Darick Hall, L OBP: 0.500, SLG: 0.500 (1, 9) (6, PR) (6, 3)	K		F9		K		BB			2	0	0	0	1	1	2											
24 Roman Quinn, S OBP: 0.333, SLG: 0.200 16 Mickey Moniak, L OBP: 0.250, SLG: 0.500 (1, 8) (7, 8)	K		K2-3		K		K			3	0	0	0	0	3	3											
9 Travis Jankowski, L OBP: 0.333, SLG: 0.667 86 Logan O'Hoppe, R (1, 10) (6, PH) (6, 10)			FC3-6 18 3B 1B		F8					2	1	2	0	0	0	0											
74 Ronald Torreyes, R (1, 5)			G6-3		G4-6-3		BB			2	0	0	0	0	0	2											
67 Nick Maton, L OBP: 0.250, SLG: 0.250 (6, 5)							89 G4-3 89 WP 1B			1	0	1	0	0	0	0											
Inning Stats	R: 0 E: 0 K: 0 S: 5	H: 0 LOB: 0 BB: 0 P: 10	R: 0 E: 1 K: 2 S: 8	H: 0 LOB: 1 BB: 0 P: 12	R: 4 E: 0 K: 0 S: 20	H: 3 LOB: 1 BB: 1 P: 30	R: 0 E: 0 K: 1 S: 9	H: 1 LOB: 0 BB: 0 P: 13	R: 0 E: 0 K: 0 S: 7	H: 0 LOB: 0 BB: 0 P: 12	R: 0 E: 0 K: 1 S: 11	H: 0 LOB: 3 BB: 2 P: 24	R: 0 E: 0 K: 2 S: 14	H: 1 LOB: 1 BB: 0 P: 23			1B: 3 2B: 1 3B: 1 HR: 0	SF: 0 SAC: 0 DP: 1 HBP: 1	WP: 1 PB: 0 SB: 1 CS: 0	PA: 30							
PITCHER	IP WLS BF H R ER SO BB IBB HBP BLK WP HR S P ERA WHIP	IP WLS BF H R ER SO BB IBB HBP BLK WP HR S P ERA WHIP	IP WLS BF H R ER SO BB IBB HBP BLK WP HR S P ERA WHIP	IP WLS BF H R ER SO BB IBB HBP BLK WP HR S P ERA WHIP	IP WLS BF H R ER SO BB IBB HBP BLK WP HR S P ERA WHIP	IP WLS BF H R ER SO BB IBB HBP BLK WP HR S P ERA WHIP	IP WLS BF H R ER SO BB IBB HBP BLK WP HR S P ERA WHIP	IP WLS BF H R ER SO BB IBB HBP BLK WP HR S P ERA WHIP	IP WLS BF H R ER SO BB IBB HBP BLK WP HR S P ERA WHIP	IP WLS BF H R ER SO BB IBB HBP BLK WP HR S P ERA WHIP	IP WLS BF H R ER SO BB IBB HBP BLK WP HR S P ERA WHIP	IP WLS BF H R ER SO BB IBB HBP BLK WP HR S P ERA WHIP	IP WLS BF H R ER SO BB IBB HBP BLK WP HR S P ERA WHIP	IP WLS BF H R ER SO BB IBB HBP BLK WP HR S P ERA WHIP	IP WLS BF H R ER SO BB IBB HBP BLK WP HR S P ERA WHIP	IP WLS BF H R ER SO BB IBB HBP BLK WP HR S P ERA WHIP	IP WLS BF H R ER SO BB IBB HBP BLK WP HR S P ERA WHIP										
44 Daniel Norris, L ERA: 54.0	2.0	7	0	0	0	2	0	0	0	0	0	0	0	0	0	0	0.00	0.000									
45 Buck Farmer, R ERA: 54.0	0.2	L 7	3	4	4	0	1	0	1	0	0	0	0	0	0	0	18	26	54.00	6.000							
96 Drew Carlton, R ERA: 54.0	0.1	1	0	0	0	0	0	0	0	0	0	0	0	0	0	0	2	4	0.00	0.000							
25 Matt Manning, R ERA: 54.0	2.0	6	1	0	0	1	0	0	0	0	0	0	0	0	0	0	16	25	0.00	0.500							
63 Ian Krol, L ERA: 54.0	1.0	5	0	0	0	1	2	0	0	0	0	0	0	0	0	0	11	24	0.00	2.000							
31 Riley Greene, L OBP: 0.429, SLG: 0.200 (1, 9)	L8		G1-6-3																	2	0	0	0	1	0	1	Philadelphia Phillies @ Detroit Tigers Publix Field at Joker Marchant Stadium, Lakeland, FL Wed Mar 03 2021, 1:06 PM - 3:17 PM EST Att: 1,840 - Sunny - 73 F
46 Jeimer Candelario, S OBP: 0.375, SLG: 0.429 73 Spencer Torkelson, R (1, 3) (5, 3)	K		K																	2	0	0	0	0	2	0	
9 Willy Castro, S OBP: 0.571, SLG: 1.667 85 Daniel Pinerio, R OBP: 0.286, SLG: 0.667 (1, 6) (6, 6)	K		BB																	1	0	0	0	1	1	0	
24 Miguel Cabrera, R (1, 10)			G6-4-3																	2	0	0	0	0	1	1	
34 Jake Rogers, R (7, PH)			G6-4-3																	1	0	0	0	0	0	0	
28 Niko Goodrum, S OBP: 1.000, SLG: 1.250 72 Kody Clemens, L OBP: 0.500, SLG: 0.500 (1, 4) (5, PR) (6, 4)	G4-3		G4-3																	2	0	2	0	0	0	0	
40 Wilson Ramos, R OBP: 0.571, SLG: 1.000 64 Dustin Garneau, R OBP: 0.333, SLG: 0.333 (1, 2) (6, 2)	G4-3		G4-3																	2	0	0	0	0	0	2	
30 Harold Castro, L (1, 5)			G4-3																	1	0	0	0	0	0	1	
19 Isaac Paredes, R OBP: 0.500, SLG: 0.500 (5, 5)			G4-3																	2	0	1	1	0	0	1	
14 Christin Stewart, L OBP: 0.125, SLG: 0.125 13 Eric Hoese, R OBP: 0.667, SLG: 2.000 (1, 7) (6, 7)	K		K																	2	0	0	0	0	2	1	
54 Derek Hill, R (1, 8)			G3-1																	0	0	0	0	1	0	0	
80 Danny Woodrow, L OBP: 0.333, SLG: 0.333 (6, 8)			BB																	2	0	0	0	0	1	2	
Inning Stats	R: 0 E: 0 K: 2 S: 8	H: 0 LOB: 0 BB: 0 P: 11	R: 0 E: 0 K: 1 S: 10	H: 1 LOB: 1 BB: 0 P: 15	R: 0 E: 0 K: 1 S: 6	H: 0 LOB: 0 BB: 1 P: 11	R: 0 E: 0 K: 1 S: 6	H: 0 LOB: 0 BB: 1 P: 10	R: 1 E: 0 K: 1 S: 7	H: 1 LOB: 1 BB: 0 P: 13	R: 0 E: 0 K: 1 S: 11	H: 0 LOB: 1 BB: 1 P: 18	R: 1 E: 0 K: 2 S: 17	H: 3 LOB: 2 BB: 0 P: 24					1B: 3 2B: 2 3B: 0 HR: 0	SF: 0 SAC: 0 DP: 2 HBP: 0	WP: 0 PB: 0 SB: 1 CS: 0	PA: 27					
PITCHER	IP WLS BF H R ER SO BB IBB HBP BLK WP HR S P ERA WHIP	IP WLS BF H R ER SO BB IBB HBP BLK WP HR S P ERA WHIP	IP WLS BF H R ER SO BB IBB HBP BLK WP HR S P ERA WHIP	IP WLS BF H R ER SO BB IBB HBP BLK WP HR S P ERA WHIP	IP WLS BF H R ER SO BB IBB HBP BLK WP HR S P ERA WHIP	IP WLS BF H R ER SO BB IBB HBP BLK WP HR S P ERA WHIP	IP WLS BF H R ER SO BB IBB HBP BLK WP HR S P ERA WHIP	IP WLS BF H R ER SO BB IBB HBP BLK WP HR S P ERA WHIP	IP WLS BF H R ER SO BB IBB HBP BLK WP HR S P ERA WHIP	IP WLS BF H R ER SO BB IBB HBP BLK WP HR S P ERA WHIP	IP WLS BF H R ER SO BB IBB HBP BLK WP HR S P ERA WHIP	IP WLS BF H R ER SO BB IBB HBP BLK WP HR S P ERA WHIP	IP WLS BF H R ER SO BB IBB HBP BLK WP HR S P ERA WHIP	IP WLS BF H R ER SO BB IBB HBP BLK WP HR S P ERA WHIP	IP WLS BF H R ER SO BB IBB HBP BLK WP HR S P ERA WHIP	IP WLS BF H R ER SO BB IBB HBP BLK WP HR S P ERA WHIP	IP WLS BF H R ER SO BB IBB HBP BLK WP HR S P ERA WHIP										
56 Zach Eflin, R ERA: 19.29	2.0	W 7	0	0	0	2	2	0	0	0	0	0	0	0	0	0	0	12	21	0.00	1.000						
29 Héctor Rondón, R ERA: 9.0	1.0	4	1	1	1	1	0	0	0	0	0	0	0	0	0	0	7	13	9.00	1.000							
41 David Hale, R ERA: 4.5	1.0	H 4	0	0	0	1	1	0	0	0	0	0	0	0	0	0	11	18	0.00	1.000							
80 David Parkinson, L ERA: 9.0	1.0	S 6	3	1	1	2	0	0	0	0	0	0	0	0	0	0	17	24	9.00	3.000							

Batter	1	2	3	4	5	6	7	8	9	AB	R	H	RBI	BB	SO	LOB	TOP						
18 Brian Goodwin, L (1.8) 75 Travis Swaggerty, L (6.8)										3	0	0	0	0	2	0							
15 Wilmer Difo, S (1.6) 90 Ji Hwan Bae, L (7.6)										3	0	1	0	0	0	0							
24 Phillip Evans, R (1.5) 94 Hunter Owen, R (7.5)										2	0	0	0	1	0	0							
6 Anthony Alford, R (1.10)										3	0	0	0	0	2	2							
93 Tony Wolters, L (1.2) 63 Andrew Susac, R (7.2)										3	0	0	0	0	0	2							
64 Rodelfo Castro, S (1.4)										3	0	0	0	0	1	0							
35 Will Craig, R (1.3) 80 Mason Martin, L (7.3)										2	0	0	0	0	1	0							
65 Kevin Kramer, L (1.7) 92 Canaan Smith-Njigba, L (7.7)										2	0	0	0	0	2	0							
69 Troy Stokes Jr., R (1.9) 91 Cal Mitchell, L (7.9)										2	0	0	0	0	2	0							
Inning Stats	R: 0 K: 1 S: 6	H: 0 LOB: 0 BB: 8	R: 0 K: 2 S: 7	H: 0 LOB: 0 BB: 10	R: 0 K: 2 S: 8	H: 0 LOB: 0 BB: 14	R: 0 K: 1 S: 10	H: 1 LOB: 2 BB: 1	R: 0 K: 2 S: 10	H: 0 LOB: 0 BB: 15	R: 0 K: 1 S: 8	H: 0 LOB: 0 BB: 9	R: 0 K: 1 S: 5	H: 0 LOB: 0 BB: 8	R: 0 K: 2 S: 9	H: 0 LOB: 11	1B: 2 2B: 0 3B: 0 HR: 0	SF: 0 SAC: 0 DP: 0 HBP: 0	WP: 0 PB: 0 SB: 0 CS: 0	PA: 31			
PITCHER	IP WLS BF H R ER SO BB IBB HBP BLK WP HR S P ERA WHIP	IP WLS BF H R ER SO BB IBB HBP BLK WP HR S P ERA WHIP	IP WLS BF H R ER SO BB IBB HBP BLK WP HR S P ERA WHIP	IP WLS BF H R ER SO BB IBB HBP BLK WP HR S P ERA WHIP	IP WLS BF H R ER SO BB IBB HBP BLK WP HR S P ERA WHIP	IP WLS BF H R ER SO BB IBB HBP BLK WP HR S P ERA WHIP	IP WLS BF H R ER SO BB IBB HBP BLK WP HR S P ERA WHIP	IP WLS BF H R ER SO BB IBB HBP BLK WP HR S P ERA WHIP	IP WLS BF H R ER SO BB IBB HBP BLK WP HR S P ERA WHIP	IP WLS BF H R ER SO BB IBB HBP BLK WP HR S P ERA WHIP	IP WLS BF H R ER SO BB IBB HBP BLK WP HR S P ERA WHIP	IP WLS BF H R ER SO BB IBB HBP BLK WP HR S P ERA WHIP	IP WLS BF H R ER SO BB IBB HBP BLK WP HR S P ERA WHIP	IP WLS BF H R ER SO BB IBB HBP BLK WP HR S P ERA WHIP	IP WLS BF H R ER SO BB IBB HBP BLK WP HR S P ERA WHIP	IP WLS BF H R ER SO BB IBB HBP BLK WP HR S P ERA WHIP	IP WLS BF H R ER SO BB IBB HBP BLK WP HR S P ERA WHIP	IP WLS BF H R ER SO BB IBB HBP BLK WP HR S P ERA WHIP	IP WLS BF H R ER SO BB IBB HBP BLK WP HR S P ERA WHIP	IP WLS BF H R ER SO BB IBB HBP BLK WP HR S P ERA WHIP	IP WLS BF H R ER SO BB IBB HBP BLK WP HR S P ERA WHIP	IP WLS BF H R ER SO BB IBB HBP BLK WP HR S P ERA WHIP	IP WLS BF H R ER SO BB IBB HBP BLK WP HR S P ERA WHIP

Pittsburgh Pirates @ Philadelphia Phillies
 BayCare Ballpark, Clearwater, FL
 Fri Mar 05 2021, 1:10 PM - 3:33 PM EST
 Att: 2,045 - Sunny - 76 F

AB 29
 R 0
 H 2
 RBI 0
 BB 2
 SO 13
 LOB 8



Batter	1	2	3	4	5	6	7	8	9	AB	R	H	RBI	BB	SO	LOB	BOTTOM						
22 Andrew McCutchen, R (1.7) 16 Mickey Moniak, L (6.7)										3	1	1	1	0	2	0							
18 Didi Gregorius, L (1.6) 73 Bryson Stott, L (6.6)										3	1	1	0	0	0	0							
3 Bryce Harper, L (1.10) 86 Logan O'Hoppe, R (5.10)										2	1	2	2	0	0	0							
2 Jean Segura, R (1.4) 94 Luis Garcia, S (7.4)										3	0	0	0	0	1	0							
5 Andrew Knapp, S (1.2) 44 Christian Bethancourt, R (7.2)										3	0	0	0	0	1	0							
13 Brad Miller, L (1.3) 88 Darick Hall, L (7.3)										3	0	1	0	0	0	0							
7 Matt Joyce, L (1.9) 76 Matt Vierling, R (7.9)										2	0	0	0	0	1	0							
24 Roman Quinn, S (1.8) 9 Travis Jankowski, L (7.8)										2	0	1	0	0	0	0							
74 Ronald Torreyes, R (1.5) 67 Nick Maton, L (7.5)										2	0	0	0	0	1	1							
Inning Stats	R: 2 K: 1 S: 10	H: 2 LOB: 0 BB: 14	R: 0 K: 1 S: 9	H: 1 LOB: 1 BB: 12	R: 0 K: 1 S: 10	H: 1 LOB: 1 BB: 17	R: 0 K: 0 S: 9	H: 1 LOB: 0 BB: 13	R: 1 K: 0 S: 8	H: 1 LOB: 0 BB: 10	R: 0 K: 1 S: 7	H: 0 LOB: 0 BB: 9	R: 0 K: 0 S: 9	H: 1 LOB: 14	R: 0 K: 2 S: 13	H: 0 LOB: 19	1B: 4 2B: 1 3B: 0 HR: 2	SF: 0 SAC: 0 DP: 0 HBP: 0	WP: 1 PB: 0 SB: 1 CS: 0	PA: 31			
PITCHER	IP WLS BF H R ER SO BB IBB HBP BLK WP HR S P ERA WHIP	IP WLS BF H R ER SO BB IBB HBP BLK WP HR S P ERA WHIP	IP WLS BF H R ER SO BB IBB HBP BLK WP HR S P ERA WHIP	IP WLS BF H R ER SO BB IBB HBP BLK WP HR S P ERA WHIP	IP WLS BF H R ER SO BB IBB HBP BLK WP HR S P ERA WHIP	IP WLS BF H R ER SO BB IBB HBP BLK WP HR S P ERA WHIP	IP WLS BF H R ER SO BB IBB HBP BLK WP HR S P ERA WHIP	IP WLS BF H R ER SO BB IBB HBP BLK WP HR S P ERA WHIP	IP WLS BF H R ER SO BB IBB HBP BLK WP HR S P ERA WHIP	IP WLS BF H R ER SO BB IBB HBP BLK WP HR S P ERA WHIP	IP WLS BF H R ER SO BB IBB HBP BLK WP HR S P ERA WHIP	IP WLS BF H R ER SO BB IBB HBP BLK WP HR S P ERA WHIP	IP WLS BF H R ER SO BB IBB HBP BLK WP HR S P ERA WHIP	IP WLS BF H R ER SO BB IBB HBP BLK WP HR S P ERA WHIP	IP WLS BF H R ER SO BB IBB HBP BLK WP HR S P ERA WHIP	IP WLS BF H R ER SO BB IBB HBP BLK WP HR S P ERA WHIP	IP WLS BF H R ER SO BB IBB HBP BLK WP HR S P ERA WHIP	IP WLS BF H R ER SO BB IBB HBP BLK WP HR S P ERA WHIP	IP WLS BF H R ER SO BB IBB HBP BLK WP HR S P ERA WHIP	IP WLS BF H R ER SO BB IBB HBP BLK WP HR S P ERA WHIP	IP WLS BF H R ER SO BB IBB HBP BLK WP HR S P ERA WHIP	IP WLS BF H R ER SO BB IBB HBP BLK WP HR S P ERA WHIP	IP WLS BF H R ER SO BB IBB HBP BLK WP HR S P ERA WHIP

Pittsburgh Pirates @ Philadelphia Phillies
 BayCare Ballpark, Clearwater, FL
 Fri Mar 05 2021, 1:10 PM - 3:33 PM EST
 Att: 2,045 - Sunny - 76 F

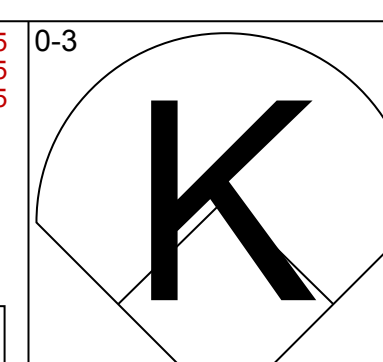
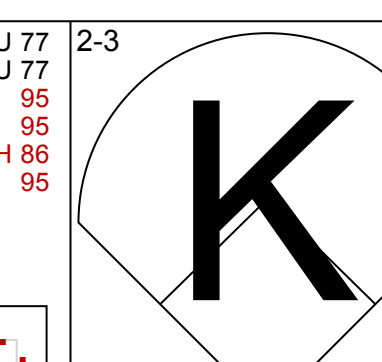
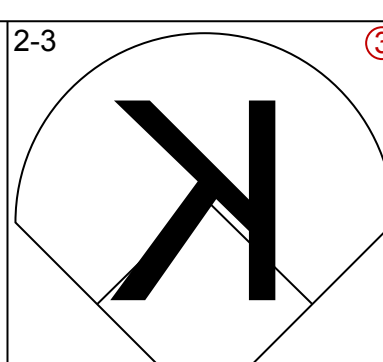
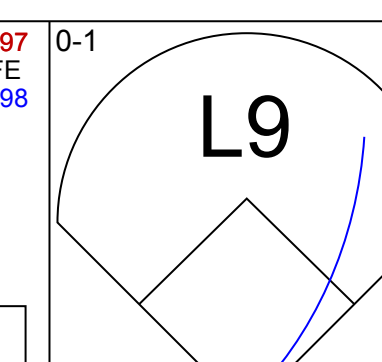
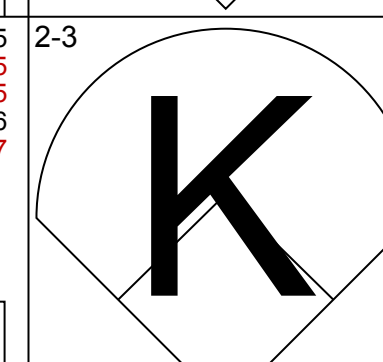
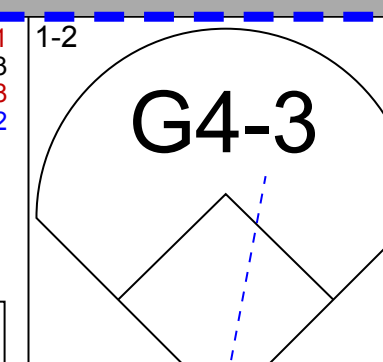
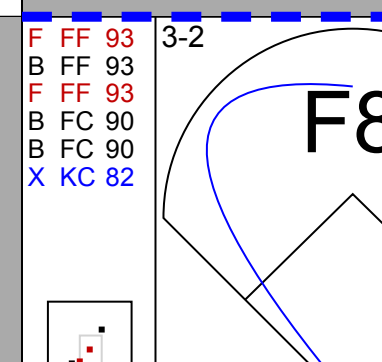
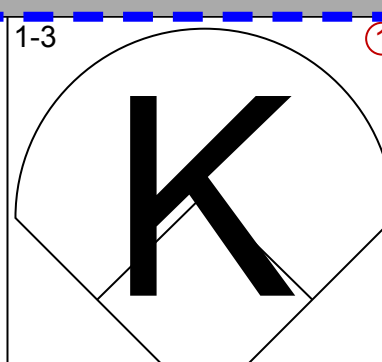
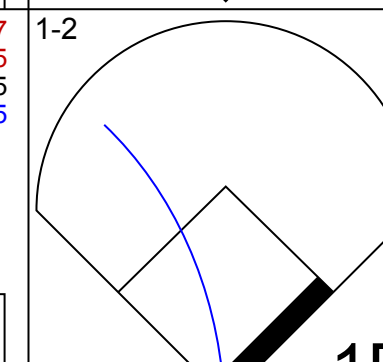
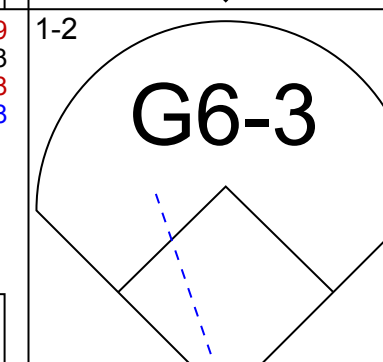
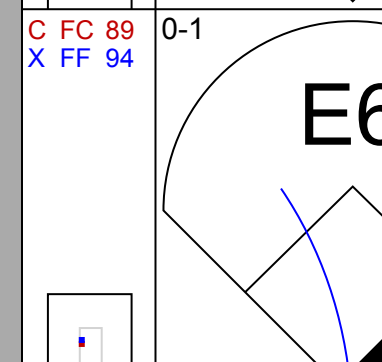
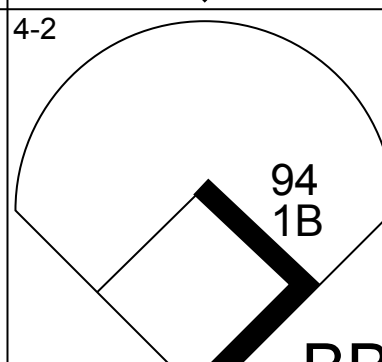
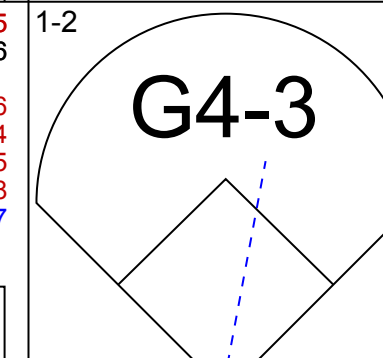
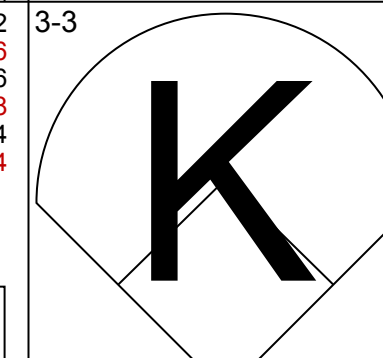
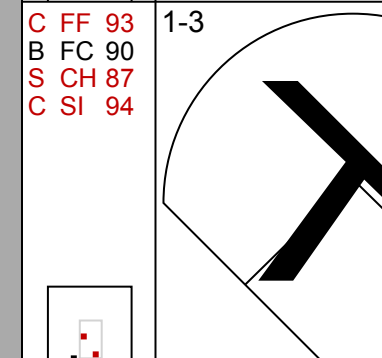
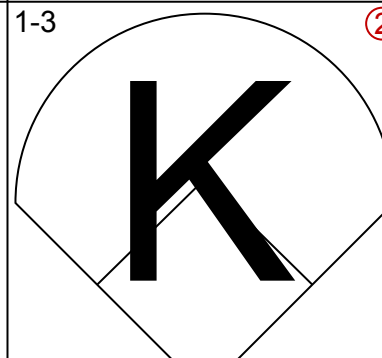
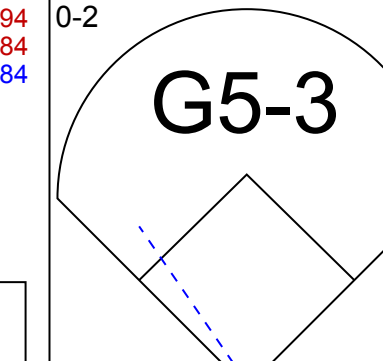
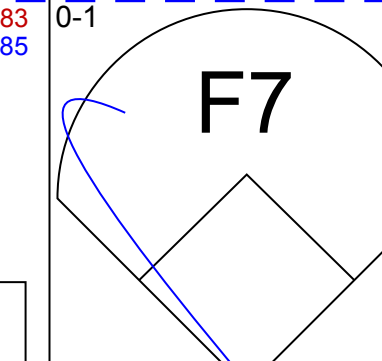
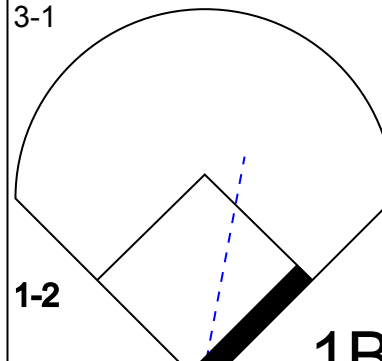
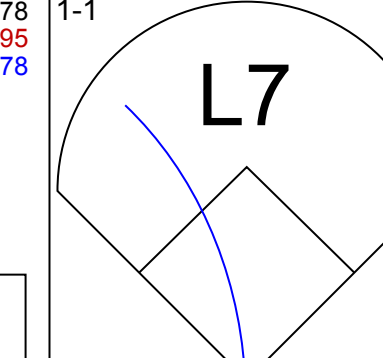
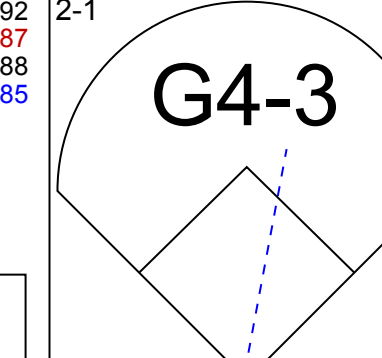
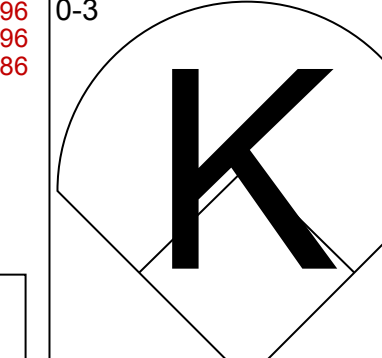
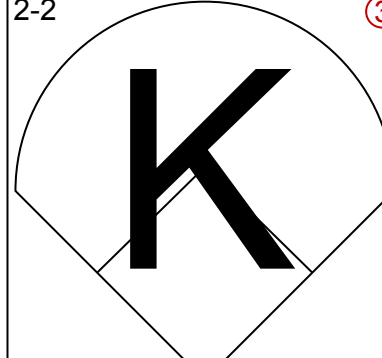
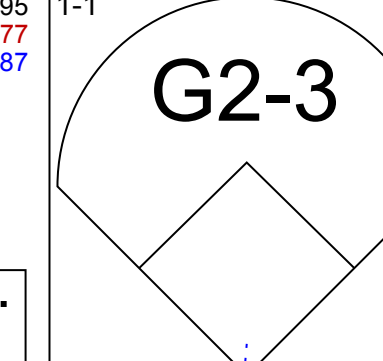
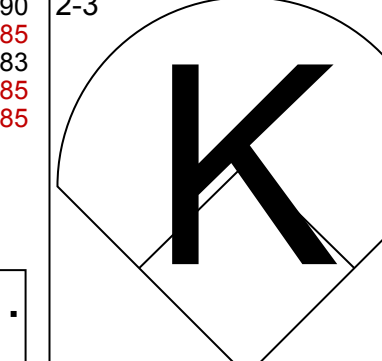
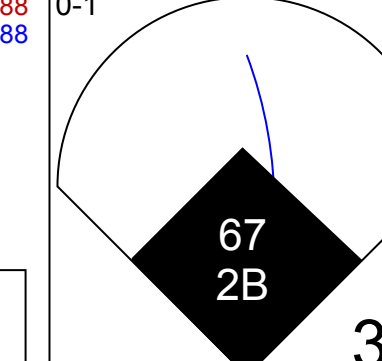
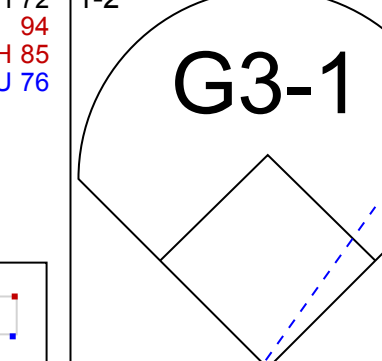
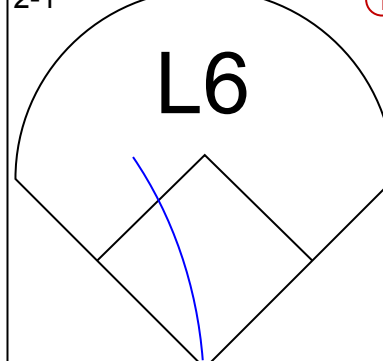
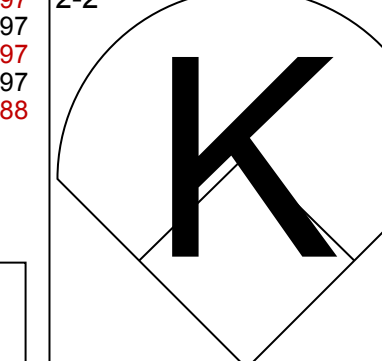
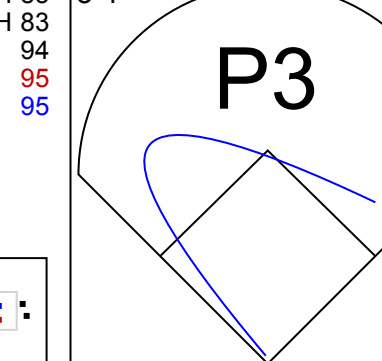
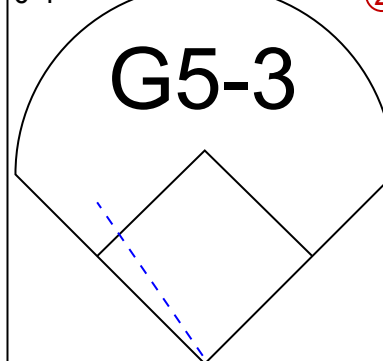
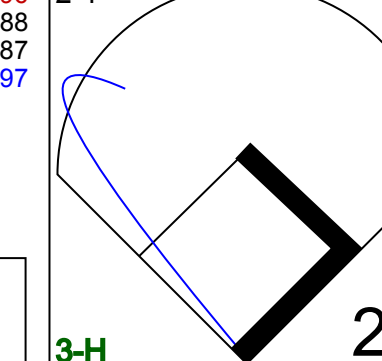
AB 31
 R 3
 H 7
 RBI 3
 BB 0
 SO 6
 LOB 6



Batter	1	2	3	4	5	6	7	8	9	AB	R	H	RBI	BB	SO	LOB	TOP																			
4 Scott Kingery, R (1.7) OBP: 0.250, SLG: 0.455	F8		K		BB					2	0	0	0	1	1	0	Philadelphia Phillies @ Toronto Blue Jays TD Ballpark, Dunedin, FL Sat Mar 06 2021, 1:09 PM - 3:15 PM EST Att: 961 - Overcast - 62 F																			
37 Odibel Herrera, L (1.8) OBP: 0.444, SLG: 0.778	F9				G3					3	1	1	0	0	0	1																				
28 Alec Bohm, R (1.5) OBP: 0.333, SLG: 0.600	G5-3				1B					3	0	1	0	0	0	0																				
30 C.J. Chatham, R (1.4) OBP: 0.273, SLG: 0.200	F9				K					3	0	0	0	0	1	1																				
8 Jeff Mathis, R (1.2) OBP: 0.250, SLG: 0.250 87 Rodolfo Durán, R (6.2) OBP: 0.500, SLG: 0.750	K				P3					3	0	0	0	0	1	1																				
9 Travis Jankowski, L (1.9) OBP: 0.500, SLG: 0.667					1B					2	0	1	0	1	1	0																				
85 Luke Williams, R (1.3) OBP: 0.273, SLG: 0.600	P3				BB					3	0	0	0	0	0	3																				
67 Nick Maton, L (1.6) OBP: 0.182, SLG: 0.273					G6-3					3	0	0	0	0	1	0																				
88 Darick Hall, L (1.10) OBP: 0.300, SLG: 0.250					F7					2	0	0	0	0	1	0																				
Inning Stats	R: 0 E: 0 K: 0 S: 6	H: 0 LOB: 0 BB: 0 P: 13	R: 0 E: 0 K: 1 S: 10	H: 1 LOB: 1 BB: 0 P: 14	R: 0 E: 0 K: 1 S: 11	H: 0 LOB: 0 BB: 0 P: 14	R: 1 E: 0 K: 1 S: 15	H: 2 LOB: 2 BB: 1 P: 30	R: 0 E: 0 K: 1 S: 6	H: 0 LOB: 1 BB: 1 P: 14	R: 0 E: 0 K: 2 S: 7	H: 0 LOB: 0 BB: 0 P: 11	R: 0 E: 0 K: 2 S: 5	H: 0 LOB: 0 BB: 0 P: 5	R: 0 E: 0 K: 2 S: 7	H: 0 LOB: 0 BB: 0 P: 11	1B: 2 2B: 1 3B: 0 HR: 0 SF: 0 SAC: 0 DP: 0 HBP: 0 WP: 1 PA: 26 AB: 24 R: 1 H: 3 RBI: 0 BB: 2 SO: 6 LOB: 6																			
PITCHER	IP	WLS	BF	H	R	ER	SO	BB	IBB	HBP	BLK	WP	HR	S	P	ERA	WHIP	PITCHER	IP	WLS	BF	H	R	ER	SO	BB	IBB	HBP	BLK	WP	HR	S	P	ERA	WHIP	
14 Tanner Roark, R (1.1) ERA: 0.00	2.0		7	1	0	0	1	0	0	0	0	0	0	16	27	0.00	0.500	58 Tim Mayza, L (7.1) ERA: 0.00	1.0		3	0	0	0	2	0	0	0	0	0	7	11	0.00	0.000		
34 Tyler Chatwood, R (3.1) ERA: 13.5	1.0		3	0	0	0	1	0	0	0	0	0	0	11	14	0.00	0.000																			
41 Rafael Dolis, R (4.1) ERA: 13.5	0.2	B	4	2	1	1	1	0	0	0	0	0	1	0	11	21	13.50	3.000																		
81 Kirby Sneed, L (4.1) ERA: 9.0	1.1	W	6	0	0	0	1	2	0	0	0	0	0	10	23	0.00	1.500																			
36 A.J. Cole, R (6.1) ERA: 9.0	1.0	H	3	0	0	0	0	0	0	0	0	0	0	5	5	0.00	0.000																			


Batter	1	2	3	4	5	6	7	8	9	AB	R	H	RBI	BB	SO	LOB	BOTTOM																			
4 George Springer, R (1.10) OBP: 0.250, SLG: 0.250 50 Riley Adams, R (6,PH) OBP: 0.600, SLG: 1.250	1B		E4		K					3	1	1	0	0	1	0	Philadelphia Phillies @ Toronto Blue Jays TD Ballpark, Dunedin, FL Sat Mar 06 2021, 1:09 PM - 3:15 PM EST Att: 961 - Overcast - 62 F																			
11 Bo Bichette, R (1.6) OBP: 0.400, SLG: 0.143 80 Austin Martin, R (6.6)	L8				K					3	0	1	1	0	1	1																				
10 Marcus Semien, R (1.4) OBP: 0.273, SLG: 0.200 74 Breyvic Valera, S (6.4)	P3				K					3	0	0	0	0	2	2																				
13 Lourdes Gurriel Jr., R (1.7) OBP: 0.460, SLG: 0.700 72 Otto Lopez, R (4,PR) OBP: 0.167, SLG: 0.167	G5-3				K					2	0	1	0	0	0	1																				
27 Vladimir Guerrero Jr., R (1.5) OBP: 0.556, SLG: 0.333 6 Richard Urena, S (6.5)					1B					1	0	1	0	1	0	0																				
59 Joshua Palacios, L (1.9) OBP: 0.455, SLG: 1.091 89 Logan Warmoth, R (5.9) OBP: 0.571, SLG: 1.167	FC6-4				L6					2	0	0	0	0	0	3																				
3 Jonathan Davis, R (1.8) OBP: 0.500, SLG: 0.571 82 Forrest Wall, L (5.8) OBP: 0.571, SLG: 0.667					F7					1	1	1	1	0	0	0																				
7 Reese McGuire, L (1.2) OBP: 0.500, SLG: 0.500	L4				BB					1	0	0	0	1	0	1																				
28 Tyler White, R (1.3) OBP: 0.500, SLG: 2.000					K					2	0	0	0	0	1	2																				
90 Cullen Lorge, S (5.3) OBP: 0.500, SLG: 2.000										1	1	1	3	0	0	0																				
Inning Stats	R: 0 E: 0 K: 0 S: 7	H: 1 LOB: 1 BB: 0 P: 11	R: 0 E: 0 K: 0 S: 10	H: 2 LOB: 1 BB: 0 P: 14	R: 1 E: 1 K: 2 S: 8	H: 1 LOB: 0 BB: 0 P: 11	R: 1 E: 0 K: 0 S: 11	H: 1 LOB: 3 BB: 2 P: 22	R: 0 E: 0 K: 3 S: 10	H: 0 LOB: 0 BB: 0 P: 17	R: 5 E: 1 K: 0 S: 11	H: 5 LOB: 1 BB: 1 P: 21	R: 0 E: 0 K: 1 S: 11	H: 0 LOB: 0 BB: 0 P: 5	R: 0 E: 0 K: 1 S: 11	H: 0 LOB: 0 BB: 0 P: 21	1B: 9 2B: 0 3B: 0 HR: 1 SF: 0 SAC: 0 DP: 0 HBP: 0 WP: 0 PA: 28 AB: 25 R: 7 H: 10 RBI: 6 BB: 3 SO: 5 LOB: 13																			
PITCHER	IP	WLS	BF	H	R	ER	SO	BB	IBB	HBP	BLK	WP	HR	S	P	ERA	WHIP	PITCHER	IP	WLS	BF	H	R	ER	SO	BB	IBB	HBP	BLK	WP	HR	S	P	ERA	WHIP	
77 Adonis Medina, R (1.1) ERA: 3.0	1.0		4	1	0	0	0	0	0	0	0	0	0	7	11	0.00	1.000	53 David Paulino, R (6.1) ERA: 22.5	1.0		8	5	5	5	0	1	0	0	0	1	11	21	45.00	6.000		
29 Hector Rondón, R (3.1) ERA: 4.5	1.0		4	1	1	0	2	0	0	0	0	0	0	8	11	0.00	1.000																			
68 Damon Jones, L (4.1) ERA: 4.5	1.0	L	6	1	1	0	0	2	0	0	0	0	0	11	22	0.00	3.000																			
51 Enyel De Los Santos, R (5.1) ERA: 4.5	1.0		3	0	0	0	3	0	0	0	0	0	0	10	17	0.00	0.000																			

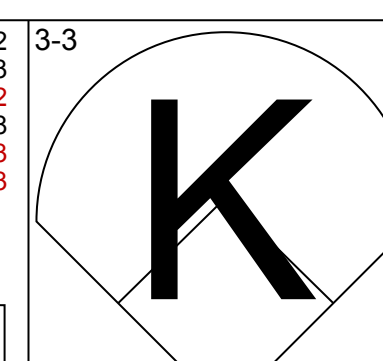
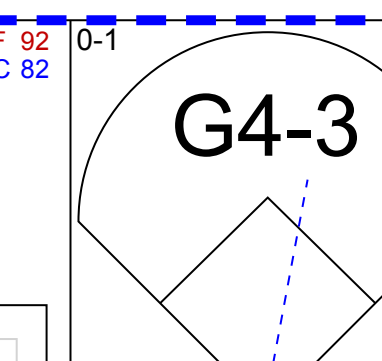


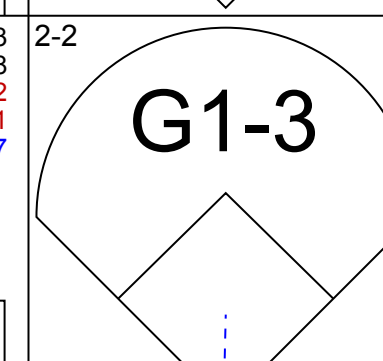
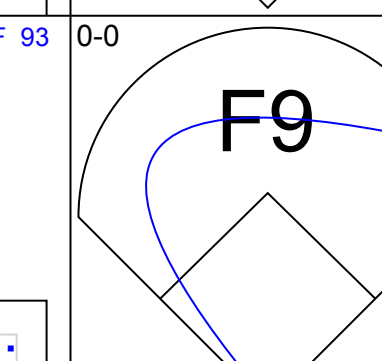
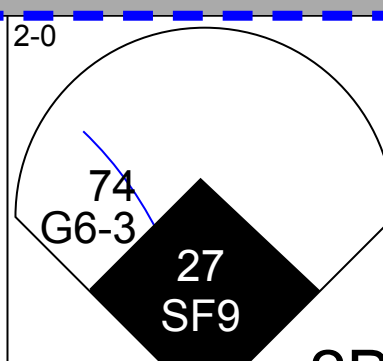

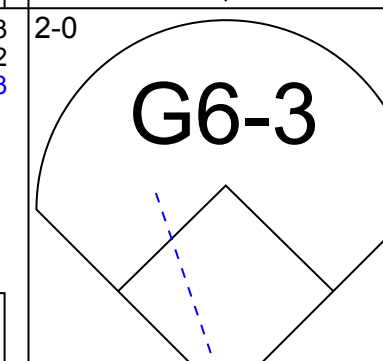
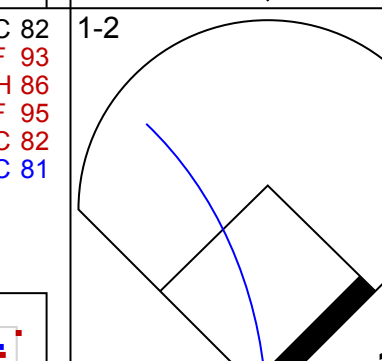
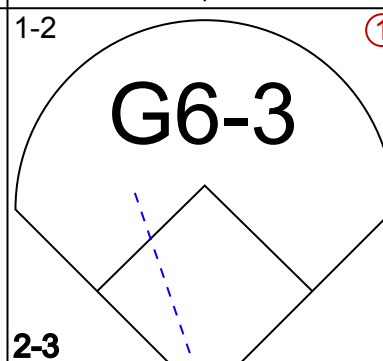

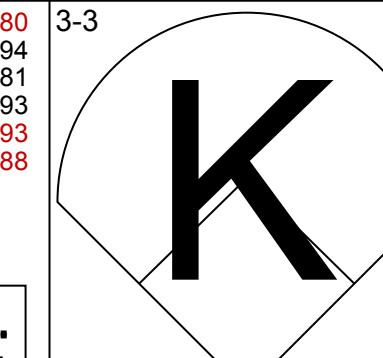
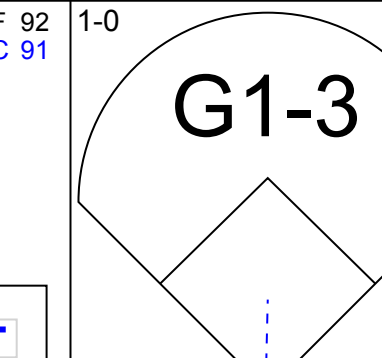
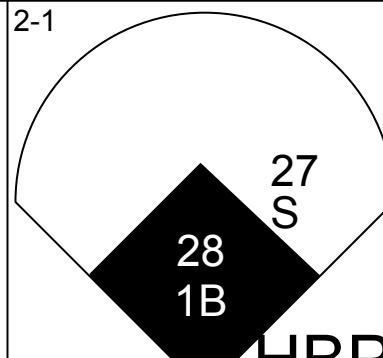
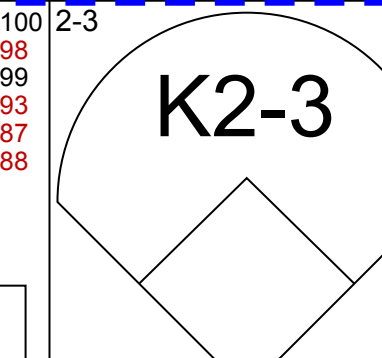
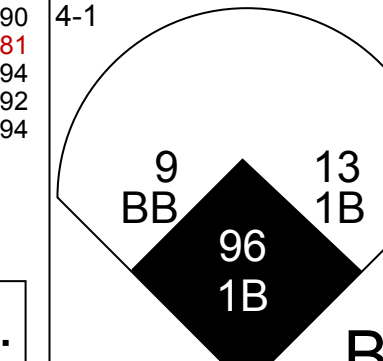
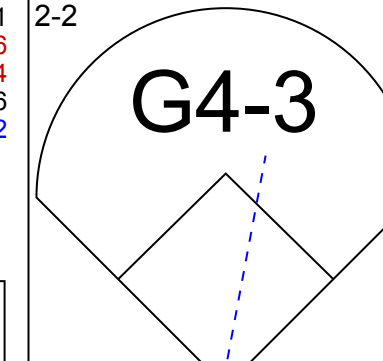
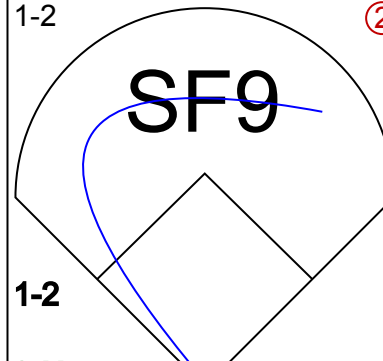
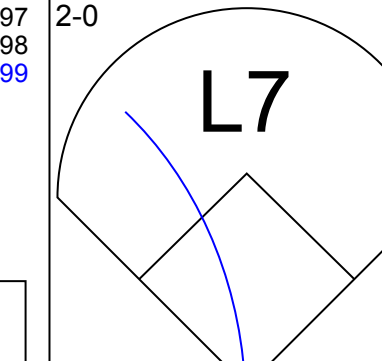
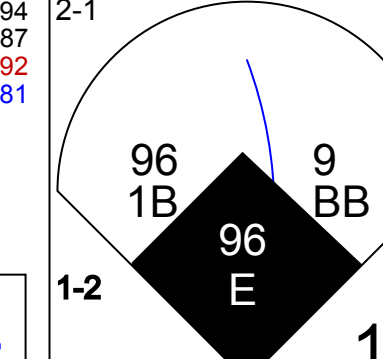
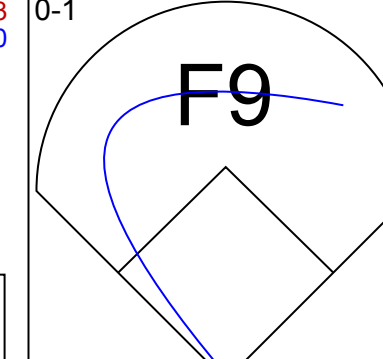
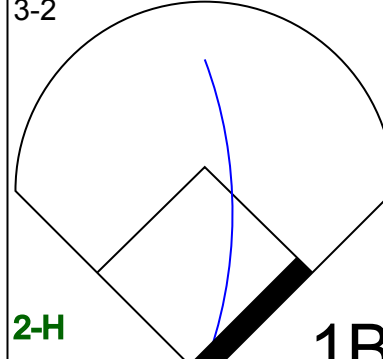
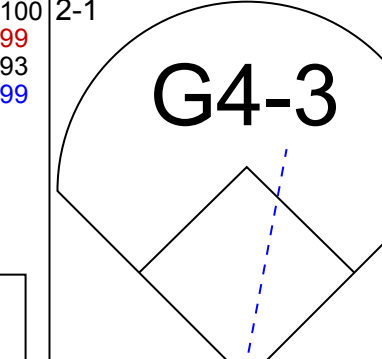
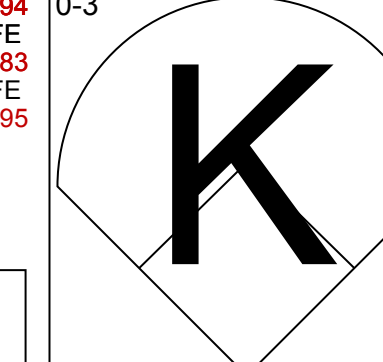
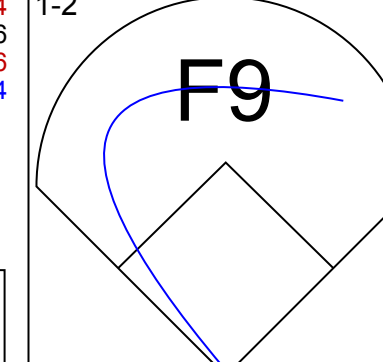
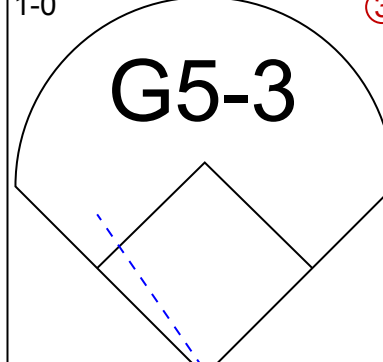
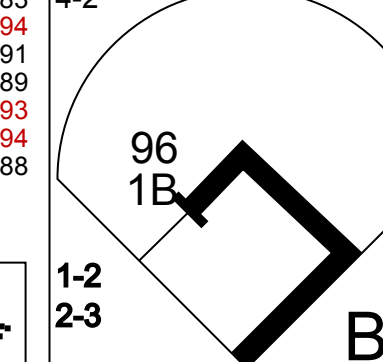



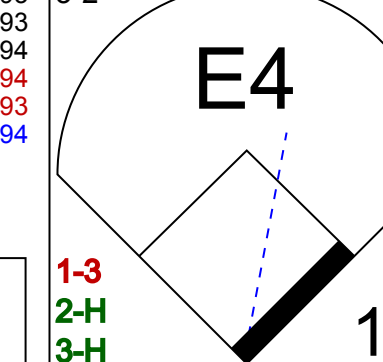





Batter	1	2	3	4	5	6	7	8	9	AB	R	H	RBI	BB	SO	LOB	TOP				
4 Scott Kingery, R (1,8) 76 Matt Vierling, R (7,8)										3	0	0	0	0	3	0					
17 Rhys Hoskins, R (1,3) 88 Darick Hall, L (7,3)										3	0	0	0	0	1	0					
28 Alec Bohm, R (1,5) 86 Logan O'Hoppe, R (7,2)										3	0	1	0	0	0	0					
37 Odúbel Herrera, L (1,9) 73 Bryson Stott, L (7,4)										3	0	0	0	0	2	2					
5 Andrew Knapp, S (1,2) 94 Luis Garcia, S (7,6)										3	0	0	0	0	1	1					
13 Brad Miller, L (1,10) 98 Johan Rojas, R (9,PH)										3	0	0	0	0	1	0					
30 C.J. Chatham, R (1,4) 16 Mickey Moniak, L (7,9)										2	0	0	0	0	1	0					
9 Travis Jankowski, L (1,7) 85 Luke Williams, R (7,7)										2	0	0	0	0	0	0					
74 Ronald Torreyes, R (1,6) 67 Nick Maton, L (7,5)										2	0	0	0	0	0	0					
Inning Stats	R: 0 H: 1 E: 0 K: 2 S: 15	H: 1 LOB: 1 BB: 0 P: 19	R: 0 H: 0 E: 0 K: 0 S: 7	H: 0 LOB: 0 BB: 0 P: 9	R: 0 H: 0 E: 0 K: 1 S: 9	H: 0 LOB: 0 BB: 0 P: 15	R: 0 H: 0 E: 0 K: 1 S: 9	H: 0 LOB: 0 BB: 0 P: 14	R: 0 H: 0 E: 0 K: 1 S: 8	H: 0 LOB: 0 BB: 0 P: 11	R: 0 H: 0 E: 0 K: 1 S: 8	H: 0 LOB: 0 BB: 0 P: 12	R: 0 H: 0 E: 0 K: 2 S: 11	H: 2 LOB: 1 BB: 0 P: 18	R: 0 H: 1 E: 0 K: 3 S: 12	H: 1 LOB: 2 BB: 1 P: 25	1B: 2 2B: 1 3B: 1 HR: 0	SF: 0 SAC: 0 DP: 0 HBP: 0	WP: 0 PB: 0 SB: 0 CS: 0	PA: 33	
PITCHER	IP WLS BF H R ER SO BB IBB HBP BLK WP HR S P ERA WHIP	IP WLS BF H R ER SO BB IBB HBP BLK WP HR S P ERA WHIP	IP WLS BF H R ER SO BB IBB HBP BLK WP HR S P ERA WHIP	IP WLS BF H R ER SO BB IBB HBP BLK WP HR S P ERA WHIP	IP WLS BF H R ER SO BB IBB HBP BLK WP HR S P ERA WHIP	IP WLS BF H R ER SO BB IBB HBP BLK WP HR S P ERA WHIP	IP WLS BF H R ER SO BB IBB HBP BLK WP HR S P ERA WHIP	IP WLS BF H R ER SO BB IBB HBP BLK WP HR S P ERA WHIP	IP WLS BF H R ER SO BB IBB HBP BLK WP HR S P ERA WHIP	IP WLS BF H R ER SO BB IBB HBP BLK WP HR S P ERA WHIP	IP WLS BF H R ER SO BB IBB HBP BLK WP HR S P ERA WHIP	IP WLS BF H R ER SO BB IBB HBP BLK WP HR S P ERA WHIP	IP WLS BF H R ER SO BB IBB HBP BLK WP HR S P ERA WHIP	IP WLS BF H R ER SO BB IBB HBP BLK WP HR S P ERA WHIP	IP WLS BF H R ER SO BB IBB HBP BLK WP HR S P ERA WHIP	IP WLS BF H R ER SO BB IBB HBP BLK WP HR S P ERA WHIP	IP WLS BF H R ER SO BB IBB HBP BLK WP HR S P ERA WHIP	IP WLS BF H R ER SO BB IBB HBP BLK WP HR S P ERA WHIP	IP WLS BF H R ER SO BB IBB HBP BLK WP HR S P ERA WHIP	IP WLS BF H R ER SO BB IBB HBP BLK WP HR S P ERA WHIP	IP WLS BF H R ER SO BB IBB HBP BLK WP HR S P ERA WHIP

Philadelphia Phillies @ Toronto Blue Jays
 TD Ballpark, Dunedin, FL
 Tue Mar 09 2021, 1:08 PM - 3:42 PM EST
 Att: 950 - Sunny - 74 F


AB	32
R	1
H	4
RBI	1
BB	1
SO	13
LOB	8



Batter	1	2	3	4	5	6	7	8	9	AB	R	H	RBI	BB	SO	LOB	BOTTOM				
82 Forrest Wall, L (1,8) 89 Logan Warmoth, R (6,8)										3	0	0	0	0	1	0					
10 Marcus Semien, R (1,4) 2 Joe Panik, L (7,4)										3	1	1	0	0	0	0					
11 Bo Bichette, R (1,6) 74 Breyvic Valera, S (6,6)										2	0	1	0	0	0	0					
37 Teoscar Hernández, R (1,9) 50 Joshua Palacios, L (7,9)										2	1	0	0	0	1	1					
27 Vladimir Guerrero Jr., R (1,5) 77 Jordan Groshans, R (7,5)										1	1	0	1	1	0	0					
13 Lourdes Gurriel Jr., R (1,3) 28 Tyler White, R (6,3)										2	1	1	0	0	0	0					
15 Randal Grichuk, R (1,10)										3	0	0	0	0	1	3					
9 Danny Jansen, R (1,2) 30 Alejandro Kirk, R (7,2)										1	0	0	0	1	0	0					
96 Chavez Young, S (1,7) 90 Cullen Large, S (6,7)										2	0	1	1	0	1	0					
Inning Stats	R: 0 H: 0 E: 0 K: 1 S: 7	H: 2 LOB: 3 BB: 2 P: 14	R: 2 H: 1 E: 1 K: 2 S: 15	H: 2 LOB: 3 BB: 2 P: 31	R: 0 H: 1 E: 0 K: 0 S: 9	H: 1 LOB: 1 BB: 0 P: 11	R: 0 H: 0 E: 0 K: 0 S: 8	H: 0 LOB: 0 BB: 0 P: 11	R: 0 H: 2 E: 0 K: 0 S: 12	H: 2 LOB: 1 BB: 0 P: 22	R: 0 H: 2 E: 0 K: 0 S: 12	H: 2 LOB: 2 BB: 0 P: 10	R: 0 H: 2 E: 0 K: 1 S: 7	H: 0 LOB: 0 BB: 0 P: 13	1B: 6 2B: 1 3B: 0 HR: 0	SF: 1 SAC: 0 DP: 0 HBP: 1	WP: 0 PB: 0 SB: 1 CS: 0	PA: 33			
PITCHER	IP WLS BF H R ER SO BB IBB HBP BLK WP HR S P ERA WHIP	IP WLS BF H R ER SO BB IBB HBP BLK WP HR S P ERA WHIP	IP WLS BF H R ER SO BB IBB HBP BLK WP HR S P ERA WHIP	IP WLS BF H R ER SO BB IBB HBP BLK WP HR S P ERA WHIP	IP WLS BF H R ER SO BB IBB HBP BLK WP HR S P ERA WHIP	IP WLS BF H R ER SO BB IBB HBP BLK WP HR S P ERA WHIP	IP WLS BF H R ER SO BB IBB HBP BLK WP HR S P ERA WHIP	IP WLS BF H R ER SO BB IBB HBP BLK WP HR S P ERA WHIP	IP WLS BF H R ER SO BB IBB HBP BLK WP HR S P ERA WHIP	IP WLS BF H R ER SO BB IBB HBP BLK WP HR S P ERA WHIP	IP WLS BF H R ER SO BB IBB HBP BLK WP HR S P ERA WHIP	IP WLS BF H R ER SO BB IBB HBP BLK WP HR S P ERA WHIP	IP WLS BF H R ER SO BB IBB HBP BLK WP HR S P ERA WHIP	IP WLS BF H R ER SO BB IBB HBP BLK WP HR S P ERA WHIP	IP WLS BF H R ER SO BB IBB HBP BLK WP HR S P ERA WHIP	IP WLS BF H R ER SO BB IBB HBP BLK WP HR S P ERA WHIP	IP WLS BF H R ER SO BB IBB HBP BLK WP HR S P ERA WHIP	IP WLS BF H R ER SO BB IBB HBP BLK WP HR S P ERA WHIP	IP WLS BF H R ER SO BB IBB HBP BLK WP HR S P ERA WHIP	IP WLS BF H R ER SO BB IBB HBP BLK WP HR S P ERA WHIP	IP WLS BF H R ER SO BB IBB HBP BLK WP HR S P ERA WHIP

Philadelphia Phillies @ Toronto Blue Jays
 TD Ballpark, Dunedin, FL
 Tue Mar 09 2021, 1:08 PM - 3:42 PM EST
 Att: 950 - Sunny - 74 F

AB	29
R	4
H	7
RBI	3
BB	2
SO	5
LOB	10



Batter	1	2	3	4	5	6	7	8	9	AB	R	H	RBI	BB	SO	LOB	TOP						
22 Victor Reyes, S OBP: 1.000, SLG: 1.000 79 Dillon Dingler, R OBP: 0.500, SLG: 0.667 (7, 10)										2	1	2	0	1	0	0	Detroit Tigers @ Philadelphia Phillies BayCare Ballpark, Clearwater, FL Wed Mar 10 2021, 1:09 PM - 4:03 PM EST Att: 2,178 - Sunny - 77 F						
19 Isaac Paredes, R OBP: 0.417, SLG: 0.667 85 Daniel Pineda, R OBP: 0.357, SLG: 0.400 (1, 5)										3	1	1	2	0	1	3							
8 Robbie Grossman, S OBP: 0.285, SLG: 0.353 14 Christin Stewart, L OBP: 0.143, SLG: 0.143 (1, 7)										3	1	1	1	0	0	2							
31 Riley Greene, L OBP: 0.438, SLG: 0.273 80 Danny Woodrow, L OBP: 0.429, SLG: 0.429 (1, 9)										3	0	0	0	0	2	2							
9 Willi Castro, S OBP: 0.444, SLG: 1.059 95 Ryan Kreidler, R (6, PR)										3	0	1	0	0	0	0							
60 Akiel Bardoole, L OBP: 0.590, SLG: 0.500 54 Derek Hill, R OBP: 0.333, SLG: 0.200 (1, 8)										1	0	0	0	1	1	0							
34 Jake Rogers, R OBP: 0.167, SLG: 0.167 13 Eric Haase, R OBP: 0.600, SLG: 1.125 (1, 2)										2	0	0	0	0	1	1							
30 Harold Castro, L OBP: 0.188, SLG: 0.133 75 Adelin Rodriguez, R OBP: 0.400, SLG: 0.250 (1, 3)										3	0	0	0	0	2	2							
4 Greg Garcia, L OBP: 0.333, SLG: 0.231 72 Kody Clemens, L OBP: 0.455, SLG: 0.250 (1, 4)										2	0	1	0	0	0	0							
Inning Stats	R: 2 E: 0 K: 1 S: 15	H: 2 LOB: 0 BB: 0 P: 22	R: 0 E: 0 K: 3 S: 9	H: 0 LOB: 0 BB: 0 P: 17	R: 0 E: 0 K: 1 S: 10	H: 1 LOB: 2 BB: 1 P: 20	R: 0 E: 0 K: 0 S: 10	H: 0 LOB: 0 BB: 1 P: 15	R: 0 E: 0 K: 2 S: 11	H: 1 LOB: 1 BB: 0 P: 17	R: 2 E: 0 K: 0 S: 14	H: 3 LOB: 2 BB: 0 P: 20	R: 0 E: 0 K: 1 S: 7	H: 0 LOB: 0 BB: 1 P: 15	R: 0 E: 0 K: 1 S: 7	H: 0 LOB: 0 BB: 0 P: 11		R: 0 E: 0 K: 3 S: 14	H: 1 LOB: 2 BB: 1 P: 23	1B: 5 2B: 1 HR: 2	SF: 0 SAC: 0 DP: 1 HBP: 0	WP: 0 PB: 0 SB: 1 CS: 0	PA: 38
PITCHER	IP WLS BF H R ER SO BB IBB HBP BLK WP HR S P ERA WHIP	IP WLS BF H R ER SO BB IBB HBP BLK WP HR S P ERA WHIP	IP WLS BF H R ER SO BB IBB HBP BLK WP HR S P ERA WHIP	IP WLS BF H R ER SO BB IBB HBP BLK WP HR S P ERA WHIP	IP WLS BF H R ER SO BB IBB HBP BLK WP HR S P ERA WHIP	IP WLS BF H R ER SO BB IBB HBP BLK WP HR S P ERA WHIP	IP WLS BF H R ER SO BB IBB HBP BLK WP HR S P ERA WHIP	IP WLS BF H R ER SO BB IBB HBP BLK WP HR S P ERA WHIP	IP WLS BF H R ER SO BB IBB HBP BLK WP HR S P ERA WHIP	48 Spencer Howard, R ERA: 6.0 57 Chase Anderson, R ERA: 3.0 52 Tony Watson, L ERA: 1.0 29 Héctor Rondón, R ERA: 9.0 19 Brandon Kintzler, R ERA: 1.0	49 Bryan Mitchell, R ERA: 1.0 68 Damon Jones, L ERA: 1.0												
22 Andrew McCutchen, R OBP: 0.267, SLG: 0.385 16 Mickey Moniak, L OBP: 0.500, SLG: 1.400 (1, 7)										3	0	0	0	0	2	0		Detroit Tigers @ Philadelphia Phillies BayCare Ballpark, Clearwater, FL Wed Mar 10 2021, 1:09 PM - 4:03 PM EST Att: 2,178 - Sunny - 77 F					
2 Jean Segura, R OBP: 0.214, SLG: 0.167 94 Luis Garcia, S OBP: 0.444, SLG: 0.167 (1, 4)										2	0	0	0	1	1	0							
3 Bryce Harper, L OBP: 0.250, SLG: 0.625 72 Edgar Cabral, R (7, PH)										3	0	0	0	0	3	1							
18 Didi Gregorius, L OBP: 0.083, SLG: 0.083 67 Nick Maton, L OBP: 0.231, SLG: 0.385 (1, 6)										3	0	0	0	0	0	0							
13 Brad Miller, L OBP: 0.333, SLG: 0.471 44 Christian Bethancourt, R (7, 2)										3	2	3	1	0	0	0							
7 Matt Joyce, L OBP: 0.615, SLG: 0.800 98 Johan Rojas, R (6, PR)										2	1	2	0	1	0	0							
24 Roman Quinn, S OBP: 0.462, SLG: 0.500 76 Matt Vierling, R (7, 9)										3	1	2	0	0	0	1							
8 Jeff Mathis, R OBP: 0.267, SLG: 0.467 88 Darick Hall, L OBP: 0.273, SLG: 0.222 (1, 2)										3	1	1	1	0	1	3							
85 Luke Williams, R OBP: 0.250, SLG: 0.667 74 Ronald Torreyes, R (7, 5)										2	1	1	3	0	0	0							
Inning Stats	R: 0 E: 0 K: 1 S: 11	H: 0 LOB: 0 BB: 0 P: 16	R: 0 E: 0 K: 0 S: 7	H: 2 LOB: 1 BB: 0 P: 10	R: 1 E: 0 K: 2 S: 13	H: 1 LOB: 1 BB: 1 P: 24	R: 4 E: 0 K: 2 S: 16	H: 3 LOB: 0 BB: 1 P: 29	R: 0 E: 0 K: 2 S: 14	H: 0 LOB: 0 BB: 0 P: 17	R: 1 E: 0 K: 0 S: 8	H: 3 LOB: 1 BB: 0 P: 11	R: 0 E: 0 K: 0 S: 9	H: 0 LOB: 1 BB: 1 P: 14	R: 0 E: 0 K: 1 S: 10	H: 0 LOB: 0 BB: 0 P: 15	R: 0 E: 0 K: 1 S: 10		H: 0 LOB: 0 BB: 0 P: 15	1B: 6 2B: 0 3B: 0 HR: 3	SF: 0 SAC: 0 DP: 1 HBP: 0	WP: 1 PB: 0 SB: 2 CS: 1	PA: 33
PITCHER	IP WLS BF H R ER SO BB IBB HBP BLK WP HR S P ERA WHIP	IP WLS BF H R ER SO BB IBB HBP BLK WP HR S P ERA WHIP	IP WLS BF H R ER SO BB IBB HBP BLK WP HR S P ERA WHIP	IP WLS BF H R ER SO BB IBB HBP BLK WP HR S P ERA WHIP	IP WLS BF H R ER SO BB IBB HBP BLK WP HR S P ERA WHIP	IP WLS BF H R ER SO BB IBB HBP BLK WP HR S P ERA WHIP	IP WLS BF H R ER SO BB IBB HBP BLK WP HR S P ERA WHIP	IP WLS BF H R ER SO BB IBB HBP BLK WP HR S P ERA WHIP	IP WLS BF H R ER SO BB IBB HBP BLK WP HR S P ERA WHIP	48 Matthew Boyd, L ERA: 1.8 45 Buck Farmer, R ERA: 30.86 84 Robbie Ross Jr., L ERA: 0.1 25 Matt Manning, R ERA: 2.25 58 Franklin Pérez, R ERA: 1.0	70 Tyler Alexander, L ERA: 5.4												

Batter	1	2	3	4	5	6	7	8	9	AB	R	H	RBI	BB	SO	LOB	TOP					
9 Willi Castro, S OBP: 0.375, SLG: 0.826 95 Ryan Kreidler, R OBP: 0.500, SLG: 1.500	F7		K			K			G1-3	3	0	0	0	0	2	1	Detroit Tigers @ Philadelphia Phillies BayCare Ballpark, Clearwater, FL Sat Mar 13 2021, 1:07 PM - 4:09 PM EST Att: 2,276 - Sunny - 73 F					
19 Isaac Paredes, R OBP: 0.333, SLG: 0.429 4 Greg Garcia, L OBP: 0.316, SLG: 0.188	K			F6		G5-3			G6-3	3	0	0	0	0	1	0						
15 Nomar Mazara, L 31 Riley Greene, L OBP: 0.421, SLG: 0.231	G6-3			F8						3	0	0	0	0	1	0						
55 Renato Núñez, R OBP: 0.450, SLG: 0.500 73 Spencer Torkelson, R OBP: 0.211, SLG: 0.063	K			L6						3	0	1	0	0	1	0						
60 Akil Baddoo, L 14 Christin Stewart, L OBP: 0.116, SLG: 0.119	K					K				3	1	2	2	0	1	0						
41 Daz Cameron, R 34 Jake Rogers, R OBP: 0.176, SLG: 0.200	G6-4-3					K				1	0	0	0	0	0	1						
30 Harold Castro, L 72 Kody Clemens, L OBP: 0.428, SLG: 0.455	G6-3					FC2-6				2	0	0	0	0	2	2						
64 Dustin Garneau, R 13 Eric Haase, R OBP: 0.643, SLG: 1.100	1B					1B				2	0	2	0	0	0	0						
54 Derek Hill, R 94 Parker Meadows, L	K					G1-3				2	0	0	0	0	1	3						
										2	0	0	0	0	1	3						
Inning Stats	R: 0 E: 0 K: 1 S: 6	H: 0 LOB: 0 BB: 0 P: 9	R: 0 E: 0 K: 1 S: 6	H: 1 LOB: 0 BB: 0 P: 10	R: 0 E: 0 K: 2 S: 9	H: 1 LOB: 1 BB: 0 P: 11	R: 0 E: 0 K: 0 S: 7	H: 0 LOB: 0 BB: 0 P: 9	R: 0 E: 0 K: 1 S: 12	H: 1 LOB: 2 BB: 0 P: 21	R: 0 E: 0 K: 2 S: 10	H: 0 LOB: 3 BB: 0 P: 12	R: 3 E: 0 K: 3 S: 18	H: 4 LOB: 3 BB: 1 P: 29	R: 0 E: 0 K: 1 S: 10	H: 1 LOB: 1 BB: 0 P: 14	R: 0 E: 0 K: 0 S: 12	H: 1 LOB: 1 BB: 0 P: 19	1B: 4 2B: 4 3B: 0 HR: 1	SF: 0 SAC: 0 DP: 1 HBP: 2	WP: 1 PB: 0 SB: 0 CS: 0	PA: 38
PITCHER	IP WLS BF	H R ER	SO BB IBB HBP BLK	WP HR S P	ERA WHIP	PITCHER	IP WLS BF	H R ER	SO BB IBB HBP BLK	WP HR S P	ERA WHIP	PITCHER	IP WLS BF	H R ER	SO BB IBB HBP BLK	WP HR S P	ERA WHIP					
56 Zach Eflin, R ERA: 0.00	4.0 W 13	2 0 0	0 0 4	0 0 28	0.00 0.500	66 Michael Ynoa, R ERA: 7.36	1.0 4 1	0 0 0	0 0 1	0 0 10	0.00 1.000	60 Ramón Rosso, R ERA: 0.00	1.0 4 1	0 0 0	0 0 0	0 0 12	0.00 1.000					

Batter	1	2	3	4	5	6	7	8	9	AB	R	H	RBI	BB	SO	LOB	BOTTOM			
22 Andrew McCutchen, R OBP: 0.429, SLG: 0.611 85 Luke Williams, R OBP: 0.333, SLG: 0.667	3 HR		18 HR			G6-3				3	2	2	0	1	0	0	Detroit Tigers @ Philadelphia Phillies BayCare Ballpark, Clearwater, FL Sat Mar 13 2021, 1:07 PM - 4:09 PM EST Att: 2,276 - Sunny - 73 F			
17 Rhys Hoskins, R OBP: 0.231, SLG: 0.167 87 Rodolfo Durán, R OBP: 0.429, SLG: 0.500	BB		18 HR			K				3	1	1	0	1	2	1				
3 Bryce Harper, L OBP: 0.357, SLG: 0.846 72 Edgar Cabral, R OBP: 0.286, SLG: 0.167	HR		18 HR			K				2	3	2	2	1	0	0				
18 Didi Gregorius, L OBP: 0.176, SLG: 0.313 94 Luis García, S OBP: 0.333, SLG: 0.111	G4-3		HR			K				2	2	1	4	1	0	0				
2 Jean Segura, R OBP: 0.211, SLG: 0.176 73 Bryson Stott, L OBP: 0.091, SLG: 0.091	1B		HR			K				3	1	1	0	0	1	1				
74 Ronald Torreyes, R OBP: 0.278, SLG: 0.133	G4-3					F9				3	0	1	0	0	0	1				
5 Andrew Knapp, S OBP: 0.263, SLG: 0.333 86 Logan O'Hoppe, R	F9					G4-6-3				3	0	1	0	0	0	2				
24 Roman Quinn, S OBP: 0.368, SLG: 0.353 98 Johan Rojas, R	K		G6-3			1B				2	0	0	0	1	1	1				
76 Matt Vierling, R OBP: 0.083, SLG: 0.083	G4-3					G5-3				4	0	0	0	0	1	2				
										1	0	0	0	0	1	1				
Inning Stats	R: 2 E: 0 K: 1 S: 13	H: 2 LOB: 1 BB: 1 P: 18	R: 0 E: 0 K: 1 S: 7	H: 0 LOB: 0 BB: 0 P: 13	R: 4 E: 0 K: 1 S: 23	H: 3 LOB: 1 BB: 2 P: 38	R: 0 E: 0 K: 1 S: 12	H: 0 LOB: 0 BB: 0 P: 19	R: 3 E: 1 K: 1 S: 16	H: 1 LOB: 1 BB: 2 P: 29	R: 0 E: 0 K: 1 S: 10	H: 2 LOB: 3 BB: 0 P: 13	R: 0 E: 0 K: 0 S: 12	H: 1 LOB: 1 BB: 0 P: 18	R: 0 E: 0 K: 2 S: 10	H: 0 LOB: 1 BB: 1 P: 18	1B: 4 2B: 3 3B: 0 HR: 2	SF: 0 SAC: 0 DP: 1 HBP: 1	WP: 4 PB: 0 SB: 0 CS: 0	PA: 40
PITCHER	IP WLS BF	H R ER	SO BB IBB HBP BLK	WP HR S P	ERA WHIP	PITCHER	IP WLS BF	H R ER	SO BB IBB HBP BLK	WP HR S P	ERA WHIP	PITCHER	IP WLS BF	H R ER	SO BB IBB HBP BLK	WP HR S P	ERA WHIP			
12 Casey Mize, R ERA: 8.53	2.1 L 14	4 6 6	3 0 0	0 0 0	0 0 8	10 0.00 1.500	63 Ian Krol, L ERA: 0.00	1.0 4 0	0 0 0	0 0 2	1 0 0	0.00 1.000	81 Drew Hutchison, R ERA: 0.00	1.0 4 0	0 0 0	0 0 2	1 0 10	0.00 1.000		

AB 35
R 3
H 9
RBI 3
BB 1
SO 11
LOB 18



AB 33
R 9
H 9
RBI 6
BB 6
SO 8
LOB 22



Batter	1	2	3	4	5	6	7	8	9	AB	R	H	RBI	BB	SO	LOB	TOP										
22 Andrew McCutchen, R (1.10) 86 Logan O'Hoppe, R (8.10)			G1-3			G4-3		K		3	0	1	0	0	0	0	Philadelphia Phillies @ New York Yankees George M. Steinbrenner Field, Tampa, FL Mon Mar 15 2021, 1:07 PM - 3:59 PM EDT Att: 2,485 - Sunny - 81 F										
17 Rhys Hoskins, R (1.3) 16 Mickey Moniak, L (6.8)			K			HR		G3		3	1	1	1	0	1	1											
18 Didi Gregorius, R (1.6) 9 Travis Jankowski, L (6.7)			K			37 WP		G5-3		3	0	1	0	0	1	1											
2 Jean Segura, R (1.4) 94 Luis Garcia, S (6.4)						37 WP		BB		1	0	1	0	2	0	0											
37 Odúbel Herrera, L (1.8) 88 Darick Hall, L (6.3)			G3-6			F7		K		3	0	0	0	0	1	5											
4 Scott Kingery, R (1.7) 67 Nick Maton, L (6.6)			K			G5-3		F7		3	0	0	0	0	1	3											
30 C.J. Chatham, R (1.5) 85 Luke Williams, R (7.5)								1B		3	0	0	0	0	2	0											
24 Roman Quinn, S (1.9) 98 Johan Rojas, R (7.8)			L8			F8		K		3	0	1	0	0	0	0											
8 Jeff Mathis, R (1.2) 87 Rodolfo Durán, R (7.2)			K			G5-3				3	0	0	0	0	2	1											
Inning Stats	R: 0 E: 0 K: 1 S: 10	H: 1 LOB: 2 BB: 1 P: 16	R: 0 E: 0 K: 2 S: 10	H: 1 LOB: 1 BB: 0 P: 11	R: 0 E: 0 K: 1 S: 9	H: 0 LOB: 0 BB: 0 P: 10	R: 0 E: 0 K: 1 S: 6	H: 1 LOB: 0 BB: 0 P: 9	R: 0 E: 0 K: 2 S: 10	H: 0 LOB: 0 BB: 0 P: 13	R: 1 E: 0 K: 0 S: 14	H: 2 LOB: 3 BB: 1 P: 25	R: 0 E: 0 K: 0 S: 6	H: 0 LOB: 0 BB: 0 P: 10	R: 0 E: 0 K: 1 S: 9	H: 0 LOB: 0 BB: 0 P: 15		R: 1 E: 0 K: 2 S: 15	H: 2 LOB: 1 BB: 0 P: 18	1B: 4 2B: 2 3B: 0 HR: 1	SF: 0 SAC: 0 DP: 1 HBP: 0	WP: 1 PB: 0 SB: 2 CS: 0	PA: 35				
PITCHER	IP	WLS	BF	H	R	ER	SO	BB	IBB	HBP	BLK	WP	HR	S	P	ERA	WHIP										
55 Domingo Germán, R (1.1)	4.0		15	3	0	0	6	1	0	0	0	0	0	35	46	0.00	1.000										
73 Michael King, R (5.1)	3.0	W	12	2	1	1	2	1	0	0	0	1	1	30	48	3.00	1.000										
35 Luis García, R (8.1)	1.0	H	3	0	0	0	1	0	0	0	0	0	0	9	15	0.00	0.000										
65 Nestor Cortes, L (9.1)	1.0	S	5	2	1	1	2	0	0	0	0	0	0	15	18	9.00	2.000										

Batter	1	2	3	4	5	6	7	8	9	AB	R	H	RBI	BB	SO	LOB	BOTTOM										
26 DJ LeMahieu, R (1.4) 70 Andrew Velazquez, S (7.10)			K			K		L7		3	0	0	0	0	2	0	Philadelphia Phillies @ New York Yankees George M. Steinbrenner Field, Tampa, FL Mon Mar 15 2021, 1:07 PM - 3:59 PM EDT Att: 2,485 - Sunny - 81 F										
99 Aaron Judge, R (1.9) 67 Sócrates Brito, L (7.10)			31 BB			F8		K		3	0	1	0	0	1	0											
31 Aaron Hicks, S (1.8) 68 Ryan LaMarre, R (7.8)			1B			K		FC6-2-5		1	0	0	0	2	1	0											
27 Giancarlo Stanton, R (1.10) 72 Austin Wells, L (8.10)			G5-3			29 F8		BB		4	0	2	2	0	0	3											
25 Gleyber Torres, R (1.6) 62 Rob Brantly, L (7.10)			24 S			K		E9		3	1	1	0	0	1	1											
30 Jay Bruce, L (1.3) 36 Mike Ford, L (6.3)			L7			24 FC5-4		K		2	0	0	0	0	1	1											
29 Gio Urshela, R (1.5) 97 Armando Alvarez, R (7.5)			G5-3			F8		BB		3	0	1	0	0	0	3											
24 Gary Sánchez, R (1.2) 96 Ezequiel Durán, R (8.4)			11 FC6-4			FC5-4		K		3	0	1	1	0	1	1											
11 Brett Gardner, L (1.7) 22 Greg Allen, S (7.7)			G3			67 G1-3		BB		2	0	0	0	0	0	1											
Inning Stats	R: 0 E: 0 K: 1 S: 10	H: 0 LOB: 1 BB: 1 P: 19	R: 0 E: 0 K: 2 S: 9	H: 1 LOB: 0 BB: 0 P: 11	R: 0 E: 0 K: 1 S: 9	H: 1 LOB: 2 BB: 1 P: 19	R: 1 E: 0 K: 0 S: 13	H: 2 LOB: 1 BB: 0 P: 19	R: 0 E: 0 K: 1 S: 11	H: 1 LOB: 2 BB: 1 P: 21	R: 3 E: 1 K: 1 S: 15	H: 2 LOB: 2 BB: 2 P: 33	R: 0 E: 0 K: 2 S: 14	H: 2 LOB: 2 BB: 0 P: 21	1B: 9 2B: 0 3B: 0 HR: 0	SF: 0 SAC: 0 DP: 0 HBP: 0		WP: 1 PB: 0 SB: 2 CS: 0	PA: 38								
PITCHER	IP	WLS	BF	H	R	ER	SO	BB	IBB	HBP	BLK	WP	HR	S	P	ERA	WHIP										
57 Chase Anderson, R (1.1)	3.0		13	2	0	0	4	2	0	0	0	0	0	28	49	0.00	1.333										
23 Archie Bradley, R (4.1)	1.0		5	2	1	1	0	0	0	0	0	0	0	13	19	9.00	2.000										
50 Héctor Neris, R (5.1)	1.0		3	0	0	0	2	0	0	0	0	0	0	11	16	0.00	0.000										
46 José Alvarado, L (6.1)	1.0		5	1	0	0	1	1	0	0	0	0	0	11	21	0.00	2.000										
29 Héctor Rondón, R (7.1)	0.2	L	5	1	3	3	0	2	0	0	0	0	0	9	23	40.50	4.500										
PITCHER	IP	WLS	BF	H	R	ER	SO	BB	IBB	HBP	BLK	WP	HR	S	P	ERA	WHIP										
97 Zach Warren, L (7.1)	0.1		2	1	0	0	1	0	0	0	0	0	0	6	10	0.00	3.000										
61 Cristopher Sánchez, L (8.1)	1.0		5	2	0	0	2	0	0	0	0	1	0	14	21	0.00	2.000										

Batter	1	2	3	4	5	6	7	8	9	AB	R	H	RBI	BB	SO	LOB	TOP													
4 George Springer, R (1.8) OBP: 0.300, SLG: 0.444 59 Joshua Palacios, L (6.8) OBP: 0.429, SLG: 0.750											4	1	2	0	0	2	1													
10 Marcus Semien, R (1.4) OBP: 0.367, SLG: 0.400 5 Santiago Espinal, R (6.4) OBP: 0.421, SLG: 0.471											4	1	2	2	0	0	2													
11 Bo Bichette, R (1.6) OBP: 0.320, SLG: 0.150 74 Breyvic Valera, S (6.6) OBP: 0.118, SLG: 0.118											4	1	1	0	0	0	3													
37 Teoscar Hernández, R (1.10) OBP: 0.440, SLG: 0.474 80 Austin Martin, R (7.7) OBP: 0.364, SLG: 0.125											4	3	2	1	0	0	0													
27 Vladimir Guerrero Jr., R (1.3) OBP: 0.625, SLG: 0.941 6 Richard Urena, S (6.3) OBP: 0.118, SLG: 0.118											4	2	4	3	0	0	0													
13 Lourdes Gurriel Jr., R (1.7) OBP: 0.292, SLG: 0.458 90 Cullen Lorge, S (6.7) OBP: 0.167, SLG: 0.667											4	0	1	1	0	0	4													
8 Cavan Biggio, L (1.5) OBP: 0.333, SLG: 0.619 2 Joe Panik, L (6.5) OBP: 0.316, SLG: 0.278											3	2	2	2	1	0	1													
15 Randal Grichuk, R (1.9) OBP: 0.333, SLG: 0.556 82 Forrest Wall, L (6.9) OBP: 0.333, SLG: 0.529											4	2	2	2	0	0	2													
9 Danny Jansen, R (1.2) OBP: 0.385, SLG: 0.400 7 Reese McGuire, L (8.2) OBP: 0.375, SLG: 0.250											2	1	1	1	2	0	1													
Inning Stats	R: 0 E: 0 K: 14 S: 14	H: 0 LOB: 0 BB: 0 P: 19	R: 1 E: 0 K: 0 S: 13	H: 2 LOB: 1 BB: 0 P: 17	R: 3 E: 0 K: 0 S: 18	H: 4 LOB: 1 BB: 1 P: 28	R: 2 E: 0 K: 0 S: 13	H: 2 LOB: 1 BB: 2 P: 24	R: 3 E: 1 K: 1 S: 14	H: 4 LOB: 1 BB: 0 P: 19	R: 4 E: 0 K: 0 S: 22	H: 5 LOB: 1 BB: 0 P: 30	R: 0 E: 0 K: 2 S: 14	H: 1 LOB: 0 BB: 0 P: 22	R: 0 E: 0 K: 0 S: 8	H: 0 LOB: 0 BB: 0 P: 14	R: 1 E: 0 K: 2 S: 14	H: 3 LOB: 2 BB: 0 P: 20	1B: 12 2B: 7 3B: 1 HR: 1	SF: 0 SAC: 0 DP: 2 HBP: 0	WP: 0 PB: 0 SB: 1 CS: 0	PA: 50								
PITCHER	IP: 2.1 WLS: 2 BF: 16 ERA: 10.38	H: 7 R: 0 ER: 0 SO: 0	BB: 2 IBB: 0 HBP: 0 BLK: 0	WP: 0 HR: 0 S: 3 P: 70	ERA: 20.25 WHIP: 3.375	IP: 0.1 WLS: 0 BF: 6 ERA: 10.8	H: 5 R: 4 ER: 0 SO: 0	BB: 0 IBB: 0 HBP: 0 BLK: 0	WP: 0 HR: 1 S: 18 P: 23	ERA: 108.00 WHIP: 15.000	IP: 0.2 WLS: 1 BF: 2 ERA: 9.23	H: 0 R: 0 ER: 0 SO: 0	BB: 0 IBB: 0 HBP: 0 BLK: 0	WP: 0 HR: 0 S: 4 P: 7	ERA: 0.00 WHIP: 0.000	IP: 1.0 WLS: 1 BF: 5 ERA: 2.25	H: 1 R: 0 ER: 0 SO: 2	BB: 0 IBB: 0 HBP: 0 BLK: 0	WP: 0 HR: 14 S: 22 P: 0	ERA: 0.00 WHIP: 1.000	IP: 0.1 WLS: 0 BF: 3 ERA: 4.05	H: 0 R: 0 ER: 0 SO: 0	BB: 0 IBB: 0 HBP: 0 BLK: 0	WP: 0 HR: 8 S: 14 P: 0	ERA: 0.00 WHIP: 0.000	IP: 1.0 WLS: 0 BF: 6 ERA: 2.25	H: 3 R: 1 ER: 1 SO: 2	BB: 0 IBB: 0 HBP: 0 BLK: 0	WP: 0 HR: 14 S: 20 P: 0	ERA: 9.00 WHIP: 3.000
22 Andrew McCutchen, R (1.7) OBP: 0.407, SLG: 0.583 98 Johan Rojas, R (6.9) OBP: 0.167, SLG: 0.091											3	0	1	0	0	1	0													
17 Rhys Hoskins, R (1.3) OBP: 0.211, SLG: 0.333 52 Tony Watson, L (6.1) OBP: 0.154, SLG: 0.154											3	0	0	0	0	2	1													
66 Michael Ynoa, R (6.1) OBP: 0.154, SLG: 0.154 73 Bryson Stott, L (7.4) OBP: 0.154, SLG: 0.154											0	0	0	0	0	0	0													
3 Bryce Harper, L (1.9) OBP: 0.375, SLG: 0.786 88 Darick Hall, L (6.3) OBP: 0.263, SLG: 0.400											1	1	0	0	1	0	0													
28 Alec Bohm, R (1.5) OBP: 0.423, SLG: 0.591 94 Luis García, S (7.6) OBP: 0.333, SLG: 0.167											3	1	1	0	0	0	0													
18 Didi Gregorius, L (1.6) OBP: 0.238, SLG: 0.368 74 Ronald Torreyes, R (4.6) OBP: 0.318, SLG: 0.222											0	0	0	0	0	0	0													
2 Jean Segura, R (1.4) OBP: 0.320, SLG: 0.238 54 Sam Coonrod, R (7.1) OBP: 0.375, SLG: 0.429											3	0	1	2	0	0	2													
49 Bryan Mitchell, L (8.1) OBP: 0.375, SLG: 0.429 87 Rodolfo Durán, R (8.7) OBP: 0.375, SLG: 0.429 79 JoJo Romero, L (9.1) OBP: 0.375, SLG: 0.429											0	0	0	0	0	0	0													
5 Andrew Knapp, S (1.2) OBP: 0.250, SLG: 0.333 44 Christian Bethancourt, R (7.2) OBP: 0.250, SLG: 0.333											1	0	0	1	0	0	1													
16 Mickey Moniak, L (1.8) OBP: 0.368, SLG: 0.889											3	1	0	0	1	2	0													
27 Aaron Nola, R (1.1) OBP: 0.375, SLG: 0.333 93 Julian García, L (6.1) OBP: 0.154, SLG: 0.154 27 Aaron Nola, R (1.1) OBP: 0.375, SLG: 0.333											1	0	0	0	0	1	0													
83 Jonathan Hennigan, L (4.1) OBP: 0.375, SLG: 0.429 19 Brandon Kintzler, R (5.1) OBP: 0.375, SLG: 0.429 9 Travis Jankowski, L (6.7) OBP: 0.375, SLG: 0.429 76 Matt Viering, R (6.7) OBP: 0.375, SLG: 0.429											0	0	0	0	0	0	0													
Inning Stats	R: 0 E: 0 K: 2 S: 7	H: 0 LOB: 0 BB: 0 P: 10	R: 0 E: 0 K: 0 S: 10	H: 0 LOB: 1 BB: 0 P: 15	R: 0 E: 0 K: 3 S: 15	H: 1 LOB: 1 BB: 0 P: 21	R: 3 E: 0 K: 1 S: 8	H: 2 LOB: 0 BB: 2 P: 17	R: 0 E: 0 K: 0 S: 5	H: 0 LOB: 0 BB: 0 P: 7	R: 0 E: 0 K: 0 S: 5	H: 1 LOB: 1 BB: 0 P: 8	R: 2 E: 0 K: 0 S: 13	H: 2 LOB: 1 BB: 1 P: 22	R: 0 E: 0 K: 1 S: 5	H: 0 LOB: 0 BB: 0 P: 11	R: 0 E: 0 K: 0 S: 9	H: 0 LOB: 0 BB: 0 P: 11	1B: 3 2B: 2 3B: 0 HR: 1	SF: 1 SAC: 0 DP: 0 HBP: 1	WP: 1 PB: 0 SB: 0 CS: 0	PA: 36								
PITCHER	IP: 3.1 WLS: 3 BF: 15 ERA: 3.24	H: 3 R: 3 ER: 3 SO: 3	BB: 2 IBB: 0 HBP: 1 BLK: 0	WP: 0 HR: 0 S: 35 P: 57	ERA: 8.10 WHIP: 1.500	IP: 0.2 WLS: 0 BF: 2 ERA: 3.6	H: 0 R: 0 ER: 0 SO: 1	BB: 0 IBB: 0 HBP: 0 BLK: 0	WP: 0 HR: 5 S: 6 P: 6	ERA: 0.00 WHIP: 0.000	IP: 3.0 WLS: 3 BF: 13 ERA: 3.6	H: 3 R: 2 ER: 2 SO: 0	BB: 1 IBB: 0 HBP: 0 BLK: 0	WP: 1 HR: 23 S: 37 P: 37	ERA: 6.00 WHIP: 1.333	IP: 2.0 WLS: 2 BF: 6 ERA: 3.6	H: 0 R: 0 ER: 0 SO: 1	BB: 0 IBB: 0 HBP: 0 BLK: 0	WP: 0 HR: 14 S: 22 P: 0	ERA: 0.00 WHIP: 0.000										

Toronto Blue Jays @ Philadelphia Phillies
 BayCare Ballpark, Clearwater, FL
 Tue Mar 16 2021, 1:11 PM - 4:33 PM EDT
 Att: 2,278 - Sunny - 82 F

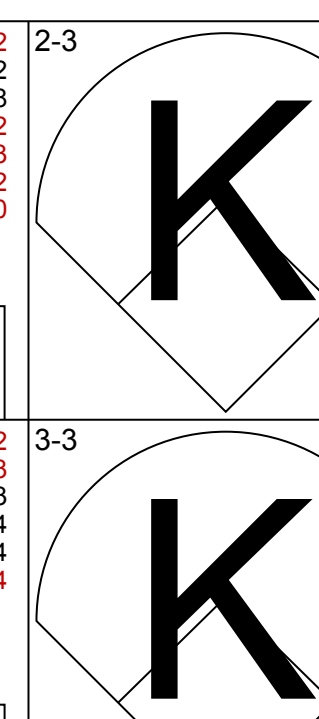
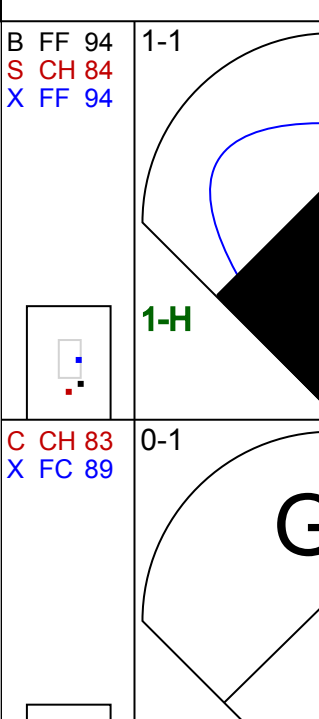
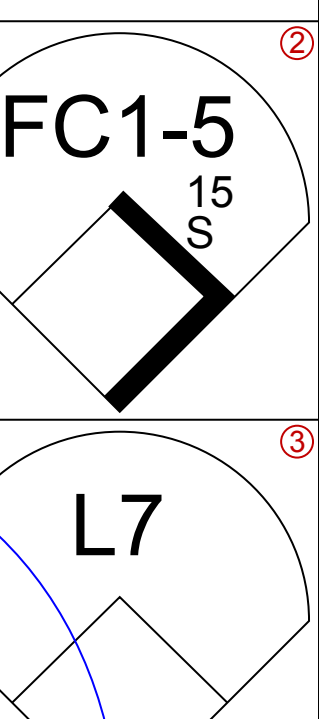
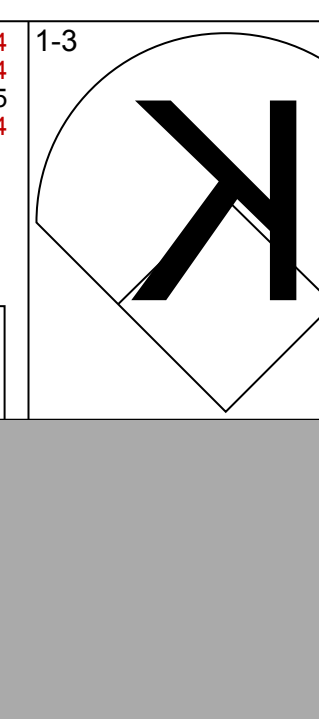
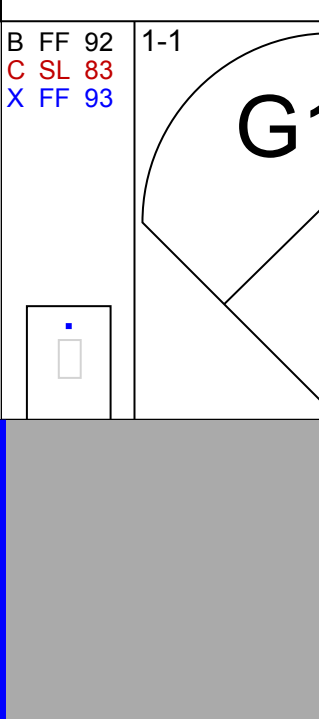
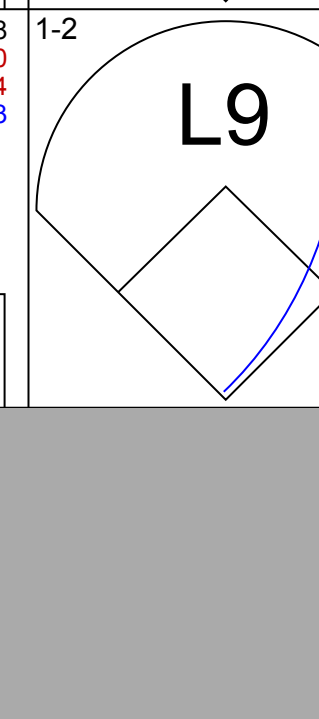


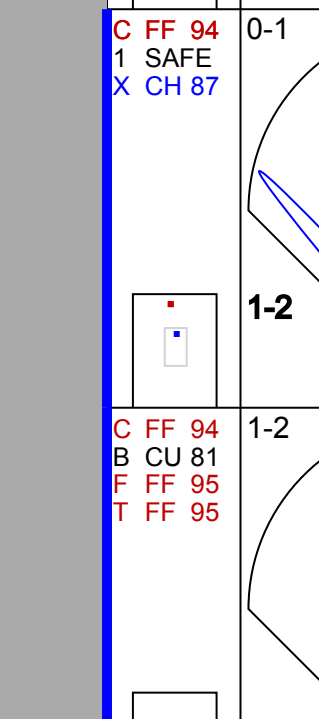


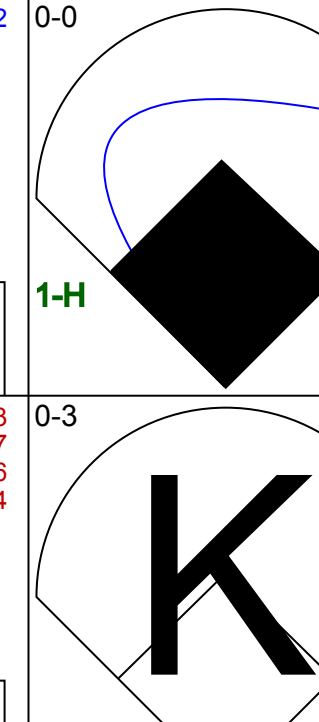
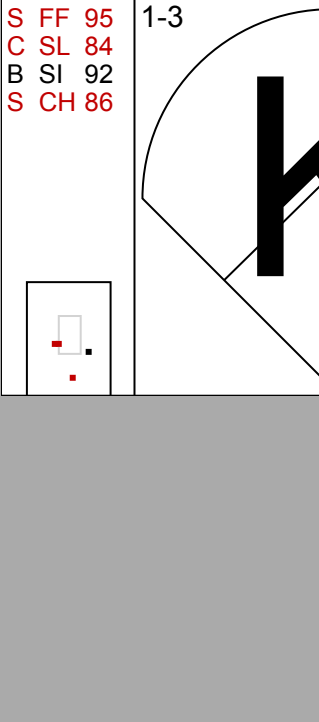
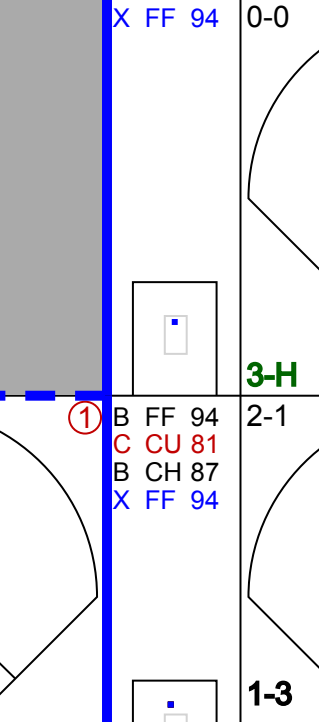

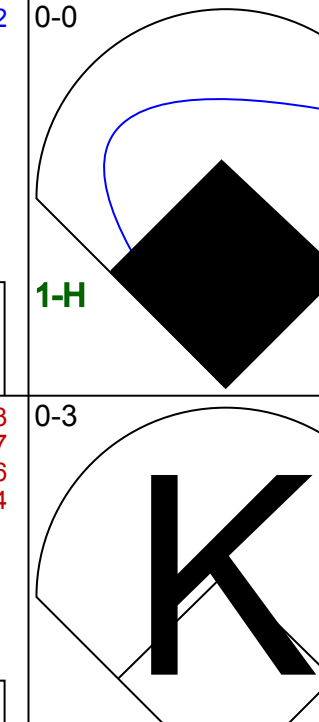
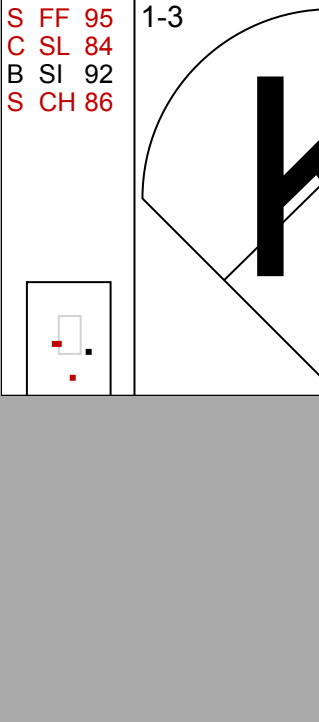
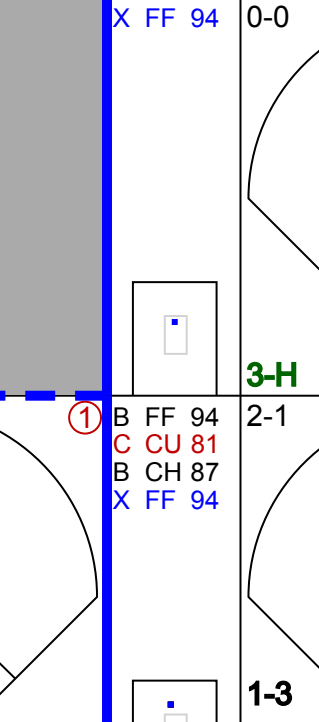

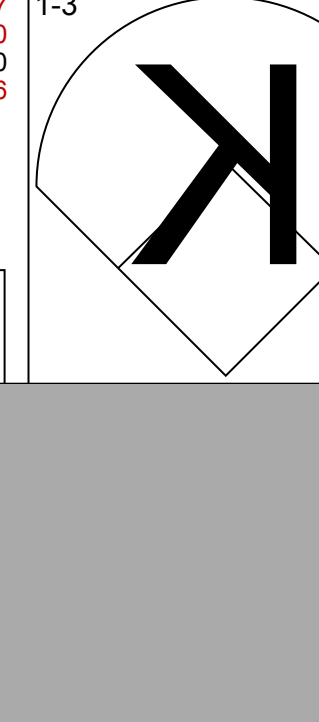

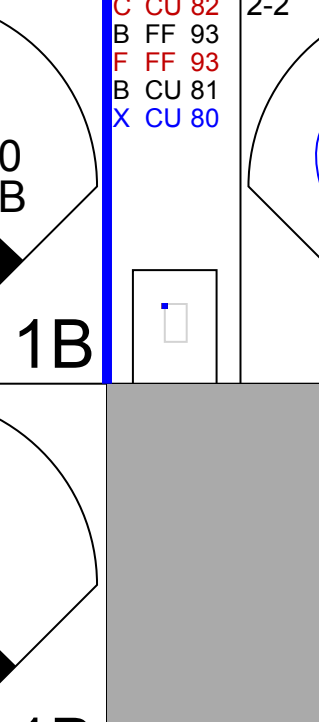
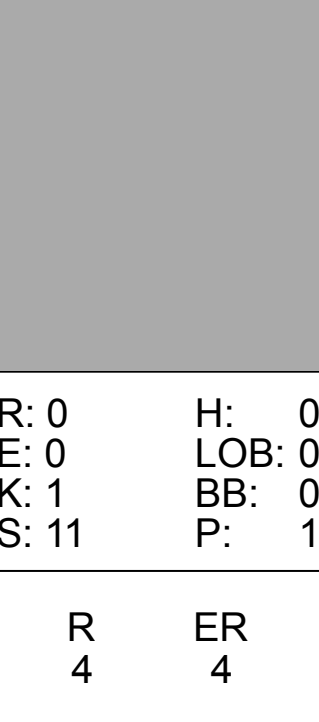
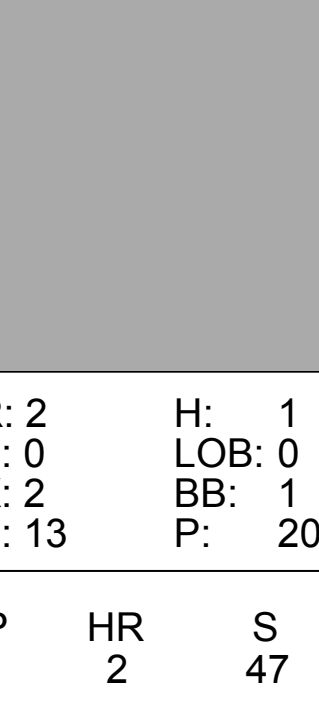
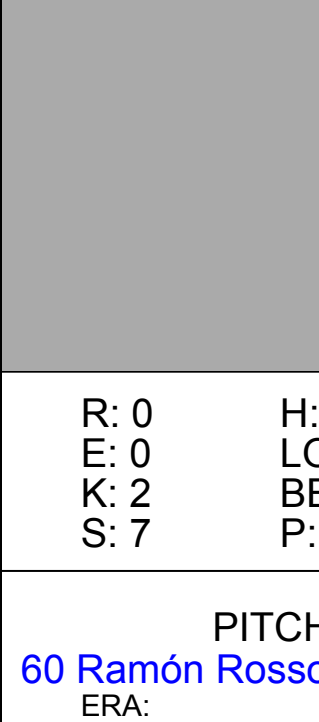
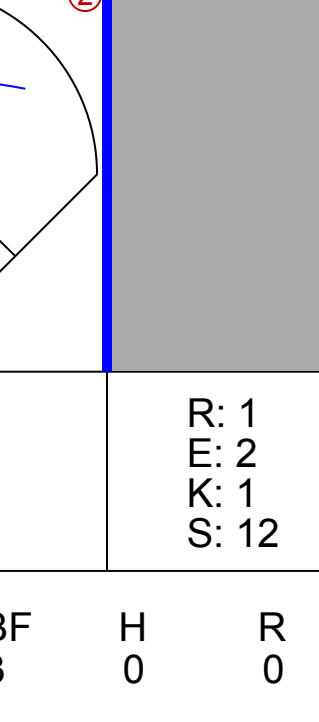
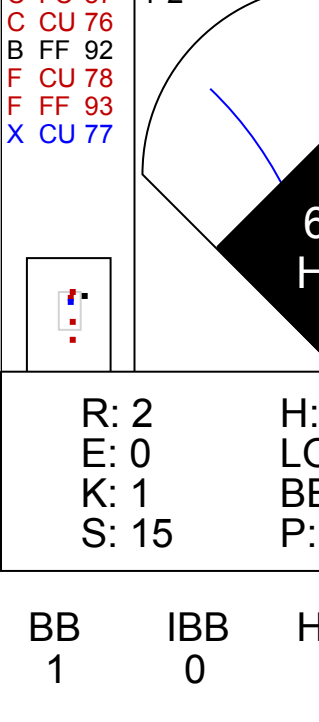
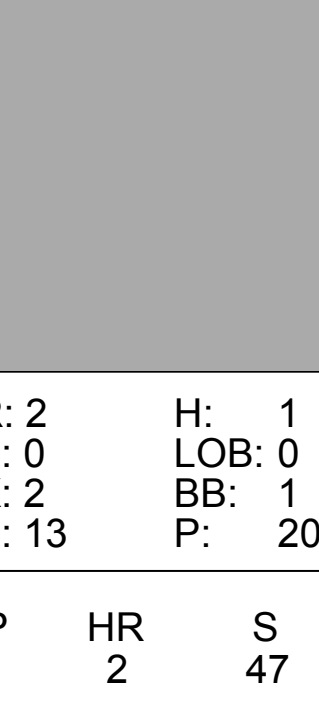
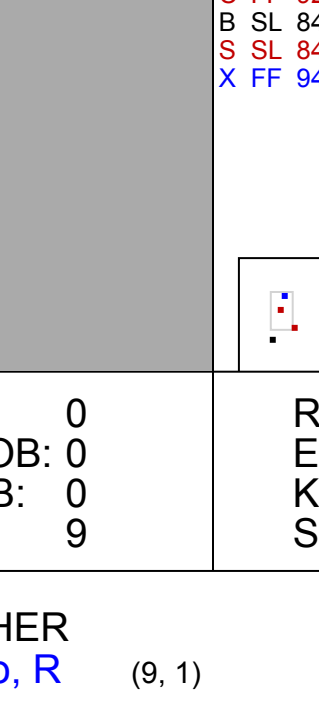
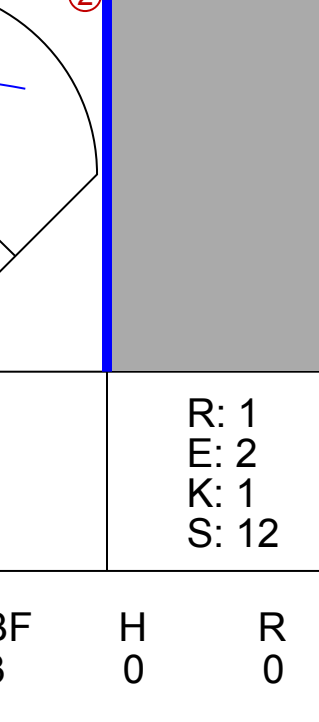
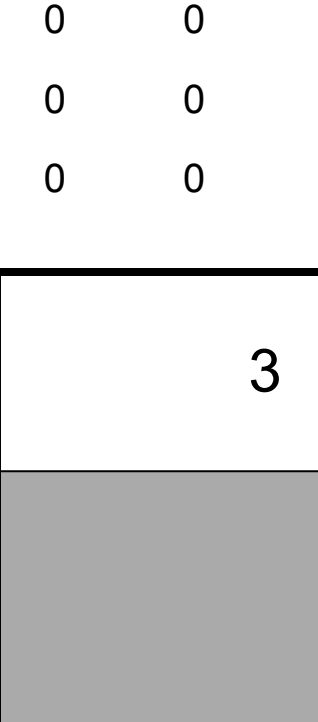
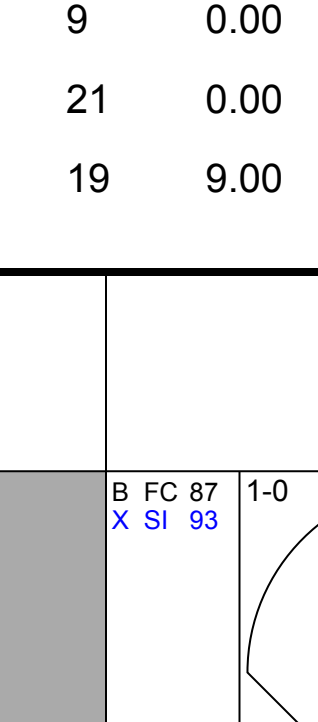
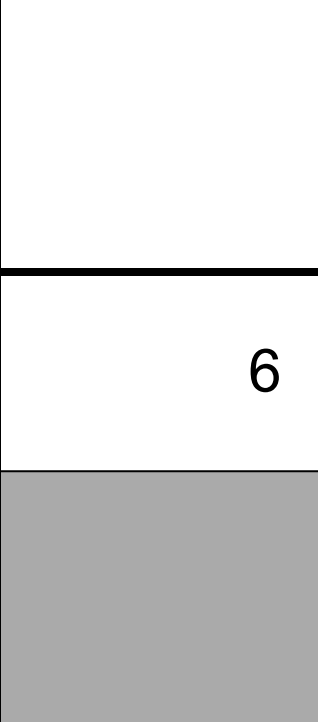
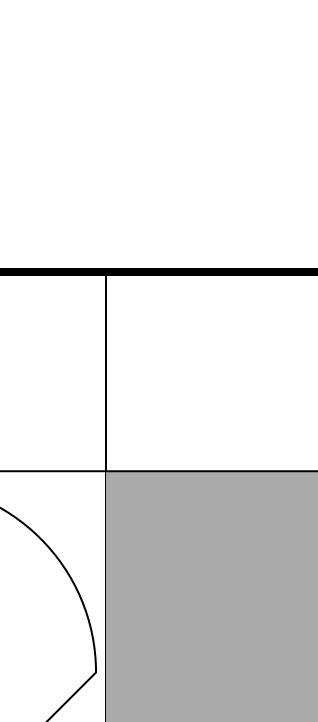
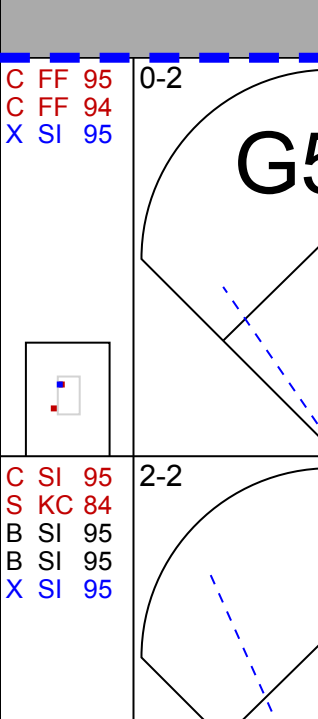
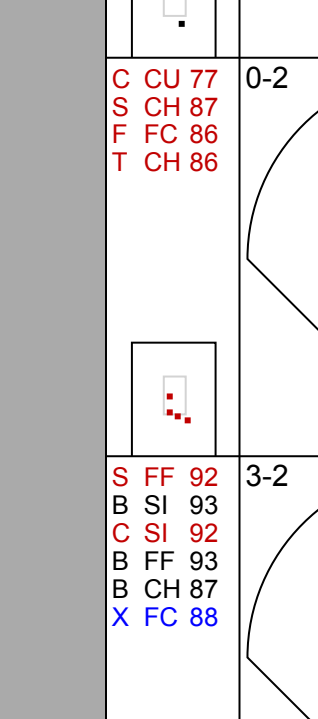
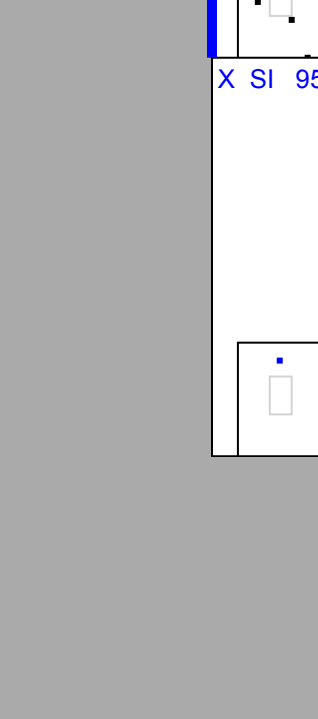
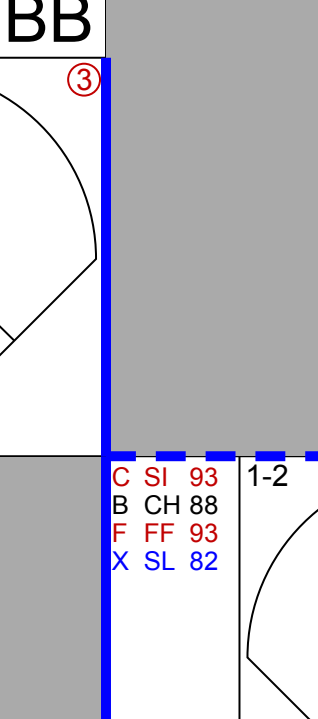
AB	47
R	14
H	21
RBI	13
BB	3
SO	6
LOB	25

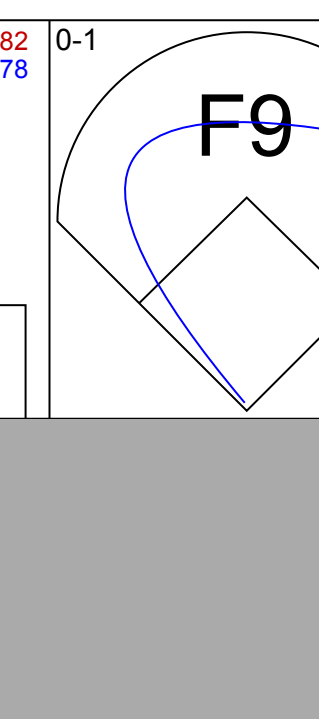
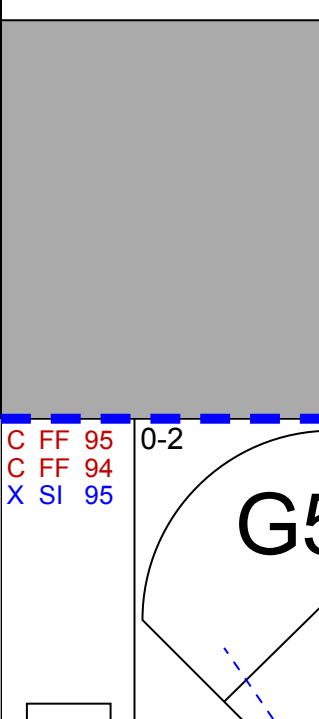
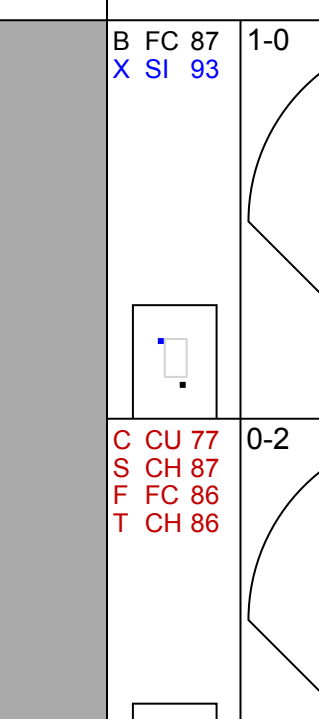
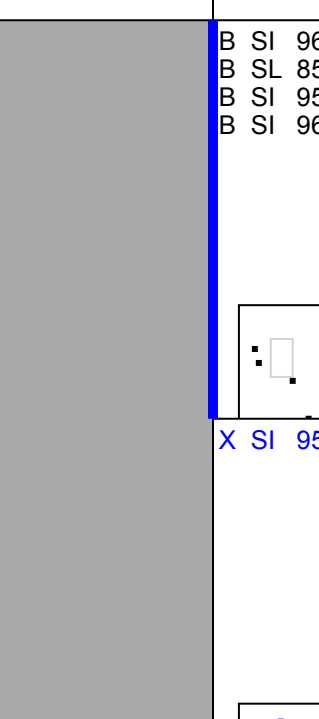

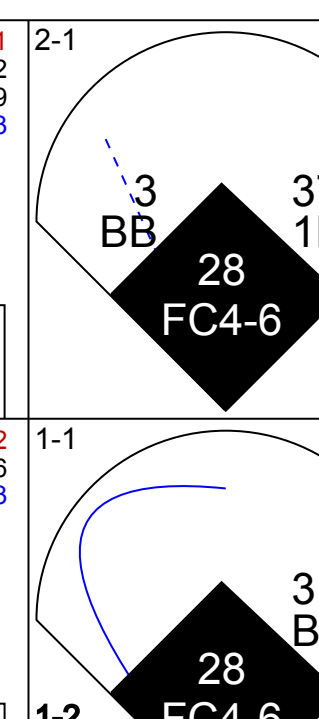
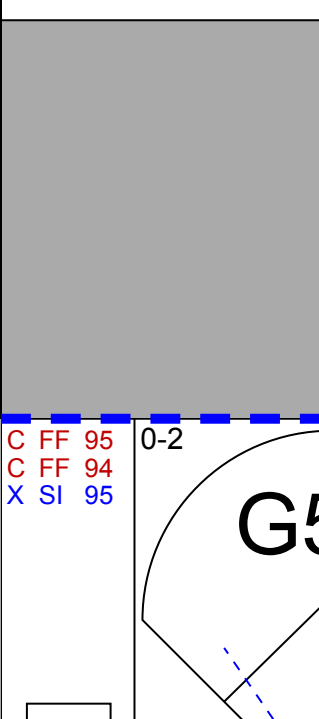
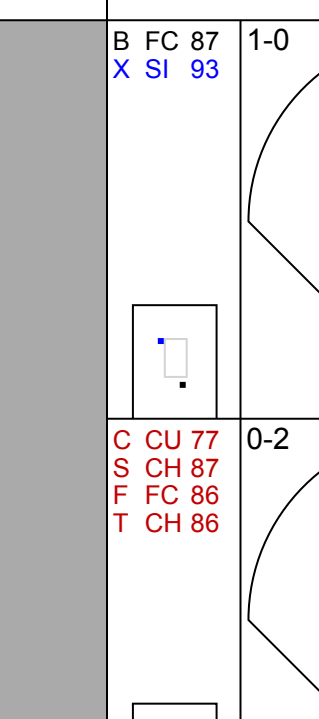
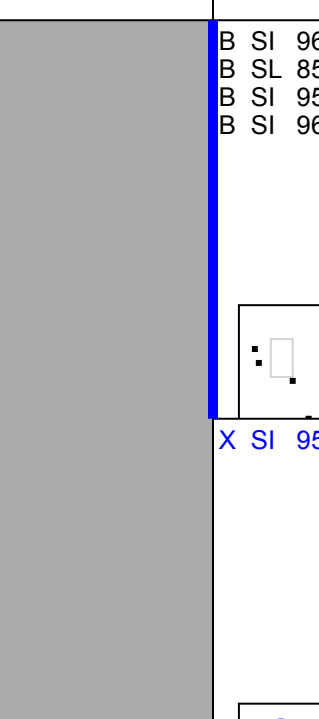

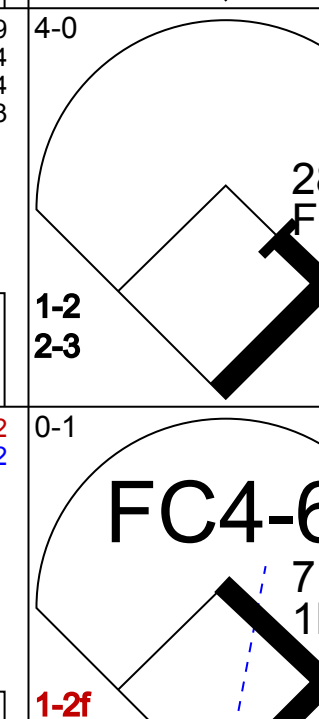
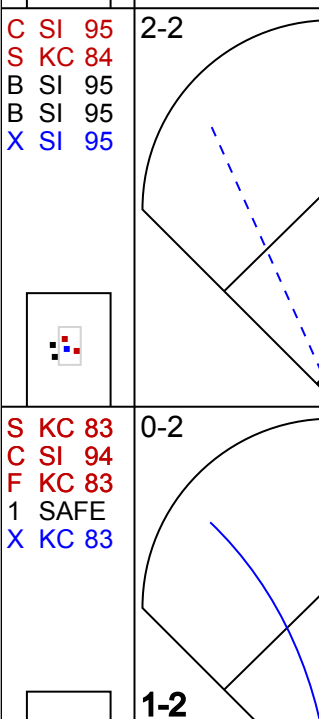
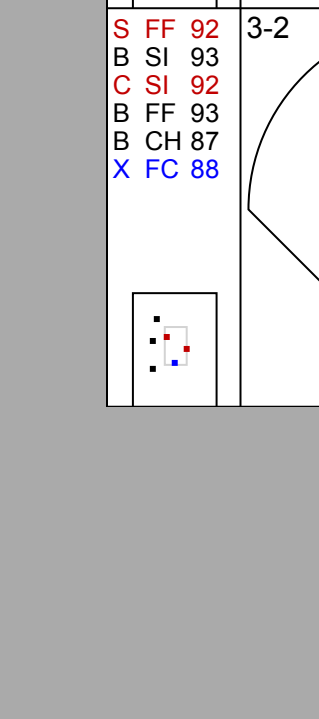
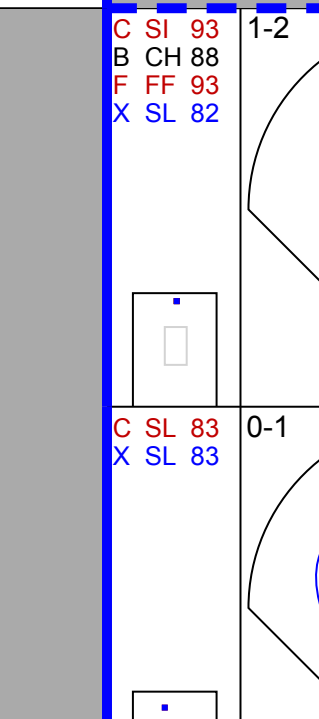
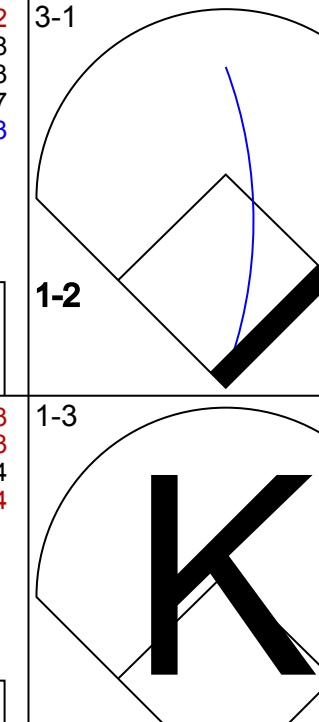
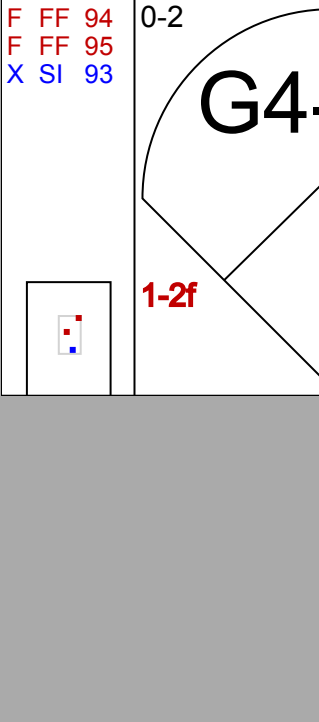
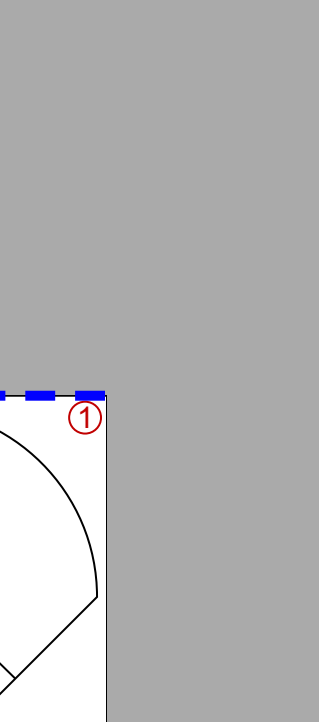
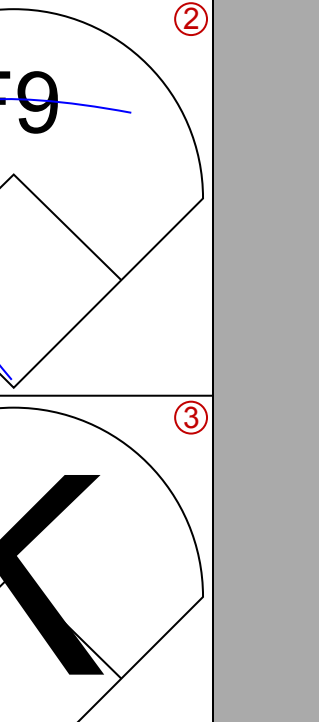
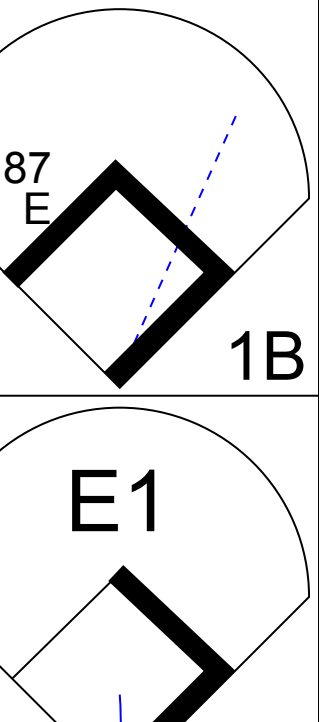
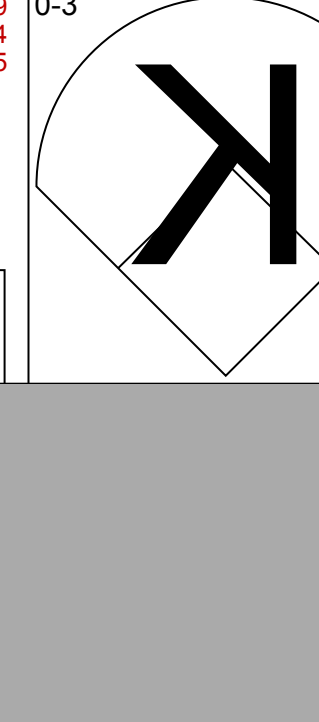

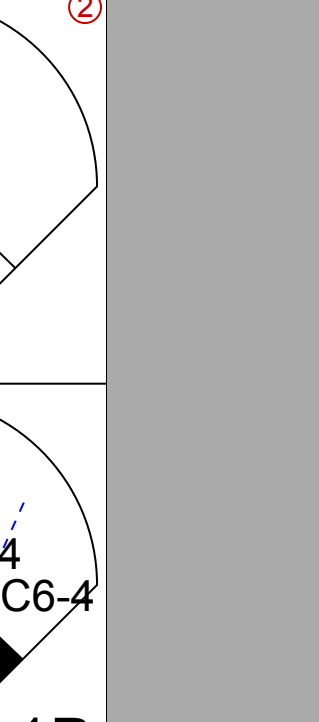
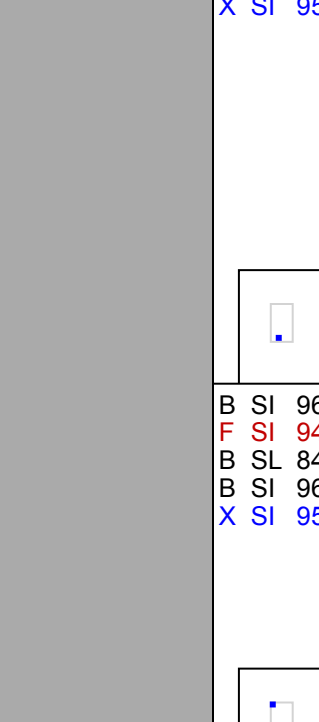

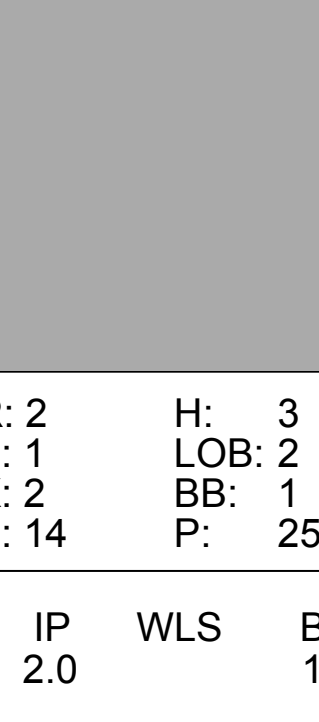
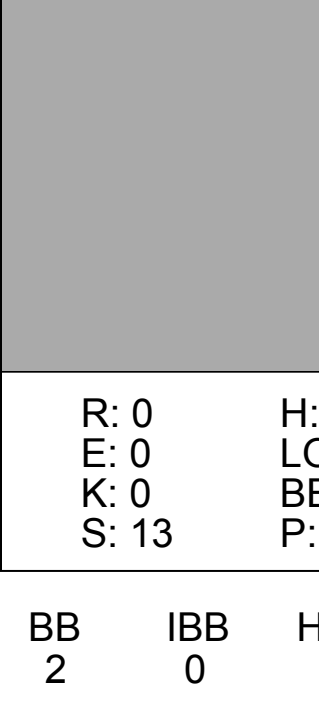
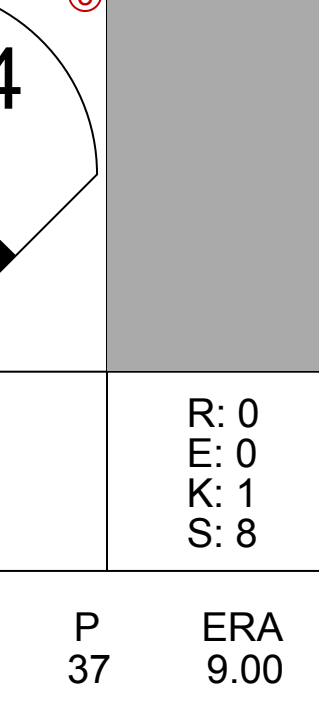
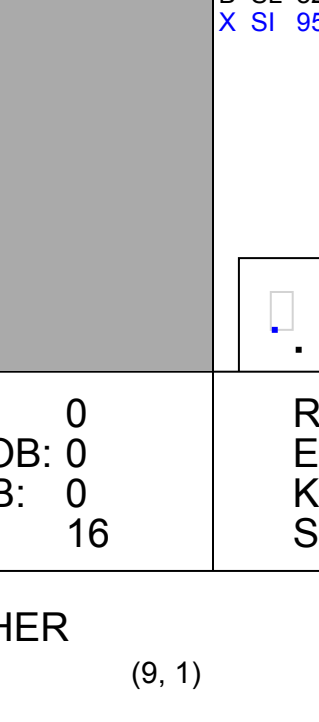
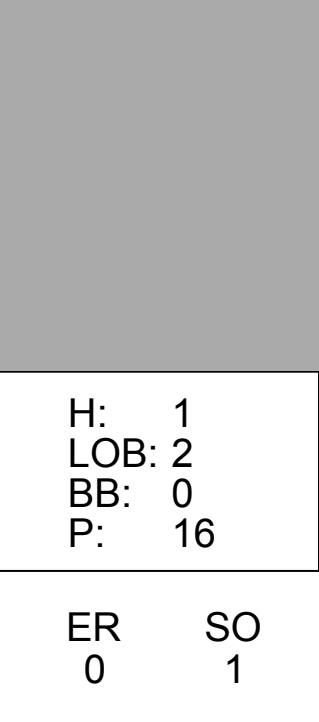













Toronto Blue Jays @ Philadelphia Phillies
 BayCare Ballpark, Clearwater, FL
 Tue Mar 16 2021, 1:11 PM - 4:33 PM EDT
 Att: 2,278 - Sunny - 82 F

AB	31
R	5
H	6
RBI	5
BB	3
SO	7
LOB	6




Batter	1	2	3	4	5	6	7	8	9	AB	R	H	RBI	BB	SO	LOB	TOP																					
60 Akil Baddoo, L (1, 8) OBP: 0.500, SLG: 0.857 74 Jacob Robson, L (7, 8) (7, 8)										3	1	2	0	1	1	1	Detroit Tigers @ Philadelphia Phillies BayCare Ballpark, Clearwater, FL Sun Mar 21 2021, 1:12 PM - 4:05 PM EDT Att: 2,278 - Cloudy - 55 F																					
15 Nomar Mazara, L (1, 9) OBP: 0.250, SLG: 0.176 80 Danny Woodrow, L (6, PR) OBP: 0.429, SLG: 0.429 (8, 9)										4	0	1	0	0	1	1																						
9 Willi Castro, S (1, 6) OBP: 0.259, SLG: 0.167 4 Greg Garcia, L (7, 4)										3	0	0	0	0	0	0																						
7 Jonathan Schoop, R (1, 10) OBP: 0.222, SLG: 0.188 79 Dillon Dingler, R (8, PH) OBP: 0.400, SLG: 0.590 (8, 10)										2	1	0	0	1	1	0																						
28 Niko Goodrum, S (1, 7) OBP: 0.250, SLG: 0.310 Christin Stewart, L (7, 7)										3	1	1	2	0	2	0																						
55 Renato Núñez, R (1, 3) OBP: 0.316, SLG: 0.556 72 Kody Clemens, L (7, 3)										3	0	0	0	0	1	0																						
19 Isaac Paredes, R (1, 5) OBP: 0.290, SLG: 0.299 Zack Short, R (7, 5) OBP: 0.500, SLG: 0.778										3	0	1	0	0	1	0																						
30 Harold Castro, L (1, 4) OBP: 0.290, SLG: 0.286 (7, 6) 95 Ryan Kreidler, R (9, 6) OBP: 0.400, SLG: 1.200										3	0	1	0	1	2	0																						
34 Jake Rogers, R (1, 2) OBP: 0.167, SLG: 0.182 17 Grayson Greiner, R (7, 2) OBP: 0.692, SLG: 0.429										3	1	1	0	0	0	3																						
Inning Stats	R: 0 H: 0 E: 0 K: 2 S: 11	H: 0 LOB: 0 BB: 0 P: 17	R: 0 H: 0 E: 0 K: 1 S: 11	H: 0 LOB: 0 BB: 15	R: 2 H: 2 E: 0 K: 1 S: 15	H: 2 LOB: 0 BB: 0 P: 18	R: 2 H: 1 E: 0 K: 2 S: 13	H: 0 LOB: 0 BB: 1 P: 20	R: 0 H: 0 E: 0 K: 0 S: 10	H: 0 LOB: 1 BB: 1 P: 16	R: 0 H: 2 E: 0 K: 1 S: 14	H: 2 LOB: 2 BB: 0 P: 21	R: 1 H: 2 E: 2 K: 1 S: 12	H: 2 LOB: 3 BB: 0 P: 19	R: 0 H: 0 E: 0 K: 1 S: 6	H: 0 LOB: 0 BB: 9		1B: 5 2B: 0 3B: 0 HR: 2	SF: 0 SAC: 0 DP: 0 HBP: 0	WP: 2 PB: 0 SB: 1 CS: 0	PA: 37																	
PITCHER	IP 3.2	WLS L	BF 15	H 3	R 4	ER 4	SO 5	BB 1	IBB 0	HBP 0	BLK 0	WP 0	HR 2	S 47	P 66	ERA 9.82		WHIP 1.091	60 Ramón Rosso, R (9, 1) ERA: 1.0			IP 1.0	WLS 3	BF 3	H 0	R 0	ER 0	SO 1	BB 0	IBB 0	HBP 0	BLK 0	WP 0	HR 0	S 6	P 9	ERA 0.00	WHIP 0.000

Batter	1	2	3	4	5	6	7	8	9	AB	R	H	RBI	BB	SO	LOB	BOTTOM																					
22 Andrew McCutchen, R (1, 7) OBP: 0.394, SLG: 0.517 9 Travis Jankowski, L (7, 7) OBP: 0.346, SLG: 0.319 (8, 8)										3	1	1	0	0	0	0	Detroit Tigers @ Philadelphia Phillies BayCare Ballpark, Clearwater, FL Sun Mar 21 2021, 1:12 PM - 4:05 PM EDT Att: 2,278 - Cloudy - 55 F																					
37 Odúbel Herrera, L (1, 8) OBP: 0.242, SLG: 0.515 73 Bryson Stott, L (8, 6) OBP: 0.111, SLG: 0.111 (8, 6)										4	1	1	0	0	1	2																						
3 Bryce Harper, L (1, 10) OBP: 0.370, SLG: 0.699 16 Mickey Moniak, L (6, PH) OBP: 0.400, SLG: 0.762 (9, 10)										2	0	1	0	1	0	0																						
28 Alec Bohm, R (1, 5) OBP: 0.400, SLG: 0.516 76 Matt Vierling, R (8, 9) OBP: 0.143, SLG: 0.250										3	0	1	1	0	1	1																						
7 Matt Joyce, L (1, 9) OBP: 0.545, SLG: 0.611 44 Christian Bethancourt, R (8, 2) OBP: 0.167, SLG: 0.091										3	0	1	0	0	0	2																						
5 Andrew Knapp, S (1, 2) OBP: 0.200, SLG: 0.259 87 Rodolfo Durán, R (8, 3) OBP: 0.300, SLG: 0.333										3	0	0	0	0	2	2																						
88 Darick Hall, L (1, 3) OBP: 0.345, SLG: 0.600 24 Roman Quinn, S (7, PR) OBP: 0.393, SLG: 0.400 98 Johan Rojas, R (8, 7) OBP: 0.133, SLG: 0.071										3	0	1	0	0	1	2																						
85 Luke Williams, R (1, 4) OBP: 0.382, SLG: 0.481 (8, 5)										2	0	1	0	2	0	1																						
74 Ronald Torreyes, R (1, 6) OBP: 0.281, SLG: 0.250 94 Luis García, S (8, 4) OBP: 0.278, SLG: 0.133										3	0	0	1	0	0	3																						
Inning Stats	R: 2 H: 3 E: 1 K: 2 S: 14	H: 0 LOB: 1 BB: 1 P: 25	R: 0 H: 0 E: 0 K: 0 S: 7	H: 0 LOB: 1 BB: 1 P: 12	R: 0 H: 2 E: 0 K: 0 S: 13	H: 2 LOB: 1 BB: 0 P: 15	R: 0 H: 1 E: 0 K: 0 S: 7	H: 0 LOB: 0 BB: 0 P: 11	R: 0 H: 0 E: 0 K: 1 S: 8	H: 0 LOB: 0 BB: 1 P: 12	R: 0 H: 1 E: 0 K: 0 S: 5	H: 1 LOB: 2 BB: 1 P: 13	R: 0 H: 1 E: 1 K: 1 S: 13	H: 1 LOB: 2 BB: 0 P: 16	R: 0 H: 0 E: 0 K: 3 S: 18	H: 0 LOB: 3 BB: 3 P: 34		1B: 7 2B: 1 3B: 0 HR: 0	SF: 0 SAC: 0 DP: 2 HBP: 0	WP: 0 PB: 0 SB: 1 CS: 0	PA: 40																	
PITCHER	IP 2.0	WLS W	BF 10	H 3	R 2	ER 2	SO 2	BB 2	IBB 0	HBP 0	BLK 0	WP 0	HR 0	S 21	P 37	ERA 9.00		WHIP 2.500	76 Zack Hess, R (9, 1) ERA: 36.0			IP 0.1	WLS H	BF 3	H 0	R 0	ER 0	SO 0	BB 2	IBB 0	HBP 0	BLK 0	WP 0	HR 0	S 6	P 16	ERA 0.00	WHIP 6.000
49 Derek Holland, L (3, 1)	1.0	W	4	2	0	0	0	0	0	0	0	0	0	0	13	15		0.00	2.000	90 Andrew Moore, R (9, 1) ERA:			0.2	S	3	0	0	0	2	1	0	0	0	0	12	18	0.00	1.500
32 Michael Fulmer, R (4, 1) ERA: 10.0	3.0	H	10	1	0	0	3	0	0	0	0	0	0	0	26	39	0.00	0.333																				
84 Gerson Moreno, R (7, 1) ERA: 6.75	1.0	H	5	1	1	1	0	1	0	0	0	0	0	5	13	9.00	2.000																					
Kyle Funkhouser, R (8, 1) ERA: 9.0	1.0	H	5	1	0	0	1	0	0	0	0	0	0	13	16	0.00	1.000																					

livebaseballscorecards.com

AB 35
R 5
H 7
RBI 5
BB 2
SO 11
LOB 15



livebaseballscorecards.com

AB 34
R 3
H 8
RBI 2
SO 9
LOB 22



Batter	1	2	3	4	5	6	7	8	9	AB	R	H	RBI	BB	SO	LOB	TOP
40 Adam Haseley, L OBP: 0.357, SLG: 0.500 9 Travis Jankowski, L OBP: 0.379, SLG: 0.533	F8	G4-3			G3-1			FC5-4 1B		3	0	0	0	0	0	2	Philadelphia Phillies @ Detroit Tigers Publix Field at Joker Marchant Stadium, Lakeland, FL Wed Mar 24, 2021, 1:06 PM - 3:41 PM EDT Att: 2,064 - Sunny - 79 F
4 Scott Kingery, R OBP: 0.205, SLG: 0.250 98 Johan Rojas, R OBP: 0.125, SLG: 0.087	G4-3 1B				K			FC5-4 28 BB 1-2		3	0	1	0	1	1	1	
28 Alec Bohm, R OBP: 0.395, SLG: 0.459 94 Luis Garcia, S OBP: 0.300, SLG: 0.235	G4-3				F9			K		3	0	0	0	1	1	2	
7 Matt Joyce, L OBP: 0.433, SLG: 0.440 76 Matt Vierling, R OBP: 0.136, SLG: 0.238	F7				G3			K		4	0	0	0	0	0	4	
5 Andrew Knapp, S OBP: 0.200, SLG: 0.250 44 Christian Bethancourt, R OBP: 0.167, SLG: 0.091					G4-3			K		4	0	1	0	0	1	2	
37 Odibel Herrera, L OBP: 0.244, SLG: 0.450					G4-3			K		4	1	1	0	0	2	0	
88 Darick Hall, L OBP: 0.351, SLG: 0.563								K		4	0	2	0	0	0	2	
85 Luke Williams, R OBP: 0.385, SLG: 0.452					L7			SH1-3		3	0	1	1	0	1	1	
73 Bryson Stott, L OBP: 0.087, SLG: 0.087	F8				F9			K		3	0	0	0	0	1	3	
Inning Stats	R: 0 H: 1 E: 0 K: 0 S: 9	H: 3 LOB: 2 BB: 0 P: 13	R: 1 H: 3 E: 0 K: 0 S: 16	H: 3 LOB: 2 BB: 0 P: 18	R: 0 H: 0 E: 0 K: 0 S: 4	H: 0 LOB: 1 BB: 1 P: 11	R: 0 H: 1 E: 0 K: 0 S: 9	H: 1 LOB: 1 BB: 0 P: 14	R: 0 H: 0 E: 0 K: 1 S: 8	H: 0 LOB: 0 BB: 0 P: 15	R: 0 H: 1 E: 0 K: 2 S: 11	H: 1 LOB: 2 BB: 1 P: 13	R: 0 H: 1 E: 0 K: 0 S: 12	H: 0 LOB: 2 BB: 1 P: 18	1B: 6 2B: 1 3B: 0 HR: 0	SF: 0 SAC: 1 DP: 0 HBP: 0	
PITCHER	IP WLS BF H R ER SO BB IBB HBP BLK WP HR S P ERA WHIP																
62 José Ureña, R ERA: 1.93	4.2 W 19 5 1 1 0 1 1 0 0 0 0 0 0 0 0 0 1.93 1.286																
33 Bryan Garcia, R ERA: 5.06	0.1 H 1 0 0 0 0 1 0 0 0 0 0 0 0 0 0 3 6 0.00 0.000																
49 Derek Holland, L ERA: 4.82	1.0 H 3 0 0 0 2 0 0 0 0 0 0 0 0 0 0 11 15 0.00 0.000																
44 Daniel Norris, L ERA: 4.82	1.0 H 4 1 0 0 2 0 0 0 0 0 0 0 0 0 0 11 13 0.00 1.000																
45 Buck Farmer, R ERA: 13.5	1.0 H 5 1 0 0 0 1 0 0 0 0 0 0 0 0 0 12 18 0.00 2.000																
70 Tyler Alexander, L ERA: 4.09	1.0 S 3 0 0 0 2 0 0 0 0 0 0 0 0 0 0 8 11 0.00 0.000																

Batter	1	2	3	4	5	6	7	8	9	AB	R	H	RBI	BB	SO	LOB	BOTTOM
8 Robbie Grossman, S OBP: 0.364, SLG: 0.486 22 Victor Reyes, S OBP: 0.292, SLG: 0.190	F7				G4-3			G4-3		2	1	1	1	0	0	0	Philadelphia Phillies @ Detroit Tigers Publix Field at Joker Marchant Stadium, Lakeland, FL Wed Mar 24, 2021, 1:06 PM - 3:41 PM EDT Att: 2,064 - Sunny - 79 F
46 Jeimer Candelario, S OBP: 0.423, SLG: 0.500 31 Riley Greene, L OBP: 0.423, SLG: 0.350					HR					2	2	2	0	0	0	0	
64 Dustin Garneau, R OBP: 0.500, SLG: 0.500					9 BHP 24 1B					1	0	1	0	0	0	0	
9 Willi Castro, S OBP: 0.364, SLG: 0.634 30 Harold Castro, L OBP: 0.324, SLG: 0.303 95 Ryan Kreydler, R OBP: 0.400, SLG: 1.200					7 F8 24 1B					1	0	1	1	0	0	0	
24 Miguel Cabrera, R OBP: 0.257, SLG: 0.344 55 Renato Núñez, R OBP: 0.250, SLG: 0.435					7 F8 24 1B					2	0	1	0	0	0	1	
7 Jonathan Schoop, R OBP: 0.250, SLG: 0.190 Zack Short, R OBP: 0.467, SLG: 0.636					7 F8 24 1B					3	0	2	1	0	0	2	
15 Nomar Mazara, L OBP: 0.250, SLG: 0.182 17 Grayson Greiner, R OBP: 0.625, SLG: 0.700					G5-4-3					3	0	1	0	0	1	1	
40 Wilson Ramos, R OBP: 0.333, SLG: 0.455 60 Aki Bardoole, L OBP: 0.463, SLG: 0.758					G5-4-3					1	0	0	0	0	0	0	
28 Niko Goodrum, S OBP: 0.205, SLG: 0.250 Derek Hill, R OBP: 0.348, SLG: 0.350					G6-4-3					3	0	1	1	0	0	1	
21 JaCoby Jones, R OBP: 0.256, SLG: 0.353 19 Isaac Paredes, R OBP: 0.216, SLG: 0.219					G6-4-3					1	0	0	0	0	0	0	
Inning Stats	R: 1 H: 3 E: 0 K: 0 S: 7	H: 3 LOB: 1 BB: 0 P: 10	R: 0 H: 1 E: 0 K: 0 S: 5	H: 1 LOB: 0 BB: 0 P: 7	R: 2 H: 3 E: 0 K: 0 S: 14	H: 3 LOB: 2 BB: 0 P: 21	R: 0 H: 0 E: 0 K: 1 S: 8	H: 0 LOB: 0 BB: 0 P: 11	R: 0 H: 2 E: 0 K: 0 S: 6	H: 2 LOB: 1 BB: 0 P: 17	R: 1 H: 2 E: 0 K: 2 S: 14	H: 2 LOB: 1 BB: 0 P: 18	R: 0 H: 0 E: 0 K: 1 S: 7	H: 0 LOB: 0 BB: 0 P: 8	1B: 8 2B: 2 3B: 1 HR: 1	SF: 0 SAC: 0 DP: 3 HBP: 1	WP: 0 PA: 34 PB: 0 SB: 0 CS: 0
PITCHER	IP WLS BF H R ER SO BB IBB HBP BLK WP HR S P ERA WHIP																
47 Iván Nova, R ERA: 7.3	5.0 L 23 10 4 4 1 0 0 0 0 0 0 0 0 0 0 19 29 0.00 1.200																
79 Jojo Romero, L ERA: 1.17	1.2 7 2 0 0 2 0 0 0 0 0 0 0 0 0 3 3 0.00 0.000																
29 Héctor Rondón, R ERA: 7.71	0.1 1 0 0 0 1 0 0 0 0 0 0 0 0 0 7 8 0.00 0.000																
54 Sam Coonrod, R ERA: 1.23	1.0 3 0 0 0 1 0 0 0 0 0 0 0 0 0 7 8 0.00 0.000																

Batter	1	2	3	4	5	6	7	8	9	AB	R	H	RBI	BB	SO	LOB	TOP													
26 DJ LeMahieu, R (1,4) OBP: 0.304, SLG: 0.326 96 Ezequiel Duran, R (6,FR) OBP: 0.286, SLG: 0.308										3	1	2	0	1	0	0	New York Yankees @ Philadelphia Phillies BayCare Ballpark, Clearwater, FL Thu Mar 25 2021, 6:10 PM - 9:49 PM EDT Att. 2,278 - Clear - 86 F													
99 Aaron Judge, R (1,9) OBP: 0.333, SLG: 0.375 Estevan Florial, L (6,8)										3	1	1	2	1	1	2														
31 Aaron Hicks, S (1,8) OBP: 0.400, SLG: 0.412 92 Chris Cattens, R (6,3)										3	0	1	0	1	2	1														
27 Giancarlo Stanton, R (1,10) OBP: 0.444, SLG: 0.500 72 Austin Wells, L (9,PH) OBP: 0.333, SLG: 0.200										3	1	0	0	1	1	3														
59 Luke Voit, R (1,3) OBP: 0.350, SLG: 0.281 93 Thomas Milone, L (6,9)										3	2	1	0	1	1	3														
25 Gleyber Torres, R (1,6) OBP: 0.341, SLG: 0.500 Oswald Peraza, R (7,6)										2	1	1	3	2	1	0														
29 Gio Urshela, R (1,5) OBP: 0.317, SLG: 0.273 97 Armando Alvarez, R (7,5)										4	0	0	0	0	2	4														
77 Clint Frazier, R (1,7) 95 Trey Amburgey, R (7,7)										3	0	0	0	1	2	0														
66 Kyle Higashioka, R (1,2) 78 Kellin Deglan, L (7,2)										3	0	0	0	0	1	2														
Inning Stats	R: 2 H: 3 E: 0 K: 2 S: 19	LOB: 3 BB: 1 P: 32	R: 0 H: 1 E: 0 K: 1 S: 7	H: 1 BB: 0 P: 10	R: 3 H: 2 E: 0 K: 2 S: 16	LOB: 2 BB: 1 P: 24	R: 0 H: 0 E: 0 K: 2 S: 11	H: 0 BB: 1 P: 19	R: 1 H: 0 E: 0 K: 1 S: 14	H: 0 LOB: 2 BB: 3 P: 31	R: 0 H: 0 E: 0 K: 2 S: 11	H: 0 LOB: 0 BB: 0 P: 11	R: 0 H: 0 E: 0 K: 1 S: 11	H: 0 LOB: 0 BB: 0 P: 13	R: 6 H: 5 E: 0 K: 2 S: 18	H: 5 LOB: 1 BB: 2 P: 34		1B: 6 SF: 0 2B: 2 3B: 0 HR: 3	WP: 3 PA: 48 FB: 1 CS: 2 SB: 0											
PITCHER	IP WLS BF H R ER SO BB IBB HBP BLK WP HR S P ERA WHIP	IP WLS BF H R ER SO BB IBB HBP BLK WP HR S P ERA WHIP	IP WLS BF H R ER SO BB IBB HBP BLK WP HR S P ERA WHIP	IP WLS BF H R ER SO BB IBB HBP BLK WP HR S P ERA WHIP	IP WLS BF H R ER SO BB IBB HBP BLK WP HR S P ERA WHIP	IP WLS BF H R ER SO BB IBB HBP BLK WP HR S P ERA WHIP	IP WLS BF H R ER SO BB IBB HBP BLK WP HR S P ERA WHIP	IP WLS BF H R ER SO BB IBB HBP BLK WP HR S P ERA WHIP	IP WLS BF H R ER SO BB IBB HBP BLK WP HR S P ERA WHIP	IP WLS BF H R ER SO BB IBB HBP BLK WP HR S P ERA WHIP	IP WLS BF H R ER SO BB IBB HBP BLK WP HR S P ERA WHIP	IP WLS BF H R ER SO BB IBB HBP BLK WP HR S P ERA WHIP	IP WLS BF H R ER SO BB IBB HBP BLK WP HR S P ERA WHIP	IP WLS BF H R ER SO BB IBB HBP BLK WP HR S P ERA WHIP	IP WLS BF H R ER SO BB IBB HBP BLK WP HR S P ERA WHIP	IP WLS BF H R ER SO BB IBB HBP BLK WP HR S P ERA WHIP	IP WLS BF H R ER SO BB IBB HBP BLK WP HR S P ERA WHIP	IP WLS BF H R ER SO BB IBB HBP BLK WP HR S P ERA WHIP	IP WLS BF H R ER SO BB IBB HBP BLK WP HR S P ERA WHIP											
31 Matt Moore, L (1,1) ERA: 4.6 97 Zach Warren, L (1,1) ERA: 0.1 21 Matt Moore, L (2,1) ERA: 4.6 46 José Alvarado, L (5,1) ERA: 1.35 41 David Hale, R (5,1) ERA: 1.17	50 Hector Neris, R (7,1) ERA: 2.35 75 Connor Brogdon, R (8,1) ERA: 10.5 51 Enyel De Los Santos, R (9,1) ERA: 4.5 83 Jonathan Hennigan, L (9,1) ERA: 4.5	22 Andrew McCutchen, R (1,10) OBP: 0.366, SLG: 0.444 44 Christian Bethancourt, R (9,PH) OBP: 0.231, SLG: 0.091	10 J.T. Realmuto, R (1,2) OBP: 0.714, SLG: 1.400 76 Matt Vierling, R (6,FR) OBP: 0.174, SLG: 0.273	3 Bryce Harper, L (1,9) OBP: 0.441, SLG: 0.643 86 Logan O'Hoppe, R (7,2) OBP: 0.300, SLG: 0.500	17 Rhys Hoskins, R (1,3) OBP: 0.324, SLG: 0.345 88 Darick Hall, L (7,3)	28 Alec Bohm, R (1,5) OBP: 0.378, SLG: 0.436 74 Ronald Torreyes, R (4,5) OBP: 0.288, SLG: 0.243	18 Didi Gregorius, L (1,6) OBP: 0.235, SLG: 0.500 85 Luke Williams, R (7,5) OBP: 0.390, SLG: 0.455	2 Jean Segura, R (1,4) OBP: 0.389, SLG: 0.355 94 Luis Garcia, S (7,4)	37 Odúbel Herrera, L (1,8) OBP: 0.227, SLG: 0.419 98 Johan Rojas, R (7,8)	24 Roman Quinn, S (1,7) OBP: 0.351, SLG: 0.441 9 Travis Jankowski, L (7,7)	22 Andrew McCutchen, R (1,10) OBP: 0.366, SLG: 0.444 44 Christian Bethancourt, R (9,PH) OBP: 0.231, SLG: 0.091	10 J.T. Realmuto, R (1,2) OBP: 0.714, SLG: 1.400 76 Matt Vierling, R (6,FR) OBP: 0.174, SLG: 0.273	3 Bryce Harper, L (1,9) OBP: 0.441, SLG: 0.643 86 Logan O'Hoppe, R (7,2) OBP: 0.300, SLG: 0.500	17 Rhys Hoskins, R (1,3) OBP: 0.324, SLG: 0.345 88 Darick Hall, L (7,3)	28 Alec Bohm, R (1,5) OBP: 0.378, SLG: 0.436 74 Ronald Torreyes, R (4,5) OBP: 0.288, SLG: 0.243	18 Didi Gregorius, L (1,6) OBP: 0.235, SLG: 0.500 85 Luke Williams, R (7,5) OBP: 0.390, SLG: 0.455	2 Jean Segura, R (1,4) OBP: 0.389, SLG: 0.355 94 Luis Garcia, S (7,4)	37 Odúbel Herrera, L (1,8) OBP: 0.227, SLG: 0.419 98 Johan Rojas, R (7,8)	24 Roman Quinn, S (1,7) OBP: 0.351, SLG: 0.441 9 Travis Jankowski, L (7,7)	50 Hector Neris, R (7,1) ERA: 2.35 75 Connor Brogdon, R (8,1) ERA: 10.5 51 Enyel De Los Santos, R (9,1) ERA: 4.5 83 Jonathan Hennigan, L (9,1) ERA: 4.5	22 Andrew McCutchen, R (1,10) OBP: 0.366, SLG: 0.444 44 Christian Bethancourt, R (9,PH) OBP: 0.231, SLG: 0.091	10 J.T. Realmuto, R (1,2) OBP: 0.714, SLG: 1.400 76 Matt Vierling, R (6,FR) OBP: 0.174, SLG: 0.273	3 Bryce Harper, L (1,9) OBP: 0.441, SLG: 0.643 86 Logan O'Hoppe, R (7,2) OBP: 0.300, SLG: 0.500	17 Rhys Hoskins, R (1,3) OBP: 0.324, SLG: 0.345 88 Darick Hall, L (7,3)	28 Alec Bohm, R (1,5) OBP: 0.378, SLG: 0.436 74 Ronald Torreyes, R (4,5) OBP: 0.288, SLG: 0.243	18 Didi Gregorius, L (1,6) OBP: 0.235, SLG: 0.500 85 Luke Williams, R (7,5) OBP: 0.390, SLG: 0.455	2 Jean Segura, R (1,4) OBP: 0.389, SLG: 0.355 94 Luis Garcia, S (7,4)	37 Odúbel Herrera, L (1,8) OBP: 0.227, SLG: 0.419 98 Johan Rojas, R (7,8)	24 Roman Quinn, S (1,7) OBP: 0.351, SLG: 0.441 9 Travis Jankowski, L (7,7)	50 Hector Neris, R (7,1) ERA: 2.35 75 Connor Brogdon, R (8,1) ERA: 10.5 51 Enyel De Los Santos, R (9,1) ERA: 4.5 83 Jonathan Hennigan, L (9,1) ERA: 4.5
Inning Stats	R: 5 H: 3 E: 0 K: 1 S: 17	LOB: 1 BB: 1 P: 33	R: 2 H: 3 E: 0 K: 1 S: 17	H: 3 LOB: 3 BB: 1 P: 28	R: 0 H: 0 E: 0 K: 1 S: 9	H: 0 LOB: 0 BB: 0 P: 12	R: 0 H: 0 E: 0 K: 2 S: 7	H: 0 LOB: 0 BB: 0 P: 13	R: 0 H: 0 E: 0 K: 0 S: 6	H: 0 LOB: 0 BB: 0 P: 9	R: 1 H: 2 E: 0 K: 0 S: 14	H: 2 LOB: 0 BB: 0 P: 19	R: 0 H: 0 E: 0 K: 0 S: 7	H: 0 LOB: 0 BB: 0 P: 9	R: 4 H: 3 E: 0 K: 2 S: 17	H: 3 LOB: 0 BB: 1 P: 25	R: 1 H: 2 E: 0 K: 0 S: 7	H: 2 LOB: 1 BB: 0 P: 9	1B: 8 SF: 0 2B: 3 3B: 0 HR: 2	WP: 0 PA: 44 FB: 0 CS: 0 SB: 2										
PITCHER	IP WLS BF H R ER SO BB IBB HBP BLK WP HR S P ERA WHIP	IP WLS BF H R ER SO BB IBB HBP BLK WP HR S P ERA WHIP	IP WLS BF H R ER SO BB IBB HBP BLK WP HR S P ERA WHIP	IP WLS BF H R ER SO BB IBB HBP BLK WP HR S P ERA WHIP	IP WLS BF H R ER SO BB IBB HBP BLK WP HR S P ERA WHIP	IP WLS BF H R ER SO BB IBB HBP BLK WP HR S P ERA WHIP	IP WLS BF H R ER SO BB IBB HBP BLK WP HR S P ERA WHIP	IP WLS BF H R ER SO BB IBB HBP BLK WP HR S P ERA WHIP	IP WLS BF H R ER SO BB IBB HBP BLK WP HR S P ERA WHIP	IP WLS BF H R ER SO BB IBB HBP BLK WP HR S P ERA WHIP	IP WLS BF H R ER SO BB IBB HBP BLK WP HR S P ERA WHIP	IP WLS BF H R ER SO BB IBB HBP BLK WP HR S P ERA WHIP	IP WLS BF H R ER SO BB IBB HBP BLK WP HR S P ERA WHIP	IP WLS BF H R ER SO BB IBB HBP BLK WP HR S P ERA WHIP	IP WLS BF H R ER SO BB IBB HBP BLK WP HR S P ERA WHIP	IP WLS BF H R ER SO BB IBB HBP BLK WP HR S P ERA WHIP	IP WLS BF H R ER SO BB IBB HBP BLK WP HR S P ERA WHIP	IP WLS BF H R ER SO BB IBB HBP BLK WP HR S P ERA WHIP	IP WLS BF H R ER SO BB IBB HBP BLK WP HR S P ERA WHIP											
73 Michael King, R (1,1) ERA: 7.04 95 Trevor Lane, L (1,1) ERA: 0.2 73 Michael King, R (2,1) ERA: 7.04 43 Jonathan Loaisiga, R (4,1) ERA: 1.35 35 Luis Garcia, R (7,1) ERA: 4.26	58 Tyler Lyons, L (8,1) ERA: 7.11 65 Nestor Cortes, L (9,1) ERA: 6.14	22 Andrew McCutchen, R (1,10) OBP: 0.366, SLG: 0.444 44 Christian Bethancourt, R (9,PH) OBP: 0.231, SLG: 0.091	10 J.T. Realmuto, R (1,2) OBP: 0.714, SLG: 1.400 76 Matt Vierling, R (6,FR) OBP: 0.174, SLG: 0.273	3 Bryce Harper, L (1,9) OBP: 0.441, SLG: 0.643 86 Logan O'Hoppe, R (7,2) OBP: 0.300, SLG: 0.500	17 Rhys Hoskins, R (1,3) OBP: 0.324, SLG: 0.345 88 Darick Hall, L (7,3)	28 Alec Bohm, R (1,5) OBP: 0.378, SLG: 0.436 74 Ronald Torreyes, R (4,5) OBP: 0.288, SLG: 0.243	18 Didi Gregorius, L (1,6) OBP: 0.235, SLG: 0.500 85 Luke Williams, R (7,5) OBP: 0.390, SLG: 0.455	2 Jean Segura, R (1,4) OBP: 0.389, SLG: 0.355 94 Luis Garcia, S (7,4)	37 Odúbel Herrera, L (1,8) OBP: 0.227, SLG: 0.419 98 Johan Rojas, R (7,8)	24 Roman Quinn, S (1,7) OBP: 0.351, SLG: 0.441 9 Travis Jankowski, L (7,7)	22 Andrew McCutchen, R (1,10) OBP: 0.366, SLG: 0.444 44 Christian Bethancourt, R (9,PH) OBP: 0.231, SLG: 0.091	10 J.T. Realmuto, R (1,2) OBP: 0.714, SLG: 1.400 76 Matt Vierling, R (6,FR) OBP: 0.174, SLG: 0.273	3 Bryce Harper, L (1,9) OBP: 0.441, SLG: 0.643 86 Logan O'Hoppe, R (7,2) OBP: 0.300, SLG: 0.500	17 Rhys Hoskins, R (1,3) OBP: 0.324, SLG: 0.345 88 Darick Hall, L (7,3)	28 Alec Bohm, R (1,5) OBP: 0.378, SLG: 0.436 74 Ronald Torreyes, R (4,5) OBP: 0.288, SLG: 0.243															

Batter	1	2	3	4	5	6	7	8	9	AB	R	H	RBI	BB	SO	LOB	TOP				
40 Adam Haseley, L (1, 8) OBP: 0.333, SLG: 0.500 98 Johan Rojas, R (6, 9) OBP: 0.286, SLG: 0.250										4	0	1	3	0	1	0	Philadelphia Phillies @ Detroit Tigers Publix Field at Joker Marchant Stadium, Lakeland, FL Sat Mar 27 2021, 1:10 PM - 4:45 PM EDT Att: 2,184 - Sunny - 86 F				
10 T.J. Reulinto, R (1, 2) OBP: 0.407, SLG: 0.636 9 Travis Jankowski, L (6, PR) (6, 8)										2	0	0	0	2	0	0					
37 Odúbel Herrera, L (1, 9) OBP: 0.271, SLG: 0.532 44 Christian Bethancourt, R (6, 2) OBP: 0.214, SLG: 0.083										4	2	3	1	0	0	2					
7 Matt Joyce, L (1, 7) OBP: 0.441, SLG: 0.429 76 Matt Vierling, R (6, 7) OBP: 0.230, SLG: 0.292										3	1	1	0	1	1	2					
4 Scott Kingery, R (1, 10) OBP: 0.228, SLG: 0.295										4	1	1	0	1	3	3					
88 Darick Hall, L (1, 3) OBP: 0.341, SLG: 0.553										5	1	1	3	0	2	2					
74 Ronald Torreyes, R (1, 6) OBP: 0.304, SLG: 0.286 73 Bryson Stott, L (4, 6) OBP: 0.148, SLG: 0.115										2	0	0	0	0	1	1					
Nick Maton, L (1, 4) OBP: 0.357, SLG: 0.520 94 Luis García, S (7, 4) OBP: 0.261, SLG: 0.200										3	1	0	0	1	0	3					
85 Luke Williams, R (1, 5) OBP: 0.370, SLG: 0.405										3	1	0	0	1	0	0					
Inning Stats	R: 1 H: 1 E: 0 K: 1 S: 8	H: 1 LOB: 0 BB: 0 P: 11	R: 0 H: 0 E: 0 K: 1 S: 10	H: 0 LOB: 0 BB: 0 P: 15	R: 0 H: 0 E: 0 K: 0 S: 5	H: 0 LOB: 0 BB: 0 P: 8	R: 6 H: 3 E: 0 K: 1 S: 27	H: 3 LOB: 2 BB: 5 P: 57	R: 0 H: 1 E: 0 K: 2 S: 14	H: 1 LOB: 1 BB: 0 P: 19	R: 0 H: 1 E: 0 K: 2 S: 10	H: 1 LOB: 1 BB: 0 P: 14	R: 1 H: 2 E: 0 K: 1 S: 15	H: 2 LOB: 2 BB: 1 P: 29	R: 0 H: 0 E: 0 K: 1 S: 10	H: 0 LOB: 0 BB: 0 P: 15		1B: 4 2B: 3 3B: 1 HR: 1	SF: 0 SAC: 0 DP: 0 HBP: 0	WP: 0 PB: 0 CS: 1	PA: 44
PITCHER	IP WLS BF H R ER SO BB IBB HBP BLK WP HR S P ERA WHIP	IP WLS BF H R ER SO BB IBB HBP BLK WP HR S P ERA WHIP	IP WLS BF H R ER SO BB IBB HBP BLK WP HR S P ERA WHIP	IP WLS BF H R ER SO BB IBB HBP BLK WP HR S P ERA WHIP	IP WLS BF H R ER SO BB IBB HBP BLK WP HR S P ERA WHIP	IP WLS BF H R ER SO BB IBB HBP BLK WP HR S P ERA WHIP	IP WLS BF H R ER SO BB IBB HBP BLK WP HR S P ERA WHIP	IP WLS BF H R ER SO BB IBB HBP BLK WP HR S P ERA WHIP	IP WLS BF H R ER SO BB IBB HBP BLK WP HR S P ERA WHIP	IP WLS BF H R ER SO BB IBB HBP BLK WP HR S P ERA WHIP	IP WLS BF H R ER SO BB IBB HBP BLK WP HR S P ERA WHIP	IP WLS BF H R ER SO BB IBB HBP BLK WP HR S P ERA WHIP	IP WLS BF H R ER SO BB IBB HBP BLK WP HR S P ERA WHIP	IP WLS BF H R ER SO BB IBB HBP BLK WP HR S P ERA WHIP	IP WLS BF H R ER SO BB IBB HBP BLK WP HR S P ERA WHIP	IP WLS BF H R ER SO BB IBB HBP BLK WP HR S P ERA WHIP	IP WLS BF H R ER SO BB IBB HBP BLK WP HR S P ERA WHIP	IP WLS BF H R ER SO BB IBB HBP BLK WP HR S P ERA WHIP	IP WLS BF H R ER SO BB IBB HBP BLK WP HR S P ERA WHIP	IP WLS BF H R ER SO BB IBB HBP BLK WP HR S P ERA WHIP	IP WLS BF H R ER SO BB IBB HBP BLK WP HR S P ERA WHIP

AB	36
R	8
H	9
RBI	8
BB	8
SO	10
LOB	16



Batter	1	2	3	4	5	6	7	8	9	AB	R	H	RBI	BB	SO	LOB	BOTTOM				
8 Robbie Grossman, S (1, 7) OBP: 0.360, SLG: 0.524 31 Riley Greene, L (7, 7) OBP: 0.419, SLG: 0.304										3	0	0	0	0	1	0	Philadelphia Phillies @ Detroit Tigers Publix Field at Joker Marchant Stadium, Lakeland, FL Sat Mar 27 2021, 1:10 PM - 4:45 PM EDT Att: 2,184 - Sunny - 86 F				
46 Jeimer Candelario, S (1, 5) OBP: 0.413, SLG: 0.463 Isaac Paredes, R (6, PR) (7, 5) (8, 4)										2	0	1	0	1	1	0					
9 Willy Castro, S (1, 6) OBP: 0.360, SLG: 0.596 Zack Short, R (6, PR) (7, 6)										3	0	1	0	0	1	1					
24 Miguel Cabrera, R (1, 10) OBP: 0.220, SLG: 0.297 64 Dustin Garneau, R (8, PH) (9, 10)										3	0	0	0	0	2	4					
7 Jonathan Schoop, R (1, 3) OBP: 0.310, SLG: 0.280 72 Kody Clemens, L (6, 3) OBP: 0.391, SLG: 0.450										2	1	1	0	0	1	0					
15 Nomar Mazara, L (1, 9) OBP: 0.233, SLG: 0.214 Derek Hill, R (8, 9) OBP: 0.320, SLG: 0.318										3	0	0	0	0	1	1					
40 Wilson Ramos, R (1, 2) OBP: 0.357, SLG: 0.447 22 Victor Reyes, S (6, PR) (6, 8)										1	0	1	1	1	0	0					
28 Niko Goodrum, S (1, 4) OBP: 0.200, SLG: 0.262 95 Ryan Kreydler, R (8, 5) OBP: 0.556, SLG: 1.000										3	0	0	0	0	2	2					
21 JaCoby Jones, R (1, 8) OBP: 0.227, SLG: 0.308 17 Grayson Greiner, R (6, 2) OBP: 0.650, SLG: 0.923										2	0	0	0	0	2	2					
Inning Stats	R: 0 H: 1 E: 0 K: 3 S: 14	H: 2 LOB: 1 BB: 0 P: 18	R: 1 H: 2 E: 0 K: 1 S: 12	H: 2 LOB: 1 BB: 0 P: 16	R: 0 H: 0 E: 0 K: 1 S: 5	H: 0 LOB: 0 BB: 0 P: 7	R: 0 H: 0 E: 0 K: 2 S: 12	H: 0 LOB: 0 BB: 0 P: 15	R: 0 H: 0 E: 0 K: 1 S: 5	H: 0 LOB: 1 BB: 1 P: 10	R: 0 H: 1 E: 1 K: 0 S: 15	H: 1 LOB: 3 BB: 1 P: 24	R: 0 H: 0 E: 0 K: 1 S: 8	H: 0 LOB: 0 BB: 0 P: 11	R: 8 H: 3 E: 0 K: 2 S: 26	H: 3 LOB: 7 BB: 7 P: 68		1B: 4 2B: 2 3B: 0 HR: 1	SF: 1 SAC: 0 DP: 1 HBP: 1	WP: 0 PB: 0 SB: 0 CS: 0	PA: 40
PITCHER	IP WLS BF H R ER SO BB IBB HBP BLK WP HR S P ERA WHIP	IP WLS BF H R ER SO BB IBB HBP BLK WP HR S P ERA WHIP	IP WLS BF H R ER SO BB IBB HBP BLK WP HR S P ERA WHIP	IP WLS BF H R ER SO BB IBB HBP BLK WP HR S P ERA WHIP	IP WLS BF H R ER SO BB IBB HBP BLK WP HR S P ERA WHIP	IP WLS BF H R ER SO BB IBB HBP BLK WP HR S P ERA WHIP	IP WLS BF H R ER SO BB IBB HBP BLK WP HR S P ERA WHIP	IP WLS BF H R ER SO BB IBB HBP BLK WP HR S P ERA WHIP	IP WLS BF H R ER SO BB IBB HBP BLK WP HR S P ERA WHIP	IP WLS BF H R ER SO BB IBB HBP BLK WP HR S P ERA WHIP	IP WLS BF H R ER SO BB IBB HBP BLK WP HR S P ERA WHIP	IP WLS BF H R ER SO BB IBB HBP BLK WP HR S P ERA WHIP	IP WLS BF H R ER SO BB IBB HBP BLK WP HR S P ERA WHIP	IP WLS BF H R ER SO BB IBB HBP BLK WP HR S P ERA WHIP	IP WLS BF H R ER SO BB IBB HBP BLK WP HR S P ERA WHIP	IP WLS BF H R ER SO BB IBB HBP BLK WP HR S P ERA WHIP	IP WLS BF H R ER SO BB IBB HBP BLK WP HR S P ERA WHIP	IP WLS BF H R ER SO BB IBB HBP BLK WP HR S P ERA WHIP	IP WLS BF H R ER SO BB IBB HBP BLK WP HR S P ERA WHIP	IP WLS BF H R ER SO BB IBB HBP BLK WP HR S P ERA WHIP	IP WLS BF H R ER SO BB IBB HBP BLK WP HR S P ERA WHIP

AB	29
R	9
H	7
RBI	9
BB	9
SO	11
LOB	19



Batter	1	2	3	4	5	6	7	8	9	AB	R	H	RBI	BB	SO	LOB	TOP
10 Marcus Semien, R (1.4) OBP: 0.316, SLG: 0.440 Otto Lopez, R (4.4) OBP: 0.471, SLG: 0.400										2	0	1	0	0	0	0	Toronto Blue Jays @ Philadelphia Phillies BayCare Ballpark, Clearwater, FL Mon Mar 29 2021, 1:08 PM - 4:29 PM EDT Att: 2,278 - Sunny - 81 F
8 Cavan Biggio, L (1.5) OBP: 0.400, SLG: 0.463 74 Brevic Valera, S (4.5) OBP: 0.205, SLG: 0.243										2	0	1	0	0	1	1	
11 Bo Bichette, R (1.6) OBP: 0.471, SLG: 0.550 Santiago Espinal, R (4.6) OBP: 0.432, SLG: 0.647 92 Miguel Hiraldo, R (8.4)										2	0	2	0	0	0	0	
37 Teoscar Hernández, R (1.9) OBP: 0.365, SLG: 0.500 Joshua Palacios, L (5.9) OBP: 0.421, SLG: 0.706										2	0	0	0	0	2	4	
27 Vladimir Guerrero Jr., R (1.3) OBP: 0.511, SLG: 0.737 90 Cullen Lurge, S (5.3)										2	0	0	0	0	0	2	
13 Lourdes Gurriel Jr., R (1.7) OBP: 0.283, SLG: 0.432 82 Forrest Wall, L (5.7)										2	1	1	0	0	0	0	
44 Rowdy Tellez, L (1.10) OBP: 0.417, SLG: 0.727 95 Orelvis Martínez, R (6.10) OBP: 0.417, SLG: 0.727 86 Phil Clarke, L (8.10)										2	1	1	1	0	0	1	
15 Randal Grichuk, R (1.8) OBP: 0.295, SLG: 0.410 3 Jonathan Davis, R (5.8) OBP: 0.400, SLG: 0.436										1	0	1	1	0	0	0	
9 Danny Jansen, R (1.2) OBP: 0.300, SLG: 0.273 Riley Adams, R (5.2) OBP: 0.353, SLG: 0.667										2	0	0	0	0	0	2	
Inning Stats	R: 0 H: 2 E: 0 LOB: 2 K: 2 BB: 0 S: 14 P: 19	R: 1 H: 1 E: 1 LOB: 0 K: 0 BB: 0 S: 8 P: 11	R: 0 H: 2 E: 0 LOB: 2 K: 1 BB: 0 S: 7 P: 14	R: 1 H: 2 E: 0 LOB: 1 K: 0 BB: 0 S: 11 P: 15	R: 0 H: 1 E: 0 LOB: 1 K: 0 BB: 0 S: 9 P: 10	R: 2 H: 2 E: 0 LOB: 0 K: 2 BB: 0 S: 12 P: 20	R: 9 H: 7 E: 1 LOB: 3 K: 2 BB: 3 S: 31 P: 61	R: 0 H: 0 E: 0 LOB: 0 K: 1 BB: 0 S: 7 P: 9	R: 0 H: 1 E: 0 LOB: 0 K: 1 BB: 0 S: 7 P: 13	1B: 13 SF: 1 2B: 3 SAC: 0 3B: 0 DP: 3 HR: 3 HBP: 2	WP: 0 PA: 48 FB: 0 SB: 0 CS: 0						
PITCHER	IP WLS BF H R ER SO BB IBB HBP BLK WP HR S P ERA WHIP 56 Zach Eflin, R (1.1) 5.0 22 8 2 1 3 0 0 0 0 0 1 49 69 1.80 1.600 50 Héctor Neris, R (6.1) 1.0 5 2 2 2 2 0 0 0 0 0 1 12 20 18.00 2.000 46 José Alvarado, L (7.1) 0.2 L 6 2 4 4 1 2 0 0 0 0 0 1 15 27 54.00 6.000 90 Tyler Carr, R (7.1) 0.0 7 5 4 4 0 1 0 1 0 0 0 11 26 ∞ ∞ 64 JD Hammer, R (7.1) 0.1 2 0 1 1 1 0 0 1 0 0 0 5 8 27.00 0.000	IP WLS BF H R ER SO BB IBB HBP BLK WP HR S P ERA WHIP 54 Sam Coonrod, R (8.1) 1.0 3 0 0 0 1 0 0 0 0 0 0 0 7 9 0.00 0.000 96 Naitali Feliz, R (9.1) 1.0 3 1 0 0 1 0 0 0 0 0 0 0 7 13 0.00 1.000															
Batter	1	2	3	4	5	6	7	8	9	AB	R	H	RBI	BB	SO	LOB	BOTTOM
22 Andrew McCutchen, R (1.7) OBP: 0.412, SLG: 0.455 Nick Maton, L (5.6) OBP: 0.355, SLG: 0.536										2	1	1	1	1	0	0	Toronto Blue Jays @ Philadelphia Phillies BayCare Ballpark, Clearwater, FL Mon Mar 29 2021, 1:08 PM - 4:29 PM EDT Att: 2,278 - Sunny - 81 F
17 Rhys Hoskins, R (1.3) OBP: 0.295, SLG: 0.333 73 Bryson Stott, L (5.4)										3	0	0	0	0	3	0	
3 Bryce Harper, L (1.9) OBP: 0.477, SLG: 0.771 88 Darick Hall, L (5.3)										3	2	2	1	0	0	1	
10 J.T. Realmuto, R (1.2) OBP: 0.444, SLG: 0.571 24 Roman Quinn, S (6.8) OBP: 0.341, SLG: 0.495										3	0	1	1	0	0	0	
18 Didi Gregorius, L (1.6) OBP: 0.275, SLG: 0.462 7 Matt Joyce, L (5.7)										2	1	1	0	0	0	1	
2 Jean Segura, R (1.4) OBP: 0.400, SLG: 0.368 37 Odúbel Herrera, L (5.9)										2	0	1	0	0	1	1	
13 Brad Miller, L (1.10) OBP: 0.308, SLG: 0.417										4	1	1	1	0	2	3	
40 Adam Haseley, L (1.8) OBP: 0.381, SLG: 0.526 85 Luke Williams, R (6.5)										3	1	2	1	0	0	1	
74 Ronald Torreyes, R (1.5) OBP: 0.313, SLG: 0.295 5 Andrew Knapp, S (6.2) OBP: 0.162, SLG: 0.220 87 Rodolfo Durán, R (9.2) OBP: 0.429, SLG: 0.462										2	0	1	0	0	0	0	
Inning Stats	R: 2 H: 3 E: 1 LOB: 2 K: 0 BB: 1 S: 10 P: 18	R: 1 H: 3 E: 0 LOB: 1 K: 0 BB: 0 S: 9 P: 15	R: 2 H: 3 E: 0 LOB: 1 K: 1 BB: 0 S: 21 P: 32	R: 1 H: 1 E: 0 LOB: 0 K: 0 BB: 0 S: 13 P: 18	R: 0 H: 0 E: 0 LOB: 1 K: 1 BB: 1 S: 7 P: 14	R: 1 H: 2 E: 0 LOB: 1 K: 2 BB: 0 S: 12 P: 16	R: 0 H: 0 E: 0 LOB: 0 K: 2 BB: 0 S: 8 P: 13	R: 0 H: 0 E: 0 LOB: 0 K: 2 BB: 0 S: 11 P: 15	R: 0 H: 0 E: 0 LOB: 0 K: 0 BB: 0 S: 6 P: 10	1B: 8 SF: 0 2B: 2 SAC: 0 3B: 0 DP: 2 HR: 2 HBP: 1	WP: 0 PA: 40 FB: 0 SB: 2 CS: 0						
PITCHER	IP WLS BF H R ER SO BB IBB HBP BLK WP HR S P ERA WHIP 29 T.J. Zeuch, R (1.1) 3.0 18 4 1 1 1 0 0 0 0 0 0 1 13 18 9.00 1.000 63 Anthony Castro, R (4.1) 1.0 4 0 0 0 0 1 1 0 0 0 0 7 14 0.00 1.000 67 Julian Merryweather, R (5.1) 1.0 W 5 2 1 1 2 0 0 0 0 0 1 12 16 9.00 2.000 42 Jordan Romano, R (6.1) 2.0 6 0 0 0 4 0 0 0 0 0 0 19 28 0.00 0.000	IP WLS BF H R ER SO BB IBB HBP BLK WP HR S P ERA WHIP 81 Kirby Sneed, L (9.1) 1.0 3 0 0 0 1 0 0 0 0 0 0 0 6 10 0.00 0.000															

Batter	1	2	3	4	5	6	7	8	9	10	AB	R	H	RBI	BB	SO	LOB	TOP			
13 Ronald Acuña Jr., R OBP: 0.600, SLG: 0.750	F8		2B			1B	BB		K		4	0	2	0	1	1	0				
Ozzie Albies, S	K		G4-3			P5	F8		F6		5	0	0	0	0	1	3				
5 Freddie Freeman, L	G3-1				F8	E3			G4-3		4	0	0	0	1	0	1				
20 Marcell Ozuna, R OBP: 0.200, SLG: 0.200		1B			K	L5			F8-2		5	0	1	0	0	2	4				
16 Travis d'Arnaud, R OBP: 0.250, SLG: 0.250		K			F4						4	0	1	0	0	2	3				
7 Dansby Swanson, R	F7				F9						4	0	0	0	0	1	3				
27 Austin Riley, R OBP: 0.500, SLG: 0.333	G5-3					L8					3	0	1	0	0	0	1				
25 Cristian Pacheco, R OBP: 0.250, SLG: 0.500					P5						4	1	1	0	0	2	4				
54 Max Fried, L 68 Tyler Matzek, L 48 Pablo Sandoval, S 33 A.J. Minter, L 55 Chris Martin, R 23 Ehre Adnanza, S 51 Will Smith, R 49 Nate Jones, R					K	G4-3			G4-3		2	0	0	0	0	1	1				
Inning Stats	R: 0 E: 0 K: 1 S: 7	H: 0 LOB: 0 BB: 0 P: 9	R: 0 E: 0 K: 1 S: 11	H: 1 LOB: 1 BB: 0 P: 13	R: 0 E: 0 K: 1 S: 6	H: 1 LOB: 1 BB: 0 P: 9	R: 0 E: 0 K: 1 S: 9	H: 0 LOB: 0 BB: 0 P: 12	R: 0 E: 0 K: 1 S: 9	H: 1 LOB: 1 BB: 0 P: 13	R: 2 E: 0 K: 0 S: 13	H: 2 LOB: 1 BB: 1 P: 20	R: 0 E: 0 K: 3 S: 12	H: 1 LOB: 3 BB: 1 P: 21	R: 0 E: 0 K: 1 S: 11	H: 0 LOB: 0 BB: 0 P: 15	R: 0 E: 0 K: 0 S: 5	H: 0 LOB: 0 BB: 0 P: 7	1B: 4 2B: 3 3B: 0 HR: 1	SF: 0 SAC: 0 DP: 1 HBP: 1	WP: 0 PA: 40
PITCHER	IP WLS BF H R ER SO	IP WLS BF H R ER SO	IP WLS BF H R ER SO	IP WLS BF H R ER SO	IP WLS BF H R ER SO	IP WLS BF H R ER SO	IP WLS BF H R ER SO	IP WLS BF H R ER SO	IP WLS BF H R ER SO	IP WLS BF H R ER SO	IP WLS BF H R ER SO	IP WLS BF H R ER SO	IP WLS BF H R ER SO	IP WLS BF H R ER SO	IP WLS BF H R ER SO	IP WLS BF H R ER SO	IP WLS BF H R ER SO	IP WLS BF H R ER SO	ERA WHIP	ERA WHIP	
27 Aaron Nola, R ERA: 2.7	6.2	27	6	2	2	6	0	0	0	0	0	0	0	0	0	0	0	0	0	2.70	0.900
23 Archie Bradley, R ERA:	0.1	2	0	0	0	0	1	0	0	0	0	0	0	0	0	0	0	0	0	3.000	3.000
46 José Alvarado, L ERA:	1.0	6	1	0	0	3	1	0	1	0	0	0	0	0	0	0	0	0	0	2.000	2.000
50 Héctor Neris, R ERA:	1.0	3	0	0	0	1	0	0	0	0	0	0	0	0	0	0	0	0	0	0.000	0.000
75 Connor Brogdon, R ERA:	1.0	W	2	0	0	0	0	0	0	0	0	0	0	0	0	0	0	0	0	0.000	0.000

Atlanta Braves @ Philadelphia Phillies
Citizens Bank Park, Philadelphia, PA
Thu Apr 01 2021, 3:09 PM - 6:42 PM EDT
Att: 8,529 - Partly Cloudy - 49 F

AB 37
R 2
H 7
RBI 2
BB 2
SO 10
LOB 20



Batter	1	2	3	4	5	6	7	8	9	10	AB	R	H	RBI	BB	SO	LOB	BOTTOM			
22 Andrew McCutchen, R OBP: 0.400, SLG: 0.250	10 HBP 28 SF7 3 BB 1B		K	FC6-4		BB			K		4	1	1	0	1	2	2				
17 Rhys Hoskins, R OBP: 0.200, SLG: 0.400	F8		10 HBP 3 BB 2B	K		K			K		5	1	1	0	0	3	5				
3 Bryce Harper, L OBP: 0.400, SLG: 0.250	28 SF7 10 HBP 1B		10 HBP 1B		F7			G4-3			4	1	1	0	1	1	0				
10 J.T. Realmuto, R OBP: 0.800, SLG: 0.750	28 SF7 HBP		28 SF7 1B					G6-3			4	0	2	1	0	0	0				
28 Alec Bohm, R	SF7		10 HBP 1B					G6-3			3	0	0	1	1	1	2				
18 Didi Gregorius, L OBP: 0.400, SLG: 0.250	K		K		K						4	0	1	0	1	3	5				
2 Jean Segura, R OBP: 0.400, SLG: 0.400	F8				G6-3			FC1-4			5	0	2	1	0	0	1				
40 Adam Haseley, L OBP: 0.333, SLG: 0.333 24 Roman Quinn, S	G6-3				K			K			3	0	1	0	0	1	1				
27 Aaron Nola, R 23 Archie Bradley, R 46 José Alvarado, L 13 Brad Miller, L 50 Héctor Neris, R 75 Connor Brogdon, R	K				FC3 FC6-4			L4			2	0	0	0	0	1	1				
Inning Stats	R: 1 E: 0 K: 1 S: 11	H: 1 LOB: 2 BB: 1 P: 19	R: 0 E: 0 K: 1 S: 9	H: 0 LOB: 0 BB: 0 P: 11	R: 1 E: 0 K: 2 S: 22	H: 3 LOB: 2 BB: 1 P: 34	R: 0 E: 1 K: 2 S: 11	H: 1 LOB: 2 BB: 0 P: 16	R: 0 E: 0 K: 2 S: 10	H: 1 LOB: 1 BB: 0 P: 14	R: 0 E: 0 K: 0 S: 6	H: 0 LOB: 0 BB: 0 P: 7	R: 0 E: 0 K: 1 S: 10	H: 1 LOB: 1 BB: 0 P: 13	R: 0 E: 0 K: 3 S: 9	H: 0 LOB: 0 BB: 0 P: 14	R: 1 E: 0 K: 0 S: 5	H: 1 LOB: 2 BB: 1 P: 6	1B: 7 2B: 2 3B: 0 HR: 0	SF: 1 SAC: 1 DP: 0 HBP: 1	WP: 0 PA: 43
PITCHER	IP WLS BF H R ER SO	IP WLS BF H R ER SO	IP WLS BF H R ER SO	IP WLS BF H R ER SO	IP WLS BF H R ER SO	IP WLS BF H R ER SO	IP WLS BF H R ER SO	IP WLS BF H R ER SO	IP WLS BF H R ER SO	IP WLS BF H R ER SO	IP WLS BF H R ER SO	IP WLS BF H R ER SO	IP WLS BF H R ER SO	IP WLS BF H R ER SO	IP WLS BF H R ER SO	IP WLS BF H R ER SO	IP WLS BF H R ER SO	IP WLS BF H R ER SO	ERA WHIP	ERA WHIP	
54 Max Fried, L ERA: 3.6	5.0	24	6	2	2	8	2	0	0	0	0	0	0	0	0	0	0	0	3.600	1.600	
68 Tyler Matzek, L ERA:	1.0	5	1	0	0	1	1	0	0	0	0	0	0	0	0	0	0	0	2.000	2.000	
33 A.J. Minter, L ERA:	1.0	3	0	0	0	0	0	0	0	0	0	0	0	0	0	0	0	0	0.000	0.000	
55 Chris Martin, R ERA:	1.0	4	1	0	0	1	0	0	0	0	0	0	0	0	0	0	0	0	1.000	1.000	
51 Will Smith, L ERA:	1.0	3	0	0	0	3	0	0	0	0	0	0	0	0	0	0	0	0	0.000	0.000	

Atlanta Braves @ Philadelphia Phillies
Citizens Bank Park, Philadelphia, PA
Thu Apr 01 2021, 3:09 PM - 6:42 PM EDT
Att: 8,529 - Partly Cloudy - 49 F

AB 36
R 3
H 9
RBI 3
BB 4
SO 13
LOB 19



Batter	1	2	3	4	5	6	7	8	9	AB	R	H	RBI	BB	SO	LOB	TOP										
13 Ronald Acuña Jr., R OBP: 0.231, SLG: 0.250										4	0	0	0	0	2	1	Atlanta Braves @ Philadelphia Phillies Citizens Bank Park, Philadelphia, PA Sun Apr 04 2021, 1:09 PM - 3:47 PM EDT Att: 10,773 - Sunny - 63 F										
Ozzie Albies, S (1,4)										4	0	0	0	0	0												
5 Freddie Freeman, L (1,3)										2	0	0	0	2	0												
20 Marcell Ozuna, R OBP: 0.167, SLG: 0.091										3	0	0	0	1	2												
16 Travis d'Arnaud, R OBP: 0.273, SLG: 0.545										4	1	1	1	0	1	2											
7 Dansby Swanson, R OBP: 0.100, SLG: 0.100										3	0	1	0	0	2	0											
27 Austin Riley, R OBP: 0.300, SLG: 0.222										3	0	1	0	0	1	1											
25 Cristian Pacheco, R OBP: 0.100, SLG: 0.200										3	0	0	0	0	1	1											
36 Ian Anderson, R ERA: 1.29										1	0	1	0	0	0	0											
11 Ender Inciarte, L ERA: 1.29										1	0	0	0	0	1	0											
68 Tyler Matzek, L ERA: 1.29										0	0	0	0	0	0	0											
33 A.J. Minter, L ERA: 1.29										0	0	0	0	0	0	0											
17 Johan Camargo, S ERA: 1.29										0	0	0	0	0	0	0											
55 Chris Martin, R ERA: 1.29										0	0	0	0	0	0	0											
75 Grant Dayton, L ERA: 1.29										0	0	0	0	0	0	0											
Inning Stats	R: 0 E: 0 K: 2 S: 11	H: 0 LOB: 1 BB: 1 P: 23	R: 0 E: 0 K: 1 S: 8	H: 1 LOB: 1 BB: 0 P: 9	R: 0 E: 0 K: 0 S: 5	H: 1 LOB: 0 BB: 0 P: 7	R: 0 E: 0 K: 1 S: 6	H: 0 LOB: 0 BB: 0 P: 8	R: 0 E: 0 K: 1 S: 7	H: 1 LOB: 0 BB: 0 P: 7	R: 0 E: 0 K: 1 S: 7	H: 0 LOB: 0 BB: 11 P: 11	R: 1 E: 0 K: 2 S: 10	H: 1 LOB: 0 BB: 0 P: 15	R: 0 E: 0 K: 2 S: 8	H: 0 LOB: 2 BB: 2 P: 10	R: 0 E: 0 K: 1 S: 10	H: 0 LOB: 2 BB: 2 P: 23	1B: 2 2B: 2 3B: 0 HR: 1	SF: 0 SAC: 0 DP: 2 HBP: 0	WP: 0 PB: 0 SB: 0 CS: 0	PA: 32					
PITCHER	IP	WLS	BF	H	R	ER	SO	BB	IBB	HBP	BLK	WP	HR	S	P	ERA	WHIP										
56 Zach Eflin, R ERA: 1.29	7.0		24	4	1	1	8	1	0	0	0	0	1	54	80	1.29	0.714										
46 José Alvarado, L ERA: 1.29	1.0	W	3	0	0	0	2	0	0	0	0	0	0	8	10	0.00	0.000										
50 Héctor Neris, R ERA: 1.29	1.0	S	5	0	0	0	1	2	0	0	0	0	0	10	23	0.00	2.000										

AB	29
R	1
H	4
RBI	1
BB	3
SO	11
LOB	6

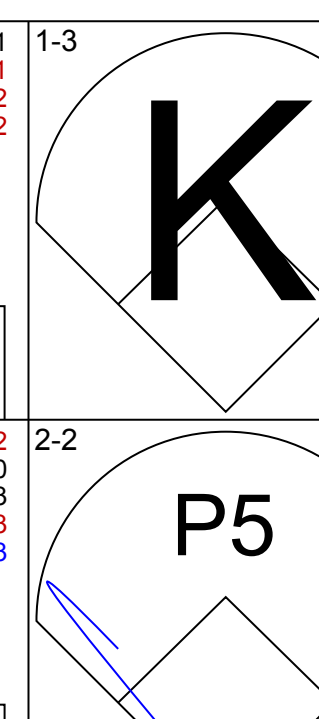
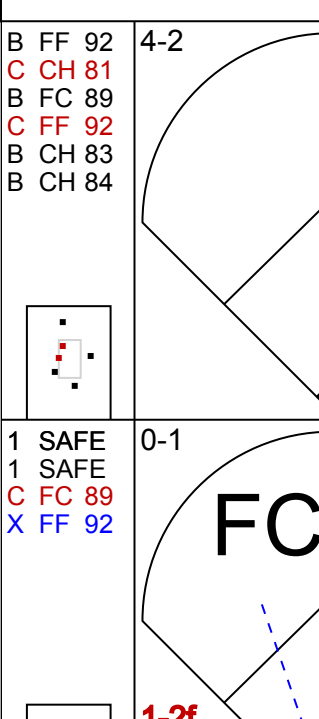
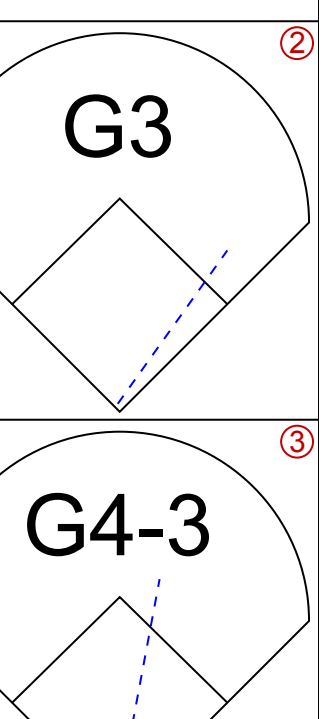
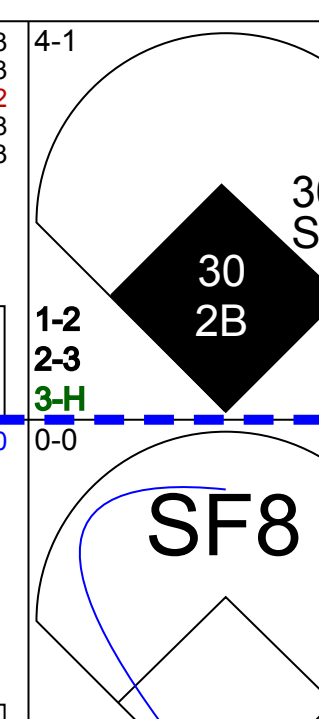
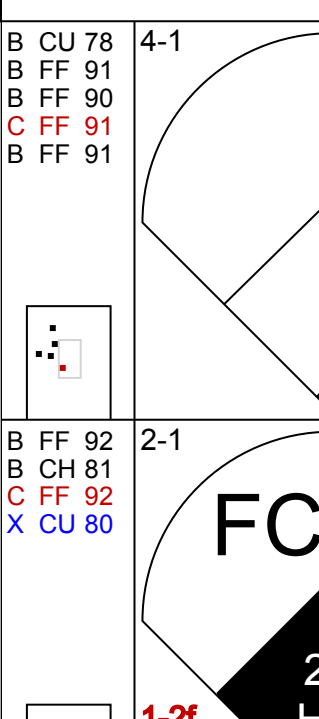
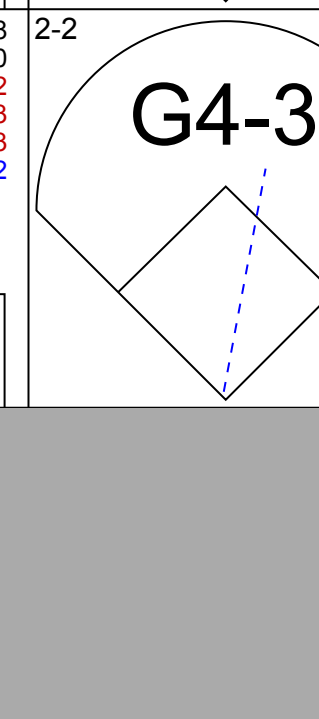
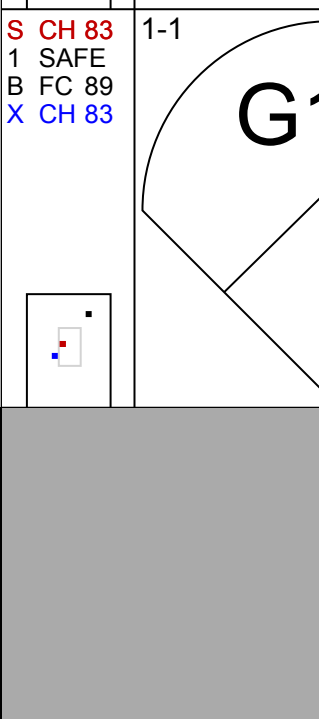

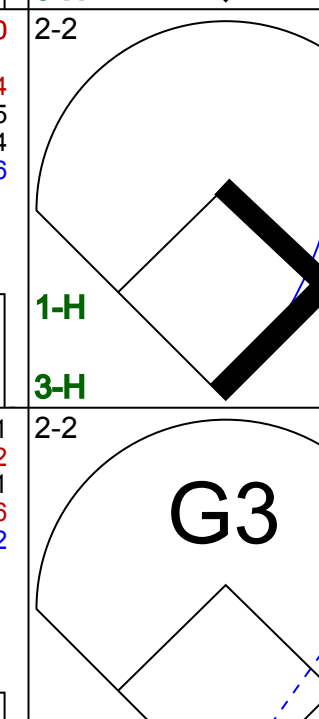
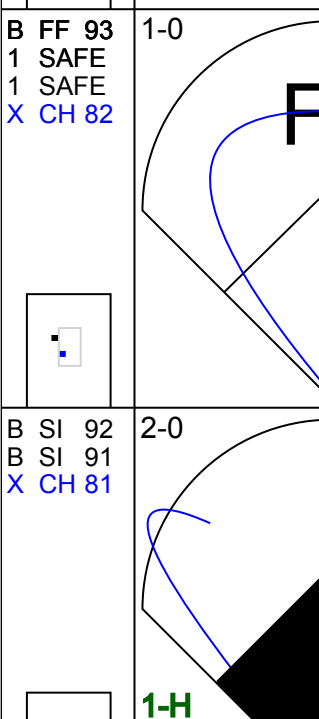


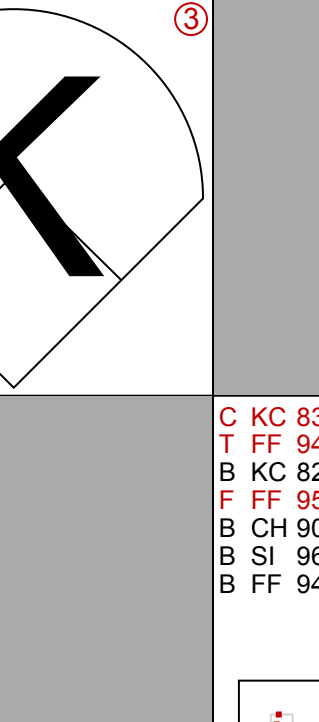
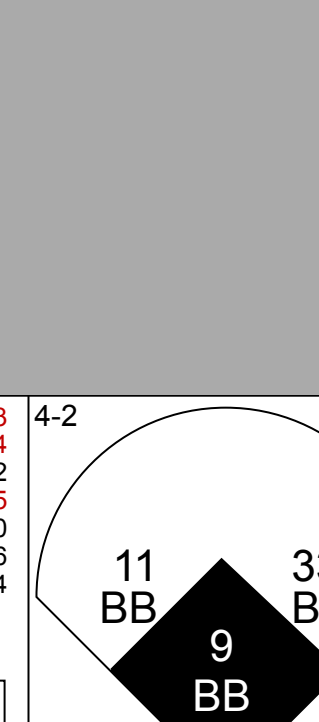
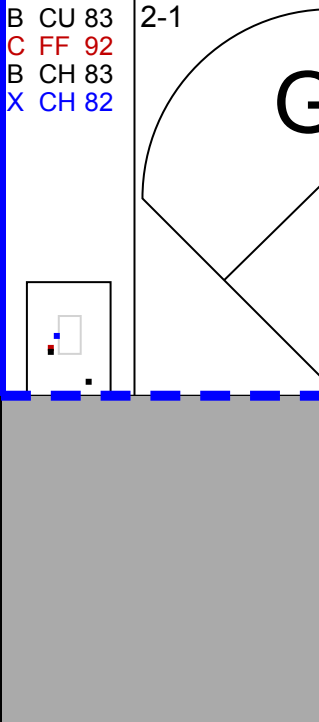
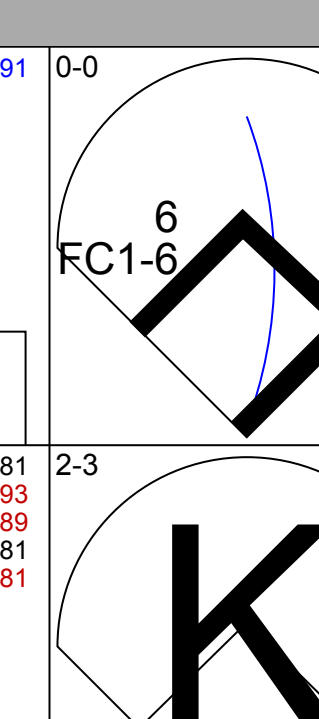
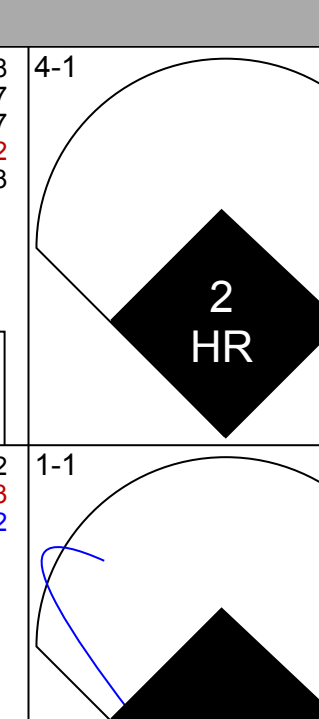
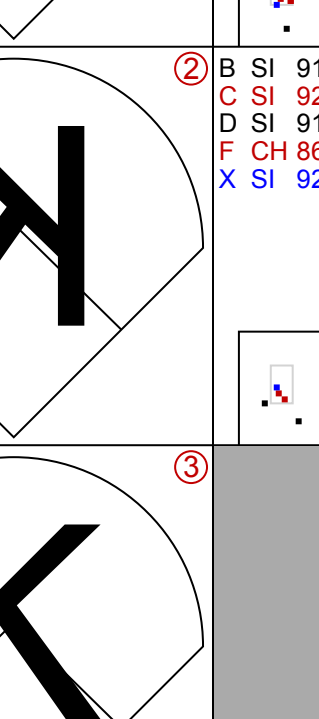
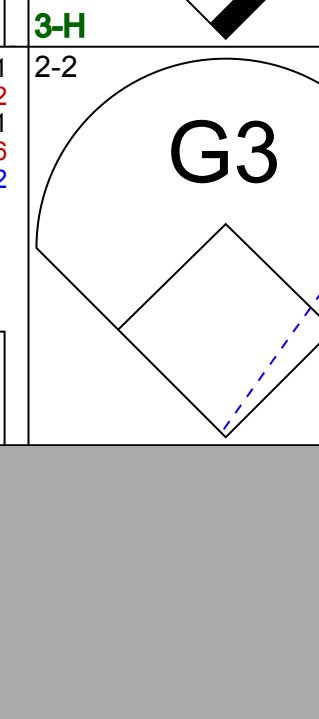
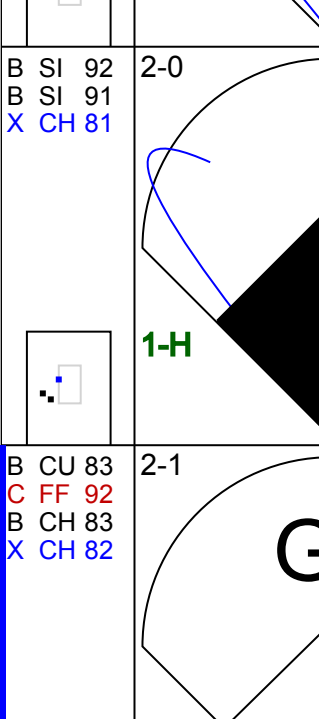

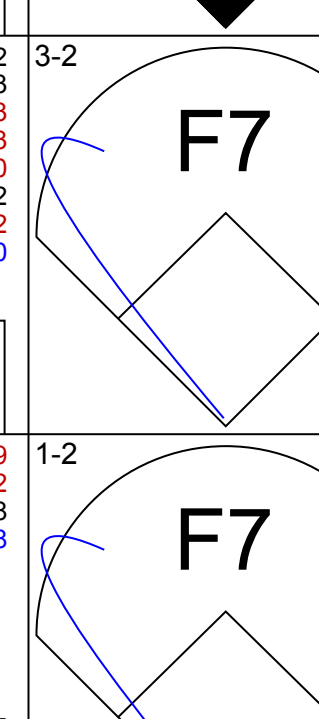
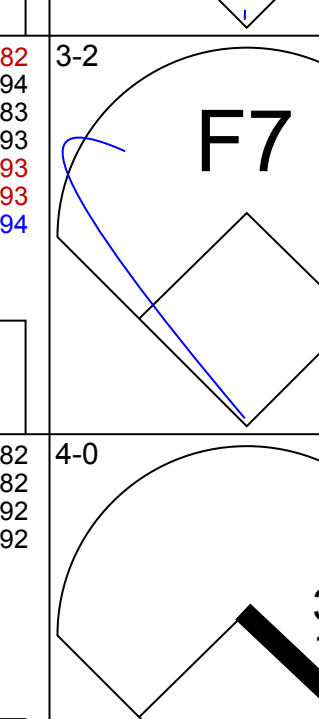

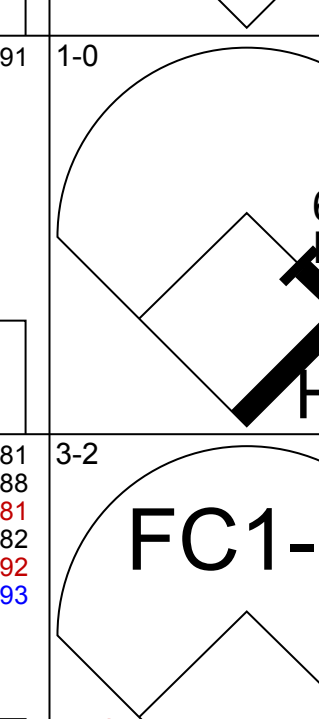
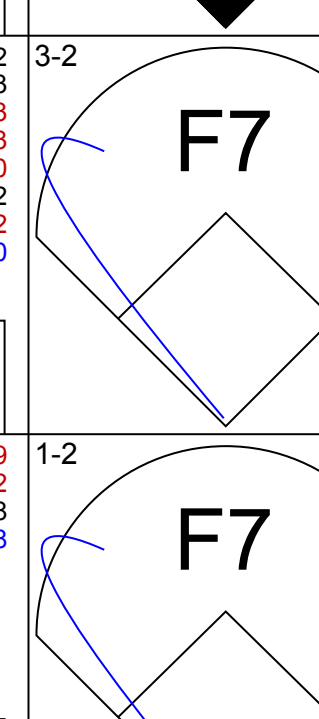
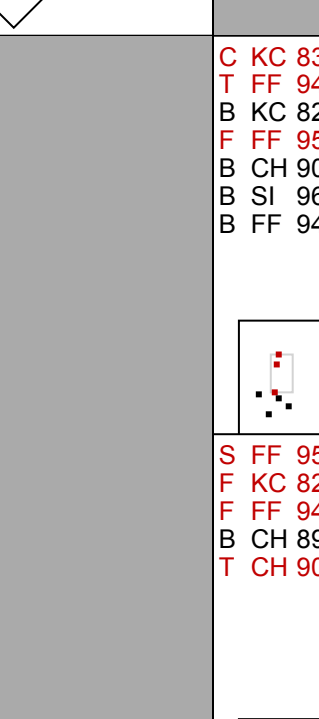
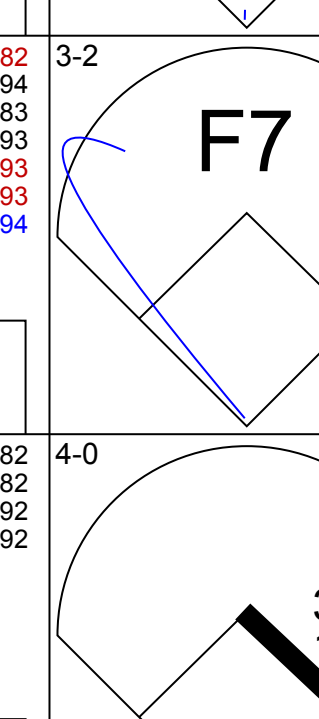

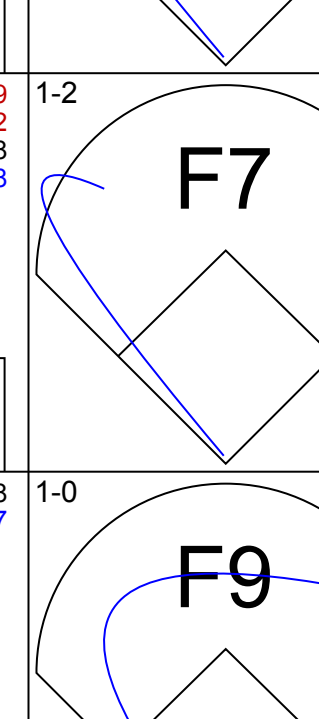
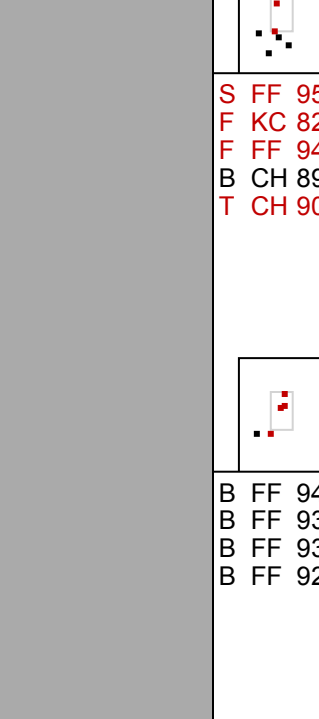
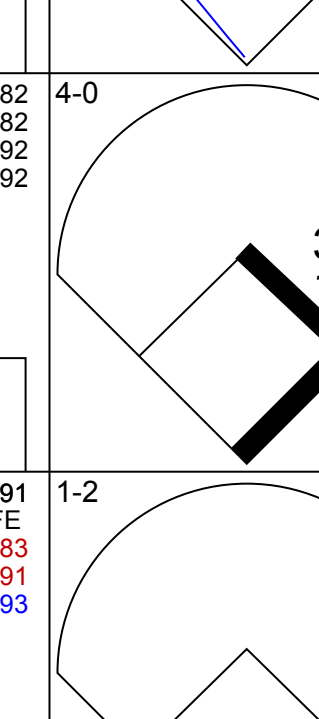
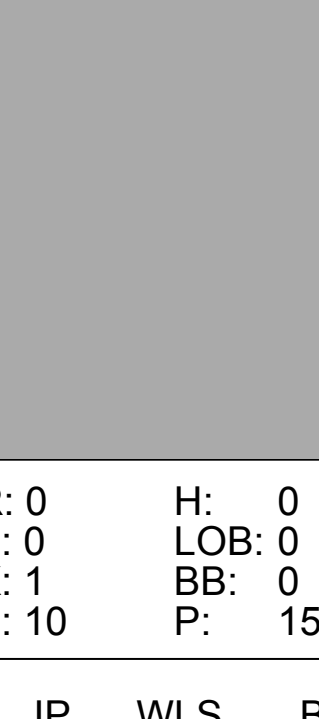

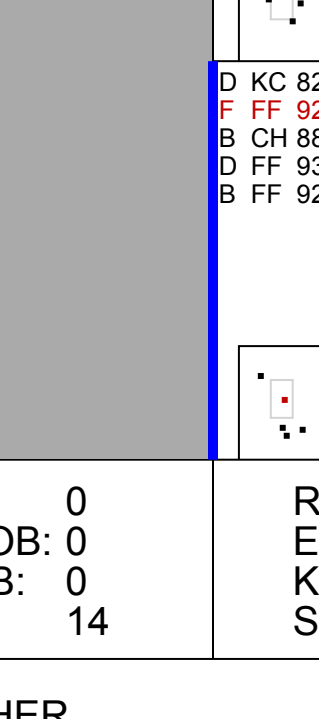
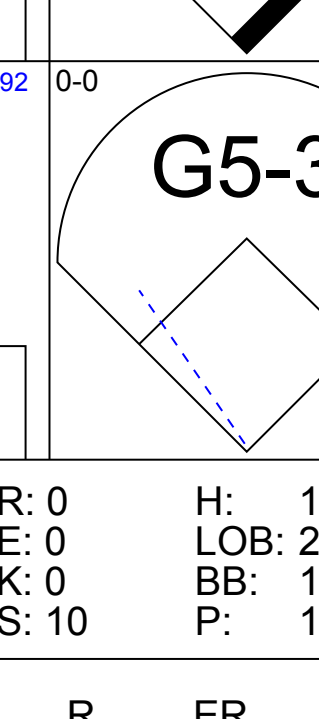


Batter	1	2	3	4	5	6	7	8	9	AB	R	H	RBI	BB	SO	LOB	BOTTOM										
22 Andrew McCutchen, R OBP: 0.385, SLG: 0.111										3	0	0	0	1	1	1	Atlanta Braves @ Philadelphia Phillies Citizens Bank Park, Philadelphia, PA Sun Apr 04 2021, 1:09 PM - 3:47 PM EDT Att: 10,773 - Sunny - 63 F										
17 Rhys Hoskins, R OBP: 0.231, SLG: 0.385										4	1	1	0	0	0	2											
3 Bryce Harper, L OBP: 0.462, SLG: 0.300										3	0	1	0	1	2	1											
28 Alec Bohm, R OBP: 0.308, SLG: 0.200										4	0	2	1	0	2	1											
18 Didi Gregorius, L OBP: 0.385, SLG: 0.273										4	0	1	0	0	2	4											
2 Jean Segura, R OBP: 0.308, SLG: 0.250										3	0	0	0	1	2	1											
5 Andrew Knapp, S ERA: 1.587										3	1	2	1	0	0	0											
46 José Alvarado, L ERA: 1.587										0	0	0	0	0	0	0											
13 Brad Miller, L ERA: 1.587										1	0	0	0	0	0	3											
50 Héctor Neris, R ERA: 1.587										1	0	0	0	0	0	0											
40 Adam Haseley, L OBP: 0.400, SLG: 0.400										2	0	1	0	0	1	0											
10 J.T. Realmuto, R OBP: 0.500, SLG: 0.687										1	0	0	0	0	1	1											
56 Zach Eflin, R ERA: 1.29										1	0	0	0	0	1	0											
24 Roman Quinn, S ERA: 1.29										1	0	0	0	0	1	1											
Inning Stats	R: 0 E: 0 K: 2 S: 14	H: 1 LOB: 2 BB: 1 P: 27	R: 1 E: 0 K: 3 S: 13	H: 1 LOB: 0 BB: 0 P: 19	R: 0 E: 0 K: 2 S: 13	H: 0 LOB: 1 BB: 1 P: 24	R: 0 E: 0 K: 0 S: 6	H: 1 LOB: 0 BB: 0 P: 8	R: 0 E: 0 K: 0 S: 9	H: 1 LOB: 1 BB: 0 P: 10	R: 0 E: 0 K: 3 S: 10	H: 0 LOB: 0 BB: 0 P: 16	R: 0 E: 1 K: 3 S: 12	H: 1 LOB: 1 BB: 0 P: 13	R: 1 E: 0 K: 0 S: 10	H: 3 LOB: 3 BB: 1 P: 18	1B: 7 2B: 0 3B: 0 HR: 1	SF: 0 SAC: 1 DP: 1 HBP: 0	WP: 0 PB: 0 SB: 1 CS: 0	PA: 34							
PITCHER	IP	WLS	BF	H	R	ER	SO	BB	IBB	HBP	BLK	WP	HR	S	P	ERA	WHIP										
36 Ian Anderson, R ERA: 1.8	5.0		20	4	1	1	7	2	0	0	0	0	0	55	88	1.80	1.200										
68 Tyler Matzek, L ERA: 1.8	1.0		3	0	0	0	3	0	0	0	0	0	0	10	16	0.00	0.000										
33 A.J. Minter, L ERA: 1.8	1.0		4	1	0	0	3	0	0	0	0	0	0	12	13	0.00	1.000										
55 Chris Martin, R ERA: 5.4	0.2	L	5	3	1	1	0	0	0	0	0	0	0	9	15	13.50	4.500										
75 Grant Dayton, L ERA: 1.8	0.1		2	0	0	0	0	0	1	0	0	0	0	1	3	0.00	0.000										

AB	30
R	2
H	8
RBI	2
BB	3
SO	13
LOB	15



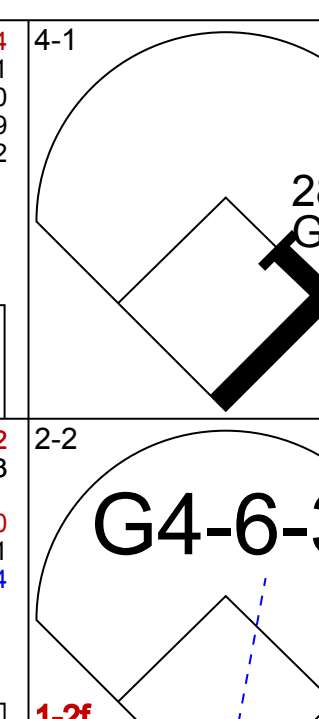
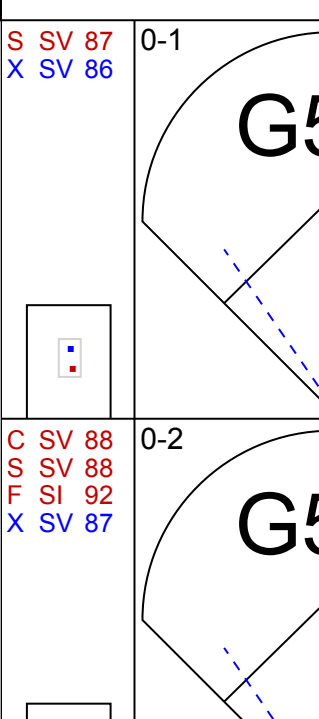
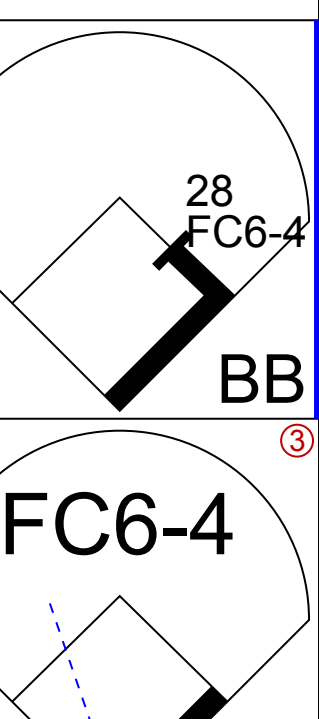
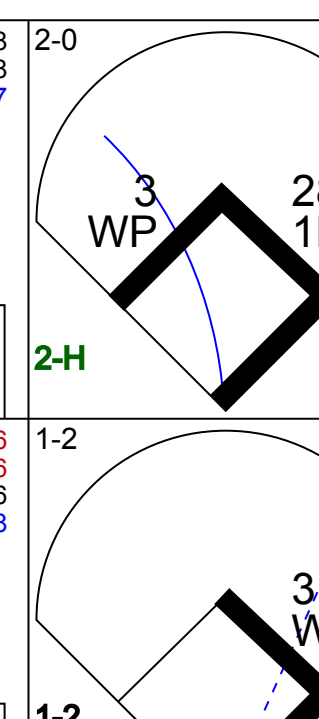
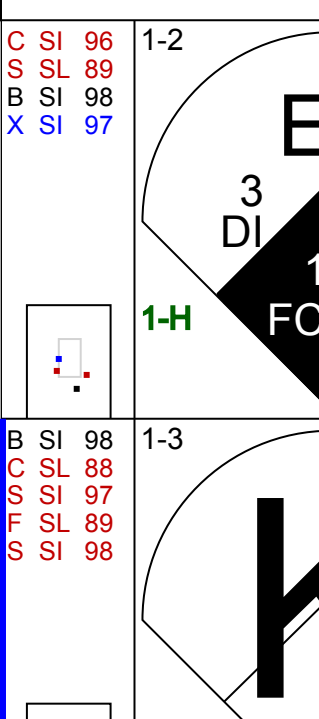
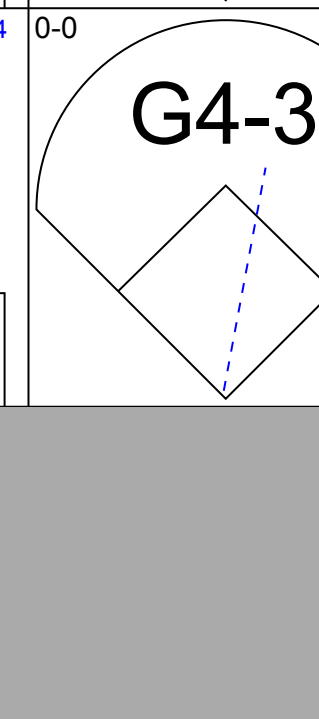
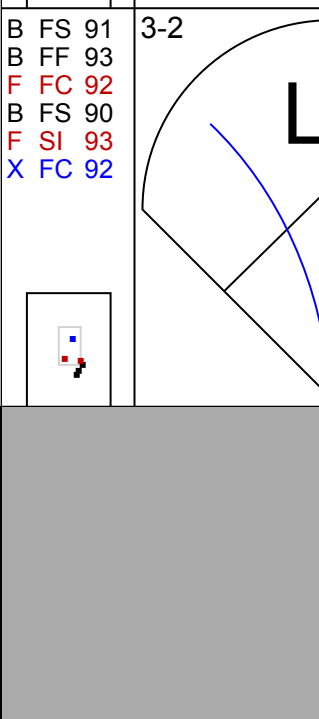

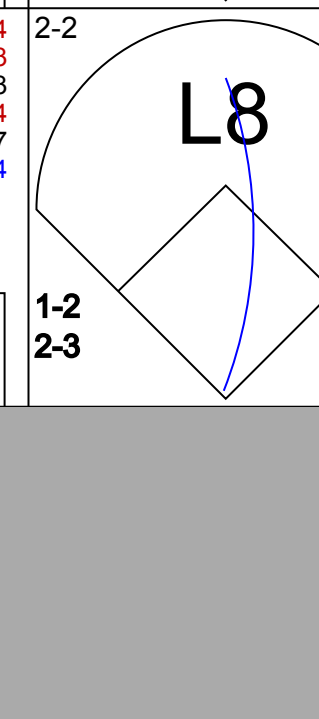
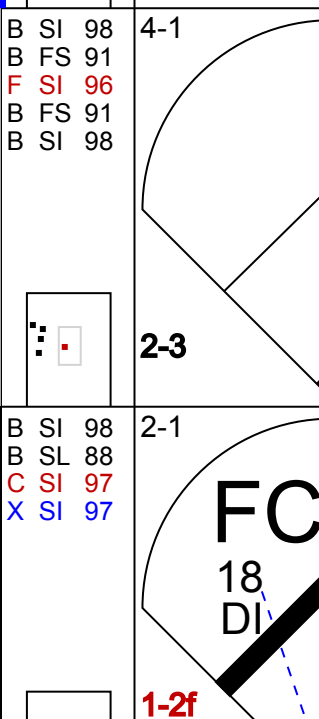




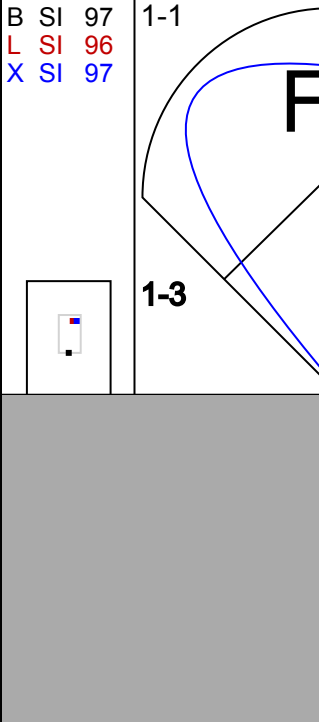
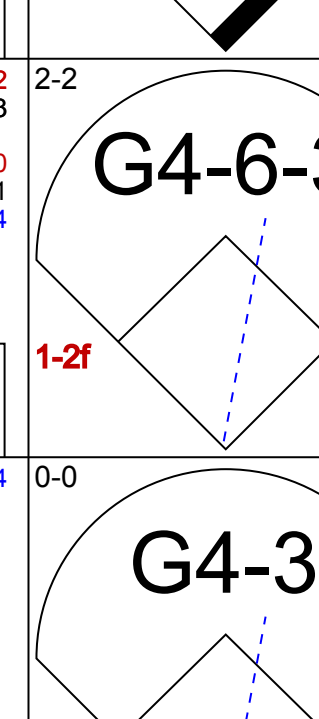
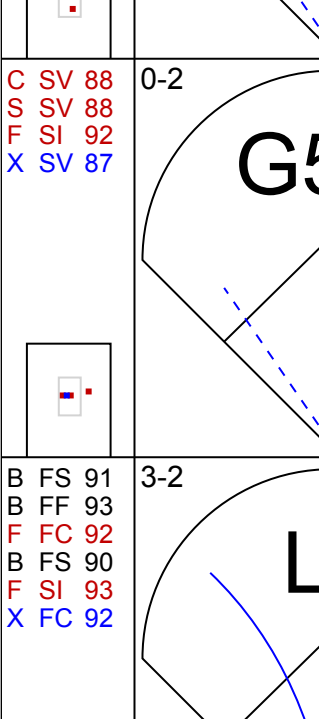
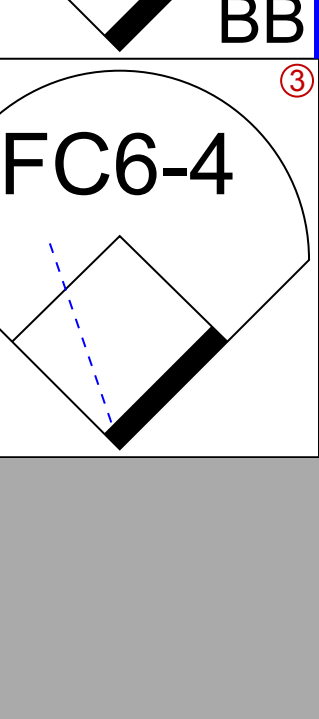
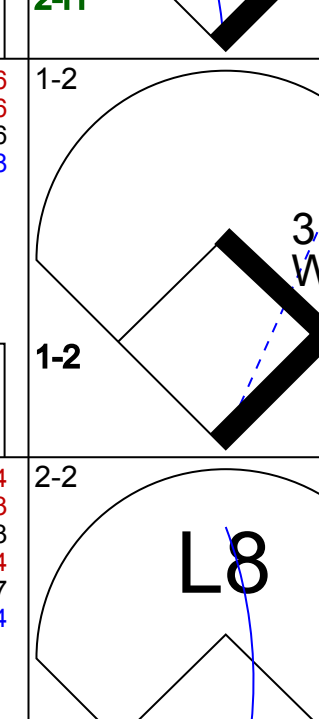
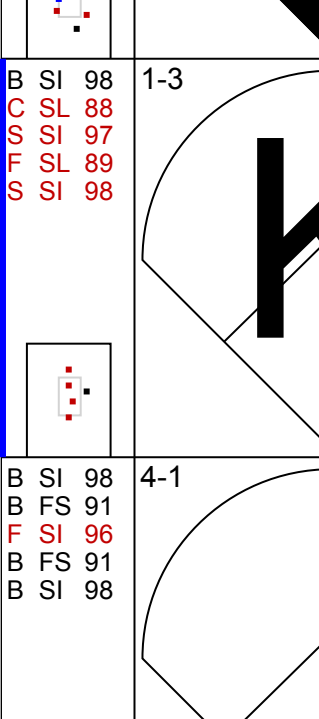




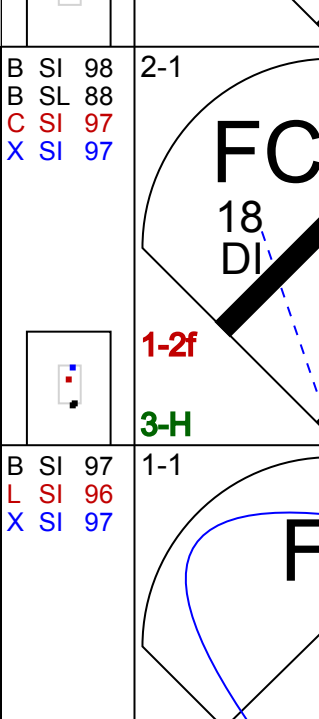


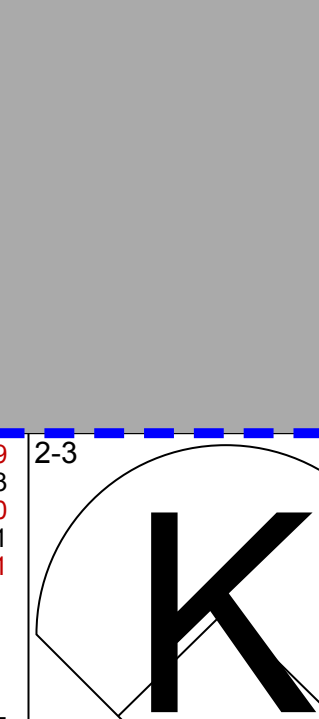

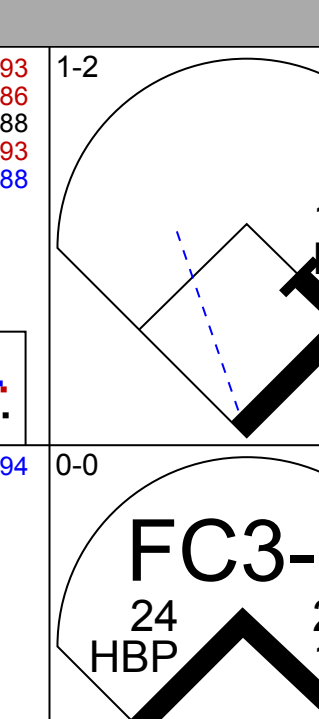
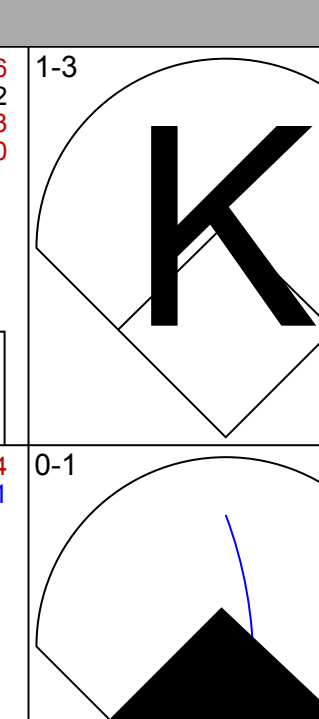
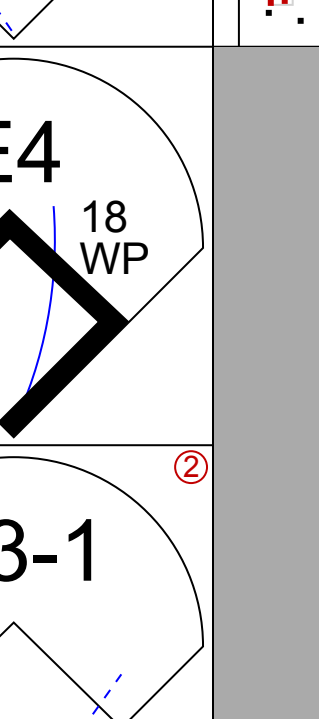

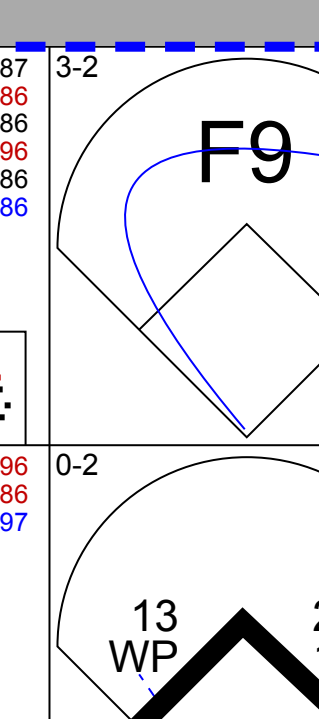
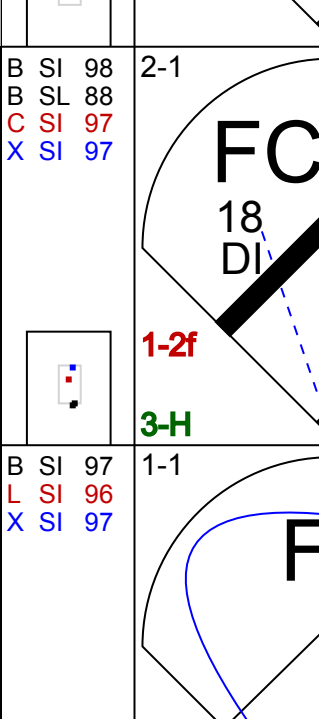

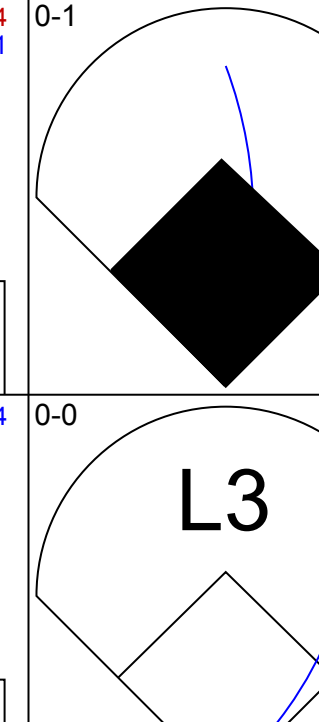
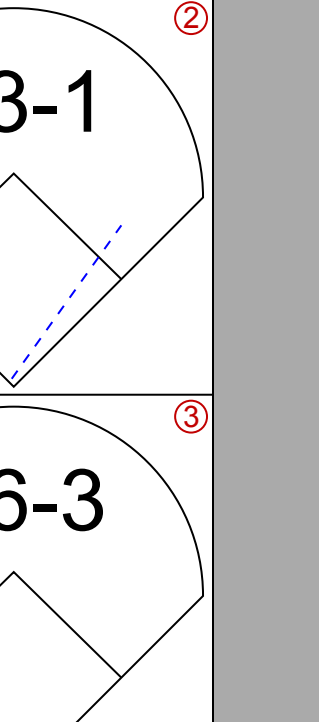
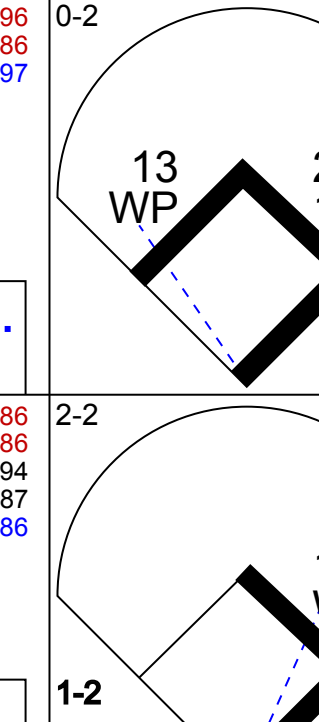
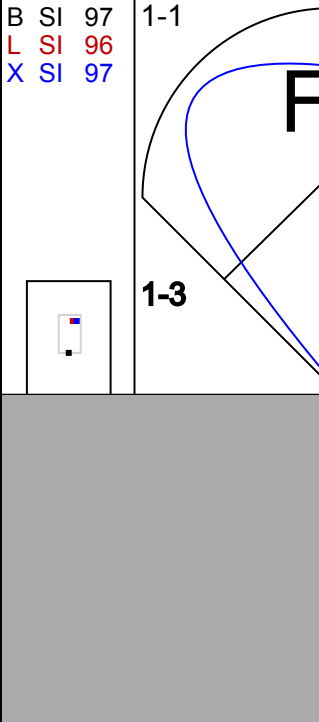

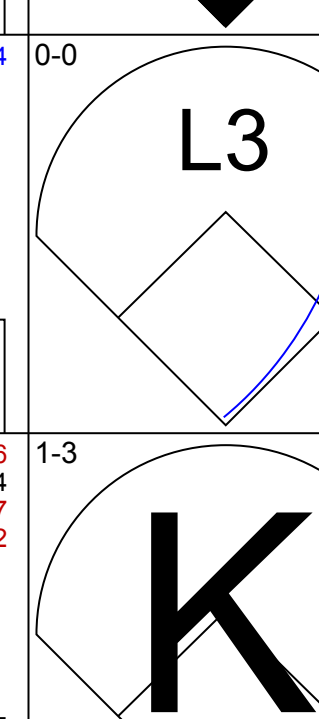

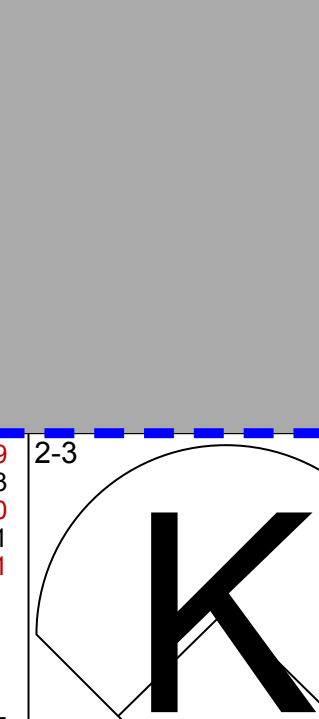

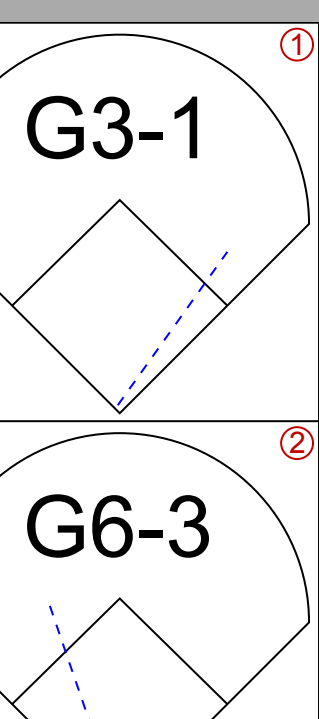
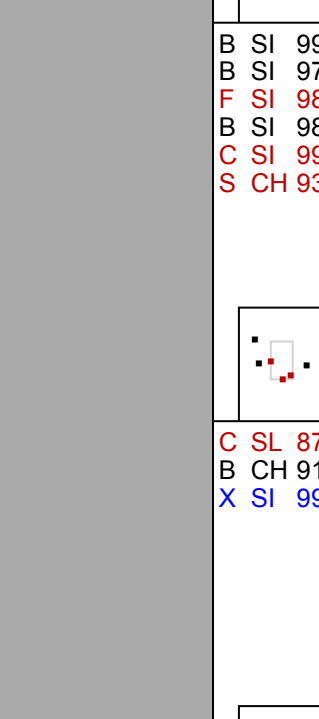
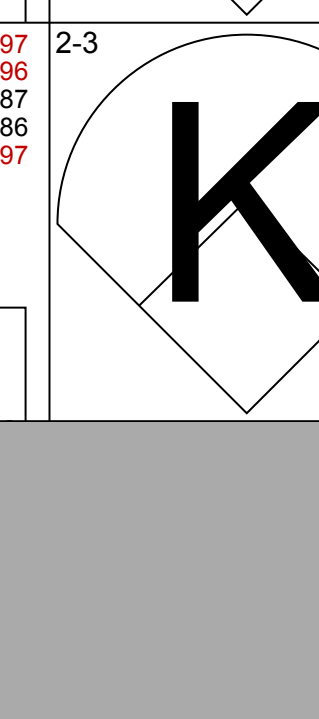
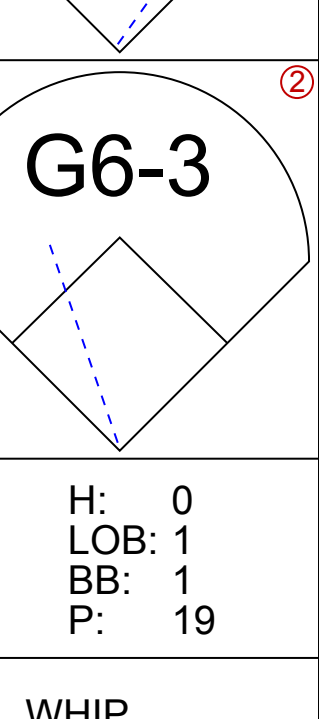
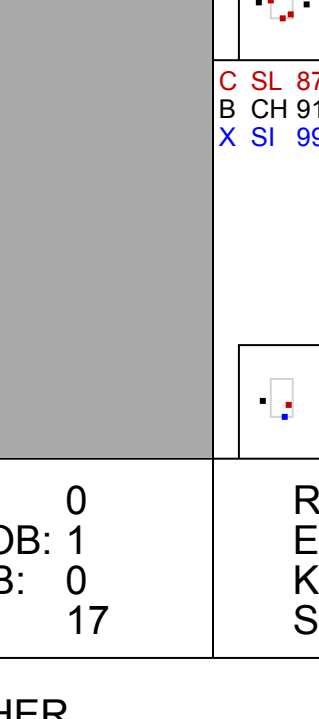

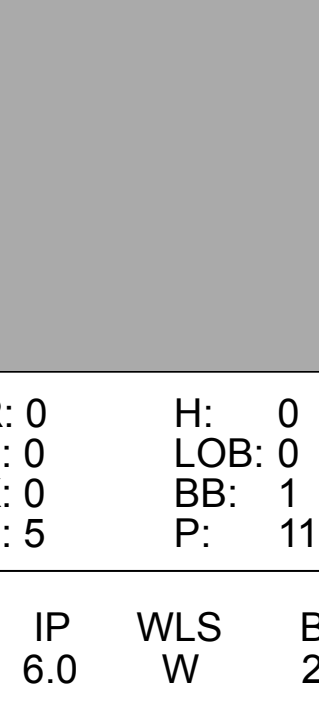
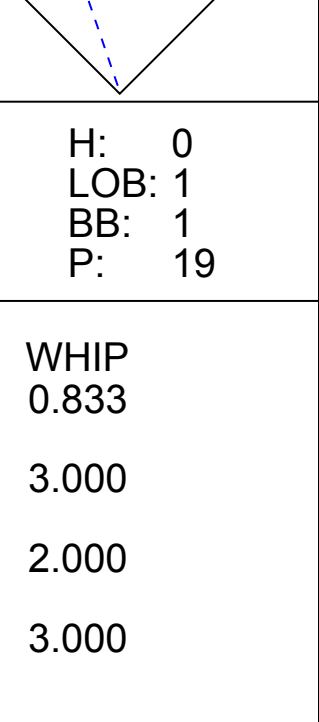
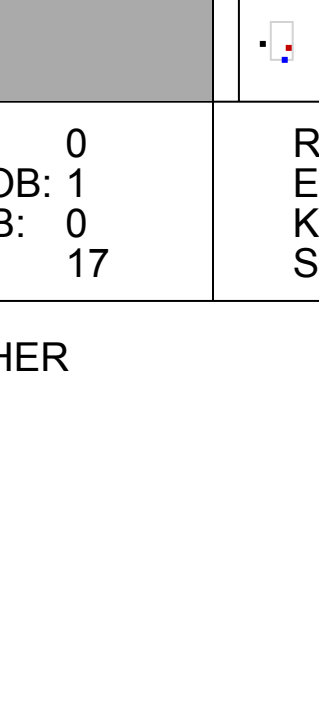
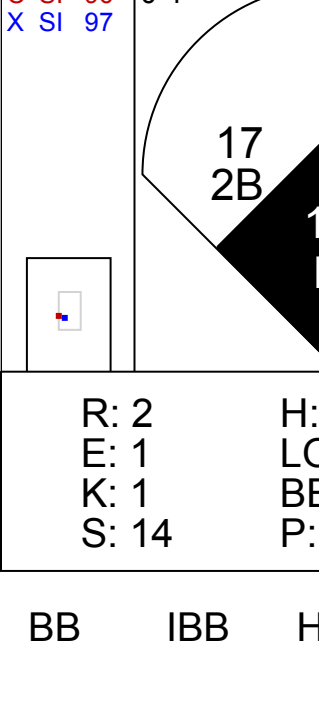
Batter	1	2	3	4	5	6	7	8	9	AB	R	H	RBI	BB	SO	LOB	TOP			
11 Kevin Pillar, R OBP: 0.200, SLG: 0.200	F7		P3	G6-4-3			G6-3		12 1B	5	1	1	0	0	0	5	New York Mets @ Philadelphia Phillies Citizens Bank Park, Philadelphia, PA Mon Apr 05 2021, 7:08 PM - 10:22 PM EDT Att: 10,782 - Partly Cloudy - 67 F			
12 Francisco Lindor, S OBP: 0.400, SLG: 0.250	K				G1-3		L5		30 1B	4	0	1	0	1	1	0				
30 Michael Conforto, L OBP: 0.400, SLG: 0.400	K		G4-3		E6					5	0	2	1	0	1	3				
20 Pete Alonso, R OBP: 0.400, SLG: 0.250	K			6 F8 33 1B			K		F9	4	1	1	0	1	2	3				
28 J.D. Davis, R OBP: 0.500, SLG: 0.333 13 Luis Guillorme, L	K			9 1B 48 1B			K			3	1	1	0	1	2	2				
6 Jeff McNeil, L	G6-3						G4-6-3			4	0	0	0	0	0	5				
33 James McCann, R OBP: 0.250, SLG: 0.250			G4-3							4	0	1	1	0	1	0				
9 Brandon Nimmo, L OBP: 0.500, SLG: 0.333										3	0	1	0	1	2	0				
48 Jacob deGrom, L OBP: 0.667, SLG: 0.667 50 Miguel Castro, R										3	0	2	1	0	1	0				
65 Trevor May, R 32 Aaron Loup, L 1 Jonathan Villar, S										0	0	0	0	0	0	0				
Inning Stats	R: 0 E: 0 K: 2 S: 8	H: 0 LOB: 0 BB: 0 P: 12	R: 0 E: 0 K: 2 S: 8	H: 0 LOB: 0 BB: 0 P: 12	R: 0 E: 0 K: 0 S: 20	H: 1 LOB: 3 BB: 2 P: 31	R: 2 E: 0 K: 0 S: 13	H: 3 LOB: 2 BB: 2 P: 23	R: 0 E: 1 K: 1 S: 12	H: 0 LOB: 0 BB: 0 P: 13	R: 0 E: 0 K: 1 S: 12	H: 1 LOB: 1 BB: 0 P: 18	R: 0 E: 0 K: 1 S: 9	H: 0 LOB: 0 BB: 0 P: 12	R: 1 E: 0 K: 2 S: 15	H: 3 LOB: 2 BB: 0 P: 24	1B: 10 2B: 0 3B: 0 HR: 0	SF: 0 2B: 0 3B: 0 HBP: 0	WP: 0 PB: 0 SB: 0 CS: 0	PA: 40
PITCHER	IP WLS BF H R ER SO BB IBB HBP BLK WP HR S P ERA WHIP	IP WLS BF H R ER SO BB IBB HBP BLK WP HR S P ERA WHIP	IP WLS BF H R ER SO BB IBB HBP BLK WP HR S P ERA WHIP	IP WLS BF H R ER SO BB IBB HBP BLK WP HR S P ERA WHIP	IP WLS BF H R ER SO BB IBB HBP BLK WP HR S P ERA WHIP	IP WLS BF H R ER SO BB IBB HBP BLK WP HR S P ERA WHIP	IP WLS BF H R ER SO BB IBB HBP BLK WP HR S P ERA WHIP	IP WLS BF H R ER SO BB IBB HBP BLK WP HR S P ERA WHIP	IP WLS BF H R ER SO BB IBB HBP BLK WP HR S P ERA WHIP	IP WLS BF H R ER SO BB IBB HBP BLK WP HR S P ERA WHIP	IP WLS BF H R ER SO BB IBB HBP BLK WP HR S P ERA WHIP	IP WLS BF H R ER SO BB IBB HBP BLK WP HR S P ERA WHIP	IP WLS BF H R ER SO BB IBB HBP BLK WP HR S P ERA WHIP	IP WLS BF H R ER SO BB IBB HBP BLK WP HR S P ERA WHIP	IP WLS BF H R ER SO BB IBB HBP BLK WP HR S P ERA WHIP	IP WLS BF H R ER SO BB IBB HBP BLK WP HR S P ERA WHIP				
31 Matt Moore, L ERA: 5.4 19 Brandon Kintzler, R ERA: 54 Sam Coonrod, R ERA: 75 Connor Brogdon, R ERA: 46 José Alvarado, L ERA: 3.0	3.1 18 4 2 2 4 4 0 0 0 0 0 0 47 74 5.40 2.400	1.2 6 1 0 0 1 0 0 0 0 0 0 14 23 0.00 0.600	2.0 7 1 0 0 3 0 0 0 0 0 0 22 31 0.00 0.500	1.0 W 3 1 0 0 1 0 0 0 0 0 9 12 0.00 1.000	1.0 S 6 3 1 1 2 0 0 0 0 0 15 24 9.00 3.000															
Batter	1	2	3	4	5	6	7	8	9	AB	R	H	RBI	BB	SO	LOB	BOTTOM			
22 Andrew McCutchen, R OBP: 0.412, SLG: 0.187 24 Roman Quinn, S	K					G6-3			3 HBP 17 1B	3	0	1	0	1	1	0	New York Mets @ Philadelphia Phillies Citizens Bank Park, Philadelphia, PA Mon Apr 05 2021, 7:08 PM - 10:22 PM EDT Att: 10,782 - Partly Cloudy - 67 F			
17 Rhys Hoskins, R OBP: 0.294, SLG: 0.471			G4-3			K			10 1B 3 HBP	4	1	2	0	0	1	1				
3 Bryce Harper, L OBP: 0.529, SLG: 0.273									10 1B 28 E HBP	1	1	0	1	2	1	0				
10 J.T. Realmuto, R OBP: 0.429, SLG: 0.538	K				L4				28 E 18 SF9	4	1	1	1	0	1	2				
28 Alec Bohm, R OBP: 0.294, SLG: 0.214	K				F9				18 FC6	4	0	1	0	0	1	2				
18 Didi Gregorius, L OBP: 0.353, SLG: 0.286			G6-4-3		P5				18 FC5 SF9	3	0	1	1	0	0	2				
2 Jean Segura, R OBP: 0.235, SLG: 0.188	G6-4-3					K2-3			18 SF9	4	0	0	0	0	1	4				
40 Adam Haseley, L OBP: 0.250, SLG: 0.250			F7			P5			17 1B 22 BB 3 HBP	3	0	0	0	0	1	0				
31 Matt Moore, L 19 Brandon Kintzler, R 7 Matt Joyce, L 54 Sam Coonrod, R 75 Connor Brogdon, R 13 Brad Miller, L 46 José Alvarado, L										1	0	0	0	0	1	0				
Inning Stats	R: 0 E: 0 K: 2 S: 9	H: 1 LOB: 1 BB: 1 P: 16	R: 0 E: 0 K: 1 S: 8	H: 1 LOB: 0 BB: 0 P: 11	R: 0 E: 0 K: 1 S: 12	H: 1 LOB: 1 BB: 0 P: 18	R: 0 E: 0 K: 0 S: 6	H: 0 LOB: 1 BB: 1 P: 11	R: 0 E: 0 K: 1 S: 7	H: 0 LOB: 0 BB: 0 P: 9	R: 0 E: 0 K: 2 S: 8	H: 0 LOB: 0 BB: 0 P: 12	R: 0 E: 0 K: 0 S: 7	H: 1 LOB: 1 BB: 0 P: 9	R: 5 E: 1 K: 1 S: 23	H: 3 LOB: 2 BB: 1 P: 34		1B: 6 2B: 1 3B: 0 HR: 0	SF: 1 2B: 1 3B: 0 HBP: 1	WP: 0 PB: 0 SB: 0 CS: 0
PITCHER	IP WLS BF H R ER SO BB IBB HBP BLK WP HR S P ERA WHIP	IP WLS BF H R ER SO BB IBB HBP BLK WP HR S P ERA WHIP	IP WLS BF H R ER SO BB IBB HBP BLK WP HR S P ERA WHIP	IP WLS BF H R ER SO BB IBB HBP BLK WP HR S P ERA WHIP	IP WLS BF H R ER SO BB IBB HBP BLK WP HR S P ERA WHIP	IP WLS BF H R ER SO BB IBB HBP BLK WP HR S P ERA WHIP	IP WLS BF H R ER SO BB IBB HBP BLK WP HR S P ERA WHIP	IP WLS BF H R ER SO BB IBB HBP BLK WP HR S P ERA WHIP	IP WLS BF H R ER SO BB IBB HBP BLK WP HR S P ERA WHIP	IP WLS BF H R ER SO BB IBB HBP BLK WP HR S P ERA WHIP	IP WLS BF H R ER SO BB IBB HBP BLK WP HR S P ERA WHIP	IP WLS BF H R ER SO BB IBB HBP BLK WP HR S P ERA WHIP	IP WLS BF H R ER SO BB IBB HBP BLK WP HR S P ERA WHIP	IP WLS BF H R ER SO BB IBB HBP BLK WP HR S P ERA WHIP	IP WLS BF H R ER SO BB IBB HBP BLK WP HR S P ERA WHIP	IP WLS BF H R ER SO BB IBB HBP BLK WP HR S P ERA WHIP				
48 Jacob deGrom, R ERA: 50 Miguel Castro, R 65 Trevor May, R ERA: 54.0 32 Aaron Loup, L ERA:	6.0 1.0 0.1 0.2	WLS H L B	BF 4 4 5	H 1 2 1	R 0 0 0	R 0 0 0	R 0 0 0	R 0 0 0	R 0 0 0	R 0 0 0	R 0 0 0	R 0 0 0	R 0 0 0	R 0 0 0	R 0 0 0	R 0 0 0	1B: 6 2B: 1 3B: 0 HR: 0	SF: 1 2B: 1 3B: 0 HBP: 1	WP: 0 PB: 0 SB: 0 CS: 0	PA: 34

Batter	1	2	3	4	5	6	7	8	9	AB	R	H	RBI	BB	SO	LOB	TOP								
9 Brandon Nimmo, L (1, 8) OBP: 0.556, SLG: 0.200										2	1	0	1	3	1	0									
12 Francisco Lindor, S (1, 6) OBP: 0.200, SLG: 0.195										4	1	0	1	0	0	2									
30 Michael Conforto, L (1, 9) OBP: 0.300, SLG: 0.490										5	0	1	1	0	1	2									
20 Pete Alonso, R (1, 3) OBP: 0.500, SLG: 0.875										4	2	2	2	1	1	1									
2 Dominic Smith, L (1, 7) OBP: 0.250, SLG: 1.000										4	1	1	2	0	2	1									
65 Trevor May, R (8, 1)										0	0	0	0	0	0	0									
1 Jonathan Villar, S (9, PH)										1	0	0	0	0	0	0									
27 Jeury Familia, R (9, 1)										0	0	0	0	0	0	0									
28 J.D. Davis, R (1, 5) OBP: 0.600, SLG: 0.333										0	0	0	0	0	0	0									
13 Luis Guillorme, L (2, PR)										2	1	0	0	1	0	0									
(2, 5)										0	0	0	0	0	0	0									
6 Jeff McNeil, L (1, 4)										3	0	0	0	1	1	3									
33 James McCann, R (1, 2) OBP: 0.375, SLG: 0.286										3	1	1	0	1	0	2									
0 Marcus Stroman, R (1, 1)										2	0	0	0	0	1	0									
11 Kevin Pillar, R (7, PH) OBP: 0.333, SLG: 0.200										0	1	0	0	1	0	0									
50 Miguel Castro, R (7, 1)										0	0	0	0	0	0	0									
4 Albert Almora Jr., R (8, PH)										1	0	0	0	0	0	2									
(8, 8)										0	0	0	0	0	0	0									
Inning Stats	R: 0 E: 0 K: 1 S: 10	H: 0 LOB: 0 BB: 0 P: 15	R: 0 E: 0 K: 1 S: 11	H: 1 LOB: 2 BB: 0 P: 20	R: 0 E: 0 K: 1 S: 9	H: 0 LOB: 1 BB: 1 P: 14	R: 2 E: 0 K: 0 S: 12	H: 1 LOB: 0 BB: 1 P: 22	R: 0 E: 0 K: 0 S: 7	H: 0 LOB: 0 BB: 0 P: 9	R: 0 E: 0 K: 3 S: 10	H: 0 LOB: 0 BB: 0 P: 14	R: 4 E: 0 K: 1 S: 16	H: 1 LOB: 1 BB: 4 P: 37	R: 0 E: 0 K: 0 S: 10	H: 1 LOB: 2 BB: 1 P: 19	R: 2 E: 0 K: 0 S: 7	H: 1 LOB: 0 BB: 1 P: 18	1B: 1 2B: 2 3B: 0 HR: 2	SF: 1 SAC: 0 DP: 0 HBP: 1	WP: 0 PB: 0 SB: 2 CS: 0	PA: 41			
PITCHER	IP WLS BF H R ER SO BB IBB HBP BLK WP HR S P ERA WHIP	5.0 L 20 2 2 2 3 2 0 1 0 0 1 49 80 3.60 0.800	1.1 8 0 4 4 4 4 0 0 0 0 0 0 7 11 0.00 1.500	2.0 10 2 2 2 0 2 0 0 0 0 0 1 17 37 9.00 2.000																					

New York Mets @ Philadelphia Phillies
Citizens Bank Park, Philadelphia, PA
Tue Apr 06 2021, 7:09 PM - 10:49 PM EDT
Att: 10,752 - Clear - 72 F

AB	31
R	8
H	5
RBI	7
BB	8
SO	7
LOB	13



Batter	1	2	3	4	5	6	7	8	9	AB	R	H	RBI	BB	SO	LOB	BOTTOM						
7 Matt Joyce, L (1, 7) OBP: 0.333, SLG: 0.200										1	0	0	0	2	0	0							
21 Vince Velasquez, R (6, 1) OBP: 0.368, SLG: 0.579										0	0	0	0	0	0	0							
19 Brandon Kintzler, R (7, 1)										0	0	0	0	0	0	0							
17 Rhys Hoskins, R (7, PH) OBP: 0.368, SLG: 0.579										2	1	2	1	0	0	0							
28 Alec Bohm, R (1, 5) OBP: 0.286, SLG: 0.222										4	0	1	0	0	0	2							
41 David Hale, R (8, 1)										0	0	0	0	0	0	0							
22 Andrew McCutchen, R (9, PH) OBP: 0.389, SLG: 0.154										1	0	0	0	0	1	1							
3 Bryce Harper, L (1, 9) OBP: 0.455, SLG: 0.200										4	0	0	0	1	0	2							
10 J.T. Realmuto, R (1, 2) OBP: 0.368, SLG: 0.444										5	0	1	1	0	1	1							
18 Didi Gregorius, L (1, 6) OBP: 0.364, SLG: 0.474										5	1	2	1	0	0	3							
2 Jean Segura, R (1, 4) OBP: 0.286, SLG: 0.250										4	0	2	0	0	0	1							
13 Brad Miller, L (1, 3) OBP: 0.125, SLG: 0.125										4	0	0	0	0	4	4							
24 Roman Quinn, S (1, 8)										3	0	0	0	0	2	2							
57 Chase Anderson, R (1, 1)										1	0	0	0	0	0	3							
40 Adam Haseley, L (5, PH) OBP: 0.364, SLG: 0.455										3	2	2	0	0	0	0							
Inning Stats	R: 0 E: 0 K: 0 S: 5	H: 2 LOB: 3 BB: 0 P: 11	R: 0 E: 0 K: 1 S: 10	H: 2 LOB: 0 BB: 0 P: 15	R: 0 E: 0 K: 0 S: 9	H: 0 LOB: 0 BB: 0 P: 12	R: 1 E: 0 K: 2 S: 9	H: 1 LOB: 0 BB: 0 P: 11	R: 0 E: 0 K: 0 S: 10	H: 0 LOB: 1 BB: 1 P: 19	R: 0 E: 1 K: 0 S: 10	H: 0 LOB: 1 BB: 0 P: 17	R: 1 E: 0 K: 2 S: 16	H: 3 LOB: 2 BB: 0 P: 27	R: 0 E: 0 K: 2 S: 15	H: 2 LOB: 2 BB: 0 P: 25	R: 2 E: 1 K: 1 S: 14	H: 2 LOB: 1 BB: 1 P: 23	1B: 7 2B: 2 3B: 0 HR: 1	SF: 0 SAC: 0 DP: 1 HBP: 1	WP: 3 PB: 0 SB: 0 CS: 0	PA: 41	
PITCHER	IP WLS BF H R ER SO BB IBB HBP BLK WP HR S P ERA WHIP	6.0 W 24 3 1 1 2 0 0 0 0 1 0 16 27 9.00 3.000	1.0 6 3 1 1 2 0 0 0 0 0 0 15 25 0.00 2.000	1.0 5 2 0 0 2 0 0 0 0 0 0 14 23 9.00 3.000																			

New York Mets @ Philadelphia Phillies
Citizens Bank Park, Philadelphia, PA
Tue Apr 06 2021, 7:09 PM - 10:49 PM EDT
Att: 10,752 - Clear - 72 F

AB	37
R	4
H	10
RBI	3
BB	3
SO	8
LOB	19



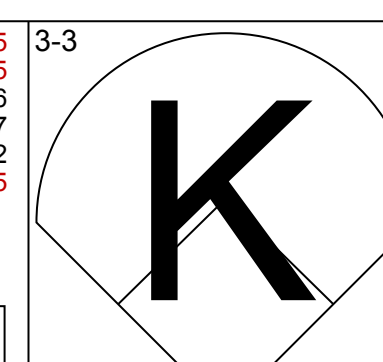
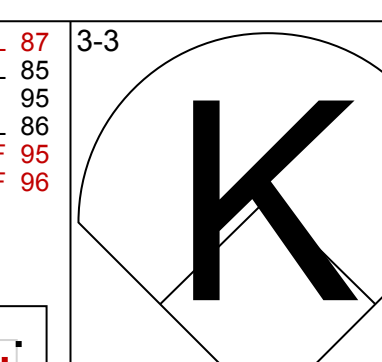
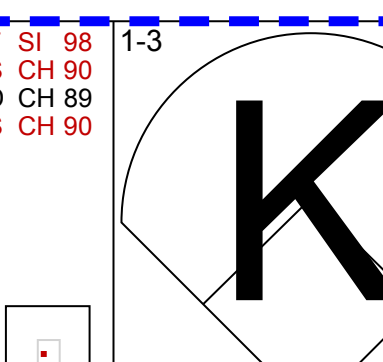
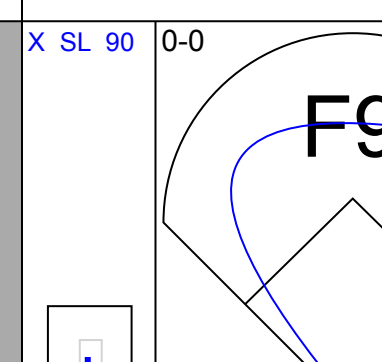
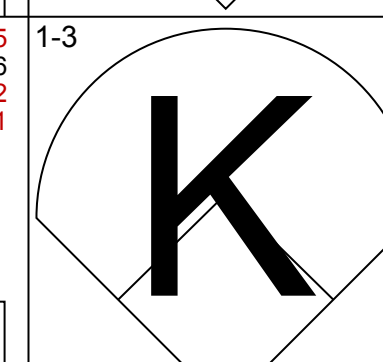
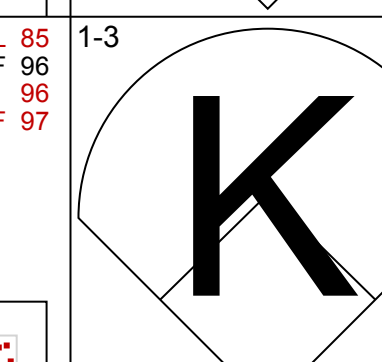
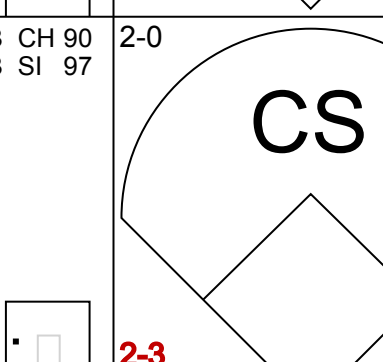
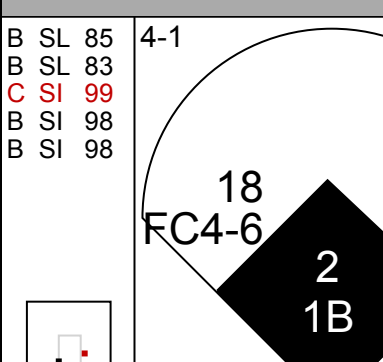
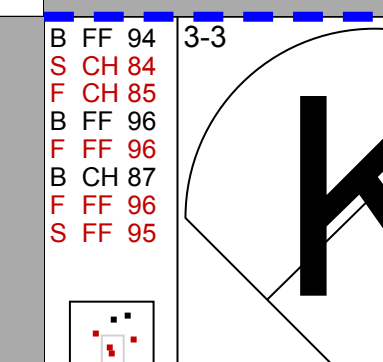
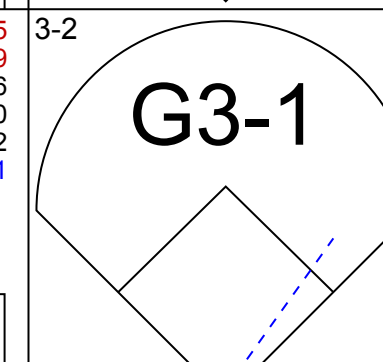
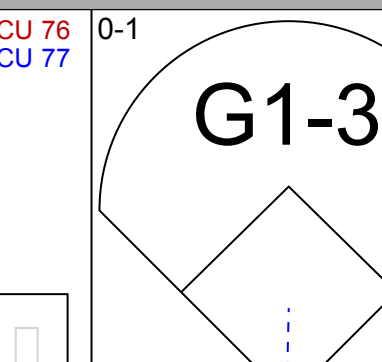
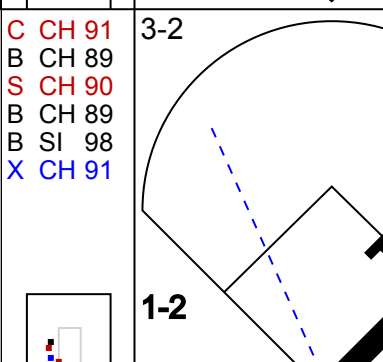
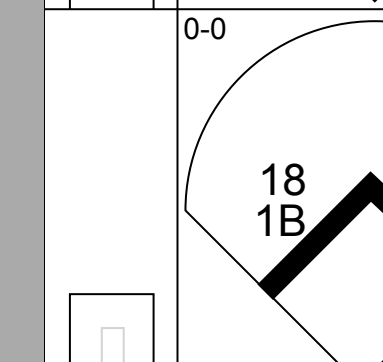
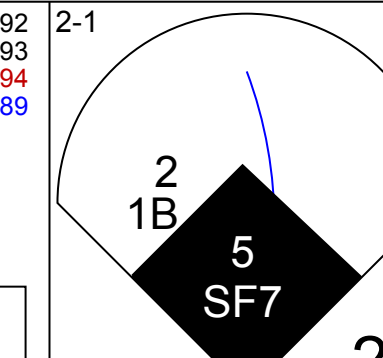
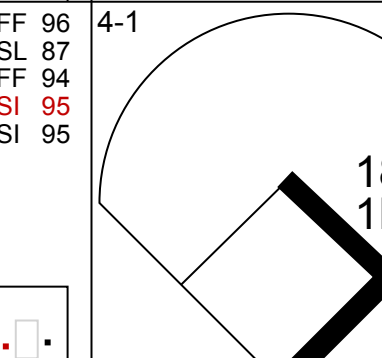
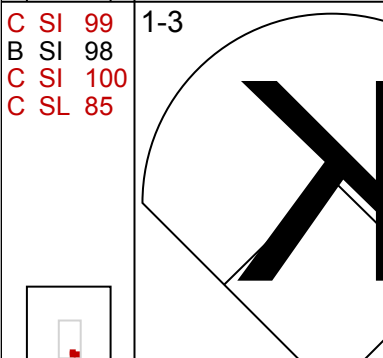
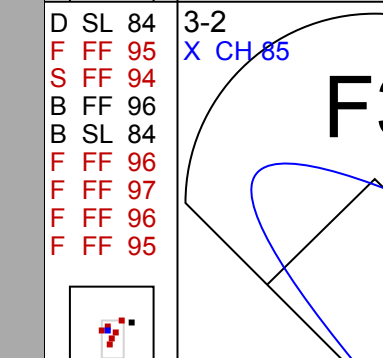
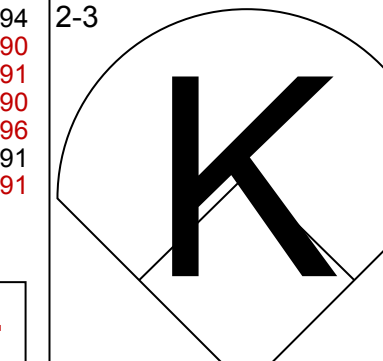
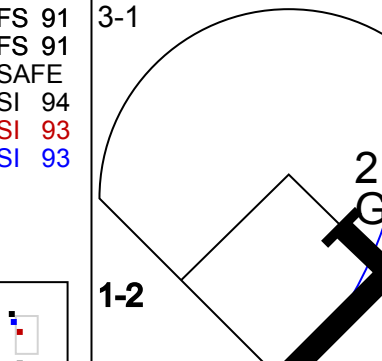
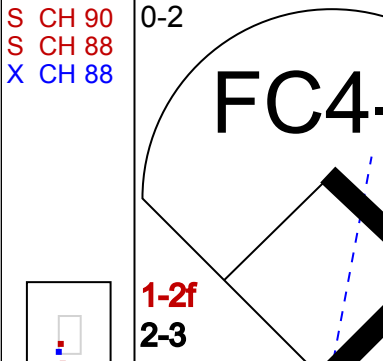
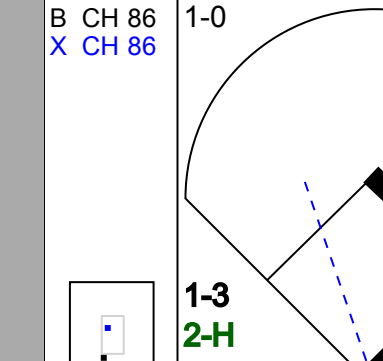
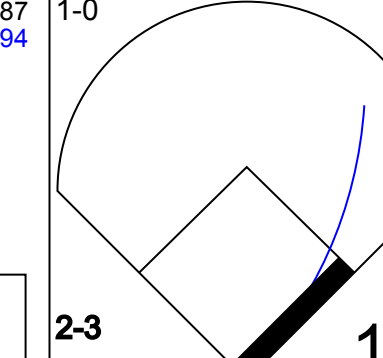
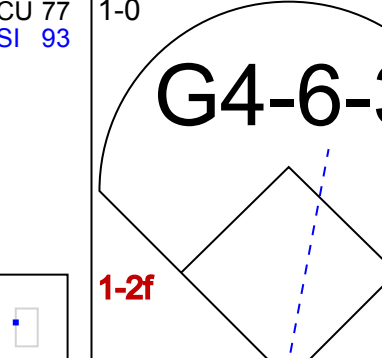
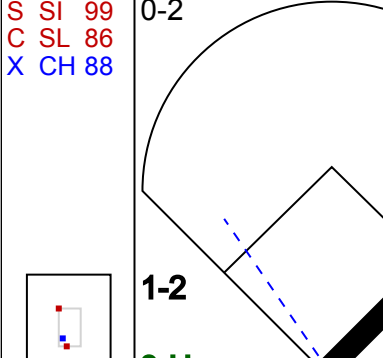
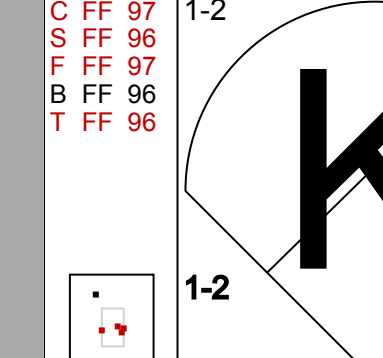
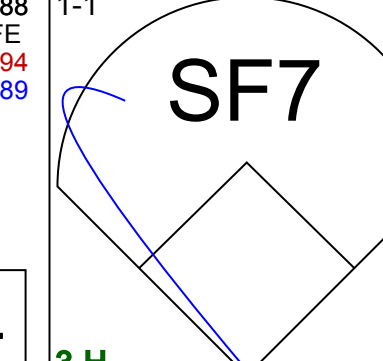
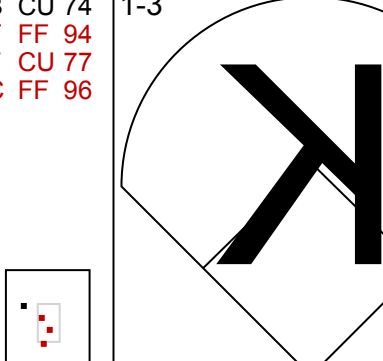
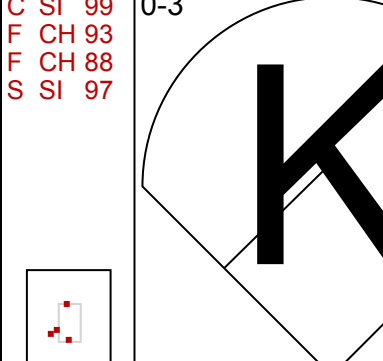

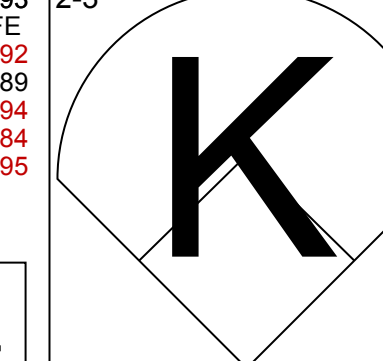
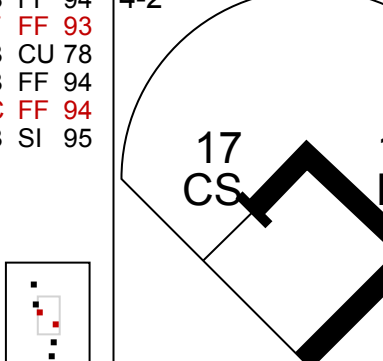
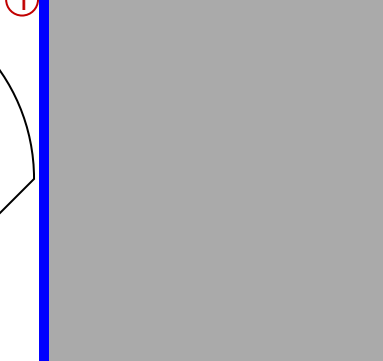

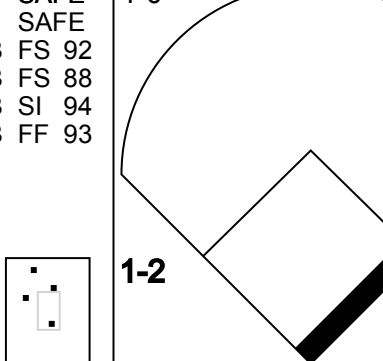
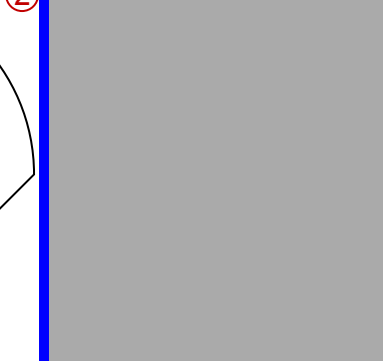
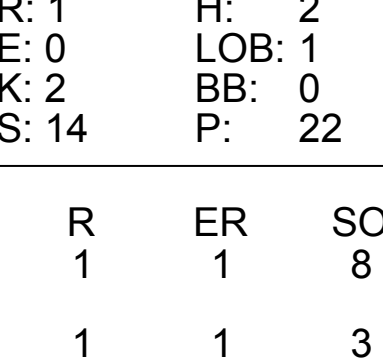
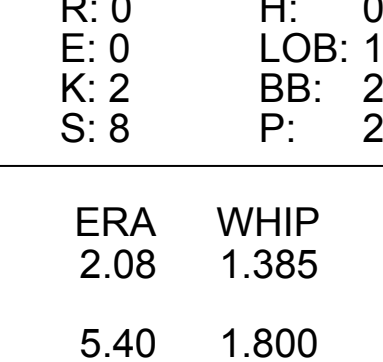
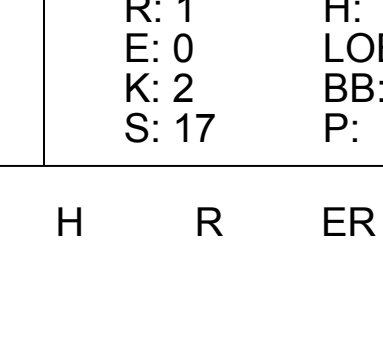

Batter	1	2	3	4	5	6	7	8	9	AB	R	H	RBI	BB	SO	LOB	TOP						
22 Andrew McCutchen, R OBP: 0.387, SLG: 0.417										3	2	1	1	1	1	0	Philadelphia Phillies @ Atlanta Braves Truist Park, Atlanta, GA Sat Apr 10 2021, 7:22 PM - 10:10 PM EDT Att: 14,394 - Partly Cloudy - 69 F						
17 Rhys Hoskins, R OBP: 0.313, SLG: 0.594										4	0	0	0	0	1	1							
23 Archie Bradley, R ERA: 6.0										0	0	0	0	0	0	0							
46 José Alvarado, L ERA: 6.0										0	0	0	0	0	0	0							
54 Sam Coonrod, R ERA: 6.0										0	0	0	0	0	0	0							
3 Bryce Harper, L OBP: 0.471, SLG: 0.440										4	2	2	1	0	0	0							
28 Alec Bohm, R OBP: 0.242, SLG: 0.300									4	0	1	0	0	1	0	0							
18 Didi Gregorius, L OBP: 0.324, SLG: 0.387									4	0	1	2	0	2	0	0							
2 Jean Segura, R OBP: 0.273, SLG: 0.226										4	0	1	0	0	1	2							
5 Andrew Knapp, S OBP: 0.429, SLG: 0.833										3	0	0	0	1	3	2							
40 Adam Haseley, L OBP: 0.211, SLG: 0.263										2	0	0	0	0	0	0							
24 Roman Quinn, S OBP: 0.297, SLG: 0.193										2	0	0	0	0	1	2							
56 Zach Eflin, R ERA: 6.0										2	0	0	0	0	1	0							
10 J.T. Realmuto, R OBP: 0.393, SLG: 0.538										1	0	0	0	0	1	0							
Inning Stats	R: 2 H: 3 E: 0 K: 2 S: 21	L: 3 R: 1 ER: 2 BB: 1 P: 30	R: 0 H: 0 E: 0 K: 1 S: 5	H: 0 R: 0 ER: 0 BB: 0 P: 9	R: 0 H: 0 E: 0 K: 1 S: 10	H: 0 R: 0 ER: 0 BB: 0 P: 16	R: 0 H: 0 E: 0 K: 2 S: 9	H: 0 R: 0 ER: 0 BB: 0 P: 15	R: 1 H: 1 E: 0 K: 0 S: 8	H: 1 R: 0 ER: 0 BB: 0 P: 13	R: 1 H: 2 E: 0 K: 2 S: 13	H: 2 R: 1 ER: 2 BB: 1 P: 22	R: 0 H: 0 E: 0 K: 2 S: 8	H: 0 R: 0 ER: 0 BB: 0 P: 16	R: 0 H: 0 E: 0 K: 1 S: 11	H: 0 R: 0 ER: 0 BB: 0 P: 10	R: 0 H: 0 E: 0 K: 1 S: 7	H: 0 R: 0 ER: 0 BB: 0 P: 10	1B: 4 2B: 0 3B: 0 HR: 2	SF: 0 SAC: 0 DP: 0 HBP: 0	WP: 1 PB: 0 SB: 0 CS: 0	PA: 35	
PITCHER	IP WLS BF H R ER SO BB IBB HBP BLK WP HR S P ERA WHIP	IP WLS BF H R ER SO BB IBB HBP BLK WP HR S P ERA WHIP	IP WLS BF H R ER SO BB IBB HBP BLK WP HR S P ERA WHIP	IP WLS BF H R ER SO BB IBB HBP BLK WP HR S P ERA WHIP	IP WLS BF H R ER SO BB IBB HBP BLK WP HR S P ERA WHIP	IP WLS BF H R ER SO BB IBB HBP BLK WP HR S P ERA WHIP	IP WLS BF H R ER SO BB IBB HBP BLK WP HR S P ERA WHIP	IP WLS BF H R ER SO BB IBB HBP BLK WP HR S P ERA WHIP	IP WLS BF H R ER SO BB IBB HBP BLK WP HR S P ERA WHIP	IP WLS BF H R ER SO BB IBB HBP BLK WP HR S P ERA WHIP	IP WLS BF H R ER SO BB IBB HBP BLK WP HR S P ERA WHIP	IP WLS BF H R ER SO BB IBB HBP BLK WP HR S P ERA WHIP	IP WLS BF H R ER SO BB IBB HBP BLK WP HR S P ERA WHIP	IP WLS BF H R ER SO BB IBB HBP BLK WP HR S P ERA WHIP	IP WLS BF H R ER SO BB IBB HBP BLK WP HR S P ERA WHIP	IP WLS BF H R ER SO BB IBB HBP BLK WP HR S P ERA WHIP	IP WLS BF H R ER SO BB IBB HBP BLK WP HR S P ERA WHIP	IP WLS BF H R ER SO BB IBB HBP BLK WP HR S P ERA WHIP	IP WLS BF H R ER SO BB IBB HBP BLK WP HR S P ERA WHIP	IP WLS BF H R ER SO BB IBB HBP BLK WP HR S P ERA WHIP	IP WLS BF H R ER SO BB IBB HBP BLK WP HR S P ERA WHIP	IP WLS BF H R ER SO BB IBB HBP BLK WP HR S P ERA WHIP	IP WLS BF H R ER SO BB IBB HBP BLK WP HR S P ERA WHIP

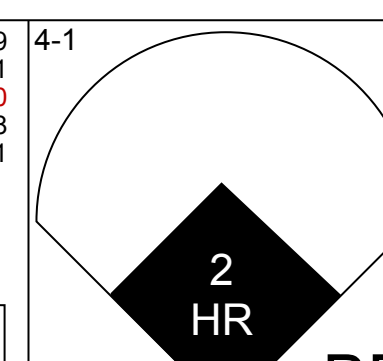
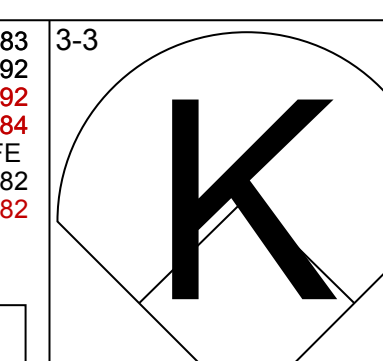
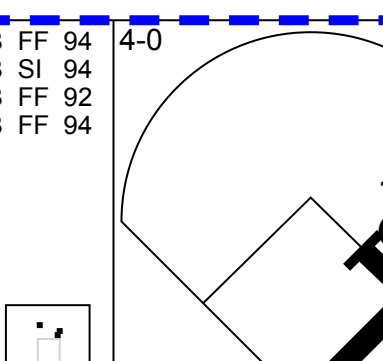
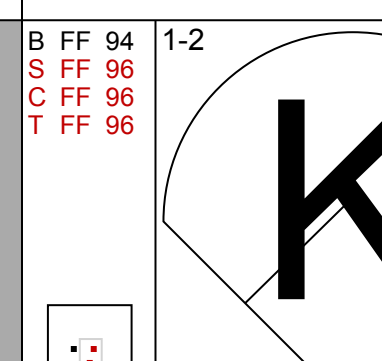
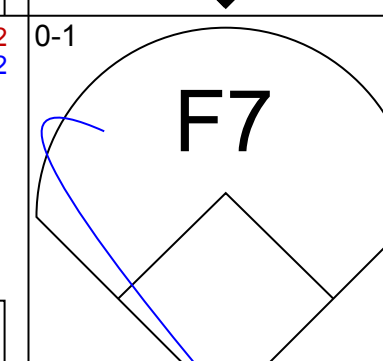
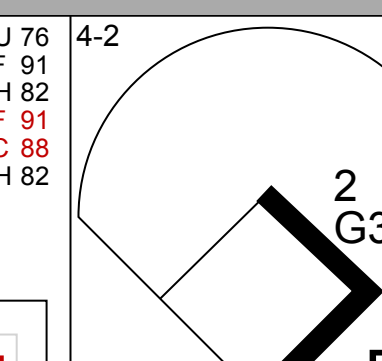
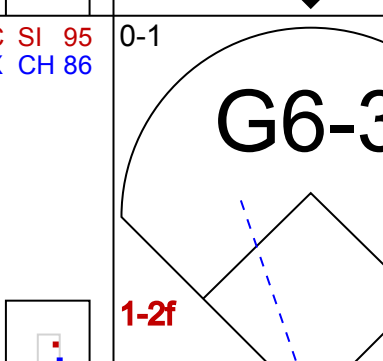
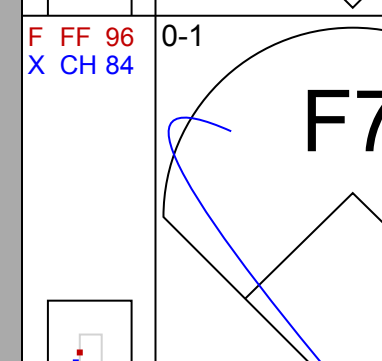
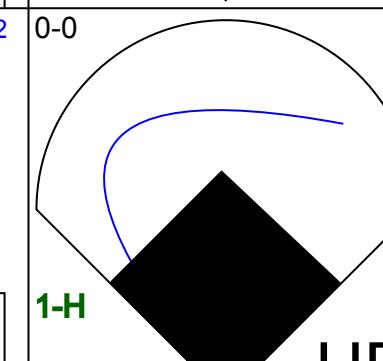
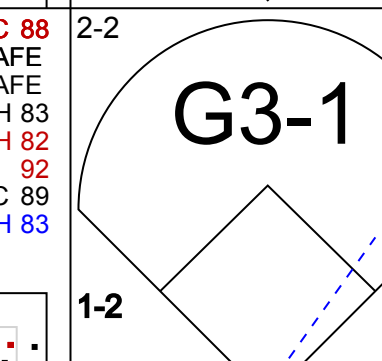
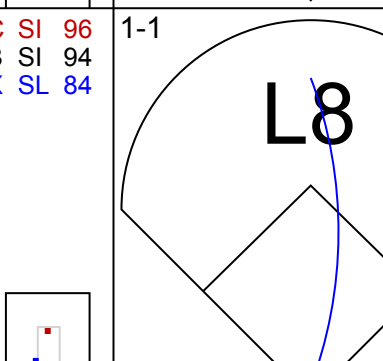
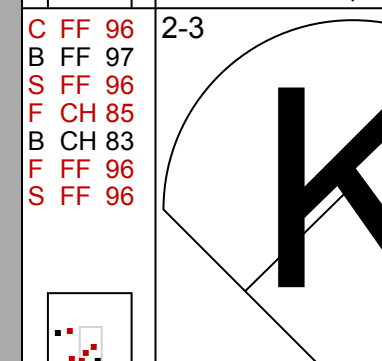
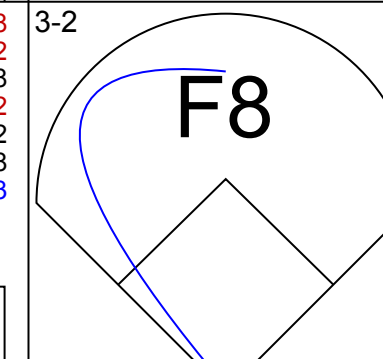
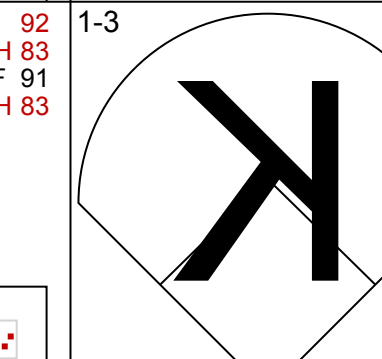


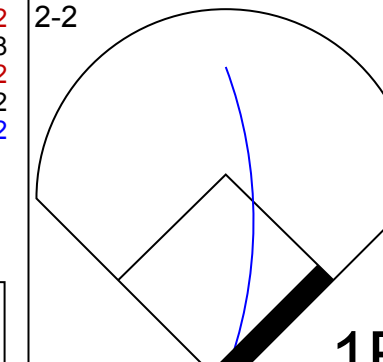
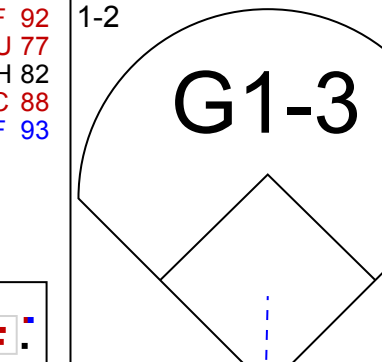


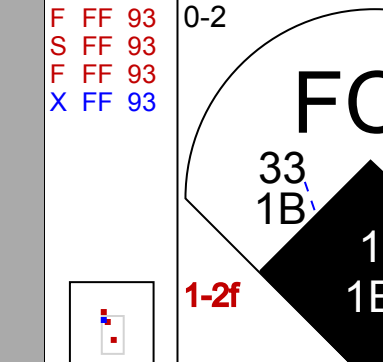
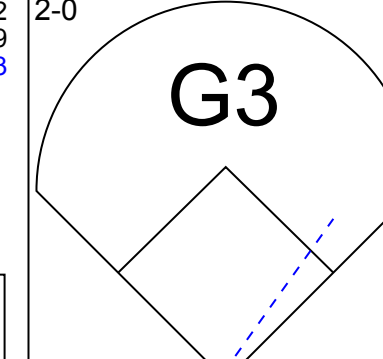



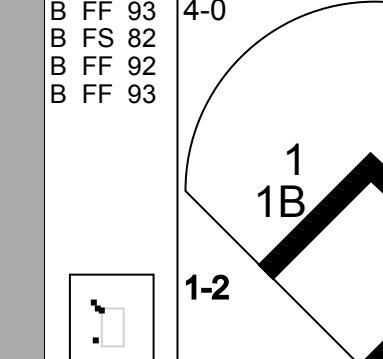




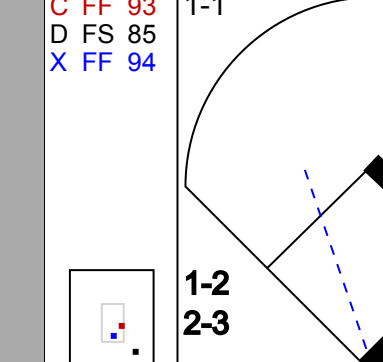



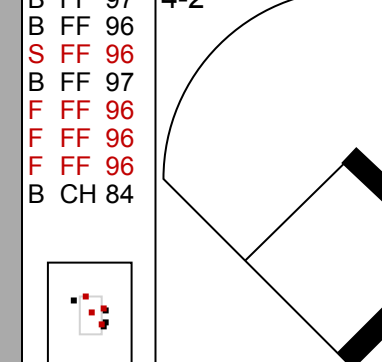
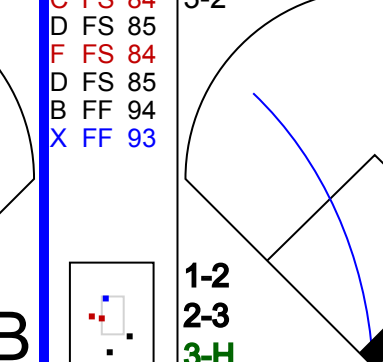



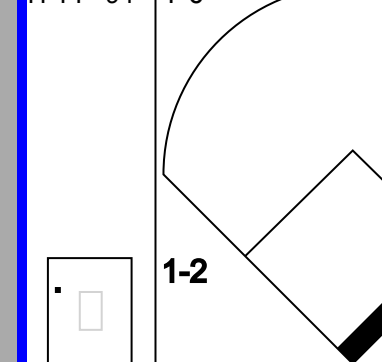
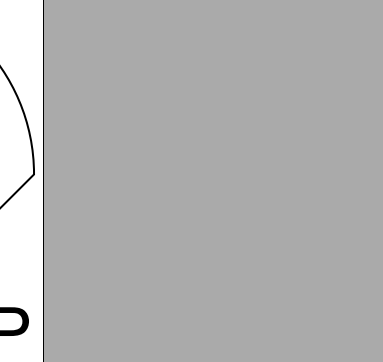
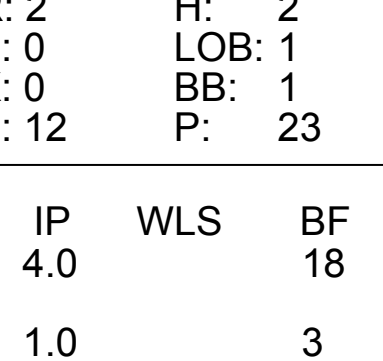
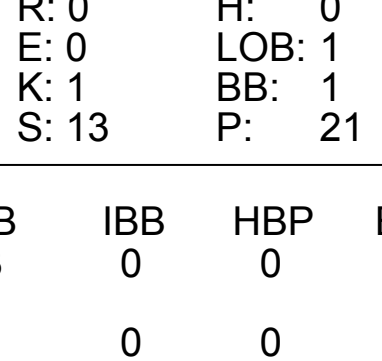
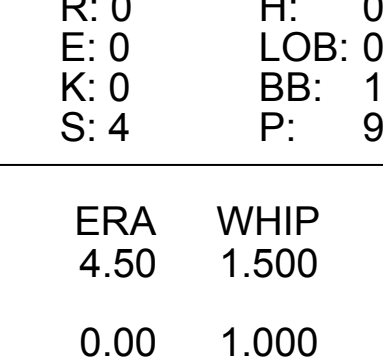
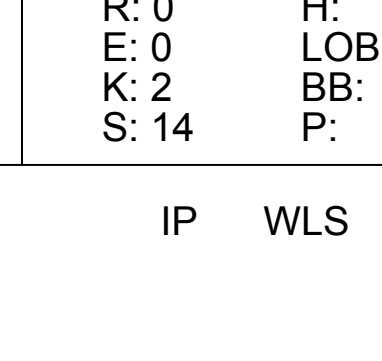
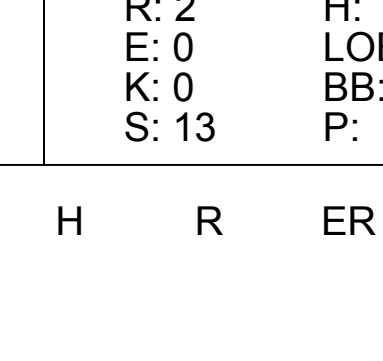

AB 33
R 4
H 6
RBI 4
BB 2
SO 12
LOB 7



Batter	1	2	3	4	5	6	7	8	9	AB	R	H	RBI	BB	SO	LOB	BOTTOM						
13 Ronald Acuña Jr., R OBP: 0.441, SLG: 0.844										4	1	2	0	0	0	1	Philadelphia Phillies @ Atlanta Braves Truist Park, Atlanta, GA Sat Apr 10 2021, 7:22 PM - 10:10 PM EDT Att: 14,394 - Partly Cloudy - 69 F						
Ozzie Albies, S OBP: 0.156, SLG: 0.194										4	1	1	1	0	0	3							
5 Freddie Freeman, L OBP: 0.313, SLG: 0.500										4	1	1	3	0	1	1							
20 Marcell Ozuna, R OBP: 0.250, SLG: 0.143										4	1	1	0	0	1	2							
51 Will Smith, R ERA: 6.0										0	0	0	0	0	0	0							
16 Travis d'Arnaud, R OBP: 0.286, SLG: 0.407										4	0	2	0	0	1	3							
7 Dansby Swanson, R OBP: 0.172, SLG: 0.286										4	0	1	1	0	2	2							
27 Austin Riley, R OBP: 0.286, SLG: 0.200										3	0	0	0	1	1	1							
25 Cristian Pache, R OBP: 0.160, SLG: 0.167										4	0	0	0	0	0	2							
36 Ian Anderson, R OBP: 0.500, SLG: 1.000										1	0	0	0	0	0	0							
23 Archie Bradley, R ERA: 6.0										0	0	0	0	0	0	0							
46 José Alvarado, L ERA: 2.45										1	1	1	0	0	0	0							
68 Tyler Matzek, L ERA: 6.0										0	0	0	0	0	0	0							
11 Ender Inciarte, L OBP: 0.167, SLG: 0.333										0	0	0	0	0	0	0							
Inning Stats	R: 3 H: 4 E: 0 K: 1 S: 17	L: 4 R: 1 ER: 1 BB: 0 P: 22	R: 0 H: 0 E: 0 K: 0 S: 5	H: 0 R: 0 ER: 0 BB: 0 P: 7	R: 0 H: 0 E: 0 K: 0 S: 6	H: 0 R: 0 ER: 0 BB: 0 P: 10	R: 0 H: 1 E: 0 K: 0 S: 8	H: 1 R: 0 ER: 0 BB: 0 P: 13	R: 0 H: 0 E: 1 K: 0 S: 9	H: 0 R: 0 ER: 1 BB: 1 P: 11	R: 1 H: 2 E: 0 K: 1 S: 9	H: 2 R: 0 ER: 2 BB: 1 P: 14	R: 1 H: 2 E: 0 K: 2 S: 16	H: 2 R: 0 ER: 2 BB: 0 P: 26	R: 0 H: 0 E: 0 K: 2 S: 8	H: 0 R: 0 ER: 0 BB: 0 P: 10	R: 0 H: 0 E: 0 K: 2 S: 8	H: 0 R: 0 ER: 0 BB: 0 P: 10	1B: 4 2B: 4 3B: 0 HR: 1	SF: 0 SAC: 1 DP: 1 HBP: 0	WP: 1 PB: 0 SB: 0 CS: 0	PA: 35	
PITCHER	IP WLS BF H R ER SO BB IBB HBP BLK WP HR S P ERA WHIP	IP WLS BF H R ER SO BB IBB HBP BLK WP HR S P ERA WHIP	IP WLS BF H R ER SO BB IBB HBP BLK WP HR S P ERA WHIP	IP WLS BF H R ER SO BB IBB HBP BLK WP HR S P ERA WHIP	IP WLS BF H R ER SO BB IBB HBP BLK WP HR S P ERA WHIP	IP WLS BF H R ER SO BB IBB HBP BLK WP HR S P ERA WHIP	IP WLS BF H R ER SO BB IBB HBP BLK WP HR S P ERA WHIP	IP WLS BF H R ER SO BB IBB HBP BLK WP HR S P ERA WHIP	IP WLS BF H R ER SO BB IBB HBP BLK WP HR S P ERA WHIP	IP WLS BF H R ER SO BB IBB HBP BLK WP HR S P ERA WHIP	IP WLS BF H R ER SO BB IBB HBP BLK WP HR S P ERA WHIP	IP WLS BF H R ER SO BB IBB HBP BLK WP HR S P ERA WHIP	IP WLS BF H R ER SO BB IBB HBP BLK WP HR S P ERA WHIP	IP WLS BF H R ER SO BB IBB HBP BLK WP HR S P ERA WHIP	IP WLS BF H R ER SO BB IBB HBP BLK WP HR S P ERA WHIP	IP WLS BF H R ER SO BB IBB HBP BLK WP HR S P ERA WHIP	IP WLS BF H R ER SO BB IBB HBP BLK WP HR S P ERA WHIP	IP WLS BF H R ER SO BB IBB HBP BLK WP HR S P ERA WHIP	IP WLS BF H R ER SO BB IBB HBP BLK WP HR S P ERA WHIP	IP WLS BF H R ER SO BB IBB HBP BLK WP HR S P ERA WHIP	IP WLS BF H R ER SO BB IBB HBP BLK WP HR S P ERA WHIP	IP WLS BF H R ER SO BB IBB HBP BLK WP HR S P ERA WHIP	IP WLS BF H R ER SO BB IBB HBP BLK WP HR S P ERA WHIP



Batter	1	2	3	4	5	6	7	8	9	AB	R	H	RBI	BB	SO	LOB	TOP			
22 Andrew McCutchen, R OBP: 0.308, SLG: 0.313										4	1	0	0	0	3	2	Philadelphia Phillies @ New York Mets Citi Field, Flushing, NY Tue Apr 13 2021, 4:13 PM - 7:22 PM EDT Clear - 61 F			
17 Rhys Hoskins, R OBP: 0.390, SLG: 0.590										3	1	0	0	1	3	0				
3 Bryce Harper, L OBP: 0.452, SLG: 0.500										3	0	1	0	1	0	0				
28 Alec Bohm, R OBP: 0.293, SLG: 0.378										3	1	1	0	1	1	3				
18 Didi Gregorius, L OBP: 0.333, SLG: 0.474										4	0	2	1	0	1	3				
2 Jean Segura, R OBP: 0.283, SLG: 0.263										4	0	2	1	0	1	4				
5 Andrew Knapp, S OBP: 0.300, SLG: 0.625										2	0	0	1	0	2	2				
24 Roman Quinn, S OBP: 0.238, SLG: 0.059										1	0	0	0	1	1	1				
10 J.T. Realmuto, R OBP: 0.394, SLG: 0.516										1	0	0	0	0	1	0				
40 Adam Haseley, L OBP: 0.211, SLG: 0.263										0	0	0	0	0	0	0				
57 Chase Anderson, R 13 Brad Miller, L 79 JoJo Romero, L 46 José Alvarado, L 7 Matt Joyce, L 75 Connor Brogdon, R 50 Héctor Neris, R										1	0	0	0	0	1	0				
Inning Stats	R: 0 K: 2 S: 9	H: 0 LOB: 0 BB: 16	R: 1 K: 2 S: 14	H: 2 LOB: 1 BB: 22	R: 0 K: 3 S: 9	H: 0 LOB: 0 BB: 14	R: 0 K: 0 S: 6	H: 1 LOB: 1 BB: 14	R: 0 K: 2 S: 8	H: 0 LOB: 2 BB: 25	R: 0 K: 1 S: 9	H: 1 LOB: 2 BB: 10	R: 1 K: 2 S: 17	H: 3 LOB: 3 BB: 1	R: 2 K: 2 S: 13	R: 1 K: 2 S: 17		1B: 5 2B: 1 3B: 0 HR: 0	SF: 1 SAC: 0 DP: 1 HBP: 0	WP: 0 PB: 1 SB: 1 CS: 1
PITCHER	IP WLS BF H R ER SO BB IBB HBP BLK WP HR S P ERA WHIP																ERA WHIP			
99 Taijuan Walker, R ERA: 3.6	4.1 18 3 1 1 8 3 0 0 0 0 0 43 80 2.08 1.385																			
50 Miguel Castro, R ERA: 2.7	1.2 7 2 1 1 3 1 0 0 0 0 0 20 31 5.40 1.800																			
39 Edwin Díaz, R ERA: 6.75	1.0 3 0 0 0 1 0 0 0 0 0 0 9 10 0.00 0.000																			
65 Trevor May, R ERA: 5.4	1.0 W 5 1 1 0 2 0 1 0 0 0 0 17 25 0.00 1.000																			

Batter	1	2	3	4	5	6	7	8	9	AB	R	H	RBI	BB	SO	LOB	BOTTOM			
9 Brandon Nimmo, L OBP: 0.563, SLG: 0.708										2	1	0	0	2	2	3	Philadelphia Phillies @ New York Mets Citi Field, Flushing, NY Tue Apr 13 2021, 4:13 PM - 7:22 PM EDT Clear - 61 F			
12 Francisco Lindor, S OBP: 0.320, SLG: 0.190										3	1	0	0	1	0	4				
2 Dominic Smith, L OBP: 0.320, SLG: 0.609										4	1	1	2	0	1	3				
65 Trevor May, R ERA: 5.4										0	0	0	0	0	0	0				
20 Pete Alonso, R OBP: 0.313, SLG: 0.393										4	0	1	1	0	2	1				
6 Jeff McNeil, L OBP: 0.261, SLG: 0.300										4	1	1	0	0	0	2				
30 Michael Conforto, L OBP: 0.273, SLG: 0.179										2	0	0	0	1	0	1				
33 James McCann, R OBP: 0.261, SLG: 0.190										4	0	1	0	0	0	1				
13 Luis Guillorme, L OBP: 0.727, SLG: 0.571										1	0	1	0	2	0	0				
1 Jonathan Villar, S OBP: 0.253, SLG: 0.579										1	0	1	1	0	0	0				
99 Taijuan Walker, R ERA: 4.0	4.0 18 3 2 2 3 3 0 0 0 0 0 44 74 4.50 1.500																			
79 JoJo Romero, L ERA: 1.59	1.0 4 0 0 0 1 0 0 1 0 0 0 7 12 0.00 0.000																			
46 José Alvarado, L ERA: 1.59	1.0 5 0 0 0 2 1 0 1 0 0 0 14 22 0.00 1.000																			
75 Connor Brogdon, R ERA: 1.69	0.1 L 5 3 2 1 0 1 0 0 0 0 0 13 22 27.00 12.000																			
50 Héctor Neris, R ERA: 1.69										2	0	0	0	0	1	2				
Inning Stats	R: 2 K: 0 S: 12	H: 2 LOB: 1 BB: 23	R: 0 K: 1 S: 11	H: 1 LOB: 0 BB: 18	R: 0 K: 1 S: 13	H: 0 LOB: 1 BB: 21	R: 0 K: 1 S: 8	H: 0 LOB: 1 BB: 12	R: 0 K: 0 S: 4	H: 0 LOB: 0 BB: 9	R: 0 K: 1 S: 7	H: 0 LOB: 2 BB: 12	R: 0 K: 2 S: 14	H: 3 LOB: 3 BB: 1	R: 2 K: 2 S: 13	R: 1 K: 2 S: 13		1B: 5 2B: 0 3B: 0 HR: 1	SF: 0 SAC: 0 DP: 1 HBP: 2	WP: 0 PB: 0 SB: 0 CS: 0
PITCHER	IP WLS BF H R ER SO BB IBB HBP BLK WP HR S P ERA WHIP																ERA WHIP			

Batter	1	2	3	4	5	6	7	8	9	AB	R	H	RBI	BB	SO	LOB	TOP
7 Matt Joyce, L OBP: 0.500, SLG: 0.429	F7			FC5-4 17 1B		FC4-6 17 G6-4-3				3	0	1	0	0	0	1	Philadelphia Phillies @ New York Mets Citi Field, Flushing, NY Tue Apr 13 2021, 8:08 PM - 10:37 PM EDT Att: 7,611 - Clear - 59 F
17 Rhys Hoskins, R OBP: 0.279, SLG: 0.548 48 Spencer Howard, R OBP: 0.181, SLG: 0.181	L9			FC5-4 3 G6-3		G6-4-3				3	0	0	0	0	0	2	
3 Bryce Harper, L OBP: 0.422, SLG: 0.457	K			G6-3						3	0	0	0	0	1	1	
10 J.T. Realmuto, R OBP: 0.361, SLG: 0.500		G4-3			1B					3	0	1	0	0	0	0	
28 Alec Bohm, R OBP: 0.295, SLG: 0.375		L3			L9					3	0	1	0	0	0	1	
18 Didi Gregorius, L OBP: 0.333, SLG: 0.463					P5					3	0	1	0	0	1	1	
2 Jean Segura, R OBP: 0.295, SLG: 0.268										3	0	1	0	0	0	2	
40 Adam Haseley, L OBP: 0.190, SLG: 0.238										2	0	0	0	0	0	2	
27 Aaron Nola, R OBP: 0.300, SLG: 0.222										1	0	0	0	0	1	0	
13 Brad Miller, L OBP: 0.300, SLG: 0.222										1	0	1	0	0	0	0	
Inning Stats	R: 0 H: 0 E: 0 K: 1 S: 9	H: 0 LOB: 0 BB: 0 P: 15	R: 0 H: 0 E: 0 K: 1 S: 12	H: 0 LOB: 0 BB: 0 P: 16	R: 0 H: 0 E: 0 K: 1 S: 11	H: 0 LOB: 0 BB: 0 P: 16	R: 0 H: 1 E: 0 K: 0 S: 8	H: 2 LOB: 2 BB: 0 P: 8	R: 0 H: 2 E: 0 K: 0 S: 14	H: 1 LOB: 0 BB: 0 P: 9	R: 0 H: 2 E: 0 K: 0 S: 11	H: 2 LOB: 2 BB: 0 P: 13					
PITCHER	IP WLS BF H R ER SO BB IBB HBP BLK WP HR S P ERA WHIP																
0 Marcus Stroman, R ERA: 0.73	6.0 W 20 4 0 0 3 0 0 0 0 0 0 0 61 86 0.00 0.667																
27 Jeury's Familia, R ERA: 2.7	1.0 5 2 0 0 0 0 0 0 0 0 0 0 11 13 0.00 2.000																

AB	25
R	0
H	6
RBI	0
BB	0
SO	3
LOB	10



Batter	1	2	3	4	5	6	7	8	9	AB	R	H	RBI	BB	SO	LOB	BOTTOM
9 Brandon Nimmo, L OBP: 0.583, SLG: 0.714	K			12 BB		12 FC6				4	0	3	3	0	1	0	Philadelphia Phillies @ New York Mets Citi Field, Flushing, NY Tue Apr 13 2021, 8:08 PM - 10:37 PM EDT Att: 7,611 - Clear - 59 F
12 Francisco Lindor, S OBP: 0.343, SLG: 0.192	2B			F7		FC6				3	0	1	0	1	0	4	
2 Dominic Smith, L OBP: 0.276, SLG: 0.519 27 Jeury's Familia, R ERA: 2.7	K			G4-3		G3-1				4	0	0	0	0	2	5	
20 Pete Alonso, R OBP: 0.314, SLG: 0.419	F8			L5		K				3	0	1	0	0	0	1	
6 Jeff McNeil, L OBP: 0.269, SLG: 0.304	P6			11 1B		L9				3	1	1	0	0	0	1	
11 Kevin Pillar, R OBP: 0.333, SLG: 0.200	F8			1 2B		K				3	1	1	0	0	1	1	
1 Jonathan Villar, S OBP: 0.273, SLG: 0.591	K			9 1B		F7				3	1	1	1	0	1	0	
3 Tomás Nido, R OBP: 0.500, SLG: 1.000				K		9 1B				2	1	1	0	0	1	0	
0 Marcus Stroman, R ERA: 3.45 4 Albert Almora Jr., R ERA: 9.0				K		12 FC6				2	0	0	0	1	2	3	
Inning Stats	R: 0 H: 1 E: 0 K: 2 S: 14	H: 0 LOB: 1 BB: 0 P: 22	R: 0 H: 0 E: 0 K: 1 S: 7	H: 0 LOB: 0 BB: 0 P: 11	R: 0 H: 1 E: 0 K: 2 S: 10	H: 1 LOB: 2 BB: 1 P: 16	R: 3 H: 4 E: 0 K: 1 S: 19	H: 4 LOB: 2 BB: 0 P: 31	R: 0 H: 1 E: 0 K: 1 S: 9	H: 1 LOB: 1 BB: 0 P: 12	R: 1 H: 2 E: 0 K: 0 S: 20	H: 2 LOB: 2 BB: 1 P: 32					
PITCHER	IP WLS BF H R ER SO BB IBB HBP BLK WP HR S P ERA WHIP																
27 Aaron Nola, R ERA: 3.45	5.0 L 24 7 3 3 7 1 0 0 0 0 0 0 59 92 5.40 1.600																
48 Spencer Howard, R ERA: 9.0	1.0 6 2 1 1 1 1 0 0 0 0 0 0 20 32 9.00 3.000																

AB	27
R	4
H	9
RBI	4
BB	2
SO	8
LOB	15



Batter	1	2	3	4	5	6	7	8	9	AB	R	H	RBI	BB	SO	LOB	TOP					
19 Tommy Edman, S OBP: 0.367, SLG: 0.418										4	0	2	0	0	0	0	St. Louis Cardinals @ Philadelphia Phillies Citizens Bank Park, Philadelphia, PA Fri Apr 16 2021, 7:07 PM - 9:41 PM EDT Att: 10,842 - Cloudy - 54 F					
46 Paul Goldschmidt, R OBP: 0.278, SLG: 0.353										4	0	1	0	0	2	1						
28 Nolan Arenado, R OBP: 0.345, SLG: 0.529										4	0	0	0	0	1	3						
4 Yadier Molina, R OBP: 0.362, SLG: 0.500										4	0	0	0	0	1	0						
13 Matt Carpenter, L OBP: 0.226, SLG: 0.200										3	0	0	0	0	0	0						
21 Andrew Miller, L										0	0	0	0	0	0	0						
34 John Noguera, R OBP: 0.273, SLG: 0.111										1	0	0	0	0	0	0						
11 Paul DeJong, R OBP: 0.280, SLG: 0.286										3	0	1	0	0	1	0						
3 Dylan Carlson, S OBP: 0.354, SLG: 0.525										3	1	1	0	0	0	1						
26 Justin Williams, L OBP: 0.303, SLG: 0.310										3	1	1	2	0	0	0						
18 Carlos Martinez, R OBP: 0.275, SLG: 0.340										1	0	0	0	0	1	0						
36 Scott Hurst, L OBP: 0.275, SLG: 0.340										1	0	0	0	0	0	0						
38 Kodi Whitley, R OBP: 0.275, SLG: 0.340										0	0	0	0	0	0	0						
63 Edmundo Sosa, R OBP: 0.429, SLG: 0.200										1	0	0	0	0	1	0						
Inning Stats	R: 0 E: 0 K: 1 S: 7	H: 1 LOB: 0 BB: 0 P: 9	R: 0 E: 0 K: 0 S: 9	H: 1 LOB: 1 BB: 0 P: 14	R: 0 E: 0 K: 1 S: 11	H: 0 LOB: 0 BB: 0 P: 16	R: 0 E: 0 K: 2 S: 10	H: 0 LOB: 0 BB: 0 P: 13	R: 0 E: 0 K: 0 S: 4	H: 0 LOB: 0 BB: 0 P: 8	R: 0 E: 0 K: 1 S: 14	H: 2 LOB: 2 BB: 0 P: 18	R: 0 E: 0 K: 1 S: 11	H: 0 LOB: 0 BB: 0 P: 14	R: 2 E: 0 K: 1 S: 12	H: 2 LOB: 0 BB: 0 P: 20	R: 0 E: 0 K: 0 S: 5	H: 0 LOB: 0 BB: 0 P: 8	1B: 4 2B: 1 3B: 0 HR: 1	SF: 0 SAC: 0 DP: 1 HBP: 0	WP: 0 PB: 0 SB: 0 CS: 0	PA: 32
PITCHER	IP WLS BF H R ER SO BB IBB HBP BLK WP HR S P ERA WHIP																					
56 Zach Eflin, R ERA: 3.15	7.0 W 26 6 2 2 6 0 0 0 0 0 1 73 104 2.57 0.857																					
75 Connor Brogdon, R ERA: 4.91	1.0 3 0 0 0 1 0 0 0 0 0 0 5 8 0.00 0.000																					
19 Brandon Kintzler, R ERA: 9.86	1.0 3 0 0 0 0 0 0 0 0 0 0 5 8 0.00 0.000																					

Batter	1	2	3	4	5	6	7	8	9	AB	R	H	RBI	BB	SO	LOB	BOTTOM			
22 Andrew McCutchen, R OBP: 0.292, SLG: 0.293										5	1	2	3	0	0	1	St. Louis Cardinals @ Philadelphia Phillies Citizens Bank Park, Philadelphia, PA Fri Apr 16 2021, 7:07 PM - 9:41 PM EDT Att: 10,842 - Cloudy - 54 F			
19 Brandon Kintzler, R										0	0	0	0	0	0	0				
17 Rhys Hoskins, R OBP: 0.289, SLG: 0.480										4	0	0	0	1	1	2				
3 Bryce Harper, L OBP: 0.396, SLG: 0.429										3	1	1	2	1	0	0				
10 J.T. Realmuto, R OBP: 0.386, SLG: 0.575										3	1	1	2	0	1	0				
28 Alec Bohm, R OBP: 0.275, SLG: 0.340										4	1	1	0	0	3	3				
18 Didi Gregorius, L OBP: 0.320, SLG: 0.435										4	1	1	0	0	0	3				
2 Jean Segura, R OBP: 0.353, SLG: 0.438										4	2	3	1	0	0	0				
16 Mickey Moniak, L OBP: 0.275, SLG: 0.340										3	1	0	0	1	1	2				
56 Zach Eflin, R										2	1	0	1	0	1	1				
75 Connor Brogdon, R										0	0	0	0	0	0	0				
24 Roman Quinn, S OBP: 0.240, SLG: 0.050										0	0	0	0	1	0	0				
Inning Stats	R: 0 E: 0 K: 1 S: 10	H: 0 LOB: 0 BB: 0 P: 14	R: 6 E: 0 K: 2 S: 21	H: 5 LOB: 3 BB: 2 P: 32	R: 0 E: 0 K: 1 S: 9	H: 0 LOB: 0 BB: 0 P: 13	R: 0 E: 0 K: 0 S: 8	H: 0 LOB: 0 BB: 0 P: 10	R: 0 E: 0 K: 1 S: 9	H: 0 LOB: 0 BB: 0 P: 12	R: 0 E: 0 K: 1 S: 16	H: 1 LOB: 1 BB: 0 P: 21	R: 2 E: 0 K: 1 S: 13	H: 1 LOB: 0 BB: 1 P: 24	R: 1 E: 0 K: 0 S: 11	H: 2 LOB: 1 BB: 1 P: 21	1B: 5 2B: 3 3B: 0 HR: 1	SF: 0 SAC: 0 DP: 1 HBP: 2	WP: 0 PB: 0 SB: 0 CS: 0	PA: 38
PITCHER	IP WLS BF H R ER SO BB IBB HBP BLK WP HR S P ERA WHIP																			
18 Carlos Martinez, R ERA: 7.8	5.0 L 24 6 2 2 2 1 0 0 0 0 0 1 27 42 10.80 1.800																			
38 Kodi Whitley, R ERA: 4.91	1.2 8 2 2 2 2 1 0 0 0 0 0 1 27 42 10.80 1.800																			
21 Andrew Miller, L ERA: 9.0	1.1 6 2 1 1 0 1 0 0 0 0 0 0 13 24 6.75 2.250																			

Batter	1	2	3	4	5	6	7	8	9	AB	R	H	RBI	BB	SO	LOB	TOP					
19 Tommy Edman, S OBP: 0.348, SLG: 0.381 (1, 9)	G4-3		E1			G4-3			G3-1	4	0	0	0	0	0	0	St. Louis Cardinals @ Philadelphia Phillies Citizens Bank Park, Philadelphia, PA Sun Apr 18 2021, 1:09 PM - 3:42 PM EDT Att: 10,876 - Partly Cloudy - 63 F					
46 Paul Goldschmidt, R OBP: 0.286, SLG: 0.322 (1, 3)	G4-3		K			G5-3			F9	4	0	0	0	0	1	1						
28 Nolan Arenado, R OBP: 0.328, SLG: 0.525 (1, 5)	P3					G5-3			G6-3	4	0	0	0	0	0	0						
4 Yadier Molina, R OBP: 0.382, SLG: 0.640 (1, 2)		1B				G5-3			G4-3	3	0	1	0	0	0	0						
13 Matt Carpenter, L OBP: 0.200, SLG: 0.172 65 Giovanni Gallegos, R 30 Tyler Webb, L (7, 1) (8, 1)		K				K			K	3	0	0	0	0	0	3						
11 Paul DeJong, R OBP: 0.293, SLG: 0.347 (1, 6)		K				K				3	0	1	0	0	2	1						
3 Dylan Carlson, S OBP: 0.357, SLG: 0.511 (1, 8)		F7				K			1B	3	0	0	0	0	1	2						
26 Justin Williams, L OBP: 0.293, SLG: 0.278 (1, 7) (7, 9)			F7			K			K	3	0	0	0	0	2	1						
53 John Gant, R 34 John Nogowski, R 21 Andrew Miller, L 0 Austin Dean, R (6, PH) (6, 1) (7, 7)			G6-3						K	1	0	0	0	0	0	0						
										1	0	0	0	0	0	1						
Inning Stats	R: 0 H: 0 E: 0 K: 0 S: 5	H: 0 LOB: 0 BB: 0 P: 9	R: 0 H: 1 E: 0 K: 2 S: 11	H: 1 LOB: 1 BB: 0 P: 19	R: 0 H: 0 E: 1 K: 1 S: 10	H: 0 LOB: 0 BB: 0 P: 12	R: 0 H: 0 E: 0 K: 1 S: 8	H: 0 LOB: 0 BB: 0 P: 11	R: 0 H: 0 E: 0 K: 3 S: 9	H: 0 LOB: 0 BB: 0 P: 13	R: 0 H: 0 E: 0 K: 0 S: 5	H: 0 LOB: 0 BB: 0 P: 12	R: 0 H: 0 E: 0 K: 1 S: 7	H: 0 LOB: 0 BB: 0 P: 9	R: 0 H: 1 E: 0 K: 2 S: 11	H: 1 LOB: 1 BB: 0 P: 17	R: 0 H: 0 E: 0 K: 0 S: 7	H: 0 LOB: 0 BB: 0 P: 7	1B: 2 2B: 0 3B: 0 HR: 0	SF: 0 SAC: 0 DP: 0 HBP: 0	WP: 0 PB: 0 SB: 0 CS: 0	PA: 30
PITCHER 27 Aaron Nola, R ERA: 2.19 (1, 1)	IP: 9.0 WLS: W BF: 30	H: 2 R: 0 ER: 0 SO: 10	BB: 0 IBB: 0 HBP: 0 BLK: 0	WP: 0 HR: 0 S: 73 P: 109	ERA: 0.00 WHIP: 0.222	PITCHER										IP: 9.0 WLS: W BF: 30	H: 2 R: 0 ER: 0 SO: 10	BB: 0 IBB: 0 HBP: 0 BLK: 0	WP: 0 HR: 0 S: 73 P: 109	ERA: 0.00 WHIP: 0.222		

AB	30
R	0
H	2
RBI	0
BB	0
SO	10
LOB	7



Batter	1	2	3	4	5	6	7	8	9	AB	R	H	RBI	BB	SO	LOB	BOTTOM			
22 Andrew McCutchen, R 24 Roman Quinn, S OBP: 0.316, SLG: 0.277 OBP: 0.241, SLG: 0.043 (9, 8)	G5-4-3 BB		K			G6-3			G1-3	3	0	0	0	1	1	0	St. Louis Cardinals @ Philadelphia Phillies Citizens Bank Park, Philadelphia, PA Sun Apr 18 2021, 1:09 PM - 3:42 PM EDT Att: 10,876 - Partly Cloudy - 63 F			
17 Rhys Hoskins, R OBP: 0.295, SLG: 0.483 (1, 3)	G5-4-3		E4			K2-3			K2-3	3	1	0	0	1	1	1				
3 Bryce Harper, L OBP: 0.439, SLG: 0.556 (1, 9)	HR		10 1B			28 SF7 BB			10 WP	3	1	3	1	1	0	0				
10 J.T. Realmuto, R OBP: 0.396, SLG: 0.522 (1, 2)	K		10 1B			28 SF7 IBB			K	3	0	1	0	1	2	1				
28 Alec Bohm, R OBP: 0.250, SLG: 0.315 (1, 5)	L9		10 1B			28 SF7 IBB			L7	3	0	0	1	0	0	0				
18 Didi Gregorius, L OBP: 0.322, SLG: 0.426 (1, 6)	K		10 1B			28 SF7 IBB			F7	4	0	0	0	0	1	2				
2 Jean Segura, R OBP: 0.379, SLG: 0.463 (1, 4)	2B		16 BB			16 BB			BB	3	0	2	0	1	0	0				
16 Mickey Moniak, L (9, 7)	K		16 BB			16 BB			K	3	0	0	0	1	3	2				
27 Aaron Nola, R (1, 1)			16 BB			16 BB			K	3	0	0	0	0	1	2				
										3	0	0	0	0	1	2				
Inning Stats	R: 1 H: 1 E: 0 K: 1 S: 11	H: 1 LOB: 0 BB: 1 P: 18	R: 0 H: 1 E: 0 K: 2 S: 12	H: 1 LOB: 0 BB: 0 P: 17	R: 0 H: 1 E: 1 K: 2 S: 8	H: 1 LOB: 2 BB: 1 P: 15	R: 0 H: 1 E: 0 K: 0 S: 12	H: 1 LOB: 2 BB: 1 P: 23	R: 1 H: 1 E: 0 K: 0 S: 8	H: 1 LOB: 2 BB: 2 P: 15	R: 0 H: 0 E: 0 K: 1 S: 9	H: 0 LOB: 0 BB: 0 P: 10	R: 0 H: 1 E: 0 K: 2 S: 12	H: 1 LOB: 0 BB: 0 P: 18	R: 0 H: 0 E: 0 K: 1 S: 8	H: 0 LOB: 1 BB: 1 P: 14	1B: 3 2B: 2 3B: 0 HR: 1	SF: 1 SAC: 0 DP: 1 HBP: 0	WP: 1 PB: 0 SB: 0 CS: 0	PA: 35
PITCHER 53 John Gant, R 21 Andrew Miller, L 65 Giovanni Gallegos, R 30 Tyler Webb, L (1, 1) (6, 1) (7, 1) (8, 1)	IP: 5.0 WLS: L BF: 24	H: 5 R: 2 ER: 2 SO: 5	BB: 4 IBB: 0 HBP: 0 BLK: 0	WP: 0 HR: 0 S: 51 P: 88	ERA: 3.60 WHIP: 1.800	PITCHER										IP: 5.0 WLS: L BF: 24	H: 5 R: 2 ER: 2 SO: 5	BB: 4 IBB: 0 HBP: 0 BLK: 0	WP: 0 HR: 0 S: 51 P: 88	ERA: 3.60 WHIP: 1.800

AB	28
R	2
H	6
RBI	2
BB	6
SO	9
LOB	8



Batter	1	2	3	4	5	6	7	8	9	AB	R	H	RBI	BB	SO	LOB	TOP					
18 Tommy La Stella, L OBP: 0.368, SLG: 0.471 71 Tyler Rogers, R (8, 1)	F8						G6-3	G6-3		4	1	1	2	1	0	0						
2 Curt Casali, R OBP: 0.208, SLG: 0.143										0	0	0	0	0	0	0						
5 Mike Yastrzemski, L OBP: 0.250, SLG: 0.393			BB							4	0	2	0	1	1	2						
10 Evan Longoria, R OBP: 0.361, SLG: 0.582										5	1	1	0	0	1	3						
9 Brandon Belt, L OBP: 0.306, SLG: 0.452 17 Jake McGee, L (9, 1)										4	1	0	0	1	2	1						
12 Alex Dickerson, L OBP: 0.277, SLG: 0.405 1 Mauricio Dubón, R OBP: 0.154, SLG: 0.083										4	1	1	3	0	0	0						
28 Buster Posey, R OBP: 0.381, SLG: 0.632										4	3	3	2	0	0	0						
35 Brandon Crawford, L OBP: 0.250, SLG: 0.393										4	0	2	0	0	1	0						
13 Austin Slater, R OBP: 0.316, SLG: 0.400 (8, 7)										4	1	0	0	0	2	3						
62 Logan Webb, R 33 Darin Ruf, R 66 Jarlin Garcia, L 7 Dongvan Solano, R 48 Jose Alvarez, L 41 Wilmer Flores, R OBP: 0.276, SLG: 0.333										0	0	0	0	0	0	0						
Inning Stats	R: 0 E: 0 K: 0 S: 6	H: 1 LOB: 0 BB: 0 P: 9	R: 0 E: 0 K: 0 S: 8	H: 0 LOB: 0 BB: 1 P: 11	R: 0 E: 0 K: 1 S: 12	H: 1 LOB: 2 BB: 1 P: 21	R: 0 E: 0 K: 2 S: 13	H: 0 LOB: 0 BB: 0 P: 19	R: 3 E: 0 K: 2 S: 16	H: 2 LOB: 1 BB: 2 P: 26	R: 1 E: 0 K: 1 S: 12	H: 1 LOB: 0 BB: 0 P: 20	R: 0 E: 0 K: 1 S: 11	H: 0 LOB: 0 BB: 0 P: 14	R: 6 E: 0 K: 0 S: 21	H: 5 LOB: 0 BB: 1 P: 36	R: 0 E: 0 K: 0 S: 5	H: 1 LOB: 0 BB: 0 P: 8	1B: 5 2B: 1 3B: 0 HR: 5	SF: 0 SAC: 1 DP: 2 HBP: 0	WP: 0 PB: 0 SB: 0 CS: 0	PA: 40
PITCHER	IP WLS BF H R ER SO BB IBB HBP BLK WP HR S P ERA WHIP																					
45 Zack Wheeler, R ERA: 3.8	5.2		24	5	4	4	6	3	0	0	0	0	0	0	3	66	105	6.35	1.412			
54 Sam Coonrod, R ERA: 1.13	1.1	H	4	0	0	0	1	0	0	0	0	0	0	0	12	15	0.00	0.000				
75 Connor Brogdon, R ERA: 7.36	0.2	L	8	5	6	6	0	1	0	0	0	0	2	18	30	81.00	9.000					
60 Ramón Rosso, R ERA:	1.1		4	1	0	0	0	0	0	0	0	0	0	8	14	0.00	0.750					

San Francisco Giants @ Philadelphia Phillies
Citizens Bank Park, Philadelphia, PA
Tue Apr 20 2021, 7:07 PM - 10:23 PM EDT
Att: 10,584 - Clear - 72 F

AB	35
R	10
H	11
RBI	10
BB	4
SO	7
LOB	9



Batter	1	2	3	4	5	6	7	8	9	AB	R	H	RBI	BB	SO	LOB	BOTTOM					
7 Matt Joyce, L OBP: 0.421, SLG: 0.286										4	0	1	0	1	1	0						
2 Jean Segura, R OBP: 0.395, SLG: 0.450 17 Rhys Hoskins, R OBP: 0.290, SLG: 0.500										2	0	0	0	0	0	3						
3 Bryce Harper, L OBP: 0.485, SLG: 0.577										3	2	2	0	2	1	0						
10 J.T. Realmuto, R OBP: 0.393, SLG: 0.481										3	1	1	0	1	0	2						
13 Brad Miller, L OBP: 0.267, SLG: 0.429 60 Ramón Rosso, R (8, 1)										4	1	1	3	0	1	5						
28 Alec Bohm, R OBP: 0.285, SLG: 0.361										4	1	1	2	0	0	0						
16 Mickey Moniak, L OBP: 0.176, SLG: 0.067 54 Sam Coonrod, R (6, 1) 75 Connor Brogdon, R (8, 1) 5 Andrew Knapp, S OBP: 0.214, SLG: 0.417										3	1	1	0	0	0	0						
29 Nick Maton, L OBP: 0.250, SLG: 0.375										4	0	1	1	0	2	0						
45 Zack Wheeler, L OBP: 0.222, SLG: 0.333 24 Roman Quinn, S OBP: 0.226, SLG: 0.040										2	0	0	0	0	2	1						
Inning Stats	R: 0 E: 0 K: 0 S: 11	H: 2 LOB: 2 BB: 1 P: 22	R: 1 E: 0 K: 0 S: 10	H: 2 LOB: 2 BB: 1 P: 17	R: 3 E: 0 K: 1 S: 15	H: 3 LOB: 0 BB: 0 P: 21	R: 0 E: 0 K: 2 S: 9	H: 0 LOB: 0 BB: 0 P: 14	R: 2 E: 0 K: 1 S: 11	H: 1 LOB: 0 BB: 1 P: 19	R: 0 E: 0 K: 2 S: 10	H: 0 LOB: 0 BB: 0 P: 12	R: 0 E: 0 K: 1 S: 11	H: 0 LOB: 1 BB: 1 P: 21	R: 0 E: 0 K: 0 S: 8	H: 0 LOB: 0 BB: 0 P: 11	R: 1 E: 0 K: 1 S: 11	H: 1 LOB: 0 BB: 0 P: 13	1B: 5 2B: 1 3B: 0 HR: 3	SF: 0 SAC: 0 DP: 1 HBP: 0	WP: 0 PB: 0 SB: 0 CS: 0	PA: 39
PITCHER	IP WLS BF H R ER SO BB IBB HBP BLK WP HR S P ERA WHIP																					
62 Logan Webb, R ERA: 5.87	4.0		20	7	4	4	4	2	0	0	0	0	1	45	74	9.00	2.250					
66 Jarlin Garcia, L ERA: 8.53	2.0		8	1	2	2	3	1	0	0	0	0	1	21	31	9.00	1.000					
48 Jose Alvarez, L ERA: 3.38	1.0	W	4	0	0	0	1	1	0	0	0	0	0	11	21	0.00	1.000					
71 Tyler Rogers, R ERA: 0.71	1.0		3	0	0	0	0	0	0	0	0	0	0	8	11	0.00	0.000					
17 Jake McGee, L ERA: 2.99	1.0		4	1	1	1	1	0	0	0	0	0	1	11	13	9.00	1.000					

San Francisco Giants @ Philadelphia Phillies
Citizens Bank Park, Philadelphia, PA
Tue Apr 20 2021, 7:07 PM - 10:23 PM EDT
Att: 10,584 - Clear - 72 F

AB	35
R	7
H	9
RBI	7
BB	4
SO	9
LOB	11



Batter	1	2	3	4	5	6	7	8	9	AB	R	H	RBI	BB	SO	LOB	TOP										
18 Tommy La Stella, L OBP: 0.349, SLG: 0.436	L1-3			G6-4-3 1B		G3	G3-1		F7	5	0	1	0	0	0	0	San Francisco Giants @ Philadelphia Phillies Citizens Bank Park, Philadelphia, PA Wed Apr 21 2021, 1:08 PM - 5:06 PM EDT Att: 9,537 - Partly Cloudy - 70 F										
5 Mike Yastrzemski, L OBP: 0.270, SLG: 0.364	F7			P6		P2	E7 12 1B		K	5	1	0	0	0	1	1											
7 Donovan Solano, R OBP: 0.333, SLG: 0.380	G4-3			G6-4-3						3	0	1	0	0	0	1											
10 Evan Longoria, R OBP: 0.371, SLG: 0.582										0	0	0	0	1	0	0											
12 Alex Dickerson, L OBP: 0.314, SLG: 0.435				F8						4	0	3	1	0	0	1											
28 Buster Posey, R OBP: 0.370, SLG: 0.619	G1-4-3					F9	P3			4	1	1	0	0	0	5											
41 Wilmer Flores, R OBP: 0.300, SLG: 0.382	G5-3									4	1	2	0	0	1	0											
35 Brandon Crawford, L 60 Wandy Peralta, L	F7									4	1	1	0	0	2	2											
1 Mauricio Dubón, R OBP: 0.167, SLG: 0.107										0	0	0	0	0	0	0											
26 Anthony DeSclafani, R 6 Brandon Bell, L 37 Matt Wisler, R 45 Caleb Baragar, L 75 Camilo Doval, R 48 Jose Alvarez, L 13 Austin Slater, R										4	0	1	1	0	2	3											
Inning Stats	R: 0 E: 0 K: 0 S: 5	H: 0 LOB: 0 BB: 0 P: 6	R: 0 E: 0 K: 0 S: 8	H: 1 LOB: 0 BB: 0 P: 11	R: 0 E: 0 K: 1 S: 10	H: 1 LOB: 0 BB: 0 P: 15	R: 0 E: 0 K: 0 S: 11	H: 1 LOB: 1 BB: 0 P: 18	R: 1 E: 0 K: 2 S: 12	H: 2 LOB: 1 BB: 0 P: 13	R: 0 E: 0 K: 0 S: 15	H: 2 LOB: 2 BB: 0 P: 23	R: 4 E: 1 K: 1 S: 19	H: 4 LOB: 2 BB: 1 P: 32	R: 0 E: 0 K: 3 S: 12	H: 0 LOB: 0 BB: 0 P: 17	R: 0 E: 0 K: 2 S: 9	H: 0 LOB: 0 BB: 0 P: 17	1B: 7 2B: 3 3B: 0 HR: 1	SF: 0 SAC: 0 DP: 1 HBP: 0	WP: 0 PB: 0 SB: 0 CS: 0	PA: 38					
PITCHER	IP	WLS	BF	H	R	ER	SO	BB	IBB	HBP	BLK	WP	HR	S	P	ERA	WHIP										
56 Zach Eflin, R ERA: 2.77	6.0		23	7	1	1	3	0	0	0	0	0	0	61	86	1.50	1.167										
19 Brandon Kintzler, R ERA: 7.5	0.1	B	4	3	3	3	1	0	0	0	0	0	1	11	19	81.00	9.000										
79 JoJo Romero, L ERA: 13.5	0.1		4	1	1	0	0	0	1	0	0	0	0	5	9	0.00	3.000										
48 Spencer Howard, R ERA: 3.86	1.1		4	0	0	0	3	0	0	0	0	0	0	15	21	0.00	0.000										
50 Héctor Neris, R ERA: 1.25	1.0	W	3	0	0	0	2	0	0	0	0	0	0	9	17	0.00	0.000										
Batter	1	2	3	4	5	6	7	8	9	AB	R	H	RBI	BB	SO	LOB	BOTTOM										
22 Andrew McCutchen, R OBP: 0.313, SLG: 0.255	K			K			P3			4	0	1	0	1	2	0	San Francisco Giants @ Philadelphia Phillies Citizens Bank Park, Philadelphia, PA Wed Apr 21 2021, 1:08 PM - 5:06 PM EDT Att: 9,537 - Partly Cloudy - 70 F										
17 Rhys Hoskins, R OBP: 0.270, SLG: 0.465	G6-3						K			5	0	0	0	0	3	4											
50 Héctor Neris, R										0	0	0	0	0	0	0											
3 Bryce Harper, L OBP: 0.493, SLG: 0.625				G4-3						4	2	2	1	1	0	0											
28 Alec Bohm, R OBP: 0.274, SLG: 0.344	FC4									3	0	0	0	2	2	2											
13 Brad Miller, L OBP: 0.400, SLG: 0.526										5	2	4	0	0	1	1											
5 Andrew Knapp, S OBP: 0.211, SLG: 0.353	K			F7						5	0	1	1	0	1	4											
29 Nick Maton, L OBP: 0.417, SLG: 0.500										4	1	3	0	0	1	2											
16 Mickey Moniak, L 19 Brandon Kintzler, R 79 JoJo Romero, L 48 Spencer Howard, R 10 J.T. Realmuto, R										3	1	1	3	0	1	1											
56 Zach Eflin, R 4 Scott Kingery, R				G4-3						2	0	0	0	0	0	0											
Inning Stats	R: 0 E: 0 K: 1 S: 9	H: 1 LOB: 1 BB: 0 P: 10	R: 3 E: 0 K: 2 S: 18	H: 3 LOB: 1 BB: 1 P: 32	R: 0 E: 0 K: 1 S: 10	H: 1 LOB: 2 BB: 1 P: 17	R: 0 E: 0 K: 1 S: 7	H: 0 LOB: 0 BB: 0 P: 9	R: 0 E: 0 K: 1 S: 7	H: 0 LOB: 0 BB: 0 P: 10	R: 1 E: 1 K: 2 S: 12	H: 2 LOB: 1 BB: 0 P: 15	R: 1 E: 0 K: 2 S: 12	H: 1 LOB: 1 BB: 1 P: 22	R: 0 E: 0 K: 1 S: 10	H: 2 LOB: 3 BB: 1 P: 16	R: 1 E: 0 K: 1 S: 8	H: 2 LOB: 2 BB: 1 P: 15	1B: 10 2B: 0 3B: 0 HR: 2	SF: 0 SAC: 0 DP: 0 HBP: 0	WP: 1 PB: 0 SB: 1 CS: 0	PA: 42					
PITCHER	IP	WLS	BF	H	R	ER	SO	BB	IBB	HBP	BLK	WP	HR	S	P	ERA	WHIP										
26 Anthony DeSclafani, R ERA: 2.14	4.0		19	5	3	3	5	2	0	0	0	0	0	7	10	0.00	0.000										
37 Matt Wisler, R ERA: 10.5	1.0		3	0	0	0	1	0	0	0	0	0	0	7	10	0.00	0.000										
45 Caleb Baragar, L	1.0		5	2	1	0	2	0	0	0	0	0	0	12	15	0.00	2.000										
75 Camilo Doval, R ERA: 3.0	1.0	B	5	1	1	1	2	1	0	0	0	0	1	12	22	9.00	2.000										
48 Jose Alvarez, L ERA: 2.84	1.0		6	2	0	0	1	1	0	0	0	0	0	10	16	0.00	3.000										
60 Wandy Peralta, L ERA: 4.91	0.1		4	2	1	1	0	0	0	0	0	0	0	8	15	27.00	9.000										

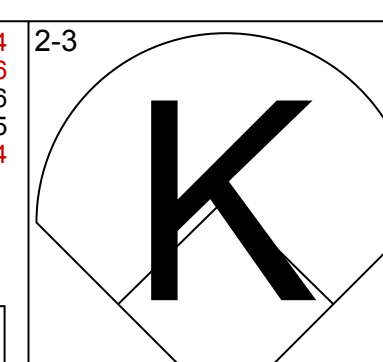
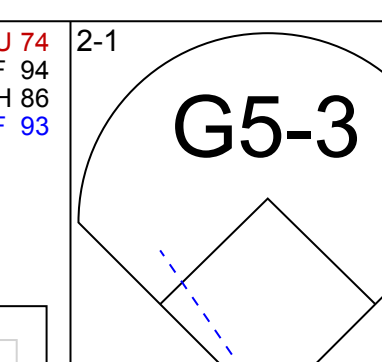
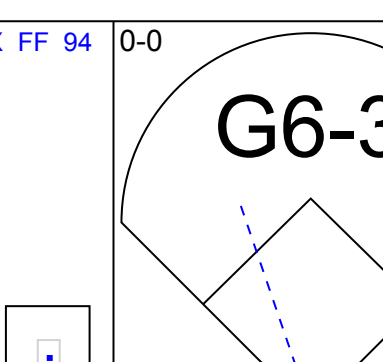
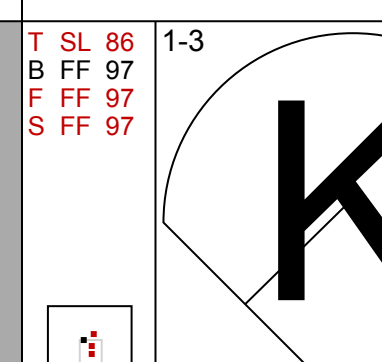
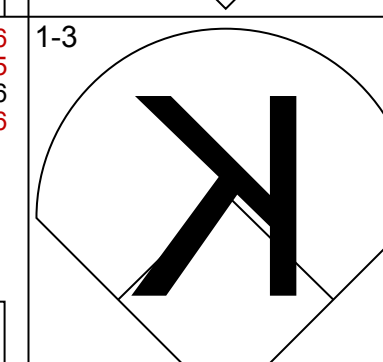
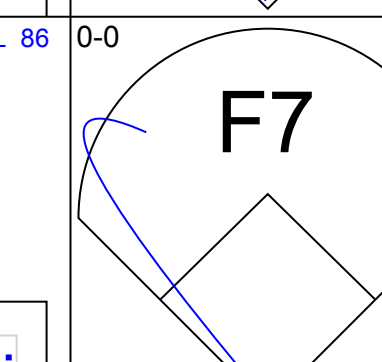

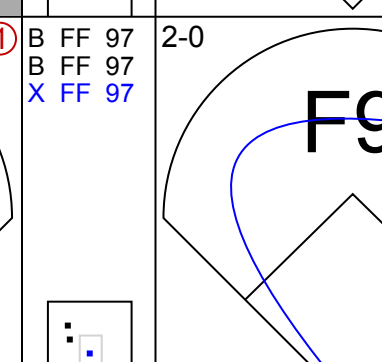
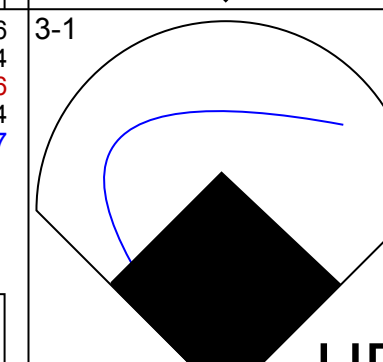
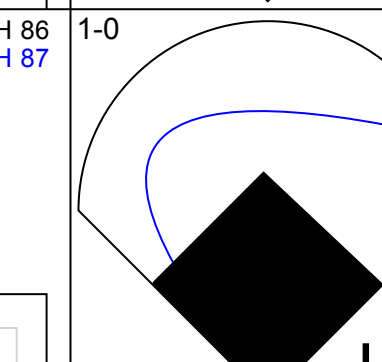


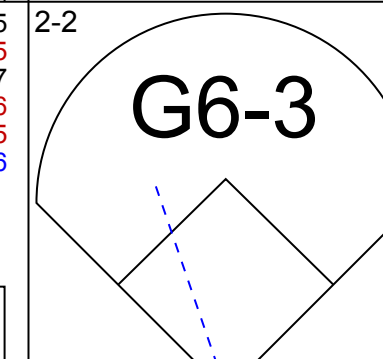
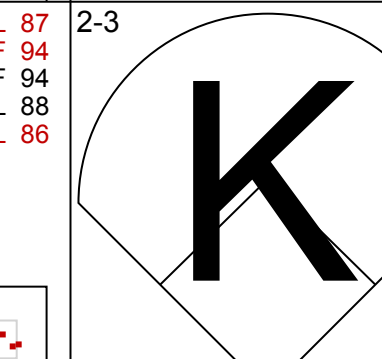













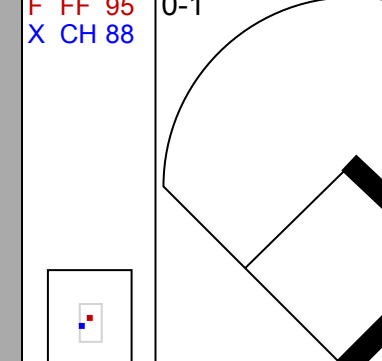


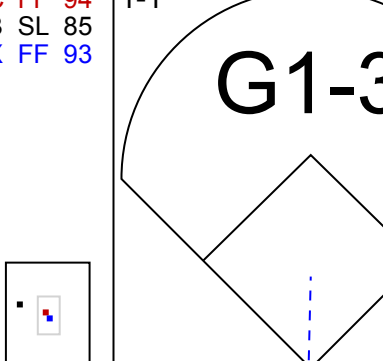
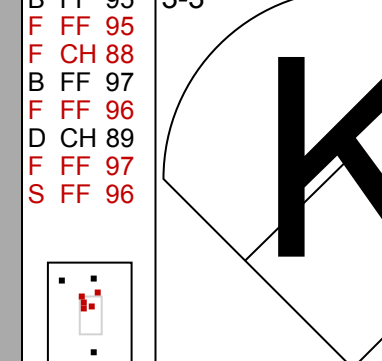


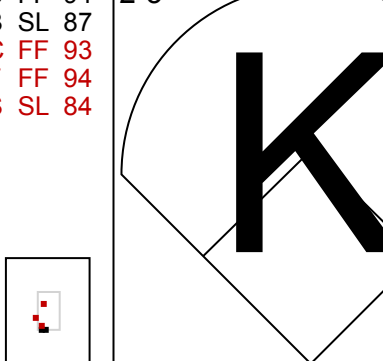
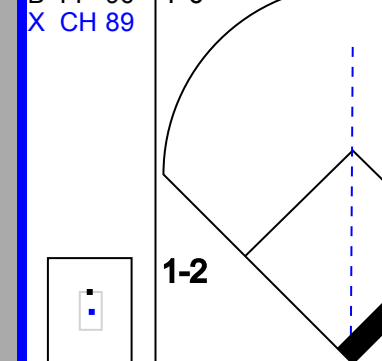
Batter	1	2	3	4	5	6	7	8	9	AB	R	H	RBI	BB	SO	LOB	TOP							
22 Andrew McCutchen, R OBP: 0.316, SLG: 0.246											3	1	1	0	2	1	1							
17 Rhys Hoskins, R OBP: 0.298, SLG: 0.575											4	2	2	5	1	1	2							
3 Bryce Harper, L OBP: 0.469, SLG: 0.578											4	1	1	0	1	1	1							
10 J.T. Realmuto, R OBP: 0.423, SLG: 0.517										4	1	1	0	1	0	2								
18 Didi Gregorius, L OBP: 0.500, SLG: 0.381										5	0	1	1	0	0	1								
28 Alec Bohm, R OBP: 0.272, SLG: 0.338										3	0	0	1	0	0	1								
29 Nick Maton, L OBP: 0.500, SLG: 0.632										3	0	2	0	0	1	1								
24 Roman Quinn, S OBP: 0.243, SLG: 0.100										3	0	0	0	1	0	2								
27 Aaron Nola, R OBP: 0.100, SLG: 0.100										3	2	1	0	0	1	2								
16 Mickey Moniak, L OBP: 0.208, SLG: 0.238										3	2	1	1	1	0	1								
75 Connor Brogdon, R OBP: 0.282, SLG: 0.597										4	1	1	2	0	2	2								
50 Héctor Neris, R OBP: 0.316, SLG: 0.438										3	0	1	1	0	1	0								
19 Charlie Blackmon, L OBP: 0.275, SLG: 0.271										4	0	0	1	0	1	1								
25 C.J. Cron, R OBP: 0.324, SLG: 0.390										4	0	2	0	0	0	1								
2 Yonathan Daza, R OBP: 0.282, SLG: 0.444										4	0	0	0	0	0	2								
1 Garrett Hampson, R OBP: 0.320, SLG: 0.448										4	0	1	0	0	1	1								
35 Elias Diaz, R OBP: 0.206, SLG: 0.100										2	1	1	0	1	0	0								
3 Dom Nunez, L OBP: 0.262, SLG: 0.590										2	1	1	0	1	0	0								
49 Antonio Senzate, R ERA: 2.84										2	1	1	0	1	0	0								
13 Alan Trejo, R ERA: 7.56										2	1	1	0	1	0	0								
51 Ben Bowden, L ERA: 7.56										2	1	1	0	1	0	0								
8 Joshua Fuentes, R ERA: 7.56										2	1	1	0	1	0	0								
40 Tyler Kinley, R ERA: 7.56										2	1	1	0	1	0	0								
34 Jordan Sheffield, R ERA: 7.56										2	1	1	0	1	0	0								
22 Sam Hilliard, R ERA: 7.56										2	1	1	0	1	0	0								
Inning Stats	R: 0 E: 0 K: 1 S: 8	H: 1 LOB: 0 BB: 0 P: 11	R: 0 E: 0 K: 0 S: 7	H: 0 LOB: 1 BB: 0 P: 14	R: 4 E: 0 K: 1 S: 20	H: 4 LOB: 1 BB: 1 P: 32	R: 0 E: 0 K: 2 S: 10	H: 0 LOB: 1 BB: 1 P: 18	R: 0 E: 0 K: 0 S: 7	H: 0 LOB: 1 BB: 1 P: 13	R: 3 E: 0 K: 0 S: 11	H: 3 LOB: 1 BB: 2 P: 22	R: 0 E: 1 K: 0 S: 13	H: 0 LOB: 1 BB: 0 P: 17	R: 0 E: 0 K: 1 S: 10	H: 0 LOB: 0 BB: 2 P: 22	R: 0 E: 0 K: 0 S: 6	H: 0 LOB: 0 BB: 0 P: 8	1B: 5 2B: 2 3B: 0 HR: 2	SF: 1 SAC: 0 DP: 0 HBP: 1	WP: 0 PB: 0 SB: 0 CS: 1	PA: 42		
PITCHER	IP WLS BF H R ER SO BB IBB HBP BLK WP HR S P ERA WHIP	5.0 0 24 5 4 4 4 3 0 1 0 0 1 52 88 7.20 1.600	0.2 L 5 2 3 3 0 2 0 0 0 0 0 1 7 18 40.50 6.000	1.1 6 2 0 0 0 0 0 0 0 0 0 17 21 0.00 1.500	1.0 3 0 0 0 1 1 0 0 0 0 0 10 22 0.00 1.000	1.0 3 0 0 0 0 0 0 0 0 0 0 6 8 0.00 0.000																		

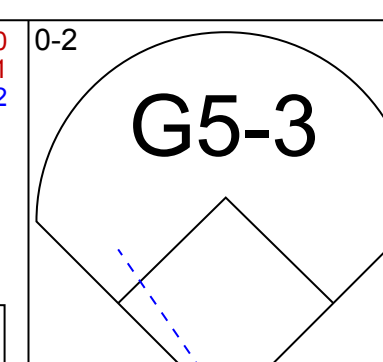
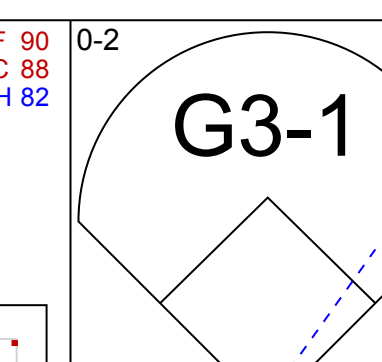
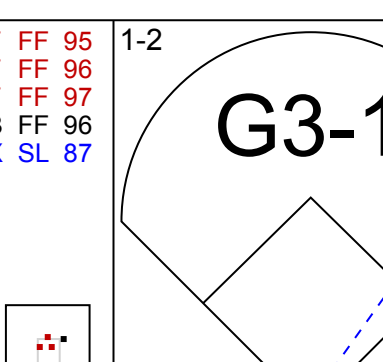
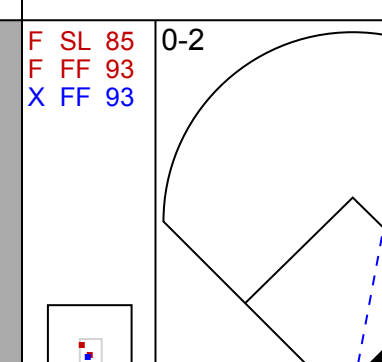
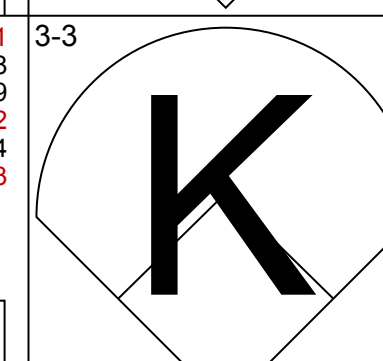
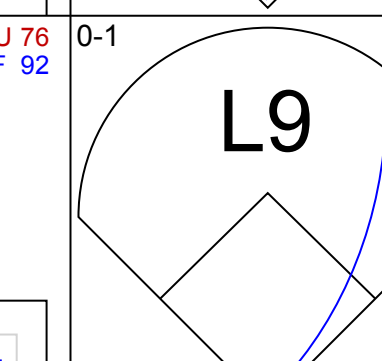
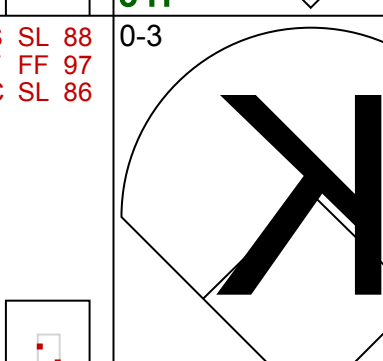
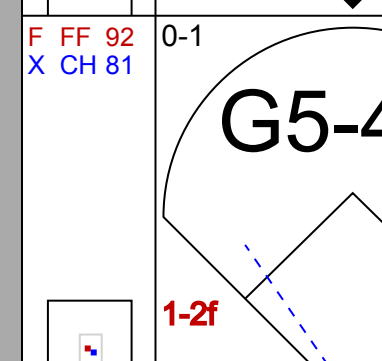
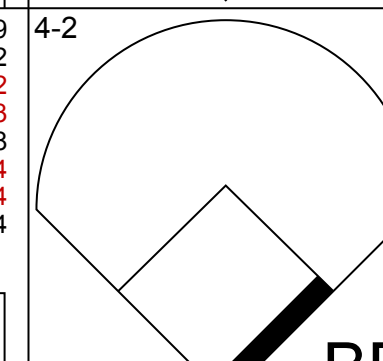
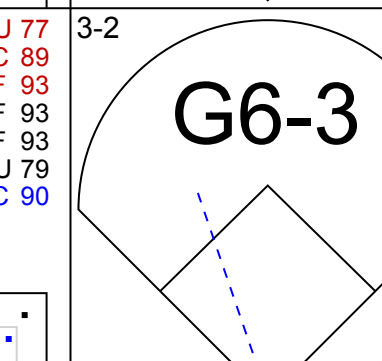


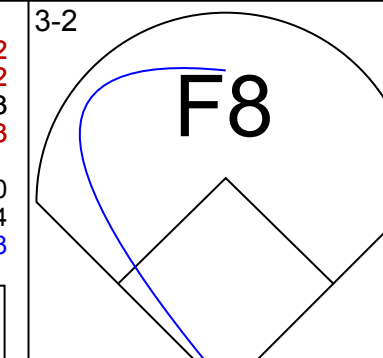













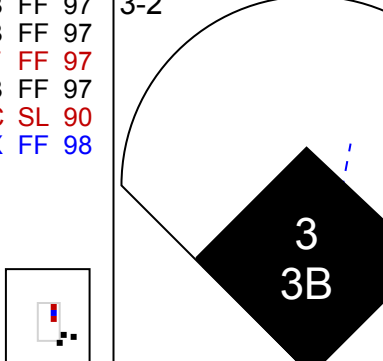



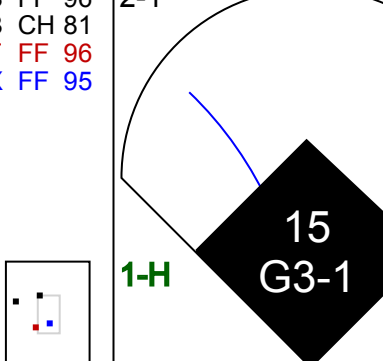



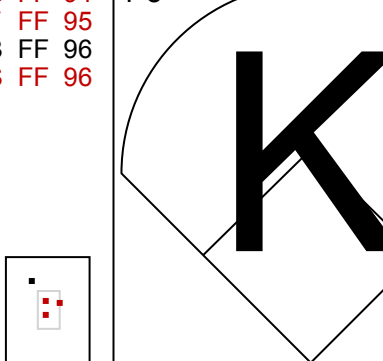
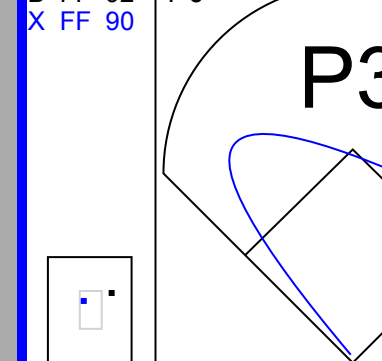
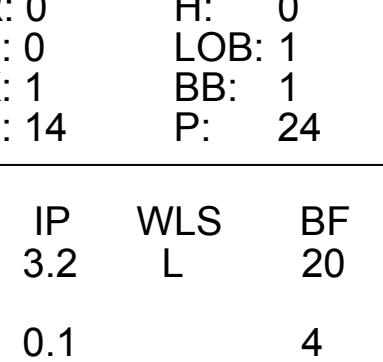
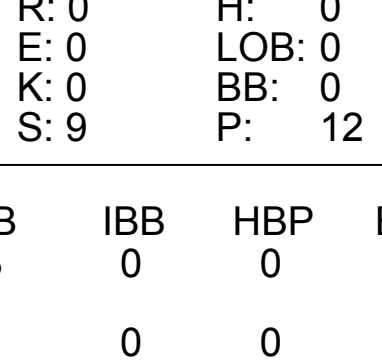
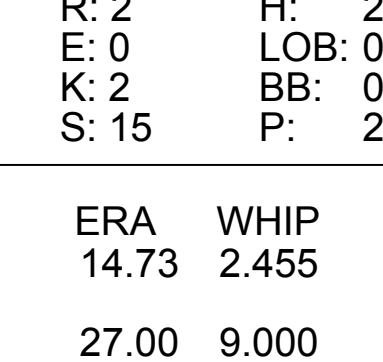
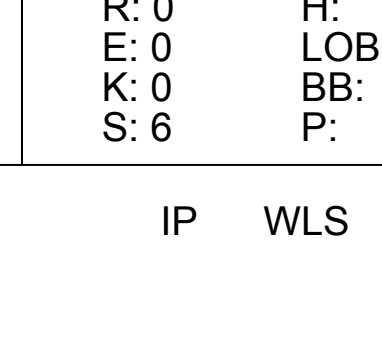


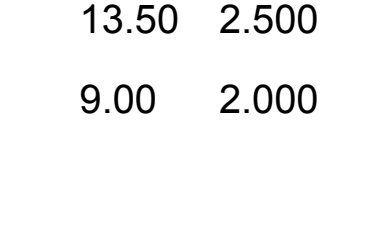

Philadelphia Phillies @ Colorado Rockies
Coors Field, Denver, CO
Sat Apr 24 2021, 6:13 PM - 9:24 PM MDT
Att: 20,214 - Partly Cloudy - 68 F

AB	33
R	7
H	9
RBI	7
BB	6
SO	5
LOB	13



Batter	1	2	3	4	5	6	7	8	9	AB	R	H	RBI	BB	SO	LOB	BOTTOM
15 Raimel Tapia, L OBP: 0.360, SLG: 0.463										3	2	1	1	1	0	1	
24 Ryan McMahon, L OBP: 0.282, SLG: 0.597										4	1	1	2	0	2	2	
27 Trevor Story, R OBP: 0.316, SLG: 0.438										3	0	1	1	0	1	0	
19 Charlie Blackmon, L OBP: 0.275, SLG: 0.271										4	0	0	1	0	1	1	
25 C.J. Cron, R OBP: 0.324, SLG: 0.390										4	0	2	0	0	0	1	
2 Yonathan Daza, R OBP: 0.282, SLG: 0.444										4	0	0	0	0	0	2	
1 Garrett Hampson, R OBP: 0.320, SLG: 0.448										4	0	1	0	0	1	1	
35 Elias Diaz, R OBP: 0.206, SLG: 0.100										2	1	1	0	1	0	0	
3 Dom Nunez, L OBP: 0.262, SLG: 0.590																	

Batter	1	2	3	4	5	6	7	8	9	AB	R	H	RBI	BB	SO	LOB	TOP								
22 Andrew McCutchen, R OBP: 0.300, SLG: 0.231										4	0	0	0	0	2	2	Philadelphia Phillies @ Colorado Rockies Coors Field, Denver, CO Sun Apr 25 2021, 1:12 PM - 4:27 PM MDT Att: 20,244 - Sunny - 76 F								
17 Rhys Hoskins, R OBP: 0.471, SLG: 0.662 70 Bailey Falter, R (7.1)										4	0	0	0	0	1	2									
3 Bryce Harper, L OBP: 0.419, SLG: 0.500 4 Scott Kingery, R (8.9)										4	2	2	2	0	0	0									
10 J.T. Realmuto, R OBP: 0.419, SLG: 0.500 5 Andrew Knapp, S OBP: 0.190, SLG: 0.316										2	0	0	0	1	1	0									
18 Didi Gregorius, L OBP: 0.292, SLG: 0.373										4	0	1	0	0	0	0									
28 Alec Bohm, R OBP: 0.259, SLG: 0.320										4	0	0	0	0	2	2									
29 Nick Maton, L OBP: 0.542, SLG: 0.636										3	0	2	0	1	0	0									
16 Mickey Moniak, L OBP: 0.214, SLG: 0.240										4	0	1	0	0	1	2									
57 Chase Anderson, R 41 David Hale, R 24 Roman Quinn, S 48 Spencer Howard, R 13 Brad Miller, L										1	0	0	0	0	0	1		2							
Inning Stats	R: 1 E: 0 K: 2 S: 12	H: 1 LOB: 0 BB: 0 P: 20	R: 0 E: 0 K: 1 S: 14	H: 1 LOB: 2 BB: 1 P: 22	R: 1 E: 0 K: 1 S: 7	H: 1 LOB: 0 BB: 0 P: 12	R: 0 E: 0 K: 1 S: 9	H: 0 LOB: 0 BB: 0 P: 14	R: 0 E: 0 K: 1 S: 6	H: 0 LOB: 0 BB: 0 P: 9	R: 0 E: 0 K: 0 S: 8	H: 1 LOB: 2 BB: 1 P: 14	R: 0 E: 0 K: 2 S: 12	H: 2 LOB: 2 BB: 0 P: 19	R: 0 E: 0 K: 1 S: 8	H: 0 LOB: 0 BB: 0 P: 11		R: 0 E: 0 K: 2 S: 10	H: 1 LOB: 1 BB: 0 P: 14	1B: 5 2B: 0 3B: 0 HR: 2	SF: 0 SAC: 0 DP: 0 HBP: 0	WP: 0 PB: 0 SB: 0 CS: 0	PA: 36		
PITCHER	IP WLS BF H R ER SO BB IBB HBP BLK WP HR S P ERA WHIP	IP WLS BF H R ER SO BB IBB HBP BLK WP HR S P ERA WHIP	IP WLS BF H R ER SO BB IBB HBP BLK WP HR S P ERA WHIP	IP WLS BF H R ER SO BB IBB HBP BLK WP HR S P ERA WHIP	IP WLS BF H R ER SO BB IBB HBP BLK WP HR S P ERA WHIP	IP WLS BF H R ER SO BB IBB HBP BLK WP HR S P ERA WHIP	IP WLS BF H R ER SO BB IBB HBP BLK WP HR S P ERA WHIP	IP WLS BF H R ER SO BB IBB HBP BLK WP HR S P ERA WHIP	IP WLS BF H R ER SO BB IBB HBP BLK WP HR S P ERA WHIP	IP WLS BF H R ER SO BB IBB HBP BLK WP HR S P ERA WHIP	IP WLS BF H R ER SO BB IBB HBP BLK WP HR S P ERA WHIP	IP WLS BF H R ER SO BB IBB HBP BLK WP HR S P ERA WHIP	IP WLS BF H R ER SO BB IBB HBP BLK WP HR S P ERA WHIP	IP WLS BF H R ER SO BB IBB HBP BLK WP HR S P ERA WHIP	IP WLS BF H R ER SO BB IBB HBP BLK WP HR S P ERA WHIP	IP WLS BF H R ER SO BB IBB HBP BLK WP HR S P ERA WHIP	IP WLS BF H R ER SO BB IBB HBP BLK WP HR S P ERA WHIP	IP WLS BF H R ER SO BB IBB HBP BLK WP HR S P ERA WHIP	IP WLS BF H R ER SO BB IBB HBP BLK WP HR S P ERA WHIP	IP WLS BF H R ER SO BB IBB HBP BLK WP HR S P ERA WHIP	IP WLS BF H R ER SO BB IBB HBP BLK WP HR S P ERA WHIP	IP WLS BF H R ER SO BB IBB HBP BLK WP HR S P ERA WHIP	IP WLS BF H R ER SO BB IBB HBP BLK WP HR S P ERA WHIP	IP WLS BF H R ER SO BB IBB HBP BLK WP HR S P ERA WHIP	IP WLS BF H R ER SO BB IBB HBP BLK WP HR S P ERA WHIP

Batter	1	2	3	4	5	6	7	8	9	AB	R	H	RBI	BB	SO	LOB	BOTTOM							
15 Raimel Tapia, L OBP: 0.363, SLG: 0.458										5	1	2	2	0	0	0	Philadelphia Phillies @ Colorado Rockies Coors Field, Denver, CO Sun Apr 25 2021, 1:12 PM - 4:27 PM MDT Att: 20,244 - Sunny - 76 F							
1 Garrett Hampson, R OBP: 0.313, SLG: 0.423										4	1	0	0	1	2	1								
27 Trevor Story, R OBP: 0.333, SLG: 0.491 34 Jordan Sheffield, R (9.1)										4	2	2	4	1	1	0								
24 Ryan McMahon, L OBP: 0.301, SLG: 0.588										3	2	1	0	2	1	2								
25 C.J. Cron, R OBP: 0.356, SLG: 0.469										5	2	4	2	0	0	0								
2 Jonathan Daza, R OBP: 0.317, SLG: 0.450										4	0	2	1	0	0	2								
8 Joshua Fuentes, R OBP: 0.190, SLG: 0.306										4	1	2	1	0	0	4								
3 Dom Nunez, L OBP: 0.298, SLG: 0.628										4	2	2	1	1	2	3								
55 Jon Gray, R OBP: 0.273, SLG: 0.273 54 Carlos Estévez, R (7.1)										3	1	1	1	0	2	3								
13 Alan Trejo, R OBP: 0.330, SLG: 0.333 29 Robert Stephenson, R (8.1)										1	0	0	0	0	0	0								
22 Sam Hilliard, L OBP: 0.171, SLG: 0.364										0	0	0	0	0	0	0								
Inning Stats	R: 0 E: 0 K: 1 S: 14	H: 0 LOB: 1 BB: 1 P: 24	R: 0 E: 1 K: 1 S: 11	H: 2 LOB: 2 BB: 0 P: 17	R: 0 E: 0 K: 0 S: 9	H: 0 LOB: 0 BB: 0 P: 12	R: 7 E: 0 K: 0 S: 31	H: 6 LOB: 2 BB: 3 P: 56	R: 2 E: 0 K: 2 S: 15	H: 2 LOB: 0 BB: 0 P: 22	R: 1 E: 0 K: 2 S: 16	H: 2 LOB: 2 BB: 1 P: 22	R: 0 E: 0 K: 0 S: 6	H: 1 LOB: 0 BB: 0 P: 7	R: 2 E: 0 K: 2 S: 14	H: 3 LOB: 1 BB: 0 P: 23	1B: 13 2B: 0 3B: 1 HR: 2	SF: 1 SAC: 1 DP: 1 HBP: 0	WP: 0 PB: 0 SB: 0 CS: 0	PA: 44				
PITCHER	IP WLS BF H R ER SO BB IBB HBP BLK WP HR S P ERA WHIP	IP WLS BF H R ER SO BB IBB HBP BLK WP HR S P ERA WHIP	IP WLS BF H R ER SO BB IBB HBP BLK WP HR S P ERA WHIP	IP WLS BF H R ER SO BB IBB HBP BLK WP HR S P ERA WHIP	IP WLS BF H R ER SO BB IBB HBP BLK WP HR S P ERA WHIP	IP WLS BF H R ER SO BB IBB HBP BLK WP HR S P ERA WHIP	IP WLS BF H R ER SO BB IBB HBP BLK WP HR S P ERA WHIP	IP WLS BF H R ER SO BB IBB HBP BLK WP HR S P ERA WHIP	IP WLS BF H R ER SO BB IBB HBP BLK WP HR S P ERA WHIP	IP WLS BF H R ER SO BB IBB HBP BLK WP HR S P ERA WHIP	IP WLS BF H R ER SO BB IBB HBP BLK WP HR S P ERA WHIP	IP WLS BF H R ER SO BB IBB HBP BLK WP HR S P ERA WHIP	IP WLS BF H R ER SO BB IBB HBP BLK WP HR S P ERA WHIP	IP WLS BF H R ER SO BB IBB HBP BLK WP HR S P ERA WHIP	IP WLS BF H R ER SO BB IBB HBP BLK WP HR S P ERA WHIP	IP WLS BF H R ER SO BB IBB HBP BLK WP HR S P ERA WHIP	IP WLS BF H R ER SO BB IBB HBP BLK WP HR S P ERA WHIP	IP WLS BF H R ER SO BB IBB HBP BLK WP HR S P ERA WHIP	IP WLS BF H R ER SO BB IBB HBP BLK WP HR S P ERA WHIP	IP WLS BF H R ER SO BB IBB HBP BLK WP HR S P ERA WHIP	IP WLS BF H R ER SO BB IBB HBP BLK WP HR S P ERA WHIP	IP WLS BF H R ER SO BB IBB HBP BLK WP HR S P ERA WHIP	IP WLS BF H R ER SO BB IBB HBP BLK WP HR S P ERA WHIP	IP WLS BF H R ER SO BB IBB HBP BLK WP HR S P ERA WHIP



Batter	1	2	3	4	5	6	7	8	9	AB	R	H	RBI	BB	SO	LOB	TOP					
13 Brad Miller, L (1,7) OBP: 0.385, SLG: 0.480 4 Scott Kingery, R (9,7)										4	0	1	0	0	2	0	Philadelphia Phillies @ St. Louis Cardinals Busch Stadium, St. Louis, MO Mon Apr 26 2021, 6:48 PM - 9:09 PM CDT Att. 12,866 - Clear - 75 F					
17 Rhys Hoskins, R (1,3) OBP: 0.293, SLG: 0.614										4	2	2	2	0	1	1						
3 Bryce Harper, L (1,9) OBP: 0.449, SLG: 0.625										4	0	0	0	0	1	0						
10 J.T. Realmuto, R (1,2) OBP: 0.436, SLG: 0.515										4	0	3	0	0	0	0						
18 Didi Gregorius, L (1,6) OBP: 0.287, SLG: 0.357										3	0	0	0	0	0	3						
28 Alec Bohm, R (1,5) OBP: 0.250, SLG: 0.308										3	0	0	0	0	1	2						
37 Odúbel Herrera, L (1,8)										3	0	0	0	0	1	1						
29 Nick Maton, L (1,4) OBP: 0.481, SLG: 0.560										3	0	0	0	0	2	0						
45 Zack Wheeler, L (1,1) OBP: 0.167, SLG: 0.250 50 Héctor Neris, R (9,1)										3	0	0	0	0	0	0						
Inning Stats	R: 0 K: 2 S: 8	H: 0 BB: 0 P: 11	R: 0 K: 1 S: 6	H: 1 LOB: 0 P: 10	R: 0 K: 2 S: 8	H: 0 LOB: 0 P: 10	R: 0 K: 0 S: 6	H: 1 LOB: 0 P: 9	R: 0 K: 0 S: 9	H: 0 LOB: 1 P: 14	R: 0 K: 2 S: 9	H: 0 LOB: 0 P: 12	R: 1 K: 0 S: 14	H: 2 LOB: 0 P: 21	R: 0 K: 0 S: 6	H: 0 LOB: 0 P: 7		R: 1 K: 1 S: 9	H: 1 LOB: 0 P: 13	1B: 4 2B: 1 3B: 0 HR: 2	SF: 0 SAC: 0 DP: 2 HBP: 0	WP: 0 PB: 0 SB: 0 CS: 0
PITCHER 50 Adam Wainwright, R (1,1) ERA: 4.08	IP: 9.0 WLS: L BF: 31	H: 6 R: 2 ER: 2 SO: 8	BB: 0 IBB: 0 HBP: 0 BLK: 0	WP: 0 HR: 2 S: 75 P: 107	ERA: 2.00 WHIP: 0.667	PITCHER IP: WLS: BF: H: R: ER: SO: BB: IBB: HBP: BLK: WP: HR: S: P: ERA: WHIP																

Batter	1	2	3	4	5	6	7	8	9	AB	R	H	RBI	BB	SO	LOB	BOTTOM					
19 Tommy Edman, S (1,4) OBP: 0.327, SLG: 0.378										4	0	1	0	0	2	0	Philadelphia Phillies @ St. Louis Cardinals Busch Stadium, St. Louis, MO Mon Apr 26 2021, 6:48 PM - 9:09 PM CDT Att. 12,866 - Clear - 75 F					
3 Dylan Carlson, S (1,8) OBP: 0.388, SLG: 0.528										4	0	0	1	0	2	1						
46 Paul Goldschmidt, R (1,3) OBP: 0.272, SLG: 0.333										4	0	0	0	0	0	1						
28 Nolan Arenado, R (1,5) OBP: 0.301, SLG: 0.430										3	0	0	0	1	1	1						
4 Yadier Molina, R (1,2) OBP: 0.366, SLG: 0.631										3	0	0	0	0	1	1						
11 Paul DeJong, R (1,6) OBP: 0.302, SLG: 0.392										3	0	1	0	0	0	0						
27 Tyler O'Neill, R (1,7) OBP: 0.200, SLG: 0.421										3	0	0	0	0	1	1						
26 Justin Williams, L (1,9) OBP: 0.297, SLG: 0.291										2	0	0	0	1	2	0						
50 Adam Wainwright, R (1,1) 13 Matt Carpenter, L (9,PH) OBP: 0.224, SLG: 0.150										2	0	0	0	0	0	1						
Inning Stats	R: 0 K: 2 S: 8	H: 0 LOB: 0 P: 11	R: 0 K: 1 S: 7	H: 0 LOB: 0 P: 9	R: 0 K: 2 S: 11	H: 0 LOB: 0 P: 14	R: 0 K: 1 S: 9	H: 0 LOB: 0 P: 14	R: 0 K: 1 S: 13	H: 1 LOB: 1 P: 23	R: 0 K: 1 S: 7	H: 0 LOB: 0 P: 11	R: 0 K: 0 S: 8	H: 0 LOB: 1 P: 13	R: 0 K: 1 S: 7	H: 0 LOB: 0 P: 12		R: 1 K: 0 S: 10	H: 1 LOB: 1 P: 18	1B: 2 2B: 0 3B: 0 HR: 0	SF: 0 SAC: 0 DP: 1 HBP: 0	WP: 0 PB: 0 SB: 0 CS: 0
PITCHER 45 Zack Wheeler, R (1,1) ERA: 3.13 50 Héctor Neris, R (9,1) ERA: 1.96	IP: 8.0 WLS: W BF: 27	H: 1 R: 1 ER: 1 SO: 9	BB: 3 IBB: 0 HBP: 0 BLK: 0	WP: 0 HR: 0 S: 73 P: 114	ERA: 1.12 WHIP: 0.500	PITCHER IP: WLS: BF: H: R: ER: SO: BB: IBB: HBP: BLK: WP: HR: S: P: ERA: WHIP																

Batter	1	2	3	4	5	6	7	8	9	AB	R	H	RBI	BB	SO	LOB	TOP			
13 Brad Miller, L (1, 7) OBP: 0.367, SLG: 0.448										4	0	1	0	0	1	1	Philadelphia Phillies @ St. Louis Cardinals Busch Stadium, St. Louis, MO Tue Apr 27 2021, 6:48 PM - 9:29 PM CDT Att: 12,895 - Overcast - 78 F			
17 Rhys Hoskins, R (1, 3) OBP: 0.292, SLG: 0.593										3	1	0	0	1	1					
3 Bryce Harper, L (1, 9) OBP: 0.452, SLG: 0.632										4	0	2	0	0	1	1				
10 J.T. Realmuto, R (1, 2) OBP: 0.415, SLG: 0.493										3	1	0	1	0	0	1				
18 Didi Gregorius, L (1, 6) OBP: 0.266, SLG: 0.338										4	0	0	1	0	1	2				
28 Alec Bohm, R (1, 5) OBP: 0.242, SLG: 0.296										3	0	0	0	0	0	0				
37 Odúbel Herrera, L (1, 8) OBP: 0.333, SLG: 0.526										3	0	0	0	0	0	0				
29 Nick Maton, L (1, 4) OBP: 0.433, SLG: 0.500										3	0	0	0	0	2	0				
56 Zach Eflin, R (1, 1) ERA: 3.58										2	0	0	0	0	0	0				
54 Sam Coonrod, R (7, 1) ERA: 1.5										0	0	0	0	0	0	0				
7 Matt Joyce, L (8, PH) OBP: 0.429, SLG: 0.267										0	0	0	0	1	0	0				
46 José Alvarado, L (8, 1) ERA: 1.35										0	0	0	0	0	0	0				
Inning Stats	R: 1 H: 1 E: 0 K: 1 S: 8	H: 1 LOB: 1 BB: 1 P: 13	R: 0 H: 0 E: 0 K: 1 S: 7	H: 0 LOB: 0 BB: 0 P: 12	R: 0 H: 1 E: 0 K: 0 S: 7	H: 1 LOB: 1 BB: 0 P: 10	R: 1 H: 0 E: 2 K: 0 S: 10	H: 0 LOB: 0 BB: 0 P: 15	R: 0 H: 0 E: 0 K: 1 S: 6	H: 0 LOB: 0 BB: 0 P: 10	R: 0 H: 0 E: 0 K: 0 S: 9	H: 0 LOB: 0 BB: 0 P: 15	R: 0 H: 0 E: 0 K: 1 S: 7	H: 0 LOB: 0 BB: 1 P: 14	R: 0 H: 1 E: 0 K: 2 S: 16	H: 1 LOB: 1 BB: 0 P: 22	1B: 2 2B: 1 3B: 0 HR: 0	SF: 1 SAC: 0 DP: 1 HBP: 0	WP: 0 PB: 0 SB: 1 CS: 0	PA: 32
PITCHER	IP: 7.1 WLS: W BF: 27 H: 2 R: 2 ER: 1 SO: 4 BB: 2 IBB: 0 HBP: 0 BLK: 0 WP: 0 HR: 0 S: 57 P: 93 ERA: 1.23 WHIP: 0.545	IP: 0.2 WLS: H BF: 1 H: 0 R: 0 ER: 0 SO: 0 BB: 0 IBB: 0 HBP: 0 BLK: 0 WP: 0 HR: 0 S: 2 P: 3 ERA: 0.000 WHIP: 0.000	IP: 1.0 WLS: S BF: 4 H: 1 R: 0 ER: 0 SO: 2 BB: 0 IBB: 0 HBP: 0 BLK: 0 WP: 0 HR: 0 S: 16 P: 22 ERA: 0.000 WHIP: 1.000	PITCHER																

Batter	1	2	3	4	5	6	7	8	9	AB	R	H	RBI	BB	SO	LOB	BOTTOM		
19 Tommy Edman, S (1, 4) OBP: 0.333, SLG: 0.394										4	1	2	2	0	0	0	Philadelphia Phillies @ St. Louis Cardinals Busch Stadium, St. Louis, MO Tue Apr 27 2021, 6:48 PM - 9:29 PM CDT Att: 12,895 - Overcast - 78 F		
3 Dylan Carlson, S (1, 8) OBP: 0.393, SLG: 0.526										4	2	2	0	0	1				
46 Paul Goldschmidt, R (1, 3) OBP: 0.271, SLG: 0.341										4	0	1	2	0	2	1			
28 Nolan Arenado, R (1, 5) OBP: 0.309, SLG: 0.456										4	0	2	1	0	1	1			
11 Paul DeJong, R (1, 6) OBP: 0.289, SLG: 0.372										4	0	0	0	0	1	2			
27 Tyler O'Neill, R (1, 7) OBP: 0.205, SLG: 0.405										4	0	1	0	0	1	1			
26 Justin Williams, L (1, 9) OBP: 0.299, SLG: 0.293										3	1	1	0	0	2	1			
0 Austin Dean, R (8, PH) OBP: 0.344, SLG: 0.440										1	0	1	0	0	0	0			
36 Scott Hurst, L (8, PR) OBP: 0.375, SLG: 0.167										0	0	0	0	0	0	0			
7 Andrew Knizner, R (1, 2) OBP: 0.360, SLG: 0.391										4	1	2	0	0	0	0			
18 Carlos Martinez, R (1, 1) OBP: 0.125, SLG: 0.250										3	0	0	0	0	3	2			
63 Edmundo Sosa, R (8, PH) OBP: 0.375, SLG: 0.167										1	0	0	0	0	2	0			
Alex Reyes, R (9, 1) ERA: 1.35										0	0	0	0	0	0	0			
Inning Stats	R: 1 H: 2 E: 0 K: 1 S: 11	H: 3 LOB: 1 BB: 0 P: 19	R: 2 H: 3 E: 0 K: 1 S: 13	H: 3 LOB: 0 BB: 0 P: 15	R: 0 H: 1 E: 0 K: 0 S: 10	H: 1 LOB: 1 BB: 0 P: 17	R: 0 H: 0 E: 0 K: 2 S: 9	H: 0 LOB: 0 BB: 0 P: 14	R: 0 H: 1 E: 0 K: 1 S: 8	H: 1 LOB: 1 BB: 0 P: 12	R: 2 H: 3 E: 0 K: 1 S: 16	H: 3 LOB: 0 BB: 0 P: 22	R: 0 H: 2 E: 0 K: 2 S: 16	H: 2 LOB: 2 BB: 0 P: 21	1B: 8 2B: 4 3B: 0 HR: 0	SF: 0 SAC: 0 DP: 0 HBP: 0	WP: 1 PB: 0 SB: 0 CS: 0	PA: 36	
PITCHER	IP: 6.2 WLS: L BF: 29 H: 9 R: 5 ER: 5 SO: 8 BB: 0 IBB: 0 HBP: 0 BLK: 0 WP: 1 HR: 0 S: 70 P: 104 ERA: 6.75 WHIP: 1.350	IP: 0.1 WLS: L BF: 2 H: 1 R: 0 ER: 0 SO: 0 BB: 0 IBB: 0 HBP: 0 BLK: 0 WP: 0 HR: 4 S: 6 P: 6 ERA: 0.000 WHIP: 3.000	IP: 1.0 WLS: S BF: 5 H: 2 R: 0 ER: 0 SO: 2 BB: 0 IBB: 0 HBP: 0 BLK: 0 WP: 0 HR: 16 S: 21 P: 21 ERA: 0.000 WHIP: 2.000	PITCHER															

AB	29
R	2
H	3
RBI	2
BB	2
SO	6
LOB	6



Batter	1	2	3	4	5	6	7	8	9	10	AB	R	H	RBI	BB	SO	LOB	TOP
22 Andrew McCutchen, R OBP: 0.315, SLG: 0.260 50 Héctor Neris, R (9, 1) 41 David Hale, R (10, 1)	G6-3 1B		FC5-4 1B		K 1B		K 2B		K 1B	K 1B	5	1	2	1	0	2	0	
28 Alec Bohm, R OBP: 0.255, SLG: 0.318 (1, 5)	10B 1B		FC5-4 1B		F8 1B		K 1B		K 1B	K 1B	5	1	2	1	0	1	1	
17 Rhys Hoskins, R OBP: 0.274, SLG: 0.545 (1, 3)	L8 1B		L8 1B		K 1B		K 1B		K 1B	F8-5 1B	5	0	0	0	0	2	3	
10 J.T. Realmuto, R OBP: 0.425, SLG: 0.507 (1, 2)	1B 1B		2B 1B		37 FC6 BB		K 1B		K 1B	K 1B	3	0	2	1	1	1	1	
37 Odúbel Herrera, L (1, 8)	K 1B		G4-3 1B		FC6 1B		L4 1B		L4 1B	K 1B	4	0	0	0	0	1	4	
4 Scott Kingsley, R OBP: 0.167, SLG: 0.167 (8, PH) 13 Brad Miller, L OBP: 0.371, SLG: 0.515 (8, 4)	G5-3 1B		24 FC5-4 1B		K 1B		K 1B		K 1B	K 1B	3	0	1	0	0	1	1	
24 Roman Quinn, S OBP: 0.233, SLG: 0.111 (1, 9)	G6-3 1B		29 CS 1B		FC5-4 1B		K 1B		P4 1B	K 1B	4	0	1	0	0	1	2	
29 Nick Maton, L OBP: 0.395, SLG: 0.472 (1, 6)	G6-3 1B		27 FC1-4 1B		22 2B 2B		G4-3 1B		G4-3 1B	K 1B	4	1	2	0	0	0	1	
27 Aaron Nola, R OBP: 0.083, SLG: 0.083 5 Andrew Knizner, L OBP: 0.211, SLG: 0.104 79 JoJo Romero, L OBP: 0.274, SLG: 0.388 75 Connor Brogdon, R OBP: 0.274, SLG: 0.388 7 Matt Joyce, L OBP: 0.274, SLG: 0.388	K 1B		FC1-4 1B		K 1B		K 1B		K 1B	K 1B	2	0	0	0	0	1	2	
Inning Stats	R: 0 E: 0 K: 1 S: 13	H: 2 LOB: 2 BB: 0 P: 21	R: 0 E: 0 K: 1 S: 11	H: 1 LOB: 1 BB: 0 P: 18	R: 1 E: 0 K: 0 S: 9	H: 2 LOB: 1 BB: 0 P: 15	R: 0 E: 0 K: 2 S: 8	H: 0 LOB: 0 BB: 1 P: 19	R: 0 E: 0 K: 1 S: 7	H: 0 LOB: 0 BB: 0 P: 9	R: 0 E: 0 K: 2 S: 10	H: 0 LOB: 0 BB: 0 P: 17	R: 0 E: 0 K: 1 S: 8	H: 0 LOB: 0 BB: 0 P: 8	1B: 7 2B: 4 3B: 0 HR: 0	SF: 0 SAC: 0 DP: 1 HBP: 0	WP: 0 PB: 0 SB: 1 CS: 1	PA: 39
PITCHER	IP WLS BF H R ER SO BB IBB HBP BLK WP HR S P ERA WHIP	IP WLS BF H R ER SO BB IBB HBP BLK WP HR S P ERA WHIP	IP WLS BF H R ER SO BB IBB HBP BLK WP HR S P ERA WHIP	IP WLS BF H R ER SO BB IBB HBP BLK WP HR S P ERA WHIP	IP WLS BF H R ER SO BB IBB HBP BLK WP HR S P ERA WHIP	IP WLS BF H R ER SO BB IBB HBP BLK WP HR S P ERA WHIP	IP WLS BF H R ER SO BB IBB HBP BLK WP HR S P ERA WHIP	IP WLS BF H R ER SO BB IBB HBP BLK WP HR S P ERA WHIP	IP WLS BF H R ER SO BB IBB HBP BLK WP HR S P ERA WHIP	IP WLS BF H R ER SO BB IBB HBP BLK WP HR S P ERA WHIP	IP WLS BF H R ER SO BB IBB HBP BLK WP HR S P ERA WHIP	IP WLS BF H R ER SO BB IBB HBP BLK WP HR S P ERA WHIP	IP WLS BF H R ER SO BB IBB HBP BLK WP HR S P ERA WHIP	IP WLS BF H R ER SO BB IBB HBP BLK WP HR S P ERA WHIP	IP WLS BF H R ER SO BB IBB HBP BLK WP HR S P ERA WHIP	IP WLS BF H R ER SO BB IBB HBP BLK WP HR S P ERA WHIP	IP WLS BF H R ER SO BB IBB HBP BLK WP HR S P ERA WHIP	IP WLS BF H R ER SO BB IBB HBP BLK WP HR S P ERA WHIP
33 Kwang Hyun Kim, L ERA: 3.29 12 Jordan Hicks, R ERA: 8.62 21 Andrew Miller, L ERA: 8.99 65 Giovanny Gallegos, R ERA: 2.45 Alex Reyes, R ERA:	5.0 1.0 0.1 1.2 2.0	WLS H B W	21 4 3 6 5	H 0 2 1 0	R 0 2 0 0	ER 1 2 0 0	SO 4 2 3 3	BB 0 0 0 0	IBB 0 0 0 0	HBP 0 0 0 0	BLK 0 0 0 0	WP 0 0 0 0	HR 0 0 0 0	S 51 9 11 15	P 84 19 14 22	ERA 1.80 0.00 54.00 0.00	WHIP 1.400 1.000 6.000 0.600	

Philadelphia Phillies @ St. Louis Cardinals
Busch Stadium, St. Louis, MO
Thu Apr 29 2021, 12:17 PM - 3:26 PM CDT
Att. 13,159 - Cloudy - 66 F

AB 38
R 3
H 10
RBI 3
BB 1
SO 13
LOB 16



Batter	1	2	3	4	5	6	7	8	9	10	AB	R	H	RBI	BB	SO	LOB	BOTTOM						
19 Tommy Edman, S OBP: 0.327, SLG: 0.382 (1, 4)	G4-3 1B		L9 1B		P5 1B		G1-3 1B		G1-3 1B	K 1B	4	0	0	0	0	1								
3 Dylan Carlson, S OBP: 0.371, SLG: 0.500 (1, 8)	F8 1B		G6-3 1B		K 1B		L8 1B		K 1B	K 1B	4	0	0	0	0	2	0							
46 Paul Goldschmidt, R OBP: 0.289, SLG: 0.357 (1, 3)	K 1B		P3 1B		L8 1B		L8 1B		F8 1B	F8 1B	4	0	0	0	0	1	0							
28 Nolan Arenado, R OBP: 0.305, SLG: 0.433 (1, 5)	K 1B		F8 1B		G5-3 1B		G5-3 1B		HBP 1B	HBP 1B	3	0	0	0	0	1	0							
27 Tyler O'Neill, R OBP: 0.231, SLG: 0.460 (1, 7)	K 1B		K 1B		K 1B		E4 1B		K 1B	K 1B	4	1	0	0	0	3	1							
7 Andrew Knizner, R OBP: 0.364, SLG: 0.400 (1, 2)	1B 1B		13 HR 2B		K 1B		G6-3 1B		G6-3 1B	G4-3 1B	4	1	2	0	0	0	1							
26 Justin Williams, L OBP: 0.280, SLG: 0.262 (1, 9)	G4-3 1B		K 1B		K 1B		K 1B		K 1B	K 1B	3	0	0	0	1	2	2							
63 Edmundo Sosa, R OBP: 0.455, SLG: 0.250 (1, 6)	19 CS 1B		13 HR IBB		K 1B		K 1B		K 1B	WP 1B	3	1	1	0	1	1	1							
33 Kwang Hyun Kim, L ERA: 3.11 13 Matt Carpenter, L ERA: 8.44 12 Jordan Hicks, R ERA: 8.99 21 Andrew Miller, L ERA: 8.99 65 Giovanny Gallegos, R ERA: 2.45 0 Austin Dean, R ERA: 2.45 Alex Reyes, R ERA:	6.0 1.0 1.0 1.0 0.1	WLS H B L	22 4 3 0 3	R 3 0 0 0	ER 3 0 0 0	SO 7 1 0 0	BB 0 0 0 0	IBB 1 0 0 0	HBP 0 0 0 0	BLK 0 0 0 0	WP 0 0 0 0	HR 1 0 0 0	S 56 6 6 7	P 80 10 6 12	ERA 4.50 0.00 0.00 0.00	WHIP 0.667 0.000 0.000 0.000								
Inning Stats	R: 0 E: 0 K: 1 S: 9	H: 0 LOB: 0 BB: 0 P: 14	R: 0 E: 0 K: 2 S: 10	H: 1 LOB: 1 BB: 0 P: 13	R: 0 E: 0 K: 1 S: 8	H: 1 LOB: 1 BB: 0 P: 13	R: 0 E: 0 K: 0 S: 6	H: 0 LOB: 0 BB: 0 P: 7	R: 3 E: 0 K: 2 S: 16	H: 2 LOB: 0 BB: 1 P: 22	R: 0 E: 0 K: 1 S: 7	H: 0 LOB: 0 BB: 0 P: 11	R: 0 E: 1 K: 1 S: 6	H: 0 LOB: 0 BB: 0 P: 10	R: 0 E: 0 K: 1 S: 6	H: 0 LOB: 0 BB: 0 P: 6	R: 0 E: 0 K: 2 S: 7	H: 0 LOB: 1 BB: 0 P: 12	R: 1 E: 0 K: 0 S: 3	H: 0 LOB: 1 BB: 1 P: 5	1B: 2 2B: 1 3B: 0 HR: 1	SF: 0 SAC: 0 DP: 1 HBP: 1	WP: 1 PB: 0 SB: 0 CS: 1	PA: 35
PITCHER	IP WLS BF H R ER SO BB IBB HBP BLK WP HR S P ERA WHIP	IP WLS BF H R ER SO BB IBB HBP BLK WP HR S P ERA WHIP	IP WLS BF H R ER SO BB IBB HBP BLK WP HR S P ERA WHIP	IP WLS BF H R ER SO BB IBB HBP BLK WP HR S P ERA WHIP	IP WLS BF H R ER SO BB IBB HBP BLK WP HR S P ERA WHIP	IP WLS BF H R ER SO BB IBB HBP BLK WP HR S P ERA WHIP	IP WLS BF H R ER SO BB IBB HBP BLK WP HR S P ERA WHIP	IP WLS BF H R ER SO BB IBB HBP BLK WP HR S P ERA WHIP	IP WLS BF H R ER SO BB IBB HBP BLK WP HR S P ERA WHIP	IP WLS BF H R ER SO BB IBB HBP BLK WP HR S P ERA WHIP	IP WLS BF H R ER SO BB IBB HBP BLK WP HR S P ERA WHIP	IP WLS BF H R ER SO BB IBB HBP BLK WP HR S P ERA WHIP	IP WLS BF H R ER SO BB IBB HBP BLK WP HR S P ERA WHIP	IP WLS BF H R ER SO BB IBB HBP BLK WP HR S P ERA WHIP	IP WLS BF H R ER SO BB IBB HBP BLK WP HR S P ERA WHIP	IP WLS BF H R ER SO BB IBB HBP BLK WP HR S P ERA WHIP	IP WLS BF H R ER SO BB IBB HBP BLK WP HR S P ERA WHIP	IP WLS BF H R ER SO BB IBB HBP BLK WP HR S P ERA WHIP						

Philadelphia Phillies @ St. Louis Cardinals
Busch Stadium, St. Louis, MO
Thu Apr 29 2021, 12:17 PM - 3:26 PM CDT
Att. 13,159 - Cloudy - 66 F

AB 32
R 4
H 4
RBI 3
BB 2
SO 11
LOB 7



Batter	1	2	3	4	5	6	7	8	9	AB	R	H	RBI	BB	SO	LOB	TOP									
9 Brandon Nimmo, L (1,8) OBP: 0.463, SLG: 0.537										4	0	1	0	1	1	1	New York Mets @ Philadelphia Phillies Citizens Bank Park, Philadelphia, PA Fri Apr 30 2021, 7:10 PM - 10:28 PM EDT Att: 10,914 - Cloudy - 59 F									
12 Francisco Lindor, S (1,6) OBP: 0.297, SLG: 0.234										5	0	0	0	0	1	3										
6 Jeff McNeil, L (1,4) OBP: 0.299, SLG: 0.339										2	0	0	0	1	1											
20 Pete Alonso, R (1,3)										4	1	1	0	0	1	3										
30 Michael Conforto, L (1,9) OBP: 0.325, SLG: 0.324										2	0	0	0	2	1	1										
28 J.D. Davis, R (1,5) OBP: 0.500, SLG: 0.641										3	0	2	0	1	0	2										
2 Dominic Smith, L (1,7) OBP: 0.250, SLG: 0.333										4	0	1	1	0	1	5										
33 James McCann, R (1,2) OBP: 0.290, SLG: 0.268										4	0	0	0	0	1	5										
0 Marcus Stroman, R (1,1) 32 Aaron Loup, L (1,1) 1 Jonathan Villar, S (7,PH) 27 Jeury's Familia, R (7,1) 50 Miguel Castro, R (1,1) 11 Kevin Pillar, R (1,1)										2	0	1	0	0	1	0										
Inning Stats	R: 0 E: 0 K: 2 S: 11	H: 0 LOB: 0 BB: 0 P: 16	R: 0 E: 0 K: 0 S: 12	H: 1 LOB: 2 BB: 1 P: 23	R: 0 E: 0 K: 1 S: 11	H: 1 LOB: 2 BB: 1 P: 20	R: 0 E: 0 K: 2 S: 10	H: 1 LOB: 1 BB: 0 P: 17	R: 0 E: 0 K: 1 S: 11	H: 1 LOB: 1 BB: 0 P: 14	R: 1 E: 0 K: 0 S: 7	H: 2 LOB: 1 BB: 1 P: 15	R: 0 E: 0 K: 2 S: 9	H: 0 LOB: 0 BB: 0 P: 13	R: 0 E: 0 K: 1 S: 7	H: 0 LOB: 2 BB: 1 P: 19		R: 0 E: 0 K: 1 S: 7	H: 0 LOB: 1 BB: 1 P: 12	1B: 3 2B: 3 3B: 0 HR: 0	SF: 0 SAC: 0 DP: 1 HBP: 1	WP: 1 PB: 0 SB: 0 CS: 0	PA: 38			
PITCHER	IP WLS BF H R ER SO BB IBB HBP BLK WP HR S P ERA WHIP	IP WLS BF H R ER SO BB IBB HBP BLK WP HR S P ERA WHIP	IP WLS BF H R ER SO BB IBB HBP BLK WP HR S P ERA WHIP	IP WLS BF H R ER SO BB IBB HBP BLK WP HR S P ERA WHIP	IP WLS BF H R ER SO BB IBB HBP BLK WP HR S P ERA WHIP	IP WLS BF H R ER SO BB IBB HBP BLK WP HR S P ERA WHIP	IP WLS BF H R ER SO BB IBB HBP BLK WP HR S P ERA WHIP	IP WLS BF H R ER SO BB IBB HBP BLK WP HR S P ERA WHIP	IP WLS BF H R ER SO BB IBB HBP BLK WP HR S P ERA WHIP	IP WLS BF H R ER SO BB IBB HBP BLK WP HR S P ERA WHIP	IP WLS BF H R ER SO BB IBB HBP BLK WP HR S P ERA WHIP	IP WLS BF H R ER SO BB IBB HBP BLK WP HR S P ERA WHIP	IP WLS BF H R ER SO BB IBB HBP BLK WP HR S P ERA WHIP	IP WLS BF H R ER SO BB IBB HBP BLK WP HR S P ERA WHIP	IP WLS BF H R ER SO BB IBB HBP BLK WP HR S P ERA WHIP	IP WLS BF H R ER SO BB IBB HBP BLK WP HR S P ERA WHIP	IP WLS BF H R ER SO BB IBB HBP BLK WP HR S P ERA WHIP	IP WLS BF H R ER SO BB IBB HBP BLK WP HR S P ERA WHIP	IP WLS BF H R ER SO BB IBB HBP BLK WP HR S P ERA WHIP	IP WLS BF H R ER SO BB IBB HBP BLK WP HR S P ERA WHIP	IP WLS BF H R ER SO BB IBB HBP BLK WP HR S P ERA WHIP	IP WLS BF H R ER SO BB IBB HBP BLK WP HR S P ERA WHIP	IP WLS BF H R ER SO BB IBB HBP BLK WP HR S P ERA WHIP	IP WLS BF H R ER SO BB IBB HBP BLK WP HR S P ERA WHIP		
57 Chase Anderson, R (1,1) ERA: 5.4	5.0 W 22 5 1 1 6 2 0 0 0 0 0 0 56 91 1.80 1.400	5.0 W 22 5 1 1 6 2 0 0 0 0 0 0 56 91 1.80 1.400	5.0 W 22 5 1 1 6 2 0 0 0 0 0 0 56 91 1.80 1.400	5.0 W 22 5 1 1 6 2 0 0 0 0 0 0 56 91 1.80 1.400	5.0 W 22 5 1 1 6 2 0 0 0 0 0 0 56 91 1.80 1.400	5.0 W 22 5 1 1 6 2 0 0 0 0 0 0 56 91 1.80 1.400	5.0 W 22 5 1 1 6 2 0 0 0 0 0 0 56 91 1.80 1.400	5.0 W 22 5 1 1 6 2 0 0 0 0 0 0 56 91 1.80 1.400	5.0 W 22 5 1 1 6 2 0 0 0 0 0 0 56 91 1.80 1.400	5.0 W 22 5 1 1 6 2 0 0 0 0 0 0 56 91 1.80 1.400	5.0 W 22 5 1 1 6 2 0 0 0 0 0 0 56 91 1.80 1.400	5.0 W 22 5 1 1 6 2 0 0 0 0 0 0 56 91 1.80 1.400	5.0 W 22 5 1 1 6 2 0 0 0 0 0 0 56 91 1.80 1.400	5.0 W 22 5 1 1 6 2 0 0 0 0 0 0 56 91 1.80 1.400	5.0 W 22 5 1 1 6 2 0 0 0 0 0 0 56 91 1.80 1.400	5.0 W 22 5 1 1 6 2 0 0 0 0 0 0 56 91 1.80 1.400	5.0 W 22 5 1 1 6 2 0 0 0 0 0 0 56 91 1.80 1.400	5.0 W 22 5 1 1 6 2 0 0 0 0 0 0 56 91 1.80 1.400	5.0 W 22 5 1 1 6 2 0 0 0 0 0 0 56 91 1.80 1.400	5.0 W 22 5 1 1 6 2 0 0 0 0 0 0 56 91 1.80 1.400	5.0 W 22 5 1 1 6 2 0 0 0 0 0 0 56 91 1.80 1.400	5.0 W 22 5 1 1 6 2 0 0 0 0 0 0 56 91 1.80 1.400	5.0 W 22 5 1 1 6 2 0 0 0 0 0 0 56 91 1.80 1.400			
79 Jojo Romero, L (1,1) ERA: 7.11	1.0 H 4 1 0 0 0 1 0 0 0 0 0 0 6 14 0.00 2.000	1.0 H 4 1 0 0 0 1 0 0 0 0 0 0 6 14 0.00 2.000	1.0 H 4 1 0 0 0 1 0 0 0 0 0 0 6 14 0.00 2.000	1.0 H 4 1 0 0 0 1 0 0 0 0 0 0 6 14 0.00 2.000	1.0 H 4 1 0 0 0 1 0 0 0 0 0 0 6 14 0.00 2.000	1.0 H 4 1 0 0 0 1 0 0 0 0 0 0 6 14 0.00 2.000	1.0 H 4 1 0 0 0 1 0 0 0 0 0 0 6 14 0.00 2.000	1.0 H 4 1 0 0 0 1 0 0 0 0 0 0 6 14 0.00 2.000	1.0 H 4 1 0 0 0 1 0 0 0 0 0 0 6 14 0.00 2.000	1.0 H 4 1 0 0 0 1 0 0 0 0 0 0 6 14 0.00 2.000	1.0 H 4 1 0 0 0 1 0 0 0 0 0 0 6 14 0.00 2.000	1.0 H 4 1 0 0 0 1 0 0 0 0 0 0 6 14 0.00 2.000	1.0 H 4 1 0 0 0 1 0 0 0 0 0 0 6 14 0.00 2.000	1.0 H 4 1 0 0 0 1 0 0 0 0 0 0 6 14 0.00 2.000	1.0 H 4 1 0 0 0 1 0 0 0 0 0 0 6 14 0.00 2.000	1.0 H 4 1 0 0 0 1 0 0 0 0 0 0 6 14 0.00 2.000	1.0 H 4 1 0 0 0 1 0 0 0 0 0 0 6 14 0.00 2.000	1.0 H 4 1 0 0 0 1 0 0 0 0 0 0 6 14 0.00 2.000	1.0 H 4 1 0 0 0 1 0 0 0 0 0 0 6 14 0.00 2.000	1.0 H 4 1 0 0 0 1 0 0 0 0 0 0 6 14 0.00 2.000	1.0 H 4 1 0 0 0 1 0 0 0 0 0 0 6 14 0.00 2.000	1.0 H 4 1 0 0 0 1 0 0 0 0 0 0 6 14 0.00 2.000	1.0 H 4 1 0 0 0 1 0 0 0 0 0 0 6 14 0.00 2.000			
19 Brandon Kintzler, R (7,1) ERA: 5.19	1.0 H 3 0 0 0 2 0 0 0 0 0 0 0 9 13 0.00 0.000	1.0 H 3 0 0 0 2 0 0 0 0 0 0 0 9 13 0.00 0.000	1.0 H 3 0 0 0 2 0 0 0 0 0 0 0 9 13 0.00 0.000	1.0 H 3 0 0 0 2 0 0 0 0 0 0 0 9 13 0.00 0.000	1.0 H 3 0 0 0 2 0 0 0 0 0 0 0 9 13 0.00 0.000	1.0 H 3 0 0 0 2 0 0 0 0 0 0 0 9 13 0.00 0.000	1.0 H 3 0 0 0 2 0 0 0 0 0 0 0 9 13 0.00 0.000	1.0 H 3 0 0 0 2 0 0 0 0 0 0 0 9 13 0.00 0.000	1.0 H 3 0 0 0 2 0 0 0 0 0 0 0 9 13 0.00 0.000	1.0 H 3 0 0 0 2 0 0 0 0 0 0 0 9 13 0.00 0.000	1.0 H 3 0 0 0 2 0 0 0 0 0 0 0 9 13 0.00 0.000	1.0 H 3 0 0 0 2 0 0 0 0 0 0 0 9 13 0.00 0.000	1.0 H 3 0 0 0 2 0 0 0 0 0 0 0 9 13 0.00 0.000	1.0 H 3 0 0 0 2 0 0 0 0 0 0 0 9 13 0.00 0.000	1.0 H 3 0 0 0 2 0 0 0 0 0 0 0 9 13 0.00 0.000	1.0 H 3 0 0 0 2 0 0 0 0 0 0 0 9 13 0.00 0.000	1.0 H 3 0 0 0 2 0 0 0 0 0 0 0 9 13 0.00 0.000	1.0 H 3 0 0 0 2 0 0 0 0 0 0 0 9 13 0.00 0.000	1.0 H 3 0 0 0 2 0 0 0 0 0 0 0 9 13 0.00 0.000	1.0 H 3 0 0 0 2 0 0 0 0 0 0 0 9 13 0.00 0.000	1.0 H 3 0 0 0 2 0 0 0 0 0 0 0 9 13 0.00 0.000	1.0 H 3 0 0 0 2 0 0 0 0 0 0 0 9 13 0.00 0.000	1.0 H 3 0 0 0 2 0 0 0 0 0 0 0 9 13 0.00 0.000	1.0 H 3 0 0 0 2 0 0 0 0 0 0 0 9 13 0.00 0.000	1.0 H 3 0 0 0 2 0 0 0 0 0 0 0 9 13 0.00 0.000	
46 José Alvarado, L (1,1) ERA: 1.13	1.0 H 5 0 0 0 1 0 1 1 0 1 0 7 19 0.00 0.000	1.0 H 5 0 0 0 1 0 1 1 0 1 0 7 19 0.00 0.000	1.0 H 5 0 0 0 1 0 1 1 0 1 0 7 19 0.00 0.000	1.0 H 5 0 0 0 1 0 1 1 0 1 0 7 19 0.00 0.000	1.0 H 5 0 0 0 1 0 1 1 0 1 0 7 19 0.00 0.000	1.0 H 5 0 0 0 1 0 1 1 0 1 0 7 19 0.00 0.000	1.0 H 5 0 0 0 1 0 1 1 0 1 0 7 19 0.00 0.000	1.0 H 5 0 0 0 1 0 1 1 0 1 0 7 19 0.00 0.000	1.0 H 5 0 0 0 1 0 1 1 0 1 0 7 19 0.00 0.000	1.0 H 5 0 0 0 1 0 1 1 0 1 0 7 19 0.00 0.000	1.0 H 5 0 0 0 1 0 1 1 0 1 0 7 19 0.00 0.000	1.0 H 5 0 0 0 1 0 1 1 0 1 0 7 19 0.00 0.000	1.0 H 5 0 0 0 1 0 1 1 0 1 0 7 19 0.00 0.000	1.0 H 5 0 0 0 1 0 1 1 0 1 0 7 19 0.00 0.000	1.0 H 5 0 0 0 1 0 1 1 0 1 0 7 19 0.00 0.000	1.0 H 5 0 0 0 1 0 1 1 0 1 0 7 19 0.00 0.000	1.0 H 5 0 0 0 1 0 1 1 0 1 0 7 19 0.00 0.000	1.0 H 5 0 0 0 1 0 1 1 0 1 0 7 19 0.00 0.000	1.0 H 5 0 0 0 1 0 1 1 0 1 0 7 19 0.00 0.000	1.0 H 5 0 0 0 1 0 1 1 0 1 0 7 19 0.00 0.000	1.0 H 5 0 0 0 1 0 1 1 0 1 0 7 19 0.00 0.000	1.0 H 5 0 0 0 1 0 1 1 0 1 0 7 19 0.00 0.000	1.0 H 5 0 0 0 1 0 1 1 0 1 0 7 19 0.00 0.000	1.0 H 5 0 0 0 1 0 1 1 0 1 0 7 19 0.00 0.000	1.0 H 5 0 0 0 1 0 1 1 0 1 0 7 19 0.00 0.000	1.0 H 5 0 0 0 1 0 1 1 0 1 0 7 19 0.00 0.000
54 Sam Coonrod, R (1,1) ERA: 1.5	1.0 S 4 0 0 0 1 1 0 0 0 0 0 0 7 12 0.00 1.000	1.0 S 4 0 0 0 1 1 0 0 0 0 0 0 7 12 0.00 1.000	1.0 S 4 0 0 0 1 1 0 0 0 0 0 0 7 12 0.00 1.000	1.0 S 4 0 0 0 1 1 0 0 0 0 0 0 7 12 0.00 1.000	1.0 S 4 0 0 0 1 1 0 0 0 0 0 0 7 12 0.00 1.000	1.0 S 4 0 0 0 1 1 0 0 0 0 0 0 7 12 0.00 1.000	1.0 S 4 0 0 0 1 1 0 0 0 0 0 0 7 12 0.00 1.000	1.0 S 4 0 0 0 1 1 0 0 0 0 0 0 7 12 0.00 1.000	1.0 S 4 0 0 0 1 1 0 0 0 0 0 0 7 12 0.00 1.000	1.0 S 4 0 0 0 1 1 0 0 0 0 0 0 7 12 0.00 1.000	1.0 S 4 0 0 0 1 1 0 0 0 0 0 0 7 12 0.00 1.000	1.0 S 4 0 0 0 1 1 0 0 0 0 0 0 7 12 0.00 1.000	1.0 S 4 0 0 0 1 1 0 0 0 0 0 0 7 12 0.00 1.000	1.0 S 4 0 0 0 1 1 0 0 0 0 0 0 7 12 0.00 1.000	1.0 S 4 0 0 0 1 1 0 0 0 0 0 0 7 12 0.00 1.000	1.0 S 4 0 0 0 1 1 0 0 0 0 0 0 7 12 0.00 1.000	1.0 S 4 0 0 0 1 1 0 0 0 0 0 0 7 12 0.00 1.000	1.0 S 4 0 0 0 1 1 0 0 0 0 0 0 7 12 0.00 1.000	1.0 S 4 0 0 0 1 1 0 0 0 0 0 0 7 12 0.00 1.000	1.0 S 4 0 0 0 1 1 0 0 0 0 0 0 7 12 0.00 1.000	1.0 S 4 0 0 0 1 1 0 0 0 0 0 0 7 12 0.00 1.000	1.0 S 4 0 0 0 1 1 0 0 0 0 0 0 7 12 0.00 1.000	1.0 S 4 0 0 0 1 1 0 0 0 0 0 0 7 12 0.00 1.000	1.0 S 4 0 0 0 1 1 0 0 0 0 0 0 7 12 0.00 1.000	1.0 S 4 0 0 0 1 1 0 0 0 0 0 0 7 12 0.00 1.000	1.0 S 4 0 0 0 1 1 0 0 0 0 0 0 7 12 0.00 1.000

New York Mets @ Philadelphia Phillies
 Citizens Bank Park, Philadelphia, PA
 Fri Apr 30 2021, 7:10 PM - 10:28 PM EDT
 Att: 10,914 - Cloudy - 59 F

AB	32
R	1
H	6
RBI	1
BB	5
SO	10
LOB	21



Batter	1	2	3	4	5	6	7	8	9	AB	R	H	RBI	BB	SO	LOB	BOTTOM
22 Andrew McCutchen, R (1,7) OBP: 0.301, SLG: 0.247										4	0	0	0	0	2	6	New York Mets @ Philadelphia Phillies Citizens Bank Park, Philadelphia, PA Fri Apr 30 2021, 7:10 PM - 10:28 PM EDT Att: 10,914 - Cloudy - 59 F
46 José Alvarado, L (1,1) ERA: 1.13										4	0	0	0	0	1	0	
4 Scott Kingery, R (1,4) OBP: 0.167, SLG: 0.167										3	0	0	0	1	2	0	
7 Matt Joyce, L (1,9) OBP: 0.357, SLG: 0.190										4	0	0	0	0	1	0	
17 Rhys Hoskins, R (1,3) OBP: 0.273, SLG: 0.529										3	0	0	0	1	2	0	
13 Brad Miller, L (1,4) OBP: 0.359, SLG: 0.486										4	1	1	0	0	3	1	
54 Sam Coonrod, R (1,1) ERA: 1.5										0	0	0	0	0	0	0	
28 Alec Bohm, R (1,5) OBP: 0.245, SLG: 0.304										4	0	0	0	0	2	2	
29 Nick Maton, L (1,6) OBP: 0.386, SLG: 0.436										3	0	0	0	0	0	1	
5 Andrew Knapp, S (1,2) OBP: 0.276, SLG: 0.320																	

Batter	1	2	3	4	5	6	7	8	9	AB	R	H	RBI	BB	SO	LOB	TOP			
9 Brandon Nimmo, L OBP: 0.440, SLG: 0.507 11 Kevin Pillar, R OBP: 0.179, SLG: 0.115										3	0	0	0	0	1	2				
12 Francisco Lindor, S OBP: 0.255, SLG: 0.225										3	1	0	0	0	0	0				
6 Jeff McNeil, L OBP: 0.296, SLG: 0.323										3	1	0	0	1	1	0				
20 Pete Alonso, R OBP: 0.330, SLG: 0.494										4	1	2	1	0	0	0				
30 Michael Conforto, L OBP: 0.333, SLG: 0.387										4	2	2	3	0	0	1				
28 J.D. Davis, R OBP: 0.450, SLG: 0.619 32 Aaron Loup, L 65 Trevor May, R 4 Albert Almora Jr., R OBP: 0.222, SLG: 0.125										3	0	1	1	0	2	0				
2 Dominic Smith, L OBP: 0.263, SLG: 0.342 39 Edwin Diaz, R										4	0	2	0	0	0	0				
33 James McCann, R OBP: 0.288, SLG: 0.267										4	0	1	0	0	1	2				
99 Taijuan Walker, R 1 Jonathan Villar, S OBP: 0.262, SLG: 0.425										1	0	0	0	0	1	0				
Inning Stats	R: 4 H: 4 E: 0 K: 1 S: 17	H: 4 R: 1 BB: 1 P: 31	R: 0 H: 0 E: 0 K: 1 S: 8	H: 0 R: 0 BB: 0 P: 9	R: 0 H: 1 E: 0 K: 1 S: 5	H: 0 R: 0 BB: 0 P: 5	R: 0 H: 2 E: 0 K: 1 S: 12	H: 0 R: 0 BB: 0 P: 19	R: 0 H: 0 E: 0 K: 1 S: 10	H: 0 R: 0 BB: 0 P: 14	R: 0 H: 0 E: 0 K: 1 S: 9	H: 0 R: 0 BB: 0 P: 10	R: 0 H: 0 E: 0 K: 0 S: 6	H: 0 R: 0 BB: 0 P: 9	R: 1 H: 1 E: 0 K: 1 S: 8	H: 1 R: 0 BB: 0 P: 11	1B: 5 2B: 3 3B: 0 HR: 1	SF: 0 SAC: 1 DP: 2 HBP: 1	WP: 2 PB: 0 SB: 0 CS: 0	PA: 35
PITCHER	IP WLS BF H R ER SO BB IBB HBP BLK WP HR S P ERA WHIP																			
45 Zack Wheeler, R ERA: 3.49 75 Connor Brogdon, R ERA: 5.73 50 Héctor Neris, R ERA: 2.13	7.0 28 7 4 4 6 1 0 1 0 2 0 67 97 5.14 1.143	1.0 3 0 0 0 0 0 0 0 0 0 0 6 9 0.00 0.000	1.0 L 4 1 1 1 1 0 0 0 0 0 0 1 8 11 9.00 1.000																	

New York Mets @ Philadelphia Phillies
Citizens Bank Park, Philadelphia, PA
Sat May 01 2021, 6:08 PM - 9:03 PM EDT
Att. 10,948 - Clear - 66 F

AB	32
R	5
H	8
RBI	5
BB	1
SO	7
LOB	5



Batter	1	2	3	4	5	6	7	8	9	AB	R	H	RBI	BB	SO	LOB	BOTTOM					
22 Andrew McCutchen, R OBP: 0.309, SLG: 0.250										3	0	1	0	1	1	1						
7 Matt Joyce, L OBP: 0.313, SLG: 0.160										4	0	0	0	0	0	2						
17 Rhys Hoskins, R OBP: 0.272, SLG: 0.519										4	1	1	0	0	1	1						
18 Didi Gregorius, L OBP: 0.264, SLG: 0.338										4	0	0	0	0	0	2						
28 Alec Bohm, R OBP: 0.264, SLG: 0.354										4	2	3	2	0	0	0						
29 Nick Maton, L OBP: 0.400, SLG: 0.476										3	1	2	0	1	0	1						
5 Andrew Knapp, S OBP: 0.242, SLG: 0.276										4	0	0	1	0	2	3						
37 Odúbel Herrera, L OBP: 0.105, SLG: 0.056										4	0	0	0	0	0	3						
45 Zack Wheeler, L OBP: 0.214, SLG: 0.286 4 Scott Kingery, R OBP: 0.143, SLG: 0.143 75 Connor Brogdon, R 50 Héctor Neris, R 13 Brad Miller, L OBP: 0.350, SLG: 0.474										2	0	1	1	0	1	0						
Inning Stats	R: 0 H: 1 E: 0 K: 1 S: 9	H: 3 R: 4 BB: 0 P: 15	R: 2 H: 0 E: 0 K: 0 S: 16	H: 3 R: 4 BB: 0 P: 18	R: 0 H: 0 E: 0 K: 0 S: 5	H: 0 R: 0 BB: 0 P: 6	R: 0 H: 0 E: 0 K: 1 S: 11	H: 0 R: 0 BB: 1 P: 20	R: 0 H: 0 E: 0 K: 2 S: 9	H: 0 R: 0 BB: 0 P: 13	R: 2 H: 3 E: 0 K: 0 S: 16	H: 3 R: 1 BB: 0 P: 22	R: 0 H: 0 E: 0 K: 1 S: 7	H: 0 R: 0 BB: 1 P: 15	R: 0 H: 1 E: 0 K: 0 S: 8	H: 1 R: 0 BB: 0 P: 12	R: 0 H: 0 E: 0 K: 2 S: 9	H: 0 R: 0 BB: 0 P: 12	1B: 6 2B: 1 3B: 0 HR: 1	SF: 0 SAC: 0 DP: 1 HBP: 0	WP: 0 PB: 0 SB: 0 CS: 0	PA: 36
PITCHER	IP WLS BF H R ER SO BB IBB HBP BLK WP HR S P ERA WHIP																					
99 Taijuan Walker, R ERA: 3.41 32 Aaron Loup, L 65 Trevor May, R ERA: 2.16 39 Edwin Diaz, R ERA: 1.8	6.0 26 7 4 4 4 1 0 0 0 0 0 7 15 0.00 1.000	1.0 3 0 0 0 0 1 1 0 0 0 0 7 15 0.00 1.000	1.0 W 4 1 0 0 0 0 0 0 0 0 0 8 12 0.00 1.000	1.0 S 3 0 0 0 0 2 0 0 0 0 0 9 12 0.00 0.000																		

New York Mets @ Philadelphia Phillies
Citizens Bank Park, Philadelphia, PA
Sat May 01 2021, 6:08 PM - 9:03 PM EDT
Att. 10,948 - Clear - 66 F

AB	34
R	4
H	8
RBI	4
BB	2
SO	7
LOB	13



Batter	1	2	3	4	5	6	7	8	9	AB	R	H	RBI	BB	SO	LOB	TOP					
16 Koltan Wong, L (1,4) OBP: 0.382, SLG: 0.466	G4-3	F7			K			22 1B 21 SF8 6 BB		4	1	1	0	1	1	1	Milwaukee Brewers @ Philadelphia Phillies Citizens Bank Park, Philadelphia, PA Mon May 03 2021, 7:09 PM - 10:25 PM EDT Att: 10,651 - Overcast - 63 F					
6 Lorenzo Cain, R (1,8) OBP: 0.242, SLG: 0.500	HR		K		F8			21 SF8 24 FC6-4 1B	K	4	2	1	1	1	2	3						
22 Christian Yelich, L (1,7) OBP: 0.463, SLG: 0.362	21 BB		K		G1-3			24 FC6-4 1B		4	0	2	0	0	1	0						
21 Travis Shaw, L (1,5) OBP: 0.298, SLG: 0.413	1B				F8			SF8		1	0	0	1	2	0	0						
24 Avisail Garcia, R (1,9) OBP: 0.308, SLG: 0.340	BB				G6-3			FC6-4 20 PO		4	0	1	1	0	1	3						
20 Daniel Vogelbach, L (1,3) OBP: 0.269, SLG: 0.310	P6				G5-3			PO		4	0	1	0	0	0	4						
33 Pablo Reyes, R (9, PR) OBP: 0.154, SLG: 0.154								16 1B		0	0	0	0	0	0	0						
2 Luis Urias, R (1,6) OBP: 0.360, SLG: 0.425		12 G4-3 2B			G5-3			K		4	0	1	0	0	2	1						
12 Luke Maile, R (1,2) OBP: 0.273, SLG: 0.200	G4-3				G6-3			K		4	0	0	0	0	2	2						
37 Adrian Houser, R (1,1) OBP: 0.222, SLG: 0.556					K			K		2	0	0	0	0	2	1						
41 Jackie Bradley Jr., L (7, PH) OBP: 0.250, SLG: 0.353								16 1B		1	0	0	0	0	1	0						
47 Angel Perdomo, L (7, 1) OBP: 0.295, SLG: 0.395										0	0	0	0	0	0	0						
43 Drew Rasmussen, R (8, 1) OBP: 0.298, SLG: 0.439										0	0	0	0	0	0	0						
11 Billy McKinney, L (9, PH) OBP: 0.298, SLG: 0.439										0	0	0	0	1	0	0						
Inning Stats	R: 1 H: 2 E: 0 K: 1 S: 15	H: 2 LOB: 2 BB: 1 P: 27	R: 0 H: 1 E: 0 K: 1 S: 7	H: 1 LOB: 1 BB: 0 P: 11	R: 0 H: 1 E: 0 K: 2 S: 12	H: 1 LOB: 2 BB: 1 P: 24	R: 0 H: 0 E: 0 K: 1 S: 9	H: 0 LOB: 0 BB: 0 P: 16	R: 0 H: 0 E: 0 K: 1 S: 6	H: 0 LOB: 0 BB: 0 P: 8	R: 0 H: 0 E: 0 K: 0 S: 8	H: 0 LOB: 0 BB: 0 P: 12	R: 0 H: 0 E: 0 K: 3 S: 9	H: 0 LOB: 0 BB: 0 P: 13	R: 2 H: 1 E: 0 K: 0 S: 13	H: 1 LOB: 0 BB: 2 P: 25	R: 0 H: 2 E: 0 K: 3 S: 24	H: 2 LOB: 3 BB: 1 P: 36	1B: 4 2B: 2 3B: 0 HR: 1	SF: 1 DP: 0 HBP: 0	WP: 0 PB: 0 CS: 0	PA: 39
PITCHER	IP WLS BF H R ER SO BB IBB HBP BLK WP HR S P ERA WHIP																					
21 Vince Velasquez, R (1,1) ERA: 4.91	6.0 W 24 4 1 1 6 2 0 0 0 0 0 1 57 98 1.50 1.000																					
54 Sam Coonrod, R (7, 1) ERA: 1.39	1.0 H 3 0 0 0 3 0 0 0 0 0 0 9 13 0.00 0.000																					
75 Connor Brogdon, R (8, 1) ERA: 7.15	0.1 H 4 1 2 2 0 2 0 0 0 0 0 10 21 54.00 9.000																					
50 Héctor Neris, R (8, 1) ERA: 1.88	1.2 S 7 2 0 0 3 1 0 0 0 0 0 27 40 0.00 1.800																					
Batter	1	2	3	4	5	6	7	8	9	AB	R	H	RBI	BB	SO	LOB	BOTTOM					
7 Matt Joyce, L (1,7) OBP: 0.297, SLG: 0.138	G4-3	G4-3			F7					4	0	0	0	0	1	2	Milwaukee Brewers @ Philadelphia Phillies Citizens Bank Park, Philadelphia, PA Mon May 03 2021, 7:09 PM - 10:25 PM EDT Att: 10,651 - Overcast - 63 F					
75 Connor Brogdon, R (8, 1) OBP: 0.295, SLG: 0.353										0	0	0	0	0	0	0						
50 Héctor Neris, R (8, 1) OBP: 0.294, SLG: 0.282										0	0	0	0	0	0	0						
13 Brad Miller, L (1,3) OBP: 0.341, SLG: 0.452										3	1	1	0	0	0	0						
22 Andrew McCutchen, R (8, 7) OBP: 0.304, SLG: 0.282	10 HR				L8			P5		1	0	0	0	0	0	0						
10 J.T. Realmuto, R (1,2) OBP: 0.400, SLG: 0.506	1B				G6-3			L6		4	1	1	2	0	1	0						
18 Didi Gregorius, L (1,6) OBP: 0.295, SLG: 0.395	HR				G1-3					3	0	2	0	1	0	0						
28 Alec Bohm, R (1,5) OBP: 0.254, SLG: 0.337	28 G4-3 1B							BB		4	0	0	0	0	1	3						
29 Nick Maton, L (1,4) OBP: 0.385, SLG: 0.429	G4-3				G4-3			G4-3		4	0	0	0	0	1	3						
29 Nick Maton, L (1,4) OBP: 0.385, SLG: 0.429										3	0	0	0	0	1	0						
37 Odúbel Herrera, L (1,9) OBP: 0.130, SLG: 0.091										3	1	1	0	0	1	0						
24 Roman Quinn, S (1,8) OBP: 0.265, SLG: 0.233										3	1	1	1	0	1	1						
21 Vince Velasquez, R (1,1) ERA: 3.52										2	0	0	1	0	1	0						
54 Sam Coonrod, R (7, 1) ERA: 6.14										0	0	0	0	0	0	0						
17 Rhys Hoskins, R (7, PH) OBP: 0.292, SLG: 0.527										0	0	0	0	1	0	0						
Inning Stats	R: 2 H: 3 E: 0 K: 0 S: 13	H: 3 LOB: 0 BB: 0 P: 16	R: 2 H: 1 E: 1 K: 0 S: 14	H: 1 LOB: 0 BB: 0 P: 23	R: 0 H: 0 E: 0 K: 0 S: 8	H: 0 LOB: 0 BB: 0 P: 13	R: 0 H: 0 E: 0 K: 1 S: 9	H: 0 LOB: 0 BB: 0 P: 13	R: 0 H: 0 E: 0 K: 1 S: 10	H: 0 LOB: 0 BB: 0 P: 18	R: 0 H: 0 E: 0 K: 0 S: 6	H: 0 LOB: 1 BB: 1 P: 12	R: 0 H: 1 E: 0 K: 3 S: 11	H: 1 LOB: 2 BB: 1 P: 22	R: 0 H: 1 E: 0 K: 2 S: 13	H: 1 LOB: 0 BB: 0 P: 22	1B: 3 2B: 1 3B: 1 HR: 1	SF: 0 DP: 1 HBP: 0	WP: 0 PB: 0 CS: 0	PA: 32		
PITCHER	IP WLS BF H R ER SO BB IBB HBP BLK WP HR S P ERA WHIP																					
37 Adrian Houser, R (1,1) ERA: 3.52	6.0 L 23 4 4 2 2 1 0 0 0 0 0 60 95 3.00 0.833																					
47 Angel Perdomo, L (7, 1) ERA: 6.14	1.0 5 1 0 0 3 1 0 0 0 0 0 11 22 0.00 2.000																					
43 Drew Rasmussen, R (8, 1) ERA: 6.17	1.0 4 1 0 0 2 0 0 0 0 0 0 13 22 0.00 1.000																					

Batter	1	2	3	4	5	6	7	8	9	AB	R	H	RBI	BB	SO	LOB	TOP				
16 Koltan Wong, L OBP: 0.397, SLG: 0.484										4	2	2	0	0	0	0	Milwaukee Brewers @ Philadelphia Phillies Citizens Bank Park, Philadelphia, PA Tue May 04 2021, 7:09 PM - 10:30 PM EDT Att: 10,388 - Partly Cloudy - 81 F livebaseballscorecards.com				
2 Luis Urias, R OBP: 0.351, SLG: 0.410										5	1	1	1	1	0	3					
20 Daniel Vogelbach, L OBP: 0.279, SLG: 0.328 6 Lorenzo Cain, R OBP: 0.235, SLG: 0.484 45 Brad Boxberger, R OBP: 0.214, SLG: 0.214										3	0	2	1	0	0	0					
21 Travis Shaw, L OBP: 0.312, SLG: 0.417										4	0	2	0	1	1	1					
41 Jackie Bradley Jr., L OBP: 0.248, SLG: 0.347											5	1	1	2	0	2		6			
15 Tyrone Taylor, R OBP: 0.410, SLG: 0.545										2	0	0	0	1	1	0					
11 Billy McKinney, L OBP: 0.280, SLG: 0.414										4	0	0	0	0	0	6					
26 Jacob Nottingham, R OBP: 0.250, SLG: 1.000										4	0	0	0	0	3	3					
52 Eric Lauer, R										2	0	0	0	0	1	0					
24 Avisail Garcia, R OBP: 0.312, SLG: 0.344										2	1	1	0	0	1	0					
Inning Stats	R: 1 H: 2 E: 0 K: 2 S: 18	H: 2 LOB: 3 BB: 2 P: 30	R: 0 H: 0 E: 0 K: 2 S: 11	H: 0 LOB: 0 BB: 0 P: 16	R: 0 H: 0 E: 0 K: 2 S: 10	H: 0 LOB: 0 BB: 0 P: 14	R: 0 H: 0 E: 0 K: 0 S: 8	H: 1 LOB: 1 BB: 0 P: 12	R: 0 H: 2 E: 0 K: 2 S: 20	H: 3 LOB: 0 BB: 0 P: 28	R: 4 H: 3 E: 0 K: 1 S: 19	H: 0 LOB: 0 BB: 0 P: 29	R: 0 H: 0 E: 0 K: 1 S: 8	H: 0 LOB: 0 BB: 0 P: 11	R: 0 H: 2 E: 0 K: 0 S: 15	H: 2 LOB: 2 BB: 0 P: 21	1B: 8 2B: 1 3B: 0 HR: 1	SF: 0 SAC: 0 DP: 0 HBP: 2	WP: 0 PB: 0 CS: 0	PA: 41	
PITCHER	IP WLS BF H R ER SO BB IBB HBP BLK WP HR S P ERA WHIP	6.0 W 26 5 1 1 10 2 0 1 0 0 0 6 10 1.50 1.167	0.0 3 2 3 3 0 0 0 0 1 0 0 0 6 10 ∞ ∞	1.1 H 5 1 1 1 1 0 0 0 0 0 1 16 23 6.75 0.750	1.2 S 7 2 0 0 1 0 0 0 0 0 0 0 20 28 0.00 1.200	PITCHER															

Batter	1	2	3	4	5	6	7	8	9	AB	R	H	RBI	BB	SO	LOB	BOTTOM			
22 Andrew McCutchen, R OBP: 0.311, SLG: 0.360										4	2	2	2	0	1	1	Milwaukee Brewers @ Philadelphia Phillies Citizens Bank Park, Philadelphia, PA Tue May 04 2021, 7:09 PM - 10:30 PM EDT Att: 10,388 - Partly Cloudy - 81 F livebaseballscorecards.com			
17 Rhys Hoskins, R OBP: 0.290, SLG: 0.517 54 Sam Coonrod, R										4	0	1	0	0	1	1				
10 J.T. Realmuto, R OBP: 0.384, SLG: 0.482										4	1	0	0	0	2	0				
28 Alec Bohm, R OBP: 0.254, SLG: 0.333										4	1	1	0	0	2	0				
18 Didi Gregorius, L OBP: 0.293, SLG: 0.389										4	1	1	1	0	2	0				
13 Brad Miller, L OBP: 0.340, SLG: 0.511 5 Andrew Knapp, S OBP: 0.242, SLG: 0.276										3	1	1	3	0	0	0				
24 Roman Quinn, S OBP: 0.269, SLG: 0.250 37 Odúbel Herrera, L OBP: 0.120, SLG: 0.083										1	0	1	0	0	0	0				
29 Nick Maton, L OBP: 0.364, SLG: 0.423										3	0	1	0	0	2	1				
27 Aaron Nola, R OBP: 0.077, SLG: 0.077 41 David Hale, R										1	0	0	0	0	0	0				
7 Matt Joyce, L OBP: 0.289, SLG: 0.133 79 JoJo Romero, L										1	0	0	0	0	0	0				
Inning Stats	R: 1 H: 1 E: 0 K: 1 S: 11	H: 1 LOB: 0 BB: 0 P: 14	R: 0 H: 1 E: 1 K: 2 S: 10	H: 1 LOB: 0 BB: 0 P: 13	R: 5 H: 5 E: 1 K: 0 S: 15	H: 5 LOB: 0 BB: 0 P: 25	R: 0 H: 1 E: 1 K: 1 S: 11	H: 1 LOB: 1 BB: 0 P: 15	R: 0 H: 0 E: 0 K: 1 S: 8	H: 0 LOB: 0 BB: 0 P: 10	R: 0 H: 0 E: 0 K: 1 S: 10	H: 0 LOB: 0 BB: 0 P: 17	R: 0 H: 0 E: 0 K: 3 S: 9	H: 0 LOB: 0 BB: 0 P: 13	R: 0 H: 0 E: 0 K: 0 S: 15	H: 0 LOB: 0 BB: 0 P: 21	1B: 5 2B: 0 3B: 0 HR: 3	SF: 0 SAC: 1 DP: 0 HBP: 0	WP: 0 PB: 0 CS: 0	PA: 32
PITCHER	IP WLS BF H R ER SO BB IBB HBP BLK WP HR S P ERA WHIP	6.0 L 26 8 6 2 7 0 0 0 0 0 0 10 17 3.00 1.333	1.0 3 0 0 0 1 0 0 0 0 0 0 9 13 0.00 0.000	1.0 3 0 0 0 3 0 0 0 0 0 0 0 9 13 0.00 0.000	PITCHER															

Batter	1	2	3	4	5	6	7	8	9	AB	R	H	RBI	BB	SO	LOB	TOP					
16 Koltan Wong, L (1,4) OBP: 0.354, SLG: 0.423	G3-1			B5-3			K		F7	4	0	0	0	0	1	2	Milwaukee Brewers @ Philadelphia Phillies Citizens Bank Park, Philadelphia, PA Thu May 06 2021, 1:08 PM - 3:48 PM EDT Att: 10,768 - Sunny - 60 F livebaseballscorecards.com					
20 Daniel Vogelbach, L (1,3) OBP: 0.289, SLG: 0.313	F7			G6-3			G4-3		P3	4	0	0	0	0	0	2						
15 Tyrone Taylor, R (1,9) OBP: 0.378, SLG: 0.564	G5-3			G6-3			K			3	0	0	0	0	1	0						
21 Travis Shaw, L (1,5) OBP: 0.299, SLG: 0.388		G4-3			P2				G5-3	3	0	0	0	0	0	0						
41 Jackie Bradley Jr., L (1,8) OBP: 0.243, SLG: 0.330		K			K				G4-3	3	0	0	0	0	2	0						
2 Luis Urias, R (1,6) OBP: 0.337, SLG: 0.390		K			L4				G6-3	3	0	0	0	0	1	0						
11 Billy McKinney, L (1,7) OBP: 0.278, SLG: 0.419				L3-6 2B			K		L7	3	0	1	0	0	1	0						
12 Luke Maile, R (1,2) OBP: 0.294, SLG: 0.200				L3-6			G5-3			2	0	0	0	0	0	1						
6 Lorenzo Cain, R (9,PH) OBP: 0.325, SLG: 0.500				2-2					24 1B	1	0	1	0	0	0	0						
53 Brandon Woodruff, L (1,1) OBP: 0.342, SLG: 0.386				K			K			2	0	0	0	0	2	0						
47 Angel Perdomo, L (7,1) OBP: 0.342, SLG: 0.386									1-2 1B	0	0	0	0	0	0	0						
24 Avisail Garcia, R (9,PH) OBP: 0.342, SLG: 0.386										1	0	1	0	0	0	0						
Inning Stats	R: 0 E: 0 K: 0 S: 8	H: 0 LOB: 0 BB: 0 P: 11	R: 0 E: 0 K: 2 S: 11	H: 0 LOB: 0 BB: 0 P: 19	R: 0 E: 0 K: 1 S: 8	H: 1 LOB: 0 BB: 0 P: 9	R: 0 E: 0 K: 0 S: 8	H: 0 LOB: 0 BB: 0 P: 11	R: 0 E: 0 K: 1 S: 6	H: 0 LOB: 0 BB: 0 P: 10	R: 0 E: 0 K: 2 S: 9	H: 0 LOB: 0 BB: 0 P: 14	R: 0 E: 0 K: 2 S: 9	H: 0 LOB: 0 BB: 0 P: 12	R: 0 E: 0 K: 0 S: 7	H: 2 LOB: 2 BB: 0 P: 11	R: 0 E: 0 K: 0 S: 14	H: 2 LOB: 2 BB: 0 P: 21	1B: 2 2B: 2 3B: 0 HR: 0	SF: 0 SAC: 0 DP: 1 HBP: 0	WP: 0 PB: 0 CS: 0	PA: 29
PITCHER 45 Zack Wheeler, R (1,1) ERA: 2.83	IP: 9.0 WLS: W BF: 29 H: 3 R: 0 ER: 0 SO: 8 BB: 0 IBB: 0 HBP: 0 BLK: 0 WP: 0 HR: 0 S: 80 P: 118 ERA: 0.00 WHIP: 0.333															PITCHER						

Batter	1	2	3	4	5	6	7	8	9	AB	R	H	RBI	BB	SO	LOB	BOTTOM			
22 Andrew McCutchen, R (1,7) OBP: 0.316, SLG: 0.385	13 BB		L8			K			13 BB 1B	3	1	1	0	1	1	0	Milwaukee Brewers @ Philadelphia Phillies Citizens Bank Park, Philadelphia, PA Thu May 06 2021, 1:08 PM - 3:48 PM EDT Att: 10,768 - Sunny - 60 F livebaseballscorecards.com			
13 Brad Miller, L (1,9) OBP: 0.345, SLG: 0.460	4-1 BB		K			G1-3			17 BB BB	2	0	0	0	2	1	0				
16 Mickey Moniak, L (9,9) OBP: 0.214, SLG: 0.240	1-2 BB		K			G6-3			17 BB BB	0	0	0	0	0	0	0				
17 Rhys Hoskins, R (1,3) OBP: 0.288, SLG: 0.508	K		K			K			2-H 2B	4	0	1	1	0	2	2				
18 Didi Gregorius, L (1,6) OBP: 0.283, SLG: 0.402	K			G3			F8		K	4	0	0	0	0	2	4				
28 Alec Bohm, R (1,5) OBP: 0.250, SLG: 0.351	F8			L3						3	1	1	1	0	0	2				
5 Andrew Knapp, S (1,2) OBP: 0.222, SLG: 0.250		K			K				B2-3	3	0	0	0	0	2	0				
29 Nick Maton, L (1,4) OBP: 0.328, SLG: 0.379		K			K				G4-3	3	0	0	0	0	2	0				
37 Odúbel Herrera, L (1,8) OBP: 0.161, SLG: 0.133						L9			G5-3	3	0	1	0	0	0	0				
45 Zack Wheeler, L (1,1) OBP: 0.176, SLG: 0.235		K			K				K2-3	3	0	0	0	0	3	1				
Inning Stats	R: 0 E: 0 K: 2 S: 10	H: 0 LOB: 2 BB: 2 P: 19	R: 0 E: 0 K: 3 S: 12	H: 1 LOB: 1 BB: 0 P: 15	R: 0 E: 0 K: 2 S: 9	H: 0 LOB: 0 BB: 0 P: 10	R: 0 E: 0 K: 1 S: 11	H: 0 LOB: 0 BB: 0 P: 15	R: 0 E: 0 K: 2 S: 15	H: 0 LOB: 0 BB: 0 P: 19	R: 0 E: 0 K: 1 S: 8	H: 0 LOB: 0 BB: 0 P: 12	R: 1 E: 0 K: 0 S: 10	H: 1 LOB: 0 BB: 0 P: 17	R: 1 E: 0 K: 2 S: 13	H: 2 LOB: 2 BB: 1 P: 21	1B: 2 2B: 1 3B: 0 HR: 1	SF: 0 SAC: 0 DP: 0 HBP: 0	WP: 0 PB: 0 CS: 0	PA: 31
PITCHER 53 Brandon Woodruff, R (1,1) ERA: 1.72	IP: 6.2 WLS: L BF: 24 H: 2 R: 1 ER: 1 SO: 11 BB: 2 IBB: 0 HBP: 0 BLK: 0 WP: 0 HR: 0 S: 73 P: 103 ERA: 1.35 WHIP: 0.600															PITCHER				
47 Angel Perdomo, L (7,1) ERA: 6.23	IP: 1.1 WLS: 7 BF: 2 H: 2 R: 1 ER: 1 SO: 2 BB: 1 IBB: 0 HBP: 0 BLK: 0 WP: 0 HR: 0 S: 15 P: 25 ERA: 6.75 WHIP: 2.250															PITCHER				

Batter	1	2	3	4	5	6	7	8	9	AB	R	H	RBI	BB	SO	LOB	TOP								
22 Andrew McCutchen, R OBP: 0.317, SLG: 0.383	G6-3		FC6-4			P4			K	6	0	2	2	0	1	2	Philadelphia Phillies @ Atlanta Braves Truist Park, Atlanta, GA Fri May 07 2021, 7:22 PM - 10:44 PM EDT Att: 38,952 - Clear - 66 F								
17 Rhys Hoskins, R OBP: 0.285, SLG: 0.492	K		K						K	4	2	0	0	1	4	5									
5 Andrew Knapp, S OBP: 0.216, SLG: 0.242	K2-3								K	1	0	0	0	0	1	0									
3 Bryce Harper, L OBP: 0.449, SLG: 0.598	2B 10 1B 2 1B BB	K		F7		K			10 WP 10 HR 2B	5	2	2	0	1	2	1									
10 J.T. Realmuto, R OBP: 0.407, SLG: 0.516	2 1B 2B	G4-3		28 G6-4-3 1B		28 1B BB			2B	5	2	3	2	1	1	1									
28 Alec Bohm, R OBP: 0.256, SLG: 0.353	2 1B 37 HR 1B	G1-3		G6-4-3		1B			K	5	1	2	2	0	1	1									
18 Didi Gregorius, L OBP: 0.285, SLG: 0.396	F4		37 1B 22 FC6-4 1B			P6			2B 37 FC4-6 BB	4	2	1	0	1	0	5									
41 David Hale, R						G6-3				0	0	0	0	0	0	0									
2 Jean Segura, R OBP: 0.285, SLG: 0.477						G4-3			37 FC4-6 1B	5	2	4	2	0	0	0									
29 Nick Maton, L OBP: 0.328, SLG: 0.379	37 HR 1B									0	0	0	0	0	0	0									
37 Odúbel Herrera, L OBP: 0.222, SLG: 0.265	1B								FC4-6	4	1	2	4	1	1	2									
56 Zach Efflin, R										2	0	0	0	1	2	4									
75 Connor Brogdon, R										0	0	0	0	0	0	0									
4 Scott Kingery, R OBP: 0.111, SLG: 0.111	22 1B BB								L5	1	0	0	0	0	0	1									
Inning Stats	R: 6 H: 5 E: 0 K: 2 S: 29	H: 5 LOB: 2 BB: 45	R: 0 H: 0 E: 0 K: 1 S: 17	H: 0 LOB: 0 BB: 24	R: 1 H: 3 E: 0 K: 2 S: 17	H: 3 LOB: 0 BB: 27	R: 0 H: 1 E: 0 K: 0 S: 6	H: 1 LOB: 0 BB: 7	R: 0 H: 0 E: 0 K: 1 S: 8	H: 0 LOB: 1 BB: 15	R: 1 H: 1 E: 0 K: 1 S: 14	H: 1 LOB: 2 BB: 27	R: 1 H: 2 E: 0 K: 2 S: 12	H: 2 LOB: 1 BB: 17	R: 3 H: 3 E: 0 K: 1 S: 18	H: 3 LOB: 1 BB: 35	R: 0 H: 1 E: 0 K: 3 S: 12	H: 1 LOB: 1 BB: 18	1B: 13 HR: 2	SF: 0 SAC: 1 DP: 1 HBP: 0	WP: 2 PB: 1 CS: 0	PA: 49			
PITCHER	IP WLS BF H R ER SO BB IBB HBP BLK WP HR S P ERA WHIP	IP WLS BF H R ER SO BB IBB HBP BLK WP HR S P ERA WHIP	IP WLS BF H R ER SO BB IBB HBP BLK WP HR S P ERA WHIP	IP WLS BF H R ER SO BB IBB HBP BLK WP HR S P ERA WHIP	IP WLS BF H R ER SO BB IBB HBP BLK WP HR S P ERA WHIP	IP WLS BF H R ER SO BB IBB HBP BLK WP HR S P ERA WHIP	IP WLS BF H R ER SO BB IBB HBP BLK WP HR S P ERA WHIP	IP WLS BF H R ER SO BB IBB HBP BLK WP HR S P ERA WHIP	IP WLS BF H R ER SO BB IBB HBP BLK WP HR S P ERA WHIP	IP WLS BF H R ER SO BB IBB HBP BLK WP HR S P ERA WHIP	IP WLS BF H R ER SO BB IBB HBP BLK WP HR S P ERA WHIP	IP WLS BF H R ER SO BB IBB HBP BLK WP HR S P ERA WHIP	IP WLS BF H R ER SO BB IBB HBP BLK WP HR S P ERA WHIP	IP WLS BF H R ER SO BB IBB HBP BLK WP HR S P ERA WHIP	IP WLS BF H R ER SO BB IBB HBP BLK WP HR S P ERA WHIP	IP WLS BF H R ER SO BB IBB HBP BLK WP HR S P ERA WHIP	IP WLS BF H R ER SO BB IBB HBP BLK WP HR S P ERA WHIP	IP WLS BF H R ER SO BB IBB HBP BLK WP HR S P ERA WHIP	IP WLS BF H R ER SO BB IBB HBP BLK WP HR S P ERA WHIP	IP WLS BF H R ER SO BB IBB HBP BLK WP HR S P ERA WHIP	IP WLS BF H R ER SO BB IBB HBP BLK WP HR S P ERA WHIP	IP WLS BF H R ER SO BB IBB HBP BLK WP HR S P ERA WHIP	IP WLS BF H R ER SO BB IBB HBP BLK WP HR S P ERA WHIP	IP WLS BF H R ER SO BB IBB HBP BLK WP HR S P ERA WHIP	IP WLS BF H R ER SO BB IBB HBP BLK WP HR S P ERA WHIP

AB	42
R	12
H	16
RBI	12
BB	6
SO	13
LOB	22



Batter	1	2	3	4	5	6	7	8	9	AB	R	H	RBI	BB	SO	LOB	BOTTOM								
13 Ronald Acuña Jr., R OBP: 0.414, SLG: 0.670	K		F7						K	4	0	1	1	0	2	0	Philadelphia Phillies @ Atlanta Braves Truist Park, Atlanta, GA Fri May 07 2021, 7:22 PM - 10:44 PM EDT Att: 38,952 - Clear - 66 F								
5 Freddie Freeman, L OBP: 0.326, SLG: 0.407	K		L7						G5-3	4	0	0	0	0	1	1									
20 Marcell Ozuna, R OBP: 0.290, SLG: 0.336	BB 1B		F8						K	4	0	2	0	0	1	0									
Ozzie Albies, S									F8	3	0	0	0	1	1	1									
27 Austin Riley, R OBP: 0.373, SLG: 0.386	P4								G6-3	4	0	0	0	0	1	3									
24 William Contreras, R OBP: 0.400, SLG: 0.538	G6-3								K	3	0	0	0	0	2	0									
7 Dansby Swanson, R OBP: 0.289, SLG: 0.362										3	2	2	1	0	0	0									
71 Jacob Webb, R									G5-3	0	0	0	0	0	0	0									
25 Cristian Pacheco, R OBP: 0.176, SLG: 0.229	L1								G2-3	3	0	0	0	0	1	1									
50 Charlie Morton, R ERA: 4.86										0	0	0	0	0	0	0									
32 Josh Tomlin, R ERA: 4.66										1	0	0	0	0	1	0									
48 Pablo Sandoval, S ERA: 6.94										1	0	0	0	0	0	1									
60 Jesse Biddle, L ERA: 8.99										0	0	0	0	0	0	0									
56 Carl Edwards Jr., R ERA: 8.10										0	0	0	0	0	0	0									
23 Ehre Adriansza, S OBP: 0.233, SLG: 0.330										1	0	0	0	0	0	0									
Inning Stats	R: 0 H: 1 E: 0 K: 2 S: 10	H: 1 LOB: 2 BB: 1 P: 18	R: 1 H: 1 E: 0 K: 1 S: 7	H: 1 LOB: 0 BB: 0 P: 12	R: 0 H: 0 E: 0 K: 0 S: 10	H: 0 LOB: 0 BB: 0 P: 16	R: 0 H: 0 E: 0 K: 3 S: 9	H: 0 LOB: 0 BB: 0 P: 12	R: 1 H: 2 E: 0 K: 1 S: 14	H: 2 LOB: 1 BB: 0 P: 22	R: 0 H: 1 E: 0 K: 0 S: 7	H: 1 LOB: 0 BB: 0 P: 9	R: 0 H: 0 E: 0 K: 1 S: 10	H: 0 LOB: 0 BB: 0 P: 15	R: 0 H: 0 E: 0 K: 1 S: 10	H: 0 LOB: 0 BB: 0 P: 17	R: 0 H: 0 E: 0 K: 1 S: 9	H: 0 LOB: 0 BB: 0 P: 13	1B: 3 HR: 1	SF: 0 SAC: 0 DP: 1 HBP: 0	WP: 0 PB: 0 CS: 0	PA: 32			
PITCHER	IP WLS BF H R ER SO BB IBB HBP BLK WP HR S P ERA WHIP	IP WLS BF H R ER SO BB IBB HBP BLK WP HR S P ERA WHIP	IP WLS BF H R ER SO BB IBB HBP BLK WP HR S P ERA WHIP	IP WLS BF H R ER SO BB IBB HBP BLK WP HR S P ERA WHIP	IP WLS BF H R ER SO BB IBB HBP BLK WP HR S P ERA WHIP	IP WLS BF H R ER SO BB IBB HBP BLK WP HR S P ERA WHIP	IP WLS BF H R ER SO BB IBB HBP BLK WP HR S P ERA WHIP	IP WLS BF H R ER SO BB IBB HBP BLK WP HR S P ERA WHIP	IP WLS BF H R ER SO BB IBB HBP BLK WP HR S P ERA WHIP	IP WLS BF H R ER SO BB IBB HBP BLK WP HR S P ERA WHIP	IP WLS BF H R ER SO BB IBB HBP BLK WP HR S P ERA WHIP	IP WLS BF H R ER SO BB IBB HBP BLK WP HR S P ERA WHIP	IP WLS BF H R ER SO BB IBB HBP BLK WP HR S P ERA WHIP	IP WLS BF H R ER SO BB IBB HBP BLK WP HR S P ERA WHIP	IP WLS BF H R ER SO BB IBB HBP BLK WP HR S P ERA WHIP	IP WLS BF H R ER SO BB IBB HBP BLK WP HR S P ERA WHIP	IP WLS BF H R ER SO BB IBB HBP BLK WP HR S P ERA WHIP	IP WLS BF H R ER SO BB IBB HBP BLK WP HR S P ERA WHIP	IP WLS BF H R ER SO BB IBB HBP BLK WP HR S P ERA WHIP	IP WLS BF H R ER SO BB IBB HBP BLK WP HR S P ERA WHIP	IP WLS BF H R ER SO BB IBB HBP BLK WP HR S P ERA WHIP	IP WLS BF H R ER SO BB IBB HBP BLK WP HR S P ERA WHIP	IP WLS BF H R ER SO BB IBB HBP BLK WP HR S P ERA WHIP	IP WLS BF H R ER SO BB IBB HBP BLK WP HR S P ERA WHIP	IP WLS BF H R ER SO BB IBB HBP BLK WP HR S P ERA WHIP

AB	31
R	2
H	5
RBI	2
BB	1
SO	10
LOB	7



Batter	1	2	3	4	5	6	7	8	9	10	11	12	AB	R	H	RBI	BB	SO	LOB	TOP
22 Andrew McCutchen, R OBP: 0.333, SLG: 0.374	G1-3	G4-3			1B		F7			BB		1B	5	1	3	1	1	0	1	
2 Jean Segura, R 46 José Alvarado, L 50 Hector Neris, R 17 Rhys Hoskins, R 19 Brandon Kintzler, R 75 Connor Brogdon, R 5 Andrew Knapp, S		G4-3			1B					K		1B	4	1	3	1	0	0	2	
3 Bryce Harper, L OBP: 0.434, SLG: 0.565	10 2B		K		G1-6-3		K			F6		FC1	5	1	0	0	1	2	6	
10 J.T. Realmuto, R OBP: 0.412, SLG: 0.521	2B				K		K			P3		1B	5	1	2	1	1	2	2	
29 Alec Bohm, R OBP: 0.244, SLG: 0.336	G4-3		K		G1-6-3		G4-3			K		G6-4-3	6	0	0	1	0	2	4	
51 Enyel De Los Santos, R 31 Matt Moore, L			K									1B	0	0	0	0	0	0	0	
18 Didi Gregorius, L OBP: 0.274, SLG: 0.374	K		P3		G4-3		P5					G5-3	6	0	0	0	0	2	3	
13 Brad Miller, L 54 Sam Coonrod, R 29 Nick Maton, L					F7		P5			G3			3	1	1	0	0	0	0	
37 Odbel Herrera, L OBP: 0.250, SLG: 0.270					K		1B			B5-3		CI	3	0	1	0	1	1	0	
21 Vince Velasquez, R 4 Scott Kingery, R					K		K			K		F7	2	0	0	0	0	2	2	
Inning Stats	R: 2 E: 0 K: 10	H: 2 LOB: 1 BB: 23	R: 1 E: 0 K: 12	H: 2 LOB: 1 BB: 17	R: 0 E: 0 K: 9	H: 0 LOB: 1 BB: 19	R: 0 E: 0 K: 7	H: 0 LOB: 1 BB: 13	R: 0 E: 0 K: 6	H: 0 LOB: 0 BB: 10	R: 0 E: 0 K: 11	H: 0 LOB: 1 BB: 17	R: 0 E: 1 K: 17	H: 3 LOB: 1 BB: 22	1B: 9 2B: 2 3B: 0 HR: 1	SF: 0 SAC: 0 DP: 3 HBP: 0	WP: 0 PB: 0 SB: 0 CS: 0	PA: 51		
PITCHER	36 Ian Anderson, R ERA: 3.46	75 Grant Dayton, L ERA: 5.0	77 Luke Jackson, R ERA: 1.5	68 Tyler Matzek, L ERA: 3.86	51 Will Smith, L ERA: 2.57	PITCHER	33 A.J. Minter, L ERA: 3.0	71 Jacob Webb, R ERA: 6.55												

Philadelphia Phillies @ Atlanta Braves
Truist Park, Atlanta, GA
Sat May 08 2021, 7:21 PM - 12:07 AM EDT
Alt. 39,862 - Cloudy - 73 F

AB	46
R	7
H	12
RBI	5
BB	4
SO	14
LOB	24



Batter	1	2	3	4	5	6	7	8	9	10	11	12	AB	R	H	RBI	BB	SO	LOB	BOTTOM
13 Ringer Acuña, Jr., R 32 Juan Torrealba, Jr., R 77 Luke Jackson, R 87 Tyler Matzek, L 46 José Alvarado, L 50 Hector Neris, R 19 Brandon Kintzler, R 31 Matt Moore, L 51 Will Smith, L	F9	G4-3	L7		K		HBP		HR		SH3-4		3	0	0	0	0	1	0	
5 Freddie Freeman, L OBP: 0.333, SLG: 0.427	G4-3		G5-3				G3						4	1	1	1	2	0	2	
20 Marcell Ozuna, R OBP: 0.285, SLG: 0.323	K		G6-3		G6-3		HR			F9		F3	5	0	0	0	1	1	3	
Ozzie Albies, S OBP: 0.313, SLG: 0.465					3B		K			G6-3		G4-3	5	1	1	0	1	1	3	
27 Austin Riley, R OBP: 0.395, SLG: 0.388										K		G4-3	2	1	1	0	4	1	1	
7 Dansby Swanson, R OBP: 0.281, SLG: 0.355					BB		F7			IBB		IBB	5	1	1	0	1	2	6	
24 William Contreras, R OBP: 0.333, SLG: 0.474					K		FC6-4			F8		FC5-2	6	1	1	3	0	2	7	
25 Cristian Pache, R OBP: 0.161, SLG: 0.208	L4		G6-3				G5-3			L8		K	5	1	0	0	0	1	5	
36 Ian Anderson, R 75 Grant Dayton, L												E6	2	0	0	0	0	0	0	
23 Ehire Adrianza, S OBP: 0.340, SLG: 0.535												1B	3	1	3	1	1	0	0	
Inning Stats	R: 0 E: 0 K: 7	H: 0 LOB: 2 BB: 14	R: 0 E: 0 K: 14	H: 0 LOB: 2 BB: 28	R: 0 E: 0 K: 9	H: 0 LOB: 0 BB: 6	R: 0 E: 0 K: 11	H: 1 LOB: 2 BB: 20	R: 0 E: 0 K: 9	H: 0 LOB: 0 BB: 15	R: 2 E: 0 K: 15	H: 1 LOB: 1 BB: 12	R: 1 E: 1 K: 14	H: 1 LOB: 2 BB: 19	1B: 5 2B: 1 3B: 1 HR: 2	SF: 0 SAC: 2 DP: 0 HBP: 1	WP: 1 PB: 0 SB: 0 CS: 0	PA: 54		
PITCHER	21 Vince Velasquez, R ERA: 1.8	54 Sam Coonrod, R ERA: 1.13	46 José Alvarado, L ERA: 3.48	50 Hector Neris, R ERA: 2.59	19 Brandon Kintzler, R ERA: 6.35	PITCHER	75 Connor Brogdon, R ERA: 9.39	51 Enyel De Los Santos, R ERA: 27.0	31 Matt Moore, L ERA: 9.0											

Philadelphia Phillies @ Atlanta Braves
Truist Park, Atlanta, GA
Sat May 08 2021, 7:21 PM - 12:07 AM EDT
Alt. 39,862 - Cloudy - 73 F

AB	41
R	8
H	9
RBI	7
BB	10
SO	11
LOB	27



Batter	1	2	3	4	5	6	7	8	9	AB	R	H	RBI	BB	SO	LOB	TOP							
22 Andrew McCutchen, R OBP: 0.419, SLG: 0.400										3	1	1	1	1	1	0	Philadelphia Phillies @ Atlanta Braves Truist Park, Atlanta, GA Sun May 09 2021, 7:09 PM - 9:53 PM EDT Att: 28,829 - Partly Cloudy - 82 F							
2 Jean Segura, R OBP: 0.405, SLG: 0.521										4	0	1	0	0	0	0								
3 Bryce Harper, L OBP: 0.419, SLG: 0.542										4	0	0	0	0	2	2								
10 J.T. Realmuto, R OBP: 0.415, SLG: 0.515										3	0	1	0	0	2	2								
28 Alec Bohm, R OBP: 0.245, SLG: 0.333										4	0	1	0	0	0	4								
18 Didi Gregorius, L OBP: 0.273, SLG: 0.378										4	0	1	0	0	1	2								
17 Rhys Hoskins, R OBP: 0.282, SLG: 0.481										4	0	1	0	0	0	2								
37 Odúbel Herrera, L OBP: 0.233, SLG: 0.250										3	0	0	0	0	0	2								
27 Aaron Nola, R OBP: 0.071, SLG: 0.071										1	0	0	0	0	1	1								
13 Brad Miller, L OBP: 0.339, SLG: 0.444										1	0	0	0	0	1	0								
55 Ranger Suárez, L OBP: 0.077, SLG: 0.077										0	0	0	0	0	0	0								
4 Scott Kingery, R OBP: 0.077, SLG: 0.077										1	0	0	0	0	1	0								
31 Matt Moore, L OBP: 0.077, SLG: 0.077										0	0	0	0	0	0	0								
Inning Stats	R: 1 H: 1 E: 0 K: 1 S: 12	H: 1 LOB: 1 BB: 0 P: 20	R: 0 H: 1 E: 0 K: 1 S: 11	H: 1 LOB: 1 BB: 0 P: 17	R: 0 H: 1 E: 0 K: 2 S: 12	H: 1 LOB: 2 BB: 1 P: 19	R: 0 H: 0 E: 0 K: 0 S: 5	H: 0 LOB: 0 BB: 0 P: 7	R: 0 H: 0 E: 0 K: 2 S: 11	H: 0 LOB: 0 BB: 0 P: 18	R: 0 H: 1 E: 0 K: 0 S: 8	H: 1 LOB: 1 BB: 0 P: 11	R: 0 H: 1 E: 0 K: 1 S: 9	H: 1 LOB: 0 BB: 0 P: 15	R: 0 H: 0 E: 0 K: 0 S: 6	H: 0 LOB: 0 BB: 0 P: 10	R: 0 H: 1 E: 0 K: 2 S: 15	H: 1 LOB: 1 BB: 0 P: 21	1B: 4 2B: 1 3B: 0 HR: 1	SF: 0 SAC: 0 DP: 1 HBP: 1	WP: 0 PB: 0 SB: 1 CS: 0	PA: 34		
PITCHER	IP WLS BF H R ER SO BB IBB HBP BLK WP HR S P ERA WHIP	IP WLS BF H R ER SO BB IBB HBP BLK WP HR S P ERA WHIP	IP WLS BF H R ER SO BB IBB HBP BLK WP HR S P ERA WHIP	IP WLS BF H R ER SO BB IBB HBP BLK WP HR S P ERA WHIP	IP WLS BF H R ER SO BB IBB HBP BLK WP HR S P ERA WHIP	IP WLS BF H R ER SO BB IBB HBP BLK WP HR S P ERA WHIP	IP WLS BF H R ER SO BB IBB HBP BLK WP HR S P ERA WHIP	IP WLS BF H R ER SO BB IBB HBP BLK WP HR S P ERA WHIP	IP WLS BF H R ER SO BB IBB HBP BLK WP HR S P ERA WHIP	IP WLS BF H R ER SO BB IBB HBP BLK WP HR S P ERA WHIP	IP WLS BF H R ER SO BB IBB HBP BLK WP HR S P ERA WHIP	IP WLS BF H R ER SO BB IBB HBP BLK WP HR S P ERA WHIP	IP WLS BF H R ER SO BB IBB HBP BLK WP HR S P ERA WHIP	IP WLS BF H R ER SO BB IBB HBP BLK WP HR S P ERA WHIP	IP WLS BF H R ER SO BB IBB HBP BLK WP HR S P ERA WHIP	IP WLS BF H R ER SO BB IBB HBP BLK WP HR S P ERA WHIP	IP WLS BF H R ER SO BB IBB HBP BLK WP HR S P ERA WHIP	IP WLS BF H R ER SO BB IBB HBP BLK WP HR S P ERA WHIP	IP WLS BF H R ER SO BB IBB HBP BLK WP HR S P ERA WHIP	IP WLS BF H R ER SO BB IBB HBP BLK WP HR S P ERA WHIP	IP WLS BF H R ER SO BB IBB HBP BLK WP HR S P ERA WHIP	IP WLS BF H R ER SO BB IBB HBP BLK WP HR S P ERA WHIP	IP WLS BF H R ER SO BB IBB HBP BLK WP HR S P ERA WHIP	IP WLS BF H R ER SO BB IBB HBP BLK WP HR S P ERA WHIP

AB 32
R 1
H 6
RBI 1
BB 1
SO 9
LOB 15



Batter	1	2	3	4	5	6	7	8	9	AB	R	H	RBI	BB	SO	LOB	BOTTOM						
13 Ronald Acuña Jr., R OBP: 0.404, SLG: 0.636										3	1	0	0	1	0	1	Philadelphia Phillies @ Atlanta Braves Truist Park, Atlanta, GA Sun May 09 2021, 7:09 PM - 9:53 PM EDT Att: 28,829 - Partly Cloudy - 82 F						
5 Freddie Freeman, L OBP: 0.352, SLG: 0.467										3	2	3	2	1	0	0							
20 Marcell Ozuna, R OBP: 0.277, SLG: 0.313										4	0	0	0	0	0	3							
Ozzie Albies, S OBP: 0.311, SLG: 0.475										4	2	1	1	0	1	1							
27 Austin Riley, R OBP: 0.398, SLG: 0.402										4	0	2	1	0	2	1							
7 Dansby Swanson, R OBP: 0.299, SLG: 0.387										3	1	2	2	0	1	1							
24 William Contreras, R OBP: 0.292, SLG: 0.409										3	0	0	0	0	2	2							
25 Cristian Pache, R OBP: 0.153, SLG: 0.196										3	0	0	0	0	0	1							
19 Huascar Ynoa, R OBP: 0.400, SLG: 0.867										2	0	1	0	0	1	0							
68 Tyler Matzek, L OBP: 0.333, SLG: 0.523										1	0	0	0	0	0	0							
33 A.J. Minter, L OBP: 0.077, SLG: 0.077										0	0	0	0	0	0	0							
77 Luke Jackson, R OBP: 0.077, SLG: 0.077										0	0	0	0	0	0	0							
Inning Stats	R: 4 H: 3 E: 0 K: 1 S: 15	H: 3 LOB: 0 BB: 1 P: 25	R: 0 H: 0 E: 0 K: 1 S: 7	H: 0 LOB: 0 BB: 0 P: 10	R: 1 H: 1 E: 0 K: 1 S: 10	H: 1 LOB: 0 BB: 0 P: 13	R: 0 H: 1 E: 0 K: 1 S: 7	H: 1 LOB: 0 BB: 0 P: 10	R: 0 H: 1 E: 0 K: 3 S: 10	H: 1 LOB: 1 BB: 0 P: 17	R: 0 H: 0 E: 0 K: 0 S: 6	H: 0 LOB: 0 BB: 0 P: 11	R: 1 H: 2 E: 0 K: 0 S: 15	H: 2 LOB: 1 BB: 0 P: 21	1B: 5 2B: 1 3B: 1 HR: 2	SF: 0 SAC: 0 DP: 1 HBP: 0	WP: 0 PB: 0 SB: 1 CS: 1	PA: 32					
PITCHER	IP WLS BF H R ER SO BB IBB HBP BLK WP HR S P ERA WHIP	IP WLS BF H R ER SO BB IBB HBP BLK WP HR S P ERA WHIP	IP WLS BF H R ER SO BB IBB HBP BLK WP HR S P ERA WHIP	IP WLS BF H R ER SO BB IBB HBP BLK WP HR S P ERA WHIP	IP WLS BF H R ER SO BB IBB HBP BLK WP HR S P ERA WHIP	IP WLS BF H R ER SO BB IBB HBP BLK WP HR S P ERA WHIP	IP WLS BF H R ER SO BB IBB HBP BLK WP HR S P ERA WHIP	IP WLS BF H R ER SO BB IBB HBP BLK WP HR S P ERA WHIP	IP WLS BF H R ER SO BB IBB HBP BLK WP HR S P ERA WHIP	IP WLS BF H R ER SO BB IBB HBP BLK WP HR S P ERA WHIP	IP WLS BF H R ER SO BB IBB HBP BLK WP HR S P ERA WHIP	IP WLS BF H R ER SO BB IBB HBP BLK WP HR S P ERA WHIP	IP WLS BF H R ER SO BB IBB HBP BLK WP HR S P ERA WHIP	IP WLS BF H R ER SO BB IBB HBP BLK WP HR S P ERA WHIP	IP WLS BF H R ER SO BB IBB HBP BLK WP HR S P ERA WHIP	IP WLS BF H R ER SO BB IBB HBP BLK WP HR S P ERA WHIP	IP WLS BF H R ER SO BB IBB HBP BLK WP HR S P ERA WHIP	IP WLS BF H R ER SO BB IBB HBP BLK WP HR S P ERA WHIP	IP WLS BF H R ER SO BB IBB HBP BLK WP HR S P ERA WHIP	IP WLS BF H R ER SO BB IBB HBP BLK WP HR S P ERA WHIP	IP WLS BF H R ER SO BB IBB HBP BLK WP HR S P ERA WHIP	IP WLS BF H R ER SO BB IBB HBP BLK WP HR S P ERA WHIP	IP WLS BF H R ER SO BB IBB HBP BLK WP HR S P ERA WHIP

AB 30
R 6
H 9
RBI 6
BB 2
SO 7
LOB 10



Batter	1	2	3	4	5	6	7	8	9	AB	R	H	RBI	BB	SO	LOB	TOP							
22 Andrew McCutchen, R OBP: 0.357, SLG: 0.384										3	0	0	0	2	1	4								
2 Jean Segura, R OBP: 0.337, SLG: 0.427										5	0	0	0	0	1	7								
3 Bryce Harper, L OBP: 0.442, SLG: 0.571										2	0	0	0	0	2	2								
4 Scott Kingery, R OBP: 0.063, SLG: 0.063										2	0	0	0	0	1	0								
10 J.T. Realmuto, R OBP: 0.400, SLG: 0.486										3	0	0	0	0	2	1								
5 Andrew Knapp, S OBP: 0.245, SLG: 0.250										1	0	0	0	0	1	0								
17 Rhys Hoskins, R OBP: 0.315, SLG: 0.487										2	0	2	0	1	0	0								
13 Brad Miller, L OBP: 0.348, SLG: 0.444										4	0	0	0	0	2	4								
28 Alec Bohm, R OBP: 0.252, SLG: 0.340										3	0	1	0	1	0	2								
37 Odúbel Herrera, L OBP: 0.292, SLG: 0.367										4	0	1	0	0	2	3								
29 Nick Maton, L OBP: 0.321, SLG: 0.373										4	0	2	0	0	2	2								
Inning Stats	R: 0 H: 0 K: 2 S: 17	H: 0 LOB: 1 BB: 1 P: 25	R: 0 H: 0 K: 2 S: 12	H: 0 LOB: 1 BB: 0 P: 21	R: 0 H: 1 K: 1 S: 10	H: 1 LOB: 1 BB: 0 P: 11	R: 0 H: 0 K: 1 S: 11	H: 0 LOB: 1 BB: 1 P: 22	R: 0 H: 1 K: 1 S: 11	H: 1 LOB: 1 BB: 0 P: 19	R: 0 H: 1 K: 2 S: 10	H: 1 LOB: 2 BB: 1 P: 14	R: 0 H: 1 K: 2 S: 8	H: 1 LOB: 2 BB: 1 P: 16	R: 0 H: 1 K: 1 S: 12	H: 1 LOB: 1 BB: 0 P: 17	R: 0 H: 1 K: 2 S: 13	H: 1 LOB: 2 BB: 1 P: 22	1B: 4 2B: 2 HR: 0	SF: 0 SAC: 0 DP: 0 HBP: 1	WP: 0 PB: 0 SB: 0 CS: 0	PA: 38		
PITCHER	IP WLS BF H R ER SO BB IBB HBP BLK WP HR S P ERA WHIP	IP WLS BF H R ER SO BB IBB HBP BLK WP HR S P ERA WHIP	IP WLS BF H R ER SO BB IBB HBP BLK WP HR S P ERA WHIP	IP WLS BF H R ER SO BB IBB HBP BLK WP HR S P ERA WHIP	IP WLS BF H R ER SO BB IBB HBP BLK WP HR S P ERA WHIP	IP WLS BF H R ER SO BB IBB HBP BLK WP HR S P ERA WHIP	IP WLS BF H R ER SO BB IBB HBP BLK WP HR S P ERA WHIP	IP WLS BF H R ER SO BB IBB HBP BLK WP HR S P ERA WHIP	IP WLS BF H R ER SO BB IBB HBP BLK WP HR S P ERA WHIP	IP WLS BF H R ER SO BB IBB HBP BLK WP HR S P ERA WHIP	IP WLS BF H R ER SO BB IBB HBP BLK WP HR S P ERA WHIP	IP WLS BF H R ER SO BB IBB HBP BLK WP HR S P ERA WHIP	IP WLS BF H R ER SO BB IBB HBP BLK WP HR S P ERA WHIP	IP WLS BF H R ER SO BB IBB HBP BLK WP HR S P ERA WHIP	IP WLS BF H R ER SO BB IBB HBP BLK WP HR S P ERA WHIP	IP WLS BF H R ER SO BB IBB HBP BLK WP HR S P ERA WHIP	IP WLS BF H R ER SO BB IBB HBP BLK WP HR S P ERA WHIP	IP WLS BF H R ER SO BB IBB HBP BLK WP HR S P ERA WHIP	IP WLS BF H R ER SO BB IBB HBP BLK WP HR S P ERA WHIP	IP WLS BF H R ER SO BB IBB HBP BLK WP HR S P ERA WHIP	IP WLS BF H R ER SO BB IBB HBP BLK WP HR S P ERA WHIP	IP WLS BF H R ER SO BB IBB HBP BLK WP HR S P ERA WHIP	IP WLS BF H R ER SO BB IBB HBP BLK WP HR S P ERA WHIP	IP WLS BF H R ER SO BB IBB HBP BLK WP HR S P ERA WHIP

Philadelphia Phillies @ Toronto Blue Jays
TD Ballpark, Dunedin, FL
Sat May 15 2021, 7:40 PM - 10:52 PM EDT
Att. 1,397 - Clear - 81 F

AB	33
R	0
H	6
RBI	0
BB	4
SO	14
LOB	25

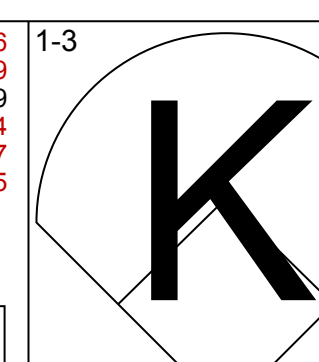
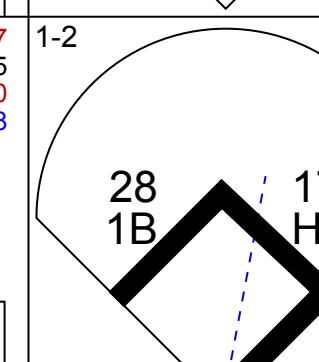
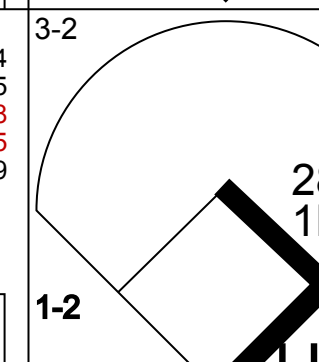
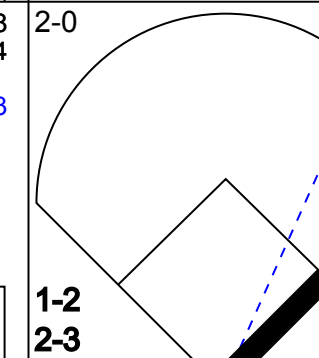


Batter	1	2	3	4	5	6	7	8	9	AB	R	H	RBI	BB	SO	LOB	BOTTOM							
10 Marcus Semien, R OBP: 0.323, SLG: 0.450										4	0	0	0	0	1	3								
11 Bo Bichette, R OBP: 0.317, SLG: 0.477										4	0	1	0	0	2	0								
27 Vladimir Guerrero Jr., R OBP: 0.436, SLG: 0.579										4	1	1	1	0	0	1								
37 Teoscar Hernández, R OBP: 0.344, SLG: 0.477										3	0	1	0	1	1	1								
15 Randal Grichuk, R OBP: 0.318, SLG: 0.457										4	1	1	0	0	1	4								
8 Cavan Biggio, L OBP: 0.336, SLG: 0.339										4	1	2	0	0	1	1								
13 Lourdes Gurriel Jr., R OBP: 0.232, SLG: 0.296										4	1	2	1	0	0	1								
44 Rowdy Tellez, L OBP: 0.214, SLG: 0.284										4	0	1	0	0	1	3								
7 Reese McGuire, L OBP: 0.429, SLG: 0.333										3	0	1	1	0	2	3								
Inning Stats	R: 1 E: 0 K: 1 S: 11	H: 1 LOB: 1 BB: 1 P: 21	R: 2 H: 3 E: 1 K: 0 S: 8	H: 3 LOB: 0 BB: 0 P: 14	R: 0 H: 0 K: 2 S: 9	H: 0 LOB: 1 BB: 0 P: 11	R: 0 H: 2 K: 2 S: 15	H: 2 LOB: 2 BB: 0 P: 21	R: 0 H: 2 K: 0 S: 8	H: 2 LOB: 1 BB: 0 P: 14	R: 0 H: 1 K: 2 S: 10	H: 1 LOB: 0 BB: 0 P: 13	R: 0 H: 0 K: 1 S: 8	H: 0 LOB: 0 BB: 0 P: 11	R: 1 K: 1 S: 11	H: 1 LOB: 1 BB: 0 P: 15	R: 1 K: 1 S: 11	H: 1 LOB: 1 BB: 0 P: 15	1B: 7 2B: 2 3B: 0 HR: 1	SF: 0 SAC: 0 DP: 2 HBP: 0	WP: 0 PB: 0 SB: 2 CS: 0	PA: 35		
PITCHER	IP WLS BF H R ER SO BB IBB HBP BLK WP HR S P ERA WHIP	IP WLS BF H R ER SO BB IBB HBP BLK WP HR S P ERA WHIP	IP WLS BF H R ER SO BB IBB HBP BLK WP HR S P ERA WHIP	IP WLS BF H R ER SO BB IBB HBP BLK WP HR S P ERA WHIP	IP WLS BF H R ER SO BB IBB HBP BLK WP HR S P ERA WHIP	IP WLS BF H R ER SO BB IBB HBP BLK WP HR S P ERA WHIP	IP WLS BF H R ER SO BB IBB HBP BLK WP HR S P ERA WHIP	IP WLS BF H R ER SO BB IBB HBP BLK WP HR S P ERA WHIP	IP WLS BF H R ER SO BB IBB HBP BLK WP HR S P ERA WHIP	IP WLS BF H R ER SO BB IBB HBP BLK WP HR S P ERA WHIP	IP WLS BF H R ER SO BB IBB HBP BLK WP HR S P ERA WHIP	IP WLS BF H R ER SO BB IBB HBP BLK WP HR S P ERA WHIP	IP WLS BF H R ER SO BB IBB HBP BLK WP HR S P ERA WHIP	IP WLS BF H R ER SO BB IBB HBP BLK WP HR S P ERA WHIP	IP WLS BF H R ER SO BB IBB HBP BLK WP HR S P ERA WHIP	IP WLS BF H R ER SO BB IBB HBP BLK WP HR S P ERA WHIP	IP WLS BF H R ER SO BB IBB HBP BLK WP HR S P ERA WHIP	IP WLS BF H R ER SO BB IBB HBP BLK WP HR S P ERA WHIP	IP WLS BF H R ER SO BB IBB HBP BLK WP HR S P ERA WHIP	IP WLS BF H R ER SO BB IBB HBP BLK WP HR S P ERA WHIP	IP WLS BF H R ER SO BB IBB HBP BLK WP HR S P ERA WHIP	IP WLS BF H R ER SO BB IBB HBP BLK WP HR S P ERA WHIP	IP WLS BF H R ER SO BB IBB HBP BLK WP HR S P ERA WHIP	IP WLS BF H R ER SO BB IBB HBP BLK WP HR S P ERA WHIP

Philadelphia Phillies @ Toronto Blue Jays
TD Ballpark, Dunedin, FL
Sat May 15 2021, 7:40 PM - 10:52 PM EDT
Att. 1,397 - Clear - 81 F

AB	34
R	4
H	10
RBI	3
BB	1
SO	9
LOB	17

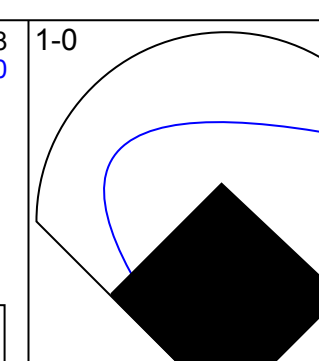
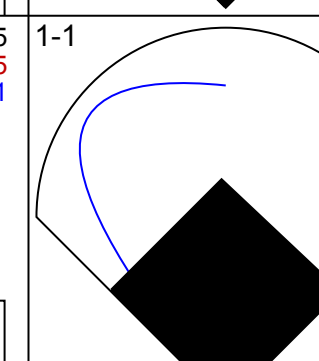
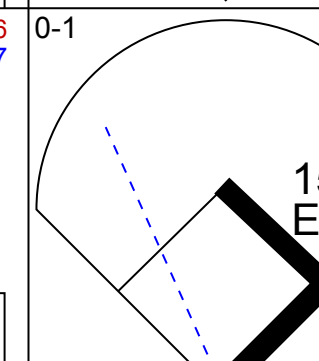
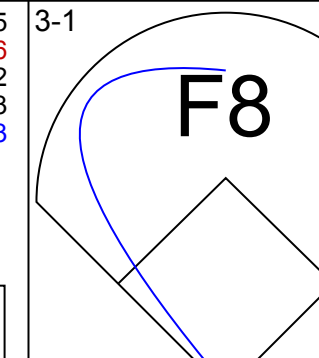
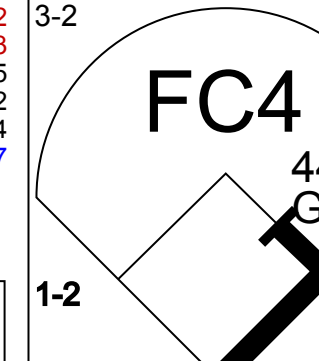
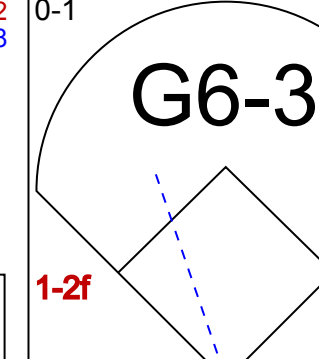



Batter	1	2	3	4	5	6	7	8	9	AB	R	H	RBI	BB	SO	LOB	TOP					
22 Andrew McCutchen, R (1, 10) OBP: 0.352, SLG: 0.400			G5-3			HR	F9	K		5	1	1	1	0	2	1						
2 Jean Segura, R (1, 4) OBP: 0.346, SLG: 0.450	1B 		G1-3			3B	L8	BB		4	1	2	0	1	0	0						
17 Rhys Hoskins, R (1, 3) OBP: 0.318, SLG: 0.477	HBP 		F9			G5-3	BB	F8		3	0	0	0	1	0	2						
28 Alec Bohm, R (1, 5) OBP: 0.256, SLG: 0.342	1B 					K	13 E	FC5-4		5	1	2	1	0	1	2						
13 Brad Miller, L (1, 7) OBP: 0.351, SLG: 0.441	K					K	FC3	1B		5	2	2	1	0	2	4						
12 Rafael Marchán, S (1, 2)	K					E7	G6-4-3	BB		4	0	0	0	1	1	6						
37 Odúbel Herrera, L (1, 8) OBP: 0.314, SLG: 0.375		L6					G4-3	1B		4	1	2	1	1	0	0						
4 Scott Kingery, R (1, 9) OBP: 0.053, SLG: 0.053	K							1B		3	0	0	0	0	3	2						
3 Bryce Harper, L (6, 9) OBP: 0.436, SLG: 0.561	K							K		2	0	0	0	0	1	4						
29 Nick Maton, L (1, 6) OBP: 0.341, SLG: 0.468	K						HR	HR		4	2	3	4	0	1	0						
Inning Stats	R: 0 H: 2 E: 0 K: 3 S: 19	H: 2 LOB: 3 BB: 0 P: 28	R: 0 H: 0 E: 0 K: 2 S: 7	H: 0 LOB: 0 BB: 1 P: 11	R: 0 H: 0 E: 0 K: 0 S: 10	H: 0 LOB: 0 BB: 0 P: 14	R: 0 H: 0 E: 1 K: 3 S: 12	H: 0 LOB: 2 BB: 1 P: 21	R: 3 H: 4 E: 1 K: 0 S: 16	H: 1 LOB: 1 BB: 0 P: 21	R: 1 H: 1 E: 0 K: 1 S: 14	H: 1 LOB: 0 BB: 1 P: 23	R: 0 H: 0 E: 0 K: 0 S: 5	H: 0 LOB: 1 BB: 1 P: 11	R: 2 H: 3 E: 0 K: 1 S: 21	H: 3 LOB: 1 BB: 0 P: 31	R: 2 H: 2 E: 0 K: 1 S: 16	H: 2 LOB: 2 BB: 2 P: 34	1B: 8 2B: 0 3B: 1 HR: 3	SF: 0 SAC: 0 DP: 2 HBP: 1	WP: 0 PB: 0 CS: 5	PA: 44
PITCHER	IP WLS BF H R ER SO BB IBB HBP BLK WP HR S P ERA WHIP																					
38 Robbie Ray, L (1, 1) ERA: 3.79	5.2 W 27 7 4 4 9 1 0 1 0 0 3 75 112 6.35 1.412																					
54 Joel Payamps, R (6, 1) ERA: 1.53	1.1 4 0 0 0 0 1 0 0 0 0 0 8 17 0.00 0.750																					
58 Tim Mayza, L (8, 1) ERA: 7.15	0.2 5 3 2 2 0 0 0 0 0 0 0 18 26 27.00 4.500																					
68 Jordan Romano, R (8, 1) ERA: 2.84	1.0 H 4 0 1 1 1 1 0 0 0 0 0 9 21 9.00 1.000																					
59 Jeremy Beasley, R (9, 1) ERA: 5.4	0.1 4 2 1 1 1 1 0 0 0 0 0 10 18 27.00 9.000																					

Philadelphia Phillies @ Toronto Blue Jays
 TD Ballpark, Dunedin, FL
 Sun May 16 2021, 1:09 PM - 4:53 PM EDT
 Att: 1,107 - Sunny - 84 F

AB	39
R	8
H	12
RBI	8
BB	4
SO	11
LOB	21



Batter	1	2	3	4	5	6	7	8	9	AB	R	H	RBI	BB	SO	LOB	BOTTOM					
10 Marcus Semien, R (1, 4) OBP: 0.331, SLG: 0.487	HR 		2B			L8	FC6-4			5	2	3	3	0	0	4						
11 Bo Bichette, R (1, 6) OBP: 0.320, SLG: 0.494	HR 		2B			L9	G4-3	FC6-4		5	2	2	2	0	0	3						
27 Vladimir Guerrero Jr., R (1, 3) OBP: 0.440, SLG: 0.699	1B 		2B			G5-3	F9	HR		5	2	3	2	0	0	0						
37 Teoscar Hernández, R (1, 9) OBP: 0.347, SLG: 0.478	F8 		BB			G1-3	G4-3	G4-3		4	0	1	0	1	0	1						
15 Randal Grichuk, R (1, 8) OBP: 0.314, SLG: 0.455	FC4 		2B			K	G5-3	G6-3		5	0	1	2	0	1	2						
44 Rowdy Tellez, L (1, 10) OBP: 0.225, SLG: 0.282	G6-3 		2B			K	K	1B		4	1	1	0	0	1	4						
8 Cavan Biggio, L (8, FR) OBP: 0.336, SLG: 0.339	G6-3 		L9-6			K	K	1B		0	0	0	0	0	0	0						
13 Lourdes Gurriel Jr., R (1, 7) ERA: 6.98			2B			G4-3	G4-3	1B		5	1	2	0	0	1	1						
3 Jonathan Davis, R (9, 8) OBP: 0.282, SLG: 0.273			2B			G4-3	K	1B		0	0	0	0	0	0	0						
5 Santiago Espinal, R (1, 5) OBP: 0.323, SLG: 0.433			3B			G5-3	FC4	G4-3		4	1	1	0	1	0	4						
9 Danny Jansen, R (1, 2) OBP: 0.193, SLG: 0.247			1B			K	FC6-4	HR		3	1	2	1	0	1	1						
Inning Stats	R: 2 H: 3 E: 1 K: 0 S: 12	H: 3 LOB: 1 BB: 0 P: 20	R: 5 H: 6 E: 0 K: 0 S: 27	H: 6 LOB: 1 BB: 1 P: 40	R: 1 H: 2 E: 0 K: 1 S: 10	H: 2 LOB: 1 BB: 0 P: 18	R: 0 H: 0 E: 0 K: 1 S: 8	H: 0 LOB: 0 BB: 0 P: 13	R: 0 H: 1 E: 0 K: 1 S: 10	H: 1 LOB: 2 BB: 1 P: 22	R: 0 H: 1 E: 0 K: 0 S: 7	H: 1 LOB: 1 BB: 0 P: 11	R: 1 H: 0 E: 1 K: 1 S: 12	H: 0 LOB: 2 BB: 0 P: 19	R: 1 H: 3 E: 0 K: 0 S: 14	H: 3 LOB: 2 BB: 0 P: 21	R: 1 H: 3 E: 0 K: 1 S: 16	H: 3 LOB: 2 BB: 2 P: 34	1B: 6 2B: 7 3B: 1 HR: 3	SF: 0 SAC: 0 DP: 2 HBP: 2	WP: 0 PB: 1 CS: 0	PA: 44
PITCHER	IP WLS BF H R ER SO BB IBB HBP BLK WP HR S P ERA WHIP																					
57 Chase Anderson, R (1, 1) ERA: 6.98	1.1 L 13 4 1 1 3 1 0 0 0 0 0 2 37 56 47.25 6.750																					
41 David Hale, R (2, 1) ERA: 5.09	3.1 14 4 1 1 3 1 0 0 0 0 0 28 54 2.70 1.500																					
55 Ranger Suárez, L (5, 1) ERA: 6.23	2.1 11 1 1 0 1 0 0 2 0 0 0 21 33 0.00 0.429																					
19 Brandon Kintzler, R (8, 1) ERA: 6.23	1.0 6 3 1 1 0 0 0 0 0 0 0 1 14 21 9.00 3.000																					

Philadelphia Phillies @ Toronto Blue Jays
 TD Ballpark, Dunedin, FL
 Sun May 16 2021, 1:09 PM - 4:53 PM EDT
 Att: 1,107 - Sunny - 84 F

AB	40
R	10
H	16
RBI	10
BB	2
SO	4
LOB	20



Batter	1	2	3	4	5	6	7	8	9	AB	R	H	RBI	BB	SO	LOB	TOP										
2 Jazz Chisholm Jr., L OBP: 0.394, SLG: 0.602	G1-3			SF8		K		HR		4	2	2	2	0	1	0	Miami Marlins @ Philadelphia Phillies Citizens Bank Park, Philadelphia, PA Tue May 18 2021, 7:07 PM - 10:41 PM EDT Att. 11,114 - Clear - 79 F										
19 Miguel Rojas, R OBP: 0.365, SLG: 0.444	K			1B		K		G5-3		4	0	1	0	0	2	0											
24 Jesús Aguilar, R OBP: 0.352, SLG: 0.529	F9			P6		F8		K		4	0	0	0	0	1	2											
14 Adam Duvall, R OBP: 0.255, SLG: 0.444	G4-3			SF8		G5-3		K		3	0	0	1	0	1	0											
23 Corey Dickerson, L OBP: 0.356, SLG: 0.385	K			K		1B		K		4	0	1	0	0	3	1											
15 Brian Anderson, R OBP: 0.277, SLG: 0.324	F9			2B		1B		G4-3		4	0	2	0	0	0	0											
7 Sandy León, S OBP: 0.219, SLG: 0.246				K		K		F7		4	0	0	0	0	3	3											
34 Magneur Sierra, L OBP: 0.278, SLG: 0.240				K		L7		G1-3		3	0	0	0	0	1	3											
52 Dylan Bass, R				K						0	0	0	0	0	0	0											
36 Dylan Floro, L				K						0	0	0	0	0	0	0											
39 John Curtiss, R				K						0	0	0	0	0	0	0											
72 Cody Poteet, R				K				K		2	0	0	0	0	2	1											
80 Anthony Bender, R										0	0	0	0	0	0	0											
35 Richard Bleier, L										0	0	0	0	0	0	0											
5 Jon Berti, R OBP: 0.280, SLG: 0.297								K		1	1	0	0	0	1	0											
Inning Stats	R: 0 E: 0 K: 1 S: 6	H: 0 LOB: 0 BB: 0 P: 7	R: 0 E: 0 K: 1 S: 11	H: 0 LOB: 0 BB: 0 P: 16	R: 0 E: 0 K: 3 S: 9	H: 0 LOB: 0 BB: 0 P: 12	R: 1 E: 1 K: 1 S: 10	H: 2 LOB: 1 BB: 0 P: 15	R: 0 E: 0 K: 2 S: 11	H: 0 LOB: 0 BB: 0 P: 16	R: 0 E: 0 K: 0 S: 11	H: 2 LOB: 2 BB: 0 P: 14	R: 2 E: 0 K: 3 S: 15	H: 1 LOB: 0 BB: 0 P: 29	R: 0 E: 0 K: 2 S: 10	H: 0 LOB: 0 BB: 0 P: 13	1B: 4 2B: 1 3B: 0 HR: 1	SF: 1 SAC: 0 DP: 0 HBP: 0	WP: 1 PB: 0 SB: 3 CS: 0	PA: 34							
PITCHER	IP	WLS	BF	H	R	ER	SO	BB	IBB	HBP	BLK	WP	HR	S	P	ERA	WHIP										
45 Zack Wheeler, R ERA: 2.52	7.0		26	5	1	0	10	0	0	0	0	0	0	68	92	0.00	0.714										
46 José Alvarado, L ERA: 4.05	0.2		4	1	2	2	2	0	0	0	0	1	1	11	22	27.00	1.500										
23 Archie Bradley, R ERA: 5.4	0.1	W	1	0	0	0	1	0	0	0	0	0	0	4	7	0.00	0.000										
50 Héctor Neris, R ERA: 2.33	1.0		3	0	0	0	2	0	0	0	0	0	0	10	13	0.00	0.000										

Batter	1	2	3	4	5	6	7	8	9	AB	R	H	RBI	BB	SO	LOB	BOTTOM										
22 Andrew McCutchen, R OBP: 0.354, SLG: 0.394	F8		G6-3				SF8	BB		2	1	0	1	2	0	1	Miami Marlins @ Philadelphia Phillies Citizens Bank Park, Philadelphia, PA Tue May 18 2021, 7:07 PM - 10:41 PM EDT Att. 11,114 - Clear - 79 F										
2 Jean Segura, R OBP: 0.351, SLG: 0.442	K		BB		G4-3		K	BB		4	0	1	1	1	2	2											
3 Bryce Harper, L OBP: 0.434, SLG: 0.555	P6		F7				1B	G3		5	0	2	2	0	0	2											
17 Rhys Hoskins, R OBP: 0.320, SLG: 0.475	F9		P2				F9			5	1	2	0	0	0	5											
28 Alec Bohm, R OBP: 0.260, SLG: 0.350	K		F8				1B	G4-3		5	1	2	1	0	1	3											
37 Odúbel Herrera, L OBP: 0.324, SLG: 0.382	1B		G4-3				G3-1			4	1	2	0	0	0	1											
5 Andrew Knapp, S OBP: 0.263, SLG: 0.255	F9		K				1B	BB		3	1	1	0	1	1	2											
29 Nick Maton, L OBP: 0.337, SLG: 0.458	G1-3		G4-3				FC6-4	BB		4	2	1	1	0	0	3											
45 Zack Wheeler, L OBP: 0.290, SLG: 0.300			2B				1B	BB		2	0	1	0	0	0	0											
13 Brad Miller, L OBP: 0.305, SLG: 0.449							F7			1	0	0	0	0	0	0											
46 José Alvarado, L										0	0	0	0	0	0	0											
23 Archie Bradley, R										0	0	0	0	0	0	0											
74 Ronald Torreyes, R OBP: 0.330, SLG: 0.260										1	1	1	2	0	0	0											
50 Héctor Neris, R										0	0	0	0	0	0	0											
Inning Stats	R: 0 E: 0 K: 1 S: 8	H: 0 LOB: 0 BB: 0 P: 14	R: 0 E: 0 K: 1 S: 20	H: 2 LOB: 2 BB: 0 P: 25	R: 0 E: 0 K: 0 S: 10	H: 1 LOB: 2 BB: 1 P: 17	R: 0 E: 0 K: 1 S: 8	H: 0 LOB: 0 BB: 0 P: 11	R: 0 E: 0 K: 0 S: 9	H: 0 LOB: 1 BB: 1 P: 18	R: 0 E: 0 K: 0 S: 6	H: 2 LOB: 1 BB: 0 P: 8	R: 1 E: 0 K: 1 S: 10	H: 2 LOB: 1 BB: 0 P: 17	R: 7 E: 0 K: 0 S: 30	H: 7 LOB: 2 BB: 2 P: 49	1B: 11 2B: 3 3B: 0 HR: 0	SF: 1 SAC: 0 DP: 0 HBP: 0	WP: 1 PB: 0 SB: 0 CS: 0	PA: 41							
PITCHER	IP	WLS	BF	H	R	ER	SO	BB	IBB	HBP	BLK	WP	HR	S	P	ERA	WHIP										
72 Cody Poteet, R ERA: 1.8	5.0		20	3	0	0	0	2	0	0	0	0	0	55	85	0.00	1.000										
80 Anthony Bender, R ERA	0.2	H	3	2	0	0	0	0	0	0	0	0	0	5	7	0.00	3.000										
35 Richard Bleier, L ERA: 5.19	0.2	H	4	2	1	1	0	0	0	0	0	1	0	6	8	13.50	3.000										
52 Anthony Bass, R ERA: 5.17	0.2	B	2	0	0	0	1	0	0	0	0	0	0	5	10	0.00	0.000										
36 Dylan Floro, R ERA: 3.32	0.1	L	6	4	5	5	0	1	0	0	0	0	0	17	25	135.00	15.000										

livebaseballscores.com

livebaseballscores.com

Batter	1	2	3	4	5	6	7	8	9	AB	R	H	RBI	BB	SO	LOB	TOP					
19 Miguel Rojas, R OBP: 0.361, SLG: 0.461										5	1	2	1	0	0	1						
24 Jesús Aguilar, R OBP: 0.338, SLG: 0.503										5	0	0	0	0	2	2						
23 Corey Dickerson, L OBP: 0.368, SLG: 0.395										3	3	1	0	2	1	0						
26 Garrett Cooper, R OBP: 0.289, SLG: 0.350										4	2	2	3	0	0	0						
15 Brian Anderson, R OBP: 0.291, SLG: 0.350										2	0	1	0	2	0	0						
1 Isan Díaz, L OBP: 0.246, SLG: 0.265										4	0	1	0	0	2	5						
17 Chad Wallach, R OBP: 0.254, SLG: 0.281										4	0	0	1	0	2	3						
34 Magneuris Sierra, L OBP: 0.276, SLG: 0.226										3	0	0	0	1	1	0						
22 Sandy Alcantara, R OBP: 0.150, SLG: 0.158										3	0	1	0	0	2	2						
90 Adam Cimber, R ERA: 7.36										0	0	0	0	0	0	0						
5 Jon Berti, R OBP: 0.284, SLG: 0.293										1	0	0	0	0	0	0						
54 Ross Detwiler, R ERA: 6.29										0	0	0	0	0	0	0						
56 Zach Pop, R ERA: 4.3										0	0	0	0	0	0	0						
Inning Stats	R: 0 E: 0 K: 1 S: 6	H: 1 LOB: 0 BB: 0 P: 8	R: 0 E: 0 K: 1 S: 10	H: 0 LOB: 1 BB: 1 P: 21	R: 1 E: 0 K: 2 S: 12	H: 1 LOB: 0 BB: 0 P: 20	R: 2 E: 0 K: 1 S: 16	H: 2 LOB: 0 BB: 1 P: 27	R: 0 E: 0 K: 1 S: 13	H: 1 LOB: 1 BB: 0 P: 17	R: 2 E: 0 K: 2 S: 12	H: 3 LOB: 2 BB: 1 P: 19	R: 1 E: 1 K: 1 S: 14	H: 0 LOB: 2 BB: 2 P: 26	R: 0 E: 0 K: 1 S: 8	H: 0 LOB: 0 BB: 0 P: 14	R: 0 E: 0 K: 0 S: 4	H: 0 LOB: 0 BB: 0 P: 7	1B: 3 2B: 2 3B: 1 HR: 2	SF: 0 SAC: 0 DP: 1 HBP: 0	WP: 1 PB: 0 SB: 1 CS: 0	PA: 39
PITCHER	IP	WLS	BF	H	R	ER	SO	BB	IBB	HBP	BLK	WP	HR	S	P	ERA	WHIP					
41 David Hale, R ERA: 4.79	3.0	L	11	2	1	1	4	1	0	0	0	1	1	28	49	3.00	1.000					
31 Matt Moore, L ERA: 7.36	2.0		9	3	2	2	2	1	0	0	0	0	1	29	44	9.00	2.000					
23 Archie Bradley, R ERA: 7.2	1.2		11	3	3	2	2	1	1	0	0	0	0	20	35	10.80	2.400					
19 Brandon Kintzler, R ERA: 6.29	1.1		5	0	0	0	2	1	0	0	0	0	0	14	24	0.00	0.750					
55 Ranger Suárez, L ERA:	1.0		3	0	0	0	0	0	0	0	0	0	0	4	7	0.00	0.000					

Miami Marlins @ Philadelphia Phillies
Citizens Bank Park, Philadelphia, PA
Thu May 20 2021, 7:07 PM - 10:15 PM EDT
Att: 11,503 - Clear - 75 F

livebaseballscorecards.com

AB 34
R 6
H 8
RBI 5
BB 5
SO 10
LOB 13

Batter	1	2	3	4	5	6	7	8	9	AB	R	H	RBI	BB	SO	LOB	BOTTOM					
22 Andrew McCutchen, R OBP: 0.349, SLG: 0.403										4	0	0	0	0	3	1						
37 Odbel Herrera, L OBP: 0.346, SLG: 0.397										3	0	1	0	1	0	0						
3 Bryce Harper, L OBP: 0.418, SLG: 0.524										3	0	0	0	1	1	2						
17 Rhys Hoskins, R OBP: 0.319, SLG: 0.467										3	0	0	0	0	2	1						
19 Brandon Kintzler, R ERA: 6.29										0	0	0	0	0	0	0						
55 Ranger Suárez, L ERA: 6.29										0	0	0	0	0	0	0						
12 Rafael Marchán, S ERA: 6.29										1	0	0	0	0	1	0						
13 Brad Miller, L OBP: 0.363, SLG: 0.452										3	0	1	0	1	1	0						
28 Alec Bohm, R OBP: 0.249, SLG: 0.333										4	0	0	0	0	3	2						
5 Andrew Knapp, S OBP: 0.250, SLG: 0.228										2	0	0	0	1	1	2						
29 Nick Maton, L OBP: 0.322, SLG: 0.437										3	0	0	0	0	2	2						
41 David Hale, R ERA: 4.79										0	0	0	0	0	0	0						
45 Zack Wheeler, L OBP: 0.390, SLG: 0.286										1	0	0	0	0	1	0						
31 Matt Moore, L ERA: 7.36										0	0	0	0	0	0	0						
74 Ronald Torreyes, R ERA: 7.2										1	0	1	0	0	0	0						
23 Archie Bradley, R ERA: 7.2										0	0	0	0	0	0	0						
2 Jean Segura, R OBP: 0.356, SLG: 0.440										1	0	0	0	0	0	0						
Inning Stats	R: 0 E: 0 K: 2 S: 9	H: 0 LOB: 1 BB: 1 P: 15	R: 0 E: 0 K: 2 S: 12	H: 0 LOB: 1 BB: 1 P: 22	R: 0 E: 0 K: 2 S: 14	H: 0 LOB: 1 BB: 1 P: 24	R: 0 E: 0 K: 1 S: 9	H: 1 LOB: 0 BB: 0 P: 14	R: 0 E: 0 K: 0 S: 9	H: 0 LOB: 0 BB: 0 P: 12	R: 0 E: 0 K: 1 S: 9	H: 0 LOB: 1 BB: 1 P: 16	R: 0 E: 0 K: 2 S: 12	H: 1 LOB: 1 BB: 0 P: 18	R: 0 E: 0 K: 3 S: 10	H: 0 LOB: 0 BB: 0 P: 17	1B: 1 2B: 2 3B: 0 HR: 0	SF: 0 SAC: 0 DP: 1 HBP: 0	WP: 0 PB: 0 SB: 1 CS: 0	PA: 33		
PITCHER	IP	WLS	BF	H	R	ER	SO	BB	IBB	HBP	BLK	WP	HR	S	P	ERA	WHIP					
22 Sandy Alcantara, R ERA: 3.63	6.0	W	22	2	0	0	9	3	0	0	0	0	0	65	100	0.00	0.833					
90 Adam Cimber, R ERA: 2.7	1.0		4	0	0	0	1	1	0	0	0	0	0	9	16	0.00	1.000					
54 Ross Detwiler, L ERA: 3.12	1.0		4	1	0	0	2	0	0	0	0	0	0	12	18	0.00	1.000					
56 Zach Pop, R ERA: 4.3	1.0		3	0	0	0	3	0	0	0	0	0	0	10	17	0.00	0.000					

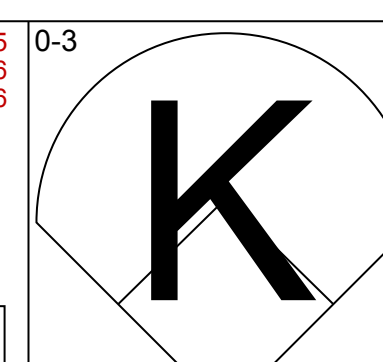
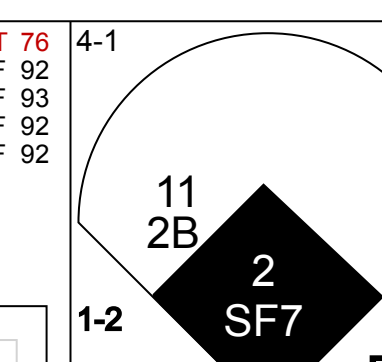
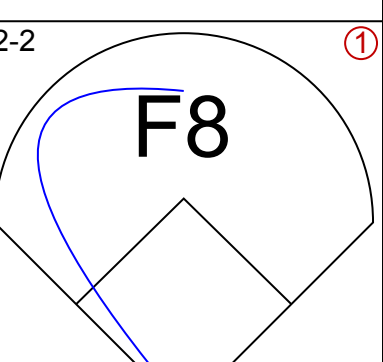
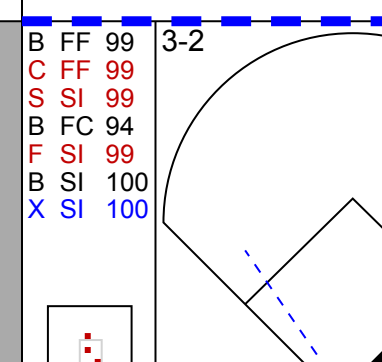
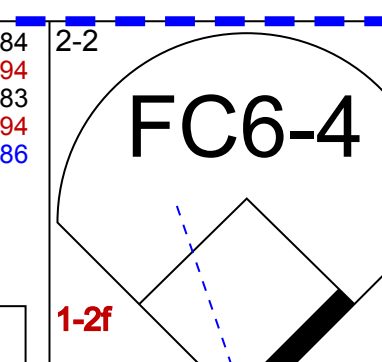
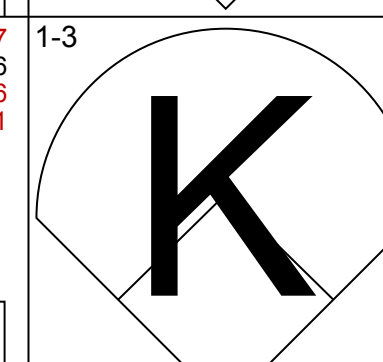
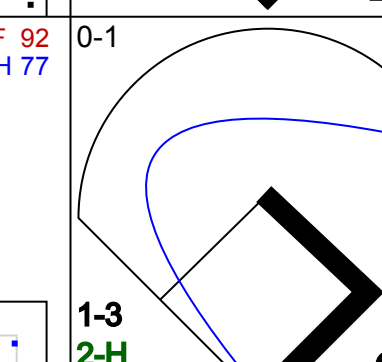
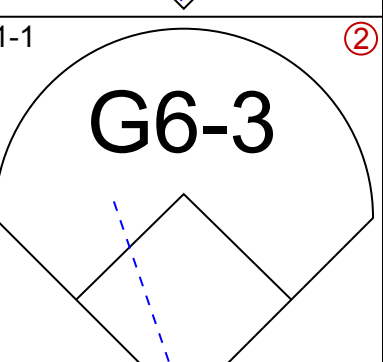
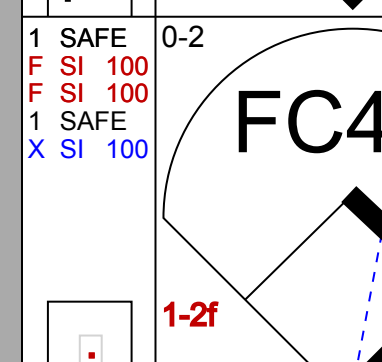

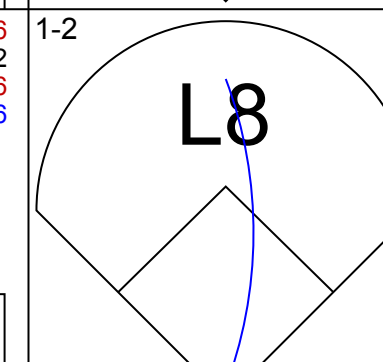
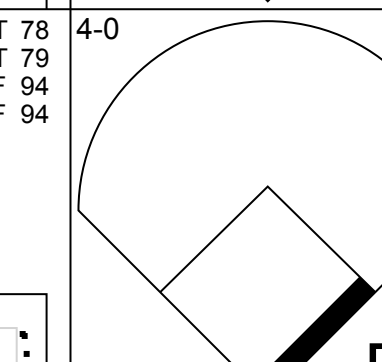
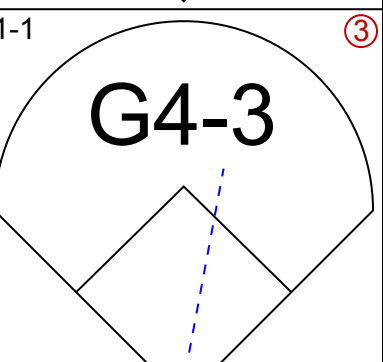
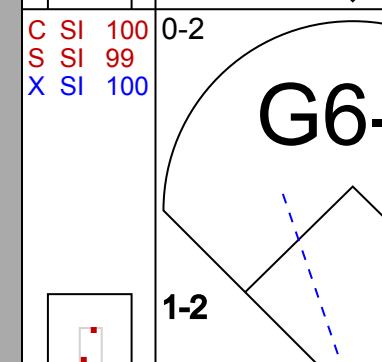


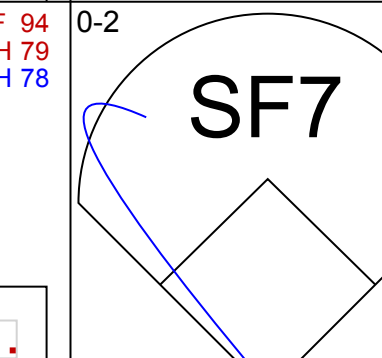

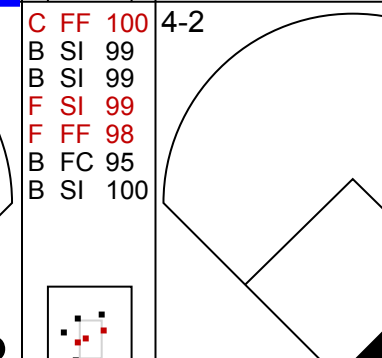



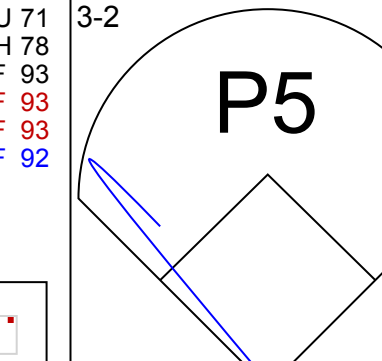

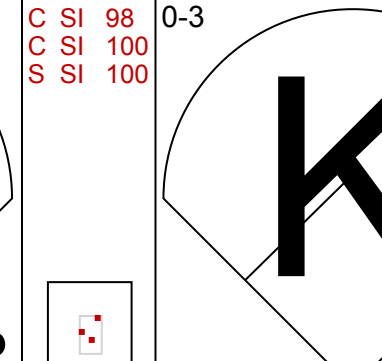






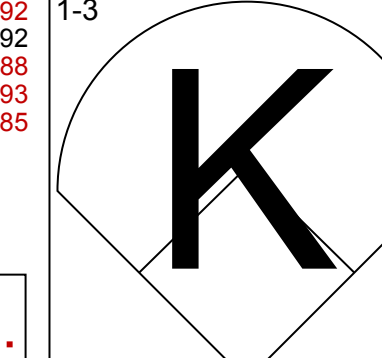




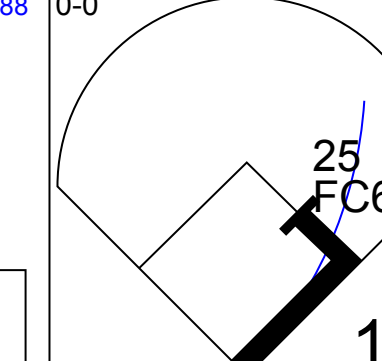
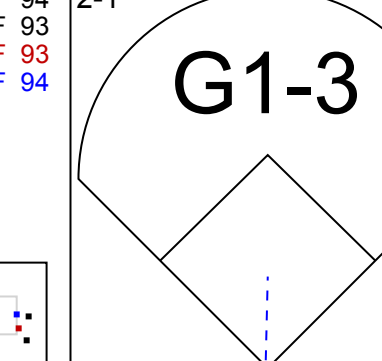


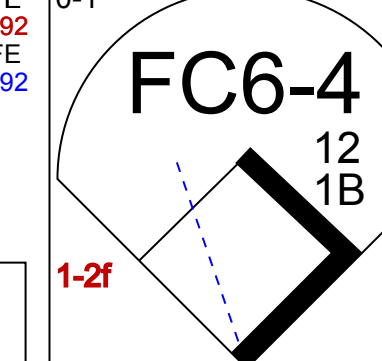
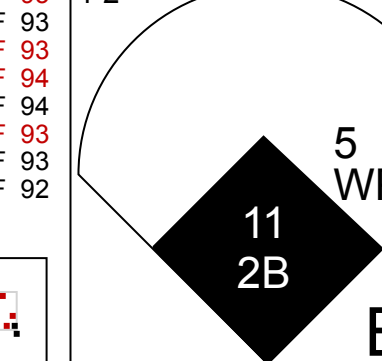


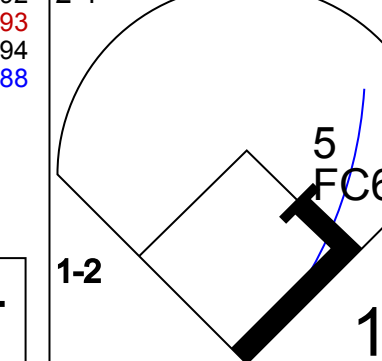
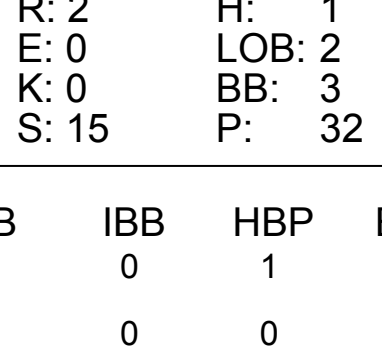
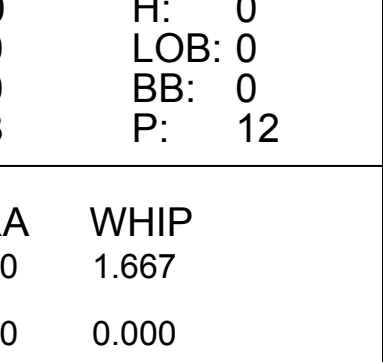
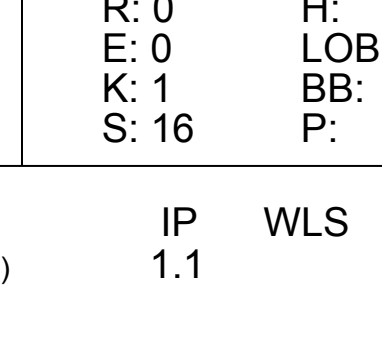
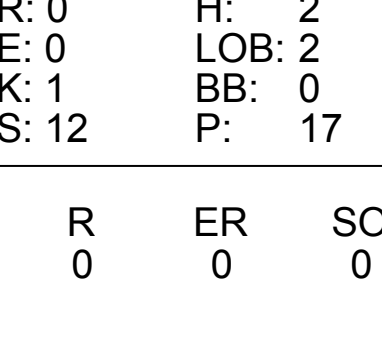

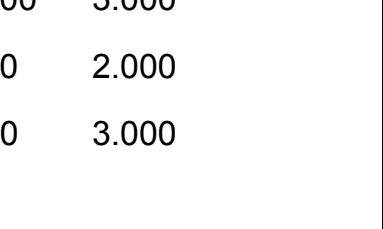


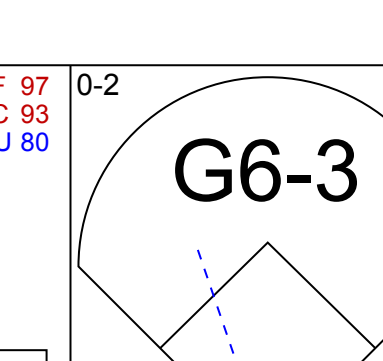
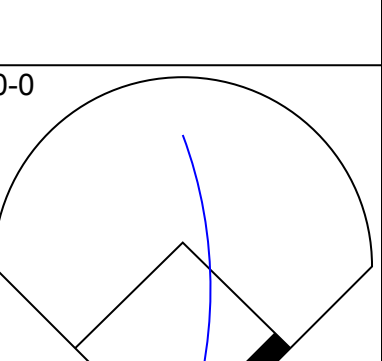
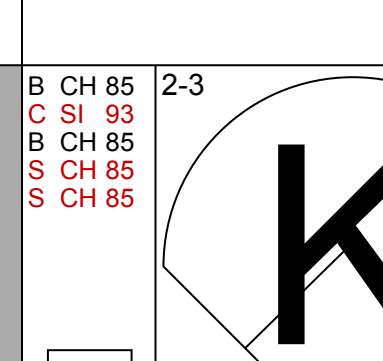

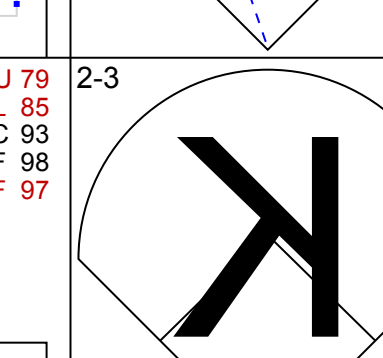
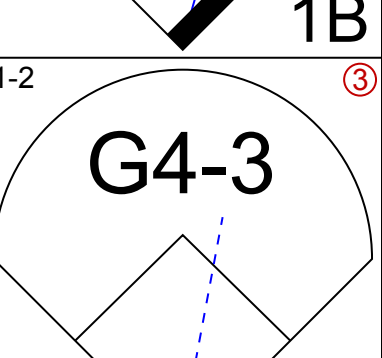
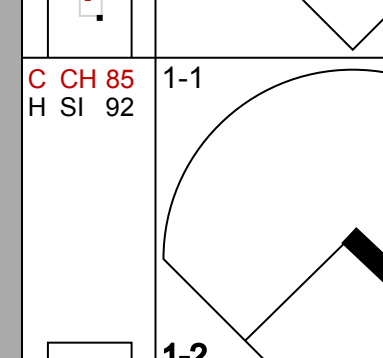

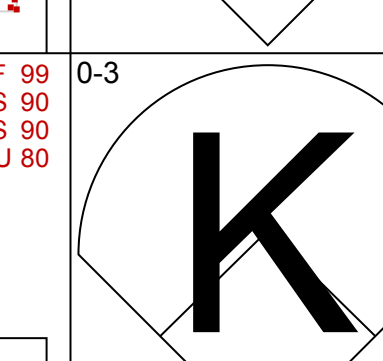
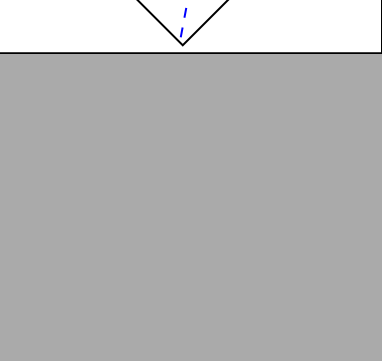
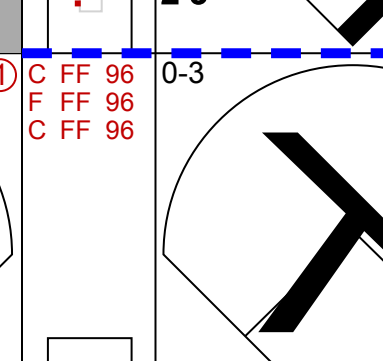

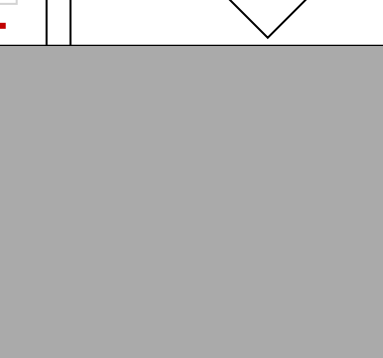

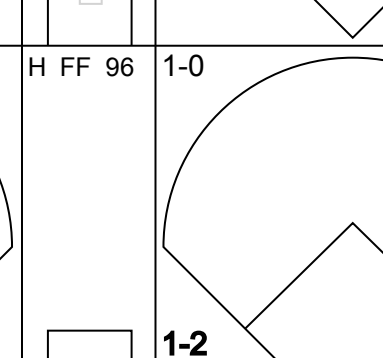



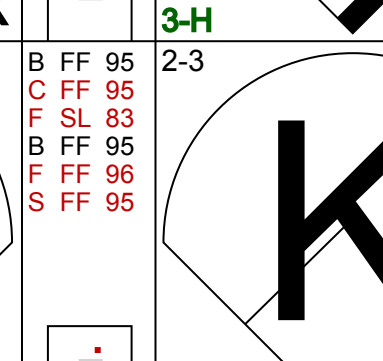



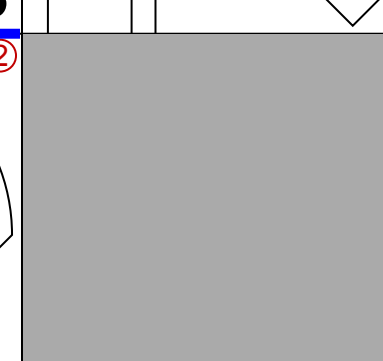
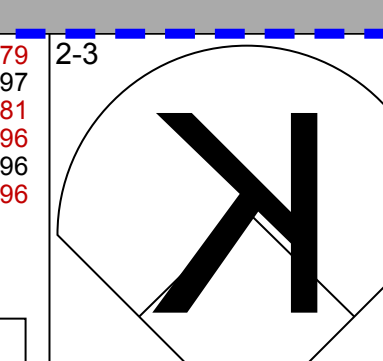
Miami Marlins @ Philadelphia Phillies
Citizens Bank Park, Philadelphia, PA
Thu May 20 2021, 7:07 PM - 10:15 PM EDT
Att: 11,503 - Clear - 75 F

livebaseballscorecards.com

AB 29
R 0
H 3
RBI 0
BB 4
SO 15
LOB 10

Batter	1	2	3	4	5	6	7	8	9	AB R H RBI BB SO LOB	TOP											
22 Danny Santana, S OBP: 0.200, SLG: 0.800	G4-3		F9		HR	K			K	5 1 1 1 0 2 1	Boston Red Sox @ Philadelphia Phillies Citizens Bank Park, Philadelphia, PA Fri May 21 2021, 7:09 PM - 10:43 PM EDT Att: 15,279 - Clear - 81 F											
99 Alex Verdugo, L OBP: 0.354, SLG: 0.470 5 Enrique Hernández, R OBP: 0.307, SLG: 0.450	28 1B 2 G3		1B		1B		E5 28 S 11 HR		P3	3 2 3 0 0 0 0 2 1 0 0 0 0 0												
28 J.D. Martínez, R OBP: 0.409, SLG: 0.606	2 G3 11 2B		F8		2 1B		K		2B	4 3 2 0 1 1 2												
2 Xander Bogaerts, R OBP: 0.382, SLG: 0.589 23 Michael Chavis, R OBP: 0.290, SLG: 0.516	G3		K2-3		E5		F7		2B	5 1 2 2 0 1 3 0 0 0 0 0 0 0												
11 Rafael Devers, L OBP: 0.357, SLG: 0.588	2H		K		K		HR		2B	4 2 2 3 1 2 1												
7 Christian Vázquez, R OBP: 0.314, SLG: 0.382	K		F8		10 E		F8		2B	5 1 2 3 0 1 1												
10 Hunter Renfroe, R OBP: 0.255, SLG: 0.376	K		F9		E7		K		K	5 0 1 1 0 3 1												
12 Marwin González, S OBP: 0.286, SLG: 0.287	K		K		P6		K			4 0 0 0 0 3 1												
54 Martín Pérez, L 72 Garrett Whitlock, R 38 Josh Taylor, L 63 Darwinzon Hernández, L	K2-3		K		K		K		K	3 0 0 0 0 3 1 1 0 0 0 0 1 0 0 0 0 0 0 0 0 0 0 0 0 0 0 0												
Inning Stats	R: 2 H: 3 E: 0 K: 1 S: 16	H: 3 LOB: 1 BB: 0 P: 24	R: 0 H: 0 E: 0 K: 3 S: 11	H: 1 LOB: 0 BB: 0 P: 15	R: 0 H: 1 E: 0 K: 1 S: 10	H: 0 LOB: 0 BB: 0 P: 13	R: 0 H: 0 E: 0 K: 1 S: 9	H: 0 LOB: 0 BB: 0 P: 11	R: 3 H: 3 E: 1 K: 3 S: 18	H: 3 LOB: 1 BB: 1 P: 35		R: 1 H: 2 E: 1 K: 2 S: 11	H: 2 LOB: 1 BB: 0 P: 16	R: 2 H: 1 E: 1 K: 1 S: 16	H: 1 LOB: 0 BB: 0 P: 26	R: 0 H: 0 E: 0 K: 3 S: 10	H: 0 LOB: 0 BB: 0 P: 12	R: 3 H: 3 E: 0 K: 2 S: 14	H: 3 LOB: 1 BB: 1 P: 23	1B: 7 2B: 4 3B: 0 HR: 2	SF: 0 SAC: 0 DP: 0 HBP: 0	WP: 0 PB: 0 SB: 1 CS: 0
PITCHER	IP WLS BF H R ER SO BB IBB HBP BLK WP HR S P ERA WHIP											IP WLS BF H R ER SO BB IBB HBP BLK WP HR S P ERA WHIP										
27 Aaron Nola, R ERA: 3.94	5.0 L 23 7 5 4 9 1 0 0 0 0 1 64 98 7.20 1.600																					
75 Connor Brogdon, R ERA: 5.0	1.2 9 3 3 1 3 0 0 0 0 0 1 22 36 5.40 1.800																					
21 Vince Velasquez, R ERA: 3.52	1.1 4 0 0 0 3 0 0 0 0 0 0 15 18 0.00 0.000																					
57 Chase Anderson, R ERA: 7.56	1.0 7 3 3 3 2 0 1 0 0 0 0 14 23 27.00 3.000																					

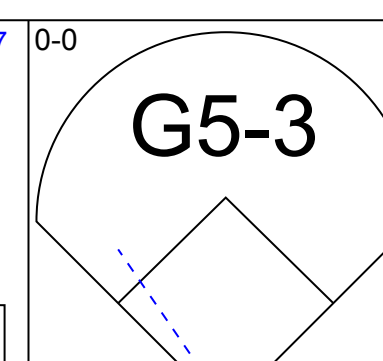
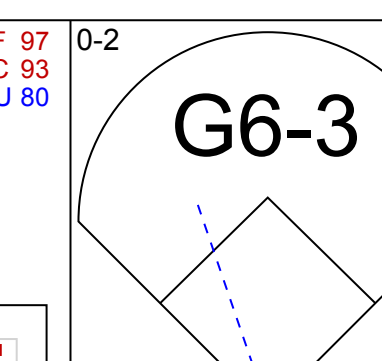
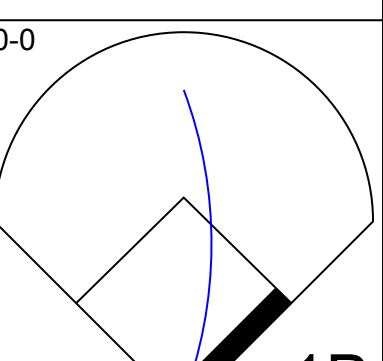
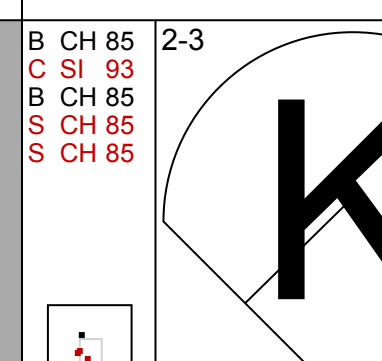

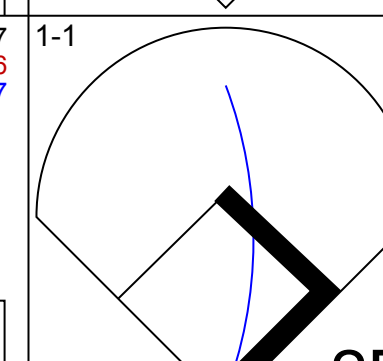
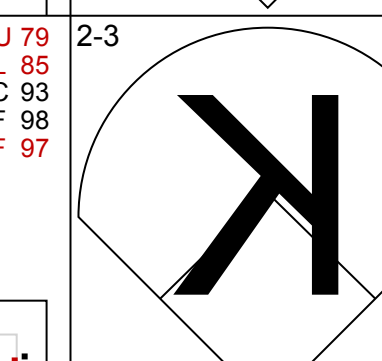
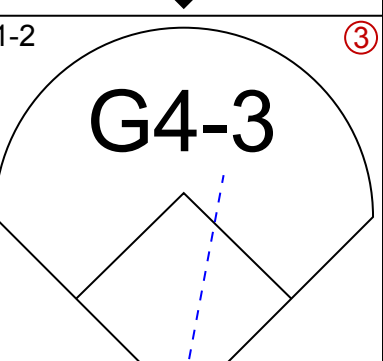
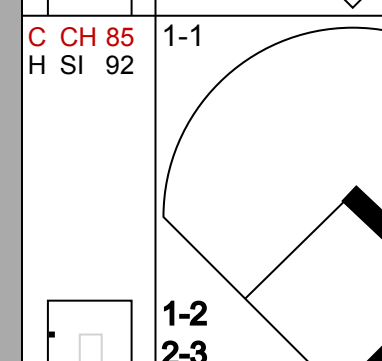

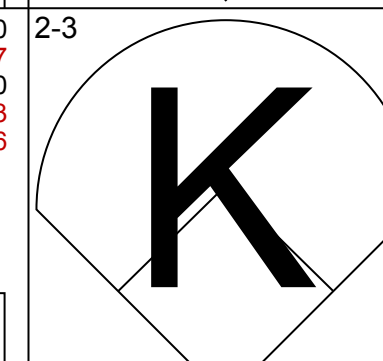
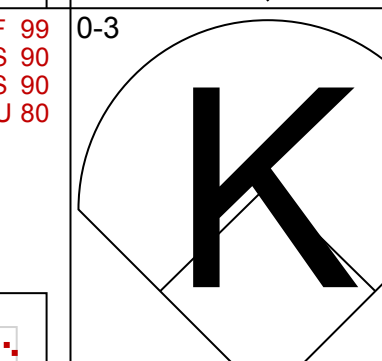

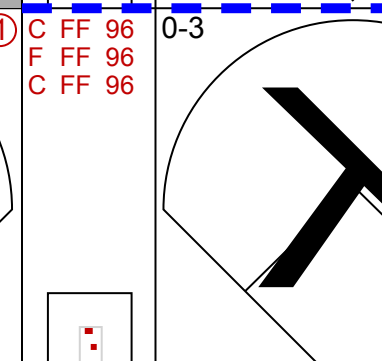

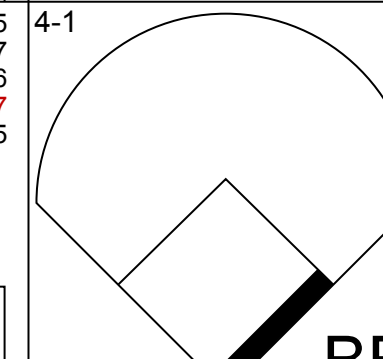


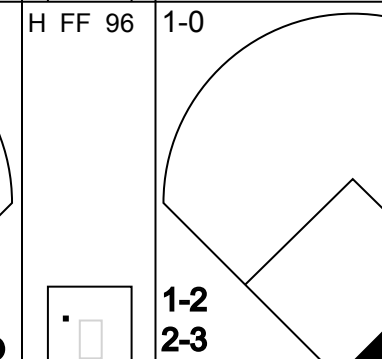

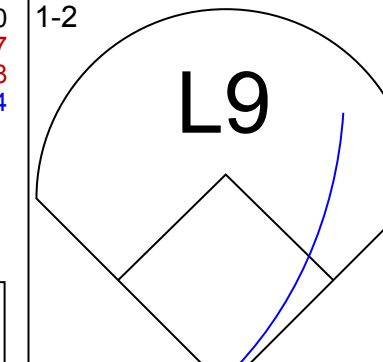


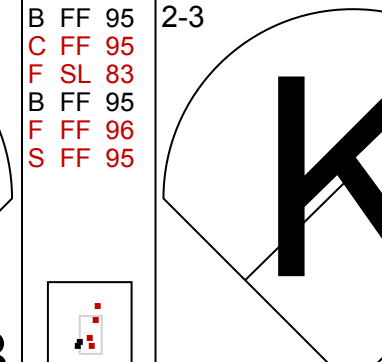




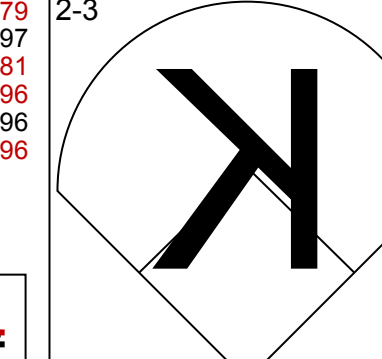




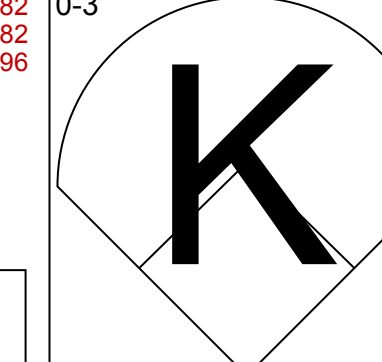


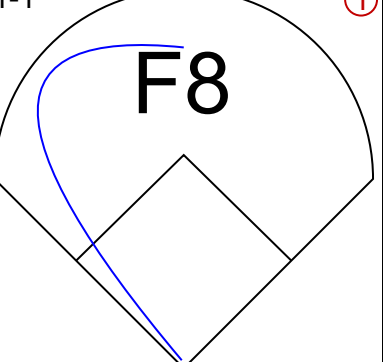
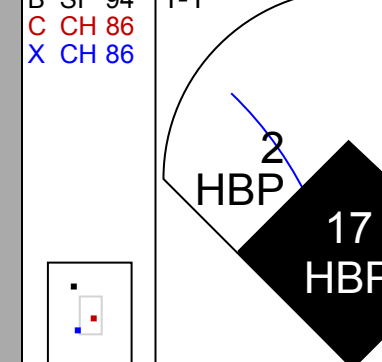
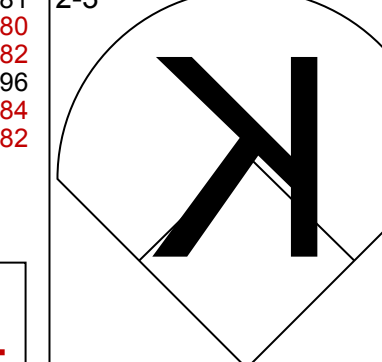


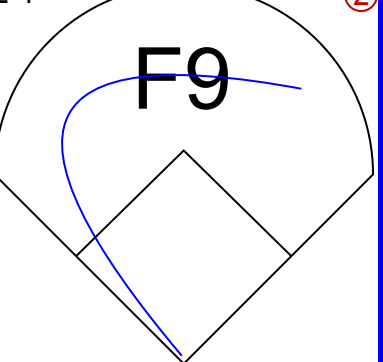
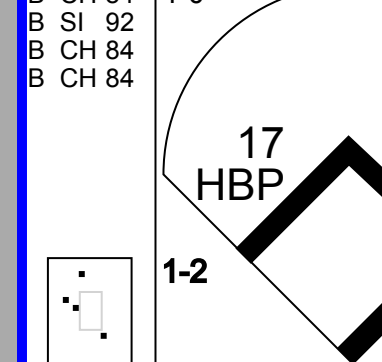

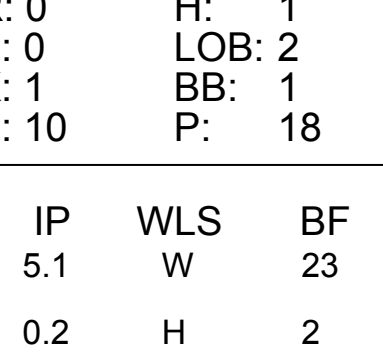
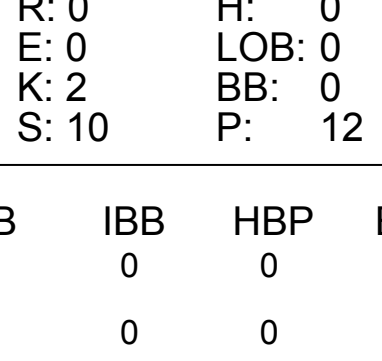
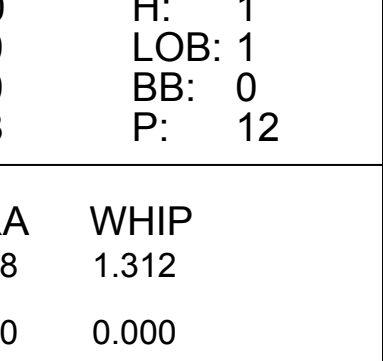
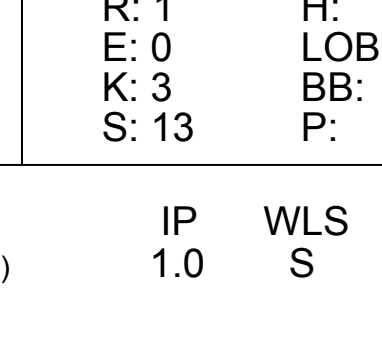
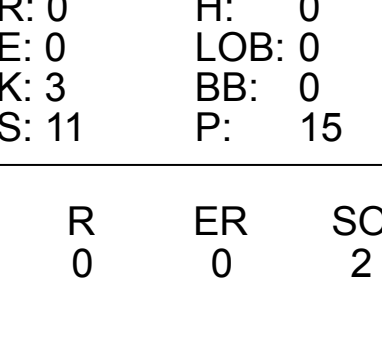





Batter	1	2	3	4	5	6	7	8	9	AB R H RBI BB SO LOB	BOTTOM									
22 Andrew McCutchen, R OBP: 0.345, SLG: 0.403	K		2 HR		L9		FC6-4		K	5 1 1 0 0 2 2	Boston Red Sox @ Philadelphia Phillies Citizens Bank Park, Philadelphia, PA Fri May 21 2021, 7:09 PM - 10:43 PM EDT Att: 15,279 - Clear - 81 F									
2 Jean Segura, R OBP: 0.356, SLG: 0.478	G6-3		2H HR		28 1B 3 G1-3		17 BB		1B	4 2 3 2 0 0 0										
3 Bryce Harper, L OBP: 0.408, SLG: 0.508	K		K		G1-3		K		1B	4 0 0 0 0 3 2										
17 Rhys Hoskins, R OBP: 0.323, SLG: 0.462	G4-3		28 L3 BB		K		BB		BB	2 0 0 0 2 1 1										
28 Alec Bohm, R OBP: 0.254, SLG: 0.337	37 G6-3 1B		L3		1B		K		K	4 0 2 1 0 1 3										
37 Odúbel Herrera, L OBP: 0.345, SLG: 0.387 21 Vince Velasquez, R OBP: 0.250, SLG: 0.143 13 Brad Miller, L OBP: 0.356, SLG: 0.446 57 Chase Anderson, R	G6-3		HBP		G4-3		K		K	2 0 0 0 0 0 2 0 0 0 0 0 0 0 1 0 0 0 0 1 2 0 0 0 0 0 0 0										
5 Andrew Knapp, S OBP: 0.235, SLG: 0.213	F9		F7		G5-3		K		K	4 0 0 0 0 1 2										
74 Ronald Torreyes, R OBP: 0.429, SLG: 0.462	K		G6-3		G6-3		22 DI		BB	3 0 0 0 1 1 0										
27 Aaron Nola, R OBP: 0.067, SLG: 0.067 7 Matt Joyce, L OBP: 0.282, SLG: 0.129 75 Connor Brogdon, R 29 Nick Maton, L OBP: 0.326, SLG: 0.432	K		K		FC6-4 BB		K		K	1 0 0 0 0 1 0 1 0 0 0 0 1 0 0 0 0 0 0 0 0 1 0 0 0 1 1 1										
Inning Stats	R: 0 H: 0 E: 0 K: 2 S: 9	H: 1 LOB: 1 BB: 0 P: 7	R: 2 H: 2 E: 0 K: 3 S: 13	H: 2 LOB: 0 BB: 0 P: 16	R: 0 H: 0 E: 0 K: 0 S: 8	H: 0 LOB: 1 BB: 1 P: 17	R: 0 H: 0 E: 0 K: 1 S: 7	H: 0 LOB: 0 BB: 0 P: 10	R: 1 H: 2 E: 0 K: 1 S: 10	H: 2 LOB: 1 BB: 0 P: 15		R: 0 H: 0 E: 0 K: 0 S: 9	H: 0 LOB: 1 BB: 1 P: 13	R: 0 H: 1 E: 0 K: 3 S: 14	H: 1 LOB: 2 BB: 1 P: 28	R: 0 H: 0 E: 0 K: 3 S: 14	H: 0 LOB: 1 BB: 1 P: 23	1B: 4 2B: 2 3B: 0 HR: 1	SF: 0 SAC: 0 DP: 1 HBP: 1	WP: 0 PB: 1 SB: 0 CS: 0
PITCHER	IP WLS BF H R ER SO BB IBB HBP BLK WP HR S P ERA WHIP											IP WLS BF H R ER SO BB IBB HBP BLK WP HR S P ERA WHIP								
54 Martín Pérez, L ERA: 3.55	6.0 W 24 5 3 3 7 1 0 1 0 0 0 52 79 4.50 1.000																			
72 Garrett Whitlock, R ERA: 2.01	1.2 8 1 0 0 2 2 0 0 0 0 0 19 35 0.00 1.800																			
38 Josh Taylor, L ERA: 5.4	0.1 1 0 0 0 1 0 0 0 0 0 0 4 6 0.00 0.000																			
63 Darwinzon Hernández, L ERA: 3.68	1.0 4 0 0 0 3 1 0 0 0 0 0 14 23 0.00 1.000																			

Batter	1	2	3	4	5	6	7	8	9	AB	R	H	RBI	BB	SO	LOB	TOP				
5 Enrique Hernández, R (1.4) OBP: 0.310, SLG: 0.444			 BB				 BB	 1-2		4	1	1	0	1	1	2					
11 Rafael Devers, L (1.5) OBP: 0.353, SLG: 0.582			 2-H				 28 G6-3 1-2			5	0	1	1	0	1	1					
28 J.D. Martínez, R (1.9) OBP: 0.404, SLG: 0.592							 1-2			4	0	0	0	1	0	1					
2 Xander Bogaerts, R (1.6) OBP: 0.402, SLG: 0.602		 3-H	 HR			 HR	 BB			3	1	1	2	1	1	0					
22 Danny Santana, S (1.8) OBP: 0.333, SLG: 1.000	 HBP	 29 S	 HR			 K	 K			3	1	1	1	0	1	4					
29 Bobby Dalbec, R (1.3) OBP: 0.270, SLG: 0.409	 1-2		 16 G1-3 BB			 K	 K	 K		3	0	0	0	1	3	1					
16 Franchy Cordero, L (1.7) OBP: 0.224, SLG: 0.239			 1-2			 K	 K	 25 FC6-4 1B		4	0	1	0	0	2	2					
25 Kevin Plawecki, R (1.2) OBP: 0.333, SLG: 0.409			 1-2			 K	 K	 12 1B 1-2		4	0	1	0	0	1	2					
23 Michael Chavis, R (8. PR) OBP: 0.290, SLG: 0.516			 1-2			 K	 K	 5 FC6-4 1B		0	0	0	0	0	0	0					
7 Christian Vázquez, R (8. 2) OBP: 0.314, SLG: 0.382			 1-2			 K	 K	 5 FC6-4 1B		0	0	0	0	0	0	0					
17 Nathan Eovaldi, R (1. 1) OBP: 0.316, SLG: 0.418			 5 WP BB			 G3	 K	 K		2	1	0	0	1	1	2					
38 Josh Taylor, L (6. 1) OBP: 0.275, SLG: 0.125			 BB			 G6-3	 HR	 K		0	0	0	0	0	0	0					
71 Phillips Valdez, R (7. 1) OBP: 0.275, SLG: 0.125			 BB			 G6-3	 HR	 K		0	0	0	0	0	0	0					
63 Darwinson Hernández, L (7. 1) OBP: 0.275, SLG: 0.125			 BB			 G6-3	 HR	 K		0	0	0	0	0	0	0					
12 Marwin González, S (8. PH) OBP: 0.275, SLG: 0.125			 BB			 G6-3	 HR	 K		0	0	0	0	0	0	0					
0 Adam Ottavino, S (8. 1) OBP: 0.275, SLG: 0.125			 BB			 G6-3	 HR	 K		0	0	0	0	0	0	0					
32 Matt Barnes, R (8. 1) OBP: 0.275, SLG: 0.125			 BB			 G6-3	 HR	 K		0	0	0	0	0	0	0					
Inning Stats	R: 0 E: 0 K: 2 S: 9	H: 0 LOB: 0 BB: 0 P: 11	R: 0 E: 0 K: 3 S: 13	H: 0 LOB: 1 BB: 0 P: 19	R: 2 E: 0 K: 0 S: 15	H: 1 LOB: 2 BB: 3 P: 32	R: 0 E: 0 K: 1 S: 9	H: 0 LOB: 1 BB: 0 P: 15	R: 0 E: 0 K: 3 S: 15	H: 3 LOB: 1 BB: 0 P: 22	R: 0 E: 0 K: 1 S: 16	H: 1 LOB: 2 BB: 1 P: 23	R: 0 E: 0 K: 1 S: 12	H: 2 LOB: 2 BB: 0 P: 17	R: 0 E: 0 K: 0 S: 10	H: 0 LOB: 0 BB: 0 P: 12	1B: 4 2B: 1 3B: 0 HR: 2	SF: 1 SAC: 0 DP: 0 HBP: 1	WP: 1 PB: 0 SB: 1 CS: 0	PA: 40	
PITCHER	IP: 3.0 WLS: L BF: 15	H: 2 R: 2 ER: 2 SO: 5	BB: 4 IBB: 0 HBP: 1 BLK: 0	WP: 1 HR: 0 S: 39 P: 68	ERA: 6.00 WHIP: 1.667	PITCHER	IP: 1.1 WLS: S BF: 4	H: 0 R: 0 ER: 0 SO: 0	BB: 0 IBB: 0 HBP: 0 BLK: 0	WP: 0 HR: 0 S: 13 P: 17	ERA: 0.00 WHIP: 0.000										
48 Spencer Howard, R (1. 1) ERA: 7.36	48 Spencer Howard, R (1. 1) ERA: 7.36	48 Spencer Howard, R (1. 1) ERA: 7.36	48 Spencer Howard, R (1. 1) ERA: 7.36	48 Spencer Howard, R (1. 1) ERA: 7.36	48 Spencer Howard, R (1. 1) ERA: 7.36	50 Héctor Neris, R (8. 1) ERA: 2.18	50 Héctor Neris, R (8. 1) ERA: 2.18	50 Héctor Neris, R (8. 1) ERA: 2.18	50 Héctor Neris, R (8. 1) ERA: 2.18	50 Héctor Neris, R (8. 1) ERA: 2.18	50 Héctor Neris, R (8. 1) ERA: 2.18	50 Héctor Neris, R (8. 1) ERA: 2.18	50 Héctor Neris, R (8. 1) ERA: 2.18	50 Héctor Neris, R (8. 1) ERA: 2.18	50 Héctor Neris, R (8. 1) ERA: 2.18	50 Héctor Neris, R (8. 1) ERA: 2.18	50 Héctor Neris, R (8. 1) ERA: 2.18	50 Héctor Neris, R (8. 1) ERA: 2.18	50 Héctor Neris, R (8. 1) ERA: 2.18	50 Héctor Neris, R (8. 1) ERA: 2.18	50 Héctor Neris, R (8. 1) ERA: 2.18

Boston Red Sox @ Philadelphia Phillies
Citizens Bank Park, Philadelphia, PA
Sat May 22 2021, 7:15 PM - 10:55 PM EDT
Att: 15,424 - Partly Cloudy - 85 F

AB	33
R	4
H	7
RBI	4
BB	5
SO	11
LOB	15



Batter	1	2	3	4	5	6	7	8	9	AB	R	H	RBI	BB	SO	LOB	BOTTOM
22 Andrew McCutchen, R (1. 7) OBP: 0.341, SLG: 0.396			 1-2			 1B	 K	 K		5	0	1	0	0	2	3	
2 Jean Segura, R (1. 4) OBP: 0.386, SLG: 0.483	 2B		 K			 1-2	 17 HBP HBP	 3 FC3-6 BB		3	0	1	0	1	1	1	
3 Bryce Harper, L (1. 9) OBP: 0.395, SLG: 0.489	 K		 K			 F7	 K	 FC3-6 1-2		5	0	0	0	0	3	6	
17 Rhys Hoskins, R (1. 3) OBP: 0.330, SLG: 0.477	 BB		 G6-3			 HR	 HBP	 K2-3		3	1	1	2	1	1	2	
13 Brad Miller, L (1. 5) OBP: 0.365, SLG: 0.474	 L9		 37 SF8 3B			 1B	 K	 K		4	1	2	0	0	1	5	
50 Héctor Neris, R (8. 1) ERA: 2.18			 SF8			 F7	 K	 K		0	0	0	0	0	0	0	
37 Odbel Herrera, L (1. 8) OBP: 0.341, SLG: 0.377	 BB		 SF8			 F7	 K	 K		2	0	0	1	1	1	1	
29 Nick Maton, L (1. 6) ERA: 4.35	 F8		 K			 K	 K	 K		3	0	0	0	0	2	2	
46 José Alvarado, L (7. 1) ERA: 5.17	 F8		 K			 K	 K	 K		0	0	0	0	0	0	0	
19 Brandon Kintzler, R (8. 1) OBP: 0.253, SLG: 0.335	 F8		 K			 K	 K	 K		0	0	0	0	0	0	0	
28 Alec Bohm, R (8. 5) OBP: 0.253, SLG: 0.335	 F8		 K			 K	 K	 K		1	0	0	0	0	1	0	
12 Rafael Marchán, S (1. 2) OBP: 0.200, SLG: 0.111	 L9		 F8			 F8	 K	 K		4	1	1	0	0	1	1	
48 Spencer Howard, R (1. 1) ERA: 7.36	 G1-3		 F8			 F9	 K	 K		1	0	0	0	0	0	1	
55 Ranger Suárez, L (4. 1) ERA: 5.17	 G1-3		 F8			 F9	 K	 K		0	0	0	0	0	0	0	
7 Matt Joyce, L (5. PH) OBP: 0.275, SLG: 0.125	 G1-3		 F8			 F9	 K	 K		1	0	0	0	0	0	0	
54 Sam Coonrod, R (6. 1) ERA: 3.52	 G1-3		 F8			 F9	 K	 K		0	0	0	0	0	0	0	
74 Ronald Torreyes, R (7. 6) OBP: 0.500, SLG: 0.500	 G1-3		 F8			 F9	 K	 K		1	0	1	0	1	0	0	
Inning Stats	R: 0 E: 0 K: 1 S: 10	H: 1 LOB: 2 BB: 1 P: 18	R: 0 E: 0 K: 0 S: 11	H: 0 LOB: 1 BB: 1 P: 20	R: 0 E: 0 K: 2 S: 10	H: 0 LOB: 0 BB: 0 P: 12	R: 1 E: 0 K: 1 S: 10	H: 1 LOB: 0 BB: 0 P: 13	R: 0 E: 0 K: 0 S: 8	H: 1 LOB: 1 BB: 0 P: 12							

Batter	1	2	3	4	5	6	7	8	9	AB	R	H	RBI	BB	SO	LOB	TOP	
5 Enrique Hernández, R OBP: 0.327, SLG: 0.445 (1, 8)			L9					G5-3		4	0	2	0	0	0	0		
22 Danny Santana, S OBP: 0.333, SLG: 0.800 35 Matt Andriese, R (6, 1)	K			K				G5-3		2	0	0	0	1	2	1		
25 Kevin Plawecki, R (8, PH) 71 Phillips Valdez, R (8, 1)	K			K				G5-3		1	0	0	0	0	0	0		
11 Rafael Devers, L OBP: 0.351, SLG: 0.592 (1, 5)	K			F7				K		4	1	1	1	0	2	3		
7 Christian Vázquez, R OBP: 0.306, SLG: 0.372 (1, 2)	G4-3			K				P6		4	0	0	0	0	1	1		
10 Hunter Renfroe, R OBP: 0.255, SLG: 0.368 (1, 9)	G5-3			P3				K		3	0	0	0	1	1	0		
12 Marwin Gonzalez, S OBP: 0.291, SLG: 0.288 99 Alex Verdugo, L OBP: 0.352, SLG: 0.467 (9, PH)	F7			K				K		2	0	0	0	0	1	0		
29 Bobby Dalbec, R OBP: 0.262, SLG: 0.397 (1, 3)	K			F8				HBP		4	0	0	0	0	2	2		
16 Franchy Cordero, L OBP: 0.228, SLG: 0.274 (1, 7)			K					G3		3	1	1	1	0	1	0		
57 Eduardo Rodriguez, L (1, 1) 19 Hirokazu Sawamura, R (5, 1) 23 Michael Chavis, R OBP: 0.273, SLG: 0.485 (6, 4)	K		K					G4-3		1	0	0	0	0	1	0		
Inning Stats	R: 0 E: 0 K: 2 S: 11	H: 1 LOB: 0 BB: 0 P: 12	R: 0 E: 0 K: 1 S: 7	H: 0 LOB: 0 BB: 0 P: 11	R: 0 E: 0 K: 2 S: 10	H: 0 LOB: 0 BB: 0 P: 12	R: 0 E: 0 K: 1 S: 16	H: 1 LOB: 2 BB: 1 P: 22	R: 0 E: 0 K: 2 S: 11	H: 0 LOB: 0 BB: 0 P: 17	R: 1 E: 0 K: 1 S: 10	H: 1 LOB: 0 BB: 0 P: 12	R: 1 E: 1 K: 0 S: 15	H: 1 LOB: 1 BB: 1 P: 24	1B: 2 2B: 0 3B: 0 HR: 2	SF: 0 SAC: 0 DP: 0 HBP: 1	WP: 0 PB: 0 SB: 0 CS: 0	PA: 34
PITCHER	IP WLS BF H R ER SO BB IBB HBP BLK WP HR S P ERA WHIP	IP WLS BF H R ER SO BB IBB HBP BLK WP HR S P ERA WHIP	IP WLS BF H R ER SO BB IBB HBP BLK WP HR S P ERA WHIP	IP WLS BF H R ER SO BB IBB HBP BLK WP HR S P ERA WHIP	IP WLS BF H R ER SO BB IBB HBP BLK WP HR S P ERA WHIP	IP WLS BF H R ER SO BB IBB HBP BLK WP HR S P ERA WHIP	IP WLS BF H R ER SO BB IBB HBP BLK WP HR S P ERA WHIP	IP WLS BF H R ER SO BB IBB HBP BLK WP HR S P ERA WHIP	IP WLS BF H R ER SO BB IBB HBP BLK WP HR S P ERA WHIP	IP WLS BF H R ER SO BB IBB HBP BLK WP HR S P ERA WHIP	IP WLS BF H R ER SO BB IBB HBP BLK WP HR S P ERA WHIP	IP WLS BF H R ER SO BB IBB HBP BLK WP HR S P ERA WHIP	IP WLS BF H R ER SO BB IBB HBP BLK WP HR S P ERA WHIP	IP WLS BF H R ER SO BB IBB HBP BLK WP HR S P ERA WHIP	IP WLS BF H R ER SO BB IBB HBP BLK WP HR S P ERA WHIP	IP WLS BF H R ER SO BB IBB HBP BLK WP HR S P ERA WHIP	IP WLS BF H R ER SO BB IBB HBP BLK WP HR S P ERA WHIP	IP WLS BF H R ER SO BB IBB HBP BLK WP HR S P ERA WHIP

Boston Red Sox @ Philadelphia Phillies
Citizens Bank Park, Philadelphia, PA
Sun May 23 2021, 1:08 PM - 4:26 PM EDT
Att: 15,360 - Partly Cloudy - 88 F

AB	31
R	2
H	4
RBI	2
BB	2
SO	12
LOB	8



Batter	1	2	3	4	5	6	7	8	9	AB	R	H	RBI	BB	SO	LOB	BOTTOM	
22 Andrew McCutchen, R OBP: 0.332, SLG: 0.386 (1, 7)	P5		K					G4-3		4	0	0	1	0	2	2		
37 Odbel Herrera, L OBP: 0.366, SLG: 0.420 (1, 8)			G3					SF8		4	1	3	1	0	0	0		
2 Jean Segura, R OBP: 0.372, SLG: 0.479 (1, 4)	K		G6-3					2B		3	0	1	0	1	1	1		
17 Rhys Hoskins, R OBP: 0.333, SLG: 0.474 (1, 3)								1B		3	1	1	1	1	1	4		
28 Alec Bohm, R OBP: 0.253, SLG: 0.329 (1, 5)			FC6-4					2-5-2		3	1	0	0	1	1	5		
13 Brad Miller, L OBP: 0.371, SLG: 0.512 23 Archie Bradley, R (9, 1)								1B		4	2	2	3	0	2	2		
5 Andrew Knapp, S OBP: 0.236, SLG: 0.215 (1, 2)	G6-3		K					1B		4	1	1	0	0	1	0		
74 Ronald Torreyes, R OBP: 0.474, SLG: 0.471 (1, 6)	P2							1B		3	0	1	0	0	0	0		
45 Zack Wheeler, L OBP: 0.208, SLG: 0.292 46 José Alvarado, L (8, 1) 7 Matt Joyce, L OBP: 0.293, SLG: 0.125 (8, 9)	K		K					1B		3	0	1	0	0	1	0		
Inning Stats	R: 4 E: 0 K: 1 S: 18	H: 2 LOB: 0 BB: 1 P: 34	R: 0 E: 0 K: 2 S: 14	H: 0 LOB: 0 BB: 0 P: 21	R: 0 E: 0 K: 0 S: 9	H: 0 LOB: 1 BB: 1 P: 16	R: 0 E: 0 K: 3 S: 16	H: 2 LOB: 2 BB: 0 P: 22	R: 0 E: 0 K: 0 S: 7	H: 0 LOB: 0 BB: 0 P: 10	R: 0 E: 0 K: 1 S: 14	H: 2 LOB: 2 BB: 0 P: 17	R: 2 E: 0 K: 0 S: 14	H: 3 LOB: 2 BB: 1 P: 24	1B: 7 2B: 2 3B: 0 HR: 1	SF: 1 SAC: 1 DP: 0 HBP: 1	WP: 0 PB: 0 SB: 2 CS: 0	PA: 38
PITCHER	IP WLS BF H R ER SO BB IBB HBP BLK WP HR S P ERA WHIP	IP WLS BF H R ER SO BB IBB HBP BLK WP HR S P ERA WHIP	IP WLS BF H R ER SO BB IBB HBP BLK WP HR S P ERA WHIP	IP WLS BF H R ER SO BB IBB HBP BLK WP HR S P ERA WHIP	IP WLS BF H R ER SO BB IBB HBP BLK WP HR S P ERA WHIP	IP WLS BF H R ER SO BB IBB HBP BLK WP HR S P ERA WHIP	IP WLS BF H R ER SO BB IBB HBP BLK WP HR S P ERA WHIP	IP WLS BF H R ER SO BB IBB HBP BLK WP HR S P ERA WHIP	IP WLS BF H R ER SO BB IBB HBP BLK WP HR S P ERA WHIP	IP WLS BF H R ER SO BB IBB HBP BLK WP HR S P ERA WHIP	IP WLS BF H R ER SO BB IBB HBP BLK WP HR S P ERA WHIP	IP WLS BF H R ER SO BB IBB HBP BLK WP HR S P ERA WHIP	IP WLS BF H R ER SO BB IBB HBP BLK WP HR S P ERA WHIP	IP WLS BF H R ER SO BB IBB HBP BLK WP HR S P ERA WHIP	IP WLS BF H R ER SO BB IBB HBP BLK WP HR S P ERA WHIP	IP WLS BF H R ER SO BB IBB HBP BLK WP HR S P ERA WHIP	IP WLS BF H R ER SO BB IBB HBP BLK WP HR S P ERA WHIP	IP WLS BF H R ER SO BB IBB HBP BLK WP HR S P ERA WHIP

Boston Red Sox @ Philadelphia Phillies
Citizens Bank Park, Philadelphia, PA
Sun May 23 2021, 1:08 PM - 4:26 PM EDT
Att: 15,360 - Partly Cloudy - 88 F

AB	31
R	6
H	10
RBI	6
BB	4
SO	9
LOB	14



Batter	1	2	3	4	5	6	7	8	9	AB	R	H	RBI	BB	SO	LOB	TOP		
22 Andrew McCutchen, R (1,7) OBP: 0.333, SLG: 0.389	1-0 BB 2 L9 37 BB		0-1 E4 FC1-4		0-3 K		0-0 G4-3		0-0 2B 37 G3 1-3 2-H	4	1	1	1	1	1	0			
37 Odiel Herrera, L (1,8) OBP: 0.357, SLG: 0.400	4-1 BB 17 G5-4-3		1-3 K		2-2 G1-3		1-2 G4-3		0-0 G3	4	0	0	1	1	1	2			
2 Jean Segura, R (1,4) OBP: 0.373, SLG: 0.484	2-2 L9		1-1 FC1-4 17 S 2B		3-2 L8		2-2 1B		1-1 2B	5	1	2	1	0	0	3			
17 Rhys Hoskins, R (1,3) OBP: 0.335, SLG: 0.478	1-2 G5-4-3		2-1 2B		3-1 1B 28 FC4-6		2-3 K		1-2 G6-3	5	0	2	1	0	1	4			
28 Alec Bohm, R (1,5) OBP: 0.247, SLG: 0.322		2-0 G5-3	0-2 G6-3		2-0 FC4-6		0-3 K			4	0	0	0	0	1	3			
13 Brad Miller, L (1,9) OBP: 0.387, SLG: 0.553		4-1 BB 74 1B 5 S		2-2 1B		1-2 P6		3-2 HR	3	2	2	1	1	0	1				
5 Andrew Knapp, S (1,2) OBP: 0.224, SLG: 0.203		3-3 K	0-3 K		0-3 K		2-3 K		0-1 G4-3	4	0	0	0	0	3	3			
74 Ronald Torreyes, R (1,6) OBP: 0.476, SLG: 0.476		0-1 1B		0-2 F9		2-2 G5-3		2-1 2B 29 BB	4	1	2	1	0	0	1				
56 Zach Eflin, R (1,1) 7 Matt Joyce, L (7,PH) 19 Brandon Kintzler, R (7,1) 57 Chase Anderson, R (7,1) 29 Nick Maton, L (9,PH)		1-3 K		0-2 G5-3		0-1 L9		4-1 BB 22 2B 37 G3	2	0	0	0	0	1	2				
Inning Stats	R: 0 E: 0 K: 0 S: 7	H: 0 LOB: 1 BB: 2 P: 18	R: 1 E: 0 K: 2 S: 10	H: 1 LOB: 1 BB: 1 P: 20	R: 1 E: 1 K: 1 S: 12	H: 1 LOB: 1 BB: 0 P: 16	R: 0 E: 0 K: 1 S: 12	H: 1 LOB: 0 BB: 0 P: 17	R: 0 E: 0 K: 2 S: 15	H: 1 LOB: 1 BB: 0 P: 20	R: 4 E: 0 K: 0 S: 15	H: 4 LOB: 1 BB: 1 P: 26	1B: 5 2B: 3 3B: 0 HR: 1	SF: 0 SAC: 0 DP: 1 HBP: 0	WP: 0 PB: 0 SB: 2 CS: 0	PA: 40			
PITCHER	IP WLS BF H R ER SO	IP WLS BF H R ER SO	IP WLS BF H R ER SO	IP WLS BF H R ER SO	IP WLS BF H R ER SO	IP WLS BF H R ER SO	IP WLS BF H R ER SO	IP WLS BF H R ER SO	IP WLS BF H R ER SO	IP WLS BF H R ER SO	IP WLS BF H R ER SO	IP WLS BF H R ER SO	IP WLS BF H R ER SO	IP WLS BF H R ER SO	IP WLS BF H R ER SO	IP WLS BF H R ER SO	ERA WHIP	ERA WHIP	
28 Trevor Rogers, L (1,1) ERA: 1.75	5.0 W 4	3 2 1 5	3 2 1 5	3 2 1 5	3 2 1 5	3 2 1 5	3 2 1 5	3 2 1 5	3 2 1 5	3 2 1 5	3 2 1 5	3 2 1 5	3 2 1 5	3 2 1 5	3 2 1 5	3 2 1 5	1.80 1.200	0.00 1.000	
90 Adam Cimber, R (6,1) ERA: 3.13	1.0 H 3	1 0 0 1	1 0 0 1	1 0 0 1	1 0 0 1	1 0 0 1	1 0 0 1	1 0 0 1	1 0 0 1	1 0 0 1	1 0 0 1	1 0 0 1	1 0 0 1	1 0 0 1	1 0 0 1	1 0 0 1	0.00 0.000	0.00 0.000	
52 Anthony Bass, R (7,1) ERA: 4.91	1.0 4	1 0 0 2	1 0 0 2	1 0 0 2	1 0 0 2	1 0 0 2	1 0 0 2	1 0 0 2	1 0 0 2	1 0 0 2	1 0 0 2	1 0 0 2	1 0 0 2	1 0 0 2	1 0 0 2	1 0 0 2	0.00 1.000	0.00 1.000	
50 Shawn Morimando, L (9,1) ERA: 54.0	0.2 7	4 4 4 0	1 0 0 0	1 0 0 0	1 0 0 0	1 0 0 0	1 0 0 0	1 0 0 0	1 0 0 0	1 0 0 0	1 0 0 0	1 0 0 0	1 0 0 0	1 0 0 0	1 0 0 0	1 0 0 0	54.00 7.500		

Philadelphia Phillies @ Miami Marlins
loanDepot park, Miami, FL
Mon May 24 2021, 6:42 PM - 10:05 PM EDT
Att. 4,527 - Roof Closed - 72 F

AB	36
R	6
H	9
RBI	6
BB	4
SO	8
LOB	19



Batter	1	2	3	4	5	6	7	8	9	AB	R	H	RBI	BB	SO	LOB	BOTTOM			
2 Jazz Chisholm Jr., L (1,4) OBP: 0.347, SLG: 0.505	1-2 K		3-3 K		1-1 FC4-6 19 G1-4-3		0-3 K		1-2 G3-1	5	0	0	0	0	3	3				
19 Miguel Rojas, R (1,6) OBP: 0.358, SLG: 0.443	4-2 BB		2-2 2B 24 2B		0-1 G1-4-3		2-1 G3		0-0 G1-3-2	2	2	1	0	1	0	1				
61 José Devers, L (8,PH) OBP: 0.143, SLG: 0.154			1-1 2B		1-2 1B 14 HR HBP		0-0 G3		2-3 G1-3-2	1	0	0	0	0	0	1				
24 Jesús Aguilar, R (1,3) OBP: 0.332, SLG: 0.488	1-3 K		1-1 2B		0-2 G3		2-2 1B 14 HR		0-0 G3	4	1	2	2	0	1	1				
56 Zach Pop, R (8,1) ERA: 4.32			2-H 2B		2-1 F7		1-1 HR		1-3 2-H 1B	0	0	0	0	0	0	0				
50 Shawn Morimando, L (9,1) 36 Dylan Floro, L (9,1)			0-1 2B		0-1 F7		0-0 HR		2-1 E6 1B 23 3B	4	2	1	3	0	0	2				
14 Adam Duvall, R (1,9) OBP: 0.258, SLG: 0.440			2-3 K2-3		1-0 1B 23 3B		1-1 2B 23 G4-3		1-1 1B 2B	0	1	0	0	1	0	0				
15 Brian Anderson, R (1,5) OBP: 0.326, SLG: 0.375		4-2 BB 23 2B 7 SF7		2-2 F6		1-0 1B 23 3B		0-0 G4-3	4	0	2	2	0	0	1					
5 Jon Berti, R (3,PH) OBP: 0.292, SLG: 0.313					1-3 2B		1-3 3B		2-3 G4-3	3	1	2	0	0	1	1				
23 Corey Dickerson, L (1,7) OBP: 0.352, SLG: 0.359					2-2 G4-3		3-2 K		1-1 F9	4	0	2	2	0	0	1				
7 Sandy León, S (1,2) OBP: 0.207, SLG: 0.213					1-3 SF7		1-3 K		1-3 F9	3	0	0	1	0	1	2				
34 Magneuris Sierra, L (1,8) OBP: 0.297, SLG: 0.254					2-2 G4-3		0-3 K		0-2 2B 26 2B	4	1	1	0	0	1	2				
28 Trevor Rogers, L (1,1) OBP: 0.111, SLG: 0.111					0-1 G4-3		1-0 1B 2 FC4-6		1-1 2B 2 2B 61 G1-3-2	2	0	1	0	0	0	1				
90 Adam Cimber, R (6,1) 52 Anthony Bass, R (7,1) 26 Garrett Cooper, R (7,PH) OBP: 0.327, SLG: 0.434					1-0 1B		0-0 1B 19 HBP 24 1B		2-H 2B	2	0	1	0	0	0	1				
Inning Stats	R: 0 E: 0 K: 2 S: 11	H: 0 LOB: 1 BB: 1 P: 19	R: 1 E: 0 K: 0 S: 14	H: 1 LOB: 1 BB: 1 P: 21	R: 1 E: 0 K: 2 S: 14	H: 2 LOB: 1 BB: 0 P: 22	R: 0 E: 0 K: 0 S: 8	H: 0 LOB: 0 BB: 0 P: 12	R: 0 E: 0 K: 0 S: 5	H: 1 LOB: 0 BB: 0 P: 7	R: 2 E: 1 K: 2 S: 15	H: 2 LOB: 1 BB: 0 P: 22	R: 4 E: 0 K: 1 S: 18	H: 4 LOB: 4 BB: 0 P: 24	R: 1 E: 0 K: 0 S: 9	H: 2 LOB: 0 BB: 0 P: 11	1B: 4 2B: 7 3B: 1 HR: 1	SF: 1 SAC: 0 DP: 2 HBP: 1	WP: 0 PB: 0 SB: 0 CS: 0	PA: 38
PITCHER	IP WLS BF H R ER SO	IP WLS BF H R ER SO	IP WLS BF H R ER SO	IP WLS BF H R ER SO	IP WLS BF H R ER SO	IP WLS BF H R ER SO	IP WLS BF H R ER SO	IP WLS BF H R ER SO	IP WLS BF H R ER SO	IP WLS BF H R ER SO	IP WLS BF H R ER SO	IP WLS BF H R ER SO	IP WLS BF H R ER SO	IP WLS BF H R ER SO	IP WLS BF H R ER SO	IP WLS BF H R ER SO	ERA WHIP	ERA WHIP		
56 Zach Eflin, R (1,1) ERA: 3.84	6.0 L 26	6 4 4 3	6 4 4 3	6 4 4 3	6 4 4 3	6 4 4 3	6 4 4 3	6 4 4 3	6 4 4 3	6 4 4 3	6 4 4 3	6 4 4 3	6 4 4 3	6 4 4 3	6 4 4 3	6 4 4 3	4.50 1.333	108.00 12.000		
19 Brandon Kintzler, R (7,1) ERA: 8.22	0.1 6	4 4 4 1	4 4 4 1	4 4 4 1	4 4 4 1	4 4 4 1	4 4 4 1	4 4 4 1	4 4 4 1	4 4 4 1	4 4 4 1	4 4 4 1	4 4 4 1	4 4 4 1	4 4 4 1	4 4 4 1	108.00 12.000			
57 Chase Anderson, R (7,1) ERA: 7.46	1.2 6	2 1 1 0	2 1 1 0	2 1 1 0	2 1 1 0	2 1 1 0	2 1 1 0	2 1 1 0	2 1 1 0	2 1 1 0	2 1 1 0	2 1 1 0	2 1 1 0	2 1 1 0	2 1 1 0	2 1 1 0	5.40 1.200			

Philadelphia Phillies @ Miami Marlins
loanDepot park, Miami, FL
Mon May 24 2021, 6:42 PM - 10:05 PM EDT
Att. 4,527 - Roof Closed - 72 F


AB	34
R	9
H	12
RBI	9
BB	2
SO	7
LOB	15



Batter	1	2	3	4	5	6	7	8	9	AB	R	H	RBI	BB	SO	LOB	TOP							
37 Odúbel Herrera, L (1, 8) OBP: 0.343, SLG: 0.382	G3-1			G4-3		G4-3			G6-3	4	0	0	0	0	0	0	Philadelphia Phillies @ Miami Marlins loanDepot park, Miami, FL Tue May 25 2021, 6:42 PM - 9:29 PM EDT Att. 4,864 - Roof Closed - 69 F							
2 Jean Segura, R (1, 4) OBP: 0.370, SLG: 0.477	G3-1			FC3-6 13 1B		K			K2-3	4	0	1	0	0	2	0								
13 Brad Miller, L (1, 7) OBP: 0.375, SLG: 0.534	G4-3			FC3-6 17 HR					K	3	1	0	0	0	1	1								
24 Roman Quinn, S (9, 7) OBP: 0.269, SLG: 0.250	G4-3			1-2 HR					K	0	0	0	0	0	0	0								
17 Rhys Hoskins, R (1, 3) OBP: 0.335, SLG: 0.492	G5-3			1-2 HR					K	3	1	1	2	0	1	0								
28 Alec Bohm, R (1, 5) OBP: 0.249, SLG: 0.318	G3-6-3 7 BB			1-3 K					G5-3	2	0	0	0	1	1	0								
7 Matt Joyce, L (1, 9) OBP: 0.287, SLG: 0.111	G3-6-3 1-2								F7	3	0	0	0	0	0	1								
5 Andrew Knapp, S (1, 2) OBP: 0.215, SLG: 0.194	F8								G3-1	3	0	0	0	0	0	0								
29 Nick Maton, L (1, 6) OBP: 0.313, SLG: 0.404	F7								G1-3	3	0	0	0	0	0	0								
21 Vince Velasquez, R (1, 1) OBP: 0.200, SLG: 0.111	G4-3								K	2	0	0	0	0	0	0								
54 Sam Coonrod, R (7, 1) OBP: 0.361, SLG: 0.509	G4-3								K	0	0	0	0	0	0	0								
46 José Alvarado, L (8, 1) OBP: 0.332, SLG: 0.386										1	0	0	0	0	1	0								
22 Andrew McCutchen, R (9, PH) OBP: 0.332, SLG: 0.386										0	0	0	0	0	0	0								
50 Héctor Neris, R (9, 1) OBP: 0.299, SLG: 0.255										0	0	0	0	0	0	0								
Inning Stats	R: 0 E: 0 K: 0 S: 9	H: 0 LOB: 0 BB: 0 P: 11	R: 0 E: 0 K: 0 S: 7	H: 0 LOB: 0 BB: 1 P: 13	R: 0 E: 0 K: 0 S: 3	H: 0 LOB: 0 BB: 0 P: 6	R: 2 E: 0 K: 1 S: 15	H: 2 LOB: 0 BB: 0 P: 17	R: 0 E: 0 K: 0 S: 9	H: 0 LOB: 0 BB: 0 P: 11	R: 0 E: 0 K: 1 S: 10	H: 0 LOB: 0 BB: 0 P: 14	R: 0 E: 0 K: 2 S: 8	H: 0 LOB: 0 BB: 0 P: 11	R: 0 E: 0 K: 0 S: 7	H: 0 LOB: 0 BB: 0 P: 10	R: 0 E: 0 K: 2 S: 9	H: 0 LOB: 0 BB: 0 P: 13	1B: 1 2B: 0 3B: 0 HR: 1	SF: 0 SAC: 0 DP: 1 HBP: 0	WP: 0 PB: 0 SB: 0 CS: 0	PA: 29		
PITCHER	IP WLS BF H R ER SO BB IBB HBP BLK WP HR S P ERA WHIP	8.0 L 26 2 2 2 4 1 0 0 0 0 0 1 68 93 2.25 0.375	1.0 3 0 0 0 2 0 0 0 0 0 0 0 0 9 13 0.00 0.000																					

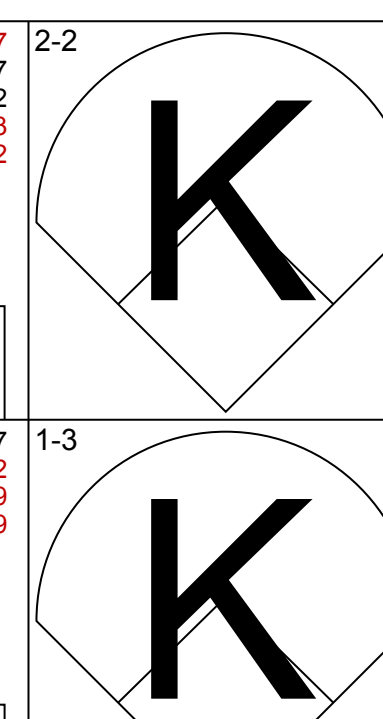
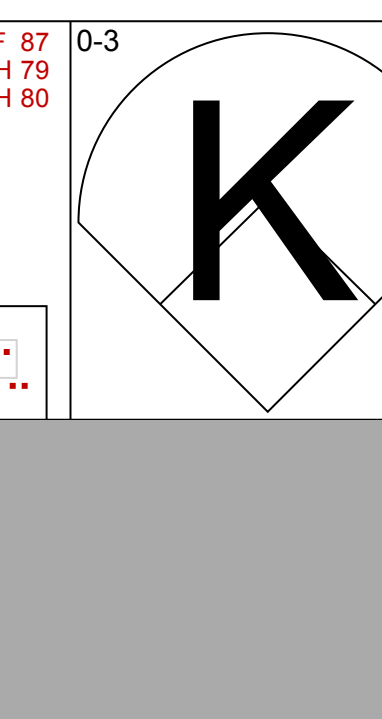
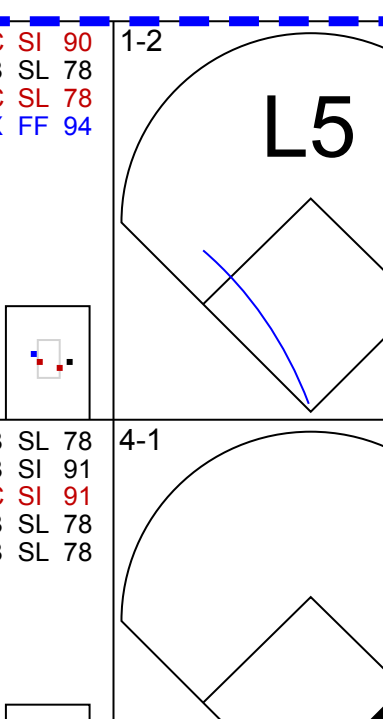
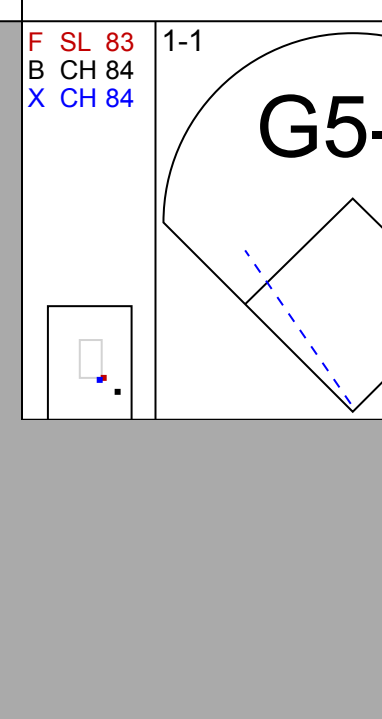
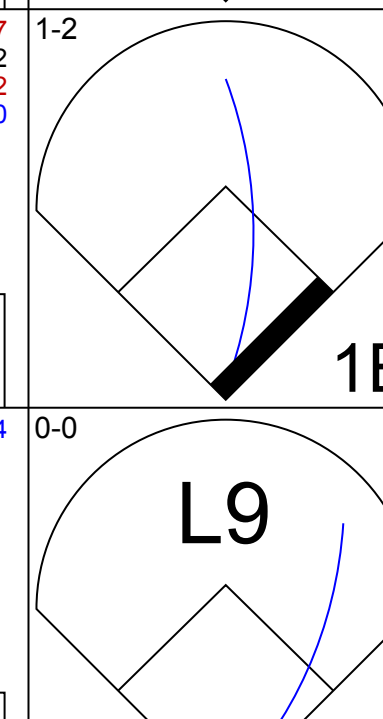
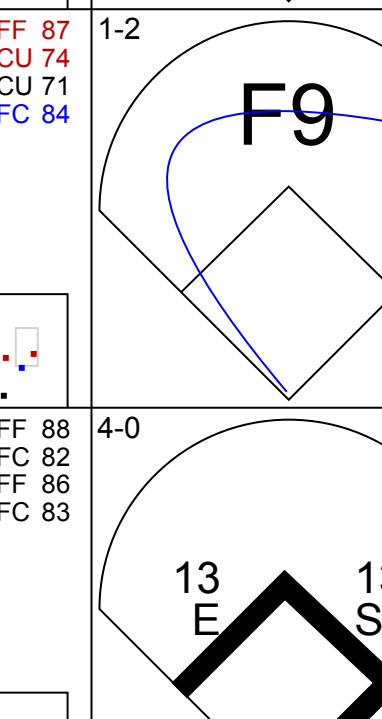
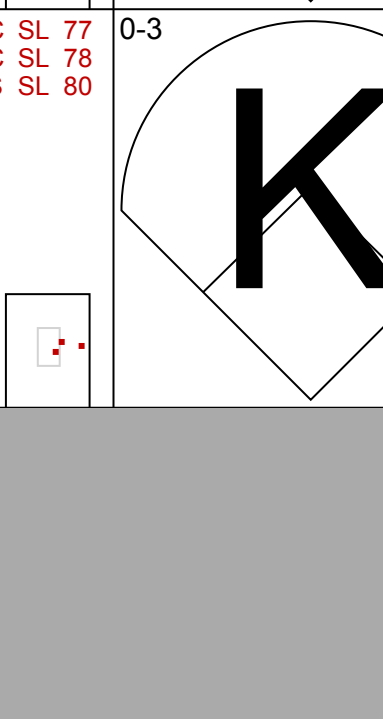
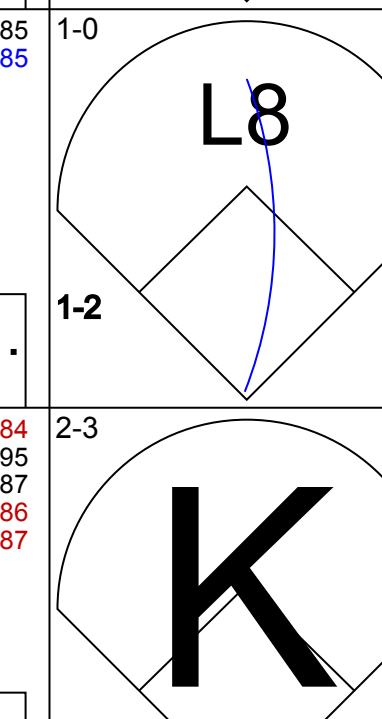

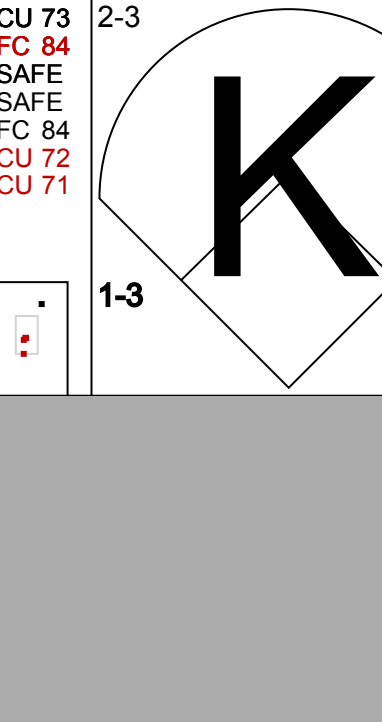
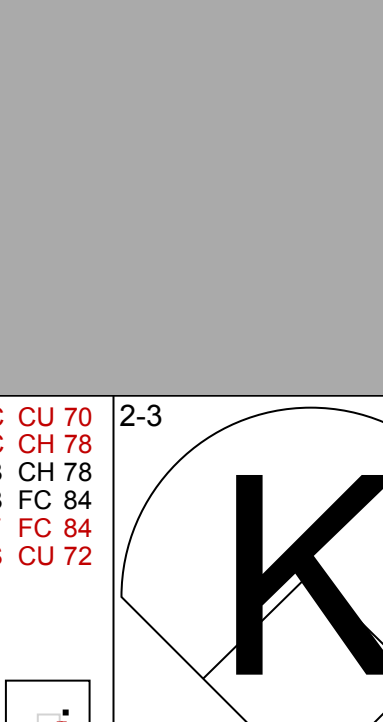
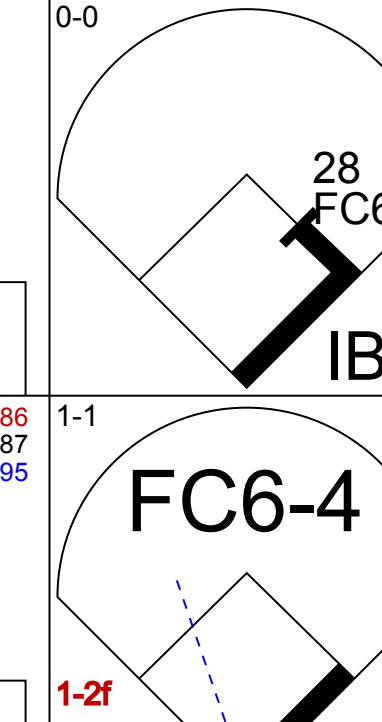


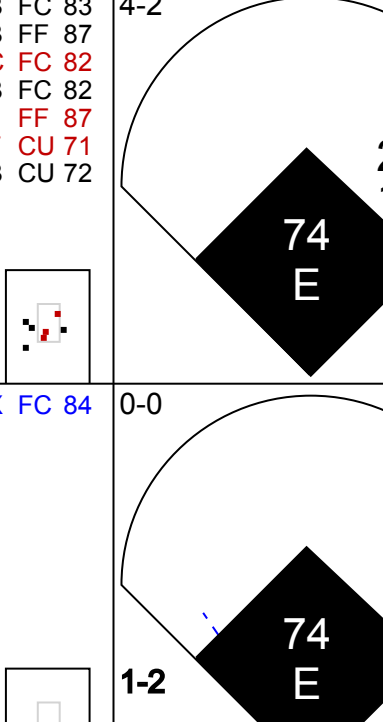


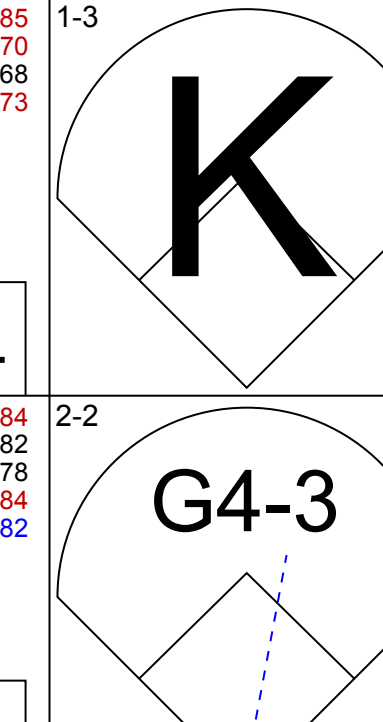
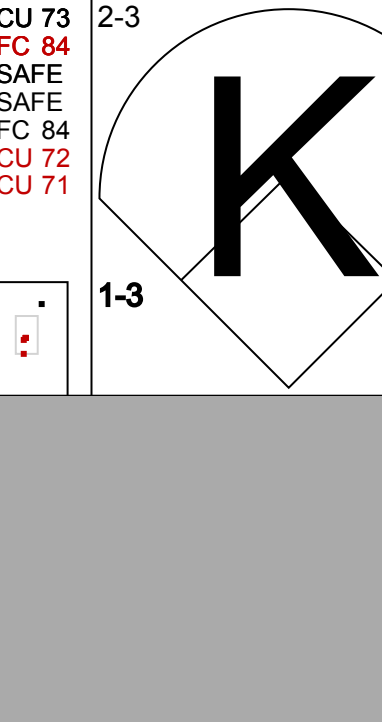
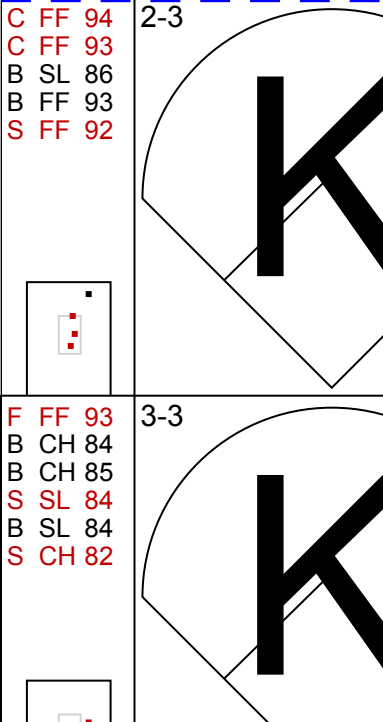
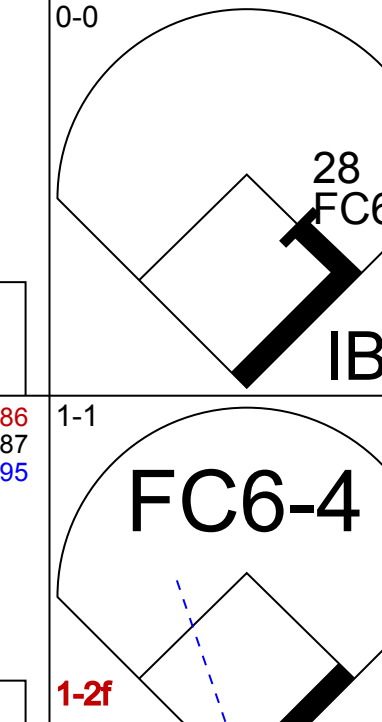





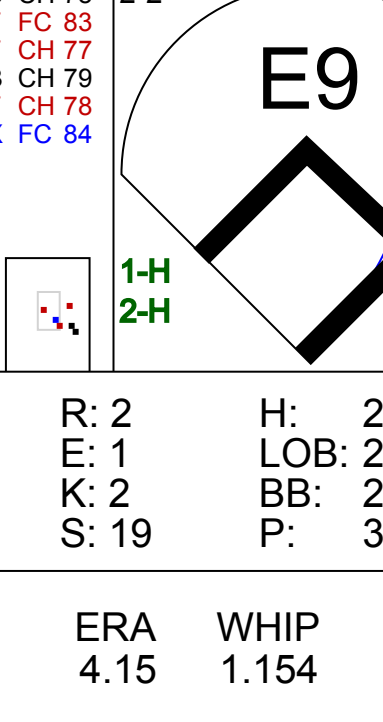
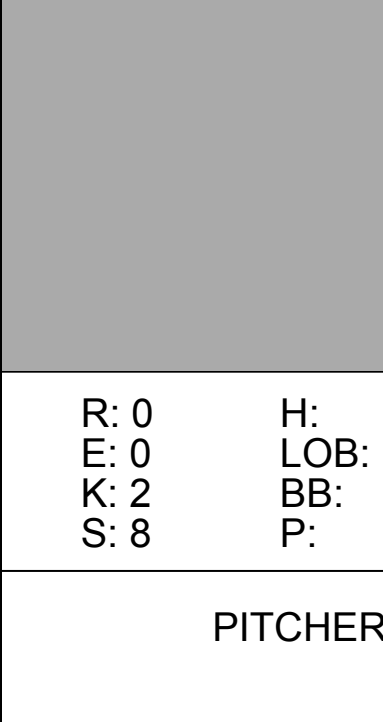
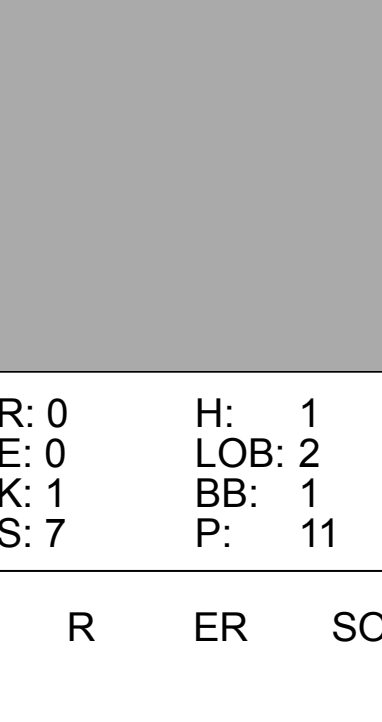
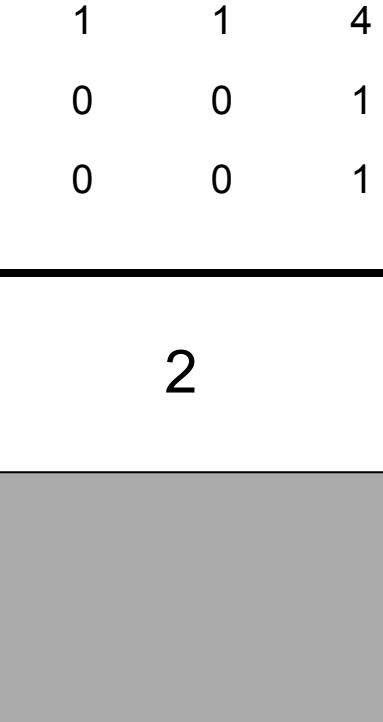
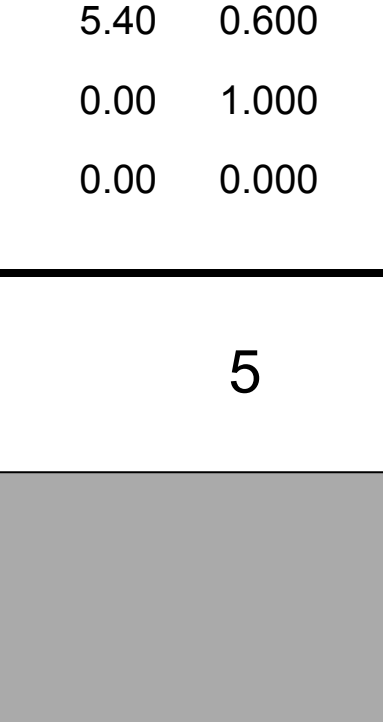
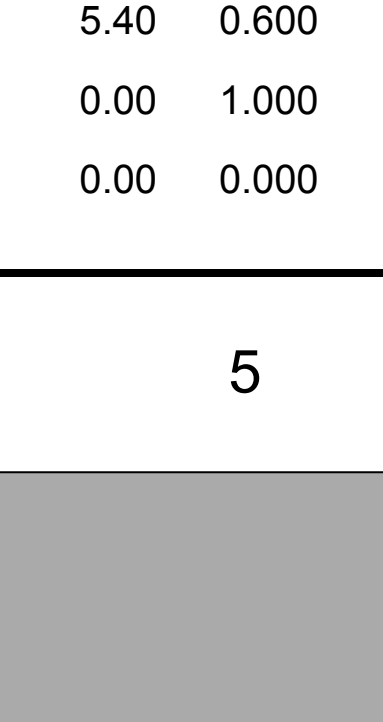
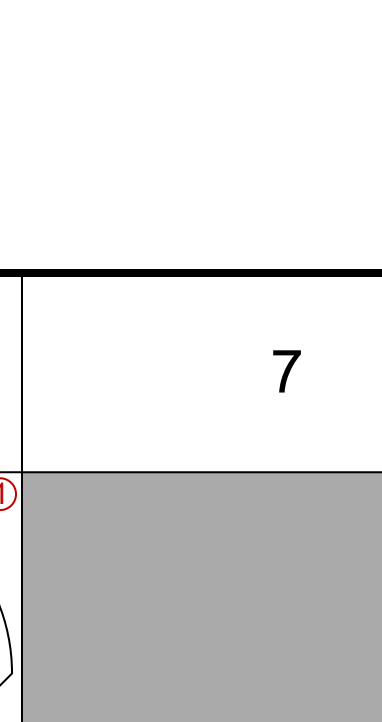
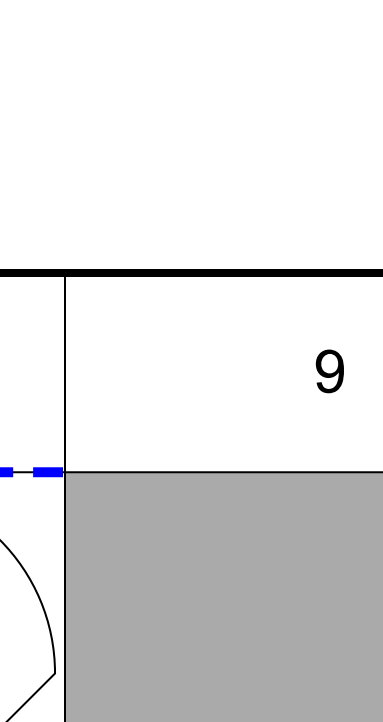
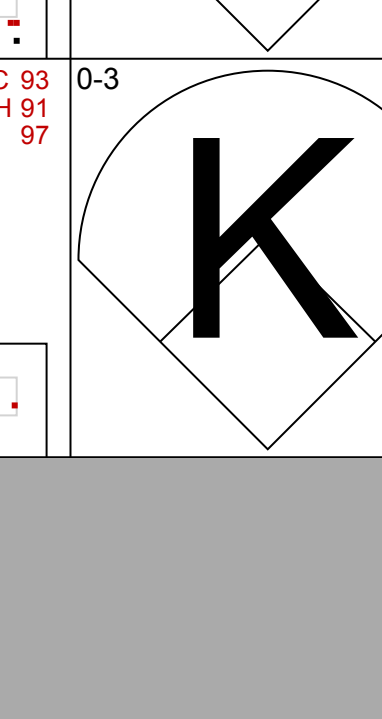



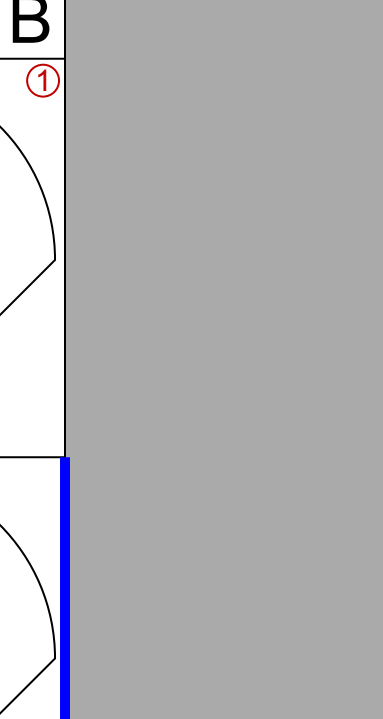



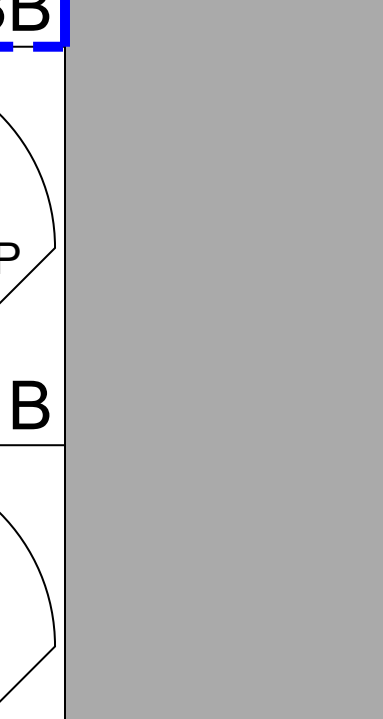
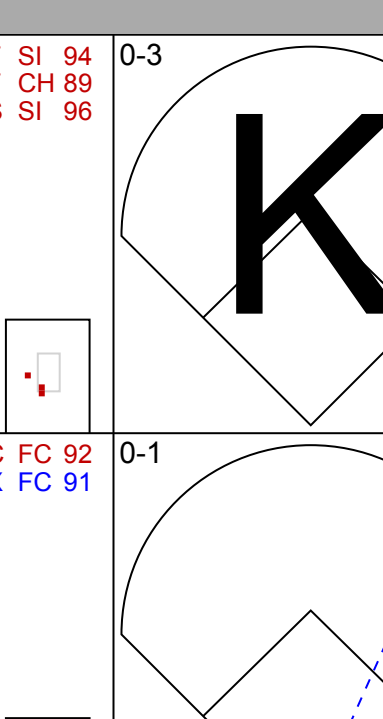
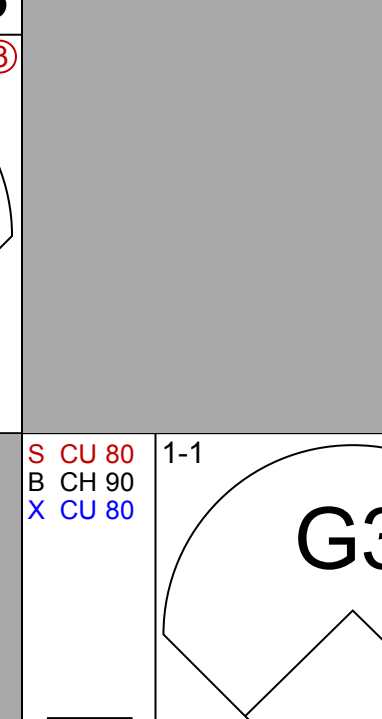
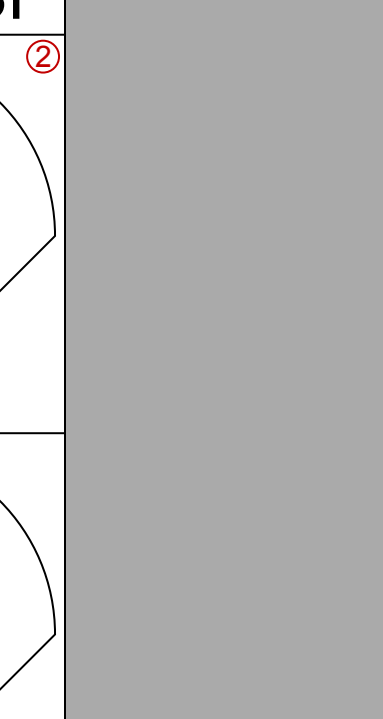
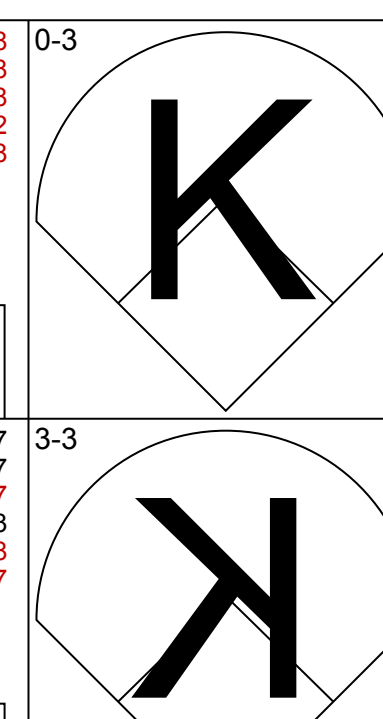
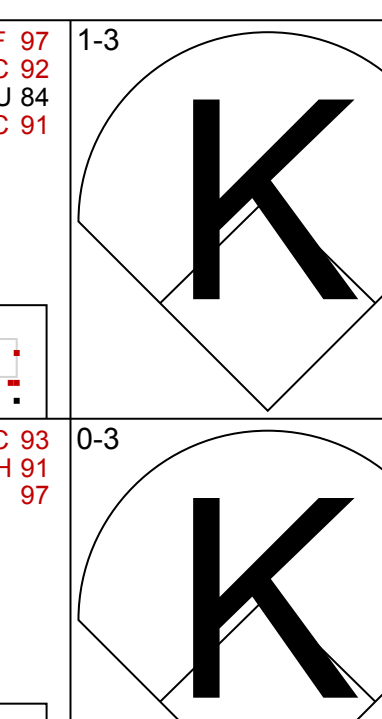
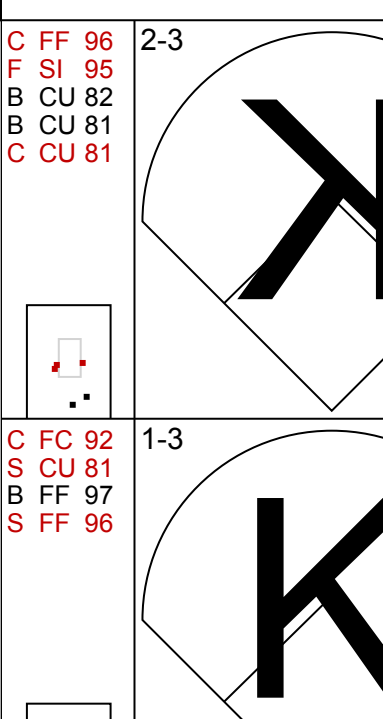
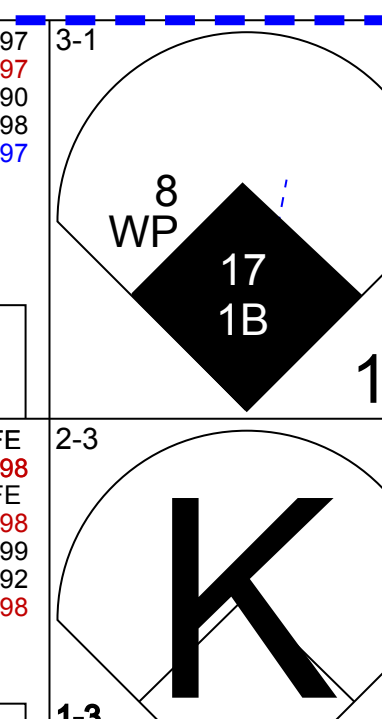
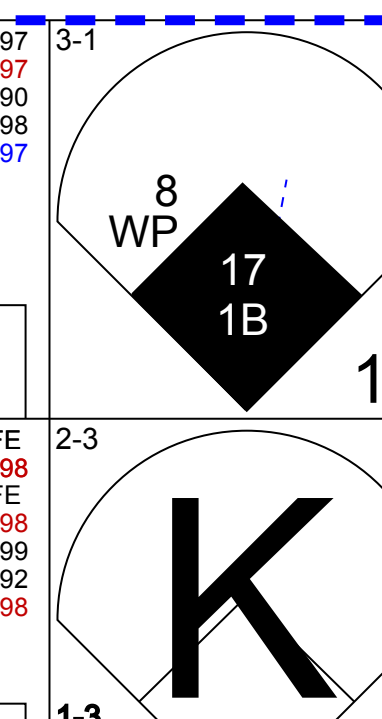
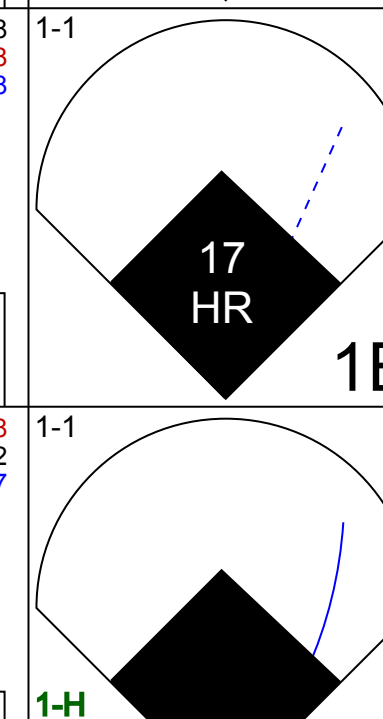

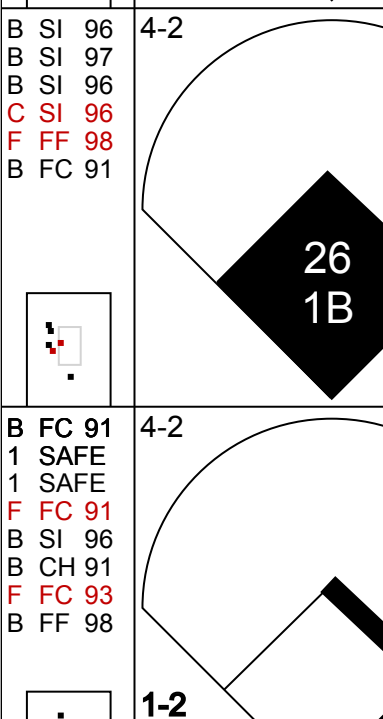
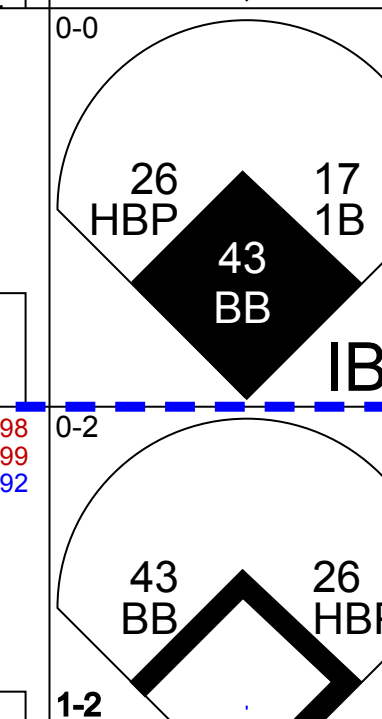
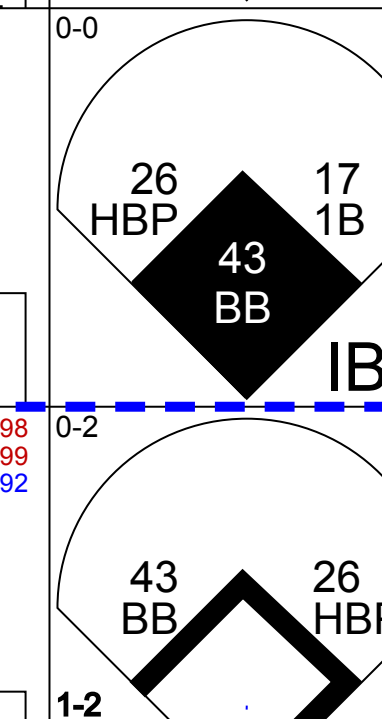

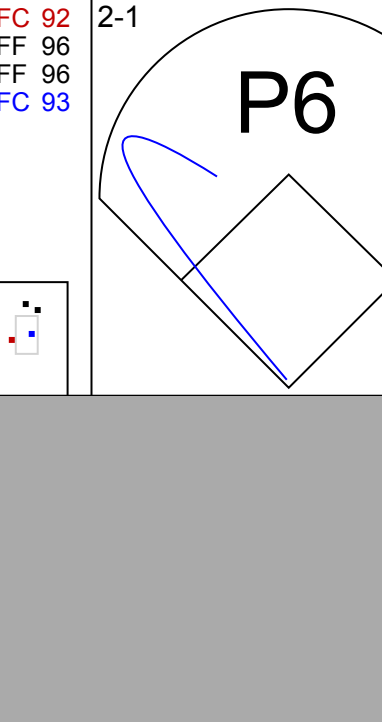
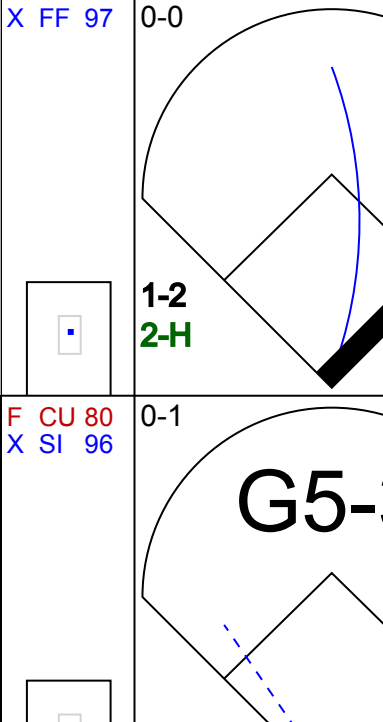
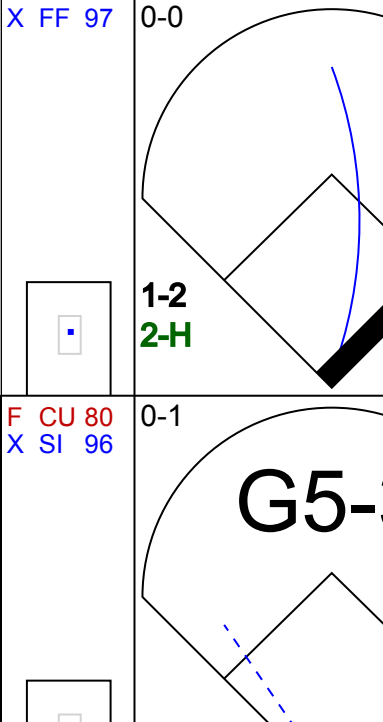
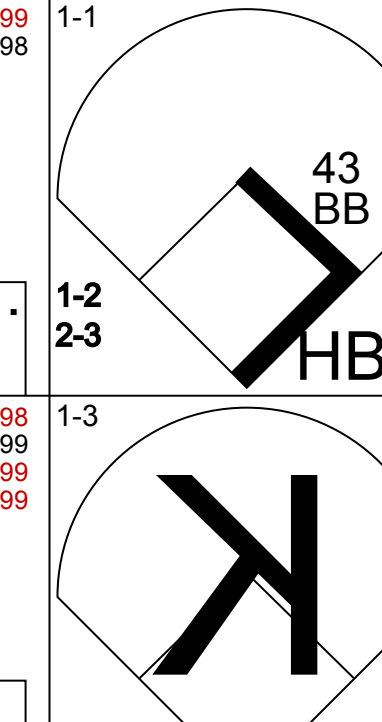
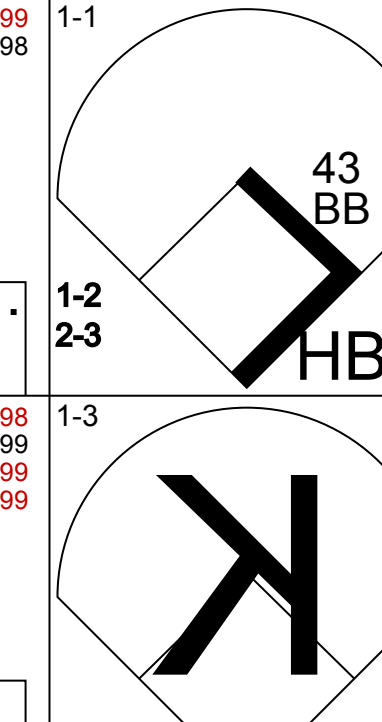




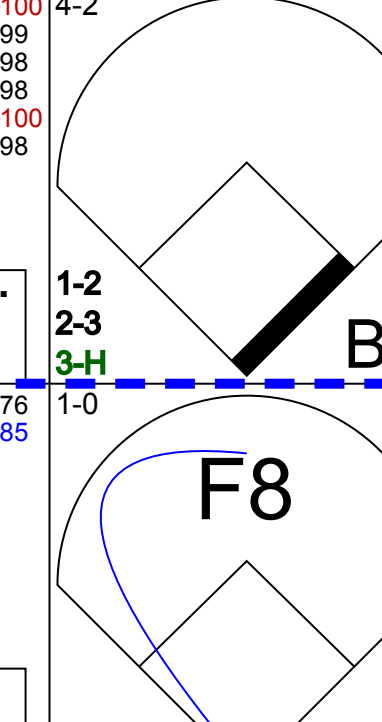
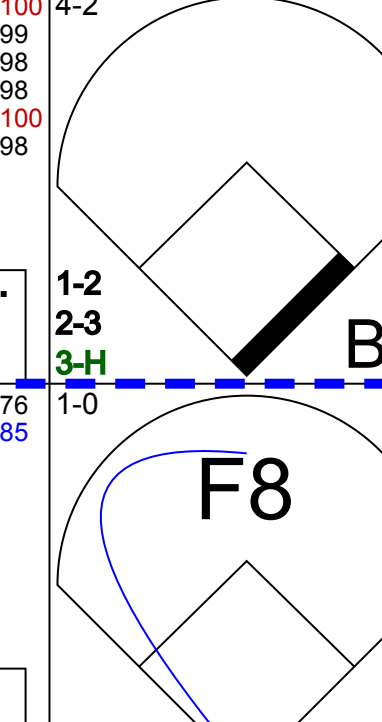

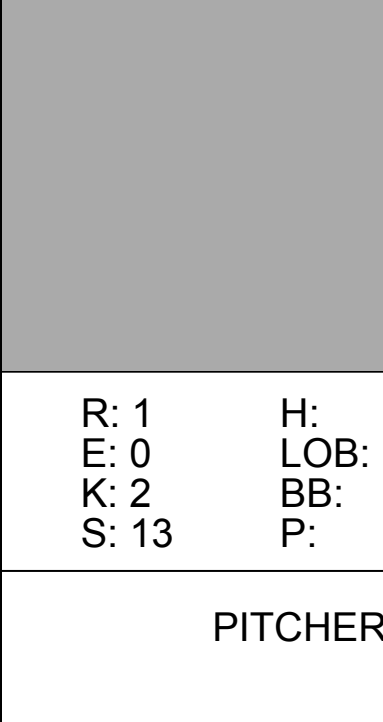
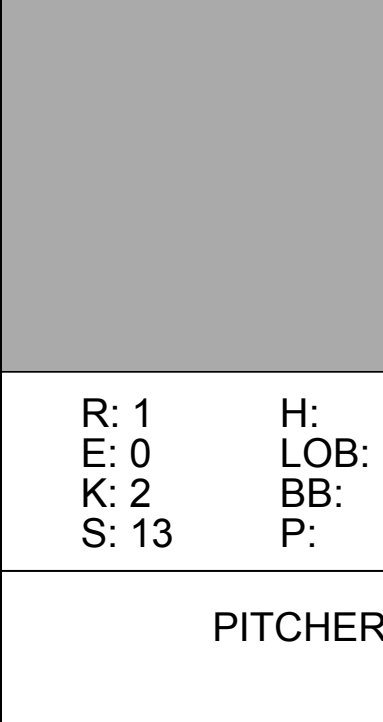
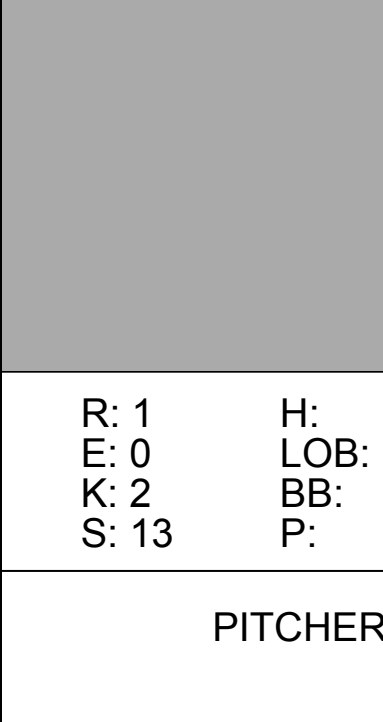
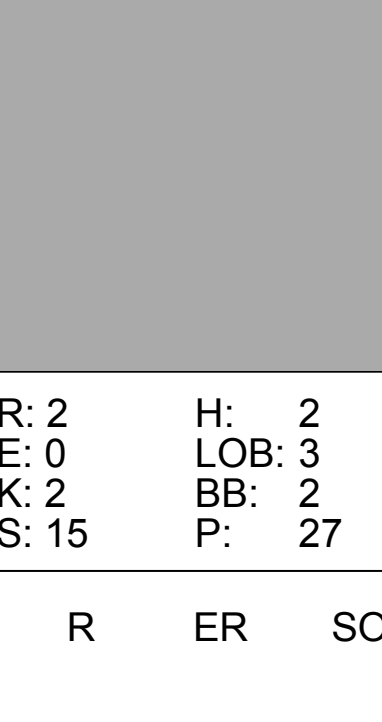
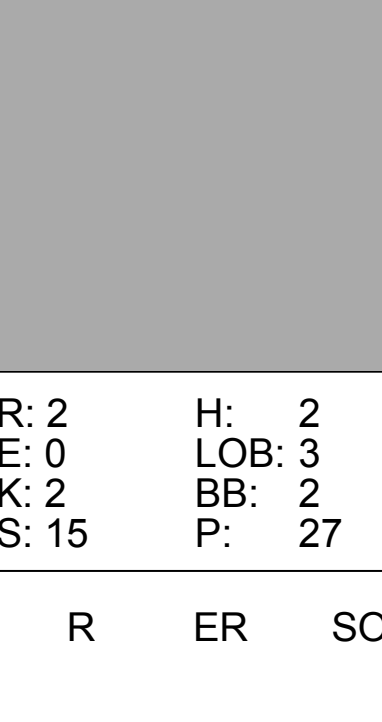





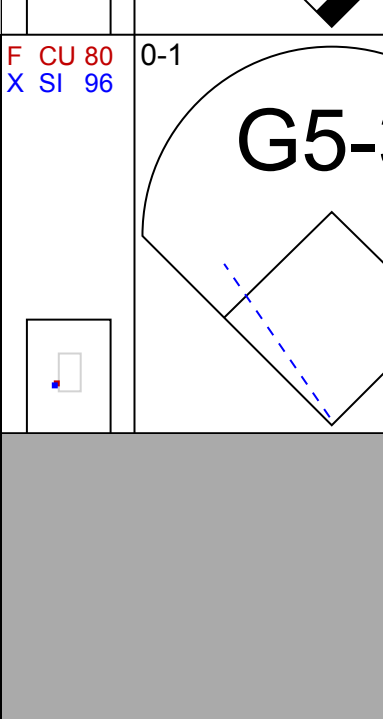
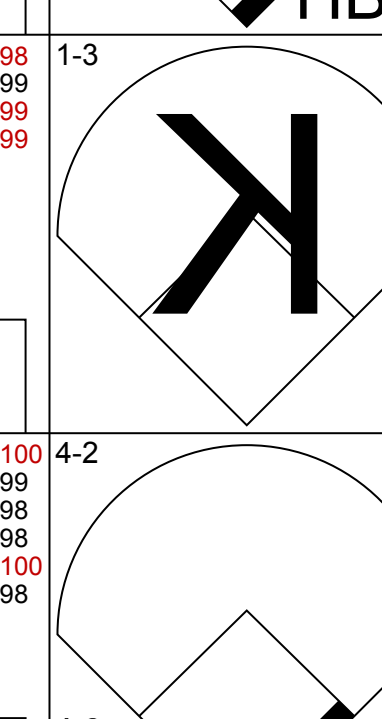
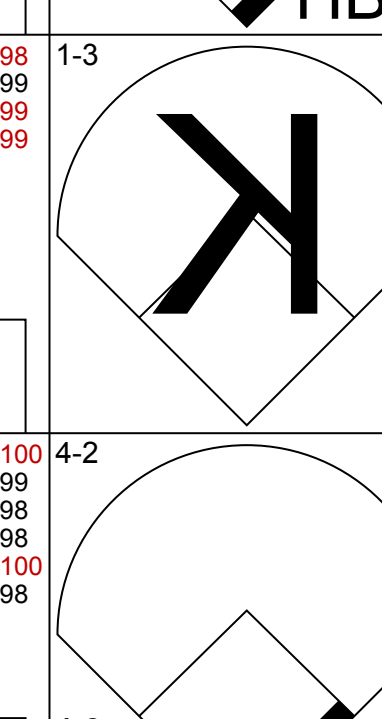
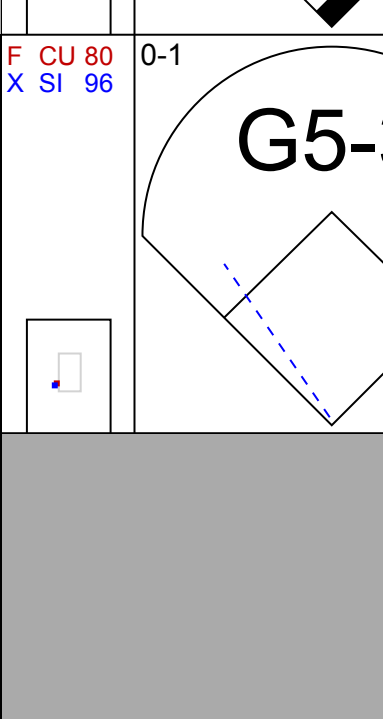
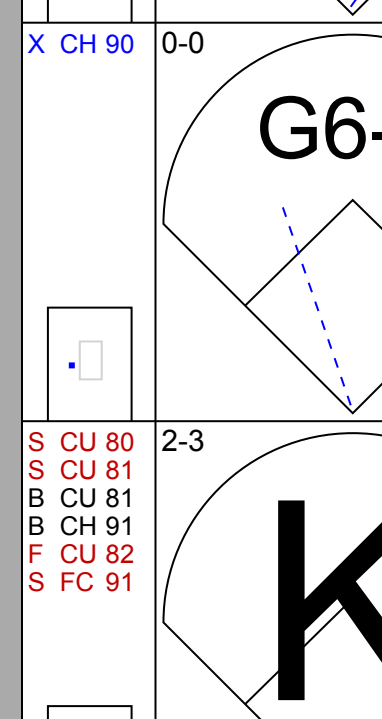
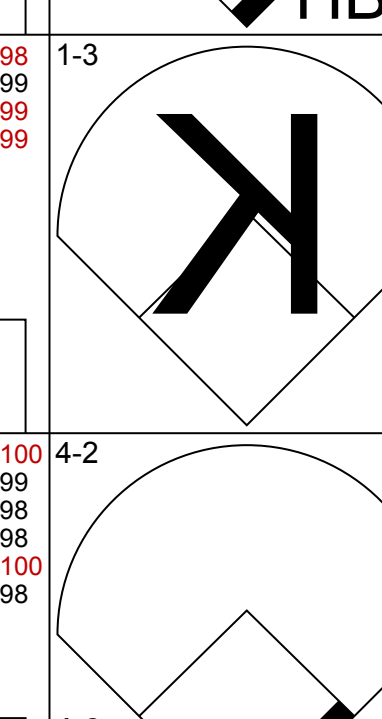
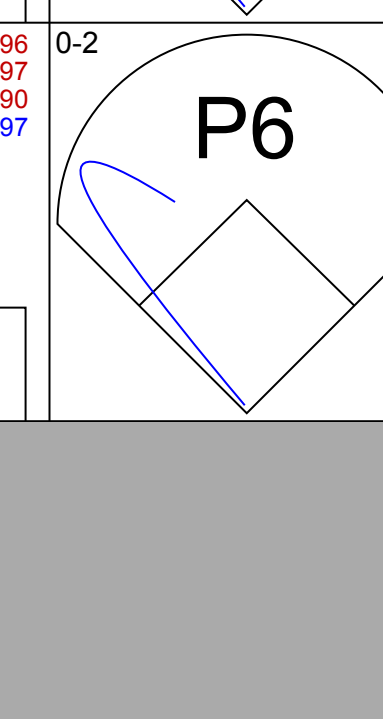
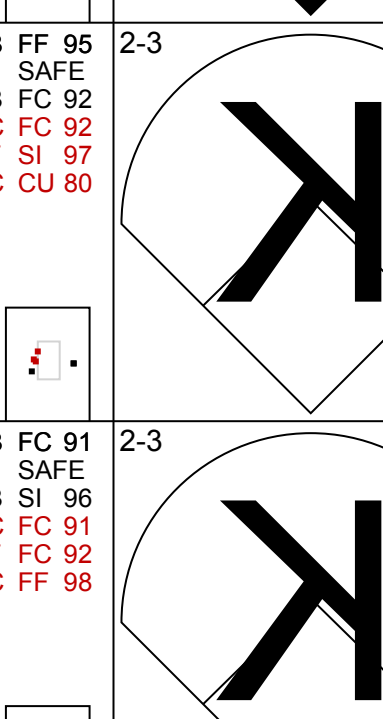

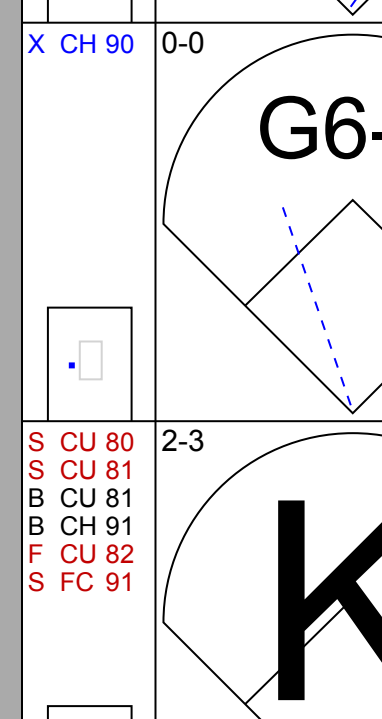
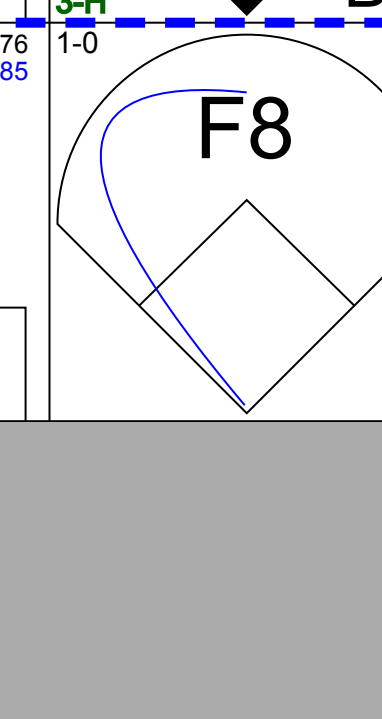
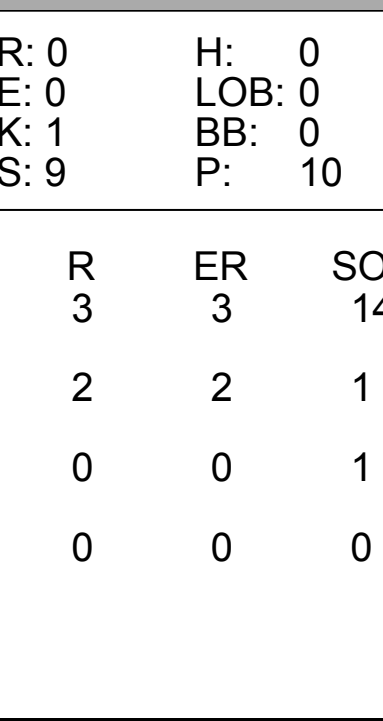
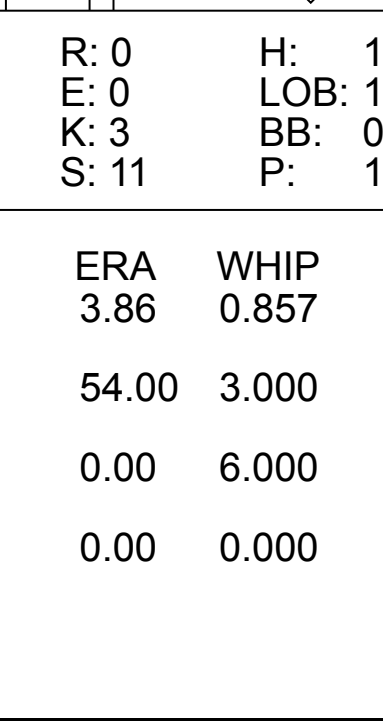
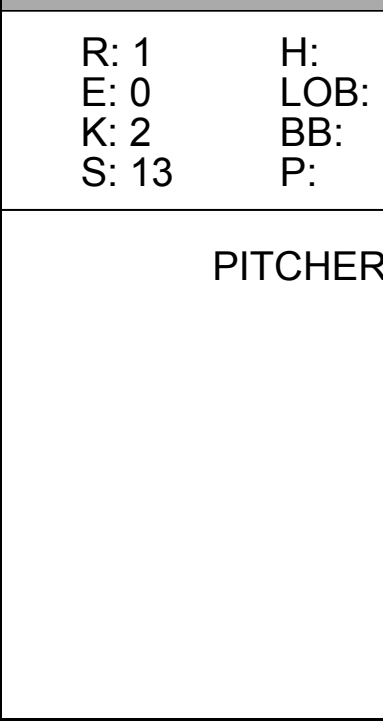
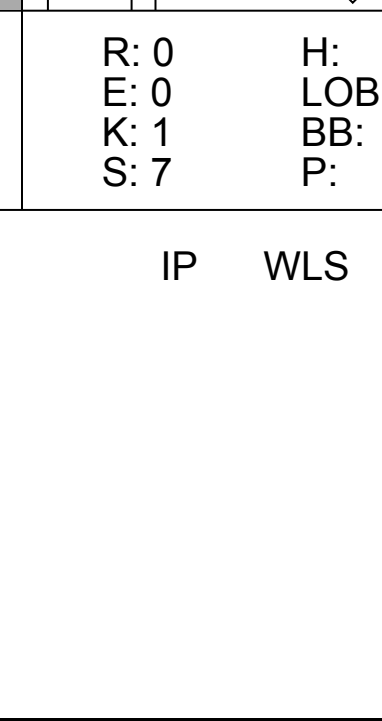
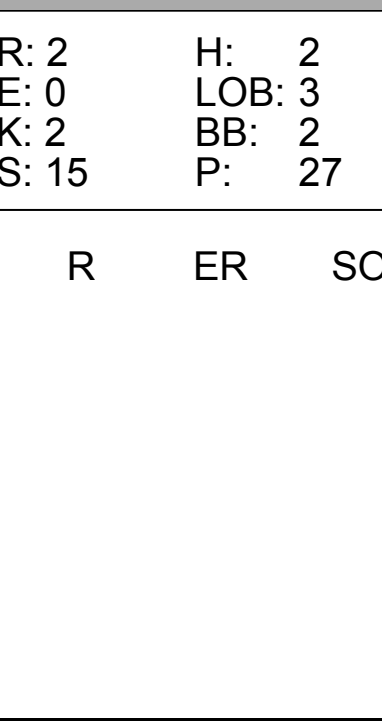
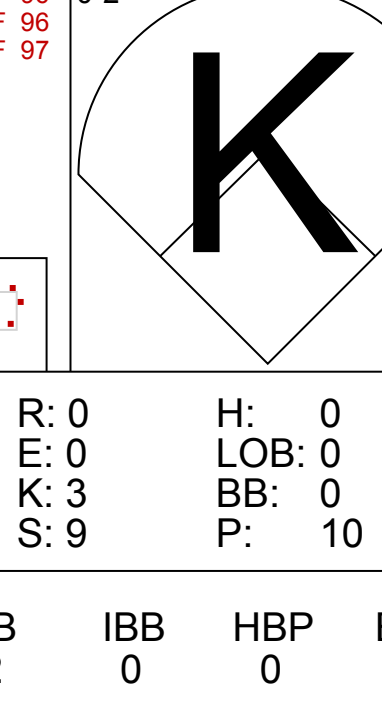
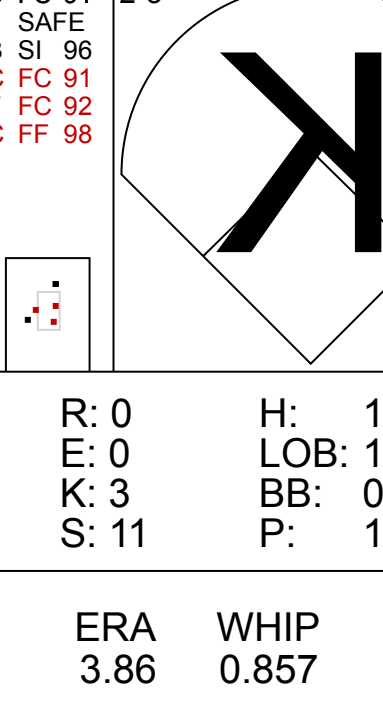
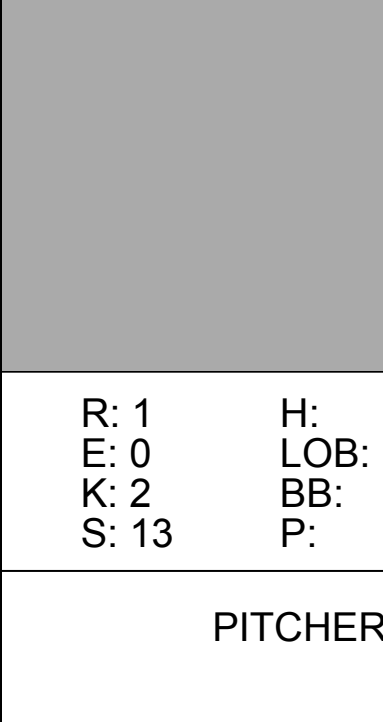
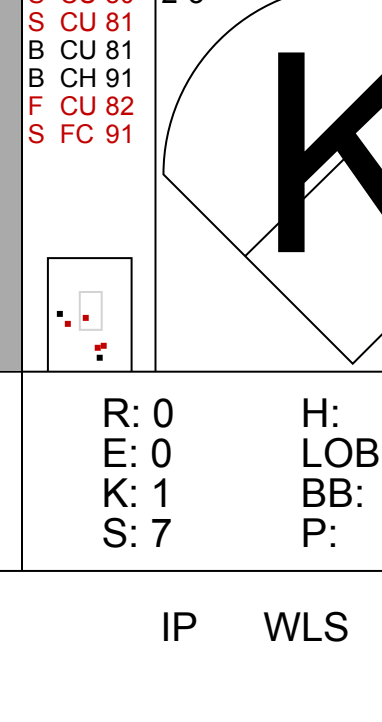
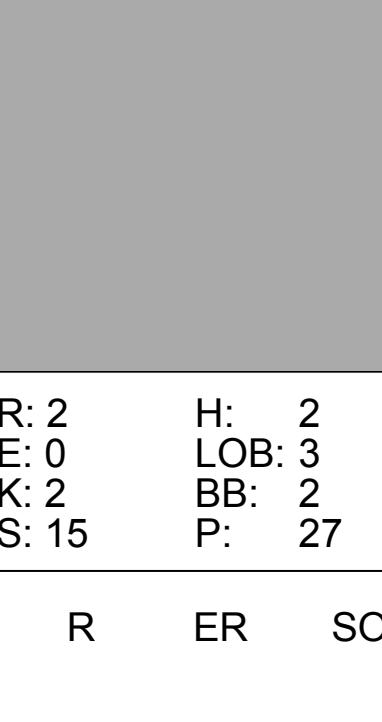
Batter	1	2	3	4	5	6	7	8	9	AB	R	H	RBI	BB	SO	LOB	BOTTOM						
2 Jazz Chisholm Jr., L (1, 4) OBP: 0.361, SLG: 0.509	14 CS 24 S 1B			19 BB		1B			K	3	0	2	0	1	1	0	Philadelphia Phillies @ Miami Marlins loanDepot park, Miami, FL Tue May 25 2021, 6:42 PM - 9:29 PM EDT Att. 4,864 - Roof Closed - 69 F						
54 Ross Detwiler, R (9, 1) OBP: 0.500, SLG: 0.900	1B			BB		1B			L3	3	0	0	0	1	1	1							
19 Miguel Rojas, R (1, 6) OBP: 0.356, SLG: 0.435	K			BB		F9			L3	3	0	0	0	1	1	1							
24 Jesús Aguilar, R (1, 3) OBP: 0.324, SLG: 0.476	P4			L7		G5-3			G5-3	4	0	0	0	0	4	4							
14 Adam Duvall, R (1, 8) OBP: 0.258, SLG: 0.431	CS			BB		L9			P5	3	0	0	0	1	1	0							
26 Garrett Cooper, R (1, 9) OBP: 0.331, SLG: 0.432	F9			BB		G6-4-3			BB	3	0	1	0	1	0	1							
34 Magneuris Sierra, L (9, PH) OBP: 0.297, SLG: 0.254	F9			BB		BB			1B	0	0	0	0	0	0	0							
23 Corey Dickerson, L (1, 7) OBP: 0.344, SLG: 0.388	G3			L9		FC6-4 38 1B			F8	4	0	0	0	0	2	2							
38 Jorge Alfaro, R (1, 2) OBP: 0.233, SLG: 0.238	G6-3			K2-3		1B			G4-3	3	0	1	0	0	1	0							
5 Jon Berti, R (1, 5) OBP: 0.293, SLG: 0.313	BB			F8		K			K2-3	3	0	1	0	0	2	2							
22 Sandy Alcantara, R (1, 1) OBP: 0.136, SLG: 0.143	K			K		K			K	2	0	0	0	0	1	0							
1 Isan Diaz, L (8, PH) OBP: 0.237, SLG: 0.255	K			K		K			K	1	0	0	0	0	1	0							
Inning Stats	R: 0 E: 0 K: 1 S: 9	H: 1 LOB: 0 BB: 0 P: 13	R: 0 E: 0 K: 1 S: 12	H: 0 LOB: 0 BB: 0 P: 16	R: 0 E: 0 K: 1 S: 16	H: 1 LOB: 3 BB: 2 P: 29	R: 0 E: 0 K: 0 S: 4	H: 0 LOB: 0 BB: 1 P: 8	R: 0 E: 0 K: 2 S: 8	H: 0 LOB: 0 BB: 0 P: 11	R: 0 E: 0 K: 0 S: 12	H: 1 LOB: 2 BB: 1 P: 16	R: 0 E: 0 K: 0 S: 7	H: 1 LOB: 1 BB: 0 P: 9	R: 0 E: 0 K: 0 S: 10	H: 1 LOB: 1 BB: 0 P: 17	1B: 5 2B: 0 3B: 0 HR: 0	SF: 0 SAC: 0 DP: 1 HBP: 0	WP: 0 PB: 0 SB: 2 CS: 1	PA: 34			
PITCHER	IP WLS BF H R ER SO BB IBB HBP BLK WP HR S P ERA WHIP	6.0 W 21 3 0 0 0 3 0 0 0 0 0 7 17 0.00 1.000	1.0 H 5 1 0 0 0 1 0 0 0 0 0 7 9 0.00 0.000	1.0 H 3 0 0 0 2 0 0 0 0 0 0 7 9 0.00 0.000	1.0 S 4 1 0 0 0 0 0 0 0 0 0 10 17 0.00 1.000																		

AB 28
 R 2
 H 2
 RBI 2
 BB 1
 SO 6
 LOB 2



AB 29
 R 0
 H 5
 RBI 0
 BB 4
 SO 7
 LOB 11



Batter	1	2	3	4	5	6	7	8	9	AB	R	H	RBI	BB	SO	LOB	TOP										
22 Andrew McCutchen, R OBP: 0.317, SLG: 0.385										4	0	0	0	0	2	1	Philadelphia Phillies @ Tampa Bay Rays Tropicana Field, St. Petersburg, FL Sat May 29 2021, 1:12 PM - 4:16 PM EDT Att. 7,316 - Dome - 72 F										
2 Jean Segura, R OBP: 0.365, SLG: 0.456									3	0	1	0	1	1	0												
17 Rhys Hoskins, R OBP: 0.340, SLG: 0.500									4	0	1	0	0	1	3												
10 J.T. Realmuto, R OBP: 0.396, SLG: 0.473									3	0	0	0	1	1	2												
13 Brad Miller, L OBP: 0.361, SLG: 0.490									3	0	0	0	1	3	1												
29 Nick Maton, L OBP: 0.311, SLG: 0.392									0	0	0	0	0	0	0												
28 Alec Bohm, R OBP: 0.244, SLG: 0.310									4	0	0	0	0	2	2												
37 Odúbel Herrera, L OBP: 0.333, SLG: 0.390									3	1	0	0	1	2	0												
24 Roman Quinn, S OBP: 0.306, SLG: 0.288									2	1	1	0	0	1	0												
7 Matt Joyce, L OBP: 0.269, SLG: 0.195									2	1	1	1	0	0	0												
74 Ronald Torreyes, R OBP: 0.387, SLG: 0.414									4	0	1	2	0	2	0												
Inning Stats	R: 0 H: 1 E: 0 K: 2 S: 10	H: 1 LOB: 1 BB: 0 P: 14	R: 0 H: 0 E: 0 K: 2 S: 10	H: 0 LOB: 0 BB: 0 P: 14	R: 0 H: 0 E: 0 K: 2 S: 8	H: 0 LOB: 0 BB: 0 P: 9	R: 0 H: 0 E: 0 K: 1 S: 11	H: 0 LOB: 1 BB: 2 P: 21	R: 2 H: 2 E: 1 K: 2 S: 19	H: 2 LOB: 2 BB: 2 P: 32	R: 0 H: 0 E: 0 K: 2 S: 8	H: 0 LOB: 0 BB: 0 P: 14	R: 1 H: 1 E: 0 K: 2 S: 10	H: 1 LOB: 0 BB: 0 P: 14	R: 0 H: 1 E: 0 K: 1 S: 7	H: 1 LOB: 2 BB: 1 P: 13	1B: 3 2B: 1 3B: 0 HR: 1	SF: 0 SAC: 0 DP: 0 HBP: 0	WP: 0 PB: 0 SB: 2 CS: 0	PA: 36							
PITCHER	IP	WLS	BF	H	R	ER	SO	BB	IBB	HBP	BLK	WP	HR	S	P	ERA	WHIP										
48 Ryan Yarbrough, L ERA: 4.26	4.1		18	3	2	2	8	2	0	0	0	0	0	51	78	4.15	1.154										
81 Ryan Thompson, R ERA: 2.31	1.0		4	0	0	0	1	1	0	0	0	0	0	9	15	0.00	1.000										
59 Jeffrey Springs, L ERA: 3.47	1.2		6	1	1	1	4	0	0	0	0	0	1	16	25	5.40	0.600										
63 Diego Castillo, R ERA: 3.2	1.0	W	5	1	0	0	1	0	1	0	0	0	0	7	11	0.00	1.000										
34 J.P. Feyereisen, R ERA: 2.95	1.0	S	3	0	0	0	1	0	0	0	0	0	0	9	13	0.00	0.000										
Batter	1	2	3	4	5	6	7	8	9	AB	R	H	RBI	BB	SO	LOB	BOTTOM										
56 Randy Arozarena, R OBP: 0.355, SLG: 0.423										4	1	1	0	0	3	0	Philadelphia Phillies @ Tampa Bay Rays Tropicana Field, St. Petersburg, FL Sat May 29 2021, 1:12 PM - 4:16 PM EDT Att. 7,316 - Dome - 72 F										
8 Brandon Lowe, L OBP: 0.314, SLG: 0.384										4	0	0	0	0	4	1											
2 Yandy Diaz, R OBP: 0.387, SLG: 0.299										2	2	1	0	2	0	0											
6 Taylor Walls, S OBP: 0.408, SLG: 0.389										0	1	0	0	0	0	0											
17 Austin Meadows, L OBP: 0.333, SLG: 0.503										3	1	2	3	1	1	0											
26 Ji Man Choi, L OBP: 0.500, SLG: 0.618										3	0	1	1	0	1	0											
13 Manuel Margot, R OBP: 0.279, SLG: 0.382										4	0	0	0	0	3	5											
18 Joey Wendle, L OBP: 0.362, SLG: 0.532										3	0	1	0	0	0	0											
43 Mike Brosseau, R OBP: 0.257, SLG: 0.337										0	0	0	1	1	0	0											
28 Francisco Mejia, S OBP: 0.323, SLG: 0.427										4	0	0	0	0	1	4											
39 Kevin Kiermaier, L OBP: 0.275, SLG: 0.270										3	0	0	0	0	3	1											
Inning Stats	R: 2 H: 2 E: 0 K: 3 S: 16	H: 2 LOB: 0 BB: 0 P: 24	R: 0 H: 0 E: 0 K: 1 S: 9	H: 0 LOB: 0 BB: 0 P: 10	R: 0 H: 0 E: 0 K: 3 S: 9	H: 0 LOB: 0 BB: 0 P: 10	R: 0 H: 0 E: 0 K: 1 S: 6	H: 0 LOB: 0 BB: 0 P: 8	R: 0 H: 1 E: 0 K: 3 S: 11	H: 1 LOB: 0 BB: 0 P: 15	R: 1 H: 1 E: 0 K: 2 S: 13	H: 1 LOB: 2 BB: 2 P: 24	R: 0 H: 0 E: 0 K: 1 S: 7	H: 0 LOB: 0 BB: 0 P: 10	R: 2 H: 2 E: 0 K: 2 S: 15	H: 2 LOB: 3 BB: 2 P: 27	1B: 5 2B: 0 3B: 0 HR: 1	SF: 0 SAC: 0 DP: 0 HBP: 1	WP: 1 PB: 0 SB: 0 CS: 0	PA: 35							
PITCHER	IP	WLS	BF	H	R	ER	SO	BB	IBB	HBP	BLK	WP	HR	S	P	ERA	WHIP										
45 Zack Wheeler, R ERA: 2.52	7.0		27	4	3	3	14	2	0	0	0	1	0	5	10	54.00	3.000										
54 Sam Coonrod, R ERA: 3.63	0.1	L	3	1	2	2	1	0	1	0	0	1	0	5	10	54.00	3.000										
46 José Alvarado, L ERA: 3.63	0.1		4	1	0	0	1	1	0	1	0	0	0	9	15	0.00	6.000										
23 Archie Bradley, R ERA: 7.11	0.1		1	0	0	0	0	0	0	0	0	0	0	1	2	0.00	0.000										

Batter	1	2	3	4	5	6	7	8	9	AB	R	H	RBI	BB	SO	LOB	TOP					
37 Odiel Herrera, L (1,8) OBP: 0.339, SLG: 0.391										5	0	3	0	0	0	4	Philadelphia Phillies @ Cincinnati Reds Great American Ball Park, Cincinnati, OH Mon May 31 2021, 2:13 PM - 5:04 PM EDT Att: 17,878 - Sunny - 71 F					
2 Jean Segura, R (1,4) OBP: 0.385, SLG: 0.458										4	1	1	0	0	0	2						
41 David Hale, R (7,1)										0	0	0	0	0	0	0						
50 Héctor Neris, R (8,1)										0	0	0	0	0	0	0						
7 Matt Joyce, L (9,PH) OBP: 0.259, SLG: 0.186										1	0	0	0	0	0	1						
17 Rhys Hoskins, R (1,3) OBP: 0.336, SLG: 0.490										4	0	1	0	0	1	2						
5 Andrew Knapp, S (8,3) OBP: 0.218, SLG: 0.213										0	0	0	0	0	0	0						
10 J.T. Realmuto, R (1,2) OBP: 0.394, SLG: 0.475										3	0	1	1	1	0	0						
13 Brad Miller, L (1,9) OBP: 0.353, SLG: 0.481										4	0	0	0	0	1	3						
22 Andrew McCutchen, R (1,7) OBP: 0.319, SLG: 0.362										3	0	1	0	1	1	0						
28 Alec Bohm, R (1,5) OBP: 0.249, SLG: 0.302										2	0	0	0	2	1	1						
74 Ronald Torreyes, R (1,6) OBP: 0.342, SLG: 0.361										4	0	1	0	0	1	2						
21 Vince Velasquez, R (1,1) OBP: 0.182, SLG: 0.100										1	0	0	0	0	1	2						
29 Nick Maton, L (4,PH) OBP: 0.359, SLG: 0.388										1	0	0	0	0	1	2						
57 Chase Anderson, R (4,1) OBP: 0.333, SLG: 0.349										0	0	0	0	0	0	0						
9 Travis Jankowski, L (7,PH) OBP: 0.282, SLG: 0.326										2	0	0	0	0	1	0						
Inning Stats	R: 0 E: 0 K: 1 S: 12	H: 2 LOB: 2 BB: 1 P: 23	R: 0 E: 0 K: 1 S: 8	H: 1 LOB: 2 BB: 1 P: 15	R: 1 E: 0 K: 1 S: 15	H: 1 LOB: 0 BB: 0 P: 22	R: 0 E: 0 K: 2 S: 11	H: 1 LOB: 2 BB: 1 P: 18	R: 0 E: 0 K: 1 S: 10	H: 0 LOB: 1 BB: 0 P: 14	R: 0 E: 0 K: 1 S: 7	H: 0 LOB: 0 BB: 0 P: 10	R: 0 E: 0 K: 1 S: 11	H: 1 LOB: 1 BB: 0 P: 19	R: 0 E: 0 K: 1 S: 8	H: 0 LOB: 1 BB: 1 P: 17	R: 0 E: 0 K: 1 S: 10	H: 1 LOB: 1 BB: 0 P: 12	1B: 6 2B: 2 3B: 0 HR: 0	SF: 0 SAC: 0 DP: 1 HBP: 0	WP: 0 PB: 0 SB: 0 CS: 0	PA: 38
PITCHER	IP WLS BF H R ER SO BB IBB HBP BLK WP HR S P ERA WHIP	6.0 W 26 6 1 1 6 3 0 0 0 0 0 63 102 1.50 1.500	1.0 4 1 0 0 1 0 0 0 0 0 0 11 19 0.00 1.000	1.0 4 0 0 0 1 1 0 0 0 0 8 17 0.00 1.000	1.0 4 1 0 0 0 0 0 0 0 0 10 12 0.00 1.000	PITCHER																
22 Wade Miley, L (1,1) ERA: 3.26																						
63 Sean Doolittle, L (7,1) ERA: 3.66																						
47 Brad Brach, R (8,1) ERA: 3.6																						
46 Michael Feliz, R (9,1) ERA: 5.79																						

AB	34
R	1
H	8
RBI	1
BB	4
SO	8
LOB	19



Batter	1	2	3	4	5	6	7	8	9	AB	R	H	RBI	BB	SO	LOB	BOTTOM
7 Eugenio Suárez, R (1,5) OBP: 0.240, SLG: 0.376										4	0	0	0	1	2	0	Philadelphia Phillies @ Cincinnati Reds Great American Ball Park, Cincinnati, OH Mon May 31 2021, 2:13 PM - 5:04 PM EDT Att: 17,878 - Sunny - 71 F
46 Michael Feliz, R (9,1)										5	0	1	2	0	1	0	
12 Tyler Naquin, L (1,8) OBP: 0.324, SLG: 0.481										4	1	1	0	0	0	2	
2 Nick Castellanos, R (1,9) OBP: 0.290, SLG: 0.533										0	0	0	0	0	0	0	
47 Brad Brach, R (8,1) ERA: 3.6										1	0	0	0	0	0	0	
6 Jonathan India, R (8,PH) OBP: 0.333, SLG: 0.349										4	2	1	0	1	0	2	
37 Tyler Stephenson, R (1,3) OBP: 0.331, SLG: 0.361										4	2	1	0	1	0	2	
32 Max Schrock, L (1,4) OBP: 0.290, SLG: 0.533										4	2	3	3	0	1	0	
0 Alex Blandino, R (7,PR) OBP: 0.304, SLG: 0.250										0	1	0	0	0	0	0	
16 Tucker Barnhart, L (1,2) OBP: 0.371, SLG: 0.444										3	3	2	0	1	0	1	
17 Kyle Farmer, R (1,6) OBP: 0.282, SLG: 0.326										4	1	3	5	0	0	1	
4 Shogo Akiyama, L (1,7) OBP: 0.275, SLG: 0.222										3	1	0	1	1	1	2	
22 Wade Miley, L (1,1) OBP: 0.188, SLG: 0.133																	

Batter	1	2	3	4	5	6	7	8	9	AB	R	H	RBI	BB	SO	LOB	TOP					
7 Trea Turner, R OBP: 0.356, SLG: 0.495	G4-3			BB		K		1B		3	1	1	0	1	1	0	Washington Nationals @ Philadelphia Phillies Citizens Bank Park, Philadelphia, PA Fri Jun 04 2021, 7:08 PM - 10:03 PM EDT Att: 15,030 - Partly Cloudy - 72 F					
5 Josh Harrison, R OBP: 0.337, SLG: 0.380	K			G5-3		G6-3		P6		4	0	0	0	0	1	2						
22 Juan Soto, L OBP: 0.408, SLG: 0.447	G6-3			K		HR		F8		4	1	1	1	0	1	2						
19 Josh Bell, S OBP: 0.276, SLG: 0.403	G3-1			2B		F8		CS		4	0	2	1	0	0	0						
12 Kyle Schwarber, L OBP: 0.320, SLG: 0.436	K			G4-3				G4-6-3		4	0	0	0	0	1	2						
17 Andrew Stevenson, L OBP: 0.296, SLG: 0.339										0	0	0	0	0	0	0						
13 Starlin Castro, R OBP: 0.303, SLG: 0.318	G6-3							G4-3		4	0	1	0	0	1	0						
6 Alex Avila, L OBP: 0.321, SLG: 0.326	F7					K				3	0	1	0	0	1	1						
16 Victor Robles, R OBP: 0.336, SLG: 0.291	G4-3					F8				2	0	0	0	1	0	1						
31 Max Scherzer, R OBP: 0.341, SLG: 0.510	F7					G6-3				3	0	0	0	0	2	3						
44 Daniel Hudson, R OBP: 0.281, SLG: 0.267										0	0	0	0	0	0	0						
52 Brad Hand, L OBP: 0.258, SLG: 0.310										0	0	0	0	0	0	0						
Inning Stats	R: 0 H: 0 E: 0 K: 1 S: 10	H: 0 LOB: 0 BB: 0 P: 14	R: 0 H: 0 E: 0 K: 1 S: 7	H: 0 LOB: 0 BB: 0 P: 11	R: 0 H: 0 E: 0 K: 1 S: 9	H: 0 LOB: 0 BB: 0 P: 12	R: 1 H: 1 E: 0 K: 1 S: 13	H: 1 LOB: 1 BB: 0 P: 20	R: 0 H: 1 E: 0 K: 1 S: 7	H: 1 LOB: 2 BB: 1 P: 13	R: 0 H: 1 E: 0 K: 2 S: 10	H: 1 LOB: 0 BB: 0 P: 11	R: 0 H: 1 E: 0 K: 0 S: 10	H: 1 LOB: 0 BB: 0 P: 18	R: 0 H: 1 E: 0 K: 0 S: 8	H: 1 LOB: 0 BB: 0 P: 12	1B: 3 2B: 2 3B: 0 HR: 1	SF: 0 SAC: 0 DP: 1 HBP: 0	WP: 0 PB: 0 SB: 0 CS: 1	PA: 34		
PITCHER	IP WLS BF H R ER SO BB IBB HBP BLK WP HR S P ERA WHIP	IP WLS BF H R ER SO BB IBB HBP BLK WP HR S P ERA WHIP	IP WLS BF H R ER SO BB IBB HBP BLK WP HR S P ERA WHIP	IP WLS BF H R ER SO BB IBB HBP BLK WP HR S P ERA WHIP	IP WLS BF H R ER SO BB IBB HBP BLK WP HR S P ERA WHIP	IP WLS BF H R ER SO BB IBB HBP BLK WP HR S P ERA WHIP	IP WLS BF H R ER SO BB IBB HBP BLK WP HR S P ERA WHIP	IP WLS BF H R ER SO BB IBB HBP BLK WP HR S P ERA WHIP	IP WLS BF H R ER SO BB IBB HBP BLK WP HR S P ERA WHIP	IP WLS BF H R ER SO BB IBB HBP BLK WP HR S P ERA WHIP	IP WLS BF H R ER SO BB IBB HBP BLK WP HR S P ERA WHIP	IP WLS BF H R ER SO BB IBB HBP BLK WP HR S P ERA WHIP	IP WLS BF H R ER SO BB IBB HBP BLK WP HR S P ERA WHIP	IP WLS BF H R ER SO BB IBB HBP BLK WP HR S P ERA WHIP	IP WLS BF H R ER SO BB IBB HBP BLK WP HR S P ERA WHIP	IP WLS BF H R ER SO BB IBB HBP BLK WP HR S P ERA WHIP	IP WLS BF H R ER SO BB IBB HBP BLK WP HR S P ERA WHIP	IP WLS BF H R ER SO BB IBB HBP BLK WP HR S P ERA WHIP	IP WLS BF H R ER SO BB IBB HBP BLK WP HR S P ERA WHIP	IP WLS BF H R ER SO BB IBB HBP BLK WP HR S P ERA WHIP	IP WLS BF H R ER SO BB IBB HBP BLK WP HR S P ERA WHIP	IP WLS BF H R ER SO BB IBB HBP BLK WP HR S P ERA WHIP

AB	31
R	2
H	6
RBI	2
BB	2
SO	8
LOB	11



Batter	1	2	3	4	5	6	7	8	9	AB	R	H	RBI	BB	SO	LOB	BOTTOM					
37 Odúbel Herrera, L OBP: 0.336, SLG: 0.433	G4-3		F7			K		F8		4	0	0	0	0	1	1	Washington Nationals @ Philadelphia Phillies Citizens Bank Park, Philadelphia, PA Fri Jun 04 2021, 7:08 PM - 10:03 PM EDT Att: 15,030 - Partly Cloudy - 72 F					
2 Jean Segura, R OBP: 0.394, SLG: 0.451	G5-3					F9		K		4	1	1	0	0	1	0						
17 Rhys Hoskins, R OBP: 0.341, SLG: 0.510	F7					1B		F8		4	0	1	0	0	1	1						
9 Travis Jankowski, L OBP: 0.500, SLG: 0.500						K		2B		0	0	0	0	0	0	0						
10 J.T. Realmuto, R OBP: 0.401, SLG: 0.464	G5-3					1B		K		3	0	1	1	0	1	1						
13 Brad Miller, L OBP: 0.339, SLG: 0.451	K					1B		F8		3	0	0	0	1	2	1						
22 Andrew McCutchen, R OBP: 0.335, SLG: 0.411	F8					1B		2B		3	0	2	0	0	0	0						
28 Alec Bohm, R OBP: 0.258, SLG: 0.310						K		K		3	0	1	0	0	2	3						
74 Ronald Torreyes, R OBP: 0.326, SLG: 0.432	L8					K		P3		3	0	0	0	0	1	2						
45 Zack Wheeler, L OBP: 0.200, SLG: 0.280	SH5-4					K		K		1	0	0	0	0	1	0						
46 José Alvarado, L OBP: 0.281, SLG: 0.267						K		K		0	0	0	0	0	0	0						
7 Matt Joyce, L OBP: 0.281, SLG: 0.267										1	0	0	0	0	1	0						
75 Connor Brogdon, R OBP: 0.258, SLG: 0.310										0	0	0	0	0	0	0						
Inning Stats	R: 0 H: 0 E: 0 K: 0 S: 6	H: 0 LOB: 0 BB: 0 P: 9	R: 0 H: 0 E: 0 K: 1 S: 10	H: 0 LOB: 0 BB: 0 P: 13	R: 0 H: 1 E: 0 K: 0 S: 5	H: 1 LOB: 1 BB: 0 P: 5	R: 1 H: 3 E: 0 K: 2 S: 12	H: 3 LOB: 2 BB: 1 P: 23	R: 0 H: 0 E: 0 K: 3 S: 9	H: 0 LOB: 0 BB: 0 P: 12	R: 0 H: 0 E: 0 K: 0 S: 10	H: 0 LOB: 0 BB: 0 P: 18	R: 0 H: 1 E: 0 K: 2 S: 10	H: 1 LOB: 1 BB: 0 P: 15	R: 0 H: 0 E: 0 K: 2 S: 11	H: 0 LOB: 0 BB: 0 P: 17	R: 0 H: 1 E: 0 K: 1 S: 10	H: 1 LOB: 1 BB: 0 P: 16	1B: 4 2B: 2 3B: 0 HR: 0	SF: 0 SAC: 1 DP: 0 HBP: 1	WP: 0 PB: 0 SB: 1 CS: 1	PA: 33
PITCHER	IP WLS BF H R ER SO BB IBB HBP BLK WP HR S P ERA WHIP	IP WLS BF H R ER SO BB IBB HBP BLK WP HR S P ERA WHIP	IP WLS BF H R ER SO BB IBB HBP BLK WP HR S P ERA WHIP	IP WLS BF H R ER SO BB IBB HBP BLK WP HR S P ERA WHIP	IP WLS BF H R ER SO BB IBB HBP BLK WP HR S P ERA WHIP	IP WLS BF H R ER SO BB IBB HBP BLK WP HR S P ERA WHIP	IP WLS BF H R ER SO BB IBB HBP BLK WP HR S P ERA WHIP	IP WLS BF H R ER SO BB IBB HBP BLK WP HR S P ERA WHIP	IP WLS BF H R ER SO BB IBB HBP BLK WP HR S P ERA WHIP	IP WLS BF H R ER SO BB IBB HBP BLK WP HR S P ERA WHIP	IP WLS BF H R ER SO BB IBB HBP BLK WP HR S P ERA WHIP	IP WLS BF H R ER SO BB IBB HBP BLK WP HR S P ERA WHIP	IP WLS BF H R ER SO BB IBB HBP BLK WP HR S P ERA WHIP	IP WLS BF H R ER SO BB IBB HBP BLK WP HR S P ERA WHIP	IP WLS BF H R ER SO BB IBB HBP BLK WP HR S P ERA WHIP	IP WLS BF H R ER SO BB IBB HBP BLK WP HR S P ERA WHIP	IP WLS BF H R ER SO BB IBB HBP BLK WP HR S P ERA WHIP	IP WLS BF H R ER SO BB IBB HBP BLK WP HR S P ERA WHIP	IP WLS BF H R ER SO BB IBB HBP BLK WP HR S P ERA WHIP	IP WLS BF H R ER SO BB IBB HBP BLK WP HR S P ERA WHIP	IP WLS BF H R ER SO BB IBB HBP BLK WP HR S P ERA WHIP	IP WLS BF H R ER SO BB IBB HBP BLK WP HR S P ERA WHIP

AB	29
R	1
H	6
RBI	1
BB	1
SO	11
LOB	9



Batter	1	2	3	4	5	6	7	8	9	AB	R	H	RBI	BB	SO	LOB	TOP					
13 Ronald Acuña Jr., R OBP: 0.395, SLG: 0.621										4	2	3	3	1	1	0						
5 Freddie Freeman, L OBP: 0.355, SLG: 0.443										5	0	1	1	0	1	2						
Ozzie Albies, S OBP: 0.328, SLG: 0.495										3	1	0	0	2	0	0						
27 Austin Riley, R OBP: 0.395, SLG: 0.536										5	1	3	2	0	1	0						
7 Dansby Swanson, R OBP: 0.289, SLG: 0.439										4	1	0	0	1	0	4						
34 Abraham Almonte, S OBP: 0.500, SLG: 0.667										4	1	2	0	0	0	0						
11 Ender Inciarte, L OBP: 0.311, SLG: 0.275										0	0	0	0	0	0	0						
24 William Contreras, R OBP: 0.323, SLG: 0.483										4	2	3	2	0	0	1						
38 Guillermo Heredia, R OBP: 0.330, SLG: 0.426										4	1	0	0	0	2	3						
18 Drew Smyly, L 67 Edgar Santana, R 61 Shane Greene, R 68 Tyler Matzek, L 23 Archie Bradley, S 15 Sean Newcomb, L 46 José Alvarado, S 33 A.J. Minter, L 51 Will Smith, R										3	0	0	0	0	0	2	1					
Inning Stats	R: 1 H: 1 E: 0 K: 1 S: 12	L: 1 BB: 1 P: 18	R: 0 H: 1 E: 0 K: 2 S: 16	L: 1 BB: 0 P: 26	R: 1 H: 1 E: 0 K: 2 S: 8	L: 1 BB: 0 P: 9	R: 1 H: 1 E: 0 K: 1 S: 12	L: 1 BB: 0 P: 14	R: 1 H: 3 E: 1 K: 1 S: 14	L: 3 BB: 2 P: 22	R: 0 H: 1 E: 0 K: 0 S: 7	L: 1 BB: 0 P: 8	R: 0 H: 0 E: 0 K: 0 S: 8	L: 0 BB: 1 P: 16	R: 5 H: 4 E: 1 K: 0 S: 18	L: 4 BB: 1 P: 31	R: 0 H: 0 E: 0 K: 0 S: 5	L: 0 BB: 0 P: 10	1B: 7 2B: 2 3B: 0 HR: 3	SF: 0 SAC: 0 DP: 2 HBP: 0	WP: 0 PB: 0 SB: 0 CS: 1	PA: 41
PITCHER	IP: 5.0 WLS: 0 BF: 23 ERA: 4.06	H: 7 R: 4 ER: 4 SO: 7	BB: 2 IBB: 0 HBP: 0 BLK: 0	WP: 0 HR: 2 S: 62 P: 89	ERA: 7.20 WHIP: 1.800	IP: 1.0 WLS: 0 BF: 3 ERA: 5.4	H: 0 R: 0 ER: 0 SO: 0	BB: 0 IBB: 0 HBP: 0 BLK: 0	WP: 0 HR: 0 S: 5 P: 10	ERA: 0.00 WHIP: 0.000												
27 Aaron Nola, R ERA: 4.06	23 Archie Bradley, R ERA: 4.35	46 José Alvarado, L ERA: 3.48	75 Connor Brogdon, R ERA: 5.09	54 Sam Coonrod, R ERA: 3.29	41 David Hale, R ERA: 5.4																	
Batter	1	2	3	4	5	6	7	8	9	AB	R	H	RBI	BB	SO	LOB	BOTTOM					
37 Odúbel Herrera, L OBP: 0.338, SLG: 0.429										5	0	1	0	0	0	4						
2 Jean Segura, R OBP: 0.379, SLG: 0.456										2	0	1	1	3	0	1						
17 Rhys Hoskins, R OBP: 0.325, SLG: 0.482										5	0	0	0	0	2	8						
3 Bryce Harper, L OBP: 0.398, SLG: 0.493										3	1	1	1	2	0	1						
10 J.T. Realmuto, R OBP: 0.410, SLG: 0.500										4	1	1	1	1	1	2						
22 Andrew McCutchen, R OBP: 0.335, SLG: 0.427										5	0	1	0	0	0	2						
28 Alec Bohm, R OBP: 0.259, SLG: 0.305										4	2	2	0	0	0	3						
74 Ronald Torreyes, R OBP: 0.315, SLG: 0.404										4	0	2	0	0	0	3						
27 Aaron Nola, R 30 Luke Williams, S 23 Archie Bradley, R 15 Sean Newcomb, L 46 José Alvarado, L 75 Connor Brogdon, R 54 Sam Coonrod, R 7 Matt Joyce, L 41 David Hale, R										8	0	0	1	0	0	0						
Inning Stats	R: 0 H: 0 E: 0 K: 0 S: 14	L: 0 BB: 1 P: 23	R: 0 H: 0 E: 0 K: 0 S: 8	L: 0 BB: 0 P: 12	R: 1 H: 2 E: 0 K: 0 S: 12	L: 2 BB: 1 P: 20	R: 1 H: 1 E: 0 K: 1 S: 15	L: 1 BB: 0 P: 15	R: 2 H: 4 E: 0 K: 0 S: 12	L: 4 BB: 3 P: 25	R: 0 H: 1 E: 0 K: 0 S: 12	L: 1 BB: 1 P: 20	R: 0 H: 1 E: 0 K: 2 S: 12	L: 1 BB: 0 P: 13	R: 0 H: 0 E: 0 K: 1 S: 7	L: 0 BB: 1 P: 13	1B: 8 2B: 1 3B: 0 HR: 2	SF: 0 SAC: 1 DP: 2 HBP: 0	WP: 0 PB: 1 SB: 0 CS: 0	PA: 42		
PITCHER	IP: 4.1 WLS: 0 BF: 20 ERA: 5.82	H: 3 R: 3 ER: 2 SO: 2	BB: 3 IBB: 0 HBP: 0 BLK: 0	WP: 0 HR: 1 S: 48 P: 80	ERA: 4.15 WHIP: 1.846	IP: 1.0 WLS: 0 BF: 3 ERA: 3.8	H: 1 R: 0 ER: 0 SO: 0	BB: 0 IBB: 0 HBP: 0 BLK: 0	WP: 0 HR: 0 S: 7 P: 13	ERA: 0.00 WHIP: 1.000												
18 Drew Smyly, L ERA: 5.82	67 Edgar Santana, R ERA: 54.0	61 Shane Greene, R ERA: 54.0	68 Tyler Matzek, L ERA: 3.91	15 Sean Newcomb, L ERA: 6.32	33 A.J. Minter, L ERA: 3.8	51 Will Smith, L ERA: 4.13																

Atlanta Braves @ Philadelphia Phillies
Citizens Bank Park, Philadelphia, PA
Tue Jun 08 2021, 7:48 PM - 11:32 PM EDT
Att: 13,125 - Cloudy - 73 F

AB 37
R 9
H 12
RBI 8
BB 4
SO 7
LOB 13



Atlanta Braves @ Philadelphia Phillies
Citizens Bank Park, Philadelphia, PA
Tue Jun 08 2021, 7:48 PM - 11:32 PM EDT
Att: 13,125 - Cloudy - 73 F

AB 35
R 5
H 11
RBI 5
BB 6
SO 4
LOB 24



Batter	1	2	3	4	5	6	7	8	9	10	AB	R	H	RBI	BB	SO	LOB	TOP							
13 Ronald Acuña Jr., R OBP: 0.389, SLG: 0.600	F7		P6			K			K		4	0	0	0	1	2	1	Atlanta Braves @ Philadelphia Phillies Citizens Bank Park, Philadelphia, PA Thu Jun 10 2021, 1:08 PM - 4:37 PM EDT Att. 14,261 - Partly Cloudy - 80 F							
5 Freddie Freeman, L OBP: 0.350, SLG: 0.447	G4-3			K						G3-1	5	1	2	1	0	1	2								
Ozzie Albies, S OBP: 0.333, SLG: 0.502	K			P5							3	0	0	0	1	2	1								
27 Austin Riley, R OBP: 0.361, SLG: 0.515	G4-3			K							4	0	0	0	0	2	2								
7 Dansby Swanson, R OBP: 0.288, SLG: 0.432	G5-3										4	1	1	0	0	0	2								
34 Abraham Almonte, S (1, 7)	K										4	0	0	0	0	2	1								
11 Ender Inciarte, L OBP: 0.313, SLG: 0.279											3	0	1	0	0	1	1								
38 Guillermo Heredia, R (10, PH)											0	1	0	0	1	0	0								
52 Kevan Smith, R OBP: 0.350, SLG: 0.278											3	0	1	0	1	1	1								
36 Ian Anderson, R OBP: 0.268, SLG: 0.195											2	0	0	0	0	2	1								
23 Ehire Adrianza, S OBP: 0.255, SLG: 0.383											1	0	0	0	0	0	0								
33 A.J. Minter, L ERA: 4.07											0	0	0	0	0	0	0								
67 Edgar Santana, R ERA: 4.5											0	0	0	0	0	0	0								
77 Luke Jackson, R ERA: 1.19											1	0	0	0	0	0	2								
24 William Contreras, R ERA: 3.09											0	0	0	0	0	0	0								
55 Chris Martin, R											0	0	0	0	0	0	0								
Inning Stats	R: 0 E: 0 K: 1 S: 8	H: 0 LOB: 0 BB: 0 P: 10	R: 0 E: 0 K: 1 S: 11	H: 0 LOB: 0 BB: 0 P: 13	R: 0 E: 0 K: 2 S: 13	H: 1 LOB: 1 BB: 0 P: 17	R: 0 E: 0 K: 2 S: 10	H: 0 LOB: 0 BB: 0 P: 14	R: 0 E: 0 K: 1 S: 9	H: 1 LOB: 0 BB: 0 P: 11	R: 0 E: 0 K: 3 S: 9	H: 0 LOB: 0 BB: 0 P: 14	R: 0 E: 0 K: 1 S: 10	H: 1 LOB: 1 BB: 0 P: 12	R: 1 E: 0 K: 2 S: 15	H: 1 LOB: 1 BB: 1 P: 28	R: 2 E: 0 K: 1 S: 14	H: 0 LOB: 2 BB: 3 P: 29	1B: 4 2B: 1 3B: 0 HR: 1	SF: 0 SAC: 0 DP: 1 HBP: 0	WP: 3 PB: 1 SB: 1 CS: 0	PA: 38			
PITCHER	IP 8.0	WLS 27	BF 4	H 4	R 0	ER 0	SO 12	BB 0	IBB 0	HBP 0	BLK 0	WP 1	HR 0	S 79	P 105	ERA 0.00	WHIP 0.500								
45 Zack Wheeler, R ERA: 2.29	1.0	B	5	1	1	1	2	1	0	0	0	1	1	15	28	9.00	2.000								
50 Héctor Neris, R ERA: 2.19	1.0	W	6	0	2	0	1	3	0	0	0	1	0	14	29	0.00	3.000								
46 José Alvarado, L ERA: 3.32																									

Batter	1	2	3	4	5	6	7	8	9	10	AB	R	H	RBI	BB	SO	LOB	BOTTOM								
37 Odúbel Herrera, L OBP: 0.344, SLG: 0.442	G4-3		G4-3								4	2	2	0	1	0	1	Atlanta Braves @ Philadelphia Phillies Citizens Bank Park, Philadelphia, PA Thu Jun 10 2021, 1:08 PM - 4:37 PM EDT Att. 14,261 - Partly Cloudy - 80 F								
2 Jean Segura, R OBP: 0.377, SLG: 0.455	K										5	0	3	3	0	1	1									
3 Bryce Harper, L OBP: 0.386, SLG: 0.471	G4-3										4	0	0	0	0	1	3									
17 Rhys Hoskins, R OBP: 0.315, SLG: 0.465	F8										4	0	0	0	0	0	2									
22 Andrew McCutchen, R OBP: 0.326, SLG: 0.412	G5-3										4	0	0	0	0	0	0									
30 Luke Williams, R OBP: 0.444, SLG: 0.889											4	0	1	0	0	0	0									
5 Andrew Knapp, S OBP: 0.228, SLG: 0.214											3	0	1	0	1	1	1									
9 Travis Jankowski, L OBP: 0.250, SLG: 0.250											0	0	0	0	0	0	0									
12 Rafael Marchán, S OBP: 0.286, SLG: 0.308											0	1	0	0	0	0	0									
74 Ronald Torreyes, R OBP: 0.317, SLG: 0.414											3	0	1	0	0	0	2									
13 Brad Miller, L OBP: 0.344, SLG: 0.471											1	0	0	0	0	0	1									
46 José Alvarado, L (10, 1)											0	0	0	0	0	0	0									
45 Zack Wheeler, L OBP: 0.185, SLG: 0.259											2	0	0	0	0	1	1									
10 J.T. Realmuto, R ERA: 4.07											1	0	0	0	0	0	0									
50 Héctor Neris, R (9, 1)											0	0	0	0	0	0	0									
28 Alec Bohm, R OBP: 0.263, SLG: 0.308											1	1	1	1	0	0	0									
Inning Stats	R: 0 E: 0 K: 1 S: 15	H: 0 LOB: 1 BB: 0 P: 26	R: 0 E: 0 K: 0 S: 10	H: 1 LOB: 1 BB: 0 P: 14	R: 0 E: 0 K: 0 S: 11	H: 1 LOB: 1 BB: 0 P: 15	R: 0 E: 0 K: 0 S: 6	H: 0 LOB: 0 BB: 0 P: 9	R: 0 E: 0 K: 2 S: 9	H: 1 LOB: 1 BB: 0 P: 11	R: 0 E: 0 K: 1 S: 7	H: 0 LOB: 0 BB: 0 P: 11	R: 0 E: 0 K: 0 S: 8	H: 1 LOB: 1 BB: 0 P: 12	R: 1 E: 0 K: 0 S: 13	H: 2 LOB: 1 BB: 0 P: 20	R: 0 E: 0 K: 0 S: 6	H: 0 LOB: 1 BB: 1 P: 12	R: 0 E: 0 K: 0 S: 6	H: 0 LOB: 1 BB: 1 P: 12	R: 3 E: 0 K: 0 S: 8	H: 3 LOB: 0 BB: 0 P: 10	1B: 5 2B: 4 3B: 0 HR: 0	SF: 0 SAC: 0 DP: 0 HBP: 0	WP: 0 PB: 2 SB: 1 CS: 0	PA: 38
PITCHER	IP 7.0	WLS 26	BF 4	H 4	R 0	ER 0	SO 4	BB 1	IBB 0	HBP 0	BLK 0	WP 0	HR 0	S 66	P 98	ERA 0.00	WHIP 0.714									
36 Ian Anderson, R ERA: 3.26	0.2	4	2	1	1	0	0	0	0	0	0	0	0	10	16	13.50	3.000									
33 A.J. Minter, L ERA: 4.07	0.1	1	0	0	0	0	0	0	0	0	0	0	0	3	4	0.00	0.000									
67 Edgar Santana, R ERA: 4.5	1.0	4	0	0	0	0	0	1	0	0	0	0	0	6	12	0.00	1.000									
77 Luke Jackson, R ERA: 1.19	0.0	L	3	3	3	2	0	0	0	0	0	0	0	8	10	∞	∞									



Batter	1	2	3	4	5	6	7	8	9	10	AB	R	H	RBI	BB	SO	LOB	TOP						
26 DJ LeMahieu, R OBP: 0.332, SLG: 0.340	G5-3				FC6-4		G1-3		HR		5	1	2	3	0	0	2							
99 Aaron Judge, R OBP: 0.388, SLG: 0.532	P3		K		K				K		5	1	1	0	0	3	3							
25 Gleyber Torres, R OBP: 0.351, SLG: 0.356	F8		G5-3		K			L8			5	0	0	0	0	2	4							
29 Gio Urshela, R OBP: 0.316, SLG: 0.433	K		K		F9			G1-3		G2-3	5	0	0	0	0	2	2							
24 Gary Sánchez, R OBP: 0.333, SLG: 0.421	HR			F7		K				K	5	1	2	2	0	2	0							
18 Rougned Odor, L OBP: 0.274, SLG: 0.385	P3																							
27 Giancarlo Stanton, R OBP: 0.320, SLG: 0.515																								
57 Chad Green, L																								
66 Kyle Higashioka, R OBP: 0.283, SLG: 0.427																								
54 Aroldis Chapman, L																								
41 Miguel Andujar, R OBP: 0.282, SLG: 0.430																								
11 Brett Gardner, L OBP: 0.321, SLG: 0.326																								
50 Jameson Taillon, R ERA: 4.25																								
65 Nestor Cortes, R ERA: 3.38																								
92 Chris Gittens, R ERA: 0.42																								
85 Luis Cessa, R ERA: 3.16																								
58 Wandy Peralta, L ERA: 3.97																								
77 Clint Fraps, R ERA: 3.97																								
53 Zack Britton, L ERA: 3.97																								
14 Tyler Wade, L OBP: 0.310, SLG: 0.308																								
Inning Stats	R: 0 E: 0 K: 0 S: 4	H: 0 LOB: 0 BB: 0 P: 6	R: 2 E: 0 K: 1 S: 16	H: 3 LOB: 1 BB: 0 P: 24	R: 0 E: 0 K: 2 S: 10	H: 1 LOB: 1 BB: 0 P: 17	R: 0 E: 0 K: 2 S: 9	H: 1 LOB: 2 BB: 1 P: 25	R: 1 E: 0 K: 0 S: 10	H: 1 LOB: 0 BB: 0 P: 13	R: 0 E: 0 K: 0 S: 5	H: 0 LOB: 0 BB: 1 P: 9	R: 1 E: 0 K: 0 S: 11	H: 2 LOB: 1 BB: 0 P: 18	R: 3 E: 0 K: 2 S: 17	H: 1 LOB: 2 BB: 2 P: 30	R: 0 E: 0 K: 2 S: 11	H: 0 LOB: 0 BB: 0 P: 15	1B: 5 2B: 1 3B: 1 HR: 3	SF: 0 SAC: 0 DP: 2 HBP: 0	WP: 0 PB: 0 SB: 0 CS: 0	PA: 42		
PITCHER	IP 5.0	WLS 21	BF 6	H 2	R 2	ER 2	SO 5	BB 1	IBB 0	HBP 0	BLK 0	WP 0	HR 1	S 52	P 83	ERA 3.60	WHIP 1.400							
21 Vince Velasquez, R ERA: 4.25	2.0	7	1	1	1	2	1	0	0	0	0	0	1	15	22	4.50	1.000							
54 Sam Coonrod, R ERA: 3.38	1.0	5	2	1	1	0	0	0	0	0	0	0	0	11	18	9.00	2.000							
55 Ranger Suárez, L ERA: 0.42	1.0	B	6	1	3	2	2	0	0	0	0	0	1	17	30	27.00	3.000							
50 Héctor Neris, R ERA: 3.16	1.0	W	3	0	0	0	2	0	0	0	0	0	0	11	15	0.00	0.000							
23 Archie Bradley, R ERA: 3.97																								

New York Yankees @ Philadelphia Phillies
Citizens Bank Park, Philadelphia, PA
Sat Jun 12 2021, 4:09 PM - 8:10 PM EDT
Att: 38,450 - Cloudy - 76 F

livebaseballscorecards.com

AB 38
R 7
H 10
RBI 7
BB 4
SO 11
LOB 15

WP: 0 PA: 42
PB: 0
SB: 0
CS: 0



Batter	1	2	3	4	5	6	7	8	9	10	AB	R	H	RBI	BB	SO	LOB	BOTTOM						
37 Odúbel Herrera, L OBP: 0.344, SLG: 0.444											6	2	2	0	0	1	7							
2 Jean Segura, R OBP: 0.381, SLG: 0.457											6	1	3	2	0	1	2							
10 J.T. Realmuto, R OBP: 0.403, SLG: 0.483											4	1	1	0	1	0	1							
3 Bryce Harper, L OBP: 0.362, SLG: 0.481											5	1	3	2	0	1	0							
17 Rhys Hoskins, R OBP: 0.320, SLG: 0.461											2	1	0	0	3	0	3							
22 Andrew McCutchen, R OBP: 0.328, SLG: 0.411											3	1	1	1	1	1	3							
28 Alec Bohm, R OBP: 0.266, SLG: 0.311											5	0	2	2	0	0	2							
74 Ronald Torreyes, R OBP: 0.323, SLG: 0.429											5	1	2	1	0	2	2							
21 Vince Velasquez, R ERA: 5.74	0.1	6	4	4	0	0	0	0	0	0	2	0	0	0	1	3								
13 Brad Miller, L ERA: 1.90	3.2	15	4	1	1	6	1	0	0	0	1	0	24	65	2.46	1.364								
54 Sam Coonrod, R ERA: 3.42	1.0	7	3	2	2	0	0	0	0	0	1	0	20	34	18.00	4.000								
30 Luke Williams, R ERA: 4.57	1.0	4	0	0	0	0	0	0	0	0	6	11	0.00	1.000										
55 Ranger Suárez, L ERA: 0.42	1.0	3	0	0	0	1	0	0	0	0	6	11	0.00	0.000										
50 Héctor Neris, R ERA: 3.16																								
23 Archie Bradley, R ERA: 3.97																								
9 Travis Janzowski, L ERA: 3.97																								
Inning Stats	R: 4 E: 0 K: 2 S: 33	H: 6 LOB: 3 BB: 1 P: 46	R: 0 E: 0 K: 2 S: 14	H: 1 LOB: 1 BB: 1 P: 23	R: 0 E: 0 K: 1 S: 9	H: 0 LOB: 0 BB: 0 P: 11	R: 1 E: 0 K: 1 S: 11	H: 2 LOB: 0 BB: 0 P: 19	R: 2 E: 0 K: 0 S: 20	H: 3 LOB: 2 BB: 1 P: 34	R: 0 E: 0 K: 0 S: 6	H: 0 LOB: 0 BB: 0 P: 11	R: 0 E: 0 K: 1 S: 6	H: 0 LOB: 0 BB: 0 P: 11	R: 0 E: 0 K: 0 S: 7	H: 0 LOB: 0 BB: 0 P: 9	R: 0 E: 0 K: 1 S: 11	H: 1 LOB: 2 BB: 1 P: 15	R: 1 E: 1 K: 0 S: 5	H: 1 LOB: 2 BB: 0 P: 8	1B: 11 2B: 3 3B: 0 HR: 0	SF: 1 SAC: 1 DP: 0 HBP: 0	WP: 1 PB: 0 SB: 0 CS: 0	PA: 47
PITCHER	IP 0.1	WLS 15	BF 4	H 1	R 1	ER 1	SO 6	BB 1	IBB 0	HBP 0	BLK 0	WP 0	HR 0	S 24	P 34	ERA 108.00	WHIP 18.000							
57 Chad Green, R ERA: 2.73	2.0	8	1	0	0	0	1	0	0	0	0	0	5	8	0.00	0.500								
54 Aroldis Chapman, L ERA: 1.93	0.1	L	3	1	1	0	0	0	0	0	0	0	0	0	0	0	0							

New York Yankees @ Philadelphia Phillies
Citizens Bank Park, Philadelphia, PA
Sat Jun 12 2021, 4:09 PM - 8:10 PM EDT
Att: 38,450 - Cloudy - 76 F

livebaseballscorecards.com

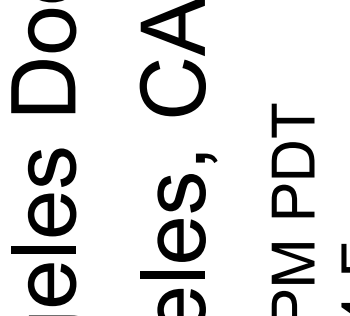
AB 40
R 8
H 14
RBI 8
BB 5
SO 8
LOB 25

WP: 1 PA: 47
PB: 0
SB: 0
CS: 0



Batter	1	2	3	4	5	6	7	8	9	AB R H RBI BB SO LOB	TOP																		
37 Odbel Herrera, L (1,8) OBP: 0.337, SLG: 0.430	F8		K		E7		K		G4-3	5 0 1 1 0 2 0	Philadelphia Phillies @ Los Angeles Dodgers Dodger Stadium, Los Angeles, CA Tue Jun 15 2021, 7:12 PM - 10:34 PM PDT Att: 52,078 - Partly Cloudy - 84 F																		
2 Jean Segura, R (1,4) OBP: 0.375, SLG: 0.465			K		L3		F8		E3	5 0 1 0 0 1 1																			
5 Andrew Knapp, S (9,FR) OBP: 0.228, SLG: 0.214	10 FC6-4								10 WP	0 0 0 0 0 0 0																			
10 J.T. Realmuto, R (1,2) OBP: 0.397, SLG: 0.465	FC6-4		F9				P3			4 0 0 0 1 1 2																			
3 Bryce Harper, L (1,9) OBP: 0.387, SLG: 0.470	F7				P3					2 0 0 0 0 1 1																			
74 Ronald Torreyes, R (4,6) OBP: 0.301, SLG: 0.394										1 0 0 0 0 0 2																			
9 Travis Jankowski, L (8,PH) OBP: 0.500, SLG: 0.429										0 0 0 0 1 0 0																			
17 Rhys Hoskins, R (1,3) OBP: 0.310, SLG: 0.440	K				G6-3		G4-3			3 0 0 0 1 1 0																			
22 Andrew McCutchen, R (1,7) OBP: 0.341, SLG: 0.433	HR				G3		28 1B			3 1 1 1 1 1 2																			
28 Alec Bohm, R (1,5) OBP: 0.269, SLG: 0.312	L6									4 1 2 0 0 1 2																			
30 Luke Williams, R (1,6) OBP: 0.400, SLG: 0.667					E4		F9			4 1 1 0 0 0 5																			
56 Zach Eflin, R (1,1) OBP: 0.336, SLG: 0.449					SH1-4		L4			1 0 0 0 0 1 1																			
13 Brad Miller, L (6,PH) OBP: 0.278, SLG: 0.320										1 0 0 0 0 0 2																			
54 Sam Coonrod, R (6,PH) OBP: 0.278, SLG: 0.320										0 0 0 0 0 0 0																			
55 Ranger Suárez, L (6,PH) OBP: 0.278, SLG: 0.320										0 0 0 0 0 0 0																			
23 Archie Bradley, R (8,PH) OBP: 0.278, SLG: 0.320										0 0 0 0 0 0 0																			
7 Matt Joyce, L (8,PH) OBP: 0.278, SLG: 0.320										1 0 0 0 0 0 0																			
Inning Stats	R: 0 E: 0 K: 0 S: 12	H: 1 LOB: 1 BB: 0 P: 17	R: 1 E: 0 K: 2 S: 13	H: 2 LOB: 1 BB: 0 P: 15	R: 0 E: 0 K: 2 S: 8	H: 0 LOB: 0 BB: 0 P: 10	R: 0 E: 0 K: 1 S: 10	H: 0 LOB: 0 BB: 0 P: 17	R: 2 E: 2 K: 0 S: 15	H: 2 LOB: 2 BB: 1 P: 21	R: 0 E: 0 K: 0 S: 13	H: 1 LOB: 2 BB: 0 P: 20	R: 0 E: 0 K: 1 S: 10	H: 0 LOB: 0 BB: 0 P: 14	R: 0 E: 0 K: 2 S: 12	H: 0 LOB: 2 BB: 2 P: 25	R: 0 E: 1 K: 1 S: 11	H: 0 LOB: 2 BB: 0 P: 17	1B: 5 2B: 0 3B: 0 HR: 1	SF: 0 SAC: 1 DP: 0 HBP: 0	WP: 1 PB: 0 SB: 1 CS: 0	PA: 39							
PITCHER	IP WLS BF H R ER SO BB IBB HBP BLK WP HR S P ERA WHIP											IP WLS BF H R ER SO BB IBB HBP BLK WP HR S P ERA WHIP																	
7 Julio Urias, L (1,1) ERA: 3.54	5.2		26	6	3	2	5	1	1	0	0	0	0	0	1	69	96	3.18	1.235										
81 Victor González, L (6,1) ERA: 1.99	0.1		1	0	0	0	0	0	0	0	0	0	0	0	0	2	4	0.00	0.000										
17 Joe Kelly, R (7,1) ERA: 5.4	1.0	W	3	0	0	0	1	0	0	0	0	0	0	0	0	10	14	0.00	0.000										
52 Phil Bickford, R (8,1) ERA: 5.0	1.0	H	5	0	0	0	2	2	0	0	0	0	0	0	0	12	25	0.00	2.000										
Blake Treinen, R (9,1) ERA: 2.93	1.0	S	4	0	0	0	1	0	0	0	0	0	1	0	11	17	0.00	0.000											

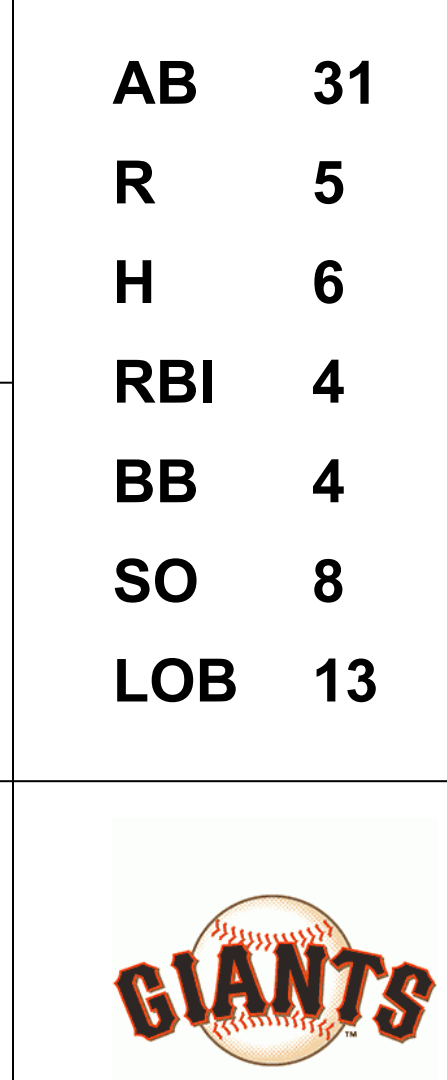
Batter	1	2	3	4	5	6	7	8	9	AB R H RBI BB SO LOB	BOTTOM																	
50 Mookie Betts, R (1,8) OBP: 0.371, SLG: 0.462	K		16 FC6-4		F9		HR		1B	5 1 3 2 0 1 1	Philadelphia Phillies @ Los Angeles Dodgers Dodger Stadium, Los Angeles, CA Tue Jun 15 2021, 7:12 PM - 10:34 PM PDT Att: 52,078 - Partly Cloudy - 84 F																	
9 Gavin Lux, L (1,6) OBP: 0.304, SLG: 0.396	10 1B		K		G4-3		10 G5-4-3		1B	4 1 1 0 1 2 3																		
10 Justin Turner, R (1,5) OBP: 0.367, SLG: 0.481	16 FC6-4		F8		G6-3		G5-4-3			4 0 1 0 0 0 2																		
16 Will Smith, R (1,2) OBP: 0.371, SLG: 0.465	FC6-4		FC6-4				11 FC6-4			2 0 0 1 1 0 2																		
45 Matt Beatty, L (1,7) OBP: 0.367, SLG: 0.390	L4						FC6-4			3 0 1 0 0 0 2																		
11 AJ Pollock, R (7,PH) OBP: 0.314, SLG: 0.425			3 FC1-4		F7					1 0 0 0 0 0 1																		
3 Chris Taylor, R (1,4) OBP: 0.387, SLG: 0.469	G5-3		8 2B		FC1-4		K			3 2 0 0 1 1 1																		
55 Albert Pujols, R (1,3) OBP: 0.278, SLG: 0.441	G4-3		F9							4 0 2 0 0 0 1																		
8 Zach McKinstry, L (1,9) OBP: 0.305, SLG: 0.448	7 FC6		7 2B				L8			4 1 2 1 0 0 3																		
7 Julio Urias, L (1,1) OBP: 0.336, SLG: 0.449										2 0 1 1 0 0 1																		
81 Victor González, L (6,PH) OBP: 0.278, SLG: 0.320										0 0 0 0 0 0 0																		
37 Luke Raley, L (6,PH) OBP: 0.278, SLG: 0.320										1 0 0 0 0 0 1																		
17 Joe Kelly, R (7,1) ERA: 5.4										0 0 0 0 0 0 0																		
52 Phil Bickford, R (8,1) ERA: 5.0										0 0 0 0 0 0 0																		
29 Andy Burns, R (8,PH) OBP: 0.278, SLG: 0.320										0 0 0 0 0 0 0																		
Blake Treinen, R (9,1) ERA: 2.93										0 0 0 0 0 0 0																		
Inning Stats	R: 1 E: 0 K: 1 S: 14	H: 2 LOB: 1 BB: 0 P: 22	R: 0 E: 0 K: 0 S: 7	H: 1 LOB: 0 BB: 0 P: 11	R: 0 E: 0 K: 1 S: 13	H: 1 LOB: 1 BB: 0 P: 17	R: 2 E: 0 K: 0 S: 12	H: 3 LOB: 1 BB: 0 P: 14	R: 0 E: 0 K: 0 S: 5	H: 0 LOB: 0 BB: 0 P: 9	R: 0 E: 0 K: 2 S: 11	H: 1 LOB: 1 BB: 0 P: 15	R: 1 E: 0 K: 0 S: 14	H: 1 LOB: 1 BB: 2 P: 25	R: 1 E: 0 K: 1 S: 12	H: 2 LOB: 2 BB: 1 P: 22	1B: 8 2B: 2 3B: 0 HR: 1	SF: 0 SAC: 0 DP: 2 HBP: 2	WP: 0 PB: 0 SB: 0 CS: 0	PA: 38								
PITCHER	IP WLS BF H R ER SO BB IBB HBP BLK WP HR S P ERA WHIP											IP WLS BF H R ER SO BB IBB HBP BLK WP HR S P ERA WHIP																
56 Zach Eflin, R (1,1) ERA: 3.99	5.0		23	7	3	3	2	0	0	0	0	0	0	0	7	10	0.00	1.500										
54 Sam Coonrod, R (6,1) ERA: 3.29	0.2		3	1	0	0	1	0	0	0	0	0	0	0	7	10	0.00	1.500										
55 Ranger Suárez, L (6,1) ERA: 0.79	1.1	L	6	1	1	1	1	2	0	0	0	0	0	1	18	30	6.75	2.250										
23 Archie Bradley, R (8,1) ERA: 4.38	1.0		6	2	1	1	1	1	0	1	0	0	0	0	12	22	9.00	3.000										



Batter	1	2	3	4	5	6	7	8	9	AB	R	H	RBI	BB	SO	LOB	TOP					
37 Odiel Herrera, L (1,8) OBP: 0.337, SLG: 0.443										4	1	1	1	0	0	1	Philadelphia Phillies @ San Francisco Giants Oracle Park, San Francisco, CA Fri Jun 18 2021, 6:47 PM - 9:48 PM PDT Att: 16,170 - Clear - 68 F					
17 Rhys Hoskins, R (1,3) OBP: 0.307, SLG: 0.444										4	0	1	0	0	0	1						
3 Bryce Harper, L (1,9) OBP: 0.389, SLG: 0.471										4	1	2	0	0	0	1						
22 Andrew McCutchen, R (1,7) OBP: 0.342, SLG: 0.442										4	1	2	2	0	1	0						
13 Brad Miller, L (1,4) OBP: 0.309, SLG: 0.434										4	0	0	0	0	3	1						
28 Alec Bohm, R (1,5) OBP: 0.286, SLG: 0.311										3	0	0	0	0	1	0						
30 Luke Williams, R (1,6) OBP: 0.409, SLG: 0.682										3	0	0	0	0	1	0						
5 Andrew Knapp, S (1,2) OBP: 0.234, SLG: 0.221										2	0	1	0	0	1	0						
10 J.T. Realmuto, R (7,2) OBP: 0.392, SLG: 0.463										1	0	0	0	0	1	0						
21 Vince Velasquez, R (1,1) OBP: 0.133, SLG: 0.071										1	0	0	0	0	0	1						
7 Matt Joyce, L (5,PH) OBP: 0.258, SLG: 0.240										1	0	0	0	0	0	0						
70 Bailey Falter, R (5,1) OBP: 0.258, SLG: 0.240										0	0	0	0	0	0	0						
9 Travis Jankowski, L (8,PH) OBP: 0.500, SLG: 0.444										1	0	0	0	0	0	0						
75 Connor Brogdon, R (8,1) OBP: 0.392, SLG: 0.463										0	0	0	0	0	0	0						
Inning Stats	R: 1 H: 2 E: 0 K: 0 S: 12	H: 2 LOB: 0 BB: 0 P: 18	R: 0 H: 0 E: 0 K: 2 S: 8	H: 0 LOB: 0 BB: 0 P: 11	R: 0 H: 1 E: 0 K: 0 S: 15	H: 1 LOB: 1 BB: 0 P: 19	R: 2 H: 2 E: 0 K: 1 S: 12	H: 2 LOB: 0 BB: 0 P: 17	R: 0 H: 0 E: 0 K: 1 S: 10	H: 0 LOB: 0 BB: 0 P: 15	R: 0 H: 1 E: 0 K: 1 S: 8	H: 1 LOB: 0 BB: 0 P: 14	R: 0 H: 0 E: 0 K: 2 S: 9	H: 0 LOB: 0 BB: 0 P: 14	R: 0 H: 0 E: 0 K: 1 S: 7	H: 0 LOB: 0 BB: 0 P: 9	R: 0 H: 1 E: 0 K: 0 S: 8	H: 1 LOB: 1 BB: 0 P: 11	1B: 5 2B: 0 3B: 0 HR: 2	SF: 0 SAC: 0 DP: 1 HBP: 0	WP: 0 PB: 0 SB: 0 CS: 0	PA: 32
PITCHER	IP WLS BF H R ER SO BB IBB HBP BLK WP HR S P ERA WHIP	IP WLS BF H R ER SO BB IBB HBP BLK WP HR S P ERA WHIP																				
47 Johnny Cueto, R (1,1) ERA: 4.05	6.0	W	22	6	3	3	5	0	0	0	0	0	0	0	0	0	0	2	65	94	4.50	1.000
52 Dominic Leone, R (7,1) ERA: 2.08	1.0	H	3	0	0	0	2	0	0	0	0	0	0	0	0	0	0	0	9	14	0.00	0.000
71 Tyler Rogers, R (8,1) ERA: 1.51	1.0	H	3	0	0	0	1	0	0	0	0	0	0	0	0	0	0	0	7	9	0.00	0.000
17 Jake McGee, L (9,1) ERA: 3.38	1.0	S	4	1	0	0	0	0	0	0	0	0	0	0	0	0	0	0	8	11	0.00	1.000

Batter	1	2	3	4	5	6	7	8	9	AB	R	H	RBI	BB	SO	LOB	BOTTOM					
31 LaMonte Wade Jr., L (1,7) OBP: 0.357, SLG: 0.486										4	0	2	2	0	0	0	Philadelphia Phillies @ San Francisco Giants Oracle Park, San Francisco, CA Fri Jun 18 2021, 6:47 PM - 9:48 PM PDT Att: 16,170 - Clear - 68 F					
5 Mike Yastrzemski, L (1,9) OBP: 0.338, SLG: 0.465										4	0	0	0	0	1	2						
28 Buster Posey, R (1,2) OBP: 0.412, SLG: 0.579										2	0	0	0	2	1	0						
9 Brandon Belt, L (1,3) OBP: 0.370, SLG: 0.519										4	1	1	1	0	1	2						
35 Brandon Crawford, L (1,6) OBP: 0.336, SLG: 0.528										4	1	1	0	0	1	1						
41 Wilmer Flores, R (1,4) OBP: 0.318, SLG: 0.368										4	0	1	0	0	0	3						
17 Jake McGee, L (9,1) OBP: 0.392, SLG: 0.463										0	0	0	0	0	0	0						
6 Steven Duggar, L (1,8) OBP: 0.382, SLG: 0.577										3	1	0	0	1	2	2						
32 Jason Voster, L (1,5) OBP: 0.285, SLG: 0.306										2	1	1	1	0	0	0						
13 Austin Slater, R (5,PH) OBP: 0.285, SLG: 0.306										1	0	0	0	0	0	0						
52 Dominic Leone, R (7,1) ERA: 2.08										0	0	0	0	0	0	0						
71 Tyler Rogers, R (8,1) ERA: 1.51										0	0	0	0	0	0	0						
29 Mike Tauchman, L (8,PH) OBP: 0.285, SLG: 0.306										1	0	0	0	0	0	1						
1 Mauricio Dubon, R (8,5) OBP: 0.285, SLG: 0.306										0	0	0	0	0	0	0						
47 Johnny Cueto, R (1,1) ERA: 4.05	4.0	L	20	4	4	3	2	4	0	0	0	0	0	0	0	0						
70 Bailey Falter, L (5,1) OBP: 0.258, SLG: 0.240	3.0		11	2	1	1	5	0	0	0	0	0	0	0	0	0						
75 Connor Brogdon, R (8,1) ERA: 4.62	1.0		4	0	0	0	1	0	0	0	0	0	0	0	0	0						
Inning Stats	R: 0 H: 0 E: 0 K: 1 S: 12	H: 0 LOB: 1 BB: 1 P: 24	R: 3 H: 3 E: 0 K: 1 S: 17	H: 3 LOB: 1 BB: 1 P: 29	R: 0 H: 0 E: 0 K: 0 S: 7	H: 0 LOB: 1 BB: 1 P: 11	R: 1 H: 1 E: 0 K: 0 S: 9	H: 1 LOB: 1 BB: 1 P: 20	R: 1 H: 2 E: 0 K: 2 S: 15	H: 2 LOB: 1 BB: 0 P: 18	R: 0 H: 0 E: 0 K: 1 S: 14	H: 0 LOB: 0 BB: 0 P: 16	R: 0 H: 0 E: 0 K: 2 S: 11	H: 0 LOB: 0 BB: 0 P: 15	R: 0 H: 0 E: 1 K: 1 S: 12	H: 0 LOB: 1 BB: 0 P: 16	R: 0 H: 0 E: 0 K: 1 S: 12	H: 0 LOB: 1 BB: 0 P: 11	1B: 2 2B: 2 3B: 1 HR: 1	SF: 0 SAC: 0 DP: 0 HBP: 0	WP: 1 PB: 1 SB: 2 CS: 0	PA: 35
PITCHER	IP WLS BF H R ER SO BB IBB HBP BLK WP HR S P ERA WHIP	IP WLS BF H R ER SO BB IBB HBP BLK WP HR S P ERA WHIP																				
21 Vince Velasquez, R (1,1) ERA: 4.44	4.0	L	20	4	4	3	2	4	0	0	0	0	0	0	0	0						
70 Bailey Falter, L (5,1) OBP: 0.258, SLG: 0.240	3.0		11	2	1	1	5	0	0	0	0	0	0	0	0	0						
75 Connor Brogdon, R (8,1) ERA: 4.62	1.0		4	0	0	0	1	0	0	0	0	0	0	0	0	0						

AB	32
R	3
H	7
RBI	3
BB	0
SO	8
LOB	5



Batter	1	2	3	4	5	6	7	8	9	AB	R	H	RBI	BB	SO	LOB	TOP							
37 Odúbel Herrera, L (1,8) OBP: 0.332, SLG: 0.436										5	2	1	1	0	1	5								
17 Rhys Hoskins, R (1,3) OBP: 0.314, SLG: 0.473 41 David Hale, R (9,1)										6	2	3	6	0	1	1								
10 J.T. Realmuto, R (1,2) OBP: 0.389, SLG: 0.461										5	0	1	0	1	3	1								
3 Bryce Harper, L (1,9) OBP: 0.297, SLG: 0.365 29 Nick Maton, L (8,4)										4	1	1	0	1	1	2								
22 Andrew McCutchen, R (1,7) OBP: 0.347, SLG: 0.443 23 Archie Bradley, R (8,1) 12 Rafael Marchán, S (9,PH) OBP: 0.287, SLG: 0.286										4	2	2	0	1	0	2								
28 Alec Bohm, R (1,5) OBP: 0.276, SLG: 0.318										4	2	3	2	0	0	0								
30 Luke Williams, R (1,4) OBP: 0.407, SLG: 0.667										5	1	2	1	0	1	5								
74 Ronald Torreyes, R (1,6) OBP: 0.305, SLG: 0.430										4	2	2	3	1	0	2								
27 Aaron Nola, R (1,1) OBP: 0.185, SLG: 0.190 55 Ranger Suárez, L (3,1) 44 Matt Vierling, R (8,PH) 75 Connor Brogdon, R (8,1) 13 Brad Miller, L (7,PH) 46 José Alvarado, L (7,1) 9 Travis Jankowski, L (8,PH) OBP: 0.346, SLG: 0.444										2	0	0	0	0	2	1								
Inning Stats	R: 1 E: 0 K: 1 S: 16	H: 1 LOB: 3 P: 35	R: 2 E: 1 K: 2 S: 15	H: 1 LOB: 0 BB: 0 P: 21	R: 3 E: 0 K: 1 S: 13	H: 4 LOB: 1 BB: 0 P: 19	R: 0 E: 0 K: 1 S: 6	H: 0 LOB: 0 BB: 0 P: 11	R: 0 E: 0 K: 1 S: 6	H: 0 LOB: 0 BB: 0 P: 7	R: 2 E: 0 K: 2 S: 21	H: 3 LOB: 2 BB: 1 P: 33	R: 4 E: 0 K: 1 S: 17	H: 3 LOB: 1 BB: 1 P: 24	R: 1 E: 0 K: 0 S: 11	H: 3 LOB: 3 BB: 1 P: 20	R: 0 E: 0 K: 2 S: 10	H: 1 LOB: 0 BB: 0 P: 12	1B: 8 2B: 5 3B: 0 HR: 3	SF: 1 SAC: 0 DP: 0 HBP: 1	WP: 2 PB: 0 SB: 1 CS: 0	PA: 50		
PITCHER	IP ERA WLS BF H R ER SO BB IBB HBP BLK WP HR S P ERA WHIP	3.0 4.09 1.0 3 0 0 0 4 2 0 1 0 2 1 44 75 12.00 2.667	1.0 3 0 0 0 1 0 0 0 0 0 0 0 0 6 11 0.00 0.000	1.0 3 0 0 0 1 0 0 0 0 0 0 0 0 6 7 0.00 0.000	0.1 L 3 2 2 2 1 0 0 0 0 0 0 1 10 13 54.00 6.000	0.2 4 1 0 0 1 1 0 0 0 0 0 0 0 11 20 0.00 3.000	2.0 3.86 1.0 4 1 0 0 2 0 0 0 0 0 0 10 12 0.00 1.000	1.0 3.36 1.0 4 1 0 0 2 0 0 0 0 0 0 10 12 0.00 1.000																
31 LaMonte Wade Jr., L (1,7) OBP: 0.360, SLG: 0.494										5	2	2	2	0	1	2								
5 Mike Yastrzemski, L (1,9) OBP: 0.341, SLG: 0.481										4	1	2	3	0	0	0								
28 Buster Posey, R (1,2) OBP: 0.379, SLG: 0.571 2 Curt Casali, R (7,PH) OBP: 0.287, SLG: 0.238										2	0	0	0	1	1	1								
9 Brandon Belt, L (1,3) OBP: 0.372, SLG: 0.535										3	1	1	1	1	1	1								
35 Brandon Crawford, L (1,6) OBP: 0.330, SLG: 0.517										4	0	0	0	0	2	1								
7 Donovan Solano, R (1,4) OBP: 0.314, SLG: 0.365										3	0	1	0	1	0	1								
6 Steven Duggar, L (1,8) OBP: 0.379, SLG: 0.571 13 Austin Slater, R (3,PH) OBP: 0.303, SLG: 0.388										1	1	0	0	0	0	1								
32 Jason Vosler, L (1,5) OBP: 0.281, SLG: 0.472										3	1	0	0	1	1	2								
47 Alex Wood, R 52 Dominic Leone, R 41 Wang Suhan, R 64 James Shields, L 86 Jarlin Garcia, L 89 Zack Lutz, R 29 Mike Tejedor, L 91 Connor Menez, L 46 José Alvarado, L 1 Mauricio Duggan, R										0	0	0	0	0	0	0								
Inning Stats	R: 2 E: 0 K: 1 S: 11	H: 2 LOB: 0 BB: 1 P: 19	R: 3 E: 0 K: 0 S: 19	H: 3 LOB: 1 BB: 1 P: 30	R: 1 E: 0 K: 1 S: 16	H: 1 LOB: 0 BB: 1 P: 24	R: 0 E: 0 K: 0 S: 7	H: 1 LOB: 0 BB: 0 P: 9	R: 0 E: 0 K: 2 S: 17	H: 0 LOB: 1 BB: 1 P: 26	R: 0 E: 0 K: 1 S: 10	H: 0 LOB: 0 BB: 0 P: 16	R: 0 E: 0 K: 1 S: 6	H: 0 LOB: 0 BB: 0 P: 10	R: 0 E: 0 K: 1 S: 10	H: 0 LOB: 0 BB: 0 P: 16	R: 0 E: 0 K: 1 S: 9	H: 1 LOB: 1 BB: 0 P: 11	1B: 5 2B: 1 3B: 0 HR: 2	SF: 0 SAC: 1 DP: 2 HBP: 0	WP: 0 PB: 0 SB: 1 CS: 0	PA: 37		
PITCHER	IP ERA WLS BF H R ER SO BB IBB HBP BLK WP HR S P ERA WHIP	2.1 4.22 2.2 9 1 0 0 3 3 0 0 0 0 0 30 42 0.00 0.750	1.0 3 0 0 0 1 0 0 0 0 0 0 0 0 6 16 0.00 0.000	1.0 3 0 0 0 1 0 0 0 0 0 0 0 0 6 10 0.00 0.000	1.0 3 0 0 0 1 0 0 0 0 0 0 0 0 6 16 0.00 0.000	1.0 3 0 0 0 1 0 0 0 0 0 0 0 0 6 16 0.00 0.000	1.0 3.18 1.0 4 1 0 0 1 0 0 0 0 0 0 10 11 0.00 1.000	1.0 3.18 1.0 4 1 0 0 1 0 0 0 0 0 0 10 11 0.00 1.000																

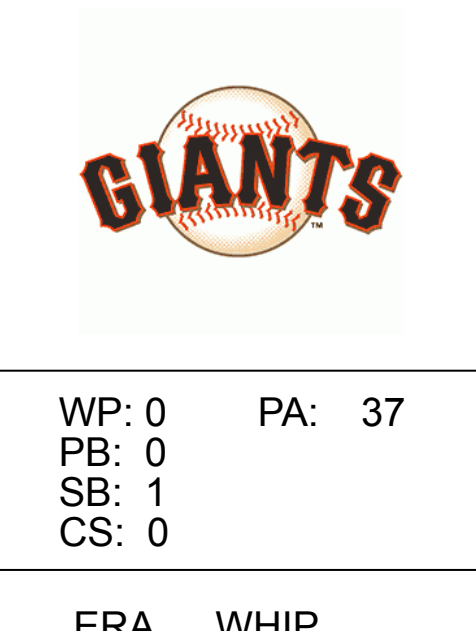
Philadelphia Phillies @ San Francisco Giants
Oracle Park, San Francisco, CA
Sat Jun 19 2021, 1:08 PM - 4:55 PM PDT
Att: 16,774 - Sunny - 68 F

AB	43
R	13
H	16
RBI	13
BB	5
SO	11
LOB	24



Philadelphia Phillies @ San Francisco Giants
Oracle Park, San Francisco, CA
Sat Jun 19 2021, 1:08 PM - 4:55 PM PDT
Att: 16,774 - Sunny - 68 F

AB	32
R	6
H	8
RBI	6
BB	4
SO	8
LOB	11



Batter	1	2	3	4	5	6	7	8	9	AB	R	H	RBI	BB	SO	LOB	TOP				
12 Kyle Schwarber, L (1.7) OBP: 0.323, SLG: 0.511 27 Jordy Mercer, R (9.4) OBP: 0.282, SLG: 0.309										5	0	1	0	0	2	2	Washington Nationals @ Philadelphia Phillies Citizens Bank Park, Philadelphia, PA Tue Jun 22 2021, 7:09 PM - 10:59 PM EDT Att: 19,652 - Cloudy - 66 F				
7 Trea Turner, R (1.6) OBP: 0.354, SLG: 0.475										4	1	0	0	1	1	3					
22 Juan Soto, L (1.9) OBP: 0.406, SLG: 0.431										5	2	2	0	0	0	1					
19 Josh Bell, S (1.3) OBP: 0.284, SLG: 0.420										4	0	1	1	0	1	1					
10 Yan Gomes, R (1.2) OBP: 0.295, SLG: 0.425										4	0	2	2	0	1	0					
13 Starlin Castro, R (1.5) OBP: 0.291, SLG: 0.323										4	0	1	0	0	2	2					
5 Josh Harrison, R (1.4) OBP: 0.345, SLG: 0.374										3	0	1	0	0	0	2					
16 Victor Robles, R (1.8) OBP: 0.342, SLG: 0.318										4	0	1	0	0	1	4					
31 Max Scherzer, R (1.1) 88 Gerardo Parra, L (5. Ph) 50 Austin Voth, R (6.1) 11 Ryan Zimmerman, R (6. Ph) 21 Tanner Rainey, R (8.1) 52 Brad Hand, L (8.1)										2	0	0	0	0	2	0					
Inning Stats	R: 2 E: 0 K: 2 S: 22	H: 3 LOB: 2 BB: 1 P: 36	R: 0 E: 0 K: 1 S: 6	H: 0 LOB: 0 BB: 0 P: 9	R: 1 E: 0 K: 1 S: 18	H: 3 LOB: 3 BB: 0 P: 28	R: 0 E: 0 K: 1 S: 9	H: 1 LOB: 1 BB: 0 P: 16	R: 0 E: 0 K: 0 S: 6	H: 0 LOB: 0 BB: 0 P: 9	R: 0 E: 0 K: 1 S: 13	H: 1 LOB: 2 BB: 1 P: 23	R: 0 E: 0 K: 1 S: 12	H: 1 LOB: 1 BB: 0 P: 17	R: 0 E: 0 K: 2 S: 10	H: 0 LOB: 0 BB: 0 P: 13		1B: 7 2B: 2 3B: 0 HR: 0	SF: 0 SAC: 0 DP: 1 HBP: 1	WP: 0 PB: 0 SB: 2 CS: 0	PA: 39
PITCHER	IP WLS BF H R ER SO BB IBB HBP BLK WP HR S P ERA WHIP	IP WLS BF H R ER SO BB IBB HBP BLK WP HR S P ERA WHIP	IP WLS BF H R ER SO BB IBB HBP BLK WP HR S P ERA WHIP	IP WLS BF H R ER SO BB IBB HBP BLK WP HR S P ERA WHIP	IP WLS BF H R ER SO BB IBB HBP BLK WP HR S P ERA WHIP	IP WLS BF H R ER SO BB IBB HBP BLK WP HR S P ERA WHIP	IP WLS BF H R ER SO BB IBB HBP BLK WP HR S P ERA WHIP	IP WLS BF H R ER SO BB IBB HBP BLK WP HR S P ERA WHIP	IP WLS BF H R ER SO BB IBB HBP BLK WP HR S P ERA WHIP	IP WLS BF H R ER SO BB IBB HBP BLK WP HR S P ERA WHIP	IP WLS BF H R ER SO BB IBB HBP BLK WP HR S P ERA WHIP	IP WLS BF H R ER SO BB IBB HBP BLK WP HR S P ERA WHIP	IP WLS BF H R ER SO BB IBB HBP BLK WP HR S P ERA WHIP	IP WLS BF H R ER SO BB IBB HBP BLK WP HR S P ERA WHIP	IP WLS BF H R ER SO BB IBB HBP BLK WP HR S P ERA WHIP	IP WLS BF H R ER SO BB IBB HBP BLK WP HR S P ERA WHIP	IP WLS BF H R ER SO BB IBB HBP BLK WP HR S P ERA WHIP	IP WLS BF H R ER SO BB IBB HBP BLK WP HR S P ERA WHIP	IP WLS BF H R ER SO BB IBB HBP BLK WP HR S P ERA WHIP	IP WLS BF H R ER SO BB IBB HBP BLK WP HR S P ERA WHIP	IP WLS BF H R ER SO BB IBB HBP BLK WP HR S P ERA WHIP

AB	36
R	3
H	9
RBI	3
BB	2
SO	10
LOB	16



Batter	1	2	3	4	5	6	7	8	9	AB	R	H	RBI	BB	SO	LOB	BOTTOM					
37 Odúbel Herrera, L (1.8) OBP: 0.321, SLG: 0.421										5	0	0	0	0	2	3	Washington Nationals @ Philadelphia Phillies Citizens Bank Park, Philadelphia, PA Tue Jun 22 2021, 7:09 PM - 10:59 PM EDT Att: 19,652 - Cloudy - 66 F					
17 Rhys Hoskins, R (1.3) OBP: 0.312, SLG: 0.481										5	1	2	1	0	1	3						
10 J.T. Realmuto, R (1.2) OBP: 0.389, SLG: 0.480										4	0	0	0	0	3	1						
3 Bryce Harper, L (1.9) OBP: 0.386, SLG: 0.481										4	1	2	1	0	2	1						
22 Andrew McCutchen, R (1.7) OBP: 0.342, SLG: 0.432										3	0	0	0	1	1	1						
28 Alec Bohm, R (1.5) OBP: 0.272, SLG: 0.317										4	0	1	0	0	3	2						
13 Brad Miller, L (1.4) OBP: 0.333, SLG: 0.427										1	0	0	0	3	0	1						
74 Ronald Torreyes, R (1.6) OBP: 0.292, SLG: 0.400										3	0	0	0	0	0	5						
45 Zack Wheeler, L (1.1) 70 Bailey Falter, L (5.1) 75 Connor Brogdon, R (5.1) 55 Ranger Suárez, L (6.1) 23 Archie Bradley, R (8.1)										1	0	0	0	0	1	2						
Inning Stats	R: 0 E: 0 K: 3 S: 11	H: 0 LOB: 0 BB: 0 P: 17	R: 1 E: 0 K: 2 S: 18	H: 1 LOB: 2 BB: 2 P: 30	R: 0 E: 0 K: 1 S: 11	H: 1 LOB: 1 BB: 0 P: 14	R: 0 E: 0 K: 1 S: 16	H: 0 LOB: 2 BB: 1 P: 25	R: 0 E: 0 K: 1 S: 14	H: 0 LOB: 0 BB: 0 P: 20	R: 0 E: 0 K: 2 S: 9	H: 0 LOB: 0 BB: 0 P: 11	R: 0 E: 0 K: 0 S: 7	H: 0 LOB: 1 BB: 1 P: 12	R: 1 E: 0 K: 3 S: 20	H: 2 LOB: 1 BB: 0 P: 28		R: 0 E: 0 K: 0 S: 16	H: 2 LOB: 3 BB: 0 P: 26	1B: 2 2B: 2 3B: 0 HR: 2	SF: 0 SAC: 0 DP: 1 HBP: 1	WP: 0 PB: 0 SB: 0 CS: 0
PITCHER	IP WLS BF H R ER SO BB IBB HBP BLK WP HR S P ERA WHIP	IP WLS BF H R ER SO BB IBB HBP BLK WP HR S P ERA WHIP	IP WLS BF H R ER SO BB IBB HBP BLK WP HR S P ERA WHIP	IP WLS BF H R ER SO BB IBB HBP BLK WP HR S P ERA WHIP	IP WLS BF H R ER SO BB IBB HBP BLK WP HR S P ERA WHIP	IP WLS BF H R ER SO BB IBB HBP BLK WP HR S P ERA WHIP	IP WLS BF H R ER SO BB IBB HBP BLK WP HR S P ERA WHIP	IP WLS BF H R ER SO BB IBB HBP BLK WP HR S P ERA WHIP	IP WLS BF H R ER SO BB IBB HBP BLK WP HR S P ERA WHIP	IP WLS BF H R ER SO BB IBB HBP BLK WP HR S P ERA WHIP	IP WLS BF H R ER SO BB IBB HBP BLK WP HR S P ERA WHIP	IP WLS BF H R ER SO BB IBB HBP BLK WP HR S P ERA WHIP	IP WLS BF H R ER SO BB IBB HBP BLK WP HR S P ERA WHIP	IP WLS BF H R ER SO BB IBB HBP BLK WP HR S P ERA WHIP	IP WLS BF H R ER SO BB IBB HBP BLK WP HR S P ERA WHIP	IP WLS BF H R ER SO BB IBB HBP BLK WP HR S P ERA WHIP	IP WLS BF H R ER SO BB IBB HBP BLK WP HR S P ERA WHIP	IP WLS BF H R ER SO BB IBB HBP BLK WP HR S P ERA WHIP	IP WLS BF H R ER SO BB IBB HBP BLK WP HR S P ERA WHIP	IP WLS BF H R ER SO BB IBB HBP BLK WP HR S P ERA WHIP	IP WLS BF H R ER SO BB IBB HBP BLK WP HR S P ERA WHIP	

AB	33
R	2
H	6
RBI	2
BB	4
SO	13
LOB	21



Batter	1	2	3	4	5	6	7	8	9	AB	R	H	RBI	BB	SO	LOB	TOP																
12 Kyle Schwarber, L OBP: 0.325, SLG: 0.519										4	2	1	3	1	3	1	Washington Nationals @ Philadelphia Phillies Citizens Bank Park, Philadelphia, PA Wed Jun 23 2021, 1:09 PM - 5:27 PM EDT Att: 17,892 - Sunny - 71 F																
50 Austin Voth, R OBP: 0.067, SLG: 0.500										0	0	0	0	0	0	0																	
21 Tanner Rainey, R OBP: 0.067, SLG: 0.500										0	0	0	0	0	0	0																	
30 Paolo Espino, R OBP: 0.361, SLG: 0.483										0	0	0	0	0	0	0																	
7 Trea Turner, R OBP: 0.351, SLG: 0.483										4	1	3	2	1	0	0																	
22 Juan Soto, L OBP: 0.402, SLG: 0.423										4	1	0	0	1	0	4																	
19 Josh Bell, S OBP: 0.292, SLG: 0.437										4	2	2	4	1	0	1																	
5 Josh Harrison, R OBP: 0.346, SLG: 0.372										4	2	1	0	1	1	2																	
6 Alex Avila, L OBP: 0.338, SLG: 0.279										3	1	0	0	1	2	0																	
13 Starlin Castro, R OBP: 0.299, SLG: 0.333										4	2	3	3	1	0	0																	
16 Victor Robles, R OBP: 0.343, SLG: 0.316										4	2	1	1	1	1	2																	
23 Eric Fiedler, R 88 Gerardo Parra, L 81 Kyle McGowan, R 51 Nemesio Sanchez, R 11 Ryan Zimmerman, R 49 Sean Rodriguez, L 60 Justin Miller, R 27 Jordy Mercer, R										1	0	0	0	0	0	0																	
Inning Stats	R: 0 E: 0 K: 1 S: 8	H: 0 LOB: 0 BB: 0 P: 9	R: 0 E: 0 K: 1 S: 9	H: 0 LOB: 0 BB: 0 P: 16	R: 0 E: 0 K: 1 S: 7	H: 0 LOB: 0 BB: 0 P: 13	R: 0 E: 0 K: 1 S: 12	H: 1 LOB: 1 BB: 0 P: 20	R: 5 E: 0 K: 1 S: 28	H: 4 LOB: 2 BB: 3 P: 49	R: 6 E: 0 K: 2 S: 21	H: 2 LOB: 0 BB: 4 P: 46	R: 0 E: 0 K: 1 S: 9	H: 1 LOB: 1 BB: 0 P: 11	R: 0 E: 0 K: 1 S: 12	H: 1 LOB: 1 BB: 1 P: 21	R: 2 E: 0 K: 0 S: 8	H: 3 LOB: 0 BB: 0 P: 10	1B: 8 2B: 3 3B: 0 HR: 2	SF: 0 SAC: 1 DP: 3 HBP: 0	WP: 1 PB: 0 SB: 0 CS: 0	PA: 44											
PITCHER	IP: 4.1 ERA: 4.74	WLS: 18 ERA: 4.2	BF: 3 ERA: 4.18	H: 4 ERA: 6.41	R: 4 ERA: 2.7	ER: 4 ERA: 2.7	SO: 5 ERA: 2.7	BB: 2 ERA: 2.7	IBB: 0 ERA: 2.7	HBP: 0 ERA: 2.7	BLK: 0 ERA: 2.7	WP: 0 ERA: 2.7	HR: 0 ERA: 2.7	S: 51 ERA: 2.7	P: 86 ERA: 2.7	ERA: 8.31 WHIP: 1.154	PITCHER	IP: 1.0 ERA: 3.54	WLS: 5 ERA: 3.54	BF: 3 ERA: 3.54	H: 3 ERA: 3.54	R: 2 ERA: 3.54	ER: 2 ERA: 3.54	SO: 0 ERA: 3.54	BB: 0 ERA: 3.54	IBB: 0 ERA: 3.54	HBP: 0 ERA: 3.54	BLK: 0 ERA: 3.54	WP: 0 ERA: 3.54	HR: 0 ERA: 3.54	S: 8 ERA: 3.54	P: 10 ERA: 3.54	ERA: 18.00 WHIP: 3.000
21 Vince Velasquez, R ERA: 4.74	23 Archie Bradley, R ERA: 4.2	54 Sam Coonrod, R ERA: 4.18	41 David Hale, R ERA: 6.41	46 José Alvarado, L ERA: 2.7	50 Héctor Neris, R ERA: 3.54																												

Washington Nationals @ Philadelphia Phillies
Citizens Bank Park, Philadelphia, PA
Wed Jun 23 2021, 1:09 PM - 5:27 PM EDT
Att: 17,892 - Sunny - 71 F

AB	35
R	13
H	12
RBI	13
BB	8
SO	9
LOB	14



Batter	1	2	3	4	5	6	7	8	9	AB	R	H	RBI	BB	SO	LOB	BOTTOM																
37 Odúbel Herrera, L OBP: 0.317, SLG: 0.410										5	0	0	0	0	0	6	Washington Nationals @ Philadelphia Phillies Citizens Bank Park, Philadelphia, PA Wed Jun 23 2021, 1:09 PM - 5:27 PM EDT Att: 17,892 - Sunny - 71 F																
17 Rhys Hoskins, R OBP: 0.389, SLG: 0.474										6	0	1	0	0	0	3																	
3 Bryce Harper, L OBP: 0.389, SLG: 0.492										4	2	1	1	2	0	2																	
10 J.T. Realmuto, R OBP: 0.383, SLG: 0.470										6	1	1	0	0	0	1																	
13 Brad Miller, L OBP: 0.333, SLG: 0.415										4	1	0	0	2	2	3																	
28 Alec Bohm, R OBP: 0.282, SLG: 0.331										5	3	4	1	0	0	1																	
9 Travis Jankowski, L OBP: 0.559, SLG: 0.733										4	3	3	3	1	1	1																	
74 Ronald Torreyes, R OBP: 0.309, SLG: 0.404										4	1	2	1	1	0	1																	
21 Vince Velasquez, R ERA: 3.54	23 Archie Bradley, R ERA: 4.2	54 Sam Coonrod, R ERA: 4.18	41 David Hale, R ERA: 6.41	46 José Alvarado, L ERA: 2.7	50 Héctor Neris, R ERA: 3.54																												
Inning Stats	R: 0 E: 0 K: 0 S: 10	H: 0 LOB: 1 BB: 1 P: 17	R: 3 E: 0 K: 1 S: 14	H: 2 LOB: 1 BB: 1 P: 23	R: 1 E: 0 K: 0 S: 11	H: 1 LOB: 1 BB: 1 P: 20	R: 4 E: 0 K: 1 S: 17	H: 3 LOB: 1 BB: 1 P: 30	R: 0 E: 0 K: 0 S: 9	H: 0 LOB: 0 BB: 0 P: 14	R: 1 E: 0 K: 1 S: 18	H: 3 LOB: 2 BB: 0 P: 25	R: 2 E: 0 K: 2 S: 18	H: 3 LOB: 3 BB: 2 P: 32	R: 0 E: 1 K: 0 S: 6	H: 0 LOB: 1 BB: 0 P: 8	1B: 10 2B: 2 3B: 0 HR: 3	SF: 0 SAC: 0 DP: 0 HBP: 1	WP: 0 PB: 0 SB: 1 CS: 0	PA: 50													
PITCHER	IP: 4.0 ERA: 3.9	WLS: 7 ERA: 3.93	BF: 3 ERA: 3.1	H: 3 ERA: 4.43	R: 0 ERA: 0.1	ER: 0 ERA: 7.54	SO: 15 ERA: 2.2	BB: 1 ERA: 2.2	IBB: 0 ERA: 2.2	HBP: 0 ERA: 2.2	BLK: 0 ERA: 2.2	WP: 0 ERA: 2.2	HR: 0 ERA: 2.2	S: 28 ERA: 2.2	P: 28 ERA: 2.2	ERA: 54.00 WHIP: 6.000	PITCHER	IP: 0.1 ERA: 3.0	WLS: 5 ERA: 7.54	BF: 2 ERA: 2.2	H: 1 ERA: 2.2	R: 0 ERA: 2.2	ER: 0 ERA: 2.2	SO: 1 ERA: 2.2	BB: 1 ERA: 2.2	IBB: 0 ERA: 2.2	HBP: 0 ERA: 2.2	BLK: 0 ERA: 2.2	WP: 0 ERA: 2.2	HR: 0 ERA: 2.2	S: 11 ERA: 2.2	P: 16 ERA: 2.2	ERA: 0.00 WHIP: 4.500
23 Erick Fedde, R ERA: 3.9	61 Kyle McGowan, R ERA: 3.93	51 Wander Suero, R ERA: 3.1	49 Sam Clay, L ERA: 4.43	60 Justin Miller, R ERA: 6.41	50 Austin Voth, R ERA: 3.0	21 Tanner Rainey, R ERA: 7.54	30 Paolo Espino, R ERA: 2.2																										

Washington Nationals @ Philadelphia Phillies
Citizens Bank Park, Philadelphia, PA
Wed Jun 23 2021, 1:09 PM - 5:27 PM EDT
Att: 17,892 - Sunny - 71 F

AB	43
R	12
H	15
RBI	12
BB	6
SO	5
LOB	21



Batter	1	2	3	4	5	6	7	8	9	AB	R	H	RBI	BB	SO	LOB	TOP		
37 Odúbel Herrera, L (1, 8) OBP: 0.310, SLG: 0.395 50 Héctor Neris, R (8, 1)										3	0	0	1	0	1	1			
17 Rhys Hoskins, R (1, 3) OBP: 0.394, SLG: 0.462										3	0	0	0	1	1	2			
3 Bryce Harper, L (1, 9) OBP: 0.386, SLG: 0.497										3	1	1	1	0	0	1			
22 Andrew McCutchen, R (1, 7) OBP: 0.343, SLG: 0.442										2	0	0	0	1	1	1			
28 Alec Bohm, R (1, 5) OBP: 0.276, SLG: 0.323										3	0	0	0	0	1	2			
30 Luke Williams, R (1, 4) OBP: 0.324, SLG: 0.514										3	0	0	0	0	0	0			
74 Ronald Torreyes, R (1, 6) OBP: 0.290, SLG: 0.379										3	0	0	0	0	0	0			
12 Rafael Marchán, S (1, 2) OBP: 0.316, SLG: 0.333 9 Travis Jankowski, L (8, PH) OBP: 0.524, SLG: 0.647										3	0	2	0	0	0	0			
31 Matt Moore, L (1, 1) 75 Connor Brogdon, R (6, 1) 23 Archie Bradley, R (7, 1) 13 Brad Miller, L (8, PH) 10 J.T. Realmuto, R (8, 2) OBP: 0.331, SLG: 0.412 OBP: 0.395, SLG: 0.467										2	0	0	0	0	1	2			
Inning Stats	R: 0 E: 0 K: 0 S: 11	H: 0 LOB: 0 BB: 0 P: 18	R: 0 E: 0 K: 1 S: 8	H: 0 LOB: 0 BB: 0 P: 13	R: 0 E: 0 K: 1 S: 13	H: 1 LOB: 1 BB: 0 P: 16	R: 0 E: 1 K: 0 S: 11	H: 0 LOB: 1 BB: 1 P: 17	R: 0 E: 0 K: 1 S: 8	H: 1 LOB: 1 BB: 0 P: 10	R: 1 E: 0 K: 2 S: 14	H: 1 LOB: 0 BB: 0 P: 21	R: 0 E: 0 K: 0 S: 4	H: 0 LOB: 0 BB: 0 P: 7	R: 1 E: 0 K: 0 S: 4	H: 0 LOB: 1 BB: 0 P: 5	WP: 0 PB: 0 SB: 0 CS: 0	PA: 29	
PITCHER	IP: 6.0 WLS: 23 BF: 3 H: 3 R: 1 ER: 1 SO: 5 BB: 2 IBB: 0 HBP: 1 BLK: 0 WP: 0 HR: 1 S: 65 P: 95 ERA: 1.50 WHIP: 0.833	IP: 1.0 WLS: 3 BF: 0 H: 0 R: 0 ER: 0 SO: 0 BB: 0 IBB: 0 HBP: 0 BLK: 0 WP: 0 HR: 4 S: 7 P: 7 ERA: 0.00 WHIP: 0.000	IP: 1.0 WLS: L BF: 3 H: 0 R: 1 ER: 0 SO: 0 BB: 0 IBB: 0 HBP: 0 BLK: 0 WP: 0 HR: 4 S: 5 P: 5 ERA: 0.00 WHIP: 0.000	PITCHER															

Philadelphia Phillies @ New York Mets
Citi Field, Flushing, NY
Fri Jun 25 2021, 7:59 PM - 10:29 PM EDT
Att: 29,012 - Clear - 72 F

AB 26
R 2
H 3
RBI 2
BB 2
SO 5
LOB 9

Batter	1	2	3	4	5	6	7	8	9	AB	R	H	RBI	BB	SO	LOB	BOTTOM			
6 Jeff McNeil, L (1, 4) OBP: 0.328, SLG: 0.347										4	0	0	0	0	1	4				
12 Francisco Lindor, S (1, 6) OBP: 0.310, SLG: 0.363										4	0	0	0	0	0	1				
20 Pete Alonso, R (1, 3) OBP: 0.341, SLG: 0.452										4	0	2	0	0	0	0				
2 Dominic Smith, L (1, 7) OBP: 0.322, SLG: 0.362										4	0	0	0	0	1	3				
11 Kevin Pillar, R (1, 9) OBP: 0.258, SLG: 0.387 60 Billy McKinney, L (7, PH) OBP: 0.283, SLG: 0.423										2	0	0	0	0	0	1				
13 Luis Guillorme, L (1, 5) OBP: 0.426, SLG: 0.283										2	0	1	0	1	0	1				
4 Albert Almora Jr., R (1, 8) OBP: 0.111, SLG: 0.143 30 Michael Conforto, L (7, PH) OBP: 0.353, SLG: 0.333 73 Travis Blankenhorn, L (8, 9) OBP: 0.250, SLG: 0.286										2	0	0	0	0	1	1				
76 Patrick Mazaika, L (1, 2) OBP: 0.364, SLG: 0.500										3	0	2	0	0	1	3				
23 David Peterson, L (1, 1) OBP: 0.125, SLG: 0.133 65 Trevor May, R (7, 1) 33 James McCann, R (7, PH) OBP: 0.300, SLG: 0.375 61 Sean Reid-Foley, R (8, 1)										1	0	0	0	0	0	1				
Inning Stats	R: 0 E: 0 K: 1 S: 9	H: 0 LOB: 0 BB: 0 P: 12	R: 0 E: 0 K: 0 S: 9	H: 0 LOB: 1 BB: 1 P: 20	R: 0 E: 0 K: 0 S: 9	H: 1 LOB: 1 BB: 0 P: 12	R: 0 E: 0 K: 0 S: 8	H: 1 LOB: 1 BB: 0 P: 14	R: 0 E: 0 K: 1 S: 10	H: 1 LOB: 1 BB: 0 P: 15	R: 0 E: 0 K: 0 S: 7	H: 1 LOB: 0 BB: 0 P: 12	R: 1 E: 0 K: 1 S: 14	H: 2 LOB: 2 BB: 1 P: 26	R: 0 E: 0 K: 1 S: 7	H: 0 LOB: 1 BB: 0 P: 7	WP: 0 PB: 0 SB: 0 CS: 0	PA: 31		
PITCHER	IP: 5.0 WLS: 19 BF: 3 H: 3 R: 0 ER: 0 SO: 2 BB: 1 IBB: 0 HBP: 0 BLK: 0 WP: 0 HR: 7 S: 45 P: 73 ERA: 0.00 WHIP: 0.800	IP: 1.0 WLS: H BF: 3 H: 1 R: 0 ER: 0 SO: 0 BB: 0 IBB: 0 HBP: 0 BLK: 0 WP: 0 HR: 7 S: 12 P: 12 ERA: 0.00 WHIP: 1.000	IP: 1.0 WLS: W BF: 6 H: 2 R: 1 ER: 1 SO: 1 BB: 1 IBB: 0 HBP: 0 BLK: 0 WP: 0 HR: 14 S: 26 P: 26 ERA: 9.00 WHIP: 3.000	IP: 1.0 WLS: S BF: 3 H: 0 R: 0 ER: 0 SO: 1 BB: 0 IBB: 0 HBP: 0 BLK: 0 WP: 0 HR: 7 S: 7 P: 7 ERA: 0.00 WHIP: 0.000	PITCHER															

Philadelphia Phillies @ New York Mets
Citi Field, Flushing, NY
Fri Jun 25 2021, 7:59 PM - 10:29 PM EDT
Att: 29,012 - Clear - 72 F

AB 27
R 1
H 6
RBI 1
BB 2
SO 4
LOB 15

Batter	1	2	3	4	5	6	7	8	9	AB	R	H	RBI	BB	SO	LOB	TOP								
37 Odúbel Herrera, L (1, 8) OBP: 0.308, SLG: 0.397										4	1	1	0	0	0	1	Philadelphia Phillies @ New York Mets Citi Field, Flushing, NY Sat Jun 26 2021, 4:10 PM - 7:15 PM EDT Att: 29,205 - Partly Cloudy - 80 F								
17 Rhys Hoskins, R (1, 3) OBP: 0.394, SLG: 0.457										3	0	0	0	1	1	0									
3 Bryce Harper, L (1, 9) OBP: 0.390, SLG: 0.497										2	0	1	0	0	1	0									
9 Travis Jankowski, L (6, 9) OBP: 0.500, SLG: 0.611										1	0	0	0	0	0	0									
10 J.T. Realmuto, R (1, 2) OBP: 0.378, SLG: 0.457										4	0	0	0	0	0	4									
22 Andrew McCutchen, R (1, 7) OBP: 0.345, SLG: 0.442										2	2	1	1	0	0	1									
30 Luke Williams, R (1, 5) OBP: 0.317, SLG: 0.475										3	0	0	0	1	2	4									
29 Nick Maton, L (1, 4) OBP: 0.305, SLG: 0.361										3	0	1	2	0	2	0									
74 Ronald Torreyes, R (1, 6) OBP: 0.288, SLG: 0.374										4	0	1	0	0	1	2									
56 Zach Efflin, R (1, 1)										2	0	0	0	0	0	0									
55 Ranger Suárez, L (7, 1)										0	0	0	0	0	0	0									
75 Connor Brogdon, R (8, 1)										0	0	0	0	0	0	0									
50 Héctor Neris, R (9, 1)										0	0	0	0	0	0	0									
Inning Stats	R: 0 E: 0 K: 1 S: 6	H: 0 LOB: 0 BB: 0 P: 9	R: 1 E: 0 K: 1 S: 10	H: 2 LOB: 1 BB: 0 P: 16	R: 0 E: 0 K: 1 S: 10	H: 0 LOB: 0 BB: 0 P: 13	R: 0 E: 0 K: 1 S: 13	H: 1 LOB: 1 BB: 0 P: 21	R: 0 E: 0 K: 1 S: 6	H: 0 LOB: 0 BB: 0 P: 6	R: 1 E: 1 K: 0 S: 12	H: 1 LOB: 2 BB: 1 P: 23	R: 0 E: 0 K: 0 S: 10	H: 0 LOB: 0 BB: 0 P: 8	R: 1 E: 0 K: 1 S: 9	H: 0 LOB: 0 BB: 1 P: 17	1B: 4 2B: 1 3B: 0 HR: 0	SF: 2 SAC: 1 DP: 0 HBP: 2	WP: 1 PB: 0 SB: 5 CS: 1	PA: 35					
PITCHER	IP	WLS	BF	H	R	ER	SO	BB	IBB	HBP	BLK	WP	HR	S	P	ERA	WHIP								
48 Jacob deGrom, R (1, 1) ERA: 0.69	6.0		24	4	2	2	5	1	0	1	0	0	0	57	88	3.00	0.833								
32 Aaron Loup, L (7, 1) ERA: 1.52	1.0	4	1	0	0	1	0	0	0	0	0	0	0	10	12	0.00	1.000								
67 Seth Lugo, R (8, 1) ERA: 2.38	1.0	3	0	0	0	0	0	0	0	0	0	0	6	8	0.00	0.000									
39 Edwin Díaz, R (9, 1) ERA: 2.93	1.0	W	4	0	1	1	1	1	0	1	0	1	0	9	17	9.00	1.000								

Batter	1	2	3	4	5	6	7	8	9	AB	R	H	RBI	BB	SO	LOB	BOTTOM								
13 Luis Guillorme, L (1, 5) OBP: 0.425, SLG: 0.281										4	0	1	1	1	0	3	Philadelphia Phillies @ New York Mets Citi Field, Flushing, NY Sat Jun 26 2021, 4:10 PM - 7:15 PM EDT Att: 29,205 - Partly Cloudy - 80 F								
12 Francisco Lindor, S (1, 6) OBP: 0.355, SLG: 0.356										5	0	0	0	0	2	5									
30 Michael Conforto, L (1, 9) OBP: 0.355, SLG: 0.326										2	0	0	1	1	1	1									
20 Pete Alonso, R (1, 3) OBP: 0.336, SLG: 0.444										4	0	0	0	0	0	2									
2 Dominic Smith, L (1, 7) OBP: 0.321, SLG: 0.360										4	1	1	0	0	2	1									
33 James McCann, R (1, 2) OBP: 0.304, SLG: 0.378										4	0	2	0	0	1	0									
18 José Peraza, R (1, 4) OBP: 0.243, SLG: 0.380										3	0	1	1	0	0	2									
73 Travis Blankenhorn, L (9, PH) OBP: 0.222, SLG: 0.250										1	1	0	0	0	0	0									
4 Albert Almora Jr., R (1, 8) OBP: 0.165, SLG: 0.135										2	0	0	0	0	2	2									
6 Jeff McNeil, L (7, PH) OBP: 0.326, SLG: 0.344										1	0	0	0	0	1	0									
67 Seth Lugo, R (8, 1) ERA: 2.38										0	0	0	0	0	0	0									
39 Edwin Díaz, R (9, 1) ERA: 2.93										0	0	0	0	0	0	0									
60 Billy McKinney, L (8, PH) OBP: 0.287, SLG: 0.423										2	0	1	0	0	0	2									
4B Jacob deGrom, L (1, 1) OBP: 0.414, SLG: 0.448										2	1	2	1	0	0	0									
32 Aaron Loup, L (7, 1) ERA: 1.52										0	0	0	0	0	0	0									
11 Kevin Pillar, R (7, PH) OBP: 0.267, SLG: 0.414										2	1	2	1	0	0	0									
Inning Stats	R: 0 E: 0 K: 1 S: 10	H: 0 LOB: 1 BB: 0 P: 17	R: 1 E: 0 K: 1 S: 13	H: 3 LOB: 2 BB: 0 P: 16	R: 0 E: 0 K: 0 S: 7	H: 0 LOB: 0 BB: 0 P: 9	R: 0 E: 0 K: 1 S: 10	H: 0 LOB: 0 BB: 0 P: 11	R: 0 E: 0 K: 1 S: 8	H: 1 LOB: 1 BB: 0 P: 9	R: 0 E: 0 K: 0 S: 12	H: 1 LOB: 2 BB: 1 P: 20	R: 1 E: 0 K: 2 S: 13	H: 2 LOB: 1 BB: 0 P: 16	R: 0 E: 0 K: 2 S: 11	H: 0 LOB: 0 BB: 0 P: 18	R: 2 E: 1 K: 1 S: 17	H: 1 LOB: 2 BB: 2 P: 27	1B: 6 2B: 1 3B: 0 HR: 1	SF: 1 SAC: 0 DP: 0 HBP: 1	WP: 0 PB: 0 SB: 0 CS: 0	PA: 39			
PITCHER	IP	WLS	BF	H	R	ER	SO	BB	IBB	HBP	BLK	WP	HR	S	P	ERA	WHIP								
56 Zach Efflin, R (1, 1) ERA: 4.2	6.0		25	5	1	1	4	1	0	1	0	0	1	19	26	5.40	1.200								
55 Ranger Suárez, L (7, 1) ERA: 0.93	1.2	B	7	2	1	1	3	0	0	0	0	0	1	19	26	5.40	1.200								
75 Connor Brogdon, R (8, 1) ERA: 4.03	0.1		1	0	0	0	1	0	0	0	0	0	0	5	8	0.00	0.000								
50 Héctor Neris, R (9, 1) ERA: 3.34	0.2	L	6	1	2	0	1	2	0	0	0	0	0	17	27	0.00	4.500								

Batter	1	2	3	4	5	6	7	8	9	AB	R	H	RBI	BB	SO	LOB	TOP	
37 Odúbel Herrera, L (1, 8)	L9	SF9				K		K									4 0 1 1 0 2 1	
10 J.T. Realmuto, R (1, 2)	L8	F9			F9	L6			L7								5 0 0 0 0 0 3	
22 Andrew McCutchen, R (1, 7)					F9				L7								5 1 3 0 0 0 1	
17 Rhys Hoskins, R (1, 3)					L9				G6-3								3 1 0 0 2 1 2	
9 Travis Jankowski, L (1, 9)					SH1-3												3 0 1 0 0 1 2	
28 Alec Bohm, R (1, 5)					G6-3												4 0 0 1 0 2 2	
29 Nick Maton, L (1, 4)																	3 2 2 1 1 0 0	
74 Ronald Torreyes, R (1, 6)					E5												4 0 3 0 0 0 1	
45 Zack Wheeler, L (1, 1)																	2 0 0 0 0 2 1	
13 Brad Miller, L (8, PH)																	1 0 0 0 0 0 1	
46 José Alvarado, L (8, 1)																	0 0 0 0 0 0 0	
23 Archie Bradley, R (9, 1)																	0 0 0 0 0 0 0	
Inning Stats	R: 0 H: 1 E: 0 K: 1 S: 16	H: 1 BB: 1 P: 24	R: 1 H: 1 E: 1 K: 1 S: 13	H: 1 BB: 2 P: 23	R: 3 H: 3 E: 1 K: 1 S: 17	H: 3 BB: 1 P: 27	R: 0 H: 1 E: 0 K: 0 S: 10	H: 1 BB: 0 P: 10	R: 0 H: 1 E: 0 K: 2 S: 10	H: 0 BB: 1 P: 14	R: 0 H: 2 E: 0 K: 2 S: 11	H: 1 BB: 0 P: 8	R: 0 H: 0 E: 0 K: 0 S: 5	H: 0 BB: 0 P: 7	1B: 8 2B: 3 3B: 0 HR: 0	SF: 1 SAC: 2 DP: 1 HBP: 0	WP: 0 PB: 0 SB: 0 CS: 1	PA: 40
PITCHER	IP WLS BF H R ER SO BB IBB HBP BLK WP HR S P ERA WHIP	IP WLS BF H R ER SO BB IBB HBP BLK WP HR S P ERA WHIP	IP WLS BF H R ER SO BB IBB HBP BLK WP HR S P ERA WHIP	IP WLS BF H R ER SO BB IBB HBP BLK WP HR S P ERA WHIP	IP WLS BF H R ER SO BB IBB HBP BLK WP HR S P ERA WHIP	IP WLS BF H R ER SO BB IBB HBP BLK WP HR S P ERA WHIP	IP WLS BF H R ER SO BB IBB HBP BLK WP HR S P ERA WHIP	IP WLS BF H R ER SO BB IBB HBP BLK WP HR S P ERA WHIP	IP WLS BF H R ER SO BB IBB HBP BLK WP HR S P ERA WHIP	IP WLS BF H R ER SO BB IBB HBP BLK WP HR S P ERA WHIP	IP WLS BF H R ER SO BB IBB HBP BLK WP HR S P ERA WHIP	IP WLS BF H R ER SO BB IBB HBP BLK WP HR S P ERA WHIP	IP WLS BF H R ER SO BB IBB HBP BLK WP HR S P ERA WHIP	IP WLS BF H R ER SO BB IBB HBP BLK WP HR S P ERA WHIP	IP WLS BF H R ER SO BB IBB HBP BLK WP HR S P ERA WHIP	IP WLS BF H R ER SO BB IBB HBP BLK WP HR S P ERA WHIP	IP WLS BF H R ER SO BB IBB HBP BLK WP HR S P ERA WHIP	IP WLS BF H R ER SO BB IBB HBP BLK WP HR S P ERA WHIP

Philadelphia Phillies @ New York Mets
Citi Field, Flushing, NY
Sun Jun 27 2021, 1:12 PM - 4:33 PM EDT
Att: 25,488 - Partly Cloudy - 85 F

AB	34
R	4
H	10
RBI	3
BB	3
SO	8
LOB	14



Batter	1	2	3	4	5	6	7	8	9	AB	R	H	RBI	BB	SO	LOB	BOTTOM					
6 Jeff McNeil, L (1, 4)	F8								G1-3								4 0 0 0 0 0 2					
12 Francisco Lindor, S (1, 6)																	4 1 2 0 0 1 0					
20 Pete Alonso, R (1, 3)																	4 0 3 1 0 0 0					
30 Michael Conforto, L (1, 9)																	4 0 0 0 0 3 4					
33 James McCann, R (1, 2)																	4 0 0 0 0 2 4					
60 Billy McKinney, L (1, 7)																	4 0 1 0 0 1 0					
11 Kevin Pillar, R (1, 8)																	3 1 1 1 1 2 0					
13 Luis Guillorme, L (1, 5)																	3 0 0 0 1 0 2					
0 Marcus Stroman, R (1, 1)																	0 0 0 0 0 0 0					
73 Travis Blankenhorn, L (3, PH)																	1 0 0 0 0 0 1					
55 Corey Oswalt, R (4, 1)																	0 0 0 0 0 0 0					
2 Dominic Smith, L (7, PH)																	1 0 0 0 0 0 1					
62 Drew Smith, R (8, 1)																	0 0 0 0 0 0 0					
76 Patrick Mazeika, L (8, PH)																	1 0 0 0 0 0 0					
Inning Stats	R: 0 H: 2 E: 0 K: 0 S: 10	H: 0 BB: 0 P: 16	R: 0 H: 0 E: 0 K: 2 S: 7	H: 0 BB: 0 P: 10	R: 0 H: 0 E: 0 K: 1 S: 10	H: 0 BB: 0 P: 16	R: 0 H: 0 E: 0 K: 2 S: 7	H: 0 BB: 0 P: 9	R: 0 H: 1 E: 0 K: 0 S: 9	H: 1 BB: 1 P: 15	R: 0 H: 1 E: 0 K: 2 S: 15	H: 1 BB: 0 P: 21	R: 0 H: 0 E: 0 K: 1 S: 9	H: 0 BB: 1 P: 16	R: 1 H: 2 E: 0 K: 2 S: 13	H: 2 BB: 0 P: 20	R: 1 H: 1 E: 0 K: 0 S: 10	H: 1 BB: 0 P: 14	1B: 4 2B: 2 3B: 0 HR: 1	SF: 0 SAC: 1 DP: 0 HBP: 0	WP: 0 PB: 0 SB: 0 CS: 0	PA: 36
PITCHER	IP WLS BF H R ER SO BB IBB HBP BLK WP HR S P ERA WHIP	IP WLS BF H R ER SO BB IBB HBP BLK WP HR S P ERA WHIP	IP WLS BF H R ER SO BB IBB HBP BLK WP HR S P ERA WHIP	IP WLS BF H R ER SO BB IBB HBP BLK WP HR S P ERA WHIP	IP WLS BF H R ER SO BB IBB HBP BLK WP HR S P ERA WHIP	IP WLS BF H R ER SO BB IBB HBP BLK WP HR S P ERA WHIP	IP WLS BF H R ER SO BB IBB HBP BLK WP HR S P ERA WHIP	IP WLS BF H R ER SO BB IBB HBP BLK WP HR S P ERA WHIP	IP WLS BF H R ER SO BB IBB HBP BLK WP HR S P ERA WHIP	IP WLS BF H R ER SO BB IBB HBP BLK WP HR S P ERA WHIP	IP WLS BF H R ER SO BB IBB HBP BLK WP HR S P ERA WHIP	IP WLS BF H R ER SO BB IBB HBP BLK WP HR S P ERA WHIP	IP WLS BF H R ER SO BB IBB HBP BLK WP HR S P ERA WHIP	IP WLS BF H R ER SO BB IBB HBP BLK WP HR S P ERA WHIP	IP WLS BF H R ER SO BB IBB HBP BLK WP HR S P ERA WHIP	IP WLS BF H R ER SO BB IBB HBP BLK WP HR S P ERA WHIP	IP WLS BF H R ER SO BB IBB HBP BLK WP HR S P ERA WHIP	IP WLS BF H R ER SO BB IBB HBP BLK WP HR S P ERA WHIP				

Philadelphia Phillies @ New York Mets
Citi Field, Flushing, NY
Sun Jun 27 2021, 1:12 PM - 4:33 PM EDT
Att: 25,488 - Partly Cloudy - 85 F

AB	33
R	2
H	7
RBI	2
BB	2
SO	10
LOB	13



Batter	1	2	3	4	5	6	7	8	9	AB	R	H	RBI	BB	SO	LOB	TOP						
2 Jazz Chisholm Jr., L OBP: 0.331, SLG: 0.463	L7		L7			L7		6 WP BB		3	0	1	0	1	0	0	Miami Marlins @ Philadelphia Phillies Citizens Bank Park, Philadelphia, PA Tue Jun 29 2021, 7:07 PM - 10:31 PM EDT Att: 18,079 - Clear - 91 F						
6 Starling Marte, R OBP: 0.393, SLG: 0.461	P3		L9			K		G6-3		4	0	0	0	0	1	3							
24 Jesús Aguilar, R OBP: 0.317, SLG: 0.449	P5									4	1	1	0	0	1	0							
14 Adam Duvall, R OBP: 0.265, SLG: 0.461		G6-3				F8		F4		4	1	1	2	0	0	0							
76 Jesús Sánchez, L OBP: 0.259, SLG: 0.353						F7		G6-3		4	0	0	0	0	1	0							
5 Jon Berti, R OBP: 0.330, SLG: 0.353										3	1	1	0	1	1	0							
38 Jorge Alfaro, R OBP: 0.279, SLG: 0.313										4	0	0	0	0	4	2							
89 Luis Martí, R OBP: 0.286, SLG: 0.167										2	0	0	0	0	0	0							
34 Magueus Sierra, L OBP: 0.306, SLG: 0.260										1	0	0	0	0	1	1							
56 Zach Pop, R										0	0	0	0	0	0	0							
28 Trevor Rogers, L OBP: 0.100, SLG: 0.069										2	0	0	0	0	1	0							
80 Anthony Bender, R										0	0	0	0	0	0	0							
52 Anthony Bass, R										0	0	0	0	0	0	0							
26 Garrett Cooper, R OBP: 0.349, SLG: 0.430										0	0	0	0	1	0	0							
Inning Stats	R: 0 E: 0 K: 0 S: 9	H: 0 LOB: 0 BB: 0 P: 13	R: 0 E: 0 K: 2 S: 11	H: 1 LOB: 1 BB: 0 P: 18	R: 0 E: 0 K: 2 S: 12	H: 1 LOB: 1 BB: 0 P: 15	R: 0 E: 0 K: 0 S: 6	H: 0 LOB: 0 BB: 0 P: 6	R: 0 E: 0 K: 2 S: 12	H: 0 LOB: 0 BB: 0 P: 20	R: 0 E: 0 K: 1 S: 7	H: 0 LOB: 0 BB: 0 P: 8	R: 1 E: 0 K: 2 S: 14	H: 0 LOB: 2 BB: 3 P: 29	R: 2 E: 0 K: 1 S: 15	H: 2 LOB: 0 BB: 0 P: 23	1B: 3 2B: 0 3B: 0 HR: 1	SF: 0 SAC: 0 DP: 0 HBP: 0	WP: 2 PB: 0 SB: 1 CS: 0	PA: 34			
PITCHER	IP: 7.0 WLS: W BF: 23 ERA: 4.22	IP: 0.2 WLS: 4 BF: 0 ERA: 4.25	IP: 1.1 WLS: S BF: 7 ERA: 3.26	H: 2 R: 0 ER: 0 SO: 7 BB: 0 IBB: 0 HBP: 0 BLK: 0 WP: 1 HR: 0 S: 68 P: 97 ERA: 0.00 WHIP: 0.286	H: 1 R: 1 ER: 1 SO: 2 BB: 2 IBB: 0 HBP: 0 BLK: 0 WP: 0 HR: 0 S: 19 P: 13.50 ERA: 3.000	H: 2 R: 2 ER: 2 SO: 1 BB: 1 IBB: 0 HBP: 0 BLK: 0 WP: 1 HR: 1 S: 20 P: 33 ERA: 13.50 WHIP: 2.250	IP: 0.0 WLS: 0 BF: 0 ERA: 0.00 WHIP: 0.286	IP: 0.0 WLS: 0 BF: 0 ERA: 0.00 WHIP: 3.000	IP: 0.0 WLS: 0 BF: 0 ERA: 13.50 WHIP: 2.250	IP: 0.0 WLS: 0 BF: 0 ERA: 0.00 WHIP: 0.286	IP: 0.0 WLS: 0 BF: 0 ERA: 0.00 WHIP: 3.000	IP: 0.0 WLS: 0 BF: 0 ERA: 13.50 WHIP: 2.250	IP: 0.0 WLS: 0 BF: 0 ERA: 0.00 WHIP: 0.286	IP: 0.0 WLS: 0 BF: 0 ERA: 0.00 WHIP: 3.000	IP: 0.0 WLS: 0 BF: 0 ERA: 13.50 WHIP: 2.250	IP: 0.0 WLS: 0 BF: 0 ERA: 0.00 WHIP: 0.286	IP: 0.0 WLS: 0 BF: 0 ERA: 0.00 WHIP: 3.000	IP: 0.0 WLS: 0 BF: 0 ERA: 13.50 WHIP: 2.250	IP: 0.0 WLS: 0 BF: 0 ERA: 0.00 WHIP: 0.286	IP: 0.0 WLS: 0 BF: 0 ERA: 0.00 WHIP: 3.000	IP: 0.0 WLS: 0 BF: 0 ERA: 13.50 WHIP: 2.250	IP: 0.0 WLS: 0 BF: 0 ERA: 0.00 WHIP: 0.286	IP: 0.0 WLS: 0 BF: 0 ERA: 0.00 WHIP: 3.000

Batter	1	2	3	4	5	6	7	8	9	AB	R	H	RBI	BB	SO	LOB	BOTTOM					
30 Luke Williams, R OBP: 0.313, SLG: 0.435	G4-3									3	0	0	0	0	1	1	Miami Marlins @ Philadelphia Phillies Citizens Bank Park, Philadelphia, PA Tue Jun 29 2021, 7:07 PM - 10:31 PM EDT Att: 18,079 - Clear - 91 F					
37 Odúbel Herrera, L OBP: 0.311, SLG: 0.407		K								1	1	1	1	0	0	0						
2 Jean Segura, R OBP: 0.382, SLG: 0.460										2	1	0	0	1	2	1						
10 J.T. Realmuto, R OBP: 0.368, SLG: 0.439										3	0	0	0	1	2	2						
3 Bryce Harper, L OBP: 0.385, SLG: 0.485										3	0	0	0	1	2	1						
22 Andrew McCutchen, R OBP: 0.349, SLG: 0.437										4	0	1	1	0	2	0						
17 Rhys Hoskins, R OBP: 0.300, SLG: 0.452										4	1	1	1	0	1	2						
28 Alec Bohm, R OBP: 0.285, SLG: 0.325										1	0	0	0	3	1	0						
74 Ronald Torreyes, R OBP: 0.293, SLG: 0.369										4	0	0	0	0	0	3						
21 Vince Velasquez, R OBP: 0.167, SLG: 0.118										1	0	0	0	0	1	0						
13 Brad Miller, L OBP: 0.331, SLG: 0.406										0	1	0	0	1	0	0						
75 Connor Brogdon, R										0	0	0	0	0	0	0						
46 José Alvarado, L										0	0	0	0	0	0	0						
Inning Stats	R: 1 E: 0 K: 1 S: 13	H: 1 LOB: 2 BB: 1 P: 20	R: 0 E: 0 K: 1 S: 7	H: 0 LOB: 1 BB: 1 P: 15	R: 0 E: 0 K: 2 S: 8	H: 0 LOB: 0 BB: 0 P: 8	R: 0 E: 0 K: 1 S: 14	H: 0 LOB: 1 BB: 1 P: 24	R: 0 E: 0 K: 2 S: 12	H: 0 LOB: 1 BB: 1 P: 18	R: 1 E: 0 K: 3 S: 13	H: 1 LOB: 0 BB: 0 P: 20	R: 2 E: 0 K: 1 S: 12	H: 1 LOB: 2 BB: 2 P: 26	R: 0 E: 0 K: 1 S: 9	H: 0 LOB: 1 BB: 1 P: 15	1B: 1 2B: 1 3B: 0 HR: 1	SF: 0 SAC: 1 DP: 0 HBP: 1	WP: 3 PB: 0 SB: 0 CS: 0	PA: 35		
PITCHER	IP: 5.2 WLS: L BF: 24 ERA: 2.14	IP: 1.0 WLS: 6 BF: 1 ERA: 0.81	IP: 0.1 WLS: 1 BF: 0 ERA: 4.71	IP: 1.0 WLS: 4 BF: 0 ERA: 5.46	H: 2 R: 2 ER: 2 SO: 2 BB: 2 IBB: 0 HBP: 0 BLK: 0 WP: 2 HR: 0 S: 13 P: 30 ERA: 18.00 WHIP: 3.000	H: 2 R: 2 ER: 2 SO: 2 BB: 0 IBB: 0 HBP: 0 BLK: 0 WP: 0 HR: 2 S: 2 P: 2 ERA: 0.00 WHIP: 0.000	H: 2 R: 2 ER: 2 SO: 1 BB: 1 IBB: 0 HBP: 0 BLK: 0 WP: 0 HR: 9 S: 15 P: 15 ERA: 0.00 WHIP: 1.000	H: 1 R: 1 ER: 1 SO: 6 BB: 1 IBB: 0 HBP: 0 BLK: 0 WP: 0 HR: 0 S: 64 P: 99 ERA: 3.18 WHIP: 1.059	H: 1 R: 1 ER: 1 SO: 9 BB: 2 IBB: 0 HBP: 0 BLK: 0 WP: 0 HR: 0 S: 13 P: 30 ERA: 18.00 WHIP: 3.000	H: 1 R: 1 ER: 1 SO: 2 BB: 2 IBB: 0 HBP: 0 BLK: 0 WP: 0 HR: 2 S: 2 P: 2 ERA: 0.00 WHIP: 0.000	H: 1 R: 1 ER: 1 SO: 9 BB: 1 IBB: 0 HBP: 0 BLK: 0 WP: 0 HR: 0 S: 15 P: 15 ERA: 0.00 WHIP: 1.000	H: 1 R: 1 ER: 1 SO: 6 BB: 2 IBB: 0 HBP: 0 BLK: 0 WP: 0 HR: 0 S: 13 P: 30 ERA: 18.00 WHIP: 3.000	H: 1 R: 1 ER: 1 SO: 2 BB: 2 IBB: 0 HBP: 0 BLK: 0 WP: 0 HR: 2 S: 2 P: 2 ERA: 0.00 WHIP: 0.000	H: 1 R: 1 ER: 1 SO: 9 BB: 1 IBB: 0 HBP: 0 BLK: 0 WP: 0 HR: 0 S: 15 P: 15 ERA: 0.00 WHIP: 1.000	H: 1 R: 1 ER: 1 SO: 6 BB: 2 IBB: 0 HBP: 0 BLK: 0 WP: 0 HR: 0 S: 13 P: 30 ERA: 18.00 WHIP: 3.000	H: 1 R: 1 ER: 1 SO: 2 BB: 2 IBB: 0 HBP: 0 BLK: 0 WP: 0 HR: 2 S: 2 P: 2 ERA: 0.00 WHIP: 0.000	H: 1 R: 1 ER: 1 SO: 9 BB: 1 IBB: 0 HBP: 0 BLK: 0 WP: 0 HR: 0 S: 15 P: 15 ERA: 0.00 WHIP: 1.000	H: 1 R: 1 ER: 1 SO: 6 BB: 2 IBB: 0 HBP: 0 BLK: 0 WP: 0 HR: 0 S: 13 P: 30 ERA: 18.00 WHIP: 3.000	H: 1 R: 1 ER: 1 SO: 2 BB: 2 IBB: 0 HBP: 0 BLK: 0 WP: 0 HR: 2 S: 2 P: 2 ERA: 0.00 WHIP: 0.000	H: 1 R: 1 ER: 1 SO: 9 BB: 1 IBB: 0 HBP: 0 BLK: 0 WP: 0 HR: 0 S: 15 P: 15 ERA: 0.00 WHIP: 1.000	H: 1 R: 1 ER: 1 SO: 6 BB: 2 IBB: 0 HBP: 0 BLK: 0 WP: 0 HR: 0 S: 13 P: 30 ERA: 18.00 WHIP: 3.000	H: 1 R: 1 ER: 1 SO: 2 BB: 2 IBB: 0 HBP: 0 BLK: 0 WP: 0 HR: 2 S: 2 P: 2 ERA: 0.00 WHIP: 0.000

Batter	1	2	3	4	5	6	7	8	9	10	AB	R	H	RBI	BB	SO	LOB	TOP					
28 Tommy Pham, R OBP: 0.382, SLG: 0.423	G4-3		G6-3		FC6-4			F9		K	5	0	0	0	0	1	2						
9 Jake Cronenworth, L OBP: 0.351, SLG: 0.463	G6-3			K		G4-3			23 BB	G1-3	4	1	0	0	1	1	0						
13 Manny Machado, R OBP: 0.337, SLG: 0.449				L4		F4					4	0	1	0	0	1	1						
23 Fernando Tatis Jr., R OBP: 0.397, SLG: 0.702						G6-3					4	1	2	1	0	1	1						
2 Trent Grisham, L OBP: 0.300, SLG: 0.508	G4-3										3	1	0	0	1	2	1						
30 Eric Hosmer, L OBP: 0.307, SLG: 0.349		G3-1			K						4	0	0	0	0	2	2						
10 Jurickson Profar, S OBP: 0.331, SLG: 0.297		P5				G5-3					4	0	2	2	0	0	0						
17 Victor Caratini, S OBP: 0.309, SLG: 0.348			G6-3					G3-1			4	0	1	0	0	1	1						
3 Jorge Mateo, R OBP: 0.229, SLG: 0.266											0	0	0	0	0	0	0						
48 Webster Rivas, R OBP: 0.341, SLG: 0.353											0	0	0	0	0	0	0						
59 Chris Paddack, R OBP: 0.265, SLG: 0.329											0	0	0	0	0	0	0						
5 Will Myers, R OBP: 0.186, SLG: 0.111											0	0	0	0	0	0	0						
47 Nick Ramirez, L OBP: 0.265, SLG: 0.329											0	0	0	0	0	0	0						
34 Craig Stammen, R OBP: 0.265, SLG: 0.329											0	0	0	0	0	0	0						
7 Ha-Seong Kim, R OBP: 0.265, SLG: 0.329											0	0	0	0	0	0	0						
Austin Adams, R OBP: 0.265, SLG: 0.329											0	0	0	0	0	0	0						
Inning Stats	R: 0 E: 0 K: 1 S: 12	H: 1 LOB: 1 BB: 0 P: 19	R: 0 E: 0 K: 0 S: 7	H: 0 LOB: 0 BB: 0 P: 12	R: 0 E: 0 K: 1 S: 9	H: 0 LOB: 0 BB: 0 P: 12	R: 0 E: 0 K: 2 S: 14	H: 1 LOB: 1 BB: 0 P: 18	R: 0 E: 0 K: 2 S: 10	H: 2 LOB: 2 BB: 0 P: 13	R: 0 E: 0 K: 0 S: 8	H: 0 LOB: 0 BB: 0 P: 13	R: 0 E: 0 K: 2 S: 13	H: 0 LOB: 0 BB: 0 P: 19	R: 0 E: 0 K: 1 S: 8	H: 0 LOB: 0 BB: 0 P: 13	R: 3 E: 0 K: 2 S: 16	H: 2 LOB: 1 BB: 2 P: 28	R: 0 E: 0 K: 1 S: 7	H: 0 LOB: 0 BB: 0 P: 11	1B: 3 2B: 3 3B: 0 HR: 0	SF: 0 SAC: 0 DP: 0 HBP: 0	WP: 0 PA: 38
PITCHER	IP 7.2	WLS 4	BF 27	H 4	R 0	ER 0	SO 9	BB 0	IBB 0	HBP 0	BLK 0	WP 0	HR 0	S 78	P 114	ERA 0.00	WHIP 0.522						
45 Zack Wheeler, R ERA: 2.05	0.2	H	5	1	3	3	1	2	0	0	0	0	0	12	23	40.50	4.500						
46 José Alvarado, L ERA: 4.06	1.2	W	6	1	0	0	2	0	0	0	0	0	0	14	21	0.00	0.600						
55 Ranger Suárez, L ERA: 0.88																							

San Diego Padres @ Philadelphia Phillies
Citizens Bank Park, Philadelphia, PA
Fri Jul 02 2021, 6:08 PM - 9:17 PM EDT
Att: 22,653 - Cloudy - 75 F

livebaseballscorecards.com

AB 36
R 3
H 6
RBI 3
BB 2
SO 12
LOB 10



Batter	1	2	3	4	5	6	7	8	9	10	AB	R	H	RBI	BB	SO	LOB	BOTTOM			
37 Odbel Herrera, L OBP: 0.303, SLG: 0.396	G4-3		L8			G6-3		G4-3			4	1	1	0	0	0	0				
2 Jean Segura, R OBP: 0.380, SLG: 0.455	E8		K					G6-3			4	1	2	0	0	1	0				
10 J.T. Realmuto, R OBP: 0.358, SLG: 0.424	G4-3				P6					F9	4	0	0	1	0	0	2				
3 Bryce Harper, L OBP: 0.363, SLG: 0.507	G4-3				G5-3					G1-3	4	0	0	1	0	0	1				
22 Andrew McCutchen, R OBP: 0.346, SLG: 0.426	K				G5-3					G6-3	4	1	0	0	0	1	0				
17 Rhys Hoskins, R OBP: 0.295, SLG: 0.445	G4-3										3	0	0	0	0	1	0				
9 Travis Jankowski, L OBP: 0.481, SLG: 0.591											0	0	0	0	1	0	0				
18 Didi Gregorius, L OBP: 0.273, SLG: 0.388	G4-3										3	1	1	1	1	1	1				
28 Alec Bohm, R OBP: 0.285, SLG: 0.321											0	0	0	0	0	0	0				
46 José Alvarado, L ERA: 4.06											0	0	0	0	0	0	0				
55 Ranger Suárez, L ERA: 2.83											0	0	0	0	0	0	0				
13 Brad Miller, L OBP: 0.331, SLG: 0.411											1	0	1	1	0	0	0				
45 Zack Wheeler, L OBP: 0.171, SLG: 0.229											2	0	0	0	0	1	0				
30 Luke Williams, R OBP: 0.314, SLG: 0.429											1	0	0	0	0	0	0				
Inning Stats	R: 2 E: 1 K: 1 S: 15	H: 2 LOB: 0 BB: 0 P: 20	R: 0 E: 0 K: 0 S: 6	H: 0 LOB: 0 BB: 0 P: 8	R: 0 E: 0 K: 2 S: 8	H: 0 LOB: 0 BB: 0 P: 10	R: 0 E: 0 K: 0 S: 8	H: 0 LOB: 0 BB: 0 P: 13	R: 1 E: 0 K: 2 S: 12	H: 1 LOB: 1 BB: 0 P: 15	R: 0 E: 0 K: 0 S: 11	H: 1 LOB: 1 BB: 0 P: 13	R: 0 E: 0 K: 0 S: 7	H: 0 LOB: 1 BB: 1 P: 16	R: 0 E: 0 K: 0 S: 8	H: 0 LOB: 0 BB: 0 P: 10	R: 1 E: 0 K: 1 S: 7	H: 1 LOB: 2 BB: 1 P: 8	1B: 3 2B: 1 3B: 0 HR: 1	SF: 0 SAC: 0 DP: 0 HBP: 0	WP: 1 PA: 35
PITCHER	IP 7.0	WLS 3	BF 26	H 4	R 3	ER 3	SO 5	BB 1	IBB 0	HBP 0	BLK 0	WP 1	HR 1	S 67	P 95	ERA 3.86	WHIP 0.714				
59 Chris Paddack, R ERA: 4.56	1.0	3	0	0	0	0	0	0	0	0	0	0	0	9	15	0.00	0.000				
47 Nick Ramirez, L ERA: 4.67	1.0	3	0	0	0	0	0	0	0	0	0	0	0	8	10	0.00	0.000				
34 Craig Stammen, R ERA: 2.83	0.1	L	3	1	1	0	1	0	1	0	0	0	0	7	8	0.00	3.000				
Austin Adams, R ERA: 1.91																					

San Diego Padres @ Philadelphia Phillies
Citizens Bank Park, Philadelphia, PA
Fri Jul 02 2021, 6:08 PM - 9:17 PM EDT
Att: 22,653 - Cloudy - 75 F

livebaseballscorecards.com

AB 33
R 4
H 5
RBI 4
BB 2
SO 6
LOB 5



Batter	1	2	3	4	5	6	7	8	9	AB	R	H	RBI	BB	SO	LOB	TOP				
2 Jean Segura, R OBP: 0.383, SLG: 0.456										6	4	4	2	0	0	2					
10 J.T. Realmuto, R OBP: 0.382, SLG: 0.440										3	3	0	0	2	2	3					
3 Bryce Harper, L OBP: 0.390, SLG: 0.533										6	2	5	4	0	0	0					
22 Andrew McCutchen, R OBP: 0.352, SLG: 0.440										5	1	1	4	0	2	5					
70 Bailey Falter, R ERA: 5.17										0	0	0	0	0	0	0					
50 Hector Neris, R ERA: 5.17										0	0	0	0	0	0	0					
74 Ronald Torreyes, R OBP: 0.287, SLG: 0.353										0	0	0	0	0	0	0					
51 Enyel De Los Santos, R ERA: 5.17										0	0	0	0	0	0	0					
17 Rhys Hoskins, R OBP: 0.313, SLG: 0.492										5	1	3	4	0	1	3					
18 Didi Gregorius, L OBP: 0.287, SLG: 0.396										5	0	0	0	0	2	4					
28 Alec Bohm, R OBP: 0.287, SLG: 0.330										5	1	0	0	0	2	1					
9 Travis Jankowski, L OBP: 0.469, SLG: 0.538										3	2	1	0	1	1	1					
27 Aaron Nola, R OBP: 0.258, SLG: 0.214										3	0	0	0	0	2	2					
13 Brad Miller, L OBP: 0.341, SLG: 0.417										1	1	1	0	0	0	0					
30 Luke Williams, R OBP: 0.333, SLG: 0.431										1	0	1	0	0	0	0					
Inning Stats	R: 4 H: 3 E: 0 K: 2 S: 15	H: 3 LOB: 0 BB: 0 P: 26	R: 3 H: 3 E: 1 K: 2 S: 16	H: 3 LOB: 2 BB: 2 P: 33	R: 0 H: 0 E: 0 K: 1 S: 9	H: 0 LOB: 1 BB: 0 P: 12	R: 2 H: 2 E: 0 K: 0 S: 12	H: 2 LOB: 1 BB: 1 P: 18	R: 0 H: 1 E: 0 K: 1 S: 10	H: 1 LOB: 0 BB: 0 P: 15	R: 0 H: 0 E: 0 K: 1 S: 10	H: 0 LOB: 0 BB: 0 P: 15	R: 6 H: 4 E: 2 K: 1 S: 20	H: 4 LOB: 0 BB: 0 P: 31	R: 0 H: 1 E: 0 K: 3 S: 12	H: 1 LOB: 1 BB: 0 P: 13	R: 0 H: 2 E: 0 K: 1 S: 16	H: 2 LOB: 3 BB: 1 P: 26	1B: 9 2B: 4 3B: 0 HR: 3	SF: 1 SAC: 0 DP: 0 HBP: 1	WP: 0 PA: 50 PB: 0 SB: 1 CS: 0
PITCHER	IP WLS BF H R ER SO BB IBB HBP BLK WP HR S P ERA WHIP	IP WLS BF H R ER SO BB IBB HBP BLK WP HR S P ERA WHIP	IP WLS BF H R ER SO BB IBB HBP BLK WP HR S P ERA WHIP	IP WLS BF H R ER SO BB IBB HBP BLK WP HR S P ERA WHIP	IP WLS BF H R ER SO BB IBB HBP BLK WP HR S P ERA WHIP	IP WLS BF H R ER SO BB IBB HBP BLK WP HR S P ERA WHIP	IP WLS BF H R ER SO BB IBB HBP BLK WP HR S P ERA WHIP	IP WLS BF H R ER SO BB IBB HBP BLK WP HR S P ERA WHIP	IP WLS BF H R ER SO BB IBB HBP BLK WP HR S P ERA WHIP	IP WLS BF H R ER SO BB IBB HBP BLK WP HR S P ERA WHIP	IP WLS BF H R ER SO BB IBB HBP BLK WP HR S P ERA WHIP	IP WLS BF H R ER SO BB IBB HBP BLK WP HR S P ERA WHIP	IP WLS BF H R ER SO BB IBB HBP BLK WP HR S P ERA WHIP	IP WLS BF H R ER SO BB IBB HBP BLK WP HR S P ERA WHIP	IP WLS BF H R ER SO BB IBB HBP BLK WP HR S P ERA WHIP	IP WLS BF H R ER SO BB IBB HBP BLK WP HR S P ERA WHIP	IP WLS BF H R ER SO BB IBB HBP BLK WP HR S P ERA WHIP	IP WLS BF H R ER SO BB IBB HBP BLK WP HR S P ERA WHIP	IP WLS BF H R ER SO BB IBB HBP BLK WP HR S P ERA WHIP	IP WLS BF H R ER SO BB IBB HBP BLK WP HR S P ERA WHIP	IP WLS BF H R ER SO BB IBB HBP BLK WP HR S P ERA WHIP

Philadelphia Phillies @ Chicago Cubs
Wrigley Field, Chicago, IL
Tue Jul 06 2021, 7:08 PM - 10:54 PM CDT
Att: 30,095 - Partly Cloudy - 89 F

AB	43
R	15
H	16
RBI	14
BB	4
SO	12
LOB	21



Batter	1	2	3	4	5	6	7	8	9	AB	R	H	RBI	BB	SO	LOB	BOTTOM
24 Joc Pederson, L OBP: 0.296, SLG: 0.414										4	2	2	2	0	0	0	
16 Patrick Wisdom, R OBP: 0.330, SLG: 0.630										1	0	1	0	0	0	0	
17 Kris Bryant, R OBP: 0.351, SLG: 0.502										5	0	1	1	0	1	2	
9 Javier Báez, R OBP: 0.287, SLG: 0.498										4	2	2	4	0	1	0	
44 Anthony Rizzo, L OBP: 0.341, SLG: 0.431										3	0	0	0	0	3	1	
38 Brad Wieck, L ERA: 2.1										0	0	0	0	0	0	0	
29 Robinson Chirinos, R OBP: 0.500, SLG: 2.000										1	1	1	1	0	0	0	
40 Wilson Contreras, R OBP: 0.343, SLG: 0.424										4	0	1	0	1	2	2	
22 Jason Heyward, L OBP: 0.287, SLG: 0.337										5	1	2	0	0	1	2	
8 Ian Happ, S OBP: 0.295, SLG: 0.336										5	1	1	1	0	2	3	
51 Sergio Alcántara, S OBP: 0.280, SLG: 0.394										4	1	1	0	0	2	1	
49 Jake Arrieta, R ERA: 4.53										0	0	0	0	0	0	0	
48 Ron Kraybill, L ERA: 5.17										0	0	0	0	0	0	0	
66 Rafael Ortega, L ERA: 5.17										0	0	0	0	0	0	0	
32 Trevor Williams, R ERA: 5.17										0	0	0	0	0	0	0	
43 Dan Winkler, R ERA: 5.17										0	0	0	0	0	0	0	
6 Jake Matznick, R OBP: 0.316, SLG: 0.350										1	1	1	0	0	0	0	
Inning Stats	R: 0 H: 0 E: 0 K: 0 S: 6	H: 0 LOB: 0 BB: 0 P: 7	R: 0 H: 0 E: 0 K: 1 S: 11	H: 0 LOB: 1 BB: 1 P: 18	R: 3 H: 4 E												

Batter	1	2	3	4	5	6	7	8	9	AB	R	H	RBI	BB	SO	LOB	TOP			
2 Jean Segura, R OBP: 0.377, SLG: 0.447	L4		G6-3			L9	K			4	0	0	0	0	1	0	Philadelphia Phillies @ Chicago Cubs Wrigley Field, Chicago, IL Wed Jul 07 2021, 7:06 PM - 10:11 PM CDT Att: 28,860 - Overcast - 72 F			
10 J.T. Realmuto, R OBP: 0.384, SLG: 0.441	1B		G1-3			1B	K			4	1	2	0	0	1	0				
3 Bryce Harper, L OBP: 0.387, SLG: 0.532	K				F7	2B	G3-1			4	1	1	1	0	1	1				
22 Andrew McCutchen, R OBP: 0.351, SLG: 0.448	G5-3				G5-3	HR	F4			4	1	1	2	0	0	1				
17 Rhys Hoskins, R OBP: 0.310, SLG: 0.486	P3				K	G5-3				4	0	0	0	0	1	0				
18 Didi Gregorius, L OBP: 0.297, SLG: 0.387	F7				L9	BB	F7			3	0	0	0	1	0	0				
28 Alec Bohm, R OBP: 0.292, SLG: 0.333	BB				FC4-6	E5				3	0	2	0	1	0	1				
9 Travis Jankowski, L OBP: 0.441, SLG: 0.600	K				FC4-6		F8			2	0	0	0	0	1	2				
30 Luke Williams, R OBP: 0.327, SLG: 0.423								K		1	0	0	0	0	0	0				
13 Brad Miller, L OBP: 0.339, SLG: 0.414										1	0	0	0	0	1	1				
45 Zack Wheeler, L OBP: 0.162, SLG: 0.216					K		L7			2	0	0	0	0	2	1				
75 Connor Brogdon, R OBP: 0.285, SLG: 0.350										0	0	0	0	0	0	0				
74 Ronald Torreyes, R OBP: 0.285, SLG: 0.350										1	0	0	0	0	0	0				
19 Brandon Kintzler, R OBP: 0.339, SLG: 0.414										0	0	0	0	0	0	0				
Inning Stats	R: 0 H: 1 E: 0 K: 1 S: 11	H: 1 LOB: 0 BB: 0 P: 16	R: 0 H: 0 E: 0 K: 1 S: 15	H: 0 LOB: 1 BB: 1 P: 21	R: 0 H: 0 E: 0 K: 1 S: 7	H: 0 LOB: 0 BB: 0 P: 10	R: 0 H: 0 E: 0 K: 1 S: 10	H: 1 LOB: 1 BB: 0 P: 15	R: 0 H: 1 E: 0 K: 1 S: 12	H: 3 LOB: 2 BB: 1 P: 18	R: 3 H: 3 E: 0 K: 0 S: 9	H: 3 LOB: 2 BB: 1 P: 20	R: 0 H: 0 E: 0 K: 1 S: 7	H: 0 LOB: 0 BB: 0 P: 12	R: 0 H: 1 E: 0 K: 1 S: 11	H: 1 LOB: 0 BB: 0 P: 18	1B: 4 2B: 1 3B: 0 HR: 1	SF: 0 SAC: 0 DP: 0 HBP: 0	WP: 0 PA: 35 PB: 0 SB: 0 CS: 0	
PITCHER	IP WLS BF H R ER SO BB IBB HBP BLK WP HR S P ERA WHIP	5.2 W 23 5 3 3 5 1 0 0 0 0 1 63 95 4.76 1.059	0.1 H 2 0 0 0 0 1 0 0 0 0 0 0 1 5 0.00 3.000	2.0 6 0 0 0 2 0 0 0 0 0 0 0 15 25 0.00 0.000	1.0 4 1 0 0 1 0 0 0 0 0 0 0 11 18 0.00 1.000															

Batter	1	2	3	4	5	6	7	8	9	AB	R	H	RBI	BB	SO	LOB	BOTTOM		
24 Joc Pederson, L OBP: 0.299, SLG: 0.415	F7	44 3B		G6-3		16 2B				4	2	2	1	0	0	0	Philadelphia Phillies @ Chicago Cubs Wrigley Field, Chicago, IL Wed Jul 07 2021, 7:06 PM - 10:11 PM CDT Att: 28,860 - Overcast - 72 F		
17 Kris Bryant, R OBP: 0.348, SLG: 0.498	E6	44 1B		L8		2B				2	1	0	0	0	1	1			
16 Patrick Wisdom, R OBP: 0.333, SLG: 0.637	22 1B	K								2	0	1	2	0	0	0			
44 Anthony Rizzo, L OBP: 0.343, SLG: 0.439	22 1B	2 1B		G3		G3				4	2	2	1	0	0	1			
40 Wilson Contreras, R OBP: 0.342, SLG: 0.421	L4	1B		G5-3		G4-3				4	0	1	1	0	0	2			
22 Jason Heyward, L OBP: 0.286, SLG: 0.335	2 1B	66 1B		G5-3		G3				4	1	1	1	0	0	1			
2 Nico Hoerner, R OBP: 0.396, SLG: 0.419	66 1B	1B		G5-3		51 G1-3				4	1	2	1	0	0	0			
66 Rafael Ortega, L OBP: 0.281, SLG: 0.367	1B	K2-3		K		K				4	0	1	1	0	3	1			
51 Sergio Alcántara, S OBP: 0.267, SLG: 0.373	K	G3-1		G3-1		G1-3				4	0	0	0	0	1	3			
30 Alec Mills, R ERA: 2.26	K	K		K		24 1B				2	0	0	0	0	2	0			
48 Rex Brothers, L ERA: 4.36						16 2B				0	0	0	0	0	0	0			
8 Ian Happ, S ERA: 7.29										0	1	0	0	0	1	0			
39 Andrew Chafin, R ERA: 7.29										0	0	0	0	0	0	0			
6 Jake Marisnick, R ERA: 7.29										1	0	0	0	0	0	0			
46 Craig Kimbrel, R ERA: 7.29										0	0	0	0	0	0	0			
Inning Stats	R: 3 H: 4 E: 1 K: 1 S: 16	H: 3 LOB: 2 BB: 0 P: 21	R: 2 H: 3 E: 0 K: 2 S: 17	H: 3 LOB: 1 BB: 0 P: 27	R: 0 H: 0 E: 0 K: 1 S: 10	H: 0 LOB: 0 BB: 0 P: 15	R: 0 H: 0 E: 0 K: 1 S: 7	H: 0 LOB: 0 BB: 0 P: 10	R: 0 H: 0 E: 0 K: 0 S: 6	H: 0 LOB: 0 BB: 0 P: 11	R: 3 H: 3 E: 0 K: 1 S: 11	H: 3 LOB: 1 BB: 1 P: 21	R: 0 H: 0 E: 0 K: 0 S: 6	H: 0 LOB: 0 BB: 0 P: 9	R: 0 H: 0 E: 0 K: 1 S: 6	H: 0 LOB: 0 BB: 0 P: 7	1B: 8 2B: 1 3B: 1 HR: 0	SF: 0 SAC: 0 DP: 0 HBP: 0	WP: 0 PA: 36 PB: 0 SB: 0 CS: 0
PITCHER	IP WLS BF H R ER SO BB IBB HBP BLK WP HR S P ERA WHIP	5.2 L 27 8 7 4 6 1 0 0 0 0 0 0 5 8 6.35 1.588	0.1 3 2 1 1 0 0 0 0 0 0 0 0 5 8 27.00 6.000	2.0 6 0 0 0 1 0 0 0 0 0 0 0 12 16 0.00 0.000															

AB 33
R 3
H 6
RBI 3
BB 2
SO 8
LOB 7





AB 35
R 8
H 10
RBI 8
BB 1
SO 7
LOB 9



Batter	1	2	3	4	5	6	7	8	9	AB	R	H	RBI	BB	SO	LOB	TOP																				
2 Jean Segura, R OBP: 0.371, SLG: 0.456	G5-3		F9		F8-3		E5		FC6-4	5	0	1	0	0	0	3	Philadelphia Phillies @ Boston Red Sox Fenway Park, Boston, MA Sun Jul 11 2021, 1:11 PM - 4:45 PM EDT Att: 32,586 - Cloudy - 77 F																				
10 J.T. Realmuto, R OBP: 0.370, SLG: 0.438	G6-3		E9		F8-3		K			4	0	1	1	0	1	2																					
3 Bryce Harper, L OBP: 0.378, SLG: 0.520	G4-3		G3-1		K				G4-3	4	0	0	0	0	1	1																					
22 Andrew McCutchen, R OBP: 0.346, SLG: 0.434		K			K				L8	4	0	0	0	0	2	0																					
18 Didi Gregorius, L OBP: 0.273, SLG: 0.404	L9				K				P5	4	0	0	0	0	1	0																					
17 Rhys Hoskins, R OBP: 0.313, SLG: 0.485									E1	3	1	1	0	1	2	1																					
13 Brad Miller, L OBP: 0.339, SLG: 0.462										3	1	0	0	1	2	1																					
74 Ronald Torreyes, R OBP: 0.308, SLG: 0.402										4	2	3	3	0	0	0																					
9 Travis Jankowski, L OBP: 0.435, SLG: 0.432										2	1	0	0	2	0	0																					
Inning Stats	R: 0 E: 0 K: 0 S: 9	H: 0 LOB: 0 BB: 0 P: 14	R: 0 E: 0 K: 2 S: 10	H: 0 LOB: 0 BB: 0 P: 16	R: 2 E: 1 K: 0 S: 16	H: 2 LOB: 1 BB: 1 P: 21	R: 3 E: 0 K: 2 S: 13	H: 2 LOB: 0 BB: 1 P: 25	R: 0 E: 0 K: 1 S: 6	H: 1 LOB: 1 BB: 0 P: 12	R: 0 E: 0 K: 1 S: 10	H: 0 LOB: 1 BB: 1 P: 18	R: 0 E: 1 K: 1 S: 7	H: 0 LOB: 0 BB: 0 P: 9	R: 0 E: 1 K: 1 S: 10	H: 0 LOB: 1 BB: 0 P: 18	R: 0 E: 0 K: 1 S: 10	H: 1 LOB: 1 BB: 1 P: 18	1B: 4 2B: 2 3B: 0 HR: 1	SF: 0 SAC: 0 DP: 1 HBP: 0	WP: 0 PB: 0 SB: 2 CS: 1	PA: 37															
PITCHER	IP	WLS	BF	H	R	ER	SO	BB	IBB	HBP	BLK	WP	HR	S	P	ERA	WHIP	PITCHER	IP	WLS	BF	H	R	ER	SO	BB	IBB	HBP	BLK	WP	HR	S	P	ERA	WHIP		
37 Nick Pivetta, R ERA: 4.3	4.0	L	18	4	5	4	4	2	0	0	0	0	1	48	76	9.00	1.500	32 Matt Barnes, R ERA: 2.61	1.0		4	1	0	0	1	1	0	0	0	0	0	10	18	0.00	2.000		
75 Yackel Rios, R ERA: 4.61	1.2		6	1	0	0	1	1	0	0	0	0	0	12	26	0.00	1.200																				
63 Darwinson Hernández, L ERA: 2.7	1.0		3	0	0	0	1	0	0	0	0	0	0	7	8	0.00	0.000																				
19 Hirokazu Sawamura, R ERA: 2.45	0.1		2	0	0	0	1	0	0	0	0	0	0	4	5	0.00	0.000																				
0 Adam Ottavino, R ERA: 2.88	1.0		4	0	0	0	1	0	0	0	0	0	0	10	18	0.00	0.000																				
Inning Stats	R: 0 E: 0 K: 0 S: 8	H: 0 LOB: 0 BB: 0 P: 12	R: 1 E: 0 K: 0 S: 11	H: 2 LOB: 1 BB: 0 P: 14	R: 0 E: 1 K: 1 S: 9	H: 1 LOB: 1 BB: 0 P: 11	R: 0 E: 0 K: 1 S: 12	H: 1 LOB: 2 BB: 1 P: 24	R: 1 E: 0 K: 0 S: 9	H: 2 LOB: 1 BB: 0 P: 14	R: 2 E: 0 K: 1 S: 11	H: 4 LOB: 1 BB: 0 P: 19	R: 0 E: 0 K: 0 S: 13	H: 0 LOB: 1 BB: 1 P: 19	R: 0 E: 0 K: 2 S: 14	H: 1 LOB: 3 BB: 2 P: 26	R: 0 E: 0 K: 2 S: 10	H: 0 LOB: 0 BB: 0 P: 16	1B: 7 2B: 3 3B: 0 HR: 1	SF: 0 SAC: 0 DP: 1 HBP: 0	WP: 0 PB: 0 SB: 0 CS: 0	PA: 41															
PITCHER	IP	WLS	BF	H	R	ER	SO	BB	IBB	HBP	BLK	WP	HR	S	P	ERA	WHIP	PITCHER	IP	WLS	BF	H	R	ER	SO	BB	IBB	HBP	BLK	WP	HR	S	P	ERA	WHIP		
19 Brandon Kintzler, R ERA: 7.91	1.0		4	1	1	1	0	0	0	0	0	0	0	8	12	0.00	1.000	55 Ranger Suárez, L ERA: 0.77	2.1	S	10	1	0	0	4	2	0	0	0	0	27	45	0.00	1.286			
61 Cristopher Sánchez, L ERA: 2.08	3.0	W	14	4	1	1	2	1	0	0	0	0	0	32	50	3.00	1.667																				
50 Héctor Neris, R ERA: 4.72	1.0		4	1	0	0	0	0	0	0	0	0	0	10	17	0.00	1.000																				
46 José Alvarado, L ERA: 4.54	0.2	H	5	4	2	2	1	0	0	0	0	0	0	10	17	27.00	6.000																				
23 Archie Bradley, R ERA: 3.68	1.0	H	4	0	0	0	0	1	0	0	0	0	0	11	18	0.00	1.000																				

livebaseballscores.com

Batter	1	2	3	4	5	6	7	8	9	AB	R	H	RBI	BB	SO	LOB	TOP	
19 Miguel Rojas, R OBP: 0.330, SLG: 0.392										4	0	3	1	0	1	1	Miami Marlins @ Philadelphia Phillies Citizens Bank Park, Philadelphia, PA Fri Jul 16 2021, 4:09 PM - 6:42 PM EDT Partly Cloudy - 95 F livebaseballscorecards.com	
6 Starling Marte, R OBP: 0.391, SLG: 0.410										3	0	1	0	0	2	2		
26 Garrett Cooper, R OBP: 0.386, SLG: 0.478										3	0	1	0	0	0	2		
14 Adam Duvali, R OBP: 0.276, SLG: 0.482										3	0	0	0	0	0	2		
24 Jesús Aguilar, R OBP: 0.326, SLG: 0.464										3	0	0	0	0	1	2		
2 Jazz Chisholm Jr., L OBP: 0.323, SLG: 0.460										3	1	1	0	0	1	0		
38 Jorge Alfaro, R OBP: 0.299, SLG: 0.290										3	0	0	0	0	3	1		
5 Jon Berti, R OBP: 0.316, SLG: 0.332										2	1	1	1	0	1	0		
48 Steven Okert, L OBP: 0.276, SLG: 0.332										0	0	0	0	0	0	0		
56 Zach Pop, R OBP: 0.167, SLG: 0.167										1	0	0	0	0	1	0		
22 Sandy Alcantara, R OBP: 0.162, SLG: 0.091										1	0	0	0	0	1	1		
12 Joe Panik, L OBP: 0.296, SLG: 0.345										2	0	1	0	0	1	0		
Inning Stats	R: 0 E: 0 K: 2 S: 17	H: 2 LOB: 2 BB: 0 P: 24	R: 2 E: 0 K: 3 S: 16	H: 3 LOB: 1 BB: 0 P: 22	R: 0 E: 0 K: 0 S: 8	H: 0 LOB: 0 BB: 0 P: 10	R: 0 E: 0 K: 3 S: 10	H: 0 LOB: 0 BB: 0 P: 13	R: 0 E: 0 K: 1 S: 12	H: 2 LOB: 1 BB: 0 P: 16	R: 0 E: 0 K: 0 S: 9	H: 0 LOB: 0 BB: 0 P: 13	R: 0 E: 0 K: 3 S: 12	H: 1 LOB: 1 BB: 0 P: 19				
PITCHER	IP WLS BF H R ER SO BB IBB HBP BLK WP HR S P ERA WHIP	4.1 19 6 2 2 9 0 0 0 0 0 0 59 79 4.15 1.385	1.2 W 5 1 0 0 0 0 0 0 0 0 0 13 19 0.00 0.600	1.0 S 4 1 0 0 3 0 0 0 0 0 0 0 12 19 0.00 1.000	PITCHER IP WLS BF H R ER SO BB IBB HBP BLK WP HR S P ERA WHIP													

Batter	1	2	3	4	5	6	7	8	9	AB	R	H	RBI	BB	SO	LOB	BOTTOM	
2 Jean Segura, R OBP: 0.373, SLG: 0.455										3	0	1	0	0	1	0	Miami Marlins @ Philadelphia Phillies Citizens Bank Park, Philadelphia, PA Fri Jul 16 2021, 4:09 PM - 6:42 PM EDT Partly Cloudy - 95 F livebaseballscorecards.com	
13 Brad Miller, L OBP: 0.335, SLG: 0.456										2	0	0	0	0	0	0		
30 Luke Williams, R OBP: 0.313, SLG: 0.383										2	0	0	0	0	1	4		
3 Bryce Harper, L OBP: 0.378, SLG: 0.522										3	1	1	0	0	0	0		
17 Rhys Hoskins, R OBP: 0.313, SLG: 0.482										2	2	0	0	1	1	0		
18 Didi Gregorius, L OBP: 0.280, SLG: 0.401										1	2	0	0	2	0	0		
9 Travis Jankowski, L OBP: 0.469, SLG: 0.500										3	0	3	4	0	0	0		
74 Ronald Torreyes, R OBP: 0.309, SLG: 0.400										3	0	1	1	0	0	2		
5 Andrew Knapp, S OBP: 0.234, SLG: 0.248										3	0	0	0	0	1	3		
31 Matt Moore, L ERA: 3.23										2	0	0	0	0	2	0		
23 Archie Bradley, R ERA: 1.04										0	0	0	0	0	0	0		
22 Andrew McCutchen, R OBP: 0.348, SLG: 0.434										0	0	0	0	1	0	0		
55 Ranger Suárez, L ERA: 5.63										0	0	0	0	0	0	0		
Inning Stats	R: 3 E: 0 K: 0 S: 20	H: 2 LOB: 1 BB: 2 P: 34	R: 0 E: 0 K: 3 S: 9	H: 0 LOB: 0 BB: 0 P: 12	R: 2 E: 1 K: 0 S: 21	H: 2 LOB: 2 BB: 1 P: 34	R: 0 E: 0 K: 1 S: 9	H: 1 LOB: 0 BB: 0 P: 13	R: 0 E: 0 K: 1 S: 8	H: 0 LOB: 0 BB: 0 P: 13	R: 0 E: 0 K: 1 S: 10	H: 1 LOB: 3 BB: 1 P: 19	R: 0 E: 0 K: 1 S: 10	H: 1 LOB: 3 BB: 1 P: 19				
PITCHER	IP WLS BF H R ER SO BB IBB HBP BLK WP HR S P ERA WHIP	3.0 L 17 4 5 3 3 3 0 0 0 0 0 0 50 80 9.00 2.333	2.0 6 1 0 0 2 0 0 0 0 0 0 17 26 0.00 0.500	1.0 6 1 0 0 1 0 0 1 0 1 0 10 19 0.00 2.000	PITCHER IP WLS BF H R ER SO BB IBB HBP BLK WP HR S P ERA WHIP													

AB	28
R	2
H	8
RBI	2
BB	0
SO	12
LOB	11



AB	24
R	5
H	6
RBI	5
BB	4
SO	6
LOB	9



Batter	1	2	3	4	5	6	7	8	9	AB	R	H	RBI	BB	SO	LOB	TOP
2 Jazz Chisholm Jr., L OBP: 0.322, SLG: 0.455	E6 6 HR	G4-3				L7				3	2	0	0	1	0	0	Miami Marlins @ Philadelphia Phillies Citizens Bank Park, Philadelphia, PA Fri Jul 16 2021, 7:27 PM - 9:48 PM EDT Att: 28,712 - Partly Cloudy - 89 F
6 Starling Marte, R OBP: 0.397, SLG: 0.442	HR		24 1B	24 HR		K				4	3	3	3	0	1	0	
26 Garrett Cooper, R OBP: 0.368, SLG: 0.474 35 Richard Bleier, L (7.1)	24 1B		K	24 HR			K			2	1	0	0	1	2	1	
24 Jesús Aguilar, R OBP: 0.333, SLG: 0.479	1B			HR						3	1	3	4	0	0	0	
12 Joe Panik, L OBP: 0.288, SLG: 0.336	K		FC1-6 19 2B	G4-3			L8			4	0	0	0	0	1	4	
19 Miguel Rojas, R OBP: 0.332, SLG: 0.398	L9				P6					4	0	2	0	0	0	2	
7 Sandy León, S OBP: 0.214, SLG: 0.237	K		G3-1		K		1B			4	0	0	0	0	2	6	
34 Magneuris Sierra, L OBP: 0.304, SLG: 0.263		G1-3		K		K				3	0	0	0	0	2	0	
54 Ross Detwiler, R OBP: 0.333, SLG: 0.333 1 Isan Diaz, L OBP: 0.281, SLG: 0.219 78 Jordan Holloway, R OBP: 0.111, SLG: 0.111 3 Monte Harrison, R OBP: 0.167, SLG: 0.167	L7			K		G5-3				0	0	0	0	0	0	0	
Inning Stats	R: 2 H: 2 E: 0 K: 2 S: 15	H: 2 LOB: 2 BB: 0 P: 22	R: 0 H: 0 E: 0 K: 0 S: 8	H: 0 LOB: 0 BB: 0 P: 12	R: 1 H: 3 E: 0 K: 1 S: 14	H: 3 LOB: 2 BB: 0 P: 20	R: 4 H: 2 E: 0 K: 2 S: 20	H: 2 LOB: 0 BB: 2 P: 32	R: 0 H: 0 E: 0 K: 2 S: 7	H: 0 LOB: 0 BB: 0 P: 8	R: 0 H: 0 E: 0 K: 1 S: 10	H: 1 LOB: 2 BB: 0 P: 17	R: 0 H: 1 E: 0 K: 1 S: 10	H: 1 LOB: 2 BB: 0 P: 17			
PITCHER	IP	WLS	BF	H	R	ER	SO	BB	IBB	HBP	BLK	WP	HR	S	P	ERA	WHIP
56 Zach Eflin, R ERA: 4.17	3.2	L	21	6	6	5	5	2	0	1	0	0	1	50	79	12.27	2.182
51 Enyel De Los Santos, R ERA: 6.75	1.1		5	1	1	1	2	0	0	0	0	0	1	14	15	6.75	0.750
64 JD Hammer, R ERA:	1.0		3	0	0	0	1	0	0	0	0	0	0	10	16	0.00	0.000
63 Mauricio Llovera, R ERA:	1.0		5	1	0	0	1	0	0	1	0	0	0	10	17	0.00	1.000

AB	30
R	7
H	8
RBI	7
BB	2
SO	9
LOB	13



Batter	1	2	3	4	5	6	7	8	9	AB	R	H	RBI	BB	SO	LOB	BOTTOM
2 Jean Segura, R OBP: 0.368, SLG: 0.449 64 JD Hammer, R (6.1)	G1-6-3		F9		E6					3	0	0	0	0	0	0	Miami Marlins @ Philadelphia Phillies Citizens Bank Park, Philadelphia, PA Fri Jul 16 2021, 7:27 PM - 9:48 PM EDT Att: 28,712 - Partly Cloudy - 89 F
5 Andrew Knapp, S OBP: 0.234, SLG: 0.248										0	0	0	0	0	0	0	
10 J.T. Realmuto, R OBP: 0.365, SLG: 0.441	2B		K		G5-3					3	0	1	0	0	1	1	
17 Rhys Hoskins, R OBP: 0.313, SLG: 0.479 29 Nick Maton, L OBP: 0.328, SLG: 0.398	K		22 C4-6 BB			K				2	0	0	0	1	2	1	
22 Andrew McCutchen, R OBP: 0.351, SLG: 0.433			FC4-6							1	0	0	0	2	0	1	
18 Didi Gregorius, L OBP: 0.275, SLG: 0.394 63 Mauricio Llovera, R (7.1)	K				G4-3		L5			3	0	0	0	0	1	3	
74 Ronald Torreyes, R OBP: 0.302, SLG: 0.391		L5			G5-3					3	0	0	0	0	0	1	
30 Luke Williams, R OBP: 0.313, SLG: 0.381		E4								3	0	1	0	0	1	0	
44 Matt Vierling, R OBP: 0.429, SLG: 0.429 9 Travis Jankowski, L OBP: 0.451, SLG: 0.476			K							1	0	0	0	0	1	1	
56 Zach Eflin, R 51 Enyel De Los Santos, R (4.1) 13 Brad Miller, L OBP: 0.331, SLG: 0.450 (6.9)		P4								1	0	0	0	0	0	1	
Inning Stats	R: 0 H: 1 E: 0 K: 2 S: 10	H: 1 LOB: 2 BB: 1 P: 18	R: 0 H: 0 E: 1 K: 1 S: 13	H: 0 LOB: 1 BB: 0 P: 18	R: 0 H: 0 E: 0 K: 1 S: 9	H: 0 LOB: 1 BB: 1 P: 14	R: 0 H: 0 E: 0 K: 1 S: 8	H: 0 LOB: 0 BB: 0 P: 10	R: 0 H: 0 E: 1 K: 2 S: 11	H: 0 LOB: 1 BB: 0 P: 14	R: 0 H: 0 E: 0 K: 1 S: 8	H: 0 LOB: 1 BB: 1 P: 16	R: 0 H: 1 E: 0 K: 0 S: 6	H: 1 LOB: 0 BB: 0 P: 6			
PITCHER	IP	WLS	BF	H	R	ER	SO	BB	IBB	HBP	BLK	WP	HR	S	P	ERA	WHIP
54 Ross Detwiler, L ERA: 4.08	1.0		19	0	0	0	6	2	0	0	0	0	0	49	72	0.00	0.400
78 Jordan Holloway, R ERA: 3.0	5.0	W	19	0	0	0	6	2	0	0	0	0	0	49	72	0.00	0.400
35 Richard Bleier, L ERA: 2.86	1.0		3	1	0	0	0	0	0	0	0	0	0	6	6	0.00	1.000

AB	24
R	0
H	2
RBI	0
BB	3
SO	8
LOB	11



Batter	1	2	3	4	5	6	7	8	9	AB	R	H	RBI	BB	SO	LOB	TOP			
2 Jean Segura, R OBP: 0.388, SLG: 0.439	4-1 BB		2-1 G4-3		2-1 P6		3-2 F8	2-2 G1-4-3		4	0	1	1	1	0	0	Philadelphia Phillies @ New York Yankees Yankee Stadium, Bronx, NY Tue Jul 20 2021, 7:09 PM - 10:54 PM EDT Att: 36,106 - Partly Cloudy - 86 F			
10 J.T. Realmuto, R OBP: 0.397, SLG: 0.447	0-1 P6		3-2 G5-3		1-2 G5-3		1-2 1B	0-0 G1-4-3		5	0	1	0	0	0	3				
3 Bryce Harper, L OBP: 0.384, SLG: 0.519	0-3 K		0-0 1B		4-2 BB		2-1 1B		3-3 K	4	0	2	0	1	2	1				
22 Andrew McCutchen, R OBP: 0.352, SLG: 0.449	0-3 K		2-1 L5		2-3 K		4-0 BB		0-1 HR	4	1	1	1	1	2	3				
17 Rhys Hoskins, R OBP: 0.318, SLG: 0.488	1-0 HR		4-1 74 BLK 2B		4-2 18 FC4-6 BB		2-3 K		0-3 K	3	2	1	1	2	2	3				
18 Didi Gregorius, L OBP: 0.285, SLG: 0.393	0-1 F4		0-0 L9		0-0 FC4-6 74 WP 1-2		1-3 K		0-3 K	5	0	0	0	0	2	5				
13 Brad Miller, L OBP: 0.332, SLG: 0.442	4-1 BB		1-0 P6		0-1 F9			2-3 K		3	0	0	0	1	1	2				
74 Ronald Torreyes, R OBP: 0.305, SLG: 0.389	1-3 K		1-2 2B		4-2 BB		1-2 1B		0-3 30 1B	3	1	2	1	1	1	1				
9 Travis Jankowski, L OBP: 0.458, SLG: 0.480	3-3 K		3-3 K		0-3 K		1-2 1B		1-2 2 1B	2	0	0	0	0	2	2				
30 Luke Williams, R OBP: 0.333, SLG: 0.388							1-2 1B			2	0	1	0	0	1	2				
Inning Stats	R: 0 H: 0 E: 0 K: 2 S: 9	H: 0 LOB: 1 BB: 1 P: 13	R: 1 H: 1 E: 0 K: 2 S: 13	H: 1 LOB: 1 BB: 1 P: 22	R: 0 H: 1 E: 0 K: 0 S: 10	H: 1 LOB: 1 BB: 0 P: 17	R: 1 H: 1 E: 0 K: 1 S: 9	H: 1 LOB: 1 BB: 1 P: 18	R: 0 H: 0 E: 0 K: 1 S: 10	H: 0 LOB: 2 BB: 1 P: 19	R: 0 H: 2 E: 0 K: 2 S: 16	H: 2 LOB: 3 BB: 1 P: 29	R: 1 H: 3 E: 0 K: 1 S: 13	H: 3 LOB: 1 BB: 0 P: 19	R: 1 H: 1 E: 0 K: 3 S: 12	H: 1 LOB: 0 BB: 0 P: 15	1B: 6 2B: 1 3B: 0 HR: 2	SF: 0 SAC: 0 DP: 1 HBP: 0	WP: 1 PB: 0 CS: 0	PA: 42
PITCHER	IP WLS BF H R ER SO	IP WLS BF H R ER SO	IP WLS BF H R ER SO	IP WLS BF H R ER SO	IP WLS BF H R ER SO	IP WLS BF H R ER SO	IP WLS BF H R ER SO	IP WLS BF H R ER SO	IP WLS BF H R ER SO	IP WLS BF H R ER SO	IP WLS BF H R ER SO	IP WLS BF H R ER SO	IP WLS BF H R ER SO	IP WLS BF H R ER SO	IP WLS BF H R ER SO	IP WLS BF H R ER SO	ERA WHIP	ERA WHIP		
55 Domingo Germán, R ERA: 4.71	4.0 1.1 18	3 2 2 5	3 2 2 5	3 2 2 5	3 2 2 5	3 2 2 5	3 2 2 5	3 2 2 5	3 2 2 5	3 2 2 5	3 2 2 5	3 2 2 5	3 2 2 5	3 2 2 5	3 2 2 5	3 2 2 5	4.50 1.500	9.00 1.000		
85 Luis Cessa, R ERA: 2.89	5.1 1.0 6	0 0 0 1	2 0 0 0	2 0 0 0	2 0 0 0	2 0 0 0	2 0 0 0	2 0 0 0	2 0 0 0	2 0 0 0	2 0 0 0	2 0 0 0	2 0 0 0	2 0 0 0	2 0 0 0	2 0 0 0	0.00 0.000	0.00 0.000		
63 Lucas Luetge, L ERA: 3.25	6.1 1.0 6	2 0 0 1	1 0 0 0	1 0 0 0	1 0 0 0	1 0 0 0	1 0 0 0	1 0 0 0	1 0 0 0	1 0 0 0	1 0 0 0	1 0 0 0	1 0 0 0	1 0 0 0	1 0 0 0	1 0 0 0	0.00 1.500	0.00 3.000		
57 Chad Green, R ERA: 2.78	7.1 0.2 3	0 0 0 2	1 0 0 0	1 0 0 0	1 0 0 0	1 0 0 0	1 0 0 0	1 0 0 0	1 0 0 0	1 0 0 0	1 0 0 0	1 0 0 0	1 0 0 0	1 0 0 0	1 0 0 0	1 0 0 0	0.00 1.500	9.00 3.000		
53 Zack Britton, L ERA: 6.0	8.1 1.0 5	3 1 1 1	0 0 0 0	0 0 0 0	0 0 0 0	0 0 0 0	0 0 0 0	0 0 0 0	0 0 0 0	0 0 0 0	0 0 0 0	0 0 0 0	0 0 0 0	0 0 0 0	0 0 0 0	0 0 0 0	9.00 3.000			
PITCHER	IP WLS BF H R ER SO	IP WLS BF H R ER SO	IP WLS BF H R ER SO	IP WLS BF H R ER SO	IP WLS BF H R ER SO	IP WLS BF H R ER SO	IP WLS BF H R ER SO	IP WLS BF H R ER SO	IP WLS BF H R ER SO	IP WLS BF H R ER SO	IP WLS BF H R ER SO	IP WLS BF H R ER SO	IP WLS BF H R ER SO	IP WLS BF H R ER SO	IP WLS BF H R ER SO	IP WLS BF H R ER SO	ERA WHIP	ERA WHIP		
54 Aroldis Chapman, L ERA: 4.41	1.0 1.0 4	1 1 1 3	0 0 0 0	0 0 0 0	0 0 0 0	0 0 0 0	0 0 0 0	0 0 0 0	0 0 0 0	0 0 0 0	0 0 0 0	0 0 0 0	0 0 0 0	0 0 0 0	0 0 0 0	0 0 0 0	9.00 1.000			
11 Brett Gardner, L OBP: 0.305, SLG: 0.309	0-2 G3-1		3-2 K		0-0 HR		1-0 G4-3	2-2 G3-1		5	1	1	1	0	1	0	Philadelphia Phillies @ New York Yankees Yankee Stadium, Bronx, NY Tue Jul 20 2021, 7:09 PM - 10:54 PM EDT Att: 36,106 - Partly Cloudy - 86 F			
27 Giancarlo Stanton, R OBP: 0.352, SLG: 0.414	3-3 K		1-3 K		0-2 12 FC5-6 1B		1-1 HR		1-1 G4-3	4	1	2	1	0	2	0				
12 Rougned Odor, L OBP: 0.299, SLG: 0.438	2-3 K		1-1 24 1B		0-0 FC5-6 1-2		3-1 G4-3		2-2 G4-3	4	0	1	0	0	1	1				
24 Gary Sánchez, R OBP: 0.336, SLG: 0.473	2-1 F9		2-2 1B		1-1 HR		4-1 25 2B		4-1 BB	3	1	2	1	1	0	0				
25 Gleyber Torres, R OBP: 0.329, SLG: 0.330	0-1 L8		2-3 K		0-1 G5-3		2-1 2B		2-1 2B	4	0	1	0	0	1	2				
62 Rob Brantly, L OBP: 0.250, SLG: 0.500	1-0 G1-3		1-2 P6		2-1 90 BB 14 G1-2-3 2B		1-2 F8		1-2 F8	4	0	1	0	0	0	4				
22 Greg Allen, S OBP: 0.583, SLG: 0.875	3-1 90 G3-1 3B		3-1 90 G3-1 3B		4-1 90 F8 14 S BB		4-2 90 BB		1-3 K	2	2	1	0	2	1	0				
90 Estevan Florial, L OBP: 0.429, SLG: 1.000	3-2 G3-1		2-0 F8		4-0 BB		0-1 HR		0-1 HR	3	1	1	2	1	0	1				
14 Tyler Wade, L OBP: 0.250, SLG: 0.250	3-2 L7		3-2 L6		1-2 G1-2-3		1-2 G6-3		1-2 G6-3	4	0	0	0	0	0	3				
Inning Stats	R: 0 H: 0 E: 0 K: 2 S: 12	H: 0 LOB: 0 BB: 0 P: 17	R: 0 H: 0 E: 0 K: 0 S: 5	H: 0 LOB: 0 BB: 0 P: 8	R: 1 H: 1 E: 0 K: 1 S: 14	H: 1 LOB: 0 BB: 0 P: 26	R: 0 H: 2 E: 0 K: 2 S: 16	H: 2 LOB: 2 BB: 0 P: 23	R: 2 H: 2 E: 1 K: 0 S: 12	H: 2 LOB: 1 BB: 1 P: 18	R: 1 H: 2 E: 0 K: 0 S: 11	H: 2 LOB: 2 BB: 2 P: 23	R: 1 H: 2 E: 0 K: 1 S: 11	H: 2 LOB: 1 BB: 1 P: 23	R: 1 H: 1 E: 0 K: 1 S: 14	H: 1 LOB: 0 BB: 0 P: 18		1B: 3 2B: 2 3B: 1 HR: 4	SF: 0 SAC: 0 DP: 1 HBP: 0	WP: 0 PB: 0 CS: 0
PITCHER	IP WLS BF H R ER SO	IP WLS BF H R ER SO	IP WLS BF H R ER SO	IP WLS BF H R ER SO	IP WLS BF H R ER SO	IP WLS BF H R ER SO	IP WLS BF H R ER SO	IP WLS BF H R ER SO	IP WLS BF H R ER SO	IP WLS BF H R ER SO	IP WLS BF H R ER SO	IP WLS BF H R ER SO	IP WLS BF H R ER SO	IP WLS BF H R ER SO	IP WLS BF H R ER SO	IP WLS BF H R ER SO	ERA WHIP	ERA WHIP		
27 Aaron Nola, R ERA: 4.84	1.1 0.2 3	4 0 0 0	4 0 0 0	4 0 0 0	4 0 0 0	4 0 0 0	4 0 0 0	4 0 0 0	4 0 0 0	4 0 0 0	4 0 0 0	4 0 0 0	4 0 0 0	4 0 0 0	4 0 0 0	4 0 0 0	6.75 1.500			
46 José Alvarado, L ERA: 4.33	0.2 1.0 6	0 2 1 1	0 1 0 0	0 1 0 0	0 1 0 0	0 1 0 0	0 1 0 0	0 1 0 0	0 1 0 0	0 1 0 0	0 1 0 0	0 1 0 0	0 1 0 0	0 1 0 0	0 1 0 0	0 1 0 0	0.00 3.000	9.00 3.000		
19 Brandon Kintzler, R ERA: 7.56	1.0 1.0 4	2 1 1 1	0 0 0 0	0 0 0 0	0 0 0 0	0 0 0 0	0 0 0 0	0 0 0 0	0 0 0 0	0 0 0 0	0 0 0 0	0 0 0 0	0 0 0 0	0 0 0 0	0 0 0 0	0 0 0 0	9.00 1.000			
51 Enyel De Los Santos, R ERA: 6.94	1.0 0.2 3	1 0 0 0	1 0 0 0	1 0 0 0	1 0 0 0	1 0 0 0	1 0 0 0	1 0 0 0	1 0 0 0	1 0 0 0	1 0 0 0	1 0 0 0	1 0 0 0	1 0 0 0	1 0 0 0	1 0 0 0	9.00 1.000			



Batter	1	2	3	4	5	6	7	8	9	10	AB	R	H	RBI	BB	SO	LOB	TOP		
2 Jean Segura, R OBP: 0.367, SLG: 0.446											5	1	1	1	1	0	3			
10 J.T. Realmuto, R OBP: 0.365, SLG: 0.440											4	1	0	0	0	2	2			
3 Bryce Harper, L OBP: 0.387, SLG: 0.521											3	0	1	1	2	1	0			
22 Andrew McCutchen, R OBP: 0.353, SLG: 0.449											4	0	1	0	1	1	4			
17 Rhys Hoskins, R OBP: 0.319, SLG: 0.484											3	1	0	0	2	1	3			
18 Didi Gregorius, L OBP: 0.265, SLG: 0.384											4	1	0	0	1	0	4			
13 Brad Miller, L OBP: 0.333, SLG: 0.435											3	0	0	0	2	1	5			
74 Ronald Torreyes, R OBP: 0.310, SLG: 0.384											2	1	0	0	2	0	2			
9 Travis Jankowski, L OBP: 0.443, SLG: 0.462											2	0	0	0	0	1	2			
30 Luke Williams, R OBP: 0.333, SLG: 0.386											3	0	1	2	0	1	3			
Inning Stats	R: 1 E: 0 K: 3 S: 15	H: 2 LOB: 1 BB: 0 P: 23	R: 0 E: 0 K: 0 S: 11	H: 0 LOB: 2 BB: 2 P: 24	R: 1 E: 0 K: 0 S: 10	H: 1 LOB: 2 BB: 1 P: 18	R: 0 E: 0 K: 1 S: 12	H: 0 LOB: 0 BB: 0 P: 11	R: 0 E: 0 K: 0 S: 10	H: 0 LOB: 1 BB: 1 P: 18	R: 3 E: 1 K: 1 S: 23	H: 1 LOB: 3 BB: 4 P: 46	R: 0 E: 0 K: 1 S: 6	H: 0 LOB: 0 BB: 0 P: 12	R: 0 E: 0 K: 1 S: 7	H: 0 LOB: 1 BB: 0 P: 10	1B: 1 2B: 2 3B: 0 HR: 1	SF: 0 SAC: 1 DP: 0 HBP: 1	WP: 1 PB: 0 SB: 0 CS: 1	PA: 46
PITCHER	IP WLS BF H R ER SO BB IBB HBP BLK WP HR S P ERA WHIP	4.0 1.2 7 0 0 0 1 2 0 0 0 0 0 1 48 83 4.50 1.500	61 Asher Wojciechowski, R ERA: 4.5	5.1 1.1 5 0 0 0 1 2 0 0 0 0 0 0 16 32 0.00 1.200	84 Albert Abreu, R ERA: 1.86	6.1 1.1 5 0 0 0 0 1 0 0 0 0 0 0 13 24 0.00 0.750	34 Justin Wilson, L ERA: 7.94	8.1 0.1 4 0 3 2 0 2 0 0 0 0 0 0 10 21 54.00 6.000	53 Zack Britton, L ERA: 8.53	8.1 0.2 5 1 0 0 1 2 0 0 0 0 1 0 13 25 0.00 4.500	79 Nick Nelson, R ERA: 5.45	1.0 1.0 W 3 0 0 0 1 0 0 0 0 0 0 7 10 0.00 0.000	54 Aroldis Chapman, L ERA: 4.28	10.1 1.0 W 3 0 0 0 1 0 0 0 0 0 0 7 10 0.00 0.000	82 Brooks Kriske, R ERA: 10.5					

Philadelphia Phillies @ New York Yankees
Yankee Stadium, Bronx, NY
Wed Jul 21 2021, 7:08 PM - 11:25 PM EDT
Att: 34,112 - Partly Cloudy - 75 F

AB 33
R 5
H 4
RBI 4
BB 11
SO 8
LOB 28

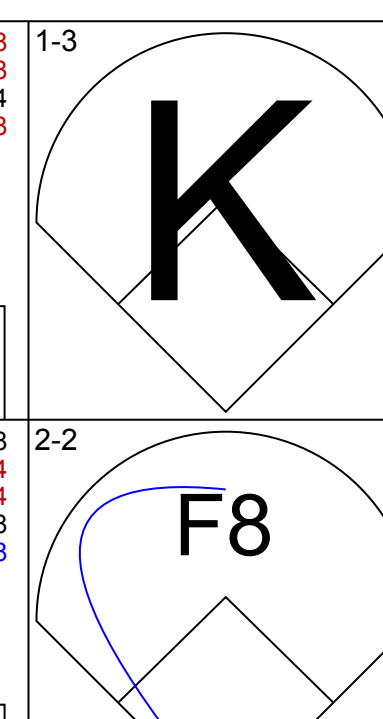
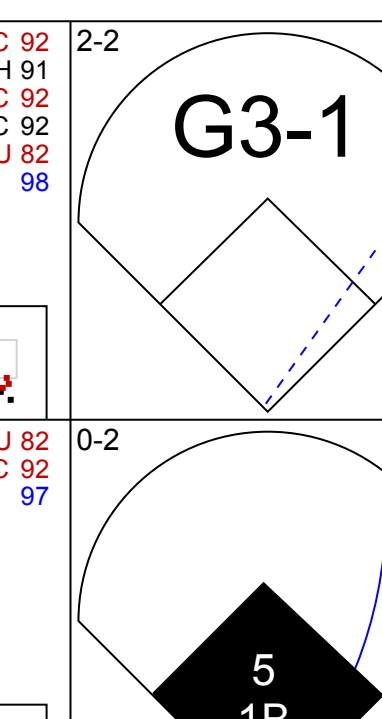
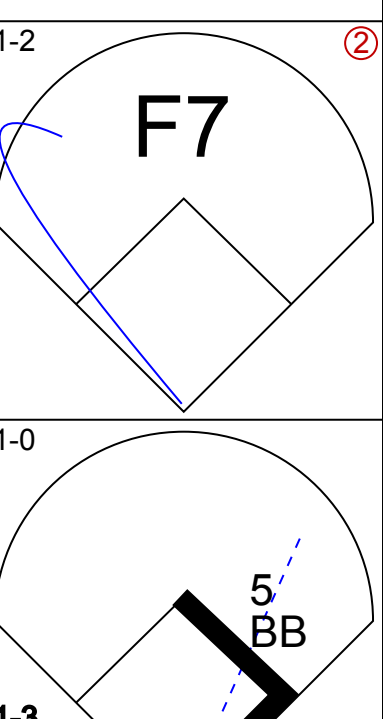
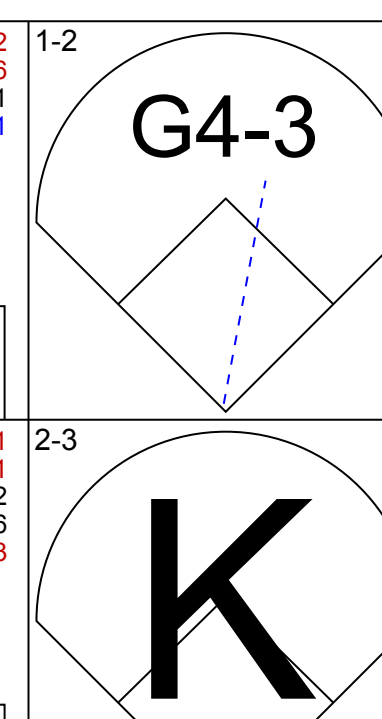
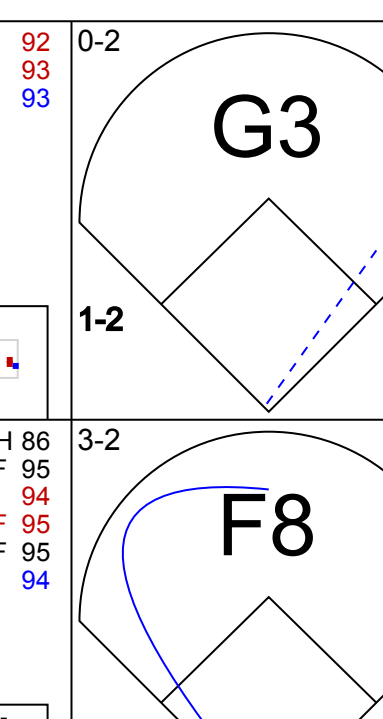
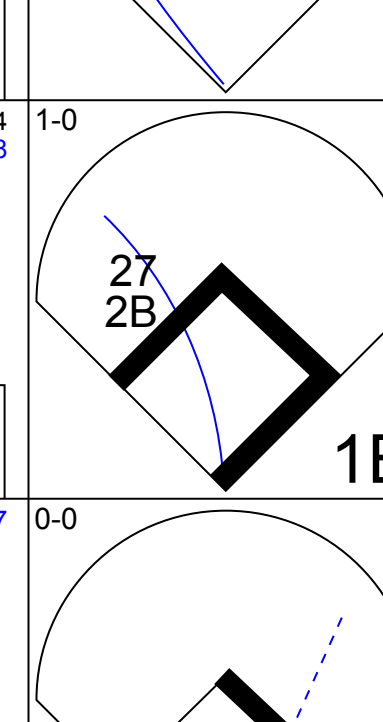
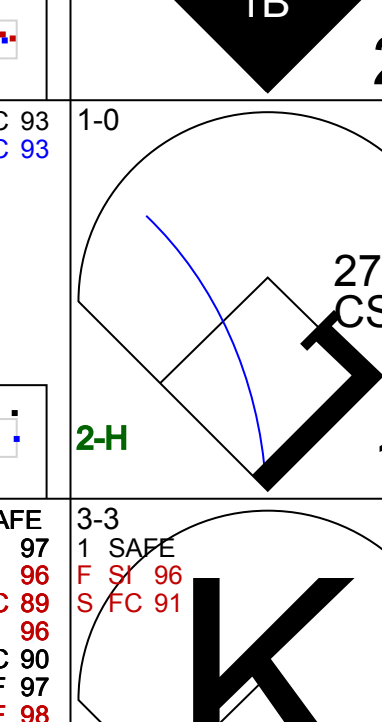
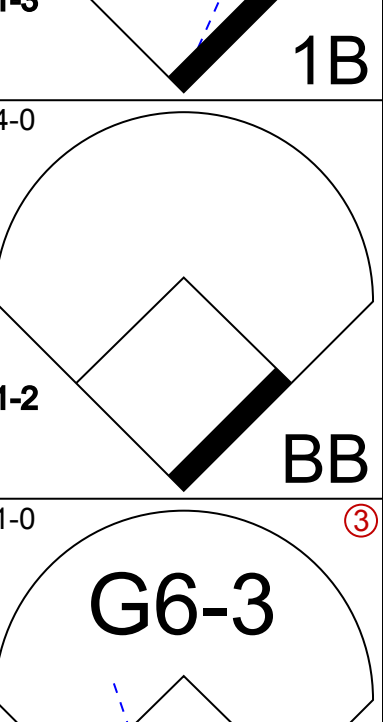


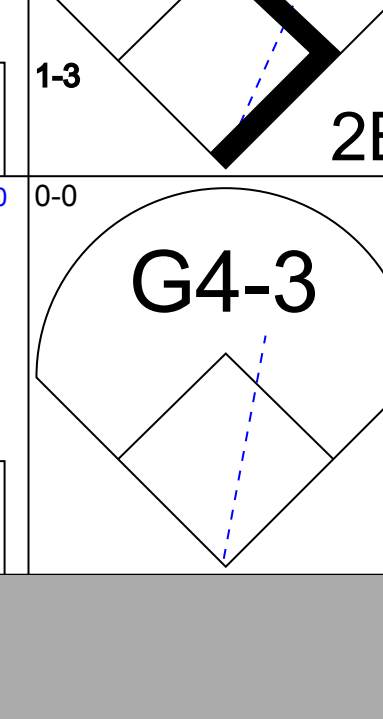


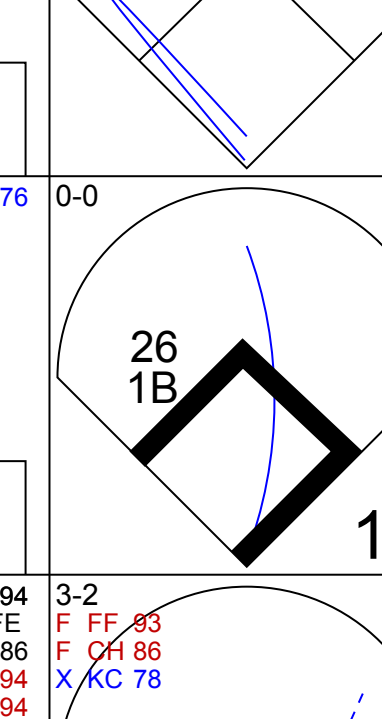




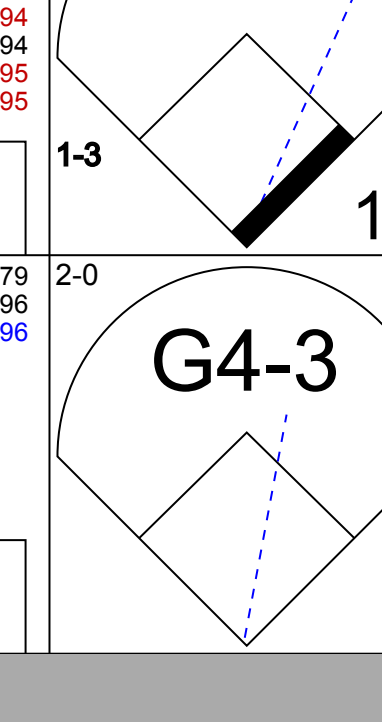


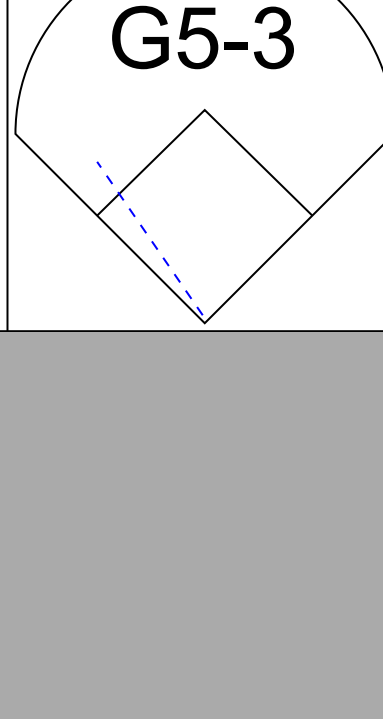

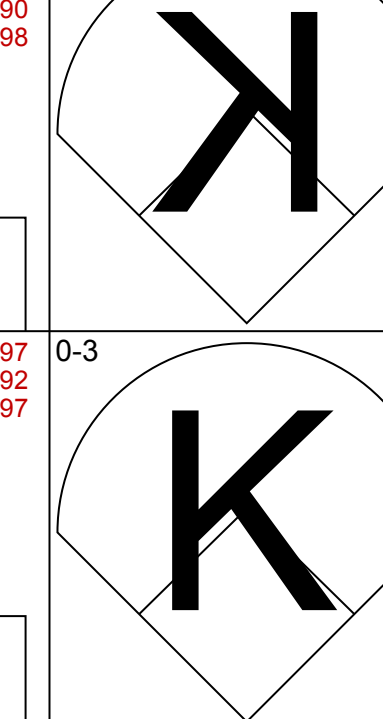
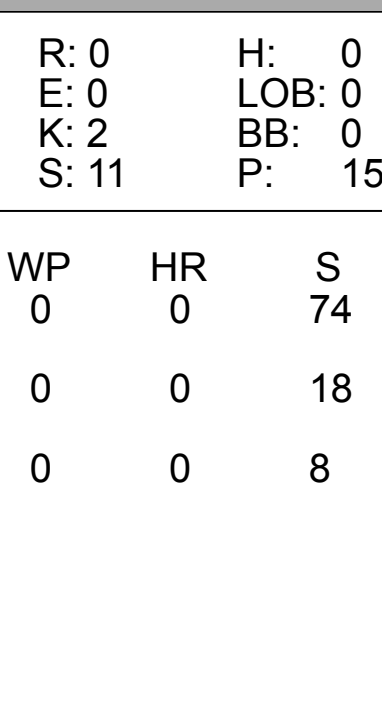
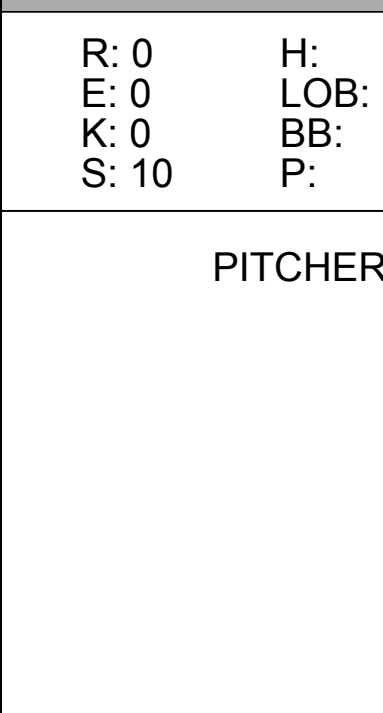
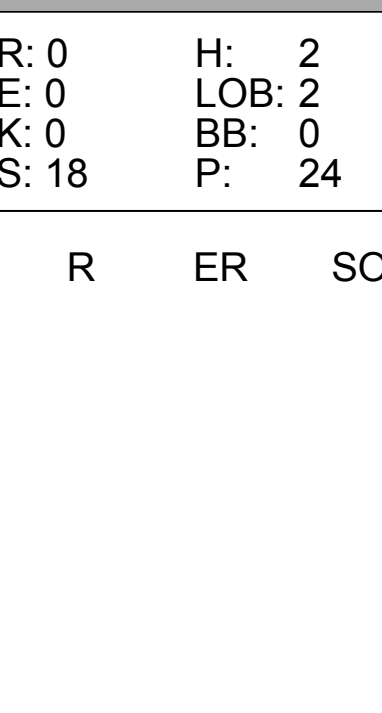
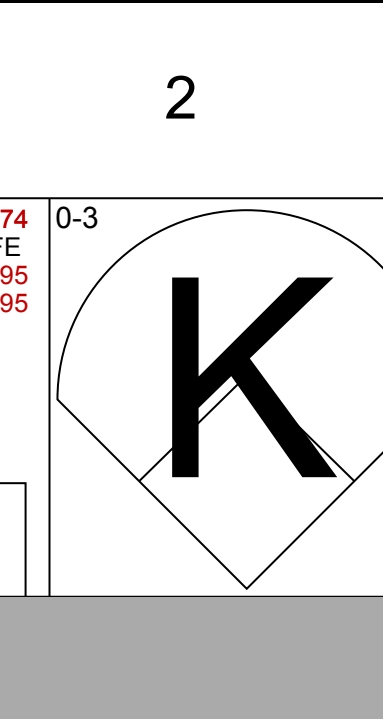
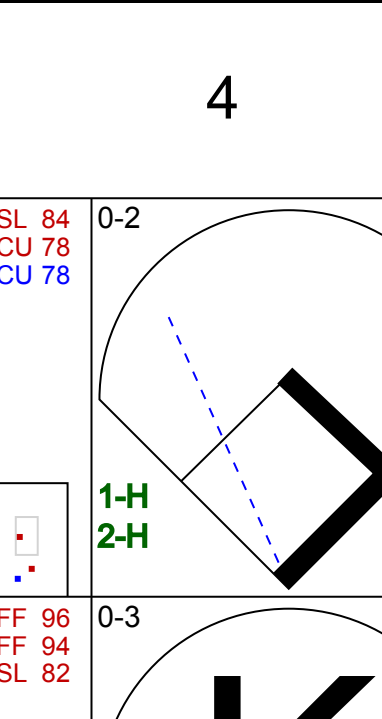
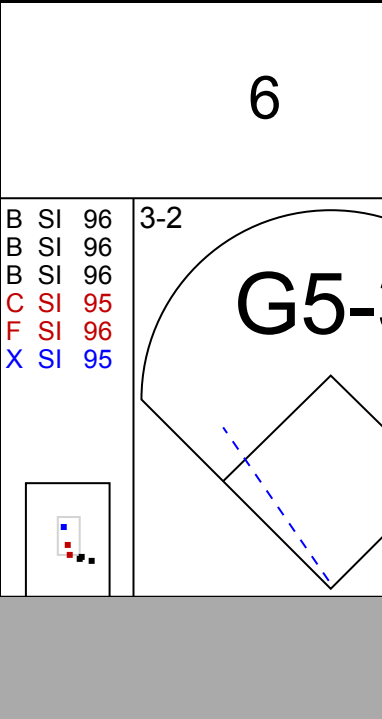


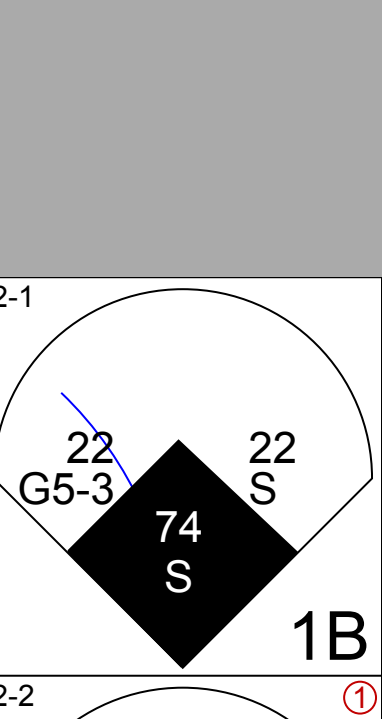





Batter	1	2	3	4	5	6	7	8	9	10	AB	R	H	RBI	BB	SO	LOB	BOTTOM						
26 DJ LeMahieu, R OBP: 0.351, SLG: 0.362											3	0	1	0	1	1	1							
27 Giancarlo Stanton, R OBP: 0.349, SLG: 0.469											5	1	1	1	0	2	4							
12 Rougned Odor, L OBP: 0.297, SLG: 0.446											5	1	1	2	0	1	3							
24 Gary Sánchez, R OBP: 0.333, SLG: 0.467											5	1	1	0	0	2	3							
25 Gleyber Torres, R OBP: 0.328, SLG: 0.339											4	1	1	1	0	1	1							
11 Brett Gardner, L OBP: 0.308, SLG: 0.309											3	1	1	0	1	1	0							
39 Ryan LaMarre, R OBP: 0.385, SLG: 0.545											1	0	1	1	0	0	0							
22 Greg Allen, S OBP: 0.500, SLG: 0.750											4	0	1	1	0	0	1							
14 Tyler Wade, L OBP: 0.254, SLG: 0.242											2	0	0	0	1	0	0							
92 Chris Gittens, R OBP: 0.250, SLG: 0.207											1	0	0	0	0	1	1							
90 Estevan Florial, L OBP: 0.455, SLG: 0.778											3	1	1	0	1	1	2							
Inning Stats	R: 0 E: 0 K: 8 S: 8	H: 0 LOB: 0 BB: 0 P: 12	R: 0 E: 0 K: 0 S: 8	H: 1 LOB: 0 BB: 0 P: 13	R: 0 E: 0 K: 1 S: 10	H: 0 LOB: 2 BB: 1 P: 17	R: 2 E: 0 K: 3 S: 18	H: 3 LOB: 2 BB: 1 P: 29	R: 0 E: 0 K: 0 S: 6	H: 0 LOB: 1 BB: 1 P: 15	R: 0 E: 0 K: 2 S: 14	H: 0 LOB: 0 BB: 0 P: 20	R: 3 E: 0 K: 2 S: 16	H: 3 LOB: 0 BB: 0 P: 25	R: 0 E: 0 K: 1 S: 11	H: 0 LOB: 1 BB: 1 P: 18	R: 0 E: 1 K: 0 S: 9	H: 1 LOB: 2 BB: 0 P: 12	R: 1 E: 0 K: 0 S: 3	H: 1 LOB: 1 BB: 0 P: 4	1B: 6 2B: 1 3B: 0 HR: 2	SF: 0 SAC: 1 DP: 1 HBP: 1	WP: 0 PB: 0 SB: 3 CS: 0	PA: 42
PITCHER	IP WLS BF H R ER SO BB IBB HBP BLK WP HR S P ERA WHIP	3.0 1.0 7 3 2 2 3 1 0 0 0 0 0 1 18 29 18.00 4.000	48 Spencer Howard, R ERA: 5.11	4.1 1.0 7 0 0 0 2 1 0 0 0 0 0 0 20 35 0.00 0.500	75 Connor Brogdon, R ERA: 3.79	7.1 1.0 6 3 3 3 2 0 0 0 0 0 1 16 25 27.00 3.000	50 Héctor Neris, R ERA: 4.93	8.1 1.1 7 1 0 0 1 1 0 0 0 0 0 0 17 26 0.00 1.500	23 Archie Bradley, R ERA: 3.12	9.1 1.0 W 4 1 1 0 0 0 0 0 0 0 6 8 0.00 1.000	55 Ranger Suárez, L ERA: 1.18													

Philadelphia Phillies @ New York Yankees
Yankee Stadium, Bronx, NY
Wed Jul 21 2021, 7:08 PM - 11:25 PM EDT
Att: 34,112 - Partly Cloudy - 75 F

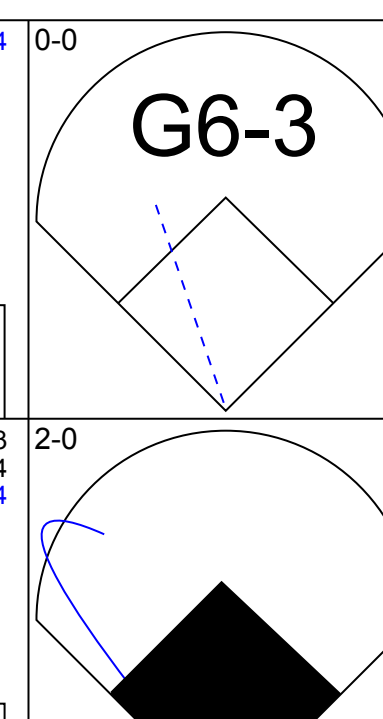
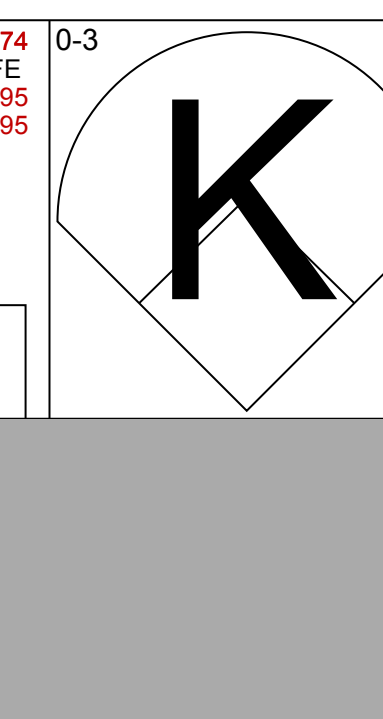
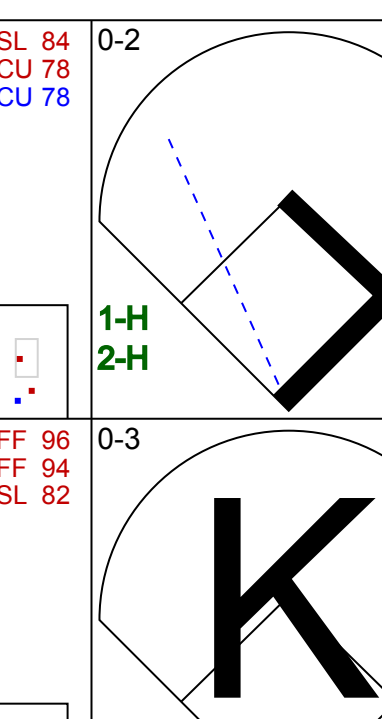
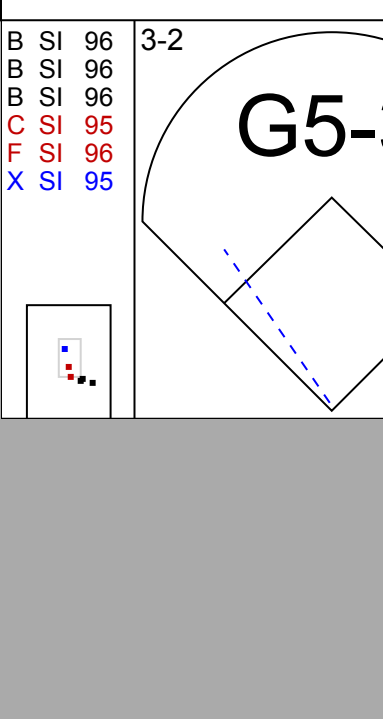
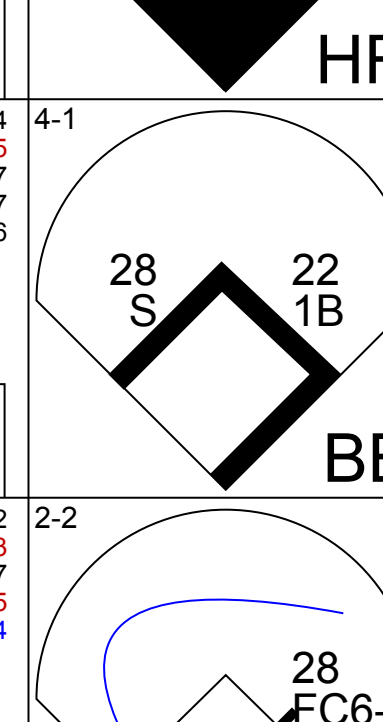
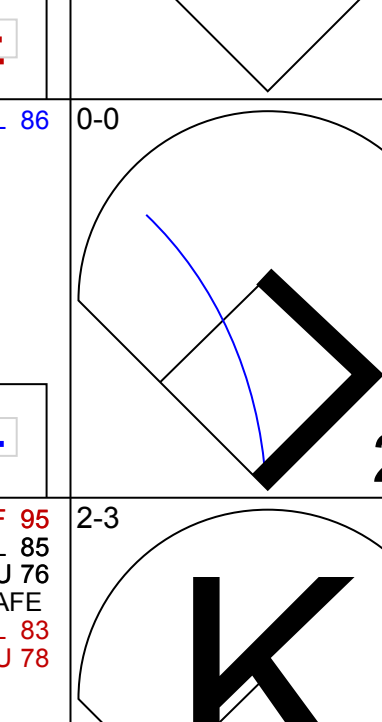

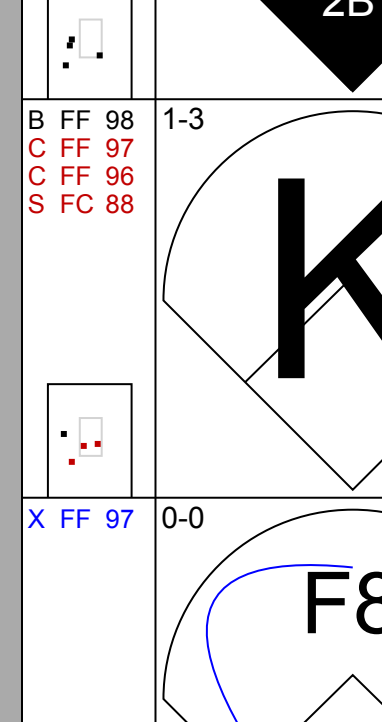
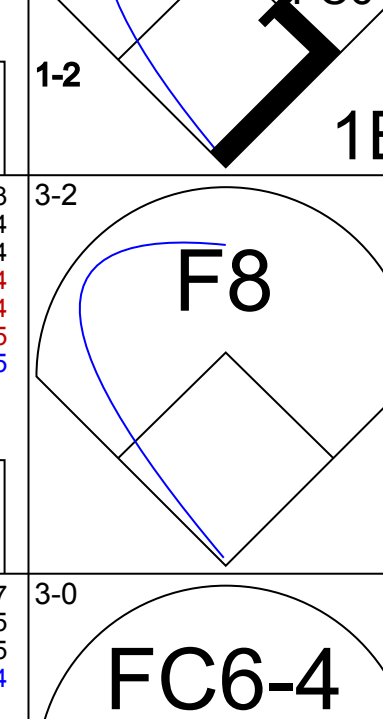
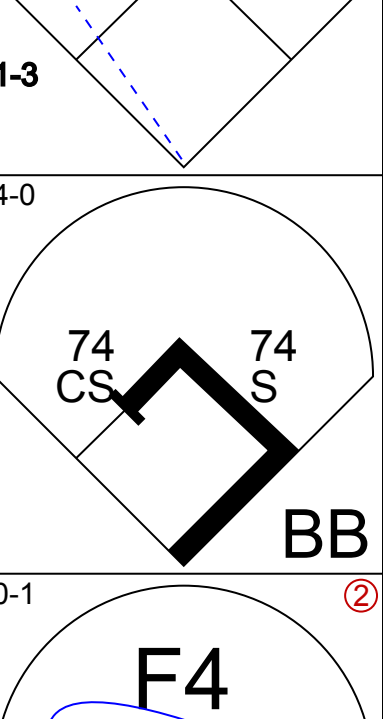
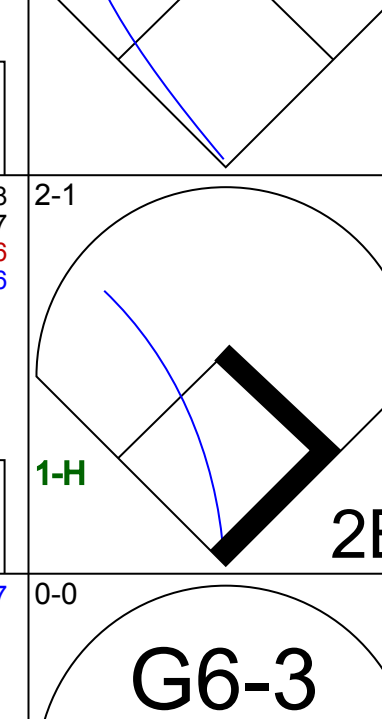
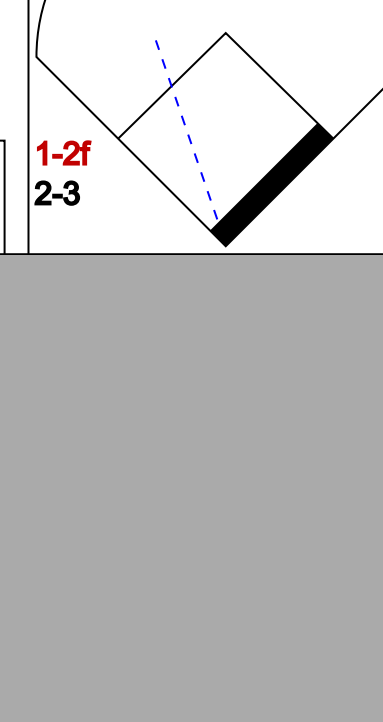

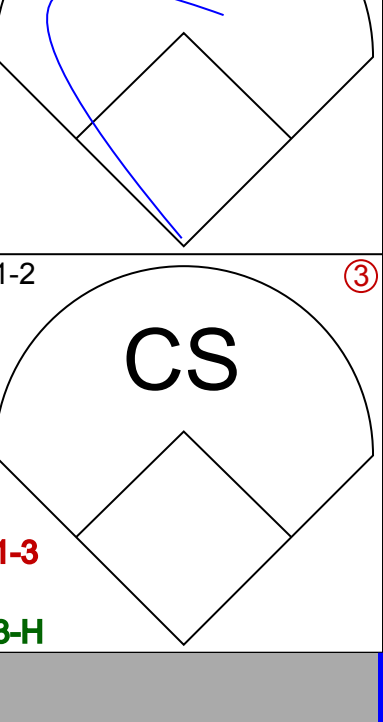
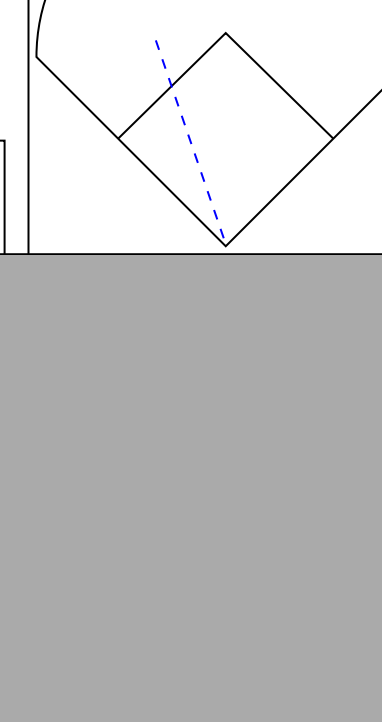



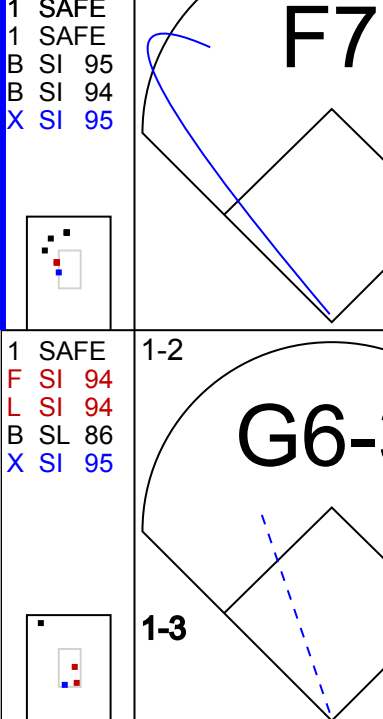
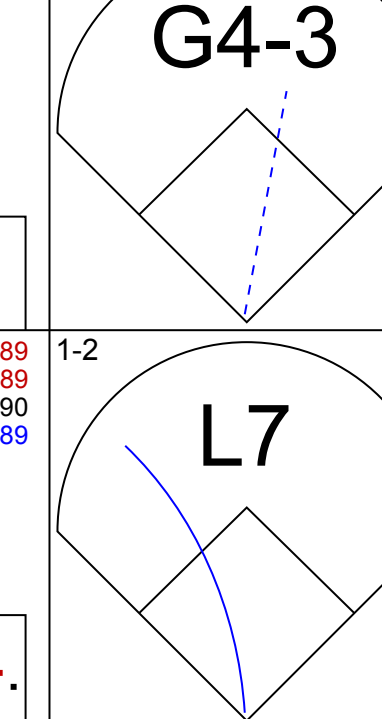
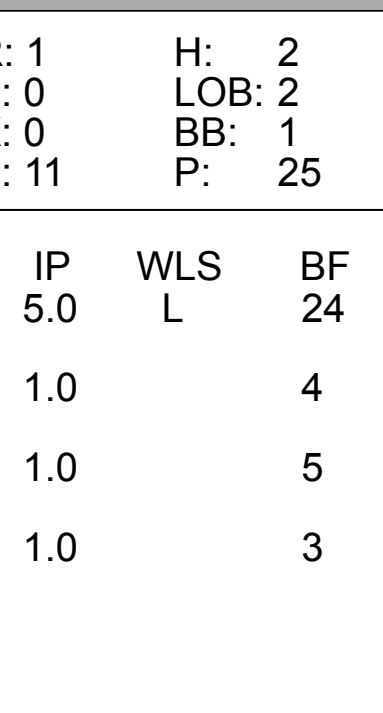
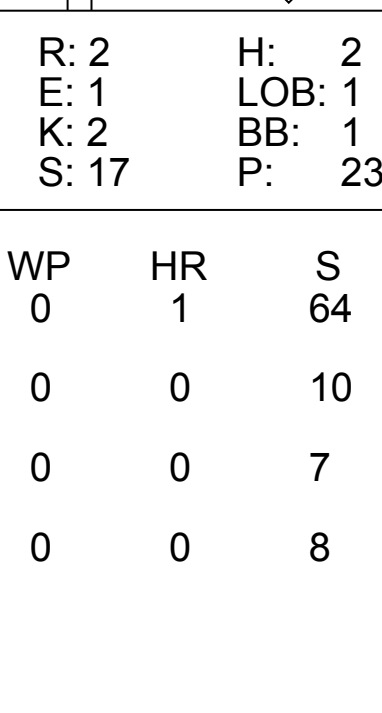
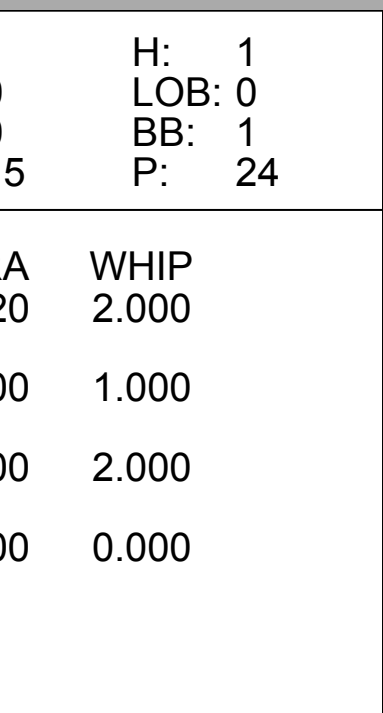
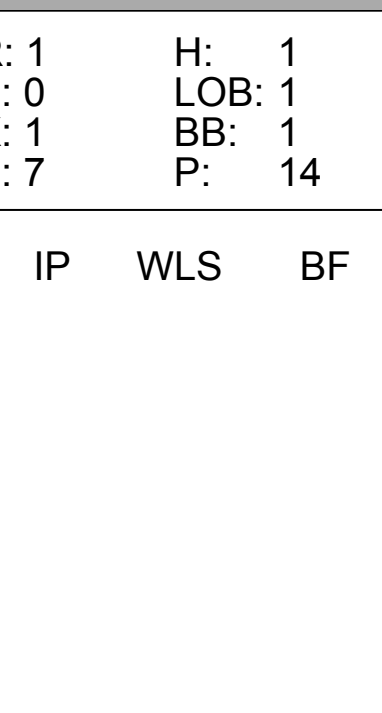
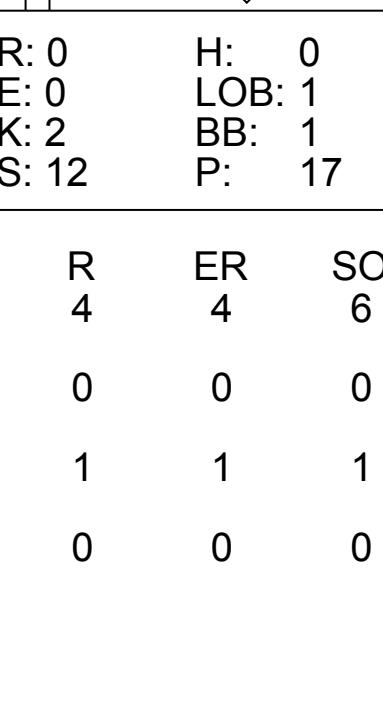
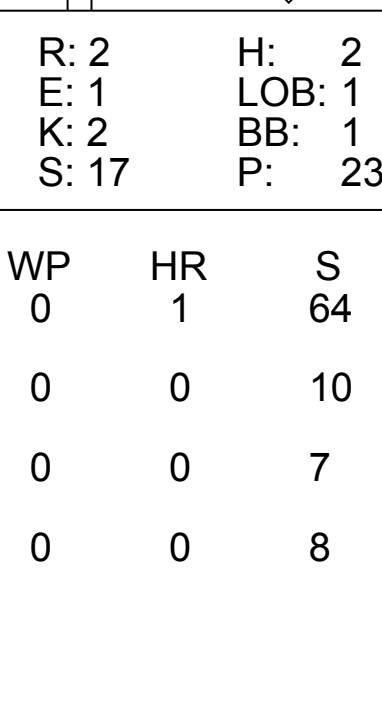
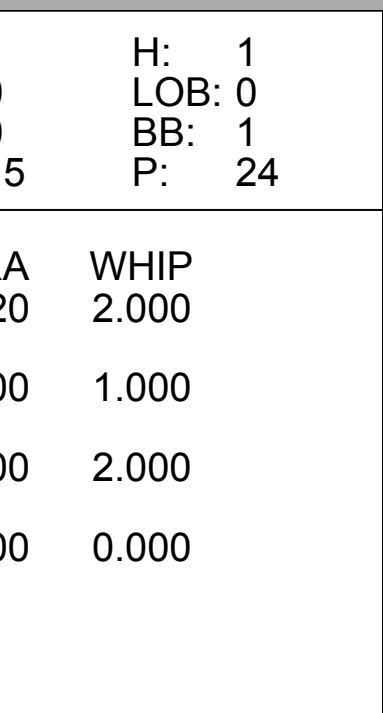
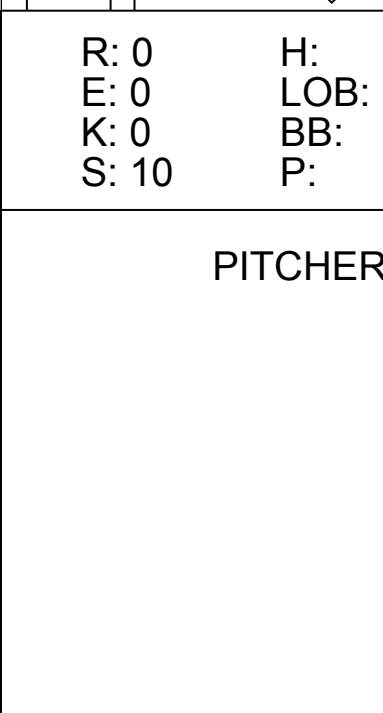
AB 36
R 6
H 9
RBI 6
BB 4
SO 10
LOB 16



Batter	1	2	3	4	5	6	7	8	9	AB	R	H	RBI	BB	SO	LOB	TOP					
22 Joc Pederson, L OBP: 0.293, SLG: 0.411										5	0	0	0	0	1	2	Atlanta Braves @ Philadelphia Phillies Citizens Bank Park, Philadelphia, PA Fri Jul 23 2021, 7:08 PM - 10:17 PM EDT Att: 23,546 - Partly Cloudy - 83 F					
Ozzie Albies, S OBP: 0.323, SLG: 0.493										5	1	2	0	0	1	1						
5 Freddie Freeman, L OBP: 0.398, SLG: 0.515										3	0	2	1	1	0	0						
27 Austin Riley, R OBP: 0.359, SLG: 0.462										4	0	1	0	0	1	4						
7 Dansby Swanson, R OBP: 0.293, SLG: 0.445										4	0	2	0	0	1	2						
26 Stephen Vogt, L OBP: 0.317, SLG: 0.386										4	0	2	0	0	1	1						
34 Abraham Almonte, S (1, 7)										4	0	0	0	0	1	4						
38 Guillermo Heredia, R (1, 8)										4	0	0	0	0	1	2						
54 Max Fried, L (1, 1)										1	0	0	0	1	1	1						
67 Edgar Santana, R (6, 1)										0	0	0	0	0	0	0						
23 Ehire Adrianza, S (7, PH)										0	0	0	0	0	0	0						
15 Sean Newcomb, L (7, 1)										0	0	0	0	0	0	0						
61 Shane Greene, R (8, 1)										0	0	0	0	0	0	0						
9 Orlando Arcia, R (8, PH)										0	0	0	0	1	0	0						
Inning Stats	R: 0 E: 0 K: 1 S: 9	H: 2 LOB: 2 BB: 0 P: 13	R: 0 E: 0 K: 3 S: 12	H: 1 LOB: 1 BB: 0 P: 17	R: 1 E: 0 K: 1 S: 14	H: 2 LOB: 1 BB: 0 P: 20	R: 0 E: 0 K: 2 S: 11	H: 0 LOB: 0 BB: 0 P: 15	R: 0 E: 0 K: 0 S: 10	H: 1 LOB: 3 BB: 2 P: 22	R: 0 E: 0 K: 0 S: 10	H: 1 LOB: 1 BB: 0 P: 13	R: 0 E: 0 K: 1 S: 8	H: 0 LOB: 0 BB: 0 P: 11	R: 0 E: 0 K: 0 S: 18	H: 2 LOB: 2 BB: 0 P: 24	R: 0 E: 0 K: 0 S: 8	H: 0 LOB: 1 BB: 1 P: 15	1B: 7 2B: 3 3B: 0 HR: 0	SF: 0 SAC: 0 DP: 1 HBP: 0	WP: 0 PB: 0 SB: 0 CS: 1	PA: 38
PITCHER	IP	WLS	BF	H	R	ER	SO	BB	IBB	HBP	BLK	WP	HR	S	P	ERA	WHIP					
45 Zack Wheeler, R (1, 1)	7.0	W	29	7	1	1	8	2	0	0	0	0	0	74	111	1.29	1.286					
23 Archie Bradley, R (8, 1)	1.0		5	2	0	0	0	0	0	0	0	0	0	18	24	0.00	2.000					
55 Ranger Suárez, L (9, 1)	1.0		4	0	0	0	0	1	0	0	0	0	0	8	15	0.00	1.000					

AB	35
R	1
H	9
RBI	1
BB	3
SO	8
LOB	17



Batter	1	2	3	4	5	6	7	8	9	AB	R	H	RBI	BB	SO	LOB	BOTTOM				
2 Jean Segura, R (1, 4)										4	0	1	2	0	1	2	Atlanta Braves @ Philadelphia Phillies Citizens Bank Park, Philadelphia, PA Fri Jul 23 2021, 7:08 PM - 10:17 PM EDT Att: 23,546 - Partly Cloudy - 83 F				
10 J.T. Realmuto, R (1, 2)										3	2	1	1	1	2	1					
3 Bryce Harper, L (1, 9)										3	1	2	0	1	1	1					
22 Andrew McCutchen, R (1, 7)										4	0	1	0	0	1	3					
17 Rhys Hoskins, R (1, 3)										3	0	1	1	1	0	3					
28 Alec Bohm, R (1, 5)										4	0	1	0	0	0	5					
74 Ronald Torreyes, R (1, 6)										3	1	1	0	1	0	1					
30 Luke Williams, R (1, 8)										1	1	0	0	1	0	1					
37 Odubel Herrera, L (6, PH)										2	0	0	0	0	0	1					
45 Zack Wheeler, L (1, 1)										3	0	0	0	0	2	4					
23 Archie Bradley, R (8, 1)										0	0	0	0	0	0	0					
13 Brad Miller, L (6, PH)										1	0	0	0	0	0	0					
55 Ranger Suárez, L (9, 1)										0	0	0	0	0	0	0					
Inning Stats	R: 1 E: 0 K: 0 S: 11	H: 2 LOB: 2 BB: 1 P: 25	R: 0 E: 0 K: 2 S: 12	H: 0 LOB: 1 BB: 1 P: 17	R: 0 E: 0 K: 2 S: 9	H: 1 LOB: 1 BB: 0 P: 11	R: 2 E: 1 K: 2 S: 17	H: 2 LOB: 1 BB: 1 P: 23	R: 1 E: 0 K: 0 S: 15	H: 1 LOB: 0 BB: 1 P: 24	R: 0 E: 0 K: 0 S: 10	H: 1 LOB: 1 BB: 0 P: 18	R: 1 E: 0 K: 1 S: 7	H: 1 LOB: 1 BB: 1 P: 14	R: 0 E: 0 K: 0 S: 8	H: 0 LOB: 0 BB: 0 P: 11	1B: 4 2B: 3 3B: 0 HR: 1	SF: 0 SAC: 0 DP: 0 HBP: 0	WP: 0 PB: 0 SB: 4 CS: 1	PA: 37	
PITCHER	IP	WLS	BF	H	R	ER	SO	BB	IBB	HBP	BLK	WP	HR	S	P	ERA	WHIP				
54 Max Fried, L (1, 1)	5.0	L	24	4	4	4	6	4	0	0	0	0	0	64	100	7.20	2.000				
67 Edgar Santana, R (6, 1)	1.0		4	1	0	0	0	0	0	0	0	0	0	10	18	0.00	1.000				
15 Sean Newcomb, L (7, 1)	1.0		5	1	1	1	1	1	0	0	0	0	0	7	14	9.00	2.000				
61 Shane Greene, R (8, 1)	1.0		3	0	0	0	0	0	0	0	0	0	0	8	11	0.00	0.000				

AB	31
R	5
H	8
RBI	4
BB	5
SO	7
LOB	22



Batter	1	2	3	4	5	6	7	8	9	AB	R	H	RBI	BB	SO	LOB	TOP											
3 Alcides Escobar, R OBP: 0.355, SLG: 0.386	G3	K		HBP			F8			3	0	0	0	0	1	1	Washington Nationals @ Philadelphia Phillies Citizens Bank Park, Philadelphia, PA Tue Jul 27 2021, 7:08 PM - 10:21 PM EDT Att: 20,135 - Clear - 88 F											
7 Trea Turner, R OBP: 0.385, SLG: 0.521	22 1B	19 HR		G3-6-3			K			1	1	1	0	0	0	0												
8 Gerardo Parra, L OBP: 0.292, SLG: 0.397	1B	22 HR		1-2			K			3	1	1	0	0	1	1												
22 Juan Soto, L OBP: 0.420, SLG: 0.510	19 HR	1B		G6-3			K			4	2	2	3	0	1	0												
19 Josh Bell, S OBP: 0.309, SLG: 0.469	1B	HR		P5			K			3	1	1	3	1	1	0												
5 Josh Harrison, R OBP: 0.360, SLG: 0.410	HR	BB		P3			F7			4	0	2	0	0	0	0												
8 Carter Kieboom, R	2B	1B		G3			G5-3			4	0	0	0	0	1	3												
38 Tres Barrera, R OBP: 0.354, SLG: 0.455	F8			G6-3			P5			4	0	1	0	0	0	1												
16 Victor Robles, R OBP: 0.321, SLG: 0.291		BB		G5-4-3			K			2	1	0	0	1	1	1												
17 Andrew Stevenson, L OBP: 0.290, SLG: 0.313		BB		G3-1			K			1	0	0	0	0	1	0												
23 Erick Fedde, R ERA: 6.48		B3					B1-3			2	0	0	0	0	0	1	Washington Nationals											
49 Sam Clay, L ERA: 4.1										1	0	0	0	0	0	0												
51 Wander Suero, R ERA: 3.6										0	0	0	0	0	0	0												
67 Kyle Finnegan, R ERA: 3.38										0	0	0	0	0	0	0												
11 Ryan Zimmerman, R ERA: 3.59										1	0	0	0	0	1	0												
52 Brad Hand, L ERA: 7.71										0	0	0	0	0	0	0												
Inning Stats	R: 3 H: 4 E: 0 K: 1 S: 15	L: 21 LOB: 0 P: 22	H: 7 R: 6 ER: 6 SO: 3	R: 3 H: 3 E: 0 K: 1 S: 14	R: 0 H: 0 E: 0 K: 1 S: 9	H: 0 R: 0 ER: 0 SO: 2	LOB: 2 BB: 2 P: 25	R: 0 H: 0 E: 0 K: 0 S: 7	H: 0 R: 0 ER: 0 SO: 0	LOB: 0 BB: 0 P: 12	R: 0 H: 0 E: 0 K: 0 S: 6	H: 1 R: 0 ER: 0 SO: 9	LOB: 0 BB: 0 P: 8	R: 0 H: 0 E: 0 K: 2 S: 7	H: 0 R: 0 ER: 0 SO: 11	LOB: 0 BB: 0 P: 11		R: 0 H: 0 E: 0 K: 1 S: 10	H: 0 R: 0 ER: 0 SO: 12	LOB: 0 BB: 0 P: 17	R: 0 H: 0 E: 0 K: 2 S: 8	H: 0 R: 0 ER: 0 SO: 17	LOB: 0 BB: 0 P: 17	1B: 5 2B: 1 3B: 0 HR: 2	SF: 0 SAC: 0 DP: 2 HBP: 1	WP: 0 PB: 0 SB: 0 CS: 0	PA: 36	
PITCHER	IP	WLS	BF	H	R	ER	SO	BB	IBB	HBP	BLK	WP	HR	S	P	ERA		WHIP										
31 Matt Moore, L ERA: 6.48	4.0	L	21	7	6	6	3	2	0	1	0	0	2	45	69	13.50		2.250										
57 Chase Anderson, R ERA: 6.98	2.0		6	1	0	0	0	0	0	0	0	0	0	13	17	0.00		0.500										
46 José Alvarado, L ERA: 4.1	1.0		3	0	0	0	2	0	0	0	0	0	0	7	11	0.00	0.000											
75 Connor Brogdon, R ERA: 3.6	1.0		3	0	0	0	1	0	0	0	0	0	0	10	12	0.00	0.000											
51 Enyel De Los Santos, R ERA: 7.71	1.0		3	0	0	0	2	0	0	0	0	0	0	8	17	0.00	0.000											

Batter	1	2	3	4	5	6	7	8	9	AB	R	H	RBI	BB	SO	LOB	BOTTOM												
2 Jean Segura, R OBP: 0.363, SLG: 0.449	3 2B			G4-3			K			5	1	1	0	0	1	1	Washington Nationals @ Philadelphia Phillies Citizens Bank Park, Philadelphia, PA Tue Jul 27 2021, 7:08 PM - 10:21 PM EDT Att: 20,135 - Clear - 88 F												
10 J.T. Realmuto, R OBP: 0.382, SLG: 0.428	1B			G5-3			K			5	0	0	0	0	1	2													
3 Bryce Harper, L OBP: 0.399, SLG: 0.533	2B			G6-3			F6			5	1	3	2	0	0	1													
22 Andrew McCutchen, R OBP: 0.355, SLG: 0.464	1B			IHR			K			5	1	1	1	0	3	3													
17 Rhys Hoskins, R OBP: 0.327, SLG: 0.492	BB			HR			BB			2	1	2	0	2	0	0													
18 Didi Gregorius, L OBP: 0.283, SLG: 0.388	G4-3			K			G4-3			4	0	0	0	0	1	5													
74 Ronald Torreyes, R OBP: 0.322, SLG: 0.398				L8			L8			4	0	0	0	0	0	2													
37 Odúbel Herrera, L OBP: 0.293, SLG: 0.386				K			BB			3	0	2	1	1	1	0													
31 Matt Moore, L ERA: 6.48				G4-3			BB			1	0	0	0	0	0	0													
13 Brad Miller, L OBP: 0.325, SLG: 0.427				G1-3			F8			1	0	0	0	0	0	1													
57 Chase Anderson, R ERA: 5.03										0	0	0	0	0	0	0													
28 Alec Bohm, R OBP: 0.301, SLG: 0.341										0	0	0	0	0	0	0													
46 José Alvarado, L ERA: 4.1										0	0	0	0	0	0	0													
75 Connor Brogdon, R ERA: 3.6										0	0	0	0	0	0	0													
5 Andrew Knapp, S ERA: 3.59										1	0	0	0	0	2	0													
51 Enyel De Los Santos, R ERA: 7.71										0	0	0	0	0	0	0													
Inning Stats	R: 1 H: 2 E: 0 K: 0 S: 13	L: 23 LOB: 2 P: 22	H: 8 R: 4 ER: 4 SO: 4	R: 0 H: 1 E: 0 K: 1 S: 9	H: 0 R: 0 ER: 0 SO: 14	H: 1 R: 0 ER: 0 SO: 1	LOB: 1 BB: 0 P: 17	R: 1 H: 2 E: 0 K: 1 S: 11	H: 2 R: 0 ER: 0 SO: 17	LOB: 1 BB: 0 P: 17	R: 2 H: 3 E: 0 K: 1 S: 12	H: 3 R: 0 ER: 0 SO: 20	LOB: 1 BB: 0 P: 20	R: 0 H: 1 E: 0 K: 1 S: 10	H: 1 R: 0 ER: 0 SO: 14	LOB: 0 BB: 0 P: 14	R: 0 H: 0 E: 0 K: 1 S: 9	H: 0 R: 0 ER: 0 SO: 11	LOB: 0 BB: 0 P: 11	R: 0 H: 0 E: 0 K: 0 S: 16	H: 0 R: 0 ER: 0 SO: 25	LOB: 2 BB: 2 P: 25	R: 0 H: 0 E: 0 K: 1 S: 8	H: 0 R: 0 ER: 0 SO: 11	LOB: 1 BB: 0 P: 11	1B: 4 2B: 3 3B: 0 HR: 2	SF: 0 SAC: 0 DP: 0 HBP: 0	WP: 0 PB: 0 SB: 0 CS: 0	PA: 40
PITCHER	IP	WLS	BF	H	R	ER	SO	BB	IBB	HBP	BLK	WP	HR	S	P	ERA	WHIP												
23 Erick Fedde, R ERA: 5.05	4.2		23	8	4	4	4	1	0	0	0	0	0	53	86	7.71	1.929												
49 Sam Clay, L ERA: 5.03	0.2		3	1	0	0	0	0	0	0	0	0	0	5	7	0.00	1.500												
51 Wander Suero, R ERA: 4.99	1.2	W	5	0	0	0	2	0	0	0	0	0	0	15	20	0.00	0.000												
67 Kyle Finnegan, R ERA: 3.38	1.0	H	5	0	0	0	0	2	0	0	0	0	0	16	25	0.00	2.000												
52 Brad Hand, L ERA: 3.59	1.0	S	4	0	0	0	1	0	0	0	0	0	0	8	11	0.00	0.000												

Washington Nationals @ Philadelphia Phillies
Citizens Bank Park, Philadelphia, PA
Tue Jul 27 2021, 7:08 PM - 10:21 PM EDT
Att: 20,135 - Clear - 88 F

AB	33
R	6
H	8
RBI	6
BB	2
SO	8
LOB	8



Washington Nationals @ Philadelphia Phillies
Citizens Bank Park, Philadelphia, PA
Tue Jul 27 2021, 7:08 PM - 10:21 PM EDT
Att: 20,135 - Clear - 88 F

AB	37
R	4
H	9
RBI	4
BB	3
SO	7
LOB	18



Batter	1	2	3	4	5	6	7	8	9	AB	R	H	RBI	BB	SO	LOB	TOP	
3 Alcides Escobar, R OBP: 0.351, SLG: 0.379	G5-3		G1-3 22 BB 1B			G1-4-3	G4-3			4	0	1	0	0	0	0	Washington Nationals @ Philadelphia Phillies Citizens Bank Park, Philadelphia, PA Thu Jul 29 2021, 12:07 PM - 2:13 PM EDT Cloudy - 75 F	
22 Juan Soto, L OBP: 0.425, SLG: 0.511	G4-6-3 19 BB		G4-6-3 19 BB			G4-6-3 19 FC6-4 1B				1	0	1	0	2	0	0		
19 Josh Bell, S OBP: 0.306, SLG: 0.464	G4-6-3 1-2		G4-6-3 1-2			FC6-4 2B				3	0	0	0	0	0	4		
Josh Harrison, R OBP: 0.363, SLG: 0.419		G1-3 2 88 SF7 2B		G1-3		G1-3				3	1	2	0	0	0	0		
2 Luis Garcia Jr., L OBP: 0.261, SLG: 0.286		G4-3		F8		G3				3	0	0	0	0	0	3		
88 Gerardo Parra, L OBP: 0.293, SLG: 0.414		SF7		F8			HR 2B			2	1	1	1	0	0	0		
Yan Gomes, R OBP: 0.325, SLG: 0.456						G1-3	HR 2B			3	1	2	2	0	0	0		
17 Andrew Stevenson, L OBP: 0.283, SLG: 0.304			K		K		K			3	0	0	0	0	0	3		
Max Scherzer, R (1, 1)					K					2	0	0	0	0	0	2		
11 Ryan Zimmerman, R, PH OBP: 0.259, SLG: 0.458							G1-3			1	0	0	0	0	0	0		
67 Kyle Finnegan, R (7, 1)										0	0	0	0	0	0	0		
Inning Stats	R: 0 E: 0 K: 0 S: 4	H: 0 LOB: 0 BB: 1 P: 8	R: 1 E: 0 K: 1 S: 13	H: 2 LOB: 1 BB: 0 P: 18	R: 0 E: 0 K: 1 S: 8	H: 1 LOB: 1 BB: 1 P: 14	R: 0 E: 0 K: 0 S: 9	H: 0 LOB: 0 BB: 0 P: 10	R: 0 E: 0 K: 2 S: 9	H: 2 LOB: 2 BB: 0 P: 13	R: 0 E: 0 K: 0 S: 11	H: 2 LOB: 2 BB: 0 P: 20	R: 2 E: 0 K: 1 S: 10	H: 2 LOB: 0 BB: 0 P: 17				
PITCHER 45 Zack Wheeler, R ERA: 2.45	IP: 7.0 WLS: L BF: 28	H: 7 R: 3 ER: 3 SO: 5	BB: 2 IBB: 0 HBP: 0 BLK: 0	WP: 0 HR: 1 S: 64 P: 100	ERA: 3.86 WHIP: 1.286	PITCHER					IP: 7.0 WLS: L BF: 28	H: 7 R: 3 ER: 3 SO: 5	BB: 2 IBB: 0 HBP: 0 BLK: 0	WP: 0 HR: 1 S: 64 P: 100	ERA: 3.86 WHIP: 1.286			

AB 25
R 3
H 7
RBI 3
BB 2
SO 5
LOB 8



Batter	1	2	3	4	5	6	7	8	9	AB	R	H	RBI	BB	SO	LOB	BOTTOM	
2 Jean Segura, R OBP: 0.360, SLG: 0.445	G3		L8		P4					3	0	0	0	0	0	0	Washington Nationals @ Philadelphia Phillies Citizens Bank Park, Philadelphia, PA Thu Jul 29 2021, 12:07 PM - 2:13 PM EDT Cloudy - 75 F	
13 Brad Miller, L OBP: 0.325, SLG: 0.417	BB 3		F8		G4-3					2	0	0	0	1	0	0		
3 Bryce Harper, L OBP: 0.404, SLG: 0.538	BB		BB 2B		G5-4-3 22 BB					1	0	1	0	2	0	0		
22 Andrew McCutchen, R OBP: 0.352, SLG: 0.459	K		G6-3		G5-4-3 1-2					3	0	0	0	0	1	4		
10 J.T. Realmuto, R OBP: 0.352, SLG: 0.438	F9			HR		F9				3	1	1	1	0	0	2		
18 Didi Gregorius, L OBP: 0.284, SLG: 0.384		K		HBP 37 G6-3		L8				2	0	0	0	0	1	0		
28 Alec Bohm, R OBP: 0.299, SLG: 0.338		F9		K		K				3	0	0	0	0	2	1		
37 Odúbel Herrera, L OBP: 0.293, SLG: 0.386			G6-3 1B		G6-3 1-2					3	0	1	0	0	1	1		
45 Zack Wheeler, L OBP: 0.143, SLG: 0.190					K					2	0	0	0	0	2	1		
Inning Stats	R: 0 E: 0 K: 1 S: 8	H: 0 LOB: 2 BB: 2 P: 17	R: 0 E: 0 K: 2 S: 11	H: 1 LOB: 1 BB: 0 P: 17	R: 0 E: 0 K: 0 S: 8	H: 1 LOB: 1 BB: 0 P: 13	R: 1 E: 0 K: 1 S: 12	H: 1 LOB: 0 BB: 0 P: 16	R: 0 E: 0 K: 0 S: 9	H: 0 LOB: 1 BB: 1 P: 9	R: 0 E: 0 K: 0 S: 9	H: 0 LOB: 0 BB: 1 P: 16	R: 0 E: 0 K: 2 S: 8	H: 0 LOB: 0 BB: 0 P: 12				
PITCHER Max Scherzer, R ERA: 2.76	IP: 6.0 WLS: W BF: 23	H: 3 R: 1 ER: 1 SO: 5	BB: 3 IBB: 0 HBP: 0 BLK: 0	WP: 0 HR: 1 S: 56 P: 88	ERA: 1.50 WHIP: 1.000	PITCHER					IP: 6.0 WLS: W BF: 23	H: 3 R: 1 ER: 1 SO: 5	BB: 3 IBB: 0 HBP: 0 BLK: 0	WP: 0 HR: 1 S: 56 P: 88	ERA: 1.50 WHIP: 1.000			

AB 22
R 1
H 3
RBI 1
BB 3
SO 7
LOB 9



Batter	1	2	3	4	5	6	7	8	9	AB	R	H	RBI	BB	SO	LOB	TOP
3 Alcides Escobar, R OBP: 0.343, SLG: 0.380										5	1	1	0	0	0	3	Washington Nationals @ Philadelphia Phillies Citizens Bank Park, Philadelphia, PA Thu Jul 29 2021, 2:52 PM - 6:10 PM EDT Att: 19,219 - Cloudy - 80 F
22 Juan Soto, L OBP: 0.427, SLG: 0.513										5	2	3	0	0	0	1	
11 Ryan Zimmerman, R (1,3) OBP: 0.274, SLG: 0.461										3	2	2	1	2	1	1	
Josh Harrison, R OBP: 0.366, SLG: 0.434										5	1	3	2	0	1	5	
29 Yadiel Hernandez, L OBP: 0.330, SLG: 0.356										3	1	2	2	1	1	0	
88 Gerardo Parra, L OBP: 0.250, SLG: 0.414										0	0	0	0	0	0	0	
38 Tres Barrera, R OBP: 0.377, SLG: 0.468										3	0	1	1	2	1	3	
8 Carter Kieboom, R OBP: 0.295, SLG: 0.463										3	1	1	0	0	2	4	
19 Josh Bell, S OBP: 0.322, SLG: 0.483										1	0	0	0	0	0	3	
51 Wander Suero, R OBP: 0.283, SLG: 0.454										0	0	0	0	0	0	0	
21 Tanner Rainey, R OBP: 0.323, SLG: 0.454										1	0	0	0	0	1	3	
49 Sam Clay, L OBP: 0.250, SLG: 0.273										0	0	0	0	0	0	0	
17 Andrew Stevenson, L OBP: 0.288, SLG: 0.303										4	0	1	0	1	1	3	
46 Patrick Corbin, L OBP: 0.121, SLG: 0.094										3	0	0	0	0	1	3	
2 Luis Garcia Jr., L OBP: 0.250, SLG: 0.273										1	0	0	0	0	0	0	
Inning Stats	R: 4 H: 4 E: 1 K: 2 S: 20	H: 4 R: 2 ER: 0 LOB: 2 BB: 2 P: 28	R: 2 H: 2 E: 0 K: 1 S: 12	H: 2 R: 1 ER: 0 LOB: 0 BB: 0 P: 16	R: 1 H: 2 E: 2 K: 0 S: 8	H: 2 R: 1 ER: 0 LOB: 1 BB: 0 P: 13	R: 0 H: 2 E: 0 K: 2 S: 16	H: 2 R: 0 ER: 0 LOB: 3 BB: 1 P: 24	R: 0 H: 0 E: 0 K: 1 S: 7	H: 0 R: 0 ER: 0 LOB: 0 BB: 0 P: 10	R: 0 H: 2 E: 0 K: 1 S: 13	H: 2 R: 0 ER: 0 LOB: 3 BB: 2 P: 26	R: 0 H: 0 E: 1 K: 0 S: 6	H: 0 R: 0 ER: 0 LOB: 0 BB: 0 P: 12	R: 1 H: 2 E: 0 K: 2 S: 11	H: 2 R: 0 ER: 0 LOB: 3 BB: 1 P: 19	1B: 9 2B: 4 3B: 0 HR: 1 SF: 0 SAC: 1 DP: 1 HBP: 0 WP: 0 PB: 0 SB: 0 CS: 1 PA: 44
PITCHER	IP: 0.1 WLS: 0 BF: 5 H: 3 R: 4 ER: 2 SO: 1 BB: 1 IBB: 0 HBP: 0 BLK: 0 WP: 0 HR: 0 S: 9 P: 15 ERA: 108.00 WHIP: 12.000	IP: 1.2 WLS: 0 BF: 9 H: 3 R: 2 ER: 2 SO: 2 BB: 0 IBB: 0 HBP: 0 BLK: 0 WP: 0 HR: 1 S: 23 P: 29 ERA: 10.80 WHIP: 1.800	IP: 2.0 WLS: 0 BF: 11 H: 4 R: 1 ER: 0 SO: 2 BB: 1 IBB: 0 HBP: 0 BLK: 0 WP: 0 HR: 0 S: 24 P: 37 ERA: 0.00 WHIP: 2.500	IP: 1.0 WLS: 0 BF: 3 H: 0 R: 0 ER: 0 SO: 1 BB: 0 IBB: 0 HBP: 0 BLK: 0 WP: 0 HR: 7 S: 10 P: 10 ERA: 0.00 WHIP: 0.000	IP: 1.0 WLS: 0 BF: 6 H: 2 R: 0 ER: 0 SO: 1 BB: 1 IBB: 0 HBP: 0 BLK: 0 WP: 0 HR: 13 S: 26 P: 26 ERA: 0.00 WHIP: 3.000	PITCHER	IP: 1.0 WLS: 0 BF: 4 H: 0 R: 0 ER: 0 SO: 0 BB: 0 IBB: 0 HBP: 0 BLK: 0 WP: 0 HR: 0 S: 6 P: 12 ERA: 0.00 WHIP: 0.000	IP: 1.0 WLS: 0 BF: 6 H: 2 R: 1 ER: 0 SO: 2 BB: 0 IBB: 0 HBP: 0 BLK: 0 WP: 0 HR: 0 S: 11 P: 19 ERA: 0.00 WHIP: 2.000	IP: 7.1 WLS: 0 BF: 28 H: 9 R: 15 ER: 10 SO: 15 BB: 10 IBB: 0 HBP: 0 BLK: 0 WP: 0 HR: 23 S: 95 P: 125 ERA: 10.80 WHIP: 1.800	IP: 8.1 WLS: 0 BF: 34 H: 13 R: 24 ER: 10 SO: 19 BB: 11 IBB: 0 HBP: 0 BLK: 0 WP: 0 HR: 7 S: 113 P: 152 ERA: 1.12 WHIP: 2.000							

Batter	1	2	3	4	5	6	7	8	9	AB	R	H	RBI	BB	SO	LOB	BOTTOM
2 Jean Segura, R OBP: 0.360, SLG: 0.442										4	2	1	0	1	0	0	Washington Nationals @ Philadelphia Phillies Citizens Bank Park, Philadelphia, PA Thu Jul 29 2021, 2:52 PM - 6:10 PM EDT Att: 19,219 - Cloudy - 80 F
17 Rhys Hoskins, R OBP: 0.325, SLG: 0.501										3	1	2	1	0	0	1	
64 JD Hammer, R OBP: 0.337										0	0	0	0	0	0	0	
21 Vince Velasquez, R OBP: 0.136, SLG: 0.099										1	0	0	0	0	0	0	
55 Ranger Suárez, L OBP: 0.265, SLG: 0.200										0	0	0	0	0	0	0	
27 Aaron Nola, R OBP: 0.265, SLG: 0.200										0	1	0	0	1	0	0	
3 Bryce Harper, L OBP: 0.406, SLG: 0.538										0	0	0	0	1	0	0	
13 Brad Miller, L OBP: 0.328, SLG: 0.436										4	2	2	4	0	1	1	
22 Andrew McCutchen, R OBP: 0.356, SLG: 0.471										3	2	2	2	1	0	2	
28 Alec Bohm, R OBP: 0.304, SLG: 0.352										4	2	3	2	0	0	2	
74 Ronald Torreyes, R OBP: 0.320, SLG: 0.390										3	0	0	0	1	0	2	
30 Luke Williams, R OBP: 0.325, SLG: 0.365										1	0	0	0	0	1	0	
19 Brandon Kintzler, R OBP: 0.263, SLG: 0.382										0	0	0	0	0	0	0	
18 Didi Gregorius, L OBP: 0.283, SLG: 0.382										1	0	0	0	0	0	0	
51 Enyel De Los Santos, R (5,1)										0	0	0	0	0	0	0	
10 J.T. Realmuto, R OBP: 0.353, SLG: 0.438										2	0	1	2	0	1	0	
12 Rafael Marchán, S OBP: 0.304, SLG: 0.318										4	1	1	0	0	1	2	
61 Cristopher Sánchez, L (1,1)										0	0	0	0	0	0	0	
75 Connor Brogdon, R (1,1)										0	0	0	0	0	0	0	
37 Odúbel Herrera, L (3,8)										4	0	0	0	0	0	1	
Inning Stats	R: 0 H: 1 E: 0 K: 0 S: 14	H: 0 R: 0 ER: 0 LOB: 0 BB: 0 P: 7	R: 1 H: 1 E: 0 K: 1 S: 10	H: 1 R: 0 ER: 0 LOB: 0 BB: 0 P: 13	R: 2 H: 3 E: 0 K: 0 S: 16	H: 3 R: 1 ER: 0 LOB: 1 BB: 0 P: 23	R: 1 H: 3 E: 0 K: 0 S: 12	H: 3 R: 0 ER: 0 LOB: 2 BB: 0 P: 18	R: 0 H: 0 E: 0 K: 2 S: 9	H: 0 R: 0 ER: 0 LOB: 0 BB: 0 P: 14	R: 3 H: 3 E: 1 K: 0 S: 17	H: 3 R: 0 ER: 0 LOB: 2 BB: 2 P: 32	R: 4 H: 1 E: 0 K: 0 S: 8	H: 1 R: 0 ER: 0 LOB: 0 BB: 2 P: 14	1B: 8 2B: 0 3B: 0 HR: 4 SF: 0 SAC: 0 DP: 0 HBP: 0 WP: 1 PB: 0 SB: 0 CS: 0 PA: 39		
PITCHER	IP: 5.0 WLS: 0 BF: 24 H: 8 R: 4 ER: 4 SO: 2 BB: 1 IBB: 0 HBP: 0 BLK: 0 WP: 0 HR: 3 S: 58 P: 86 ERA: 7.20 WHIP: 1.800	IP: 1.2 WLS: 0 BF: 7 H: 1 R: 2 ER: 2 SO: 2 BB: 0 IBB: 0 HBP: 0 BLK: 0 WP: 0 HR: 1 S: 19 P: 31 ERA: 10.80 WHIP: 1.200	IP: 0.1 WLS: 0 BF: 4 H: 2 R: 1 ER: 1 SO: 0 BB: 0 IBB: 0 HBP: 0 BLK: 0 WP: 0 HR: 7 S: 15 P: 15 ERA: 27.00 WHIP: 9.000	IP: 0.1 WLS: 0 BF: 4 H: 1 R: 4 ER: 3 SO: 0 BB: 1 IBB: 0 HBP: 0 BLK: 0 WP: 1 HR: 8 S: 14 P: 14 ERA: 81.00 WHIP: 6.000	IP: 3.0 WLS: 0 BF: 13 H: 5 R: 8 ER: 3 SO: 5 BB: 0 IBB: 0 HBP: 0 BLK: 0 WP: 0 HR: 13 S: 23 P: 23 ERA: 10.80 WHIP: 1.800	IP: 2.3 WLS: 0 BF: 10 H: 3 R: 2 ER: 1 SO: 3 BB: 0 IBB: 0 HBP: 0 BLK: 0 WP: 0 HR: 7 S: 15 P: 15 ERA: 27.00 WHIP: 9.000	IP: 2.2 WLS: 0 BF: 9 H: 3 R: 10 ER: 4 SO: 2 BB: 1 IBB: 0 HBP: 0 BLK: 0 WP: 0 HR: 10 S: 22 P: 22 ERA: 81.00 WHIP: 6.000	IP: 2.2 WLS: 0 BF: 9 H: 3 R: 10 ER: 4 SO: 2 BB: 1 IBB: 0 HBP: 0 BLK: 0 WP: 0 HR: 10 S: 22 P: 22 ERA: 81.00 WHIP: 6.000	IP: 2.1 WLS: 0 BF: 8 H: 4 R: 1 ER: 0 SO: 1 BB: 2 IBB: 0 HBP: 0 BLK: 0 WP: 0 HR: 10 S: 14 P: 14 ERA: 81.00 WHIP: 6.000	IP: 2.1 WLS: 0 BF: 8 H: 4 R: 1 ER: 0 SO: 1 BB: 2 IBB: 0 HBP: 0 BLK: 0 WP: 0 HR: 10 S: 14 P: 14 ERA: 81.00 WHIP: 6.000							

Batter	1	2	3	4	5	6	7	8	9	AB	R	H	RBI	BB	SO	LOB	TOP
2 Jean Segura, R OBP: 0.384, SLG: 0.447	L9				F8					4	1	2	3	1	0	0	Philadelphia Phillies @ Pittsburgh Pirates PNC Park, Pittsburgh, PA Sun Aug 01 2021, 1:07 PM - 4:49 PM EDT Att: 17,875 - Cloudy - 79 F
30 Luke Williams, R OBP: 0.325, SLG: 0.355		2B								1	0	0	0	0	1	3	
9 Travis Jankowski, L OBP: 0.365, SLG: 0.469			G4-3		G6-3	G4-3				5	2	1	0	1	1	5	
3 Bryce Harper, L OBP: 0.414, SLG: 0.546										4	3	3	0	1	1	1	
64 JD Hammer, R										0	0	0	0	0	0	0	
12 Rafael Marchán, S OBP: 0.333, SLG: 0.348										1	1	1	0	0	0	0	
10 J.T. Realmuto, R OBP: 0.355, SLG: 0.446										6	3	5	4	0	0	1	
13 Brad Miller, L OBP: 0.321, SLG: 0.417										5	1	0	1	1	0	6	
31 Ian Kennedy, R										0	0	0	0	0	0	0	
28 Alec Bohm, R OBP: 0.309, SLG: 0.352										5	1	2	2	1	1	3	
18 Didi Gregorius, L OBP: 0.265, SLG: 0.379										5	1	3	3	0	0	0	AB 45 R 15 H 20 RBI 15 BB 5 SO 7 LOB 26
37 Odúbel Herrera, L OBP: 0.290, SLG: 0.377										4	1	2	2	0	0	2	
44 Kyle Gibson, R										4	1	0	0	0	3	5	
23 Archie Bradley, R ERA: 6.64										0	0	0	0	0	0	0	
74 Ronald Torreyes, R OBP: 0.326, SLG: 0.391										1	0	1	0	0	0	0	
										1	0	1	0	0	0	0	
										4	1	0	0	0	3	5	
										0	0	0	0	0	0	0	
										1	0	1	0	0	0	0	
										1	0	1	0	0	0	0	
										1	0	1	0	0	0	0	
										4	1	0	0	0	3	5	
										0	0	0	0	0	0	0	
										1	0	1	0	0	0	0	
										1	0	1	0	0	0	0	
										4	1	0	0	0	3	5	
										0	0	0	0	0	0	0	
										1	0	1	0	0	0	0	
										1	0	1	0	0	0	0	
										4	1	0	0	0	3	5	
										0	0	0	0	0	0	0	
										1	0	1	0	0	0	0	
										1	0	1	0	0	0	0	
										4	1	0	0	0	3	5	
										0	0	0	0	0	0	0	
										1	0	1	0	0	0	0	
										1	0	1	0	0	0	0	
										4	1	0	0	0	3	5	
										0	0	0	0	0	0	0	
										1	0	1	0	0	0	0	
										1	0	1	0	0	0	0	
										4	1	0	0	0	3	5	
										0	0	0	0	0	0	0	
										1	0	1	0	0	0	0	
										1	0	1	0	0	0	0	
										4	1	0	0	0	3	5	
										0	0	0	0	0	0	0	
										1	0	1	0	0	0	0	
										1	0	1	0	0	0	0	
										4	1	0	0	0	3	5	
										0	0	0	0	0	0	0	
										1	0	1	0	0	0	0	
										1	0	1	0	0	0	0	
										4	1	0	0	0	3	5	
										0	0	0	0	0	0	0	
										1	0	1	0	0	0	0	
										1	0	1	0	0	0	0	
										4	1	0	0	0	3	5	
										0	0	0	0	0	0	0	
										1	0	1	0	0	0	0	
										1	0	1	0	0	0	0	
										4	1	0	0	0	3	5	
										0	0	0	0	0	0	0	
										1	0	1	0	0	0	0	
										1	0	1	0	0	0	0	
										4	1	0	0	0	3	5	
										0	0	0	0	0	0	0	
										1	0	1	0	0	0	0	
										1	0	1	0	0	0	0	
										4	1	0	0	0	3	5	
										0	0	0	0	0	0	0	
										1	0	1	0	0	0	0	
										1	0	1	0	0	0	0	
										4	1	0	0	0	3	5	
										0	0	0	0	0	0	0	
										1	0	1	0	0	0	0	
										1	0	1	0	0	0	0	
										4	1	0	0	0	3	5	
										0	0	0	0	0	0	0	
										1	0	1	0	0	0	0	
										1	0	1	0	0	0	0	
										4	1	0	0	0	3	5	
										0	0	0	0	0	0	0	
										1	0	1	0	0	0	0	
										1	0	1	0	0	0	0	
										4	1	0	0	0	3	5	
										0	0	0	0	0	0	0	
										1	0	1	0	0	0	0	
										1	0	1	0	0	0	0	
										4	1	0	0	0	3	5	
										0	0	0	0	0	0	0	
										1	0	1	0	0	0	0	
										1	0	1	0	0	0	0	
										4	1	0	0	0	3	5	
										0	0	0	0	0	0	0	
										1	0	1	0	0	0	0	
										1	0	1	0	0	0	0	
										4	1	0	0	0	3	5	
										0	0	0	0	0	0	0	
										1	0	1	0	0	0	0	
										1	0	1	0	0	0	0	
										4	1	0	0	0	3	5	
										0	0	0	0	0	0	0	
										1	0	1	0	0	0	0	
										1	0	1	0	0	0	0	
										4	1	0	0	0	3	5	
										0	0	0	0	0	0	0	
										1	0	1	0	0	0	0	
										1	0	1	0	0	0	0	
										4	1	0	0	0	3	5	

Batter	1	2	3	4	5	6	7	8	9	AB	R	H	RBI	BB	SO	LOB	TOP						
9 Travis Jankowski, L OBP: 0.395, SLG: 0.408	F8		F8		G4-3		G4-3		2B	5	1	2	0	0	0	0							
2 Jean Segura, R OBP: 0.366, SLG: 0.449	K		F8				BB		1B	3	2	1	1	2	1	2							
3 Bryce Harper, L OBP: 0.416, SLG: 0.547	F7				G5-3		BB		2B	3	1	1	0	2	0	1							
10 J.T. Realmuto, R OBP: 0.358, SLG: 0.447		P3			BB				IBB	4	1	2	2	1	0	0							
13 Brad Miller, L OBP: 0.315, SLG: 0.408		P2			1B																		
23 Archie Bradley, R OBP: 0.321, SLG: 0.351					F8																		
30 Luke Williams, R OBP: 0.321, SLG: 0.351																							
31 Ian Kennedy, R OBP: 0.321, SLG: 0.351																							
28 Alec Bohm, R OBP: 0.310, SLG: 0.352		F8			F8					5	0	2	1	0	0	2							
18 Didi Gregorius, L OBP: 0.283, SLG: 0.375			P5		G5-3				1B	5	0	1	0	0	0	3							
37 Odúbel Herrera, L OBP: 0.297, SLG: 0.392										3	1	2	1	1	0	0							
55 Ranger Suárez, L OBP: 0.297, SLG: 0.392																							
50 Héctor Neris, R OBP: 0.297, SLG: 0.392																							
17 Rhyss Hoskins, R OBP: 0.297, SLG: 0.392																							
51 Enyel De Los Santos, R OBP: 0.297, SLG: 0.392																							
46 José Alvarado, L OBP: 0.297, SLG: 0.392																							
74 Ronald Torreyes, R OBP: 0.297, SLG: 0.392																							
Inning Stats	R: 0 E: 0 K: 1 S: 8	H: 0 LOB: 0 BB: 0 P: 11	R: 0 E: 0 K: 0 S: 9	H: 0 LOB: 0 BB: 0 P: 13	R: 0 E: 0 K: 0 S: 13	H: 2 LOB: 2 BB: 0 P: 16	R: 0 E: 0 K: 0 S: 6	H: 1 LOB: 2 BB: 1 P: 12	R: 1 E: 0 K: 1 S: 11	H: 1 LOB: 1 BB: 1 P: 19	R: 0 E: 0 K: 1 S: 11	H: 2 LOB: 3 BB: 1 P: 21	R: 1 E: 0 K: 0 S: 12	H: 1 LOB: 1 BB: 2 P: 24	R: 0 E: 0 K: 0 S: 3	H: 0 LOB: 0 BB: 0 P: 4	R: 5 E: 0 K: 1 S: 20	H: 5 LOB: 0 BB: 1 P: 31	1B: 9 2B: 3 3B: 0 HR: 1	SF: 0 SAC: 1 DP: 2 HBP: 0	WP: 1 PB: 0 SB: 0 CS: 0	PA: 43	
PITCHER	IP: 5.0 ERA: 4.85	WLS: 21 BF: 4	H: 4 R: 1 ER: 1 SO: 2	R: 1 LOB: 1 BB: 0	BB: 2 IBB: 0 HBP: 0 BLK: 0	WP: 0 HR: 1 S: 47 P: 71	ERA: 1.80 WHIP: 1.200	PITCHER	IP: 1.0 ERA: 6.29	WLS: 6 BF: 3	H: 3 R: 3 ER: 3 SO: 1	R: 0 LOB: 0 BB: 0	BB: 0 IBB: 1 HBP: 0 BLK: 0	WP: 0 HR: 0 S: 14 P: 22	ERA: 27.00 WHIP: 3.000								
40 Josiah Gray, R ERA: 4.85																							
71 Mason Thompson, R ERA: 2.25																							
49 Sam Clay, L ERA: 5.86																							
57 Andrés Machado, R ERA: 4.5																							
68 Gabe Klobosits, R ERA: 10.13																							

Philadelphia Phillies @ Washington Nationals
Nationals Park, Washington, DC
Mon Aug 02 2021, 7:08 PM - 10:23 PM EDT
Att: 16,393 - Partly Cloudy - 79 F

AB 36
R 7
H 12
RBI 5
BB 6
SO 4
LOB 17



Batter	1	2	3	4	5	6	7	8	9	AB	R	H	RBI	BB	SO	LOB	BOTTOM						
16 Victor Robles, R OBP: 0.321, SLG: 0.283	L7			B5-3			G6-4-3			3	0	0	0	0	0	2							
9 Adrián Sánchez, R OBP: 0.250, SLG: 0.182	G2-3			K			B5-3		P6	4	0	0	0	0	1	1							
22 Juan Soto, L OBP: 0.428, SLG: 0.505	K			1B			IBB		K	3	0	1	0	1	2	0							
19 Josh Bell, S OBP: 0.310, SLG: 0.467				G5-3			K		F8	3	0	0	0	1	1	3							
29 Yadiel Hernández, L OBP: 0.363, SLG: 0.461		G6-4-3					K		1B	3	1	1	0	1	1	1							
8 Carter Kieboom, R OBP: 0.355, SLG: 0.360		G5-3			P4		1B		HR	4	2	2	2	0	0	0							
2 Luis García Jr., L OBP: 0.225, SLG: 0.297				G1-3		G6-3			G3	4	1	0	0	0	2								
38 Tres Barrera, R OBP: 0.369, SLG: 0.421				F9			BB		P6	3	0	0	0	1	1	0							
40 Josiah Gray, R ERA: 4.85				G4-3			HR		K	1	0	0	0	0	0	0							
71 Mason Thompson, R ERA: 2.25																							
49 Sam Clay, L ERA: 5.86																							
57 Andrés Machado, R ERA: 4.5																							
17 Rhyss Hoskins, R OBP: 0.297, SLG: 0.392																							
51 Enyel De Los Santos, R OBP: 0.297, SLG: 0.392																							
46 José Alvarado, L OBP: 0.297, SLG: 0.392																							
74 Ronald Torreyes, R OBP: 0.297, SLG: 0.392																							
Inning Stats	R: 0 E: 0 K: 1 S: 7	H: 0 LOB: 0 BB: 0 P: 13	R: 0 E: 0 K: 0 S: 7	H: 0 LOB: 0 BB: 1 P: 14	R: 0 E: 0 K: 0 S: 4	H: 0 LOB: 0 BB: 0 P: 6	R: 0 E: 0 K: 1 S: 9	H: 1 LOB: 1 BB: 0 P: 16	R: 0 E: 0 K: 1 S: 7	H: 0 LOB: 0 BB: 0 P: 10	R: 1 E: 0 K: 2 S: 11	H: 1 LOB: 2 BB: 1 P: 16	R: 2 E: 0 K: 0 S: 13	H: 3 LOB: 1 BB: 1 P: 23	R: 0 E: 0 K: 1 S: 9	H: 0 LOB: 0 BB: 0 P: 14	R: 2 E: 0 K: 1 S: 17	H: 1 LOB: 0 BB: 1 P: 24	1B: 4 2B: 0 3B: 0 HR: 2	SF: 0 SAC: 0 DP: 2 HBP: 1	WP: 0 PB: 0 SB: 0 CS: 0	PA: 36	
PITCHER	IP: 3.0 ERA: 1.64	WLS: 9 BF: 7	H: 1 R: 0 ER: 0 SO: 2	R: 0 LOB: 0 BB: 0	BB: 1 IBB: 0 HBP: 0 BLK: 0	WP: 0 HR: 0 S: 18 P: 33	ERA: 0.00 WHIP: 0.333	PITCHER	IP: 1.0 ERA: 3.41	WLS: 5 BF: 1	H: 2 R: 2 ER: 2 SO: 1	R: 0 LOB: 0 BB: 0	BB: 1 IBB: 0 HBP: 0 BLK: 0	WP: 0 HR: 1 S: 17 P: 24	ERA: 18.00 WHIP: 2.000								
55 Ranger Suárez, L ERA: 4.26																							
50 Héctor Neris, R ERA: 7.02																							
51 Enyel De Los Santos, R ERA: 4.7																							
46 José Alvarado, L ERA: 2.9																							
23 Archie Bradley, R ERA: 2.9																							

Philadelphia Phillies @ Washington Nationals
Nationals Park, Washington, DC
Mon Aug 02 2021, 7:08 PM - 10:23 PM EDT
Att: 16,393 - Partly Cloudy - 79 F

AB 31
R 5
H 6
RBI 5
BB 4
SO 7
LOB 9



Batter	1	2	3	4	5	6	7	8	9	AB	R	H	RBI	BB	SO	LOB	TOP	
2 Jean Segura, R OBP: 0.387, SLG: 0.456										4	1	1	1	0	0	1	Philadelphia Phillies @ Washington Nationals Nationals Park, Washington, DC Tue Aug 03 2021, 7:05 PM - 9:40 PM EDT Att: 17,417 - Cloudy - 78 F	
17 Rhys Hoskins, R OBP: 0.325, SLG: 0.495										4	0	0	0	0	2	0		
3 Bryce Harper, L OBP: 0.414, SLG: 0.553										4	1	1	1	0	0	0		
10 J.T. Realmuto, R OBP: 0.360, SLG: 0.458										4	1	2	1	0	1	0		
28 Alec Bohm, R OBP: 0.312, SLG: 0.352										3	1	1	0	1	1	0		
74 Ronald Torreyes, R OBP: 0.328, SLG: 0.408										4	1	1	2	0	1	2		
37 Odúbel Herrera, L OBP: 0.293, SLG: 0.388										4	0	0	0	0	1	0		
30 Luke Williams, R OBP: 0.310, SLG: 0.338										3	0	0	0	0	0	0		
9 Travis Jankowski, L OBP: 0.390, SLG: 0.403										1	0	0	0	0	0	0		
45 Zack Wheeler, L OBP: 0.156, SLG: 0.200										3	0	1	0	0	2	0		
50 Héctor Neris, R OBP: 0.328, SLG: 0.408										0	0	0	0	0	0	0		
46 José Alvarado, L										0	0	0	0	0	0	0		
Inning Stats	R: 1 H: 1 E: 0 K: 2 S: 8	L: 0 R: 0 ER: 0 SO: 10	H: 1 R: 0 ER: 0 SO: 13	H: 0 R: 0 ER: 0 SO: 10	H: 2 R: 0 ER: 0 SO: 15	H: 0 R: 0 ER: 0 SO: 6	H: 0 R: 0 ER: 0 SO: 12	H: 3 R: 3 ER: 0 SO: 12	H: 1 R: 0 ER: 0 SO: 15	1B: 3 2B: 0 3B: 0 HR: 4	SF: 0 SAC: 0 DP: 0 HBP: 0	WP: 0 PB: 0 SB: 0 CS: 0	PA: 35					
PITCHER	IP: 7.0 WLS: L BF: 28 ERA: 5.74	IP: 1.0 WLS: H BF: 4 ERA: 9.0	IP: 1.0 WLS: S BF: 3 ERA: 0.95	IP: 0.0 WLS: L BF: 1 ERA: 0.00	IP: 0.0 WLS: L BF: 1 ERA: 0.00	IP: 0.0 WLS: L BF: 1 ERA: 0.00	IP: 0.0 WLS: L BF: 1 ERA: 0.00	IP: 0.0 WLS: L BF: 1 ERA: 0.00	IP: 0.0 WLS: L BF: 1 ERA: 0.00	IP: 0.0 WLS: L BF: 1 ERA: 0.00	IP: 0.0 WLS: L BF: 1 ERA: 0.00	IP: 0.0 WLS: L BF: 1 ERA: 0.00	IP: 0.0 WLS: L BF: 1 ERA: 0.00	IP: 0.0 WLS: L BF: 1 ERA: 0.00	IP: 0.0 WLS: L BF: 1 ERA: 0.00	IP: 0.0 WLS: L BF: 1 ERA: 0.00	IP: 0.0 WLS: L BF: 1 ERA: 0.00	ERA: 5.14 WHIP: 1.000

AB	34
R	5
H	7
RBI	5
BB	1
SO	8
LOB	3



Batter	1	2	3	4	5	6	7	8	9	AB	R	H	RBI	BB	SO	LOB	BOTTOM	
17 Andrew Stevenson, L OBP: 0.276, SLG: 0.318										4	0	0	0	0	2	1	Philadelphia Phillies @ Washington Nationals Nationals Park, Washington, DC Tue Aug 03 2021, 7:05 PM - 9:40 PM EDT Att: 17,417 - Cloudy - 78 F	
25 Riley Adams, R OBP: 0.191, SLG: 0.172										1	0	0	0	0	1	0		
9 Adrián Sánchez, R OBP: 0.313, SLG: 0.287										4	1	2	0	0	0	0		
22 Juan Soto, L OBP: 0.426, SLG: 0.501										4	0	1	0	0	0	1		
19 Josh Bell, S OBP: 0.310, SLG: 0.474										4	1	1	2	0	1	2		
29 Yadiel Hernández, L OBP: 0.376, SLG: 0.467										3	1	2	0	1	0	0		
8 Carter Kieboom, R OBP: 0.371, SLG: 0.357										3	1	1	0	1	0	2		
2 Luis García Jr., L OBP: 0.205, SLG: 0.288										4	0	0	0	0	2	5		
38 Tres Barrera, R OBP: 0.348, SLG: 0.393										4	0	0	1	0	1	2		
46 Patrick Corbin, L OBP: 0.114, SLG: 0.088										2	0	0	0	0	1	0		
88 Gerardo Parra, L OBP: 0.293, SLG: 0.403										1	0	1	1	0	0	0		
43 Javy Guerra, R										0	0	0	0	0	0	0		
33 Ryne Harper, R										0	0	0	0	0	0	0		
11 Ryan Zimmerman, R OBP: 0.276, SLG: 0.451										1	0	0	0	0	0	0		
Inning Stats	R: 0 H: 0 E: 0 K: 0 S: 7	H: 0 R: 0 ER: 0 SO: 13	H: 0 R: 0 ER: 0 SO: 23	H: 0 R: 0 ER: 0 SO: 9	H: 0 R: 0 ER: 0 SO: 7	H: 1 R: 0 ER: 0 SO: 8	H: 2 R: 0 ER: 0 SO: 12	H: 3 R: 2 ER: 0 SO: 14	H: 2 R: 0 ER: 0 SO: 10	1B: 7 2B: 0 3B: 0 HR: 1	SF: 0 SAC: 0 DP: 0 HBP: 0	WP: 0 PB: 0 SB: 0 CS: 0	PA: 37					
PITCHER	IP: 7.1 WLS: W BF: 31 ERA: 2.57	IP: 0.2 WLS: H BF: 3 ERA: 4.2	IP: 1.0 WLS: S BF: 3 ERA: 4.58	IP: 0.0 WLS: L BF: 1 ERA: 0.00	IP: 0.0 WLS: L BF: 1 ERA: 0.00	IP: 0.0 WLS: L BF: 1 ERA: 0.00	IP: 0.0 WLS: L BF: 1 ERA: 0.00	IP: 0.0 WLS: L BF: 1 ERA: 0.00	IP: 0.0 WLS: L BF: 1 ERA: 0.00	IP: 0.0 WLS: L BF: 1 ERA: 0.00	IP: 0.0 WLS: L BF: 1 ERA: 0.00	IP: 0.0 WLS: L BF: 1 ERA: 0.00	IP: 0.0 WLS: L BF: 1 ERA: 0.00	IP: 0.0 WLS: L BF: 1 ERA: 0.00	IP: 0.0 WLS: L BF: 1 ERA: 0.00	IP: 0.0 WLS: L BF: 1 ERA: 0.00	IP: 0.0 WLS: L BF: 1 ERA: 0.00	ERA: 4.91 WHIP: 1.227

AB	35
R	4
H	8
RBI	4
BB	2
SO	8
LOB	13



Batter	1	2	3	4	5	6	7	8	9	AB	R	H	RBI	BB	SO	LOB	TOP								
9 Travis Jankowski, L (1,8) OBP: 0.370, SLG: 0.383	F7		L8		G6-3				G5-3	4	0	0	0	1	0	2									
10 J.T. Realmuto, R (1,2) OBP: 0.381, SLG: 0.458	F9		K				BB		2B	4	1	1	2	1	1	3									
3 Bryce Harper, L (1,9) OBP: 0.417, SLG: 0.563	L8		HR				L7		L9	4	2	1	1	1	0	1									
17 Rhys Hoskins, R (1,3)		1B	K				L1-3		1B	5	1	3	2	0	1	1									
18 Didi Gregorius, L (1,6) OBP: 0.256, SLG: 0.376		K			G4-3				F9	5	0	0	0	0	1	3									
28 Alec Bohm, R (1,5) OBP: 0.311, SLG: 0.352		K			K				K	4	1	1	0	0	3	2									
37 Odúbel Herrera, L (1,7) OBP: 0.297, SLG: 0.389		BB			F8				BB	3	1	2	1	1	0	0									
74 Ronald Torreyes, R (1,4) OBP: 0.323, SLG: 0.400		1B					L9		P4	4	1	1	1	0	0	2									
27 Aaron Nola, R (1,1) OBP: 0.237, SLG: 0.342																									
51 Enyel De Los Santos, R (6,1) ERA: 6.62																									
13 Brad Miller, L (7,PH) OBP: 0.186, SLG: 0.148																									
46 José Alvarado, L (7,1) ERA: 4.46																									
63 Mauricio Llovera, R (8,1) ERA: 2.25																									
2 Jean Segura, R (8,PH) OBP: 0.385, SLG: 0.505																									
23 Archie Bradley, R (9,1) ERA: 2.81																									
Inning Stats	R: 0 E: 0 K: 0 S: 7	H: 0 LOB: 0 BB: 0 P: 9	R: 1 E: 0 K: 3 S: 15	H: 2 LOB: 2 BB: 1 P: 21	R: 1 E: 0 K: 2 S: 10	H: 1 LOB: 0 BB: 0 P: 16	R: 0 E: 0 K: 1 S: 6	H: 0 LOB: 0 BB: 0 P: 7	R: 0 E: 0 K: 1 S: 8	H: 0 LOB: 0 BB: 0 P: 11	R: 0 E: 0 K: 0 S: 4	H: 0 LOB: 0 BB: 0 P: 11	R: 1 E: 0 K: 0 S: 17	H: 2 LOB: 3 BB: 2 P: 32	R: 0 E: 0 K: 1 S: 8	H: 1 LOB: 1 BB: 0 P: 13	R: 4 E: 1 K: 1 S: 17	H: 3 LOB: 1 BB: 1 P: 26	1B: 4 2B: 5 3B: 0 HR: 1	SF: 0 SAC: 0 DP: 1 HBP: 0	WP: 0 PB: 0 SB: 0 CS: 0	PA: 41			
PITCHER	IP WLS BF H R ER SO BB IBB HBP BLK WP HR S P ERA WHIP	IP WLS BF H R ER SO BB IBB HBP BLK WP HR S P ERA WHIP	IP WLS BF H R ER SO BB IBB HBP BLK WP HR S P ERA WHIP	IP WLS BF H R ER SO BB IBB HBP BLK WP HR S P ERA WHIP	IP WLS BF H R ER SO BB IBB HBP BLK WP HR S P ERA WHIP	IP WLS BF H R ER SO BB IBB HBP BLK WP HR S P ERA WHIP	IP WLS BF H R ER SO BB IBB HBP BLK WP HR S P ERA WHIP	IP WLS BF H R ER SO BB IBB HBP BLK WP HR S P ERA WHIP	IP WLS BF H R ER SO BB IBB HBP BLK WP HR S P ERA WHIP	IP WLS BF H R ER SO BB IBB HBP BLK WP HR S P ERA WHIP	IP WLS BF H R ER SO BB IBB HBP BLK WP HR S P ERA WHIP	IP WLS BF H R ER SO BB IBB HBP BLK WP HR S P ERA WHIP	IP WLS BF H R ER SO BB IBB HBP BLK WP HR S P ERA WHIP	IP WLS BF H R ER SO BB IBB HBP BLK WP HR S P ERA WHIP	IP WLS BF H R ER SO BB IBB HBP BLK WP HR S P ERA WHIP	IP WLS BF H R ER SO BB IBB HBP BLK WP HR S P ERA WHIP	IP WLS BF H R ER SO BB IBB HBP BLK WP HR S P ERA WHIP	IP WLS BF H R ER SO BB IBB HBP BLK WP HR S P ERA WHIP	IP WLS BF H R ER SO BB IBB HBP BLK WP HR S P ERA WHIP	IP WLS BF H R ER SO BB IBB HBP BLK WP HR S P ERA WHIP	IP WLS BF H R ER SO BB IBB HBP BLK WP HR S P ERA WHIP	IP WLS BF H R ER SO BB IBB HBP BLK WP HR S P ERA WHIP	IP WLS BF H R ER SO BB IBB HBP BLK WP HR S P ERA WHIP	IP WLS BF H R ER SO BB IBB HBP BLK WP HR S P ERA WHIP	IP WLS BF H R ER SO BB IBB HBP BLK WP HR S P ERA WHIP

Philadelphia Phillies @ Washington Nationals
 Nationals Park, Washington, DC
 Thu Aug 05 2021, 4:06 PM - 7:48 PM EDT
 Att: 22,575 - Sunny - 85 F

AB	36
R	7
H	9
RBI	7
BB	5
SO	9
LOB	18



Batter	1	2	3	4	5	6	7	8	9	AB	R	H	RBI	BB	SO	LOB	BOTTOM									
16 Victor Robles, R (1,8) OBP: 0.318, SLG: 0.290	G4-3		L9		K		FC5-6		F7	5	0	0	0	0	1	5										
3 Alcides Escobar, R (1,6) OBP: 0.330, SLG: 0.356	K		K				G6-3		L6	5	1	1	0	0	2	2										
22 Juan Soto, L (1,9) OBP: 0.427, SLG: 0.500	K				BB		BB		2B	3	3	2	0	2	1	0										
19 Josh Bell, S (1,3) OBP: 0.310, SLG: 0.480		F9			BB		HR		E6	5	2	3	3	0	0	1										
29 Yadiel Hernandez, L (1,7) OBP: 0.365, SLG: 0.447		E1			K		G6-3		L7	5	0	1	0	0	1	3										
8 Carter Kieboom, R (1,5) OBP: 0.409, SLG: 0.500		2B			BB		G5-3		G1-3	4	0	2	1	1	0	1										
2 Luis Garcia Jr., L (1,4) OBP: 0.250, SLG: 0.417		K			BB		G4-3			3	0	1	0	1	1	2										
38 Tres Barrera, R (1,2) OBP: 0.342, SLG: 0.375		L7			BB		E4		G1-3	3	0	0	1	0	0	2										
41 Joe Ross, R (1,1) OBP: 0.303, SLG: 0.258					FC5-2		HBP		F7	2	0	0	0	0	1	3										
33 Ryne Harper, R (7,1) ERA: 4.48					K		FC5-2			0	0	0	0	0	0	0										
71 Mason Thompson, R (8,1) ERA: 1.93										0	0	0	0	0	0	0										
88 Gerardo Parra, L (8,PH) OBP: 0.286, SLG: 0.392										1	0	0	0	0	0	0										
67 Kyle Finnegan, R (9,1) ERA: 3.07										0	0	0	0	0	0	0										
Inning Stats	R: 0 E: 0 K: 2 S: 8	H: 0 LOB: 0 BB: 0 P: 12	R: 0 E: 1 K: 1 S: 15	H: 1 LOB: 2 BB: 0 P: 23	R: 0 E: 0 K: 2 S: 9	H: 0 LOB: 0 BB: 0 P: 12	R: 2 E: 0 K: 2 S: 14	H: 2 LOB: 3 BB: 2 P: 27	R: 3 E: 0 K: 0 S: 17	H: 2 LOB: 0 BB: 1 P: 25	R: 0 E: 1 K: 0 S: 6	H: 0 LOB: 1 BB: 0 P: 9	R: 0 E: 0 K: 0 S: 13	H: 3 LOB: 2 BB: 1 P: 23	R: 0 E: 0 K: 0 S: 9	H: 0 LOB: 0 BB: 0 P: 13	R: 0 E: 0 K: 0 S: 9	H: 0 LOB: 0 BB: 0 P: 13	R: 1 E: 1 K: 0 S: 17	H: 2 LOB: 1 BB: 0 P: 26	1B: 7 2B: 3 3B: 0 HR: 1	SF: 0 SAC: 0 DP: 1 HBP: 2	WP: 0 PB: 0 SB: 0 CS: 0	PA: 42		
PITCHER	IP WLS BF H R ER SO BB IBB HBP BLK WP HR S P ERA WHIP	IP WLS BF H R ER SO BB IBB HBP BLK WP HR S P ERA WHIP	IP WLS BF H R ER SO BB IBB HBP BLK WP HR S P ERA WHIP	IP WLS BF H R ER SO BB IBB HBP BLK WP HR S P ERA WHIP	IP WLS BF H R ER SO BB IBB HBP BLK WP HR S P ERA WHIP	IP WLS BF H R ER SO BB IBB HBP BLK WP HR S P ERA WHIP	IP WLS BF H R ER SO BB IBB HBP BLK WP HR S P ERA WHIP	IP WLS BF H R ER SO BB IBB HBP BLK WP HR S P ERA WHIP	IP WLS BF H R ER SO BB IBB HBP BLK WP HR S P ERA WHIP	IP WLS BF H R ER SO BB IBB HBP BLK WP HR S P ERA WHIP	IP WLS BF H R ER SO BB IBB HBP BLK WP HR S P ERA WHIP	IP WLS BF H R ER SO BB IBB HBP BLK WP HR S P ERA WHIP	IP WLS BF H R ER SO BB IBB HBP BLK WP HR S P ERA WHIP	IP WLS BF H R ER SO BB IBB HBP BLK WP HR S P ERA WHIP	IP WLS BF H R ER SO BB IBB HBP BLK WP HR S P ERA WHIP	IP WLS BF H R ER SO BB IBB HBP BLK WP HR S P ERA WHIP	IP WLS BF H R ER SO BB IBB HBP BLK WP HR S P ERA WHIP	IP WLS BF H R ER SO BB IBB HBP BLK WP HR S P ERA WHIP	IP WLS BF H R ER SO BB IBB HBP BLK WP HR S P ERA WHIP	IP WLS BF H R ER SO BB IBB HBP BLK WP HR S P ERA WHIP	IP WLS BF H R ER SO BB IBB HBP BLK WP HR S P ERA WHIP	IP WLS BF H R ER SO BB IBB HBP BLK WP HR S P ERA WHIP	IP WLS BF H R ER SO BB IBB HBP BLK WP HR S P ERA WHIP	IP WLS BF H R ER SO BB IBB HBP BLK WP HR S P ERA WHIP	IP WLS BF H R ER SO BB IBB HBP BLK WP HR S P ERA WHIP	IP WLS BF H R ER SO BB IBB HBP BLK WP HR S P ERA WHIP

Philadelphia Phillies @ Washington Nationals
 Nationals Park, Washington, DC
 Thu Aug 05 2021, 4:06 PM - 7:48 PM EDT
 Att: 22,575 - Sunny - 85 F

AB	36
R	6
H	10
RBI	5
BB	4
SO	7
LOB	19



Batter	1	2	3	4	5	6	7	8	9	AB	R	H	RBI	BB	SO	LOB	TOP					
9 Brandon Nimmo, L (1,8) OBP: 0.420, SLG: 0.418	F7		20 BB 1B	G4-6-3			K		L8	4	1	0	0	1	1	3						
6 Jeff McNeil, L (1,4) OBP: 0.351, SLG: 0.402	G5-3		F9		2B		E5			4	0	1	0	0	0	1						
20 Pete Alonso, R (1,3) OBP: 0.337, SLG: 0.492	E5		2 BB	F7			G4-3			3	0	0	0	1	0	2						
2 Dominic Smith, L (1,7) OBP: 0.325, SLG: 0.391	G6-3		23 FC6-4 1B	F7			P5			4	0	1	1	0	0	2						
23 Javier Báez, R (1,6) OBP: 0.288, SLG: 0.477	G1-3	1B	FC6-4	K			K			4	0	1	0	0	2	3						
30 Michael Conforto, L (1,9) OBP: 0.329, SLG: 0.326	P5		1B	FC6-4			K			3	0	1	0	1	1	1						
1 Jonathan Villar, S (1,5) OBP: 0.315, SLG: 0.420	G1-3		FC3	FC4-6			HR			4	1	1	1	0	0	3	AB 33					
3 Tomás Nido, R (1,2) OBP: 0.281, SLG: 0.354	G6-3		G5-4-3	G5-4-3			K			2	0	0	0	1	0	2	R 2					
35 Brandon Drury, R (9,PH) OBP: 0.342, SLG: 0.551	G6-3		BB	G4-6-3			K			1	0	0	0	0	1	0	H 5					
0 Marcus Stroman, R (1,1) OBP: 0.156, SLG: 0.143			K	K			G6-3			2	0	0	0	0	0	0	RBI 2					
32 Aaron Loup, L (6,1)							G4-3			1	0	0	0	0	0	0	BB 4					
28 J.D. Davis, R (7,PH) OBP: 0.244, SLG: 0.550										0	0	0	0	0	0	0	SO 7					
67 Seth Lugo, R (7,1)										1	0	0	0	0	0	0	LOB 20					
39 Edwin Diaz, R (8,1)										0	0	0	0	0	0	0						
11 Kevin Pillar, R (9,PH) OBP: 0.248, SLG: 0.372										1	0	0	0	0	0	0						
Inning Stats	R: 0 E: 1 K: 0 S: 10	H: 0 LOB: 1 BB: 0 P: 18	R: 0 E: 0 K: 0 S: 11	H: 1 LOB: 1 BB: 0 P: 15	R: 1 E: 0 K: 1 S: 12	H: 1 LOB: 2 BB: 2 P: 21	R: 0 E: 1 K: 1 S: 13	H: 1 LOB: 2 BB: 1 P: 20	R: 0 E: 0 K: 1 S: 8	H: 0 LOB: 0 BB: 0 P: 14	R: 0 E: 0 K: 0 S: 6	H: 0 LOB: 0 BB: 0 P: 12	R: 0 E: 1 K: 2 S: 9	H: 0 LOB: 1 BB: 0 P: 23	R: 0 E: 0 K: 2 S: 9	H: 0 LOB: 0 BB: 0 P: 15	R: 1 E: 0 K: 1 S: 15	H: 1 LOB: 0 BB: 0 P: 21	1B: 3 2B: 1 3B: 0 HR: 1	SF: 0 SAC: 0 DP: 2 HBP: 0	WP: 0 PB: 0 SB: 0 CS: 0	PA: 37
PITCHER	IP WLS BF H R ER SO BB IBB HBP BLK WP HR S P ERA WHIP																					
44 Kyle Gibson, R (1,1) ERA: 2.79	6.0 W 26 4 1 1 3 4 0 0 0 0 0 60 100 1.50 1.333																					
50 Héctor Neris, R (7,1) ERA: 4.11	1.0 H 4 0 0 0 1 0 0 0 0 0 0 14 23 0.00 0.000																					
23 Archie Bradley, R (8,1) ERA: 2.73	1.0 H 3 0 0 0 2 0 0 0 0 0 0 9 15 0.00 0.000																					
31 Ian Kennedy, R (9,1) ERA: 3.53	1.0 S 4 1 1 1 1 0 0 0 0 0 1 15 21 9.00 1.000																					

New York Mets @ Philadelphia Phillies
Citizens Bank Park, Philadelphia, PA
Fri Aug 06 2021, 7:08 PM - 10:24 PM EDT
Att: 30,106 - Clear - 86 F

AB	33
R	2
H	5
RBI	2
BB	4
SO	7
LOB	20



Batter	1	2	3	4	5	6	7	8	9	AB	R	H	RBI	BB	SO	LOB	BOTTOM					
37 Odúbel Herrera, L (1,7) OBP: 0.300, SLG: 0.388	2 CS 1B		BB				G6-3			3	0	1	0	1	1	1						
2 Jean Segura, R (1,4) OBP: 0.385, SLG: 0.456	K		G1-3				F8			4	1	1	0	0	1	3						
3 Bryce Harper, L (1,9) OBP: 0.415, SLG: 0.568	F7		L7				G4-3			4	1	1	2	0	0	0						
10 J.T. Realmuto, R (1,2) OBP: 0.359, SLG: 0.455	G5-3		G6-3				18 HBP 1B			4	0	1	0	0	0	0						
18 Didi Gregorius, L (1,6) OBP: 0.266, SLG: 0.405	HR		3B				HBP			2	1	2	1	0	0	0						
30 Luke Williams, R (8,PH) OBP: 0.307, SLG: 0.333	HR		L4				HBP			1	0	0	0	0	0	0						
28 Alec Bohm, R (1,5) OBP: 0.309, SLG: 0.349	K		L4				K			3	0	0	0	0	2	3						
23 Archie Bradley, R (8,1) ERA: 3.76	K						K			0	0	0	0	0	0	0						
5 Andrew Knapp, S (8,PH) OBP: 0.226, SLG: 0.248	K						K			1	0	0	0	0	1	1						
31 Ian Kennedy, R (9,1) ERA: 3.53	K						K			0	0	0	0	0	0	0						
13 Brad Miller, L (1,3) OBP: 0.319, SLG: 0.417	K						K			3	1	1	0	0	2	2						
9 Travis Jankowski, L (1,8) OBP: 0.358, SLG: 0.369	L8		L8				K			3	0	0	0	0	2	1						
44 Kyle Gibson, R (1,1) OBP: 0.125, SLG: 0.125	G1-3						G4-3			2	0	1	1	0	0	0						
50 Héctor Neris, R (7,1) ERA: 4.11										0	0	0	0	0	0	0						
74 Ronald Torreyes, R (7,PH) OBP: 0.321, SLG: 0.398										1	0	0	0	0	0	0						
Inning Stats	R: 0 E: 0 K: 1 S: 12	H: 1 LOB: 0 BB: 0 P: 16	R: 1 E: 0 K: 2 S: 15	H: 1 LOB: 0 BB: 0 P: 23	R: 0 E: 0 K: 0 S: 8	H: 0 LOB: 1 BB: 1 P: 16	R: 0 E: 0 K: 0 S: 8	H: 1 LOB: 1 BB: 0 P: 13	R: 1 E: 0 K: 2 S: 16	H: 2 LOB: 1 BB: 0 P: 23	R: 0 E: 0 K: 2 S: 13	H: 1 LOB: 2 BB: 0 P: 18	R: 0 E: 0 K: 1 S: 10	H: 0 LOB: 0 BB: 0 P: 18	R: 2 E: 1 K: 1 S: 10	H: 2 LOB: 0 BB: 0 P: 14	R: 2 E: 0 K: 1 S: 10	H: 2 LOB: 0 BB: 0 P: 14	1B: 4 2B: 1 3B: 2 HR: 2	SF: 0 SAC: 0 DP: 1 HBP: 1	WP: 0 PB: 0 SB: 0 CS: 2	PA: 33
PITCHER	IP WLS BF H R ER SO BB IBB HBP BLK WP HR S P ERA WHIP																					
0 Marcus Stroman, R (1,1) ERA: 2.83	5.0 L 20 5 2 2 2 5 1 0 0 0 0 59 91 3.60 1.200																					
32 Aaron Loup, L (6,1) ERA: 1.22	1.0 5 1 0 0 2 0 0 1 0 0 0 13 18 0.00 1.000																					
67 Seth Lugo, R (7,1) ERA: 3.76	1.0 3 0 0 0 1 0 0 0 0 0 0 10 18 0.00 0.000																					
39 Edwin Diaz, R (8,1) ERA: 4.12	1.0 5 2 2 2 1 0 0 0 0 0 1 10 14 18.00 2.000																					

New York Mets @ Philadelphia Phillies
Citizens Bank Park, Philadelphia, PA
Fri Aug 06 2021, 7:08 PM - 10:24 PM EDT
Att: 30,106 - Clear - 86 F

AB	31
R	4
H	8
RBI	4
BB	1
SO	9
LOB	11



Batter	1	2	3	4	5	6	7	8	9	AB	R	H	RBI	BB	SO	LOB	TOP					
9 Brandon Nimmo, L (1,8) OBP: 0.421, SLG: 0.418										4	0	2	0	0	0	0	New York Mets @ Philadelphia Phillies Citizens Bank Park, Philadelphia, PA Sun Aug 08 2021, 1:18 PM - 3:37 PM EDT Att: 39,186 - Cloudy - 74 F					
6 Jeff McNeil, L (1,4) OBP: 0.345, SLG: 0.393										4	0	0	0	0	1	2						
20 Pete Alonso, R (1,3) OBP: 0.332, SLG: 0.481										4	0	0	0	0	2	2						
2 Dominic Smith, L (1,7) OBP: 0.322, SLG: 0.387										3	0	0	0	0	2	1						
23 Javier Báez, R (1,6) OBP: 0.289, SLG: 0.473 28 J.D. Davis, R (5,5) OBP: 0.402, SLG: 0.475										2	0	0	0	0	0	0						
30 Michael Conforto, L (1,9) OBP: 0.329, SLG: 0.336										2	0	0	0	1	1	0						
1 Jonathan Villar, S (1,5) (5,6)										3	0	0	0	0	1	1						
33 James McCann, R (1,2)										3	0	0	0	0	0	1						
99 Taijuan Walker, R (1,1) OBP: 0.054, SLG: 0.028 27 Jeury Familia, R (7,1) 65 Trevor May, R (8,1) 11 Kevin Pillar, R (9,PH) OBP: 0.248, SLG: 0.368										2	0	0	0	0	2	0						
Inning Stats	R: 0 E: 0 K: 1 S: 8	H: 1 LOB: 1 BB: 0 P: 11	R: 0 E: 0 K: 1 S: 11	H: 0 LOB: 0 BB: 0 P: 13	R: 0 E: 0 K: 1 S: 7	H: 0 LOB: 0 BB: 0 P: 9	R: 0 E: 0 K: 1 S: 10	H: 0 LOB: 0 BB: 0 P: 17	R: 0 E: 0 K: 1 S: 6	H: 0 LOB: 0 BB: 0 P: 9	R: 0 E: 0 K: 1 S: 6	H: 0 LOB: 0 BB: 0 P: 8	R: 0 E: 0 K: 2 S: 10	H: 0 LOB: 0 BB: 0 P: 12	R: 0 E: 0 K: 1 S: 9	H: 0 LOB: 1 BB: 1 P: 13		R: 0 E: 0 K: 2 S: 13	H: 1 LOB: 1 BB: 0 P: 16	1B: 1 2B: 1 3B: 0 HR: 0	SF: 0 SAC: 0 DP: 0 HBP: 0	WP: 0 PB: 0 SB: 0 CS: 0
PITCHER 45 Zack Wheeler, R (1,1) ERA: 2.42	IP: 9.0 WLS: W BF: 30	H: 2 R: 0 ER: 0 SO: 11	BB: 1 IBB: 0 HBP: 0 BLK: 0	WP: 0 HR: 0 S: 80 P: 108	ERA: 0.00 WHIP: 0.333	PITCHER																

Batter	1	2	3	4	5	6	7	8	9	AB	R	H	RBI	BB	SO	LOB	BOTTOM			
9 Travis Jankowski, L (1,8) OBP: 0.340, SLG: 0.341										4	0	0	0	0	1	0	New York Mets @ Philadelphia Phillies Citizens Bank Park, Philadelphia, PA Sun Aug 08 2021, 1:18 PM - 3:37 PM EDT Att: 39,186 - Cloudy - 74 F			
2 Jean Segura, R (1,4) OBP: 0.385, SLG: 0.463										3	1	1	1	0	0	0				
3 Bryce Harper, L (1,9) OBP: 0.413, SLG: 0.570										3	1	1	1	0	1	0				
10 J.T. Realmuto, R (1,2) OBP: 0.355, SLG: 0.458										3	1	1	1	0	0	0				
13 Brad Miller, L (1,3) OBP: 0.318, SLG: 0.442										3	0	0	0	0	0	0				
28 Alec Bohm, R (1,5) OBP: 0.311, SLG: 0.353										3	0	1	0	0	0	0				
74 Ronald Torreyes, R (1,6) OBP: 0.315, SLG: 0.388										3	0	0	0	0	0	1				
30 Luke Williams, R (1,7) OBP: 0.315, SLG: 0.333										2	0	1	0	1	1	0				
45 Zack Wheeler, L (1,1) OBP: 0.146, SLG: 0.188										3	0	0	0	0	1	2				
Inning Stats	R: 2 E: 0 K: 1 S: 14	H: 2 LOB: 0 BB: 0 P: 21	R: 0 E: 0 K: 0 S: 10	H: 0 LOB: 1 BB: 1 P: 20	R: 0 E: 0 K: 0 S: 4	H: 0 LOB: 0 BB: 0 P: 5	R: 0 E: 0 K: 0 S: 13	H: 0 LOB: 0 BB: 0 P: 20	R: 0 E: 0 K: 0 S: 7	H: 1 LOB: 0 BB: 0 P: 8	R: 1 E: 0 K: 0 S: 10	H: 1 LOB: 0 BB: 0 P: 15	R: 0 E: 0 K: 0 S: 7	H: 1 LOB: 0 BB: 0 P: 8	R: 0 E: 0 K: 3 S: 10	H: 0 LOB: 0 BB: 0 P: 10		1B: 2 2B: 0 3B: 0 HR: 3	SF: 0 SAC: 0 DP: 2 HBP: 0	WP: 0 PB: 0 SB: 0 CS: 0
PITCHER 99 Taijuan Walker, R (1,1) ERA: 3.97 27 Jeury Familia, R (7,1) ERA: 3.89 65 Trevor May, R (8,1) ERA: 3.14	IP: 6.0 WLS: L BF: 22	H: 4 R: 3 ER: 3 SO: 1	BB: 1 IBB: 0 HBP: 0 BLK: 0	WP: 0 HR: 3 S: 58 P: 89	ERA: 4.50 WHIP: 0.833	PITCHER														

Batter	1	2	3	4	5	6	7	8	9	AB	R	H	RBI	BB	SO	LOB	TOP
6 Jonathan India, R OBP: 0.395, SLG: 0.465										5	3	3	1	0	1	0	
33 Jesse Winker, L OBP: 0.374, SLG: 0.560 44 Aristides Aquino, R OBP: 0.315, SLG: 0.467										2	0	0	0	0	0	2	
2 Nick Castellanos, R OBP: 0.374, SLG: 0.563 4 Shogo Akiyama, L OBP: 0.304, SLG: 0.271										1	0	0	0	0	1	0	
19 Joey Votto, L OBP: 0.372, SLG: 0.573										4	0	0	0	1	2	2	
9 Mike Moustakas, L OBP: 0.331, SLG: 0.413										4	0	0	0	1	3	4	
12 Tyler Naquin, L OBP: 0.316, SLG: 0.431										3	0	1	1	1	1	0	
17 Kyle Farmer, R OBP: 0.323, SLG: 0.410										3	1	1	0	0	0	3	
16 Tucker Barnhart, L OBP: 0.333, SLG: 0.404										4	1	1	1	0	0	3	
54 Sonny Gray, R ERA: 4.48 39 Lucas Sims, R ERA: 5.12 21 Michael Lorenzen, R ERA: 4.06 37 Tyler Stephenson, R ERA: 3.86 85 Luis Cessa, R ERA: 2.82 48 Mychal Givens, R ERA: 2.15										2	1	1	0	0	0	3	
										2	1	0	0	0	0	3	
										0	0	0	0	0	0	0	
										0	0	0	0	0	0	0	
										0	0	0	0	0	0	0	
										0	0	0	0	0	0	0	
										0	0	0	0	0	0	0	
										0	0	0	0	0	0	0	
										0	0	0	0	0	0	0	
										0	0	0	0	0	0	0	
										0	0	0	0	0	0	0	
										0	0	0	0	0	0	0	
										0	0	0	0	0	0	0	
										0	0	0	0	0	0	0	
										0	0	0	0	0	0	0	
										0	0	0	0	0	0	0	
										0	0	0	0	0	0	0	
										0	0	0	0	0	0	0	
										0	0	0	0	0	0	0	
										0	0	0	0	0	0	0	
										0	0	0	0	0	0	0	
										0	0	0	0	0	0	0	
										0	0	0	0	0	0	0	
										0	0	0	0	0	0	0	
										0	0	0	0	0	0	0	
										0	0	0	0	0	0	0	
										0	0	0	0	0	0	0	
										0	0	0	0	0	0	0	
										0	0	0	0	0	0	0	
										0	0	0	0	0	0	0	
										0	0	0	0	0	0	0	
										0	0	0	0	0	0	0	
										0	0	0	0	0	0	0	
										0	0	0	0	0	0	0	
										0	0	0	0	0	0	0	
										0	0	0	0	0	0	0	
										0	0	0	0	0	0	0	
										0	0	0	0	0	0	0	
										0	0	0	0	0	0	0	
										0	0	0	0	0	0	0	
										0	0	0	0	0	0	0	
										0	0	0	0	0	0	0	
										0	0	0	0	0	0	0	
										0	0	0	0	0	0	0	
										0	0	0	0	0	0	0	
										0	0	0	0	0	0	0	
										0	0	0	0	0	0	0	
										0	0	0	0	0	0	0	
										0	0	0	0	0	0	0	
										0	0	0	0	0	0	0	
										0	0	0	0	0	0	0	
										0	0	0	0	0	0	0	
										0	0	0	0	0	0	0	
										0	0	0	0	0	0	0	
										0	0	0	0	0	0	0	
										0	0	0	0	0	0	0	
										0	0	0	0	0	0	0	
										0	0	0	0	0	0	0	
										0	0	0	0	0	0	0	
										0	0	0	0	0	0	0	
										0	0	0	0	0	0	0	
										0	0	0	0	0	0	0	
										0	0	0	0	0	0	0	
										0	0	0	0	0	0	0	
										0	0	0	0	0	0	0	
										0	0	0	0	0	0	0	
										0	0	0	0	0	0	0	
										0	0	0	0	0	0	0	
										0	0	0	0	0	0	0	
										0	0	0	0	0	0	0	
										0	0	0	0	0	0	0	
										0	0	0	0	0	0	0	
										0	0	0	0	0	0	0	
										0	0	0	0	0	0	0	
										0	0	0	0	0	0	0	
										0	0	0	0	0	0	0	
										0	0	0					

Batter	1	2	3	4	5	6	7	8	9	AB	R	H	RBI	BB	SO	LOB	TOP					
37 Odúbel Herrera, L (1, 8) OBP: 0.304, SLG: 0.411										4	2	2	1	0	0	2	Philadelphia Phillies @ Arizona Diamondbacks Chase Field, Phoenix, AZ Wed Aug 18 2021, 6:41 PM - 9:37 PM MST Att. 7,968 - Roof Closed - 74 F					
2 Jean Segura, R (1, 4) OBP: 0.356, SLG: 0.441										4	0	1	0	0	0	1						
3 Bryce Harper, L (1, 9)										4	0	0	0	0	0	1						
10 J.T. Realmuto, R (1, 2) OBP: 0.348, SLG: 0.446										3	0	0	0	1	0	1						
18 Didi Gregorius, L (1, 6) OBP: 0.270, SLG: 0.398										3	0	0	0	1	0	2						
22 Andrew McCutchen, R (1, 7) OBP: 0.341, SLG: 0.445										4	0	1	0	0	0	1						
13 Brad Miller, L (1, 3) OBP: 0.304, SLG: 0.409										3	0	0	0	1	2	2						
74 Ronald Torreyes, R (1, 5) OBP: 0.310, SLG: 0.384										3	0	0	0	0	1	1						
70 Bailey Falter, R (7, 1)										0	0	0	0	0	0	0						
23 Archie Bradley, R (8, 1)										0	0	0	0	0	0	0						
55 Ranger Suárez, L (1, 1) OBP: 0.400, SLG: 0.250										1	0	0	0	1	0	0						
75 Connor Brogdon, R (5, 1)										0	0	0	0	0	0	0						
28 Alec Bohm, R (7, 5) OBP: 0.308, SLG: 0.349										1	0	0	0	0	1	0						
Inning Stats	R: 1 H: 1 E: 0 K: 0 S: 11	H: 1 LOB: 0 BB: 0 P: 17	R: 0 H: 1 E: 0 K: 0 S: 9	H: 1 LOB: 0 BB: 0 P: 12	R: 0 H: 0 E: 0 K: 0 S: 4	H: 0 LOB: 0 BB: 0 P: 7	R: 0 H: 1 E: 0 K: 0 S: 7	H: 1 LOB: 1 BB: 0 P: 14	R: 0 H: 0 E: 0 K: 1 S: 12	H: 0 LOB: 2 BB: 2 P: 22	R: 0 H: 0 E: 0 K: 0 S: 9	H: 0 LOB: 0 BB: 1 P: 13	R: 0 H: 0 E: 0 K: 1 S: 11	H: 0 LOB: 0 BB: 0 P: 16	R: 1 H: 1 E: 0 K: 1 S: 10	H: 1 LOB: 0 BB: 0 P: 16	R: 0 H: 0 E: 0 K: 1 S: 7	H: 0 LOB: 1 BB: 1 P: 19	1B: 2 2B: 0 3B: 1 HR: 1	SF: 0 SAC: 0 DP: 1 HBP: 0	WP: 0 PB: 1 SB: 0 CS: 0	PA: 34
PITCHER	IP WLS BF H R ER SO BB IBB HBP BLK WP HR S P ERA WHIP																					
54 Humberto Castellanos, R (1, 1) ERA: 2.44	5.1 W 20 3 1 1 1 2 0 0 0 0 0 0 45 74 1.69 0.938																					
31 Caleb Smith, L (6, 1) ERA: 5.12	2.2 H 10 1 1 1 2 1 0 0 0 0 0 1 28 43 3.38 0.750																					
36 Tyler Clippard, R (9, 1) ERA: 2.45	1.0 S 4 0 0 0 1 1 0 0 0 0 0 0 7 19 0.00 1.000																					

Batter	1	2	3	4	5	6	7	8	9	AB	R	H	RBI	BB	SO	LOB	BOTTOM			
13 Nick Ahmed, R (1, 6) OBP: 0.287, SLG: 0.333										4	1	0	0	1	0	3	Philadelphia Phillies @ Arizona Diamondbacks Chase Field, Phoenix, AZ Wed Aug 18 2021, 6:41 PM - 9:37 PM MST Att. 7,968 - Roof Closed - 74 F			
4 Ketel Marte, S (1, 8) OBP: 0.390, SLG: 0.518										3	1	0	0	1	1	1				
14 Asdrúbal Cabrera, S (1, 5) OBP: 0.331, SLG: 0.399										4	0	2	0	0	0	2				
18 Carson Kelly, R (1, 2) OBP: 0.383, SLG: 0.431										4	0	1	1	0	0	1				
26 Pavin Smith, L (1, 9) OBP: 0.322, SLG: 0.408										4	1	1	0	0	0	2				
53 Christian Walker, R (1, 3) OBP: 0.299, SLG: 0.349										3	1	2	1	1	0	0				
10 Josh Rojas, L (1, 7) OBP: 0.369, SLG: 0.468										4	0	1	0	0	3	5				
27 Drew Ellis, R (1, 4) OBP: 0.250, SLG: 0.211										2	0	1	0	1	0	3				
31 Caleb Smith, R (6, 1) ERA: 3.94										0	0	0	0	0	0	0				
19 Josh VanMeter, L (8, PH) OBP: 0.312, SLG: 0.394										1	0	0	0	0	0	0				
36 Tyler Clippard, R (9, 1)										0	0	0	0	0	0	0				
54 Humberto Castellanos, R (1, 1) OBP: 0.667, SLG: 1.000										2	0	2	1	0	0	0				
6 David Peralta, L (6, 7) OBP: 0.315, SLG: 0.385										2	0	1	0	0	0	0				
Inning Stats	R: 0 H: 1 E: 0 K: 0 S: 9	H: 3 LOB: 2 BB: 0 P: 13	R: 0 H: 3 E: 0 K: 0 S: 12	H: 3 LOB: 2 BB: 0 P: 15	R: 1 H: 0 E: 0 K: 0 S: 6	H: 0 LOB: 0 BB: 1 P: 12	R: 1 H: 2 E: 0 K: 1 S: 12	H: 2 LOB: 3 BB: 1 P: 19	R: 1 H: 2 E: 0 K: 1 S: 19	H: 2 LOB: 3 BB: 2 P: 34	R: 0 H: 0 E: 0 K: 1 S: 8	H: 0 LOB: 0 BB: 0 P: 12	R: 1 H: 2 E: 0 K: 1 S: 14	H: 2 LOB: 1 BB: 0 P: 25	R: 0 H: 1 E: 0 K: 0 S: 13	H: 1 LOB: 1 BB: 0 P: 17	1B: 9 2B: 2 3B: 0 HR: 0	SF: 0 SAC: 0 DP: 1 HBP: 1	WP: 2 PB: 0 SB: 0 CS: 0	PA: 38
PITCHER	IP WLS BF H R ER SO BB IBB HBP BLK WP HR S P ERA WHIP																			
55 Ranger Suárez, L (1, 1) ERA: 1.47	4.2 L 25 8 3 3 2 3 0 0 0 0 0 0 54 86 0.00 2.357																			
75 Connor Brogdon, R (5, 1) ERA: 3.94	1.1 4 0 0 0 1 0 0 0 0 0 0 0 12 19 0.00 0.000																			
70 Bailey Falter, L (7, 1) ERA: 4.35	1.0 5 2 1 1 1 0 0 0 0 0 1 0 14 25 9.00 2.000																			
23 Archie Bradley, R (8, 1) ERA: 2.63	1.0 4 1 0 0 0 0 0 0 0 0 0 0 13 17 0.00 1.000																			

AB 30
R 2
H 4
RBI 1
BB 4
SO 4
LOB 11



AB 33
R 4
H 11
RBI 3
BB 4
SO 4
LOB 17



Batter	1	2	3	4	5	6	7	8	9	AB	R	H	RBI	BB	SO	LOB	TOP				
2 Jean Segura, R OBP: 0.356, SLG: 0.440	1-1 2B		2-2 G6-3			1-0 G5-3		2-2 FC6-4	1-1 G6-3	5	0	1	1	0	0	5					
10 J.T. Realmuto, R OBP: 0.344, SLG: 0.441	0-2 P4			0-0 F9		1-2 G1-3		1-3 K		4	0	0	0	0	1	3					
3 Bryce Harper, L OBP: 0.407, SLG: 0.560	1-3 K			0-1 G3		2-1 G3-1		1-0 FC4-6		4	0	0	0	0	1	3					
22 Andrew McCutchen, R OBP: 0.338, SLG: 0.440	2-2 G5-3			1-1 F8			2-1 G6-3		2-3 K	4	0	0	0	0	1	1					
28 Alec Bohm, R OBP: 0.305, SLG: 0.346		1-2 K			1-2 G5-3		1-1 F9		0-0 K	3	0	0	0	0	1	0					
51 Enyel De Los Santos, R (7, 1)										0	0	0	0	0	0	0					
13 Brad Miller, L OBP: 0.307, SLG: 0.416										1	1	1	0	0	0	0					
18 Didi Gregorius, L OBP: 0.273, SLG: 0.397	0-1 P5				0-1 HBP		0-1 G4-3		1-0 K	3	0	1	0	0	0	0					
74 Ronald Torreyes, R OBP: 0.314, SLG: 0.391		2-2 G6-3			0-3 K			1-0 K	1-0 K	4	1	2	1	0	1	1					
30 Luke Williams, R OBP: 0.327, SLG: 0.337			1-2 F7		4-2 BB		1-2 BB		2-2 1B	3	0	2	0	1	0	0					
45 Zack Wheeler, L OBP: 0.137, SLG: 0.176						2-3 K		2-1 K	1-3 K	2	0	0	0	0	1	2					
37 Odubel Herrera, L OBP: 0.307, SLG: 0.411								1-2 HBP		0	0	0	0	0	0	0					
9 Travis Jankowski, L OBP: 0.359, SLG: 0.327								1-2 HBP		1	0	0	0	0	1	3					
Inning Stats	R: 0 E: 0 K: 1 S: 13	H: 1 LOB: 1 BB: 0 P: 17	R: 0 E: 0 K: 1 S: 8	H: 0 LOB: 0 BB: 0 P: 11	R: 0 E: 0 K: 0 S: 7	H: 0 LOB: 0 BB: 0 P: 11	R: 0 E: 0 K: 0 S: 5	H: 0 LOB: 2 BB: 1 P: 6	R: 0 E: 0 K: 0 S: 6	H: 0 LOB: 0 BB: 0 P: 10	R: 0 E: 0 K: 0 S: 6	H: 0 LOB: 0 BB: 0 P: 9	R: 1 E: 0 K: 1 S: 12	H: 2 LOB: 2 BB: 0 P: 20	R: 1 E: 0 K: 2 S: 18	H: 4 LOB: 3 BB: 0 P: 26	1B: 4 2B: 3 3B: 0 HR: 0	SF: 0 SAC: 0 DP: 0 HBP: 2	WP: 0 PB: 0 SB: 0 CS: 0	PA: 37	
PITCHER	IP WLS BF H R ER SO BB IBB HBP BLK WP HR S P ERA WHIP	IP WLS BF H R ER SO BB IBB HBP BLK WP HR S P ERA WHIP	IP WLS BF H R ER SO BB IBB HBP BLK WP HR S P ERA WHIP	IP WLS BF H R ER SO BB IBB HBP BLK WP HR S P ERA WHIP	IP WLS BF H R ER SO BB IBB HBP BLK WP HR S P ERA WHIP	IP WLS BF H R ER SO BB IBB HBP BLK WP HR S P ERA WHIP	IP WLS BF H R ER SO BB IBB HBP BLK WP HR S P ERA WHIP	IP WLS BF H R ER SO BB IBB HBP BLK WP HR S P ERA WHIP	IP WLS BF H R ER SO BB IBB HBP BLK WP HR S P ERA WHIP	IP WLS BF H R ER SO BB IBB HBP BLK WP HR S P ERA WHIP	IP WLS BF H R ER SO BB IBB HBP BLK WP HR S P ERA WHIP	IP WLS BF H R ER SO BB IBB HBP BLK WP HR S P ERA WHIP	IP WLS BF H R ER SO BB IBB HBP BLK WP HR S P ERA WHIP	IP WLS BF H R ER SO BB IBB HBP BLK WP HR S P ERA WHIP	IP WLS BF H R ER SO BB IBB HBP BLK WP HR S P ERA WHIP	IP WLS BF H R ER SO BB IBB HBP BLK WP HR S P ERA WHIP	IP WLS BF H R ER SO BB IBB HBP BLK WP HR S P ERA WHIP	IP WLS BF H R ER SO BB IBB HBP BLK WP HR S P ERA WHIP	IP WLS BF H R ER SO BB IBB HBP BLK WP HR S P ERA WHIP	IP WLS BF H R ER SO BB IBB HBP BLK WP HR S P ERA WHIP	IP WLS BF H R ER SO BB IBB HBP BLK WP HR S P ERA WHIP

Philadelphia Phillies @ Arizona Diamondbacks
Chase Field, Phoenix, AZ
Thu Aug 19 2021, 12:41 PM - 3:29 PM MST
Att: 7,165 - Roof Closed - 74 F

AB 34
R 2
H 7
RBI 2
BB 1
SO 7
LOB 18



Batter	1	2	3	4	5	6	7	8	9	AB	R	H	RBI	BB	SO	LOB	BOTTOM				
10 Josh Rojas, L OBP: 0.370, SLG: 0.467	3-3 K			1-2 G1-3		1-2 G4-6-3		1-2 BB		3	1	1	0	1	1	0					
19 Josh VanMeter, L OBP: 0.311, SLG: 0.397	2-1 G4-3			2-1 F7		0-1 F7		3-2 2B		4	0	1	2	0	0	1					
6 David Peralta, L OBP: 0.314, SLG: 0.386	0-2 G4-3			0-0 2B		0-0 G4-6-3		1-3 K		4	1	1	0	0	1	2					
53 Christian Walker, R OBP: 0.301, SLG: 0.355		2-2 G5-3		0-1 1B		0-1 2B		1-1 F8		4	1	2	1	0	0	0					
12 Daulton Varsho, L OBP: 0.328, SLG: 0.388		0-1 P5		2-1 P2		0-0 SH3		0-3 K		3	0	0	0	0	1	1					
27 Drew Ellis, R OBP: 0.229, SLG: 0.190					1-3 K		0-2 FC5		0-3 K	4	1	0	0	0	2	1					
13 Nick Ahmed, R OBP: 0.288, SLG: 0.336			1-3 K		2-0 L8		0-2 2B			3	1	1	2	0	1	0					
28 Bryan Holaday, R OBP: 0.290, SLG: 0.286			2-3 K		0-2 1B		1-3 K			3	0	1	0	0	2	1					
40 Madison Bumgarner, R (1, 1)			2-3 K		0-3 K		2-2 1B			3	1	1	1	0	2	1					
45 Taylor Clarke, R OBP: 0.333, SLG: 0.333										0	0	0	0	0	0	0					
Inning Stats	R: 0 E: 0 K: 1 S: 9	H: 0 LOB: 0 BB: 0 P: 14	R: 0 E: 0 K: 0 S: 8	H: 0 LOB: 0 BB: 0 P: 10	R: 0 E: 0 K: 3 S: 11	H: 0 LOB: 0 BB: 0 P: 16	R: 1 E: 0 K: 0 S: 10	H: 2 LOB: 1 BB: 0 P: 15	R: 0 E: 0 K: 0 S: 10	H: 1 LOB: 1 BB: 0 P: 13	R: 0 E: 0 K: 0 S: 6	H: 1 LOB: 0 BB: 0 P: 7	R: 5 E: 0 K: 2 S: 27	H: 4 LOB: 1 BB: 1 P: 40	R: 0 E: 0 K: 2 S: 9	H: 0 LOB: 0 BB: 0 P: 10	1B: 4 2B: 4 3B: 0 HR: 0	SF: 0 SAC: 1 DP: 1 HBP: 0	WP: 0 PB: 0 SB: 0 CS: 0	PA: 33	
PITCHER	IP WLS BF H R ER SO BB IBB HBP BLK WP HR S P ERA WHIP	IP WLS BF H R ER SO BB IBB HBP BLK WP HR S P ERA WHIP	IP WLS BF H R ER SO BB IBB HBP BLK WP HR S P ERA WHIP	IP WLS BF H R ER SO BB IBB HBP BLK WP HR S P ERA WHIP	IP WLS BF H R ER SO BB IBB HBP BLK WP HR S P ERA WHIP	IP WLS BF H R ER SO BB IBB HBP BLK WP HR S P ERA WHIP	IP WLS BF H R ER SO BB IBB HBP BLK WP HR S P ERA WHIP	IP WLS BF H R ER SO BB IBB HBP BLK WP HR S P ERA WHIP	IP WLS BF H R ER SO BB IBB HBP BLK WP HR S P ERA WHIP	IP WLS BF H R ER SO BB IBB HBP BLK WP HR S P ERA WHIP	IP WLS BF H R ER SO BB IBB HBP BLK WP HR S P ERA WHIP	IP WLS BF H R ER SO BB IBB HBP BLK WP HR S P ERA WHIP	IP WLS BF H R ER SO BB IBB HBP BLK WP HR S P ERA WHIP	IP WLS BF H R ER SO BB IBB HBP BLK WP HR S P ERA WHIP	IP WLS BF H R ER SO BB IBB HBP BLK WP HR S P ERA WHIP	IP WLS BF H R ER SO BB IBB HBP BLK WP HR S P ERA WHIP	IP WLS BF H R ER SO BB IBB HBP BLK WP HR S P ERA WHIP	IP WLS BF H R ER SO BB IBB HBP BLK WP HR S P ERA WHIP	IP WLS BF H R ER SO BB IBB HBP BLK WP HR S P ERA WHIP	IP WLS BF H R ER SO BB IBB HBP BLK WP HR S P ERA WHIP	IP WLS BF H R ER SO BB IBB HBP BLK WP HR S P ERA WHIP

Philadelphia Phillies @ Arizona Diamondbacks
Chase Field, Phoenix, AZ
Thu Aug 19 2021, 12:41 PM - 3:29 PM MST
Att: 7,165 - Roof Closed - 74 F

AB 31
R 6
H 8
RBI 6
BB 1
SO 10
LOB 7



Batter	1	2	3	4	5	6	7	8	9	AB	R	H	RBI	BB	SO	LOB	TOP							
2 Jean Segura, R OBP: 0.360, SLG: 0.439										1	2	0	0	3	0	0	Philadelphia Phillies @ San Diego Padres Petco Park, San Diego, CA Fri Aug 20 2021, 7:12 PM - 10:49 PM PDT Att: 40,927 - Cloudy - 71 F							
10 J.T. Realmuto, R OBP: 0.343, SLG: 0.442										4	1	1	1	0	1	2								
3 Bryce Harper, L OBP: 0.408, SLG: 0.567										3	1	1	2	1	1	2								
22 Andrew McCutchen, R OBP: 0.337, SLG: 0.441										4	0	1	1	0	1	2								
28 Alec Bohm, R OBP: 0.302, SLG: 0.342										4	0	0	0	0	3	2								
31 Ian Kennedy, R										0	0	0	0	0	0	0								
39 Jorge Bonifacio, R										3	0	0	0	0	2	0								
9 Travis Jankowski, L OBP: 0.353, SLG: 0.324										1	0	0	0	0	0	0								
74 Ronald Torreyes, R OBP: 0.308, SLG: 0.384										4	0	0	0	0	2	0								
30 Luke Williams, R OBP: 0.327, SLG: 0.337										3	0	1	0	0	0	0								
23 Archie Bradley, R										0	0	0	0	0	0	0								
13 Brad Miller, L OBP: 0.309, SLG: 0.418										1	0	1	0	0	0	0								
48 Matt Moore, L										2	0	0	0	0	2	0								
50 Héctor Neris, R										0	0	0	0	0	0	0								
18 Didi Gregorius, L OBP: 0.272, SLG: 0.395										1	0	0	0	0	1	1								
Inning Stats	R: 0 E: 0 K: 2 S: 12	H: 0 LOB: 1 BB: 1 P: 19	R: 0 E: 0 K: 2 S: 8	H: 0 LOB: 0 BB: 0 P: 13	R: 3 E: 0 K: 2 S: 21	H: 2 LOB: 0 BB: 1 P: 36	R: 0 E: 0 K: 2 S: 9	H: 0 LOB: 0 BB: 0 P: 12	R: 0 E: 0 K: 1 S: 9	H: 0 LOB: 0 BB: 0 P: 12	R: 0 E: 0 K: 1 S: 12	H: 0 LOB: 1 BB: 0 P: 20	R: 0 E: 0 K: 2 S: 10	H: 1 LOB: 1 BB: 0 P: 15	R: 1 E: 0 K: 0 S: 21	H: 1 LOB: 1 BB: 0 P: 31	R: 0 E: 0 K: 1 S: 6	H: 1 LOB: 1 BB: 0 P: 8	1B: 2 2B: 2 3B: 0 HR: 1	SF: 0 SAC: 0 DP: 0 HBP: 0	WP: 0 PB: 0 SB: 3 CS: 1	PA: 35		
PITCHER	IP WLS BF H R ER SO BB IBB HBP BLK WP HR S P ERA WHIP	IP WLS BF H R ER SO BB IBB HBP BLK WP HR S P ERA WHIP	IP WLS BF H R ER SO BB IBB HBP BLK WP HR S P ERA WHIP	IP WLS BF H R ER SO BB IBB HBP BLK WP HR S P ERA WHIP	IP WLS BF H R ER SO BB IBB HBP BLK WP HR S P ERA WHIP	IP WLS BF H R ER SO BB IBB HBP BLK WP HR S P ERA WHIP	IP WLS BF H R ER SO BB IBB HBP BLK WP HR S P ERA WHIP	IP WLS BF H R ER SO BB IBB HBP BLK WP HR S P ERA WHIP	IP WLS BF H R ER SO BB IBB HBP BLK WP HR S P ERA WHIP	IP WLS BF H R ER SO BB IBB HBP BLK WP HR S P ERA WHIP	IP WLS BF H R ER SO BB IBB HBP BLK WP HR S P ERA WHIP	IP WLS BF H R ER SO BB IBB HBP BLK WP HR S P ERA WHIP	IP WLS BF H R ER SO BB IBB HBP BLK WP HR S P ERA WHIP	IP WLS BF H R ER SO BB IBB HBP BLK WP HR S P ERA WHIP	IP WLS BF H R ER SO BB IBB HBP BLK WP HR S P ERA WHIP	IP WLS BF H R ER SO BB IBB HBP BLK WP HR S P ERA WHIP	IP WLS BF H R ER SO BB IBB HBP BLK WP HR S P ERA WHIP	IP WLS BF H R ER SO BB IBB HBP BLK WP HR S P ERA WHIP	IP WLS BF H R ER SO BB IBB HBP BLK WP HR S P ERA WHIP	IP WLS BF H R ER SO BB IBB HBP BLK WP HR S P ERA WHIP	IP WLS BF H R ER SO BB IBB HBP BLK WP HR S P ERA WHIP	IP WLS BF H R ER SO BB IBB HBP BLK WP HR S P ERA WHIP	IP WLS BF H R ER SO BB IBB HBP BLK WP HR S P ERA WHIP	IP WLS BF H R ER SO BB IBB HBP BLK WP HR S P ERA WHIP

AB	31
R	4
H	5
RBI	4
BB	4
SO	13
LOB	9



Batter	1	2	3	4	5	6	7	8	9	AB	R	H	RBI	BB	SO	LOB	BOTTOM							
28 Tommy Pham, R OBP: 0.352, SLG: 0.397										2	1	0	0	3	0	3	Philadelphia Phillies @ San Diego Padres Petco Park, San Diego, CA Fri Aug 20 2021, 7:12 PM - 10:49 PM PDT Att: 40,927 - Cloudy - 71 F							
17 Victor Caratini, S OBP: 0.310, SLG: 0.321										0	0	0	0	0	0	0								
23 Fernando Tatis Jr., R OBP: 0.370, SLG: 0.669										3	0	0	1	1	1	2								
13 Manny Machado, R OBP: 0.345, SLG: 0.495										5	1	1	2	0	2	5								
25 Tim Hill, R										0	0	0	0	0	0	0								
9 Jake Cronenworth, L OBP: 0.351, SLG: 0.486										5	0	0	0	0	0	2								
26 Austin Nola, R OBP: 0.367, SLG: 0.373										5	0	0	0	0	3	1								
30 Eric Hosmer, L OBP: 0.342, SLG: 0.394										2	1	1	0	3	0	0								
5 Will Myers, R OBP: 0.345, SLG: 0.447										4	0	2	0	0	1	2								
7 Ha-Seong Kim, R OBP: 0.280, SLG: 0.353										1	0	0	0	1	0	1								
12 Adam Frazier, L OBP: 0.370, SLG: 0.421										1	0	0	0	1	1	2								
4 Blake Snell, L ERA: 5.93										2	0	0	0	0	2	4								
36 Pierce Johnson, R ERA: 3.74										0	0	0	0	0	0	0								
10 Jurickson Profar, S Austin Adams, R										0	0	0	0	0	0	0								
14 Emilio Pagan, L										0	0	0	0	0	0	0								
2 Trent Grisham, L OBP: 0.302, SLG: 0.449										1	0	0	0	0	1	2								
Inning Stats	R: 0 E: 0 K: 0 S: 8	H: 0 LOB: 0 BB: 0 P: 12	R: 0 E: 0 K: 1 S: 14	H: 1 LOB: 3 BB: 2 P: 25	R: 2 E: 0 K: 1 S: 13	H: 1 LOB: 0 BB: 1 P: 20	R: 0 E: 0 K: 2 S: 10	H: 1 LOB: 1 BB: 0 P: 12	R: 0 E: 0 K: 0 S: 5	H: 0 LOB: 3 BB: 1 P: 10	R: 0 E: 0 K: 1 S: 11	H: 0 LOB: 1 BB: 3 P: 27	R: 0 E: 0 K: 2 S: 11	H: 0 LOB: 1 BB: 1 P: 19	R: 1 E: 0 K: 3 S: 17	H: 1 LOB: 3 BB: 2 P: 32	R: 0 E: 0 K: 1 S: 15	H: 0 LOB: 0 BB: 0 P: 21	1B: 2 2B: 1 3B: 0 HR: 1	SF: 0 SAC: 0 DP: 0 HBP: 1	WP: 1 PB: 0 SB: 0 CS: 0	PA: 42		
PITCHER	IP WLS BF H R ER SO BB IBB HBP BLK WP HR S P ERA WHIP	IP WLS BF H R ER SO BB IBB HBP BLK WP HR S P ERA WHIP	IP WLS BF H R ER SO BB IBB HBP BLK WP HR S P ERA WHIP	IP WLS BF H R ER SO BB IBB HBP BLK WP HR S P ERA WHIP	IP WLS BF H R ER SO BB IBB HBP BLK WP HR S P ERA WHIP	IP WLS BF H R ER SO BB IBB HBP BLK WP HR S P ERA WHIP	IP WLS BF H R ER SO BB IBB HBP BLK WP HR S P ERA WHIP	IP WLS BF H R ER SO BB IBB HBP BLK WP HR S P ERA WHIP	IP WLS BF H R ER SO BB IBB HBP BLK WP HR S P ERA WHIP	IP WLS BF H R ER SO BB IBB HBP BLK WP HR S P ERA WHIP	IP WLS BF H R ER SO BB IBB HBP BLK WP HR S P ERA WHIP	IP WLS BF H R ER SO BB IBB HBP BLK WP HR S P ERA WHIP	IP WLS BF H R ER SO BB IBB HBP BLK WP HR S P ERA WHIP	IP WLS BF H R ER SO BB IBB HBP BLK WP HR S P ERA WHIP	IP WLS BF H R ER SO BB IBB HBP BLK WP HR S P ERA WHIP	IP WLS BF H R ER SO BB IBB HBP BLK WP HR S P ERA WHIP	IP WLS BF H R ER SO BB IBB HBP BLK WP HR S P ERA WHIP	IP WLS BF H R ER SO BB IBB HBP BLK WP HR S P ERA WHIP	IP WLS BF H R ER SO BB IBB HBP BLK WP HR S P ERA WHIP	IP WLS BF H R ER SO BB IBB HBP BLK WP HR S P ERA WHIP	IP WLS BF H R ER SO BB IBB HBP BLK WP HR S P ERA WHIP	IP WLS BF H R ER SO BB IBB HBP BLK WP HR S P ERA WHIP	IP WLS BF H R ER SO BB IBB HBP BLK WP HR S P ERA WHIP	IP WLS BF H R ER SO BB IBB HBP BLK WP HR S P ERA WHIP

AB	31
R	3
H	4
RBI	3
BB	10
SO	11
LOB	24



Batter	1	2	3	4	5	6	7	8	9	10	AB	R	H	RBI	BB	SO	LOB	TOP					
37 Duibel Herrera, L OBP: 0.306, SLG: 0.419 9 Travis Jankowski, L OBP: 0.553, SLG: 0.324											4	1	1	1	0	0	1	Philadelphia Phillies @ San Diego Padres Petco Park, San Diego, CA Sat Aug 21 2021, 5:42 PM - 9:24 PM PDT Att. 43,383 - Partly Cloudy - 74 F livebaseballscorecards.com AB 31 R 3 H 4 RBI 3 BB 6 SO 14 LOB 17 					
2 Jean Segura, R OBP: 0.360, SLG: 0.436											3	1	0	0	1	2	0						
3 Bynce Harper, L OBP: 0.413, SLG: 0.568											3	0	2	0	2	1	0						
18 Didi Gregorius, L OBP: 0.271, SLG: 0.389											4	0	0	1	0	0	3						
22 Andrew McCutchen, R OBP: 0.353, SLG: 0.438											5	0	0	0	0	5	6						
13 Brad Miller, L OBP: 0.312, SLG: 0.415											2	0	0	1	1	1	2						
74 Ronald Torreyes, R OBP: 0.307, SLG: 0.379											3	0	0	0	1	1	3						
5 Andrew Knapp, S OBP: 0.209, SLG: 0.226											4	0	0	0	0	2	2						
27 Aaron Nola, R OBP: 0.250, SLG: 0.211 31 Ian Kennedy, R OBP: 0.271, SLG: 0.371 75 Connor Brogdon, R OBP: 0.279, SLG: 0.381											3	1	1	0	1	2	0						
Inning Stats	R: 1 E: 0 K: 1 S: 14	H: 2 LOB: 2 BB: 0 P: 22	R: 0 E: 0 K: 2 S: 9	H: 0 LOB: 0 BB: 0 P: 12	R: 0 E: 0 K: 1 S: 8	H: 1 LOB: 0 BB: 0 P: 12	R: 0 E: 0 K: 2 S: 14	H: 0 LOB: 2 BB: 2 P: 26	R: 0 E: 0 K: 2 S: 10	H: 0 LOB: 0 BB: 0 P: 13	R: 0 E: 0 K: 2 S: 9	H: 0 LOB: 0 BB: 0 P: 14	R: 0 E: 0 K: 2 S: 9	H: 0 LOB: 3 BB: 2 P: 37	R: 0 E: 0 K: 0 S: 6	H: 0 LOB: 0 BB: 1 P: 12	S: 12 P: 18		1B: 2 2B: 1 3B: 0 HR: 1	SF: 0 SAC: 1 DP: 1 HBP: 3	WP: 0 PB: 0 SB: 0 CS: 1	PA: 42	
PITCHER	IP WLS BF H R ER SO BB IBB HBP BLK WP HR S P ERA WHIP	44 Joe Musgrove, R ERA: 3.04 18 Daniel Hudson, R ERA: 2.84 25 Tim Hill, L ERA: 3.47 Austin Adams, R ERA: 2.7 33 Mark Melancon, R ERA: 2.03	6.0 1.0 0.1 0.2 2.0	WLS 4 0 3 7	BF 23 4 0 7	H 3 0 0 0	R 1 0 1 0	ER 1 0 0 0	SO 9 2 0 1 1	BB 2 0 0 0	IBB 0 0 0 0	HBP 0 0 0 0	BLK 0 0 0 0	WP 0 0 0 0	HR 1 0 0 0	S 64 13 7 15 18	P 99 17 16 12 30	ERA 1.50 9.00 6.00 13.50 0.00	WHIP 0.833 1.000 6.000 0.000 0.500				

Batter	1	2	3	4	5	6	7	8	9	10	AB	R	H	RBI	BB	SO	LOB	BOTTOM					
2 Trent Grisham, L OBP: 0.349, SLG: 0.444											5	1	0	0	0	2	1	Philadelphia Phillies @ San Diego Padres Petco Park, San Diego, CA Sat Aug 21 2021, 5:42 PM - 9:24 PM PDT Att. 43,383 - Partly Cloudy - 74 F livebaseballscorecards.com AB 34 R 4 H 4 RBI 3 BB 3 SO 11 LOB 10 					
23 Fernando Tatis Jr., R OBP: 0.374, SLG: 0.663											3	1	0	0	1	2	1						
13 Manny Machado, R OBP: 0.348, SLG: 0.493											4	0	1	1	0	0	1						
9 Jake Cronenworth, L OBP: 0.350, SLG: 0.450											4	1	1	2	0	0	1						
26 Austin Nola, R OBP: 0.271, SLG: 0.371 16 Jake Marisnick, R OBP: 0.278, SLG: 0.397 17 Victor Caratini, S OBP: 0.310, SLG: 0.321											3	0	1	0	1	1	0						
30 Eric Hoerner, L OBP: 0.342, SLG: 0.392											0	0	0	0	0	0	0						
30 Eric Hoerner, L OBP: 0.342, SLG: 0.392											3	0	0	0	1	2	2						
5 Wil Myers, R OBP: 0.342, SLG: 0.442											4	0	0	0	0	1	2						
12 Adam Frazier, L OBP: 0.369, SLG: 0.419											4	1	1	0	0	2	0						
44 Joe Musgrove, R ERA: 3.04 10 Johan Santana, S ERA: 3.12 18 Daniel Hudson, R ERA: 2.84 25 Tim Hill, L ERA: 3.47 Austin Adams, R ERA: 2.7 28 Tommy Pham, R ERA: 3.12 33 Mark Melancon, R ERA: 2.03 7 Ha-Seong Kim, R OBP: 0.279, SLG: 0.381											1	0	0	0	0	0	0						
Inning Stats	R: 0 E: 0 K: 0 S: 4	H: 0 LOB: 0 BB: 0 P: 7	R: 0 E: 0 K: 2 S: 7	H: 0 LOB: 0 BB: 0 P: 9	R: 0 E: 0 K: 3 S: 9	H: 0 LOB: 0 BB: 0 P: 15	R: 0 E: 0 K: 2 S: 9	H: 0 LOB: 0 BB: 0 P: 11	R: 0 E: 0 K: 0 S: 9	H: 0 LOB: 0 BB: 0 P: 12	R: 0 E: 0 K: 1 S: 5	H: 1 LOB: 2 BB: 2 P: 25	R: 0 E: 0 K: 1 S: 9	H: 0 LOB: 0 BB: 0 P: 12	R: 2 E: 0 K: 1 S: 14	H: 2 LOB: 2 BB: 2 P: 27	S: 14 P: 27	1B: 3 2B: 0 3B: 0 HR: 1	SF: 0 SAC: 0 DP: 0 HBP: 0	WP: 1 PB: 0 SB: 2 CS: 0	PA: 37		
PITCHER	IP WLS BF H R ER SO BB IBB HBP BLK WP HR S P ERA WHIP	27 Aaron Nola, R ERA: 4.33 31 Ian Kennedy, R ERA: 3.12 75 Connor Brogdon, R ERA: 3.91	8.2 0.1 0.1	WLS 3 L	BF 31 3 3	H 2 1 1	R 3 0 1	ER 0 0 0	SO 11 0 0	BB 2 0 0	IBB 0 0 0	HBP 0 0 0	BLK 0 0 0	WP 0 0 1	HR 0 0 0	S 117 5 8	P 208 10 8	ERA 2.08 0.00 0.00	WHIP 0.462 6.000 3.000				

Batter	1	2	3	4	5	6	7	8	9	AB	R	H	RBI	BB	SO	LOB	TOP																	
37 Odúbel Herrera, L (1.7) OBP: 0.313, SLG: 0.438 39 Jorge Bonifacio, R (9.7)										5	1	4	3	0	1	0																		
2 Jean Segura, R (1.4) OBP: 0.359, SLG: 0.435										5	0	1	0	0	1	3																		
3 Bryce Harper, L (1.9) OBP: 0.410, SLG: 0.561										4	1	0	0	1	1	2																		
10 J.T. Realmuto, R (1.2) OBP: 0.347, SLG: 0.451										4	1	2	2	1	1	1																		
17 Rhys Hoskins, R (1.3) OBP: 0.336, SLG: 0.526 30 Luke Williams, R (8.3) OBP: 0.324, SLG: 0.333										3	2	2	2	1	0	0																		
18 Didi Gregorius, L (1.6) OBP: 0.267, SLG: 0.383										4	0	0	0	0	1	2																		
74 Ronald Torreyes, R (1.5) OBP: 0.306, SLG: 0.377										4	1	1	0	0	0	2																		
9 Travis Jankowski, L (1.8) OBP: 0.358, SLG: 0.324										3	1	1	0	1	0	0																		
44 Kyle Gibson, R (1.1) OBP: 0.133, SLG: 0.133 70 Bailey Falter, R (9.1) 50 Héctor Neris, R (9.1)										3	0	0	0	0	0	3																		
Inning Stats	R: 0 E: 0 K: 0 S: 7	H: 1 LOB: 0 BB: 0 P: 8	R: 0 E: 0 K: 1 S: 11	H: 1 LOB: 3 BB: 2 P: 19	R: 0 E: 0 K: 1 S: 15	H: 1 LOB: 1 BB: 0 P: 24	R: 3 E: 0 K: 1 S: 19	H: 4 LOB: 1 BB: 0 P: 32	R: 1 E: 0 K: 2 S: 11	H: 1 LOB: 0 BB: 0 P: 14	R: 0 E: 0 K: 0 S: 7	H: 0 LOB: 0 BB: 0 P: 12	R: 3 E: 0 K: 0 S: 15	H: 2 LOB: 0 BB: 1 P: 30	R: 0 E: 0 K: 0 S: 9	H: 0 LOB: 0 BB: 0 P: 15	R: 0 E: 0 K: 0 S: 7	H: 1 LOB: 2 BB: 1 P: 14	1B: 5 2B: 2 3B: 0 HR: 4	SF: 0 SAC: 1 DP: 1 HBP: 0	WP: 0 PB: 0 CS: 1 PA: 41													
PITCHER	IP WLS BF H R ER SO BB IBB HBP BLK WP HR S P ERA WHIP																																	
34 Craig Stammen, R (1.1) ERA: 3.07 40 Ryan Weathers, L (3.1) ERA: 5.27 37 Miguel Diaz, R (5.1) ERA: 3.64 73 Reiss Knehr, R (8.1) ERA: 4.26	2.0 2.0 3.0 2.0	L L L L	9 11 13 8	2 5 3 1	0 3 4 0	0 3 2 0	1 0 1 0	0 0 0 1	0 0 0 0	0 0 0 0	0 0 0 0	0 1 3 16	27 56 33 29	0.00 13.50 12.00 0.00	1.500 2.500 1.333 0.500																			

Philadelphia Phillies @ San Diego Padres
 Petco Park, San Diego, CA
 Sun Aug 22 2021, 12:43 PM - 4:01 PM PDT
 Att: 38,548 - Cloudy - 74 F

livebaseballscorecards.com

AB 36
 R 7
 H 11
 RBI 7
 BB 4
 SO 5
 LOB 15

Batter	1	2	3	4	5	6	7	8	9	AB	R	H	RBI	BB	SO	LOB	BOTTOM				
2 Trent Grisham, L (1.8) OBP: 0.347, SLG: 0.443										5	1	1	0	0	1	3					
23 Fernando Tatis Jr., R (1.9) OBP: 0.373, SLG: 0.661										4	0	1	0	0	1	0					
13 Manny Machado, R (1.5) OBP: 0.345, SLG: 0.490										3	0	0	1	0	0	0					
9 Jake Cronenworth, L (1.6) OBP: 0.351, SLG: 0.490										4	1	2	0	0	0	1					
28 Tommy Pham, R (1.7) OBP: 0.350, SLG: 0.395										4	0	1	0	0	1	2					
30 Eric Hosmer, L (1.3) OBP: 0.343, SLG: 0.394										3	1	1	0	1	1	2					
12 Adam Frazier, L (1.4) OBP: 0.369, SLG: 0.419										3	0	1	0	0	1	2					
17 Victor Caratini, S (1.2) OBP: 0.313, SLG: 0.322										3	1	1	0	0	0	1					
34 Craig Stammen, R (1.1) OBP: 0.206, SLG: 0.206 10 Jurickson Profar, S (2.9) OBP: 0.242, SLG: 0.292 40 Ryan Weathers, R (3.1) OBP: 0.226, SLG: 0.276 7 Ha-Seong Kim, R (4.9) OBP: 0.226, SLG: 0.256 37 Miguel Diaz, R (5.1) 5 Will Myers, R (7.9) OBP: 0.341, SLG: 0.441 73 Reiss Knehr, L (8.1) 26 Austin Nola, R (9.9) OBP: 0.276, SLG: 0.387	8.0 0.2 0.1	W W L	30 5 2	1 2 1	1 3 0	0 3 2	0 0 0	0 0 0	0 0 0	0 0 0	0 0 0	0 0 0	0 0 0	0 0 0	0 0 0	0 0 0					
Inning Stats	R: 1 E: 0 K: 0 S: 13	H: 2 LOB: 1 BB: 0 P: 17	R: 0 E: 0 K: 1 S: 9	H: 1 LOB: 1 BB: 1 P: 16	R: 0 E: 0 K: 1 S: 14	H: 2 LOB: 2 BB: 0 P: 23	R: 0 E: 0 K: 0 S: 5	H: 1 LOB: 0 BB: 0 P: 8	R: 0 E: 0 K: 1 S: 10	H: 0 LOB: 0 BB: 0 P: 16	R: 0 E: 0 K: 0 S: 5	H: 0 LOB: 0 BB: 0 P: 5	R: 0 E: 0 K: 0 S: 7	H: 0 LOB: 0 BB: 0 P: 10	R: 0 E: 0 K: 0 S: 5	H: 0 LOB: 0 BB: 0 P: 8	R: 3 E: 0 K: 3 S: 21	H: 3 LOB: 1 BB: 0 P: 28	1B: 5 2B: 4 3B: 0 HR: 0	SF: 1 SAC: 1 DP: 1 HBP: 1	WP: 0 PB: 0 CS: 0 PA: 37
PITCHER	IP WLS BF H R ER SO BB IBB HBP BLK WP HR S P ERA WHIP																				
44 Kyle Gibson, R (1.1) ERA: 3.06 70 Bailey Falter, L (9.1) ERA: 5.49 50 Héctor Neris, R (9.1) ERA: 3.71	8.0 0.2 0.1	W W L	30 5 2	1 2 1	1 3 0	0 3 2	0 0 0	0 0 0	0 0 0	0 0 0	0 0 0	0 0 0	0 0 0	0 0 0	0 0 0	0 0 0					

Philadelphia Phillies @ San Diego Padres
 Petco Park, San Diego, CA
 Sun Aug 22 2021, 12:43 PM - 4:01 PM PDT
 Att: 38,548 - Cloudy - 74 F

livebaseballscorecards.com


AB 33
 R 4
 H 9
 RBI 4
 BB 1
 SO 6
 LOB 14

Batter	1	2	3	4	5	6	7	8	9	AB	R	H	RBI	BB	SO	LOB	TOP		
13 Nick Ahmed, R OBP: 0.282, SLG: 0.332	G6-3	K		HR		1B 18 1B		G5-3		4	2	1	2	1	1	2			
4 Ketel Marte, S OBP: 0.401, SLG: 0.548	F7	F7		P3		K		G5-3		4	0	1	0	0	1	4			
35 Joe Mantiply, R	FC6-4	1B								0	0	0	0	0	0	0			
6 David Peraltá, L OBP: 0.320, SLG: 0.398	FC6-4	1B								1	0	0	0	0	0	0			
Asdrúbal Cabrera, S OBP: 0.324, SLG: 0.392	FC6-4		G5-3	L9		1B 18 1B		1B 18 HR		5	1	2	1	0	0	1			
18 Carson Kelly, R OBP: 0.386, SLG: 0.449	F9		K			1B		HR		5	1	2	3	0	1	1			
26 Pavin Smith, L OBP: 0.327, SLG: 0.408		53 10 1B	BB			F8	G3	F8		4	1	1	0	1	0	2			
53 Christian Walker, R OBP: 0.315, SLG: 0.364	10 1B	27 1B	BB			1B		1B		4	1	4	0	1	0	0			
10 Josh Rojas, L OBP: 0.360, SLG: 0.450	SH5-4	23 SH5-4	G4-3			G4-3		K		5	0	1	1	0	2	5			
27 Drew Ellis, R OBP: 0.265, SLG: 0.241	23 SH5-4	13 HR				F8		12 G6-3		3	1	2	1	0	0	0			
55 Jake Faria, R OBP: 0.305, SLG: 0.372	1-2									0	0	0	0	0	0	0			
31 Caleb Smith, R OBP: 0.333, SLG: 0.433	1-2									0	0	0	0	0	0	0			
28 Bryan Holaday, R OBP: 0.295, SLG: 0.392	1-2									1	0	0	0	0	0	1			
59 Brett de Geus, R OBP: 0.328, SLG: 0.446	1-2									0	0	0	0	0	0	0			
24 Noé Ramirez, R	1-2									0	0	0	0	0	0	0			
23 Zac Gallen, R OBP: 0.200, SLG: 0.208	SH5-4		SH1-4			13 E	G6-3	F8		0	0	0	0	0	0	0			
12 Daulton Varsho, L OBP: 0.328, SLG: 0.446	1-2									3	1	1	0	0	0	3			
Inning Stats	R: 0 H: 1 E: 0 K: 0 S: 10	L: 1 LOB: 1 BB: 0 P: 12	R: 2 H: 4 E: 0 K: 1 S: 14	R: 0 H: 0 E: 0 K: 1 S: 13	R: 2 H: 2 E: 0 K: 0 S: 14	R: 0 H: 1 E: 0 K: 0 S: 9	R: 2 H: 3 E: 1 K: 1 S: 16	R: 0 H: 1 E: 0 K: 1 S: 7	R: 2 H: 2 E: 0 K: 0 S: 13	R: 0 H: 1 E: 0 K: 2 S: 11	1B: 12 2B: 1 3B: 0 HR: 2	SF: 0 SAC: 2 DP: 1 HBP: 1	WP: 0 PB: 1 SB: 0 CS: 0	PA: 45					
PITCHER	IP	WLS	BF	H	R	ER	SO	BB	IBB	HBP	BLK	WP	HR	S	P	ERA	WHIP		
48 Matt Moore, L ERA: 6.12	4.0	L	21	7	4	4	2	2	0	0	0	0	0	1	51	70	9.00	2.250	
64 JD Hammer, R ERA: 1.72	1.2		9	3	2	2	1	1	0	0	0	0	0	0	20	33	10.80	2.400	
46 José Alvarado, L ERA: 4.32	0.1		2	1	0	0	0	0	0	0	0	0	0	5	9	0.00	3.000		
Sam Coonrod, R ERA: 4.25	1.2		7	2	1	1	1	0	0	1	0	0	0	18	24	5.40	1.200		
70 Bailey Falter, L ERA: 5.59	1.1		6	2	1	1	2	0	0	0	0	0	1	13	24	6.75	1.500		

Arizona Diamondbacks @ Philadelphia Phillies
Citizens Bank Park, Philadelphia, PA
Thu Aug 26 2021, 7:10 PM - 11:02 PM EDT
Att: 20,148 - Cloudy - 89 F

livebaseballscorecards.com

AB 39
R 8
H 15
RBI 8
BB 3
SO 6
LOB 19




Batter	1	2	3	4	5	6	7	8	9	AB	R	H	RBI	BB	SO	LOB	BOTTOM	
37 Odúbel Herrera, L OBP: 0.304, SLG: 0.424	K		G3		F9		FC6-4		E8	4	0	0	0	0	1	2		
70 Bailey Falter, R										0	0	0	0	0	0	0		
5 Andrew Knapp, S OBP: 0.207, SLG: 0.224										1	1	0	0	0	0	1		
2 Jean Segura, R OBP: 0.352, SLG: 0.433	F9		K		HR		1B		K	5	1	2	2	0	2	2		
3 Bryce Harper, L OBP: 0.414, SLG: 0.572	10 BB		2B		F7		K		18 PB 18 1B	4	1	2	2	1	1	2		
10 J.T. Realmuto, R OBP: 0.348, SLG: 0.444			K				K		18 PB 1B	3	1	0	0	2	2	1		
18 Didi Gregorius, L OBP: 0.272, SLG: 0.384	G3				G3		13 WP		P4	5	0	2	2	0	0	2		
13 Brad Miller, L OBP: 0.304, SLG: 0.406			K		F6		K		G6-3	5	0	0	0	0	3	2		
74 Ronald Torreyes, R ERA: 3.99	F9		L6				L1			2	0	0	0	0	0	0		
64 JD Hammer, R										0	0	0	0	0	0	0		
46 José Alvarado, L ERA: 5.47										0	0	0	0	0	0	0		
27 Andrew McCutchen, R OBP: 0.333, SLG: 0.433										1	0	0	0	0	0	1		
Sam Coonrod, R										0	0	0	0	0	0	0		
30 Luke Williams, R OBP: 0.324, SLG: 0.526										0	1	0	0	0	0	0		
9 Travis Jankowski, L OBP: 0.362, SLG: 0.342			K				37 FC6-4		E3	3	0	1	0	1	1	1		
48 Matt Moore, L			3B				BB			1	0	0	0	0	1	1		
8 Freddy Galvis, S OBP: 0.302, SLG: 0.404	K2-3				E1		P4		FC4-6	3	2	0	1	0	0	2		
Inning Stats	R: 0 H: 0 E: 0 K: 1 S: 16	L: 1 LOB: 2 BB: 2 P: 31	R: 0 H: 1 E: 0 K: 2 S: 10	R: 0 H: 1 E: 0 K: 2 S: 15	R: 0 H: 0 E: 0 K: 0 S: 9	R: 2 H: 1 E: 1 K: 1 S: 14	R: 0 H: 1 E: 0 K: 2 S: 13	R: 0 H: 1 E: 0 K: 1 S: 13	R: 0 H: 0 E: 0 K: 0 S: 8	R: 5 H: 2 E: 2 K: 2 S: 22	1B: 3 2B: 2 3B: 1 HR: 1	SF: 0 SAC: 0 DP: 0 HBP: 0	WP: 1 PB: 1 SB: 0 CS: 0	PA: 42				
PITCHER	IP	WLS	BF	H	R	ER	SO	BB	IBB	HBP	BLK	WP	HR	S	P	ERA	WHIP	
23 Zac Gallen, R ERA: 4.32	5.0	W	21	3	2	0	6	2	0	0	0	0	0	64	103	0.00	1.000	
35 Joe Mantiply, L ERA: 3.99	1.0		4	1	0	0	2	0	0	0	0	1	0	13	17	0.00	1.000	
55 Jake Faria, R ERA: 5.47	0.2		4	1	0	0	0	1	0	0	0	0	0	10	18	0.00	3.000	
31 Caleb Smith, L ERA: 5.13	1.1	H	4	0	0	0	1	0	0	0	0	0	0	11	16	0.00	0.000	
59 Brett de Geus, R ERA: 7.21	0.2		6	1	4	0	1	1	0	0	0	0	0	16	28	0.00	3.000	
24 Noé Ramirez, R ERA: 3.86	0.1		3	1	0	0	0	0	0	0	0	0	0	6	11	0.00	6.000	

Arizona Diamondbacks @ Philadelphia Phillies
Citizens Bank Park, Philadelphia, PA
Thu Aug 26 2021, 7:10 PM - 11:02 PM EDT
Att: 20,148 - Cloudy - 89 F

livebaseballscorecards.com

AB 37
R 7
H 7
RBI 7
BB 5
SO 11
LOB 17



Batter	1	2	3	4	5	6	7	8	9	AB	R	H	RBI	BB	SO	LOB	TOP					
13 Nick Ahmed, R OBP: 0.282, SLG: 0.332										5	0	2	3	0	1	0	Arizona Diamondbacks @ Philadelphia Phillies Citizens Bank Park, Philadelphia, PA Sun Aug 29 2021, 1:09 PM - 4:33 PM EDT Att: 22,237 - Cloudy - 77 F					
4 Ketel Marte, S OBP: 0.399, SLG: 0.550										4	0	1	0	1	0	2						
10 Josh Rojas, L OBP: 0.353, SLG: 0.444										5	0	1	0	0	1	3						
18 Carson Kelly, R OBP: 0.377, SLG: 0.435										5	1	1	0	0	1	3						
53 Christian Walker, R OBP: 0.311, SLG: 0.365										4	0	0	0	1	3	1						
15 Andrew Young, R OBP: 0.324, SLG: 0.574										4	0	1	0	0	0	1						
27 Drew Ellis, R OBP: 0.288, SLG: 0.230										2	0	0	0	1	0	3						
6 David Peraltá, L OBP: 0.324, SLG: 0.399										1	1	1	0	0	0	0						
30 Jake McCarthy, L OBP: 0.333, SLG: 0.375										4	1	2	1	0	1	1						
40 Madison Bumgarner, R ERA: 3.26, SLG: 0.447										2	0	0	0	0	2	2						
24 Noé Ramirez, R ERA: 3.68										0	0	0	0	0	0	0						
26 Pavin Smith, L OBP: 0.344, SLG: 0.499										1	1	1	0	0	0	0						
55 Jake Faria, R ERA: 5.08										0	0	0	0	0	0	0						
19 Josh VanMeter, L OBP: 0.310, SLG: 0.324										0	0	0	0	1	0	0						
35 Joe Mantiply, R ERA: 4.15										0	0	0	0	0	0	0						
Inning Stats	R: 0 E: 0 K: 1 S: 7	H: 0 LOB: 0 BB: 0 P: 9	R: 1 E: 0 K: 1 S: 17	H: 3 LOB: 2 BB: 0 P: 28	R: 0 E: 0 K: 0 S: 9	H: 1 LOB: 1 BB: 0 P: 13	R: 0 E: 0 K: 1 S: 12	H: 0 LOB: 1 BB: 0 P: 19	R: 0 E: 0 K: 1 S: 10	H: 0 LOB: 1 BB: 0 P: 16	R: 0 E: 0 K: 1 S: 11	H: 0 LOB: 1 BB: 0 P: 19	R: 1 E: 0 K: 1 S: 16	H: 2 LOB: 2 BB: 1 P: 24	R: 2 E: 0 K: 1 S: 18	H: 3 LOB: 2 BB: 1 P: 31	R: 0 E: 0 K: 2 S: 7	H: 0 LOB: 0 BB: 0 P: 9	1B: 7 2B: 3 3B: 0 HR: 0	SF: 0 SAC: 0 DP: 0 HBP: 0	WP: 0 PB: 0 SB: 0 CS: 0	PA: 41
PITCHER	IP: 5.1 WLS: 1 BF: 23	H: 5 R: 1 ER: 1 SO: 5	BB: 2 IBB: 0 HBP: 0 BLK: 0	WP: 0 HR: 0 S: 60 P: 95	ERA: 1.69 WHIP: 1.312	IP: 1.0 WLS: 0 BF: 3	H: 0 R: 0 ER: 0 SO: 2	BB: 0 IBB: 0 HBP: 0 BLK: 0	WP: 0 HR: 0 S: 7 P: 9	ERA: 0.00 WHIP: 0.000												
55 Ranger Suárez, L ERA: 1.48	0.2	2	0	0	0	0	0	0	0	6	9	0.00	0.000									
64 JD Hammer, R ERA: 1.55	1.0	6	2	1	1	1	0	0	0	16	24	9.00	3.000									
75 Connor Brogdon, R ERA: 3.81	0.2	H	6	3	2	2	1	1	0	13	24	27.00	6.000									
23 Archie Bradley, R ERA: 3.51	0.1	H	1	0	0	0	0	0	0	5	7	0.00	0.000									
50 Héctor Neris, R ERA: 3.54																						

Batter	1	2	3	4	5	6	7	8	9	AB	R	H	RBI	BB	SO	LOB	BOTTOM			
2 Jean Segura, R OBP: 0.358, SLG: 0.443										4	2	2	0	1	0	1	Arizona Diamondbacks @ Philadelphia Phillies Citizens Bank Park, Philadelphia, PA Sun Aug 29 2021, 1:09 PM - 4:33 PM EDT Att: 22,237 - Cloudy - 77 F			
10 J.T. Realmuto, R OBP: 0.383, SLG: 0.447										2	1	1	0	1	0	1				
13 Brad Miller, L OBP: 0.307, SLG: 0.421										2	0	0	0	0	0	3				
3 Bryce Harper, L OBP: 0.417, SLG: 0.586										4	1	2	0	0	1	2				
22 Andrew McCutchen, R OBP: 0.336, SLG: 0.429										2	1	1	1	2	0	1				
39 Jorge Bonifacio, R OBP: 0.307, SLG: 0.421										3	0	0	1	1	1	4				
23 Archie Bradley, R ERA: 3.51										0	0	0	0	0	0	0				
50 Héctor Neris, R ERA: 3.54										0	0	0	0	0	0	0				
31 Ian Kennedy, R ERA: 3.4										0	0	0	0	0	0	0				
8 Freddy Galvis, S OBP: 0.302, SLG: 0.399										3	1	1	3	0	0	0				
74 Ronald Torreyes, R OBP: 0.298, SLG: 0.363										4	0	0	0	0	0	4				
12 Rafael Marchán, S OBP: 0.313, SLG: 0.387										4	1	2	1	0	0	0				
55 Ranger Suárez, L OBP: 0.250, SLG: 0.143										2	0	0	0	0	1	1				
64 JD Hammer, R ERA: 4.37										0	0	0	0	0	0	0				
37 Odubel Herrera, L OBP: 0.309, SLG: 0.435										1	0	1	0	0	0	0				
75 Connor Brogdon, R ERA: 3.81										0	0	0	0	0	0	0				
9 Travis Jankowski, L OBP: 0.360, SLG: 0.353										1	0	1	1	0	0	0				
Inning Stats	R: 2 E: 0 K: 0 S: 17	H: 2 LOB: 2 BB: 2 P: 31	R: 0 E: 0 K: 1 S: 10	H: 0 LOB: 0 BB: 0 P: 15	R: 0 E: 0 K: 2 S: 10	H: 1 LOB: 1 BB: 1 P: 17	R: 0 E: 0 K: 0 S: 8	H: 1 LOB: 1 BB: 0 P: 11	R: 3 E: 0 K: 0 S: 17	H: 3 LOB: 1 BB: 1 P: 26	R: 0 E: 0 K: 0 S: 12	H: 1 LOB: 0 BB: 0 P: 14	R: 0 E: 0 K: 0 S: 8	H: 1 LOB: 0 BB: 0 P: 12	R: 2 E: 1 K: 0 S: 14	H: 2 LOB: 2 BB: 1 P: 17	R: 2 E: 2 K: 3 S: 17	SF: 1 SAC: 1 DP: 1 HBP: 0	WP: 0 PB: 0 SB: 1 CS: 0	PA: 39
PITCHER	IP: 5.0 WLS: 1 BF: 25	H: 7 R: 5 ER: 5 SO: 3	BB: 4 IBB: 0 HBP: 0 BLK: 0	WP: 0 HR: 0 S: 12 P: 10	ERA: 9.00 WHIP: 2.200	IP: 1.0 WLS: 0 BF: 4	H: 1 R: 0 ER: 0 SO: 1	BB: 0 IBB: 0 HBP: 0 BLK: 0	WP: 0 HR: 0 S: 12 P: 14	ERA: 0.00 WHIP: 1.000										
40 Madison Bumgarner, L ERA: 4.37	1.0	4	1	0	0	0	0	0	0	12	14	0.00	1.000							
24 Noé Ramirez, R ERA: 3.68	1.0	3	1	0	0	0	0	0	0	8	12	0.00	1.000							
55 Jake Faria, R ERA: 5.08	1.0	7	2	2	1	0	0	0	0	14	17	9.00	2.000							

Arizona Diamondbacks @ Philadelphia Phillies
 Citizens Bank Park, Philadelphia, PA
 Sun Aug 29 2021, 1:09 PM - 4:33 PM EDT
 Att: 22,237 - Cloudy - 77 F

AB 37
 R 4
 H 10
 RBI 4
 BB 4
 SO 9
 LOB 16



Arizona Diamondbacks @ Philadelphia Phillies
 Citizens Bank Park, Philadelphia, PA
 Sun Aug 29 2021, 1:09 PM - 4:33 PM EDT
 Att: 22,237 - Cloudy - 77 F

AB 32
 R 7
 H 11
 RBI 7
 BB 5
 SO 3
 LOB 17



Batter	1	2	3	4	5	6	7	8	9	AB	R	H	RBI	BB	SO	LOB	TOP							
8 Freddy Galvis, S OBP: 0.301, SLG: 0.392										6	1	2	0	0	1	2								
2 Jean Segura, R OBP: 0.356, SLG: 0.440										5	3	2	0	0	1	3								
3 Bryce Harper, L OBP: 0.420, SLG: 0.594										5	1	3	2	1	0	0								
22 Andrew McCutchen, R OBP: 0.339, SLG: 0.437										4	2	2	3	2	0	0								
51 Enyel De Los Santos, R (9, 1)										0	0	0	0	0	0	0								
39 Jorge Bonifacio, R OBP: 0.167, SLG: 0.091										3	0	1	1	0	1	0								
37 Odúbel Herrera, L (6, PH)										1	0	1	1	2	0	0								
74 Ronald Torreyes, R OBP: 0.298, SLG: 0.372										6	0	1	0	0	1	8								
19 Matt Vierling, R OBP: 0.593, SLG: 0.667										5	2	4	0	0	0	1								
12 Rafael Marchán, S OBP: 0.317, SLG: 0.436										4	1	1	2	1	0	4								
48 Matt Moore, L (1, 1)										1	0	0	0	0	1	2								
70 Bailey Falter, R (4, 1)										1	0	0	0	0	1	0								
29 Nick Maton, L (6, PH)										1	0	0	0	0	1	0								
Sam Coonrod, R (6, 1)										1	0	0	0	0	1	0								
46 José Alvarado, L (7, 1)										0	0	0	0	0	0	0								
50 Héctor Neris, R (8, 1)										0	0	0	0	0	0	0								
13 Brad Miller, L (9, PH)										1	1	2	0	0	0	0								
13 Brad Miller, L (9, PH)										1	1	2	0	0	0	0								
Inning Stats	R: 0 E: 0 K: 0 S: 9	H: 1 LOB: 0 BB: 0 P: 14	R: 0 E: 0 K: 1 S: 7	H: 0 LOB: 0 BB: 0 P: 10	R: 0 E: 0 K: 2 S: 9	H: 1 LOB: 2 BB: 1 P: 15	R: 2 E: 0 K: 0 S: 12	H: 3 LOB: 1 BB: 1 P: 17	R: 1 E: 0 K: 1 S: 11	H: 2 LOB: 3 BB: 2 P: 26	R: 6 E: 0 K: 1 S: 21	H: 7 LOB: 2 BB: 1 P: 33	R: 0 E: 0 K: 2 S: 8	H: 0 LOB: 0 BB: 0 P: 11	R: 0 E: 0 K: 0 S: 7	H: 0 LOB: 1 BB: 1 P: 14	R: 3 E: 0 K: 0 S: 24	H: 4 LOB: 3 BB: 2 P: 37	1B: 10 2B: 5 3B: 0 HR: 3	SF: 0 SAC: 0 DP: 1 HBP: 1	WP: 1 PA: 51 PB: 0 SB: 0 CS: 0			
PITCHER	IP WLS BF H R ER SO BB IBB HBP BLK WP HR S P ERA WHIP	5.0 L 27 9 6 6 4 4 0 0 0 0 2 53 93 10.80 2.600	0.1 5 4 3 3 0 0 0 0 0 0 0 9 12 81.00 12.000	0.2 3 1 0 0 1 0 0 0 0 0 0 7 10 0.00 1.500	1.1 4 0 0 0 2 0 0 0 0 0 0 11 16 0.00 0.000	0.2 3 0 0 0 0 1 0 0 0 0 0 4 9 0.00 1.500	0.2 8 4 3 3 0 2 0 0 0 0 0 0 0 0 4.50 9.000	0.1 1 0 0 0 0 0 0 0 0 0 0 0 0 0 0.00 0.000	0.1 1 0 0 0 0 0 0 0 0 0 0 0 0 0 0.00 0.000	0.2 8 4 3 3 0 2 0 0 0 0 0 0 0 0 4.50 9.000	0.1 1 0 0 0 0 0 0 0 0 0 0 0 0 0 0.00 0.000	0.1 1 0 0 0 0 0 0 0 0 0 0 0 0 0 0.00 0.000	0.1 1 0 0 0 0 0 0 0 0 0 0 0 0 0 0.00 0.000	0.1 1 0 0 0 0 0 0 0 0 0 0 0 0 0 0.00 0.000	0.1 1 0 0 0 0 0 0 0 0 0 0 0 0 0 0.00 0.000	0.1 1 0 0 0 0 0 0 0 0 0 0 0 0 0 0.00 0.000	0.1 1 0 0 0 0 0 0 0 0 0 0 0 0 0 0.00 0.000	0.1 1 0 0 0 0 0 0 0 0 0 0 0 0 0 0.00 0.000	0.1 1 0 0 0 0 0 0 0 0 0 0 0 0 0 0.00 0.000	0.1 1 0 0 0 0 0 0 0 0 0 0 0 0 0 0.00 0.000	0.1 1 0 0 0 0 0 0 0 0 0 0 0 0 0 0.00 0.000	0.1 1 0 0 0 0 0 0 0 0 0 0 0 0 0 0.00 0.000	0.1 1 0 0 0 0 0 0 0 0 0 0 0 0 0 0.00 0.000	
46 Patrick Corbin, L (1, 1)	5.0 L 27 9 6 6 4 4 0 0 0 0 2 53 93 10.80 2.600	0.1 5 4 3 3 0 0 0 0 0 0 0 9 12 81.00 12.000	0.2 3 1 0 0 1 0 0 0 0 0 0 7 10 0.00 1.500	1.1 4 0 0 0 2 0 0 0 0 0 0 11 16 0.00 0.000	0.2 3 0 0 0 0 1 0 0 0 0 0 4 9 0.00 1.500	0.2 8 4 3 3 0 2 0 0 0 0 0 0 0 0 4.50 9.000	0.1 1 0 0 0 0 0 0 0 0 0 0 0 0 0 0.00 0.000	0.1 1 0 0 0 0 0 0 0 0 0 0 0 0 0 0.00 0.000	0.1 1 0 0 0 0 0 0 0 0 0 0 0 0 0 0.00 0.000	0.1 1 0 0 0 0 0 0 0 0 0 0 0 0 0 0.00 0.000	0.1 1 0 0 0 0 0 0 0 0 0 0 0 0 0 0.00 0.000	0.1 1 0 0 0 0 0 0 0 0 0 0 0 0 0 0.00 0.000	0.1 1 0 0 0 0 0 0 0 0 0 0 0 0 0 0.00 0.000	0.1 1 0 0 0 0 0 0 0 0 0 0 0 0 0 0.00 0.000	0.1 1 0 0 0 0 0 0 0 0 0 0 0 0 0 0.00 0.000	0.1 1 0 0 0 0 0 0 0 0 0 0 0 0 0 0.00 0.000	0.1 1 0 0 0 0 0 0 0 0 0 0 0 0 0 0.00 0.000	0.1 1 0 0 0 0 0 0 0 0 0 0 0 0 0 0.00 0.000	0.1 1 0 0 0 0 0 0 0 0 0 0 0 0 0 0.00 0.000	0.1 1 0 0 0 0 0 0 0 0 0 0 0 0 0 0.00 0.000	0.1 1 0 0 0 0 0 0 0 0 0 0 0 0 0 0.00 0.000	0.1 1 0 0 0 0 0 0 0 0 0 0 0 0 0 0.00 0.000	0.1 1 0 0 0 0 0 0 0 0 0 0 0 0 0 0.00 0.000	
57 Andrés Machado, R (6, 1)	0.1 5 4 3 3 0 0 0 0 0 0 0 9 12 81.00 12.000	0.2 3 1 0 0 1 0 0 0 0 0 0 7 10 0.00 1.500	1.1 4 0 0 0 2 0 0 0 0 0 0 11 16 0.00 0.000	0.2 3 0 0 0 0 1 0 0 0 0 0 4 9 0.00 1.500	0.2 8 4 3 3 0 2 0 0 0 0 0 0 0 0 4.50 9.000	0.1 1 0 0 0 0 0 0 0 0 0 0 0 0 0 0.00 0.000	0.1 1 0 0 0 0 0 0 0 0 0 0 0 0 0 0.00 0.000	0.1 1 0 0 0 0 0 0 0 0 0 0 0 0 0 0.00 0.000	0.1 1 0 0 0 0 0 0 0 0 0 0 0 0 0 0.00 0.000	0.1 1 0 0 0 0 0 0 0 0 0 0 0 0 0 0.00 0.000	0.1 1 0 0 0 0 0 0 0 0 0 0 0 0 0 0.00 0.000	0.1 1 0 0 0 0 0 0 0 0 0 0 0 0 0 0.00 0.000	0.1 1 0 0 0 0 0 0 0 0 0 0 0 0 0 0.00 0.000	0.1 1 0 0 0 0 0 0 0 0 0 0 0 0 0 0.00 0.000	0.1 1 0 0 0 0 0 0 0 0 0 0 0 0 0 0.00 0.000	0.1 1 0 0 0 0 0 0 0 0 0 0 0 0 0 0.00 0.000	0.1 1 0 0 0 0 0 0 0 0 0 0 0 0 0 0.00 0.000	0.1 1 0 0 0 0 0 0 0 0 0 0 0 0 0 0.00 0.000	0.1 1 0 0 0 0 0 0 0 0 0 0 0 0 0 0.00 0.000	0.1 1 0 0 0 0 0 0 0 0 0 0 0 0 0 0.00 0.000	0.1 1 0 0 0 0 0 0 0 0 0 0 0 0 0 0.00 0.000	0.1 1 0 0 0 0 0 0 0 0 0 0 0 0 0 0.00 0.000	0.1 1 0 0 0 0 0 0 0 0 0 0 0 0 0 0.00 0.000	0.1 1 0 0 0 0 0 0 0 0 0 0 0 0 0 0.00 0.000
71 Mason Thompson, R (6, 1)	0.2 3 1 0 0 1 0 0 0 0 0 0 7 10 0.00 1.500	1.1 4 0 0 0 2 0 0 0 0 0 0 11 16 0.00 0.000	0.2 3 0 0 0 0 1 0 0 0 0 0 4 9 0.00 1.500	0.2 8 4 3 3 0 2 0 0 0 0 0 0 0 0 4.50 9.000	0.1 1 0 0 0 0 0 0 0 0 0 0 0 0 0 0.00 0.000	0.1 1 0 0 0 0 0 0 0 0 0 0 0 0 0 0.00 0.000	0.1 1 0 0 0 0 0 0 0 0 0 0 0 0 0 0.00 0.000	0.1 1 0 0 0 0 0 0 0 0 0 0 0 0 0 0.00 0.000	0.1 1 0 0 0 0 0 0 0 0 0 0 0 0 0 0.00 0.000	0.1 1 0 0 0 0 0 0 0 0 0 0 0 0 0 0.00 0.000	0.1 1 0 0 0 0 0 0 0 0 0 0 0 0 0 0.00 0.000	0.1 1 0 0 0 0 0 0 0 0 0 0 0 0 0 0.00 0.000	0.1 1 0 0 0 0 0 0 0 0 0 0 0 0 0 0.00 0.000	0.1 1 0 0 0 0 0 0 0 0 0 0 0 0 0 0.00 0.000	0.1 1 0 0 0 0 0 0 0 0 0 0 0 0 0 0.00 0.000	0.1 1 0 0 0 0 0 0 0 0 0 0 0 0 0 0.00 0.000	0.1 1 0 0 0 0 0 0 0 0 0 0 0 0 0 0.00 0.000	0.1 1 0 0 0 0 0 0 0 0 0 0 0 0 0 0.00 0.000	0.1 1 0 0 0 0 0 0 0 0 0 0 0 0 0 0.00 0.000	0.1 1 0 0 0 0 0 0 0 0 0 0 0 0 0 0.00 0.000	0.1 1 0 0 0 0 0 0 0 0 0 0 0 0 0 0.00 0.000	0.1 1 0 0 0 0 0 0 0 0 0 0 0 0 0 0.00 0.000	0.1 1 0 0 0 0 0 0 0 0 0 0 0 0 0 0.00 0.000	0.1 1 0 0 0 0 0 0 0 0 0 0 0 0 0 0.00 0.000
49 Sam Clay, L (7, 1)	1.1 4 0 0 0 2 0 0 0 0 0 0 11 16 0.00 0.000	0.2 3 0 0 0 0 1 0 0 0 0 0 4 9 0.00 1.500	0.2 8 4 3 3 0 2 0 0 0 0 0 0 0 0 4.50 9.000	0.1 1 0 0 0 0 0 0 0 0 0 0 0 0 0 0.00 0.000	0.1 1 0 0 0 0 0 0 0 0 0 0 0 0 0 0.00 0.000	0.1 1 0 0 0 0 0 0 0 0 0 0 0 0 0 0.00 0.000	0.1 1 0 0 0 0 0 0 0 0 0 0 0 0 0 0.00 0.000	0.1 1 0 0 0 0 0 0 0 0 0 0 0 0 0 0.00 0.000	0.1 1 0 0 0 0 0 0 0 0 0 0 0 0 0 0.00 0.000	0.1 1 0 0 0 0 0 0 0 0 0 0 0 0 0 0.00 0.000	0.1 1 0 0 0 0 0 0 0 0 0 0 0 0 0 0.00 0.000	0.1 1 0 0 0 0 0 0 0 0 0 0 0 0 0 0.00 0.000	0.1 1 0 0 0 0 0 0 0 0 0 0 0 0 0 0.00 0.000	0.1 1 0 0 0 0 0 0 0 0 0 0 0 0 0 0.00 0.000	0.1 1 0 0 0 0 0 0 0 0 0 0 0 0 0 0.00 0.000	0.1 1 0 0 0 0 0 0 0 0 0 0 0 0 0 0.00 0.000	0.1 1 0 0 0 0 0 0 0 0 0 0 0 0 0 0.00 0.000	0.1 1 0 0 0 0 0 0 0 0 0 0 0 0 0 0.00 0.000	0.1 1 0 0 0 0 0 0 0 0 0 0 0 0 0 0.00 0.000	0.1 1 0 0 0 0 0 0 0 0 0 0 0 0 0 0.00 0.000	0.1 1 0 0 0 0 0 0 0 0 0 0 0 0 0 0.00 0.000	0.1 1 0 0 0 0 0 0 0 0 0 0 0 0 0 0.00 0.000	0.1 1 0 0 0 0 0 0 0 0 0 0 0 0 0 0.00 0.000	0.1 1 0 0 0 0 0 0 0 0 0 0 0 0 0 0.00 0.000
61 Kyle McGowin, R (8, 1)	0.2 3 0 0 0 0 1 0 0 0 0 0 4 9 0.00 1.500	0.2 8 4 3 3 0 2 0 0 0 0 0 0 0 0 4.50 9.000	0.1 1 0 0 0 0 0 0 0 0 0 0 0 0 0 0.00 0.000	0.1 1 0 0 0 0 0 0 0 0 0 0 0 0 0 0.00 0.000	0.1 1 0 0 0 0 0 0 0 0 0 0 0 0 0 0.00 0.000	0.1 1 0 0 0 0 0 0 0 0 0 0 0 0 0 0.00 0.000	0.1 1 0 0 0 0 0 0 0 0 0 0 0 0 0 0.00 0.000	0.1 1 0 0 0 0 0 0 0 0 0 0 0 0 0 0.00 0.000	0.1 1 0 0 0 0 0 0 0 0 0 0 0 0 0 0.00 0.000	0.1 1 0 0 0 0 0 0 0 0 0 0 0 0 0 0.00 0.000	0.1 1 0 0 0 0 0 0 0 0 0 0 0 0 0 0.00 0.000	0.1 1 0 0 0 0 0 0 0 0 0 0 0 0 0 0.00 0.000	0.1 1 0 0 0 0 0 0 0 0 0 0 0 0 0 0.00 0.000	0.1 1 0 0 0 0 0 0 0 0 0 0 0 0 0 0.00 0.000	0.1 1 0 0 0 0 0 0 0 0 0 0 0 0 0 0.00 0.000	0.1 1 0 0 0 0 0 0 0 0 0 0 0 0 0 0.00 0.000	0.1 1 0 0 0 0 0 0 0 0 0 0 0 0 0 0.00 0.000	0.1 1 0 0 0 0 0 0 0 0 0 0 0 0 0 0.00 0.000	0.1 1 0 0 0 0 0 0 0 0 0 0 0 0 0 0.00 0.000	0.1 1 0 0 0 0 0 0 0 0 0 0 0 0 0 0.00 0.000	0.1 1 0 0 0 0 0 0 0 0 0 0 0 0 0 0.00 0.000	0.1 1 0 0 0 0 0 0 0 0 0 0 0 0 0 0.00 0.000	0.1 1 0 0 0 0 0 0 0 0 0 0 0 0 0 0.00 0.000	0.1 1 0 0 0 0 0 0 0 0 0 0 0 0 0 0.00 0.000
Inning Stats	R: 0 E: 0 K: 0 S: 9	H: 0 LOB: 2 BB: 0 P: 22	R: 1 E: 0 K: 2 S: 13	H: 2 LOB: 1 BB: 1 P: 26	R: 2 E: 1 K: 0 S: 16	H: 1 LOB: 1 BB: 1 P: 28	R: 2 E: 0 K: 1 S: 11	H: 0 LOB: 0 BB: 0 P: 13	R: 0 E: 0 K: 1 S: 9	H: 0 LOB: 2 BB: 1 P: 18	R: 0 E: 0 K: 1 S: 6	H: 1 LOB: 0 BB: 0 P: 9	R: 0 E: 0 K: 0 S: 7	H: 1 LOB: 0 BB: 0 P: 10	R: 1 E: 1 K: 1 S: 10	H: 2 LOB: 1 BB: 0 P: 16	1B: 5 2B: 4 3B: 0 HR: 1	SF: 0 SAC: 0 DP: 2 HBP: 0	WP: 1 PA: 43 PB: 0 SB: 0 CS: 0					
PITCHER	IP WLS BF H R ER SO BB IBB HBP BLK WP HR S P ERA WHIP	3.1 W 6 0 0 0 1 0 0 0 0 0 0 22 28 0.00 0.000	1.0 5 0 0 0 1 1 0 0 0 0 0 9 18 0.00 1.000	1.0 3 1 0 0 1 0 0 0 0 0 0 6 9 0.00 1.000	1.0 3 1 0 0 0 0 0 0 0 0 0 7 10 0.00 1.000	0.3 1 38 82 0.00 0.000	0.3 1 38 82 0.00 0.000	0.3 1 38 82 0.00 0.000	0.3 1 38 82 0.00 0															

Batter	1	2	3	4	5	6	7	8	9	10	AB	R	H	RBI	BB	SO	LOB	TOP									
37 Odúbel Herrera, L OBP: 0.316, SLG: 0.431											5	0	1	1	0	2	1	Philadelphia Phillies @ Miami Marlins loanDepot park, Miami, FL Sun Sep 05 2021, 1:12 PM - 4:51 PM EDT Att: 8,082 - Roof Closed - 72 F									
10 J.T. Realmuto, R OBP: 0.350, SLG: 0.443											5	0	1	0	0	2	1										
3 Bryce Harper, L OBP: 0.413, SLG: 0.585											3	1	1	1	0	0	0										
22 Andrew McCutchen, R OBP: 0.342, SLG: 0.441											3	0	0	0	1	0	1										
18 Didi Gregorius, L OBP: 0.277, SLG: 0.390											4	1	1	0	0	0	2										
8 Freddy Galvis, S OBP: 0.304, SLG: 0.414											3	2	1	2	1	1	0										
13 Brad Miller, L OBP: 0.319, SLG: 0.443											3	0	0	0	1	0	1										
31 Ian Kennedy, R											0	0	0	0	0	0	0										
74 Ronald Torreyes, R OBP: 0.293, SLG: 0.361											4	0	1	0	0	1	1										
57 Eliaser Hernández, R ERA: 3.9											0	0	0	0	0	0	0										
74 Zach Thompson, R ERA: 3.06											0	1	0	0	0	0	1										
52 Anthony Bass, R ERA: 4.13											0	0	0	0	0	0	0										
80 Anthony Bender, R ERA: 2.79											0	0	0	0	0	0	0										
46 Steven Okert, L ERA: 1.85											0	0	0	0	0	0	0										
Inning Stats	R: 0 E: 0 K: 1 S: 7	H: 0 LOB: 0 BB: 0 P: 9	R: 0 E: 0 K: 1 S: 7	H: 0 LOB: 0 BB: 0 P: 9	R: 0 E: 0 K: 2 S: 13	H: 0 LOB: 1 BB: 1 P: 19	R: 3 E: 1 K: 2 S: 16	H: 3 LOB: 0 BB: 0 P: 23	R: 0 E: 0 K: 1 S: 9	H: 0 LOB: 0 BB: 0 P: 12	R: 0 E: 0 K: 0 S: 7	H: 1 LOB: 1 BB: 0 P: 12	R: 0 E: 0 K: 0 S: 9	H: 1 LOB: 1 BB: 0 P: 12	R: 0 E: 0 K: 1 S: 7	H: 0 LOB: 0 BB: 0 P: 14	R: 0 E: 0 K: 0 S: 7	H: 0 LOB: 1 BB: 2 P: 21	R: 1 E: 0 K: 1 S: 7	H: 1 LOB: 1 BB: 0 P: 11	1B: 3 2B: 1 3B: 0 HR: 2	SF: 0 SAC: 1 DP: 1 HBP: 0	WP: 1 PB: 0 SB: 0 CS: 0	PA: 38			
PITCHER	IP 5.0	WLS 19	BF 3	H 3	R 3	ER 3	SO 6	BB 1	IBB 0	HBP 0	BLK 0	WP 0	HR 0	S 2	P 52	P 72	ERA 5.40	WHIP 0.800									
36 Dylan Floro, R ERA: 2.89	IP 1.0	WLS L	BF 4	H 1	R 1	ER 0	SO 1	BB 0	IBB 0	HBP 0	BLK 0	WP 0	HR 0	S 7	P 11	P 11	ERA 0.00	WHIP 1.000									

AB	34
R	4
H	6
RBI	4
BB	3
SO	8
LOB	9



Batter	1	2	3	4	5	6	7	8	9	10	AB	R	H	RBI	BB	SO	LOB	BOTTOM								
19 Miguel Rojas, R OBP: 0.335, SLG: 0.413											4	0	0	0	0	1	1	Philadelphia Phillies @ Miami Marlins loanDepot park, Miami, FL Sun Sep 05 2021, 1:12 PM - 4:51 PM EDT Att: 8,082 - Roof Closed - 72 F								
2 Jazz Chisholm Jr., L OBP: 0.314, SLG: 0.434											4	1	0	0	0	2	0									
25 Lewis Brinson, R OBP: 0.263, SLG: 0.422											3	0	0	0	1	1	0									
76 Jesús Sánchez, L OBP: 0.311, SLG: 0.434											3	1	0	0	1	1	2									
77 Bryan De La Cruz, R OBP: 0.390, SLG: 0.477											3	1	1	2	0	1	1									
12 Joe Panik, L OBP: 0.274, SLG: 0.290											4	0	0	0	0	2	3									
23 Alex Jackson, R OBP: 0.232, SLG: 0.224											4	0	1	0	0	3	0									
1 Isan Díaz, L OBP: 0.282, SLG: 0.279											2	0	0	1	1	0	2									
47 Eliaser Hernández, R ERA: 3.97											1	0	0	0	0	0	2									
70 Bailey Falter, L ERA: 4.94											1	0	0	0	0	0	2									
60 Ramón Rosso, R ERA:											1	0	0	0	0	0	2									
75 Connor Brogdon, R ERA: 3.57											1	0	0	0	0	0	2									
46 José Alvarado, L ERA: 4.0											1	0	0	0	0	0	2									
Inning Stats	R: 0 E: 0 K: 2 S: 9	H: 0 LOB: 0 BB: 0 P: 11	R: 1 E: 0 K: 1 S: 10	H: 1 LOB: 2 BB: 1 P: 25	R: 0 E: 0 K: 2 S: 8	H: 0 LOB: 0 BB: 0 P: 11	R: 1 E: 0 K: 1 S: 9	H: 1 LOB: 0 BB: 0 P: 13	R: 0 E: 0 K: 0 S: 7	H: 0 LOB: 0 BB: 0 P: 12	R: 0 E: 0 K: 1 S: 21	H: 0 LOB: 1 BB: 1 P: 32	R: 0 E: 0 K: 1 S: 8	H: 0 LOB: 0 BB: 0 P: 12	R: 0 E: 0 K: 2 S: 9	H: 0 LOB: 0 BB: 0 P: 13	R: 0 E: 0 K: 2 S: 10	H: 0 LOB: 1 BB: 0 P: 13	1B: 1 2B: 0 3B: 0 HR: 1	SF: 0 SAC: 1 DP: 0 HBP: 1	WP: 0 PB: 0 SB: 0 CS: 0	PA: 37				
PITCHER	IP 1.1	WLS 7	BF 1	H 1	R 1	ER 1	SO 3	BB 0	IBB 0	HBP 0	BLK 0	WP 0	HR 0	S 15	P 28	P 28	ERA 6.75	WHIP 1.500								
50 Héctor Neris, R ERA: 3.38	IP 0.2	WLS B	BF 2	H 0	R 0	ER 0	SO 1	BB 0	IBB 0	HBP 0	BLK 0	WP 0	HR 0	S 8	P 11	P 11	ERA 0.00	WHIP 0.000								
52 Cam Bedrosian, R ERA: 4.86	IP 1.0	WLS 4	BF 0	H 0	R 0	ER 0	SO 1	BB 0	IBB 0	HBP 0	BLK 0	WP 0	HR 0	S 21	P 32	P 32	ERA 0.00	WHIP 1.000								
23 Archie Bradley, R ERA: 3.83	IP 1.0	WLS 3	BF 0	H 0	R 0	ER 0	SO 1	BB 0	IBB 0	HBP 0	BLK 0	WP 0	HR 0	S 8	P 12	P 12	ERA 0.00	WHIP 0.000								
31 Ian Kennedy, R ERA: 3.18	IP 2.0	WLS W	BF 6	H 0	R 0	ER 0	SO 4	BB 0	IBB 0	HBP 0	BLK 0	WP 0	HR 0	S 19	P 26	P 26	ERA 0.00	WHIP 0.000								

AB	32
R	3
H	2
RBI	3
BB	3
SO	13
LOB	14



Batter	1	2	3	4	5	6	7	8	9	AB	R	H	RBI	BB	SO	LOB	TOP			
19 Charlie Blackmon, L (1.9)										3	1	1	1	2	1	0	Colorado Rockies @ Philadelphia Phillies Citizens Bank Park, Philadelphia, PA Fri Sep 10 2021, 7:10 PM - 10:47 PM EDT Att. 22,138 - Clear - 71 F			
27 Trevor Story, R (1.6)										4	2	1	1	1	0	4				
25 C.J. Cron, R (1.3)										5	2	2	2	0	2	3				
24 Ryan McMahon, L (1.4)										4	1	1	0	1	2	0				
35 Elias Diaz, R (1.2)										4	2	1	4	1	0	1				
4 Colton Welker, R (1.5)										4	1	0	0	1	2	0				
22 Sam Hilliard, L (1.7)										5	1	2	1	0	2	0				
2 Yonathan Daza, R (1.8)										4	1	1	1	0	1	1				
48 Germán Márquez, R (1.1)										2	0	1	1	0	1	1				
34 Jordan Sheffield, R (7.1)										0	0	0	0	0	0	0				
52 Daniel Bard, R (8.1)										0	0	0	0	0	0	0				
14 Rio Ruiz, L (9. PH)										1	0	0	0	0	0	0				
51 Ben Bowden, L (9.1)										0	0	0	0	0	0	0				
Inning Stats	R: 0 E: 0 K: 1 S: 9	H: 0 LOB: 0 BB: 0 P: 14	R: 3 E: 0 K: 2 S: 23	H: 3 LOB: 3 BB: 3 P: 42	R: 0 E: 0 K: 1 S: 8	H: 0 LOB: 0 BB: 0 P: 12	R: 1 E: 1 K: 1 S: 14	H: 1 LOB: 1 BB: 0 P: 24	R: 0 E: 0 K: 0 S: 10	H: 1 LOB: 1 BB: 0 P: 16	R: 2 E: 0 K: 1 S: 19	H: 3 LOB: 0 BB: 0 P: 23	R: 0 E: 0 K: 3 S: 12	H: 0 LOB: 0 BB: 0 P: 17	R: 5 E: 0 K: 1 S: 18	H: 2 LOB: 0 BB: 3 P: 36	1B: 5 2B: 2 3B: 0 HR: 3	SF: 0 SAC: 1 DP: 1 HBP: 0	WP: 0 PB: 0 SB: 0 CS: 0	PA: 43
PITCHER	IP WLS BF H R ER SO	IP WLS BF H R ER SO	IP WLS BF H R ER SO	IP WLS BF H R ER SO	IP WLS BF H R ER SO	IP WLS BF H R ER SO	IP WLS BF H R ER SO	IP WLS BF H R ER SO	IP WLS BF H R ER SO	IP WLS BF H R ER SO	IP WLS BF H R ER SO	IP WLS BF H R ER SO	IP WLS BF H R ER SO	IP WLS BF H R ER SO	IP WLS BF H R ER SO	IP WLS BF H R ER SO	ERA WHIP	ERA WHIP	ERA WHIP	ERA WHIP
Sam Coonrod, R (1.1)	1.0	3	0	0	0	1	0	0	0	0	0	0	0	0	0	0	0.00	0.000		
70 Bailey Falter, L (2.1)	0.1	L	5	2	3	3	1	2	0	0	0	0	0	0	0	0	81.00	12.000		
52 Cam Bedrosian, R (2.1)	1.2	7	1	0	0	2	1	0	0	0	0	0	0	0	0	0	0.00	1.200		
48 Matt Moore, L (4.1)	2.0	8	1	1	0	1	0	0	0	0	0	0	0	0	0	0	0.00	0.500		
60 Ramón Rosso, R (6.1)	2.0	9	4	2	2	2	0	0	0	0	0	0	0	0	0	0	9.00	2.000		
PITCHER	IP WLS BF H R ER SO	IP WLS BF H R ER SO	IP WLS BF H R ER SO	IP WLS BF H R ER SO	IP WLS BF H R ER SO	IP WLS BF H R ER SO	IP WLS BF H R ER SO	IP WLS BF H R ER SO	IP WLS BF H R ER SO	IP WLS BF H R ER SO	IP WLS BF H R ER SO	IP WLS BF H R ER SO	IP WLS BF H R ER SO	IP WLS BF H R ER SO	IP WLS BF H R ER SO	IP WLS BF H R ER SO	ERA WHIP	ERA WHIP	ERA WHIP	ERA WHIP
51 Enyel De Los Santos, R (8.1)	1.1	8	1	4	4	3	3	0	0	0	0	0	0	0	0	0	27.00	3.000		
64 JD Hammer, R (9.1)	0.2	3	1	1	1	1	0	0	0	0	0	0	0	0	0	0	13.50	1.500		
Batter	1	2	3	4	5	6	7	8	9	AB	R	H	RBI	BB	SO	LOB	BOTTOM			
37 Odúbel Herrera, L (1.8)										5	1	1	0	0	1	1	Colorado Rockies @ Philadelphia Phillies Citizens Bank Park, Philadelphia, PA Fri Sep 10 2021, 7:10 PM - 10:47 PM EDT Att. 22,138 - Clear - 71 F			
2 Jean Segura, R (1.4)										4	0	2	0	1	0	0				
3 Bryce Harper, L (1.9)										4	0	2	1	1	1	3				
10 J.T. Realmuto, R (1.2)										3	0	1	0	2	1	1				
13 Brad Miller, L (1.3)										4	0	1	0	1	2	6				
22 Andrew McCutchen, R (1.7)										4	0	0	0	0	3	5				
18 Didi Gregorius, L (1.6)										4	1	1	1	0	0	3				
8 Freddy Galvis, S (1.5)										4	0	0	0	0	0	1				
Sam Coonrod, R (1.1)										0	0	0	0	0	0	0				
70 Bailey Falter, L (2.1)										0	0	0	0	0	0	0				
52 Cam Bedrosian, R (2.1)										0	0	0	0	0	0	0				
48 Matt Moore, L (4.1)										0	0	0	0	0	0	0				
60 Ramón Rosso, R (6.1)										0	0	0	0	0	0	0				
19 Matt Young, L (9.1)										0	0	0	0	0	0	0				
64 JD Hammer, R (9.1)										0	0	0	0	0	0	0				
Inning Stats	R: 0 E: 0 K: 2 S: 12	H: 1 LOB: 1 BB: 0 P: 16	R: 0 E: 0 K: 1 S: 12	H: 1 LOB: 1 BB: 0 P: 18	R: 0 E: 0 K: 0 S: 9	H: 1 LOB: 1 BB: 0 P: 13	R: 0 E: 0 K: 1 S: 9	H: 1 LOB: 1 BB: 0 P: 12	R: 0 E: 0 K: 1 S: 11	H: 2 LOB: 2 BB: 0 P: 17	R: 0 E: 0 K: 0 S: 9	H: 0 LOB: 0 BB: 1 P: 17	R: 0 E: 0 K: 2 S: 10	H: 0 LOB: 2 BB: 2 P: 21	R: 2 E: 1 K: 0 S: 18	H: 2 LOB: 3 BB: 2 P: 36	1B: 6 2B: 1 3B: 0 HR: 1	SF: 0 SAC: 0 DP: 1 HBP: 0	WP: 0 PB: 0 SB: 0 CS: 0	PA: 41
PITCHER	IP WLS BF H R ER SO	IP WLS BF H R ER SO	IP WLS BF H R ER SO	IP WLS BF H R ER SO	IP WLS BF H R ER SO	IP WLS BF H R ER SO	IP WLS BF H R ER SO	IP WLS BF H R ER SO	IP WLS BF H R ER SO	IP WLS BF H R ER SO	IP WLS BF H R ER SO	IP WLS BF H R ER SO	IP WLS BF H R ER SO	IP WLS BF H R ER SO	IP WLS BF H R ER SO	IP WLS BF H R ER SO	ERA WHIP	ERA WHIP	ERA WHIP	ERA WHIP
48 Germán Márquez, R (1.1)	6.0	W	25	6	0	0	6	1	0	0	0	0	0	0	0	0	0.00	1.167		
34 Jordan Sheffield, R (7.1)	1.0	3	0	0	0	0	1	0	0	0	0	0	0	0	0	0	0.00	1.000		
52 Daniel Bard, R (8.1)	1.0	5	0	0	0	2	2	0	0	0	0	0	0	0	0	0	0.00	2.000		
51 Ben Bowden, L (9.1)	1.0	8	2	2	1	0	2	0	0	0	0	0	0	0	0	0	9.00	4.000		

Batter	1	2	3	4	5	6	7	8	9	AB	R	H	RBI	BB	SO	LOB	TOP										
19 Charlie Blackmon, L OBP: 0.346, SLG: 0.415										4	0	1	0	0	1	3											
Brendan Rodgers, R OBP: 0.327, SLG: 0.450										4	0	0	0	0	1	2											
27 Trevor Story, R OBP: 0.327, SLG: 0.476										4	1	1	1	1	0	2											
25 C.J. Cron, R OBP: 0.372, SLG: 0.536										4	0	1	0	0	1	0											
24 Ryan McMahon, L OBP: 0.331, SLG: 0.463										3	0	2	0	1	0	0											
2 Yonathan Daza, R OBP: 0.332, SLG: 0.364										4	0	1	0	0	0	2											
22 Sam Hilliard, L OBP: 0.274, SLG: 0.435										0	0	0	0	0	0	0											
15 Raimel Tapia, L OBP: 0.331, SLG: 0.375										2	0	1	0	0	1	2	AB 32										
40 Tyler Kinley, R OBP: 0.273, SLG: 0.200										0	0	0	0	0	0	0	R 1										
30 Julian Fernández, R OBP: 0.273, SLG: 0.200										0	0	0	0	0	0	0	H 8										
4 Colton Welker, R OBP: 0.273, SLG: 0.200										1	0	0	0	0	0	1	RBI 1										
3 Dom Nunez, L OBP: 0.290, SLG: 0.383										3	0	0	0	1	2	5	BB 3										
21 Kyle Freeland, L OBP: 0.200, SLG: 0.214										2	0	1	0	0	1	0	SO 9										
14 Rio Ruiz, L OBP: 0.262, SLG: 0.293										1	0	0	0	1	0	1	LOB 17										
Inning Stats	R: 0 E: 0 K: 2 S: 12	H: 0 LOB: 0 BB: 0 P: 15	R: 0 E: 0 K: 1 S: 8	H: 1 LOB: 2 BB: 0 P: 15	R: 0 E: 0 K: 1 S: 9	H: 2 LOB: 1 BB: 0 P: 13	R: 0 E: 0 K: 1 S: 7	H: 0 LOB: 0 BB: 0 P: 8	R: 0 E: 0 K: 1 S: 8	H: 1 LOB: 0 BB: 0 P: 12	R: 1 E: 0 K: 1 S: 10	H: 1 LOB: 0 BB: 2 P: 13	R: 0 E: 0 K: 2 S: 16	H: 0 LOB: 3 BB: 2 P: 28	R: 0 E: 0 K: 1 S: 14	H: 2 LOB: 2 BB: 0 P: 17	R: 0 E: 0 K: 0 S: 16	H: 1 LOB: 1 BB: 1 P: 24	1B: 4 2B: 4 3B: 0 HR: 1	SF: 0 SAC: 0 DP: 3 HBP: 1	WP: 1 PB: 0 SB: 0 CS: 0	PA: 36					
PITCHER	IP	WLS	BF	H	R	ER	SO	BB	IBB	HBP	BLK	WP	HR	S	P	ERA	WHIP										
45 Zack Wheeler, R ERA: 2.86	6.2	W	27	5	1	1	8	2	0	1	0	1	1	67	101	1.35	1.050										
46 José Alvarado, L ERA: 3.5	0.1	H	1	0	0	0	0	0	0	0	0	0	0	3	3	0.00	0.000										
50 Héctor Neris, R ERA: 3.21	1.0		4	2	0	0	1	0	0	0	0	0	0	14	17	0.00	2.000										
23 Archie Bradley, R ERA: 3.74	1.0		4	1	0	0	0	1	0	0	0	0	0	16	24	0.00	2.000										

Colorado Rockies @ Philadelphia Phillies
Citizens Bank Park, Philadelphia, PA
Sat Sep 11 2021, 6:08 PM - 9:24 PM EDT
Att: 23,232 - Partly Cloudy - 77 F

AB	32
R	1
H	8
RBI	1
BB	3
SO	9
LOB	17



Batter	1	2	3	4	5	6	7	8	9	AB	R	H	RBI	BB	SO	LOB	BOTTOM										
19 Matt Vierling, R OBP: 0.387, SLG: 0.483										3	0	0	0	0	0	0											
13 Brad Miller, L OBP: 0.327, SLG: 0.470										1	1	1	1	1	0	0											
2 Jean Segura, R OBP: 0.356, SLG: 0.445										5	2	2	1	0	0	3											
3 Bryce Harper, L OBP: 0.420, SLG: 0.606										3	2	1	1	1	0	0											
22 Andrew McCutchen, R OBP: 0.336, SLG: 0.440										3	1	2	0	1	1	0											
50 Héctor Neris, R ERA: 3.21										0	0	0	0	0	0	0											
23 Archie Bradley, R ERA: 3.74										0	0	0	0	0	0	0											
10 J.T. Realmuto, R OBP: 0.345, SLG: 0.429										3	0	0	0	1	2	4											
18 Didi Gregorius, L OBP: 0.280, SLG: 0.388										3	0	1	1	1	0	3											
74 Ronald Torreyes, R OBP: 0.289, SLG: 0.350										4	0	0	0	0	0	5											
37 Odúbel Herrera, L OBP: 0.316, SLG: 0.424										4	0	2	2	0	0	0											
45 Zack Wheeler, L OBP: 0.161, SLG: 0.194										3	0	0	0	0	2	2											
46 José Alvarado, L ERA: 4.76										0	0	0	0	0	0	0											
16 Mickey Moniak, L OBP: 0.182, SLG: 0.200										1	0	0	0	0	1	2											
Inning Stats	R: 0 E: 0 K: 0 S: 7	H: 0 LOB: 0 BB: 0 P: 11	R: 0 E: 0 K: 0 S: 6	H: 1 LOB: 1 BB: 0 P: 10	R: 0 E: 0 K: 1 S: 6	H: 0 LOB: 0 BB: 0 P: 7	R: 3 E: 0 K: 1 S: 12	H: 2 LOB: 2 BB: 3 P: 27	R: 1 E: 0 K: 0 S: 10	H: 2 LOB: 2 BB: 1 P: 18	R: 0 E: 0 K: 1 S: 8	H: 0 LOB: 0 BB: 0 P: 13	R: 2 E: 0 K: 2 S: 21	H: 2 LOB: 0 BB: 0 P: 28	R: 0 E: 0 K: 1 S: 16	H: 2 LOB: 3 BB: 1 P: 22	1B: 4 2B: 2 3B: 0 HR: 3	SF: 0 SAC: 0 DP: 0 HBP: 0	WP: 0 PB: 0 SB: 1 CS: 0	PA: 38							
PITCHER	IP	WLS	BF	H	R	ER	SO	BB	IBB	HBP	BLK	WP	HR	S	P	ERA	WHIP										
21 Kyle Freeland, L ERA: 4.76	6.0	L	27	5	4	4	3	3	1	0	0	0	1	49	86	6.00	1.333										
40 Tyler Kinley, R ERA: 5.04	1.0		5	2	2	2	0	0	0	0	0	0	2	21	28	18.00	2.000										
30 Julian Fernández, R ERA: 14.73	1.0		6	2	0	0	1	1	0	0	0	0	0	16	22	0.00	3.000										

Colorado Rockies @ Philadelphia Phillies
Citizens Bank Park, Philadelphia, PA
Sat Sep 11 2021, 6:08 PM - 9:24 PM EDT
Att: 23,232 - Partly Cloudy - 77 F

AB	33
R	6
H	9
RBI	6
BB	5
SO	6
LOB	19



Batter	1	2	3	4	5	6	7	8	9	AB	R	H	RBI	BB	SO	LOB	TOP					
66 Rafael Ortega, L (1.8) OBP: 0.341, SLG: 0.473	G6-3			K	2B		K		G5-4-3	4	0	1	1	1	2	1	Chicago Cubs @ Philadelphia Phillies Citizens Bank Park, Philadelphia, PA Tue Sep 14 2021, 7:08 PM - 10:32 PM EDT Att: 16,170 - Partly Cloudy - 84 F					
18 Frank Schwindel, R (1.3) OBP: 0.380, SLG: 0.629 50 Rowan Wick, L (9.1)	G5-3		G5-3	G5-3	F8		2B		G5-4-3	5	1	1	1	0	0	2						
8 Ian Happ, S (1.7) OBP: 0.311, SLG: 0.433	K2-3			K			BB		2B	3	0	1	1	1	2	0						
40 Wilson Contreras, R (1.2) OBP: 0.329, SLG: 0.409	G6-3				1B		BB		F9	3	1	1	0	1	0	1						
16 Patrick Wisdom, R (1.5) OBP: 0.305, SLG: 0.540	F9				HR		BB		F9	4	1	2	2	0	1	2						
67 Alfonso Rivas III, L (1.9) OBP: 0.364, SLG: 0.414	K				HR		G4-3		G4-3	4	1	1	1	0	1	3						
13 David Bote, R (1.4) OBP: 0.307, SLG: 0.444				K			G6-3		F9	4	0	0	0	0	1	3						
51 Sergio Alcántara, S (1.6) OBP: 0.302, SLG: 0.312				K			1B		K	4	1	1	0	0	2	1						
56 Adrian Sampson, R (1.1) 39 Manuel Rodriguez, R (6.1) 62 Nick Martin, L (7.7) 45 Tommy Nance, R (7.1) 57 Scott Effross, R (8.1) 29 Robinson Chirinos, R (8.7) 43 Trayce Thompson, R (8.9)				K			SH1-4		P6	1	0	0	0	0	0	0						
Inning Stats	R: 0 E: 0 K: 1 S: 6	H: 0 LOB: 0 BB: 0 P: 9	R: 0 E: 0 K: 1 S: 7	H: 0 LOB: 0 BB: 0 P: 12	R: 0 E: 0 K: 3 S: 9	H: 0 LOB: 0 BB: 0 P: 12	R: 0 E: 0 K: 2 S: 13	H: 0 LOB: 0 BB: 0 P: 21	R: 4 E: 0 K: 0 S: 15	H: 5 LOB: 1 BB: 0 P: 23	R: 0 E: 0 K: 1 S: 14	H: 0 LOB: 1 BB: 2 P: 29	R: 2 E: 0 K: 1 S: 24	H: 3 LOB: 1 BB: 0 P: 34	R: 0 E: 0 K: 1 S: 10	H: 1 LOB: 0 BB: 0 P: 18		R: 0 E: 0 K: 0 S: 4	H: 0 LOB: 0 BB: 1 P: 10	1B: 2 2B: 5 3B: 0 HR: 2	SF: 0 SAC: 1 DP: 1 HBP: 0	WP: 0 PB: 0 SB: 0 CS: 0
PITCHER	IP WLS BF H R ER SO BB IBB HBP BLK WP HR S P ERA WHIP																					
44 Kyle Gibson, R (1.1) ERA: 3.49	5.0 L 20 5 4 4 7 0 0 0 0 0 0 2 50 77 7.20 1.000																					
64 JD Hammer, R (6.1) ERA: 2.75	1.0 5 0 0 0 1 2 0 0 0 0 0 0 14 29 0.00 2.000																					
Sam Coonrod, R (7.1) ERA: 4.1	0.2 5 3 2 2 1 0 0 0 0 0 0 0 23 31 27.00 4.500																					
52 Cam Bedrosian, R (7.1) ERA: 4.95	0.1 1 0 0 0 0 0 0 0 0 0 0 0 1 3 0.00 0.000																					
23 Archie Bradley, R (8.1) ERA: 3.69	1.0 4 1 0 0 1 0 0 0 0 0 0 0 10 18 0.00 1.000																					
70 Bailey Falter, L (9.1) ERA: 5.65	1.0 3 0 0 0 0 1 0 0 0 0 0 0 4 10 0.00 1.000																					

Batter	1	2	3	4	5	6	7	8	9	AB	R	H	RBI	BB	SO	LOB	BOTTOM					
37 Odúbel Herrera, L (1.8) OBP: 0.314, SLG: 0.426	HR		G6-3		FC6		G3			4	1	1	1	0	0	3	Chicago Cubs @ Philadelphia Phillies Citizens Bank Park, Philadelphia, PA Tue Sep 14 2021, 7:08 PM - 10:32 PM EDT Att: 16,170 - Partly Cloudy - 84 F					
2 Jean Segura, R (1.4) OBP: 0.355, SLG: 0.446	FC5-4		G5-3				2B		K	4	1	2	0	0	1	0						
3 Bryce Harper, L (1.9) OBP: 0.421, SLG: 0.612	1B						2B		K	3	1	1	1	1	2	1						
22 Andrew McCutchen, R (1.7) OBP: 0.333, SLG: 0.435	FC5-4				L8		L6		G5-3	4	0	0	0	0	0	3						
13 Brad Miller, L (1.3) OBP: 0.322, SLG: 0.458	FC5-6				G3-6-3		BB		K	3	0	0	0	1	1	2						
18 Didi Gregorius, L (1.6) OBP: 0.287, SLG: 0.382					F7		1B		K	3	0	1	1	1	1	0						
74 Ronald Torreyes, R (1.5) ERA: 2.53							1B		K	2	0	0	0	0	0	1						
8 Freddy Galvis, S (6.7) OBP: 0.298, SLG: 0.409	G4-3				E5		G4-6-3		K	2	0	0	0	0	1	2						
5 Andrew Knapp, S (1.2) OBP: 0.210, SLG: 0.220	K						G4-1		K	2	0	0	0	0	1	0						
44 Kyle Gibson, R (1.1) 16 Micky Monson, L (5.7) 64 JD Hammer, R (6.1) Sam Coonrod, R (7.1) 52 Cam Bedrosian, R (7.1) 7 Matt Joyce, L (7.7) 23 Archie Bradley, R (8.1) 70 Bailey Falter, R (8.9)							G5-3			1	0	1	0	0	0	0						
Inning Stats	R: 1 E: 0 K: 1 S: 12	H: 2 LOB: 1 BB: 0 P: 22	R: 0 E: 0 K: 1 S: 7	H: 0 LOB: 0 BB: 1 P: 14	R: 0 E: 0 K: 0 S: 7	H: 1 LOB: 0 BB: 0 P: 12	R: 0 E: 0 K: 0 S: 6	H: 0 LOB: 0 BB: 1 P: 11	R: 0 E: 1 K: 1 S: 7	H: 0 LOB: 2 BB: 0 P: 9	R: 2 E: 0 K: 0 S: 12	H: 3 LOB: 1 BB: 1 P: 21	R: 0 E: 0 K: 0 S: 5	H: 0 LOB: 0 BB: 0 P: 10	R: 0 E: 0 K: 2 S: 8	H: 0 LOB: 0 BB: 0 P: 10	R: 0 E: 0 K: 3 S: 11	H: 0 LOB: 0 BB: 0 P: 15	1B: 3 2B: 2 3B: 0 HR: 1	SF: 0 SAC: 0 DP: 4 HBP: 1	WP: 0 PB: 0 SB: 0 CS: 0	PA: 34
PITCHER	IP WLS BF H R ER SO BB IBB HBP BLK WP HR S P ERA WHIP																					
56 Adrian Sampson, R (1.1) ERA: 2.53	5.0 W 20 4 2 2 3 2 0 0 0 0 0 1 42 72 3.60 1.200																					
39 Manuel Rodriguez, R (6.1) ERA: 6.35	1.0 H 5 2 1 1 0 1 0 0 0 0 0 9 17 9.00 3.000																					
45 Tommy Nance, R (7.1) ERA: 4.91	1.0 H 3 0 0 0 0 0 0 0 0 0 0 5 10 0.00 0.000																					
57 Scott Effross, R (8.1) ERA: 3.24	1.0 H 3 0 0 0 2 0 0 0 0 0 0 8 10 0.00 0.000																					
50 Rowan Wick, R (9.1) ERA: 2.16	1.0 S 3 0 0 0 3 0 0 0 0 0 0 11 15 0.00 0.000																					

Batter	1	2	3	4	5	6	7	8	9	AB	R	H	RBI	BB	SO	LOB	TOP						
5 Matt Duffy, R OBP: 0.337, SLG: 0.345	F9		1B		2B		G6-3		HR	5	2	3	1	0	0	0	Chicago Cubs @ Philadelphia Phillies Citizens Bank Park, Philadelphia, PA Wed Sep 15 2021, 7:09 PM - 10:21 PM EDT Att: 16,299 - Partly Cloudy - 83 F						
18 Frank Schwindel, R OBP: 0.380, SLG: 0.645	2B		FC6		HR		G6-3		F6	5	1	2	2	0	0	1							
8 Ian Happ, S OBP: 0.310, SLG: 0.429	K		F4		G6-3		G6-3		K	4	1	0	0	0	2	3							
16 Patrick Wisdom, R OBP: 0.303, SLG: 0.533	K		F4		K		K		K	4	0	0	0	1	3	2							
29 Robinson Chirinos, R OBP: 0.333, SLG: 0.468		G6-3	G3-1		K		K		K	4	1	1	2	0	1	3							
67 Alfonso Rivas III, L OBP: 0.378, SLG: 0.406	1B		K		K		G5-3		HR	3	0	1	0	0	1	0							
13 David Bote, R OBP: 0.260, SLG: 0.331	K		L8		L8		L9		G5-3	4	0	0	0	0	1	2							
51 Sergio Alcántara, S OBP: 0.302, SLG: 0.313	FC6-4		FC6-4		K		F8		HBP	3	0	1	0	0	0	1							
73 Adbert Alzolay, R OBP: 0.097, SLG: 0.100	1B		1B		1B		G1-3		G1-3	2	0	0	0	0	2	1							
40 Wilson Contreras, R OBP: 0.293, SLG: 0.469	1B		1B		1B		K		G1-3	2	0	0	0	0	0	2							
12 Codi Heuer, R OBP: 0.338, SLG: 0.469										2	0	0	0	0	1	2							
30 Alec Mills, R OBP: 0.037, SLG: 0.074																	UBS						
57 Scott Effross, R																							
66 Rafael Ortega, L																							
Inning Stats	R: 0 E: 0 K: 2 S: 10	H: 1 LOB: 0 BB: 0 P: 15	R: 0 E: 0 K: 1 S: 9	H: 1 LOB: 1 BB: 0 P: 12	R: 0 E: 1 K: 1 S: 14	H: 1 LOB: 3 BB: 1 P: 26	R: 0 E: 0 K: 2 S: 11	H: 0 LOB: 0 BB: 0 P: 17	R: 2 E: 0 K: 0 S: 6	H: 0 LOB: 0 BB: 0 P: 7	R: 0 E: 0 K: 1 S: 5	H: 0 LOB: 2 BB: 0 P: 10	R: 2 E: 0 K: 0 S: 13	H: 1 LOB: 2 BB: 0 P: 26	R: 1 E: 0 K: 2 S: 9	H: 1 LOB: 0 BB: 0 P: 12		1B: 3 2B: 2 3B: 0 HR: 3	SF: 0 SAC: 0 DP: 0 HBP: 3	WP: 1 PB: 0 SB: 0 CS: 0	PA: 40		
PITCHER	IP	WLS	BF	H	R	ER	SO	BB	IBB	HBP	BLK	WP	HR	S	P	ERA		WHIP					
55 Ranger Suárez, L ERA: 1.5	6.0		26	6	2	2	8	1	0	0	0	0	1	61	94	3.00		1.167					
50 Héctor Neris, R ERA: 3.39	1.0	H	3	0	0	0	1	0	0	0	0	0	0	5	10	0.00		0.000					
46 José Alvarado, L ERA: 4.13	0.1	B	4	1	2	2	0	0	0	2	0	0	1	1	10	20		54.00	3.000				
23 Archie Bradley, R ERA: 3.61	0.2		3	0	0	0	0	0	0	1	0	0	0	3	6	0.00		0.000					
31 Ian Kennedy, R ERA: 3.75	1.0	W	4	1	1	1	2	0	0	0	0	0	1	9	12	9.00		1.000					

Batter	1	2	3	4	5	6	7	8	9	AB	R	H	RBI	BB	SO	LOB	BOTTOM					
37 Odúbel Herrera, L OBP: 0.310, SLG: 0.420	K		G4-3		G3		L8		G1-3	5	0	0	0	0	1	4	Chicago Cubs @ Philadelphia Phillies Citizens Bank Park, Philadelphia, PA Wed Sep 15 2021, 7:09 PM - 10:21 PM EDT Att: 16,299 - Partly Cloudy - 83 F					
2 Jean Segura, R OBP: 0.356, SLG: 0.442	F7		F7		G1-3		G6-3		PB	5	0	0	0	0	3							
3 Bryce Harper, L OBP: 0.424, SLG: 0.614	K		2B		IBB		1B		HR	3	1	2	0	1	1	0						
10 J.T. Realmuto, R OBP: 0.352, SLG: 0.445	G5-3		G4-6-3		1B		CS		HR	4	1	3	2	0	0	0						
18 Didi Gregorius, L OBP: 0.276, SLG: 0.377	K		G4-6-3		G4-3		G3-4-1		G3-4-1	4	0	0	0	0	1	3						
22 Andrew McCutchen, R ERA: 3.12	K		HR		BB		L7		G5-3	3	1	0	0	1	1	0						
31 Ian Kennedy, R			HR		BB		G5-3		G5-3	0	0	0	0	0	0	0						
8 Freddy Galvis, S OBP: 0.303, SLG: 0.423	SH1-4		HR		HR		G6-3		P4	4	1	3	2	0	0	0						
5 Andrew Knapp, S OBP: 0.218, SLG: 0.229	SH1-4		1B		F8		G6-3		G1-3	4	1	2	0	0	0	1						
55 Ranger Suárez, L ERA: 1.5	SH1-4		SH1-4		SH1-4		K		SH3-4	1	1	1	0	0	0	0						
13 Brad Miller, L ERA: 3.12										1	0	0	0	0	0	1						
50 Héctor Neris, R ERA: 3.79										0	0	0	0	0	0	0						
46 José Alvarado, L ERA: 4.81										0	0	0	0	0	0	0						
23 Archie Bradley, R ERA: 3.79										0	0	0	0	0	0	0						
16 Mickey Moniak, L OBP: 0.171, SLG: 0.188										0	0	0	0	0	0	0						
Inning Stats	R: 0 E: 0 K: 2 S: 8	H: 0 LOB: 0 BB: 0 P: 14	R: 0 E: 0 K: 2 S: 9	H: 0 LOB: 0 BB: 0 P: 12	R: 0 E: 0 K: 0 S: 9	H: 2 LOB: 2 BB: 0 P: 13	R: 3 E: 0 K: 0 S: 13	H: 3 LOB: 0 BB: 1 P: 22	R: 1 E: 0 K: 0 S: 9	H: 2 LOB: 2 BB: 1 P: 13	R: 0 E: 0 K: 1 S: 11	H: 1 LOB: 1 BB: 0 P: 13	R: 0 E: 0 K: 0 S: 7	H: 1 LOB: 0 BB: 0 P: 9	R: 1 E: 0 K: 0 S: 7	H: 1 LOB: 0 BB: 0 P: 11	R: 1 E: 0 K: 0 S: 8	H: 1 LOB: 0 BB: 0 P: 14	1B: 7 2B: 2 3B: 0 HR: 2	SF: 0 SAC: 2 DP: 1 HBP: 0	WP: 0 PB: 1 SB: 2 CS: 1	PA: 39
PITCHER	IP	WLS	BF	H	R	ER	SO	BB	IBB	HBP	BLK	WP	HR	S	P	ERA	WHIP					
30 Alec Mills, R ERA: 4.5	4.2		21	6	4	4	4	1	1	0	0	0	0	44	68	7.71	1.500					
57 Scott Effross, R ERA: 3.12	0.1		2	1	0	0	0	0	0	0	0	0	0	4	6	0.00	3.000					
73 Adbert Alzolay, R ERA: 4.81	2.0		7	2	0	0	1	0	0	0	0	0	0	18	22	0.00	1.000					
12 Codi Heuer, R ERA: 3.79	1.0		4	1	1	1	0	0	0	0	0	0	1	7	11	9.00	1.000					
74 Trevor Megill, R ERA: 9.33	0.2	L	4	1	1	0	0	0	0	0	0	0	0	8	14	0.00	1.500					

Batter	1	2	3	4	5	6	7	8	9	AB	R	H	RBI	BB	SO	LOB	TOP				
21 Austin Hays, R OBP: 0.303, SLG: 0.464										3	1	1	0	1	0	1	Baltimore Orioles @ Philadelphia Phillies Citizens Bank Park, Philadelphia, PA Mon Sep 20 2021, 7:09 PM - 9:58 PM EDT Att: 21,440 - Partly Cloudy - 71 F				
6 Ryan Mountcastle, R OBP: 0.314, SLG: 0.495										4	0	0	0	0	1	3					
25 Anthony Santander, S OBP: 0.292, SLG: 0.436										4	1	1	0	0	0	0					
28 Pedro Severino, R OBP: 0.299, SLG: 0.376										4	0	2	1	0	1	0					
65 Ryan McKenna, R OBP: 0.294, SLG: 0.273										4	0	1	1	0	0	1					
68 Tyler Wells, R										0	0	0	0	0	0	0					
11 Pat Valaika, R OBP: 0.248, SLG: 0.266										4	0	1	0	0	2	3					
1 Richie Martin, R OBP: 0.293, SLG: 0.338										4	0	1	0	0	1	3					
82 Kelvin Gutiérrez, R OBP: 0.263, SLG: 0.270										4	0	1	0	0	1	1					
47 John Means, L OBP: 0.200, SLG: 0.400										3	0	1	0	0	1	1					
54 Cole Sulser, R										0	0	0	0	0	0	0					
31 Cedric Mullins, L OBP: 0.368, SLG: 0.533										0	0	0	0	0	0	0					
Inning Stats	R: 2 E: 0 K: 2 S: 15	H: 4 LOB: 2 BB: 0 P: 23	R: 0 E: 0 K: 0 S: 10	H: 1 LOB: 1 BB: 1 P: 19	R: 0 E: 0 K: 1 S: 11	H: 1 LOB: 0 BB: 0 P: 18	R: 0 E: 0 K: 1 S: 8	H: 0 LOB: 0 BB: 0 P: 10	R: 0 E: 0 K: 0 S: 10	H: 1 LOB: 1 BB: 0 P: 15	R: 0 E: 0 K: 0 S: 8	H: 1 LOB: 1 BB: 0 P: 11	R: 0 E: 0 K: 1 S: 8	H: 0 LOB: 0 BB: 0 P: 15	R: 0 E: 0 K: 1 S: 12	H: 1 LOB: 1 BB: 0 P: 16	1B: 8 2B: 1 3B: 0 HR: 0	SF: 0 SAC: 0 DP: 1 HBP: 0	WP: 0 PB: 0 SB: 0 CS: 0	PA: 35	
PITCHER	IP WLS BF H R ER SO BB IBB HBP BLK WP HR S P ERA WHIP	IP WLS BF H R ER SO BB IBB HBP BLK WP HR S P ERA WHIP	IP WLS BF H R ER SO BB IBB HBP BLK WP HR S P ERA WHIP	IP WLS BF H R ER SO BB IBB HBP BLK WP HR S P ERA WHIP	IP WLS BF H R ER SO BB IBB HBP BLK WP HR S P ERA WHIP	IP WLS BF H R ER SO BB IBB HBP BLK WP HR S P ERA WHIP	IP WLS BF H R ER SO BB IBB HBP BLK WP HR S P ERA WHIP	IP WLS BF H R ER SO BB IBB HBP BLK WP HR S P ERA WHIP	IP WLS BF H R ER SO BB IBB HBP BLK WP HR S P ERA WHIP	IP WLS BF H R ER SO BB IBB HBP BLK WP HR S P ERA WHIP	IP WLS BF H R ER SO BB IBB HBP BLK WP HR S P ERA WHIP	IP WLS BF H R ER SO BB IBB HBP BLK WP HR S P ERA WHIP	IP WLS BF H R ER SO BB IBB HBP BLK WP HR S P ERA WHIP	IP WLS BF H R ER SO BB IBB HBP BLK WP HR S P ERA WHIP	IP WLS BF H R ER SO BB IBB HBP BLK WP HR S P ERA WHIP	IP WLS BF H R ER SO BB IBB HBP BLK WP HR S P ERA WHIP	IP WLS BF H R ER SO BB IBB HBP BLK WP HR S P ERA WHIP	IP WLS BF H R ER SO BB IBB HBP BLK WP HR S P ERA WHIP	IP WLS BF H R ER SO BB IBB HBP BLK WP HR S P ERA WHIP	IP WLS BF H R ER SO BB IBB HBP BLK WP HR S P ERA WHIP	IP WLS BF H R ER SO BB IBB HBP BLK WP HR S P ERA WHIP

Batter	1	2	3	4	5	6	7	8	9	AB	R	H	RBI	BB	SO	LOB	BOTTOM					
37 Odúbel Herrera, L OBP: 0.311, SLG: 0.418										4	0	1	0	0	0	0	Baltimore Orioles @ Philadelphia Phillies Citizens Bank Park, Philadelphia, PA Mon Sep 20 2021, 7:09 PM - 9:58 PM EDT Att: 21,440 - Partly Cloudy - 71 F					
2 Jean Segura, R OBP: 0.397, SLG: 0.452										4	0	0	0	0	1							
3 Bryce Harper, L OBP: 0.427, SLG: 0.620										3	0	0	0	1	2	1						
10 J.T. Realmuto, R OBP: 0.347, SLG: 0.435										4	0	1	0	0	1	1						
22 Andrew McCutchen, R OBP: 0.331, SLG: 0.432										4	0	1	0	0	0	1						
19 Matt Vierling, R OBP: 0.375, SLG: 0.432										3	0	1	0	0	1	1						
18 Didi Gregorius, L OBP: 0.272, SLG: 0.369										3	0	0	0	0	1	3						
8 Freddy Galvis, S OBP: 0.314, SLG: 0.425										3	0	0	0	0	0	3						
55 Ranger Suárez, L OBP: 0.298, SLG: 0.385										1	0	0	0	0	0	0						
30 Luke Williams, R OBP: 0.321, SLG: 0.323										1	0	0	0	0	1	0						
Sam Coonrod, R										0	0	0	0	0	0	0						
23 Archie Bradley, R										0	0	0	0	0	0	0						
13 Brad Miller, L OBP: 0.330, SLG: 0.442										1	0	0	0	0	0	0						
70 Bailey Falter, R										0	0	0	0	0	0	0						
Inning Stats	R: 0 E: 0 K: 0 S: 11	H: 0 LOB: 1 BB: 1 P: 19	R: 0 E: 0 K: 2 S: 12	H: 1 LOB: 0 BB: 0 P: 16	R: 0 E: 0 K: 0 S: 7	H: 0 LOB: 0 BB: 0 P: 10	R: 0 E: 0 K: 2 S: 8	H: 0 LOB: 0 BB: 0 P: 14	R: 0 E: 0 K: 0 S: 8	H: 1 LOB: 1 BB: 0 P: 13	R: 0 E: 0 K: 2 S: 12	H: 1 LOB: 1 BB: 0 P: 19	R: 0 E: 0 K: 0 S: 8	H: 2 LOB: 2 BB: 0 P: 16	R: 0 E: 0 K: 0 S: 8	H: 0 LOB: 0 BB: 0 P: 10	R: 0 E: 0 K: 0 S: 4	H: 0 LOB: 0 BB: 0 P: 7	1B: 4 2B: 0 3B: 0 HR: 0	SF: 0 SAC: 0 DP: 0 HBP: 0	WP: 0 PB: 0 SB: 0 CS: 0	PA: 32
PITCHER	IP WLS BF H R ER SO BB IBB HBP BLK WP HR S P ERA WHIP	IP WLS BF H R ER SO BB IBB HBP BLK WP HR S P ERA WHIP	IP WLS BF H R ER SO BB IBB HBP BLK WP HR S P ERA WHIP	IP WLS BF H R ER SO BB IBB HBP BLK WP HR S P ERA WHIP	IP WLS BF H R ER SO BB IBB HBP BLK WP HR S P ERA WHIP	IP WLS BF H R ER SO BB IBB HBP BLK WP HR S P ERA WHIP	IP WLS BF H R ER SO BB IBB HBP BLK WP HR S P ERA WHIP	IP WLS BF H R ER SO BB IBB HBP BLK WP HR S P ERA WHIP	IP WLS BF H R ER SO BB IBB HBP BLK WP HR S P ERA WHIP	IP WLS BF H R ER SO BB IBB HBP BLK WP HR S P ERA WHIP	IP WLS BF H R ER SO BB IBB HBP BLK WP HR S P ERA WHIP	IP WLS BF H R ER SO BB IBB HBP BLK WP HR S P ERA WHIP	IP WLS BF H R ER SO BB IBB HBP BLK WP HR S P ERA WHIP	IP WLS BF H R ER SO BB IBB HBP BLK WP HR S P ERA WHIP	IP WLS BF H R ER SO BB IBB HBP BLK WP HR S P ERA WHIP	IP WLS BF H R ER SO BB IBB HBP BLK WP HR S P ERA WHIP	IP WLS BF H R ER SO BB IBB HBP BLK WP HR S P ERA WHIP	IP WLS BF H R ER SO BB IBB HBP BLK WP HR S P ERA WHIP	IP WLS BF H R ER SO BB IBB HBP BLK WP HR S P ERA WHIP	IP WLS BF H R ER SO BB IBB HBP BLK WP HR S P ERA WHIP	IP WLS BF H R ER SO BB IBB HBP BLK WP HR S P ERA WHIP	

AB 34
R 2
H 9
RBI 2
BB 1
SO 7
LOB 13



WP: 0
PB: 0
SB: 0
CS: 0

AB 31
R 0
H 4
RBI 0
BB 1
SO 6
LOB 11



WP: 0
PB: 0
SB: 0
CS: 0

Batter	1	2	3	4	5	6	7	8	9	10	AB	R	H	RBI	BB	SO	LOB	TOP																																			
31 Cedric Mullins, L OBP: 0.369, SLG: 0.534											5	0	2	0	0	0	2																																				
21 Austin Hays, R OBP: 0.304, SLG: 0.464											4	0	1	1	0	1	1																																				
25 Anthony Santander, S OBP: 0.289, SLG: 0.432											5	0	0	0	0	1	4																																				
16 Trey Mancini, R OBP: 0.330, SLG: 0.444											4	0	0	0	1	3	3																																				
28 Pedro Severino, R OBP: 0.268, SLG: 0.373											5	0	1	0	0	2	2																																				
62 César Valdez, R OBP: 0.282, SLG: 0.275											4	0	2	0	0	0	1																																				
1 Pat Valaika, R OBP: 0.291, SLG: 0.324											3	1	0	0	0	0	2																																				
82 Kelvin Gutiérrez, R OBP: 0.267, SLG: 0.268											2	1	0	0	2	0	1																																				
81 Conner Greene, R ERA: 5.06											0	0	0	0	0	0	0																																				
Inning Stats	R: 0 E: 0 K: 0 S: 7	H: 1 LOB: 1 BB: 0 P: 13	R: 0 E: 0 K: 10 S: 10	H: 1 LOB: 2 BB: 1 P: 16	R: 0 E: 0 K: 2 S: 13	H: 1 LOB: 1 BB: 0 P: 17	R: 1 E: 0 K: 1 S: 15	H: 1 LOB: 2 BB: 0 P: 27	R: 0 E: 0 K: 1 S: 8	H: 0 LOB: 0 BB: 0 P: 11	R: 0 E: 1 K: 1 S: 12	H: 1 LOB: 2 BB: 0 P: 18	R: 0 E: 0 K: 0 S: 5	H: 0 LOB: 0 BB: 0 P: 11	R: 0 E: 0 K: 1 S: 5	H: 1 LOB: 0 BB: 0 P: 6	R: 0 E: 0 K: 0 S: 7	H: 0 LOB: 0 BB: 0 P: 13	R: 1 E: 0 K: 1 S: 11	H: 1 LOB: 2 BB: 1 P: 17	1B: 4 2B: 3 3B: 0 HR: 0	SF: 0 SAC: 0 DP: 2 HBP: 2	WP: 0 PB: 0 SB: 0 CS: 0	PA: 41																													
PITCHER	IP WLS BF H R ER SO BB IBB HBP BLK WP HR S P ERA WHIP	77 Adonis Medina, R ERA: 1.59	46 José Alvarado, L ERA: 3.91	23 Archie Bradley, R ERA: 3.78	50 Héctor Neris, R ERA: 3.41	31 Ian Kennedy, R ERA: 3.44	PITCHER	IP WLS BF H R ER SO BB IBB HBP BLK WP HR S P ERA WHIP	37 Odúbel Herrera, L OBP: 0.310, SLG: 0.415	2 Jean Segura, R OBP: 0.355, SLG: 0.448	3 Bryce Harper, L OBP: 0.429, SLG: 0.621	10 J.T. Realmuto, R OBP: 0.349, SLG: 0.442	13 Brad Miller, L OBP: 0.317, SLG: 0.458	19 Matt Vierling, R OBP: 0.367, SLG: 0.422	31 Ian Kennedy, R ERA: 3.44	22 Andrew McCutchen, R OBP: 0.332, SLG: 0.435	18 Didi Gregorius, L OBP: 0.270, SLG: 0.366	50 Héctor Neris, R ERA: 3.78	30 Luke Williams, R OBP: 0.318, SLG: 0.320	8 Freddy Galvis, S OBP: 0.316, SLG: 0.426	77 Adonis Medina, R ERA: 1.59	46 José Alvarado, L ERA: 3.91	7 Matt Joyce, L OBP: 0.265, SLG: 0.222	23 Archie Bradley, R ERA: 3.78	74 Ronald Torreyes, R OBP: 0.284, SLG: 0.344	Inning Stats	R: 0 E: 0 K: 2 S: 15	H: 1 LOB: 2 BB: 0 P: 24	R: 0 E: 0 K: 1 S: 13	H: 1 LOB: 1 BB: 0 P: 17	R: 0 E: 0 K: 1 S: 10	H: 1 LOB: 1 BB: 1 P: 17	R: 0 E: 0 K: 0 S: 9	H: 1 LOB: 1 BB: 0 P: 13	R: 0 E: 0 K: 1 S: 8	H: 0 LOB: 0 BB: 0 P: 13	R: 1 E: 0 K: 2 S: 14	H: 2 LOB: 1 BB: 0 P: 18	R: 0 E: 0 K: 1 S: 9	H: 1 LOB: 1 BB: 0 P: 13	R: 0 E: 0 K: 0 S: 10	H: 1 LOB: 1 BB: 0 P: 11	R: 0 E: 0 K: 1 S: 12	H: 0 LOB: 0 BB: 0 P: 16	R: 2 E: 0 K: 1 S: 6	H: 1 LOB: 1 BB: 1 P: 9	1B: 5 2B: 3 3B: 1 HR: 0	SF: 0 SAC: 1 DP: 0 HBP: 1	WP: 2 PB: 0 SB: 1 CS: 0	PA: 40			
PITCHER	IP WLS BF H R ER SO BB IBB HBP BLK WP HR S P ERA WHIP	81 Conner Greene, R ERA: 5.06	78 Marcos Diplán, R ERA: 4.90	73 Thomas Eshelman, R ERA: 7.5	55 Dillon Tate, R ERA: 4.57	58 Fernando Abad, L ERA: 6.43	PITCHER	IP WLS BF H R ER SO BB IBB HBP BLK WP HR S P ERA WHIP	63 Eric Hanhold, R ERA: 3.18	68 Tyler Wells, R ERA: 4.02	62 César Valdez, R ERA: 5.87	37 Odúbel Herrera, L OBP: 0.310, SLG: 0.415	2 Jean Segura, R OBP: 0.355, SLG: 0.448	3 Bryce Harper, L OBP: 0.429, SLG: 0.621	10 J.T. Realmuto, R OBP: 0.349, SLG: 0.442	13 Brad Miller, L OBP: 0.317, SLG: 0.458	19 Matt Vierling, R OBP: 0.367, SLG: 0.422	31 Ian Kennedy, R ERA: 3.44	22 Andrew McCutchen, R OBP: 0.332, SLG: 0.435	18 Didi Gregorius, L OBP: 0.270, SLG: 0.366	50 Héctor Neris, R ERA: 3.78	30 Luke Williams, R OBP: 0.318, SLG: 0.320	8 Freddy Galvis, S OBP: 0.316, SLG: 0.426	77 Adonis Medina, R ERA: 1.59	46 José Alvarado, L ERA: 3.91	7 Matt Joyce, L OBP: 0.265, SLG: 0.222	23 Archie Bradley, R ERA: 3.78	74 Ronald Torreyes, R OBP: 0.284, SLG: 0.344	Inning Stats	R: 0 E: 0 K: 2 S: 15	H: 1 LOB: 2 BB: 0 P: 24	R: 0 E: 0 K: 1 S: 13	H: 1 LOB: 1 BB: 0 P: 17	R: 0 E: 0 K: 1 S: 10	H: 1 LOB: 1 BB: 1 P: 17	R: 0 E: 0 K: 0 S: 9	H: 1 LOB: 1 BB: 0 P: 13	R: 0 E: 0 K: 1 S: 8	H: 0 LOB: 0 BB: 0 P: 13	R: 1 E: 0 K: 2 S: 14	H: 2 LOB: 1 BB: 0 P: 18	R: 0 E: 0 K: 1 S: 9	H: 1 LOB: 1 BB: 0 P: 13	R: 0 E: 0 K: 0 S: 10	H: 1 LOB: 1 BB: 0 P: 11	R: 0 E: 0 K: 1 S: 12	H: 0 LOB: 0 BB: 0 P: 16	R: 2 E: 0 K: 1 S: 6	H: 1 LOB: 1 BB: 1 P: 9	1B: 5 2B: 3 3B: 1 HR: 0	SF: 0 SAC: 1 DP: 0 HBP: 1	WP: 2 PB: 0 SB: 1 CS: 0	PA: 40

Baltimore Orioles @ Philadelphia Phillies
Citizens Bank Park, Philadelphia, PA
Tue Sep 21 2021, 7:09 PM - 10:48 PM EDT
Att: 18,955 - Partly Cloudy - 75 F

AB 36
R 2
H 7
RBI 2
BB 3
SO 7
LOB 20





WP: 0 PA: 41
PB: 0
SB: 0
CS: 0

Baltimore Orioles @ Philadelphia Phillies
Citizens Bank Park, Philadelphia, PA
Tue Sep 21 2021, 7:09 PM - 10:48 PM EDT
Att: 18,955 - Partly Cloudy - 75 F

AB 36
R 3
H 9
RBI 3
BB 2
SO 10
LOB 16



WP: 2 PA: 40
PB: 0
SB: 1
CS: 0

Batter	1	2	3	4	5	6	7	8	9	AB	R	H	RBI	BB	SO	LOB	TOP														
31 Cedric Mullins, L OBP: 0.369, SLG: 0.535	G2-3		3B			P5	G3		BB	4	0	1	0	1	0	1	Baltimore Orioles @ Philadelphia Phillies Citizens Bank Park, Philadelphia, PA Wed Sep 22 2021, 7:09 PM - 10:27 PM EDT Att: 18,133 - Partly Cloudy - 78 F														
6 Ryan Mountcastle, R OBP: 0.312, SLG: 0.490	L9		K			21 2B		L3	F9	4	1	0	0	1	1	3															
21 Austin Hays, R OBP: 0.306, SLG: 0.466	L9			K		2B			28 2B	3	1	1	1	1	1	0															
28 Pedro Severino, R OBP: 0.297, SLG: 0.375	L4			K		K			11 1B	4	0	1	1	0	2	1															
65 Ryan McKenna, R OBP: 0.291, SLG: 0.266	11 1B			K		K			K	3	0	0	0	1	3	2															
11 Pat Valaika, R OBP: 0.256, SLG: 0.279	1B					F8			1B	4	0	2	0	0	1	0															
1 Richie Martin, R OBP: 0.289, SLG: 0.321	G1-4-3					K			F6	4	1	1	0	0	1	2															
82 Kelvin Gutiérrez, R OBP: 0.270, SLG: 0.269	G5-3					1B			K	3	0	1	0	1	1	0															
45 Keegan Akin, L 63 Eric Hanhold, R 16 Trey Mancini, R 81 Conner Greene, R 86 Brooks Kriske, R 58 Fernando Abad, L 37 Jahmai Jones, R	K					K			31 BB	2	0	0	0	0	2	1															
Inning Stats	R: 0 E: 0 K: 0 S: 7	H: 0 LOB: 0 BB: 0 P: 10	R: 0 E: 0 K: 0 S: 11	H: 1 LOB: 1 BB: 1 P: 20	R: 0 E: 0 K: 2 S: 10	H: 1 LOB: 1 BB: 0 P: 15	R: 0 E: 0 K: 3 S: 10	H: 0 LOB: 0 BB: 0 P: 16	R: 0 E: 0 K: 2 S: 11	H: 1 LOB: 1 BB: 0 P: 17	R: 1 E: 0 K: 2 S: 14	H: 1 LOB: 1 BB: 1 P: 19	R: 1 E: 0 K: 1 S: 9	H: 2 LOB: 2 BB: 1 P: 17	R: 1 E: 0 K: 1 S: 19	H: 0 LOB: 2 BB: 2 P: 32		1B: 4 2B: 2 3B: 1 HR: 0	SF: 0 SAC: 0 DP: 1 HBP: 0	WP: 1 PB: 1 CS: 0 SB: 0	PA: 38										
PITCHER	IP WLS BF H R ER SO BB IBB HBP BLK WP HR S P ERA WHIP	6.0 23 4 1 1 9 2 0 0 0 0 0 63 97 1.50 1.000	0.2 B 4 1 1 1 1 1 0 0 0 0 1 0 7 15 13.50 3.000	0.1 W 1 0 0 0 0 0 0 0 0 0 0 0 2 2 0.00 0.000	1.0 H 5 2 1 1 1 1 0 0 0 0 0 0 12 19 9.00 3.000	1.0 S 5 0 0 0 1 2 0 0 0 0 0 0 19 32 0.00 2.000	PITCHER																								
45 Zack Wheeler, R ERA: 2.79	6.0	23	4	1	1	9	2	0	0	0	0	0	63	97	1.50	1.000															
Sam Coonrod, R ERA: 4.17	0.2	B	4	1	1	1	1	0	0	0	0	1	0	7	15	13.50	3.000														
46 José Alvarado, L ERA: 3.88	0.1	W	1	0	0	0	0	0	0	0	0	0	0	2	2	0.00	0.000														
52 Cam Bedrosian, R ERA: 4.56	1.0	H	5	2	1	1	1	0	0	0	0	0	0	12	19	9.00	3.000														
31 Ian Kennedy, R ERA: 3.39	1.0	S	5	0	0	0	1	2	0	0	0	0	0	19	32	0.00	2.000														
Batter	1	2	3	4	5	6	7	8	9	AB	R	H	RBI	BB	SO	LOB	BOTTOM														
37 Odúbel Herrera, L OBP: 0.307, SLG: 0.411	K	L6			K		F7			4	0	0	0	0	2	4	Baltimore Orioles @ Philadelphia Phillies Citizens Bank Park, Philadelphia, PA Wed Sep 22 2021, 7:09 PM - 10:27 PM EDT Att: 18,133 - Partly Cloudy - 78 F														
2 Jean Segura, R OBP: 0.356, SLG: 0.450	3 BB		3 G3-6			G4-3	SF8			3	0	2	1	0	0	0															
3 Bryce Harper, L OBP: 0.431, SLG: 0.621	22 FC5-4		G3-6			22 HR	10 1B		IBB	2	1	1	0	2	0	1															
10 J.T. Realmuto, R OBP: 0.349, SLG: 0.440	K		K			F8			1B	4	0	1	1	0	2	3															
22 Andrew McCutchen, R OBP: 0.331, SLG: 0.440	FC5-4					K			P2	4	1	1	2	0	1	4															
30 Luke Williams, R OBP: 0.319, SLG: 0.320	1-2					K			HR	0	0	0	0	0	0	0															
8 Freddy Galvis, S OBP: 0.315, SLG: 0.424	G6-3					F9			F7	4	0	1	0	0	0	0															
18 Didi Gregorius, L OBP: 0.267, SLG: 0.362	G6-3					F8			L8	4	0	0	0	0	0	1															
19 Matt Vierling, R OBP: 0.377, SLG: 0.429									F5	4	1	2	0	0	0	0															
31 Ian Kennedy, R ERA: 3.39	45 1B					L9			G6-3	0	0	0	0	0	0	0															
45 Zack Wheeler, L 63 Eric Hanhold, R 81 Conner Greene, R 86 Brooks Kriske, R 58 Fernando Abad, L 9 Travis Jankowski, L	1B					K			10 1B	2	0	1	0	0	1	0															
Inning Stats	R: 0 E: 0 K: 2 S: 15	H: 1 LOB: 2 BB: 1 P: 24	R: 0 E: 0 K: 0 S: 13	H: 2 LOB: 2 BB: 0 P: 16	R: 0 E: 0 K: 1 S: 8	H: 1 LOB: 0 BB: 0 P: 13	R: 0 E: 0 K: 1 S: 7	H: 0 LOB: 0 BB: 0 P: 11	R: 0 E: 0 K: 2 S: 12	H: 0 LOB: 0 BB: 0 P: 17	R: 2 E: 0 K: 0 S: 15	H: 3 LOB: 1 BB: 0 P: 24	R: 2 E: 0 K: 0 S: 15	H: 3 LOB: 2 BB: 1 P: 21	R: 0 E: 0 K: 0 S: 9	H: 0 LOB: 0 BB: 0 P: 16	1B: 8 2B: 1 3B: 0 HR: 1	SF: 1 SAC: 0 DP: 1 HBP: 0	WP: 0 PB: 0 SB: 0 CS: 0	PA: 35											
PITCHER	IP WLS BF H R ER SO BB IBB HBP BLK WP HR S P ERA WHIP	5.1 21 5 2 1 1 0 1 0 0 0 0 61 90 1.69 1.125	0.2 B 4 2 1 1 0 0 0 0 0 0 0 1 9 15 13.50 3.000	0.2 L 6 3 2 2 0 0 0 1 0 0 0 0 0 13 18 27.00 4.500	0.1 1 0 0 0 0 0 0 0 0 0 0 0 2 3 0.00 0.000	1.0 3 0 0 0 0 0 0 0 0 0 0 0 9 16 0.00 0.000	PITCHER																								
45 Keegan Akin, L ERA: 6.63	5.1	21	5	2	1	1	0	1	0	0	0	0	61	90	1.69	1.125															
63 Eric Hanhold, R ERA: 4.29	0.2	B	4	2	1	1	0	0	0	0	0	0	1	9	15	13.50	3.000														
81 Conner Greene, R ERA: 5.73	0.2	L	6	3	2	2	0	0	1	0	0	0	0	13	18	27.00	4.500														
86 Brooks Kriske, R ERA: 14.63	0.1	1	0	0	0	0	0	0	0	0	0	0	0	2	3	0.00	0.000														
58 Fernando Abad, L ERA: 6.0	1.0	3	0	0	0	0	0	0	0	0	0	0	0	9	16	0.00	0.000														

Batter	1	2	3	4	5	6	7	8	9	AB	R	H	RBI	BB	SO	LOB	TOP										
13 Ke'Bryan Hayes, R OBP: 0.320, SLG: 0.378	F9	HR		G6-3			F8			4	1	1	3	0	0	0											
32 Yoshi Tsutsugo, L OBP: 0.321, SLG: 0.420	F7	1B			K			G6-3		4	0	1	0	0	1	0											
10 Bryan Reynolds, S OBP: 0.382, SLG: 0.509	K	F7			K			BB		3	0	0	0	1	2	1											
19 Colin Moran, L OBP: 0.330, SLG: 0.401		1B	HR		G3			G4-3		4	2	2	1	0	0	1											
6 Anthony Alford, R OBP: 0.295, SLG: 0.414	L7	1B		K		L8			F9	4	0	0	0	0	1	1											
3 Cole Tucker, S OBP: 0.286, SLG: 0.284	1B	1B		K		K			F8	4	1	1	0	0	2	0											
27 Kevin Newman, R OBP: 0.261, SLG: 0.309	BB	1B	F7		P4				F8	3	1	0	0	1	0	0											
5 Michael Pérez, L OBP: 0.214, SLG: 0.297	K			G3-1		K				3	0	0	0	0	2	3											
41 Connor Overton, L OBP: 1.000, SLG: 1.000		1B		K		G3				1	1	1	2	0	0	0											
44 Cody Ponce, R OBP: 0.333, SLG: 0.441										1	0	0	0	0	1	0											
52 Anthony Banda, L ERA: 4.71										0	0	0	0	0	0	0											
36 Nick Mears, R ERA: 5.57										0	0	0	0	0	0	0											
15 Wilmer Difo, S OBP: 0.295, SLG: 0.384										1	0	0	0	0	0	0											
39 Chad Kuhl, R OBP: 0.352, SLG: 0.451										0	0	0	0	0	0	0											
62 Enyel De Los Santos, R ERA: 6.89										0	0	0	0	0	0	0											
Inning Stats	R: 0 E: 0 K: 1 S: 6	H: 0 LOB: 0 BB: 0 P: 9	R: 5 E: 0 K: 1 S: 22	H: 5 LOB: 1 BB: 1 P: 34	R: 1 E: 0 K: 2 S: 11	H: 1 LOB: 0 BB: 0 P: 14	R: 0 E: 0 K: 1 S: 8	H: 0 LOB: 0 BB: 0 P: 10	R: 0 E: 0 K: 2 S: 7	H: 0 LOB: 0 BB: 0 P: 9	R: 0 E: 0 K: 1 S: 6	H: 0 LOB: 0 BB: 0 P: 8	R: 0 E: 0 K: 1 S: 7	H: 0 LOB: 0 BB: 1 P: 11	R: 0 E: 0 K: 0 S: 7	H: 0 LOB: 0 BB: 0 P: 13	R: 0 E: 0 K: 0 S: 7	H: 0 LOB: 0 BB: 0 P: 13	1B: 4 2B: 0 3B: 0 HR: 2	SF: 0 SAC: 0 DP: 1 HBP: 0	WP: 0 PB: 0 SB: 0 CS: 0	PA: 34					
PITCHER	IP	WLS	BF	H	R	ER	SO	BB	IBB	HBP	BLK	WP	HR	S	P	ERA	WHIP										
27 Aaron Nola, R ERA: 4.64	6.0	W	25	6	6	6	8	1	0	0	0	0	2	60	84	9.00	1.167										
23 Archie Bradley, R ERA: 3.71	1.0	H	3	0	0	0	1	0	0	0	0	0	0	7	11	0.00	0.000										
46 José Alvarado, L ERA: 3.81	1.0		3	0	0	0	0	1	0	0	0	0	0	7	13	0.00	1.000										
70 Bailey Falter, L ERA: 5.12	1.0		3	0	0	0	0	0	0	0	0	0	0	7	13	0.00	0.000										

Pittsburgh Pirates @ Philadelphia Phillies
Citizens Bank Park, Philadelphia, PA
Thu Sep 23 2021, 7:09 PM - 10:30 PM EDT
Att: 16,154 - Cloudy - 66 F

AB 32
R 6
H 6
RBI 6
BB 2
SO 9
LOB 6



Batter	1	2	3	4	5	6	7	8	9	AB	R	H	RBI	BB	SO	LOB	BOTTOM											
37 Odúbel Herrera, L OBP: 0.310, SLG: 0.416	P6		2B		G6-3			1B		5	2	3	0	0	0	0												
2 Jean Segura, R OBP: 0.355, SLG: 0.450	K		SF8		K		K	1B		4	1	1	1	0	3	1												
3 Bryce Harper, L OBP: 0.432, SLG: 0.618	G3-1		BB		BB			1B		2	1	0	0	3	1	0												
22 Andrew McCutchen, R OBP: 0.333, SLG: 0.441	K		2B		F9			K		3	2	1	1	1	1	1												
7 Matt Joyce, L OBP: 0.218, SLG: 0.218			2B							1	0	0	0	0	0	0												
70 Bailey Falter, R ERA: 5.12										0	0	0	0	0	0	0												
13 Brad Miller, L OBP: 0.320, SLG: 0.463										2	0	1	1	0	1	0												
10 J.T. Realmuto, R OBP: 0.352, SLG: 0.451			1B							3	2	3	4	0	0	0												
8 Freddy Galvis, S OBP: 0.311, SLG: 0.417	K		F9		G4-3		K	G4-3		5	0	0	0	0	2	4												
18 Didi Gregorius, L OBP: 0.270, SLG: 0.370			HR		G6-3					3	1	1	1	1	0	1												
5 Andrew Knapp, S OBP: 0.218, SLG: 0.222										2	0	0	0	0	1	0												
19 Matt Vierling, R OBP: 0.382, SLG: 0.420			P4		K					1	1	0	0	1	1	1												
27 Aaron Nola, R OBP: 0.241, SLG: 0.191										1	1	0	0	1	1	0												
74 Ronald Torreyes, R OBP: 0.227, SLG: 0.356										1	1	1	3	0	0	0												
23 Archie Bradley, R ERA: 3.71										0	0	0	0	0	0	0												
9 Travis Jankowski, L OBP: 0.356, SLG: 0.344			BB							1	0	0	0	0	0	0												
Inning Stats	R: 0 E: 0 K: 1 S: 13	H: 0 LOB: 0 BB: 0 P: 19	R: 0 E: 0 K: 3 S: 10	H: 0 LOB: 0 BB: 0 P: 14	R: 5 E: 0 K: 0 S: 23	H: 4 LOB: 1 BB: 2 P: 40	R: 0 E: 0 K: 2 S: 15	H: 0 LOB: 0 BB: 0 P: 18	R: 0 E: 0 K: 1 S: 12	H: 0 LOB: 1 BB: 1 P: 19	R: 3 E: 0 K: 1 S: 15	H: 3 LOB: 1 BB: 1 P: 18	R: 2 E: 0 K: 3 S: 15	H: 1 LOB: 1 BB: 2 P: 28	R: 2 E: 0 K: 1 S: 15	H: 3 LOB: 2 BB: 1 P: 22	1B: 5 2B: 3 3B: 0 HR: 3	SF: 1 SAC: 0 DP: 0 HBP: 0	WP: 0 PB: 2 SB: 0 CS: 0	PA: 42								
PITCHER	IP	WLS	BF	H	R	ER	SO	BB	IBB	HBP	BLK	WP	HR	S	P	ERA	WHIP											
41 Connor Overton, R ERA: 2.51	2.2		12	2	4	4	4	2	0	0	0	0	0	22	27	6.75	1.500											
44 Cody Ponce, R ERA: 6.89	1.1		6	2	1	1	2	0	0	0	0	0	0	1	24	34	16.20	2.400										
52 Anthony Banda, L ERA: 4.71	1.2	L	10	3	3	3	1	1	1	0	0	0	0	3	3	0.00	0.000											
36 Nick Mears, R ERA: 5.57	0.1		1	0	0	0	1	0	0	0	0	0	0	3	3	0.00	0.000											
39 Chad Kuhl, R ERA: 5.0	1.0		6	1	2	2	3	2	0	0	0	0	1	15	28	18.00	3.000											
PITCHER	IP	WLS	BF	H	R	ER	SO	BB	IBB	HBP	BLK	WP	HR	S	P	ERA	WHIP											
62 Enyel De Los Santos, R ERA: 6.89	1.0		7	3	2	2	1	0	1	0	0	0	0	15	22	18.00	3.000											

Pittsburgh Pirates @ Philadelphia Phillies
Citizens Bank Park, Philadelphia, PA
Thu Sep 23 2021, 7:09 PM - 10:30 PM EDT
Att: 16,154 - Cloudy - 66 F

AB 34
R 12
H 11
RBI 11
BB 7
SO 12
LOB 11



Batter	1	2	3	4	5	6	7	8	9	AB	R	H	RBI	BB	SO	LOB	TOP			
13 Ke'Bryan Hayes, R OBP: 0.319, SLG: 0.375										5	0	1	0	0	1	4	Pittsburgh Pirates @ Philadelphia Phillies Citizens Bank Park, Philadelphia, PA Fri Sep 24 2021, 7:09 PM - 10:47 PM EDT Att: 20,548 - Clear - 68 F			
32 Yoshi Tsutsugo, L OBP: 0.314, SLG: 0.409										5	0	0	0	0	1	3				
10 Bryan Reynolds, S OBP: 0.384, SLG: 0.508										4	1	2	0	1	1	0				
19 Colin Moran, L OBP: 0.329, SLG: 0.397										3	1	0	0	1	0	2				
56 Chasen Shreve, L										0	0	0	0	0	0	0				
67 Kyle Keller, R										0	0	0	0	0	0	0				
3 Cole Tucker, S OBP: 0.283, SLG: 0.281										1	0	0	0	0	1	1				
18 Ben Gamel, L OBP: 0.344, SLG: 0.399										3	1	0	0	1	2	0				
27 Kevin Newman, R OBP: 0.282, SLG: 0.312										5	1	2	2	0	1	2				
5 Michael Pérez, L OBP: 0.220, SLG: 0.297										3	0	1	2	1	1	0				
68 Hoy Park, L OBP: 0.285, SLG: 0.319										3	1	1	0	1	1	3				
54 Sam Howard, R										0	0	0	0	0	0	0	AB 35 R 6 H 8 RBI 6 BB 6 SO 11 LOB 16			
89 Miguel Yajure, R										0	0	0	0	0	0	0				
50 Shelby Miller, R										0	0	0	0	0	0	0				
36 Nick Mears, R										0	0	0	0	0	0	0				
15 Wilmer Difo, S										1	1	2	0	0	0	0				
6 Anthony Alford, R										0	0	0	0	1	0	0				
Inning Stats	R: 0 E: 0 K: 1 S: 6	H: 0 LOB: 0 BB: 0 P: 12	R: 0 E: 0 K: 2 S: 11	H: 0 LOB: 0 BB: 0 P: 13	R: 0 E: 1 K: 1 S: 10	H: 0 LOB: 2 BB: 1 P: 15	R: 4 E: 0 K: 1 S: 11	H: 3 LOB: 0 BB: 1 P: 20	R: 0 E: 0 K: 0 S: 4	H: 0 LOB: 0 BB: 0 P: 4	R: 2 E: 0 K: 2 S: 19	H: 3 LOB: 2 BB: 1 P: 28	R: 0 E: 0 K: 2 S: 18	H: 1 LOB: 3 BB: 2 P: 31	R: 0 E: 0 K: 1 S: 10	H: 1 LOB: 2 BB: 1 P: 20	1B: 6 2B: 1 3B: 0 HR: 1	SF: 0 SAC: 0 DP: 1 HBP: 1	WP: 0 PB: 0 SB: 1 CS: 0	PA: 42
PITCHER	IP WLS BF H R ER SO BB IBB HBP BLK WP HR S P ERA WHIP	IP WLS BF H R ER SO BB IBB HBP BLK WP HR S P ERA WHIP																		
44 Kyle Gibson, R ERA: 3.6	6.0	24	3	4	4	6	2	0	1	0	0	0	0	0	1	13	18	6.00	0.833	
52 Cam Bedrosian, R ERA: 5.25	0.1	4	3	2	2	1	0	0	0	0	0	0	0	0	1	13	18	54.00	9.000	
50 Héctor Neris, R ERA: 3.33	1.2	9	1	0	0	3	2	1	0	0	0	0	0	0	24	41	0.00	1.800		
31 Ian Kennedy, R ERA: 3.31	1.0	5	1	0	0	1	1	0	0	0	0	0	0	10	20	0.00	2.000			

Batter	1	2	3	4	5	6	7	8	9	AB	R	H	RBI	BB	SO	LOB	BOTTOM			
37 Odúbel Herrera, L OBP: 0.311, SLG: 0.416										2	0	1	0	0	1	0	Pittsburgh Pirates @ Philadelphia Phillies Citizens Bank Park, Philadelphia, PA Fri Sep 24 2021, 7:09 PM - 10:47 PM EDT Att: 20,548 - Clear - 68 F			
19 Matt Vierling, R OBP: 0.379, SLG: 0.434										3	1	1	0	0	2	1				
2 Jean Segura, R OBP: 0.353, SLG: 0.446										4	0	0	0	1	1	2				
3 Bryce Harper, L OBP: 0.433, SLG: 0.618										3	1	1	1	1	1	2				
10 J.T. Realmuto, R OBP: 0.352, SLG: 0.448										3	0	0	0	0	0	1				
13 Brad Miller, L OBP: 0.320, SLG: 0.471										3	1	1	1	0	1	2				
30 Luke Williams, R OBP: 0.315, SLG: 0.316										1	0	0	0	0	1	1				
22 Andrew McCutchen, R OBP: 0.334, SLG: 0.440										3	2	1	0	1	0	0				
31 Ian Kennedy, R										0	0	0	0	0	0	0				
18 Didi Gregorius, L OBP: 0.275, SLG: 0.382										3	2	2	3	1	0	0				
8 Freddy Galvis, S OBP: 0.307, SLG: 0.412										4	0	0	0	0	1	3				
44 Kyle Gibson, R										2	1	1	1	0	1	0	AB 33 R 8 H 9 RBI 7 BB 4 SO 9 LOB 12			
74 Ronald Torreyes, R										1	0	1	0	0	0	0				
52 Cam Bedrosian, R										0	0	0	0	0	0	0				
50 Héctor Neris, R										0	0	0	0	0	0	0				
9 Travis Jankowski, L										1	0	0	0	0	0	0				
Inning Stats	R: 0 E: 0 K: 3 S: 9	H: 0 LOB: 0 BB: 0 P: 12	R: 0 E: 0 K: 0 S: 7	H: 0 LOB: 0 BB: 0 P: 8	R: 1 E: 0 K: 0 S: 15	H: 2 LOB: 1 BB: 1 P: 27	R: 1 E: 0 K: 1 S: 10	H: 1 LOB: 1 BB: 1 P: 18	R: 1 E: 0 K: 2 S: 16	H: 2 LOB: 2 BB: 0 P: 25	R: 2 E: 0 K: 1 S: 18	H: 2 LOB: 1 BB: 1 P: 28	R: 3 E: 0 K: 1 S: 14	H: 2 LOB: 0 BB: 1 P: 25	R: 0 E: 0 K: 1 S: 6	H: 0 LOB: 0 BB: 0 P: 10	1B: 4 2B: 2 3B: 0 HR: 3	SF: 0 SAC: 0 DP: 0 HBP: 1	WP: 1 PB: 0 SB: 0 CS: 0	PA: 38
PITCHER	IP WLS BF H R ER SO BB IBB HBP BLK WP HR S P ERA WHIP	IP WLS BF H R ER SO BB IBB HBP BLK WP HR S P ERA WHIP																		
54 Sam Howard, L ERA: 5.66	1.0	3	0	0	0	3	0	0	0	0	0	0	0	0	0	0	0.00	0.000		
89 Miguel Yajure, R ERA: 4.55	3.2	19	5	3	3	2	2	0	1	0	0	2	44	72	7.36	1.909				
50 Shelby Miller, R ERA: 11.42	0.2	4	1	2	2	1	1	0	0	0	0	0	11	20	27.00	3.000				
36 Nick Mears, R ERA: 5.4	0.2	3	1	0	0	1	0	0	0	0	1	0	11	14	0.00	1.500				
56 Chasen Shreve, L ERA: 3.08	1.0	6	2	3	3	1	1	0	0	0	0	1	14	25	27.00	3.000				

Batter	1	2	3	4	5	6	7	8	9	AB	R	H	RBI	BB	SO	LOB	TOP					
13 Ke'Bryan Hayes, R OBP: 0.315, SLG: 0.371	F9			G1-3			F9		G6-3	4	0	0	0	0	0	0	Pittsburgh Pirates @ Philadelphia Phillies Citizens Bank Park, Philadelphia, PA Sat Sep 25 2021, 4:09 PM - 6:41 PM EDT Att: 28,135 - Sunny - 75 F					
27 Kevin Newman, R OBP: 0.261, SLG: 0.310	L8			G5-3			G1-6-3			3	0	0	0	0	0	0						
10 Bryan Reynolds, S OBP: 0.364, SLG: 0.507	F9			K						3	0	1	0	0	1	0						
32 Yoshi Tsutsugo, L OBP: 0.314, SLG: 0.408										3	0	1	0	0	1	1						
6 Anthony Alford, R OBP: 0.294, SLG: 0.404										3	0	0	0	0	2	1						
15 Wilmer Difo, S OBP: 0.329, SLG: 0.376										3	0	0	0	0	1	1						
3 Cole Tucker, S OBP: 0.275, SLG: 0.272										3	0	0	0	0	2	0						
2 Taylor Davis, R OBP: 0.667, SLG: 0.667										3	0	2	0	0	0	0						
29 Will Crowe, R ERA: 5.77										1	0	0	0	0	0	0						
54 Sam Howard, L ERA: 5.62										0	0	0	0	0	0	1						
18 Ben Gamel, L ERA: 4.94										0	0	0	0	0	0	0						
39 Chad Kuhl, R ERA: 4.56										0	0	0	0	0	0	0						
52 Anthony Banda, L ERA: 4.55										0	0	0	0	0	0	0						
62 Enyel De Los Santos, R ERA: 6.68										1	0	0	0	0	0	1						
19 Colin Moran, R OBP: 0.326, SLG: 0.326										1	0	0	0	0	0	1						
Inning Stats	R: 0 E: 0 K: 0 S: 6	H: 0 LOB: 0 BB: 0 P: 7	R: 0 E: 0 K: 1 S: 5	H: 1 LOB: 0 BB: 0 P: 6	R: 0 E: 0 K: 1 S: 7	H: 0 LOB: 0 BB: 0 P: 11	R: 0 E: 0 K: 1 S: 9	H: 0 LOB: 0 BB: 0 P: 15	R: 0 E: 0 K: 0 S: 4	H: 1 LOB: 0 BB: 0 P: 6	R: 0 E: 0 K: 0 S: 4	H: 1 LOB: 1 BB: 0 P: 7	R: 0 E: 0 K: 3 S: 11	H: 0 LOB: 0 BB: 0 P: 18	R: 0 E: 0 K: 3 S: 10	H: 0 LOB: 0 BB: 0 P: 17	R: 0 E: 0 K: 0 S: 7	H: 1 LOB: 0 BB: 0 P: 10	1B: 4 2B: 0 3B: 0 HR: 0	SF: 0 SAC: 0 DP: 3 HBP: 0	WP: 0 PB: 0 SB: 0 CS: 0	PA: 28
PITCHER 55 Ranger Suárez, L ERA: 1.45	IP: 9.0 WLS: W BF: 28 H: 4 R: 0 ER: 0 SO: 7 BB: 0 IBB: 0 HBP: 0 BLK: 0 WP: 0 HR: 0 S: 63 P: 97 ERA: 0.00 WHIP: 0.444															PITCHER						

AB 28
R 0
H 4
RBI 0
BB 0
SO 7
LOB 5



Batter	1	2	3	4	5	6	7	8	9	AB	R	H	RBI	BB	SO	LOB	BOTTOM					
19 Matt Vierling, R OBP: 0.403, SLG: 0.500	G3									3	1	2	1	1	1	0	Pittsburgh Pirates @ Philadelphia Phillies Citizens Bank Park, Philadelphia, PA Sat Sep 25 2021, 4:09 PM - 6:41 PM EDT Att: 28,135 - Sunny - 75 F					
2 Jean Segura, R OBP: 0.353, SLG: 0.445	G3									4	1	1	0	0	0	3						
3 Bryce Harper, L OBP: 0.433, SLG: 0.623	G5-4-3									3	1	1	1	1	0	1						
10 J.T. Realmuto, R OBP: 0.353, SLG: 0.448	G5-4-3									4	0	2	0	0	1	2						
13 Brad Miller, L OBP: 0.319, SLG: 0.468	G4-3									4	0	1	1	0	0	1						
30 Luke Williams, R OBP: 0.315, SLG: 0.316	G6-3									0	0	0	0	0	0	0						
22 Andrew McCutchen, R OBP: 0.335, SLG: 0.438	G5-3									2	0	0	0	2	0	0						
9 Travis Jankowski, L OBP: 0.354, SLG: 0.341										0	0	0	0	0	0	0						
18 Didi Gregorius, L OBP: 0.275, SLG: 0.378										3	0	0	0	1	0	4						
74 Ronald Torreyes, R OBP: 0.292, SLG: 0.358										3	0	1	0	1	0	1						
55 Ranger Suárez, L OBP: 0.250, SLG: 0.333	L7									2	0	0	0	0	1	3						
Inning Stats	R: 0 E: 0 K: 0 S: 12	H: 1 LOB: 1 BB: 1 P: 18	R: 0 E: 0 K: 0 S: 9	H: 1 LOB: 2 BB: 1 P: 15	R: 2 E: 0 K: 0 S: 14	H: 3 LOB: 0 BB: 0 P: 26	R: 0 E: 0 K: 1 S: 10	H: 0 LOB: 1 BB: 1 P: 16	R: 1 E: 0 K: 0 S: 13	H: 3 LOB: 3 BB: 1 P: 21	R: 0 E: 0 K: 0 S: 9	H: 0 LOB: 1 BB: 2 P: 20	R: 0 E: 0 K: 1 S: 12	H: 0 LOB: 0 BB: 0 P: 17	R: 0 E: 0 K: 0 S: 8	H: 0 LOB: 0 BB: 0 P: 11	R: 0 E: 0 K: 0 S: 8	H: 0 LOB: 0 BB: 0 P: 11	1B: 6 2B: 0 3B: 0 HR: 2	SF: 0 SAC: 1 DP: 3 HBP: 0	WP: 1 PB: 0 SB: 0 CS: 0	PA: 35
PITCHER 29 Will Crowe, R ERA: 5.77	IP: 4.2 WLS: L BF: 24 H: 3 R: 3 ER: 3 SO: 2 BB: 4 IBB: 0 HBP: 0 BLK: 0 WP: 0 HR: 2 S: 57 P: 95 ERA: 5.79 WHIP: 2.571															PITCHER						
54 Sam Howard, L ERA: 5.62	IP: 0.1 WLS: 1 BF: 0 H: 0 R: 0 ER: 0 SO: 0 BB: 0 IBB: 0 HBP: 0 BLK: 0 WP: 0 HR: 1 S: 1 P: 1 ERA: 0.00 WHIP: 0.000																					
39 Chad Kuhl, R ERA: 4.94	IP: 1.0 WLS: 4 BF: 0 H: 0 R: 0 ER: 0 SO: 2 BB: 0 IBB: 0 HBP: 0 BLK: 0 WP: 1 HR: 0 S: 9 P: 20 ERA: 0.00 WHIP: 2.000																					
52 Anthony Banda, L ERA: 4.56	IP: 1.0 WLS: 3 BF: 0 H: 0 R: 0 ER: 0 SO: 1 BB: 0 IBB: 0 HBP: 0 BLK: 0 WP: 0 HR: 12 S: 17 P: 17 ERA: 0.00 WHIP: 0.000																					
62 Enyel De Los Santos, R ERA: 6.68	IP: 1.0 WLS: 3 BF: 0 H: 0 R: 0 ER: 0 SO: 0 BB: 0 IBB: 0 HBP: 0 BLK: 0 WP: 0 HR: 8 S: 11 P: 11 ERA: 0.00 WHIP: 0.000																					

AB 28
R 3
H 8
RBI 3
BB 6
SO 3
LOB 15



Batter	1	2	3	4	5	6	7	8	9	AB	R	H	RBI	BB	SO	LOB	TOP							
3 Cole Tucker, S OBP: 0.299, SLG: 0.316										3	2	1	2	0	1		Pittsburgh Pirates @ Philadelphia Phillies Citizens Bank Park, Philadelphia, PA Sun Sep 26 2021, 1:08 PM - 4:39 PM EDT Att: 29,336 - Sunny - 71 F							
32 Yoshi Tsutsugo, L OBP: 0.312, SLG: 0.403										5	0	1	2	0	0	3								
10 Bryan Reynolds, S OBP: 0.382, SLG: 0.504										4	1	0	0	1	0	1								
19 Colin Moran, L OBP: 0.333, SLG: 0.397										2	0	1	0	2	1	0								
51 David Bednar, L										0	0	0	0	0	0	0								
23 Mitch Keller, R OBP: 0.179, SLG: 0.115										1	0	0	0	0	1	1								
36 Nick Mears, R										0	0	0	0	0	0	0								
46 Chris Stratton, R										0	0	0	0	0	0	0								
18 Ben Gamel, L OBP: 0.346, SLG: 0.396										1	0	0	0	2	1	0								
13 Ke'Bryan Hayes, R OBP: 0.319, SLG: 0.377										2	1	2	2	0	0	0								
27 Kevin Newman, R OBP: 0.280, SLG: 0.307										4	0	0	0	1	0	5								
5 Michael Pérez, L OBP: 0.219, SLG: 0.291										4	0	0	0	1	2	2								
68 Hoy Park, L OBP: 0.296, SLG: 0.328										3	1	1	0	2	1	1								
45 Max Kranick, R										0	0	0	0	0	0	0								
15 Wilmer Difo, S OBP: 0.328, SLG: 0.374										1	0	0	0	0	1	1								
55 Chasen Shreve, L										0	0	0	0	0	0	0								
6 Anthony Alford, R OBP: 0.299, SLG: 0.404										0	1	0	0	0	0	0								
Inning Stats	R: 1 E: 0 K: 0 S: 18	H: 2 LOB: 2 BB: 1 P: 26	R: 0 E: 0 K: 1 S: 6	H: 0 LOB: 1 BB: 1 P: 14	R: 0 E: 0 K: 0 S: 8	H: 0 LOB: 2 BB: 2 P: 19	R: 0 E: 0 K: 1 S: 9	H: 1 LOB: 2 BB: 1 P: 17	R: 0 E: 0 K: 2 S: 8	H: 0 LOB: 0 BB: 0 P: 12	R: 0 E: 0 K: 1 S: 10	H: 0 LOB: 1 BB: 1 P: 14	R: 2 E: 0 K: 0 S: 13	H: 1 LOB: 2 BB: 4 P: 24	R: 2 E: 0 K: 1 S: 9	H: 2 LOB: 1 BB: 1 P: 18	R: 1 E: 0 K: 2 S: 17	H: 1 LOB: 0 BB: 0 P: 25	1B: 4 2B: 2 3B: 0 HR: 1	SF: 0 SAC: 2 DP: 0 HBP: 1	WP: 2 PB: 2 SB: 0 CS: 0	PA: 44		
PITCHER	IP WLS BF H R ER SO BB IBB HBP BLK WP HR S P ERA WHIP	IP WLS BF H R ER SO BB IBB HBP BLK WP HR S P ERA WHIP	IP WLS BF H R ER SO BB IBB HBP BLK WP HR S P ERA WHIP	IP WLS BF H R ER SO BB IBB HBP BLK WP HR S P ERA WHIP	IP WLS BF H R ER SO BB IBB HBP BLK WP HR S P ERA WHIP	IP WLS BF H R ER SO BB IBB HBP BLK WP HR S P ERA WHIP	IP WLS BF H R ER SO BB IBB HBP BLK WP HR S P ERA WHIP	IP WLS BF H R ER SO BB IBB HBP BLK WP HR S P ERA WHIP	IP WLS BF H R ER SO BB IBB HBP BLK WP HR S P ERA WHIP	IP WLS BF H R ER SO BB IBB HBP BLK WP HR S P ERA WHIP	IP WLS BF H R ER SO BB IBB HBP BLK WP HR S P ERA WHIP	IP WLS BF H R ER SO BB IBB HBP BLK WP HR S P ERA WHIP	IP WLS BF H R ER SO BB IBB HBP BLK WP HR S P ERA WHIP	IP WLS BF H R ER SO BB IBB HBP BLK WP HR S P ERA WHIP	IP WLS BF H R ER SO BB IBB HBP BLK WP HR S P ERA WHIP	IP WLS BF H R ER SO BB IBB HBP BLK WP HR S P ERA WHIP	IP WLS BF H R ER SO BB IBB HBP BLK WP HR S P ERA WHIP	IP WLS BF H R ER SO BB IBB HBP BLK WP HR S P ERA WHIP	IP WLS BF H R ER SO BB IBB HBP BLK WP HR S P ERA WHIP	IP WLS BF H R ER SO BB IBB HBP BLK WP HR S P ERA WHIP	IP WLS BF H R ER SO BB IBB HBP BLK WP HR S P ERA WHIP	IP WLS BF H R ER SO BB IBB HBP BLK WP HR S P ERA WHIP	IP WLS BF H R ER SO BB IBB HBP BLK WP HR S P ERA WHIP	IP WLS BF H R ER SO BB IBB HBP BLK WP HR S P ERA WHIP
51 Hans Crouse, R ERA: 3.0	3.0 L 15 2 1 1 1 4 0 0 0 0 0 1 32 29 3.00 2.000	3.0 L 15 2 1 1 1 4 0 0 0 0 0 1 32 29 3.00 2.000	3.0 L 15 2 1 1 1 4 0 0 0 0 0 1 32 29 3.00 2.000	3.0 L 15 2 1 1 1 4 0 0 0 0 0 1 32 29 3.00 2.000	3.0 L 15 2 1 1 1 4 0 0 0 0 0 1 32 29 3.00 2.000	3.0 L 15 2 1 1 1 4 0 0 0 0 0 1 32 29 3.00 2.000	3.0 L 15 2 1 1 1 4 0 0 0 0 0 1 32 29 3.00 2.000	3.0 L 15 2 1 1 1 4 0 0 0 0 0 1 32 29 3.00 2.000	3.0 L 15 2 1 1 1 4 0 0 0 0 0 1 32 29 3.00 2.000	3.0 L 15 2 1 1 1 4 0 0 0 0 0 1 32 29 3.00 2.000	3.0 L 15 2 1 1 1 4 0 0 0 0 0 1 32 29 3.00 2.000	3.0 L 15 2 1 1 1 4 0 0 0 0 0 1 32 29 3.00 2.000	3.0 L 15 2 1 1 1 4 0 0 0 0 0 1 32 29 3.00 2.000	3.0 L 15 2 1 1 1 4 0 0 0 0 0 1 32 29 3.00 2.000	3.0 L 15 2 1 1 1 4 0 0 0 0 0 1 32 29 3.00 2.000	3.0 L 15 2 1 1 1 4 0 0 0 0 0 1 32 29 3.00 2.000	3.0 L 15 2 1 1 1 4 0 0 0 0 0 1 32 29 3.00 2.000	3.0 L 15 2 1 1 1 4 0 0 0 0 0 1 32 29 3.00 2.000	3.0 L 15 2 1 1 1 4 0 0 0 0 0 1 32 29 3.00 2.000	3.0 L 15 2 1 1 1 4 0 0 0 0 0 1 32 29 3.00 2.000	3.0 L 15 2 1 1 1 4 0 0 0 0 0 1 32 29 3.00 2.000	3.0 L 15 2 1 1 1 4 0 0 0 0 0 1 32 29 3.00 2.000	3.0 L 15 2 1 1 1 4 0 0 0 0 0 1 32 29 3.00 2.000	3.0 L 15 2 1 1 1 4 0 0 0 0 0 1 32 29 3.00 2.000
61 Christopher Sánchez, L ERA: 6.52	2.0 8 1 0 0 2 1 0 0 0 0 0 0 17 29 0.00 1.000	2.0 8 1 0 0 2 1 0 0 0 0 0 0 17 29 0.00 1.000	2.0 8 1 0 0 2 1 0 0 0 0 0 0 17 29 0.00 1.000	2.0 8 1 0 0 2 1 0 0 0 0 0 0 17 29 0.00 1.000	2.0 8 1 0 0 2 1 0 0 0 0 0 0 17 29 0.00 1.000	2.0 8 1 0 0 2 1 0 0 0 0 0 0 17 29 0.00 1.000	2.0 8 1 0 0 2 1 0 0 0 0 0 0 17 29 0.00 1.000	2.0 8 1 0 0 2 1 0 0 0 0 0 0 17 29 0.00 1.000	2.0 8 1 0 0 2 1 0 0 0 0 0 0 17 29 0.00 1.000	2.0 8 1 0 0 2 1 0 0 0 0 0 0 17 29 0.00 1.000	2.0 8 1 0 0 2 1 0 0 0 0 0 0 17 29 0.00 1.000	2.0 8 1 0 0 2 1 0 0 0 0 0 0 17 29 0.00 1.000	2.0 8 1 0 0 2 1 0 0 0 0 0 0 17 29 0.00 1.000	2.0 8 1 0 0 2 1 0 0 0 0 0 0 17 29 0.00 1.000	2.0 8 1 0 0 2 1 0 0 0 0 0 0 17 29 0.00 1.000	2.0 8 1 0 0 2 1 0 0 0 0 0 0 17 29 0.00 1.000	2.0 8 1 0 0 2 1 0 0 0 0 0 0 17 29 0.00 1.000	2.0 8 1 0 0 2 1 0 0 0 0 0 0 17 29 0.00 1.000	2.0 8 1 0 0 2 1 0 0 0 0 0 0 17 29 0.00 1.000	2.0 8 1 0 0 2 1 0 0 0 0 0 0 17 29 0.00 1.000	2.0 8 1 0 0 2 1 0 0 0 0 0 0 17 29 0.00 1.000	2.0 8 1 0 0 2 1 0 0 0 0 0 0 17 29 0.00 1.000	2.0 8 1 0 0 2 1 0 0 0 0 0 0 17 29 0.00 1.000	
52 Cam Bedrosian, R ERA: 5.11	0.2 3 0 0 0 0 1 0 0 0 0 0 0 7 11 0.00 1.500	0.2 3 0 0 0 0 1 0 0 0 0 0 0 7 11 0.00 1.500	0.2 3 0 0 0 0 1 0 0 0 0 0 0 7 11 0.00 1.500	0.2 3 0 0 0 0 1 0 0 0 0 0 0 7 11 0.00 1.500	0.2 3 0 0 0 0 1 0 0 0 0 0 0 7 11 0.00 1.500	0.2 3 0 0 0 0 1 0 0 0 0 0 0 7 11 0.00 1.500	0.2 3 0 0 0 0 1 0 0 0 0 0 0 7 11 0.00 1.500	0.2 3 0 0 0 0 1 0 0 0 0 0 0 7 11 0.00 1.500	0.2 3 0 0 0 0 1 0 0 0 0 0 0 7 11 0.00 1.500	0.2 3 0 0 0 0 1 0 0 0 0 0 0 7 11 0.00 1.500	0.2 3 0 0 0 0 1 0 0 0 0 0 0 7 11 0.00 1.500	0.2 3 0 0 0 0 1 0 0 0 0 0 0 7 11 0.00 1.500	0.2 3 0 0 0 0 1 0 0 0 0 0 0 7 11 0.00 1.500	0.2 3 0 0 0 0 1 0 0 0 0 0 0 7 11 0.00 1.500	0.2 3 0 0 0 0 1 0 0 0 0 0 0 7 11 0.00 1.500	0.2 3 0 0 0 0 1 0 0 0 0 0 0 7 11 0.00 1.500	0.2 3 0 0 0 0 1 0 0 0 0 0 0 7 11 0.00 1.500	0.2 3 0 0 0 0 1 0 0 0 0 0 0 7 11 0.00 1.500	0.2 3 0 0 0 0 1 0 0 0 0 0 0 7 11 0.00 1.500	0.2 3 0 0 0 0 1 0 0 0 0 0 0 7 11 0.00 1.500	0.2 3 0 0 0 0 1 0 0 0 0 0 0 7 11 0.00 1.500	0.2 3 0 0 0 0 1 0 0 0 0 0 0 7 11 0.00 1.500	0.2 3 0 0 0 0 1 0 0 0 0 0 0 7 11 0.00 1.500	
46 José Alvarado, L ERA: 4.05	1.1 8 1 2 2 1 2 2 0 1 1 0 16 27 13.50 2.250	1.1 8 1 2 2 1 2 2 0 1 1 0 16 27 13.50 2.250	1.1 8 1 2 2 1 2 2 0 1 1 0 16 27 13.50 2.250	1.1 8 1 2 2 1 2 2 0 1 1 0 16 27 13.50 2.250	1.1 8 1 2 2 1 2 2 0 1 1 0 16 27 13.50 2.250	1.1 8 1 2 2 1 2 2 0 1 1 0 16 27 13.50 2.250	1.1 8 1 2 2 1 2 2 0 1 1 0 16 27 13.50 2.250	1.1 8 1 2 2 1 2 2 0 1 1 0 16 27 13.50 2.250	1.1 8 1 2 2 1 2 2 0 1 1 0 16 27 13.50 2.250	1.1 8 1 2 2 1 2 2 0 1 1 0 16 27 13.50 2.250	1.1 8 1 2 2 1 2 2 0 1 1 0 16 27 13.50 2.250	1.1 8 1 2 2 1 2 2 0 1 1 0 16 27 13.50 2.250	1.1 8 1 2 2 1 2 2 0 1 1 0 16 27 13.50 2.250	1.1 8 1 2 2 1 2 2 0 1 1 0 16 27 13.50 2.250	1.1 8 1 2 2 1 2 2 0 1 1 0 16 27 13.50 2.250	1.1 8 1 2 2 1 2 2 0 1 1 0 16 27 13.50 2.250	1.1 8 1 2 2 1 2 2 0 1 1 0 16 27 13.50 2.250	1.1 8 1 2 2 1 2 2 0 1 1 0 16 27 13.50 2.250	1.1 8 1 2 2 1 2 2 0 1 1 0 16 27 13.50 2.250	1.1 8 1 2 2 1 2 2 0 1 1 0 16 27 13.50 2.250	1.1 8 1 2 2 1 2 2 0 1 1 0 16 27 13.50 2.250	1.1 8 1 2 2 1 2 2 0 1 1 0 16 27 13.50 2.250	1.1 8 1 2 2 1 2 2 0 1 1 0 16 27 13.50 2.250	1.1 8 1 2 2 1 2 2 0 1 1 0 16 27 13.50 2.250
77 Adonis Medina, R ERA: 4.05	1.0 6 2 2 2 1 1 0 1 0 0 0 9 18 18.00 3.000	1.0 6 2 2 2 1 1 0 1 0 0 0 9 18 18.00 3.000	1.0 6 2 2 2 1 1 0 1 0 0 0 9 18 18.00 3.000	1.0 6 2 2 2 1 1 0 1 0 0 0 9 18 18.00 3.000	1.0 6 2 2 2 1 1 0 1 0 0 0 9 18 18.00 3.000	1.0 6 2 2 2 1 1 0 1 0 0 0 9 18 18.00 3.000	1.0 6 2 2 2 1 1 0 1 0 0 0 9 18 18.00 3.000	1.0 6 2 2 2 1 1 0 1 0 0 0 9 18 18.00 3.000	1.0 6 2 2 2 1 1 0 1 0 0 0 9 18 18.00 3.000	1.0 6 2 2 2 1 1 0 1 0 0 0 9 18 18.00 3.000	1.0 6 2 2 2 1 1 0 1 0 0 0 9 18 18.00 3.000	1.0 6 2 2 2 1 1 0 1 0 0 0 9 18 18.00 3.000	1.0 6 2 2 2 1 1 0 1 0 0 0 9 18 18.00 3.000	1.0 6 2 2 2 1 1 0 1 0 0 0 9 18 18.00 3.000	1.0 6 2 2 2 1 1 0 1 0 0 0 9 18 18.00 3.000	1.0 6 2 2 2 1 1 0 1 0 0 0 9 18 18.00 3.000	1.0 6 2 2 2 1 1 0 1 0 0 0 9 18 18.00 3.000	1.0 6 2 2 2 1 1 0 1 0 0 0 9 18 18.00 3.000	1.0 6 2 2 2 1 1 0 1 0 0 0 9 18 18.00 3.000	1.0 6 2 2 2 1 1 0 1 0 0 0 9 18 18.00 3.000	1.0 6 2 2 2 1 1 0 1 0 0 0 9 18 18.00 3.000	1.0 6 2 2 2 1 1 0 1 0 0 0 9 18 18.00 3.000	1.0 6 2 2 2 1 1 0 1 0 0 0 9 18 18.00 3.000	1.0 6 2 2 2 1 1 0 1 0 0 0 9 18 18.00 3.000

Batter	1	2	3	4	5	6	7	8	9	AB	R	H	RBI	BB	SO	LOB	BOTTOM
37 Odúbel Herrera, L OBP: 0.313, SLG: 0.419										4	0	2	0	0	0	0	Pittsburgh Pirates @ Philadelphia Phillies Citizens Bank Park, Philadelphia, PA Sun Sep 26 2021, 1:08 PM - 4:39 PM EDT Att: 29,336 - Sunny - 71 F
77 Adonis Medina, R										0	0	0	0	0	0	0	
60 Ramón Rosso, R										0	0	0	0	0	0	0	
2 Jean Segura, R OBP: 0.354, SLG: 0.444										3	0	1	0	1	1	2	
3 Bryce Harper, L OBP: 0.434,																	

Batter	1	2	3	4	5	6	7	8	9	AB	R	H	RBI	BB	SO	LOB	TOP				
37 Odúbel Herrera, L (1, 8) OBP: 0.314, SLG: 0.420										4	0	2	0	0	1	0	Philadelphia Phillies @ Atlanta Braves Truist Park, Atlanta, GA Tue Sep 28 2021, 7:22 PM - 10:07 PM EDT Att: 29,238 - Clear - 78 F				
2 Jean Segura, R (1, 4) OBP: 0.353, SLG: 0.443										4	0	1	0	0	0	1					
3 Bryce Harper, L (1, 9) OBP: 0.433, SLG: 0.617										3	1	0	0	1	2	2					
10 J.T. Realmuto, R (1, 2) OBP: 0.349, SLG: 0.443										4	0	0	0	0	1	3					
13 Brad Miller, L (1, 3) OBP: 0.319, SLG: 0.461										2	0	0	0	1	1	2					
19 Matt Vierling, R (9, PH) OBP: 0.385, SLG: 0.475										2	0	0	0	2	1	0					
22 Andrew McCutchen, R (1, 7) OBP: 0.334, SLG: 0.433										3	0	0	1	0	1	2					
18 Didi Gregorius, L (1, 6) OBP: 0.272, SLG: 0.374										4	0	0	0	0	3	2					
8 Freddy Galvis, S (1, 5) OBP: 0.301, SLG: 0.403										2	0	0	0	0	1	0					
45 Zack Wheeler, L (1, 1) OBP: 0.162, SLG: 0.191										1	0	0	0	0	0	0					
74 Ronald Torreyes, R (8, PH) OBP: 0.290, SLG: 0.355										0	0	0	0	0	0	0					
50 Hector Neris, R (8, 1) OBP: 0.316, SLG: 0.382										0	0	0	0	0	0	0					
Inning Stats	R: 0 H: 2 E: 0 K: 1 S: 10	WLS: 2 BF: 0 LOB: 0 P: 12	R: 0 H: 0 E: 0 K: 1 S: 7	LOB: 0 BB: 0 P: 10	R: 0 H: 0 E: 0 K: 2 S: 8	LOB: 0 BB: 0 P: 14	R: 0 H: 0 E: 0 K: 2 S: 10	LOB: 2 BB: 2 P: 21	R: 0 H: 1 E: 0 K: 1 S: 12	LOB: 1 BB: 0 P: 18	R: 0 H: 0 E: 0 K: 2 S: 7	LOB: 0 BB: 0 P: 13	R: 0 H: 0 E: 0 K: 1 S: 11	LOB: 0 BB: 0 P: 16	R: 1 H: 0 E: 1 K: 1 S: 19	LOB: 2 BB: 2 P: 29	1B: 3 2B: 0 3B: 0 HR: 0	SF: 1 SAC: 0 DP: 0 HBP: 0	WP: 0 PB: 0 SB: 0 CS: 0	PA: 35	
PITCHER	IP: 7.0 WLS: W BF: 26 ERA: 3.39	H: 3 R: 0 ER: 0 SO: 10	BB: 2 IBB: 0 HBP: 0 BLK: 0	WP: 0 HR: 0 S: 61 P: 101	ERA: 0.00 WHIP: 0.714	IP: 1.0 WLS: H BF: 3 ERA: 1.5	H: 0 R: 0 ER: 0 SO: 0	BB: 0 IBB: 0 HBP: 0 BLK: 0	WP: 0 HR: 0 S: 11 P: 16	ERA: 0.00 WHIP: 0.000	IP: 1.0 WLS: S BF: 6 ERA: 3.55	H: 0 R: 1 ER: 0 SO: 1	BB: 1 IBB: 0 HBP: 0 BLK: 0	WP: 0 HR: 0 S: 19 P: 29	ERA: 0.00 WHIP: 1.000						

AB	30
R	1
H	3
RBI	1
BB	4
SO	11
LOB	13



Batter	1	2	3	4	5	6	7	8	9	AB	R	H	RBI	BB	SO	LOB	BOTTOM				
12 Jorge Soler, R (1, 9) OBP: 0.312, SLG: 0.421										3	0	1	2	1	1	0	Philadelphia Phillies @ Atlanta Braves Truist Park, Atlanta, GA Tue Sep 28 2021, 7:22 PM - 10:07 PM EDT Att: 29,238 - Clear - 78 F				
38 Guillermo Heredia, R (9, 8) OBP: 0.316, SLG: 0.382										3	0	1	0	1	0	1					
5 Freddie Freeman, L (1, 3) OBP: 0.393, SLG: 0.509										4	0	0	0	0	0	5					
Ozzie Albies, S (1, 4) OBP: 0.309, SLG: 0.485										4	0	0	0	0	0	5					
27 Austin Riley, R (1, 5) OBP: 0.366, SLG: 0.526										4	0	0	0	0	3	4					
14 Adam Duvall, R (1, 8) OBP: 0.284, SLG: 0.500										3	0	0	0	0	0	2					
8 Eddie Rosario, L (1, 7) OBP: 0.304, SLG: 0.429										3	0	0	0	0	0	0					
16 Travis d'Arnaud, R (1, 2) OBP: 0.286, SLG: 0.402										3	1	1	0	0	1	0					
7 Dansby Swanson, R (1, 6) OBP: 0.308, SLG: 0.447										3	1	1	0	0	2	0					
50 Charlie Morton, R (1, 1) OBP: 0.127, SLG: 0.145										1	0	0	0	0	1	0					
77 Luke Jackson, R (8, 1) OBP: 0.327, SLG: 0.391										0	0	0	0	0	0	0					
23 Ehire Adriansa, S (8, PH) OBP: 0.327, SLG: 0.391										1	0	0	0	0	1	0					
51 Will Smith, R (9, 1) OBP: 0.329, SLG: 0.429										0	0	0	0	0	0	0					
Inning Stats	R: 0 H: 0 E: 0 K: 1 S: 8	WLS: 0 BF: 0 LOB: 0 P: 10	R: 0 H: 0 E: 0 K: 1 S: 10	LOB: 0 BB: 0 P: 15	R: 2 H: 3 E: 0 K: 0 S: 10	LOB: 1 BB: 0 P: 14	R: 0 H: 0 E: 0 K: 0 S: 5	LOB: 0 BB: 0 P: 7	R: 0 H: 1 E: 0 K: 1 S: 15	LOB: 2 BB: 1 P: 23	R: 0 H: 0 E: 0 K: 2 S: 9	LOB: 0 BB: 0 P: 12	R: 0 H: 0 E: 0 K: 2 S: 16	LOB: 0 BB: 1 P: 23	R: 0 H: 0 E: 1 K: 2 S: 16	LOB: 2 BB: 1 P: 23	1B: 3 2B: 1 3B: 0 HR: 0	SF: 0 SAC: 1 DP: 0 HBP: 0	WP: 0 PB: 0 SB: 1 CS: 0	PA: 31	
PITCHER	IP: 7.0 WLS: L BF: 26 ERA: 2.78	H: 4 R: 2 ER: 2 SO: 7	BB: 1 IBB: 0 HBP: 0 BLK: 0	WP: 0 HR: 0 S: 65 P: 93	ERA: 2.57 WHIP: 0.714	IP: 1.0 WLS: L BF: 5 ERA: 2.78	H: 2 R: 0 ER: 0 SO: 2	BB: 1 IBB: 0 HBP: 0 BLK: 0	WP: 0 HR: 0 S: 16 P: 23	ERA: 0.00 WHIP: 1.000	IP: 1.0 WLS: 5 BF: 0 ERA: 3.29	H: 0 R: 0 ER: 0 SO: 2	BB: 1 IBB: 0 HBP: 0 BLK: 0	WP: 0 HR: 0 S: 16 P: 23	ERA: 0.00 WHIP: 1.000						

AB	28
R	2
H	4
RBI	2
BB	2
SO	9
LOB	12



Batter	1	2	3	4	5	6	7	8	9	AB	R	H	RBI	BB	SO	LOB	TOP			
37 Odúbel Herrera, L (1.8) OBP: 0.316, SLG: 0.425	F7		G6-3			G6-3				4	1	2	0	0	0	0	Philadelphia Phillies @ Atlanta Braves Truist Park, Atlanta, GA Wed Sep 29 2021, 7:21 PM - 10:25 PM EDT Att: 27,664 - Partly Cloudy - 77 F			
2 Jean Segura, R (1.4) OBP: 0.351, SLG: 0.439	G5-3		G6-3			G6-3		K		4	0	0	1	0	1	2				
3 Bryce Harper, L (1.9) OBP: 0.430, SLG: 0.612	K		K			K		P4		4	0	0	0	0	3	2				
10 J.T. Realmuto, R (1.2) OBP: 0.347, SLG: 0.439		K			F8			P4		4	0	0	0	0	1	0				
22 Andrew McCutchen, R (1.7) OBP: 0.332, SLG: 0.429		K			G5-3			F8		4	0	0	0	0	1	0				
19 Matt Vierling, R (1.3) OBP: 0.377, SLG: 0.460					L6			G6-3		4	1	1	0	0	0	0				
18 Didi Gregorius, L (1.6) OBP: 0.272, SLG: 0.373					G4-3			P5		3	0	1	0	0	0	0				
74 Ronald Torreyes, R (1.5) OBP: 0.290, SLG: 0.355		E4			G6-3			L7		3	0	1	1	0	0	0				
27 Aaron Nola, R (1.1) OBP: 0.325, SLG: 0.184		G3-1			K			HBP		2	0	0	0	0	0	1				
46 José Alvarado, L (7.1) ERA: 4.26										0	0	0	0	0	0	0				
50 Héctor Neris, R (7.1) ERA: 3.52										0	0	0	0	0	0	0				
Sam Coonrod, R (7.1) ERA: 4.14										0	0	0	0	0	0	0				
28 Alec Bohm, R (8.1) OBP: 0.304, SLG: 0.340										0	0	0	0	0	0	0				
75 Connor Brogdon, R (8.1) ERA: 3.54										0	0	0	0	0	0	0				
Inning Stats	R: 0 E: 0 K: 1 S: 10	H: 0 LOB: 0 BB: 0 P: 13	R: 1 E: 1 K: 2 S: 13	H: 3 LOB: 2 BB: 0 P: 24	R: 0 E: 0 K: 1 S: 9	H: 0 LOB: 0 BB: 0 P: 12	R: 0 E: 0 K: 0 S: 7	H: 0 LOB: 0 BB: 0 P: 12	R: 1 E: 0 K: 1 S: 10	H: 1 LOB: 0 BB: 0 P: 16	R: 0 E: 0 K: 0 S: 7	H: 0 LOB: 0 BB: 0 P: 9	R: 0 E: 0 K: 1 S: 10	H: 1 LOB: 2 BB: 0 P: 18	R: 0 E: 0 K: 0 S: 4	H: 0 LOB: 0 BB: 0 P: 7	1B: 3 2B: 2 3B: 0 HR: 0	SF: 0 SAC: 0 DP: 0 HBP: 1	WP: 1 PB: 1 SB: 0 CS: 0	PA: 33
PITCHER	IP WLS BF H R ER SO BB IBB HBP BLK WP HR S P ERA WHIP	IP WLS BF H R ER SO BB IBB HBP BLK WP HR S P ERA WHIP	IP WLS BF H R ER SO BB IBB HBP BLK WP HR S P ERA WHIP	IP WLS BF H R ER SO BB IBB HBP BLK WP HR S P ERA WHIP	IP WLS BF H R ER SO BB IBB HBP BLK WP HR S P ERA WHIP	IP WLS BF H R ER SO BB IBB HBP BLK WP HR S P ERA WHIP	IP WLS BF H R ER SO BB IBB HBP BLK WP HR S P ERA WHIP	IP WLS BF H R ER SO BB IBB HBP BLK WP HR S P ERA WHIP	IP WLS BF H R ER SO BB IBB HBP BLK WP HR S P ERA WHIP	IP WLS BF H R ER SO BB IBB HBP BLK WP HR S P ERA WHIP	IP WLS BF H R ER SO BB IBB HBP BLK WP HR S P ERA WHIP	IP WLS BF H R ER SO BB IBB HBP BLK WP HR S P ERA WHIP	IP WLS BF H R ER SO BB IBB HBP BLK WP HR S P ERA WHIP	IP WLS BF H R ER SO BB IBB HBP BLK WP HR S P ERA WHIP	IP WLS BF H R ER SO BB IBB HBP BLK WP HR S P ERA WHIP	IP WLS BF H R ER SO BB IBB HBP BLK WP HR S P ERA WHIP	IP WLS BF H R ER SO BB IBB HBP BLK WP HR S P ERA WHIP			

AB	32
R	2
H	5
RBI	2
BB	0
SO	7
LOB	6



Batter	1	2	3	4	5	6	7	8	9	AB	R	H	RBI	BB	SO	LOB	BOTTOM			
12 Jorge Soler, R (1.9) OBP: 0.316, SLG: 0.422	5B									3	2	2	0	2	0	3	Philadelphia Phillies @ Atlanta Braves Truist Park, Atlanta, GA Wed Sep 29 2021, 7:21 PM - 10:25 PM EDT Att: 27,664 - Partly Cloudy - 77 F			
38 Guillermo Heredia, R (8.8) OBP: 0.316, SLG: 0.362	1B									0	0	0	0	0	0	0				
5 Freddie Freeman, L (1.3) OBP: 0.392, SLG: 0.506	1B		K					P2		5	1	1	0	0	3	5				
Ozzie Albies, S (1.4) OBP: 0.310, SLG: 0.485	L8							P6		5	2	2	0	0	0	4				
27 Austin Riley, R (1.5) OBP: 0.367, SLG: 0.527	1B		K					K		5	1	2	3	0	2	1				
14 Adam Duvall, R (1.8) OBP: 0.282, SLG: 0.496	FC4-6		F8					K		4	0	0	1	0	1	3				
8 Eddie Rosario, L (1.7) OBP: 0.306, SLG: 0.431	G6-3									3	1	1	1	1	0	1				
16 Travis d'Arnaud, R (1.2) OBP: 0.285, SLG: 0.396	L9		G5-3							3	0	0	0	1	0	1				
7 Dansby Swanson, R (1.6) OBP: 0.310, SLG: 0.451										4	0	3	2	0	0	0				
54 Max Fried, L (1.1) OBP: 0.322, SLG: 0.327										2	0	0	0	0	1	1				
22 Joc Pederson, L (7.1) ERA: 4.26										0	0	0	0	1	0	0				
68 Tyler Matzek, L (8.1) ERA: 3.52										0	0	0	0	0	0	0				
48 Richard Rodriguez, R (9.1) ERA: 3.54										0	0	0	0	0	0	0				
Inning Stats	R: 2 E: 0 K: 0 S: 17	H: 3 LOB: 1 BB: 0 P: 25	R: 0 E: 0 K: 1 S: 11	H: 1 LOB: 1 BB: 1 P: 20	R: 1 E: 0 K: 1 S: 12	H: 2 LOB: 1 BB: 0 P: 17	R: 0 E: 0 K: 1 S: 10	H: 1 LOB: 2 BB: 1 P: 14	R: 0 E: 0 K: 0 S: 6	H: 0 LOB: 0 BB: 0 P: 8	R: 0 E: 0 K: 1 S: 6	H: 0 LOB: 0 BB: 0 P: 6	R: 4 E: 1 K: 2 S: 26	H: 4 LOB: 3 BB: 3 P: 41	R: 0 E: 0 K: 1 S: 7	H: 0 LOB: 0 BB: 0 P: 8	1B: 8 2B: 3 3B: 0 HR: 0	SF: 0 SAC: 1 DP: 0 HBP: 0	WP: 0 PB: 0 SB: 0 CS: 0	PA: 40
PITCHER	IP WLS BF H R ER SO BB IBB HBP BLK WP HR S P ERA WHIP	IP WLS BF H R ER SO BB IBB HBP BLK WP HR S P ERA WHIP	IP WLS BF H R ER SO BB IBB HBP BLK WP HR S P ERA WHIP	IP WLS BF H R ER SO BB IBB HBP BLK WP HR S P ERA WHIP	IP WLS BF H R ER SO BB IBB HBP BLK WP HR S P ERA WHIP	IP WLS BF H R ER SO BB IBB HBP BLK WP HR S P ERA WHIP	IP WLS BF H R ER SO BB IBB HBP BLK WP HR S P ERA WHIP	IP WLS BF H R ER SO BB IBB HBP BLK WP HR S P ERA WHIP	IP WLS BF H R ER SO BB IBB HBP BLK WP HR S P ERA WHIP	IP WLS BF H R ER SO BB IBB HBP BLK WP HR S P ERA WHIP	IP WLS BF H R ER SO BB IBB HBP BLK WP HR S P ERA WHIP	IP WLS BF H R ER SO BB IBB HBP BLK WP HR S P ERA WHIP	IP WLS BF H R ER SO BB IBB HBP BLK WP HR S P ERA WHIP	IP WLS BF H R ER SO BB IBB HBP BLK WP HR S P ERA WHIP	IP WLS BF H R ER SO BB IBB HBP BLK WP HR S P ERA WHIP	IP WLS BF H R ER SO BB IBB HBP BLK WP HR S P ERA WHIP	IP WLS BF H R ER SO BB IBB HBP BLK WP HR S P ERA WHIP			

AB	34
R	7
H	11
RBI	7
BB	5
SO	7
LOB	19



Batter	1	2	3	4	5	6	7	8	9	AB	R	H	RBI	BB	SO	LOB	TOP			
37 Odúbel Herrera, L (1.8) OBP: 0.313, SLG: 0.421	P6		L8				P3										4 0 0 0 0 0 1			
2 Jean Segura, R (1.4) OBP: 0.346, SLG: 0.436	F7		P3				K										4 0 0 0 0 0 2 0			
3 Bryce Harper, L (1.9) OBP: 0.427, SLG: 0.607	G5-3		F7				G5-3										4 0 0 0 0 0 0 0			
10 J.T. Realmuto, R (1.2) OBP: 0.346, SLG: 0.444		L9		G4-3			G1-3										4 1 1 1 0 0 0 0			
13 Brad Miller, L (1.3) OBP: 0.321, SLG: 0.460		22 BB		G6-3			22 HR										3 1 1 0 1 0 0 0			
22 Andrew McCutchen, R (1.7) OBP: 0.335, SLG: 0.439		2B					HR										3 1 2 2 1 1 0 0			
18 Didi Gregorius, L (1.6) OBP: 0.269, SLG: 0.369	P3		L3				G3										4 0 0 0 0 0 0 3			
74 Ronald Torreyes, R (1.5) OBP: 0.290, SLG: 0.352							G4-3										3 0 0 0 1 1 0 0			
44 Kyle Gibson, R (1.1) OBP: 0.138, SLG: 0.241							K										2 0 0 0 0 1 3			
75 Connor Brogdon, R (5.1) OBP: 0.306, SLG: 0.344	G5-3																0 0 0 0 0 0 0 0			
28 Alec Bohm, R (7. PH) OBP: 0.306, SLG: 0.344																	1 0 1 0 0 0 0 0			
46 José Alvarado, L (7.1) OBP: 0.306, SLG: 0.344																	0 0 0 0 0 0 0 0			
Sam Coonrod, R (8.1) OBP: 0.306, SLG: 0.344																	0 0 0 0 0 0 0 0			
Inning Stats	R: 0 E: 0 K: 0 S: 8	H: 0 LOB: 0 BB: 0 P: 16	R: 0 E: 0 K: 0 S: 13	H: 1 LOB: 3 BB: 2 P: 23	R: 0 E: 0 K: 0 S: 4	H: 0 LOB: 0 BB: 0 P: 5	R: 0 E: 0 K: 0 S: 7	H: 0 LOB: 1 BB: 0 P: 13	R: 0 E: 0 K: 1 S: 10	H: 0 LOB: 0 BB: 0 P: 13	R: 2 E: 0 K: 0 S: 16	H: 3 LOB: 1 BB: 0 P: 24	R: 1 E: 0 K: 1 S: 8	H: 1 LOB: 0 BB: 0 P: 11	R: 0 E: 0 K: 2 S: 8	H: 0 LOB: 0 BB: 0 P: 8	1B: 2 2B: 1 3B: 0 HR: 2	SF: 0 SAC: 0 DP: 0 HBP: 0	WP: 0 PB: 0 SB: 0 CS: 0	PA: 35
PITCHER	IP WLS BF H R ER SO BB IBB HBP BLK WP HR S P ERA WHIP																			
36 Ian Anderson, R (1.1) ERA: 3.58	6.0 W 24 3 2 2 2 2 2 1 0 0 0 0 1 56 91 3.00 0.833																			
33 A.J. Minter, L (7.1) ERA: 3.75	1.0 H 4 1 0 0 0 0 0 0 0 0 0 0 1 10 15 0.00 1.000																			
77 Luke Jackson, R (8.1) ERA: 2.01	1.0 S 4 1 1 1 1 0 0 0 0 0 0 1 8 11 9.00 1.000																			
51 Will Smith, L (9.1) ERA: 3.49	1.0 S 3 0 0 0 2 0 0 0 0 0 0 0 0 8 8 0.00 0.000																			

Philadelphia Phillies @ Atlanta Braves
Truist Park, Atlanta, GA
Thu Sep 30 2021, 7:24 PM - 10:14 PM EDT
Att: 38,235 - Cloudy - 75 F

AB 32
R 3
H 5
RBI 3
BB 3
SO 5
LOB 7



Batter	1	2	3	4	5	6	7	8	9	AB	R	H	RBI	BB	SO	LOB	BOTTOM			
12 Jorge Soler, R (1.9) OBP: 0.315, SLG: 0.427	HR		G6-3				K										4 1 1 1 0 2 1			
51 Will Smith, R (9.1)																	0 0 0 0 0 0 0			
5 Freddie Freeman, L (1.3) OBP: 0.391, SLG: 0.503	K		K				E4										3 1 0 0 0 2 0			
Ozzie Albies, S (1.4) OBP: 0.310, SLG: 0.486	P5		G6-3				27 HR										4 1 1 1 0 0 1			
27 Austin Riley, R (1.5) OBP: 0.368, SLG: 0.532	G6-3						27 HR										4 1 2 2 0 0 1			
14 Adam Duvall, R (1.8) OBP: 0.281, SLG: 0.493		7 BB					K										3 0 0 0 0 3 1			
8 Eddie Rosario, L (1.7) OBP: 0.303, SLG: 0.427	F9						K										4 0 0 0 0 1 2			
16 Travis d'Arnaud, R (1.2) OBP: 0.284, SLG: 0.390							7 BB										3 1 0 0 1 3 1			
7 Dansby Swanson, R (1.6) OBP: 0.314, SLG: 0.454							2B										2 0 2 1 1 0 0			
36 Ian Anderson, R (1.1) OBP: 0.079, SLG: 0.081																	3 0 0 0 0 3 4			
33 A.J. Minter, L (7.1) ERA: 3.43																	0 0 0 0 0 0 0			
77 Luke Jackson, R (8.1) ERA: 4.28																	0 0 0 0 0 0 0			
38 Guillermo Heredia, R (9.8) ERA: 4.04																	0 0 0 0 0 0 0			
Inning Stats	R: 1 E: 0 K: 1 S: 11	H: 1 LOB: 0 BB: 0 P: 22	R: 0 E: 0 K: 2 S: 12	H: 0 LOB: 2 BB: 1 P: 19	R: 0 E: 0 K: 1 S: 6	H: 0 LOB: 0 BB: 0 P: 10	R: 2 E: 0 K: 3 S: 16	H: 2 LOB: 1 BB: 1 P: 25	R: 2 E: 1 K: 2 S: 12	H: 2 LOB: 1 BB: 0 P: 18	R: 0 E: 0 K: 3 S: 15	H: 1 LOB: 1 BB: 0 P: 19	R: 0 E: 0 K: 0 S: 5	H: 0 LOB: 0 BB: 0 P: 8	R: 0 E: 0 K: 2 S: 15	H: 0 LOB: 0 BB: 0 P: 21	1B: 2 2B: 1 3B: 1 HR: 2	SF: 0 SAC: 0 DP: 1 HBP: 2	WP: 0 PB: 0 SB: 0 CS: 0	PA: 34
PITCHER	IP WLS BF H R ER SO BB IBB HBP BLK WP HR S P ERA WHIP																			
44 Kyle Gibson, R (1.1) ERA: 3.71	4.1 L 21 4 5 4 8 2 0 1 0 0 0 0 2 51 86 8.31 1.385																			
75 Connor Brogdon, R (5.1) ERA: 3.43	1.2 7 2 0 0 4 0 0 0 0 0 0 0 21 27 0.00 1.200																			
46 José Alvarado, L (7.1) ERA: 4.28	1.0 3 0 0 0 0 0 0 0 1 0 0 0 5 8 0.00 0.000																			
Sam Coonrod, R (8.1) ERA: 4.04	1.0 3 0 0 0 2 0 0 0 0 0 0 0 15 21 0.00 0.000																			

Philadelphia Phillies @ Atlanta Braves
Truist Park, Atlanta, GA
Thu Sep 30 2021, 7:24 PM - 10:14 PM EDT
Att: 38,235 - Cloudy - 75 F

AB 30
R 5
H 6
RBI 5
BB 2
SO 14
LOB 11



Batter	1	2	3	4	5	6	7	8	9	AB	R	H	RBI	BB	SO	LOB	TOP										
37 Odúbel Herrera, L (1,7)	G1-3		3 2B 18 SF9 1B	G3		K			K	5	1	1	1	0	2	3	Philadelphia Phillies @ Miami Marlins loanDepot park, Miami, FL Fri Oct 01 2021, 7:10 PM - 10:11 PM EDT Att: 8,469 - Roof Closed - 72 F										
74 Ronald Torreyes, R (1,4)	1B		K		K		K		L5	5	0	1	0	0	3	2											
3 Bryce Harper, L (1,9) 31 Ian Kennedy, R (9,1)	K		18 SF9 2B	HR		K			K	5	1	3	2	0	2	1											
13 Brad Miller, L (1,3)	F7		1-3 2-H 2B	BB		L6			G4-3	3	0	0	0	1	0	1											
18 Didi Gregorius, L (1,6)	L8		SF9		G6-3				G5-3	3	0	0	1	0	0	0											
8 Freddy Galvis, S (1,5)	K		G3			55 SH2-4 9 HBP BB			K	3	0	0	0	1	2	2											
9 Travis Jankowski, L (1,8)	G3					55 SH2-4 HBP			BB	2	0	1	0	1	0	0											
5 Andrew Knapp, S (1,2)			55 HBP 37 1B HBP			K			K	3	1	0	0	0	3	4											
55 Ranger Suárez, L (1,1) 50 Héctor Neris, R (8,1)			37 1B HBP			K			HR	1	1	0	0	0	1	1											
19 Matt Vierling, R (9,PH)			3 2B HBP			SH2-4				1	1	1	1	0	0	0											
Inning Stats	R: 0 H: 1 E: 0 K: 1 S: 10	H: 1 LOB: 1 BB: 0 P: 12	R: 0 H: 0 E: 0 K: 1 S: 8	H: 0 LOB: 0 BB: 0 P: 10	R: 3 H: 2 E: 0 K: 1 S: 17	H: 2 LOB: 2 BB: 1 P: 30	R: 0 H: 1 E: 0 K: 2 S: 12	H: 1 LOB: 1 BB: 0 P: 15	R: 1 H: 1 E: 0 K: 1 S: 9	H: 1 LOB: 0 BB: 0 P: 13	R: 0 H: 0 E: 0 K: 2 S: 10	H: 0 LOB: 2 BB: 1 P: 16	R: 0 H: 0 E: 0 K: 2 S: 8	H: 0 LOB: 0 BB: 0 P: 11	R: 0 H: 0 E: 0 K: 2 S: 12	H: 0 LOB: 1 BB: 0 P: 19	R: 1 H: 2 E: 0 K: 1 S: 10	H: 2 LOB: 1 BB: 0 P: 14	1B: 3 2B: 2 3B: 0 HR: 2	SF: 1 SAC: 1 DP: 0 HBP: 3	WP: 0 PB: 0 SB: 0 CS: 0	PA: 39					
PITCHER	IP	WLS	BF	H	R	ER	SO	BB	IBB	HBP	BLK	WP	HR	S	P	ERA	WHIP										
22 Sandy Alcantara, R (1,1)	5.0	L	23	5	4	4	6	1	0	2	0	0	1	56	80	7.20	1.200										
74 Zach Thompson, R (6,1)	1.0		5	0	0	0	2	1	0	1	0	0	0	10	16	0.00	1.000										
56 Zach Pop, R (7,1)	1.0		3	0	0	0	2	0	0	0	0	0	0	8	11	0.00	0.000										
59 Andrew Bellatti, R (8,1)	1.0		4	0	0	0	2	1	0	0	0	0	0	12	19	0.00	1.000										
58 Preston Guilmet, R (9,1)	1.0		4	2	1	1	1	0	0	0	0	0	1	10	14	9.00	2.000										

Batter	1	2	3	4	5	6	7	8	9	AB	R	H	RBI	BB	SO	LOB	BOTTOM										
2 Jazz Chisholm Jr., L (1,6)	G4-3		K		K					4	0	1	0	0	2	1	Philadelphia Phillies @ Miami Marlins loanDepot park, Miami, FL Fri Oct 01 2021, 7:10 PM - 10:11 PM EDT Att: 8,469 - Roof Closed - 72 F										
77 Bryan De La Cruz, R (1,9)	12 BB		1B		P3				G5-4-3	3	0	1	0	1	0	2											
12 Lewin Diaz, L (1,3)	1-2		1B		P3				2B	4	0	2	0	0	1	2											
25 Lewis Brinson, R (1,7)	K		G4-3		G6-4-3				K	4	0	1	0	0	2	4											
65 Eddy Alvarez, L (1,5)	F9		59 HBP		G6-4-3				L8	3	0	0	0	0	0	3											
59 Payton Henry, R (1,2)			1B		G4-6-3				BB	3	0	2	0	1	0	0											
34 Magneuris Sierra, L (1,8) 54 Nick Fortes, R (7,PH) 59 Andrew Bellatti, R (8,1) 58 Preston Guilmet, R (9,1) 19 Miguel Rojas, R (9,PH)	K		K		K				P3	2	0	0	0	0	2	3											
9 Deven Marrero, R (1,4)	K		G4-6-3		K				P3	4	0	0	0	0	2	4											
22 Sandy Alcantara, R (1,1) 23 Alex Jackson, R (5,PH) 74 Zach Thompson, R (6,1) 56 Zach Pop, R (7,1) 92 Brian Miller, L (7,PH)	K		K		E7				L3	1	0	0	0	0	1	1											
Inning Stats	R: 0 H: 1 E: 0 K: 1 S: 9	H: 1 LOB: 2 BB: 1 P: 16	R: 0 H: 1 E: 0 K: 3 S: 14	H: 1 LOB: 1 BB: 0 P: 21	R: 0 H: 1 E: 0 K: 2 S: 10	H: 1 LOB: 1 BB: 0 P: 13	R: 0 H: 1 E: 0 K: 1 S: 12	H: 1 LOB: 1 BB: 0 P: 17	R: 0 H: 1 E: 0 K: 0 S: 8	H: 1 LOB: 0 BB: 0 P: 11	R: 0 H: 0 E: 0 K: 0 S: 9	H: 0 LOB: 0 BB: 0 P: 13	R: 0 H: 0 E: 0 K: 1 S: 7	H: 0 LOB: 0 BB: 0 P: 10	R: 0 H: 2 E: 0 K: 1 S: 11	H: 2 LOB: 1 BB: 0 P: 14		R: 0 H: 0 E: 0 K: 0 S: 10	H: 0 LOB: 1 BB: 1 P: 18	1B: 7 2B: 1 3B: 0 HR: 0	SF: 0 SAC: 0 DP: 3 HBP: 1	WP: 0 PB: 0 SB: 0 CS: 0	PA: 35				
PITCHER	IP	WLS	BF	H	R	ER	SO	BB	IBB	HBP	BLK	WP	HR	S	P	ERA	WHIP										
55 Ranger Suárez, L (1,1)	7.0	W	27	6	0	0	9	1	0	1	0	0	0	69	101	0.00	1.000										
50 Héctor Neris, R (8,1)	1.0		4	2	0	0	1	0	0	0	0	0	0	11	14	0.00	2.000										
31 Ian Kennedy, R (9,1)	1.0		4	0	0	0	0	1	0	0	0	0	0	10	18	0.00	1.000										

AB	31
R	5
H	7
RBI	5
BB	3
SO	13
LOB	14

AB	32
R	0
H	8
RBI	0
BB	2
SO	10
LOB	21



