





# Philadelphia Phillies - 2022

Batter	1	2	3	4	5	6	7	8	9	AB	R	H	RBI	BB	SO	LOB	TOP																		
																													<b>Philadelphia Phillies @ Toronto Blue Jays</b> TD Ballpark, Dunedin, FL Sun Feb 27 2022, 1:07 PM EST  <a href="http://livebaseballscorecards.com">livebaseballscorecards.com</a>						
																AB	0																		
																R	0																		
																H	0																		
																RBI	0																		
																BB	0																		
																SO	0																		
																LOB	0																		
																																			
Inning Stats																1B: 0	SF: 0	WP: 0	PA: 0																
	2B: 0	SAC: 0	FB: 0																																
	3B: 0	DP: 0	SB: 0																																
	HR: 0	HBP: 0	CS: 0																																
PITCHER	IP	WLS	BF	H	R	ER	SO	BB	IBB	HBP	BLK	WP	HR	S	P	ERA	WHIP	PITCHER	IP	WLS	BF	H	R	ER	SO	BB	IBB	HBP	BLK	WP	HR	S	P	ERA	WHIP

Batter	1	2	3	4	5	6	7	8	9	AB	R	H	RBI	BB	SO	LOB	BOTTOM																		
																														<b>Philadelphia Phillies @ Toronto Blue Jays</b> TD Ballpark, Dunedin, FL Sun Feb 27 2022, 1:07 PM EST  <a href="http://livebaseballscorecards.com">livebaseballscorecards.com</a>					
																AB	0																		
																R	0																		
																H	0																		
																RBI	0																		
																BB	0																		
																SO	0																		
																LOB	0																		
																																			
Inning Stats																1B: 0	SF: 0	WP: 0	PA: 0																
	2B: 0	SAC: 0	FB: 0																																
	3B: 0	DP: 0	SB: 0																																
	HR: 0	HBP: 0	CS: 0																																
PITCHER	IP	WLS	BF	H	R	ER	SO	BB	IBB	HBP	BLK	WP	HR	S	P	ERA	WHIP	PITCHER	IP	WLS	BF	H	R	ER	SO	BB	IBB	HBP	BLK	WP	HR	S	P	ERA	WHIP



Batter	1	2	3	4	5	6	7	8	9	AB R H RBI BB SO LOB	TOP																																		
											<b>Philadelphia Phillies @ Toronto Blue Jays</b> TD Ballpark, Dunedin, FL Fri Mar 11 2022, 1:07 PM EST  <a href="http://livebaseballscorecards.com">livebaseballscorecards.com</a>																																		
																				<b>AB</b> 0 <b>R</b> 0 <b>H</b> 0 <b>RBI</b> 0 <b>BB</b> 0 <b>SO</b> 0 <b>LOB</b> 0																									
																																													
Inning Stats																				1B: 0 SF: 0 WP: 0 PA: 0 2B: 0 SAC: 0 FB: 0 3B: 0 DP: 0 SB: 0 HR: 0 HBP: 0 CS: 0																									
PITCHER										IP		WLS	BF	H	R	ER	SO	BB	IBB	HBP	BLK	WP	HR	S	P	ERA	WHIP	PITCHER	IP	WLS	BF	H	R	ER	SO	BB	IBB	HBP	BLK	WP	HR	S	P	ERA	WHIP

Batter	1	2	3	4	5	6	7	8	9	AB R H RBI BB SO LOB	BOTTOM																																		
											<b>Philadelphia Phillies @ Toronto Blue Jays</b> TD Ballpark, Dunedin, FL Fri Mar 11 2022, 1:07 PM EST  <a href="http://livebaseballscorecards.com">livebaseballscorecards.com</a>																																		
																				<b>AB</b> 0 <b>R</b> 0 <b>H</b> 0 <b>RBI</b> 0 <b>BB</b> 0 <b>SO</b> 0 <b>LOB</b> 0																									
																																													
Inning Stats																				1B: 0 SF: 0 WP: 0 PA: 0 2B: 0 SAC: 0 FB: 0 3B: 0 DP: 0 SB: 0 HR: 0 HBP: 0 CS: 0																									
PITCHER										IP		WLS	BF	H	R	ER	SO	BB	IBB	HBP	BLK	WP	HR	S	P	ERA	WHIP	PITCHER	IP	WLS	BF	H	R	ER	SO	BB	IBB	HBP	BLK	WP	HR	S	P	ERA	WHIP











Batter	1	2	3	4	5	6	7	8	9	AB	R	H	RBI	BB	SO	LOB	TOP										
84 Johan Rojas, R OBP: 0.167, SLG: 0.167 57 John Andreoli, R (6, 8)	F7		K			G4-3		G5-3		3	0	1	0	0	1	0											
73 Bryson Stott, L OBP: 0.333, SLG: 0.333 29 Nick Maton, L (1, 6)	FC5-4					F9			K	3	0	1	0	0	1	1											
28 Alec Bohm, R OBP: 0.167, SLG: 0.167 30 Luke Williams, R OBP: 0.333, SLG: 0.333 (1, 5)	FC5-4				G6-3	G4-3		G6-3		3	0	0	0	0	0	2											
7 Johan Camargo, S OBP: 0.200, SLG: 0.400 83 Luis Garcia, S OBP: 0.400, SLG: 0.250 (1, 4)	G4-3				G4-3	G5-3			K	3	0	0	0	0	0	2											
88 Darick Hall, L OBP: 0.400, SLG: 1.200 76 Josh Ockimey, L OBP: 0.333, SLG: 0.333 (1, 3)		P6								2	1	1	0	0	0	0											
16 Mickey Moniak, L (1, 7)										2	0	0	0	0	2	1											
37 Drew Maggi, R (6, 7)										0	0	0	0	0	0	0											
21 Garrett Stubbs, L (1, 2)										2	0	0	0	0	1	1											
39 Donny Sands, R OBP: 0.250, SLG: 0.250 (6, 2)										1	0	0	0	0	0	1											
78 Simon Muzziotti, L OBP: 0.750, SLG: 1.000 26 Ethan Wilson, L (6, 9)										2	0	1	1	0	1	0											
24 Justin Williams, L OBP: 0.286, SLG: 0.286 (1, 10)										3	0	0	0	0	0	1											
<b>Inning Stats</b>	R: 0 E: 0 K: 0 S: 4	H: 1 LOB: 1 BB: 0 P: 4	R: 0 E: 0 K: 2 S: 7	H: 0 LOB: 0 BB: 0 P: 7	R: 0 E: 0 K: 2 S: 7	H: 0 LOB: 0 BB: 0 P: 7	R: 0 E: 0 K: 1 S: 5	H: 0 LOB: 0 BB: 0 P: 5	R: 1 E: 0 K: 1 S: 6	H: 2 LOB: 1 BB: 0 P: 8	R: 0 E: 0 K: 0 S: 2	H: 0 LOB: 0 BB: 0 P: 3	R: 0 E: 0 K: 1 S: 5	H: 0 LOB: 0 BB: 0 P: 6	R: 0 E: 0 K: 2 S: 7	H: 0 LOB: 0 BB: 0 P: 10	1B: 3 2B: 1 3B: 0 HR: 0	SF: 0 SAC: 0 DP: 1 HBP: 1	WP: 0 PB: 0 SB: 2 CS: 0	PA: 31							
<b>PITCHER</b>	IP	WLS	BF	H	R	ER	SO	BB	IBB	HBP	BLK	WP	HR	S	P	ERA	WHIP										
66 Kyle Muller, L ERA: (1, 1)	2.0		7	1	0	0	2	0	0	0	0	0	0	7	7	0.00	0.500										
15 Sean Newcomb, L ERA: (3, 1)	1.0		3	0	0	0	2	0	0	0	0	0	0	7	7	0.00	0.000										
89 Dylan Lee, L ERA: (4, 1)	1.0		3	0	0	0	1	0	0	0	0	0	0	5	5	0.00	0.000										
52 R.J. Alaniz, R ERA: 9.0 William Woods, R ERA: (6, 1)	2.0		7	1	0	0	0	0	0	1	0	0	0	8	10	9.00	0.500										

Philadelphia Phillies @ Atlanta Braves  
CoolToday Park, North Port, FL  
Sun Mar 20 2022, 1:07 PM - 3:41 PM EDT  
Att: 5,475 - Cloudy - 78 F

AB 30  
R 1  
H 4  
RBI 1  
BB 0  
SO 9  
LOB 9



Batter	1	2	3	4	5	6	7	8	9	AB	R	H	RBI	BB	SO	LOB	BOTTOM										
11 Orlando Arcia, R OBP: 0.400, SLG: 0.250 93 Jordan Cowan, L OBP: 1.000, SLG: 1.000 (1, 5)	HBP		K		G4-3					3	0	1	0	0	1	1											
Ozzie Albies, S (1, 4)										1	0	0	0	0	0	0											
34 Yariel Gonzalez, S OBP: 0.400, SLG: 0.250 (5, 4)	HBP		G6-3							1	1	0	0	1	0	0											
28 Matt Olson, L OBP: 0.500, SLG: 0.500 96 Drew Lugbauer, L OBP: 0.667, SLG: 1.000 (1, 3)	K									2	0	1	0	0	1	2											
20 Marcell Ozuna, R (1, 7)										1	0	1	1	0	0	0											
96 Terone Harris III, R OBP: 0.500, SLG: 0.500 (5, 7)	G5-4-3									2	1	1	1	0	0	1											
14 Adam Duvall, R OBP: 0.500, SLG: 0.333 30 Justin Dean, R (5, 8)										2	0	1	0	0	0	1											
16 Travis d'Arnaud, R (1, 2)										2	0	0	0	0	1	3											
80 Logan Brown, L OBP: 0.333, SLG: 0.667 (5, 2)										2	0	1	2	0	0	0											
76 Michael Harris II, L OBP: 0.429, SLG: 0.500 15 Beau Philip, R (8, PH) (9, 10)										2	0	0	0	1	0	1											
88 Jesse Franklin V, L OBP: 0.500, SLG: 0.500 39 Greyson Jenista, L (6, 9)										2	0	1	0	0	1	1											
75 Braden Shewmake, L (1, 6)										2	0	0	0	0	2	1											
86 Vaughn Grissom, R OBP: 0.600, SLG: 0.800 (6, 6)										2	0	0	0	0	0	1											
<b>Inning Stats</b>	R: 0 E: 0 K: 1 S: 5	H: 1 LOB: 1 BB: 0 P: 6	R: 0 E: 0 K: 2 S: 8	H: 1 LOB: 1 BB: 0 P: 9	R: 0 E: 0 K: 1 S: 5	H: 0 LOB: 0 BB: 0 P: 5	R: 0 E: 1 K: 1 S: 6	H: 1 LOB: 2 BB: 0 P: 6	R: 0 E: 0 K: 0 S: 4	H: 1 LOB: 1 BB: 1 P: 8	R: 0 E: 0 K: 0 S: 4	H: 0 LOB: 0 BB: 0 P: 5	R: 0 E: 0 K: 1 S: 5	H: 0 LOB: 0 BB: 0 P: 5	R: 5 E: 1 K: 2 S: 12	H: 4 LOB: 1 BB: 1 P: 16	1B: 8 2B: 1 3B: 0 HR: 0	SF: 1 SAC: 0 DP: 2 HBP: 1	WP: 0 PB: 0 SB: 1 CS: 0	PA: 35							
<b>PITCHER</b>	IP	WLS	BF	H	R	ER	SO	BB	IBB	HBP	BLK	WP	HR	S	P	ERA	WHIP										
44 Kyle Gibson, R ERA: (1, 1)	2.0		8	2	0	0	3	0	0	1	0	0	0	13	15	0.00	1.000										
Sam Coonrod, R ERA: (3, 1)	1.0		3	0	0	0	1	0	0	0	0	0	0	5	5	0.00	0.000										
61 Christopher Sanchez, L ERA: (4, 1)	1.0		4	1	0	0	1	0	0	0	0	0	0	6	6	0.00	1.000										
82 James McArthur, R ERA: (5, 1)	2.0	H	8	2	0	0	0	1	0	0	0	0	0	8	12	0.00	1.500										
12 James Mavel, R ERA: 33.75 (7, 1)	1.1	L	10	4	5	5	1	1	0	0	0	0	0	11	15	33.75	3.750										

Philadelphia Phillies @ Atlanta Braves  
CoolToday Park, North Port, FL  
Sun Mar 20 2022, 1:07 PM - 3:41 PM EDT  
Att: 5,475 - Cloudy - 78 F

AB 31  
R 5  
H 9  
RBI 5  
BB 2  
SO 8  
LOB 18





Batter	1	2	3	4	5	6	7	8	9	AB	R	H	RBI	BB	SO	LOB	TOP				
19 Matt Vierling, R (1, 8) OBP: 0.167, SLG: 0.333 84 Johan Rojas, R (7, PH) OBP: 0.143, SLG: 0.143	P2		K			2B	P4			3	0	1	0	0	1	0					
2 Jean Segura, R (1, 4) OBP: 0.187, SLG: 0.167 86 Logan O'Hoppe, R (7, 2) OBP: 0.333, SLG: 0.333	G5-3			P2		G5-3		G3-1		3	0	0	0	0	0	1					
3 Bryce Harper, L (1, 10) 39 Donny Sands, R (8, PH) OBP: 0.200, SLG: 0.200	K			K		L4		G4-3		3	0	0	0	0	2	1					
10 J.T. Realmuto, R (1, 2) OBP: 0.667, SLG: 1.000 31 Wendell Rijo, R (7, PR) OBP: 0.667, SLG: 0.500										3	0	2	0	0	0	0					
17 Rhys Hoskins, R (1, 3) 30 Luke Williams, R (7, PR) OBP: 0.250, SLG: 0.250										1	0	0	0	2	0	1					
18 Didi Gregorius, L (1, 6) OBP: 0.400, SLG: 0.250 8 Jonathan Guzmán, R (7, PR) OBP: 0.667, SLG: 0.500										1	0	0	0	0	0	0					
40 Adam Haseley, L (1, 7) OBP: 0.200, SLG: 0.200 Jhailyn Ortiz, R (7, 7) OBP: 0.600, SLG: 1.000										3	0	1	1	0	1	2					
41 Yairo Muñoz, R (1, 5) OBP: 0.167, SLG: 0.167 29 Nick Maton, L (7, 5)										0	0	0	0	0	0	0					
16 Mickey Moniak, L (1, 9) 10 Matt Kroon, R (7, 9) OBP: 0.200, SLG: 0.800										3	0	0	0	0	0	2					
Inning Stats	R: 0 E: 0 K: 1 S: 8	H: 0 LOB: 0 BB: 0 P: 11	R: 0 E: 0 K: 0 S: 12	H: 1 LOB: 1 BB: 0 P: 19	R: 0 E: 0 K: 1 S: 9	H: 0 LOB: 0 BB: 0 P: 12	R: 0 E: 0 K: 1 S: 11	H: 0 LOB: 0 BB: 0 P: 17	R: 0 E: 0 K: 1 S: 8	H: 1 LOB: 1 BB: 1 P: 14	R: 2 E: 1 K: 1 S: 14	H: 3 LOB: 3 BB: 1 P: 28	R: 0 E: 0 K: 1 S: 8	H: 0 LOB: 1 BB: 1 P: 14	R: 0 E: 0 K: 0 S: 8	H: 0 LOB: 1 BB: 1 P: 14	1B: 3 2B: 2 3B: 0 HR: 0	SF: 0 SAC: 0 DP: 1 HBP: 1	WP: 0 PB: 0 SB: 0 CS: 0	PA: 36	
PITCHER	IP	WLS	BF	H	R	ER	SO	BB	IBB	HBP	BLK	WP	HR	S	P	ERA	WHIP				
50 Jameson Taillon, R (1, 1) ERA: 0.00	2.0	W	7	1	0	0	1	0	0	0	0	0	0	20	30	0.00	0.500				
65 Nestor Cortes, L (3, 1) ERA: 0.00	2.0	H	6	0	0	0	2	0	0	0	0	0	0	20	29	0.00	0.000				
34 Michael King, R (5, 1) ERA: 1.00	2.0		8	1	0	0	1	1	0	0	0	0	0	16	23	0.00	1.000				
72 Reggie McClain, R (7, 1) ERA: 9.00	1.0		7	3	2	1	1	1	0	0	0	0	0	14	28	9.00	4.000				
96 Greg Weissert, R (8, 1) ERA: 0.00	2.0	S	8	0	0	0	1	2	0	1	0	0	0	16	28	0.00	1.000				
Batter	1	2	3	4	5	6	7	8	9	AB	R	H	RBI	BB	SO	LOB	BOTTOM				
26 DJ LeMahieu, R (1, 4) OBP: 0.200, SLG: 0.400 76 Eduardo Torrealba, R (5, 4)	2B									3	1	1	0	0	0	1					
99 Aaron Judge, R (1, 10) 96 Rodolfo Durán, R (7, PH) OBP: 0.500, SLG: 2.000	G1-3									3	0	0	0	0	1	1					
13 Joey Gallo, L (1, 7) 41 Miguel Andujar, R (5, 7) OBP: 0.200, SLG: 0.200	BB									1	1	0	0	1	1	0					
27 Giancarlo Stanton, R (1, 9) OBP: 0.750, SLG: 1.600 33 Tim Lincecum, R (5, 9) OBP: 0.250, SLG: 0.250	2B									1	1	1	2	1	0	0					
28 Josh Donaldson, R (1, 5) OBP: 0.250, SLG: 1.000 93 Everson Pereira, R (6, 9)	K									2	0	0	0	0	1	2					
31 Aaron Hicks, S (1, 8) OBP: 0.400, SLG: 0.500 98 Max McDowell, R (6, 2)	2B									2	0	1	1	0	0	0					
66 Kyle Higashioka, R (1, 2) OBP: 0.600, SLG: 0.667 0 Andrés Chaparro, R (6, 5) OBP: 0.600, SLG: 0.667	F7									2	1	1	0	0	0	1					
39 Phillip Evans, R (1, 3) OBP: 0.286, SLG: 0.571 78 Tyler Hardman, R (7, 3)	K									3	0	1	1	0	1	1					
91 Oswald Peraza, R (1, 6) 78 Trey Sweeney, L (6, 6)	L7									2	0	0	0	0	1	1					
Inning Stats	R: 3 E: 0 K: 1 S: 18	H: 3 LOB: 1 BB: 1 P: 34	R: 0 E: 0 K: 1 S: 6	H: 0 LOB: 0 BB: 0 P: 10	R: 0 E: 0 K: 1 S: 9	H: 0 LOB: 1 BB: 1 P: 15	R: 1 E: 0 K: 1 S: 15	H: 2 LOB: 1 BB: 0 P: 24	R: 0 E: 0 K: 2 S: 10	H: 0 LOB: 0 BB: 0 P: 14	R: 1 E: 2 K: 0 S: 8	H: 0 LOB: 2 BB: 2 P: 20	R: 0 E: 0 K: 2 S: 10	H: 1 LOB: 1 BB: 0 P: 17	R: 0 E: 0 K: 1 S: 11	H: 1 LOB: 2 BB: 1 P: 20	1B: 2 2B: 5 3B: 0 HR: 0	SF: 0 SAC: 0 DP: 1 HBP: 0	WP: 0 PB: 0 SB: 1 CS: 0	PA: 37	
PITCHER	IP	WLS	BF	H	R	ER	SO	BB	IBB	HBP	BLK	WP	HR	S	P	ERA	WHIP				
51 Hans Crouse, R (1, 1) ERA: 40.5	0.2	L	6	3	3	3	1	1	0	0	0	0	0	15	29	40.50	6.000				
51 Tyler Carr, R (1, 1) ERA: 0.00	0.1		1	0	0	0	0	0	0	0	0	0	0	3	5	0.00	0.000				
23 Corey Knebel, R (2, 1) ERA: 0.00	1.0		3	0	0	0	1	0	0	0	0	0	0	6	10	0.00	0.000				
60 Ryan Sherriff, L (3, 1) ERA: 0.00	1.0		4	0	0	0	1	1	0	0	0	0	0	9	15	0.00	1.000				
47 Cam Bedrosian, R (4, 1) ERA: 13.5	1.0		5	2	1	1	1	0	0	0	0	0	0	15	24	9.00	2.000				
PITCHER	IP	WLS	BF	H	R	ER	SO	BB	IBB	HBP	BLK	WP	HR	S	P	ERA	WHIP				
64 Andrew Bellatti, R (5, 1) ERA: 4.5	1.0		3	0	0	0	0	0	0	0	0	0	0	3	5	0.00	0.000				
43 Jake Newberry, R (6, 1) ERA: 0.00	1.0		6	0	1	0	0	0	0	0	0	0	0	8	20	0.00	2.000				
87 Braeden Ogle, L (7, 1) ERA: 0.00	1.0		4	1	0	0	2	0	0	0	0	0	0	10	17	0.00	1.000				
63 Tyler Cyr, R (8, 1) ERA: 16.2	1.0		5	1	0	0	1	1	0	0	0	0	0	11	20	0.00	2.000				

Philadelphia Phillies @ New York Yankees  
George M. Steinbrenner Field, Tampa, FL  
Mon Mar 21 2022, 1:06 PM - 4:07 PM EDT  
Att: 6,587 - Sunny - 79 F

AB 31  
R 2  
H 5  
RBI 1  
BB 4  
SO 6  
LOB 18

WP: 0  
PB: 0  
SB: 0  
CS: 0

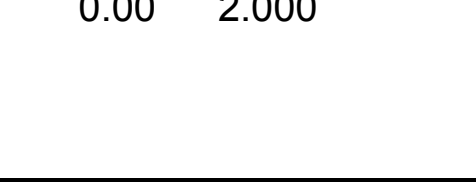
AB 32  
R 5  
H 7  
RBI 4  
BB 5  
SO 9  
LOB 18

WP: 0  
PB: 0  
SB: 1  
CS: 0

1B: 2  
2B: 5  
3B: 0  
HR: 0

SF: 0  
SAC: 0  
DP: 1  
HBP: 0

PA: 37









Batter	1	2	3	4	5	6	7	8	9	AB	R	H	RBI	BB	SO	LOB	TOP							
8 Cavan Biggio, L (1,4) OBP: 0.833, SLG: 0.750 72 Otto Lopez, R (5,4) OBP: 0.182, SLG: 0.100										2	1	1	0	1	1	0	<b>Toronto Blue Jays @ Philadelphia Phillies</b> BayCare Ballpark, Clearwater, FL Wed Mar 23, 2022, 1:10 PM - 4:29 PM EDT Att: 5,091 - Partly Cloudy - 85 F							
5 Santiago Espinal, R (1,6) 49 Leo Jimenez, R (5,6)										3	1	1	2	0	1	2								
30 Alejandro Kirk, R (1,10) 97 Rafael Lantigua, R (7,PR) (7,10)										2	0	2	1	2	0	0								
3 Greg Bird, L (1,3) 66 LJ Talley, L (7,3) 74 Davis Schneider, R (9,PR)										4	0	0	0	0	0	5								
7 Reese McGuire, L (1,2) 50 Tyler Heineman, S (7,2)										4	0	0	0	0	0	3								
77 Joshua Palacios, L (1,9) 79 Orelvis Martinez, R (5,5)										2	0	0	0	0	2	0								
75 Gosuke Katoh, L (1,5) 91 Trevor Schwewe, R (5,9) OBP: 0.500, SLG: 2.000										3	1	1	1	0	2	2								
0 Mallek Smith, L (1,8) 94 Logan Warmoth, R (5,8) OBP: 0.333, SLG: 0.667										2	1	0	0	1	1	2								
81 Nathan Lukes, L (1,7) 66 Zach Britton, L (6,7)										2	1	1	1	0	0	0								
<b>Inning Stats</b>	R: 0 E: 0 K: 1 S: 7	H: 0 LOB: 1 BB: 1 P: 11	R: 0 E: 0 K: 2 S: 11	H: 0 LOB: 1 BB: 0 P: 16	R: 1 E: 0 K: 1 S: 14	H: 2 LOB: 2 BB: 1 P: 21	R: 4 E: 0 K: 1 S: 19	H: 4 LOB: 1 BB: 1 P: 32	R: 0 E: 0 K: 2 S: 10	H: 0 LOB: 0 BB: 0 P: 15	R: 0 E: 0 K: 1 S: 11	H: 0 LOB: 0 BB: 0 P: 16	R: 0 E: 0 K: 0 S: 6	H: 0 LOB: 1 BB: 1 P: 10	R: 2 E: 0 K: 3 S: 15	H: 3 LOB: 1 BB: 0 P: 20		R: 0 E: 0 K: 3 S: 14	H: 1 LOB: 2 BB: 1 P: 22	1B: 5 2B: 2 3B: 0 HR: 4	SF: 1 SAC: 0 DP: 1 HBP: 1	WP: 0 PB: 1 CS: 4	PA: 43	
<b>PITCHER</b>	IP WLS BF H R ER SO BB IBB HBP BLK WP HR S P ERA WHIP	IP WLS BF H R ER SO BB IBB HBP BLK WP HR S P ERA WHIP	IP WLS BF H R ER SO BB IBB HBP BLK WP HR S P ERA WHIP	IP WLS BF H R ER SO BB IBB HBP BLK WP HR S P ERA WHIP	IP WLS BF H R ER SO BB IBB HBP BLK WP HR S P ERA WHIP	IP WLS BF H R ER SO BB IBB HBP BLK WP HR S P ERA WHIP	IP WLS BF H R ER SO BB IBB HBP BLK WP HR S P ERA WHIP	IP WLS BF H R ER SO BB IBB HBP BLK WP HR S P ERA WHIP	IP WLS BF H R ER SO BB IBB HBP BLK WP HR S P ERA WHIP	IP WLS BF H R ER SO BB IBB HBP BLK WP HR S P ERA WHIP	IP WLS BF H R ER SO BB IBB HBP BLK WP HR S P ERA WHIP	IP WLS BF H R ER SO BB IBB HBP BLK WP HR S P ERA WHIP	IP WLS BF H R ER SO BB IBB HBP BLK WP HR S P ERA WHIP	IP WLS BF H R ER SO BB IBB HBP BLK WP HR S P ERA WHIP	IP WLS BF H R ER SO BB IBB HBP BLK WP HR S P ERA WHIP	IP WLS BF H R ER SO BB IBB HBP BLK WP HR S P ERA WHIP	IP WLS BF H R ER SO BB IBB HBP BLK WP HR S P ERA WHIP	IP WLS BF H R ER SO BB IBB HBP BLK WP HR S P ERA WHIP	IP WLS BF H R ER SO BB IBB HBP BLK WP HR S P ERA WHIP	IP WLS BF H R ER SO BB IBB HBP BLK WP HR S P ERA WHIP	IP WLS BF H R ER SO BB IBB HBP BLK WP HR S P ERA WHIP	IP WLS BF H R ER SO BB IBB HBP BLK WP HR S P ERA WHIP	IP WLS BF H R ER SO BB IBB HBP BLK WP HR S P ERA WHIP	IP WLS BF H R ER SO BB IBB HBP BLK WP HR S P ERA WHIP

AB	36
R	7
H	10
RBI	7
BB	5
SO	14
LOB	19



Batter	1	2	3	4	5	6	7	8	9	AB	R	H	RBI	BB	SO	LOB	BOTTOM						
12 Kyle Schwarber, L (1,10) 37 Drew Maggi, R (5,PH) (6,10) (9,10)										3	0	0	0	0	2	2	<b>Toronto Blue Jays @ Philadelphia Phillies</b> BayCare Ballpark, Clearwater, FL Wed Mar 23, 2022, 1:10 PM - 4:29 PM EDT Att: 5,091 - Partly Cloudy - 85 F						
2 Jean Segura, R (1,4) 74 Ronald Torreyes, R (5,PH) (6,4)										3	0	1	2	0	0	0							
3 Bryce Harper, L (1,9) 16 Mickey Moniak, L (4,9) (6,8)										2	0	1	0	0	0	1							
10 J.T. Realmuto, R (1,2) 21 Garrett Stubbs, L (6,2)										3	1	2	2	0	0	1							
17 Rhys Hoskins, R (1,3) 7 Johan Camargo, S (6,5)										3	2	2	0	0	0	1							
18 Didi Gregorius, L (1,6) 73 Bryson Stott, L (5,PR) (6,6)										2	1	2	1	0	0	0							
28 Alec Bohm, R (1,5) 88 Darick Hall, L (6,3)										2	1	0	0	1	1	2							
19 Matt Vierling, R (1,7) 24 Justin Williams, L (6,7) OBP: 0.385, SLG: 0.364										2	1	2	2	0	0	0							
40 Adam Haseley, L (1,8) 10 Matt Kroon, R (6,9)										3	0	1	1	0	1	4							
<b>Inning Stats</b>	R: 0 E: 0 K: 0 S: 11	H: 1 LOB: 1 BB: 0 P: 15	R: 4 E: 0 K: 2 S: 19	H: 3 LOB: 1 BB: 1 P: 32	R: 2 E: 0 K: 0 S: 14	H: 3 LOB: 1 BB: 0 P: 23	R: 1 E: 0 K: 1 S: 16	H: 2 LOB: 0 BB: 0 P: 23	R: 1 E: 0 K: 2 S: 19	H: 3 LOB: 2 BB: 0 P: 26	R: 0 E: 0 K: 2 S: 8	H: 0 LOB: 0 BB: 0 P: 11	R: 0 E: 0 K: 1 S: 12	H: 1 LOB: 1 BB: 0 P: 16	R: 0 E: 0 K: 1 S: 8	H: 0 LOB: 0 BB: 0 P: 11		1B: 8 2B: 5 3B: 0 HR: 1	SF: 0 SAC: 0 DP: 1 HBP: 2	WP: 0 PB: 1 CS: 0	PA: 39		
<b>PITCHER</b>	IP WLS BF H R ER SO BB IBB HBP BLK WP HR S P ERA WHIP	IP WLS BF H R ER SO BB IBB HBP BLK WP HR S P ERA WHIP	IP WLS BF H R ER SO BB IBB HBP BLK WP HR S P ERA WHIP	IP WLS BF H R ER SO BB IBB HBP BLK WP HR S P ERA WHIP	IP WLS BF H R ER SO BB IBB HBP BLK WP HR S P ERA WHIP	IP WLS BF H R ER SO BB IBB HBP BLK WP HR S P ERA WHIP	IP WLS BF H R ER SO BB IBB HBP BLK WP HR S P ERA WHIP	IP WLS BF H R ER SO BB IBB HBP BLK WP HR S P ERA WHIP	IP WLS BF H R ER SO BB IBB HBP BLK WP HR S P ERA WHIP	IP WLS BF H R ER SO BB IBB HBP BLK WP HR S P ERA WHIP	IP WLS BF H R ER SO BB IBB HBP BLK WP HR S P ERA WHIP	IP WLS BF H R ER SO BB IBB HBP BLK WP HR S P ERA WHIP	IP WLS BF H R ER SO BB IBB HBP BLK WP HR S P ERA WHIP	IP WLS BF H R ER SO BB IBB HBP BLK WP HR S P ERA WHIP	IP WLS BF H R ER SO BB IBB HBP BLK WP HR S P ERA WHIP	IP WLS BF H R ER SO BB IBB HBP BLK WP HR S P ERA WHIP	IP WLS BF H R ER SO BB IBB HBP BLK WP HR S P ERA WHIP	IP WLS BF H R ER SO BB IBB HBP BLK WP HR S P ERA WHIP	IP WLS BF H R ER SO BB IBB HBP BLK WP HR S P ERA WHIP	IP WLS BF H R ER SO BB IBB HBP BLK WP HR S P ERA WHIP	IP WLS BF H R ER SO BB IBB HBP BLK WP HR S P ERA WHIP	IP WLS BF H R ER SO BB IBB HBP BLK WP HR S P ERA WHIP	IP WLS BF H R ER SO BB IBB HBP BLK WP HR S P ERA WHIP

AB	36
R	8
H	13
RBI	8
BB	1
SO	9
LOB	16





Batter	1	2	3	4	5	6	7	8	9	AB	R	H	RBI	BB	SO	LOB	TOP		
18 Didi Gregorius, L (1, 6) OBP: 0.455, SLG: 0.444	P5		L7		P6					3	0	0	0	0	0	0	Philadelphia Phillies @ Pittsburgh Pirates LECOM Park, Bradenton, FL Thu Mar 24 2022, 1:06 PM - 2:43 PM EDT Att: 2,600 - Cloudy - 78 F		
2 Jean Segura, R (1, 4) OBP: 0.364, SLG: 0.222	BB			17 HR	BB					0	1	0	0	2	0	0			
17 Rhys Hoskins, R (1, 3) OBP: 0.455, SLG: 0.778	P4			HR						2	1	1	2	0	0	1			
10 J.T. Realmuto, R (1, 2) OBP: 0.545, SLG: 1.000	K			G1						2	0	0	0	0	1	1			
7 Johan Camargo, S (1, 5) OBP: 0.222, SLG: 0.444	G1-6-3			F9						2	0	0	0	0	0	0			
40 Adam Haseley, L (1, 8) OBP: 0.200, SLG: 0.200	L8			K						2	0	0	0	0	1	0			
16 Mickey Moniak, L (1, 9) OBP: 0.167, SLG: 0.500	F7				HR					2	1	1	1	0	0	0			
50 Austin Wynns, R (1, 10)				G6-3	F9					2	0	0	0	0	0	0			
78 Simon Muzziotti, L (1, 7) OBP: 0.556, SLG: 0.571				K	G4-3					2	0	0	0	0	1	0			
<b>Inning Stats</b>	R: 0 H: 0 E: 0 K: 1 S: 7	H: 0 LOB: 1 BB: 1 P: 17	R: 0 H: 0 E: 0 K: 0 S: 8	H: 0 LOB: 0 BB: 0 P: 13	R: 0 H: 0 E: 0 K: 1 S: 8	H: 0 LOB: 0 BB: 0 P: 13	R: 2 H: 1 E: 0 K: 1 S: 12	H: 1 LOB: 0 BB: 1 P: 22	R: 1 H: 1 E: 0 K: 0 S: 8	H: 1 LOB: 0 BB: 0 P: 13									
<b>PITCHER</b>	IP	WLS	BF	H	R	ER	SO	BB	IBB	HBP	BLK	WP	HR	S	P	ERA	WHIP		
23 Mitch Keller, R (1, 1) ERA: 9.0	3.0		10	0	0	0	2	1	0	0	0	0	0	23	43	0.00	0.333		
59 Fransy Contreras, R (4, 1) ERA: 9.0	2.0	B	9	2	3	3	1	1	0	0	0	0	2	20	35	13.50	1.500		

AB 17  
R 3  
H 2  
RBI 3  
BB 2  
SO 3  
LOB 2



WP: 0 PA: 19  
PB: 0  
SB: 0  
CS: 0  
1B: 0 SF: 0  
2B: 0 SAC: 0  
3B: 0 DP: 0  
HR: 2 HBP: 0

Batter	1	2	3	4	5	6	7	8	9	AB	R	H	RBI	BB	SO	LOB	BOTTOM		
19 Daniel Vogelbach, L (1, 10) OBP: 0.250, SLG: 0.200	K		F8		G4-3					3	0	0	0	0	1	0	Philadelphia Phillies @ Pittsburgh Pirates LECOM Park, Bradenton, FL Thu Mar 24 2022, 1:06 PM - 2:43 PM EDT Att: 2,600 - Cloudy - 78 F		
10 Bryan Reynolds, S (1, 8) OBP: 0.394, SLG: 0.636	K									2	0	1	0	0	1	0			
91 Bligh Madris, L (4, 7) OBP: 0.600, SLG: 1.250	K			2B	1B					1	0	1	0	0	0	0			
13 Ke'Bryan Hayes, R (1, 5) OBP: 0.333, SLG: 0.333	G3		L9		1B					3	0	1	0	0	0	1			
25 Yoshi Tsutsugo, L (1, 3) OBP: 0.455, SLG: 0.778		HR		55 G6-4-3	K					2	1	1	1	1	1	2			
55 Roberto Pérez, R (1, 2) OBP: 0.182, SLG: 0.111	G2-3			G6-4-3	K					3	0	0	0	0	1	3			
27 Kevin Newman, R (1, 4) OBP: 0.428, SLG: 0.571	G5-3			3 1B	24 1B					2	1	1	0	0	0	0			
3 Cole Tucker, S (1, 6) OBP: 0.364, SLG: 0.818	K			24 1B	1B					2	0	1	0	0	1	0			
24 Greg Allen, S (1, 7) OBP: 0.636, SLG: 1.286				HR	1B					2	1	2	2	0	0	0			
6 Anthony Alford, R (1, 9)				F8	K					2	0	0	0	0	1	2			
<b>Inning Stats</b>	R: 0 H: 0 E: 0 K: 2 S: 11	H: 1 LOB: 0 BB: 0 P: 16	R: 1 H: 1 E: 0 K: 1 S: 12	H: 1 LOB: 0 BB: 0 P: 16	R: 1 H: 2 E: 0 K: 0 S: 11	H: 2 LOB: 1 BB: 0 P: 16	R: 1 H: 3 E: 0 K: 1 S: 18	H: 3 LOB: 2 BB: 1 P: 32	R: 0 H: 2 E: 0 K: 2 S: 13	H: 2 LOB: 2 BB: 0 P: 19									
<b>PITCHER</b>	IP	WLS	BF	H	R	ER	SO	BB	IBB	HBP	BLK	WP	HR	S	P	ERA	WHIP		
27 Aaron Nola, R (1, 1) ERA: 7.2	3.0		12	3	2	2	3	0	0	0	0	0	0	14	26	13.50	6.000		
82 James McArthur, R (4, 1) ERA: 3.38	0.2		5	3	1	1	0	1	0	0	0	0	0	4	6	0.00	0.000		
26 Mike Adams, R (4, 1) ERA: 9.0	0.1		1	0	0	0	1	0	0	0	0	0	0	4	6	0.00	0.000		
47 Cam Bedrosian, R (5, 1) ERA: 9.0	1.0		5	2	0	0	2	0	0	0	0	0	0	13	19	0.00	2.000		

AB 22  
R 3  
H 8  
RBI 3  
BB 1  
SO 6  
LOB 8



WP: 0 PA: 23  
PB: 0  
SB: 0  
CS: 0  
1B: 5 SF: 0  
2B: 1 SAC: 0  
3B: 0 DP: 1  
HR: 2 HBP: 0



Batter	1	2	3	4	5	6	7	8	9	AB	R	H	RBI	BB	SO	LOB	TOP																						
31 Aaron Hicks, S OBP: 0.250, SLG: 0.300 39 Phillip Evans, R OBP: 0.273, SLG: 0.455										4	0	0	0	0	2	2	<b>New York Yankees @ Philadelphia Phillies</b> BayCare Ballpark, Clearwater, FL Fri Mar 25 2022, 1:11 PM - 4:35 PM EDT Att: 6,752 - Sunny - 73 F																						
99 Aaron Judge, R OBP: 0.417, SLG: 0.250 29 Brandon Lockridge, R OBP: 0.333, SLG: 0.687										1	1	0	0	3	0	1																							
48 Anthony Rizzo, L OBP: 0.333, SLG: 0.300 87 Blake Perkins, S OBP: 0.143, SLG: 0.143										4	0	1	0	0	2	2																							
26 DJ LeMahieu, R OBP: 0.455, SLG: 0.900 95 Oswaldo Cabrera, S OBP: 0.222, SLG: 0.500										2	0	2	0	1	0	0																							
25 Gleyber Torres, R OBP: 0.533, SLG: 0.692 0 Andrés Chaparro, R OBP: 0.500, SLG: 0.500										4	0	0	0	0	2	5																							
14 Marwin Gonzalez, S OBP: 0.500, SLG: 1.000 68 Ryan LaMarre, R OBP: 0.500, SLG: 1.500										2	1	1	1	1	1	1																							
12 Isiah Kiner-Falefa, R OBP: 0.500, SLG: 1.100 91 Oswaldo Peraza, R OBP: 0.250, SLG: 0.143										3	0	1	0	0	0	1																							
66 Kyle Higashioka, R OBP: 0.500, SLG: 1.100 96 Rodolfo Durán, R OBP: 0.500, SLG: 1.500										3	2	3	3	0	0	0																							
33 Tim Lincecum, R OBP: 0.125, SLG: 0.143 94 Michael Betre, S OBP: 0.250, SLG: 0.143										3	0	1	0	0	0	1																							
<b>Inning Stats</b>	R: 0 E: 0 K: 2 S: 17	H: 1 LOB: 2 BB: 1 P: 27	R: 2 E: 0 K: 0 S: 13	H: 2 LOB: 1 BB: 1 P: 22	R: 0 E: 0 K: 2 S: 12	H: 1 LOB: 1 BB: 0 P: 19	R: 0 E: 0 K: 0 S: 11	H: 1 LOB: 2 BB: 2 P: 15	R: 1 E: 0 K: 1 S: 11	H: 2 LOB: 2 BB: 2 P: 24	R: 1 E: 0 K: 2 S: 15	H: 2 LOB: 3 BB: 1 P: 25	R: 0 E: 0 K: 2 S: 13	H: 0 LOB: 0 BB: 0 P: 16	R: 1 E: 0 K: 1 S: 10	H: 2 LOB: 1 BB: 0 P: 17		R: 0 E: 0 K: 0 S: 7	H: 0 LOB: 0 BB: 0 P: 9	1B: 6 2B: 3 3B: 0 HR: 2	SF: 0 SAC: 0 DP: 0 HBP: 0	WP: 0 PB: 0 SB: 3 CS: 0	PA: 42																
<b>PITCHER</b>	IP WLS BF H R ER SO BB IBB HBP BLK WP HR S P ERA WHIP	44 Kyle Gibson, R ERA: 4.5 26 Braden Zartnisky, R ERA: 4.5 44 Kyle Gibson, R ERA: 4.5 87 Braden Ogle, L ERA: 4.5 23 Corey Knebel, R ERA: 3.0	2.0 0.1 2.0 0.2 1.0	H: 12 1 12 2 4	BF: 12 0 12 0 4	H: 4 0 4 0 1	R: 2 0 2 0 0	ER: 2 0 2 0 0	SO: 3 0 3 1 0	BB: 2 0 2 0 0	IBB: 0 0 0 0 0	HBP: 0 0 0 0 0	BLK: 0 0 0 0 0	WP: 0 0 1 0 0	HR: 34 2 34 6 11	S: 56 2 56 10 15	P: 56 0 56 10 15	ERA: 9.00 0.00 9.00 0.00 0.00	WHIP: 3.000 0.000 3.000 0.000 1.000	<b>PITCHER</b>	IP WLS BF H R ER SO BB IBB HBP BLK WP HR S P ERA WHIP	31 Jeivys Familia, R ERA: 4.5 52 Brad Hand, L ERA: 4.5 58 Seranthony Dominguez, R ERA: 4.5 60 Ryan Sherriff, L ERA: 4.5 64 Andrew Bellatti, R ERA: 3.0	1.0 1.0 1.0 1.0 1.0	WLS: 0 6 W H S	BF: 6 2 3 5 3	H: 2 1 0 2 0	R: 1 1 0 1 0	ER: 1 1 0 1 0	SO: 1 2 2 1 0	BB: 2 0 0 0 0	IBB: 0 0 0 0 0	HBP: 0 0 0 0 0	BLK: 0 0 0 0 0	WP: 0 0 0 0 0	HR: 11 1 13 10 7	S: 24 25 16 17 9	P: 24 25 16 17 9	ERA: 9.00 0.00 0.00 9.00 0.00	WHIP: 4.000 3.000 0.000 2.000 0.000
12 Kyle Schwarber, L OBP: 0.333, SLG: 0.200										2	0	0	0	1	0	0	<b>New York Yankees @ Philadelphia Phillies</b> BayCare Ballpark, Clearwater, FL Fri Mar 25 2022, 1:11 PM - 4:35 PM EDT Att: 6,752 - Sunny - 73 F																						
73 Bryson Stott, L OBP: 0.538, SLG: 0.400 41 Yairo Muñoz, R OBP: 0.250, SLG: 0.250										2	1	2	0	1	0	0																							
3 Bryce Harper, L OBP: 0.308, SLG: 0.182 26 Ethan Wilson, L OBP: 0.500, SLG: 0.500										2	1	0	0	1	1	3																							
10 J.T. Realmuto, R OBP: 0.429, SLG: 0.769 81 Edgar Cabral, R OBP: 0.333, SLG: 0.333										3	0	0	0	0	1	4																							
28 Alec Bohm, R OBP: 0.267, SLG: 0.231 74 Ronald Torreyes, R OBP: 0.333, SLG: 0.500										2	1	1	0	1	0	0																							
19 Matt Vierling, R OBP: 0.375, SLG: 0.429 Simon Muzziotti, L OBP: 0.500, SLG: 0.500										3	0	1	3	0	0	1																							
39 Donny Sands, R OBP: 0.200, SLG: 0.111 21 Garrett Stubbs, L OBP: 0.500, SLG: 0.500										1	0	0	0	1	1	1																							
29 Nick Maton, L OBP: 0.400, SLG: 0.556 4 Dalton Guthrie, R OBP: 0.250, SLG: 0.200										3	0	0	0	0	2	3																							
88 Darick Hall, L OBP: 0.250, SLG: 0.583 76 Josh Ockimey, L OBP: 0.200, SLG: 0.200										3	0	0	0	0	1	0																							
<b>Inning Stats</b>	R: 3 E: 0 K: 1 S: 14	H: 2 LOB: 3 BB: 3 P: 31	R: 0 E: 0 K: 0 S: 10	H: 1 LOB: 2 BB: 1 P: 18	R: 0 E: 0 K: 1 S: 9	H: 1 LOB: 1 BB: 0 P: 12	R: 0 E: 0 K: 2 S: 9	H: 0 LOB: 1 BB: 1 P: 17	R: 0 E: 0 K: 1 S: 10	H: 0 LOB: 0 BB: 0 P: 18	R: 0 E: 0 K: 2 S: 14	H: 0 LOB: 1 BB: 0 P: 20	R: 3 E: 0 K: 0 S: 14	H: 4 LOB: 1 BB: 0 P: 19	R: 0 E: 0 K: 3 S: 10	H: 0 LOB: 0 BB: 0 P: 15		1B: 6 2B: 2 3B: 0 HR: 0	SF: 0 SAC: 0 DP: 0 HBP: 0	WP: 1 PB: 1 SB: 0 CS: 0	PA: 37																		
<b>PITCHER</b>	IP WLS BF H R ER SO BB IBB HBP BLK WP HR S P ERA WHIP	40 Luis Severino, R ERA: 17.18 90 Carson Coleman, R ERA: 17.18 40 Luis Severino, R ERA: 17.18 96 Greg Weissert, R ERA: 17.18 54 Aroldis Chapman, L ERA: 9.0	1.2 0.1 1.2 1.0 1.0	WLS: 0 1 0 3 4	BF: 13 0 13 3 4	H: 4 0 4 0 0	R: 3 0 3 0 0	ER: 3 0 3 0 0	SO: 3 1 3 0 2	BB: 4 0 4 0 1	IBB: 0 0 0 0 0	HBP: 0 0 0 0 0	BLK: 0 0 0 0 0	WP: 0 0 1 0 0	HR: 49 3 49 8 9	S: 49 3 49 9 17	P: 49 3 49 9 17	ERA: 16.20 0.00 16.20 0.00 0.00	WHIP: 4.800 0.000 4.800 0.000 1.000	<b>PITCHER</b>	IP WLS BF H R ER SO BB IBB HBP BLK WP HR S P ERA WHIP	68 Manny Bañuelos, L ERA: 9.0 85 Ryan Weber, R ERA: 9.0	1.2 2.0	WLS: 0 L	BF: 6 10	H: 2 4	R: 0 3	ER: 0 3	SO: 0 3	BB: 0 0	IBB: 0 0	HBP: 0 0	BLK: 0 0	WP: 0 0	HR: 24 34	S: 24 34	P: 24 34	ERA: 0.00 13.50	WHIP: 0.000 2.000



Batter	1	2	3	4	5	6	7	8	9	AB	R	H	RBI	BB	SO	LOB	TOP																				
12 Kyle Schwarber, L (1, 7) 40 Adam Haseley, L (5, 7) OBP: 0.167, SLG: 0.167	F7	K			G4-3		G6-3	G1-3		3	0	0	0	0	1	1	Philadelphia Phillies @ Detroit Tigers Publix Field at Joker Marchant Stadium, Lakeland, FL Sat Mar 26 2022, 1:08 PM - 4:35 PM EDT Att: 5,760 - Sunny - 73 F																				
2 Jean Segura, R (1, 4) 13 Yhoswar Garcia, R (7, FR) (7, 8)	F8		G6-3		E6		3B	G6-3		4	1	1	0	0	0	0																					
18 Didi Gregorius, L (1, 6) 74 Ronald Torreyes, R (7, PH) (7, 6)	G4-3		P2		HR		L7		41 BB	3	1	1	2	0	0	0																					
17 Rhys Hoskins, R (1, 3) 41 Yairo Muñoz, R (7, 4) OBP: 0.200, SLG: 0.200	F8		HR		K		G6-3	FC1-4-6		3	1	1	1	0	1	0																					
7 Johan Camargo, S (1, 10) 57 John Andreoli, R (8, PH) (8, 9)	E4		1B		F9			K		3	1	1	0	0	0	0																					
28 Alec Bohm, R (1, 5) 29 Nick Maton, L (7, 5) OBP: 0.455, SLG: 0.600	K		K			G4-3		1B		3	0	0	0	0	2	2																					
19 Matt Vierling, R (1, 8) 88 Darick Hall, L (7, 3) OBP: 0.308, SLG: 0.692	HR				K			1B		3	1	1	1	0	2	0																					
16 Mickey Moniak, L (1, 9) 81 Edgar Cabral, R (6, 2) OBP: 0.200, SLG: 0.667	HR				K		G6-3			1	0	1	1	0	0	0																					
39 Donny Sands, R (1, 2) 24 Justin Williams, L (6, 9) 27 Vito Frasca, R (8, PH) 85 Nick Duron, R (8, 1)	1B				F8		G6-3	K		2	0	1	0	0	0	0																					
Inning Stats	R: 0 E: 0 K: 10 S: 10	H: 0 LOB: 0 BB: 0 P: 14	R: 3 E: 1 K: 2 S: 14	H: 3 LOB: 1 BB: 0 P: 21	R: 1 E: 0 K: 1 S: 11	H: 2 LOB: 1 BB: 0 P: 15	R: 0 E: 0 K: 2 S: 11	H: 0 LOB: 0 BB: 0 P: 16	R: 2 E: 1 K: 1 S: 11	H: 1 LOB: 0 BB: 0 P: 15	R: 0 E: 0 K: 1 S: 5	H: 0 LOB: 0 BB: 0 P: 8	R: 0 E: 0 K: 0 S: 13	H: 1 LOB: 2 BB: 0 P: 18	R: 2 E: 0 K: 1 S: 12	H: 4 LOB: 2 BB: 0 P: 21		R: 0 E: 0 K: 1 S: 13	H: 0 LOB: 1 BB: 1 P: 20	1B: 5 2B: 1 3B: 2 HR: 3	SF: 0 SAC: 0 DP: 0 HBP: 0	WP: 0 PB: 0 SB: 0 CS: 0	PA: 41														
PITCHER	IP	WLS	BF	H	R	ER	SO	BB	IBB	HBP	BLK	WP	HR	S	P	ERA	WHIP	PITCHER	IP	WLS	BF	H	R	ER	SO	BB	IBB	HBP	BLK	WP	HR	S	P	ERA	WHIP		
25 Matt Manning, R (1, 1) ERA: 1.8	3.0		15	5	4	1	3	0	0	0	0	0	2	35	50	3.00	1.667	50 Jacob Barnes, R (9, 1) ERA: 20.25	1.0		4	0	0	0	1	0	0	0	0	0	13	20	0.00	1.000			
65 Gregory Soto, L (4, 1) ERA: 6.0	1.0		3	0	0	0	2	0	0	0	0	0	0	11	16	0.00	0.000																				
78 Will Vest, R (5, 1) ERA: 2.25	2.0		8	1	2	1	2	0	0	0	0	0	1	16	23	4.50	0.500																				
32 Michael Fulmer, R (7, 1) ERA: 13.5	1.0	W	4	1	0	0	0	0	0	0	0	0	0	13	18	0.00	1.000																				
37 Andrew Chafin, L (8, 1) ERA: 9.0	1.0		7	4	2	2	1	0	0	0	0	0	0	12	21	18.00	4.000																				

Batter	1	2	3	4	5	6	7	8	9	AB	R	H	RBI	BB	SO	LOB	BOTTOM																		
60 Akil Baddoo, L (1, 7) 9 Willi Castro, S (6, 7) OBP: 0.429, SLG: 0.667	G3-1		BB		FC6		2B			2	1	0	0	1	0	1	Philadelphia Phillies @ Detroit Tigers Publix Field at Joker Marchant Stadium, Lakeland, FL Sat Mar 26 2022, 1:08 PM - 4:35 PM EDT Att: 5,760 - Sunny - 73 F																		
8 Robbie Grossman, S (1, 9) 22 Victor Reyes, S (5, FR) (6, 9)	K		SF9		2B		F7			1	0	0	1	1	1	0																			
28 Javier Báez, R (1, 6) 83 Trei Cruz, S (5, PR) (6, 6)	F7		K		2B					3	0	1	2	0	1	2																			
46 Jeimer Candelario, S (1, 5) 72 Ryan Kradler, R (6, 5) OBP: 0.273, SLG: 0.500	G3				L7		K			2	1	0	0	1	0	2																			
24 Miguel Cabrera, R (1, 10) 64 Dustin Garneau, R (7, PH) (8, 10)	BB				G1-3					2	0	0	0	1	1	3																			
7 Jonathan Schoop, R (1, 4) 30 Harold Castro, L (7, 4) OBP: 0.357, SLG: 0.357	G6-4-3				G6-3		G6-3	G1-3		3	0	0	0	0	2	0																			
31 Riley Greene, L (1, 8) 54 Derek Hill, R (6, 8) OBP: 0.200, SLG: 0.571			BB		2B		HR	K		1	1	1	1	1	0	0																			
20 Spencer Torkelson, R (1, 3) 49 Ryan Lavanway, R (7, PH) (8, 3)	BB		BB		G3-1		2B	K		2	1	1	0	1	0	1																			
15 Tucker Barnhart, L (1, 2) 13 Eric Haase, R (5, 2) 83 Chris Rabago, R (9, 2)	F9				BB		HR	HR		1	0	0	0	0	2	0																			
Inning Stats	R: 0 E: 0 K: 1 S: 8	H: 0 LOB: 0 BB: 0 P: 12	R: 0 E: 0 K: 0 S: 6	H: 0 LOB: 0 BB: 1 P: 12	R: 1 E: 0 K: 1 S: 22	H: 0 LOB: 3 BB: 3 P: 38	R: 1 E: 0 K: 1 S: 14	H: 1 LOB: 1 BB: 1 P: 23	R: 2 E: 0 K: 0 S: 14	H: 3 LOB: 2 BB: 2 P: 27	R: 2 E: 0 K: 1 S: 13	H: 5 LOB: 4 BB: 0 P: 17	R: 8 E: 0 K: 1 S: 28	H: 5 LOB: 4 BB: 0 P: 55	R: 0 E: 0 K: 2 S: 9	H: 0 LOB: 0 BB: 0 P: 14		1B: 3 2B: 5 3B: 0 HR: 2	SF: 1 SAC: 0 DP: 1 HBP: 0	WP: 0 PB: 0 SB: 0 CS: 0	PA: 44														
PITCHER	IP	WLS	BF	H	R	ER	SO	BB	IBB	HBP	BLK	WP	HR	S	P	ERA	WHIP	PITCHER	IP	WLS	BF	H	R	ER	SO	BB	IBB	HBP	BLK	WP	HR	S	P	ERA	WHIP
56 Zach Eflin, R (1, 1) ERA: 13.5	2.0		6	0	0	0	0	1	0	0	0	0	0	14	24	0.00	0.500	67 Michael Kelly, R (6, 1) ERA: 7.2	1.0		6	3	2	2	1	0	0	0	0	1	13	17	18.00	3.000	
47 Jakob Hernandez, L (3, 1) ERA: 3.0	0.2	H	2	0	0	0	1	0	0	0	0	0	0	8	10	0.00	0.000	24 Jeff Singer, L (7, 1) ERA: 15.43	0.1	L	5	2	4	4	1	2	0	0	0	9	23	108.00	12.000		
68 Damon Jones, L (4, 1) ERA: 3.0	1.0	H	5	1	1	1	1	1	0	0	0	0	0	14	23	9.00	2.000	30 Andrew Schultz, R (7, 1) ERA: 4.0	0.0		4	2	2	2	0	0	0	0	1	16	27	*	*		
72 Joe Gatto, R (5, 1) ERA: 9.0	1.0		6	1	2	2	0	2	0	0	0	0	0	14	27	18.00	3.000	41 Andrew Brown, R (7, 1) ERA: 4.0	0.2		3	1	2	2	0	0	0	0	3	5	27.00	1.500			
																		85 Nick Duron, R (8, 1) ERA: 9.0	1.0		3	0	0	0	2	0	0	0	9	14	0.00	0.000			





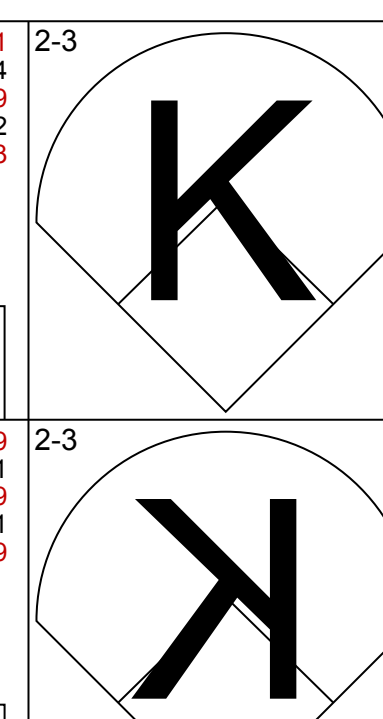
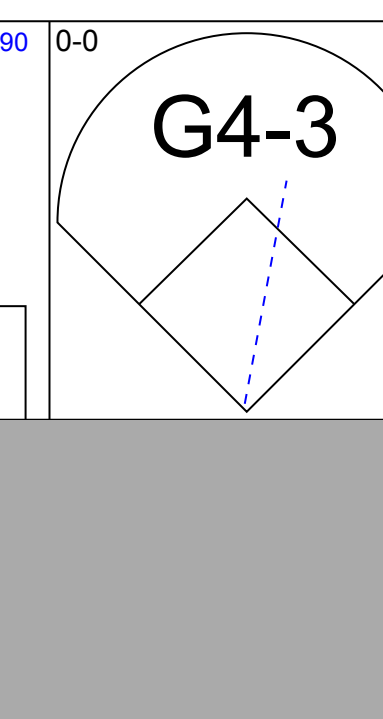
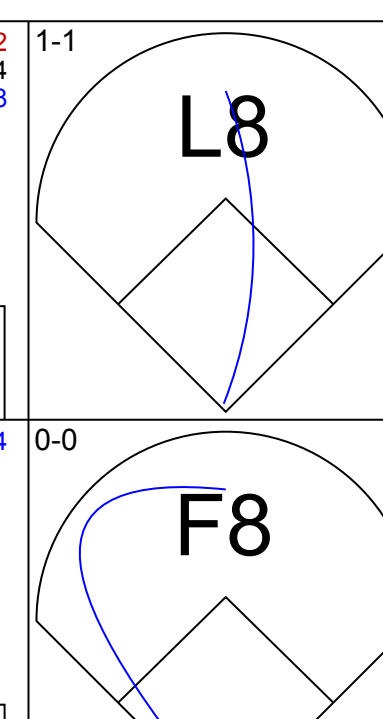
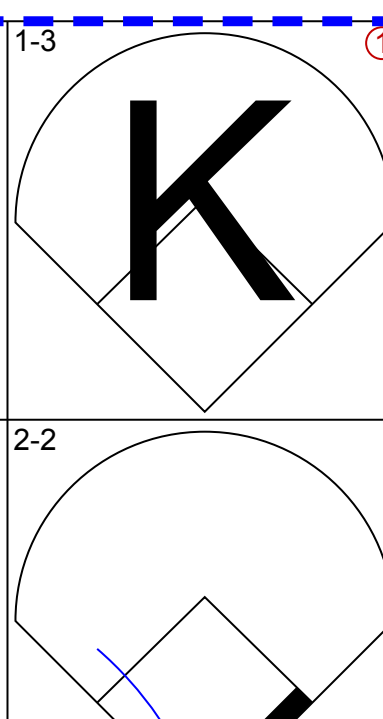
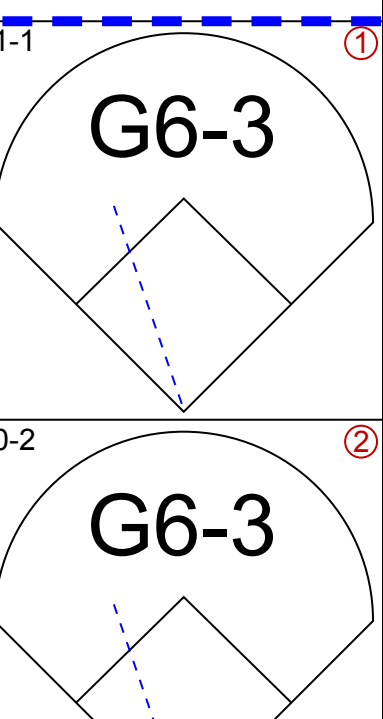

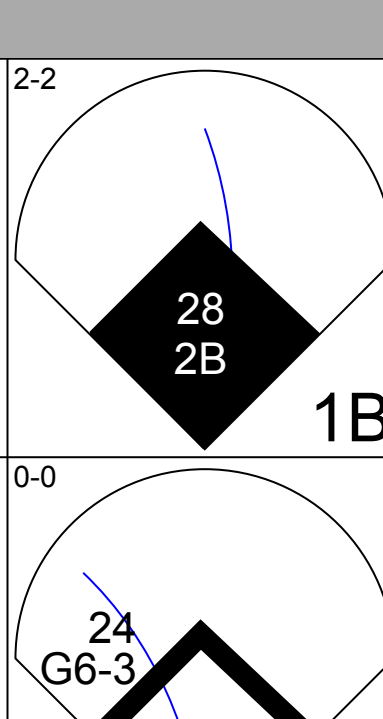
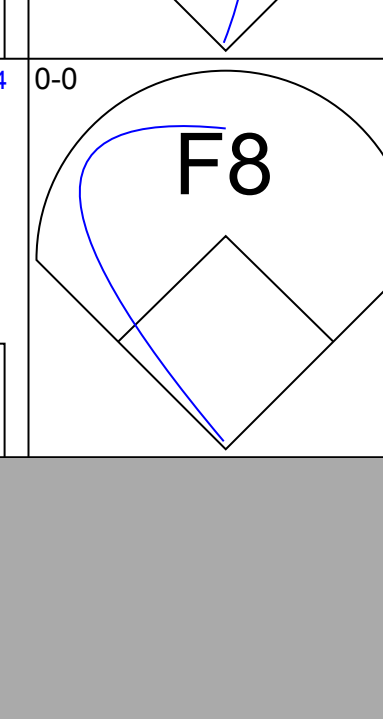
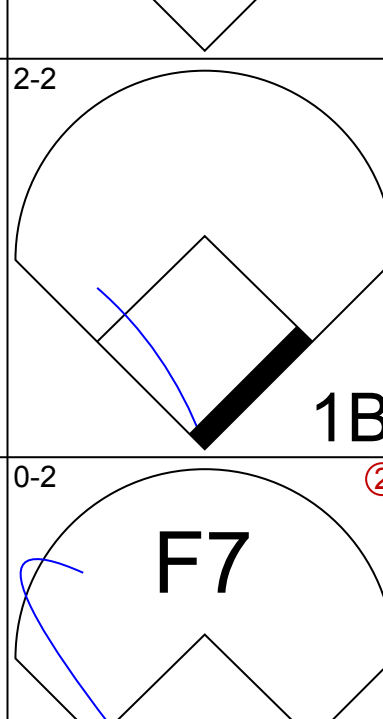
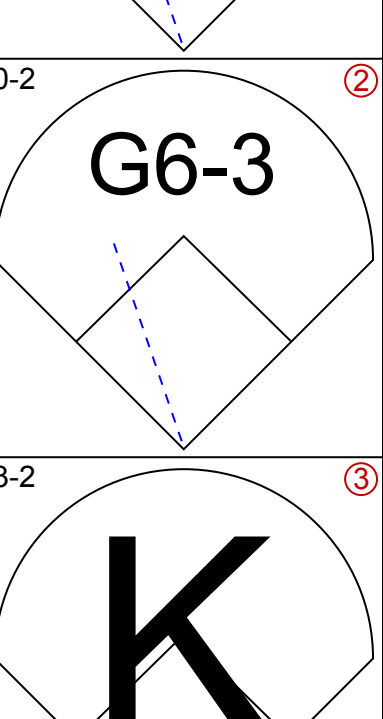
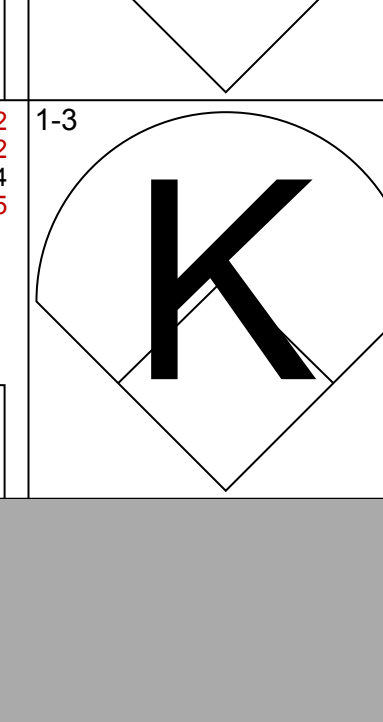
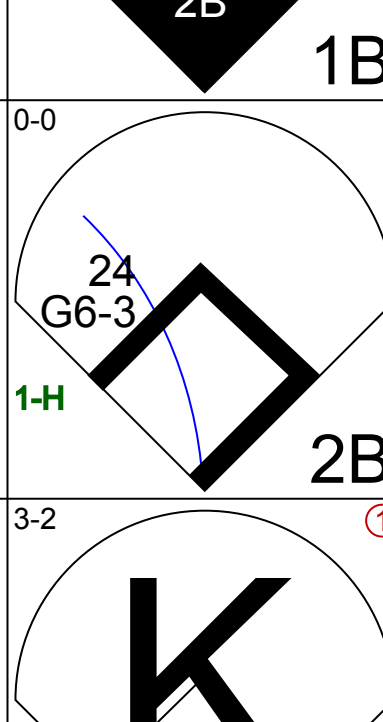
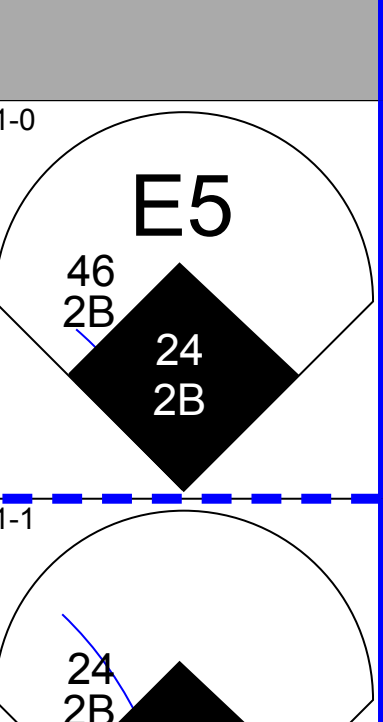
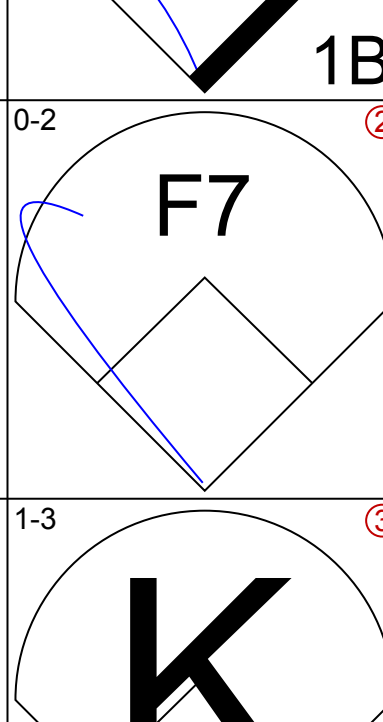

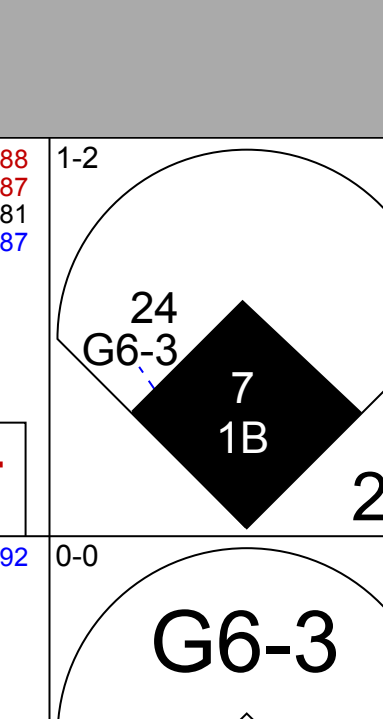
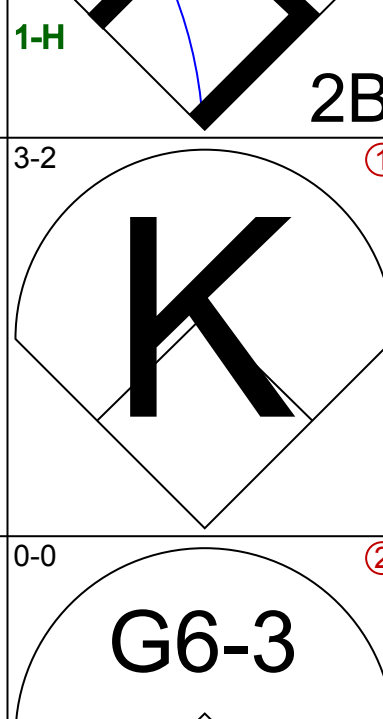
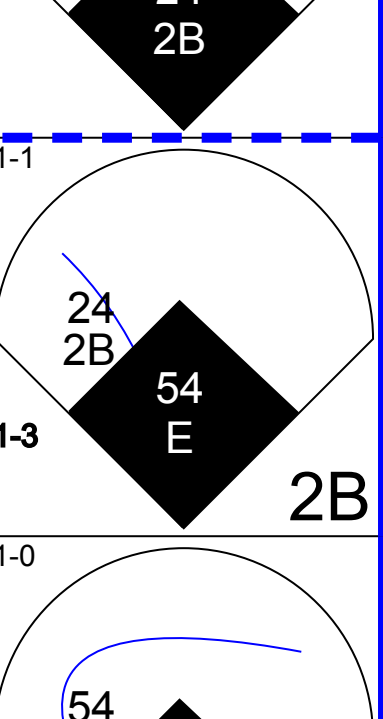
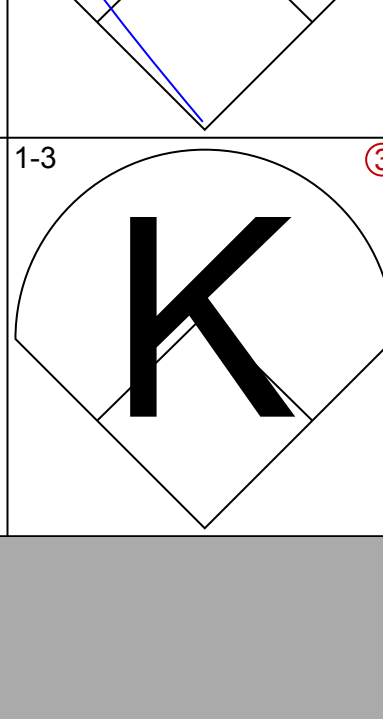

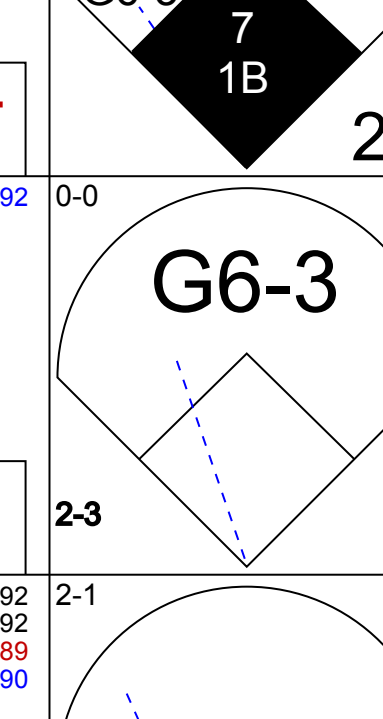
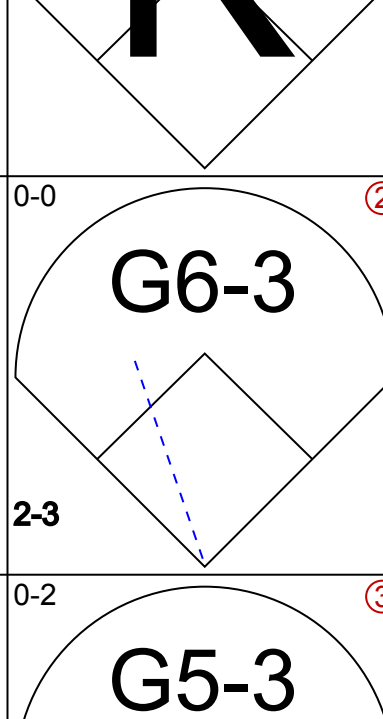
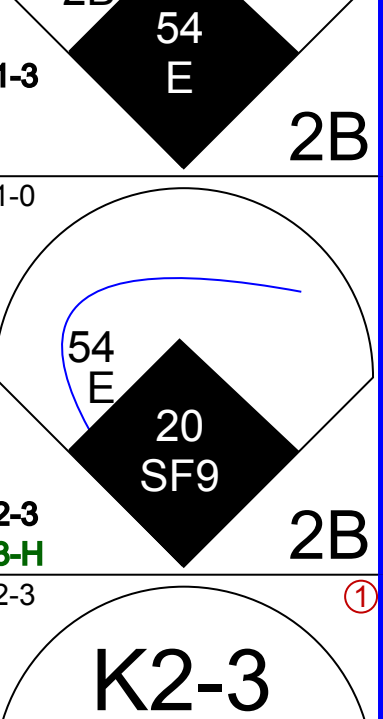


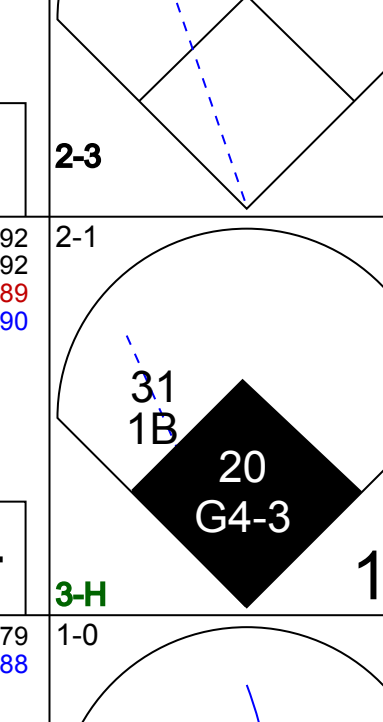
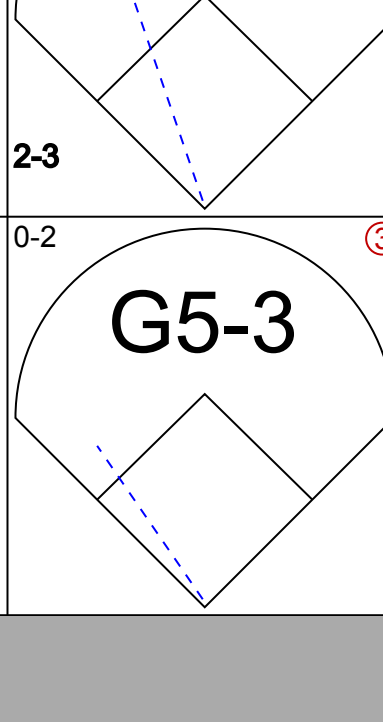
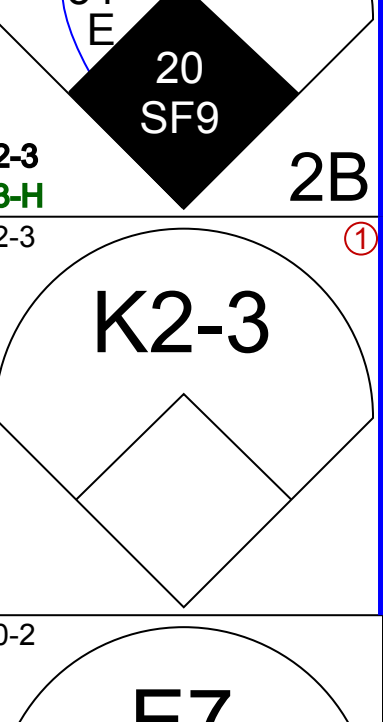


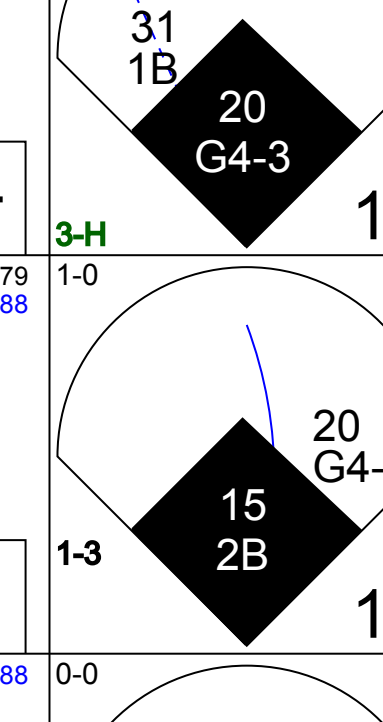
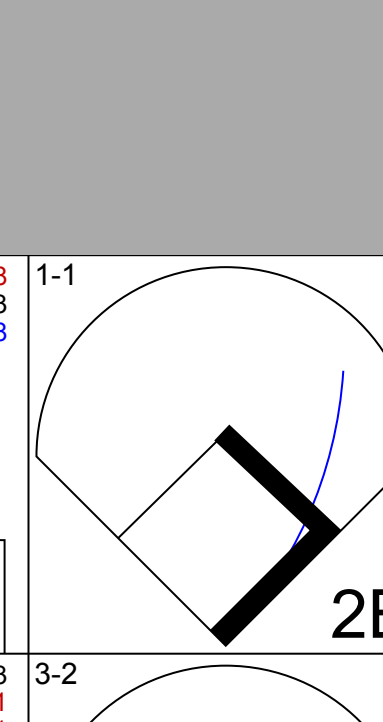
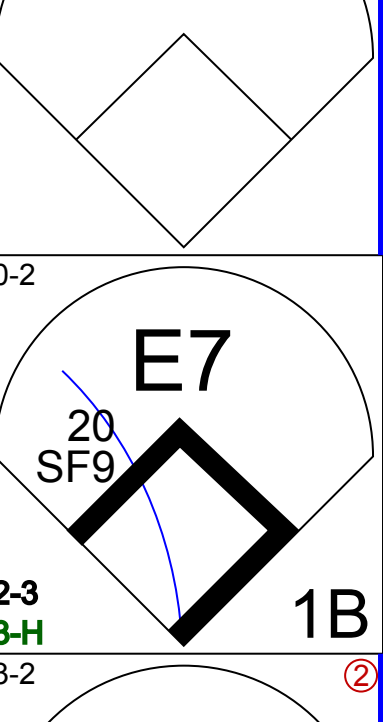

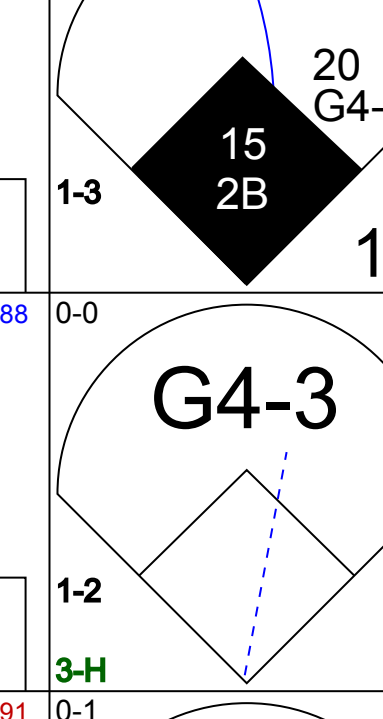

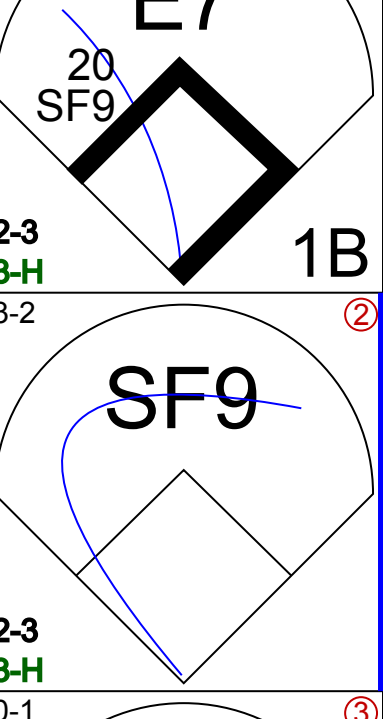

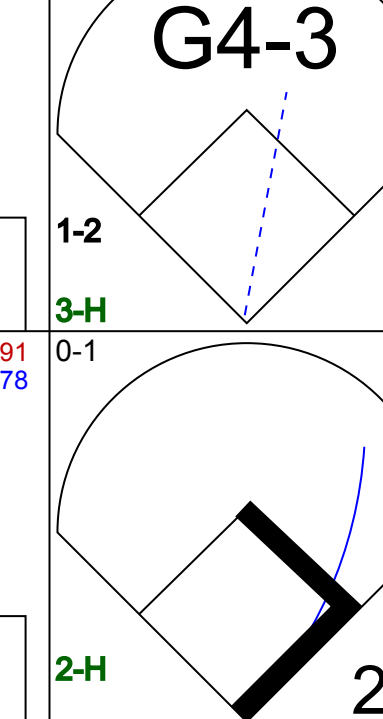
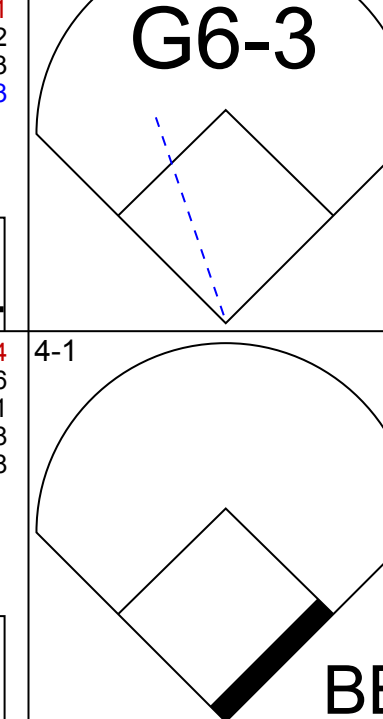
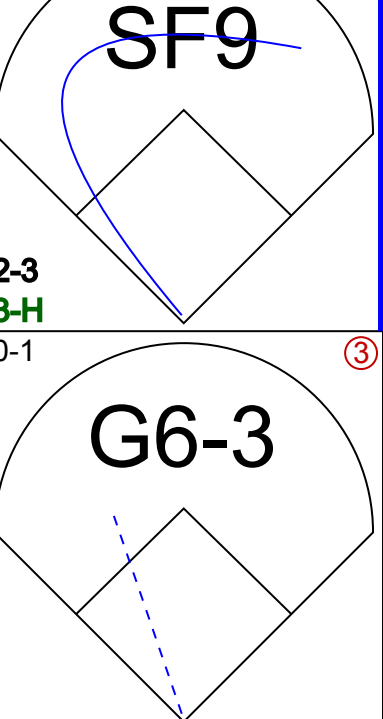



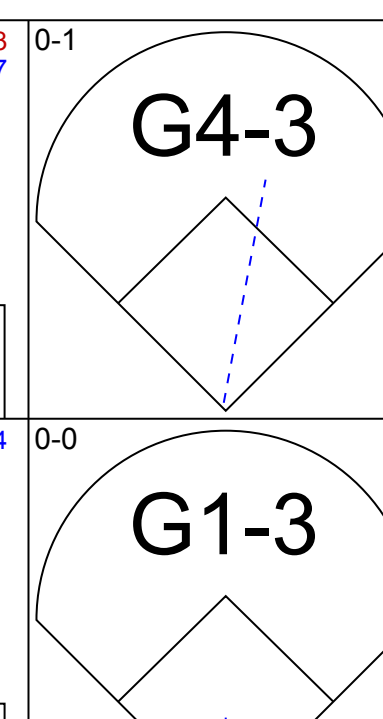
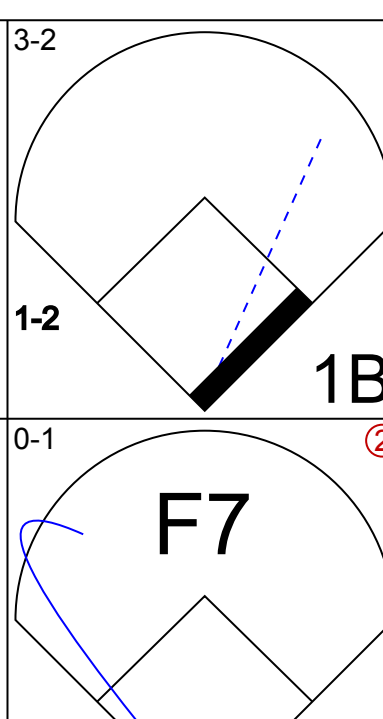
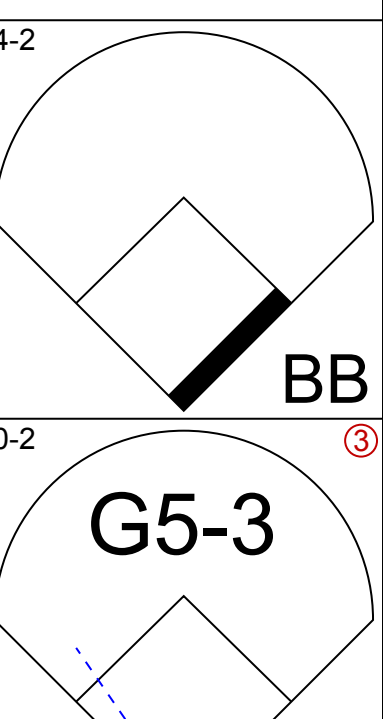
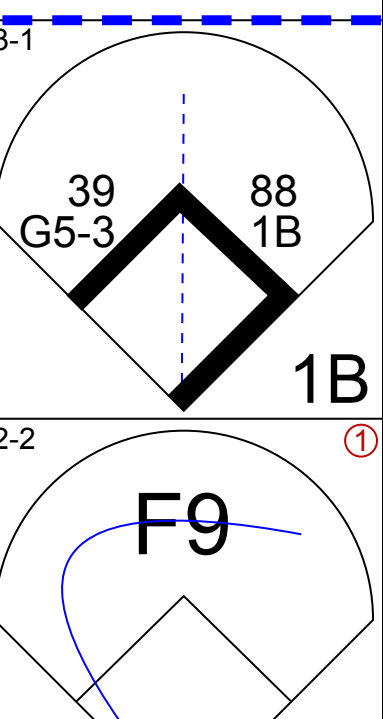
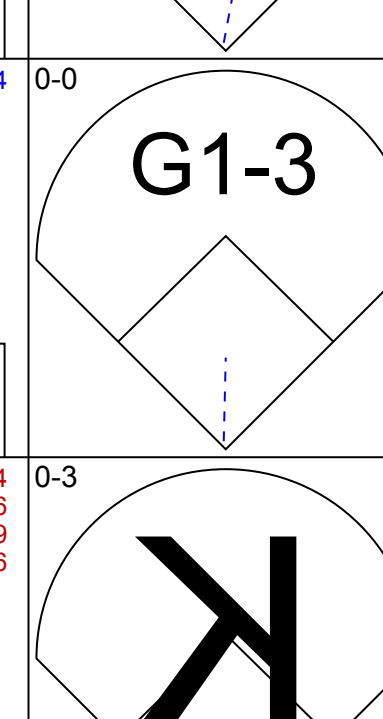
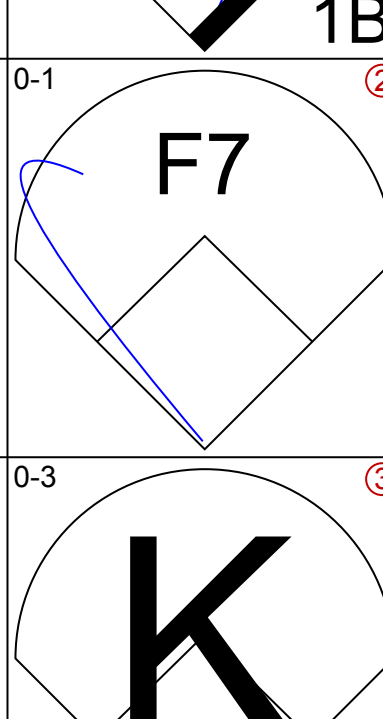
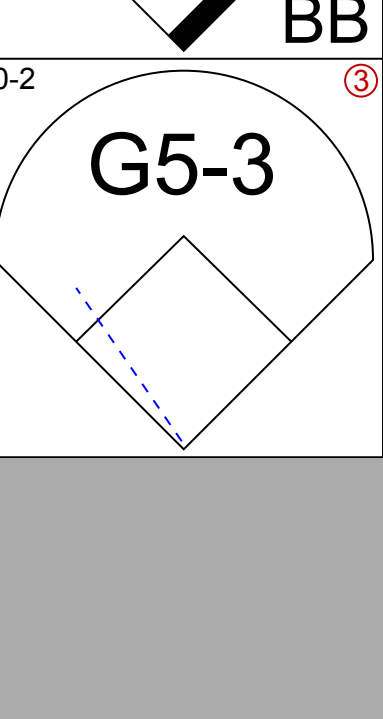
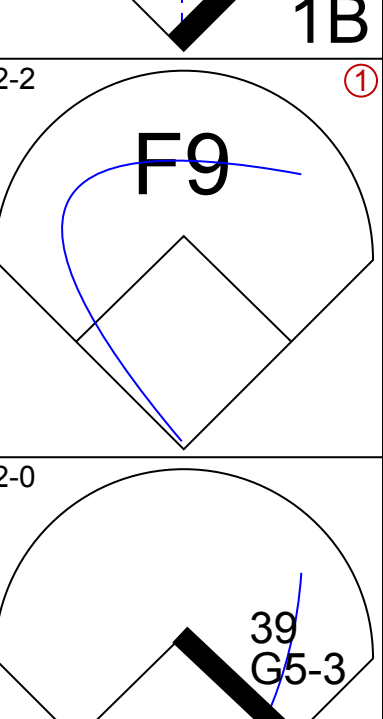
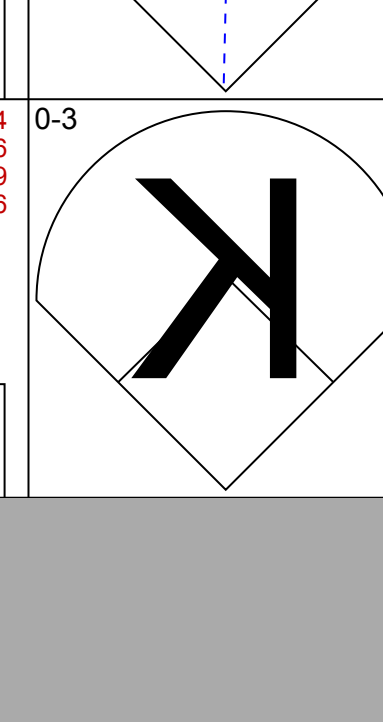
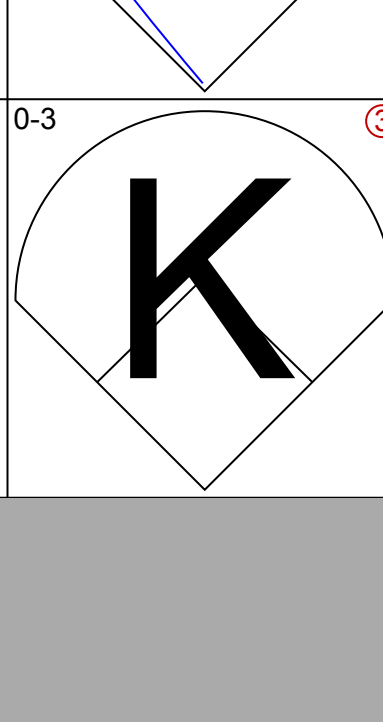

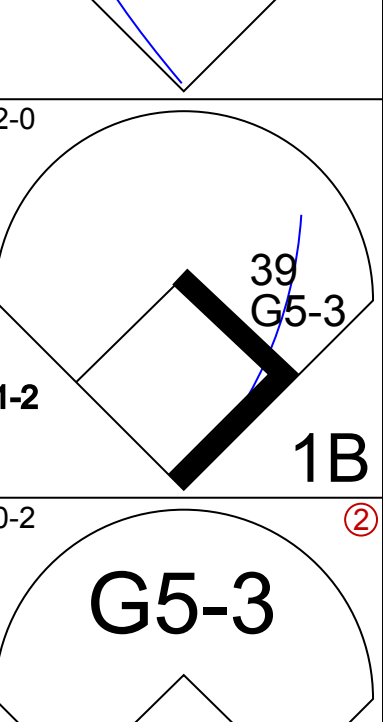
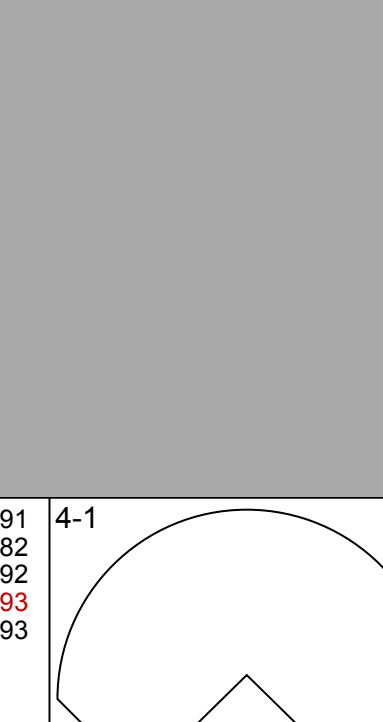
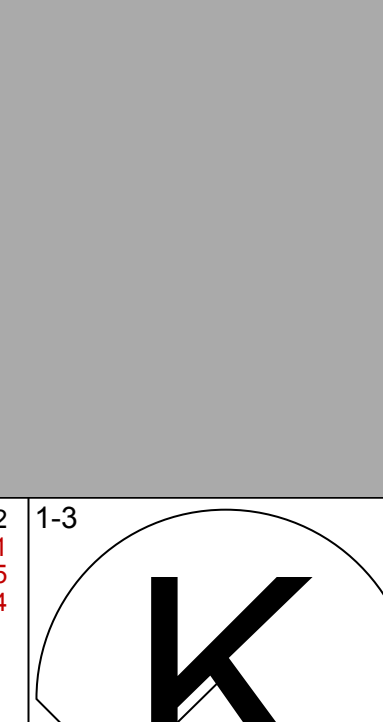
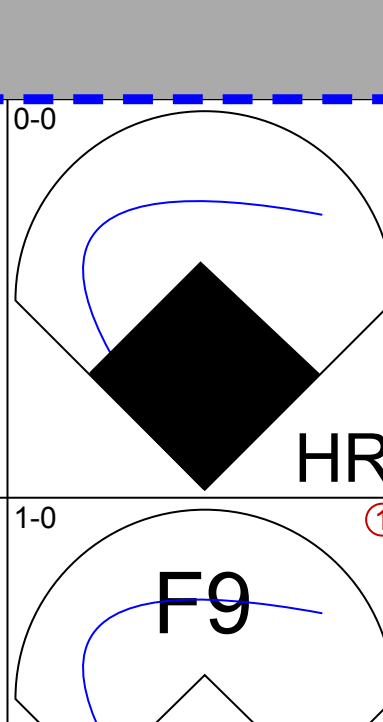
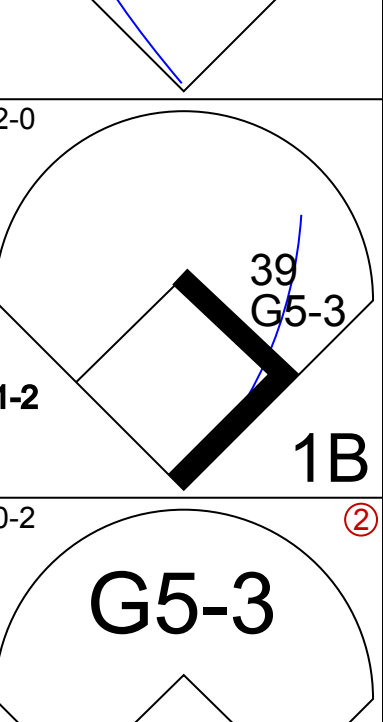
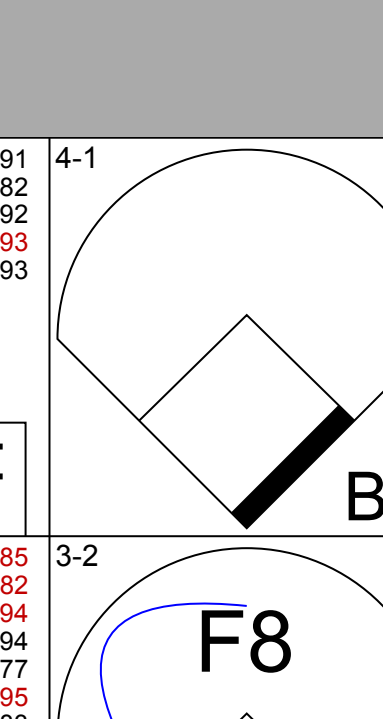
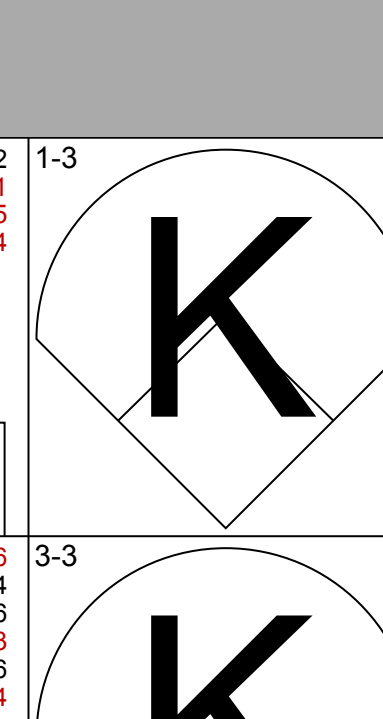
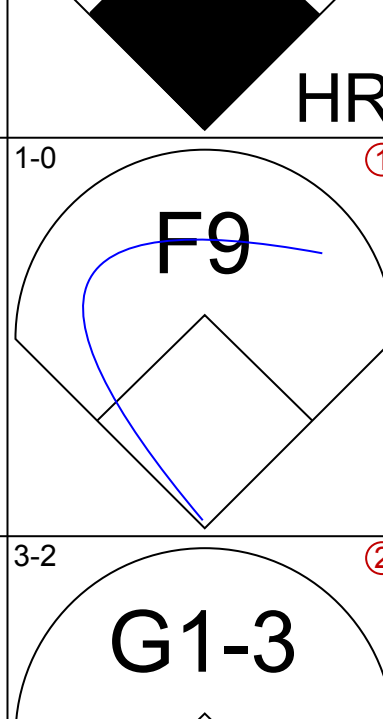
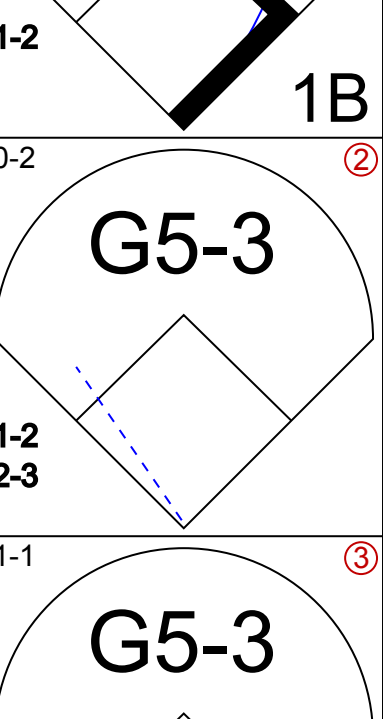
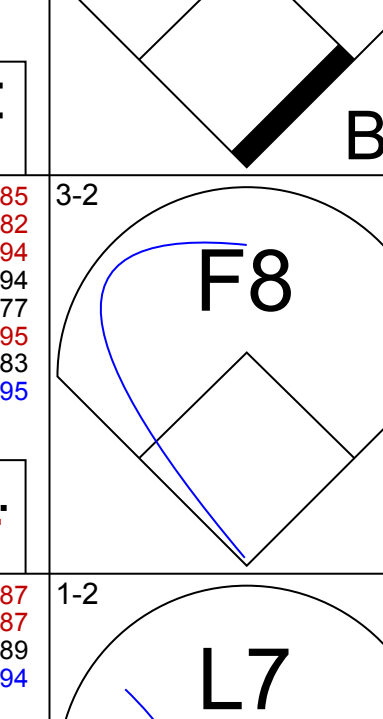
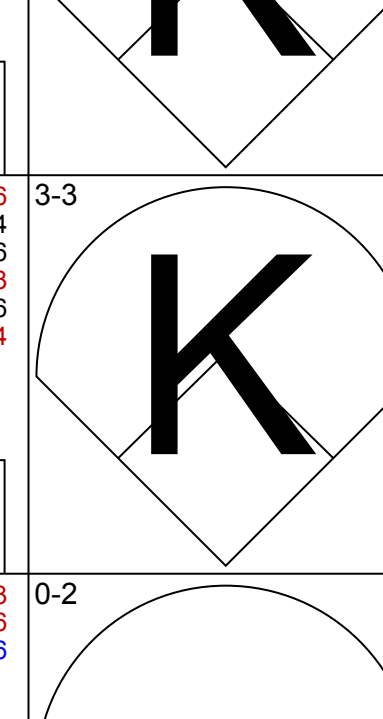
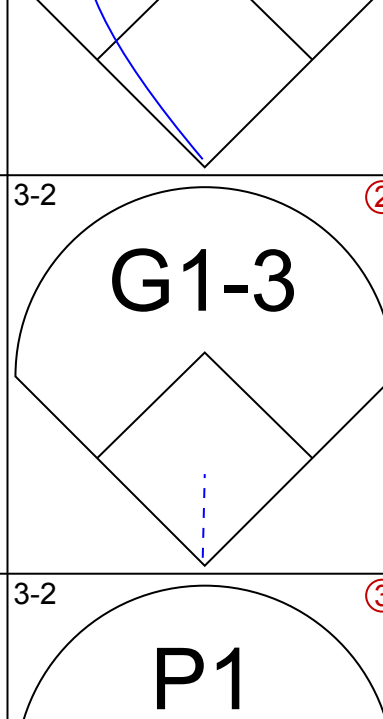
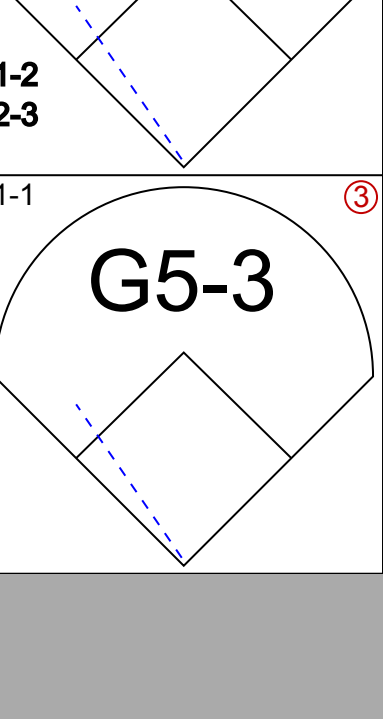
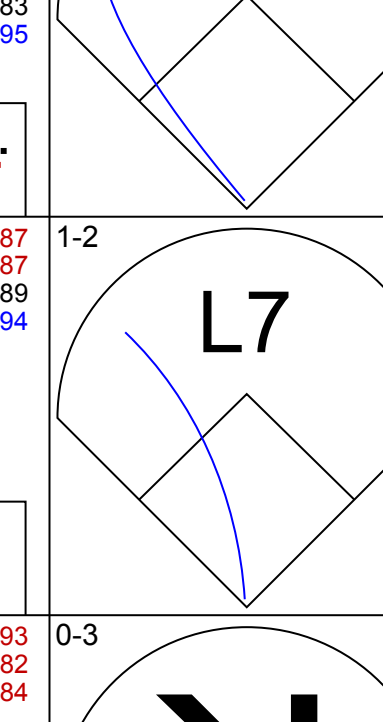
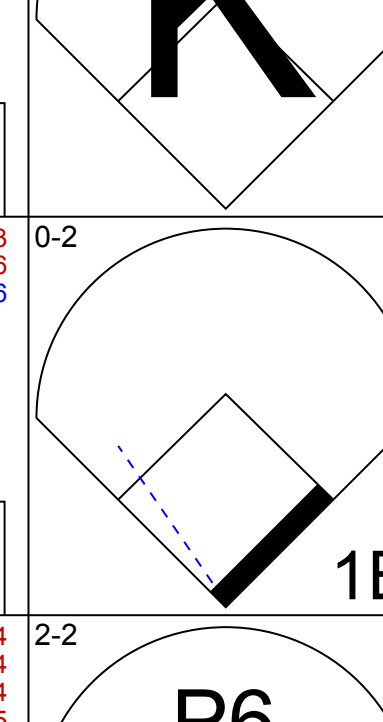
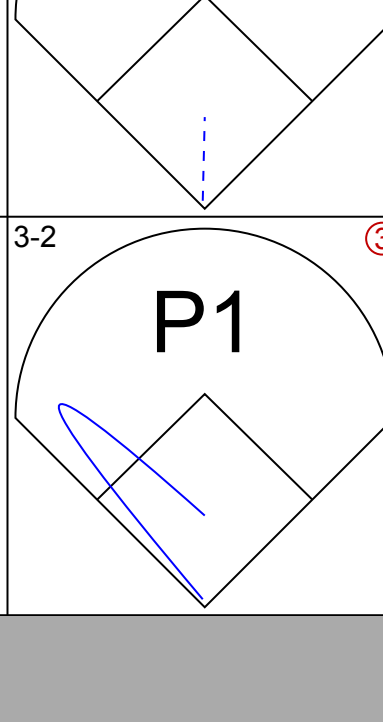
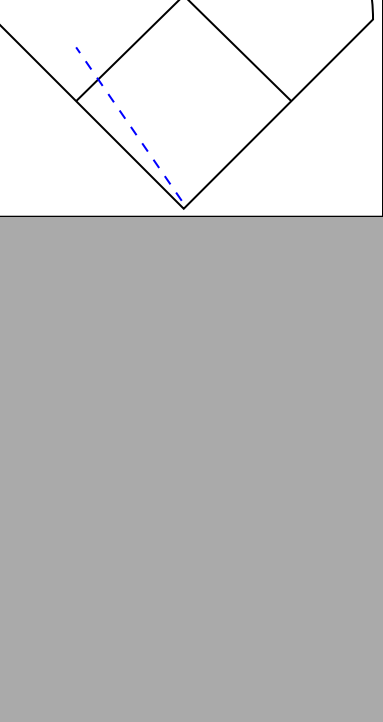


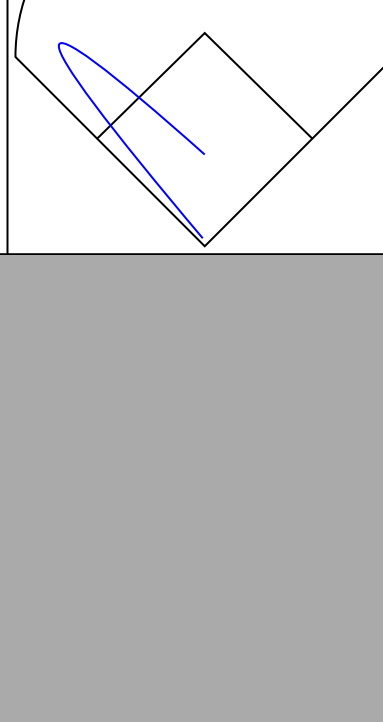

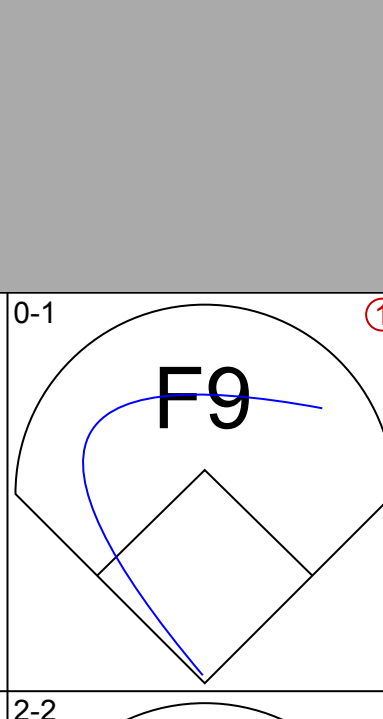
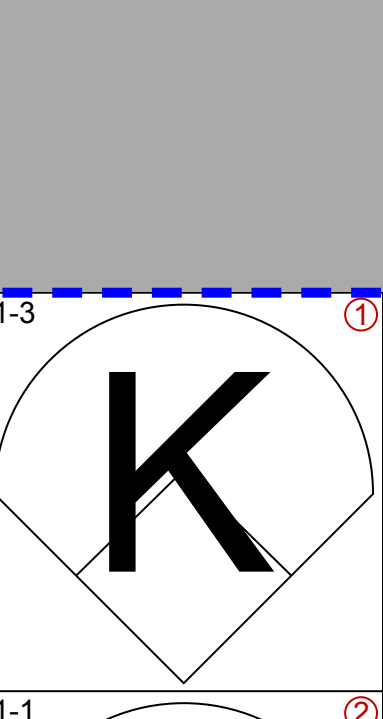










Batter	1	2	3	4	5	6	7	8	9	AB	R	H	RBI	BB	SO	LOB	TOP					
60 Akil Baddoo, L (1, 7) OBP: 0.318, SLG: 0.714 13 Eric Haase, R (5, 7) OBP: 0.444, SLG: 0.667										3	0	0	0	0	1	3	<p><b>Detroit Tigers @ Philadelphia Phillies</b>            BayCare Ballpark, Clearwater, FL            Wed Mar 30, 2022, 1:07 PM - 4:12 PM EDT            Att: 3,415 - Sunny - 84 F</p>					
8 Robbie Grossman, S (1, 9) OBP: 0.291, SLG: 0.500 22 Victor Reyes, S (5, 9) OBP: 0.350, SLG: 0.500										3	1	1	0	0	1	2						
28 Javier Báez, R (1, 6) OBP: 0.266, SLG: 0.476 9 Willi Castro, S (5, PR) OBP: 0.391, SLG: 0.500										3	0	1	1	0	1	0						
46 Jeimer Candelario, S (1, 5) OBP: 0.500, SLG: 1.000 30 Harold Castro, L (5, PR) OBP: 0.369, SLG: 0.368										3	1	2	0	0	1	1						
24 Miguel Cabrera, R (1, 10) OBP: 0.263, SLG: 0.235 49 Ryan Lavarnway, R (5, PR) OBP: 0.154, SLG: 0.231										3	0	1	1	0	0	2						
7 Jonathan Schoop, R (1, 4) OBP: 0.273, SLG: 0.350 75 Jack López, R (5, 4) OBP: 0.786, SLG: 1.250										3	1	1	1	0	1	4						
31 Riley Greene, L (1, 8) OBP: 0.391, SLG: 1.000 54 Derek Hill, R (5, PH) OBP: 0.318, SLG: 0.600 97 Luis Carpio, R (9, 4)										2	1	2	0	0	0	0						
20 Spencer Torkelson, R (1, 3) OBP: 0.333, SLG: 0.435 72 Ryan Kneidel, R (5, 5) OBP: 0.250, SLG: 0.357										2	0	0	2	0	0	2						
15 Tucker Barnhart, L (1, 2) OBP: 0.167, SLG: 0.176 64 Dustin Garneau, R (6, 2) OBP: 0.286, SLG: 0.714										2	0	1	1	1	0	3						
<b>Inning Stats</b>	R: 0 E: 0 K: 3 S: 9	H: 0 LOB: 0 BB: 0 P: 14	R: 3 E: 0 K: 0 S: 11	H: 4 LOB: 1 BB: 0 P: 15	R: 1 E: 0 K: 1 S: 12	H: 2 LOB: 1 BB: 0 P: 17	R: 0 E: 0 K: 0 S: 9	H: 1 LOB: 2 BB: 1 P: 18	R: 3 E: 2 K: 1 S: 17	H: 3 LOB: 3 BB: 0 P: 25	R: 0 E: 0 K: 2 S: 12	H: 1 LOB: 1 BB: 0 P: 16	R: 0 E: 0 K: 2 S: 15	H: 2 LOB: 2 BB: 0 P: 22	R: 0 E: 0 K: 1 S: 8	H: 0 LOB: 0 BB: 0 P: 12		R: 0 E: 0 K: 2 S: 10	H: 0 LOB: 1 BB: 1 P: 20	1B: 6 2B: 7 3B: 0 HR: 0	SF: 1 SAC: 0 DP: 0 HBP: 0	WP: 0 PB: 0 SB: 0 CS: 0
<b>PITCHER</b>	IP WLS BF H R ER SO BB IBB HBP BLK WP HR S P ERA WHIP	4.0 L 21 7 3 5 5 4 1 0 0 0 0 0 42 66 11.25 2.000	1.0 6 3 2 1 1 0 0 0 0 0 0 0 16 23 9.00 3.000	1.0 4 1 0 2 0 0 0 0 0 0 0 0 12 16 0.00 1.000	1.0 5 2 0 2 0 0 0 0 0 0 0 0 15 22 0.00 2.000	1.1 4 0 0 2 0 0 0 0 0 0 0 0 12 19 0.00 0.000	0.2 3 0 0 0 0 0 0 0 0 0 0 0 6 13 0.00 1.500	<b>87 Braeden Ogle, L</b> ERA:	9.1 0.2 3 0 0 0 1 1 0 0 0 0 0 0 6 13 0.00 1.500													

Batter	1	2	3	4	5	6	7	8	9	AB	R	H	RBI	BB	SO	LOB	BOTTOM			
12 Kyle Schwarber, L (1, 7) OBP: 0.300, SLG: 0.353 16 Mickey Moniak, L (7, 9) OBP: 0.300, SLG: 0.850										2	0	1	0	1	0	0	<p><b>Detroit Tigers @ Philadelphia Phillies</b>            BayCare Ballpark, Clearwater, FL            Wed Mar 30, 2022, 1:07 PM - 4:12 PM EDT            Att: 3,415 - Sunny - 84 F</p>			
2 Jean Segura, R (1, 4) OBP: 0.240, SLG: 0.261 41 Yairo Muñoz, R (7, 4) OBP: 0.231, SLG: 0.231										3	0	0	0	0	3					
3 Bryce Harper, L (1, 9) OBP: 0.391, SLG: 0.762 88 Darick Hall, L (7, 3) OBP: 0.333, SLG: 0.588										3	1	1	1	0	2					
10 J.T. Realmuto, R (1, 2) OBP: 0.360, SLG: 0.565 39 Donny Sands, R (8, 2) OBP: 0.214, SLG: 0.154										2	0	0	0	1	1	0				
17 Rhys Hoskins, R (1, 3) OBP: 0.333, SLG: 0.550 57 John Andreoli, R (7, 7) OBP: 0.286, SLG: 0.167										3	0	0	0	0	1	1				
18 Didi Gregorius, L (1, 6) OBP: 0.333, SLG: 0.591 29 Nick Maton, L (7, 6) OBP: 0.400, SLG: 0.500										3	0	1	0	0	0	1				
7 Johan Camargo, S (1, 10) OBP: 0.261, SLG: 0.318										4	0	0	0	0	2	3				
19 Matt Vierling, R (1, 8) OBP: 0.286, SLG: 0.423 74 Ronald Torreyes, R (8, 5) OBP: 0.222, SLG: 0.125										3	0	0	0	0	2	0				
73 Bryson Stott, L (1, 5) OBP: 0.609, SLG: 0.722 4 Dalton Guthrie, R (8, 9)										3	0	1	0	0	0	0				
<b>Inning Stats</b>	R: 0 E: 0 K: 1 S: 7	H: 0 LOB: 0 BB: 0 P: 7	R: 0 E: 0 K: 1 S: 12	H: 0 LOB: 1 BB: 1 P: 20	R: 0 E: 0 K: 1 S: 14	H: 2 LOB: 0 BB: 0 P: 19	R: 0 E: 0 K: 2 S: 14	H: 1 LOB: 1 BB: 0 P: 20	R: 0 E: 0 K: 0 S: 9	H: 0 LOB: 0 BB: 1 P: 16	R: 0 E: 0 K: 2 S: 9	H: 0 LOB: 0 BB: 0 P: 13	R: 0 E: 0 K: 0 S: 12	H: 2 LOB: 2 BB: 0 P: 20	R: 0 E: 0 K: 0 S: 8	H: 2 LOB: 1 BB: 0 P: 11		1B: 7 2B: 0 3B: 0 HR: 1	SF: 0 SAC: 0 DP: 1 HBP: 0	WP: 0 PB: 0 SB: 0 CS: 0
<b>PITCHER</b>	IP WLS BF H R ER SO BB IBB HBP BLK WP HR S P ERA WHIP	4.0 W 16 3 0 0 0 1 1 0 0 0 0 15 21 0.00 1.000	1.0 4 0 0 0 1 1 0 0 0 0 0 0 9 16 9.00 1.000	1.0 3 0 0 0 2 0 0 0 0 0 0 0 9 13 0.00 0.000	1.0 5 2 0 0 0 0 0 0 0 0 0 0 12 20 0.00 2.000	1.0 4 0 0 0 0 0 0 0 0 0 0 0 6 11 0.00 1.000	1.0 1.0 4 2 0 0 0 0 0 0 0 0 0 7 11 0.00 2.000	<b>93 Nolan Blackwood, R</b> ERA:	9.1 1.0 4 2 0 0 0 0 0 0 0 0 0 7 11 0.00 2.000											









Batter	1	2	3	4	5	6	7	8	9	AB	R	H	RBI	BB	SO	LOB	TOP										
73 Bryson Stott, L (1,4) OBP: 0.607, SLG: 0.739 74 Ronald Torreyes, R (7,4) OBP: 0.182, SLG: 0.100	F8		G3-1					G5-3		3	0	1	0	0	0	0											
28 Alec Bohm, R (1,5) OBP: 0.286, SLG: 0.360 41 Yairo Muñoz, R (7,5) OBP: 0.200, SLG: 0.200	HR			1B				G5-3		3	2	1	0	0	0	1											
8 Nick Castellanos, R (1,7) OBP: 0.400, SLG: 0.643 62 Jared Carr, L (7,7)	P5			K				G1-6-3		3	0	0	0	0	1	1											
17 Rhys Hoskins, R (1,10) OBP: 0.333, SLG: 0.500 53 Carlos De La Cruz, R (9, PH)	L9			1B				BB		3	0	1	0	0	0	0											
7 Johan Camargo, S (1,3) OBP: 0.296, SLG: 0.346 3 McCarthy Tatum, R (7,3) OBP: 0.500, SLG: 0.500	F8			1B				K		3	0	1	1	0	0	0											
19 Matt Vierling, R (1,8) OBP: 0.258, SLG: 0.379 18 Nicolas Torres, R (7,8)	P2			G5-4-3				K		3	0	0	0	0	1	2											
21 Garrett Stubbs, L (1,2) OBP: 0.333, SLG: 0.333 10 D.J. Stewart, R (8,5)	G4-3			K				F9		3	0	0	0	0	1	0											
16 Mickey Moniak, L (1,9) OBP: 0.269, SLG: 0.731 22 Colby Fitch, L (8,2)			G1-3					K		3	0	0	0	0	1	0											
29 Nick Maton, L (1,6) OBP: 0.350, SLG: 0.389 22 Baron Radcliff, L (8,9)			G3					BB		2	0	0	0	1	0	0											
<b>Inning Stats</b>	R: 1 E: 0 K: 0 S: 5	H: 1 LOB: 0 BB: 0 P: 8	R: 0 E: 0 K: 0 S: 3	H: 0 LOB: 0 BB: 0 P: 3	R: 0 E: 0 K: 0 S: 3	H: 0 LOB: 0 BB: 0 P: 3	R: 1 E: 0 K: 1 S: 7	H: 3 LOB: 1 BB: 0 P: 7	R: 0 E: 0 K: 1 S: 5	H: 0 LOB: 0 BB: 0 P: 5	R: 0 E: 0 K: 0 S: 3	H: 1 LOB: 0 BB: 0 P: 3	R: 0 E: 0 K: 1 S: 5	H: 0 LOB: 1 BB: 1 P: 9	R: 0 E: 0 K: 1 S: 5	H: 0 LOB: 1 BB: 1 P: 9	1B: 4 2B: 0 3B: 0 HR: 1	SF: 0 SAC: 0 DP: 2 HBP: 0	WP: 0 PB: 0 SB: 0 CS: 0	PA: 32							
<b>PITCHER</b>	IP	WLS	BF	H	R	ER	SO	BB	IBB	HBP	BLK	WP	HR	S	P	ERA	WHIP										
28 Jordan Lyles, R (1,1) ERA: 3.38	5.0	W	18	4	2	2	2	0	0	0	0	0	1	23	26	3.60	0.800										
48 Jorge López, R (6,1) ERA: 7.11	1.0	H	3	1	0	0	0	0	0	0	0	0	0	3	3	0.00	1.000										
66 Tanner Scott, L (7,1) ERA: 7.38	1.0	H	3	0	0	0	1	0	0	0	0	0	0	5	5	0.00	0.000										
87 Joey Krehbiel, R (8,1) ERA: 8.31	1.0	H	4	0	0	0	1	1	0	0	0	0	0	5	9	0.00	1.000										
70 Travis Lakins Sr., R (9,1) ERA: 1.5	1.0	S	4	0	0	0	1	1	0	0	0	0	0	5	9	0.00	1.000										

**Philadelphia Phillies @ Baltimore Orioles**  
Ed Smith Stadium, Sarasota, FL  
Fri Apr 01 2022, 1:05 PM - 3:23 PM EDT  
Att: 2,866 - Cloudy - 82 F

livebaseballscorecards.com

AB 30  
R 2  
H 5  
RBI 2  
BB 2  
SO 5  
LOB 6



Batter	1	2	3	4	5	6	7	8	9	AB	R	H	RBI	BB	SO	LOB	BOTTOM										
31 Cedric Mullins, L (1,10) OBP: 0.231, SLG: 0.304 49 Beau Taylor, L (5, FR) OBP: 0.333, SLG: 0.167	K		K					G3		2	0	0	0	0	2	0											
26 Jorge Mateo, R (1,6) OBP: 0.408, SLG: 0.800 1 Richie Martin, R (8,6) OBP: 0.563, SLG: 1.000	BB		HR					F7		2	2	1	1	1	0	1											
6 Ryan Mountcastle, R (1,3) OBP: 0.458, SLG: 0.700 85 Joey Ortiz, R (8,4) OBP: 0.250, SLG: 0.250	HR		G6-3					G3		3	1	1	2	0	0	0											
16 Trey Mancini, R (1,9) OBP: 0.394, SLG: 0.364 89 Andrew Daschbach, R (8,3)	K		L1-3					K		3	0	0	0	0	1	1											
12 Rougned Odor, L (1,4) OBP: 0.111, SLG: 0.059 90 Mason Janvrin, R (8,9)	K			P5				K		3	0	0	0	0	2	1											
13 Jacob Nottingham, R (1,2) OBP: 0.389, SLG: 0.412 61 Anthony Bembom, L (6,2) OBP: 0.364, SLG: 0.333			1B					F8		2	0	1	0	0	0	0											
86 Jordan Westburg, R (1,5) OBP: 0.556, SLG: 0.625	G1-3			2B				1B		3	0	2	0	0	0	1											
81 Colton Cowser, L (1,8) OBP: 0.462, SLG: 0.222			BB					K		2	0	0	0	1	1	2											
88 John Rhodes, R (1,7) OBP: 0.400, SLG: 1.000	G1-4-3			G3				F9		3	0	0	0	0	0	3											
<b>Inning Stats</b>	R: 2 E: 0 K: 3 S: 11	H: 1 LOB: 1 BB: 1 P: 16	R: 0 E: 0 K: 0 S: 3	H: 1 LOB: 1 BB: 1 P: 7	R: 1 E: 0 K: 1 S: 6	H: 1 LOB: 0 BB: 0 P: 8	R: 0 E: 0 K: 0 S: 4	H: 1 LOB: 1 BB: 0 P: 4	R: 0 E: 1 K: 1 S: 6	H: 0 LOB: 1 BB: 0 P: 6	R: 0 E: 0 K: 1 S: 6	H: 1 LOB: 0 BB: 0 P: 6	R: 0 E: 0 K: 1 S: 5	H: 0 LOB: 0 BB: 0 P: 5	1B: 2 2B: 1 3B: 0 HR: 2	SF: 0 SAC: 0 DP: 2 HBP: 1	WP: 0 PB: 0 SB: 1 CS: 0	PA: 31									
<b>PITCHER</b>	IP	WLS	BF	H	R	ER	SO	BB	IBB	HBP	BLK	WP	HR	S	P	ERA	WHIP										
55 Ranger Suárez, L (1,1) ERA: 9.0	2.0	L	9	2	2	2	3	2	0	0	0	0	1	14	23	9.00	2.000										
23 Corey Knebel, R (3,1) ERA: 1.5	1.0		4	1	1	1	1	0	0	0	0	0	1	6	8	9.00	1.000										
70 Bailey Falter, L (4,1) ERA: 1.29	3.0		11	1	0	0	1	0	0	1	0	0	0	12	13	0.00	0.333										
57 Nick Nelson, R (7,1) ERA: 1.29	2.0		7	1	0	0	2	0	0	0	0	0	0	11	11	0.00	0.500										

**Philadelphia Phillies @ Baltimore Orioles**  
Ed Smith Stadium, Sarasota, FL  
Fri Apr 01 2022, 1:05 PM - 3:23 PM EDT  
Att: 2,866 - Cloudy - 82 F

livebaseballscorecards.com

AB 28  
R 3  
H 5  
RBI 3  
BB 2  
SO 7  
LOB 11













Batter	1	2	3	4	5	6	7	8	9	AB	R	H	RBI	BB	SO	LOB	TOP			
19 Matt Vierling, R OBP: 0.288, SLG: 0.382 30 Yemal Flores, R (7, 8)	F9		SF9		BB		BB		K	2	0	1	1	1	0	0	<b>Philadelphia Phillies @ New York Yankees</b> George M. Steinbrenner Field, Tampa, FL Mon Apr 04 2022, 1:06 PM - 3:57 PM EDT Att: 5,326 - Partly Cloudy - 82 F <a href="http://livebaseballscorecards.com">livebaseballscorecards.com</a>			
2 Jean Segura, R OBP: 0.243, SLG: 0.303 2 Leandro Pineda, L (7, 9)	K		G1-3		BB		P3			3	0	0	0	1	1	4				
28 Alec Bohm, R OBP: 0.294, SLG: 0.355 12 Erick Brito, R (7, 6)	G5-3		K		BB		G5-4-3			4	0	1	0	0	1	4				
18 Didi Gregorius, L OBP: 0.333, SLG: 0.469	F7		K		BB		F7			3	0	0	0	1	1	0				
7 Johan Camargo, S OBP: 0.281, SLG: 0.300 29 Nick Maton, L OBP: 0.409, SLG: 0.421	G6-3		G6-3		BB		G6-3			2	1	0	0	0	0	2				
73 Bryson Stott, L OBP: 0.529, SLG: 0.607 41 Yairo Muñoz, R OBP: 0.176, SLG: 0.176	K		G1		G4-3		K			3	0	0	0	0	1	1				
16 Mickey Moniak, L 52 Rixon Wingrove, L (7, 3)			SF9		G3-1		K			3	1	2	0	0	0	0				
21 Garrett Stubbs, L OBP: 0.263, SLG: 0.389 23 Uziel Viloria, S (9, PH)			SF9		G1-3		G1-3			2	0	1	1	1	0	0				
74 Ronald Torreyes, R OBP: 0.267, SLG: 0.286 9 Wilfredo Flores, L (7, 7)			SF9		K		2B			3	0	2	0	0	1	2				
<b>Inning Stats</b>	R: 0 E: 0 K: 1 S: 6	H: 0 LOB: 0 BB: 0 P: 7	R: 0 E: 0 K: 1 S: 9	H: 0 LOB: 0 BB: 0 P: 10	R: 1 E: 0 K: 1 S: 16	H: 2 LOB: 2 BB: 1 P: 23	R: 1 E: 0 K: 2 S: 17	H: 2 LOB: 2 BB: 0 P: 25	R: 0 E: 0 K: 0 S: 14	H: 0 LOB: 0 BB: 2 P: 12	R: 0 E: 0 K: 0 S: 12	H: 1 LOB: 1 BB: 1 P: 18	R: 0 E: 0 K: 2 S: 14	H: 0 LOB: 1 BB: 1 P: 22	R: 0 E: 0 K: 1 S: 7	H: 0 LOB: 0 BB: 0 P: 10		1B: 6 2B: 1 3B: 0 HR: 0	SF: 1 SAC: 0 DP: 1 HBP: 1	WP: 0 PB: 0 CS: 2
<b>PITCHER</b>	IP WLS BF H R ER SO	IP WLS BF H R ER SO	IP WLS BF H R ER SO	IP WLS BF H R ER SO	IP WLS BF H R ER SO	IP WLS BF H R ER SO	IP WLS BF H R ER SO	IP WLS BF H R ER SO	IP WLS BF H R ER SO	IP WLS BF H R ER SO	IP WLS BF H R ER SO	IP WLS BF H R ER SO	IP WLS BF H R ER SO	IP WLS BF H R ER SO	IP WLS BF H R ER SO	IP WLS BF H R ER SO	ERA WHIP	ERA WHIP		
92 JP Sears, L ERA: 8.1	3.0	12	2	1	1	3	1	0	0	0	0	0	0	0	0	0	0	3.00	1.000	
63 Lucas Luetge, L ERA: 1.5	1.0	6	2	1	1	2	0	0	1	0	0	0	0	0	0	0	9.00	2.000		
58 Wandy Peralta, L ERA: 1.59	1.0	5	2	0	0	0	2	0	0	0	0	0	0	0	0	0	0.00	4.000		
35 Clay Holmes, R ERA: 1.8	1.0	3	0	0	0	0	0	0	0	0	0	0	0	0	0	0	0.00	0.000		
57 Chad Green, R ERA: 1.8	1.0	W	4	1	0	0	1	0	0	0	0	0	0	0	0	0	0.00	2.000		

Batter	1	2	3	4	5	6	7	8	9	AB	R	H	RBI	BB	SO	LOB	BOTTOM			
26 DJ LeMahieu, R OBP: 0.355, SLG: 0.464 72 Ronny Rojas, S (9, 5)	G6-3		G6-3		BB		BB			3	1	1	0	1	0	0	<b>Philadelphia Phillies @ New York Yankees</b> George M. Steinbrenner Field, Tampa, FL Mon Apr 04 2022, 1:06 PM - 3:57 PM EDT Att: 5,326 - Partly Cloudy - 82 F <a href="http://livebaseballscorecards.com">livebaseballscorecards.com</a>			
48 Anthony Rizzo, L OBP: 0.438, SLG: 0.481 78 Alex Guerrero, L (8, 3)	BB		K		FC3-6		BB			3	1	1	0	0	1	1				
99 Aaron Judge, R OBP: 0.465, SLG: 0.931 91 Raimfer Salinas, R OBP: 1.000, SLG: 1.000	BB		BB		G6-4-3		HBP			4	1	3	3	0	0	1				
27 Giancarlo Stanton, R OBP: 0.407, SLG: 0.591 90 Ryder Green, R (8, 9)	G6-4-3		K		K		K			4	0	0	0	0	3	3				
13 Joey Gallo, L OBP: 0.294, SLG: 0.367 82 Grant Richardson, L (9, 7)	BB		BB		BB		K			4	1	2	0	0	2	0				
25 Gleyber Torres, R OBP: 0.343, SLG: 0.563 95 Luis Santos, R (9, 4)	F9		G5-3		G4-3		K			4	1	1	1	0	0	2				
66 Kyle Higashioka, R OBP: 0.429, SLG: 0.515 14 Marwin Gonzalez, S OBP: 0.391, SLG: 0.818 (7, 10)	F8		P3		G4-3		BB			2	0	0	0	0	0	2				
12 Isiah Kiner-Falefa, R OBP: 0.429, SLG: 0.515 79 Benjamin Cowles, R OBP: 1.000, SLG: 4.000 (8, 6)	BB		BB		G5-3		F7			4	0	2	1	0	0	1				
39 Jose Trevino, R OBP: 0.250, SLG: 0.316	F9		FC5-4		K		K			3	0	0	0	0	1	3				
<b>Inning Stats</b>	R: 0 E: 0 K: 0 S: 6	H: 2 LOB: 1 BB: 0 P: 8	R: 0 E: 0 K: 0 S: 7	H: 2 LOB: 0 BB: 0 P: 10	R: 0 E: 0 K: 2 S: 10	H: 1 LOB: 1 BB: 0 P: 19	R: 1 E: 0 K: 0 S: 10	H: 2 LOB: 1 BB: 0 P: 17	R: 0 E: 0 K: 0 S: 6	H: 1 LOB: 0 BB: 0 P: 8	R: 1 E: 0 K: 2 S: 9	H: 1 LOB: 0 BB: 1 P: 14	R: 3 E: 0 K: 2 S: 13	H: 1 LOB: 1 BB: 1 P: 22	R: 0 E: 0 K: 1 S: 15	H: 1 LOB: 1 BB: 0 P: 21		1B: 7 2B: 2 3B: 0 HR: 2	SF: 0 SAC: 0 DP: 2 HBP: 1	WP: 0 PB: 0 CS: 0
<b>PITCHER</b>	IP WLS BF H R ER SO	IP WLS BF H R ER SO	IP WLS BF H R ER SO	IP WLS BF H R ER SO	IP WLS BF H R ER SO	IP WLS BF H R ER SO	IP WLS BF H R ER SO	IP WLS BF H R ER SO	IP WLS BF H R ER SO	IP WLS BF H R ER SO	IP WLS BF H R ER SO	IP WLS BF H R ER SO	IP WLS BF H R ER SO	IP WLS BF H R ER SO	IP WLS BF H R ER SO	IP WLS BF H R ER SO	ERA WHIP	ERA WHIP		
44 Kyle Gibson, R ERA: 5.27	5.2	24	9	2	2	4	0	0	0	0	0	0	0	0	0	0	3.18	1.588		
51 Tyler Carr, R ERA: 7.2	0.1	1	0	0	0	0	0	0	0	0	0	0	0	0	0	0	0.00	0.000		
58 Seranthony Dominguez, R ERA: 7.2	1.0	L	6	1	3	3	1	0	1	0	0	0	0	0	0	0	27.00	2.000		
23 Corey Knebel, R ERA: 1.5	1.0	4	1	0	0	1	0	0	0	0	0	0	0	0	0	0	0.00	1.000		





Batter	1	2	3	4	5	6	7	8	9	AB	R	H	RBI	BB	SO	LOB	TOP								
44 Hoy Park, L OBP: 0.357, SLG: 0.577	L9		G3-1					K		3	0	1	0	0	0	1	Pittsburgh Pirates @ Philadelphia Phillies BayCare Ballpark, Clearwater, FL Tue Apr 05 2022, 12:07 PM - 2:41 PM EDT Att: 2,355 - Cloudy - 82 F								
74 Tsung-Che Cheng, L OBP: 0.400, SLG: 1.200			2-3		1B			K		1	0	0	0	0	1	0									
10 Bryan Reynolds, S OBP: 0.388, SLG: 0.750 6 Jase Bowen, R	1B				G6-3			K		3	0	2	1	0	0	1									
25 Yoshi Tsutsugo, L OBP: 0.467, SLG: 0.583 15 Luke Brown, L	K				1B			K		3	0	0	0	0	3	2									
19 Daniel Vogelbach, L OBP: 0.250, SLG: 0.303 70 Jakob Goldfarb, L	G6-3				K			K		3	0	0	0	0	2	2									
64 Diego Castillo, R OBP: 0.395, SLG: 0.886 Jacob Gonzalez, R	K				K			P4		3	0	0	0	0	2	0									
18 Ben Gamel, L OBP: 0.292, SLG: 0.609 2 Michael Chavis, R	K				K			G5-3		2	0	0	0	0	2	0									
27 Kevin Newman, R OBP: 0.385, SLG: 0.542					F9			K		2	0	1	0	0	0	0									
26 Josh VanMeter, L OBP: 0.143, SLG: 0.100					1B			K		1	0	0	0	0	1	0									
55 Roberto Pérez, R OBP: 0.287, SLG: 0.346 70 Taylor Davis, R OBP: 0.200, SLG: 0.077	FC6-4				K			G6-3		2	0	0	0	0	1	1									
3 Cole Tucker, S OBP: 0.350, SLG: 0.568 74 Hunter Owen, R OBP: 0.233, SLG: 0.500					G3			K		2	1	1	0	0	0	0									
										1	0	0	0	0	1	0									
<b>Inning Stats</b>	R: 0 E: 0 K: 1 S: 8	H: 1 LOB: 1 BB: 0 P: 11	R: 0 E: 0 K: 2 S: 14	H: 1 LOB: 1 BB: 0 P: 19	R: 1 E: 0 K: 2 S: 15	H: 2 LOB: 1 BB: 0 P: 24	R: 0 E: 0 K: 2 S: 9	H: 0 LOB: 0 BB: 0 P: 13	R: 0 E: 0 K: 1 S: 8	H: 1 LOB: 1 BB: 0 P: 11	R: 0 E: 0 K: 2 S: 9	H: 0 LOB: 0 BB: 0 P: 13	R: 0 E: 0 K: 1 S: 9	H: 0 LOB: 0 BB: 0 P: 11	R: 0 E: 0 K: 3 S: 10	H: 0 LOB: 0 BB: 0 P: 12	R: 0 E: 0 K: 1 S: 6	H: 0 LOB: 0 BB: 0 P: 10	1B: 4 2B: 1 3B: 0 HR: 0	SF: 0 SAC: 0 DP: 0 HBP: 0	WP: 0 PB: 0 SB: 0 CS: 0	PA: 32			
<b>PITCHER</b>	IP WLS BF H R ER SO BB IBB HBP BLK WP HR S P ERA WHIP	IP WLS BF H R ER SO BB IBB HBP BLK WP HR S P ERA WHIP	IP WLS BF H R ER SO BB IBB HBP BLK WP HR S P ERA WHIP	IP WLS BF H R ER SO BB IBB HBP BLK WP HR S P ERA WHIP	IP WLS BF H R ER SO BB IBB HBP BLK WP HR S P ERA WHIP	IP WLS BF H R ER SO BB IBB HBP BLK WP HR S P ERA WHIP	IP WLS BF H R ER SO BB IBB HBP BLK WP HR S P ERA WHIP	IP WLS BF H R ER SO BB IBB HBP BLK WP HR S P ERA WHIP	IP WLS BF H R ER SO BB IBB HBP BLK WP HR S P ERA WHIP	IP WLS BF H R ER SO BB IBB HBP BLK WP HR S P ERA WHIP	IP WLS BF H R ER SO BB IBB HBP BLK WP HR S P ERA WHIP	IP WLS BF H R ER SO BB IBB HBP BLK WP HR S P ERA WHIP	IP WLS BF H R ER SO BB IBB HBP BLK WP HR S P ERA WHIP	IP WLS BF H R ER SO BB IBB HBP BLK WP HR S P ERA WHIP	IP WLS BF H R ER SO BB IBB HBP BLK WP HR S P ERA WHIP	IP WLS BF H R ER SO BB IBB HBP BLK WP HR S P ERA WHIP	IP WLS BF H R ER SO BB IBB HBP BLK WP HR S P ERA WHIP	IP WLS BF H R ER SO BB IBB HBP BLK WP HR S P ERA WHIP	IP WLS BF H R ER SO BB IBB HBP BLK WP HR S P ERA WHIP	IP WLS BF H R ER SO BB IBB HBP BLK WP HR S P ERA WHIP	IP WLS BF H R ER SO BB IBB HBP BLK WP HR S P ERA WHIP	IP WLS BF H R ER SO BB IBB HBP BLK WP HR S P ERA WHIP	IP WLS BF H R ER SO BB IBB HBP BLK WP HR S P ERA WHIP	IP WLS BF H R ER SO BB IBB HBP BLK WP HR S P ERA WHIP	IP WLS BF H R ER SO BB IBB HBP BLK WP HR S P ERA WHIP

Batter	1	2	3	4	5	6	7	8	9	AB	R	H	RBI	BB	SO	LOB	BOTTOM							
12 Kyle Schwarber, L OBP: 0.382, SLG: 0.556 4 Chris Burke, L	K				F7					3	1	1	2	1	1	0	Pittsburgh Pirates @ Philadelphia Phillies BayCare Ballpark, Clearwater, FL Tue Apr 05 2022, 12:07 PM - 2:41 PM EDT Att: 2,355 - Cloudy - 82 F							
10 J.T. Realmuto, R OBP: 0.421, SLG: 0.571 23 Uziel Vitoria, S										3	1	2	2	0	0	0								
3 Bryce Harper, L OBP: 0.400, SLG: 0.970 43 Albert Jerez, R	G4-3				G3-4					3	0	0	0	0	1	4								
8 Nick Castellanos, R OBP: 0.360, SLG: 0.542 2 Leandro Pineda, L					G3-4					4	0	1	1	0	1	1								
17 Rhys Hoskins, R OBP: 0.270, SLG: 0.394 29 Nick Maton, L OBP: 0.435, SLG: 0.450	F8				G3-4					3	0	0	0	0	0	1								
73 Bryson Stott, L OBP: 0.514, SLG: 0.581 22 Colby Fitch, L					G6-3					4	0	1	1	0	1	1								
28 Alec Bohm, R OBP: 0.270, SLG: 0.324 12 Erick Brito, R										3	0	0	0	0	0	0								
7 Johan Camargo, S OBP: 0.257, SLG: 0.273 31 Randy Vasquez, L										3	1	0	0	0	0	2								
16 Mickey Moniak, L OBP: 0.371, SLG: 0.914 30 Yemal Flores, R										0	0	0	0	0	0	0								
										3	2	2	0	0	0	1								
										0	0	0	0	0	0	0								
<b>Inning Stats</b>	R: 1 E: 0 K: 1 S: 12	H: 2 LOB: 1 BB: 0 P: 22	R: 2 E: 1 K: 1 S: 14	H: 2 LOB: 2 BB: 1 P: 26	R: 0 E: 0 K: 1 S: 7	H: 0 LOB: 0 BB: 0 P: 11	R: 0 E: 0 K: 0 S: 7	H: 0 LOB: 0 BB: 0 P: 11	R: 0 E: 0 K: 1 S: 6	H: 1 LOB: 1 BB: 0 P: 10	R: 2 E: 0 K: 1 S: 14	H: 2 LOB: 0 BB: 0 P: 21	R: 0 E: 0 K: 1 S: 6	H: 1 LOB: 0 BB: 0 P: 9	1B: 4 2B: 3 3B: 0 HR: 1	SF: 0 SAC: 0 DP: 2 HBP: 1	WP: 0 PB: 0 SB: 0 CS: 0	PA: 34						
<b>PITCHER</b>	IP WLS BF H R ER SO BB IBB HBP BLK WP HR S P ERA WHIP	IP WLS BF H R ER SO BB IBB HBP BLK WP HR S P ERA WHIP	IP WLS BF H R ER SO BB IBB HBP BLK WP HR S P ERA WHIP	IP WLS BF H R ER SO BB IBB HBP BLK WP HR S P ERA WHIP	IP WLS BF H R ER SO BB IBB HBP BLK WP HR S P ERA WHIP	IP WLS BF H R ER SO BB IBB HBP BLK WP HR S P ERA WHIP	IP WLS BF H R ER SO BB IBB HBP BLK WP HR S P ERA WHIP	IP WLS BF H R ER SO BB IBB HBP BLK WP HR S P ERA WHIP	IP WLS BF H R ER SO BB IBB HBP BLK WP HR S P ERA WHIP	IP WLS BF H R ER SO BB IBB HBP BLK WP HR S P ERA WHIP	IP WLS BF H R ER SO BB IBB HBP BLK WP HR S P ERA WHIP	IP WLS BF H R ER SO BB IBB HBP BLK WP HR S P ERA WHIP	IP WLS BF H R ER SO BB IBB HBP BLK WP HR S P ERA WHIP	IP WLS BF H R ER SO BB IBB HBP BLK WP HR S P ERA WHIP	IP WLS BF H R ER SO BB IBB HBP BLK WP HR S P ERA WHIP	IP WLS BF H R ER SO BB IBB HBP BLK WP HR S P ERA WHIP	IP WLS BF H R ER SO BB IBB HBP BLK WP HR S P ERA WHIP	IP WLS BF H R ER SO BB IBB HBP BLK WP HR S P ERA WHIP	IP WLS BF H R ER SO BB IBB HBP BLK WP HR S P ERA WHIP	IP WLS BF H R ER SO BB IBB HBP BLK WP HR S P ERA WHIP	IP WLS BF H R ER SO BB IBB HBP BLK WP HR S P ERA WHIP	IP WLS BF H R ER SO BB IBB HBP BLK WP HR S P ERA WHIP	IP WLS BF H R ER SO BB IBB HBP BLK WP HR S P ERA WHIP	IP WLS BF H R ER SO BB IBB HBP BLK WP HR S P ERA WHIP










Batter	1	2	3	4	5	6	7	8	9	AB	R	H	RBI	BB	SO	LOB	TOP										
5 Tony Kemp, L OBP: 0.250, SLG: 0.250	G4-3		G3			F9	E5			4	0	1	0	0	0	1	<b>Oakland Athletics @ Philadelphia Phillies</b> Citizens Bank Park, Philadelphia, PA Fri Apr 08 2022, 3:12 PM - 6:26 PM EDT Att: 44,232 - Sunny - 64 F										
28 Billy McKinney, L 8 Jed Lowrie, S	G4-3			K		K	K			3	0	0	0	0	2	0											
12 Sean Murphy, R OBP: 0.250, SLG: 0.500	K			K			10 1B 15 HR	G5-3		4	1	1	0	0	2	0											
10 Chad Pinder, R OBP: 0.500, SLG: 1.250		G5-3					15 HR	G5-3		4	2	2	1	0	0	0											
15 Seth Brown, L OBP: 0.250, SLG: 1.000	G4-3						1B	F7		4	1	1	3	0	1	0											
17 Elvis Andrus, R	G6-3					G6-3	E3 21 FC4-5		K	4	0	0	0	0	1	0											
1 Kevin Smith, R						F9	K		F9	4	0	0	0	0	2	1											
25 Stephen Piscotty, R 21 Stephen Vogt, L						G6-3	FC4-5 5 1B 20 1B 5 F		K	1	0	0	0	0	0	0											
20 Cristian Pache, R OBP: 0.333, SLG: 0.333							K		K	3	0	1	0	0	1	1											
<b>Inning Stats</b>	R: 0 E: 0 K: 1 S: 8	H: 0 LOB: 0 BB: 0 P: 11	R: 0 E: 0 K: 0 S: 7	H: 0 LOB: 0 BB: 0 P: 9	R: 0 E: 0 K: 0 S: 10	H: 0 LOB: 1 BB: 0 P: 15	R: 1 E: 0 K: 3 S: 11	H: 1 LOB: 0 BB: 0 P: 13	R: 0 E: 0 K: 1 S: 6	H: 0 LOB: 0 BB: 0 P: 8	R: 0 E: 0 K: 2 S: 7	H: 0 LOB: 0 BB: 0 P: 9	R: 4 E: 2 K: 2 S: 24	H: 5 LOB: 2 BB: 0 P: 33	R: 0 E: 0 K: 0 S: 4	H: 0 LOB: 0 BB: 0 P: 7		R: 0 E: 0 K: 2 S: 8	H: 0 LOB: 0 BB: 0 P: 10	1B: 3 2B: 1 3B: 0 HR: 2	SF: 0 SAC: 0 DP: 0 HBP: 1	WP: 0 PB: 0 SB: 0 CS: 0	PA: 35				
<b>PITCHER</b>	IP	WLS	BF	H	R	ER	SO	BB	IBB	HBP	BLK	WP	HR	S	P	ERA	WHIP										
27 Aaron Nola, R ERA: 6.0	6.0	W	23	4	4	4	7	0	0	1	0	0	2	57	76	6.00	0.667										
31 Jeunys Familia, R ERA: 7.1	0.2	H	4	1	0	0	1	0	0	0	0	0	0	11	15	0.00	1.500										
52 Brad Hand, L ERA: 7.1	0.1	H	2	1	1	0	1	0	0	0	0	0	0	5	7	0.00	3.000										
58 Seranthony Dominguez, R ERA: 1.1	1.0	H	3	0	0	0	0	0	0	0	0	0	0	4	7	0.00	0.000										
23 Corey Knebel, R ERA: 9.1	1.0		3	0	0	0	2	0	0	0	0	0	0	8	10	0.00	0.000										

AB	34
R	5
H	6
RBI	4
BB	0
SO	11
LOB	6



Batter	1	2	3	4	5	6	7	8	9	AB	R	H	RBI	BB	SO	LOB	BOTTOM										
12 Kyle Schwarber, L OBP: 0.600, SLG: 1.250	HR		10 1B 3 2B	G3		F8		10 BB		4	2	2	2	1	0	2	<b>Oakland Athletics @ Philadelphia Phillies</b> Citizens Bank Park, Philadelphia, PA Fri Apr 08 2022, 3:12 PM - 6:26 PM EDT Att: 44,232 - Sunny - 64 F										
10 J.T. Realmuto, R OBP: 0.400, SLG: 0.250	F8		3 2B 17 1B		G5-3		K	BB		4	1	1	0	1	1	0											
3 Bryce Harper, L OBP: 0.400, SLG: 0.500	F7		17 1B		G6-3		8 2B	F8		4	2	1	1	1	0	2											
8 Nick Castellanos, R OBP: 0.250, SLG: 0.500	K		17 1B		K		2B			4	0	1	1	0	3	2											
17 Rhys Hoskins, R OBP: 0.750, SLG: 0.667	FC6-4 1B		18 1B			5 1B 19 SF9	2B	K		3	2	2	2	1	1	0											
18 Didi Gregorius, L OBP: 0.250, SLG: 0.250	K		1B			F7		G6-3		4	0	1	1	0	1	2											
2 Jean Segura, R OBP: 0.500, SLG: 0.667	FC6-4		G4-3			19 SF9 5 1B	BB	5 2B		3	1	1	0	1	0	2											
5 Bryson Stott, L OBP: 0.500, SLG: 0.750	L8				K			12 1B		4	1	2	1	0	1	1											
19 Matt Vierling, R			L9		K			G4-3		3	0	0	1	0	1	1											
<b>Inning Stats</b>	R: 1 E: 0 K: 1 S: 13	H: 1 LOB: 0 BB: 0 P: 18	R: 0 E: 1 K: 1 S: 10	H: 1 LOB: 1 BB: 0 P: 16	R: 4 E: 0 K: 1 S: 22	H: 4 LOB: 1 BB: 1 P: 33	R: 0 E: 0 K: 2 S: 8	H: 0 LOB: 0 BB: 0 P: 9	R: 0 E: 0 K: 1 S: 11	H: 0 LOB: 0 BB: 0 P: 16	R: 1 E: 0 K: 0 S: 12	H: 1 LOB: 2 BB: 2 P: 29	R: 1 E: 0 K: 2 S: 8	H: 1 LOB: 0 BB: 1 P: 15	R: 2 E: 0 K: 0 S: 17	H: 3 LOB: 2 BB: 1 P: 28		1B: 6 2B: 4 3B: 0 HR: 1	SF: 1 SAC: 0 DP: 0 HBP: 0	WP: 0 PB: 0 SB: 0 CS: 0	PA: 39						
<b>PITCHER</b>	IP	WLS	BF	H	R	ER	SO	BB	IBB	HBP	BLK	WP	HR	S	P	ERA	WHIP										
47 Frankie Montas, R ERA: 9.0	5.0	L	22	1	0	5	6	1	0	0	0	0	0	64	92	9.00	1.400										
71 Jacob Lemoine, R ERA: 9.0	1.0		6	1	1	1	0	2	0	0	0	0	0	12	29	9.00	3.000										
68 Domingo Acevedo, R ERA: 9.0	1.0		4	1	1	1	2	1	0	0	0	0	0	8	15	9.00	2.000										
54 Kirby Sneed, L ERA: 18.0	1.0		7	3	2	2	0	1	0	0	0	0	0	17	28	18.00	4.000										

AB	33
R	9
H	11
RBI	9
BB	5
SO	8
LOB	12





Batter	1	2	3	4	5	6	7	8	9	AB	R	H	RBI	BB	SO	LOB	TOP										
5 Tony Kemp, L OBP: 0.250, SLG: 0.143	G4-3		K			G3-6-3			BB	3	1	0	0	1	1	1	<b>Oakland Athletics @ Philadelphia Phillies</b> Citizens Bank Park, Philadelphia, PA Sat Apr 09 2022, 4:08 PM - 6:44 PM EDT Att: 41,622 - Partly Cloudy - 54 F										
8 Jed Lowrie, S OBP: 0.400, SLG: 0.400	1B			G3			P5		BB	4	0	2	1	0	0	0											
12 Sean Murphy, R OBP: 0.125, SLG: 0.250	P3			K					BB	4	0	0	0	0	2	2											
10 Chad Pinder, R OBP: 0.250, SLG: 0.625	K			K					BB	4	0	0	0	0	4	1											
15 Seth Brown, L OBP: 0.167, SLG: 0.667		K				F7			BB	2	0	0	0	0	1	0											
26 Sheldon Neuse, R (8, PH)									BB	1	0	0	0	0	0	0											
17 Elvis Andrus, R OBP: 0.143, SLG: 0.286	G6-3					G4-3			BB	3	1	1	0	0	0	0											
1 Kevin Smith, R	K					G1-3			BB	3	0	0	0	0	2	1											
25 Stephen Piscotty, R OBP: 0.600, SLG: 0.500			K						BB	3	0	2	1	0	1	0											
20 Cristian Pacheco, R OBP: 0.167, SLG: 0.167			K			L7			BB	3	0	0	0	0	1	2											
<b>Inning Stats</b>	R: 0 H: 1 E: 0 K: 1 S: 9	H: 1 LOB: 1 BB: 0 P: 12	R: 0 H: 0 E: 0 K: 2 S: 8	H: 0 LOB: 0 BB: 0 P: 11	R: 0 H: 0 E: 0 K: 3 S: 11	H: 0 LOB: 0 BB: 0 P: 12	R: 0 H: 0 E: 0 K: 2 S: 8	H: 0 LOB: 0 BB: 0 P: 13	R: 0 H: 0 E: 0 K: 0 S: 7	H: 0 LOB: 0 BB: 0 P: 10	R: 0 H: 1 E: 0 K: 0 S: 4	H: 1 LOB: 0 BB: 0 P: 7	R: 0 H: 0 E: 0 K: 2 S: 10	H: 0 LOB: 0 BB: 0 P: 17	R: 1 H: 2 E: 0 K: 1 S: 10	H: 2 LOB: 1 BB: 0 P: 15	R: 1 H: 1 E: 0 K: 1 S: 10	H: 1 LOB: 0 BB: 1 P: 18	1B: 4 2B: 1 3B: 0 HR: 0	SF: 0 SAC: 0 DP: 2 HBP: 0	WP: 0 PB: 1 SB: 0 CS: 0	PA: 31					
<b>PITCHER</b>	IP	WLS	BF	H	R	ER	SO	BB	IBB	HBP	BLK	WP	HR	S	P	ERA	WHIP										
44 Kyle Gibson, R ERA: 9.00	(1, 1)	7.0	W	22	2	0	10	0	0	0	0	0	0	57	82	0.00	0.286										
46 José Alvarado, L ERA: 9.00	(8, 1)	1.0	S	5	2	1	1	0	0	0	0	0	0	10	15	9.00	2.000										
23 Corey Knebel, R ERA: 9.00	(9, 1)	1.0	S	4	1	1	0	1	0	0	0	0	0	10	18	0.00	2.000										

Batter	1	2	3	4	5	6	7	8	9	AB	R	H	RBI	BB	SO	LOB	BOTTOM										
12 Kyle Schwarber, L OBP: 0.556, SLG: 0.833	G4-3	G3				G5-3			BB	2	0	0	0	2	0	1	<b>Oakland Athletics @ Philadelphia Phillies</b> Citizens Bank Park, Philadelphia, PA Sat Apr 09 2022, 4:08 PM - 6:44 PM EDT Att: 41,622 - Partly Cloudy - 54 F										
10 J.T. Realmuto, R OBP: 0.222, SLG: 0.125	G6-3		L8			G5-3			BB	4	0	0	0	0	1	2											
3 Bryce Harper, L OBP: 0.333, SLG: 0.286	HR		K			F8			BB	3	1	0	0	0	1	2											
8 Nick Castellanos, R OBP: 0.250, SLG: 0.750	HR		P3			G4-3			BB	4	1	1	2	0	1	2											
17 Rhys Hoskins, R OBP: 0.750, SLG: 1.333	2B								BB	3	1	2	1	1	1	0											
2 Jean Segura, R OBP: 0.500, SLG: 1.000	G4-3								BB	4	1	2	1	0	0	2											
18 Didi Gregorius, L OBP: 0.125, SLG: 0.125		P6				G4-3			BB	4	0	0	0	0	2	1											
28 Alec Bohm, R OBP: 1.000, SLG: 1.500									BB	2	0	2	0	1	0	0											
7 Johan Camargo, S									BB	0	0	0	0	0	0	0											
19 Matt Vierling, R									BB	3	0	0	0	0	1	4											
<b>Inning Stats</b>	R: 2 H: 2 E: 0 K: 0 S: 12	H: 2 LOB: 1 BB: 0 P: 18	R: 0 H: 1 E: 0 K: 0 S: 12	H: 1 LOB: 0 BB: 0 P: 15	R: 0 H: 0 E: 0 K: 1 S: 5	H: 0 LOB: 0 BB: 0 P: 7	R: 0 H: 2 E: 0 K: 3 S: 16	H: 2 LOB: 2 BB: 0 P: 20	R: 0 H: 0 E: 0 K: 0 S: 10	H: 0 LOB: 1 BB: 1 P: 16	R: 2 H: 2 E: 0 K: 0 S: 11	H: 2 LOB: 0 BB: 1 P: 21	R: 0 H: 0 E: 0 K: 2 S: 11	H: 0 LOB: 1 BB: 1 P: 20	R: 0 H: 0 E: 0 K: 1 S: 9	H: 0 LOB: 0 BB: 1 P: 16	1B: 2 2B: 2 3B: 0 HR: 3	SF: 0 SAC: 0 DP: 1 HBP: 1	WP: 0 PB: 0 SB: 0 CS: 0	PA: 34							
<b>PITCHER</b>	IP	WLS	BF	H	R	ER	SO	BB	IBB	HBP	BLK	WP	HR	S	P	ERA	WHIP										
19 Cole Irvin, L ERA: 6.75	(1, 1)	5.1	L	25	7	4	4	1	0	1	0	0	0	4	9	6.75	1.500										
56 Dany Jiménez, R ERA: 6.75	(6, 1)	0.2		2	0	0	0	1	0	0	0	0	0	4	9	0.00	1.500										
33 A.J. Puk, L ERA: 6.75	(7, 1)	1.0		4	0	0	2	1	0	0	0	0	0	11	20	0.00	1.000										
61 Zach Jackson, R ERA: 6.75	(8, 1)	1.0		3	0	0	1	1	0	0	0	0	0	9	16	0.00	1.000										



Batter	1	2	3	4	5	6	7	8	9	AB	R	H	RBI	BB	SO	LOB	TOP						
5 Tony Kemp, L OBP: 0.385, SLG: 0.333	F8					F7																	
17 Elvis Andrus, R OBP: 0.250, SLG: 0.364	BB		L1-4				L9		FC6-4														
12 Sean Murphy, R OBP: 0.077, SLG: 0.154	G5-3		P3			K			G6-3														
15 Seth Brown, L OBP: 0.200, SLG: 0.500	G4-3								L5														
25 Stephen Piscotty, R OBP: 0.444, SLG: 0.286																							
28 Billy McKinney, L OBP: 0.187, SLG: 0.667																							
10 Chad Pinder, R OBP: 0.222, SLG: 0.556																							
1 Kevin Smith, R																							
30 Austin Allen, L OBP: 0.750, SLG: 0.500																							
20 Cristian Pacheco, R OBP: 0.300, SLG: 0.400																							
<b>Inning Stats</b>	R: 0 E: 0 K: 0 S: 12	H: 0 LOB: 1 BB: 1 P: 20	R: 0 E: 0 K: 2 S: 7	H: 0 LOB: 0 BB: 0 P: 9	R: 0 E: 0 K: 0 S: 11	H: 2 LOB: 2 BB: 1 P: 21	R: 0 E: 0 K: 1 S: 12	H: 0 LOB: 0 BB: 0 P: 18	R: 0 E: 0 K: 0 S: 6	H: 0 LOB: 0 BB: 0 P: 10	R: 1 E: 0 K: 1 S: 8	H: 2 LOB: 1 BB: 0 P: 12	R: 1 E: 0 K: 1 S: 14	H: 3 LOB: 2 BB: 0 P: 22	R: 0 E: 0 K: 1 S: 9	H: 0 LOB: 1 BB: 1 P: 14	R: 2 E: 0 K: 1 S: 14	H: 2 LOB: 1 BB: 0 P: 18	1B: 6 2B: 3 HR: 1	SF: 0 SAC: 0 DP: 1 HBP: 1	WP: 0 PB: 0 SB: 0 CS: 0	PA: 39	
<b>PITCHER</b>	IP WLS BF H R ER SO BB IBB HBP BLK WP HR S P ERA WHIP	IP WLS BF H R ER SO BB IBB HBP BLK WP HR S P ERA WHIP	IP WLS BF H R ER SO BB IBB HBP BLK WP HR S P ERA WHIP	IP WLS BF H R ER SO BB IBB HBP BLK WP HR S P ERA WHIP	IP WLS BF H R ER SO BB IBB HBP BLK WP HR S P ERA WHIP	IP WLS BF H R ER SO BB IBB HBP BLK WP HR S P ERA WHIP	IP WLS BF H R ER SO BB IBB HBP BLK WP HR S P ERA WHIP	IP WLS BF H R ER SO BB IBB HBP BLK WP HR S P ERA WHIP	IP WLS BF H R ER SO BB IBB HBP BLK WP HR S P ERA WHIP	IP WLS BF H R ER SO BB IBB HBP BLK WP HR S P ERA WHIP	IP WLS BF H R ER SO BB IBB HBP BLK WP HR S P ERA WHIP	IP WLS BF H R ER SO BB IBB HBP BLK WP HR S P ERA WHIP	IP WLS BF H R ER SO BB IBB HBP BLK WP HR S P ERA WHIP	IP WLS BF H R ER SO BB IBB HBP BLK WP HR S P ERA WHIP	IP WLS BF H R ER SO BB IBB HBP BLK WP HR S P ERA WHIP	IP WLS BF H R ER SO BB IBB HBP BLK WP HR S P ERA WHIP	IP WLS BF H R ER SO BB IBB HBP BLK WP HR S P ERA WHIP	IP WLS BF H R ER SO BB IBB HBP BLK WP HR S P ERA WHIP	IP WLS BF H R ER SO BB IBB HBP BLK WP HR S P ERA WHIP	IP WLS BF H R ER SO BB IBB HBP BLK WP HR S P ERA WHIP	IP WLS BF H R ER SO BB IBB HBP BLK WP HR S P ERA WHIP	IP WLS BF H R ER SO BB IBB HBP BLK WP HR S P ERA WHIP	IP WLS BF H R ER SO BB IBB HBP BLK WP HR S P ERA WHIP
56 Zach Eflin, R ERA: 7.71	70 Bailey Falter, L ERA: 7.71	75 Connor Brogdon, R ERA: 9.0	68 Damon Jones, L ERA: 9.0																				
12 Kyle Schwarber, L OBP: 0.385, SLG: 0.500																							
2 Jean Segura, R OBP: 0.477, SLG: 1.000																							
3 Bryce Harper, L OBP: 0.231, SLG: 0.182																							
8 Nick Castellanos, R OBP: 0.167, SLG: 0.500																							
17 Rhys Hoskins, R OBP: 0.583, SLG: 0.889																							
5 Bryson Stott, L OBP: 0.286, SLG: 0.429																							
7 Johan Camargo, S OBP: 0.667, SLG: 0.500																							
21 Garrett Stubbs, L OBP: 0.500, SLG: 0.500																							
10 J.T. Realmuto, R OBP: 0.200, SLG: 0.111																							
19 Matt Viering, R																							
<b>Inning Stats</b>	R: 0 E: 0 K: 1 S: 6	H: 0 LOB: 0 BB: 0 P: 6	R: 0 E: 0 K: 0 S: 4	H: 0 LOB: 0 BB: 0 P: 8	R: 0 E: 0 K: 0 S: 7	H: 1 LOB: 1 BB: 1 P: 12	R: 0 E: 0 K: 1 S: 5	H: 0 LOB: 0 BB: 0 P: 6	R: 0 E: 0 K: 0 S: 8	H: 1 LOB: 1 BB: 0 P: 12	R: 0 E: 0 K: 2 S: 10	H: 0 LOB: 1 BB: 1 P: 18	R: 0 E: 0 K: 2 S: 12	H: 0 LOB: 1 BB: 1 P: 20	R: 0 E: 0 K: 0 S: 4	H: 0 LOB: 0 BB: 0 P: 7	R: 1 E: 0 K: 1 S: 11	H: 1 LOB: 0 BB: 0 P: 14	1B: 2 2B: 0 3B: 0 HR: 1	SF: 0 SAC: 0 DP: 1 HBP: 0	WP: 0 PB: 0 SB: 0 CS: 0	PA: 32	
<b>PITCHER</b>	IP WLS BF H R ER SO BB IBB HBP BLK WP HR S P ERA WHIP	IP WLS BF H R ER SO BB IBB HBP BLK WP HR S P ERA WHIP	IP WLS BF H R ER SO BB IBB HBP BLK WP HR S P ERA WHIP	IP WLS BF H R ER SO BB IBB HBP BLK WP HR S P ERA WHIP	IP WLS BF H R ER SO BB IBB HBP BLK WP HR S P ERA WHIP	IP WLS BF H R ER SO BB IBB HBP BLK WP HR S P ERA WHIP	IP WLS BF H R ER SO BB IBB HBP BLK WP HR S P ERA WHIP	IP WLS BF H R ER SO BB IBB HBP BLK WP HR S P ERA WHIP	IP WLS BF H R ER SO BB IBB HBP BLK WP HR S P ERA WHIP	IP WLS BF H R ER SO BB IBB HBP BLK WP HR S P ERA WHIP	IP WLS BF H R ER SO BB IBB HBP BLK WP HR S P ERA WHIP	IP WLS BF H R ER SO BB IBB HBP BLK WP HR S P ERA WHIP	IP WLS BF H R ER SO BB IBB HBP BLK WP HR S P ERA WHIP	IP WLS BF H R ER SO BB IBB HBP BLK WP HR S P ERA WHIP	IP WLS BF H R ER SO BB IBB HBP BLK WP HR S P ERA WHIP	IP WLS BF H R ER SO BB IBB HBP BLK WP HR S P ERA WHIP	IP WLS BF H R ER SO BB IBB HBP BLK WP HR S P ERA WHIP	IP WLS BF H R ER SO BB IBB HBP BLK WP HR S P ERA WHIP	IP WLS BF H R ER SO BB IBB HBP BLK WP HR S P ERA WHIP	IP WLS BF H R ER SO BB IBB HBP BLK WP HR S P ERA WHIP	IP WLS BF H R ER SO BB IBB HBP BLK WP HR S P ERA WHIP	IP WLS BF H R ER SO BB IBB HBP BLK WP HR S P ERA WHIP	IP WLS BF H R ER SO BB IBB HBP BLK WP HR S P ERA WHIP

Oakland Athletics @ Philadelphia Phillies  
Citizens Bank Park, Philadelphia, PA  
Sun Apr 10 2022, 1:09 PM - 4:06 PM EDT  
Att: 33,507 - Cloudy - 48 F

AB	35
R	4
H	9
RBI	4
BB	3
SO	8
LOB	15



Oakland Athletics @ Philadelphia Phillies  
Citizens Bank Park, Philadelphia, PA  
Sun Apr 10 2022, 1:09 PM - 4:06 PM EDT  
Att: 33,507 - Cloudy - 48 F

AB	29
R	1
H	3
RBI	1
BB	3
SO	7
LOB	9









Batter	1	2	3	4	5	6	7	8	9	AB R H RBI BB SO LOB	TOP											
42 Brandon Nimmo, L (1, 8) OBP: 0.391, SLG: 0.619	G4-3		L4		HR			BB		3 1 1 1 1 0 0	<b>New York Mets @ Philadelphia Phillies</b> Citizens Bank Park, Philadelphia, PA Tue Apr 12 2022, 6:51 PM - 10:01 PM EDT Att: 26,045 - Partly Cloudy - 72 F											
6 Starling Marte, R (1, 9) OBP: 0.291, SLG: 0.238	HBP		F9				FC5-4	1B	3 1 0 0 0 1 1													
12 Francisco Lindor, S (1, 6) OBP: 0.490, SLG: 0.450	G3-4-3		G6-3				F9	1B	4 0 1 1 1 0 0 1													
20 Pete Alonso, R (1, 3) OBP: 0.259, SLG: 0.360	HBP		1B				K	F8	3 0 1 0 0 1 1													
10 Eduardo Escobar, S (1, 5) OBP: 0.409, SLG: 0.412	BB		F9				G6-3	CS	3 0 0 0 1 1 1													
24 Robinson Cano, L (1, 10)	K		L6				G4-3	P3	4 0 0 0 0 1 4													
42 Mark Canha, R (1, 7)	L8		G5-3				BB	K	3 0 0 0 1 1 1													
1 Jeff McNeil, L (1, 4) OBP: 0.429, SLG: 0.526	K		F9				K	K	3 0 0 0 0 2 1													
33 James McCann, R (1, 2) OBP: 0.267, SLG: 0.083	K		L8				FC4-6		3 0 0 0 0 1 1													
<b>Inning Stats</b>	R: 0 E: 0 K: 1 S: 14	H: 0 LOB: 3 BB: 1 P: 27	R: 0 E: 0 K: 2 S: 10	H: 0 LOB: 0 BB: 0 P: 12	R: 0 E: 0 K: 0 S: 6	H: 0 LOB: 0 BB: 0 P: 6	R: 0 E: 0 K: 0 S: 10	H: 1 LOB: 1 BB: 0 P: 14	R: 1 E: 0 K: 1 S: 7	H: 1 LOB: 0 BB: 0 P: 11	R: 0 E: 0 K: 1 S: 10	H: 0 LOB: 0 BB: 0 P: 17	R: 0 E: 0 K: 1 S: 9	H: 0 LOB: 1 BB: 1 P: 17	R: 1 E: 0 K: 0 S: 9	H: 1 LOB: 0 BB: 1 P: 17	R: 0 E: 0 K: 2 S: 8	H: 0 LOB: 0 BB: 0 P: 15	1B: 2 2B: 0 3B: 0 HR: 1	SF: 0 SAC: 0 DP: 0 HBP: 2	WP: 0 PB: 0 SB: 1 CS: 1	PA: 35
<b>PITCHER</b>	IP WLS BF H R ER SO BB IBB HBP BLK WP HR S P ERA WHIP											IP WLS BF H R ER SO BB IBB HBP BLK WP HR S P ERA WHIP										
45 Zack Wheeler, R (1, 1) ERA: 1.93	4.2 L 19 2 1 1 3 1 0 2 0 0 1 44 65 1.93 0.643																					
61 Cristopher Sánchez, L (5, 1) ERA: 3.38	2.2 10 0 1 1 3 2 0 0 0 0 0 26 47 3.38 0.750																					
75 Connor Brogdon, R (8, 1) ERA:	0.2 2 1 0 0 0 0 0 0 0 0 0 5 9 0.00 1.500																					
31 Jeurys Familia, R (9, 1) ERA:	1.0 3 0 0 0 2 0 0 0 0 0 0 8 15 0.00 0.000																					

Batter	1	2	3	4	5	6	7	8	9	AB R H RBI BB SO LOB	BOTTOM											
12 Kyle Schwarber, L (1, 7) OBP: 0.238, SLG: 0.278	F7		G3-1						K	4 0 0 0 0 1 1	<b>New York Mets @ Philadelphia Phillies</b> Citizens Bank Park, Philadelphia, PA Tue Apr 12 2022, 6:51 PM - 10:01 PM EDT Att: 26,045 - Partly Cloudy - 72 F											
10 J.T. Realmuto, R (1, 2) OBP: 0.278, SLG: 0.471	2B		K					1B	4 0 2 0 0 2 1													
3 Bryce Harper, L (1, 10)	K		1B				G3	K	4 0 1 0 0 2 2													
8 Nick Castellanos, R (1, 9) OBP: 0.300, SLG: 0.526	F9		G6-4-3				2B	1B	4 0 2 0 0 0 2													
17 Rhys Hoskins, R (1, 3) OBP: 0.400, SLG: 0.588	K		G6-3				K	K	4 0 0 0 0 3 3													
18 Didi Gregorius, L (1, 6) OBP: 0.200, SLG: 0.267	F7		L3				K		3 0 0 0 0 1 1													
5 Bryson Stott, L (1, 4) OBP: 0.200, SLG: 0.300	G1-3		K				K		3 0 0 0 0 2 0													
7 Johan Camargo, S (1, 5) OBP: 0.571, SLG: 0.500	G4-3		G4-3				L9		3 0 1 0 0 0 0													
40 Simon Muzziotti, L (1, 8)	K		K				SH1-4	G4-3	1 0 0 0 0 1 0													
28 Alec Bohm, R (8, PH) OBP: 0.857, SLG: 1.250									1 0 0 0 0 0 0													
19 Matt Vierling, R (9, 8) ERA:									0 0 0 0 0 0 0													
<b>Inning Stats</b>	R: 0 E: 0 K: 1 S: 9	H: 1 LOB: 1 BB: 0 P: 17	R: 0 E: 0 K: 1 S: 11	H: 0 LOB: 0 BB: 0 P: 14	R: 0 E: 0 K: 1 S: 10	H: 0 LOB: 0 BB: 0 P: 15	R: 0 E: 0 K: 1 S: 7	H: 1 LOB: 0 BB: 0 P: 9	R: 0 E: 0 K: 1 S: 7	H: 0 LOB: 0 BB: 0 P: 12	R: 0 E: 0 K: 1 S: 10	H: 1 LOB: 1 BB: 0 P: 16	R: 0 E: 0 K: 2 S: 11	H: 1 LOB: 1 BB: 0 P: 14	R: 0 E: 0 K: 1 S: 8	H: 0 LOB: 0 BB: 0 P: 13	R: 0 E: 0 K: 3 S: 16	H: 2 LOB: 2 BB: 0 P: 23	1B: 4 2B: 2 3B: 0 HR: 0	SF: 0 SAC: 1 DP: 1 HBP: 0	WP: 0 PB: 0 SB: 0 CS: 0	PA: 32
<b>PITCHER</b>	IP WLS BF H R ER SO BB IBB HBP BLK WP HR S P ERA WHIP											IP WLS BF H R ER SO BB IBB HBP BLK WP HR S P ERA WHIP										
38 Tylor Megill, R (1, 1) ERA:	5.1 W 18 3 0 0 0 1 0 0 0 0 0 49 76 0.00 0.562																					
43 Chasen Shreve, L (6, 1) ERA: 3.86	1.0 H 3 0 0 0 1 0 0 0 0 0 0 8 10 0.00 0.000																					
62 Drew Smith, R (7, 1) ERA:	1.2 H 6 1 0 0 3 0 0 0 0 0 0 16 24 0.00 0.600																					
39 Edwin Diaz, R (9, 1) ERA:	1.0 S 5 2 0 0 3 0 0 0 0 0 0 16 23 0.00 2.000																					

AB 29  
R 2  
H 3  
RBI 2  
BB 3  
SO 8  
LOB 11



AB 31  
R 0  
H 6  
RBI 0  
BB 0  
SO 12  
LOB 10



WP: 0  
PB: 0  
SB: 0  
CS: 0







Batter	1	2	3	4	5	6	7	8	9	AB	R	H	RBI	BB	SO	LOB	TOP										
12 Kyle Schwarber, L (1,7) OBP: 0.226, SLG: 0.259										5	1	1	0	0	2	2	<b>Philadelphia Phillies @ Miami Marlins</b> loanDepot park, Miami, FL Thu Apr 14 2022, 6:44 PM - 10:07 PM EDT Att: 31,184 - Roof Closed - 76 F										
10 J.T. Realmuto, R (1,2) OBP: 0.429, SLG: 0.520										4	1	4	0	1	0	0											
3 Bryce Harper, L (1,9) OBP: 0.290, SLG: 0.360										4	0	1	3	0	0	3											
8 Nick Castellanos, R (1,10) OBP: 0.345, SLG: 0.556										4	0	1	0	0	1	3											
17 Rhys Hoskins, R (1,3) OBP: 0.360, SLG: 0.476										3	0	0	0	1	2	2											
18 Didi Gregorius, L (1,6) OBP: 0.250, SLG: 0.261										4	0	2	0	0	0	2											
7 Johan Camargo, S (1,5) OBP: 0.467, SLG: 0.500										4	0	1	0	0	0	3											
5 Bryson Stott, L (1,4) OBP: 0.222, SLG: 0.278										4	0	0	0	0	1	4											
19 Matt Vierling, R (1,8) OBP: 0.700, SLG: 1.000										2	1	0	0	0	0	3											
28 Alec Bohm, R (9,PH) OBP: 0.700, SLG: 1.000										1	0	1	0	0	0	0											
40 Simon Muzziotti, L (9,PR) OBP: 0.222, SLG: 0.278										0	0	0	0	0	0	0											
<b>Inning Stats</b>	R: 1 E: 0 K: 1 S: 11	H: 2 LOB: 1 BB: 0 P: 14	R: 0 E: 0 K: 0 S: 10	H: 1 LOB: 1 BB: 0 P: 15	R: 0 E: 0 K: 1 S: 11	H: 1 LOB: 1 BB: 0 P: 17	R: 0 E: 0 K: 0 S: 9	H: 1 LOB: 2 BB: 1 P: 15	R: 0 E: 0 K: 1 S: 12	H: 1 LOB: 0 BB: 0 P: 16	R: 0 E: 0 K: 1 S: 10	H: 1 LOB: 1 BB: 0 P: 11	R: 2 E: 0 K: 2 S: 13	H: 1 LOB: 1 BB: 1 P: 22	R: 0 E: 0 K: 0 S: 11	H: 1 LOB: 1 BB: 0 P: 15	R: 0 E: 0 K: 0 S: 6	H: 2 LOB: 1 BB: 0 P: 9	1B: 8 2B: 3 3B: 0 HR: 0	SF: 1 SAC: 0 DP: 2 HBP: 1	WP: 1 PB: 0 SB: 1 CS: 0	PA: 39					
<b>PITCHER</b>	IP	WLS	BF	H	R	ER	SO	BB	IBB	HBP	BLK	WP	HR	S	P	ERA	WHIP										
22 Sandy Alcantara, R (1,1) ERA: 3.18	6.1	W	27	7	2	2	5	1	0	1	0	0	0	67	95	2.84	1.263										
48 Steven Okert, L (7,1) ERA: 3.96	0.1	H	3	1	1	1	1	1	0	0	0	0	0	7	12	27.00	6.000										
52 Anthony Bass, R (7,1) ERA: 2.7	0.1	H	1	0	0	0	0	0	0	0	0	0	1	2	3	0.00	0.000										
31 Cole Sulser, R (8,1) ERA: 5.4	1.0	H	4	1	0	0	0	0	0	0	0	0	0	11	15	0.00	1.000										
55 Anthony Bender, R (9,1) ERA: 5.4	1.0	S	4	2	0	0	0	0	0	0	0	0	0	6	9	0.00	2.000										

Batter	1	2	3	4	5	6	7	8	9	AB	R	H	RBI	BB	SO	LOB	BOTTOM										
12 Jorge Soler, R (1,7) OBP: 0.259, SLG: 0.130										4	0	0	0	0	2	1	<b>Philadelphia Phillies @ Miami Marlins</b> loanDepot park, Miami, FL Thu Apr 14 2022, 6:44 PM - 10:07 PM EDT Att: 31,184 - Roof Closed - 76 F										
14 Bryan De La Cruz, R (8,7) OBP: 1.000, SLG: 1.000										3	1	1	1	1	2	0											
26 Garrett Cooper, R (1,3) OBP: 0.292, SLG: 0.364										4	1	2	1	0	1	0											
7 Jesús Sánchez, L (1,8) OBP: 0.320, SLG: 0.625										3	0	1	0	1	1	3											
99 Jesús Aguilar, R (1,10) OBP: 0.150, SLG: 0.105										0	0	0	0	0	0	0											
5 Jon Berti, R (9,PR) OBP: 0.714, SLG: 0.500										0	0	0	0	0	0	0											
24 Avisail García, R (1,9) OBP: 0.235, SLG: 0.188										3	1	1	0	1	0	2											
18 Joey Wendle, L (1,5) OBP: 0.438, SLG: 0.533										4	0	1	2	0	0	3											
58 Jacob Stallings, R (1,2) OBP: 0.150, SLG: 0.263										4	0	0	0	0	1	4											
11 Miguel Rojas, R (1,6) OBP: 0.150, SLG: 0.158										2	0	0	0	1	0	0											
2 Jazz Chisholm Jr., L (1,4) OBP: 0.333, SLG: 0.733										2	1	0	0	1	1	2											
<b>Inning Stats</b>	R: 0 E: 0 K: 3 S: 10	H: 0 LOB: 0 BB: 0 P: 16	R: 0 E: 0 K: 0 S: 7	H: 1 LOB: 0 BB: 0 P: 10	R: 0 E: 0 K: 1 S: 6	H: 0 LOB: 0 BB: 0 P: 8	R: 3 E: 0 K: 1 S: 25	H: 3 LOB: 1 BB: 1 P: 37	R: 1 E: 0 K: 1 S: 11	H: 1 LOB: 2 BB: 2 P: 25	R: 0 E: 0 K: 1 S: 16	H: 1 LOB: 0 BB: 1 P: 23	R: 0 E: 0 K: 1 S: 11	H: 0 LOB: 0 BB: 0 P: 16	R: 0 E: 0 K: 0 S: 8	H: 0 LOB: 2 BB: 1 P: 13	R: 0 E: 0 K: 0 S: 3	H: 0 LOB: 1 BB: 0 P: 9	1B: 3 2B: 1 3B: 1 HR: 1	SF: 0 SAC: 0 DP: 1 HBP: 0	WP: 0 PB: 0 SB: 0 CS: 0	PA: 34					
<b>PITCHER</b>	IP	WLS	BF	H	R	ER	SO	BB	IBB	HBP	BLK	WP	HR	S	P	ERA	WHIP										
44 Kyle Gibson, R (1,1) ERA: 3.09	4.2	L	21	5	4	4	6	3	0	0	0	0	0	3	5	0.00	0.000										
64 Andrew Bellatti, R (5,1) ERA: 3.09	0.1		1	0	0	0	0	0	0	0	0	0	0	3	5	0.00	0.000										
49 James Norwood, R (6,1) ERA: 3.09	1.0		5	1	0	0	1	1	0	0	0	0	0	16	23	0.00	2.000										
52 Brad Hand, L (7,1) ERA: 3.09	1.0		3	0	0	0	1	0	0	0	0	0	0	11	16	0.00	0.000										
23 Corey Knebel, R (8,1) ERA: 3.09	1.0		4	0	0	0	0	1	0	0	0	0	0	8	13	0.00	1.000										

AB	35
R	3
H	11
RBI	3
BB	2
SO	6
LOB	22





Batter	1	2	3	4	5	6	7	8	9	AB	R	H	RBI	BB	SO	LOB	TOP										
12 Kyle Schwarber, L OBP: 0.194, SLG: 0.219	G6-3		G5-6-3		F7		K		K	5	0	0	0	0	2	5											
17 Rhys Hoskins, R OBP: 0.414, SLG: 0.583	2B		BB			2B		K		3	0	2	0	1	1	0											
3 Bryce Harper, L OBP: 0.257, SLG: 0.310	K		K		L4			K		4	0	0	0	0	3	3											
8 Nick Castellanos, R OBP: 0.364, SLG: 0.633	BB			L8	F7			HR		3	1	1	1	1	0	1											
18 Didi Gregorius, L OBP: 0.259, SLG: 0.259	P2			7 G4-3 1B	F4			F8		4	0	1	0	0	0	3											
7 Johan Camargo, S OBP: 0.388, SLG: 0.389	G4-3		G4-3			L8			L9	4	0	0	0	0	0	1											
5 Bryson Stott, L OBP: 0.227, SLG: 0.238	F7			F8		21 2B BB			P4	3	0	0	0	1	0	1											
21 Garrett Stubbs, L OBP: 0.400, SLG: 0.600	L4				G1-3					3	0	1	0	0	0	0											
28 Alec Bohm, R OBP: 0.727, SLG: 1.000									19 1B 1B	1	0	1	0	0	0	0											
40 Simon Muzziotti, L OBP: 0.250, SLG: 0.250					G3					3	0	1	0	0	0	2											
19 Matt Vierling, R OBP: 0.158, SLG: 0.063			12 G5-6-3 1B							1	0	1	0	0	0	0											
<b>Inning Stats</b>	R: 0 H: 1 E: 0 K: 1 S: 12	H: 1 LOB: 2 BB: 1 P: 21	R: 0 H: 0 E: 0 K: 0 S: 10	H: 0 LOB: 0 BB: 0 P: 13	R: 0 H: 1 E: 0 K: 1 S: 10	H: 1 LOB: 1 BB: 1 P: 18	R: 0 H: 0 E: 0 K: 0 S: 8	H: 0 LOB: 0 BB: 0 P: 14	R: 0 H: 1 E: 0 K: 0 S: 11	H: 1 LOB: 2 BB: 1 P: 13	R: 0 H: 1 E: 0 K: 1 S: 16	H: 1 LOB: 2 BB: 1 P: 25	R: 1 H: 1 E: 0 K: 2 S: 12	H: 1 LOB: 0 BB: 0 P: 17	R: 0 H: 2 E: 0 K: 1 S: 17	H: 2 LOB: 2 BB: 0 P: 26	1B: 4 2B: 3 3B: 0 HR: 1	SF: 0 SAC: 0 DP: 1 HBP: 0	WP: 0 PB: 0 SB: 0 CS: 0	PA: 37							
<b>PITCHER</b>	IP	WLS	BF	H	R	ER	SO	BB	IBB	HBP	BLK	WP	HR	S	P	ERA	WHIP										
49 Pablo López, R ERA: 0.87	5.1	W	21	4	0	0	2	2	0	0	0	0	0	56	87	0.00	1.125										
36 Louis Head, R ERA:	1.1		6	1	0	0	0	1	0	0	0	0	0	16	26	0.00	1.500										
35 Richard Bleier, L ERA: 4.5	0.1		1	0	0	0	1	0	0	0	0	0	0	4	4	0.00	0.000										
43 Shawn Armstrong, R ERA: 9.0	1.0		4	1	1	1	2	0	0	0	0	0	1	12	17	9.00	1.000										
20 Daniel Castano, L ERA:	1.0		5	2	0	0	1	0	0	0	0	0	0	17	26	0.00	2.000										

Philadelphia Phillies @ Miami Marlins  
loanDepot park, Miami, FL  
Fri Apr 15, 2022, 6:41 PM - 9:55 PM EDT  
Att. 11,990 - Roof Closed - 72 F

AB 34  
R 1  
H 8  
RBI 1  
BB 3  
SO 6  
LOB 16



Batter	1	2	3	4	5	6	7	8	9	AB	R	H	RBI	BB	SO	LOB	BOTTOM										
12 Jorge Soler, R OBP: 0.290, SLG: 0.192	7 2B		G5-3		G4-3				K	3	1	1	0	1	0	1											
14 Bryan De La Cruz, R OBP: 0.750, SLG: 0.950	2B					26 HBP BB				1	0	0	0	0	1	0											
26 Garrett Cooper, R OBP: 0.379, SLG: 0.440	K				7 3B					3	1	2	0	1	1	1											
7 Jesús Sánchez, L OBP: 0.333, SLG: 0.690	99 1B		G1-3							5	2	2	2	0	0	6											
99 Jesús Aguilar, R OBP: 0.167, SLG: 0.143	2B									2	0	1	3	0	0	0											
24 Avisail García, R OBP: 0.238, SLG: 0.250	1B									4	0	1	0	0	2	2											
18 Joey Wendle, L OBP: 0.400, SLG: 0.474	K		G4-3							4	0	1	0	0	1	0											
58 Jacob Stallings, R OBP: 0.208, SLG: 0.273										3	1	1	0	1	1	0											
11 Miguel Rojas, R OBP: 0.167, SLG: 0.174										4	1	1	0	0	1	3											
2 Jazz Chisholm Jr., L OBP: 0.364, SLG: 0.778										3	1	1	2	1	1	0											
<b>Inning Stats</b>	R: 2 H: 3 E: 0 K: 2 S: 10	H: 3 LOB: 0 BB: 0 P: 15	R: 2 H: 3 E: 0 K: 1 S: 17	H: 3 LOB: 1 BB: 1 P: 33	R: 0 H: 0 E: 0 K: 1 S: 13	H: 0 LOB: 0 BB: 0 P: 19	R: 0 H: 0 E: 0 K: 0 S: 9	H: 0 LOB: 0 BB: 0 P: 14	R: 2 H: 4 E: 0 K: 0 S: 12	H: 4 LOB: 3 BB: 1 P: 24	R: 1 H: 0 E: 0 K: 0 S: 9	H: 0 LOB: 2 BB: 2 P: 23	R: 0 H: 0 E: 0 K: 2 S: 10	H: 0 LOB: 0 BB: 0 P: 12	R: 0 H: 1 E: 0 K: 2 S: 11	H: 1 LOB: 1 BB: 0 P: 16	1B: 5 2B: 4 3B: 2 HR: 0	SF: 2 SAC: 0 DP: 0 HBP: 1	WP: 0 PB: 0 SB: 1 CS: 0	PA: 39							
<b>PITCHER</b>	IP	WLS	BF	H	R	ER	SO	BB	IBB	HBP	BLK	WP	HR	S	P	ERA	WHIP										
56 Zach Eflin, R ERA: 4.5	4.0	L	18	6	4	4	4	1	0	0	0	0	0	49	81	9.00	1.750										
57 Nick Nelson, R ERA: 6.0	2.0		14	4	3	3	0	3	0	1	0	0	0	21	47	13.50	3.500										
64 Andrew Bellatti, R ERA:	1.0		3	0	0	0	2	0	0	0	0	0	0	10	12	0.00	0.000										
31 Jeury Familia, R ERA:	1.0		4	1	0	0	2	0	0	0	0	0	0	11	16	0.00	1.000										

Philadelphia Phillies @ Miami Marlins  
loanDepot park, Miami, FL  
Fri Apr 15, 2022, 6:41 PM - 9:55 PM EDT  
Att. 11,990 - Roof Closed - 72 F

AB 32  
R 7  
H 11  
RBI 7  
BB 4  
SO 8  
LOB 13














Batter	1	2	3	4	5	6	7	8	9	AB	R	H	RBI	BB	SO	LOB	TOP										
10 J.T. Realmuto, R OBP: 0.341, SLG: 0.395	F9		F7					L1-4		4	0	1	0	0	0	2											
3 Bryce Harper, L OBP: 0.327, SLG: 0.463	1B			K					G3-1	4	0	1	0	0	2	1											
8 Nick Castellanos, R OBP: 0.370, SLG: 0.537	F9			K					F8	4	0	0	0	0	2	1											
17 Rhys Hoskins, R OBP: 0.405, SLG: 0.455	L7			BB					BB	2	0	0	0	2	0	1											
12 Kyle Schwarber, L OBP: 0.205, SLG: 0.300	G1-3			PO					G3	4	0	0	0	0	0	1											
28 Alec Bohm, R OBP: 0.550, SLG: 0.714	G6-3									3	1	1	0	0	0	0											
2 Jean Segura, R OBP: 0.346, SLG: 0.583	G3-1									3	0	1	0	0	0	0											
5 Bryson Stott, L OBP: 0.167, SLG: 0.172			G3							3	0	0	0	0	0	2											
19 Matt Vierling, R OBP: 0.192, SLG: 0.174			G4-3							2	0	0	0	0	1	0											
18 Didi Gregorius, L OBP: 0.324, SLG: 0.371										1	0	1	1	0	0	0											
40 Simon Muzzio, L OBP: 0.250, SLG: 0.143										0	0	0	0	0	0	0											
<b>Inning Stats</b>	R: 0 H: 1 E: 0 K: 0 S: 7	H: 1 LOB: 1 BB: 0 P: 14	R: 0 H: 0 E: 0 K: 0 S: 6	H: 0 LOB: 0 BB: 0 P: 9	R: 0 H: 0 E: 0 K: 0 S: 6	H: 0 LOB: 0 BB: 0 P: 9	R: 0 H: 0 E: 0 K: 2 S: 11	H: 0 LOB: 0 BB: 1 P: 20	R: 0 H: 1 E: 0 K: 2 S: 9	H: 1 LOB: 1 BB: 0 P: 11	R: 0 H: 0 E: 0 K: 1 S: 12	H: 0 LOB: 0 BB: 0 P: 14	R: 1 H: 3 E: 0 K: 0 S: 14	H: 3 LOB: 1 BB: 0 P: 20	R: 0 H: 0 E: 0 K: 0 S: 8	H: 0 LOB: 1 BB: 1 P: 16	1B: 4 2B: 2 3B: 0 HR: 0	SF: 0 SAC: 0 DP: 1 HBP: 0	WP: 0 PA: 33 PB: 0 SB: 0 CS: 0								
<b>PITCHER</b>	IP	WLS	BF	H	R	ER	SO	BB	IBB	HBP	BLK	WP	HR	S	P	ERA	WHIP										
41 Chad Kuhl, R ERA: 0.87	6.0	W	20	2	0	0	4	1	0	0	0	0	0	42	68	0.00	0.500										
40 Tyler Kinley, R ERA:	1.0	H	3	0	0	0	1	0	0	0	0	0	0	12	14	0.00	0.000										
54 Carlos Estévez, R ERA: 2.7	0.1		4	3	1	1	0	0	0	0	0	0	0	10	14	27.00	9.000										
43 Jhoulys Chacín, R ERA: 4.26	0.2	H	1	0	0	0	0	0	0	0	0	0	0	4	6	0.00	0.000										
37 Alex Colomé, R ERA: 2.45	1.0	S	4	0	0	0	0	1	0	0	0	0	0	8	16	0.00	1.000										

Philadelphia Phillies @ Colorado Rockies  
Coors Field, Denver, CO  
Mon Apr 18 2022, 6:42 PM - 9:34 PM MDT  
Att: 20,403 - Clear - 61 F

livebaseballscores.com

AB 30  
R 1  
H 5  
RBI 1  
BB 2  
SO 5  
LOB 8




Batter	1	2	3	4	5	6	7	8	9	AB	R	H	RBI	BB	SO	LOB	BOTTOM										
9 Connor Joe, R OBP: 0.468, SLG: 0.641	SH1-3		FC6-4		G4-3			L9		3	0	1	0	1	0	1											
19 Charlie Blackmon, L OBP: 0.297, SLG: 0.364	SH1-3		F9							2	2	1	1	1	0	2											
Randal Grichuk, R OBP: 0.400, SLG: 0.409	K		FC6-4							4	0	1	2	0	1	3											
25 C.J. Cron, R OBP: 0.349, SLG: 0.780	G5-3									4	1	2	0	0	1	1											
24 Ryan McMahon, L OBP: 0.324, SLG: 0.406	G6-3									4	0	0	0	0	1	2											
Brendan Rodgers, R OBP: 0.205, SLG: 0.147	K									3	0	1	0	1	1	1											
35 Elias Díaz, R OBP: 0.303, SLG: 0.485	K									4	0	0	0	0	1	3											
22 Sam Hilliard, L OBP: 0.375, SLG: 0.400	G3-1									3	1	2	0	0	0	0											
11 Jose Iglesias, R OBP: 0.370, SLG: 0.375										3	0	1	0	0	0	2											
<b>Inning Stats</b>	R: 0 H: 1 E: 0 K: 1 S: 12	H: 1 LOB: 1 BB: 0 P: 14	R: 0 H: 0 E: 0 K: 2 S: 12	H: 0 LOB: 0 BB: 0 P: 17	R: 0 H: 1 E: 0 K: 0 S: 9	H: 1 LOB: 2 BB: 1 P: 13	R: 0 H: 1 E: 0 K: 1 S: 12	H: 1 LOB: 0 BB: 0 P: 16	R: 0 H: 1 E: 0 K: 0 S: 7	H: 1 LOB: 0 BB: 0 P: 15	R: 2 H: 2 E: 0 K: 0 S: 12	H: 2 LOB: 1 BB: 1 P: 19	R: 2 H: 2 E: 0 K: 0 S: 10	H: 2 LOB: 2 BB: 1 P: 19	R: 0 H: 1 E: 0 K: 1 S: 9	H: 1 LOB: 1 BB: 0 P: 13	1B: 4 2B: 4 3B: 0 HR: 1	SF: 0 SAC: 1 DP: 0 HBP: 0	WP: 2 PA: 34 PB: 0 SB: 0 CS: 1								
<b>PITCHER</b>	IP	WLS	BF	H	R	ER	SO	BB	IBB	HBP	BLK	WP	HR	S	P	ERA	WHIP										
27 Aaron Nola, R ERA: 5.52	5.1	L	22	5	2	2	4	1	0	0	0	0	0	59	84	3.38	1.312										
46 Jose Alvarado, L ERA: 4.91	0.2		3	0	0	0	0	1	0	0	0	2	0	5	10	0.00	1.500										
49 James Norwood, R ERA: 6.0	1.0		5	2	2	2	0	1	0	0	0	0	0	10	19	18.00	3.000										
23 Corey Knebel, R ERA:	1.0		4	1	0	0	1	0	0	0	0	0	0	9	13	0.00	1.000										

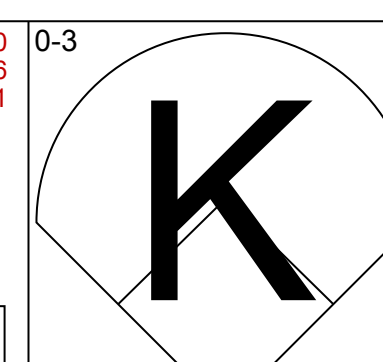
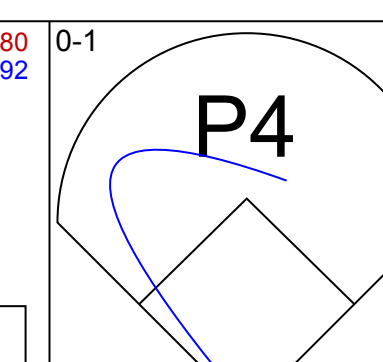
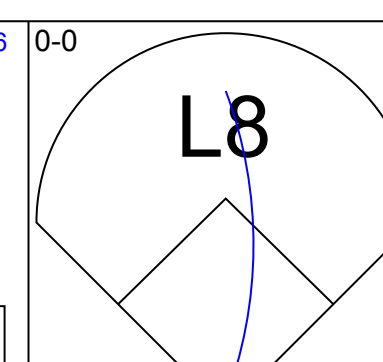
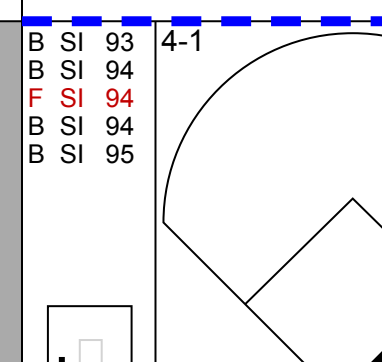
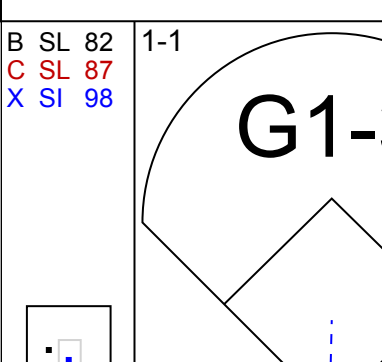
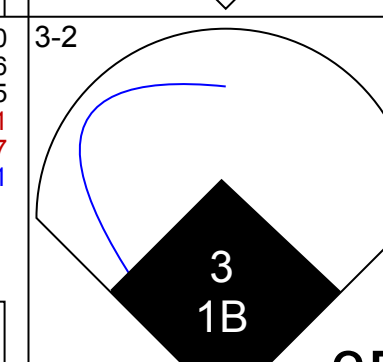
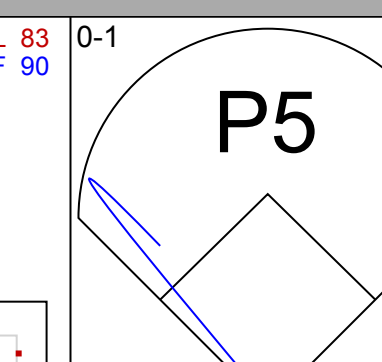
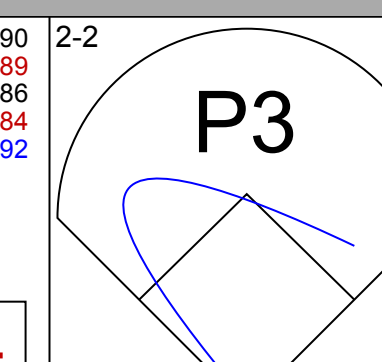
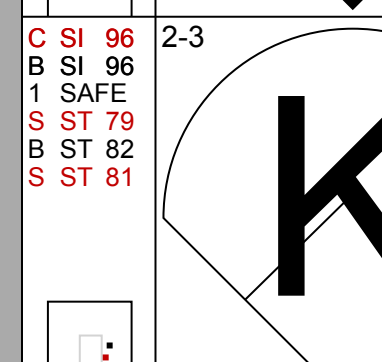
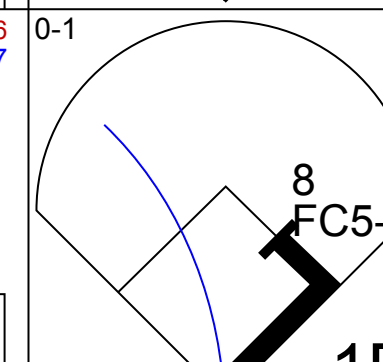
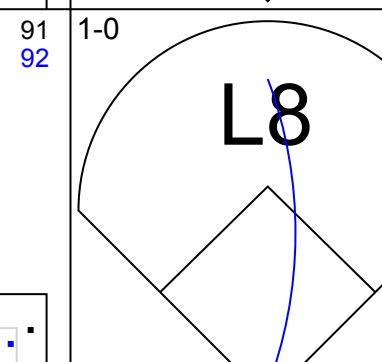
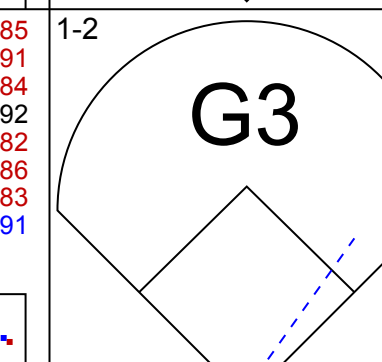
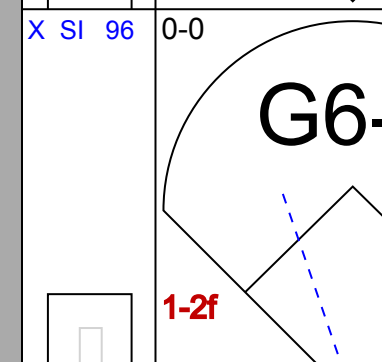
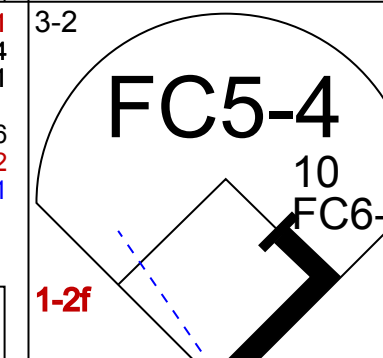
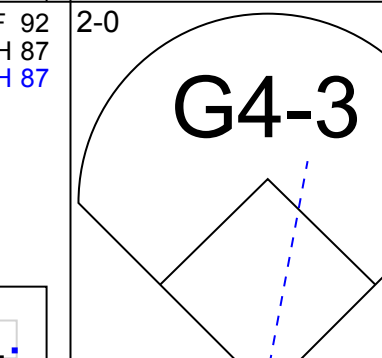
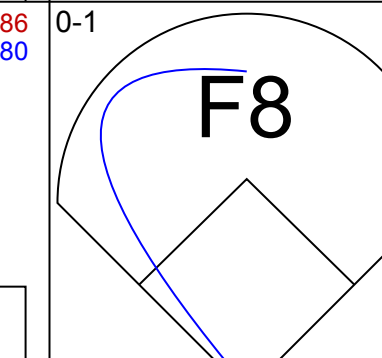
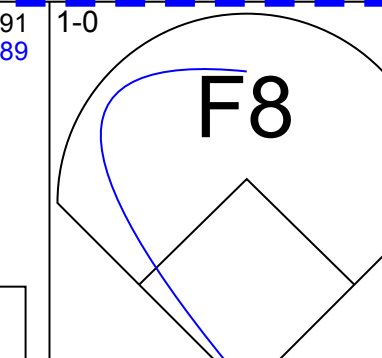
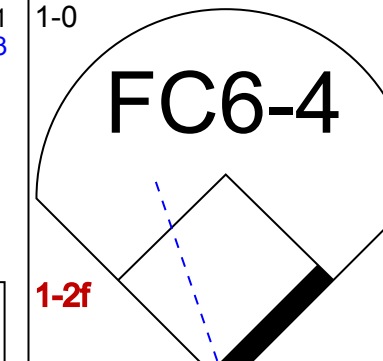
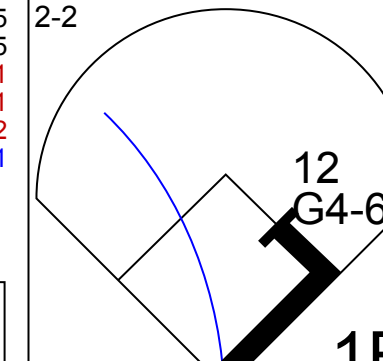
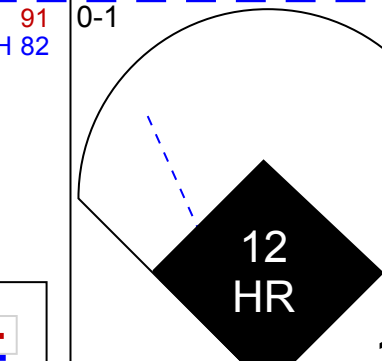
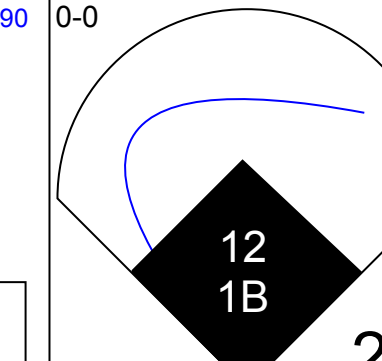
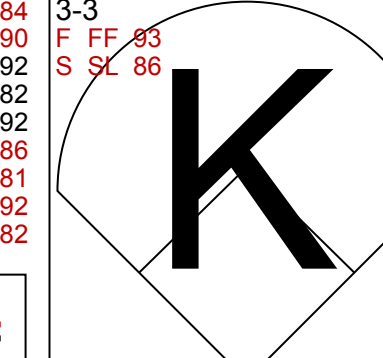
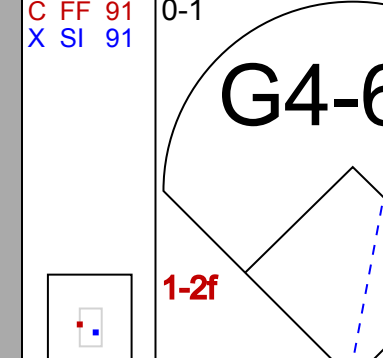
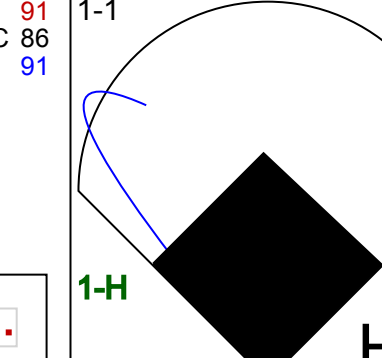
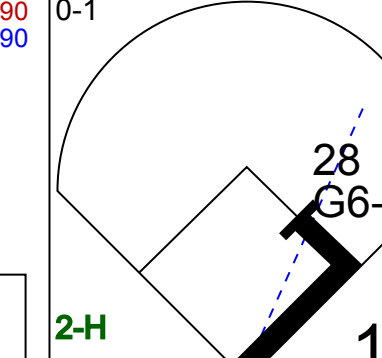
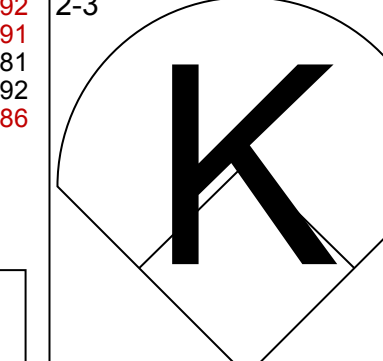
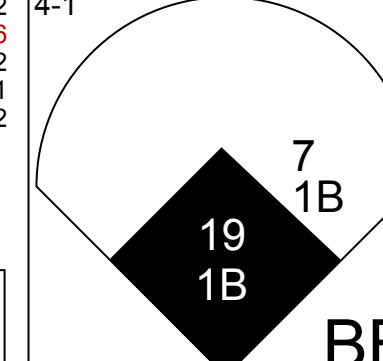
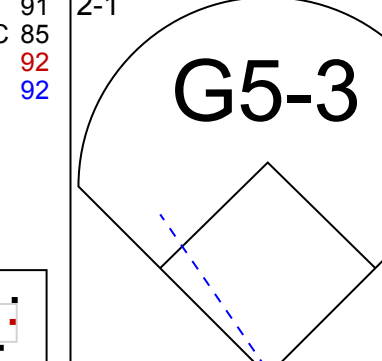
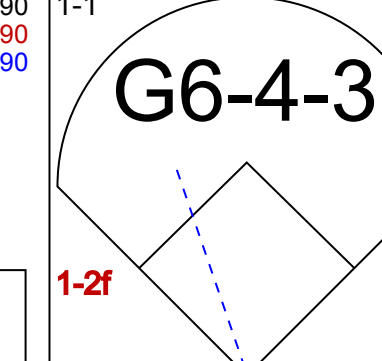
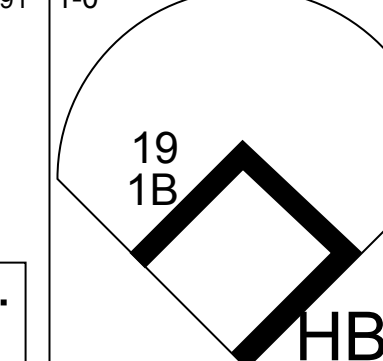
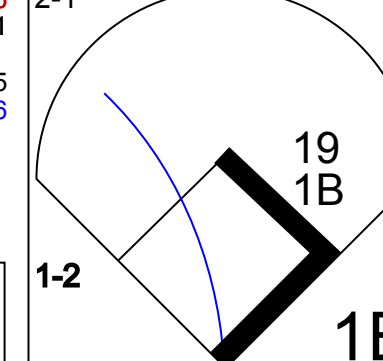
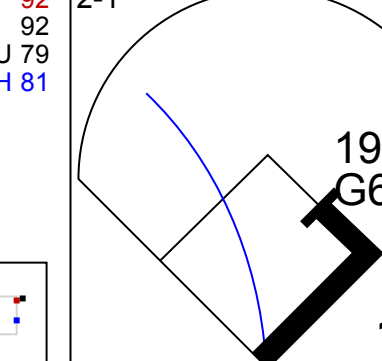
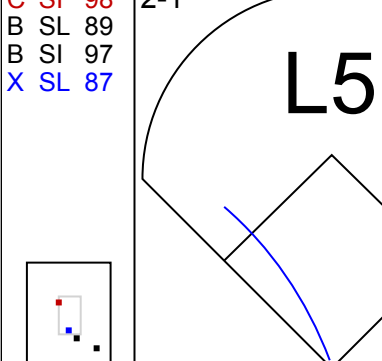
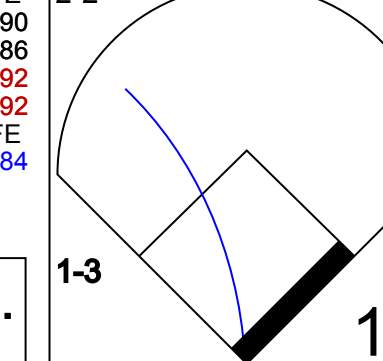

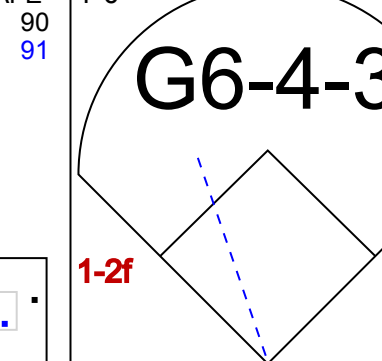
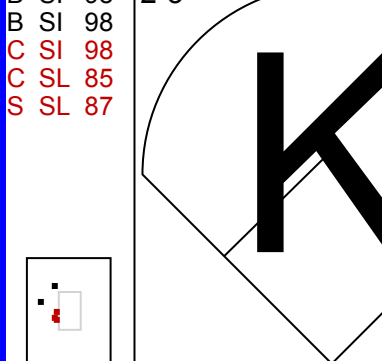
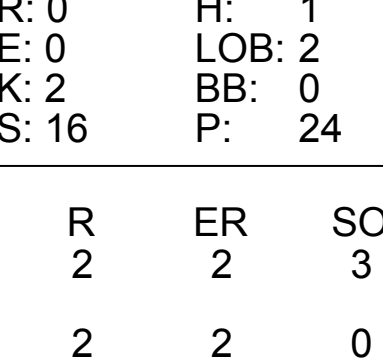
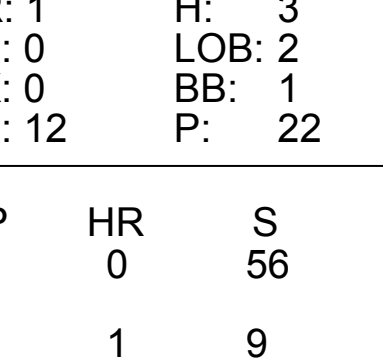
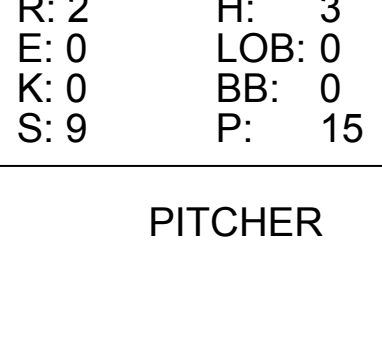

Philadelphia Phillies @ Colorado Rockies  
Coors Field, Denver, CO  
Mon Apr 18 2022, 6:42 PM - 9:34 PM MDT  
Att: 20,403 - Clear - 61 F

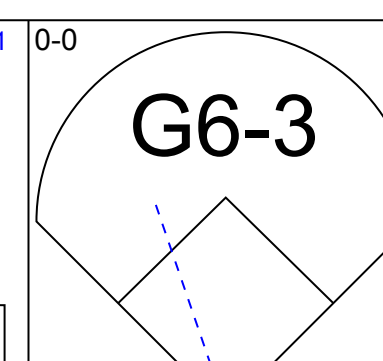
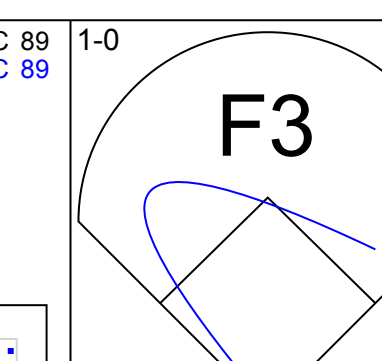
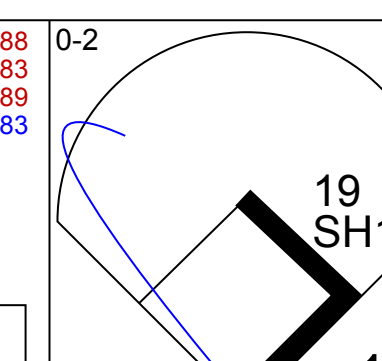
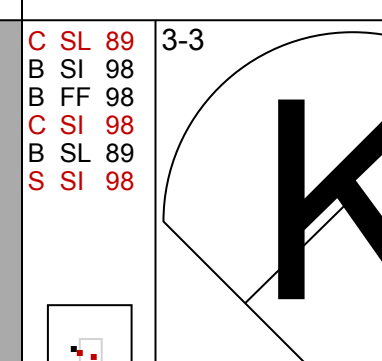
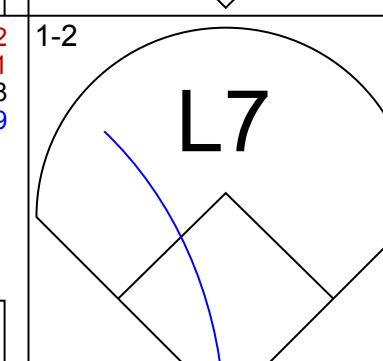
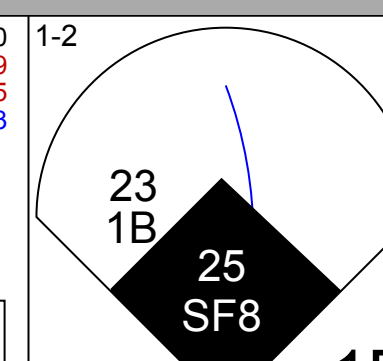
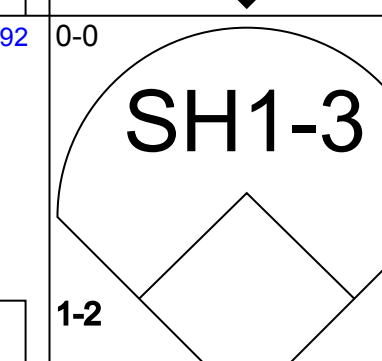
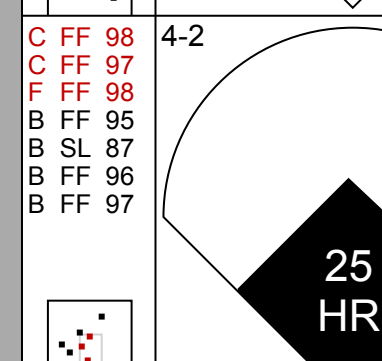
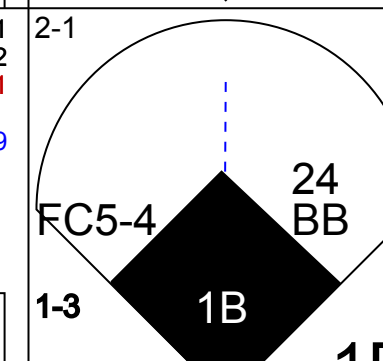



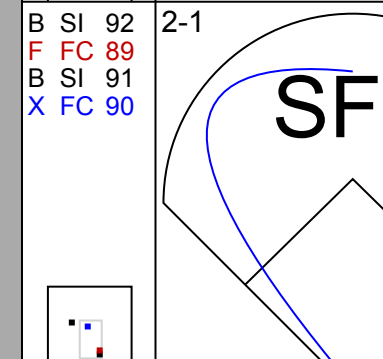
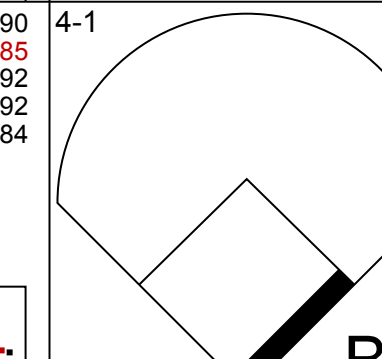
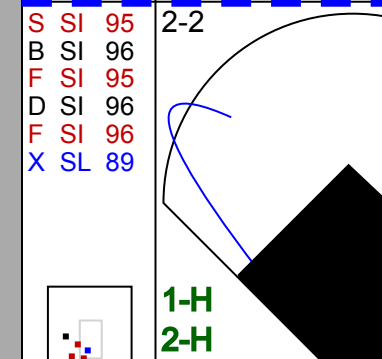
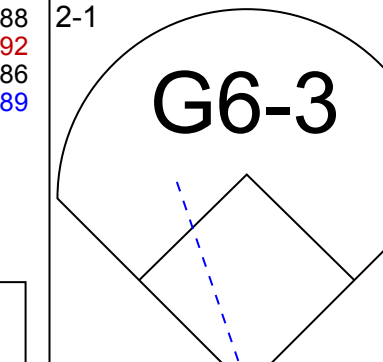
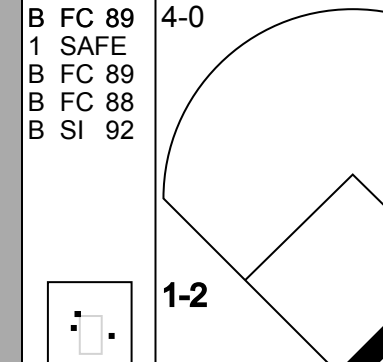
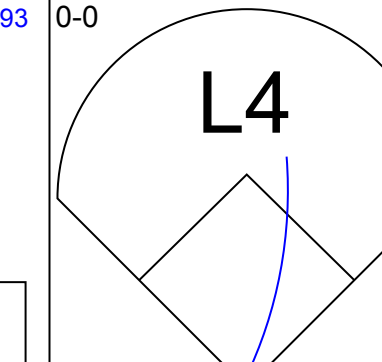
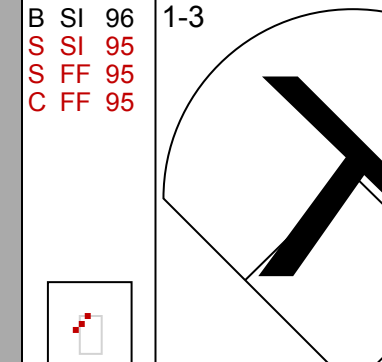


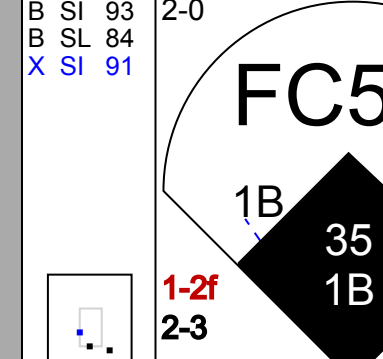



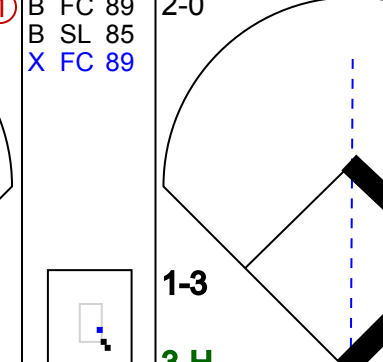

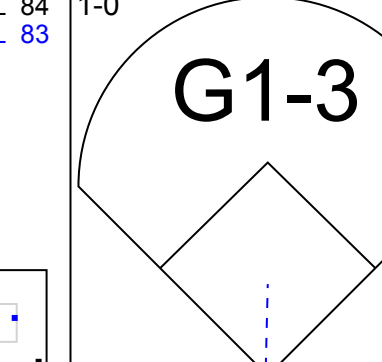
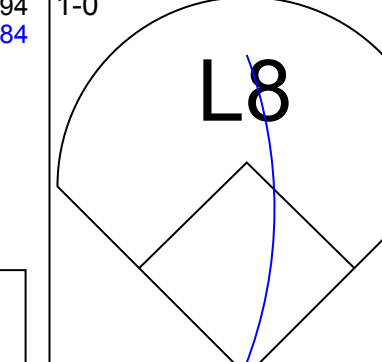
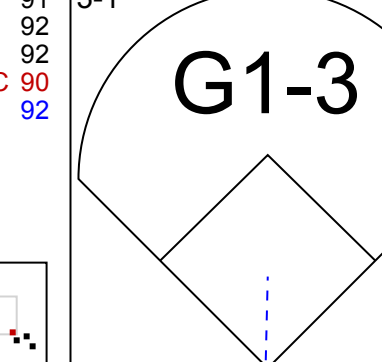
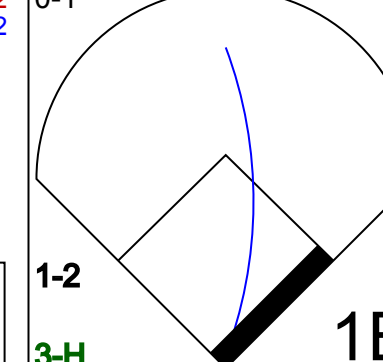
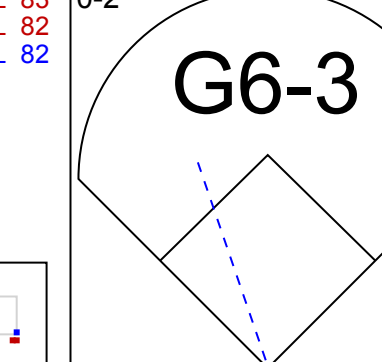
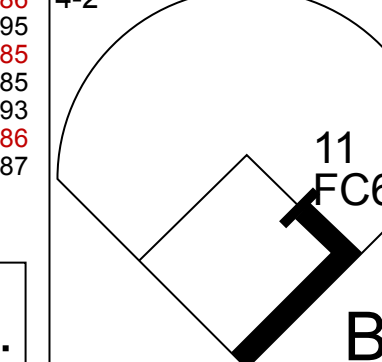
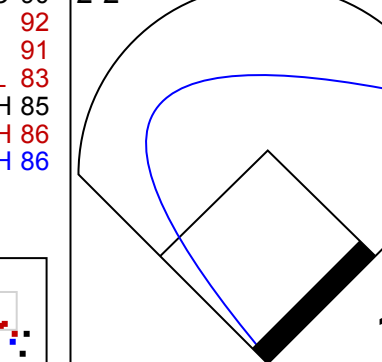
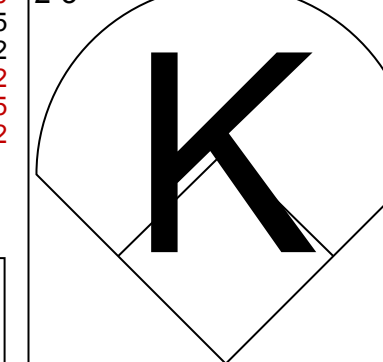

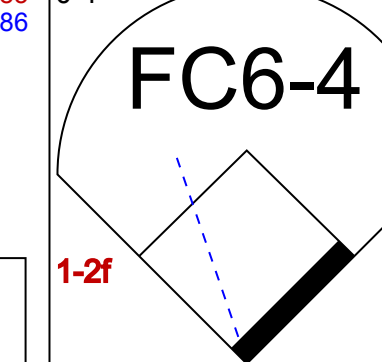
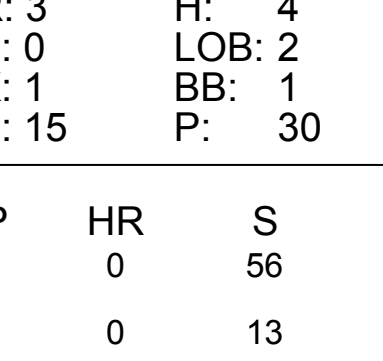
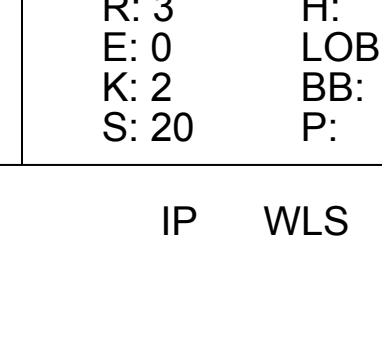
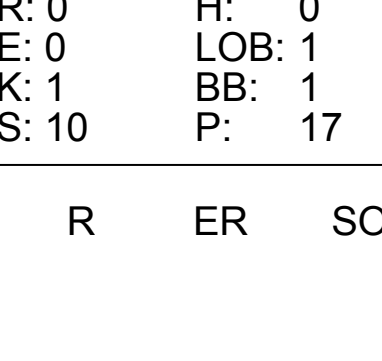
livebaseballscores.com

AB 30  
R 4  
H 9  
RBI 3  
BB 3  
SO 5  
LOB 15





Batter	1	2	3	4	5	6	7	8	9	AB	R	H	RBI	BB	SO	LOB	TOP					
2 Jean Segura, R OBP: 0.323, SLG: 0.500										4	0	0	0	1	1	4	<b>Philadelphia Phillies @ Colorado Rockies</b> Coors Field, Denver, CO Tue Apr 19 2022, 6:42 PM - 9:43 PM MDT Att: 23,800 - Cloudy - 79 F					
17 Rhys Hoskins, R OBP: 0.391, SLG: 0.486										4	1	1	0	0	1	1						
3 Bryce Harper, L OBP: 0.321, SLG: 0.444										4	0	1	1	0	0	1						
8 Nick Castellanos, R OBP: 0.340, SLG: 0.489										4	0	0	0	0	0	1						
10 J.T. Realmuto, R OBP: 0.378, SLG: 0.452										4	2	3	0	0	0	1						
12 Kyle Schwarber, L OBP: 0.229, SLG: 0.386										4	1	2	3	0	1	1						
28 Alec Bohm, R OBP: 0.500, SLG: 0.588										3	1	0	0	1	1	1						
18 Didi Gregorius, L OBP: 0.342, SLG: 0.371										0	0	0	0	0	0	0						
7 Johan Camargo, S OBP: 0.355, SLG: 0.379										3	0	2	1	0	0	0						
19 Matt Vierling, R OBP: 0.241, SLG: 0.231										1	0	0	0	0	1	0						
5 Bryson Stott, L OBP: 0.161, SLG: 0.167																						
<b>Inning Stats</b>	R: 1 E: 0 K: 1 S: 12	H: 2 LOB: 1 BB: 0 P: 19	R: 0 E: 0 K: 2 S: 16	H: 1 LOB: 2 BB: 0 P: 24	R: 0 E: 0 K: 0 S: 4	H: 0 LOB: 0 BB: 0 P: 7	R: 1 E: 0 K: 0 S: 12	H: 3 LOB: 2 BB: 1 P: 22	R: 0 E: 0 K: 0 S: 9	H: 0 LOB: 0 BB: 0 P: 15	R: 2 E: 0 K: 0 S: 9	H: 3 LOB: 0 BB: 0 P: 15	R: 0 E: 0 K: 1 S: 5	H: 0 LOB: 0 BB: 1 P: 11	R: 1 E: 0 K: 0 S: 6	H: 2 LOB: 0 BB: 0 P: 8	R: 0 E: 0 K: 1 S: 7	H: 0 LOB: 0 BB: 0 P: 12	1B: 8 2B: 1 3B: 1 HR: 1	SF: 0 SAC: 0 DP: 4 HBP: 1	WP: 0 PB: 0 SB: 0 CS: 0	PA: 37
<b>PITCHER</b>	IP WLS BF H R ER SO BB IBB HBP BLK WP HR S P ERA WHIP																					
21 Kyle Freeland, L ERA: 7.71	(1, 1) 5.0 0 22 6 2 2 3 1 0 1 0 0 0 0 56 87 3.60 1.400																					
50 Ty Blach, L ERA: 2.7	(6, 1) 1.0 B 5 3 2 2 0 0 0 0 0 0 1 9 15 18.00 3.000																					
61 Justin Lawrence, R ERA: 1.29	(7, 1) 1.0 W 3 0 0 0 1 1 0 0 0 0 0 0 5 11 0.00 1.000																					
37 Alex Colomé, R ERA: 3.86	(8, 1) 1.0 H 4 2 1 1 0 0 0 0 0 0 0 0 6 8 9.00 2.000																					
52 Daniel Bard, R ERA: 3.0	(9, 1) 1.0 S 3 0 0 0 1 0 0 0 0 0 0 0 7 12 0.00 0.000																					

Batter	1	2	3	4	5	6	7	8	9	AB	R	H	RBI	BB	SO	LOB	BOTTOM	
9 Connor Joe, R OBP: 0.451, SLG: 0.605										4	0	1	0	0	1	1	<b>Philadelphia Phillies @ Colorado Rockies</b> Coors Field, Denver, CO Tue Apr 19 2022, 6:42 PM - 9:43 PM MDT Att: 23,800 - Cloudy - 79 F	
19 Charlie Blackmon, L OBP: 0.333, SLG: 0.371										2	2	1	0	1	0	0		
2 Yonathan Daza, R OBP: 0.500, SLG: 0.500										0	0	0	0	0	0	0		
23 Kris Bryant, R OBP: 0.386, SLG: 0.462										4	2	2	0	0	1	1		
25 C.J. Cron, R OBP: 0.362, SLG: 0.837										2	1	1	4	1	1	0		
24 Ryan McMahon, L OBP: 0.317, SLG: 0.371										3	0	0	0	1	1	2		
Brendan Rodgers, R OBP: 0.186, SLG: 0.132										4	1	0	0	0	1	2		
Randal Grichuk, R OBP: 0.379, SLG: 0.385										4	0	1	1	0	0	0		
35 Elias Diaz, R OBP: 0.324, SLG: 0.472										3	0	1	1	1	0	0		
11 Jose Iglesias, R OBP: 0.355, SLG: 0.357										4	0	1	0	0	1	3		
<b>Inning Stats</b>	R: 0 E: 0 K: 1 S: 8	H: 0 LOB: 0 BB: 0 P: 10	R: 0 E: 0 K: 1 S: 8	H: 0 LOB: 0 BB: 0 P: 12	R: 0 E: 0 K: 0 S: 9	H: 1 LOB: 1 BB: 0 P: 15	R: 3 E: 0 K: 1 S: 15	H: 4 LOB: 2 BB: 1 P: 30	R: 0 E: 0 K: 0 S: 10	H: 0 LOB: 0 BB: 0 P: 15	R: 3 E: 0 K: 2 S: 20	H: 2 LOB: 0 BB: 1 P: 35	R: 0 E: 0 K: 1 S: 10	H: 0 LOB: 1 BB: 1 P: 17	1B: 7 2B: 0 3B: 0 HR: 1	SF: 1 SAC: 1 DP: 0 HBP: 0	WP: 0 PB: 0 SB: 0 CS: 0	PA: 36
<b>PITCHER</b>	IP WLS BF H R ER SO BB IBB HBP BLK WP HR S P ERA WHIP																	
44 Kyle Gibson, R ERA: 3.97	(1, 1) 6.0 0 26 6 3 3 3 2 0 0 0 0 0 0 13 25 27.00 3.000																	
58 Seranthony Dominguez, R ERA: 5.06	(7, 1) 0.1 B 2 1 1 1 1 0 0 0 0 0 1 7 10 27.00 3.000																	
31 Jeurys Familia, R ERA: 3.0	(8, 1) 1.0 4 0 0 0 1 1 0 0 0 0 0 0 10 17 0.00 1.000																	



Batter	1	2	3	4	5	6	7	8	9	AB	R	H	RBI	BB	SO	LOB	TOP							
2 Jean Segura, R OBP: 0.306, SLG: 0.485										5	0	1	0	0	1	4								
17 Rhys Hoskins, R OBP: 0.373, SLG: 0.439										4	1	0	0	1	1	2								
3 Bryce Harper, L OBP: 0.310, SLG: 0.420										5	1	1	0	0	1	1								
8 Nick Castellanos, R OBP: 0.382, SLG: 0.571										4	2	3	1	1	0	0								
10 J.T. Realmuto, R OBP: 0.340, SLG: 0.404										5	0	0	0	0	2	6								
12 Kyle Schwarber, L OBP: 0.284, SLG: 0.447										3	3	1	2	1	1	0								
40 Simon Muzziotti, L OBP: 0.250, SLG: 0.143										0	0	0	0	0	0	0								
28 Alec Bohm, R OBP: 0.493, SLG: 0.714										4	1	2	3	0	0	0								
7 Johan Camargo, S OBP: 0.417, SLG: 0.529										5	1	4	3	0	0	0								
19 Matt Vierling, R OBP: 0.242, SLG: 0.207										3	0	0	0	1	1	4								
<b>Inning Stats</b>	R: 0 E: 0 K: 1 S: 11	H: 1 LOB: 2 BB: 1 P: 17	R: 0 E: 0 K: 1 S: 11	H: 1 LOB: 1 BB: 0 P: 15	R: 0 E: 0 K: 1 S: 9	H: 0 LOB: 0 BB: 0 P: 10	R: 3 E: 0 K: 1 S: 17	H: 3 LOB: 1 BB: 1 P: 26	R: 0 E: 0 K: 1 S: 7	H: 0 LOB: 0 BB: 0 P: 8	R: 1 E: 0 K: 0 S: 10	H: 3 LOB: 2 BB: 0 P: 14	R: 5 E: 0 K: 1 S: 14	H: 3 LOB: 1 BB: 2 P: 28	R: 0 E: 0 K: 1 S: 8	H: 1 LOB: 1 BB: 0 P: 13	R: 0 E: 0 K: 0 S: 5	H: 0 LOB: 0 BB: 0 P: 9	1B: 7 2B: 1 3B: 0 HR: 4	SF: 1 SAC: 0 DP: 1 HBP: 1	WP: 1 PB: 0 SB: 0 CS: 0	PA: 44		
<b>PITCHER</b>	IP WLS BF H R ER SO BB IBB HBP BLK WP HR S P ERA WHIP	IP WLS BF H R ER SO BB IBB HBP BLK WP HR S P ERA WHIP	IP WLS BF H R ER SO BB IBB HBP BLK WP HR S P ERA WHIP	IP WLS BF H R ER SO BB IBB HBP BLK WP HR S P ERA WHIP	IP WLS BF H R ER SO BB IBB HBP BLK WP HR S P ERA WHIP	IP WLS BF H R ER SO BB IBB HBP BLK WP HR S P ERA WHIP	IP WLS BF H R ER SO BB IBB HBP BLK WP HR S P ERA WHIP	IP WLS BF H R ER SO BB IBB HBP BLK WP HR S P ERA WHIP	IP WLS BF H R ER SO BB IBB HBP BLK WP HR S P ERA WHIP	IP WLS BF H R ER SO BB IBB HBP BLK WP HR S P ERA WHIP	IP WLS BF H R ER SO BB IBB HBP BLK WP HR S P ERA WHIP	IP WLS BF H R ER SO BB IBB HBP BLK WP HR S P ERA WHIP	IP WLS BF H R ER SO BB IBB HBP BLK WP HR S P ERA WHIP	IP WLS BF H R ER SO BB IBB HBP BLK WP HR S P ERA WHIP	IP WLS BF H R ER SO BB IBB HBP BLK WP HR S P ERA WHIP	IP WLS BF H R ER SO BB IBB HBP BLK WP HR S P ERA WHIP	IP WLS BF H R ER SO BB IBB HBP BLK WP HR S P ERA WHIP	IP WLS BF H R ER SO BB IBB HBP BLK WP HR S P ERA WHIP	IP WLS BF H R ER SO BB IBB HBP BLK WP HR S P ERA WHIP	IP WLS BF H R ER SO BB IBB HBP BLK WP HR S P ERA WHIP	IP WLS BF H R ER SO BB IBB HBP BLK WP HR S P ERA WHIP	IP WLS BF H R ER SO BB IBB HBP BLK WP HR S P ERA WHIP	IP WLS BF H R ER SO BB IBB HBP BLK WP HR S P ERA WHIP	IP WLS BF H R ER SO BB IBB HBP BLK WP HR S P ERA WHIP

Philadelphia Phillies @ Colorado Rockies  
Coors Field, Denver, CO  
Wed Apr 20 2022, 1:11 PM - 4:21 PM MDT  
Att: 21,490 - Sunny - 65 F

AB	38
R	9
H	12
RBI	9
BB	4
SO	7
LOB	17



Batter	1	2	3	4	5	6	7	8	9	AB	R	H	RBI	BB	SO	LOB	BOTTOM							
19 Charlie Blackmon, L OBP: 0.311, SLG: 0.350										5	1	1	0	0	1	4								
Randal Grichuk, R OBP: 0.353, SLG: 0.367										4	2	1	1	0	1	2								
23 Kris Bryant, R OBP: 0.388, SLG: 0.442										4	1	1	0	0	0	2								
25 C.J. Cron, R OBP: 0.365, SLG: 0.813										5	1	2	2	0	1	3								
24 Ryan McMahon, L OBP: 0.326, SLG: 0.425										5	0	2	3	0	2	1								
Brendan Rodgers, R OBP: 0.170, SLG: 0.119										4	0	0	0	0	2	2								
22 Sam Hilliard, L OBP: 0.350, SLG: 0.333										3	0	0	0	1	2	0								
13 Alan Trejo, R OBP: 0.417, SLG: 0.667										4	0	2	0	0	0	2								
3 Dom Nunez, L OBP: 0.500, SLG: 0.500										2	1	2	0	1	0	0								
35 Elias Diaz, R OBP: 0.316, SLG: 0.459										1	0	0	0	0	0	0								
<b>Inning Stats</b>	R: 2 E: 1 K: 2 S: 13	H: 2 LOB: 1 BB: 0 P: 22	R: 0 E: 0 K: 1 S: 8	H: 2 LOB: 0 BB: 0 P: 12	R: 0 E: 0 K: 0 S: 6	H: 0 LOB: 0 BB: 0 P: 9	R: 0 E: 0 K: 0 S: 9	H: 0 LOB: 0 BB: 0 P: 12	R: 2 E: 0 K: 1 S: 15	H: 3 LOB: 1 BB: 0 P: 23	R: 0 E: 0 K: 2 S: 11	H: 1 LOB: 2 BB: 1 P: 19	R: 2 E: 0 K: 1 S: 15	H: 3 LOB: 1 BB: 1 P: 24	R: 0 E: 0 K: 1 S: 9	H: 0 LOB: 0 BB: 0 P: 12	R: 0 E: 0 K: 1 S: 8	H: 0 LOB: 0 BB: 0 P: 12	1B: 7 2B: 4 3B: 0 HR: 0	SF: 1 SAC: 0 DP: 1 HBP: 1	WP: 1 PB: 0 SB: 0 CS: 0	PA: 41		
<b>PITCHER</b>	IP WLS BF H R ER SO BB IBB HBP BLK WP HR S P ERA WHIP	IP WLS BF H R ER SO BB IBB HBP BLK WP HR S P ERA WHIP	IP WLS BF H R ER SO BB IBB HBP BLK WP HR S P ERA WHIP	IP WLS BF H R ER SO BB IBB HBP BLK WP HR S P ERA WHIP	IP WLS BF H R ER SO BB IBB HBP BLK WP HR S P ERA WHIP	IP WLS BF H R ER SO BB IBB HBP BLK WP HR S P ERA WHIP	IP WLS BF H R ER SO BB IBB HBP BLK WP HR S P ERA WHIP	IP WLS BF H R ER SO BB IBB HBP BLK WP HR S P ERA WHIP	IP WLS BF H R ER SO BB IBB HBP BLK WP HR S P ERA WHIP	IP WLS BF H R ER SO BB IBB HBP BLK WP HR S P ERA WHIP	IP WLS BF H R ER SO BB IBB HBP BLK WP HR S P ERA WHIP	IP WLS BF H R ER SO BB IBB HBP BLK WP HR S P ERA WHIP	IP WLS BF H R ER SO BB IBB HBP BLK WP HR S P ERA WHIP	IP WLS BF H R ER SO BB IBB HBP BLK WP HR S P ERA WHIP	IP WLS BF H R ER SO BB IBB HBP BLK WP HR S P ERA WHIP	IP WLS BF H R ER SO BB IBB HBP BLK WP HR S P ERA WHIP	IP WLS BF H R ER SO BB IBB HBP BLK WP HR S P ERA WHIP	IP WLS BF H R ER SO BB IBB HBP BLK WP HR S P ERA WHIP	IP WLS BF H R ER SO BB IBB HBP BLK WP HR S P ERA WHIP	IP WLS BF H R ER SO BB IBB HBP BLK WP HR S P ERA WHIP	IP WLS BF H R ER SO BB IBB HBP BLK WP HR S P ERA WHIP	IP WLS BF H R ER SO BB IBB HBP BLK WP HR S P ERA WHIP	IP WLS BF H R ER SO BB IBB HBP BLK WP HR S P ERA WHIP	IP WLS BF H R ER SO BB IBB HBP BLK WP HR S P ERA WHIP

Philadelphia Phillies @ Colorado Rockies  
Coors Field, Denver, CO  
Wed Apr 20 2022, 1:11 PM - 4:21 PM MDT  
Att: 21,490 - Sunny - 65 F

AB	37
R	6
H	11
RBI	6
BB	2
SO	9
LOB	16









Batter	1	2	3	4	5	6	7	8	9	AB	R	H	RBI	BB	SO	LOB	TOP																						
16 Koltan Wong, L OBP: 0.200, SLG: 0.269	G4-3		F8		L6		G4-3			4	0	0	0	0	0	2	<b>Milwaukee Brewers @ Philadelphia Phillies</b> Citizens Bank Park, Philadelphia, PA Sat Apr 23 2022, 4:09 PM - 7:06 PM EDT Att: 30,612 - Cloudy - 64 F																						
27 Willy Adames, R OBP: 0.302, SLG: 0.291	1B		K		1B		F8			4	1	2	1	0	1	0																							
22 Christian Yelich, L OBP: 0.322, SLG: 0.347	F8				1B					4	0	1	1	0	1	1																							
24 Andrew McCutchen, R OBP: 0.310, SLG: 0.333	1B		K		K		F9			4	0	1	0	0	2	1																							
11 Rowdy Tellez, L OBP: 0.277, SLG: 0.500	F8		K		K		F8			4	0	0	0	0	2	2																							
12 Hunter Renfroe, R OBP: 0.324, SLG: 0.460	G5-3				HR		1B			4	2	3	1	0	0	0																							
10 Omar Narváez, L OBP: 0.324, SLG: 0.367	F8		K		P6		K			4	0	0	0	0	2	2																							
6 Lorenzo Cain, R OBP: 0.206, SLG: 0.226	G6-3				1B		BB			3	1	1	0	1	1	1																							
14 Jace Peterson, L OBP: 0.270, SLG: 0.129	G4-3				1B		G4-3			3	1	1	1	0	0	0																							
20 Mike Brosseau, R OBP: 0.222, SLG: 0.313					1B		F8			1	0	0	0	0	0	1																							
<b>Inning Stats</b>	R: 0 H: 2 E: 0 K: 0 S: 11	H: 0 LOB: 2 BB: 0 P: 16	R: 0 H: 0 E: 0 K: 0 S: 11	H: 0 LOB: 0 BB: 0 P: 18	R: 0 H: 0 E: 0 K: 1 S: 7	H: 0 LOB: 0 BB: 0 P: 11	R: 0 H: 0 E: 0 K: 2 S: 11	H: 0 LOB: 0 BB: 0 P: 15	R: 4 H: 5 E: 0 K: 2 S: 16	H: 1 LOB: 1 BB: 0 P: 24	R: 1 H: 1 E: 0 K: 1 S: 9	H: 1 LOB: 0 BB: 1 P: 18	R: 0 H: 0 E: 0 K: 1 S: 12	H: 0 LOB: 0 BB: 0 P: 17	R: 0 H: 1 E: 0 K: 2 S: 12	H: 1 LOB: 1 BB: 0 P: 17	1B: 7 2B: 1 3B: 0 HR: 1	SF: 0 SAC: 0 DP: 0 HBP: 0	WP: 0 PB: 0 CS: 2	PA: 37																			
<b>PITCHER</b>	IP	WLS	BF	H	R	ER	SO	BB	IBB	HBP	BLK	WP	HR	S	P	ERA	WHIP	<b>PITCHER</b>				IP	WLS	BF	H	R	ER	SO	BB	IBB	HBP	BLK	WP	HR	S	P	ERA	WHIP	
45 Zack Wheeler, R ERA: 8.53	(1, 1)	5.0	L	22	7	4	4	5	0	0	0	0	0	0	56	84	7.20	1.400					IP	WLS	BF	H	R	ER	SO	BB	IBB	HBP	BLK	WP	HR	S	P	ERA	WHIP
61 Cristopher Sánchez, L ERA: 5.4	(6, 1)	2.1		8	1	1	1	2	1	0	0	0	0	1	18	30	3.86	0.857					IP	WLS	BF	H	R	ER	SO	BB	IBB	HBP	BLK	WP	HR	S	P	ERA	WHIP
49 James Norwood, R ERA: 4.91	(8, 1)	0.2		2	0	0	0	0	0	0	0	0	0	0	9	13	0.00	0.000					IP	WLS	BF	H	R	ER	SO	BB	IBB	HBP	BLK	WP	HR	S	P	ERA	WHIP
64 Andrew Bellatti, R ERA:	(9, 1)	0.2		3	1	0	0	2	0	0	0	0	0	0	9	13	0.00	1.500					IP	WLS	BF	H	R	ER	SO	BB	IBB	HBP	BLK	WP	HR	S	P	ERA	WHIP
52 Brad Hand, L ERA:	(9, 1)	0.1		1	0	0	0	0	0	0	0	0	0	0	3	4	0.00	0.000					IP	WLS	BF	H	R	ER	SO	BB	IBB	HBP	BLK	WP	HR	S	P	ERA	WHIP

Batter	1	2	3	4	5	6	7	8	9	AB	R	H	RBI	BB	SO	LOB	BOTTOM																						
2 Jean Segura, R OBP: 0.311, SLG: 0.452	G4-3		1B		L7			K		4	1	1	1	0	1	1	<b>Milwaukee Brewers @ Philadelphia Phillies</b> Citizens Bank Park, Philadelphia, PA Sat Apr 23 2022, 4:09 PM - 7:06 PM EDT Att: 30,612 - Cloudy - 64 F																						
17 Rhys Hoskins, R OBP: 0.373, SLG: 0.404	G4-3		1B		G5-4-3			1B		3	0	1	0	1	0	1																							
3 Bryce Harper, L OBP: 0.318, SLG: 0.448	2B		P5		1B		K			4	1	1	0	0	1	3																							
8 Nick Castellanos, R OBP: 0.381, SLG: 0.571	2B		SF8		P6		P6			3	0	1	2	0	0	0																							
10 J.T. Realmuto, R OBP: 0.345, SLG: 0.389	G4-3		L5		G6-3		G6-3			4	0	0	0	0	1	2																							
12 Kyle Schwarber, L OBP: 0.246, SLG: 0.400	K		P6		1B		1B			4	0	1	0	0	1	0																							
28 Alec Bohm, R OBP: 0.417, SLG: 0.571	G6-3		K		K		K			3	0	0	0	0	2	1																							
7 Johan Camargo, S OBP: 0.372, SLG: 0.463	G6-3		P5		F8		F8			3	0	0	0	0	0	1																							
37 Odübel Herrera, L OBP: 0.400, SLG: 0.800	1B		1B		1B		K			3	1	2	0	0	1	1																							
<b>Inning Stats</b>	R: 1 H: 2 E: 0 K: 0 S: 14	H: 0 LOB: 1 BB: 0 P: 21	R: 0 H: 0 E: 0 K: 1 S: 9	H: 0 LOB: 0 BB: 0 P: 14	R: 2 H: 2 E: 0 K: 0 S: 15	H: 2 LOB: 1 BB: 1 P: 21	R: 0 H: 0 E: 0 K: 1 S: 7	H: 0 LOB: 0 BB: 0 P: 11	R: 0 H: 1 E: 0 K: 0 S: 7	H: 1 LOB: 0 BB: 0 P: 8	R: 0 H: 0 E: 0 K: 1 S: 6	H: 0 LOB: 0 BB: 0 P: 10	R: 0 H: 1 E: 0 K: 2 S: 9	H: 1 LOB: 1 BB: 0 P: 12	R: 0 H: 1 E: 0 K: 1 S: 6	H: 1 LOB: 0 BB: 0 P: 9	R: 0 H: 0 E: 0 K: 1 S: 8	H: 0 LOB: 0 BB: 0 P: 11	1B: 4 2B: 2 3B: 1 HR: 0	SF: 1 SAC: 0 DP: 2 HBP: 0	WP: 0 PB: 0 CS: 0	PA: 33																	
<b>PITCHER</b>	IP	WLS	BF	H	R	ER	SO	BB	IBB	HBP	BLK	WP	HR	S	P	ERA	WHIP	<b>PITCHER</b>				IP	WLS	BF	H	R	ER	SO	BB	IBB	HBP	BLK	WP	HR	S	P	ERA	WHIP	
37 Adrian Houser, R ERA: 3.52	(1, 1)	6.0	W	23	5	3	3	3	0	0	0	0	0	0	58	85	4.50	1.000					IP	WLS	BF	H	R	ER	SO	BB	IBB	HBP	BLK	WP	HR	S	P	ERA	WHIP
48 Trevor Gott, R ERA:	(7, 1)	1.0	H	4	1	0	0	2	0	0	0	0	0	0	9	12	0.00	1.000					IP	WLS	BF	H	R	ER	SO	BB	IBB	HBP	BLK	WP	HR	S	P	ERA	WHIP
38 Devin Williams, R ERA: 6.75	(8, 1)	1.0	H	3	1	0	0	1	0	0	0	0	0	0	6	9	0.00	1.000					IP	WLS	BF	H	R	ER	SO	BB	IBB	HBP	BLK	WP	HR	S	P	ERA	WHIP
71 Josh Hader, L ERA:	(9, 1)	1.0	S	3	0	0	0	1	0	0	0	0	0	0	8	11	0.00	0.000					IP	WLS	BF	H	R	ER	SO	BB	IBB	HBP	BLK	WP	HR	S	P	ERA	WHIP

AB	35
R	5
H	9
RBI	4
BB	1
SO	9
LOB	10



AB	31
R	3
H	7
RBI	3
BB	1
SO	7
LOB	10





Batter	1	2	3	4	5	6	7	8	9	AB R H RBI BB SO LOB	TOP								
24 Andrew McCutchen, R (1.7)										4 0 1 0 0 1 1	<b>Milwaukee Brewers @ Philadelphia Phillies</b> Citizens Bank Park, Philadelphia, PA Sun Apr 24 2022, 7:09 PM - 9:58 PM EDT Att: 26,175 - Clear - 62 F <a href="http://livebaseballscorecards.com">livebaseballscorecards.com</a>								
22 Christian Yelich, L (1.10)										3 0 0 1 0 2 0									
27 Willy Adames, R (1.6)										3 0 0 0 1 0 1									
11 Rowdy Tellez, L (1.3)										3 0 0 0 0 1 0									
12 Hunter Renfroe, R (1.9)										3 0 0 0 0 1 0									
10 Omar Narváez, L (1.2)										3 0 0 0 0 2 0									
18 Keston Hiura, R (1.4)										2 0 0 0 0 2 0									
16 Kolten Wong, L (8.4)										1 0 0 0 0 0 0									
14 Jace Peterson, L (1.5)										3 1 1 0 0 1 0									
15 Tyrone Taylor, R (1.8)										3 0 1 0 0 0 1									
<b>Inning Stats</b>	R: 0 H: 0 E: 0 K: 0 S: 6	H: 0 LOB: 0 BB: 1 P: 13	R: 0 H: 0 E: 0 K: 2 S: 7	H: 0 LOB: 0 BB: 0 P: 9	R: 0 H: 1 E: 0 K: 2 S: 12	H: 1 LOB: 1 BB: 0 P: 15	R: 0 H: 0 E: 0 K: 2 S: 11	H: 0 LOB: 0 BB: 0 P: 13	R: 0 H: 0 E: 0 K: 1 S: 8	H: 0 LOB: 0 BB: 0 P: 14	R: 0 H: 0 E: 0 K: 1 S: 7	H: 0 LOB: 0 BB: 0 P: 16	R: 0 H: 0 E: 0 K: 1 S: 7	H: 0 LOB: 0 BB: 0 P: 10	R: 1 H: 2 E: 0 K: 0 S: 8	H: 2 LOB: 1 BB: 0 P: 14	1B: 2 2B: 1 3B: 0 HR: 0	SF: 1 SAC: 0 DP: 0 HBP: 0	WP: 0 PA: 31 SB: 0 CS: 0
<b>PITCHER</b>	IP WLS BF H R ER SO BB IBB HBP BLK WP HR S P ERA WHIP											IP WLS BF H R ER SO BB IBB HBP BLK WP HR S P ERA WHIP							
27 Aaron Nola, R (1.1)	7.0 22 1 0 0 9 1 0 0 0 0 0 0 62 89 0.00 0.286																		
31 Jeury's Familia, R (8.1)	1.0 3 0 0 0 1 0 0 0 0 0 0 7 10 0.00 0.000																		
23 Corey Knebel, R (9.1)	1.0 L 5 2 1 1 0 0 0 0 0 0 0 8 14 9.00 2.000																		

Batter	1	2	3	4	5	6	7	8	9	AB R H RBI BB SO LOB	BOTTOM								
2 Jean Segura, R (1.4)										3 0 1 0 1 0 3	<b>Milwaukee Brewers @ Philadelphia Phillies</b> Citizens Bank Park, Philadelphia, PA Sun Apr 24 2022, 7:09 PM - 9:58 PM EDT Att: 26,175 - Clear - 62 F <a href="http://livebaseballscorecards.com">livebaseballscorecards.com</a>								
17 Rhys Hoskins, R (1.3)										4 0 0 0 0 2 5									
3 Bryce Harper, L (1.10)										4 0 0 0 0 3 1									
8 Nick Castellanos, R (1.9)										4 0 1 0 0 3 1									
10 J.T. Realmuto, R (1.2)										4 0 1 0 0 1 1									
12 Kyle Schwarber, L (1.7)										4 0 1 0 0 2 2									
28 Alec Bohm, R (1.5)										3 0 0 0 1 2 1									
7 Johan Camargo, S (1.6)										3 0 0 0 0 2 2									
19 Matt Vierling, R (1.8)										2 0 1 0 0 1 0									
37 Odúbel Herrera, L (7.4)										1 0 0 0 0 0 0									
<b>Inning Stats</b>	R: 0 H: 0 E: 0 K: 1 S: 10	H: 1 LOB: 0 BB: 0 P: 15	R: 0 H: 1 E: 0 K: 3 S: 11	H: 1 LOB: 1 BB: 0 P: 16	R: 0 H: 1 E: 0 K: 3 S: 11	H: 1 LOB: 1 BB: 0 P: 15	R: 0 H: 0 E: 0 K: 2 S: 7	H: 0 LOB: 0 BB: 0 P: 9	R: 0 H: 2 E: 0 K: 2 S: 17	H: 2 LOB: 3 BB: 1 P: 30	R: 0 H: 1 E: 0 K: 3 S: 10	H: 1 LOB: 1 BB: 0 P: 13	R: 0 H: 0 E: 0 K: 1 S: 7	H: 0 LOB: 0 BB: 1 P: 12	R: 0 H: 0 E: 0 K: 1 S: 7	H: 0 LOB: 0 BB: 0 P: 12	1B: 3 2B: 2 3B: 0 HR: 0	SF: 0 SAC: 0 DP: 0 HBP: 0	WP: 0 PA: 34 SB: 0 CS: 0
<b>PITCHER</b>	IP WLS BF H R ER SO BB IBB HBP BLK WP HR S P ERA WHIP											IP WLS BF H R ER SO BB IBB HBP BLK WP HR S P ERA WHIP							
52 Eric Lauer, L (1.1)	6.0 24 1 0 0 13 1 0 0 0 0 0 7 10 0.00 1.000																		
45 Brad Boxberger, R (7.1)	1.0 3 0 0 0 1 0 0 0 0 0 0 7 10 0.00 0.000																		
38 Devin Williams, R (8.1)	1.0 W 4 0 0 0 1 1 0 0 0 0 0 7 12 0.00 1.000																		
71 Josh Hader, L (9.1)	1.0 S 3 0 0 0 1 0 0 0 0 0 0 7 12 0.00 0.000																		



Batter	1	2	3	4	5	6	7	8	9	AB	R	H	RBI	BB	SO	LOB	TOP										
9 Connor Joe, R OBP: 0.412, SLG: 0.627			G5-3			K		L7		4	1	1	1	0	1	0	<p>Colorado Rockies @ Philadelphia Phillies</p> <p>Citizens Bank Park, Philadelphia, PA</p> <p>Mon Apr 25 2022, 6:48 PM - 9:56 PM EDT</p> <p>Att: 20,130 - Cloudy - 58 F</p>										
19 Charlie Blackmon, L OBP: 0.326, SLG: 0.434	G3-1		K			F8		P2		4	0	0	0	0	1	0											
23 Kris Bryant, R OBP: 0.338, SLG: 0.351	P6									3	0	1	0	1	0	0											
25 C.J. Cron, R OBP: 0.294, SLG: 0.625	G6-3									4	0	0	0	0	1	2											
Randal Grichuk, R OBP: 0.435, SLG: 0.600	HR		G4-3							3	1	1	1	0	0	1											
24 Ryan McMahon, L OBP: 0.328, SLG: 0.407	G3-1									3	0	2	0	0	0	0											
35 Elias Diaz, R OBP: 0.265, SLG: 0.362	G6-3									3	0	0	0	0	1	3											
Brendan Rodgers, R OBP: 0.167, SLG: 0.104	G6-3									2	0	0	0	1	0	2											
11 Jose Iglesias, R OBP: 0.326, SLG: 0.308	G6-3		G6-3							3	0	0	0	0	1	2											
<b>Inning Stats</b>	R: 1 H: 1 E: 0 K: 0 S: 9	H: 1 LOB: 0 BB: 0 P: 15	R: 1 H: 1 E: 0 K: 0 S: 11	H: 1 LOB: 0 BB: 0 P: 17	R: 0 H: 0 E: 0 K: 1 S: 7	H: 0 LOB: 0 BB: 0 P: 12	R: 0 H: 0 E: 0 K: 1 S: 10	H: 0 LOB: 0 BB: 0 P: 15	R: 0 H: 1 E: 0 K: 1 S: 14	H: 1 LOB: 1 BB: 1 P: 21	R: 0 H: 0 E: 0 K: 1 S: 14	H: 0 LOB: 1 BB: 1 P: 21	R: 0 H: 1 E: 0 K: 0 S: 6	H: 0 LOB: 0 BB: 0 P: 11	R: 0 H: 0 E: 0 K: 1 S: 6	H: 0 LOB: 0 BB: 0 P: 7	R: 0 H: 1 E: 0 K: 0 S: 7	H: 1 LOB: 0 BB: 0 P: 10	1B: 2 2B: 1 3B: 0 HR: 2	SF: 0 SAC: 0 DP: 3 HBP: 1	WP: 0 PB: 0 SB: 0 CS: 0	PA: 32					
<b>PITCHER</b>	IP	WLS	BF	H	R	ER	SO	BB	IBB	HBP	BLK	WP	HR	S	P	ERA	WHIP										
44 Kyle Gibson, R ERA: 3.47	5.2	W	21	3	2	2	4	2	0	0	0	0	2	59	94	3.18	0.882										
58 Seranthony Dominguez, R ERA: 3.86	0.1	H	3	1	0	0	0	0	0	1	0	0	0	9	14	0.00	3.000										
31 Jeury Familia, R ERA: 4.5	1.0	H	2	0	0	0	0	0	0	0	0	0	0	3	4	0.00	0.000										
49 James Norwood, R ERA: 3.86	1.0		3	0	0	0	1	0	0	0	0	0	0	6	7	0.00	0.000										
70 Bailey Falter, L ERA: 4.91	1.0		3	1	0	0	0	0	0	0	0	0	0	7	10	0.00	1.000										

Batter	1	2	3	4	5	6	7	8	9	AB	R	H	RBI	BB	SO	LOB	BOTTOM										
2 Jean Segura, R OBP: 0.333, SLG: 0.429	G4-3		G6-3					F9		4	1	1	0	1	0	0	<p>Colorado Rockies @ Philadelphia Phillies</p> <p>Citizens Bank Park, Philadelphia, PA</p> <p>Mon Apr 25 2022, 6:48 PM - 9:56 PM EDT</p> <p>Att: 20,130 - Cloudy - 58 F</p>										
17 Rhys Hoskins, R OBP: 0.366, SLG: 0.393	10 E 8 1B		3 E 10 2B					F8		5	2	3	0	0	1	1											
3 Bryce Harper, L OBP: 0.297, SLG: 0.462	K		FC4 10 2B 12 2B					SF8		3	2	1	2	0	1	2											
8 Nick Castellanos, R OBP: 0.380, SLG: 0.540	10 E 1B		K					12 BB 28 E 10 1B		3	1	1	0	1	2	2											
10 J.T. Realmuto, R OBP: 0.348, SLG: 0.419	E5		12 2B 2B					12 BB 28 E 1B		4	2	2	1	0	1	2											
12 Kyle Schwarber, L OBP: 0.281, SLG: 0.419	K		2H 2B					28 E BB		3	0	1	2	1	2	3											
28 Alec Bohm, R OBP: 0.364, SLG: 0.457	P3		L8					F9		4	0	0	1	0	0	2											
7 Johan Camargo, S OBP: 0.320, SLG: 0.396	L9		G4-3					K		4	0	0	0	0	1	2											
19 Matt Vierling, R OBP: 0.244, SLG: 0.194	L8		P3					P3		4	0	0	0	0	0	0											
<b>Inning Stats</b>	R: 0 H: 2 E: 1 K: 2 S: 15	H: 0 LOB: 3 BB: 0 P: 24	R: 0 H: 0 E: 0 K: 0 S: 10	H: 0 LOB: 0 BB: 0 P: 16	R: 3 H: 3 E: 1 K: 1 S: 17	H: 3 LOB: 1 BB: 0 P: 22	R: 0 H: 0 E: 0 K: 1 S: 11	H: 0 LOB: 1 BB: 1 P: 20	R: 1 H: 1 E: 0 K: 3 S: 11	H: 1 LOB: 0 BB: 0 P: 19	R: 0 H: 0 E: 0 K: 1 S: 6	H: 0 LOB: 0 BB: 0 P: 9	R: 4 H: 3 E: 1 K: 0 S: 19	H: 3 LOB: 1 BB: 2 P: 36	R: 0 H: 0 E: 0 K: 0 S: 8	H: 0 LOB: 0 BB: 0 P: 11	1B: 6 2B: 2 3B: 0 HR: 1	SF: 1 SAC: 0 DP: 1 HBP: 0	WP: 2 PB: 0 SB: 0 CS: 0	PA: 38							
<b>PITCHER</b>	IP	WLS	BF	H	R	ER	SO	BB	IBB	HBP	BLK	WP	HR	S	P	ERA	WHIP										
21 Kyle Freeland, L ERA: 6.16	5.0	L	24	6	4	1	7	1	0	0	0	1	0	16	27	20.25	3.000										
60 Ashton Goudeau, R ERA: 4.0	1.1		8	3	4	3	1	1	0	0	0	0	0	9	18	0.00	1.500										
58 Lucas Gilbreath, L ERA: 23.14	0.2		3	0	0	0	0	1	0	0	0	0	0	9	18	0.00	1.500										
50 Ty Blach, L ERA: 6.48	1.0		3	0	0	0	0	0	0	0	0	0	0	8	11	0.00	0.000										

AB	29
R	2
H	5
RBI	2
BB	2
SO	5
LOB	10

AB	34
R	8
H	9
RBI	6
BB	3
SO	8
LOB	14





Batter	1	2	3	4	5	6	7	8	9	AB	R	H	RBI	BB	SO	LOB	TOP										
9 Connor Joe, R OBP: 0.384, SLG: 0.578	G1-3		G5-3			G6-3		K	G4-3	5	0	0	0	0	1	2											
19 Charlie Blackmon, L OBP: 0.339, SLG: 0.544	P6			K		HR		HR		4	2	2	2	0	1	0											
Randal Grichuk, R OBP: 0.400, SLG: 0.545	F9			P3				K		4	0	0	0	0	2	0											
25 C.J. Cron, R OBP: 0.310, SLG: 0.642										3	0	2	0	0	0	0											
2 Yanathan Daza, R OBP: 0.438, SLG: 0.438										1	0	0	0	0	0	0											
24 Ryan McMahon, L OBP: 0.354, SLG: 0.400										1	1	0	0	0	3	1											
Brendan Rodgers, R OBP: 0.172, SLG: 0.098										3	0	0	0	0	0	4											
22 Sam Hilliard, L OBP: 0.310, SLG: 0.269										4	0	0	0	0	0	6											
11 Jose Iglesias, R OBP: 0.340, SLG: 0.349										4	0	2	1	0	0	1											
3 Dom Nunez, L OBP: 0.294, SLG: 0.231										4	0	0	0	0	1	5											
<b>Inning Stats</b>	R: 0 E: 0 K: 0 S: 10	H: 0 LOB: 0 BB: 0 P: 15	R: 0 E: 0 K: 1 S: 10	H: 1 LOB: 1 BB: 0 P: 15	R: 0 E: 0 K: 1 S: 8	H: 0 LOB: 0 BB: 0 P: 14	R: 0 E: 0 K: 1 S: 10	H: 0 LOB: 1 BB: 0 P: 12	R: 0 E: 0 K: 1 S: 10	H: 0 LOB: 1 BB: 0 P: 15	R: 1 E: 0 K: 1 S: 13	H: 1 LOB: 0 BB: 0 P: 20	R: 0 E: 0 K: 1 S: 19	H: 2 LOB: 3 BB: 1 P: 30	R: 1 E: 0 K: 2 S: 14	H: 1 LOB: 0 BB: 0 P: 18	R: 1 E: 0 K: 0 S: 8	H: 1 LOB: 2 BB: 1 P: 18	1B: 2 2B: 2 3B: 0 HR: 2	SF: 0 SAC: 0 DP: 0 HBP: 1	WP: 1 PB: 0 SB: 0 CS: 0	PA: 37					
<b>PITCHER</b>	IP	WLS	BF	H	R	ER	SO	BB	IBB	HBP	BLK	WP	HR	S	P	ERA	WHIP										
56 Zach Eflin, R ERA: 3.2	6.0	W	21	2	1	1	3	1	0	0	0	0	1	61	91	1.50	0.500										
57 Nick Nelson, R ERA: 4.5	1.0		6	2	0	0	1	1	0	0	0	0	0	19	30	0.00	3.000										
64 Andrew Bellatti, R ERA: 2.25	1.0		4	1	1	1	2	0	0	0	0	0	1	14	18	9.00	1.000										
68 Damon Jones, L ERA: 12.27	1.0		6	1	1	1	0	1	0	1	0	1	0	8	18	9.00	2.000										

**Colorado Rockies @ Philadelphia Phillies**  
Citizens Bank Park, Philadelphia, PA  
Tue Apr 26 2022, 6:49 PM - 10:06 PM EDT  
Att: 22,300 - Cloudy - 63 F

livebaseballscorecards.com

**AB 33**  
**R 3**  
**H 6**  
**RBI 3**  
**BB 3**  
**SO 6**  
**LOB 19**



Batter	1	2	3	4	5	6	7	8	9	AB	R	H	RBI	BB	SO	LOB	BOTTOM										
2 Jean Segura, R OBP: 0.322, SLG: 0.407	F9	F9		17 2B		G5-3	L9			5	1	1	1	0	0	2											
17 Rhys Hoskins, R OBP: 0.361, SLG: 0.400	L5									4	0	1	1	0	1	0											
21 Garrett Stubbs, L OBP: 0.429, SLG: 0.500										1	0	0	0	0	1	0											
3 Bryce Harper, L OBP: 0.308, SLG: 0.478										4	1	2	0	0	0	1											
7 Johan Camargo, S OBP: 0.314, SLG: 0.388										1	0	0	0	0	0	0											
8 Nick Castellanos, R OBP: 0.373, SLG: 0.522	G1-3									4	0	1	1	0	1	1											
24 Roman Quinn, S										1	0	0	0	0	1	0											
10 J.T. Realmuto, R OBP: 0.343, SLG: 0.409	L7									4	1	1	0	0	1	1											
12 Kyle Schwarber, L OBP: 0.274, SLG: 0.406										2	1	0	0	2	1	1											
19 Matt Vierling, R OBP: 0.244, SLG: 0.194										0	0	0	0	0	0	0											
28 Alec Bohm, R OBP: 0.375, SLG: 0.447	FC5									3	1	1	1	1	0	2											
18 Didi Gregorius, L OBP: 0.381, SLG: 0.395										3	3	2	1	1	0	1											
37 Odúbel Herrera, L OBP: 0.400, SLG: 1.000										4	2	2	3	0	1	4											
<b>Inning Stats</b>	R: 0 E: 0 K: 0 S: 11	H: 1 LOB: 1 BB: 0 P: 18	R: 3 E: 1 K: 0 S: 20	H: 1 LOB: 0 BB: 1 P: 26	R: 0 E: 0 K: 1 S: 8	H: 0 LOB: 0 BB: 0 P: 11	R: 4 E: 0 K: 0 S: 17	H: 5 LOB: 1 BB: 0 P: 28	R: 0 E: 0 K: 1 S: 10	H: 0 LOB: 1 BB: 1 P: 20	R: 3 E: 0 K: 1 S: 15	H: 3 LOB: 1 BB: 1 P: 27	R: 0 E: 0 K: 2 S: 12	H: 1 LOB: 2 BB: 1 P: 16	R: 0 E: 0 K: 2 S: 9	H: 0 LOB: 0 BB: 0 P: 16	1B: 7 2B: 3 3B: 0 HR: 1	SF: 0 SAC: 0 DP: 0 HBP: 0	WP: 1 PB: 0 SB: 2 CS: 0	PA: 40							
<b>PITCHER</b>	IP	WLS	BF	H	R	ER	SO	BB	IBB	HBP	BLK	WP	HR	S	P	ERA	WHIP										
48 Germán Márquez, R ERA: 5.57	3.2	L	20	7	7	4	1	1	0	0	0	0	0	54	80	9.82	2.182										
43 Jhoulys Chacin, R ERA: 8.1	2.0		10	2	3	3	2	2	0	0	0	0	1	22	43	13.50	2.000										
61 Justin Lawrence, R ERA: 1.93	1.1		7	2	0	0	2	1	0	0	0	0	0	17	23	0.00	2.250										
58 Lucas Gilbreath, L ERA: 16.2	1.0		3	0	0	0	2	0	0	0	0	0	0	9	16	0.00	0.000										

**Colorado Rockies @ Philadelphia Phillies**  
Citizens Bank Park, Philadelphia, PA  
Tue Apr 26 2022, 6:49 PM - 10:06 PM EDT  
Att: 22,300 - Cloudy - 63 F

livebaseballscorecards.com

**AB 36**  
**R 10**  
**H 11**  
**RBI 8**  
**BB 4**  
**SO 7**  
**LOB 13**









Batter	1	2	3	4	5	6	7	8	9	AB	R	H	RBI	BB	SO	LOB	TOP										
9 Connor Joe, R OBP: 0.349, SLG: 0.514	G6-3		G4-3		K		P2		K	5	0	0	0	0	2	7	<b>Colorado Rockies @ Philadelphia Phillies</b> Citizens Bank Park, Philadelphia, PA Thu Apr 28 2022, 1:08 PM - 4:15 PM EDT Att: 20,098 - Sunny - 52 F										
19 Charlie Blackmon, L OBP: 0.324, SLG: 0.492	P6				BB		G5-3		G5-3	3	0	0	0	1	0	0											
Randal Grichuk, R OBP: 0.379, SLG: 0.500	F8				K		K		K	4	0	0	0	0	3	1											
25 C.J. Cron, R OBP: 0.304, SLG: 0.653		K			F9		K		K	4	0	1	0	0	2	1											
24 Ryan McMahon, L OBP: 0.356, SLG: 0.387		L9			K				E1 11 1B 22 FC4-6	3	1	1	0	1	1	1											
11 Jose Iglesias, R OBP: 0.382, SLG: 0.392		G6-3			G6-3				FC6-4	4	0	1	0	0	0	2											
22 Sam Hilliard, L OBP: 0.364, SLG: 0.357									FC4-6 13 1B	2	0	1	1	2	0	1											
13 Alan Trejo, R OBP: 0.286, SLG: 0.370					G1-3				F9	4	0	1	0	0	1	3											
3 Dom Nunez, L OBP: 0.368, SLG: 0.231									F7	0	0	0	0	2	0	0											
35 Elias Diaz, R OBP: 0.273, SLG: 0.377									K	2	0	0	0	0	1	3											
<b>Inning Stats</b>	R: 0 E: 0 K: 0 S: 9	H: 0 LOB: 0 BB: 0 P: 9	R: 0 E: 0 K: 1 S: 9	H: 0 LOB: 0 BB: 0 P: 12	R: 0 E: 0 K: 0 S: 7	H: 1 LOB: 1 BB: 1 P: 11	R: 0 E: 0 K: 2 S: 11	H: 0 LOB: 1 BB: 1 P: 17	R: 0 E: 0 K: 2 S: 19	H: 0 LOB: 2 BB: 2 P: 30	R: 1 E: 0 K: 0 S: 13	H: 3 LOB: 2 BB: 0 P: 18	R: 0 E: 0 K: 1 S: 14	H: 1 LOB: 2 BB: 1 P: 22	R: 0 E: 0 K: 2 S: 12	H: 0 LOB: 1 BB: 1 P: 23	1B: 3 2B: 1 3B: 1 HR: 0	SF: 0 SAC: 0 DP: 1 HBP: 0	WP: 0 PB: 0 SB: 0 CS: 0	PA: 37							
<b>PITCHER</b>	IP	WLS	BF	H	R	ER	SO	BB	IBB	HBP	BLK	WP	HR	S	P	ERA	WHIP										
45 Zack Wheeler, R ERA: 5.79	6.0	W	22	1	0	0	7	4	0	0	0	0	0	62	90	0.00	0.833										
52 Brad Hand, L ERA: 2.09	0.1	H	4	3	1	1	0	0	0	0	0	0	0	11	15	27.00	9.000										
49 James Norwood, R ERA: 3.38	0.2	H	2	0	0	0	0	0	0	0	0	0	0	2	3	0.00	0.000										
64 Andrew Bellatti, R ERA: 1.8	1.0		5	1	0	0	1	1	0	0	0	0	0	14	22	0.00	2.000										
68 Damon Jones, L ERA: 9.64	1.0		4	0	0	0	2	1	0	0	0	0	0	12	23	0.00	1.000										

Batter	1	2	3	4	5	6	7	8	9	AB	R	H	RBI	BB	SO	LOB	BOTTOM										
2 Jean Segura, R OBP: 0.317, SLG: 0.397	F7		K		G6-3					4	0	1	1	0	1	1	<b>Colorado Rockies @ Philadelphia Phillies</b> Citizens Bank Park, Philadelphia, PA Thu Apr 28 2022, 1:08 PM - 4:15 PM EDT Att: 20,098 - Sunny - 52 F										
17 Rhys Hoskins, R OBP: 0.321, SLG: 0.353	K		SF7				F9		P2	3	0	0	1	0	1	3											
3 Bryce Harper, L OBP: 0.337, SLG: 0.513	K		G6-3							3	0	1	1	0	1	0											
8 Nick Castellanos, R OBP: 0.398, SLG: 0.514					L4				K	2	1	0	1	2	1	1											
10 J.T. Realmuto, R OBP: 0.338, SLG: 0.391		FC5 28 G6-3			K				FC4-6	3	1	0	0	1	1	4											
28 Alec Bohm, R OBP: 0.375, SLG: 0.500		G6-3							L8	4	1	1	2	0	1	2											
19 Matt Vierling, R OBP: 0.244, SLG: 0.179		K			F7					3	1	0	0	1	2	1											
18 Didi Gregorius, L OBP: 0.360, SLG: 0.400		L7							E3 2 1B 3 HBP 24 BB	4	1	0	0	0	1	3											
24 Roman Quinn, S OBP: 0.500, SLG: 0.333					F7					2	2	1	1	1	0	0											
<b>Inning Stats</b>	R: 0 E: 0 K: 2 S: 7	H: 0 LOB: 0 BB: 0 P: 10	R: 1 E: 1 K: 1 S: 15	H: 0 LOB: 1 BB: 1 P: 25	R: 1 E: 0 K: 1 S: 9	H: 1 LOB: 0 BB: 0 P: 17	R: 1 E: 0 K: 1 S: 7	H: 1 LOB: 0 BB: 0 P: 12	R: 0 E: 0 K: 0 S: 6	H: 0 LOB: 0 BB: 0 P: 8	R: 0 E: 0 K: 1 S: 13	H: 1 LOB: 0 BB: 0 P: 16	R: 4 E: 1 K: 0 S: 16	H: 1 LOB: 3 BB: 4 P: 37	R: 0 E: 0 K: 3 S: 10	H: 0 LOB: 0 BB: 0 P: 11		1B: 3 2B: 0 3B: 0 HR: 1	SF: 1 SAC: 0 DP: 0 HBP: 1	WP: 0 PB: 0 SB: 3 CS: 1	PA: 35						
<b>PITCHER</b>	IP	WLS	BF	H	R	ER	SO	BB	IBB	HBP	BLK	WP	HR	S	P	ERA	WHIP										
26 Austin Gomber, L ERA: 3.86	6.0	L	22	3	3	2	6	1	0	0	0	0	0	57	88	3.00	0.667										
40 Tyler Kinley, R ERA: 1.13	0.2		7	1	4	1	0	3	0	0	0	0	0	12	27	13.50	6.000										
61 Justin Lawrence, R ERA: 1.69	1.1		6	0	0	0	3	1	0	1	0	0	0	14	21	0.00	0.750										

AB	31
R	1
H	5
RBI	1
BB	6
SO	10
LOB	19

AB	28
R	7
H	4
RBI	7
BB	5
SO	9
LOB	15









Batter	1	2	3	4	5	6	7	8	9	AB	R	H	RBI	BB	SO	LOB	TOP								
2 Jean Segura, R OBP: 0.282, SLG: 0.348	G6-3		FC4-6			F9	F8			4	0	0	0	0	0	4	Philadelphia Phillies @ New York Mets Citi Field, Flushing, NY Sat Apr 30 2022, 7:11 PM - 10:59 PM EDT Att: 40,036 - Clear - 62 F								
17 Rhys Hoskins, R OBP: 0.303, SLG: 0.368	F9		F8			FC6-5		HR		4	1	1	1	0	0	3									
3 Bryce Harper, L OBP: 0.319, SLG: 0.470	K			F8		F7		G4-3		4	0	0	0	0	1	1									
8 Nick Castellanos, R OBP: 0.374, SLG: 0.475		G3-1		G3-1			F8	K		4	0	1	0	0	1	0									
10 J.T. Realmuto, R OBP: 0.329, SLG: 0.360		1B		G6-3				K		2	1	0	0	2	1	0									
12 Kyle Schwarber, L OBP: 0.298, SLG: 0.423		BB																							
24 Roman Quinn, S OBP: 0.500, SLG: 0.333	G3-6																								
28 Alec Bohm, R OBP: 0.365, SLG: 0.462																									
18 Didi Gregorius, L OBP: 0.333, SLG: 0.353			F8			G5-3		K		4	0	0	0	0	1	2									
37 Odúbel Herrera, L OBP: 0.400, SLG: 1.000										2	0	2	1	1	0	0									
<b>Inning Stats</b>	R: 0 H: 0 E: 0 K: 1 S: 12	H: 0 BB: 0 LOB: 2 P: 18	R: 0 H: 1 E: 0 K: 0 S: 7	H: 1 BB: 0 LOB: 0 P: 12	R: 0 H: 1 E: 0 K: 0 S: 10	H: 1 BB: 2 LOB: 0 P: 18	R: 0 H: 0 E: 0 K: 0 S: 6	H: 0 BB: 0 LOB: 0 P: 11	R: 0 H: 0 E: 0 K: 0 S: 9	H: 0 BB: 0 LOB: 0 P: 14	R: 0 H: 1 E: 0 K: 0 S: 8	H: 1 BB: 1 LOB: 1 P: 12	R: 3 H: 2 E: 0 K: 1 S: 18	H: 2 BB: 2 LOB: 1 P: 30	R: 1 H: 1 E: 0 K: 2 S: 13	H: 1 BB: 0 LOB: 0 P: 20	R: 0 H: 0 E: 0 K: 2 S: 10	H: 0 BB: 0 LOB: 0 P: 14	1B: 2 2B: 2 3B: 0 HR: 2	SF: 0 SAC: 0 DP: 1 HBP: 0	WP: 0 PB: 0 SB: 1 CS: 0	PA: 35			
<b>PITCHER</b>	IP	WLS	BF	H	R	ER	SO	BB	IBB	HBP	BLK	WP	HR	S	P	ERA	WHIP								
99 Taijuan Walker, R ERA: 7.39	5.0		17	2	0	0	1	2	0	0	0	0	0	44	73	0.00	0.800								
65 Trevor May, R ERA: 4.7	1.0	H	4	1	0	0	0	0	0	0	0	0	0	8	12	0.00	1.000								
0 Adam Ottavino, R ERA: 5.4	0.2	L	6	2	3	3	1	2	0	0	0	0	1	17	28	40.50	6.000								
61 Sean Reid-Foley, R ERA: 2.0	1.0		4	1	1	1	1	0	0	0	0	0	1	11	16	9.00	1.000								
43 Chasen Shreve, L	1.1		4	0	0	0	3	0	0	0	0	0	0	13	20	0.00	0.000								

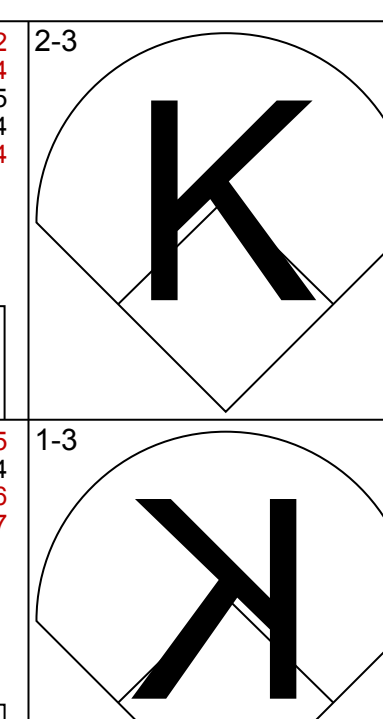
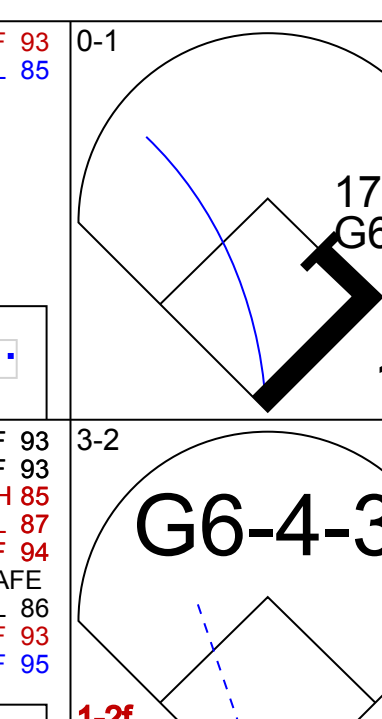
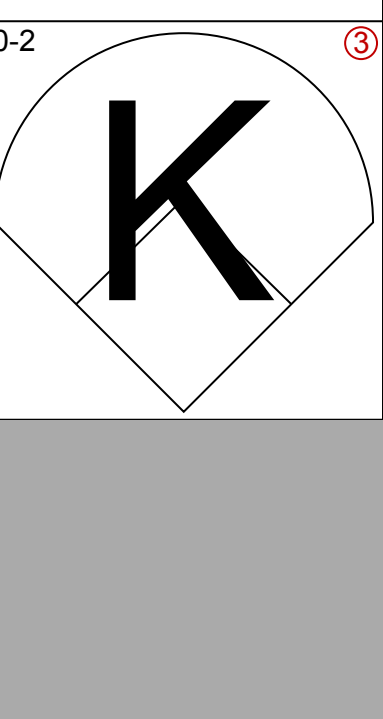
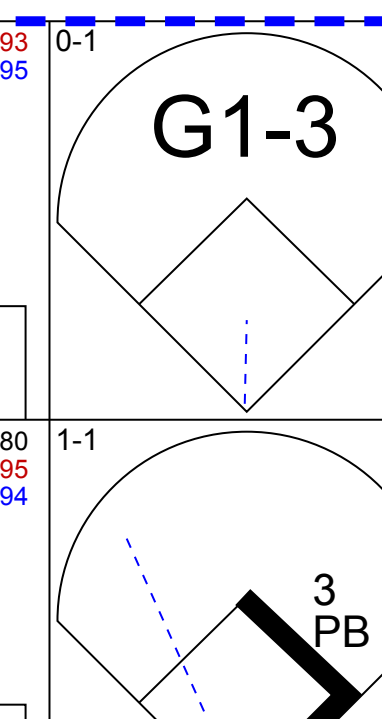
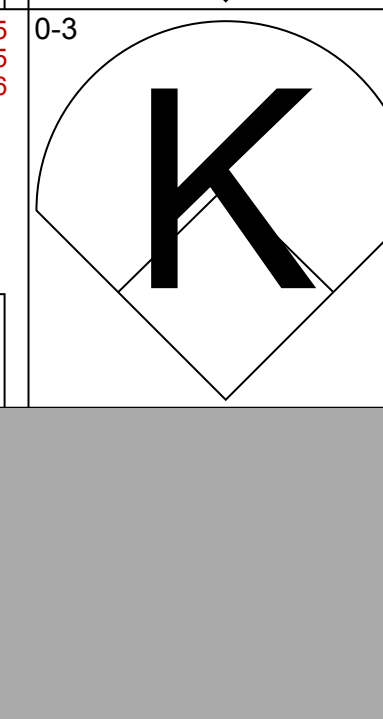


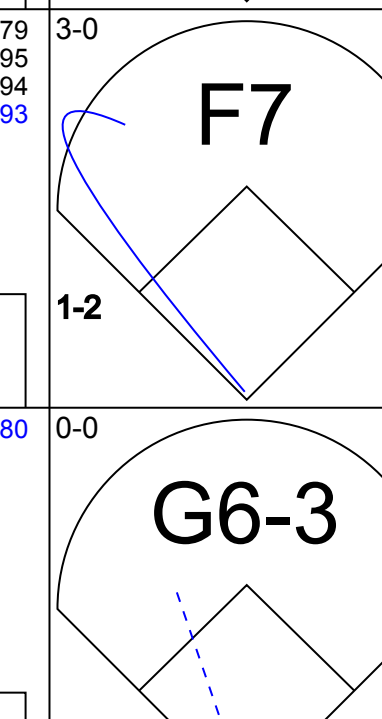

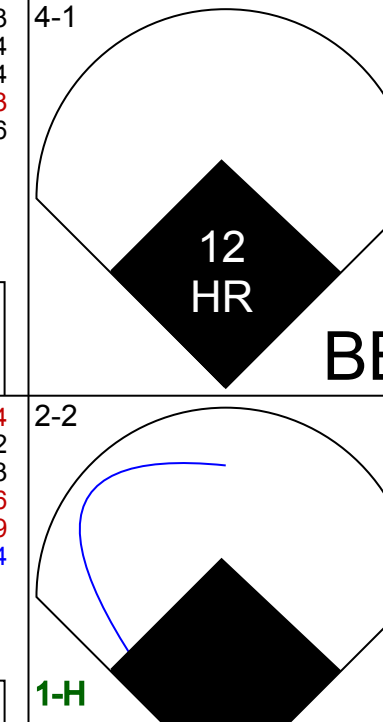
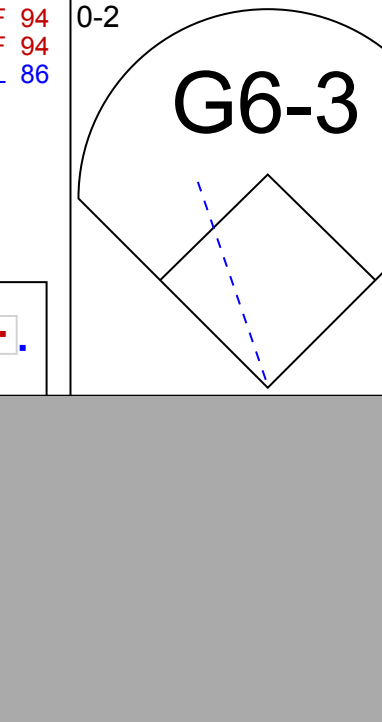

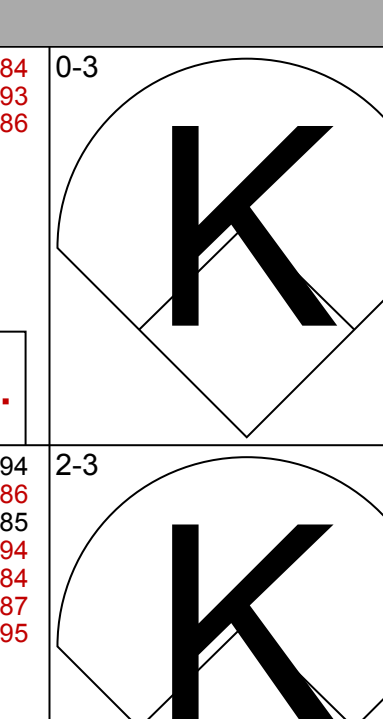
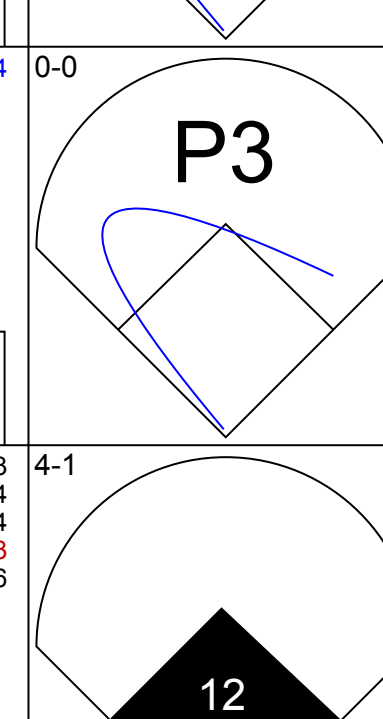
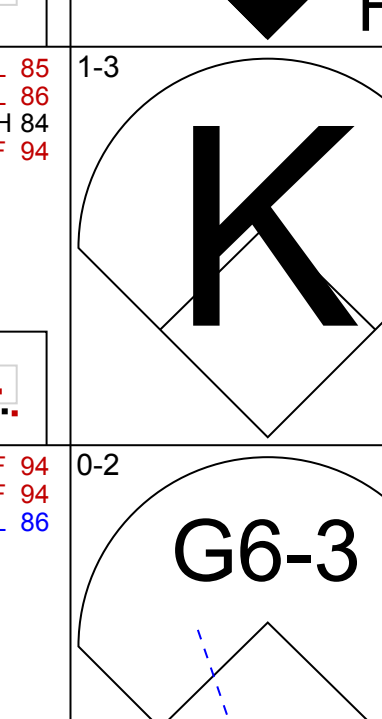
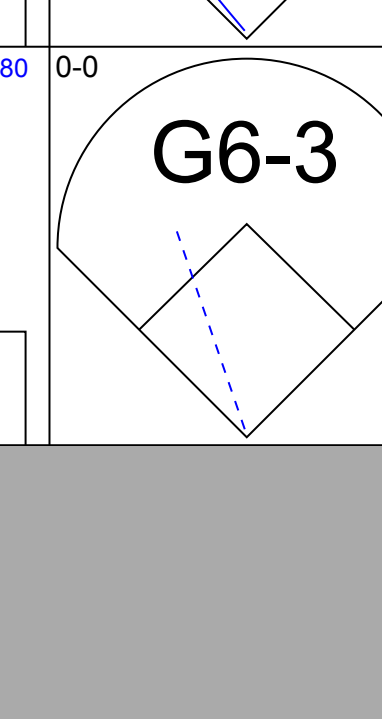
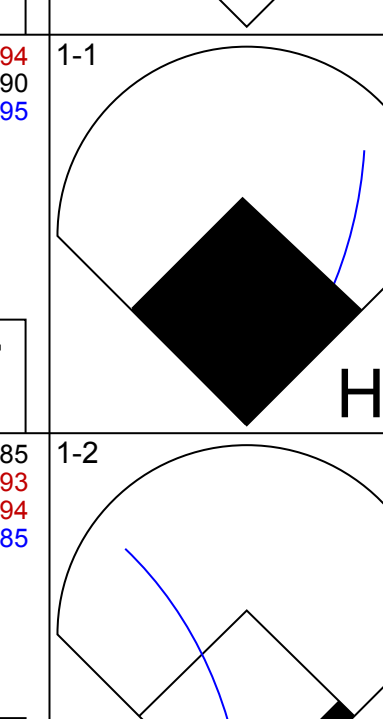
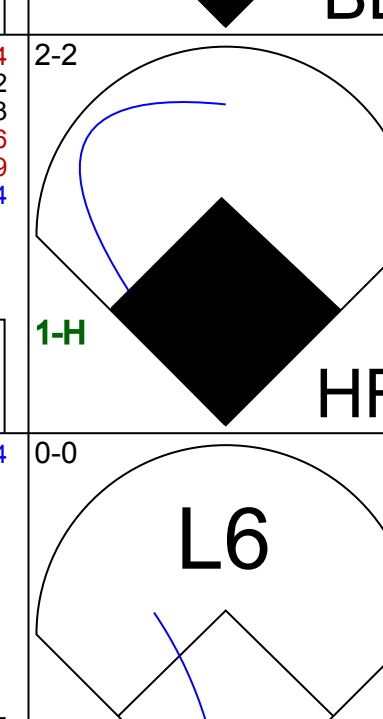

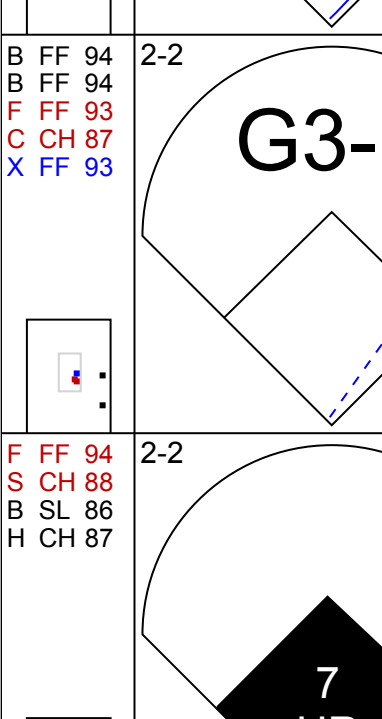
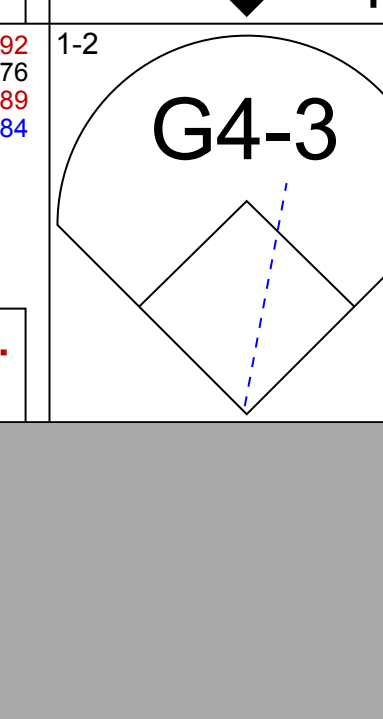



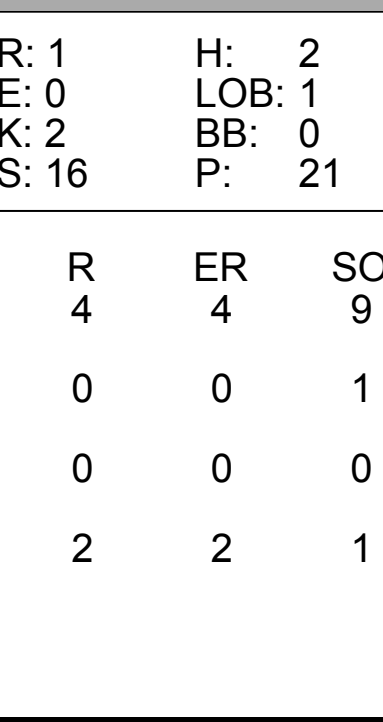
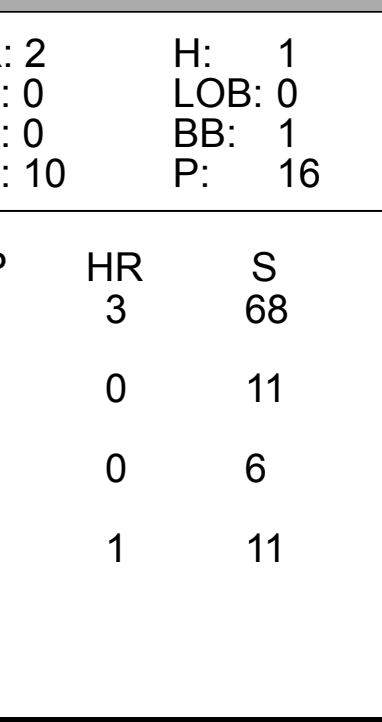
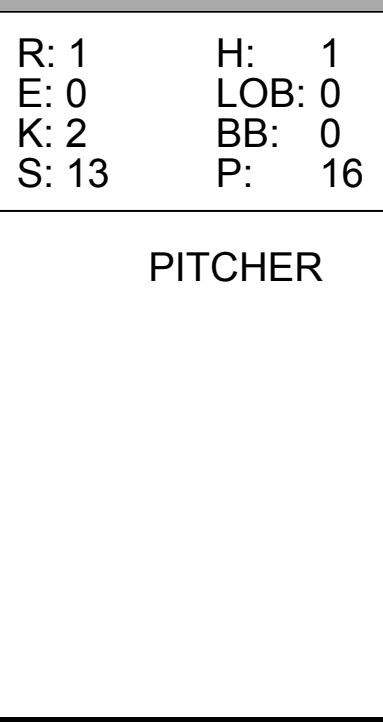
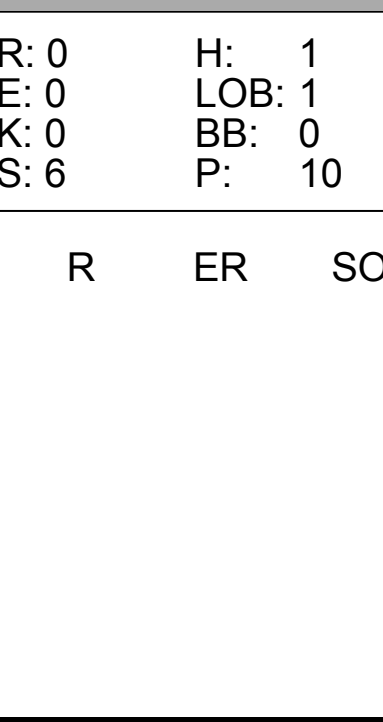

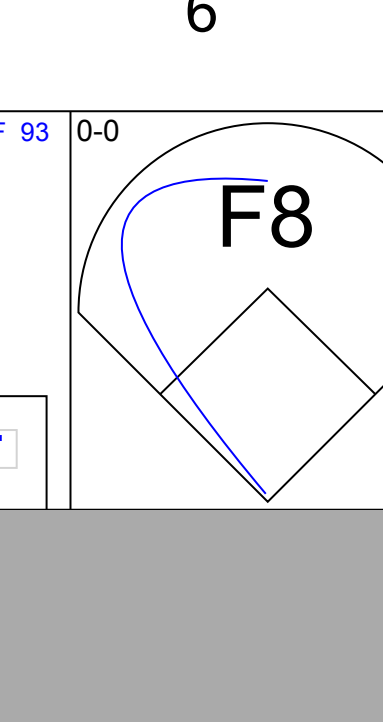
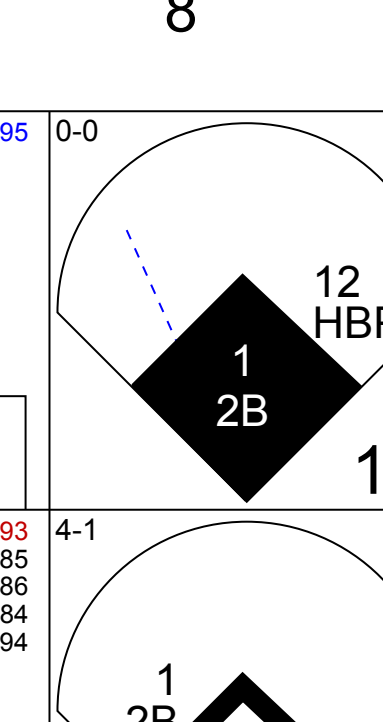
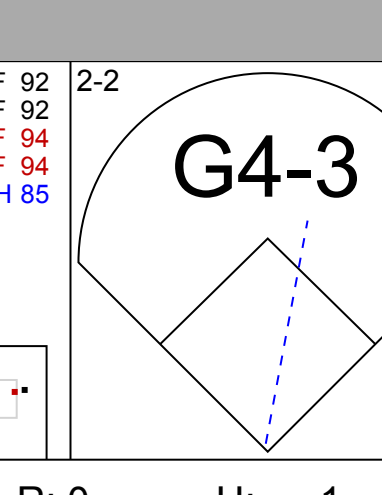
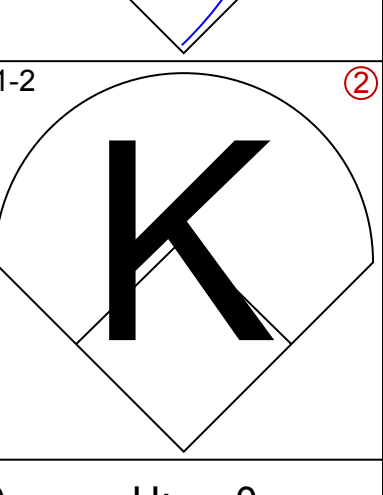
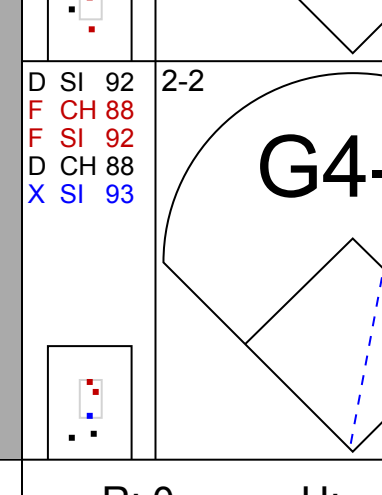
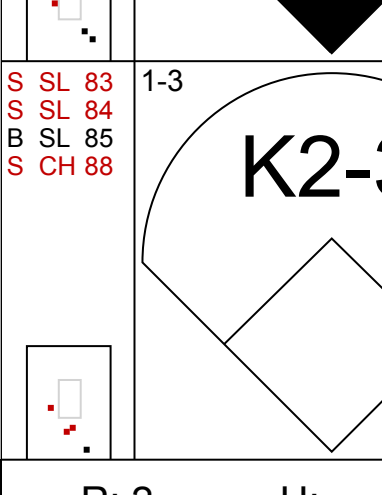
Batter	1	2	3	4	5	6	7	8	9	AB	R	H	RBI	BB	SO	LOB	BOTTOM								
9 Brandon Nimmo, L OBP: 0.387, SLG: 0.492	F7		G4-3					G4-3		4	1	1	0	1	0	3	Philadelphia Phillies @ New York Mets Citi Field, Flushing, NY Sat Apr 30 2022, 7:11 PM - 10:59 PM EDT Att: 40,036 - Clear - 62 F								
6 Starling Marte, R OBP: 0.375, SLG: 0.318	G6-3									5	0	0	0	0	1	2									
12 Francisco Lindor, S OBP: 0.367, SLG: 0.462										4	0	1	1	1	1	2									
20 Pete Alonso, R OBP: 0.316, SLG: 0.429										3	0	0	0	2	1	2									
10 Eduardo Escobar, S OBP: 0.378, SLG: 0.427										4	0	0	0	1	2	6									
1 Jeff McNeil, L OBP: 0.392, SLG: 0.478										3	0	0	0	1	1	4									
19 Mark Canha, R OBP: 0.429, SLG: 0.364										4	0	2	0	0	0	1									
2 Dominic Smith, L OBP: 0.295, SLG: 0.194										3	0	0	0	1	1	3									
33 James McCann, R OBP: 0.250, SLG: 0.296										3	0	0	0	0	1	1									
28 J.D. Davis, R OBP: 0.375, SLG: 0.385										0	0	0	0	1	0	0									
16 Travis Jankowski, L OBP: 0.400, SLG: 0.318										0	0	0	0	0	0	0									
3 Tomás Nido, R OBP: 0.207, SLG: 0.250										0	0	0	0	0	0	0									
<b>Inning Stats</b>	R: 0 H: 0 E: 0 K: 0 S: 9	H: 1 BB: 2 LOB: 2 P: 19	R: 0 H: 1 E: 0 K: 1 S: 11	H: 1 BB: 0 LOB: 0 P: 17	R: 0 H: 0 E: 0 K: 1 S: 7	H: 0 BB: 0 LOB: 0 P: 10	R: 0 H: 1 E: 0 K: 1 S: 12	H: 1 BB: 1 LOB: 2 P: 21	R: 1 H: 0 E: 1 K: 2 S: 14	H: 0 BB: 2 LOB: 3 P: 24	R: 0 H: 0 E: 0 K: 1 S: 15	H: 0 BB: 0 LOB: 0 P: 22	R: 0 H: 1 E: 0 K: 1 S: 11	H: 1 BB: 0 LOB: 1 P: 19	R: 0 H: 0 E: 0 K: 0 S: 12	H: 0 BB: 3 LOB: 3 P: 26	R: 0 H: 1 E: 0 K: 1 S: 13	H: 1 BB: 0 LOB: 1 P: 22	1B: 4 2B: 0 3B: 0 HR: 0	SF: 0 SAC: 0 DP: 0 HBP: 0	WP: 1 PB: 0 SB: 0 CS: 0	PA: 41			
<b>PITCHER</b>	IP	WLS	BF	H	R	ER	SO	BB	IBB	HBP	BLK	WP	HR	S	P	ERA	WHIP								
44 Kyle Gibson, R ERA: 2.93	4.1		22	2	1	0	3	5	0	0	0	0	0	47	84	0.00	1.615								
46 José Alvarado, L ERA: 4.05	0.2		2	0	0	0	2	0	0	0	0	0	0	6	7	0.00	0.000								
49 James Norwood, R ERA: 2.84	1.0	W	3	0	0	0	1	0	0	0	0	0	0	15	22	0.00	0.000								
58 Seranthony Dominguez, R ERA: 3.24	0.2	H	3	1	0	0	1	0	0	0	0	0	0	9	14	0.00	1.500								
31 Jeury Familia, R ERA: 3.52	1.0	H	5	0	0	0	0	2	0	0	0	0	0	12	25	0.00	2.000								
<b>PITCHER</b>	IP	WLS	BF	H	R	ER	SO	BB	IBB	HBP	BLK	WP	HR	S	P	ERA	WHIP								
23 Corey Knebel, R ERA: 0.96	1.1		6	1	0	0	1	0	0	0	0	0	0	15	28	0.00	1.500								

AB	31
R	4
H	6
RBI	4
BB	4
SO	6
LOB	11

AB	33
R	1
H	4
RBI	1
BB	8
SO	8
LOB	24

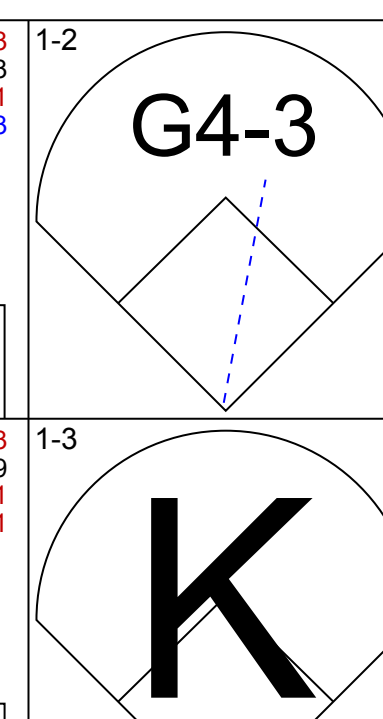
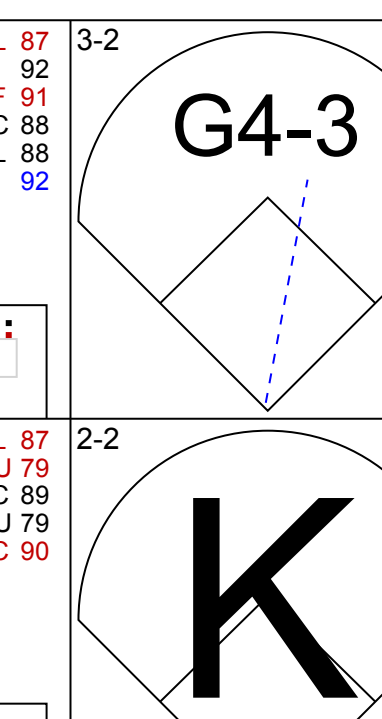
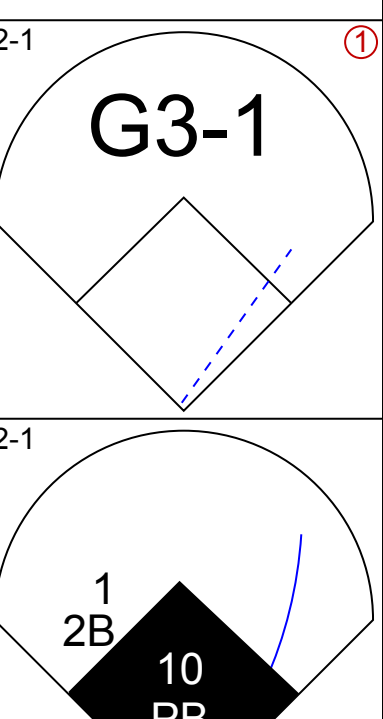
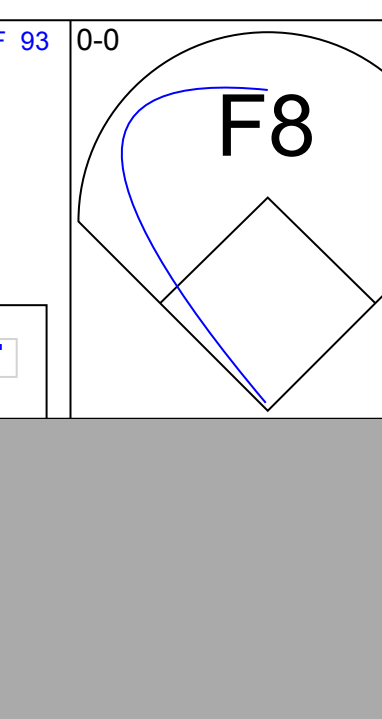
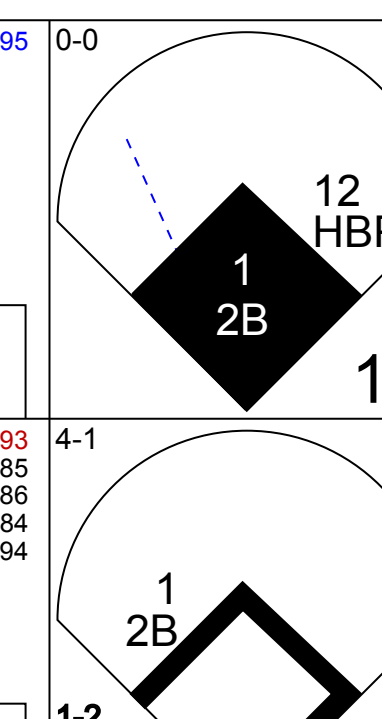
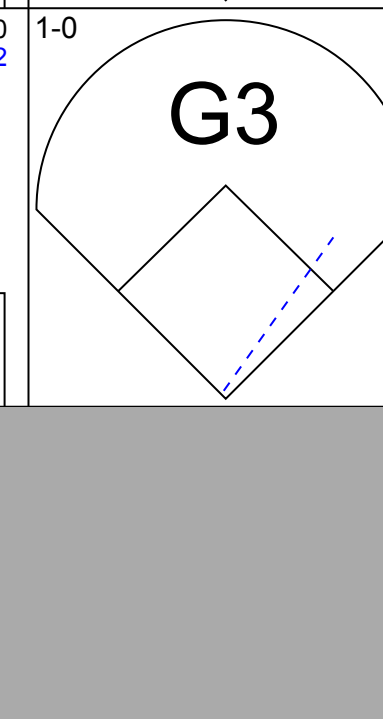
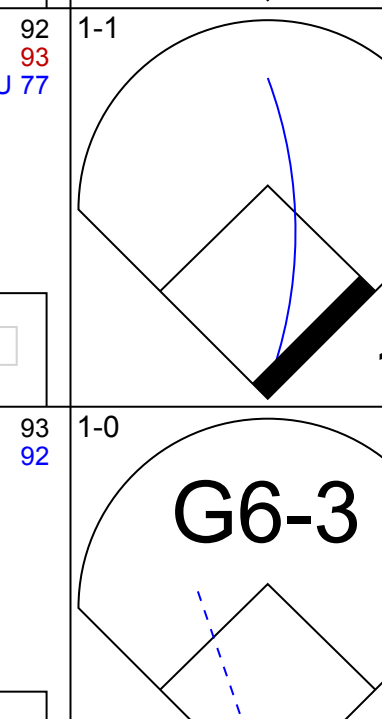
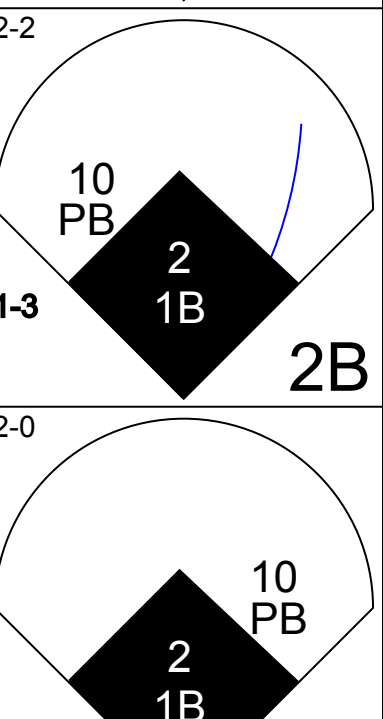
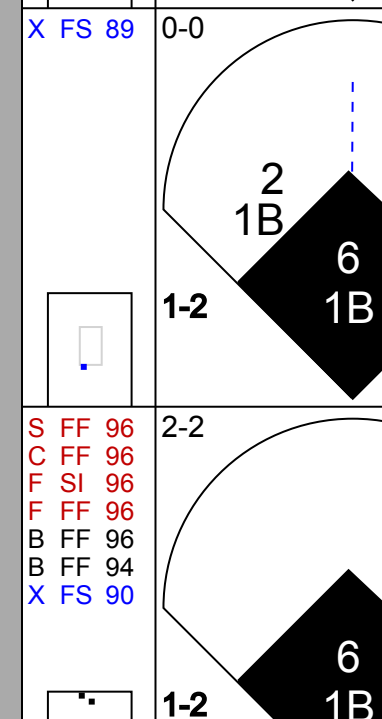
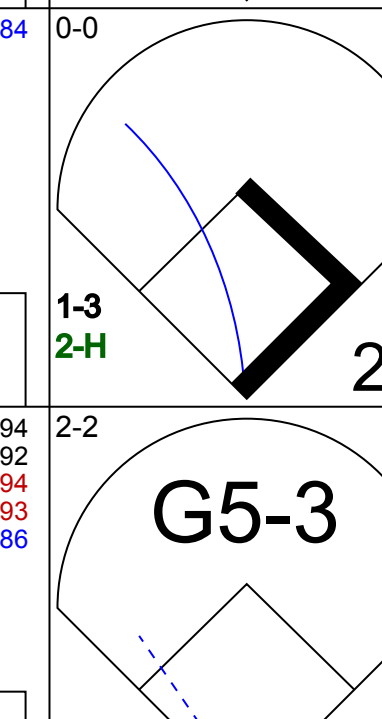

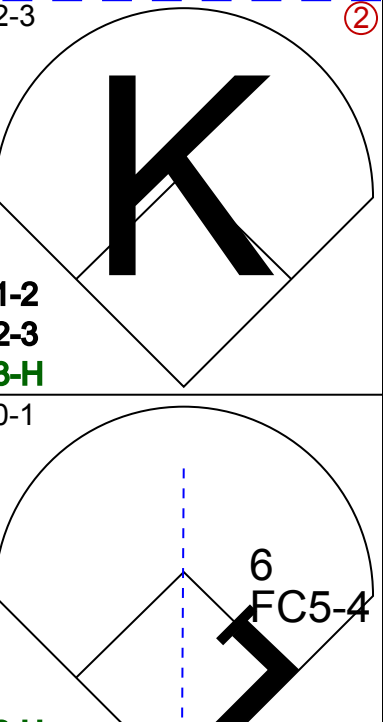
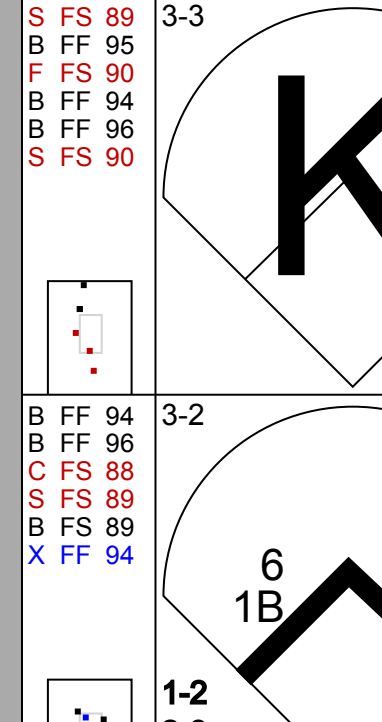
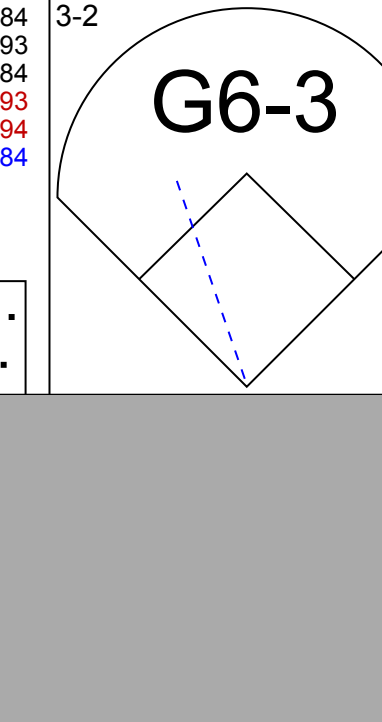
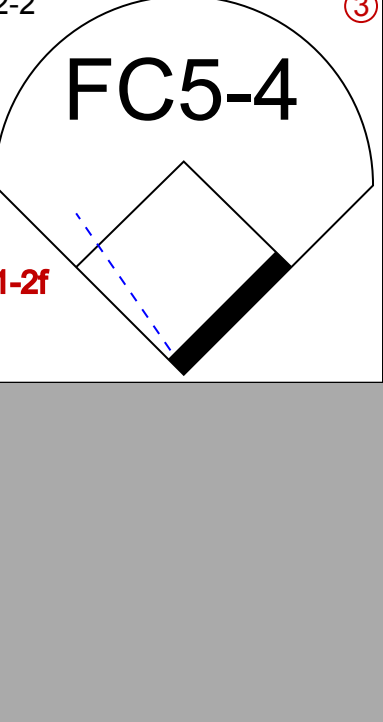
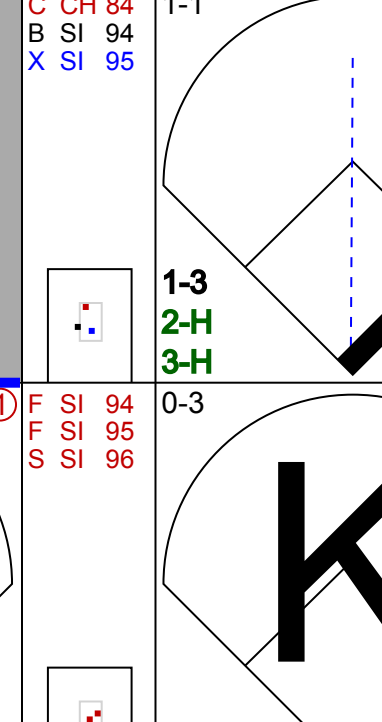

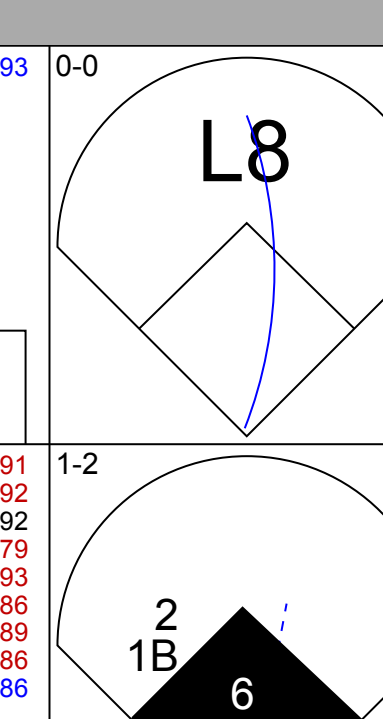
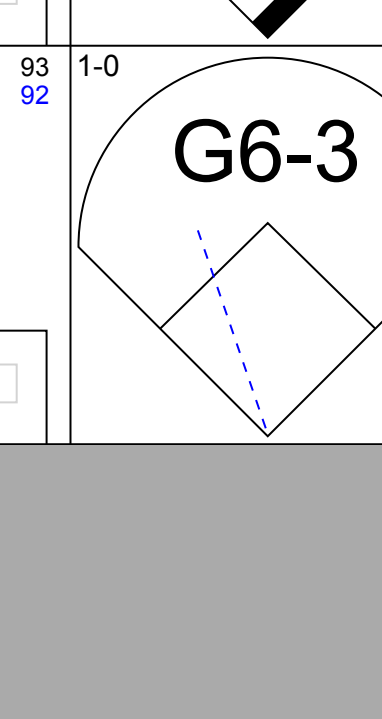
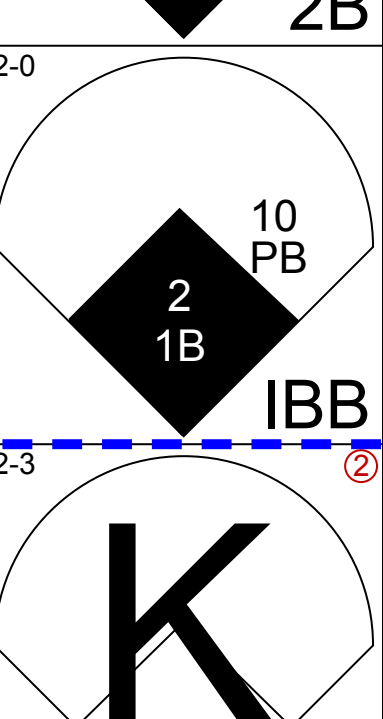
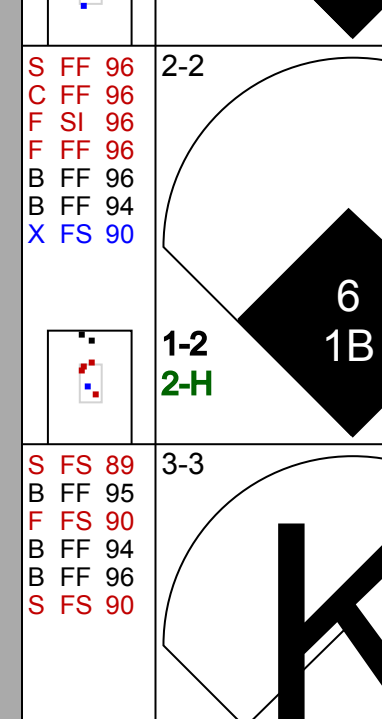
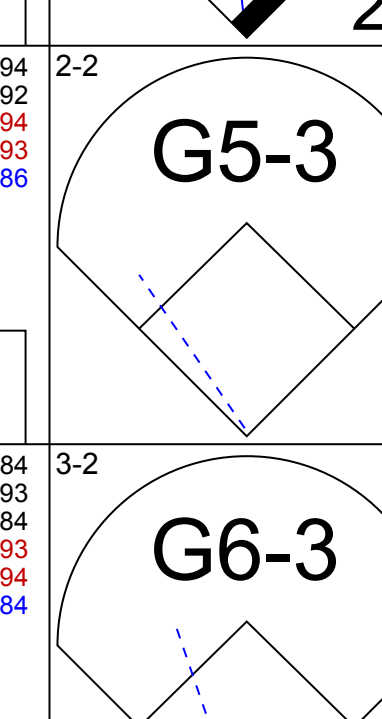
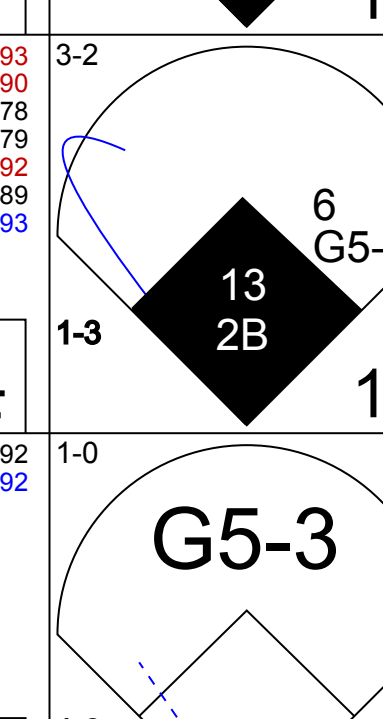
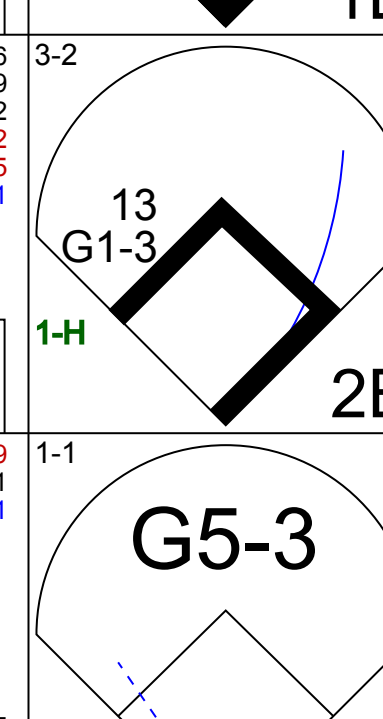
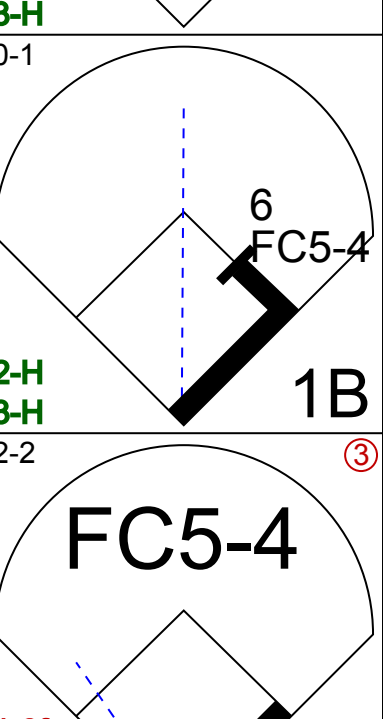
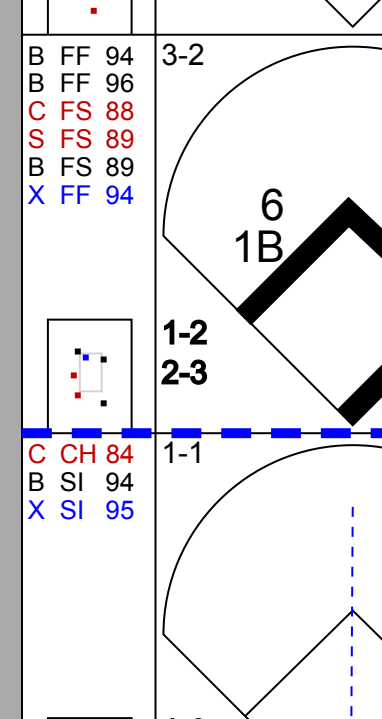

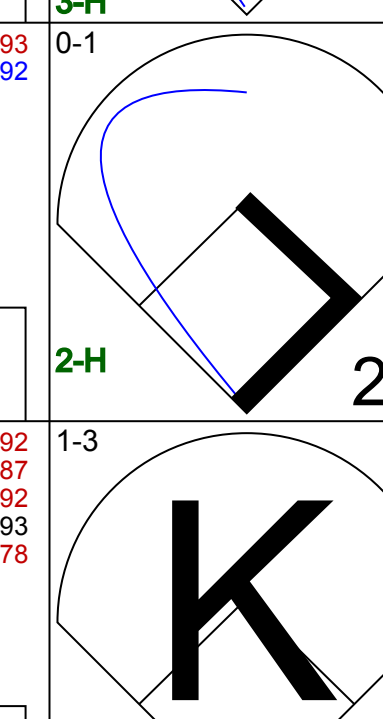
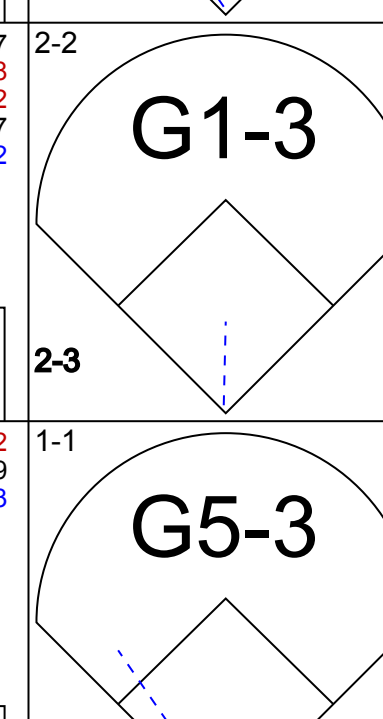

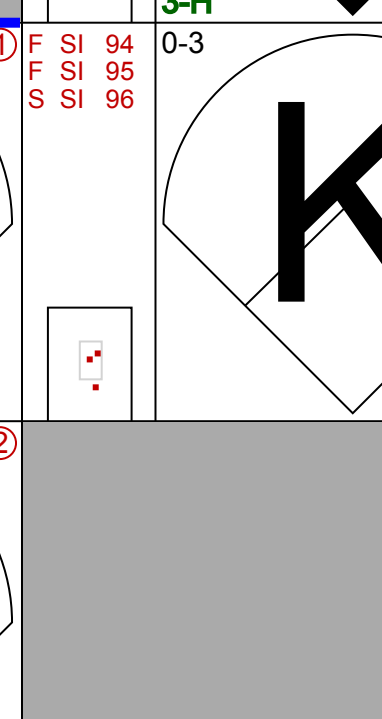
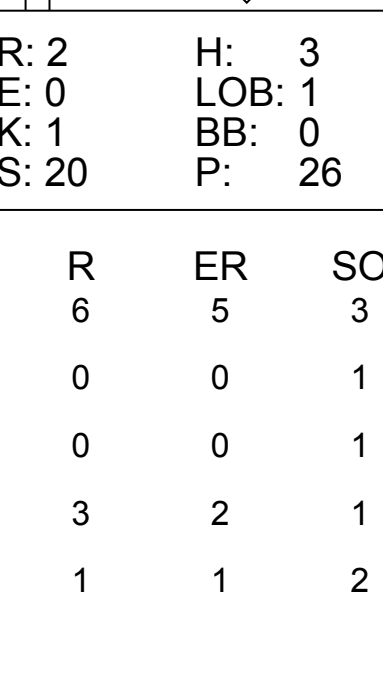
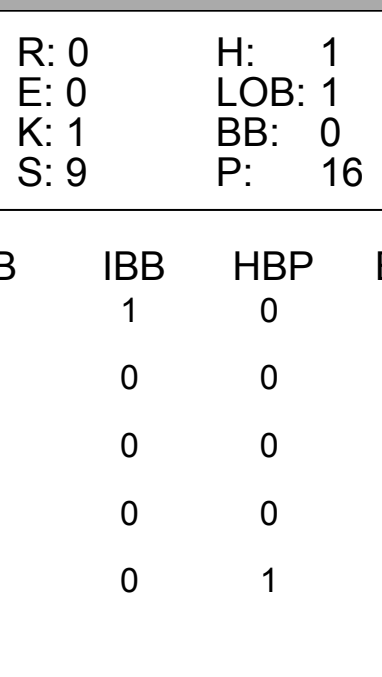
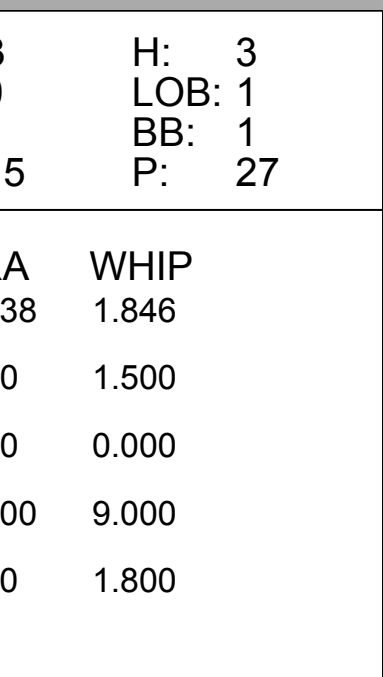
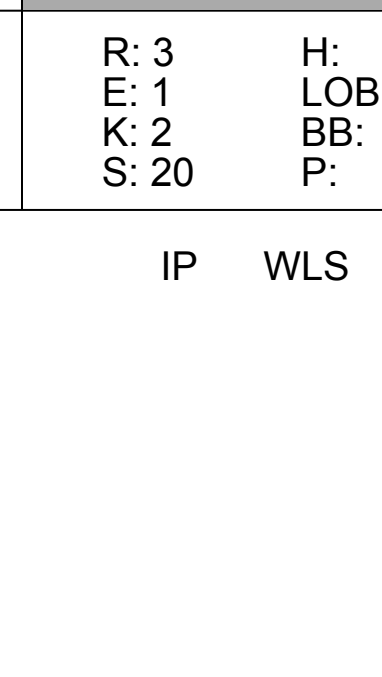
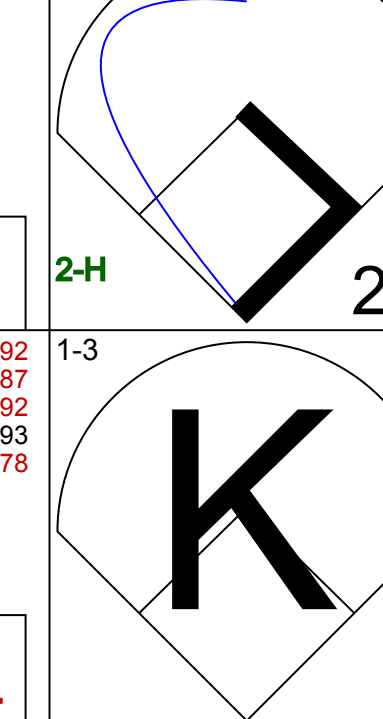


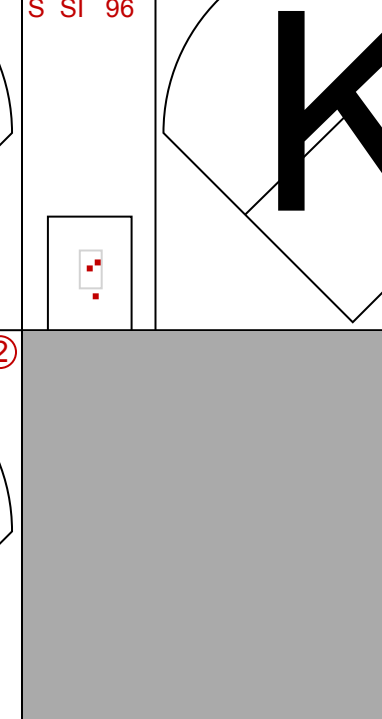
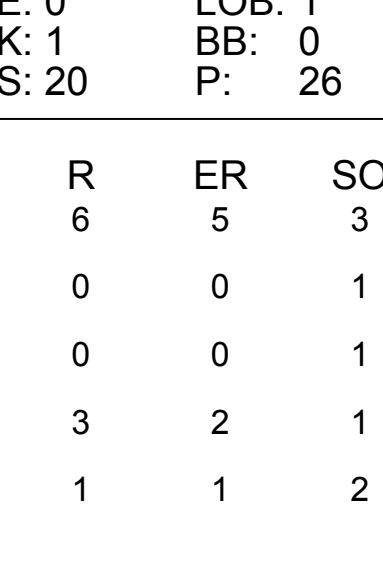
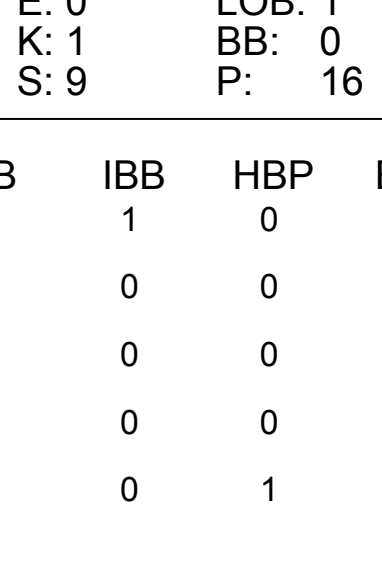
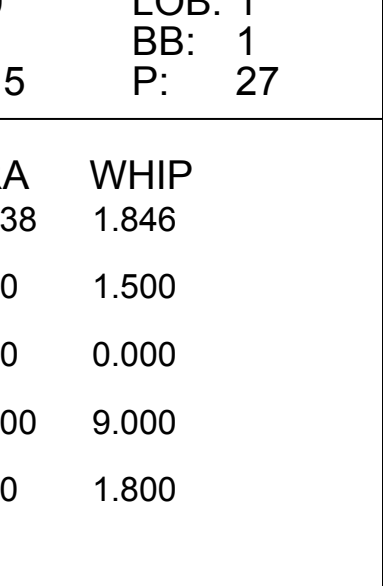





Batter	1	2	3	4	5	6	7	8	9	AB	R	H	RBI	BB	SO	LOB	TOP							
2 Jean Segura, R OBP: 0.280, SLG: 0.343										4	0	1	0	0	2	0	Philadelphia Phillies @ New York Mets Citi Field, Flushing, NY Sun May 01 2022, 7:09 PM - 10:28 PM EDT Att: 30,608 - Cloudy - 57 F							
17 Rhys Hoskins, R OBP: 0.301, SLG: 0.363										4	0	1	0	0	2	1								
3 Bryce Harper, L OBP: 0.316, SLG: 0.494										4	1	1	1	0	1	1								
8 Nick Castellanos, R OBP: 0.358, SLG: 0.452										4	0	0	0	0	2	1								
10 J.T. Realmuto, R OBP: 0.326, SLG: 0.346										3	1	0	0	1	1	0								
12 Kyle Schwarber, L OBP: 0.318, SLG: 0.520										4	2	3	3	0	0	0								
28 Alec Bohm, R OBP: 0.373, SLG: 0.455										3	1	1	0	0	0	1								
7 Johan Camargo, S OBP: 0.317, SLG: 0.411										4	1	1	2	0	1	2								
37 Odúbel Herrera, L OBP: 0.333, SLG: 0.818										4	0	0	0	0	2	1								
<b>Inning Stats</b>	R: 0 E: 0 K: 3 S: 9	H: 0 LOB: 0 BB: 0 P: 12	R: 1 E: 0 K: 2 S: 16	H: 2 LOB: 1 BB: 0 P: 21	R: 0 E: 0 K: 0 S: 10	H: 1 LOB: 0 BB: 0 P: 15	R: 2 E: 0 K: 0 S: 10	H: 1 LOB: 0 BB: 1 P: 16	R: 0 E: 0 K: 2 S: 10	H: 0 LOB: 0 BB: 0 P: 14	R: 1 E: 0 K: 2 S: 13	H: 1 LOB: 0 BB: 0 P: 16	R: 0 E: 0 K: 1 S: 11	H: 1 LOB: 1 BB: 0 P: 19	R: 0 E: 0 K: 0 S: 6	H: 1 LOB: 1 BB: 0 P: 10	R: 2 E: 0 K: 1 S: 11	H: 1 LOB: 0 BB: 0 P: 19	1B: 4 2B: 0 3B: 0 HR: 4	SF: 0 SAC: 0 DP: 1 HBP: 1	WP: 0 PB: 1 SB: 0 CS: 0	PA: 36		
<b>PITCHER</b>	IP WLS BF H R ER SO BB IBB HBP BLK WP HR S P ERA WHIP	IP WLS BF H R ER SO BB IBB HBP BLK WP HR S P ERA WHIP	IP WLS BF H R ER SO BB IBB HBP BLK WP HR S P ERA WHIP	IP WLS BF H R ER SO BB IBB HBP BLK WP HR S P ERA WHIP	IP WLS BF H R ER SO BB IBB HBP BLK WP HR S P ERA WHIP	IP WLS BF H R ER SO BB IBB HBP BLK WP HR S P ERA WHIP	IP WLS BF H R ER SO BB IBB HBP BLK WP HR S P ERA WHIP	IP WLS BF H R ER SO BB IBB HBP BLK WP HR S P ERA WHIP	IP WLS BF H R ER SO BB IBB HBP BLK WP HR S P ERA WHIP	IP WLS BF H R ER SO BB IBB HBP BLK WP HR S P ERA WHIP	IP WLS BF H R ER SO BB IBB HBP BLK WP HR S P ERA WHIP	IP WLS BF H R ER SO BB IBB HBP BLK WP HR S P ERA WHIP	IP WLS BF H R ER SO BB IBB HBP BLK WP HR S P ERA WHIP	IP WLS BF H R ER SO BB IBB HBP BLK WP HR S P ERA WHIP	IP WLS BF H R ER SO BB IBB HBP BLK WP HR S P ERA WHIP	IP WLS BF H R ER SO BB IBB HBP BLK WP HR S P ERA WHIP	IP WLS BF H R ER SO BB IBB HBP BLK WP HR S P ERA WHIP	IP WLS BF H R ER SO BB IBB HBP BLK WP HR S P ERA WHIP	IP WLS BF H R ER SO BB IBB HBP BLK WP HR S P ERA WHIP	IP WLS BF H R ER SO BB IBB HBP BLK WP HR S P ERA WHIP	IP WLS BF H R ER SO BB IBB HBP BLK WP HR S P ERA WHIP	IP WLS BF H R ER SO BB IBB HBP BLK WP HR S P ERA WHIP	IP WLS BF H R ER SO BB IBB HBP BLK WP HR S P ERA WHIP	IP WLS BF H R ER SO BB IBB HBP BLK WP HR S P ERA WHIP

AB 34  
R 6  
H 8  
RBI 6  
BB 1  
SO 11  
LOB 7



Batter	1	2	3	4	5	6	7	8	9	AB	R	H	RBI	BB	SO	LOB	BOTTOM							
9 Brandon Nimmo, L OBP: 0.375, SLG: 0.471										5	1	1	0	0	0	0	Philadelphia Phillies @ New York Mets Citi Field, Flushing, NY Sun May 01 2022, 7:09 PM - 10:28 PM EDT Att: 30,608 - Cloudy - 57 F							
12 Francisco Lindor, S OBP: 0.369, SLG: 0.472										4	2	1	0	0	2	0								
1 Jeff McNeil, L OBP: 0.418, SLG: 0.528										5	2	4	1	0	0	0								
16 Travis Jankowski, L OBP: 0.400, SLG: 0.318										0	0	0	0	0	0	0								
20 Pete Alonso, R OBP: 0.320, SLG: 0.420										4	2	1	1	1	0	3								
10 Eduardo Escobar, S OBP: 0.379, SLG: 0.425										5	2	2	0	0	2	6								
2 Dominic Smith, L OBP: 0.354, SLG: 0.300									4	1	4	3	0	0	0	0								
6 Starling Marte, R OBP: 0.289, SLG: 0.315									4	0	1	3	0	0	3									
13 Luis Guillorme, L OBP: 0.361, SLG: 0.355										4	0	1	1	0	1	2								
3 Tomás Nido, R OBP: 0.182, SLG: 0.219										4	0	0	0	0	3	2								
<b>Inning Stats</b>	R: 0 E: 0 K: 1 S: 7	H: 0 LOB: 0 BB: 0 P: 10	R: 2 E: 0 K: 1 S: 20	H: 3 LOB: 1 BB: 0 P: 26	R: 0 E: 0 K: 1 S: 9	H: 1 LOB: 1 BB: 0 P: 16	R: 1 E: 0 K: 0 S: 11	H: 2 LOB: 1 BB: 0 P: 18	R: 3 E: 0 K: 1 S: 15	H: 3 LOB: 1 BB: 1 P: 27	R: 0 E: 0 K: 1 S: 8	H: 0 LOB: 0 BB: 0 P: 10	R: 3 E: 1 K: 2 S: 20	H: 4 LOB: 1 BB: 0 P: 30	R: 1 E: 0 K: 1 S: 13	H: 2 LOB: 2 BB: 0 P: 23	R: 1 E: 0 K: 1 S: 13	H: 2 LOB: 2 BB: 0 P: 23	1B: 11 2B: 4 3B: 0 HR: 0	SF: 0 SAC: 0 DP: 0 HBP: 1	WP: 0 PB: 1 SB: 0 CS: 0	PA: 41		
<b>PITCHER</b>	IP WLS BF H R ER SO BB IBB HBP BLK WP HR S P ERA WHIP	IP WLS BF H R ER SO BB IBB HBP BLK WP HR S P ERA WHIP	IP WLS BF H R ER SO BB IBB HBP BLK WP HR S P ERA WHIP	IP WLS BF H R ER SO BB IBB HBP BLK WP HR S P ERA WHIP	IP WLS BF H R ER SO BB IBB HBP BLK WP HR S P ERA WHIP	IP WLS BF H R ER SO BB IBB HBP BLK WP HR S P ERA WHIP	IP WLS BF H R ER SO BB IBB HBP BLK WP HR S P ERA WHIP	IP WLS BF H R ER SO BB IBB HBP BLK WP HR S P ERA WHIP	IP WLS BF H R ER SO BB IBB HBP BLK WP HR S P ERA WHIP	IP WLS BF H R ER SO BB IBB HBP BLK WP HR S P ERA WHIP	IP WLS BF H R ER SO BB IBB HBP BLK WP HR S P ERA WHIP	IP WLS BF H R ER SO BB IBB HBP BLK WP HR S P ERA WHIP	IP WLS BF H R ER SO BB IBB HBP BLK WP HR S P ERA WHIP	IP WLS BF H R ER SO BB IBB HBP BLK WP HR S P ERA WHIP	IP WLS BF H R ER SO BB IBB HBP BLK WP HR S P ERA WHIP	IP WLS BF H R ER SO BB IBB HBP BLK WP HR S P ERA WHIP	IP WLS BF H R ER SO BB IBB HBP BLK WP HR S P ERA WHIP	IP WLS BF H R ER SO BB IBB HBP BLK WP HR S P ERA WHIP	IP WLS BF H R ER SO BB IBB HBP BLK WP HR S P ERA WHIP	IP WLS BF H R ER SO BB IBB HBP BLK WP HR S P ERA WHIP	IP WLS BF H R ER SO BB IBB HBP BLK WP HR S P ERA WHIP	IP WLS BF H R ER SO BB IBB HBP BLK WP HR S P ERA WHIP	IP WLS BF H R ER SO BB IBB HBP BLK WP HR S P ERA WHIP	IP WLS BF H R ER SO BB IBB HBP BLK WP HR S P ERA WHIP

AB 39  
R 10  
H 15  
RBI 9  
BB 1  
SO 8  
LOB 16










Batter	1	2	3	4	5	6	7	8	9	10	AB	R	H	RBI	BB	SO	LOB			
30 Nathaniel Lowe, L OBP: 0.370, SLG: 0.370	G3-1		K			L3		L3		L6	5	0	1	0	0	1	2			
2 Marcus Semien, R OBP: 0.242, SLG: 0.242		2B				L6					3	0	2	0	0	0	1			
5 Corey Seager, L OBP: 0.314, SLG: 0.398					F7					L4	4	0	0	0	0	1	4			
53 Adolis Garcia, R OBP: 0.275, SLG: 0.400					G4-6-3					K	3	1	0	0	1	1	3			
56 Kole Calhoun, L OBP: 0.162, SLG: 0.172					G3-1					CS	4	0	1	0	0	1	1			
18 Mitch Garver, R OBP: 0.282, SLG: 0.311										L9	3	0	1	0	1	1	1			
41 Eli White, R OBP: 0.364, SLG: 0.368					G5-4-3						0	1	0	0	0	0	0			
65 Zach Reks, L OBP: 0.400, SLG: 0.500											3	0	1	0	0	1	2			
15 Nick Solak, R OBP: 0.319, SLG: 0.366											1	0	0	0	0	1	2			
68 Joe Barlow, R											0	0	0	0	0	0	0			
13 Brad Miller, L OBP: 0.213, SLG: 0.310											4	0	1	2	0	0	1			
77 Andy Ibanez, R OBP: 0.292, SLG: 0.339											2	0	0	0	0	1	0			
28 Jonah Heim, S OBP: 0.476, SLG: 0.676											1	0	0	0	1	1	0			
<b>Inning Stats</b>	R: 0 E: 0 K: 1 S: 11	H: 1 LOB: 1 BB: 0 P: 12	R: 0 E: 0 K: 1 S: 8	H: 1 LOB: 0 BB: 0 P: 10	R: 0 E: 0 K: 1 S: 6	H: 0 LOB: 0 BB: 0 P: 8	R: 0 E: 0 K: 0 S: 3	H: 1 LOB: 0 BB: 0 P: 4	R: 0 E: 0 K: 1 S: 8	H: 1 LOB: 1 BB: 0 P: 12	R: 0 E: 0 K: 1 S: 7	H: 0 LOB: 0 BB: 0 P: 9	R: 0 E: 0 K: 1 S: 7	H: 0 LOB: 0 BB: 0 P: 13	R: 2 E: 0 K: 1 S: 13	H: 1 LOB: 2 BB: 2 P: 22	1B: 6 2B: 2 3B: 0 HR: 0	SF: 0 SAC: 0 DP: 3 HBP: 1	WP: 0 PB: 0 SB: 2 CS: 1	PA: 38
<b>PITCHER</b>	IP WLS BF H R ER SO BB IBB HBP BLK WP HR S P ERA WHIP	45 Zack Wheeler, R ERA: 4.1	46 José Alvarado, L ERA: 3.52	23 Corey Knebel, R ERA: 0.87	52 Brad Hand, L ERA: 2.84	<b>PITCHER</b>	IP WLS BF H R ER SO BB IBB HBP BLK WP HR S P ERA WHIP	45 Zack Wheeler, R ERA: 4.1	46 José Alvarado, L ERA: 3.52	23 Corey Knebel, R ERA: 0.87	52 Brad Hand, L ERA: 2.84									

**Texas Rangers @ Philadelphia Phillies**  
Citizens Bank Park, Philadelphia, PA  
Wed May 04 2022, 6:49 PM - 10:02 PM EDT  
Att: 21,315 - Partly Cloudy - 65 F


AB 33  
R 2  
H 7  
RBI 2  
BB 3  
SO 9  
LOB 17



Batter	1	2	3	4	5	6	7	8	9	10	AB	R	H	RBI	BB	SO	LOB					
28 Alec Bohm, R OBP: 0.355, SLG: 0.438	K		L6			G6-4-3		G3		K	5	0	0	0	0	2	1					
8 Nick Castellanos, R OBP: 0.374, SLG: 0.477						L9					4	0	3	0	0	0	0					
3 Bryce Harper, L OBP: 0.262, SLG: 0.453											4	0	0	0	0	0	3					
17 Rhys Hoskins, R OBP: 0.297, SLG: 0.356											3	0	0	0	1	2	1					
10 J.T. Realmuto, R OBP: 0.340, SLG: 0.381											3	0	0	0	1	0	1					
12 Kyle Schwarber, L OBP: 0.309, SLG: 0.482											3	0	1	0	1	0	1					
24 Roman Quinn, S OBP: 0.375, SLG: 0.286											0	0	0	0	0	0	0					
2 Jean Segura, R OBP: 0.277, SLG: 0.333											4	1	1	0	0	1	3					
18 Didi Gregorius, L OBP: 0.338, SLG: 0.356											4	0	1	0	0	1	3					
19 Matt Vierling, R OBP: 0.275, SLG: 0.227											2	0	0	0	1	0	1					
37 Odúbel Herrera, L OBP: 0.308, SLG: 0.750											1	0	0	1	0	0	0					
<b>Inning Stats</b>	R: 0 E: 0 K: 2 S: 10	H: 1 LOB: 1 BB: 0 P: 15	R: 0 E: 0 K: 1 S: 8	H: 0 LOB: 0 BB: 0 P: 13	R: 0 E: 0 K: 0 S: 6	H: 1 LOB: 0 BB: 0 P: 8	R: 0 E: 0 K: 1 S: 5	H: 0 LOB: 0 BB: 0 P: 10	R: 0 E: 0 K: 0 S: 6	H: 1 LOB: 1 BB: 2 P: 15	R: 0 E: 0 K: 0 S: 9	H: 1 LOB: 2 BB: 1 P: 17	R: 0 E: 0 K: 0 S: 10	H: 1 LOB: 1 BB: 0 P: 15	R: 0 E: 0 K: 0 S: 10	H: 1 LOB: 2 BB: 0 P: 15	R: 1 E: 0 K: 2 S: 12	H: 0 LOB: 0 BB: 0 P: 15	1B: 5 2B: 1 3B: 0 HR: 0	SF: 0 SAC: 0 DP: 3 HBP: 0	WP: 0 PB: 0 SB: 1 CS: 0	PA: 37
<b>PITCHER</b>	IP WLS BF H R ER SO BB IBB HBP BLK WP HR S P ERA WHIP	54 Martín Pérez, L ERA: 2.25	45 Matt Moore, L ERA: 0.75	51 Matt Bush, R ERA: 4.35	68 Joe Barlow, R ERA: 2.16	<b>PITCHER</b>	IP WLS BF H R ER SO BB IBB HBP BLK WP HR S P ERA WHIP	54 Martín Pérez, L ERA: 2.25	45 Matt Moore, L ERA: 0.75	51 Matt Bush, R ERA: 4.35	68 Joe Barlow, R ERA: 2.16											

**Texas Rangers @ Philadelphia Phillies**  
Citizens Bank Park, Philadelphia, PA  
Wed May 04 2022, 6:49 PM - 10:02 PM EDT  
Att: 21,315 - Partly Cloudy - 65 F

AB 33  
R 1  
H 6  
RBI 1  
BB 4  
SO 6  
LOB 14





Batter	1	2	3	4	5	6	7	8	9	AB R H RBI BB SO LOB	TOP											
9 Brandon Nimmo, L OBP: 0.367, SLG: 0.422										5 1 1 2 0 1 0	<b>New York Mets @ Philadelphia Phillies</b> Citizens Bank Park, Philadelphia, PA Thu May 05 2022, 6:50 PM - 10:04 PM EDT Att: 24,040 - Clear - 73 F											
6 Starling Marte, R OBP: 0.322, SLG: 0.393										5 2 3 2 0 1 0												
12 Francisco Lindor, S OBP: 0.331, SLG: 0.426										5 1 1 2 0 0 1												
20 Pete Alonso, R OBP: 0.325, SLG: 0.454										4 1 2 0 0 0 0												
33 James McCann, R OBP: 0.276, SLG: 0.294										0 0 0 0 0 0 0												
10 Eduardo Escobar, S OBP: 0.351, SLG: 0.389										4 0 0 0 0 2 2												
1 Jeff McNeil, L OBP: 0.408, SLG: 0.483										3 1 2 0 1 0 0												
19 Mark Canha, R OBP: 0.397, SLG: 0.391										4 1 1 1 0 1 3												
39 Edwin Diaz, R										0 0 0 0 0 0 0												
2 Dominic Smith, L OBP: 0.310, SLG: 0.280										4 0 0 0 0 2 4												
3 Tomás Nido, R OBP: 0.179, SLG: 0.211										3 0 0 0 0 2 0												
28 J.D. Davis, R OBP: 0.354, SLG: 0.351										1 0 1 1 0 0 0												
16 Travis Jankowski, L OBP: 0.406, SLG: 0.321										0 1 0 0 0 0 0												
<b>Inning Stats</b>	R: 0 E: 0 K: 2 S: 7	H: 0 LOB: 0 BB: 0 P: 9	R: 0 E: 0 K: 1 S: 15	H: 1 LOB: 2 BB: 1 P: 24	R: 0 E: 0 K: 1 S: 7	H: 0 LOB: 0 BB: 0 P: 10	R: 0 E: 0 K: 1 S: 8	H: 0 LOB: 0 BB: 0 P: 11	R: 0 E: 0 K: 0 S: 10	H: 0 LOB: 0 BB: 0 P: 12	R: 1 E: 0 K: 1 S: 12	H: 1 LOB: 0 BB: 0 P: 17	R: 0 E: 0 K: 1 S: 12	H: 1 LOB: 1 BB: 0 P: 18	R: 0 E: 0 K: 1 S: 7	H: 0 LOB: 0 BB: 0 P: 10	R: 7 E: 0 K: 1 S: 20	H: 8 LOB: 1 BB: 0 P: 29	1B: 6 2B: 3 HR: 2	SF: 0 SAC: 0 DP: 0 HBP: 0	WP: 0 PB: 0 SB: 0 CS: 0	PA: 39
<b>PITCHER</b>	IP WLS BF H R ER SO BB IBB HBP BLK WP HR S P ERA WHIP											IP WLS BF H R ER SO BB IBB HBP BLK WP HR S P ERA WHIP										
27 Aaron Nola, R ERA: 3.38	7.0 25 3 1 1 7 1 0 0 0 0 0 1 71 101 1.29 0.571																					
31 Jeury Familia, R ERA: 3.12	1.0 3 0 0 0 1 0 0 0 0 0 0 0 7 10 0.00 0.000																					
49 James Norwood, R ERA: 10.29	0.1 5 4 4 4 0 0 0 0 0 0 0 1 9 11 108.00 12.000																					
23 Corey Knebel, R ERA: 3.27	0.2 L 6 4 3 3 1 0 0 0 0 0 0 0 0 11 18 40.50 6.000																					
<b>Batter</b>	<b>1</b>	<b>2</b>	<b>3</b>	<b>4</b>	<b>5</b>	<b>6</b>	<b>7</b>	<b>8</b>	<b>9</b>	<b>AB R H RBI BB SO LOB</b>	<b>BOTTOM</b>											
12 Kyle Schwarber, L OBP: 0.314, SLG: 0.483										4 2 1 0 1 1 3	<b>New York Mets @ Philadelphia Phillies</b> Citizens Bank Park, Philadelphia, PA Thu May 05 2022, 6:50 PM - 10:04 PM EDT Att: 24,040 - Clear - 73 F											
28 Alec Bohm, R OBP: 0.358, SLG: 0.449										5 1 2 0 0 0 1												
3 Bryce Harper, L OBP: 0.297, SLG: 0.490										5 2 2 2 0 1 3												
8 Nick Castellanos, R OBP: 0.379, SLG: 0.505										3 1 1 3 0 0 2												
24 Roman Quinn, S OBP: 0.333, SLG: 0.250										1 0 0 0 0 1 0												
10 J.T. Realmuto, R OBP: 0.333, SLG: 0.371										5 1 1 1 0 0 3												
17 Rhys Hoskins, R OBP: 0.292, SLG: 0.341										4 0 0 0 1 2 2												
2 Jean Segura, R OBP: 0.299, SLG: 0.354										4 0 3 1 0 0 0												
37 Odúbel Herrera, L OBP: 0.333, SLG: 0.714										4 0 2 0 0 0 3												
7 Johan Camargo, S OBP: 0.297, SLG: 0.383										4 0 0 0 0 1 5												
<b>Inning Stats</b>	R: 4 E: 1 K: 0 S: 15	H: 3 LOB: 2 BB: 0 P: 30	R: 1 E: 0 K: 0 S: 13	H: 2 LOB: 1 BB: 0 P: 17	R: 0 E: 0 K: 2 S: 14	H: 2 LOB: 2 BB: 0 P: 21	R: 2 E: 0 K: 0 S: 8	H: 2 LOB: 0 BB: 0 P: 12	R: 0 E: 0 K: 0 S: 6	H: 1 LOB: 1 BB: 0 P: 8	R: 0 E: 0 K: 2 S: 15	H: 1 LOB: 2 BB: 0 P: 18	R: 0 E: 0 K: 0 S: 5	H: 1 LOB: 0 BB: 0 P: 6	R: 0 E: 0 K: 0 S: 6	H: 0 LOB: 0 BB: 0 P: 8	R: 0 E: 0 K: 2 S: 9	H: 0 LOB: 0 BB: 0 P: 14	1B: 7 2B: 3 3B: 0 HR: 2	SF: 0 SAC: 0 DP: 1 HBP: 1	WP: 0 PB: 0 SB: 0 CS: 0	PA: 42
<b>PITCHER</b>	IP WLS BF H R ER SO BB IBB HBP BLK WP HR S P ERA WHIP											IP WLS BF H R ER SO BB IBB HBP BLK WP HR S P ERA WHIP										
99 Taijuan Walker, R ERA: 4.91	4.0 24 7 7 6 2 2 0 0 0 0 0 0 50 80 13.50 2.750																					
43 Chasen Shreve, L ERA: 1.74	1.1 6 2 0 0 1 0 0 0 0 0 0 0 11 14 0.00 1.500																					
68 Adonis Medina, R ERA: 1.74	2.2 W 9 1 0 0 1 0 0 1 0 0 0 0 21 26 0.00 0.375																					
39 Edwin Diaz, R ERA: 1.5	1.0 S 3 0 0 0 2 0 0 0 0 0 0 0 9 14 0.00 0.000																					

AB	38
R	8
H	11
RBI	8
BB	1
SO	9
LOB	10



AB	39
R	7
H	12
RBI	7
BB	2
SO	6
LOB	22














Batter	1	2	3	4	5	6	7	8	9	AB	R	H	RBI	BB	SO	LOB	TOP										
12 Kyle Schwarber, L (1, 7) 24 Roman Quinn, S (8, 8) OBP: 0.304, SLG: 0.450 OBP: 0.231, SLG: 0.167	G6-3	P5			K	G6-3	F8		G6-3	5	0	0	0	0	1	4											
28 Alec Bohm, R (1, 5) OBP: 0.362, SLG: 0.439	K		F7				K		G4-3	5	1	2	0	0	2	0											
3 Bryce Harper, L (1, 10) OBP: 0.315, SLG: 0.509			F7						G4-3	4	2	3	0	1	0	0											
8 Nick Castellanos, R (1, 9) 19 Matt Vierling, R (8, PH) OBP: 0.374, SLG: 0.505 OBP: 0.289, SLG: 0.222	K									4	3	3	2	0	1	1											
10 J.T. Realmuto, R (1, 2) OBP: 0.333, SLG: 0.367	K									5	0	2	2	0	1	3											
2 Jean Segura, R (1, 4) 7 Johan Camargo, S (8, PH) OBP: 0.343, SLG: 0.446 OBP: 0.290, SLG: 0.369			G4-3							4	2	2	3	0	0	2											
17 Rhys Hoskins, R (1, 3) OBP: 0.304, SLG: 0.390										4	2	3	0	0	2												
37 Odúbel Herrera, L (1, 8) OBP: 0.308, SLG: 0.622										5	1	3	2	0	1	1											
5 Bryson Stott, L (1, 6) OBP: 0.163, SLG: 0.146										4	0	0	0	1	2	2											
<b>Inning Stats</b>	R: 0 H: 0 E: 0 K: 2 S: 11	H: 0 LOB: 1 BB: 1 P: 21	R: 2 H: 3 E: 0 K: 1 S: 16	H: 3 LOB: 1 BB: 0 P: 24	R: 1 H: 2 E: 0 K: 0 S: 11	H: 2 LOB: 1 BB: 0 P: 18	R: 0 H: 0 E: 0 K: 0 S: 6	H: 0 LOB: 0 BB: 0 P: 8	R: 3 H: 4 E: 0 K: 2 S: 15	H: 1 LOB: 1 BB: 0 P: 20	R: 0 H: 0 E: 0 K: 1 S: 7	H: 0 LOB: 0 BB: 0 P: 7	R: 3 H: 5 E: 0 K: 1 S: 21	H: 3 LOB: 1 BB: 1 P: 32	R: 0 H: 2 E: 0 K: 1 S: 15	H: 2 LOB: 2 BB: 0 P: 18	R: 0 H: 1 E: 0 K: 2 S: 10	H: 1 LOB: 1 BB: 0 P: 13	1B: 12 2B: 3 3B: 0 HR: 2	SF: 0 SAC: 0 DP: 0 HBP: 0	WP: 0 PB: 1 SB: 1 CS: 0	PA: 46					
<b>PITCHER</b>	IP	WLS	BF	H	R	ER	SO	BB	IBB	HBP	BLK	WP	HR	S	P	ERA	WHIP										
77 Chris Flexen, R (1, 1) ERA: 4.24	5.0	L	25	9	6	6	5	1	0	0	0	0	2	59	91	10.80	2.000										
56 Penn Murfee, R (6, 1) ERA:	1.0		3	0	0	0	1	0	0	0	0	0	0	7	7	0.00	0.000										
63 Diego Castillo, R (7, 1) ERA: 9.28	0.2		7	5	3	3	1	0	0	0	0	0	0	17	24	40.50	7.500										
81 Danny Young, L (7, 1) ERA:	2.1		11	3	0	0	3	1	0	0	0	0	0	29	39	0.00	1.714										

Philadelphia Phillies @ Seattle Mariners  
T-Mobile Park, Seattle, WA  
Mon May 09 2022, 6:42 PM - 9:42 PM PDT  
Att: 15,881 - Roof Closed - 50 F

livebaseballscores.com

AB 44  
R 9  
H 17  
RBI 9  
BB 2  
SO 10  
LOB 19




Batter	1	2	3	4	5	6	7	8	9	AB	R	H	RBI	BB	SO	LOB	BOTTOM										
13 Abraham Toro, S (1, 4) OBP: 0.223, SLG: 0.330	L9		G5-3		G1-3		F5			4	0	0	0	0	0	0											
23 Ty France, R (1, 3) OBP: 0.381, SLG: 0.462	G3		L8		K					3	0	0	0	1	1	0											
44 Julio Rodríguez, R (1, 8) OBP: 0.319, SLG: 0.349										4	0	3	0	0	0	1											
28 Eugenio Suárez, R (1, 5) OBP: 0.311, SLG: 0.448	K									2	0	0	0	1	2	1											
27 Jesse Winker, L (1, 7) 30 Stuart Fairchild, R (8, 7) OBP: 0.315, SLG: 0.276										3	0	1	0	0	1	4											
22 Luis Torrens, R (1, 10) OBP: 0.196, SLG: 0.186										3	0	0	0	1	2	2											
25 Dylan Moore, R (1, 6) OBP: 0.323, SLG: 0.385										4	0	0	0	0	1	4											
10 Jarred Kelenic, L (1, 9) OBP: 0.220, SLG: 0.305	K									3	0	0	0	0	2	2											
29 Cal Raleigh, S (1, 2) OBP: 0.206, SLG: 0.172										3	0	0	0	0	2	2											
<b>Inning Stats</b>	R: 0 H: 1 E: 0 K: 1 S: 10	H: 1 LOB: 0 BB: 0 P: 17	R: 0 H: 1 E: 0 K: 1 S: 13	H: 1 LOB: 2 BB: 1 P: 21	R: 0 H: 1 E: 0 K: 0 S: 10	H: 1 LOB: 2 BB: 1 P: 18	R: 0 H: 0 E: 0 K: 1 S: 10	H: 0 LOB: 0 BB: 0 P: 16	R: 0 H: 0 E: 0 K: 2 S: 9	H: 0 LOB: 0 BB: 0 P: 13	R: 0 H: 1 E: 0 K: 2 S: 14	H: 2 LOB: 2 BB: 0 P: 19	R: 0 H: 0 E: 0 K: 2 S: 8	H: 0 LOB: 0 BB: 0 P: 12	R: 0 H: 0 E: 0 K: 1 S: 6	H: 0 LOB: 0 BB: 1 P: 12	R: 0 H: 0 E: 0 K: 2 S: 8	H: 0 LOB: 0 BB: 0 P: 11	1B: 3 2B: 1 3B: 0 HR: 0	SF: 0 SAC: 0 DP: 1 HBP: 1	WP: 0 PB: 0 SB: 0 CS: 0	PA: 34					
<b>PITCHER</b>	IP	WLS	BF	H	R	ER	SO	BB	IBB	HBP	BLK	WP	HR	S	P	ERA	WHIP										
55 Ranger Suárez, L (1, 1) ERA: 3.68	6.0	W	25	4	0	0	7	2	0	1	0	0	0	66	104	0.00	1.000										
69 Francisco Morales, R (7, 1) ERA:	2.0		6	0	0	0	3	1	0	0	0	0	0	14	24	0.00	0.500										
49 James Norwood, R (9, 1) ERA: 8.0	1.0		3	0	0	0	2	0	0	0	0	0	0	8	11	0.00	0.000										

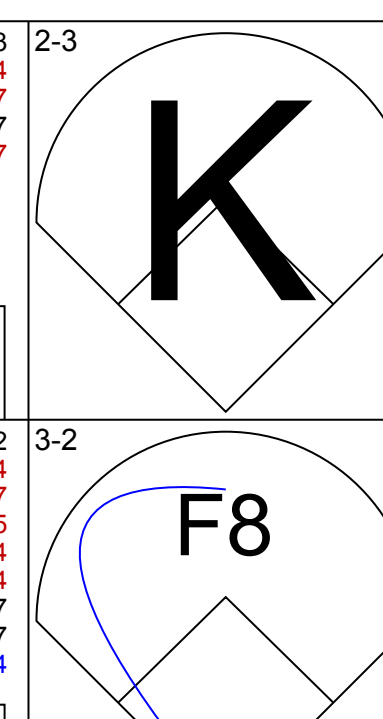
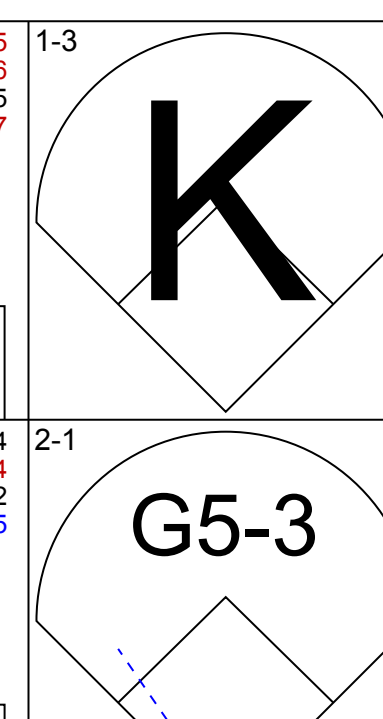
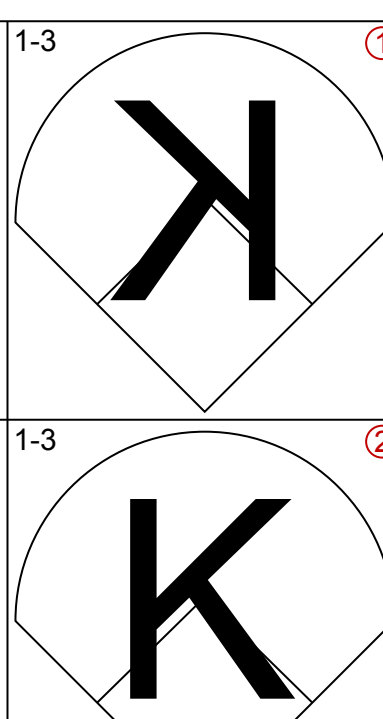
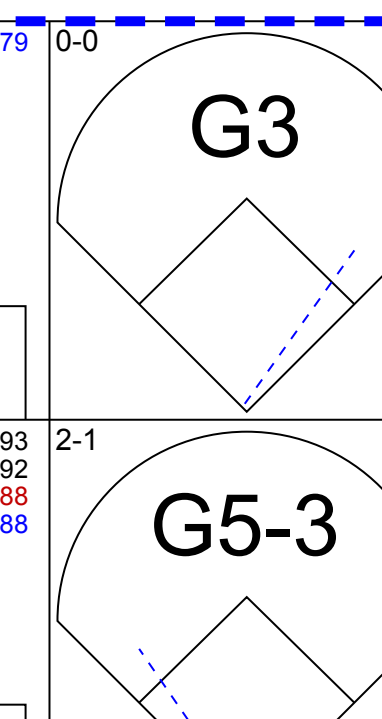
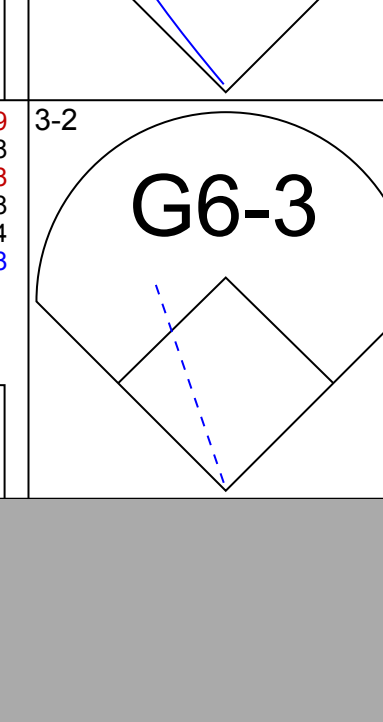
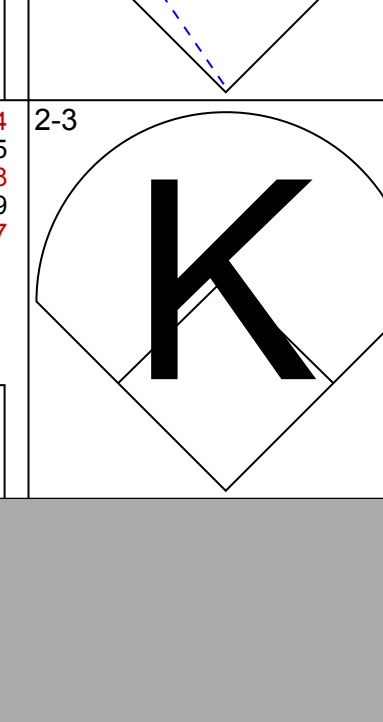
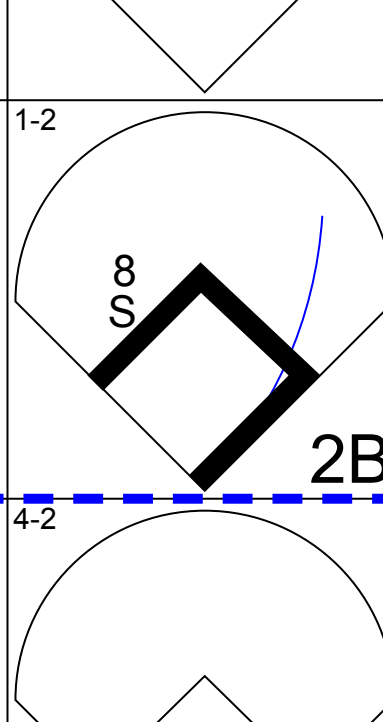
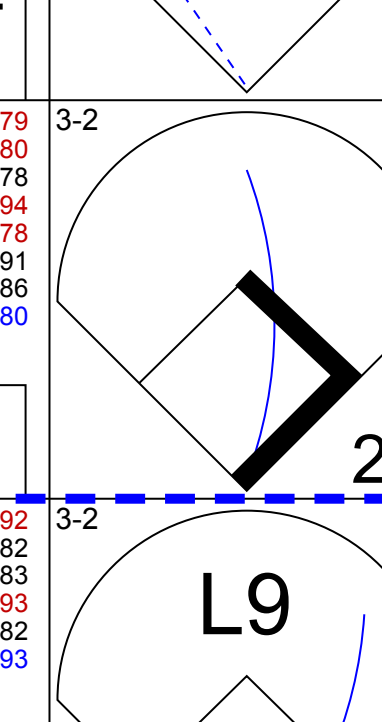


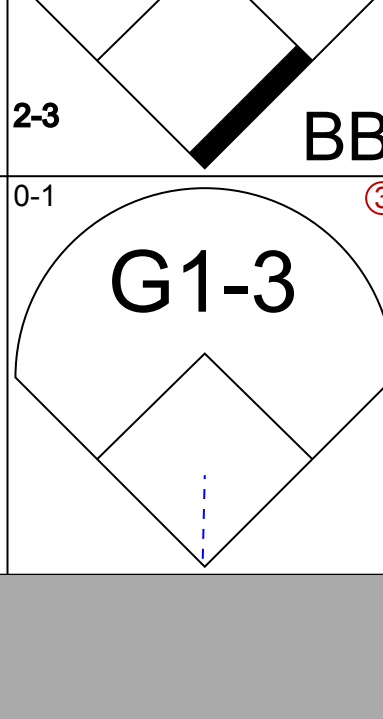

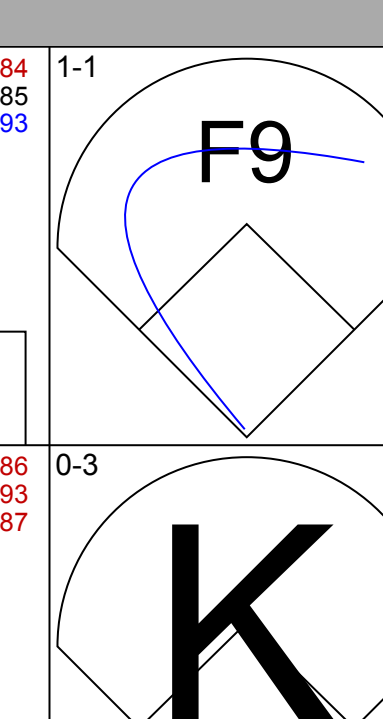
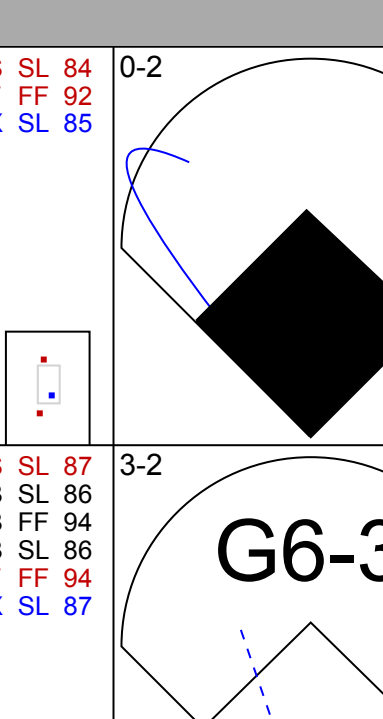

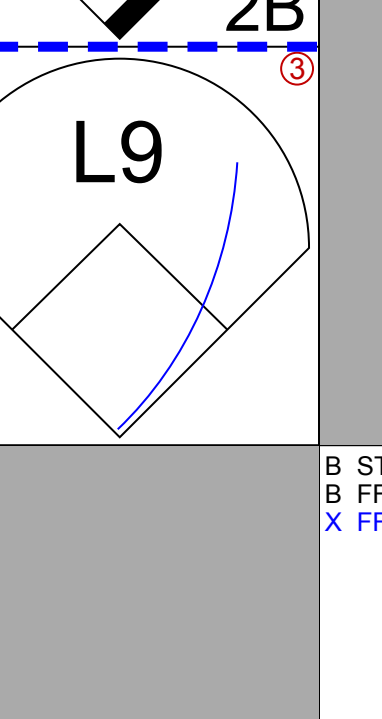
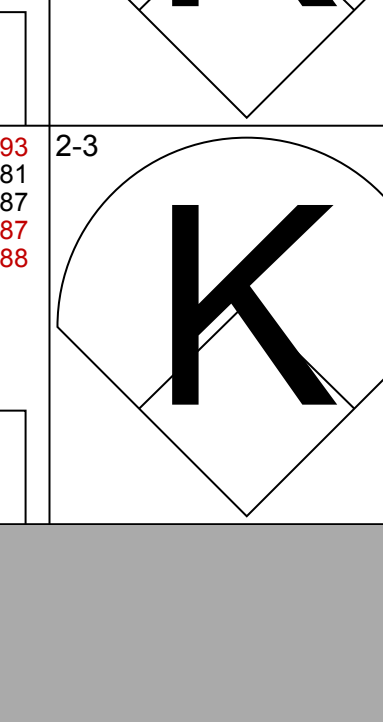
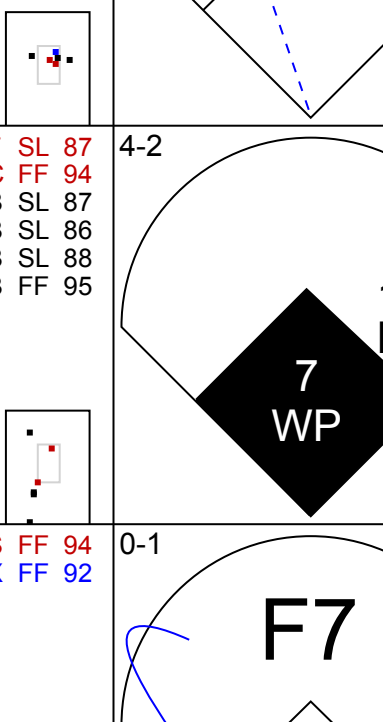
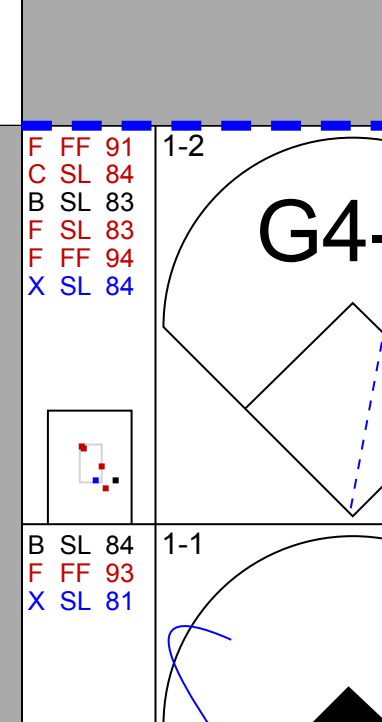


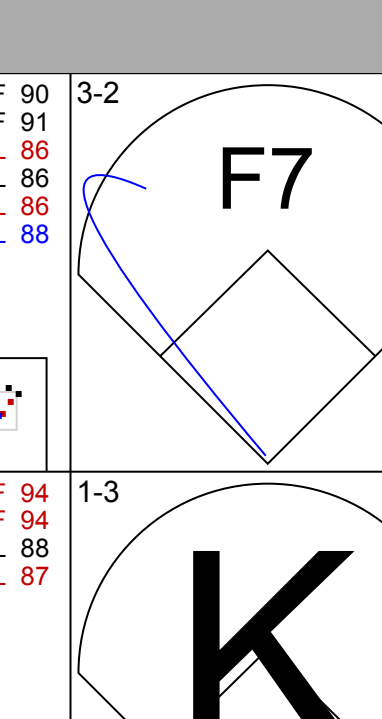
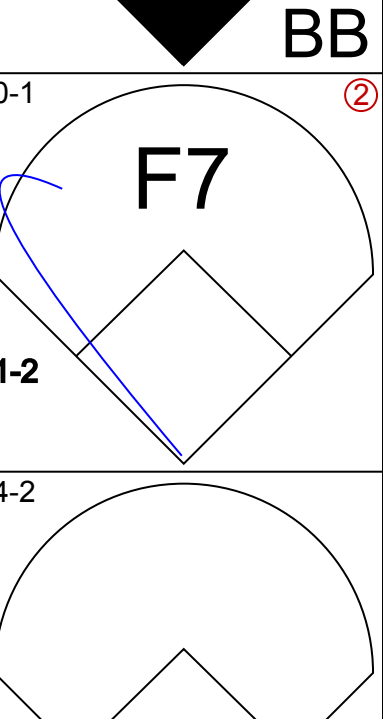
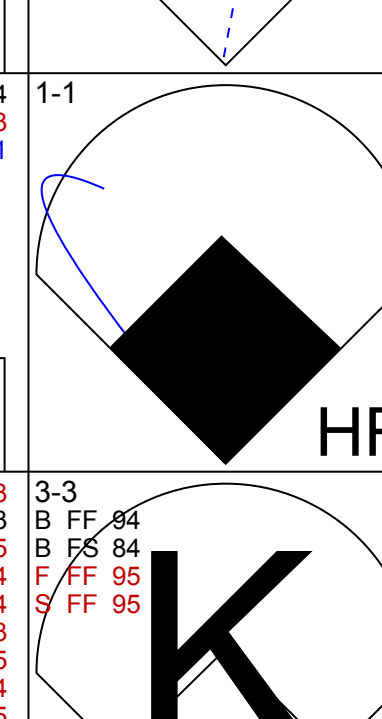
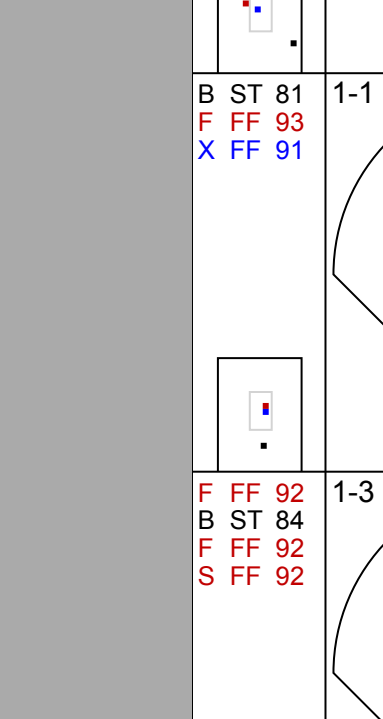
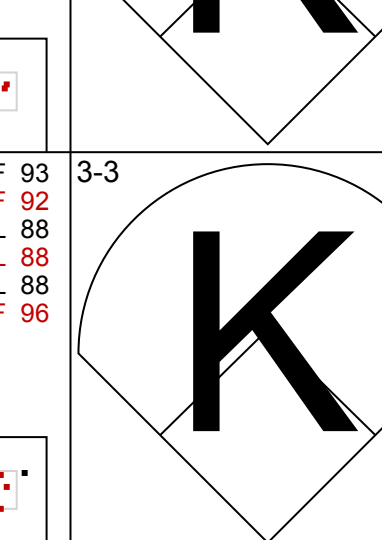
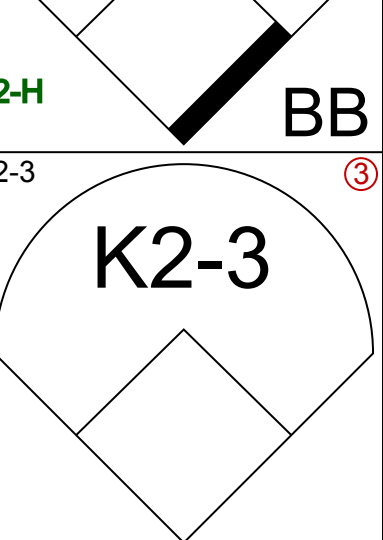
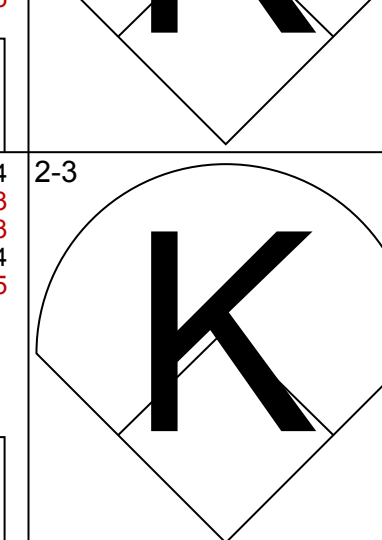





Philadelphia Phillies @ Seattle Mariners  
T-Mobile Park, Seattle, WA  
Mon May 09 2022, 6:42 PM - 9:42 PM PDT  
Att: 15,881 - Roof Closed - 50 F

livebaseballscores.com

AB 30  
R 0  
H 4  
RBI 0  
BB 3  
SO 12  
LOB 16

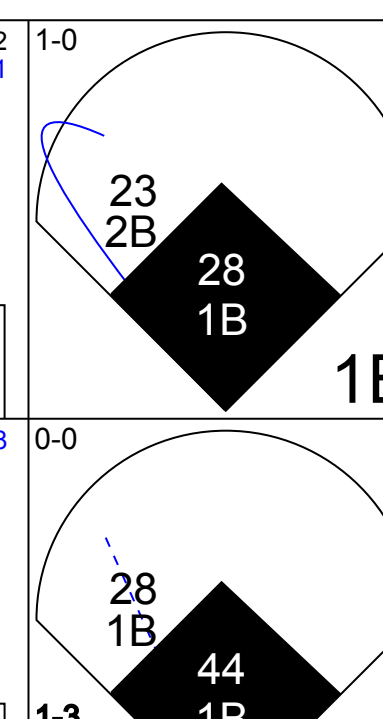
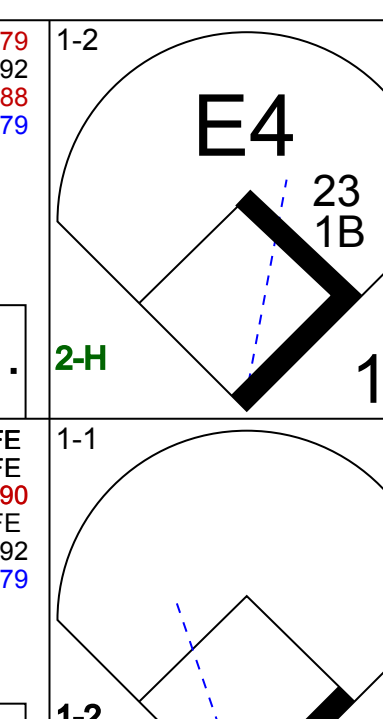
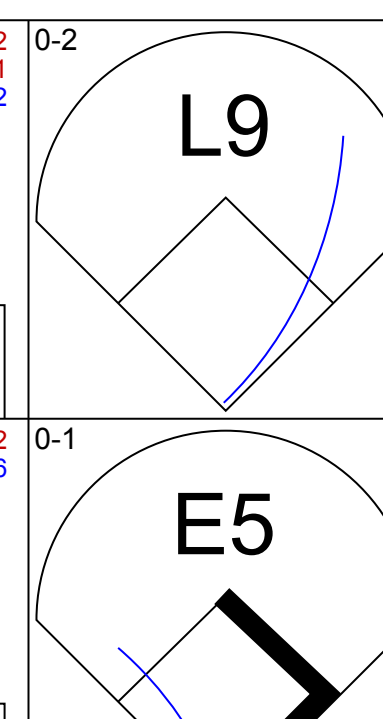
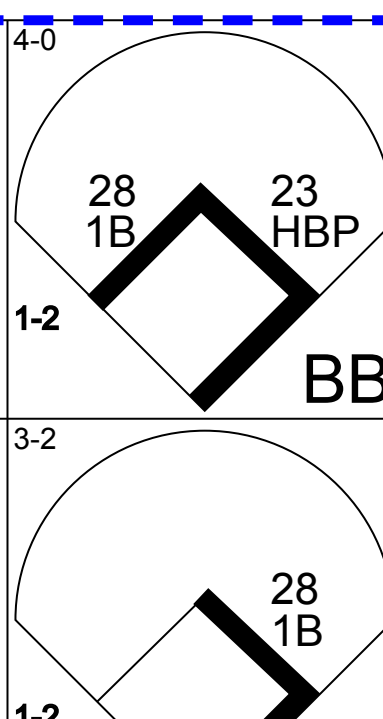
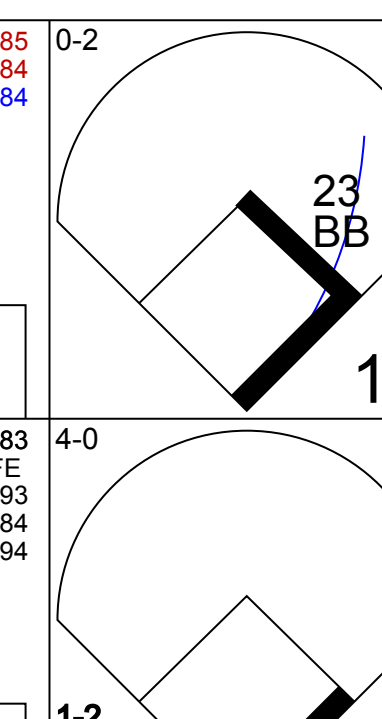
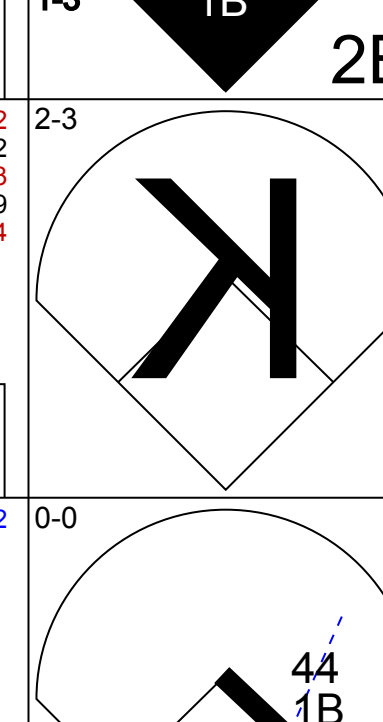
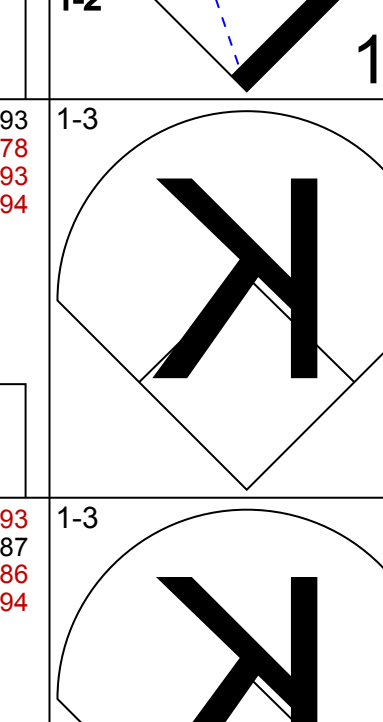
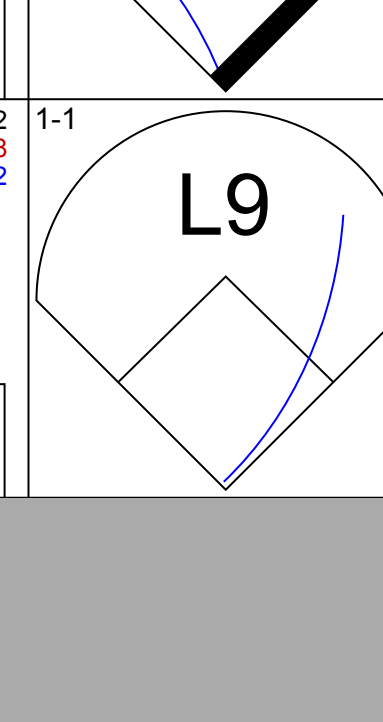
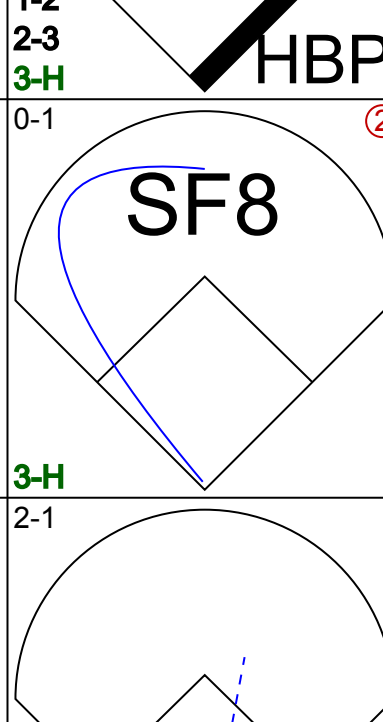
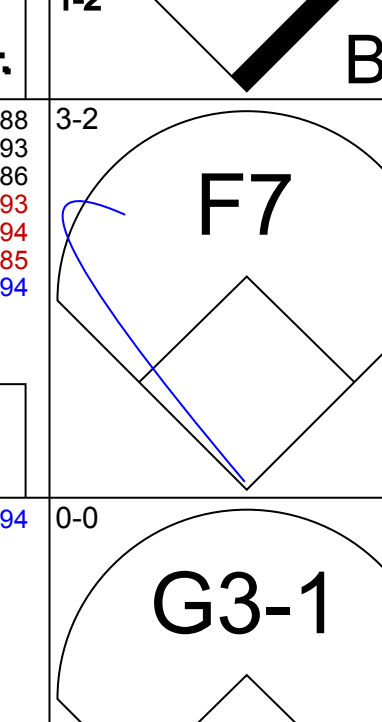
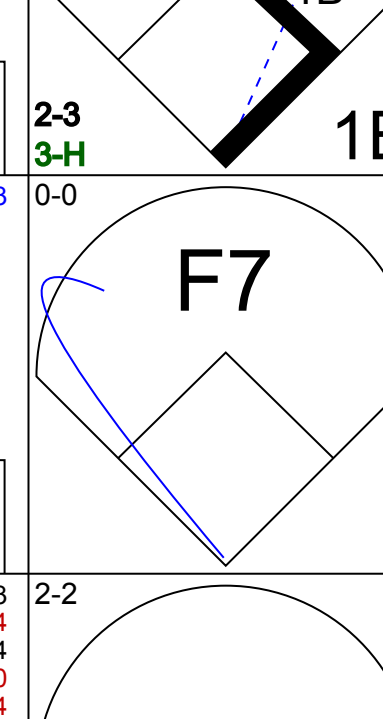


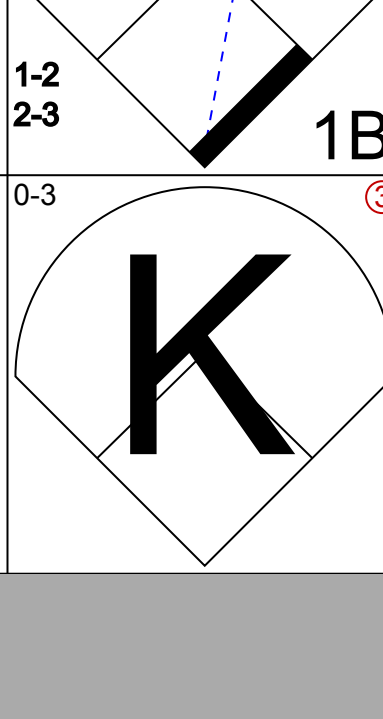

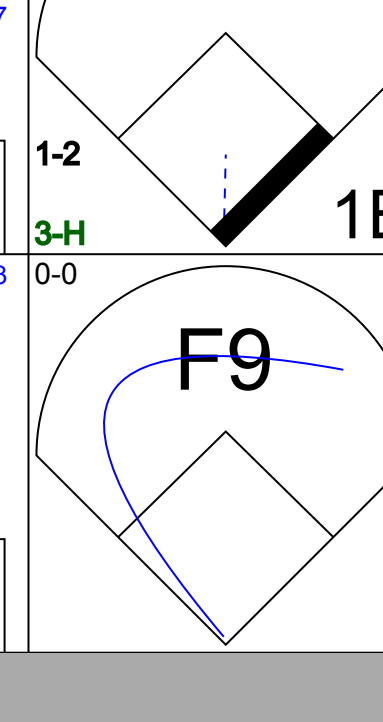


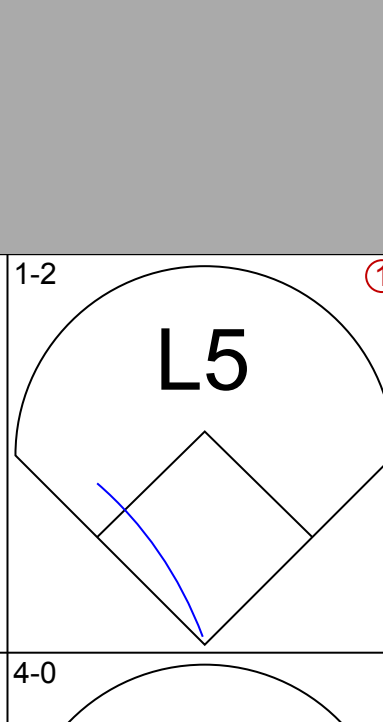


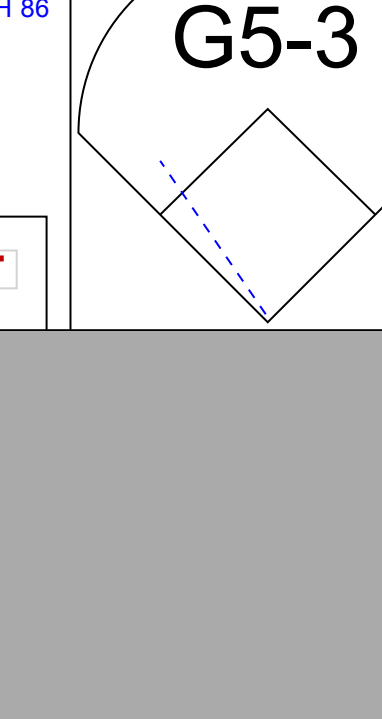
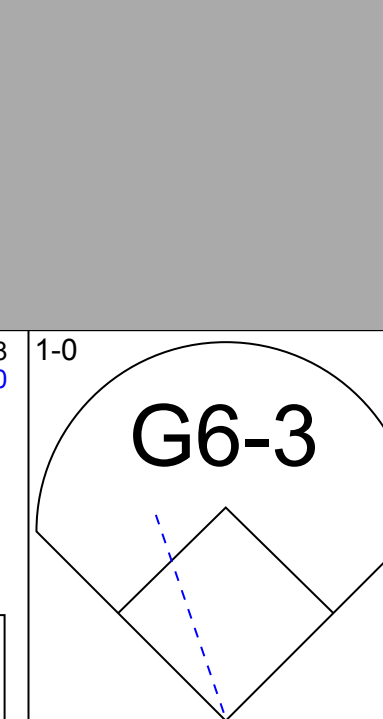
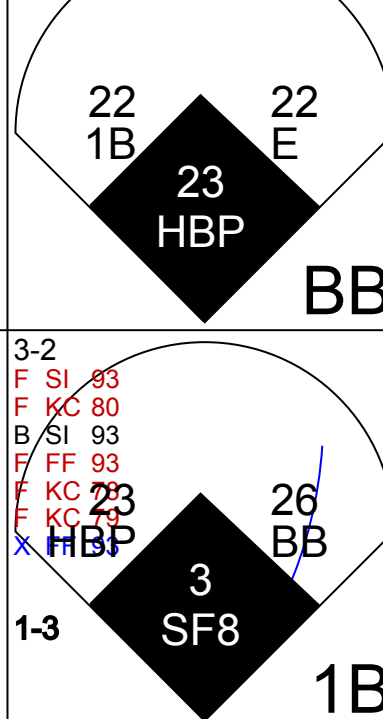
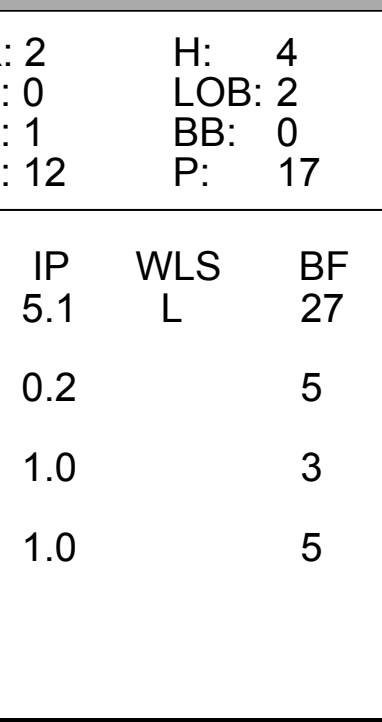
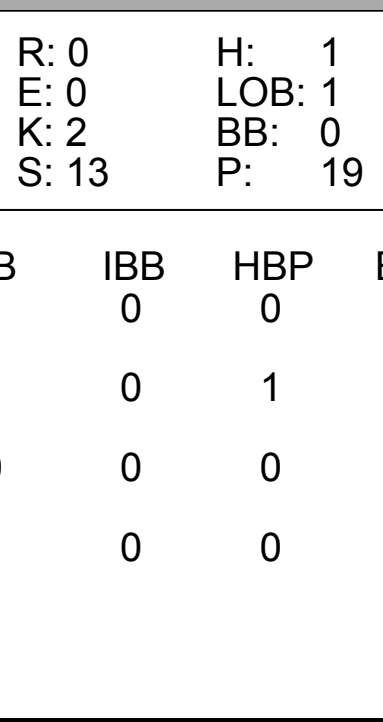
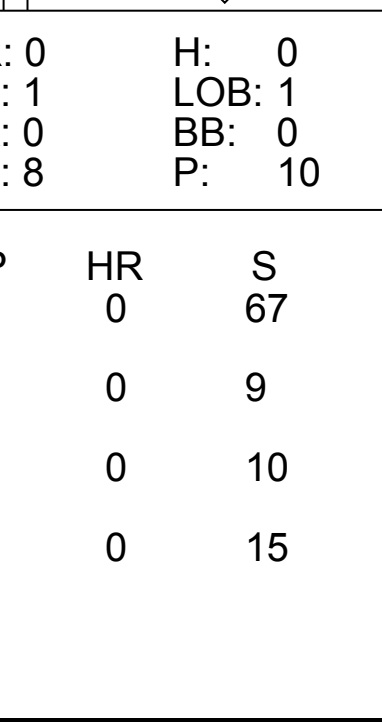
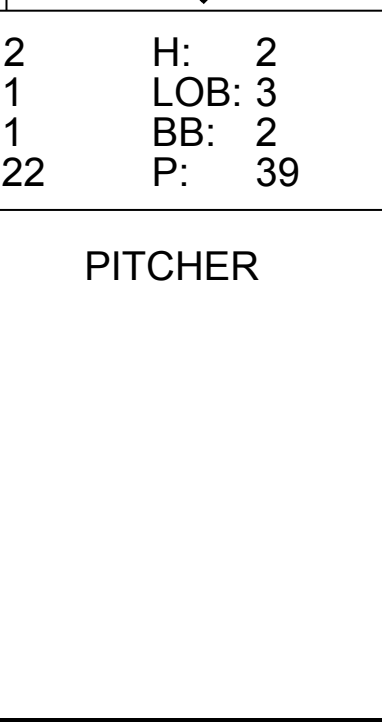




Batter	1	2	3	4	5	6	7	8	9	AB	R	H	RBI	BB	SO	LOB	TOP							
12 Kyle Schwarber, L (1, 7) OBP: 0.294, SLG: 0.433										4	0	0	0	0	3	0	Philadelphia Phillies @ Seattle Mariners T-Mobile Park, Seattle, WA Tue May 10 2022, 6:42 PM - 10:16 PM PDT Att: 16,422 - Cloudy - 58 F							
28 Alec Bohm, R (1, 5) OBP: 0.347, SLG: 0.419										4	0	0	0	0	1	0								
3 Bryce Harper, L (1, 10) OBP: 0.320, SLG: 0.526										4	0	2	0	0	1	0								
8 Nick Castellanos, R (1, 9) OBP: 0.378, SLG: 0.528											3	1	1	1	1	0		1						
10 J.T. Realmuto, R (1, 2) OBP: 0.321, SLG: 0.353											4	0	0	0	0	1		2						
2 Jean Segura, R (1, 4) OBP: 0.350, SLG: 0.474										3	2	1	1	1	1	0								
17 Rhys Hoskins, R (1, 3) OBP: 0.303, SLG: 0.413											4	1	1	1	0	0		1						
7 Johan Camargo, S (1, 6) OBP: 0.288, SLG: 0.353											3	0	0	0	1	3		0						
19 Matt Vierling, R (1, 8) OBP: 0.259, SLG: 0.213										2	0	0	0	0	2	1								
37 Odúbel Herrera, L (7, PH) OBP: 0.300, SLG: 0.605										1	0	0	0	0	1	0								
<b>Inning Stats</b>	R: 0 E: 0 K: 1 S: 12	H: 0 LOB: 0 BB: 0 P: 20	R: 0 E: 0 K: 2 S: 8	H: 0 LOB: 0 BB: 0 P: 11	R: 0 E: 0 K: 2 S: 9	H: 0 LOB: 0 BB: 0 P: 16	R: 0 E: 0 K: 2 S: 8	H: 0 LOB: 1 BB: 2 P: 13	R: 2 E: 0 K: 1 S: 18	H: 1 LOB: 1 BB: 2 P: 31	R: 0 E: 0 K: 2 S: 14	H: 1 LOB: 0 BB: 1 P: 21	R: 1 E: 0 K: 2 S: 20	H: 1 LOB: 0 BB: 0 P: 27	R: 0 E: 0 K: 0 S: 11	H: 1 LOB: 1 BB: 0 P: 19	R: 1 E: 0 K: 1 S: 8	H: 1 LOB: 0 BB: 0 P: 13	1B: 0 2B: 2 HR: 3	SF: 0 SAC: 0 HBP: 0	WP: 2 PB: 0 SB: 1 CS: 0	PA: 35		
<b>PITCHER</b>	IP WLS BF H R ER SO BB IBB HBP BLK WP HR S P ERA WHIP	IP WLS BF H R ER SO BB IBB HBP BLK WP HR S P ERA WHIP	IP WLS BF H R ER SO BB IBB HBP BLK WP HR S P ERA WHIP	IP WLS BF H R ER SO BB IBB HBP BLK WP HR S P ERA WHIP	IP WLS BF H R ER SO BB IBB HBP BLK WP HR S P ERA WHIP	IP WLS BF H R ER SO BB IBB HBP BLK WP HR S P ERA WHIP	IP WLS BF H R ER SO BB IBB HBP BLK WP HR S P ERA WHIP	IP WLS BF H R ER SO BB IBB HBP BLK WP HR S P ERA WHIP	IP WLS BF H R ER SO BB IBB HBP BLK WP HR S P ERA WHIP	IP WLS BF H R ER SO BB IBB HBP BLK WP HR S P ERA WHIP	IP WLS BF H R ER SO BB IBB HBP BLK WP HR S P ERA WHIP	IP WLS BF H R ER SO BB IBB HBP BLK WP HR S P ERA WHIP	IP WLS BF H R ER SO BB IBB HBP BLK WP HR S P ERA WHIP	IP WLS BF H R ER SO BB IBB HBP BLK WP HR S P ERA WHIP	IP WLS BF H R ER SO BB IBB HBP BLK WP HR S P ERA WHIP	IP WLS BF H R ER SO BB IBB HBP BLK WP HR S P ERA WHIP	IP WLS BF H R ER SO BB IBB HBP BLK WP HR S P ERA WHIP	IP WLS BF H R ER SO BB IBB HBP BLK WP HR S P ERA WHIP	IP WLS BF H R ER SO BB IBB HBP BLK WP HR S P ERA WHIP	IP WLS BF H R ER SO BB IBB HBP BLK WP HR S P ERA WHIP	IP WLS BF H R ER SO BB IBB HBP BLK WP HR S P ERA WHIP	IP WLS BF H R ER SO BB IBB HBP BLK WP HR S P ERA WHIP	IP WLS BF H R ER SO BB IBB HBP BLK WP HR S P ERA WHIP	
38 Robbie Ray, L (1, 1) ERA: 4.22	5.2 W 21 2 2 2 10 2 0 0 0 0 1 1 65 104 3.18 0.706	0.1 H 2 0 0 0 0 1 0 0 0 0 0 0 4 8 0.00 3.000	1.0 H 4 1 1 1 2 0 0 0 0 0 0 1 20 27 9.00 1.000	0.2 H 3 1 0 0 0 0 0 0 0 0 0 0 8 13 0.00 1.500	1.1 S 5 1 1 1 1 0 0 0 0 0 0 1 11 19 6.75 0.750																			
Andrés Muñoz, R (6, 1) ERA: 3.72																								
50 Erik Swanson, R (7, 1) ERA: 1.29																								
18 Anthony Misiewicz, L (8, 1) ERA: 2.56																								
37 Paul Sewald, R (8, 1) ERA: 3.98																								

AB	32
R	4
H	5
RBI	3
BB	3
SO	13
LOB	5



Batter	1	2	3	4	5	6	7	8	9	AB	R	H	RBI	BB	SO	LOB	BOTTOM							
26 Adam Frazier, L (1, 4) OBP: 0.336, SLG: 0.356										4	1	3	0	1	0	0	Philadelphia Phillies @ Seattle Mariners T-Mobile Park, Seattle, WA Tue May 10 2022, 6:42 PM - 10:16 PM PDT Att: 16,422 - Cloudy - 58 F							
23 Ty France, R (1, 3) OBP: 0.396, SLG: 0.475										3	1	2	1	1	0	0								
3 J.P. Crawford, L (1, 6) OBP: 0.417, SLG: 0.525										4	0	0	1	0	2	7								
28 Eugenio Suárez, R (1, 5) OBP: 0.315, SLG: 0.445										5	0	2	1	0	2	4								
27 Jesse Winker, L (1, 7) OBP: 0.313, SLG: 0.275										4	0	1	0	0	1	5								
44 Julio Rodríguez, R (1, 8) OBP: 0.317, SLG: 0.345										4	0	1	1	0	2	1								
13 Abraham Toro, S (1, 10) OBP: 0.215, SLG: 0.316										4	0	0	0	0	1	3								
10 Jarred Kelenic, L (1, 9) OBP: 0.221, SLG: 0.294											3	1	0	0	1	1								
22 Luis Torrens, R (1, 2) OBP: 0.220, SLG: 0.213										4	2	2	0	0	1	0								
29 Cal Raleigh, S (9, 2) OBP: 0.206, SLG: 0.172										0	0	0	0	0	0	0								
<b>Inning Stats</b>	R: 2 E: 0 K: 1 S: 12	H: 4 LOB: 2 BB: 0 P: 17	R: 1 E: 2 K: 2 S: 13	H: 3 LOB: 2 BB: 0 P: 19	R: 0 E: 0 K: 2 S: 13	H: 1 LOB: 1 BB: 0 P: 19	R: 0 E: 1 K: 0 S: 8	H: 0 LOB: 0 BB: 0 P: 10	R: 0 E: 0 K: 1 S: 8	H: 0 LOB: 0 BB: 0 P: 13	R: 2 E: 1 K: 1 S: 22	H: 2 LOB: 3 BB: 2 P: 39	R: 0 E: 0 K: 2 S: 10	H: 0 LOB: 0 BB: 0 P: 15	R: 0 E: 0 K: 1 S: 15	H: 1 LOB: 2 BB: 1 P: 25	1B: 10 2B: 1 HR: 0	SF: 1 SAC: 0 HBP: 1	WP: 0 PB: 0 SB: 0 CS: 0	PA: 40				
<b>PITCHER</b>	IP WLS BF H R ER SO BB IBB HBP BLK WP HR S P ERA WHIP	IP WLS BF H R ER SO BB IBB HBP BLK WP HR S P ERA WHIP	IP WLS BF H R ER SO BB IBB HBP BLK WP HR S P ERA WHIP	IP WLS BF H R ER SO BB IBB HBP BLK WP HR S P ERA WHIP	IP WLS BF H R ER SO BB IBB HBP BLK WP HR S P ERA WHIP	IP WLS BF H R ER SO BB IBB HBP BLK WP HR S P ERA WHIP	IP WLS BF H R ER SO BB IBB HBP BLK WP HR S P ERA WHIP	IP WLS BF H R ER SO BB IBB HBP BLK WP HR S P ERA WHIP	IP WLS BF H R ER SO BB IBB HBP BLK WP HR S P ERA WHIP	IP WLS BF H R ER SO BB IBB HBP BLK WP HR S P ERA WHIP	IP WLS BF H R ER SO BB IBB HBP BLK WP HR S P ERA WHIP	IP WLS BF H R ER SO BB IBB HBP BLK WP HR S P ERA WHIP	IP WLS BF H R ER SO BB IBB HBP BLK WP HR S P ERA WHIP	IP WLS BF H R ER SO BB IBB HBP BLK WP HR S P ERA WHIP	IP WLS BF H R ER SO BB IBB HBP BLK WP HR S P ERA WHIP	IP WLS BF H R ER SO BB IBB HBP BLK WP HR S P ERA WHIP	IP WLS BF H R ER SO BB IBB HBP BLK WP HR S P ERA WHIP	IP WLS BF H R ER SO BB IBB HBP BLK WP HR S P ERA WHIP	IP WLS BF H R ER SO BB IBB HBP BLK WP HR S P ERA WHIP	IP WLS BF H R ER SO BB IBB HBP BLK WP HR S P ERA WHIP	IP WLS BF H R ER SO BB IBB HBP BLK WP HR S P ERA WHIP	IP WLS BF H R ER SO BB IBB HBP BLK WP HR S P ERA WHIP	IP WLS BF H R ER SO BB IBB HBP BLK WP HR S P ERA WHIP	
27 Aaron Nola, R (1, 1) ERA: 3.83	5.1 L 27 5 5 4 6 1 0 0 0 0 0 0 9 18 0.00 3.000	0.2 5 1 0 0 1 1 0 1 0 0 0 0 10 15 0.00 0.000	1.0 3 0 0 0 2 0 0 0 0 0 0 0 15 25 0.00 2.000																					
52 Brad Hand, L (6, 1) ERA: 2.25																								
31 Jeury Familia, R (7, 1) ERA: 2.79																								
64 Andrew Bellatti, R (8, 1) ERA: 2.25																								

AB	35
R	5
H	11
RBI	4
BB	3
SO	10
LOB	21





Batter	1	2	3	4	5	6	7	8	9	AB	R	H	RBI	BB	SO	LOB	TOP								
12 Kyle Schwarber, L OBP: 0.285, SLG: 0.417 24 Roman Quinn, S OBP: 0.231, SLG: 0.167										4	0	0	0	0	3	1									
28 Alec Bohm, R OBP: 0.353, SLG: 0.422										4	1	2	0	0	1	0									
3 Bryce Harper, L OBP: 0.326, SLG: 0.521										3	1	1	0	1	0	0									
8 Nick Castellanos, R OBP: 0.366, SLG: 0.509										4	0	0	0	0	1	3									
2 Jean Segura, R OBP: 0.364, SLG: 0.474										2	1	1	0	2	1	1									
17 Rhys Hoskins, R OBP: 0.309, SLG: 0.444										4	1	2	4	0	2	2									
37 Odúbel Herrera, L OBP: 0.273, SLG: 0.548										4	0	0	0	0	1	4									
5 Bryson Stott, L OBP: 0.149, SLG: 0.133										4	0	0	0	0	3	1									
21 Garrett Stubbs, L OBP: 0.333, SLG: 0.471										3	0	1	0	0	1	0									
<b>Inning Stats</b>	R: 0 E: 0 K: 2 S: 11	H: 0 LOB: 0 BB: 0 P: 15	R: 0 E: 0 K: 1 S: 15	H: 0 LOB: 1 BB: 1 P: 25	R: 0 E: 0 K: 2 S: 8	H: 0 LOB: 0 BB: 0 P: 11	R: 4 E: 0 K: 2 S: 16	H: 2 LOB: 0 BB: 2 P: 28	R: 0 E: 0 K: 1 S: 12	H: 1 LOB: 2 BB: 0 P: 16	R: 0 E: 0 K: 1 S: 11	H: 2 LOB: 2 BB: 0 P: 12	R: 0 E: 0 K: 0 S: 7	H: 1 LOB: 0 BB: 0 P: 12	R: 0 E: 0 K: 1 S: 8	H: 0 LOB: 0 BB: 0 P: 11	R: 0 E: 0 K: 2 S: 8	H: 1 LOB: 1 BB: 0 P: 14	1B: 6 2B: 0 3B: 0 HR: 1	SF: 0 SAC: 0 DP: 1 HBP: 0	WP: 0 PB: 0 SB: 2 CS: 1	PA: 36			
<b>PITCHER</b>	IP	WLS	BF	H	R	ER	SO	BB	IBB	HBP	BLK	WP	HR	S	P	ERA	WHIP								
36 Logan Gilbert, R ERA: 2.13	5.0	L	20	3	4	4	9	3	0	0	0	0	1	62	95	7.20	1.200								
56 Penn Murfee, R ERA: 2.68	1.0		5	2	0	0	1	0	0	0	0	0	0	11	12	0.00	2.000								
18 Anthony Misiewicz, L ERA: 2.68	1.0		3	1	0	0	0	0	0	0	0	0	0	7	12	0.00	1.000								
40 Wyatt Mills, R ERA: 1.17	1.0		3	0	0	0	1	0	0	0	0	0	0	8	11	0.00	0.000								
16 Drew Steckenrider, R ERA: 3.98	1.0		4	1	0	0	2	0	0	0	0	0	0	8	14	0.00	1.000								

Philadelphia Phillies @ Seattle Mariners  
T-Mobile Park, Seattle, WA  
Wed May 11 2022, 12:42 PM - 3:51 PM PDT  
Att: 16,387 - Partly Cloudy - 54 F

AB	32
R	4
H	7
RBI	4
BB	3
SO	13
LOB	12



Batter	1	2	3	4	5	6	7	8	9	AB	R	H	RBI	BB	SO	LOB	BOTTOM								
26 Adam Frazier, L OBP: 0.346, SLG: 0.377										4	1	2	0	1	0	0									
23 Ty France, R OBP: 0.395, SLG: 0.476										4	0	2	1	0	0	2									
44 Julio Rodríguez, R OBP: 0.315, SLG: 0.342										4	0	1	1	0	1	3									
3 J.P. Crawford, L OBP: 0.419, SLG: 0.533										4	0	2	0	0	0	2									
28 Eugenio Suárez, R OBP: 0.305, SLG: 0.430										4	0	0	0	0	1	2									
22 Luis Torrens, R OBP: 0.204, SLG: 0.196										4	0	0	0	0	2	2									
27 Jesse Winker, L OBP: 0.311, SLG: 0.274										4	0	1	0	0	1	1									
25 Dylan Moore, R OBP: 0.324, SLG: 0.357 40 Wyatt Mills, R										2	1	0	0	1	1	1									
16 Drew Steckenrider, R 10 Jarred Kelenic, L OBP: 0.219, SLG: 0.291										0	0	0	0	0	0	0									
29 Cal Raleigh, S 13 Abraham Toro, S OBP: 0.211, SLG: 0.310										2	0	0	0	0	2	0									
<b>Inning Stats</b>	R: 0 E: 0 K: 1 S: 11	H: 1 LOB: 1 BB: 0 P: 13	R: 0 E: 0 K: 1 S: 8	H: 1 LOB: 0 BB: 0 P: 12	R: 1 E: 0 K: 1 S: 14	H: 2 LOB: 1 BB: 0 P: 18	R: 0 E: 0 K: 0 S: 7	H: 0 LOB: 0 BB: 0 P: 12	R: 0 E: 0 K: 2 S: 12	H: 1 LOB: 1 BB: 0 P: 19	R: 1 E: 0 K: 1 S: 15	H: 1 LOB: 2 BB: 2 P: 29	R: 0 E: 0 K: 2 S: 12	H: 1 LOB: 1 BB: 0 P: 21	R: 0 E: 0 K: 1 S: 6	H: 0 LOB: 0 BB: 0 P: 9	1B: 5 2B: 3 3B: 0 HR: 0	SF: 0 SAC: 0 DP: 0 HBP: 0	WP: 0 PB: 0 SB: 1 CS: 0	PA: 37					
<b>PITCHER</b>	IP	WLS	BF	H	R	ER	SO	BB	IBB	HBP	BLK	WP	HR	S	P	ERA	WHIP								
70 Bailey Falter, L ERA: 3.75	4.2		19	5	1	1	4	0	0	0	0	0	0	47	65	1.93	1.071								
58 Seranthony Dominguez, R ERA: 3.09	1.1	W	5	1	0	0	2	0	0	0	0	0	0	13	20	0.00	0.750								
46 José Alvarado, L ERA: 3.96	0.2	H	4	0	1	1	1	2	0	0	0	0	0	7	18	13.50	3.000								
31 Jeury Familia, R ERA: 2.53	1.0	H	5	2	0	0	1	0	0	0	0	0	0	17	27	0.00	2.000								
23 Corey Knebel, R ERA: 2.7	1.1	S	4	0	0	0	2	0	0	0	0	0	0	9	14	0.00	0.000								

Philadelphia Phillies @ Seattle Mariners  
T-Mobile Park, Seattle, WA  
Wed May 11 2022, 12:42 PM - 3:51 PM PDT  
Att: 16,387 - Partly Cloudy - 54 F

AB	35
R	2
H	8
RBI	2
BB	2
SO	10
LOB	14





Batter	1	2	3	4	5	6	7	8	9	AB	R	H	RBI	BB	SO	LOB	TOP																		
17 Rhys Hoskins, R OBP: 0.305, SLG: 0.434										5	1	1	0	0	1	1	Philadelphia Phillies @ Los Angeles Dodgers Dodger Stadium, Los Angeles, CA Thu May 12 2022, 7:11 PM - 10:40 PM PDT Att. 46,539 - Clear - 72 F																		
28 Alec Bohm, R OBP: 0.355, SLG: 0.436										4	1	1	0	1	0	0																			
3 Bryce Harper, L OBP: 0.328, SLG: 0.553										4	1	2	3	0	1	0																			
8 Nick Castellanos, R OBP: 0.352, SLG: 0.487										5	0	0	0	0	2	2																			
2 Jean Segura, R OBP: 0.369, SLG: 0.485										4	2	2	0	0	2	1																			
10 J.T. Realmuto, R OBP: 0.328, SLG: 0.377										4	1	2	0	0	2	1																			
12 Kyle Schwarber, L OBP: 0.293, SLG: 0.414										3	1	1	2	0	1	2																			
7 Johan Camargo, S OBP: 0.286, SLG: 0.389										4	1	1	3	0	0	1																			
24 Roman Quinn, S OBP: 0.250, SLG: 0.200										3	0	1	0	0	1	1																			
37 Odúbel Herrera, L OBP: 0.289, SLG: 0.558										1	1	1	0	0	0	0																			
<b>Inning Stats</b>	R: 1 E: 0 K: 0 S: 6	H: 1 LOB: 0 BB: 0 P: 9	R: 3 E: 0 K: 3 S: 14	H: 3 LOB: 0 BB: 0 P: 18	R: 0 E: 0 K: 1 S: 7	H: 0 LOB: 1 BB: 0 P: 11	R: 1 E: 1 K: 0 S: 8	H: 2 LOB: 1 BB: 0 P: 11	R: 1 E: 0 K: 1 S: 11	H: 2 LOB: 1 BB: 0 P: 19	R: 0 E: 0 K: 1 S: 9	H: 0 LOB: 0 BB: 0 P: 13	R: 0 E: 0 K: 3 S: 10	H: 0 LOB: 0 BB: 0 P: 14	R: 2 E: 0 K: 1 S: 15	H: 2 LOB: 1 BB: 1 P: 25	1B: 6 2B: 2 HR: 2	SF: 2 SAC: 0 DP: 0 HBP: 0	WP: 1 PB: 0 SB: 2 CS: 0	PA: 40															
<b>PITCHER</b>	IP WLS BF H R ER SO BB IBB HBP BLK WP HR S P ERA WHIP																																		
31 Tyler Anderson, L ERA: 4.4	6.0	28	10	7	7	5	0	0	0	0	0	0	0	2	57	88	10.50	1.667																	
38 Yency Almonte, R ERA:	2.0	6	0	0	0	4	0	0	0	0	0	0	0	0	19	27	0.00	0.000																	
41 Daniel Hudson, R ERA: 3.38	1.0	L 6	2	2	2	1	1	0	0	0	0	0	0	1	0	15	25	18.00	3.000																

Batter	1	2	3	4	5	6	7	8	9	AB	R	H	RBI	BB	SO	LOB	BOTTOM																	
50 Mookie Betts, R OBP: 0.338, SLG: 0.402										4	0	0	0	1	1	1	Philadelphia Phillies @ Los Angeles Dodgers Dodger Stadium, Los Angeles, CA Thu May 12 2022, 7:11 PM - 10:40 PM PDT Att. 46,539 - Clear - 72 F																	
5 Freddie Freeman, L OBP: 0.394, SLG: 0.496									5	1	1	0	0	0	4																			
6 Trea Turner, R OBP: 0.338, SLG: 0.379										4	2	3	0	1	0	0																		
13 Max Muncy, L OBP: 0.347, SLG: 0.300										3	2	1	0	2	2	1																		
16 Will Smith, R OBP: 0.365, SLG: 0.397										4	1	3	3	1	1	0																		
43 Edwin Rios, L OBP: 0.297, SLG: 0.556										3	0	0	0	0	2	3																		
10 Justin Turner, R OBP: 0.259, SLG: 0.308										1	0	1	2	0	0	0																		
15 Austin Barnes, R OBP: 0.294, SLG: 0.548										1	0	0	0	0	0	3																		
35 Cody Bellinger, L OBP: 0.264, SLG: 0.420										5	1	1	1	0	1	8																		
3 Chris Taylor, R OBP: 0.327, SLG: 0.383										5	0	2	1	0	1	3																		
9 Gavin Lux, L OBP: 0.344, SLG: 0.346										3	0	0	0	0	2	1																		
17 Hanser Alberto, R OBP: 0.276, SLG: 0.321										1	0	0	0	0	0	2																		
<b>Inning Stats</b>	R: 0 E: 0 K: 1 S: 10	H: 0 LOB: 0 BB: 0 P: 14	R: 0 E: 0 K: 3 S: 10	H: 0 LOB: 0 BB: 0 P: 12	R: 1 E: 0 K: 1 S: 14	H: 2 LOB: 1 BB: 0 P: 20	R: 0 E: 0 K: 1 S: 14	H: 2 LOB: 2 BB: 0 P: 17	R: 0 E: 0 K: 1 S: 9	H: 0 LOB: 0 BB: 0 P: 14	R: 2 E: 0 K: 1 S: 11	H: 2 LOB: 1 BB: 1 P: 19	R: 0 E: 0 K: 1 S: 9	H: 0 LOB: 0 BB: 0 P: 15	R: 4 E: 0 K: 1 S: 19	H: 5 LOB: 3 BB: 2 P: 34	R: 0 E: 0 K: 0 S: 14	H: 1 LOB: 3 BB: 2 P: 27	1B: 8 2B: 3 3B: 0 HR: 1	SF: 0 SAC: 0 DP: 0 HBP: 0	WP: 0 PB: 0 SB: 0 CS: 0	PA: 44												
<b>PITCHER</b>	IP WLS BF H R ER SO BB IBB HBP BLK WP HR S P ERA WHIP																																	
45 Zack Wheeler, R ERA: 4.28	5.1	23	6	3	3	7	1	0	0	0	0	0	0	0	64	90	5.06	1.312																
52 Brad Hand, L ERA: 2.08	0.2	2	0	0	0	1	0	0	0	0	0	0	0	0	4	6	0.00	0.000																
58 Seranthony Dominguez, R ERA: 2.94	1.0	3	0	0	0	1	0	0	0	0	0	0	0	9	15	0.00	0.000																	
46 José Alvarado, L ERA: 7.45	0.1	7	5	4	4	1	1	0	0	0	0	0	0	13	23	108.00	18.000																	
64 Andrew Bellatti, R ERA: 2.08	0.2	W 3	0	0	0	0	1	0	0	0	0	0	0	6	11	0.00	1.500																	
23 Corey Knebel, R ERA: 2.51	1.0	S 6	1	0	0	0	0	0	0	0	0	0	0	6	11	0.00	1.500																	

AB 37  
R 9  
H 12  
RBI 8  
BB 1  
SO 10  
LOB 9



AB 39  
R 7  
H 12  
RBI 7  
BB 5  
SO 10  
LOB 26









Batter	1	2	3	4	5	6	7	8	9	AB R H RBI BB SO LOB	TOP											
17 Rhys Hoskins, R OBP: 0.312, SLG: 0.455										4 2 3 1 0 1 0	<b>Philadelphia Phillies @ Los Angeles Dodgers</b> <b>Dodger Stadium, Los Angeles, CA</b> Sat May 14 2022, 7:12 PM - 9:49 PM PDT Att: 50,279 - Clear - 81 F											
28 Alec Bohm, R OBP: 0.350, SLG: 0.437										4 1 1 0 0 0 1												
3 Bryce Harper, L OBP: 0.361, SLG: 0.634										4 2 3 3 0 0 0												
8 Nick Castellanos, R OBP: 0.348, SLG: 0.480										4 1 1 0 0 0 2												
2 Jean Segura, R OBP: 0.365, SLG: 0.505										4 1 1 3 0 1 2												
10 J.T. Realmuto, R OBP: 0.310, SLG: 0.348										4 0 0 0 0 1 1												
12 Kyle Schwarber, L OBP: 0.285, SLG: 0.450										4 1 1 1 0 2 0												
7 Johan Camargo, S OBP: 0.279, SLG: 0.370										4 0 0 0 0 0 0												
24 Roman Quinn, S OBP: 0.200, SLG: 0.158										4 0 0 0 0 1 0												
<b>Inning Stats</b>	R: 3 H: 2 E: 1 K: 1 S: 12	H: 2 LOB: 0 BB: 0 P: 19	R: 0 H: 0 E: 0 K: 0 S: 6	H: 0 LOB: 0 BB: 0 P: 8	R: 3 H: 4 E: 0 K: 0 S: 13	H: 4 LOB: 0 BB: 0 P: 19	R: 2 H: 2 E: 0 K: 0 S: 10	H: 2 LOB: 0 BB: 0 P: 12	R: 0 H: 0 E: 0 K: 2 S: 6	H: 0 LOB: 0 BB: 0 P: 8		R: 0 H: 0 E: 0 K: 2 S: 8	H: 0 LOB: 0 BB: 0 P: 9	R: 0 H: 1 E: 0 K: 1 S: 9	H: 1 LOB: 0 BB: 0 P: 13	R: 0 H: 1 E: 0 K: 1 S: 9	H: 1 LOB: 1 BB: 0 P: 10	R: 0 H: 0 E: 0 K: 2 S: 13	H: 0 LOB: 0 BB: 0 P: 21	1B: 4 2B: 2 3B: 0 HR: 4	SF: 0 SAC: 0 DP: 2 HBP: 0	WP: 0 PB: 0 SB: 0 CS: 0
<b>PITCHER</b>	IP WLS BF H R ER SO BB IBB HBP BLK WP HR S P ERA WHIP											IP WLS BF H R ER SO BB IBB HBP BLK WP HR S P ERA WHIP										
7 Julio Urias, L ERA: 3.0	6.0 L 26 8 8 5 3 0 0 0 0 0 0 4 55 75 7.50 1.333																					
45 Reyes Moronta, R ERA: 2.25	2.0 7 2 0 0 1 0 0 0 0 0 0 0 16 26 0.00 1.000																					
61 Garrett Cleavinger, L ERA: 3.38	1.0 3 0 0 0 2 0 0 0 0 0 0 0 13 21 0.00 0.000																					

AB	36
R	8
H	10
RBI	8
BB	0
SO	6
LOB	6



Batter	1	2	3	4	5	6	7	8	9	AB R H RBI BB SO LOB	BOTTOM											
50 Mookie Betts, R OBP: 0.336, SLG: 0.426										4 1 1 1 0 1 0	<b>Philadelphia Phillies @ Los Angeles Dodgers</b> <b>Dodger Stadium, Los Angeles, CA</b> Sat May 14 2022, 7:12 PM - 9:49 PM PDT Att: 50,279 - Clear - 81 F											
5 Freddie Freeman, L OBP: 0.401, SLG: 0.479										3 0 0 0 1 2 0												
6 Trea Turner, R OBP: 0.336, SLG: 0.376										4 0 1 0 0 1 1												
16 Will Smith, R OBP: 0.371, SLG: 0.395										3 1 1 0 1 0 1												
10 Justin Turner, R OBP: 0.264, SLG: 0.345										4 1 1 0 0 1 3												
3 Chris Taylor, R OBP: 0.336, SLG: 0.406										2 0 0 0 2 0 0												
35 Cody Bellinger, L OBP: 0.262, SLG: 0.408										4 0 1 2 0 1 1												
17 Hanser Alberto, R OBP: 0.250, SLG: 0.290										3 0 0 0 0 1 2												
13 Max Muncy, L OBP: 0.339, SLG: 0.292										1 0 0 0 0 1 1												
15 Austin Barnes, R OBP: 0.333, SLG: 0.553										3 0 0 0 0 1 2												
43 Edwin Rios, L OBP: 0.289, SLG: 0.541										1 0 0 0 0 1 1												
<b>Inning Stats</b>	R: 1 H: 2 E: 0 K: 2 S: 14	H: 2 LOB: 1 BB: 0 P: 19	R: 0 H: 0 E: 0 K: 0 S: 9	H: 0 LOB: 0 BB: 0 P: 13	R: 0 H: 0 E: 0 K: 2 S: 9	H: 0 LOB: 0 BB: 0 P: 15	R: 2 H: 3 E: 0 K: 1 S: 13	H: 3 LOB: 2 BB: 1 P: 21	R: 0 H: 0 E: 0 K: 1 S: 5	H: 0 LOB: 0 BB: 0 P: 6	R: 0 H: 0 E: 0 K: 0 S: 7	H: 0 LOB: 0 BB: 0 P: 13	R: 0 H: 0 E: 0 K: 0 S: 10	H: 0 LOB: 0 BB: 0 P: 16	R: 0 H: 0 E: 0 K: 1 S: 8	H: 0 LOB: 2 BB: 2 P: 19	R: 0 H: 0 E: 0 K: 3 S: 10	H: 0 LOB: 1 BB: 1 P: 16	1B: 2 2B: 2 3B: 0 HR: 1	SF: 0 SAC: 0 DP: 0 HBP: 0	WP: 0 PB: 0 SB: 0 CS: 0	PA: 36
<b>PITCHER</b>	IP WLS BF H R ER SO BB IBB HBP BLK WP HR S P ERA WHIP											IP WLS BF H R ER SO BB IBB HBP BLK WP HR S P ERA WHIP										
55 Ranger Suarez, L ERA: 3.72	7.0 W 27 5 3 3 6 1 0 0 0 0 0 1 67 102 3.86 0.857																					
58 Seranthony Dominguez, R ERA: 2.63	1.0 5 0 0 0 1 2 0 0 0 0 0 0 8 19 0.00 2.000																					
75 Connor Brogdon, R ERA: 4.5	1.0 4 0 0 0 3 1 0 0 0 0 0 0 10 16 0.00 1.000																					

AB	32
R	3
H	5
RBI	3
BB	4
SO	10
LOB	12





Batter	1	2	3	4	5	6	7	8	9	AB	R	H	RBI	BB	SO	LOB	TOP										
17 Rhys Hoskins, R OBP: 0.315, SLG: 0.449	F9	12 BB		F8			G4-6-3	FC5-4		4	0	1	2	1	0	2	Philadelphia Phillies @ Los Angeles Dodgers Dodger Stadium, Los Angeles, CA Sun May 15 2022, 1:11 PM - 4:42 PM PDT Att: 51,869 - Partly Cloudy - 83 F										
28 Alec Bohm, R OBP: 0.352, SLG: 0.435	K	12 BB		F8			G4-6-3		5	0	2	0	0	1	2												
12 Kyle Schwarber, L OBP: 0.296, SLG: 0.443	P4									2	0	0	0	2	0	1											
24 Roman Quinn, S OBP: 0.200, SLG: 0.158										0	0	0	0	0	0	0											
8 Nick Castellanos, R OBP: 0.343, SLG: 0.465	K									4	0	0	0	1	1	5											
2 Jean Segura, R OBP: 0.367, SLG: 0.500										5	1	2	0	0	2	1											
37 Odúbel Herrera, L OBP: 0.296, SLG: 0.529	K									4	0	0	0	0	1	4											
7 Johan Camargo, S OBP: 0.289, SLG: 0.381										3	1	1	0	1	0	0											
5 Bryson Stott, L OBP: 0.196, SLG: 0.154	E4									4	1	0	0	0	1	2											
21 Garrett Stubbs, L OBP: 0.409, SLG: 0.550										3	1	2	1	1	1	1											
<b>Inning Stats</b>	R: 0 E: 0 K: 1 S: 9	H: 0 LOB: 0 BB: 0 P: 13	R: 4 E: 1 K: 2 S: 23	H: 4 LOB: 3 BB: 2 P: 35	R: 0 E: 0 K: 0 S: 4	H: 0 LOB: 0 BB: 0 P: 8	R: 0 E: 0 K: 0 S: 9	H: 0 LOB: 1 BB: 1 P: 16	R: 0 E: 0 K: 1 S: 4	H: 1 LOB: 3 BB: 0 P: 8	R: 0 E: 0 K: 2 S: 12	H: 1 LOB: 3 BB: 3 P: 31	R: 0 E: 0 K: 0 S: 11	H: 1 LOB: 1 BB: 0 P: 17	R: 0 E: 0 K: 1 S: 7	H: 1 LOB: 1 BB: 0 P: 9	1B: 6 2B: 2 3B: 0 HR: 0	SF: 0 SAC: 0 DP: 2 HBP: 1	WP: 0 PB: 0 SB: 2 CS: 0	PA: 41							
<b>PITCHER</b>	IP	WLS	BF	H	R	ER	SO	BB	IBB	HBP	BLK	WP	HR	S	P	ERA	WHIP										
78 Michael Grove, R ERA: 3.18	3.2		19	4	4	0	3	3	0	0	0	0	0	43	70	0.00	1.909										
52 Phil Bickford, R ERA: 2.79	1.1		4	0	0	0	1	0	0	1	0	0	0	6	10	0.00	0.000										
51 Alex Vesia, L ERA: 2.79	1.0		4	1	0	0	2	0	0	0	0	0	0	12	19	0.00	1.000										
38 Yency Almonte, R ERA: 2.79	1.0		6	1	0	0	0	3	0	0	0	0	0	15	31	0.00	4.000										
25 Shane Greene, R ERA: 2.79	2.0	W	8	2	0	0	1	0	0	0	0	0	0	18	26	0.00	1.000										

AB	34
R	4
H	8
RBI	3
BB	6
SO	7
LOB	18



Batter	1	2	3	4	5	6	7	8	9	AB	R	H	RBI	BB	SO	LOB	BOTTOM											
50 Mookie Betts, R OBP: 0.340, SLG: 0.460	G5-3									4	1	2	2	0	1	1	Philadelphia Phillies @ Los Angeles Dodgers Dodger Stadium, Los Angeles, CA Sun May 15 2022, 1:11 PM - 4:42 PM PDT Att: 51,869 - Partly Cloudy - 83 F											
5 Freddie Freeman, L OBP: 0.397, SLG: 0.467	F9									3	0	0	0	1	0	1												
6 Trea Turner, R OBP: 0.340, SLG: 0.383										3	1	1	0	1	0	2												
16 Will Smith, R OBP: 0.366, SLG: 0.388	G5-3									4	0	1	0	0	0	2												
13 Max Muncy, L OBP: 0.336, SLG: 0.290	K									4	0	1	1	0	2	0												
10 Justin Turner, R OBP: 0.296, SLG: 0.333	F8									4	0	0	0	0	1	2												
35 Cody Bellinger, L OBP: 0.261, SLG: 0.419	K									4	1	1	0	0	2	1												
3 Chris Taylor, R OBP: 0.350, SLG: 0.402										1	1	0	0	2	0	0												
9 Gavin Lux, L OBP: 0.343, SLG: 0.341	K									3	1	1	2	1	2	1												
<b>Inning Stats</b>	R: 0 E: 0 K: 0 S: 6	H: 1 LOB: 1 BB: 0 P: 9	R: 0 E: 0 K: 2 S: 9	H: 0 LOB: 0 BB: 0 P: 14	R: 1 E: 0 K: 1 S: 9	H: 1 LOB: 0 BB: 0 P: 13	R: 1 E: 0 K: 1 S: 12	H: 2 LOB: 1 BB: 1 P: 23	R: 0 E: 0 K: 2 S: 10	H: 0 LOB: 1 BB: 1 P: 16	R: 0 E: 0 K: 1 S: 9	H: 0 LOB: 0 BB: 0 P: 14	R: 0 E: 0 K: 1 S: 9	H: 0 LOB: 0 BB: 2 P: 17	R: 1 E: 0 K: 0 S: 7	H: 1 LOB: 1 BB: 2 P: 17	R: 2 E: 0 K: 0 S: 12	H: 2 LOB: 1 BB: 1 P: 21	1B: 2 2B: 3 3B: 1 HR: 1	SF: 0 SAC: 0 DP: 2 HBP: 1	WP: 0 PB: 0 SB: 2 CS: 1	PA: 37						
<b>PITCHER</b>	IP	WLS	BF	H	R	ER	SO	BB	IBB	HBP	BLK	WP	HR	S	P	ERA	WHIP											
27 Aaron Nola, R ERA: 3.64	7.0		26	4	2	2	8	2	0	0	0	0	0	1	64	108	2.57	0.857										
31 Jeudy Familia, R ERA: 4.29	1.0	H	5	1	1	1	0	2	0	0	0	0	0	7	17	9.00	3.000											
23 Corey Knebel, R ERA: 3.6	0.2	L	5	2	2	2	0	1	0	0	0	0	0	12	21	27.00	4.500											

AB	30
R	5
H	7
RBI	5
BB	5
SO	8
LOB	10









Batter	1	2	3	4	5	6	7	8	9	AB	R	H	RBI	BB	SO	LOB	TOP					
9 Jake Cronworth, L OBP: 0.301, SLG: 0.319	G1-3		K						P5	4	0	1	0	0	1	1						
7 Ha-Seong Kim, R OBP: 0.325, SLG: 0.416	E5 1B			K					G3-1	4	0	1	0	0	2	1						
13 Manny Machado, R OBP: 0.433, SLG: 0.566	G4-3				F9				G6-3	4	0	1	0	0	0	0						
30 Eric Hosmer, L OBP: 0.399, SLG: 0.492		F6			G5-3				F9 1B	3	0	0	0	0	0	1						
45 Luke Voit, R OBP: 0.300, SLG: 0.288		K				L7			K	3	0	0	0	0	2	1						
5 Wil Myers, R OBP: 0.270, SLG: 0.305	G3					K			F9	3	0	0	0	0	1	1						
10 Jurickson Profar, S OBP: 0.313, SLG: 0.399						F7			G6-3	3	0	1	0	0	0	0						
38 Jorge Alfaro, R OBP: 0.288, SLG: 0.383						K			K	3	0	0	0	0	3	1						
2 Trent Grisham, L OBP: 0.263, SLG: 0.252						F8			K	3	0	0	0	0	2	1						
<b>Inning Stats</b>	R: 0 H: 1 E: 1 K: 0 S: 12	H: 1 LOB: 0 BB: 0 P: 18	R: 0 H: 0 E: 0 K: 1 S: 7	H: 0 LOB: 0 BB: 0 P: 11	R: 0 H: 1 E: 0 K: 2 S: 9	H: 1 LOB: 1 BB: 0 P: 15	R: 0 H: 0 E: 0 K: 1 S: 6	H: 0 LOB: 0 BB: 0 P: 8	R: 0 H: 0 E: 0 K: 1 S: 7	H: 0 LOB: 0 BB: 0 P: 10	R: 0 H: 1 E: 0 K: 3 S: 13	H: 1 LOB: 1 BB: 0 P: 17	R: 0 H: 1 E: 0 K: 1 S: 12	H: 1 LOB: 1 BB: 0 P: 18	R: 0 H: 0 E: 0 K: 2 S: 11	H: 0 LOB: 0 BB: 0 P: 15	R: 0 H: 0 E: 0 K: 0 S: 3	H: 0 LOB: 0 BB: 0 P: 4	1B: 3 2B: 1 3B: 0 HR: 0	SF: 0 SAC: 0 DP: 0 HBP: 0	WP: 0 PB: 0 SB: 0 CS: 0	PA: 30
<b>PITCHER</b>	IP	WLS	BF	H	R	ER	SO	BB	IBB	HBP	BLK	WP	HR	S	P	ERA	WHIP					
45 Zack Wheeler, R ERA: 3.49	7.0	W	24	4	0	0	9	0	0	0	0	0	0	66	97	0.00	0.571					
46 José Alvarado, L ERA: 5.75	1.0	H	3	0	0	0	2	0	0	0	0	0	0	11	15	0.00	0.000					
23 Corey Knebel, R ERA: 3.38	1.0	S	3	0	0	0	0	0	0	0	0	0	0	3	4	0.00	0.000					

San Diego Padres @ Philadelphia Phillies  
Citizens Bank Park, Philadelphia, PA  
Wed May 18 2022, 6:48 PM - 9:31 PM EDT  
Att: 27,655 - Clear - 71 F

livebaseballscorecards.com

AB 30  
R 0  
H 4  
RBI 0  
BB 0  
SO 11  
LOB 7



Batter	1	2	3	4	5	6	7	8	9	AB	R	H	RBI	BB	SO	LOB	BOTTOM					
17 Rhys Hoskins, R OBP: 0.311, SLG: 0.455	8 BB 10 1B BB		HR						G6-3	3	2	1	1	1	1	0						
28 Alec Bohm, R OBP: 0.338, SLG: 0.414	K		L9						G5-3	4	0	0	0	0	2	1						
8 Nick Castellanos, R OBP: 0.344, SLG: 0.456	10 1B BB		K						K	3	0	0	0	1	3	0						
2 Jean Segura, R OBP: 0.352, SLG: 0.475	P3		F8						F4 G5-3	4	0	0	0	0	0	2						
10 J.T. Realmuto, R OBP: 0.301, SLG: 0.336	1-3 2-H 1B		F9						F8 P5	4	0	1	1	0	0	0						
12 Kyle Schwarber, L OBP: 0.295, SLG: 0.430	K								7 1B 1B	2	1	1	0	1	1	2						
7 Johan Camargo, S OBP: 0.298, SLG: 0.386			K						K 1B	3	0	1	0	0	2	1						
37 Odúbel Herrera, L OBP: 0.283, SLG: 0.509		G3-1							K 24 WP 1-H 2B	3	0	1	1	0	1	2						
24 Roman Quinn, S OBP: 0.154, SLG: 0.120		L6							K	3	0	0	0	0	2	1						
<b>Inning Stats</b>	R: 1 H: 1 E: 0 K: 2 S: 17	H: 1 LOB: 2 BB: 2 P: 34	R: 0 H: 0 E: 0 K: 1 S: 9	H: 0 LOB: 0 BB: 0 P: 15	R: 1 H: 1 E: 0 K: 1 S: 11	H: 1 LOB: 0 BB: 0 P: 15	R: 1 H: 1 E: 0 K: 2 S: 13	H: 1 LOB: 1 BB: 1 P: 26	R: 0 H: 0 E: 0 K: 3 S: 11	H: 0 LOB: 0 BB: 0 P: 13	R: 0 H: 2 E: 0 K: 1 S: 11	H: 2 LOB: 2 BB: 0 P: 16	R: 0 H: 0 E: 0 K: 1 S: 9	H: 0 LOB: 0 BB: 0 P: 12	R: 0 H: 0 E: 0 K: 1 S: 6	H: 0 LOB: 0 BB: 0 P: 9	1B: 3 2B: 1 3B: 0 HR: 1	SF: 0 SAC: 0 DP: 0 HBP: 0	WP: 1 PB: 0 SB: 0 CS: 0	PA: 32		
<b>PITCHER</b>	IP	WLS	BF	H	R	ER	SO	BB	IBB	HBP	BLK	WP	HR	S	P	ERA	WHIP					
4 Blake Snell, L ERA: 7.36	3.2	L	17	3	3	3	5	3	0	0	0	1	0	46	84	7.36	1.636					
34 Craig Stammen, R ERA: 2.77	0.1		1	0	0	0	1	0	0	0	0	1	0	4	6	0.00	0.000					
22 Nick Martinez, R ERA: 3.89	4.0		14	2	0	0	6	0	0	0	0	0	0	37	50	0.00	0.500					

San Diego Padres @ Philadelphia Phillies  
Citizens Bank Park, Philadelphia, PA  
Wed May 18 2022, 6:48 PM - 9:31 PM EDT  
Att: 27,655 - Clear - 71 F

livebaseballscorecards.com

AB 29  
R 3  
H 5  
RBI 3  
BB 3  
SO 12  
LOB 9









Batter	1	2	3	4	5	6	7	8	9	AB	R	H	RBI	BB	SO	LOB	TOP										
50 Mookie Betts, R OBP: 0.347, SLG: 0.479										5	1	1	0	0	1	2											
5 Freddie Freeman, L OBP: 0.414, SLG: 0.497										5	2	3	2	0	0	0											
6 Trea Turner, R OBP: 0.352, SLG: 0.407										2	0	1	1	2	1	1											
16 Will Smith, R OBP: 0.364, SLG: 0.404										3	0	1	0	2	2	1											
10 Justin Turner, R OBP: 0.260, SLG: 0.359										3	0	0	1	2	1	3											
3 Chris Taylor, R OBP: 0.324, SLG: 0.397										4	0	0	0	0	2	8											
35 Cody Bellinger, L OBP: 0.282, SLG: 0.415										3	0	1	0	1	1	3											
17 Hanser Alberto, R OBP: 0.256, SLG: 0.289										4	0	1	0	0	1	2											
9 Gavin Lux, L OBP: 0.339, SLG: 0.346										4	1	1	0	0	0	2											
<b>Inning Stats</b>	R: 1 H: 1 E: 0 K: 2 S: 17	H: 1 LOB: 2 BB: 2 P: 34	R: 2 H: 3 E: 0 K: 2 S: 20	H: 3 LOB: 1 BB: 0 P: 33	R: 0 H: 1 E: 0 K: 1 S: 11	H: 1 LOB: 0 BB: 0 P: 17	R: 0 H: 1 E: 0 K: 0 S: 12	H: 1 LOB: 1 BB: 0 P: 19	R: 0 H: 0 E: 0 K: 1 S: 7	H: 0 LOB: 3 BB: 2 P: 24	R: 0 H: 0 E: 0 K: 1 S: 7	H: 0 LOB: 2 BB: 2 P: 27	R: 0 H: 1 E: 0 K: 0 S: 8	H: 1 LOB: 0 BB: 1 P: 13	R: 1 H: 1 E: 0 K: 1 S: 11	H: 3 LOB: 0 BB: 0 P: 18	1B: 7 2B: 2 3B: 0 HR: 0	SF: 1 SAC: 0 DP: 2 HBP: 0	WP: 1 PB: 0 SB: 2 CS: 0	PA: 41							
<b>PITCHER</b>	IP	WLS	BF	H	R	ER	SO	BB	IBB	HBP	BLK	WP	HR	S	P	ERA	WHIP										
55 Ranger Suárez, L ERA: 4.12	3.0	L	15	5	3	3	5	2	0	0	0	0	0	48	84	9.00	2.333										
57 Nick Nelson, R ERA: 3.1	2.0		10	2	0	0	0	2	0	0	0	1	0	23	43	0.00	2.000										
49 James Norwood, R ERA: 7.11	2.0		8	0	0	0	3	2	0	0	0	0	0	19	36	0.00	1.000										
31 Jeury Familia, R ERA: 3.95	1.0		4	1	0	0	0	1	0	0	0	0	0	8	13	0.00	2.000										
64 Andrew Bellatti, R ERA: 2.39	1.0		4	1	1	0	1	0	0	0	0	0	0	11	18	0.00	1.000										

Los Angeles Dodgers @ Philadelphia Phillies  
Citizens Bank Park, Philadelphia, PA  
Fri May 20 2022, 7:08 PM - 10:51 PM EDT  
Att: 30,025 - Partly Cloudy - 75 F

livebaseballscorecards.com

AB 33  
R 4  
H 9  
RBI 4  
BB 7  
SO 9  
LOB 22

Batter	1	2	3	4	5	6	7	8	9	AB	R	H	RBI	BB	SO	LOB	BOTTOM										
17 Rhys Hoskins, R OBP: 0.314, SLG: 0.447										3	0	0	0	1	0	1											
28 Alec Bohm, R OBP: 0.326, SLG: 0.395										4	0	0	0	0	1	2											
8 Nick Castellanos, R OBP: 0.327, SLG: 0.431										4	0	0	0	0	1	0											
2 Jean Segura, R OBP: 0.346, SLG: 0.463										4	0	1	0	0	0	0											
12 Kyle Schwarber, L OBP: 0.299, SLG: 0.441										4	1	2	0	0	1	1											
10 J.T. Realmuto, R OBP: 0.291, SLG: 0.331										4	0	1	1	0	2	2											
7 Johan Camargo, S OBP: 0.314, SLG: 0.399										4	0	2	0	0	1	1											
37 Odúbel Herrera, L OBP: 0.265, SLG: 0.462										4	0	0	0	0	3	4											
24 Roman Quinn, S OBP: 0.172, SLG: 0.143										3	0	1	0	0	1	1											
<b>Inning Stats</b>	R: 0 H: 0 E: 0 K: 0 S: 8	H: 0 LOB: 0 BB: 0 P: 14	R: 0 H: 0 E: 0 K: 2 S: 11	H: 0 LOB: 0 BB: 0 P: 19	R: 0 H: 1 E: 0 K: 1 S: 11	H: 1 LOB: 1 BB: 0 P: 15	R: 0 H: 0 E: 0 K: 0 S: 8	H: 0 LOB: 0 BB: 0 P: 13	R: 0 H: 1 E: 0 K: 2 S: 14	H: 1 LOB: 0 BB: 0 P: 19	R: 0 H: 0 E: 0 K: 1 S: 9	H: 0 LOB: 0 BB: 0 P: 12	R: 0 H: 1 E: 0 K: 0 S: 8	H: 1 LOB: 1 BB: 0 P: 13	R: 0 H: 1 E: 0 K: 2 S: 15	H: 1 LOB: 2 BB: 1 P: 24	R: 1 H: 3 E: 0 K: 2 S: 19	H: 3 LOB: 0 BB: 0 P: 27	1B: 4 2B: 3 3B: 0 HR: 0	SF: 0 SAC: 0 DP: 0 HBP: 0	WP: 0 PB: 0 SB: 0 CS: 0	PA: 35					
<b>PITCHER</b>	IP	WLS	BF	H	R	ER	SO	BB	IBB	HBP	BLK	WP	HR	S	P	ERA	WHIP										
7 Julio Urias, L ERA: 2.63	5.0	W	17	2	0	0	5	0	0	0	0	0	0	12	17	0.00	0.750										
38 Yency Almonte, R ERA: 2.53	1.1	H	5	1	0	0	1	0	0	0	0	0	0	5	8	0.00	0.000										
51 Alex Vesia, L ERA: 2.53	0.2	H	2	0	0	0	0	0	0	0	0	0	0	5	8	0.00	0.000										
59 Evan Phillips, R ERA: 2.93	1.0	H	5	1	0	0	2	1	0	0	0	0	0	15	24	0.00	2.000										
52 Phil Bickford, R ERA: 3.46	0.2		4	2	1	1	1	0	0	0	0	0	0	15	21	13.50	3.000										

Los Angeles Dodgers @ Philadelphia Phillies  
Citizens Bank Park, Philadelphia, PA  
Fri May 20 2022, 7:08 PM - 10:51 PM EDT  
Att: 30,025 - Partly Cloudy - 75 F

livebaseballscorecards.com

AB 34  
R 1  
H 7  
RBI 1  
BB 1  
SO 10  
LOB 12







Batter	1	2	3	4	5	6	7	8	9	10	AB	R	H	RBI	BB	SO	LOB	TOP						
50 Mookie Betts, R OBP: 0.362, SLG: 0.526											4	2	1	1	1	3	0	<b>Los Angeles Dodgers @ Philadelphia Phillies</b> Citizens Bank Park, Philadelphia, PA Sun May 22 2022, 1:38 PM - 5:06 PM EDT Att: 34,021 - Partly Cloudy - 88 F						
5 Freddie Freeman, L OBP: 0.391, SLG: 0.464	G1-5-3		G3			P4		F7		FC2-5	5	0	0	0	0	0	1							
6 Trea Turner, R OBP: 0.354, SLG: 0.413																	5							
43 Edwin Rios, L OBP: 0.313, SLG: 0.622																	3							
13 Max Muncy, L OBP: 0.331, SLG: 0.279																	4							
10 Justin Turner, R OBP: 0.265, SLG: 0.364																	5							
36 Cody Bellinger, L OBP: 0.285, SLG: 0.410																	4							
9 Gavin Lux, L OBP: 0.336, SLG: 0.336																	3							
3 Chris Taylor, R OBP: 0.326, SLG: 0.392																	0							
15 Austin Barnes, R OBP: 0.327, SLG: 0.531																	4							
<b>Inning Stats</b>	R: 0 E: 0 K: 2 S: 14	H: 1 LOB: 1 BB: 0 P: 18	R: 0 E: 0 K: 3 S: 9	H: 0 LOB: 0 BB: 10 P: 10	R: 1 E: 0 K: 2 S: 10	H: 1 LOB: 0 BB: 0 P: 13	R: 1 E: 0 K: 2 S: 12	H: 1 LOB: 1 BB: 1 P: 22	R: 0 E: 0 K: 1 S: 6	H: 0 LOB: 0 BB: 0 P: 8	R: 0 E: 0 K: 1 S: 11	H: 1 LOB: 1 BB: 0 P: 17	R: 0 E: 0 K: 1 S: 8	H: 1 LOB: 1 BB: 0 P: 11	R: 0 E: 1 K: 0 S: 9	H: 0 LOB: 2 BB: 1 P: 18	R: 1 E: 0 K: 1 S: 12	H: 1 LOB: 3 BB: 2 P: 23	1B: 3 2B: 1 3B: 0 HR: 2	SF: 0 SAC: 0 DP: 1 HBP: 0	WP: 0 PB: 1 SB: 1 CS: 0	PA: 42		
<b>PITCHER</b>	IP 7.0	WLS 27	H 4	R 2	ER 2	SO 12	BB 2	IBB 0	HBP 0	BLK 0	WP 0	HR 2	S 73	P 106	ERA 2.57	WHIP 0.857								
56 Zach Eflin, R ERA: 3.65	1.0	4	1	0	0	1	0	0	0	0	0	0	8	11	0.00	1.000								
58 Seranthony Dominguez, R ERA: 3.16	1.0	5	0	0	0	0	0	1	0	0	0	0	9	18	0.00	0.000								
46 José Alvarado, L ERA: 7.3	1.0	W	6	1	1	0	1	1	0	0	0	0	12	23	0.00	2.000								
23 Corey Knebel, R ERA: 3.18																								

AB	37
R	3
H	6
RBI	3
BB	5
SO	14
LOB	17



Batter	1	2	3	4	5	6	7	8	9	10	AB	R	H	RBI	BB	SO	LOB	BOTTOM					
17 Rhys Hoskins, R OBP: 0.305, SLG: 0.430	L7		F8					G5-4-3			4	0	0	0	0	1	3	<b>Los Angeles Dodgers @ Philadelphia Phillies</b> Citizens Bank Park, Philadelphia, PA Sun May 22 2022, 1:38 PM - 5:06 PM EDT Att: 34,021 - Partly Cloudy - 88 F					
24 Roman Quinn, S OBP: 0.200, SLG: 0.172											1	1	1	0	0	0	0						
28 Alec Bohm, R OBP: 0.320, SLG: 0.406											5	0	1	0	0	3	0						
3 Bryce Harper, L OBP: 0.348, SLG: 0.604											4	0	0	0	0	2	1						
8 Nick Castellanos, R OBP: 0.329, SLG: 0.430											4	1	2	0	0	0	0						
12 Kyle Schwarber, L OBP: 0.303, SLG: 0.455											3	0	1	0	1	2	1						
2 Jean Segura, R OBP: 0.340, SLG: 0.458											4	0	1	1	0	0	2						
37 Odobel Herrera, L OBP: 0.270, SLG: 0.443											2	0	0	0	0	1	0						
10 J.T. Realmuto, R OBP: 0.293, SLG: 0.321											1	0	0	0	0	1	2						
21 Garrett Stubbs, L OBP: 0.464, SLG: 0.680											2	2	2	1	1	0	0						
5 Bryson Stott, L OBP: 0.185, SLG: 0.148											2	0	0	0	0	1	1						
7 Johan Camargo, S OBP: 0.317, SLG: 0.385											1	0	0	0	1	1	1						
<b>Inning Stats</b>	R: 0 E: 0 K: 0 S: 8	H: 1 LOB: 0 BB: 0 P: 9	R: 0 E: 0 K: 1 S: 8	H: 0 LOB: 0 BB: 0 P: 13	R: 0 E: 0 K: 2 S: 12	H: 0 LOB: 0 BB: 1 P: 23	R: 0 E: 0 K: 2 S: 11	H: 0 LOB: 0 BB: 0 P: 15	R: 0 E: 0 K: 1 S: 9	H: 1 LOB: 0 BB: 0 P: 9	R: 1 E: 0 K: 3 S: 16	H: 1 LOB: 1 BB: 0 P: 21	R: 0 E: 0 K: 2 S: 10	H: 1 LOB: 1 BB: 0 P: 15	R: 0 E: 0 K: 2 S: 11	H: 2 LOB: 2 BB: 1 P: 14	R: 2 E: 1 K: 1 S: 11	H: 2 LOB: 1 BB: 0 P: 18	1B: 6 2B: 1 3B: 0 HR: 1	SF: 0 SAC: 1 DP: 3 HBP: 1	WP: 0 PB: 1 SB: 0 CS: 0	PA: 38	
<b>PITCHER</b>	IP 6.0	WLS 20	H 3	R 1	ER 1	SO 7	BB 1	IBB 0	HBP 0	BLK 0	WP 0	HR 1	S 64	P 90	ERA 1.50	WHIP 0.667							
26 Tony Gonsolin, R ERA: 1.62	1.0	H	4	1	0	0	2	0	0	0	0	0	10	15	0.00	1.000							
51 Alex Vesia, L ERA: 2.25	0.1	H	3	0	0	0	1	0	1	0	0	0	6	13	0.00	3.000							
63 Justin Bruhl, L ERA: 2.45	1.2	B	7	2	1	1	2	0	1	0	0	0	13	16	5.40	1.200							
38 Yency Almonte, R ERA: 1.5	0.2	L	4	2	2	0	1	0	0	0	0	0	11	18	0.00	3.000							
59 Evan Phillips, R ERA: 2.81																							

AB	33
R	4
H	8
RBI	2
BB	3
SO	12
LOB	11





Batter	1	2	3	4	5	6	7	8	9	AB	R	H	RBI	BB	SO	LOB	TOP										
17 Rhys Hoskins, R OBP: 0.308, SLG: 0.431										4	0	1	3	1	1	2											
28 Alec Bohm, R OBP: 0.329, SLG: 0.409										4	1	2	0	1	1	2											
3 Bryce Harper, L OBP: 0.344, SLG: 0.590											5	0	1	0	0	1	4										
8 Nick Castellanos, R OBP: 0.320, SLG: 0.417										5	0	0	0	0	1	5											
2 Jean Segura, R OBP: 0.342, SLG: 0.456											5	0	2	1	0	2											
12 Kyle Schwarber, L OBP: 0.312, SLG: 0.448											2	2	0	0	3	2											
10 J.T. Realmuto, R OBP: 0.303, SLG: 0.341											4	2	2	1	1	3											
7 Johan Camargo, S OBP: 0.321, SLG: 0.380											4	1	1	0	1	2	4										
24 Roman Quinn, S OBP: 0.235, SLG: 0.219											3	1	1	2	1	2											
<b>Inning Stats</b>	R: 0 E: 0 K: 0 S: 10	H: 1 LOB: 2 BB: 1 P: 17	R: 3 E: 0 K: 2 S: 24	H: 2 LOB: 1 BB: 2 P: 43	R: 3 E: 0 K: 1 S: 19	H: 2 LOB: 1 BB: 2 P: 30	R: 1 E: 0 K: 1 S: 12	H: 3 LOB: 2 BB: 1 P: 19	R: 0 E: 0 K: 1 S: 12	H: 1 LOB: 1 BB: 0 P: 19	R: 0 E: 0 K: 0 S: 4	H: 0 LOB: 0 BB: 0 P: 5	R: 0 E: 0 K: 2 S: 11	H: 0 LOB: 1 BB: 1 P: 17	R: 0 E: 0 K: 2 S: 9	H: 0 LOB: 1 BB: 0 P: 19	R: 0 E: 0 K: 2 S: 12	H: 1 LOB: 1 BB: 0 P: 18	1B: 7 2B: 2 3B: 1 HR: 0	SF: 0 SAC: 0 DP: 1 HBP: 0	WP: 0 PB: 0 SB: 1 CS: 0	PA: 44					
<b>PITCHER</b>	IP	WLS	BF	H	R	ER	SO	BB	IBB	HBP	BLK	WP	HR	S	P	ERA	WHIP										
64 Tucker Davidson, L ERA: 9.71	2.2	L	16	4	5	5	2	4	0	0	0	0	0	45	76	16.88	3.000										
60 Jesse Chavez, R ERA: 4.76	1.2		11	5	2	2	3	2	0	0	0	0	0	28	46	10.80	4.200										
52 Dylan Lee, L ERA:	2.2		9	0	0	0	2	1	0	0	0	0	0	19	28	0.00	0.375										
56 Darren O'Day, R ERA: 4.22	1.0		4	0	0	0	2	1	0	0	0	0	0	9	19	0.00	1.000										
53 Jackson Stephens, R ERA: 1.23	1.0		4	1	0	0	2	0	0	0	0	0	0	12	18	0.00	1.000										

Philadelphia Phillies @ Atlanta Braves  
Truist Park, Atlanta, GA  
Mon May 23 2022, 7:22 PM - 10:58 PM EDT  
Att: 41,762 - Overcast - 71 F

AB 36  
R 7  
H 10  
RBI 7  
BB 8  
SO 11  
LOB 25



Batter	1	2	3	4	5	6	7	8	9	AB	R	H	RBI	BB	SO	LOB	BOTTOM										
13 Ronald Acuña Jr., R OBP: 0.400, SLG: 0.435											5	0	0	0	0	3											
24 William Contreras, R OBP: 0.357, SLG: 0.754										4	1	2	0	0	1	0											
20 Marcell Ozuna, R OBP: 0.273, SLG: 0.409										4	0	2	0	0	1	1											
16 Travis d'Aarnd, R OBP: 0.308, SLG: 0.450										4	0	1	0	0	0	2											
28 Matt Olson, L OBP: 0.364, SLG: 0.423										3	0	1	0	1	2	2											
Ozzie Albies, S OBP: 0.280, SLG: 0.395											4	1	1	1	0	1	1										
27 Austin Riley, R OBP: 0.313, SLG: 0.444										4	1	2	1	0	2	2											
14 Adam Duvall, R OBP: 0.256, SLG: 0.283											4	0	0	0	0	2	2										
7 Dansby Swanson, R OBP: 0.306, SLG: 0.403											4	0	2	1	0	1	0										
<b>Inning Stats</b>	R: 0 E: 0 K: 2 S: 13	H: 3 LOB: 2 BB: 0 P: 19	R: 0 E: 0 K: 3 S: 10	H: 0 LOB: 0 BB: 0 P: 16	R: 0 E: 0 K: 2 S: 9	H: 0 LOB: 0 BB: 0 P: 14	R: 0 E: 0 K: 2 S: 9	H: 0 LOB: 0 BB: 0 P: 12	R: 1 E: 0 K: 0 S: 12	H: 2 LOB: 1 BB: 0 P: 17	R: 0 E: 0 K: 0 S: 4	H: 1 LOB: 0 BB: 0 P: 6	R: 1 E: 1 K: 1 S: 18	H: 3 LOB: 2 BB: 0 P: 29	R: 1 E: 0 K: 1 S: 16	H: 2 LOB: 1 BB: 1 P: 31	R: 0 E: 0 K: 1 S: 8	H: 0 LOB: 0 BB: 0 P: 9	1B: 9 2B: 2 3B: 0 HR: 0	SF: 0 SAC: 0 DP: 1 HBP: 0	WP: 1 PB: 0 SB: 0 CS: 0	PA: 37					
<b>PITCHER</b>	IP	WLS	BF	H	R	ER	SO	BB	IBB	HBP	BLK	WP	HR	S	P	ERA	WHIP										
45 Zack Wheeler, R ERA: 3.38	6.2	W	26	8	2	2	10	0	0	0	0	0	0	70	105	2.70	1.200										
31 Jeunys Familia, R ERA: 4.6	1.0		5	2	1	1	0	0	0	0	0	0	0	13	23	9.00	2.000										
75 Connor Brogdon, R ERA: 2.84	0.1		3	1	0	0	1	1	0	0	0	0	0	8	16	0.00	6.000										
23 Corey Knebel, R ERA: 3.0	1.0		3	0	0	0	1	0	0	0	0	0	0	8	9	0.00	0.000										

Philadelphia Phillies @ Atlanta Braves  
Truist Park, Atlanta, GA  
Mon May 23 2022, 7:22 PM - 10:58 PM EDT  
Att: 41,762 - Overcast - 71 F

AB 36  
R 3  
H 11  
RBI 3  
BB 1  
SO 12  
LOB 13





Batter	1	2	3	4	5	6	7	8	9	AB	R	H	RBI	BB	SO	LOB	TOP								
17 Rhys Hoskins, R OBP: 0.305, SLG: 0.424											5	0	1	0	0	0									
28 Alec Bohm, R OBP: 0.331, SLG: 0.411											4	2	1	0	1	2									
3 Bryce Harper, L OBP: 0.352, SLG: 0.617											5	1	3	4	0	0									
8 Nick Castellanos, R OBP: 0.316, SLG: 0.410											5	0	1	0	0	2	3								
2 Jean Segura, R OBP: 0.344, SLG: 0.450											4	1	1	0	1	0	1								
12 Kyle Schwarber, L OBP: 0.316, SLG: 0.446											3	0	1	0	1	1	1								
10 J.T. Realmuto, R OBP: 0.301, SLG: 0.340											3	0	1	1	0	1	3								
7 Johan Camargo, S OBP: 0.319, SLG: 0.375											4	0	1	0	0	1	1								
24 Roman Quinn, S OBP: 0.237, SLG: 0.200											3	1	0	0	1	2	2								
<b>Inning Stats</b>	R: 0 E: 0 K: 0 S: 6	H: 0 LOB: 0 BB: 0 P: 9	R: 1 E: 0 K: 0 S: 10	H: 2 LOB: 1 BB: 0 P: 17	R: 0 E: 0 K: 1 S: 7	H: 0 LOB: 0 BB: 0 P: 12	R: 0 E: 0 K: 1 S: 11	H: 1 LOB: 1 BB: 0 P: 17	R: 0 E: 0 K: 1 S: 7	H: 0 LOB: 0 BB: 0 P: 14	R: 1 E: 0 K: 2 S: 17	H: 2 LOB: 3 BB: 2 P: 30	R: 1 E: 0 K: 3 S: 17	H: 2 LOB: 2 BB: 1 P: 29	R: 0 E: 0 K: 1 S: 11	H: 2 LOB: 2 BB: 0 P: 19	R: 2 E: 0 K: 0 S: 9	H: 1 LOB: 0 BB: 1 P: 15	1B: 7 2B: 2 3B: 0 HR: 1	SF: 1 SAC: 0 DP: 0 HBP: 0	WP: 0 PB: 2 SB: 0 CS: 0	PA: 41			
<b>PITCHER</b>	IP	WLS	BF	H	R	ER	SO	BB	IBB	HBP	BLK	WP	HR	S	P	ERA	WHIP								
54 Max Fried, L ERA: 3.27	6.0		25	5	2	2	5	1	1	0	0	0	0	58	99	3.00	1.000								
51 Will Smith, L ERA: 3.71	1.0	H	6	2	1	1	3	1	0	0	0	0	0	17	29	9.00	3.000								
33 A.J. Minter, L ERA: 1.37	1.0	H	5	2	0	0	1	0	0	0	0	0	0	11	19	0.00	2.000								
74 Kenley Jansen, R ERA: 3.86	1.0	W	5	1	2	2	0	1	0	0	0	0	1	9	15	18.00	2.000								

Philadelphia Phillies @ Atlanta Braves  
Truist Park, Atlanta, GA  
Tue May 24 2022, 7:22 PM - 11:19 PM EDT  
Att: 32,274 - Partly Cloudy - 82 F

AB 36  
R 5  
H 10  
RBI 5  
BB 4  
SO 9  
LOB 13



Batter	1	2	3	4	5	6	7	8	9	AB	R	H	RBI	BB	SO	LOB	BOTTOM								
13 Ronald Acuña Jr., R OBP: 0.400, SLG: 0.446										3	1	2	3	0	1	2									
24 William Contreras, R OBP: 0.340, SLG: 0.714										5	0	1	1	0	3	5									
20 Marcell Ozuna, R OBP: 0.272, SLG: 0.405											4	0	1	0	0	2	1								
38 Guillermo Heredia, R OBP: 0.200, SLG: 0.306											0	0	0	0	0	0	0								
16 Travis d'Aarud, R OBP: 0.298, SLG: 0.435										4	0	0	0	0	2	2									
28 Matt Olson, L OBP: 0.361, SLG: 0.438										4	1	1	1	0	1	1									
Ozzie Albies, S OBP: 0.305, SLG: 0.406										3	2	3	0	1	0	0									
27 Austin Riley, R OBP: 0.317, SLG: 0.445										4	0	2	0	0	2	2									
14 Adam Duvall, R OBP: 0.262, SLG: 0.284										3	1	1	0	1	1	2									
7 Dansby Swanson, R OBP: 0.317, SLG: 0.419										4	1	3	1	0	1	3									
<b>Inning Stats</b>	R: 0 E: 0 K: 2 S: 13	H: 1 LOB: 1 BB: 0 P: 22	R: 2 E: 0 K: 1 S: 21	H: 4 LOB: 2 BB: 0 P: 30	R: 0 E: 0 K: 1 S: 11	H: 0 LOB: 0 BB: 0 P: 17	R: 0 E: 0 K: 2 S: 11	H: 2 LOB: 2 BB: 1 P: 20	R: 0 E: 0 K: 2 S: 11	H: 0 LOB: 0 BB: 0 P: 17	R: 2 E: 0 K: 2 S: 19	H: 3 LOB: 2 BB: 1 P: 36	R: 0 E: 0 K: 1 S: 8	H: 1 LOB: 0 BB: 0 P: 10	R: 0 E: 0 K: 2 S: 8	H: 1 LOB: 0 BB: 0 P: 14	R: 2 E: 1 K: 0 S: 7	H: 2 LOB: 1 BB: 0 P: 10	1B: 12 2B: 2 3B: 0 HR: 1	SF: 2 SAC: 0 DP: 2 HBP: 0	WP: 1 PB: 0 SB: 0 CS: 2	PA: 38			
<b>PITCHER</b>	IP	WLS	BF	H	R	ER	SO	BB	IBB	HBP	BLK	WP	HR	S	P	ERA	WHIP								
44 Kyle Gibson, R ERA: 3.94	5.0		22	7	2	2	8	1	0	0	0	0	1	9	18	3.60	1.600								
49 James Norwood, R ERA: 8.53	0.0		4	3	2	2	0	1	0	0	0	0	1	9	18	∞	∞								
64 Andrew Bellatti, R ERA: 2.19	1.0		3	0	0	0	2	0	0	0	0	0	0	10	18	0.00	0.000								
52 Brad Hand, L ERA: 1.59	1.0		3	1	0	0	1	0	0	0	0	0	0	8	10	0.00	1.000								
57 Nick Nelson, R ERA: 3.38	1.0	L	6	3	2	1	2	0	0	0	0	1	0	15	24	9.00	3.000								

Philadelphia Phillies @ Atlanta Braves  
Truist Park, Atlanta, GA  
Tue May 24 2022, 7:22 PM - 11:19 PM EDT  
Att: 32,274 - Partly Cloudy - 82 F

AB 34  
R 6  
H 14  
RBI 6  
BB 2  
SO 13  
LOB 18





Batter	1	2	3	4	5	6	7	8	9	AB	R	H	RBI	BB	SO	LOB	TOP		
17 Rhys Hoskins, R OBP: 0.302, SLG: 0.414			L5	FC4				F7		4	0	0	0	1	1	3			
28 Alec Bohm, R OBP: 0.333, SLG: 0.411			K						F9	5	1	2	0	0	2	1			
3 Bryce Harper, L OBP: 0.365, SLG: 0.636										5	1	4	0	0	0	1			
8 Nick Castellanos, R OBP: 0.313, SLG: 0.400			K							4	0	0	1	1	1	3			
2 Jean Segura, R OBP: 0.346, SLG: 0.448										5	1	2	1	0	1	3			
12 Kyle Schwarber, L OBP: 0.309, SLG: 0.434		L8		G3-1		K				4	0	0	0	0	2	2			
10 J.T. Realmuto, R OBP: 0.313, SLG: 0.343		P3								2	0	1	0	1	0	0			
37 Odübel Herrera, L OBP: 0.282, SLG: 0.486				HBP						4	1	2	2	0	0	3			
5 Bryson Stott, L OBP: 0.174, SLG: 0.138										4	0	0	0	0	2	3			
<b>Inning Stats</b>	R: 0 H: 2 E: 0 K: 1 S: 16	H: 1 LOB: 2 BB: 1 P: 26	R: 1 H: 1 E: 0 K: 1 S: 10	H: 1 LOB: 1 BB: 0 P: 14	R: 0 H: 1 E: 0 K: 2 S: 16	H: 1 LOB: 1 BB: 0 P: 22	R: 1 H: 2 E: 0 K: 0 S: 14	H: 3 LOB: 2 BB: 1 P: 22	R: 0 H: 0 E: 0 K: 2 S: 11	H: 0 LOB: 0 BB: 1 P: 18	R: 0 H: 0 E: 0 K: 2 S: 10	H: 1 LOB: 1 BB: 0 P: 18	R: 0 H: 1 E: 0 K: 0 S: 8	H: 1 LOB: 1 BB: 0 P: 10	1B: 8 2B: 2 3B: 0 HR: 1	SF: 0 SAC: 0 DP: 0 HBP: 1	WP: 0 PB: 0 SB: 0 CS: 0	PA: 41	
<b>PITCHER</b>	IP WLS BF H R ER SO BB IBB HBP BLK WP HR S P ERA WHIP																		
50 Charlie Morton, R ERA: 5.28	4.1		23	9	4	4	4	1	0	1	0	0	0	0	1	62	90	8.31	2.308
65 Spencer Strider, R ERA: 2.22	2.2	W	10	0	0	0	5	2	0	0	0	0	0	0	30	46	0.00	0.750	
32 Collin McHugh, R ERA: 3.71	2.0		8	2	0	0	0	0	0	0	0	0	0	21	28	0.00	1.000		

Philadelphia Phillies @ Atlanta Braves  
Truist Park, Atlanta, GA  
Wed May 25 2022, 7:23 PM - 10:51 PM EDT  
Att: 29,339 - Overcast - 70 F

AB 37  
R 4  
H 11  
RBI 4  
BB 3  
SO 9  
LOB 19



Batter	1	2	3	4	5	6	7	8	9	AB	R	H	RBI	BB	SO	LOB	BOTTOM			
Ozzie Albies, S OBP: 0.302, SLG: 0.400				G1-3				K		5	1	1	2	0	2	0				
7 Dansby Swanson, R OBP: 0.331, SLG: 0.451										5	2	4	2	0	0	0				
20 Marcell Ozuna, R OBP: 0.270, SLG: 0.399										5	0	1	0	0	3	2				
38 Guillermo Heredia, R OBP: 0.200, SLG: 0.306										0	0	0	0	0	0	0				
27 Austin Riley, R OBP: 0.324, SLG: 0.464										4	1	2	1	1	1	1				
28 Matt Olson, L OBP: 0.362, SLG: 0.433										4	0	1	0	1	2	2				
24 William Contreras, R OBP: 0.373, SLG: 0.773										2	2	1	1	2	1	2				
14 Adam Duvall, R OBP: 0.274, SLG: 0.287										2	1	1	0	2	1	2				
11 Orlando Arcia, R OBP: 0.417, SLG: 0.512										3	1	2	1	1	0	3				
48 Travis Demeritte, R OBP: 0.255, SLG: 0.333										4	0	0	0	0	2	5				
<b>Inning Stats</b>	R: 0 H: 1 E: 0 K: 0 S: 8	H: 4 LOB: 1 BB: 0 P: 12	R: 4 H: 4 E: 0 K: 0 S: 21	H: 4 LOB: 2 BB: 1 P: 33	R: 0 H: 0 E: 0 K: 3 S: 13	H: 0 LOB: 2 BB: 2 P: 27	R: 0 H: 0 E: 0 K: 0 S: 4	H: 0 LOB: 0 BB: 1 P: 10	R: 2 H: 3 E: 0 K: 1 S: 17	H: 3 LOB: 2 BB: 2 P: 32	R: 1 H: 1 E: 0 K: 2 S: 11	H: 1 LOB: 0 BB: 0 P: 17	R: 1 H: 2 E: 0 K: 3 S: 17	H: 2 LOB: 2 BB: 1 P: 29	R: 0 H: 2 E: 0 K: 3 S: 18	H: 2 LOB: 2 BB: 0 P: 25	1B: 8 2B: 2 3B: 0 HR: 3	SF: 0 SAC: 0 DP: 2 HBP: 0	WP: 1 PB: 0 SB: 0 CS: 0	PA: 41
<b>PITCHER</b>	IP WLS BF H R ER SO BB IBB HBP BLK WP HR S P ERA WHIP																			
55 Ranger Suárez, L ERA: 4.74	4.1	L	21	6	5	5	4	4	0	0	0	0	1	1	12	26	13.50	6.000		
46 José Alvarado, L ERA: 7.02	0.2		5	2	1	1	0	2	0	0	0	0	1	1	17	17	9.00	1.000		
64 Andrew Bellatti, R ERA: 2.7	1.0		4	1	1	1	2	0	0	0	0	0	0	1	17	29	9.00	3.000		
75 Connor Brogdon, R ERA: 3.88	1.0		6	2	1	1	3	1	0	0	0	0	0	17	29	9.00	3.000			
49 James Norwood, R ERA: 7.9	1.0		5	2	0	0	3	0	0	0	0	0	0	18	25	0.00	2.000			

Philadelphia Phillies @ Atlanta Braves  
Truist Park, Atlanta, GA  
Wed May 25 2022, 7:23 PM - 10:51 PM EDT  
Att: 29,339 - Overcast - 70 F

AB 34  
R 8  
H 13  
RBI 7  
BB 7  
SO 12  
LOB 17









Batter	1	2	3	4	5	6	7	8	9	AB	R	H	RBI	BB	SO	LOB	TOP										
17 Rhys Hoskins, R OBP: 0.304, SLG: 0.406										4	1	1	0	1	3	0	<p>Philadelphia Phillies @ New York Mets Citi Field, Flushing, NY Fri May 27 2022, 7:13 PM - 10:52 PM EDT Att: 30,175 - Overcast - 67 F</p> <p>livebaseballscorecards.com</p> <p>AB 36 R 6 H 9 RBI 6 BB 3 SO 12 LOB 20</p>										
28 Alec Bohm, R OBP: 0.327, SLG: 0.400										5	1	2	0	0	2	1											
3 Bryce Harper, L OBP: 0.358, SLG: 0.613										5	1	1	1	0	1	2											
8 Nick Castellanos, R OBP: 0.314, SLG: 0.408										5	1	2	1	0	2	2											
12 Kyle Schwarber, L OBP: 0.306, SLG: 0.418										3	0	0	0	1	2	3											
2 Jean Segura, R OBP: 0.335, SLG: 0.428										3	0	0	1	0	0	2											
37 Odúbel Herrera, L OBP: 0.314, SLG: 0.519										3	1	2	0	1	0	2											
21 Garrett Stubbs, L OBP: 0.438, SLG: 0.724										4	1	1	3	0	1	5											
5 Bryson Stott, L OBP: 0.173, SLG: 0.129										3	0	0	0	0	1	1											
10 J.T. Realmuto, R OBP: 0.315, SLG: 0.361										1	0	0	0	0	0	2											
7 Johan Camargo, S OBP: 0.319, SLG: 0.375										0	0	0	0	0	0	0											
<b>Inning Stats</b>	R: 0 E: 0 K: 2 S: 9	H: 0 LOB: 0 BB: 0 P: 15	R: 0 E: 0 K: 1 S: 14	H: 1 LOB: 2 BB: 0 P: 18	R: 0 E: 0 K: 2 S: 7	H: 0 LOB: 0 BB: 0 P: 8	R: 0 E: 0 K: 1 S: 7	H: 0 LOB: 1 BB: 0 P: 10	R: 0 E: 0 K: 0 S: 8	H: 1 LOB: 1 BB: 0 P: 11	R: 6 E: 1 K: 1 S: 21	H: 5 LOB: 0 BB: 1 P: 31	R: 0 E: 0 K: 1 S: 12	H: 1 LOB: 2 BB: 1 P: 22	R: 0 E: 0 K: 3 S: 15	H: 1 LOB: 1 BB: 0 P: 16	1B: 6 2B: 2 3B: 0 HR: 1	SF: 0 SAC: 0 DP: 0 HBP: 1	WP: 0 PB: 0 SB: 0 CS: 0	PA: 40							
<b>PITCHER</b>	IP	WLS	BF	H	R	ER	SO	BB	IBB	HBP	BLK	WP	HR	S	P	ERA	WHIP										
59 Carlos Carrasco, R ERA: 3.98	5.2	W	25	6	5	5	7	1	0	1	0	0	0	59	85	7.94	1.235										
43 Chasen Shreve, L ERA: 4.96	0.1	H	2	1	1	1	0	0	0	0	0	0	1	7	8	27.00	3.000										
62 Drew Smith, R ERA: 2.66	1.0	H	4	0	0	0	1	1	0	0	0	0	0	9	15	0.00	1.000										
30 Joely Rodríguez, L ERA: 3.88	0.2	H	4	1	0	0	1	1	0	0	0	0	0	10	17	0.00	3.000										
67 Seth Lugo, R ERA: 3.92	0.1	H	1	0	0	0	0	0	0	0	0	0	0	2	5	0.00	0.000										

Batter	1	2	3	4	5	6	7	8	9	AB	R	H	RBI	BB	SO	LOB	BOTTOM										
9 Brandon Nimmo, L OBP: 0.386, SLG: 0.452										4	1	1	0	1	1	1	<p>Philadelphia Phillies @ New York Mets Citi Field, Flushing, NY Fri May 27 2022, 7:13 PM - 10:52 PM EDT Att: 30,175 - Overcast - 67 F</p> <p>livebaseballscorecards.com</p> <p>AB 30 R 8 H 9 RBI 8 BB 5 SO 9 LOB 11</p>										
6 Starling Marte, R OBP: 0.311, SLG: 0.405										5	2	2	1	0	1	3											
12 Francisco Lindor, S OBP: 0.344, SLG: 0.444										2	3	1	1	2	0	1											
20 Pete Alonso, R OBP: 0.348, SLG: 0.528										2	1	2	4	1	0	0											
10 Eduardo Escobar, S OBP: 0.315, SLG: 0.363										3	0	0	1	0	1	3											
19 Mark Canha, R OBP: 0.367, SLG: 0.398										4	0	1	1	0	1	0											
1 Jeff McNeil, L OBP: 0.371, SLG: 0.450										4	0	1	0	0	1	1											
28 J.D. Davis, R OBP: 0.322, SLG: 0.338										3	0	0	0	0	2	1											
3 Tomás Nido, R OBP: 0.240, SLG: 0.239										3	1	1	0	1	2	1											
<b>Inning Stats</b>	R: 3 E: 1 K: 0 S: 22	H: 2 LOB: 1 BB: 1 P: 32	R: 0 E: 0 K: 1 S: 12	H: 0 LOB: 1 BB: 1 P: 21	R: 2 E: 0 K: 1 S: 18	H: 2 LOB: 1 BB: 1 P: 29	R: 2 E: 0 K: 2 S: 16	H: 3 LOB: 1 BB: 0 P: 22	R: 0 E: 0 K: 3 S: 9	H: 0 LOB: 0 BB: 0 P: 13	R: 1 E: 0 K: 0 S: 14	H: 1 LOB: 2 BB: 2 P: 25	R: 0 E: 0 K: 1 S: 7	H: 0 LOB: 0 BB: 0 P: 9	R: 0 E: 0 K: 1 S: 11	H: 1 LOB: 0 BB: 0 P: 16		1B: 6 2B: 2 3B: 0 HR: 1	SF: 2 SAC: 0 DP: 2 HBP: 1	WP: 0 PB: 0 SB: 2 CS: 0	PA: 38						
<b>PITCHER</b>	IP	WLS	BF	H	R	ER	SO	BB	IBB	HBP	BLK	WP	HR	S	P	ERA	WHIP										
70 Bailey Falter, L ERA: 4.2	3.0	L	17	4	5	2	2	3	0	1	0	0	0	27	41	13.50	2.000										
57 Nick Neison, R ERA: 4.24	2.0		10	3	3	3	5	1	0	0	0	0	0	12	19	0.00	1.000										
64 Andrew Bellatti, R ERA: 2.51	1.0		5	1	0	0	0	0	1	0	0	0	0	7	9	0.00	0.000										
31 Jeury Familia, R ERA: 4.32	1.0		3	0	0	0	1	0	0	0	0	0	0	11	16	0.00	1.000										
52 Brad Hand, L ERA: 1.46	1.0		3	1	0	0	1	0	0	0	0	0	0	11	16	0.00	1.000										



Batter	1	2	3	4	5	6	7	8	9	AB	R	H	RBI	BB	SO	LOB	TOP			
12 Kyle Schwarber, L (1,7) OBP: 0.304, SLG: 0.407										4	0	0	0	1	1	4	Philadelphia Phillies @ New York Mets Citi Field, Flushing, NY Sat May 28 2022, 7:18 PM - 10:25 PM EDT Att: 37,455 - Clear - 72 F			
28 Alec Bohm, R (1,5) OBP: 0.318, SLG: 0.388										5	0	0	0	0	1	2				
3 Bryce Harper, L (1,10) OBP: 0.361, SLG: 0.611										4	1	2	0	0	0	2				
8 Nick Castellanos, R (1,9) OBP: 0.318, SLG: 0.410										4	1	2	0	0	0	1				
2 Jean Segura, R (1,4) OBP: 0.327, SLG: 0.417										4	0	0	0	0	0	4				
17 Rhys Hoskins, R (1,3) OBP: 0.303, SLG: 0.399										3	0	0	0	1	1	0				
10 J.T. Realmuto, R (1,2) OBP: 0.325, SLG: 0.373										3	0	2	2	0	0	0				
37 Odúbel Herrera, L (1,8) OBP: 0.300, SLG: 0.494										4	0	0	0	0	1	5				
7 Johan Camargo, S (1,6) OBP: 0.325, SLG: 0.374										3	0	1	0	1	1	0				
<b>Inning Stats</b>	R: 0 E: 0 K: 0 S: 9	H: 0 LOB: 1 BB: 1 P: 15	R: 0 E: 0 K: 0 S: 10	H: 1 LOB: 1 BB: 0 P: 17	R: 0 E: 0 K: 1 S: 9	H: 0 LOB: 0 BB: 0 P: 15	R: 2 E: 0 K: 0 S: 18	H: 3 LOB: 3 BB: 2 P: 30	R: 0 E: 0 K: 2 S: 7	H: 0 LOB: 0 BB: 0 P: 11	R: 0 E: 0 K: 1 S: 9	H: 1 LOB: 1 BB: 0 P: 11	R: 0 E: 1 K: 0 S: 14	H: 0 LOB: 2 BB: 0 P: 20	R: 0 E: 0 K: 1 S: 6	H: 0 LOB: 0 BB: 0 P: 9	1B: 6 2B: 1 3B: 0 HR: 0	SF: 0 SAC: 0 DP: 1 HBP: 1	WP: 0 PB: 0 SB: 0 CS: 0	PA: 38
<b>PITCHER</b>	IP WLS BF H R ER SO BB IBB HBP BLK WP HR S P ERA WHIP																			
99 Taijuan Walker, R (1,1) ERA: 2.83	5.0 W 23 6 2 2 1 3 0 0 0 0 0 0 54 88 3.60 1.800																			
35 Colin Holderman, R (6,1) ERA:	2.0 7 1 0 0 3 0 0 0 0 0 0 0 16 21 0.00 0.500																			
0 Adam Ottavino, R (8,1) ERA: 3.63	1.0 5 0 0 0 0 0 0 0 1 0 0 0 0 14 20 0.00 0.000																			
67 Seth Lugo, R (9,1) ERA: 3.72	1.0 3 0 0 0 1 0 0 0 0 0 0 0 0 6 9 0.00 0.000																			

Batter	1	2	3	4	5	6	7	8	9	AB	R	H	RBI	BB	SO	LOB	BOTTOM			
13 Luis Guillorme, L (1,4) OBP: 0.439, SLG: 0.451										3	2	3	0	1	0	0	Philadelphia Phillies @ New York Mets Citi Field, Flushing, NY Sat May 28 2022, 7:18 PM - 10:25 PM EDT Att: 37,455 - Clear - 72 F			
6 Starling Marte, R (1,9) OBP: 0.315, SLG: 0.409										3	1	1	0	1	0	2				
12 Francisco Lindor, S (1,6) OBP: 0.352, SLG: 0.459										3	2	2	3	1	1	1				
20 Pete Alonso, R (1,3) OBP: 0.346, SLG: 0.525										3	1	1	1	0	0	3				
1 Jeff McNeil, L (1,7) OBP: 0.374, SLG: 0.466										3	1	1	3	1	0	0				
18 Nick Plummer, L (7, PR) (8, 7)									0	0	0	0	0	0	0	0				
10 Eduardo Escobar, S (1,5) OBP: 0.314, SLG: 0.360										4	1	1	0	0	0	3				
19 Mark Canha, R (1,8) OBP: 0.364, SLG: 0.394										4	0	1	0	0	2	0				
2 Dominic Smith, L (1,10) OBP: 0.278, SLG: 0.262										3	0	0	1	0	1	0				
4 Patrick Mizeika, L (1,2) OBP: 0.207, SLG: 0.414										4	0	0	0	0	1	0				
<b>Inning Stats</b>	R: 0 E: 0 K: 1 S: 10	H: 1 LOB: 1 BB: 0 P: 13	R: 1 E: 0 K: 0 S: 13	H: 2 LOB: 1 BB: 0 P: 23	R: 0 E: 0 K: 0 S: 4	H: 0 LOB: 0 BB: 1 P: 8	R: 3 E: 0 K: 1 S: 18	H: 2 LOB: 0 BB: 1 P: 27	R: 3 E: 0 K: 1 S: 10	H: 3 LOB: 0 BB: 0 P: 14	R: 0 E: 0 K: 1 S: 5	H: 0 LOB: 0 BB: 0 P: 7	R: 1 E: 0 K: 0 S: 21	H: 2 LOB: 3 BB: 2 P: 40	R: 0 E: 0 K: 1 S: 6	H: 0 LOB: 0 BB: 0 P: 8	1B: 7 2B: 1 3B: 1 HR: 1	SF: 2 SAC: 0 DP: 1 HBP: 0	WP: 0 PB: 0 SB: 0 CS: 0	PA: 36
<b>PITCHER</b>	IP WLS BF H R ER SO BB IBB HBP BLK WP HR S P ERA WHIP																			
56 Zach Eflin, R (1,1) ERA: 4.8	6.0 L 27 8 7 7 4 2 0 0 0 0 0 0 1 60 92 10.50 1.667																			
49 James Norwood, R (7,1) ERA: 8.16	0.2 6 2 1 1 0 2 0 0 0 0 0 0 0 17 33 13.50 6.000																			
75 Connor Brogdon, R (7,1) ERA: 3.24	1.0 3 0 0 0 1 0 0 0 0 0 0 0 0 9 14 0.00 0.000																			
58 Seranthony Dominguez, R (8,1) ERA: 2.12	0.1 1 0 0 0 0 0 0 0 0 0 0 0 0 1 1 0.00 0.000																			

AB	34
R	2
H	7
RBI	2
BB	3
SO	5
LOB	18



AB	30
R	8
H	10
RBI	8
BB	4
SO	5
LOB	9





Batter	1	2	3	4	5	6	7	8	9	10	AB	R	H	RBI	BB	SO	LOB	TOP						
12 Kyle Schwarber, L OBP: 0.301, SLG: 0.398											4	0	0	0	1	2	1	Philadelphia Phillies @ New York Mets Citi Field, Flushing, NY Sun May 29 2022, 7:12 PM - 11:01 PM EDT Att: 36,513 - Clear - 70 F						
28 Alec Bohm, R OBP: 0.315, SLG: 0.378											4	1	0	0	1	0	2							
3 Bryce Harper, L OBP: 0.362, SLG: 0.600											3	0	0	0	2	1	2							
8 Nick Castellanos, R OBP: 0.317, SLG: 0.423											4	1	1	3	0	2	2							
24 Roman Quinn, S OBP: 0.231, SLG: 0.194											1	0	0	0	0	1	1							
2 Jean Segura, R OBP: 0.317, SLG: 0.419											4	0	2	0	0	0	0							
17 Rhys Hoskins, R OBP: 0.296, SLG: 0.390											4	0	0	0	0	1	2							
10 J.T. Realmuto, R OBP: 0.324, SLG: 0.370											4	0	1	0	0	1	1							
37 Odúbel Herrera, L OBP: 0.298, SLG: 0.494											4	1	1	0	0	0	1							
7 Johan Camargo, S OBP: 0.331, SLG: 0.387											2	1	0	0	2	1	0							
5 Bryson Stott, L OBP: 0.173, SLG: 0.129											0	0	0	0	0	0	0							
<b>Inning Stats</b>	R: 0 E: 0 K: 1 S: 9	H: 0 LOB: 0 BB: 0 P: 12	R: 0 E: 0 K: 2 S: 12	H: 1 LOB: 1 BB: 0 P: 17	R: 1 E: 0 K: 1 S: 18	H: 1 LOB: 2 BB: 3 P: 34	R: 0 E: 0 K: 0 S: 7	H: 0 LOB: 0 BB: 0 P: 8	R: 0 E: 0 K: 2 S: 11	H: 0 LOB: 0 BB: 0 P: 14	R: 0 E: 0 K: 1 S: 9	H: 1 LOB: 1 BB: 0 P: 12	R: 3 E: 0 K: 0 S: 15	H: 2 LOB: 1 BB: 2 P: 28	R: 0 E: 0 K: 0 S: 12	H: 0 LOB: 0 BB: 0 P: 17	R: 0 E: 0 K: 1 S: 14	H: 0 LOB: 1 BB: 1 P: 14	1B: 3 2B: 1 3B: 0 HR: 1	SF: 0 SAC: 0 DP: 1 HBP: 0	WP: 0 PB: 0 SB: 2 CS: 0	PA: 40		
<b>PITCHER</b>	IP 6.0	WLS 22	BF 22	H 2	R 1	ER 1	SO 7	BB 3	IBB 0	HBP 0	BLK 0	WP 0	HR 0	S 68	P 100	ERA 1.50	WHIP 0.833							
40 Chris Bassitt, R ERA: 3.66																								
62 Drew Smith, R ERA: 2.57	0.2	H 3	1	0	0	1	0	0	0	0	0	0	0	8	11	0.00	1.500							
30 Joely Rodríguez, L ERA: 4.6	1.0	H 5	0	2	2	0	2	0	0	0	0	0	0	8	17	18.00	2.000							
0 Adam Ottavino, R ERA: 4.08	0.1	B 3	2	1	1	0	0	0	0	0	0	0	1	8	12	27.00	6.000							
85 Stephen Nogosek, R ERA:	1.0		3	0	0	0	0	0	0	0	0	0	0	12	17	0.00	0.000							

Batter	1	2	3	4	5	6	7	8	9	10	AB	R	H	RBI	BB	SO	LOB	BOTTOM						
13 Luis Guillorme, L OBP: 0.437, SLG: 0.461											5	1	2	0	0	1	0	Philadelphia Phillies @ New York Mets Citi Field, Flushing, NY Sun May 29 2022, 7:12 PM - 11:01 PM EDT Att: 36,513 - Clear - 70 F						
6 Starling Marte, R OBP: 0.317, SLG: 0.420											5	2	2	0	0	1	1							
12 Francisco Lindor, S OBP: 0.344, SLG: 0.446											5	1	0	1	0	3	3							
20 Pete Alonso, R OBP: 0.357, SLG: 0.524											2	0	1	0	3	0	1							
10 Eduardo Escobar, S OBP: 0.311, SLG: 0.361											5	0	1	2	0	2	5							
19 Mark Canha, R OBP: 0.354, SLG: 0.382											4	0	0	1	0	0	2							
2 Dominic Smith, L OBP: 0.287, SLG: 0.256											2	0	0	0	1	1	0							
18 Nick Plummer, L OBP: 0.200, SLG: 0.800											4	1	1	1	0	2	3							
4 Patrick Maizeika, L OBP: 0.188, SLG: 0.375											3	0	0	0	0	0	1							
1 Jeff McNeil, L OBP: 0.372, SLG: 0.463											1	0	0	0	0	0	0							
3 Tomás Nido, R OBP: 0.240, SLG: 0.239											0	0	0	0	0	0	0							
<b>Inning Stats</b>	R: 3 E: 1 K: 1 S: 20	H: 3 LOB: 2 BB: 1 P: 32	R: 0 E: 0 K: 1 S: 8	H: 0 LOB: 0 BB: 0 P: 12	R: 0 E: 0 K: 1 S: 12	H: 0 LOB: 1 BB: 1 P: 19	R: 0 E: 0 K: 2 S: 8	H: 0 LOB: 0 BB: 0 P: 9	R: 0 E: 0 K: 2 S: 14	H: 1 LOB: 2 BB: 1 P: 20	R: 0 E: 0 K: 0 S: 6	H: 1 LOB: 1 BB: 0 P: 9	R: 0 E: 0 K: 0 S: 13	H: 1 LOB: 1 BB: 0 P: 17	R: 0 E: 0 K: 1 S: 8	H: 0 LOB: 0 BB: 0 P: 11	R: 1 E: 0 K: 1 S: 7	H: 1 LOB: 0 BB: 0 P: 9	R: 1 E: 0 K: 1 S: 5	H: 1 LOB: 2 BB: 1 P: 6	1B: 3 2B: 2 3B: 1 HR: 1	SF: 0 SAC: 0 DP: 0 HBP: 1	WP: 0 PB: 0 SB: 0 CS: 0	PA: 41
<b>PITCHER</b>	IP 6.0	WLS 27	BF 27	H 4	R 3	ER 1	SO 7	BB 2	IBB 1	HBP 1	BLK 0	WP 0	HR 0	S 68	P 101	ERA 1.50	WHIP 1.000							
45 Zack Wheeler, R ERA: 3.16																								
52 Brad Hand, L ERA: 1.38	0.2		3	1	0	0	0	0	0	0	0	0	0	11	13	0.00	1.500							
31 Jeury's Familia, R ERA: 4.24	0.1		1	0	0	0	0	0	0	0	0	0	0	2	4	0.00	0.000							
56 Serranthy Domínguez, R ERA: 2.0	1.0	H 3	0	0	0	1	0	0	0	0	0	0	0	8	11	0.00	0.000							
23 Corey Knebel, R ERA: 3.15	1.1	L 7	2	2	1	2	0	1	0	0	0	0	1	12	15	6.75	1.500							

AB	34
R	4
H	5
RBI	3
BB	6
SO	9
LOB	12

AB	36
R	5
H	7
RBI	5
BB	4
SO	10
LOB	16













Batter	1	2	3	4	5	6	7	8	9	AB	R	H	RBI	BB	SO	LOB	TOP										
8 Tommy La Stella, L (1, 10) OBP: 0.313, SLG: 0.533 10 Evan Longoria, R (8, PH) OBP: 0.271, SLG: 0.536 (8, 10)										3	1	2	1	0	0	0	<b>San Francisco Giants @ Philadelphia Phillies</b> Citizens Bank Park, Philadelphia, PA Wed Jun 01 2022, 6:10 PM - 9:10 PM EDT Att: 22,213 - Partly Cloudy - 83 F <a href="http://livebaseballscorecards.com">livebaseballscorecards.com</a>										
5 Mike Yastrzemski, L (1, 8) OBP: 0.465, SLG: 0.465										3	1	0	0	0	3	1											
41 Wilmer Flores, R (1, 3) OBP: 0.311, SLG: 0.430										4	1	1	3	0	0	1											
23 Joc Pederson, L (1, 7) OBP: 0.343, SLG: 0.593										4	0	0	0	0	1	1											
35 Brandon Crawford, L (1, 6) OBP: 0.303, SLG: 0.329										4	0	0	0	0	0	0											
2 Curt Casali, R (1, 2) OBP: 0.316, SLG: 0.456										4	0	0	0	0	2	0											
51 Luis González, L (1, 9) OBP: 0.374, SLG: 0.471										3	0	0	0	0	0	0											
37 Donovan Walton, L (1, 4) OBP: 0.269, SLG: 0.440										3	1	1	0	0	0	0											
32 Jason Vosler, L (1, 5) OBP: 0.372, SLG: 0.514 39 Thairo Estrada, R (7, PH) OBP: 0.318, SLG: 0.388 (7, 5)										2	1	1	1	0	1	0											
										1	0	0	0	0	0	0											
<b>Inning Stats</b>	R: 0 E: 0 K: 1 S: 10	H: 1 LOB: 1 BB: 0 P: 14	R: 0 E: 0 K: 0 S: 9	H: 0 LOB: 0 BB: 0 P: 13	R: 0 E: 0 K: 1 S: 7	H: 0 LOB: 0 BB: 0 P: 11	R: 0 E: 0 K: 1 S: 5	H: 0 LOB: 0 BB: 0 P: 8	R: 0 E: 0 K: 0 S: 8	H: 0 LOB: 0 BB: 0 P: 13	R: 5 E: 0 K: 2 S: 23	H: 4 LOB: 0 BB: 0 P: 32	R: 0 E: 0 K: 0 S: 7	H: 0 LOB: 0 BB: 0 P: 9	R: 0 E: 0 K: 2 S: 9	H: 0 LOB: 0 BB: 0 P: 14	R: 0 E: 0 K: 1 S: 9	H: 0 LOB: 0 BB: 0 P: 14	1B: 1 2B: 3 3B: 0 HR: 1	SF: 0 SAC: 0 DP: 0 HBP: 1	WP: 0 PB: 0 SB: 0 CS: 0	PA: 33					
<b>PITCHER</b>	IP	WLS	BF	H	R	ER	SO	BB	IBB	HBP	BLK	WP	HR	S	P	ERA	WHIP										
27 Aaron Nola, R (1, 1) ERA: 3.92	6.0	W	24	5	5	5	5	0	0	1	0	0	1	62	91	7.50	0.833										
61 Cristopher Sánchez, L (7, 1) ERA: 5.4	1.0	H	3	0	0	0	0	0	0	0	0	0	0	7	9	0.00	0.000										
52 Brad Hand, L (8, 1) ERA: 1.2	1.0	H	3	0	0	0	2	0	0	0	0	0	0	9	14	0.00	0.000										
23 Corey Knebel, R (9, 1) ERA: 3.27	1.0	S	3	0	0	0	1	0	0	0	0	0	0	9	14	0.00	0.000										

Batter	1	2	3	4	5	6	7	8	9	AB	R	H	RBI	BB	SO	LOB	BOTTOM										
12 Kyle Schwarber, L (1, 7) OBP: 0.314, SLG: 0.429										4	1	2	2	0	1	2	<b>San Francisco Giants @ Philadelphia Phillies</b> Citizens Bank Park, Philadelphia, PA Wed Jun 01 2022, 6:10 PM - 9:10 PM EDT Att: 22,213 - Partly Cloudy - 83 F <a href="http://livebaseballscorecards.com">livebaseballscorecards.com</a>										
17 Rhys Hoskins, R (1, 3) OBP: 0.302, SLG: 0.402										4	0	1	1	0	1	0											
8 Nick Castellanos, R (1, 9) OBP: 0.311, SLG: 0.431										4	0	0	0	0	1	2											
10 J.T. Realmuto, R (1, 2) OBP: 0.324, SLG: 0.370										4	0	1	0	0	1	2											
28 Alec Bohm, R (1, 10) OBP: 0.304, SLG: 0.360										4	0	0	0	0	2	1											
37 Odubel Herrera, L (1, 8) OBP: 0.307, SLG: 0.484										3	2	2	0	1	0	0											
7 Johan Camargo, S (1, 5) OBP: 0.308, SLG: 0.339										4	0	0	0	0	0	3											
29 Nick Maton, L (1, 4) OBP: 0.500, SLG: 1.250										4	1	2	3	0	0	0											
5 Bryson Stott, L (1, 6) OBP: 0.195, SLG: 0.169										4	2	2	0	0	1	2											
										1B: 7 2B: 1 3B: 0 HR: 2	SF: 0 SAC: 0 DP: 0 HBP: 0	WP: 1 PB: 0 SB: 2 CS: 0	PA: 36														
<b>Inning Stats</b>	R: 0 E: 0 K: 0 S: 9	H: 0 LOB: 0 BB: 0 P: 13	R: 0 E: 0 K: 1 S: 11	H: 1 LOB: 1 BB: 0 P: 15	R: 1 E: 0 K: 1 S: 17	H: 3 LOB: 2 BB: 0 P: 26	R: 1 E: 0 K: 1 S: 14	H: 1 LOB: 2 BB: 1 P: 25	R: 0 E: 0 K: 3 S: 13	H: 1 LOB: 1 BB: 0 P: 19	R: 4 E: 0 K: 0 S: 18	H: 4 LOB: 0 BB: 0 P: 29	R: 0 E: 0 K: 0 S: 7	H: 0 LOB: 0 BB: 0 P: 10	R: 0 E: 0 K: 1 S: 8	H: 0 LOB: 0 BB: 0 P: 11	1B: 7 2B: 1 3B: 0 HR: 2	SF: 0 SAC: 0 DP: 0 HBP: 0	WP: 1 PB: 0 SB: 2 CS: 0	PA: 36							
<b>PITCHER</b>	IP	WLS	BF	H	R	ER	SO	BB	IBB	HBP	BLK	WP	HR	S	P	ERA	WHIP										
16 Carlos Rodón, L (1, 1) ERA: 3.44	5.0	L	23	6	2	1	6	0	0	0	0	1	2	13	20	108.00	12.000										
66 Jarlin García, L (6, 1) ERA: 2.09	0.1	L	5	4	4	4	0	0	0	0	0	0	0	12	19	0.00	0.000										
46 Zack Littell, R (6, 1) ERA: 5.12	1.2		5	0	0	0	0	0	0	0	0	0	0	8	11	0.00	0.000										
17 Jake McGee, L (8, 1) ERA: 8.03	1.0		3	0	0	0	1	0	0	0	0	0	0	8	11	0.00	0.000										



Batter	1	2	3	4	5	6	7	8	9	AB	R	H	RBI	BB	SO	LOB	TOP
3 Taylor Ward, R OBP: 0.443, SLG: 0.644 10 Juan Lagares, R OBP: 0.333, SLG: 0.375										3	0	1	0	0	1	1	<b>Los Angeles Angels @ Philadelphia Phillies</b> Citizens Bank Park, Philadelphia, PA Fri Jun 03 2022, 7:08 PM - 9:48 PM EDT Att: 28,721 - Partly Cloudy - 78 F
17 Shohel Ohtani, L OBP: 0.318, SLG: 0.450										3	0	0	0	1	2	1	
27 Mike Trout, R OBP: 0.389, SLG: 0.599 4 Andrew Velazquez, S OBP: 0.243, SLG: 0.271										4	0	0	0	0	1	2	
20 Jared Walsh, L OBP: 0.305, SLG: 0.464										4	0	1	0	0	0	0	
2 Luis Rengifo, S OBP: 0.313, SLG: 0.378										4	0	0	0	0	1	2	
16 Brandon Marsh, L OBP: 0.333, SLG: 0.375										4	0	0	0	0	2	0	
33 Max Stassi, R OBP: 0.333, SLG: 0.398										3	0	2	0	0	0	0	
5 Matt Duffy, R OBP: 0.385, SLG: 0.352										3	0	1	0	0	1	1	
14 Tyler Wade, L OBP: 0.273, SLG: 0.284										3	0	0	0	0	0	3	
<b>Inning Stats</b>	R: 0 H: 2 E: 0 K: 2 S: 11	H: 2 LOB: 2 BB: 0 P: 13	R: 0 H: 0 E: 0 K: 1 S: 7	H: 0 LOB: 1 BB: 1 P: 12	R: 0 H: 0 E: 0 K: 0 S: 9	H: 0 LOB: 0 BB: 0 P: 12	R: 0 H: 1 E: 0 K: 1 S: 9	H: 0 LOB: 0 BB: 0 P: 8	R: 0 H: 2 E: 0 K: 1 S: 8	H: 0 LOB: 0 BB: 0 P: 16	R: 0 H: 0 E: 0 K: 2 S: 7	H: 0 LOB: 0 BB: 0 P: 13	1B: 5 2B: 0 3B: 0 HR: 0	SF: 0 SAC: 0 DP: 0 HBP: 0	WP: 0 PB: 0 SB: 0 CS: 0	PA: 33	
<b>PITCHER</b>	IP WLS BF H R ER SO BB IBB HBP BLK WP HR S P ERA WHIP																
56 Zach Eflin, R ERA: 3.88 49 James Norwood, R ERA: 7.63	8.0 W 30 5 0 0 6 1 0 0 0 0 0 0 69 104 0.00 0.750																

AB	32
R	0
H	5
RBI	0
BB	1
SO	8
LOB	10



Batter	1	2	3	4	5	6	7	8	9	AB	R	H	RBI	BB	SO	LOB	BOTTOM
12 Kyle Schwarber, L OBP: 0.322, SLG: 0.467 37 Odúbel Herrera, L OBP: 0.304, SLG: 0.479										3	3	2	2	1	0	1	<b>Los Angeles Angels @ Philadelphia Phillies</b> Citizens Bank Park, Philadelphia, PA Fri Jun 03 2022, 7:08 PM - 9:48 PM EDT Att: 28,721 - Partly Cloudy - 78 F
17 Rhys Hoskins, R OBP: 0.394, SLG: 0.404										4	1	1	0	1	2	1	
3 Bryce Harper, L OBP: 0.361, SLG: 0.615										4	2	2	4	0	0	2	
8 Nick Castellanos, R OBP: 0.306, SLG: 0.422										4	0	0	0	0	0	0	
10 J.T. Realmuto, R OBP: 0.328, SLG: 0.370										3	1	1	0	0	1	0	
28 Alec Bohm, R OBP: 0.298, SLG: 0.352										4	1	0	0	0	0	2	
29 Nick Maton, L OBP: 0.371, SLG: 1.333 7 Johan Camargo, S OBP: 0.306, SLG: 0.336										2	1	1	1	1	1	0	
5 Bryson Stott, L OBP: 0.209, SLG: 0.222										4	1	2	3	0	0	1	
16 Mickey Moniak, L OBP: 0.100, SLG: 0.100										4	0	1	0	0	0	1	
<b>Inning Stats</b>	R: 1 H: 1 E: 0 K: 1 S: 10	H: 3 LOB: 2 BB: 2 P: 33	R: 0 H: 0 E: 0 K: 0 S: 9	H: 0 LOB: 0 BB: 0 P: 11	R: 0 H: 0 E: 0 K: 1 S: 8	H: 0 LOB: 0 BB: 0 P: 11	R: 4 H: 3 E: 0 K: 0 S: 14	H: 2 LOB: 0 BB: 0 P: 19	R: 0 H: 0 E: 0 K: 1 S: 9	H: 0 LOB: 0 BB: 0 P: 13	R: 0 H: 1 E: 0 K: 0 S: 11	H: 1 LOB: 1 BB: 0 P: 17	1B: 3 2B: 1 3B: 1 HR: 5	SF: 0 SAC: 0 DP: 0 HBP: 1	WP: 1 PB: 0 SB: 0 CS: 0	PA: 38	
<b>PITCHER</b>	IP WLS BF H R ER SO BB IBB HBP BLK WP HR S P ERA WHIP																
63 Chase Silseth, R ERA: 4.96 51 Jaime Barria, R ERA: 3.29 60 Andrew Wantz, R ERA: 3.38	1.2 L 20 4 5 6 6 2 2 0 1 0 0 3 46 68 13.50 1.750																

AB	34
R	10
H	10
RBI	10
BB	3
SO	4
LOB	9





Batter	1	2	3	4	5	6	7	8	9	AB	R	H	RBI	BB	SO	LOB	TOP				
5 Matt Duffy, R OBP: 0.366, SLG: 0.333	F9		K		G5-3		G5-3			4	0	0	0	0	1	1	<b>Los Angeles Angels @ Philadelphia Phillies</b> Citizens Bank Park, Philadelphia, PA Sat Jun 04 2022, 7:17 PM - 10:21 PM EDT Att: 36,313 - Clear - 82 F				
17 Shohel Ohtani, L OBP: 0.326, SLG: 0.450	20 CS		27 FC5-4		20 BB		G3-1			2	1	1	0	2	0	0					
27 Mike Trout, R OBP: 0.380, SLG: 0.585	K		FC5-4		K				K2-3	4	0	0	0	0	3	4					
20 Jared Walsh, L OBP: 0.308, SLG: 0.471	CS		F7						K	4	0	2	2	0	1	0					
33 Max Stassi, R OBP: 0.339, SLG: 0.412			2 BB		K		G3			4	0	2	0	0	1	3					
16 Brandon Marsh, L OBP: 0.308, SLG: 0.365			2 BB		K				2 BB	4	0	0	0	0	3	2					
2 Luis Rengifo, S OBP: 0.310, SLG: 0.372			1 BB		L3		G4-3			4	0	1	0	0	0	0					
10 Juan Lagares, R OBP: 0.318, SLG: 0.350			K				G4-3			4	0	1	0	0	1	2					
4 Andrew Velazquez, S OBP: 0.244, SLG: 0.266			27 FC5-4		17 BB		F9			3	1	0	0	0	2	1					
<b>Inning Stats</b>	R: 0 E: 0 K: 1 S: 9	H: 1 LOB: 0 BB: 0 P: 13	R: 0 E: 0 K: 2 S: 15	H: 2 LOB: 2 BB: 0 P: 21	R: 1 E: 0 K: 2 S: 11	H: 1 LOB: 2 BB: 1 P: 20	R: 0 E: 0 K: 2 S: 10	H: 1 LOB: 1 BB: 0 P: 15	R: 1 E: 0 K: 1 S: 9	H: 1 LOB: 1 BB: 0 P: 15	R: 0 E: 0 K: 0 S: 8	H: 0 LOB: 0 BB: 0 P: 13	R: 0 E: 0 K: 2 S: 11	H: 1 LOB: 1 BB: 0 P: 17	R: 0 E: 0 K: 1 S: 5	H: 0 LOB: 0 BB: 0 P: 7		1B: 5 2B: 2 3B: 0 HR: 0	SF: 0 SAC: 0 DP: 0 HBP: 1	WP: 0 PB: 0 SB: 0 CS: 1	PA: 37
<b>PITCHER</b>	IP	WLS	BF	H	R	ER	SO	BB	IBB	HBP	BLK	WP	HR	S	P	ERA	WHIP				
45 Zack Wheeler, R ERA: 3.14	6.0	W	26	6	2	2	9	2	0	1	0	0	0	65	99	3.00	1.333				
52 Brad Hand, L ERA: 1.13	1.0	H	3	0	0	0	0	0	0	0	0	0	0	8	13	0.00	0.000				
58 Seranthony Dominguez, R ERA: 1.74	1.0	H	4	1	0	0	2	0	0	0	0	0	0	11	17	0.00	1.000				
75 Connor Brogdon, R ERA: 2.61	1.0		3	0	0	0	1	0	0	0	0	0	0	5	7	0.00	0.000				

Batter	1	2	3	4	5	6	7	8	9	AB	R	H	RBI	BB	SO	LOB	BOTTOM				
12 Kyle Schwarber, L OBP: 0.324, SLG: 0.467	10 BB			F7		L8		K		4	1	1	0	1	1	2	<b>Los Angeles Angels @ Philadelphia Phillies</b> Citizens Bank Park, Philadelphia, PA Sat Jun 04 2022, 7:17 PM - 10:21 PM EDT Att: 36,313 - Clear - 82 F				
17 Rhys Hoskins, R OBP: 0.299, SLG: 0.396	L8			G4-3			K			4	0	0	0	0	2	4					
3 Bryce Harper, L OBP: 0.364, SLG: 0.609	10 BB			K			G4-3			2	1	0	0	2	2	0					
8 Nick Castellanos, R OBP: 0.305, SLG: 0.416	10 BB			F9			G4-3			3	1	0	0	1	1	1					
10 J.T. Realmuto, R OBP: 0.337, SLG: 0.396	7 BB			F8						4	2	3	2	0	0	0					
28 Alec Bohm, R OBP: 0.292, SLG: 0.344	K			F8			K			4	0	0	0	0	2	4					
5 Bryson Stott, L OBP: 0.222, SLG: 0.217	7 BB			K			G6-3			2	2	0	0	2	1	0					
7 Johan Camargo, S OBP: 0.312, SLG: 0.341	16 BB			G4-3			K			4	0	2	4	0	1	0					
16 Mickey Moniak, L OBP: 0.214, SLG: 0.154	E1			K						3	0	1	1	1	2	1					
<b>Inning Stats</b>	R: 5 E: 1 K: 2 S: 16	H: 4 LOB: 3 BB: 4 P: 37	R: 0 E: 0 K: 1 S: 9	H: 1 LOB: 1 BB: 0 P: 15	R: 0 E: 0 K: 2 S: 9	H: 0 LOB: 0 BB: 0 P: 11	R: 0 E: 0 K: 1 S: 10	H: 0 LOB: 0 BB: 0 P: 14	R: 0 E: 0 K: 1 S: 8	H: 0 LOB: 1 BB: 1 P: 15	R: 0 E: 0 K: 1 S: 5	H: 0 LOB: 0 BB: 1 P: 11	R: 2 E: 0 K: 2 S: 14	H: 2 LOB: 1 BB: 1 P: 27	1B: 3 2B: 4 3B: 0 HR: 0	SF: 0 SAC: 0 DP: 1 HBP: 0		WP: 1 PB: 0 SB: 0 CS: 0	PA: 37		
<b>PITCHER</b>	IP	WLS	BF	H	R	ER	SO	BB	IBB	HBP	BLK	WP	HR	S	P	ERA	WHIP				
25 Michael Lorenzen, R ERA: 3.69	5.2	L	27	5	5	5	9	5	0	0	0	0	0	60	102	7.94	1.765				
28 Aaron Loup, L ERA: 4.5	0.2		3	0	0	0	1	1	0	0	0	0	0	6	12	0.00	1.500				
23 Archie Bradley, R ERA: 0.57	1.0		4	1	2	2	0	1	0	0	0	0	0	6	16	18.00	2.000				
62 Oliver Ortega, R ERA: 3.52	0.2		3	1	0	0	2	0	0	0	0	1	0	9	13	0.00	1.500				







Batter	1	2	3	4	5	6	7	8	9	AB	R	H	RBI	BB	SO	LOB	TOP						
12 Kyle Schwarber, L OBP: 0.323, SLG: 0.450	4-2 FC5-4 3 17 1B		4-0 1B		1-2 F7		1-2 G3		1-3 K	3	0	0	0	2	1	0	<b>Philadelphia Phillies @ Milwaukee Brewers</b> American Family Field, Milwaukee, WI Tue Jun 07 2022, 7:13 PM - 10:12 PM CDT Att: 27,109 - Roof Closed - 67 F <a href="http://livebaseballscorecards.com">livebaseballscorecards.com</a>						
17 Rhys Hoskins, R OBP: 0.307, SLG: 0.392	1-2 3 1B		1-1 F8		1-1 8 1B 3 1B		1-3 K		3-3 K	5	0	2	0	0	2	2							
3 Bryce Harper, L OBP: 0.367, SLG: 0.623	1-0 FC5-6-5		0-1 SF7		0-0 8 1B		0-1 G3-1			3	0	1	1	0	0	2							
8 Nick Castellanos, R OBP: 0.306, SLG: 0.411	1-0 G5-3		0-1 10 FC6-4		3-1 10 G5-4-3			2-2 F8		4	0	2	0	0	0	1							
10 J.T. Realmuto, R OBP: 0.322, SLG: 0.376	1-1 G5-3		0-0 FC6-4		3-2 G5-4-3			1-0 G6-3		4	0	0	0	0	0	5							
16 Didi Gregorius, L OBP: 0.351, SLG: 0.397	2-2 3B		1-2 E4		4-2 BB			1-2 G6-3		3	0	1	0	1	0	0							
28 Alec Bohm, R OBP: 0.303, SLG: 0.366	2-1 G4-3		2-1 FC6-4		2-3 K			1-1 HR		4	1	1	1	0	1	3							
5 Bryson Stott, L OBP: 0.212, SLG: 0.239	1-3 K		2-2 F8		0-3 K			0-1 F7		4	0	0	0	0	2	3							
16 Mickey Moniak, L OBP: 0.235, SLG: 0.188			0-0 F7		1-0 G3			1-2 HR		3	1	1	0	0	0	2							
19 Matt Vierling, R OBP: 0.273, SLG: 0.292			17 F8 12 BB 3 SF7 1B							1	1	1	1	0	0	0							
<b>Inning Stats</b>	R: 0 E: 0 K: 0 S: 7	H: 1 LOB: 1 BB: 1 P: 14	R: 0 E: 0 K: 1 S: 10	H: 1 LOB: 1 BB: 0 P: 16	R: 1 E: 0 K: 0 S: 8	H: 2 LOB: 2 BB: 1 P: 13	R: 0 E: 1 K: 0 S: 10	H: 0 LOB: 1 BB: 0 P: 15	R: 0 E: 0 K: 2 S: 12	H: 3 LOB: 2 BB: 0 P: 20	R: 0 E: 0 K: 1 S: 11	H: 0 LOB: 1 BB: 1 P: 18	R: 0 E: 0 K: 1 S: 9	H: 0 LOB: 0 BB: 0 P: 11	R: 0 E: 0 K: 0 S: 9	H: 0 LOB: 0 BB: 0 P: 13		R: 2 E: 0 K: 2 S: 15	H: 2 LOB: 0 BB: 0 P: 21	1B: 6 2B: 1 3B: 1 HR: 2	SF: 1 SAC: 0 DP: 2 HBP: 0	WP: 0 PB: 0 CS: 0	PA: 38
<b>PITCHER</b>	IP WLS BF H R ER SO BB IBB HBP BLK WP HR S P ERA WHIP																						
41 Jason Alexander, R ERA: 2.25	5.0	23	7	1	1	1	2	0	0	0	0	0	0	0	0	11		18	0.00	1.000			
55 Hoby Milner, L ERA: 2.92	1.0	4	0	0	0	2	1	0	0	0	0	0	0	0	9	11		0.00	0.000				
45 Brad Boxberger, R ERA: 2.53	1.0	3	0	0	0	1	0	0	0	0	0	0	0	9	13	0.00		0.000					
38 Devin Williams, R ERA: 2.96	1.0	3	0	0	0	0	0	0	0	0	0	0	0	9	13	0.00		0.000					
71 Josh Hader, L ERA: 0.99	1.0	5	2	2	2	2	0	0	0	0	2	15	21	18.00	2.000								

Batter	1	2	3	4	5	6	7	8	9	AB	R	H	RBI	BB	SO	LOB	BOTTOM						
2 Luis Urias, R OBP: 0.331, SLG: 0.383	0-1 F8		1-2 G6-3		1-3 K			2-3 K		4	0	0	0	0	2	1	<b>Philadelphia Phillies @ Milwaukee Brewers</b> American Family Field, Milwaukee, WI Tue Jun 07 2022, 7:13 PM - 10:12 PM CDT Att: 27,109 - Roof Closed - 67 F <a href="http://livebaseballscorecards.com">livebaseballscorecards.com</a>						
15 Tyrone Taylor, R OBP: 0.276, SLG: 0.417	2-2 G3-1		0-0 G4-3		1-1 G4-3		2-2 P3		2-2 P3	4	0	0	0	0	0	1							
22 Christian Yelich, L OBP: 0.316, SLG: 0.363	0-1 24 2B 1B		1-0 11 WP 11 2B 1B		0-1 G6-3		2-1 F7			4	2	2	0	0	0	1							
24 Andrew McCutchen, R OBP: 0.275, SLG: 0.316	1-1 2B		2-3 K		3-2 1B		2-1 P6		4-2 14 BB 7 BB BB	3	0	2	1	1	1	1							
Hunter Renfro, R OBP: 0.296, SLG: 0.490	0-3 K		0-3 K		2-1 P6		2-0 F8		2-0 F8	4	0	0	0	0	2	4							
11 Rowdy Tellez, L OBP: 0.316, SLG: 0.481	2-0 G4-3		1-1 2B		2-2 7 G5-4-3 1B		1-2 F8		1-2 F8	4	0	2	1	0	0	1							
7 Victor Caratini, S OBP: 0.326, SLG: 0.389	0-1 G1-3		1-0 G4-3		2-0 G5-4-3		4-1 14 BB BB		4-1 14 BB BB	3	0	0	0	1	0	2							
6 Lorenzo Cain, R OBP: 0.227, SLG: 0.223							1-2 BB		1-2 BB	0	0	0	0	0	0	0							
16 Kolten Wong, L OBP: 0.321, SLG: 0.389							4-2 BB		4-2 BB	1	0	0	0	0	0	0							
18 Keston Hiura, R OBP: 0.330, SLG: 0.413							2-0 BB		2-0 BB	2	0	0	0	0	1	0							
14 Jace Peterson, L OBP: 0.314, SLG: 0.434							1-1 F8		1-2 BB	0	0	0	0	1	0	0							
33 Pablo Reyes, R OBP: 0.333, SLG: 0.286							2-2 G1-3		0-3 K	4	0	1	0	0	1	3							
<b>Inning Stats</b>	R: 1 E: 0 K: 1 S: 13	H: 2 LOB: 1 BB: 0 P: 16	R: 0 E: 0 K: 0 S: 5	H: 0 LOB: 0 BB: 0 P: 9	R: 0 E: 0 K: 0 S: 6	H: 0 LOB: 0 BB: 0 P: 7	R: 1 E: 0 K: 2 S: 12	H: 2 LOB: 1 BB: 0 P: 17	R: 0 E: 0 K: 2 S: 11	H: 0 LOB: 0 BB: 0 P: 17	R: 0 E: 0 K: 0 S: 9	H: 1 LOB: 1 BB: 0 P: 15	R: 0 E: 0 K: 0 S: 6	H: 1 LOB: 0 BB: 0 P: 11	R: 0 E: 0 K: 1 S: 10	H: 1 LOB: 0 BB: 0 P: 16		R: 0 E: 0 K: 1 S: 17	H: 0 LOB: 3 BB: 3 P: 32	1B: 5 2B: 2 3B: 0 HR: 0	SF: 0 SAC: 0 DP: 1 HBP: 0	WP: 1 PB: 0 CS: 0	PA: 36
<b>PITCHER</b>	IP WLS BF H R ER SO BB IBB HBP BLK WP HR S P ERA WHIP																						
55 Ranger Suárez, L ERA: 4.42	7.0	26	6	2	2	5	0	0	0	0	0	0	0	0	0	0		16	0.00	1.000			
75 Connor Brogdon, R ERA: 2.38	1.0	4	1	0	0	1	0	0	0	0	0	10	16	0.00	1.000								
23 Corey Knebel, R ERA: 3.38	1.0	6	0	0	0	1	3	0	0	0	0	17	32	0.00	3.000								











Batter	1	2	3	4	5	6	7	8	9	AB	R	H	RBI	BB	SO	LOB	TOP								
12 Daulton Varsho, L OBP: 0.321, SLG: 0.446 (1, 10)	G3		BB			HR	2B		1B	4	2	3	3	1	0	0	Arizona Diamondbacks @ Philadelphia Phillies Citizens Bank Park, Philadelphia, PA Fri Jun 10, 2022, 7:08 PM - 10:31 PM EDT Att: 37,423 - Partly Cloudy - 79 F								
10 Josh Rojas, L OBP: 0.362, SLG: 0.460 (1, 5)	G6-3		P5			K	2B		F8	5	0	1	2	0	1	3									
4 Ketel Marte, S OBP: 0.341, SLG: 0.439 (1, 4)	B1-3			G6-3		BB	F7			3	0	0	0	1	0	1									
53 Christian Walker, R OBP: 0.297, SLG: 0.466 (1, 3)		F7		F8		BB	K			4	0	1	0	0	1	1									
6 David Peraltá, L OBP: 0.300, SLG: 0.425 (1, 7)		F8		K		L8		K		4	0	0	0	0	2	2									
30 Jake McCarthy, L OBP: 0.276, SLG: 0.370 64 Sean Poppen, R (7, 1)	G6-3			K		BB	BB	P5		3	1	1	0	0	1	0									
50 Kyle Nelson, L (7, 1)										0	0	0	0	0	0	0									
26 Pavin Smith, L OBP: 0.294, SLG: 0.379 24 Noé Ramirez, R (8, 1)										0	0	0	0	0	0	0									
5 Alek Thomas, L OBP: 0.315, SLG: 0.444 (1, 8)				F8		BB	BB	G4-3		3	1	1	0	1	0	0									
2 Geraldo Perdomo, S OBP: 0.327, SLG: 0.299 (1, 6)	B1-3		B1-3	K2-3		G6-3			F8	4	0	0	0	0	1	3									
36 Jose Herrera, S OBP: 0.247, SLG: 0.221 8 Jordan Luplow, R OBP: 0.261, SLG: 0.451 (7, 9)	G4-1		G4-1			G6-3	BB		K	2	0	0	0	0	0	1									
										1	1	0	0	1	1	0									
<b>Inning Stats</b>	R: 0 E: 0 K: 0 S: 6	H: 0 LOB: 0 BB: 0 P: 10	R: 0 E: 0 K: 0 S: 5	H: 0 LOB: 0 BB: 0 P: 8	R: 0 E: 0 K: 0 S: 13	H: 1 LOB: 2 BB: 1 P: 19	R: 0 E: 0 K: 1 S: 11	H: 0 LOB: 0 BB: 0 P: 15	R: 0 E: 0 K: 2 S: 10	H: 0 LOB: 0 BB: 0 P: 13	R: 1 E: 0 K: 1 S: 15	H: 2 LOB: 2 BB: 1 P: 26	R: 4 E: 0 K: 1 S: 20	H: 3 LOB: 1 BB: 2 P: 36	R: 0 E: 0 K: 1 S: 7	H: 0 LOB: 0 BB: 0 P: 10	R: 0 E: 0 K: 1 S: 10	H: 1 LOB: 1 BB: 0 P: 17	1B: 4 2B: 2 3B: 0 HR: 1	SF: 0 SAC: 0 DP: 0 HBP: 0	WP: 0 PB: 0 SB: 1 CS: 0	PA: 38			
<b>PITCHER</b>	IP WLS BF H R ER SO BB IBB HBP BLK WP HR S P ERA WHIP	IP WLS BF H R ER SO BB IBB HBP BLK WP HR S P ERA WHIP	IP WLS BF H R ER SO BB IBB HBP BLK WP HR S P ERA WHIP	IP WLS BF H R ER SO BB IBB HBP BLK WP HR S P ERA WHIP	IP WLS BF H R ER SO BB IBB HBP BLK WP HR S P ERA WHIP	IP WLS BF H R ER SO BB IBB HBP BLK WP HR S P ERA WHIP	IP WLS BF H R ER SO BB IBB HBP BLK WP HR S P ERA WHIP	IP WLS BF H R ER SO BB IBB HBP BLK WP HR S P ERA WHIP	IP WLS BF H R ER SO BB IBB HBP BLK WP HR S P ERA WHIP	IP WLS BF H R ER SO BB IBB HBP BLK WP HR S P ERA WHIP	IP WLS BF H R ER SO BB IBB HBP BLK WP HR S P ERA WHIP	IP WLS BF H R ER SO BB IBB HBP BLK WP HR S P ERA WHIP	IP WLS BF H R ER SO BB IBB HBP BLK WP HR S P ERA WHIP	IP WLS BF H R ER SO BB IBB HBP BLK WP HR S P ERA WHIP	IP WLS BF H R ER SO BB IBB HBP BLK WP HR S P ERA WHIP	IP WLS BF H R ER SO BB IBB HBP BLK WP HR S P ERA WHIP	IP WLS BF H R ER SO BB IBB HBP BLK WP HR S P ERA WHIP								
44 Kyle Gibson, R ERA: 4.41 52 Brad Hand, L ERA: 2.2 58 Seranthony Dominguez, R ERA: 1.61 75 Connor Brogdon, R ERA: 2.7 23 Corey Knebel, R ERA: 3.24	6.0 0.1 0.2 1.0 1.0	W 4 H 3 S	25 2 2 0 4	4 2 0 0 1	3 2 0 0 1	3 0 0 0 0	0 0 0 0 0	0 0 0 0 0	0 0 0 0 0	0 0 0 0 0	0 0 0 0 0	0 0 0 0 0	0 0 0 0 0	0 0 0 0 0	0 0 0 0 0	0 0 0 0 0	0 0 0 0 0	0 0 0 0 0	0 0 0 0 0	0 0 0 0 0	0 0 0 0 0	0 0 0 0 0	0 0 0 0 0	4.50 54.00 0.00 0.00 0.00	1.167 9.000 0.000 0.000 1.000

Batter	1	2	3	4	5	6	7	8	9	AB	R	H	RBI	BB	SO	LOB	BOTTOM							
12 Kyle Schwarber, L OBP: 0.329, SLG: 0.488 (1, 7)	K	HR		G5-3		P2				4	1	1	3	0	1	0	Arizona Diamondbacks @ Philadelphia Phillies Citizens Bank Park, Philadelphia, PA Fri Jun 10, 2022, 7:08 PM - 10:31 PM EDT Att: 37,423 - Partly Cloudy - 79 F							
17 Rhys Hoskins, R OBP: 0.314, SLG: 0.433 (1, 3)	HR	P3		1B		HR				4	2	3	2	0	0	0								
3 Bryce Harper, L OBP: 0.371, SLG: 0.639 (1, 10)	1B	1B		F8		1B				4	1	3	0	0	0	1								
8 Nick Castellanos, R OBP: 0.310, SLG: 0.405 (1, 9)	K	1B		K		K				4	0	1	0	0	3	3								
18 Didi Gregorius, L OBP: 0.361, SLG: 0.447 (1, 6)	L7	2B				G3				4	0	2	1	0	0	1								
37 Odubel Herrera, L OBP: 0.319, SLG: 0.519 (1, 8)		K				F8				4	0	1	0	0	1	3								
28 Alec Bohm, R OBP: 0.295, SLG: 0.355 (1, 5)		BB		P3		G5-4-3				3	1	0	0	1	0	2								
5 Bryson Stott, L OBP: 0.243, SLG: 0.301 (1, 4)		1B		P5		G4-3				4	1	1	0	0	0	0								
21 Garrett Stubbs, L OBP: 0.368, SLG: 0.600 (1, 2)		1B		FC4		G4-3				3	1	0	0	0	0	1								
<b>Inning Stats</b>	R: 1 E: 0 K: 2 S: 14	H: 2 LOB: 1 BB: 0 P: 21	R: 5 E: 1 K: 1 S: 32	H: 5 LOB: 2 BB: 1 P: 49	R: 0 E: 0 K: 0 S: 6	H: 0 LOB: 0 BB: 0 P: 12	R: 0 E: 0 K: 1 S: 15	H: 1 LOB: 1 BB: 0 P: 23	R: 0 E: 0 K: 0 S: 8	H: 1 LOB: 0 BB: 0 P: 9	R: 0 E: 0 K: 0 S: 6	H: 0 LOB: 0 BB: 0 P: 12	R: 1 E: 0 K: 1 S: 10	H: 2 LOB: 0 BB: 0 P: 15	R: 0 E: 0 K: 0 S: 9	H: 1 LOB: 0 BB: 0 P: 11	1B: 8 2B: 2 3B: 0 HR: 3	SF: 0 SAC: 0 DP: 3 HBP: 0	WP: 0 PB: 0 SB: 0 CS: 1	PA: 35				
<b>PITCHER</b>	IP WLS BF H R ER SO BB IBB HBP BLK WP HR S P ERA WHIP	IP WLS BF H R ER SO BB IBB HBP BLK WP HR S P ERA WHIP	IP WLS BF H R ER SO BB IBB HBP BLK WP HR S P ERA WHIP	IP WLS BF H R ER SO BB IBB HBP BLK WP HR S P ERA WHIP	IP WLS BF H R ER SO BB IBB HBP BLK WP HR S P ERA WHIP	IP WLS BF H R ER SO BB IBB HBP BLK WP HR S P ERA WHIP	IP WLS BF H R ER SO BB IBB HBP BLK WP HR S P ERA WHIP	IP WLS BF H R ER SO BB IBB HBP BLK WP HR S P ERA WHIP	IP WLS BF H R ER SO BB IBB HBP BLK WP HR S P ERA WHIP	IP WLS BF H R ER SO BB IBB HBP BLK WP HR S P ERA WHIP	IP WLS BF H R ER SO BB IBB HBP BLK WP HR S P ERA WHIP	IP WLS BF H R ER SO BB IBB HBP BLK WP HR S P ERA WHIP	IP WLS BF H R ER SO BB IBB HBP BLK WP HR S P ERA WHIP	IP WLS BF H R ER SO BB IBB HBP BLK WP HR S P ERA WHIP	IP WLS BF H R ER SO BB IBB HBP BLK WP HR S P ERA WHIP	IP WLS BF H R ER SO BB IBB HBP BLK WP HR S P ERA WHIP								
23 Zac Gallen, R ERA: 2.95 66 Edwin Uceta, R ERA: 5.0 64 Sean Poppen, R ERA: 2.6 50 Kyle Nelson, L ERA: 2.04 24 Noé Ramirez, R ERA: 5.33	1.2 4.1 0.2 0.1 1.0	L 14 3 1 3	7 2 2 0 1	4 0 1 0 0	4 0 0 0 0	0 0 0 0 0	0 0 0 0 0	0 0 0 0 0	0 0 0 0 0	0 0 0 0 0	0 0 0 0 0	0 0 0 0 0	0 0 0 0 0	0 0 0 0 0	0 0 0 0 0	0 0 0 0 0	0 0 0 0 0	0 0 0 0 0	0 0 0 0 0	0 0 0 0 0	0 0 0 0 0	0 0 0 0 0	21.60 13.50 0.00 0.00 0.00	4.800 3.000 0.462 0.000 1.000







Batter	1	2	3	4	5	6	7	8	9	AB	R	H	RBI	BB	SO	LOB	TOP																
8 Jordan Luplow, R OBP: 0.283, SLG: 0.435										2	3	0	0	3	1	2																	
10 Josh Rojas, L OBP: 0.365, SLG: 0.450										5	3	2	1	1	0	5																	
4 Ketel Marte, S OBP: 0.340, SLG: 0.433										4	2	1	2	1	0	5																	
30 Jake McCarthy, L OBP: 0.288, SLG: 0.419										1	1	1	1	0	0	0																	
53 Christian Walker, R OBP: 0.302, SLG: 0.474										5	1	3	3	1	0	3																	
26 Pavin Smith, L OBP: 0.287, SLG: 0.364										4	0	0	0	1	0	4																	
16 Jake Hager, R OBP: 0.294, SLG: 0.179										1	0	0	0	0	0	0																	
18 Carson Kelly, R OBP: 0.167, SLG: 0.115										3	0	0	1	2	1	3																	
12 Daulton Varsho, L OBP: 0.317, SLG: 0.441										5	1	1	1	0	1	6																	
5 Alek Thomas, L OBP: 0.333, SLG: 0.449										4	1	2	2	1	1	2																	
2 Geraldo Perdomo, S OBP: 0.333, SLG: 0.299										4	1	2	0	1	0	1																	
<b>Inning Stats</b>	R: 3 H: 1 E: 1 K: 1 S: 25	LOB: 2 BB: 2 P: 40	R: 0 H: 1 E: 0 K: 0 S: 8	LOB: 1 BB: 1 P: 17	R: 0 H: 1 E: 0 K: 0 S: 6	LOB: 1 BB: 0 P: 9	R: 0 H: 0 E: 0 K: 1 S: 8	LOB: 0 BB: 0 P: 11	R: 1 H: 1 E: 0 K: 0 S: 9	LOB: 3 BB: 1 P: 18	R: 4 H: 2 E: 0 K: 1 S: 19	LOB: 3 BB: 4 P: 42	R: 2 H: 2 E: 0 K: 0 S: 8	LOB: 2 BB: 2 P: 17	R: 2 H: 3 E: 0 K: 1 S: 21	LOB: 2 BB: 1 P: 37	R: 1 H: 1 E: 0 K: 0 S: 11	LOB: 0 BB: 0 P: 19	1B: 8 2B: 2 3B: 1 HR: 1	SF: 0 SAC: 0 DP: 2 HBP: 1	WP: 1 PB: 0 SB: 0 CS: 0	PA: 50											
<b>PITCHER</b>	IP: 4.1 WLS: L BF: 22 ERA: 4.4	H: 4 R: 4 ER: 4 SO: 2	BB: 4 IBB: 0 HBP: 0 BLK: 0	WP: 0 HR: 0 S: 16 P: 35	ERA: 4.15 WHIP: 1.846	IP: 1.0 WLS: L BF: 4 ERA: 9.0	H: 1 R: 1 ER: 1 SO: 0	BB: 0 IBB: 0 HBP: 0 BLK: 0	WP: 0 HR: 1 S: 11 P: 19	1B: 0 2B: 0 3B: 0 HR: 0	SF: 0 SAC: 0 DP: 0 HBP: 0	WP: 0 PB: 0 SB: 0 CS: 0	PA: 19																				
55 Ranger Suárez, L ERA: 4.4	57 Nick Nelson, R ERA: 4.5	64 Andrew Bellatti, R ERA: 3.5	46 José Alvarado, L ERA: 8.36	49 James Norwood, R ERA: 8.31	21 Garrett Stubbs, R ERA: 9.0																												
12 Kyle Schwarber, L OBP: 0.327, SLG: 0.476	37 Odúbel Herrera, L OBP: 0.314, SLG: 0.504	17 Rhys Hoskins, R OBP: 0.319, SLG: 0.433	3 Bryce Harper, L OBP: 0.371, SLG: 0.627	8 Nick Castellanos, R OBP: 0.309, SLG: 0.405	19 Matt Vierling, R OBP: 0.271, SLG: 0.288	10 J.T. Realmuto, R OBP: 0.323, SLG: 0.373	18 Didi Gregorius, L OBP: 0.288, SLG: 0.443	28 Alec Bohm, R OBP: 0.289, SLG: 0.346	5 Bryson Stott, L OBP: 0.254, SLG: 0.330	16 Mickey Moniak, L OBP: 0.250, SLG: 0.143	<b>Inning Stats</b>	R: 0 H: 0 E: 0 K: 0 S: 7	H: 0 LOB: 0 BB: 1 P: 15	R: 0 H: 1 E: 0 K: 1 S: 10	LOB: 1 BB: 0 P: 13	R: 0 H: 0 E: 0 K: 2 S: 9	LOB: 1 BB: 1 P: 18	R: 1 H: 2 E: 0 K: 1 S: 17	LOB: 2 BB: 1 P: 31	R: 0 H: 0 E: 0 K: 3 S: 16	LOB: 0 BB: 2 P: 26	R: 0 H: 1 E: 0 K: 2 S: 12	LOB: 1 BB: 0 P: 15	R: 0 H: 0 E: 0 K: 3 S: 9	LOB: 0 BB: 0 P: 12	R: 0 H: 2 E: 0 K: 1 S: 9	LOB: 1 BB: 0 P: 14	R: 0 H: 1 E: 0 K: 0 S: 10	LOB: 1 BB: 0 P: 14	1B: 6 2B: 1 3B: 0 HR: 0	SF: 0 SAC: 0 DP: 1 HBP: 0	WP: 0 PB: 0 SB: 0 CS: 0	PA: 38
50 Kyle Nelson, L ERA: 1.93	7 Luke Weaver, R ERA: 4.91	22 Caleb Smith, L ERA: 5.53	24 Noé Ramirez, R ERA: 5.06	35 Joe Mantiply, L ERA: 0.39	64 Sean Poppen, R ERA: 2.45	34 Mark Melancon, R ERA: 6.2																											

Arizona Diamondbacks @ Philadelphia Phillies  
Citizens Bank Park, Philadelphia, PA  
Sun Jun 12 2022, 1:41 PM - 5:29 PM EDT  
Att: 41,218 - Partly Cloudy - 71 F

AB 38  
R 13  
H 12  
RBI 11  
BB 11  
SO 4  
LOB 31



Arizona Diamondbacks @ Philadelphia Phillies  
Citizens Bank Park, Philadelphia, PA  
Sun Jun 12 2022, 1:41 PM - 5:29 PM EDT  
Att: 41,218 - Partly Cloudy - 71 F

AB 33  
R 1  
H 7  
RBI 1  
BB 5  
SO 13  
LOB 19



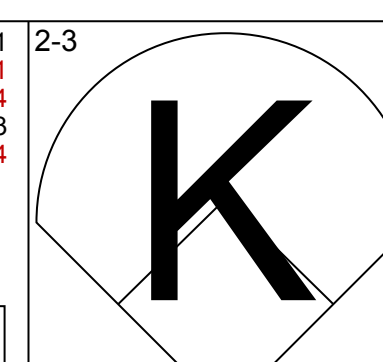
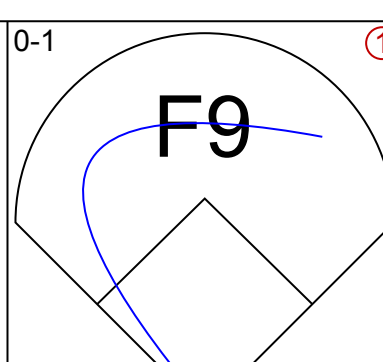
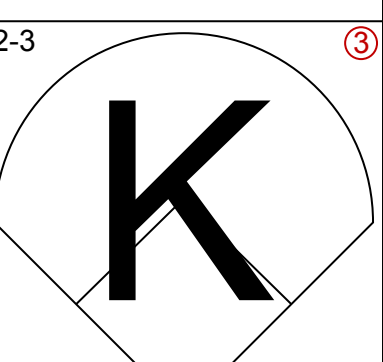
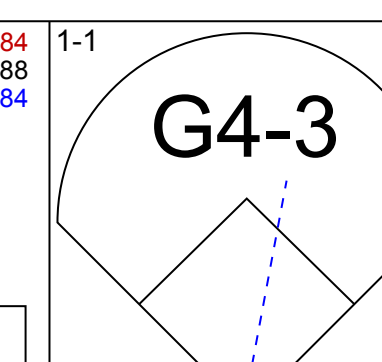
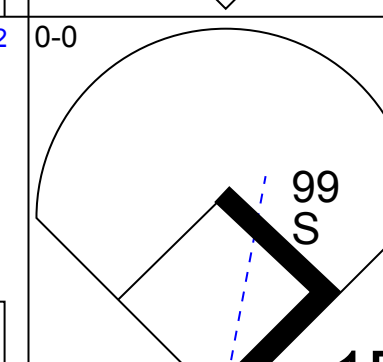
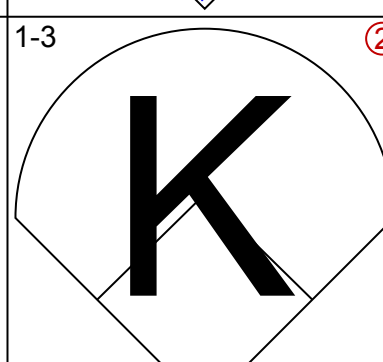
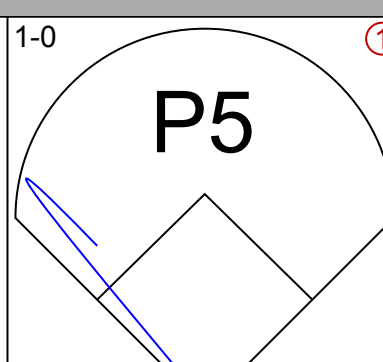
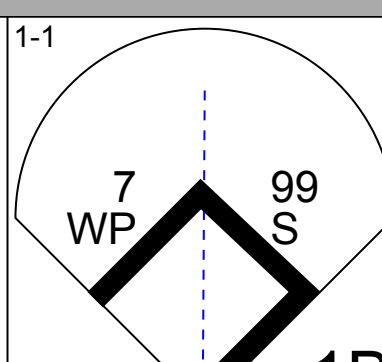
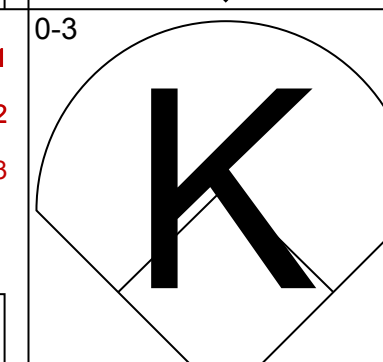
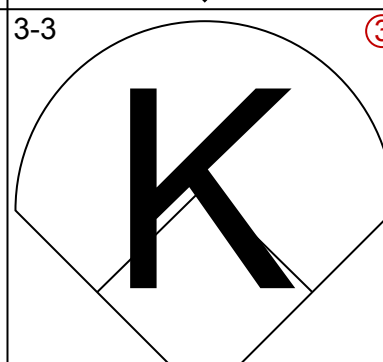
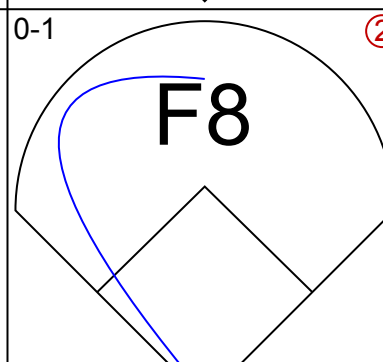
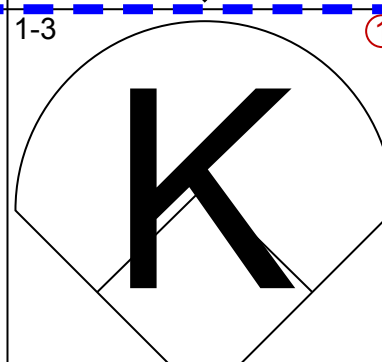
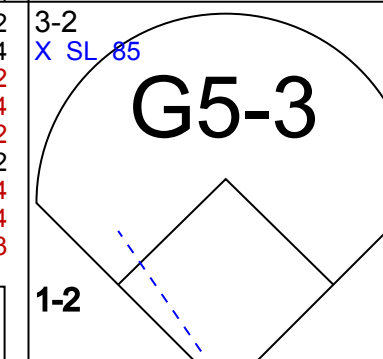
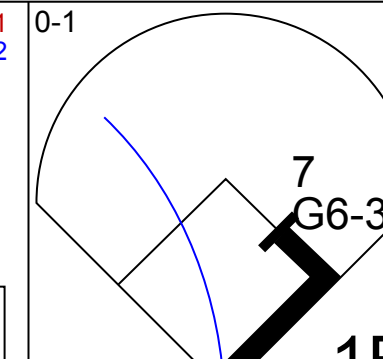
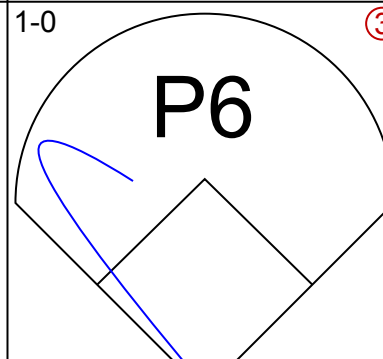
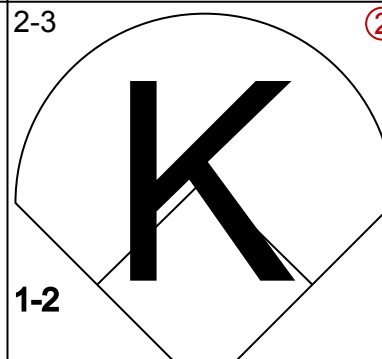
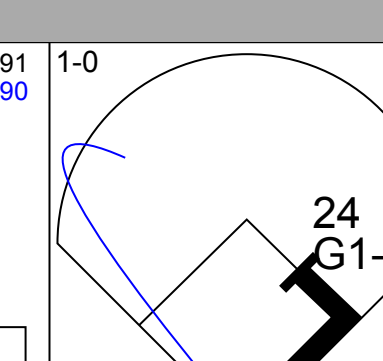
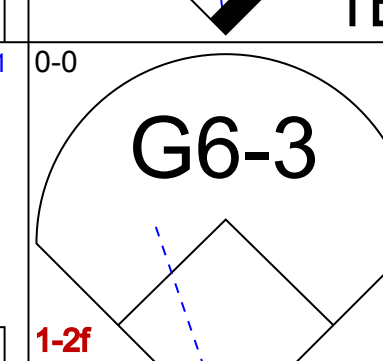
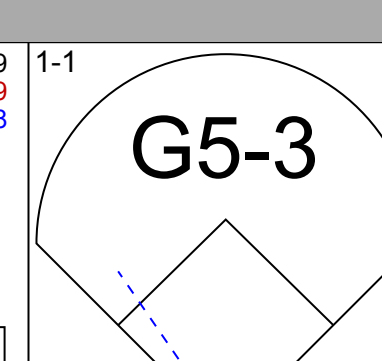
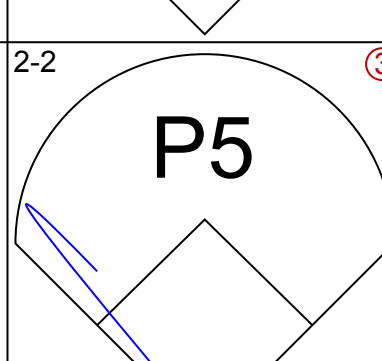
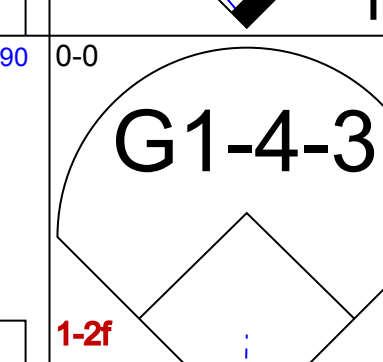
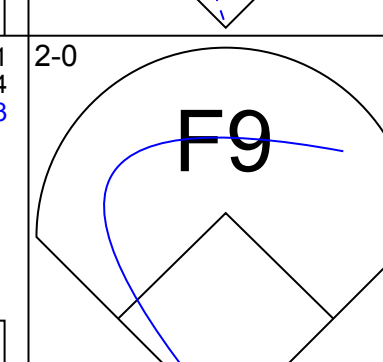
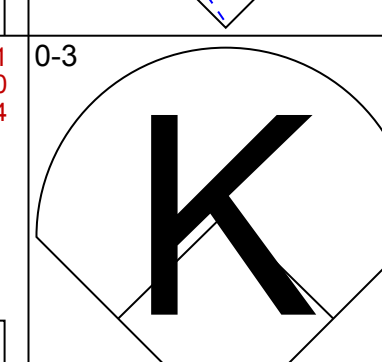
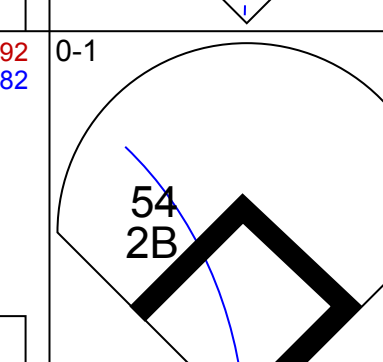
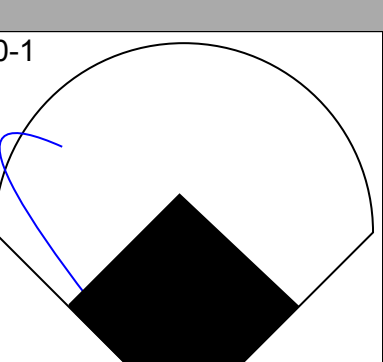
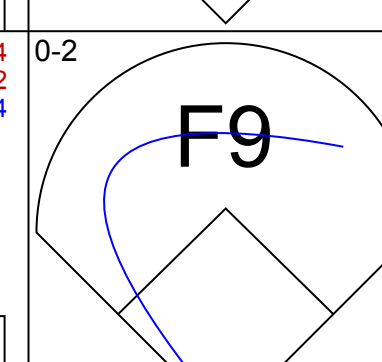
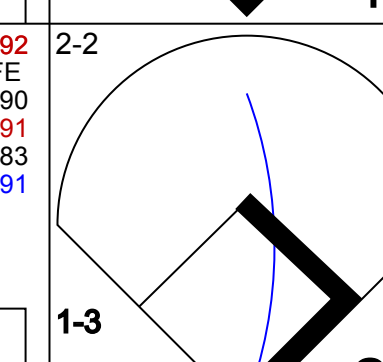
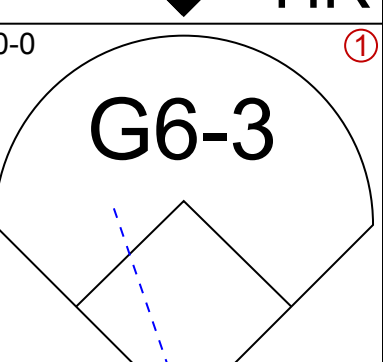
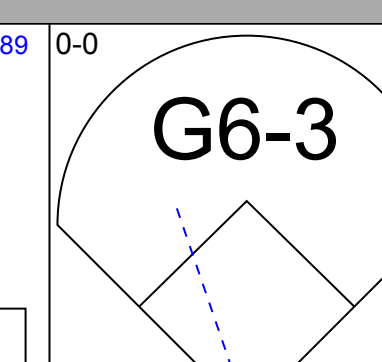
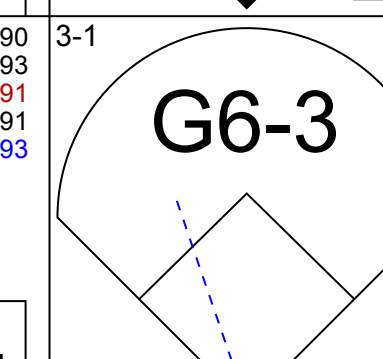
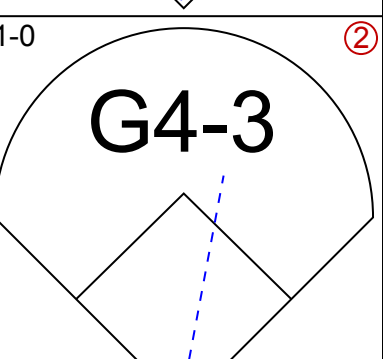
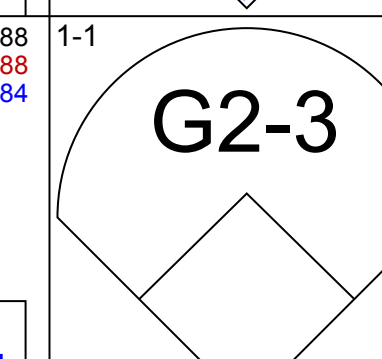










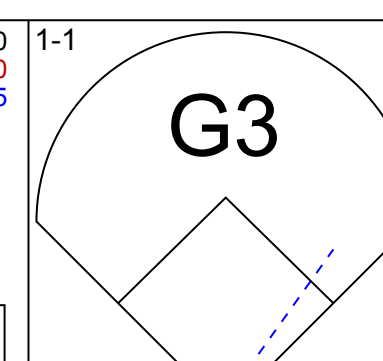
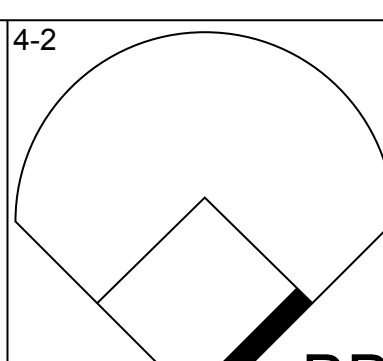
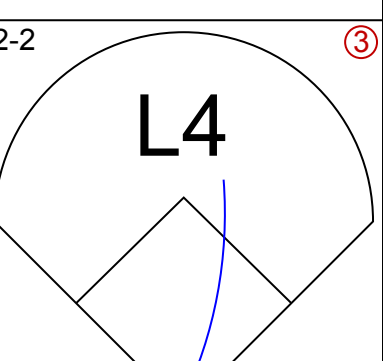
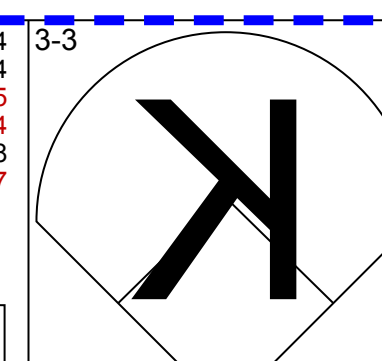
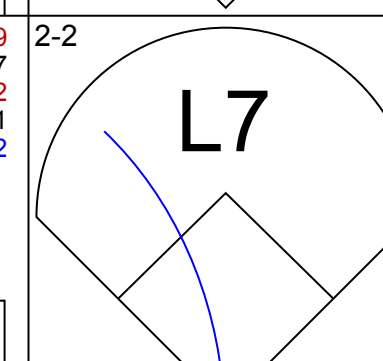
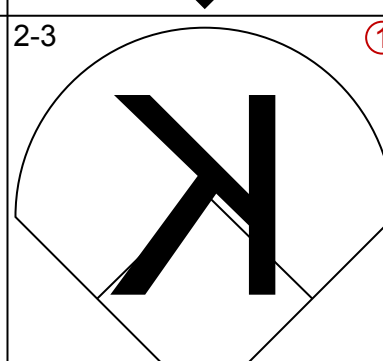
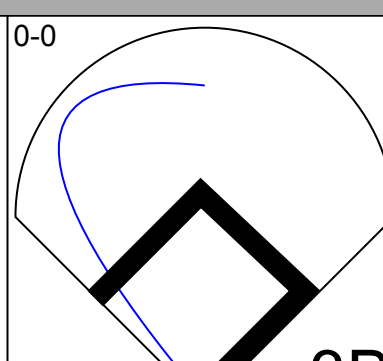
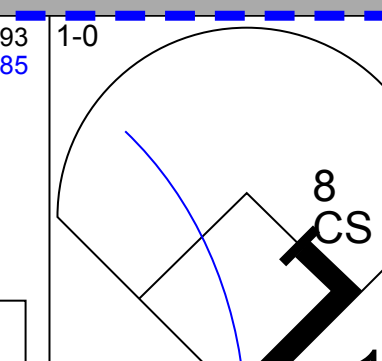
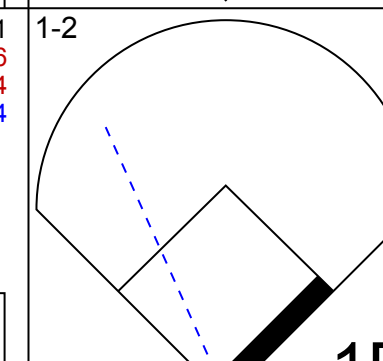
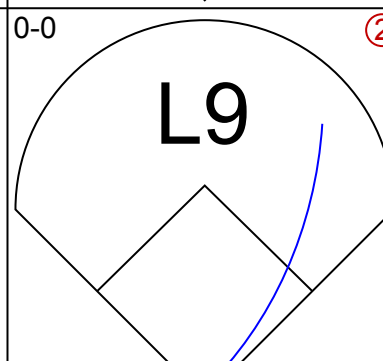
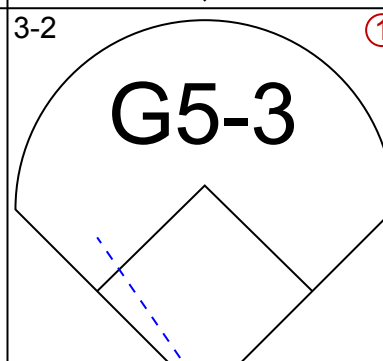
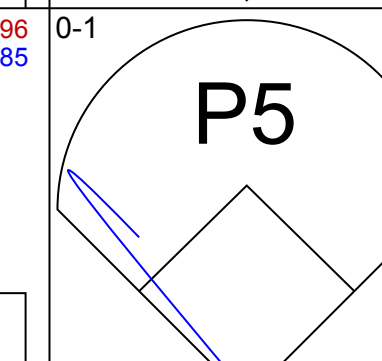
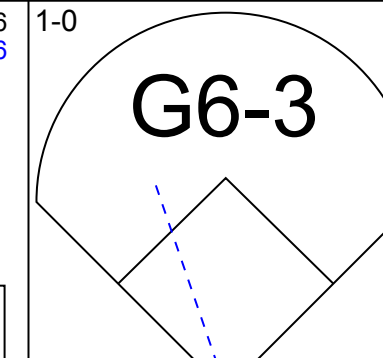
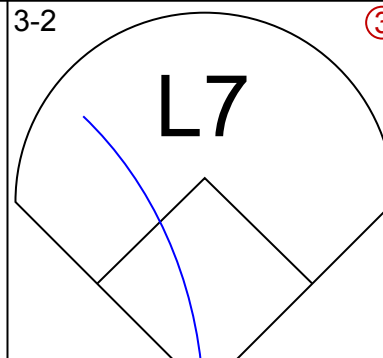
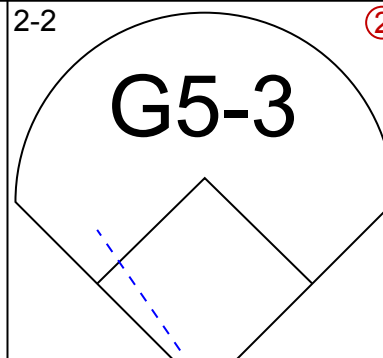
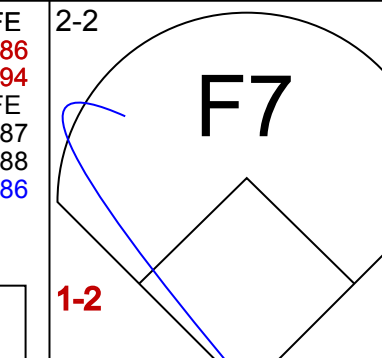


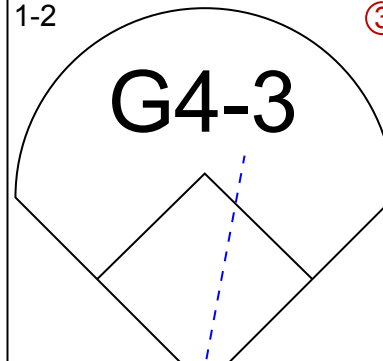

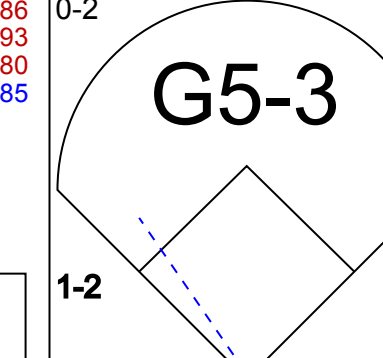
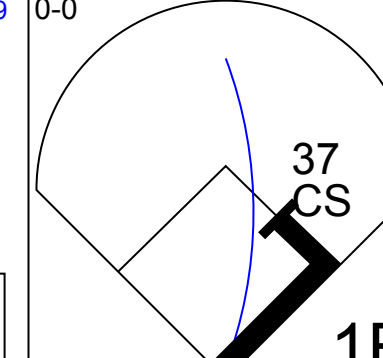

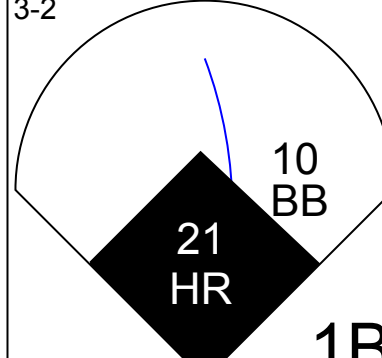
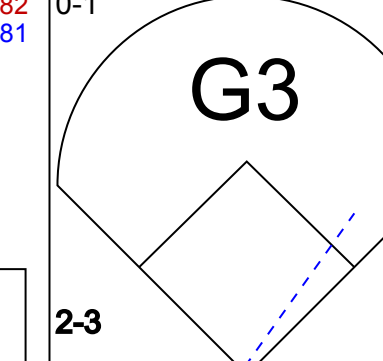
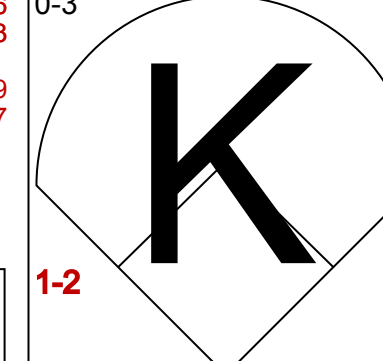
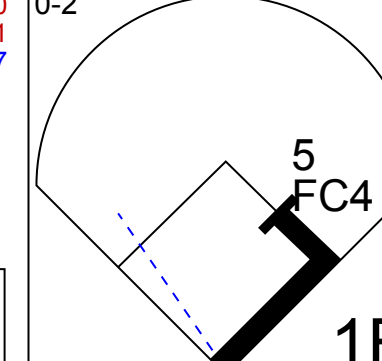
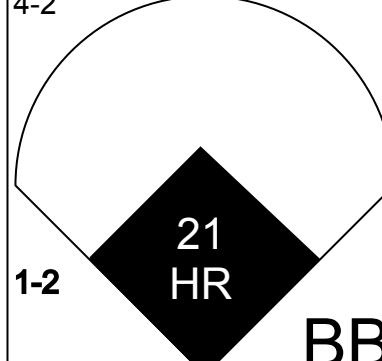
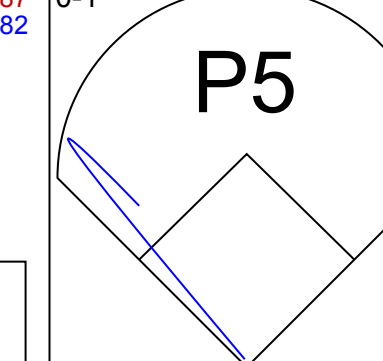

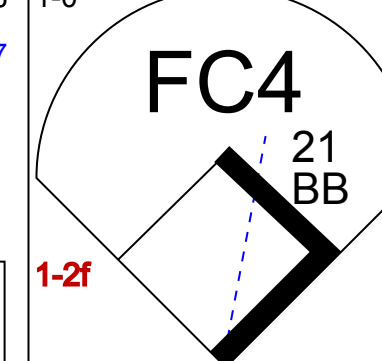
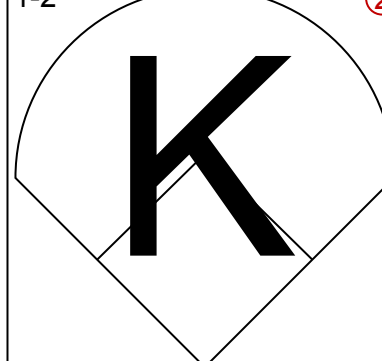


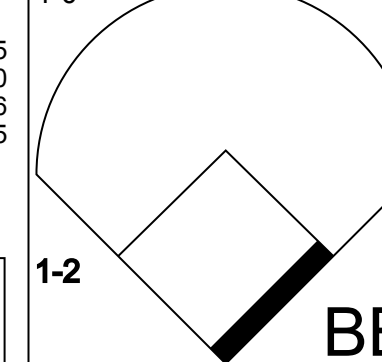
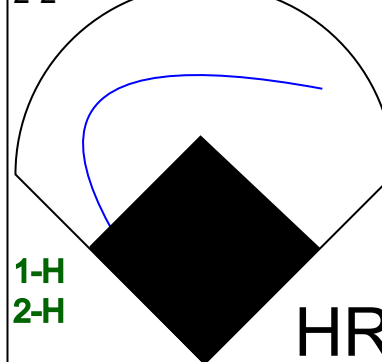
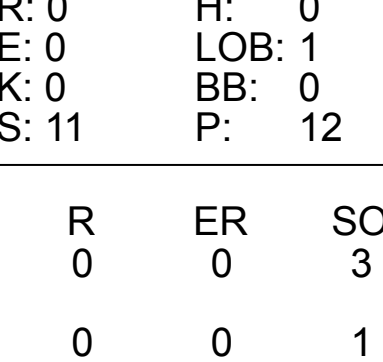
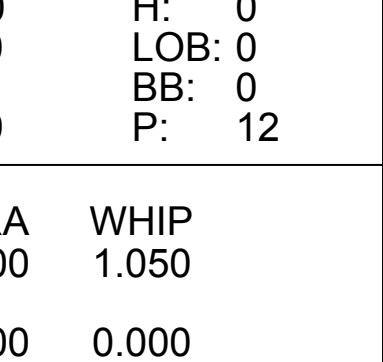
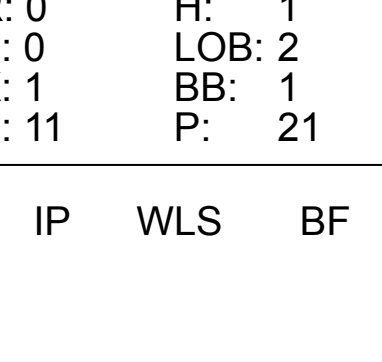
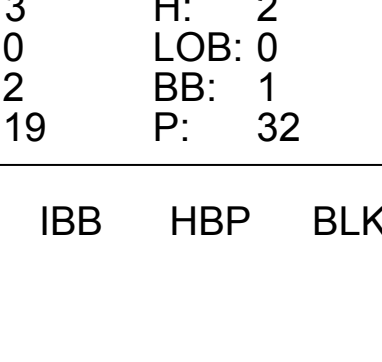

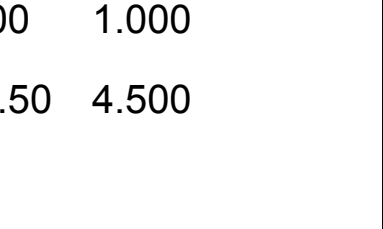


Batter	1	2	3	4	5	6	7	8	9	AB	R	H	RBI	BB	SO	LOB	TOP								
2 Jazz Chisholm Jr., L OBP: 0.301, SLG: 0.535										4	0	0	0	0	2	0									
5 Jon Berti, R OBP: 0.385, SLG: 0.404										4	0	2	0	0	1	0									
12 Jorge Soler, R OBP: 0.306, SLG: 0.438										4	0	0	0	0	3	2									
99 Jesús Aguilar, R OBP: 0.303, SLG: 0.425										4	0	1	0	0	1	2									
7 Jesús Sánchez, L OBP: 0.267, SLG: 0.418										4	0	1	0	0	0	2									
24 Avisail García, R OBP: 0.283, SLG: 0.313										3	0	0	0	0	1	1									
11 Miguel Rojas, R OBP: 0.291, SLG: 0.358										3	1	2	1	0	0	0									
54 Nick Fortes, R OBP: 0.467, SLG: 0.625										3	0	1	0	0	0	0									
14 Bryan De La Cruz, R OBP: 0.271, SLG: 0.306										3	0	0	0	0	0	2									
<b>Inning Stats</b>	R: 0 E: 0 K: 2 S: 14	H: 1 LOB: 1 BB: 0 P: 19	R: 0 E: 0 K: 0 S: 9	H: 3 LOB: 2 BB: 0 P: 15	R: 0 E: 0 K: 2 S: 9	H: 0 LOB: 0 BB: 0 P: 13	R: 0 E: 0 K: 0 S: 4	H: 1 LOB: 0 BB: 0 P: 6	R: 1 E: 0 K: 1 S: 8	H: 1 LOB: 0 BB: 0 P: 11	R: 0 E: 0 K: 0 S: 4	H: 0 LOB: 0 BB: 0 P: 6	R: 0 E: 0 K: 1 S: 8	H: 0 LOB: 0 BB: 0 P: 9	R: 0 E: 0 K: 0 S: 5	H: 0 LOB: 0 BB: 0 P: 7	R: 0 E: 0 K: 2 S: 11	H: 1 LOB: 1 BB: 0 P: 17	1B: 5 2B: 1 3B: 0 HR: 1	SF: 0 SAC: 0 DP: 2 HBP: 0	WP: 1 PB: 0 SB: 2 CS: 0	PA: 32			
<b>PITCHER</b>	IP	WLS	BF	H	R	ER	SO	BB	IBB	HBP	BLK	WP	HR	S	P	ERA	WHIP								
44 Kyle Gibson, R ERA: 4.04	8.0		29	7	1	1	6	0	0	0	0	0	1	63	89	1.12	0.875								
75 Connor Brogdon, R ERA: 2.35	1.0	W	3	0	0	0	2	0	0	0	0	1	0	9	14	0.00	0.000								

Miami Marlins @ Philadelphia Phillies  
Citizens Bank Park, Philadelphia, PA

AB 32  
R 1  
H 7  
RBI 1  
BB 0  
SO 8  
LOB 9



Wed Jun 15 2022, 1:10 PM - 4:20 PM EDT  
Att: 24,726 - Sunny - 84 F

Batter	1	2	3	4	5	6	7	8	9	AB	R	H	RBI	BB	SO	LOB	BOTTOM								
12 Kyle Schwarber, L OBP: 0.332, SLG: 0.468										3	0	0	0	1	1	2									
17 Rhys Hoskins, R OBP: 0.336, SLG: 0.485										4	0	2	0	0	1	2									
19 Matt Vierling, R OBP: 0.279, SLG: 0.295										0	0	0	0	0	0	0									
3 Bryce Harper, L OBP: 0.380, SLG: 0.620										4	0	1	0	0	0	4									
8 Nick Castellanos, R OBP: 0.309, SLG: 0.401										4	0	0	0	0	0	5									
18 Didi Gregorius, L OBP: 0.350, SLG: 0.418										3	0	0	0	0	1	1									
28 Alec Bohm, R OBP: 0.295, SLG: 0.355										4	1	2	0	0	0	1									
37 Odúbel Herrera, L ERA: 3.52										3	0	1	0	0	1	2									
10 J.T. Realmuto, R OBP: 0.317, SLG: 0.361										0	1	0	0	1	0	0									
5 Bryson Stott, L OBP: 0.236, SLG: 0.305										3	0	0	0	0	1	2									
41 Yairo Muñoz, R										1	0	0	0	0	1	2									
21 Garrett Stubbs, L OBP: 0.405, SLG: 0.711										3	1	2	3	1	0	0									
<b>Inning Stats</b>	R: 0 E: 0 K: 0 S: 9	H: 1 LOB: 1 BB: 0 P: 14	R: 0 E: 0 K: 0 S: 11	H: 0 LOB: 0 BB: 0 P: 12	R: 0 E: 0 K: 1 S: 13	H: 1 LOB: 2 BB: 1 P: 24	R: 0 E: 0 K: 1 S: 9	H: 1 LOB: 0 BB: 0 P: 9	R: 0 E: 0 K: 0 S: 13	H: 1 LOB: 1 BB: 0 P: 19	R: 0 E: 0 K: 1 S: 11	H: 1 LOB: 2 BB: 1 P: 21	R: 0 E: 0 K: 0 S: 6	H: 1 LOB: 0 BB: 0 P: 9	R: 3 E: 0 K: 2 S: 19	H: 2 LOB: 0 BB: 1 P: 32	1B: 5 2B: 2 3B: 1 HR: 1	SF: 0 SAC: 0 DP: 1 HBP: 1	WP: 0 PB: 0 SB: 0 CS: 2	PA: 36					
<b>PITCHER</b>	IP	WLS	BF	H	R	ER	SO	BB	IBB	HBP	BLK	WP	HR	S	P	ERA	WHIP								
20 Daniel Castano, L ERA: 3.52	6.2		27	5	0	0	3	2	0	1	0	0	0	72	105	0.00	1.050								
51 Tommy Nance, R	0.1	H	1	0	0	0	1	0	0	0	0	0	0	3	6	0.00	0.000								
52 Anthony Bass, R ERA: 2.08	1.0	H	3	1	0	0	0	0	0	0	0	0	0	6	9	0.00	1.000								
66 Tanner Scott, L ERA: 5.04	0.2	L	5	2	3	3	2	1	0	0	0	0	1	19	32	40.50	4.500								

Miami Marlins @ Philadelphia Phillies  
Citizens Bank Park, Philadelphia, PA

AB 32  
R 3  
H 8  
RBI 3  
BB 3  
SO 6  
LOB 21



Wed Jun 15 2022, 1:10 PM - 4:20 PM EDT  
Att: 24,726 - Sunny - 84 F







Batter	1	2	3	4	5	6	7	8	9	AB	R	H	RBI	BB	SO	LOB	TOP							
12 Kyle Schwarber, L OBP: 0.338, SLG: 0.496										4	1	1	0	1	3	2	Philadelphia Phillies @ Washington Nationals Nationals Park, Washington, DC Fri Jun 17 2022, 1:07 PM - 4:39 PM EDT Att: 15,501 - Partly Cloudy - 91 F							
17 Rhys Hoskins, R OBP: 0.329, SLG: 0.476										5	0	0	0	0	2	5								
3 Bryce Harper, L OBP: 0.388, SLG: 0.616										4	2	3	0	1	0	0								
8 Nick Castellanos, R OBP: 0.321, SLG: 0.418										4	1	2	2	1	0	1								
18 Didi Gregorius, L OBP: 0.358, SLG: 0.412										3	0	0	0	2	2	3								
37 Odúbel Herrera, L OBP: 0.301, SLG: 0.472										5	0	0	1	0	1	7								
28 Alec Bohm, R OBP: 0.299, SLG: 0.361										5	1	3	1	0	1	5								
5 Bryson Stott, L OBP: 0.227, SLG: 0.293										4	0	0	0	0	2	6								
21 Garrett Stubbs, L OBP: 0.404, SLG: 0.659										2	0	0	0	2	0	0								
<b>Inning Stats</b>	R: 2 H: 3 E: 0 K: 2 S: 23	H: 3 LOB: 1 BB: 0 P: 33	R: 0 H: 1 E: 0 K: 2 S: 10	H: 1 LOB: 2 BB: 1 P: 18	R: 2 H: 3 E: 0 K: 0 S: 13	LOB: 3 BB: 0 P: 18	R: 0 H: 0 E: 0 K: 1 S: 9	H: 0 LOB: 0 BB: 0 P: 14	R: 0 H: 0 E: 0 K: 1 S: 9	H: 0 LOB: 0 BB: 0 P: 14	R: 1 H: 1 E: 0 K: 1 S: 11	H: 1 LOB: 2 BB: 2 P: 23	R: 0 H: 0 E: 0 K: 3 S: 11	H: 0 LOB: 3 BB: 3 P: 28	R: 0 H: 0 E: 0 K: 1 S: 7	H: 0 LOB: 0 BB: 0 P: 12	R: 0 H: 1 E: 0 K: 0 S: 10	LOB: 2 BB: 1 P: 20	1B: 5 2B: 4 3B: 0 HR: 0	SF: 0 SAC: 0 DP: 0 HBP: 0	WP: 2 PB: 0 SB: 0 CS: 0	PA: 43		
<b>PITCHER</b>	IP WLS BF H R ER SO BB IBB HBP BLK WP HR S P ERA WHIP	IP WLS BF H R ER SO BB IBB HBP BLK WP HR S P ERA WHIP	IP WLS BF H R ER SO BB IBB HBP BLK WP HR S P ERA WHIP	IP WLS BF H R ER SO BB IBB HBP BLK WP HR S P ERA WHIP	IP WLS BF H R ER SO BB IBB HBP BLK WP HR S P ERA WHIP	IP WLS BF H R ER SO BB IBB HBP BLK WP HR S P ERA WHIP	IP WLS BF H R ER SO BB IBB HBP BLK WP HR S P ERA WHIP	IP WLS BF H R ER SO BB IBB HBP BLK WP HR S P ERA WHIP	IP WLS BF H R ER SO BB IBB HBP BLK WP HR S P ERA WHIP	IP WLS BF H R ER SO BB IBB HBP BLK WP HR S P ERA WHIP	IP WLS BF H R ER SO BB IBB HBP BLK WP HR S P ERA WHIP	IP WLS BF H R ER SO BB IBB HBP BLK WP HR S P ERA WHIP	IP WLS BF H R ER SO BB IBB HBP BLK WP HR S P ERA WHIP	IP WLS BF H R ER SO BB IBB HBP BLK WP HR S P ERA WHIP	IP WLS BF H R ER SO BB IBB HBP BLK WP HR S P ERA WHIP	IP WLS BF H R ER SO BB IBB HBP BLK WP HR S P ERA WHIP	IP WLS BF H R ER SO BB IBB HBP BLK WP HR S P ERA WHIP	IP WLS BF H R ER SO BB IBB HBP BLK WP HR S P ERA WHIP	IP WLS BF H R ER SO BB IBB HBP BLK WP HR S P ERA WHIP	IP WLS BF H R ER SO BB IBB HBP BLK WP HR S P ERA WHIP	IP WLS BF H R ER SO BB IBB HBP BLK WP HR S P ERA WHIP	IP WLS BF H R ER SO BB IBB HBP BLK WP HR S P ERA WHIP	IP WLS BF H R ER SO BB IBB HBP BLK WP HR S P ERA WHIP	IP WLS BF H R ER SO BB IBB HBP BLK WP HR S P ERA WHIP

AB 36  
R 5  
H 9  
RBI 4  
BB 7  
SO 11  
LOB 29



Batter	1	2	3	4	5	6	7	8	9	AB	R	H	RBI	BB	SO	LOB	BOTTOM							
28 Lane Thomas, R OBP: 0.299, SLG: 0.411										5	0	1	1	0	0	4	Philadelphia Phillies @ Washington Nationals Nationals Park, Washington, DC Fri Jun 17 2022, 1:07 PM - 4:39 PM EDT Att: 15,501 - Partly Cloudy - 91 F							
1 César Hernández, S OBP: 0.322, SLG: 0.337										5	0	2	0	0	1	3								
22 Juan Soto, L OBP: 0.367, SLG: 0.440										4	0	0	0	0	1	2								
23 Nelson Cruz, R OBP: 0.336, SLG: 0.396										3	1	0	0	1	2	0								
19 Josh Bell, S OBP: 0.372, SLG: 0.458										3	1	1	2	1	1	0								
7 Maikel Franco, R OBP: 0.275, SLG: 0.373										4	0	1	0	0	1	1								
2 Luis García Jr., L OBP: 0.354, SLG: 0.484										4	0	2	0	0	1	0								
15 Riley Adams, R OBP: 0.295, SLG: 0.357										1	0	0	0	1	1	0								
20 Keibler Ruiz, S OBP: 0.322, SLG: 0.355										2	0	0	0	0	0	3								
16 Victor Robles, R OBP: 0.314, SLG: 0.327										3	1	2	0	1	0	0								
<b>Inning Stats</b>	R: 0 H: 0 E: 0 K: 1 S: 8	H: 0 LOB: 0 BB: 0 P: 13	R: 0 H: 0 E: 0 K: 1 S: 6	H: 0 LOB: 0 BB: 1 P: 14	R: 1 H: 2 E: 0 K: 2 S: 15	H: 2 LOB: 1 BB: 0 P: 25	R: 0 H: 0 E: 0 K: 0 S: 6	H: 0 LOB: 0 BB: 0 P: 8	R: 0 H: 1 E: 0 K: 1 S: 12	H: 1 LOB: 2 BB: 1 P: 23	R: 2 H: 4 E: 0 K: 0 S: 8	H: 4 LOB: 2 BB: 1 P: 14	R: 0 H: 1 E: 0 K: 0 S: 10	H: 1 LOB: 0 BB: 0 P: 15	R: 0 H: 0 E: 0 K: 2 S: 8	H: 0 LOB: 0 BB: 0 P: 11	R: 0 H: 1 E: 0 K: 1 S: 14	LOB: 2 BB: 1 P: 23	1B: 7 2B: 1 3B: 0 HR: 1	SF: 0 SAC: 0 DP: 2 HBP: 0	WP: 0 PB: 0 SB: 0 CS: 0	PA: 38		
<b>PITCHER</b>	IP WLS BF H R ER SO BB IBB HBP BLK WP HR S P ERA WHIP	IP WLS BF H R ER SO BB IBB HBP BLK WP HR S P ERA WHIP	IP WLS BF H R ER SO BB IBB HBP BLK WP HR S P ERA WHIP	IP WLS BF H R ER SO BB IBB HBP BLK WP HR S P ERA WHIP	IP WLS BF H R ER SO BB IBB HBP BLK WP HR S P ERA WHIP	IP WLS BF H R ER SO BB IBB HBP BLK WP HR S P ERA WHIP	IP WLS BF H R ER SO BB IBB HBP BLK WP HR S P ERA WHIP	IP WLS BF H R ER SO BB IBB HBP BLK WP HR S P ERA WHIP	IP WLS BF H R ER SO BB IBB HBP BLK WP HR S P ERA WHIP	IP WLS BF H R ER SO BB IBB HBP BLK WP HR S P ERA WHIP	IP WLS BF H R ER SO BB IBB HBP BLK WP HR S P ERA WHIP	IP WLS BF H R ER SO BB IBB HBP BLK WP HR S P ERA WHIP	IP WLS BF H R ER SO BB IBB HBP BLK WP HR S P ERA WHIP	IP WLS BF H R ER SO BB IBB HBP BLK WP HR S P ERA WHIP	IP WLS BF H R ER SO BB IBB HBP BLK WP HR S P ERA WHIP	IP WLS BF H R ER SO BB IBB HBP BLK WP HR S P ERA WHIP	IP WLS BF H R ER SO BB IBB HBP BLK WP HR S P ERA WHIP	IP WLS BF H R ER SO BB IBB HBP BLK WP HR S P ERA WHIP	IP WLS BF H R ER SO BB IBB HBP BLK WP HR S P ERA WHIP	IP WLS BF H R ER SO BB IBB HBP BLK WP HR S P ERA WHIP	IP WLS BF H R ER SO BB IBB HBP BLK WP HR S P ERA WHIP	IP WLS BF H R ER SO BB IBB HBP BLK WP HR S P ERA WHIP	IP WLS BF H R ER SO BB IBB HBP BLK WP HR S P ERA WHIP	IP WLS BF H R ER SO BB IBB HBP BLK WP HR S P ERA WHIP

AB 34  
R 3  
H 9  
RBI 3  
BB 4  
SO 8  
LOB 13





Batter	1	2	3	4	5	6	7	8	9	10	AB	R	H	RBI	BB	SO	LOB	TOP						
12 Kyle Schwarber, L OBP: 0.343, SLG: 0.494 (8, 7)											3	3	1	0	2	1	0							
17 Rhys Hoskins, R OBP: 0.333, SLG: 0.474 (1, 3)											3	1	1	0	2	1	1							
8 Nick Castellanos, R OBP: 0.319, SLG: 0.414 (1, 9)											5	0	1	1	0	1	4							
10 J.T. Realmuto, R OBP: 0.316, SLG: 0.355 (1, 2)											5	1	1	2	0	2	5							
37 Odúbel Herrera, L OBP: 0.294, SLG: 0.461 (8, PH)											3	0	0	0	0	0	1							
3 Bryce Harper, L OBP: 0.391, SLG: 0.622 (8, 1)											1	0	1	2	0	0	0							
31 Jeury Familia, R (8, 1)											0	0	0	0	0	0	0							
64 Andrew Bellatti, R (9, 1)											0	0	0	0	0	0	0							
46 José Alvarado, L (9, 1)											1	0	0	0	0	1	1							
28 Alec Bohm, R OBP: 0.293, SLG: 0.353 (1, 5)											5	0	0	0	0	1	2							
5 Bryson Stott, L OBP: 0.221, SLG: 0.283 (1, 6)											4	0	0	0	0	1	0							
19 Matt Vierling, R OBP: 0.299, SLG: 0.391 (8, 8)											3	2	2	2	1	0	0							
41 Yairo Muñoz, R OBP: 0.273, SLG: 0.444 (9, PH)											2	1	0	0	1	0	1							
18 Didi Gregorius, L OBP: 0.355, SLG: 0.408 (9, 6)											1	0	0	0	0	1	0							
<b>Inning Stats</b>	R: 0 E: 0 K: 2 S: 12	H: 0 LOB: 1 BB: 2 P: 22	R: 0 E: 0 K: 1 S: 9	H: 0 LOB: 0 BB: 0 P: 12	R: 3 E: 1 K: 1 S: 15	H: 2 LOB: 1 BB: 1 P: 27	R: 0 E: 0 K: 0 S: 9	H: 0 LOB: 1 BB: 1 P: 14	R: 0 E: 0 K: 1 S: 4	H: 1 LOB: 0 BB: 0 P: 14	R: 0 E: 0 K: 0 S: 4	H: 0 LOB: 0 BB: 0 P: 5	R: 0 E: 0 K: 0 S: 7	H: 0 LOB: 0 BB: 0 P: 10	R: 2 E: 0 K: 1 S: 16	H: 2 LOB: 1 BB: 1 P: 28	R: 1 E: 0 K: 2 S: 14	H: 1 LOB: 0 BB: 0 P: 19	R: 2 E: 0 K: 1 S: 15	H: 1 LOB: 1 BB: 1 P: 25	1B: 4 2B: 1 3B: 0 HR: 2	SF: 0 SAC: 0 DP: 0 HBP: 0	WP: 1 PB: 0 SB: 2 CS: 0	PA: 42
<b>PITCHER</b>	IP WLS BF H R ER SO	IP WLS BF H R ER SO	IP WLS BF H R ER SO	IP WLS BF H R ER SO	IP WLS BF H R ER SO	IP WLS BF H R ER SO	IP WLS BF H R ER SO	IP WLS BF H R ER SO	IP WLS BF H R ER SO	IP WLS BF H R ER SO	IP WLS BF H R ER SO	IP WLS BF H R ER SO	IP WLS BF H R ER SO	IP WLS BF H R ER SO	IP WLS BF H R ER SO	IP WLS BF H R ER SO	IP WLS BF H R ER SO	IP WLS BF H R ER SO	IP WLS BF H R ER SO	IP WLS BF H R ER SO	ERA WHIP	ERA WHIP		
30 Paolo Espino, R ERA: 2.29 (1, 1)	5.0	21	3	3	2	5	4	0	0	0	0	0	0	0	0	0	0	0	0	0	0	3.60	1.400	
61 Erasmo Ramírez, R ERA: 4.55 (8, 1)	1.0	3	0	0	0	0	0	0	0	0	0	0	0	0	0	0	0	0	0	0	0.00	0.000		
58 Carl Edwards Jr., R ERA: 3.1 (7, 1)	1.0	H	3	0	0	0	0	0	0	0	0	0	0	0	0	0	0	0	0	0	0.00	0.000		
67 Kyle Finnegan, R ERA: 4.15 (8, 1)	0.2	B	5	2	2	0	1	0	0	0	0	0	0	0	0	0	0	0	0	0	27.00	4.500		
21 Tanner Rainey, R ERA: 3.43 (8, 1)	1.1	5	1	1	1	3	0	0	0	0	0	0	0	0	0	0	0	0	0	0	6.75	0.750		

Philadelphia Phillies @ Washington Nationals  
 Nationals Park, Washington, DC  
 Fri Jun 17 2022, 7:07 PM - 10:50 PM EDT  
 Att: 24,785 - Clear - 92 F

AB	36
R	8
H	7
RBI	7
BB	6
SO	9
LOB	15



Batter	1	2	3	4	5	6	7	8	9	10	AB	R	H	RBI	BB	SO	LOB	BOTTOM						
28 Lane Thomas, R OBP: 0.291, SLG: 0.400 (1, 7)											5	0	0	0	0	3	1							
22 Juan Soto, L OBP: 0.364, SLG: 0.432 (1, 9)											4	0	0	0	1	1	0							
23 Nelson Cruz, R OBP: 0.337, SLG: 0.390 (1, 10)											3	2	0	0	2	2	1							
19 Josh Bell, S OBP: 0.360, SLG: 0.485 (1, 3)											3	3	2	3	2	0	0							
20 Keibert Ruiz, S OBP: 0.324, SLG: 0.356 (1, 2)											5	1	2	0	0	0	5							
7 Maikel Franco, R OBP: 0.277, SLG: 0.375 (1, 5)											4	0	2	1	0	1	1							
2 Luis García Jr., L OBP: 0.357, SLG: 0.493 (1, 6)											5	0	2	1	0	2	3							
5 Ehire Adrianza, S OBP: 0.214, SLG: 0.222 (1, 4)											5	0	1	1	0	1	4							
16 Victor Robles, R OBP: 0.308, SLG: 0.321 (9, PH)											3	0	0	0	0	1	0							
29 Yadiel Hernández, L OBP: 0.308, SLG: 0.392 (9, PR)											1	0	1	0	0	0	0							
1 César Hernández, S OBP: 0.319, SLG: 0.336 (10, 4)											1	1	0	0	0	0	1							
<b>Inning Stats</b>	R: 0 E: 0 K: 2 S: 9	H: 0 LOB: 0 BB: 0 P: 13	R: 1 E: 0 K: 1 S: 18	H: 2 LOB: 1 BB: 0 P: 26	R: 0 E: 0 K: 1 S: 8	H: 0 LOB: 0 BB: 0 P: 12	R: 2 E: 0 K: 0 S: 12	H: 3 LOB: 1 BB: 1 P: 18	R: 0 E: 0 K: 0 S: 6	H: 0 LOB: 0 BB: 0 P: 9	R: 2 E: 0 K: 0 S: 6	H: 1 LOB: 1 BB: 2 P: 17	R: 0 E: 0 K: 2 S: 10	H: 0 LOB: 0 BB: 0 P: 16	R: 0 E: 0 K: 2 S: 16	H: 2 LOB: 2 BB: 0 P: 21	R: 1 E: 1 K: 2 S: 15	H: 1 LOB: 3 BB: 2 P: 23	R: 1 E: 0 K: 1 S: 7	H: 1 LOB: 1 BB: 0 P: 10	1B: 6 2B: 2 3B: 0 HR: 2	SF: 1 SAC: 0 DP: 1 HBP: 0	WP: 1 PB: 0 SB: 0 CS: 0	PA: 45
<b>PITCHER</b>	IP WLS BF H R ER SO	IP WLS BF H R ER SO	IP WLS BF H R ER SO	IP WLS BF H R ER SO	IP WLS BF H R ER SO	IP WLS BF H R ER SO	IP WLS BF H R ER SO	IP WLS BF H R ER SO	IP WLS BF H R ER SO	IP WLS BF H R ER SO	IP WLS BF H R ER SO	IP WLS BF H R ER SO	IP WLS BF H R ER SO	IP WLS BF H R ER SO	IP WLS BF H R ER SO	IP WLS BF H R ER SO	IP WLS BF H R ER SO	IP WLS BF H R ER SO	IP WLS BF H R ER SO	IP WLS BF H R ER SO	ERA WHIP	ERA WHIP		
70 Bailey Fatter, L ERA: 4.5 (1, 1)	5.0	20	5	3	3	4	2	0	0	0	0	0	0	0	0	0	0	0	0	0	5.40	1.200		
57 Nick Nelson, R ERA: 5.23 (6, 1)	1.0	6	1	2	2	0	2	0	0	0	0	0	0	0	0	0	0	0	0	0	18.00	3.000		
23 Corey Knebel, R ERA: 3.46 (7, 1)	1.0	3	0	0	0	2	0	0	0	0	0	0	0	0	0	0	0	0	0	0	0.00	0.000		
31 Jeury Familia, R ERA: 4.3 (8, 1)	1.0	5	2	0	0	2	0	0	0	0	0	0	0	0	0	0	0	0	0	0	0.00	2.000		
64 Andrew Bellatti, R ERA: 3.2 (9, 1)	0.2	H	3	1	1	0	2	0	0	0	0	0	0	0	0	0	0	0	0	0	0.00	1.500		

Philadelphia Phillies @ Washington Nationals  
 Nationals Park, Washington, DC  
 Fri Jun 17 2022, 7:07 PM - 10:50 PM EDT  
 Att: 24,785 - Clear - 92 F

AB	39
R	7
H	10
RBI	6
BB	5
SO	11
LOB	16









Batter	1	2	3	4	5	6	7	8	9	AB	R	H	RBI	BB	SO	LOB	TOP					
12 Kyle Schwarber, L OBP: 0.343, SLG: 0.483	G6-3		F7		1B		G3			4	1	1	0	0	0	2	Philadelphia Phillies @ Washington Nationals Nationals Park, Washington, DC Sun Jun 19 2022, 12:09 PM - 3:05 PM EDT Att: 32,261 - Sunny - 70 F					
17 Rhys Hoskins, R OBP: 0.334, SLG: 0.472	K		1B				G6-3			4	0	1	0	0	1	2						
18 Didi Gregorius, L OBP: 0.345, SLG: 0.393	F7		F8				G1-3			4	0	0	0	0	1	4						
8 Nick Castellanos, R OBP: 0.312, SLG: 0.401		P3		G5-3				K		3	0	0	0	1	1	0						
10 J.T. Realmuto, R OBP: 0.321, SLG: 0.350		37 G4-3 BB		28 G4-3 1B				K		3	1	1	0	1	1	1						
37 Odobel Herrera, L OBP: 0.283, SLG: 0.434	G4-3			E8 28 G4-3 5 1B				G3		4	1	0	0	0	0	2						
28 Alec Bohm, R OBP: 0.292, SLG: 0.347		G5-3		G4-3						4	0	0	1	0	0	2						
5 Bryson Stott, L OBP: 0.215, SLG: 0.274			F7		1B		G4-3			4	0	1	1	0	1	0						
19 Matt Vierling, R OBP: 0.294, SLG: 0.377				L4				G6-3		4	0	2	0	0	0	1						
				17 1B																		
<b>Inning Stats</b>	R: 0 E: 0 K: 1 S: 6	H: 0 LOB: 0 BB: 7	R: 0 E: 0 K: 0 S: 7	H: 0 LOB: 1 BB: 13	R: 0 E: 0 K: 0 S: 8	H: 2 LOB: 2 BB: 0 P: 16	R: 2 E: 0 K: 0 S: 13	H: 2 LOB: 1 BB: 0 P: 19	R: 1 E: 0 K: 1 S: 11	H: 1 LOB: 1 BB: 1 P: 16	R: 0 E: 0 K: 0 S: 5	H: 0 LOB: 0 BB: 9	R: 0 E: 0 K: 2 S: 9	H: 0 LOB: 0 BB: 9	R: 0 E: 0 K: 1 S: 8	H: 0 LOB: 0 BB: 11	1B: 6 2B: 0 3B: 0 HR: 0	SF: 0 SAC: 0 DP: 0 HBP: 0	WP: 0 PB: 0 SB: 0 CS: 0	PA: 36		
<b>PITCHER</b>	IP ERA WHIP	WLS LOB	BF R	H ER	R SO	BB IBB	HBP BLK	WP HR	S P	ERA WHIP	IP ERA WHIP	WLS LOB	BF R	H ER	R SO	BB IBB	HBP BLK	WP HR	S P	ERA WHIP		
72 Jackson Tretault, R ERA: 5.73	7.0	W	30	6	3	0	2	2	0	0	0	0	0	0	0	0	0	0	0	0	0.00	1.143
58 Carl Edwards Jr., R ERA: 2.95	1.0		3	0	0	0	2	0	0	0	0	0	0	0	0	0	0	0	0	0	0.00	0.000
77 Cory Abbott, R ERA:	1.0		3	0	0	0	1	0	0	0	0	0	0	0	0	0	0	0	0	0	0.00	0.000

AB 34  
R 3  
H 6  
RBI 2  
BB 2  
SO 5  
LOB 14



Batter	1	2	3	4	5	6	7	8	9	AB	R	H	RBI	BB	SO	LOB	BOTTOM					
1 César Hernández, S OBP: 0.316, SLG: 0.333	F8		K		23 BB		L5			4	0	1	1	1	1	4	Philadelphia Phillies @ Washington Nationals Nationals Park, Washington, DC Sun Jun 19 2022, 12:09 PM - 3:05 PM EDT Att: 32,261 - Sunny - 70 F					
22 Juan Soto, L OBP: 0.397, SLG: 0.440	G3		HR		P7		F7			5	1	1	3	0	1	5						
19 Josh Bell, S OBP: 0.378, SLG: 0.476	23 1B		G6-3		23 BB					3	0	0	0	1	1	0						
23 Nelson Cruz, R OBP: 0.333, SLG: 0.381			G5-3							4	0	1	1	1	0	0						
20 Keibert Ruiz, S OBP: 0.315, SLG: 0.345	K		G3		L7		G4-3			5	0	0	0	0	1	5						
2 Luis García Jr., L OBP: 0.372, SLG: 0.507		7 1B		K						4	3	3	0	0	1	0						
7 Maikel Franco, R OBP: 0.280, SLG: 0.384		29 2B		F8						3	2	2	3	1	0	0						
29 Yadiel Hernández, L OBP: 0.314, SLG: 0.399		22 HR								4	2	3	1	0	0	0						
16 Victor Robles, R OBP: 0.305, SLG: 0.316		22 HR		28 1B						0	0	0	0	0	0	0						
28 Lane Thomas, R OBP: 0.294, SLG: 0.400		G5-3		1 2B						4	1	1	0	0	1	4						
				23 BB																		
<b>Inning Stats</b>	R: 0 E: 0 K: 1 S: 12	H: 1 LOB: 2 BB: 0 P: 14	R: 4 E: 0 K: 1 S: 16	H: 4 LOB: 0 BB: 0 P: 24	R: 0 E: 0 K: 1 S: 10	H: 0 LOB: 0 BB: 1 P: 14	R: 2 E: 0 K: 0 S: 17	H: 3 LOB: 3 BB: 2 P: 29	R: 2 E: 0 K: 1 S: 16	H: 2 LOB: 1 BB: 1 P: 28	R: 0 E: 0 K: 0 S: 5	H: 0 LOB: 0 BB: 5	R: 1 E: 0 K: 1 S: 16	H: 2 LOB: 2 BB: 1 P: 26	R: 0 E: 0 K: 1 S: 7	H: 0 LOB: 0 BB: 11	1B: 7 2B: 3 3B: 0 HR: 2	SF: 0 SAC: 0 DP: 0 HBP: 1	WP: 1 PB: 0 SB: 1 CS: 0	PA: 41		
<b>PITCHER</b>	IP ERA WHIP	WLS LOB	BF R	H ER	R SO	BB IBB	HBP BLK	WP HR	S P	ERA WHIP	IP ERA WHIP	WLS LOB	BF R	H ER	R SO	BB IBB	HBP BLK	WP HR	S P	ERA WHIP		
56 Zach Eflin, R ERA: 4.43	2.0	L	12	5	4	4	2	0	0	0	0	0	0	0	0	0	0	0	0	0	18.00	2.500
64 Andrew Bellatti, R ERA: 3.86	1.1		7	3	2	2	1	0	0	0	0	0	0	0	0	0	0	0	0	0	17	25
23 Corey Knebel, R ERA: 3.95	1.1		9	2	2	2	0	2	1	0	0	0	0	0	0	0	0	0	0	0	22	39
57 Nick Nelson, R ERA: 5.13	2.1		10	2	1	1	2	1	0	0	0	0	0	0	0	0	0	0	0	0	25	38
67 Michael Kelly, R ERA:	1.0		3	0	0	0	1	0	0	0	0	0	0	0	0	0	0	0	0	0	7	11

AB 36  
R 9  
H 12  
RBI 9  
BB 4  
SO 6  
LOB 18





Batter	1	2	3	4	5	6	7	8	9	AB	R	H	RBI	BB	SO	LOB	TOP			
12 Kyle Schwarber, L OBP: 0.341, SLG: 0.480										4	0	1	0	0	1	1	<b>Philadelphia Phillies @ Texas Rangers</b> Globe Life Field, Arlington, TX Tue Jun 21 2022, 7:10 PM - 10:16 PM CDT Att: 29,153 - Roof Closed - 72 F			
17 Rhys Hoskins, R OBP: 0.340, SLG: 0.471										1	0	0	0	3	0	0				
8 Nick Castellanos, R OBP: 0.309, SLG: 0.395										4	0	0	0	0	0	5				
10 J.T. Realmuto, R OBP: 0.324, SLG: 0.353										4	0	2	0	0	0	1				
18 Didi Gregorius, L OBP: 0.333, SLG: 0.378										4	0	0	0	0	1	2				
28 Alec Bohm, R OBP: 0.295, SLG: 0.350										4	0	2	0	0	0	1				
19 Matt Vierling, R OBP: 0.281, SLG: 0.358										4	0	0	0	0	2	4				
7 Johan Camargo, S OBP: 0.301, SLG: 0.328										4	0	0	0	0	2	3				
41 Yairo Muñoz, R OBP: 0.294, SLG: 0.600										3	0	1	0	0	1	0				
<b>Inning Stats</b>	R: 0 E: 0 K: 0 S: 10	H: 1 LOB: 1 BB: 1 P: 18	R: 0 E: 0 K: 2 S: 11	H: 1 LOB: 1 BB: 0 P: 16	R: 0 E: 0 K: 1 S: 9	H: 0 LOB: 1 BB: 1 P: 14	R: 0 E: 0 K: 1 S: 10	H: 1 LOB: 1 BB: 0 P: 15	R: 0 E: 0 K: 1 S: 14	H: 2 LOB: 2 BB: 0 P: 18	R: 0 E: 0 K: 1 S: 7	H: 0 LOB: 0 BB: 0 P: 12	R: 0 E: 0 K: 0 S: 8	H: 0 LOB: 0 BB: 0 P: 15	R: 0 E: 0 K: 0 S: 5	H: 0 LOB: 0 BB: 0 P: 9	1B: 6 2B: 0 3B: 0 HR: 0	SF: 0 SAC: 0 DP: 1 HBP: 0	WP: 2 PB: 0 SB: 1 CS: 0	PA: 35
<b>PITCHER</b>	IP WLS BF ERA WHIP	IP WLS BF ERA WHIP	IP WLS BF ERA WHIP	IP WLS BF ERA WHIP	IP WLS BF ERA WHIP	IP WLS BF ERA WHIP	IP WLS BF ERA WHIP	IP WLS BF ERA WHIP	IP WLS BF ERA WHIP	IP WLS BF ERA WHIP	IP WLS BF ERA WHIP	IP WLS BF ERA WHIP	IP WLS BF ERA WHIP	IP WLS BF ERA WHIP	IP WLS BF ERA WHIP	IP WLS BF ERA WHIP	IP WLS BF ERA WHIP	IP WLS BF ERA WHIP	IP WLS BF ERA WHIP	
54 Martin Pérez, L ERA: 1.96	6.0 W 26	6 R 0	0 ER 0	6 SO 6	3 BB 3	0 IBB 0	0 HBP 0	0 BLK 0	2 WP 2	0 HR 0	64 S 64	98 P 98	0.00 ERA 0.00	1.500 WHIP 0.000						
51 Matt Bush, R ERA: 4.21	7.1 H 3	0 R 0	0 ER 0	1 SO 1	0 BB 0	0 IBB 0	0 HBP 0	0 BLK 0	0 WP 0	7 HR 7	12 S 12	0.00 ERA 0.000	0.000 WHIP 0.000							
19 Dennis Santana, R ERA: 1.33	8.1 H 3	0 R 0	0 ER 0	0 SO 0	0 BB 0	0 IBB 0	0 HBP 0	0 BLK 0	0 WP 0	8 HR 8	15 S 15	0.00 ERA 0.000	0.000 WHIP 0.000							
46 Brock Burke, L ERA: 0.8	9.1 H 3	0 R 0	0 ER 0	0 SO 0	0 BB 0	0 IBB 0	0 HBP 0	0 BLK 0	0 WP 0	5 HR 5	9 S 9	0.00 ERA 0.000	0.000 WHIP 0.000							

Batter	1	2	3	4	5	6	7	8	9	AB	R	H	RBI	BB	SO	LOB	BOTTOM			
2 Marcus Semien, R OBP: 0.295, SLG: 0.360										4	2	3	2	0	0	0	<b>Philadelphia Phillies @ Texas Rangers</b> Globe Life Field, Arlington, TX Tue Jun 21 2022, 7:10 PM - 10:16 PM CDT Att: 29,153 - Roof Closed - 72 F			
5 Corey Seager, L OBP: 0.304, SLG: 0.438										4	0	1	1	0	1	1				
53 Adolis Garcia, R OBP: 0.293, SLG: 0.471										4	1	1	0	0	0	2				
56 Kole Calhoun, L OBP: 0.286, SLG: 0.403											4	1	1	2	0	1		1		
18 Mitch Garver, R OBP: 0.282, SLG: 0.389											3	0	0	0	1	1		0		
30 Nathaniel Lowe, L OBP: 0.321, SLG: 0.440											4	1	2	1	0	0		1		
28 Jonah Heim, S OBP: 0.305, SLG: 0.469										3	1	1	1	0	2	1				
47 Josh Smith, L OBP: 0.550, SLG: 0.467										3	0	1	0	0	0	0				
3 Leody Taveras, S OBP: 0.308, SLG: 0.292										3	1	1	0	0	0	1				
<b>Inning Stats</b>	R: 0 E: 0 K: 0 S: 5	H: 1 LOB: 0 BB: 0 P: 9	R: 0 E: 0 K: 1 S: 10	H: 0 LOB: 0 BB: 0 P: 16	R: 0 E: 0 K: 1 S: 11	H: 1 LOB: 0 BB: 0 P: 16	R: 0 E: 0 K: 1 S: 9	H: 0 LOB: 0 BB: 0 P: 13	R: 2 E: 0 K: 0 S: 9	H: 2 LOB: 1 BB: 0 P: 16	R: 1 E: 0 K: 1 S: 12	H: 2 LOB: 1 BB: 0 P: 20	R: 0 E: 0 K: 1 S: 12	H: 1 LOB: 1 BB: 0 P: 20	R: 4 E: 0 K: 0 S: 14	H: 4 LOB: 1 BB: 1 P: 26	1B: 6 2B: 2 3B: 0 HR: 4	SF: 0 SAC: 0 DP: 3 HBP: 0	WP: 0 PB: 0 SB: 0 CS: 1	PA: 33
<b>PITCHER</b>	IP WLS BF ERA WHIP	IP WLS BF ERA WHIP	IP WLS BF ERA WHIP	IP WLS BF ERA WHIP	IP WLS BF ERA WHIP	IP WLS BF ERA WHIP	IP WLS BF ERA WHIP	IP WLS BF ERA WHIP	IP WLS BF ERA WHIP	IP WLS BF ERA WHIP	IP WLS BF ERA WHIP	IP WLS BF ERA WHIP	IP WLS BF ERA WHIP	IP WLS BF ERA WHIP	IP WLS BF ERA WHIP	IP WLS BF ERA WHIP	IP WLS BF ERA WHIP	IP WLS BF ERA WHIP	IP WLS BF ERA WHIP	
44 Kyle Gibson, R ERA: 4.06	6.1 L 24	7 R 3	3 ER 3	4 SO 4	1 BB 1	0 IBB 0	0 HBP 0	0 BLK 0	0 WP 0	2 HR 2	63 S 63	102 P 102	4.26 ERA 4.26	1.105 WHIP 3.750						
31 Jeunys Familia, R ERA: 5.55	7.1 H 4	4 R 4	4 ER 4	1 SO 1	1 BB 1	0 IBB 0	0 HBP 0	0 BLK 0	0 WP 0	2 HR 2	16 S 16	28 P 28	27.00 ERA 27.00	3.750 WHIP 3.750						
46 José Alvarado, L ERA: 7.02	8.1 H 1	0 R 0	0 ER 0	0 SO 0	0 BB 0	0 IBB 0	0 HBP 0	0 BLK 0	0 WP 0	3 HR 3	6 S 6	6 P 6	0.00 ERA 0.000	0.000 WHIP 0.000						







Batter	1	2	3	4	5	6	7	8	9	AB	R	H	RBI	BB	SO	LOB	TOP										
12 Kyle Schwarber, L OBP: 0.342, SLG: 0.500	G4-3		G5-3			2-H HR	1-B			4	1	2	2	0	0	0	<b>Philadelphia Phillies @ San Diego Padres</b> Petco Park, San Diego, CA Thu Jun 23 2022, 6:41 PM - 9:19 PM PDT Att. 40,355 - Clear - 73 F <a href="http://livebaseballscorecards.com">livebaseballscorecards.com</a>										
17 Rhys Hoskins, R OBP: 0.338, SLG: 0.462	FC9-5 BB			G6-3		P3	F9			3	0	0	0	1	0	1											
3 Bryce Harper, L OBP: 0.390, SLG: 0.612	FC9-5			K		10 HR	1-B			4	1	1	0	0	1	1											
8 Nick Castellanos, R OBP: 0.303, SLG: 0.387	G3			G3-1		10 HR	1-B			4	1	1	0	0	1	1											
10 J.T. Realmuto, R OBP: 0.318, SLG: 0.358		G6-3			G6-3	1-H HR				4	1	1	3	0	0	0											
18 Didi Gregorius, L OBP: 0.328, SLG: 0.370	G1-3				37 WP 1-B	G6-3				4	1	1	0	0	0	0											
37 Odúbel Herrera, L OBP: 0.275, SLG: 0.417	G4-3				28 G5-4 1-B	G3-1				4	0	1	1	0	0	0											
28 Alec Bohm, R OBP: 0.290, SLG: 0.343			G5-3		G5-4-3		G5-3			4	0	0	0	0	0	1											
5 Bryson Stott, L OBP: 0.220, SLG: 0.279	F7					12 HR 2-B	G4-3			3	1	1	0	0	0	0											
<b>Inning Stats</b>	R: 0 E: 0 K: 0 S: 11	H: 0 LOB: 1 BB: 1 P: 19	R: 0 E: 0 K: 0 S: 7	H: 0 LOB: 0 BB: 0 P: 8	R: 0 E: 0 K: 0 S: 9	H: 0 LOB: 0 BB: 0 P: 13	R: 0 E: 0 K: 1 S: 9	H: 0 LOB: 0 BB: 0 P: 10	R: 1 E: 0 K: 0 S: 8	H: 2 LOB: 0 BB: 0 P: 13	R: 5 E: 0 K: 0 S: 19	H: 5 LOB: 0 BB: 0 P: 25	R: 0 E: 0 K: 0 S: 10	H: 1 LOB: 1 BB: 0 P: 16	R: 0 E: 0 K: 1 S: 8	H: 0 LOB: 0 BB: 0 P: 11		R: 0 E: 0 K: 0 S: 4	H: 0 LOB: 0 BB: 0 P: 6	1B: 5 2B: 1 3B: 0 HR: 2	SF: 0 SAC: 0 DP: 1 HBP: 0	WP: 1 PB: 0 SB: 0 CS: 0	PA: 35				
<b>PITCHER</b>	IP	WLS	BF	H	R	ER	SO	BB	IBB	HBP	BLK	WP	HR	S	P	ERA	WHIP										
44 Joe Muro, R ERA: 2.12	6.0	L	25	7	6	6	1	1	0	0	0	1	2	63	88	9.00	1.333										
34 Craig Stammen, R ERA: 3.23	2.0		7	1	0	0	1	0	0	0	0	0	0	18	27	0.00	0.500										
25 Tim Hill, L ERA: 4.86	1.0		3	0	0	0	0	0	0	0	0	0	0	4	6	0.00	0.000										

Batter	1	2	3	4	5	6	7	8	9	AB	R	H	RBI	BB	SO	LOB	BOTTOM										
2 Trent Grisham, L OBP: 0.289, SLG: 0.326	G4-3		G6-3			G6-3				4	1	1	0	0	0	0	<b>Philadelphia Phillies @ San Diego Padres</b> Petco Park, San Diego, CA Thu Jun 23 2022, 6:41 PM - 9:19 PM PDT Att. 40,355 - Clear - 73 F <a href="http://livebaseballscorecards.com">livebaseballscorecards.com</a>										
26 Austin Nola, R OBP: 0.316, SLG: 0.313	FC6-4 1-B		L8			G6-3				4	0	2	0	0	0	0											
10 Jurickson Profar, S OBP: 0.340, SLG: 0.416	L9			G6-3		G4-3				4	0	0	0	0	0	3											
38 Jorge Alfaro, R OBP: 0.324, SLG: 0.492	FC6-4			7 FC5-4 30 1-B		K				4	0	1	1	0	1	2											
30 Eric Hosmer, L OBP: 0.346, SLG: 0.407		HR		7 FC5-4 1-B		G3-1				4	1	2	1	0	1	1											
7 Ha-Seong Kim, R OBP: 0.313, SLG: 0.348		28 FC4-6 1-B		FC5-4 28 BB		BB				3	0	1	0	1	0	2											
28 José Azocar, R OBP: 0.314, SLG: 0.366	FC4-6 77 G5-3-4 1-B			BB		F9				3	0	0	0	1	0	2											
77 CJ Abrams, L OBP: 0.256, SLG: 0.246	G5-3-4			G6-3		K				4	0	0	0	0	1	5											
41 Sergio Alcántara, S OBP: 0.185, SLG: 0.241	F9				G5-3		K			3	0	0	0	0	1	1											
<b>Inning Stats</b>	R: 0 E: 0 K: 0 S: 8	H: 1 LOB: 1 BB: 0 P: 14	R: 1 E: 0 K: 0 S: 9	H: 2 LOB: 0 BB: 0 P: 11	R: 0 E: 0 K: 0 S: 5	H: 0 LOB: 0 BB: 0 P: 7	R: 0 E: 0 K: 0 S: 15	H: 2 LOB: 3 BB: 1 P: 24	R: 0 E: 0 K: 0 S: 6	H: 0 LOB: 0 BB: 0 P: 10	R: 0 E: 0 K: 1 S: 6	H: 0 LOB: 0 BB: 0 P: 9	R: 0 E: 0 K: 2 S: 8	H: 0 LOB: 1 BB: 1 P: 13	R: 1 E: 0 K: 1 S: 10	H: 2 LOB: 1 BB: 0 P: 15		R: 0 E: 0 K: 0 S: 11	H: 0 LOB: 0 BB: 0 P: 14	1B: 5 2B: 2 3B: 0 HR: 1	SF: 0 SAC: 0 DP: 1 HBP: 0	WP: 0 PB: 0 SB: 0 CS: 0	PA: 35				
<b>PITCHER</b>	IP	WLS	BF	H	R	ER	SO	BB	IBB	HBP	BLK	WP	HR	S	P	ERA	WHIP										
55 Ranger Suárez, L ERA: 4.23	7.1	W	30	7	2	2	3	2	0	0	0	0	1	61	94	2.46	1.227										
58 Seranthony Domínguez, R ERA: 1.69	0.2		2	0	0	0	1	0	0	0	0	0	0	6	9	0.00	0.000										
52 Brad Hand, L ERA: 2.11	1.0		3	0	0	0	0	0	0	0	0	0	0	11	14	0.00	0.000										



Batter	1	2	3	4	5	6	7	8	9	AB	R	H	RBI	BB	SO	LOB	TOP										
12 Kyle Schwarber, L (1, 7) OBP: 0.340, SLG: 0.492										4	0	0	0	1	2	5	<b>Philadelphia Phillies @ San Diego Padres</b> Petco Park, San Diego, CA Fri Jun 24 2022, 6:41 PM - 9:45 PM PDT Att: 38,890 - Clear - 74 F										
17 Rhys Hoskins, R (1, 3) OBP: 0.340, SLG: 0.460										3	0	1	0	1	1	0											
3 Bryce Harper, L (1, 10) OBP: 0.385, SLG: 0.602										4	0	0	0	0	2	5											
8 Nick Castellanos, R (1, 9) OBP: 0.299, SLG: 0.381										4	0	0	0	0	1	2											
10 J.T. Realmuto, R (1, 2) OBP: 0.313, SLG: 0.352										4	0	0	0	0	3	0											
28 Alec Bohm, R (1, 5) OBP: 0.293, SLG: 0.345										4	0	2	0	0	0	0											
19 Matt Vierling, R (1, 8) OBP: 0.301, SLG: 0.369										3	0	2	0	1	0	0											
7 Johan Camargo, S (1, 6) OBP: 0.300, SLG: 0.321										3	0	0	0	1	0	4											
5 Bryson Stott, L (1, 4) OBP: 0.216, SLG: 0.273										3	0	0	0	0	0	2											
41 Yairo Muñoz, R (9, PH) OBP: 0.333, SLG: 0.600										0	0	0	0	1	0	0											
<b>Inning Stats</b>	R: 0 E: 0 K: 1 S: 9	H: 0 LOB: 0 BB: 0 P: 14	R: 0 E: 0 K: 1 S: 9	H: 0 LOB: 0 BB: 0 P: 15	R: 0 E: 0 K: 0 S: 12	H: 1 LOB: 3 BB: 2 P: 25	R: 0 E: 0 K: 1 S: 15	H: 1 LOB: 2 BB: 1 P: 24	R: 0 E: 0 K: 0 S: 12	H: 0 LOB: 0 BB: 0 P: 13	R: 0 E: 0 K: 1 S: 8	H: 0 LOB: 0 BB: 0 P: 13	R: 0 E: 0 K: 3 S: 9	H: 0 LOB: 0 BB: 0 P: 12	R: 0 E: 0 K: 1 S: 22	H: 2 LOB: 3 BB: 1 P: 29	1B: 5 2B: 0 3B: 0 HR: 0	SF: 0 SAC: 0 DP: 0 HBP: 0	WP: 0 PB: 0 SB: 0 CS: 0	PA: 37							
<b>PITCHER</b>	IP	WLS	BF	H	R	ER	SO	BB	IBB	HBP	BLK	WP	HR	S	P	ERA	WHIP										
1 MacKenzie Gore, L (1, 1) ERA: 3.34	5.0		22	3	0	0	4	4	0	0	0	0	0	57	97	0.00	1.400										
74 Nabil Crismatt, R (6, 1) ERA: 1.27	2.0	W	6	0	0	0	1	0	0	0	0	0	0	17	26	0.00	0.000										
66 Luis García, R (8, 1) ERA: 2.86	1.0	H	3	0	0	0	3	0	0	0	0	0	0	9	12	0.00	0.000										
17 Taylor Rogers, L (9, 1) ERA: 2.7	1.0	S	6	2	0	0	1	1	0	0	0	0	0	22	29	0.00	3.000										

Batter	1	2	3	4	5	6	7	8	9	AB	R	H	RBI	BB	SO	LOB	BOTTOM										
10 Jurickson Profar, S (1, 7) OBP: 0.347, SLG: 0.417										4	0	1	0	0	1	2	<b>Philadelphia Phillies @ San Diego Padres</b> Petco Park, San Diego, CA Fri Jun 24 2022, 6:41 PM - 9:45 PM PDT Att: 38,890 - Clear - 74 F										
9 Jake Cronenworth, L (1, 4) OBP: 0.336, SLG: 0.462										4	0	0	0	0	2	2											
45 Luke Voit, R (1, 10) OBP: 0.320, SLG: 0.432										4	0	0	0	0	4	1											
30 Eric Hosmer, L (1, 3) OBP: 0.344, SLG: 0.408										4	1	1	0	0	3	0											
26 Austin Nola, R (1, 2) OBP: 0.316, SLG: 0.313										3	0	1	1	0	1	0											
16 Nomar Mazara, L (1, 9) OBP: 0.349, SLG: 0.397										1	0	0	0	2	0	1											
2 Trent Grisham, L (8, 8) OBP: 0.289, SLG: 0.326										0	0	0	0	0	0	0											
7 Ha-Seong Kim, R (1, 5) OBP: 0.314, SLG: 0.348										3	0	1	0	0	1	2											
77 CJ Abrams, L (1, 6) OBP: 0.259, SLG: 0.250										3	0	1	0	0	1	2											
2B José Azocar, R (8, 9) OBP: 0.324, SLG: 0.375										3	0	2	0	0	0	1											
<b>Inning Stats</b>	R: 0 E: 0 K: 2 S: 11	H: 0 LOB: 0 BB: 0 P: 16	R: 0 E: 0 K: 1 S: 11	H: 1 LOB: 2 BB: 1 P: 17	R: 0 E: 1 K: 1 S: 8	H: 1 LOB: 1 BB: 0 P: 9	R: 0 E: 0 K: 2 S: 12	H: 0 LOB: 1 BB: 1 P: 19	R: 0 E: 0 K: 1 S: 9	H: 2 LOB: 1 BB: 0 P: 12	R: 1 E: 0 K: 2 S: 13	H: 2 LOB: 1 BB: 0 P: 18	R: 0 E: 0 K: 1 S: 6	H: 1 LOB: 0 BB: 0 P: 7	R: 0 E: 0 K: 3 S: 10	H: 0 LOB: 0 BB: 0 P: 15	1B: 5 2B: 2 3B: 0 HR: 0	SF: 0 SAC: 0 DP: 0 HBP: 0	WP: 0 PB: 0 SB: 0 CS: 1	PA: 31							
<b>PITCHER</b>	IP	WLS	BF	H	R	ER	SO	BB	IBB	HBP	BLK	WP	HR	S	P	ERA	WHIP										
27 Aaron Nola, R (1, 1) ERA: 2.98	7.0	L	28	7	1	1	10	2	0	0	0	0	0	70	98	1.29	1.286										
46 José Alvarado, L (8, 1) ERA: 6.27	1.0		3	0	0	0	3	0	0	0	0	0	0	10	15	0.00	0.000										



Batter	1	2	3	4	5	6	7	8	9	AB	R	H	RBI	BB	SO	LOB	TOP		
12 Kyle Schwarber, L (1, 7) OBP: 0.339, SLG: 0.488	F7		K				F7			4	0	1	1	0	1	1	Philadelphia Phillies @ San Diego Padres Petco Park, San Diego, CA Sat Jun 25 2022, 7:13 PM - 10:11 PM PDT Att: 37,467 - Clear - 70 F		
17 Rhys Hoskins, R (1, 3) OBP: 0.339, SLG: 0.455	F9			K			G5-3			3	0	0	0	1	1				
3 Bryce Harper, L (1, 10) OBP: 0.385, SLG: 0.599	G4-3						G5-3			1	0	0	0	0	0				
7 Johan Camargo, S (4, PR) OBP: 0.296, SLG: 0.317							G5-3			2	0	0	0	0	1	3			
8 Nick Castellanos, R (1, 9) OBP: 0.298, SLG: 0.379							G5-4-3			4	0	1	0	0	0	1			
10 J.T. Realmuto, R (1, 2) OBP: 0.316, SLG: 0.364	F8						G6-3			3	2	1	1	1	0	1			
28 Alec Bohm, R (1, 5) OBP: 0.326, SLG: 0.355	F9						G3-1			4	1	2	1	0	0	1			
18 Didi Gregorius, L (1, 6) OBP: 0.326, SLG: 0.366	F8						F8			4	1	1	0	0	0	2			
19 Matt Vierling, R (1, 8) OBP: 0.289, SLG: 0.352							G4-3			4	0	0	0	0	1	3			
41 Yairo Muñoz, R (1, 4) OBP: 0.318, SLG: 0.526	G4-3						G5-3			4	0	1	1	0	0	1			
<b>Inning Stats</b>	R: 0 H: 0 E: 0 K: 0 S: 5	H: 0 LOB: 0 BB: 0 P: 8	R: 0 H: 1 E: 0 K: 0 S: 10	H: 1 LOB: 1 BB: 0 P: 12	R: 0 H: 0 E: 0 K: 1 S: 8	H: 0 LOB: 0 BB: 0 P: 11	R: 0 H: 0 E: 0 K: 1 S: 9	H: 0 LOB: 1 BB: 0 P: 14	R: 3 H: 4 E: 0 K: 2 S: 21	H: 4 LOB: 2 BB: 1 P: 37	R: 1 H: 1 E: 0 K: 0 S: 10	H: 1 LOB: 1 BB: 0 P: 18	R: 0 H: 0 E: 0 K: 0 S: 6	H: 0 LOB: 0 BB: 0 P: 10	R: 0 H: 0 E: 0 K: 0 S: 7	H: 0 LOB: 0 BB: 0 P: 12	1B: 4 2B: 2 HR: 1	SF: 0 SAC: 0 DP: 1 HBP: 1	WP: 0 PA: 36 PB: 0 SB: 2 CS: 0
<b>PITCHER</b>	IP WLS BF H R ER SO BB IBB HBP BLK WP HR S P ERA WHIP																		
4 Blake Snell, L (1, 1) ERA: 5.6	5.2 L 25 6 4 4 4 2 0 1 0 0 1 60 94 6.35 1.412																		
48 Steven Wilson, R (6, 1) ERA: 3.82	0.1 1 0 0 0 0 0 0 0 0 0 0 3 6 0.00 0.000																		
25 Tim Hill, L (7, 1) ERA: 4.34	2.0 7 1 0 0 0 0 0 0 0 0 0 13 22 0.00 0.500																		
34 Craig Stammen, R (9, 1) ERA: 3.18	1.0 3 0 0 0 0 0 0 0 0 0 0 7 12 0.00 0.000																		

Batter	1	2	3	4	5	6	7	8	9	AB	R	H	RBI	BB	SO	LOB	BOTTOM		
10 Jurickson Profar, S (1, 7) OBP: 0.346, SLG: 0.415	G3-1						F7			4	0	1	0	0	0	1	Philadelphia Phillies @ San Diego Padres Petco Park, San Diego, CA Sat Jun 25 2022, 7:13 PM - 10:11 PM PDT Att: 37,467 - Clear - 70 F		
9 Jake Cronenworth, L (1, 4) OBP: 0.339, SLG: 0.399	F8						K			2	1	0	0	1	1	1			
38 Jorge Alfaro, R (1, 2) OBP: 0.322, SLG: 0.493	FC5-4						F7			4	0	1	2	0	1	2			
30 Eric Hosmer, L (1, 3) OBP: 0.339, SLG: 0.402	K						G4-3			4	0	0	0	0	1	2			
45 Luke Voit, R (1, 10) OBP: 0.319, SLG: 0.426							G6-3			3	0	0	0	1	1	0			
16 Nomar Mazara, L (1, 9) OBP: 0.343, SLG: 0.403	F7						G4-3			4	0	1	0	0	1	1			
7 Ha-Seong Kim, R (1, 5) OBP: 0.309, SLG: 0.342	FC1-4						G2-3			4	0	0	0	0	1	2			
77 CJ Abrams, L (1, 6) OBP: 0.262, SLG: 0.253							F8			3	1	1	0	0	1	1			
2B José Azocar, R (1, 8) OBP: 0.315, SLG: 0.364	F9						F9			3	0	0	0	0	0	1			
<b>Inning Stats</b>	R: 0 H: 1 E: 0 K: 1 S: 8	H: 0 LOB: 1 BB: 0 P: 13	R: 0 H: 0 E: 0 K: 1 S: 11	H: 0 LOB: 1 BB: 1 P: 19	R: 0 H: 0 E: 0 K: 1 S: 7	H: 0 LOB: 0 BB: 0 P: 10	R: 0 H: 1 E: 0 K: 0 S: 7	H: 1 LOB: 1 BB: 0 P: 12	R: 2 H: 2 E: 0 K: 0 S: 13	H: 2 LOB: 1 BB: 1 P: 26	R: 0 H: 0 E: 0 K: 3 S: 9	H: 0 LOB: 0 BB: 0 P: 16	R: 0 H: 0 E: 0 K: 0 S: 7	H: 0 LOB: 0 BB: 0 P: 12	R: 0 H: 0 E: 0 K: 0 S: 8	H: 0 LOB: 0 BB: 0 P: 10	1B: 2 2B: 2 HR: 0	SF: 0 SAC: 0 DP: 0 HBP: 1	WP: 0 PA: 34 PB: 0 SB: 0 CS: 0
<b>PITCHER</b>	IP WLS BF H R ER SO BB IBB HBP BLK WP HR S P ERA WHIP																		
56 Zach Eflin, R (1, 1) ERA: 4.37	5.0 W 22 4 2 2 2 2 0 1 0 0 0 46 80 3.60 1.200																		
64 Andrew Bellatti, R (6, 1) ERA: 3.57	1.0 H 3 0 0 0 3 0 0 0 0 0 0 9 16 0.00 0.000																		
23 Corey Knebel, R (7, 1) ERA: 3.68	1.0 H 3 0 0 0 0 0 0 0 0 0 0 7 12 0.00 0.000																		
52 Brad Hand, L (8, 1) ERA: 2.01	1.0 H 3 0 0 0 1 0 0 0 0 0 0 8 12 0.00 0.000																		
58 Sarathony Dominguez, R (9, 1) ERA: 1.63	1.0 S 3 0 0 0 0 0 0 0 0 0 0 7 10 0.00 0.000																		



Batter	1	2	3	4	5	6	7	8	9	AB R H RBI BB SO LOB	TOP						
12 Kyle Schwarber, L OBP: 0.340, SLG: 0.502										5 1 2 4 0 2 1	<b>Philadelphia Phillies @ San Diego Padres</b> Petco Park, San Diego, CA Sun Jun 26 2022, 1:13 PM - 4:31 PM PDT Att: 41,620 - Sunny - 74 F						
17 Rhys Hoskins, R OBP: 0.337, SLG: 0.454										5 1 1 0 0 3 1							
8 Nick Castellanos, R OBP: 0.306, SLG: 0.387										5 0 4 1 0 0 0							
18 Didi Gregorius, L OBP: 0.324, SLG: 0.357										3 0 0 0 1 1 2							
28 Alec Bohm, R OBP: 0.295, SLG: 0.357										4 1 1 0 0 2 3							
37 Odubel Herrera, L OBP: 0.223, SLG: 0.412										4 1 1 0 0 2 1							
21 Garrett Stubbs, L OBP: 0.392, SLG: 0.622										4 0 1 1 0 3 1							
5 Bryson Stott, L OBP: 0.223, SLG: 0.274										3 2 1 1 1 0 1							
19 Matt Vierling, R OBP: 0.297, SLG: 0.370										4 2 2 0 0 0 1							
<b>Inning Stats</b>	R: 0 H: 1 E: 0 K: 2 S: 12	H: 3 R: 2 ER: 0 LOB: 1 BB: 0 P: 19	R: 0 H: 1 E: 0 K: 1 S: 9	H: 0 R: 0 ER: 0 LOB: 0 BB: 0 P: 12	R: 1 H: 2 E: 0 K: 1 S: 15	H: 0 R: 0 ER: 0 LOB: 0 BB: 0 P: 14	R: 3 H: 2 E: 0 K: 2 S: 13	H: 2 R: 1 ER: 0 LOB: 0 BB: 0 P: 11	R: 1 H: 2 E: 0 K: 1 S: 11	1B: 8 2B: 4 3B: 0 HR: 1		SF: 0 SAC: 0 DP: 1 HBP: 0	WP: 1 PA: 39 PB: 0 CS: 3				
<b>PITCHER</b>	IP WLS BF H R ER SO BB IBB HBP BLK WP HR S P ERA WHIP	<b>PITCHER</b>										ERA WHIP					
11 Yu Darvish, R ERA: 3.26	6.0	25	7	3	3	9	1	0	0	0	0	0	0	66	102	4.50	1.333
74 Nabil Crismatt, R ERA: 1.95	1.0	L	6	2	3	3	2	1	0	0	0	0	1	13	20	27.00	3.000
66 Luis Garcia, R ERA: 3.07	1.0		4	2	1	1	2	0	0	0	0	0	0	8	11	9.00	2.000
56 Ray Kerr, L ERA: 5.79	1.0		4	2	1	1	1	0	0	0	0	1	0	11	20	9.00	2.000
<b>Batter</b>	<b>1</b>	<b>2</b>	<b>3</b>	<b>4</b>	<b>5</b>	<b>6</b>	<b>7</b>	<b>8</b>	<b>9</b>	<b>AB R H RBI BB SO LOB</b>	<b>BOTTOM</b>						
10 Jurickson Profar, S OBP: 0.317, SLG: 0.410										3 1 0 0 1 0 0	<b>Philadelphia Phillies @ San Diego Padres</b> Petco Park, San Diego, CA Sun Jun 26 2022, 1:13 PM - 4:31 PM PDT Att: 41,620 - Sunny - 74 F						
9 Jake Cronenworth, L OBP: 0.337, SLG: 0.365										3 1 0 0 0 0 1							
38 Jorge Alfaro, R OBP: 0.313, SLG: 0.479										4 0 0 0 0 2 3							
30 Eric Hosmer, L OBP: 0.342, SLG: 0.407										4 1 2 1 0 0 1							
26 Austin Nola, R OBP: 0.315, SLG: 0.318										4 1 1 2 0 0 2							
16 Nomar Mazara, L OBP: 0.357, SLG: 0.406										2 1 1 0 1 1 0							
45 Luke Voit, R OBP: 0.318, SLG: 0.424										1 0 0 0 0 1 1							
2 Trent Grisham, L OBP: 0.289, SLG: 0.326										0 0 0 0 0 0 0							
7 Ha-Seong Kim, R OBP: 0.308, SLG: 0.338										3 0 0 0 1 0 2							
77 CJ Abrams, L OBP: 0.261, SLG: 0.266										4 0 1 2 0 0 1							
28 José Azocar, R OBP: 0.304, SLG: 0.350										4 0 0 0 0 3 3							
<b>Inning Stats</b>	R: 1 H: 0 E: 0 K: 0 S: 8	H: 0 R: 0 ER: 0 LOB: 1 BB: 1 P: 17	R: 0 H: 1 E: 0 K: 1 S: 10	H: 1 R: 0 ER: 0 LOB: 0 BB: 0 P: 13	R: 4 H: 3 E: 0 K: 2 S: 19	H: 3 R: 0 ER: 0 LOB: 2 BB: 2 P: 34	R: 0 H: 0 E: 0 K: 0 S: 7	H: 0 R: 0 ER: 0 LOB: 0 BB: 0 P: 9	R: 0 H: 0 E: 0 K: 1 S: 9	H: 0 R: 0 ER: 0 LOB: 0 BB: 0 P: 13	R: 0 H: 1 E: 0 K: 1 S: 10	H: 1 R: 0 ER: 0 LOB: 0 BB: 0 P: 17	R: 0 H: 0 E: 0 K: 1 S: 9	H: 0 R: 0 ER: 0 LOB: 0 BB: 0 P: 14	1B: 2 2B: 3 3B: 0 HR: 0	SF: 0 SAC: 0 DP: 0 HBP: 2	WP: 0 PA: 37 PB: 0 CS: 0
<b>PITCHER</b>	IP WLS BF H R ER SO BB IBB HBP BLK WP HR S P ERA WHIP	<b>PITCHER</b>										ERA WHIP					
44 Kyle Gibson, R ERA: 4.48	2.2	17	4	5	5	2	3	0	0	0	0	0	0	24	32	0.00	0.000
57 Nick Nelson, R ERA: 4.66	3.1	W	10	0	0	0	2	0	0	0	0	0	0	9	13	0.00	0.000
23 Corey Knebel, R ERA: 3.56	1.0	H	3	0	0	0	1	0	0	0	0	0	0	10	17	0.00	1.000
46 José Alvarado, L ERA: 5.95	1.0	H	4	1	0	0	1	0	0	0	0	0	0	9	14	0.00	0.000
64 Andrew Bellatti, R ERA: 3.42	1.0	S	3	0	0	0	1	0	0	0	0	0	0	9	14	0.00	0.000







Batter	1	2	3	4	5	6	7	8	9	AB	R	H	RBI	BB	SO	LOB	TOP										
7 Dansby Swanson, R (1.6) OBP: 0.357, SLG: 0.488	F9		K		K		K			4	0	0	0	0	3	1	<b>Atlanta Braves @ Philadelphia Phillies</b> Citizens Bank Park, Philadelphia, PA Wed Jun 29 2022, 7:10 PM - 9:55 PM EDT Att: 25,621 - Partly Cloudy - 84 F										
16 Travis d'Arnaud, R (1.10) OBP: 0.315, SLG: 0.507	G5-3		K					G5-3		4	0	1	0	0	1	0											
28 Matt Olson, L (1.3) OBP: 0.352, SLG: 0.488	2B							G3-1		4	1	2	0	0	0	1											
27 Austin Riley, R (1.5) OBP: 0.321, SLG: 0.500	BB							F7		3	0	0	0	1	0	2											
20 Marcell Ozuna, R (1.7) OBP: 0.279, SLG: 0.405 38 Guillermo Heredia, R (0.9) OBP: 0.217, SLG: 0.370	K							L3		3	1	0	0	0	1	2											
24 William Contreras, R (1.2) OBP: 0.346, SLG: 0.554	G5-3							1B		4	0	2	1	0	1	0											
14 Adam Duvall, R (1.9) OBP: 0.267, SLG: 0.361	K							1B		4	1	1	2	0	2	2											
15 Phil Gosselin, R (1.4) OBP: 0.214, SLG: 0.214	F9							FC6-4		4	1	1	0	0	1	1											
23 Michael Harris II, L (1.8) OBP: 0.351, SLG: 0.509	G4-3							1B		3	0	1	1	0	0	0											
<b>Inning Stats</b>	R: 0 E: 0 K: 1 S: 15	H: 1 LOB: 2 BB: 1 P: 26	R: 0 E: 0 K: 1 S: 7	H: 0 LOB: 0 BB: 0 P: 9	R: 0 E: 0 K: 2 S: 9	H: 0 LOB: 0 BB: 0 P: 15	R: 2 E: 0 K: 0 S: 9	H: 2 LOB: 0 BB: 1 P: 18	R: 0 E: 0 K: 0 S: 7	H: 1 LOB: 0 BB: 0 P: 11	R: 2 E: 0 K: 2 S: 16	H: 3 LOB: 1 BB: 0 P: 27	R: 0 E: 0 K: 0 S: 5	H: 0 LOB: 0 BB: 0 P: 10	R: 0 E: 0 K: 1 S: 6	H: 1 LOB: 1 BB: 0 P: 10	1B: 5 2B: 2 3B: 0 HR: 1	SF: 0 SAC: 0 DP: 1 HBP: 0	WP: 1 PB: 0 SB: 1 CS: 1	PA: 36							
<b>PITCHER</b>	IP	WLS	BF	H	R	ER	SO	BB	IBB	HBP	BLK	WP	HR	S	P	ERA	WHIP										
55 Ranger Suárez, L (1.1) ERA: 4.33	6.2	L	26	6	4	4	7	2	0	0	0	0	1	66	110	5.40	1.200										
46 José Alvarado, L (7.1) ERA: 5.85	0.1		2	1	0	0	1	0	0	0	0	0	0	6	10	0.00	3.000										
31 Jeury Familia, R (8.1) ERA: 5.33	1.0		3	0	0	0	0	0	0	0	0	0	0	5	10	0.00	0.000										
22 Mark Appel, R (9.1) ERA:	1.0		4	1	0	0	1	0	0	0	0	0	0	6	10	0.00	1.000										


Batter	1	2	3	4	5	6	7	8	9	AB	R	H	RBI	BB	SO	LOB	BOTTOM										
12 Kyle Schwarber, L (1.7) OBP: 0.340, SLG: 0.504	F7		K		F9			K		4	0	0	0	0	2	0	<b>Atlanta Braves @ Philadelphia Phillies</b> Citizens Bank Park, Philadelphia, PA Wed Jun 29 2022, 7:10 PM - 9:55 PM EDT Att: 25,621 - Partly Cloudy - 84 F										
17 Rhys Hoskins, R (1.3) OBP: 0.341, SLG: 0.468	G5-3		HR		K			2B		4	1	2	1	0	1	0											
8 Nick Castellanos, R (1.9) OBP: 0.289, SLG: 0.376	F9		G5-3					K		4	0	0	0	0	1	1											
25 Darick Hall, L (1.10) OBP: 0.299, SLG: 0.376	G4-3		L4					K		4	0	0	0	0	1	1											
10 J.T. Realmuto, R (1.2) OBP: 0.314, SLG: 0.358	BB		G5-3		G5-3			K		3	0	0	0	1	1	0											
18 Didi Gregorius, L (1.6) OBP: 0.327, SLG: 0.368	L8		1B		F8			K		4	0	1	0	0	1	1											
28 Alec Bohm, R (1.5) OBP: 0.297, SLG: 0.358	1B		FC6-4		G6-3			F8		4	0	1	0	0	0	1											
5 Bryson Stott, L (1.4) OBP: 0.239, SLG: 0.280	1B		G6-3		BB					1	0	0	0	2	0	1											
16 Mickey Moniak, L (1.8) OBP: 0.206, SLG: 0.129	K		G3		K					3	0	0	0	0	2	4											
<b>Inning Stats</b>	R: 0 E: 0 K: 0 S: 5	H: 0 LOB: 0 BB: 0 P: 7	R: 0 E: 0 K: 1 S: 10	H: 1 LOB: 3 BB: 2 P: 23	R: 1 E: 0 K: 1 S: 9	H: 1 LOB: 0 BB: 0 P: 14	R: 0 E: 0 K: 0 S: 9	H: 1 LOB: 0 BB: 0 P: 13	R: 0 E: 0 K: 1 S: 8	H: 0 LOB: 0 BB: 0 P: 13	R: 0 E: 0 K: 0 S: 6	H: 0 LOB: 0 BB: 0 P: 10	R: 0 E: 0 K: 1 S: 10	H: 0 LOB: 1 BB: 1 P: 18	R: 0 E: 0 K: 3 S: 15	H: 1 LOB: 0 BB: 0 P: 19	R: 0 E: 0 K: 2 S: 13	H: 0 LOB: 0 BB: 0 P: 17	1B: 2 2B: 1 3B: 0 HR: 1	SF: 0 SAC: 0 DP: 0 HBP: 0	WP: 0 PB: 0 SB: 0 CS: 0	PA: 34					
<b>PITCHER</b>	IP	WLS	BF	H	R	ER	SO	BB	IBB	HBP	BLK	WP	HR	S	P	ERA	WHIP										
30 Kyle Wright, R (1.1) ERA: 3.03	7.0	W	27	3	1	1	4	3	0	0	0	0	0	15	98	0.00	0.857										
60 Jesse Chavez, R (8.1) ERA: 2.97	1.0	H	4	1	0	0	3	0	0	0	0	0	0	15	19	0.00	1.000										
51 Will Smith, L (9.1) ERA: 3.3	1.0	S	3	0	0	0	2	0	0	0	0	0	0	13	17	0.00	0.000										



Batter	1	2	3	4	5	6	7	8	9	AB	R	H	RBI	BB	SO	LOB	TOP					
7 Dansby Swanson, R OBP: 0.353, SLG: 0.483 15 Phil Gosselin, R OBP: 0.250, SLG: 0.200	L8		K		L7		FC4 BB	G6-3		3	0	0	0	0	1	0						
16 Travis d'Arnaud, R OBP: 0.309, SLG: 0.498 53 Jackson Stephens, R OBP: 0.282, SLG: 0.194	K		G4-3		G5-3		FC4			4	0	0	0	0	1	1						
28 Matt Olson, L OBP: 0.348, SLG: 0.481	P4		K					F7		4	0	0	0	0	1	0						
27 Austin Riley, R OBP: 0.326, SLG: 0.503		FC4-6 1B	G4-3							4	1	3	0	0	0	0						
20 Marcell Ozuna, R OBP: 0.282, SLG: 0.406		FC4-6 1B	F8							4	0	2	0	0	1	1						
24 William Contreras, R OBP: 0.343, SLG: 0.544		FC4-6 1B	K							4	0	1	0	0	2	3						
14 Adam Duval, R OBP: 0.270, SLG: 0.375		K								4	2	2	1	0	2	5						
11 Orlando Arcia, R OBP: 0.336, SLG: 0.418		FC4-6	G5-3							4	0	0	1	0	1	3						
23 Michael Harris II, L OBP: 0.347, SLG: 0.526		F9								4	1	1	2	0	0	2						
Inning Stats	R: 0 E: 0 K: 1 S: 7	H: 0 LOB: 0 BB: 0 P: 7	R: 1 E: 0 K: 1 S: 15	H: 3 LOB: 2 BB: 0 P: 18	R: 0 E: 0 K: 2 S: 11	H: 0 LOB: 0 BB: 0 P: 15	R: 0 E: 0 K: 1 S: 9	H: 0 LOB: 0 BB: 0 P: 15	R: 2 E: 0 K: 0 S: 14	H: 2 LOB: 0 BB: 0 P: 17	R: 0 E: 0 K: 2 S: 13	H: 1 LOB: 1 BB: 0 P: 18	R: 1 E: 0 K: 1 S: 14	H: 1 LOB: 1 BB: 1 P: 20	R: 0 E: 0 K: 1 S: 13	H: 2 LOB: 2 BB: 0 P: 23	R: 0 E: 0 K: 0 S: 4	H: 0 LOB: 0 BB: 0 P: 6	1B: 7 2B: 0 3B: 0 HR: 2	SF: 0 SAC: 0 DP: 0 HBP: 0	WP: 0 PB: 0 SB: 0 CS: 0	PA: 37
PITCHER	IP	WLS	BF	H	R	ER	SO	BB	IBB	HBP	BLK	WP	HR	S	P	ERA	WHIP					
27 Aaron Nola, R ERA: 3.13	7.0	W	29	7	4	4	8	1	0	0	0	0	2	83	110	5.14	1.143					
31 Jeury's Familia, R ERA: 5.13	1.0		5	2	0	0	1	0	0	0	0	0	0	13	23	0.00	2.000					
22 Mark Appel, R ERA:	1.0		3	0	0	0	0	0	0	0	0	0	0	4	6	0.00	0.000					

Atlanta Braves @ Philadelphia Phillies  
Citizens Bank Park, Philadelphia, PA  
Thu Jun 30 2022, 6:09 PM - 9:06 PM EDT  
Att: 30,131 - Partly Cloudy - 88 F

AB 36  
R 4  
H 9  
RBI 4  
BB 1  
SO 9  
LOB 15



Batter	1	2	3	4	5	6	7	8	9	AB	R	H	RBI	BB	SO	LOB	BOTTOM					
12 Kyle Schwarber, L OBP: 0.338, SLG: 0.511 35 Oscar Mercado, R OBP: 0.225, SLG: 0.374	F8		K							4	1	1	3	0	1	2						
17 Rhys Hoskins, R OBP: 0.343, SLG: 0.477 16 Mickey Moniak, L OBP: 0.200, SLG: 0.125	F8		HR							3	2	1	1	1	0	1						
8 Nick Castellanos, R OBP: 0.301, SLG: 0.535 37 Odúbel Herrera, L OBP: 0.272, SLG: 0.401		HR	K							4	1	2	3	0	1	0						
25 Darick Hall, L OBP: 0.222, SLG: 0.889	F7		G3							5	2	2	3	0	1	1						
10 J.T. Realmuto, R OBP: 0.317, SLG: 0.360 21 Garrett Stubbs, L OBP: 0.385, SLG: 0.609			P3							4	1	2	0	0	0	0						
18 Didi Gregorius, L OBP: 0.325, SLG: 0.372 41 Yairo Muñoz, R OBP: 0.292, SLG: 0.476			G3							4	1	1	0	0	1	1						
28 Alec Bohm, R OBP: 0.297, SLG: 0.356			G5-3							4	1	1	1	0	0	0						
5 Bryson Stott, L OBP: 0.251, SLG: 0.288			G4-3							3	2	2	1	1	0	0						
19 Matt Vierling, R OBP: 0.311, SLG: 0.379			FC6-4							2	2	1	2	2	0	1						
Inning Stats	R: 0 E: 0 K: 0 S: 8	H: 1 LOB: 1 BB: 0 P: 12	R: 7 E: 0 K: 1 S: 24	H: 6 LOB: 0 BB: 1 P: 42	R: 4 E: 0 K: 1 S: 18	H: 2 LOB: 0 BB: 2 P: 31	R: 1 E: 0 K: 0 S: 9	H: 1 LOB: 0 BB: 0 P: 11	R: 0 E: 0 K: 2 S: 11	H: 1 LOB: 1 BB: 0 P: 13	R: 0 E: 0 K: 1 S: 7	H: 0 LOB: 1 BB: 1 P: 13	R: 2 E: 0 K: 0 S: 8	H: 1 LOB: 0 BB: 1 P: 15	1B: 6 2B: 2 3B: 0 HR: 5	SF: 0 SAC: 0 DP: 0 HBP: 0	WP: 0 PB: 0 SB: 1 CS: 0	PA: 42				
PITCHER	IP	WLS	BF	H	R	ER	SO	BB	IBB	HBP	BLK	WP	HR	S	P	ERA	WHIP					
36 Ian Anderson, R ERA: 5.31	2.0	L	14	4	7	7	1	1	0	0	0	0	3	34	55	16.88	2.250					
49 Jesus Cruz, R ERA: 6.23	1.1		5	1	0	0	2	0	0	0	0	0	0	13	17	0.00	0.750					
56 Darren O'Day, R ERA: 4.58	1.0		4	0	0	0	1	1	0	0	0	0	0	7	13	0.00	1.000					
34 Mike Ford, R ERA: 18.0	1.0		5	1	2	2	0	1	0	0	0	0	1	8	15	18.00	2.000					

Atlanta Braves @ Philadelphia Phillies  
Citizens Bank Park, Philadelphia, PA  
Thu Jun 30 2022, 6:09 PM - 9:06 PM EDT  
Att: 30,131 - Partly Cloudy - 88 F

AB 37  
R 14  
H 13  
RBI 14  
BB 5  
SO 5  
LOB 7





Batter	1	2	3	4	5	6	7	8	9	AB	R	H	RBI	BB	SO	LOB	TOP	
19 Tommy Edman, S (1,4) OBP: 0.340, SLG: 0.397	G5-3		G5-3		K		BB			3	0	0	0	1	1	0	<b>St. Louis Cardinals @ Philadelphia Phillies</b> Citizens Bank Park, Philadelphia, PA Fri Jul 01 2022, 6:10 PM - 9:29 PM EDT Att: 36,077 - Cloudy - 87 F	
3 Dylan Carlson, S (1,8) OBP: 0.318, SLG: 0.407	K		K		F8		K			4	0	0	0	0	3	1		
46 Paul Goldschmidt, R (1,3) OBP: 0.423, SLG: 0.632	2B		2B		K					4	2	2	0	0	2	0		
28 Nolan Arenado, R (1,5) OBP: 0.349, SLG: 0.523	3B		HR				2B		E5	4	1	4	3	0	0	0		
36 Juan Yezzer, R (1,7) OBP: 0.326, SLG: 0.506	K		1B		L8		K		K	4	0	1	0	0	2	3		
5 Albert Pujols, R (1,10) OBP: 0.288, SLG: 0.328			K		F9		K		G3	3	0	0	0	0	2	2		
16 Nolan Gorman, L (8, PH) OBP: 0.310, SLG: 0.445			K		F8		K			1	0	0	0	0	0	1		
33 Brendan Donovan, L (1,9) OBP: 0.413, SLG: 0.427			BB		P4		BB		K	2	0	0	0	2	1	0		
63 Edmundo Sosa, R (1,6) OBP: 0.248, SLG: 0.284			BB		K		K		F8	3	0	0	0	0	2	2		
7 Andrew Knizner, R (1,2) OBP: 0.284, SLG: 0.242			HBP		F8		K		K	3	0	0	0	0	1	2		
21 Lars Nootbaar, L (9, PH) OBP: 0.218, SLG: 0.257			G5-4-3		F8				K	1	0	0	0	0	1	0		
<b>Inning Stats</b>	R: 1 H: 2 E: 0 K: 2 S: 12	H: 2 R: 1 LOB: 1 BB: 0 P: 15	R: 0 H: 0 E: 0 K: 1 S: 7	H: 0 R: 1 LOB: 1 BB: 1 P: 14	R: 2 H: 3 E: 0 K: 1 S: 20	H: 3 R: 0 LOB: 0 BB: 0 P: 26	R: 0 H: 0 E: 0 K: 1 S: 8	H: 0 R: 1 LOB: 2 BB: 1 P: 29	R: 0 H: 0 E: 1 K: 2 S: 11	H: 1 R: 0 LOB: 1 BB: 0 P: 21	R: 0 H: 1 E: 1 K: 2 S: 11	H: 1 R: 0 LOB: 1 BB: 0 P: 15	R: 0 H: 0 E: 0 K: 2 S: 12	H: 0 R: 0 LOB: 0 BB: 0 P: 16	1B: 3 2B: 2 3B: 1 HR: 1	SF: 0 SAC: 0 DP: 1 HBP: 1	WP: 0 PB: 0 SB: 0 CS: 0	PA: 36
<b>PITCHER</b>	IP WLS BF H R ER SO BB IBB HBP BLK WP HR S P ERA WHIP	IP WLS BF H R ER SO BB IBB HBP BLK WP HR S P ERA WHIP	IP WLS BF H R ER SO BB IBB HBP BLK WP HR S P ERA WHIP	IP WLS BF H R ER SO BB IBB HBP BLK WP HR S P ERA WHIP	IP WLS BF H R ER SO BB IBB HBP BLK WP HR S P ERA WHIP	IP WLS BF H R ER SO BB IBB HBP BLK WP HR S P ERA WHIP	IP WLS BF H R ER SO BB IBB HBP BLK WP HR S P ERA WHIP	IP WLS BF H R ER SO BB IBB HBP BLK WP HR S P ERA WHIP	IP WLS BF H R ER SO BB IBB HBP BLK WP HR S P ERA WHIP	IP WLS BF H R ER SO BB IBB HBP BLK WP HR S P ERA WHIP	IP WLS BF H R ER SO BB IBB HBP BLK WP HR S P ERA WHIP	IP WLS BF H R ER SO BB IBB HBP BLK WP HR S P ERA WHIP	IP WLS BF H R ER SO BB IBB HBP BLK WP HR S P ERA WHIP	IP WLS BF H R ER SO BB IBB HBP BLK WP HR S P ERA WHIP	IP WLS BF H R ER SO BB IBB HBP BLK WP HR S P ERA WHIP	IP WLS BF H R ER SO BB IBB HBP BLK WP HR S P ERA WHIP	ERA WHIP	ERA WHIP
70 Bailey Falter, L (1,1) ERA: 4.88	4.0	18	5	3	3	5	1	0	1	0	0	0	0	0	0	0	6.75	1.500
57 Nick Nelson, R (5,1) ERA: 4.5	1.1	5	1	0	0	2	0	0	0	0	0	0	0	0	0	0	0.00	0.750
46 José Alvarado, L (6,1) ERA: 5.68	0.2	W	3	0	0	2	1	0	0	0	0	0	0	0	0	0	0.00	1.500
64 Andrew Bellatti, R (7,1) ERA: 3.51	1.0	H	3	0	0	2	1	0	0	0	0	0	0	0	0	0	0.00	1.000
58 Seranthony Dominguez, R (1,1) ERA: 1.57	1.0	H	4	1	0	2	0	0	0	0	0	0	0	0	0	0	0.00	1.000

Batter	1	2	3	4	5	6	7	8	9	AB	R	H	RBI	BB	SO	LOB	BOTTOM	
12 Kyle Schwarber, L (1,7) OBP: 0.340, SLG: 0.511	FC6-5		BB		G4-3		L8			4	0	2	1	0	0	1	<b>St. Louis Cardinals @ Philadelphia Phillies</b> Citizens Bank Park, Philadelphia, PA Fri Jul 01 2022, 6:10 PM - 9:29 PM EDT Att: 36,077 - Cloudy - 87 F	
17 Rhys Hoskins, R (1,3) OBP: 0.348, SLG: 0.489	G4-3		BB		SF8		HR			1	1	1	2	2	0	0		
8 Nick Castellanos, R (1,9) OBP: 0.297, SLG: 0.383	FC6-5		G6-4-3		G5-3		E7			4	0	0	0	0	0	4		
25 Darick Hall, L (1,10) OBP: 0.231, SLG: 0.923	G4-3				F7		HR		K	4	1	1	1	0	1	3		
18 Didi Gregorius, L (1,6) OBP: 0.316, SLG: 0.362	F7				G5-3		F8		F8	4	0	0	0	0	0	3		
5 Bryson Stott, L (1,4) OBP: 0.251, SLG: 0.287			G5-3		G6-3		21		G4-3	4	0	1	0	0	0	0		
21 Garrett Stubbs, L (1,2) OBP: 0.357, SLG: 0.560			G4-3		E5		G6-3		K	4	1	0	0	0	1	1		
19 Matt Vierling, R (1,5) OBP: 0.327, SLG: 0.381			K		19		16			2	1	1	0	2	1	0		
41 Yairo Muñoz, R (9,5) OBP: 0.232, SLG: 0.476					16		12			0	0	0	0	0	0	0		
16 Mickey Moniak, L (1,8) OBP: 0.205, SLG: 0.167			L4		12		17		L8	4	1	1	1	0	0	3		
<b>Inning Stats</b>	R: 0 H: 1 E: 0 K: 0 S: 7	H: 1 R: 0 LOB: 2 BB: 1 P: 15	R: 0 H: 0 E: 0 K: 1 S: 12	H: 0 R: 1 LOB: 0 BB: 0 P: 17	R: 0 H: 1 E: 0 K: 0 S: 8	H: 1 R: 0 LOB: 1 BB: 1 P: 13	R: 0 H: 0 E: 0 K: 0 S: 11	H: 0 R: 1 LOB: 0 BB: 0 P: 17	R: 0 H: 2 E: 1 K: 0 S: 11	H: 2 R: 0 LOB: 2 BB: 1 P: 20	R: 1 H: 2 E: 1 K: 0 S: 15	H: 1 R: 0 LOB: 1 BB: 0 P: 25	R: 1 H: 1 E: 0 K: 1 S: 12	H: 0 R: 0 LOB: 1 BB: 1 P: 18	1B: 4 2B: 1 3B: 0 HR: 2	SF: 1 SAC: 0 DP: 1 HBP: 0	WP: 0 PB: 0 SB: 1 CS: 0	PA: 36
<b>PITCHER</b>	IP WLS BF H R ER SO BB IBB HBP BLK WP HR S P ERA WHIP	IP WLS BF H R ER SO BB IBB HBP BLK WP HR S P ERA WHIP	IP WLS BF H R ER SO BB IBB HBP BLK WP HR S P ERA WHIP	IP WLS BF H R ER SO BB IBB HBP BLK WP HR S P ERA WHIP	IP WLS BF H R ER SO BB IBB HBP BLK WP HR S P ERA WHIP	IP WLS BF H R ER SO BB IBB HBP BLK WP HR S P ERA WHIP	IP WLS BF H R ER SO BB IBB HBP BLK WP HR S P ERA WHIP	IP WLS BF H R ER SO BB IBB HBP BLK WP HR S P ERA WHIP	IP WLS BF H R ER SO BB IBB HBP BLK WP HR S P ERA WHIP	IP WLS BF H R ER SO BB IBB HBP BLK WP HR S P ERA WHIP	IP WLS BF H R ER SO BB IBB HBP BLK WP HR S P ERA WHIP	IP WLS BF H R ER SO BB IBB HBP BLK WP HR S P ERA WHIP	IP WLS BF H R ER SO BB IBB HBP BLK WP HR S P ERA WHIP	IP WLS BF H R ER SO BB IBB HBP BLK WP HR S P ERA WHIP	IP WLS BF H R ER SO BB IBB HBP BLK WP HR S P ERA WHIP	IP WLS BF H R ER SO BB IBB HBP BLK WP HR S P ERA WHIP	ERA WHIP	ERA WHIP
39 Miles Mikolas, R (1,1) ERA: 2.61	5.1	L	4	2	1	0	2	0	0	0	0	0	0	0	0	0	3.38	1.500
57 Zack Thompson, L (6,1) ERA: 3.12	1.0	4	0	0	0	0	1	0	0	0	0	0	0	0	0	0	0.00	1.000
59 Johan Oviedo, R (7,1) ERA: 3.63	0.2	4	1	1	1	1	0	0	0	0	0	0	0	0	0	0	13.50	1.500
70 Packy Naughton, L (8,1) ERA: 4.6	1.0	4	0	0	0	1	1	0	0	0	0	0	0	0	0	0	0.00	1.000







Batter	1	2	3	4	5	6	7	8	9	AB	R	H	RBI	BB	SO	LOB	TOP					
19 Tommy Edman, S OBP: 0.340, SLG: 0.395										4	0	1	0	0	1	2						
33 Brendan Donovan, L OBP: 0.405, SLG: 0.414										4	0	1	0	0	2	2						
46 Paul Goldschmidt, R OBP: 0.423, SLG: 0.625										4	0	0	0	0	0	2						
28 Nolan Arenado, R OBP: 0.352, SLG: 0.539										4	0	1	0	0	1	1						
16 Nolan Gorman, L OBP: 0.319, SLG: 0.456										4	0	0	0	0	3	1						
36 Juan Yezzer, R OBP: 0.317, SLG: 0.506										3	0	0	0	0	1	1						
3 Dylan Carlson, S OBP: 0.320, SLG: 0.417										2	0	1	0	1	0	0						
71 Conner Capel, L OBP: 0.143, SLG: 0.143										3	0	0	0	0	0	2						
7 Andrew Knizner, R OBP: 0.285, SLG: 0.238										2	0	0	0	1	0	1						
<b>Inning Stats</b>	R: 0 E: 0 K: 1 S: 12	H: 1 LOB: 1 BB: 0 P: 17	R: 0 E: 0 K: 1 S: 14	H: 1 LOB: 1 BB: 0 P: 19	R: 0 E: 0 K: 0 S: 14	H: 1 LOB: 1 BB: 0 P: 21	R: 0 E: 0 K: 0 S: 5	H: 1 LOB: 0 BB: 0 P: 10	R: 0 E: 0 K: 1 S: 8	H: 0 LOB: 1 BB: 1 P: 14	R: 0 E: 0 K: 1 S: 9	H: 0 LOB: 0 BB: 0 P: 14	R: 0 E: 0 K: 2 S: 10	H: 0 LOB: 0 BB: 0 P: 13	R: 0 E: 0 K: 1 S: 9	H: 0 LOB: 1 BB: 1 P: 14	R: 0 E: 0 K: 2 S: 9	H: 0 LOB: 0 BB: 0 P: 13	1B: 4 2B: 0 3B: 0 HR: 0	SF: 0 SAC: 0 DP: 0 HBP: 0	WP: 0 PB: 0 SB: 0 CS: 1	PA: 33
<b>PITCHER</b>	IP WLS BF H R ER SO BB IBB HBP BLK WP HR S P ERA WHIP	7.0 W 25 4 0 0 5 1 0 0 0 0 0 72 108 0.00 0.714	1.0 4 0 0 0 1 1 0 0 0 0 0 9 14 0.00 1.000	1.0 3 0 0 0 2 0 0 0 0 0 0 9 13 0.00 0.000	<b>PITCHER</b>										IP WLS BF H R ER SO BB IBB HBP BLK WP HR S P ERA WHIP							

St. Louis Cardinals @ Philadelphia Phillies  
Citizens Bank Park, Philadelphia, PA  
Sun Jul 03 2022, 7:09 PM - 10:12 PM EDT  
Att. 44,225 - Clear - 88 F

livebaseballscores.com

AB 30  
R 0  
H 4  
RBI 0  
BB 2  
SO 8  
LOB 12

Batter	1	2	3	4	5	6	7	8	9	AB	R	H	RBI	BB	SO	LOB	BOTTOM			
12 Kyle Schwarber, L OBP: 0.331, SLG: 0.495										4	0	0	0	0	1	2				
17 Rhys Hoskins, R OBP: 0.350, SLG: 0.500										4	2	2	1	0	1	0				
8 Nick Castellanos, R OBP: 0.289, SLG: 0.381										4	1	1	1	0	0	0				
25 Darick Hall, L OBP: 0.222, SLG: 0.722										4	0	1	0	0	2	1				
19 Matt Vierling, R OBP: 0.330, SLG: 0.378										4	1	2	2	0	0	1				
28 Alec Bohm, R OBP: 0.298, SLG: 0.362										4	0	1	0	0	2	2				
37 Odúbel Herrera, L OBP: 0.281, SLG: 0.404										4	0	1	0	0	1	4				
5 Bryson Stott, L OBP: 0.258, SLG: 0.284										2	0	0	0	1	0	1				
41 Yairo Muñoz, R OBP: 0.333, SLG: 0.556										3	0	1	0	0	0	0				
<b>Inning Stats</b>	R: 0 E: 0 K: 1 S: 8	H: 0 LOB: 0 BB: 0 P: 11	R: 0 E: 0 K: 1 S: 7	H: 0 LOB: 0 BB: 0 P: 11	R: 0 E: 0 K: 0 S: 10	H: 1 LOB: 1 BB: 1 P: 19	R: 1 E: 0 K: 0 S: 14	H: 3 LOB: 2 BB: 0 P: 26	R: 0 E: 0 K: 1 S: 9	H: 0 LOB: 0 BB: 0 P: 13	R: 3 E: 0 K: 2 S: 18	H: 4 LOB: 1 BB: 0 P: 24	R: 0 E: 0 K: 0 S: 6	H: 0 LOB: 0 BB: 0 P: 10	R: 0 E: 1 K: 2 S: 17	H: 1 LOB: 2 BB: 0 P: 24	1B: 6 2B: 1 3B: 0 HR: 2	SF: 0 SAC: 0 DP: 1 HBP: 0	WP: 0 PB: 0 SB: 1 CS: 0	PA: 34
<b>PITCHER</b>	IP WLS BF H R ER SO BB IBB HBP BLK WP HR S P ERA WHIP	5.2 L 25 8 4 4 0 1 0 0 0 0 2 6 10 0.00 0.000	1.0 3 0 0 0 0 0 0 0 0 0 0 6 10 0.00 0.000	1.1 6 1 0 0 2 0 0 0 0 0 0 18 25 0.00 0.750	<b>PITCHER</b>										IP WLS BF H R ER SO BB IBB HBP BLK WP HR S P ERA WHIP					

St. Louis Cardinals @ Philadelphia Phillies  
Citizens Bank Park, Philadelphia, PA  
Sun Jul 03 2022, 7:09 PM - 10:12 PM EDT  
Att. 44,225 - Clear - 88 F

livebaseballscores.com

AB 33  
R 4  
H 9  
RBI 4  
SO 7  
LOB 11



Batter	1	2	3	4	5	6	7	8	9	AB	R	H	RBI	BB	SO	LOB	TOP		
28 Lane Thomas, R OBP: 0.280, SLG: 0.381	G6-3		L9			K		G4-6-3		4	0	0	0	0	1	2			
1 César Hernández, S OBP: 0.311, SLG: 0.315	G1-3		L8			K		G6-3		4	0	0	0	0	1	1			
19 Josh Bell, S OBP: 0.398, SLG: 0.508	K		G6-3			G5-3			BB	3	0	0	0	1	1				
20 Keibert Ruiz, S OBP: 0.320, SLG: 0.357		F9		F9		K			F8	4	0	0	0	0	1				
7 Maikel Franco, R OBP: 0.267, SLG: 0.361		BB	G1-3			F9			F8	3	0	0	0	1	0				
2 Luis García Jr., L OBP: 0.328, SLG: 0.459	K		G6-3				1B			3	0	1	0	0	1				
5 Ehire Adrianza, S OBP: 0.250, SLG: 0.213			P6			K				3	0	1	0	0	1				
29 Yadiel Hernández, L OBP: 0.311, SLG: 0.403			G6-3					G6-3		3	0	1	0	0	0	2			
16 Victor Robles, R OBP: 0.310, SLG: 0.302				G4-6-3						1	0	0	0	2	0				
<b>Inning Stats</b>	R: 0 E: 0 K: 1 S: 6	H: 0 LOB: 0 BB: 0 P: 8	R: 0 E: 0 K: 1 S: 8	H: 1 LOB: 2 BB: 1 P: 17	R: 0 E: 0 K: 0 S: 7	H: 0 LOB: 1 BB: 1 P: 16	R: 0 E: 0 K: 0 S: 6	H: 0 LOB: 0 BB: 0 P: 8	R: 0 E: 0 K: 2 S: 9	H: 1 LOB: 1 BB: 0 P: 13	R: 0 E: 0 K: 2 S: 10	H: 0 LOB: 0 BB: 1 P: 10	R: 0 E: 0 K: 0 S: 10	H: 0 LOB: 1 BB: 1 P: 18	1B: 3 2B: 0 3B: 0 HR: 0	SF: 0 SAC: 0 DP: 2 HBP: 0	WP: 0 PB: 0 SB: 1 CS: 0	PA: 32	
<b>PITCHER</b>	IP	WLS	BF	H	R	ER	SO	BB	IBB	HBP	BLK	WP	HR	S	P	ERA	WHIP		
61 Christopher Sánchez, L ERA: 3.48	5.0	W	18	2	0	0	2	2	0	0	0	0	0	35	60	0.00	0.800		
31 Jenry Familia, R ERA: 4.94	1.0		3	0	0	0	2	0	0	0	0	0	0	9	13	0.00	0.000		
64 Andrew Bellatti, R ERA: 9.25	1.0		4	1	0	0	2	0	0	0	0	0	0	10	13	0.00	1.000		
22 Mark Appel, R ERA:	2.0		7	0	0	0	0	2	0	0	0	0	0	13	28	0.00	1.000		

Washington Nationals @ Philadelphia Phillies  
Citizens Bank Park, Philadelphia, PA  
Tue Jul 05 2022, 7:08 PM - 10:10 PM EDT  
Att: 20,217 - Cloudy - 75 F

AB	28
R	0
H	3
RBI	0
BB	4
SO	6
LOB	11



Batter	1	2	3	4	5	6	7	8	9	AB	R	H	RBI	BB	SO	LOB	BOTTOM			
12 Kyle Schwarber, L OBP: 0.336, SLG: 0.517	HR			K						3	3	2	2	1	1	3				
37 Odúbel Herrera, L OBP: 0.285, SLG: 0.404			HR							0	0	0	0	1	0	0				
17 Rhys Hoskins, R OBP: 0.345, SLG: 0.492	P3				F9					5	0	0	0	0	2	4				
22 Mark Appel, R							G5-3			0	0	0	0	0	0	0				
8 Nick Castellanos, R OBP: 0.301, SLG: 0.365	F7				F8					4	2	2	2	0	0	0				
41 Yairo Muñoz, R OBP: 0.355, SLG: 0.571										1	0	1	0	0	0	0				
25 Darick Hall, L OBP: 0.304, SLG: 0.739	K									5	3	3	1	0	1	1				
10 J.T. Realmuto, R OBP: 0.320, SLG: 0.384		G6-3								2	1	1	3	1	0	0				
21 Garrett Stubbs, L OBP: 0.351, SLG: 0.549										1	0	0	0	0	0	1				
28 Alec Bohm, R OBP: 0.303, SLG: 0.364		F8								4	0	2	3	0	0	0				
5 Bryson Stott, L OBP: 0.262, SLG: 0.283		F7								4	1	1	0	1	0	4				
19 Matt Vierling, R OBP: 0.336, SLG: 0.376			G1-3							3	1	1	0	1	1	0				
16 Mickey Moniak, L OBP: 0.186, SLG: 0.150										4	0	0	0	0	1	5				
<b>Inning Stats</b>	R: 1 E: 0 K: 1 S: 10	H: 1 LOB: 0 BB: 0 P: 15	R: 0 E: 0 K: 0 S: 8	H: 0 LOB: 0 BB: 0 P: 13	R: 1 E: 0 K: 1 S: 11	H: 1 LOB: 0 BB: 0 P: 18	R: 2 E: 0 K: 2 S: 28	H: 4 LOB: 3 BB: 1 P: 42	R: 2 E: 0 K: 0 S: 16	H: 2 LOB: 0 BB: 0 P: 24	R: 5 E: 0 K: 1 S: 31	H: 4 LOB: 2 BB: 3 P: 49	R: 0 E: 0 K: 1 S: 11	H: 0 LOB: 1 BB: 1 P: 17	R: 0 E: 0 K: 0 S: 6	H: 1 LOB: 2 BB: 0 P: 12	1B: 8 2B: 2 3B: 0 HR: 3	SF: 1 SAC: 0 DP: 0 HBP: 1	WP: 0 PB: 0 SB: 0 CS: 0	PA: 43
<b>PITCHER</b>	IP	WLS	BF	H	R	ER	SO	BB	IBB	HBP	BLK	WP	HR	S	P	ERA	WHIP			
30 Paolo Espino, R ERA: 3.33	3.2	L	18	6	4	4	3	1	0	0	0	0	0	4	6	0.00	1.909			
57 Andrés Machado, R ERA: 4.3	0.1		1	0	0	0	1	0	0	0	0	0	0	4	6	0.00	0.000			
61 Erasmo Ramírez, R ERA: 4.5	1.0		5	2	2	2	0	0	0	0	0	0	1	16	24	18.00	2.000			
53 Reed Garrett, R ERA: 8.22	0.2		9	4	5	5	1	2	1	0	0	0	0	28	44	67.50	9.000			
51 Jordan Weems, R ERA: 8.22	1.1		5	0	0	0	1	1	0	0	0	0	0	14	22	0.00	0.750			

Washington Nationals @ Philadelphia Phillies  
Citizens Bank Park, Philadelphia, PA  
Tue Jul 05 2022, 7:08 PM - 10:10 PM EDT  
Att: 20,217 - Cloudy - 75 F

AB	36
R	11
H	13
RBI	11
BB	5
SO	6
LOB	18





Batter	1	2	3	4	5	6	7	8	9	AB	R	H	RBI	BB	SO	LOB	TOP										
1 César Hernández, S OBP: 0.308, SLG: 0.311										4	0	0	0	0	0	0	Washington Nationals @ Philadelphia Phillies Citizens Bank Park, Philadelphia, PA Wed Jul 06 2022, 7:08 PM - 10:04 PM EDT Att: 22,369 - Partly Cloudy - 85 F										
22 Juan Soto, L OBP: 0.398, SLG: 0.451										3	1	2	0	1	0	0											
19 Josh Bell, S OBP: 0.393, SLG: 0.502										4	0	0	0	0	0	3											
29 Yadiel Hernandez, L OBP: 0.319, SLG: 0.419										4	1	3	1	0	0	0											
20 Keibert Ruiz, S OBP: 0.319, SLG: 0.355										4	1	1	0	0	0	2											
2 Luis García Jr., L OBP: 0.333, SLG: 0.468										4	0	2	2	0	0	1											
28 Lane Thomas, R OBP: 0.275, SLG: 0.374										4	0	0	0	0	0	3											
5 Ehire Adrianza, S OBP: 0.236, SLG: 0.200										3	0	0	0	0	0	1											
16 Victor Robles, R OBP: 0.305, SLG: 0.297										3	0	0	0	0	0	1											
<b>Inning Stats</b>	R: 0 E: 0 K: 0 S: 5	H: 0 LOB: 0 BB: 1 P: 11	R: 0 E: 0 K: 0 S: 7	H: 0 LOB: 0 BB: 0 P: 9	R: 0 E: 0 K: 0 S: 4	H: 0 LOB: 0 BB: 0 P: 5	R: 1 E: 0 K: 0 S: 11	H: 2 LOB: 1 BB: 0 P: 17	R: 0 E: 0 K: 1 S: 12	H: 0 LOB: 0 BB: 0 P: 17	R: 0 E: 0 K: 1 S: 9	H: 0 LOB: 0 BB: 0 P: 11	R: 2 E: 0 K: 1 S: 16	H: 3 LOB: 1 BB: 0 P: 22	R: 0 E: 0 K: 0 S: 8	H: 1 LOB: 1 BB: 0 P: 10		R: 0 E: 0 K: 1 S: 12	H: 1 LOB: 1 BB: 0 P: 18	1B: 5 2B: 4 3B: 0 HR: 0	SF: 0 SAC: 0 DP: 2 HBP: 0	WP: 0 PB: 0 SB: 0 CS: 1	PA: 34				
<b>PITCHER</b>	IP	WLS	BF	H	R	ER	SO	BB	IBB	HBP	BLK	WP	HR	S	P	ERA	WHIP										
27 Aaron Nola, R ERA: 3.15	7.2	L	29	7	3	3	3	1	0	0	0	0	0	69	97	3.52	1.043										
46 José Alvarado, L ERA: 5.32	0.1		1	0	0	0	0	0	0	0	0	0	0	3	5	0.00	0.000										
23 Corey Knebel, R ERA: 3.18	1.0		4	1	0	0	1	0	0	0	0	0	0	12	18	0.00	1.000										

Batter	1	2	3	4	5	6	7	8	9	AB	R	H	RBI	BB	SO	LOB	BOTTOM										
12 Kyle Schwarber, L OBP: 0.341, SLG: 0.541										4	2	3	2	0	1	0	Washington Nationals @ Philadelphia Phillies Citizens Bank Park, Philadelphia, PA Wed Jul 06 2022, 7:08 PM - 10:04 PM EDT Att: 22,369 - Partly Cloudy - 85 F										
17 Rhys Hoskins, R OBP: 0.347, SLG: 0.488										2	0	0	0	2	1	1											
8 Nick Castellanos, R OBP: 0.300, SLG: 0.394										4	0	1	0	0	2	3											
25 Darick Hall, L OBP: 0.259, SLG: 0.630										4	0	0	0	0	4	2											
10 J.T. Realmuto, R OBP: 0.315, SLG: 0.378										4	0	0	0	0	3	2											
18 Didi Gregorius, L OBP: 0.314, SLG: 0.354										3	0	0	0	1	1	0											
28 Alec Bohm, R OBP: 0.300, SLG: 0.361										3	0	0	0	0	2	1											
37 Odbel Herrera, L OBP: 0.280, SLG: 0.396										3	0	0	0	0	2	1											
5 Bryson Stott, L OBP: 0.258, SLG: 0.278										3	0	0	0	0	0	2											
<b>Inning Stats</b>	R: 0 E: 0 K: 2 S: 9	H: 1 LOB: 1 BB: 0 P: 15	R: 0 E: 0 K: 2 S: 11	H: 0 LOB: 0 BB: 0 P: 18	R: 0 E: 0 K: 1 S: 11	H: 0 LOB: 0 BB: 0 P: 14	R: 1 E: 0 K: 3 S: 13	H: 1 LOB: 1 BB: 1 P: 21	R: 0 E: 0 K: 1 S: 10	H: 0 LOB: 1 BB: 0 P: 14	R: 1 E: 0 K: 2 S: 13	H: 2 LOB: 1 BB: 0 P: 18	R: 0 E: 0 K: 2 S: 14	H: 0 LOB: 1 BB: 1 P: 22	R: 0 E: 0 K: 1 S: 8	H: 0 LOB: 0 BB: 1 P: 14		R: 0 E: 0 K: 2 S: 11	H: 0 LOB: 0 BB: 0 P: 17	1B: 2 2B: 1 3B: 0 HR: 2	SF: 0 SAC: 0 DP: 2 HBP: 0	WP: 0 PB: 0 SB: 0 CS: 1	PA: 33				
<b>PITCHER</b>	IP	WLS	BF	H	R	ER	SO	BB	IBB	HBP	BLK	WP	HR	S	P	ERA	WHIP										
40 Josiah Gray, R ERA: 4.14	6.0	W	23	4	2	2	11	1	0	0	0	0	0	14	22	0.00	1.000										
58 Carl Edwards Jr., R ERA: 3.6	1.0	H	4	0	0	0	2	1	0	0	0	0	0	8	14	0.00	1.000										
67 Kyle Finnegan, R ERA: 3.95	1.0	H	3	0	0	0	1	1	0	0	0	0	0	11	17	0.00	0.000										
21 Tanner Rainey, R ERA: 3.54	1.0	S	3	0	0	0	2	0	0	0	0	0	0	11	17	0.00	0.000										

AB 33  
R 3  
H 8  
RBI 3  
BB 1  
SO 4  
LOB 10



AB 30  
R 2  
H 4  
RBI 2  
BB 3  
SO 16  
LOB 12





Batter	1	2	3	4	5	6	7	8	9	AB	R	H	RBI	BB	SO	LOB	TOP					
1 César Hernández, S OBP: 0.306, SLG: 0.313	G5-3	22 1B		K		K			L1	5	1	1	0	0	2	1	Washington Nationals @ Philadelphia Phillies Citizens Bank Park, Philadelphia, PA Thu Jul 07 2022, 4:08 PM - 7:03 PM EDT Att: 22,104 - Cloudy - 80 F					
22 Juan Soto, L OBP: 0.388, SLG: 0.450	23 HBP 7 1B	19 2B		F8		K			K	5	1	2	1	0	2	0						
19 Josh Bell, S OBP: 0.393, SLG: 0.502	7 1B	23 HBP		BB		F9			K	4	0	1	0	1	1	0						
23 Nelson Cruz, R OBP: 0.321, SLG: 0.365	7 1B			K		K			K	3	0	0	0	0	3	2						
29 Yadiel Hernández, L OBP: 0.317, SLG: 0.413	K			K		BB			G3	3	0	0	0	1	2	3						
7 Maikel Franco, R OBP: 0.270, SLG: 0.361	1-2 2-3 H	1B		G4-3		F9			5 2B	3	1	1	1	0	0	1						
2 Luis García Jr., L OBP: 0.333, SLG: 0.473	K					G4-3			1-H	3	0	1	0	0	1	3						
5 Ehre Adriansa, S OBP: 0.250, SLG: 0.235	K								2B	1	0	1	1	0	0	0						
38 Tres Barrera, R OBP: 0.125, SLG: 0.125		G5-3		L7		G6-3			F8	4	0	0	0	0	0	2						
16 Victor Robles, R OBP: 0.304, SLG: 0.296	F8			K					G4-3	4	0	1	0	0	1	1						
<b>Inning Stats</b>	R: 1 E: 0 K: 2 S: 17	H: 2 LOB: 3 BB: 1 P: 26	R: 1 E: 0 K: 1 S: 17	H: 3 LOB: 2 BB: 0 P: 23	R: 0 E: 0 K: 1 S: 12	H: 1 LOB: 1 BB: 0 P: 17	R: 0 E: 0 K: 2 S: 9	H: 0 LOB: 0 BB: 0 P: 12	R: 0 E: 0 K: 1 S: 8	H: 1 LOB: 1 BB: 0 P: 10	R: 0 E: 0 K: 3 S: 9	H: 0 LOB: 0 BB: 0 P: 14	R: 1 E: 0 K: 0 S: 4	H: 1 LOB: 1 BB: 0 P: 7	R: 0 E: 0 K: 1 S: 7	H: 0 LOB: 0 BB: 0 P: 12	1B: 4 2B: 4 3B: 0 HR: 0	SF: 0 SAC: 0 DP: 0 HBP: 2	WP: 0 PB: 0 SB: 0 CS: 0	PA: 39		
<b>PITCHER</b>	IP WLS BF H R ER SO BB IBB HBP BLK WP HR S P ERA WHIP	IP WLS BF H R ER SO BB IBB HBP BLK WP HR S P ERA WHIP	IP WLS BF H R ER SO BB IBB HBP BLK WP HR S P ERA WHIP	IP WLS BF H R ER SO BB IBB HBP BLK WP HR S P ERA WHIP	IP WLS BF H R ER SO BB IBB HBP BLK WP HR S P ERA WHIP	IP WLS BF H R ER SO BB IBB HBP BLK WP HR S P ERA WHIP	IP WLS BF H R ER SO BB IBB HBP BLK WP HR S P ERA WHIP	IP WLS BF H R ER SO BB IBB HBP BLK WP HR S P ERA WHIP	IP WLS BF H R ER SO BB IBB HBP BLK WP HR S P ERA WHIP	IP WLS BF H R ER SO BB IBB HBP BLK WP HR S P ERA WHIP	IP WLS BF H R ER SO BB IBB HBP BLK WP HR S P ERA WHIP	IP WLS BF H R ER SO BB IBB HBP BLK WP HR S P ERA WHIP	IP WLS BF H R ER SO BB IBB HBP BLK WP HR S P ERA WHIP	IP WLS BF H R ER SO BB IBB HBP BLK WP HR S P ERA WHIP	IP WLS BF H R ER SO BB IBB HBP BLK WP HR S P ERA WHIP	IP WLS BF H R ER SO BB IBB HBP BLK WP HR S P ERA WHIP	IP WLS BF H R ER SO BB IBB HBP BLK WP HR S P ERA WHIP	IP WLS BF H R ER SO BB IBB HBP BLK WP HR S P ERA WHIP	IP WLS BF H R ER SO BB IBB HBP BLK WP HR S P ERA WHIP	IP WLS BF H R ER SO BB IBB HBP BLK WP HR S P ERA WHIP	IP WLS BF H R ER SO BB IBB HBP BLK WP HR S P ERA WHIP	IP WLS BF H R ER SO BB IBB HBP BLK WP HR S P ERA WHIP
70 Bailey Falter, L ERA: 4.82	4.0	20	6	2	2	6	1	0	1	0	0	0	55	78	4.50	1.750						
57 Nick Nelson, R ERA: 4.17	2.0	W 8	1	0	0	2	1	0	0	0	0	0	14	23	0.00	1.000						
46 José Alvarado, L ERA: 5.09	1.0	H 3	0	0	0	3	0	0	0	0	0	0	9	14	0.00	0.000						
52 Brad Hand, L ERA: 2.42	1.0	H 5	1	1	1	0	0	0	1	0	0	0	4	7	9.00	1.000						
58 Seranthony Dominguez, R ERA: 1.74	1.0	S 3	0	0	0	1	0	0	0	0	0	0	7	12	0.00	0.000						
<b>Batter</b>	<b>1</b>	<b>2</b>	<b>3</b>	<b>4</b>	<b>5</b>	<b>6</b>	<b>7</b>	<b>8</b>	<b>9</b>	<b>AB</b>	<b>R</b>	<b>H</b>	<b>RBI</b>	<b>BB</b>	<b>SO</b>	<b>LOB</b>	<b>BOTTOM</b>					
12 Kyle Schwarber, L OBP: 0.340, SLG: 0.535	17 2B	BB		K		G4-3			K	3	0	0	1	1	2	1	Washington Nationals @ Philadelphia Phillies Citizens Bank Park, Philadelphia, PA Thu Jul 07 2022, 4:08 PM - 7:03 PM EDT Att: 22,104 - Cloudy - 80 F					
17 Rhys Hoskins, R OBP: 0.348, SLG: 0.490	2-2 BB	2B		L9		8 1B			K	3	1	1	0	1	1	1						
8 Nick Castellanos, R OBP: 0.299, SLG: 0.362	K			P3		25 2B			G6-3	4	1	1	0	0	1	3						
25 Darick Hall, L OBP: 0.290, SLG: 0.742	K			18 WP 18 3B		25 2B			10 SF7	4	2	2	2	0	2	2						
10 J.T. Realmuto, R OBP: 0.314, SLG: 0.377	G4-3			SF7		18 FC4-6			G4-3	3	0	1	1	0	0	2						
18 Didi Gregorius, L OBP: 0.319, SLG: 0.367		19 FC1-4		3B		FC4-6			G3-1	3	0	1	1	1	0	1						
5 Bryson Stott, L OBP: 0.253, SLG: 0.272		K		L7		F8			L8	4	0	0	0	0	1	3						
19 Matt Vierling, R OBP: 0.333, SLG: 0.381	FC1-4			16 1B		12 G4-3			G3-1	4	1	1	0	0	1	1						
16 Mickey Moniak, L OBP: 0.196, SLG: 0.163	K			12 G4-3		1B			K	3	0	1	0	0	2	1						
<b>Inning Stats</b>	R: 0 E: 0 K: 2 S: 14	H: 1 LOB: 2 BB: 1 P: 23	R: 0 E: 0 K: 2 S: 10	H: 0 LOB: 1 BB: 1 P: 17	R: 3 E: 0 K: 1 S: 19	H: 3 LOB: 1 BB: 1 P: 30	R: 1 E: 0 K: 0 S: 16	H: 2 LOB: 1 BB: 0 P: 26	R: 0 E: 0 K: 1 S: 8	H: 1 LOB: 1 BB: 0 P: 12	R: 0 E: 0 K: 3 S: 9	H: 0 LOB: 0 BB: 0 P: 10	R: 1 E: 0 K: 1 S: 11	H: 1 LOB: 0 BB: 0 P: 18	R: 0 E: 0 K: 0 S: 10	H: 0 LOB: 0 BB: 0 P: 14		1B: 3 2B: 3 3B: 1 HR: 1	SF: 1 SAC: 0 DP: 0 HBP: 0	WP: 1 PB: 0 SB: 0 CS: 0	PA: 35	
<b>PITCHER</b>	IP WLS BF H R ER SO BB IBB HBP BLK WP HR S P ERA WHIP	IP WLS BF H R ER SO BB IBB HBP BLK WP HR S P ERA WHIP	IP WLS BF H R ER SO BB IBB HBP BLK WP HR S P ERA WHIP	IP WLS BF H R ER SO BB IBB HBP BLK WP HR S P ERA WHIP	IP WLS BF H R ER SO BB IBB HBP BLK WP HR S P ERA WHIP	IP WLS BF H R ER SO BB IBB HBP BLK WP HR S P ERA WHIP	IP WLS BF H R ER SO BB IBB HBP BLK WP HR S P ERA WHIP	IP WLS BF H R ER SO BB IBB HBP BLK WP HR S P ERA WHIP	IP WLS BF H R ER SO BB IBB HBP BLK WP HR S P ERA WHIP	IP WLS BF H R ER SO BB IBB HBP BLK WP HR S P ERA WHIP	IP WLS BF H R ER SO BB IBB HBP BLK WP HR S P ERA WHIP	IP WLS BF H R ER SO BB IBB HBP BLK WP HR S P ERA WHIP	IP WLS BF H R ER SO BB IBB HBP BLK WP HR S P ERA WHIP	IP WLS BF H R ER SO BB IBB HBP BLK WP HR S P ERA WHIP	IP WLS BF H R ER SO BB IBB HBP BLK WP HR S P ERA WHIP	IP WLS BF H R ER SO BB IBB HBP BLK WP HR S P ERA WHIP	IP WLS BF H R ER SO BB IBB HBP BLK WP HR S P ERA WHIP	IP WLS BF H R ER SO BB IBB HBP BLK WP HR S P ERA WHIP	IP WLS BF H R ER SO BB IBB HBP BLK WP HR S P ERA WHIP	IP WLS BF H R ER SO BB IBB HBP BLK WP HR S P ERA WHIP	IP WLS BF H R ER SO BB IBB HBP BLK WP HR S P ERA WHIP	IP WLS BF H R ER SO BB IBB HBP BLK WP HR S P ERA WHIP
60 Joan Adon, R ERA: 7.1	4.0	L 21	6	4	4	5	1	0	0	0	0	0	8	12	9.00	2.250						
57 Andrés Machado, R ERA: 4.15	1.0	4	1	0	0	1	0	0	0	0	0	0	8	12	0.00	1.000						
51 Jordan Weems, R ERA: 7.27	1.0	3	0	0	0	3	0	0	0	0	0	0	9	10	0.00	0.000						
33 Steve Cishek, R ERA: 4.63	1.0	4	1	1	1	1	0	0	0	0	1	1	11	18	9.00	1.000						
71 Mason Thompson, R ERA:	1.0	3	0	0	0	0	0	0	0	0	0	0	10	14	0.00	0.000						



Batter	1	2	3	4	5	6	7	8	9	AB	R	H	RBI	BB	SO	LOB	TOP					
12 Kyle Schwarber, L (1, 7) OBP: 0.336, SLG: 0.528	F7		K			P5			G3-1	4	0	0	0	0	1	1						
17 Rhys Hoskins, R (1, 3) OBP: 0.347, SLG: 0.487	1B			K		F9			K	4	0	1	0	0	2	0						
8 Nick Castellanos, R (1, 9) OBP: 0.299, SLG: 0.381	G5-4-3																					
19 Matt Vierling, R (9, PR) OBP: 0.333, SLG: 0.381	G5-4-3																					
25 Darick Hall, L (1, 10) OBP: 0.257, SLG: 0.657		F7																				
10 J.T. Realmuto, R (1, 2) OBP: 0.311, SLG: 0.373		G5-3																				
18 Didi Gregorius, L (1, 6) OBP: 0.313, SLG: 0.360																						
5 Bryson Stott, L (1, 4) OBP: 0.249, SLG: 0.267			L7																			
28 Alec Bohm, R (1, 5) OBP: 0.303, SLG: 0.384																						
37 Odúbel Herrera, L (1, 8) OBP: 0.281, SLG: 0.395																						
<b>Inning Stats</b>	R: 0 E: 0 K: 0 S: 7	H: 1 LOB: 0 BB: 0 P: 10	R: 0 E: 0 K: 0 S: 5	H: 0 LOB: 0 BB: 0 P: 8	R: 0 E: 0 K: 1 S: 9	H: 1 LOB: 1 BB: 0 P: 17	R: 0 E: 0 K: 1 S: 7	H: 0 LOB: 0 BB: 0 P: 11	R: 0 E: 0 K: 0 S: 6	H: 0 LOB: 0 BB: 0 P: 10	R: 1 E: 0 K: 0 S: 8	H: 1 LOB: 0 BB: 0 P: 14	R: 0 E: 0 K: 0 S: 8	H: 0 LOB: 0 BB: 0 P: 13	R: 1 E: 0 K: 0 S: 8	H: 1 LOB: 1 BB: 0 P: 10	R: 0 E: 0 K: 1 S: 7	H: 1 LOB: 1 BB: 0 P: 10	1B: 3 2B: 0 3B: 0 HR: 2	SF: 0 SAC: 0 DP: 1 HBP: 0	WP: 0 PB: 0 SB: 0 CS: 0	PA: 31
<b>PITCHER</b> 50 Adam Wainwright, R (1, 1) ERA: 3.15	IP: 9.0 WLS: L BF: 31 H: 5 R: 2 ER: 2 SO: 3 BB: 0 IBB: 0 HBP: 0 BLK: 0 WP: 0 HR: 2 S: 65 P: 103 ERA: 2.00 WHIP: 0.556															<b>PITCHER</b>						

Philadelphia Phillies @ St. Louis Cardinals  
 Busch Stadium, St. Louis, MO  
 Fri Jul 08 2022, 8:12 PM - 10:34 PM CDT  
 Att: 41,100 - Partly Cloudy - 83 F

AB	31
R	2
H	5
RBI	2
BB	0
SO	3
LOB	3



Batter	1	2	3	4	5	6	7	8	9	AB	R	H	RBI	BB	SO	LOB	BOTTOM					
33 Brendan Donovan, L (1, 7) OBP: 0.392, SLG: 0.391	L9		P4			G4-3			L4	4	0	0	0	0	0	0						
36 Juan Yanez, R (1, 3) OBP: 0.308, SLG: 0.490	L9		F9			K			G5-3	4	0	0	0	0	1	0						
46 Paul Goldschmidt, R (1, 10) OBP: 0.427, SLG: 0.617	1B					K				4	0	2	0	0	1	0						
28 Nolan Arenado, R (1, 5) OBP: 0.358, SLG: 0.529	1B		F8			16 BLK			P6	4	0	2	0	0	0	1						
16 Nolan Gorman, L (1, 4) OBP: 0.338, SLG: 0.457	G3																					
5 Albert Pujols, R (9, PH) OBP: 0.286, SLG: 0.333			1B																			
3 Dylan Carlson, S (1, 8) OBP: 0.319, SLG: 0.410			K																			
19 Tommy Edman, S (1, 6) OBP: 0.325, SLG: 0.376	P5																					
71 Conner Capel, L (1, 9) OBP: 0.211, SLG: 0.353	G4-3																					
7 Andrew Knizner, R (1, 2) OBP: 0.272, SLG: 0.226	G5-3																					
<b>Inning Stats</b>	R: 0 E: 0 K: 0 S: 9	H: 2 LOB: 2 BB: 0 P: 15	R: 0 E: 0 K: 1 S: 7	H: 0 LOB: 0 BB: 0 P: 8	R: 0 E: 0 K: 0 S: 5	H: 0 LOB: 0 BB: 0 P: 8	R: 0 E: 0 K: 1 S: 12	H: 2 LOB: 2 BB: 0 P: 15	R: 0 E: 0 K: 0 S: 7	H: 0 LOB: 0 BB: 0 P: 8	R: 0 E: 0 K: 3 S: 16	H: 1 LOB: 2 BB: 1 P: 28	R: 0 E: 0 K: 0 S: 9	H: 0 LOB: 0 BB: 0 P: 15	R: 0 E: 0 K: 0 S: 7	H: 1 LOB: 1 BB: 0 P: 11	R: 0 E: 0 K: 0 S: 5	H: 0 LOB: 0 BB: 0 P: 8	1B: 6 2B: 0 3B: 0 HR: 0	SF: 0 SAC: 0 DP: 0 HBP: 0	WP: 0 PB: 0 SB: 0 CS: 0	PA: 34
<b>PITCHER</b> 45 Zack Wheeler, R (1, 1) ERA: 2.48 58 Seranthony Dominguez, R (1, 1) ERA: 1.69 52 Brad Hand, L (9, 1) ERA: 2.33	IP: 7.0 WLS: W BF: 27 H: 1 R: 0 ER: 0 SO: 1 BB: 0 IBB: 0 HBP: 0 BLK: 0 WP: 0 HR: 0 S: 65 P: 97 ERA: 0.00 WHIP: 0.857															<b>PITCHER</b>						

Philadelphia Phillies @ St. Louis Cardinals  
 Busch Stadium, St. Louis, MO  
 Fri Jul 08 2022, 8:12 PM - 10:34 PM CDT  
 Att: 41,100 - Partly Cloudy - 83 F

AB	33
R	0
H	6
RBI	0
BB	1
SO	5
LOB	7













Batter	1	2	3	4	5	6	7	8	9	AB	R	H	RBI	BB	SO	LOB	TOP					
12 Kyle Schwarber, L OBP: 0.332, SLG: 0.524										4	0	0	0	0	2	1	Philadelphia Phillies @ St. Louis Cardinals Busch Stadium, St. Louis, MO Mon Jul 11 2022, 6:19 PM - 8:59 PM CDT Att: 34,399 - Clear - 99 F					
17 Rhys Hoskins, R OBP: 0.347, SLG: 0.494										4	1	2	1	0	0	0						
8 Nick Castellanos, R OBP: 0.297, SLG: 0.376										4	0	1	0	0	2	1						
25 Darick Hall, L OBP: 0.298, SLG: 0.609										4	0	1	0	0	1	0						
10 J.T. Realmuto, R OBP: 0.313, SLG: 0.371										4	0	2	0	0	1	2						
18 Didi Gregorius, L OBP: 0.305, SLG: 0.348										3	0	0	0	0	0	2						
28 Alec Bohm, R OBP: 0.307, SLG: 0.385										1	0	1	0	0	0	0						
41 Yairo Muñoz, R OBP: 0.306, SLG: 0.485										2	0	0	0	0	0	1						
5 Bryson Stott, L OBP: 0.250, SLG: 0.263									3	0	0	0	0	0	1	1						
19 Matt Vierling, R OBP: 0.321, SLG: 0.362									3	0	1	0	0	0	0	0						
<b>Inning Stats</b>	R: 1 H: 1 E: 0 K: 3 S: 15	H: 1 LOB: 0 BB: 0 P: 26	R: 0 H: 0 E: 0 K: 0 S: 8	H: 1 LOB: 1 BB: 0 P: 13	R: 0 H: 0 E: 0 K: 1 S: 8	H: 0 LOB: 0 BB: 0 P: 11	R: 0 H: 1 E: 0 K: 0 S: 6	H: 1 LOB: 1 BB: 0 P: 8	R: 0 H: 0 E: 0 K: 0 S: 7	H: 1 LOB: 0 BB: 0 P: 11	R: 0 H: 1 E: 0 K: 0 S: 8	H: 1 LOB: 1 BB: 0 P: 13	R: 0 H: 0 E: 0 K: 1 S: 16	H: 0 LOB: 0 BB: 0 P: 21	R: 0 H: 2 E: 0 K: 1 S: 12	H: 2 LOB: 2 BB: 0 P: 18	1B: 7 2B: 0 3B: 0 HR: 1	SF: 0 SAC: 0 DP: 2 HBP: 0	WP: 0 PB: 0 SB: 0 CS: 0	PA: 32		
<b>PITCHER</b>	IP WLS BF H R ER SO BB IBB HBP BLK WP HR S P ERA WHIP	IP WLS BF H R ER SO BB IBB HBP BLK WP HR S P ERA WHIP	IP WLS BF H R ER SO BB IBB HBP BLK WP HR S P ERA WHIP	IP WLS BF H R ER SO BB IBB HBP BLK WP HR S P ERA WHIP	IP WLS BF H R ER SO BB IBB HBP BLK WP HR S P ERA WHIP	IP WLS BF H R ER SO BB IBB HBP BLK WP HR S P ERA WHIP	IP WLS BF H R ER SO BB IBB HBP BLK WP HR S P ERA WHIP	IP WLS BF H R ER SO BB IBB HBP BLK WP HR S P ERA WHIP	IP WLS BF H R ER SO BB IBB HBP BLK WP HR S P ERA WHIP	IP WLS BF H R ER SO BB IBB HBP BLK WP HR S P ERA WHIP	IP WLS BF H R ER SO BB IBB HBP BLK WP HR S P ERA WHIP	IP WLS BF H R ER SO BB IBB HBP BLK WP HR S P ERA WHIP	IP WLS BF H R ER SO BB IBB HBP BLK WP HR S P ERA WHIP	IP WLS BF H R ER SO BB IBB HBP BLK WP HR S P ERA WHIP	IP WLS BF H R ER SO BB IBB HBP BLK WP HR S P ERA WHIP	IP WLS BF H R ER SO BB IBB HBP BLK WP HR S P ERA WHIP	IP WLS BF H R ER SO BB IBB HBP BLK WP HR S P ERA WHIP	IP WLS BF H R ER SO BB IBB HBP BLK WP HR S P ERA WHIP	IP WLS BF H R ER SO BB IBB HBP BLK WP HR S P ERA WHIP	IP WLS BF H R ER SO BB IBB HBP BLK WP HR S P ERA WHIP	IP WLS BF H R ER SO BB IBB HBP BLK WP HR S P ERA WHIP	IP WLS BF H R ER SO BB IBB HBP BLK WP HR S P ERA WHIP
39 Miles Mikolas, R ERA: 2.62	7.1	W	25	6	1	1	5	0	0	0	0	0	0	0	0	0	1.23	0.818				
92 Génesis Cabrera, L ERA: 2.16	1.0		3	0	0	0	1	0	0	0	0	0	0	0	0	0	0.00	0.000				
44 Junior Fernández, R ERA:	0.2		4	2	0	0	1	0	0	0	0	0	0	0	0	0	0.00	3.000				

Batter	1	2	3	4	5	6	7	8	9	AB	R	H	RBI	BB	SO	LOB	BOTTOM					
19 Tommy Edman, S OBP: 0.319, SLG: 0.372										4	0	0	0	0	0	1	Philadelphia Phillies @ St. Louis Cardinals Busch Stadium, St. Louis, MO Mon Jul 11 2022, 6:19 PM - 8:59 PM CDT Att: 34,399 - Clear - 99 F					
36 Juan Yépez, R OBP: 0.297, SLG: 0.466										3	0	0	0	0	1	1						
21 Lars Nootbaar, L OBP: 0.253, SLG: 0.321										1	1	1	1	0	0	0						
46 Paul Goldschmidt, R OBP: 0.420, SLG: 0.662										4	0	0	0	0	3	0						
16 Nolan Gorman, L OBP: 0.323, SLG: 0.423										4	0	0	0	0	2	0						
3 Dylan Carlson, S OBP: 0.321, SLG: 0.409										4	1	3	0	0	0	0						
5 Albert Pujols, R OBP: 0.301, SLG: 0.373										4	1	1	0	0	1	3						
25 Corey Dickerson, L OBP: 0.256, SLG: 0.308										3	2	2	3	0	1	1						
63 Edmundo Sosa, R OBP: 0.230, SLG: 0.261										3	1	1	1	0	1	0						
7 Andrew Knizner, R OBP: 0.276, SLG: 0.232										3	0	1	1	0	0	0						
<b>Inning Stats</b>	R: 0 H: 0 E: 0 K: 2 S: 9	H: 1 LOB: 1 BB: 0 P: 13	R: 0 H: 0 E: 0 K: 0 S: 11	H: 1 LOB: 0 BB: 0 P: 12	R: 0 H: 0 E: 0 K: 0 S: 8	H: 0 LOB: 0 BB: 0 P: 8	R: 0 H: 0 E: 0 K: 0 S: 6	H: 0 LOB: 0 BB: 0 P: 6	R: 3 H: 4 E: 0 K: 0 S: 21	H: 4 LOB: 1 BB: 0 P: 29	R: 0 H: 0 E: 0 K: 2 S: 10	H: 0 LOB: 0 BB: 0 P: 16	R: 2 H: 2 E: 0 K: 1 S: 10	H: 2 LOB: 0 BB: 0 P: 14	R: 1 H: 2 E: 0 K: 2 S: 12	H: 2 LOB: 1 BB: 0 P: 19	1B: 5 2B: 2 3B: 0 HR: 2	SF: 0 SAC: 0 DP: 0 HBP: 0	WP: 0 PB: 0 SB: 0 CS: 0	PA: 33		
<b>PITCHER</b>	IP WLS BF H R ER SO BB IBB HBP BLK WP HR S P ERA WHIP	IP WLS BF H R ER SO BB IBB HBP BLK WP HR S P ERA WHIP	IP WLS BF H R ER SO BB IBB HBP BLK WP HR S P ERA WHIP	IP WLS BF H R ER SO BB IBB HBP BLK WP HR S P ERA WHIP	IP WLS BF H R ER SO BB IBB HBP BLK WP HR S P ERA WHIP	IP WLS BF H R ER SO BB IBB HBP BLK WP HR S P ERA WHIP	IP WLS BF H R ER SO BB IBB HBP BLK WP HR S P ERA WHIP	IP WLS BF H R ER SO BB IBB HBP BLK WP HR S P ERA WHIP	IP WLS BF H R ER SO BB IBB HBP BLK WP HR S P ERA WHIP	IP WLS BF H R ER SO BB IBB HBP BLK WP HR S P ERA WHIP	IP WLS BF H R ER SO BB IBB HBP BLK WP HR S P ERA WHIP	IP WLS BF H R ER SO BB IBB HBP BLK WP HR S P ERA WHIP	IP WLS BF H R ER SO BB IBB HBP BLK WP HR S P ERA WHIP	IP WLS BF H R ER SO BB IBB HBP BLK WP HR S P ERA WHIP	IP WLS BF H R ER SO BB IBB HBP BLK WP HR S P ERA WHIP	IP WLS BF H R ER SO BB IBB HBP BLK WP HR S P ERA WHIP	IP WLS BF H R ER SO BB IBB HBP BLK WP HR S P ERA WHIP	IP WLS BF H R ER SO BB IBB HBP BLK WP HR S P ERA WHIP	IP WLS BF H R ER SO BB IBB HBP BLK WP HR S P ERA WHIP	IP WLS BF H R ER SO BB IBB HBP BLK WP HR S P ERA WHIP	IP WLS BF H R ER SO BB IBB HBP BLK WP HR S P ERA WHIP	IP WLS BF H R ER SO BB IBB HBP BLK WP HR S P ERA WHIP
27 Aaron Nola, R ERA: 3.35	7.0	L	28	7	5	5	7	0	0	0	0	0	0	0	0	0	6.43	1.000				
67 Michael Kelly, R ERA: 3.0	1.0		5	2	1	1	2	0	0	0	0	0	0	0	0	0	9.00	2.000				



Batter	1	2	3	4	5	6	7	8	9	AB	R	H	RBI	BB	SO	LOB	TOP				
12 Kyle Schwarber, L OBP: 0.329, SLG: 0.517	F7		K		L8		G4-3			4	0	0	0	0	1	1					
17 Rhys Hoskins, R OBP: 0.343, SLG: 0.488	F7		K		K			F8		4	0	0	0	0	2	1					
8 Nick Castellanos, R OBP: 0.297, SLG: 0.375	K		K					F9		4	0	1	1	0	2	0					
25 Darick Hall, L OBP: 0.275, SLG: 0.560		K		K				F8		4	0	0	0	0	3	1					
18 Didi Gregorius, L OBP: 0.303, SLG: 0.346		K		K						4	0	1	0	0	2	0					
5 Bryson Stott, L OBP: 0.255, SLG: 0.284										4	2	2	1	0	1	1					
19 Matt Vierling, R OBP: 0.319, SLG: 0.358										4	0	1	0	0	3	1					
37 Odúbel Herrera, L OBP: 0.280, SLG: 0.392										4	0	1	1	0	0	2					
21 Garrett Stubbs, L OBP: 0.349, SLG: 0.526	F7									3	1	1	0	0	0	2					
Inning Stats	R: 0 E: 0 K: 1 S: 9	H: 0 LOB: 0 BB: 11	R: 1 E: 0 K: 2 S: 17	H: 3 LOB: 2 BB: 23	R: 0 E: 0 K: 3 S: 12	H: 0 LOB: 0 BB: 16	R: 1 E: 1 K: 3 S: 15	H: 1 LOB: 1 BB: 0 P: 18	R: 1 E: 0 K: 2 S: 13	H: 2 LOB: 1 BB: 0 P: 17	R: 0 E: 0 K: 2 S: 8	H: 0 LOB: 0 BB: 9	R: 0 E: 0 K: 0 S: 7	H: 0 LOB: 0 BB: 12	R: 0 E: 0 K: 1 S: 13	H: 1 LOB: 1 BB: 0 P: 14	1B: 6 2B: 0 3B: 0 HR: 1	SF: 0 SAC: 0 DP: 0 HBP: 0	WP: 0 PB: 0 SB: 1 CS: 1	PA: 35	
PITCHER	IP	WLS	BF	H	R	ER	SO	BB	IBB	HBP	BLK	WP	HR	S	P	ERA	WHIP				
17 José Berrios, R ERA: 5.38	6.0	W	25	6	3	3	13	0	0	0	0	0	1	74	94	4.50	1.000				
58 Tim Lincecum, R ERA: 2.92	1.0	H	3	0	0	0	0	0	0	0	0	0	0	7	12	0.00	0.000				
93 Yimi García, R ERA: 3.1	1.0	H	3	0	0	0	0	0	0	0	0	0	0	8	16	0.00	0.000				
68 Jordan Romano, R ERA: 2.53	1.0	S	4	1	0	0	1	0	0	0	0	0	0	13	14	0.00	1.000				
Batter	1	2	3	4	5	6	7	8	9	AB	R	H	RBI	BB	SO	LOB	BOTTOM				
4 George Springer, R OBP: 0.330, SLG: 0.486	G3				K		G6-3			4	1	1	0	0	1	1					
11 Bo Bichette, R OBP: 0.303, SLG: 0.429					L3					3	1	1	0	1	1	1					
27 Vladimir Guerrero Jr., R OBP: 0.345, SLG: 0.490										4	0	1	0	0	3	3					
30 Alejandro Kirk, R OBP: 0.396, SLG: 0.482										4	1	2	0	0	2	2					
37 Teoscar Hernández, R OBP: 0.317, SLG: 0.449										4	0	2	2	0	1	2					
7 Bradley Zimmer, L OBP: 0.210, SLG: 0.254										0	0	0	0	0	0	0					
13 Lourdes Gurriel Jr., R OBP: 0.357, SLG: 0.439										4	1	4	1	0	0	0					
26 Matt Chapman, R OBP: 0.296, SLG: 0.409										3	0	1	1	1	1	2					
5 Santiago Espinal, R OBP: 0.322, SLG: 0.397										4	0	1	0	0	0	5					
9 Danny Jansen, R OBP: 0.292, SLG: 0.610										3	0	1	0	0	0	4					
Inning Stats	R: 2 E: 0 K: 2 S: 11	H: 2 LOB: 1 BB: 1 P: 19	R: 0 E: 0 K: 0 S: 6	H: 2 LOB: 1 BB: 0 P: 11	R: 0 E: 0 K: 1 S: 8	H: 1 LOB: 1 BB: 0 P: 13	R: 1 E: 0 K: 1 S: 11	H: 2 LOB: 1 BB: 0 P: 19	R: 0 E: 0 K: 1 S: 7	H: 1 LOB: 0 BB: 0 P: 9	R: 1 E: 0 K: 1 S: 16	H: 3 LOB: 3 BB: 1 P: 26	R: 0 E: 0 K: 2 S: 13	H: 2 LOB: 2 BB: 0 P: 21	R: 0 E: 0 K: 1 S: 10	H: 1 LOB: 0 BB: 0 P: 14	1B: 10 2B: 7 3B: 0 HR: 0	SF: 0 SAC: 0 DP: 4 HBP: 0	WP: 0 PB: 0 SB: 1 CS: 1	PA: 35	
PITCHER	IP	WLS	BF	H	R	ER	SO	BB	IBB	HBP	BLK	WP	HR	S	P	ERA	WHIP				
64 Andrew Bellatti, R ERA: 3.64	1.0		5	2	2	2	2	0	0	0	0	0	0	25	43	3.00	1.667				
22 Mark Appel, R ERA: 1.29	3.0	L	7	4	1	1	2	0	0	0	0	0	0	17	23	6.75	3.000				
31 Jeury Familia, R ERA: 4.85	1.1		3	0	0	0	0	1	0	0	0	0	0	6	12	0.00	1.500				
23 Corey Knebel, R ERA: 3.03	0.2		5	2	0	0	2	0	0	0	0	0	0	13	21	0.00	2.000				
46 José Alvarado, L ERA: 4.68	1.0																				
PITCHER	IP	WLS	BF	H	R	ER	SO	BB	IBB	HBP	BLK	WP	HR	S	P	ERA	WHIP				
67 Michael Kelly, R ERA: 2.25	1.0		3	1	0	0	1	0	0	0	0	0	0	10	14	0.00	1.000				

Philadelphia Phillies @ Toronto Blue Jays  
Rogers Centre, Toronto, ON  
Tue Jul 12 2022, 7:09 PM - 10:00 PM EDT  
Att: 32,795 - Clear - 76 F

AB 35  
R 3  
H 7  
RBI 3  
BB 0  
SO 14  
LOB 9

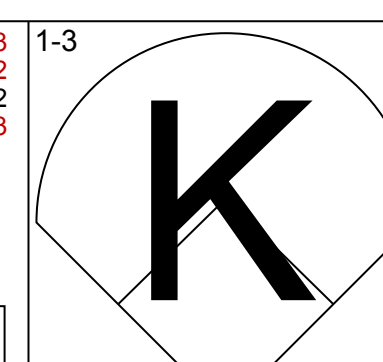
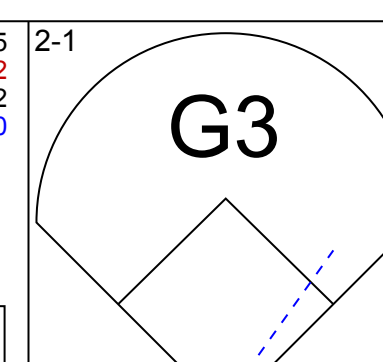
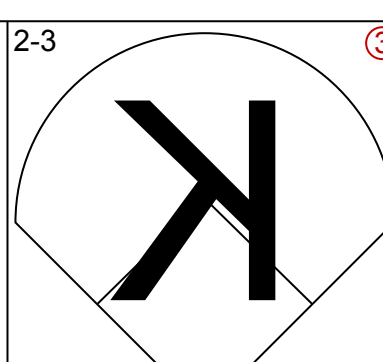
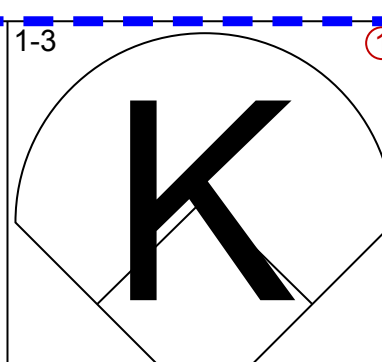
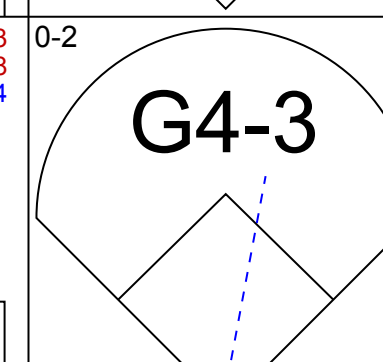
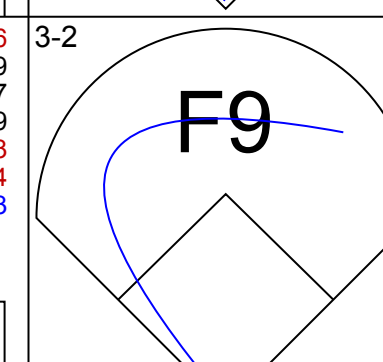
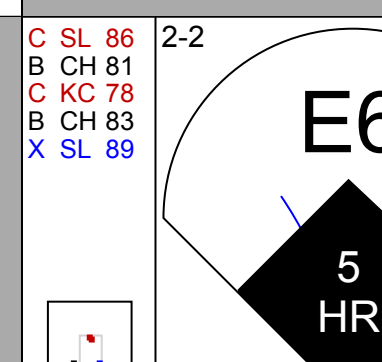
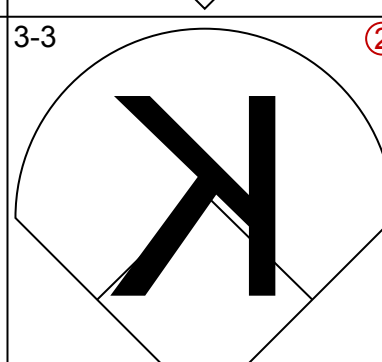
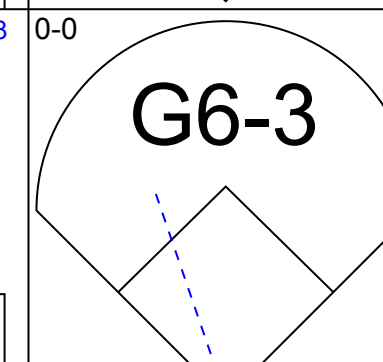
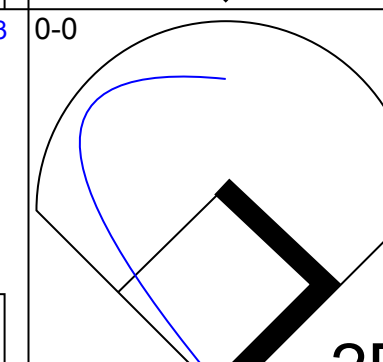
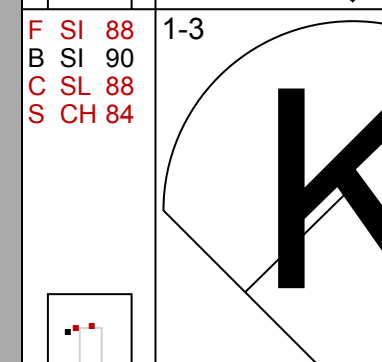
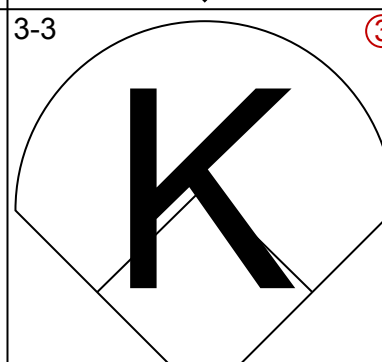
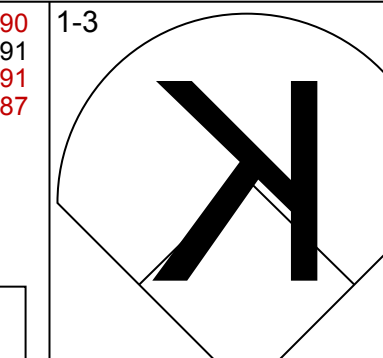
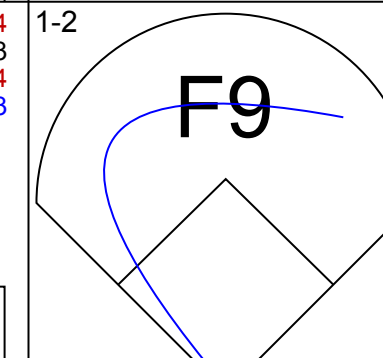
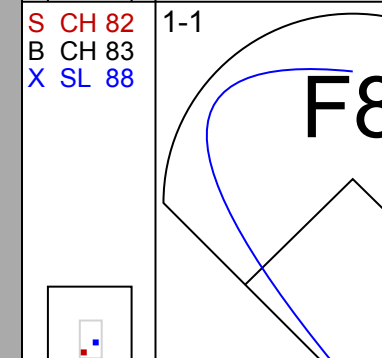
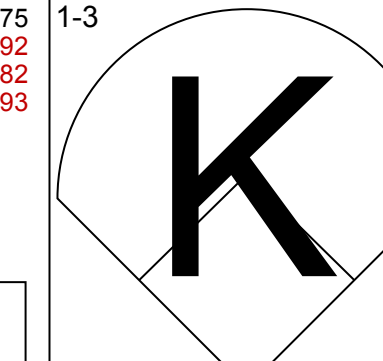
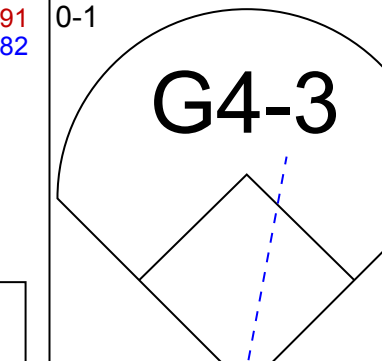
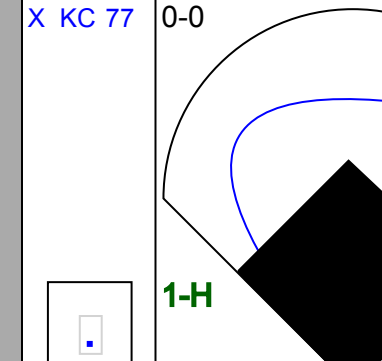
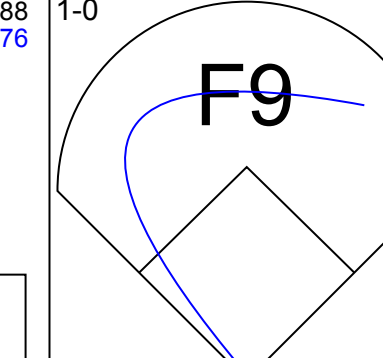
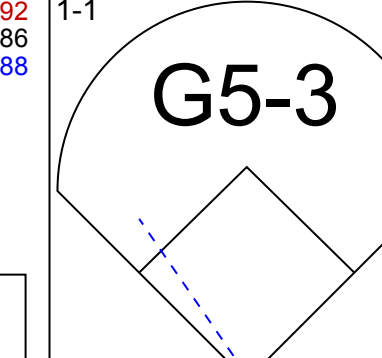
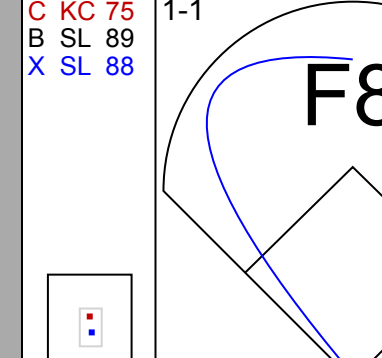
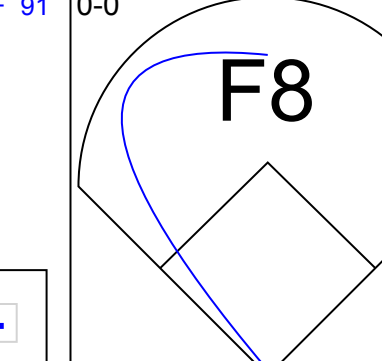
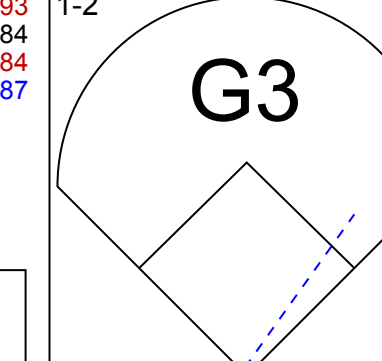
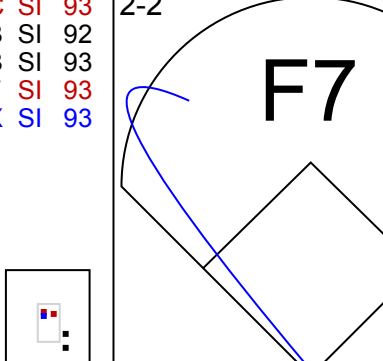
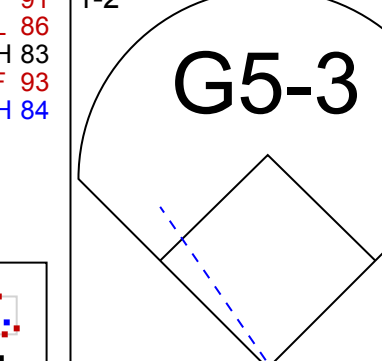
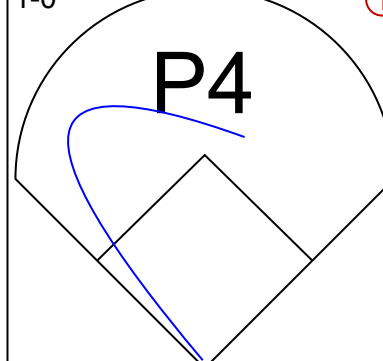
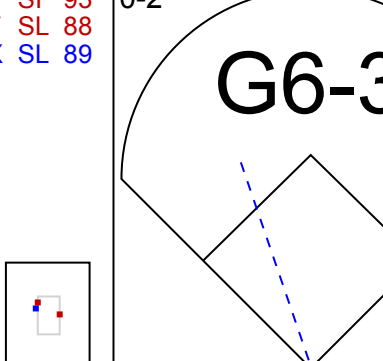
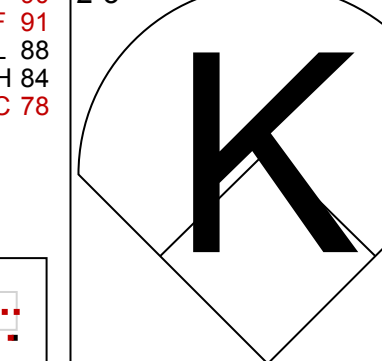
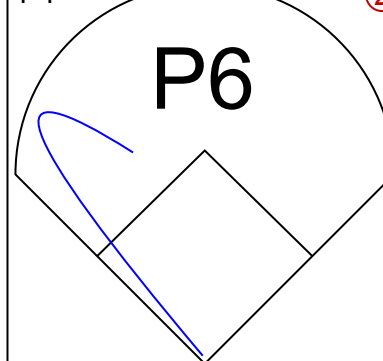
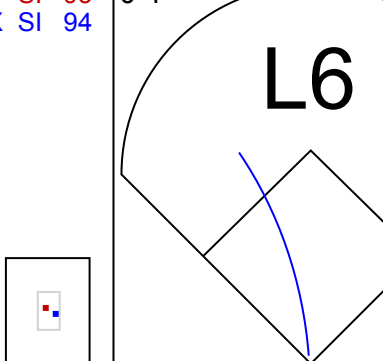


Philadelphia Phillies @ Toronto Blue Jays  
Rogers Centre, Toronto, ON  
Tue Jul 12 2022, 7:09 PM - 10:00 PM EDT  
Att: 32,795 - Clear - 76 F

AB 33  
R 4  
H 14  
RBI 4  
BB 2  
SO 9  
LOB 20



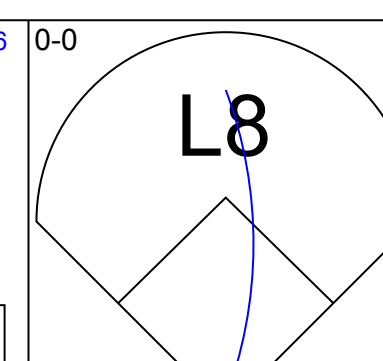
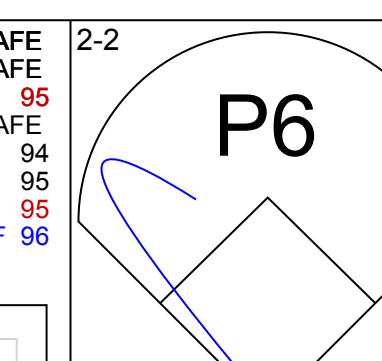
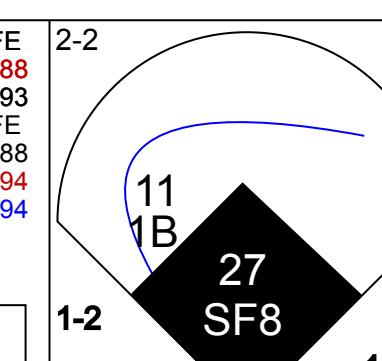
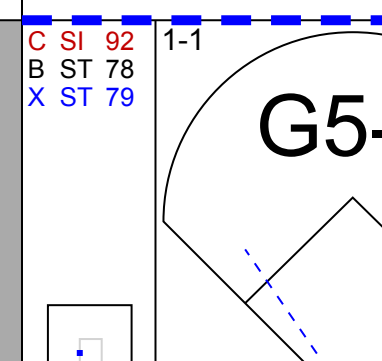
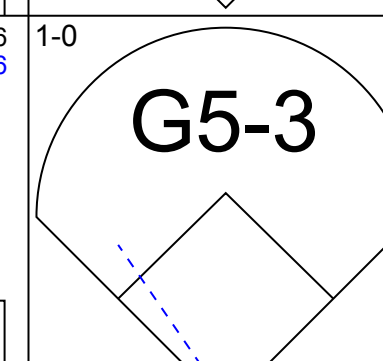
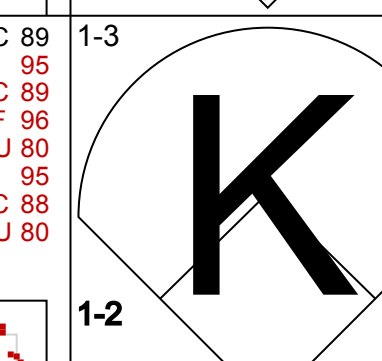
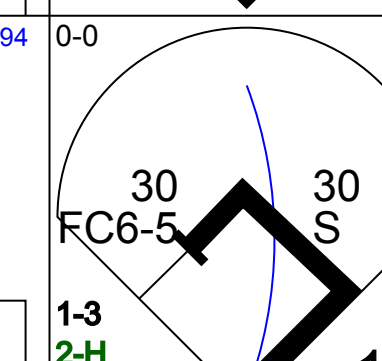
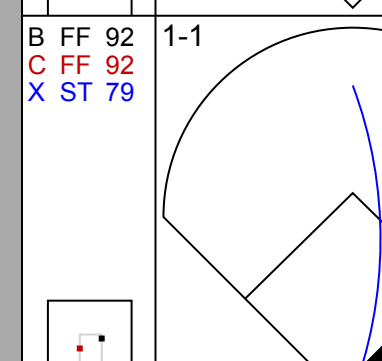
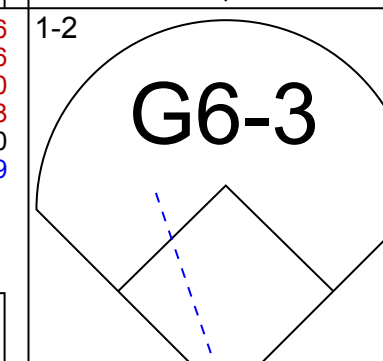
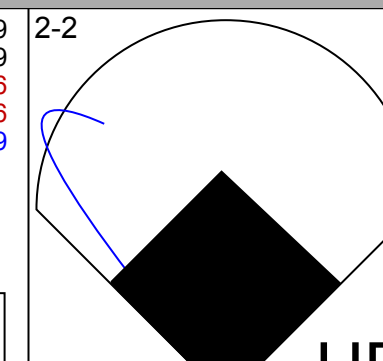
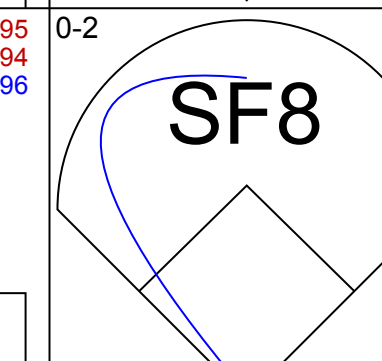
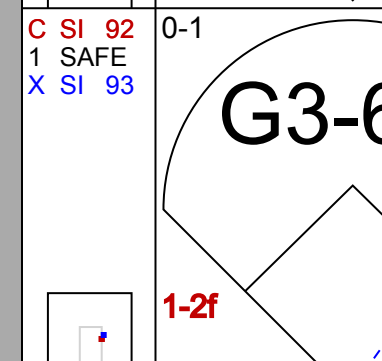
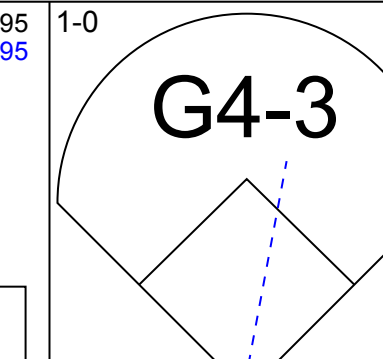
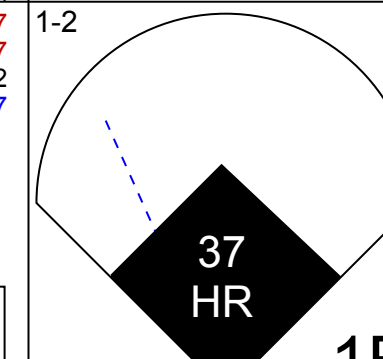
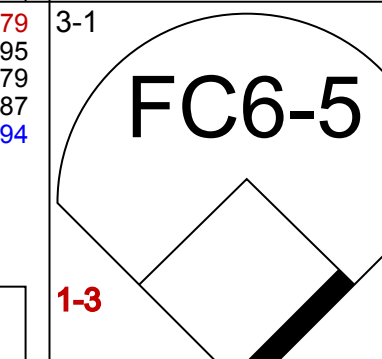
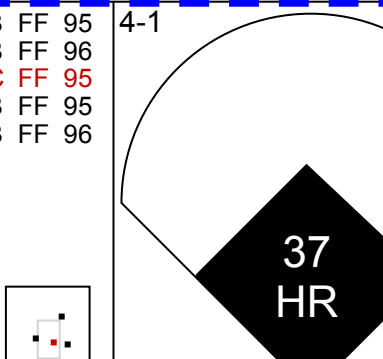
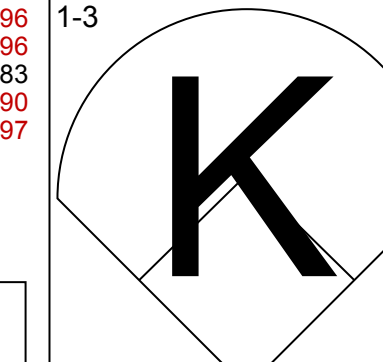
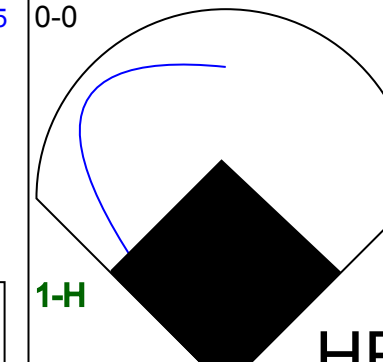
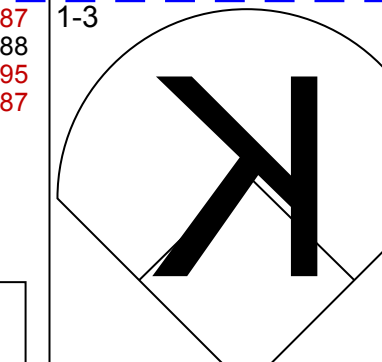
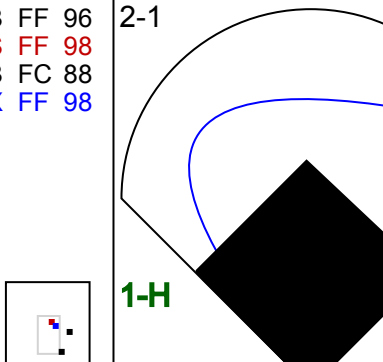
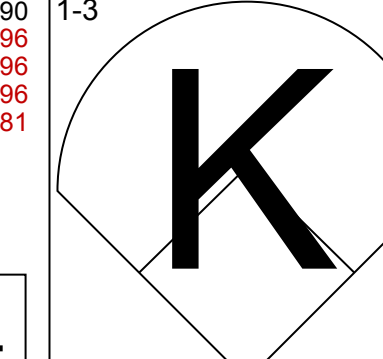
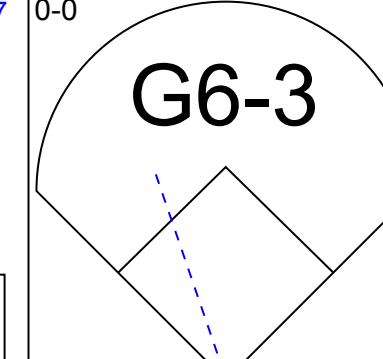

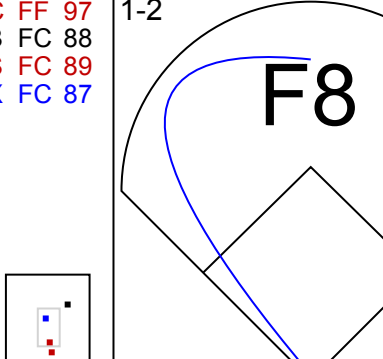
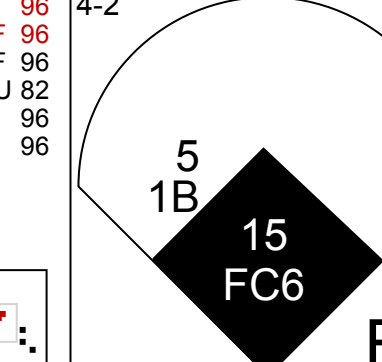

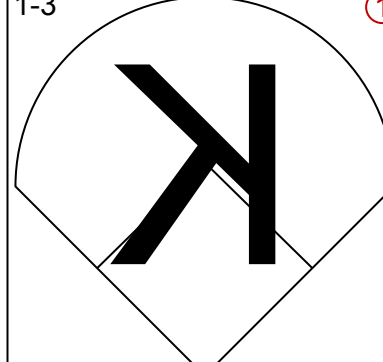
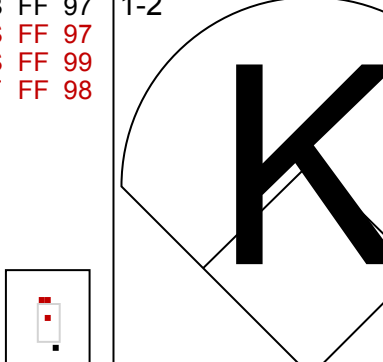
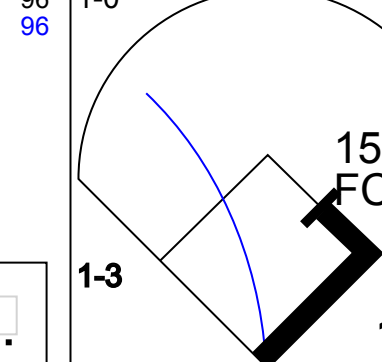
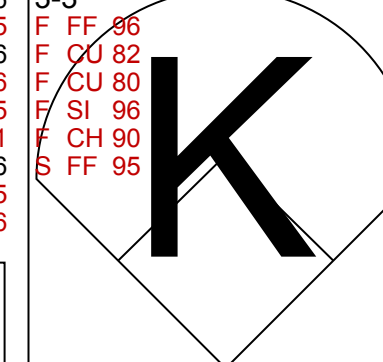

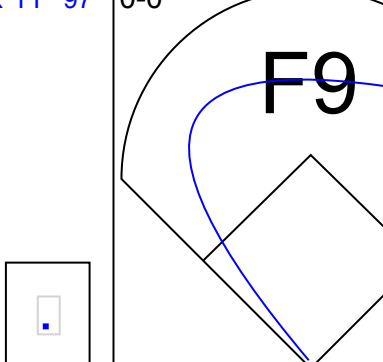
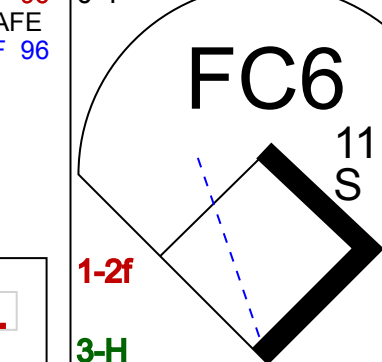
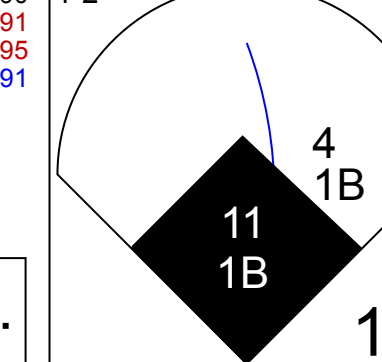
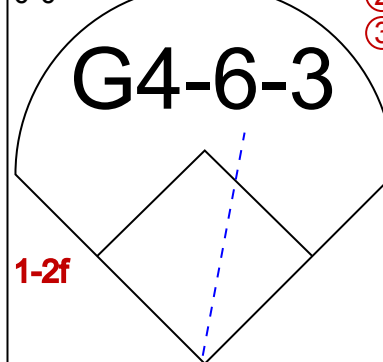


Batter	1	2	3	4	5	6	7	8	9	AB	R	H	RBI	BB	SO	LOB	TOP			
12 Kyle Schwarber, L OBP: 0.325, SLG: 0.511										4	0	0	0	0	3	0				
17 Rhys Hoskins, R OBP: 0.340, SLG: 0.482										4	1	0	0	0	1	0				
8 Nick Castellanos, R OBP: 0.296, SLG: 0.376										4	0	1	0	0	2	1				
25 Darick Hall, L OBP: 0.259, SLG: 0.528										3	0	0	0	0	1	2				
5 Bryson Stott, L OBP: 0.256, SLG: 0.301										3	1	1	2	0	1	0				
19 Matt Vierling, R OBP: 0.312, SLG: 0.350										3	0	0	0	0	0	0				
18 Didi Gregorius, L OBP: 0.296, SLG: 0.339										3	0	0	0	0	0	0				
41 Yairo Muñoz, R OBP: 0.282, SLG: 0.444										3	0	0	0	0	0	0				
21 Garrett Stubbs, L OBP: 0.333, SLG: 0.500										3	0	0	0	0	1	0				
<b>Inning Stats</b>	R: 0 E: 0 K: 1 S: 7	H: 0 LOB: 0 BB: 0 P: 8	R: 0 E: 0 K: 2 S: 7	H: 0 LOB: 0 BB: 10 P: 10	R: 0 E: 0 K: 1 S: 8	H: 0 LOB: 0 BB: 0 P: 11	R: 0 E: 0 K: 0 S: 10	H: 1 LOB: 1 BB: 0 P: 16	R: 0 E: 0 K: 1 S: 7	H: 0 LOB: 0 BB: 0 P: 11	R: 2 E: 1 K: 1 S: 11	H: 1 LOB: 0 BB: 0 P: 16	R: 0 E: 0 K: 0 S: 8	H: 0 LOB: 0 BB: 0 P: 10	R: 0 E: 0 K: 3 S: 9	H: 0 LOB: 0 BB: 0 P: 16	1B: 0 2B: 1 3B: 0 HR: 1	SF: 0 SAC: 0 DP: 0 HBP: 0	WP: 0 PB: 0 CS: 0	PA: 30
<b>PITCHER</b>	IP WLS BF H R ER SO BB IBB HBP BLK WP HR S P ERA WHIP																			
48 Ross Stripling, R ERA: 3.03	7.0 W 24 2 2 0 6 0 0 0 0 0 1 57 81 0.00 0.286																			
58 Tim Lincecum, L ERA: 2.91	1.0 3 0 0 0 0 0 0 0 0 0 0 8 10 0.00 0.000																			
33 Trevor Richards, R ERA: 5.61	1.0 3 0 0 0 3 0 0 0 0 0 0 9 16 0.00 0.000																			

Philadelphia Phillies @ Toronto Blue Jays  
Rogers Centre, Toronto, ON  
Wed Jul 13 2022, 7:09 PM - 9:39 PM EDT  
Att: 30,853 - Clear - 70 F

AB 30  
R 2  
H 2  
RBI 2  
BB 0  
SO 9  
LOB 3



Batter	1	2	3	4	5	6	7	8	9	AB	R	H	RBI	BB	SO	LOB	BOTTOM			
4 George Springer, R OBP: 0.326, SLG: 0.483										4	1	1	0	0	0	1				
11 Bo Bichette, R OBP: 0.305, SLG: 0.430										4	0	2	1	0	1	1				
27 Vladimir Guerrero Jr., R OBP: 0.344, SLG: 0.486										3	1	1	2	0	0	1				
30 Alejandro Kirk, R OBP: 0.398, SLG: 0.480										3	2	1	0	1	0	1				
37 Teoscar Hernández, R OBP: 0.320, SLG: 0.474										4	2	2	4	0	2	1				
13 Lourdes Gurriel Jr., R OBP: 0.336, SLG: 0.436										4	0	1	0	0	1	0				
26 Matt Chapman, R OBP: 0.295, SLG: 0.495										3	1	0	0	1	2	1				
5 Santiago Espinal, R OBP: 0.325, SLG: 0.398										4	0	2	0	0	1	0				
15 Raimel Tapia, L OBP: 0.290, SLG: 0.374										3	1	1	1	0	0	3				
<b>Inning Stats</b>	R: 0 E: 0 K: 0 S: 7	H: 0 LOB: 0 BB: 0 P: 9	R: 0 E: 0 K: 2 S: 9	H: 0 LOB: 0 BB: 0 P: 12	R: 1 E: 0 K: 1 S: 15	H: 1 LOB: 1 BB: 1 P: 23	R: 3 E: 0 K: 1 S: 22	H: 3 LOB: 0 BB: 0 P: 29	R: 2 E: 0 K: 1 S: 15	H: 3 LOB: 1 BB: 0 P: 22	R: 0 E: 0 K: 1 S: 10	H: 2 LOB: 1 BB: 0 P: 16	R: 0 E: 0 K: 0 S: 6	H: 1 LOB: 0 BB: 0 P: 8	R: 2 E: 0 K: 1 S: 10	H: 1 LOB: 0 BB: 1 P: 18	1B: 8 2B: 0 3B: 0 HR: 3	SF: 1 SAC: 0 DP: 2 HBP: 0	WP: 0 PB: 0 CS: 0	PA: 35
<b>PITCHER</b>	IP WLS BF H R ER SO BB IBB HBP BLK WP HR S P ERA WHIP																			
45 Zack Wheeler, R ERA: 2.89	4.2 L 22 7 6 6 4 1 0 0 0 0 0 2 65 91 11.57 1.714																			
31 Jeurys Familia, R ERA: 4.5	0.1 1 0 0 0 1 0 0 0 0 0 0 3 4 0.00 0.000																			
71 Nick Duron, R ERA:	1.0 4 2 0 0 1 0 0 0 0 0 0 10 16 0.00 2.000																			
52 Brad Hand, L ERA: 2.25	1.0 3 1 0 0 0 0 0 0 0 0 0 6 8 0.00 1.000																			
Bobby Rossman, R ERA: 18.0	1.0 5 1 2 2 1 1 0 0 0 0 1 10 18 18.00 2.000																			

Philadelphia Phillies @ Toronto Blue Jays  
Rogers Centre, Toronto, ON  
Wed Jul 13 2022, 7:09 PM - 9:39 PM EDT  
Att: 30,853 - Clear - 70 F

AB 32  
R 8  
H 11  
RBI 8  
BB 2  
SO 7  
LOB 9













Batter	1	2	3	4	5	6	7	8	9	AB	R	H	RBI	BB	SO	LOB	TOP				
12 Kyle Schwarber, L OBP: 0.317, SLG: 0.503										4	0	0	0	0	2	1					
17 Rhys Hoskins, R OBP: 0.337, SLG: 0.479										3	0	0	0	0	1	1					
8 Nick Castellanos, R OBP: 0.297, SLG: 0.376										4	0	1	0	0	2	2					
10 J.T. Realmuto, R OBP: 0.323, SLG: 0.399										3	1	1	0	0	0	1					
28 Alec Bohm, R OBP: 0.311, SLG: 0.388										4	1	2	1	0	0	2					
19 Matt Vierling, R OBP: 0.283, SLG: 0.343										4	1	1	1	0	2	2					
18 Didi Gregorius, L OBP: 0.297, SLG: 0.349										4	0	0	0	0	0	3					
41 Yairo Muñoz, R OBP: 0.279, SLG: 0.500										4	1	1	2	0	1	2					
7 Johan Camargo, S OBP: 0.306, SLG: 0.326										4	0	2	0	0	1	0					
<b>Inning Stats</b>	R: 0 E: 0 K: 2 S: 8	H: 0 LOB: 0 BB: 0 P: 11	R: 0 E: 0 K: 0 S: 17	H: 1 LOB: 2 BB: 0 P: 26	R: 0 E: 0 K: 0 S: 6	H: 1 LOB: 0 BB: 0 P: 8	R: 4 E: 0 K: 0 S: 21	H: 4 LOB: 0 BB: 0 P: 24	R: 0 E: 0 K: 1 S: 9	H: 0 LOB: 0 BB: 0 P: 7	R: 0 E: 0 K: 1 S: 6	H: 1 LOB: 1 BB: 0 P: 13	R: 0 E: 0 K: 1 S: 10	H: 0 LOB: 0 BB: 0 P: 9	R: 0 E: 0 K: 2 S: 10	H: 0 LOB: 0 BB: 0 P: 12	1B: 4 2B: 3 HR: 1	SF: 0 SAC: 0 DP: 0 HBP: 2	WP: 0 PB: 0 SB: 0 CS: 0	PA: 36	
<b>PITCHER</b>	IP WLS BF H R ER SO BB IBB HBP BLK WP HR S P ERA WHIP	IP WLS BF H R ER SO BB IBB HBP BLK WP HR S P ERA WHIP	IP WLS BF H R ER SO BB IBB HBP BLK WP HR S P ERA WHIP	IP WLS BF H R ER SO BB IBB HBP BLK WP HR S P ERA WHIP	IP WLS BF H R ER SO BB IBB HBP BLK WP HR S P ERA WHIP	IP WLS BF H R ER SO BB IBB HBP BLK WP HR S P ERA WHIP	IP WLS BF H R ER SO BB IBB HBP BLK WP HR S P ERA WHIP	IP WLS BF H R ER SO BB IBB HBP BLK WP HR S P ERA WHIP	IP WLS BF H R ER SO BB IBB HBP BLK WP HR S P ERA WHIP	IP WLS BF H R ER SO BB IBB HBP BLK WP HR S P ERA WHIP	IP WLS BF H R ER SO BB IBB HBP BLK WP HR S P ERA WHIP	IP WLS BF H R ER SO BB IBB HBP BLK WP HR S P ERA WHIP	IP WLS BF H R ER SO BB IBB HBP BLK WP HR S P ERA WHIP	IP WLS BF H R ER SO BB IBB HBP BLK WP HR S P ERA WHIP	IP WLS BF H R ER SO BB IBB HBP BLK WP HR S P ERA WHIP	IP WLS BF H R ER SO BB IBB HBP BLK WP HR S P ERA WHIP	IP WLS BF H R ER SO BB IBB HBP BLK WP HR S P ERA WHIP	IP WLS BF H R ER SO BB IBB HBP BLK WP HR S P ERA WHIP	IP WLS BF H R ER SO BB IBB HBP BLK WP HR S P ERA WHIP	IP WLS BF H R ER SO BB IBB HBP BLK WP HR S P ERA WHIP	IP WLS BF H R ER SO BB IBB HBP BLK WP HR S P ERA WHIP

Philadelphia Phillies @ Miami Marlins  
loanDepot park, Miami, FL  
Sun Jul 17 2022, 1:43 PM - 4:24 PM EDT  
Att: 12,450 - Dome - 72 F

AB 34  
R 4  
H 8  
RBI 4  
BB 0  
SO 9  
LOB 14



Batter	1	2	3	4	5	6	7	8	9	AB	R	H	RBI	BB	SO	LOB	BOTTOM					
18 Joey Wendle, L OBP: 0.333, SLG: 0.394										4	0	1	0	0	1	1						
15 Brian Anderson, R OBP: 0.358, SLG: 0.393										4	0	1	0	0	2	0						
26 Garrett Cooper, R OBP: 0.349, SLG: 0.434										4	0	0	0	0	3	2						
99 Jesús Aguilar, R OBP: 0.299, SLG: 0.401										1	0	0	0	0	1	0						
14 Bryan De La Cruz, R OBP: 0.287, SLG: 0.353										3	0	1	0	0	0	2						
12 Jorge Soler, R OBP: 0.299, SLG: 0.407										3	0	0	0	0	2	1						
24 Avisail García, R OBP: 0.282, SLG: 0.317										3	0	0	0	0	1	0						
7 Jesús Sánchez, L OBP: 0.261, SLG: 0.381										2	0	0	0	1	1	0						
11 Miguel Rojas, R OBP: 0.287, SLG: 0.353										3	0	1	0	0	0	1						
54 Nick Fortes, R OBP: 0.338, SLG: 0.451										3	0	0	0	0	0	1						
<b>Inning Stats</b>	R: 0 E: 0 K: 3 S: 9	H: 0 LOB: 0 BB: 0 P: 13	R: 0 E: 0 K: 1 S: 7	H: 0 LOB: 0 BB: 0 P: 8	R: 0 E: 0 K: 1 S: 9	H: 1 LOB: 1 BB: 0 P: 11	R: 0 E: 0 K: 1 S: 12	H: 1 LOB: 0 BB: 0 P: 18	R: 0 E: 0 K: 0 S: 7	H: 0 LOB: 0 BB: 0 P: 11	R: 0 E: 0 K: 1 S: 8	H: 0 LOB: 0 BB: 0 P: 11	R: 0 E: 0 K: 2 S: 10	H: 0 LOB: 0 BB: 0 P: 13	R: 0 E: 0 K: 1 S: 5	H: 0 LOB: 0 BB: 0 P: 10	R: 0 E: 0 K: 1 S: 15	H: 2 LOB: 2 BB: 0 P: 21	1B: 4 2B: 0 HR: 0	SF: 0 SAC: 0 DP: 1 HBP: 0	WP: 0 PB: 0 SB: 0 CS: 0	PA: 31
<b>PITCHER</b>	IP WLS BF H R ER SO BB IBB HBP BLK WP HR S P ERA WHIP	IP WLS BF H R ER SO BB IBB HBP BLK WP HR S P ERA WHIP	IP WLS BF H R ER SO BB IBB HBP BLK WP HR S P ERA WHIP	IP WLS BF H R ER SO BB IBB HBP BLK WP HR S P ERA WHIP	IP WLS BF H R ER SO BB IBB HBP BLK WP HR S P ERA WHIP	IP WLS BF H R ER SO BB IBB HBP BLK WP HR S P ERA WHIP	IP WLS BF H R ER SO BB IBB HBP BLK WP HR S P ERA WHIP	IP WLS BF H R ER SO BB IBB HBP BLK WP HR S P ERA WHIP	IP WLS BF H R ER SO BB IBB HBP BLK WP HR S P ERA WHIP	IP WLS BF H R ER SO BB IBB HBP BLK WP HR S P ERA WHIP	IP WLS BF H R ER SO BB IBB HBP BLK WP HR S P ERA WHIP	IP WLS BF H R ER SO BB IBB HBP BLK WP HR S P ERA WHIP	IP WLS BF H R ER SO BB IBB HBP BLK WP HR S P ERA WHIP	IP WLS BF H R ER SO BB IBB HBP BLK WP HR S P ERA WHIP	IP WLS BF H R ER SO BB IBB HBP BLK WP HR S P ERA WHIP	IP WLS BF H R ER SO BB IBB HBP BLK WP HR S P ERA WHIP	IP WLS BF H R ER SO BB IBB HBP BLK WP HR S P ERA WHIP	IP WLS BF H R ER SO BB IBB HBP BLK WP HR S P ERA WHIP	IP WLS BF H R ER SO BB IBB HBP BLK WP HR S P ERA WHIP	IP WLS BF H R ER SO BB IBB HBP BLK WP HR S P ERA WHIP	IP WLS BF H R ER SO BB IBB HBP BLK WP HR S P ERA WHIP	

Philadelphia Phillies @ Miami Marlins  
loanDepot park, Miami, FL  
Sun Jul 17 2022, 1:43 PM - 4:24 PM EDT  
Att: 12,450 - Dome - 72 F

AB 30  
R 0  
H 4  
RBI 0  
BB 1  
SO 11  
LOB 8










Batter	1	2	3	4	5	6	7	8	9	10	AB	R	H	RBI	BB	SO	LOB	TOP			
66 Rafael Ortega, L OBP: 0.328, SLG: 0.356 4 Nelson Velázquez, R OBP: 0.282, SLG: 0.485	F9		F8			F8		BB		E5	3	0	0	0	0	0	1	Chicago Cubs @ Philadelphia Phillies Citizens Bank Park, Philadelphia, PA Sat Jul 23 2022, 6:10 PM - 9:43 PM EDT Att: 36,542 - Clear - 97 F			
40 Wilson Contreras, R OBP: 0.372, SLG: 0.471	G5-3			HBP				P4			4	0	1	1	0	1	4				
27 Seiya Suzuki, R OBP: 0.360, SLG: 0.464	K										5	0	0	0	0	3	2				
8 Ian Happ, S OBP: 0.367, SLG: 0.444		K									5	0	1	0	0	3	2				
2 Nico Hoerner, R OBP: 0.339, SLG: 0.430											4	2	1	1	0	0	1				
16 Patrick Wisdom, R OBP: 0.316, SLG: 0.442		HR									4	0	1	0	0	2	0				
36 Alfonso Rivas III, L OBP: 0.312, SLG: 0.313 18 Frank Schwindel, R OBP: 0.279, SLG: 0.377											2	0	0	0	0	1	0				
13 David Bote, R OBP: 0.356, SLG: 0.425											2	1	0	1	0	0	0				
5 Christopher Morel, R OBP: 0.349, SLG: 0.491											4	1	1	0	0	1	1				
Inning Stats	R: 0 E: 0 K: 1 S: 12	H: 0 LOB: 0 BB: 0 P: 18	R: 1 E: 0 K: 2 S: 13	H: 1 LOB: 0 BB: 0 P: 21	R: 0 E: 0 K: 0 S: 6	H: 0 LOB: 0 BB: 0 P: 10	R: 0 E: 0 K: 1 S: 8	H: 0 LOB: 0 BB: 0 P: 13	R: 0 E: 0 K: 1 S: 6	H: 0 LOB: 0 BB: 0 P: 11	R: 0 E: 0 K: 1 S: 14	H: 1 LOB: 1 BB: 0 P: 18	R: 0 E: 0 K: 0 S: 10	H: 1 LOB: 0 BB: 0 P: 15	R: 0 E: 0 K: 2 S: 9	H: 0 LOB: 0 BB: 0 P: 11	R: 5 E: 1 K: 2 S: 24		H: 3 LOB: 1 BB: 0 P: 36	1B: 2 2B: 4 3B: 0 HR: 1	SF: 0 SAC: 0 DP: 1 HBP: 2

PITCHER	IP	WLS	BF	H	R	ER	SO	BB	IBB	HBP	BLK	WP	HR	S	P	ERA	WHIP
45 Zack Wheeler, R ERA: 2.78	7.0		23	3	1	1	6	0	0	1	0	0	0	7	17	0.00	3.000
52 Brad Hand, L ERA: 3.12	0.2		5	1	0	0	1	1	0	0	0	0	0	3	0	0.00	0.000
75 Connor Brogdon, R ERA: 1.89	0.1		1	0	0	0	0	0	0	0	0	0	0	9	11	0.00	0.000
56 Seanthy Dominguez, R ERA: 1.8	1.0		3	0	0	0	2	0	0	0	0	0	0	9	11	0.00	0.000
46 José Alvarado, L ERA: 5.33	0.1		L 5	2	4	3	1	0	0	0	0	0	0	15	21	81.00	6.000

Batter	1	2	3	4	5	6	7	8	9	10	AB	R	H	RBI	BB	SO	LOB	BOTTOM					
12 Kyle Schwarber, L OBP: 0.316, SLG: 0.504	K										3	0	0	0	1	3	1	Chicago Cubs @ Philadelphia Phillies Citizens Bank Park, Philadelphia, PA Sat Jul 23 2022, 6:10 PM - 9:43 PM EDT Att: 36,542 - Clear - 97 F					
17 Rhys Hoskins, R OBP: 0.334, SLG: 0.474	G4-3										4	0	0	0	0	1	2						
8 Nick Castellanos, R OBP: 0.290, SLG: 0.366	L9										4	0	0	0	0	1	1						
25 Darick Hall, L OBP: 0.309, SLG: 0.600											3	1	1	0	1	2	0						
10 J.T. Realmuto, R OBP: 0.327, SLG: 0.397											4	0	1	1	0	1	1						
5 Bryson Stott, L OBP: 0.260, SLG: 0.304											3	1	1	0	1	0	0						
18 Didi Gregorius, L OBP: 0.290, SLG: 0.339											4	0	1	0	0	1	3						
28 Alec Bohm, R OBP: 0.312, SLG: 0.386											4	0	1	1	0	0	2						
37 Odúbel Herrera, L OBP: 0.280, SLG: 0.389 19 Matt Verling, R OBP: 0.310, SLG: 0.353											2	0	0	0	0	0	2						
											2	0	1	0	0	1	0						
Inning Stats	R: 0 E: 0 K: 1 S: 8	H: 0 LOB: 0 BB: 0 P: 11	R: 0 E: 0 K: 0 S: 5	H: 1 LOB: 1 BB: 1 P: 13	R: 0 E: 0 K: 1 S: 8	H: 1 LOB: 1 BB: 1 P: 13	R: 0 E: 0 K: 2 S: 12	H: 0 LOB: 0 BB: 0 P: 18	R: 0 E: 0 K: 0 S: 10	H: 1 LOB: 1 BB: 0 P: 12	R: 0 E: 0 K: 1 S: 9	H: 0 LOB: 0 BB: 0 P: 14	R: 1 E: 0 K: 1 S: 10	H: 2 LOB: 1 BB: 1 P: 17	R: 0 E: 0 K: 2 S: 13	H: 1 LOB: 1 BB: 0 P: 22	R: 0 E: 0 K: 1 S: 8	H: 0 LOB: 0 BB: 0 P: 11	R: 1 E: 0 K: 1 S: 8	H: 0 LOB: 0 BB: 0 P: 13	1B: 4 2B: 2 3B: 0 HR: 0	SF: 0 SAC: 0 DP: 2 HBP: 0	WP: 1 PA: 36 PB: 0 SB: 0 CS: 0

PITCHER	IP	WLS	BF	H	R	ER	SO	BB	IBB	HBP	BLK	WP	HR	S	P	ERA	WHIP
0 Marcus Stroman, R ERA: 4.38	6.0		23	5	1	1	5	2	0	0	1	0	0	55	86	1.50	1.167
25 Steven Brault, L ERA: 2.87	1.1		5	1	0	0	2	1	0	0	0	0	0	14	24	0.00	1.500
60 Mychal Givens, R ERA: 2.87	0.2		2	0	0	0	1	0	0	0	0	0	0	6	10	0.00	0.000
37 David Robertson, R ERA: 1.88	1.0	W	3	0	0	0	1	0	0	0	0	0	0	8	11	0.00	0.000
47 Brandon Hughes, L ERA: 3.39	1.0		3	0	1	0	1	0	0	0	0	1	0	8	13	0.00	0.000

AB	37
R	6
H	7
RBI	5
BB	1
SO	11
LOB	11



WP: 0	PA: 40
PB: 0	
SB: 2	
CS: 0	

AB	33
R	2
H	6
RBI	2
BB	3
SO	10
LOB	12



WP: 1	PA: 36
PB: 0	
SB: 0	
CS: 0	



Batter	1	2	3	4	5	6	7	8	9	AB	R	H	RBI	BB	SO	LOB	TOP										
5 Christopher Morel, R OBP: 0.354, SLG: 0.496	P5		16 BB 1-H	2 CS			2 WP BB		G2-3	4	0	2	1	1	0	1											
2 Nico Hoerner, R OBP: 0.338, SLG: 0.425	G4-3		16 BB HBP	CS	L7		K			3	0	0	0	0	1	1											
16 Patrick Wisdom, R OBP: 0.315, SLG: 0.438	K		8 C6-4 BB		K		G5-3			3	0	0	0	1	2	1											
27 Seiya Suzuki, R OBP: 0.354, SLG: 0.455		F9				P3		L9		4	0	0	0	0	1	3											
8 Ian Happ, S OBP: 0.366, SLG: 0.441	F8	FC6-4				7 G4-6-3 1B		G5-3		4	0	1	0	0	0	3											
18 Frank Schwindel, R OBP: 0.275, SLG: 0.371 36 Alfonso Rivas III, L OBP: 0.312, SLG: 0.313	F9			F9		F8		G6-3		4	0	0	0	0	0	1											
7 Yan Gomes, R OBP: 0.237, SLG: 0.351			HR	HR		G4-6-3		L6		4	2	2	2	0	0	1											
13 David Bote, R OBP: 0.333, SLG: 0.395 66 Rafael Ortega, L OBP: 0.327, SLG: 0.348			K	K		K		G3-1		3	0	0	0	0	3	1											
4 Nelson Velázquez, R OBP: 0.307, SLG: 0.536			5 2B BB		HR			G1-3		3	2	2	1	1	0	0											
<b>Inning Stats</b>	R: 0 E: 0 K: 1 S: 12	H: 0 LOB: 0 BB: 0 P: 14	R: 0 E: 0 K: 0 S: 6	H: 0 LOB: 0 BB: 0 P: 10	R: 2 E: 0 K: 2 S: 19	H: 2 LOB: 3 BB: 2 P: 33	R: 2 E: 0 K: 1 S: 12	H: 3 LOB: 0 BB: 0 P: 14	R: 0 E: 0 K: 1 S: 11	H: 1 LOB: 1 BB: 0 P: 15	R: 0 E: 0 K: 1 S: 9	H: 0 LOB: 1 BB: 1 P: 15	R: 0 E: 0 K: 0 S: 8	H: 0 LOB: 0 BB: 0 P: 8	R: 0 E: 0 K: 0 S: 5	H: 1 LOB: 1 BB: 0 P: 9	1B: 3 2B: 1 3B: 0 HR: 3	SF: 0 SAC: 0 DP: 0 HBP: 1	WP: 1 PB: 0 SB: 0 CS: 1	PA: 38							
<b>PITCHER</b>	IP	WLS	BF	H	R	ER	SO	BB	IBB	HBP	BLK	WP	HR	S	P	ERA	WHIP										
70 Bailey Falter, L ERA: 5.18	5.0	L	22	5	4	4	5	2	0	1	0	0	3	55	82	7.20	1.400										
57 Nick Nelson, R ERA: 3.53	2.0		8	1	0	0	2	1	0	0	0	1	0	20	30	0.00	1.000										
23 Corey Knebel, R ERA: 2.87	1.0		3	0	0	0	0	0	0	0	0	0	0	8	8	0.00	0.000										
31 Jeury Familia, R ERA: 4.83	1.0		4	1	0	0	0	0	0	0	0	0	0	5	9	0.00	1.000										
<b>Batter</b>	<b>1</b>	<b>2</b>	<b>3</b>	<b>4</b>	<b>5</b>	<b>6</b>	<b>7</b>	<b>8</b>	<b>9</b>	<b>AB</b>	<b>R</b>	<b>H</b>	<b>RBI</b>	<b>BB</b>	<b>SO</b>	<b>LOB</b>	<b>BOTTOM</b>										
19 Matt Vierling, R OBP: 0.302, SLG: 0.343	P3			G6-3		F9		G4-3		4	0	0	0	0	0	1											
12 Kyle Schwarber, L OBP: 0.313, SLG: 0.499	F8			F8		G6-3		K		4	0	0	0	0	1	1											
17 Rhys Hoskins, R OBP: 0.336, SLG: 0.474	K			G5-3		1B		1B		4	0	2	1	0	1	0											
25 Darick Hall, L OBP: 0.292, SLG: 0.565		K2-3		G6-3		P2		K		4	0	0	0	0	2	2											
8 Nick Castellanos, R OBP: 0.290, SLG: 0.365		K		K		G1-6-3 1B		P3		4	0	1	0	0	2	0											
5 Bryson Stott, L OBP: 0.284, SLG: 0.310		G4-3		28 1B 2B		G1-6-3 1B		28 1B BB		3	1	1	0	1	0	1											
28 Alec Bohm, R OBP: 0.317, SLG: 0.390		G3-1		1B		1B		1B		4	0	3	1	0	0	0											
18 Didi Gregorius, L OBP: 0.284, SLG: 0.332		G6-3		P2		F8		L7		4	0	0	0	0	4												
21 Garrett Stubbs, L OBP: 0.338, SLG: 0.538		L9		G6-3 1B		HR		K		4	2	2	1	0	1	2											
<b>Inning Stats</b>	R: 0 E: 0 K: 1 S: 7	H: 0 LOB: 0 BB: 0 P: 10	R: 0 E: 0 K: 2 S: 10	H: 0 LOB: 0 BB: 0 P: 13	R: 0 E: 0 K: 0 S: 10	H: 0 LOB: 0 BB: 0 P: 14	R: 0 E: 0 K: 0 S: 8	H: 0 LOB: 0 BB: 0 P: 14	R: 1 E: 0 K: 0 S: 12	H: 2 LOB: 1 BB: 0 P: 19	R: 0 E: 0 K: 0 S: 7	H: 2 LOB: 1 BB: 0 P: 10	R: 1 E: 0 K: 2 S: 14	H: 2 LOB: 1 BB: 0 P: 23	R: 0 E: 0 K: 1 S: 14	H: 1 LOB: 2 BB: 1 P: 22	1B: 7 2B: 1 3B: 0 HR: 1	SF: 0 SAC: 0 DP: 1 HBP: 0	WP: 0 PB: 0 SB: 0 CS: 0	PA: 36							
<b>PITCHER</b>	IP	WLS	BF	H	R	ER	SO	BB	IBB	HBP	BLK	WP	HR	S	P	ERA	WHIP										
11 Drew Smyly, L ERA: 3.93	6.0	W	22	4	2	1	4	0	0	0	0	0	0	55	83	1.50	0.667										
57 Scott Effross, R ERA: 2.79	1.0	H	4	2	0	0	0	0	0	0	0	0	0	7	10	0.00	2.000										
58 Chris Martin, R ERA: 4.5	1.0	H	5	2	1	1	2	0	0	0	0	0	1	14	23	9.00	2.000										
37 David Robertson, R ERA: 1.83	1.0	S	5	1	0	0	1	1	0	0	0	0	0	14	22	0.00	2.000										

Chicago Cubs @ Philadelphia Phillies  
Citizens Bank Park, Philadelphia, PA  
Sun Jul 24 2022, 12:07 PM - 2:57 PM EDT  
Att: 29,079 - Sunny - 94 F

AB 33  
R 4  
H 7  
RBI 4  
BB 3  
SO 7  
LOB 12



Chicago Cubs @ Philadelphia Phillies  
Citizens Bank Park, Philadelphia, PA  
Sun Jul 24 2022, 12:07 PM - 2:57 PM EDT  
Att: 29,079 - Sunny - 94 F

AB 35  
R 3  
H 9  
RBI 3  
BB 1  
SO 7  
LOB 11



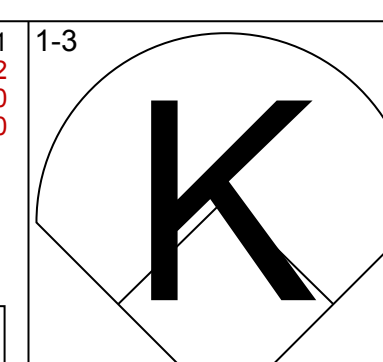
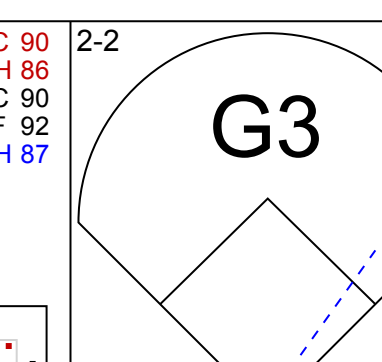
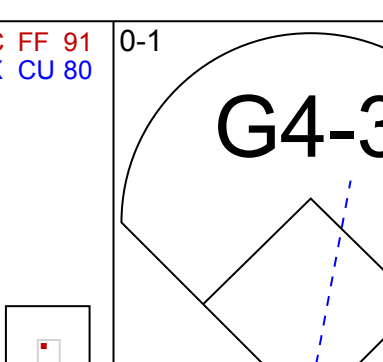
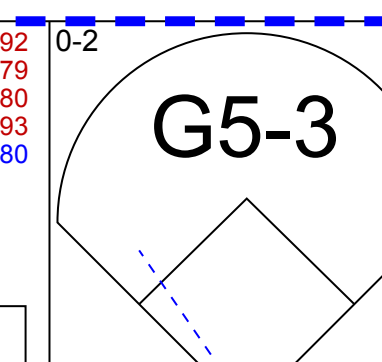
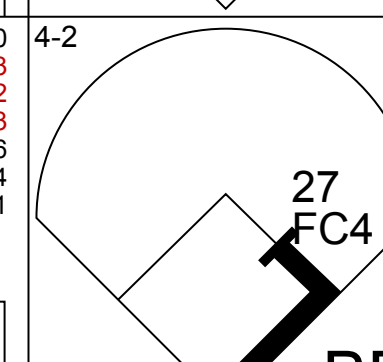
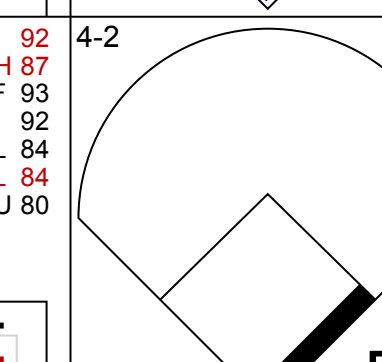
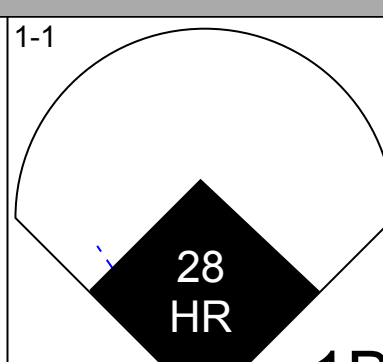
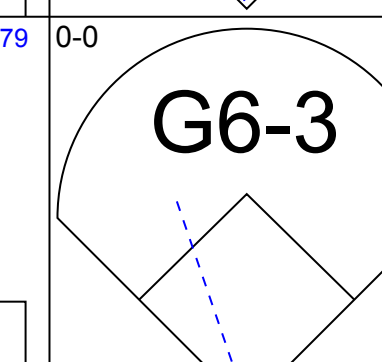
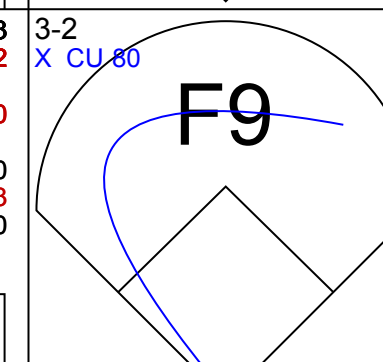
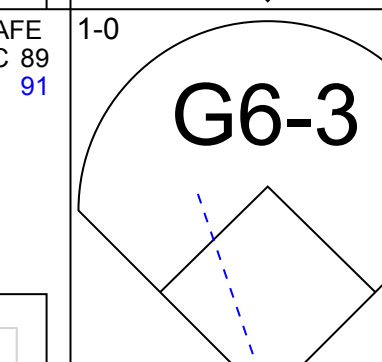
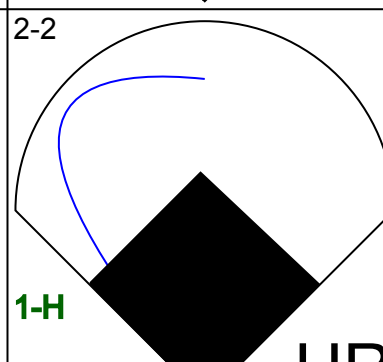
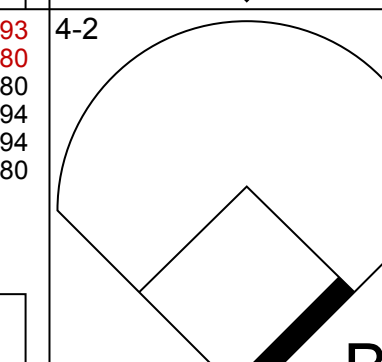
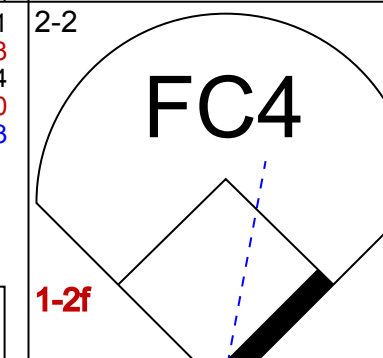

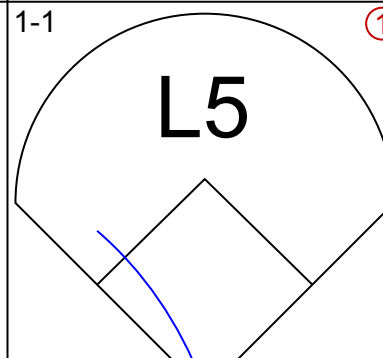
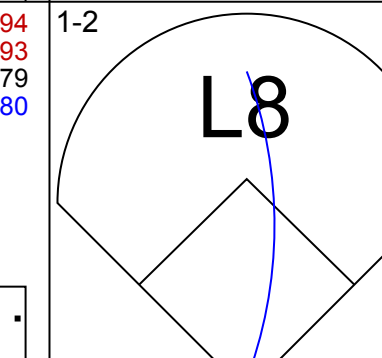


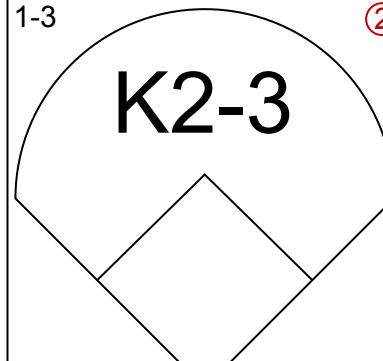



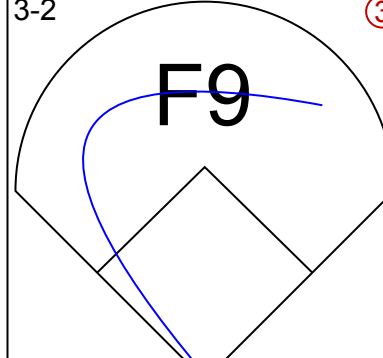









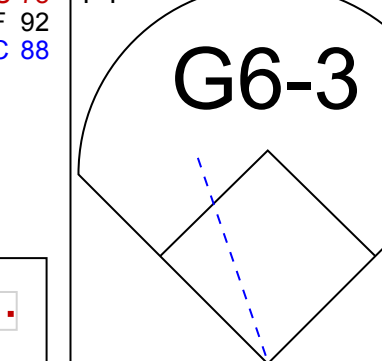
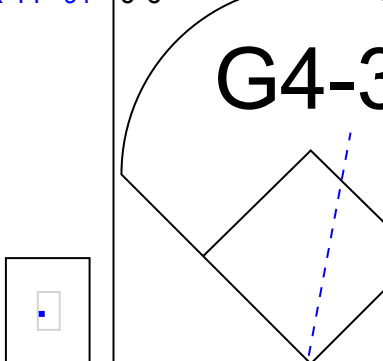
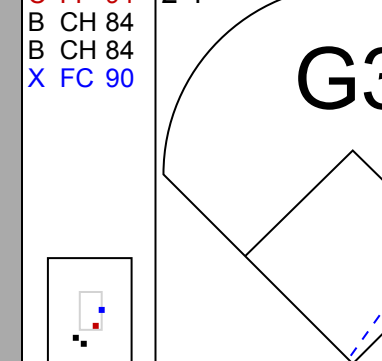






Batter	1	2	3	4	5	6	7	8	9	AB R H RBI BB SO LOB	TOP											
13 Ronald Acuña Jr., R OBP: 0.357, SLG: 0.598	G3-1		G6-3		K		F7		G6-3	5 0 0 0 0 1 2	<b>Atlanta Braves @ Philadelphia Phillies</b> Citizens Bank Park, Philadelphia, PA Tue Jul 26 2022, 7:09 PM - 10:18 PM EDT Att: 27,486 - Partly Cloudy - 79 F											
7 Dansby Swanson, R OBP: 0.351, SLG: 0.472	1B		G5-3		2B		1B		K	5 2 3 0 0 1 2												
28 Matt Olson, L OBP: 0.338, SLG: 0.492	F8		G4-3		HR		CS		K	4 1 1 2 0 1 1												
27 Austin Riley, R OBP: 0.360, SLG: 0.595	2B			2B	BB		G4-3			3 1 2 1 1 0 0												
16 Travis d'Arnaud, R OBP: 0.299, SLG: 0.440	G5-3		K		F8		G5-3			4 0 0 0 0 1 3												
8 Eddie Rosario, L OBP: 0.194, SLG: 0.229	K			1B		K			2B	4 1 2 1 0 2 0												
20 Marcell Ozuna, R OBP: 0.277, SLG: 0.407	K		K		F8				1B	4 0 0 0 0 3 2												
22 Robinson Canó, L OBP: 0.190, SLG: 0.198	L9				F9		F4		BB	3 0 0 0 1 0 1												
11 Orlando Arcia, R OBP: 0.325, SLG: 0.383									2B	0 0 0 0 0 0 0												
23 Michael Harris II, L OBP: 0.323, SLG: 0.505					HR		K			4 1 2 2 0 2 0												
<b>Inning Stats</b>	R: 1 E: 0 K: 0 S: 11	H: 2 LOB: 1 BB: 0 P: 13	R: 0 E: 0 K: 2 S: 7	H: 0 LOB: 0 BB: 0 P: 11	R: 1 E: 0 K: 0 S: 15	H: 1 LOB: 0 BB: 0 P: 18	R: 1 E: 0 K: 2 S: 10	H: 2 LOB: 1 BB: 0 P: 16	R: 2 E: 0 K: 2 S: 15	H: 2 LOB: 1 BB: 1 P: 24	R: 0 E: 0 K: 1 S: 7	H: 0 LOB: 0 BB: 0 P: 10	R: 0 E: 0 K: 1 S: 12	H: 1 LOB: 0 BB: 0 P: 22	R: 0 E: 0 K: 1 S: 9	H: 0 LOB: 0 BB: 0 P: 12	R: 1 E: 0 K: 2 S: 15	H: 2 LOB: 2 BB: 1 P: 23	1B: 4 2B: 4 HR: 2	SF: 0 SAC: 0 DP: 0 HBP: 0	WP: 0 PB: 0 SB: 1 CS: 1	PA: 39
<b>PITCHER</b>	IP WLS BF H R ER SO BB IBB HBP BLK WP HR S P ERA WHIP											IP WLS BF H R ER SO BB IBB HBP BLK WP HR S P ERA WHIP										
27 Aaron Nola, R ERA: 3.32	6.0 L 26 7 5 5 7 1 0 0 0 0 0 2 65 92 7.50 1.333																					
31 Jeury Familia, R ERA: 4.58	1.0 3 1 0 0 1 0 0 0 0 0 0 12 22 0.00 1.000																					
23 Corey Knebel, R ERA: 2.79	1.0 3 0 0 0 1 0 0 0 0 0 0 9 12 0.00 0.000																					
57 Nick Nelson, R ERA: 3.94	1.0 6 2 1 1 2 1 0 0 0 0 0 0 15 23 9.00 3.000																					
<b>Batter</b>	<b>1</b>	<b>2</b>	<b>3</b>	<b>4</b>	<b>5</b>	<b>6</b>	<b>7</b>	<b>8</b>	<b>9</b>	<b>AB R H RBI BB SO LOB</b>	<b>BOTTOM</b>											
12 Kyle Schwarber, L OBP: 0.309, SLG: 0.499	F8		K			HR		K		4 1 1 1 0 2 1	<b>Atlanta Braves @ Philadelphia Phillies</b> Citizens Bank Park, Philadelphia, PA Tue Jul 26 2022, 7:09 PM - 10:18 PM EDT Att: 27,486 - Partly Cloudy - 79 F											
17 Rhys Hoskins, R OBP: 0.332, SLG: 0.466	K		G5-3		K				1B	4 1 1 0 0 2 0												
10 J.T. Realmuto, R OBP: 0.328, SLG: 0.405	K		P6		BB				HR	3 1 1 2 1 1 0												
25 Darick Hall, L OBP: 0.276, SLG: 0.534	F7		F8		P3				K	4 0 0 0 0 1 1												
8 Nick Castellanos, R OBP: 0.292, SLG: 0.364	F9		G5-3		G5-3		P5		BB	3 0 0 0 1 0 0												
5 Bryson Stott, L OBP: 0.294, SLG: 0.326	G6-3		F7		F7		G4-3		F8	4 0 0 0 0 0 1												
28 Alec Bohm, R OBP: 0.324, SLG: 0.399					1B		P4		G4-3	4 0 2 0 0 0 1												
18 Didi Gregorius, L OBP: 0.280, SLG: 0.326			K		F7		P4			3 0 0 0 0 1 2												
19 Matt Vierling, R OBP: 0.296, SLG: 0.333			K				G1-3		G4-3	3 0 0 0 0 1 1												
<b>Inning Stats</b>	R: 0 E: 0 K: 2 S: 9	H: 0 LOB: 0 BB: 0 P: 11	R: 0 E: 0 K: 0 S: 9	H: 0 LOB: 0 BB: 0 P: 14	R: 0 E: 0 K: 3 S: 14	H: 1 LOB: 0 BB: 0 P: 18	R: 0 E: 0 K: 0 S: 10	H: 0 LOB: 0 BB: 0 P: 17	R: 0 E: 0 K: 1 S: 7	H: 1 LOB: 1 BB: 0 P: 11		R: 1 E: 0 K: 1 S: 12	H: 1 LOB: 1 BB: 1 P: 19	R: 0 E: 0 K: 0 S: 6	H: 0 LOB: 0 BB: 0 P: 8	R: 0 E: 0 K: 1 S: 10	H: 0 LOB: 0 BB: 0 P: 14	R: 2 E: 0 K: 1 S: 22	H: 2 LOB: 1 BB: 1 P: 33	1B: 3 2B: 0 3B: 0 HR: 2	SF: 0 SAC: 0 DP: 0 HBP: 0	WP: 0 PB: 0 SB: 0 CS: 0
<b>PITCHER</b>	IP WLS BF H R ER SO BB IBB HBP BLK WP HR S P ERA WHIP											IP WLS BF H R ER SO BB IBB HBP BLK WP HR S P ERA WHIP										
65 Spencer Strider, R ERA: 2.91	6.0 W 22 3 1 1 6 1 0 0 0 0 0 1 61 90 1.50 0.667																					
32 Collin McHugh, R ERA: 2.91	2.0 6 0 0 0 1 0 0 0 0 0 0 16 22 0.00 0.000																					
51 Will Smith, L ERA: 4.38	0.1 4 2 2 2 1 1 0 0 0 0 1 12 21 54.00 9.000																					
74 Kenley Jansen, R ERA: 3.62	0.2 S 2 0 0 0 0 0 0 0 0 0 0 10 12 0.00 0.000																					

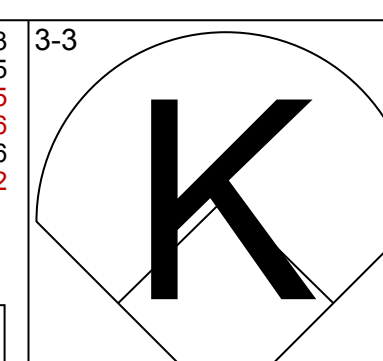
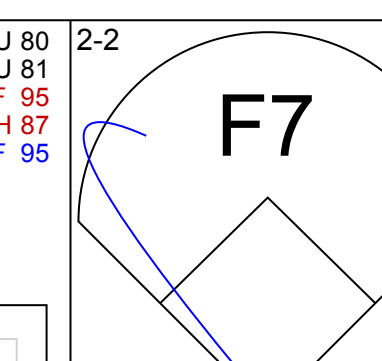
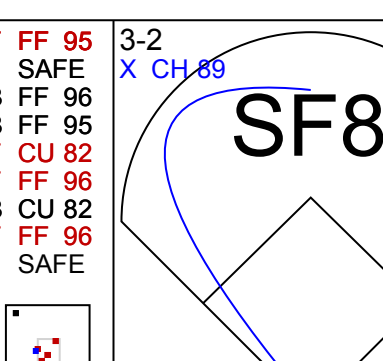
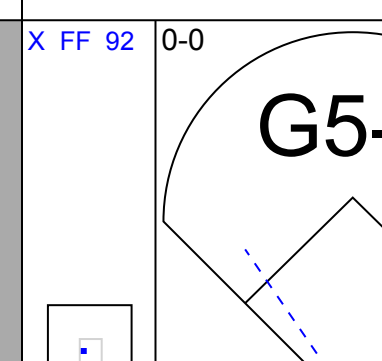
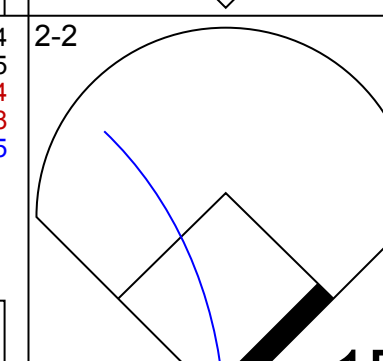

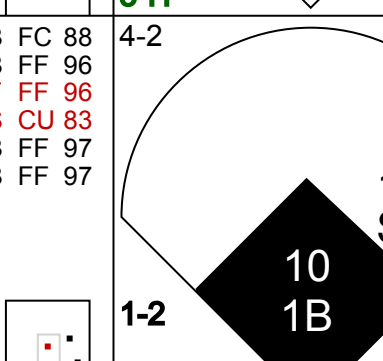
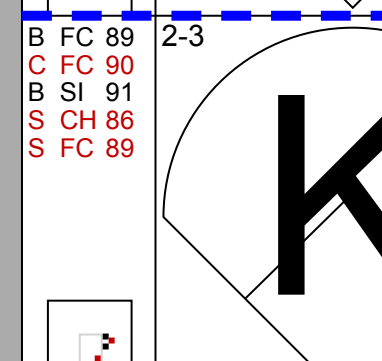
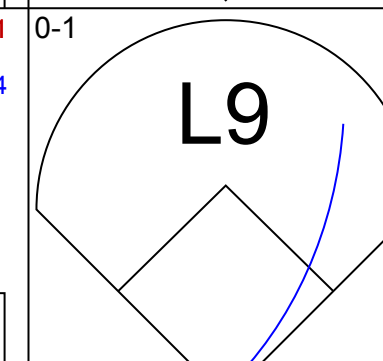

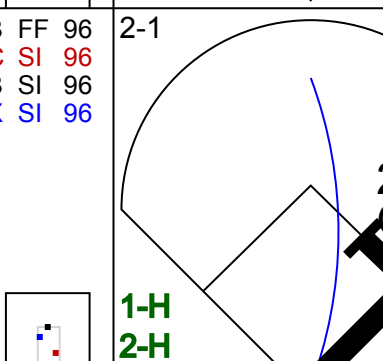
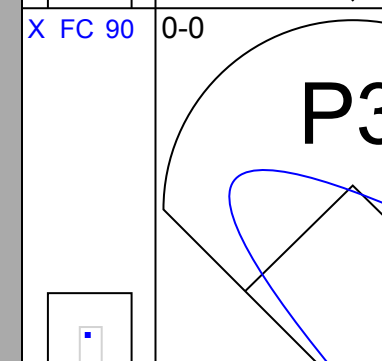
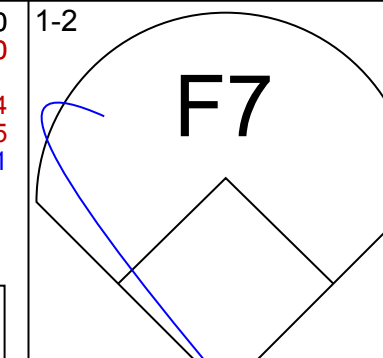

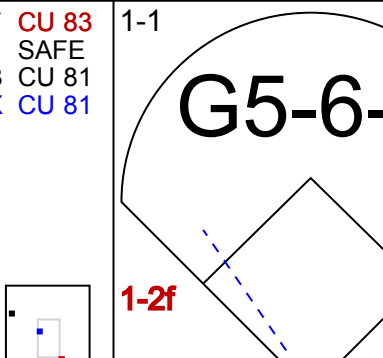







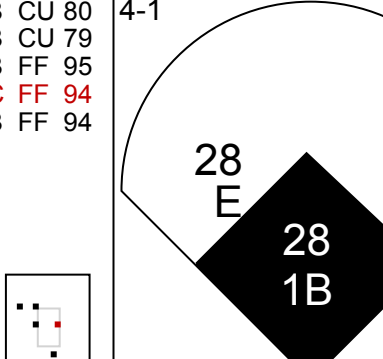

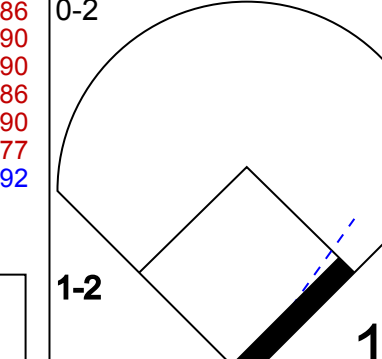


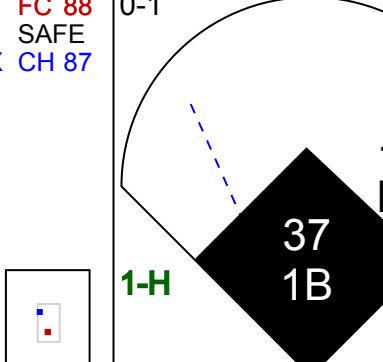

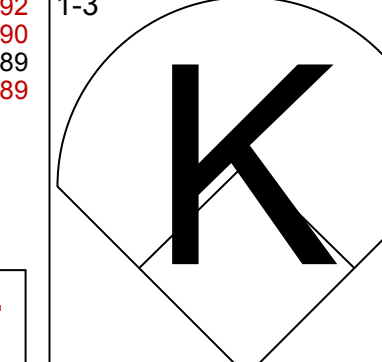

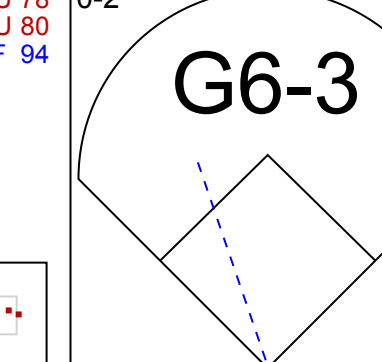
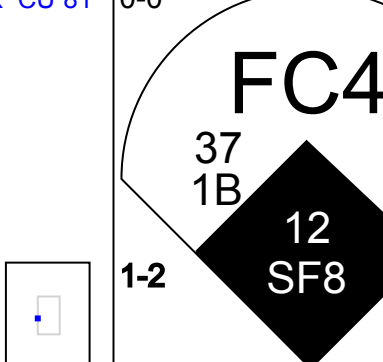

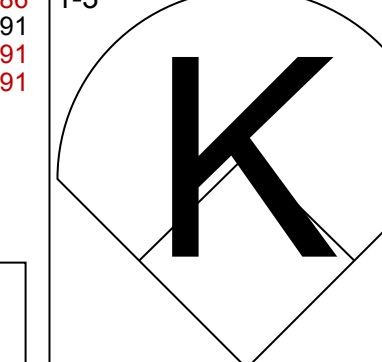

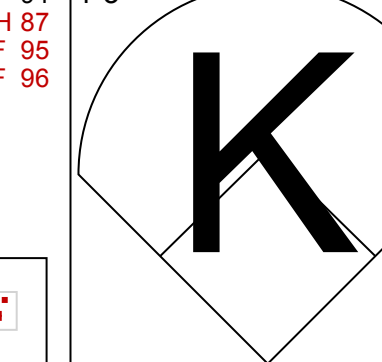
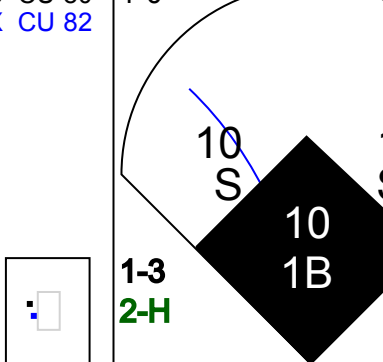




Batter	1	2	3	4	5	6	7	8	9	AB	R	H	RBI	BB	SO	LOB	TOP			
23 Michael Harris II, L (1.8)										4	0	0	0	0	1	0				
7 Dansby Swanson, R (1.6)										2	1	1	0	2	0	0				
28 Matt Olson, L (1.3)										3	1	1	2	1	0	2				
27 Austin Riley, R (1.5)										4	0	0	0	0	0	2				
8 Eddie Rosario, L (1.9)										4	0	2	0	0	1	0				
24 William Contreras, R (1.2)										4	0	0	0	0	2	2				
20 Marcell Ozuna, R (1.7)										4	0	1	0	0	1	2				
22 Robinson Canó, L (1.4)										4	0	0	0	0	2	2				
34 Mike Ford, L (1.10)										3	0	0	0	0	0	0				
<b>Inning Stats</b>	R: 0 E: 0 K: 1 S: 13	H: 0 LOB: 1 BB: 1 P: 23	R: 0 E: 0 K: 2 S: 11	H: 1 LOB: 1 BB: 0 P: 15	R: 0 E: 0 K: 0 S: 9	H: 0 LOB: 1 BB: 1 P: 17	R: 0 E: 0 K: 0 S: 10	H: 1 LOB: 0 BB: 0 P: 14	R: 2 E: 0 K: 1 S: 15	H: 2 LOB: 0 BB: 0 P: 23	R: 0 E: 0 K: 2 S: 9	H: 0 LOB: 0 BB: 0 P: 14	R: 0 E: 0 K: 0 S: 11	H: 0 LOB: 1 BB: 1 P: 16	R: 0 E: 0 K: 1 S: 13	H: 1 LOB: 1 BB: 0 P: 19	1B: 4 2B: 0 3B: 0 HR: 1	SF: 0 SAC: 0 DP: 0 HBP: 0	WP: 0 PB: 0 SB: 0 CS: 0	PA: 35
<b>PITCHER</b>	IP WLS BF H R ER SO BB IBB HBP BLK WP HR S P ERA WHIP																			
44 Kyle Gibson, R (1.1)	6.0 W 24 4 2 2 4 2 0 0 0 0 0 1 62 96 3.00 1.000																			
75 Connor Brogdon, R (7.1)	1.0 3 0 0 0 2 0 0 0 0 0 0 0 9 14 0.00 0.000																			
52 Brad Hand, L (8.1)	1.0 4 0 0 0 0 1 0 0 0 0 0 0 11 16 0.00 1.000																			
64 Andrew Bellatti, R (9.1)	1.0 4 1 0 0 1 0 0 0 0 0 0 0 13 19 0.00 1.000																			

Atlanta Braves @ Philadelphia Phillies  
Citizens Bank Park, Philadelphia, PA  
Wed Jul 27 2022, 12:38 PM - 3:31 PM EDT  
Att: 29,038 - Partly Cloudy - 85 F

AB 32  
R 2  
H 5  
RBI 2  
BB 3  
SO 7  
LOB 10



Batter	1	2	3	4	5	6	7	8	9	AB	R	H	RBI	BB	SO	LOB	BOTTOM			
12 Kyle Schwarber, L (1.7)										3	0	0	1	0	1	0				
17 Rhys Hoskins, R (1.3)										3	1	1	0	1	2	0				
10 J.T. Realmuto, R (1.2)										4	0	2	2	0	0	1				
25 Darick Hall, L (1.10)										4	0	2	0	0	0	2				
8 Nick Castellanos, R (1.9)										4	1	1	0	0	1	3				
5 Bryson Stott, L (1.4)										3	1	1	0	1	0	1				
28 Alec Bohm, R (1.5)										4	2	2	2	0	2	2				
18 Didi Gregorius, L (1.6)										3	1	0	1	0	1	3				
37 Odübel Herrera, L (1.8)										3	1	1	1	0	1	0				
<b>Inning Stats</b>	R: 0 E: 0 K: 1 S: 12	H: 1 LOB: 0 BB: 0 P: 18	R: 0 E: 0 K: 2 S: 9	H: 0 LOB: 0 BB: 0 P: 13	R: 0 E: 0 K: 1 S: 9	H: 0 LOB: 0 BB: 0 P: 12	R: 0 E: 0 K: 1 S: 8	H: 2 LOB: 1 BB: 0 P: 10	R: 5 E: 2 K: 0 S: 16	H: 3 LOB: 0 BB: 2 P: 31	R: 2 E: 0 K: 0 S: 11	H: 2 LOB: 0 BB: 0 P: 16	R: 0 E: 0 K: 1 S: 5	H: 0 LOB: 0 BB: 0 P: 7	R: 0 E: 0 K: 2 S: 17	H: 2 LOB: 2 BB: 0 P: 19	1B: 8 2B: 2 3B: 0 HR: 0	SF: 2 SAC: 0 DP: 2 HBP: 0	WP: 1 PB: 0 SB: 3 CS: 0	PA: 35
<b>PITCHER</b>	IP WLS BF H R ER SO BB IBB HBP BLK WP HR S P ERA WHIP																			
50 Charlie Morton, R (1.1)	5.0 L 22 6 5 4 5 2 0 0 0 0 0 0 54 84 7.20 1.600																			
68 Tyler Matzek, L (6.1)	1.1 6 2 2 2 0 0 0 0 0 0 1 0 12 17 13.50 1.500																			
60 Jesse Chavez, R (7.1)	1.2 7 2 0 0 3 0 0 0 0 0 0 0 21 25 0.00 1.200																			

Atlanta Braves @ Philadelphia Phillies  
Citizens Bank Park, Philadelphia, PA  
Wed Jul 27 2022, 12:38 PM - 3:31 PM EDT  
Att: 29,038 - Partly Cloudy - 85 F

AB 31  
R 7  
H 10  
RBI 7  
BB 2  
SO 8  
LOB 12









Batter	1	2	3	4	5	6	7	8	9	10	AB	R	H	RBI	BB	SO	LOB	TOP																
12 Kyle Schwarber, L OBP: 0.306, SLG: 0.497 21 Garrett Stubbs, L OBP: 0.333, SLG: 0.522	F9		K			G4-3			K		5	0	1	1	0	2	0																	
17 Rhys Hoskins, R OBP: 0.342, SLG: 0.481											4	1	4	3	1	0	0																	
28 Alec Bohm, R OBP: 0.328, SLG: 0.403	F9										5	0	2	0	0	0	4																	
10 J.T. Realmuto, R OBP: 0.329, SLG: 0.401	FC6-4										4	0	0	0	1	0	3																	
8 Nick Castellanos, R OBP: 0.296, SLG: 0.371											5	0	2	0	0	0	4																	
19 Matt Vierling, R OBP: 0.303, SLG: 0.340											5	1	2	0	0	0	3																	
41 Yairo Muñoz, R OBP: 0.269, SLG: 0.449 5 Bryson Stott, L OBP: 0.264, SLG: 0.320											2	0	0	0	0	1	1																	
37 Odbel Herrera, L OBP: 0.280, SLG: 0.381											2	0	0	0	0	0	2																	
7 Johan Camargo, S OBP: 0.297, SLG: 0.316 25 Danick Hall, L OBP: 0.279, SLG: 0.530 18 Didi Gregorius, L OBP: 0.274, SLG: 0.320											3	0	0	0	0	2	2																	
											1	0	0	0	0	0	0																	
											0	0	0	0	0	0	0																	
<b>Inning Stats</b>	R: 0 E: 0 K: 0 S: 9	H: 1 LOB: 1 BB: 0 P: 16	R: 0 E: 0 K: 0 S: 7	H: 0 LOB: 0 BB: 0 P: 9	R: 0 E: 0 K: 2 S: 8	H: 0 LOB: 0 BB: 0 P: 13	R: 0 E: 0 K: 0 S: 8	H: 1 LOB: 1 BB: 0 P: 13	R: 0 E: 0 K: 1 S: 8	H: 1 LOB: 0 BB: 0 P: 10	R: 0 E: 0 K: 1 S: 15	H: 1 LOB: 3 BB: 2 P: 25	R: 2 E: 0 K: 1 S: 15	H: 3 LOB: 2 BB: 1 P: 23	R: 0 E: 0 K: 0 S: 11	H: 1 LOB: 1 BB: 0 P: 20	R: 0 E: 0 K: 2 S: 10	H: 0 LOB: 0 BB: 0 P: 16	R: 2 E: 0 K: 0 S: 12	H: 3 LOB: 1 BB: 0 P: 16	1B: 9 2B: 1 3B: 0 HR: 1	SF: 0 SAC: 0 DP: 1 HBP: 0	WP: 0 PB: 0 SB: 0 CS: 1	PA: 42										
<b>PITCHER</b>	IP WLS BF H R ER SO BB IBB HBP BLK WP HR S P ERA WHIP	62 Jose Quintana, L ERA: 3.5 57 Yerry De Los Santos, R ERA: 3.05 53 Manny Bañuelos, L ERA: 5.14 29 Wil Crowe, R ERA: 3.27 51 David Bednar, R ERA: 2.7	1.1 0.2 0.1 1.1 1.0	0.0 3 1 6 0	0 0 1 2 0	0 0 0 0 0	4 1 0 0 2	2 0 1 0 0	0 0 0 0 0	0 0 0 0 0	0 0 0 0 0	0 8 7 14 10	52 10 13 23 16	83 10 13 23 16	0.00 13.50 0.00 6.75 0.00	1.059 1.500 6.000 1.500 0.000	<b>PITCHER</b>	IP WLS BF H R ER SO BB IBB HBP BLK WP HR S P ERA WHIP	56 Duane Underwood Jr., R ERA: 4.18	1.0 0.0 0.2 0.1 0.0	5 3 2 1 0	0 0 0 0 0	0 0 0 0 0	0 0 0 0 0	0 0 0 0 0	0 8 7 14 10	10 5 3 2 1	0 0 0 0 0	0 0 0 0 0	0 0 0 0 0	0 0 0 0 0	0 0 0 0 0	9.00 3.000	3.000 1.000 6.000 1.500 0.000

Philadelphia Phillies @ Pittsburgh Pirates  
PNC Park, Pittsburgh, PA  
Fri Jul 29 2022, 7:09 PM - 10:38 PM EDT  
Att: 26,946 - Partly Cloudy - 80 F

AB 39  
R 4  
H 11  
RBI 4  
BB 3  
SO 7  
LOB 19



Batter	1	2	3	4	5	6	7	8	9	10	AB	R	H	RBI	BB	SO	LOB	BOTTOM													
27 Kevin Newman, R OBP: 0.331, SLG: 0.411	G4-3					G6-3					5	1	3	0	0	1	0														
24 Greg Allen, S OBP: 0.143, SLG: 0.190	G4-3										5	0	1	1	0	1	2														
13 Ke'Bryan Hayes, R OBP: 0.321, SLG: 0.356	K										3	1	1	1	1	1	2														
2 Michael Chavis, R OBP: 0.279, SLG: 0.408	K										4	0	2	0	0	2	1														
18 Ben Gamel, L OBP: 0.329, SLG: 0.362											4	0	0	0	0	2	4														
64 Diego Castillo, R OBP: 0.248, SLG: 0.373 66 Bligh Madris, L OBP: 0.279, SLG: 0.379											1	0	0	0	2	1	0														
15 Oneil Cruz, L OBP: 0.242, SLG: 0.413											1	0	0	0	0	0	0														
25 Yoshi Tsutsugo, L OBP: 0.249, SLG: 0.229											4	0	0	0	0	3	1														
54 Tyler Heineman, S OBP: 0.261, SLG: 0.260 31 Cal Mitchell, L OBP: 0.252, SLG: 0.339											3	0	0	0	0	0	0														
											1	0	0	0	0	0	0														
<b>Inning Stats</b>	R: 0 E: 0 K: 2 S: 11	H: 1 LOB: 1 BB: 0 P: 14	R: 0 E: 0 K: 3 S: 9	H: 0 LOB: 0 BB: 0 P: 11	R: 1 E: 0 K: 1 S: 13	H: 2 LOB: 1 BB: 0 P: 20	R: 0 E: 0 K: 0 S: 7	H: 1 LOB: 1 BB: 1 P: 15	R: 0 E: 0 K: 1 S: 6	H: 0 LOB: 0 BB: 0 P: 8	R: 1 E: 0 K: 1 S: 10	H: 1 LOB: 0 BB: 0 P: 12	R: 0 E: 0 K: 0 S: 4	H: 0 LOB: 1 BB: 1 P: 10	R: 0 E: 0 K: 2 S: 16	H: 2 LOB: 3 BB: 1 P: 27	R: 0 E: 0 K: 1 S: 7	H: 0 LOB: 0 BB: 0 P: 10	R: 0 E: 0 K: 1 S: 7	H: 0 LOB: 0 BB: 0 P: 8	1B: 3 2B: 5 3B: 0 HR: 1	SF: 0 SAC: 0 DP: 2 HBP: 0	WP: 0 PB: 0 SB: 1 CS: 0	PA: 38							
<b>PITCHER</b>	IP WLS BF H R ER SO BB IBB HBP BLK WP HR S P ERA WHIP	70 Bailey Falter, L ERA: 4.85 52 Brad Hand, L ERA: 1.99 46 José Alvarado, L ERA: 4.97 56 Sean Anthony Domínguez, R ERA: 1.67 75 Connor Brogdon, R ERA: 3.05	6.0 1.0 1.0 1.0 1.0	0 0 6 3 0	2 0 2 0 0	2 0 0 0 0	8 0 0 0 0	1 0 0 0 0	0 0 0 0 0	0 0 0 0 0	0 0 0 0 0	0 4 16 7 7	3 10 27 10 8	0.00 0.00 3.000 0.000 0.000	1.000 1.000 3.000 0.000 0.000	<b>PITCHER</b>	IP WLS BF H R ER SO BB IBB HBP BLK WP HR S P ERA WHIP	56 Duane Underwood Jr., R ERA: 4.18	1.0 0.0 0.2 0.1 0.0	5 3 2 1 0	0 0 0 0 0	0 0 0 0 0	0 0 0 0 0	0 8 7 14 10	10 5 3 2 1	0 0 0 0 0	0 0 0 0 0	0 0 0 0 0	0 0 0 0 0	9.00 3.000	3.000 1.000 6.000 1.500 0.000

Philadelphia Phillies @ Pittsburgh Pirates  
PNC Park, Pittsburgh, PA  
Fri Jul 29 2022, 7:09 PM - 10:38 PM EDT  
Att: 26,946 - Partly Cloudy - 80 F

AB 35  
R 2  
H 7  
RBI 2  
BB 3  
SO 12  
LOB 13





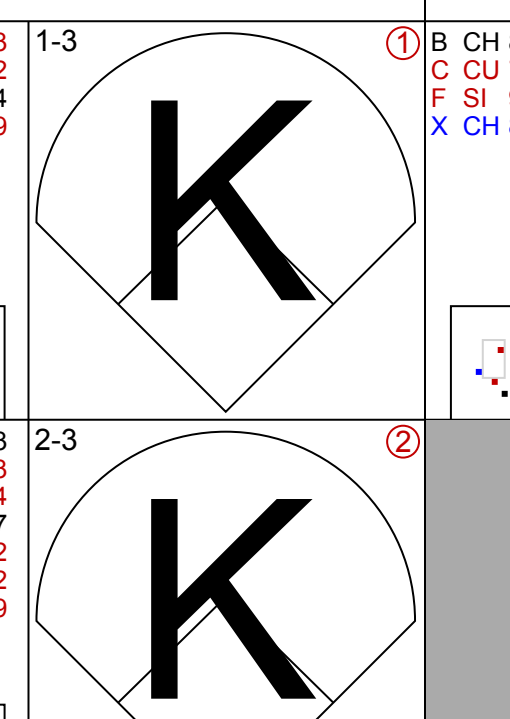
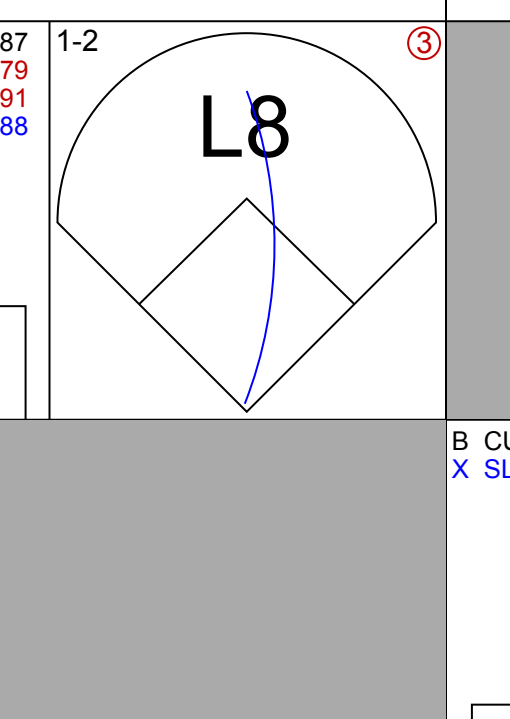
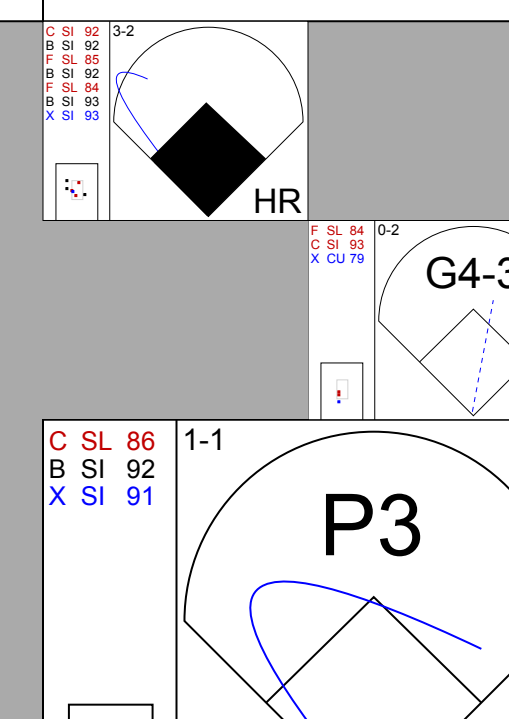
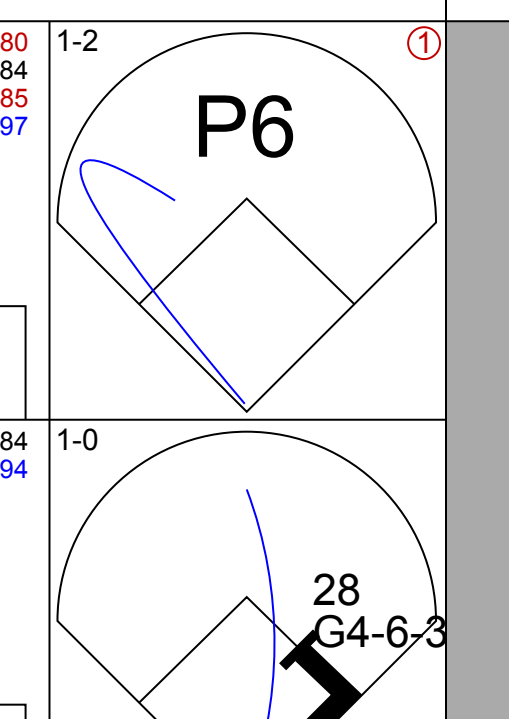
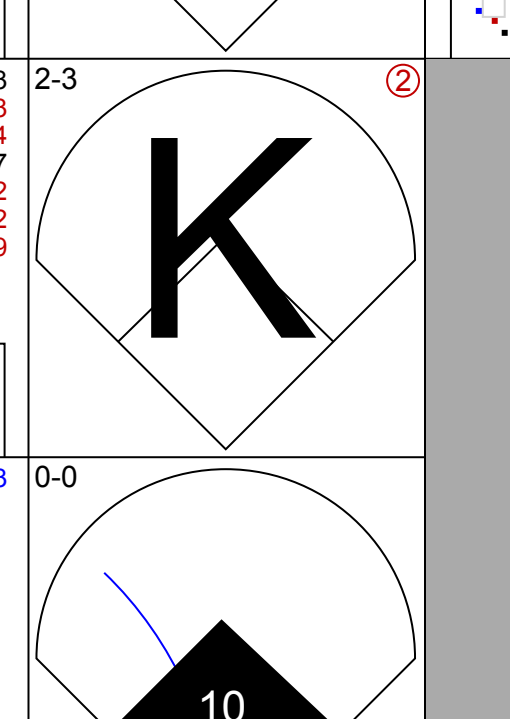
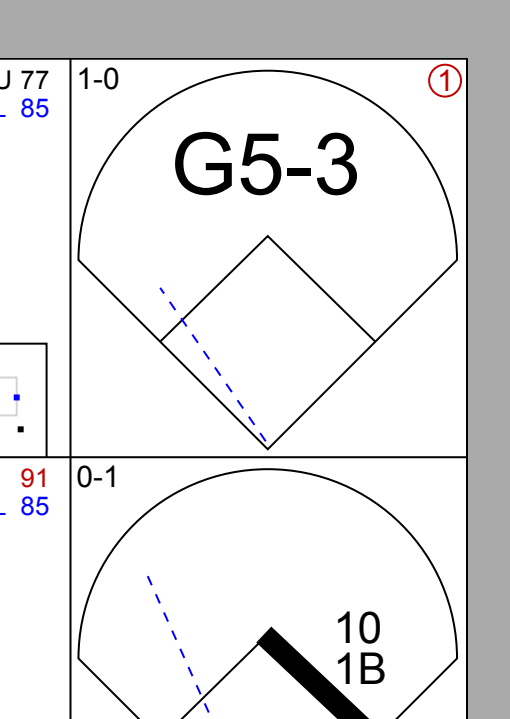
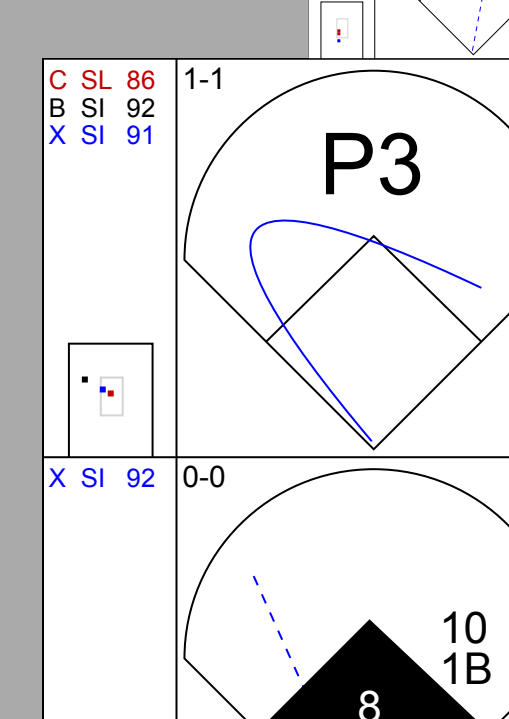
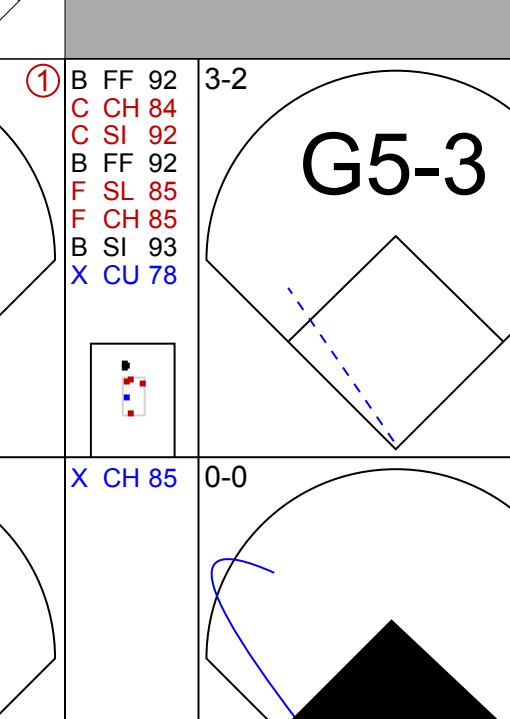
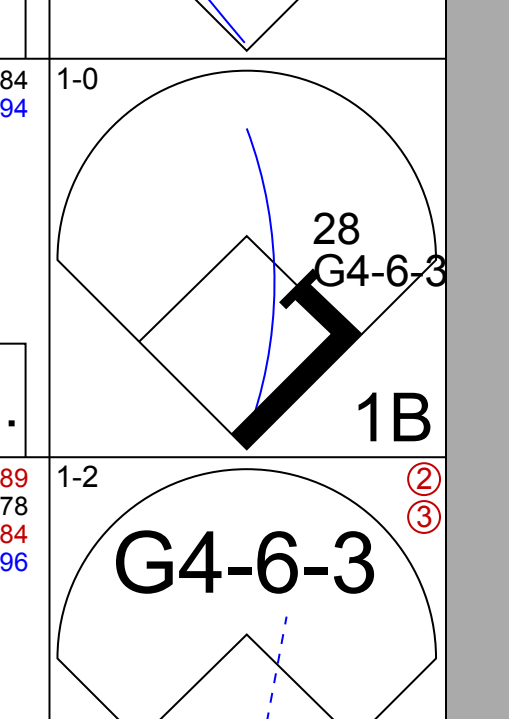
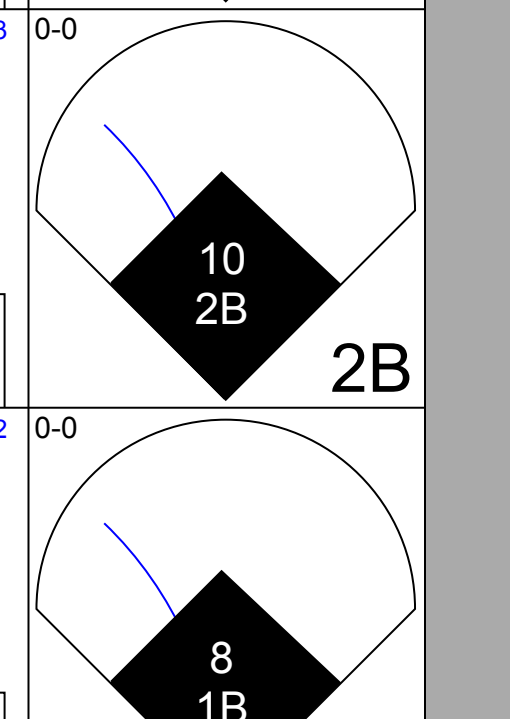
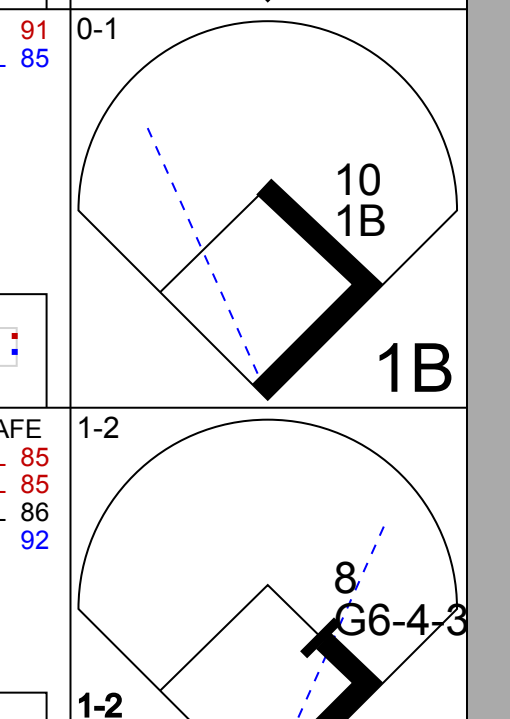
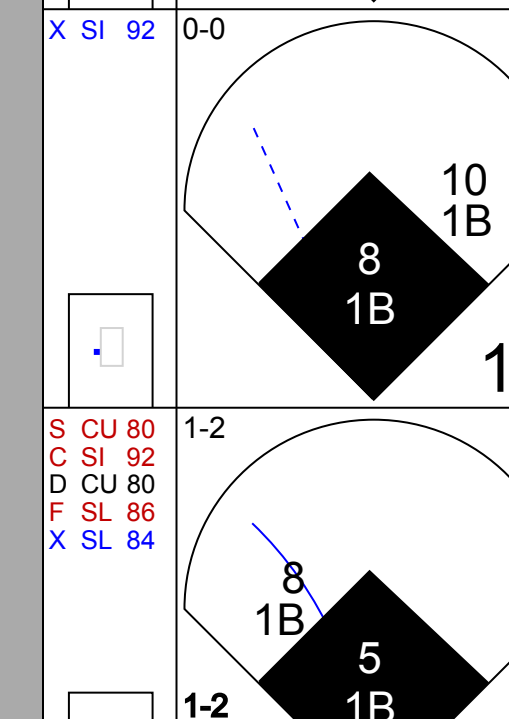
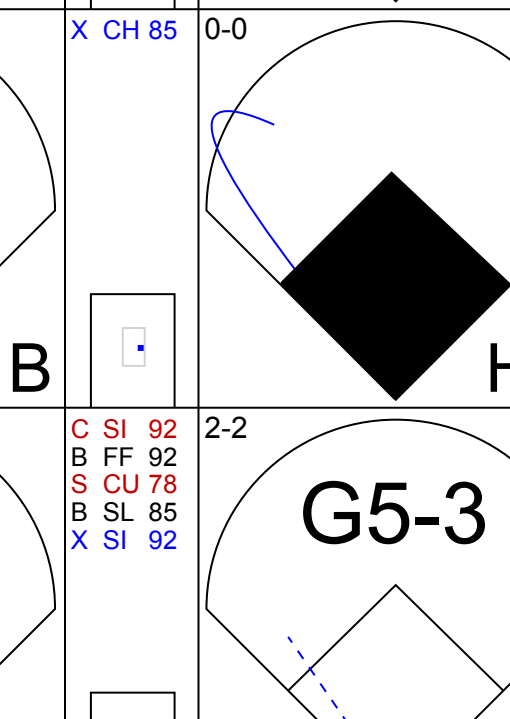
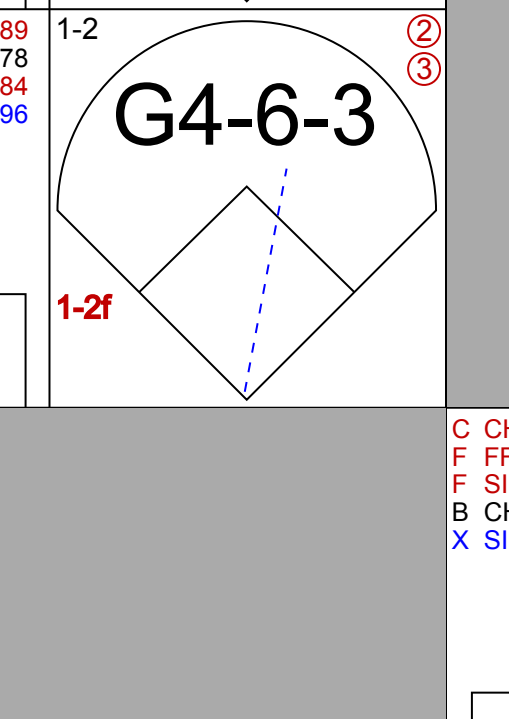
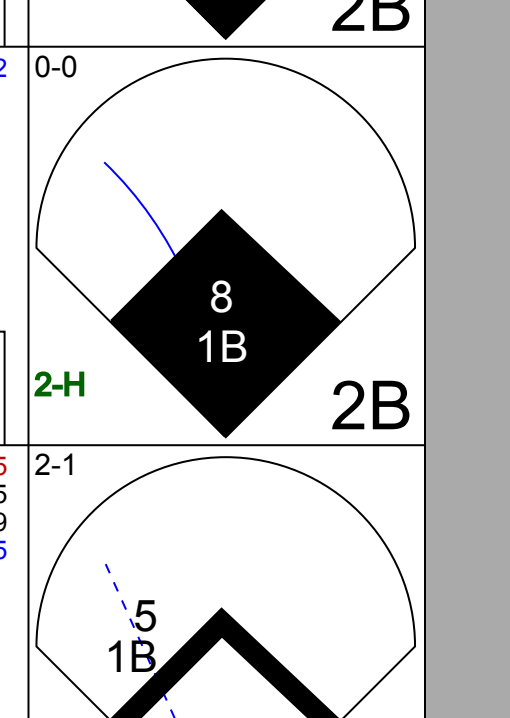
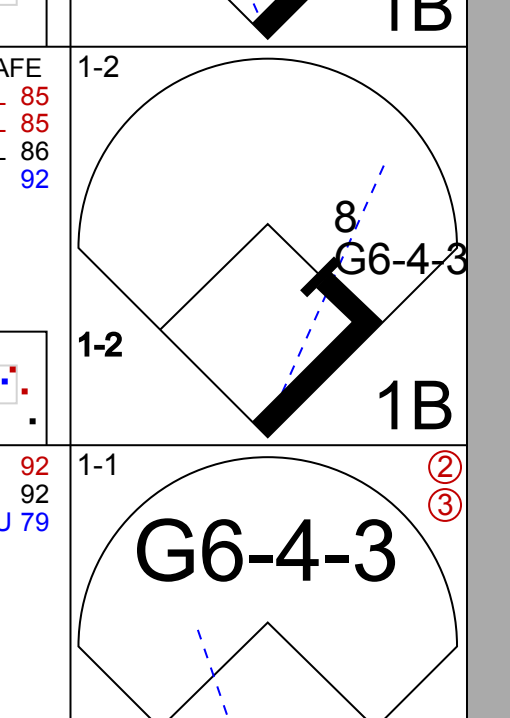
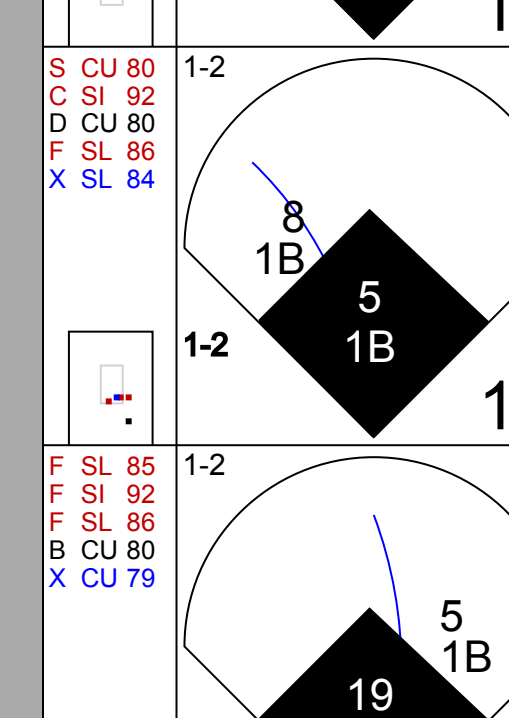
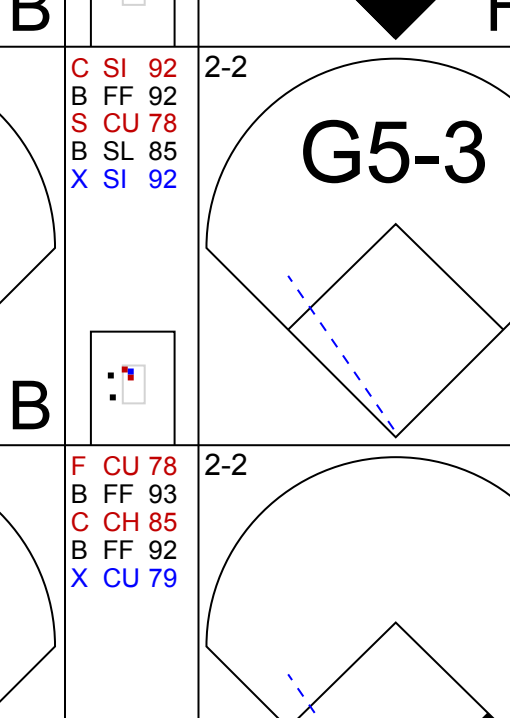
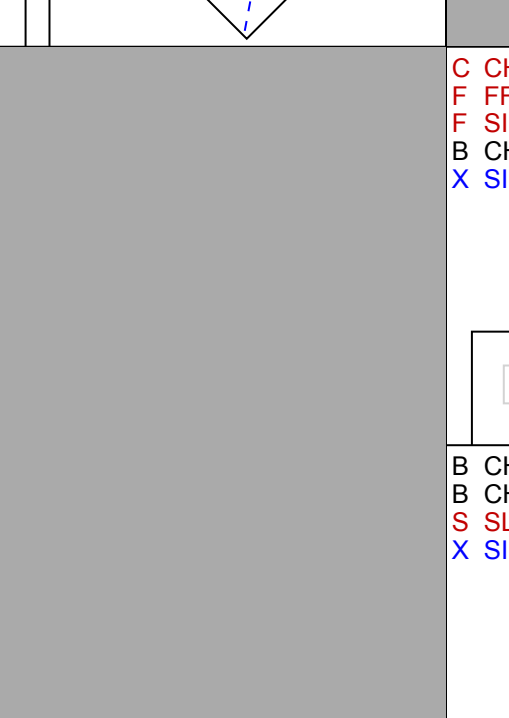
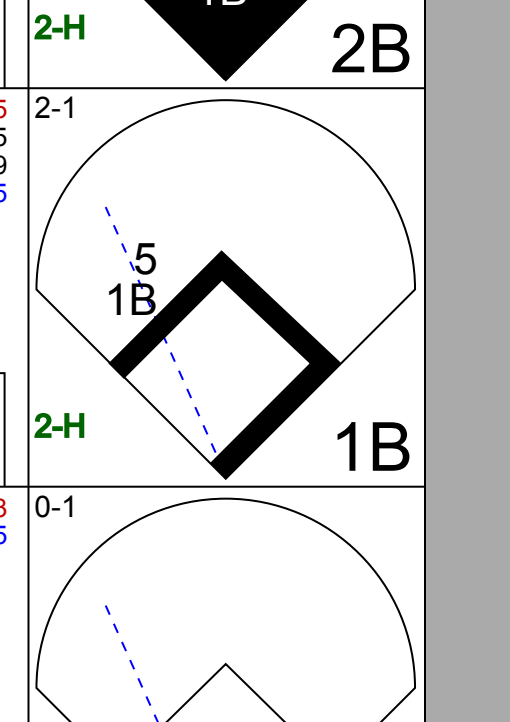
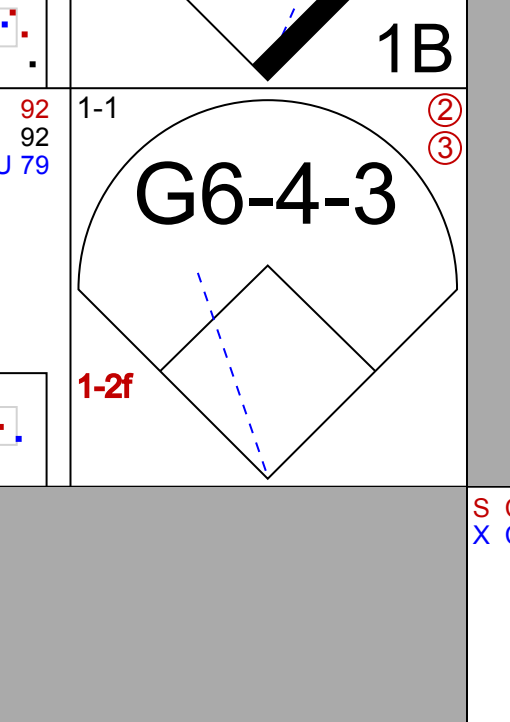
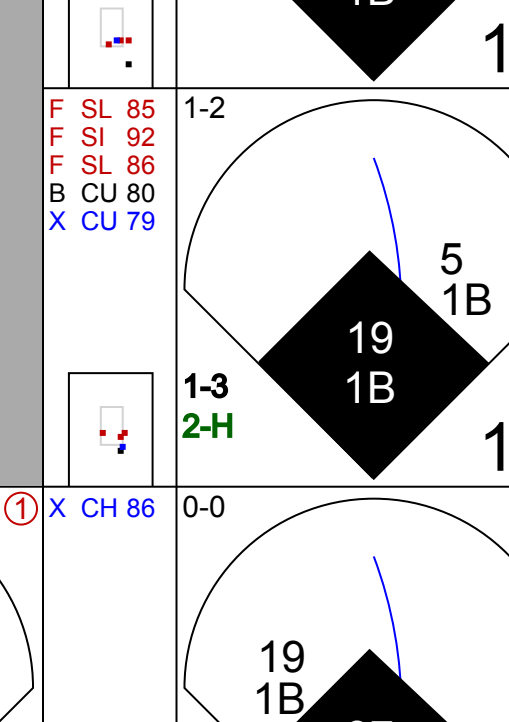
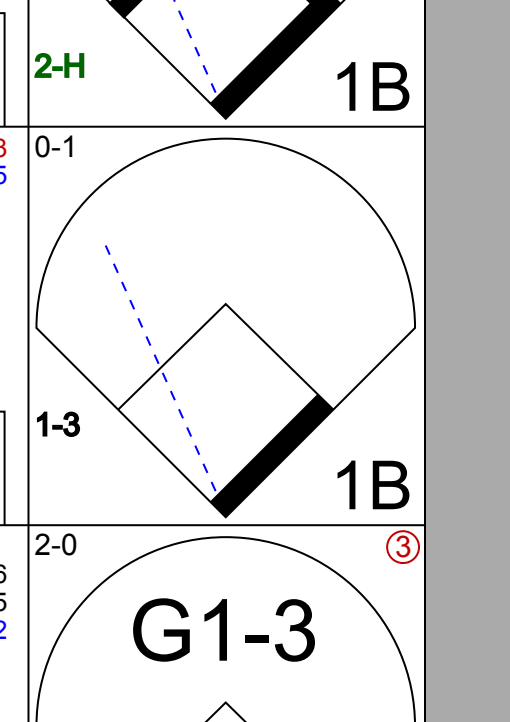
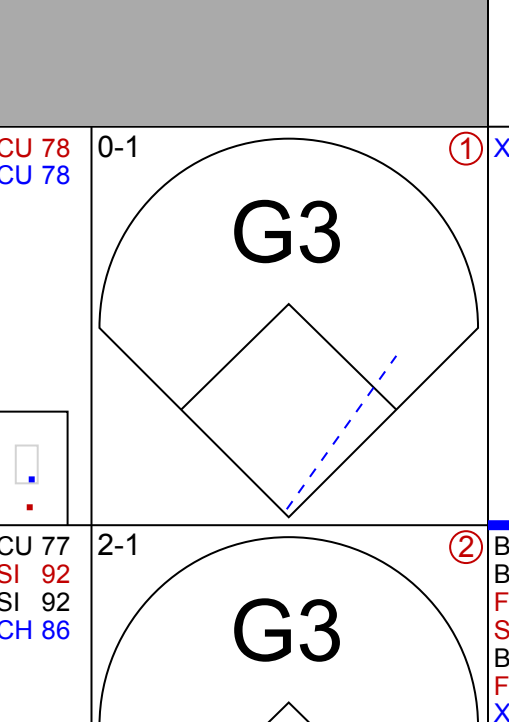
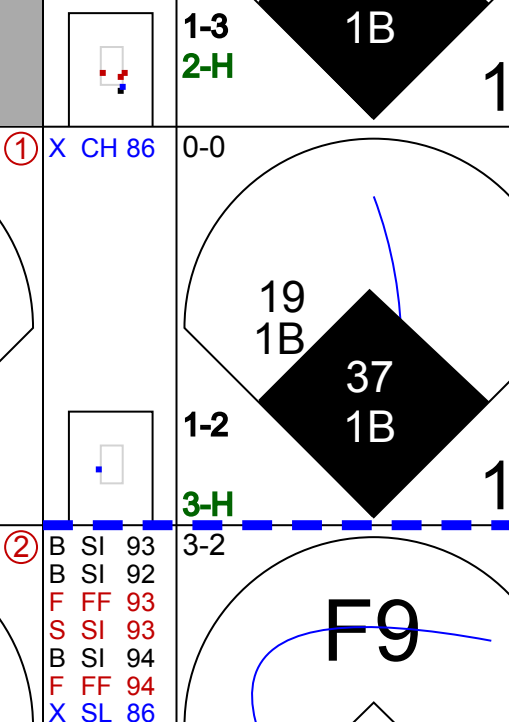
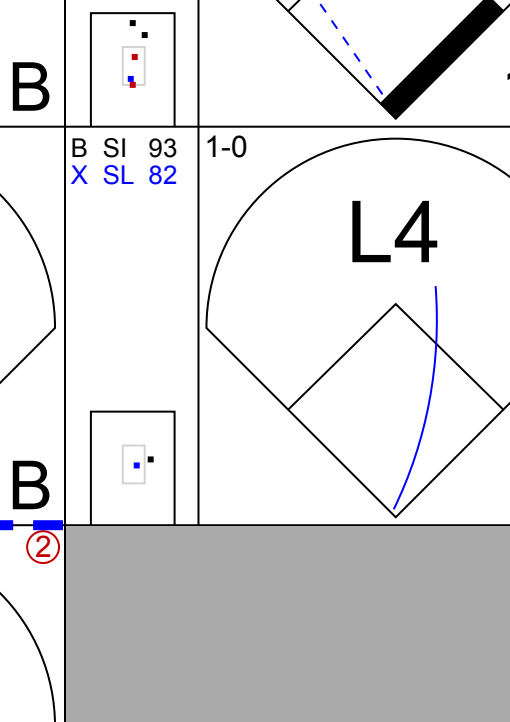
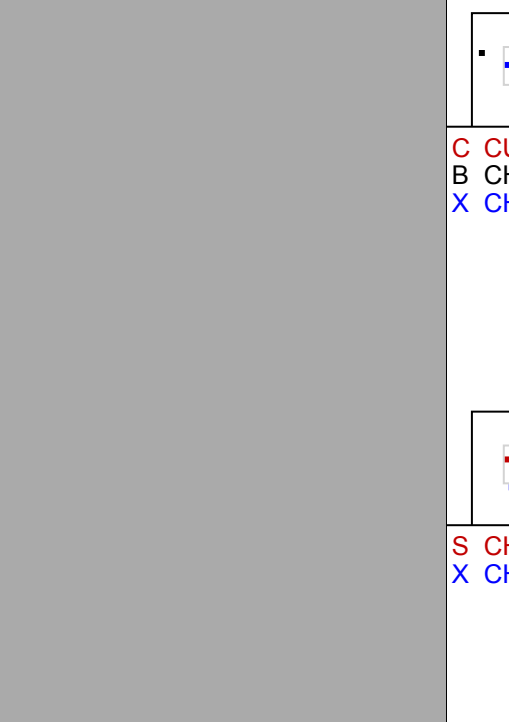
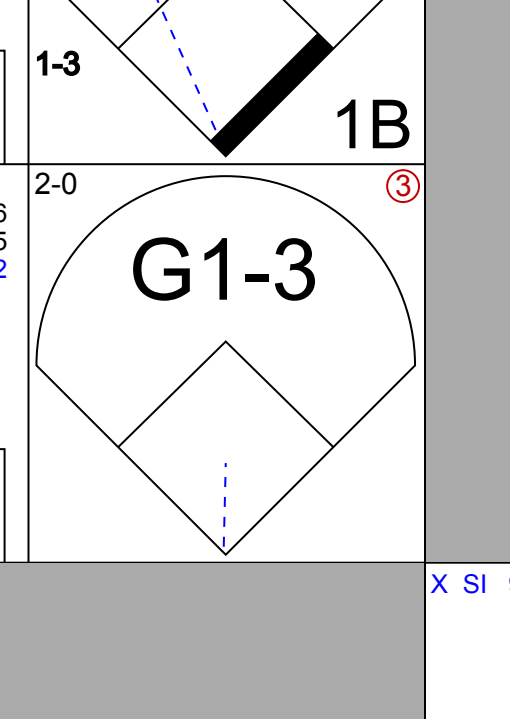
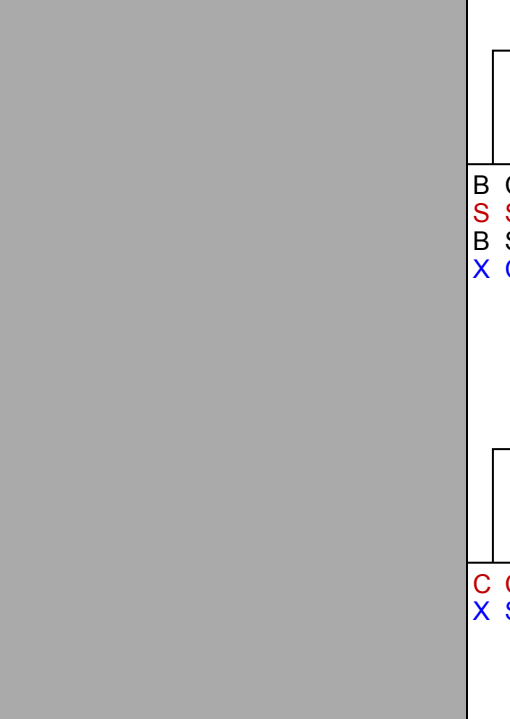
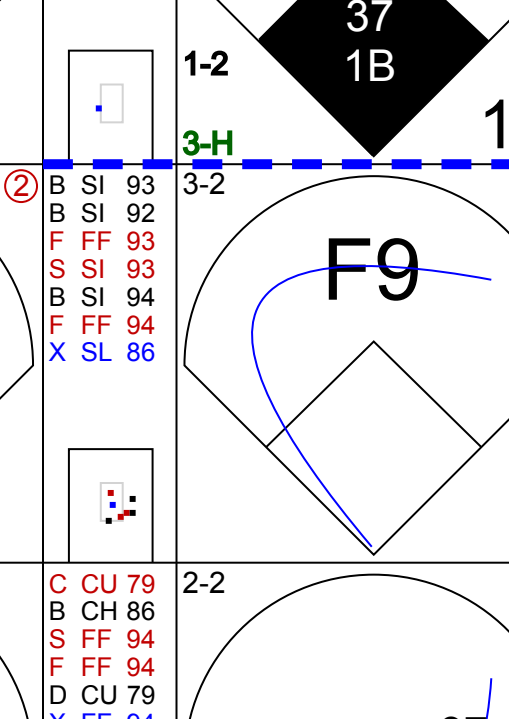
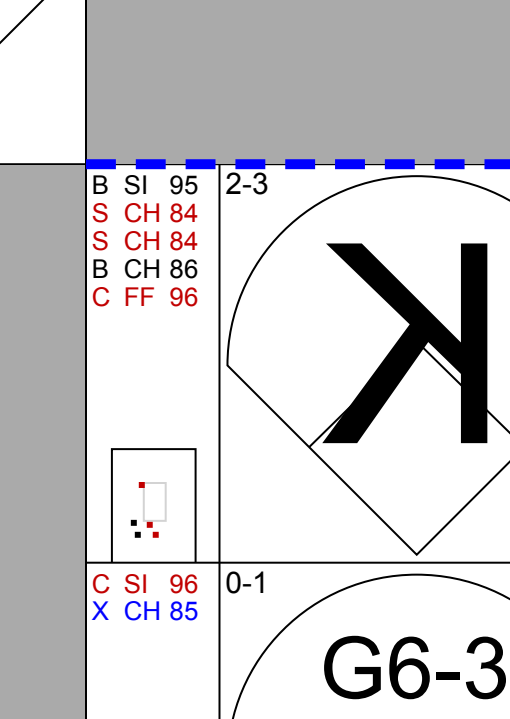
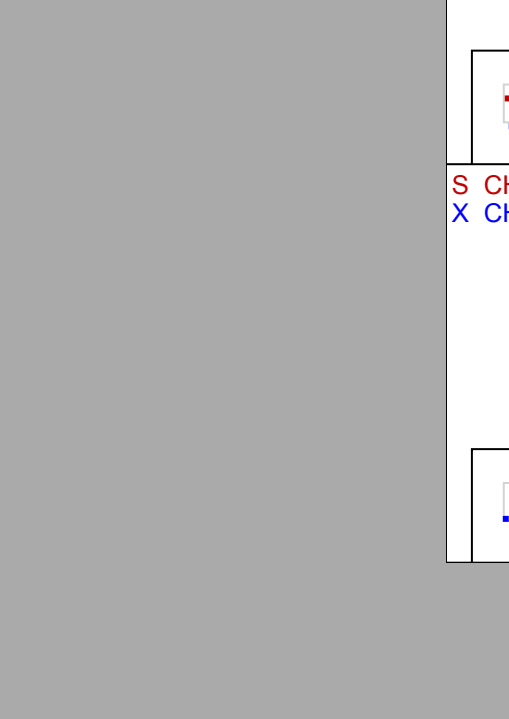
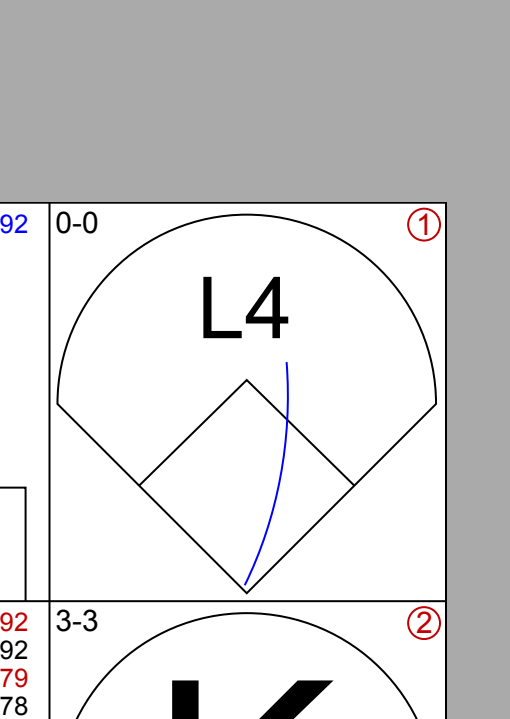
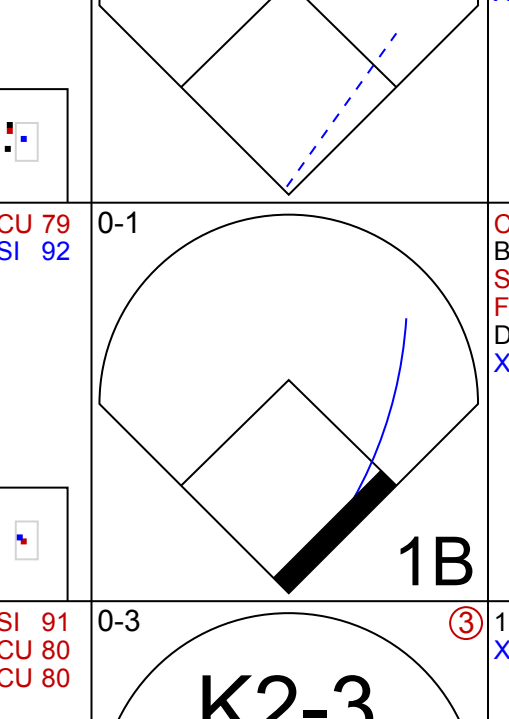
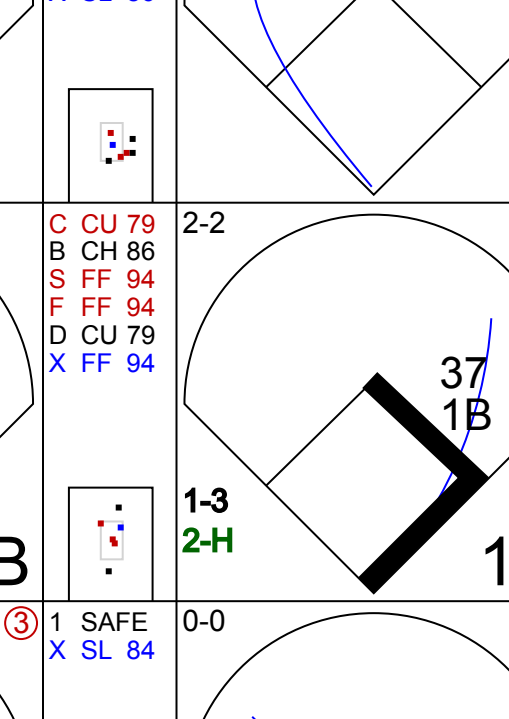
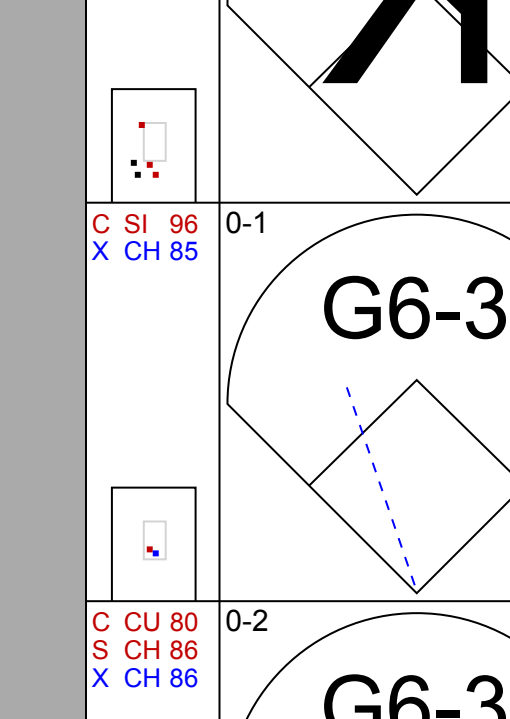
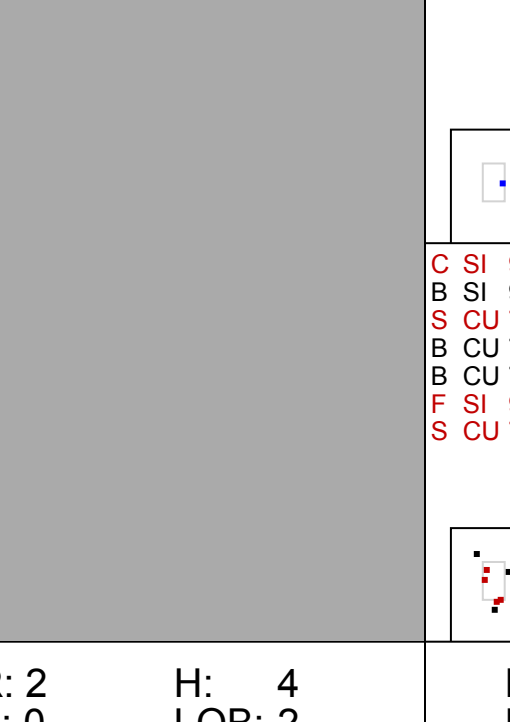

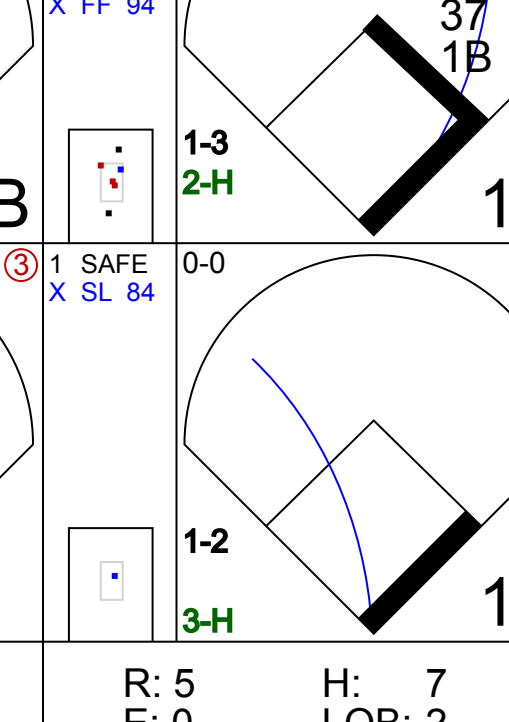
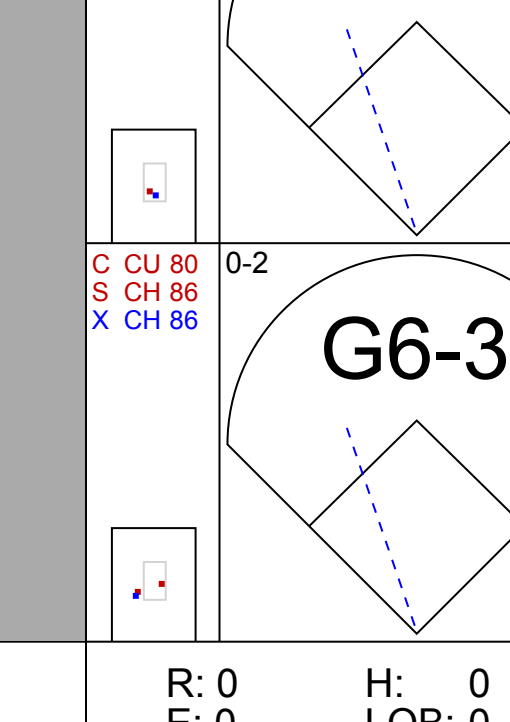
Batter	1	2	3	4	5	6	7	8	9	10	AB	R	H	RBI	BB	SO	LOB	TOP	
12 Kyle Schwarber, L OBP: 0.307, SLG: 0.497												4	0	1	0	1	1	2	Philadelphia Phillies @ Pittsburgh Pirates PNC Park, Pittsburgh, PA Sat Jul 30 2022, 7:17 PM - 10:09 PM EDT Att: 38,781 - Partly Cloudy - 83 F
17 Rhys Hoskins, R OBP: 0.340, SLG: 0.477											5	0	1	0	0	0	2		
28 Alec Bohm, R OBP: 0.324, SLG: 0.398												4	0	0	0	0	0	3	
10 J.T. Realmuto, R OBP: 0.336, SLG: 0.414												2	1	2	1	2	0	0	
8 Nick Castellanos, R OBP: 0.294, SLG: 0.337												4	0	0	0	0	2	6	
25 Darick Hall, L OBP: 0.278, SLG: 0.512												3	0	0	0	1	1	3	
5 Bryson Stott, L OBP: 0.264, SLG: 0.319											4	0	1	0	0	0	1		
18 Didi Gregorius, L OBP: 0.274, SLG: 0.318												4	1	1	0	0	1	2	
19 Matt Vierling, R OBP: 0.297, SLG: 0.331												4	0	0	0	0	0	2	
<b>Inning Stats</b>	R: 0 E: 0 K: 2 S: 13	H: 1 LOB: 3 BB: 2 P: 26	R: 0 E: 0 K: 0 S: 6	H: 1 LOB: 0 BB: 0 P: 7	R: 0 E: 0 K: 2 S: 6	H: 2 LOB: 2 BB: 0 P: 12	R: 0 E: 0 K: 1 S: 8	H: 0 LOB: 0 BB: 0 P: 12	R: 1 E: 0 K: 0 S: 8	H: 1 LOB: 0 BB: 0 P: 10	R: 0 E: 0 K: 0 S: 6	H: 0 LOB: 1 BB: 1 P: 14	R: 0 E: 0 K: 1 S: 7	H: 0 LOB: 0 BB: 0 P: 11	R: 1 E: 1 K: 0 S: 11	H: 0 LOB: 0 BB: 0 P: 17	1B: 4 2B: 2 3B: 0 HR: 1	SF: 0 SAC: 0 DP: 2 HBP: 0	
<b>PITCHER</b>	IP WLS BF H R ER SO BB IBB HBP BLK WP HR S P ERA WHIP	IP WLS BF H R ER SO BB IBB HBP BLK WP HR S P ERA WHIP	IP WLS BF H R ER SO BB IBB HBP BLK WP HR S P ERA WHIP	IP WLS BF H R ER SO BB IBB HBP BLK WP HR S P ERA WHIP	IP WLS BF H R ER SO BB IBB HBP BLK WP HR S P ERA WHIP	IP WLS BF H R ER SO BB IBB HBP BLK WP HR S P ERA WHIP	IP WLS BF H R ER SO BB IBB HBP BLK WP HR S P ERA WHIP	IP WLS BF H R ER SO BB IBB HBP BLK WP HR S P ERA WHIP	IP WLS BF H R ER SO BB IBB HBP BLK WP HR S P ERA WHIP	IP WLS BF H R ER SO BB IBB HBP BLK WP HR S P ERA WHIP	IP WLS BF H R ER SO BB IBB HBP BLK WP HR S P ERA WHIP	IP WLS BF H R ER SO BB IBB HBP BLK WP HR S P ERA WHIP	IP WLS BF H R ER SO BB IBB HBP BLK WP HR S P ERA WHIP	IP WLS BF H R ER SO BB IBB HBP BLK WP HR S P ERA WHIP	IP WLS BF H R ER SO BB IBB HBP BLK WP HR S P ERA WHIP	IP WLS BF H R ER SO BB IBB HBP BLK WP HR S P ERA WHIP	IP WLS BF H R ER SO BB IBB HBP BLK WP HR S P ERA WHIP	IP WLS BF H R ER SO BB IBB HBP BLK WP HR S P ERA WHIP	
23 Mitch Keller, R ERA: 4.37	6.0	3	1	1	3	3	0	0	0	0	0	0	8	11	0.00	1.000			
53 Manny Bañuelos, L ERA: 4.8	1.0	4	0	0	1	0	0	0	0	0	0	0	6	14	0.00	1.000			
56 Duane Underwood Jr., R ERA: 4.03	1.0	3	0	0	1	0	0	0	0	0	0	0	7	11	0.00	0.000			
29 Wil Crowe, R ERA: 3.21	1.0	3	0	1	0	0	0	0	0	0	0	0	11	17	0.00	0.000			
57 Jerry De Los Santos, R ERA: 2.91	1.0	3	0	1	0	0	0	0	0	0	0	0	11	17	0.00	0.000			

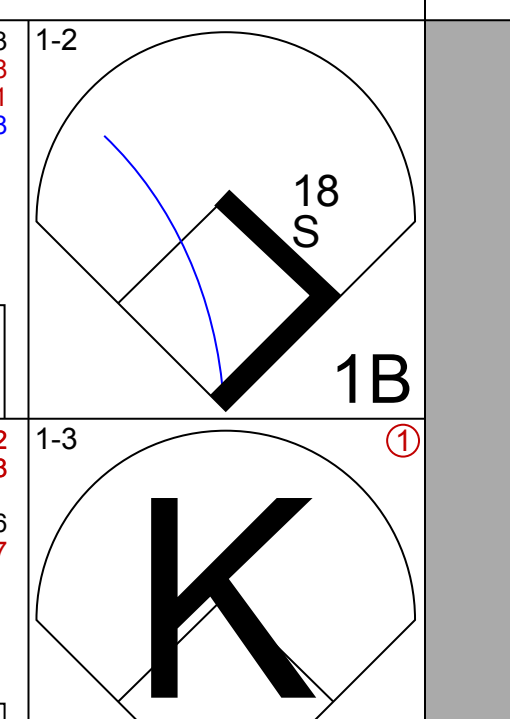
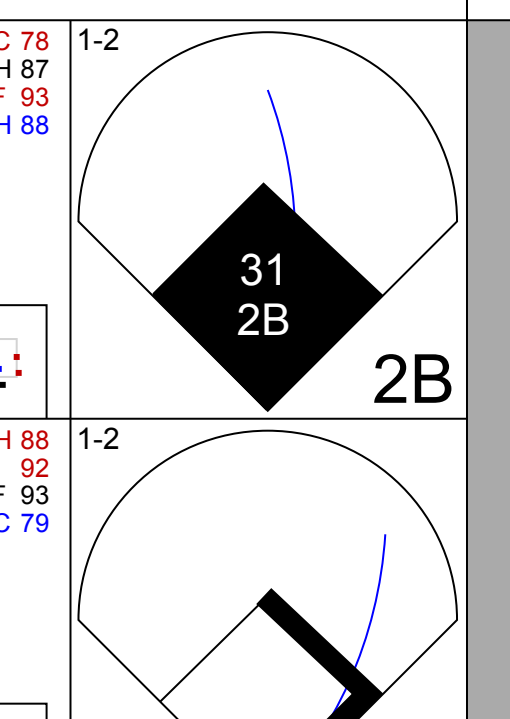
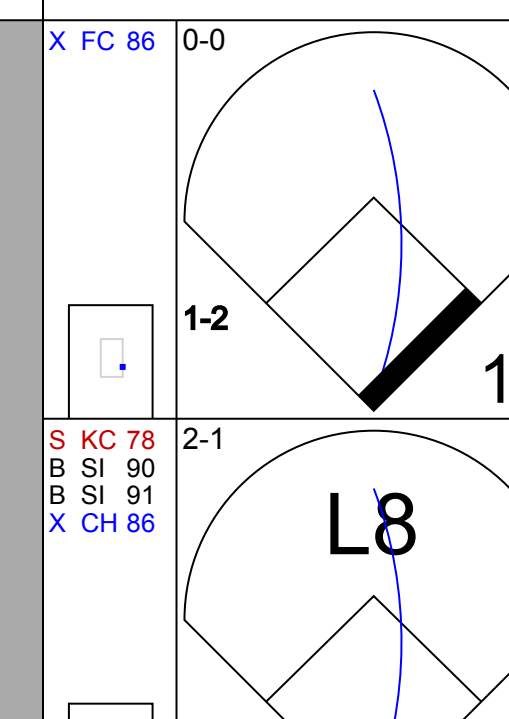
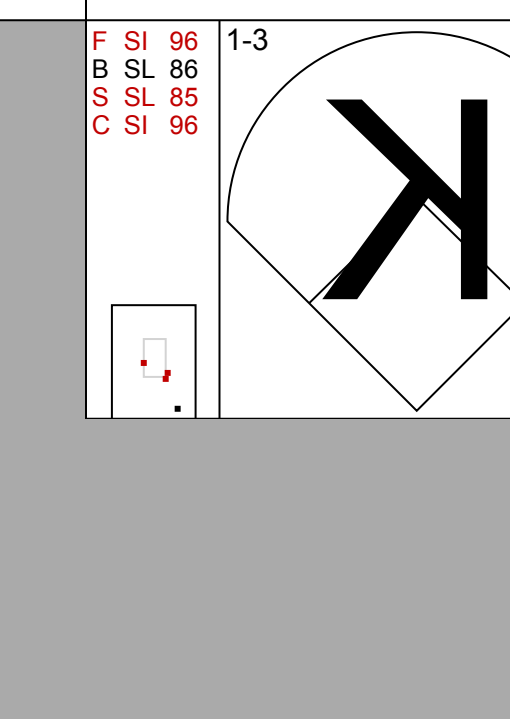
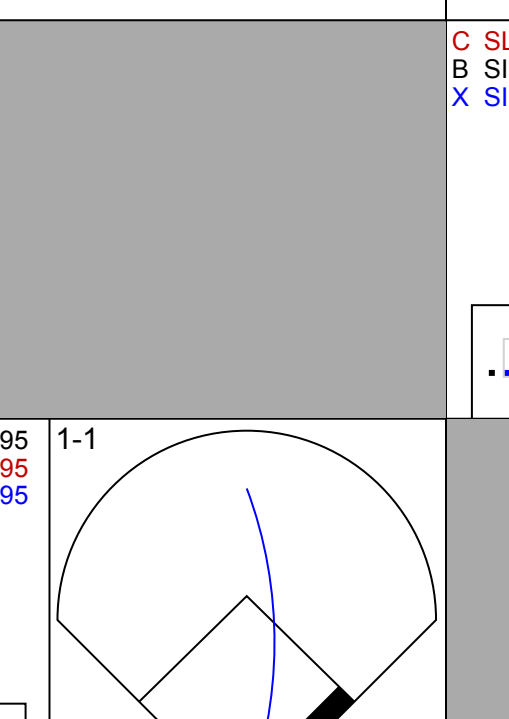
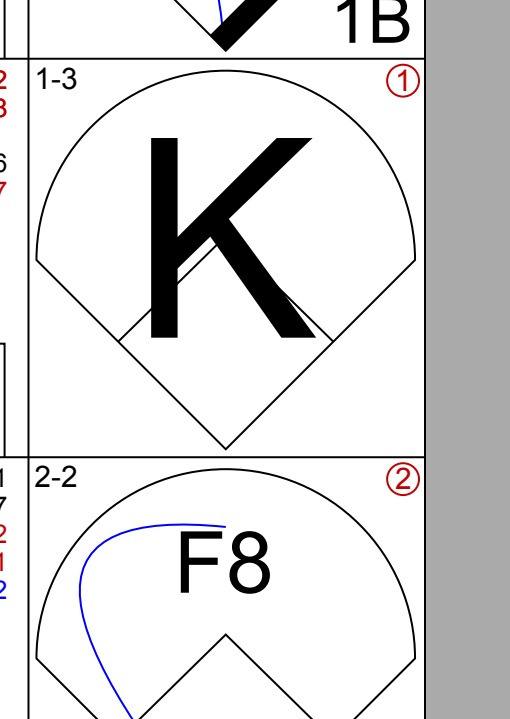
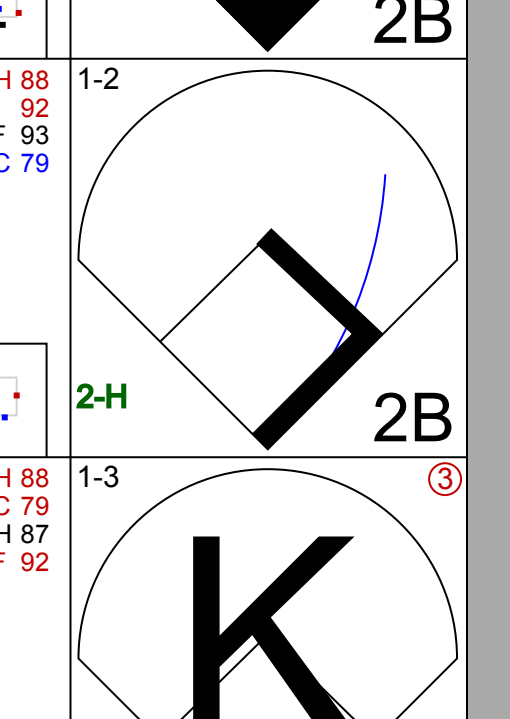
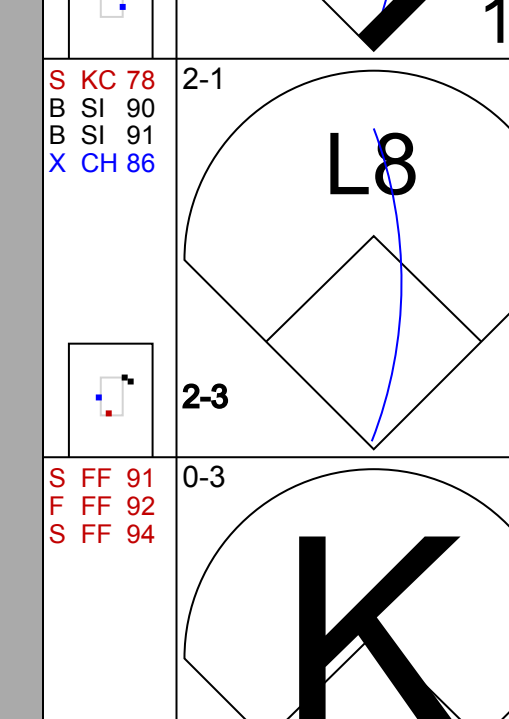
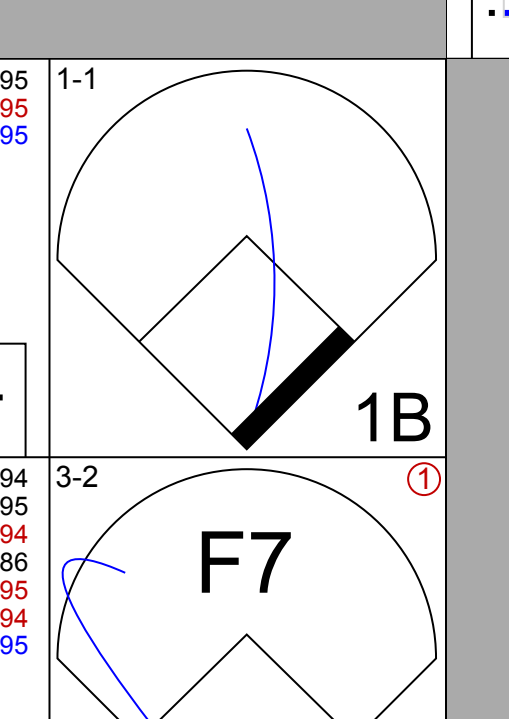
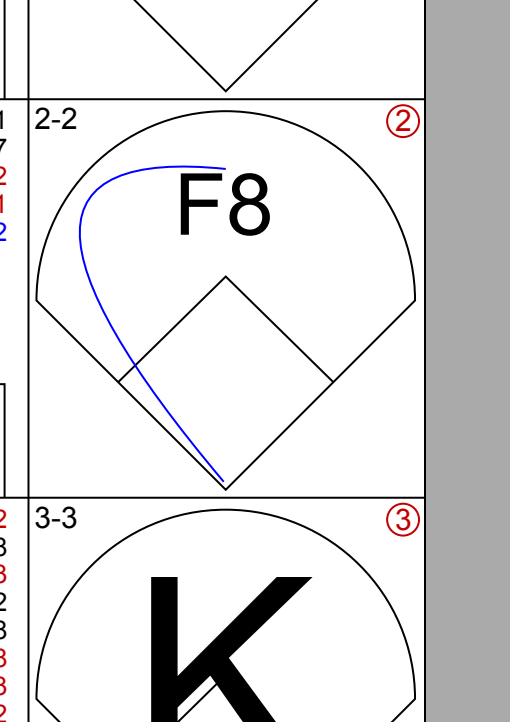
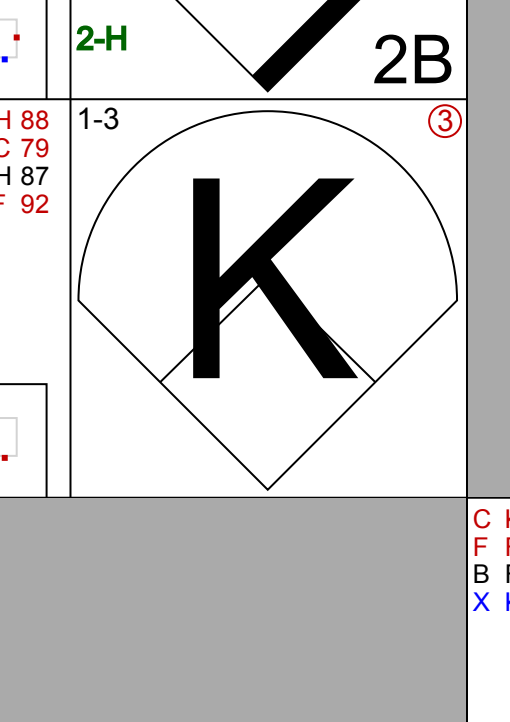
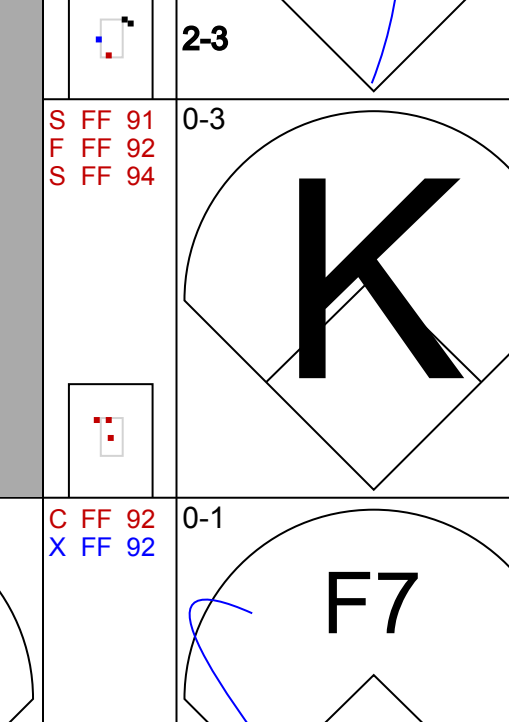
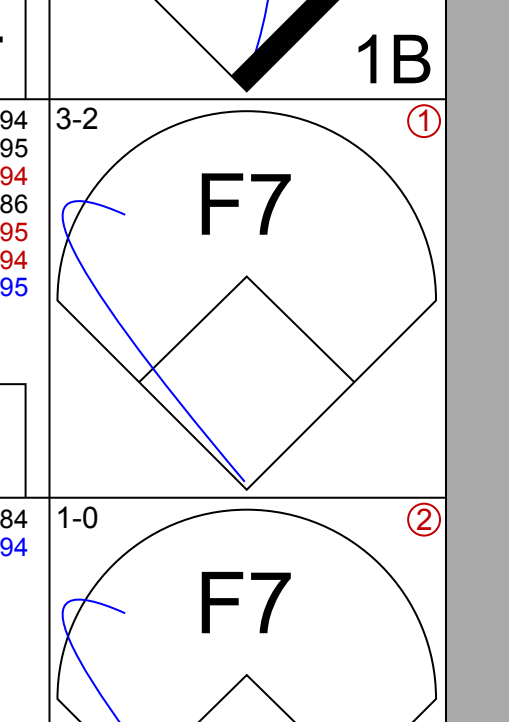
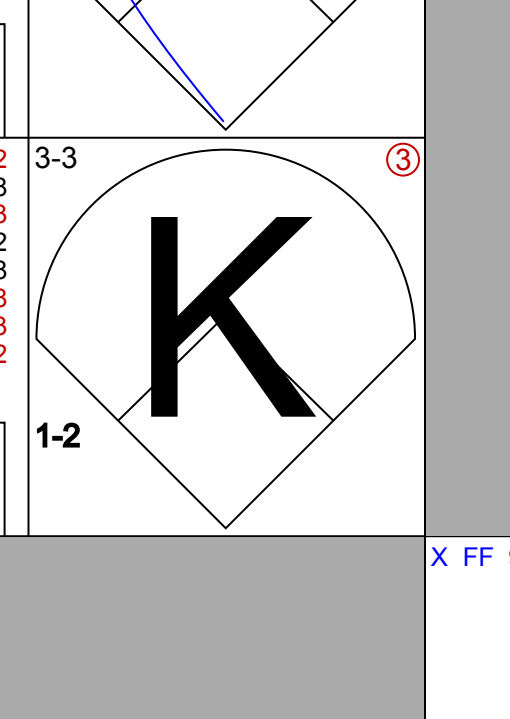
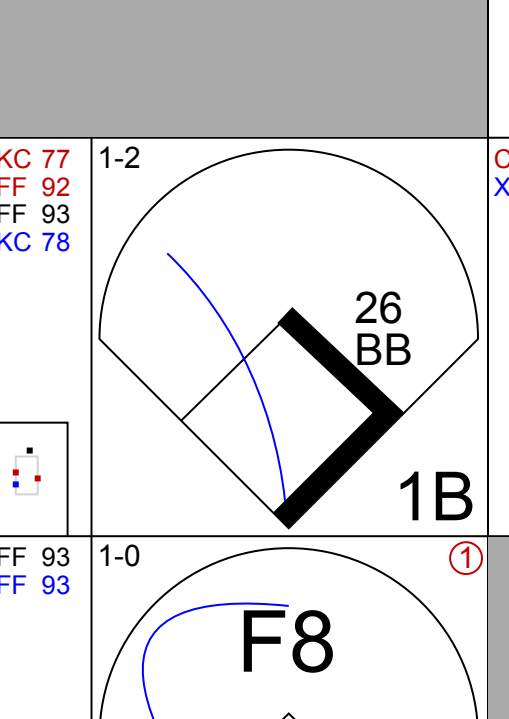
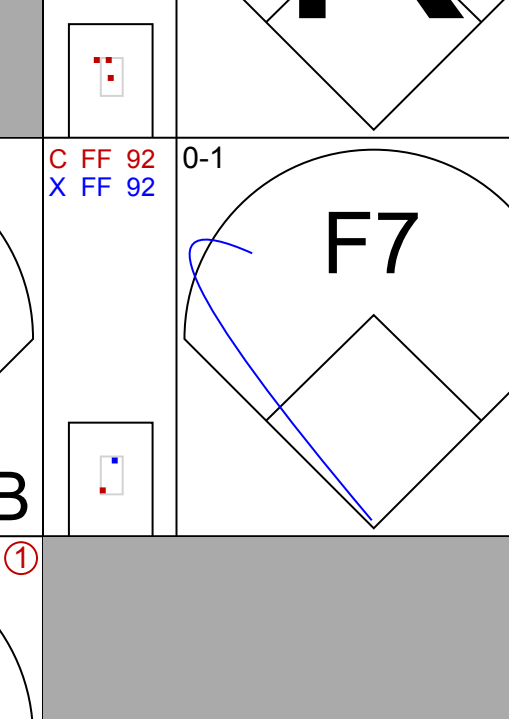
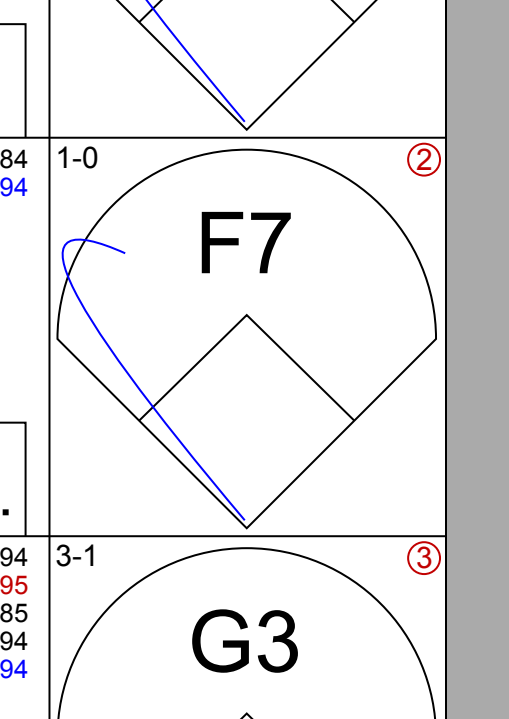
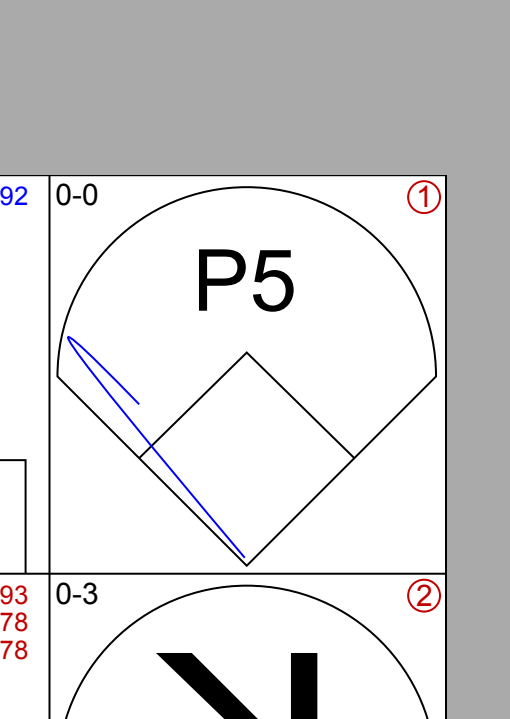
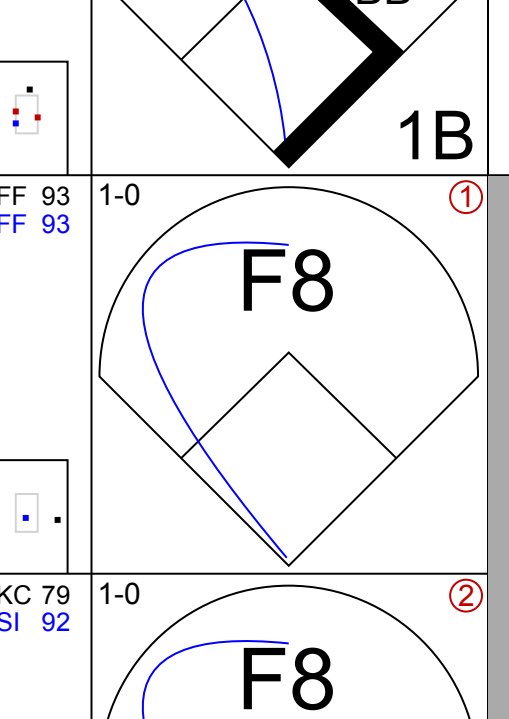
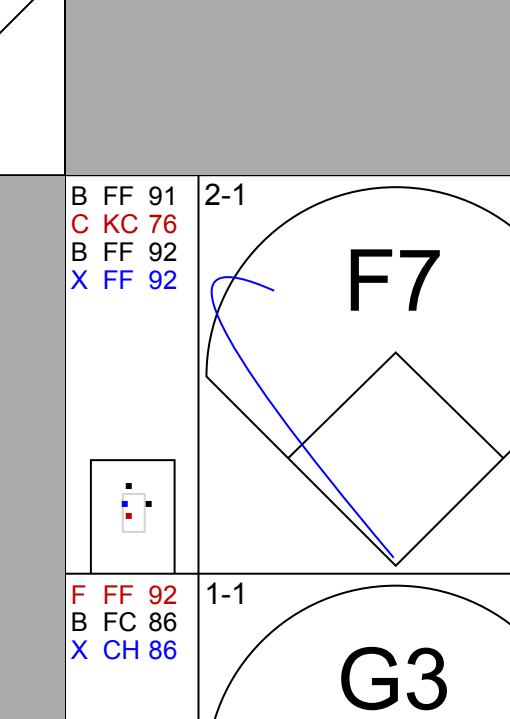
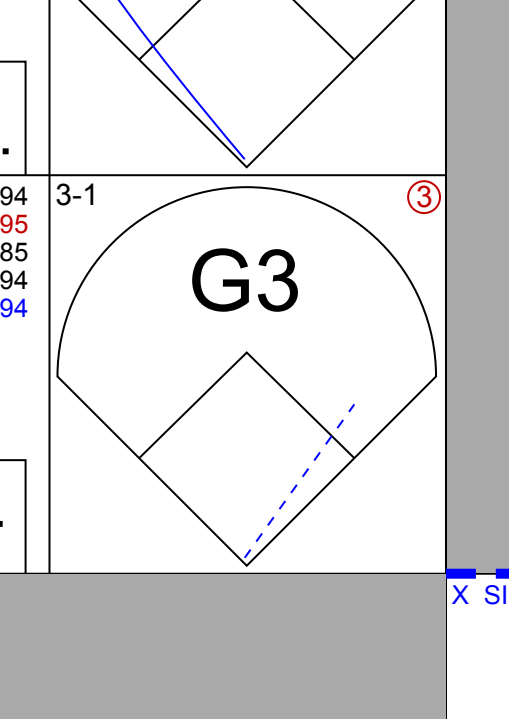
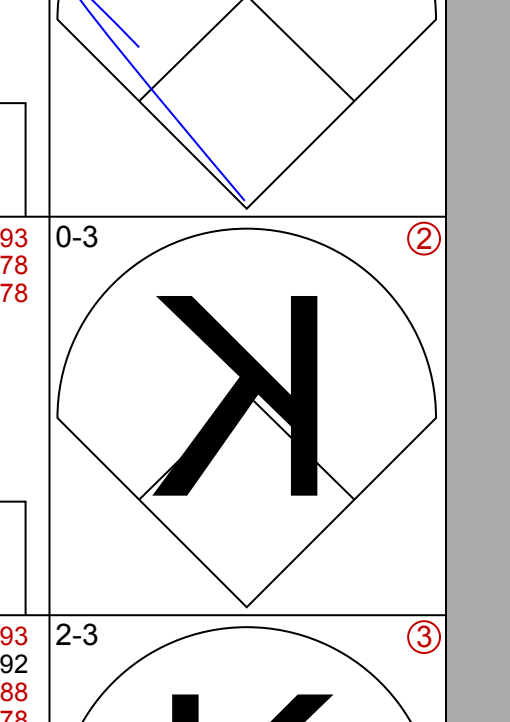
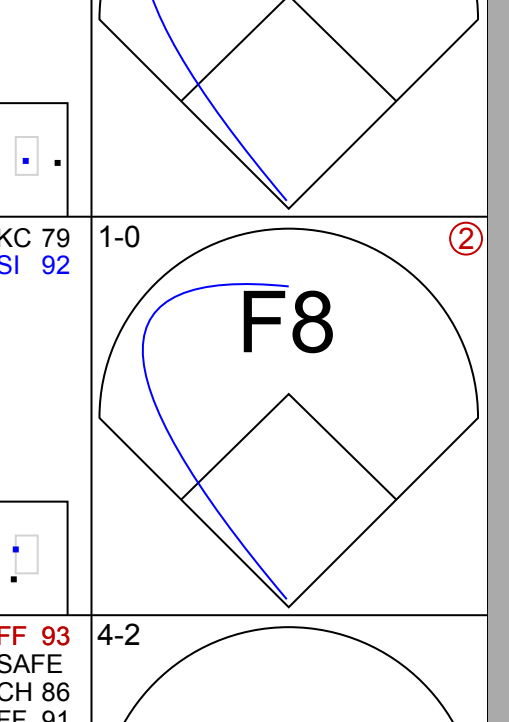
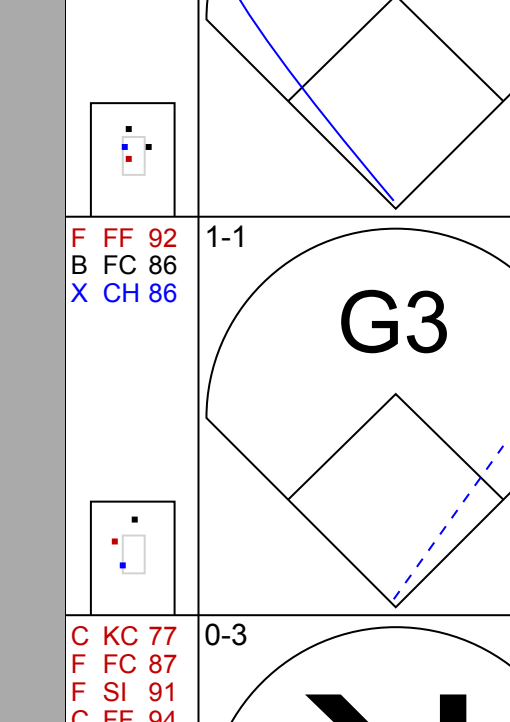
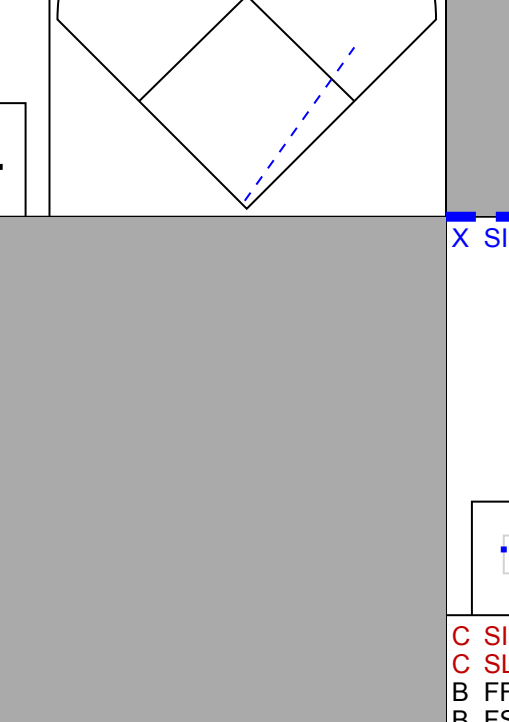
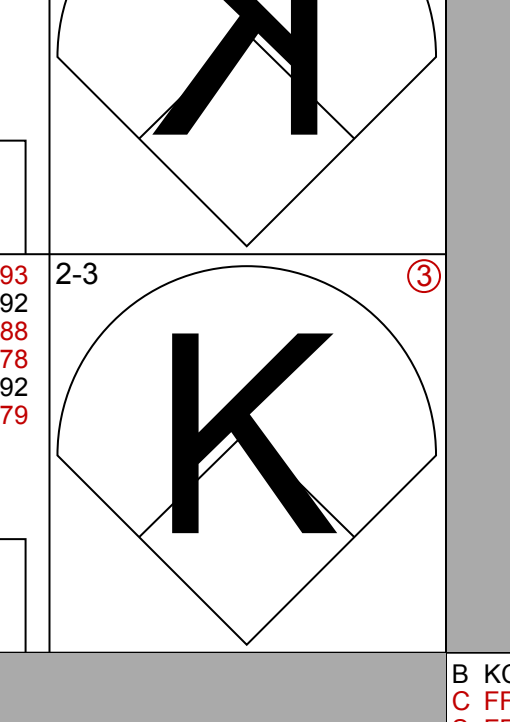
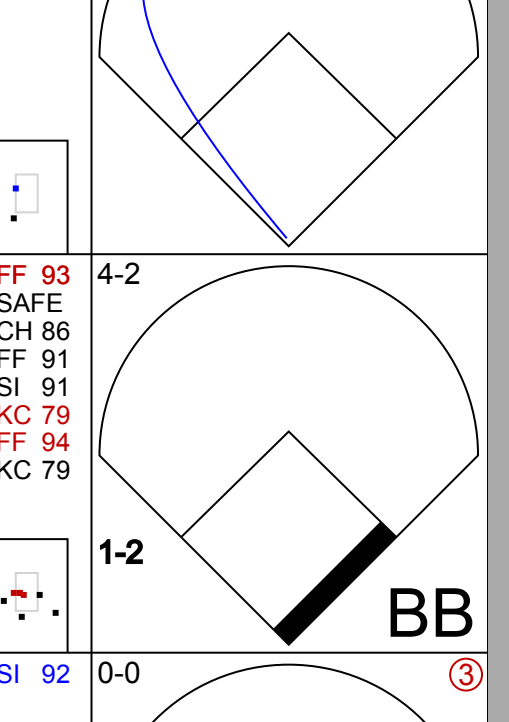
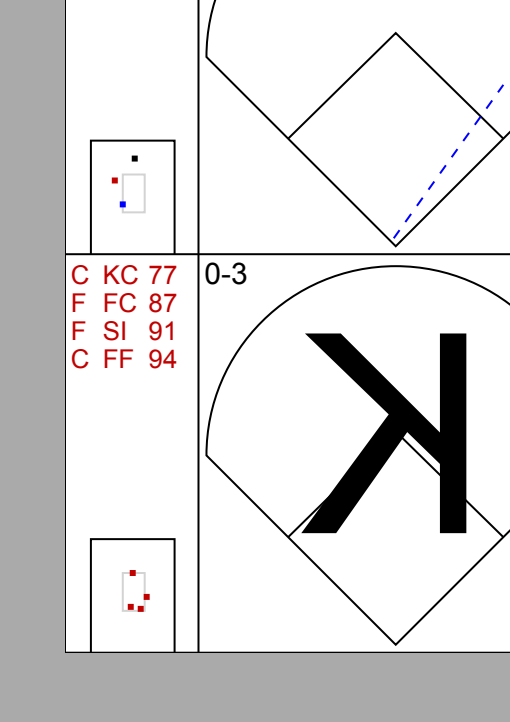

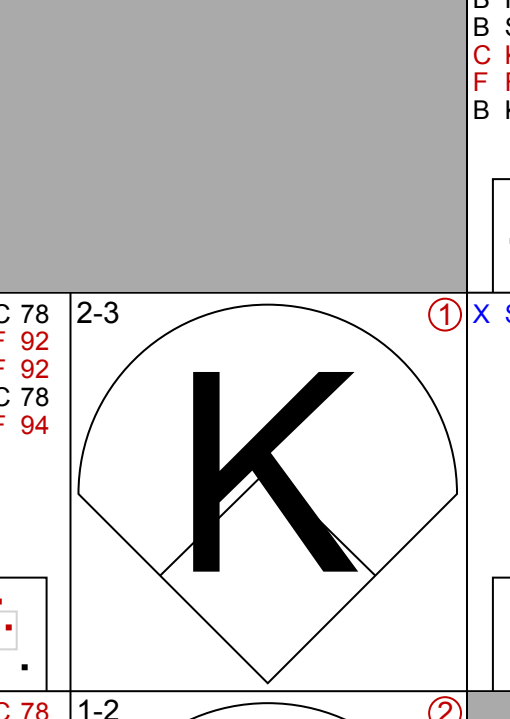
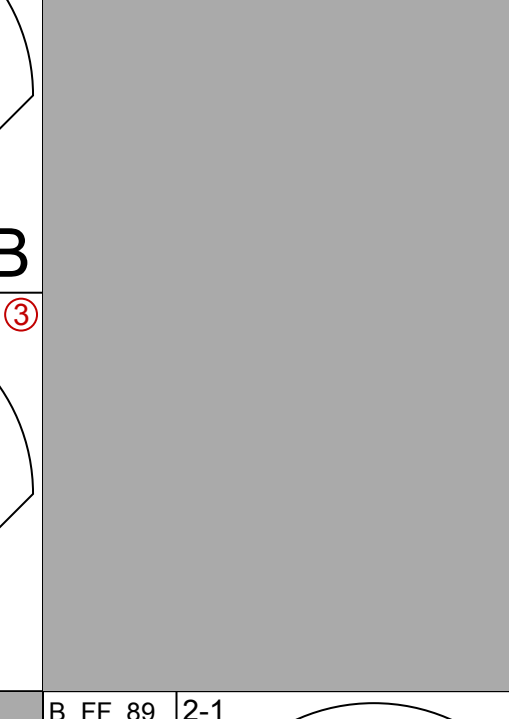
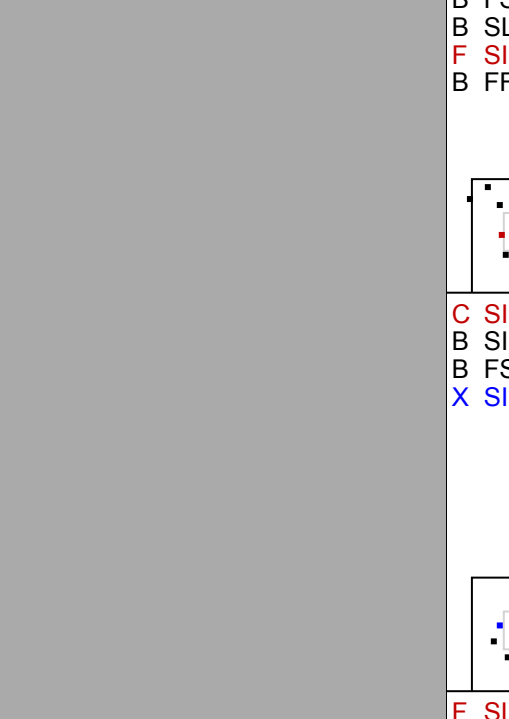
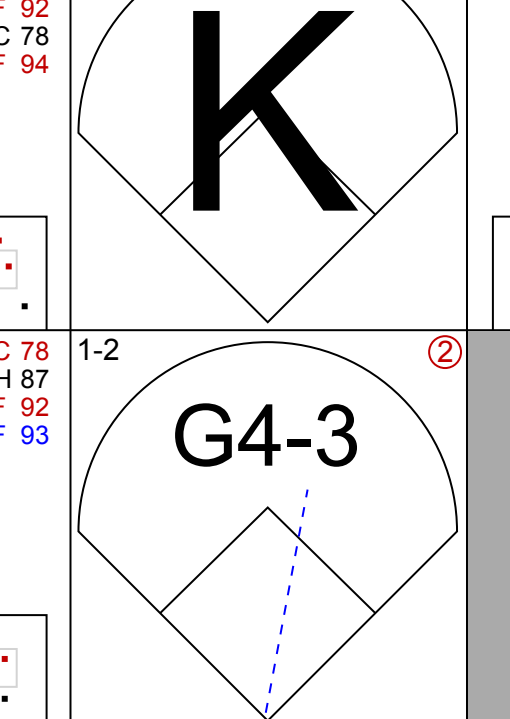
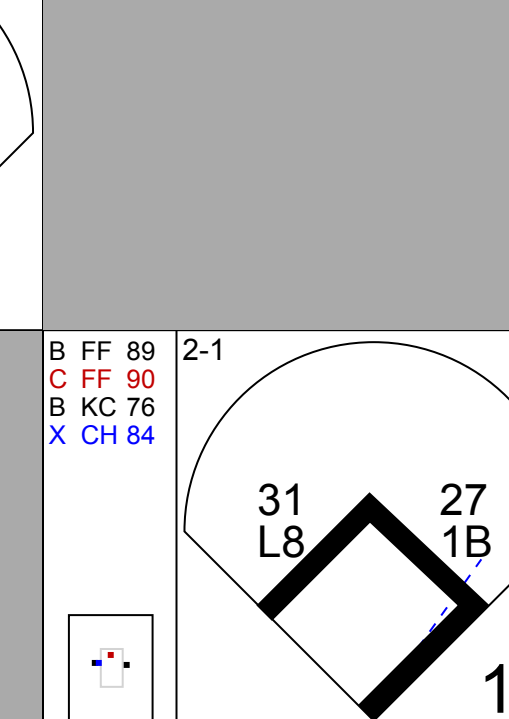
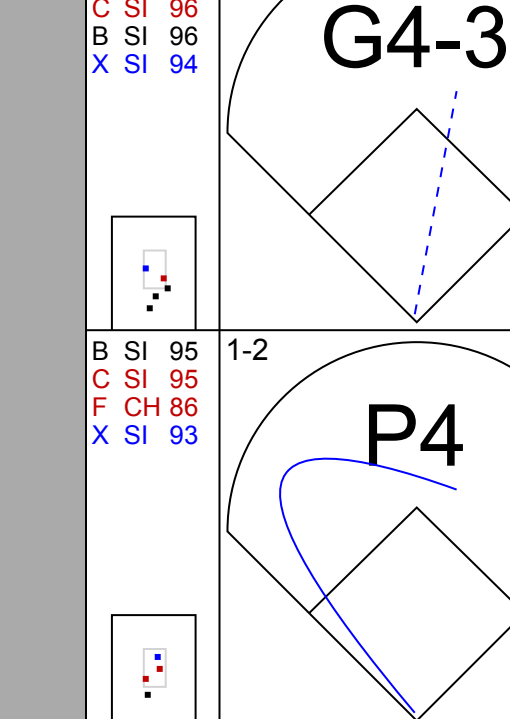
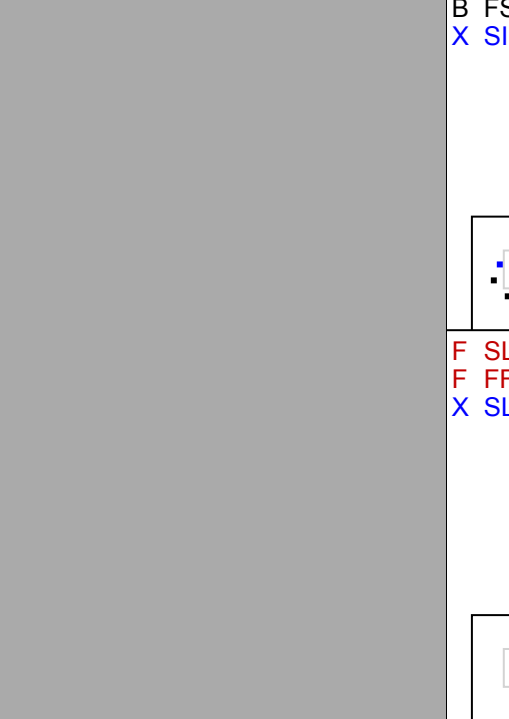
Batter	1	2	3	4	5	6	7	8	9	10	AB	R	H	RBI	BB	SO	LOB	BOTTOM			
27 Kevin Newman, R OBP: 0.328, SLG: 0.405												4	0	1	0	0	3	0	Philadelphia Phillies @ Pittsburgh Pirates PNC Park, Pittsburgh, PA Sat Jul 30 2022, 7:17 PM - 10:09 PM EDT Att: 38,781 - Partly Cloudy - 83 F		
24 Greg Allen, S OBP: 0.120, SLG: 0.160											4	0	0	0	0	1	1				
13 Ke'Bryan Hayes, R OBP: 0.320, SLG: 0.353											3	0	0	0	1	1	1				
2 Michael Chavis, R OBP: 0.262, SLG: 0.410												4	0	2	0	0	2	0			
18 Ben Gamel, L OBP: 0.328, SLG: 0.357											3	0	0	0	0	0	2				
64 Diego Castillo, R OBP: 0.245, SLG: 0.368											3	0	0	0	0	1	3				
15 Oneil Cruz, L OBP: 0.240, SLG: 0.410											4	0	0	0	0	2	0				
66 Blich Madris, L OBP: 0.262, SLG: 0.355											4	1	1	1	0	1	0				
31 Cal Mitchell, L OBP: 0.252, SLG: 0.362											3	0	0	0	0	1	0				
61 Jason Delay, R OBP: 0.333, SLG: 0.429											3	0	0	0	0	1	0				
<b>Inning Stats</b>	R: 0 E: 0 K: 1 S: 8	H: 0 LOB: 0 BB: 0 P: 14	R: 0 E: 0 K: 2 S: 9	H: 0 LOB: 0 BB: 0 P: 14	R: 0 E: 0 K: 2 S: 9	H: 1 LOB: 3 BB: 1 P: 18	R: 0 E: 0 K: 2 S: 8	H: 0 LOB: 0 BB: 0 P: 10	R: 0 E: 0 K: 0 S: 11	H: 2 LOB: 2 BB: 0 P: 18	R: 1 E: 0 K: 0 S: 7	H: 1 LOB: 0 BB: 0 P: 13	R: 0 E: 0 K: 2 S: 10	H: 0 LOB: 0 BB: 0 P: 15	R: 0 E: 0 K: 2 S: 9	H: 0 LOB: 0 BB: 0 P: 10	R: 0 E: 0 K: 0 S: 10	H: 0 LOB: 0 BB: 0 P: 14	1B: 3 2B: 0 3B: 0 HR: 1	SF: 0 SAC: 0 DP: 0 HBP: 1	WP: 1 PA: 35 PB: 0 SB: 0 CS: 0
<b>PITCHER</b>	IP WLS BF H R ER SO BB IBB HBP BLK WP HR S P ERA WHIP	IP WLS BF H R ER SO BB IBB HBP BLK WP HR S P ERA WHIP	IP WLS BF H R ER SO BB IBB HBP BLK WP HR S P ERA WHIP	IP WLS BF H R ER SO BB IBB HBP BLK WP HR S P ERA WHIP	IP WLS BF H R ER SO BB IBB HBP BLK WP HR S P ERA WHIP	IP WLS BF H R ER SO BB IBB HBP BLK WP HR S P ERA WHIP	IP WLS BF H R ER SO BB IBB HBP BLK WP HR S P ERA WHIP	IP WLS BF H R ER SO BB IBB HBP BLK WP HR S P ERA WHIP	IP WLS BF H R ER SO BB IBB HBP BLK WP HR S P ERA WHIP	IP WLS BF H R ER SO BB IBB HBP BLK WP HR S P ERA WHIP	IP WLS BF H R ER SO BB IBB HBP BLK WP HR S P ERA WHIP	IP WLS BF H R ER SO BB IBB HBP BLK WP HR S P ERA WHIP	IP WLS BF H R ER SO BB IBB HBP BLK WP HR S P ERA WHIP	IP WLS BF H R ER SO BB IBB HBP BLK WP HR S P ERA WHIP	IP WLS BF H R ER SO BB IBB HBP BLK WP HR S P ERA WHIP	IP WLS BF H R ER SO BB IBB HBP BLK WP HR S P ERA WHIP	IP WLS BF H R ER SO BB IBB HBP BLK WP HR S P ERA WHIP	IP WLS BF H R ER SO BB IBB HBP BLK WP HR S P ERA WHIP			
55 Ranger Suárez, L ERA: 3.6	6.0	4	1	1	0	0	0	0	0	0	0	0	7	13	9.00	1.000					
46 José Alvarado, L ERA: 5.1	1.0	3	0	0	0	0	0	0	0	0	0	0	10	15	0.00	0.000					
64 Andrew Bellatti, R ERA: 3.15	1.0	3	0	0	0	0	0	0	0	0	0	0	10	15	0.00	0.000					
23 Corey Knebel, R ERA: 2.59	2.0	5	0	0	0	0	0	0	0	0	0	0	19	24	0.00	0.000					

AB	34
R	2
H	6
RBI	1
BB	4
SO	5
LOB	21





Batter	1	2	3	4	5	6	7	8	9	AB R H RBI BB SO LOB	TOP											
12 Kyle Schwarber, L (1, 10) OBP: 0.306, SLG: 0.501										5 1 1 1 0 1 2	Philadelphia Phillies @ Pittsburgh Pirates PNC Park, Pittsburgh, PA Sun Jul 31 2022, 1:38 PM - 4:44 PM EDT Att: 19,322 - Overcast - 75 F											
17 Rhys Hoskins, R (1, 3) OBP: 0.339, SLG: 0.474										5 0 1 0 0 1 0												
28 Alec Bohm, R (1, 5) OBP: 0.331, SLG: 0.415										5 3 4 1 0 0 1												
10 J.T. Realmuto, R (1, 2) OBP: 0.340, SLG: 0.420										5 2 3 1 0 0 0												
8 Nick Castellanos, R (1, 9) OBP: 0.300, SLG: 0.373										5 1 4 2 0 0 2												
5 Bryson Stott, L (1, 4) OBP: 0.266, SLG: 0.321										5 1 2 1 0 0 2												
18 Didi Gregorius, L (1, 6) OBP: 0.266, SLG: 0.311										5 0 0 0 0 1 5												
19 Matt Vierling, R (1, 7) OBP: 0.301, SLG: 0.335										4 0 2 1 0 0 0												
37 Odübel Herrera, L (1, 8) OBP: 0.279, SLG: 0.378										4 0 1 1 0 2 1												
<b>Inning Stats</b>	R: 2 H: 4 E: 0 K: 2 S: 15	H: 4 LOB: 2 BB: 0 P: 22	R: 0 H: 0 E: 0 K: 1 S: 8	H: 0 LOB: 0 BB: 0 P: 12	R: 0 H: 2 E: 0 K: 0 S: 8	H: 2 LOB: 1 BB: 0 P: 11	R: 0 H: 1 E: 0 K: 1 S: 9	H: 1 LOB: 1 BB: 0 P: 11	R: 5 H: 7 E: 0 K: 0 S: 28	H: 7 LOB: 2 BB: 0 P: 39		R: 1 H: 2 E: 0 K: 0 S: 13	H: 2 LOB: 1 BB: 0 P: 21	R: 0 H: 0 E: 0 K: 1 S: 8	H: 0 LOB: 0 BB: 0 P: 10	R: 0 H: 1 E: 0 K: 0 S: 7	H: 1 LOB: 0 BB: 0 P: 10	R: 0 H: 1 E: 0 K: 0 S: 10	H: 1 LOB: 1 BB: 0 P: 14	1B: 14 2B: 2 3B: 0 HR: 2	SF: 0 SAC: 0 DP: 2 HBP: 0	WP: 0 PB: 0 SB: 0 CS: 0
<b>PITCHER</b>	IP WLS BF H R ER SO BB IBB HBP BLK WP HR S P ERA WHIP											IP WLS BF H R ER SO BB IBB HBP BLK WP HR S P ERA WHIP										
34 JT Brubaker, R (1, 1) ERA: 4.4	4.1 L 24 12 7 7 4 0 0 0 0 0 1 56 78 14.54 2.769																					
36 Dillon Peters, L (5, 1) ERA: 4.91	1.2 9 4 1 1 0 0 0 0 0 0 1 25 38 5.40 2.400																					
48 Tyler Beede, R (7, 1) ERA: 3.12	3.0 10 2 0 0 1 0 0 0 0 0 0 25 34 0.00 0.667																					

Batter	1	2	3	4	5	6	7	8	9	AB R H RBI BB SO LOB	BOTTOM											
27 Kevin Newman, R (1, 4) OBP: 0.338, SLG: 0.421										5 1 3 0 0 1 2	Philadelphia Phillies @ Pittsburgh Pirates PNC Park, Pittsburgh, PA Sun Jul 31 2022, 1:38 PM - 4:44 PM EDT Att: 19,322 - Overcast - 75 F											
31 Cal Mitchell, L (1, 10) OBP: 0.280, SLG: 0.375										4 0 2 1 0 1 3												
10 Bryan Reynolds, S (1, 8) OBP: 0.331, SLG: 0.448										4 0 0 0 0 2 5												
18 Ben Gamel, L (1, 7) OBP: 0.327, SLG: 0.355										4 0 1 0 0 1 4												
66 Bligh Madris, L (1, 9) OBP: 0.246, SLG: 0.333										4 0 0 0 0 0 2												
15 Oneil Cruz, L (1, 6) OBP: 0.241, SLG: 0.405										4 1 1 0 0 1 1												
26 Josh VanMeter, L (1, 5) OBP: 0.260, SLG: 0.293										2 0 0 0 2 2 0												
25 Yoshi Tsutsugo, L (1, 3) OBP: 0.249, SLG: 0.229										4 0 1 1 0 1 2												
54 Tyler Heineman, S (1, 2) OBP: 0.261, SLG: 0.259										4 0 1 0 0 0 2												
<b>Inning Stats</b>	R: 0 H: 1 E: 0 K: 2 S: 14	H: 1 LOB: 1 BB: 0 P: 21	R: 0 H: 0 E: 0 K: 2 S: 8	H: 0 LOB: 0 BB: 0 P: 10	R: 1 H: 2 E: 0 K: 2 S: 15	H: 2 LOB: 1 BB: 0 P: 21	R: 0 H: 1 E: 0 K: 0 S: 9	H: 1 LOB: 2 BB: 1 P: 16	R: 0 H: 2 E: 0 K: 1 S: 10	H: 2 LOB: 0 BB: 0 P: 14		R: 0 H: 0 E: 0 K: 1 S: 8	H: 0 LOB: 0 BB: 0 P: 11	R: 0 H: 0 E: 0 K: 1 S: 8	H: 0 LOB: 0 BB: 0 P: 13	R: 0 H: 1 E: 0 K: 0 S: 9	H: 1 LOB: 1 BB: 0 P: 17	R: 1 H: 2 E: 0 K: 0 S: 11	H: 2 LOB: 1 BB: 1 P: 18	1B: 7 2B: 2 3B: 0 HR: 0	SF: 0 SAC: 0 DP: 1 HBP: 0	WP: 0 PB: 0 SB: 1 CS: 0
<b>PITCHER</b>	IP WLS BF H R ER SO BB IBB HBP BLK WP HR S P ERA WHIP											IP WLS BF H R ER SO BB IBB HBP BLK WP HR S P ERA WHIP										
27 Aaron Nola, R (1, 1) ERA: 3.25	6.0 W 25 6 1 1 8 1 0 0 0 0 0 64 93 1.50 1.167																					
22 Mark Appel, R (7, 1) ERA: 1.0	2.0 7 1 0 0 1 0 0 0 0 0 0 17 30 0.00 0.500																					
31 Jeury Familia, R (9, 1) ERA: 6.09	1.0 5 2 1 1 0 1 0 0 0 0 0 0 11 18 9.00 3.000																					



Batter	1	2	3	4	5	6	7	8	9	AB	R	H	RBI	BB	SO	LOB	TOP	
12 Kyle Schwarber, L OBP: 0.308, SLG: 0.499										2	0	0	0	2	2	0	<b>Philadelphia Phillies @ Atlanta Braves</b> Truist Park, Atlanta, GA Tue Aug 02 2022, 7:21 PM - 10:47 PM EDT Att: 38,932 - Partly Cloudy - 90 F	
17 Rhys Hoskins, R OBP: 0.336, SLG: 0.470 33 Edmundo Sosa, R OBP: 0.250, SLG: 0.270										3	0	0	0	0	2	1		
28 Alec Bohm, R OBP: 0.327, SLG: 0.411										4	0	0	0	0	3	3		
10 J.T. Realmuto, R OBP: 0.337, SLG: 0.416 21 Garrett Stubbs, L OBP: 0.342, SLG: 0.522										3	0	0	0	0	2	0		
8 Nick Castellanos, R OBP: 0.300, SLG: 0.373 41 Yairo Muñoz, R OBP: 0.294, SLG: 0.440										3	1	1	0	0	1	0		
25 Darrick Hall, L OBP: 0.287, SLG: 0.522										4	0	2	1	0	0	0		
5 Bryson Stott, L OBP: 0.266, SLG: 0.320										4	0	1	0	0	1	1		
19 Matt Vierling, R OBP: 0.300, SLG: 0.329										3	0	0	0	1	2	3		
18 Didi Gregorius, L OBP: 0.263, SLG: 0.305										4	0	0	0	0	1	1		
<b>Inning Stats</b>	R: 0 E: 0 K: 2 S: 9	H: 0 LOB: 0 BB: 0 P: 13	R: 1 E: 0 K: 2 S: 17	H: 2 LOB: 1 BB: 0 P: 23	R: 0 E: 0 K: 1 S: 8	H: 0 LOB: 1 BB: 1 P: 14	R: 0 E: 0 K: 2 S: 8	H: 0 LOB: 0 BB: 0 P: 12	R: 0 E: 0 K: 3 S: 12	H: 2 LOB: 2 BB: 0 P: 13	R: 0 E: 0 K: 1 S: 9	H: 0 LOB: 3 BB: 2 P: 33	R: 0 E: 0 K: 0 S: 9	H: 0 LOB: 1 BB: 1 P: 14	1B: 3 2B: 1 3B: 0 HR: 0	SF: 0 SAC: 0 DP: 0 HBP: 1		WP: 0 PB: 0 SB: 1 CS: 0
<b>PITCHER</b>	IP WLS BF H R ER SO BB IBB HBP BLK WP HR S P ERA WHIP	IP WLS BF H R ER SO BB IBB HBP BLK WP HR S P ERA WHIP	IP WLS BF H R ER SO BB IBB HBP BLK WP HR S P ERA WHIP	IP WLS BF H R ER SO BB IBB HBP BLK WP HR S P ERA WHIP	IP WLS BF H R ER SO BB IBB HBP BLK WP HR S P ERA WHIP	IP WLS BF H R ER SO BB IBB HBP BLK WP HR S P ERA WHIP	IP WLS BF H R ER SO BB IBB HBP BLK WP HR S P ERA WHIP	IP WLS BF H R ER SO BB IBB HBP BLK WP HR S P ERA WHIP	IP WLS BF H R ER SO BB IBB HBP BLK WP HR S P ERA WHIP	IP WLS BF H R ER SO BB IBB HBP BLK WP HR S P ERA WHIP	IP WLS BF H R ER SO BB IBB HBP BLK WP HR S P ERA WHIP	IP WLS BF H R ER SO BB IBB HBP BLK WP HR S P ERA WHIP	IP WLS BF H R ER SO BB IBB HBP BLK WP HR S P ERA WHIP	IP WLS BF H R ER SO BB IBB HBP BLK WP HR S P ERA WHIP	IP WLS BF H R ER SO BB IBB HBP BLK WP HR S P ERA WHIP	IP WLS BF H R ER SO BB IBB HBP BLK WP HR S P ERA WHIP	IP WLS BF H R ER SO BB IBB HBP BLK WP HR S P ERA WHIP	IP WLS BF H R ER SO BB IBB HBP BLK WP HR S P ERA WHIP

AB	31
R	1
H	4
RBI	1
BB	4
SO	14
LOB	12



Batter	1	2	3	4	5	6	7	8	9	AB	R	H	RBI	BB	SO	LOB	BOTTOM			
13 Ronald Acuña Jr., R OBP: 0.357, SLG: 0.591										3	1	1	1	2	0	0	<b>Philadelphia Phillies @ Atlanta Braves</b> Truist Park, Atlanta, GA Tue Aug 02 2022, 7:21 PM - 10:47 PM EDT Att: 38,932 - Partly Cloudy - 90 F			
7 Dansby Swanson, R OBP: 0.359, SLG: 0.471										4	1	3	1	1	1	2				
28 Matt Olson, L OBP: 0.340, SLG: 0.496										3	2	0	0	1	1	4				
27 Austin Riley, R OBP: 0.361, SLG: 0.600										4	1	1	0	1	2	4				
8 Eddie Rosario, L OBP: 0.230, SLG: 0.277										5	1	3	5	0	1	1				
24 William Contreras, R OBP: 0.345, SLG: 0.534										4	1	1	0	1	1	3				
20 Marcell Ozuna, R OBP: 0.278, SLG: 0.411										5	3	3	2	0	1	2				
11 Orlando Arcia, R OBP: 0.314, SLG: 0.387										4	1	1	2	0	1	3				
23 Michael Harris II, L OBP: 0.320, SLG: 0.478										3	2	1	0	0	1	1				
<b>Inning Stats</b>	R: 0 E: 0 K: 1 S: 7	H: 1 LOB: 1 BB: 0 P: 13	R: 0 E: 0 K: 2 S: 12	H: 1 LOB: 2 BB: 1 P: 21	R: 2 E: 0 K: 2 S: 17	H: 1 LOB: 2 BB: 2 P: 33	R: 1 E: 0 K: 2 S: 12	H: 2 LOB: 0 BB: 0 P: 18	R: 6 E: 0 K: 1 S: 30	H: 7 LOB: 2 BB: 1 P: 48	R: 0 E: 0 K: 1 S: 8	H: 0 LOB: 0 BB: 0 P: 13	R: 1 E: 0 K: 0 S: 8	H: 1 LOB: 0 BB: 0 P: 13	R: 3 E: 0 K: 0 S: 7	H: 1 LOB: 0 BB: 2 P: 18		1B: 10 2B: 3 3B: 0 HR: 2	SF: 0 SAC: 0 DP: 2 HBP: 2	WP: 1 PB: 0 SB: 0 CS: 1
<b>PITCHER</b>	IP WLS BF H R ER SO BB IBB HBP BLK WP HR S P ERA WHIP	IP WLS BF H R ER SO BB IBB HBP BLK WP HR S P ERA WHIP	IP WLS BF H R ER SO BB IBB HBP BLK WP HR S P ERA WHIP	IP WLS BF H R ER SO BB IBB HBP BLK WP HR S P ERA WHIP	IP WLS BF H R ER SO BB IBB HBP BLK WP HR S P ERA WHIP	IP WLS BF H R ER SO BB IBB HBP BLK WP HR S P ERA WHIP	IP WLS BF H R ER SO BB IBB HBP BLK WP HR S P ERA WHIP	IP WLS BF H R ER SO BB IBB HBP BLK WP HR S P ERA WHIP	IP WLS BF H R ER SO BB IBB HBP BLK WP HR S P ERA WHIP	IP WLS BF H R ER SO BB IBB HBP BLK WP HR S P ERA WHIP	IP WLS BF H R ER SO BB IBB HBP BLK WP HR S P ERA WHIP	IP WLS BF H R ER SO BB IBB HBP BLK WP HR S P ERA WHIP	IP WLS BF H R ER SO BB IBB HBP BLK WP HR S P ERA WHIP	IP WLS BF H R ER SO BB IBB HBP BLK WP HR S P ERA WHIP	IP WLS BF H R ER SO BB IBB HBP BLK WP HR S P ERA WHIP	IP WLS BF H R ER SO BB IBB HBP BLK WP HR S P ERA WHIP	IP WLS BF H R ER SO BB IBB HBP BLK WP HR S P ERA WHIP	IP WLS BF H R ER SO BB IBB HBP BLK WP HR S P ERA WHIP		

AB	35
R	13
H	14
RBI	11
BB	6
SO	9
LOB	20













Batter	1	2	3	4	5	6	7	8	9	AB	R	H	RBI	BB	SO	LOB	TOP				
16 Victor Robles, R OBP: 0.293, SLG: 0.320	G6-3			F9			L6-4 HBP	K		3	0	0	0	0	1	2					
2 Luis García Jr., L OBP: 0.303, SLG: 0.434	G6-3			K			1B		1B	4	1	2	0	0	1	0					
34 Luke Voit, R OBP: 0.319, SLG: 0.414	G5-3			K			L6-4		BB	3	0	0	0	1	1	2					
29 Yadiel Hernandez, L OBP: 0.308, SLG: 0.415		L8			G1-3		G6-3		G1	4	0	0	0	0	0	3					
20 Keibert Ruiz, S OBP: 0.304, SLG: 0.343		K			G3			G4-3	G5-3	4	0	0	1	0	1	1					
28 Lane Thomas, R OBP: 0.286, SLG: 0.394		G5-3			P5				K	3	1	0	0	0	1	1					
1 César Hernández, S OBP: 0.305, SLG: 0.306				G4-3			G4-3			2	0	0	0	1	0	0					
45 Joey Meneses, R OBP: 0.182, SLG: 0.455				L8			G4-3			3	0	1	0	0	0	0					
14 Ildemaro Vargas, S OBP: 0.303, SLG: 0.414				L7			G5-3		SF8	2	0	0	1	0	0	0					
<b>Inning Stats</b>	R: 0 H: 0 K: 0 S: 10	H: 0 LOB: 0 BB: 0 P: 16	R: 0 H: 0 K: 1 S: 8	H: 0 LOB: 0 BB: 0 P: 10	R: 0 H: 0 K: 0 S: 8	H: 0 LOB: 0 BB: 0 P: 13	R: 0 H: 0 K: 2 S: 10	H: 0 LOB: 0 BB: 0 P: 15	R: 0 H: 0 K: 0 S: 4	H: 0 LOB: 0 BB: 0 P: 6	R: 0 H: 1 K: 0 S: 5	H: 1 LOB: 1 BB: 0 P: 9	R: 1 H: 1 K: 1 S: 12	H: 1 LOB: 2 BB: 1 P: 21	R: 1 H: 1 K: 1 S: 12	H: 1 LOB: 1 BB: 1 P: 19	1B: 3 2B: 1 3B: 0 HR: 0	SF: 1 SAC: 0 DP: 1 HBP: 2	WP: 0 PB: 0 SB: 0 CS: 0	PA: 33	
<b>PITCHER</b>	IP	WLS	BF	H	R	ER	SO	BB	IBB	HBP	BLK	WP	HR	S	P	ERA	WHIP				
44 Kyle Gibson, R ERA: 4.36	8.0	W	28	2	1	1	4	1	0	2	0	0	0	68	105	1.12	0.375				
52 Brad Hand, L ERA: 2.2	1.0		5	1	1	1	1	1	0	0	0	0	0	12	19	9.00	2.000				

Washington Nationals @ Philadelphia Phillies  
Citizens Bank Park, Philadelphia, PA  
Fri Aug 05 2022, 7:08 PM - 9:53 PM EDT  
Att: 22,024 - Partly Cloudy - 89 F

AB 28  
R 2  
H 3  
RBI 2  
BB 2  
SO 5  
LOB 9



Batter	1	2	3	4	5	6	7	8	9	AB	R	H	RBI	BB	SO	LOB	BOTTOM				
12 Kyle Schwarber, L OBP: 0.309, SLG: 0.500	K				BB					3	1	1	1	1	2	0					
19 Matt Vierling, R OBP: 0.299, SLG: 0.328	K									0	0	0	0	0	0	0					
17 Rhys Hoskins, R OBP: 0.342, SLG: 0.485	HR			HR						2	2	1	1	2	0	0					
28 Alec Bohm, R OBP: 0.327, SLG: 0.416	F8			F9						4	0	1	0	0	0	3					
10 J.T. Realmuto, R OBP: 0.336, SLG: 0.428	HR			HR						4	2	3	2	0	0	1					
8 Nick Castellanos, R OBP: 0.300, SLG: 0.384	HR			G5-3						4	1	1	2	0	0	2					
25 Darick Hall, L OBP: 0.308, SLG: 0.556	HR			F8						4	1	2	1	0	0	0					
2 Jean Segura, R OBP: 0.314, SLG: 0.393	K			G5-3						4	0	0	0	0	1	1					
33 Edmundo Sosa, R OBP: 0.250, SLG: 0.270	K									0	0	0	0	0	0	0					
5 Bryson Stott, L OBP: 0.260, SLG: 0.311		F7			P4					4	0	0	0	0	0	1					
16 Brandon Marsh, L OBP: 0.283, SLG: 0.350		K			L9					3	0	0	0	0	1	0					
<b>Inning Stats</b>	R: 4 H: 4 K: 2 S: 18	H: 4 LOB: 0 BB: 0 P: 26	R: 0 H: 0 K: 2 S: 9	H: 0 LOB: 0 BB: 0 P: 17	R: 2 H: 1 K: 0 S: 12	H: 1 LOB: 0 BB: 1 P: 19	R: 0 H: 0 K: 0 S: 5	H: 0 LOB: 0 BB: 0 P: 7	R: 0 H: 0 K: 0 S: 6	H: 0 LOB: 1 BB: 2 P: 14	R: 0 H: 1 K: 0 S: 9	H: 1 LOB: 0 BB: 0 P: 12	R: 1 H: 3 K: 0 S: 13	H: 3 LOB: 2 BB: 0 P: 19	R: 0 H: 0 K: 0 S: 7	H: 0 LOB: 0 BB: 0 P: 9	1B: 2 2B: 1 3B: 1 HR: 5	SF: 0 SAC: 0 DP: 1 HBP: 0	WP: 0 PB: 0 SB: 0 CS: 0	PA: 35	
<b>PITCHER</b>	IP	WLS	BF	H	R	ER	SO	BB	IBB	HBP	BLK	WP	HR	S	P	ERA	WHIP				
40 Josiah Gray, R ERA: 4.92	4.0	L	20	5	6	6	4	3	0	0	0	0	0	46	79	13.50	2.000				
61 Erasmo Ramirez, R ERA: 3.5	2.0		6	1	0	0	0	0	0	0	0	0	0	13	16	0.00	0.500				
64 Victor Arano, R ERA: 4.75	1.0		6	3	1	1	0	0	0	0	0	0	1	13	19	9.00	3.000				
57 Andrés Machado, R ERA: 4.75	1.0		3	0	0	0	0	0	0	0	0	0	0	7	9	0.00	0.000				

Washington Nationals @ Philadelphia Phillies  
Citizens Bank Park, Philadelphia, PA  
Fri Aug 05 2022, 7:08 PM - 9:53 PM EDT  
Att: 22,024 - Partly Cloudy - 89 F

AB 32  
R 7  
H 9  
RBI 7  
BB 3  
SO 4  
LOB 8













Batter	1	2	3	4	5	6	7	8	9	AB	R	H	RBI	BB	SO	LOB	TOP				
18 Joey Wendle, L (1.4) OBP: 0.304, SLG: 0.350	G3		K		P6		K			4	0	0	0	0	2	1	<b>Miami Marlins @ Philadelphia Phillies</b> Citizens Bank Park, Philadelphia, PA Tue Aug 09 2022, 7:38 PM - 10:51 PM EDT Att: 22,087 - Partly Cloudy - 87 F				
26 Garrett Cooper, R (1.10) OBP: 0.348, SLG: 0.424	K		2B		BB		BB			2	0	1	0	2	1	0					
99 Jesús Aguilar, R (1.3) OBP: 0.287, SLG: 0.391	2B		P3		K		F8			4	0	1	0	0	1	4					
14 Bryan De La Cruz, R (1.9) OBP: 0.253, SLG: 0.338	K		K		FC6-4		G1-3			4	0	0	0	0	2	4					
67 JJ Bleday, L (1.7) OBP: 0.283, SLG: 0.382	K				HR		K			3	1	1	1	1	2	0					
11 Miguel Rojas, R (1.6) OBP: 0.282, SLG: 0.335	G4-3		F9		K		L8			4	0	0	0	0	1	1					
83 Charles Leblanc, R (1.5) OBP: 0.438, SLG: 0.645	1B		G5-3		G5-3		E3			4	0	1	0	0	0	1					
58 Jacob Stallings, R (1.2) OBP: 0.268, SLG: 0.269	G4-3		BB		BB		G6-4-3			3	0	0	0	1	1	3					
86 Peyton Burdick, R (1.8) OBP: 0.333, SLG: 0.462	1B		1B		FC6-4		K			4	0	1	0	0	2	1					
<b>Inning Stats</b>	R: 0 H: 1 E: 0 K: 2 S: 13	H: 1 LOB: 1 BB: 0 P: 18	R: 0 H: 1 E: 0 K: 1 S: 14	H: 1 LOB: 1 BB: 0 P: 26	R: 0 H: 2 E: 0 K: 2 S: 12	H: 2 LOB: 2 BB: 0 P: 15	R: 1 H: 1 E: 0 K: 0 S: 7	H: 1 LOB: 1 BB: 1 P: 12	R: 0 H: 0 E: 0 K: 2 S: 8	H: 0 LOB: 1 BB: 1 P: 14	R: 0 H: 0 E: 0 K: 2 S: 14	H: 0 LOB: 1 BB: 1 P: 18	R: 0 H: 0 E: 0 K: 1 S: 8	H: 0 LOB: 0 BB: 0 P: 12	R: 0 H: 0 E: 1 K: 1 S: 5	H: 0 LOB: 0 BB: 0 P: 5	1B: 2 2B: 2 3B: 0 HR: 1	SF: 0 SAC: 0 DP: 1 HBP: 0	WP: 0 PB: 0 SB: 0 CS: 0	PA: 36	
<b>PITCHER</b>	IP	WLS	BF	H	R	ER	SO	BB	IBB	HBP	BLK	WP	HR	S	P	ERA	WHIP				
45 Zack Wheeler, R (1.1) ERA: 2.63	6.0	W	26	5	1	1	8	3	0	0	0	0	1	68	109	1.50	1.333				
46 José Alvarado, L (7.1) ERA: 4.73	1.0	H	4	0	0	0	2	1	0	0	0	0	0	12	18	0.00	1.000				
30 David Robertson, R (8.1) ERA: 2.08	1.0	H	3	0	0	0	1	0	0	0	0	0	0	8	12	0.00	0.000				
58 Seranthony Domínguez, R (1.1) ERA: 1.56	1.0	S	3	0	0	0	1	0	0	0	0	0	0	5	5	0.00	0.000				

Batter	1	2	3	4	5	6	7	8	9	AB	R	H	RBI	BB	SO	LOB	BOTTOM				
12 Kyle Schwarber, L (1.7) OBP: 0.310, SLG: 0.499	1B		G4-3		2B		K			4	1	2	0	0	1	0	<b>Miami Marlins @ Philadelphia Phillies</b> Citizens Bank Park, Philadelphia, PA Tue Aug 09 2022, 7:38 PM - 10:51 PM EDT Att: 22,087 - Partly Cloudy - 87 F				
17 Rhys Hoskins, R (1.3) OBP: 0.344, SLG: 0.496	G5-4-3		2B		K		F7			4	0	1	0	0	1	2					
28 Alec Bohm, R (1.5) OBP: 0.330, SLG: 0.413	E9		G6-3		1B		BB			3	1	1	1	1	0	1					
10 J.T. Realmuto, R (1.2) OBP: 0.339, SLG: 0.455	2B		HR		FC6-4		K			4	1	2	2	0	1	2					
8 Nick Castellanos, R (1.10) OBP: 0.305, SLG: 0.381	G6-3		F8		BB		CS			2	0	0	0	1	0	1					
2 Jean Segura, R (1.4) OBP: 0.328, SLG: 0.422	1B		HR		P2		L4-6			3	1	2	1	0	0	1					
19 Matt Vierling, R (1.9) OBP: 0.296, SLG: 0.335	G4-3		L5		L4-6		G5-3			3	0	0	0	0	0	2					
33 Edmundo Sosa, R (1.6) OBP: 0.250, SLG: 0.271	L9		K		K		G5-3			3	0	0	0	0	1	0					
16 Brandon Marsh, L (1.8) OBP: 0.284, SLG: 0.348	K		K		G3-1		K			3	0	0	0	0	2	0					
<b>Inning Stats</b>	R: 1 H: 2 E: 1 K: 0 S: 14	H: 2 LOB: 1 BB: 0 P: 21	R: 0 H: 1 E: 0 K: 0 S: 10	H: 1 LOB: 0 BB: 0 P: 12	R: 0 H: 1 E: 0 K: 1 S: 11	H: 1 LOB: 1 BB: 0 P: 16	R: 2 H: 2 E: 0 K: 1 S: 15	H: 2 LOB: 0 BB: 0 P: 20	R: 1 H: 2 E: 0 K: 1 S: 10	H: 2 LOB: 1 BB: 0 P: 15	R: 0 H: 0 E: 0 K: 0 S: 7	H: 0 LOB: 0 BB: 1 P: 13	R: 0 H: 0 E: 0 K: 2 S: 9	H: 0 LOB: 0 BB: 0 P: 10	R: 0 H: 0 E: 0 K: 1 S: 10	H: 0 LOB: 0 BB: 1 P: 16	1B: 3 2B: 4 3B: 0 HR: 2	SF: 0 SAC: 0 DP: 3 HBP: 0	WP: 0 PB: 0 SB: 1 CS: 1	PA: 32	
<b>PITCHER</b>	IP	WLS	BF	H	R	ER	SO	BB	IBB	HBP	BLK	WP	HR	S	P	ERA	WHIP				
60 Braxton Garrett, L (1.1) ERA: 4.02	4.2	L	21	8	4	3	3	0	0	0	0	0	2	58	82	5.79	1.714				
55 Anthony Bender, R (5.1) ERA: 3.44	1.1		4	0	0	0	0	1	0	0	0	0	0	9	15	0.00	0.750				
35 Richard Bleier, L (7.1) ERA: 3.9	1.0		3	0	0	0	2	0	0	0	0	0	0	9	10	0.00	0.000				
57 Elieser Hernández, R (8.1) ERA: 6.0	1.0		3	0	0	0	1	1	0	0	0	0	0	10	16	0.00	1.000				




Batter	1	2	3	4	5	6	7	8	9	AB	R	H	RBI	BB	SO	LOB	TOP					
18 Joey Wendle, L (1,4) OBP: 0.303, SLG: 0.348										4	0	1	0	0	1	0	<b>Miami Marlins @ Philadelphia Phillies</b> Citizens Bank Park, Philadelphia, PA Wed Aug 10 2022, 7:07 PM - 9:45 PM EDT Att: 23,021 - Partly Cloudy - 89 F					
11 Miguel Rojas, R (1,6) OBP: 0.282, SLG: 0.334										4	0	1	0	0	0	1						
26 Garrett Cooper, R (1,10) OBP: 0.349, SLG: 0.426										3	0	1	0	1	1	0						
6 Billy Hamilton, S (6,PR) OBP: 0.143, SLG: 0.077										0	1	0	0	0	0	0						
67 JJ Bleday, L (1,7) OBP: 0.328, SLG: 0.466										3	2	3	1	1	0	0						
83 Charles Leblanc, R (1,5) OBP: 0.444, SLG: 0.629										4	0	2	1	0	1	3						
14 Bryan De La Cruz, R (1,9) OBP: 0.249, SLG: 0.332										4	0	0	0	0	1	5						
34 Lewin Diaz, L (1,3) OBP: 0.226, SLG: 0.167										4	0	0	0	0	0	3						
58 Jacob Stallings, R (1,2) OBP: 0.269, SLG: 0.270										3	0	1	1	0	1	0						
99 Jesus Aguilar, R (9,PH) OBP: 0.266, SLG: 0.390										1	0	0	0	0	1	0						
86 Peyton Burdick, R (1,8) OBP: 0.278, SLG: 0.375										3	0	0	0	0	0	2						
<b>Inning Stats</b>	R: 0 E: 0 K: 1 S: 9	H: 1 LOB: 0 BB: 0 P: 12	R: 1 E: 0 K: 0 S: 11	H: 3 LOB: 2 BB: 0 P: 17	R: 0 E: 0 K: 0 S: 8	H: 0 LOB: 0 BB: 0 P: 12	R: 1 E: 0 K: 0 S: 12	H: 2 LOB: 0 BB: 0 P: 17	R: 0 E: 0 K: 2 S: 9	H: 0 LOB: 0 BB: 2 P: 16	R: 0 E: 0 K: 1 S: 11	H: 0 LOB: 0 BB: 0 P: 21	R: 0 E: 0 K: 0 S: 7	H: 0 LOB: 0 BB: 0 P: 10	R: 1 E: 0 K: 0 S: 9	H: 3 LOB: 1 BB: 0 P: 12	R: 0 E: 0 K: 2 S: 9	H: 0 LOB: 0 BB: 0 P: 14	1B: 6 2B: 3 3B: 1 HR: 0	SF: 0 SAC: 0 DP: 2 HBP: 0	WP: 0 PB: 0 SB: 0 CS: 1	PA: 35
<b>PITCHER</b>	IP WLS BF H R ER SO BB IBB HBP BLK WP HR S P ERA WHIP	IP WLS BF H R ER SO BB IBB HBP BLK WP HR S P ERA WHIP	IP WLS BF H R ER SO BB IBB HBP BLK WP HR S P ERA WHIP	IP WLS BF H R ER SO BB IBB HBP BLK WP HR S P ERA WHIP	IP WLS BF H R ER SO BB IBB HBP BLK WP HR S P ERA WHIP	IP WLS BF H R ER SO BB IBB HBP BLK WP HR S P ERA WHIP	IP WLS BF H R ER SO BB IBB HBP BLK WP HR S P ERA WHIP	IP WLS BF H R ER SO BB IBB HBP BLK WP HR S P ERA WHIP	IP WLS BF H R ER SO BB IBB HBP BLK WP HR S P ERA WHIP	IP WLS BF H R ER SO BB IBB HBP BLK WP HR S P ERA WHIP	IP WLS BF H R ER SO BB IBB HBP BLK WP HR S P ERA WHIP	IP WLS BF H R ER SO BB IBB HBP BLK WP HR S P ERA WHIP	IP WLS BF H R ER SO BB IBB HBP BLK WP HR S P ERA WHIP	IP WLS BF H R ER SO BB IBB HBP BLK WP HR S P ERA WHIP	IP WLS BF H R ER SO BB IBB HBP BLK WP HR S P ERA WHIP	IP WLS BF H R ER SO BB IBB HBP BLK WP HR S P ERA WHIP						

Batter	1	2	3	4	5	6	7	8	9	AB	R	H	RBI	BB	SO	LOB	BOTTOM			
12 Kyle Schwarber, L (1,7) OBP: 0.314, SLG: 0.504										4	1	3	2	0	0	0	<b>Miami Marlins @ Philadelphia Phillies</b> Citizens Bank Park, Philadelphia, PA Wed Aug 10 2022, 7:07 PM - 9:45 PM EDT Att: 23,021 - Partly Cloudy - 89 F			
17 Rhys Hoskins, R (1,3) OBP: 0.341, SLG: 0.491										4	0	0	0	0	2	4				
28 Alec Bohm, R (1,5) OBP: 0.329, SLG: 0.411										4	0	1	0	0	0	2				
10 J.T. Realmuto, R (1,2) OBP: 0.338, SLG: 0.453										4	0	1	1	0	2	1				
8 Nick Castellanos, R (1,9) OBP: 0.302, SLG: 0.378										4	0	0	0	0	0	2				
19 Matt Vierling, R (9,9) OBP: 0.296, SLG: 0.335										0	0	0	0	0	0	0				
25 Darick Hall, L (1,10) OBP: 0.313, SLG: 0.594										3	0	0	0	0	0	0				
2 Jean Segura, R (1,4) OBP: 0.326, SLG: 0.421										3	1	1	0	0	0	0				
5 Bryson Stott, L (1,6) OBP: 0.270, SLG: 0.328										2	2	1	0	1	0	0				
16 Brandon Marsh, L (1,8) OBP: 0.285, SLG: 0.347										3	0	1	1	0	0	1				
<b>Inning Stats</b>	R: 0 E: 0 K: 1 S: 7	H: 0 LOB: 0 BB: 0 P: 10	R: 0 E: 0 K: 1 S: 10	H: 0 LOB: 0 BB: 0 P: 10	R: 0 E: 0 K: 0 S: 7	H: 0 LOB: 0 BB: 0 P: 8	R: 0 E: 0 K: 1 S: 8	H: 1 LOB: 1 BB: 0 P: 12	R: 0 E: 0 K: 0 S: 4	H: 0 LOB: 0 BB: 0 P: 5	R: 1 E: 0 K: 1 S: 11	H: 1 LOB: 1 BB: 1 P: 19	R: 0 E: 0 K: 0 S: 6	H: 0 LOB: 0 BB: 0 P: 7	R: 3 E: 0 K: 0 S: 15	H: 6 LOB: 2 BB: 0 P: 22	1B: 7 2B: 2 3B: 0 HR: 0	SF: 0 SAC: 0 DP: 1 HBP: 0	WP: 0 PB: 0 SB: 1 CS: 0	PA: 32
<b>PITCHER</b>	IP WLS BF H R ER SO BB IBB HBP BLK WP HR S P ERA WHIP	IP WLS BF H R ER SO BB IBB HBP BLK WP HR S P ERA WHIP	IP WLS BF H R ER SO BB IBB HBP BLK WP HR S P ERA WHIP	IP WLS BF H R ER SO BB IBB HBP BLK WP HR S P ERA WHIP	IP WLS BF H R ER SO BB IBB HBP BLK WP HR S P ERA WHIP	IP WLS BF H R ER SO BB IBB HBP BLK WP HR S P ERA WHIP	IP WLS BF H R ER SO BB IBB HBP BLK WP HR S P ERA WHIP	IP WLS BF H R ER SO BB IBB HBP BLK WP HR S P ERA WHIP	IP WLS BF H R ER SO BB IBB HBP BLK WP HR S P ERA WHIP	IP WLS BF H R ER SO BB IBB HBP BLK WP HR S P ERA WHIP	IP WLS BF H R ER SO BB IBB HBP BLK WP HR S P ERA WHIP	IP WLS BF H R ER SO BB IBB HBP BLK WP HR S P ERA WHIP	IP WLS BF H R ER SO BB IBB HBP BLK WP HR S P ERA WHIP	IP WLS BF H R ER SO BB IBB HBP BLK WP HR S P ERA WHIP	IP WLS BF H R ER SO BB IBB HBP BLK WP HR S P ERA WHIP	IP WLS BF H R ER SO BB IBB HBP BLK WP HR S P ERA WHIP				

livebaseballscorecards.com

MIAMI





Batter	1	2	3	4	5	6	7	8	9	AB	R	H	RBI	BB	SO	LOB	TOP					
18 Joey Wendle, L (1,4) OBP: 0.306, SLG: 0.360										4	0	2	1	0	0	0	<b>Miami Marlins @ Philadelphia Phillies</b> Citizens Bank Park, Philadelphia, PA Thu Aug 11 2022, 1:07 PM - 4:15 PM EDT Att: 25,444 - Sunny - 86 F					
11 Miguel Rojas, R (1,6) OBP: 0.281, SLG: 0.331										3	0	0	0	1	1	2						
26 Garrett Cooper, R (1,10) OBP: 0.349, SLG: 0.424										2	0	0	0	1	0	0						
99 Jesús Aguilar, R (8,PH) OBP: 0.286, SLG: 0.389										1	0	0	0	0	0	0						
67 JJ Bleday, L (1,9) OBP: 0.309, SLG: 0.435										4	0	0	0	0	0	3						
54 Nick Fortes, R (1,2) OBP: 0.232, SLG: 0.423										4	1	1	0	0	1	3						
83 Charles Leblanc, R (1,5) OBP: 0.425, SLG: 0.590										4	1	1	0	0	1	0						
34 Lewin Diaz, L (1,3) OBP: 0.228, SLG: 0.192										4	1	1	1	0	1	0						
86 Peyton Burdick, R (1,8) OBP: 0.273, SLG: 0.400										4	0	1	0	0	2	2						
46 Luke Williams, R (1,7) OBP: 0.323, SLG: 0.341										4	0	1	0	0	2	1						
<b>Inning Stats</b>	R: 0 E: 0 K: 0 S: 10	H: 1 LOB: 2 BB: 2 P: 21	R: 1 E: 1 K: 2 S: 15	H: 2 LOB: 2 BB: 0 P: 20	R: 0 E: 0 K: 0 S: 6	H: 0 LOB: 0 BB: 0 P: 11	R: 0 E: 0 K: 1 S: 6	H: 0 LOB: 0 BB: 0 P: 10	R: 0 E: 0 K: 0 S: 5	H: 0 LOB: 0 BB: 0 P: 7	R: 2 E: 0 K: 0 S: 14	H: 3 LOB: 1 BB: 0 P: 21	R: 0 E: 0 K: 1 S: 7	H: 0 LOB: 0 BB: 0 P: 12	R: 0 E: 0 K: 3 S: 12	H: 1 LOB: 1 BB: 0 P: 19	1B: 4 2B: 2 3B: 1 HR: 0	SF: 0 SAC: 0 DP: 1 HBP: 0	WP: 1 PB: 0 SB: 1 CS: 0	PA: 36		
<b>PITCHER</b>	IP WLS BF H R ER SO BB IBB HBP BLK WP HR S P ERA WHIP	IP WLS BF H R ER SO BB IBB HBP BLK WP HR S P ERA WHIP	IP WLS BF H R ER SO BB IBB HBP BLK WP HR S P ERA WHIP	IP WLS BF H R ER SO BB IBB HBP BLK WP HR S P ERA WHIP	IP WLS BF H R ER SO BB IBB HBP BLK WP HR S P ERA WHIP	IP WLS BF H R ER SO BB IBB HBP BLK WP HR S P ERA WHIP	IP WLS BF H R ER SO BB IBB HBP BLK WP HR S P ERA WHIP	IP WLS BF H R ER SO BB IBB HBP BLK WP HR S P ERA WHIP	IP WLS BF H R ER SO BB IBB HBP BLK WP HR S P ERA WHIP	IP WLS BF H R ER SO BB IBB HBP BLK WP HR S P ERA WHIP	IP WLS BF H R ER SO BB IBB HBP BLK WP HR S P ERA WHIP	IP WLS BF H R ER SO BB IBB HBP BLK WP HR S P ERA WHIP	IP WLS BF H R ER SO BB IBB HBP BLK WP HR S P ERA WHIP	IP WLS BF H R ER SO BB IBB HBP BLK WP HR S P ERA WHIP	IP WLS BF H R ER SO BB IBB HBP BLK WP HR S P ERA WHIP	IP WLS BF H R ER SO BB IBB HBP BLK WP HR S P ERA WHIP						
44 Kyle Gibson, R (1,1) ERA: 4.29	6.0	L	26	6	3	2	3	2	0	0	0	0	0	0	0	0	1	0	56	90	3.00	1.333
57 Nick Nelson, R (7,1) ERA: 4.18	1.0		3	0	0	0	1	0	0	0	0	0	0	0	0	0	6	7	0.00	0.000		
23 Corey Knebel, R (8,1) ERA: 3.45	1.0		3	0	0	0	1	0	0	0	0	0	0	0	0	7	12	0.00	0.000			
75 Connor Brogdon, R (9,1) ERA: 1.8	1.0		4	1	0	0	3	0	0	0	0	0	0	0	0	12	19	0.00	1.000			
<b>Batter</b>	<b>1</b>	<b>2</b>	<b>3</b>	<b>4</b>	<b>5</b>	<b>6</b>	<b>7</b>	<b>8</b>	<b>9</b>	<b>AB</b>	<b>R</b>	<b>H</b>	<b>RBI</b>	<b>BB</b>	<b>SO</b>	<b>LOB</b>	<b>BOTTOM</b>					
12 Kyle Schwarber, L (1,7) OBP: 0.314, SLG: 0.501										2	0	0	0	1	1	2	<b>Miami Marlins @ Philadelphia Phillies</b> Citizens Bank Park, Philadelphia, PA Thu Aug 11 2022, 1:07 PM - 4:15 PM EDT Att: 25,444 - Sunny - 86 F					
16 Brandon Marsh, L (5,FR) OBP: 0.286, SLG: 0.352										2	0	1	0	0	0	3						
17 Rhys Hoskins, R (1,3) OBP: 0.329, SLG: 0.488										3	0	0	0	1	1	0						
28 Alec Bohm, R (1,5) OBP: 0.329, SLG: 0.409										4	0	1	0	0	2	2						
25 Darick Hall, L (1,10) OBP: 0.313, SLG: 0.587										3	0	1	0	0	1	0						
10 J.T. Realmuto, R (8,PH) OBP: 0.337, SLG: 0.452										1	0	0	0	0	1	2						
8 Nick Castellanos, R (1,9) OBP: 0.302, SLG: 0.376										4	0	1	0	0	2	2						
5 Bryson Stott, L (1,6) OBP: 0.273, SLG: 0.331										4	0	2	0	0	1	0						
2 Jean Segura, R (1,4) OBP: 0.327, SLG: 0.414										3	0	0	0	1	2	1						
21 Garrett Stubbs, L (1,2) OBP: 0.333, SLG: 0.494										3	0	1	0	0	0	1						
33 Edmundo Sosa, R (8,PH) OBP: 0.246, SLG: 0.269										1	0	0	0	0	1	3						
19 Matt Vierling, R (1,8) OBP: 0.295, SLG: 0.330										3	0	0	0	1	1	3						
<b>Inning Stats</b>	R: 0 E: 0 K: 3 S: 13	H: 2 LOB: 2 BB: 0 P: 22	R: 0 E: 0 K: 1 S: 12	H: 1 LOB: 1 BB: 1 P: 21	R: 0 E: 0 K: 0 S: 6	H: 0 LOB: 0 BB: 0 P: 9	R: 0 E: 0 K: 1 S: 11	H: 0 LOB: 0 BB: 0 P: 17	R: 0 E: 0 K: 0 S: 8	H: 0 LOB: 1 BB: 1 P: 15	R: 0 E: 0 K: 2 S: 9	H: 0 LOB: 0 BB: 0 P: 10	R: 0 E: 0 K: 2 S: 9	H: 1 LOB: 1 BB: 0 P: 15	R: 0 E: 0 K: 2 S: 12	H: 1 LOB: 2 BB: 1 P: 22	R: 0 E: 0 K: 2 S: 21	H: 2 LOB: 3 BB: 1 P: 34	1B: 6 2B: 1 3B: 0 HR: 0	SF: 0 SAC: 0 DP: 0 HBP: 0	WP: 0 PB: 0 SB: 0 CS: 1	PA: 38
<b>PITCHER</b>	IP WLS BF H R ER SO BB IBB HBP BLK WP HR S P ERA WHIP	IP WLS BF H R ER SO BB IBB HBP BLK WP HR S P ERA WHIP	IP WLS BF H R ER SO BB IBB HBP BLK WP HR S P ERA WHIP	IP WLS BF H R ER SO BB IBB HBP BLK WP HR S P ERA WHIP	IP WLS BF H R ER SO BB IBB HBP BLK WP HR S P ERA WHIP	IP WLS BF H R ER SO BB IBB HBP BLK WP HR S P ERA WHIP	IP WLS BF H R ER SO BB IBB HBP BLK WP HR S P ERA WHIP	IP WLS BF H R ER SO BB IBB HBP BLK WP HR S P ERA WHIP	IP WLS BF H R ER SO BB IBB HBP BLK WP HR S P ERA WHIP	IP WLS BF H R ER SO BB IBB HBP BLK WP HR S P ERA WHIP	IP WLS BF H R ER SO BB IBB HBP BLK WP HR S P ERA WHIP	IP WLS BF H R ER SO BB IBB HBP BLK WP HR S P ERA WHIP	IP WLS BF H R ER SO BB IBB HBP BLK WP HR S P ERA WHIP	IP WLS BF H R ER SO BB IBB HBP BLK WP HR S P ERA WHIP	IP WLS BF H R ER SO BB IBB HBP BLK WP HR S P ERA WHIP	IP WLS BF H R ER SO BB IBB HBP BLK WP HR S P ERA WHIP						
27 Edward Cabrera, R (1,1) ERA: 2.05	5.2	W	21	3	0	0	6	2	0	0	0	0	0	0	0	0	0	0	56	91	0.00	0.882
48 Steven Okerl, L (6,1) ERA: 2.77	1.1	H	5	1	0	0	3	0	0	0	0	0	0	0	0	0	12	18	0.00	0.750		
36 Dylan Floro, R (8,1) ERA: 3.77	0.2	H	4	1	0	0	1	1	0	0	0	0	0	0	0	0	9	17	0.00	3.000		
66 Tanner Scott, L (8,1) ERA: 4.11	1.1	S	7	2	0	0	3	1	0	0	0	0	0	0	0	0	24	39	0.00	2.250		



Batter	1	2	3	4	5	6	7	8	9	10	AB	R	H	RBI	BB	SO	LOB	TOP			
5 Bryson Stott, L OBP: 0.282, SLG: 0.341	(1,6) C FF 93 3-2 B FF 94 B FF 93 B FF 94 X CH 86	(1,2) C CU 74 3-2 B FF 93 B FC 88 H FC 88		X FF 93 0-0			B FF 92 1-2 C CU 74 C FC 88 X FF 93		X FF 97 0-0		4 2 3 0 0 0 0										
17 Rhys Hoskins, R OBP: 0.338, SLG: 0.484	(1,3) C FF 95 1-3 S SL 86 S SL 86	(1,2) C FF 94 1-2 F FF 94 X SL 84		F FF 93 1-1 X FF 94			B SL 84 2-1 C SL 84 1 SAFE 1 SAFE B FF 94 C FF 94 X CH 84		B SL 86 3-2 B SL 85 B SL 92 C FF 92 B FF 94 F FF 93 X CH 92		5 0 1 0 0 1 4										
28 Alec Bohm, R OBP: 0.327, SLG: 0.408	(1,5) B SL 86 2-1 B FF 95 S SL 85 X FF 95	(1,2) X SL 85 0-1 X SL 85		C SL 84 2-2 C FF 92 C CU 75 B SL 85 B FF 93 F FF 95 F FC 91 F SL 84 F FF 96			X SL 84 0-0		X SL 85 0-0		4 0 1 2 0 0 4										
10 J.T. Realmuto, R OBP: 0.332, SLG: 0.445	(1,2) B FF 94 2-1 F SL 85 B FF 94 X FF 94		X SL 83 0-0			F FF 94 2-2 B CH 84 B FF 94 F FF 94 X SL 84		C ST 86 2-2 B SI 94 B SI 93 B SI 93 X ST 81		B SL 86 3-H B SL 84 B SL 92 S FF 94	5 0 0 0 0 1 1										
8 Nick Castellanos, R OBP: 0.394, SLG: 0.378	(1,9) X SL 83 0-0		C CU 73 1-3 B FF 93 S SL 84 S SL 84			B FF 94 1-1 B SL 84 C FF 94 C FF 94 S CH 84		F ST 79 1-1 B SI 94 B SI 95			4 0 2 0 0 2 0										
25 Darick Hall, L OBP: 0.311, SLG: 0.575	(1,10) C FF 95 0-3 S FC 91 S SL 87		S FF 93 0-2 F FF 94 X CH 85			S FF 93 0-1 X CH 83		1 SAFE B SI 95 B FC 88 S ST 81 S SI 96 S ST 82			4 0 1 0 0 2 3										
2 Jean Segura, R OBP: 0.325, SLG: 0.411		S FF 92 2-2 B SL 86 S FF 94 F SL 84 B FF 94 X CH 84		B SL 84 1-0 X SL 84		F FF 93 1-1 D CH 84 X SL 84		B SI 96 2-3 B ST 80 C ST 83 C ST 83 S SI 96			4 0 1 0 0 1 2										
16 Brandon Marsh, L OBP: 0.283, SLG: 0.347		C CU 74 0-3 1 SAFE F FC 89 F FC 90 F FC 90 X CH 84		F FF 93 0-3 S CU 74 F FC 91		X FF 92 0-0		C SL 89 0-3 C FF 100 S SL 83			4 0 0 0 0 3 1										
19 Matt Vierling, R OBP: 0.294, SLG: 0.328		C FF 94 0-1 1 SAFE X SL 84		B FF 92 1-0 X SL 83		X SL 84 0-0		C SL 89 1-3 B SL 91 S SL 90 S SL 95			4 0 1 0 0 1 1										
<b>Inning Stats</b>	R: 1 E: 0 K: 2 S: 14	H: 3 LOB: 2 BB: 0 P: 22	R: 0 E: 0 K: 1 S: 16	H: 2 LOB: 3 BB: 0 P: 21	R: 0 E: 0 K: 1 S: 8	H: 0 LOB: 0 BB: 0 P: 9	R: 0 E: 0 K: 1 S: 8	H: 2 LOB: 2 BB: 11	R: 0 E: 0 K: 1 S: 5	H: 1 LOB: 0 BB: 0 P: 6	R: 0 E: 0 K: 0 S: 7	H: 1 LOB: 1 BB: 0 P: 10	R: 0 E: 0 K: 2 S: 7	H: 0 LOB: 0 BB: 0 P: 8	R: 1 E: 0 K: 1 S: 8	H: 0 LOB: 0 BB: 0 P: 13	1B: 9 2B: 1 3B: 0 HR: 0	SF: 1 SAC: 0 DP: 1 HBP: 1	WP: 0 PB: 0 SB: 3 CS: 0	PA: 40	
<b>PITCHER</b>	IP 7.0	WLS 30	BF 9	H 1	R 1	ER 1	SO 6	BB 0	IBB 0	HBP 1	BLK 0	WP 0	HR 0	S 72	P 98	ERA 1.29	WHIP 1.286				
21 Max Scherzer, R ERA: 1.93	(1,1)																				
0 Adam Ottavino, R ERA: 2.2	(8,1)	1.0	4	1	0	0	2	0	0	0	0	0	0	11	18	0.00	1.000				
39 Edwin Diaz, R ERA: 1.36	(9,1)	1.0	3	0	0	0	2	0	0	0	0	0	0	7	8	0.00	0.000				
60 Mychal Givens, R ERA: 3.63	(10,1)	1.0	L	3	0	1	0	0	0	0	0	0	0	8	13	0.00	0.000				

Philadelphia Phillies @ New York Mets  
Citi Field, Flushing, NY  
Fri Aug 12 2022, 7:11 PM - 10:04 PM EDT  
Att. 38,467 - Partly Cloudy - 82 F

AB 38  
R 2  
H 10  
RBI 2  
BB 0  
SO 11  
LOB 16



Batter	1	2	3	4	5	6	7	8	9	10	AB	R	H	RBI	BB	SO	LOB	BOTTOM				
9 Brandon Nimmo, L OBP: 0.352, SLG: 0.417	(1,8) C FF 92 0-1 X SI 94		C SI 94 1-2 B SI 94 B CH 88 X SI 94			B SI 84 2-1 C SI 94 C SI 94 X SI 93		C SI 100 1-2 B SI 100 B FC 96 X SI 99			4 0 0 0 0 0 1											
6 Starling Marte, R OBP: 0.343, SLG: 0.488	(1,9) C SI 93 0-1 X CH 85		C CU 80 2-2 B CH 82 S FC 93 X CH 83			S CH 84 1-1 B SI 93 B FF 91		B SI 100 1-1 F SI 99 X SL 91			4 0 1 0 0 0 0											
12 Francisco Lindor, S OBP: 0.348, SLG: 0.462	(1,8) C SI 93 1-2 F FF 93 X CH 82		C FF 94 0-1 C CU 79			B FC 92 2-2 C CH 83 B FC 91 F FC 91 X CH 84		B SI 100 2-0 D SL 92 X SI 99			4 0 1 0 0 0 1											
20 Pete Alonso, R OBP: 0.361, SLG: 0.540	(1,3)	B SI 92 4-2 B FF 90 C SI 93 B CH 83 F FF 92 B FF 94		S SI 94 2-3 1 SAFE F FC 91 D CU 77 C SI 94		B CU 76 2-1 S FF 92 B FF 93 X FC 92					2 1 0 0 2 1 1											
28 Darin Ruf, R OBP: 0.329, SLG: 0.381	(1,10)	C SI 92 1-2 C FF 91 C CU 75 B CH 83 X FF 91		SAFE 3-1 B CH 84 B FC 92 X FF 94				F SI 93 0-3 C CH 84 B FC 92 S CU 76			3 0 1 0 0 1 1											
32 Daniel Vogelbach, L OBP: 0.359, SLG: 0.450	(9,PH) (10,10)	19 SF9 2B		SAFE 1-2 B CH 84 B FC 92 X FF 94				B SI 100 1-0 X SI 100			1 0 0 0 0 0 2											
19 Mark Canha, R OBP: 0.366, SLG: 0.366	(1,7) (3,5)	X CU 75 0-0		B SI 92 2-1 B CH 83 X CU 76				C CH 83 4-2 B CH 83 B SI 93 F FC 91 B SI 92 F CU 79 B SI 93			2 0 0 1 1 0 0											
1 Jeff McNeil, L OBP: 0.360, SLG: 0.446	(1,4)	C SI 92 2-1 B SI 93 X SI 94		F SI 94 0-1 X SI 94				X SI 94 0-0			1 0 0 0 0 0 1											
25 Tyler Naquin, L OBP: 0.312, SLG: 0.495	(3,7)	G3		B SI 92 1-0 X SI 94				C SI 98 0-1 X SI 98			3 0 0 0 0 1 2											
10 Eduardo Escobar, S OBP: 0.273, SLG: 0.390	(1,5)	G1-3		B SI 93 2-0 B SI 94 X SI 94				C SI 98 0-1 X SI 98			4 0 1 0 0 0 2											
13 Luis Guillorme, L OBP: 0.355, SLG: 0.356	(2,PH) (3,4)	G1-3		C CH 82 0-3 F FC 92 C SI 94				F SI 93 0-1 X FC 96			3 0 1 0 0 2 1											
3 Tomás Nido, R OBP: 0.274, SLG: 0.270	(1,2)	K																				
<b>Inning Stats</b>	R: 0 E: 0 K: 0 S: 7	H: 1 LOB: 1 BB: 0 P: 8	R: 1 E: 0 K: 0 S: 10	H: 1 LOB: 1 BB: 1 P: 19	R: 0 E: 0 K: 1 S: 10	H: 0 LOB: 0 BB: 0 P: 16	R: 0 E: 0 K: 1 S: 7	H: 1 LOB: 0 BB: 12	R: 0 E: 0 K: 1 S: 8	H: 1 LOB: 1 BB: 0 P: 11	R: 0 E: 0 K: 0 S: 7	H: 0 LOB: 0 BB: 0 P: 12	R: 0 E: 0 K: 1 S: 9	H: 0 LOB: 1 BB: 0 P: 15	R: 0 E: 0 K: 0 S: 4	H: 1 LOB: 1 BB: 0 P: 8	R: 0 E: 0 K: 1 S: 7	H: 0 LOB: 1 BB: 0 P: 11	1B: 3 2B: 3 3B: 0 HR: 0	SF: 1 SAC: 0 DP: 3 HBP: 0	WP: 0 PB: 0 SB: 0 CS: 0	PA: 35
<b>PITCHER</b>	IP 7.0	WLS 25	BF 31	H 1	R 1	ER 1	SO 4	BB 2	IBB 0	HBP 0	BLK 0	WP 0	HR 0	S 58	P 93	ERA 1.29	WHIP 0.714					
55 Ranger Suárez, L ERA: 3.52	(1,1)																					
46 José Alvarado, L ERA: 4.59	(8,1)	1.0	3	1	0	0	0	0	0	0	0	0	0	7	8	0.00	1.000					
58 Seranthony Dominguez, R ERA: 1.49	(9,1)	1.0	W	4	1	0	0	0	1	0	0	0	0	4	8	0.00	1.000					
30 David Robertson, R ERA: 2.03	(10,1)	1.0	S	3	0	0	1	0	0	0	0	0	0	7	11	0.00	0.000					

Philadelphia Phillies @ New York Mets  
Citi Field, Flushing, NY  
Fri Aug 12 2022, 7:11 PM - 10:04 PM EDT  
Att. 38,467 - Partly Cloudy - 82 F

AB 31  
R 1  
H 5  
RBI 1  
BB 3  
SO 5  
LOB 12





Batter	1	2	3	4	5	6	7	8	9	AB	R	H	RBI	BB	SO	LOB	TOP										
5 Bryson Stott, L (1, 6) OBP: 0.282, SLG: 0.339										4	0	1	0	0	1	0	Philadelphia Phillies @ New York Mets Citi Field, Flushing, NY Sat Aug 13 2022, 7:11 PM - 9:34 PM EDT Att. 43,857 - Clear - 79 F										
17 Rhys Hoskins, R (1, 3) OBP: 0.340, SLG: 0.483 33 Edmundo Sosa, R (6, FR) OBP: 0.248, SLG: 0.269										3	0	1	0	1	1	0											
28 Alec Bohm, R (1, 5) OBP: 0.324, SLG: 0.404										4	0	0	0	0	1	2											
10 J.T. Realmuto, R (1, 2) OBP: 0.332, SLG: 0.441										3	0	0	0	1	1	1											
8 Nick Castellanos, R (1, 9) OBP: 0.303, SLG: 0.376										4	0	1	0	0	3	2											
25 Darick Hall, L (1, 10) OBP: 0.303, SLG: 0.560										3	0	0	0	0	2	1											
16 Brandon Marsh, L (1, 8) OBP: 0.280, SLG: 0.344										3	0	0	0	0	3	0											
29 Nick Maton, L (1, 4) OBP: 0.533, SLG: 1.154										3	0	0	0	0	2	0											
19 Matt Vierling, R (1, 7) OBP: 0.291, SLG: 0.325 12 Kyle Schwarber, L (6, PH) OBP: 0.314, SLG: 0.500 21 Garrett Stubbs, L (6, 7) OBP: 0.333, SLG: 0.494										2	0	0	0	0	0	0											
<b>Inning Stats</b>	R: 0 H: 1 E: 0 K: 2 S: 10	H: 1 LOB: 1 BB: 0 P: 14	R: 0 H: 0 E: 0 K: 3 S: 13	H: 0 LOB: 0 BB: 0 P: 19	R: 0 H: 0 E: 0 K: 1 S: 9	H: 0 LOB: 0 BB: 0 P: 10	R: 0 H: 0 E: 0 K: 1 S: 7	H: 0 LOB: 0 BB: 0 P: 10	R: 0 H: 1 E: 0 K: 1 S: 9	H: 1 LOB: 1 BB: 0 P: 12	R: 0 H: 1 E: 0 K: 1 S: 10	H: 1 LOB: 1 BB: 0 P: 15	R: 0 H: 0 E: 0 K: 2 S: 10	H: 0 LOB: 0 BB: 0 P: 14	R: 0 H: 0 E: 0 K: 1 S: 13	H: 0 LOB: 3 BB: 2 P: 25		1B: 3 2B: 0 3B: 0 HR: 0	SF: 0 SAC: 0 DP: 0 HBP: 0	WP: 0 PB: 0 SB: 3 CS: 0	PA: 32						
<b>PITCHER</b>	IP	WLS	BF	H	R	ER	SO	BB	IBB	HBP	BLK	WP	HR	S	P	ERA	WHIP										
48 Jacob deGrom, R (1, 1) ERA: 1.62	6.0	W	20	2	0	0	10	0	0	0	0	0	0	57	76	0.00	0.333										
67 Seth Lugo, R (7, 1) ERA: 3.43	1.0	H	4	1	0	0	1	0	0	0	0	0	0	10	15	0.00	1.000										
65 Trevor May, R (8, 1) ERA: 6.57	1.0	H	3	0	0	0	2	0	0	0	0	0	0	10	14	0.00	0.000										
39 Edwin Diaz, R (9, 1) ERA: 1.33	1.0	S	5	0	0	0	1	2	0	0	0	0	0	13	25	0.00	2.000										

AB	30
R	0
H	3
RBI	0
BB	2
SO	14
LOB	7



Batter	1	2	3	4	5	6	7	8	9	AB	R	H	RBI	BB	SO	LOB	BOTTOM										
9 Brandon Nimmo, L (1, 8) OBP: 0.349, SLG: 0.413										4	0	0	0	0	1	2	Philadelphia Phillies @ New York Mets Citi Field, Flushing, NY Sat Aug 13 2022, 7:11 PM - 9:34 PM EDT Att. 43,857 - Clear - 79 F										
6 Starling Marte, R (1, 9) OBP: 0.343, SLG: 0.457										3	1	1	0	0	1	0											
12 Francisco Lindor, S (1, 6) OBP: 0.346, SLG: 0.499										3	0	0	0	0	1	1											
20 Pete Alonso, R (1, 3) OBP: 0.361, SLG: 0.538										3	0	1	1	0	1	0											
32 Daniel Vogelbach, L (1, 10) OBP: 0.356, SLG: 0.446										3	0	0	0	0	1	1											
25 Tyler Naquin, L (1, 7) OBP: 0.308, SLG: 0.489										3	0	0	0	0	1	0											
13 Luis Guillorme, L (1, 5) OBP: 0.354, SLG: 0.355										3	0	1	0	0	1	0											
1 Jeff McNeil, L (1, 4) OBP: 0.363, SLG: 0.446										2	0	1	0	1	0	0											
3 Tomás Nido, R (1, 2) OBP: 0.271, SLG: 0.266										3	0	0	0	0	1	3											
<b>Inning Stats</b>	R: 1 H: 2 E: 1 K: 1 S: 14	H: 2 LOB: 1 BB: 0 P: 19	R: 0 H: 2 E: 0 K: 1 S: 12	H: 2 LOB: 2 BB: 0 P: 19	R: 0 H: 0 E: 0 K: 2 S: 9	H: 0 LOB: 0 BB: 0 P: 10	R: 0 H: 0 E: 0 K: 2 S: 10	H: 0 LOB: 0 BB: 0 P: 12	R: 0 H: 0 E: 0 K: 1 S: 7	H: 0 LOB: 0 BB: 0 P: 9	R: 0 H: 0 E: 0 K: 0 S: 4	H: 0 LOB: 0 BB: 0 P: 5	R: 0 H: 0 E: 0 K: 1 S: 8	H: 0 LOB: 0 BB: 0 P: 12	R: 0 H: 0 E: 0 K: 0 S: 4	H: 0 LOB: 1 BB: 1 P: 10		1B: 4 2B: 0 3B: 0 HR: 0	SF: 0 SAC: 0 DP: 1 HBP: 0	WP: 0 PB: 0 SB: 1 CS: 0	PA: 28						
<b>PITCHER</b>	IP	WLS	BF	H	R	ER	SO	BB	IBB	HBP	BLK	WP	HR	S	P	ERA	WHIP										
27 Aaron Nola, R (1, 1) ERA: 3.07	8.0	L	28	4	1	1	8	1	0	0	0	0	0	68	96	1.12	0.625										

AB	27
R	1
H	4
RBI	1
BB	1
SO	8
LOB	7





Batter	1	2	3	4	5	6	7	8	9	AB	R	H	RBI	BB	SO	LOB	TOP										
5 Bryson Stott, L (1, 6) OBP: 0.281, SLG: 0.337	F7		G4-3		K		1B		K	5	0	1	0	0	2	5	Philadelphia Phillies @ New York Mets Citi Field, Flushing, NY Sun Aug 14 2022, 1:42 PM - 5:03 PM EDT Att: 40,513 - Partly Cloudy - 82 F										
17 Rhys Hoskins, R (1, 3) OBP: 0.342, SLG: 0.482	K			28 1B			P6			3	0	1	0	2	1												
28 Alec Bohm, R (1, 5) OBP: 0.323, SLG: 0.401	G4-3				L4					5	0	1	0	0	1	6											
10 J.T. Realmuto, R (1, 2) OBP: 0.328, SLG: 0.436		G5-3								4	0	0	0	0	2	2											
8 Nick Castellanos, R (1, 9) OBP: 0.305, SLG: 0.380										4	0	2	0	0	0	2											
25 Darick Hall, L (1, 10) OBP: 0.302, SLG: 0.550										4	0	1	0	0	1	4											
2 Jean Segura, R (1, 4) OBP: 0.324, SLG: 0.407										4	0	1	0	0	0	1											
16 Brandon Marsh, L (1, 8) OBP: 0.284, SLG: 0.348										2	0	1	0	1	0	0											
33 Edmundo Sosa, R (9, PH) OBP: 0.254, SLG: 0.275										1	0	1	0	0	0	0											
19 Matt Vierling, R (1, 7) OBP: 0.286, SLG: 0.318										4	0	0	0	0	4	5											
<b>Inning Stats</b>	R: 0 E: 0 K: 1 S: 11	H: 0 LOB: 0 BB: 0 P: 15	R: 0 E: 0 K: 0 S: 8	H: 1 LOB: 0 BB: 0 P: 12	R: 0 E: 0 K: 1 S: 10	H: 0 LOB: 1 BB: 1 P: 17	R: 0 E: 0 K: 1 S: 15	H: 2 LOB: 2 BB: 0 P: 24	R: 0 E: 1 K: 2 S: 19	H: 1 LOB: 3 BB: 1 P: 29	R: 0 E: 0 K: 0 S: 11	H: 1 LOB: 1 BB: 0 P: 15	R: 0 E: 0 K: 1 S: 10	H: 1 LOB: 0 BB: 0 P: 13	R: 0 E: 0 K: 2 S: 13	H: 1 LOB: 1 BB: 0 P: 21	R: 0 E: 0 K: 3 S: 17	H: 2 LOB: 3 BB: 1 P: 26	1B: 7 2B: 2 3B: 0 HR: 0	SF: 0 SAC: 0 DP: 1 HBP: 0	WP: 0 PB: 0 SB: 0 CS: 0	PA: 39					
<b>PITCHER</b>	IP	WLS	BF	H	R	ER	SO	BB	IBB	HBP	BLK	WP	HR	S	P	ERA	WHIP										
40 Chris Bassitt, R (1, 1) ERA: 3.27	5.0	W	21	4	0	0	5	2	0	0	0	0	0	63	97	0.00	1.200										
29 Trevor Williams, R (6, 1) ERA: 3.02	2.0		8	2	0	0	1	0	0	0	0	0	0	21	28	0.00	1.000										
60 Mychal Givens, R (8, 1) ERA: 3.55	1.0		4	1	0	0	2	0	0	0	0	0	0	13	21	0.00	1.000										
30 Joely Rodriguez, L (9, 1) ERA: 5.01	0.2		5	2	0	0	2	1	0	0	0	0	0	14	22	0.00	4.500										
0 Adam Ottavino, R (9, 1) ERA: 2.19	0.1		1	0	0	0	1	0	0	0	0	0	0	3	4	0.00	0.000										

Batter	1	2	3	4	5	6	7	8	9	AB	R	H	RBI	BB	SO	LOB	BOTTOM										
9 Brandon Nimmo, L (1, 8) OBP: 0.350, SLG: 0.415	G6-3		G3		F8		20 FC5			3	1	1	0	1	0	1	Philadelphia Phillies @ New York Mets Citi Field, Flushing, NY Sun Aug 14 2022, 1:42 PM - 5:03 PM EDT Att: 40,513 - Partly Cloudy - 82 F										
6 Starling Marte, R (1, 9) OBP: 0.342, SLG: 0.455	G6-3		G6-3							4	0	1	0	0	1	2											
12 Francisco Lindor, S (1, 6) OBP: 0.347, SLG: 0.456					L7					3	0	1	1	1	1	1											
20 Pete Alonso, R (1, 3) OBP: 0.360, SLG: 0.538	F8									4	1	1	0	0	1	3											
32 Daniel Vogelbach, L (1, 10) OBP: 0.355, SLG: 0.453	F5									4	1	1	1	0	2	4											
19 Mark Canha, R (1, 7) OBP: 0.368, SLG: 0.367		G6-3								4	1	2	1	0	1	0											
13 Luis Guillorme, L (1, 5) OBP: 0.355, SLG: 0.357										2	1	1	1	0	0	0											
10 Eduardo Escobar, S (5, 5) OBP: 0.272, SLG: 0.388										2	0	0	0	0	1	1											
1 Jeff McNeil, L (1, 4) OBP: 0.364, SLG: 0.448										3	1	1	0	1	0	1											
33 James McCann, R (1, 2) OBP: 0.252, SLG: 0.280										4	0	1	1	0	2	2											
<b>Inning Stats</b>	R: 1 E: 0 K: 0 S: 11	H: 2 LOB: 1 BB: 0 P: 15	R: 0 E: 0 K: 0 S: 7	H: 0 LOB: 0 BB: 0 P: 10	R: 0 E: 0 K: 0 S: 11	H: 0 LOB: 0 BB: 0 P: 19	R: 4 E: 0 K: 1 S: 17	H: 4 LOB: 1 BB: 1 P: 27	R: 0 E: 0 K: 2 S: 8	H: 1 LOB: 0 BB: 0 P: 11	R: 1 E: 0 K: 2 S: 11	H: 2 LOB: 1 BB: 0 P: 13	R: 0 E: 0 K: 2 S: 11	H: 0 LOB: 2 BB: 2 P: 24	R: 0 E: 0 K: 2 S: 11	H: 1 LOB: 1 BB: 0 P: 19	1B: 6 2B: 4 3B: 0 HR: 1	SF: 0 SAC: 0 DP: 1 HBP: 0	WP: 0 PB: 0 SB: 0 CS: 1	PA: 36							
<b>PITCHER</b>	IP	WLS	BF	H	R	ER	SO	BB	IBB	HBP	BLK	WP	HR	S	P	ERA	WHIP										
45 Zack Wheeler, R (1, 1) ERA: 2.92	6.0	L	27	9	6	6	5	1	0	0	0	0	1	65	95	9.00	1.667										
23 Corey Knebel, R (7, 1) ERA: 3.43	0.1		2	0	0	0	1	1	0	0	0	0	0	4	10	0.00	3.000										
64 Andrew Bellatti, R (7, 1) ERA: 3.55	0.2		3	0	0	0	1	1	0	0	0	0	0	7	14	0.00	1.500										
52 Brad Hand, L (8, 1) ERA: 2.08	1.0		4	1	0	0	2	0	0	0	0	0	0	11	19	0.00	1.000										

AB	36
R	0
H	9
RBI	0
BB	3
SO	11
LOB	26

AB	33
R	6
H	10
RBI	5
BB	3
SO	9
LOB	15





Batter	1	2	3	4	5	6	7	8	9	AB	R	H	RBI	BB	SO	LOB	TOP					
5 Bryson Stott, L OBP: 0.286, SLG: 0.342										5	0	3	0	0	0	0						
17 Rhys Hoskins, R OBP: 0.343, SLG: 0.480										4	0	1	0	1	1	2						
28 Alec Bohm, R OBP: 0.321, SLG: 0.399										5	1	1	0	0	2	4						
10 J.T. Realmuto, R OBP: 0.332, SLG: 0.440										4	1	2	0	1	1	2						
8 Nick Castellanos, R OBP: 0.304, SLG: 0.378										5	1	1	1	0	2	6						
2 Jean Segura, R OBP: 0.325, SLG: 0.409										4	1	1	0	1	1	1						
33 Edmundo Sosa, R OBP: 0.260, SLG: 0.289										4	0	2	3	0	0	0						
16 Brandon Marsh, L OBP: 0.283, SLG: 0.347										4	0	1	0	0	1	3						
19 Matt Vierling, R OBP: 0.281, SLG: 0.312										4	0	0	0	0	1	1						
<b>Inning Stats</b>	R: 0 E: 0 K: 1 S: 10	H: 2 LOB: 2 BB: 0 P: 15	R: 0 E: 0 K: 0 S: 13	H: 1 LOB: 1 BB: 0 P: 21	R: 3 E: 0 K: 0 S: 19	H: 4 LOB: 2 BB: 1 P: 30	R: 0 E: 0 K: 1 S: 14	H: 1 LOB: 1 BB: 0 P: 20	R: 1 E: 0 K: 2 S: 15	H: 2 LOB: 1 BB: 0 P: 19	R: 0 E: 0 K: 3 S: 15	H: 1 LOB: 3 BB: 2 P: 28	R: 0 E: 0 K: 0 S: 8	H: 0 LOB: 0 BB: 0 P: 11	R: 0 E: 0 K: 0 S: 5	H: 0 LOB: 0 BB: 0 P: 7	R: 0 E: 0 K: 2 S: 13	H: 1 LOB: 1 BB: 0 P: 20	1B: 9 2B: 3 3B: 0 HR: 0	SF: 0 SAC: 0 DP: 0 HBP: 0	WP: 1 PB: 0 SB: 4 CS: 0	PA: 42
<b>PITCHER</b>	IP	WLS	BF	H	R	ER	SO	BB	IBB	HBP	BLK	WP	HR	S	P	ERA	WHIP					
31 Mike Minor, L ERA: 6.31	5.0	L	26	10	4	4	4	1	0	0	0	1	0	71	105	7.20	2.200					
79 Ian Gibaut, R ERA: 5.6	1.0		6	1	0	0	3	2	0	0	0	0	0	15	28	0.00	3.000					
85 Luis Cessa, R ERA: 5.5	2.0		6	0	0	0	0	0	0	0	0	0	0	13	18	0.00	0.000					
54 Hunter Strickland, R ERA: 5.56	1.0		4	1	0	0	2	0	0	0	0	0	0	13	20	0.00	1.000					
<b>Batter</b>	<b>1</b>	<b>2</b>	<b>3</b>	<b>4</b>	<b>5</b>	<b>6</b>	<b>7</b>	<b>8</b>	<b>9</b>	<b>AB</b>	<b>R</b>	<b>H</b>	<b>RBI</b>	<b>BB</b>	<b>SO</b>	<b>LOB</b>	<b>BOTTOM</b>					
27 Jake Fraley, L OBP: 0.326, SLG: 0.444										4	1	1	1	0	0	1						
7 Donovan Solano, R OBP: 0.374, SLG: 0.434										4	0	1	0	0	2	0						
17 Kyle Farmer, R OBP: 0.338, SLG: 0.380										4	0	3	0	0	0	1						
19 Joey Votto, L OBP: 0.323, SLG: 0.374										4	0	0	0	0	0	3						
3 Albert Almora Jr., R OBP: 0.275, SLG: 0.360										4	1	1	0	0	3	1						
4 Matt Reynolds, R OBP: 0.321, SLG: 0.347										4	1	1	0	0	1	0						
44 Aristides Aquino, R OBP: 0.221, SLG: 0.312										4	0	1	0	0	1	2						
2 Jose Barrero, R OBP: 0.200, SLG: 0.375										3	0	0	0	0	1	3						
26 Michael Papierski, S OBP: 0.231, SLG: 0.173										3	0	1	2	0	0	0						
<b>Inning Stats</b>	R: 0 E: 0 K: 0 S: 8	H: 1 LOB: 1 BB: 0 P: 9	R: 2 E: 0 K: 1 S: 12	H: 3 LOB: 1 BB: 0 P: 14	R: 0 E: 0 K: 2 S: 10	H: 1 LOB: 1 BB: 0 P: 13	R: 0 E: 0 K: 1 S: 7	H: 0 LOB: 0 BB: 0 P: 8	R: 0 E: 0 K: 0 S: 7	H: 0 LOB: 0 BB: 0 P: 11	R: 0 E: 0 K: 2 S: 7	H: 1 LOB: 0 BB: 0 P: 8	R: 1 E: 0 K: 1 S: 10	H: 2 LOB: 0 BB: 0 P: 16	R: 0 E: 0 K: 1 S: 6	H: 0 LOB: 0 BB: 0 P: 8	1B: 6 2B: 2 3B: 0 HR: 1	SF: 0 SAC: 0 DP: 2 HBP: 0	WP: 0 PB: 0 SB: 1 CS: 0	PA: 34		
<b>PITCHER</b>	IP	WLS	BF	H	R	ER	SO	BB	IBB	HBP	BLK	WP	HR	S	P	ERA	WHIP					
43 Noah Syndergaard, R ERA: 3.95	7.0	W	28	8	3	3	6	0	0	0	0	0	0	61	77	3.86	1.143					
30 David Robertson, R ERA: 1.99	1.0	H	3	1	0	0	1	0	0	0	0	0	0	7	10	0.00	1.000					
58 Seranthony Dominguez, R ERA: 1.45	1.0	S	3	0	0	0	1	0	0	0	0	0	0	6	8	0.00	0.000					

Philadelphia Phillies @ Cincinnati Reds  
Great American Ball Park, Cincinnati, OH  
Mon Aug 15 2022, 6:41 PM - 9:33 PM EDT  
Att: 14,635 - Cloudy - 79 F

AB 39  
R 4  
H 12  
RBI 4  
BB 3  
SO 9  
LOB 19



Philadelphia Phillies @ Cincinnati Reds  
Great American Ball Park, Cincinnati, OH  
Mon Aug 15 2022, 6:41 PM - 9:33 PM EDT  
Att: 14,635 - Cloudy - 79 F

AB 34  
R 3  
H 9  
RBI 3  
BB 0  
SO 8  
LOB 11





Batter	1	2	3	4	5	6	7	8	9	AB	R	H	RBI	BB	SO	LOB	TOP	
5 Bryson Stott, L OBP: 0.280, SLG: 0.334	G4-3	G1-3	P5	G5-3				K	P5	6	0	0	0	1	9		<b>Philadelphia Phillies @ Cincinnati Reds</b> Great American Ball Park, Cincinnati, OH Tue Aug 16 2022, 6:41 PM - 10:01 PM EDT Att: 17,074 - Partly Cloudy - 79 F	
17 Rhys Hoskins, R OBP: 0.345, SLG: 0.494	1B		F8	HR		F8		HR	FC6-4	6	2	3	5	0	0	1		
28 Alec Bohm, R OBP: 0.322, SLG: 0.399	F8		G3	1B			K			5	0	2	0	0	1	1		
25 Darick Hall, L OBP: 0.298, SLG: 0.560	G6-3		HR	F9			K			5	1	1	1	1	0	2		3
8 Nick Castellanos, R OBP: 0.307, SLG: 0.391	L8		HR		21 BB 19 SF8			K	2B	5	3	3	1	0	1	0		
2 Jean Segura, R OBP: 0.332, SLG: 0.414	1B	G6-3			21 BB		F8		2B	5	1	3	0	0	0	0		
16 Brandon Marsh, L OBP: 0.285, SLG: 0.349	1B								1B	1	0	1	0	0	0	0		
29 Nick Maton, L OBP: 0.474, SLG: 0.941	1B		19 BB 17 HR	1B			K		K	4	1	1	0	0	3	4		
21 Garrett Stubbs, L OBP: 0.360, SLG: 0.538	BB		G4					E4	1B	3	2	2	3	2	0	1		
19 Matt Vierling, R OBP: 0.283, SLG: 0.315	K		17 HR	1B	SF8			G6-3	1B	4	1	2	1	0	1	4		
<b>Inning Stats</b>	R: 0 H: 1 E: 0 K: 0 S: 11	H: 2 R: 0 ER: 0 LOB: 3 P: 19	H: 2 R: 0 ER: 0 LOB: 0 P: 22	H: 2 R: 2 ER: 0 LOB: 0 P: 17	H: 4 R: 3 ER: 0 LOB: 1 P: 17	H: 2 R: 1 ER: 0 LOB: 2 P: 21	H: 0 R: 0 ER: 0 LOB: 0 P: 16	H: 0 R: 0 ER: 0 LOB: 0 P: 17	H: 3 R: 2 ER: 1 LOB: 1 P: 20	H: 4 R: 3 ER: 0 LOB: 1 P: 22	1B: 11 RBI: 5 SF: 1 2B: 2 3B: 0 HR: 5	SF: 1 DP: 0 HBP: 0	WP: 0 PA: 47 PB: 0 SB: 1 CS: 0					
<b>PITCHER</b>	IP WLS BF H R ER SO BB IBB HBP BLK WP HR S P ERA WHIP																	
67 T.J. Zeuch, R ERA: 13.5	4.0 L 24 11 6 6 1 1 0 0 0 0 3 49 78 13.50 3.000																	
75 Ross Detwiler, L ERA: 3.38	1.0 4 0 0 0 1 1 0 0 0 0 0 10 18 0.00 1.000																	
46 Buck Farmer, R ERA: 4.87	2.0 6 0 0 0 4 0 0 0 0 0 0 22 33 0.00 0.000																	
52 Reiver Sanmartin, L ERA: 7.55	1.1 11 7 5 5 3 0 0 0 0 0 2 29 39 33.75 5.250																	
35 Alejo Lopez, R ERA:	0.2 2 0 0 0 0 0 0 0 0 0 0 3 3 0.00 0.000																	

Batter	1	2	3	4	5	6	7	8	9	AB	R	H	RBI	BB	SO	LOB	BOTTOM
27 Jake Fraley, L OBP: 0.333, SLG: 0.482	1B		HR		K			L5		4	1	2	2	0	1	1	<b>Philadelphia Phillies @ Cincinnati Reds</b> Great American Ball Park, Cincinnati, OH Tue Aug 16 2022, 6:41 PM - 10:01 PM EDT Att: 17,074 - Partly Cloudy - 79 F
6 Jonathan India, R OBP: 0.307, SLG: 0.396	K		HR		K			K		4	1	1	1	0	3	2	
17 Kyle Farmer, R OBP: 0.340, SLG: 0.382	K		1B		G4-3		G4-3	1B	19 WP 29 1B	4	1	2	0	0	1	1	
19 Joey Votto, L OBP: 0.319, SLG: 0.370	K		G4-3		G6-3		G6-3	F8		4	0	0	0	0	1	2	
3 Albert Almora Jr., R OBP: 0.275, SLG: 0.357	K		K		L7			29 1B	1B	4	0	1	0	0	2	0	
44 Aristides Aquino, R OBP: 0.215, SLG: 0.302	K		K		K		F7	F4		4	0	0	0	0	2	2	
29 TJ Friedl, L OBP: 0.260, SLG: 0.298			G4-3		G4-3		L8		1B	4	1	2	1	0	0	0	
2 Jose Barrero, R OBP: 0.182, SLG: 0.341	F8		1B		K		K		F8	4	0	0	0	0	2	3	
26 Michael Papierski, S OBP: 0.234, SLG: 0.190	K				2B			K		3	0	1	0	0	2	1	
<b>Inning Stats</b>	R: 0 H: 1 E: 0 K: 2 S: 9	H: 0 R: 0 ER: 0 LOB: 0 P: 14	H: 0 R: 0 ER: 0 LOB: 0 P: 14	H: 4 R: 3 ER: 0 LOB: 1 P: 19	H: 0 R: 0 ER: 0 LOB: 0 P: 14	H: 1 R: 0 ER: 0 LOB: 1 P: 18	H: 0 R: 0 ER: 0 LOB: 0 P: 14	H: 0 R: 0 ER: 0 LOB: 0 P: 9	H: 0 R: 0 ER: 0 LOB: 0 P: 12	H: 3 R: 1 ER: 0 LOB: 2 P: 26	1B: 6 RBI: 4 SF: 0 2B: 1 3B: 0 HR: 2	SF: 0 DP: 0 HBP: 0	WP: 1 PA: 35 PB: 0 SB: 0 CS: 1				
<b>PITCHER</b>	IP WLS BF H R ER SO BB IBB HBP BLK WP HR S P ERA WHIP																
44 Kyle Gibson, R ERA: 4.3	6.0 W 23 6 3 3 11 0 0 0 0 0 0 7 9 4.50 1.000																
75 Connor Brogdon, R ERA: 1.73	1.0 H 3 0 0 0 1 0 0 0 0 0 0 7 9 0.00 0.000																
46 José Alvarado, L ERA: 4.46	1.0 3 0 0 0 2 0 0 0 0 0 0 9 12 0.00 0.000																
57 Nick Nelson, R ERA: 4.27	1.0 6 3 1 1 0 0 0 0 0 0 1 0 21 26 9.00 3.000																



Batter	1	2	3	4	5	6	7	8	9	AB	R	H	RBI	BB	SO	LOB	TOP			
2 Jean Segura, R OBP: 0.326, SLG: 0.406	F9	P6			G6-3			K		4	0	0	0	0	1	2	<b>Philadelphia Phillies @ Cincinnati Reds</b> Great American Ball Park, Cincinnati, OH Wed Aug 17 2022, 12:38 PM - 3:05 PM EDT Att: 13,622 - Sunny - 79 F			
17 Rhys Hoskins, R OBP: 0.346, SLG: 0.493	K		BB		1B			P3		3	0	1	0	1	1	0				
28 Alec Bohm, R OBP: 0.321, SLG: 0.400	2B		G6-4-3		L9-3			G1-3		4	0	1	0	0	0	2				
10 J.T. Realmuto, R OBP: 0.331, SLG: 0.436	HBP		K		K			K		3	0	0	0	0	3	0				
8 Nick Castellanos, R OBP: 0.306, SLG: 0.390	K				G4-3			K		4	0	1	0	0	2	2				
33 Edmundo Sosa, R OBP: 0.285, SLG: 0.283	K2-3		K		L7			P2		3	0	0	0	0	2	1				
12 Kyle Schwarber, L OBP: 0.313, SLG: 0.499										1	0	0	0	0	0	0				
5 Bryson Stott, L OBP: 0.290, SLG: 0.334										0	0	0	0	0	0	0				
25 Darick Hall, L OBP: 0.299, SLG: 0.555	K									3	0	1	0	0	1	0				
19 Matt Vierling, R OBP: 0.284, SLG: 0.316					F8			F8		3	0	1	0	0	0	2				
29 Nick Maton, L OBP: 0.455, SLG: 0.842					G3-1			K		2	0	0	0	1	1	2				
<b>Inning Stats</b>	R: 0 E: 0 K: 2 S: 9	H: 1 LOB: 2 BB: 0 P: 15	R: 0 E: 0 K: 2 S: 13	H: 1 LOB: 2 BB: 1 P: 20	R: 0 E: 0 K: 1 S: 6	H: 0 LOB: 0 BB: 1 P: 12	R: 0 E: 0 K: 1 S: 6	H: 2 LOB: 2 BB: 0 P: 17	R: 0 E: 0 K: 0 S: 6	H: 0 LOB: 0 BB: 0 P: 8	R: 0 E: 0 K: 1 S: 11	H: 0 LOB: 0 BB: 0 P: 17	R: 0 E: 0 K: 1 S: 7	H: 0 LOB: 0 BB: 0 P: 9	R: 0 E: 0 K: 2 S: 7	H: 0 LOB: 0 BB: 0 P: 10	1B: 4 2B: 2 3B: 0 HR: 0	SF: 0 SAC: 0 DP: 2 HBP: 1	WP: 0 PB: 0 CS: 0	PA: 33
<b>PITCHER</b>	IP WLS BF H R ER SO BB IBB HBP BLK WP HR S P ERA WHIP	IP WLS BF H R ER SO BB IBB HBP BLK WP HR S P ERA WHIP	IP WLS BF H R ER SO BB IBB HBP BLK WP HR S P ERA WHIP	IP WLS BF H R ER SO BB IBB HBP BLK WP HR S P ERA WHIP	IP WLS BF H R ER SO BB IBB HBP BLK WP HR S P ERA WHIP	IP WLS BF H R ER SO BB IBB HBP BLK WP HR S P ERA WHIP	IP WLS BF H R ER SO BB IBB HBP BLK WP HR S P ERA WHIP	IP WLS BF H R ER SO BB IBB HBP BLK WP HR S P ERA WHIP	IP WLS BF H R ER SO BB IBB HBP BLK WP HR S P ERA WHIP	IP WLS BF H R ER SO BB IBB HBP BLK WP HR S P ERA WHIP	IP WLS BF H R ER SO BB IBB HBP BLK WP HR S P ERA WHIP	IP WLS BF H R ER SO BB IBB HBP BLK WP HR S P ERA WHIP	IP WLS BF H R ER SO BB IBB HBP BLK WP HR S P ERA WHIP	IP WLS BF H R ER SO BB IBB HBP BLK WP HR S P ERA WHIP	IP WLS BF H R ER SO BB IBB HBP BLK WP HR S P ERA WHIP	IP WLS BF H R ER SO BB IBB HBP BLK WP HR S P ERA WHIP	IP WLS BF H R ER SO BB IBB HBP BLK WP HR S P ERA WHIP			
40 Nick Lodolo, L ERA: 4.12	7.0	27	5	0	0	8	2	0	0	1	0	0	0	0	0	0	0.00	1.000		
43 Alexis Diaz, R ERA: 1.75	2.0	6	0	0	0	3	0	0	0	0	0	0	0	0	0	0	0.00	0.000		

AB	30
R	0
H	5
RBI	0
BB	2
SO	11
LOB	11



Batter	1	2	3	4	5	6	7	8	9	AB	R	H	RBI	BB	SO	LOB	BOTTOM					
6 Jonathan India, R OBP: 0.306, SLG: 0.393	K				G6-3			P6		4	0	1	0	0	1	2	<b>Philadelphia Phillies @ Cincinnati Reds</b> Great American Ball Park, Cincinnati, OH Wed Aug 17 2022, 12:38 PM - 3:05 PM EDT Att: 13,622 - Sunny - 79 F					
27 Jake Fraley, L OBP: 0.320, SLG: 0.461	K				1B			K		4	0	0	0	0	2	2						
26 Michael Papierski, S OBP: 0.234, SLG: 0.190	K				FC3-6 17 BLK			K		0	0	0	0	0	0	0						
17 Kyle Farmer, R OBP: 0.337, SLG: 0.377	L8				K			F9		4	0	0	0	0	1	2						
4 Matt Reynolds, R OBP: 0.316, SLG: 0.340	K				K			K		4	0	0	0	0	3	0						
3 Albert Almora Jr., R OBP: 0.283, SLG: 0.356					G4-3			BB		1	1	0	0	3	0	0						
44 Aristides Aquino, R OBP: 0.229, SLG: 0.283					G3			K		4	0	0	0	0	2	3						
35 Alejo Lopez, S OBP: 0.364, SLG: 0.333								F9		4	0	3	0	0	0	1						
2 Jose Barrero, R OBP: 0.188, SLG: 0.333					2B			K		4	0	1	1	0	2	4						
28 Austin Romine, R OBP: 0.231, SLG: 0.240					P3			K		2	0	0	0	0	0	1						
29 T.J. Friedl, L OBP: 0.267, SLG: 0.305					P2			1B		1	0	1	0	0	0	0						
<b>Inning Stats</b>	R: 0 E: 0 K: 2 S: 12	H: 0 LOB: 0 BB: 0 P: 17	R: 0 E: 0 K: 2 S: 11	H: 1 LOB: 2 BB: 1 P: 17	R: 0 E: 0 K: 1 S: 8	H: 1 LOB: 0 BB: 0 P: 12	R: 0 E: 0 K: 1 S: 6	H: 0 LOB: 0 BB: 0 P: 10	R: 0 E: 0 K: 0 S: 6	H: 0 LOB: 0 BB: 0 P: 7	R: 0 E: 0 K: 0 S: 7	H: 0 LOB: 0 BB: 0 P: 11	R: 0 E: 0 K: 2 S: 11	H: 0 LOB: 1 BB: 1 P: 21	R: 0 E: 0 K: 1 S: 15	H: 1 LOB: 1 BB: 0 P: 22	R: 1 E: 0 K: 2 S: 10	H: 2 LOB: 2 BB: 1 P: 18	1B: 5 2B: 1 3B: 0 HR: 0	SF: 0 SAC: 0 DP: 0 HBP: 0	WP: 0 PB: 0 CS: 0	PA: 35
<b>PITCHER</b>	IP WLS BF H R ER SO BB IBB HBP BLK WP HR S P ERA WHIP	IP WLS BF H R ER SO BB IBB HBP BLK WP HR S P ERA WHIP	IP WLS BF H R ER SO BB IBB HBP BLK WP HR S P ERA WHIP	IP WLS BF H R ER SO BB IBB HBP BLK WP HR S P ERA WHIP	IP WLS BF H R ER SO BB IBB HBP BLK WP HR S P ERA WHIP	IP WLS BF H R ER SO BB IBB HBP BLK WP HR S P ERA WHIP	IP WLS BF H R ER SO BB IBB HBP BLK WP HR S P ERA WHIP	IP WLS BF H R ER SO BB IBB HBP BLK WP HR S P ERA WHIP	IP WLS BF H R ER SO BB IBB HBP BLK WP HR S P ERA WHIP	IP WLS BF H R ER SO BB IBB HBP BLK WP HR S P ERA WHIP	IP WLS BF H R ER SO BB IBB HBP BLK WP HR S P ERA WHIP	IP WLS BF H R ER SO BB IBB HBP BLK WP HR S P ERA WHIP	IP WLS BF H R ER SO BB IBB HBP BLK WP HR S P ERA WHIP	IP WLS BF H R ER SO BB IBB HBP BLK WP HR S P ERA WHIP	IP WLS BF H R ER SO BB IBB HBP BLK WP HR S P ERA WHIP	IP WLS BF H R ER SO BB IBB HBP BLK WP HR S P ERA WHIP						
55 Ranger Suarez, L ERA: 3.31	7.0	26	3	0	0	1	0	0	0	0	0	0	0	0	0	0	0.00	1.000				
30 David Robertson, R ERA: 1.94	1.0	4	1	0	0	1	0	0	0	0	0	0	0	0	0	0	0.00	1.000				
58 Seranthony Dominguez, R ERA: 1.64	0.2	5	2	1	1	2	1	0	0	0	0	0	0	0	0	0	13.50	4.500				

AB	32
R	1
H	6
RBI	1
BB	3
SO	11
LOB	15





Batter	1	2	3	4	5	6	7	8	9	AB	R	H	RBI	BB	SO	LOB	TOP					
9 Brandon Nimmo, L OBP: 0.349, SLG: 0.407										4	1	1	0	1	1	1						
6 Starling Marte, R OBP: 0.339, SLG: 0.465										5	2	2	0	0	0	3						
12 Francisco Lindor, S OBP: 0.349, SLG: 0.461										5	1	3	0	0	1	1						
20 Pete Alonso, R OBP: 0.352, SLG: 0.529										5	1	2	3	0	0	4						
32 Daniel Vogelbach, L OBP: 0.355, SLG: 0.447										2	1	1	0	2	1	2						
28 Darin Ruf, R OBP: 0.354, SLG: 0.376										1	1	0	0	0	1	1						
1 Jeff McNeil, L OBP: 0.370, SLG: 0.456										4	0	1	1	1	1	5						
25 Tyler Naquin, L OBP: 0.297, SLG: 0.470										5	0	0	0	0	5	7						
22 Brett Baty, L OBP: 0.364, SLG: 0.600										3	0	1	2	1	1	0						
35 Michael Pérez, L OBP: 0.197, SLG: 0.298										4	0	0	0	0	3	4						
<b>Inning Stats</b>	R: 1 H: 2 E: 1 K: 2 S: 16	H: 2 LOB: 2 BB: 0 P: 22	R: 0 H: 0 E: 0 K: 2 S: 8	H: 0 LOB: 0 BB: 0 P: 10	R: 3 H: 4 E: 0 K: 2 S: 26	H: 4 LOB: 1 BB: 0 P: 36	R: 0 H: 0 E: 0 K: 2 S: 9	H: 0 LOB: 0 BB: 0 P: 12	R: 1 H: 2 E: 0 K: 1 S: 16	H: 2 LOB: 2 BB: 1 P: 24	R: 0 H: 0 E: 0 K: 1 S: 9	H: 0 LOB: 1 BB: 1 P: 13	R: 2 H: 2 E: 0 K: 1 S: 14	H: 2 LOB: 3 BB: 2 P: 25	R: 0 H: 0 E: 0 K: 1 S: 7	H: 0 LOB: 0 BB: 0 P: 14	R: 0 H: 1 E: 0 K: 2 S: 10	H: 1 LOB: 1 BB: 0 P: 13	1B: 6 2B: 4 3B: 0 HR: 1	SF: 0 SAC: 0 DP: 1 HBP: 0	WP: 1 PB: 0 SB: 2 CS: 0	PA: 43
<b>PITCHER</b>	IP WLS BF H R ER SO BB IBB HBP BLK WP HR S P ERA WHIP	5.0 L 25 8 5 5 9 1 0 0 0 1 1 75 104 9.00 1.800	1.0 4 0 0 0 1 1 0 0 0 0 0 9 13 0.00 1.000	1.0 7 2 2 2 1 2 0 0 0 0 0 14 25 18.00 4.000	2.0 7 1 0 0 3 1 0 0 0 0 0 17 27 0.00 1.000	<b>PITCHER</b>																
27 Aaron Nola, R ERA: 3.25																						
57 Nick Nelson, R ERA: 4.19																						
64 Andrew Bellatti, R ERA: 3.92																						
54 Sam Coonrod, R ERA:																						
<b>Batter</b>	<b>1</b>	<b>2</b>	<b>3</b>	<b>4</b>	<b>5</b>	<b>6</b>	<b>7</b>	<b>8</b>	<b>9</b>	<b>AB</b>	<b>R</b>	<b>H</b>	<b>RBI</b>	<b>BB</b>	<b>SO</b>	<b>LOB</b>	<b>BOTTOM</b>					
12 Kyle Schwarber, L OBP: 0.314, SLG: 0.498										5	0	2	2	0	2	0						
17 Rhys Hoskins, R OBP: 0.343, SLG: 0.487										5	0	0	0	0	2							
28 Alec Bohm, R OBP: 0.318, SLG: 0.396										4	0	0	0	0	1	2						
10 J.T. Realmuto, R OBP: 0.335, SLG: 0.442										4	0	3	0	0	0							
8 Nick Castellanos, R OBP: 0.306, SLG: 0.389										4	0	1	0	0	1	4						
5 Bryson Stott, L OBP: 0.280, SLG: 0.340										4	0	1	0	0	2	2						
2 Jean Segura, R OBP: 0.329, SLG: 0.405										3	0	1	0	0	2							
19 Matt Vierling, R OBP: 0.283, SLG: 0.311										3	1	0	0	0	3							
18 Bradley Zimmer, L OBP: 0.211, SLG: 0.250										4	1	1	0	0	1							
<b>Inning Stats</b>	R: 0 H: 0 E: 0 K: 1 S: 11	H: 1 LOB: 2 BB: 0 P: 22	R: 0 H: 0 E: 0 K: 1 S: 10	H: 0 LOB: 0 BB: 0 P: 17	R: 0 H: 2 E: 0 K: 1 S: 12	H: 2 LOB: 2 BB: 0 P: 17	R: 2 H: 3 E: 0 K: 0 S: 16	H: 3 LOB: 2 BB: 0 P: 23	R: 0 H: 1 E: 0 K: 0 S: 7	H: 1 LOB: 1 BB: 0 P: 11	R: 0 H: 2 E: 0 K: 1 S: 14	H: 2 LOB: 2 BB: 0 P: 19	R: 0 H: 0 E: 0 K: 1 S: 6	H: 0 LOB: 0 BB: 0 P: 10	R: 0 H: 0 E: 0 K: 1 S: 7	H: 0 LOB: 0 BB: 0 P: 10	1B: 6 2B: 2 3B: 1 HR: 0	SF: 0 SAC: 0 DP: 0 HBP: 2	WP: 0 PB: 0 SB: 1 CS: 0	PA: 38		
<b>PITCHER</b>	IP WLS BF H R ER SO BB IBB HBP BLK WP HR S P ERA WHIP	6.0 W 27 8 2 2 4 0 0 0 0 0 0 14 19 0.00 2.000	1.0 5 2 0 0 1 0 0 0 0 0 0 6 10 0.00 0.000	1.0 3 0 0 0 1 0 0 0 0 0 0 7 10 0.00 0.000	1.0 3 0 0 0 0 0 0 0 0 0 0 7 10 0.00 0.000	<b>PITCHER</b>																
40 Chris Bassitt, R ERA: 3.26																						
0 Adam Ottavino, R ERA: 2.3																						
30 Joely Rodríguez, L ERA: 4.89																						
65 Trevor May, R ERA: 6.91																						

**New York Mets @ Philadelphia Phillies**  
Citizens Bank Park, Philadelphia, PA  
Fri Aug 19 2022, 7:09 PM - 10:35 PM EDT  
Att: 43,176 - Partly Cloudy - 87 F

AB	38
R	7
H	11
RBI	6
BB	5
SO	14
LOB	28



**New York Mets @ Philadelphia Phillies**  
Citizens Bank Park, Philadelphia, PA  
Fri Aug 19 2022, 7:09 PM - 10:35 PM EDT  
Att: 43,176 - Partly Cloudy - 87 F

AB	36
R	2
H	9
RBI	2
BB	0
SO	6
LOB	16





Batter	1	2	3	4	5	6	7	8	9	AB	R	H	RBI	BB	SO	LOB	TOP					
9 Brandon Nimmo, L OBP: 0.351, SLG: 0.413										4	1	2	1	1	1	1	<b>New York Mets @ Philadelphia Phillies</b> Citizens Bank Park, Philadelphia, PA Sat Aug 20 2022, 1:09 PM - 4:50 PM EDT Att: 36,809 - Partly Cloudy - 89 F <a href="http://livebaseballscorecards.com">livebaseballscorecards.com</a>					
6 Starling Marte, R OBP: 0.345, SLG: 0.467										4	1	3	1	1	1	1						
12 Francisco Lindor, S OBP: 0.347, SLG: 0.462										5	2	1	1	0	1	6						
43 Yolmer Sánchez, S OBP: 0.214, SLG: 0.108										0	0	0	0	0	0	0						
20 Pete Alonso, R OBP: 0.350, SLG: 0.525										4	0	0	0	1	0	5						
32 Daniel Vogelbach, L OBP: 0.355, SLG: 0.444										2	0	0	0	1	2	1						
28 Darin Ruf, R OBP: 0.325, SLG: 0.376										0	0	0	1	1	0	0						
1 Jeff McNeil, L OBP: 0.373, SLG: 0.458										5	1	3	2	0	0	1						
25 Tyler Naquin, L OBP: 0.298, SLG: 0.466										2	1	0	0	1	1	2						
19 Mark Canha, R OBP: 0.370, SLG: 0.390										2	0	0	0	0	0	2						
22 Brett Baty, L OBP: 0.333, SLG: 0.462										3	1	0	0	0	0	4						
35 Michael Pérez, L OBP: 0.206, SLG: 0.299										3	1	1	2	1	1	0						
<b>Inning Stats</b>	R: 0 H: 0 E: 0 K: 1 S: 10	H: 0 LOB: 1 BB: 1 P: 17	R: 0 H: 0 E: 0 K: 2 S: 12	H: 0 LOB: 0 BB: 0 P: 20	R: 0 H: 0 E: 0 K: 2 S: 8	H: 0 LOB: 0 BB: 0 P: 14	R: 0 H: 1 E: 0 K: 1 S: 14	H: 1 LOB: 1 BB: 0 P: 22	R: 2 H: 2 E: 0 K: 0 S: 5	H: 2 LOB: 0 BB: 1 P: 11	R: 2 H: 2 E: 0 K: 0 S: 14	H: 2 LOB: 2 BB: 2 P: 31	R: 0 H: 2 E: 0 K: 1 S: 12	H: 2 LOB: 2 BB: 0 P: 16	R: 0 H: 0 E: 0 K: 0 S: 7	H: 0 LOB: 0 BB: 1 P: 14	R: 4 H: 3 E: 0 K: 0 S: 21	H: 3 LOB: 2 BB: 2 P: 41	1B: 7 2B: 4 3B: 1 HR: 0	SF: 1 SAC: 0 DP: 2 HBP: 1	WP: 0 PB: 0 SB: 0 CS: 0	PA: 43
<b>PITCHER</b>	IP WLS BF H R ER SO BB IBB HBP BLK WP HR S P ERA WHIP																					
45 Zack Wheeler, R ERA: 3.07	5.1 L 24 5 4 4 6 4 0 0 0 0 0 0 58 106 6.75 1.688																					
75 Connor Brogdon, R ERA: 1.53	1.2 7 2 0 0 1 0 0 0 0 0 0 0 7 25 0.00 1.200																					
52 Brad Hand, L ERA: 2.02	1.0 3 0 0 0 0 1 0 0 0 0 0 0 0 14 0.00 1.000																					
57 Nick Nelson, R ERA: 4.8	0.2 7 2 4 4 0 2 0 1 0 0 0 0 17 35 54.00 6.000																					
25 Dartek Hall, R ERA:	0.1 2 1 0 0 0 0 0 0 0 0 0 0 0 4 0.00 3.000																					

Batter	1	2	3	4	5	6	7	8	9	AB	R	H	RBI	BB	SO	LOB	BOTTOM			
12 Kyle Schwarber, L OBP: 0.311, SLG: 0.492										5	0	0	0	0	2	3	<b>New York Mets @ Philadelphia Phillies</b> Citizens Bank Park, Philadelphia, PA Sat Aug 20 2022, 1:09 PM - 4:50 PM EDT Att: 36,809 - Partly Cloudy - 89 F <a href="http://livebaseballscorecards.com">livebaseballscorecards.com</a>			
17 Rhys Hoskins, R OBP: 0.340, SLG: 0.483										4	0	0	0	0	3	1				
28 Alec Bohm, R OBP: 0.318, SLG: 0.394										4	0	1	0	0	0	0				
8 Nick Castellanos, R OBP: 0.308, SLG: 0.390										4	1	2	0	0	1	0				
5 Bryson Stott, L OBP: 0.283, SLG: 0.343										3	0	1	0	1	1	2				
2 Jean Segura, R OBP: 0.328, SLG: 0.404										3	0	1	1	0	0	0				
21 Garrett Stubbs, L OBP: 0.366, SLG: 0.530										3	1	1	0	1	1	3				
19 Matt Vierling, R OBP: 0.283, SLG: 0.307										3	0	0	0	1	1	2				
18 Bradley Zimmer, L OBP: 0.207, SLG: 0.244										2	0	0	0	0	1	2				
33 Edmundo Sosa, R OBP: 0.258, SLG: 0.286										2	0	1	0	0	0	0				
<b>Inning Stats</b>	R: 0 H: 2 E: 0 K: 1 S: 9	H: 1 LOB: 2 BB: 0 P: 14	R: 0 H: 0 E: 0 K: 1 S: 8	H: 0 LOB: 0 BB: 0 P: 14	R: 0 H: 1 E: 0 K: 1 S: 16	H: 1 LOB: 1 BB: 1 P: 25	R: 0 H: 0 E: 0 K: 3 S: 12	H: 0 LOB: 1 BB: 1 P: 22	R: 1 H: 2 E: 0 K: 0 S: 10	H: 2 LOB: 1 BB: 0 P: 15	R: 0 H: 0 E: 0 K: 0 S: 4	H: 0 LOB: 0 BB: 0 P: 6	R: 0 H: 0 E: 0 K: 2 S: 8	H: 0 LOB: 0 BB: 0 P: 12	R: 0 H: 0 E: 0 K: 2 S: 17	H: 1 LOB: 2 BB: 1 P: 25	1B: 6 2B: 2 3B: 0 HR: 0	SF: 1 SAC: 0 DP: 1 HBP: 0	WP: 0 PB: 0 SB: 0 CS: 1	PA: 37
<b>PITCHER</b>	IP WLS BF H R ER SO BB IBB HBP BLK WP HR S P ERA WHIP																			
29 Trevor Williams, R ERA: 2.84	4.0 W 17 4 0 0 3 2 0 0 0 0 0 0 13 21 6.75 0.750																			
67 Seth Lugo, R ERA: 3.39	1.1 5 1 1 1 3 0 0 0 0 0 0 0 8 12 0.00 0.000																			
30 Joely Rodríguez, L ERA: 4.66	1.2 6 1 0 0 0 0 0 0 0 0 0 0 11 16 0.00 0.600																			
0 Adam Ottavino, R ERA: 2.25	1.0 H 3 0 0 0 2 0 0 0 0 0 0 0 8 12 0.00 0.000																			
Sam Clay, L ERA: 8.44	1.0 6 1 1 0 2 1 0 0 0 0 0 0 17 25 0.00 2.000																			



Batter	1	2	3	4	5	6	7	8	9	AB	R	H	RBI	BB	SO	LOB	TOP										
9 Brandon Nimmo, L (1,8) OBP: 0.353, SLG: 0.411	G1-3		K		HBP			BB		2	0	0	0	1	1	0	<b>New York Mets @ Philadelphia Phillies</b> Citizens Bank Park, Philadelphia, PA Sat Aug 20 2022, 7:19 PM - 10:41 PM EDT Att: 39,374 - Partly Cloudy - 86 F <a href="http://livebaseballscorecards.com">livebaseballscorecards.com</a>										
6 Starling Marte, R (1,9) OBP: 0.344, SLG: 0.464	HBP		L4		K			K		3	0	0	0	0	2	3											
12 Francisco Lindor, S (1,6) OBP: 0.347, SLG: 0.461	1B		F7				P3	P5		4	1	1	0	0	0	1											
20 Pete Alonso, R (1,10) OBP: 0.349, SLG: 0.521	BB				F8		F8		P6	3	0	0	0	1	0	0											
28 Darin Ruf, R (1,3) OBP: 0.325, SLG: 0.372	BB				G6-3		L8		K	3	0	0	0	1	1	0											
1 Jeff McNeil, L (1,4) OBP: 0.371, SLG: 0.458	L9				F8				2B	4	0	1	0	0	1	2											
19 Mark Canha, R (1,7) OBP: 0.371, SLG: 0.389		L4			9 HBP		G4-3		BB	3	0	1	0	1	0	0											
22 Brett Baty, L (1,5) OBP: 0.263, SLG: 0.353		F7			F7		K1-3		FC5	4	0	0	0	0	1	3											
33 James McCann, R (1,2) OBP: 0.232, SLG: 0.263		P4						P1		3	0	0	0	0	1	1											
<b>Inning Stats</b>	R: 1 H: 1 E: 0 K: 0 S: 12	H: 2 BB: 2 P: 26	R: 0 H: 0 E: 0 K: 0 S: 7	H: 0 LOB: 0 BB: 0 P: 10	R: 0 H: 0 E: 0 K: 1 S: 7	H: 0 LOB: 0 BB: 0 P: 10	R: 0 H: 1 E: 0 K: 2 S: 12	H: 2 LOB: 2 BB: 0 P: 19	R: 0 H: 0 E: 0 K: 0 S: 7	H: 0 LOB: 0 BB: 0 P: 9	R: 0 H: 0 E: 0 K: 2 S: 7	H: 0 LOB: 0 BB: 0 P: 10	R: 0 H: 0 E: 0 K: 1 S: 8	H: 1 LOB: 2 BB: 1 P: 15	R: 0 H: 1 E: 0 K: 1 S: 12	H: 2 LOB: 1 BB: 1 P: 21	1B: 2 2B: 1 3B: 0 HR: 0	SF: 0 SAC: 0 DP: 0 HBP: 2	WP: 1 PB: 0 CS: 1	PA: 35							
<b>PITCHER</b>	IP	WLS	BF	H	R	ER	SO	BB	IBB	HBP	BLK	WP	HR	S	P	ERA	WHIP										
Bailey Falter, L (1,1) ERA: 4.4	6.0	W	23	2	1	1	3	2	0	2	0	1	0	52	84	1.50	0.667										
46 José Alvarado, L (7,1) ERA: 4.33	1.0	H	3	0	0	0	2	0	0	0	0	0	0	7	10	0.00	0.000										
30 David Robertson, R (8,1) ERA: 1.86	2.0	S	9	1	0	0	2	2	0	0	0	0	0	20	36	0.00	1.500										

Batter	1	2	3	4	5	6	7	8	9	AB	R	H	RBI	BB	SO	LOB	BOTTOM										
12 Kyle Schwarber, L (1,10) OBP: 0.314, SLG: 0.499	2B		BB		F7		K	BB		4	2	2	0	1	1	2	<b>New York Mets @ Philadelphia Phillies</b> Citizens Bank Park, Philadelphia, PA Sat Aug 20 2022, 7:19 PM - 10:41 PM EDT Att: 39,374 - Partly Cloudy - 86 F <a href="http://livebaseballscorecards.com">livebaseballscorecards.com</a>										
21 Garrett Stubbs, L (8,FR) OBP: 0.366, SLG: 0.530	10 1B		28 2B				17 BB	17 1B		0	1	0	0	0	0	0											
17 Rhys Hoskins, R (1,3) OBP: 0.343, SLG: 0.485	G1-3		K				8 1B	CS		4	0	2	1	1	1	3											
28 Alec Bohm, R (1,5) OBP: 0.317, SLG: 0.394	K		2B				28 E	1B		5	0	1	2	0	2	6											
10 J.T. Realmuto, R (1,2) OBP: 0.334, SLG: 0.440	1B		K				P4	CS		4	0	1	1	0	2	5											
8 Nick Castellanos, R (1,9) OBP: 0.307, SLG: 0.389	K		G6-3				2 BB			4	0	1	0	0	1	2											
2 Jean Segura, R (1,4) OBP: 0.335, SLG: 0.407	L3						1B			3	0	2	0	1	0	0											
19 Matt Vierling, R (1,8) OBP: 0.282, SLG: 0.306	G4-3						K			4	0	1	0	0	1	4											
33 Edmundo Sosa, R (1,6) OBP: 0.253, SLG: 0.280	G1-6-3									3	0	0	0	0	0	1											
29 Nick Maton, L (1,7) OBP: 0.423, SLG: 0.739										4	1	1	0	0	1	2	<b>New York Mets @ Philadelphia Phillies</b> Citizens Bank Park, Philadelphia, PA Sat Aug 20 2022, 7:19 PM - 10:41 PM EDT Att: 39,374 - Partly Cloudy - 86 F <a href="http://livebaseballscorecards.com">livebaseballscorecards.com</a>										
18 Bradley Zimmer, L (8,8) OBP: 0.207, SLG: 0.244	12 BB									0	0	0	0	0	0	0											
<b>Inning Stats</b>	R: 1 H: 2 E: 0 K: 2 S: 15	H: 2 LOB: 1 BB: 0 P: 18	R: 0 H: 0 E: 0 K: 0 S: 8	H: 0 LOB: 0 BB: 0 P: 11	R: 2 H: 2 E: 0 K: 2 S: 17	H: 2 LOB: 1 BB: 1 P: 29	R: 0 H: 2 E: 0 K: 0 S: 12	H: 2 LOB: 2 BB: 0 P: 18	R: 0 H: 2 E: 0 K: 3 S: 17	H: 0 LOB: 3 BB: 1 P: 28	R: 0 H: 0 E: 1 K: 1 S: 20	H: 0 LOB: 1 BB: 1 P: 31	R: 0 H: 1 E: 0 K: 0 S: 12	H: 1 LOB: 0 BB: 0 P: 18	R: 1 H: 2 E: 0 K: 1 S: 17	H: 2 LOB: 1 BB: 0 P: 24	1B: 7 2B: 3 3B: 1 HR: 0	SF: 0 SAC: 1 DP: 0 HBP: 0	WP: 0 PB: 1 CS: 1	PA: 40							
<b>PITCHER</b>	IP	WLS	BF	H	R	ER	SO	BB	IBB	HBP	BLK	WP	HR	S	P	ERA	WHIP										
David Peterson, L (1,1) ERA: 3.44	4.2	L	24	8	3	3	6	2	0	0	0	0	0	66	100	5.79	2.143										
85 Stephen Nogosek, R (5,1) ERA: 2.79	1.2		9	1	0	0	2	1	0	0	0	0	0	28	43	0.00	1.200										
Rob Zastryzny, L (7,1) ERA: 9.0	1.0		4	1	1	1	1	0	0	0	0	0	0	14	21	9.00	1.000										
60 Mychal Givens, R (8,1) ERA: 3.91	0.2		2	1	0	0	0	0	0	0	0	0	0	10	13	0.00	1.500										







Batter	1	2	3	4	5	6	7	8	9	AB	R	H	RBI	BB	SO	LOB	TOP										
27 Jake Fraley, L OBP: 0.336, SLG: 0.485	G3		G3		L7			G4-3		4	0	0	0	0	0	0	<p>Cincinnati Reds @ Philadelphia Phillies</p> <p>Citizens Bank Park, Philadelphia, PA</p> <p>Mon Aug 22 2022, 8:02 PM - 10:42 PM EDT</p> <p>Att: 19,166 - Drizzlie - 82 F</p>										
6 Jonathan India, R OBP: 0.311, SLG: 0.394	L8		FC6-4		BB		G4-6-3		BB	2	0	1	0	2	0	0											
17 Kyle Farmer, R OBP: 0.333, SLG: 0.372	K		FC6-4		FC6-4		G4-6-3		K	4	0	0	0	0	2	3											
9 Mike Moustakas, L OBP: 0.292, SLG: 0.339		15 G1			F9		F8		K	4	0	1	0	0	1	1											
7 Donovan Solano, R OBP: 0.379, SLG: 0.434	F8		G5-3		G5-3		P3		F9	4	0	0	0	0	2												
15 Nick Senzel, R OBP: 0.341, SLG: 0.321	G1		F8		F8		F6			3	0	0	0	0	1												
29 TJ Friedl, L OBP: 0.281, SLG: 0.324					F8		F8			2	0	0	0	1	0	0											
2 Jose Barrero, R OBP: 0.180, SLG: 0.295					G5-3		K			3	0	0	0	0	1	2											
28 Austin Romine, R OBP: 0.233, SLG: 0.310					G6-3		K			3	1	1	1	0	1	0											
<b>Inning Stats</b>	R: 0 E: 0 K: 1 S: 12	H: 0 LOB: 0 BB: 0 P: 17	R: 0 E: 0 K: 0 S: 9	H: 1 LOB: 2 BB: 1 P: 17	R: 0 E: 0 K: 0 S: 5	H: 0 LOB: 1 BB: 1 P: 11	R: 0 E: 0 K: 0 S: 7	H: 0 LOB: 0 BB: 0 P: 8	R: 1 E: 0 K: 0 S: 8	H: 1 LOB: 0 BB: 0 P: 14	R: 0 E: 0 K: 0 S: 7	H: 1 LOB: 0 BB: 0 P: 10	R: 0 E: 0 K: 0 S: 9	H: 0 LOB: 0 BB: 0 P: 12	R: 0 E: 0 K: 2 S: 8	H: 0 LOB: 0 BB: 0 P: 11	R: 0 E: 0 K: 2 S: 10	H: 0 LOB: 1 BB: 1 P: 18	1B: 2 2B: 0 3B: 0 HR: 1	SF: 0 SAC: 0 DP: 1 HBP: 0	WP: 0 PB: 0 SB: 0 CS: 0	PA: 32					
<b>PITCHER</b>	IP	WLS	BF	H	R	ER	SO	BB	IBB	HBP	BLK	WP	HR	S	P	ERA	WHIP										
43 Noah Syndergaard, R ERA: 3.77	7.0	W	25	3	1	1	1	2	0	0	0	0	1	57	89	1.29	0.714										
54 Sam Coonrod, R ERA:	1.0	H	3	0	0	0	2	0	0	0	0	0	0	8	11	0.00	0.000										
64 Andrew Bellatti, R ERA: 3.76	1.0	S	4	0	0	0	2	1	0	0	0	0	0	10	18	0.00	1.000										

Batter	1	2	3	4	5	6	7	8	9	AB	R	H	RBI	BB	SO	LOB	BOTTOM										
12 Kyle Schwarber, L OBP: 0.316, SLG: 0.495	K		K		K					4	0	0	0	0	4	1	<p>Cincinnati Reds @ Philadelphia Phillies</p> <p>Citizens Bank Park, Philadelphia, PA</p> <p>Mon Aug 22 2022, 8:02 PM - 10:42 PM EDT</p> <p>Att: 19,166 - Drizzlie - 82 F</p>										
17 Rhys Hoskins, R OBP: 0.338, SLG: 0.477	G5-3		K		F8			K		4	0	0	0	0	2	0											
28 Alec Bohm, R OBP: 0.323, SLG: 0.414			G6-3		G6-3					4	1	3	0	0	0	0											
33 Edmundo Sosa, R OBP: 0.253, SLG: 0.280	1B				10 2B			10 S		0	0	0	0	0	0	0											
10 J.T. Realmuto, R OBP: 0.336, SLG: 0.446	L8				1B			L8		4	1	2	1	0	0	2											
8 Nick Castellanos, R OBP: 0.310, SLG: 0.398					2B					4	1	2	2	0	0	1											
19 Matt Vierling, R OBP: 0.279, SLG: 0.301					F9			F8		0	0	0	0	0	0	0											
5 Bryson Stott, L OBP: 0.284, SLG: 0.353					1-H					4	1	1	1	0	1	1											
2 Jean Segura, R OBP: 0.339, SLG: 0.418	G1-3				K			G4-3		3	0	0	0	0	1	0											
29 Nick Maton, L OBP: 0.412, SLG: 0.643										2	0	0	0	1	2	1											
18 Bradley Zimmer, L OBP: 0.202, SLG: 0.236					K			G4-3		3	0	0	0	0	2	2											
<b>Inning Stats</b>	R: 0 E: 0 K: 1 S: 12	H: 1 LOB: 1 BB: 0 P: 17	R: 2 E: 0 K: 2 S: 13	H: 2 LOB: 1 BB: 1 P: 24	R: 1 E: 0 K: 1 S: 13	H: 2 LOB: 1 BB: 0 P: 19	R: 0 E: 0 K: 3 S: 11	H: 0 LOB: 0 BB: 0 P: 15	R: 1 E: 0 K: 1 S: 14	H: 2 LOB: 1 BB: 0 P: 21	R: 0 E: 0 K: 1 S: 9	H: 0 LOB: 1 BB: 0 P: 13	R: 0 E: 0 K: 2 S: 12	H: 1 LOB: 2 BB: 0 P: 14	R: 0 E: 0 K: 1 S: 5	H: 0 LOB: 0 BB: 0 P: 7	1B: 4 2B: 2 3B: 0 HR: 2	SF: 0 SAC: 0 DP: 0 HBP: 1	WP: 0 PB: 0 SB: 1 CS: 0	PA: 34							
<b>PITCHER</b>	IP	WLS	BF	H	R	ER	SO	BB	IBB	HBP	BLK	WP	HR	S	P	ERA	WHIP										
85 Luis Cessa, R ERA: 5.67	2.0	L	10	3	2	2	3	1	0	0	0	0	0	25	41	9.00	2.000										
66 Joel Kuhnel, R ERA: 5.67	2.0		8	2	1	1	4	0	0	0	0	0	0	24	34	4.50	1.000										
77 Art Warren, R ERA: 6.75	1.0		5	2	1	1	1	0	0	0	0	0	0	14	21	9.00	2.000										
75 Ross Detwiler, L ERA: 3.13	1.2		7	1	0	0	3	0	0	1	0	0	0	19	25	0.00	0.600										
54 Hunter Strickland, R ERA: 5.28	1.1		4	0	0	0	1	0	0	0	0	0	0	7	9	0.00	0.000										







Batter	1	2	3	4	5	6	7	8	9	AB	R	H	RBI	BB	SO	LOB	TOP				
6 Jonathan India, R OBP: 0.310, SLG: 0.397 29 T.J. Friedl, L OBP: 0.282, SLG: 0.345										3	0	1	1	0	1	0	<p><b>Cincinnati Reds @ Philadelphia Phillies</b> Citizens Bank Park, Philadelphia, PA Wed Aug 24 2022, 7:10 PM - 10:24 PM EDT Att: 24,400 - Clear - 86 F</p> <p>livebaseballscorecards.com</p> <p>AB 36 R 5 H 10 RBI 5 BB 2 SO 10 LOB 15</p>				
15 Nick Senzel, R OBP: 0.307, SLG: 0.320										3	0	1	0	2	1	1					
17 Kyle Farmer, R OBP: 0.333, SLG: 0.377										5	1	1	1	0	0	6					
7 Donovan Solano, R OBP: 0.389, SLG: 0.449										4	0	2	0	0	0	1					
44 Aristides Aquino, R OBP: 0.221, SLG: 0.295									4	1	0	0	0	0	1	2					
57 Stuart Fairchild, R OBP: 0.171, SLG: 0.281 28 Austin Romine, R OBP: 0.219, SLG: 0.286									3	1	1	1	0	0	1	1					
35 Alejo Lopez, S OBP: 0.354, SLG: 0.338									4	0	1	1	0	0	1	1					
2 Jose Barrero, R OBP: 0.203, SLG: 0.284									4	1	1	0	0	2	1						
73 Chuckie Robinson, R OBP: 0.500, SLG: 0.500 27 Jake Fraley, L OBP: 0.339, SLG: 0.495										2	1	1	0	0	0	0					
										2	0	1	0	0	0	0					
<b>Inning Stats</b>	R: 0 E: 0 K: 1 S: 10	H: 1 LOB: 1 BB: 0 P: 13	R: 1 E: 0 K: 2 S: 13	H: 1 LOB: 0 BB: 0 P: 19	R: 0 E: 0 K: 2 S: 12	H: 0 LOB: 0 BB: 0 P: 16	R: 1 E: 0 K: 1 S: 11	H: 2 LOB: 1 BB: 0 P: 14	R: 0 E: 0 K: 0 S: 10	H: 0 LOB: 0 BB: 0 P: 9	R: 1 E: 0 K: 0 S: 16	H: 2 LOB: 2 BB: 1 P: 25	R: 1 E: 0 K: 2 S: 12	H: 2 LOB: 1 BB: 0 P: 16	R: 0 E: 1 K: 1 S: 12	H: 0 LOB: 1 BB: 1 P: 19	1B: 5 2B: 3 3B: 0 HR: 2	SF: 1 SAC: 0 DP: 1 HBP: 0	WP: 1 PB: 0 SB: 0 CS: 0	PA: 39	
<b>PITCHER</b>	IP	WLS	BF	H	R	ER	SO	BB	IBB	HBP	BLK	WP	HR	S	P	ERA	WHIP				
61 Christopher Sánchez, L ERA: 3.94	6.0	W	24	6	3	3	7	0	0	0	0	0	2	62	83	4.50	1.000				
57 Nick Nelson, R ERA: 4.91	0.2	H	5	2	1	1	0	0	0	0	0	0	0	14	22	13.50	4.500				
64 Andrew Bellatti, R ERA: 3.73	0.1	H	1	0	0	0	0	0	0	0	0	0	0	2	3	0.00	0.000				
75 Connor Brogdon, R ERA: 2.73	1.0	H	5	2	1	1	2	0	0	0	0	0	0	12	16	9.00	2.000				
30 David Robertson, R ERA: 2.16	1.0	S	4	0	0	0	1	1	0	0	0	1	0	12	19	0.00	1.000				

Batter	1	2	3	4	5	6	7	8	9	AB	R	H	RBI	BB	SO	LOB	BOTTOM				
12 Kyle Schwarber, L OBP: 0.314, SLG: 0.489										4	0	1	1	1	0	1	<p><b>Cincinnati Reds @ Philadelphia Phillies</b> Citizens Bank Park, Philadelphia, PA Wed Aug 24 2022, 7:10 PM - 10:24 PM EDT Att: 24,400 - Clear - 86 F</p> <p>livebaseballscorecards.com</p> <p>AB 38 R 7 H 16 RBI 7 BB 5 SO 2 LOB 24</p>				
17 Rhys Hoskins, R OBP: 0.340, SLG: 0.474										4	0	2	3	1	0	2					
28 Alec Bohm, R OBP: 0.326, SLG: 0.412										4	0	1	1	0	0	3					
10 J.T. Realmuto, R OBP: 0.343, SLG: 0.465										5	1	4	1	0	0	3					
8 Nick Castellanos, R OBP: 0.310, SLG: 0.397 18 Bradley Zimmer, L OBP: 0.262, SLG: 0.236										5	0	2	0	0	0	3					
5 Bryson Stott, L OBP: 0.288, SLG: 0.360										4	1	1	0	1	0	3					
2 Jean Segura, R OBP: 0.343, SLG: 0.417										5	2	3	0	0	1	2					
29 Nick Maton, L OBP: 0.410, SLG: 0.594 41 Yairo Muñoz, R OBP: 0.246, SLG: 0.407										3	1	0	0	1	1	6					
19 Matt Vierling, R OBP: 0.286, SLG: 0.327										3	2	2	1	1	0	0					
<b>Inning Stats</b>	R: 0 E: 0 K: 0 S: 15	H: 2 LOB: 2 BB: 0 P: 22	R: 2 E: 0 K: 0 S: 20	H: 3 LOB: 1 BB: 1 P: 34	R: 4 E: 0 K: 0 S: 16	H: 3 LOB: 3 BB: 4 P: 38	R: 0 E: 0 K: 2 S: 14	H: 1 LOB: 1 BB: 0 P: 20	R: 0 E: 0 K: 0 S: 7	H: 3 LOB: 3 BB: 0 P: 15	R: 1 E: 0 K: 0 S: 8	H: 3 LOB: 2 BB: 0 P: 12	R: 0 E: 0 K: 0 S: 9	H: 1 LOB: 1 BB: 0 P: 11	R: 0 E: 0 K: 0 S: 9	H: 0 LOB: 0 BB: 0 P: 11		1B: 12 2B: 2 3B: 1 HR: 1	SF: 0 SAC: 0 DP: 1 HBP: 1	WP: 0 PB: 0 SB: 0 CS: 0	PA: 44
<b>PITCHER</b>	IP	WLS	BF	H	R	ER	SO	BB	IBB	HBP	BLK	WP	HR	S	P	ERA	WHIP				
67 T.J. Zeuch, R ERA: 15.19	2.2	L	19	7	6	6	0	4	0	1	0	0	1	44	81	20.25	4.125				
77 Art Warren, R ERA: 6.47	1.1		7	2	0	0	2	1	0	0	0	0	0	21	33	0.00	2.250				
66 Joel Kuhnel, R ERA: 5.49	1.1		6	2	0	0	0	0	0	0	0	0	0	12	18	0.00	1.500				
52 Reiver Sanmartin, L ERA: 7.23	1.2		8	4	1	1	0	0	0	0	0	0	0	16	21	5.40	2.400				
75 Ross Detwiler, L ERA: 3.0	1.0		4	1	0	0	0	0	0	0	0	0	0	9	11	0.00	1.000				




Batter	1	2	3	4	5	6	7	8	9	AB	R	H	RBI	BB	SO	LOB	TOP					
27 Jake Fraley, L OBP: 0.328, SLG: 0.477	L3		P5			K		K		4	0	0	0	0	2	2	Cincinnati Reds @ Philadelphia Phillies Citizens Bank Park, Philadelphia, PA Thu Aug 25 2022, 7:08 PM - 9:44 PM EDT Att: 21,123 - Clear - 87 F					
15 Nick Senzel, R OBP: 0.307, SLG: 0.319	K			L4		L9			29 2B	4	0	1	0	0	1	0						
17 Kyle Farmer, R OBP: 0.329, SLG: 0.373	G3-1			K			G1-3		K	4	0	0	0	0	2	1						
7 Donovan Solano, R OBP: 0.386, SLG: 0.444		29 G3		G6-3			F4		K	4	0	1	0	0	1	1						
29 T.J. Friedl, L OBP: 0.289, SLG: 0.354	G3						G5-3			3	0	1	0	0	0	1						
44 Aristides Aquino, R OBP: 0.222, SLG: 0.263	K																					
35 Alejo Lopez, S OBP: 0.353, SLG: 0.338	G1-3																					
2 Jose Barrero, R OBP: 0.194, SLG: 0.271			K																			
28 Austin Romine, R OBP: 0.206, SLG: 0.273			K				F8			3	0	0	0	0	2	3						
Inning Stats	R: 0 E: 0 K: 1 S: 6	H: 0 LOB: 0 BB: 0 P: 6	R: 0 E: 0 K: 1 S: 9	H: 1 LOB: 1 BB: 0 P: 14	R: 0 E: 0 K: 2 S: 9	H: 0 LOB: 0 BB: 0 P: 11	R: 0 E: 0 K: 1 S: 8	H: 0 LOB: 0 BB: 0 P: 12	R: 0 E: 0 K: 0 S: 9	H: 0 LOB: 1 BB: 0 P: 13	R: 0 E: 0 K: 1 S: 6	H: 0 LOB: 0 BB: 0 P: 8	R: 0 E: 0 K: 0 S: 4	H: 2 LOB: 2 BB: 0 P: 6	R: 0 E: 0 K: 3 S: 16	H: 2 LOB: 2 BB: 0 P: 21	R: 0 E: 0 K: 2 S: 10	H: 2 LOB: 2 BB: 0 P: 10	1B: 4 2B: 1 3B: 0 HR: 0	SF: 0 SAC: 0 DP: 0 HBP: 1	WP: 0 PB: 0 SB: 0 CS: 0	PA: 33
PITCHER 27 Aaron Nola, R ERA: 3.08	IP: 9.0 WLS: W BF: 33	H: 5 R: 0 ER: 0 SO: 11	BB: 0 IBB: 0 HBP: 1 BLK: 0	WP: 0 HR: 0 S: 77 P: 101	ERA: 0.00 WHIP: 0.556	PITCHER	IP: 9.0 WLS: W BF: 33	H: 5 R: 0 ER: 0 SO: 11	BB: 0 IBB: 0 HBP: 1 BLK: 0	WP: 0 HR: 0 S: 77 P: 101	ERA: 0.00 WHIP: 0.556											

AB	32
R	0
H	5
RBI	0
BB	0
SO	11
LOB	16



Batter	1	2	3	4	5	6	7	8	9	AB	R	H	RBI	BB	SO	LOB	BOTTOM			
12 Kyle Schwarber, L OBP: 0.314, SLG: 0.493	K		HR		P3		K			4	1	1	1	0	2	2	Cincinnati Reds @ Philadelphia Phillies Citizens Bank Park, Philadelphia, PA Thu Aug 25 2022, 7:08 PM - 9:44 PM EDT Att: 21,123 - Clear - 87 F			
17 Rhys Hoskins, R OBP: 0.338, SLG: 0.470	K		G6-3			F8		K		4	0	0	0	0	2	1				
5 Bryson Stott, L OBP: 0.290, SLG: 0.363				G3						3	0	1	0	1	0	0				
8 Nick Castellanos, R OBP: 0.308, SLG: 0.394	P3			G1-3						4	0	0	0	0	1	2				
2 Jean Segura, R OBP: 0.341, SLG: 0.411		L9								3	0	0	0	1	1	1				
21 Garrett Stubbs, L OBP: 0.365, SLG: 0.523	K			CS						3	1	1	0	0	1	0				
19 Matt Vierling, R OBP: 0.286, SLG: 0.328			G5-3							3	1	1	0	0	1	1				
18 Bradley Zimmer, L OBP: 0.216, SLG: 0.250			F8							3	1	2	0	0	0	0				
33 Edmundo Sosa, R OBP: 0.256, SLG: 0.291			G2-3							2	0	1	3	0	0	0				
Inning Stats	R: 0 E: 0 K: 2 S: 11	H: 1 LOB: 1 BB: 0 P: 20	R: 0 E: 0 K: 1 S: 9	H: 0 LOB: 0 BB: 0 P: 13	R: 1 E: 0 K: 0 S: 11	H: 1 LOB: 0 BB: 0 P: 16	R: 0 E: 0 K: 0 S: 8	H: 0 LOB: 0 BB: 1 P: 12	R: 1 E: 0 K: 1 S: 7	H: 2 LOB: 1 BB: 0 P: 9	R: 0 E: 0 K: 1 S: 12	H: 0 LOB: 1 BB: 1 P: 22	R: 2 E: 0 K: 2 S: 16	H: 3 LOB: 1 BB: 0 P: 23	R: 0 E: 0 K: 1 S: 7	H: 0 LOB: 0 BB: 0 P: 12	1B: 5 2B: 1 3B: 0 HR: 1	SF: 1 SAC: 0 DP: 0 HBP: 0	WP: 0 PB: 0 SB: 1 CS: 1	PA: 33
PITCHER 38 Justin Dunn, R ERA: 5.12	IP: 6.0 WLS: L BF: 23	H: 4 R: 2 ER: 2 SO: 2	BB: 2 IBB: 0 HBP: 0 BLK: 0	WP: 0 HR: 1 S: 58 P: 92	ERA: 3.00 WHIP: 1.000	PITCHER	IP: 0.2 WLS: L BF: 5	H: 3 R: 2 ER: 2 SO: 1	BB: 0 IBB: 0 HBP: 0 BLK: 0	WP: 0 HR: 0 S: 11 P: 16	ERA: 27.00 WHIP: 4.500	PITCHER	IP: 1.1 WLS: L BF: 4	H: 0 R: 0 ER: 0 SO: 2	BB: 0 IBB: 0 HBP: 0 BLK: 0	WP: 0 HR: 0 S: 12 P: 19	ERA: 0.00 WHIP: 0.000			

AB	29
R	4
H	7
RBI	4
BB	2
SO	8
LOB	7






Batter	1	2	3	4	5	6	7	8	9	AB	R	H	RBI	BB	SO	LOB	TOP					
27 Kevin Newman, R OBP: 0.313, SLG: 0.376	1-0 G4-6-3 1B			0-1 10 HR 1B		0-0 F8		2-2 F9		4	1	2	0	0	0	0						
10 Bryan Reynolds, S OBP: 0.336, SLG: 0.460	0-0 G4-6-3 1-2			1-1 HR		0-2 G4-3		0-0 F7		4	1	1	2	0	0	1						
13 Ke'Bryan Hayes, R OBP: 0.321, SLG: 0.360	1-2 G4-3			2-2 L4		2-0 2B		1-3 K		4	0	1	0	0	1	0						
2 Michael Chavis, R OBP: 0.275, SLG: 0.417		0-1 P4		2-3 K		1-3 K		1-3 K		4	0	0	0	0	3	1						
18 Ben Gamel, L OBP: 0.333, SLG: 0.384		1-0 G3-1		2-0 G4-3				2-2 P3		4	1	1	1	0	0	0						
14 Rodolfo Castro, S OBP: 0.312, SLG: 0.421		1-2 G4-3				1-2 HR		3-2 G1-6-3		4	1	2	1	0	0	0						
24 Greg Allen, S OBP: 0.275, SLG: 0.250						0-0 F7		0-0 SH2-3		2	0	0	0	0	1	0						
15 Oneil Cruz, L OBP: 0.250, SLG: 0.394						0-2 G4-3		4-1 BB		2	0	0	0	1	1	0						
61 Jason Delany, R OBP: 0.293, SLG: 0.314						0-3 K		0-1 G5-3		3	0	0	0	0	2	2						
<b>Inning Stats</b>	R: 0 E: 0 K: 0 S: 5	H: 1 LOB: 0 BB: 0 P: 7	R: 0 E: 0 K: 0 S: 6	H: 0 LOB: 0 BB: 0 P: 8	R: 0 E: 0 K: 3 S: 10	H: 0 LOB: 0 BB: 0 P: 15	R: 2 E: 0 K: 1 S: 11	H: 2 LOB: 0 BB: 0 P: 18	R: 1 E: 0 K: 1 S: 10	H: 1 LOB: 0 BB: 0 P: 11	R: 0 E: 0 K: 1 S: 9	H: 1 LOB: 1 BB: 0 P: 12	R: 1 E: 0 K: 0 S: 7	H: 2 LOB: 1 BB: 1 P: 15	R: 0 E: 0 K: 1 S: 7	H: 0 LOB: 0 BB: 0 P: 10	R: 0 E: 0 K: 1 S: 11	H: 0 LOB: 0 BB: 0 P: 17	1B: 3 2B: 1 3B: 0 HR: 3	SF: 0 SAC: 1 DP: 2 HBP: 0	WP: 0 PB: 0 SB: 1 CS: 0	PA: 33
<b>PITCHER</b>	IP	WLS	BF	H	R	ER	SO	BB	IBB	HBP	BLK	WP	HR	S	P	ERA	WHIP					
70 Bailey Falter, L ERA: 4.41	6.0	W	22	5	3	3	6	0	0	0	0	0	2	51	71	4.50	0.833					
75 Connor Brogdon, R ERA: 3.0	0.1	H	4	2	1	1	0	1	0	0	0	0	1	5	13	27.00	9.000					
46 José Alvarado, L ERA: 4.26	0.2	H	1	0	0	0	0	0	0	0	0	0	2	2	2	0.00	0.000					
30 David Robertson, R ERA: 2.12	1.0	H	3	0	0	0	1	0	0	0	0	0	7	10	0.00	0.000						
52 Brad Hand, L ERA: 1.86	1.0	S	3	0	0	0	1	0	0	0	0	0	11	17	0.00	0.000						

Pittsburgh Pirates @ Philadelphia Phillies  
Citizens Bank Park, Philadelphia, PA  
Fri Aug 26 2022, 7:09 PM - 10:04 PM EDT  
Att: 30,546 - Clear - 88 F

AB 31  
R 4  
H 7  
RBI 4  
BB 1  
SO 8  
LOB 4



Batter	1	2	3	4	5	6	7	8	9	AB	R	H	RBI	BB	SO	LOB	BOTTOM					
12 Kyle Schwarber, L OBP: 0.313, SLG: 0.493	0-1 E4 17 2B 3 1B	3-2 17 1B 2B	0-1 F9			2-0 L4				4	2	1	0	0	0	1						
17 Rhys Hoskins, R OBP: 0.339, SLG: 0.472	1-2 3 1B 2B	1-2 3 1B 2B	1-1 G5-3 28 1B 10 E G4-3			1-3 K				4	2	2	1	0	1	0						
28 Alec Bohm, R OBP: 0.327, SLG: 0.413	3-2 3 1B 10 FC6-4 1B	1-1 G4-3	1-1 G4-3			3-2 G6-3 3 WP 1B		0-2 F7		4	1	2	0	0	0	1						
3 Bryce Harper, L OBP: 0.384, SLG: 0.593	2-2 10 FC6-4 1B	0-2 G5-3	1-2 G6-3			1-2 G6-3		0-1 L3		4	0	1	2	0	0	2						
10 J.T. Realmuto, R OBP: 0.340, SLG: 0.460	2-1 FC6-4 8 S 1B	0-1 E6				2-3 K		1-2 G6-3		4	1	0	1	0	1	2						
8 Nick Castellanos, R OBP: 0.309, SLG: 0.397	2-1 2 1B	0-2 G4-3				2-0 G6-3				4	0	2	1	0	0	1						
18 Bradley Zimmer, L OBP: 0.216, SLG: 0.250	1-1 2 1B							2-2 5 1B 2B		0	1	0	0	0	0	0						
5 Bryson Stott, L OBP: 0.290, SLG: 0.362	3-3 K					3-2 L7		3-2 2 1B G5-4-3		4	0	1	1	0	1	1						
2 Jean Segura, R OBP: 0.340, SLG: 0.409	0-0 1B					1-0 G4-3		0-2 G5-4-3		4	0	1	0	0	0	2						
19 Matt Vierling, R OBP: 0.286, SLG: 0.326	1-1 L8							0-3 K		4	0	1	0	0	1	3						
<b>Inning Stats</b>	R: 4 E: 1 K: 1 S: 30	H: 5 LOB: 2 BB: 0 P: 43	R: 2 E: 1 K: 0 S: 16	H: 2 LOB: 1 BB: 0 P: 21	R: 0 E: 0 K: 0 S: 11	H: 1 LOB: 1 BB: 0 P: 18	R: 0 E: 0 K: 1 S: 12	H: 1 LOB: 1 BB: 0 P: 19	R: 0 E: 0 K: 1 S: 6	H: 0 LOB: 0 BB: 0 P: 12	R: 0 E: 0 K: 1 S: 8	H: 0 LOB: 0 BB: 0 P: 12	R: 0 E: 0 K: 0 S: 9	H: 0 LOB: 0 BB: 0 P: 10	R: 1 E: 0 K: 1 S: 14	H: 2 LOB: 1 BB: 0 P: 19	1B: 8 2B: 3 3B: 0 HR: 0	SF: 0 SAC: 0 DP: 1 HBP: 0	WP: 1 PB: 0 SB: 1 CS: 0	PA: 36		
<b>PITCHER</b>	IP	WLS	BF	H	R	ER	SO	BB	IBB	HBP	BLK	WP	HR	S	P	ERA	WHIP					
32 Bryce Wilson, R ERA: 6.01	1.0	L	9	5	4	3	1	0	0	0	0	0	30	43	27.00	5.000						
39 Zach Thompson, R ERA: 5.33	5.0		20	4	2	1	2	0	0	0	0	1	0	53	82	1.80	0.800					
46 Yohan Ramirez, R ERA: 6.52	2.0		7	2	1	1	1	0	0	0	0	0	0	23	29	4.50	1.000					

Pittsburgh Pirates @ Philadelphia Phillies  
Citizens Bank Park, Philadelphia, PA  
Fri Aug 26 2022, 7:09 PM - 10:04 PM EDT  
Att: 30,546 - Clear - 88 F

AB 36  
R 7  
H 11  
RBI 6  
BB 0  
SO 4  
LOB 13













Batter	1	2	3	4	5	6	7	8	9	AB	R	H	RBI	BB	SO	LOB	TOP										
12 Kyle Schwarber, L OBP: 0.313, SLG: 0.492	F9	G1-4-3		HR		L3		K		5	1	2	4	0	1	0	Philadelphia Phillies @ Arizona Diamondbacks Chase Field, Phoenix, AZ Mon Aug 29 2022, 6:40 PM - 10:15 PM MST Att: 18,594 - Roof Closed - 73 F										
17 Rhys Hoskins, R OBP: 0.341, SLG: 0.470	1B	G1-4-3		1B		P3		P4		5	1	2	0	0	2												
28 Alec Bohm, R OBP: 0.326, SLG: 0.410	1B		G4-3	10 SF7		G4-3		K		5	2	2	0	0	2												
3 Bryce Harper, L OBP: 0.390, SLG: 0.594	1B		G4-3					G3		4	0	2	1	1	0												
10 J.T. Realmuto, R OBP: 0.393, SLG: 0.456	2B		SF7					F8		3	0	0	2	1	0												
2 Jean Segura, R OBP: 0.336, SLG: 0.400	2B		L7					K		4	0	0	0	0	1												
5 Bryson Stott, L OBP: 0.289, SLG: 0.354	1B			K		L8				3	1	1	0	1	1												
19 Matt Vierling, R OBP: 0.297, SLG: 0.332	1B			16 HR		K		K		3	1	1	0	0	2												
16 Brandon Marsh, L OBP: 0.282, SLG: 0.343	1B			12 HR		K		G4-3		4	1	1	0	0	1												
<b>Inning Stats</b>	R: 2 H: 3 E: 1 K: 0 S: 15	LOB: 1 BB: 0 P: 21	R: 1 H: 3 E: 0 K: 0 S: 12	LOB: 1 BB: 0 P: 15	R: 1 H: 1 E: 0 K: 0 S: 12	LOB: 0 BB: 0 P: 19	R: 3 H: 4 E: 0 K: 2 S: 18	LOB: 3 BB: 1 P: 31	R: 0 H: 0 E: 0 K: 0 S: 9	LOB: 0 BB: 0 P: 13	R: 0 H: 0 E: 0 K: 0 S: 7	LOB: 0 BB: 0 P: 11	R: 0 H: 0 E: 0 K: 1 S: 9	LOB: 2 BB: 2 P: 20	R: 0 H: 0 E: 0 K: 1 S: 9	LOB: 0 BB: 0 P: 14	R: 0 H: 0 E: 0 K: 1 S: 11	LOB: 0 BB: 0 P: 17	1B: 7 2B: 3 3B: 0 HR: 1	SF: 1 SAC: 0 DP: 1 HBP: 1	WP: 0 PB: 0 SB: 1 CS: 1	PA: 42					
<b>PITCHER</b>	IP	WLS	BF	H	R	ER	SO	BB	IBB	HBP	BLK	WP	HR	S	P	ERA	WHIP										
40 Madison Bumgarner, L ERA: 4.87	3.2		22	11	7	7	2	0	0	1	0	0	1	55	79	17.18	3.000										
65 Luis Frias, R ERA: 7.59	2.1	W	8	0	0	0	2	1	0	0	0	0	0	18	31	0.00	0.429										
22 Caleb Smith, L ERA: 4.47	2.0		8	0	0	0	3	2	0	0	0	0	0	19	34	0.00	1.000										
59 Reyes Moronta, R ERA: 3.86	1.0		3	0	0	0	1	0	0	0	0	0	0	11	17	0.00	0.000										

Batter	1	2	3	4	5	6	7	8	9	AB	R	H	RBI	BB	SO	LOB	BOTTOM										
18 Carson Kelly, R OBP: 0.294, SLG: 0.363	K2-3		K		53 BB		10 SH1-4			4	0	2	4	1	2	0	Philadelphia Phillies @ Arizona Diamondbacks Chase Field, Phoenix, AZ Mon Aug 29 2022, 6:40 PM - 10:15 PM MST Att: 18,594 - Roof Closed - 73 F										
10 Josh Rojas, L OBP: 0.353, SLG: 0.401	K				1B		F4			4	0	0	0	0	1	4											
4 Ketel Marte, S OBP: 0.336, SLG: 0.421	P4			15 2B			P6			4	2	2	1	1	0	2											
53 Christian Walker, R OBP: 0.325, SLG: 0.473	BB			15 2B			K			2	2	1	1	3	1	2											
15 Emmanuel Rivera, R OBP: 0.312, SLG: 0.444	FC5-4			46 1B			K			4	2	1	1	1	1	4											
46 Stone Garrett, R OBP: 0.391, SLG: 0.783	FC4-6			18 2B			K			5	2	2	2	0	2	4											
5 Alek Thomas, L OBP: 0.290, SLG: 0.364	HR			18 2B			K			0	0	0	0	0	0	0											
30 Jake McCarthy, L OBP: 0.348, SLG: 0.424	G3			18 2B			K			4	1	0	1	0	3	3											
7 Corbin Carroll, L OBP: 0.200, SLG: 0.400	G4-3			18 2B			K			5	2	1	2	0	1	1											
2 Geraldo Perdomo, S OBP: 0.290, SLG: 0.264	G4-3			18 2B			10 SH1-4			2	2	1	0	2	0	0											
<b>Inning Stats</b>	R: 0 H: 0 E: 0 K: 2 S: 7	LOB: 0 BB: 0 P: 11	R: 0 H: 0 E: 0 K: 0 S: 8	LOB: 1 BB: 1 P: 13	R: 0 H: 0 E: 0 K: 1 S: 9	LOB: 0 BB: 0 P: 14	R: 6 H: 5 E: 1 K: 1 S: 28	LOB: 1 BB: 1 P: 40	R: 6 H: 3 E: 0 K: 2 S: 23	LOB: 3 BB: 5 P: 51	R: 0 H: 0 E: 0 K: 3 S: 9	LOB: 0 BB: 0 P: 13	R: 0 H: 1 E: 0 K: 1 S: 13	LOB: 2 BB: 1 P: 23	R: 1 H: 1 E: 0 K: 1 S: 8	LOB: 0 BB: 0 P: 14	1B: 5 2B: 4 3B: 0 HR: 1	SF: 0 SAC: 1 DP: 0 HBP: 1	WP: 0 PB: 0 SB: 0 CS: 0	PA: 44							
<b>PITCHER</b>	IP	WLS	BF	H	R	ER	SO	BB	IBB	HBP	BLK	WP	HR	S	P	ERA	WHIP										
55 Ranger Suárez, L ERA: 3.42	3.2		19	5	2	2	4	2	0	0	0	0	0	49	74	4.91	1.909										
61 Cristopher Sánchez, L ERA: 5.34	0.2	L	7	2	5	5	1	2	0	1	0	0	0	15	30	67.50	6.000										
64 Andrew Bellatti, R ERA: 9.8	1.2		9	1	1	1	4	3	0	0	0	0	0	20	38	5.40	2.400										
46 José Alvarado, L ERA: 4.15	1.0		5	1	0	0	1	1	0	0	0	0	0	13	23	0.00	2.000										
52 Brad Hand, L ERA: 2.04	1.0		4	1	1	1	1	0	0	0	0	0	1	8	14	9.00	1.000										












Batter	1	2	3	4	5	6	7	8	9	AB	R	H	RBI	BB	SO	LOB	TOP										
12 Kyle Schwarber, L OBP: 0.311, SLG: 0.484 29 Nick Maton, L OBP: 0.419, SLG: 0.600										3	0	0	0	0	2	0	Philadelphia Phillies @ San Francisco Giants Oracle Park, San Francisco, CA Fri Sep 02 2022, 7:18 PM - 10:22 PM PDT Att: 32,840 - Clear - 64 F										
17 Rhys Hoskins, R OBP: 0.343, SLG: 0.471 33 Edmundo Sosa, R OBP: 0.257, SLG: 0.302										3	0	1	0	0	2	0											
28 Alec Bohm, R OBP: 0.328, SLG: 0.408										4	0	2	1	0	0	1											
3 Bryce Harper, L OBP: 0.390, SLG: 0.581										4	0	0	0	0	0	3											
10 J.T. Realmuto, R OBP: 0.341, SLG: 0.457 39 Donny Sands, R (7, PH)										2	0	0	0	0	0	0											
8 Nick Castellanos, R OBP: 0.305, SLG: 0.397 19 Matt Vierling, R OBP: 0.297, SLG: 0.331										2	0	0	0	0	1	0											
5 Bryson Stott, L OBP: 0.287, SLG: 0.350										3	0	1	0	0	1	0											
2 Jean Segura, R OBP: 0.342, SLG: 0.399										2	0	0	0	1	0	0											
16 Brandon Marsh, L OBP: 0.286, SLG: 0.360										3	0	0	0	0	2	2											
<b>Inning Stats</b>	R: 0 E: 0 K: 1 S: 9	H: 1 LOB: 1 BB: 0 P: 12	R: 0 E: 0 K: 0 S: 7	H: 0 LOB: 0 BB: 0 P: 10	R: 0 E: 0 K: 2 S: 7	H: 0 LOB: 0 BB: 0 P: 10	R: 0 E: 0 K: 1 S: 6	H: 1 LOB: 2 BB: 1 P: 11	R: 0 E: 0 K: 1 S: 9	H: 0 LOB: 0 BB: 0 P: 14	R: 0 E: 0 K: 1 S: 8	H: 0 LOB: 0 BB: 0 P: 15	R: 0 E: 0 K: 2 S: 8	H: 0 LOB: 0 BB: 0 P: 12	R: 1 E: 0 K: 0 S: 5	H: 2 LOB: 1 BB: 0 P: 6		1B: 4 2B: 1 3B: 0 HR: 0	SF: 0 SAC: 0 DP: 1 HBP: 0	WP: 0 PB: 0 SB: 0 CS: 0	PA: 32						
<b>PITCHER</b>	IP	WLS	BF	H	R	ER	SO	BB	IBB	HBP	BLK	WP	HR	S	P	ERA	WHIP										
38 Alex Cobb, R ERA: 3.58 66 Jarlin García, L ERA: 2.79 51 Luis González, L ERA: 5.68	7.0	W	24	3	0	0	7	1	0	0	0	0	0	55	88	0.00	0.571										

Batter	1	2	3	4	5	6	7	8	9	AB	R	H	RBI	BB	SO	LOB	BOTTOM										
31 LaMonte Wade Jr., L OBP: 0.280, SLG: 0.386										6	1	2	0	0	1	2	Philadelphia Phillies @ San Francisco Giants Oracle Park, San Francisco, CA Fri Sep 02 2022, 7:18 PM - 10:22 PM PDT Att: 32,840 - Clear - 64 F										
5 Mike Yastrzemski, L OBP: 0.306, SLG: 0.366										4	2	2	0	1	2	2											
41 Wilmer Flores, R OBP: 0.333, SLG: 0.422 13 Austin Slater, R OBP: 0.378, SLG: 0.396										2	3	0	1	3	0	3											
23 Joc Pederson, L OBP: 0.345, SLG: 0.526 29 Lewis Brinson, R OBP: 0.500, SLG: 0.550										2	2	2	5	1	0	0											
35 Brandon Crawford, L OBP: 0.309, SLG: 0.345 70 David Villar, R OBP: 0.333, SLG: 0.281										3	1	1	1	1	2	5											
10 Evan Longoria, R OBP: 0.336, SLG: 0.490 7 J.D. Davis, R OBP: 0.331, SLG: 0.395										3	0	1	2	1	0	3											
39 Thairo Estrada, R OBP: 0.316, SLG: 0.493										4	1	1	1	0	2	4											
51 Luis González, L OBP: 0.325, SLG: 0.369										4	2	1	0	1	1	3											
33 Andrew Knapp, S OBP: 0.227, SLG: 0.135										2	1	0	2	2	0	0											
<b>Inning Stats</b>	R: 4 E: 0 K: 1 S: 25	H: 4 LOB: 1 BB: 1 P: 40	R: 3 E: 0 K: 1 S: 14	H: 1 LOB: 1 BB: 3 P: 29	R: 4 E: 1 K: 2 S: 24	H: 2 LOB: 3 BB: 4 P: 51	R: 0 E: 0 K: 2 S: 13	H: 0 LOB: 1 BB: 1 P: 22	R: 1 E: 0 K: 1 S: 14	H: 2 LOB: 2 BB: 1 P: 22	R: 0 E: 0 K: 1 S: 11	H: 1 LOB: 0 BB: 0 P: 14	R: 0 E: 0 K: 1 S: 8	H: 0 LOB: 0 BB: 0 P: 11	R: 1 E: 0 K: 0 S: 7	H: 1 LOB: 0 BB: 0 P: 11		1B: 7 2B: 2 3B: 1 HR: 1	SF: 1 SAC: 0 DP: 0 HBP: 1	WP: 1 PB: 0 SB: 0 CS: 0	PA: 46						
<b>PITCHER</b>	IP	WLS	BF	H	R	ER	SO	BB	IBB	HBP	BLK	WP	HR	S	P	ERA	WHIP										
44 Kyle Gibson, R ERA: 5.4 61 Cristopher Sánchez, L ERA: 5.03 64 Andrew Bellatti, R ERA: 3.71 21 Garrett Stubbs, R ERA: 21.0	1.2	L	14	5	7	7	2	4	0	0	0	0	0	19	38	54.00	6.000										

AB	31
R	1
H	5
RBI	1
BB	1
SO	9
LOB	8

AB	34
R	13
H	11
RBI	12
BB	10
SO	9
LOB	22





Batter	1	2	3	4	5	6	7	8	9	AB	R	H	RBI	BB	SO	LOB	TOP					
12 Kyle Schwarber, L OBP: 0.313, SLG: 0.491																						
17 Rhys Hoskins, R OBP: 0.342, SLG: 0.468																						
28 Alec Bohm, R OBP: 0.325, SLG: 0.404																						
3 Bryce Harper, L OBP: 0.395, SLG: 0.580																						
10 J.T. Realmuto, R OBP: 0.340, SLG: 0.455																						
5 Bryson Stott, L OBP: 0.292, SLG: 0.364																						
2 Jean Segura, R OBP: 0.346, SLG: 0.412																						
16 Brandon Marsh, L OBP: 0.284, SLG: 0.357																						
39 Donny Sands, R OBP: 0.193, SLG: 0.260																						
29 Nick Anton, L OBP: 0.419, SLG: 0.600																						
19 Matt Vierling, R OBP: 0.296, SLG: 0.329																						
<b>Inning Stats</b>	R: 0 H: 0 E: 0 K: 2 S: 13	H: 0 LOB: 2 BB: 2 P: 25	R: 2 H: 3 E: 1 K: 2 S: 16	H: 3 LOB: 1 BB: 0 P: 24	R: 0 H: 1 E: 0 K: 0 S: 8	H: 1 LOB: 0 BB: 0 P: 10	R: 1 H: 1 E: 0 K: 1 S: 9	H: 1 LOB: 0 BB: 0 P: 11	R: 0 H: 2 E: 0 K: 0 S: 8	H: 2 LOB: 1 BB: 1 P: 10	R: 1 H: 2 E: 0 K: 1 S: 12	H: 2 LOB: 2 BB: 1 P: 20	R: 0 H: 1 E: 0 K: 2 S: 11	H: 1 LOB: 2 BB: 1 P: 20	R: 0 H: 2 E: 0 K: 1 S: 12	H: 2 LOB: 1 BB: 0 P: 19	R: 0 H: 0 E: 0 K: 1 S: 11	H: 0 LOB: 0 BB: 0 P: 15	1B: 7 2B: 3 3B: 1 HR: 1	SF: 0 SAC: 0 DP: 2 HBP: 0	WP: 0 PB: 0 SB: 2 CS: 1	PA: 40
<b>PITCHER</b>	IP: 4.1 WLS: 0 BF: 21 ERA: 4.05	H: 7 R: 3 ER: 2 SO: 5	BB: 2 IBB: 0 HBP: 0 BLK: 0	WP: 0 HR: 1 S: 52 P: 78	ERA: 4.15 WHIP: 2.077	IP: 0.2 WLS: 0 BF: 3 ERA: 2.7	H: 2 R: 0 ER: 0 SO: 0	BB: 0 IBB: 0 HBP: 0 BLK: 0	WP: 0 HR: 0 S: 14 P: 14	ERA: 6.75 WHIP: 1.500	IP: 1.1 WLS: 1 BF: 4 ERA: 2.78	H: 0 R: 0 ER: 0 SO: 2	BB: 0 IBB: 0 HBP: 0 BLK: 0	WP: 0 HR: 0 S: 14 P: 19	ERA: 0.00 WHIP: 0.000							

Philadelphia Phillies @ San Francisco Giants  
Oracle Park, San Francisco, CA  
Sat Sep 03 2022, 1:07 PM - 4:38 PM PDT  
Att: 40,010 - Sunny - 75 F

AB 36  
R 4  
H 12  
RBI 4  
BB 3  
SO 10  
LOB 22



Batter	1	2	3	4	5	6	7	8	9	AB	R	H	RBI	BB	SO	LOB	BOTTOM					
31 LaMonte Wade Jr., L OBP: 0.287, SLG: 0.397																						
41 Wilmer Flores, R OBP: 0.331, SLG: 0.420																						
5 Mike Yastrzemski, L OBP: 0.309, SLG: 0.399																						
10 Evan Longoria, R OBP: 0.338, SLG: 0.488																						
39 Thairo Estrada, R OBP: 0.319, SLG: 0.404																						
23 Joc Pederson, L OBP: 0.348, SLG: 0.525																						
13 Austin Slater, R OBP: 0.376, SLG: 0.396																						
35 Brandon Crawford, L OBP: 0.308, SLG: 0.344																						
70 David Villar, R OBP: 0.321, SLG: 0.269																						
14 Austin Wynns, R OBP: 0.292, SLG: 0.314																						
8 Tommy La Stella, L OBP: 0.274, SLG: 0.350																						
51 Luis González, L OBP: 0.322, SLG: 0.367																						
29 Lewis Brinson, R OBP: 0.500, SLG: 0.750																						
33 Andrew Knapp, S OBP: 0.239, SLG: 0.154																						
7 J.D. Davis, R OBP: 0.333, SLG: 0.395																						
58 Bryce Johnson, S OBP: 0.292, SLG: 0.314																						
<b>Inning Stats</b>	R: 1 H: 2 E: 1 K: 1 S: 16	H: 2 LOB: 1 BB: 0 P: 23	R: 0 H: 0 E: 0 K: 1 S: 7	H: 0 LOB: 0 BB: 0 P: 11	R: 2 H: 3 E: 1 K: 1 S: 15	H: 3 LOB: 2 BB: 1 P: 24	R: 0 H: 0 E: 0 K: 0 S: 7	H: 0 LOB: 0 BB: 0 P: 8	R: 1 H: 4 E: 0 K: 1 S: 15	H: 4 LOB: 3 BB: 0 P: 22	R: 1 H: 1 E: 0 K: 2 S: 20	H: 1 LOB: 3 BB: 3 P: 38	R: 0 H: 1 E: 0 K: 2 S: 12	H: 1 LOB: 1 BB: 0 P: 22	R: 0 H: 0 E: 0 K: 2 S: 12	H: 0 LOB: 1 BB: 1 P: 22	R: 0 H: 0 E: 0 K: 2 S: 12	H: 0 LOB: 1 BB: 0 P: 19	1B: 7 2B: 4 3B: 0 HR: 0	SF: 0 SAC: 0 DP: 1 HBP: 0	WP: 0 PB: 0 SB: 0 CS: 0	PA: 40
<b>PITCHER</b>	IP: 4.1 WLS: 0 BF: 21 ERA: 4.05	H: 7 R: 3 ER: 2 SO: 5	BB: 2 IBB: 0 HBP: 0 BLK: 0	WP: 0 HR: 1 S: 52 P: 78	ERA: 4.15 WHIP: 2.077	IP: 0.2 WLS: 0 BF: 3 ERA: 2.7	H: 2 R: 0 ER: 0 SO: 0	BB: 0 IBB: 0 HBP: 0 BLK: 0	WP: 0 HR: 0 S: 14 P: 14	ERA: 6.75 WHIP: 1.500	IP: 1.1 WLS: 1 BF: 4 ERA: 2.78	H: 0 R: 0 ER: 0 SO: 2	BB: 0 IBB: 0 HBP: 0 BLK: 0	WP: 0 HR: 0 S: 14 P: 19	ERA: 0.00 WHIP: 0.000							

Philadelphia Phillies @ San Francisco Giants  
Oracle Park, San Francisco, CA  
Sat Sep 03 2022, 1:07 PM - 4:38 PM PDT  
Att: 40,010 - Sunny - 75 F

AB 35  
R 5  
H 11  
RBI 4  
BB 5  
SO 10  
LOB 29





Batter	1	2	3	4	5	6	7	8	9	AB	R	H	RBI	BB	SO	LOB	TOP										
12 Kyle Schwarber, L (1, 7) OBP: 0.312, SLG: 0.488										5	0	1	0	0	3	1	Philadelphia Phillies @ San Francisco Giants Oracle Park, San Francisco, CA Sun Sep 04 2022, 1:09 PM - 4:18 PM PDT Att: 41,189 - Sunny - 77 F										
17 Rhys Hoskins, R (1, 3) OBP: 0.340, SLG: 0.468									5	0	1	0	0	0	1												
28 Alec Bohm, R (1, 5) OBP: 0.328, SLG: 0.407									4	1	3	0	0	0	0												
3 Bryce Harper, L (1, 10) OBP: 0.393, SLG: 0.575									4	1	1	0	0	0	2	3											
10 J.T. Realmuto, R (1, 2) OBP: 0.341, SLG: 0.461									3	1	1	3	1	2	1												
2 Jean Segura, R (1, 4) OBP: 0.346, SLG: 0.410									4	0	1	0	0	1	4												
5 Bryson Stott, L (1, 6) OBP: 0.291, SLG: 0.363									4	0	1	0	0	3	3												
19 Matt Vierling, R (1, 8) OBP: 0.292, SLG: 0.324									4	0	0	0	0	1	2												
29 Nick Maton, L (1, 9) OBP: 0.404, SLG: 0.553									3	0	0	0	1	1	0												
<b>Inning Stats</b>	R: 0 E: 0 K: 1 S: 6	H: 0 LOB: 0 BB: 7	R: 0 E: 0 K: 1 S: 11	H: 2 LOB: 2 BB: 16	R: 0 E: 0 K: 1 S: 8	H: 0 LOB: 0 BB: 12	R: 0 E: 0 K: 2 S: 11	H: 1 LOB: 1 BB: 15	R: 0 E: 0 K: 2 S: 12	H: 0 LOB: 3 BB: 1	R: 0 E: 0 K: 3 S: 22	H: 2 LOB: 3 BB: 36	R: 0 E: 0 K: 2 S: 10	H: 0 LOB: 0 BB: 13	R: 3 E: 0 K: 2 S: 11	H: 3 LOB: 0 BB: 17		R: 0 E: 0 K: 0 S: 10	H: 1 LOB: 1 BB: 17	1B: 7 2B: 1 3B: 0 HR: 1	SF: 0 SAC: 0 DP: 0 HBP: 0	WP: 0 PB: 0 SB: 0 CS: 0	PA: 38				
<b>PITCHER</b>	IP: 6.0 ERA: 2.92	WLS: 1 LOB: 3	BF: 25 H: 5 R: 0 ER: 0 SO: 10	BB: 2 IBB: 0 HBP: 0 BLK: 0	WP: 0 HR: 0 S: 70 P: 106	ERA: 0.00 WHIP: 1.167											ERA: 0.00 WHIP: 0.000										
45 Alex Young, L (7, 1) ERA: 2.51	1.0	H: 3	0	0	2	0	0	0	0	0	10	13	0.00	0.000													
59 John Brebbia, R (8, 1) ERA: 3.04	1.0	B: 6	3	3	3	2	0	0	0	1	11	17	27.00	3.000													
75 Camilo Doval, R (9, 1) ERA: 2.73	1.0	W: 4	1	0	0	0	0	0	0	0	10	17	0.00	1.000													

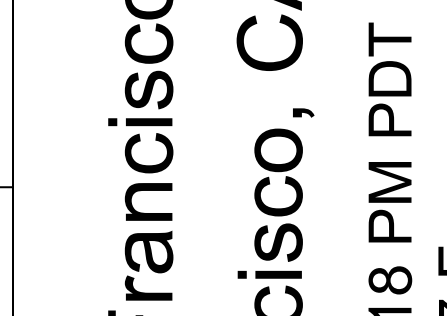
Batter	1	2	3	4	5	6	7	8	9	AB	R	H	RBI	BB	SO	LOB	BOTTOM										
29 Lewis Brinson, R (1, 8) OBP: 0.333, SLG: 0.500										2	0	0	0	0	1	0	Philadelphia Phillies @ San Francisco Giants Oracle Park, San Francisco, CA Sun Sep 04 2022, 1:09 PM - 4:18 PM PDT Att: 41,189 - Sunny - 77 F										
5 Mike Yastrzemski, L (6, PH) OBP: 0.309, SLG: 0.367										2	0	0	0	1	1												
41 Wilmer Flores, R (1, 4) OBP: 0.332, SLG: 0.429										5	1	2	2	0	1	2											
7 J.D. Davis, R (1, 10) OBP: 0.335, SLG: 0.393										1	1	0	0	1	1	1											
23 Joc Pederson, L (6, PH) OBP: 0.346, SLG: 0.522										2	0	0	0	0	2	2											
39 Thairo Estrada, R (1, 6) OBP: 0.320, SLG: 0.404										3	1	1	0	1	1	3											
31 LaMonte Wade Jr., L (1, 3) OBP: 0.291, SLG: 0.400										4	1	2	1	0	0	0											
70 David Villar, R (1, 5) OBP: 0.310, SLG: 0.257										3	0	0	0	0	1	2											
35 Brandon Crawford, L (8, PH) OBP: 0.310, SLG: 0.344										0	0	0	0	1	0	0											
14 Austin Wynns, R (1, 2) OBP: 0.336, SLG: 0.485										3	0	1	1	0	1	0											
10 Evan Longoria, R (6, PH) OBP: 0.336, SLG: 0.485										1	0	0	0	0	1	3											
33 Andrew Knapp, S (9, 2) OBP: 0.239, SLG: 0.154										0	0	0	0	0	0	0											
58 Bryce Johnson, S (1, 9) OBP: 0.222, SLG: 0.125										3	1	1	1	1	1	0											
51 Luis González, L (1, 7) OBP: 0.322, SLG: 0.365										4	0	1	0	0	1	1											
<b>Inning Stats</b>	R: 0 E: 0 K: 2 S: 10	H: 1 LOB: 1 BB: 0 P: 13	R: 0 E: 0 K: 0 S: 5	H: 0 LOB: 0 BB: 0 P: 8	R: 0 E: 0 K: 1 S: 6	H: 0 LOB: 0 BB: 0 P: 10	R: 3 E: 0 K: 1 S: 23	H: 3 LOB: 3 BB: 2 P: 38	R: 0 E: 0 K: 3 S: 16	H: 1 LOB: 2 BB: 1 P: 29	R: 0 E: 0 K: 1 S: 9	H: 0 LOB: 0 BB: 15	R: 0 E: 0 K: 0 S: 8	H: 0 LOB: 0 BB: 11	R: 0 E: 0 K: 2 S: 16	H: 2 LOB: 3 BB: 1 P: 27	R: 2 E: 0 K: 2 S: 9	H: 1 LOB: 0 BB: 1 P: 14	1B: 6 2B: 1 3B: 0 HR: 1	SF: 0 SAC: 0 DP: 0 HBP: 0	WP: 2 PB: 0 SB: 0 CS: 0	PA: 38					
<b>PITCHER</b>	IP: 4.0 ERA: 3.52	WLS: 1 LOB: 1	BF: 17 H: 4 R: 3 ER: 0 SO: 4	BB: 2 IBB: 0 HBP: 0 BLK: 0	WP: 1 HR: 0 S: 44 P: 69	ERA: 6.75 WHIP: 1.500											ERA: 0.00 WHIP: 2.000										
57 Nick Nelson, R (5, 1) ERA: 4.57	1.0	5	1	0	0	3	1	0	0	0	1	0	16	29	0.00	2.000											
48 Vinny Nittoli, R (6, 1) ERA: 4.57	1.0	3	0	0	0	1	0	0	0	0	0	9	15	0.00	0.000												
54 Sam Coonrod, R (7, 1) ERA: 4.7	1.0	3	0	0	0	0	0	0	0	0	0	8	11	0.00	0.000												
30 David Robertson, R (8, 1) ERA: 2.35	1.2	L: 10	3	2	2	4	2	0	0	0	0	1	25	41	10.80	3.000											

AB 36  
R 3  
H 9  
RBI 3  
BB 2  
SO 14  
LOB 15



WP: 0  
PB: 0  
SB: 0  
CS: 0

AB 33  
R 5  
H 8  
RBI 5  
BB 5  
SO 12  
LOB 15



WP: 2  
PB: 0  
SB: 0  
CS: 0







Batter	1	2	3	4	5	6	7	8	9	AB	R	H	RBI	BB	SO	LOB	TOP									
83 Charles Leblanc, R (1, 4) OBP: 0.330, SLG: 0.416										4	1	2	1	0	1	0										
26 Garrett Cooper, R (1, 3) OBP: 0.331, SLG: 0.390										4	0	2	0	0	0	2										
24 Avisail Garcia, R (1, 10) OBP: 0.263, SLG: 0.314										4	0	0	0	0	2	5										
18 Joey Wendle, L (1, 5) OBP: 0.292, SLG: 0.345											3	0	0	1	0	0										
5 Jon Berti, R (8, PH) OBP: 0.331, SLG: 0.362											1	0	0	0	0	0										
58 Jacob Stallings, R (1, 2) OBP: 0.283, SLG: 0.296											4	1	2	1	0	1										
64 Jerar Encarnación, R (1, 9) OBP: 0.228, SLG: 0.392											4	0	1	0	0	1										
46 Luke Williams, R (9, PH) OBP: 0.282, SLG: 0.319											0	0	0	0	0	0										
14 Bryan De La Cruz, R (1, 7) OBP: 0.250, SLG: 0.332											3	1	1	0	0	1										
15 Brian Anderson, R (9, PH) OBP: 0.321, SLG: 0.358											1	0	0	0	0	1										
67 JJ Bleday, L (1, 8) OBP: 0.313, SLG: 0.362											4	0	2	0	0	0										
11 Miguel Rojas, R (1, 6) OBP: 0.275, SLG: 0.320											4	0	0	0	0	1										
											4	0	0	0	0	1										
<b>Inning Stats</b>	R: 1 H: 2 E: 0 K: 0 S: 9	H: 2 LOB: 1 BB: 0 P: 19	R: 0 H: 0 E: 0 K: 1 S: 6	H: 0 LOB: 0 BB: 0 P: 9	R: 0 H: 1 E: 0 K: 1 S: 11	H: 3 LOB: 0 BB: 0 P: 16	R: 0 H: 0 E: 0 K: 1 S: 7	H: 0 LOB: 0 BB: 0 P: 9	R: 1 H: 3 E: 0 K: 0 S: 12	H: 3 LOB: 2 BB: 0 P: 18	R: 0 H: 1 E: 0 K: 1 S: 7	H: 1 LOB: 1 BB: 0 P: 10	R: 0 H: 1 E: 0 K: 2 S: 10	H: 1 LOB: 0 BB: 0 P: 16	R: 0 H: 0 E: 0 K: 1 S: 8	H: 0 LOB: 0 BB: 0 P: 9	R: 1 H: 2 E: 0 K: 1 S: 19	H: 2 LOB: 1 BB: 0 P: 27	1B: 9 2B: 1 3B: 0 HR: 1	SF: 0 SAC: 0 DP: 1 HBP: 0	WP: 0 PB: 0 SB: 0 CS: 1	PA: 36				
<b>PITCHER</b>	IP WLS BF H R ER SO BB IBB HBP BLK WP HR S P ERA WHIP	IP WLS BF H R ER SO BB IBB HBP BLK WP HR S P ERA WHIP	IP WLS BF H R ER SO BB IBB HBP BLK WP HR S P ERA WHIP	IP WLS BF H R ER SO BB IBB HBP BLK WP HR S P ERA WHIP	IP WLS BF H R ER SO BB IBB HBP BLK WP HR S P ERA WHIP	IP WLS BF H R ER SO BB IBB HBP BLK WP HR S P ERA WHIP	IP WLS BF H R ER SO BB IBB HBP BLK WP HR S P ERA WHIP	IP WLS BF H R ER SO BB IBB HBP BLK WP HR S P ERA WHIP	IP WLS BF H R ER SO BB IBB HBP BLK WP HR S P ERA WHIP	IP WLS BF H R ER SO BB IBB HBP BLK WP HR S P ERA WHIP	IP WLS BF H R ER SO BB IBB HBP BLK WP HR S P ERA WHIP	IP WLS BF H R ER SO BB IBB HBP BLK WP HR S P ERA WHIP	IP WLS BF H R ER SO BB IBB HBP BLK WP HR S P ERA WHIP	IP WLS BF H R ER SO BB IBB HBP BLK WP HR S P ERA WHIP	IP WLS BF H R ER SO BB IBB HBP BLK WP HR S P ERA WHIP	IP WLS BF H R ER SO BB IBB HBP BLK WP HR S P ERA WHIP	IP WLS BF H R ER SO BB IBB HBP BLK WP HR S P ERA WHIP	IP WLS BF H R ER SO BB IBB HBP BLK WP HR S P ERA WHIP	IP WLS BF H R ER SO BB IBB HBP BLK WP HR S P ERA WHIP	IP WLS BF H R ER SO BB IBB HBP BLK WP HR S P ERA WHIP	IP WLS BF H R ER SO BB IBB HBP BLK WP HR S P ERA WHIP	IP WLS BF H R ER SO BB IBB HBP BLK WP HR S P ERA WHIP	IP WLS BF H R ER SO BB IBB HBP BLK WP HR S P ERA WHIP	IP WLS BF H R ER SO BB IBB HBP BLK WP HR S P ERA WHIP		
70 Bailey Falter, L (1, 1) ERA: 4.02	5.1 W 23 7 2 2 3 0 0 0 0 0 0 0 48 74 3.38 1.312	5.1 W 23 7 2 2 3 0 0 0 0 0 0 0 48 74 3.38 1.312	5.1 W 23 7 2 2 3 0 0 0 0 0 0 0 48 74 3.38 1.312	5.1 W 23 7 2 2 3 0 0 0 0 0 0 0 48 74 3.38 1.312	5.1 W 23 7 2 2 3 0 0 0 0 0 0 0 48 74 3.38 1.312	5.1 W 23 7 2 2 3 0 0 0 0 0 0 0 48 74 3.38 1.312	5.1 W 23 7 2 2 3 0 0 0 0 0 0 0 48 74 3.38 1.312	5.1 W 23 7 2 2 3 0 0 0 0 0 0 0 48 74 3.38 1.312	5.1 W 23 7 2 2 3 0 0 0 0 0 0 0 48 74 3.38 1.312	5.1 W 23 7 2 2 3 0 0 0 0 0 0 0 48 74 3.38 1.312	5.1 W 23 7 2 2 3 0 0 0 0 0 0 0 48 74 3.38 1.312	5.1 W 23 7 2 2 3 0 0 0 0 0 0 0 48 74 3.38 1.312	5.1 W 23 7 2 2 3 0 0 0 0 0 0 0 48 74 3.38 1.312	5.1 W 23 7 2 2 3 0 0 0 0 0 0 0 48 74 3.38 1.312	5.1 W 23 7 2 2 3 0 0 0 0 0 0 0 48 74 3.38 1.312	5.1 W 23 7 2 2 3 0 0 0 0 0 0 0 48 74 3.38 1.312	5.1 W 23 7 2 2 3 0 0 0 0 0 0 0 48 74 3.38 1.312	5.1 W 23 7 2 2 3 0 0 0 0 0 0 0 48 74 3.38 1.312	5.1 W 23 7 2 2 3 0 0 0 0 0 0 0 48 74 3.38 1.312	5.1 W 23 7 2 2 3 0 0 0 0 0 0 0 48 74 3.38 1.312	5.1 W 23 7 2 2 3 0 0 0 0 0 0 0 48 74 3.38 1.312	5.1 W 23 7 2 2 3 0 0 0 0 0 0 0 48 74 3.38 1.312	5.1 W 23 7 2 2 3 0 0 0 0 0 0 0 48 74 3.38 1.312	5.1 W 23 7 2 2 3 0 0 0 0 0 0 0 48 74 3.38 1.312		
64 Andrew Bellatti, R (6, 1) ERA: 3.5	1.2 H 5 1 0 0 3 0 0 0 0 0 0 0 14 23 0.00 0.600	1.2 H 5 1 0 0 3 0 0 0 0 0 0 0 14 23 0.00 0.600	1.2 H 5 1 0 0 3 0 0 0 0 0 0 0 14 23 0.00 0.600	1.2 H 5 1 0 0 3 0 0 0 0 0 0 0 14 23 0.00 0.600	1.2 H 5 1 0 0 3 0 0 0 0 0 0 0 14 23 0.00 0.600	1.2 H 5 1 0 0 3 0 0 0 0 0 0 0 14 23 0.00 0.600	1.2 H 5 1 0 0 3 0 0 0 0 0 0 0 14 23 0.00 0.600	1.2 H 5 1 0 0 3 0 0 0 0 0 0 0 14 23 0.00 0.600	1.2 H 5 1 0 0 3 0 0 0 0 0 0 0 14 23 0.00 0.600	1.2 H 5 1 0 0 3 0 0 0 0 0 0 0 14 23 0.00 0.600	1.2 H 5 1 0 0 3 0 0 0 0 0 0 0 14 23 0.00 0.600	1.2 H 5 1 0 0 3 0 0 0 0 0 0 0 14 23 0.00 0.600	1.2 H 5 1 0 0 3 0 0 0 0 0 0 0 14 23 0.00 0.600	1.2 H 5 1 0 0 3 0 0 0 0 0 0 0 14 23 0.00 0.600	1.2 H 5 1 0 0 3 0 0 0 0 0 0 0 14 23 0.00 0.600	1.2 H 5 1 0 0 3 0 0 0 0 0 0 0 14 23 0.00 0.600	1.2 H 5 1 0 0 3 0 0 0 0 0 0 0 14 23 0.00 0.600	1.2 H 5 1 0 0 3 0 0 0 0 0 0 0 14 23 0.00 0.600	1.2 H 5 1 0 0 3 0 0 0 0 0 0 0 14 23 0.00 0.600	1.2 H 5 1 0 0 3 0 0 0 0 0 0 0 14 23 0.00 0.600	1.2 H 5 1 0 0 3 0 0 0 0 0 0 0 14 23 0.00 0.600	1.2 H 5 1 0 0 3 0 0 0 0 0 0 0 14 23 0.00 0.600	1.2 H 5 1 0 0 3 0 0 0 0 0 0 0 14 23 0.00 0.600	1.2 H 5 1 0 0 3 0 0 0 0 0 0 0 14 23 0.00 0.600		
46 José Alvarado, L (8, 1) ERA: 3.92	1.0 H 3 0 0 0 1 0 0 0 0 0 0 0 8 9 0.00 0.000	1.0 H 3 0 0 0 1 0 0 0 0 0 0 0 8 9 0.00 0.000	1.0 H 3 0 0 0 1 0 0 0 0 0 0 0 8 9 0.00 0.000	1.0 H 3 0 0 0 1 0 0 0 0 0 0 0 8 9 0.00 0.000	1.0 H 3 0 0 0 1 0 0 0 0 0 0 0 8 9 0.00 0.000	1.0 H 3 0 0 0 1 0 0 0 0 0 0 0 8 9 0.00 0.000	1.0 H 3 0 0 0 1 0 0 0 0 0 0 0 8 9 0.00 0.000	1.0 H 3 0 0 0 1 0 0 0 0 0 0 0 8 9 0.00 0.000	1.0 H 3 0 0 0 1 0 0 0 0 0 0 0 8 9 0.00 0.000	1.0 H 3 0 0 0 1 0 0 0 0 0 0 0 8 9 0.00 0.000	1.0 H 3 0 0 0 1 0 0 0 0 0 0 0 8 9 0.00 0.000	1.0 H 3 0 0 0 1 0 0 0 0 0 0 0 8 9 0.00 0.000	1.0 H 3 0 0 0 1 0 0 0 0 0 0 0 8 9 0.00 0.000	1.0 H 3 0 0 0 1 0 0 0 0 0 0 0 8 9 0.00 0.000	1.0 H 3 0 0 0 1 0 0 0 0 0 0 0 8 9 0.00 0.000	1.0 H 3 0 0 0 1 0 0 0 0 0 0 0 8 9 0.00 0.000	1.0 H 3 0 0 0 1 0 0 0 0 0 0 0 8 9 0.00 0.000	1.0 H 3 0 0 0 1 0 0 0 0 0 0 0 8 9 0.00 0.000	1.0 H 3 0 0 0 1 0 0 0 0 0 0 0 8 9 0.00 0.000	1.0 H 3 0 0 0 1 0 0 0 0 0 0 0 8 9 0.00 0.000	1.0 H 3 0 0 0 1 0 0 0 0 0 0 0 8 9 0.00 0.000	1.0 H 3 0 0 0 1 0 0 0 0 0 0 0 8 9 0.00 0.000	1.0 H 3 0 0 0 1 0 0 0 0 0 0 0 8 9 0.00 0.000	1.0 H 3 0 0 0 1 0 0 0 0 0 0 0 8 9 0.00 0.000	1.0 H 3 0 0 0 1 0 0 0 0 0 0 0 8 9 0.00 0.000	1.0 H 3 0 0 0 1 0 0 0 0 0 0 0 8 9 0.00 0.000
75 Connor Brogdon, R (9, 1) ERA: 2.88	1.0 S 5 2 1 1 1 0 0 0 0 0 0 1 19 27 9.00 2.000	1.0 S 5 2 1 1 1 0 0 0 0 0 0 1 19 27 9.00 2.000	1.0 S 5 2 1 1 1 0 0 0 0 0 0 1 19 27 9.00 2.000	1.0 S 5 2 1 1 1 0 0 0 0 0 0 1 19 27 9.00 2.000	1.0 S 5 2 1 1 1 0 0 0 0 0 0 1 19 27 9.00 2.000	1.0 S 5 2 1 1 1 0 0 0 0 0 0 1 19 27 9.00 2.000	1.0 S 5 2 1 1 1 0 0 0 0 0 0 1 19 27 9.00 2.000	1.0 S 5 2 1 1 1 0 0 0 0 0 0 1 19 27 9.00 2.000	1.0 S 5 2 1 1 1 0 0 0 0 0 0 1 19 27 9.00 2.000	1.0 S 5 2 1 1 1 0 0 0 0 0 0 1 19 27 9.00 2.000	1.0 S 5 2 1 1 1 0 0 0 0 0 0 1 19 27 9.00 2.000	1.0 S 5 2 1 1 1 0 0 0 0 0 0 1 19 27 9.00 2.000	1.0 S 5 2 1 1 1 0 0 0 0 0 0 1 19 27 9.00 2.000	1.0 S 5 2 1 1 1 0 0 0 0 0 0 1 19 27 9.00 2.000	1.0 S 5 2 1 1 1 0 0 0 0 0 0 1 19 27 9.00 2.000	1.0 S 5 2 1 1 1 0 0 0 0 0 0 1 19 27 9.00 2.000	1.0 S 5 2 1 1 1 0 0 0 0 0 0 1 19 27 9.00 2.000	1.0 S 5 2 1 1 1 0 0 0 0 0 0 1 19 27 9.00 2.000	1.0 S 5 2 1 1 1 0 0 0 0 0 0 1 19 27 9.00 2.000	1.0 S 5 2 1 1 1 0 0 0 0 0 0 1 19 27 9.00 2.000	1.0 S 5 2 1 1 1 0 0 0 0 0 0 1 19 27 9.00 2.000	1.0 S 5 2 1 1 1 0 0 0 0 0 0 1 19 27 9.00 2.000	1.0 S 5 2 1 1 1 0 0 0 0 0 0 1 19 27 9.00 2.000	1.0 S 5 2 1 1 1 0 0 0 0 0 0 1 19 27 9.00 2.000	1.0 S 5 2 1 1 1 0 0 0 0 0 0 1 19 27 9.00 2.000	1.0 S 5 2 1 1 1 0 0 0 0 0 0 1 19 27 9.00 2.000

Miami Marlins @ Philadelphia Phillies  
Citizens Bank Park, Philadelphia, PA  
Wed Sep 07 2022, 6:51 PM - 9:51 PM EDT  
Att: 17,755 - Cloudy - 70 F

AB 36  
R 3  
H 10  
RBI 3  
BB 0  
SO 8  
LOB 17



Batter	1	2	3	4	5	6	7	8	9	AB	R	H	RBI	BB	SO	LOB	BOTTOM
12 Kyle Schwarber, L (1, 7) OBP: 0.309, SLG: 0.482										4	0	0	0	0	2	2	
17 Rhys Hoskins, R (1, 3) OBP: 0.339, SLG: 0.465										4	0	1	0	0	1	1	
28 Alec Bohm, R (1, 5) OBP: 0.325, SLG: 0.403										4	0	1	0	0	1	1	
3 Bryce Harper, L (1, 10) OBP: 0.389, SLG: 0.568											3	0	0	0	1	2	
10 J.T. Realmuto, R (1, 2) OBP: 0.342, SLG: 0.457											4	0	0	0	0	3	2
2 Jean Segura, R (1, 4) OBP: 0.345, SLG: 0.418											3	1	1	1	0	0	
19 Matt Vierling, R (1, 9) OBP: 0.293, SLG: 0.328										3	2	2	0	0	0	0	
16 Brandon Marsh, L (1, 8) OBP: 0.282, SLG: 0.354										3	0	0	0	0	1	2	
33 Edmundo Sosa, R (1, 6) OBP: 0.282, SLG: 0.372										3	1	3	3	0	0	0	
<b>Inning Stats</b>	R: 0 H: 0 																







Batter	1	2	3	4	5	6	7	8	9	AB	R	H	RBI	BB	SO	LOB	TOP										
28 Lane Thomas, R OBP: 0.305, SLG: 0.420	G5-3		1B		2B		G6-3			4	1	2	1	0	0	0	Washington Nationals @ Philadelphia Phillies Citizens Bank Park, Philadelphia, PA Fri Sep 09 2022, 7:11 PM - 9:48 PM EDT Att: 22,304 - Clear - 77 F										
2 Luis García Jr., L OBP: 0.302, SLG: 0.427	G4-3		G6-3		1B		G3			4	0	1	1	0	0	1											
45 Joey Menezes, R OBP: 0.345, SLG: 0.533	G5-3		F9		G4-3		K			4	0	0	0	0	1	2											
34 Luke Voit, R OBP: 0.320, SLG: 0.415		F9			F8		F8			4	0	0	0	0	0	0											
1 César Hernández, S OBP: 0.315, SLG: 0.326		62 1B			G5-3		G4-3			4	0	1	0	0	0	0											
5 CJ Abrams, L OBP: 0.274, SLG: 0.304		F7			1B		G5-3			4	0	1	0	0	0	1											
62 Alex Coli, R OBP: 0.307, SLG: 0.509		1B			K		HR			4	1	3	1	0	1	1											
68 Joshua Palacios, L OBP: 0.194, SLG: 0.222		K			G4-3		K			3	0	0	0	0	2	2											
14 Ildemaro Vargas, S (9, PH) OBP: 0.317, SLG: 0.426		K			G4-3		K			1	0	1	0	0	0	0											
15 Riley Adams, R OBP: 0.262, SLG: 0.299					F9		F8			4	1	1	0	0	0	2											
<b>Inning Stats</b>	R: 0 H: 0 E: 0 K: 0 S: 8	H: 0 LOB: 0 BB: 0 P: 9	R: 0 H: 2 E: 0 K: 1 S: 9	H: 2 LOB: 2 BB: 0 P: 10	R: 0 H: 1 E: 0 K: 0 S: 7	H: 1 LOB: 1 BB: 0 P: 9	R: 0 H: 1 E: 0 K: 1 S: 10	H: 1 LOB: 1 BB: 0 P: 17	R: 2 H: 3 E: 0 K: 0 S: 17	H: 3 LOB: 0 BB: 0 P: 27	R: 0 H: 0 E: 0 K: 0 S: 5	H: 0 LOB: 0 BB: 0 P: 8	R: 1 H: 1 E: 0 K: 1 S: 10	H: 1 LOB: 0 BB: 0 P: 16	R: 0 H: 0 E: 0 K: 1 S: 9	H: 0 LOB: 0 BB: 0 P: 13	R: 0 H: 2 E: 0 K: 0 S: 13	H: 2 LOB: 2 BB: 0 P: 18	1B: 7 2B: 1 3B: 1 HR: 1	SF: 0 SAC: 0 DP: 1 HBP: 0	WP: 0 PB: 0 SB: 2 CS: 0	PA: 36					
<b>PITCHER</b>	IP	WLS	BF	H	R	ER	SO	BB	IBB	HBP	BLK	WP	HR	S	P	ERA	WHIP										
43 Noah Syndergaard, R ERA: 4.09	(1, 1)	6.0	W 25	8	3	3	2	0	0	0	0	0	1	60	86	4.50	1.333										
64 Andrew Bellatti, R ERA: 3.42	(7, 1)	1.0	H 3	0	0	0	1	0	0	0	0	0	0	6	10	0.00	0.000										
46 José Alvarado, L ERA: 3.93	(8, 1)	1.0	H 3	0	0	0	1	0	0	0	0	0	0	9	13	0.00	0.000										
52 Brad Hand, L ERA: 2.32	(9, 1)	0.2	H 4	2	0	0	0	0	0	0	0	0	0	11	15	0.00	3.000										
57 Nick Nelson, R ERA: 4.58	(9, 1)	0.1	S 1	0	0	0	0	0	0	0	0	0	0	2	3	0.00	0.000										
<b>Batter</b>	<b>1</b>	<b>2</b>	<b>3</b>	<b>4</b>	<b>5</b>	<b>6</b>	<b>7</b>	<b>8</b>	<b>9</b>	<b>AB</b>	<b>R</b>	<b>H</b>	<b>RBI</b>	<b>BB</b>	<b>SO</b>	<b>LOB</b>	<b>BOTTOM</b>										
12 Kyle Schwarber, L OBP: 0.307, SLG: 0.476	L8		G6-4-3		L7		17 FC6-4			4	0	1	0	0	0	2	Washington Nationals @ Philadelphia Phillies Citizens Bank Park, Philadelphia, PA Fri Sep 09 2022, 7:11 PM - 9:48 PM EDT Att: 22,304 - Clear - 77 F										
17 Rhys Hoskins, R OBP: 0.341, SLG: 0.472	F8		HR		L9		FC6-4			4	1	1	1	0	0	2											
28 Alec Bohm, R OBP: 0.326, SLG: 0.410	G6-3		10 1B		G6-3		K			4	1	1	0	0	1	0											
10 J.T. Realmuto, R OBP: 0.344, SLG: 0.464		2 1B			2 1B		HR			3	1	3	2	0	0	0											
2 Jean Segura, R OBP: 0.339, SLG: 0.409	G4-3		G6-4-3		G6-4-3		K			4	0	1	0	0	1	2											
5 Bryson Stott, L OBP: 0.296, SLG: 0.369	K		G6-3		G6-3		K			4	1	1	0	0	2	2											
19 Matt Vierling, R OBP: 0.292, SLG: 0.326			G6-3		G5-3		L8			4	0	1	0	0	0	2											
33 Edmundo Sosa, R OBP: 0.289, SLG: 0.389			18 1B		G6-4-3		G6-4-3			3	1	2	0	0	0	2											
18 Dalton Guthrie, R OBP: 0.333, SLG: 0.333			12 1B		L8		12 1B			3	0	2	2	0	0	1											
<b>Inning Stats</b>	R: 0 H: 0 E: 0 K: 0 S: 7	H: 1 LOB: 0 BB: 0 P: 11	R: 0 H: 1 E: 0 K: 1 S: 8	H: 1 LOB: 0 BB: 0 P: 9	R: 0 H: 2 E: 0 K: 0 S: 8	H: 2 LOB: 0 BB: 0 P: 9	R: 2 H: 3 E: 0 K: 0 S: 6	H: 3 LOB: 0 BB: 0 P: 9	R: 0 H: 1 E: 0 K: 0 S: 8	H: 1 LOB: 1 BB: 0 P: 10	R: 1 H: 1 E: 0 K: 1 S: 9	H: 1 LOB: 0 BB: 0 P: 12	R: 1 H: 4 E: 0 K: 0 S: 10	H: 4 LOB: 2 BB: 0 P: 11	R: 0 H: 1 E: 0 K: 2 S: 15	H: 1 LOB: 2 BB: 0 P: 20		1B: 9 2B: 1 3B: 1 HR: 2	SF: 0 SAC: 0 DP: 4 HBP: 1	WP: 0 PB: 0 SB: 0 CS: 0	PA: 34						
<b>PITCHER</b>	IP	WLS	BF	H	R	ER	SO	BB	IBB	HBP	BLK	WP	HR	S	P	ERA	WHIP										
46 Patrick Corbin, L ERA: 6.3	(1, 1)	6.2	L 28	12	5	5	2	0	0	0	0	0	0	17	22	6.75	1.800										
61 Erasmo Ramírez, R ERA: 2.79	(7, 1)	1.1	6	1	0	0	2	0	0	1	0	0	0	17	22	0.00	0.750										



Batter	1	2	3	4	5	6	7	8	9	AB	R	H	RBI	BB	SO	LOB	TOP										
28 Lane Thomas, R (1, 8) OBP: 0.308, SLG: 0.422	G4-3		45 HR		G1-3		2-H		34 BB	5	1	3	2	0	0	0	Washington Nationals @ Philadelphia Phillies Citizens Bank Park, Philadelphia, PA Sat Sep 10 2022, 6:09 PM - 9:24 PM EDT Att: 37,185 - Clear - 80 F										
45 Joey Meneses, R (1, 9) OBP: 0.347, SLG: 0.557	34 PB FC5-2		1-H		G4-3		F9		K	5	1	2	2	0	1	3											
34 Luke Voit, R (1, 3) OBP: 0.321, SLG: 0.413 68 Joshua Palacios, L (9, PR) OBP: 0.194, SLG: 0.222	FC5-2		2-H			G5-3		62 FC6-4		4	0	1	0	1	1	1											
23 Nelson Cruz, R (1, 10) OBP: 0.317, SLG: 0.342	G5-3					F8		F7		5	0	1	0	0	1	5											
62 Alex Call, R (1, 7) OBP: 0.344, SLG: 0.474		L8			F9		F8		FC6-4 1 WP	4	0	0	0	0	0	2											
1 César Hernández, S (1, 4) OBP: 0.314, SLG: 0.324	K				K		14 2B		G6-3	3	1	0	0	1	2	1											
14 Ildemaro Vargas, S (1, 5) OBP: 0.322, SLG: 0.436					G5-3		28 1B		G4-3	4	1	2	1	0	0	0											
15 Riley Adams, R (1, 2) OBP: 0.261, SLG: 0.297					F9		G5-3		5 1B 28 1B	4	1	1	0	0	0	2											
5 CJ Abrams, L (1, 6) OBP: 0.274, SLG: 0.303					K		G3		L7	4	0	1	0	0	1	1											
									34 BB 28 1B																		
<b>Inning Stats</b>	R: 0 E: 0 K: 0 S: 8	H: 1 LOB: 1 BB: 0 P: 12	R: 0 E: 0 K: 1 S: 11	H: 1 LOB: 1 BB: 0 P: 16	R: 2 E: 0 K: 2 S: 15	H: 3 LOB: 1 BB: 0 P: 20	R: 0 E: 0 K: 1 S: 6	H: 0 LOB: 0 BB: 0 P: 11	R: 0 E: 0 K: 0 S: 10	H: 0 LOB: 0 BB: 0 P: 16	R: 0 E: 0 K: 0 S: 5	H: 0 LOB: 0 BB: 0 P: 8	R: 2 E: 0 K: 0 S: 13	H: 2 LOB: 1 BB: 1 P: 24	R: 0 E: 0 K: 0 S: 9	H: 1 LOB: 1 BB: 0 P: 15	R: 1 E: 0 K: 2 S: 17	H: 3 LOB: 3 BB: 1 P: 25	1B: 8 2B: 2 3B: 0 HR: 1	SF: 0 SAC: 0 DP: 0 HBP: 0	WP: 1 PB: 1 CS: 0	PA: 40					
<b>PITCHER</b>	IP	WLS	BF	H	R	ER	SO	BB	IBB	HBP	BLK	WP	HR	S	P	ERA	WHIP										
55 Ranger Suárez, L (1, 1) ERA: 3.62	6.2	W	28	7	4	4	4	1	0	0	0	0	1	65	103	5.40	1.200										
64 Andrew Bellatti, R (7, 1) ERA: 3.4	0.1	H	1	0	0	0	0	0	0	0	0	0	0	3	4	0.00	0.000										
54 Sam Coonrod, R (8, 1) ERA: 3.72	1.0	H	4	1	0	0	0	0	0	0	0	1	0	9	15	0.00	1.000										
75 Connor Brogdon, R (9, 1) ERA: 3.06	1.0		7	3	1	1	2	1	0	0	0	0	0	17	25	9.00	4.000										

Washington Nationals @ Philadelphia Phillies  
 Citizens Bank Park, Philadelphia, PA  
 Sat Sep 10 2022, 6:09 PM - 9:24 PM EDT  
 Att: 37,185 - Clear - 80 F

AB 38  
 R 5  
 H 11  
 RBI 5  
 BB 2  
 SO 6  
 LOB 15



Batter	1	2	3	4	5	6	7	8	9	AB	R	H	RBI	BB	SO	LOB	BOTTOM										
12 Kyle Schwarber, L (1, 7) OBP: 0.311, SLG: 0.485	5 BB		17 G6-4-3							3	1	2	1	2	1	0	Washington Nationals @ Philadelphia Phillies Citizens Bank Park, Philadelphia, PA Sat Sep 10 2022, 6:09 PM - 9:24 PM EDT Att: 37,185 - Clear - 80 F										
17 Rhys Hoskins, R (1, 3) OBP: 0.338, SLG: 0.467	G4-3		G6-4-3		P3		E5		F8	5	0	0	0	0	5												
3 Bryce Harper, L (1, 10) OBP: 0.385, SLG: 0.566	5 BB		3-H				E4		K	4	2	1	2	1	1	1											
5 Bryson Stott, L (1, 6) OBP: 0.295, SLG: 0.365	2 G6-3		G4-3		L8		L4			3	0	0	0	1	0	2											
2 Jean Segura, R (1, 4) OBP: 0.338, SLG: 0.407	G6-3				L9				G5-3	4	1	1	0	0	4												
29 Nick Maton, L (1, 9) OBP: 0.415, SLG: 0.674			K		21 F8 33 FC		L9		F7	3	1	1	2	1	1	0											
21 Garrett Stubbs, L (1, 2) OBP: 0.375, SLG: 0.522	G4-3		33 FC		F8		33 FC6-4			3	0	1	0	1	0	2											
33 Edmundo Sosa, R (1, 5) OBP: 0.283, SLG: 0.380	G1-3		16 2B		FC		FC6-4		P6	4	1	0	1	0	0	3											
16 Brandon Marsh, L (1, 8) OBP: 0.284, SLG: 0.367	17 C6-4-3 3 HR		12 BB						G3-1	4	2	3	2	0	0	0											
<b>Inning Stats</b>	R: 0 E: 0 K: 0 S: 12	H: 1 LOB: 2 BB: 2 P: 23	R: 0 E: 0 K: 1 S: 11	H: 0 LOB: 0 BB: 0 P: 18	R: 2 E: 0 K: 0 S: 10	H: 2 LOB: 0 BB: 1 P: 19	R: 2 E: 0 K: 0 S: 12	H: 2 LOB: 2 BB: 2 P: 26	R: 2 E: 1 K: 2 S: 16	H: 1 LOB: 1 BB: 0 P: 19	R: 1 E: 0 K: 1 S: 13	H: 1 LOB: 1 BB: 0 P: 16	R: 0 E: 0 K: 0 S: 10	H: 0 LOB: 1 BB: 1 P: 16	R: 1 E: 0 K: 0 S: 6	H: 1 LOB: 0 BB: 0 P: 8	1B: 3 2B: 2 3B: 0 HR: 4	SF: 0 SAC: 0 DP: 2 HBP: 0	WP: 0 PB: 0 CS: 0	PA: 39							
<b>PITCHER</b>	IP	WLS	BF	H	R	ER	SO	BB	IBB	HBP	BLK	WP	HR	S	P	ERA	WHIP										
32 Erick Fedde, R (1, 1) ERA: 5.24	3.2	L	18	5	4	4	4	4	0	0	0	0	1	42	79	9.82	2.455										
71 Mason Thompson, R (4, 1) ERA: 0.64	0.1		2	0	0	0	0	1	0	0	0	0	0	3	7	0.00	3.000										
57 Andrés Machado, R (5, 1) ERA: 4.18	1.0		6	2	2	0	0	0	0	0	0	0	1	16	19	0.00	2.000										
51 Jordan Weems, R (6, 1) ERA: 6.66	1.0		5	1	1	1	2	0	0	0	0	0	1	13	16	9.00	1.000										
33 Steve Cishek, R (7, 1) ERA: 4.71	1.0		4	0	0	0	0	1	0	0	0	0	0	10	16	0.00	1.000										

Washington Nationals @ Philadelphia Phillies  
 Citizens Bank Park, Philadelphia, PA  
 Sat Sep 10 2022, 6:09 PM - 9:24 PM EDT  
 Att: 37,185 - Clear - 80 F

AB 33  
 R 8  
 H 9  
 RBI 8  
 BB 6  
 SO 3  
 LOB 17





Batter	1	2	3	4	5	6	7	8	9	AB	R	H	RBI	BB	SO	LOB	TOP
28 Lane Thomas, R (1, 8) OBP: 0.309, SLG: 0.425										5	0	2	0	0	0	3	
45 Joey Meneses, R (1, 9) OBP: 0.349, SLG: 0.556										4	0	2	2	0	1	1	
34 Luke Voit, R (1, 3) OBP: 0.322, SLG: 0.415										5	0	2	1	0	1	4	
23 Nelson Cruz, R (1, 10) OBP: 0.314, SLG: 0.338										5	0	0	0	0	3	5	
62 Alex Call, R (1, 7) OBP: 0.338, SLG: 0.450										3	1	0	0	1	1	2	
5 CJ Abrams, L (1, 6) OBP: 0.278, SLG: 0.307										4	1	2	0	0	0	0	
1 César Hernández, S (1, 5) OBP: 0.314, SLG: 0.324										4	1	1	1	0	0	1	
43 Israel Pineda, R (1, 2)										3	1	0	0	1	3	2	
14 Ildemaro Vargas, S (1, 4) OBP: 0.327, SLG: 0.445										4	1	2	1	0	0	1	
<b>Inning Stats</b>	R: 0 H: 2 E: 0 K: 1 S: 18	H: 2 R: 0 ER: 0 LOB: 2 BB: 0 P: 27	R: 1 H: 2 E: 0 K: 1 S: 13	H: 2 R: 0 ER: 0 LOB: 1 BB: 0 P: 17	R: 3 H: 4 E: 0 K: 1 S: 16	H: 4 R: 0 ER: 0 LOB: 2 BB: 1 P: 27	R: 0 H: 0 E: 0 K: 0 S: 9	H: 0 R: 0 ER: 0 LOB: 0 BB: 0 P: 16	R: 0 H: 0 E: 0 K: 3 S: 12	H: 0 R: 0 ER: 0 LOB: 0 BB: 0 P: 16	1B: 8 2B: 3 3B: 0 HR: 0	SF: 1 SAC: 0 DP: 0 HBP: 0	WP: 1 PB: 0 SB: 0 CS: 0	PA: 40			
<b>PITCHER</b>	IP WLS BF H R ER SO BB IBB HBP BLK WP HR S P ERA WHIP	27 Aaron Nola, R (1, 1) ERA: 3.31	61 Cristopher Sánchez, L (3, 1) ERA: 5.59	57 Nick Nelson, R (6, 1) ERA: 4.82	46 José Alvarado, L (7, 1) ERA: 3.74	58 Seranthony Dominguez, R (1, 1) ERA: 1.6	30 David Robertson, R (9, 1) ERA: 2.38	IP WLS BF H R ER SO BB IBB HBP BLK WP HR S P ERA WHIP	1.0 S 3 0 0 0 3 0 0 0 0 0 0 0 0 0.00 1.000								

Washington Nationals @ Philadelphia Phillies  
Citizens Bank Park, Philadelphia, PA  
Sun Sep 11, 2022, 1:11 PM - 8:13 PM EDT  
Att: 23,802 - Overcast - 73 F

AB 37  
R 5  
H 11  
RBI 5  
BB 2  
SO 9  
LOB 19



Batter	1	2	3	4	5	6	7	8	9	AB	R	H	RBI	BB	SO	LOB	BOTTOM
12 Kyle Schwarber, L (1, 7) OBP: 0.312, SLG: 0.483										4	1	1	0	1	1	2	
18 Dalton Guthrie, R (9, 9) OBP: 0.333, SLG: 0.333										3	2	4	1	0	2		
17 Rhys Hoskins, R (1, 3) OBP: 0.341, SLG: 0.474										4	0	1	1	1	1	2	
3 Bryce Harper, L (1, 10) OBP: 0.385, SLG: 0.565										3	1	2	0	1	0	0	
10 J.T. Realmuto, R (1, 2) OBP: 0.348, SLG: 0.465										4	1	1	2	0	1	4	
28 Alec Bohm, R (1, 5) OBP: 0.325, SLG: 0.415										3	0	0	0	1	0	4	
5 Bryce Stott, L (1, 6) OBP: 0.295, SLG: 0.362										3	0	0	0	1	0	4	
29 Nick Maton, L (1, 4) OBP: 0.404, SLG: 0.630										3	0	0	0	1	1	3	
16 Brandon Marsh, L (1, 8) OBP: 0.284, SLG: 0.366										4	1	1	0	0	1	2	
19 Matt Vierling, R (1, 9) OBP: 0.294, SLG: 0.332										4	1	2	0	0	0	1	
<b>Inning Stats</b>	R: 1 H: 2 E: 0 K: 0 S: 10	H: 0 R: 0 ER: 0 LOB: 2 BB: 1 P: 19	R: 0 H: 0 E: 0 K: 2 S: 9	H: 0 R: 0 ER: 0 LOB: 0 BB: 0 P: 14	R: 0 H: 0 E: 0 K: 0 S: 7	H: 0 R: 0 ER: 0 LOB: 1 BB: 1 P: 12	R: 3 H: 4 E: 0 K: 1 S: 22	H: 4 R: 0 ER: 0 LOB: 1 BB: 0 P: 28	R: 1 H: 2 E: 0 K: 1 S: 17	H: 2 R: 0 ER: 0 LOB: 0 BB: 0 P: 24	1B: 6 2B: 2 3B: 0 HR: 2	SF: 1 SAC: 0 DP: 1 HBP: 0	WP: 0 PB: 1 SB: 0 CS: 0	PA: 39			
<b>PITCHER</b>	IP WLS BF H R ER SO BB IBB HBP BLK WP HR S P ERA WHIP	19 Anibal Sánchez, R (1, 1) ERA: 4.56	51 Jordan Weems, R (3, 1) ERA: 6.41	61 Erasmo Ramírez, R (4, 1) ERA: 3.11	73 Hunter Harvey, R (5, 1) ERA: 2.79	67 Kyle Finnegan, R (7, 1) ERA: 3.97	30 Paolo Espino, R (8, 1) ERA: 4.24	IP WLS BF H R ER SO BB IBB HBP BLK WP HR S P ERA WHIP	1.0 4 0 0 0 0 0 0 0 0 0 0 0 0 0.00 1.000								

Washington Nationals @ Philadelphia Phillies  
Citizens Bank Park, Philadelphia, PA  
Sun Sep 11, 2022, 1:11 PM - 8:13 PM EDT  
Att: 23,802 - Overcast - 73 F

AB 32  
R 7  
H 10  
RBI 7  
BB 6  
SO 5  
LOB 20









Batter	1	2	3	4	5	6	7	8	9	AB	R	H	RBI	BB	SO	LOB	TOP						
12 Kyle Schwarber, L (1, 7) 18 Dalton Guthrie, R (9, 9) OBP: 0.311, SLG: 0.477 OBP: 0.333, SLG: 0.333										5	1	1	0	0	2	2							
17 Rhys Hoskins, R (1, 3) 33 Edmundo Sosa, R (4, 5) OBP: 0.339, SLG: 0.469 OBP: 0.278, SLG: 0.374										1	0	0	0	0	0	1							
3 Bryce Harper, L (1, 10) OBP: 0.367, SLG: 0.569										3	2	1	1	2	1	2							
10 J.T. Realmuto, R (1, 2) OBP: 0.348, SLG: 0.475										4	2	2	4	1	1	1							
28 Alec Bohm, R (1, 5) OBP: 0.324, SLG: 0.411										3	0	0	0	1	0	0							
5 Bryson Stott, L (1, 6) OBP: 0.294, SLG: 0.360										4	1	1	0	0	1	3							
2 Jean Segura, R (1, 4) OBP: 0.345, SLG: 0.415										3	0	1	1	0	0	0							
29 Nick Maton, L (1, 9) OBP: 0.403, SLG: 0.660										1	0	0	0	1	0	1							
19 Matt Vierling, R (6, PH) OBP: 0.333, SLG: 0.333										2	0	1	0	0	0	1							
16 Brandon Marsh, L (1, 8) OBP: 0.284, SLG: 0.364										4	0	1	0	0	1	3							
<b>Inning Stats</b>	R: 0 H: 1 E: 0 K: 2 S: 20	H: 1 LOB: 3 BB: 2 P: 33	R: 0 H: 0 E: 0 K: 0 S: 7	H: 0 LOB: 0 BB: 0 P: 13	R: 0 H: 0 E: 0 K: 1 S: 9	H: 0 LOB: 0 BB: 0 P: 13	R: 0 H: 0 E: 0 K: 0 S: 8	H: 0 LOB: 0 BB: 0 P: 9	R: 0 H: 0 E: 0 K: 0 S: 10	H: 0 LOB: 1 BB: 1 P: 17	R: 3 H: 4 E: 0 K: 1 S: 18	H: 4 LOB: 1 BB: 0 P: 27	R: 3 H: 2 E: 0 K: 1 S: 17	H: 2 LOB: 0 BB: 1 P: 28	R: 0 H: 1 E: 0 K: 1 S: 9	H: 1 LOB: 1 BB: 0 P: 11	R: 0 H: 0 E: 0 K: 2 S: 13	H: 0 LOB: 1 BB: 1 P: 20	1B: 4 2B: 2 3B: 0 HR: 3	SF: 0 SAC: 0 DP: 2 HBP: 2	WP: 1 PB: 0 SB: 0 CS: 0	PA: 40	
<b>PITCHER</b>	IP WLS BF H R ER SO BB IBB HBP BLK WP HR S P ERA WHIP	IP WLS BF H R ER SO BB IBB HBP BLK WP HR S P ERA WHIP	IP WLS BF H R ER SO BB IBB HBP BLK WP HR S P ERA WHIP	IP WLS BF H R ER SO BB IBB HBP BLK WP HR S P ERA WHIP	IP WLS BF H R ER SO BB IBB HBP BLK WP HR S P ERA WHIP	IP WLS BF H R ER SO BB IBB HBP BLK WP HR S P ERA WHIP	IP WLS BF H R ER SO BB IBB HBP BLK WP HR S P ERA WHIP	IP WLS BF H R ER SO BB IBB HBP BLK WP HR S P ERA WHIP	IP WLS BF H R ER SO BB IBB HBP BLK WP HR S P ERA WHIP	IP WLS BF H R ER SO BB IBB HBP BLK WP HR S P ERA WHIP	IP WLS BF H R ER SO BB IBB HBP BLK WP HR S P ERA WHIP	IP WLS BF H R ER SO BB IBB HBP BLK WP HR S P ERA WHIP	IP WLS BF H R ER SO BB IBB HBP BLK WP HR S P ERA WHIP	IP WLS BF H R ER SO BB IBB HBP BLK WP HR S P ERA WHIP	IP WLS BF H R ER SO BB IBB HBP BLK WP HR S P ERA WHIP	IP WLS BF H R ER SO BB IBB HBP BLK WP HR S P ERA WHIP	IP WLS BF H R ER SO BB IBB HBP BLK WP HR S P ERA WHIP	IP WLS BF H R ER SO BB IBB HBP BLK WP HR S P ERA WHIP	IP WLS BF H R ER SO BB IBB HBP BLK WP HR S P ERA WHIP	IP WLS BF H R ER SO BB IBB HBP BLK WP HR S P ERA WHIP	IP WLS BF H R ER SO BB IBB HBP BLK WP HR S P ERA WHIP	IP WLS BF H R ER SO BB IBB HBP BLK WP HR S P ERA WHIP	IP WLS BF H R ER SO BB IBB HBP BLK WP HR S P ERA WHIP

Philadelphia Phillies @ Miami Marlins  
loanDepot park, Miami, FL  
Wed Sep 14, 2022, 6:42 PM - 9:54 PM EDT  
Att. 5,632 - Dome - 72 F

AB	33
R	6
H	8
RBI	6
BB	5
SO	8
LOB	15



Batter	1	2	3	4	5	6	7	8	9	AB	R	H	RBI	BB	SO	LOB	BOTTOM						
5 Jon Berti, R (1, 7) OBP: 0.339, SLG: 0.351										4	0	0	0	0	1	1							
11 Miguel Rojas, R (1, 6) OBP: 0.282, SLG: 0.327										4	0	1	0	0	0	0							
15 Brian Anderson, R (1, 10) OBP: 0.320, SLG: 0.367										4	1	1	0	0	2	0							
54 Nick Fortes, R (1, 2) OBP: 0.313, SLG: 0.402										4	0	1	0	0	2	0							
67 JJ Bleday, L (1, 8) OBP: 0.295, SLG: 0.331										4	0	1	1	0	2	0							
83 Charles Blanc, R (1, 4) OBP: 0.308, SLG: 0.414										4	0	0	0	0	3	0							
14 Bryan De La Cruz, R (1, 9) OBP: 0.262, SLG: 0.347										3	0	1	0	0	0	0							
65 Jordan Groshans, R (1, 5) OBP: 0.500, SLG: 0.500										3	0	3	0	0	0	0							
34 Lewin Diaz, L (1, 3) OBP: 0.216, SLG: 0.239										3	0	0	0	0	1	4							
<b>Inning Stats</b>	R: 1 H: 4 E: 0 K: 1 S: 13	H: 4 LOB: 2 BB: 0 P: 20	R: 0 H: 1 E: 0 K: 0 S: 10	H: 1 LOB: 0 BB: 0 P: 15	R: 0 H: 0 E: 0 K: 0 S: 7	H: 0 LOB: 0 BB: 0 P: 10	R: 0 H: 0 E: 0 K: 3 S: 10	H: 0 LOB: 0 BB: 0 P: 14	R: 0 H: 1 E: 0 K: 1 S: 12	H: 1 LOB: 1 BB: 0 P: 19	R: 0 H: 0 E: 0 K: 2 S: 13	H: 0 LOB: 0 BB: 0 P: 20	R: 0 H: 2 E: 0 K: 1 S: 15	H: 2 LOB: 2 BB: 0 P: 24	R: 0 H: 0 E: 0 K: 1 S: 8	H: 0 LOB: 0 BB: 0 P: 11	R: 0 H: 0 E: 0 K: 2 S: 8	H: 0 LOB: 0 BB: 0 P: 10	1B: 8 2B: 0 3B: 0 HR: 0	SF: 0 SAC: 0 DP: 0 HBP: 0	WP: 0 PB: 0 SB: 0 CS: 0	PA: 33	
<b>PITCHER</b>	IP WLS BF H R ER SO BB IBB HBP BLK WP HR S P ERA WHIP	IP WLS BF H R ER SO BB IBB HBP BLK WP HR S P ERA WHIP	IP WLS BF H R ER SO BB IBB HBP BLK WP HR S P ERA WHIP	IP WLS BF H R ER SO BB IBB HBP BLK WP HR S P ERA WHIP	IP WLS BF H R ER SO BB IBB HBP BLK WP HR S P ERA WHIP	IP WLS BF H R ER SO BB IBB HBP BLK WP HR S P ERA WHIP	IP WLS BF H R ER SO BB IBB HBP BLK WP HR S P ERA WHIP	IP WLS BF H R ER SO BB IBB HBP BLK WP HR S P ERA WHIP	IP WLS BF H R ER SO BB IBB HBP BLK WP HR S P ERA WHIP	IP WLS BF H R ER SO BB IBB HBP BLK WP HR S P ERA WHIP	IP WLS BF H R ER SO BB IBB HBP BLK WP HR S P ERA WHIP	IP WLS BF H R ER SO BB IBB HBP BLK WP HR S P ERA WHIP	IP WLS BF H R ER SO BB IBB HBP BLK WP HR S P ERA WHIP	IP WLS BF H R ER SO BB IBB HBP BLK WP HR S P ERA WHIP	IP WLS BF H R ER SO BB IBB HBP BLK WP HR S P ERA WHIP	IP WLS BF H R ER SO BB IBB HBP BLK WP HR S P ERA WHIP	IP WLS BF H R ER SO BB IBB HBP BLK WP HR S P ERA WHIP	IP WLS BF H R ER SO BB IBB HBP BLK WP HR S P ERA WHIP	IP WLS BF H R ER SO BB IBB HBP BLK WP HR S P ERA WHIP	IP WLS BF H R ER SO BB IBB HBP BLK WP HR S P ERA WHIP	IP WLS BF H R ER SO BB IBB HBP BLK WP HR S P ERA WHIP	IP WLS BF H R ER SO BB IBB HBP BLK WP HR S P ERA WHIP	IP WLS BF H R ER SO BB IBB HBP BLK WP HR S P ERA WHIP

Philadelphia Phillies @ Miami Marlins  
loanDepot park, Miami, FL  
Wed Sep 14, 2022, 6:42 PM - 9:54 PM EDT  
Att. 5,632 - Dome - 72 F

AB	33
R	1
H	8
RBI	1
BB	0
SO	11
LOB	5






Batter	1	2	3	4	5	6	7	8	9	AB	R	H	RBI	BB	SO	LOB	TOP					
12 Kyle Schwarber, L (1, 7) OBP: 0.312, SLG: 0.482	G5-3		P6			HR		G6-4-3		3	1	1	1	1	0	1	<b>Philadelphia Phillies @ Miami Marlins</b> loanDepot park, Miami, FL Thu Sep 15 2022, 6:41 PM - 9:42 PM EDT Att: 7,877 - Dome - 72 F					
2 Jean Segura, R (1, 4) OBP: 0.341, SLG: 0.409	K			G4-3		K		G6-4-3		4	0	0	0	0	2	2						
3 Bryce Harper, L (1, 10) OBP: 0.385, SLG: 0.563	F8				BB	G6-3		K		3	0	0	0	1	1	1						
10 J.T. Realmuto, R (1, 2) OBP: 0.345, SLG: 0.470		L8		FC5-4		G5-3		G1-3		4	0	0	0	0	0	1						
28 Alec Bohm, R (1, 3) OBP: 0.322, SLG: 0.408		F8		K		F7		K		4	0	0	0	0	2	1						
5 Bryson Stott, L (1, 6) OBP: 0.296, SLG: 0.364		G3			P3		2B		16 DI 1B	4	2	2	0	0	0	0						
16 Brandon Marsh, L (1, 8) OBP: 0.291, SLG: 0.379			3B		1B		2B		1B	4	0	4	2	0	0	0						
19 Matt Vierling, R (1, 9) OBP: 0.292, SLG: 0.329			P6		K		F8		G6-3	4	0	0	0	0	1	4						
33 Edmundo Sosa, R (1, 5) OBP: 0.275, SLG: 0.369			K			G5-3				2	0	0	0	0	1	1						
29 Nick Maton, L (6, 5) OBP: 0.413, SLG: 0.667								G6-4-3		1	0	1	0	0	0	0						
<b>Inning Stats</b>	R: 0 E: 0 K: 1 S: 7	H: 0 LOB: 0 BB: 0 P: 8	R: 0 E: 0 K: 0 S: 7	H: 0 LOB: 0 BB: 0 P: 12	R: 0 E: 0 K: 1 S: 11	H: 1 LOB: 1 BB: 0 P: 19	R: 0 E: 0 K: 1 S: 12	H: 0 LOB: 1 BB: 1 P: 19	R: 0 E: 0 K: 1 S: 8	H: 1 LOB: 1 BB: 0 P: 12	R: 1 E: 0 K: 1 S: 11	H: 1 LOB: 0 BB: 0 P: 15	R: 1 E: 0 K: 0 S: 15	H: 2 LOB: 1 BB: 0 P: 23	R: 0 E: 0 K: 1 S: 12	H: 1 LOB: 1 BB: 1 P: 20	R: 1 E: 0 K: 1 S: 16	H: 2 LOB: 1 BB: 0 P: 25	1B: 4 2B: 2 HR: 1	SF: 0 SAC: 0 DP: 1 HBP: 0	WP: 0 PB: 0 SB: 0 CS: 0	PA: 35
<b>PITCHER</b>	IP WLS BF H R ER SO BB IBB HBP BLK WP HR S P ERA WHIP																					
49 Pablo López, R (1, 1) ERA: 3.99	6.2 W 24 4 2 2 5 1 0 0 0 0 0 1 63 95 2.70 0.750																					
48 Steven Okert, L (7, 1) ERA: 2.5	0.1 H 2 1 0 0 0 0 0 0 0 0 0 0 8 13 0.00 3.000																					
66 Tanner Scott, L (8, 1) ERA: 4.13	1.0 H 4 1 0 0 1 1 0 0 0 0 0 0 12 20 0.00 2.000																					
36 Dylan Floro, R (9, 1) ERA: 3.45	1.0 S 5 2 1 1 1 0 0 0 0 0 0 0 16 25 9.00 2.000																					

Batter	1	2	3	4	5	6	7	8	9	AB	R	H	RBI	BB	SO	LOB	BOTTOM			
5 Jon Berti, R (1, 7) OBP: 0.338, SLG: 0.347	G5-3		FC5-4		P4		BB			3	0	0	0	1	0	1	<b>Philadelphia Phillies @ Miami Marlins</b> loanDepot park, Miami, FL Thu Sep 15 2022, 6:41 PM - 9:42 PM EDT Att: 7,877 - Dome - 72 F			
11 Miguel Rojas, R (1, 6) OBP: 0.282, SLG: 0.325	L7		L9		K		BB			3	0	0	0	1	1	1				
26 Garrett Cooper, R (1, 10) OBP: 0.333, SLG: 0.408	G6-3			14 HR		1B		FC6		4	1	2	0	0	0	3				
83 Charles Leblanc, R (1, 4) OBP: 0.306, SLG: 0.417		K		P3		F7			67 G6-3	4	0	1	0	0	1	2				
18 Joey Wendle, L (8, PR) OBP: 0.296, SLG: 0.365									14 SF7	0	1	0	0	0	0	0				
67 JJ Bleday, L (1, 8) OBP: 0.294, SLG: 0.325	G6-3			14 HR		P6		G6-3		3	1	0	0	1	0	2				
58 Jacob Stallings, R (1, 2) OBP: 0.288, SLG: 0.292										3	0	1	0	1	0	3				
14 Bryan De La Cruz, R (1, 9) OBP: 0.261, SLG: 0.359	F8				HR					3	1	1	4	0	0	1				
65 Jordan Groshans, R (1, 5) OBP: 0.400, SLG: 0.700										4	1	1	1	0	2	2				
34 Lewin Diaz, L (1, 3) OBP: 0.227, SLG: 0.243										2	0	1	0	1	0	0				
<b>Inning Stats</b>	R: 0 E: 0 K: 0 S: 5	H: 0 LOB: 0 BB: 0 P: 6	R: 0 E: 0 K: 1 S: 10	H: 1 LOB: 1 BB: 0 P: 15	R: 1 E: 0 K: 0 S: 6	H: 2 LOB: 0 BB: 0 P: 13	R: 3 E: 0 K: 1 S: 17	H: 2 LOB: 0 BB: 1 P: 26	R: 0 E: 0 K: 1 S: 8	H: 0 LOB: 0 BB: 0 P: 11	R: 0 E: 0 K: 0 S: 9	H: 1 LOB: 1 BB: 0 P: 11	R: 0 E: 0 K: 0 S: 14	H: 0 LOB: 3 BB: 3 P: 30	R: 1 E: 0 K: 1 S: 7	H: 1 LOB: 2 BB: 1 P: 12	1B: 3 2B: 2 3B: 0 HR: 2	SF: 1 SAC: 0 DP: 0 HBP: 0	WP: 0 PB: 0 SB: 0 CS: 0	PA: 35
<b>PITCHER</b>	IP WLS BF H R ER SO BB IBB HBP BLK WP HR S P ERA WHIP																			
43 Noah Syndergaard, R (1, 1) ERA: 4.18	6.0 L 24 6 4 4 3 1 0 0 0 0 0 0 2 55 82 6.00 1.167																			
64 Andrew Bellatti, R (7, 1) ERA: 3.33	1.0 6 0 0 0 0 3 0 0 0 0 0 0 14 30 0.00 3.000																			
54 Sam Coonrod, R (8, 1) ERA: 4.22	1.0 5 1 1 1 1 1 0 0 0 0 0 0 7 12 9.00 2.000																			

livebaseballscores.com

AB 33  
R 3  
H 8  
RBI 3  
BB 2  
SO 7  
LOB 11



livebaseballscores.com

AB 29  
R 5  
H 7  
RBI 5  
BB 5  
SO 4  
LOB 15





Batter	1	2	3	4	5	6	7	8	9	AB	R	H	RBI	BB	SO	LOB	TOP										
12 Kyle Schwarber, L (1, 7) OBP: 0.311, SLG: 0.486	L8			HR	K		G4-3			4	1	1	1	0	1	3	<b>Philadelphia Phillies @ Atlanta Braves</b> Truist Park, Atlanta, GA Fri Sep 16 2022, 7:22 PM - 10:35 PM EDT Att: 42,578 - Partly Cloudy - 78 F										
28 Alec Bohm, R (1, 3) OBP: 0.321, SLG: 0.406	F9			K			BB	P2		3	0	0	0	1	1	0											
3 Bryce Harper, L (1, 10) OBP: 0.381, SLG: 0.556	G3-1			K			K	G5-3		4	0	0	0	0	2	1											
10 J.T. Realmuto, R (1, 2) OBP: 0.342, SLG: 0.466		F4		G6-3			F7	G6-3		4	0	0	0	0	0	1											
2 Jean Segura, R (1, 4) OBP: 0.343, SLG: 0.418		L3			HR		BB		G5-3	3	1	1	1	1	0	0											
5 Bryson Stott, L (1, 6) OBP: 0.295, SLG: 0.361		L5			41 CS		G3		K	3	0	0	0	1	1	2											
19 Matt Vierling, R (1, 8) OBP: 0.291, SLG: 0.327			F8		L7		L9		16 DI	4	0	1	0	0	0	1											
41 Yairo Muñoz, R (1, 5) OBP: 0.250, SLG: 0.404			G6-3		G5-3		G5-3		L8	3	0	1	0	0	0	0											
16 Brandon Marsh, L (9, PH) OBP: 0.290, SLG: 0.376				18 1B						1	0	0	0	0	0	1											
18 Dalton Guthrie, R (1, 9) OBP: 0.444, SLG: 0.444			G4-3		1-3					3	0	2	0	0	0	0											
<b>Inning Stats</b>	R: 0 E: 0 K: 0 S: 5	H: 0 LOB: 0 BB: 0 P: 11	R: 0 E: 0 K: 0 S: 12	H: 0 LOB: 0 BB: 0 P: 17	R: 0 E: 0 K: 0 S: 9	H: 0 LOB: 0 BB: 0 P: 15	R: 1 E: 0 K: 2 S: 14	H: 1 LOB: 0 BB: 0 P: 20	R: 1 E: 0 K: 1 S: 12	H: 3 LOB: 2 BB: 1 P: 22	R: 0 E: 0 K: 1 S: 14	H: 0 LOB: 2 BB: 2 P: 25	R: 0 E: 0 K: 0 S: 10	H: 1 LOB: 1 BB: 0 P: 13	R: 0 E: 0 K: 0 S: 6	H: 0 LOB: 0 BB: 0 P: 9	R: 0 E: 0 K: 1 S: 9	H: 1 LOB: 1 BB: 0 P: 15	1B: 4 2B: 0 3B: 0 HR: 2	SF: 0 SAC: 0 DP: 0 HBP: 0	WP: 0 PB: 0 SB: 0 CS: 1	PA: 35					
<b>PITCHER</b>	IP	WLS	BF	H	R	ER	SO	BB	IBB	HBP	BLK	WP	HR	S	P	ERA	WHIP										
54 Max Fried, L (1, 1) ERA: 2.52	6.0		24	4	2	2	4	3	0	0	0	0	2	66	110	3.00	1.167										
32 Collin McHugh, R (7, 1) ERA: 2.75	0.2		3	1	0	0	0	0	0	0	0	0	0	8	11	0.00	1.500										
52 Dylan Lee, L (7, 1) ERA: 2.53	1.0		3	0	0	0	0	0	0	0	0	0	0	5	5	0.00	0.000										
60 Jesse Chavez, R (8, 1) ERA: 3.41	0.1	W	1	0	0	0	0	0	0	0	0	0	0	3	6	0.00	0.000										
26 Raisel Iglesias, R (9, 1) ERA: 2.87	1.0		4	1	0	0	1	0	0	0	0	0	0	9	15	0.00	1.000										
<b>Batter</b>	<b>1</b>	<b>2</b>	<b>3</b>	<b>4</b>	<b>5</b>	<b>6</b>	<b>7</b>	<b>8</b>	<b>9</b>	<b>AB</b>	<b>R</b>	<b>H</b>	<b>RBI</b>	<b>BB</b>	<b>SO</b>	<b>LOB</b>	<b>BOTTOM</b>										
13 Ronald Acuña Jr., R (1, 9) OBP: 0.317, SLG: 0.407	G6-3		K		BB			HR		3	1	1	2	1	1	1	<b>Philadelphia Phillies @ Atlanta Braves</b> Truist Park, Atlanta, GA Fri Sep 16 2022, 7:22 PM - 10:35 PM EDT Att: 42,578 - Partly Cloudy - 78 F										
7 Dansby Swanson, R (1, 6) OBP: 0.334, SLG: 0.442	F8		FC6-4		F9			G6-3		4	0	0	0	0	0	2											
27 Austin Riley, R (1, 5) OBP: 0.350, SLG: 0.548	28 BLK		F9			K			24 1B	3	1	1	0	1	1	1											
28 Matt Olson, L (1, 3) OBP: 0.323, SLG: 0.463	G4-3		F9			P6		K		4	0	0	0	0	1	2											
16 Travis d'Arnaud, R (1, 2) OBP: 0.322, SLG: 0.478		F9		G5-3		G6-3		24 1B	23 1B	3	1	0	0	1	0	0											
24 William Contreras, R (1, 10) OBP: 0.349, SLG: 0.521				1B		HR		K	1 WP	4	2	3	2	0	1	0											
23 Michael Harris II, L (1, 8) OBP: 0.349, SLG: 0.547			K		G1-3		K	1 2B	1 2B	4	1	1	1	1	0	2											
1 Ozzie Albies, S (1, 4) OBP: 0.288, SLG: 0.407			K			F4		G6-3	1 2B	4	0	1	2	0	1	1											
15 Robbie Grossman, S (1, 7) ERA: 3.53						F9				1	0	0	0	1	0	0											
8 Eddie Rosario, L (8, PH) OBP: 0.239, SLG: 0.316										1	1	0	0	1	1	1											
38 Guillermo Heredia, R (9, 7) OBP: 0.195, SLG: 0.310										0	0	0	0	0	0	0											
<b>Inning Stats</b>	R: 0 E: 0 K: 0 S: 11	H: 0 LOB: 1 BB: 1 P: 21	R: 0 E: 0 K: 2 S: 11	H: 1 LOB: 0 BB: 0 P: 15	R: 0 E: 0 K: 1 S: 9	H: 0 LOB: 1 BB: 1 P: 15	R: 1 E: 0 K: 0 S: 8	H: 1 LOB: 0 BB: 0 P: 15	R: 0 E: 0 K: 0 S: 10	H: 0 LOB: 0 BB: 1 P: 16	R: 0 E: 0 K: 1 S: 6	H: 0 LOB: 0 BB: 0 P: 9	R: 0 E: 0 K: 2 S: 11	H: 0 LOB: 0 BB: 0 P: 17	R: 6 E: 0 K: 2 S: 23	H: 5 LOB: 1 BB: 2 P: 43	1B: 3 2B: 2 3B: 0 HR: 2	SF: 0 SAC: 0 DP: 0 HBP: 0	WP: 1 PB: 0 SB: 0 CS: 0	PA: 36							
<b>PITCHER</b>	IP	WLS	BF	H	R	ER	SO	BB	IBB	HBP	BLK	WP	HR	S	P	ERA	WHIP										
55 Ranger Suárez, L (1, 1) ERA: 3.53	6.0		23	2	1	1	4	3	0	0	0	1	55	91	1.50	0.833											
46 José Alvarado, L (7, 1) ERA: 3.57	1.0	H	3	0	0	0	2	0	0	0	0	0	11	17	0.00	0.000											
58 Seranthony Dominguez, R (8, 1) ERA: 2.51	0.2	L	7	3	5	5	1	2	0	0	0	0	1	13	28	67.50	7.500										
57 Nick Nelson, R (8, 1) ERA: 4.74	0.1		3	2	1	1	1	0	0	0	0	1	0	10	15	27.00	6.000										



Batter	1	2	3	4	5	6	7	8	9	AB	R	H	RBI	BB	SO	LOB	TOP					
12 Kyle Schwarber, L (1, 7) OBP: 0.311, SLG: 0.484	L9			G5-3	G5-3		F8		P6	5	0	1	0	0	0	1	<b>Philadelphia Phillies @ Atlanta Braves</b> Truist Park, Atlanta, GA Sat Sep 17 2022, 7:22 PM - 10:39 PM EDT Att. 42,542 - Clear - 79 F <a href="http://livebaseballscorecards.com">livebaseballscorecards.com</a>					
28 Alec Bohm, R (1, 3) OBP: 0.322, SLG: 0.405	G5-3			G5-3	G5-3		G4-3		K	4	0	1	0	1	1	1						
3 Bryce Harper, L (1, 10) OBP: 0.382, SLG: 0.561	K			G5-3	G5-3		L9		K	4	1	2	0	0	1	3						
10 J.T. Realmuto, R (1, 2) OBP: 0.339, SLG: 0.462		K		F8	F8		G4-3		F7	4	0	0	0	0	1	3						
16 Brandon Marsh, L (1, 8) OBP: 0.290, SLG: 0.377		K		F9	F9		K		K	4	0	1	0	0	2	2						
2 Jean Segura, R (1, 4) OBP: 0.336, SLG: 0.413	L8			G5-3	G5-3		L5		K	4	0	0	0	0	1	2						
5 Bryson Stott, L (1, 6) OBP: 0.300, SLG: 0.364				K	K		K		K	3	2	2	1	1	1	0						
29 Nick Maton, L (1, 5) OBP: 0.403, SLG: 0.636				K	K		K		P3	4	0	1	0	0	2	3						
19 Matt Vierling, R (1, 9) OBP: 0.291, SLG: 0.331				F9	F9		SF9		F8	3	0	1	2	0	0	0						
<b>Inning Stats</b>	R: 0 E: 0 K: 1 S: 11	H: 0 LOB: 0 BB: 0 P: 14	R: 0 E: 0 K: 2 S: 9	H: 0 LOB: 0 BB: 0 P: 14	R: 0 E: 0 K: 2 S: 16	H: 0 LOB: 0 BB: 0 P: 23	R: 0 E: 0 K: 0 S: 13	H: 2 LOB: 2 BB: 2 P: 22	R: 1 E: 0 K: 1 S: 9	H: 2 LOB: 1 BB: 0 P: 12	R: 1 E: 0 K: 1 S: 20	H: 3 LOB: 2 BB: 0 P: 30	R: 0 E: 0 K: 1 S: 7	H: 0 LOB: 0 BB: 0 P: 9	1B: 6 2B: 3 3B: 0 HR: 0	SF: 1 SAC: 0 DP: 0 HBP: 0		WP: 0 PB: 0 SB: 0 CS: 0	PA: 38			
<b>PITCHER</b>	IP WLS BF H R ER SO BB IBB HBP BLK WP HR S P ERA WHIP	IP WLS BF H R ER SO BB IBB HBP BLK WP HR S P ERA WHIP	IP WLS BF H R ER SO BB IBB HBP BLK WP HR S P ERA WHIP	IP WLS BF H R ER SO BB IBB HBP BLK WP HR S P ERA WHIP	IP WLS BF H R ER SO BB IBB HBP BLK WP HR S P ERA WHIP	IP WLS BF H R ER SO BB IBB HBP BLK WP HR S P ERA WHIP	IP WLS BF H R ER SO BB IBB HBP BLK WP HR S P ERA WHIP	IP WLS BF H R ER SO BB IBB HBP BLK WP HR S P ERA WHIP	IP WLS BF H R ER SO BB IBB HBP BLK WP HR S P ERA WHIP	IP WLS BF H R ER SO BB IBB HBP BLK WP HR S P ERA WHIP	IP WLS BF H R ER SO BB IBB HBP BLK WP HR S P ERA WHIP	IP WLS BF H R ER SO BB IBB HBP BLK WP HR S P ERA WHIP	IP WLS BF H R ER SO BB IBB HBP BLK WP HR S P ERA WHIP	IP WLS BF H R ER SO BB IBB HBP BLK WP HR S P ERA WHIP	IP WLS BF H R ER SO BB IBB HBP BLK WP HR S P ERA WHIP	IP WLS BF H R ER SO BB IBB HBP BLK WP HR S P ERA WHIP	IP WLS BF H R ER SO BB IBB HBP BLK WP HR S P ERA WHIP	IP WLS BF H R ER SO BB IBB HBP BLK WP HR S P ERA WHIP	IP WLS BF H R ER SO BB IBB HBP BLK WP HR S P ERA WHIP			
12 Jake Odorizzi, R (1, 1) ERA: 4.04	4.2	18	3	1	1	5	1	0	0	0	0	0	0	0	0	0	0	0	61	93	1.93	0.857
52 Dylan Lee, L (5, 1) ERA: 2.51	0.1	3	1	0	0	0	1	0	0	0	0	0	0	0	0	0	0	0	6	11	0.00	6.000
32 Collin McHugh, R (6, 1) ERA: 2.84	1.1	6	2	1	1	2	0	0	0	0	0	0	0	0	0	0	0	0	16	23	6.75	1.500
33 A.J. Minter, L (7, 1) ERA: 2.23	0.2	3	1	1	1	0	0	0	0	0	0	0	0	0	0	0	0	0	7	9	13.50	1.500
26 Raisel Iglesias, R (8, 1) ERA: 2.82	1.0	5	2	0	0	1	0	0	0	0	0	0	0	0	0	0	0	0	15	23	0.00	2.000

Batter	1	2	3	4	5	6	7	8	9	AB	R	H	RBI	BB	SO	LOB	BOTTOM					
13 Ronald Acuña Jr., R (1, 9) OBP: 0.358, SLG: 0.417	G5-3			G6-3	G6-3		K		K	4	1	2	4	0	1	0	<b>Philadelphia Phillies @ Atlanta Braves</b> Truist Park, Atlanta, GA Sat Sep 17 2022, 7:22 PM - 10:39 PM EDT Att. 42,542 - Clear - 79 F <a href="http://livebaseballscorecards.com">livebaseballscorecards.com</a>					
7 Dansby Swanson, R (1, 6) OBP: 0.333, SLG: 0.441	G5-3			G6-3	G6-3		K		K	4	0	1	0	0	1	1						
27 Austin Riley, R (1, 5) OBP: 0.349, SLG: 0.546	G6-3			G6-3	G6-3		K		K	4	0	1	0	0	1	1						
28 Matt Olson, L (1, 3) OBP: 0.321, SLG: 0.460	K			K	K		P5		F8	4	0	0	0	0	2	2						
16 Travis d'Arnaud, R (1, 2) OBP: 0.326, SLG: 0.483	G4-3			G6-3	G6-3		P3		P3	3	0	2	0	1	0	0						
23 Michael Harris II, L (1, 8) OBP: 0.345, SLG: 0.541	G4-3			F8	F8		P6		K	4	0	0	0	0	1	5						
24 William Contreras, R (1, 10) OBP: 0.349, SLG: 0.516	K			G5-3	G5-3		G5-3		G4-3	4	1	1	0	0	1	2						
1 Ozzie Albies, S (1, 4) OBP: 0.294, SLG: 0.409				G5-3	G5-3		G5-3		G5-3	1	2	1	0	1	0	0						
18 Vaughn Grissom, R (5, 4) OBP: 0.352, SLG: 0.476				K	K		K		K	1	0	0	0	0	0	0						
8 Eddie Rosario, L (1, 7) OBP: 0.256, SLG: 0.311				F9	F9		K		K	3	0	0	0	0	2	3						
<b>Inning Stats</b>	R: 0 E: 0 K: 0 S: 7	H: 1 LOB: 1 BB: 0 P: 11	R: 0 E: 0 K: 2 S: 11	H: 1 LOB: 1 BB: 0 P: 16	R: 2 E: 0 K: 2 S: 15	H: 3 LOB: 3 BB: 2 P: 28	R: 2 E: 0 K: 0 S: 16	H: 3 LOB: 1 BB: 0 P: 17	R: 0 E: 0 K: 1 S: 5	H: 0 LOB: 0 BB: 0 P: 7	R: 0 E: 0 K: 3 S: 10	H: 0 LOB: 0 BB: 0 P: 12	R: 0 E: 0 K: 1 S: 13	H: 1 LOB: 1 BB: 0 P: 17	1B: 5 2B: 2 3B: 0 HR: 1	SF: 0 SAC: 0 DP: 0 HBP: 0	WP: 0 PB: 0 SB: 0 CS: 0	PA: 34				
<b>PITCHER</b>	IP WLS BF H R ER SO BB IBB HBP BLK WP HR S P ERA WHIP	IP WLS BF H R ER SO BB IBB HBP BLK WP HR S P ERA WHIP	IP WLS BF H R ER SO BB IBB HBP BLK WP HR S P ERA WHIP	IP WLS BF H R ER SO BB IBB HBP BLK WP HR S P ERA WHIP	IP WLS BF H R ER SO BB IBB HBP BLK WP HR S P ERA WHIP	IP WLS BF H R ER SO BB IBB HBP BLK WP HR S P ERA WHIP	IP WLS BF H R ER SO BB IBB HBP BLK WP HR S P ERA WHIP	IP WLS BF H R ER SO BB IBB HBP BLK WP HR S P ERA WHIP	IP WLS BF H R ER SO BB IBB HBP BLK WP HR S P ERA WHIP	IP WLS BF H R ER SO BB IBB HBP BLK WP HR S P ERA WHIP	IP WLS BF H R ER SO BB IBB HBP BLK WP HR S P ERA WHIP	IP WLS BF H R ER SO BB IBB HBP BLK WP HR S P ERA WHIP	IP WLS BF H R ER SO BB IBB HBP BLK WP HR S P ERA WHIP	IP WLS BF H R ER SO BB IBB HBP BLK WP HR S P ERA WHIP	IP WLS BF H R ER SO BB IBB HBP BLK WP HR S P ERA WHIP	IP WLS BF H R ER SO BB IBB HBP BLK WP HR S P ERA WHIP	IP WLS BF H R ER SO BB IBB HBP BLK WP HR S P ERA WHIP	IP WLS BF H R ER SO BB IBB HBP BLK WP HR S P ERA WHIP	IP WLS BF H R ER SO BB IBB HBP BLK WP HR S P ERA WHIP			
27 Aaron Nola, R (1, 1) ERA: 3.38	7.0	30	7	4	4	8	2	0	0	0	0	0	0	0	0	0	0	0	70	99	5.14	1.286
52 Brad Hand, L (8, 1) ERA: 2.22	1.0	4	1	0	0	1	0	0	0	0	0	0	0	0	0	0	0	0	13	17	0.00	1.000



Batter	1	2	3	4	5	6	7	8	9	AB	R	H	RBI	BB	SO	LOB	TOP					
12 Kyle Schwarber, L (1, 7) OBP: 0.312, SLG: 0.482										2	0	0	0	2	1	2	Philadelphia Phillies @ Atlanta Braves Truist Park, Atlanta, GA Sun Sep 18 2022, 1:37 PM - 4:42 PM EDT Att: 42,015 - Partly Cloudy - 80 F					
17 Rhys Hoskins, R (1, 3) OBP: 0.337, SLG: 0.466										4	0	0	0	0	2	2						
3 Bryce Harper, L (1, 10) OBP: 0.378, SLG: 0.554										4	0	0	0	0	2	2						
28 Alec Bohm, R (1, 5) OBP: 0.323, SLG: 0.411										4	1	2	1	0	0	1						
16 Brandon Marsh, L (1, 8) OBP: 0.290, SLG: 0.374										3	0	0	0	1	1	2						
2 Jean Segura, R (1, 4) OBP: 0.337, SLG: 0.411										4	0	1	0	0	2	2						
5 Bryson Stott, L (1, 6) OBP: 0.297, SLG: 0.360										4	0	0	0	0	2	3						
29 Nick Maton, L (1, 9) OBP: 0.391, SLG: 0.614										2	0	0	0	0	1	1						
10 J.T. Realmuto, R (7, PH) OBP: 0.342, SLG: 0.470										1	1	1	1	1	0	0						
21 Garrett Stubbs, L (1, 2) OBP: 0.368, SLG: 0.511										2	0	0	0	0	1	0						
19 Matt Vierling, R (7, PH) OBP: 0.289, SLG: 0.329										2	0	0	0	0	2	2						
<b>Inning Stats</b>	R: 0 E: 0 K: 2 S: 12	H: 0 LOB: 1 BB: 1 P: 19	R: 0 E: 0 K: 1 S: 13	H: 0 LOB: 1 BB: 1 P: 24	R: 0 E: 0 K: 1 S: 11	H: 0 LOB: 1 BB: 1 P: 17	R: 0 E: 1 K: 3 S: 13	H: 0 LOB: 1 BB: 0 P: 17	R: 0 E: 0 K: 2 S: 9	H: 1 LOB: 0 BB: 0 P: 15	R: 1 E: 0 K: 1 S: 9	H: 1 LOB: 0 BB: 0 P: 14	R: 0 E: 0 K: 2 S: 14	H: 1 LOB: 2 BB: 1 P: 20	R: 0 E: 0 K: 1 S: 9	H: 1 LOB: 1 BB: 0 P: 14	R: 1 E: 0 K: 1 S: 12	H: 1 LOB: 0 BB: 0 P: 18	1B: 2 2B: 0 3B: 0 HR: 2	SF: 0 SAC: 0 DP: 0 HBP: 0	WP: 1 PB: 1 SB: 1 CS: 0	PA: 36
<b>PITCHER</b>	IP WLS BF H R ER SO BB IBB HBP BLK WP HR S P ERA WHIP	6.0 W 23 1 1 1 10 3 0 0 0 0 1 67 106 1.50 0.667	7.1 H 5 1 0 0 2 1 0 0 0 0 0 14 20 0.00 2.000	8.1 H 4 1 0 0 1 0 0 0 0 1 9 14 0.00 1.000	9.1 H 4 1 1 1 1 0 0 0 0 0 1 12 18 9.00 1.000	<b>PITCHER</b>										IP WLS BF H R ER SO BB IBB HBP BLK WP HR S P ERA WHIP						

AB	32
R	2
H	4
RBI	2
BB	4
SO	14
LOB	17



Batter	1	2	3	4	5	6	7	8	9	AB	R	H	RBI	BB	SO	LOB	BOTTOM			
13 Ronald Acuña Jr., R (1, 9) OBP: 0.357, SLG: 0.418										4	1	1	0	0	1	2	Philadelphia Phillies @ Atlanta Braves Truist Park, Atlanta, GA Sun Sep 18 2022, 1:37 PM - 4:42 PM EDT Att: 42,015 - Partly Cloudy - 80 F			
7 Dansby Swanson, R (1, 6) OBP: 0.334, SLG: 0.440										3	0	1	0	1	1	1				
27 Austin Riley, R (1, 5) OBP: 0.349, SLG: 0.544										4	0	1	1	0	2	4				
28 Matt Olson, L (1, 3) OBP: 0.319, SLG: 0.456										4	0	0	0	0	3	1				
24 William Contreras, R (1, 2) OBP: 0.347, SLG: 0.524										4	1	1	1	0	1	0				
18 Vaughn Grissom, R (1, 4) OBP: 0.357, SLG: 0.474										3	0	1	0	1	1	0				
23 Michael Harris II, L (1, 8) OBP: 0.344, SLG: 0.541										4	2	1	0	0	0	2				
20 Marcell Ozuna, R (1, 10) OBP: 0.271, SLG: 0.399										4	0	2	1	0	0	1				
15 Robbie Grossman, S (1, 7) OBP: 0.317, SLG: 0.319										4	1	2	2	0	0	2				
<b>Inning Stats</b>	R: 0 E: 0 K: 1 S: 7	H: 0 LOB: 0 BB: 0 P: 8	R: 0 E: 0 K: 1 S: 12	H: 0 LOB: 0 BB: 0 P: 14	R: 0 E: 0 K: 1 S: 15	H: 2 LOB: 1 BB: 1 P: 26	R: 0 E: 0 K: 0 S: 9	H: 0 LOB: 1 BB: 1 P: 18	R: 0 E: 0 K: 1 S: 13	H: 2 LOB: 2 BB: 0 P: 15	R: 1 E: 0 K: 2 S: 12	H: 1 LOB: 0 BB: 0 P: 19	R: 2 E: 0 K: 2 S: 15	H: 3 LOB: 1 BB: 0 P: 20	R: 1 E: 0 K: 1 S: 10	H: 2 LOB: 1 BB: 0 P: 12		1B: 4 2B: 4 3B: 0 HR: 2	SF: 0 SAC: 0 DP: 0 HBP: 0	WP: 1 PB: 0 SB: 0 CS: 0
<b>PITCHER</b>	IP WLS BF H R ER SO BB IBB HBP BLK WP HR S P ERA WHIP	4.2 L 20 4 1 1 3 2 0 0 0 0 0 4 5 0.00 0.000	5.1 L 4 1 1 1 2 0 0 0 0 0 1 12 19 9.00 1.000	6.1 L 6 3 2 2 2 0 0 0 0 0 1 15 20 18.00 3.000	7.1 L 5 2 1 1 1 0 0 0 0 0 0 10 12 9.00 2.000	<b>PITCHER</b>										IP WLS BF H R ER SO BB IBB HBP BLK WP HR S P ERA WHIP				

AB	34
R	5
H	10
RBI	5
SO	9
LOB	13



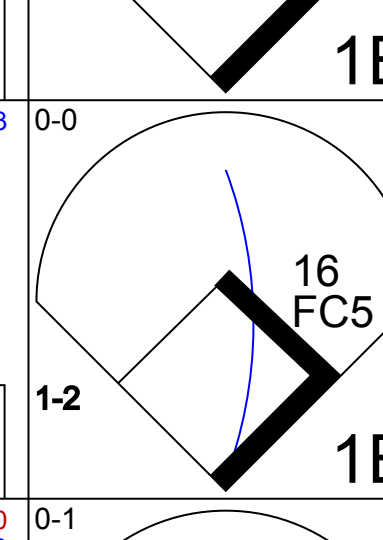



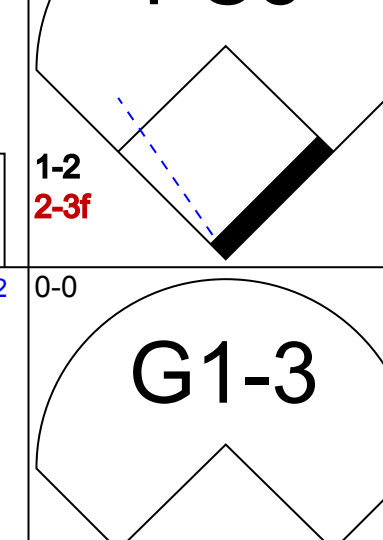

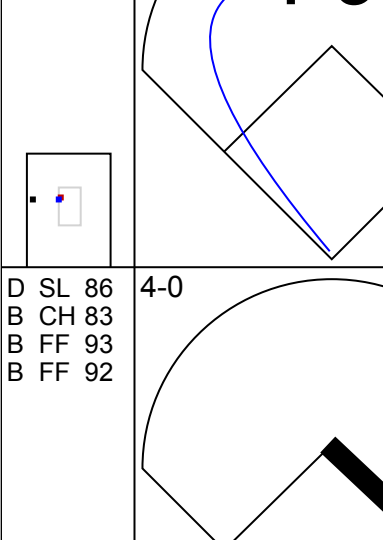
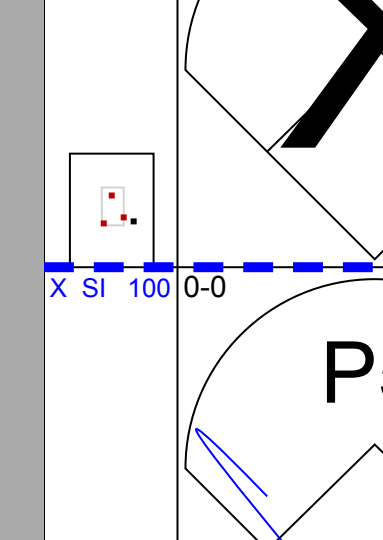

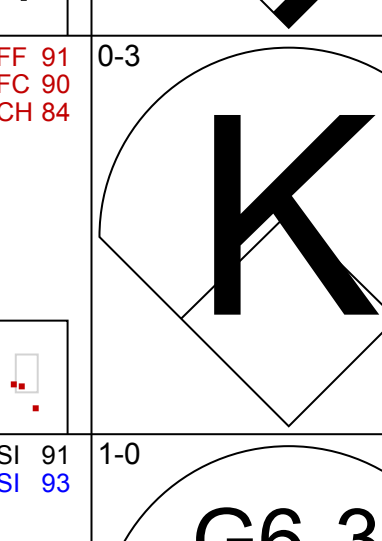
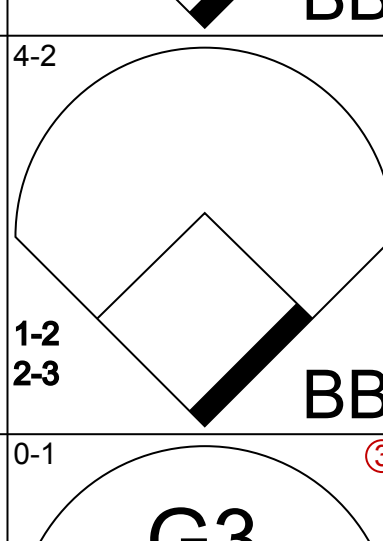

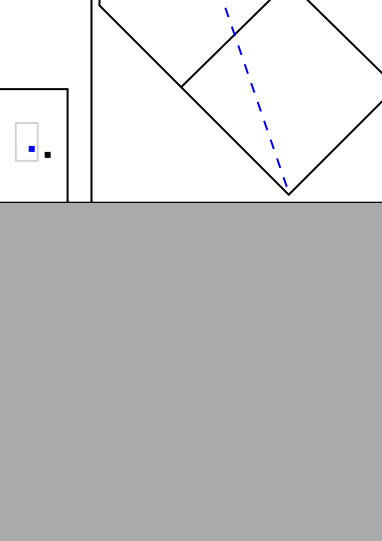
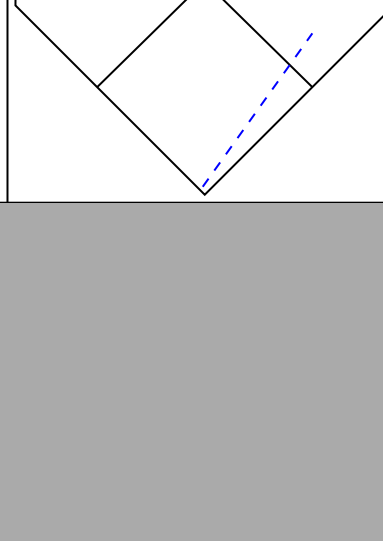
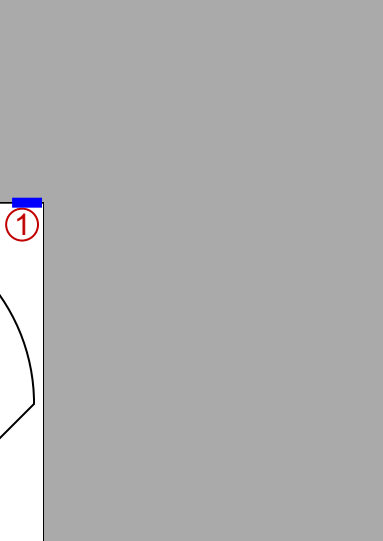
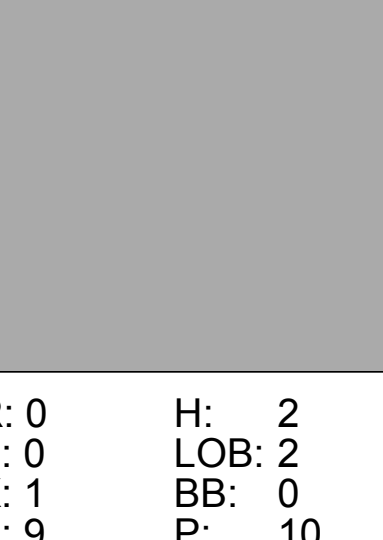
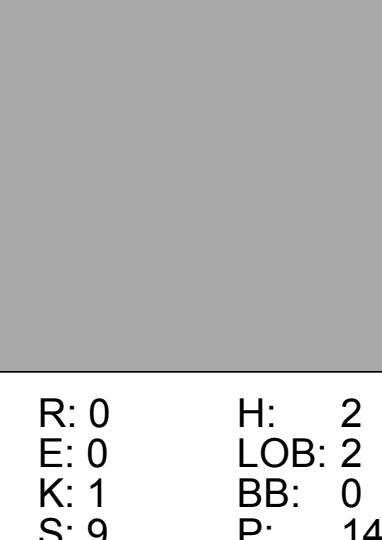

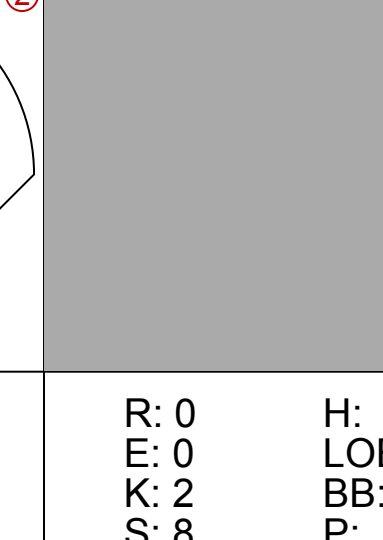
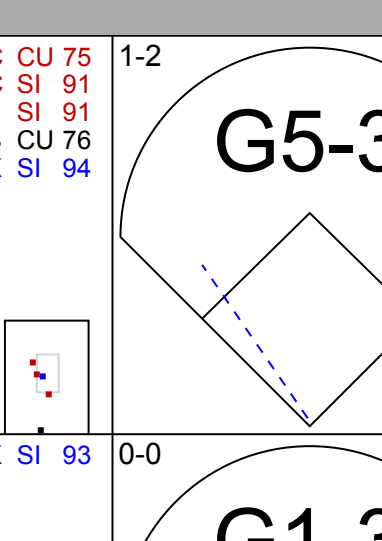
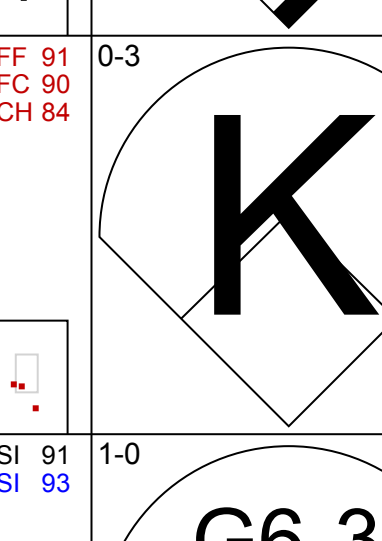
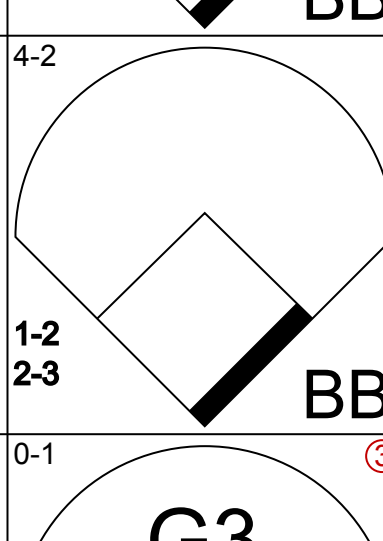

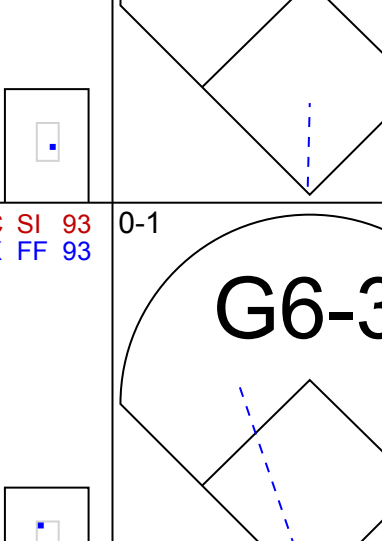
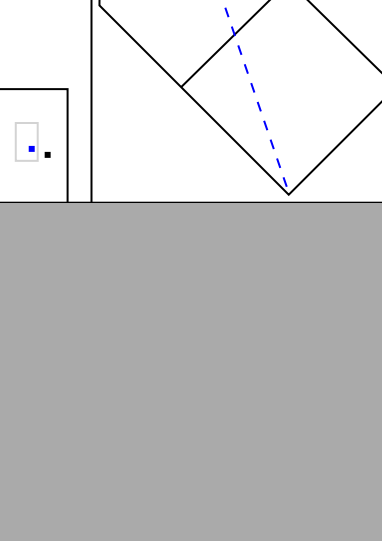
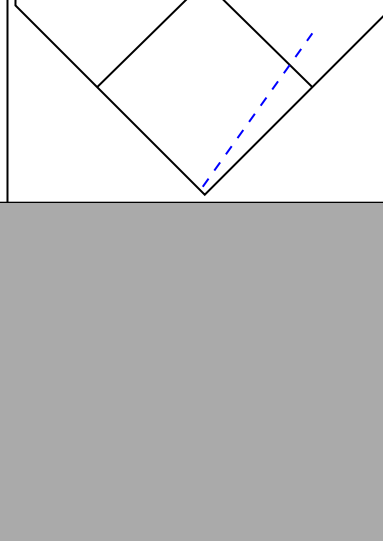
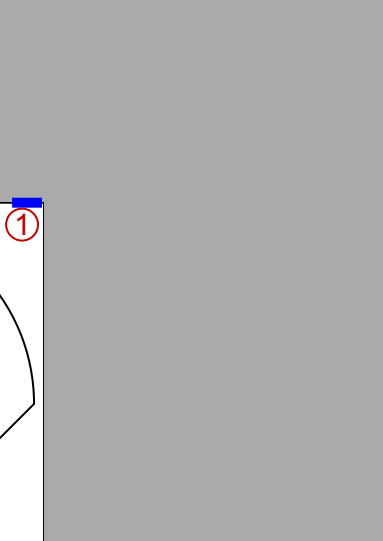
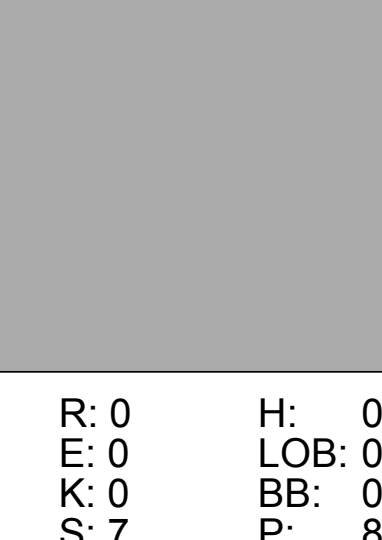
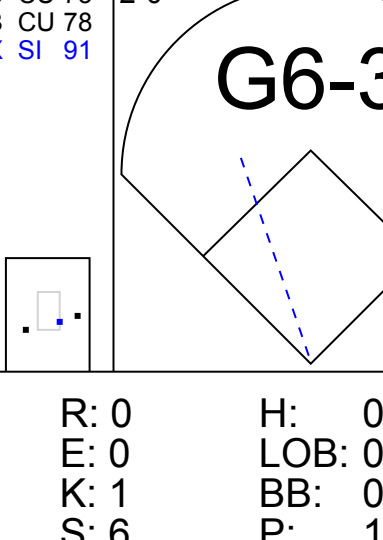
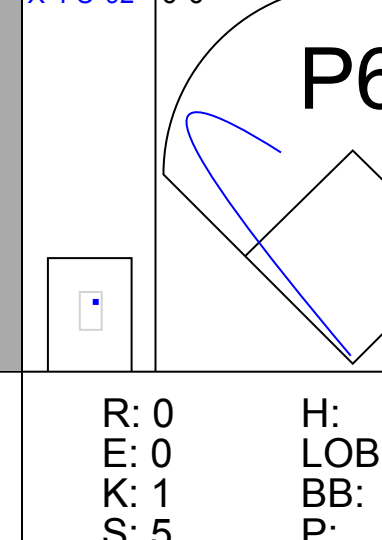
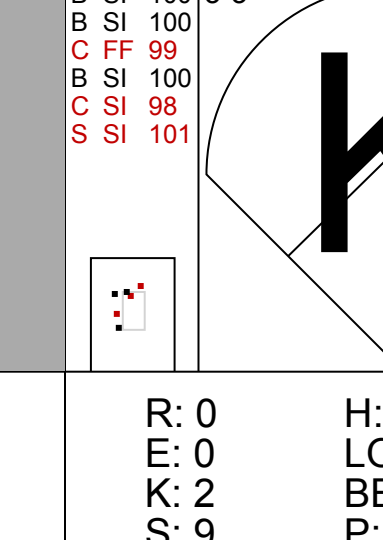
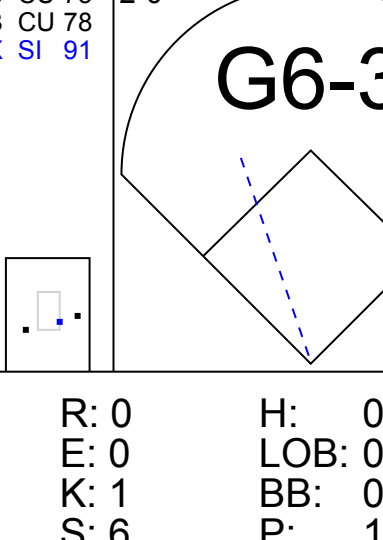
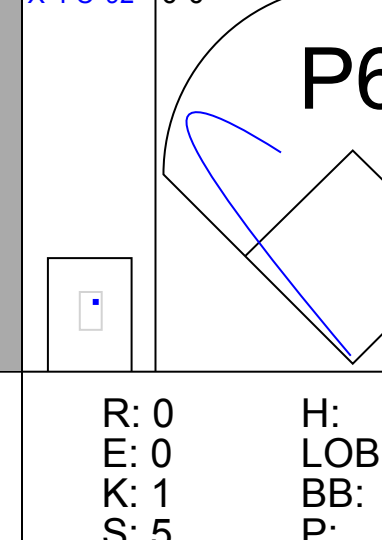
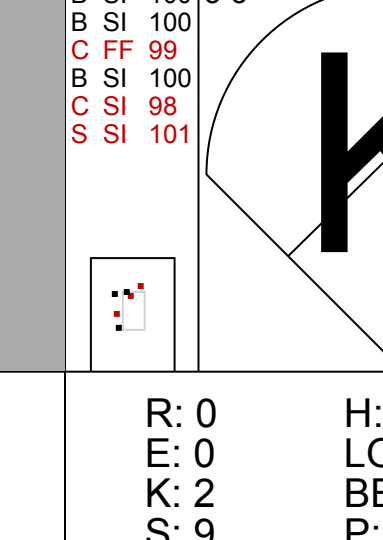
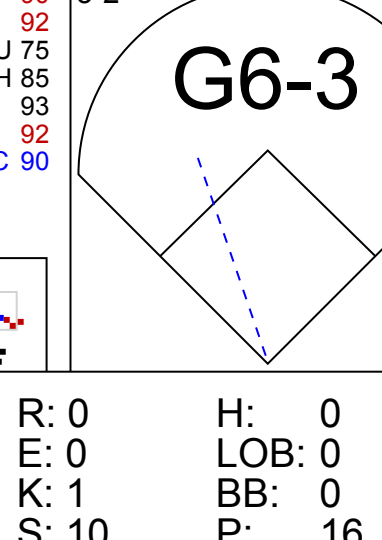
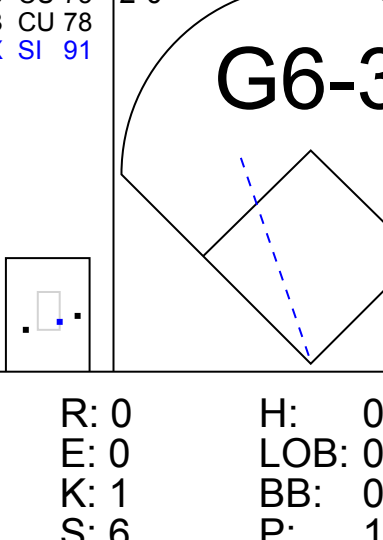
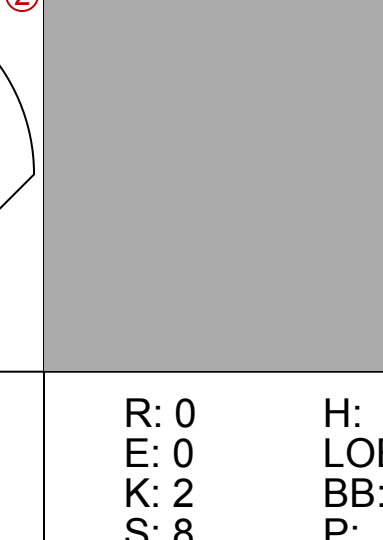








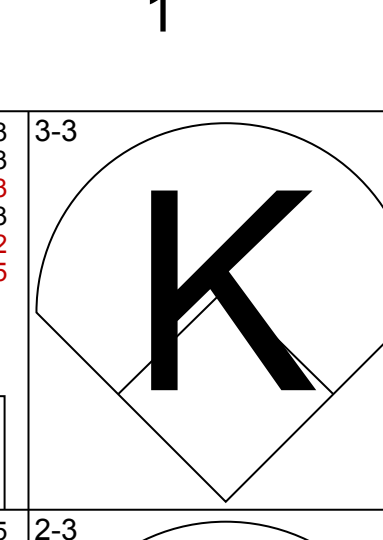
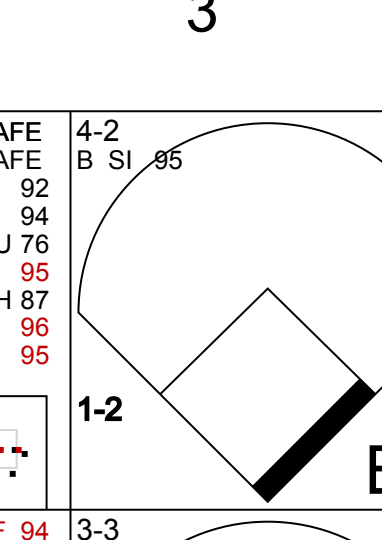
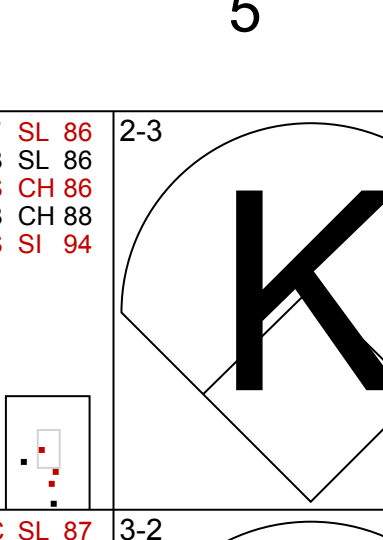
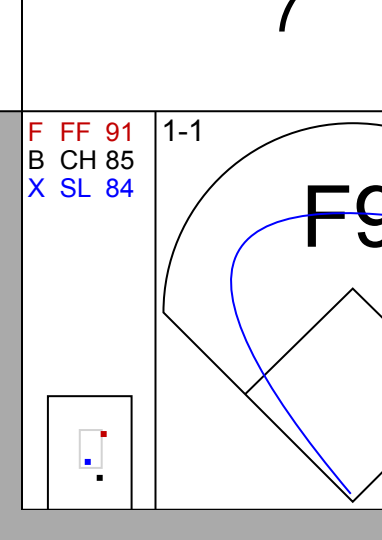
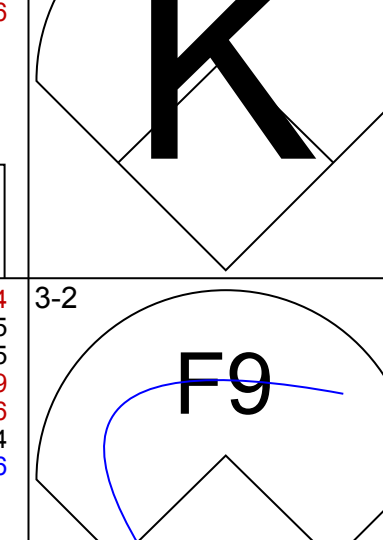
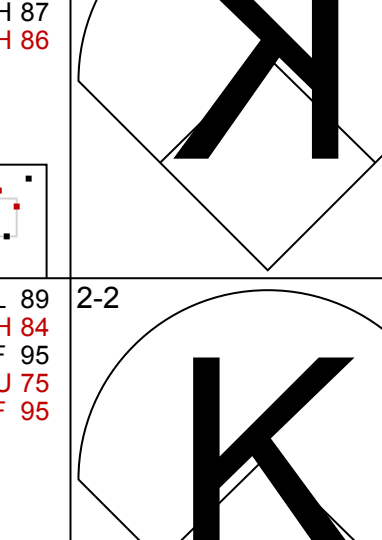
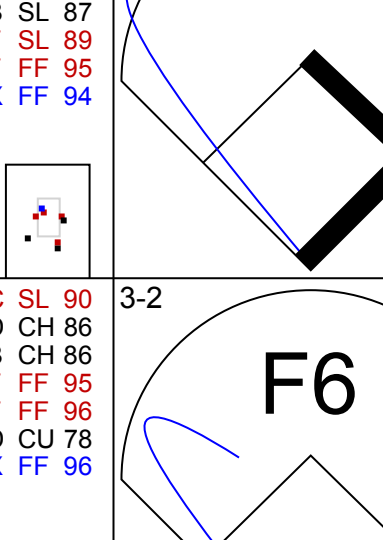
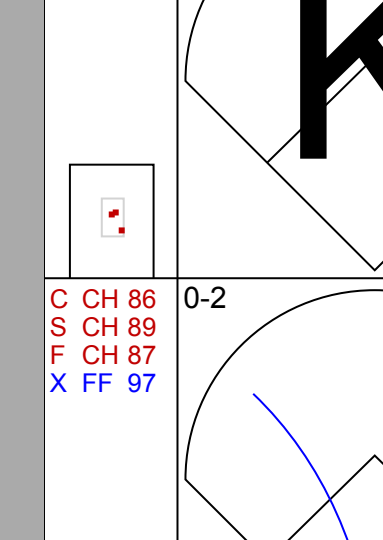

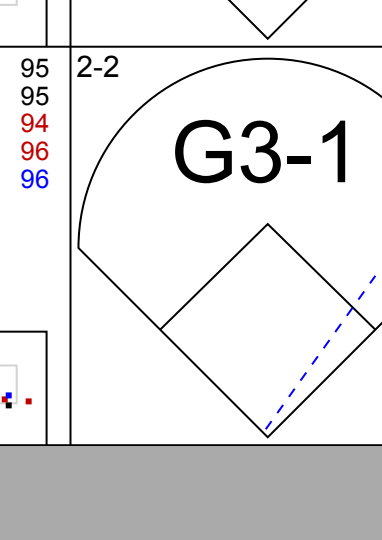

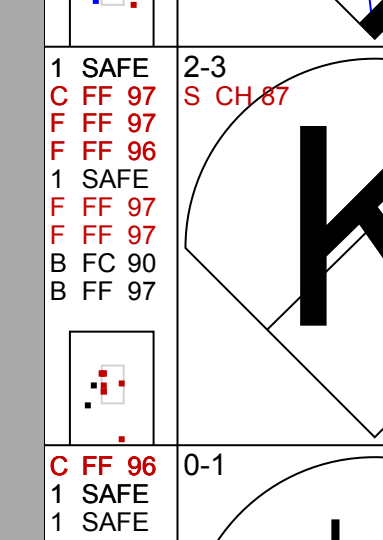
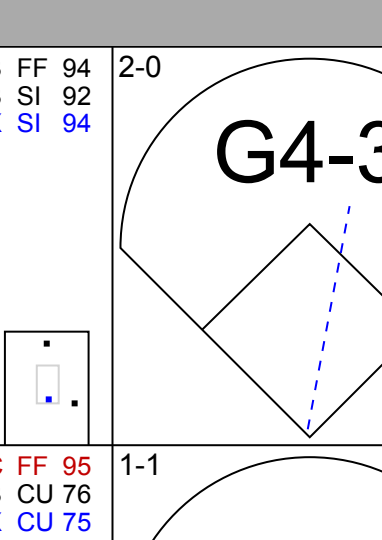
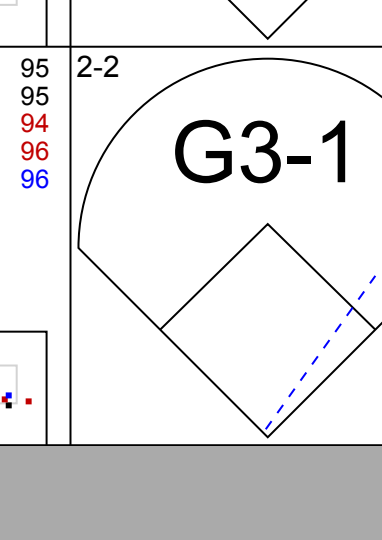

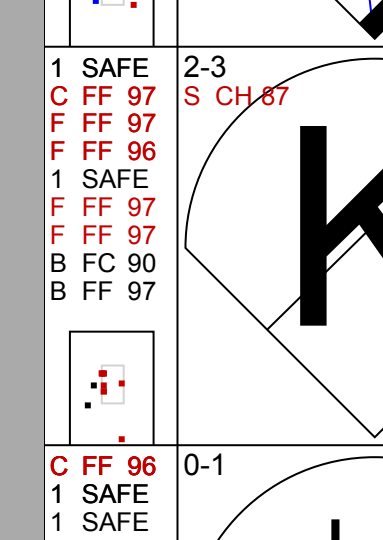
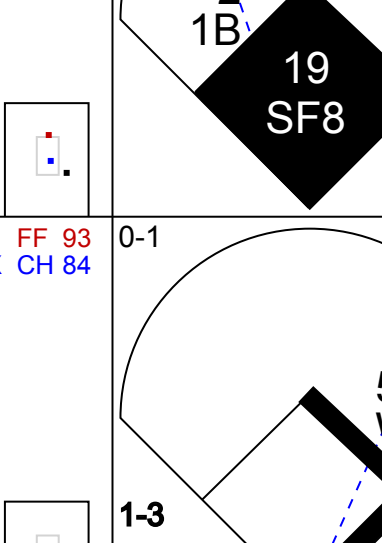
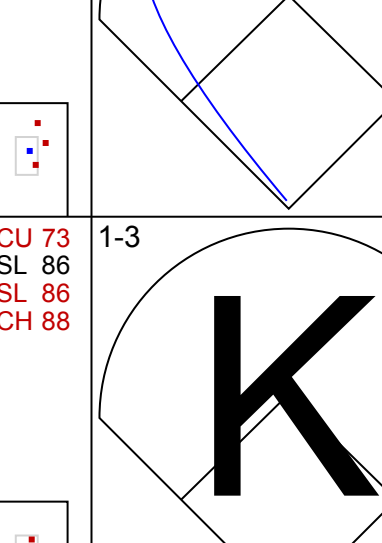

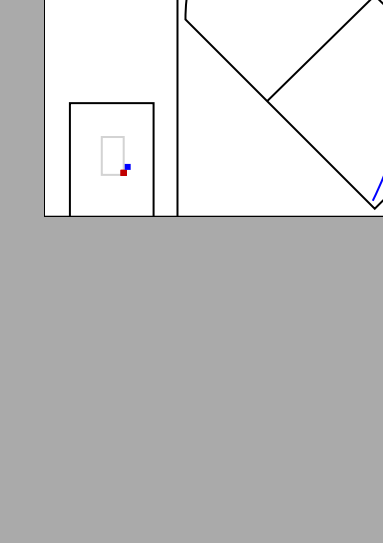
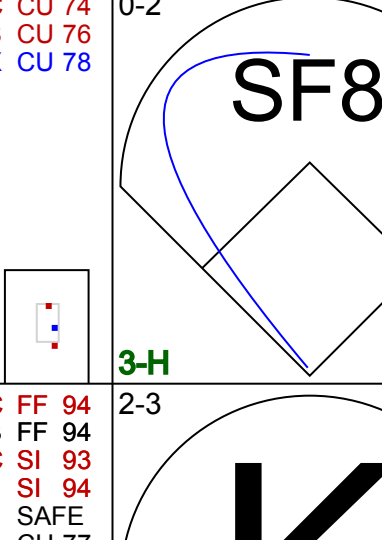
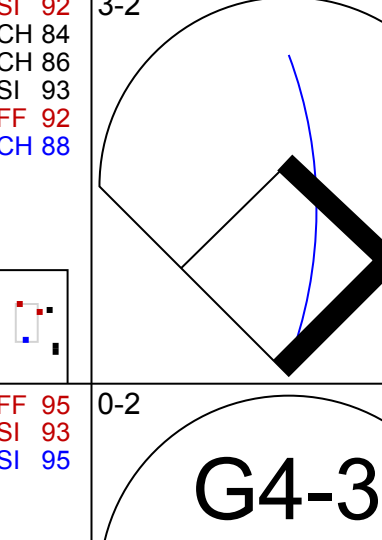

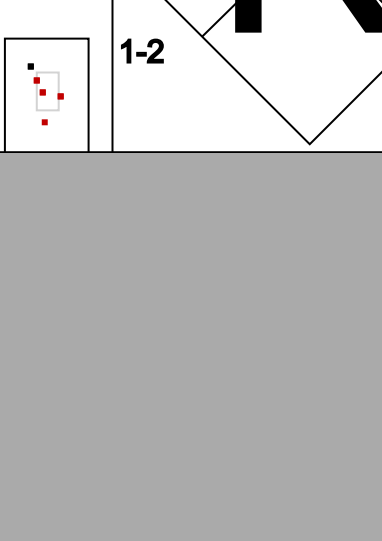
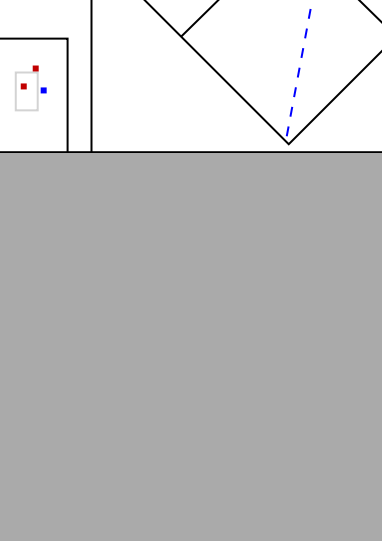
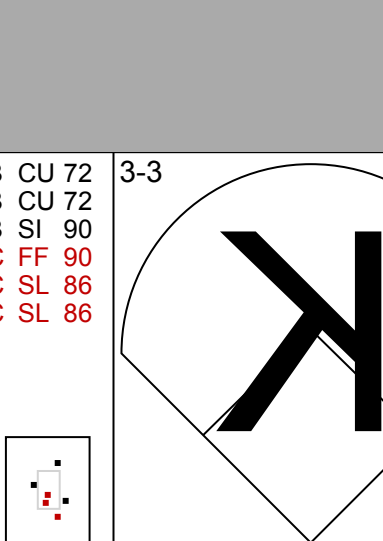
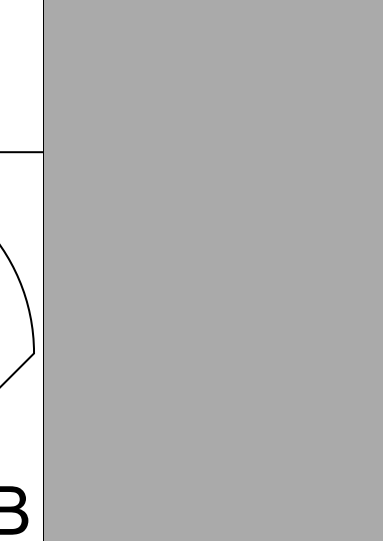
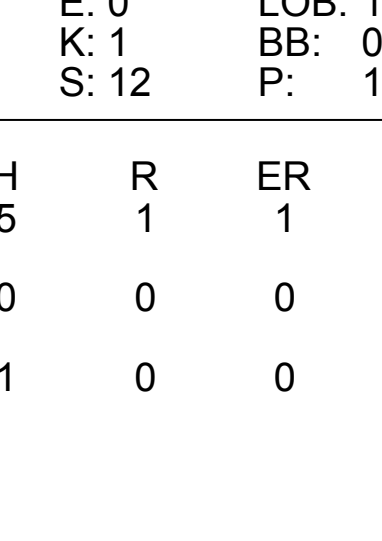
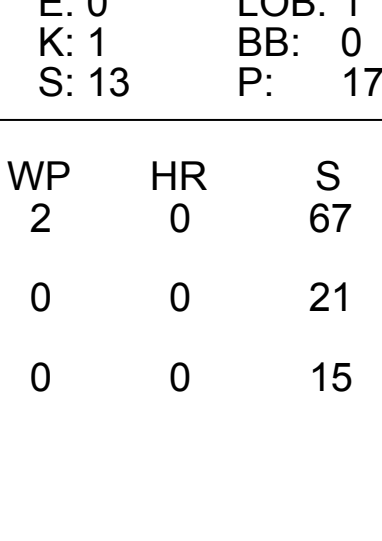
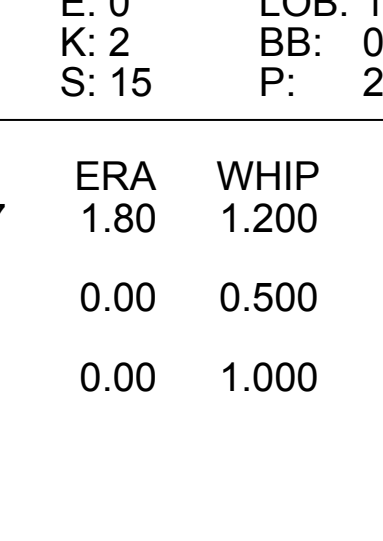
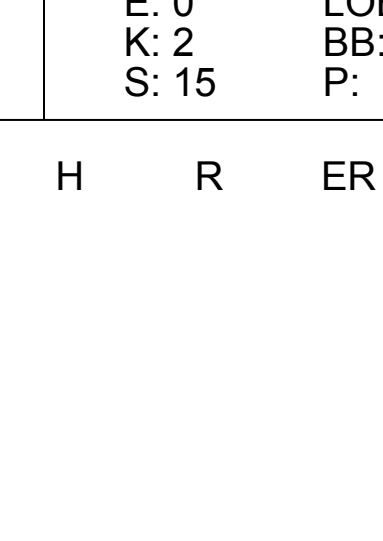
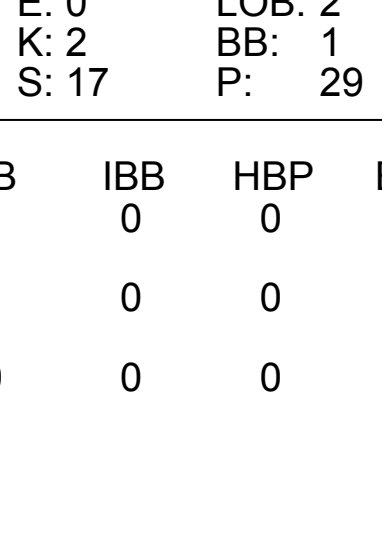
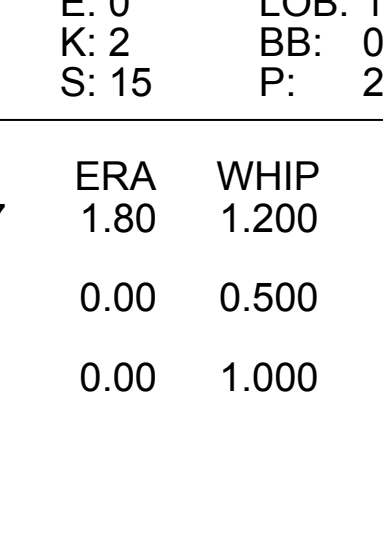
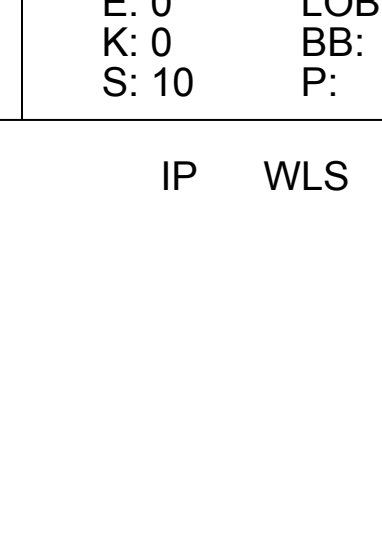


Batter	1	2	3	4	5	6	7	8	9	AB	R	H	RBI	BB	SO	LOB	TOP					
7 Dansby Swanson, R (1, 6) OBP: 0.332, SLG: 0.439										4	0	0	0	0	2	0						
24 William Contreras, R (1, 10) OBP: 0.363, SLG: 0.612										4	0	1	0	0	2	0						
27 Austin Riley, R (1, 5) OBP: 0.351, SLG: 0.546										3	0	3	0	0	0	0						
16 Travis d'Arnaud, R (1, 2) OBP: 0.324, SLG: 0.483										4	0	0	0	0	1	5						
28 Matt Olson, L (1, 3) OBP: 0.321, SLG: 0.454										3	0	1	0	1	0	3						
18 Vaughn Grissom, R (1, 4) OBP: 0.271, SLG: 0.457										3	0	0	0	1	2	2						
23 Michael Harris II, L (1, 8) OBP: 0.344, SLG: 0.531										4	0	0	0	0	0	5						
20 Marcell Ozuna, R (1, 7) OBP: 0.271, SLG: 0.397										4	0	1	0	0	1	0						
38 Guillermo Heredia, R (9, P) OBP: 0.195, SLG: 0.310										0	0	0	0	0	0	0						
15 Robbie Grossman, S (1, 9) OBP: 0.312, SLG: 0.313										4	0	0	0	0	1	1						
<b>Inning Stats</b>	R: 0 H: 2 E: 0 K: 1 S: 9	H: 2 LOB: 2 BB: 0 P: 10	R: 0 H: 0 E: 0 K: 0 S: 7	H: 0 LOB: 0 BB: 0 P: 8	R: 0 H: 0 E: 0 K: 1 S: 10	H: 0 LOB: 0 BB: 0 P: 16	R: 0 H: 2 E: 0 K: 1 S: 9	H: 2 LOB: 2 BB: 0 P: 14	R: 0 H: 0 E: 0 K: 1 S: 6	H: 0 LOB: 0 BB: 0 P: 12	R: 0 H: 1 E: 0 K: 0 S: 12	H: 1 LOB: 3 BB: 2 P: 23	R: 0 H: 0 E: 0 K: 1 S: 5	H: 0 LOB: 0 BB: 0 P: 6	R: 0 H: 0 E: 0 K: 2 S: 8	H: 0 LOB: 1 BB: 0 P: 10	R: 0 H: 1 E: 0 K: 2 S: 9	H: 1 LOB: 1 BB: 0 P: 15	1B: 5 2B: 1 3B: 0 HR: 0	SF: 0 SAC: 0 DP: 0 HBP: 1	WP: 0 PB: 0 SB: 0 CS: 0	PA: 36
<b>PITCHER</b>	IP	WLS	BF	H	R	ER	SO	BB	IBB	HBP	BLK	WP	HR	S	P	ERA	WHIP					
55 Ranger Suárez, L (1, 1) ERA: 3.38	6.0	W	25	5	0	0	4	2	0	0	0	0	0	53	83	0.00	1.167					
56 Zach Eflin, R (7, 1) ERA: 4.14	1.2	H	6	0	0	0	3	0	0	1	0	0	0	12	15	0.00	0.000					
46 José Alvarado, L (8, 1) ERA: 3.4	1.1	S	5	1	0	0	2	0	0	0	0	0	0	10	16	0.00	0.750					

Atlanta Braves @ Philadelphia Phillies  
Citizens Bank Park, Philadelphia, PA  
Thu Sep 22 2022, 7:19 PM - 10:26 PM EDT  
Att: 21,276 - Partly Cloudy - 69 F

AB 33  
R 0  
H 6  
RBI 0  
BB 2  
SO 9  
LOB 16



Batter	1	2	3	4	5	6	7	8	9	AB	R	H	RBI	BB	SO	LOB	BOTTOM					
12 Kyle Schwarber, L (1, 7) OBP: 0.311, SLG: 0.481										3	0	0	0	1	2	1						
17 Rhys Hoskins, R (1, 3) OBP: 0.334, SLG: 0.462										4	0	1	0	0	3	2						
28 Alec Bohm, R (1, 5) OBP: 0.322, SLG: 0.408										4	0	1	0	0	1	3						
3 Bryce Harper, L (1, 10) OBP: 0.369, SLG: 0.537										4	0	0	0	0	2	3						
10 J.T. Realmuto, R (1, 2) OBP: 0.348, SLG: 0.488										4	1	1	0	0	1	1						
2 Jean Segura, R (1, 4) OBP: 0.339, SLG: 0.406										3	0	1	0	0	1	0						
19 Matt Vierling, R (1, 8) OBP: 0.299, SLG: 0.342										2	0	1	1	0	0	0						
5 Bryson Stott, L (1, 6) OBP: 0.293, SLG: 0.352										3	0	0	0	0	1	2						
18 Dalton Guthrie, R (1, 9) OBP: 0.632, SLG: 0.714										2	0	1	0	1	1	0						
<b>Inning Stats</b>	R: 0 H: 0 E: 0 K: 2 S: 10	H: 2 LOB: 1 BB: 0 P: 18	R: 1 H: 2 E: 0 K: 1 S: 12	H: 2 LOB: 0 BB: 0 P: 17	R: 0 H: 1 E: 0 K: 2 S: 17	H: 1 LOB: 2 BB: 1 P: 29	R: 0 H: 1 E: 0 K: 1 S: 13	H: 1 LOB: 0 BB: 0 P: 17	R: 0 H: 0 E: 0 K: 2 S: 15	H: 0 LOB: 1 BB: 0 P: 26	R: 0 H: 0 E: 0 K: 2 S: 11	H: 0 LOB: 0 BB: 0 P: 12	R: 0 H: 0 E: 0 K: 0 S: 10	H: 0 LOB: 1 BB: 1 P: 18	R: 0 H: 1 E: 0 K: 2 S: 15	H: 1 LOB: 1 BB: 0 P: 17	1B: 4 2B: 2 3B: 0 HR: 0	SF: 1 SAC: 0 DP: 0 HBP: 0	WP: 2 PB: 0 SB: 0 CS: 0	PA: 32		
<b>PITCHER</b>	IP	WLS	BF	H	R	ER	SO	BB	IBB	HBP	BLK	WP	HR	S	P	ERA	WHIP					
54 Max Fried, L (1, 1) ERA: 2.5	5.0	L	21	5	1	1	8	1	0	0	0	0	0	67	107	0.00	1.200					
52 Dylan Lee, L (6, 1) ERA: 2.35	2.0		7	0	0	0	2	1	0	0	0	0	0	21	30	0.00	0.500					
33 A.J. Minter, L (8, 1) ERA: 2.12	1.0		4	1	0	0	2	0	0	0	0	0	0	15	17	0.00	1.000					

Atlanta Braves @ Philadelphia Phillies  
Citizens Bank Park, Philadelphia, PA  
Thu Sep 22 2022, 7:19 PM - 10:26 PM EDT  
Att: 21,276 - Partly Cloudy - 69 F

AB 29  
R 1  
H 6  
RBI 1  
BB 2  
SO 12  
LOB 12













Batter	1	2	3	4	5	6	7	8	9	10	11	AB	R	H	RBI	BB	SO	LOB	TOP							
7 <b>Dansby Swanson, R</b> OBP: 0.334, SLG: 0.445												6	1	3	3	0	2	0								
23 <b>Michael Harris II, L</b> OBP: 0.346, SLG: 0.535												4	1	1	1	2	1	1								
27 <b>Austin Riley, R</b> OBP: 0.349, SLG: 0.538												6	0	1	0	0	4	4								
16 <b>Travis d'Arnaud, R</b> OBP: 0.325, SLG: 0.484												5	1	2	1	0	1	1								
28 <b>Matt Olson, L</b> OBP: 0.318, SLG: 0.450												5	0	1	1	0	3	2								
24 <b>William Contreras, R</b> OBP: 0.347, SLG: 0.515												4	1	0	0	1	2	3								
38 <b>Guillermo Heredia, R</b> OBP: 0.195, SLG: 0.310												0	1	0	0	0	0	0								
8 <b>Eddie Rosario, L</b> OBP: 0.266, SLG: 0.338												4	2	2	0	1	0	0								
18 <b>Vaughn Grissom, R</b> OBP: 0.309, SLG: 0.308												3	0	0	0	0	2	2								
13 <b>Ronald Acuña Jr., R</b> OBP: 0.358, SLG: 0.417												1	1	1	1	1	0	0								
15 <b>Robbie Grossman, S</b> OBP: 0.318, SLG: 0.399												4	0	0	0	0	2	4								
11 <b>Orlando Arcia, R</b> OBP: 0.318, SLG: 0.399												1	0	0	0	0	1									
<b>Inning Stats</b>	R: 2 E: 0 K: 2 S: 16	H: 2 LOB: 1 BB: 1 P: 24	R: 1 E: 0 K: 1 S: 12	H: 2 LOB: 1 BB: 0 P: 16	R: 0 E: 0 K: 2 S: 12	H: 1 LOB: 1 BB: 0 P: 18	R: 2 E: 0 K: 1 S: 9	H: 1 LOB: 0 BB: 1 P: 16	R: 0 E: 0 K: 3 S: 13	H: 1 LOB: 1 BB: 0 P: 16	R: 0 E: 0 K: 3 S: 10	H: 0 LOB: 0 BB: 0 P: 9	R: 0 E: 0 K: 3 S: 10	H: 0 LOB: 0 BB: 0 P: 14	R: 1 E: 0 K: 2 S: 15	H: 1 LOB: 2 BB: 2 P: 21	R: 0 E: 0 K: 1 S: 8	H: 0 LOB: 0 BB: 1 P: 16	R: 0 E: 0 K: 1 S: 9	H: 0 LOB: 0 BB: 0 P: 12	R: 2 E: 0 K: 0 S: 14	H: 3 LOB: 2 BB: 0 P: 17	1B: 7 2B: 3 3B: 0 HR: 1	SF: 0 SAC: 0 DP: 0 HBP: 0	WP: 2 PB: 0 SB: 1 CS: 1	PA: 48
<b>PITCHER</b>	IP: 5.0 WLS: 2 BF: 24 H: 7 R: 5 ER: 5 SO: 9	BB: 2 IBB: 0 HBP: 0 BLK: 0	WP: 1 HR: 1 S: 62 P: 90	ERA: 9.00 WHIP: 1.800																						
44 <b>Kyle Gibson, R</b> ERA: 4.84																										
57 <b>Nick Nelson, R</b> ERA: 4.01																										
46 <b>José Alvarado, L</b> ERA: 3.33																										
30 <b>David Robertson, R</b> ERA: 2.48																										
58 <b>Seranthony Domínguez, R</b> ERA: 2.76																										
56 <b>Zach Eflin, R</b> ERA: 4.03	IP: 1.0 WLS: 0 BF: 3 H: 0 R: 0 ER: 0 SO: 1	BB: 0 IBB: 0 HBP: 0 BLK: 0	WP: 0 HR: 0 S: 6 P: 14	ERA: 0.00 WHIP: 0.000																						
64 <b>Andrew Bellatti, R</b> ERA: 3.27	IP: 1.0 WLS: 1 BF: 6 H: 3 R: 2 ER: 1 SO: 0	BB: 0 IBB: 0 HBP: 0 BLK: 0	WP: 0 HR: 0 S: 14 P: 17	ERA: 9.00 WHIP: 3.000																						

Atlanta Braves @ Philadelphia Phillies  
Citizens Bank Park, Philadelphia, PA  
Sun Sep 25 2022, 1:10 PM - 7:26 PM EDT  
Att: 32,090 - Party Cloudy - 70 F

AB 43  
R 8  
H 11  
RBI 7  
BB 5  
SO 17  
LOB 18



Batter	1	2	3	4	5	6	7	8	9	10	11	AB	R	H	RBI	BB	SO	LOB	BOTTOM							
12 <b>Kyle Schwarber, L</b> OBP: 0.314, SLG: 0.487												3	3	2	2	2	1	0								
18 <b>Dalton Guthrie, R</b> OBP: 0.571, SLG: 0.625												0	0	0	0	0	0	0								
29 <b>Nick Maton, L</b> OBP: 0.380, SLG: 0.565												1	0	0	0	0	1	1								
17 <b>Rhys Hoskins, R</b> OBP: 0.339, SLG: 0.475												5	2	2	0	0	1	1								
41 <b>Yairo Muñoz, R</b> OBP: 0.250, SLG: 0.404												0	0	0	0	0	0	0								
3 <b>Bryce Harper, L</b> OBP: 0.370, SLG: 0.537												2	1	0	1	2	1	0								
28 <b>Alec Bohm, R</b> OBP: 0.325, SLG: 0.410												4	0	2	2	0	1	1								
2 <b>Jean Segura, R</b> OBP: 0.338, SLG: 0.396												4	0	0	1	1	1	4								
16 <b>Brandon Marsh, L</b> OBP: 0.252, SLG: 0.377												5	1	3	0	0	1	3								
5 <b>Bryson Stott, L</b> OBP: 0.287, SLG: 0.343												5	0	0	0	0	2	2								
19 <b>Matt Vierling, R</b> OBP: 0.297, SLG: 0.337												5	0	0	0	0	1	1								
21 <b>Garrett Stubbs, L</b> OBP: 0.345, SLG: 0.482												3	0	0	0	0	1	1								
10 <b>J.T. Realmuto, R</b> OBP: 0.345, SLG: 0.482												2	0	1	1	0	1	0								
<b>Inning Stats</b>	R: 3 E: 0 K: 1 S: 16	H: 3 LOB: 0 BB: 1 P: 26	R: 0 E: 0 K: 2 S: 9	H: 0 LOB: 0 BB: 0 P: 14	R: 1 E: 1 K: 1 S: 14	H: 1 LOB: 1 BB: 0 P: 19	R: 0 E: 0 K: 0 S: 11	H: 1 LOB: 1 BB: 0 P: 16	R: 2 E: 0 K: 0 S: 17	H: 2 LOB: 2 BB: 2 P: 28	R: 0 E: 0 K: 1 S: 10	H: 0 LOB: 0 BB: 0 P: 14	R: 0 E: 0 K: 3 S: 10	H: 0 LOB: 0 BB: 0 P: 13	R: 0 E: 0 K: 0 S: 11	H: 2 LOB: 1 BB: 0 P: 14	R: 0 E: 0 K: 1 S: 9	H: 0 LOB: 2 BB: 1 P: 13	R: 0 E: 0 K: 1 S: 9	H: 0 LOB: 2 BB: 0 P: 12	R: 1 E: 0 K: 2 S: 11	H: 1 LOB: 1 BB: 0 P: 13	1B: 5 2B: 3 3B: 0 HR: 2	SF: 2 SAC: 0 DP: 1 HBP: 0	WP: 0 PB: 0 SB: 1 CS: 1	PA: 47
<b>PITCHER</b>	IP: 4.2 WLS: 1 BF: 23 H: 6 R: 6 ER: 6 SO: 4	BB: 3 IBB: 0 HBP: 0 BLK: 0	WP: 0 HR: 2 S: 63 P: 97	ERA: 11.57 WHIP: 1.929																						
50 <b>Charlie Morton, R</b> ERA: 4.28																										
60 <b>Jesse Chavez, R</b> ERA: 3.48																										
52 <b>Dylan Lee, L</b> ERA: 2.3																										
26 <b>Raisel Iglesias, R</b> ERA: 2.68																										
74 <b>Kenley Jansen, R</b> ERA: 3.66																										
53 <b>Jackson Stephens, R</b> ERA: 3.42	IP: 2.0 WLS: 0 BF: 8 H: 1 R: 1 ER: 0 SO: 3	BB: 0 IBB: 1 HBP: 0 BLK: 0	WP: 0 HR: 0 S: 20 P: 25	ERA: 0.00 WHIP: 0.500																						

Atlanta Braves @ Philadelphia Phillies  
Citizens Bank Park, Philadelphia, PA  
Sun Sep 25 2022, 1:10 PM - 7:26 PM EDT  
Att: 32,090 - Party Cloudy - 70 F

AB 39  
R 7  
H 10  
RBI 7  
BB 5  
SO 12  
LOB 14





Batter	1	2	3	4	5	6	7	8	9	AB	R	H	RBI	BB	SO	LOB	TOP	
12 Kyle Schwarber, L OBP: 0.313, SLG: 0.485	G3-1		FC6-4			K		G5-4-3 BB		3	0	0	0	1	1	2	Philadelphia Phillies @ Chicago Cubs Wrigley Field, Chicago, IL Tue Sep 27 2022, 6:43 PM - 8:57 PM CDT Att: 32,069 - Cloudy - 54 F	
17 Rhys Hoskins, R OBP: 0.335, SLG: 0.471	K		F7			K		G5-4-3		4	0	0	0	0	2	3		
3 Bryce Harper, L OBP: 0.371, SLG: 0.540	E5				G3					4	0	2	1	0	0	0		
10 J.T. Realmuto, R OBP: 0.345, SLG: 0.480	K					L8				4	0	1	0	0	1	3		
28 Alec Bohm, R OBP: 0.324, SLG: 0.408		G5-3			G5-4-3					3	0	0	0	0	0	2		
8 Nick Castellanos, R OBP: 0.305, SLG: 0.396		G3-1								3	0	1	0	0	0	1		
16 Brandon Marsh, L OBP: 0.290, SLG: 0.374										3	0	0	0	0	0	2		
2 Jean Segura, R OBP: 0.335, SLG: 0.393										3	0	0	0	0	2	2		
5 Bryson Stott, L OBP: 0.289, SLG: 0.343										2	1	1	0	1	0	0		
<b>Inning Stats</b>	R: 0 H: 0 E: 1 K: 2 S: 12	H: 0 LOB: 1 BB: 0 P: 19	R: 0 H: 0 E: 0 K: 0 S: 7	H: 1 LOB: 0 BB: 0 P: 12	R: 0 H: 1 E: 0 K: 1 S: 7	H: 1 LOB: 1 BB: 0 P: 12	R: 0 H: 1 E: 0 K: 1 S: 8	H: 1 LOB: 0 BB: 0 P: 12	R: 1 H: 1 E: 0 K: 2 S: 15	H: 1 LOB: 1 BB: 1 P: 23	R: 0 H: 0 E: 0 K: 0 S: 7	H: 0 LOB: 0 BB: 1 P: 12	R: 0 H: 1 E: 0 K: 0 S: 3	H: 1 LOB: 0 BB: 0 P: 3	1B: 4 2B: 1 3B: 0 HR: 0	SF: 0 SAC: 0 DP: 3 HBP: 1		WP: 0 PB: 0 SB: 0 CS: 1
<b>PITCHER</b>	IP WLS BF H R ER SO BB IBB HBP BLK WP HR S P ERA WHIP	IP WLS BF H R ER SO BB IBB HBP BLK WP HR S P ERA WHIP	IP WLS BF H R ER SO BB IBB HBP BLK WP HR S P ERA WHIP	IP WLS BF H R ER SO BB IBB HBP BLK WP HR S P ERA WHIP	IP WLS BF H R ER SO BB IBB HBP BLK WP HR S P ERA WHIP	IP WLS BF H R ER SO BB IBB HBP BLK WP HR S P ERA WHIP	IP WLS BF H R ER SO BB IBB HBP BLK WP HR S P ERA WHIP	IP WLS BF H R ER SO BB IBB HBP BLK WP HR S P ERA WHIP	IP WLS BF H R ER SO BB IBB HBP BLK WP HR S P ERA WHIP	IP WLS BF H R ER SO BB IBB HBP BLK WP HR S P ERA WHIP	IP WLS BF H R ER SO BB IBB HBP BLK WP HR S P ERA WHIP	IP WLS BF H R ER SO BB IBB HBP BLK WP HR S P ERA WHIP	IP WLS BF H R ER SO BB IBB HBP BLK WP HR S P ERA WHIP	IP WLS BF H R ER SO BB IBB HBP BLK WP HR S P ERA WHIP	IP WLS BF H R ER SO BB IBB HBP BLK WP HR S P ERA WHIP	IP WLS BF H R ER SO BB IBB HBP BLK WP HR S P ERA WHIP	IP WLS BF H R ER SO BB IBB HBP BLK WP HR S P ERA WHIP	IP WLS BF H R ER SO BB IBB HBP BLK WP HR S P ERA WHIP
0 Marcus Stroman, R ERA: 3.86	7.0	W	26	4	1	1	6	1	0	1	0	0	0	0	64	97	1.29	0.714
47 Brandon Hughes, L ERA: 3.09	1.0	H	4	1	0	0	0	1	0	0	0	0	0	0	8	13	0.00	2.000
39 Manuel Rodriguez, R ERA: 3.0	1.0	S	2	0	0	0	0	0	0	0	0	0	0	0	2	2	0.00	0.000

Batter	1	2	3	4	5	6	7	8	9	AB	R	H	RBI	BB	SO	LOB	BOTTOM			
6 Zach McKinstry, L OBP: 0.274, SLG: 0.351	K2-3		G1-3					L7		3	0	0	0	1	1	0	Philadelphia Phillies @ Chicago Cubs Wrigley Field, Chicago, IL Tue Sep 27 2022, 6:43 PM - 8:57 PM CDT Att: 32,069 - Cloudy - 54 F			
43 Estaban Quiroz, L OBP: 0.414, SLG: 0.320	K							F7		4	0	1	0	0	1	0				
40 Wilson Contreras, R OBP: 0.351, SLG: 0.470	G4-3									3	0	1	0	0	0	2				
8 Ian Happ, S OBP: 0.342, SLG: 0.448										3	1	2	0	0	1	0				
2 Nico Hoerner, R OBP: 0.334, SLG: 0.416										3	0	0	0	0	0	2				
16 Patrick Wisdom, R OBP: 0.301, SLG: 0.433										3	0	0	0	0	1	1				
7 Yan Gomes, R OBP: 0.259, SLG: 0.360										3	0	2	1	0	0	0				
36 Alfonso Rivas III, L OBP: 0.316, SLG: 0.314										3	0	0	0	0	0	2				
5 Christopher Morel, R OBP: 0.312, SLG: 0.437										3	1	1	1	0	1	0				
<b>Inning Stats</b>	R: 0 H: 0 E: 0 K: 2 S: 7	H: 1 LOB: 0 BB: 0 P: 8	R: 0 H: 1 E: 0 K: 0 S: 5	H: 1 LOB: 0 BB: 0 P: 7	R: 1 H: 1 E: 0 K: 0 S: 8	H: 1 LOB: 0 BB: 0 P: 12	R: 0 H: 1 E: 0 K: 1 S: 5	H: 1 LOB: 0 BB: 0 P: 9	R: 0 H: 1 E: 0 K: 1 S: 9	H: 1 LOB: 1 BB: 0 P: 10	R: 0 H: 1 E: 0 K: 1 S: 9	H: 1 LOB: 1 BB: 1 P: 16	R: 1 H: 2 E: 0 K: 0 S: 10	H: 2 LOB: 1 BB: 0 P: 14	R: 0 H: 0 E: 0 K: 0 S: 8	H: 0 LOB: 0 BB: 0 P: 11		1B: 5 2B: 1 3B: 0 HR: 1	SF: 0 SAC: 0 DP: 2 HBP: 0	WP: 0 PB: 0 SB: 0 CS: 0
<b>PITCHER</b>	IP WLS BF H R ER SO BB IBB HBP BLK WP HR S P ERA WHIP	IP WLS BF H R ER SO BB IBB HBP BLK WP HR S P ERA WHIP	IP WLS BF H R ER SO BB IBB HBP BLK WP HR S P ERA WHIP	IP WLS BF H R ER SO BB IBB HBP BLK WP HR S P ERA WHIP	IP WLS BF H R ER SO BB IBB HBP BLK WP HR S P ERA WHIP	IP WLS BF H R ER SO BB IBB HBP BLK WP HR S P ERA WHIP	IP WLS BF H R ER SO BB IBB HBP BLK WP HR S P ERA WHIP	IP WLS BF H R ER SO BB IBB HBP BLK WP HR S P ERA WHIP	IP WLS BF H R ER SO BB IBB HBP BLK WP HR S P ERA WHIP	IP WLS BF H R ER SO BB IBB HBP BLK WP HR S P ERA WHIP	IP WLS BF H R ER SO BB IBB HBP BLK WP HR S P ERA WHIP	IP WLS BF H R ER SO BB IBB HBP BLK WP HR S P ERA WHIP	IP WLS BF H R ER SO BB IBB HBP BLK WP HR S P ERA WHIP	IP WLS BF H R ER SO BB IBB HBP BLK WP HR S P ERA WHIP	IP WLS BF H R ER SO BB IBB HBP BLK WP HR S P ERA WHIP	IP WLS BF H R ER SO BB IBB HBP BLK WP HR S P ERA WHIP	IP WLS BF H R ER SO BB IBB HBP BLK WP HR S P ERA WHIP	IP WLS BF H R ER SO BB IBB HBP BLK WP HR S P ERA WHIP		
45 Zack Wheeler, R ERA: 2.92	6.0	L	21	5	1	1	1	0	0	0	0	0	0	0	43	62	1.50	1.000		
75 Connor Brogdon, R ERA: 3.48	1.0	L	5	2	1	1	0	0	0	0	0	0	0	10	14	9.00	2.000			
47 Chris Devenski, R ERA: 6.94	1.0		3	0	0	0	0	0	0	0	0	0	0	8	11	0.00	0.000			

AB	29
R	1
H	5
RBI	1
BB	2
SO	6
LOB	15





Batter	1	2	3	4	5	6	7	8	9	AB	R	H	RBI	BB	SO	LOB	TOP				
12 Kyle Schwarber, L OBP: 0.314, SLG: 0.485	L9		HBP	G3			2B	K		4	2	1	0	0	1	5	<b>Philadelphia Phillies @ Chicago Cubs</b> Wrigley Field, Chicago, IL Wed Sep 28 2022, 6:42 PM - 9:39 PM CDT Att: 29,368 - Partly Cloudy - 54 F				
17 Rhys Hoskins, R OBP: 0.339, SLG: 0.473	K		1B		BB		1B	1B		4	0	3	0	1	1	0					
3 Bryce Harper, L OBP: 0.366, SLG: 0.534	G4-3		SF7		G2-3		G4-3	K		4	0	0	2	0	1	3					
10 J.T. Realmuto, R OBP: 0.341, SLG: 0.475		G6-3	K		G5-3		L4	L6		5	0	0	0	0	1	4					
28 Alec Bohm, R OBP: 0.325, SLG: 0.406		BB			F8		K	FC6-4		4	0	1	0	1	1	3					
8 Nick Castellanos, R OBP: 0.309, SLG: 0.399	L4				1B		1B	1B		4	0	3	0	0	0	1					
16 Brandon Marsh, L OBP: 0.373, SLG: 0.373					B5		K	K		4	0	1	0	0	2	4					
2 Jean Segura, R OBP: 0.337, SLG: 0.394		FC6-4					P3			4	0	2	0	0	0	3					
5 Bryson Stott, L OBP: 0.287, SLG: 0.341								1B		3	0	0	0	0	2	4					
19 Matt Vierling, R OBP: 0.296, SLG: 0.336			K		P5		K2-3	K		1	0	0	0	0	1	2					
<b>Inning Stats</b>	R: 0 E: 0 K: 1 S: 10	H: 0 LOB: 0 BB: 0 P: 11	R: 0 E: 0 K: 0 S: 12	H: 1 LOB: 2 BB: 1 P: 19	R: 1 E: 0 K: 2 S: 13	H: 1 LOB: 1 BB: 0 P: 19	R: 0 E: 0 K: 0 S: 13	H: 3 LOB: 3 BB: 0 P: 19	R: 0 E: 0 K: 2 S: 11	H: 1 LOB: 1 BB: 0 P: 17	R: 1 E: 0 K: 1 S: 11	H: 2 LOB: 1 BB: 0 P: 12	R: 0 E: 0 K: 3 S: 14	H: 2 LOB: 2 BB: 0 P: 18	R: 0 E: 0 K: 1 S: 8	H: 1 LOB: 1 BB: 0 P: 12	1B: 10 2B: 1 3B: 0 HR: 0	SF: 1 SAC: 0 DP: 0 HBP: 1	WP: 1 PB: 0 SB: 1 CS: 0	PA: 41	
<b>PITCHER</b>	IP	WLS	BF	H	R	ER	SO	BB	IBB	HBP	BLK	WP	HR	S	P	ERA	WHIP				
19 Hayden Wesneski, R ERA: 2.33	5.0	W	24	6	1	1	3	2	0	1	0	0	0	58	85	1.80	1.600				
62 Mark Leiter Jr., R ERA: 3.97	1.1	H	6	2	1	1	2	0	0	0	0	1	0	13	18	6.75	1.500				
73 Abert Alzola, R ERA: 5.63	1.0	H	5	2	0	0	2	0	0	0	0	0	0	13	14	0.00	2.000				
47 Brandon Hughes, L ERA: 3.04	1.0	H	4	1	0	0	3	0	0	0	0	0	0	11	15	0.00	1.000				
39 Manuel Rodriguez, R ERA: 2.84	0.2	S	2	0	0	0	0	0	0	0	0	0	0	4	7	0.00	0.000				

AB	37
R	2
H	11
RBI	2
BB	2
SO	10
LOB	29



Batter	1	2	3	4	5	6	7	8	9	AB	R	H	RBI	BB	SO	LOB	BOTTOM				
6 Zach McKinstry, L OBP: 0.268, SLG: 0.342	F8		K		G3		K			4	0	0	0	0	2	1	<b>Philadelphia Phillies @ Chicago Cubs</b> Wrigley Field, Chicago, IL Wed Sep 28 2022, 6:42 PM - 9:39 PM CDT Att: 29,368 - Partly Cloudy - 54 F				
43 Estaban Quiroz, L OBP: 0.424, SLG: 0.345	1B				40 E		K			4	0	2	0	0	1	1					
40 Wilson Contreras, R OBP: 0.349, SLG: 0.465	K				E5			G6-3		4	0	0	0	0	1	2					
8 Ian Happ, S OBP: 0.340, SLG: 0.445	G3				G1-3			G4-3		4	0	0	0	0	0	3					
2 Nico Hoerner, R OBP: 0.333, SLG: 0.414		F9			16 S		K	K2-3		4	1	1	0	0	2	0					
16 Patrick Wisdom, R OBP: 0.301, SLG: 0.432					7 FC6-4		K			3	0	1	0	0	2	0					
4 Nelson Velazquez, R OBP: 0.267, SLG: 0.345					7 FC6-4		K			0	0	0	0	0	0	0					
7 Yan Gomes, R OBP: 0.256, SLG: 0.356					FC6-4		G4-3			3	1	0	1	0	1	1					
36 Alfonso Rivas III, L OBP: 0.320, SLG: 0.316					5 HR			1B		2	1	1	0	0	1	0					
5 Christopher Morel, R OBP: 0.312, SLG: 0.444					5 HR			B3		3	1	1	3	0	1	1					
<b>Inning Stats</b>	R: 0 E: 0 K: 1 S: 11	H: 1 LOB: 1 BB: 0 P: 15	R: 0 E: 0 K: 2 S: 7	H: 0 LOB: 0 BB: 0 P: 9	R: 0 E: 0 K: 3 S: 10	H: 0 LOB: 0 BB: 0 P: 15	R: 0 E: 0 K: 0 S: 9	H: 0 LOB: 0 BB: 0 P: 14	R: 4 E: 1 K: 0 S: 20	H: 4 LOB: 2 BB: 0 P: 30	R: 0 E: 0 K: 2 S: 8	H: 0 LOB: 0 BB: 0 P: 12	R: 0 E: 0 K: 2 S: 11	H: 1 LOB: 1 BB: 0 P: 15	R: 0 E: 0 K: 1 S: 7	H: 0 LOB: 0 BB: 0 P: 9	1B: 5 2B: 0 3B: 0 HR: 1	SF: 0 SAC: 0 DP: 0 HBP: 1	WP: 0 PB: 0 SB: 1 CS: 0	PA: 32	
<b>PITCHER</b>	IP	WLS	BF	H	R	ER	SO	BB	IBB	HBP	BLK	WP	HR	S	P	ERA	WHIP				
27 Aaron Nola, R ERA: 3.36	6.0	L	25	5	4	4	8	0	0	1	0	0	0	65	95	6.00	0.833				
57 Nick Nelson, R ERA: 4.54	1.0		4	1	0	0	2	0	0	0	0	0	0	11	15	0.00	1.000				
64 Andrew Bellatti, R ERA: 3.21	1.0		3	0	0	0	1	0	0	0	0	0	0	7	9	0.00	0.000				

AB	31
R	4
H	6
RBI	4
BB	0
SO	11
LOB	9

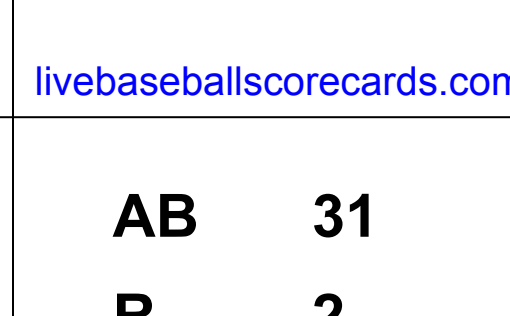
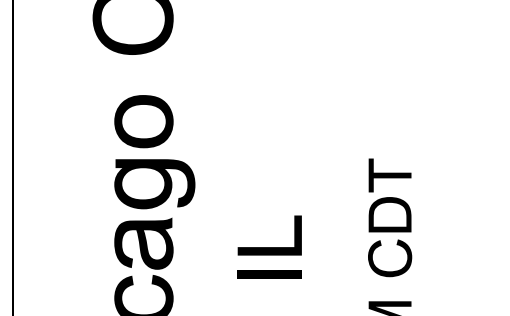




Batter	1	2	3	4	5	6	7	8	9	AB	R	H	RBI	BB	SO	LOB	TOP										
12 Kyle Schwarber, L OBP: 0.315, SLG: 0.483	G3		BB		K		BB			2	0	0	0	2	1	1	<b>Philadelphia Phillies @ Chicago Cubs</b> Wrigley Field, Chicago, IL Thu Sep 29 2022, 1:21 PM - 4:16 PM CDT Att: 23,425 - Sunny - 59 F										
17 Rhys Hoskins, R OBP: 0.339, SLG: 0.471	F7		K			BB	K			3	0	0	0	1	2	3											
3 Bryce Harper, L OBP: 0.370, SLG: 0.536	1B			1B		1B		K		4	0	3	0	0	1	0											
10 J.T. Realmuto, R OBP: 0.339, SLG: 0.471	F9			K		K		L7		4	0	0	0	0	2	4											
28 Alec Bohm, R OBP: 0.323, SLG: 0.404	L9			P2		P4		G6-3		4	0	0	0	0	0	3											
16 Brandon Marsh, L OBP: 0.287, SLG: 0.369	G3			F7		F9			F7	4	0	0	0	0	0	3											
2 Nick Castellanos, R OBP: 0.310, SLG: 0.400	CS		G3				K			3	0	1	0	0	0	0											
19 Matt Vierling, R OBP: 0.295, SLG: 0.332	G5-3				F9		BB		G5-3	3	0	0	0	1	0	2											
2 Nick Castellanos, R OBP: 0.310, SLG: 0.400	CS		G3				K			3	0	1	0	0	0	0											
29 Nick Maton, L OBP: 0.359, SLG: 0.554	CS		G3				K			3	0	1	0	0	1	0											
8 Nick Castellanos, R OBP: 0.310, SLG: 0.400	CS		G3				K			1	0	1	0	0	0	0											
19 Matt Vierling, R OBP: 0.295, SLG: 0.332	G5-3				F9		BB		G5-3	3	0	0	0	1	0	2											
<b>Inning Stats</b>	R: 0 E: 0 K: 0 S: 7	H: 1 LOB: 1 BB: 0 P: 11	R: 0 E: 0 K: 0 S: 8	H: 1 LOB: 0 BB: 0 P: 15	R: 0 E: 0 K: 1 S: 12	H: 0 LOB: 1 BB: 1 P: 19	R: 0 E: 0 K: 1 S: 10	H: 1 LOB: 1 BB: 0 P: 14	R: 0 E: 0 K: 1 S: 10	H: 1 LOB: 2 BB: 1 P: 18	R: 0 E: 0 K: 2 S: 14	H: 0 LOB: 2 BB: 2 P: 26	R: 0 E: 0 K: 1 S: 8	H: 0 LOB: 0 BB: 0 P: 11	R: 0 E: 0 K: 0 S: 9	H: 1 LOB: 1 BB: 0 P: 11	1B: 6 2B: 0 3B: 0 HR: 0	SF: 0 SAC: 0 DP: 0 HBP: 0	WP: 0 PB: 0 SB: 0 CS: 1	PA: 37							
<b>PITCHER</b>	IP	WLS	BF	H	R	ER	SO	BB	IBB	HBP	BLK	WP	HR	S	P	ERA	WHIP										
72 Javier Assad, R ERA: 3.62	5.0	W	21	5	0	0	3	2	0	0	0	0	0	51	80	0.00	1.400										
59 Michael Rucker, R ERA: 4.1	1.0	H	3	0	0	0	1	0	0	0	0	0	0	6	10	0.00	0.000										
71 Keegan Thompson, R ERA: 3.69	3.0	S	12	1	0	0	3	2	0	0	0	0	0	31	48	0.00	1.000										

Batter	1	2	3	4	5	6	7	8	9	AB	R	H	RBI	BB	SO	LOB	BOTTOM										
40 Wilson Contreras, R OBP: 0.346, SLG: 0.464	2B	G5-3			K		K			5	0	1	0	0	3	4	<b>Philadelphia Phillies @ Chicago Cubs</b> Wrigley Field, Chicago, IL Thu Sep 29 2022, 1:21 PM - 4:16 PM CDT Att: 23,425 - Sunny - 59 F										
27 Seiya Suzuki, R OBP: 0.340, SLG: 0.440	1B		K		BB		BB			3	2	2	0	1	1	0											
8 Ian Happ, S OBP: 0.339, SLG: 0.443	FC1		G1-3		BB		K			4	0	1	1	0	1	4											
16 Patrick Wisdom, R OBP: 0.305, SLG: 0.438	2B				BB					3	0	2	1	1	1	1											
2 Nico Hoerner, R OBP: 0.331, SLG: 0.411	FC1-2		G1-3			G5-3	G5-3			4	0	0	0	0	0	6											
32 Franmil Reyes, R OBP: 0.266, SLG: 0.358	L9				G6-3		BB			3	0	0	0	1	0	2											
13 David Bote, R OBP: 0.304, SLG: 0.396					G1-3					3	0	1	0	0	0	1											
36 Alfonso Rivas III, L OBP: 0.322, SLG: 0.316					G1-3		F9			0	0	0	0	0	0	0											
4 Nelson Velázquez, R OBP: 0.267, SLG: 0.339	K				L8		K			3	0	0	0	1	2	2											
5 Christopher Morel, R OBP: 0.311, SLG: 0.441	F8				G5-3		BB			3	0	0	0	1	1	3											
<b>Inning Stats</b>	R: 1 E: 0 K: 0 S: 12	H: 3 LOB: 2 BB: 0 P: 18	R: 0 E: 0 K: 1 S: 8	H: 1 LOB: 1 BB: 0 P: 9	R: 0 E: 0 K: 1 S: 10	H: 1 LOB: 0 BB: 0 P: 15	R: 0 E: 0 K: 0 S: 4	H: 0 LOB: 0 BB: 0 P: 10	R: 1 E: 0 K: 2 S: 13	H: 2 LOB: 1 BB: 0 P: 24	R: 0 E: 0 K: 1 S: 8	H: 0 LOB: 1 BB: 1 P: 16	R: 0 E: 0 K: 2 S: 13	H: 0 LOB: 3 BB: 3 P: 27	R: 0 E: 0 K: 2 S: 14	H: 0 LOB: 2 BB: 1 P: 24	1B: 2 2B: 4 3B: 1 HR: 0	SF: 0 SAC: 0 DP: 0 HBP: 1	WP: 0 PB: 0 SB: 0 CS: 0	PA: 37							
<b>PITCHER</b>	IP	WLS	BF	H	R	ER	SO	BB	IBB	HBP	BLK	WP	HR	S	P	ERA	WHIP										
55 Ranger Suárez, L ERA: 3.37	6.0	L	26	7	2	2	5	1	0	0	0	0	0	55	92	3.00	1.333										
30 David Robertson, R ERA: 2.44	1.0		6	0	0	0	2	3	0	0	0	0	0	13	27	0.00	3.000										
75 Connor Brogdon, R ERA: 3.4	1.0		5	0	0	0	2	1	0	1	0	0	0	14	24	0.00	1.000										

livebaseballscores.com





Batter	1	2	3	4	5	6	7	8	9	AB	R	H	RBI	BB	SO	LOB	TOP								
12 Kyle Schwarber, L (1, 7) OBP: 0.313, SLG: 0.479	F7		K	G4-3		K			F8	5	0	0	0	0	2	5	Philadelphia Phillies @ Washington Nationals Nationals Park, Washington, DC Fri Sep 30 2022, 1:07 PM - 4:22 PM EDT Att: 24,682 - Partly Cloudy - 60 F								
17 Rhys Hoskins, R (1, 3) OBP: 0.339, SLG: 0.475	HR		G5-3		G6-3		P2		1B	5	1	2	2	0	0										
3 Bryce Harper, L (1, 10) OBP: 0.370, SLG: 0.533	G4-3		1B		G3		F8		1B	4	0	1	0	1	0										
10 J.T. Realmuto, R (1, 2) OBP: 0.339, SLG: 0.473	1B		K		2B		K		FC5-4	5	0	2	1	0	2	3									
28 Alec Bohm, R (1, 5) OBP: 0.322, SLG: 0.401	BB			G4-3	G5-3		F8	G4-3		4	0	0	0	1	0	3									
8 Nick Castellanos, R (1, 9) OBP: 0.308, SLG: 0.397	G5-3		K			E6				4	1	0	0	0	2	2									
19 Matt Vierling, R (8, 9) OBP: 0.295, SLG: 0.332						5 BLK		K		0	0	0	0	0	0	0									
16 Brandon Marsh, L (1, 8) OBP: 0.289, SLG: 0.373		G6-3		2B		5 BLK		K		4	1	2	0	0	1	0									
2 Jean Segura, R (1, 4) OBP: 0.338, SLG: 0.393		L9		1B		P4			1B	4	1	2	1	0	0	2									
5 Bryson Stott, L (1, 6) OBP: 0.289, SLG: 0.342		P5		1B		K			1B	4	1	2	0	0	1	1									
Inning Stats	R: 1 E: 0 K: 0 S: 17	H: 2 LOB: 2 BB: 1 P: 30	R: 0 E: 0 K: 0 S: 9	H: 0 LOB: 0 BB: 0 P: 13	R: 0 E: 0 K: 2 S: 12	H: 1 LOB: 0 BB: 0 P: 19	R: 1 E: 0 K: 1 S: 12	H: 3 LOB: 2 BB: 0 P: 22	R: 0 E: 0 K: 0 S: 9	H: 1 LOB: 1 BB: 0 P: 15	R: 1 E: 1 K: 2 S: 20	H: 1 LOB: 1 BB: 0 P: 31	R: 0 E: 0 K: 1 S: 6	H: 0 LOB: 0 BB: 0 P: 12	R: 0 E: 0 K: 2 S: 9	H: 0 LOB: 0 BB: 0 P: 14	R: 2 E: 0 K: 0 S: 12	H: 3 LOB: 2 BB: 1 P: 18	1B: 8 2B: 2 3B: 0 HR: 1	SF: 0 SAC: 0 DP: 0 HBP: 0	WP: 0 PB: 0 SB: 6 CS: 0	PA: 41			
PITCHER	IP	WLS	BF	H	R	ER	SO	BB	IBB	HBP	BLK	WP	HR	S	P	ERA	WHIP								
32 Erick Fedde, R (1, 1) ERA: 5.27	5.0	L	24	7	3	2	3	1	0	0	0	0	1	62	104	3.60	1.600								
51 Jordan Weems, R (6, 1) ERA: 5.45	2.0		7	1	0	0	3	0	0	0	1	0	0	23	38	0.00	0.500								
33 Steve Cishek, R (8, 1) ERA: 4.34	1.0		3	0	0	0	2	0	0	0	0	0	0	9	14	0.00	0.000								
71 Mason Thompson, R (9, 1) ERA: 3.48	1.0		7	3	2	2	0	1	0	0	0	0	0	12	18	18.00	4.000								

AB	39
R	5
H	11
RBI	4
BB	2
SO	8
LOB	16



Batter	1	2	3	4	5	6	7	8	9	AB	R	H	RBI	BB	SO	LOB	BOTTOM								
28 Lane Thomas, R (1, 9) OBP: 0.302, SLG: 0.412	K		BB			F8		L7		3	0	0	0	1	1	0	Philadelphia Phillies @ Washington Nationals Nationals Park, Washington, DC Fri Sep 30 2022, 1:07 PM - 4:22 PM EDT Att: 24,682 - Partly Cloudy - 60 F								
5 CJ Abrams, L (1, 6) OBP: 0.279, SLG: 0.322	G4-3		CS		K		K		1B	4	0	1	0	0	2	0									
45 Joey Meneses, R (1, 3) OBP: 0.361, SLG: 0.587	1B				2B		F9		K	4	0	2	0	0	1	1									
34 Luke Voit, R (1, 10) OBP: 0.316, SLG: 0.409	K				BB				G6-3	3	0	0	0	1	2	1									
62 Alex Call, R (1, 7) OBP: 0.336, SLG: 0.396	G4-3				K		1B		BB	3	1	1	0	1	1	2									
14 Ildemaro Vargas, S (1, 5) OBP: 0.305, SLG: 0.399	G6-3				G6-3		G3		1B	4	0	1	0	0	0	3									
2 Luis Garcia Jr., L (1, 4) OBP: 0.295, SLG: 0.401	K					F8		1B		3	0	1	1	1	1	0									
16 Victor Robles, R (1, 8) OBP: 0.279, SLG: 0.315			1B		G6-3		1B		K	4	0	1	0	0	2	4									
15 Riley Adams, R (1, 2) OBP: 0.240, SLG: 0.291									BB																
1 César Hernández, S (9, PH) OBP: 0.309, SLG: 0.315	L6				P3				G6-3	3	0	0	0	0	1	1									
Inning Stats	R: 0 E: 0 K: 2 S: 11	H: 1 LOB: 1 BB: 0 P: 16	R: 0 E: 0 K: 1 S: 10	H: 0 LOB: 0 BB: 0 P: 14	R: 0 E: 0 K: 0 S: 7	H: 1 LOB: 0 BB: 1 P: 13	R: 0 E: 0 K: 2 S: 12	H: 1 LOB: 2 BB: 1 P: 19	R: 0 E: 0 K: 0 S: 7	H: 0 LOB: 0 BB: 0 P: 11	R: 1 E: 0 K: 2 S: 18	H: 2 LOB: 1 BB: 0 P: 28	R: 0 E: 0 K: 2 S: 10	H: 1 LOB: 1 BB: 0 P: 14	R: 0 E: 0 K: 1 S: 22	H: 1 LOB: 3 BB: 2 P: 36	1B: 6 2B: 1 3B: 0 HR: 0	SF: 0 SAC: 0 DP: 0 HBP: 0	WP: 0 PB: 0 SB: 0 CS: 2	PA: 37					
PITCHER	IP	WLS	BF	H	R	ER	SO	BB	IBB	HBP	BLK	WP	HR	S	P	ERA	WHIP								
70 Bailey Falter, L (1, 1) ERA: 3.9	6.0	W	21	3	0	0	6	2	0	0	0	0	0	55	84	0.00	0.833								
56 Zach Eflin, R (7, 1) ERA: 4.1	1.0	H	5	2	1	1	2	0	0	0	0	0	0	18	28	9.00	2.000								
46 José Alvarado, L (8, 1) ERA: 3.26	1.0	H	4	1	0	0	2	0	0	0	0	0	0	10	14	0.00	1.000								
58 Seranthony Dominguez, R (9, 1) ERA: 2.7	1.0		6	1	0	0	1	2	0	0	0	0	0	22	36	0.00	3.000								

AB	32
R	1
H	7
RBI	1
BB	4
SO	11
LOB	15





Batter	1	2	3	4	5	6	7	8	9	AB	R	H	RBI	BB	SO	LOB	TOP				
12 Kyle Schwarber, L (1, 7) OBP: 0.314, SLG: 0.481 25 Darick Hall, L (9, PH) OBP: 0.294, SLG: 0.546										3	1	1	0	1	1	0	Philadelphia Phillies @ Washington Nationals Nationals Park, Washington, DC Sat Oct 01 2022, 1:46 PM - 4:43 PM EDT Att: 29,808 - Overcast - 60 F				
17 Rhys Hoskins, R (1, 3) OBP: 0.337, SLG: 0.472										4	0	0	0	0	1	3					
3 Bryce Harper, L (1, 10) OBP: 0.369, SLG: 0.528										3	0	0	0	1	0	0					
10 J.T. Realmuto, R (1, 2) OBP: 0.341, SLG: 0.475										4	1	2	0	0	2	2					
28 Alec Bohm, R (1, 5) OBP: 0.320, SLG: 0.398										4	0	0	0	0	1	3					
8 Nick Castellanos, R (1, 9) OBP: 0.307, SLG: 0.396										4	1	1	1	0	1	1					
16 Brandon Marsh, L (1, 8) OBP: 0.291, SLG: 0.375										3	1	1	0	1	2	1					
2 Jean Segura, R (1, 4) OBP: 0.338, SLG: 0.393 19 Matt Vierling, R (9, PH) OBP: 0.281, SLG: 0.331										3	0	1	1	0	0	2					
5 Bryson Stott, L (1, 6) OBP: 0.290, SLG: 0.342 18 Dalton Guthrie, R (9, PH) OBP: 0.545, SLG: 0.588										3	0	1	1	0	2	2					
<b>Inning Stats</b>	R: 1 E: 0 K: 2 S: 9	H: 1 LOB: 1 BB: 1 P: 14	R: 0 E: 0 K: 1 S: 11	H: 0 LOB: 1 BB: 1 P: 18	R: 0 E: 0 K: 2 S: 10	H: 0 LOB: 0 BB: 0 P: 17	R: 3 E: 0 K: 0 S: 14	H: 4 LOB: 2 BB: 1 P: 25	R: 0 E: 0 K: 1 S: 7	H: 1 LOB: 1 BB: 0 P: 10	R: 0 E: 0 K: 0 S: 6	H: 0 LOB: 0 BB: 0 P: 11	R: 0 E: 0 K: 2 S: 12	H: 1 LOB: 1 BB: 0 P: 17	R: 0 E: 0 K: 0 S: 9	H: 0 LOB: 0 BB: 0 P: 13		1B: 4 2B: 2 HR: 0	SF: 0 SAC: 0 DP: 0 HBP: 0	WP: 0 PB: 0 SB: 3 CS: 0	PA: 37
<b>PITCHER</b>	IP WLS BF H R ER SO BB IBB HBP BLK WP HR S P ERA WHIP	5.0 W 23 5 4 4 6 2 1 0 0 0 0 0 18 23 7.20 1.400	2.0 H 7 1 0 0 2 0 0 0 0 0 0 0 21 30 0.00 0.500	2.0 7 1 0 0 2 0 0 0 0 0 0 0 21 30 0.00 0.500	<b>PITCHER</b>																

Batter	1	2	3	4	5	6	7	8	9	AB	R	H	RBI	BB	SO	LOB	BOTTOM					
28 Lane Thomas, R (1, 9) OBP: 0.302, SLG: 0.411										4	2	1	0	1	1	1	Philadelphia Phillies @ Washington Nationals Nationals Park, Washington, DC Sat Oct 01 2022, 1:46 PM - 4:43 PM EDT Att: 29,808 - Overcast - 60 F					
5 CJ Abrams, L (1, 6) OBP: 0.285, SLG: 0.327										5	1	3	0	0	0	0						
45 Joey Meneses, R (1, 3) OBP: 0.371, SLG: 0.590										4	4	3	4	1	0	2						
34 Luke Voit, R (1, 10) OBP: 0.316, SLG: 0.415										5	3	2	2	0	1	4						
2 Luis Garcia Jr., L (1, 4) OBP: 0.299, SLG: 0.412										5	2	3	5	0	2	0						
62 Alex Calli, R (1, 7) OBP: 0.331, SLG: 0.381										4	0	0	0	1	2	2						
14 Ildemaro Vargas, S (1, 5) OBP: 0.304, SLG: 0.396										4	0	1	1	0	0	0						
16 Victor Robles, R (1, 8) OBP: 0.276, SLG: 0.313										3	0	0	1	0	1	0						
15 Riley Adams, R (1, 2) OBP: 0.247, SLG: 0.292										3	1	1	0	1	2	2						
<b>Inning Stats</b>	R: 1 E: 0 K: 2 S: 12	H: 2 LOB: 2 BB: 1 P: 21	R: 5 E: 0 K: 1 S: 13	H: 5 LOB: 0 BB: 0 P: 19	R: 0 E: 0 K: 1 S: 7	H: 0 LOB: 0 BB: 0 P: 10	R: 0 E: 0 K: 1 S: 8	H: 0 LOB: 0 BB: 0 P: 14	R: 1 E: 0 K: 1 S: 12	H: 1 LOB: 0 BB: 0 P: 18	R: 0 E: 0 K: 1 S: 7	H: 0 LOB: 1 BB: 1 P: 14	R: 3 E: 0 K: 1 S: 20	H: 3 LOB: 2 BB: 2 P: 38	R: 3 E: 0 K: 1 S: 17	H: 3 LOB: 0 BB: 0 P: 21		1B: 10 2B: 1 3B: 0 HR: 3	SF: 1 SAC: 0 DP: 0 HBP: 0	WP: 1 PB: 0 SB: 0 CS: 0	PA: 42	
<b>PITCHER</b>	IP WLS BF H R ER SO BB IBB HBP BLK WP HR S P ERA WHIP	6.0 L 28 8 7 7 7 2 0 0 0 0 1 0 14 27 81.00 15.000	0.1 6 3 3 3 0 2 0 0 0 0 1 0 14 27 81.00 15.000	1.1 7 3 3 3 2 0 0 0 0 0 0 1 21 29 20.25 2.250	0.1 1 0 0 0 0 0 0 0 0 0 0 0 2 3 0.00 0.000	<b>PITCHER</b>																







Batter	1	2	3	4	5	6	7	8	9	AB	R	H	RBI	BB	SO	LOB	TOP			
12 Kyle Schwarber, L OBP: 0.320, SLG: 0.495										3	0	2	3	1	0	2	Philadelphia Phillies @ Washington Nationals Nationals Park, Washington, DC Sun Oct 02, 2022, 1:35 PM - 3:54 PM EDT Att: 32,779 - Overcast - 56 F			
17 Rhys Hoskins, R OBP: 0.335, SLG: 0.467										4	0	0	0	0	2	4				
3 Bryce Harper, L OBP: 0.366, SLG: 0.519										4	0	1	1	0	0	1				
10 J.T. Realmuto, R OBP: 0.342, SLG: 0.480										3	1	1	1	0	0	3				
28 Alec Bohm, R OBP: 0.318, SLG: 0.402										4	1	1	0	0	1	1				
8 Nick Castellanos, R OBP: 0.307, SLG: 0.394										3	1	0	0	1	1	1				
2 Bryan Segura, R OBP: 0.342, SLG: 0.395										2	2	2	0	1	0	0				
19 Matt Vierling, R OBP: 0.300, SLG: 0.355										3	1	2	0	0	0	2				
5 Bryson Stott, L OBP: 0.292, SLG: 0.348										3	2	2	3	0	0	2				
<b>Inning Stats</b>	R: 0 E: 0 K: 0 S: 7	H: 1 LOB: 1 BB: 0 P: 8	R: 1 E: 0 K: 1 S: 16	H: 2 LOB: 2 BB: 1 P: 26	R: 0 E: 0 K: 0 S: 9	H: 0 LOB: 1 BB: 0 P: 16	R: 3 E: 0 K: 2 S: 17	H: 4 LOB: 2 BB: 1 P: 28	R: 3 E: 0 K: 1 S: 20	H: 3 LOB: 1 BB: 1 P: 31	R: 1 E: 0 K: 0 S: 9	H: 1 LOB: 0 BB: 0 P: 14						1B: 7 2B: 3 3B: 0 HR: 1	SF: 0 SAC: 0 DP: 0 HBP: 1	WP: 0 PB: 0 SB: 1 CS: 0
<b>PITCHER</b>	IP WLS BF H R ER SO BB IBB HBP BLK WP HR S P ERA WHIP	4.2 L 28 10 7 7 3 3 0 1 0 0 0 63 101 13.50 2.786	5.1 1 1 1 1 0 0 0 0 0 0 0 1 15 22 6.75 0.750					<b>PITCHER</b>	IP WLS BF H R ER SO BB IBB HBP BLK WP HR S P ERA WHIP											

Batter	1	2	3	4	5	6	7	8	9	AB	R	H	RBI	BB	SO	LOB	BOTTOM			
28 Lane Thomas, R OBP: 0.304, SLG: 0.411										2	1	0	0	1	0	1	Philadelphia Phillies @ Washington Nationals Nationals Park, Washington, DC Sun Oct 02, 2022, 1:35 PM - 3:54 PM EDT Att: 32,779 - Overcast - 56 F			
5 CJ Abrams, L OBP: 0.281, SLG: 0.326										3	0	1	0	0	1	0				
45 Joey Meneses, R OBP: 0.368, SLG: 0.578										3	0	0	1	0	1	1				
34 Luke Voit, R OBP: 0.313, SLG: 0.410										3	0	0	0	0	2	1				
2 Luis García Jr., L OBP: 0.297, SLG: 0.411										2	0	0	0	0	1	0				
1 César Hernández, S OBP: 0.312, SLG: 0.319										2	0	1	0	0	1	0				
14 Ildemaro Vargas, S OBP: 0.300, SLG: 0.394										2	0	1	0	0	0	1				
16 Victor Robles, R OBP: 0.272, SLG: 0.308										2	0	0	0	0	1	2				
15 Riley Adams, R OBP: 0.243, SLG: 0.288										2	0	0	0	0	2	2				
<b>Inning Stats</b>	R: 0 E: 0 K: 0 S: 10	H: 0 LOB: 0 BB: 0 P: 14	R: 0 E: 0 K: 3 S: 9	H: 0 LOB: 0 BB: 0 P: 15	R: 0 E: 1 K: 1 S: 10	H: 1 LOB: 1 BB: 0 P: 14	R: 0 E: 0 K: 2 S: 10	H: 0 LOB: 0 BB: 0 P: 16	R: 0 E: 0 K: 1 S: 12	H: 1 LOB: 1 BB: 0 P: 18	R: 1 E: 0 K: 2 S: 12	H: 1 LOB: 1 BB: 1 P: 19						1B: 0 2B: 4 3B: 0 HR: 0	SF: 0 SAC: 0 DP: 1 HBP: 0	WP: 0 PB: 0 SB: 0 CS: 1
<b>PITCHER</b>	IP WLS BF H R ER SO BB IBB HBP BLK WP HR S P ERA WHIP	5.0 W 17 2 0 0 7 0 0 0 0 0 0 51 77 0.00 0.400	6.1 1 1 1 2 1 0 0 0 0 0 0 12 19 9.00 2.000					<b>PITCHER</b>	IP WLS BF H R ER SO BB IBB HBP BLK WP HR S P ERA WHIP											



Batter	1	2	3	4	5	6	7	8	9	AB R H RBI BB SO LOB	TOP											
12 Kyle Schwarber, L OBP: 0.324, SLG: 0.506										3 2 2 2 2 0 2	<b>Philadelphia Phillies @ Houston Astros</b> Minute Maid Park, Houston, TX Mon Oct 03 2022, 7:12 PM - 10:10 PM CDT Att: 32,324 - Roof Closed - 73 F											
17 Rhys Hoskins, R OBP: 0.334, SLG: 0.464										4 0 0 0 1 2 5												
3 Bryce Harper, L OBP: 0.365, SLG: 0.516										4 0 1 0 0 1 1												
10 J.T. Realmuto, R OBP: 0.341, SLG: 0.478										4 0 1 0 0 1 2												
28 Alec Bohm, R OBP: 0.316, SLG: 0.399										4 0 0 0 0 1 1												
8 Nick Castellanos, R OBP: 0.306, SLG: 0.392										3 0 0 0 1 1 0												
16 Brandon Marsh, L OBP: 0.294, SLG: 0.384										4 0 2 0 0 1 1												
2 Jean Segura, R OBP: 0.339, SLG: 0.390										4 0 0 0 0 1 3												
5 Bryson Stott, L OBP: 0.298, SLG: 0.363										3 1 3 1 1 0 0												
<b>Inning Stats</b>	R: 1 H: 2 E: 0 K: 0 S: 10	H: 2 LOB: 0 BB: 0 P: 18	R: 0 H: 0 E: 0 K: 1 S: 8	H: 0 LOB: 0 BB: 0 P: 11	R: 0 H: 1 E: 0 K: 0 S: 11	H: 1 LOB: 1 BB: 1 P: 18	R: 0 H: 1 E: 0 K: 0 S: 8	H: 1 LOB: 0 BB: 0 P: 13	R: 0 H: 2 E: 0 K: 1 S: 13	H: 2 LOB: 2 BB: 0 P: 21	R: 0 H: 0 E: 0 K: 3 S: 10	H: 0 LOB: 0 BB: 0 P: 13	R: 0 H: 0 E: 0 K: 1 S: 13	H: 0 LOB: 1 BB: 1 P: 22	R: 2 H: 2 E: 0 K: 0 S: 13	H: 2 LOB: 1 BB: 1 P: 22	R: 0 H: 1 E: 0 K: 2 S: 18	H: 1 LOB: 3 BB: 2 P: 29	1B: 4 2B: 2 3B: 0 HR: 3	SF: 0 SAC: 0 DP: 2 HBP: 0	WP: 0 PB: 0 SB: 0 CS: 1	PA: 39
<b>PITCHER</b>	IP WLS BF H R ER SO BB IBB HBP BLK WP HR S P ERA WHIP											IP WLS BF H R ER SO BB IBB HBP BLK WP HR S P ERA WHIP										
43 Lance McCullers Jr., R ERA: 2.27	6.0 L 22 6 1 1 5 1 0 0 0 0 1 60 94 1.50 1.167																					
65 José Uruquidy, R ERA: 3.94	2.0 10 2 2 2 1 2 0 0 0 0 2 26 44 9.00 2.000																					
88 Phil Maton, R ERA: 0.58	1.0 6 1 0 0 2 2 0 0 0 0 0 18 29 0.00 3.000																					

Batter	1	2	3	4	5	6	7	8	9	AB R H RBI BB SO LOB	BOTTOM											
27 Jose Altuve, R OBP: 0.384, SLG: 0.527										2 0 0 0 0 1 0	<b>Philadelphia Phillies @ Houston Astros</b> Minute Maid Park, Houston, TX Mon Oct 03 2022, 7:12 PM - 10:10 PM CDT Att: 32,324 - Roof Closed - 73 F											
16 Aledmys Diaz, R OBP: 0.292, SLG: 0.412										2 0 0 0 0 0 0												
3 Jeremy Peña, R OBP: 0.287, SLG: 0.420										3 0 1 0 0 2 0												
14 Mauricio Dubón, R OBP: 0.249, SLG: 0.307										2 0 0 0 0 0 0												
44 Yordan Alvarez, L OBP: 0.403, SLG: 0.606										1 0 1 0 0 0 0												
2 Alex Bregman, R OBP: 0.365, SLG: 0.457										3 0 0 0 0 1 2												
17 David Hensley, R OBP: 0.406, SLG: 0.500										3 0 0 0 0 0 0												
30 Kyle Tucker, L OBP: 0.331, SLG: 0.474										3 0 0 0 0 0 0												
10 Yuli Gurriel, R OBP: 0.286, SLG: 0.360										3 0 0 0 0 1 0												
Trey Mancini, R OBP: 0.322, SLG: 0.396										3 0 0 0 0 1 0												
6 Jake Meyers, R OBP: 0.258, SLG: 0.303										3 0 0 0 0 2 0												
15 Martín Maldonado, R OBP: 0.248, SLG: 0.344										2 0 0 0 0 2 0												
9 Christian Vázquez, R OBP: 0.312, SLG: 0.350										1 0 0 0 0 0 0												
<b>Inning Stats</b>	R: 0 H: 0 E: 0 K: 2 S: 10	H: 0 LOB: 0 BB: 0 P: 14	R: 0 H: 0 E: 0 K: 0 S: 5	H: 0 LOB: 0 BB: 0 P: 7	R: 0 H: 0 E: 0 K: 1 S: 7	H: 0 LOB: 0 BB: 0 P: 8	R: 0 H: 0 E: 0 K: 3 S: 9	H: 0 LOB: 0 BB: 0 P: 11	R: 0 H: 0 E: 0 K: 0 S: 9	H: 0 LOB: 0 BB: 0 P: 15	R: 0 H: 0 E: 0 K: 2 S: 13	H: 0 LOB: 2 BB: 0 P: 17	R: 0 H: 2 E: 0 K: 2 S: 13	H: 2 LOB: 0 BB: 0 P: 20	R: 0 H: 0 E: 0 K: 2 S: 11	H: 0 LOB: 0 BB: 0 P: 15	R: 0 H: 0 E: 0 K: 0 S: 11	H: 0 LOB: 0 BB: 0 P: 14	1B: 2 2B: 0 3B: 0 HR: 0	SF: 0 SAC: 0 DP: 0 HBP: 0	WP: 0 PB: 0 SB: 0 CS: 0	PA: 29
<b>PITCHER</b>	IP WLS BF H R ER SO BB IBB HBP BLK WP HR S P ERA WHIP											IP WLS BF H R ER SO BB IBB HBP BLK WP HR S P ERA WHIP										
27 Aaron Nola, R ERA: 3.25	6.2 W 22 2 0 0 9 0 0 0 0 0 0 63 88 0.00 0.300																					
46 José Alvarado, L ERA: 3.18	1.1 H 4 0 0 0 3 0 0 0 0 0 0 14 19 0.00 0.000																					
56 Zach Eflin, R ERA: 4.04	1.0 S 3 0 0 0 0 0 0 0 0 0 0 11 14 0.00 0.000																					



Batter	1	2	3	4	5	6	7	8	9	AB	R	H	RBI	BB	SO	LOB	TOP										
3 Bryce Harper, L (1, 10) OBP: 0.364, SLG: 0.514										4	0	1	0	0	2	1	<p>Philadelphia Phillies @ Houston Astros</p> <p>Minute Maid Park, Houston, TX</p> <p>Tue Oct 04 2022, 7:14 PM - 10:13 PM CDT</p> <p>Att: 32,032 - Roof Closed - 73 F</p>										
28 Alec Bohm, R (1, 5) OBP: 0.316, SLG: 0.398										4	0	1	0	0	0	1											
25 Darick Hall, L (1, 3) OBP: 0.286, SLG: 0.530										4	0	0	0	0	3	3											
16 Brandon Marsh, L (1, 8) OBP: 0.294, SLG: 0.382										3	0	0	0	1	3	3											
5 Bryson Stott, L (1, 6) OBP: 0.295, SLG: 0.359										4	0	0	0	0	2	4											
29 Nick Maton, L (1, 4) OBP: 0.341, SLG: 0.522										3	0	0	0	0	3	1											
19 Matt Vierling, R (1, 7) OBP: 0.297, SLG: 0.352										3	0	0	0	0	1	1											
18 Dalton Guthrie, R (1, 9) OBP: 0.480, SLG: 0.500										3	0	0	0	0	1	0											
21 Garrett Stubbs, L (1, 2) OBP: 0.359, SLG: 0.476										2	0	1	0	1	1	0											
<b>Inning Stats</b>	R: 0 E: 0 K: 2 S: 9	H: 0 LOB: 0 BB: 0 P: 14	R: 0 E: 0 K: 3 S: 12	H: 0 LOB: 0 BB: 0 P: 17	R: 0 E: 0 K: 3 S: 11	H: 0 LOB: 0 BB: 0 P: 15	R: 0 E: 0 K: 1 S: 8	H: 0 LOB: 1 BB: 1 P: 11	R: 0 E: 0 K: 1 S: 11	H: 0 LOB: 1 BB: 1 P: 20	R: 0 E: 0 K: 0 S: 10	H: 0 LOB: 0 BB: 1 P: 17	R: 0 E: 0 K: 2 S: 7	H: 0 LOB: 0 BB: 0 P: 13	R: 0 E: 0 K: 1 S: 8	H: 3 LOB: 3 BB: 0 P: 20		1B: 3 2B: 0 3B: 0 HR: 0	SF: 0 SAC: 0 DP: 0 HBP: 0	WP: 0 PB: 0 SB: 0 CS: 0	PA: 32						
<b>PITCHER</b>	IP	WLS	BF	H	R	ER	SO	BB	IBB	HBP	BLK	WP	HR	S	P	ERA	WHIP										
35 Justin Verlander, R (1, 1) ERA: 1.75	5.0	W	16	0	0	0	10	1	0	0	0	0	0	21	77	0.00	0.200										
58 Hunter Brown, R (6, 1) ERA: 0.89	2.1		8	0	0	0	3	1	0	0	0	0	0	50	36	0.00	0.429										
50 Hector Neris, R (8, 1) ERA: 3.72	0.2		2	0	0	0	0	0	0	0	0	0	0	5	7	0.00	0.000										
51 Will Smith, L (9, 1) ERA: 3.97	1.0		6	3	0	0	3	0	0	0	0	0	0	15	20	0.00	3.000										

AB	30
R	0
H	3
RBI	0
BB	2
SO	16
LOB	14



Batter	1	2	3	4	5	6	7	8	9	AB	R	H	RBI	BB	SO	LOB	BOTTOM										
27 Jose Altuve, R (1, 4) OBP: 0.387, SLG: 0.533										3	1	3	0	0	0	0	<p>Philadelphia Phillies @ Houston Astros</p> <p>Minute Maid Park, Houston, TX</p> <p>Tue Oct 04 2022, 7:14 PM - 10:13 PM CDT</p> <p>Att: 32,032 - Roof Closed - 73 F</p>										
14 Mauricio Dubón, R (5, PH) OBP: 0.251, SLG: 0.308										2	0	1	1	0	0	0											
3 Jeremy Peña, R (1, 6) OBP: 0.285, SLG: 0.426										4	1	2	2	0	1	2											
17 David Hensley, R (6, 4) OBP: 0.424, SLG: 0.500										0	1	0	0	1	0	0											
44 Yordan Alvarez, L (1, 10) OBP: 0.405, SLG: 0.612										5	2	3	0	0	0	4											
2 Alex Bregman, R (1, 5) OBP: 0.365, SLG: 0.455										4	1	1	1	1	0	3											
30 Kyle Tucker, L (1, 9) OBP: 0.331, SLG: 0.479										3	1	1	3	0	0	2											
6 Jake Meyers, R (6, 8) OBP: 0.268, SLG: 0.313										2	0	2	1	0	0	0											
10 Yuli Gurriel, R (1, 3) OBP: 0.286, SLG: 0.360										3	1	1	0	0	0	0											
Trey Mancini, R (6, 3) OBP: 0.321, SLG: 0.394										2	0	0	0	0	0	3											
16 Aledmys Diaz, R (1, 7) OBP: 0.288, SLG: 0.405										5	0	0	0	0	1	3											
20 Chas McCormick, R (1, 8) OBP: 0.327, SLG: 0.399										2	1	1	0	2	1	0											
15 Martin Maldonado, R (1, 2) OBP: 0.249, SLG: 0.354										2	1	1	1	0	1	1											
9 Christian Vazquez, R (5, PH) OBP: 0.313, SLG: 0.350										2	0	1	1	0	0	1											
<b>Inning Stats</b>	R: 5 E: 0 K: 1 S: 12	H: 4 LOB: 0 BB: 1 P: 25	R: 1 E: 0 K: 0 S: 16	H: 3 LOB: 2 BB: 0 P: 25	R: 0 E: 0 K: 1 S: 9	H: 0 LOB: 1 BB: 1 P: 17	R: 0 E: 0 K: 1 S: 8	H: 1 LOB: 1 BB: 0 P: 14	R: 2 E: 0 K: 0 S: 17	H: 5 LOB: 3 BB: 0 P: 22	R: 0 E: 0 K: 0 S: 8	H: 1 LOB: 1 BB: 0 P: 11	R: 0 E: 0 K: 0 S: 5	H: 0 LOB: 0 BB: 1 P: 10	R: 2 E: 0 K: 1 S: 12	H: 3 LOB: 1 BB: 1 P: 18	1B: 9 2B: 5 3B: 0 HR: 3	SF: 0 SAC: 0 DP: 2 HBP: 0	WP: 0 PB: 0 SB: 0 CS: 0	PA: 43							
<b>PITCHER</b>	IP	WLS	BF	H	R	ER	SO	BB	IBB	HBP	BLK	WP	HR	S	P	ERA	WHIP										
55 Ranger Suarez, L (1, 1) ERA: 3.65	3.0	L	18	7	6	6	2	2	0	0	0	0	0	18	27	18.00	3.000										
47 Chris Devenski, R (4, 1) ERA: 8.59	1.2		9	4	2	2	1	0	0	0	0	0	0	15	20	0.00	2.250										
75 Connor Brogdon, R (5, 1) ERA: 3.27	1.1		7	3	0	0	0	0	0	0	0	0	0	5	10	0.00	1.000										
30 David Robertson, R (7, 1) ERA: 2.4	1.0		3	0	0	0	0	1	0	0	0	0	0	5	10	0.00	1.000										
56 Saranthyony Dominguez, R (1, 1) ERA: 3.0	1.0		6	3	2	2	1	1	0	0	0	0	0	12	18	18.00	4.000										

AB	39
R	10
H	17
RBI	10
BB	4
SO	4
LOB	19





Batter	1	2	3	4	5	6	7	8	9	AB	R	H	RBI	BB	SO	LOB	TOP										
12 Kyle Schwarber, L (1,7) OBP: 0.323, SLG: 0.504 16 Brandon Marsh, L (4,8) OBP: 0.295, SLG: 0.384	G6-3		K			G3-1				2	0	0	0	0	1	0	<b>Philadelphia Phillies @ Houston Astros</b> Minute Maid Park, Houston, TX Wed Oct 05 2022, 3:14 PM - 6:01 PM CDT Att: 32,432 - Roof Closed - 73 F <a href="http://livebaseballscorecards.com">livebaseballscorecards.com</a>										
17 Rhys Hoskins, R (1,3) OBP: 0.332, SLG: 0.462	K		G6-3			K		SF7		3	0	0	1	0	2	0											
10 J.T. Realmuto, R (1,10) OBP: 0.342, SLG: 0.478 25 Darick Hall, L (6,PH) OBP: 0.282, SLG: 0.522					K			G1-6-3		2	0	1	0	0	1	0											
8 Nick Castellanos, R (1,9) OBP: 0.305, SLG: 0.389 5 Bryson Stott, L (7,6) OBP: 0.295, SLG: 0.358						F8			G6-3	3	0	0	0	0	1	1											
2 Jean Segura, R (1,4) OBP: 0.336, SLG: 0.387 28 Alec Bohm, R (8,5) OBP: 0.315, SLG: 0.398	K					G6-3			K	3	0	0	0	0	1	0											
19 Matt Vierling, R (1,8) OBP: 0.297, SLG: 0.351	K								K	4	0	1	0	0	2	0											
18 Dalton Guthrie, R (1,5) OBP: 0.500, SLG: 0.476										1	1	0	0	1	1	1											
29 Nick Maton, L (1,6) OBP: 0.341, SLG: 0.514										3	1	1	0	0	1	2											
21 Garrett Stubbs, L (1,2) OBP: 0.350, SLG: 0.462										3	0	0	0	0	3	3											
<b>Inning Stats</b>	R: 0 E: 0 K: 2 S: 12	H: 1 LOB: 1 BB: 0 P: 19	R: 0 E: 0 K: 3 S: 14	H: 0 LOB: 1 BB: 1 P: 23	R: 0 E: 0 K: 2 S: 11	H: 0 LOB: 0 BB: 0 P: 18	R: 0 E: 0 K: 1 S: 8	H: 0 LOB: 0 BB: 0 P: 15	R: 0 E: 0 K: 2 S: 9	H: 1 LOB: 1 BB: 0 P: 13	R: 0 E: 0 K: 2 S: 11	H: 0 LOB: 0 BB: 0 P: 16	R: 0 E: 0 K: 0 S: 6	H: 0 LOB: 0 BB: 0 P: 12	R: 2 E: 0 K: 1 S: 17	H: 2 LOB: 1 BB: 0 P: 27		R: 0 E: 0 K: 2 S: 11	H: 0 LOB: 0 BB: 0 P: 16	1B: 3 2B: 1 3B: 0 HR: 0	SF: 1 SAC: 0 DP: 0 HBP: 1	WP: 0 PB: 0 SB: 0 CS: 0	PA: 33				
<b>PITCHER</b>	IP	WLS	BF	H	R	ER	SO	BB	IBB	HBP	BLK	WP	HR	S	P	ERA	WHIP										
Framber Valdez, L (1,1) ERA: 2.82	5.0	W	18	2	0	0	10	1	0	0	0	0	0	54	88	0.00	0.600										
52 Bryan Abreu, R (6,1) ERA: 1.54	1.0	H	3	0	0	0	2	0	0	0	0	0	0	11	16	0.00	0.000										
45 Ryne Stanek, R (7,1) ERA: 1.15	1.0	H	3	0	0	0	0	0	0	0	0	0	0	6	12	0.00	0.000										
88 Phil Maton, R (8,1) ERA: 3.84	0.1	H	4	2	2	2	1	0	0	1	0	0	0	12	18	54.00	6.000										
47 Rafael Montero, R (8,1) ERA: 2.37	0.2	H	2	0	0	0	0	0	0	0	0	0	0	5	9	0.00	0.000										

Batter	1	2	3	4	5	6	7	8	9	AB	R	H	RBI	BB	SO	LOB	BOTTOM										
30 Kyle Tucker, L (1,9) OBP: 0.330, SLG: 0.478 20 Chas McCormick, R (2,9) OBP: 0.332, SLG: 0.407	L9									1	0	0	0	0	0	0	<b>Philadelphia Phillies @ Houston Astros</b> Minute Maid Park, Houston, TX Wed Oct 05 2022, 3:14 PM - 6:01 PM CDT Att: 32,432 - Roof Closed - 73 F <a href="http://livebaseballscorecards.com">livebaseballscorecards.com</a>										
16 Aledmys Diaz, R (1,4) OBP: 0.287, SLG: 0.403										4	0	1	0	0	0	3											
44 Yordan Alvarez, L (1,7) OBP: 0.406, SLG: 0.613 17 David Hensley, R (7,7) OBP: 0.441, SLG: 0.586										3	0	2	1	0	1	0											
2 Alex Bregman, R (1,5) OBP: 0.366, SLG: 0.454										3	0	1	0	1	0	3											
10 Yuli Gurriel, R (1,10) OBP: 0.288, SLG: 0.360										3	0	1	0	1	1	2											
Trey Mancini, R (1,3) OBP: 0.319, SLG: 0.391										4	0	0	0	0	2	4											
6 Jake Meyers, R (1,8) OBP: 0.269, SLG: 0.313										3	0	1	0	0	1	0											
14 Mauricio Dubón, R (1,6) OBP: 0.252, SLG: 0.313										3	1	1	0	0	1	1											
15 Martín Maldonado, R (1,2) OBP: 0.248, SLG: 0.352 9 Christian Vázquez, R (6,2) OBP: 0.315, SLG: 0.399										2	0	0	0	0	1	1											
<b>Inning Stats</b>	R: 0 E: 0 K: 0 S: 6	H: 2 LOB: 1 BB: 0 P: 11	R: 0 E: 0 K: 0 S: 6	H: 0 LOB: 0 BB: 1 P: 13	R: 2 E: 0 K: 1 S: 14	H: 3 LOB: 1 BB: 0 P: 20	R: 0 E: 0 K: 2 S: 10	H: 0 LOB: 0 BB: 0 P: 15	R: 0 E: 0 K: 1 S: 9	H: 1 LOB: 1 BB: 0 P: 12	R: 0 E: 0 K: 2 S: 9	H: 2 LOB: 1 BB: 0 P: 16	R: 1 E: 0 K: 0 S: 11	H: 3 LOB: 1 BB: 0 P: 14	R: 0 E: 0 K: 1 S: 8	H: 1 LOB: 1 BB: 1 P: 16		1B: 8 2B: 2 3B: 1 HR: 1	SF: 0 SAC: 0 DP: 4 HBP: 0	WP: 0 PB: 0 SB: 0 CS: 0	PA: 33						
<b>PITCHER</b>	IP	WLS	BF	H	R	ER	SO	BB	IBB	HBP	BLK	WP	HR	S	P	ERA	WHIP										
70 Bailey Falter, L (1,1) ERA: 3.68	1.0	L	25	9	3	3	6	1	0	0	0	0	1	59	90	4.50	1.667										
49 Michael Plassmeyer, L (2,1) ERA: 3.68	6.0	L	25	9	3	3	6	1	0	0	0	0	1	59	90	4.50	1.667										
57 Nick Nelson, R (8,1) ERA: 4.88	1.0	L	1	0	0	0	1	1	0	0	0	0	0	8	16	0.00	2.000										



Batter	1	2	3	4	5	6	7	8	9	AB	R	H	RBI	BB	SO	LOB	TOP										
12 Kyle Schwarber, L (1,7)										4	0	0	1	0	2	3											
17 Rhys Hoskins, R (1,3)										5	0	0	0	0	0	2	3										
10 J.T. Realmuto, R (1,2) OBP: 0.250, SLG: 0.250										4	1	1	0	0	0	0											
3 Bryce Harper, L (1,10)										3	1	0	0	1	1	0											
8 Nick Castellanos, R (1,9)										3	1	0	0	1	1	0											
28 Alec Bohm, R (1,5) OBP: 0.500, SLG: 0.667										3	0	1	1	0	0	0											
33 Edmundo Sosa, R (9,PR) (9,5)										0	1	0	0	0	0	0											
2 Jean Segura, R (1,4) OBP: 0.250, SLG: 0.250										4	1	1	2	0	0	1											
5 Bryson Stott, L (1,6)										2	1	0	1	2	0	2											
19 Matt Vierling, R (1,8) OBP: 0.500, SLG: 0.500										2	0	1	0	0	0	1											
16 Brandon Marsh, L (8,PH) OBP: 0.500, SLG: 0.500										2	0	1	1	0	1	1											
<b>Inning Stats</b>	R: 0 E: 0 K: 0 S: 8	H: 0 LOB: 0 BB: 0 P: 12	R: 0 E: 0 K: 0 S: 5	H: 0 LOB: 0 BB: 0 P: 6	R: 0 E: 0 K: 1 S: 11	H: 1 LOB: 2 BB: 1 P: 24	R: 0 E: 0 K: 1 S: 11	H: 0 LOB: 0 BB: 0 P: 15	R: 0 E: 0 K: 1 S: 9	H: 1 LOB: 1 BB: 0 P: 13	R: 0 E: 0 K: 1 S: 9	H: 0 LOB: 0 BB: 0 P: 17	R: 0 E: 0 K: 1 S: 7	H: 0 LOB: 0 BB: 0 P: 11	R: 0 E: 0 K: 1 S: 8	H: 0 LOB: 1 BB: 2 P: 18	R: 6 E: 0 K: 2 S: 24	H: 3 LOB: 1 BB: 2 P: 45	1B: 4 2B: 1 3B: 0 HR: 0	SF: 1 SAC: 0 DP: 0 HBP: 1	WP: 0 PB: 0 SB: 0 CS: 0	PA: 38					
<b>PITCHER</b>	IP	WLS	BF	H	R	ER	SO	BB	IBB	HBP	BLK	WP	HR	S	P	ERA	WHIP										
62 Jose Quintana, L (1,1)	5.1		19	2	0	0	3	1	0	0	0	0	0	47	75	0.00	0.562										
12 Jordan Hicks, R (8,1)	0.2		2	0	0	0	0	0	0	0	0	0	0	6	12	0.00	0.000										
65 Giovanni Gallegos, R (7,1)	1.1		5	0	0	0	1	1	0	0	0	0	0	9	19	0.00	0.750										
56 Ryan Helsley, R (8,1)	1.0	L	7	1	4	4	2	2	0	1	0	0	0	15	33	36.00	3.000										
53 Andre Pallante, R (9,1)	0.2	B	5	2	2	2	1	0	0	0	0	0	0	15	22	27.00	3.000										

Philadelphia Phillies @ St. Louis Cardinals  
 Busch Stadium, St. Louis, MO  
 Fri Oct 07 2022, 1:09 PM - 4:35 PM CDT  
 Att: 45,911 - Partly Cloudy - 62 F

AB 32  
 R 6  
 H 5  
 RBI 6  
 BB 4  
 SO 7  
 LOB 11



Batter	1	2	3	4	5	6	7	8	9	AB	R	H	RBI	BB	SO	LOB	BOTTOM										
21 Lars Nootbaar, L (1,9) OBP: 0.500, SLG: 0.333										3	0	1	0	1	1	0											
5 Albert Pujols, R (1,10)										4	0	0	0	0	0	3											
46 Paul Goldschmidt, R (1,3)										3	0	0	0	0	1	2											
28 Nolan Arenado, R (1,5) OBP: 0.250, SLG: 0.250										4	1	1	0	0	0	2											
33 Brendan Donovan, L (1,4)										3	0	0	0	0	1	1											
11 Paul DeJong, R (8,6)										1	0	0	0	0	0	1											
3 Dylan Carlson, S (1,8) (8,9)										2	1	0	0	2	0	0											
25 Corey Dickerson, L (1,7)										2	0	0	0	0	1	0											
36 Juan Yezzer, R (7,PH) OBP: 1.000, SLG: 4.000										1	1	1	2	0	0	0											
26 Ben DeLuizo, R (8,8)										0	0	0	0	0	0	0											
16 Nolan Gorman, L (9,PH) OBP: 1.000, SLG: 1.000										1	0	1	1	0	0	0											
4 Yadier Molina, R (1,2)										4	0	0	0	0	2	2											
19 Tommy Edman, S (1,6) OBP: 0.333, SLG: 0.333										3	0	1	0	0	1	0											
<b>Inning Stats</b>	R: 0 E: 0 K: 1 S: 10	H: 1 LOB: 1 BB: 0 P: 18	R: 0 E: 0 K: 1 S: 8	H: 0 LOB: 0 BB: 0 P: 12	R: 0 E: 0 K: 0 S: 9	H: 0 LOB: 0 BB: 0 P: 14	R: 0 E: 0 K: 1 S: 10	H: 0 LOB: 1 BB: 0 P: 14	R: 0 E: 0 K: 0 S: 9	H: 1 LOB: 1 BB: 1 P: 14	R: 2 E: 0 K: 0 S: 10	H: 1 LOB: 0 BB: 0 P: 15	R: 0 E: 0 K: 2 S: 9	H: 0 LOB: 0 BB: 0 P: 15	R: 0 E: 0 K: 1 S: 15	H: 2 LOB: 2 BB: 1 P: 22	1B: 4 2B: 0 3B: 0 HR: 1	SF: 0 SAC: 0 DP: 1 HBP: 1	WP: 0 PB: 0 SB: 0 CS: 0	PA: 35							
<b>PITCHER</b>	IP	WLS	BF	H	R	ER	SO	BB	IBB	HBP	BLK	WP	HR	S	P	ERA	WHIP										
45 Zack Wheeler, R (1,1)	6.1		22	2	0	0	4	1	0	1	0	0	0	7	12	27.00	3.000										
46 José Alvarado, L (7,1)	0.2		4	1	2	2	0	1	0	0	0	0	1	7	12	27.00	3.000										
30 David Robertson, R (8,1)	1.0	W	3	0	0	0	2	0	0	0	0	0	0	9	15	0.00	0.000										
56 Zach Eflin, R (9,1)	1.0		6	2	1	1	1	1	0	0	0	0	0	15	22	9.00	3.000										

Philadelphia Phillies @ St. Louis Cardinals  
 Busch Stadium, St. Louis, MO  
 Fri Oct 07 2022, 1:09 PM - 4:35 PM CDT  
 Att: 45,911 - Partly Cloudy - 62 F

AB 31  
 R 3  
 H 5  
 RBI 3  
 BB 3  
 SO 7  
 LOB 11









Batter	1	2	3	4	5	6	7	8	9	AB	R	H	RBI	BB	SO	LOB	TOP					
12 Kyle Schwarber, L (1,7)	G3-1	G4-3		K	G5-3			F8		5	0	0	0	0	1	2	Philadelphia Phillies @ Atlanta Braves Truist Park, Atlanta, GA Tue Oct 11 2022, 1:08 PM - 4:56 PM EDT Att: 42,641 - Partly Cloudy - 72 F					
16 Brandon Marsh, L (8,8)										0	0	0	0	0	0							
17 Rhys Hoskins, R (1,3)	F7	L5		8 1B	K			K		5	1	1	0	0	2	1						
10 J.T. Realmuto, R (1,2)	8 1B		E1 2B 28 SF8	K	K			K		5	2	1	0	0	3	2						
3 Bryce Harper, L (1,10)	8 1B		SH2-3	8 1B						3	1	3	0	1	0	0						
8 Nick Castellanos, R (1,9)	28 1B			IBB						5	1	3	3	0	0	2						
28 Alec Bohm, R (1,5)																						
2 Jean Segura, R (1,4)																						
19 Matt Vierling, R (1,8)																						
33 Edmundo Sosa, R (1,6)																						
<b>Inning Stats</b>	R: 2 E: 0 K: 0 S: 14	H: 4 LOB: 2 BB: 0 P: 17	R: 0 E: 0 K: 1 S: 9	H: 1 LOB: 1 BB: 0 P: 11	R: 2 E: 1 K: 3 S: 12	H: 2 LOB: 1 BB: 0 P: 16	R: 2 E: 0 K: 3 S: 20	H: 2 LOB: 2 BB: 2 P: 33	R: 1 E: 0 K: 0 S: 9	H: 1 LOB: 0 BB: 0 P: 11	R: 0 E: 0 K: 2 S: 10	H: 0 LOB: 0 BB: 0 P: 9	R: 0 E: 0 K: 1 S: 11	H: 0 LOB: 0 BB: 0 P: 15	R: 0 E: 0 K: 1 S: 8	H: 1 LOB: 1 BB: 0 P: 12	1B: 7 2B: 5 3B: 0 HR: 0	SF: 2 SAC: 2 DP: 0 HBP: 0	WP: 0 PB: 0 SB: 0 CS: 0	PA: 42		
<b>PITCHER</b>	IP WLS BF H R ER SO	IP WLS BF H R ER SO	IP WLS BF H R ER SO	IP WLS BF H R ER SO	IP WLS BF H R ER SO	IP WLS BF H R ER SO	IP WLS BF H R ER SO	IP WLS BF H R ER SO	IP WLS BF H R ER SO	IP WLS BF H R ER SO	IP WLS BF H R ER SO	IP WLS BF H R ER SO	IP WLS BF H R ER SO	IP WLS BF H R ER SO	IP WLS BF H R ER SO	IP WLS BF H R ER SO	ERA WHIP	ERA WHIP	ERA WHIP			
54 Max Fried, L (1,1)	3.1 L	20 8 6 4 2	2 1 1 1 2	0 0 0 0 0	0 0 0 0 0	0 0 18 25	6.75 1.500	52 Dylan Lee, L (5,1)	1.0 4 1 0 0 2	0 0 0 0 0	0 0 10 12	0.00 1.000	32 Collin McHugh, R (6,1)	1.1 4 0 0 0 1	0 0 0 0 0	0 0 8 10	0.00 0.000	53 Jackson Stephens, R (8,1)	2.0 7 1 0 0 2	0 0 0 0 0	0 0 19 27	0.00 0.500

AB	36
R	7
H	12
RBI	7
BB	2
SO	9
LOB	13



Batter	1	2	3	4	5	6	7	8	9	AB	R	H	RBI	BB	SO	LOB	BOTTOM							
13 Ronald Acuña Jr., R (1,9)	28 BB		28 1B			F7			7 1B 28 HR	4	1	3	0	1	0	0	Philadelphia Phillies @ Atlanta Braves Truist Park, Atlanta, GA Tue Oct 11 2022, 1:08 PM - 4:56 PM EDT Att: 42,641 - Partly Cloudy - 72 F							
7 Dansby Swanson, R (1,6)										5	1	1	0	0	4	4								
27 Austin Riley, R (1,5)	28 BB									4	0	0	0	1	3	3								
28 Matt Olson, L (1,3)	24 BB									3	2	2	3	2	0	0								
24 William Contreras, R (1,10)	G6-3									4	1	1	0	1	1	3								
16 Travis d'Arnaud, R (1,2)										5	1	2	3	0	1	3								
11 Orlando Arcia, R (1,4)										2	0	0	0	2	1	0								
23 Michael Harris II, L (1,8)										4	0	0	0	0	0	3								
15 Robbie Grossman, S (1,7)										2	0	0	0	0	1	1								
18 Vaughn Grissom, R (5,PH)										1	0	0	0	0	1	2								
8 Eddie Rosario, L (6,7)										0	0	0	0	0	0	0								
20 Marcell Ozuna, R (8,PH)										1	0	0	0	0	0	0								
<b>Inning Stats</b>	R: 0 E: 0 K: 1 S: 13	H: 1 LOB: 2 BB: 0 P: 26	R: 1 E: 0 K: 1 S: 10	H: 1 LOB: 0 BB: 0 P: 17	R: 0 E: 0 K: 3 S: 17	H: 1 LOB: 3 BB: 2 P: 32	R: 0 E: 0 K: 1 S: 15	H: 1 LOB: 2 BB: 1 P: 28	R: 2 E: 0 K: 1 S: 18	H: 2 LOB: 2 BB: 2 P: 33	R: 0 E: 0 K: 2 S: 7	H: 0 LOB: 0 BB: 0 P: 10	R: 0 E: 0 K: 1 S: 7	H: 0 LOB: 0 BB: 0 P: 8	R: 0 E: 0 K: 1 S: 7	H: 0 LOB: 0 BB: 0 P: 11	R: 3 E: 0 K: 1 S: 13	H: 3 LOB: 0 BB: 0 P: 18	1B: 4 2B: 3 3B: 0 HR: 2	SF: 0 SAC: 0 DP: 1 HBP: 0	WP: 0 PB: 0 SB: 0 CS: 0	PA: 42		
<b>PITCHER</b>	IP WLS BF H R ER SO	IP WLS BF H R ER SO	IP WLS BF H R ER SO	IP WLS BF H R ER SO	IP WLS BF H R ER SO	IP WLS BF H R ER SO	IP WLS BF H R ER SO	IP WLS BF H R ER SO	IP WLS BF H R ER SO	IP WLS BF H R ER SO	IP WLS BF H R ER SO	IP WLS BF H R ER SO	IP WLS BF H R ER SO	IP WLS BF H R ER SO	IP WLS BF H R ER SO	IP WLS BF H R ER SO	ERA WHIP	ERA WHIP	ERA WHIP					
55 Ranger Suarez, L (1,1)	3.1 L	17 3 1 0 0 1	0 0 0 0 0	0 0 0 0 0	0 0 9 17	0.00 1.500	64 Andrew Bellatti, R (4,1)	0.2 5 2 2 2 0	2 0 0 0 0	2 0 0 0	0 0 13 24	54.00 12.000	52 Brad Hand, L (5,1)	0.2 H	2 0 0 0 1	0 0 0 0	0 0 9 0	0.00 0.000	56 Saranthony Dominguez, R (1,1)	2.0 W	6 0 0 0 0 3	0 0 0 0	0 0 14 18	0.00 0.000

AB	35
R	6
H	9
RBI	6
BB	7
SO	12
LOB	19





Batter	1	2	3	4	5	6	7	8	9	AB	R	H	RBI	BB	SO	LOB	TOP								
12 Kyle Schwarber, L (1,7)	G5-3		K			K		K		4	0	0	0	0	3	1	Philadelphia Phillies @ Atlanta Braves Truist Park, Atlanta, GA Wed Oct 12 2022, 7:31 PM - 10:18 PM EDT Att: 42,735 - Partly Cloudy - 65 F								
17 Rhys Hoskins, R (1,3)	G5-3			F7		K		G6-3	4	0	0	0	0	1	0										
10 J.T. Realmuto, R (1,2)	K			1B		P6		F8	4	0	1	0	0	1	0										
3 Bryce Harper, L (1,10)		L8		F8			F8	K	4	0	1	0	0	1	1										
8 Nick Castellanos, R (1,9)		L8		F8			G6-3		3	0	0	0	0	0	2										
28 Alec Bohm, R (1,5)		G3			F9		F8		3	0	0	0	0	0	1										
16 Brandon Marsh, L (1,8)								G1-3	1	0	0	0	1	1	1										
19 Matt Vierling, R (8,PH)									1	0	0	0	0	0	0										
2 Jean Segura, R (1,4)			G6-3			K			3	0	1	0	0	1	1										
5 Bryson Stott, L (1,6)					P5			P5	3	0	0	0	0	0	2										
<b>Inning Stats</b>	R: 0 E: 0 K: 1 S: 8	H: 0 LOB: 0 BB: 0 P: 10	R: 0 E: 0 K: 1 S: 8	H: 1 LOB: 1 BB: 0 P: 12	R: 0 E: 0 K: 1 S: 10	H: 0 LOB: 0 BB: 0 P: 14	R: 0 E: 0 K: 0 S: 7	H: 1 LOB: 1 BB: 0 P: 13	R: 0 E: 0 K: 1 S: 9	H: 0 LOB: 1 BB: 1 P: 20	R: 0 E: 0 K: 2 S: 9	H: 0 LOB: 0 BB: 0 P: 14	R: 0 E: 0 K: 0 S: 8	H: 0 LOB: 0 BB: 0 P: 12	R: 0 E: 0 K: 1 S: 9	H: 1 LOB: 1 BB: 0 P: 13	R: 0 E: 0 K: 1 S: 9	H: 0 LOB: 0 BB: 0 P: 12	1B: 2 2B: 1 3B: 0 HR: 0	SF: 0 SAC: 0 DP: 0 HBP: 0	WP: 0 PB: 0 SB: 0 CS: 0	PA: 31			
<b>PITCHER</b>	IP WLS BF ERA WHIP	IP WLS BF ERA WHIP	IP WLS BF ERA WHIP	IP WLS BF ERA WHIP	IP WLS BF ERA WHIP	IP WLS BF ERA WHIP	IP WLS BF ERA WHIP	IP WLS BF ERA WHIP	IP WLS BF ERA WHIP	IP WLS BF ERA WHIP	IP WLS BF ERA WHIP	IP WLS BF ERA WHIP	IP WLS BF ERA WHIP	IP WLS BF ERA WHIP	IP WLS BF ERA WHIP	IP WLS BF ERA WHIP	IP WLS BF ERA WHIP	IP WLS BF ERA WHIP	IP WLS BF ERA WHIP	IP WLS BF ERA WHIP	IP WLS BF ERA WHIP	IP WLS BF ERA WHIP	IP WLS BF ERA WHIP		
30 Kyle Wright, R (1,1)	6.0	W	21	2	0	0	6	1	0	0	0	0	0	0	0	0	0.00	0.500							
33 A.J. Minter, L (7,1)	1.0	H	3	0	0	0	0	0	0	0	0	0	0	0	0	0	0.00	0.000							
26 Raisel Iglesias, R (8,1)	1.0	H	4	1	0	0	1	0	0	0	0	0	0	0	0	0	0.00	1.000							
74 Kenley Jansen, R (9,1)	1.0	S	3	0	0	0	1	0	0	0	0	0	0	0	0	0	0.00	0.000							

AB	30
R	0
H	3
RBI	0
BB	1
SO	8
LOB	9



Batter	1	2	3	4	5	6	7	8	9	AB	R	H	RBI	BB	SO	LOB	BOTTOM								
13 Ronald Acuña Jr., R (1,9)	G6-3			1B		HBP		K		3	1	1	0	0	1	0	Philadelphia Phillies @ Atlanta Braves Truist Park, Atlanta, GA Wed Oct 12 2022, 7:31 PM - 10:18 PM EDT Att: 42,735 - Partly Cloudy - 65 F								
7 Dansby Swanson, R (1,6)	K			F8		BB		F7	3	1	0	0	1	1	1										
28 Matt Olson, L (1,3)	K			K		1B			3	1	1	1	1	2	1										
27 Austin Riley, R (1,5)		G6-3		G3-1		1B		F7	4	0	1	1	0	0	2										
16 Travis d'Arnaud, R (1,2)		L3			K				3	0	1	1	0	1	0										
23 Michael Harris II, L (1,8)		G4-3			F7			G4-3	3	0	0	0	0	0	2										
11 Orlando Arcia, R (1,4)				P6		G6-3		P3	3	0	0	0	0	0	0										
20 Marcell Ozuna, R (1,10)				F8		K		F7	3	0	0	0	0	1	0										
8 Eddie Rosario, L (1,7)				F8		L8		G4-3	3	0	0	0	0	0	0										
<b>Inning Stats</b>	R: 0 E: 0 K: 2 S: 7	H: 0 LOB: 0 BB: 0 P: 8	R: 0 E: 0 K: 0 S: 6	H: 0 LOB: 0 BB: 0 P: 9	R: 0 E: 0 K: 0 S: 5	H: 0 LOB: 0 BB: 0 P: 10	R: 0 E: 0 K: 1 S: 9	H: 1 LOB: 1 BB: 0 P: 14	R: 0 E: 0 K: 1 S: 7	H: 0 LOB: 0 BB: 0 P: 9	R: 3 E: 0 K: 1 S: 17	H: 3 LOB: 2 BB: 1 P: 29	R: 0 E: 0 K: 0 S: 6	H: 0 LOB: 0 BB: 0 P: 11	R: 0 E: 0 K: 1 S: 8	H: 0 LOB: 1 BB: 1 P: 16		R: 0 E: 0 K: 1 S: 8	H: 0 LOB: 0 BB: 0 P: 12	1B: 4 2B: 0 3B: 0 HR: 0	SF: 0 SAC: 0 DP: 0 HBP: 1	WP: 0 PB: 0 SB: 0 CS: 0	PA: 31		
<b>PITCHER</b>	IP WLS BF ERA WHIP	IP WLS BF ERA WHIP	IP WLS BF ERA WHIP	IP WLS BF ERA WHIP	IP WLS BF ERA WHIP	IP WLS BF ERA WHIP	IP WLS BF ERA WHIP	IP WLS BF ERA WHIP	IP WLS BF ERA WHIP	IP WLS BF ERA WHIP	IP WLS BF ERA WHIP	IP WLS BF ERA WHIP	IP WLS BF ERA WHIP	IP WLS BF ERA WHIP	IP WLS BF ERA WHIP	IP WLS BF ERA WHIP	IP WLS BF ERA WHIP	IP WLS BF ERA WHIP	IP WLS BF ERA WHIP	IP WLS BF ERA WHIP	IP WLS BF ERA WHIP	IP WLS BF ERA WHIP	IP WLS BF ERA WHIP		
45 Zack Wheeler, R (1,1)	6.0	L	24	4	3	3	5	1	0	1	0	0	0	0	0	0	4.50	0.833							
64 Andrew Bellatti, R (7,1)	1.0		3	0	0	0	0	0	0	0	0	0	0	0	0	0	0.00	0.000							
43 Noah Syndergaard, R (8,1)	1.0		4	0	0	0	1	1	0	0	0	0	0	0	0	0	0.00	1.000							

AB	28
R	3
H	4
RBI	3
BB	2
SO	6
LOB	6















Batter	1	2	3	4	5	6	7	8	9	AB R H RBI BB SO LOB	TOP
12 Kyle Schwarber, L OBP: 0.290, SLG: 0.261 19 Matt Vierling, R OBP: 0.167, SLG: 0.167	4-2 G5-3 WP BB		2-2 1B			0-0 HR		1-3 K		3 1 2 1 1 1 0 0 0 0 0 0 0 0	<p>Philadelphia Phillies @ San Diego Padres</p> <p>Petco Park, San Diego, CA</p> <p>Tue Oct 18 2022, 5:05 PM - 7:47 PM PDT</p> <p>Att: 44,826 - Clear - 78 F</p> <p>livebaseballscorecards.com</p> <p>AB 30 R 2 H 3 RBI 2 BB 1 SO 9 LOB 4</p> 
17 Rhys Hoskins, R OBP: 0.167, SLG: 0.267	2-2 F8		0-3 K			1-0 F4		0-2 P1	4 0 0 0 0 1 2		
10 J.T. Realmuto, R OBP: 0.267, SLG: 0.321	1-1 G5-3			2-3 K		2-0 G6-3		0-0 G6-3	4 0 0 0 0 1 1		
3 Bryce Harper, L OBP: 0.448, SLG: 0.963	2-2 L4-3			1-0 HR		1-1 L9		1-2 L9	4 1 1 1 0 0 1		
8 Nick Castellanos, R OBP: 0.250, SLG: 0.231	0-3 K		2-2 F7			1-2 L5			3 0 0 0 0 1 0		
28 Alec Bohm, R OBP: 0.259, SLG: 0.261	3-3 K		1-3 K			0-0 G5-3			3 0 0 0 0 2 0		
5 Bryson Stott, L OBP: 0.238, SLG: 0.167	0-2 F7			2-2 G3		2-1 F8			3 0 0 0 0 0 0		
2 Jean Segura, R OBP: 0.417, SLG: 0.429			2-3 K		1-1 G6-3		1-1 F9		3 0 0 0 0 1 0		
16 Brandon Marsh, L OBP: 0.333, SLG: 0.563			1-3 K		0-0 G3		1-3 K		3 0 0 0 0 2 0		
<b>Inning Stats</b>	R: 0 H: 0 E: 0 LOB: 1 K: 0 BB: 1 S: 10 P: 19	R: 0 H: 0 E: 0 LOB: 0 K: 2 BB: 0 S: 12 P: 15	R: 0 H: 1 E: 0 LOB: 1 K: 3 BB: 0 S: 12 P: 17	R: 1 H: 1 E: 0 LOB: 0 K: 2 BB: 0 S: 10 P: 16	R: 0 H: 0 E: 0 LOB: 0 K: 0 BB: 0 S: 7 P: 10	R: 1 H: 1 E: 0 LOB: 0 K: 0 BB: 0 S: 5 P: 9	R: 0 H: 0 E: 0 LOB: 0 K: 0 BB: 0 S: 6 P: 9	R: 0 H: 0 E: 0 LOB: 0 K: 2 BB: 0 S: 10 P: 13	R: 0 H: 0 E: 0 LOB: 0 K: 0 BB: 0 S: 7 P: 8	1B: 1 SF: 0 2B: 0 SAC: 0 3B: 0 DP: 0 HR: 2 HBP: 0	
<b>PITCHER</b>	IP WLS BF H R ER SO BB IBB HBP BLK WP HR S P ERA WHIP	<b>PITCHER</b>									
11 Yu Darvish, R ERA: 2.84	7.0 L 25 3 2 2 7 1 0 0 0 0 1 2 62 95 2.57 0.571										
21 Nick Martinez, R ERA: 1.5	1.0 3 0 0 0 2 0 0 0 0 0 0 0 10 13 0.00 0.000										
66 Luis Garcia, R ERA:	1.0 3 0 0 0 0 0 0 0 0 0 0 0 7 8 0.00 0.000										

Batter	1	2	3	4	5	6	7	8	9	AB R H RBI BB SO LOB	BOTTOM
10 Jurickson Profar, S OBP: 0.294, SLG: 0.357	2-2 G4-3		0-0 G4-3			2-3 K			4-1 22 E BB	3 0 0 0 1 1 0	<p>Philadelphia Phillies @ San Diego Padres</p> <p>Petco Park, San Diego, CA</p> <p>Tue Oct 18 2022, 5:05 PM - 7:47 PM PDT</p> <p>Att: 44,826 - Clear - 78 F</p> <p>livebaseballscorecards.com</p> <p>AB 29 R 0 H 1 RBI 0 BB 2 SO 11 LOB 9</p> 
22 Juan Soto, L OBP: 0.294, SLG: 0.258	4-0 BB			3-3 K		0-3 K		0-0 FC5	3 0 0 0 1 2 1		
13 Manny Machado, R OBP: 0.343, SLG: 0.516	0-2 F7			0-0 L8		2-2 F9		1-1 F9	4 0 0 0 0 0 3		
24 Josh Bell, S OBP: 0.167, SLG: 0.261	1-3 K			1-0 L8		0-1 L4		1-3 K	4 0 0 0 0 2 3		
9 Jake Cronenworth, L OBP: 0.219, SLG: 0.313		0-3 K			0-0 F7		1-3 K		3 0 0 0 0 2 0		
5 Wil Myers, R OBP: 0.148, SLG: 0.231		1-3 K			2-1 1B		1-3 K		3 0 1 0 0 2 0		
7 Ha-Seong Kim, R OBP: 0.273, SLG: 0.276		0-0 F8			0-1 P3		1-0 P5		3 0 0 0 0 0 1		
2 Trent Grisham, L OBP: 0.467, SLG: 0.708			0-0 G3-1		2-3 K		0-3 K		3 0 0 0 0 2 1		
26 Austin Nola, R OBP: 0.393, SLG: 0.417			0-2 G4-3			0-0 F9		1-2 G6-3	3 0 0 0 0 0 0		
<b>Inning Stats</b>	R: 0 H: 0 E: 0 LOB: 1 K: 1 BB: 1 S: 14 P: 24	R: 0 H: 0 E: 0 LOB: 0 K: 2 BB: 0 S: 7 P: 8	R: 0 H: 0 E: 0 LOB: 0 K: 0 BB: 0 S: 5 P: 5	R: 0 H: 0 E: 0 LOB: 0 K: 1 BB: 0 S: 6 P: 10	R: 0 H: 1 E: 0 LOB: 1 K: 1 BB: 0 S: 8 P: 12	R: 0 H: 0 E: 0 LOB: 0 K: 2 BB: 0 S: 10 P: 12	R: 0 H: 0 E: 0 LOB: 0 K: 1 BB: 0 S: 9 P: 12	R: 0 H: 0 E: 0 LOB: 0 K: 2 BB: 0 S: 7 P: 9	R: 0 H: 0 E: 1 LOB: 2 K: 1 BB: 1 S: 10 P: 17	1B: 1 SF: 0 2B: 0 SAC: 0 3B: 0 DP: 0 HR: 0 HBP: 0	
<b>PITCHER</b>	IP WLS BF H R ER SO BB IBB HBP BLK WP HR S P ERA WHIP	<b>PITCHER</b>									
45 Zack Wheeler, R ERA: 1.4	7.0 W 23 1 0 0 8 1 0 0 0 0 0 0 7 9 0.00 0.286										
58 Seranthony Dominguez, R ERA:	1.0 H 3 0 0 0 2 0 0 0 0 0 0 0 7 9 0.00 0.000										
46 José Alvarado, L ERA: 4.5	1.0 S 5 0 0 0 1 1 0 0 0 0 0 0 10 17 0.00 1.000										



Batter	1	2	3	4	5	6	7	8	9	AB	R	H	RBI	BB	SO	LOB	TOP										
12 Kyle Schwarber, L OBP: 0.286, SLG: 0.231	F8	G3			BB		G5-3			3	0	0	1	1	0	1											
17 Rhys Hoskins, R OBP: 0.171, SLG: 0.353	F8	F9						HR		4	1	1	1	0	1	2											
10 J.T. Realmuto, R OBP: 0.265, SLG: 0.313	L8		L5					1B		4	0	1	0	0	1	1											
3 Bryce Harper, L OBP: 0.455, SLG: 0.935		1B	P5					1B		4	1	2	0	0	0	1											
8 Nick Castellanos, R OBP: 0.250, SLG: 0.233		1B	F7					K		4	1	1	0	0	2	1											
28 Alec Bohm, R OBP: 0.259, SLG: 0.259		1B		K				G6-3		4	1	1	1	0	2	1											
2 Juan Segura, R OBP: 0.357, SLG: 0.360		K		G1-3				G5-3		4	0	0	0	0	2	3											
19 Matt Vierling, R OBP: 0.200, SLG: 0.300				K				K		4	1	1	1	0	3	0											
33 Edmundo Sosa, R OBP: 0.500, SLG: 0.750		1B						K		2	0	1	1	0	1	0											
5 Bryson Stott, L OBP: 0.227, SLG: 0.158		1B		K2-3				K		1	0	0	0	0	1	0											
<b>Inning Stats</b>	R: 0 E: 0 K: 0 S: 3	H: 0 LOB: 0 BB: 0 P: 6	R: 4 E: 1 K: 1 S: 24	H: 5 LOB: 1 BB: 0 P: 37	R: 0 E: 0 K: 0 S: 7	H: 0 LOB: 0 BB: 0 P: 12	R: 0 E: 0 K: 2 S: 8	H: 0 LOB: 0 BB: 0 P: 12	R: 0 E: 0 K: 3 S: 14	H: 1 LOB: 1 BB: 1 P: 22	R: 0 E: 0 K: 2 S: 10	H: 0 LOB: 0 BB: 0 P: 12	R: 1 E: 0 K: 1 S: 10	H: 2 LOB: 0 BB: 0 P: 13	R: 0 E: 0 K: 3 S: 10	H: 0 LOB: 0 BB: 0 P: 13	1B: 5 2B: 2 HR: 1	SF: 0 SAC: 0 HBP: 0	WP: 0 PB: 0 SB: 1 CS: 0	PA: 35							
<b>PITCHER</b>	IP	WLS	BF	H	R	ER	SO	BB	IBB	HBP	BLK	WP	HR	S	P	ERA	WHIP										
4 Blake Snell, L ERA: 4.61	5.0	W	21	5	4	4	6	1	0	0	0	0	0	56	89	7.20	1.200										
21 Nick Martinez, R ERA: 1.13	2.0	H	7	1	0	0	3	0	0	0	0	0	0	22	30	0.00	0.500										
75 Robert Suarez, R ERA: 1.29	1.0	S	4	2	1	1	1	0	0	0	0	0	1	10	13	9.00	2.000										
71 Josh Hader, L ERA:	1.0	S	3	0	0	0	3	0	0	0	0	0	0	10	13	0.00	0.000										

Philadelphia Phillies @ San Diego Padres  
Petco Park, San Diego, CA  
Wed Oct 19 2022, 1:37 PM - 5:33 PM PDT  
Att: 44,607 - Sunny - 92 F

AB	34
R	5
H	8
RBI	5
BB	1
SO	13
LOB	10



Batter	1	2	3	4	5	6	7	8	9	AB	R	H	RBI	BB	SO	LOB	BOTTOM										
10 Jurickson Profar, S OBP: 0.385, SLG: 0.344	K		F7		1B					4	1	1	0	1	2	0											
22 Juan Soto, L OBP: 0.282, SLG: 0.278	G4-3		G6-3		1B			FC3-6		5	1	1	1	0	1	1											
13 Manny Machado, R OBP: 0.375, SLG: 0.639	2B		K		2B			1B		5	1	3	1	0	2	2											
9 Jake Cronenworth, L OBP: 0.243, SLG: 0.306	K			K	1B	HBP		1B		4	1	1	0	0	2	3											
17 Brandon Drury, R OBP: 0.158, SLG: 0.316		HR		L7	1B					4	1	2	3	0	0	1											
5 Wil Myers, R OBP: 0.148, SLG: 0.231		HR			1B					0	0	0	0	0	0	0											
24 Josh Bell, S OBP: 0.250, SLG: 0.444		HR		K	1B			1B		4	1	3	2	0	1	0											
7 Ha-Seong Kim, R OBP: 0.297, SLG: 0.281		G6-3			1B			F3		3	1	1	0	1	0	2											
2 Trent Grisham, L OBP: 0.412, SLG: 0.607		L3			1B			K		4	0	0	0	0	2	6											
26 Austin Nola, R OBP: 0.375, SLG: 0.393		G5-3			1B			G6-3		4	1	1	1	0	0	0											
<b>Inning Stats</b>	R: 0 E: 0 K: 2 S: 11	H: 1 LOB: 1 BB: 0 P: 20	R: 2 E: 0 K: 0 S: 10	H: 2 LOB: 0 BB: 0 P: 13	R: 0 E: 0 K: 1 S: 10	H: 0 LOB: 0 BB: 0 P: 15	R: 0 E: 0 K: 2 S: 9	H: 0 LOB: 0 BB: 0 P: 15	R: 5 E: 0 K: 2 S: 27	H: 6 LOB: 3 BB: 1 P: 46	R: 0 E: 0 K: 2 S: 16	H: 0 LOB: 0 BB: 0 P: 20	R: 1 E: 0 K: 1 S: 20	H: 3 LOB: 2 BB: 0 P: 29	R: 0 E: 0 K: 0 S: 12	H: 1 LOB: 2 BB: 1 P: 20	1B: 8 2B: 2 HR: 3	SF: 0 SAC: 0 HBP: 1	WP: 0 PB: 0 SB: 0 CS: 0	PA: 40							
<b>PITCHER</b>	IP	WLS	BF	H	R	ER	SO	BB	IBB	HBP	BLK	WP	HR	S	P	ERA	WHIP										
27 Aaron Nola, R ERA: 3.12	4.2	L	21	7	6	6	6	0	0	0	0	0	0	54	81	11.57	1.500										
52 Brad Hand, L ERA: 3.39	0.0		3	2	1	1	0	0	0	1	0	0	0	7	15	∞	∞										
64 Andrew Bellatti, R ERA: 3.0	0.1		2	0	0	0	1	1	0	0	0	0	0	6	13	0.00	3.000										
75 Connor Brogdon, R ERA: 7.71	1.0		3	0	0	0	2	0	0	0	0	0	0	16	20	0.00	0.000										
30 David Robertson, R ERA: 5.4	0.2		5	3	1	1	0	0	0	0	0	0	1	16	23	13.50	4.500										
<b>PITCHER</b>	IP	WLS	BF	H	R	ER	SO	BB	IBB	HBP	BLK	WP	HR	S	P	ERA	WHIP										
44 Kyle Gibson, R ERA:	1.1		6	1	0	0	1	1	0	0	0	0	0	16	26	0.00	1.500										

Philadelphia Phillies @ San Diego Padres  
Petco Park, San Diego, CA  
Wed Oct 19 2022, 1:37 PM - 5:33 PM PDT  
Att: 44,607 - Sunny - 92 F

AB	37
R	8
H	13
RBI	8
BB	2
SO	10
LOB	15





Batter	1	2	3	4	5	6	7	8	9	AB	R	H	RBI	BB	SO	LOB	TOP											
7 Ha-Seong Kim, R OBP: 0.268, SLG: 0.250										4	0	0	1	0	1	1	<b>San Diego Padres @ Philadelphia Phillies</b> Citizens Bank Park, Philadelphia, PA Fri Oct 21 2022, 7:40 PM - 11:01 PM EDT Att: 45,279 - Clear - 57 F <a href="http://livebaseballscorecards.com">livebaseballscorecards.com</a>											
22 Juan Soto, L OBP: 0.302, SLG: 0.282										3	1	1	0	0	1	0												
13 Manny Machado, R OBP: 0.341, SLG: 0.575										4	0	0	0	0	1	2												
17 Brandon Drury, R OBP: 0.217, SLG: 0.348										4	0	2	0	0	1	1												
9 Jake Cronenworth, L OBP: 0.268, SLG: 0.325										4	0	2	1	0	0	2												
5 Wil Myers, R OBP: 0.138, SLG: 0.214										2	0	0	0	0	0	3												
24 Josh Bell, S OBP: 0.267, SLG: 0.448										2	0	1	0	0	0	2												
10 Jurickson Profar, S OBP: 0.372, SLG: 0.333										4	0	1	0	0	1	4												
2 Trent Grisham, L OBP: 0.368, SLG: 0.531										4	1	0	0	0	1	2												
26 Austin Nola, R OBP: 0.333, SLG: 0.344										4	0	0	0	0	2	3												
<b>Inning Stats</b>	R: 0 E: 0 K: 2 S: 9	H: 0 LOB: 0 BB: 0 P: 13	R: 0 E: 0 K: 1 S: 13	H: 1 LOB: 1 BB: 0 P: 21	R: 0 E: 0 K: 0 S: 4	H: 0 LOB: 0 BB: 0 P: 6	R: 1 E: 1 K: 0 S: 12	H: 1 LOB: 2 BB: 0 P: 18	R: 1 E: 0 K: 0 S: 6	H: 0 LOB: 0 BB: 0 P: 10	R: 0 E: 0 K: 0 S: 10	H: 2 LOB: 1 BB: 0 P: 17	R: 0 E: 0 K: 2 S: 12	H: 1 LOB: 1 BB: 0 P: 22	R: 0 E: 0 K: 1 S: 17	H: 1 LOB: 1 BB: 0 P: 23	R: 0 E: 0 K: 2 S: 10	H: 1 LOB: 1 BB: 0 P: 16	1B: 7 2B: 0 3B: 0 HR: 0	SF: 0 SAC: 0 DP: 1 HBP: 1	WP: 0 PB: 0 SB: 0 CS: 0	PA: 36						
<b>PITCHER</b>	IP	WLS	BF	H	R	ER	SO	BB	IBB	HBP	BLK	WP	HR	S	P	ERA	WHIP											
55 Ranger Suárez, L ERA: 2.16	(1, 1)	5.0	W	20	2	2	1	3	0	0	1	0	0	0	44	68	1.80	0.400										
56 Zach Eflin, R ERA: 6.75	(6, 1)	1.0	H	4	2	0	0	0	0	0	0	0	0	0	10	17	0.00	2.000										
46 José Alvarado, L ERA: 3.85	(7, 1)	1.0	H	5	2	0	0	2	0	0	0	0	0	15	27	0.00	2.000											
58 Seranthony Dominguez, R ERA:	(8, 1)	2.0	S	7	1	0	0	3	0	0	0	0	0	24	34	0.00	0.500											

Batter	1	2	3	4	5	6	7	8	9	AB	R	H	RBI	BB	SO	LOB	BOTTOM										
12 Kyle Schwarber, L OBP: 0.308, SLG: 0.367										4	1	2	1	0	1	0	<b>San Diego Padres @ Philadelphia Phillies</b> Citizens Bank Park, Philadelphia, PA Fri Oct 21 2022, 7:40 PM - 11:01 PM EDT Att: 45,279 - Clear - 57 F <a href="http://livebaseballscorecards.com">livebaseballscorecards.com</a>										
19 Matt Vierling, R OBP: 0.200, SLG: 0.300										0	0	0	0	0	0	0											
17 Rhys Hoskins, R OBP: 0.179, SLG: 0.324										3	0	0	0	1	3	1											
10 J.T. Realmuto, R OBP: 0.283, SLG: 0.286										3	0	0	0	1	1	0											
3 Bryce Harper, L OBP: 0.432, SLG: 0.857										4	0	1	0	0	0	2											
8 Nick Castellanos, R OBP: 0.250, SLG: 0.265										4	1	1	0	0	0	2											
28 Alec Bohm, R OBP: 0.294, SLG: 0.333										3	1	2	1	0	0	0											
33 Edmundo Sosa, R OBP: 0.500, SLG: 0.750										0	0	0	0	0	0	0											
5 Bryson Stott, L OBP: 0.280, SLG: 0.318										3	1	2	0	0	0	1											
2 Jean Segura, R OBP: 0.355, SLG: 0.357										3	0	1	2	0	0	1											
16 Brandon Marsh, L OBP: 0.286, SLG: 0.474										3	0	0	0	0	2	1											
<b>Inning Stats</b>	R: 1 E: 0 K: 0 S: 12	H: 1 LOB: 1 BB: 2 P: 24	R: 0 E: 0 K: 1 S: 14	H: 1 LOB: 1 BB: 0 P: 16	R: 0 E: 0 K: 1 S: 6	H: 0 LOB: 0 BB: 0 P: 13	R: 2 E: 0 K: 0 S: 13	H: 4 LOB: 0 BB: 0 P: 19	R: 0 E: 0 K: 3 S: 10	H: 0 LOB: 0 BB: 0 P: 14	R: 1 E: 0 K: 0 S: 15	H: 2 LOB: 1 BB: 0 P: 21	R: 0 E: 0 K: 1 S: 10	H: 1 LOB: 1 BB: 0 P: 13	R: 0 E: 0 K: 1 S: 8	H: 0 LOB: 0 BB: 0 P: 10	1B: 4 2B: 4 3B: 0 HR: 1	SF: 0 SAC: 0 DP: 2 HBP: 0	WP: 0 PB: 0 SB: 0 CS: 0	PA: 33							
<b>PITCHER</b>	IP	WLS	BF	H	R	ER	SO	BB	IBB	HBP	BLK	WP	HR	S	P	ERA	WHIP										
44 Joe Musgrove, R ERA: 2.89	(1, 1)	5.2	L	24	4	4	4	0	0	0	0	0	0	11	15	0.00	1.000										
25 Tim Hill, L ERA:	(6, 1)	1.0		4	1	0	0	0	0	0	0	0	0	11	15	0.00	1.000										
36 Pierce Johnson, R ERA:	(7, 1)	1.1		4	0	0	0	2	0	0	0	0	0	11	15	0.00	0.000										



Batter	1	2	3	4	5	6	7	8	9	AB	R	H	RBI	BB	SO	LOB	TOP								
10 Jurickson Profar, S OBP: 0.375, SLG: 0.325																									
22 Juan Soto, L OBP: 0.295, SLG: 0.349																									
13 Manny Machado, R OBP: 0.354, SLG: 0.636																									
24 Josh Bell, S OBP: 0.265, SLG: 0.424																									
9 Jake Cronenworth, L OBP: 0.267, SLG: 0.302																									
17 Brandon Drury, R OBP: 0.222, SLG: 0.370																									
7 Ha-Seong Kim, R OBP: 0.289, SLG: 0.275																									
2 Trent Grisham, L OBP: 0.333, SLG: 0.472																									
26 Austin Nola, R OBP: 0.300, SLG: 0.306																									
<b>Inning Stats</b>	R: 4 E: 0 K: 1 S: 23	H: 4 LOB: 1 BB: 1 P: 31	R: 0 E: 0 K: 0 S: 8	H: 0 LOB: 0 BB: 0 P: 13	R: 0 E: 0 K: 1 S: 9	H: 0 LOB: 0 BB: 0 P: 12	R: 0 E: 0 K: 2 S: 7	H: 0 LOB: 0 BB: 0 P: 9	R: 2 E: 0 K: 0 S: 13	H: 1 LOB: 1 BB: 1 P: 26	R: 0 E: 0 K: 0 S: 9	H: 1 LOB: 1 BB: 0 P: 11	R: 0 E: 0 K: 1 S: 12	H: 2 LOB: 2 BB: 0 P: 15	R: 0 E: 0 K: 2 S: 7	H: 0 LOB: 0 BB: 0 P: 8	R: 0 E: 0 K: 1 S: 9	H: 0 LOB: 0 BB: 0 P: 13	1B: 5 2B: 1 3B: 0 HR: 2	SF: 0 SAC: 0 DP: 0 HBP: 0	WP: 0 PB: 0 SB: 0 CS: 0	PA: 37			
<b>PITCHER</b>	IP WLS BF H R ER SO BB IBB HBP BLK WP HR S P ERA WHIP	IP WLS BF H R ER SO BB IBB HBP BLK WP HR S P ERA WHIP	IP WLS BF H R ER SO BB IBB HBP BLK WP HR S P ERA WHIP	IP WLS BF H R ER SO BB IBB HBP BLK WP HR S P ERA WHIP	IP WLS BF H R ER SO BB IBB HBP BLK WP HR S P ERA WHIP	IP WLS BF H R ER SO BB IBB HBP BLK WP HR S P ERA WHIP	IP WLS BF H R ER SO BB IBB HBP BLK WP HR S P ERA WHIP	IP WLS BF H R ER SO BB IBB HBP BLK WP HR S P ERA WHIP	IP WLS BF H R ER SO BB IBB HBP BLK WP HR S P ERA WHIP	IP WLS BF H R ER SO BB IBB HBP BLK WP HR S P ERA WHIP	IP WLS BF H R ER SO BB IBB HBP BLK WP HR S P ERA WHIP	IP WLS BF H R ER SO BB IBB HBP BLK WP HR S P ERA WHIP	IP WLS BF H R ER SO BB IBB HBP BLK WP HR S P ERA WHIP	IP WLS BF H R ER SO BB IBB HBP BLK WP HR S P ERA WHIP	IP WLS BF H R ER SO BB IBB HBP BLK WP HR S P ERA WHIP	IP WLS BF H R ER SO BB IBB HBP BLK WP HR S P ERA WHIP	IP WLS BF H R ER SO BB IBB HBP BLK WP HR S P ERA WHIP	IP WLS BF H R ER SO BB IBB HBP BLK WP HR S P ERA WHIP	IP WLS BF H R ER SO BB IBB HBP BLK WP HR S P ERA WHIP	IP WLS BF H R ER SO BB IBB HBP BLK WP HR S P ERA WHIP	IP WLS BF H R ER SO BB IBB HBP BLK WP HR S P ERA WHIP	IP WLS BF H R ER SO BB IBB HBP BLK WP HR S P ERA WHIP	IP WLS BF H R ER SO BB IBB HBP BLK WP HR S P ERA WHIP	IP WLS BF H R ER SO BB IBB HBP BLK WP HR S P ERA WHIP	
70 Bailey Falter, L ERA: 5.43	75 Connor Brogdon, R ERA: 3.86	64 Andrew Bellatti, R ERA: 2.25	52 Brad Hand, L ERA: 7.36	43 Noah Syndergaard, R ERA: 1.69	30 David Robertson, R ERA: 2.7	56 Zach Eflin, R ERA: 5.68																			
<b>Batter</b>	<b>1</b>	<b>2</b>	<b>3</b>	<b>4</b>	<b>5</b>	<b>6</b>	<b>7</b>	<b>8</b>	<b>9</b>	<b>AB</b>	<b>R</b>	<b>H</b>	<b>RBI</b>	<b>BB</b>	<b>SO</b>	<b>LOB</b>	<b>BOTTOM</b>								
12 Kyle Schwarber, L OBP: 0.341, SLG: 0.471																									
19 Matt Vierling, R OBP: 0.200, SLG: 0.300																									
17 Rhys Hoskins, R OBP: 0.209, SLG: 0.488																									
10 J.T. Realmuto, R OBP: 0.310, SLG: 0.378																									
3 Bryce Harper, L OBP: 0.439, SLG: 0.872																									
8 Nick Castellanos, R OBP: 0.275, SLG: 0.316																									
28 Alec Bohm, R OBP: 0.283, SLG: 0.294																									
33 Edmundo Sosa, R OBP: 0.500, SLG: 0.750																									
5 Bryson Stott, L OBP: 0.276, SLG: 0.308																									
2 Jean Segura, R OBP: 0.343, SLG: 0.344																									
16 Brandon Marsh, L OBP: 0.240, SLG: 0.391																									
<b>Inning Stats</b>	R: 3 E: 0 K: 2 S: 18	H: 3 LOB: 1 BB: 1 P: 32	R: 0 E: 0 K: 1 S: 9	H: 0 LOB: 0 BB: 0 P: 15	R: 0 E: 0 K: 0 S: 7	H: 0 LOB: 0 BB: 0 P: 11	R: 1 E: 0 K: 1 S: 10	H: 2 LOB: 0 BB: 0 P: 12	R: 4 E: 0 K: 2 S: 17	H: 3 LOB: 1 BB: 2 P: 29	R: 1 E: 0 K: 1 S: 10	H: 1 LOB: 0 BB: 0 P: 18	R: 1 E: 0 K: 0 S: 12	H: 1 LOB: 0 BB: 0 P: 14	R: 0 E: 0 K: 1 S: 8	H: 1 LOB: 1 BB: 0 P: 12	R: 0 E: 0 K: 1 S: 8	H: 1 LOB: 1 BB: 0 P: 12	1B: 4 2B: 3 3B: 0 HR: 4	SF: 0 SAC: 0 DP: 0 HBP: 0	WP: 0 PB: 0 SB: 0 CS: 0	PA: 37			
<b>PITCHER</b>	IP WLS BF H R ER SO BB IBB HBP BLK WP HR S P ERA WHIP	IP WLS BF H R ER SO BB IBB HBP BLK WP HR S P ERA WHIP	IP WLS BF H R ER SO BB IBB HBP BLK WP HR S P ERA WHIP	IP WLS BF H R ER SO BB IBB HBP BLK WP HR S P ERA WHIP	IP WLS BF H R ER SO BB IBB HBP BLK WP HR S P ERA WHIP	IP WLS BF H R ER SO BB IBB HBP BLK WP HR S P ERA WHIP	IP WLS BF H R ER SO BB IBB HBP BLK WP HR S P ERA WHIP	IP WLS BF H R ER SO BB IBB HBP BLK WP HR S P ERA WHIP	IP WLS BF H R ER SO BB IBB HBP BLK WP HR S P ERA WHIP	IP WLS BF H R ER SO BB IBB HBP BLK WP HR S P ERA WHIP	IP WLS BF H R ER SO BB IBB HBP BLK WP HR S P ERA WHIP	IP WLS BF H R ER SO BB IBB HBP BLK WP HR S P ERA WHIP	IP WLS BF H R ER SO BB IBB HBP BLK WP HR S P ERA WHIP	IP WLS BF H R ER SO BB IBB HBP BLK WP HR S P ERA WHIP	IP WLS BF H R ER SO BB IBB HBP BLK WP HR S P ERA WHIP	IP WLS BF H R ER SO BB IBB HBP BLK WP HR S P ERA WHIP	IP WLS BF H R ER SO BB IBB HBP BLK WP HR S P ERA WHIP	IP WLS BF H R ER SO BB IBB HBP BLK WP HR S P ERA WHIP	IP WLS BF H R ER SO BB IBB HBP BLK WP HR S P ERA WHIP	IP WLS BF H R ER SO BB IBB HBP BLK WP HR S P ERA WHIP	IP WLS BF H R ER SO BB IBB HBP BLK WP HR S P ERA WHIP	IP WLS BF H R ER SO BB IBB HBP BLK WP HR S P ERA WHIP	IP WLS BF H R ER SO BB IBB HBP BLK WP HR S P ERA WHIP	IP WLS BF H R ER SO BB IBB HBP BLK WP HR S P ERA WHIP	
52 Mike Clevinger, R ERA: 23.63	21 Nick Martinez, R ERA: 0.82	55 Sean Manaea, L ERA: 33.75	66 Luis Garcia, R ERA: 1.93	48 Steven Wilson, R ERA: 4.91	50 Adrian Morejon, L ERA: 36.0																				

San Diego Padres @ Philadelphia Phillies  
Citizens Bank Park, Philadelphia, PA  
Sat Oct 22 2022, 7:49 PM - 11:15 PM EDT  
Att: 45,467 - Partly Cloudy - 58 F

AB 35  
R 6  
H 8  
RBI 6  
BB 2  
SO 8  
LOB 5



San Diego Padres @ Philadelphia Phillies  
Citizens Bank Park, Philadelphia, PA  
Sat Oct 22 2022, 7:49 PM - 11:15 PM EDT  
Att: 45,467 - Partly Cloudy - 58 F

AB 34  
R 10  
H 11  
RBI 10  
BB 3  
SO 8  
LOB 8





Batter	1	2	3	4	5	6	7	8	9	AB	R	H	RBI	BB	SO	LOB	TOP			
10 Jurickson Profar, S OBP: 0.314, SLG: 0.318										4	0	1	0	0	0	0	<b>San Diego Padres @ Philadelphia Phillies</b> Citizens Bank Park, Philadelphia, PA Sun Oct 23 2022, 2:40 PM - 6:10 PM EDT Att: 45,485 - Cloudy - 62 F			
22 Juan Soto, L OBP: 0.314, SLG: 0.413										3	1	1	1	1	1	0				
13 Manny Machado, R OBP: 0.327, SLG: 0.583										4	0	0	0	0	2	2				
9 Jake Cronenworth, L OBP: 0.286, SLG: 0.304										3	1	1	0	0	0	2				
24 Josh Bell, S OBP: 0.270, SLG: 0.444										3	0	1	1	0	1	1				
28 José Azocar, R (7, PR)										0	1	0	0	0	0	0				
5 Wil Myers, R OBP: 0.133, SLG: 0.207										1	0	0	0	0	1	0				
17 Brandon Drury, R OBP: 0.258, SLG: 0.367										3	0	1	0	1	2	1				
7 Ha-Seong Kim, R OBP: 0.286, SLG: 0.256										3	0	0	0	1	2	2				
2 Trent Grisham, L OBP: 0.304, SLG: 0.425										4	0	0	0	0	2	3				
26 Austin Nola, R OBP: 0.273, SLG: 0.275										4	0	0	0	0	1	3				
<b>Inning Stats</b>	R: 0 E: 0 K: 1 S: 15	H: 0 LOB: 0 BB: 0 P: 22	R: 0 E: 0 K: 2 S: 7	H: 0 LOB: 0 BB: 0 P: 9	R: 0 E: 0 K: 2 S: 8	H: 0 LOB: 0 BB: 0 P: 11	R: 1 E: 0 K: 0 S: 8	H: 1 LOB: 1 BB: 0 P: 12	R: 0 E: 0 K: 2 S: 11	H: 0 LOB: 0 BB: 0 P: 15	R: 2 E: 0 K: 2 S: 13	H: 2 LOB: 1 BB: 0 P: 21	R: 0 E: 0 K: 1 S: 10	H: 1 LOB: 2 BB: 1 P: 16	R: 0 E: 0 K: 1 S: 9	H: 0 LOB: 2 BB: 2 P: 19	1B: 3 2B: 1 3B: 0 HR: 1	SF: 0 SAC: 0 DP: 0 HBP: 1	WP: 3 PB: 0 SB: 0 CS: 0	PA: 36
<b>PITCHER</b>	IP WLS BF H R ER SO BB IBB HBP BLK WP HR S P ERA WHIP																			
45 Zack Wheeler, R ERA: 1.78	6.0	22	3	2	2	8	0	0	1	0	0	1	60	87	3.00	0.500				
58 Seranthony Dominguez, R ERA: 1.17	1.0	B 4	1	1	1	2	0	0	0	0	2	0	11	19	9.00	1.000				
46 José Alvarado, L ERA: 3.38	1.0	W 5	1	0	0	1	1	0	0	0	0	0	10	16	0.00	2.000				
30 David Robertson, R ERA: 2.45	0.1	H 3	0	0	0	1	2	0	0	0	0	0	7	17	0.00	6.000				
55 Ranger Suárez, L ERA: 2.0	0.2	S 2	0	0	0	0	0	0	0	0	0	0	2	2	0.00	0.000				

Batter	1	2	3	4	5	6	7	8	9	AB	R	H	RBI	BB	SO	LOB	BOTTOM			
12 Kyle Schwarber, L OBP: 0.375, SLG: 0.457										1	1	0	0	3	0	0	<b>San Diego Padres @ Philadelphia Phillies</b> Citizens Bank Park, Philadelphia, PA Sun Oct 23 2022, 2:40 PM - 6:10 PM EDT Att: 45,485 - Cloudy - 62 F			
17 Rhys Hoskins, R OBP: 0.234, SLG: 0.545										3	1	1	2	1	0	3				
10 J.T. Realmuto, R OBP: 0.326, SLG: 0.390										4	1	2	0	0	2	1				
3 Bryce Harper, L OBP: 0.444, SLG: 0.907										4	1	2	2	0	1	1				
8 Nick Castellanos, R OBP: 0.273, SLG: 0.293										3	0	0	0	0	1	1				
28 Alec Bohm, R OBP: 0.282, SLG: 0.270										3	0	0	0	0	0	1				
33 Edmundo Sosa, R OBP: 0.500, SLG: 0.750										4	0	1	0	0	1	2				
5 Bryson Stott, L OBP: 0.273, SLG: 0.333										3	0	0	0	0	1	2				
2 Jean Segura, R OBP: 0.316, SLG: 0.314										3	0	0	0	0	1	2				
16 Brandon Marsh, L OBP: 0.214, SLG: 0.346										3	0	0	0	0	2	1				
<b>Inning Stats</b>	R: 0 E: 0 K: 1 S: 6	H: 0 LOB: 1 BB: 1 P: 14	R: 0 E: 0 K: 0 S: 6	H: 1 LOB: 0 BB: 0 P: 9	R: 2 E: 0 K: 0 S: 13	H: 2 LOB: 1 BB: 1 P: 23	R: 0 E: 0 K: 1 S: 9	H: 0 LOB: 1 BB: 0 P: 13	R: 0 E: 0 K: 2 S: 9	H: 0 LOB: 1 BB: 1 P: 15	R: 0 E: 0 K: 1 S: 7	H: 0 LOB: 0 BB: 0 P: 11	R: 0 E: 0 K: 1 S: 10	H: 1 LOB: 2 BB: 1 P: 16	R: 2 E: 0 K: 2 S: 17	H: 2 LOB: 0 BB: 0 P: 21	1B: 3 2B: 1 3B: 0 HR: 2	SF: 0 SAC: 0 DP: 2 HBP: 2	WP: 0 PB: 0 SB: 1 CS: 0	PA: 34
<b>PITCHER</b>	IP WLS BF H R ER SO BB IBB HBP BLK WP HR S P ERA WHIP																			
11 Yu Darvish, R ERA: 2.88	6.0	L 25	4	2	2	3	0	1	0	0	0	1	53	91	3.00	1.167				
75 Robert Suarez, R ERA: 3.0	2.0	L 9	2	2	2	3	0	1	0	0	0	1	24	31	9.00	1.000				





Batter	1	2	3	4	5	6	7	8	9	10	AB	R	H	RBI	BB	SO	LOB	TOP							
12 Kyle Schwarber, L OBP: 0.377, SLG: 0.436				F8	10 2B		3 BB 10 S				4	1	1	0	1	2	0								
17 Rhys Hoskins, R OBP: 0.231, SLG: 0.510	F8			3 1B 10 1-3	1B				P6		5	1	1	0	0	1	3								
10 J.T. Realmuto, R OBP: 0.353, SLG: 0.489	L9			L1-3	1B		3 BB				4	1	2	3	1	0	1								
3 Bryce Harper, L OBP: 0.460, SLG: 0.872	K			8 1B	28 2B		G6-3				4	1	2	0	1	1	1								
8 Nick Castellanos, R OBP: 0.265, SLG: 0.253	P3			28 2B	1B		K				5	1	1	1	0	2	5								
28 Alec Bohm, R OBP: 0.255, SLG: 0.286	G1-3			1B	2B		L9				5	0	1	2	0	1	1								
33 Edmundo Sosa, R OBP: 0.500, SLG: 0.750				1B	2B						0	0	0	0	0	0	0								
5 Bryson Stott, L OBP: 0.289, SLG: 0.303				BB			K				3	0	0	0	2	2	0								
2 Juan Segura, R OBP: 0.279, SLG: 0.275	G5-3			BB							5	0	0	0	0	1	4								
16 Brandon Marsh, L OBP: 0.219, SLG: 0.387				2B			F9				4	1	1	0	0	1	0								
<b>Inning Stats</b>	R: 0 E: 0 K: 1 S: 9	H: 0 LOB: 0 BB: 0 P: 15	R: 0 E: 0 K: 1 S: 8	H: 0 LOB: 0 BB: 0 P: 9	R: 0 E: 0 K: 2 S: 10	H: 0 LOB: 0 BB: 0 P: 12	R: 3 E: 0 K: 2 S: 23	H: 4 LOB: 2 BB: 1 P: 31	R: 2 E: 0 K: 1 S: 16	H: 2 LOB: 1 BB: 1 P: 23	R: 0 E: 0 K: 2 S: 7	H: 1 LOB: 3 BB: 2 P: 28	R: 0 E: 0 K: 1 S: 7	H: 0 LOB: 0 BB: 0 P: 8	R: 0 E: 0 K: 1 S: 9	H: 0 LOB: 0 BB: 0 P: 15	R: 1 E: 0 K: 0 S: 18	H: 2 LOB: 2 BB: 1 P: 27	1B: 5 2B: 3 3B: 0 HR: 1	SF: 0 SAC: 0 DP: 0 HBP: 0	WP: 0 PB: 0 SB: 1 CS: 0	PA: 44			
<b>PITCHER</b>	IP 5.0	WLS 23	BF 6	H 5	R 5	ER 5	SO 5	BB 2	IBB 0	HBP 0	BLK 0	WP 0	HR 0	S 66	P 90	ERA 9.00	WHIP 1.600								
35 Justin Verlander, R ERA: 7.2	IP 1.2	WLS 8	BF 1	H 0	R 0	ER 0	SO 3	BB 2	IBB 0	HBP 0	BLK 0	WP 0	HR 0	S 17	P 32	ERA 0.00	WHIP 1.800								
52 Bryan Abreu, R ERA: 2.08	IP 0.1	WLS 1	BF 0	H 0	R 0	ER 0	SO 1	BB 0	IBB 0	HBP 0	BLK 0	WP 0	HR 0	S 3	P 5	ERA 0.000	WHIP 0.000								
50 Hector Neris, R ERA: 1.42	IP 1.0	WLS 3	BF 0	H 0	R 0	ER 0	SO 1	BB 0	IBB 0	HBP 0	BLK 0	WP 0	HR 0	S 7	P 8	ERA 0.000	WHIP 0.000								
47 Rafael Montero, R ERA: 1.42	IP 1.0	WLS 3	BF 0	H 0	R 0	ER 0	SO 1	BB 0	IBB 0	HBP 0	BLK 0	WP 0	HR 0	S 9	P 15	ERA 0.000	WHIP 0.000								
55 Ryan Pressly, R ERA: 1.59	IP 0.2	WLS 4	BF 2	H 1	R 1	ER 1	SO 0	BB 0	IBB 0	HBP 0	BLK 0	WP 0	HR 0	S 2	P 7	ERA 13.50	WHIP 3.000								
45 Ryne Stanek, R ERA: 1.59	IP 0.1	WLS 0	BF 0	H 0	R 0	ER 0	SO 0	BB 0	IBB 0	HBP 0	BLK 0	WP 0	HR 0	S 0	P 11	ERA 0.000	WHIP 3.000								

Philadelphia Phillies @ Houston Astros  
Minute Maid Park, Houston, TX  
Fri Oct 28 2022, 7:07 PM - 11:38 PM CDT  
Att: 42,903 - Roof Closed - 73 F

AB	39
R	6
H	9
RBI	6
BB	5
SO	11
LOB	15



Batter	1	2	3	4	5	6	7	8	9	10	AB	R	H	RBI	BB	SO	LOB	BOTTOM						
27 Jose Altuve, R OBP: 0.175, SLG: 0.135	K	G6-4-3		F7			G6-3		3 S 1B		5	0	1	0	0	1	2							
3 Jeremy Peña, R OBP: 0.308, SLG: 0.632	K			44 30 HR	2B		G3		F9		5	1	1	0	0	2	1							
44 Yordan Alvarez, L OBP: 0.350, SLG: 0.455	BB	G5-3		P5			K				4	0	0	0	1	2	1							
2 Alex Bregman, R OBP: 0.376, SLG: 0.588	P5			30 HR	BB		K		G1-3		4	1	1	0	1	1	1							
30 Kyle Tucker, L OBP: 0.351, SLG: 0.545	HR	HR		HR			F7		10 FC5-4		5	2	3	4	0	1	1							
10 Yuli Gurriel, R OBP: 0.400, SLG: 0.559	1B	20 1B 15 1B		G4-3			20 BB		FC5-4		4	1	2	0	1	0	1							
Trey Mancini, R OBP: 0.125, SLG: 0.133	K			G6-3			F9		K		4	0	0	0	0	2	3							
16 Aledmys Diaz, R OBP: 0.125, SLG: 0.133	K			G6-3			F9		K		1	0	0	0	0	0	2							
20 Chas McCormick, R OBP: 0.370, SLG: 0.522	15 1B			K			BB		K		3	0	1	0	1	2	0							
15 Martín Maldonado, R OBP: 0.350, SLG: 0.294	G6-3			G6-3			G5-3		K		3	0	1	1	0	0	2							
9 Christian Vázquez, R OBP: 0.250, SLG: 0.162	27 1B			G6-3			G5-3		K		1	0	0	0	0	1	0							
56 Ranger Suárez, L ERA: 1.86	IP 1.2	WLS 6	BF 1	H 0	R 0	ER 0	SO 3	BB 0	IBB 0	HBP 0	BLK 0	WP 0	HR 0	S 17	P 24	ERA 0.000	WHIP 0.600							
58 Seranthony Dominguez, R ERA: 1.93	IP 1.0	WLS 5	BF 1	H 0	R 0	ER 0	SO 2	BB 1	IBB 0	HBP 0	BLK 0	WP 1	HR 0	S 14	P 25	ERA 0.000	WHIP 2.000							
<b>Inning Stats</b>	R: 0 E: 0 K: 2 S: 10	H: 4 LOB: 1 BB: 1 P: 18	R: 2 E: 0 K: 1 S: 14	H: 4 LOB: 0 BB: 1 P: 19	R: 3 E: 0 K: 0 S: 17	H: 2 LOB: 0 BB: 1 P: 27	R: 0 E: 0 K: 1 S: 8	H: 0 LOB: 0 BB: 0 P: 12	R: 0 E: 0 K: 2 S: 7	H: 1 LOB: 2 BB: 1 P: 17	R: 0 E: 0 K: 1 S: 7	H: 0 LOB: 0 BB: 0 P: 10	R: 0 E: 0 K: 1 S: 9	H: 1 LOB: 1 BB: 0 P: 10	R: 0 E: 0 K: 2 S: 12	H: 1 LOB: 2 BB: 1 P: 19	R: 0 E: 0 K: 2 S: 14	H: 1 LOB: 2 BB: 1 P: 25	1B: 6 2B: 2 3B: 0 HR: 2	SF: 0 SAC: 0 DP: 1 HBP: 0	WP: 1 PB: 0 SB: 1 CS: 0	PA: 43		
<b>PITCHER</b>	IP 4.1	WLS 20	BF 6	H 5	R 5	ER 5	SO 5	BB 2	IBB 0	HBP 0	BLK 0	WP 0	HR 2	S 52	P 81	ERA 10.38	WHIP 1.846							
27 Aaron Nola, R ERA: 4.57	IP 1.0	WLS 3	BF 0	H 0	R 0	ER 0	SO 1	BB 0	IBB 0	HBP 0	BLK 0	WP 0	HR 0	S 5	P 7	ERA 0.000	WHIP 0.000							
46 José Alvarado, L ERA: 3.0	IP 1.1	WLS 6	BF 1	H 0	R 0	ER 0	SO 1	BB 0	IBB 0	HBP 0	BLK 0	WP 0	HR 0	S 11	P 20	ERA 0.000	WHIP 1.500							
56 Zach Efflin, R ERA: 4.7	IP 0.2	WLS 3	BF 1	H 0	R 0	ER 0	SO 1	BB 0	IBB 0	HBP 0	BLK 0	WP 0	HR 0	S 7	P 11	ERA 0.000	WHIP 1.500							

Philadelphia Phillies @ Houston Astros  
Minute Maid Park, Houston, TX  
Fri Oct 28 2022, 7:07 PM - 11:38 PM CDT  
Att: 42,903 - Roof Closed - 73 F

AB	39
R	5
H	10
RBI	5
BB	4
SO	12
LOB	14










Batter	1	2	3	4	5	6	7	8	9	AB	R	H	RBI	BB	SO	LOB	TOP										
27 Jose Altuve, R OBP: 0.208, SLG: 0.200	L9		L1-3		P3			G6-3		4	0	0	0	0	0	2	Houston Astros @ Philadelphia Phillies Citizens Bank Park, Philadelphia, PA Tue Nov 01 2022, 8:05 PM - 11:13 PM EDT Att: 45,712 - Clear - 65 F										
3 Jeremy Peña, R OBP: 0.319, SLG: 0.600	G6-3		G5-3					BB		3	0	1	0	1	0	0											
44 Yordan Alvarez, L OBP: 0.333, SLG: 0.425	K				G3			F8		4	0	0	0	0	1	2											
2 Alex Bregman, R OBP: 0.356, SLG: 0.585		G5-3			G3-1			BB		3	0	0	0	1	0	1											
30 Kyle Tucker, L OBP: 0.311, SLG: 0.450	G6-3				F8			BB		4	0	0	0	0	1	3											
10 Yuli Gurriel, R OBP: 0.348, SLG: 0.476					G4-3					4	0	1	0	0	0	0											
17 David Hensley, R Trey Mancini, R					K			F9		3	0	1	0	0	2	0											
20 Chas McCormick, R OBP: 0.412, SLG: 0.500					BB					3	0	1	0	1	2	2											
15 Martin Maldonado, R OBP: 0.308, SLG: 0.261								G1-3		3	0	1	0	0	1	1											
<b>Inning Stats</b>	R: 0 H: 0 E: 0 K: 1 S: 7	H: 0 LOB: 0 BB: 0 P: 9	R: 0 H: 2 E: 0 K: 1 S: 14	H: 2 LOB: 2 BB: 0 P: 23	R: 0 H: 0 E: 0 K: 1 S: 8	H: 0 LOB: 0 BB: 0 P: 13	R: 0 H: 1 E: 0 K: 1 S: 11	H: 1 LOB: 2 BB: 1 P: 18	R: 0 H: 1 E: 0 K: 1 S: 12	H: 1 LOB: 1 BB: 0 P: 15	R: 0 H: 0 E: 0 K: 1 S: 16	H: 0 LOB: 2 BB: 2 P: 30	R: 0 H: 0 E: 0 K: 1 S: 8	H: 0 LOB: 0 BB: 0 P: 14	1B: 5 2B: 0 3B: 0 HR: 0	SF: 0 SAC: 0 DP: 0 HBP: 0		WP: 0 PB: 0 SB: 0 CS: 0	PA: 35								
<b>PITCHER</b>	IP	WLS	BF	H	R	ER	SO	BB	IBB	HBP	BLK	WP	HR	S	P	ERA	WHIP										
55 Ranger Suárez, L ERA: 1.23	5.0	W	19	3	0	0	4	1	0	0	0	0	0	48	76	0.00	0.800										
75 Connor Brogdon, R ERA: 2.7	1.0		4	1	0	0	1	0	0	0	0	0	0	12	13	0.00	1.000										
44 Kyle Gibson, R ERA:	7.1		1.0	4	1	0	1	0	0	0	0	0	0	9	15	0.00	1.000										
57 Nick Nelson, R ERA:	8.1		1.0	5	0	0	0	2	0	0	0	0	0	16	30	0.00	2.000										
64 Andrew Bellatti, R ERA: 1.5	9.1		1.0	3	0	0	1	0	0	0	0	0	0	8	14	0.00	0.000										

Batter	1	2	3	4	5	6	7	8	9	AB	R	H	RBI	BB	SO	LOB	BOTTOM											
12 Kyle Schwarber, L OBP: 0.393, SLG: 0.489	3 HR	G3-1			HR			K		3	2	1	2	1	1	0	Houston Astros @ Philadelphia Phillies Citizens Bank Park, Philadelphia, PA Tue Nov 01 2022, 8:05 PM - 11:13 PM EDT Att: 45,712 - Clear - 65 F											
17 Rhys Hoskins, R OBP: 0.250, SLG: 0.536	K				HR			F8		4	1	1	1	0	2	1												
10 J.T. Realmuto, R OBP: 0.322, SLG: 0.434	P2				K			K		4	0	0	0	0	3	1												
3 Bryce Harper, L OBP: 0.414, SLG: 0.818	HR				G4-3			K		4	1	1	2	0	1	0												
8 Nick Castellanos, R OBP: 0.263, SLG: 0.296	G5-3				G6-3			BB		4	0	1	0	0	1	0												
19 Matt Vierling, R OBP: 0.197, SLG: 0.250								K		0	0	0	0	0	0	0												
28 Alec Bohm, R OBP: 0.291, SLG: 0.375					F8			F9		3	1	1	1	1	0	0												
33 Edmundo Sosa, R OBP: 0.375, SLG: 0.500					HR					0	0	0	0	0	0	0												
5 Bryson Stott, L OBP: 0.279, SLG: 0.270					G3-1			K		3	0	0	0	0	2	2												
2 Jean Segura, R OBP: 0.260, SLG: 0.261					G5-3			P6		3	0	0	0	0	1	2												
16 Brandon Marsh, L OBP: 0.250, SLG: 0.471					HR			F7		3	2	2	1	0	0	2												
<b>Inning Stats</b>	R: 2 H: 1 E: 0 K: 1 S: 12	H: 1 LOB: 0 BB: 1 P: 22	R: 2 H: 2 E: 0 K: 2 S: 13	H: 2 LOB: 0 BB: 0 P: 21	R: 0 H: 0 E: 0 K: 2 S: 9	H: 0 LOB: 0 BB: 0 P: 11	R: 0 H: 0 E: 0 K: 0 S: 7	H: 0 LOB: 0 BB: 0 P: 9	R: 3 H: 3 E: 0 K: 2 S: 17	H: 3 LOB: 0 BB: 0 P: 22	R: 0 H: 1 E: 0 K: 1 S: 14	H: 1 LOB: 2 BB: 1 P: 21	R: 0 H: 0 E: 0 K: 2 S: 10	H: 0 LOB: 0 BB: 0 P: 13	R: 0 H: 0 E: 0 K: 1 S: 7	H: 0 LOB: 0 BB: 0 P: 11	1B: 2 2B: 0 3B: 0 HR: 5	SF: 0 SAC: 0 DP: 0 HBP: 0	WP: 1 PB: 0 SB: 0 CS: 0	PA: 33								
<b>PITCHER</b>	IP	WLS	BF	H	R	ER	SO	BB	IBB	HBP	BLK	WP	HR	S	P	ERA	WHIP											
43 Lance McCullers Jr., R ERA: 5.87	4.1	L	20	7	7	7	5	1	0	0	0	0	0	5	52	78	14.54	1.615										
45 Ryne Stanek, R ERA:	6.1		0.2	2	0	0	2	0	0	0	0	0	0	6	7	0.00	0.000											
65 José Urquidy, R ERA:	6.1		3.0	11	1	0	4	1	0	0	0	1	0	31	45	0.00	0.667											


livebaseballscorecards.com

AB 32  
R 0  
H 5  
RBI 0  
BB 3  
SO 7  
LOB 11



livebaseballscorecards.com

AB 31  
R 7  
H 7  
RBI 7  
BB 2  
SO 11  
LOB 8





Batter	1	2	3	4	5	6	7	8	9	AB R H RBI BB SO LOB	TOP									
27 Jose Altuve, R OBP: 0.208, SLG: 0.200	L8		G5-3			F7			G6-3	5 1 1 0 0 0 0	<b>Houston Astros @ Philadelphia Phillies</b> Citizens Bank Park, Philadelphia, PA Wed Nov 02 2022, 8:05 PM - 11:28 PM EDT Att: 45,693 - Partly Cloudy - 62 F									
3 Jeremy Peña, R OBP: 0.327, SLG: 0.580	K		K			F7				5 1 2 0 0 2 0										
44 Yordan Alvarez, L OBP: 0.340, SLG: 0.409			L7						F8	4 1 1 1 0 1 1										
2 Alex Bregman, R OBP: 0.340, SLG: 0.565	G4-3								F7	5 1 1 2 0 0 2										
30 Kyle Tucker, L OBP: 0.327, SLG: 0.476										2 0 1 1 1 0 0										
10 Yuli Gurriel, R OBP: 0.362, SLG: 0.478										4 0 2 1 0 0 2										
9 Christian Vázquez, R OBP: 0.313, SLG: 0.214										3 0 1 0 0 2 1										
16 Aledmys Díaz, R OBP: 0.087, SLG: 0.091										4 0 0 0 0 3 5										
14 Mauricio Dubón, R										0 0 0 0 0 0 0										
20 Chas McCormick, R (8, 7)										4 1 1 0 0 3 2										
<b>Inning Stats</b>	R: 0 H: 1 E: 0 K: 1 S: 16	H: 1 LOB: 1 BB: 0 P: 20	R: 0 H: 0 E: 0 K: 2 S: 11	H: 0 LOB: 2 BB: 0 P: 16	R: 0 H: 0 E: 0 K: 1 S: 7	H: 0 LOB: 0 BB: 0 P: 11	R: 0 H: 2 E: 0 K: 0 S: 7	H: 2 LOB: 2 BB: 0 P: 10	R: 5 H: 5 E: 0 K: 2 S: 23	H: 5 LOB: 1 BB: 0 P: 32	R: 0 H: 0 E: 0 K: 1 S: 7	H: 0 LOB: 0 BB: 1 P: 9	R: 0 H: 0 E: 0 K: 3 S: 9	H: 0 LOB: 0 BB: 0 P: 12	R: 0 H: 1 E: 0 K: 0 S: 11	H: 1 LOB: 1 BB: 0 P: 16	1B: 8 2B: 2 HR: 0	SF: 1 SAC: 0 HBP: 2	WP: 0 PB: 0 SB: 1 CS: 0	PA: 40
<b>PITCHER</b>	IP WLS BF H R ER SO BB IBB HBP BLK WP HR S P ERA WHIP											IP WLS BF H R ER SO BB IBB HBP BLK WP HR S P ERA WHIP								
27 Aaron Nola, R ERA: 4.91	(1, 1) 4.0 L 20 7 3 3 4 0 0 0 1 0 0 0 0 48 67 6.75 1.750											52 Brad Hand, L ERA: 4.76	(9, 1) 1.0 4 1 0 0 0 0 0 0 0 0 0 0 0 16 22 18.00 2.000							
46 José Alvarado, L ERA: 4.5	(5, 1) 1.0 6 2 2 2 2 0 0 0 1 0 0 0 0 16 22 18.00 2.000																			
64 Andrew Bellatti, R ERA: 1.29	(6, 1) 1.0 3 0 0 0 1 0 0 0 0 0 0 0 0 7 9 0.00 0.000																			
30 David Robertson, R ERA: 1.59	(7, 1) 1.0 4 0 0 0 1 1 0 0 0 0 0 0 0 6 11 0.00 1.000																			
56 Zach Efflin, R ERA: 4.15	(8, 1) 1.0 3 0 0 0 3 0 0 0 0 0 0 0 0 9 12 0.00 0.000																			

Batter	1	2	3	4	5	6	7	8	9	AB R H RBI BB SO LOB	BOTTOM											
12 Kyle Schwarber, L OBP: 0.385, SLG: 0.458	F7					G6-3				3 0 0 0 1 1 1	<b>Houston Astros @ Philadelphia Phillies</b> Citizens Bank Park, Philadelphia, PA Wed Nov 02 2022, 8:05 PM - 11:28 PM EDT Att: 45,693 - Partly Cloudy - 62 F											
17 Rhys Hoskins, R OBP: 0.234, SLG: 0.500	F6		P3			G6-3			BB	4 0 0 0 0 0 2												
10 J.T. Realmuto, R OBP: 0.302, SLG: 0.404	K								G5-3	4 0 0 0 0 3 1												
3 Bryce Harper, L OBP: 0.410, SLG: 0.789										2 0 0 0 1 2 0												
8 Nick Castellanos, R OBP: 0.250, SLG: 0.281										3 0 0 0 0 3 1												
28 Alec Bohm, R OBP: 0.276, SLG: 0.353										3 0 0 0 0 3 1												
5 Bryson Stott, L OBP: 0.261, SLG: 0.250										3 0 0 0 0 1 1												
2 Jean Segura, R OBP: 0.245, SLG: 0.245										3 0 0 0 0 0 0												
16 Brandon Marsh, L OBP: 0.256, SLG: 0.444										2 0 0 0 1 1 0												
<b>Inning Stats</b>	R: 0 H: 0 E: 0 K: 1 S: 10	H: 0 LOB: 0 BB: 0 P: 15	R: 0 H: 0 E: 0 K: 2 S: 11	H: 0 LOB: 1 BB: 1 P: 17	R: 0 H: 0 E: 0 K: 1 S: 9	H: 0 LOB: 1 BB: 1 P: 18	R: 0 H: 0 E: 0 K: 3 S: 9	H: 0 LOB: 0 BB: 0 P: 12	R: 0 H: 0 E: 0 K: 2 S: 11	H: 0 LOB: 0 BB: 0 P: 15		R: 0 H: 0 E: 0 K: 0 S: 13	H: 0 LOB: 0 BB: 0 P: 20	R: 0 H: 0 E: 0 K: 3 S: 10	H: 0 LOB: 0 BB: 0 P: 15	R: 0 H: 0 E: 0 K: 1 S: 7	H: 0 LOB: 0 BB: 0 P: 10	R: 0 H: 0 E: 0 K: 1 S: 11	H: 0 LOB: 1 BB: 1 P: 19	1B: 0 2B: 0 HR: 0	SF: 0 SAC: 0 HBP: 0	WP: 0 PB: 0 SB: 2 CS: 0
<b>PITCHER</b>	IP WLS BF H R ER SO BB IBB HBP BLK WP HR S P ERA WHIP											IP WLS BF H R ER SO BB IBB HBP BLK WP HR S P ERA WHIP										
53 Cristian Javier, R ERA: 0.71	(1, 1) 6.0 W 20 0 0 0 3 2 0 0 0 0 0 0 0 10 15 0.00 0.333																					
52 Bryan Abreu, R ERA: 1.0	(7, 1) 1.0 3 0 0 0 3 0 0 0 0 0 0 0 0 7 10 0.00 0.000																					
47 Rafael Montero, R ERA: 1.0	(8, 1) 1.0 3 0 0 0 1 0 0 0 0 0 0 0 0 7 10 0.00 0.000																					
55 Ryan Pressly, R ERA: 1.0	(9, 1) 1.0 4 0 0 0 1 1 0 0 0 0 0 0 0 11 19 0.00 1.000																					







Batter	1	2	3	4	5	6	7	8	9	AB	R	H	RBI	BB	SO	LOB	TOP					
12 Kyle Schwarber, L (1, 7) OBP: 0.392, SLG: 0.545	4-2 BB 17 G5-4-3		2-3 K			2-2 HR		1-3 K		3	1	1	1	1	2	0	Philadelphia Phillies @ Houston Astros Minute Maid Park, Houston, TX Sat Nov 05 2022, 7:07 PM - 10:17 PM CDT Att: 42,958 - Roof Closed - 73 F					
17 Rhys Hoskins, R (1, 3) OBP: 0.295, SLG: 0.435	0-0 G5-4-3 1-2		3-3 K			2-0 G5-3		1-2 F9		4	0	0	0	0	1	1						
10 J.T. Realmuto, R (1, 2) OBP: 0.292, SLG: 0.369	3-2 HBP		2-3 K			0-1 G5-3		0-0		3	0	1	0	0	1	0						
3 Bryce Harper, L (1, 10) OBP: 0.414, SLG: 0.746	0-0 G6-3					1-3 K		0-0 F7		4	0	0	0	0	2	2						
8 Nick Castellanos, R (1, 9) OBP: 0.232, SLG: 0.246	1-3 K		3-3 K			1-2 F4		0-0 F9		4	0	0	0	0	2	1						
28 Alec Bohm, R (1, 5) OBP: 0.292, SLG: 0.362	0-0 1B 19 BB		0-1 F9			0-3 K		0-3 K		3	0	1	0	0	1	0						
2 Jean Segura, R (1, 4) OBP: 0.250, SLG: 0.250	2-3 K		1-0 G4-3			0-3 K				3	0	0	0	0	2	1						
19 Matt Vierling, R (1, 8) OBP: 0.214, SLG: 0.231	4-0		3-1 G4-3			0-1 L5				1	0	0	0	1	0	0						
5 Bryson Stott, L (8, PH) OBP: 0.255, SLG: 0.227	1-2 BB		1-3 K			2-1 F9				1	0	0	0	0	0	0						
33 Edmundo Sosa, R (1, 6) OBP: 0.300, SLG: 0.375	0-1 F7									2	0	0	0	0	1	2						
16 Brandon Marsh, L (8, PH) OBP: 0.273, SLG: 0.410										1	0	0	0	0	0	0						
<b>Inning Stats</b>	R: 0 E: 0 K: 0 S: 6	H: 0 LOB: 1 BB: 1 P: 13	R: 0 E: 0 K: 2 S: 12	H: 1 LOB: 2 BB: 1 P: 19	R: 0 E: 0 K: 3 S: 10	H: 0 LOB: 0 BB: 0 P: 17	R: 0 E: 0 K: 2 S: 12	H: 0 LOB: 0 BB: 0 P: 17	R: 0 E: 0 K: 1 S: 8	H: 0 LOB: 0 BB: 0 P: 13	R: 1 E: 0 K: 1 S: 9	H: 1 LOB: 0 BB: 0 P: 14	R: 0 E: 0 K: 2 S: 9	H: 0 LOB: 0 BB: 0 P: 10	R: 0 E: 0 K: 1 S: 7	H: 0 LOB: 0 BB: 0 P: 10	R: 0 E: 0 K: 0 S: 6	H: 1 LOB: 1 BB: 0 P: 7	1B: 2 2B: 0 3B: 0 HR: 1	SF: 0 SAC: 0 DP: 1 HBP: 1	WP: 0 PB: 0 SB: 0 CS: 0	PA: 32
<b>PITCHER</b>	IP WLS BF H R ER SO BB IBB HBP BLK WP HR S P ERA WHIP	6.0 W 22 2 1 1 9 2 0 1 0 0 1 57 93 1.50 0.667	1.0 H 3 0 0 0 2 0 0 0 0 0 0 9 10 0.00 0.000	1.0 H 3 0 0 0 1 0 0 0 0 0 0 7 10 0.00 0.000	1.0 S 4 1 0 0 0 0 0 0 0 0 0 6 7 0.00 1.000	<b>PITCHER</b>										IP WLS BF H R ER SO BB IBB HBP BLK WP HR S P ERA WHIP						

Batter	1	2	3	4	5	6	7	8	9	AB	R	H	RBI	BB	SO	LOB	BOTTOM			
27 Jose Altuve, R (1, 4) OBP: 0.242, SLG: 0.241	1-3 K		2-3 K			2-0 FC5-4 3B 44 HR		2-2 E7 1B		4	1	1	0	0	2	2	Philadelphia Phillies @ Houston Astros Minute Maid Park, Houston, TX Sat Nov 05 2022, 7:07 PM - 10:17 PM CDT Att: 42,958 - Roof Closed - 73 F			
3 Jeremy Peña, R (1, 6) OBP: 0.367, SLG: 0.638	1-0 G6-3					1-0 1B		0-3 K		4	1	2	0	0	1	1				
44 Yordan Alvarez, L (1, 7) OBP: 0.311, SLG: 0.423	0-0 F7					1-3 1B		1-3 K		4	1	1	3	0	1	1				
2 Alex Bregman, R (1, 5) OBP: 0.379, SLG: 0.569		0-1 G6-3				0-3 K		3-2 1B		3	1	1	0	1	1	1				
30 Kyle Tucker, L (1, 9) OBP: 0.298, SLG: 0.408	4-2 BB 9 G6-4-3		0-0 G4-3			3-2 K		1-2 F7		3	0	0	0	1	1	2				
9 Christian Vázquez, R (1, 10) OBP: 0.316, SLG: 0.235	1 SAFE 0-2 G6-4-3		0-1 G4-3			2-2 1B				3	0	1	1	0	0	1				
Trey Mancini, R (1, 3) OBP: 0.125, SLG: 0.048			2-2 1B 20 FC1-4			2-3 K		1-2 G4-3		3	0	1	0	0	1	1				
20 Chas McCormick, R (1, 8) OBP: 0.333, SLG: 0.385			3-2 FC1-4 15 G5-3			0-3 K		2-3 K		3	0	0	0	0	2	1				
15 Martín Maldonado, R (1, 2) OBP: 0.303, SLG: 0.241			1-1 G5-3			2-1 HBP		1-2 F7		2	0	0	0	0	0	1				
<b>Inning Stats</b>	R: 0 E: 0 K: 1 S: 5	H: 0 LOB: 0 BB: 0 P: 7	R: 0 E: 0 K: 0 S: 11	H: 0 LOB: 0 BB: 1 P: 15	R: 0 E: 0 K: 1 S: 13	H: 1 LOB: 1 BB: 0 P: 21	R: 0 E: 0 K: 1 S: 8	H: 1 LOB: 1 BB: 0 P: 8	R: 0 E: 0 K: 2 S: 9	H: 0 LOB: 0 BB: 0 P: 11	R: 4 E: 0 K: 1 S: 18	H: 3 LOB: 1 BB: 1 P: 35	R: 0 E: 1 K: 2 S: 13	H: 1 LOB: 1 BB: 0 P: 18	R: 0 E: 0 K: 1 S: 10	H: 1 LOB: 0 BB: 0 P: 15		1B: 6 2B: 0 3B: 0 HR: 1	SF: 0 SAC: 0 DP: 1 HBP: 1	WP: 1 PB: 0 SB: 0 CS: 0
<b>PITCHER</b>	IP WLS BF H R ER SO BB IBB HBP BLK WP HR S P ERA WHIP	5.1 L 20 3 2 2 5 1 0 1 0 0 0 49 70 3.38 0.750	0.1 B 3 1 1 1 1 1 0 0 0 0 1 9 18 27.00 6.000	0.1 2 1 1 1 0 0 0 0 0 0 0 0 6 9 27.00 3.000	1.0 4 1 0 0 2 0 0 0 0 0 0 0 13 18 0.00 1.000	1.0 3 1 0 0 1 0 0 0 0 0 0 0 10 15 0.00 1.000	<b>PITCHER</b>										IP WLS BF H R ER SO BB IBB HBP BLK WP HR S P ERA WHIP			