

Philadelphia Phillies - 2023

Batter	1	2	3	4	5	6	7	8	9	AB	R	H	RBI	BB	SO	LOB	TOP
95 Edouard Julien, L 86 Chris Williams, R										3	0	0	0	0	3	0	Minnesota Twins @ Philadelphia Phillies BayCare Ballpark, Clearwater, FL Sun Feb 26 2023, 1:10 PM - 4:15 PM EST Att: 7,181 - Sunny - 81 F
32 Tony Wolters, L 12 Mikey Perez, R										2	0	0	0	1	0	0	
64 Jose Miranda, R 1 Alex Isola, R										1	0	1	0	2	0	0	
1 Misael Urbina, R 12 Kyle Schmidt, R										0	0	0	0	1	0	0	
50 Willi Castro, S 21 Willi Holland, R										3	0	0	0	0	2	4	
21 Gilberto Celestino, R 56 Kaiyi Rosario, R										3	0	1	2	0	1	1	
72 Brooks Lee, S 23 Jake Rucker, R										3	1	1	0	0	0	1	
96 Aaron Sabato, R 1 Alex Isola, R										2	1	0	0	1	1	0	
24 Ryan LaMarre, R 9 DaShawn Keirsej Jr., L										2	1	0	0	1	1	0	
60 Elliot Soto, R 38 Ernie Yake, L										3	1	2	4	0	0	0	

Inning Stats	R: 0 E: 0 K: 2 S: 9	H: 0 LOB: 1 BB: 1 P: 19	R: 0 E: 0 K: 1 S: 7	H: 0 LOB: 0 BB: 0 P: 9	R: 0 E: 0 K: 2 S: 13	H: 0 LOB: 0 BB: 0 P: 21	R: 0 E: 0 K: 1 S: 11	H: 1 LOB: 1 BB: 0 P: 20	R: 6 E: 0 K: 1 S: 15	H: 3 LOB: 1 BB: 4 P: 39	R: 0 E: 0 K: 1 S: 10	H: 1 LOB: 1 BB: 1 P: 15	R: 0 E: 0 K: 1 S: 9	H: 1 LOB: 1 BB: 1 P: 16	R: 1 E: 0 K: 2 S: 17	H: 1 LOB: 3 BB: 2 P: 31	R: 1 E: 1 K: 0 S: 11	H: 0 LOB: 1 BB: 1 P: 21	1B: 4 2B: 2 3B: 0 HR: 1	SF: 1 SAC: 0 DP: 0 HBP: 1	WP: 1 PB: 0 SB: 1 CS: 0	PA: 44
---------------------	------------------------------	----------------------------------	------------------------------	---------------------------------	-------------------------------	----------------------------------	-------------------------------	----------------------------------	-------------------------------	----------------------------------	-------------------------------	----------------------------------	------------------------------	----------------------------------	-------------------------------	----------------------------------	-------------------------------	----------------------------------	----------------------------------	------------------------------------	----------------------------------	--------

PITCHER	IP	WLS	BF	H	R	ER	SO	BB	IBB	HBP	BLK	WP	HR	S	P	ERA	WHIP
64 Andrew Bellatti, R	1.0		4	0	0	0	2	1	0	0	0	0	0	9	19	0.00	1.000
75 Connor Brogdon, R	1.0	H	3	0	0	0	1	0	0	0	0	0	0	7	9	0.00	0.000
37 Andrew Vasquez, L	1.0	H	3	0	0	0	2	0	0	0	0	0	0	13	21	0.00	0.000
79 McKinley Moore, R	1.0	H	4	1	0	0	1	0	0	0	0	0	0	11	20	0.00	1.000
35 Brian Marzoni, L	0.1	B	6	2	5	5	1	3	0	0	0	0	1	9	23	135.00	15.000
40 Keynan Johnson, L	0.2		4	1	1	1	0	1	0	0	0	0	0	6	16	13.50	3.000
56 Taylor Lehman, L	1.0	W	4	1	0	0	1	0	0	0	0	0	0	10	15	0.00	1.000
41 Adam Leverett, R	1.0		4	1	0	0	1	1	0	0	0	0	0	9	16	0.00	2.000


Batter	1	2	3	4	5	6	7	8	9	AB	R	H	RBI	BB	SO	LOB	BOTTOM			
7 Trea Turner, R 27 Gabriel Rincones Jr., L										3	1	2	1	0	0	0	Minnesota Twins @ Philadelphia Phillies BayCare Ballpark, Clearwater, FL Sun Feb 26 2023, 1:10 PM - 4:15 PM EST Att: 7,181 - Sunny - 81 F			
12 Kyle Schwarber, L 80 Vito Friscia, R										3	0	0	0	0	3	3				
10 J.T. Realmuto, R 26 Ethan Wilson, L										3	0	2	1	0	1	2				
8 Nick Castellanos, R 7 Garrett Whitley, R										2	1	1	2	1	1	0				
5 Bryson Stott, L 17 Hao-Yu Lee, R										3	0	0	0	0	1	3				
84 Johan Rojas, R 23 Kody Clemens, L										2	0	0	0	0	0	2				
67 Jim Haley, R 41 Aramis Garcia, R										1	1	0	0	0	1	0				
39 Vimalael Machin, L 73 Will Tolley, L										2	0	0	0	0	0	1				
53 Carlos De La Cruz, R 29 Trevor Magill, R										2	0	1	0	0	1	0				
Inning Stats	R: 1 E: 0 K: 2 S: 17	H: 2 LOB: 2 BB: 1 P: 28	R: 1 E: 1 K: 2 S: 19	H: 2 LOB: 0 BB: 0 P: 27	R: 0 E: 0 K: 1 S: 7	H: 0 LOB: 0 BB: 0 P: 10	R: 0 E: 0 K: 2 S: 10	H: 0 LOB: 0 BB: 0 P: 14	R: 2 E: 0 K: 1 S: 13	H: 2 LOB: 1 BB: 0 P: 18	R: 6 E: 0 K: 2 S: 19	H: 3 LOB: 3 BB: 3 P: 38	R: 0 E: 0 K: 3 S: 11	H: 0 LOB: 0 BB: 0 P: 15	R: 0 E: 0 K: 2 S: 8	H: 0 LOB: 1 BB: 1 P: 17		1B: 6 2B: 0 3B: 0 HR: 3	SF: 0 SAC: 0 DP: 0 HBP: 1	WP: 1 PB: 0 SB: 1 CS: 0

PITCHER	IP	WLS	BF	H	R	ER	SO	BB	IBB	HBP	BLK	WP	HR	S	P	ERA	WHIP
41 Joe Ryan, R	1.1		2	2	2	2	2	0	0	0	0	0	0	24	40	13.50	2.250
44 Michael Boyle, L	0.2		4	2	0	0	2	0	0	0	1	0	0	12	15	0.00	3.000
94 Brent Headrick, L	2.0		6	0	0	0	3	0	0	0	0	0	0	17	24	0.00	0.000
80 Austin Schuller, R	1.0		5	2	2	2	1	0	0	0	0	0	1	13	18	18.00	2.000
58 Trevor Magill, R	0.1	L	7	3	6	6	1	3	0	0	0	1	2	14	33	162.00	18.000

AB	33
R	8
H	7
RBI	8
BB	9
SO	11
LOB	20



AB	33
R	10
H	9
RBI	10
BB	5
SO	15
LOB	15



Batter	1	2	3	4	5	6	7	8	9	AB	R	H	RBI	BB	SO	LOB	TOP										
7 Trea Turner, R OBP: 0.417, SLG: 0.417 84 Johan Rojas, R OBP: 0.273, SLG: 0.111	E9 12 HR 1B	F7 1-2			F8 1-2		F9 2-0		G3-6-1 1-2	3	1	1	0	0	0	2											
12 Kyle Schwarber, L OBP: 0.438, SLG: 0.815 13 Rafael Marchán, S (6, FR)	HR 2H		G4-6-3 17 G4-6-3 BB			FC5 23 1B 2B	L4			2	1	2	2	1	0	0											
17 Rhys Hoskins, R OBP: 0.267, SLG: 0.600 73 Will Toffey, L OBP: 0.300, SLG: 0.400	1B 16 2B		G4-6-3			K			K	3	0	1	0	0	1	2											
8 Nick Castellanos, R OBP: 0.267, SLG: 0.385 89 Jhalil Ortiz, R OBP: 0.100, SLG: 0.100	K		F9			FC5 23 1B BB			F7	2	0	0	0	1	1	1											
16 Brandon Marsh, L OBP: 0.400, SLG: 0.333 67 Jim Haley, R	2B 1H				L6		K		E3 72 FC6-4	3	0	1	0	0	1	2											
2 Josh Harrison, R OBP: 0.167, SLG: 0.333 72 Max McDowell, R OBP: 0.400, SLG: 0.250	F8				F7		FC5 23 1B		FC6-4	3	0	0	0	0	0	3											
23 Kody Clemens, L OBP: 0.400, SLG: 0.756 53 Carlos De La Cruz, R OBP: 0.429, SLG: 1.000	K		K				FC6-4 29 FC6-4 1B			1	0	1	0	0	0	0											
29 John Hicks, R OBP: 0.364, SLG: 0.455 31 Wendell Rijo, R	1B 7S						FC6-4 18 FC6-4 1B		FC6-4 84 G3-6-1 BB	3	0	2	0	0	0	3											
18 Dalton Guthrie, R OBP: 0.071, SLG: 0.071 22 Baron Radcliff, L	P3						FC6-4 7 CS		F9	1	0	0	0	0	0	2											
Inning Stats	R: 2 E: 1 K: 1 S: 13	H: 4 LOB: 1 BB: 0 P: 19	R: 0 E: 0 K: 1 S: 8	H: 1 LOB: 1 BB: 0 P: 12	R: 0 E: 0 K: 0 S: 6	H: 0 LOB: 0 BB: 1 P: 16	R: 0 E: 0 K: 1 S: 9	H: 0 LOB: 0 BB: 0 P: 14	R: 0 E: 0 K: 0 S: 7	H: 1 LOB: 0 BB: 0 P: 9	R: 2 E: 0 K: 2 S: 12	H: 2 LOB: 3 BB: 1 P: 19	R: 0 E: 0 K: 0 S: 4	H: 0 LOB: 0 BB: 0 P: 9	R: 0 E: 1 K: 1 S: 9	H: 0 LOB: 1 BB: 0 P: 11	R: 0 E: 0 K: 1 S: 10	H: 1 LOB: 1 BB: 1 P: 17	1B: 5 2B: 3 3B: 0 HR: 1	SF: 0 SAC: 0 DP: 2 HBP: 0	WP: 0 PB: 0 SB: 1 CS: 1	PA: 37					
PITCHER	IP	WLS	BF	H	R	ER	SO	BB	IBB	HBP	BLK	WP	HR	S	P	ERA	WHIP										
17 José Berrios, R ERA: 3.6	3.0	W	13	5	2	2	2	1	0	0	0	0	0	27	42	6.00	2.000										
40 Chris Bassitt, R ERA: 5.4	3.0	H	13	3	2	2	3	1	0	0	0	0	0	28	42	6.00	1.333										
46 Zach Thompson, R ERA: 9.82	1.0	H	3	0	0	0	0	0	0	0	0	0	0	4	9	0.00	0.000										
52 Anthony Bass, R ERA	1.0		4	0	0	0	1	0	0	0	0	0	0	9	11	0.00	0.000										
50 Erik Swanson, R ERA	1.0		4	1	0	0	1	1	0	0	0	0	0	10	17	0.00	2.000										

Philadelphia Phillies @ Toronto Blue Jays
 TD Ballpark, Dunedin, FL
 Sun Mar 05 2023, 1:10 PM - 3:58 PM EST
 Att: 7,195 - Partly Cloudy - 83 F

livebaseballscorecards.com

AB 34
R 4
H 9
RBI 4
BB 3
SO 7
LOB 20




Batter	1	2	3	4	5	6	7	8	9	AB	R	H	RBI	BB	SO	LOB	BOTTOM										
4 George Springer, R OBP: 0.333, SLG: 0.364 75 Stevie Berman, R OBP: 0.333, SLG: 0.625	G6-3	G6-3	G5-3			FC6-4 51 FC6-4 1B	G6-3			4	0	1	1	0	0	1											
11 Bo Bichette, R OBP: 0.583, SLG: 0.444 51 Otto Lopez, R OBP: 0.529, SLG: 0.667	1B 26 2B	1B 25 2B			K	FC6-4 47 CS	2 HR 2B			3	2	2	1	0	1	0											
25 Daulton Varsho, L OBP: 0.255, SLG: 0.250 47 Vinny Capra, R OBP: 0.462, SLG: 0.800	L9	1B 5 1B			1B 26 S	FC6-4 2 FC6-4 BB	2 HR BB			3	1	2	1	0	0	1											
26 Matt Chapman, R OBP: 0.308, SLG: 0.364 2 Orelvis Martinez, R OBP: 0.429, SLG: 1.000	2B 1H	F8			1B	FC6-4	HR			3	0	2	1	0	0	1											
9 Danny Jansen, R OBP: 0.214, SLG: 0.083 55 Rob Brantly, L OBP: 0.364, SLG: 0.500	P6	1B 5 1B			K		G3-1 P5			2	0	0	0	1	1	3											
5 Santiago Espinal, R OBP: 0.563, SLG: 0.714 49 Leo Jimenez, R OBP: 0.364, SLG: 0.300	1B				G6-3					3	1	2	1	0	0	2											
48 Spencer Horwitz, L OBP: 0.273, SLG: 0.111 95 Rainer Nunez, R OBP: 0.273, SLG: 0.111	BB									2	2	2	0	0	0	0											
38 Nathan Lukes, L OBP: 0.375, SLG: 0.462 87 Cam Eden, R OBP: 0.308, SLG: 0.250	1B 74 2B 4 G6-3	K								2	1	0	0	1	1	1											
74 Zach Britton, L OBP: 0.429, SLG: 0.818 67 Winton Bernard, R OBP: 0.286, SLG: 0.385	1B 11 1B	G4-3								3	1	1	1	0	0	0											
Inning Stats	R: 1 E: 0 K: 0 S: 14	H: 2 LOB: 1 BB: 0 P: 18	R: 6 E: 0 K: 0 S: 26	H: 6 LOB: 2 BB: 2 P: 48	R: 0 E: 0 K: 1 S: 6	H: 0 LOB: 0 BB: 0 P: 10	R: 0 E: 0 K: 2 S: 18	H: 2 LOB: 2 BB: 0 P: 29	R: 0 E: 0 K: 0 S: 10	H: 0 LOB: 0 BB: 0 P: 14	R: 0 E: 0 K: 0 S: 9	H: 1 LOB: 1 BB: 1 P: 15	R: 7 E: 0 K: 0 S: 15	H: 5 LOB: 0 BB: 2 P: 32	R: 2 E: 1 K: 2 S: 14	H: 2 LOB: 2 BB: 1 P: 21	1B: 12 2B: 5 3B: 0 HR: 1	SF: 0 SAC: 0 DP: 0 HBP: 0	WP: 0 PB: 0 SB: 3 CS: 1	PA: 47							
PITCHER	IP	WLS	BF	H	R	ER	SO	BB	IBB	HBP	BLK	WP	HR	S	P	ERA	WHIP										
45 Zack Wheeler, R ERA: 18.9	1.1	L	12	7	7	7	0	1	0	0	0	0	0	11	21	0.00	3.000										
40 Kaylan Kilgore, L ERA: 6.75	0.2		4	1	0	0	0	1	0	0	0	0	0	6	10	0.00	0.000										
46 José Alvarado, L ERA	1.0		3	0	0	0	1	0	0	0	0	0	0	8	10	0.00	0.000										
31 Craig Kimbrel, R ERA	1.0		5	2	0	0	2	0	0	0	0	0	0	16	29	0.00	2.000										
58 Sarah Anthony Dominguez, R ERA: 6.0	1.0		3	0	0	0	0	0	0	0	0	0	0	10	14	0.00	0.000										
PITCHER	IP	WLS	BF	H	R	ER	SO	BB	IBB	HBP	BLK	WP	HR	S	P	ERA	WHIP										
64 Andrew Bellatti, R ERA	1.0		4	1	0	0	0	1	0	0	0	0	0	9	15	0.00	2.000										
66 Jake Jewell, R ERA: 20.25	0.2		8	4	6	6	0	2	0	0	0	0	0	11	25	81.00	9.000										
76 Matt Seelinger, R ERA: 54.0	0.1		2	1	1	1	0	0	0	0	0	0	0	1	4	27.00	3.000										
69 Francisco Morales, R ERA: 3.38	1.0		6	2	2	0	2	1	0	0	0	0	0	14	21	0.00	3.000										

Philadelphia Phillies @ Toronto Blue Jays
 TD Ballpark, Dunedin, FL
 Sun Mar 05 2023, 1:10 PM - 3:58 PM EST
 Att: 7,195 - Partly Cloudy - 83 F

livebaseballscorecards.com

AB 41
R 16
H 18
RBI 16
BB 6
SO 5
LOB 16



Batter	1	2	3	4	5	6	7	8	9	AB	R	H	RBI	BB	SO	LOB	TOP
4 George Springer, R (1.10) OBP: 0.308, SLG: 0.720 72 Andres Sosa, R (6.10) OBP: 0.412, SLG: 0.308	 1-1 1B		 1-1 HR	 3-1 F9		 1-3 K		 1-3 K	 1-3 K	3	1	2	1	0	0	1	
11 Bo Bichette, R (1.6) OBP: 0.444, SLG: 0.417 44 Addison Barger, L (3.6) OBP: 0.345, SLG: 0.462	 0-1 2B		 0-0 8 1B 25 SF9	 0-0 G3		 0-2 G4-3		 0-0 47 FC5-4 67 1B	 0-0 47 FC5-4 67 1B	2	1	2	0	0	0	0	
8 Cavan Biggio, L (1.3) OBP: 0.292, SLG: 0.333 95 Rainer Nunez, R (6.3) OBP: 0.250, SLG: 0.222	 2-3 K		 0-0 1B		 1-2 G4-3		 0-3 K	 0-0 47 FC5-4 1B	 0-0 47 FC5-4 1B	3	0	1	0	0	1	2	
26 Matt Chapman, R (1.5) OBP: 0.292, SLG: 0.333 47 Vinny Capra, R (6.5) OBP: 0.429, SLG: 0.533	 3-2 P6		 4-2 25 WP 15 E	 0-1 25 2B		 4-0 74 CS BB		 1-1 FC5-4 67 E 74 HR	 1-1 FC5-4 67 E 74 HR	2	2	1	0	1	0	2	
25 Daulton Varsho, L (1.8) OBP: 0.258, SLG: 0.296 67 Wynton Bernard, R (6.8) OBP: 0.174, SLG: 0.238	 2-3 K		 1-0 SF9	 3-1 2B		 1-3 K		 3-2 E4 74 HR	 3-2 E4 74 HR	2	0	1	2	0	1	0	
15 Whit Merrifield, R (1.7) OBP: 0.375, SLG: 0.357 74 Zach Britton, L (6.7) OBP: 0.348, SLG: 0.700	 2-0 9 1B		 0-2 E5	 2-2 E6		 1-0 CS		 1-2 K	 0-0 1-H 2-H HR	3	0	1	0	0	0	1	
9 Danny Jansen, R (1.2) OBP: 0.308, SLG: 0.500 75 Stevie Berman, R (8.2) OBP: 0.308, SLG: 0.500	 3-2 1B		 3-1 P3	 1-3 K		 1-3 K		 1-2 P6	 1-0 0 BB 1B	4	0	1	0	0	1	3	
5 Santiago Espinal, R (1.4) OBP: 0.464, SLG: 0.654 0 Rafael Lantigua, R (6.4)	 2-1 P5			 2-3 K		 0-3 K		 2-2 HBP	 4-2 1-2 BB	3	0	0	0	0	2	4	
87 Cam Eden, R (1.9) OBP: 0.350, SLG: 0.278 2 Trevor Schwicke, R (6.9)	 1-3 K			 2-2 1B		 1-2 F4		 2-3 K	 3-1 P6	3	0	1	0	0	1	2	
Inning Stats	R: 0 H: 2 E: 0 K: 1 S: 10	R: 0 H: 2 E: 0 K: 2 S: 15	R: 3 H: 3 E: 1 K: 0 S: 14	R: 0 H: 1 E: 0 K: 1 S: 11	R: 1 H: 2 E: 1 K: 2 S: 16	R: 0 H: 0 E: 0 K: 1 S: 11	R: 0 H: 0 E: 0 K: 2 S: 6	R: 0 H: 0 E: 0 K: 2 S: 11	R: 0 H: 0 E: 0 K: 2 S: 17	R: 4 H: 4 E: 1 K: 1 S: 17	1B: 9 SF: 1 2B: 3 3B: 0 HR: 2	WP: 1 PA: 46 FB: 0 CS: 2					
PITCHER	IP: 2.2 WLS: L BF: 15 H: 7 R: 0 ER: 0 SO: 0 BB: 0 IBB: 0 HBP: 0 BLK: 0 WP: 1 HR: 1 S: 37 P: 59 ERA: 6.75 WHIP: 3.000	IP: 1.0 WLS: L BF: 3 H: 0 R: 0 ER: 0 SO: 2 BB: 1 IBB: 0 HBP: 0 BLK: 0 WP: 0 HR: 0 S: 6 P: 12 ERA: 0.00 WHIP: 1.000	IP: 1.0 WLS: L BF: 4 H: 0 R: 0 ER: 0 SO: 2 BB: 0 IBB: 0 HBP: 1 BLK: 0 WP: 0 HR: 1 S: 11 P: 25 ERA: 0.00 WHIP: 0.000	IP: 0.2 WLS: L BF: 8 H: 4 R: 4 ER: 4 SO: 1 BB: 0 IBB: 0 HBP: 0 BLK: 0 WP: 1 HR: 15 S: 25 P: 27 ERA: 7.500 WHIP: 0.000	IP: 0.1 WLS: L BF: 1 H: 0 R: 0 ER: 0 SO: 0 BB: 0 IBB: 0 HBP: 0 BLK: 0 WP: 0 HR: 2 S: 5 P: 5 ERA: 0.00 WHIP: 0.000	PITCHER	IP: 1.0 WLS: L BF: 3 H: 0 R: 0 ER: 0 SO: 2 BB: 1 IBB: 0 HBP: 0 BLK: 0 WP: 0 HR: 6 S: 12 P: 17 ERA: 0.00 WHIP: 1.000	IP: 1.0 WLS: L BF: 4 H: 0 R: 0 ER: 0 SO: 2 BB: 0 IBB: 0 HBP: 0 BLK: 0 WP: 0 HR: 11 S: 17 P: 25 ERA: 0.00 WHIP: 0.000	IP: 0.1 WLS: L BF: 1 H: 0 R: 0 ER: 0 SO: 0 BB: 0 IBB: 0 HBP: 0 BLK: 0 WP: 0 HR: 2 S: 5 P: 5 ERA: 0.00 WHIP: 0.000	PITCHER	IP: 1.0 WLS: L BF: 4 H: 0 R: 0 ER: 0 SO: 2 BB: 0 IBB: 0 HBP: 0 BLK: 0 WP: 0 HR: 6 S: 12 P: 17 ERA: 0.00 WHIP: 1.000	IP: 1.0 WLS: L BF: 6 H: 3 R: 0 ER: 0 SO: 2 BB: 0 IBB: 0 HBP: 0 BLK: 0 WP: 0 HR: 14 S: 21 P: 21 ERA: 0.00 WHIP: 3.000					

Toronto Blue Jays @ Philadelphia Phillies
 BayCare Ballpark, Clearwater, FL
 Sun Mar 12 2023, 1:08 PM - 4:10 PM EDT
 Att: 9,919 - Sunny - 79 F

AB 40
 R 8
 H 14
 RBI 6
 BB 3
 SO 12
 LOB 23



Toronto Blue Jays @ Philadelphia Phillies
 BayCare Ballpark, Clearwater, FL
 Sun Mar 12 2023, 1:08 PM - 4:10 PM EDT
 Att: 9,919 - Sunny - 79 F

AB 40
 R 3
 H 13
 RBI 3
 BB 3
 SO 11
 LOB 22



Batter	1	2	3	4	5	6	7	8	9	AB	R	H	RBI	BB	SO	LOB	TOP					
1 Ozzie Albies, S (1,4) <small>OBP: 0.318, SLG: 0.500</small> 45 Yolmer Sánchez, S (6,4) <small>OBP: 0.304, SLG: 0.111</small>										3 2 1 3 1 1 2	2	0	0	0	0	1	1					
18 Vaughn Grissom, R (1,6) <small>OBP: 0.367, SLG: 0.393</small> 56 Adeiny Hechavarría, R (6,PH) <small>OBP: 0.194, SLG: 0.231</small>										3 2 2 0 0 0 0	2	1	1	0	0	1	1					
20 Marcell Ozuna, R (1,10) <small>OBP: 0.320, SLG: 0.464</small> 58 Arden Pabst, R (6,PH) <small>OBP: 0.500, SLG: 0.500</small>										3 2 2 4 1 1 1	2	0	1	1	0	1	1					
17 Kevin Pillar, R (1,9) <small>OBP: 0.379, SLG: 0.500</small> 74 Justin Dean, R (6,9)										3 2 2 0 1 0 2	0	0	0	0	2	0	0					
14 Sam Hilliard, L (1,8) <small>OBP: 0.400, SLG: 0.571</small> 76 Cody Milligan, L (6,8)										3 1 2 2 1 1 1	2	0	0	0	0	2	1					
9 Ehire Adrianza, S (1,5) <small>OBP: 0.458, SLG: 0.667</small> 64 Hoy Park, L (6,5)										4 1 1 4 0 0 5	1	0	0	1	1	0						
67 Joe Dunand, R (1,3) <small>OBP: 0.143, SLG: 0.185</small> 89 Ryan Casteel, R (6,3)										4 0 0 1 0 0 2	2	0	1	0	0	1	2					
71 Joe Hudson, R (1,2) <small>OBP: 0.286, SLG: 0.368</small> 73 Drake Baldwin, L (7,PH) <small>OBP: 0.300, SLG: 0.125</small>										3 2 1 0 1 1 2	1	0	0	0	1	0	2					
46 Magneur Sierra, L (1,7) <small>OBP: 0.429, SLG: 0.353</small> 68 Landon Stephens, R (6,7)										2 2 1 0 2 0 0	2	0	0	0	2	2						
Inning Stats	R: 4 H: 4 E: 0 K: 0 S: 17	L: 4 LOB: 1 BB: 1 P: 32	R: 0 H: 1 E: 0 K: 1 S: 9	L: 1 LOB: 1 BB: 0 P: 12	R: 0 H: 1 E: 0 K: 1 S: 11	L: 1 LOB: 1 BB: 0 P: 16	R: 3 H: 3 E: 0 K: 1 S: 17	L: 3 LOB: 2 BB: 1 P: 31	R: 7 H: 3 E: 1 K: 1 S: 29	L: 3 LOB: 1 BB: 4 P: 55	R: 0 H: 0 E: 0 K: 3 S: 11	L: 2 LOB: 2 BB: 2 P: 27	R: 1 H: 2 E: 0 K: 1 S: 10	L: 2 LOB: 1 BB: 1 P: 20	R: 0 H: 1 E: 0 K: 3 S: 10	L: 2 LOB: 2 BB: 1 P: 16	1B: 10 2B: 3 3B: 0 HR: 2	SF: 0 SAC: 0 DP: 0 HBP: 1	WP: 2 PB: 0 SB: 0 CS: 0	PA: 55		
PITCHER	IP WLS BF H R ER SO	IP WLS BF H R ER SO	IP WLS BF H R ER SO	IP WLS BF H R ER SO	IP WLS BF H R ER SO	IP WLS BF H R ER SO	IP WLS BF H R ER SO	IP WLS BF H R ER SO	IP WLS BF H R ER SO	IP WLS BF H R ER SO	IP WLS BF H R ER SO	IP WLS BF H R ER SO	IP WLS BF H R ER SO	IP WLS BF H R ER SO	IP WLS BF H R ER SO	IP WLS BF H R ER SO	ERA WHIP	ERA WHIP	ERA WHIP			
61 Cristopher Sánchez, L (1,1) <small>ERA: 12.0</small> 43 Yunior Marte, R (2,1) <small>ERA: 1.5</small> 47 Jakob Hernandez, L (3,1) <small>ERA: 9.0</small> 37 Andrew Vasquez, L (4,1) <small>ERA: 6.75</small> 40 Keylan Killgore, L (4,1) <small>ERA: 5.4</small>	1.0 L 8 4 4 0 4	1.0 5 2 0 0 1	0.0 0 0 0 0	0.0 0 0 0 0	0.0 0 7 10 0.00 0.000	0.0 0 14 27 40.50 6.000	0.0 0 3 4 0.00 0.000	47 Erich Uelmen, R (5,1) <small>ERA: 7.94</small> 76 Matt Seelinger, R (5,1) <small>ERA: 54.0</small> 18 Trey Cobb, R (6,1) <small>ERA:</small> 22 Mark Appel, R (7,1) <small>ERA: 7.2</small> 51 Ben Bowden, L (8,1) <small>ERA: 7.2</small>	0.2 5 2 3 3 0	0.1 6 1 4 4 1	1.1 6 0 0 0 4	1.1 7 2 1 1 2	1.1 6 1 0 0 3	0.2 1 0 0 3	0.0 0 1 14 26	0.0 1 15 29	0.0 0 17 31	6.75 2.250	0.00 2.250			
Batter	1	2	3	4	5	6	7	8	9	AB	R	H	RBI	BB	SO	LOB	BOTTOM					
5 Bryson Stott, L (1,4) <small>OBP: 0.172, SLG: 0.286</small> 73 Will Toffey, L (7,4) <small>OBP: 0.316, SLG: 0.529</small>									3 0 0 0 0 1 2	2	0	0	0	0	0	2						
17 Rhys Hoskins, R (1,3) <small>OBP: 0.348, SLG: 0.429</small> 18 Dustin Peterson, R (6,9) <small>OBP: 0.333, SLG: 1.333</small>									3 1 1 0 0 1 0	2	1	1	2	0	0	0						
28 Alec Bohm, R (1,5) <small>OBP: 0.353, SLG: 0.688</small> 17 Nick Podkul, R (6,3) <small>OBP: 0.400, SLG: 0.444</small>								3 0 0 0 0 1 1	1	0	0	0	0	0	0	0						
8 Nick Castellanos, R (1,9) <small>OBP: 0.323, SLG: 0.375</small> 18 Dalton Guthrie, R (6,5) <small>OBP: 0.160, SLG: 0.200</small>								1 1 1 2 1 0 0	2	0	1	0	0	0	0	0						
24 Darick Hall, L (1,10) <small>OBP: 0.375, SLG: 0.759</small> 41 Aramis Garcia, R (8,PH) <small>OBP: 0.333, SLG: 0.563</small>								3 0 0 0 0 0 1	1	0	0	0	0	1	2							
33 Edmundo Sosa, R (1,8) <small>OBP: 0.615, SLG: 1.143</small> 72 Max McDowell, R (7,2) <small>OBP: 0.273, SLG: 0.111</small>									2 0 1 0 1 1 0	1	0	0	0	0	0	2						
23 Kody Clemens, L (1,6) <small>OBP: 0.320, SLG: 0.583</small> 4 Scott Kingery, R (7,8) <small>OBP: 0.577, SLG: 0.696</small>								2 0 0 0 0 0 2	2	1	2	0	0	0	0	0						
2 Josh Harrison, R (1,7) <small>OBP: 0.304, SLG: 0.476</small> 77 Weston Wilson, R (7,7) <small>OBP: 0.476, SLG: 0.633</small>								1 0 1 0 1 0 0	2	0	0	0	1	2								
29 John Hicks, R (1,2) <small>OBP: 0.300, SLG: 0.400</small> 67 Jim Haley, R (7,6) <small>OBP: 0.444, SLG: 0.308</small>								2 0 0 0 0 0 4	2	1	1	1	0	0	1							
Inning Stats	R: 2 H: 2 E: 0 K: 2 S: 11	L: 2 LOB: 0 BB: 0 P: 24	R: 0 H: 2 E: 0 K: 0 S: 7	L: 2 LOB: 0 BB: 0 P: 10	R: 0 H: 0 E: 0 K: 1 S: 8	L: 0 LOB: 1 BB: 1 P: 13	R: 0 H: 0 E: 0 K: 0 S: 5	L: 0 LOB: 2 BB: 2 P: 14	R: 0 H: 0 E: 0 K: 0 S: 10	L: 0 LOB: 0 BB: 0 P: 14	R: 0 H: 0 E: 0 K: 1 S: 7	L: 0 LOB: 0 BB: 0 P: 7	R: 0 H: 1 E: 0 K: 1 S: 10	L: 1 LOB: 1 BB: 0 P: 15	R: 0 H: 1 E: 0 K: 1 S: 13	L: 2 LOB: 2 BB: 0 P: 23	R: 3 H: 3 E: 0 K: 0 S: 12	L: 3 LOB: 0 BB: 0 P: 18	1B: 6 2B: 1 3B: 0 HR: 2	SF: 0 SAC: 0 DP: 1 HBP: 1	WP: 1 PB: 0 SB: 0 CS: 0	PA: 39
PITCHER	IP WLS BF H R ER SO	IP WLS BF H R ER SO	IP WLS BF H R ER SO	IP WLS BF H R ER SO	IP WLS BF H R ER SO	IP WLS BF H R ER SO	IP WLS BF H R ER SO	IP WLS BF H R ER SO	IP WLS BF H R ER SO	IP WLS BF H R ER SO	IP WLS BF H R ER SO	IP WLS BF H R ER SO	IP WLS BF H R ER SO	IP WLS BF H R ER SO	IP WLS BF H R ER SO	IP WLS BF H R ER SO	ERA WHIP	ERA WHIP	ERA WHIP			
55 Bryce Elder, R (1,1) <small>ERA: 6.17</small> 51 Michael Tonkin, R (5,1) <small>ERA: 9.0</small> 61 Nick Anderson, R (6,1) <small>ERA: 3.6</small> 87 Brian Moran, L (7,1) <small>ERA: 2.84</small> 80 Danny Young, L (8,1) <small>ERA: 3.86</small>	1.0 3 0 0 0 0	1.0 3 0 0 0 1	1.0 4 1 0 0 1	1.0 5 1 0 0 1	1.0 3 0 0 0 0	1.0 10 13 0.00 1.000	1.0 7 7 0.00 0.000	1.0 10 15 0.00 1.000	1.0 13 23 0.00 1.000	72 Connor Johnstone, R (9,1) <small>ERA: 13.5</small>	1.0 6 3 3 0	1.0 3 3 0	1.0 3 3 0	1.0 3 3 0	1.0 3 3 0	1.0 3 3 0	27.00 3.000	27.00 3.000	27.00 3.000			

Batter	1	2	3	4	5	6	7	8	9	AB	R	H	RBI	BB	SO	LOB	TOP				
5 Bryson Stott, L (1,4) 29 Pedro Martinez, S (7,6) OBP: 0.242, SLG: 0.438 OBP: 0.400, SLG: 0.333	2-1 HR		0-0 18 2B 23 1B 1B	2-2 F7		1-1 1B		1-2 G4-3		4	2	3	1	0	0	0					
33 Edmundo Sosa, R (1,7) 17 Hao-Yu Lee, R (7,4) OBP: 0.600, SLG: 1.042 OBP: 0.286, SLG: 0.167	0-0 24 FC6 1B		2-1 F8	4-1 24 HR BB		2-2 F7		1-2 G1-3		3	1	1	0	1	0	2					
24 Darick Hall, L (1,3) 17 Nick Podkul, R (7,3) OBP: 0.361, SLG: 0.788 OBP: 0.455, SLG: 0.600	0-1 FC6 18 FC5-4 1-2		0-1 L9	0-0 1-H HR		3-1 P2		1-2 86 HBP 54 HR 2B		4	1	1	2	0	0	2					
18 Dalton Guthrie, R (1,8) 7 Garrett Whitley, R (7, PR) OBP: 0.226, SLG: 0.323 OBP: 0.125, SLG: 0.125	0-1 FC5-4 23 WP 1-2		0-2 23 1B 2B	2-3 K		2-1 23 BB 1B		2-3 K		4	1	2	0	0	1	1					
23 Kody Clemens, L (1,5) 5 Cam Cannon, R (7, PR) OBP: 0.345, SLG: 0.556 OBP: 0.125, SLG: 0.125	1-3 K		0-0 77 HBP 1B			3-2 G6-3		3-0 86 HBP 54 HR HBP		3	0	1	2	1	1	1					
77 Weston Wilson, R (1,10) 86 Adony Mejia, R (9, PH) OBP: 0.292, SLG: 0.375 OBP: 0.428, SLG: 0.667	3-3 K		4-2 HBP			3-3 K		1-1 54 HR HBP		3	0	0	0	0	3	2					
29 John Hicks, R (1,2) 54 Cade Fergus, R (7, PR) OBP: 1.000, SLG: 2.500	1-1 1B		0-0 F7			0-3 K		0-0 HR		4	0	1	0	0	1	4					
67 Jim Haley, R (1,6) 27 Gabriel Rincones Jr., L (7,7) OBP: 0.428, SLG: 0.444	1-3 K		2-2 HR			1-3 K		2-2 K		3	1	1	1	0	2	1					
53 Carlos De La Cruz, R (1,9) 83 Jack Conley, R (7,2) OBP: 0.308, SLG: 0.583 OBP: 0.167, SLG: 0.167	2-3 K		2-3 K			2-2 G6-3		1-3 K		3	0	0	0	0	2	1					
Inning Stats	R: 1 H: 2 E: 0 K: 1 S: 10	WLS: 2 LOB: 1 BB: 0 P: 13	R: 0 H: 1 E: 0 K: 3 S: 11	LOB: 1 BB: 0 P: 8	R: 2 H: 3 E: 0 K: 0 S: 14	LOB: 2 BB: 0 P: 20	R: 3 H: 2 E: 0 K: 2 S: 16	LOB: 0 BB: 1 P: 28	R: 0 H: 1 E: 0 K: 1 S: 11	LOB: 1 BB: 0 P: 17	R: 0 H: 1 E: 0 K: 1 S: 11	LOB: 2 BB: 1 P: 23	R: 0 H: 0 E: 0 K: 2 S: 12	LOB: 0 BB: 0 P: 16	R: 4 H: 2 E: 0 K: 2 S: 15	LOB: 0 BB: 0 P: 24	1B: 6 2B: 2 3B: 0 HR: 4	SF: 0 SAC: 0 DP: 0 HBP: 3	WP: 1 PB: 0 SB: 0 CS: 0	PA: 44	
PITCHER	IP: 3.0 WLS: L BF: 16 ERA: 6.14	H: 6 R: 3 ER: 3 SO: 4	BB: 0 IBB: 0 HBP: 1 BLK: 0	WP: 1 HR: 1 S: 35 P: 51	ERA: 9.00 WHIP: 2.000	PITCHER	IP: 2.0 WLS: L BF: 10 ERA: 5.0	H: 2 R: 4 ER: 4 SO: 4	BB: 0 IBB: 0 HBP: 2 BLK: 0	WP: 0 HR: 1 S: 27 P: 40	ERA: 18.00 WHIP: 1.000										

Batter	1	2	3	4	5	6	7	8	9	AB	R	H	RBI	BB	SO	LOB	BOTTOM
60 Akil Baddoo, L (1,7) 39 Jonathan Davis, R (6,7) OBP: 0.250, SLG: 0.367 OBP: 0.290, SLG: 0.222	2-0 G4-3		0-1 F9			0-1 30 CS 1B		1-2 L9		3	0	1	0	0	0	0	
30 Kerry Carpenter, L (1,9) 74 Brendon Davis, R (7,9) OBP: 0.294, SLG: 0.563 OBP: 0.440, SLG: 0.450	1-3 K		1-0 F8			2-2 G4-3		2-2 L9		3	0	0	0	0	1	0	
31 Riley Greene, L (1,8) 94 Andrew Navigato, R (7,7) OBP: 0.303, SLG: 0.531 OBP: 0.667, SLG: 0.800	4-2 BB		1-2 L6			2-3 K		4-1 BB		2	0	0	0	1	1	0	
20 Spencer Torkelson, R (1,3) 54 Andrew Knapp, S (7,3) OBP: 0.316, SLG: 0.324 OBP: 0.381, SLG: 0.611	3-3 K		2-1 G6-3			1-2 P3		0-3 K		3	0	0	0	0	1	1	
17 Austin Meadows, L (1,10) 33 Donny Sands, R (7, PH) OBP: 0.270, SLG: 0.242 OBP: 0.240, SLG: 0.250	0-0 P5		1-3 K			1-1 72 G5-4-3 1B		1-3 K		2	0	0	0	0	1	1	
9 Nick Maton, L (1,5) 72 Jermaine Palacios, R (6,5) OBP: 0.343, SLG: 0.636 OBP: 0.423, SLG: 0.565	1-2 13 1B 2B		1-2 1B			1-2 G5-4-3		1-3 K		2	1	2	0	0	0	0	
13 Eric Haase, R (1,2) 64 Michael Papierski, S (7,2) OBP: 0.412, SLG: 0.654 OBP: 0.412, SLG: 0.571	0-1 15 G3 1B		1-3 K			2-2 G4-3		1-3 K		2	0	1	1	0	1	1	
15 César Hernández, S (1,4) 86 Cristian Santana, R (9,4) OBP: 0.412, SLG: 0.571	1-2 G3		1-3 K			0-0 G4-3		0-0 K		3	0	0	0	0	1	1	
59 Zack Short, R (1,6) 93 Trei Cruz, S (9,6) OBP: 0.441, SLG: 0.556	3-1 L6		2-3 K			1-3 K		1-3 K		3	0	0	0	0	2	1	
Inning Stats	R: 0 H: 0 E: 0 K: 2 S: 11	WLS: W LOB: 1 BB: 1 P: 21	R: 1 H: 2 E: 0 K: 0 S: 11	LOB: 1 BB: 0 P: 16	R: 0 H: 0 E: 0 K: 0 S: 6	LOB: 0 BB: 0 P: 8	R: 0 H: 1 E: 0 K: 2 S: 12	LOB: 0 BB: 0 P: 17	R: 0 H: 0 E: 0 K: 1 S: 7	LOB: 0 BB: 0 P: 9	R: 0 H: 0 E: 0 K: 1 S: 10	LOB: 0 BB: 1 P: 17	1B: 4 2B: 1 3B: 0 HR: 0	SF: 0 SAC: 0 DP: 1 HBP: 0	WP: 0 PB: 0 SB: 0 CS: 1	PA: 33	
PITCHER	IP: 4.1 WLS: 9-28 BF: 17 ERA: 9.28	H: 3 R: 1 ER: 1 SO: 5	BB: 1 IBB: 0 HBP: 0 BLK: 0	WP: 0 HR: 0 S: 43 P: 66	ERA: 2.08 WHIP: 0.923	PITCHER	IP: 1.0 WLS: 9-28 BF: 10 ERA: 5.0	H: 2 R: 4 ER: 4 SO: 4	BB: 0 IBB: 0 HBP: 2 BLK: 0	WP: 0 HR: 1 S: 27 P: 40	ERA: 18.00 WHIP: 1.000						

Philadelphia Phillies @ Detroit Tigers
Publix Field at Joker Marchant Stadium, Lakeland, FL
Thu Mar 16 2023, 6:07 PM - 8:39 PM EDT
Att: 6,843 - Clear - 76 F

Philadelphia Phillies @ Detroit Tigers
Publix Field at Joker Marchant Stadium, Lakeland, FL
Thu Mar 16 2023, 6:07 PM - 8:39 PM EDT
Att: 6,843 - Clear - 76 F

AB 39
R 10
H 12
RBI 10
BB 2
SO 14
LOB 15



Batter	1	2	3	4	5	6	7	8	9	AB	R	H	RBI	BB	SO	LOB	TOP			
16 Brandon Marsh, L (1, 8) 85 Cody Roberts, R (8, 2)										3	1	1	1	1	1	1				
28 Alec Bohm, R (1, 5) 54 Cade Ferguson, R (8, 8)										3	1	0	0	1	0	3				
44 Jake Cave, L (1, 7) 22 Baron Radcliff, L (8, 7)										4	0	3	3	0	0	0				
4 Scott Kingery, R (1, 6) 85 Chad Castillo, L (8, 3)										4	1	1	0	0	2	3				
2 Josh Harrison, R (1, 4) 17 Hao-Yu Lee, R (7, 4)										2	1	1	1	1	0	0				
23 Kody Clemens, L (1, 10)										4	1	2	2	0	0	2				
73 Will Toffey, L (1, 3) 8 Casey Martin, R (8, 6)										3	1	1	0	1	1	1				
72 Max McDowell, R (1, 2) 3 McCarthy Tatum, R (8, 5)										2	1	0	0	2	0	3				
53 Carlos De La Cruz, R (1, 9) 26 Ethan Wilson, L (6, 9)										2	1	0	0	1	1	2				
Inning Stats	R: 2 E: 0 K: 0 S: 19	H: 1 LOB: 1 BB: 2 P: 33	R: 0 E: 0 K: 2 S: 13	H: 0 LOB: 1 BB: 1 P: 21	R: 0 E: 0 K: 1 S: 9	H: 0 LOB: 0 BB: 0 P: 17	R: 4 E: 0 K: 0 S: 20	H: 4 LOB: 2 BB: 2 P: 33	R: 2 E: 0 K: 2 S: 12	H: 2 LOB: 1 BB: 1 P: 22	R: 0 E: 0 K: 2 S: 10	H: 1 LOB: 1 BB: 0 P: 14	R: 0 E: 0 K: 2 S: 9	H: 0 LOB: 0 BB: 0 P: 13	R: 0 E: 0 K: 3 S: 10	H: 0 LOB: 0 BB: 0 P: 16	1B: 6 2B: 2 3B: 0 HR: 1	SF: 1 SAC: 0 DP: 1 HBP: 0	WP: 0 PB: 0 SB: 0 CS: 0	PA: 41
PITCHER	IP WLS BF H R ER SO	IP WLS BF H R ER SO	IP WLS BF H R ER SO	IP WLS BF H R ER SO	IP WLS BF H R ER SO	IP WLS BF H R ER SO	IP WLS BF H R ER SO	IP WLS BF H R ER SO	IP WLS BF H R ER SO	IP WLS BF H R ER SO	IP WLS BF H R ER SO	IP WLS BF H R ER SO	IP WLS BF H R ER SO	IP WLS BF H R ER SO	IP WLS BF H R ER SO	IP WLS BF H R ER SO	ERA WHIP	ERA WHIP		
16 Yusel Kikuchi, L (1, 1) 80 Adrian Hernandez, R (4, 1) 43 Paul Fry, L (4, 1) 24 Nate Pearson, R (6, 1) 90 Adam Cimber, R (8, 1)	3.1 L 14 1 2 2 3	0.1 6 3 2 2 0	1.1 7 3 4 4 0	2.0 8 2 0 0 2	1.0 3 0 0 0 2	1.0 3 0 0 0 2	1.0 3 0 0 0 2	1.0 3 0 0 0 2	1.0 3 0 0 0 2	1.0 3 0 0 0 2	1.0 3 0 0 0 2	1.0 3 0 0 0 2	1.0 3 0 0 0 2	1.0 3 0 0 0 2	1.0 3 0 0 0 2	1.0 3 0 0 0 2	5.40 1.200	1.59 0.000		

Philadelphia Phillies @ Toronto Blue Jays
 TD Ballpark, Dunedin, FL
 Fri Mar 17 2023, 1:09 PM - 3:50 PM EDT
 Att.: 4,827 - Sunny - 77 F

AB	33
R	8
H	9
RBI	7
BB	7
SO	10
LOB	15



Batter	1	2	3	4	5	6	7	8	9	AB	R	H	RBI	BB	SO	LOB	BOTTOM					
4 George Springer, R (1, 9) 94 Sebastian Espino, R (6, 9)										3	0	1	0	0	0	1						
11 Bo Bichette, R (1, 6) 29 Luis De Los Santos, R (6, 9)										3	0	2	0	0	1	1						
27 Vladimir Guerrero Jr., R (1, 3) 89 L.J. Talley, L (7, 3)										2	0	0	1	0	0	2						
13 Brandon Belt, L (1, 10) 91 Payton Williams, L (6, 9)										3	0	1	0	0	1	1						
15 Whit Merrifield, R (1, 4) 91 Davis Schneider, R (7, 4)										3	0	0	0	0	1	2						
9 Danny Jansen, R (1, 2) 75 Stevie Berman, R (8, 2)										2	0	0	0	1	1	0						
39 Kevin Kiermaier, L (1, 8) 91 Steward Berroa, S (7, 8) 47 Ryan McCarty, R (9, 9)										2	0	0	0	0	1	1						
28 Ernie Clement, R (1, 5) 96 Alex De Jesus, R (7, 5)										2	0	0	0	0	1	1						
98 Gabriel Martinez, R (1, 7) 88 Riley Trotta, R (7, 7)										1	0	0	0	1	0	0						
Inning Stats	R: 0 E: 0 K: 1 S: 8	H: 1 LOB: 1 BB: 0 P: 14	R: 0 E: 0 K: 3 S: 10	H: 0 LOB: 0 BB: 0 P: 13	R: 0 E: 0 K: 1 S: 7	H: 0 LOB: 0 BB: 0 P: 12	R: 0 E: 0 K: 1 S: 8	H: 1 LOB: 0 BB: 0 P: 15	R: 0 E: 0 K: 0 S: 11	H: 0 LOB: 1 BB: 1 P: 17	R: 1 E: 0 K: 0 S: 16	H: 2 LOB: 2 BB: 1 P: 26	R: 0 E: 0 K: 0 S: 5	H: 0 LOB: 0 BB: 0 P: 5	R: 0 E: 0 K: 1 S: 9	H: 1 LOB: 1 BB: 0 P: 13	R: 0 E: 0 K: 3 S: 11	H: 1 LOB: 2 BB: 1 P: 21	1B: 5 2B: 1 3B: 0 HR: 0	SF: 1 SAC: 0 DP: 1 HBP: 0	WP: 0 PB: 0 SB: 0 CS: 0	PA: 35
PITCHER	IP WLS BF H R ER SO	IP WLS BF H R ER SO	IP WLS BF H R ER SO	IP WLS BF H R ER SO	IP WLS BF H R ER SO	IP WLS BF H R ER SO	IP WLS BF H R ER SO	IP WLS BF H R ER SO	IP WLS BF H R ER SO	IP WLS BF H R ER SO	IP WLS BF H R ER SO	IP WLS BF H R ER SO	IP WLS BF H R ER SO	IP WLS BF H R ER SO	IP WLS BF H R ER SO	IP WLS BF H R ER SO	ERA WHIP	ERA WHIP				
25 Matt Strahm, L (1, 1) 64 Andrew Bellatti, R (3, 1) 49 Michael Plassmeyer, L (4, 1) 47 Erich Uelmen, R (8, 1) 80 Cristian Hernandez, R (9, 1)	2.0 W 7 1 0 0 0	1.0 H 3 0 0 0 1	4.0 H 16 3 1 1 1	1.1 6 1 0 0 2	0.2 3 1 0 0 2	0.2 3 1 0 0 2	0.2 3 1 0 0 2	0.2 3 1 0 0 2	0.2 3 1 0 0 2	0.2 3 1 0 0 2	0.2 3 1 0 0 2	0.2 3 1 0 0 2	0.2 3 1 0 0 2	0.2 3 1 0 0 2	0.2 3 1 0 0 2	0.2 3 1 0 0 2	0.00 0.000	2.25 1.250				

Philadelphia Phillies @ Toronto Blue Jays
 TD Ballpark, Dunedin, FL
 Fri Mar 17 2023, 1:09 PM - 3:50 PM EDT
 Att.: 4,827 - Sunny - 77 F

AB	31
R	1
H	6
RBI	1
BB	3
SO	10
LOB	15



Batter	1	2	3	4	5	6	7	8	9	AB	R	H	RBI	BB	SO	LOB	TOP			
8 Cavan Biggio, L (1,4) OBP: 0.342, SLG: 0.371 0 Rafael Lantigua, R (6,4)	G3		F9		G4-3		G6-3			3	0	0	0	0	0	1	Toronto Blue Jays @ Philadelphia Phillies BayCare Ballpark, Clearwater, FL Fri Mar 17 2023, 1:09 PM - 3:26 PM EDT Att. 10,533 - Sunny - 79 F			
26 Matt Chapman, R (1,5) OBP: 0.298, SLG: 0.321 83 Tanner Morris, L (6,FR) (6,5)	E5		F6			25 G4-3 5 WP 2B		K		3	0	1	0	0	0	0				
25 Daulton Varsho, L (1,7) OBP: 0.256, SLG: 0.278 94 Will Robertson, L (6,7)	P3		P5				G4-3	G3-1		3	0	0	0	0	0	2				
30 Alejandro Kirk, R (1,2) OBP: 0.556, SLG: 0.429 72 Andres Sosa, R (6,2) OBP: 0.391, SLG: 0.444				P4			G5-3			3	0	1	0	0	0	2				
5 Santiago Espinal, R (1,6) OBP: 0.378, SLG: 0.500 92 Josh Kasevich, R (6,FR) (6,6)				F7				BB		2	0	0	0	1	0	2				
38 Nathan Lukes, L (1,8) OBP: 0.368, SLG: 0.424 98 Garrett Spain, L (6,8)				F8			L8			2	0	0	0	1	0	2				
95 Rainer Nunez, R (1,3) OBP: 0.500, SLG: 0.500 36 PK Morris, L (6,3)							G5-3			2	0	0	0	0	0	1				
74 Zach Britton, L (1,10) OBP: 0.323, SLG: 0.556 77 Cullen Large, S (7,PH) (7,10)							G4-3			2	0	0	0	0	1	1				
87 Cam Eden, R (1,9) OBP: 0.400, SLG: 0.478 2 Trevor Schwicke, R (6,9) OBP: 0.200, SLG: 0.400										2	1	2	1	0	0	0				
										2	0	0	0	0	2	2				
Inning Stats	R: 0 H: 1 E: 1 K: 0 S: 9	H: 0 LOB: 0 BB: 0 P: 14	R: 0 H: 0 E: 0 K: 1 S: 7	H: 0 LOB: 0 BB: 1 P: 12	R: 1 H: 1 E: 0 K: 0 S: 9	H: 1 LOB: 0 BB: 0 P: 14	R: 0 H: 0 E: 0 K: 0 S: 6	H: 0 LOB: 0 BB: 0 P: 11	R: 0 H: 1 E: 0 K: 0 S: 8	H: 1 LOB: 2 BB: 1 P: 14	R: 0 H: 0 E: 0 K: 1 S: 9	H: 0 LOB: 1 BB: 1 P: 17	R: 0 H: 0 E: 0 K: 1 S: 11	H: 0 LOB: 1 BB: 1 P: 20	R: 0 H: 1 E: 0 K: 2 S: 12	H: 1 LOB: 1 BB: 0 P: 16	1B: 3 2B: 1 3B: 0 HR: 1	SF: 0 SAC: 0 DP: 0 HBP: 0	WP: 2 PB: 0 CS: 1	PA: 36
PITCHER	IP WLS BF H R ER SO BB IBB HBP BLK WP HR S P ERA WHIP																			
70 Bailey Falter, L (1,1) ERA: 3.97	5.0	19	3	1	1	1	1	0	0	0	0	0	1	39	60	1.80	0.800			
75 Connor Brogdon, R (6,1) ERA: 3.6	1.0	5	1	1	1	0	1	0	0	0	0	1	0	6	14	9.00	2.000			
31 Craig Kimbrel, R (7,1) ERA: 1.8	1.0	4	0	0	0	1	1	0	0	0	0	0	0	9	17	0.00	1.000			
58 Seranthony Dominguez, R (1,1) ERA: 3.0	1.0	4	0	0	0	1	1	0	0	0	0	0	0	11	20	0.00	1.000			
51 Ben Bowden, L (9,1) ERA: 6.0	1.0	4	1	0	0	2	0	0	0	0	1	0	12	16	0.00	1.000				



Batter	1	2	3	4	5	6	7	8	9	AB	R	H	RBI	BB	SO	LOB	BOTTOM	
5 Bryson Stott, L (1,4) OBP: 0.222, SLG: 0.400 31 Wendell Rijo, R (6,4)	F7	G4-3		G4-3		G4-3		P6		3	0	0	0	0	0	3	Toronto Blue Jays @ Philadelphia Phillies BayCare Ballpark, Clearwater, FL Fri Mar 17 2023, 1:09 PM - 3:26 PM EDT Att. 10,533 - Sunny - 79 F	
17 Rhys Hoskins, R (1,3) OBP: 0.452, SLG: 0.600 17 Nick Podkul, R (7,FR) (8,3)						G6-3				3	1	2	1	0	0	0		
8 Nick Castellanos, R (1,9) OBP: 0.333, SLG: 1.333 18 Dustin Peterson, R (7,FR) (8,9)										4	0	1	1	0	0	1		
24 Darick Hall, L (1,10) OBP: 0.350, SLG: 0.730										4	0	1	0	0	1	3		
33 Edmundo Sosa, R (1,5) OBP: 0.594, SLG: 1.000 5 Cam Cannon, R (6,5)										2	0	1	0	0	0	1		
77 Weston Wilson, R (1,6) OBP: 0.387, SLG: 0.593 29 Pedro Martinez, S (7,6)										2	1	1	0	0	0	2		
18 Dalton Guthrie, R (1,8) OBP: 0.273, SLG: 0.375 7 Garrett Whitley, R (6,8) OBP: 0.100, SLG: 0.100										3	0	0	0	0	0	3		
67 Jim Haley, R (1,7) OBP: 0.400, SLG: 0.421 27 Gabriel Rincones Jr., L (6,7) OBP: 0.571, SLG: 1.000										1	0	0	0	0	0	1		
41 Aramis Garcia, R (1,2) OBP: 0.333, SLG: 0.524 83 Jack Conley, R (7,2) OBP: 0.143, SLG: 0.143										1	0	0	0	0	1	2		
										1	0	1	0	0	0	0		
Inning Stats	R: 1 H: 2 E: 0 K: 0 S: 13	H: 0 LOB: 1 BB: 0 P: 19	R: 0 H: 0 E: 0 K: 0 S: 7	H: 0 LOB: 2 BB: 0 P: 12	R: 0 H: 1 E: 0 K: 0 S: 9	H: 1 LOB: 1 BB: 0 P: 15	R: 0 H: 1 E: 0 K: 1 S: 14	H: 1 LOB: 1 BB: 0 P: 22	R: 0 H: 0 E: 0 K: 0 S: 6	H: 3 LOB: 1 BB: 0 P: 17	R: 1 H: 2 E: 0 K: 1 S: 12	H: 2 LOB: 2 BB: 0 P: 17	R: 0 H: 1 E: 2 K: 2 S: 11	H: 1 LOB: 2 BB: 1 P: 17	1B: 5 2B: 3 3B: 0 HR: 2	SF: 0 SAC: 0 DP: 1 HBP: 3	WP: 1 PB: 0 CS: 0	PA: 37
PITCHER	IP WLS BF H R ER SO BB IBB HBP BLK WP HR S P ERA WHIP																	
40 Chris Bassitt, R (1,1) ERA: 4.85	5.0	22	4	1	1	1	0	0	0	0	0	0	1	49	79	18.00	3.000	
50 Erik Swanson, R (6,1) ERA: 4.5	1.0	6	3	2	2	1	0	0	0	0	0	0	0	11	17	18.00	3.000	
56 Zach Pop, R (7,1) ERA: 2.25	1.0	4	2	1	1	1	0	0	0	0	0	0	12	17	9.00	2.000		
64 Jay Jackson, R (8,1) ERA:	1.0	5	1	0	0	2	1	0	0	0	1	0	11	17	0.00	2.000		



Batter	1	2	3	4	5	6	7	8	9	AB	R	H	RBI	BB	SO	LOB	TOP					
16 Brandon Marsh, L (1.8) OBP: 0.359, SLG: 0.394 29 Pedro Martinez, S (7.6) OBP: 0.417, SLG: 0.364	2-2 HR		0-0 F8		4-0 BB			0-3 K		2	1	1	1	1	0	0	Philadelphia Phillies @ Atlanta Braves CoolToday Park, North Port, FL Sat Mar 18 2023, 6:06 PM - 8:35 PM EDT Att: 7,050 - Partly Cloudy - 69 F					
28 Alec Bohm, R (1.3) OBP: 0.311, SLG: 0.537 18 Dustin Peterson, R (7.7) OBP: 0.250, SLG: 1.000	0-0 F8		0-0 G5-3		0-0 P3			0-3 K		3	0	0	0	0	0	2						
24 Darick Hall, L (1.10) OBP: 0.341, SLG: 0.683	0-0 1B		0-3 K		0-0 F7			0-3 K		4	0	1	0	0	2	0						
4 Scott Kingery, R (1.7) OBP: 0.459, SLG: 0.515 85 Cody Roberts, R (7.2)	0-0 F9				0-3 K			0-3 K		3	0	0	0	0	2	1						
44 Jake Cave, L (1.9) OBP: 0.474, SLG: 0.800 26 Ethan Wilson, L (7.9) OBP: 0.333, SLG: 0.800	0-3 K				0-0 K			0-0 G3-1		3	0	0	0	0	2	1						
2 Josh Harrison, R (1.6) OBP: 0.333, SLG: 0.517 31 Wendell Rijo, R (7.5)		0-0 G3			0-0 G5-3			0-3 K		3	0	0	0	0	1	0						
23 Kody Clemens, L (1.4) OBP: 0.389, SLG: 0.625		0-0 G4-3			4-0 BB			4-0 BB		1	0	0	0	2	0	0						
29 John Hicks, R (1.2) OBP: 0.296, SLG: 0.346 17 Nick Podkul, R (7.3) OBP: 0.455, SLG: 0.600		4-0 BB			0-0 FC5-4 BB			0-3 K		2	0	0	0	1	1	2						
73 Will Toffey, L (1.5) OBP: 0.321, SLG: 0.417 7 Garrett Whitley, R (7.8) OBP: 0.100, SLG: 0.100		0-0 G3			0-0 P5			1-3 K		3	0	0	0	0	1	3						
								1-2 K		0	0	0	0	0	0	0						
Inning Stats	R: 1 E: 0 K: 1 S: 9	H: 2 LOB: 1 BB: 0 P: 11	R: 0 E: 0 K: 0 S: 3	H: 0 LOB: 1 BB: 1 P: 7	R: 0 E: 0 K: 1 S: 5	H: 0 LOB: 0 BB: 0 P: 5	R: 0 E: 0 K: 2 S: 7	H: 0 LOB: 0 BB: 0 P: 7	R: 0 E: 0 K: 0 S: 3	H: 0 LOB: 2 BB: 2 P: 11	R: 0 E: 0 K: 0 S: 5	H: 0 LOB: 1 BB: 1 P: 14	R: 0 E: 0 K: 3 S: 9	H: 0 LOB: 0 BB: 0 P: 9	R: 0 E: 0 K: 0 S: 2	H: 0 LOB: 0 BB: 1 P: 6	1B: 1 2B: 0 3B: 0 HR: 1	SF: 0 SAC: 0 DP: 1 HBP: 0	WP: 1 PB: 0 SB: 0 CS: 0	PA: 33		
PITCHER	IP WLS BF H R ER SO BB IBB HBP BLK WP HR S P ERA WHIP	IP WLS BF H R ER SO BB IBB HBP BLK WP HR S P ERA WHIP	IP WLS BF H R ER SO BB IBB HBP BLK WP HR S P ERA WHIP	IP WLS BF H R ER SO BB IBB HBP BLK WP HR S P ERA WHIP	IP WLS BF H R ER SO BB IBB HBP BLK WP HR S P ERA WHIP	IP WLS BF H R ER SO BB IBB HBP BLK WP HR S P ERA WHIP	IP WLS BF H R ER SO BB IBB HBP BLK WP HR S P ERA WHIP	IP WLS BF H R ER SO BB IBB HBP BLK WP HR S P ERA WHIP	IP WLS BF H R ER SO BB IBB HBP BLK WP HR S P ERA WHIP	IP WLS BF H R ER SO BB IBB HBP BLK WP HR S P ERA WHIP	IP WLS BF H R ER SO BB IBB HBP BLK WP HR S P ERA WHIP	IP WLS BF H R ER SO BB IBB HBP BLK WP HR S P ERA WHIP	IP WLS BF H R ER SO BB IBB HBP BLK WP HR S P ERA WHIP	IP WLS BF H R ER SO BB IBB HBP BLK WP HR S P ERA WHIP	IP WLS BF H R ER SO BB IBB HBP BLK WP HR S P ERA WHIP	IP WLS BF H R ER SO BB IBB HBP BLK WP HR S P ERA WHIP	IP WLS BF H R ER SO BB IBB HBP BLK WP HR S P ERA WHIP	IP WLS BF H R ER SO BB IBB HBP BLK WP HR S P ERA WHIP	IP WLS BF H R ER SO BB IBB HBP BLK WP HR S P ERA WHIP	IP WLS BF H R ER SO BB IBB HBP BLK WP HR S P ERA WHIP	IP WLS BF H R ER SO BB IBB HBP BLK WP HR S P ERA WHIP	IP WLS BF H R ER SO BB IBB HBP BLK WP HR S P ERA WHIP
85 Dylan Dodd, L (1.1) ERA: 0.69	4.2	W	18	2	1	1	4	2	0	0	0	0	0	0	0	0	1.93	0.857				
80 Jose Montilla, R (5.1) ERA:	0.1	H	2	0	0	0	0	1	0	0	0	0	0	0	0	0	0.00	3.000				
77 Joe Jiménez, R (6.1) ERA: 6.75	1.0	H	3	0	0	0	1	0	0	0	0	0	0	0	0	0	0.00	0.000				
22 Kirby Yates, R (7.1) ERA: 10.8	1.0		4	0	0	0	3	1	0	0	0	1	0	9	14	0.00	1.000					
63 Lucas Luetge, L (8.1) ERA: 7.71	1.0		3	0	0	0	3	0	0	0	0	0	0	9	9	0.00	0.000					

AB	28
R	1
H	2
RBI	1
BB	5
SO	11
LOB	11



Batter	1	2	3	4	5	6	7	8	9	AB	R	H	RBI	BB	SO	LOB	BOTTOM				
1 Ozzie Albies, S (1.4) OBP: 0.324, SLG: 0.429 45 Yolmer Sánchez, S (8.4) OBP: 0.250, SLG: 0.077	0-3 K		0-0 F7	0-0 G6-3		0-0 BB		0-3 K		4	0	1	0	0	1	3	Philadelphia Phillies @ Atlanta Braves CoolToday Park, North Port, FL Sat Mar 18 2023, 6:06 PM - 8:35 PM EDT Att: 7,050 - Partly Cloudy - 69 F				
28 Matt Olson, L (1.3) OBP: 0.484, SLG: 1.036 89 Ryan Casteel, R (6.3) OBP: 0.333, SLG: 0.394	4-0 BB		4-0 BB		0-0 L9	4-0 BB		0-0 G5-3		1	0	0	0	2	0	0					
27 Austin Riley, R (1.5) OBP: 0.452, SLG: 0.625 9 Ehre Adrianza, S (7.6) OBP: 0.464, SLG: 0.609	0-3 K		0-0 2B		0-0 P3	4-0 BB		0-0 G5-3		3	0	1	1	0	1	1					
16 Travis d'Aarud, R (1.2) OBP: 0.222, SLG: 0.235 71 Joe Hudson, R (6, PH) OBP: 0.304, SLG: 0.381	0-0 F8		0-0 G6-3		0-0 G6-3	0-3 K		0-3 K		3	0	0	0	0	0	3					
23 Michael Harris II, L (1.8) OBP: 0.371, SLG: 0.581 49 Ethan Workinger, R (7.8) OBP: 0.667, SLG: 0.500		0-0 F7			0-0 G6-3	0-0 BB		0-0 F4		3	1	1	0	0	0	0					
18 Vaughn Grissom, R (1.10) OBP: 0.381, SLG: 0.387		0-0 F9			4-0 BB	0-0 G1-3		0-0 G1-3		3	2	1	0	1	0	0					
14 Sam Hilliard, L (1.9) OBP: 0.444, SLG: 0.563 30 Jacob Pearson, L (7.9)	0-0 P6				0-0 1B	4-0 BB		0-0 G1-6-3		2	0	1	0	1	0	0					
17 Kevin Pillar, R (1.7) OBP: 0.265, SLG: 0.419 24 Jordan Luplow, R (7.7) OBP: 0.333, SLG: 0.455			0-3 K		0-0 K	0-0 BB		0-0 P6		3	0	0	0	0	2	4					
11 Orlando Arcia, R (1.6) OBP: 0.367, SLG: 0.360 4 Cade Bunnell, L (7.5) OBP: 0.833, SLG: 0.667			0-0 E5 BB		0-0 1B	0-0 HR		4-0 BB		3	2	2	3	0	0	0					
										0	0	0	0	1	0	0					
Inning Stats	R: 0 E: 0 K: 2 S: 7	H: 0 LOB: 1 BB: 1 P: 11	R: 0 E: 0 K: 0 S: 3	H: 0 LOB: 0 BB: 0 P: 3	R: 1 E: 1 K: 1 S: 7	H: 1 LOB: 2 BB: 1 P: 11	R: 1 E: 0 K: 1 S: 7	H: 2 LOB: 2 BB: 1 P: 11	R: 0 E: 0 K: 0 S: 3	H: 0 LOB: 0 BB: 0 P: 3	R: 3 E: 0 K: 1 S: 8	H: 4 LOB: 3 BB: 3 P: 20	R: 0 E: 0 K: 0 S: 3	H: 0 LOB: 0 BB: 0 P: 3	R: 0 E: 0 K: 1 S: 5	H: 0 LOB: 1 BB: 1 P: 9	1B: 4 2B: 2 3B: 0 HR: 1	SF: 0 SAC: 0 DP: 1 HBP: 0	WP: 0 PB: 0 SB: 0 CS: 0	PA: 38	
PITCHER	IP WLS BF H R ER SO BB IBB HBP BLK WP HR S P ERA WHIP	IP WLS BF H R ER SO BB IBB HBP BLK WP HR S P ERA WHIP	IP WLS BF H R ER SO BB IBB HBP BLK WP HR S P ERA WHIP	IP WLS BF H R ER SO BB IBB HBP BLK WP HR S P ERA WHIP	IP WLS BF H R ER SO BB IBB HBP BLK WP HR S P ERA WHIP	IP WLS BF H R ER SO BB IBB HBP BLK WP HR S P ERA WHIP	IP WLS BF H R ER SO BB IBB HBP BLK WP HR S P ERA WHIP	IP WLS BF H R ER SO BB IBB HBP BLK WP HR S P ERA WHIP	IP WLS BF H R ER SO BB IBB HBP BLK WP HR S P ERA WHIP	IP WLS BF H R ER SO BB IBB HBP BLK WP HR S P ERA WHIP	IP WLS BF H R ER SO BB IBB HBP BLK WP HR S P ERA WHIP	IP WLS BF H R ER SO BB IBB HBP BLK WP HR S P ERA WHIP	IP WLS BF H R ER SO BB IBB HBP BLK WP HR S P ERA WHIP	IP WLS BF H R ER SO BB IBB HBP BLK WP HR S P ERA WHIP	IP WLS BF H R ER SO BB IBB HBP BLK WP HR S P ERA WHIP	IP WLS BF H R ER SO BB IBB HBP BLK WP HR S P ERA WHIP	IP WLS BF H R ER SO BB IBB HBP BLK WP HR S P ERA WHIP	IP WLS BF H R ER SO BB IBB HBP BLK WP HR S P ERA WHIP	IP WLS BF H R ER SO BB IBB HBP BLK WP HR S P ERA WHIP	IP WLS BF H R ER SO BB IBB HBP BLK WP HR S P ERA WHIP	IP WLS BF H R ER SO BB IBB HBP BLK WP HR S P ERA WHIP
74 Mick Abel, R (1.1) ERA:	1.0	B	6	1	1	0	1	1	0	0	0	0	0	0	0	0	0.00	2.000			
79 McKinley Moore, R (3.1) ERA:	1.0		7	2	1	1	1	1	0	0	0	0	0	0	0	0	0.00	2.000			
37 Andrew Vasquez, L (4.1) ERA: 6.75	1.1	L	7	2	1	1	1	1	0	0	0	0	0	0	0	0	6.75	2.250			
43 Yunior Marte, R (5.1) ERA: 1.35	0.2		2	0	0	0	0	0	0	0	0	0	0	0	0	0	0.00	0.000			
22 Mark Appel, R (6.1) ERA: 11.12	0.2		7	4	3	3	0	2	0	0	0	0	0	0	0	0	40.50	9.000			


AB	31
R	5
H	7
RBI	4
BB	7
SO	6
LOB	16



Batter	1	2	3	4	5	6	7	8	9	AB	R	H	RBI	BB	SO	LOB	TOP					
31 Greg Allen, S OBP: 0.325, SLG: 0.424 85 Corey Rosier, L OBP: 0.400, SLG: 0.600	F8	G3-1		G6-3																		
23 Niko Goodrum, S OBP: 0.244, SLG: 0.162 89 Luis Ravelo, S		G3-1			G4-3																	
75 Abrahm Liendo, S																						
38 Jorge Alfaro, R OBP: 0.358, SLG: 1.000 69 Stephen Scott, L OBP: 0.385, SLG: 0.500																						
19 Daniel Palka, L OBP: 0.314, SLG: 0.367 78 Blaze Jordan, R OBP: 0.500, SLG: 0.500																						
82 Narciso Crook, R OBP: 0.200, SLG: 0.344 78 Nick Decker, L OBP: 0.333, SLG: 0.200																						
94 Christian Koss, R OBP: 0.176, SLG: 0.188 91 Matthew Lugo, R OBP: 0.412, SLG: 0.643																						
73 Ryan Fitzgerald, L OBP: 0.375, SLG: 0.619 79 Tyler Dearden, L OBP: 0.444, SLG: 0.750																						
59 Ronaldo Hernández, R OBP: 0.300, SLG: 0.125																						
92 Nick Sogard, S OBP: 0.333, SLG: 0.217 87 Eddinson Paulino, L OBP: 0.354, SLG: 0.356																						
Inning Stats	R: 0 H: 0 K: 2 S: 12	H: 0 LOB: 2 BB: 21	R: 1 H: 2 K: 0 S: 10	H: 2 LOB: 2 BB: 15	R: 0 H: 1 K: 1 S: 11	H: 1 LOB: 0 BB: 17	R: 1 H: 1 K: 0 S: 9	H: 1 LOB: 0 BB: 16	R: 0 H: 1 K: 0 S: 9	H: 1 LOB: 1 BB: 11	R: 4 H: 1 K: 1 S: 20	H: 1 LOB: 0 BB: 42	R: 0 H: 0 K: 1 S: 8	H: 0 LOB: 0 BB: 12	R: 0 H: 0 K: 2 S: 9	H: 0 LOB: 0 BB: 15	R: 3 H: 2 K: 0 S: 15	H: 2 LOB: 2 BB: 31	1B: 4 2B: 3 3B: 0 HR: 2	SF: 1 DP: 3 HBP: 3	WP: 0 PB: 0 SB: 0 CS: 1	PA: 45
PITCHER	IP WLS BF H R ER SO BB IBB HBP BLK WP HR S P ERA WHIP	56 Luis Ortiz, R ERA: 3.38 18 Trey Cobb, R ERA: 6.43 51 Ben Bowden, L ERA: 6.43 66 Jake Jewell, R ERA: 8.53 47 Jakob Hernandez, L ERA: 19.29	IP WLS BF H R ER SO BB IBB HBP BLK WP HR S P ERA WHIP	73 Jordi Martinez, L ERA: 57 Hans Crouse, R ERA: 56 Taylor Lehman, L ERA: 10.13 40 Keylan Killgore, L ERA: 3.38	IP WLS BF H R ER SO BB IBB HBP BLK WP HR S P ERA WHIP																	
5 Bryson Stott, L OBP: 0.231, SLG: 0.378 5 Cam Cannon, R OBP: 0.286, SLG: 0.167	K																					
17 Rhys Hoskins, R OBP: 0.441, SLG: 0.679 53 Carlos De La Cruz, R OBP: 0.294, SLG: 0.467																						
8 Nick Castellanos, R OBP: 0.333, SLG: 0.582 29 Pedro Martinez, S OBP: 0.385, SLG: 0.333																						
33 Edmundo Sosa, R OBP: 0.600, SLG: 0.964 18 Dustin Peterson, R OBP: 0.200, SLG: 0.890																						
18 Dalton Guthrie, R OBP: 0.250, SLG: 0.343 54 Cade Ferguson, R OBP: 0.500, SLG: 1.250																						
67 Jim Haley, R OBP: 0.393, SLG: 0.381 3 McCarthy Tatum, R																						
77 Weston Wilson, R OBP: 0.353, SLG: 0.533 7 Garrett Whitley, R OBP: 0.091, SLG: 0.091																						
72 Max McDowell, R OBP: 0.421, SLG: 0.231 83 Jack Conley, R OBP: 0.143, SLG: 0.143 31 Arturo De Freitas, R																						
85 Cody Roberts, R OBP: 0.385, SLG: 0.444																						
Inning Stats	R: 1 H: 1 K: 2 S: 14	H: 1 LOB: 0 BB: 0 P: 23	R: 0 H: 0 K: 2 S: 11	H: 0 LOB: 0 BB: 0 P: 16	R: 2 H: 2 K: 1 S: 16	H: 2 LOB: 0 BB: 26	R: 0 H: 1 K: 0 S: 8	H: 1 LOB: 1 BB: 14	R: 2 H: 1 K: 2 S: 14	H: 1 LOB: 3 BB: 34	R: 0 H: 0 K: 2 S: 7	H: 0 LOB: 0 BB: 11	R: 0 H: 0 K: 1 S: 11	H: 0 LOB: 0 BB: 14	R: 0 H: 0 K: 1 S: 10	H: 0 LOB: 0 BB: 13	R: 0 H: 0 K: 3 S: 9	H: 0 LOB: 0 BB: 14	1B: 1 2B: 2 3B: 0 HR: 2	SF: 0 DP: 0 HBP: 0	WP: 1 PB: 1 SB: 1 CS: 1	PA: 36
PITCHER	IP WLS BF H R ER SO BB IBB HBP BLK WP HR S P ERA WHIP	37 Nick Pivetta, R ERA: 7.71 78 Brendan Cellucci, L ERA: 9.0 79 Luis Guerrero, R ERA: 66 Brayan Bello, R ERA: 70 Ryan Brasier, R ERA: 3.16	IP WLS BF H R ER SO BB IBB HBP BLK WP HR S P ERA WHIP	77 Rio Gomez, L ERA: 8.1	IP WLS BF H R ER SO BB IBB HBP BLK WP HR S P ERA WHIP																	


Boston Red Sox @ Philadelphia Phillies
 BayCare Ballpark, Clearwater, FL
 Sun Mar 19 2023, 1:08 PM - 4:12 PM EDT
 Att: 10,237 - Partly Cloudy - 61 F

AB 32
 R 9
 H 8
 RBI 9
 BB 8
 SO 7
 LOB 18



Boston Red Sox @ Philadelphia Phillies
 BayCare Ballpark, Clearwater, FL
 Sun Mar 19 2023, 1:08 PM - 4:12 PM EDT
 Att: 10,237 - Partly Cloudy - 61 F

AB 31
 R 5
 H 5
 RBI 5
 SO 14
 LOB 11

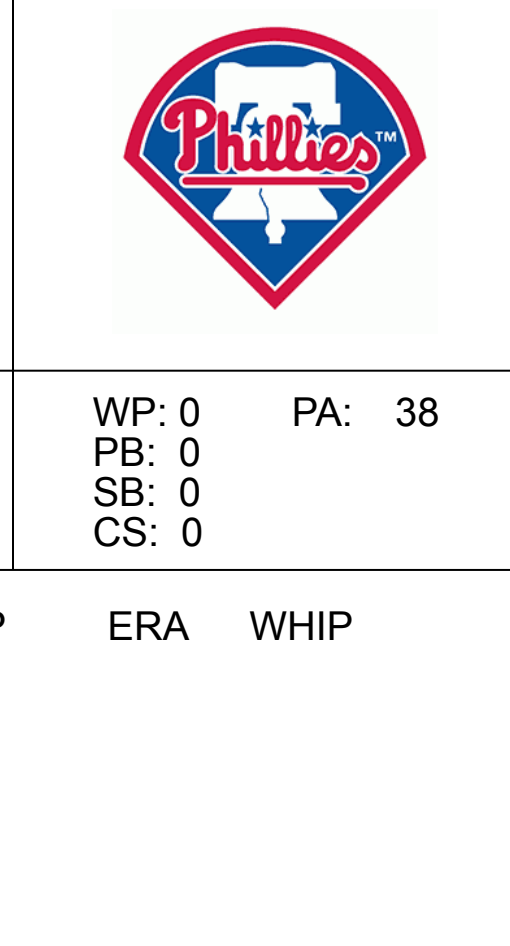


Batter	1	2	3	4	5	6	7	8	9	AB	R	H	RBI	BB	SO	LOB	TOP										
59 Zack Short, R OBP: 0.367, SLG: 0.400										4	0	0	0	0	3	2	<p>Detroit Tigers @ Philadelphia Phillies BayCare Ballpark, Clearwater, FL Thu Mar 23 2023, 1:09 PM - 3:41 PM EDT Att: 7,126 - Sunny - 79 F</p>										
74 Brendon Davis, R OBP: 0.367, SLG: 0.360										0	0	0	0	0	0	0											
32 Ryan Kradler, R OBP: 0.327, SLG: 0.458 Parker Meadows, L OBP: 0.385, SLG: 0.714										3	0	0	0	1	0	0											
28 Javier Báez, R OBP: 0.222, SLG: 0.241 94 Austin Murr, L OBP: 0.333, SLG: 0.143										3	0	1	1	0	1	0											
17 Austin Meadows, L OBP: 0.327, SLG: 0.326 91 Danny Serretti, S OBP: 0.200, SLG: 0.200										2	0	1	0	1	1	0											
34 Jake Rogers, R OBP: 0.303, SLG: 0.613 33 Donny Sands, R OBP: 0.241, SLG: 0.250										3	0	0	0	0	1	4											
15 César Hernández, S OBP: 0.348, SLG: 0.425 72 Jermaine Palacios, R OBP: 0.344, SLG: 0.448										3	0	0	0	0	1	1											
77 Andy Ibáñez, R OBP: 0.167, SLG: 0.176 82 Justyn-Henry Malloy, R OBP: 0.438, SLG: 0.462										3	0	0	0	0	0	1											
Andre Lipcius, R OBP: 0.293, SLG: 0.585										3	1	1	0	0	1	0											
39 Jonathan Davis, R OBP: 0.267, SLG: 0.179										3	0	1	0	0	1	1											
Inning Stats	R: 0 H: 0 E: 0 K: 1 S: 9	H: 0 LOB: 0 BB: 0 P: 13	R: 0 H: 1 E: 0 K: 1 S: 11	LOB: 1 BB: 0 P: 19	R: 0 H: 1 E: 0 K: 1 S: 9	LOB: 0 BB: 0 P: 12	R: 0 H: 0 E: 0 K: 2 S: 11	LOB: 0 BB: 0 P: 12	R: 0 H: 0 E: 0 K: 0 S: 5	H: 0 LOB: 0 BB: 0 P: 5	R: 1 H: 2 E: 0 K: 1 S: 13	H: 2 LOB: 3 BB: 2 P: 27	R: 0 H: 0 E: 0 K: 1 S: 12	H: 0 LOB: 0 BB: 0 P: 13	R: 0 H: 0 E: 0 K: 2 S: 12	H: 0 LOB: 0 BB: 0 P: 18	R: 0 H: 0 E: 0 K: 2 S: 11	H: 0 LOB: 0 BB: 0 P: 17	1B: 4 2B: 0 3B: 0 HR: 0	SF: 0 SAC: 0 DP: 0 HBP: 0	WP: 1 PB: 0 SB: 0 CS: 1	PA: 32					
PITCHER	IP	WLS	BF	H	R	ER	SO	BB	IBB	HBP	BLK	WP	HR	S	P	ERA	WHIP	PITCHER									
70 Bailey Falter, L ERA: 2.76	5.0	W	16	2	0	0	5	0	0	0	0	0	0	45	61	0.00	0.400										
47 Erich Uelmen, R ERA: 5.23	1.0	H	7	2	1	1	1	2	0	0	0	1	0	13	27	9.00	4.000										
56 Luis Ortiz, R ERA: 3.0	1.0	H	3	0	0	0	1	0	0	0	0	0	0	12	13	0.00	0.000										
75 Connor Brogdon, R ERA: 6.75	1.1	H	4	0	0	0	2	0	0	0	0	0	0	15	23	0.00	0.000										
18 Trey Cobb, R ERA:	0.2		2	0	0	0	2	0	0	0	0	0	0	8	12	0.00	0.000										

Batter	1	2	3	4	5	6	7	8	9	AB	R	H	RBI	BB	SO	LOB	BOTTOM										
7 Trea Turner, R OBP: 0.400, SLG: 0.600 67 Jim Haley, R OBP: 0.355, SLG: 0.333										3	1	1	2	0	0	2	<p>Detroit Tigers @ Philadelphia Phillies BayCare Ballpark, Clearwater, FL Thu Mar 23 2023, 1:09 PM - 3:41 PM EDT Att: 7,126 - Sunny - 79 F</p>										
12 Kyle Schwarber, L OBP: 0.400, SLG: 0.588 18 Dustin Peterson, R OBP: 0.167, SLG: 0.667										4	1	1	0	0	2	0											
10 J.T. Realmuto, R OBP: 0.417, SLG: 0.636 29 John Hicks, R OBP: 0.314, SLG: 0.313										3	0	0	0	0	2	1											
17 Rhys Hoskins, R OBP: 0.487, SLG: 0.813 77 Weston Wilson, R OBP: 0.415, SLG: 0.571										1	0	1	1	0	0	0											
8 Nick Castellanos, R OBP: 0.340, SLG: 0.422 7 Garrett Whitley, R OBP: 0.091, SLG: 0.091										4	0	1	0	0	1	3											
5 Bryson Stott, L OBP: 0.220, SLG: 0.333 19 Nick Ward, L										4	0	0	0	0	1	1											
28 Alec Bohm, R OBP: 0.321, SLG: 0.569 31 Wendell Rijo, R										3	0	1	0	1	0	1											
44 Jake Cave, L OBP: 0.489, SLG: 0.860 18 Dalton Guthrie, R OBP: 0.220, SLG: 0.390										3	0	2	0	0	1	1											
16 Brandon Marsh, L OBP: 0.362, SLG: 0.342 2 Josh Harrison, R OBP: 0.317, SLG: 0.444										1	1	0	0	2	0	2											
Inning Stats	R: 1 H: 2 E: 0 K: 1 S: 10	H: 2 LOB: 1 BB: 0 P: 15	R: 0 H: 1 E: 0 K: 0 S: 10	LOB: 2 BB: 1 P: 18	R: 0 H: 0 E: 0 K: 3 S: 11	LOB: 0 BB: 0 P: 18	R: 0 H: 1 E: 0 K: 1 S: 9	LOB: 1 BB: 0 P: 11	R: 2 H: 1 E: 0 K: 2 S: 21	H: 1 LOB: 1 BB: 2 P: 32	R: 0 H: 1 E: 0 K: 0 S: 9	H: 1 LOB: 1 BB: 1 P: 20	R: 1 H: 1 E: 0 K: 0 S: 9	H: 1 LOB: 1 BB: 1 P: 18	R: 0 H: 1 E: 0 K: 2 S: 10	H: 1 LOB: 2 BB: 1 P: 19		1B: 5 2B: 2 3B: 0 HR: 1	SF: 0 SAC: 0 DP: 0 HBP: 0	WP: 0 PB: 0 SB: 0 CS: 0	PA: 38						
PITCHER	IP	WLS	BF	H	R	ER	SO	BB	IBB	HBP	BLK	WP	HR	S	P	ERA	WHIP	PITCHER									
43 Joey Wentz, L ERA: 7.98	4.0	L	19	5	3	3	5	2	0	0	0	0	1	47	75	6.75	1.750										
50 Garrett Hill, R ERA: 7.11	2.0		8	1	0	0	2	2	0	0	0	0	0	23	39	0.00	1.500										
36 Chasen Shreve, L ERA: 2.45	1.0		5	1	1	1	0	1	0	0	0	0	0	9	18	9.00	2.000										
55 Alex Lange, R ERA: 4.5	1.0		5	1	0	0	2	1	0	0	0	0	0	10	19	0.00	2.000										

AB	30
R	1
H	4
RBI	1
BB	2
SO	11
LOB	9

AB	31
R	4
H	8
RBI	4
BB	6
SO	9
LOB	14



Batter	1	2	3	4	5	6	7	8	9	AB	R	H	RBI	BB	SO	LOB	TOP								
16 Brandon Marsh, L (1,8) OBP: 0.360, SLG: 0.341 67 Jim Haley, R (6,7) OBP: 0.333, SLG: 0.308										3	0	1	0	0	2	0	Philadelphia Phillies @ Toronto Blue Jays TD Ballpark, Dunedin, FL Fri Mar 24 2023, 6:09 PM - 8:49 PM EDT Att: 7,033 - Clear - 81 F								
33 Edmundo Sosa, R (1,7) OBP: 0.500, SLG: 0.750										5	0	0	0	0	1	5									
24 Darick Hall, L (1,10) OBP: 0.411, SLG: 0.667 76 Freylin Minyety, R (8,PR) (8,10)										1	1	0	0	3	0	0									
44 Jake Cave, L (1,9) OBP: 0.471, SLG: 0.809										4	0	1	1	0	1	4									
2 Josh Harrison, R (1,4) OBP: 0.318, SLG: 0.436 83 Jack Conley, R (8,PH) (8,2)										3	0	1	0	0	0	2									
23 Kody Clemens, L (1,5) OBP: 0.417, SLG: 0.674										4	1	2	0	0	1	1									
4 Scott Kingery, R (1,6) OBP: 0.406, SLG: 0.457										4	0	1	1	0	1	1									
29 John Hicks, R (1,3) OBP: 0.308, SLG: 0.306										4	0	1	0	0	2	2									
41 Aramis Garcia, R (1,2) OBP: 0.267, SLG: 0.407 31 Wendell Rijo, R (8,PR) OBP: 0.300, SLG: 0.125										3	0	0	0	0	1	0									
Inning Stats	R: 0 E: 0 K: 0 S: 5	H: 1 LOB: 0 BB: 0 P: 6	R: 0 E: 0 K: 1 S: 13	H: 1 LOB: 1 BB: 0 P: 18	R: 0 E: 0 K: 2 S: 11	H: 0 LOB: 0 BB: 0 P: 16	R: 0 E: 0 K: 0 S: 8	H: 1 LOB: 2 BB: 1 P: 13	R: 0 E: 0 K: 0 S: 4	H: 0 LOB: 0 BB: 0 P: 6	R: 0 E: 0 K: 3 S: 10	H: 0 LOB: 0 BB: 0 P: 15	R: 1 E: 0 K: 2 S: 19	H: 2 LOB: 2 BB: 1 P: 30	R: 1 E: 2 K: 1 S: 16	H: 0 LOB: 2 BB: 1 P: 26		R: 1 E: 0 K: 1 S: 11	H: 3 LOB: 2 BB: 0 P: 15	1B: 6 2B: 2 3B: 0 HR: 0	SF: 0 SAC: 0 DP: 1 HBP: 0	WP: 0 PB: 0 SB: 2 CS: 0	PA: 38		
PITCHER	IP	WLS	BF	H	R	ER	SO	BB	IBB	HBP	BLK	WP	HR	S	P	ERA	WHIP								
6 Alek Manoah, R (1,1) ERA: 3.1	6.0	W	21	3	1	1	6	2	0	0	0	0	0	53	80	1.50	0.833								
52 Anthony Bass, R (7,1) ERA: 5.4	0.2		4	2	0	0	1	0	0	0	0	0	0	12	19	0.00	3.000								
33 Trevor Richards, R (7,1) ERA: 4.91	1.0		6	0	1	0	1	1	0	0	0	0	0	18	27	0.00	1.000								
57 Trent Thornton, R (8,1) ERA: 6.48	0.1	H	1	0	0	0	1	0	0	0	0	0	0	3	4	0.00	0.000								
93 Yimi Garcia, R (9,1) ERA: 1.8	1.0		6	3	1	1	1	0	0	0	0	0	0	11	15	9.00	3.000								

Batter	1	2	3	4	5	6	7	8	9	AB	R	H	RBI	BB	SO	LOB	BOTTOM								
4 George Springer, R (1,9) OBP: 0.304, SLG: 0.523 28 Yhoangel Aponte, R (8,9)										4	0	1	0	0	0	2	Philadelphia Phillies @ Toronto Blue Jays TD Ballpark, Dunedin, FL Fri Mar 24 2023, 6:09 PM - 8:49 PM EDT Att: 7,033 - Clear - 81 F								
11 Bo Bichette, R (1,6) OBP: 0.380, SLG: 0.553 76 Estiven Machado, S (8,6)										4	0	0	0	0	1	1									
27 Vladimir Guerrero Jr., R (1,3) OBP: 0.300, SLG: 0.667 91 Peyton Williams, L (7,PH) (8,3)										3	1	1	0	0	1	0									
13 Brandon Belt, L (1,10) OBP: 0.381, SLG: 0.444										4	1	1	0	0	1	2									
30 Alejandro Kirk, R (1,2) OBP: 0.375, SLG: 0.286 55 Rob Brantly, L (8,2) OBP: 0.471, SLG: 0.625										4	1	1	1	0	2	2									
25 Daulton Varsho, L (1,7) OBP: 0.289, SLG: 0.391 77 Yeuni Munoz, R (8,7)										2	2	2	1	1	0	0									
26 Matt Chapman, R (1,5) OBP: 0.279, SLG: 0.316 92 Tucker Toman, S (8,5)										3	1	1	1	0	1	2									
15 Whit Merrifield, R (1,4) OBP: 0.412, SLG: 0.621 60 Miguel Hiraldo, R (8,4)										2	0	1	1	1	0	0									
39 Kevin Kiermaier, L (1,8) OBP: 0.421, SLG: 0.543 96 Robert Roberts, L (8,8)										3	0	1	2	0	1	1									
Inning Stats	R: 0 E: 0 K: 1 S: 8	H: 0 LOB: 0 BB: 0 P: 10	R: 2 E: 0 K: 3 S: 19	H: 3 LOB: 1 BB: 0 P: 23	R: 0 E: 0 K: 1 S: 8	H: 1 LOB: 0 BB: 0 P: 10	R: 0 E: 0 K: 1 S: 10	H: 1 LOB: 1 BB: 0 P: 15	R: 0 E: 0 K: 0 S: 8	H: 0 LOB: 0 BB: 0 P: 12	R: 4 E: 0 K: 0 S: 21	H: 4 LOB: 2 BB: 2 P: 36	R: 0 E: 0 K: 1 S: 12	H: 1 LOB: 1 BB: 0 P: 18	R: 0 E: 0 K: 1 S: 8	H: 0 LOB: 0 BB: 0 P: 13		1B: 4 2B: 5 3B: 1 HR: 0	SF: 0 SAC: 0 DP: 0 HBP: 0	WP: 0 PB: 0 SB: 0 CS: 1	PA: 35				
PITCHER	IP	WLS	BF	H	R	ER	SO	BB	IBB	HBP	BLK	WP	HR	S	P	ERA	WHIP								
58 Seranthony Dominguez, R (1,1) ERA: 3.38	1.0		3	0	0	0	1	0	0	0	0	0	0	8	10	0.00	0.000								
30 Gregory Soto, L (2,1) ERA: 14.73	1.0	L	6	3	2	2	3	0	0	0	0	0	0	19	23	18.00	3.000								
79 McKinley Moore, R (3,1) ERA:	1.2		6	2	0	0	2	0	0	0	0	0	0	17	23	0.00	1.200								
30 Brett Schulze, R (4,1) ERA:	0.1		1	0	0	0	0	0	0	0	0	0	0	1	2	0.00	0.000								
43 Yunior Marte, R (5,1) ERA: 2.88	1.2		7	2	2	2	0	0	0	0	0	0	0	18	24	10.80	1.200								
PITCHER	IP	WLS	BF	H	R	ER	SO	BB	IBB	HBP	BLK	WP	HR	S	P	ERA	WHIP								
19 Ethan Lindow, L (6,1) ERA: 4.15	2.1		12	3	2	2	2	2	0	0	0	0	0	31	55	7.71	2.143								

AB	35
R	3
H	8
RBI	2
BB	3
SO	10
LOB	20



AB	33
R	6
H	10
RBI	6
BB	2
SO	8
LOB	10



Batter	1	2	3	4	5	6	7	8	9	AB	R	H	RBI	BB	SO	LOB	TOP			
21 Garrett Stubbs, L (1.10) OBP: 0.059, SLG: 0.118	1-0 F7		0-0 P5			0-0 G4-3		0-0 G5-3		4	0	0	0	0	0	1	Philadelphia Phillies @ Baltimore Orioles Ed Smith Stadium, Sarasota, FL Sun Mar 26 2023, 1:08 PM - 3:33 PM EDT Att: 7,538 - Partly Cloudy - 82 F			
33 Edmundo Sosa, R (1.5) OBP: 0.462, SLG: 0.682 3 McCarthy Tatum, R (8.5)	0-0 P9					0-0 G6-3		0-0 P2		4	0	0	0	0	0	1				
23 Kody Clemens, L (1.3) OBP: 0.365, SLG: 0.617 5 Cam Cannon, R (8.4)	0-3 K					0-0 G4-3		0-0 F8		4	0	0	0	0	1	1				
4 Scott Kingery, R (1.6) OBP: 0.415, SLG: 0.447 31 Wendell Rijo, R (8.6)		4-0 BB				1-0 44 S 2B HBP		0-0 L4		1	1	0	0	1	0	0				
44 Jake Cave, L (1.8) OBP: 0.481, SLG: 0.820 62 Jared Carr, L (8.8)	0-2 K					0-0 1-H 2B		0-0 G4-3		3	0	2	1	0	1	1				
2 Josh Harrison, R (1.4) OBP: 0.298, SLG: 0.405 52 Rixon Wingrove, L (8.3)	0-0 L7					0-0 2 SAFE L9		0-3 K		3	0	0	0	0	1	3				
77 Weston Wilson, R (1.7) OBP: 0.400, SLG: 0.526	0-3 K					0-0 G6-3		0-0 G5-3		3	0	0	0	0	1	2				
67 Jim Haley, R (1.9) OBP: 0.333, SLG: 0.414						0-0 L9		0-0 HR		3	1	1	1	0	0	0				
41 Aramis Garcia, R (1.2) OBP: 0.273, SLG: 0.433						0-0 L5-3		0-0 F8		3	0	1	0	0	0	0				
						0-0 21 G5-3 2B														
Inning Stats	R: 0 E: 0 K: 1 S: 5	H: 0 LOB: 0 BB: 0 P: 6	R: 0 E: 0 K: 2 S: 6	H: 0 LOB: 1 BB: 1 P: 10	R: 0 E: 0 K: 0 S: 3	H: 0 LOB: 0 BB: 0 P: 3	R: 1 E: 0 K: 0 S: 4	H: 1 LOB: 1 BB: 0 P: 5	R: 0 E: 0 K: 0 S: 3	H: 0 LOB: 0 BB: 0 P: 3	R: 0 E: 0 K: 1 S: 6	H: 1 LOB: 1 BB: 0 P: 6	R: 1 E: 0 K: 0 S: 5	H: 2 LOB: 1 BB: 0 P: 5	R: 0 E: 0 K: 0 S: 3	H: 0 LOB: 0 BB: 0 P: 3	1B: 1 2B: 2 3B: 0 HR: 1	SF: 0 SAC: 0 DP: 0 HBP: 1	WP: 0 PB: 0 SB: 1 CS: 0	PA: 33
PITCHER	IP WLS BF H R ER SO BB IBB HBP BLK WP HR S P ERA WHIP																			
39 Kyle Bradish, R (1.1) ERA: 6.61	5.0 W 18 1 1 1 3 1 0 0 0 0 0 0 0 0 0 0 1.80 0.400																			
43 Bryan Baker, R (6.1) ERA: 9.35	1.0 H 3 0 0 0 0 0 0 0 0 0 0 0 0 0 0 0.00 0.000																			
58 Cionel Pérez, L (7.1) ERA: 1.13	1.0 H 4 1 0 0 1 0 0 0 0 0 0 0 0 0 0 0.00 1.000																			
45 Keegan Akin, L (8.1) ERA: 1.13	1.0 H 5 2 1 1 0 0 0 0 0 0 0 1 5 5 9.00 2.000																			
62 Reed Garrett, R (9.1) ERA: 8.22	1.0 S 3 0 0 0 0 0 0 0 0 0 0 0 0 0 0 0.00 0.000																			

Batter	1	2	3	4	5	6	7	8	9	AB	R	H	RBI	BB	SO	LOB	BOTTOM			
31 Cedric Mullins, L (1.10) OBP: 0.240, SLG: 0.348	4-0 6 1B 2 BLK BB		0-0 FC5-6 25 HR			0-3 K		0-0 F9		3	2	0	0	1	1	1	Philadelphia Phillies @ Baltimore Orioles Ed Smith Stadium, Sarasota, FL Sun Mar 26 2023, 1:08 PM - 3:33 PM EDT Att: 7,538 - Partly Cloudy - 82 F			
6 Ryan Mountcastle, R (1.3) OBP: 0.413, SLG: 0.739 66 Ryan O'Hearn, L (6.3) OBP: 0.442, SLG: 0.579	0-0 2 BLK 1B		0-3 K			0-0 G3-1		0-3 K		3	0	1	0	0	1	1				
25 Anthony Santander, S (1.7) OBP: 0.346, SLG: 0.394 83 Kyle Stowers, L (6.7) OBP: 0.340, SLG: 0.396	0-0 P4		0-0 1-H HR			0-3 K		0-0 L1-4-3		3	1	1	2	0	1	2				
2 Gunnar Henderson, L (1.6) OBP: 0.372, SLG: 0.460 82 Jordan Westburg, R (6. PR) OBP: 0.375, SLG: 0.521	0-3 K		4-0 BB			0-0 21 BLK 21 E 2B		4-0 16 S BB		2	0	1	0	1	1	1				
21 Austin Hays, R (1.9) OBP: 0.381, SLG: 0.692 16 Franchy Cordero, L (7.9) OBP: 0.444, SLG: 0.705	0-0 F9		0-0 G6-3			1-0 G4-3		1-2 HBP		3	0	0	0	0	0	2				
12 Adam Frazier, L (1.4) OBP: 0.281, SLG: 0.333 83 Carter Young, S (6. PR) (7.4)	0-0 F7					0-0 L7		0-0 F8		3	0	1	0	0	0	0				
3 Jorge Mateo, R (1.8) OBP: 0.372, SLG: 0.405 26 Ryan McKenna, R (6. PR) OBP: 0.321, SLG: 0.222	0-0 F7					0-0 2B		0-3 K		3	0	2	0	0	0	0				
92 Josh Lester, L (1.5) OBP: 0.351, SLG: 0.472 93 Frederick Benkosme, L (8.5)	0-3 K					0-0 L4-3		0-0 K		1	0	0	0	0	1	2				
99 Maverick Handley, R (1.2) OBP: 0.345, SLG: 0.162 37 Anthony Bemboom, L (8.2) OBP: 0.240, SLG: 0.469			4-0 31 FC5-6 BB			0-0 G6-3		0-0 F9		2	0	0	0	1	0	1				
Inning Stats	R: 1 E: 0 K: 1 S: 6	H: 1 LOB: 1 BB: 1 P: 10	R: 0 E: 0 K: 1 S: 5	H: 0 LOB: 0 BB: 0 P: 5	R: 2 E: 0 K: 1 S: 6	H: 1 LOB: 1 BB: 2 P: 14	R: 0 E: 0 K: 0 S: 4	H: 1 LOB: 1 BB: 0 P: 4	R: 0 E: 0 K: 2 S: 7	H: 0 LOB: 0 BB: 0 P: 7	R: 1 E: 0 K: 0 S: 5	H: 3 LOB: 3 BB: 0 P: 6	R: 0 E: 0 K: 1 S: 5	H: 0 LOB: 0 BB: 0 P: 5	R: 0 E: 0 K: 1 S: 5	H: 0 LOB: 2 BB: 1 P: 10		1B: 2 2B: 3 3B: 0 HR: 1	SF: 0 SAC: 0 DP: 1 HBP: 1	WP: 0 PB: 0 SB: 1 CS: 0
PITCHER	IP WLS BF H R ER SO BB IBB HBP BLK WP HR S P ERA WHIP																			
25 Matt Strahm, L (1.1) ERA: 3.6	2.2 L 13 2 3 3 3 3 0 0 0 0 0 0 0 0 0 0.00 1.875																			
40 Keylan Killgore, L (3.1) ERA: 3.0	0.1 1 0 0 0 0 0 0 0 0 0 0 0 0 0 1 0.00 0.000																			
37 Andrew Vasquez, L (4.1) ERA: 4.5	1.1 5 1 0 0 1 0 0 0 0 0 0 0 7 7 0.00 0.750																			
56 Luis Ortiz, R (5.1) ERA: 2.53	1.2 7 3 1 0 1 0 0 0 0 1 0 0 9 10 0.00 1.800																			
47 Erich Uelmen, R (7.1) ERA: 5.59	1.0 3 0 0 0 1 0 0 0 0 0 0 0 5 5 0.00 0.000																			
PITCHER	IP WLS BF H R ER SO BB IBB HBP BLK WP HR S P ERA WHIP																			
4 Tyler McKay, R (8.1) ERA: 9.0	1.0 5 0 0 0 1 0 0 0 0 0 0 0 5 5 0.00 1.000																			

AB	31
R	2
H	4
RBI	2
BB	1
SO	4
LOB	9



Batter	1	2	3	4	5	6	7	8	9	AB	R	H	RBI	BB	SO	LOB	TOP			
7 Trea Turner, R OBP: 0.524, SLG: 0.857 29 Pedro Martinez, S OBP: 0.294, SLG: 0.250										3	1	2	2	0	0	1	Philadelphia Phillies @ Toronto Blue Jays TD Ballpark, Dunedin, FL Mon Mar 27 2023, 1:08 PM - 3:52 PM EDT Att: 5,640 - Partly Cloudy - 82 F			
12 Kyle Schwarber, L OBP: 0.333, SLG: 0.500 22 Baron Radcliff, L (6.7)										3	1	0	0	0	2	1				
10 J.T. Realmuto, R OBP: 0.389, SLG: 0.529 72 Max McDowell, R OBP: 0.429, SLG: 0.214										2	1	1	0	0	1	0				
24 Darick Hall, L OBP: 0.397, SLG: 0.611 17 Nick Podkul, R OBP: 0.417, SLG: 0.545										3	0	1	0	0	1	3				
8 Nick Castellanos, R OBP: 0.367, SLG: 0.480 9 Wilfredo Flores, L (8. PH)										1	0	1	0	2	0	0				
5 Bryson Stott, L OBP: 0.228, SLG: 0.364 19 Nick Ward, L (6.4)										3	0	1	2	0	0	4				
28 Alec Bohm, R OBP: 0.317, SLG: 0.518 23 Madison Stokes, R OBP: 0.250, SLG: 1.000										3	0	0	0	0	1	4				
16 Brandon Marsh, L OBP: 0.333, SLG: 0.313 54 Cade Ferguson, R OBP: 0.400, SLG: 1.000										3	1	1	0	0	0	0				
18 Dalton Guthrie, R OBP: 0.250, SLG: 0.383 2 Leandro Pineda, L OBP: 0.667, SLG: 1.667										3	0	1	0	0	1	1				
Inning Stats	R: 2 E: 0 K: 0 S: 18	H: 3 LOB: 2 BB: 1 P: 29	R: 2 E: 0 K: 2 S: 21	H: 2 LOB: 0 BB: 0 P: 28	R: 0 E: 0 K: 0 S: 9	H: 1 LOB: 0 BB: 0 P: 14	R: 0 E: 0 K: 2 S: 11	H: 0 LOB: 2 BB: 1 P: 20	R: 0 E: 0 K: 2 S: 10	H: 0 LOB: 0 BB: 0 P: 13	R: 0 E: 0 K: 2 S: 10	H: 0 LOB: 0 BB: 0 P: 14	R: 0 E: 0 K: 1 S: 9	H: 0 LOB: 0 BB: 0 P: 12	R: 1 E: 0 K: 3 S: 11	H: 1 LOB: 0 BB: 0 P: 16		1B: 7 2B: 0 3B: 0 HR: 2	SF: 0 SAC: 0 DP: 1 HBP: 1	WP: 0 PB: 0 SB: 0 CS: 1
PITCHER	IP WLS BF H R ER SO BB IBB HBP BLK WP HR S P ERA WHIP	IP WLS BF H R ER SO BB IBB HBP BLK WP HR S P ERA WHIP	IP WLS BF H R ER SO BB IBB HBP BLK WP HR S P ERA WHIP	IP WLS BF H R ER SO BB IBB HBP BLK WP HR S P ERA WHIP	IP WLS BF H R ER SO BB IBB HBP BLK WP HR S P ERA WHIP	IP WLS BF H R ER SO BB IBB HBP BLK WP HR S P ERA WHIP	IP WLS BF H R ER SO BB IBB HBP BLK WP HR S P ERA WHIP	IP WLS BF H R ER SO BB IBB HBP BLK WP HR S P ERA WHIP	IP WLS BF H R ER SO BB IBB HBP BLK WP HR S P ERA WHIP	IP WLS BF H R ER SO BB IBB HBP BLK WP HR S P ERA WHIP	IP WLS BF H R ER SO BB IBB HBP BLK WP HR S P ERA WHIP	IP WLS BF H R ER SO BB IBB HBP BLK WP HR S P ERA WHIP	IP WLS BF H R ER SO BB IBB HBP BLK WP HR S P ERA WHIP	IP WLS BF H R ER SO BB IBB HBP BLK WP HR S P ERA WHIP	IP WLS BF H R ER SO BB IBB HBP BLK WP HR S P ERA WHIP	IP WLS BF H R ER SO BB IBB HBP BLK WP HR S P ERA WHIP	IP WLS BF H R ER SO BB IBB HBP BLK WP HR S P ERA WHIP	IP WLS BF H R ER SO BB IBB HBP BLK WP HR S P ERA WHIP	IP WLS BF H R ER SO BB IBB HBP BLK WP HR S P ERA WHIP	IP WLS BF H R ER SO BB IBB HBP BLK WP HR S P ERA WHIP

AB	34
R	5
H	9
RBI	5
BB	2
SO	12
LOB	14



Batter	1	2	3	4	5	6	7	8	9	AB	R	H	RBI	BB	SO	LOB	BOTTOM			
15 Whit Merrifield, R OBP: 0.385, SLG: 0.559 38 Nathan Lukes, L OBP: 0.340, SLG: 0.429										2	0	0	0	0	2	1	Philadelphia Phillies @ Toronto Blue Jays TD Ballpark, Dunedin, FL Mon Mar 27 2023, 1:08 PM - 3:52 PM EDT Att: 5,640 - Partly Cloudy - 82 F			
11 Bo Bichette, R OBP: 0.338, SLG: 0.509 76 Estiven Machado, S OBP: 0.167, SLG: 0.167										2	0	0	0	0	1	1				
27 Vladimir Guerrero Jr., R OBP: 0.361, SLG: 0.621 36 PK Morris, L OBP: 0.429, SLG: 0.200										1	0	0	0	1	0	0				
13 Brandon Belt, L OBP: 0.348, SLG: 0.400 30 Alejandro Kirk, R OBP: 0.333, SLG: 0.222										2	0	0	0	0	2	2				
28 Yhoangel Aponte, R (7, PR)										1	0	0	0	0	0	0				
25 Daulton Varsho, L OBP: 0.276, SLG: 0.360 47 Vinny Capra, R OBP: 0.438, SLG: 0.381										2	0	0	0	0	1	0				
9 Danny Jansen, R OBP: 0.271, SLG: 0.256 72 Andres Sosa, R OBP: 0.385, SLG: 0.429										2	0	0	0	1	2	2				
8 Cavan Biggio, L OBP: 0.327, SLG: 0.292 51 Otto Lopez, R OBP: 0.444, SLG: 0.478										0	0	0	0	2	0	0				
5 Santiago Espinal, R OBP: 0.345, SLG: 0.431 88 Riley Trotta, R OBP: 0.667, SLG: 0.667										2	0	1	0	0	1	2				
39 Kevin Kiermaier, L OBP: 0.419, SLG: 0.600 0 Dasan Brown, R OBP: 0.429, SLG: 0.333										2	0	1	0	0	0	2				
Inning Stats	R: 0 E: 0 K: 1 S: 5	H: 0 LOB: 0 BB: 0 P: 7	R: 0 E: 0 K: 3 S: 12	H: 0 LOB: 2 BB: 2 P: 25	R: 0 E: 0 K: 3 S: 12	H: 1 LOB: 2 BB: 1 P: 23	R: 0 E: 0 K: 1 S: 14	H: 1 LOB: 2 BB: 1 P: 24	R: 1 E: 0 K: 2 S: 9	H: 2 LOB: 1 BB: 0 P: 13	R: 0 E: 0 K: 1 S: 8	H: 0 LOB: 1 BB: 1 P: 17	R: 0 E: 0 K: 0 S: 8	H: 1 LOB: 1 BB: 0 P: 11	R: 0 E: 0 K: 1 S: 6	H: 0 LOB: 0 BB: 0 P: 9	1B: 5 2B: 1 3B: 1 HR: 0	SF: 0 SAC: 0 DP: 0 HBP: 0	WP: 2 PB: 0 SB: 0 CS: 0	PA: 40
PITCHER	IP WLS BF H R ER SO BB IBB HBP BLK WP HR S P ERA WHIP	IP WLS BF H R ER SO BB IBB HBP BLK WP HR S P ERA WHIP	IP WLS BF H R ER SO BB IBB HBP BLK WP HR S P ERA WHIP	IP WLS BF H R ER SO BB IBB HBP BLK WP HR S P ERA WHIP	IP WLS BF H R ER SO BB IBB HBP BLK WP HR S P ERA WHIP	IP WLS BF H R ER SO BB IBB HBP BLK WP HR S P ERA WHIP	IP WLS BF H R ER SO BB IBB HBP BLK WP HR S P ERA WHIP	IP WLS BF H R ER SO BB IBB HBP BLK WP HR S P ERA WHIP	IP WLS BF H R ER SO BB IBB HBP BLK WP HR S P ERA WHIP	IP WLS BF H R ER SO BB IBB HBP BLK WP HR S P ERA WHIP	IP WLS BF H R ER SO BB IBB HBP BLK WP HR S P ERA WHIP	IP WLS BF H R ER SO BB IBB HBP BLK WP HR S P ERA WHIP	IP WLS BF H R ER SO BB IBB HBP BLK WP HR S P ERA WHIP	IP WLS BF H R ER SO BB IBB HBP BLK WP HR S P ERA WHIP	IP WLS BF H R ER SO BB IBB HBP BLK WP HR S P ERA WHIP	IP WLS BF H R ER SO BB IBB HBP BLK WP HR S P ERA WHIP	IP WLS BF H R ER SO BB IBB HBP BLK WP HR S P ERA WHIP	IP WLS BF H R ER SO BB IBB HBP BLK WP HR S P ERA WHIP	IP WLS BF H R ER SO BB IBB HBP BLK WP HR S P ERA WHIP	IP WLS BF H R ER SO BB IBB HBP BLK WP HR S P ERA WHIP

AB	34
R	2
H	7
RBI	2
BB	6
SO	12
LOB	18




Batter	1	2	3	4	5	6	7	8	9	AB	R	H	RBI	BB	SO	LOB	TOP					
7 Trea Turner, R OBP: 0.400, SLG: 0.750										4	1	1	1	1	1	0	Philadelphia Phillies @ Texas Rangers Globe Life Field, Arlington, TX Thu Mar 30 2023, 3:10 PM - 6:13 PM CDT Att: 38,387 - Cloudy - 69 F					
12 Kyle Schwarber, L (1, 10)										5	0	0	0	0	2	2						
10 J.T. Realmuto, R OBP: 0.600, SLG: 1.200										5	1	3	0	0	1	0						
24 Darick Hall, L (1, 3)										4	0	0	1	1	0	1						
8 Nick Castellanos, R OBP: 0.400, SLG: 0.600										5	2	2	0	0	3	3						
5 Bryson Stott, L OBP: 0.250, SLG: 0.250										4	0	1	0	0	2	1						
28 Alec Bohm, R OBP: 0.750, SLG: 1.750										4	2	3	3	0	1	0						
44 Jake Cave, L (1, 7)										4	0	0	0	0	2	3						
16 Brandon Marsh, L OBP: 0.500, SLG: 1.250										4	1	2	1	0	1	0						
Inning Stats	R: 0 E: 0 K: 2 S: 7	H: 0 LOB: 0 BB: 0 P: 10	R: 2 E: 0 K: 2 S: 15	H: 2 LOB: 0 BB: 0 P: 22	R: 2 E: 0 K: 2 S: 18	H: 3 LOB: 1 BB: 0 P: 28	R: 1 E: 0 K: 1 S: 12	H: 2 LOB: 2 BB: 0 P: 18	R: 1 E: 0 K: 1 S: 20	H: 3 LOB: 2 BB: 0 P: 26	R: 0 E: 0 K: 2 S: 9	H: 0 LOB: 0 BB: 0 P: 13	R: 1 E: 0 K: 1 S: 9	H: 1 LOB: 0 BB: 0 P: 14	R: 0 E: 0 K: 1 S: 5	H: 0 LOB: 2 BB: 1 P: 9		R: 0 E: 0 K: 1 S: 11	H: 1 LOB: 2 BB: 1 P: 21	1B: 4 2B: 4 3B: 3 HR: 1	SF: 0 SAC: 0 DP: 0 HBP: 0	WP: 1 PB: 0 SB: 1 CS: 0
PITCHER	IP WLS BF H R ER SO BB IBB HBP BLK WP HR S P ERA WHIP	IP WLS BF H R ER SO BB IBB HBP BLK WP HR S P ERA WHIP	IP WLS BF H R ER SO BB IBB HBP BLK WP HR S P ERA WHIP	IP WLS BF H R ER SO BB IBB HBP BLK WP HR S P ERA WHIP	IP WLS BF H R ER SO BB IBB HBP BLK WP HR S P ERA WHIP	IP WLS BF H R ER SO BB IBB HBP BLK WP HR S P ERA WHIP	IP WLS BF H R ER SO BB IBB HBP BLK WP HR S P ERA WHIP	IP WLS BF H R ER SO BB IBB HBP BLK WP HR S P ERA WHIP	IP WLS BF H R ER SO BB IBB HBP BLK WP HR S P ERA WHIP	IP WLS BF H R ER SO BB IBB HBP BLK WP HR S P ERA WHIP	IP WLS BF H R ER SO BB IBB HBP BLK WP HR S P ERA WHIP	IP WLS BF H R ER SO BB IBB HBP BLK WP HR S P ERA WHIP	IP WLS BF H R ER SO BB IBB HBP BLK WP HR S P ERA WHIP	IP WLS BF H R ER SO BB IBB HBP BLK WP HR S P ERA WHIP	IP WLS BF H R ER SO BB IBB HBP BLK WP HR S P ERA WHIP	IP WLS BF H R ER SO BB IBB HBP BLK WP HR S P ERA WHIP	IP WLS BF H R ER SO BB IBB HBP BLK WP HR S P ERA WHIP					
48 Jacob deGrom, R ERA: 12.27	(1, 1)	3.2	17	6	5	5	7	0	0	0	0	1	1	49	73	12.27	1.636					
50 Cole Ragans, L ERA: 4.5	(4, 1)	0.1	W	3	1	0	0	0	1	0	0	0	0	0	3	5	0.00	3.000				
46 Brock Burke, L ERA: 4.5	(5, 1)	2.0	9	3	1	1	3	0	0	0	0	0	0	29	39	4.50	1.500					
72 Jonathan Hernández, R ERA: 4.5	(7, 1)	2.0	7	1	1	1	2	0	0	0	0	0	0	14	23	4.50	0.500					
25 José Leclerc, R ERA: 4.5	(9, 1)	1.0	5	1	0	0	1	1	0	0	0	0	0	11	21	0.00	2.000					
Batter	1	2	3	4	5	6	7	8	9	AB	R	H	RBI	BB	SO	LOB	BOTTOM					
2 Marcus Semien, R OBP: 0.400, SLG: 0.400										5	1	2	0	0	1	0	Philadelphia Phillies @ Texas Rangers Globe Life Field, Arlington, TX Thu Mar 30 2023, 3:10 PM - 6:13 PM CDT Att: 38,387 - Cloudy - 69 F					
5 Corey Seager, L OBP: 0.600, SLG: 0.333										3	2	1	0	2	0	1						
30 Nathaniel Lowe, L OBP: 0.500, SLG: 0.333										3	1	1	1	1	0	2						
53 Adolis García, R OBP: 0.500, SLG: 0.500										4	1	2	2	0	1	2						
6 Josh Jung, R (1, 5)										3	1	0	0	1	2	0						
28 Jonah Heim, S OBP: 0.500, SLG: 0.750										4	2	2	2	0	0	0						
4 Robbie Grossman, S OBP: 0.500, SLG: 1.333										3	1	1	3	1	1	1						
13 Brad Miller, L OBP: 0.250, SLG: 1.000										4	1	1	2	0	2	1						
47 Josh Smith, L (1, 7)										1	1	0	0	1	1	0						
8 Bubba Thompson, R (5, PH) (6, 8)										2	0	0	0	0	0	0						
Inning Stats	R: 0 E: 0 K: 1 S: 14	H: 0 LOB: 1 BB: 1 P: 22	R: 0 E: 0 K: 1 S: 5	H: 0 LOB: 0 BB: 0 P: 7	R: 0 E: 0 K: 2 S: 9	H: 0 LOB: 0 BB: 0 P: 12	R: 9 E: 0 K: 0 S: 31	H: 7 LOB: 2 BB: 3 P: 55	R: 2 E: 0 K: 1 S: 16	H: 2 LOB: 0 BB: 0 P: 24	R: 0 E: 0 K: 0 S: 10	H: 1 LOB: 1 BB: 1 P: 21	R: 0 E: 0 K: 2 S: 10	H: 0 LOB: 1 BB: 1 P: 17	R: 0 E: 0 K: 1 S: 10	H: 0 LOB: 0 BB: 0 P: 16	1B: 7 2B: 1 3B: 0 HR: 2	SF: 0 SAC: 0 DP: 1 HBP: 0	WP: 0 PB: 1 SB: 1 CS: 0	PA: 38		
PITCHER	IP WLS BF H R ER SO BB IBB HBP BLK WP HR S P ERA WHIP	IP WLS BF H R ER SO BB IBB HBP BLK WP HR S P ERA WHIP	IP WLS BF H R ER SO BB IBB HBP BLK WP HR S P ERA WHIP	IP WLS BF H R ER SO BB IBB HBP BLK WP HR S P ERA WHIP	IP WLS BF H R ER SO BB IBB HBP BLK WP HR S P ERA WHIP	IP WLS BF H R ER SO BB IBB HBP BLK WP HR S P ERA WHIP	IP WLS BF H R ER SO BB IBB HBP BLK WP HR S P ERA WHIP	IP WLS BF H R ER SO BB IBB HBP BLK WP HR S P ERA WHIP	IP WLS BF H R ER SO BB IBB HBP BLK WP HR S P ERA WHIP	IP WLS BF H R ER SO BB IBB HBP BLK WP HR S P ERA WHIP	IP WLS BF H R ER SO BB IBB HBP BLK WP HR S P ERA WHIP	IP WLS BF H R ER SO BB IBB HBP BLK WP HR S P ERA WHIP	IP WLS BF H R ER SO BB IBB HBP BLK WP HR S P ERA WHIP	IP WLS BF H R ER SO BB IBB HBP BLK WP HR S P ERA WHIP	IP WLS BF H R ER SO BB IBB HBP BLK WP HR S P ERA WHIP	IP WLS BF H R ER SO BB IBB HBP BLK WP HR S P ERA WHIP						
27 Aaron Nola, R ERA: 12.27	(1, 1)	3.2	17	4	5	5	4	2	0	0	0	0	0	0	0	0						
30 Gregory Soto, L ERA: 18.0	(4, 1)	0.0	L	4	2	1	1	0	2	0	0	0	0	0	0	0						
75 Connor Brogdon, R ERA: 18.0	(4, 1)	1.0	5	3	5	4	1	0	0	0	0	0	0	1	18	28	36.00	3.000				
37 Andrew Vasquez, L ERA: 18.0	(5, 1)	1.1	5	1	0	0	0	1	0	0	0	0	0	11	22	0.00	1.500					
64 Andrew Bellatti, R ERA: 18.0	(7, 1)	1.0	4	0	0	0	2	1	0	0	0	0	0	10	17	0.00	1.000					

Batter	1	2	3	4	5	6	7	8	9	AB	R	H	RBI	BB	SO	LOB	TOP			
7 Trea Turner, R OBP: 0.429, SLG: 0.769	1-1 S SI 91 B CH 83 X SI 82		0-0 X CH 82														4 0 2 0 0 0 0			
12 Kyle Schwarber, L OBP: 0.077, SLG: 0.077	2-3 C SI 92 B FC 89 D SI 91 S CH 83 F CH 84 S CH 84 F CH 89 S CH 84		2-3 C FC 86 B SI 89 F CH 84 S SI 91														4 0 1 0 0 2 2			
10 J.T. Realmuto, R OBP: 0.417, SLG: 0.636	2-2 B CH 82 B SI 91 S CH 82 X SI 92		1-0 B FC 87 X CH 83														4 0 0 0 0 1 3			
8 Nick Castellanos, R OBP: 0.462, SLG: 0.636	4-1 B FC 88 B SI 89 B FC 89 B CH 85			4-1 C SI 90 B FC 88 B FC 87 B SI 90													2 1 0 0 2 2 1			
28 Alec Bohm, R OBP: 0.417, SLG: 0.727	2-3 C SI 92 B SI 92 S CH 83 C SI 93		2-1 B FC 88 C SI 93 X FC 88														4 0 1 0 0 1 2			
2 Josh Harrison, R OBP: 0.200, SLG: 0.200		1-0 B SI 89 X SI 89		1-2 C FC 86 S CH 84 X CH 85													4 0 1 0 0 0 1			
33 Edmundo Sosa, R OBP: 0.500, SLG: 0.750			0-0 X SI 89		0-2 C FC 85 S CH 84 X CH 84												4 0 2 0 0 1 1			
5 Bryson Stott, L OBP: 0.500, SLG: 0.545		4-0 B FC 87 B SI 89 B SI 89		0-1 SAFE C SI 91 X FC 88													3 0 2 0 1 0 0			
19 Cristian Pache, R (1, 8)			0-0 X CH 84		0-3 C CH 84 C FC 89												3 0 0 0 0 1 6			
24 Darick Hall, L (9, PH)			2-3 2-3f														1 0 0 0 0 0 0			
Inning Stats	R: 0 E: 0 K: 2 S: 15	H: 1 LOB: 2 BB: 1 P: 26	R: 0 E: 0 K: 0 S: 3	H: 1 LOB: 1 BB: 1 P: 8	R: 0 E: 0 K: 1 S: 7	H: 0 LOB: 0 BB: 0 P: 10	R: 1 E: 0 K: 1 S: 14	H: 3 LOB: 2 BB: 1 P: 21	R: 0 E: 0 K: 1 S: 11	H: 2 LOB: 1 BB: 0 P: 15	R: 0 E: 0 K: 0 S: 4	H: 0 LOB: 0 BB: 0 P: 7	R: 0 E: 0 K: 1 S: 8	H: 0 LOB: 0 BB: 0 P: 11	R: 0 E: 0 K: 0 S: 12	H: 0 LOB: 0 BB: 0 P: 15	1B: 7 2B: 2 3B: 0 HR: 0	SF: 0 SAC: 0 DP: 3 HBP: 0	WP: 0 PB: 0 SB: 0 CS: 0	PA: 36
PITCHER	IP WLS BF H R ER SO BB IBB HBP BLK WP HR S P ERA WHIP	IP WLS BF H R ER SO BB IBB HBP BLK WP HR S P ERA WHIP	IP WLS BF H R ER SO BB IBB HBP BLK WP HR S P ERA WHIP	IP WLS BF H R ER SO BB IBB HBP BLK WP HR S P ERA WHIP	IP WLS BF H R ER SO BB IBB HBP BLK WP HR S P ERA WHIP	IP WLS BF H R ER SO BB IBB HBP BLK WP HR S P ERA WHIP	IP WLS BF H R ER SO BB IBB HBP BLK WP HR S P ERA WHIP	IP WLS BF H R ER SO BB IBB HBP BLK WP HR S P ERA WHIP	IP WLS BF H R ER SO BB IBB HBP BLK WP HR S P ERA WHIP	IP WLS BF H R ER SO BB IBB HBP BLK WP HR S P ERA WHIP	IP WLS BF H R ER SO BB IBB HBP BLK WP HR S P ERA WHIP	IP WLS BF H R ER SO BB IBB HBP BLK WP HR S P ERA WHIP	IP WLS BF H R ER SO BB IBB HBP BLK WP HR S P ERA WHIP	IP WLS BF H R ER SO BB IBB HBP BLK WP HR S P ERA WHIP	IP WLS BF H R ER SO BB IBB HBP BLK WP HR S P ERA WHIP	IP WLS BF H R ER SO BB IBB HBP BLK WP HR S P ERA WHIP	IP WLS BF H R ER SO BB IBB HBP BLK WP HR S P ERA WHIP			
54 Martin Pérez, L ERA: 1.99	(1, 1)	5.2	W 26	8	1	1	7	3	0	0	1	0	0	60	98	1.59	1.941			
46 Brock Burke, L ERA: 3.38	(6, 1)	0.2	H 3	1	0	0	0	0	0	0	0	0	0	4	7	0.00	1.500			
72 Jonathan Hernández, R ERA: 2.45	(7, 1)	1.2	H 4	0	0	0	1	0	0	0	0	0	0	9	12	0.00	0.000			
51 Will Smith, L ERA:	(9, 1)	1.0	S 3	0	0	0	0	0	0	0	0	0	0	12	15	0.00	0.000			

Philadelphia Phillies @ Texas Rangers
Globe Life Field, Arlington, TX
Sun Apr 02 2023, 6:08 PM - 8:32 PM CDT
Att: 25,823 - Roof Closed - 72 F

livebaseballscorecards.com

AB 33
R 1
H 9
RBI 0
BB 3
SO 8
LOB 16




Batter	1	2	3	4	5	6	7	8	9	AB	R	H	RBI	BB	SO	LOB	BOTTOM			
2 Marcus Semien, R OBP: 0.333, SLG: 0.571	3-2 F FF 90 B CU 77 B FF 90 C FC 90 X FF 91		0-0 X CU 73														4 0 2 1 0 1 1			
5 Corey Seager, L OBP: 0.497, SLG: 0.364	1 SAFE S SL 84 B SI 91 F FF 90 B SI 83 X FF 91		0-1 C FC 90 X SL 83														4 0 2 0 0 1 1			
30 Nathaniel Lowe, L OBP: 0.357, SLG: 0.385	1-3 F FF 91 C SI 91 S SL 84		0-0 X SL 84														4 0 0 0 0 1 3			
53 Adolis García, R OBP: 0.500, SLG: 0.455	0-3 C CU 74 S FF 92																3 0 0 0 0 2 2			
6 Josh Jung, R OBP: 0.308, SLG: 0.455	1-0 B FF 91 X SI 90																3 1 1 1 0 0 1			
4 Robbie Grossman, S OBP: 0.455, SLG: 0.869	1-1 B CU 76 C CU 75 X FF 91																3 0 1 0 0 0 0			
18 Mitch Garver, R OBP: 0.500, SLG: 1.286	3-2 C FC 91 B CU 76 C CU 76 F FF 91 B CU 76 X CU 74																3 1 1 0 0 0 1			
28 Jonah Heim, S OBP: 0.286, SLG: 0.429	0-0 X CU 76																3 0 0 0 0 1 2			
20 Ezequiel Duran, R OBP: 0.250, SLG: 0.250																	3 0 1 0 0 0 2			
Travis Jankowski, L OBP: 1.000, SLG: 1.000																	0 0 0 0 0 0 0			
Inning Stats	R: 0 E: 0 K: 2 S: 13	H: 2 LOB: 1 BB: 0 P: 20	R: 1 E: 0 K: 0 S: 8	H: 1 LOB: 0 BB: 0 P: 13	R: 0 E: 0 K: 0 S: 5	H: 1 LOB: 1 BB: 0 P: 6	R: 0 E: 0 K: 1 S: 10	H: 0 LOB: 0 BB: 0 P: 15	R: 1 E: 0 K: 0 S: 11	H: 2 LOB: 2 BB: 0 P: 15	R: 0 E: 0 K: 0 S: 5	H: 1 LOB: 1 BB: 0 P: 6	R: 0 E: 0 K: 1 S: 9	H: 1 LOB: 1 BB: 0 P: 14	R: 0 E: 0 K: 2 S: 9	H: 0 LOB: 0 BB: 0 P: 15	1B: 6 2B: 1 3B: 0 HR: 1	SF: 0 SAC: 0 DP: 0 HBP: 0	WP: 0 PB: 0 SB: 0 CS: 1	PA: 30
PITCHER	IP WLS BF H R ER SO BB IBB HBP BLK WP HR S P ERA WHIP	IP WLS BF H R ER SO BB IBB HBP BLK WP HR S P ERA WHIP	IP WLS BF H R ER SO BB IBB HBP BLK WP HR S P ERA WHIP	IP WLS BF H R ER SO BB IBB HBP BLK WP HR S P ERA WHIP	IP WLS BF H R ER SO BB IBB HBP BLK WP HR S P ERA WHIP	IP WLS BF H R ER SO BB IBB HBP BLK WP HR S P ERA WHIP	IP WLS BF H R ER SO BB IBB HBP BLK WP HR S P ERA WHIP	IP WLS BF H R ER SO BB IBB HBP BLK WP HR S P ERA WHIP	IP WLS BF H R ER SO BB IBB HBP BLK WP HR S P ERA WHIP	IP WLS BF H R ER SO BB IBB HBP BLK WP HR S P ERA WHIP	IP WLS BF H R ER SO BB IBB HBP BLK WP HR S P ERA WHIP	IP WLS BF H R ER SO BB IBB HBP BLK WP HR S P ERA WHIP	IP WLS BF H R ER SO BB IBB HBP BLK WP HR S P ERA WHIP	IP WLS BF H R ER SO BB IBB HBP BLK WP HR S P ERA WHIP	IP WLS BF H R ER SO BB IBB HBP BLK WP HR S P ERA WHIP	IP WLS BF H R ER SO BB IBB HBP BLK WP HR S P ERA WHIP	IP WLS BF H R ER SO BB IBB HBP BLK WP HR S P ERA WHIP			
70 Bailey Falter, L ERA: 3.38	(1, 1)	5.1	L 21	7	2	2	3	0	0	0	0	0	0	49	72	3.38	1.312			
64 Andrew Bellatti, R ERA:	(6, 1)	0.2	2	0	0	0	0	0	0	0	0	0	0	3	3	0.00	0.000			
75 Connor Brogdon, R ERA: 9.0	(7, 1)	1.0	4	1	0	0	1	0	0	0	0	0	0	9	14	0.00	1.000			
30 Gregory Soto, L ERA: 27.0	(8, 1)	1.0	3	0	0	0	2	0	0	0	0	0	0	9	15	0.00	0.000			

Philadelphia Phillies @ Texas Rangers
Globe Life Field, Arlington, TX
Sun Apr 02 2023, 6:08 PM - 8:32 PM CDT
Att: 25,823 - Roof Closed - 72 F

livebaseballscorecards.com

AB 30
R 2
H 8
RBI 2
BB 0
SO 6
LOB 13



Batter	1	2	3	4	5	6	7	8	9	AB R H RBI BB SO LOB	TOP										
7 Trea Turner, R OBP: 0.417, SLG: 0.609										5 0 2 1 0 1 0	Philadelphia Phillies @ New York Yankees Yankee Stadium, Bronx, NY Tue Apr 04 2023, 7:09 PM - 9:54 PM EDT Att: 35,392 - Cloudy - 65 F										
12 Kyle Schwarber, L OBP: 0.136, SLG: 0.273										5 1 2 2 0 1 1											
28 Alec Bohm, R OBP: 0.450, SLG: 0.667										3 0 0 0 1 1 2											
24 Darick Hall, L OBP: 0.235, SLG: 0.250										4 0 0 0 0 2 2											
8 Nick Castellanos, R OBP: 0.286, SLG: 0.368										4 0 0 0 0 1 0											
5 Bryson Stott, L OBP: 0.450, SLG: 0.526										4 0 2 0 0 2 0											
44 Jake Cave, L OBP: 0.250, SLG: 0.182										4 0 2 0 0 1 1											
16 Brandon Marsh, L OBP: 0.333, SLG: 0.800										4 2 1 1 0 1 4											
21 Garrett Stubbs, L OBP: 0.200, SLG: 0.200										4 1 1 0 0 2 0											
												WP: 0 PA: 38 SB: 0 CS: 1									
Inning Stats	R: 1 H: 1 E: 0 K: 2 S: 9	H: 1 LOB: 0 BB: 0 P: 14	R: 0 H: 0 E: 0 K: 2 S: 9	H: 0 LOB: 0 BB: 0 P: 12	R: 1 H: 1 E: 0 K: 2 S: 12	H: 1 LOB: 0 BB: 0 P: 17	R: 0 H: 0 E: 0 K: 1 S: 8	H: 0 LOB: 0 BB: 0 P: 11	R: 2 H: 4 E: 0 K: 1 S: 23	H: 4 LOB: 2 BB: 0 P: 35	R: 0 H: 2 E: 0 K: 1 S: 11	H: 2 LOB: 2 BB: 0 P: 17	R: 0 H: 1 E: 0 K: 0 S: 9	H: 1 LOB: 1 BB: 1 P: 18	R: 0 H: 1 E: 0 K: 1 S: 16	H: 1 LOB: 1 BB: 0 P: 24	R: 0 H: 0 E: 0 K: 2 S: 10	H: 0 LOB: 0 BB: 0 P: 11	1B: 7 2B: 1 3B: 0 HR: 2	SF: 0 SAC: 0 DP: 0 HBP: 0	WP: 0 PA: 38 SB: 0 CS: 1
PITCHER	IP WLS BF H R ER SO BB IBB HBP BLK WP HR S P ERA WHIP											IP WLS BF H R ER SO BB IBB HBP BLK WP HR S P ERA WHIP									
0 Domingo Germán, R ERA: 7.71	4.2 L 18 4 4 4 8 0 0 0 0 0 2 52 75 7.71 0.857																				
34 Michael King, R ERA: 5.0	5.1 1 8 4 0 0 1 0 0 0 0 0 20 31 0.00 3.000																				
84 Albert Abreu, R ERA:	7.1 2.0 9 2 0 0 1 1 0 0 0 0 25 42 0.00 1.500																				
70 Jimmy Cordero, R ERA:	9.1 1.0 3 0 0 0 2 0 0 0 0 0 10 11 0.00 0.000																				

Batter	1	2	3	4	5	6	7	8	9	AB R H RBI BB SO LOB	BOTTOM								
26 DJ LeMahieu, R OBP: 0.333, SLG: 0.647										4 1 1 1 0 1 1	Philadelphia Phillies @ New York Yankees Yankee Stadium, Bronx, NY Tue Apr 04 2023, 7:09 PM - 9:54 PM EDT Att: 35,392 - Cloudy - 65 F								
Aaron Judge, R OBP: 0.495, SLG: 0.650										3 0 0 0 1 2 0									
25 Gleyber Torres, R OBP: 0.524, SLG: 0.733										3 0 1 0 1 1 1									
27 Giancarlo Stanton, R OBP: 0.273, SLG: 0.500										4 0 1 0 0 0 2									
28 Josh Donaldson, R OBP: 0.188, SLG: 0.333										4 0 0 0 0 0 4									
31 Aaron Hicks, S										3 0 0 0 0 1 0									
12 Isiah Kiner-Falefa, R										3 0 0 0 0 0 0									
66 Kyle Higashioka, R OBP: 0.143, SLG: 0.571										3 0 0 0 0 3 0									
11 Anthony Volpe, R OBP: 0.389, SLG: 0.214										3 0 1 0 0 1 0									
												WP: 0 PA: 32 SB: 0 CS: 0							
Inning Stats	R: 0 H: 0 E: 0 K: 1 S: 10	H: 0 LOB: 0 BB: 0 P: 15	R: 0 H: 0 E: 0 K: 0 S: 8	H: 0 LOB: 0 BB: 0 P: 9	R: 0 H: 1 E: 0 K: 1 S: 14	H: 1 LOB: 0 BB: 0 P: 19	R: 0 H: 0 E: 0 K: 1 S: 10	H: 0 LOB: 1 BB: 1 P: 18	R: 0 H: 0 E: 0 K: 3 S: 10	H: 0 LOB: 0 BB: 0 P: 12	R: 0 H: 1 E: 0 K: 0 S: 9	H: 1 LOB: 0 BB: 0 P: 15	R: 0 H: 0 E: 0 K: 1 S: 8	H: 0 LOB: 0 BB: 0 P: 12	R: 1 H: 2 E: 0 K: 0 S: 14	H: 2 LOB: 2 BB: 1 P: 23	1B: 3 2B: 1 3B: 0 HR: 1	SF: 0 SAC: 0 DP: 1 HBP: 0	WP: 0 PA: 32 SB: 0 CS: 0
PITCHER	IP WLS BF H R ER SO BB IBB HBP BLK WP HR S P ERA WHIP											IP WLS BF H R ER SO BB IBB HBP BLK WP HR S P ERA WHIP							
25 Matt Strahm, L ERA:	4.0 W 3 0 0 0 2 1 0 0 0 0 0 10 17 0.00 0.500																		
64 Andrew Bellatti, R ERA:	5.1 1.0 3 0 0 0 2 0 0 0 0 0 0 10 17 0.00 0.000																		
46 José Alvarado, L ERA:	6.1 1.0 3 0 0 0 3 0 0 0 0 0 0 10 12 0.00 0.000																		
75 Connor Brogdon, R ERA: 4.5	7.1 2.0 6 1 0 0 1 0 0 0 0 0 0 17 27 0.00 0.500																		
31 Craig Kimbrel, R ERA: 27.0	9.1 1.0 6 2 1 1 0 1 0 0 0 0 1 14 23 9.00 3.000																		

Batter	1	2	3	4	5	6	7	8	9	AB	R	H	RBI	BB	SO	LOB	TOP				
7 Trea Turner, R OBP: 0.393, SLG: 0.556										4	0	1	0	0	2	0	Philadelphia Phillies @ New York Yankees Yankee Stadium, Bronx, NY Wed Apr 05 2023, 1:10 PM - 3:38 PM EDT Att: 35,847 - Drizzlie - 48 F				
12 Kyle Schwarber, L OBP: 0.154, SLG: 0.385										4	1	1	1	0	0	0					
10 J.T. Realmuto, R OBP: 0.300, SLG: 0.421										4	0	0	0	0	3	0					
24 Darick Hall, L OBP: 0.263, SLG: 0.278										2	0	1	0	0	0	0					
33 Edmundo Sosa, R OBP: 0.300, SLG: 0.490										2	0	0	0	0	1	0					
8 Nick Castellanos, R OBP: 0.280, SLG: 0.318										3	1	0	0	1	3	0					
5 Bryson Stott, L OBP: 0.458, SLG: 0.565										4	0	2	0	0	1	0					
28 Alec Bohm, R OBP: 0.458, SLG: 0.600										2	0	0	0	1	1	1					
44 Jake Cave, L OBP: 0.267, SLG: 0.167										1	0	0	1	1	1	0					
19 Cristian Pache, R OBP: 0.167, SLG: 0.167										2	0	0	0	0	0	2					
2 Josh Harrison, R OBP: 0.167, SLG: 0.167										1	0	0	0	0	0	2					
Inning Stats	R: 0 H: 0 E: 0 K: 2 S: 12	H: 0 LOB: 0 BB: 0 P: 17	R: 0 H: 1 E: 0 K: 1 S: 15	H: 1 LOB: 1 BB: 0 P: 21	R: 0 H: 1 E: 0 K: 1 S: 8	H: 1 LOB: 0 BB: 0 P: 11	R: 0 H: 1 E: 0 K: 0 S: 3	H: 1 LOB: 1 BB: 0 P: 5	R: 0 H: 0 E: 0 K: 1 S: 13	H: 0 LOB: 2 BB: 2 P: 23	R: 1 H: 1 E: 0 K: 1 S: 10	H: 1 LOB: 2 BB: 1 P: 17	R: 1 H: 1 E: 0 K: 1 S: 10	H: 1 LOB: 0 BB: 0 P: 12	R: 0 H: 0 E: 0 K: 3 S: 9	H: 0 LOB: 0 BB: 0 P: 16	1B: 3 2B: 1 3B: 0 HR: 1	SF: 1 SAC: 0 DP: 0 HBP: 1	WP: 0 PB: 0 SB: 0 CS: 0	PA: 35	
PITCHER	IP WLS BF H R ER SO BB IBB HBP BLK WP HR S P ERA WHIP	IP WLS BF H R ER SO BB IBB HBP BLK WP HR S P ERA WHIP	IP WLS BF H R ER SO BB IBB HBP BLK WP HR S P ERA WHIP	IP WLS BF H R ER SO BB IBB HBP BLK WP HR S P ERA WHIP	IP WLS BF H R ER SO BB IBB HBP BLK WP HR S P ERA WHIP	IP WLS BF H R ER SO BB IBB HBP BLK WP HR S P ERA WHIP	IP WLS BF H R ER SO BB IBB HBP BLK WP HR S P ERA WHIP	IP WLS BF H R ER SO BB IBB HBP BLK WP HR S P ERA WHIP	IP WLS BF H R ER SO BB IBB HBP BLK WP HR S P ERA WHIP	IP WLS BF H R ER SO BB IBB HBP BLK WP HR S P ERA WHIP	IP WLS BF H R ER SO BB IBB HBP BLK WP HR S P ERA WHIP	IP WLS BF H R ER SO BB IBB HBP BLK WP HR S P ERA WHIP	IP WLS BF H R ER SO BB IBB HBP BLK WP HR S P ERA WHIP	IP WLS BF H R ER SO BB IBB HBP BLK WP HR S P ERA WHIP	IP WLS BF H R ER SO BB IBB HBP BLK WP HR S P ERA WHIP	IP WLS BF H R ER SO BB IBB HBP BLK WP HR S P ERA WHIP	IP WLS BF H R ER SO BB IBB HBP BLK WP HR S P ERA WHIP	IP WLS BF H R ER SO BB IBB HBP BLK WP HR S P ERA WHIP	IP WLS BF H R ER SO BB IBB HBP BLK WP HR S P ERA WHIP	IP WLS BF H R ER SO BB IBB HBP BLK WP HR S P ERA WHIP	IP WLS BF H R ER SO BB IBB HBP BLK WP HR S P ERA WHIP

Philadelphia Phillies @ New York Yankees
Yankee Stadium, Bronx, NY
Wed Apr 05 2023, 1:10 PM - 3:38 PM EDT
Att: 35,847 - Drizzlie - 48 F

livebaseballscorecards.com

AB 29
R 2
H 5
RBI 2
BB 3
SO 12
LOB 5

Batter	1	2	3	4	5	6	7	8	9	AB	R	H	RBI	BB	SO	LOB	BOTTOM				
26 DJ LeMahieu, R OBP: 0.364, SLG: 0.650										3	1	1	0	1	1	0	Philadelphia Phillies @ New York Yankees Yankee Stadium, Bronx, NY Wed Apr 05 2023, 1:10 PM - 3:38 PM EDT Att: 35,847 - Drizzlie - 48 F				
Aaron Judge, R OBP: 0.423, SLG: 0.609										3	1	1	0	1	1	1					
48 Anthony Rizzo, L OBP: 0.455, SLG: 0.563										4	0	1	0	0	1	4					
25 Gleyber Torres, R OBP: 0.560, SLG: 0.789										4	0	3	2	0	0	1					
28 Josh Donaldson, R OBP: 0.176, SLG: 0.313										1	0	0	0	0	0	0					
12 Isiah Kiner-Falefa, R										3	0	0	0	0	1	3					
95 Oswaldo Cabrera, S OBP: 0.313, SLG: 0.333										3	1	1	0	1	0	2					
33 Franchy Cordero, L OBP: 0.222, SLG: 0.333										4	0	1	0	0	1	3					
39 Jose Trevino, R OBP: 0.308, SLG: 0.538										3	1	1	2	0	1	2					
11 Anthony Volpe, R OBP: 0.333, SLG: 0.176										3	0	0	0	0	2	0					
Inning Stats	R: 1 H: 2 E: 0 K: 1 S: 14	H: 2 LOB: 0 BB: 0 P: 21	R: 0 H: 1 E: 0 K: 1 S: 8	H: 1 LOB: 0 BB: 0 P: 13	R: 0 H: 0 E: 0 K: 2 S: 8	H: 0 LOB: 0 BB: 0 P: 10	R: 0 H: 1 E: 0 K: 1 S: 7	H: 1 LOB: 1 BB: 0 P: 10	R: 0 H: 1 E: 0 K: 0 S: 8	H: 1 LOB: 0 BB: 0 P: 10	R: 1 H: 2 E: 0 K: 0 S: 16	H: 2 LOB: 1 BB: 0 P: 18	R: 2 H: 1 E: 0 K: 3 S: 22	H: 1 LOB: 3 BB: 3 P: 39	R: 0 H: 1 E: 0 K: 0 S: 8	H: 1 LOB: 0 BB: 0 P: 11	1B: 5 2B: 3 3B: 0 HR: 1	SF: 0 SAC: 0 DP: 1 HBP: 0	WP: 0 PB: 0 SB: 3 CS: 1	PA: 35	
PITCHER	IP WLS BF H R ER SO BB IBB HBP BLK WP HR S P ERA WHIP	IP WLS BF H R ER SO BB IBB HBP BLK WP HR S P ERA WHIP	IP WLS BF H R ER SO BB IBB HBP BLK WP HR S P ERA WHIP	IP WLS BF H R ER SO BB IBB HBP BLK WP HR S P ERA WHIP	IP WLS BF H R ER SO BB IBB HBP BLK WP HR S P ERA WHIP	IP WLS BF H R ER SO BB IBB HBP BLK WP HR S P ERA WHIP	IP WLS BF H R ER SO BB IBB HBP BLK WP HR S P ERA WHIP	IP WLS BF H R ER SO BB IBB HBP BLK WP HR S P ERA WHIP	IP WLS BF H R ER SO BB IBB HBP BLK WP HR S P ERA WHIP	IP WLS BF H R ER SO BB IBB HBP BLK WP HR S P ERA WHIP	IP WLS BF H R ER SO BB IBB HBP BLK WP HR S P ERA WHIP	IP WLS BF H R ER SO BB IBB HBP BLK WP HR S P ERA WHIP	IP WLS BF H R ER SO BB IBB HBP BLK WP HR S P ERA WHIP	IP WLS BF H R ER SO BB IBB HBP BLK WP HR S P ERA WHIP	IP WLS BF H R ER SO BB IBB HBP BLK WP HR S P ERA WHIP	IP WLS BF H R ER SO BB IBB HBP BLK WP HR S P ERA WHIP	IP WLS BF H R ER SO BB IBB HBP BLK WP HR S P ERA WHIP	IP WLS BF H R ER SO BB IBB HBP BLK WP HR S P ERA WHIP	IP WLS BF H R ER SO BB IBB HBP BLK WP HR S P ERA WHIP	IP WLS BF H R ER SO BB IBB HBP BLK WP HR S P ERA WHIP	IP WLS BF H R ER SO BB IBB HBP BLK WP HR S P ERA WHIP

Philadelphia Phillies @ New York Yankees
Yankee Stadium, Bronx, NY
Wed Apr 05 2023, 1:10 PM - 3:38 PM EDT
Att: 35,847 - Drizzlie - 48 F

livebaseballscorecards.com

AB 31
R 4
H 9
RBI 4
BB 3
SO 8
LOB 16

Batter	1	2	3	4	5	6	7	8	9	AB	R	H	RBI	BB	SO	LOB	TOP										
6 Jonathan India, R OBP: 0.423, SLG: 0.545										4	0	0	0	0	1	3	Cincinnati Reds @ Philadelphia Phillies Citizens Bank Park, Philadelphia, PA Fri Apr 07 2023, 3:07 PM - 5:49 PM EDT Att: 44,365 - Partly Cloudy - 57 F										
TJ Friedl, L OBP: 0.364, SLG: 0.762										4	1	1	0	0	1	0											
27 Jake Fraley, L OBP: 0.421, SLG: 0.563										3	0	0	0	1	2	1											
37 Tyler Stephenson, R OBP: 0.375, SLG: 0.409										3	0	1	1	1	1	1											
4 Wil Myers, R OBP: 0.333, SLG: 0.200										4	0	1	0	0	2	2											
32 Jason Voster, L OBP: 0.316, SLG: 0.944										3	0	0	0	1	2	2											
7 Spencer Steer, R OBP: 0.375, SLG: 0.500										4	1	1	0	0	1	4											
30 Will Benson, L OBP: 0.143, SLG: 0.077										1	0	1	0	1	0	0											
17 Stuart Fairchild, R OBP: 0.444, SLG: 0.667										1	0	0	0	1	0	0											
2 Jose Barrero, R OBP: 0.167, SLG: 0.167										4	0	1	1	0	0	3											
Inning Stats	R: 0 E: 0 K: 1 S: 9	H: 0 LOB: 0 P: 12	R: 0 E: 0 K: 2 S: 12	H: 0 LOB: 1 BB: 1 P: 18	R: 0 E: 0 K: 0 S: 5	H: 1 LOB: 0 BB: 0 P: 9	R: 0 E: 0 K: 0 S: 8	H: 0 LOB: 0 BB: 1 P: 13	R: 1 E: 0 K: 2 S: 16	H: 2 LOB: 2 BB: 1 P: 28	R: 1 E: 0 K: 1 S: 17	H: 2 LOB: 2 BB: 1 P: 29	R: 0 E: 0 K: 0 S: 9	H: 0 LOB: 0 BB: 0 P: 11	R: 0 E: 0 K: 3 S: 9	H: 0 LOB: 0 BB: 0 P: 14	R: 0 E: 0 K: 1 S: 9	H: 1 LOB: 2 BB: 1 P: 17	1B: 3 2B: 3 3B: 0 HR: 0	SF: 0 SAC: 0 DP: 1 HBP: 0	WP: 1 PB: 0 SB: 0 CS: 1	PA: 36					
PITCHER	IP	WLS	BF	H	R	ER	SO	BB	IBB	HBP	BLK	WP	HR	S	P	ERA	WHIP										
45 Zack Wheeler, R ERA: 5.59	5.1		22	5	2	2	5	3	0	0	0	0	0	59	92	3.38	1.500										
64 Andrew Bellatti, R ERA:	0.2		3	0	0	0	1	1	0	0	0	0	0	8	17	0.00	1.500										
30 Gregory Soto, L ERA: 12.0	1.0	W	3	0	0	0	0	0	0	0	0	0	0	9	11	0.00	0.000										
46 José Alvarado, L ERA:	1.0	H	3	0	0	0	3	0	0	0	0	0	0	9	14	0.00	0.000										
31 Craig Kimbrel, R ERA: 15.43	1.0	S	5	1	0	0	1	1	0	0	0	1	0	9	17	0.00	2.000										

Batter	1	2	3	4	5	6	7	8	9	AB	R	H	RBI	BB	SO	LOB	BOTTOM										
7 Trea Turner, R OBP: 0.394, SLG: 0.531										5	2	2	0	0	2	3	Cincinnati Reds @ Philadelphia Phillies Citizens Bank Park, Philadelphia, PA Fri Apr 07 2023, 3:07 PM - 5:49 PM EDT Att: 44,365 - Partly Cloudy - 57 F										
12 Kyle Schwarber, L OBP: 0.161, SLG: 0.387										5	0	1	1	0	1	1											
10 J.T. Realmuto, R OBP: 0.333, SLG: 0.565										4	1	2	2	0	1	1											
8 Nick Castellanos, R OBP: 0.345, SLG: 0.440										3	1	2	0	1	1	1											
5 Bryson Stott, L OBP: 0.429, SLG: 0.519										4	0	1	0	0	1	4											
28 Alec Bohm, R OBP: 0.429, SLG: 0.542										4	0	1	0	0	0	5											
44 Jake Cave, L OBP: 0.278, SLG: 0.143										2	0	0	0	1	1	0											
2 Josh Harrison, R OBP: 0.143, SLG: 0.143										1	0	0	0	0	0	2											
19 Cristian Pache, R OBP: 0.143, SLG: 0.143										0	0	0	0	0	0	0											
23 Kody Clemens, L OBP: 0.143, SLG: 0.143										2	0	0	0	1	1	0											
33 Edmundo Sosa, R OBP: 0.364, SLG: 0.727										1	1	1	1	0	0	0											
16 Brandon Marsh, L OBP: 0.316, SLG: 0.667										3	0	0	1	1	1	0											
Inning Stats	R: 0 E: 0 K: 3 S: 9	H: 0 LOB: 0 P: 12	R: 1 E: 0 K: 1 S: 16	H: 1 LOB: 3 BB: 3 P: 33	R: 0 E: 0 K: 0 S: 16	H: 2 LOB: 0 BB: 0 P: 23	R: 0 E: 0 K: 0 S: 8	H: 0 LOB: 0 BB: 0 P: 15	R: 1 E: 0 K: 1 S: 14	H: 3 LOB: 2 BB: 0 P: 21	R: 0 E: 0 K: 3 S: 10	H: 0 LOB: 0 BB: 0 P: 14	R: 2 E: 0 K: 0 S: 17	H: 3 LOB: 2 BB: 1 P: 34	R: 1 E: 0 K: 1 S: 8	H: 1 LOB: 0 BB: 0 P: 14	1B: 5 2B: 3 3B: 0 HR: 2	SF: 0 SAC: 0 DP: 0 HBP: 0	WP: 1 PB: 0 SB: 1 CS: 0	PA: 38							
PITCHER	IP	WLS	BF	H	R	ER	SO	BB	IBB	HBP	BLK	WP	HR	S	P	ERA	WHIP										
21 Hunter Greene, R ERA: 5.63	4.2		22	5	2	2	5	3	0	0	0	0	0	57	93	3.86	1.714										
48 Alex Young, L ERA:	1.1		5	1	0	0	3	0	0	0	0	0	0	16	25	0.00	0.750										
47 Derek Law, R ERA: 4.91	0.1	L	4	2	2	2	0	1	0	0	0	0	1	10	21	54.00	9.000										
52 Reiver Sanmartin, L ERA: 6.75	1.2		7	2	1	1	1	0	0	0	0	1	1	15	27	5.40	1.200										

AB	31
R	2
H	6
RBI	2
BB	5
SO	10
LOB	16



AB	34
R	5
H	10
RBI	5
BB	4
SO	9
LOB	17



Batter	1	2	3	4	5	6	7	8	9	AB	R	H	RBI	BB	SO	LOB	TOP
6 Jonathan India, R OBP: 0.400, SLG: 0.480	G4-3	G4-3			L6			BB		3	0	0	0	1	0	1	Cincinnati Reds @ Philadelphia Phillies Citizens Bank Park, Philadelphia, PA Sat Apr 08 2023, 4:09 PM - 6:53 PM EDT Att: 44,526 - Cloudy - 53 F
7 Spencer Steer, R OBP: 0.357, SLG: 0.583	HR		G4-3			G5-3		FC5-4		4	1	1	1	0	0	2	
4 Will Myers, R OBP: 0.286, SLG: 0.167	G5-3		F9			K		P3		4	0	0	0	0	1	2	
37 Tyler Stephenson, R OBP: 0.393, SLG: 0.423	1B		F9			F9		L9		4	0	2	0	0	0	2	
28 Kevin Newman, R OBP: 0.263, SLG: 0.389	1B					FC5-4				3	1	1	0	1	0	1	
TJ Friedl, L OBP: 0.351, SLG: 0.720	K					G3-1				4	0	2	0	0	1	2	
17 Stuart Fairchild, R OBP: 0.455, SLG: 0.625						F8				2	0	1	0	0	0	0	
32 Jason Vostler, L OBP: 0.286, SLG: 0.850										2	0	0	0	0	1	3	
2 Jose Barrero, R OBP: 0.143, SLG: 0.143						K				2	0	0	0	0	1	1	
27 Jake Fraley, L OBP: 0.351, SLG: 0.529						L9-3				1	0	0	1	0	0	1	
12 Curt Casali, R OBP: 0.167, SLG: 0.167						F9				3	0	1	0	0	0	1	
30 Will Benson, L OBP: 0.143, SLG: 0.077										0	0	0	0	0	0	0	
22 Luke Maile, R										1	0	0	0	0	1	1	
Inning Stats	R: 1 H: 3 E: 0 K: 1 S: 16	H: 3 LOB: 2 BB: 0 P: 26	R: 0 H: 1 E: 0 K: 0 S: 14	H: 1 LOB: 1 BB: 0 P: 24	R: 0 H: 0 E: 0 K: 0 S: 9	H: 0 LOB: 0 BB: 0 P: 14	R: 0 H: 0 E: 0 K: 1 S: 7	H: 0 LOB: 0 BB: 0 P: 11	R: 0 H: 1 E: 0 K: 1 S: 10	H: 1 LOB: 1 BB: 0 P: 14	R: 0 H: 1 E: 0 K: 0 S: 6	H: 1 LOB: 2 BB: 1 P: 14	R: 1 H: 1 E: 0 K: 1 S: 13	H: 1 LOB: 1 BB: 1 P: 24	1B: 7 2B: 1 3B: 0 HR: 1	SF: 1 SAC: 0 DP: 1 HBP: 0	WP: 0 PA: 36 PB: 0 SB: 0 CS: 0
PITCHER	IP WLS BF H R ER SO BB IBB HBP BLK WP HR S P ERA WHIP																
70 Bailey Falter, L ERA: 2.61	5.0 19 4 1 1 2 0 0 0 0 0 1 52 86 1.80 0.800																
64 Andrew Bellatti, R ERA: 3.6	1.0 4 1 0 0 1 0 0 0 0 0 0 10 14 0.00 1.000																
75 Connor Brogdon, R ERA: 3.6	1.0 5 2 0 0 1 1 0 0 0 0 0 8 15 0.00 3.000																
58 Seranthony Dominguez, R ERA: 12.0	1.0 3 0 0 0 0 0 0 0 0 0 0 4 7 0.00 0.000																
37 Andrew Vasquez, L ERA: 1.93	1.0 W 5 1 1 1 1 1 0 0 0 0 0 13 24 9.00 2.000																

Batter	1	2	3	4	5	6	7	8	9	AB	R	H	RBI	BB	SO	LOB	BOTTOM				
7 Trea Turner, R OBP: 0.378, SLG: 0.486	K		K					K		3	0	0	0	1	3	2	Cincinnati Reds @ Philadelphia Phillies Citizens Bank Park, Philadelphia, PA Sat Apr 08 2023, 4:09 PM - 6:53 PM EDT Att: 44,526 - Cloudy - 53 F				
12 Kyle Schwarber, L OBP: 0.143, SLG: 0.343	K		FC5					K		4	0	0	0	0	3	4					
10 J.T. Realmuto, R OBP: 0.286, SLG: 0.481	K							K		4	0	0	0	0	3	0					
8 Nick Castellanos, R OBP: 0.364, SLG: 0.407										2	1	0	0	2	1	0					
28 Alec Bohm, R OBP: 0.406, SLG: 0.500										4	1	1	0	0	2	1					
2 Josh Harrison, R OBP: 0.100, SLG: 0.100										3	0	0	0	0	2	1					
16 Brandon Marsh, L OBP: 0.350, SLG: 0.684										1	1	1	1	0	0	0					
33 Edmundo Sosa, R OBP: 0.333, SLG: 0.643										3	0	1	1	0	0	0					
5 Bryson Stott, L OBP: 0.438, SLG: 0.516										4	0	2	1	0	0	2					
19 Cristian Pache, R OBP: 0.125, SLG: 0.250										2	0	1	0	0	1	1					
Inning Stats	R: 0 H: 0 E: 0 K: 3 S: 11	H: 0 LOB: 0 BB: 0 P: 18	R: 0 H: 0 E: 0 K: 1 S: 9	H: 0 LOB: 0 BB: 0 P: 12	R: 0 H: 1 E: 1 K: 1 S: 10	H: 1 LOB: 2 BB: 0 P: 15	R: 0 H: 0 E: 0 K: 3 S: 9	H: 0 LOB: 1 BB: 1 P: 17	R: 0 H: 1 E: 1 K: 1 S: 10	H: 1 LOB: 2 BB: 1 P: 18	R: 0 H: 0 E: 0 K: 2 S: 8	H: 0 LOB: 0 BB: 0 P: 10	R: 0 H: 1 E: 0 K: 1 S: 11	H: 1 LOB: 0 BB: 0 P: 16	R: 0 H: 0 E: 0 K: 3 S: 10	H: 0 LOB: 0 BB: 0 P: 14	R: 3 H: 3 E: 0 K: 0 S: 14	H: 3 LOB: 1 BB: 1 P: 26	1B: 5 2B: 1 3B: 0 HR: 0	SF: 1 SAC: 1 DP: 1 HBP: 0	WP: 1 PA: 35 PB: 1 SB: 1 CS: 0
PITCHER	IP WLS BF H R ER SO BB IBB HBP BLK WP HR S P ERA WHIP																				
40 Nick Lodolo, L ERA: 1.5	7.0 27 3 0 0 10 1 0 0 0 1 0 68 106 0.00 0.571																				
43 Alexis Diaz, R ERA: 8.0	1.0 L 6 2 3 3 3 1 0 0 0 1 0 19 32 27.00 3.000																				
79 Ian Gibaut, R ERA: 2.45	0.1 B 2 1 0 0 0 0 0 0 0 0 0 5 8 0.00 3.000																				

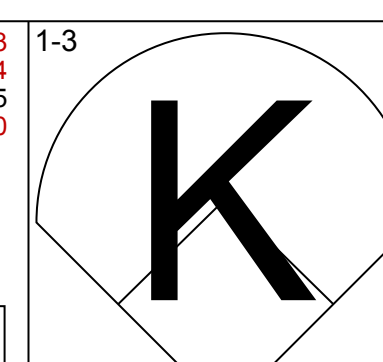
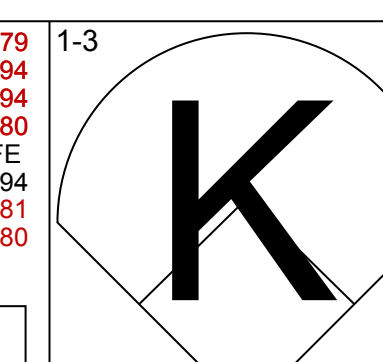
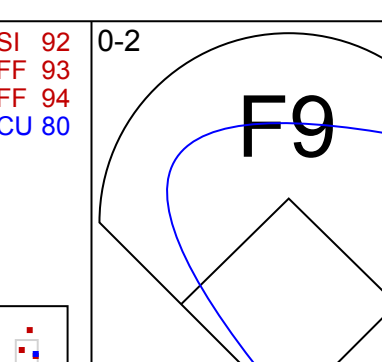
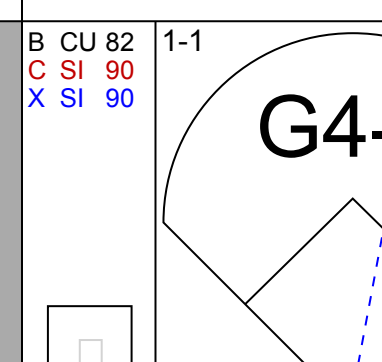
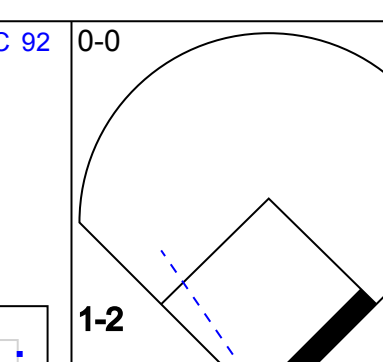
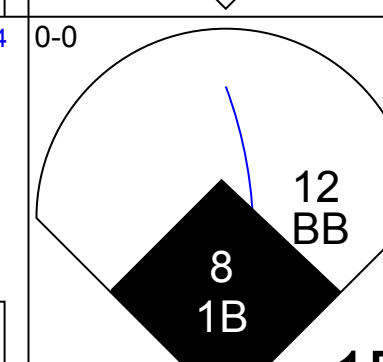
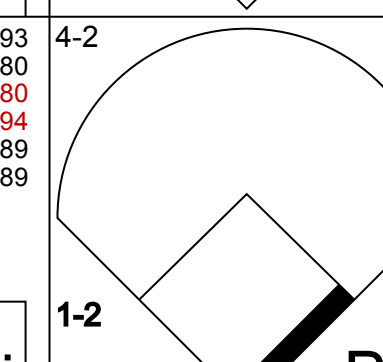
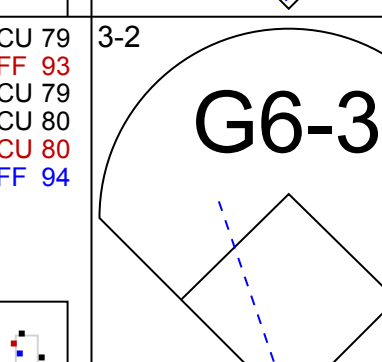
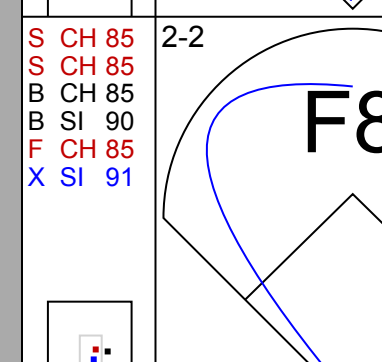
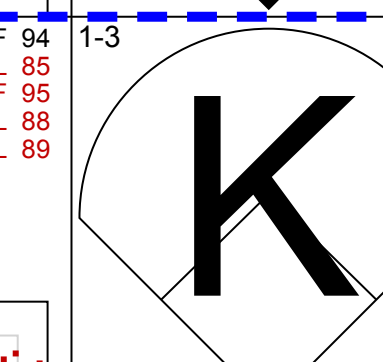
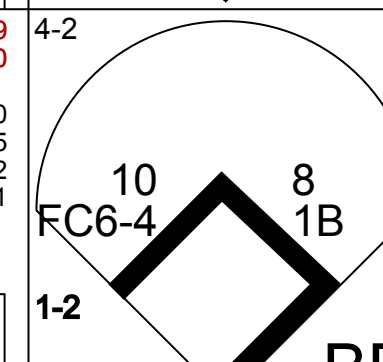
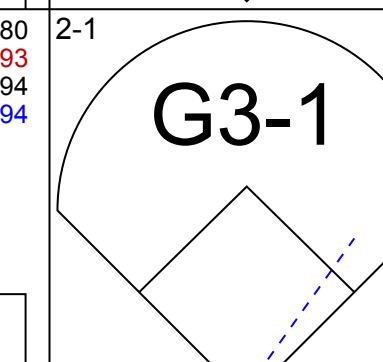
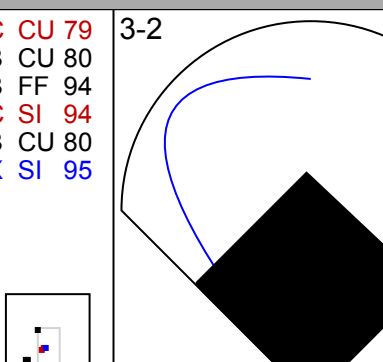
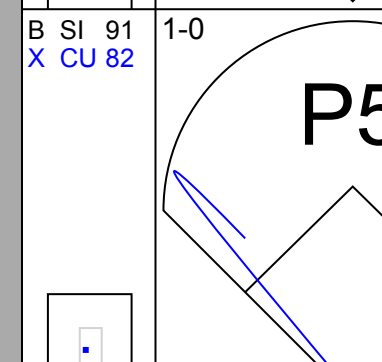
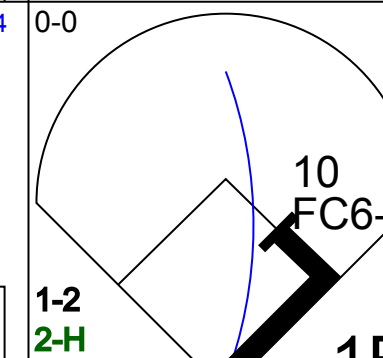
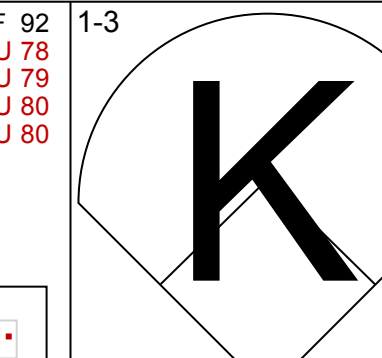
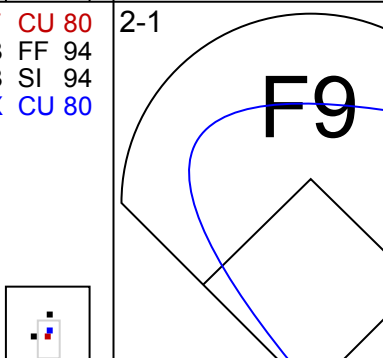
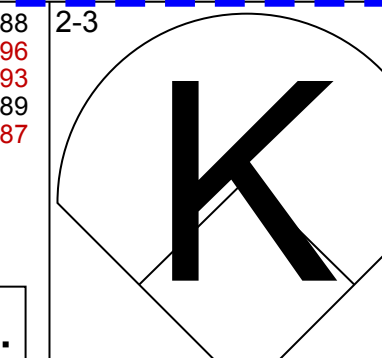
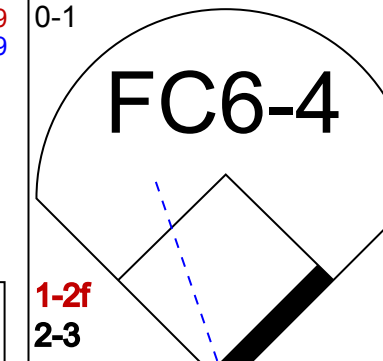
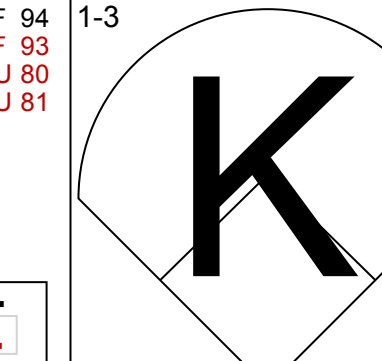
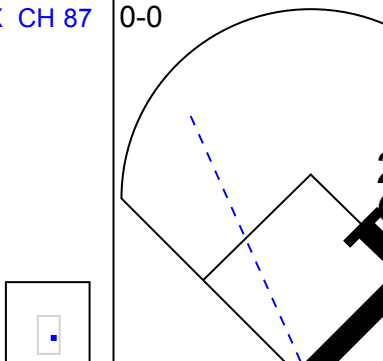
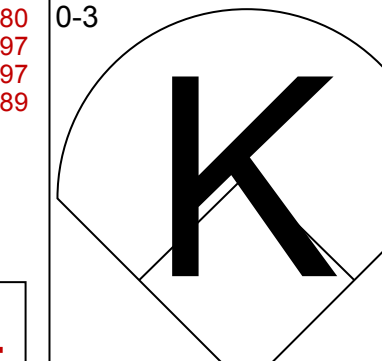
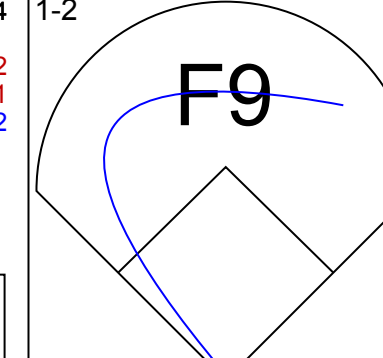
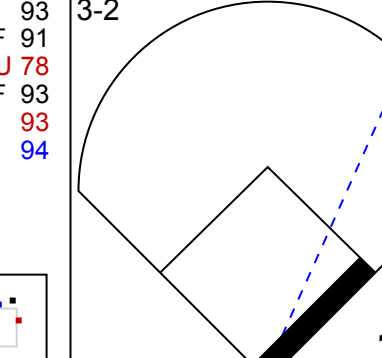
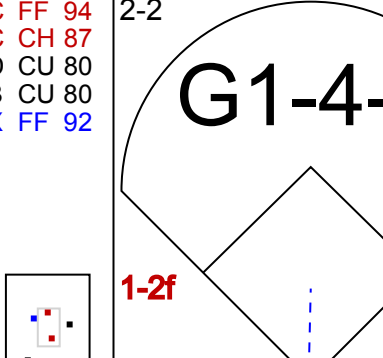
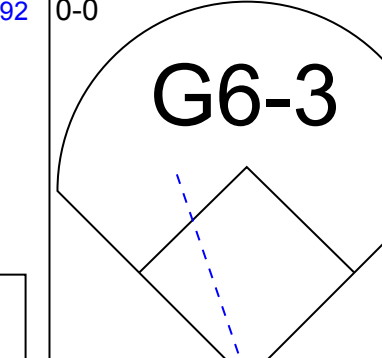
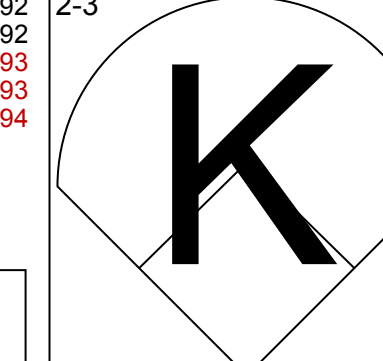
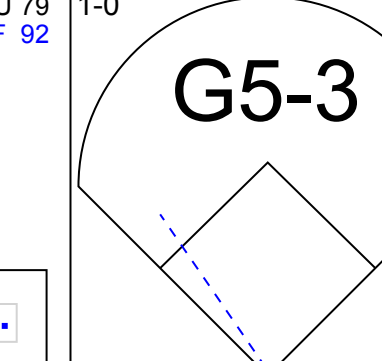
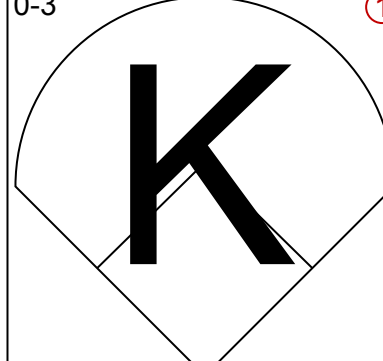
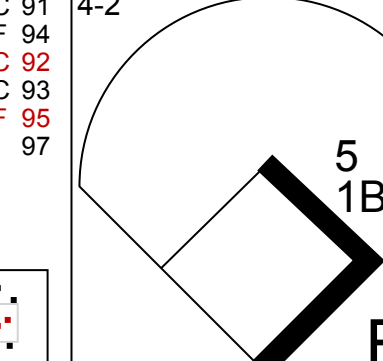
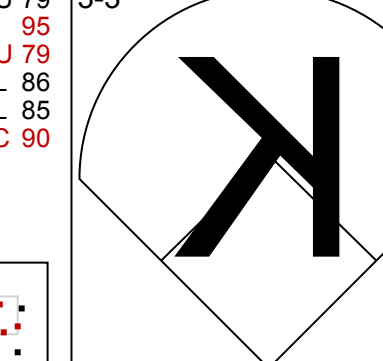
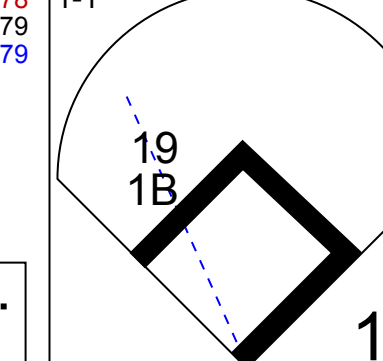
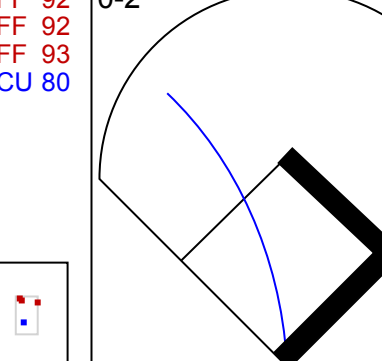
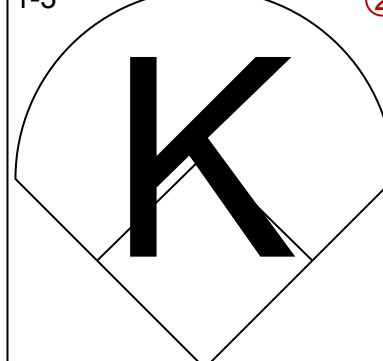
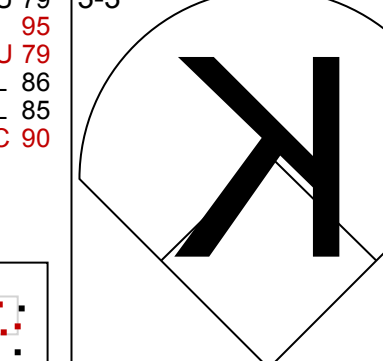
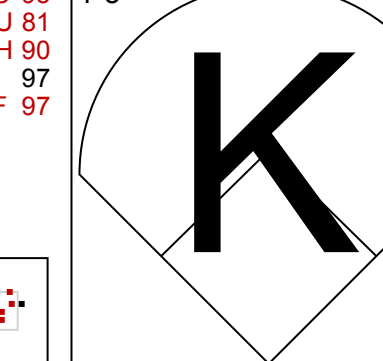
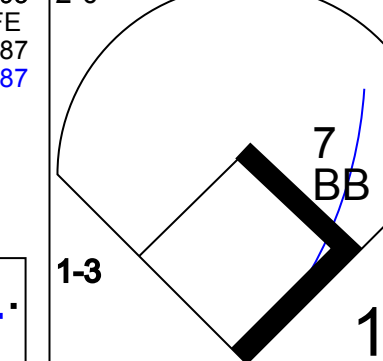
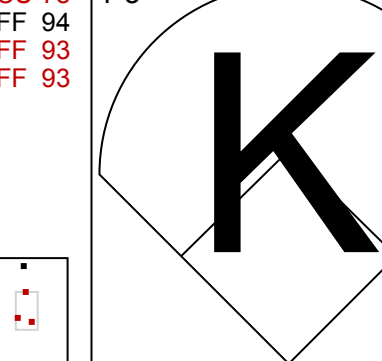
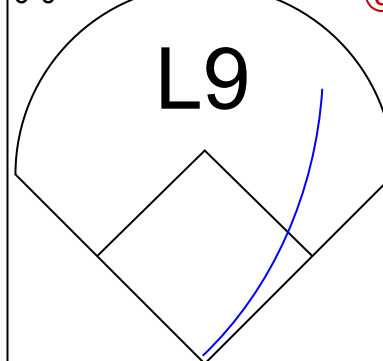
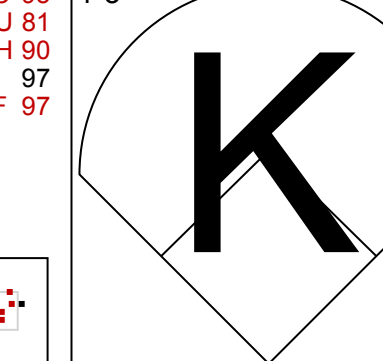
Batter	1	2	3	4	5	6	7	8	9	10	AB	R	H	RBI	BB	SO	LOB	TOP									
2 Jazz Chisholm Jr., L OBP: 0.288, SLG: 0.417	 C FF 97 B FC 93 F FF 97 S FC 98		 B CU 82 F FC 92 C FF 98 B FC 91 C FC 92		 1 SAFE B FC 93 S FF 95 F FC 92 1 SAFE B CU 82 B FC 83 B FC 92		 C SI 100 S FC 93 S FC 94		 S SL 86 S SL 87 S SL 88 S SL 89			4	0	0	0	1	4	2									
12 Jorge Soler, R OBP: 0.280, SLG: 0.587	 B FF 97 C FC 98 C FC 98 X FC 91			 B SI 96 B SI 96 B SI 96 C ST 88 C ST 88 B FF 98	 1-2 B SI 95 B SI 96 B SI 96 C ST 88 C ST 88 B FF 98		 B SI 99 B SI 99 C SI 100 X SI 100		 C FC 93 S SL 89 S SL 89 S SL 89	 0-0 B SI 98 C SL 88 S SL 88 S SL 88	4	1	2	1	1	2	1	0	1	0	0	0	0	0			
4 Nick Fortes, R OBP: 0.192, SLG: 0.280	 F FF 98 C FC 93 X FC 91	 2B		 B FC 92 B FC 92 X CU 83	 1-1 B FC 92 B FC 92 X FC 96	 2-0 B SI 100 X SI 100		 B SI 100 B SI 100 X SI 100		 F8	 1-3 B SI 98 C SL 88 S SL 88 S SL 88	5	1	1	0	0	1	4									
3 Luis Arraez, L OBP: 0.558, SLG: 0.696	 F FF 98 C FC 93 X FC 91	 F7		 14 1B	 2B	 F8		 F8		 F8	 1-3 B SI 98 C SL 88 S SL 88 S SL 88	5	1	1	0	0	1	4									
14 Bryan De La Cruz, R OBP: 0.325, SLG: 0.371	 X SI 98	 G6-3		 3-2 B SI 87 F FF 97 B SI 87 B SI 87 B SI 87 S SI 96	 1B		 3-3 B SI 84 B SI 85 B SI 86 B SI 87 B SI 88 B SI 89 S SI 95		 0-2 C SI 98 C SI 98 X SI 99	 0-1 C SI 98 X SI 98	 0-1 C SI 98 X SI 98	5	0	3	2	0	1	1									
10 Yuli Gurriel, R OBP: 0.370, SLG: 0.500	 C FF 95 C CU 82 F FF 97 F FF 97 X SI 96	 G4-3		 1-0 B FF 97 X SI 96	 G5-3		 1-0 B SI 84 X FF 96		 0-1 C SI 98 X SI 98	 1-2 D SI 92 X SI 98	 0-3 C KC 83 S FF 84 F FF 96 C FF 96	5	0	1	0	0	1	1									
9 Jean Segura, R OBP: 0.234, SLG: 0.182	 B ST 87 F FF 96 B SI 86 X ST 88	 F9		 0-2 X ST 86 X ST 86 X ST 86	 F9		 2-1 B SI 95 C FF 96 B FC 91 X ST 95		 1-0 D SI 92 X SI 98	 1-0 D SI 92 X SI 98	4	0	0	0	0	0	3										
7 Jesús Sánchez, L OBP: 0.318, SLG: 0.176	 F FF 96 B FF 97 S FC 93 S FF 97	 K			 G3-1		 0-0 X FC 92		 3-2 B SI 98 B SI 98 B SI 98 C SI 99 T SI 100	 1-0 X SI 98 X SI 99	 1-0 X SI 98 X SI 99	2	0	0	0	0	1	0									
1 Garrett Hampson, R (7, PH)																											
58 Jacob Stallings, R OBP: 0.286, SLG: 0.235		 G6-3		 2-1 B FF 97 B SI 96 X SI 96	 5 FC3-6 BB		 4-2 B FF 95 F FF 96 F ST 88 B ST 86 B FF 97 B SI 97		 1-1 C SI 100 M FF 95 X FC 94	 0-2 S SL 86 X SI 88	 0-2 S SL 86 X SI 88	3	0	1	0	1	0	0									
5 Jon Berti, R OBP: 0.268, SLG: 0.308	 T FF 97 S ST 87 T ST 88	 K		 0-2 T FF 97 S ST 87 T ST 88	 FC3-6 12 BB 2 S		 1-2 X SI 96		 0-2 S FC 96 B SI 100 X SI 99	 4-1 B SI 96 B SI 97 B SI 97 B SI 97	 BB	3	0	0	0	1	1	2									
Inning Stats	R: 0 E: 0 K: 1 S: 9	H: 1 LOB: 1 BB: 0 P: 12	R: 0 E: 0 K: 1 S: 10	H: 0 LOB: 0 BB: 0 P: 14	R: 0 E: 0 K: 2 S: 8	H: 0 LOB: 0 BB: 0 P: 12	R: 1 E: 0 K: 1 S: 13	H: 2 LOB: 1 BB: 0 P: 21	R: 0 E: 0 K: 0 S: 10	H: 0 LOB: 3 BB: 3 P: 24	R: 0 E: 0 K: 1 S: 6	H: 0 LOB: 0 BB: 0 P: 12	R: 0 E: 0 K: 2 S: 11	H: 1 LOB: 1 BB: 0 P: 15	R: 1 E: 0 K: 0 S: 10	H: 3 LOB: 2 BB: 0 P: 16	R: 0 E: 0 K: 2 S: 11	H: 0 LOB: 1 BB: 1 P: 16	R: 1 E: 0 K: 2 S: 9	H: 1 LOB: 0 BB: 0 P: 10	1B: 4 2B: 3 3B: 0 HR: 1	SF: 0 SAC: 0 DP: 0 HBP: 0	WP: 0 PB: 0 SB: 1 CS: 0	PA: 41			
PITCHER	IP WLS BF H R ER SO BB IBB HBP BLK WP HR S P ERA WHIP	IP WLS BF H R ER SO BB IBB HBP BLK WP HR S P ERA WHIP	IP WLS BF H R ER SO BB IBB HBP BLK WP HR S P ERA WHIP	IP WLS BF H R ER SO BB IBB HBP BLK WP HR S P ERA WHIP	IP WLS BF H R ER SO BB IBB HBP BLK WP HR S P ERA WHIP	IP WLS BF H R ER SO BB IBB HBP BLK WP HR S P ERA WHIP	IP WLS BF H R ER SO BB IBB HBP BLK WP HR S P ERA WHIP	IP WLS BF H R ER SO BB IBB HBP BLK WP HR S P ERA WHIP	IP WLS BF H R ER SO BB IBB HBP BLK WP HR S P ERA WHIP	IP WLS BF H R ER SO BB IBB HBP BLK WP HR S P ERA WHIP	IP WLS BF H R ER SO BB IBB HBP BLK WP HR S P ERA WHIP	IP WLS BF H R ER SO BB IBB HBP BLK WP HR S P ERA WHIP	IP WLS BF H R ER SO BB IBB HBP BLK WP HR S P ERA WHIP	IP WLS BF H R ER SO BB IBB HBP BLK WP HR S P ERA WHIP	IP WLS BF H R ER SO BB IBB HBP BLK WP HR S P ERA WHIP	IP WLS BF H R ER SO BB IBB HBP BLK WP HR S P ERA WHIP	IP WLS BF H R ER SO BB IBB HBP BLK WP HR S P ERA WHIP	IP WLS BF H R ER SO BB IBB HBP BLK WP HR S P ERA WHIP	IP WLS BF H R ER SO BB IBB HBP BLK WP HR S P ERA WHIP	IP WLS BF H R ER SO BB IBB HBP BLK WP HR S P ERA WHIP	IP WLS BF H R ER SO BB IBB HBP BLK WP HR S P ERA WHIP	IP WLS BF H R ER SO BB IBB HBP BLK WP HR S P ERA WHIP	IP WLS BF H R ER SO BB IBB HBP BLK WP HR S P ERA WHIP	IP WLS BF H R ER SO BB IBB HBP BLK WP HR S P ERA WHIP	IP WLS BF H R ER SO BB IBB HBP BLK WP HR S P ERA WHIP	IP WLS BF H R ER SO BB IBB HBP BLK WP HR S P ERA WHIP	
45 Zack Wheeler, R ERA: 4.02	1.1	B	6	2	1	1	2	0	0	0	0	0	0	0	0	0	0	0	1	14	22	6.75	1.500				
46 José Alvarado, L ERA: 1.69	0.2		4	2	0	0	0	0	0	0	0	0	0	0	0	0	0	0	7	9	0.00	3.000					
58 Seranthony Dominguez, R ERA: 13.5	1.1	L	5	0	0	0	3	1	0	0	0	0	0	0	0	0	0	0	14	20	0.00	0.750					
30 Gregory Soto, L ERA: 6.35	0.2		2	1	1	0	1	0	0	0	0	0	0	0	0	0	0	0	6	6	0.00	1.500					
31 Craig Kimbrel, R ERA: 3.0																											

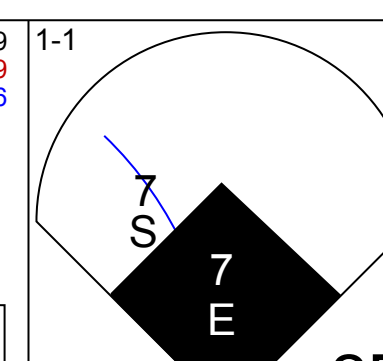
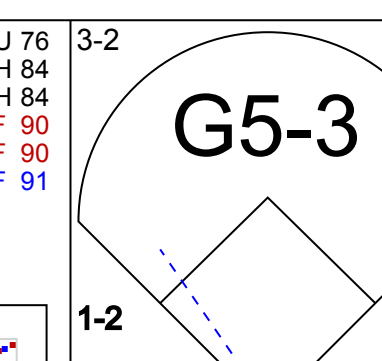
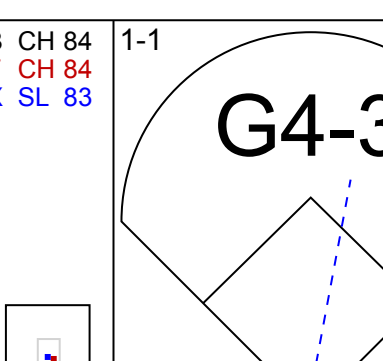
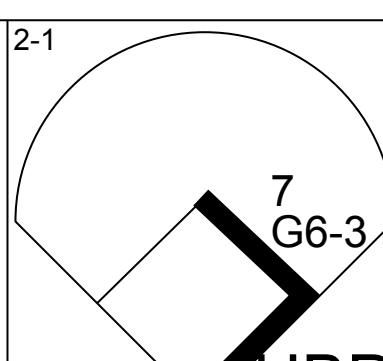
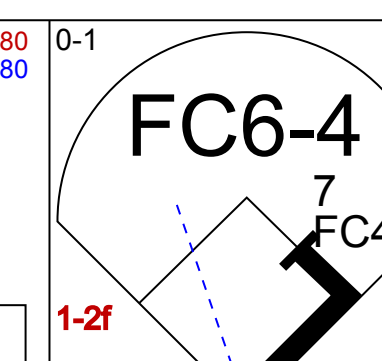
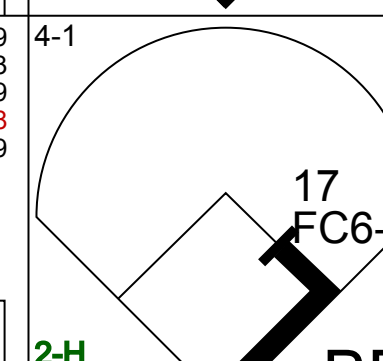

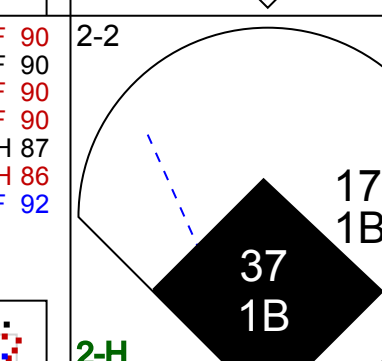

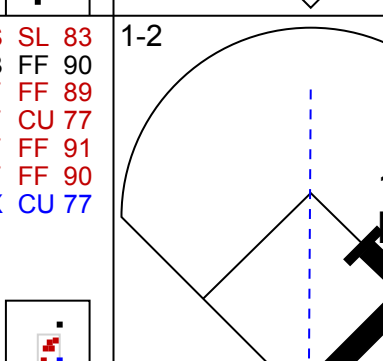
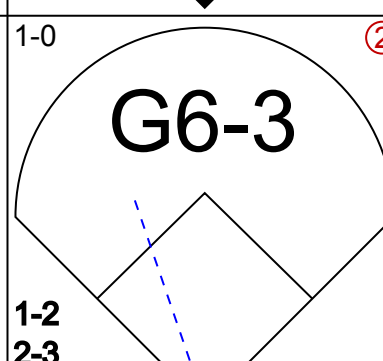
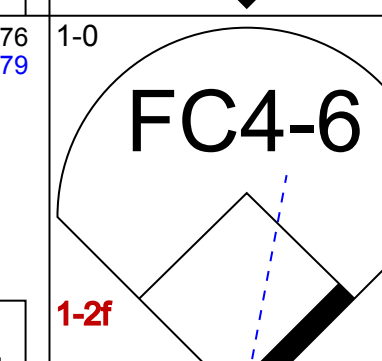
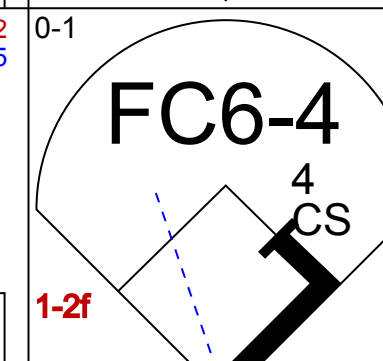
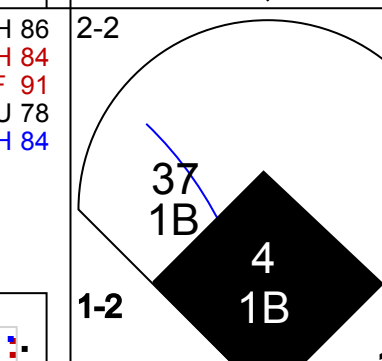
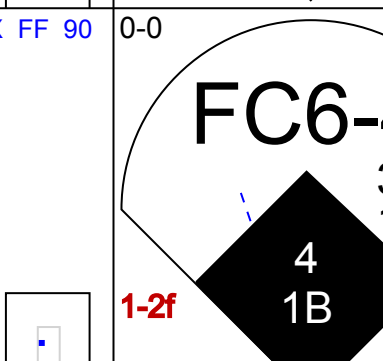
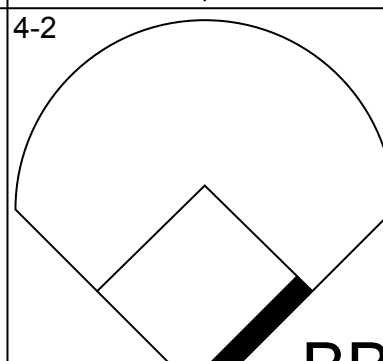
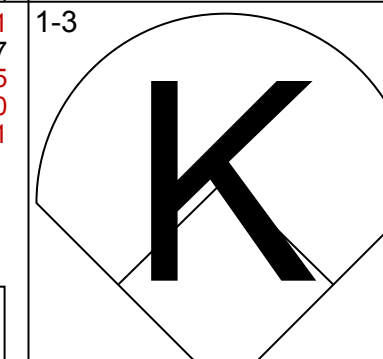
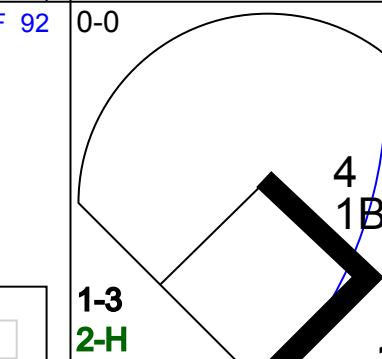
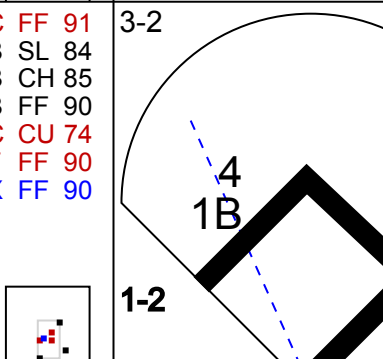
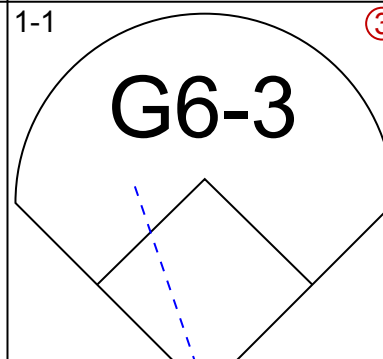
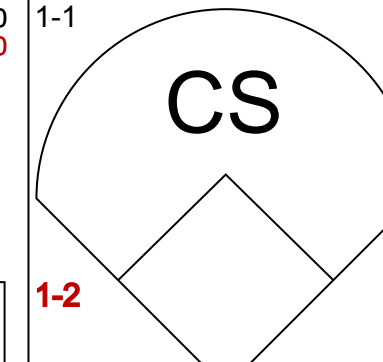
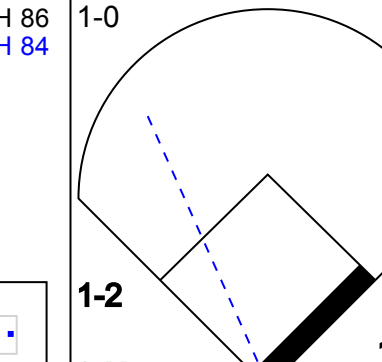
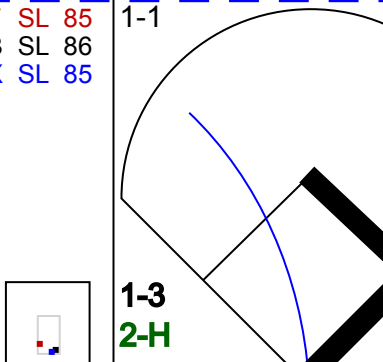

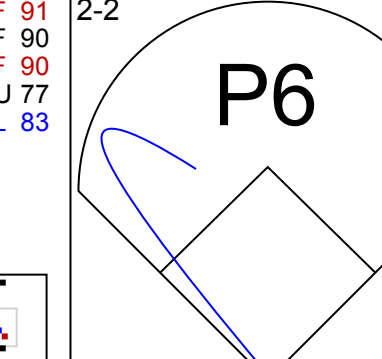
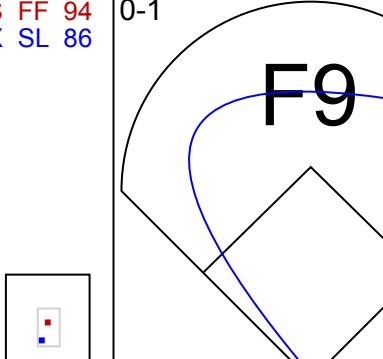

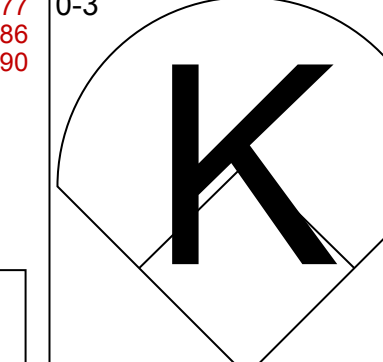

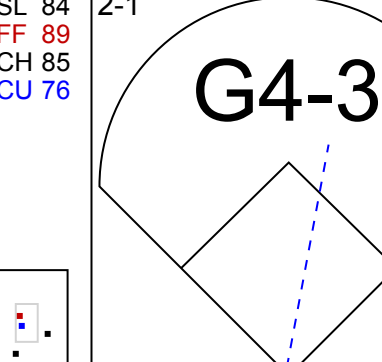

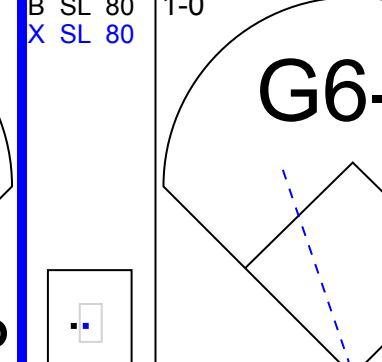

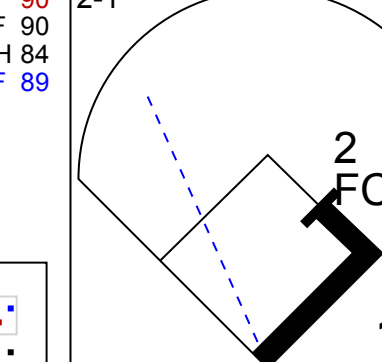



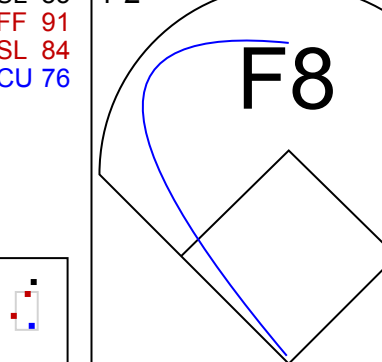
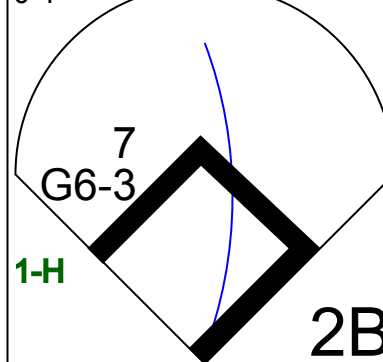
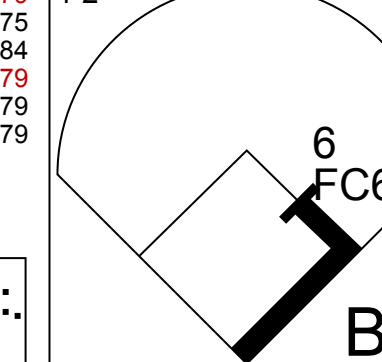
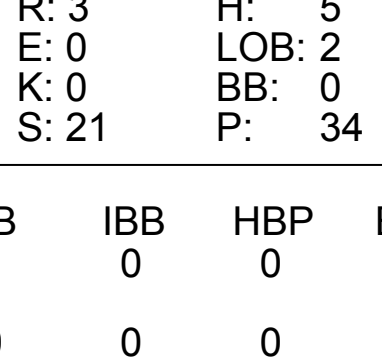
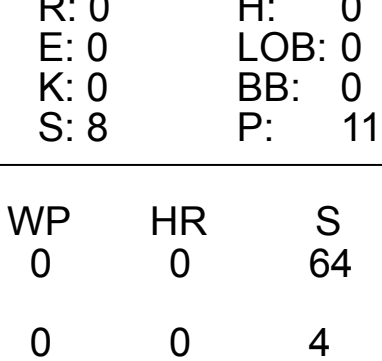
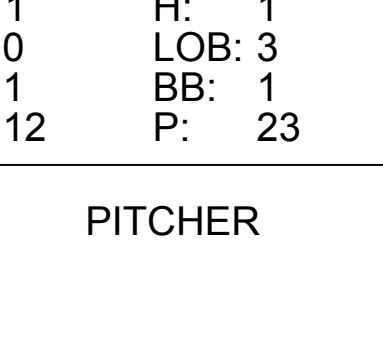
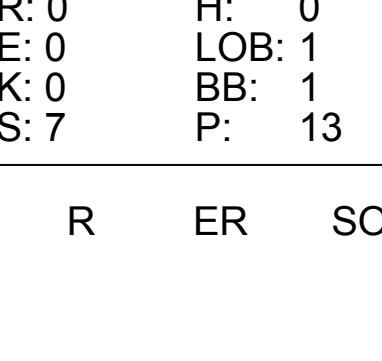





Miami Marlins @ Philadelphia Phillies
Citizens Bank Park, Philadelphia, PA
Wed Apr 12 2023, 4:07 PM - 6:47 PM EDT
Att. 29,584 - Sunny - 84 F

AB 37
R 3
H 8
RBI 3
BB 4
SO 12
LOB 16



Batter	1	2	3	4	5	6	7	8	9	10	AB	R	H	RBI	BB	SO	LOB	BOTTOM										
5 Bryson Stott, L OBP: 0.431, SLG: 0.500	 C FF 96 B CU 85 F FF 97 F FF 97 X CH 93	 7 1B	 G4-3		 3-2 F FF 96 B FF 97 S CU 82 B CH 94 F FF 98 B CH 85 X CH 92	 1-1 B CH 91 C SI 83 B CH 92 C SI 83 D CU 84 X CU 83		 0-3 C FF 96 M FF 95 S FF 95		 1-3 B FF 96 C FF 96 F FF 95 C FF 95	 1-3 B ST 84 F FF 93 F FF 95 X ST 84	5	0	2	1	0	2	0										
7 Trea Turner, R OBP: 0.345, SLG: 0.434	 B FF 98 B CH 92 D CH 91 C FF 98 X FF 98	 10 S 1B	 1-1 B FF 97 F CU 83 X FF 97	 3-2 B CH 91 C SI 83 B CH 92 C SI 83 D CU 84 X CU 83	 G6-3		 3-2 B CH 91 C SI 83 B CH 92 C SI 83 D CU 84 X CU 83		 1-1 C SI 84 B SI 95 X SI 93	 G5-3	 1-2 B ST 84 F FF 93 F FF 95 X ST 84	5	0	2	0	0	0	1										
12 Kyle Schwarber, L OBP: 0.250, SLG: 0.417	 X CU 88	 0-0 F6	 1-2 S CH 92 D CH 93 C CU 84 X FC 98	 3-2 B FF 97 B FF 96 B CU 83	 4-0 B FF 97 B FF 96 B CU 83	 8 FC6-4 BB		 3-2 C CH 85 B SI 94 B CH 86 T SI 92		 3-2 C CH 85 B SI 94 B CH 86 T SI 92	 1-3 C FF 93 F FF 94 S SL 83	3	0	0	0	1	1	3										
8 Nick Castellanos, R OBP: 0.392, SLG: 0.477	 F CU 82 B CU 84 C CH 92 S CU 84	 1-3 K		 0-1 X FC 91 CH 91	 0-0 X CU 82	 8 FC6-4 BB		 1-3 C FF 93 F FF 94 S SL 83		 1-3 C FF 93 F FF 94 S SL 83	 1-3 C FF 93 F FF 94 S SL 83	4	1	1	0	0	2	4										
10 J.T. Realmuto, R OBP: 0.220, SLG: 0.375	 C CU 84 B CH 93 S CU 85	 1-3 K	 1-3 K	 1-3 K	 1-3 K	 G6-3		 2-1 B FF 95 C CU 84 C SI 89 X SI 89		 1-3 C ST 84 B CH 89 S FF 96 S FF 96	 1-3 C ST 84 B CH 89 S FF 96 S FF 96	4	0	0	0	0	3	3										
16 Brandon Marsh, L OBP: 0.441, SLG: 0.839		 G4-3		 2-1 B CU 83 S CH 92 X CU 82	 28 G5-4-3 1B		 0-3 C SL 90 C SL 89 C SL 89		 2-1 M ST 84 B FF 94 B FF 94 X FF 94	 2-1 M ST 84 B FF 94 B FF 94 X FF 94	4	0	1	1	0	1	0											
28 Alec Bohm, R OBP: 0.388, SLG: 0.578	 B FF 98 B SL 88 X FF 97	 2-0 G5-3		 0-0 1 SAFE X FF 97	 2-0 G5-4-3		 2-1 B FF 95 C SI 89 X SL 88		 0-2 S FF 96 F FF 96 X CH 89	 0-2 S FF 96 F FF 96 X CH 89	4	0	1	0	0	0	1											
44 Jake Cave, L OBP: 0.286, SLG: 0.348	 B CH 92 X CH 92	 1-0 G4-3		 2-1 B CH 89 B CH 90 X CH 90	 F7		 3-3 B FF 95 B FF 95 C FF 95 F FF 94 S FF 96		 0-0 X FF 95	 0-0 X FF 95	2	0	0	0	0	0	0											
33 Edmundo Sosa, R OBP: 0.280, SLG: 0.435		 G4-3			 F7		 3-3 B FF 95 B FF 95 C FF 95 F FF 94 S FF 96		 0-0 X FF 95	 0-0 X FF 95	2	0	0	0	0	0	1											
23 Kody Clemens, L OBP: 0.200, SLG: 0.111	 C CU 82 B CH 93 F CH 92 S CH 93	 1-3 K	 1-3 K	 1-3 K	 2-2 B FF 98 C CU 82 C FF 95 B CU 83 X CU 83	 5 2B 1B		 1-3 C SL 82 B SI 89 C SI 89 F FF 94 S FF 95		 0-0 X FF 94	 0-0 X FF 94	2	1	1	0	0	1	0										
2 Josh Harrison, R OBP: 0.267, SLG: 0.214																												
19 Cristian Pache, R OBP: 0.250, SLG: 0.417																												
Inning Stats	R: 0 E: 0 K: 2 S: 13	H: 2 LOB: 2 BB: 0 P: 19	R: 0 E: 0 K: 0 S: 4	H: 0 LOB: 0 BB: 0 P: 7	R: 0 E: 0 K: 1 S: 12	H: 1 LOB: 1 BB: 0 P: 18	R: 1 E: 0 K: 1 S: 8	H: 2 LOB: 0 BB: 0 P: 11	R: 1 E: 0 K: 0 S: 13	H: 2 LOB: 2 BB: 1 P: 27	R: 0																	

Batter	1	2	3	4	5	6	7	8	9	AB R H RBI BB SO LOB	TOP											
5 Bryson Stott, L (1,4) OBP: 0.411, SLG: 0.473										5 0 1 0 0 2 3	Philadelphia Phillies @ Cincinnati Reds Great American Ball Park, Cincinnati, OH Thu Apr 13 2023, 6:41 PM - 9:15 PM EDT Att. 12,170 - Clear - 82 F											
7 Trea Turner, R (1,6) OBP: 0.350, SLG: 0.421										4 1 1 0 1 1 3												
12 Kyle Schwarber, L (1,7) OBP: 0.288, SLG: 0.471										3 1 1 1 1 0 3												
8 Nick Castellanos, R (1,9) OBP: 0.382, SLG: 0.458										4 0 1 1 0 2 0												
10 J.T. Realmuto, R (1,2) OBP: 0.222, SLG: 0.364										4 0 1 0 0 2 2												
28 Alec Bohm, R (1,3) OBP: 0.377, SLG: 0.551										4 0 1 0 0 0 3												
2 Josh Harrison, R (1,10) OBP: 0.222, SLG: 0.176										3 0 0 0 0 2 1												
16 Brandon Marsh, L (9,PH) OBP: 0.457, SLG: 0.839										0 0 0 0 1 0 0												
33 Edmundo Sosa, R (1,5)										3 0 2 0 0 1 0												
44 Jake Cave, L (9,PH) OBP: 0.276, SLG: 0.333										1 0 0 0 0 1 1												
19 Cristian Pache, R (1,8) OBP: 0.267, SLG: 0.400										3 0 1 0 0 1 1												
23 Kody Clemens, L (9,PH) OBP: 0.162, SLG: 0.100										1 0 0 0 0 1 1												
Inning Stats	R: 1 E: 0 K: 1 S: 12	H: 2 LOB: 2 BB: 1 P: 18	R: 0 E: 0 K: 2 S: 16	H: 2 LOB: 3 BB: 1 P: 28	R: 0 E: 0 K: 2 S: 11	H: 1 LOB: 1 BB: 0 P: 17	R: 0 E: 0 K: 1 S: 14	H: 1 LOB: 1 BB: 0 P: 18	R: 1 E: 0 K: 0 S: 9	H: 2 LOB: 0 BB: 0 P: 16	R: 0 E: 0 K: 2 S: 8	H: 0 LOB: 0 BB: 0 P: 9	R: 0 E: 0 K: 0 S: 7	H: 0 LOB: 0 BB: 0 P: 11	R: 0 E: 0 K: 2 S: 8	H: 0 LOB: 0 BB: 0 P: 10	R: 0 E: 0 K: 3 S: 14	H: 1 LOB: 2 BB: 1 P: 23	1B: 7 2B: 1 3B: 0 HR: 1	SF: 0 SAC: 0 DP: 1 HBP: 0	WP: 0 PB: 0 SB: 0 CS: 0	PA: 38
PITCHER	IP WLS BF H R ER SO BB IBB HBP BLK WP HR S P ERA WHIP											IP WLS BF H R ER SO BB IBB HBP BLK WP HR S P ERA WHIP										
40 Nick Lodolo, L (1,1) ERA: 2.12	5.0 W 24 8 2 2 6 2 0 0 0 0 0 1 62 97 3.60 2.000																					
48 Alex Young, L (6,1) ERA: 1.42	2.0 H 6 0 0 0 2 0 0 0 0 0 0 0 15 20 0.00 0.000																					
47 Derek Law, R (8,1) ERA: 4.26	1.2 7 1 0 0 4 1 0 0 0 0 0 0 18 28 0.00 1.200																					
43 Alexis Diaz, R (9,1) ERA: 6.23	0.1 S 1 0 0 0 1 0 0 0 0 0 0 0 4 5 0.00 0.000																					

Batter	1	2	3	4	5	6	7	8	9	AB R H RBI BB SO LOB	BOTTOM									
6 Jonathan India, R (1,10) OBP: 0.418, SLG: 0.457										4 1 1 0 0 0 2	Philadelphia Phillies @ Cincinnati Reds Great American Ball Park, Cincinnati, OH Thu Apr 13 2023, 6:41 PM - 9:15 PM EDT Att. 12,170 - Clear - 82 F									
7 Spencer Steer, R (1,5) OBP: 0.413, SLG: 0.575										4 1 2 1 1 0 3										
17 Stuart Fairchild, R (1,7) OBP: 0.460, SLG: 0.600										3 2 1 0 0 0 2										
T.J. Friedl, L (6,PH) OBP: 0.409, SLG: 0.600										0 0 0 0 1 0 0										
37 Tyler Stephenson, R (1,3) OBP: 0.373, SLG: 0.333										4 0 2 1 0 1 4										
32 Jason Voster, L (8,3) OBP: 0.189, SLG: 0.528										0 0 0 0 0 0 0										
4 Wil Myers, R (1,9) OBP: 0.300, SLG: 0.227										4 0 2 2 0 1 0										
15 Nick Senzel, R (1,8) (8,4)										4 0 0 0 0 2 4										
28 Kevin Newman, R (1,4) OBP: 0.214, SLG: 0.269										2 1 0 0 0 1 0										
27 Jake Fraley, L (7,PH) OBP: 0.450, SLG: 0.484										1 0 0 0 0 0 0										
12 Curt Casali, R (1,2) OBP: 0.214, SLG: 0.154										4 0 1 0 0 1 1										
2 Jose Barrero, R (1,6) OBP: 0.267, SLG: 0.357										3 1 1 1 1 0 1										
Inning Stats	R: 1 E: 0 K: 1 S: 10	H: 1 LOB: 0 BB: 1 P: 17	R: 0 E: 0 K: 3 S: 12	H: 0 LOB: 0 BB: 0 P: 14	R: 3 E: 0 K: 0 S: 21	H: 5 LOB: 2 BB: 0 P: 34	R: 0 E: 0 K: 0 S: 8	H: 0 LOB: 0 BB: 0 P: 11	R: 1 E: 0 K: 1 S: 17	H: 3 LOB: 2 BB: 0 P: 23	R: 1 E: 0 K: 1 S: 12	H: 1 LOB: 3 BB: 1 P: 23	R: 0 E: 0 K: 1 S: 5	H: 0 LOB: 0 BB: 0 P: 9	R: 0 E: 0 K: 0 S: 7	H: 0 LOB: 1 BB: 1 P: 13	1B: 8 2B: 2 3B: 0 HR: 0	SF: 0 SAC: 0 DP: 0 HBP: 2	WP: 0 PB: 0 SB: 1 CS: 1	PA: 39
PITCHER	IP WLS BF H R ER SO BB IBB HBP BLK WP HR S P ERA WHIP											IP WLS BF H R ER SO BB IBB HBP BLK WP HR S P ERA WHIP								
70 Bailey Falter, L (1,1) ERA: 4.8	4.2 L 22 8 5 5 4 1 0 0 0 0 0 0 64 94 9.64 1.929																			
64 Andrew Bellatti, R (5,1) ERA: 4.05	0.1 2 1 0 0 0 0 0 0 0 0 0 0 4 5 0.00 3.000																			
79 McKinley Moore, R (6,1) ERA: 15.43	1.0 7 1 1 1 1 1 1 0 2 0 0 0 12 23 9.00 2.000																			
37 Andrew Vasquez, L (7,1) ERA: 0.96	2.0 7 0 0 0 0 1 1 0 0 0 0 0 12 22 0.00 0.500																			

Batter	1	2	3	4	5	6	7	8	9	AB R H RBI BB SO LOB	TOP							
5 Bryson Stott, L OBP: 0.393, SLG: 0.467	P4	G3-1		L7		L7		K		5 0 1 0 0 1 3	Philadelphia Phillies @ Cincinnati Reds Great American Ball Park, Cincinnati, OH Fri Apr 14 2023, 6:40 PM - 9:22 PM EDT Att: 17,610 - Partly Cloudy - 81 F livebaseballscorecards.com							
7 Trea Turner, R OBP: 0.354, SLG: 0.419	12 2B		G5-3	F9		F9		12 2B	1B	5 2 2 0 0 0 1								
12 Kyle Schwarber, L OBP: 0.311, SLG: 0.500	16 F9		8 2B		F9		8 1B	10 2B	1B	3 2 2 1 2 0 0								
8 Nick Castellanos, R OBP: 0.400, SLG: 0.481			16 3B		P4		10 FC5-4		1B	4 1 2 1 1 1 2								
16 Brandon Marsh, L OBP: 0.255, SLG: 0.806	F9		10 SF9		G4-3		K		1B	5 1 1 1 0 2 6								
10 J.T. Realmuto, R OBP: 0.240, SLG: 0.396	G6-3		SF9				FC5-4		2B	4 1 2 2 0 0 4								
28 Alec Bohm, R OBP: 0.397, SLG: 0.538			44 CS		F8		G5-3		1B	3 0 1 2 1 0 0								
44 Jake Cave, L OBP: 0.265, SLG: 0.310	L7				F7		F8		F8	5 0 1 0 0 0 4								
33 Edmundo Sosa, R OBP: 0.313, SLG: 0.567					K		FC4-6		K	4 1 1 1 0 2 3								
Inning Stats	R: 1 H: 2 E: 0 K: 0 S: 10	H: 2 BB: 1 P: 19	R: 1 H: 1 E: 0 K: 0 S: 9	LOB: 0 BB: 1 P: 21	R: 3 H: 2 E: 0 K: 0 S: 9	LOB: 0 BB: 1 P: 15	R: 0 H: 1 E: 0 K: 1 S: 13	LOB: 1 BB: 0 P: 18	R: 0 H: 1 E: 0 K: 1 S: 16	LOB: 2 BB: 0 P: 24	R: 0 H: 1 E: 0 K: 2 S: 13	LOB: 1 BB: 0 P: 20	R: 3 H: 4 E: 0 K: 2 S: 16	LOB: 0 BB: 0 P: 24	1B: 7 2B: 4 3B: 1 HR: 1	SF: 1 SAC: 0 DP: 0 HBP: 1	WP: 0 PB: 0 SB: 0 CS: 1	PA: 44
PITCHER	IP WLS BF H R ER SO BB IBB HBP BLK WP HR S P ERA WHIP											IP WLS BF H R ER SO BB IBB HBP BLK WP HR S P ERA WHIP						
42 Connor Overton, R ERA: 11.43	(1, 1) 3.0 L 16 5 5 5 0 3 0 0 0 0 0 1 28 55 15.00 2.667																	
57 Kevin Herget, R ERA: 1.59	(4, 1) 2.2 11 2 0 0 1 0 0 0 1 0 0 0 28 44 0.00 0.750																	
52 Reiver Sanmartin, L ERA: 4.78	(6, 1) 1.2 8 2 0 0 1 1 0 0 0 0 0 0 23 38 0.00 1.800																	
63 Fernando Cruz, R ERA: 5.63	(8, 1) 1.2 9 4 3 3 4 0 0 0 0 0 0 0 24 34 16.20 2.400																	

Batter	1	2	3	4	5	6	7	8	9	AB R H RBI BB SO LOB	BOTTOM									
6 Jonathan India, R OBP: 0.400, SLG: 0.440	F7		F8		G6-3				SF8	4 0 1 2 0 0 1	Philadelphia Phillies @ Cincinnati Reds Great American Ball Park, Cincinnati, OH Fri Apr 14 2023, 6:40 PM - 9:22 PM EDT Att: 17,610 - Partly Cloudy - 81 F livebaseballscorecards.com									
T.J. Friedl, L OBP: 0.388, SLG: 0.578	27 G4-3		G4-3		G4-3		G1-3		P6	5 0 1 0 0 0 3										
27 Jake Fraley, L OBP: 0.432, SLG: 0.457	G4-3					G3-1			K	4 0 1 1 0 1 1										
37 Tyler Stephenson, R OBP: 0.364, SLG: 0.313	P3		F9						K	3 0 0 0 1 1 2										
4 Wil Myers, R OBP: 0.315, SLG: 0.234					G6-3		P5			3 0 1 0 1 0 1										
32 Jason Voeler, L OBP: 0.175, SLG: 0.487									1B	3 0 0 0 0 2 2										
17 Stuart Fairchild, R OBP: 0.429, SLG: 0.563					K		K		K	1 0 0 0 0 1 1										
7 Spencer Steer, R OBP: 0.420, SLG: 0.558	L8								P4	3 1 1 0 1 0 1										
15 Nick Senzel, R									L6	4 1 0 0 0 1 3										
2 Jose Barrero, R OBP: 0.294, SLG: 0.355									K	3 1 1 0 1 2 1										
Inning Stats	R: 0 H: 1 E: 0 K: 0 S: 6	H: 1 LOB: 1 BB: 0 P: 11	R: 0 H: 0 E: 0 K: 1 S: 9	LOB: 1 BB: 1 P: 17	R: 1 H: 2 E: 0 K: 0 S: 12	LOB: 1 BB: 0 P: 19	R: 0 H: 1 E: 0 K: 1 S: 11	LOB: 0 BB: 0 P: 19	R: 0 H: 0 E: 0 K: 1 S: 12	LOB: 1 BB: 1 P: 20	R: 1 H: 1 E: 0 K: 1 S: 12	LOB: 1 BB: 1 P: 22	R: 0 H: 1 E: 0 K: 3 S: 12	LOB: 1 BB: 0 P: 18	R: 1 H: 0 E: 1 K: 0 S: 11	LOB: 1 BB: 1 P: 21	1B: 5 2B: 1 3B: 0 HR: 0	SF: 1 SAC: 0 DP: 0 HBP: 0	WP: 1 PB: 0 SB: 2 CS: 0	PA: 38
PITCHER	IP WLS BF H R ER SO BB IBB HBP BLK WP HR S P ERA WHIP											IP WLS BF H R ER SO BB IBB HBP BLK WP HR S P ERA WHIP								
99 Tajuan Walker, R ERA: 4.2	(1, 1) 6.0 W 24 4 1 1 1 1 2 0 0 0 0 0 0 12 22 9.00 2.000																			
58 Seranthony Dominguez, R ERA: 12.71	(1, 1) 1.0 5 1 1 1 1 1 0 0 0 0 0 0 12 22 9.00 2.000																			
46 José Alvarado, L ERA: 1.42	(8, 1) 1.0 H 4 1 0 0 3 0 0 0 0 0 0 0 12 18 0.00 1.000																			
75 Connor Brogdon, R ERA: 3.68	(9, 1) 1.0 5 0 1 0 0 0 1 0 0 0 0 1 0 11 21 0.00 1.000																			

Batter	1	2	3	4	5	6	7	8	9	AB	R	H	RBI	BB	SO	LOB	TOP							
5 Bryson Stott, L OBP: 0.390, SLG: 0.500										5	1	2	0	0	1	2								
7 Trea Turner, R OBP: 0.380, SLG: 0.403										4	0	0	0	1	2	3								
12 Kyle Schwarber, L OBP: 0.329, SLG: 0.462										4	1	0	0	1	1	3								
19 Cristian Pache, R OBP: 0.267, SLG: 0.400										0	0	0	0	0	0	0								
8 Nick Castellanos, R OBP: 0.400, SLG: 0.446										4	2	3	1	1	1	0								
16 Brandon Marsh, L OBP: 0.418, SLG: 0.700										5	0	1	0	0	4	4								
10 J.T. Realmuto, R OBP: 0.279, SLG: 0.475										5	1	2	0	0	2	3								
28 Alec Bohm, R OBP: 0.438, SLG: 0.547										4	0	2	2	1	1	1								
44 Jake Cave, L OBP: 0.286, SLG: 0.326										4	1	1	0	1	1	6								
2 Josh Harrison, R OBP: 0.345, SLG: 0.407										5	1	3	4	0	0	2								
Inning Stats	R: 3 E: 0 K: 1 S: 23	H: 4 LOB: 2 BB: 1 P: 35	R: 0 E: 0 K: 1 S: 9	H: 0 LOB: 1 BB: 1 P: 15	R: 2 E: 0 K: 2 S: 12	H: 3 LOB: 2 BB: 1 P: 18	R: 0 E: 0 K: 1 S: 5	H: 0 LOB: 0 BB: 0 P: 9	R: 0 E: 0 K: 1 S: 11	H: 1 LOB: 1 BB: 0 P: 15	R: 0 E: 0 K: 3 S: 20	H: 3 LOB: 3 BB: 0 P: 28	R: 2 E: 0 K: 1 S: 15	H: 2 LOB: 0 BB: 0 P: 23	R: 0 E: 0 K: 1 S: 7	H: 0 LOB: 0 BB: 1 P: 16	R: 0 E: 0 K: 2 S: 13	H: 1 LOB: 2 BB: 1 P: 25	1B: 13 2B: 0 3B: 0 HR: 1	SF: 0 SAC: 0 DP: 0 HBP: 0	WP: 3 PB: 0 SB: 2 CS: 1	PA: 46		
PITCHER	IP WLS BF H R ER SO BB IBB HBP BLK WP HR S P ERA WHIP	IP WLS BF H R ER SO BB IBB HBP BLK WP HR S P ERA WHIP	IP WLS BF H R ER SO BB IBB HBP BLK WP HR S P ERA WHIP	IP WLS BF H R ER SO BB IBB HBP BLK WP HR S P ERA WHIP	IP WLS BF H R ER SO BB IBB HBP BLK WP HR S P ERA WHIP	IP WLS BF H R ER SO BB IBB HBP BLK WP HR S P ERA WHIP	IP WLS BF H R ER SO BB IBB HBP BLK WP HR S P ERA WHIP	IP WLS BF H R ER SO BB IBB HBP BLK WP HR S P ERA WHIP	IP WLS BF H R ER SO BB IBB HBP BLK WP HR S P ERA WHIP	IP WLS BF H R ER SO BB IBB HBP BLK WP HR S P ERA WHIP	IP WLS BF H R ER SO BB IBB HBP BLK WP HR S P ERA WHIP	IP WLS BF H R ER SO BB IBB HBP BLK WP HR S P ERA WHIP	IP WLS BF H R ER SO BB IBB HBP BLK WP HR S P ERA WHIP	IP WLS BF H R ER SO BB IBB HBP BLK WP HR S P ERA WHIP	IP WLS BF H R ER SO BB IBB HBP BLK WP HR S P ERA WHIP	IP WLS BF H R ER SO BB IBB HBP BLK WP HR S P ERA WHIP	IP WLS BF H R ER SO BB IBB HBP BLK WP HR S P ERA WHIP	IP WLS BF H R ER SO BB IBB HBP BLK WP HR S P ERA WHIP	IP WLS BF H R ER SO BB IBB HBP BLK WP HR S P ERA WHIP	IP WLS BF H R ER SO BB IBB HBP BLK WP HR S P ERA WHIP	IP WLS BF H R ER SO BB IBB HBP BLK WP HR S P ERA WHIP	IP WLS BF H R ER SO BB IBB HBP BLK WP HR S P ERA WHIP	IP WLS BF H R ER SO BB IBB HBP BLK WP HR S P ERA WHIP	IP WLS BF H R ER SO BB IBB HBP BLK WP HR S P ERA WHIP
33 Lance Lynn, R ERA: 7.59	5.1 L	29 10	5 5	7 5	3 0	0 0	0 0	0 0	0 0	1 0	71 107	8.44 2.438												
58 Jimmy Lambert, R ERA: 3.72	1.2 8	3 3	2 2	3 3	0 0	0 0	0 0	0 0	0 0	1 24	36 10.80	1.800												
60 Gregory Santos, R ERA: 3.86	1.0 3	0 0	0 0	1 1	0 0	0 0	0 0	0 0	0 0	7 16	0.00 2.000													
55 Jake Diekman, L ERA: 9.0	1.0 5	1 0	0 0	2 2	1 0	0 0	0 0	2 2	0 0	13 25	0.00 2.000													

Philadelphia Phillies @ Chicago White Sox
Guaranteed Rate Field, Chicago, IL
Tue Apr 18 2023, 3:11 PM - 5:54 PM CDT
Sunny - 53 F

livebaseballscorecards.com

AB 40
R 7
H 14
RBI 7
BB 5
SO 13
LOB 24

Batter	1	2	3	4	5	6	7	8	9	AB	R	H	RBI	BB	SO	LOB	BOTTOM							
23 Andrew Benintendi, L OBP: 0.333, SLG: 0.355										4	1	2	0	0	2	0								
88 Luis Robert Jr., R OBP: 0.286, SLG: 0.565										4	1	1	2	0	1	1								
25 Andrew Vaughn, R OBP: 0.400, SLG: 0.397										3	0	1	2	0	0	0								
74 Eloy Jiménez, R OBP: 0.256, SLG: 0.229										4	0	1	0	0	2	1								
24 Yasmani Grandal, S OBP: 0.357, SLG: 0.471										4	0	1	0	0	0	2								
30 Jake Burger, R OBP: 0.333, SLG: 0.875										4	0	0	0	0	3	3								
22 Oscar Colás, L OBP: 0.288, SLG: 0.296										3	0	0	0	0	2	2								
12 Romy Gonzalez, R (PH) OBP: 0.150, SLG: 0.150										1	0	0	0	0	1	0								
50 Lenyn Sosa, R OBP: 0.200, SLG: 0.400										4	1	1	0	0	0	0								
1 Elvis Andrus, R OBP: 0.242, SLG: 0.246										4	1	1	0	0	2	0								
Inning Stats	R: 0 E: 0 K: 1 S: 10	H: 0 LOB: 0 BB: 0 P: 13	R: 0 E: 0 K: 2 S: 9	H: 0 LOB: 0 BB: 0 P: 12	R: 4 E: 0 K: 0 S: 22	H: 6 LOB: 2 BB: 0 P: 36	R: 0 E: 0 K: 0 S: 12	H: 1 LOB: 1 BB: 0 P: 18	R: 0 E: 0 K: 2 S: 12	H: 1 LOB: 1 BB: 0 P: 15	R: 0 E: 0 K: 2 S: 10	H: 0 LOB: 0 BB: 0 P: 14	R: 0 E: 0 K: 2 S: 9	H: 0 LOB: 0 BB: 0 P: 13	R: 0 E: 0 K: 2 S: 8	H: 0 LOB: 0 BB: 0 P: 8	R: 0 E: 0 K: 2 S: 7	H: 0 LOB: 0 BB: 0 P: 10	1B: 5 2B: 3 3B: 0 HR: 0	SF: 0 SAC: 0 DP: 0 HBP: 1	WP: 0 PB: 0 SB: 0 CS: 0	PA: 36		
PITCHER	IP WLS BF H R ER SO BB IBB HBP BLK WP HR S P ERA WHIP	IP WLS BF H R ER SO BB IBB HBP BLK WP HR S P ERA WHIP	IP WLS BF H R ER SO BB IBB HBP BLK WP HR S P ERA WHIP	IP WLS BF H R ER SO BB IBB HBP BLK WP HR S P ERA WHIP	IP WLS BF H R ER SO BB IBB HBP BLK WP HR S P ERA WHIP	IP WLS BF H R ER SO BB IBB HBP BLK WP HR S P ERA WHIP	IP WLS BF H R ER SO BB IBB HBP BLK WP HR S P ERA WHIP	IP WLS BF H R ER SO BB IBB HBP BLK WP HR S P ERA WHIP	IP WLS BF H R ER SO BB IBB HBP BLK WP HR S P ERA WHIP	IP WLS BF H R ER SO BB IBB HBP BLK WP HR S P ERA WHIP	IP WLS BF H R ER SO BB IBB HBP BLK WP HR S P ERA WHIP	IP WLS BF H R ER SO BB IBB HBP BLK WP HR S P ERA WHIP	IP WLS BF H R ER SO BB IBB HBP BLK WP HR S P ERA WHIP	IP WLS BF H R ER SO BB IBB HBP BLK WP HR S P ERA WHIP	IP WLS BF H R ER SO BB IBB HBP BLK WP HR S P ERA WHIP	IP WLS BF H R ER SO BB IBB HBP BLK WP HR S P ERA WHIP	IP WLS BF H R ER SO BB IBB HBP BLK WP HR S P ERA WHIP	IP WLS BF H R ER SO BB IBB HBP BLK WP HR S P ERA WHIP	IP WLS BF H R ER SO BB IBB HBP BLK WP HR S P ERA WHIP	IP WLS BF H R ER SO BB IBB HBP BLK WP HR S P ERA WHIP	IP WLS BF H R ER SO BB IBB HBP BLK WP HR S P ERA WHIP	IP WLS BF H R ER SO BB IBB HBP BLK WP HR S P ERA WHIP	IP WLS BF H R ER SO BB IBB HBP BLK WP HR S P ERA WHIP	IP WLS BF H R ER SO BB IBB HBP BLK WP HR S P ERA WHIP
45 Zack Wheeler, R ERA: 4.79	5.0 W	24 8	4 4	5 5	0 0	1 0	0 0	0 0	0 0	10 14	0.00 0.000													
30 Gregory Soto, L ERA: 4.7	1.0 H	3 0	0 0	2 2	0 0	0 0	0 0	0 0	0 0	9 13	0.00 0.000													
31 Craig Kimbrel, R ERA: 4.3	1.0 H	3 0	0 0	2 2	0 0	0 0	0 0	0 0	0 0	8 8	0.00 0.000													
58 Seranthony Dominguez, R ERA: 10.8	1.0 S	3 0	0 0	2 2	0 0	0 0	0 0	0 0	0 0	7 10	0.00 0.000													
46 José Alvarado, L ERA: 1.23	1.0 S	3 0	0 0	2 2	0 0	0 0	0 0	0 0	0 0	7 10	0.00 0.000													

Philadelphia Phillies @ Chicago White Sox
Guaranteed Rate Field, Chicago, IL
Tue Apr 18 2023, 3:11 PM - 5:54 PM CDT
Sunny - 53 F

livebaseballscorecards.com

AB 35
R 4
H 8
RBI 4
BB 0
SO 13
LOB 9

Batter	1	2	3	4	5	6	7	8	9	AB	R	H	RBI	BB	SO	LOB	TOP				
5 Bryson Stott, L (1,4) OBP: 0.370, SLG: 0.475										4	0	0	0	0	0	1	Philadelphia Phillies @ Chicago White Sox Guaranteed Rate Field, Chicago, IL Tue Apr 18 2023, 6:41 PM - 8:49 PM CDT Att. 12,542 - Clear - 54 F livebaseballscorecards.com				
7 Trea Turner, R (1,6) OBP: 0.351, SLG: 0.382										4	0	0	0	0	2	0					
12 Kyle Schwarber, L (1,10) OBP: 0.329, SLG: 0.448										2	0	0	0	1	1	0					
8 Nick Castellanos, R (1,9) OBP: 0.385, SLG: 0.426										3	0	0	0	0	1	1					
16 Brandon Marsh, L (1,8) OBP: 0.414, SLG: 0.698										3	0	1	0	0	2	0					
28 Alec Bohm, R (1,5) (8,3)										3	0	0	0	0	0	1					
23 Kody Clemens, L (1,3) 2 Josh Harrison, R (8,PH) (8,5)										2	0	0	0	0	1	0					
21 Garrett Stubbs, L (1,2) 10 J.T. Realmuto, R (8,PH) (8,2)										1	0	0	0	0	1	0					
19 Cristian Pache, R (1,7) 44 Jake Cave, L (8,PH) OBP: 0.280, SLG: 0.318										2	0	0	0	0	1	1					
										1	0	0	0	0	1	0					
Inning Stats	R: 0 H: 0 E: 0 K: 1 S: 10	H: 0 LOB: 1 BB: 1 P: 16	R: 0 H: 0 E: 0 K: 2 S: 11	H: 0 LOB: 0 BB: 0 P: 18	R: 0 H: 0 E: 0 K: 2 S: 14	H: 0 LOB: 0 BB: 0 P: 21	R: 0 H: 0 E: 0 K: 1 S: 9	H: 0 LOB: 0 BB: 0 P: 13	R: 0 H: 0 E: 0 K: 1 S: 12	H: 0 LOB: 0 BB: 0 P: 18	R: 0 H: 0 E: 0 K: 0 S: 11	H: 0 LOB: 0 BB: 0 P: 16	R: 0 H: 1 E: 0 K: 2 S: 14	H: 1 LOB: 1 BB: 0 P: 17	R: 0 H: 0 E: 0 K: 2 S: 10	H: 0 LOB: 0 BB: 0 P: 16	1B: 0 2B: 1 3B: 0 HR: 0	SF: 0 SAC: 0 DP: 1 HBP: 1	WP: 1 PB: 0 SB: 0 CS: 0	PA: 29	
PITCHER	IP	WLS	BF	H	R	ER	SO	BB	IBB	HBP	BLK	WP	HR	S	P	ERA	WHIP				
27 Lucas Giolito, R (1,1) ERA: 4.29	6.0	W	19	0	0	0	7	1	0	1	0	0	0	67	102	0.00	0.167				
49 Kendall Graveman, R (7,1) ERA: 5.4	1.0	H	3	0	0	0	1	0	0	0	0	0	0	6	8	0.00	0.000				
39 Aaron Bummer, L (8,1) ERA: 7.5	0.2	H	3	1	0	0	1	0	0	0	0	1	0	10	11	0.00	1.500				
40 Reynaldo López, R (8,1) ERA: 6.23	1.1	S	4	0	0	0	3	0	0	0	0	0	0	14	22	0.00	0.000				

Batter	1	2	3	4	5	6	7	8	9	AB	R	H	RBI	BB	SO	LOB	BOTTOM				
88 Luis Robert Jr., R (1,8) OBP: 0.284, SLG: 0.542										3	1	0	0	1	2	0	Philadelphia Phillies @ Chicago White Sox Guaranteed Rate Field, Chicago, IL Tue Apr 18 2023, 6:41 PM - 8:49 PM CDT Att. 12,542 - Clear - 54 F livebaseballscorecards.com				
25 Andrew Vaughn, R (1,3) OBP: 0.378, SLG: 0.371										4	0	0	0	0	0	1					
74 Eloy Jiménez, R (1,9) 51 Adam Haseley, L (8,9) (9,7)										3	1	1	0	0	0	0					
30 Jake Burger, R (1,5) 22 Oscar Colás, L (9,9) OBP: 0.298, SLG: 0.296										2	1	1	3	1	0	0					
24 Yasmani Grandal, S (1,10) OBP: 0.339, SLG: 0.444										3	0	0	0	0	0	1					
44 Seby Zavala, R (1,2) OBP: 0.333, SLG: 0.500										3	0	0	0	0	2	1					
1 Elvis Andrus, R (1,6) OBP: 0.261, SLG: 0.254										2	0	1	0	1	0	0					
50 Lenyn Sosa, R (1,4) (9,5)										3	0	0	0	0	0	3					
12 Romy Gonzalez, R (1,7) (9,4)										3	0	0	0	0	0	0					
Inning Stats	R: 3 H: 2 E: 0 K: 1 S: 16	H: 0 LOB: 0 BB: 1 P: 23	R: 0 H: 0 E: 0 K: 0 S: 8	H: 0 LOB: 0 BB: 1 P: 14	R: 0 H: 0 E: 0 K: 0 S: 11	H: 0 LOB: 0 BB: 0 P: 14	R: 0 H: 0 E: 0 K: 0 S: 6	H: 0 LOB: 0 BB: 0 P: 8	R: 0 H: 1 E: 0 K: 1 S: 11	H: 1 LOB: 2 BB: 1 P: 20	R: 0 H: 0 E: 0 K: 1 S: 5	H: 0 LOB: 0 BB: 0 P: 6	1B: 2 2B: 0 3B: 0 HR: 1	SF: 0 SAC: 0 DP: 0 HBP: 0	WP: 0 PB: 0 SB: 0 CS: 1	PA: 29					
PITCHER	IP	WLS	BF	H	R	ER	SO	BB	IBB	HBP	BLK	WP	HR	S	P	ERA	WHIP				
70 Bailey Falter, L (1,1) ERA: 4.5	7.0	L	26	3	3	3	3	3	0	0	0	0	0	67	98	3.86	0.857				
56 Luis Ortiz, R (8,1) ERA:	1.0		3	0	0	0	1	0	0	0	0	0	0	5	6	0.00	0.000				

Batter	1	2	3	4	5	6	7	8	9	AB R H RBI BB SO LOB	TOP											
29 Jurickson Profar, S OBP: 0.274, SLG: 0.323	4-2 25 HR BB		0-3 2		2-3 3		3-2 1		2-2 2	4 1 0 0 1 3 2	Colorado Rockies @ Philadelphia Phillies Citizens Bank Park, Philadelphia, PA Thu Apr 20 2023, 6:44 PM - 9:22 PM EDT Att: 35,062 - Clear - 75 F livebaseballscorecards.com											
23 Kris Bryant, R OBP: 0.368, SLG: 0.467	1-3 1		4-2 BB		0-0 1	0-3 2		0-0 3	4 0 0 0 1 2 2													
24 Ryan McMahon, L OBP: 0.312, SLG: 0.464	1-3 2		1-3 3		2-2 1	2-3 3		2-3 3	4 1 1 0 0 3 2													
25 C.J. Cron, R OBP: 0.290, SLG: 0.515	3-1 1H HR		2-3 1		0-2 1	1-2 1B		0-1 1	4 2 2 2 0 1 0													
35 Elias Diaz, R OBP: 0.391, SLG: 0.525	0-1 3		1-2 2		0-1 1B	0-0 2		0-0 2	4 0 1 1 0 0 0													
44 Elehuris Montero, R OBP: 0.392, SLG: 0.380	2-3 1		2-3 3		1-0 2	1-0 3		2-3 3	4 0 0 0 0 3 2													
2 Yonathan Daza, R OBP: 0.290, SLG: 0.338	1-1 2		0-0 1		4-2 1	1-2 2B		0-1 2B	3 1 1 0 1 0 0													
13 Alan Trejo, R OBP: 0.300, SLG: 0.379	0-3 3		0-0 1		4-2 1	1-2 2B		0-0 1	2 0 1 1 1 1 0													
14 Ezequiel Tovar, R OBP: 0.242, SLG: 0.246	1-3 1		1-3 1		0-3 2	3-2 3		2-2 2B	3 0 0 0 0 2 4													
11 Mike Moustakas, L OBP: 0.324, SLG: 0.393					0-3 2			2-2 2B	1 0 1 1 0 0 0													
30 Harold Castro, L OBP: 0.156, SLG: 0.161					0-3 3			3H 2B	0 0 0 0 0 0 0													
Inning Stats	R: 2 E: 0 K: 2 S: 13	H: 1 LOB: 0 BB: 1 P: 22	R: 0 E: 0 K: 2 S: 8	H: 0 LOB: 0 BB: 0 P: 11	R: 0 E: 0 K: 3 S: 11	H: 0 LOB: 1 BB: 1 P: 17	R: 0 E: 0 K: 2 S: 9	H: 0 LOB: 0 BB: 0 P: 14	R: 0 E: 0 K: 2 S: 8	H: 1 LOB: 1 BB: 0 P: 12	R: 2 E: 0 K: 0 S: 25	H: 3 LOB: 3 BB: 2 P: 39	R: 0 E: 0 K: 3 S: 11	H: 0 LOB: 0 BB: 0 P: 16	R: 0 E: 0 K: 1 S: 7	H: 0 LOB: 0 BB: 0 P: 9	R: 0 E: 0 K: 0 S: 12	H: 2 LOB: 1 BB: 0 P: 16	1B: 3 2B: 3 3B: 0 HR: 1	SF: 0 SAC: 1 DP: 0 HBP: 0	WP: 0 PB: 0 SB: 0 CS: 0	PA: 38
PITCHER	IP WLS BF H R ER SO BB IBB HBP BLK WP HR S P ERA WHIP											IP WLS BF H R ER SO BB IBB HBP BLK WP HR S P ERA WHIP										
25 Matt Strahm, L ERA: 3.0	5.1 L 21 3 3 3 11 2 0 0 0 0 0 1 53 82 5.06 0.938																					
64 Andrew Bellatti, R ERA: 5.23	0.2 6 2 1 1 0 2 0 0 0 0 0 0 21 33 13.50 6.000																					
75 Connor Brogdon, R ERA: 2.89	1.0 3 0 0 0 3 0 0 0 0 0 0 0 11 16 0.00 0.000																					
56 Luis Ortiz, R ERA: 2.25	2.0 8 2 1 1 1 0 0 0 0 0 0 0 19 25 4.50 1.000																					

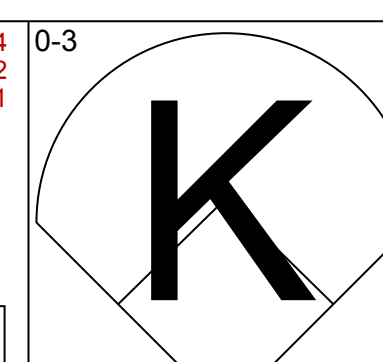
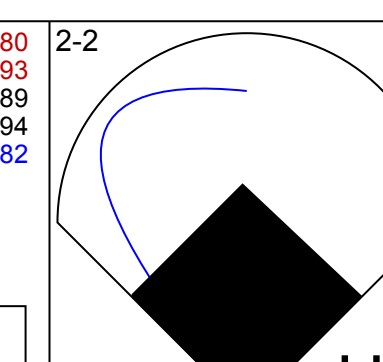
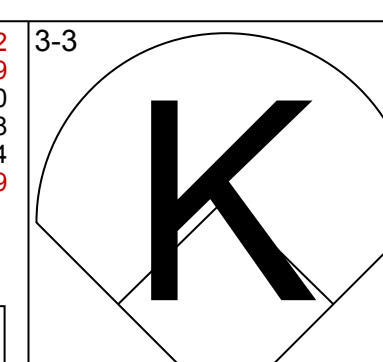
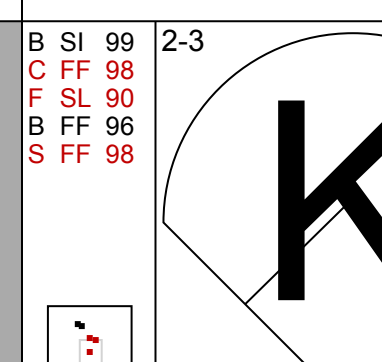
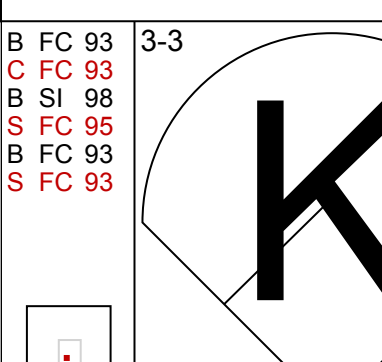

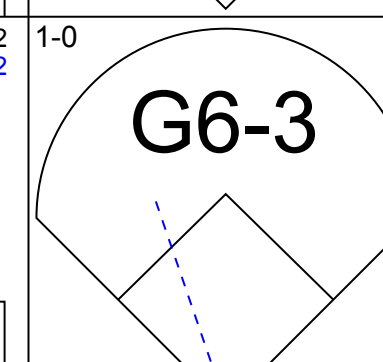
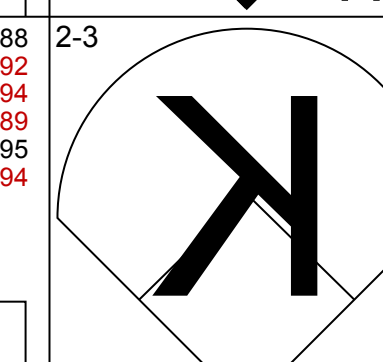

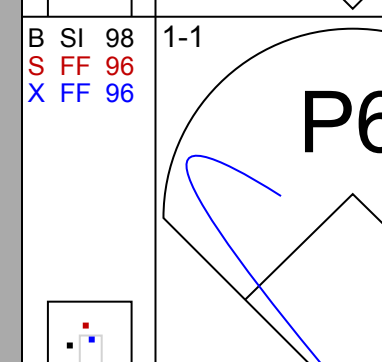

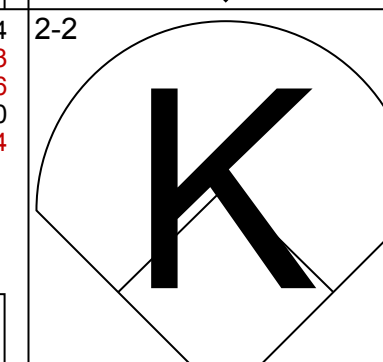


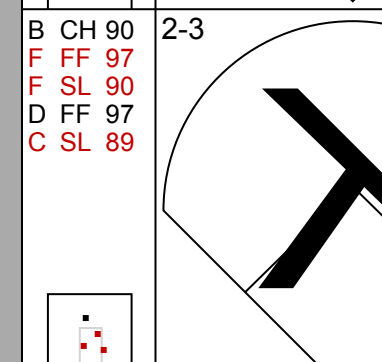



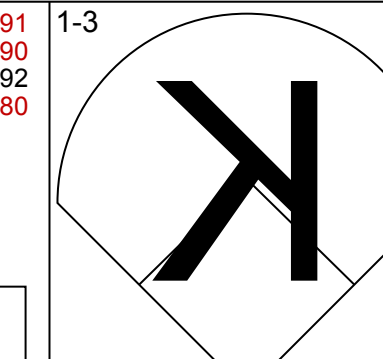




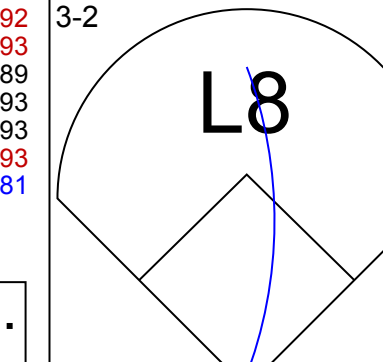





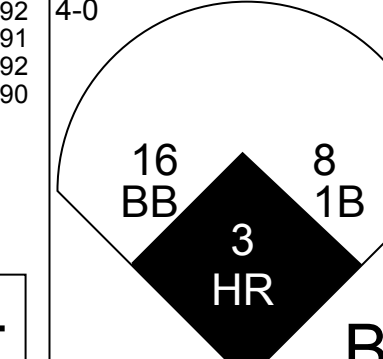




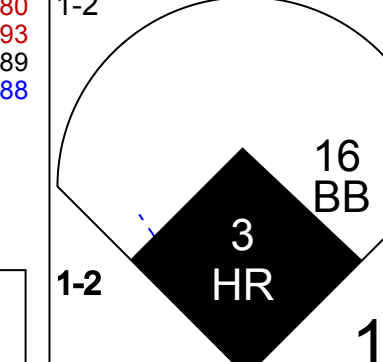
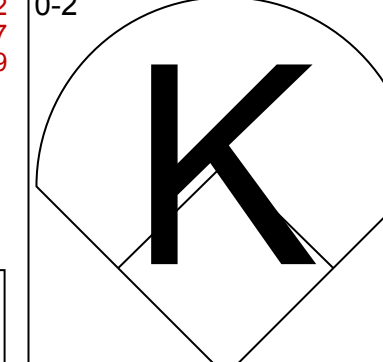

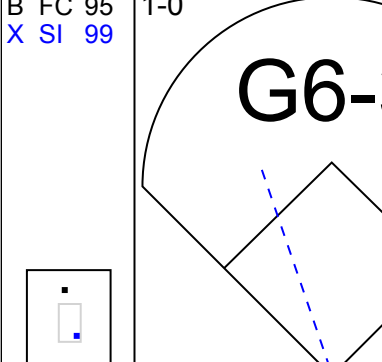
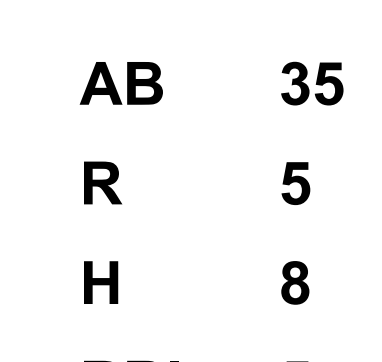

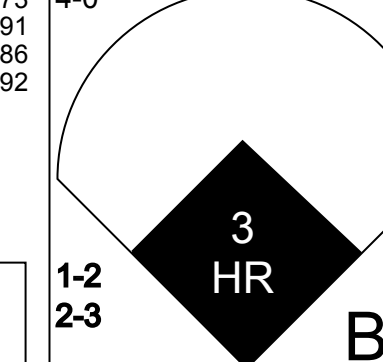
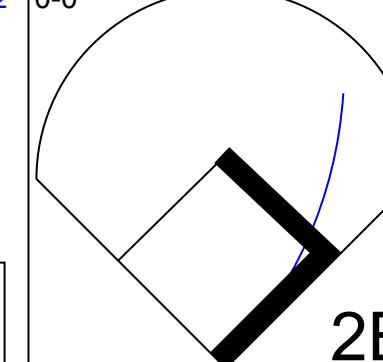

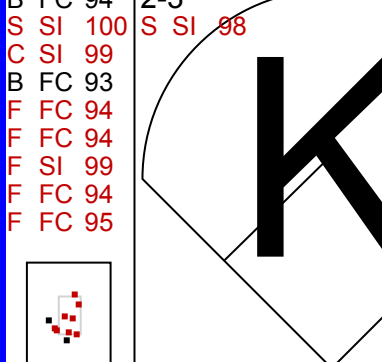

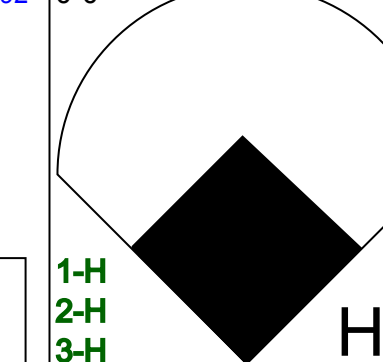
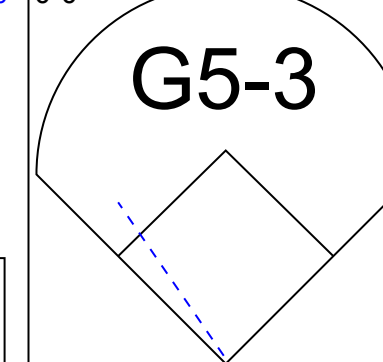
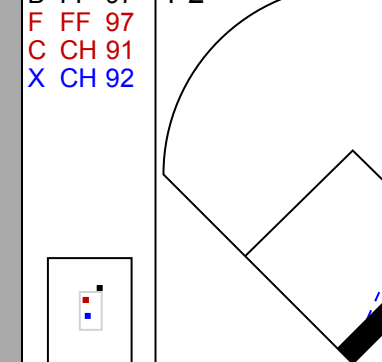
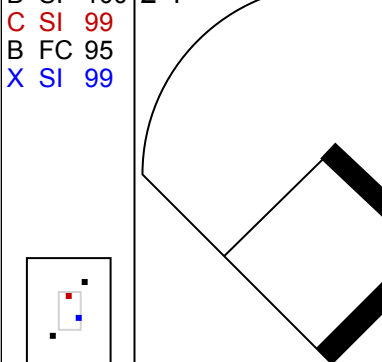

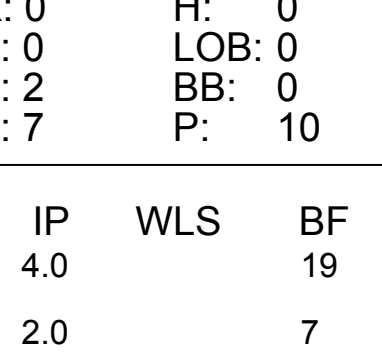
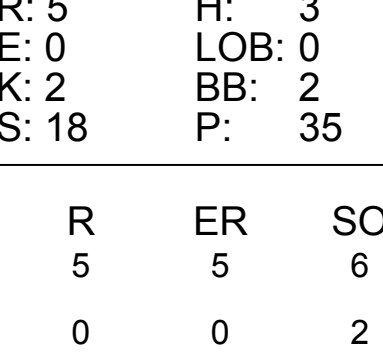
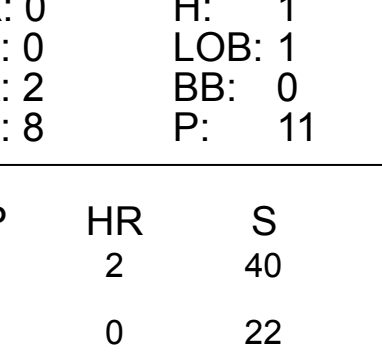
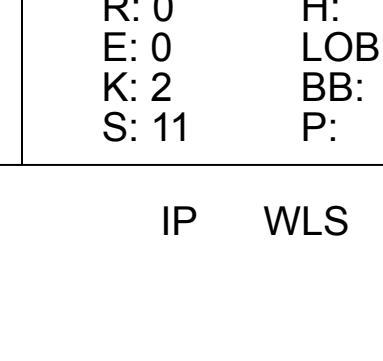
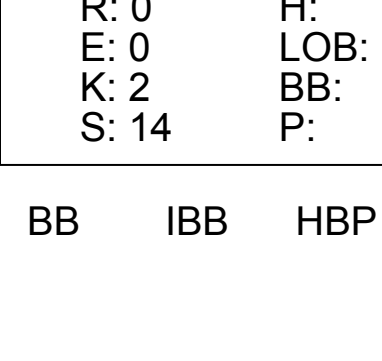
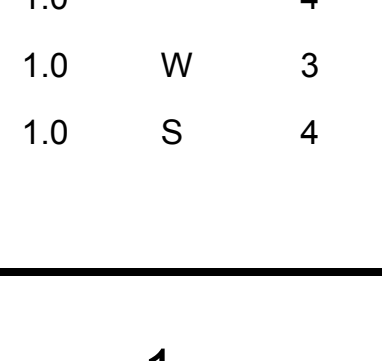

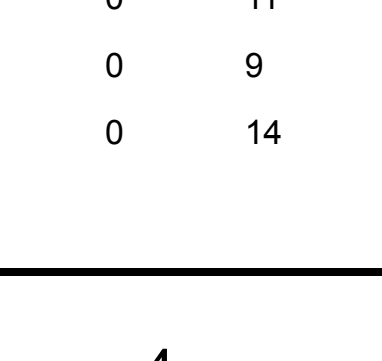



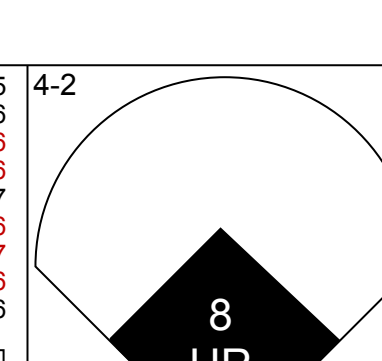


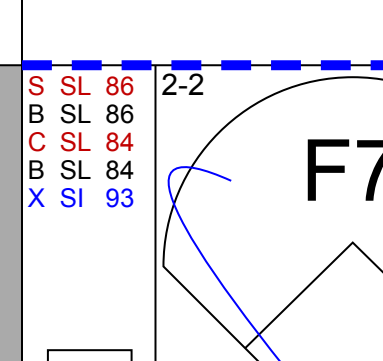

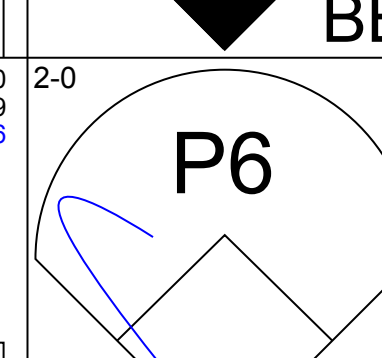


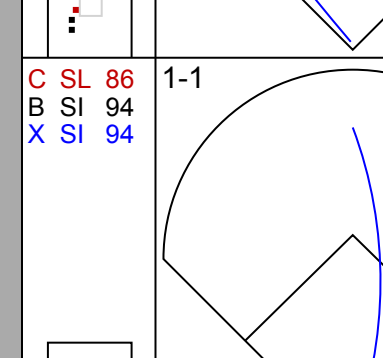


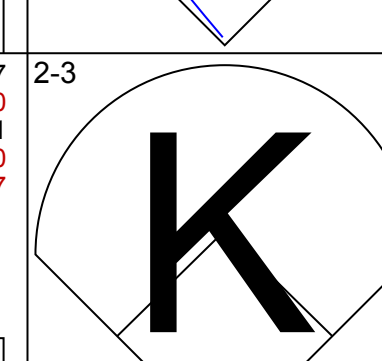


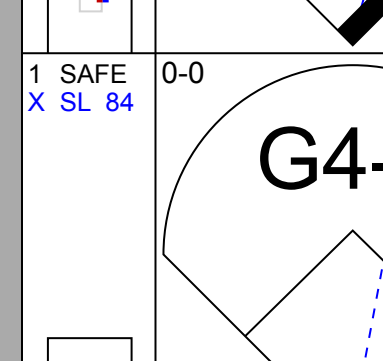

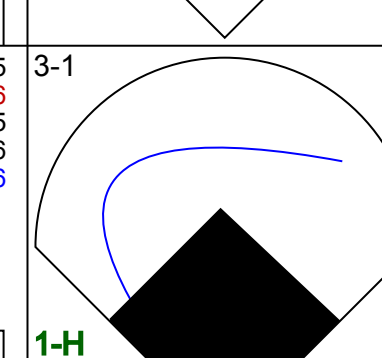


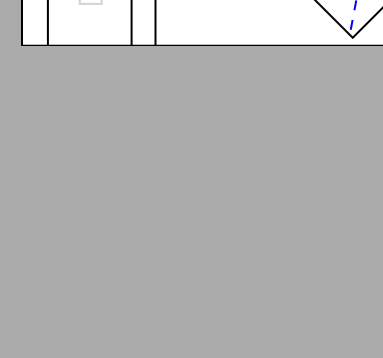


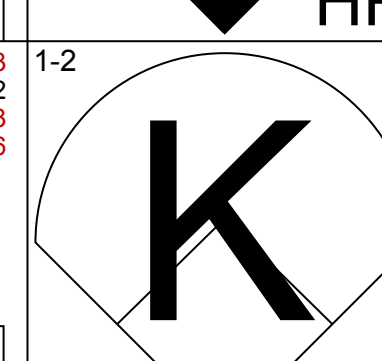





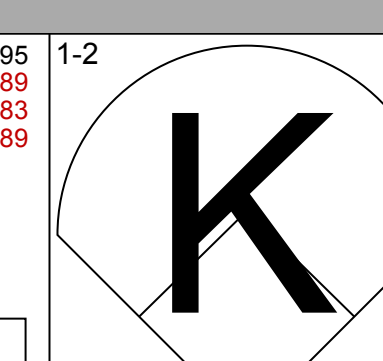
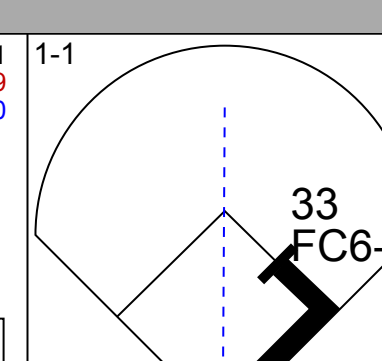




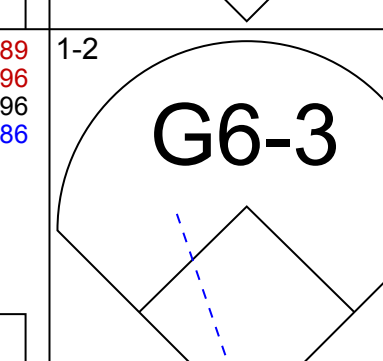
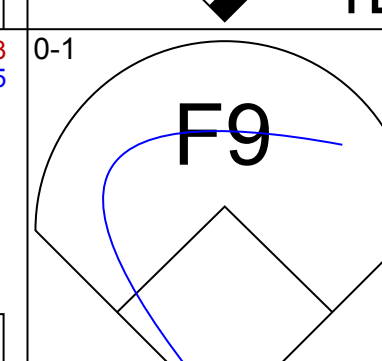



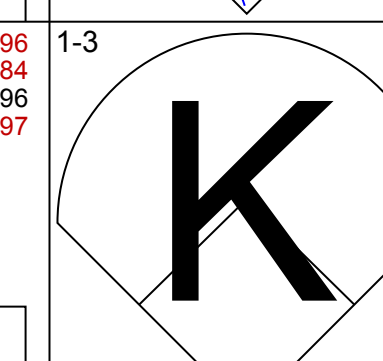
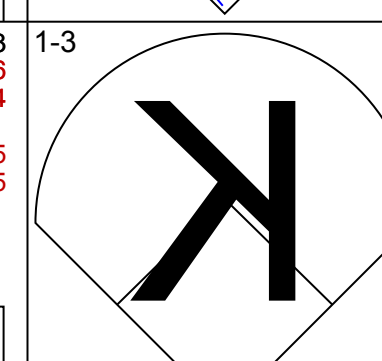


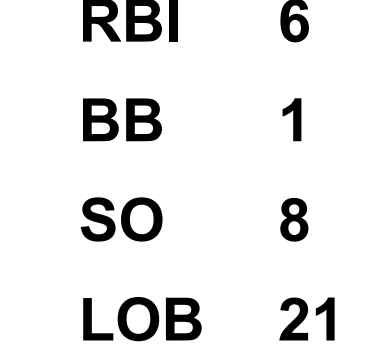


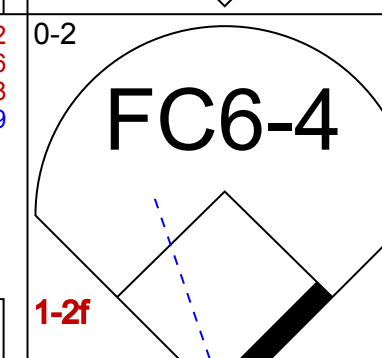
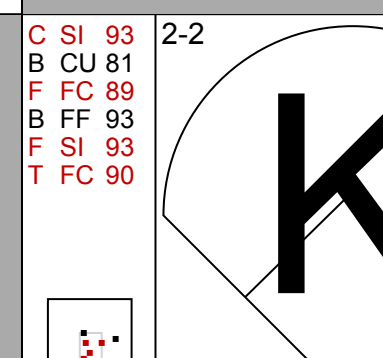

Batter	1	2	3	4	5	6	7	8	9	AB R H RBI BB SO LOB	BOTTOM											
5 Bryson Stott, L OBP: 0.374, SLG: 0.472	0-3 1		1-0 1B		0-3 3		0-1 3		4-2 2B	4 0 1 0 1 2 1	Colorado Rockies @ Philadelphia Phillies Citizens Bank Park, Philadelphia, PA Thu Apr 20 2023, 6:44 PM - 9:22 PM EDT Att: 35,062 - Clear - 75 F livebaseballscorecards.com											
7 Trea Turner, R OBP: 0.386, SLG: 0.442	1-1 2		0-1 2		0-3 1		0-3 1		2-3 3	5 0 1 0 0 2 3												
12 Kyle Schwarber, L OBP: 0.310, SLG: 0.413	0-0 3		0-3 3		3-1 1B		2-2 1		2-3 1	4 0 1 0 0 1 2												
8 Nick Castellanos, R OBP: 0.372, SLG: 0.408	1-2 1B		0-0 1		0-1 2		1-3 2		1-3 2	4 0 1 0 0 1 2												
16 Brandon Marsh, L OBP: 0.424, SLG: 0.712	0-3 1		3-3 2		4-2 1B		4-1 BB		4-1 BB	2 0 0 0 2 2 1												
10 J.T. Realmuto, R OBP: 0.286, SLG: 0.463	1-2 2		1-2 3		0-0 1		0-2 3		2-3 3	4 0 1 0 0 1 3												
28 Alec Bohm, R OBP: 0.393, SLG: 0.473	4-2 1B		1-2 3		0-0 1		0-0 1		0-0 1	3 0 0 0 1 1 3												
44 Jake Cave, L OBP: 0.259, SLG: 0.275	0-2 3		4-2 BB		4-2 BB		1-3 1		1-2 2	3 0 0 0 1 1 2												
2 Josh Harrison, R OBP: 0.316, SLG: 0.371			3-2 1		1-2 2		2-0 2		1-1 2B	4 0 1 0 0 0 1												
Inning Stats	R: 0 E: 0 K: 1 S: 6	H: 0 LOB: 0 BB: 0 P: 7	R: 0 E: 0 K: 1 S: 18	H: 1 LOB: 2 BB: 1 P: 24	R: 0 E: 0 K: 1 S: 11	H: 1 LOB: 0 BB: 0 P: 15	R: 0 E: 0 K: 1 S: 5	H: 0 LOB: 0 BB: 0 P: 8	R: 0 E: 0 K: 1 S: 9	H: 0 LOB: 1 BB: 1 P: 14	R: 0 E: 0 K: 2 S: 14	H: 2 LOB: 3 BB: 1 P: 22	R: 0 E: 0 K: 1 S: 6	H: 0 LOB: 0 BB: 0 P: 9	R: 0 E: 0 K: 2 S: 12	H: 1 LOB: 2 BB: 1 P: 24	R: 0 E: 0 K: 1 S: 11	H: 1 LOB: 2 BB: 1 P: 19	1B: 4 2B: 2 3B: 0 HR: 0	SF: 0 SAC: 0 DP: 0 HBP: 0	WP: 0 PB: 0 SB: 0 CS: 0	PA: 38
PITCHER	IP WLS BF H R ER SO BB IBB HBP BLK WP HR S P ERA WHIP											IP WLS BF H R ER SO BB IBB HBP BLK WP HR S P ERA WHIP										
18 Ryan Feltner, R ERA: 6.16	5.2 W 23 2 0 0 4 1 0 0 0 0 0 0 23 39 0.00 1.286																					
61 Justin Lawrence, R ERA: 2.45	2.1 H 10 2 0 0 4 1 0 0 0 0 0 0 23 39 0.00 1.286																					
36 Pierce Johnson, R ERA: 4.7	1.0 5 1 0 0 1 1 0 0 0 0 0 0 11 19 0.00 2.000																					

Batter	1	2	3	4	5	6	7	8	9	AB	R	H	RBI	BB	SO	LOB	TOP					
19 Charlie Blackmon, L OBP: 0.400, SLG: 0.386	L7		29 WP BB		29 1B 11 SF9 BB		G4-3		L7	3	1	0	0	2	0	0	Colorado Rockies @ Philadelphia Phillies Citizens Bank Park, Philadelphia, PA Sat Apr 22 2023, 3:11 PM - 5:36 PM EDT Att: 41,939 - Partly Cloudy - 78 F					
29 Jurickson Profar, S OBP: 0.260, SLG: 0.309	L6		G6-3		11 SF9 1B		K		K	5	0	1	1	0	2	1						
23 Kris Bryant, R OBP: 0.360, SLG: 0.450	K		K		SF9		F7			1	0	0	0	0	1	0						
44 Elehuris Montero, R OBP: 0.296, SLG: 0.373	K		K							1	0	0	0	0	1	1						
11 Mike Moustakas, L OBP: 0.300, SLG: 0.379	K		K							1	0	0	1	0	0	0						
25 C.J. Cron, R OBP: 0.286, SLG: 0.500		G4-3 2B			K				K	4	0	2	0	0	2	1						
35 Elias Diaz, R OBP: 0.380, SLG: 0.500	K									4	0	2	0	0	2	2						
6 Brian Serven, R OBP: 0.214, SLG: 0.286	K									0	0	0	0	0	0	0						
24 Ryan McMahon, L OBP: 0.306, SLG: 0.474	G4-3									4	1	0	0	0	2	4						
2 Yonathan Daza, R OBP: 0.303, SLG: 0.361	F9									4	0	3	1	0	0	1						
13 Alan Trejo, R OBP: 0.270, SLG: 0.333										4	1	1	0	0	0	5						
14 Ezequiel Tovar, R OBP: 0.232, SLG: 0.234										3	0	0	0	0	1	3						
30 Harold Castro, L OBP: 0.167, SLG: 0.171	K									1	0	0	0	0	0	0						
Inning Stats	R: 0 E: 0 K: 1 S: 10	H: 0 LOB: 0 BB: 0 P: 17	R: 0 E: 0 K: 1 S: 9	H: 1 LOB: 1 BB: 0 P: 11	R: 1 E: 0 K: 2 S: 12	H: 1 LOB: 1 BB: 1 P: 19	R: 1 E: 0 K: 1 S: 10	H: 2 LOB: 1 BB: 0 P: 15	R: 1 E: 0 K: 1 S: 11	H: 1 LOB: 1 BB: 1 P: 21	R: 0 E: 0 K: 1 S: 15	H: 2 LOB: 2 BB: 0 P: 21	R: 0 E: 0 K: 1 S: 7	H: 0 LOB: 0 BB: 0 P: 10	R: 0 E: 0 K: 2 S: 15	H: 2 LOB: 2 BB: 0 P: 20	R: 0 E: 0 K: 1 S: 7	H: 0 LOB: 0 BB: 0 P: 8	1B: 7 2B: 2 3B: 0 HR: 0	SF: 1 SAC: 0 DP: 0 HBP: 0	WP: 1 PB: 0 SB: 0 CS: 0	PA: 38
PITCHER	IP WLS BF H R ER SO BB IBB HBP BLK WP HR S P ERA WHIP																					
Cristopher Sánchez, L ERA: 6.23	4.1 20 5 3 3 5 2 0 0 0 0 1 0 46 73 6.23 1.615																					
75 Connor Brogdon, R ERA: 2.45	1.2 W 7 2 0 0 2 0 0 0 0 0 0 0 21 31 0.00 1.200																					
30 Gregory Soto, L ERA: 3.66	1.0 H 3 0 0 0 1 0 0 0 0 0 0 0 7 10 0.00 0.000																					
58 Seranthony Dominguez, R ERA: 8.31	1.0 H 5 2 0 0 2 0 0 0 0 0 0 0 15 20 0.00 2.000																					
31 Craig Kimbrel, R ERA: 5.0	1.0 S 3 0 0 0 1 0 0 0 0 0 0 0 7 8 0.00 0.000																					

Batter	1	2	3	4	5	6	7	8	9	AB	R	H	RBI	BB	SO	LOB	BOTTOM			
7 Trea Turner, R OBP: 0.343, SLG: 0.411	K		G6-3		FC5		K			4	0	0	0	0	2	3	Colorado Rockies @ Philadelphia Phillies Citizens Bank Park, Philadelphia, PA Sat Apr 22 2023, 3:11 PM - 5:36 PM EDT Att: 41,939 - Partly Cloudy - 78 F			
28 Alec Bohm, R OBP: 0.380, SLG: 0.451	K		1B		G4-3				K	4	0	1	0	0	2	2				
12 Kyle Schwarber, L OBP: 0.305, SLG: 0.434	F9		L9						K	4	0	0	0	0	2	0				
8 Nick Castellanos, R OBP: 0.383, SLG: 0.500		HR			G3					4	2	3	2	0	0	0				
10 J.T. Realmuto, R OBP: 0.282, SLG: 0.446	L8				F8				F8	4	0	0	0	0	0	1				
33 Edmundo Sosa, R OBP: 0.341, SLG: 0.553	K				K				K	3	0	0	0	0	3	0				
2 Josh Harrison, R OBP: 0.286, SLG: 0.333	G4-3								L3	3	0	0	0	0	0	0				
16 Brandon Marsh, L OBP: 0.438, SLG: 0.719			HR		E4					2	1	1	0	1	0	0				
19 Cristian Pache, R OBP: 0.300, SLG: 0.550			HR						K	3	1	2	2	0	1	1				
Inning Stats	R: 0 E: 0 K: 2 S: 8	H: 0 LOB: 0 BB: 0 P: 13	R: 1 E: 0 K: 1 S: 6	H: 1 LOB: 0 BB: 0 P: 9	R: 2 E: 0 K: 0 S: 9	H: 2 LOB: 0 BB: 1 P: 19	R: 0 E: 0 K: 1 S: 8	H: 0 LOB: 0 BB: 0 P: 9	R: 0 E: 1 K: 0 S: 14	H: 1 LOB: 2 BB: 0 P: 20	R: 1 E: 0 K: 2 S: 13	H: 1 LOB: 0 BB: 0 P: 19	R: 0 E: 0 K: 2 S: 10	H: 1 LOB: 1 BB: 0 P: 20	R: 0 E: 0 K: 2 S: 12	H: 1 LOB: 1 BB: 0 P: 16		1B: 2 2B: 1 3B: 1 HR: 3	SF: 0 SAC: 0 DP: 0 HBP: 0	WP: 0 PB: 0 SB: 0 CS: 0
PITCHER	IP WLS BF H R ER SO BB IBB HBP BLK WP HR S P ERA WHIP																			
21 Kyle Freeland, L ERA: 4.28	6.0 L 24 5 4 4 6 1 0 0 0 0 0 0 10 20 6.00 1.000																			
52 Daniel Bard, R ERA: 4.81	1.0 4 1 0 0 2 0 0 0 0 0 0 0 10 20 0.00 1.000																			
59 Jake Bird, R ERA: 4.61	1.0 4 1 0 0 2 0 0 0 0 0 0 0 12 16 0.00 1.000																			

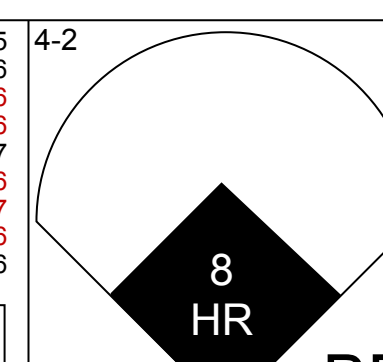


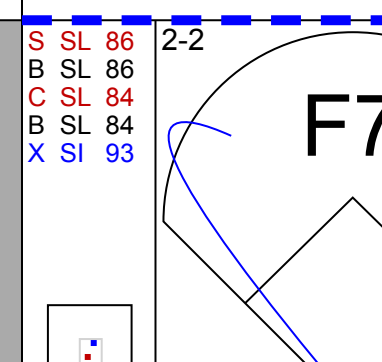


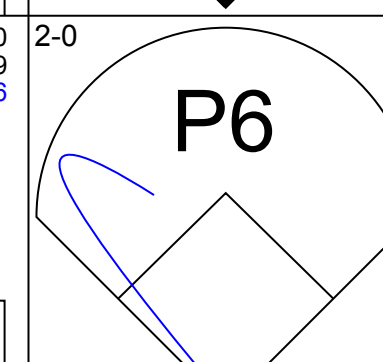


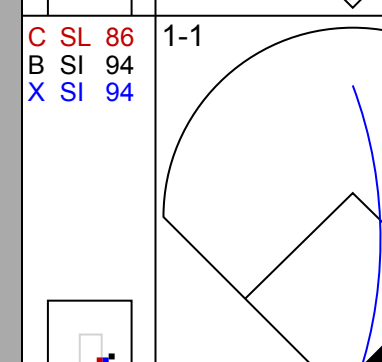

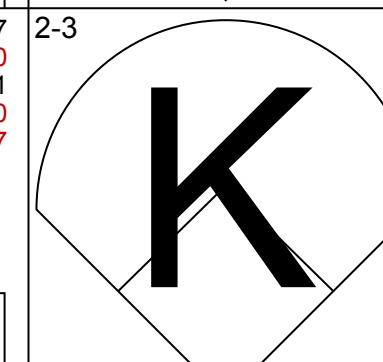


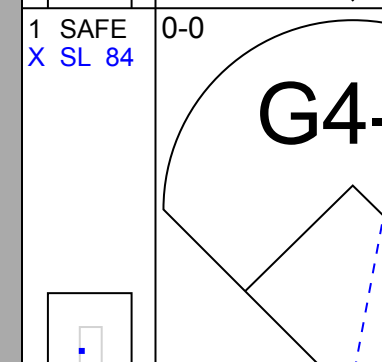


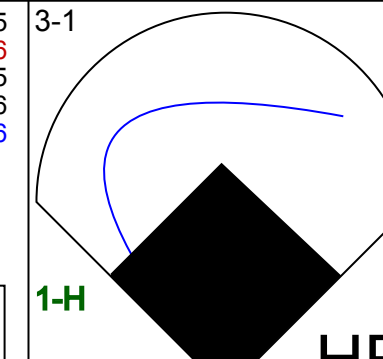




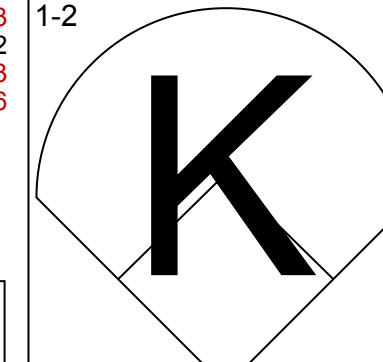






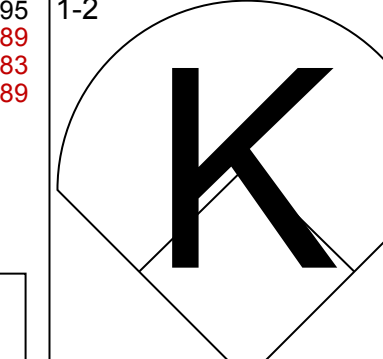
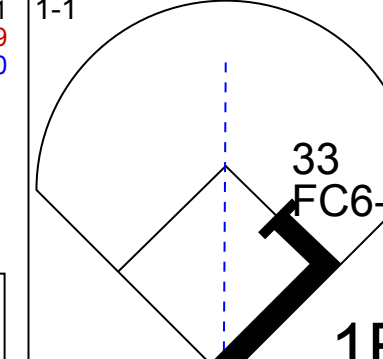



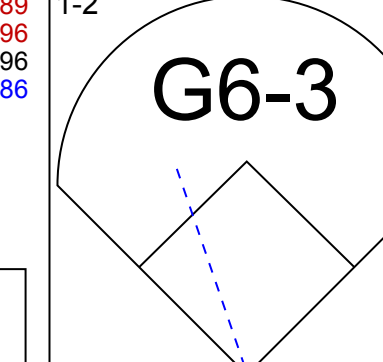
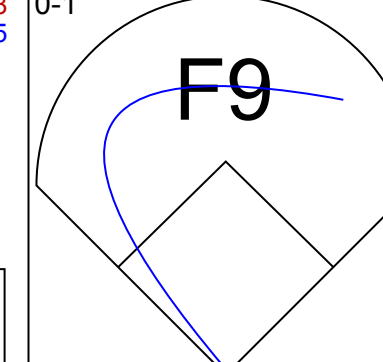


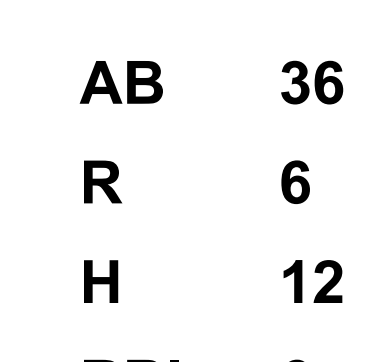

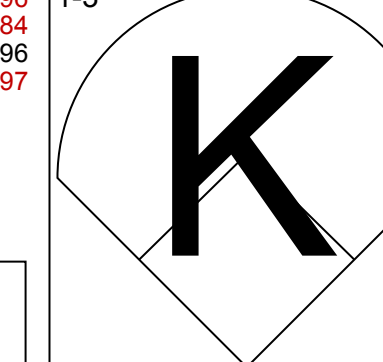
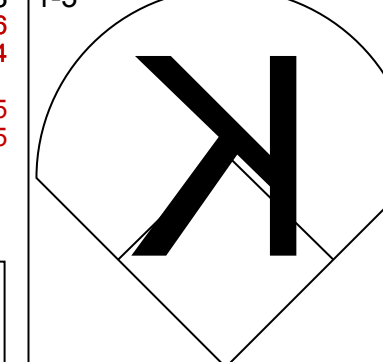




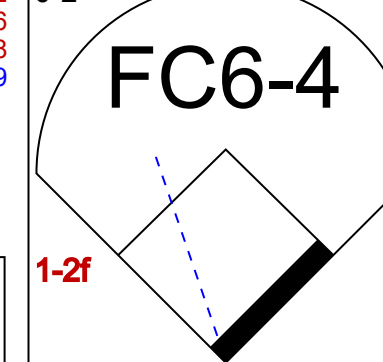
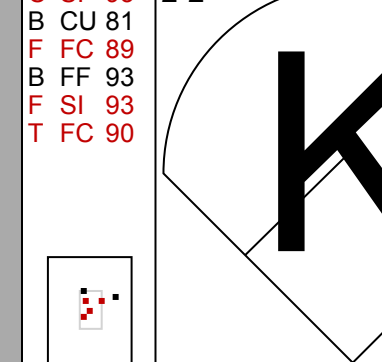


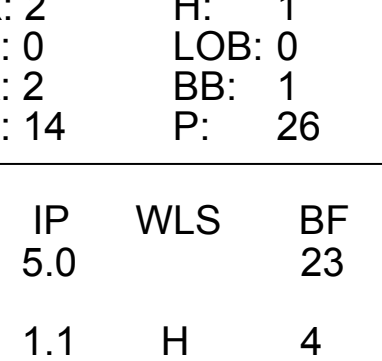
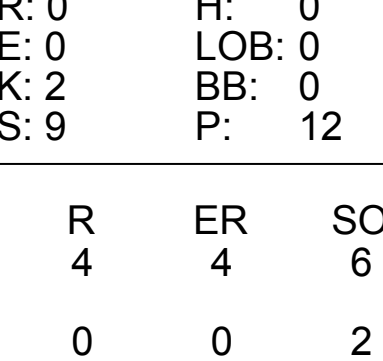
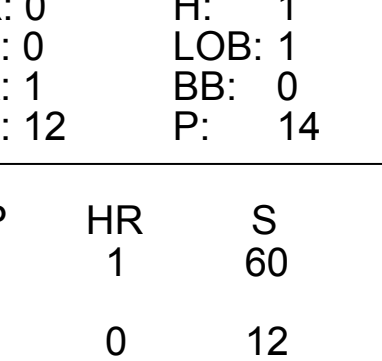
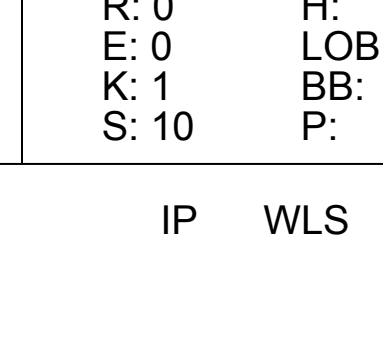

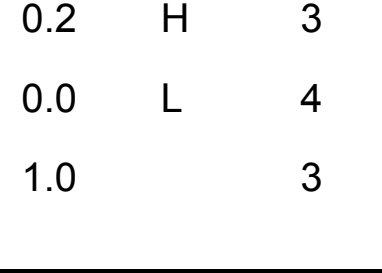







Batter	1	2	3	4	5	6	7	8	9	AB	R	H	RBI	BB	SO	LOB	TOP					
19 Charlie Blackmon, L OBP: 0.400, SLG: 0.587	G3-1		K		L9		1B		1B	5	0	2	0	0	1	0	Colorado Rockies @ Philadelphia Phillies Citizens Bank Park, Philadelphia, PA Sun Apr 23 2023, 12:05 PM - 2:48 PM EDT Att: 44,618 - Sunny - 63 F					
29 Jurickson Profar, S OBP: 0.287, SLG: 0.303	K			1B	BB		F7		F7	4	1	1	0	1	1	4						
24 Ryan McMahon, L OBP: 0.311, SLG: 0.463	BB			1B	K				K	4	1	1	0	1	3	4						
25 C.J. Cron, R OBP: 0.284, SLG: 0.481	K			BB	F8				G6-3	3	1	0	0	1	1	2						
11 Mike Moustakas, L OBP: 0.302, SLG: 0.364		K					F7		1B	4	0	1	0	0	2	3						
2 Yonathan Daza, R OBP: 0.308, SLG: 0.356	K						K		K	1	0	0	1	0	1	0						
13 Alan Trejo, R OBP: 0.256, SLG: 0.316	K			HBP			K		K	2	0	0	0	0	2	1						
30 Harold Castro, L OBP: 0.150, SLG: 0.158	K			SF8			F8		E6	3	0	0	1	0	1	0						
14 Ezequiel Tovar, R OBP: 0.247, SLG: 0.250	K						K		1B	4	0	2	1	0	2	0						
6 Brian Serven, R OBP: 0.167, SLG: 0.222	G5-3				K		F7		F7	4	0	0	0	0	1	4						
Inning Stats	R: 0 H: 0 E: 0 K: 2 S: 10	H: 0 LOB: 1 BB: 1 P: 16	R: 0 H: 0 E: 0 K: 3 S: 11	H: 0 LOB: 0 BB: 0 P: 15	R: 0 H: 0 E: 0 K: 2 S: 10	H: 0 LOB: 0 BB: 0 P: 10	R: 3 H: 3 E: 0 K: 2 S: 21	H: 3 LOB: 2 BB: 1 P: 34	R: 0 H: 0 E: 0 K: 1 S: 13	H: 0 LOB: 0 BB: 1 P: 21	R: 0 H: 1 E: 1 K: 1 S: 11	H: 1 LOB: 1 BB: 0 P: 19	R: 0 H: 1 E: 0 K: 2 S: 10	H: 1 LOB: 1 BB: 0 P: 14	R: 0 H: 2 E: 1 K: 1 S: 14	H: 2 LOB: 3 BB: 0 P: 19	1B: 7 SF: 1 2B: 0 3B: 0 HR: 0	WP: 1 PA: 39 PB: 0 CS: 0 SB: 0				
PITCHER	IP WLS BF H R ER SO BB IBB HBP BLK WP HR S P ERA WHIP	IP WLS BF H R ER SO BB IBB HBP BLK WP HR S P ERA WHIP	IP WLS BF H R ER SO BB IBB HBP BLK WP HR S P ERA WHIP	IP WLS BF H R ER SO BB IBB HBP BLK WP HR S P ERA WHIP	IP WLS BF H R ER SO BB IBB HBP BLK WP HR S P ERA WHIP	IP WLS BF H R ER SO BB IBB HBP BLK WP HR S P ERA WHIP	IP WLS BF H R ER SO BB IBB HBP BLK WP HR S P ERA WHIP	IP WLS BF H R ER SO BB IBB HBP BLK WP HR S P ERA WHIP	IP WLS BF H R ER SO BB IBB HBP BLK WP HR S P ERA WHIP	IP WLS BF H R ER SO BB IBB HBP BLK WP HR S P ERA WHIP	IP WLS BF H R ER SO BB IBB HBP BLK WP HR S P ERA WHIP	IP WLS BF H R ER SO BB IBB HBP BLK WP HR S P ERA WHIP	IP WLS BF H R ER SO BB IBB HBP BLK WP HR S P ERA WHIP	IP WLS BF H R ER SO BB IBB HBP BLK WP HR S P ERA WHIP	IP WLS BF H R ER SO BB IBB HBP BLK WP HR S P ERA WHIP	IP WLS BF H R ER SO BB IBB HBP BLK WP HR S P ERA WHIP	IP WLS BF H R ER SO BB IBB HBP BLK WP HR S P ERA WHIP					
45 Zack Wheeler, R ERA: 4.73	6.0	W	25	3	3	3	11	3	0	1	0	0	0	0	0	0	1	0	75	111	4.50	1.000
30 Gregory Soto, L ERA: 3.48	1.0	H	4	1	0	0	1	0	0	0	0	0	0	0	0	0	0	0	11	19	0.00	1.000
46 José Alvarado, L ERA: 0.87	1.0		4	1	0	0	2	0	0	0	0	0	0	0	0	0	0	0	10	14	0.00	1.000
56 Luis Ortiz, R ERA: 1.8	1.0		6	2	0	0	1	0	0	0	0	0	0	0	0	0	0	0	14	19	0.00	2.000
Batter	1	2	3	4	5	6	7	8	9	AB	R	H	RBI	BB	SO	LOB	BOTTOM					
5 Bryson Stott, L OBP: 0.360, SLG: 0.474	L7		P5		L7		HR			4	1	1	2	0	0	1	Colorado Rockies @ Philadelphia Phillies Citizens Bank Park, Philadelphia, PA Sun Apr 23 2023, 12:05 PM - 2:48 PM EDT Att: 44,618 - Sunny - 63 F					
7 Trea Turner, R OBP: 0.340, SLG: 0.434	HR		F9		K		P2			4	1	1	1	0	1	0						
12 Kyle Schwarber, L OBP: 0.323, SLG: 0.435							G4-3		1B	2	1	1	0	2	0	0						
19 Cristian Pacheco, R OBP: 0.300, SLG: 0.550	BB						F9		L5	0	1	0	0	0	0	0						
8 Nick Castellanos, R OBP: 0.378, SLG: 0.489	G5-4-3						K		HR	4	1	1	0	0	0	2						
16 Brandon Marsh, L OBP: 0.455, SLG: 0.758										2	1	1	2	2	1	0						
10 J.T. Realmuto, R OBP: 0.280, SLG: 0.429	FC5-4								K	3	1	0	1	1	1	4						
28 Alec Bohm, R OBP: 0.375, SLG: 0.453	G6-3								F9	4	1	1	2	0	0	3						
23 Kody Clemens, L OBP: 0.150, SLG: 0.263	CS								HR	3	1	1	1	0	1	2						
33 Edmundo Sosa, R OBP: 0.341, SLG: 0.537	G5-3								K	3	0	1	0	0	1	1						
Inning Stats	R: 1 H: 1 E: 0 K: 0 S: 5	H: 1 LOB: 0 BB: 1 P: 13	R: 0 H: 0 E: 0 K: 0 S: 9	H: 0 LOB: 0 BB: 1 P: 16	R: 1 H: 1 E: 0 K: 0 S: 14	H: 1 LOB: 0 BB: 0 P: 19	R: 2 H: 1 E: 0 K: 0 S: 15	H: 1 LOB: 1 BB: 2 P: 29	R: 0 H: 1 E: 0 K: 1 S: 6	H: 1 LOB: 0 BB: 0 P: 12	R: 0 H: 0 E: 0 K: 1 S: 9	H: 0 LOB: 0 BB: 0 P: 15	R: 3 H: 2 E: 0 K: 2 S: 18	H: 2 LOB: 0 BB: 1 P: 29	R: 2 H: 2 E: 0 K: 1 S: 12	H: 2 LOB: 1 BB: 0 P: 18	1B: 3 SF: 0 2B: 1 3B: 0 HR: 4	WP: 0 PA: 35 PB: 0 CS: 2 SB: 2				
PITCHER	IP WLS BF H R ER SO BB IBB HBP BLK WP HR S P ERA WHIP	IP WLS BF H R ER SO BB IBB HBP BLK WP HR S P ERA WHIP	IP WLS BF H R ER SO BB IBB HBP BLK WP HR S P ERA WHIP	IP WLS BF H R ER SO BB IBB HBP BLK WP HR S P ERA WHIP	IP WLS BF H R ER SO BB IBB HBP BLK WP HR S P ERA WHIP	IP WLS BF H R ER SO BB IBB HBP BLK WP HR S P ERA WHIP	IP WLS BF H R ER SO BB IBB HBP BLK WP HR S P ERA WHIP	IP WLS BF H R ER SO BB IBB HBP BLK WP HR S P ERA WHIP	IP WLS BF H R ER SO BB IBB HBP BLK WP HR S P ERA WHIP	IP WLS BF H R ER SO BB IBB HBP BLK WP HR S P ERA WHIP	IP WLS BF H R ER SO BB IBB HBP BLK WP HR S P ERA WHIP	IP WLS BF H R ER SO BB IBB HBP BLK WP HR S P ERA WHIP	IP WLS BF H R ER SO BB IBB HBP BLK WP HR S P ERA WHIP	IP WLS BF H R ER SO BB IBB HBP BLK WP HR S P ERA WHIP	IP WLS BF H R ER SO BB IBB HBP BLK WP HR S P ERA WHIP	IP WLS BF H R ER SO BB IBB HBP BLK WP HR S P ERA WHIP						
51 José Ureña, R ERA: 9.82	3.2	L	16	3	4	4	0	4	0	0	0	0	0	0	0	0	2	41	74	9.82	1.909	
39 Brent Suter, L ERA: 1.29	1.1		4	1	0	0	1	0	0	0	0	0	0	0	0	0	0	8	15	0.00	0.750	
55 Brad Hand, L ERA: 2.08	1.0		3	0	0	0	1	0	0	0	0	0	0	0	0	0	0	9	15	0.00	0.000	
32 Dinelson Lamet, R ERA: 8.1	1.0		6	2	3	3	2	1	0	0	0	1	18	29	27.00	3.000						
50 Ty Blach, L ERA: 8.71	1.0		5	2	2	2	1	0	0	0	0	1	12	18	18.00	2.000						

Batter	1	2	3	4	5	6	7	8	9	AB R H RBI BB SO LOB	TOP																
44 Julio Rodríguez, R OBP: 0.295, SLG: 0.447		 HR										5 1 1 1 0 4 3	Seattle Mariners @ Philadelphia Phillies Citizens Bank Park, Philadelphia, PA Wed Apr 26 2023, 7:01 PM - 9:35 PM EDT Att: 32,641 - Cloudy - 54 F														
23 Ty France, R OBP: 0.352, SLG: 0.394												4 0 0 0 0 1 1															
10 Jarrod Kelenic, L OBP: 0.376, SLG: 0.688												4 0 0 0 0 3 1															
28 Eugenio Suárez, R OBP: 0.346, SLG: 0.380												4 0 2 0 0 1 0															
35 Teoscar Hernández, R OBP: 0.270, SLG: 0.457												4 0 0 0 0 2 2															
29 Cal Raleigh, S OBP: 0.301, SLG: 0.392												3 1 0 0 1 1 1															
8 AJ Pollock, R OBP: 0.176, SLG: 0.298												4 1 1 0 0 1 0															
16 Kolten Wong, L OBP: 0.250, SLG: 0.169												2 1 1 0 1 0 0															
76 José Caballero, R OBP: 0.235, SLG: 0.287												1 0 0 0 0 1 0															
3 J.P. Crawford, L OBP: 0.407, SLG: 0.414												4 1 3 4 0 0 1															
Inning Stats	R: 0 K: 2 S: 7	H: 0 LOB: 0 BB: 10	R: 5 K: 2 S: 18	H: 3 LOB: 0 BB: 35	R: 0 K: 0 S: 7	H: 1 LOB: 1 BB: 12	R: 0 K: 2 S: 8	H: 1 LOB: 1 BB: 11	R: 0 K: 0 S: 11	H: 0 LOB: 0 BB: 15	R: 0 K: 2 S: 11	H: 1 LOB: 0 BB: 17	R: 0 K: 2 S: 9	H: 0 LOB: 0 BB: 14	R: 0 K: 2 S: 14	H: 1 LOB: 1 BB: 22	1B: 4 2B: 2 3B: 0 HR: 2	SF: 0 SAC: 0 DP: 0 HBP: 0	WP: 0 PB: 0 SB: 0 CS: 0	PA: 37							
PITCHER	IP WLS BF H R ER SO BB IBB HBP BLK WP HR S P ERA WHIP											IP WLS BF H R ER SO BB IBB HBP BLK WP HR S P ERA WHIP															
99 Tajuan Walker, R ERA: 4.97	4.0	19	5	5	5	6	2	0	0	0	0	0	2	40	68	11.25	1.750										
56 Luis Ortiz, R ERA: 1.29	2.0	7	1	0	0	2	0	0	0	0	0	0	0	22	31	0.00	0.500										
58 Seranthony Dominguez, R ERA: 7.45	1.0	4	1	0	0	2	0	0	0	0	0	0	11	17	0.00	1.000											
31 Craig Kimbrel, R ERA: 4.5	1.0	W	3	0	0	2	0	0	0	0	0	0	9	14	0.00	0.000											
46 José Alvarado, L ERA: 0.78	1.0	S	4	1	0	2	0	0	0	0	0	0	14	22	0.00	1.000											

AB 35
R 5
H 8
RBI 5
BB 2
SO 14
LOB 9



Batter	1	2	3	4	5	6	7	8	9	AB R H RBI BB SO LOB	BOTTOM																
5 Bryson Stott, L OBP: 0.373, SLG: 0.467												4 2 2 0 1 0 2	Seattle Mariners @ Philadelphia Phillies Citizens Bank Park, Philadelphia, PA Wed Apr 26 2023, 7:01 PM - 9:35 PM EDT Att: 32,641 - Cloudy - 54 F														
7 Trea Turner, R OBP: 0.325, SLG: 0.411												4 0 1 0 0 0 4															
12 Kyle Schwarber, L OBP: 0.318, SLG: 0.413												4 0 1 1 0 2 3															
8 Nick Castellanos, R OBP: 0.396, SLG: 0.531												4 2 3 3 0 0 2															
16 Brandon Marsh, L OBP: 0.435, SLG: 0.703												4 1 1 0 0 1 3															
10 J.T. Realmuto, R OBP: 0.289, SLG: 0.424												4 0 2 1 0 1 0															
28 Alec Bohm, R OBP: 0.365, SLG: 0.447												4 0 1 1 0 1 1															
44 Jake Cave, L OBP: 0.258, SLG: 0.271												4 0 0 0 0 2 3															
33 Edmundo Sosa, R OBP: 0.327, SLG: 0.551												4 1 1 0 0 1 3															
Inning Stats	R: 2 K: 2 S: 14	H: 1 LOB: 1 BB: 26	R: 0 K: 2 S: 9	H: 0 LOB: 0 BB: 12	R: 1 K: 0 S: 12	H: 3 LOB: 2 BB: 14	R: 0 K: 1 S: 12	H: 1 LOB: 1 BB: 14	R: 1 K: 0 S: 13	H: 2 LOB: 1 BB: 20	R: 0 K: 1 S: 8	H: 0 LOB: 0 BB: 9		R: 0 K: 1 S: 10	H: 1 LOB: 1 BB: 15	R: 2 K: 0 S: 19	H: 4 LOB: 2 BB: 28	1B: 11 2B: 0 3B: 0 HR: 1	SF: 0 SAC: 0 DP: 0 HBP: 0	WP: 1 PB: 0 SB: 1 CS: 0	PA: 37						
PITCHER	IP WLS BF H R ER SO BB IBB HBP BLK WP HR S P ERA WHIP											IP WLS BF H R ER SO BB IBB HBP BLK WP HR S P ERA WHIP															
36 Logan Gilbert, R ERA: 4.23	5.0	23	7	4	4	6	1	0	0	0	0	0	1	60	86	7.20	1.600										
30 Trevor Gott, R ERA: 2.09	1.1	H	4	0	0	2	0	0	0	0	0	0	12	15	0.00	0.000											
55 Gabe Speier, L ERA:	0.2	H	3	1	0	0	0	0	0	0	0	0	6	9	0.00	1.500											
48 Justin Topa, R ERA: 2.0	0.0	L	4	4	2	2	0	0	0	0	0	0	9	16	∞	∞											
56 Penn Murfee, R ERA: 1.74	1.0	3	0	0	0	0	0	0	0	0	0	0	10	12	0.00	0.000											

AB 36
R 6
H 12
RBI 6
BB 1
SO 8
LOB 21



Batter	1	2	3	4	5	6	7	8	9	AB	R	H	RBI	BB	SO	LOB	TOP										
44 Julio Rodríguez, R (1, 8) OBP: 0.284, SLG: 0.430										4	0	0	0	0	2	1											
23 Ty France, R (1, 3) OBP: 0.348, SLG: 0.381										3	0	0	0	0	2	0											
28 Eugenio Suárez, R (1, 5) OBP: 0.333, SLG: 0.365										4	0	0	0	0	1	1											
35 Teoscar Hernández, R (1, 10) OBP: 0.260, SLG: 0.439										4	0	0	0	0	2	0											
8 AJ Pollock, R (1, 7) OBP: 0.170, SLG: 0.286										2	0	0	0	0	0	0											
4 Tommy La Stella, L (7, PH) OBP: 0.316, SLG: 0.294										1	0	1	0	0	0	0											
0 Sam Haggerty, S (7, PR) OBP: 0.211, SLG: 0.118										0	0	0	0	0	0	0											
10 Jared Kelenic, L (1, 9) OBP: 0.375, SLG: 0.671										2	0	0	0	1	0	0											
2 Tom Murphy, R (1, 2) OBP: 0.138, SLG: 0.207										3	0	2	0	0	0	2											
76 José Caballero, R (1, 4) OBP: 0.250, SLG: 0.235										2	0	0	0	1	2	2											
3 J.P. Crawford, L (1, 6) OBP: 0.393, SLG: 0.397										3	0	0	0	0	0	2											
Inning Stats	R: 0 H: 0 E: 0 K: 3 S: 12	H: 0 LOB: 0 BB: 0 P: 17	R: 0 H: 0 E: 0 K: 0 S: 6	H: 0 LOB: 0 BB: 0 P: 6	R: 0 H: 1 E: 0 K: 1 S: 9	H: 1 LOB: 1 BB: 0 P: 14	R: 0 H: 0 E: 0 K: 0 S: 2	H: 0 LOB: 0 BB: 0 P: 4	R: 0 H: 1 E: 0 K: 1 S: 12	H: 0 LOB: 2 BB: 1 P: 10	R: 0 H: 1 E: 0 K: 1 S: 16	H: 0 LOB: 2 BB: 1 P: 26	R: 0 H: 0 E: 0 K: 2 S: 5	H: 0 LOB: 0 BB: 1 P: 11	R: 0 H: 0 E: 0 K: 2 S: 10	H: 0 LOB: 0 BB: 0 P: 12	1B: 2 2B: 1 3B: 0 HR: 0	SF: 0 SAC: 0 DP: 2 HBP: 1	WP: 0 PB: 0 CS: 0	PA: 31							
PITCHER	IP	WLS	BF	H	R	ER	SO	BB	IBB	HBP	BLK	WP	HR	S	P	ERA	WHIP										
25 Matt Strahm, L (1, 1) ERA: 2.31	5.1	W	18	2	0	0	5	0	0	1	1	0	0	43	60	0.00	0.375										
58 Seranthony Dominguez, R (6, 1) ERA: 6.97	0.2	H	2	0	0	0	0	0	0	0	0	0	0	6	8	0.00	0.000										
75 Connor Brogdon, R (7, 1) ERA: 2.84	0.2	H	3	1	0	0	1	0	0	0	0	0	0	11	17	0.00	1.500										
30 Gregory Soto, L (7, 1) ERA: 3.09	1.1	H	5	0	0	0	1	2	0	0	0	0	0	10	20	0.00	1.500										
31 Craig Kimbrel, R (9, 1) ERA: 4.08	1.0	S	3	0	0	0	2	0	0	0	0	0	0	10	12	0.00	0.000										

Seattle Mariners @ Philadelphia Phillies
Citizens Bank Park, Philadelphia, PA
Thu Apr 27 2023, 1:07 PM - 3:10 PM EDT
Att: 31,543 - Cloudy - 55 F

AB	28
R	0
H	3
RBI	0
BB	2
SO	9
LOB	8



Batter	1	2	3	4	5	6	7	8	9	AB	R	H	RBI	BB	SO	LOB	BOTTOM										
5 Bryson Stott, L (1, 4) OBP: 0.368, SLG: 0.459										4	0	1	0	0	0	0											
7 Trea Turner, R (1, 6) OBP: 0.316, SLG: 0.400										3	0	0	0	0	0	1											
12 Kyle Schwarber, L (1, 7) OBP: 0.327, SLG: 0.415										2	0	1	0	1	1	0											
8 Nick Castellanos, R (1, 9) OBP: 0.394, SLG: 0.525										3	1	1	0	0	0	3											
16 Brandon Marsh, L (1, 8) OBP: 0.420, SLG: 0.675										3	0	0	0	0	1	2											
28 Alec Bohm, R (1, 10) OBP: 0.385, SLG: 0.433										3	0	0	0	0	3	2											
23 Kody Clemens, L (1, 3) OBP: 0.174, SLG: 0.273										3	0	1	1	0	0	0											
33 Edmundo Sosa, R (1, 5) OBP: 0.309, SLG: 0.519										3	0	0	0	0	1	1											
21 Garrett Stubbs, L (1, 2) OBP: 0.211, SLG: 0.118										3	0	0	0	0	1	0											
Inning Stats	R: 0 H: 0 E: 0 K: 1 S: 8	H: 2 LOB: 1 BB: 0 P: 12	R: 1 H: 2 E: 0 K: 2 S: 12	H: 2 LOB: 1 BB: 0 P: 14	R: 0 H: 0 E: 0 K: 1 S: 8	H: 0 LOB: 0 BB: 0 P: 10	R: 0 H: 0 E: 0 K: 2 S: 10	H: 0 LOB: 1 BB: 1 P: 19	R: 0 H: 1 E: 1 K: 0 S: 7	H: 0 LOB: 1 BB: 0 P: 7	R: 0 H: 0 E: 0 K: 1 S: 7	H: 0 LOB: 0 BB: 0 P: 10	R: 0 H: 1 E: 0 K: 0 S: 8	H: 0 LOB: 0 BB: 0 P: 11	R: 0 H: 0 E: 0 K: 2 S: 10	H: 0 LOB: 0 BB: 0 P: 12	1B: 4 2B: 0 3B: 0 HR: 0	SF: 0 SAC: 0 DP: 1 HBP: 0	WP: 0 PB: 0 CS: 1	PA: 29							
PITCHER	IP	WLS	BF	H	R	ER	SO	BB	IBB	HBP	BLK	WP	HR	S	P	ERA	WHIP										
68 George Kirby, R (1, 1) ERA: 2.93	8.0	L	28	4	1	1	7	1	0	0	0	0	0	65	89	1.12	0.625										

Seattle Mariners @ Philadelphia Phillies
Citizens Bank Park, Philadelphia, PA
Thu Apr 27 2023, 1:07 PM - 3:10 PM EDT
Att: 31,543 - Cloudy - 55 F

AB	27
R	1
H	4
RBI	1
BB	1
SO	7
LOB	9



Batter	1	2	3	4	5	6	7	8	9	AB	R	H	RBI	BB	SO	LOB	TOP										
5 Bryson Stott, L (1,4) OBP: 0.364, SLG: 0.451	G6-3		1B		G3		G6-3			4	0	1	0	0	0	2	Philadelphia Phillies @ Houston Astros Minute Maid Park, Houston, TX Fri Apr 28 2023, 7:11 PM - 9:37 PM CDT Att. 40,719 - Roof Closed - 73 F										
7 Trea Turner, R (1,6) OBP: 0.305, SLG: 0.386	G6-3		G6-3		G1-3			F9		4	0	0	0	0	0	3											
12 Kyle Schwarber, L (1,10) OBP: 0.325, SLG: 0.439	HR				P5			K		4	1	1	1	0	2	0											
8 Nick Castellanos, R (1,9) OBP: 0.381, SLG: 0.505	G4-3				E5			L8		4	0	0	0	0	1	0											
10 J.T. Realmuto, R (1,2) OBP: 0.298, SLG: 0.427					F8				F4	4	0	2	0	0	0	1											
28 Alec Bohm, R (1,3) OBP: 0.342, SLG: 0.416	G4-6-3				G6-3			G6-3		4	0	0	0	0	1	3											
2 Josh Harrison, R (1,7) OBP: 0.261, SLG: 0.302	G4-3							G5-3		4	0	0	0	0	2	0											
33 Edmundo Sosa, R (1,5) OBP: 0.328, SLG: 0.564					K				K	3	2	2	0	0	1	0											
19 Cristian Pache, R (1,8) OBP: 0.360, SLG: 0.600					G5-3					2	0	1	1	0	0	0											
16 Brandon Marsh, L (5, PR) OBP: 0.427, SLG: 0.679					G3					1	0	1	1	0	0	0											
Inning Stats	R: 1 H: 1 E: 0 K: 0 S: 7	H: 1 LOB: 0 BB: 0 P: 14	R: 0 H: 0 E: 0 K: 0 S: 6	H: 1 LOB: 0 BB: 0 P: 10	R: 0 H: 1 E: 0 K: 1 S: 12	H: 1 LOB: 1 BB: 0 P: 16	R: 0 H: 0 E: 1 K: 0 S: 14	H: 0 LOB: 0 BB: 0 P: 20	R: 1 H: 2 E: 0 K: 1 S: 15	H: 2 LOB: 2 BB: 0 P: 19	R: 0 H: 1 E: 0 K: 1 S: 8	H: 1 LOB: 1 BB: 0 P: 13	R: 1 H: 2 E: 0 K: 0 S: 9	H: 2 LOB: 0 BB: 0 P: 17	R: 0 H: 0 E: 0 K: 2 S: 7	H: 0 LOB: 0 BB: 0 P: 11	R: 0 H: 0 E: 0 K: 2 S: 7	H: 0 LOB: 0 BB: 0 P: 10	1B: 4 2B: 3 3B: 0 HR: 1	SF: 0 SAC: 0 DP: 2 HBP: 0	WP: 0 PB: 0 SB: 0 CS: 0	PA: 34					
PITCHER	IP	WLS	BF	H	R	ER	SO	BB	IBB	HBP	BLK	WP	HR	S	P	ERA	WHIP										
Framber Valdez, L (1,1) ERA: 2.54	7.0	L	28	8	3	3	3	0	0	0	0	0	1	71	109	3.86	1.143										
52 Bryan Abreu, R (8,1) ERA: 0.98	1.0		3	0	0	0	2	0	0	0	0	0	0	7	11	0.00	0.000										
47 Rafael Montero, R (9,1) ERA: 2.45	1.0		3	0	0	0	2	0	0	0	0	0	0	7	10	0.00	0.000										

Batter	1	2	3	4	5	6	7	8	9	AB	R	H	RBI	BB	SO	LOB	BOTTOM										
14 Mauricio Dubón, R (1,4) OBP: 0.340, SLG: 0.402	F9		G6-3							4	0	0	0	0	1	0	Philadelphia Phillies @ Houston Astros Minute Maid Park, Houston, TX Fri Apr 28 2023, 7:11 PM - 9:37 PM CDT Att. 40,719 - Roof Closed - 73 F										
3 Jeremy Peña, R (1,6) OBP: 0.301, SLG: 0.452	HR				G6-3					4	1	1	1	0	2	0											
30 Kyle Tucker, L (1,9) OBP: 0.400, SLG: 0.489	G4-3				G1-3					4	0	0	0	0	1	0											
2 Alex Bregman, R (1,5) OBP: 0.353, SLG: 0.354	F9				F7					3	0	0	0	0	0	0											
79 José Abreu, R (1,3) OBP: 0.277, SLG: 0.280										3	0	1	0	0	0	0											
9 Corey Julks, R (1,7) OBP: 0.306, SLG: 0.443										3	0	1	0	0	0	0											
6 Jake Meyers, R (1,8) OBP: 0.333, SLG: 0.367										3	0	0	0	0	1	2											
38 Rylan Bannon, R (1,10) OBP: 0.215, SLG: 0.203										3	0	0	0	0	1	2											
15 Martín Maldonado, R (1,2) OBP: 0.215, SLG: 0.203										3	0	0	0	0	2	2											
Inning Stats	R: 1 H: 1 E: 0 K: 0 S: 8	H: 1 LOB: 0 BB: 0 P: 11	R: 0 H: 0 E: 0 K: 1 S: 13	H: 0 LOB: 0 BB: 0 P: 19	R: 0 H: 0 E: 0 K: 2 S: 8	H: 0 LOB: 0 BB: 0 P: 13	R: 0 H: 0 E: 0 K: 0 S: 6	H: 0 LOB: 0 BB: 0 P: 8	R: 0 H: 2 E: 1 K: 1 S: 13	H: 2 LOB: 2 BB: 0 P: 19	R: 0 H: 0 E: 0 K: 2 S: 10	H: 0 LOB: 0 BB: 0 P: 15	R: 0 H: 0 E: 0 K: 0 S: 7	H: 0 LOB: 0 BB: 0 P: 10	R: 0 H: 0 E: 0 K: 0 S: 7	H: 0 LOB: 0 BB: 0 P: 12		R: 0 H: 0 E: 0 K: 2 S: 9	H: 0 LOB: 0 BB: 0 P: 14	1B: 2 2B: 0 3B: 0 HR: 1	SF: 0 SAC: 0 DP: 0 HBP: 0	WP: 0 PB: 0 SB: 0 CS: 0	PA: 30				
PITCHER	IP	WLS	BF	H	R	ER	SO	BB	IBB	HBP	BLK	WP	HR	S	P	ERA	WHIP										
27 Aaron Nola, R (1,1) ERA: 4.46	8.0	W	27	3	1	1	6	0	0	0	0	0	0	9	14	0.00	0.375										
46 José Alvarado, L (9,1) ERA: 0.73	1.0	S	3	0	0	0	2	0	0	0	0	0	0	9	14	0.00	0.000										

AB	34
R	3
H	8
RBI	3
BB	0
SO	7
LOB	9

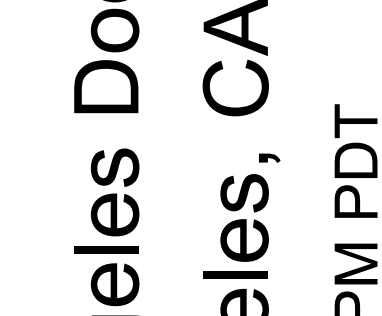
AB	30
R	1
H	3
RBI	1
BB	0
SO	8
LOB	6

Batter	1	2	3	4	5	6	7	8	9	AB	R	H	RBI	BB	SO	LOB	TOP								
5 Bryson Stott, L (1,4) OBP: 0.350, SLG: 0.432	L7		F7		G1-3		L4	F7		5	0	0	0	0	0	4	Philadelphia Phillies @ Houston Astros Minute Maid Park, Houston, TX Sat Apr 29 2023, 4:11 PM - 7:01 PM CDT Att.: 41,240 - Roof Closed - 73 F								
7 Trea Turner, R (1,6) OBP: 0.302, SLG: 0.378	K		F9		K		K		5	0	1	0	0	3	2										
12 Kyle Schwarber, L (1,10) OBP: 0.319, SLG: 0.422	L8			K			K		4	0	0	0	1	3	1										
8 Nick Castellanos, R (1,9) OBP: 0.381, SLG: 0.528		G3		HR			G5-3		5	1	2	1	0	1	2										
16 Brandon Marsh, L (1,8) OBP: 0.262, SLG: 0.671	K			10 WP 10 SF9 2B			28 BB		4	2	1	0	1	2	2										
10 J.T. Realmuto, R (1,2) OBP: 0.306, SLG: 0.446	28 S 1B			SF9 2H			23 HR 2B		3	1	2	1	0	1	1										
28 Alec Bohm, R (1,5) OBP: 0.348, SLG: 0.438	G5-3						P4		4	1	2	1	0	0	2										
23 Kody Clemens, L (1,3) OBP: 0.222, SLG: 0.400			L9		F8		44 BB		3	1	1	2	1	0	1										
44 Jake Cave, L (1,7) OBP: 0.286, SLG: 0.333					5 G1-3 2B				4	0	3	1	0	1	0										
Inning Stats	R: 0 E: 0 K: 1 S: 10	H: 0 LOB: 0 BB: 0 P: 14	R: 0 E: 0 K: 1 S: 11	H: 1 LOB: 1 BB: 0 P: 13	R: 0 E: 0 K: 0 S: 9	H: 1 LOB: 0 BB: 0 P: 11	R: 2 E: 0 K: 1 S: 10	H: 3 LOB: 1 BB: 0 P: 18	R: 0 E: 0 K: 2 S: 12	H: 1 LOB: 2 BB: 1 P: 20	R: 2 E: 0 K: 2 S: 19	H: 2 LOB: 0 BB: 0 P: 30	R: 0 E: 0 K: 2 S: 7	H: 0 LOB: 0 BB: 0 P: 13	R: 2 E: 0 K: 1 S: 20	H: 2 LOB: 2 BB: 2 P: 37	R: 0 E: 0 K: 1 S: 9	H: 2 LOB: 1 BB: 0 P: 12	1B: 4 2B: 6 3B: 0 HR: 2	SF: 1 SAC: 0 DP: 1 HBP: 0	WP: 1 PB: 0 SB: 1 CS: 0	PA: 41			
PITCHER	IP	WLS	BF	H	R	ER	SO	BB	IBB	HBP	BLK	WP	HR	S	P	ERA	WHIP								
53 Cristian Javier, R (1,1) ERA: 3.48	5.2	L	25	7	3	3	6	1	0	0	0	1	1	66	97	4.76	1.412								
88 Phil Maton, R (6,1) ERA: 0.69	1.1		5	1	1	1	3	0	0	0	0	0	1	12	22	6.75	0.750								
61 Seth Martinez, R (8,1) ERA: 6.35	1.0		7	2	2	2	1	2	0	0	0	0	0	20	37	18.00	4.000								
56 Ronel Blanco, R (9,1) ERA: 4.91	1.0		4	2	0	0	1	0	0	0	0	0	0	9	12	0.00	2.000								

Batter	1	2	3	4	5	6	7	8	9	AB	R	H	RBI	BB	SO	LOB	BOTTOM								
14 Mauricio Dubón, R (1,4) OBP: 0.327, SLG: 0.385	G4-3		G5-3		G4-3		K			4	0	0	0	0	1	3	Philadelphia Phillies @ Houston Astros Minute Maid Park, Houston, TX Sat Apr 29 2023, 4:11 PM - 7:01 PM CDT Att.: 41,240 - Roof Closed - 73 F								
3 Jeremy Peña, R (1,6) OBP: 0.295, SLG: 0.472	K		F9		L6		HR		4	1	1	1	0	1	0										
44 Yordan Alvarez, L (1,10) OBP: 0.383, SLG: 0.551	1B						F7		3	0	2	0	1	0	0										
2 Alex Bregman, R (1,5) OBP: 0.341, SLG: 0.340	K				G6-3		BB		4	0	0	0	0	3	3										
30 Kyle Tucker, L (1,9) OBP: 0.386, SLG: 0.468		G5-3		L4			K		4	0	0	0	0	1	2										
79 José Abreu, R (1,3) OBP: 0.276, SLG: 0.279	K			P6			9 FC4-6 15 HBP 1B		4	0	1	0	0	1	1										
9 Corey Julks, R (1,7) OBP: 0.303, SLG: 0.432					P2		FC4-6 15 HBP 1-2 1B		4	0	1	0	0	1	1										
6 Jake Meyers, R (1,8) OBP: 0.329, SLG: 0.359	K				K		K		4	0	1	0	0	3	2										
15 Martín Maldonado, R (1,2) OBP: 0.232, SLG: 0.197			G3-4-1				15 DI 1B		2	0	0	0	0	0	1										
Inning Stats	R: 0 E: 0 K: 2 S: 10	H: 1 LOB: 1 BB: 0 P: 14	R: 0 E: 0 K: 2 S: 14	H: 1 LOB: 0 BB: 0 P: 22	R: 0 E: 0 K: 0 S: 10	H: 0 LOB: 0 BB: 0 P: 16	R: 0 E: 0 K: 0 S: 14	H: 1 LOB: 1 BB: 0 P: 17	R: 0 E: 0 K: 1 S: 9	H: 0 LOB: 0 BB: 0 P: 14	R: 0 E: 0 K: 2 S: 12	H: 0 LOB: 1 BB: 1 P: 21	R: 0 E: 0 K: 2 S: 13	H: 1 LOB: 2 BB: 0 P: 21	R: 1 E: 0 K: 1 S: 14	H: 1 LOB: 0 BB: 0 P: 17	R: 0 E: 0 K: 1 S: 9	H: 1 LOB: 1 BB: 0 P: 12	1B: 4 2B: 1 3B: 0 HR: 1	SF: 0 SAC: 0 DP: 0 HBP: 2	WP: 0 PB: 0 SB: 1 CS: 0	PA: 36			
PITCHER	IP	WLS	BF	H	R	ER	SO	BB	IBB	HBP	BLK	WP	HR	S	P	ERA	WHIP								
45 Zack Wheeler, R (1,1) ERA: 3.88	6.0	W	23	3	0	0	7	1	0	1	0	0	0	69	104	0.00	0.667								
58 Seranthony Dominguez, R (1,1) ERA: 6.35	1.0		5	1	0	0	2	0	0	1	0	0	0	13	21	0.00	1.000								
37 Andrew Vasquez, L (8,1) ERA: 1.46	1.0		4	1	1	1	1	0	0	0	0	0	1	14	17	9.00	1.000								
43 Yunior Marte, R (9,1) ERA: 18.0	1.0		4	1	0	0	1	0	0	0	0	0	0	9	12	0.00	1.000								

Batter	1	2	3	4	5	6	7	8	9	AB	R	H	RBI	BB	SO	LOB	TOP											
5 Bryson Stott, L OBP: 0.346, SLG: 0.417	F9		1B		BB		G1-3		G6-3	4	1	1	0	1	0	1	Philadelphia Phillies @ Los Angeles Dodgers Dodger Stadium, Los Angeles, CA Mon May 01 2023, 7:10 PM - 9:59 PM PDT Att: 42,137 - Partly Cloudy - 59 F											
7 Trea Turner, R OBP: 0.295, SLG: 0.370 18 Dalton Guthrie, R (8, 5)	K		P4		BB		F8		F9	4	1	1	0	0	1	1												
12 Kyle Schwarber, L OBP: 0.339, SLG: 0.443	G3-1			HR	BB		K			3	1	1	1	1	1	0												
8 Nick Castellanos, R OBP: 0.373, SLG: 0.509		16 G6-3 1B		K	E7		K		K	4	0	2	2	0	2	0												
16 Brandon Marsh, L OBP: 0.422, SLG: 0.640		G6-3							10 FC5-4 1B	4	0	2	0	0	1	3												
10 J.T. Realmuto, R OBP: 0.222, SLG: 0.480		G5-3		K					FC5-4	4	1	1	0	0	1	3												
28 Alec Bohm, R OBP: 0.333, SLG: 0.416 (8, 3)		F8		P4					F8	4	0	1	1	0	0	3												
23 Kody Clemens, L OBP: 0.200, SLG: 0.424 (8, 1)			F7		G4-3		P6		F8	4	0	0	0	0	0	1												
33 Edmundo Sosa, R OBP: 0.318, SLG: 0.516		G5-3		F6			G5-4-3		5 G6-3 BB	3	0	0	0	1	0	1												
Inning Stats	R: 0 E: 0 K: 1 S: 8	H: 0 LOB: 0 BB: 0 P: 10	R: 0 E: 0 K: 0 S: 10	H: 1 LOB: 1 BB: 0 P: 16	R: 0 E: 0 K: 0 S: 9	H: 1 LOB: 1 BB: 0 P: 17	R: 1 E: 0 K: 2 S: 12	H: 2 LOB: 1 BB: 0 P: 15	R: 2 E: 0 K: 1 S: 20	H: 2 LOB: 0 BB: 2 P: 34	R: 0 E: 0 K: 1 S: 8	H: 0 LOB: 0 BB: 0 P: 13	R: 0 E: 0 K: 1 S: 7	H: 1 LOB: 1 BB: 0 P: 11	R: 0 E: 0 K: 0 S: 9	H: 0 LOB: 1 BB: 1 P: 15		1B: 7 2B: 0 3B: 1 HR: 1	SF: 0 SAC: 0 DP: 1 HBP: 0	WP: 0 PB: 0 SB: 0 CS: 0	PA: 38							
PITCHER	IP	WLS	BF	H	R	ER	SO	BB	IBB	HBP	BLK	WP	HR	S	P	ERA	WHIP											
26 Tony Gonsolin, R ERA: 3.38	4.2		21	5	3	3	3	2	0	0	0	0	0	1	52	80	5.79	1.500										
52 Phil Bickford, R ERA: 4.25	1.1		6	3	1	1	1	0	0	0	0	0	0	20	30	6.75	2.250											
81 Victor González, L ERA:	1.1	W	5	1	0	0	2	0	0	0	0	0	0	20	18	0.00	0.750											
81 Victor González, L ERA:	1.1	W	5	1	0	0	2	0	0	0	0	0	0	12	18	0.00	0.750											
18 Shelby Miller, R ERA: 1.32	1.2		6	0	0	0	0	1	0	0	0	0	0	12	21	0.00	0.600											

Batter	1	2	3	4	5	6	7	8	9	AB	R	H	RBI	BB	SO	LOB	BOTTOM										
50 Mookie Betts, R OBP: 0.360, SLG: 0.477 11 Miguel Rojas, R OBP: 0.222, SLG: 0.156	K	G4-3		E8 1B			HR			5	2	3	3	0	1	0	Philadelphia Phillies @ Los Angeles Dodgers Dodger Stadium, Los Angeles, CA Mon May 01 2023, 7:10 PM - 9:59 PM PDT Att: 42,137 - Partly Cloudy - 59 F										
5 Freddie Freeman, L OBP: 0.385, SLG: 0.466 81 Victor González, L (8, 1)	K			16 1B					FC5	5	1	3	2	0	2	2											
18 Shelby Miller, R (8, 1)		1B								1	0	0	0	0	0	3											
16 Will Smith, R OBP: 0.388, SLG: 0.600	HR	F9								5	1	2	2	0	0	2											
13 Max Muncy, L OBP: 0.407, SLG: 0.643			K	F9						4	1	1	0	1	1	1											
23 Jason Heyward, L OBP: 0.369, SLG: 0.556	K			K						4	2	2	1	1	2	2											
33 James Outman, L OBP: 0.377, SLG: 0.596		17 6 HR BB		K						3	1	0	0	2	3	1											
17 Miguel Vargas, R OBP: 0.346, SLG: 0.321 (8, 3)		6 HR BB		P2						4	1	0	1	1	2	2											
6 David Peralta, L OBP: 0.216, SLG: 0.286				G3-1						4	2	2	4	1	0	0											
83 Michael Busch, L OBP: 0.313, SLG: 0.214										4	2	2	0	1	2	2											
Inning Stats	R: 1 E: 0 K: 3 S: 15	H: 1 LOB: 1 BB: 1 P: 24	R: 3 E: 0 K: 1 S: 15	H: 2 LOB: 1 BB: 2 P: 25	R: 1 E: 0 K: 2 S: 12	H: 1 LOB: 0 BB: 0 P: 18	R: 3 E: 1 K: 1 S: 16	H: 4 LOB: 1 BB: 0 P: 24	R: 1 E: 0 K: 3 S: 13	H: 2 LOB: 2 BB: 1 P: 21	R: 0 E: 0 K: 1 S: 9	H: 1 LOB: 0 BB: 0 P: 12	R: 2 E: 0 K: 1 S: 13	H: 2 LOB: 1 BB: 1 P: 23	R: 2 E: 0 K: 1 S: 17	H: 2 LOB: 3 BB: 3 P: 31	1B: 8 2B: 3 3B: 0 HR: 4	SF: 0 SAC: 0 DP: 0 HBP: 0	WP: 0 PB: 0 SB: 1 CS: 0	PA: 47							
PITCHER	IP	WLS	BF	H	R	ER	SO	BB	IBB	HBP	BLK	WP	HR	S	P	ERA	WHIP										
99 Tajuan Walker, R ERA: 6.91	1.1		8	2	1	1	4	1	0	0	0	0	0	19	30	5.40	1.800										
37 Andrew Vasquez, L ERA: 1.93	1.0		4	1	0	0	1	0	0	0	0	0	0	9	12	0.00	1.000										
43 Yunior Marte, R ERA: 13.5	0.2		5	2	2	2	1	1	0	0	0	0	1	10	19	27.00	4.500										
56 Luis Ortiz, R ERA: 3.12	0.2		6	2	2	2	0	2	0	0	0	0	0	14	25	27.00	6.000										
PITCHER	IP	WLS	BF	H	R	ER	SO	BB	IBB	HBP	BLK	WP	HR	S	P	ERA	WHIP										
23 Kody Clemens, R ERA:	0.2		3	0	0	0	1	0	0	0	0	0	0	6	10	0.00	1.500										



Batter	1	2	3	4	5	6	7	8	9	AB	R	H	RBI	BB	SO	LOB	TOP																					
12 Kyle Schwarber, L OBP: 0.316, SLG: 0.409	L9	G3-1	L3			K			G4-3	5	0	0	0	0	1	2	Philadelphia Phillies @ Los Angeles Dodgers Dodger Stadium, Los Angeles, CA Wed May 03 2023, 1:10 PM - 4:07 PM PDT Att: 36,539 - Cloudy - 64 F																					
7 Trea Turner, R OBP: 0.301, SLG: 0.393	FC5 2B		G6-3	F7		K			G6-3	5	1	1	0	0	1	0																						
3 Bryce Harper, L OBP: 0.556, SLG: 0.571	BB		2B	1B					1B	3	2	3	0	2	0	0																						
8 Nick Castellanos, R OBP: 0.366, SLG: 0.496	FC5		2B	K					1B	4	1	1	1	1	2	4																						
5 Bryson Stott, L OBP: 0.331, SLG: 0.400	SF8		2B	F8					BB	4	0	1	2	0	0	3																						
28 Alec Bohm, R OBP: 0.336, SLG: 0.403	BB		1B						K	4	1	1	1	1	1	3																						
16 Brandon Marsh, L OBP: 0.413, SLG: 0.611	G4-3		1B	HBP					K	3	1	1	0	0	1	3																						
33 Edmundo Sosa, R OBP: 0.319, SLG: 0.500		G6-3	1B	G5-4-3					F9	4	0	1	1	0	0	1																						
21 Garrett Stubbs, L OBP: 0.217, SLG: 0.143	F7		1B						P6	4	0	1	1	0	1	0																						
Inning Stats	R: 1 H: 1 E: 0 K: 0 S: 12	L: 1 LOB: 3 BB: 2 P: 22	R: 0 H: 0 E: 0 K: 0 S: 6	L: 0 LOB: 0 BB: 0 P: 11	R: 4 H: 6 E: 0 K: 0 S: 19	L: 2 LOB: 2 BB: 0 P: 29	R: 0 H: 1 E: 0 K: 1 S: 10	L: 1 LOB: 1 BB: 0 P: 15	R: 0 H: 0 E: 0 K: 3 S: 9	L: 0 LOB: 0 BB: 0 P: 13	R: 0 H: 0 E: 0 K: 1 S: 13	L: 0 LOB: 1 BB: 1 P: 22	R: 0 H: 0 E: 0 K: 1 S: 9	L: 0 LOB: 0 BB: 0 P: 9	R: 1 H: 2 E: 0 K: 1 S: 15	L: 2 LOB: 2 BB: 1 P: 24		1B: 7 2B: 3 3B: 0 HR: 0	SF: 1 SAC: 0 DP: 1 HBP: 1	WP: 0 PB: 0 SB: 0 CS: 0	PA: 42																	
PITCHER	IP WLS BF H R ER SO BB IBB HBP BLK WP HR S P ERA WHIP	IP WLS BF H R ER SO BB IBB HBP BLK WP HR S P ERA WHIP	IP WLS BF H R ER SO BB IBB HBP BLK WP HR S P ERA WHIP	IP WLS BF H R ER SO BB IBB HBP BLK WP HR S P ERA WHIP	IP WLS BF H R ER SO BB IBB HBP BLK WP HR S P ERA WHIP	IP WLS BF H R ER SO BB IBB HBP BLK WP HR S P ERA WHIP	IP WLS BF H R ER SO BB IBB HBP BLK WP HR S P ERA WHIP	IP WLS BF H R ER SO BB IBB HBP BLK WP HR S P ERA WHIP	IP WLS BF H R ER SO BB IBB HBP BLK WP HR S P ERA WHIP	71 Gavin Stone, R ERA: 9.0	48 Brusdar Graterol, R ERA: 2.77	81 Victor González, L ERA: 7.62	38 Yency Almonte, R ERA: 7.62	64 Caleb Ferguson, L ERA: 1.46	64 Caleb Ferguson, L ERA: 1.46	50 Mookie Betts, R OBP: 0.373, SLG: 0.478	5 Freddie Freeman, L OBP: 0.386, SLG: 0.500	16 Will Smith, R OBP: 0.377, SLG: 0.547	13 Max Muncy, L OBP: 0.398, SLG: 0.641	23 Jason Heyward, L OBP: 0.353, SLG: 0.526	11 Miguel Rojas, R OBP: 0.262, SLG: 0.211	33 James Outman, L OBP: 0.382, SLG: 0.598	17 Miguel Vargas, R OBP: 0.353, SLG: 0.409	6 David Peralta, L OBP: 0.234, SLG: 0.301	15 Austin Barnes, R OBP: 0.182, SLG: 0.083	64 Caleb Ferguson, R ERA: 0.68	48 Brusdar Graterol, R ERA: 8.25	3 Chris Taylor, R OBP: 0.272, SLG: 0.479	27 Aaron Nola, R ERA: 4.44	58 Seranthony Dominguez, R ERA: 5.54	46 José Alvarado, L ERA: 0.68	31 Craig Kimbrel, R ERA: 8.25	IP WLS BF H R ER SO BB IBB HBP BLK WP HR S P ERA WHIP	IP WLS BF H R ER SO BB IBB HBP BLK WP HR S P ERA WHIP	1B: 5 2B: 3 3B: 1 HR: 2	SF: 1 SAC: 0 DP: 0 HBP: 1	WP: 0 PB: 0 SB: 3 CS: 1	PA: 41

AB	36
R	6
H	10
RBI	6
BB	4
SO	7
LOB	16



AB	35
R	10
H	11
RBI	8
BB	3
SO	7
LOB	14



WP	0
PA	42

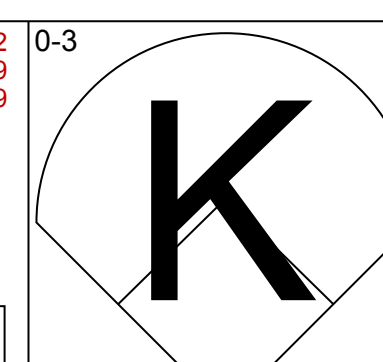
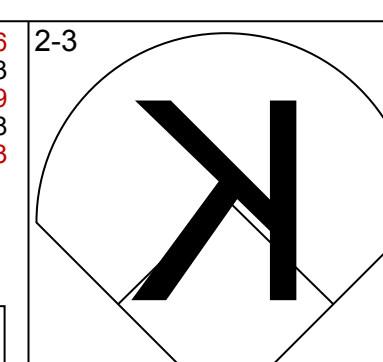
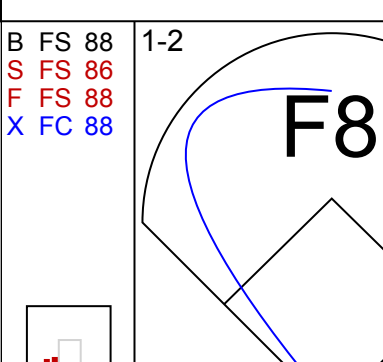
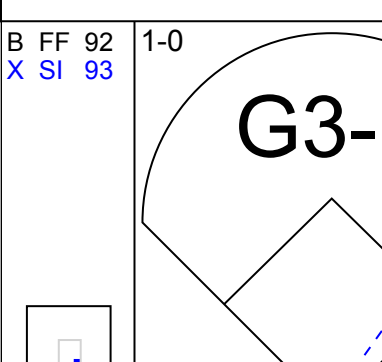

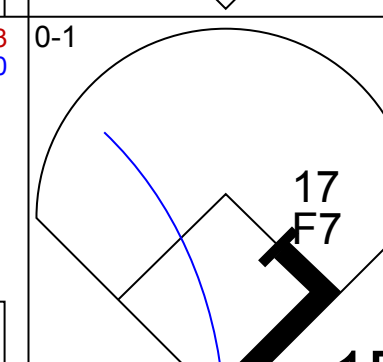
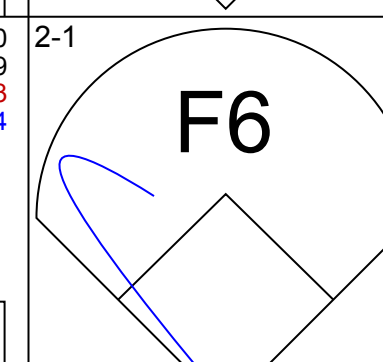
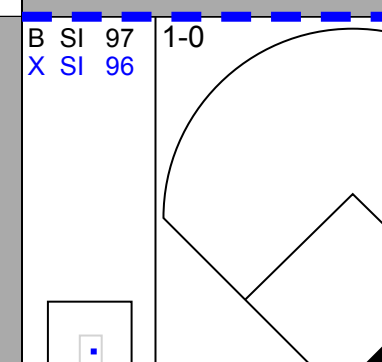
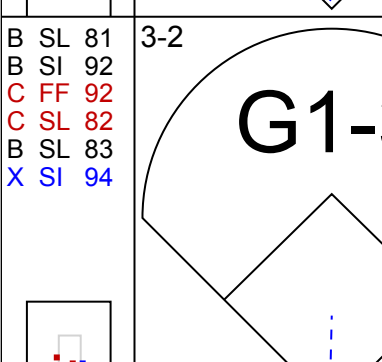
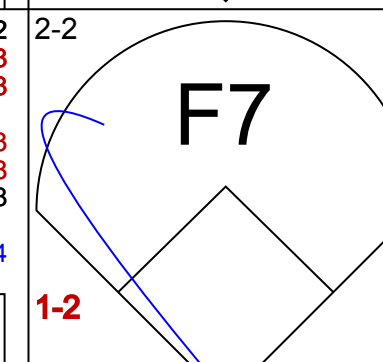
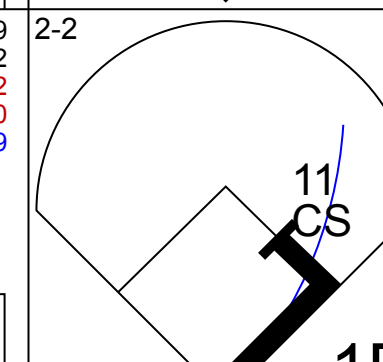
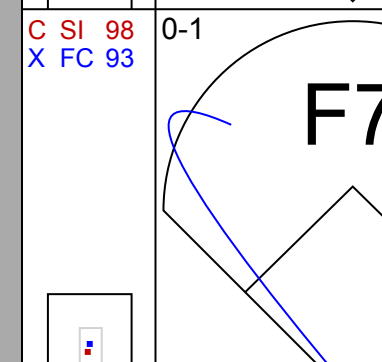
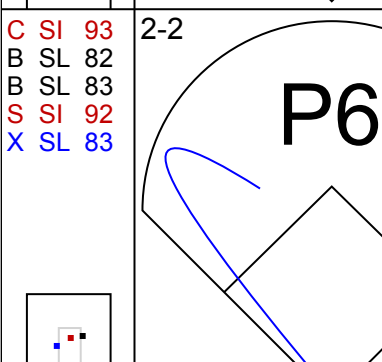
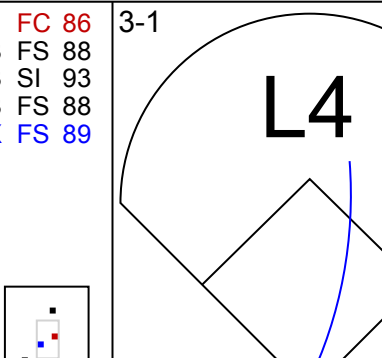
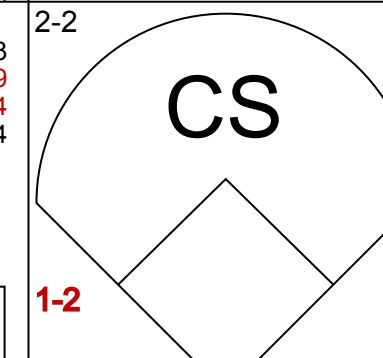
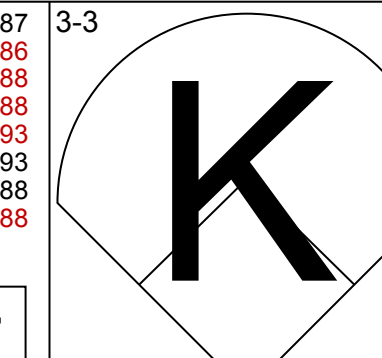
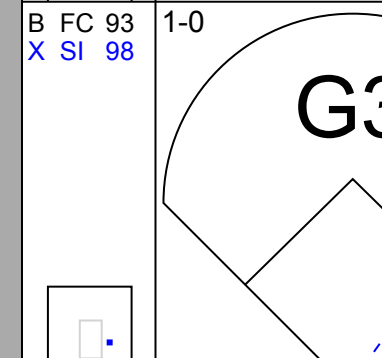
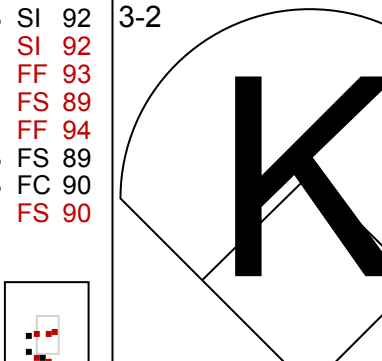
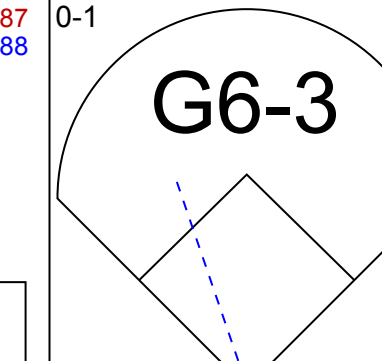
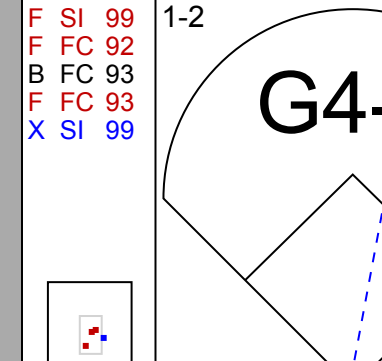
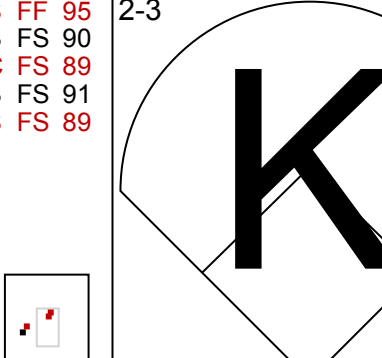
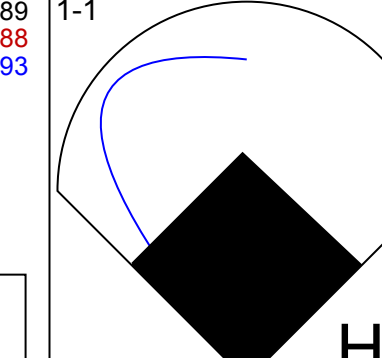
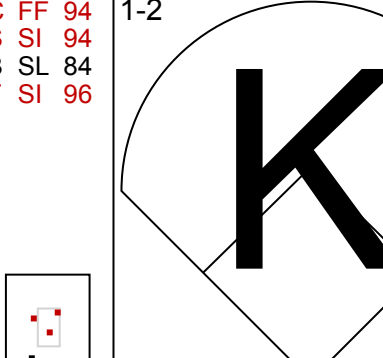
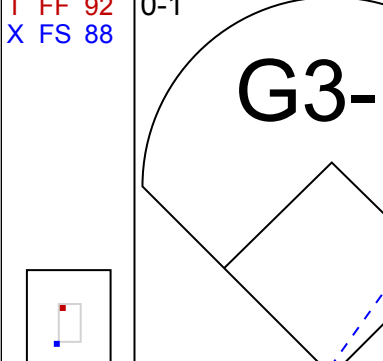
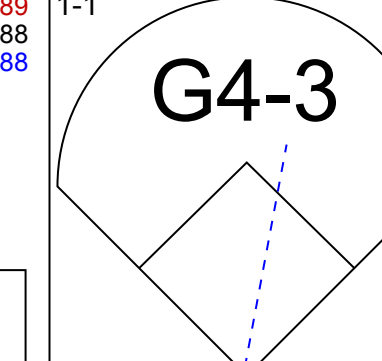
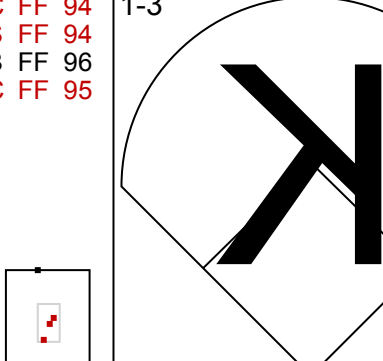
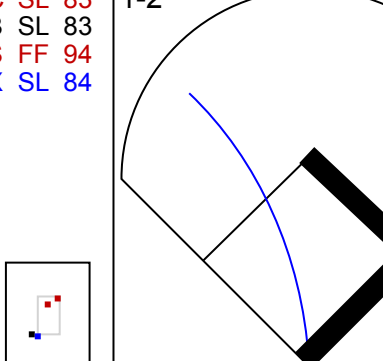
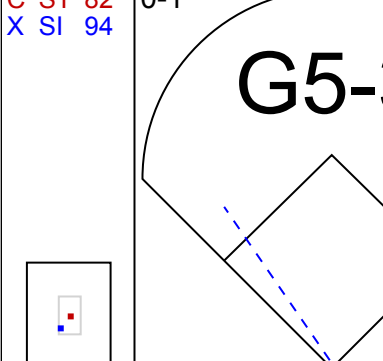
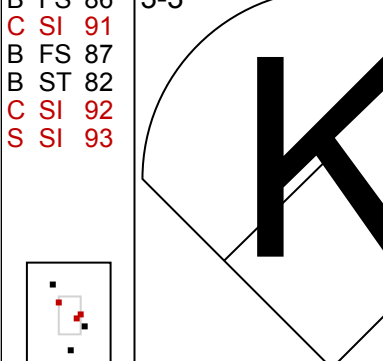
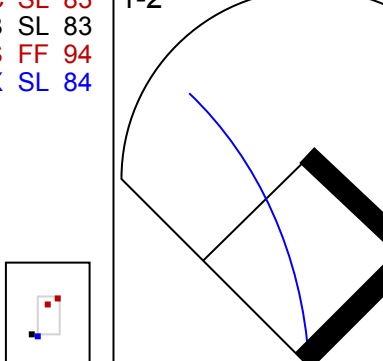
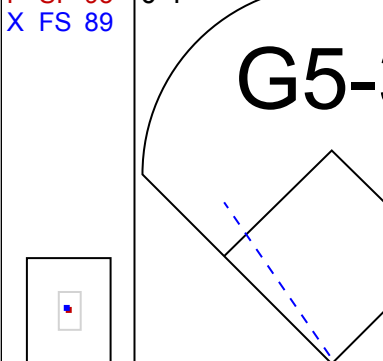
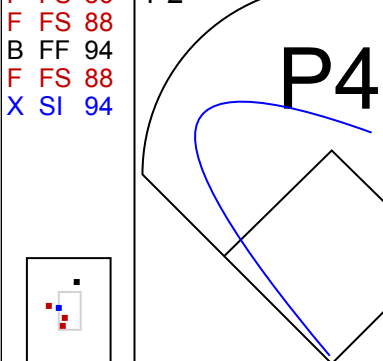
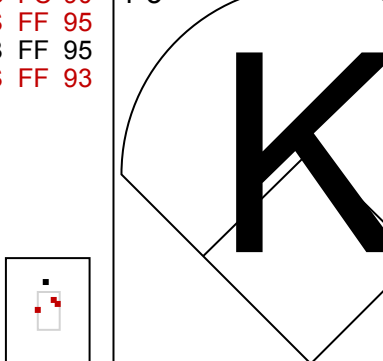
WP	0
PA	41

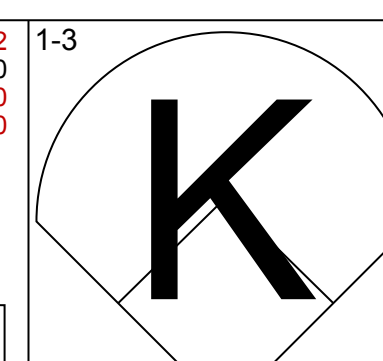
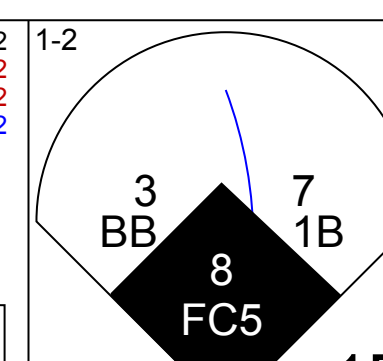
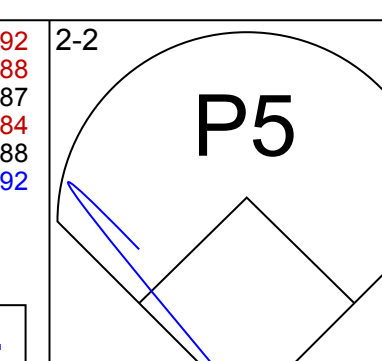
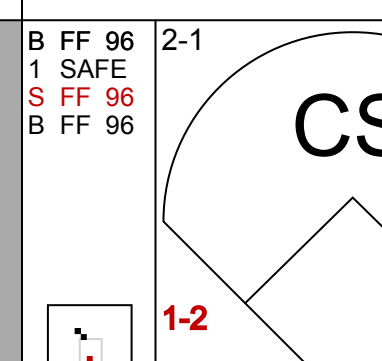
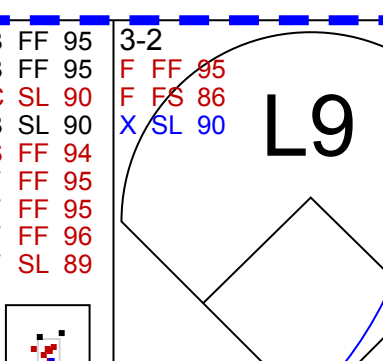

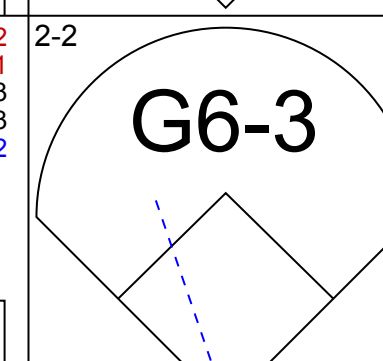
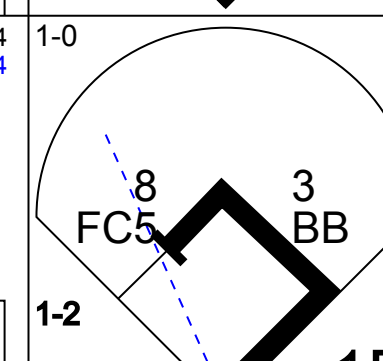
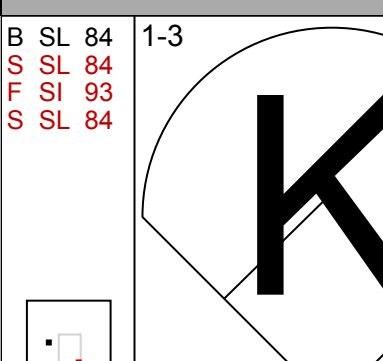
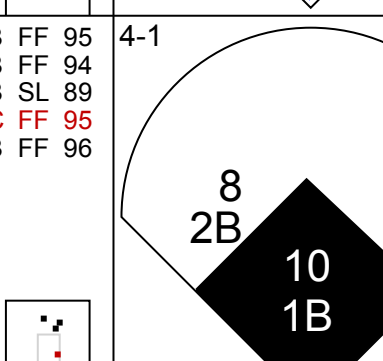

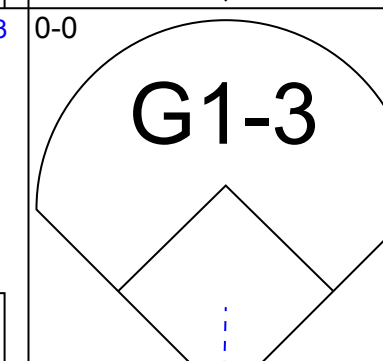
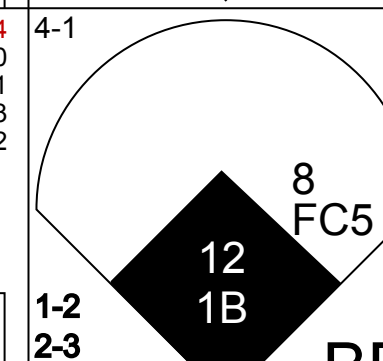
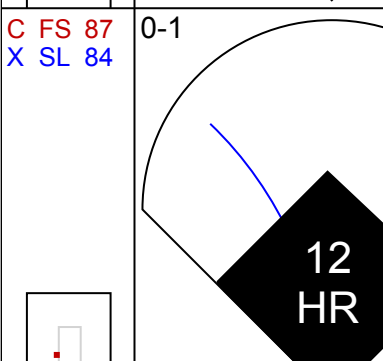
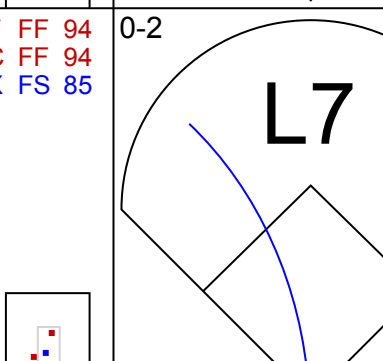
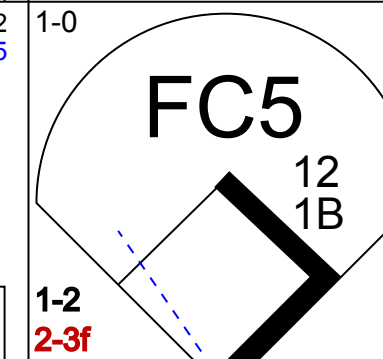
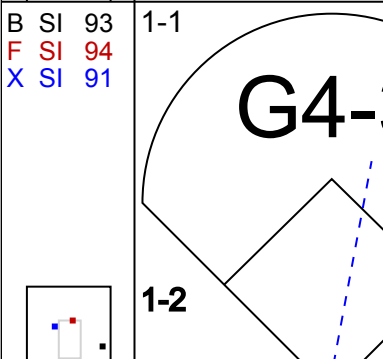
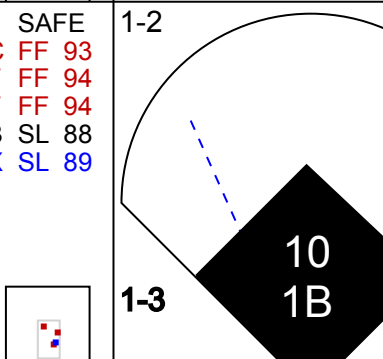
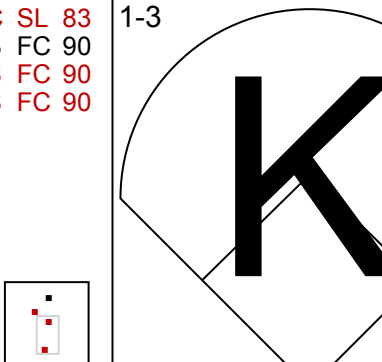
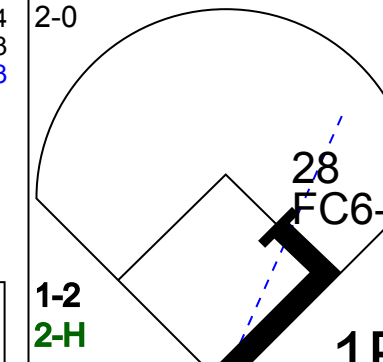
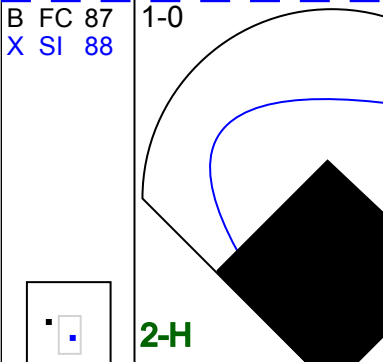
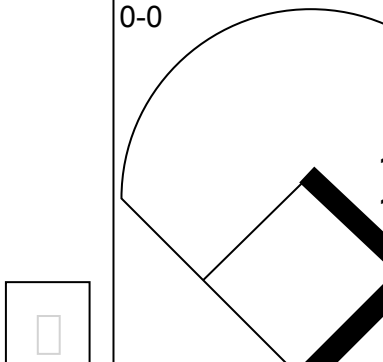
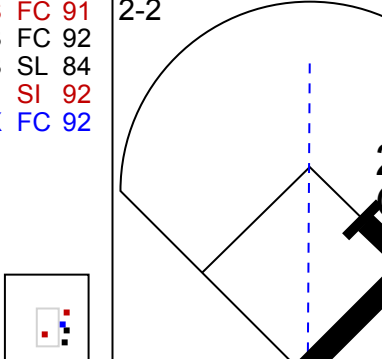
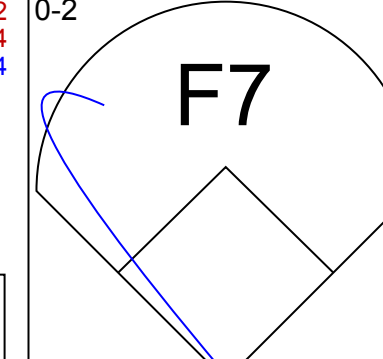
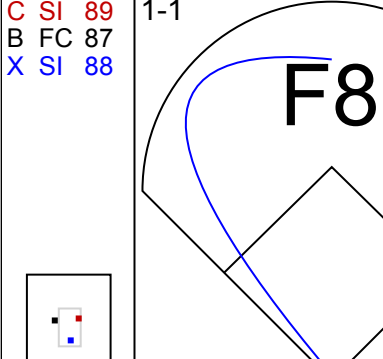
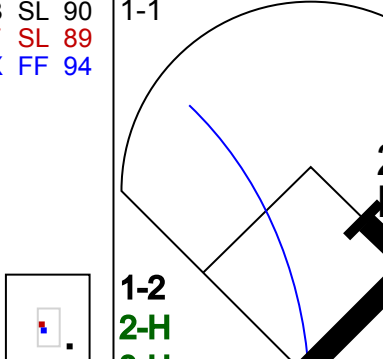
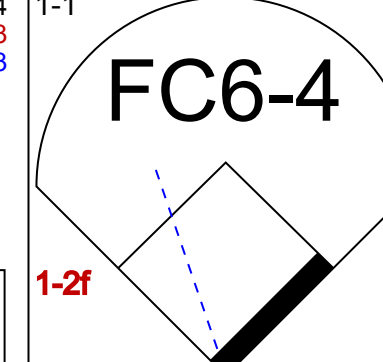

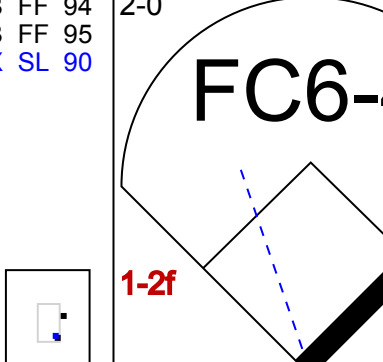





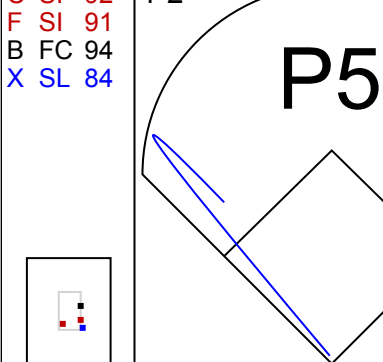



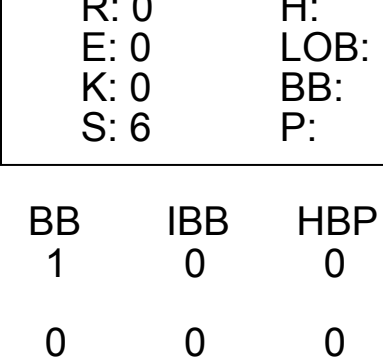
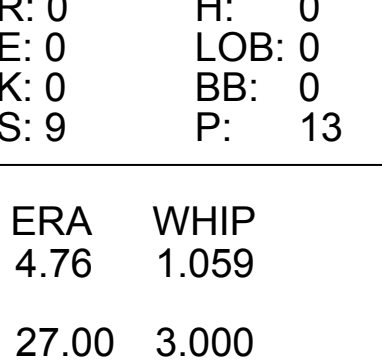
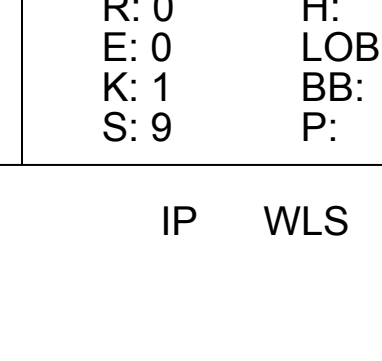

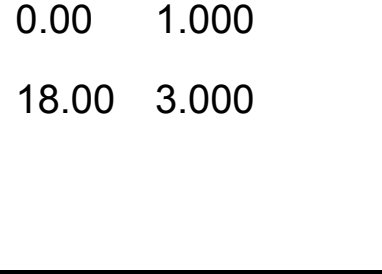

WP	0
PA	41

Batter	1	2	3	4	5	6	7	8	9	AB R H RBI BB SO LOB	TOP											
17 Raimel Tapia, L (1,9) OBP: 0.318, SLG: 0.359	E7 G3 1B		7 1B 2 G5-3 1B	L5		G1-3			K	5 2 1 0 0 1 1	Boston Red Sox @ Philadelphia Phillies Citizens Bank Park, Philadelphia, PA Fri May 05 2023, 7:08 PM - 9:59 PM EDT Att: 43,322 - Partly Cloudy - 59 F											
7 Masataka Yoshida, L (1,7) 99 Alex Verdugo, L (9,PH) OBP: 0.400, SLG: 0.515	G3		16 FC4 5 1B 2 G5-3 1B		G5-3	G6-3			HBP	4 1 1 0 0 0 1 0 0 0 0 0 0 0												
2 Justin Turner, R (1,10) OBP: 0.364, SLG: 0.374	K		G5-3		K	G5-3			G5-3	5 0 0 1 0 1 2 3												
11 Rafael Devers, L (1,5) OBP: 0.297, SLG: 0.553			16 FC4 1B HBP		K				K	3 0 1 1 0 2 0												
16 Jarren Duran, L (1,8) OBP: 0.444, SLG: 0.672	F7		5 1B FC4 HBP						K	4 1 1 0 0 1 3												
5 Enrique Hernández, R (1,6) OBP: 0.326, SLG: 0.370		K				5 1B 36 SF8 2B			F8	4 1 2 1 0 1 0												
36 Triston Casas, L (1,3) OBP: 0.291, SLG: 0.289		L4				36 SF8 1B				2 0 0 1 1 0 2												
47 Emmanuel Valdez, L (1,4) 30 Christian Arroyo, R (8,PH) OBP: 0.284, SLG: 0.343					G3					3 0 2 1 0 0 0 1 0 0 0 0 0 1												
12 Connor Wong, R (1,2) OBP: 0.325, SLG: 0.479		K			L9				G3	4 0 0 0 0 1 2												
Inning Stats	R: 1 H: 1 E: 1 K: 1 S: 20	H: 1 LOB: 1 BB: 0 P: 26	R: 0 H: 0 E: 0 K: 2 S: 10	H: 1 LOB: 1 BB: 0 P: 19	R: 2 H: 3 E: 0 K: 0 S: 15	H: 3 LOB: 2 BB: 0 P: 22	R: 0 H: 0 E: 0 K: 2 S: 7	H: 0 LOB: 0 BB: 0 P: 9	R: 0 H: 0 E: 0 K: 2 S: 8	H: 0 LOB: 0 BB: 0 P: 13		R: 0 H: 3 E: 0 K: 0 S: 17	H: 3 LOB: 1 BB: 0 P: 25	R: 0 H: 0 E: 0 K: 1 S: 9	H: 0 LOB: 1 BB: 1 P: 12	R: 0 H: 0 E: 0 K: 1 S: 9	H: 0 LOB: 1 BB: 1 P: 15	R: 0 H: 0 E: 0 K: 1 S: 10	H: 0 LOB: 0 BB: 0 P: 15	1B: 7 2B: 1 3B: 0 HR: 0	SF: 1 2B: 1 DP: 0 HBP: 2	WP: 0 PB: 0 SB: 1 CS: 0
PITCHER	IP WLS BF H R ER SO BB IBB HBP BLK WP HR S P ERA WHIP											IP WLS BF H R ER SO BB IBB HBP BLK WP HR S P ERA WHIP										
45 Zack Wheeler, R (1,1) ERA: 4.26	5.1 L 25 7 5 4 5 0 0 1 0 0 0 66 97 6.75 1.312																					
75 Connor Brogdon, R (6,1) ERA: 2.16	0.2 3 1 0 0 0 0 0 0 0 0 0 11 17 0.00 1.500																					
30 Gregory Soto, L (7,1) ERA: 5.02	1.0 3 0 0 0 1 0 0 0 0 0 0 9 12 0.00 0.000																					
37 Andrew Vasquez, L (8,1) ERA: 1.69	2.0 8 0 0 0 2 1 0 1 1 0 0 19 30 0.00 0.500																					

Batter	1	2	3	4	5	6	7	8	9	AB R H RBI BB SO LOB	BOTTOM									
12 Kyle Schwarber, L (1,7) OBP: 0.305, SLG: 0.392	F9		K		K		G4-3		K	5 0 0 0 0 3 3	Boston Red Sox @ Philadelphia Phillies Citizens Bank Park, Philadelphia, PA Fri May 05 2023, 7:08 PM - 9:59 PM EDT Att: 43,322 - Partly Cloudy - 59 F									
7 Trea Turner, R (1,6) OBP: 0.297, SLG: 0.386	P3		K		3 G3 1B		E5		K	5 0 1 0 0 2 3										
3 Bryce Harper, L (1,10) OBP: 0.462, SLG: 0.455	K				G3		G4-3			4 1 1 0 0 1 2										
8 Nick Castellanos, R (1,9) OBP: 0.370, SLG: 0.504					8 2B 1B					4 1 2 1 0 1 1										
10 J.T. Realmuto, R (1,2) OBP: 0.292, SLG: 0.477		K			10 3B 2B					4 1 1 1 0 1 0										
28 Alec Bohm, R (1,3) OBP: 0.341, SLG: 0.402					28 1B 3B					3 0 1 1 1 0 0										
2 Josh Harrison, R (1,4) OBP: 0.265, SLG: 0.304					2 WP 1B					3 0 1 1 1 0 0										
5 Bryson Stott, L (9,PH) OBP: 0.329, SLG: 0.397	F8				G5-3					3 0 1 0 0 0 2 1 0 0 0 0 1 0										
33 Edmundo Sosa, R (1,5) OBP: 0.329, SLG: 0.493										3 0 1 0 0 2 2										
18 Dalton Guthrie, R (1,8) OBP: 0.418, SLG: 0.611					18 PB HBP					3 0 0 0 0 3 2 0 0 0 0 1 0 0										
Inning Stats	R: 0 H: 0 E: 0 K: 1 S: 9	H: 1 LOB: 1 BB: 1 P: 14	R: 0 H: 0 E: 0 K: 3 S: 13	H: 0 LOB: 1 BB: 0 P: 20	R: 3 H: 4 E: 0 K: 2 S: 17	H: 4 LOB: 1 BB: 0 P: 26	R: 0 H: 1 E: 0 K: 2 S: 9	H: 1 LOB: 1 BB: 0 P: 12	R: 0 H: 1 E: 1 K: 1 S: 12	H: 0 LOB: 1 BB: 0 P: 17	R: 0 H: 0 E: 0 K: 1 S: 14	H: 0 LOB: 1 BB: 0 P: 20	R: 0 H: 0 E: 0 K: 0 S: 4	H: 0 LOB: 0 BB: 0 P: 5	R: 0 H: 1 E: 0 K: 3 S: 13	H: 1 LOB: 2 BB: 1 P: 22	1B: 6 2B: 1 3B: 1 HR: 0	SF: 0 2B: 1 DP: 0 HBP: 1	WP: 1 PB: 1 SB: 0 CS: 0	PA: 38
PITCHER	IP WLS BF H R ER SO BB IBB HBP BLK WP HR S P ERA WHIP											IP WLS BF H R ER SO BB IBB HBP BLK WP HR S P ERA WHIP								
41 Chris Sale, L (1,1) ERA: 6.37	6.0 W 26 7 3 3 10 1 0 1 0 0 0 69 98 4.50 1.333																			
Richard Bleier, L (7,1) ERA: 5.52	1.0 H 4 0 0 0 1 0 0 0 0 0 0 14 20 0.00 0.000																			
55 Chris Martin, R (8,1) ERA: 1.8	1.0 H 3 0 0 0 0 0 0 0 0 0 0 4 5 0.00 0.000																			
74 Kenley Jansen, R (9,1) ERA: 0.93	1.0 S 5 1 0 0 3 1 0 0 0 0 0 13 22 0.00 2.000																			



Batter	1	2	3	4	5	6	7	8	9	AB	R	H	RBI	BB	SO	LOB	TOP					
99 Alex Verdugo, L (1.9) OBP: 0.379, SLG: 0.504										4	0	0	0	0	2	0	<p>Boston Red Sox @ Philadelphia Phillies Citizens Bank Park, Philadelphia, PA Sun May 07 2023, 1:40 PM - 3:53 PM EDT Att: 44,669 - Partly Cloudy - 76 F</p> <p>livebaseballscorecards.com</p> <p>AB 30 R 1 H 5 RBI 1 BB 0 SO 9 LOB 5</p> 					
7 Masataka Yoshida, L (1.10) OBP: 0.403, SLG: 0.536										4	0	2	0	0	0	0						
17 Raimel Tapia, L (1.7) OBP: 0.327, SLG: 0.348										4	0	1	0	0	0	2						
11 Rafael Devers, L (1.5) OBP: 0.301, SLG: 0.550										3	0	0	0	0	1	1						
16 Jarren Duran, L (1.8) OBP: 0.413, SLG: 0.606										3	0	0	0	0	1	1						
36 Triston Casas, L (1.3) OBP: 0.295, SLG: 0.326										2	1	1	1	0	1	0						
2 Justin Turner, R (8. PH) OBP: 0.357, SLG: 0.360										1	0	0	0	0	1	0						
47 Emmanuel Valdez, L (1.4) OBP: 0.342, SLG: 0.496										2	0	0	0	0	0	0						
29 Bobby Dalbec, R (8. PH) OBP: 0.333, SLG: 0.200										1	0	0	0	0	1	0						
5 Enrique Hernández, R (1.6) OBP: 0.295, SLG: 0.362										3	0	1	0	0	1	0						
12 Connor Wong, R (1.2) OBP: 0.313, SLG: 0.459										3	0	0	0	0	1	1						
Inning Stats	R: 0 E: 0 K: 1 S: 10	H: 1 LOB: 0 BB: 0 P: 12	R: 0 E: 0 K: 2 S: 10	H: 0 LOB: 0 BB: 0 P: 18	R: 0 E: 0 K: 0 S: 6	H: 0 LOB: 0 BB: 0 P: 6	R: 0 E: 0 K: 1 S: 10	H: 1 LOB: 0 BB: 0 P: 18	R: 1 E: 0 K: 1 S: 11	H: 1 LOB: 0 BB: 0 P: 16	R: 0 E: 0 K: 1 S: 10	H: 0 LOB: 0 BB: 0 P: 15	R: 0 E: 0 K: 0 S: 8	H: 1 LOB: 1 BB: 0 P: 11	R: 0 E: 0 K: 3 S: 12	H: 1 LOB: 1 BB: 0 P: 16		R: 0 E: 0 K: 0 S: 7	H: 0 LOB: 0 BB: 0 P: 13	1B: 3 2B: 1 3B: 0 HR: 1	SF: 0 SAC: 0 DP: 0 HBP: 0	WP: 0 PB: 0 SB: 0 CS: 1
PITCHER	IP WLS BF H R ER SO BB IBB HBP BLK WP HR S P ERA WHIP																					
99 Taijuan Walker, R (1.1) ERA: 5.97	6.0 W 19 3 1 1 6 0 0 0 0 0 0 1 57 85 1.50 0.500																					
46 José Alvarado, L (7.1) ERA: 0.53	1.0 H 4 1 0 0 0 0 0 0 0 0 0 0 8 11 0.00 1.000																					
25 Matt Strahm, L (8.1) ERA: 3.14	2.0 S 7 1 0 0 3 0 0 0 0 0 0 0 0 19 29 0.00 0.500																					

Batter	1	2	3	4	5	6	7	8	9	AB	R	H	RBI	BB	SO	LOB	BOTTOM					
5 Bryson Stott, L (1.4) OBP: 0.325, SLG: 0.385										4	1	1	0	0	1	0	<p>Boston Red Sox @ Philadelphia Phillies Citizens Bank Park, Philadelphia, PA Sun May 07 2023, 1:40 PM - 3:53 PM EDT Att: 44,669 - Partly Cloudy - 76 F</p> <p>livebaseballscorecards.com</p> <p>AB 31 R 6 H 9 RBI 6 BB 3 SO 5 LOB 10</p> 					
7 Trea Turner, R (1.6) OBP: 0.306, SLG: 0.412										3	1	1	0	1	1	0						
2 Josh Harrison, R (9.5) OBP: 0.265, SLG: 0.304										3	2	1	0	1	0	1						
3 Bryce Harper, L (1.10) OBP: 0.455, SLG: 0.579										4	1	1	1	0	1	3						
8 Nick Castellanos, R (1.9) OBP: 0.356, SLG: 0.489										3	1	2	3	1	1	0						
12 Kyle Schwarber, L (1.7) OBP: 0.307, SLG: 0.406										0	0	0	0	0	0	0						
18 Dalton Guthrie, R (8. PR) (9.7)										4	0	2	2	0	0	2						
10 J.T. Realmuto, R (1.2) OBP: 0.306, SLG: 0.482										4	0	2	2	0	0	2						
28 Alec Bohm, R (1.3) OBP: 0.336, SLG: 0.392										4	0	0	0	0	0	4						
16 Brandon Marsh, L (1.8) OBP: 0.402, SLG: 0.578										3	0	0	0	0	1	0						
33 Edmundo Sosa, R (1.5) OBP: 0.337, SLG: 0.487										3	0	1	0	0	0	0						
Inning Stats	R: 0 E: 0 K: 1 S: 7	H: 0 LOB: 0 BB: 0 P: 10	R: 0 E: 0 K: 2 S: 9	H: 1 LOB: 0 BB: 0 P: 13	R: 0 E: 0 K: 0 S: 6	H: 0 LOB: 0 BB: 0 P: 7	R: 2 E: 0 K: 0 S: 12	H: 3 LOB: 2 BB: 1 P: 22	R: 0 E: 0 K: 0 S: 9	H: 0 LOB: 0 BB: 0 P: 13	R: 2 E: 0 K: 1 S: 10	H: 2 LOB: 0 BB: 0 P: 14	R: 0 E: 0 K: 1 S: 9	H: 1 LOB: 0 BB: 0 P: 15	R: 2 E: 0 K: 0 S: 20	H: 2 LOB: 2 BB: 2 P: 31		R: 2 E: 0 K: 0 S: 7	H: 0 LOB: 0 BB: 0 P: 13	1B: 7 2B: 1 3B: 0 HR: 1	SF: 0 SAC: 0 DP: 0 HBP: 0	WP: 0 PB: 0 SB: 0 CS: 2
PITCHER	IP WLS BF H R ER SO BB IBB HBP BLK WP HR S P ERA WHIP																					
89 Tanner Houck, R (1.1) ERA: 5.26	5.2 L 22 5 3 3 4 1 0 0 0 0 0 0 1 3 5 4.76 1.059																					
Richard Bleier, L (6.1) ERA: 6.0	0.1 2 1 1 1 0 0 0 0 0 0 0 1 3 5 27.00 3.000																					
70 Ryan Brasier, R (7.1) ERA: 7.56	1.0 3 1 0 0 1 0 0 0 0 0 0 0 9 15 0.00 1.000																					
52 Zack Littell, R (8.1) ERA: 18.0	1.0 7 2 2 2 0 1 1 0 0 0 0 0 20 31 18.00 3.000																					

Batter	1	2	3	4	5	6	7	8	9	10	AB	R	H	RBI	BB	SO	LOB	TOP						
11 Bo Bichette, R OBP: 0.369, SLG: 0.538	G3-1		G6-3			G5-3		F9			4	0	1	0	0	0	1	Toronto Blue Jays @ Philadelphia Phillies Citizens Bank Park, Philadelphia, PA Wed May 10 2023, 4:08 PM - 7:04 PM EDT Att. 31,758 - Sunny - 72 F						
27 Vladimir Guerrero Jr., R (1, 3) OBP: 0.362, SLG: 0.522	L9			2B		G5-3		K			4	0	1	0	0	1	2							
25 Daulton Varsho, L OBP: 0.311, SLG: 0.398	P5			P5		F9			G4-3		4	0	0	0	0	0	2							
26 Matt Chapman, R OBP: 0.425, SLG: 0.579	K			L6		L9			K		4	0	0	0	0	2	2							
15 Whit Merrifield, R OBP: 0.336, SLG: 0.396	K			F8							4	0	1	0	0	2	1							
13 Brandon Belt, L OBP: 0.310, SLG: 0.390											3	1	1	1	1	2	1							
38 Nathan Lukes, L (10, PR)											0	0	0	0	0	0	0							
9 Danny Jansen, R OBP: 0.250, SLG: 0.316	P4					G4-3					4	0	0	0	0	2	1							
8 Cavan Biggio, L OBP: 0.194, SLG: 0.259											2	0	0	0	0	1	0							
5 Santiago Espinal, R OBP: 0.221, SLG: 0.220											2	0	0	0	0	1	0							
39 Kevin Kiermaier, L OBP: 0.345, SLG: 0.446											2	0	0	0	1	1	0							
30 Alejandro Kirk, R OBP: 0.355, SLG: 0.537											1	0	0	0	0	0	0							
58 Tim Mayza, L (10, 1)											0	0	0	0	0	0	0							
Inning Stats	R: 0 E: 0 K: 0 S: 7	H: 0 LOB: 0 BB: 0 P: 9	R: 0 E: 0 K: 2 S: 10	H: 0 LOB: 1 BB: 1 P: 20	R: 0 E: 0 K: 0 S: 7	H: 0 LOB: 0 BB: 0 P: 11	R: 0 E: 0 K: 3 S: 9	H: 1 LOB: 1 BB: 0 P: 11	R: 1 E: 0 K: 3 S: 16	H: 1 LOB: 0 BB: 0 P: 25	R: 0 E: 0 K: 0 S: 9	H: 1 LOB: 1 BB: 0 P: 14	R: 0 E: 0 K: 2 S: 11	H: 0 LOB: 0 BB: 0 P: 17	R: 0 E: 0 K: 1 S: 12	H: 0 LOB: 1 BB: 1 P: 22	R: 0 E: 0 K: 2 S: 11	H: 1 LOB: 1 BB: 0 P: 18	R: 0 E: 0 K: 2 S: 9	H: 0 LOB: 0 BB: 0 P: 11	1B: 2 2B: 1 3B: 0 HR: 1	SF: 0 SAC: 0 DP: 0 HBP: 0	WP: 0 PB: 0 SB: 1 CS: 0	PA: 36
PITCHER	IP WLS BF H R ER SO	IP WLS BF H R ER SO	IP WLS BF H R ER SO	IP WLS BF H R ER SO	IP WLS BF H R ER SO	IP WLS BF H R ER SO	IP WLS BF H R ER SO	IP WLS BF H R ER SO	IP WLS BF H R ER SO	IP WLS BF H R ER SO	IP WLS BF H R ER SO	IP WLS BF H R ER SO	IP WLS BF H R ER SO	IP WLS BF H R ER SO	IP WLS BF H R ER SO	IP WLS BF H R ER SO	IP WLS BF H R ER SO	IP WLS BF H R ER SO	IP WLS BF H R ER SO	IP WLS BF H R ER SO	ERA WHIP	ERA WHIP		
45 Zack Wheeler, R ERA: 3.8	7.0	25	3	1	1	7	BB: 1 IBB: 0 HBP: 0 BLK: 0	WP: 0 HR: 1 S: 69 P: 107	ERA: 1.29 WHIP: 0.571															
30 Gregory Soto, L ERA: 4.24	1.0	4	0	0	0	1	BB: 0 IBB: 0 HBP: 0 BLK: 0	WP: 0 HR: 0 S: 12 P: 22	ERA: 0.00 WHIP: 1.000															
58 Seranthony Dominguez, R (9, 1)	1.0	4	1	0	0	2	BB: 0 IBB: 0 HBP: 0 BLK: 0	WP: 0 HR: 0 S: 11 P: 18	ERA: 0.00 WHIP: 1.000															
31 Craig Kimbrel, R ERA: 7.07	1.0	W	3	0	0	0	BB: 0 IBB: 0 HBP: 0 BLK: 0	WP: 0 HR: 0 S: 9 P: 11	ERA: 0.00 WHIP: 0.000															

AB	34
R	1
H	4
RBI	1
BB	2
SO	12
LOB	10



Batter	1	2	3	4	5	6	7	8	9	10	AB	R	H	RBI	BB	SO	LOB	BOTTOM					
5 Bryson Stott, L OBP: 0.311, SLG: 0.362	G5-3		G3			K		F8			5	0	0	0	0	2	1	Toronto Blue Jays @ Philadelphia Phillies Citizens Bank Park, Philadelphia, PA Wed May 10 2023, 4:08 PM - 7:04 PM EDT Att. 31,758 - Sunny - 72 F					
7 Trea Turner, R OBP: 0.305, SLG: 0.408	K		G4-3					K			4	0	1	0	1	2	1						
3 Bryce Harper, L OBP: 0.406, SLG: 0.464	1B					F7		G3-1			5	1	2	0	0	0	1						
8 Nick Castellanos, R OBP: 0.370, SLG: 0.524	1B					K		G5-3			4	0	2	0	0	1	0						
12 Kyle Schwarber, L OBP: 0.326, SLG: 0.366	K					K					4	0	1	0	0	3	4						
10 J.T. Realmuto, R OBP: 0.302, SLG: 0.479	F7					K		F7			4	0	1	1	0	1	1						
28 Alec Bohm, R OBP: 0.338, SLG: 0.387	P1					K		K			4	0	0	0	0	2	3						
16 Brandon Marsh, L OBP: 0.416, SLG: 0.575	K					K					2	0	0	0	2	2	0						
33 Edmundo Sosa, R OBP: 0.322, SLG: 0.459	G3					G6-3		SH2-3			3	1	0	0	0	0	3						
Inning Stats	R: 0 E: 0 K: 2 S: 17	H: 2 LOB: 2 BB: 0 P: 23	R: 0 E: 0 K: 1 S: 9	H: 0 LOB: 0 BB: 0 P: 13	R: 0 E: 0 K: 0 S: 14	H: 0 LOB: 0 BB: 0 P: 17	R: 0 E: 0 K: 2 S: 11	H: 1 LOB: 1 BB: 0 P: 16	R: 0 E: 0 K: 1 S: 12	H: 0 LOB: 1 BB: 1 P: 17	R: 0 E: 0 K: 1 S: 9	H: 1 LOB: 1 BB: 0 P: 13	R: 0 E: 0 K: 1 S: 9	H: 1 LOB: 3 BB: 1 P: 28	R: 1 E: 1 K: 1 S: 8	H: 0 LOB: 1 BB: 1 P: 12	1B: 5 2B: 2 3B: 0 HR: 0		SF: 0 SAC: 1 DP: 0 HBP: 0	WP: 0 PB: 0 SB: 1 CS: 0	PA: 39		
PITCHER	IP WLS BF H R ER SO	IP WLS BF H R ER SO	IP WLS BF H R ER SO	IP WLS BF H R ER SO	IP WLS BF H R ER SO	IP WLS BF H R ER SO	IP WLS BF H R ER SO	IP WLS BF H R ER SO	IP WLS BF H R ER SO	IP WLS BF H R ER SO	IP WLS BF H R ER SO	IP WLS BF H R ER SO	IP WLS BF H R ER SO	IP WLS BF H R ER SO	IP WLS BF H R ER SO	IP WLS BF H R ER SO	IP WLS BF H R ER SO	IP WLS BF H R ER SO	IP WLS BF H R ER SO	IP WLS BF H R ER SO	ERA WHIP	ERA WHIP	
34 Kevin Gausman, R ERA: 3.38	6.0	21	3	0	0	9	BB: 0 IBB: 0 HBP: 0 BLK: 0	WP: 0 HR: 0 S: 74 P: 99	ERA: 0.00 WHIP: 0.500														
93 Yimi Garcia, R ERA: 5.29	1.0	H	4	1	0	0	BB: 0 IBB: 0 HBP: 0 BLK: 0	WP: 0 HR: 0 S: 9 P: 13	ERA: 0.00 WHIP: 1.000														
50 Erik Swanson, R ERA: 1.45	1.0	H	4	0	0	0	BB: 0 IBB: 0 HBP: 0 BLK: 0	WP: 0 HR: 0 S: 9 P: 16	ERA: 0.00 WHIP: 1.000														
68 Jordan Romano, R ERA: 3.6	1.0	B	7	3	1	1	BB: 0 IBB: 0 HBP: 0 BLK: 0	WP: 0 HR: 0 S: 21 P: 28	ERA: 9.00 WHIP: 3.000														
58 Tim Mayza, L ERA: 1.42	0.2	L	3	0	1	0	BB: 0 IBB: 0 HBP: 0 BLK: 0	WP: 0 HR: 0 S: 8 P: 12	ERA: 0.00 WHIP: 1.500														

AB	35
R	2
H	7
RBI	1
BB	3
SO	13
LOB	14



Batter	1	2	3	4	5	6	7	8	9	AB	R	H	RBI	BB	SO	LOB	TOP				
7 Trea Turner, R (1, 6) OBP: 0.304, SLG: 0.410										4	1	1	0	0	2	0	Philadelphia Phillies @ Colorado Rockies Coors Field, Denver, CO Fri May 12 2023, 6:40 PM - 8:55 PM MDT Att: 32,038 - Overcast - 59 F				
28 Alec Bohm, R (1, 3) OBP: 0.342, SLG: 0.407										3	2	1	1	1	0	0					
3 Bryce Harper, L (1, 10)										4	1	2	2	0	2	0					
8 Nick Castellanos, R (1, 9)										4	1	0	0	0	1	1					
12 Kyle Schwarber, L (1, 7) OBP: 0.304, SLG: 0.413										4	1	1	2	0	2	0					
10 J.T. Realmuto, R (1, 2) OBP: 0.305, SLG: 0.488																					
21 Garrett Stubbs, L (7, PH) OBP: 0.240, SLG: 0.217																					
33 Edmundo Sosa, R (1, 5) OBP: 0.309, SLG: 0.438										4	0	0	0	0	1	1					
2 Josh Harrison, R (1, 4) OBP: 0.250, SLG: 0.286										3	0	0	0	0	0	0					
18 Dalton Guthrie, R (1, 8)										2	0	0	0	0	1	0					
16 Brandon Marsh, L (8, PH) OBP: 0.413, SLG: 0.570										1	0	0	0	0	1	0					
Inning Stats	R: 0 E: 0 K: 2 S: 7	H: 0 LOB: 0 BB: 0 P: 10	R: 0 E: 0 K: 0 S: 7	H: 0 LOB: 0 BB: 0 P: 12	R: 0 E: 0 K: 0 S: 4	H: 0 LOB: 0 BB: 0 P: 4	R: 0 E: 0 K: 1 S: 8	H: 0 LOB: 0 BB: 0 P: 12	R: 0 E: 0 K: 1 S: 7	H: 1 LOB: 1 BB: 0 P: 9	R: 0 E: 0 K: 1 S: 7	H: 0 LOB: 0 BB: 0 P: 9	R: 3 E: 0 K: 1 S: 16	H: 4 LOB: 1 BB: 0 P: 25	R: 3 E: 0 K: 2 S: 13	H: 2 LOB: 0 BB: 1 P: 24	R: 0 E: 0 K: 3 S: 9	H: 0 LOB: 0 BB: 0 P: 11	1B: 1 2B: 4 3B: 0 HR: 2	SF: 0 SAC: 0 DP: 0 HBP: 0	WP: 0 PA: 34 PB: 0 CS: 1
PITCHER	IP WLS BF H R ER SO BB IBB HBP BLK WP HR S P ERA WHIP																				
26 Austin Gomber, L (1, 1) ERA: 6.3	6.2		24	5	3	3	6	0	0	0	0	0	0	0	2	55	77	4.05	0.750		
61 Justin Lawrence, R (7, 1) ERA: 2.18	1.1	L	7	2	3	2	2	1	0	0	0	0	0	0	14	28	13.50	2.250			
55 Brad Hand, L (9, 1) ERA: 2.93	1.0		3	0	0	0	3	0	0	0	0	0	0	0	9	11	0.00	0.000			

Batter	1	2	3	4	5	6	7	8	9	AB	R	H	RBI	BB	SO	LOB	BOTTOM				
19 Charlie Blackmon, L (1, 10) OBP: 0.375, SLG: 0.409										3	1	1	1	0	0	0	Philadelphia Phillies @ Colorado Rockies Coors Field, Denver, CO Fri May 12 2023, 6:40 PM - 8:55 PM MDT Att: 32,038 - Overcast - 59 F				
29 Jurickson Profar, S (1, 7) OBP: 0.318, SLG: 0.369										4	0	2	0	0	0	0					
23 Kris Bryant, R (1, 9) OBP: 0.383, SLG: 0.453										4	0	2	0	0	1	3					
25 C.J. Cron, R (1, 3) OBP: 0.282, SLG: 0.431										3	0	0	1	0	1	3					
35 Elias Diaz, R (1, 2) OBP: 0.385, SLG: 0.468										4	0	1	0	0	0	2					
24 Ryan McMahon, L (1, 5) OBP: 0.280, SLG: 0.350										4	1	2	0	0	2	1					
15 Randal Grichuk, R (1, 8) OBP: 0.409, SLG: 0.500										4	1	1	0	0	2	3					
30 Harold Castro, L (1, 4) OBP: 0.262, SLG: 0.283										2	0	0	0	0	0	1					
13 Alan Trejo, R (7, PH) OBP: 0.250, SLG: 0.329										1	0	0	0	0	1	2					
11 Mike Moustakas, L (9, PH) OBP: 0.323, SLG: 0.389										1	0	0	0	0	1	1					
14 Ezequiel Tovar, R (1, 6) OBP: 0.271, SLG: 0.360										3	0	1	1	0	0	1					
Inning Stats	R: 0 E: 0 K: 0 S: 8	H: 1 LOB: 1 BB: 0 P: 11	R: 0 E: 0 K: 1 S: 8	H: 1 LOB: 0 BB: 0 P: 10	R: 0 E: 0 K: 0 S: 5	H: 0 LOB: 0 BB: 0 P: 6	R: 0 E: 0 K: 1 S: 6	H: 1 LOB: 1 BB: 0 P: 9	R: 0 E: 0 K: 0 S: 9	H: 1 LOB: 0 BB: 0 P: 14	R: 1 E: 0 K: 0 S: 12	H: 2 LOB: 1 BB: 0 P: 17	R: 2 E: 1 K: 2 S: 12	H: 2 LOB: 0 BB: 0 P: 14	R: 0 E: 0 K: 1 S: 9	H: 1 LOB: 0 BB: 0 P: 14	R: 0 E: 0 K: 3 S: 17	H: 1 LOB: 1 BB: 0 P: 21	1B: 8 2B: 3 3B: 0 HR: 0	SF: 2 SAC: 0 DP: 2 HBP: 0	WP: 1 PA: 36 PB: 0 CS: 1
PITCHER	IP WLS BF H R ER SO BB IBB HBP BLK WP HR S P ERA WHIP																				
99 Tajuan Walker, R (1, 1) ERA: 5.75	6.0		25	7	3	3	3	0	0	0	0	0	0	0	0	53	73	4.50	1.167		
25 Matt Strahm, L (7, 1) ERA: 3.03	1.0	W	3	1	0	0	1	0	0	0	0	0	0	7	8	0.00	1.000				
58 Seranthony Dominguez, R (1, 1) ERA: 4.41	1.0	H	3	1	0	0	1	0	0	0	0	0	0	9	14	0.00	1.000				
31 Craig Kimbrel, R (9, 1) ERA: 6.6	1.0	S	4	1	0	0	3	0	0	0	0	0	0	17	21	0.00	1.000				

AB	33
R	6
H	7
RBI	5
BB	1
SO	11
LOB	2



AB	33
R	3
H	10
RBI	3
BB	0
SO	8
LOB	17



Batter	1	2	3	4	5	6	7	8	9	AB	R	H	RBI	BB	SO	LOB	TOP						
5 Bryson Stott, L OBP: 0.316, SLG: 0.370										5	0	2	0	0	1	3							
7 Trea Turner, R OBP: 0.311, SLG: 0.405										4	0	2	0	0	0	1							
3 Bryce Harper, L OBP: 0.409, SLG: 0.564										3	0	0	0	0	2	3							
23 Kody Clemens, L OBP: 0.225, SLG: 0.447										1	0	0	0	0	1	1							
8 Nick Castellanos, R OBP: 0.365, SLG: 0.503										4	0	0	0	0	1	4							
12 Kyle Schwarber, L OBP: 0.294, SLG: 0.390										4	0	0	0	0	2	4							
10 J.T. Realmuto, R OBP: 0.311, SLG: 0.496										4	0	2	0	0	1	1							
28 Alec Bohm, R OBP: 0.341, SLG: 0.399										3	0	1	0	1	0	1							
16 Brandon Marsh, L OBP: 0.410, SLG: 0.545										2	0	0	0	2	1	2							
33 Edmundo Sosa, R OBP: 0.296, SLG: 0.419										4	0	0	0	0	1	6							
Inning Stats	R: 0 E: 0 K: 3 S: 12	H: 1 LOB: 1 BB: 0 P: 14	R: 0 E: 0 K: 0 S: 10	H: 1 LOB: 2 BB: 1 P: 15	R: 0 E: 0 K: 1 S: 11	H: 2 LOB: 2 BB: 0 P: 18	R: 0 E: 0 K: 1 S: 8	H: 0 LOB: 0 BB: 0 P: 9	R: 0 E: 0 K: 0 S: 9	H: 0 LOB: 0 BB: 0 P: 14	R: 0 E: 1 K: 3 S: 11	H: 0 LOB: 1 BB: 0 P: 18	R: 0 E: 0 K: 0 S: 8	H: 0 LOB: 1 BB: 2 P: 20	R: 0 E: 0 K: 1 S: 7	H: 1 LOB: 1 BB: 0 P: 12	R: 0 E: 0 K: 2 S: 15	H: 2 LOB: 2 BB: 0 P: 19	1B: 6 2B: 1 3B: 0 HR: 0	SF: 0 SAC: 0 DP: 1 HBP: 0	WP: 0 PB: 0 SB: 1 CS: 0	PA: 37	
PITCHER	IP WLS BF ERA WHIP	IP WLS BF ERA WHIP	IP WLS BF ERA WHIP	IP WLS BF ERA WHIP	IP WLS BF ERA WHIP	IP WLS BF ERA WHIP	IP WLS BF ERA WHIP	IP WLS BF ERA WHIP	IP WLS BF ERA WHIP	IP WLS BF ERA WHIP	IP WLS BF ERA WHIP	IP WLS BF ERA WHIP	IP WLS BF ERA WHIP	IP WLS BF ERA WHIP	IP WLS BF ERA WHIP	IP WLS BF ERA WHIP	IP WLS BF ERA WHIP	IP WLS BF ERA WHIP	IP WLS BF ERA WHIP	IP WLS BF ERA WHIP	IP WLS BF ERA WHIP	IP WLS BF ERA WHIP	
21 Kyle Freeland, L ERA: 3.16	6.0	W	24	4	0	0	8	1	0	0	0	0	0	0	0	0	0.00	0.833					
59 Jake Bird, R ERA: 3.0	1.0		4	0	0	0	0	2	0	0	0	0	0	0	0	0	0.00	2.000					
61 Justin Lawrence, R ERA: 1.99	2.0		9	3	0	0	3	0	0	0	0	0	0	0	0	0	0.00	1.500					

Philadelphia Phillies @ Colorado Rockies
Coors Field, Denver, CO
Sun May 14 2023, 1:10 PM - 3:43 PM MDT
Att: 30,325 - Cloudy - 55 F

AB 34
R 0
H 7
RBI 0
BB 3
SO 11
LOB 26



Batter	1	2	3	4	5	6	7	8	9	AB	R	H	RBI	BB	SO	LOB	BOTTOM						
19 Charlie Blackmon, L OBP: 0.378, SLG: 0.420										4	2	2	0	0	0	1							
29 Jurickson Profar, S OBP: 0.319, SLG: 0.396										3	1	0	0	1	0	1							
23 Kris Bryant, R OBP: 0.374, SLG: 0.438										4	0	2	1	0	1	0							
25 C.J. Cron, R OBP: 0.277, SLG: 0.426										2	0	0	1	0	0	1							
11 Mike Moustakas, L OBP: 0.313, SLG: 0.375										2	0	0	0	0	0	1							
35 Elias Diaz, R OBP: 0.380, SLG: 0.457										3	0	1	0	0	0	0							
24 Ryan McMahon, L OBP: 0.287, SLG: 0.401										3	0	0	0	0	0	2							
14 Ezequiel Tovar, R OBP: 0.284, SLG: 0.348										3	0	0	0	0	2	0							
30 Harold Castro, L OBP: 0.250, SLG: 0.270										3	0	0	0	0	2	0							
9 Brenton Doyle, R OBP: 0.255, SLG: 0.364										3	1	1	1	0	0	0							
Inning Stats	R: 2 E: 1 K: 0 S: 15	H: 3 LOB: 1 BB: 1 P: 25	R: 0 E: 1 K: 1 S: 13	H: 0 LOB: 1 BB: 0 P: 19	R: 0 E: 0 K: 0 S: 8	H: 0 LOB: 0 BB: 0 P: 12	R: 0 E: 0 K: 0 S: 3	H: 0 LOB: 0 BB: 0 P: 6	R: 2 E: 0 K: 1 S: 11	H: 3 LOB: 1 BB: 0 P: 19	R: 0 E: 0 K: 1 S: 9	H: 0 LOB: 0 BB: 0 P: 12	R: 0 E: 0 K: 1 S: 6	H: 0 LOB: 0 BB: 0 P: 9	R: 0 E: 0 K: 1 S: 7	H: 0 LOB: 0 BB: 0 P: 13	1B: 4 2B: 1 3B: 0 HR: 1	SF: 0 SAC: 0 DP: 0 HBP: 0	WP: 0 PB: 0 SB: 1 CS: 1	PA: 32			
PITCHER	IP WLS BF ERA WHIP	IP WLS BF ERA WHIP	IP WLS BF ERA WHIP	IP WLS BF ERA WHIP	IP WLS BF ERA WHIP	IP WLS BF ERA WHIP	IP WLS BF ERA WHIP	IP WLS BF ERA WHIP	IP WLS BF ERA WHIP	IP WLS BF ERA WHIP	IP WLS BF ERA WHIP	IP WLS BF ERA WHIP	IP WLS BF ERA WHIP	IP WLS BF ERA WHIP	IP WLS BF ERA WHIP	IP WLS BF ERA WHIP	IP WLS BF ERA WHIP	IP WLS BF ERA WHIP	IP WLS BF ERA WHIP	IP WLS BF ERA WHIP	IP WLS BF ERA WHIP	IP WLS BF ERA WHIP	
27 Aaron Nola, R ERA: 4.53	7.0	L	28	6	4	4	4	1	0	0	0	0	0	0	0	0	5.14	1.000					
37 Andrew Vasquez, L ERA: 1.99	1.0		3	0	0	0	1	0	0	0	0	0	0	0	0	0	0.00	0.000					

Philadelphia Phillies @ Colorado Rockies
Coors Field, Denver, CO
Sun May 14 2023, 1:10 PM - 3:43 PM MDT
Att: 30,325 - Cloudy - 55 F

AB 30
R 4
H 6
RBI 3
BB 1
SO 5
LOB 6



Batter	1	2	3	4	5	6	7	8	9	AB	R	H	RBI	BB	SO	LOB	TOP	
5 Bryson Stott, L OBP: 0.315, SLG: 0.363										4	0	1	1	1	0	4	Philadelphia Phillies @ San Francisco Giants Oracle Park, San Francisco, CA Tue May 16 2023, 6:49 PM - 9:28 PM PDT Att: 24,304 - Clear - 64 F	
7 Trea Turner, R OBP: 0.305, SLG: 0.399										5	0	1	0	0	2	2		
3 Bryce Harper, L OBP: 0.396, SLG: 0.511											4	0	1	0	1	2		4
8 Nick Castellanos, R OBP: 0.352, SLG: 0.482											5	0	1	0	0	1		4
12 Kyle Schwarber, L OBP: 0.307, SLG: 0.404											4	1	1	1	1	1		2
10 J.T. Realmuto, R OBP: 0.326, SLG: 0.500											4	0	2	0	1	2		2
28 Alec Bohm, R OBP: 0.337, SLG: 0.419											4	0	0	0	0	4		AB 36 R 3 H 10 RBI 2 BB 6 SO 10 LOB 23
16 Brandon Marsh, L OBP: 0.408, SLG: 0.525											3	1	1	0	1	1		
23 Kody Clemens, L OBP: 0.267, SLG: 0.452											3	1	2	0	1	1	WP: 2 PA: 42 FB: 0 SB: 3 CS: 0	
Inning Stats	R: 0 H: 1 E: 0 LOB: 1 K: 0 BB: 1 S: 11 P: 17	R: 0 H: 1 E: 0 LOB: 3 K: 0 BB: 2 S: 16 P: 27	R: 0 H: 0 E: 0 LOB: 2 K: 2 BB: 2 S: 10 P: 19	R: 2 H: 3 E: 0 LOB: 2 K: 2 BB: 0 S: 21 P: 30	R: 0 H: 1 E: 0 LOB: 1 K: 2 BB: 0 S: 9 P: 13	R: 0 H: 0 E: 0 LOB: 0 K: 2 BB: 0 S: 8 P: 10	R: 0 H: 2 E: 0 LOB: 1 K: 0 BB: 1 S: 7 P: 15	R: 0 H: 1 E: 0 LOB: 1 K: 0 BB: 0 S: 10 P: 12	R: 1 H: 1 E: 0 LOB: 0 K: 2 BB: 0 S: 12 P: 14	1B: 8 SF: 0 2B: 1 SAC: 0 3B: 0 DP: 2 HR: 1 HBP: 0	WP: 2 PA: 42 FB: 0 SB: 3 CS: 0							
PITCHER	IP WLS BF H R ER SO BB IBB HBP BLK WP HR S P ERA WHIP	PITCHER																
38 Alex Cobb, R ERA: 1.94	3.1	20	5	2	2	3	5	0	0	0	1	1	0	52	86	5.40	3.000	
33 Taylor Rogers, L ERA: 4.73	1.0	3	0	0	0	2	0	0	0	0	0	0	0	9	11	0.00	0.000	
59 John Brebbia, R ERA: 4.96	1.2	6	1	0	0	3	0	0	0	0	0	0	0	14	19	0.00	0.600	
71 Tyler Rogers, R ERA: 2.45	2.0	9	3	0	0	0	1	0	0	0	0	0	0	17	27	0.00	2.000	
75 Camilo Doval, R ERA: 2.41	1.0	4	1	1	1	2	0	0	0	0	0	0	1	12	14	9.00	1.000	

Batter	1	2	3	4	5	6	7	8	9	AB	R	H	RBI	BB	SO	LOB	BOTTOM
31 LaMonte Wade Jr., L OBP: 0.435, SLG: 0.513										3	1	2	1	1	0	1	Philadelphia Phillies @ San Francisco Giants Oracle Park, San Francisco, CA Tue May 16 2023, 6:49 PM - 9:28 PM PDT Att: 24,304 - Clear - 64 F
39 Thairo Estrada, R OBP: 0.356, SLG: 0.488										4	0	1	1	0	1	2	
7 J.D. Davis, R OBP: 0.358, SLG: 0.477										4	0	0	0	0	3	3	
8 Michael Conforto, L OBP: 0.338, SLG: 0.429										4	0	3	1	0	0	1	
58 Bryce Johnson, S OBP: 0.172, SLG: 0.259										0	0	0	0	0	0	0	
17 Mitch Haniger, R OBP: 0.194, SLG: 0.297										4	0	0	0	0	1	4	
5 Mike Yastrzemski, L OBP: 0.351, SLG: 0.500										4	0	0	0	0	4	1	
6 Casey Schmitt, R OBP: 0.438, SLG: 0.750										4	1	1	0	0	0	0	
2 Blake Sabol, L OBP: 0.320, SLG: 0.467										4	1	2	0	0	2	1	
21 Joey Bart, R OBP: 0.275, SLG: 0.293										3	1	1	1	0	0	2	
Inning Stats	R: 0 H: 0 E: 0 LOB: 1 K: 2 BB: 1 S: 10 P: 20	R: 0 H: 0 E: 0 LOB: 0 K: 1 BB: 0 S: 8 P: 12	R: 2 H: 4 E: 1 LOB: 2 K: 2 BB: 0 S: 16 P: 24	R: 2 H: 3 E: 0 LOB: 1 K: 2 BB: 0 S: 12 P: 20	R: 0 H: 1 E: 0 LOB: 1 K: 1 BB: 0 S: 8 P: 11	R: 0 H: 1 E: 0 LOB: 1 K: 0 BB: 0 S: 10 P: 14	R: 0 H: 1 E: 0 LOB: 1 K: 1 BB: 0 S: 9 P: 17	R: 0 H: 0 E: 0 LOB: 0 K: 2 BB: 0 S: 8 P: 11	R: 1B: 9 SF: 0 2B: 1 SAC: 0 3B: 0 DP: 0 HR: 0 HBP: 0	WP: 0 PA: 35 FB: 0 SB: 0 CS: 0							
PITCHER	IP WLS BF H R ER SO BB IBB HBP BLK WP HR S P ERA WHIP	PITCHER															
45 Zack Wheeler, R ERA: 4.08	6.0	28	9	4	4	8	1	0	0	0	0	0	0	64	101	6.00	1.667
58 Seranthony Dominguez, R ERA: 4.15	1.0	4	1	0	0	1	0	0	0	0	0	0	0	9	17	0.00	1.000
30 Gregory Soto, L ERA: 3.75	1.0	3	0	0	0	2	0	0	0	0	0	0	0	8	11	0.00	0.000

Philadelphia Phillies @ San Francisco Giants
 Oracle Park, San Francisco, CA
 Tue May 16 2023, 6:49 PM - 9:28 PM PDT
 Att: 24,304 - Clear - 64 F

Philadelphia Phillies @ San Francisco Giants
 Oracle Park, San Francisco, CA
 Tue May 16 2023, 6:49 PM - 9:28 PM PDT
 Att: 24,304 - Clear - 64 F



Batter	1	2	3	4	5	6	7	8	9	AB	R	H	RBI	BB	SO	LOB	TOP								
2 Nico Hoerner, R OBP: 0.345, SLG: 0.396	G5-3		FC6-4			BB		F7		3	0	0	0	1	0	1	Chicago Cubs @ Philadelphia Phillies Citizens Bank Park, Philadelphia, PA Sun May 21 2023, 1:39 PM - 4:14 PM EDT Att: 44,108 - Partly Cloudy - 70 F								
7 Dansby Swanson, R OBP: 0.374, SLG: 0.409	F8				1B			HBP		2	0	1	0	1	0	0									
8 Ian Happ, S OBP: 0.407, SLG: 0.442	K			P5			F7	G5-3		4	0	0	0	0	1	4									
27 Seiya Suzuki, R OBP: 0.369, SLG: 0.480		K							K	4	0	1	0	0	3	2									
40 Mike Tauchman, L OBP: 0.500, SLG: 0.250				1B					K	2	0	0	0	2	1	1									
5 Christopher Morel, R OBP: 0.417, SLG: 0.978									K	4	1	1	1	0	2	2									
22 Matt Mervis, L OBP: 0.255, SLG: 0.292									HR	2	0	0	0	0	0	0									
36 Trey Mancini, R OBP: 0.329, SLG: 0.353									BB	1	0	0	0	1	1	1									
20 Miles Mastrobuoni, L OBP: 0.270, SLG: 0.242										2	0	0	0	0	0	0									
1 Nick Madrigal, R OBP: 0.286, SLG: 0.301									P2	1	0	0	0	0	0	1									
16 Patrick Wisdom, R OBP: 0.321, SLG: 0.547										1	0	0	0	0	0	1									
18 Tucker Barnhart, L OBP: 0.305, SLG: 0.220										2	0	0	0	1	0	0									
Inning Stats	R: 0 E: 0 K: 1 S: 12	H: 0 LOB: 0 BB: 0 P: 16	R: 0 E: 0 K: 2 S: 12	H: 0 LOB: 1 BB: 1 P: 19	R: 0 E: 0 K: 0 S: 9	H: 0 LOB: 1 BB: 1 P: 15	R: 0 E: 0 K: 0 S: 10	H: 2 LOB: 1 BB: 0 P: 16	R: 0 E: 0 K: 0 S: 6	H: 0 LOB: 0 BB: 0 P: 9	R: 0 E: 0 K: 1 S: 16	H: 0 LOB: 2 BB: 2 P: 28	R: 0 E: 0 K: 2 S: 18	H: 0 LOB: 1 BB: 1 P: 24	R: 0 E: 0 K: 0 S: 9	H: 0 LOB: 1 BB: 0 P: 13	R: 1 E: 0 K: 2 S: 13	H: 1 LOB: 1 BB: 1 P: 21	1B: 2 2B: 0 3B: 0 HR: 1	SF: 0 SAC: 0 DP: 0 HBP: 1	WP: 1 PB: 0 SB: 1 CS: 0	PA: 35			
PITCHER	IP	WLS	BF	H	R	ER	SO	BB	IBB	HBP	BLK	WP	HR	S	P	ERA	WHIP								
99 Tajuan Walker, R ERA: 5.73	(1, 1)	5.1	19	2	0	0	3	3	0	0	0	0	0	55	87	0.00	0.938								
58 Seranthony Dominguez, R ERA: 3.79	(6, 1)	0.2	3	0	0	0	1	1	0	0	0	0	0	0	16	0.00	1.500								
25 Matt Strahm, L ERA: 2.73	(7, 1)	1.0	W	4	0	0	2	1	0	0	0	0	0	18	24	0.00	1.000								
75 Connor Brogdon, R ERA: 2.63	(8, 1)	0.2	H	3	0	0	0	0	0	1	0	0	0	6	9	0.00	0.000								
30 Gregory Soto, L ERA: 4.67	(8, 1)	0.1	H	1	0	0	0	0	0	0	0	1	0	3	4	0.00	0.000								
31 Craig Kimbrel, R ERA: 6.35	(9, 1)	1.0	S	5	1	1	2	1	0	0	0	0	1	1	1	9.00	2.000								

AB 28
R 1
H 3
RBI 1
BB 6
SO 8
LOB 13



Batter	1	2	3	4	5	6	7	8	9	AB	R	H	RBI	BB	SO	LOB	BOTTOM								
7 Trea Turner, R OBP: 0.300, SLG: 0.393	K				G5-3					4	0	1	0	0	2	1	Chicago Cubs @ Philadelphia Phillies Citizens Bank Park, Philadelphia, PA Sun May 21 2023, 1:39 PM - 4:14 PM EDT Att: 44,108 - Partly Cloudy - 70 F								
8 Nick Castellanos, R OBP: 0.349, SLG: 0.472	G4-3									4	0	2	0	0	0	1									
3 Bryce Harper, L OBP: 0.386, SLG: 0.484	G6-3									4	0	0	0	0	2	2									
10 J.T. Realmuto, R OBP: 0.319, SLG: 0.473		K								3	0	0	0	1	3	0									
12 Kyle Schwarber, L OBP: 0.318, SLG: 0.404										2	0	0	0	1	1	1									
16 Brandon Marsh, L OBP: 0.386, SLG: 0.484										0	0	0	0	0	0	0									
28 Alec Bohm, R OBP: 0.323, SLG: 0.398										4	0	1	0	0	0	1									
33 Edmundo Sosa, R OBP: 0.306, SLG: 0.434										3	1	1	0	0	0	2									
2 Josh Harrison, R OBP: 0.246, SLG: 0.269										2	0	0	0	0	0	2									
5 Bryson Stott, L OBP: 0.321, SLG: 0.397										1	1	1	2	0	0	0									
18 Dalton Guthrie, R OBP: 0.250, SLG: 0.200										3	0	1	0	0	1	0									
Inning Stats	R: 0 E: 0 K: 1 S: 11	H: 0 LOB: 0 BB: 0 P: 17	R: 0 E: 0 K: 1 S: 16	H: 1 LOB: 2 BB: 0 P: 22	R: 0 E: 0 K: 2 S: 11	H: 1 LOB: 1 BB: 0 P: 14	R: 0 E: 0 K: 0 S: 11	H: 0 LOB: 0 BB: 0 P: 14	R: 0 E: 0 K: 0 S: 7	H: 1 LOB: 1 BB: 0 P: 9	R: 0 E: 0 K: 0 S: 8	H: 1 LOB: 1 BB: 1 P: 18	R: 2 E: 0 K: 1 S: 15	H: 3 LOB: 1 BB: 0 P: 16	R: 0 E: 0 K: 2 S: 12	H: 0 LOB: 2 BB: 1 P: 24	1B: 2 2B: 5 3B: 0 HR: 1	SF: 0 SAC: 0 DP: 1 HBP: 1	WP: 0 PB: 0 SB: 1 CS: 0	PA: 33					
PITCHER	IP	WLS	BF	H	R	ER	SO	BB	IBB	HBP	BLK	WP	HR	S	P	ERA	WHIP								
Justin Steele, L ERA: 2.2	(1, 1)	6.0	L	23	4	0	6	1	0	0	0	0	0	64	94	0.00	0.833								
73 Adier Alzola, R ERA: 2.66	(7, 1)	1.0	L	6	3	2	2	0	0	0	0	0	1	15	16	18.00	3.000								
47 Brandon Hughes, L ERA: 4.32	(8, 1)	0.2		3	0	0	0	2	1	0	0	0	0	8	17	0.00	1.500								
56 Jeremiah Estrada, R ERA:	(8, 1)	0.1		1	0	0	0	0	0	0	0	0	0	4	7	0.00	0.000								

AB 30
R 2
H 7
RBI 2
BB 2
SO 9
LOB 10



Batter	1	2	3	4	5	6	7	8	9	AB	R	H	RBI	BB	SO	LOB	TOP			
4 Ketel Marte, S OBP: 0.340, SLG: 0.466										5	0	1	1	0	1	0	Arizona Diamondbacks @ Philadelphia Phillies Citizens Bank Park, Philadelphia, PA Tue May 23 2023, 6:43 PM - 9:29 PM EDT Att: 33,420 - Clear - 69 F			
15 Emmanuel Rivera, R (1, 5) OBP: 0.350, SLG: 0.445										5	0	2	0	0	0	1				
12 Lourdes Gurriel Jr., R (1, 7) OBP: 0.372, SLG: 0.557										5	1	1	0	0	2	3				
53 Christian Walker, R OBP: 0.316, SLG: 0.503										3	0	0	0	1	2	2				
7 Corbin Carroll, L OBP: 0.379, SLG: 0.510										4	0	3	1	0	1	0				
3 Evan Longoria, R OBP: 0.295, SLG: 0.440										3	1	1	0	0	1	2				
26 Pavin Smith, L (8, PH) OBP: 0.342, SLG: 0.406										0	0	0	0	0	0	0				
13 Nick Ahmed, R (8, PH) OBP: 0.286, SLG: 0.338										1	0	0	0	0	1	2				
14 Gabriel Moreno, R (1, 2) OBP: 0.341, SLG: 0.400										2	1	1	2	2	1	1				
8 Dominic Fletcher, L (1, 8)										4	0	0	0	0	2	6				
2 Geraldo Perdomo, S (1, 6)										4	1	1	0	0	0	5				
Inning Stats	R: 0 E: 0 K: 1 S: 7	H: 1 LOB: 0 BB: 0 P: 8	R: 2 E: 0 K: 2 S: 15	H: 2 LOB: 0 BB: 0 P: 20	R: 1 E: 0 K: 2 S: 13	H: 2 LOB: 1 BB: 0 P: 22	R: 0 E: 0 K: 1 S: 14	H: 1 LOB: 2 BB: 1 P: 25	R: 0 E: 0 K: 1 S: 12	H: 1 LOB: 1 BB: 0 P: 20	R: 0 E: 0 K: 0 S: 6	H: 0 LOB: 0 BB: 0 P: 9	R: 1 E: 0 K: 2 S: 17	H: 2 LOB: 3 BB: 2 P: 31	R: 0 E: 0 K: 0 S: 9	H: 0 LOB: 0 BB: 0 P: 11	1B: 4 2B: 4 3B: 1 HR: 1	SF: 0 SAC: 0 DP: 1 HBP: 0	WP: 0 PB: 1 SB: 0 CS: 0	PA: 39
PITCHER	IP WLS BF H R ER SO	IP WLS BF H R ER SO	IP WLS BF H R ER SO	IP WLS BF H R ER SO	IP WLS BF H R ER SO	IP WLS BF H R ER SO	IP WLS BF H R ER SO	IP WLS BF H R ER SO	IP WLS BF H R ER SO	IP WLS BF H R ER SO	IP WLS BF H R ER SO	IP WLS BF H R ER SO	IP WLS BF H R ER SO	IP WLS BF H R ER SO	IP WLS BF H R ER SO	IP WLS BF H R ER SO	ERA WHIP	ERA WHIP	ERA WHIP	
25 Matt Strahm, L (1, 1) ERA: 3.05	2.0	8	3	2	2	3	0	0	0	0	0	0	0	0	0	0	9.00	1.500		
54 Dylan Covey, R (8, 1) ERA: 3.0	5.0	21	5	1	1	6	1	0	0	0	0	0	0	0	0	55	91	1.80	1.200	
58 Seranthony Dominguez, R (8, 1) ERA: 4.26	0.0	L	3	2	1	1	0	0	0	0	0	0	0	0	0	5	11	∞	∞	
30 Gregory Soto, L (8, 1) ERA: 4.64	1.0	4	0	0	0	2	1	0	0	0	0	0	0	0	12	20	0.00	1.000		
43 Yunior Marte, R (9, 1) ERA: 12.86	1.0	3	0	0	0	0	0	0	0	0	0	0	0	9	11	0.00	0.000			

AB	36
R	4
H	10
RBI	4
BB	3
SO	11
LOB	22



Batter	1	2	3	4	5	6	7	8	9	AB	R	H	RBI	BB	SO	LOB	BOTTOM					
5 Bryson Stott, L (1, 4) OBP: 0.319, SLG: 0.403										4	0	0	0	0	2	0	Arizona Diamondbacks @ Philadelphia Phillies Citizens Bank Park, Philadelphia, PA Tue May 23 2023, 6:43 PM - 9:29 PM EDT Att: 33,420 - Clear - 69 F					
7 Trea Turner, R (1, 6) OBP: 0.297, SLG: 0.382										4	0	0	0	0	1	0						
3 Bryce Harper, L (1, 10) OBP: 0.423, SLG: 0.507										3	1	2	0	1	0	0						
8 Nick Castellanos, R (1, 9) OBP: 0.343, SLG: 0.462										3	1	1	0	1	1	1						
12 Kyle Schwarber, L (1, 7) OBP: 0.315, SLG: 0.411										4	0	0	0	0	0	5						
10 J.T. Realmuto, R (1, 2) OBP: 0.315, SLG: 0.458										3	1	1	0	0	0	0						
23 Kody Clemens, L (1, 3) OBP: 0.298, SLG: 0.509										4	0	1	2	0	0	2						
33 Edmundo Sosa, R (1, 5) OBP: 0.298, SLG: 0.422										2	0	0	0	0	0	1						
28 Alec Bohm, R (7, PH) OBP: 0.316, SLG: 0.390										2	0	1	1	0	0	0						
18 Dalton Guthrie, R (1, 8) OBP: 0.235, SLG: 0.200										3	0	0	0	0	0	2						
Inning Stats	R: 0 E: 0 K: 1 S: 10	H: 0 LOB: 0 BB: 0 P: 16	R: 1 E: 0 K: 0 S: 16	H: 2 LOB: 1 BB: 0 P: 25	R: 0 E: 0 K: 1 S: 6	H: 0 LOB: 0 BB: 0 P: 7	R: 0 E: 0 K: 1 S: 11	H: 1 LOB: 0 BB: 0 P: 17	R: 0 E: 0 K: 0 S: 6	H: 0 LOB: 0 BB: 0 P: 9	R: 0 E: 0 K: 1 S: 7	H: 0 LOB: 0 BB: 0 P: 8	R: 2 E: 0 K: 0 S: 12	H: 2 LOB: 2 BB: 1 P: 22	R: 0 E: 0 K: 0 S: 11	H: 1 LOB: 2 BB: 1 P: 20	R: 0 E: 0 K: 0 S: 7	H: 0 LOB: 0 BB: 0 P: 11	1B: 3 2B: 3 3B: 0 HR: 0	SF: 0 SAC: 0 DP: 0 HBP: 1	WP: 0 PB: 0 SB: 0 CS: 1	PA: 35
PITCHER	IP WLS BF H R ER SO	IP WLS BF H R ER SO	IP WLS BF H R ER SO	IP WLS BF H R ER SO	IP WLS BF H R ER SO	IP WLS BF H R ER SO	IP WLS BF H R ER SO	IP WLS BF H R ER SO	IP WLS BF H R ER SO	IP WLS BF H R ER SO	IP WLS BF H R ER SO	IP WLS BF H R ER SO	IP WLS BF H R ER SO	IP WLS BF H R ER SO	IP WLS BF H R ER SO	IP WLS BF H R ER SO	ERA WHIP	ERA WHIP	ERA WHIP			
19 Ryne Nelson, R (1, 1) ERA: 5.02	6.0	20	3	1	2	4	0	0	0	0	0	0	0	0	0	0	1.50	0.500				
24 Kyle Nelson, L (7, 1) ERA: 2.33	0.1	H	3	1	2	2	0	0	0	0	0	0	0	0	6	14	54.00	6.000				
66 José Ruiz, R (7, 1) ERA: 6.65	0.2	B	4	1	0	0	0	0	0	0	0	0	0	0	6	8	0.00	1.500				
57 Andrew Chafin, L (8, 1) ERA: 3.26	0.2	H	3	1	0	0	0	0	0	0	0	0	0	6	9	0.00	1.500					
30 Scott McGough, R (8, 1) ERA: 4.07	0.1	H	2	0	0	0	0	0	0	0	0	0	0	5	11	0.00	3.000					

AB	32
R	3
H	6
RBI	3
BB	2
SO	4
LOB	11



Batter	1	2	3	4	5	6	7	8	9	AB	R	H	RBI	BB	SO	LOB	TOP										
5 Bryson Stott, L (1.4) OBP: 0.333, SLG: 0.412										3	2	2	0	2	0	0											
7 Trea Turner, R (1.6) OBP: 0.291, SLG: 0.385										4	2	1	1	1	0	2											
3 Bryce Harper, L (1.10) OBP: 0.424, SLG: 0.526										3	0	0	1	1	0	3											
8 Nick Castellanos, R (1.9) OBP: 0.344, SLG: 0.462										5	1	2	2	0	0	2											
12 Kyle Schwarber, L (1.7) OBP: 0.318, SLG: 0.399										4	0	0	0	1	1	2											
18 Dalton Guthrie, R (9.7) OBP: 0.235, SLG: 0.200										0	0	0	0	0	0	0											
10 J.T. Realmuto, R (1.2) OBP: 0.316, SLG: 0.444										3	1	0	0	1	0	2											
28 Alec Bohm, R (1.3) OBP: 0.327, SLG: 0.413										3	0	1	0	1	0	2											
16 Brandon Marsh, L (1.8) OBP: 0.377, SLG: 0.465										4	0	1	2	0	2	1											
2 Josh Harrison, R (1.5) OBP: 0.222, SLG: 0.241										4	0	0	0	0	2	2											
Inning Stats	R: 0 E: 0 K: 0 S: 14	H: 1 LOB: 1 BB: 0 P: 18	R: 0 E: 0 K: 1 S: 8	H: 1 LOB: 1 BB: 0 P: 8	R: 2 E: 0 K: 2 S: 13	H: 1 LOB: 1 BB: 2 P: 30	R: 0 E: 0 K: 1 S: 6	H: 0 LOB: 0 BB: 0 P: 8	R: 0 E: 0 K: 1 S: 10	H: 0 LOB: 0 BB: 0 P: 15	R: 2 E: 0 K: 0 S: 14	H: 1 LOB: 2 BB: 3 P: 26	R: 2 E: 0 K: 0 S: 28	H: 3 LOB: 2 BB: 1 P: 45	R: 0 E: 0 K: 0 S: 11	H: 0 LOB: 1 BB: 1 P: 18	R: 0 E: 0 K: 0 S: 8	H: 0 LOB: 0 BB: 0 P: 12	1B: 4 2B: 2 3B: 1 HR: 0	SF: 1 SAC: 0 DP: 0 HBP: 0	WP: 2 PB: 0 SB: 3 CS: 0	PA: 41					
PITCHER	IP	WLS	BF	H	R	ER	SO	BB	IBB	HBP	BLK	WP	HR	S	P	ERA	WHIP										
45 Jared Shuster, L (1.1) ERA: 5.33	5.2		23	3	3	3	5	3	0	0	0	1	0	57	89	4.76	1.059										
77 Joe Jiménez, R (6.1) ERA: 4.95	0.1	L	4	1	1	1	0	2	0	0	0	0	0	8	16	27.00	9.000										
63 Lucas Luetge, L (7.1) ERA: 7.71	0.2		6	3	2	2	0	1	0	0	0	1	0	26	42	27.00	6.000										
32 Collin McHugh, R (7.1) ERA: 2.79	1.1		5	0	0	0	0	1	0	0	0	0	0	13	21	0.00	0.750										
60 Jesse Chavez, R (9.1) ERA: 2.91	1.0		3	0	0	0	0	0	0	0	0	0	0	8	12	0.00	0.000										

Philadelphia Phillies @ Atlanta Braves
 Truist Park, Atlanta, GA
 Fri May 26 2023, 7:21 PM - 10:15 PM EDT
 Att: 40,533 - Clear - 76 F

AB	33
R	6
H	7
RBI	6
BB	7
SO	5
LOB	16



Batter	1	2	3	4	5	6	7	8	9	AB	R	H	RBI	BB	SO	LOB	BOTTOM										
13 Ronald Acuña Jr., R (1.9) OBP: 0.409, SLG: 0.562										5	0	0	0	0	0	3											
28 Matt Olson, L (1.3) OBP: 0.289, SLG: 0.516										3	0	0	0	1	0	2											
27 Austin Riley, R (1.5) OBP: 0.336, SLG: 0.452										4	0	1	0	0	1	1											
16 Travis d'Arnaud, R (1.2) OBP: 0.339, SLG: 0.433										4	1	2	0	0	0	1											
20 Marcell Ozuna, R (1.10) OBP: 0.327, SLG: 0.523										4	1	3	1	0	0	1											
8 Eddie Rosario, L (1.7) OBP: 0.289, SLG: 0.405										2	0	1	1	0	0	1											
17 Kevin Pillar, R (8.7) OBP: 0.282, SLG: 0.475										1	0	0	0	0	0	0											
1 Ozzie Albies, S (1.4) OBP: 0.297, SLG: 0.467										4	0	0	0	0	0	3											
11 Orlando Arcia, R (1.6) OBP: 0.381, SLG: 0.505										4	1	2	0	0	0	1											
23 Michael Harris II, L (1.8) OBP: 0.257, SLG: 0.287										3	1	2	2	1	1	0											
Inning Stats	R: 0 E: 0 K: 0 S: 9	H: 1 LOB: 1 BB: 0 P: 14	R: 0 E: 0 K: 0 S: 8	H: 2 LOB: 0 BB: 0 P: 13	R: 0 E: 0 K: 1 S: 6	H: 0 LOB: 0 BB: 0 P: 12	R: 1 E: 0 K: 0 S: 7	H: 2 LOB: 1 BB: 0 P: 12	R: 2 E: 0 K: 0 S: 9	H: 2 LOB: 0 BB: 1 P: 13	R: 0 E: 0 K: 0 S: 6	H: 1 LOB: 0 BB: 0 P: 9	R: 0 E: 0 K: 0 S: 10	H: 2 LOB: 2 BB: 0 P: 17	R: 1 E: 0 K: 1 S: 9	H: 1 LOB: 0 BB: 0 P: 14	R: 0 E: 0 K: 0 S: 12	H: 0 LOB: 1 BB: 1 P: 22	1B: 7 2B: 3 3B: 0 HR: 2	SF: 1 SAC: 0 DP: 2 HBP: 0	WP: 0 PB: 0 SB: 0 CS: 1	PA: 38					
PITCHER	IP	WLS	BF	H	R	ER	SO	BB	IBB	HBP	BLK	WP	HR	S	P	ERA	WHIP										
99 Tajuan Walker, R (1.1) ERA: 5.57	6.2	W	28	10	3	3	1	1	0	0	0	0	1	52	85	4.05	1.650										
25 Matt Strahm, L (7.1) ERA: 3.22	1.1	H	5	1	1	1	1	0	0	0	0	0	1	12	19	6.75	0.750										
31 Craig Kimbrel, R (9.1) ERA: 5.68	1.0	S	4	0	0	0	0	1	0	0	0	0	0	12	22	0.00	1.000										

Philadelphia Phillies @ Atlanta Braves
 Truist Park, Atlanta, GA
 Fri May 26 2023, 7:21 PM - 10:15 PM EDT
 Att: 40,533 - Clear - 76 F

AB	34
R	4
H	11
RBI	4
BB	2
SO	2
LOB	13



Batter	1	2	3	4	5	6	7	8	9	AB R H RBI BB SO LOB	TOP											
5 Bryson Stott, L (1.4) OBP: 0.330, SLG: 0.409										4 0 1 1 0 2 2	Philadelphia Phillies @ Atlanta Braves Truist Park, Atlanta, GA Sat May 27 2023, 4:12 PM - 6:35 PM EDT Att: 42,665 - Sunny - 75 F											
7 Trea Turner, R (1.6) OBP: 0.295, SLG: 0.390										5 0 2 1 0 1 2												
3 Bryce Harper, L (1.10) OBP: 0.423, SLG: 0.506										3 0 0 0 2 2 0												
8 Nick Castellanos, R (1.9) OBP: 0.350, SLG: 0.468										4 0 2 0 1 2 5												
12 Kyle Schwarber, L (1.7) OBP: 0.320, SLG: 0.392										4 0 2 0 1 2 5												
18 Dalton Guthrie, R (9.7) OBP: 0.235, SLG: 0.200										4 0 2 0 1 2 5												
10 J.T. Realmuto, R (1.2) OBP: 0.309, SLG: 0.434										3 0 0 0 2 2 2												
28 Alec Bohm, R (1.5) OBP: 0.325, SLG: 0.409										0 0 0 0 0 0 0												
16 Brandon Marsh, L (1.8) OBP: 0.374, SLG: 0.459										4 0 0 0 0 1 6												
23 Kody Clemens, L (1.3) OBP: 0.313, SLG: 0.500										4 0 1 0 0 1 3												
Inning Stats	R: 0 H: 0 E: 0 K: 2 S: 12	H: 0 LOB: 0 BB: 0 P: 17	R: 0 H: 0 E: 0 K: 1 S: 8	H: 0 LOB: 1 BB: 1 P: 13	R: 0 H: 2 E: 0 K: 2 S: 16	H: 2 LOB: 3 BB: 1 P: 25	R: 0 H: 0 E: 0 K: 2 S: 7	H: 0 LOB: 0 BB: 0 P: 7	R: 2 H: 3 E: 0 K: 1 S: 11	H: 3 LOB: 3 BB: 2 P: 24	R: 0 H: 2 E: 0 K: 1 S: 10	H: 2 LOB: 2 BB: 0 P: 14	R: 0 H: 1 E: 0 K: 2 S: 10	H: 1 LOB: 2 BB: 1 P: 18	R: 0 H: 0 E: 0 K: 3 S: 9	H: 0 LOB: 0 BB: 0 P: 13	R: 0 H: 1 E: 0 K: 1 S: 11	H: 1 LOB: 1 BB: 0 P: 20	1B: 6 2B: 3 3B: 0 HR: 0	SF: 1 SAC: 0 DP: 0 HBP: 0	WP: 0 PB: 0 SB: 1 CS: 0	PA: 41
PITCHER	IP WLS BF H R ER SO BB IBB HBP BLK WP HR S P ERA WHIP											IP WLS BF H R ER SO BB IBB HBP BLK WP HR S P ERA WHIP										
50 Charlie Morton, R (1.1) ERA: 3.59	5.1 L 27 7 2 2 9 3 1 0 0 0 0 0 0 60 95 3.38 1.875																					
33 A.J. Minter, L (6.1) ERA: 7.13	1.0 3 0 0 0 1 0 0 0 0 0 0 0 7 8 0.00 0.000																					
22 Kirby Yates, R (7.1) ERA: 3.44	0.2 4 1 0 0 1 1 0 0 0 0 0 0 7 15 0.00 3.000																					
60 Jesse Chavez, R (8.1) ERA: 1.93	1.0 3 0 0 0 3 0 0 0 0 0 0 0 9 13 0.00 0.000																					
77 Joe Jiménez, R (9.1) ERA: 4.59	1.0 4 1 0 0 1 0 0 0 0 0 0 0 11 20 0.00 1.000																					

AB	35
R	2
H	9
RBI	2
BB	5
SO	15
LOB	21



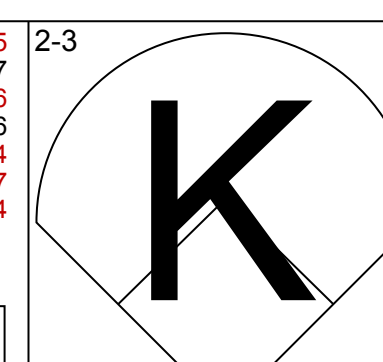
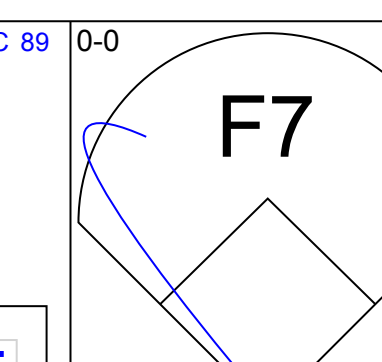
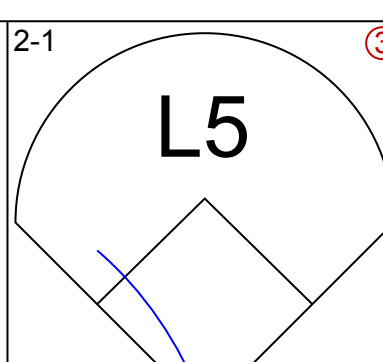
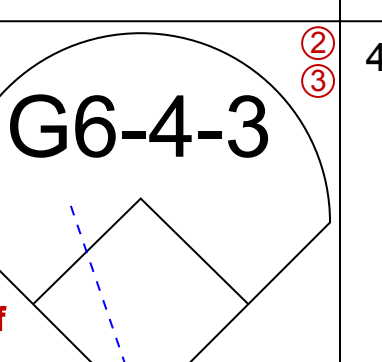
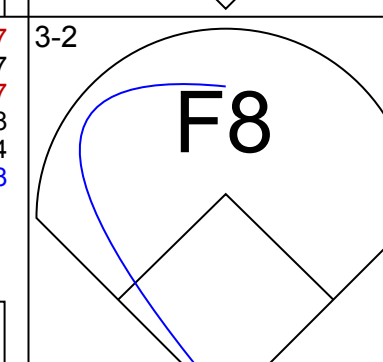
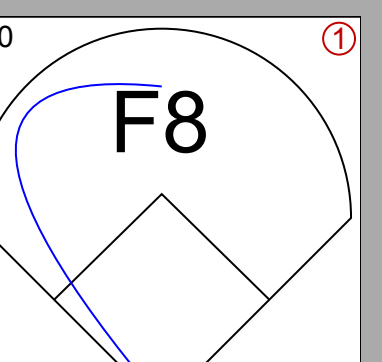
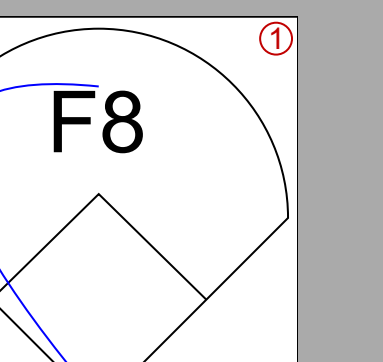
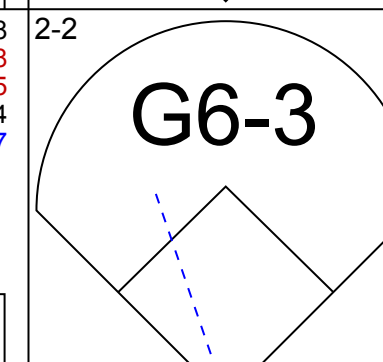
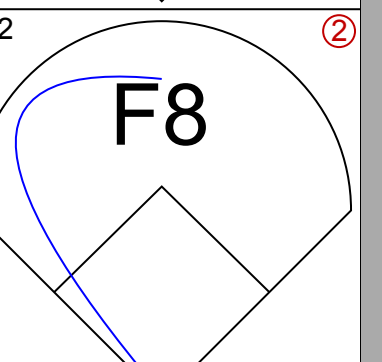
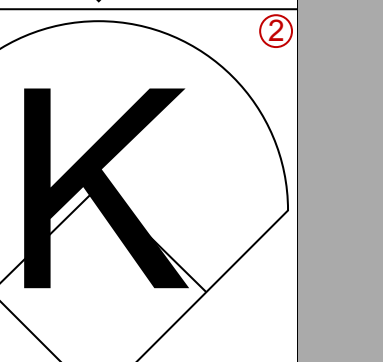
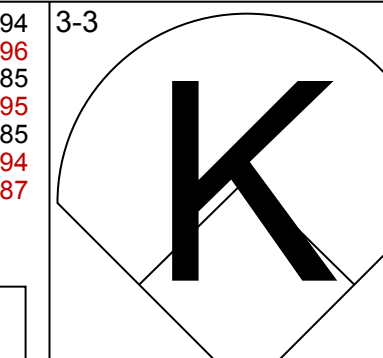
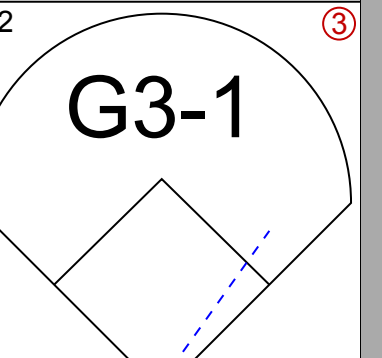
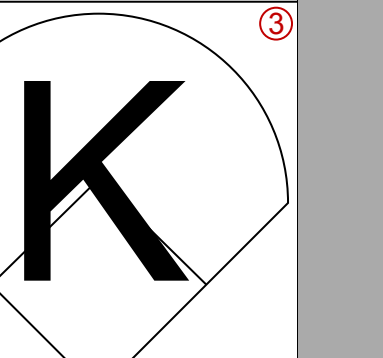

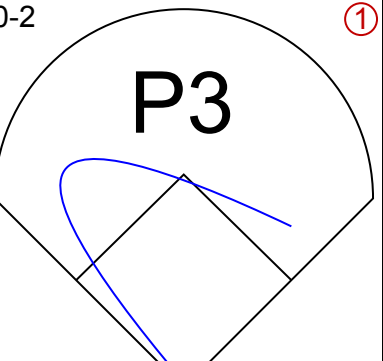
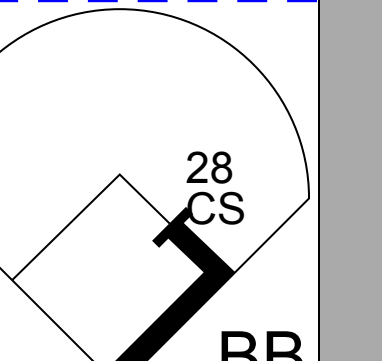

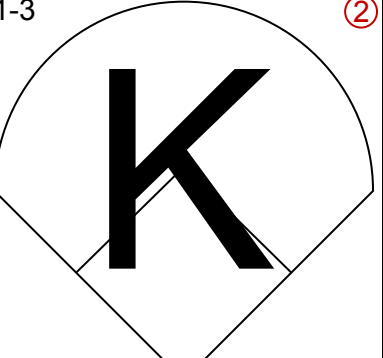
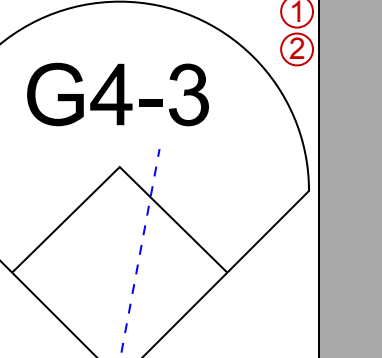
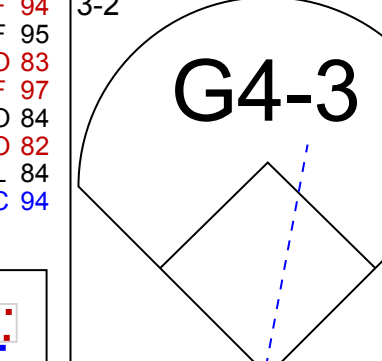
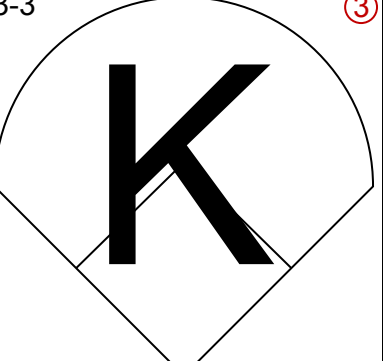
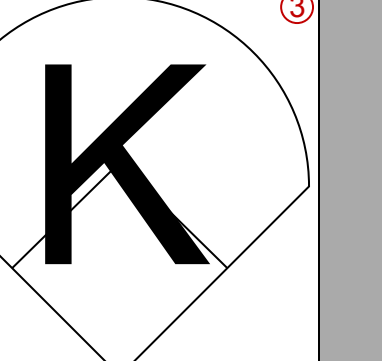
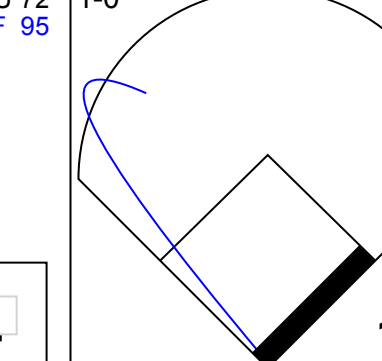
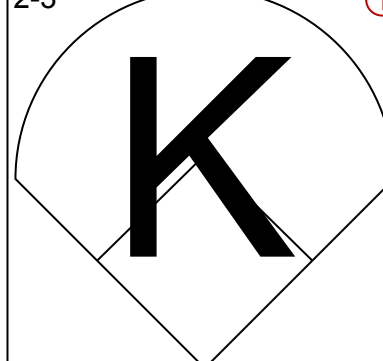
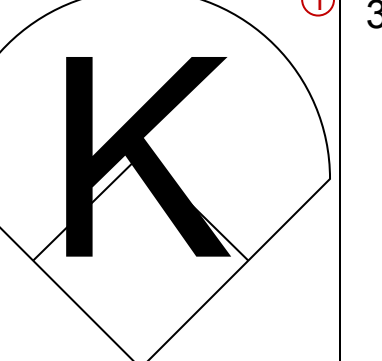
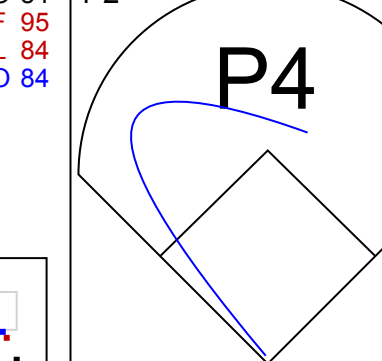

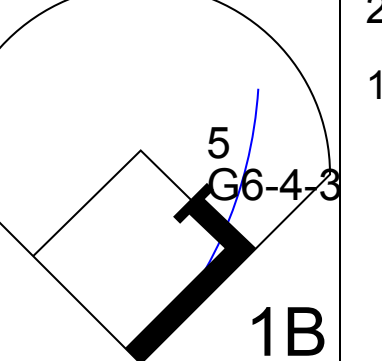

Batter	1	2	3	4	5	6	7	8	9	AB R H RBI BB SO LOB	BOTTOM									
13 Ronald Acuña Jr., R (1.9) OBP: 0.407, SLG: 0.556										4 0 1 0 0 1 0	Philadelphia Phillies @ Atlanta Braves Truist Park, Atlanta, GA Sat May 27 2023, 4:12 PM - 6:35 PM EDT Att: 42,665 - Sunny - 75 F									
28 Matt Olson, L (1.3) OBP: 0.318, SLG: 0.505										4 0 0 0 0 1 2										
27 Austin Riley, R (1.5) OBP: 0.335, SLG: 0.453										4 0 1 0 0 2 0										
12 Sean Murphy, R (1.2) OBP: 0.397, SLG: 0.567										4 1 2 1 0 2 1										
20 Marcell Ozuna, R (1.10) OBP: 0.318, SLG: 0.507										4 0 0 0 0 2 1										
8 Eddie Rosario, L (1.7) OBP: 0.283, SLG: 0.395										4 0 0 0 0 2 1										
1 Ozzie Albies, S (1.4) OBP: 0.298, SLG: 0.462										2 0 0 0 1 0 0										
11 Orlando Arcia, R (1.6) OBP: 0.371, SLG: 0.491										3 0 0 0 0 2 1										
23 Michael Harris II, L (1.8) OBP: 0.259, SLG: 0.281										2 0 0 0 0 2 0										
Inning Stats	R: 0 H: 0 E: 0 K: 2 S: 9	H: 0 LOB: 0 BB: 0 P: 15	R: 0 H: 0 E: 0 K: 2 S: 10	H: 0 LOB: 0 BB: 0 P: 12	R: 0 H: 1 E: 0 K: 1 S: 9	H: 1 LOB: 1 BB: 0 P: 15	R: 0 H: 0 E: 0 K: 2 S: 7	H: 0 LOB: 0 BB: 0 P: 11	R: 0 H: 1 E: 0 K: 1 S: 10	H: 1 LOB: 1 BB: 0 P: 14		R: 0 H: 0 E: 0 K: 2 S: 9	H: 0 LOB: 1 BB: 1 P: 14	R: 0 H: 0 E: 0 K: 2 S: 7	H: 0 LOB: 0 BB: 0 P: 9	R: 1 H: 1 E: 0 K: 2 S: 14	H: 1 LOB: 0 BB: 0 P: 19	1B: 1 2B: 2 3B: 0 HR: 1	SF: 0 SAC: 0 DP: 0 HBP: 1	WP: 0 PB: 0 SB: 0 CS: 0
PITCHER	IP WLS BF H R ER SO BB IBB HBP BLK WP HR S P ERA WHIP											IP WLS BF H R ER SO BB IBB HBP BLK WP HR S P ERA WHIP								
45 Zack Wheeler, R (1.1) ERA: 3.6	8.0 W 29 8 0 0 12 1 0 1 0 0 0 0 1 106 0.00 0.500																			
31 Craig Kimbrel, R (9.1) ERA: 5.85	1.0 S 4 1 1 1 2 0 0 0 0 0 0 1 14 19 9.00 1.000																			

AB	31
R	1
H	4
RBI	1
BB	1
SO	14
LOB	6



Batter	1	2	3	4	5	6	7	8	9	AB	R	H	RBI	BB	SO	LOB	TOP			
5 Bryson Stott, L (1,4) OBP: 0.329, SLG: 0.410	F7		K			K		G3-1		4	0	1	0	0	1	0	Philadelphia Phillies @ Atlanta Braves Truist Park, Atlanta, GA Sun May 28 2023, 7:12 PM - 10:03 PM EDT Att: 43,109 - Partly Cloudy - 77 F			
7 Trea Turner, R (1,6) OBP: 0.286, SLG: 0.383	F8		F7			F9		L7		4	0	0	0	0	0	1				
3 Bryce Harper, L (1,10) OBP: 0.406, SLG: 0.482	F7		F7			K		G3-1		4	0	0	0	0	1	1				
8 Nick Castellanos, R (1,9) OBP: 0.348, SLG: 0.469		F9		K				F9		4	1	1	0	0	1	0				
12 Kyle Schwarber, L (1,7) OBP: 0.323, SLG: 0.408		F8		K				10 2B		3	1	1	2	1	1	0				
10 J.T. Realmuto, R (1,2) OBP: 0.314, SLG: 0.438			K					23 G3-6-3		3	0	1	0	1	2	0				
23 Kody Clemens, L (1,3) OBP: 0.310, SLG: 0.477								2B		3	1	0	0	1	1	3				
16 Brandon Marsh, L (1,8) OBP: 0.377, SLG: 0.480								1-3		4	1	2	2	0	1	2				
33 Edmundo Sosa, R (1,5) OBP: 0.283, SLG: 0.400										3	0	0	0	0	2	1				
Inning Stats	R: 0 E: 0 K: 0 S: 9	H: 0 LOB: 0 BB: 0 P: 14	R: 0 E: 0 K: 1 S: 8	H: 0 LOB: 0 BB: 0 P: 13	R: 2 E: 0 K: 1 S: 19	H: 2 LOB: 1 BB: 1 P: 32	R: 0 E: 0 K: 3 S: 11	H: 0 LOB: 0 BB: 0 P: 17	R: 0 E: 0 K: 2 S: 12	H: 0 LOB: 0 BB: 0 P: 18	R: 2 E: 0 K: 0 S: 13	H: 3 LOB: 1 BB: 1 P: 21	R: 0 E: 0 K: 0 S: 5	H: 0 LOB: 0 BB: 0 P: 9	R: 0 E: 0 K: 1 S: 13	H: 1 LOB: 2 BB: 1 P: 19	1B: 1 2B: 3 3B: 0 HR: 2	SF: 0 SAC: 0 DP: 1 HBP: 0	WP: 0 PB: 0 SB: 0 CS: 0	PA: 35
PITCHER	IP WLS BF H R ER SO	IP WLS BF H R ER SO	IP WLS BF H R ER SO	IP WLS BF H R ER SO	IP WLS BF H R ER SO	IP WLS BF H R ER SO	IP WLS BF H R ER SO	IP WLS BF H R ER SO	IP WLS BF H R ER SO	IP WLS BF H R ER SO	IP WLS BF H R ER SO	IP WLS BF H R ER SO	IP WLS BF H R ER SO	IP WLS BF H R ER SO	IP WLS BF H R ER SO	IP WLS BF H R ER SO	ERA WHIP	ERA WHIP		
99 Spencer Strider, R (1,1) ERA: 2.97	6.0	W	21	2	2	2	9	1	0	0	0	0	0	0	0	0	0	3.00	0.500	
32 Collin McHugh, R (7,1) ERA: 3.54	1.0		6	3	2	2	0	1	0	0	0	0	0	1	13	21	18.00	4.000		
59 Dereck Rodriguez, R (8,1) ERA: 3.38	2.0		8	1	0	0	1	1	0	0	0	0	0	0	18	28	0.00	1.000		

Batter	1	2	3	4	5	6	7	8	9	AB	R	H	RBI	BB	SO	LOB	BOTTOM			
13 Ronald Acuña Jr., R (1,9) OBP: 0.415, SLG: 0.571										5	2	4	3	0	1	1	Philadelphia Phillies @ Atlanta Braves Truist Park, Atlanta, GA Sun May 28 2023, 7:12 PM - 10:03 PM EDT Att: 43,109 - Partly Cloudy - 77 F			
28 Matt Olson, L (1,3) OBP: 0.280, SLG: 0.538										5	2	3	4	0	0	2				
27 Austin Riley, R (1,5) OBP: 0.336, SLG: 0.466										5	1	2	2	0	1	2				
12 Sean Murphy, R (1,2) OBP: 0.402, SLG: 0.568										5	0	3	0	0	0	2				
20 Marcell Ozuna, R (1,10) OBP: 0.314, SLG: 0.496										5	1	1	0	0	1	3				
8 Eddie Rosario, L (1,7) OBP: 0.288, SLG: 0.404										4	1	2	0	0	0	5				
17 Kevin Pillar, R (8,7) OBP: 0.279, SLG: 0.469										1	0	0	0	0	1	0				
1 Ozzie Albies, S (1,4) OBP: 0.300, SLG: 0.461										5	0	2	2	0	0	3				
11 Orlando Arcia, R (1,6) OBP: 0.372, SLG: 0.486										5	1	2	0	0	0	3				
23 Michael Harris II, L (1,8) OBP: 0.285, SLG: 0.280										4	3	1	0	0	0	6				
Inning Stats	R: 7 E: 1 K: 0 S: 24	H: 7 LOB: 0 BB: 0 P: 38	R: 0 E: 0 K: 0 S: 6	H: 1 LOB: 0 BB: 0 P: 7	R: 0 E: 0 K: 1 S: 23	H: 2 LOB: 2 BB: 0 P: 32	R: 0 E: 1 K: 1 S: 13	H: 2 LOB: 3 BB: 0 P: 21	R: 3 E: 0 K: 0 S: 10	H: 3 LOB: 0 BB: 0 P: 18	R: 0 E: 0 K: 0 S: 16	H: 2 LOB: 2 BB: 0 P: 24	R: 1 E: 0 K: 1 S: 12	H: 1 LOB: 1 BB: 0 P: 19	R: 0 E: 0 K: 1 S: 14	H: 2 LOB: 2 BB: 0 P: 19	1B: 15 2B: 1 3B: 1 HR: 3	SF: 0 SAC: 0 DP: 1 HBP: 1	WP: 1 PB: 0 SB: 0 CS: 1	PA: 46
PITCHER	IP WLS BF H R ER SO	IP WLS BF H R ER SO	IP WLS BF H R ER SO	IP WLS BF H R ER SO	IP WLS BF H R ER SO	IP WLS BF H R ER SO	IP WLS BF H R ER SO	IP WLS BF H R ER SO	IP WLS BF H R ER SO	IP WLS BF H R ER SO	IP WLS BF H R ER SO	IP WLS BF H R ER SO	IP WLS BF H R ER SO	IP WLS BF H R ER SO	IP WLS BF H R ER SO	IP WLS BF H R ER SO	ERA WHIP	ERA WHIP		
54 Dylan Covey, R (1,1) ERA: 7.45	0.2		9	6	7	5	0	0	0	0	0	29	30	0.00	2.000					
66 Jeff Hoffman, R (1,1) ERA: 0.53	2.0		8	4	0	0	1	0	0	0	0	0	0	0	0	0	0.00	1.500		
43 Yunior Marte, R (3,1) ERA: 9.64	1.1		7	2	0	0	1	0	0	0	0	17	27	0.00	1.500					
75 Connor Brogdon, R (5,1) ERA: 3.38	1.0		6	3	3	3	0	0	0	0	1	10	18	27.00	3.000					
25 Matt Strahm, L (6,1) ERA: 3.15	1.0		5	2	0	0	0	0	0	0	0	16	24	0.00	2.000					

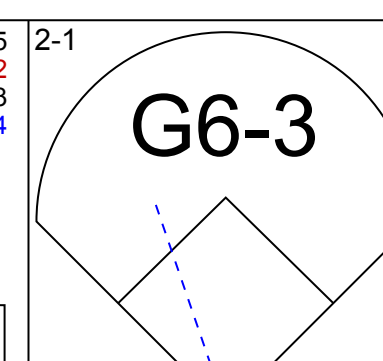
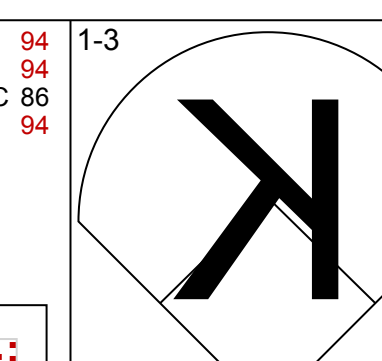
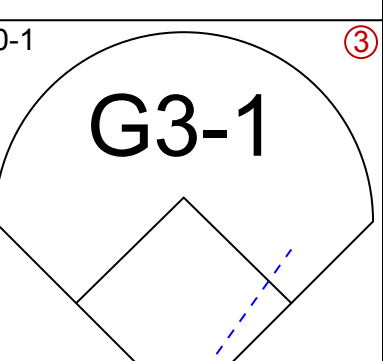
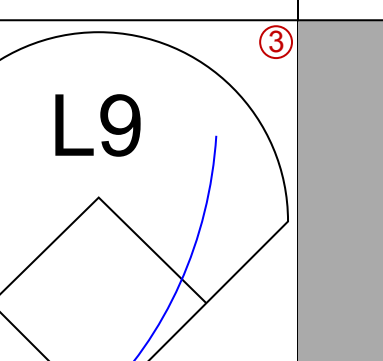
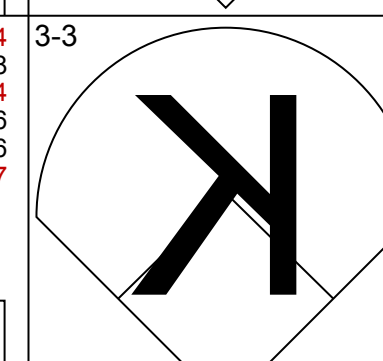
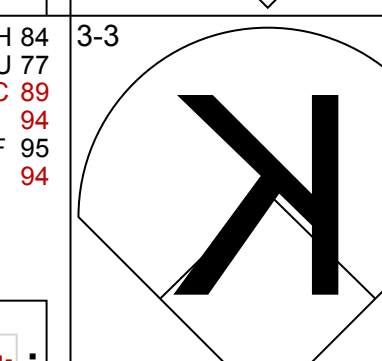
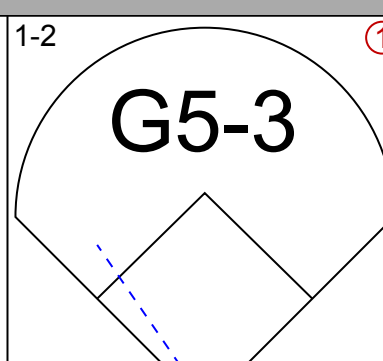
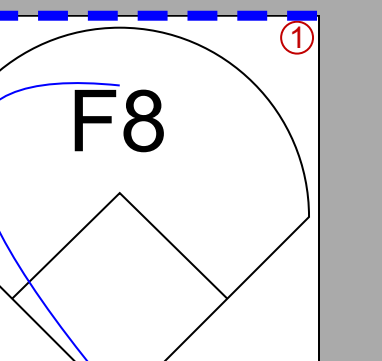
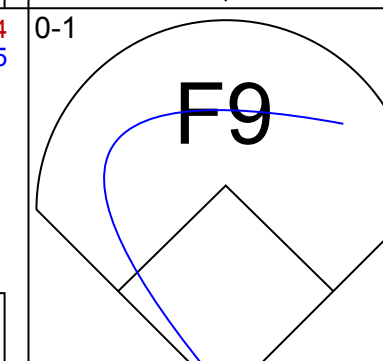
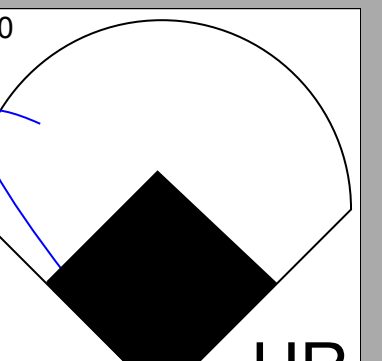
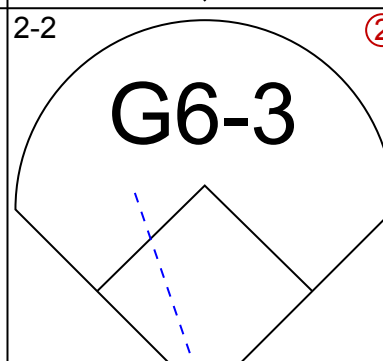
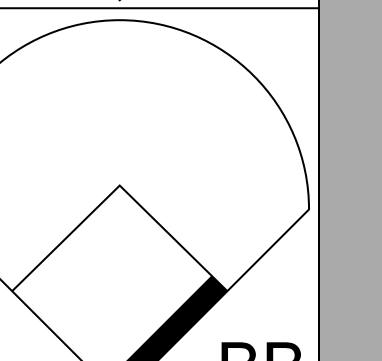
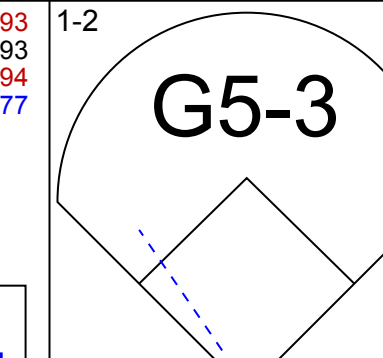
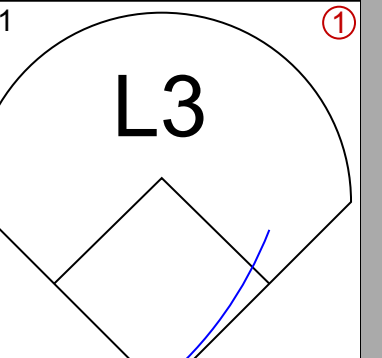
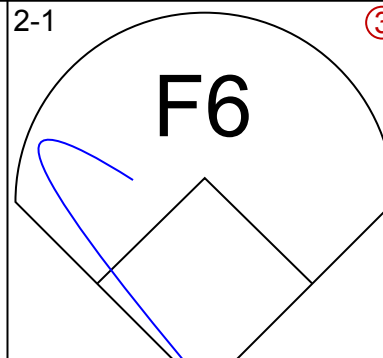
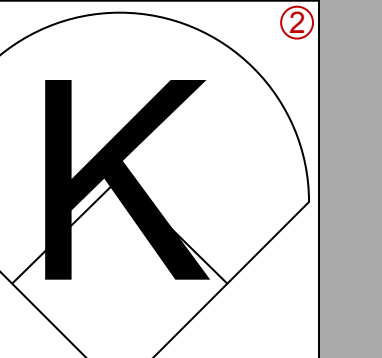
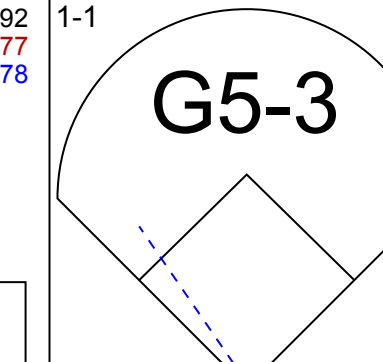
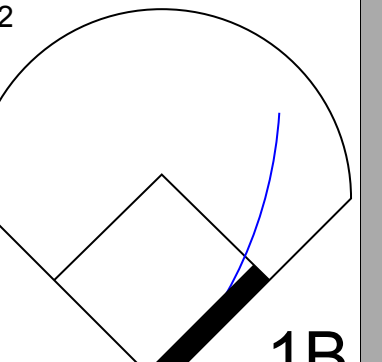
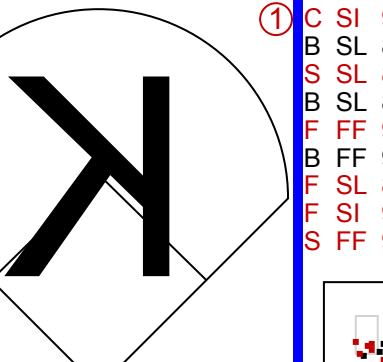
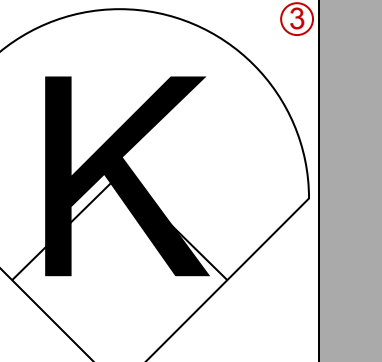
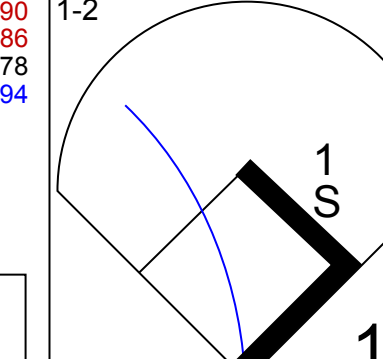
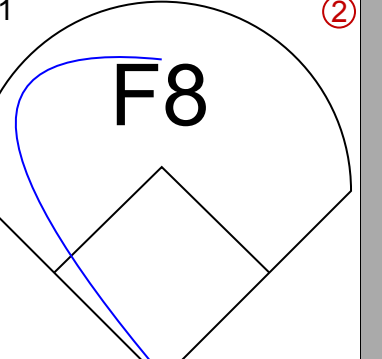
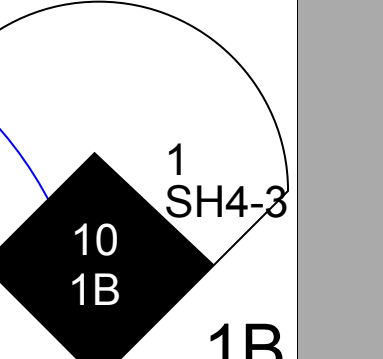

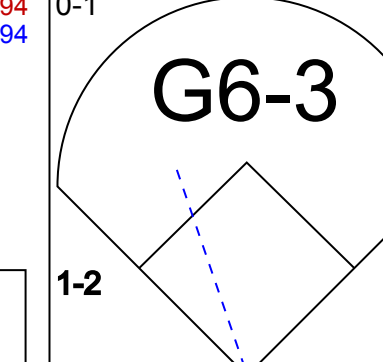
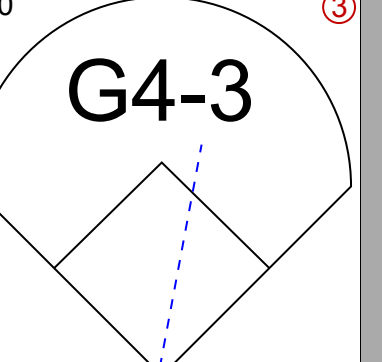




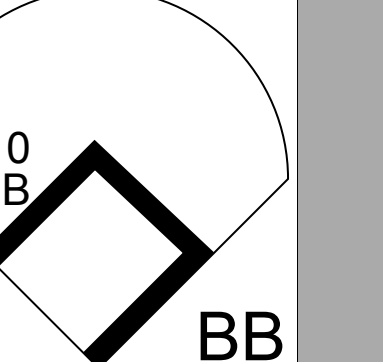

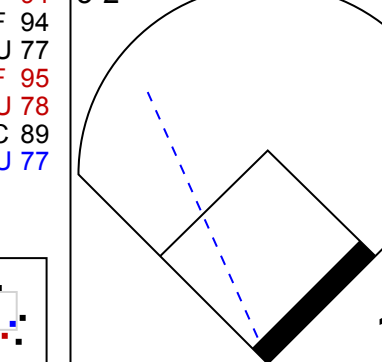
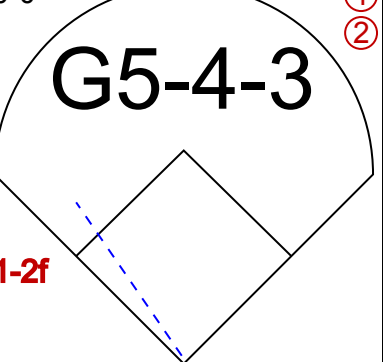


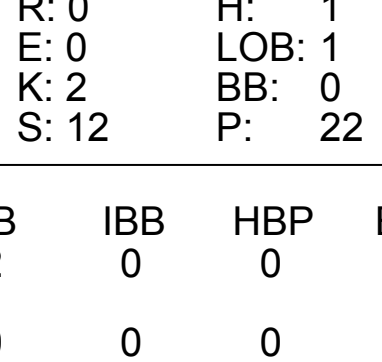
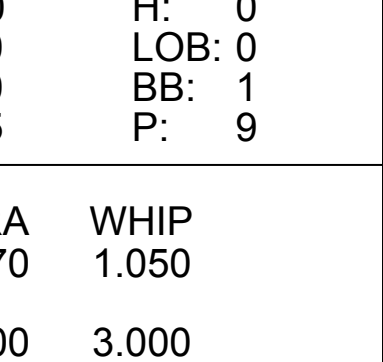
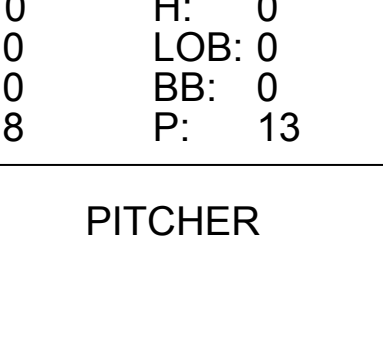
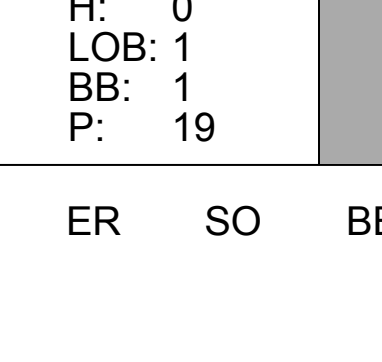
Batter	1	2	3	4	5	6	7	8	9	AB	R	H	RBI	BB	SO	LOB	TOP										
5 Bryson Stott, L (1,4) OBP: 0.323, SLG: 0.403										4	0	0	0	0	1	2											
7 Trea Turner, R (1,6) OBP: 0.285, SLG: 0.378										3	0	0	0	0	0	0											
8 Nick Castellanos, R (1,9) OBP: 0.344, SLG: 0.462										3	0	0	0	0	1	0											
12 Kyle Schwarber, L (1,10) OBP: 0.319, SLG: 0.401										3	0	0	0	0	2	0											
10 J.T. Realmuto, R (1,2) OBP: 0.314, SLG: 0.433										2	0	0	0	1	1	0											
28 Alec Bohm, R (1,5) OBP: 0.321, SLG: 0.403										3	0	0	0	0	1	1											
16 Brandon Marsh, L (1,8) OBP: 0.371, SLG: 0.471										3	0	0	0	0	2	0											
23 Kody Clemens, L (1,3) OBP: 0.311, SLG: 0.471										3	0	1	0	0	2	0											
18 Dalton Guthrie, R (1,7) OBP: 0.211, SLG: 0.176										2	0	0	0	0	1	1											
2 Josh Harrison, R (9,PH) OBP: 0.234, SLG: 0.254										1	0	1	0	0	0	0											
Inning Stats	R: 0 E: 0 K: 1 S: 11	H: 0 LOB: 0 BB: 0 P: 18	R: 0 E: 0 K: 2 S: 10	H: 0 LOB: 0 BB: 0 P: 14	R: 0 E: 0 K: 0 S: 10	H: 1 LOB: 1 BB: 0 P: 15	R: 0 E: 0 K: 0 S: 8	H: 0 LOB: 0 BB: 0 P: 12	R: 0 E: 0 K: 2 S: 9	H: 0 LOB: 0 BB: 0 P: 13	R: 0 E: 0 K: 2 S: 9	H: 0 LOB: 0 BB: 0 P: 14	R: 0 E: 0 K: 1 S: 5	H: 0 LOB: 0 BB: 1 P: 11	R: 0 E: 0 K: 1 S: 11	H: 1 LOB: 0 BB: 0 P: 16	1B: 2 2B: 0 3B: 0 HR: 0	SF: 0 SAC: 0 DP: 1 HBP: 0	WP: 0 PB: 0 SB: 0 CS: 1	PA: 28							
PITCHER	IP	WLS	BF	H	R	ER	SO	BB	IBB	HBP	BLK	WP	HR	S	P	ERA	WHIP										
34 Kodai Senga, R (1,1) ERA: 3.44	7.0	W	22	1	0	0	9	0	0	0	0	0	0	66	100	0.00	0.143										
0 Adam Ottavino, R (8,1) ERA: 4.35	1.0	H	3	0	0	0	1	1	0	0	0	0	0	5	11	0.00	1.000										
30 David Robertson, R (9,1) ERA: 1.54	1.0	S	3	1	0	0	1	0	0	0	0	0	0	11	16	0.00	1.000										

Philadelphia Phillies @ New York Mets
Citi Field, Flushing, NY
Tue May 30 2023, 7:12 PM - 9:30 PM EDT
Att: 36,236 - Clear - 65 F

livebaseballscorecards.com

AB 27
R 0
H 2
RBI 0
BB 1
SO 11
LOB 4



Batter	1	2	3	4	5	6	7	8	9	AB	R	H	RBI	BB	SO	LOB	BOTTOM										
9 Brandon Nimmo, L (1,8) OBP: 0.385, SLG: 0.443										4	0	0	0	0	1	3											
4 Francisco Alvarez, R (1,2) OBP: 0.316, SLG: 0.537										4	0	0	0	0	2	1											
12 Francisco Lindor, S (1,6) OBP: 0.299, SLG: 0.435										3	1	1	1	1	0	0											
20 Pete Alonso, R (1,3) OBP: 0.335, SLG: 0.558										4	0	0	0	0	1	1											
27 Mark Vientos, R (1,10) OBP: 0.222, SLG: 0.308										3	0	1	0	0	1	0											
32 Daniel Vogelbach, L (8,PH) OBP: 0.357, SLG: 0.317										1	0	0	0	0	1	1											
6 Starling Marte, R (1,9) OBP: 0.316, SLG: 0.318										3	1	2	0	0	0	1											
1 Jeff McNeil, L (1,4) OBP: 0.367, SLG: 0.361										2	0	0	0	0	2	2											
28 Tommy Pham, R (1,7) OBP: 0.321, SLG: 0.389										1	0	0	0	2	0	0											
10 Eduardo Escobar, S (1,5) OBP: 0.289, SLG: 0.433										3	0	2	1	0	0	1											
Inning Stats	R: 0 E: 0 K: 1 S: 7	H: 0 LOB: 0 BB: 0 P: 12	R: 0 E: 0 K: 0 S: 10	H: 1 LOB: 1 BB: 0 P: 13	R: 0 E: 0 K: 2 S: 12	H: 1 LOB: 1 BB: 0 P: 22	R: 1 E: 0 K: 0 S: 9	H: 2 LOB: 1 BB: 0 P: 15	R: 0 E: 0 K: 0 S: 8	H: 0 LOB: 0 BB: 1 P: 9	R: 0 E: 0 K: 0 S: 8	H: 0 LOB: 0 BB: 0 P: 13	R: 1 E: 0 K: 1 S: 13	H: 2 LOB: 2 BB: 1 P: 21	R: 0 E: 0 K: 2 S: 11	H: 0 LOB: 1 BB: 1 P: 19	1B: 5 2B: 0 3B: 0 HR: 1	SF: 0 SAC: 1 DP: 1 HBP: 0	WP: 0 PB: 1 SB: 1 CS: 0	PA: 32							
PITCHER	IP	WLS	BF	H	R	ER	SO	BB	IBB	HBP	BLK	WP	HR	S	P	ERA	WHIP										
55 Ranger Suárez, L (1,1) ERA: 7.13	6.2	L	26	5	2	2	4	2	0	0	0	0	0	60	99	2.70	1.050										
75 Connor Brogdon, R (7,1) ERA: 3.33	0.1		2	1	0	0	0	0	0	0	0	0	0	4	6	0.00	3.000										
43 Yunior Marte, R (8,1) ERA: 8.71	1.0		4	0	0	0	2	1	0	0	0	0	0	11	19	0.00	1.000										

Philadelphia Phillies @ New York Mets
Citi Field, Flushing, NY
Tue May 30 2023, 7:12 PM - 9:30 PM EDT
Att: 36,236 - Clear - 65 F

livebaseballscorecards.com

AB 28
R 2
H 6
RBI 2
BB 3
SO 6
LOB 10



Batter	1	2	3	4	5	6	7	8	9	AB	R	H	RBI	BB	SO	LOB	TOP					
5 Bryson Stott, L OBP: 0.325, SLG: 0.403	F7		G6-3 1B		G6-3				K	5	0	2	0	0	1	2						
7 Trea Turner, R OBP: 0.280, SLG: 0.371	G6-3		G6-3		F7		G5-3			4	0	0	0	0	0	3						
3 Bryce Harper, L OBP: 0.410, SLG: 0.483			K						K	4	0	2	0	0	2	1						
8 Nick Castellanos, R OBP: 0.338, SLG: 0.453	K		G2-3		FC6-4 12 BB				F8	4	0	0	0	0	1	3						
12 Kyle Schwarber, L OBP: 0.318, SLG: 0.395		G3		G4-3					K	3	0	0	0	1	1	0						
10 J.T. Realmuto, R OBP: 0.307, SLG: 0.423		K		K			G5-3		F8	4	0	0	0	0	2	2						
16 Brandon Marsh, L OBP: 0.374, SLG: 0.478				F8					K	4	0	2	0	0	1	0						
23 Kody Clemens, L OBP: 0.333, SLG: 0.479			F7						K	3	0	2	0	0	0	1						
33 Edmundo Sosa, R OBP: 0.282, SLG: 0.420					L6-3				K	4	1	1	1	0	2	4						
Inning Stats	R: 0 E: 0 K: 1 S: 9	H: 1 LOB: 1 BB: 0 P: 16	R: 0 E: 0 K: 1 S: 10	H: 1 LOB: 1 BB: 0 P: 16	R: 1 E: 0 K: 1 S: 10	H: 2 LOB: 1 BB: 0 P: 13	R: 0 E: 0 K: 1 S: 6	H: 0 LOB: 0 BB: 0 P: 8	R: 0 E: 0 K: 0 S: 8	H: 1 LOB: 0 BB: 0 P: 13	R: 0 E: 0 K: 0 S: 9	H: 1 LOB: 2 BB: 1 P: 16	R: 0 E: 0 K: 2 S: 14	H: 2 LOB: 2 BB: 0 P: 18	R: 0 E: 0 K: 2 S: 10	H: 0 LOB: 0 BB: 0 P: 11	R: 0 E: 0 K: 2 S: 16	H: 1 LOB: 2 BB: 0 P: 22	1B: 7 2B: 2 3B: 0 HR: 1	SF: 0 SAC: 0 DP: 1 HBP: 1	WP: 0 PB: 0 SB: 0 CS: 0	PA: 37
PITCHER	IP	WLS	BF	H	R	ER	SO	BB	IBB	HBP	BLK	WP	HR	S	P	ERA	WHIP					
59 Carlos Carrasco, R ERA: 5.74	6.0	W	24	6	1	1	4	1	0	0	0	0	1	52	82	1.50	1.167					
25 Brooks Raley, L ERA: 2.95	1.1	H	6	2	0	0	3	0	0	0	0	0	0	18	23	0.00	1.500					
0 Adam Ottavino, R ERA: 4.22	0.2	H	2	0	0	0	1	0	0	0	0	0	0	6	6	0.00	0.000					
30 David Robertson, R ERA: 1.48	1.0	S	5	1	0	0	2	0	0	1	0	0	0	16	22	0.00	1.000					

Philadelphia Phillies @ New York Mets
Citi Field, Flushing, NY
Wed May 31 2023, 7:11 PM - 9:39 PM EDT
Att: 39,641 - Clear - 69 F

AB 35
R 1
H 9
RBI 1
BB 1
SO 10
LOB 16



Batter	1	2	3	4	5	6	7	8	9	AB	R	H	RBI	BB	SO	LOB	BOTTOM				
9 Brandon Nimmo, L OBP: 0.379, SLG: 0.435	P5		K		K				P4	4	0	0	0	0	2	1					
12 Francisco Lindor, S OBP: 0.294, SLG: 0.427	P2		F9		L8				G4-3	4	0	0	0	0	0	1					
1 Jeff McNeil, L OBP: 0.364, SLG: 0.359	P5			F9					G4-3	4	0	1	0	0	0	0					
20 Pete Alonso, R OBP: 0.333, SLG: 0.552		P3			G4-3				L6	4	1	1	0	0	0	1					
22 Brett Baty, L OBP: 0.313, SLG: 0.385		P5			G4-3				F7	3	1	0	0	1	1	0					
6 Starling Marte, R OBP: 0.311, SLG: 0.313		G6-3			K				G4-3	3	0	0	0	0	1	2					
32 Daniel Vogelbach, L OBP: 0.364, SLG: 0.314									P5	1	1	0	0	2	0	0					
19 Mark Canha, R OBP: 0.324, SLG: 0.386									K	3	1	2	4	0	1	0					
3 Tomás Nido, R OBP: 0.158, SLG: 0.130										3	0	1	0	0	1	2					
Inning Stats	R: 0 E: 0 K: 0 S: 5	H: 0 LOB: 0 BB: 0 P: 9	R: 0 E: 0 K: 0 S: 10	H: 0 LOB: 0 BB: 0 P: 11	R: 2 E: 0 K: 1 S: 10	H: 1 LOB: 0 BB: 1 P: 21	R: 2 E: 0 K: 2 S: 16	H: 2 LOB: 2 BB: 2 P: 29	R: 0 E: 0 K: 1 S: 12	H: 0 LOB: 0 BB: 0 P: 17	R: 0 E: 0 K: 1 S: 12	H: 0 LOB: 1 BB: 0 P: 16	R: 0 E: 0 K: 1 S: 9	H: 1 LOB: 0 BB: 0 P: 16	R: 0 E: 0 K: 0 S: 7	H: 0 LOB: 0 BB: 0 P: 9	1B: 4 2B: 0 3B: 0 HR: 1	SF: 0 SAC: 0 DP: 0 HBP: 0	WP: 0 PB: 0 SB: 0 CS: 0	PA: 32	
PITCHER	IP	WLS	BF	H	R	ER	SO	BB	IBB	HBP	BLK	WP	HR	S	P	ERA	WHIP				
27 Aaron Nola, R ERA: 4.7	6.0	L	25	4	4	4	5	3	0	0	0	0	1	65	103	6.00	1.167				
58 Seranthony Dominguez, R ERA: 3.86	1.0		4	1	0	0	1	0	0	0	0	0	0	9	16	0.00	1.000				
37 Andrew Vasquez, L ERA: 1.42	1.0		3	0	0	0	0	0	0	0	0	0	0	7	9	0.00	0.000				

Philadelphia Phillies @ New York Mets
Citi Field, Flushing, NY
Wed May 31 2023, 7:11 PM - 9:39 PM EDT
Att: 39,641 - Clear - 69 F

AB 29
R 4
H 5
RBI 4
BB 3
SO 6
LOB 7



Batter	1	2	3	4	5	6	7	8	9	AB	R	H	RBI	BB	SO	LOB	TOP										
5 Bryson Stott, L (1,4) OBP: 0.320, SLG: 0.396										4	0	0	0	0	2	1	Philadelphia Phillies @ New York Mets Citi Field, Flushing, NY Thu Jun 01 2023, 1:11 PM - 3:42 PM EDT Att: 38,302 - Sunny - 82 F										
7 Trea Turner, R (1,6) OBP: 0.275, SLG: 0.369										4	1	1	0	0	2	0											
3 Bryce Harper, L (1,10) OBP: 0.404, SLG: 0.467										3	1	0	0	1	1	0											
8 Nick Castellanos, R (1,9) OBP: 0.345, SLG: 0.461										3	0	3	1	0	0	0											
12 Kyle Schwarber, L (1,7) OBP: 0.312, SLG: 0.387										4	0	0	0	0	2	3											
16 Brandon Marsh, L (1,8) OBP: 0.373, SLG: 0.475										3	0	1	0	0	1	0											
35 Drew Ellis, R (9,PH)										1	0	0	0	0	0	1											
23 Kody Clemens, L (1,3) OBP: 0.321, SLG: 0.459										3	0	0	0	0	1	2											
33 Edmundo Sosa, R (1,5) OBP: 0.276, SLG: 0.410										3	0	0	0	0	2	0											
21 Garrett Stubbs, L (1,2) OBP: 0.286, SLG: 0.333										2	0	1	0	0	1	0											
10 J.T. Realmuto, R (8,PH) OBP: 0.306, SLG: 0.420										1	0	0	0	0	0	0											
Inning Stats	R: 2 E: 0 K: 1 S: 12	H: 1 LOB: 0 BB: 1 P: 21	R: 0 E: 0 K: 2 S: 8	H: 0 LOB: 0 BB: 0 P: 11	R: 0 E: 0 K: 1 S: 7	H: 1 LOB: 0 BB: 0 P: 11	R: 0 E: 0 K: 1 S: 16	H: 2 LOB: 2 BB: 0 P: 22	R: 0 E: 0 K: 1 S: 8	H: 0 LOB: 0 BB: 0 P: 10	R: 0 E: 0 K: 1 S: 11	H: 1 LOB: 1 BB: 0 P: 14	R: 0 E: 0 K: 2 S: 9	H: 0 LOB: 0 BB: 0 P: 12	R: 0 E: 0 K: 1 S: 11	H: 0 LOB: 0 BB: 0 P: 15	R: 0 E: 0 K: 2 S: 11	H: 1 LOB: 1 BB: 0 P: 17	1B: 6 2B: 0 3B: 0 HR: 0	SF: 1 SAC: 0 DP: 1 HBP: 0	WP: 0 PB: 0 SB: 3 CS: 0	PA: 33					
PITCHER	IP	WLS	BF	H	R	ER	SO	BB	IBB	HBP	BLK	WP	HR	S	P	ERA	WHIP	PITCHER									
21 Max Scherzer, R (1,1) ERA: 3.21	7.0	W	26	5	2	1	9	1	0	0	0	0	0	71	101	1.29	0.857										
43 Jeff Bringham, R (8,1) ERA: 3.25	1.0	H	3	0	0	0	1	0	0	0	0	0	0	11	15	0.00	0.000										
25 Brooks Raley, L (9,1) ERA: 2.84	0.2	H	3	1	0	0	2	0	0	0	0	0	0	10	16	0.00	1.500										
40 Drew Smith, R (9,1) ERA: 3.86	0.1	S	1	0	0	0	0	0	0	0	0	0	0	1	1	0.00	0.000										
Batter	1	2	3	4	5	6	7	8	9	AB	R	H	RBI	BB	SO	LOB	BOTTOM										
9 Brandon Nimmo, L (1,8) OBP: 0.381, SLG: 0.433										3	1	1	0	1	0	0	Philadelphia Phillies @ New York Mets Citi Field, Flushing, NY Thu Jun 01 2023, 1:11 PM - 3:42 PM EDT Att: 38,302 - Sunny - 82 F										
12 Francisco Lindor, S (1,6) OBP: 0.293, SLG: 0.422										3	0	0	0	1	0	1											
1 Jeff McNeil, L (1,4) OBP: 0.362, SLG: 0.356										4	0	1	1	0	0	1											
20 Pete Alonso, R (1,3) OBP: 0.332, SLG: 0.545										3	0	0	0	1	2	3											
22 Brett Baty, L (1,5) OBP: 0.311, SLG: 0.388										4	1	1	0	0	0	1											
6 Starling Marte, R (1,9) OBP: 0.312, SLG: 0.309										2	1	0	0	0	0	1											
32 Daniel Vogelbach, L (1,10) OBP: 0.359, SLG: 0.338										2	0	0	0	0	0	2											
27 Mark Vientos, R (6,PH) OBP: 0.214, SLG: 0.308										0	0	0	1	0	0	0											
19 Mark Canha, R (1,7) OBP: 0.330, SLG: 0.406										2	1	1	2	1	0	0											
4 Francisco Alvarez, R (1,2) OBP: 0.308, SLG: 0.523										3	0	0	0	0	1	1											
Inning Stats	R: 0 E: 0 K: 0 S: 7	H: 0 LOB: 0 BB: 0 P: 12	R: 0 E: 0 K: 0 S: 11	H: 0 LOB: 1 BB: 1 P: 19	R: 1 E: 0 K: 1 S: 9	H: 1 LOB: 2 BB: 2 P: 20	R: 2 E: 0 K: 1 S: 11	H: 1 LOB: 0 BB: 0 P: 23	R: 0 E: 0 K: 1 S: 10	H: 1 LOB: 1 BB: 0 P: 14	R: 1 E: 0 K: 0 S: 15	H: 1 LOB: 1 BB: 1 P: 27	R: 0 E: 0 K: 0 S: 11	H: 0 LOB: 0 BB: 0 P: 15	R: 0 E: 0 K: 0 S: 8	H: 0 LOB: 0 BB: 0 P: 12	R: 0 E: 0 K: 0 S: 8	H: 0 LOB: 0 BB: 0 P: 12	1B: 2 2B: 1 3B: 0 HR: 1	SF: 1 SAC: 1 DP: 0 HBP: 1	WP: 0 PB: 0 SB: 1 CS: 0	PA: 33					
PITCHER	IP	WLS	BF	H	R	ER	SO	BB	IBB	HBP	BLK	WP	HR	S	P	ERA	WHIP	PITCHER									
99 Taijuan Walker, R (1,1) ERA: 5.65	4.0	L	18	2	3	3	2	3	0	0	0	0	0	25	74	6.75	1.250										
25 Matt Strahm, L (5,1) ERA: 3.2	2.0	9	2	1	1	1	1	1	0	0	0	0	0	25	41	4.50	1.500										
30 Gregory Soto, L (7,1) ERA: 5.48	1.0	3	0	0	0	0	0	0	0	0	0	0	0	11	15	0.00	0.000										
31 Craig Kimbrel, R (8,1) ERA: 5.57	1.0	3	0	0	0	0	0	0	0	0	0	0	0	8	12	0.00	0.000										

Batter	1	2	3	4	5	6	7	8	9	AB	R	H	RBI	BB	SO	LOB	TOP										
12 Kyle Schwarber, L OBP: 0.314, SLG: 0.392										5	1	2	0	0	1	1	Philadelphia Phillies @ Washington Nationals Nationals Park, Washington, DC Fri Jun 02, 2023, 7:07 PM - 10:24 PM EDT Att: 29,827 - Partly Cloudy - 90 F										
5 Bryson Stett, L OBP: 0.325, SLG: 0.397										4	2	2	0	1	0	1											
3 Bryce Harper, L OBP: 0.395, SLG: 0.448										4	0	0	0	1	2	3											
8 Nick Castellanos, R OBP: 0.354, SLG: 0.500										5	2	4	5	0	0	2											
18 Dalton Guthrie, R OBP: 0.211, SLG: 0.176										0	0	0	0	0	0	0											
7 Trea Turner, R OBP: 0.278, SLG: 0.370										5	1	1	0	0	2	5											
10 J.T. Realmuto, R OBP: 0.298, SLG: 0.409										5	0	0	0	0	0	4											
16 Brandon Marsh, L OBP: 0.276, SLG: 0.410										3	1	2	1	1	0	0											
23 Kody Clemens, L OBP: 0.306, SLG: 0.436										4	0	0	0	0	2	3											
35 Drew Ellis, R OBP: 0.400, SLG: 0.250										3	0	1	0	1	1	0											
33 Edmundo Sosa, R OBP: 0.276, SLG: 0.410										0	0	0	0	0	0	0											
Inning Stats	R: 0 E: 0 K: 2 S: 14	H: 1 LOB: 2 BB: 1 P: 24	R: 0 E: 0 K: 1 S: 14	H: 1 LOB: 1 BB: 1 P: 24	R: 0 E: 0 K: 0 S: 6	H: 0 LOB: 0 BB: 0 P: 9	R: 1 E: 0 K: 0 S: 5	H: 1 LOB: 0 BB: 0 P: 8	R: 0 E: 0 K: 1 S: 9	H: 0 LOB: 0 BB: 0 P: 13	R: 3 E: 0 K: 1 S: 17	H: 4 LOB: 1 BB: 0 P: 26	R: 2 E: 0 K: 2 S: 16	H: 3 LOB: 2 BB: 1 P: 26	R: 1 E: 1 K: 0 S: 15	H: 1 LOB: 1 BB: 1 P: 24	R: 0 E: 0 K: 1 S: 12	H: 1 LOB: 0 BB: 0 P: 21	1B: 7 2B: 3 3B: 0 HR: 2	SF: 0 SAC: 0 DP: 0 HBP: 0	WP: 0 PB: 0 SB: 2 CS: 1	PA: 43					
PITCHER	IP	WLS	BF	H	R	ER	SO	BB	IBB	HBP	BLK	WP	HR	S	P	ERA	WHIP										
40 Josiah Gray, R ERA: 3.08	(1, 1)	5.1	23	6	4	4	4	2	0	0	0	0	2	58	94	6.75	1.500										
58 Carl Edwards Jr., R ERA: 3.28	(6, 1)	1.0	6	3	2	2	2	0	0	0	0	0	0	14	20	18.00	3.000										
73 Hunter Harvey, R ERA: 3.33	(7, 1)	0.2	H	4	1	0	0	1	0	0	0	0	0	9	16	0.00	3.000										
71 Mason Thompson, R ERA: 4.71	(8, 1)	0.1	H	3	1	1	0	1	0	0	0	0	0	7	11	0.00	6.000										
67 Kyle Finnegan, R ERA: 4.56	(8, 1)	1.2	W	6	1	0	0	1	0	0	0	0	0	20	34	0.00	0.600										

Batter	1	2	3	4	5	6	7	8	9	AB	R	H	RBI	BB	SO	LOB	BOTTOM										
28 Lane Thomas, R OBP: 0.342, SLG: 0.452										4	1	1	1	1	0	2	Philadelphia Phillies @ Washington Nationals Nationals Park, Washington, DC Fri Jun 02, 2023, 7:07 PM - 10:24 PM EDT Att: 29,827 - Partly Cloudy - 90 F										
2 Luis Garcia Jr., L OBP: 0.313, SLG: 0.399										5	2	2	1	0	1	2											
9 Jeimer Candelario, S OBP: 0.339, SLG: 0.471										4	2	2	3	0	1	0											
45 Joey Meneses, R OBP: 0.346, SLG: 0.394										3	0	2	1	1	0	0											
23 Corey Dickerson, L OBP: 0.333, SLG: 0.500										3	0	1	1	0	0	1											
36 Stone Garrett, R OBP: 0.320, SLG: 0.347										0	0	0	0	0	0	0											
22 Dominic Smith, L OBP: 0.346, SLG: 0.303										4	0	0	0	0	2	3											
20 Keibert Ruiz, S OBP: 0.303, SLG: 0.387										4	0	0	0	0	1	0											
5 CJ Abrams, L OBP: 0.287, SLG: 0.407										4	1	1	0	0	1	0											
17 Alex Call, R OBP: 0.313, SLG: 0.310										3	2	2	1	1	0	0											
Inning Stats	R: 2 E: 0 K: 1 S: 16	H: 2 LOB: 1 BB: 1 P: 26	R: 4 E: 0 K: 0 S: 25	H: 5 LOB: 1 BB: 0 P: 35	R: 0 E: 0 K: 2 S: 8	H: 0 LOB: 0 BB: 0 P: 15	R: 1 E: 0 K: 1 S: 12	H: 1 LOB: 0 BB: 0 P: 20	R: 0 E: 0 K: 1 S: 11	H: 0 LOB: 0 BB: 0 P: 16	R: 0 E: 0 K: 0 S: 9	H: 1 LOB: 1 BB: 0 P: 14	R: 0 E: 0 K: 0 S: 14	H: 1 LOB: 3 BB: 1 P: 23	R: 1 E: 0 K: 1 S: 10	H: 1 LOB: 1 BB: 1 P: 19	R: 1 E: 0 K: 1 S: 7	H: 1 LOB: 0 BB: 0 P: 19	1B: 7 2B: 3 3B: 0 HR: 1	SF: 1 SAC: 0 DP: 0 HBP: 0	WP: 1 PB: 0 SB: 1 CS: 0	PA: 38					
PITCHER	IP	WLS	BF	H	R	ER	SO	BB	IBB	HBP	BLK	WP	HR	S	P	ERA	WHIP										
45 Zack Wheeler, R ERA: 4.33	(1, 1)	3.2	20	8	7	7	3	1	0	0	0	0	0	14	22	17.18	2.455										
37 Andrew Vasquez, L ERA: 1.35	(4, 1)	1.1	4	0	0	0	2	0	0	0	0	0	0	9	14	0.00	1.000										
43 Yunior Marte, R ERA: 7.94	(6, 1)	1.0	4	1	0	0	0	0	0	0	0	0	0	9	14	0.00	1.000										
68 Jeff Hoffman, R ERA: 0.84	(7, 1)	1.0	5	1	0	0	0	1	0	0	0	1	0	14	23	0.00	2.000										
75 Connor Brogdon, R ERA: 3.54	(8, 1)	1.0	L	5	1	1	1	1	0	0	0	0	0	10	19	9.00	2.000										

Batter	1	2	3	4	5	6	7	8	9	AB	R	H	RBI	BB	SO	LOB	TOP								
12 Kyle Schwarber, L OBP: 0.312, SLG: 0.387 18 Dalton Guthrie, R OBP: 0.211, SLG: 0.176										5	0	1	0	0	2	1									
8 Nick Castellanos, R OBP: 0.352, SLG: 0.496										4	0	1	0	0	0	1									
3 Bryce Harper, L OBP: 0.398, SLG: 0.460										4	1	2	0	0	1	3									
7 Trea Turner, R OBP: 0.281, SLG: 0.373										3	0	1	1	1	0	1									
10 J.T. Realmuto, R OBP: 0.302, SLG: 0.432										4	2	2	1	0	1	4									
16 Brandon Marsh, L OBP: 0.373, SLG: 0.470										3	0	0	1	0	2	1									
2 Josh Harrison, R OBP: 0.250, SLG: 0.270										4	0	2	1	0	1	1									
35 Drew Ellis, R OBP: 0.333, SLG: 0.143										3	0	0	0	1	0	2									
33 Edmundo Sosa, R OBP: 0.275, SLG: 0.405										4	1	1	0	0	2										
Inning Stats	R: 0 E: 0 K: 0 S: 7	H: 1 LOB: 0 BB: 0 P: 9	R: 1 E: 0 K: 1 S: 11	H: 2 LOB: 1 BB: 0 P: 20	R: 1 E: 0 K: 3 S: 18	H: 3 LOB: 2 BB: 0 P: 29	R: 0 E: 0 K: 0 S: 7	H: 1 LOB: 1 BB: 0 P: 13	R: 0 E: 0 K: 0 S: 8	H: 1 LOB: 0 BB: 0 P: 12	R: 1 E: 0 K: 2 S: 12	H: 1 LOB: 0 BB: 0 P: 18	R: 0 E: 0 K: 0 S: 8	H: 0 LOB: 0 BB: 0 P: 12	R: 1 E: 0 K: 0 S: 10	H: 1 LOB: 1 BB: 1 P: 19	R: 0 E: 0 K: 1 S: 6	H: 0 LOB: 0 BB: 1 P: 11	1B: 6 2B: 3 3B: 0 HR: 1	SF: 1 SAC: 0 DP: 2 HBP: 0	WP: 0 PB: 0 SB: 0 CS: 0	PA: 37			
PITCHER	IP	WLS	BF	H	R	ER	SO	BB	IBB	HBP	BLK	WP	HR	S	P	ERA	WHIP								
1 MacKenzie Gore, L ERA: 3.66	6.0	L	26	9	3	3	6	0	0	0	0	0	1	63	101	4.50	1.500								
61 Erasmo Ramirez, R ERA: 5.81	1.0		5	1	1	1	0	1	0	0	0	0	0	10	18	9.00	2.000								
26 Chad Kuhl, R ERA: 7.36	2.0		6	0	0	0	1	1	0	0	0	0	0	14	24	0.00	0.500								

Philadelphia Phillies @ Washington Nationals
Nationals Park, Washington, DC
Sat Jun 03 2023, 4:05 PM - 6:30 PM EDT
Att: 30,959 - Cloudy - 79 F

AB 34
R 4
H 10
RBI 4
BB 2
SO 7
LOB 16



Batter	1	2	3	4	5	6	7	8	9	AB	R	H	RBI	BB	SO	LOB	BOTTOM								
28 Lane Thomas, R OBP: 0.336, SLG: 0.444										4	0	0	0	0	2	3									
2 Luis Garcia Jr., L OBP: 0.312, SLG: 0.396										4	0	1	0	0	0	2									
9 Jeimer Candelario, S OBP: 0.333, SLG: 0.462										4	0	0	0	0	0	1									
45 Joey Meneses, R OBP: 0.348, SLG: 0.393										3	1	1	0	1	1	0									
22 Dominic Smith, L OBP: 0.349, SLG: 0.304										3	1	1	0	0	0	1									
20 Keibert Ruiz, S OBP: 0.302, SLG: 0.384										4	0	1	1	0	0	1									
5 CJ Abrams, L OBP: 0.286, SLG: 0.403										4	0	1	0	0	1	2									
23 Corey Dickerson, L OBP: 0.340, SLG: 0.500 36 Stone Garrett, R OBP: 0.327, SLG: 0.354										2	0	1	0	0	0	1									
17 Alex Call, R OBP: 0.314, SLG: 0.307										2	0	0	0	1	0	2									
Inning Stats	R: 0 E: 0 K: 0 S: 9	H: 0 LOB: 0 BB: 0 P: 14	R: 0 E: 0 K: 1 S: 6	H: 0 LOB: 0 BB: 0 P: 8	R: 0 E: 0 K: 1 S: 14	H: 1 LOB: 2 BB: 1 P: 20	R: 2 E: 0 K: 0 S: 11	H: 3 LOB: 0 BB: 0 P: 15	R: 0 E: 0 K: 1 S: 9	H: 1 LOB: 0 BB: 0 P: 12	R: 0 E: 0 K: 0 S: 7	H: 0 LOB: 1 BB: 1 P: 13	R: 0 E: 0 K: 0 S: 8	H: 1 LOB: 1 BB: 0 P: 14	R: 0 E: 0 K: 0 S: 8	H: 1 LOB: 0 BB: 0 P: 10	R: 0 E: 0 K: 1 S: 7	H: 0 LOB: 1 BB: 0 P: 11	1B: 7 2B: 1 3B: 0 HR: 0	SF: 0 SAC: 0 DP: 2 HBP: 1	WP: 0 PB: 0 SB: 0 CS: 0	PA: 35			
PITCHER	IP	WLS	BF	H	R	ER	SO	BB	IBB	HBP	BLK	WP	HR	S	P	ERA	WHIP								
25 Matt Strahm, L ERA: 3.05	2.0		6	0	0	0	0	0	0	0	0	0	0	15	22	0.00	0.000								
37 Andrew Vasquez, L ERA: 1.3	1.0		5	1	0	0	1	1	0	0	0	0	0	14	20	0.00	2.000								
54 Dylan Covey, R ERA: 7.71	2.0	W	8	4	2	2	1	0	0	0	0	0	0	20	27	9.00	2.000								
43 Yunior Marte, R ERA: 7.3	1.0	H	4	0	0	0	0	1	0	0	0	0	0	7	13	0.00	1.000								
30 Gregory Soto, L ERA: 5.25	1.0	H	4	1	0	0	0	0	0	0	0	0	0	8	14	0.00	1.000								
PITCHER	IP	WLS	BF	H	R	ER	SO	BB	IBB	HBP	BLK	WP	HR	S	P	ERA	WHIP								
58 Seranthony Dominguez, R ERA: 3.68	1.0	H	3	1	0	0	0	0	0	0	0	0	0	7	11	0.00	1.000								
31 Craig Kimbrel, R ERA: 5.32	1.0	S	4	0	0	0	1	0	0	0	0	0	0	7	11	0.00	0.000								

Philadelphia Phillies @ Washington Nationals
Nationals Park, Washington, DC
Sat Jun 03 2023, 4:05 PM - 6:30 PM EDT
Att: 30,959 - Cloudy - 79 F

AB 31
R 2
H 7
RBI 1
BB 2
SO 4
LOB 13




Batter	1	2	3	4	5	6	7	8	9	AB	R	H	RBI	BB	SO	LOB	TOP			
39 Zach McKinstry, L (1, 9) OBP: 0.396, SLG: 0.422	L9		CS	K			BB			3	1	1	0	1	1	0	Detroit Tigers @ Philadelphia Phillies Citizens Bank Park, Philadelphia, PA Mon Jun 05 2023, 6:44 PM - 9:30 PM EDT Att: 33,196 - Cloudy - 76 F			
28 Javier Báez, R (1, 6) OBP: 0.285, SLG: 0.307	K			G4-3			FC5	K		4	1	0	0	0	2	3				
60 Akil Baddoo, L (1, 7) OBP: 0.350, SLG: 0.363	K			P3						3	0	0	0	0	2	2				
59 Zack Short, R (9, FH) OBP: 0.382, SLG: 0.500	K									1	0	1	0	0	0	0				
20 Spencer Torkelson, R (1, 3) OBP: 0.310, SLG: 0.362	K				L8					4	0	0	0	0	1	3				
9 Nick Maton, L (1, 5) OBP: 0.292, SLG: 0.327	K									2	1	1	3	1	1	0				
7 Jonathan Schoop, R (9, PH) OBP: 0.276, SLG: 0.258	K									1	0	0	0	0	0	1				
13 Eric Haase, R (1, 2) OBP: 0.283, SLG: 0.298	K									4	0	0	0	0	2	2				
24 Miguel Cabrera, R (1, 10) OBP: 0.275, SLG: 0.237			G6-3							3	0	0	0	0	1	0				
77 Andy Ibáñez, R (1, 4) OBP: 0.212, SLG: 0.305			K							2	0	0	0	1	2	0				
15 Jake Marisnick, R (1, 8) OBP: 0.235, SLG: 0.188										1	0	0	0	1	1	0				
18 Tyler Nevin, R (8, PH) OBP: 0.200, SLG: 0.200								F8		1	0	0	0	0	0	1				
Inning Stats	R: 0 H: 0 E: 0 K: 2 S: 9	H: 0 LOB: 0 BB: 0 P: 14	R: 0 H: 0 E: 0 K: 3 S: 10	H: 0 LOB: 0 BB: 0 P: 16	R: 0 H: 0 E: 0 K: 1 S: 10	H: 0 LOB: 0 BB: 1 P: 20	R: 0 H: 0 E: 0 K: 0 S: 12	H: 0 LOB: 0 BB: 1 P: 16	R: 0 H: 0 E: 0 K: 3 S: 10	H: 0 LOB: 0 BB: 0 P: 14	R: 3 H: 1 E: 1 K: 2 S: 13	H: 1 LOB: 0 BB: 1 P: 20	R: 0 H: 1 E: 0 K: 1 S: 13	H: 1 LOB: 2 BB: 0 P: 22	R: 0 H: 1 E: 0 K: 0 S: 13	H: 1 LOB: 1 BB: 0 P: 19	1B: 2 2B: 0 3B: 0 HR: 1	SF: 0 SAC: 0 DP: 1 HBP: 0	WP: 0 PB: 0 SB: 0 CS: 1	PA: 34
PITCHER	IP WLS BF H R ER SO BB IBB HBP BLK WP HR S P ERA WHIP	IP WLS BF H R ER SO BB IBB HBP BLK WP HR S P ERA WHIP	IP WLS BF H R ER SO BB IBB HBP BLK WP HR S P ERA WHIP	IP WLS BF H R ER SO BB IBB HBP BLK WP HR S P ERA WHIP	IP WLS BF H R ER SO BB IBB HBP BLK WP HR S P ERA WHIP	IP WLS BF H R ER SO BB IBB HBP BLK WP HR S P ERA WHIP	IP WLS BF H R ER SO BB IBB HBP BLK WP HR S P ERA WHIP	IP WLS BF H R ER SO BB IBB HBP BLK WP HR S P ERA WHIP	IP WLS BF H R ER SO BB IBB HBP BLK WP HR S P ERA WHIP	IP WLS BF H R ER SO BB IBB HBP BLK WP HR S P ERA WHIP	IP WLS BF H R ER SO BB IBB HBP BLK WP HR S P ERA WHIP	IP WLS BF H R ER SO BB IBB HBP BLK WP HR S P ERA WHIP	IP WLS BF H R ER SO BB IBB HBP BLK WP HR S P ERA WHIP	IP WLS BF H R ER SO BB IBB HBP BLK WP HR S P ERA WHIP	IP WLS BF H R ER SO BB IBB HBP BLK WP HR S P ERA WHIP	IP WLS BF H R ER SO BB IBB HBP BLK WP HR S P ERA WHIP	IP WLS BF H R ER SO BB IBB HBP BLK WP HR S P ERA WHIP			
27 Aaron Nola, R (1, 1) ERA: 4.3	7.0	W	24	1	3	0	12	3	0	0	0	0	0	0	1	68	108	0.00	0.571	
58 Seranthony Dominguez, R (1, 1) ERA: 3.52	1.0		5	1	0	0	1	1	0	0	0	0	0	0	0	13	22	0.00	2.000	
37 Andrew Vasquez, L (9, 1) ERA: 1.26	1.0		4	1	0	0	0	0	0	0	0	0	0	0	0	13	19	0.00	1.000	

Batter	1	2	3	4	5	6	7	8	9	AB	R	H	RBI	BB	SO	LOB	BOTTOM			
12 Kyle Schwarber, L (1, 7) OBP: 0.322, SLG: 0.412	BB						F8			2	1	0	0	3	1	3	Detroit Tigers @ Philadelphia Phillies Citizens Bank Park, Philadelphia, PA Mon Jun 05 2023, 6:44 PM - 9:30 PM EDT Att: 33,196 - Cloudy - 76 F			
8 Nick Castellanos, R (1, 9) OBP: 0.365, SLG: 0.502	G4-3			CS						4	1	2	1	1	1	1				
3 Bryce Harper, L (1, 10) OBP: 0.403, SLG: 0.459	F8		G4-3							5	1	2	1	0	1	3				
7 Trea Turner, R (1, 6) OBP: 0.286, SLG: 0.398	BB									5	3	4	3	0	0	0				
10 J.T. Realmuto, R (1, 2) OBP: 0.303, SLG: 0.448	G4-3			L6						4	1	1	2	0	0	2				
5 Bryson Stott, L (1, 4) OBP: 0.329, SLG: 0.391	BB			G4-3						2	0	0	0	2	1	1				
35 Drew Ellis, R (1, 3) OBP: 0.444, SLG: 0.714	K									4	0	0	0	0	3	5				
33 Edmundo Sosa, R (1, 5) OBP: 0.274, SLG: 0.400			P3							4	0	1	1	0	1	0				
18 Dalton Guthrie, R (1, 8) OBP: 0.261, SLG: 0.200										3	1	1	0	1	0	0				
Inning Stats	R: 1 H: 2 E: 0 K: 1 S: 15	H: 2 LOB: 3 BB: 2 P: 28	R: 1 H: 2 E: 0 K: 1 S: 15	H: 2 LOB: 1 BB: 0 P: 18	R: 1 H: 1 E: 0 K: 1 S: 12	H: 1 LOB: 0 BB: 0 P: 20	R: 0 H: 0 E: 0 K: 1 S: 7	H: 0 LOB: 0 BB: 1 P: 16	R: 2 H: 2 E: 0 K: 0 S: 12	H: 2 LOB: 1 BB: 2 P: 28	R: 0 H: 0 E: 0 K: 0 S: 9	H: 0 LOB: 1 BB: 1 P: 18	R: 3 H: 4 E: 0 K: 2 S: 18	H: 4 LOB: 2 BB: 1 P: 31	R: 0 H: 0 E: 0 K: 2 S: 8	H: 0 LOB: 0 BB: 0 P: 11	1B: 7 2B: 2 3B: 0 HR: 2	SF: 0 SAC: 0 DP: 0 HBP: 0	WP: 1 PB: 0 SB: 1 CS: 1	PA: 41
PITCHER	IP WLS BF H R ER SO BB IBB HBP BLK WP HR S P ERA WHIP	IP WLS BF H R ER SO BB IBB HBP BLK WP HR S P ERA WHIP	IP WLS BF H R ER SO BB IBB HBP BLK WP HR S P ERA WHIP	IP WLS BF H R ER SO BB IBB HBP BLK WP HR S P ERA WHIP	IP WLS BF H R ER SO BB IBB HBP BLK WP HR S P ERA WHIP	IP WLS BF H R ER SO BB IBB HBP BLK WP HR S P ERA WHIP	IP WLS BF H R ER SO BB IBB HBP BLK WP HR S P ERA WHIP	IP WLS BF H R ER SO BB IBB HBP BLK WP HR S P ERA WHIP	IP WLS BF H R ER SO BB IBB HBP BLK WP HR S P ERA WHIP	IP WLS BF H R ER SO BB IBB HBP BLK WP HR S P ERA WHIP	IP WLS BF H R ER SO BB IBB HBP BLK WP HR S P ERA WHIP	IP WLS BF H R ER SO BB IBB HBP BLK WP HR S P ERA WHIP	IP WLS BF H R ER SO BB IBB HBP BLK WP HR S P ERA WHIP	IP WLS BF H R ER SO BB IBB HBP BLK WP HR S P ERA WHIP	IP WLS BF H R ER SO BB IBB HBP BLK WP HR S P ERA WHIP	IP WLS BF H R ER SO BB IBB HBP BLK WP HR S P ERA WHIP				
43 Joey Wentz, L (1, 1) ERA: 7.49	4.2	L	24	7	5	5	4	5	0	0	0	0	0	0	1	59	105	9.64	2.571	
53 Mason Englert, R (5, 1) ERA: 5.14	2.0		12	4	3	3	2	2	0	0	0	0	0	0	28	51	13.50	3.000		
36 Chasen Shreve, L (7, 1) ERA: 4.91	1.1		4	0	0	0	2	0	0	0	0	0	0	0	9	14	0.00	0.000		


Detroit Tigers @ Philadelphia Phillies
 Citizens Bank Park, Philadelphia, PA
 Mon Jun 05 2023, 6:44 PM - 9:30 PM EDT
 Att: 33,196 - Cloudy - 76 F

AB 29
R 3
H 3
RBI 3
BB 4
SO 13
LOB 12



Detroit Tigers @ Philadelphia Phillies
 Citizens Bank Park, Philadelphia, PA
 Mon Jun 05 2023, 6:44 PM - 9:30 PM EDT
 Att: 33,196 - Cloudy - 76 F

AB 33
R 8
H 11
RBI 8
BB 7
SO 8
LOB 15



Batter	1	2	3	4	5	6	7	8	9	AB	R	H	RBI	BB	SO	LOB	TOP			
39 Zach McKinstry, L (1, 9) OBP: 0.378, SLG: 0.411										4	0	0	0	0	1	4	Detroit Tigers @ Philadelphia Phillies Citizens Bank Park, Philadelphia, PA Tue Jun 06 2023, 6:45 PM - 8:50 PM EDT Att: 36,664 - Partly Cloudy - 75 F			
28 Javier Báez, R (1, 6) OBP: 0.285, SLG: 0.306										4	0	1	0	0	2	0				
20 Spencer Torkelson, R (1, 3) OBP: 0.309, SLG: 0.356										3	0	0	0	1	2	1				
9 Nick Maton, L (1, 5) OBP: 0.286, SLG: 0.318										4	0	0	0	0	1	1				
60 Akil Baddoo, L (1, 7) OBP: 0.342, SLG: 0.353										4	0	0	0	0	1	1				
59 Zack Short, R (1, 4) OBP: 0.373, SLG: 0.481 (8, 8)										4	0	1	0	0	2	0				
24 Miguel Cabrera, R (1, 10) OBP: 0.286, SLG: 0.253										2	0	1	0	1	0	0				
34 Jake Rogers, R (1, 2) OBP: 0.250, SLG: 0.366										2	0	0	0	1	1	1				
15 Jake Marisnick, R (1, 8) OBP: 0.211, SLG: 0.167										2	0	0	0	0	2	4				
77 Andy Ibáñez, R (8, PH) OBP: 0.210, SLG: 0.302 (8, 4)										1	0	0	0	0	1	0				
Inning Stats	R: 0 E: 0 K: 3 S: 10	H: 0 LOB: 0 BB: 0 P: 16	R: 0 E: 0 K: 1 S: 6	H: 0 LOB: 0 BB: 0 P: 8	R: 0 E: 0 K: 2 S: 8	H: 0 LOB: 1 BB: 1 P: 15	R: 0 E: 0 K: 0 S: 5	H: 2 LOB: 3 BB: 1 P: 8	R: 0 E: 0 K: 1 S: 8	H: 0 LOB: 0 BB: 1 P: 15	R: 0 E: 0 K: 0 S: 6	H: 0 LOB: 0 BB: 0 P: 9	R: 0 E: 0 K: 2 S: 13	H: 1 LOB: 1 BB: 0 P: 19	R: 0 E: 0 K: 3 S: 9	H: 0 LOB: 0 BB: 0 P: 12	1B: 2 2B: 1 3B: 0 HR: 0	SF: 0 SAC: 0 DP: 0 HBP: 0	WP: 1 PB: 0 SB: 0 CS: 0	PA: 33
PITCHER	IP WLS BF H R ER SO BB IBB HBP BLK WP HR S P ERA WHIP	IP WLS BF H R ER SO BB IBB HBP BLK WP HR S P ERA WHIP	IP WLS BF H R ER SO BB IBB HBP BLK WP HR S P ERA WHIP	IP WLS BF H R ER SO BB IBB HBP BLK WP HR S P ERA WHIP	IP WLS BF H R ER SO BB IBB HBP BLK WP HR S P ERA WHIP	IP WLS BF H R ER SO BB IBB HBP BLK WP HR S P ERA WHIP	IP WLS BF H R ER SO BB IBB HBP BLK WP HR S P ERA WHIP	IP WLS BF H R ER SO BB IBB HBP BLK WP HR S P ERA WHIP	IP WLS BF H R ER SO BB IBB HBP BLK WP HR S P ERA WHIP	IP WLS BF H R ER SO BB IBB HBP BLK WP HR S P ERA WHIP	IP WLS BF H R ER SO BB IBB HBP BLK WP HR S P ERA WHIP	IP WLS BF H R ER SO BB IBB HBP BLK WP HR S P ERA WHIP	IP WLS BF H R ER SO BB IBB HBP BLK WP HR S P ERA WHIP	IP WLS BF H R ER SO BB IBB HBP BLK WP HR S P ERA WHIP	IP WLS BF H R ER SO BB IBB HBP BLK WP HR S P ERA WHIP	IP WLS BF H R ER SO BB IBB HBP BLK WP HR S P ERA WHIP	IP WLS BF H R ER SO BB IBB HBP BLK WP HR S P ERA WHIP			

Batter	1	2	3	4	5	6	7	8	9	AB	R	H	RBI	BB	SO	LOB	BOTTOM			
12 Kyle Schwarber, L (1, 7) OBP: 0.322, SLG: 0.425										3	1	1	1	0	1	1	Detroit Tigers @ Philadelphia Phillies Citizens Bank Park, Philadelphia, PA Tue Jun 06 2023, 6:45 PM - 8:50 PM EDT Att: 36,664 - Partly Cloudy - 75 F			
8 Nick Castellanos, R (1, 9) OBP: 0.300, SLG: 0.496										3	0	0	0	0	1	1				
3 Bryce Harper, L (1, 10) OBP: 0.394, SLG: 0.446										3	0	0	0	0	1	2				
7 Trea Turner, R (1, 6) OBP: 0.283, SLG: 0.394										3	0	0	0	0	1	1				
10 J.T. Realmuto, R (1, 2) OBP: 0.299, SLG: 0.442										3	0	0	0	0	2	1				
5 Bryson Stott, L (1, 4) OBP: 0.329, SLG: 0.391										3	0	1	0	0	0	0				
16 Brandon Marsh, L (1, 8) OBP: 0.363, SLG: 0.453										3	0	0	0	0	2	1				
35 Drew Ellis, R (1, 5) OBP: 0.381, SLG: 0.588										3	0	0	0	0	1	0				
33 Edmundo Sosa, R (9, 5) OBP: 0.274, SLG: 0.400										0	0	0	0	0	0	0				
23 Kody Clemens, L (1, 3) OBP: 0.312, SLG: 0.430										3	0	1	0	0	0	0				
Inning Stats	R: 1 E: 0 K: 0 S: 11	H: 1 LOB: 0 BB: 0 P: 18	R: 0 E: 0 K: 2 S: 10	H: 0 LOB: 0 BB: 0 P: 15	R: 0 E: 0 K: 1 S: 10	H: 0 LOB: 0 BB: 0 P: 12	R: 0 E: 1 K: 1 S: 14	H: 0 LOB: 1 BB: 0 P: 19	R: 0 E: 0 K: 0 S: 11	H: 1 LOB: 0 BB: 0 P: 16	R: 0 E: 0 K: 2 S: 11	H: 1 LOB: 1 BB: 0 P: 17	R: 0 E: 0 K: 2 S: 8	H: 0 LOB: 0 BB: 0 P: 15	R: 0 E: 0 K: 1 S: 9	H: 0 LOB: 0 BB: 0 P: 12	1B: 2 2B: 1 3B: 0 HR: 1	SF: 0 SAC: 0 DP: 1 HBP: 0	WP: 1 PB: 0 SB: 0 CS: 0	PA: 27
PITCHER	IP WLS BF H R ER SO BB IBB HBP BLK WP HR S P ERA WHIP	IP WLS BF H R ER SO BB IBB HBP BLK WP HR S P ERA WHIP	IP WLS BF H R ER SO BB IBB HBP BLK WP HR S P ERA WHIP	IP WLS BF H R ER SO BB IBB HBP BLK WP HR S P ERA WHIP	IP WLS BF H R ER SO BB IBB HBP BLK WP HR S P ERA WHIP	IP WLS BF H R ER SO BB IBB HBP BLK WP HR S P ERA WHIP	IP WLS BF H R ER SO BB IBB HBP BLK WP HR S P ERA WHIP	IP WLS BF H R ER SO BB IBB HBP BLK WP HR S P ERA WHIP	IP WLS BF H R ER SO BB IBB HBP BLK WP HR S P ERA WHIP	IP WLS BF H R ER SO BB IBB HBP BLK WP HR S P ERA WHIP	IP WLS BF H R ER SO BB IBB HBP BLK WP HR S P ERA WHIP	IP WLS BF H R ER SO BB IBB HBP BLK WP HR S P ERA WHIP	IP WLS BF H R ER SO BB IBB HBP BLK WP HR S P ERA WHIP	IP WLS BF H R ER SO BB IBB HBP BLK WP HR S P ERA WHIP	IP WLS BF H R ER SO BB IBB HBP BLK WP HR S P ERA WHIP	IP WLS BF H R ER SO BB IBB HBP BLK WP HR S P ERA WHIP	IP WLS BF H R ER SO BB IBB HBP BLK WP HR S P ERA WHIP			

AB	30
R	0
H	3
RBI	0
BB	3
SO	13
LOB	12



Batter	1	2	3	4	5	6	7	8	9	AB	R	H	RBI	BB	SO	LOB	TOP				
39 Zach McKinstry, L (1, 9) OBP: 0.370, SLG: 0.400										4	0	0	0	0	0	2					
28 Javier Báez, R (1, 6) OBP: 0.295, SLG: 0.305										4	1	1	0	0	1	0					
20 Spencer Torkelson, R (1, 3) OBP: 0.304, SLG: 0.350										4	0	0	0	0	3	1					
9 Nick Maton, L (1, 10) OBP: 0.290, SLG: 0.318										3	0	1	1	0	1	0					
13 Eric Haase, R (1, 2) OBP: 0.276, SLG: 0.290										4	0	0	0	0	2	2					
60 Akil Baddoo, L (1, 8) (8, 9) OBP: 0.345, SLG: 0.348										2	0	0	0	2	0	0					
7 Jonathan Schoop, R (1, 5) OBP: 0.277, SLG: 0.261										3	0	1	0	0	2	1					
15 Jake Marisnick, R (8, PR) (8, 8) OBP: 0.250, SLG: 0.167										0	1	0	0	1	0	0					
18 Tyler Nevin, R (1, 7) OBP: 0.205, SLG: 0.205										4	0	1	0	0	0	3					
59 Zack Short, R (1, 4) OBP: 0.371, SLG: 0.473										3	0	1	1	0	0	0					
Inning Stats	R: 0 E: 0 K: 2 S: 10	H: 0 LOB: 0 BB: 0 P: 14	R: 0 E: 0 K: 3 S: 12	H: 0 LOB: 1 BB: 1 P: 17	R: 0 E: 0 K: 0 S: 10	H: 0 LOB: 0 BB: 0 P: 12	R: 0 E: 0 K: 0 S: 12	H: 0 LOB: 0 BB: 0 P: 15	R: 0 E: 0 K: 0 S: 6	H: 0 LOB: 0 BB: 0 P: 9	R: 0 E: 0 K: 1 S: 10	H: 0 LOB: 1 BB: 0 P: 18	R: 1 E: 1 K: 1 S: 8	H: 2 LOB: 3 BB: 2 P: 12	R: 1 E: 0 K: 1 S: 21	H: 2 LOB: 3 BB: 2 P: 34	1B: 5 2B: 0 3B: 0 HR: 0	SF: 0 SAC: 0 DP: 1 HBP: 1	WP: 0 PB: 0 SB: 0 CS: 0	PA: 35	
PITCHER	IP WLS BF H R ER SO BB IBB HBP BLK WP HR S P ERA WHIP	7.1 26 2 1 1 8 1 0 1 0 0 0 75 108 1.23 0.409	0.2 2 1 0 0 0 0 0 0 0 0 0 3 4 0.00 1.500	1.0 7 2 1 1 1 2 0 0 0 0 0 21 34 9.00 4.000																	

Detroit Tigers @ Philadelphia Phillies
Citizens Bank Park, Philadelphia, PA
Thu Jun 08 2023, 6:08 PM - 8:48 PM EDT
Att: 29,028 - Overcast - 75 F

AB	31
R	2
H	5
RBI	2
BB	3
SO	9
LOB	9



Batter	1	2	3	4	5	6	7	8	9	AB	R	H	RBI	BB	SO	LOB	BOTTOM				
12 Kyle Schwarber, L (1, 7) OBP: 0.321, SLG: 0.419										3	1	0	0	1	1	2					
8 Nick Castellanos, R (1, 9) OBP: 0.363, SLG: 0.494										3	0	1	0	1	1	1					
3 Bryce Harper, L (1, 10) OBP: 0.390, SLG: 0.452										3	1	1	1	0	1	1					
7 Trea Turner, R (1, 6) OBP: 0.282, SLG: 0.389										3	1	0	0	1	0	1					
10 J.T. Realmuto, R (1, 2) OBP: 0.294, SLG: 0.433										4	0	0	0	0	2	2					
5 Bryson Stott, L (1, 4) OBP: 0.328, SLG: 0.388										4	0	1	0	0	2	0					
16 Brandon Marsh, L (1, 8) OBP: 0.361, SLG: 0.451										3	0	1	1	0	2	0					
23 Kody Clemens, L (1, 3) OBP: 0.320, SLG: 0.444										4	0	2	1	0	0	1					
2 Josh Harrison, R (1, 5) OBP: 0.239, SLG: 0.258										3	0	0	0	0	0	1					
Inning Stats	R: 0 E: 0 K: 1 S: 7	H: 0 LOB: 1 BB: 1 P: 13	R: 0 E: 0 K: 1 S: 10	H: 0 LOB: 0 BB: 0 P: 15	R: 0 E: 0 K: 1 S: 11	H: 1 LOB: 0 BB: 0 P: 14	R: 0 E: 0 K: 1 S: 12	H: 0 LOB: 0 BB: 0 P: 18	R: 0 E: 0 K: 3 S: 16	H: 0 LOB: 0 BB: 0 P: 23	R: 0 E: 1 K: 1 S: 12	H: 0 LOB: 1 BB: 0 P: 16	R: 2 E: 0 K: 1 S: 11	H: 3 LOB: 2 BB: 1 P: 22	R: 2 E: 0 K: 1 S: 11	H: 3 LOB: 1 BB: 1 P: 22	1B: 4 2B: 2 3B: 0 HR: 0	SF: 2 SAC: 0 DP: 1 HBP: 0	WP: 0 PB: 0 SB: 0 CS: 0	PA: 35	
PITCHER	IP WLS BF H R ER SO BB IBB HBP BLK WP HR S P ERA WHIP	1.0 19 3 1 1 3 1 0 0 0 0 0 52 75 1.80 0.800	1.0 3 0 0 0 3 0 0 0 0 0 0 16 23 0.00 0.000	1.0 4 0 0 0 1 0 0 0 0 0 0 12 16 0.00 0.000	0.2 6 3 2 2 1 1 0 0 0 0 0 11 22 27.00 6.000																

Detroit Tigers @ Philadelphia Phillies
Citizens Bank Park, Philadelphia, PA
Thu Jun 08 2023, 6:08 PM - 8:48 PM EDT
Att: 29,028 - Overcast - 75 F

AB	30
R	3
H	6
RBI	3
BB	3
SO	9
LOB	9



Batter	1	2	3	4	5	6	7	8	9	AB R H RBI BB SO LOB	TOP																
50 Mookie Betts, R OBP: 0.363, SLG: 0.538	L8		5 G6-3 1B		K		1-H HR		F9	5 1 2 2 0 1 0	Los Angeles Dodgers @ Philadelphia Phillies Citizens Bank Park, Philadelphia, PA Fri Jun 09 2023, 7:09 PM - 10:01 PM EDT Att: 42,364 - Cloudy - 73 F																
5 Freddie Freeman, L OBP: 0.407, SLG: 0.576	28 2B		G6-3 1-2		K		HR		K	5 2 2 1 0 2 1																	
16 Will Smith, R OBP: 0.399, SLG: 0.519	K		K		K		G6-3			4 0 0 0 0 3 2																	
28 J.D. Martinez, R OBP: 0.314, SLG: 0.624	2H 2B								17 WP 2B	3 0 2 1 1 1 0																	
13 Max Muncy, L OBP: 0.273, SLG: 0.490	G4-3		G4-3						L4	4 0 0 0 0 0 4																	
3 Chris Taylor, R OBP: 0.273, SLG: 0.466	K				11 WP BB		K		K	3 0 0 0 1 3 1																	
17 Miguel Vargas, R OBP: 0.336, SLG: 0.426	G4-3		L9							2 1 0 0 2 0 1																	
89 Jonny DeLuca, R OBP: 0.286, SLG: 0.167			F7							4 0 1 0 0 2 4																	
11 Miguel Rojas, R OBP: 0.248, SLG: 0.256	G5-3		G5-3						G6-3	4 0 0 0 0 1 3																	
Inning Stats	R: 1 E: 0 K: 1 S: 10	H: 2 LOB: 1 BB: 0 P: 13	R: 0 E: 0 K: 1 S: 8	H: 1 LOB: 1 BB: 0 P: 14	R: 0 E: 0 K: 1 S: 11	H: 1 LOB: 2 BB: 1 P: 23	R: 0 E: 0 K: 0 S: 14	H: 0 LOB: 1 BB: 0 P: 21	R: 0 E: 0 K: 3 S: 9	H: 0 LOB: 0 BB: 0 P: 14		R: 0 E: 0 K: 2 S: 12	H: 0 LOB: 0 BB: 0 P: 18	R: 3 E: 0 K: 2 S: 16	H: 2 LOB: 0 BB: 1 P: 28	R: 0 E: 0 K: 2 S: 12	H: 1 LOB: 2 BB: 1 P: 22	R: 0 E: 0 K: 1 S: 9	H: 0 LOB: 0 BB: 0 P: 14	1B: 2 2B: 3 HR: 2	SF: 0 SAC: 0 DP: 0 HBP: 0	WP: 2 PB: 0 SB: 0 CS: 0	PA: 38				
PITCHER	IP WLS BF H R ER SO BB IBB HBP BLK WP HR S P ERA WHIP											PITCHER	IP WLS BF H R ER SO BB IBB HBP BLK WP HR S P ERA WHIP														
55 Ranger Suárez, L ERA: 4.7	6.0	24	4	1	1	8	2	0	0	0	0	1	0	64	103	1.50	1.000										
25 Matt Strahm, L ERA: 3.81	1.0	6	2	3	3	2	1	0	0	0	0	0	2	16	28	27.00	3.000										
46 José Alvarado, L ERA: 0.59	1.0	5	1	0	0	2	1	0	0	0	1	0	0	12	22	0.00	2.000										
30 Gregory Soto, L ERA: 5.04	1.0	3	0	0	0	1	0	0	0	0	0	0	0	9	14	0.00	0.000										

AB	34
R	4
H	7
RBI	4
BB	4
SO	13
LOB	16



Batter	1	2	3	4	5	6	7	8	9	AB R H RBI BB SO LOB	BOTTOM																
12 Kyle Schwarber, L OBP: 0.330, SLG: 0.445	8 FC6-4 BB		3 1B 3B		8 2B 3 WP BB		G4-3		HR	3 3 2 1 2 0 0	Los Angeles Dodgers @ Philadelphia Phillies Citizens Bank Park, Philadelphia, PA Fri Jun 09 2023, 7:09 PM - 10:01 PM EDT Att: 42,364 - Cloudy - 73 F																
8 Nick Castellanos, R OBP: 0.361, SLG: 0.494	FC6-4 FC1-6 1-2		K		3 WP 7 1B 2B		F9			4 1 1 1 0 1 2																	
3 Bryce Harper, L OBP: 0.386, SLG: 0.445	FC1-6 7 1B 1-2		10 FC6-4 1B		F7		G4-3			4 0 1 1 0 0 2																	
7 Trea Turner, R OBP: 0.285, SLG: 0.391	1-2 1B		L8		2-3 3-H 1B					4 0 2 1 0 1 1																	
10 J.T. Realmuto, R OBP: 0.293, SLG: 0.426	F8		FC6-4		3-H F7					3 0 0 0 0 0 4																	
5 Bryson Stott, L OBP: 0.323, SLG: 0.382	F8		L9		F7					4 0 0 0 0 1 2																	
16 Brandon Marsh, L OBP: 0.354, SLG: 0.441	G3		K		K					4 0 0 0 0 3 1																	
23 Kody Clemens, L OBP: 0.320, SLG: 0.441			G4-3		K					3 0 1 0 0 1 0																	
35 Drew Ellis, R OBP: 0.364, SLG: 0.556			33 FC5-4 1B							1 0 0 0 0 0 0																	
33 Edmundo Sosa, R OBP: 0.273, SLG: 0.396	FC5-4				12 BB 8 2B 1B					4 1 1 0 0 1 1																	
Inning Stats	R: 0 E: 0 K: 0 S: 12	H: 1 LOB: 2 BB: 1 P: 19	R: 0 E: 0 K: 0 S: 12	H: 1 LOB: 0 BB: 0 P: 19	R: 1 E: 0 K: 1 S: 13	H: 2 LOB: 1 BB: 0 P: 20	R: 0 E: 0 K: 1 S: 8	H: 0 LOB: 0 BB: 0 P: 10	R: 3 E: 0 K: 0 S: 19	H: 3 LOB: 1 BB: 1 P: 32	R: 0 E: 0 K: 3 S: 10	H: 0 LOB: 0 BB: 0 P: 15	R: 0 E: 0 K: 0 S: 7	H: 0 LOB: 0 BB: 0 P: 10	R: 0 E: 0 K: 3 S: 13	H: 0 LOB: 1 BB: 0 P: 18	R: 1 E: 0 K: 0 S: 9	H: 1 LOB: 0 BB: 0 P: 10	1B: 5 2B: 1 HR: 1	SF: 0 SAC: 0 DP: 0 HBP: 1	WP: 1 PB: 0 SB: 1 CS: 0	PA: 37					
PITCHER	IP WLS BF H R ER SO BB IBB HBP BLK WP HR S P ERA WHIP											PITCHER	IP WLS BF H R ER SO BB IBB HBP BLK WP HR S P ERA WHIP														
81 Victor González, L ERA: 2.7	0.2	3	0	0	0	0	1	0	0	0	0	0	0	8	14	0.00	1.500										
78 Michael Grove, R ERA: 8.28	4.0	20	7	4	4	2	1	0	0	0	1	0	55	85	9.00	2.000											
51 Alex Vesia, L ERA: 6.46	1.1	4	0	0	0	3	0	0	0	0	0	0	11	16	0.00	0.000											
18 Shelby Miller, R ERA: 2.57	2.0	7	0	0	0	3	0	0	1	0	0	0	20	28	0.00	0.000											
64 Caleb Ferguson, L ERA: 3.88	0.2	3	1	1	1	0	0	0	0	0	0	1	9	10	13.50	1.500											

AB	34
R	5
H	8
RBI	4
BB	2
SO	8
LOB	13



Batter	1	2	3	4	5	6	7	8	9	AB	R	H	RBI	BB	SO	LOB	TOP										
50 Mookie Betts, R OBP: 0.367, SLG: 0.534										3	1	1	0	1	1	0	Los Angeles Dodgers @ Philadelphia Phillies Citizens Bank Park, Philadelphia, PA Sun Jun 11 2023, 1:43 PM - 4:25 PM EDT Att: 44,287 - Sunny - 86 F										
5 Freddie Freeman, L OBP: 0.413, SLG: 0.586										4	1	2	1	0	1	1											
16 Will Smith, R OBP: 0.396, SLG: 0.509										2	0	1	0	2	0	0											
13 Max Muncy, L OBP: 0.323, SLG: 0.474										3	0	0	1	1	0	4											
28 J.D. Martinez, R OBP: 0.307, SLG: 0.619										4	0	0	0	0	3	4											
6 David Peralta, L OBP: 0.291, SLG: 0.383										3	0	0	0	0	0	0											
3 Chris Taylor, R OBP: 0.271, SLG: 0.457										1	0	0	0	0	1	2											
17 Miguel Vargas, R OBP: 0.329, SLG: 0.415										4	0	0	0	0	1	0											
23 Jason Heyward, L OBP: 0.340, SLG: 0.475										4	1	1	1	0	1	0											
11 Miguel Rojas, R OBP: 0.243, SLG: 0.250										3	0	0	0	0	0	0											
33 James Outman, L OBP: 0.332, SLG: 0.455										1	0	0	0	0	1	0											
Inning Stats	R: 0 H: 1 E: 0 K: 3 S: 17	H: 1 LOB: 2 BB: 1 P: 26	R: 0 H: 0 E: 0 K: 0 S: 7	H: 0 LOB: 0 BB: 0 P: 12	R: 0 H: 1 E: 0 K: 0 S: 11	H: 1 LOB: 2 BB: 1 P: 23	R: 0 H: 0 E: 0 K: 1 S: 6	H: 0 LOB: 0 BB: 0 P: 12	R: 0 H: 0 E: 0 K: 1 S: 7	H: 0 LOB: 0 BB: 0 P: 10	R: 1 H: 1 E: 0 K: 0 S: 10	H: 1 LOB: 0 BB: 0 P: 17	R: 1 H: 1 E: 0 K: 2 S: 16	H: 1 LOB: 2 BB: 2 P: 30	R: 0 H: 0 E: 0 K: 2 S: 10	H: 0 LOB: 0 BB: 0 P: 14	1B: 2 2B: 1 3B: 0 HR: 2	SF: 0 SAC: 0 DP: 0 HBP: 0	WP: 0 PB: 0 SB: 1 CS: 0	PA: 36							
PITCHER	IP	WLS	BF	H	R	ER	SO	BB	IBB	HBP	BLK	WP	HR	S	P	ERA	WHIP										
99 Tajuan Walker, R ERA: 4.87	5.0	W	19	2	0	0	5	2	0	0	0	0	0	48	83	0.00	0.800										
30 Gregory Soto, L ERA: 5.19	1.0	H	4	1	1	1	0	0	0	0	0	0	1	10	17	9.00	1.000										
58 Seranthony Dominguez, R ERA: 3.51	1.0	H	4	1	1	1	0	0	0	0	0	0	1	10	19	9.00	1.000										
46 José Alvarado, L ERA: 1.1	1.0		6	1	1	1	2	2	0	0	0	0	0	16	30	9.00	3.000										
31 Craig Kimbrel, R ERA: 5.04	1.0		3	0	0	0	2	0	0	0	0	0	0	10	14	0.00	0.000										

Batter	1	2	3	4	5	6	7	8	9	AB	R	H	RBI	BB	SO	LOB	BOTTOM										
12 Kyle Schwarber, L OBP: 0.323, SLG: 0.430										5	0	0	0	0	1	2	Los Angeles Dodgers @ Philadelphia Phillies Citizens Bank Park, Philadelphia, PA Sun Jun 11 2023, 1:43 PM - 4:25 PM EDT Att: 44,287 - Sunny - 86 F										
18 Dalton Guthrie, R OBP: 0.261, SLG: 0.200										0	0	0	0	0	0	0											
7 Trea Turner, R OBP: 0.399, SLG: 0.396										5	3	3	0	0	0	0											
8 Nick Castellanos, R OBP: 0.359, SLG: 0.486										5	1	2	2	0	1	1											
3 Bryce Harper, L OBP: 0.399, SLG: 0.444										2	1	2	1	2	0	0											
28 Alec Bohm, R OBP: 0.315, SLG: 0.395										4	0	0	0	0	3	6											
5 Bryson Stott, L OBP: 0.336, SLG: 0.403										3	2	2	2	1	1	2											
23 Kody Clemens, L OBP: 0.324, SLG: 0.440										4	0	1	1	0	1	2											
16 Brandon Marsh, L OBP: 0.355, SLG: 0.435										3	0	2	0	1	1	0											
21 Garrett Stubbs, L OBP: 0.275, SLG: 0.316										4	0	1	1	0	2	3											
Inning Stats	R: 1 H: 3 E: 0 K: 2 S: 20	H: 3 LOB: 2 BB: 0 P: 22	R: 0 H: 1 E: 0 K: 1 S: 12	H: 1 LOB: 0 BB: 0 P: 18	R: 2 H: 2 E: 0 K: 1 S: 13	H: 2 LOB: 1 BB: 1 P: 20	R: 0 H: 0 E: 0 K: 2 S: 8	H: 0 LOB: 0 BB: 0 P: 11	R: 0 H: 0 E: 0 K: 2 S: 10	H: 0 LOB: 1 BB: 1 P: 16	R: 1 H: 2 E: 0 K: 2 S: 11	H: 2 LOB: 1 BB: 1 P: 20	R: 3 H: 5 E: 0 K: 0 S: 21	H: 5 LOB: 2 BB: 1 P: 34	R: 0 H: 0 E: 0 K: 0 S: 6	H: 0 LOB: 0 BB: 0 P: 7	1B: 10 2B: 1 3B: 1 HR: 1	SF: 0 SAC: 0 DP: 1 HBP: 0	WP: 0 PB: 0 SB: 2 CS: 0	PA: 39							
PITCHER	IP	WLS	BF	H	R	ER	SO	BB	IBB	HBP	BLK	WP	HR	S	P	ERA	WHIP										
64 Caleb Ferguson, L ERA: 3.91	1.0	L	6	3	1	1	2	0	0	0	0	0	0	12	20	9.00	3.000										
81 Victor González, L ERA: 2.55	1.0		4	1	0	0	1	0	0	0	0	0	0	9	12	27.00	1.500										
61 Tayler Scott, R ERA: 4.15	0.2		4	1	2	2	1	0	1	0	0	0	0	9	12	27.00	1.500										
56 Adam Kolarek, L ERA	1.1		5	1	0	0	2	0	0	0	0	0	0	12	19	0.00	0.750										
38 Yency Almonte, R ERA: 6.33	1.0		4	0	0	0	2	1	0	0	0	0	0	10	16	0.00	1.000										
PITCHER	IP	WLS	BF	H	R	ER	SO	BB	IBB	HBP	BLK	WP	HR	S	P	ERA	WHIP										
51 Alex Vesia, L ERA: 0.81	1.0		5	2	1	1	2	1	0	0	0	0	0	11	20	9.00	3.000										
75 Nick Robertson, R ERA: 9.0	1.0		8	5	3	3	0	1	0	0	0	0	1	21	34	27.00	6.000										
48 Brusdar Graterol, R ERA: 1.95	1.0		3	0	0	0	0	0	0	0	0	0	0	6	7	0.00	0.000										

Batter	1	2	3	4	5	6	7	8	9	AB	R	H	RBI	BB	SO	LOB	TOP			
12 Kyle Schwarber, L OBP: 0.324, SLG: 0.427	L3		K	1B			BB	P2		4	1	1	0	1	1	1				
7 Trea Turner, R OBP: 0.285, SLG: 0.391	K		BB	G4-3			F8	G1-3		4	1	0	0	1	1	3				
8 Nick Castellanos, R OBP: 0.362, SLG: 0.496	1B		BB	1B			F8			4	1	2	0	1	1	1				
3 Bryce Harper, L OBP: 0.317, SLG: 0.442	G4-3		K				2B	K		5	1	1	1	0	3	5				
10 J.T. Realmuto, R OBP: 0.304, SLG: 0.460		HR	BB	1B			2B			4	3	4	3	1	0	0				
28 Alec Bohm, R OBP: 0.317, SLG: 0.400	P3		BB	2B			BB	G6-3		5	1	2	2	0	0	2				
2 Josh Harrison, R OBP: 0.280, SLG: 0.282	2B		1B	1B			BB	P4		4	0	2	1	1	0	1				
33 Edmundo Sosa, R OBP: 0.269, SLG: 0.386	K						G4-3			3	0	0	0	0	2	1				
5 Bryson Stott, L OBP: 0.317, SLG: 0.404								1B		2	0	1	1	0	0	3				
18 Dalton Guthrie, R OBP: 0.259, SLG: 0.174	L5						G6-3			3	0	0	0	0	0	1				
23 Kody Clemens, L OBP: 0.321, SLG: 0.436								K2-3		1	0	0	0	0	1	1				
Inning Stats	R: 0 E: 0 K: 1 S: 9	H: 1 LOB: 1 BB: 0 P: 14	R: 1 E: 0 K: 1 S: 14	H: 2 LOB: 1 BB: 0 P: 22	R: 4 E: 0 K: 2 S: 17	H: 4 LOB: 2 BB: 1 P: 27	R: 0 E: 0 K: 0 S: 7	H: 1 LOB: 1 BB: 0 P: 10	R: 0 E: 0 K: 1 S: 9	H: 0 LOB: 0 BB: 0 P: 13	R: 2 E: 0 K: 0 S: 15	H: 2 LOB: 3 BB: 3 P: 30	R: 0 E: 0 K: 1 S: 12	H: 0 LOB: 2 BB: 1 P: 22	R: 1 E: 0 K: 1 S: 14	H: 2 LOB: 1 BB: 0 P: 24	1B: 7 2B: 4 3B: 1 HR: 1	SF: 0 SAC: 0 DP: 0 HBP: 1	WP: 0 PB: 0 SB: 1 CS: 0	PA: 45
PITCHER	IP WLS BF H R ER SO BB IBB HBP BLK WP HR S P ERA WHIP	IP WLS BF H R ER SO BB IBB HBP BLK WP HR S P ERA WHIP	IP WLS BF H R ER SO BB IBB HBP BLK WP HR S P ERA WHIP	IP WLS BF H R ER SO BB IBB HBP BLK WP HR S P ERA WHIP	IP WLS BF H R ER SO BB IBB HBP BLK WP HR S P ERA WHIP	IP WLS BF H R ER SO BB IBB HBP BLK WP HR S P ERA WHIP	IP WLS BF H R ER SO BB IBB HBP BLK WP HR S P ERA WHIP	IP WLS BF H R ER SO BB IBB HBP BLK WP HR S P ERA WHIP	IP WLS BF H R ER SO BB IBB HBP BLK WP HR S P ERA WHIP	IP WLS BF H R ER SO BB IBB HBP BLK WP HR S P ERA WHIP	IP WLS BF H R ER SO BB IBB HBP BLK WP HR S P ERA WHIP	IP WLS BF H R ER SO BB IBB HBP BLK WP HR S P ERA WHIP	IP WLS BF H R ER SO BB IBB HBP BLK WP HR S P ERA WHIP	IP WLS BF H R ER SO BB IBB HBP BLK WP HR S P ERA WHIP	IP WLS BF H R ER SO BB IBB HBP BLK WP HR S P ERA WHIP	IP WLS BF H R ER SO BB IBB HBP BLK WP HR S P ERA WHIP	IP WLS BF H R ER SO BB IBB HBP BLK WP HR S P ERA WHIP			

Philadelphia Phillies @ Arizona Diamondbacks
Chase Field, Phoenix, AZ
Mon Jun 12 2023, 6:40 PM - 9:51 PM MST
Att: 18,432 - Clear - 90 F

AB	39
R	8
H	13
RBI	8
BB	5
SO	9
LOB	19



Batter	1	2	3	4	5	6	7	8	9	AB	R	H	RBI	BB	SO	LOB	BOTTOM			
4 Ketel Marte, S OBP: 0.350, SLG: 0.473	BB	L7		1B			G5-4-3			5	3	3	0	0	0	3				
15 Emmanuel Rivera, R OBP: 0.291, SLG: 0.472	K		BB	1B			SF8	K		4	2	2	2	0	2	1				
7 Corbin Carroll, L OBP: 0.397, SLG: 0.589	HBP		BB	1B			HR	K		3	2	2	1	0	1	0				
53 Christian Walker, R OBP: 0.313, SLG: 0.466	BB		F8	K			F4	G6-3		4	0	0	0	1	1	5				
3 Evan Longoria, R OBP: 0.276, SLG: 0.538	SF7		P3				HR			3	1	1	4	0	1	2				
26 Pavin Smith, L OBP: 0.320, SLG: 0.384	L8		1B				F7			3	0	1	2	1	0	2				
18 Carson Kelly, R		F8	G1-3				K	BB		3	0	0	0	1	1	2				
2 Geraldo Perdomo, S OBP: 0.387, SLG: 0.459	G1-3		K				P5	F4		4	0	0	0	0	1	2				
31 Jake McCarthy, L OBP: 0.287, SLG: 0.294			G5-3				BB	G5-4-3		4	1	3	0	0	0	0				
Inning Stats	R: 1 E: 0 K: 1 S: 13	H: 1 LOB: 2 BB: 1 P: 21	R: 0 E: 0 K: 0 S: 8	H: 1 LOB: 0 BB: 0 P: 10	R: 2 E: 0 K: 0 S: 15	H: 2 LOB: 1 BB: 0 P: 22	R: 2 E: 0 K: 2 S: 16	H: 3 LOB: 1 BB: 0 P: 22	R: 0 E: 0 K: 2 S: 9	H: 0 LOB: 1 BB: 1 P: 18	R: 4 E: 0 K: 0 S: 21	H: 4 LOB: 0 BB: 0 P: 32	R: 0 E: 0 K: 0 S: 10	H: 1 LOB: 1 BB: 1 P: 19	R: 0 E: 0 K: 2 S: 8	H: 0 LOB: 0 BB: 0 P: 14	1B: 8 2B: 1 3B: 2 HR: 1	SF: 2 SAC: 0 DP: 1 HBP: 2	WP: 0 PB: 0 SB: 0 CS: 0	PA: 40
PITCHER	IP WLS BF H R ER SO BB IBB HBP BLK WP HR S P ERA WHIP	IP WLS BF H R ER SO BB IBB HBP BLK WP HR S P ERA WHIP	IP WLS BF H R ER SO BB IBB HBP BLK WP HR S P ERA WHIP	IP WLS BF H R ER SO BB IBB HBP BLK WP HR S P ERA WHIP	IP WLS BF H R ER SO BB IBB HBP BLK WP HR S P ERA WHIP	IP WLS BF H R ER SO BB IBB HBP BLK WP HR S P ERA WHIP	IP WLS BF H R ER SO BB IBB HBP BLK WP HR S P ERA WHIP	IP WLS BF H R ER SO BB IBB HBP BLK WP HR S P ERA WHIP	IP WLS BF H R ER SO BB IBB HBP BLK WP HR S P ERA WHIP	IP WLS BF H R ER SO BB IBB HBP BLK WP HR S P ERA WHIP	IP WLS BF H R ER SO BB IBB HBP BLK WP HR S P ERA WHIP	IP WLS BF H R ER SO BB IBB HBP BLK WP HR S P ERA WHIP	IP WLS BF H R ER SO BB IBB HBP BLK WP HR S P ERA WHIP	IP WLS BF H R ER SO BB IBB HBP BLK WP HR S P ERA WHIP	IP WLS BF H R ER SO BB IBB HBP BLK WP HR S P ERA WHIP	IP WLS BF H R ER SO BB IBB HBP BLK WP HR S P ERA WHIP	IP WLS BF H R ER SO BB IBB HBP BLK WP HR S P ERA WHIP			

Philadelphia Phillies @ Arizona Diamondbacks
Chase Field, Phoenix, AZ
Mon Jun 12 2023, 6:40 PM - 9:51 PM MST
Att: 18,432 - Clear - 90 F

AB	33
R	9
H	12
RBI	9
BB	3
SO	7
LOB	17



Batter	1	2	3	4	5	6	7	8	9	AB	R	H	RBI	BB	SO	LOB	TOP							
12 Kyle Schwarber, L OBP: 0.325, SLG: 0.439 18 Dalton Guthrie, R OBP: 0.286, SLG: 0.208										5	2	2	1	0	1	4								
7 Trea Turner, R OBP: 0.297, SLG: 0.394 33 Edmundo Sosa, R OBP: 0.274, SLG: 0.397										3	2	2	0	2	0	0								
8 Nick Castellanos, R OBP: 0.361, SLG: 0.502										6	2	2	3	0	1	4								
3 Bryce Harper, L OBP: 0.396, SLG: 0.440										5	1	2	2	1	0	2								
10 J.T. Realmuto, R OBP: 0.311, SLG: 0.474 21 Garrett Stubbs, L OBP: 0.268, SLG: 0.308										4	3	2	1	1	1	1								
5 Bryson Stott, L OBP: 0.342, SLG: 0.419										5	1	3	2	0	0	3								
28 Alec Bohm, R OBP: 0.319, SLG: 0.400										5	1	2	2	0	0	2								
23 Kody Clemens, L OBP: 0.316, SLG: 0.434										5	0	1	0	0	2	3								
16 Brandon Marsh, L OBP: 0.368, SLG: 0.437										4	1	2	1	1	1	0								
Inning Stats	R: 4 H: 3 E: 1 K: 1 S: 21	H: 3 LOB: 1 BB: 1 P: 35	R: 0 H: 0 E: 0 K: 3 S: 12	H: 0 LOB: 1 BB: 1 P: 21	R: 2 H: 3 E: 0 K: 0 S: 17	H: 3 LOB: 2 BB: 1 P: 29	R: 0 H: 1 E: 0 K: 1 S: 11	H: 1 LOB: 1 BB: 1 P: 18	R: 1 H: 2 E: 0 K: 0 S: 13	H: 2 LOB: 1 BB: 1 P: 21	R: 0 H: 0 E: 0 K: 0 S: 10	H: 0 LOB: 0 BB: 0 P: 13	R: 1 H: 2 E: 0 K: 1 S: 9	H: 2 LOB: 0 BB: 0 P: 11	R: 3 H: 4 E: 0 K: 0 S: 16	H: 4 LOB: 1 BB: 0 P: 24	R: 4 H: 5 E: 0 K: 0 S: 11	H: 5 LOB: 1 BB: 0 P: 15	1B: 12 2B: 5 HR: 2	SF: 0 SAC: 0 DP: 3 HBP: 0	WP: 0 PB: 0 SB: 4 CS: 0	PA: 50		
PITCHER	IP WLS BF H R ER SO BB IBB HBP BLK WP HR S P ERA WHIP	IP WLS BF H R ER SO BB IBB HBP BLK WP HR S P ERA WHIP	IP WLS BF H R ER SO BB IBB HBP BLK WP HR S P ERA WHIP	IP WLS BF H R ER SO BB IBB HBP BLK WP HR S P ERA WHIP	IP WLS BF H R ER SO BB IBB HBP BLK WP HR S P ERA WHIP	IP WLS BF H R ER SO BB IBB HBP BLK WP HR S P ERA WHIP	IP WLS BF H R ER SO BB IBB HBP BLK WP HR S P ERA WHIP	IP WLS BF H R ER SO BB IBB HBP BLK WP HR S P ERA WHIP	IP WLS BF H R ER SO BB IBB HBP BLK WP HR S P ERA WHIP	IP WLS BF H R ER SO BB IBB HBP BLK WP HR S P ERA WHIP	IP WLS BF H R ER SO BB IBB HBP BLK WP HR S P ERA WHIP	IP WLS BF H R ER SO BB IBB HBP BLK WP HR S P ERA WHIP	IP WLS BF H R ER SO BB IBB HBP BLK WP HR S P ERA WHIP	IP WLS BF H R ER SO BB IBB HBP BLK WP HR S P ERA WHIP	IP WLS BF H R ER SO BB IBB HBP BLK WP HR S P ERA WHIP	IP WLS BF H R ER SO BB IBB HBP BLK WP HR S P ERA WHIP	IP WLS BF H R ER SO BB IBB HBP BLK WP HR S P ERA WHIP	IP WLS BF H R ER SO BB IBB HBP BLK WP HR S P ERA WHIP	IP WLS BF H R ER SO BB IBB HBP BLK WP HR S P ERA WHIP	IP WLS BF H R ER SO BB IBB HBP BLK WP HR S P ERA WHIP	IP WLS BF H R ER SO BB IBB HBP BLK WP HR S P ERA WHIP	IP WLS BF H R ER SO BB IBB HBP BLK WP HR S P ERA WHIP	IP WLS BF H R ER SO BB IBB HBP BLK WP HR S P ERA WHIP	IP WLS BF H R ER SO BB IBB HBP BLK WP HR S P ERA WHIP

Philadelphia Phillies @ Arizona Diamondbacks
Chase Field, Phoenix, AZ
Tue Jun 13 2023, 6:42 PM - 9:23 PM MST
Att: 20,186 - Roof Closed - 74 F

AB 45
R 15
H 20
RBI 13
BB 5
SO 6
LOB 20

Batter	1	2	3	4	5	6	7	8	9	AB	R	H	RBI	BB	SO	LOB	BOTTOM							
26 Pavin Smith, L OBP: 0.313, SLG: 0.374										4	0	0	0	0	0	1								
12 Lourdes Gurriel Jr., R OBP: 0.343, SLG: 0.535 13 Nick Ahmed, R OBP: 0.297, SLG: 0.327										4	0	0	0	0	3	0								
7 Corbin Carroll, L OBP: 0.398, SLG: 0.599										3	2	1	1	1	1	0								
53 Christian Walker, R OBP: 0.323, SLG: 0.483										4	0	4	1	0	0	0								
15 Emmanuel Rivera, R OBP: 0.378, SLG: 0.455										4	0	0	0	0	1	4								
31 Jake McCarthy, L OBP: 0.286, SLG: 0.310										4	1	1	0	0	1	2								
10 Josh Rojas, L OBP: 0.304, SLG: 0.318										4	0	1	0	0	0	1								
18 Carson Kelly, R OBP: 0.304, SLG: 0.318										4	0	0	1	0	0	2								
2 Geraldo Perdomo, S OBP: 0.386, SLG: 0.464										3	0	1	0	0	1	0								
Inning Stats	R: 0 H: 0 E: 0 K: 2 S: 9	H: 2 LOB: 2 BB: 0 P: 13	R: 0 H: 0 E: 0 K: 2 S: 12	H: 2 LOB: 0 BB: 0 P: 17	R: 0 H: 0 E: 0 K: 1 S: 7	H: 0 LOB: 0 BB: 0 P: 12	R: 0 H: 1 E: 0 K: 0 S: 10	H: 1 LOB: 1 BB: 1 P: 18	R: 1 H: 1 E: 0 K: 1 S: 19	H: 1 LOB: 1 BB: 1 P: 29	R: 1 H: 2 E: 0 K: 0 S: 11	H: 2 LOB: 0 BB: 0 P: 19	R: 1 H: 2 E: 0 K: 0 S: 8	H: 2 LOB: 0 BB: 0 P: 11	R: 0 H: 0 E: 0 K: 0 S: 7	H: 0 LOB: 0 BB: 0 P: 8	1B: 2 2B: 4 HR: 1	SF: 0 SAC: 0 DP: 1 HBP: 0	WP: 0 PB: 0 SB: 0 CS: 0	PA: 35				
PITCHER	IP WLS BF H R ER SO BB IBB HBP BLK WP HR S P ERA WHIP	IP WLS BF H R ER SO BB IBB HBP BLK WP HR S P ERA WHIP	IP WLS BF H R ER SO BB IBB HBP BLK WP HR S P ERA WHIP	IP WLS BF H R ER SO BB IBB HBP BLK WP HR S P ERA WHIP	IP WLS BF H R ER SO BB IBB HBP BLK WP HR S P ERA WHIP	IP WLS BF H R ER SO BB IBB HBP BLK WP HR S P ERA WHIP	IP WLS BF H R ER SO BB IBB HBP BLK WP HR S P ERA WHIP	IP WLS BF H R ER SO BB IBB HBP BLK WP HR S P ERA WHIP	IP WLS BF H R ER SO BB IBB HBP BLK WP HR S P ERA WHIP	IP WLS BF H R ER SO BB IBB HBP BLK WP HR S P ERA WHIP	IP WLS BF H R ER SO BB IBB HBP BLK WP HR S P ERA WHIP	IP WLS BF H R ER SO BB IBB HBP BLK WP HR S P ERA WHIP	IP WLS BF H R ER SO BB IBB HBP BLK WP HR S P ERA WHIP	IP WLS BF H R ER SO BB IBB HBP BLK WP HR S P ERA WHIP	IP WLS BF H R ER SO BB IBB HBP BLK WP HR S P ERA WHIP	IP WLS BF H R ER SO BB IBB HBP BLK WP HR S P ERA WHIP	IP WLS BF H R ER SO BB IBB HBP BLK WP HR S P ERA WHIP	IP WLS BF H R ER SO BB IBB HBP BLK WP HR S P ERA WHIP	IP WLS BF H R ER SO BB IBB HBP BLK WP HR S P ERA WHIP	IP WLS BF H R ER SO BB IBB HBP BLK WP HR S P ERA WHIP	IP WLS BF H R ER SO BB IBB HBP BLK WP HR S P ERA WHIP	IP WLS BF H R ER SO BB IBB HBP BLK WP HR S P ERA WHIP	IP WLS BF H R ER SO BB IBB HBP BLK WP HR S P ERA WHIP	IP WLS BF H R ER SO BB IBB HBP BLK WP HR S P ERA WHIP

Philadelphia Phillies @ Arizona Diamondbacks
Chase Field, Phoenix, AZ
Tue Jun 13 2023, 6:42 PM - 9:23 PM MST
Att: 20,186 - Roof Closed - 74 F

AB 34
R 3
H 8
RBI 3
BB 1
SO 7
LOB 10

Batter	1	2	3	4	5	6	7	8	9	AB	R	H	RBI	BB	SO	LOB	TOP											
12 Kyle Schwarber, L OBP: 0.328, SLG: 0.434	P5	7 1B BB		7 1B 3 1B 2B	K			7 FC4-6 BB		3	1	1	1	2	1	1	Philadelphia Phillies @ Arizona Diamondbacks Chase Field, Phoenix, AZ Thu Jun 15 2023, 12:41 PM - 3:35 PM MST Att: 23,032 - Roof Closed - 78 F											
7 Trea Turner, R OBP: 0.301, SLG: 0.395	F7			3 1B 1B		L7		FC4-6 8 S		5	0	2	1	0	0	2												
8 Nick Castellanos, R OBP: 0.391, SLG: 0.496		G1-3		F8				K		5	0	2	0	0	1	7												
3 Bryce Harper, L OBP: 0.391, SLG: 0.423	K		F9			FC4-6 1B				4	0	1	1	1	1	2												
5 Bryson Stott, L OBP: 0.341, SLG: 0.435		HR	2B	K		G3		L8		5	2	2	1	0	1	6												
28 Alec Bohm, R OBP: 0.301, SLG: 0.405	16 2B 7 1B			F8			L3		G4-3	5	1	2	1	0	0	2												
23 Kody Clemens, L OBP: 0.309, SLG: 0.412	F8		K				G4-3		G3	5	0	1	0	0	1	2												
16 Brandon Marsh, L OBP: 0.351, SLG: 0.427	7 1B 2B		K				F7		K	5	0	1	0	0	3	2												
21 Garrett Stubbs, L OBP: 0.289, SLG: 0.310	K2-3			12 2B BB				7 FC4-6 12 BB 1B		3	1	1	0	1	2	3												
Inning Stats	R: 0 E: 0 K: 1 S: 10	H: 1 LOB: 1 BB: 0 P: 17	R: 2 E: 0 K: 1 S: 19	H: 4 LOB: 3 BB: 1 P: 27	R: 1 E: 0 K: 2 S: 11	H: 2 LOB: 1 BB: 0 P: 17	R: 2 E: 0 K: 1 S: 14	H: 3 LOB: 2 BB: 1 P: 21	R: 0 E: 0 K: 3 S: 11	H: 1 LOB: 1 BB: 0 P: 17	R: 0 E: 0 K: 0 S: 11	H: 1 LOB: 1 BB: 0 P: 15	R: 0 E: 0 K: 0 S: 8	H: 0 LOB: 0 BB: 0 P: 13	R: 0 E: 0 K: 1 S: 12	H: 1 LOB: 3 BB: 2 P: 19		R: 0 E: 0 K: 1 S: 8	H: 0 LOB: 0 BB: 0 P: 11	1B: 9 2B: 3 3B: 0 HR: 1	SF: 0 SAC: 0 DP: 0 HBP: 0	WP: 0 PB: 0 SB: 1 CS: 0	PA: 44					
PITCHER	IP	WLS	BF	H	R	ER	SO	BB	IBB	HBP	BLK	WP	HR	S	P	ERA	WHIP											
19 Ryne Nelson, R ERA: 5.3	4.0	L	24	10	5	5	5	2	0	0	0	0	0	1	54	82	11.25	3.000										
99 Drey Jameson, R ERA: 3.82	2.1		9	2	0	0	3	0	0	0	0	0	0	0	24	35	0.00	0.857										
24 Kyle Nelson, L ERA: 2.45	0.2		4	1	0	0	0	1	0	0	0	0	0	0	8	16	0.00	3.000										
50 Miguel Castro, R ERA: 3.77	1.1		5	0	0	0	1	0	1	0	0	0	0	0	13	17	0.00	0.000										
57 Andrew Chafin, L ERA: 2.99	0.2		2	0	0	0	1	0	0	0	0	0	0	0	5	7	0.00	0.000										
Batter	1	2	3	4	5	6	7	8	9	AB	R	H	RBI	BB	SO	LOB	BOTTOM											
26 Pavin Smith, L OBP: 0.303, SLG: 0.360	F8		G6-3		FC3-6					3	0	0	0	0	0	3	Philadelphia Phillies @ Arizona Diamondbacks Chase Field, Phoenix, AZ Thu Jun 15 2023, 12:41 PM - 3:35 PM MST Att: 23,032 - Roof Closed - 78 F											
15 Emmanuel Rivera, R, PH OBP: 0.360, SLG: 0.432			1-2 2-3				K			1	0	0	0	0	1	2												
4 Ketel Marte, S OBP: 0.355, SLG: 0.486	K		2H 3H HR		F7			7 FC2-6 1B		4	1	2	3	0	1	1												
7 Corbin Carroll, L OBP: 0.391, SLG: 0.586	G3-1		K			G4-3				4	0	0	0	0	1	1												
53 Christian Walker, R OBP: 0.324, SLG: 0.486	G1-3		G6-3			G5-3		K		4	0	0	0	0	1	1												
12 Lourdes Gurriel Jr., R OBP: 0.335, SLG: 0.516	K		K		K		K		K	4	0	0	0	0	4	1												
10 Josh Rojas, L OBP: 0.298, SLG: 0.311	K		K		K		L8		K	4	0	0	0	0	3	0												
31 Jake McCarthy, L OBP: 0.291, SLG: 0.331			14 1B 2B		K		2 E 2 S 1B		F8	4	1	2	0	0	1	0												
14 Gabriel Moreno, R OBP: 0.321, SLG: 0.367		26 G6-3 4 HR 1B	26 G6-3 4 HR 1B		26 FC3-6 1B		K		G6-3	4	1	2	1	0	1	1												
2 Geraldo Perdomo, S OBP: 0.402, SLG: 0.478		26 G6-3 4 HR 1B		P5					BB	2	1	1	0	1	0	1												
Inning Stats	R: 0 E: 0 K: 1 S: 9	H: 0 LOB: 0 BB: 0 P: 13	R: 0 E: 0 K: 2 S: 9	H: 0 LOB: 0 BB: 0 P: 14	R: 4 E: 0 K: 1 S: 14	H: 4 LOB: 0 BB: 0 P: 21	R: 0 E: 0 K: 3 S: 11	H: 0 LOB: 0 BB: 0 P: 16	R: 0 E: 0 K: 0 S: 11	H: 1 LOB: 1 BB: 0 P: 14	R: 0 E: 0 K: 1 S: 7	H: 0 LOB: 0 BB: 0 P: 10	R: 0 E: 0 K: 2 S: 14	H: 1 LOB: 2 BB: 1 P: 20	R: 0 E: 0 K: 2 S: 13	H: 1 LOB: 1 BB: 0 P: 18	R: 0 E: 0 K: 1 S: 11	H: 0 LOB: 0 BB: 0 P: 13	1B: 5 2B: 1 3B: 0 HR: 1	SF: 0 SAC: 0 DP: 0 HBP: 0	WP: 0 PB: 0 SB: 1 CS: 0	PA: 35						
PITCHER	IP	WLS	BF	H	R	ER	SO	BB	IBB	HBP	BLK	WP	HR	S	P	ERA	WHIP											
27 Aaron Nola, R ERA: 4.66	6.2	W	27	6	4	4	9	1	0	0	0	0	0	1	72	104	5.40	1.050										
30 Gregory Soto, L ERA: 5.0	0.2	H	3	1	0	0	1	0	0	0	0	0	0	8	10	0.00	1.500											
58 Seranthony Dominguez, R ERA: 4.33	0.2	H	2	0	0	0	2	0	0	0	0	0	0	8	12	0.00	0.000											
31 Craig Kimbrel, R ERA: 4.67	1.0	S	3	0	0	0	1	0	0	0	0	0	0	11	13	0.00	0.000											

Batter	1	2	3	4	5	6	7	8	9	AB R H RBI BB SO LOB	TOP							
12 Kyle Schwarber, L OBP: 0.327, SLG: 0.444										4 1 1 1 0 2 1	Philadelphia Phillies @ Oakland Athletics Oakland Coliseum, Oakland, CA Fri Jun 16 2023, 6:41 PM - 9:01 PM PDT Att: 16,084 - Partly Cloudy - 65 F							
7 Trea Turner, R OBP: 0.297, SLG: 0.390										4 0 0 0 0 0 1								
8 Nick Castellanos, R OBP: 0.359, SLG: 0.493										4 1 1 0 0 1 0								
3 Bryce Harper, L OBP: 0.393, SLG: 0.425										4 2 2 0 0 0 0								
10 J.T. Realmuto, R OBP: 0.309, SLG: 0.493										4 1 1 1 0 3 3								
28 Alec Bohm, R OBP: 0.324, SLG: 0.420										4 1 2 3 0 0 0								
2 Josh Harrison, R OBP: 0.259, SLG: 0.270										3 0 0 0 0 1 1								
33 Edmundo Sosa, R OBP: 0.266, SLG: 0.389										4 0 0 0 0 2 2								
19 Cristian Pache, R OBP: 0.357, SLG: 0.556										2 0 0 0 1 1 0								
Inning Stats	R: 1 E: 0 K: 0 S: 10	H: 1 LOB: 0 BB: 0 P: 11	R: 0 E: 0 K: 2 S: 11	H: 0 LOB: 0 BB: 0 P: 14	R: 2 E: 0 K: 2 S: 20	H: 2 LOB: 1 BB: 0 P: 31	R: 0 E: 0 K: 1 S: 6	H: 0 LOB: 0 BB: 0 P: 6	R: 0 E: 0 K: 0 S: 7	H: 0 LOB: 0 BB: 0 P: 10		R: 0 E: 0 K: 1 S: 9	H: 0 LOB: 1 BB: 0 P: 16	R: 2 E: 1 K: 2 S: 23	H: 3 LOB: 1 BB: 0 P: 32	1B: 4 2B: 1 3B: 0 HR: 3	SF: 0 SAC: 0 DP: 1 HBP: 1	WP: 1 PB: 0 SB: 0 CS: 0
PITCHER	IP WLS BF H R ER SO BB IBB HBP BLK WP HR S P ERA WHIP											IP WLS BF H R ER SO BB IBB HBP BLK WP HR S P ERA WHIP						
38 JP Sears, L ERA: 4.24	(1, 1) 7.0 L 26 4 4 4 7 0 0 1 0 0 3 67 95 5.14 0.571											(8, 1) 2.0 9 3 2 2 3 1 0 0 0 1 0 32 48 9.00 2.000						

AB	33
R	6
H	7
RBI	5
BB	1
SO	10
LOB	8



Batter	1	2	3	4	5	6	7	8	9	AB R H RBI BB SO LOB	BOTTOM											
1 Esteury Ruiz, R OBP: 0.315, SLG: 0.333										4 0 2 1 0 0 1	Philadelphia Phillies @ Oakland Athletics Oakland Coliseum, Oakland, CA Fri Jun 16 2023, 6:41 PM - 9:01 PM PDT Att: 16,084 - Partly Cloudy - 65 F											
49 Ryan Noda, L OBP: 0.405, SLG: 0.433										4 0 0 0 0 2 3												
25 Brent Rooker, R OBP: 0.356, SLG: 0.498										4 0 0 0 0 3 2												
15 Seth Brown, L OBP: 0.280, SLG: 0.364										3 0 1 0 0 2 1												
22 Ramón Laureano, R (PH) OBP: 0.292, SLG: 0.379										1 0 0 0 0 1 0												
26 Jonah Bride, R OBP: 0.360, SLG: 0.250										4 0 0 0 0 1 1												
6 Jace Peterson, L OBP: 0.327, SLG: 0.340												3 0 1 0 0 1 0										
12 Aledmys Diaz, R OBP: 0.265, SLG: 0.263												3 0 1 0 0 0 2										
23 Shea Langeliers, R OBP: 0.287, SLG: 0.382												3 1 1 0 0 0 2										
5 Tony Kemp, L OBP: 0.257, SLG: 0.205										3 0 1 0 0 0 3												
Inning Stats	R: 0 E: 0 K: 1 S: 7	H: 0 LOB: 0 BB: 0 P: 8	R: 0 E: 0 K: 1 S: 5	H: 1 LOB: 0 BB: 0 P: 11	R: 0 E: 0 K: 0 S: 10	H: 3 LOB: 1 BB: 0 P: 15	R: 0 E: 0 K: 2 S: 9	H: 0 LOB: 0 BB: 0 P: 13	R: 0 E: 0 K: 0 S: 11	H: 1 LOB: 1 BB: 0 P: 13	R: 0 E: 0 K: 2 S: 10	H: 1 LOB: 1 BB: 0 P: 14	R: 0 E: 0 K: 0 S: 9	H: 0 LOB: 1 BB: 0 P: 14	R: 0 E: 0 K: 2 S: 10	H: 1 LOB: 1 BB: 0 P: 12	R: 0 E: 0 K: 2 S: 9	H: 0 LOB: 0 BB: 0 P: 10	1B: 5 2B: 2 3B: 0 HR: 0	SF: 0 SAC: 0 DP: 0 HBP: 1	WP: 0 PB: 0 SB: 2 CS: 0	PA: 33
PITCHER	IP WLS BF H R ER SO BB IBB HBP BLK WP HR S P ERA WHIP											IP WLS BF H R ER SO BB IBB HBP BLK WP HR S P ERA WHIP										
99 Taijuan Walker, R ERA: 4.31	(1, 1) 8.0 W 30 7 1 1 8 0 0 0 0 0 0 71 100 1.12 0.875											(9, 1) 1.0 3 0 0 0 2 0 0 0 0 0 9 10 0.00 0.000										

AB	32
R	1
H	7
RBI	1
BB	0
SO	10
LOB	15




Batter	1	2	3	4	5	6	7	8	9	AB	R	H	RBI	BB	SO	LOB	TOP										
9 Brandon Nimmo, L (1, 8) OBP: 0.372, SLG: 0.433	L8		HR		K			K		4	1	1	1	0	2	1	New York Mets @ Philadelphia Phillies Citizens Bank Park, Philadelphia, PA Fri Jun 23 2023, 7:09 PM - 9:52 PM EDT Att: 35,093 - Overcast - 72 F										
6 Starling Marte, R (1, 9) OBP: 0.309, SLG: 0.325	G1-3		G4-3			L8		FC4-6		4	0	0	0	0	0	1											
12 Francisco Lindor, S (1, 6) OBP: 0.305, SLG: 0.436	K			2B		L7		BB		3	0	1	0	1	1	0											
20 Pete Alonso, R (1, 3) OBP: 0.318, SLG: 0.534		F9		F9		L7		F7		4	0	1	0	0	0	2											
32 Daniel Vogelbach, L (1, 10) OBP: 0.345, SLG: 0.353	K		F8				K			4	0	0	0	0	2	3											
28 Tommy Pham, R (1, 7) OBP: 0.333, SLG: 0.477	G5-3						K			3	0	0	0	1	2	2											
1 Jeff McNeil, L (1, 4) OBP: 0.344, SLG: 0.335	G3		G1-3				K			3	0	0	0	0	1	3											
4 Francisco Alvarez, R (1, 2) OBP: 0.281, SLG: 0.488	G5-3				K			P3		3	0	0	0	0	1	0											
22 Brett Baty, L (1, 5) OBP: 0.311, SLG: 0.347			K					BB		2	0	0	0	0	1	0											
19 Mark Canha, R (8, PH) OBP: 0.341, SLG: 0.395								BB		0	0	0	0	1	0	0											
Inning Stats	R: 0 E: 0 K: 1 S: 11	H: 0 LOB: 0 BB: 0 P: 16	R: 0 E: 0 K: 1 S: 10	H: 1 LOB: 1 BB: 0 P: 16	R: 1 E: 0 K: 1 S: 10	H: 1 LOB: 0 BB: 0 P: 17	R: 0 E: 0 K: 0 S: 8	H: 1 LOB: 2 BB: 1 P: 17	R: 0 E: 0 K: 2 S: 8	H: 0 LOB: 0 BB: 0 P: 13	R: 0 E: 0 K: 0 S: 7	H: 0 LOB: 0 BB: 0 P: 12	R: 0 E: 0 K: 3 S: 10	H: 0 LOB: 0 BB: 0 P: 12	R: 0 E: 0 K: 1 S: 7	H: 0 LOB: 1 BB: 1 P: 14	R: 0 E: 0 K: 1 S: 11	H: 0 LOB: 1 BB: 1 P: 21	1B: 1 2B: 1 3B: 0 HR: 1	SF: 0 SAC: 0 DP: 0 HBP: 0	WP: 0 PB: 0 SB: 1 CS: 0	PA: 33					
PITCHER	IP	WLS	BF	H	R	ER	SO	BB	IBB	HBP	BLK	WP	HR	S	P	ERA	WHIP										
99 Tajuan Walker, R (1, 1) ERA: 4.1	6.0	W	22	3	1	1	5	1	0	0	0	0	1	54	91	1.50	0.667										
30 Gregory Soto, L (7, 1) ERA: 4.55	1.0		3	0	0	0	3	0	0	0	0	0	0	10	12	0.00	0.000										
46 José Alvarado, L (8, 1) ERA: 1.27	1.0		4	0	0	0	1	1	0	0	0	0	0	7	14	0.00	1.000										
31 Craig Kimbrel, R (9, 1) ERA: 4.2	1.0		4	0	0	0	1	1	0	0	1	0	0	11	21	0.00	1.000										

Batter	1	2	3	4	5	6	7	8	9	AB	R	H	RBI	BB	SO	LOB	BOTTOM										
12 Kyle Schwarber, L (1, 7) OBP: 0.327, SLG: 0.441	E8		K		K			CS		3	1	0	0	1	2	0	New York Mets @ Philadelphia Phillies Citizens Bank Park, Philadelphia, PA Fri Jun 23 2023, 7:09 PM - 9:52 PM EDT Att: 35,093 - Overcast - 72 F										
7 Trea Turner, R (1, 6) OBP: 0.296, SLG: 0.377	BB		K		F7			BB		3	1	1	2	1	1	0											
8 Nick Castellanos, R (1, 9) OBP: 0.354, SLG: 0.481	K		G5-3			FC5-4		BB		4	0	1	0	0	1	4											
3 Bryce Harper, L (1, 10) OBP: 0.393, SLG: 0.414	BB					BB		K		3	0	1	1	1	2	1											
10 J.T. Realmuto, R (1, 2) OBP: 0.312, SLG: 0.473			P4		K			BB		2	0	0	0	2	1	1											
5 Bryson Stott, L (1, 4) OBP: 0.331, SLG: 0.424	SF8				L7			L4-3		3	1	1	1	0	0	1											
28 Alec Bohm, R (1, 3) OBP: 0.312, SLG: 0.397	L9				G1-3			F9		4	1	1	0	0	0	2											
16 Brandon Marsh, L (1, 8) OBP: 0.359, SLG: 0.440	P5				BB			BB		4	1	3	1	0	0	0											
33 Edmundo Sosa, R (1, 5) OBP: 0.251, SLG: 0.364	P6				P3			L7		4	0	0	0	0	0	4											
Inning Stats	R: 2 E: 1 K: 1 S: 15	H: 1 LOB: 2 BB: 2 P: 28	R: 0 E: 0 K: 1 S: 10	H: 0 LOB: 0 BB: 0 P: 16	R: 0 E: 0 K: 1 S: 10	H: 0 LOB: 1 BB: 1 P: 16	R: 0 E: 0 K: 0 S: 6	H: 1 LOB: 1 BB: 0 P: 11	R: 0 E: 0 K: 2 S: 12	H: 1 LOB: 1 BB: 0 P: 16	R: 3 E: 0 K: 1 S: 17	H: 4 LOB: 2 BB: 1 P: 33	R: 0 E: 0 K: 1 S: 9	H: 0 LOB: 0 BB: 1 P: 15	R: 0 E: 0 K: 0 S: 7	H: 1 LOB: 0 BB: 0 P: 10		1B: 7 2B: 2 3B: 0 HR: 0	SF: 1 SAC: 0 DP: 1 HBP: 0	WP: 1 PB: 0 SB: 1 CS: 1	PA: 37						
PITCHER	IP	WLS	BF	H	R	ER	SO	BB	IBB	HBP	BLK	WP	HR	S	P	ERA	WHIP										
34 Kodai Senga, R (1, 1) ERA: 3.52	5.1	L	25	5	4	2	6	3	0	0	0	0	0	62	102	3.38	1.500										
91 Josh Walker, L (6, 1) ERA: 3.0	0.1		3	1	0	0	0	1	0	0	0	0	0	3	11	0.00	6.000										
43 Jeff Brigham, R (6, 1) ERA: 4.0	0.1		2	1	1	1	0	0	0	0	0	0	0	5	7	27.00	3.000										
25 Brooks Raley, L (7, 1) ERA: 2.84	1.0		3	0	0	0	1	1	0	0	0	0	0	9	15	0.00	1.000										
68 Vinny Nittoli, R (8, 1) ERA:	1.0		3	1	0	0	0	0	0	0	0	0	0	7	10	0.00	1.000										


Batter	1	2	3	4	5	6	7	8	9	AB	R	H	RBI	BB	SO	LOB	TOP										
9 Brandon Nimmo, L (1, 8) OBP: 0.373, SLG: 0.434	G6-3		1B			1B	L9			4	1	2	1	0	0	1	New York Mets @ Philadelphia Phillies Citizens Bank Park, Philadelphia, PA Sat Jun 24 2023, 4:08 PM - 6:47 PM EDT Att: 43,586 - Partly Cloudy - 78 F										
6 Starling Marte, R (1, 9) OBP: 0.312, SLG: 0.340	HR		L9			1B		K		4	2	2	1	0	1	1											
12 Francisco Lindor, S (1, 6) OBP: 0.309, SLG: 0.437	1B		L7			1B		K		4	0	2	0	0	1	1											
20 Pete Alonso, R (1, 3) OBP: 0.314, SLG: 0.526	G5-4-3					1B		F7		4	0	0	1	0	0	3											
28 Tommy Pham, R (1, 10) OBP: 0.331, SLG: 0.471	K					1B		K		4	0	1	1	0	2	0											
4 Francisco Alvarez, R (1, 2) OBP: 0.280, SLG: 0.479	K					1B				3	0	0	0	1	1	2											
19 Mark Canha, R (1, 7) OBP: 0.335, SLG: 0.387	F9							G6-4-3		4	0	0	0	0	2	1											
13 Luis Guillorme, L (1, 4) OBP: 0.333, SLG: 0.372			3B							3	1	2	0	0	1	0											
15 Danny Mendick, R (1, 5) OBP: 0.333, SLG: 0.372	G6-3									3	0	0	0	0	0	2											
Inning Stats	R: 1 E: 0 K: 0 S: 7	H: 2 LOB: 0 BB: 0 P: 12	R: 0 E: 0 K: 2 S: 7	H: 0 LOB: 0 BB: 0 P: 7	R: 1 E: 0 K: 0 S: 15	H: 2 LOB: 1 BB: 0 P: 22	R: 0 E: 0 K: 0 S: 9	H: 0 LOB: 0 BB: 0 P: 15	R: 0 E: 0 K: 2 S: 12	H: 0 LOB: 0 BB: 0 P: 17	R: 2 E: 0 K: 0 S: 11	H: 4 LOB: 1 BB: 0 P: 15	R: 0 E: 0 K: 1 S: 9	H: 1 LOB: 1 BB: 0 P: 11	R: 0 E: 0 K: 2 S: 8	H: 0 LOB: 0 BB: 0 P: 11		R: 0 E: 0 K: 1 S: 7	H: 0 LOB: 0 BB: 1 P: 14	1B: 7 2B: 0 3B: 1 HR: 1	SF: 0 SAC: 0 DP: 3 HBP: 0	WP: 0 PB: 0 SB: 0 CS: 0	PA: 34				
PITCHER	IP	WLS	BF	H	R	ER	SO	BB	IBB	HBP	BLK	WP	HR	S	P	ERA	WHIP										
61 Cristopher Sánchez, L (1, 1) ERA: 4.05	5.0	L	19	5	3	3	4	0	0	0	0	0	1	52	75	5.40	1.000										
43 Yulmar Marte, R (6, 1) ERA: 6.62	1.0		5	3	1	1	0	0	0	0	0	0	0	9	13	9.00	3.000										
25 Matt Strahm, L (7, 1) ERA: 4.07	1.0		4	1	0	0	1	0	0	0	0	0	0	9	11	0.00	1.000										
68 Jeff Hoffman, R (8, 1) ERA: 3.31	1.0		3	0	0	0	2	0	0	0	0	0	0	8	11	0.00	0.000										
54 Dylan Covey, R (9, 1) ERA: 6.75	1.0		3	0	0	0	1	1	0	0	0	0	0	7	14	0.00	1.000										

Batter	1	2	3	4	5	6	7	8	9	AB	R	H	RBI	BB	SO	LOB	BOTTOM										
12 Kyle Schwarber, L (1, 7) OBP: 0.323, SLG: 0.434	K		K			K		F9		4	0	0	0	0	3	2	New York Mets @ Philadelphia Phillies Citizens Bank Park, Philadelphia, PA Sat Jun 24 2023, 4:08 PM - 6:47 PM EDT Att: 43,586 - Partly Cloudy - 78 F										
7 Trea Turner, R (1, 6) OBP: 0.286, SLG: 0.375	F9		F9			1B		K		4	0	1	1	0	1	1											
8 Nick Castellanos, R (1, 9) OBP: 0.362, SLG: 0.487	1B					HR				3	1	3	1	1	0	0											
3 Bryce Harper, L (1, 10) OBP: 0.390, SLG: 0.406	BB					P5		G1-3		3	0	0	0	1	1	3											
10 J.T. Realmuto, R (1, 2) OBP: 0.311, SLG: 0.467	K					G6-3				3	0	0	0	1	2	2											
5 Bryson Stott, L (1, 4) OBP: 0.333, SLG: 0.425	K					1B		G4-6-3		4	0	2	0	0	1	2											
28 Alec Bohm, R (1, 5) OBP: 0.307, SLG: 0.391	K					G6-3		G4-6-3		4	0	0	0	0	1	2											
16 Brandon Marsh, L (1, 8) OBP: 0.361, SLG: 0.445	F7									4	1	2	0	0	1	0											
23 Kody Clemens, L (1, 3) OBP: 0.279, SLG: 0.370	F8									2	0	0	0	0	0	1											
2 Josh Harrison, R (7, PH) OBP: 0.270, SLG: 0.280	F8							G4-6-3		2	0	1	0	0	0	1											
Inning Stats	R: 0 E: 0 K: 2 S: 14	H: 1 LOB: 2 BB: 1 P: 22	R: 0 E: 0 K: 2 S: 10	H: 0 LOB: 0 BB: 0 P: 15	R: 0 E: 0 K: 1 S: 9	H: 0 LOB: 0 BB: 0 P: 12	R: 1 E: 0 K: 0 S: 15	H: 2 LOB: 1 BB: 0 P: 24	R: 1 E: 0 K: 2 S: 13	H: 3 LOB: 2 BB: 0 P: 21	R: 0 E: 0 K: 1 S: 9	H: 1 LOB: 0 BB: 0 P: 13	R: 0 E: 0 K: 2 S: 10	H: 1 LOB: 1 BB: 2 P: 26	R: 0 E: 0 K: 0 S: 13	H: 0 LOB: 1 BB: 2 P: 26	R: 0 E: 0 K: 0 S: 5	H: 1 LOB: 0 BB: 0 P: 7	1B: 7 2B: 1 3B: 0 HR: 1	SF: 0 SAC: 0 DP: 3 HBP: 0	WP: 1 PB: 0 SB: 2 CS: 0	PA: 36					
PITCHER	IP	WLS	BF	H	R	ER	SO	BB	IBB	HBP	BLK	WP	HR	S	P	ERA	WHIP										
21 Max Scherzer, R (1, 1) ERA: 3.95	6.0	W	25	7	2	2	8	1	0	0	0	0	0	7	10	3.00	1.333										
25 Brooks Raley, L (7, 1) ERA: 2.77	0.2	H	3	1	0	0	1	0	0	0	0	0	0	7	11	0.00	1.500										
0 Adam Ottavino, R (7, 1) ERA: 3.77	0.2	H	4	0	0	0	1	2	0	0	0	1	0	12	26	0.00	3.000										
30 David Robertson, R (8, 1) ERA: 1.64	1.2	S	4	1	0	0	0	0	0	0	0	0	0	9	13	0.00	0.600										

AB 33
R 4
H 9
RBI 4
BB 1
SO 8
LOB 11



AB 33
R 2
H 9
RBI 2
BB 3
SO 10
LOB 14



Batter	1	2	3	4	5	6	7	8	9	AB R H RBI BB SO LOB	TOP											
12 Kyle Schwarber, L (1, 7) 19 Cristian Pache, R (9, FR) OBP: 0.328, SLG: 0.434										4 1 2 0 1 2 2 0 0 0 0 0 0 0	Philadelphia Phillies @ Chicago Cubs Wrigley Field, Chicago, IL Tue Jun 27 2023, 7:04 PM - 9:28 PM CDT Att: 37,072 - Overcast - 66 F											
7 Trea Turner, R (1, 6) OBP: 0.305, SLG: 0.384										5 0 1 1 0 3 6												
8 Nick Castellanos, R (1, 9) OBP: 0.359, SLG: 0.487										4 0 1 1 0 1 0												
3 Bryce Harper, L (1, 10) OBP: 0.382, SLG: 0.390										4 0 0 0 0 1 2												
28 Alec Bohm, R (1, 5) OBP: 0.309, SLG: 0.394										4 0 0 0 0 1 0												
5 Bryson Stott, L (1, 4) OBP: 0.331, SLG: 0.418										4 1 1 0 0 2 0												
16 Brandon Marsh, L (1, 8) OBP: 0.365, SLG: 0.469										3 2 2 3 1 0 0												
23 Kody Clemens, L (1, 3) OBP: 0.284, SLG: 0.379										4 1 2 0 0 1 0												
21 Garrett Stubbs, L (1, 2) OBP: 0.292, SLG: 0.295										2 0 0 0 1 0 0												
Inning Stats	R: 1 E: 0 K: 0 S: 10	H: 2 LOB: 0 BB: 0 P: 17	R: 1 E: 0 K: 2 S: 13	H: 1 LOB: 0 BB: 0 P: 18	R: 0 E: 0 K: 2 S: 8	H: 0 LOB: 0 BB: 0 P: 11	R: 0 E: 0 K: 2 S: 12	H: 0 LOB: 0 BB: 0 P: 16	R: 3 E: 0 K: 2 S: 21	H: 4 LOB: 2 BB: 1 P: 28		R: 0 E: 0 K: 1 S: 6	H: 0 LOB: 0 BB: 0 P: 11	R: 0 E: 0 K: 0 S: 6	H: 1 LOB: 1 BB: 0 P: 10	R: 0 E: 0 K: 1 S: 6	H: 0 LOB: 0 BB: 0 P: 9	R: 0 E: 0 K: 1 S: 16	H: 1 LOB: 3 BB: 2 P: 29	1B: 5 2B: 2 3B: 0 HR: 2	SF: 0 SAC: 1 DP: 0 HBP: 0	WP: 0 PB: 0 SB: 0 CS: 0
PITCHER	IP WLS BF H R ER SO BB IBB HBP BLK WP HR S P ERA WHIP											IP WLS BF H R ER SO BB IBB HBP BLK WP HR S P ERA WHIP										
50 Jameson Taillon, R (1, 1) ERA: 6.9	5.0 L 22 7 5 5 8 1 0 0 0 0 0 2 64 90 9.00 1.600																					
59 Michael Rucker, R (6, 1) ERA: 4.3	1.0 3 0 0 0 1 0 0 0 0 0 0 0 6 11 0.00 0.000																					
72 Javier Assad, R (7, 1) ERA: 4.99	3.0 13 2 0 0 2 2 0 0 0 0 0 0 28 48 0.00 1.333																					

Batter	1	2	3	4	5	6	7	8	9	AB R H RBI BB SO LOB	BOTTOM											
2 Nico Hoerner, R (1, 4) OBP: 0.328, SLG: 0.399										4 0 1 1 0 0 1	Philadelphia Phillies @ Chicago Cubs Wrigley Field, Chicago, IL Tue Jun 27 2023, 7:04 PM - 9:28 PM CDT Att: 37,072 - Overcast - 66 F											
27 Seiya Suzuki, R (1, 9) OBP: 0.338, SLG: 0.397										3 0 0 0 0 1 2												
8 Ian Happ, S (1, 7) OBP: 0.389, SLG: 0.424										3 0 0 0 1 1 4												
5 Christopher Morel, R (1, 8) OBP: 0.329, SLG: 0.612										4 0 0 0 0 3 1												
7 Dansby Swanson, R (1, 6) OBP: 0.355, SLG: 0.408										4 0 1 0 0 1 1												
36 Trey Mancini, R (1, 10) OBP: 0.311, SLG: 0.356										4 0 0 0 0 3 2												
24 Cody Bellinger, L (1, 3) OBP: 0.323, SLG: 0.457										4 1 2 0 0 1 1												
15 Yan Gomes, R (1, 2) OBP: 0.310, SLG: 0.422										3 0 0 0 0 1 2												
1 Nick Madrigal, R (1, 5) OBP: 0.333, SLG: 0.328										3 0 2 0 0 1 0												
Inning Stats	R: 0 E: 1 K: 0 S: 7	H: 0 LOB: 0 BB: 0 P: 12	R: 0 E: 0 K: 1 S: 9	H: 0 LOB: 0 BB: 0 P: 14	R: 0 E: 0 K: 1 S: 9	H: 1 LOB: 1 BB: 0 P: 15	R: 0 E: 0 K: 0 S: 4	H: 0 LOB: 0 BB: 0 P: 9	R: 0 E: 0 K: 2 S: 9	H: 1 LOB: 1 BB: 0 P: 13		R: 0 E: 0 K: 1 S: 10	H: 0 LOB: 0 BB: 0 P: 12	R: 0 E: 0 K: 3 S: 11	H: 0 LOB: 1 BB: 1 P: 18	R: 1 E: 0 K: 2 S: 14	H: 3 LOB: 2 BB: 0 P: 21	R: 0 E: 0 K: 2 S: 10	H: 1 LOB: 1 BB: 0 P: 17	1B: 5 2B: 1 3B: 0 HR: 0	SF: 0 SAC: 0 DP: 2 HBP: 1	WP: 0 PB: 0 SB: 1 CS: 0
PITCHER	IP WLS BF H R ER SO BB IBB HBP BLK WP HR S P ERA WHIP											IP WLS BF H R ER SO BB IBB HBP BLK WP HR S P ERA WHIP										
55 Ranger Suárez, L (1, 1) ERA: 3.18	7.1 W 27 4 1 1 8 1 0 0 0 0 0 0 66 104 1.23 0.682																					
30 Gregory Soto, L (8, 1) ERA: 4.45	0.2 3 1 0 0 2 0 0 0 0 0 0 0 7 10 0.00 1.500																					
31 Craig Kimbrel, R (9, 1) ERA: 3.94	1.0 4 1 0 0 2 0 0 0 0 0 0 0 10 17 0.00 1.000																					

Batter	1	2	3	4	5	6	7	8	9	AB	R	H	RBI	BB	SO	LOB	TOP				
12 Kyle Schwarber, L OBP: 0.326, SLG: 0.441 19 Cristian Pache, R OBP: 0.350, SLG: 0.526										4	1	1	1	0	1	1	Philadelphia Phillies @ Chicago Cubs Wrigley Field, Chicago, IL Thu Jun 29 2023, 7:06 PM - 9:17 PM CDT Att: 35,090 - Cloudy - 76 F				
7 Trea Turner, R OBP: 0.304, SLG: 0.386									4	1	2	0	0	1	0						
8 Nick Castellanos, R OBP: 0.354, SLG: 0.482									4	0	0	0	0	0	3						
3 Bryce Harper, L OBP: 0.380, SLG: 0.383									4	0	1	2	0	1	1						
10 J.T. Realmuto, R OBP: 0.307, SLG: 0.457									4	0	1	0	0	1	2						
5 Bryson Stott, L OBP: 0.327, SLG: 0.413									4	0	0	0	0	0	1						
16 Brandon Marsh, L OBP: 0.364, SLG: 0.470									4	0	1	0	0	0	1						
2 Josh Harrison, R OBP: 0.271, SLG: 0.315									3	0	0	0	0	0	1						
23 Kody Clemens, L OBP: 0.285, SLG: 0.378									3	1	1	0	0	1	1						
Inning Stats	R: 1 E: 0 K: 1 S: 11	H: 2 LOB: 1 BB: 0 P: 13	R: 0 E: 0 K: 0 S: 6	H: 0 LOB: 0 BB: 0 P: 6	R: 2 E: 0 K: 1 S: 13	H: 3 LOB: 1 BB: 0 P: 18	R: 0 E: 0 K: 0 S: 7	H: 0 LOB: 0 BB: 0 P: 12	R: 0 E: 0 K: 1 S: 9	H: 0 LOB: 0 BB: 0 P: 10	R: 0 E: 0 K: 1 S: 9	H: 1 LOB: 1 BB: 0 P: 15	R: 0 E: 0 K: 1 S: 8	H: 0 LOB: 0 BB: 0 P: 12	R: 0 E: 0 K: 0 S: 6	H: 1 LOB: 1 BB: 0 P: 9	1B: 3 2B: 3 3B: 0 HR: 1	SF: 0 SAC: 0 DP: 0 HBP: 0	WP: 0 PB: 0 SB: 2 CS: 0	PA: 34	
PITCHER	IP WLS BF H R ER SO	IP WLS BF H R ER SO	IP WLS BF H R ER SO	IP WLS BF H R ER SO	IP WLS BF H R ER SO	IP WLS BF H R ER SO	IP WLS BF H R ER SO	IP WLS BF H R ER SO	IP WLS BF H R ER SO	IP WLS BF H R ER SO	IP WLS BF H R ER SO	IP WLS BF H R ER SO	IP WLS BF H R ER SO	IP WLS BF H R ER SO	IP WLS BF H R ER SO	IP WLS BF H R ER SO	ERA WHIP	ERA WHIP			
28 Kyle Hendricks, R ERA: 2.81	7.0 L 27 6 3 3 4		6 0 0 0 0	3 0 0 0 1	0 0 0 0 0	0 0 0 0 0	0 0 0 0 0	0 0 0 0 0	0 0 0 0 0	0 0 0 0 0	0 0 0 0 0	0 0 0 0 0	0 0 0 0 0	0 0 0 0 0	0 0 0 0 0	0 0 0 0 0	3.86 0.857				
66 Julian Merryweather, R ERA: 2.88	1.0 3 0 0 0 1		0 0 0 0 0	0 0 0 0 0	0 0 0 0 0	0 0 0 0 0	0 0 0 0 0	0 0 0 0 0	0 0 0 0 0	0 0 0 0 0	0 0 0 0 0	0 0 0 0 0	0 0 0 0 0	0 0 0 0 0	0 0 0 0 0	0 0 0 0 0	0.00 0.000				
38 Mark Leiter Jr., R ERA: 2.41	1.0 4 1 0 0 0 1		0 0 0 0 0	0 0 0 0 0	0 0 0 0 0	0 0 0 0 0	0 0 0 0 0	0 0 0 0 0	0 0 0 0 0	0 0 0 0 0	0 0 0 0 0	0 0 0 0 0	0 0 0 0 0	0 0 0 0 0	0 0 0 0 0	0 0 0 0 0	0.00 1.000				

Batter	1	2	3	4	5	6	7	8	9	AB	R	H	RBI	BB	SO	LOB	BOTTOM				
40 Mike Tauchman, L OBP: 0.372, SLG: 0.355										5	0	0	0	0	3	0	Philadelphia Phillies @ Chicago Cubs Wrigley Field, Chicago, IL Thu Jun 29 2023, 7:06 PM - 9:17 PM CDT Att: 35,090 - Cloudy - 76 F				
2 Nico Hoerner, R OBP: 0.331, SLG: 0.401									4	0	2	0	0	1	0						
5 Christopher Morel, R OBP: 0.331, SLG: 0.693									3	0	2	0	0	0	1						
8 Ian Happ, S OBP: 0.380, SLG: 0.412									4	0	0	0	0	1	5						
7 Dansby Swanson, R OBP: 0.353, SLG: 0.411									4	0	0	0	0	1	2						
24 Cody Bellinger, L OBP: 0.325, SLG: 0.450									3	1	1	0	1	1	0						
9 Miguel Amaya, R OBP: 0.397, SLG: 0.447									4	0	1	0	0	1	1						
74 Jared Young, L OBP: 0.333, SLG: 1.167									4	0	1	1	0	1	2						
1 Nick Madrigal, R OBP: 0.335, SLG: 0.338									4	0	0	0	0	0	4						
Inning Stats	R: 0 E: 0 K: 1 S: 10	H: 1 LOB: 1 BB: 0 P: 16	R: 1 E: 0 K: 0 S: 7	H: 2 LOB: 1 BB: 0 P: 9	R: 0 E: 0 K: 1 S: 7	H: 1 LOB: 1 BB: 0 P: 13	R: 0 E: 0 K: 1 S: 10	H: 1 LOB: 2 BB: 1 P: 19	R: 0 E: 0 K: 2 S: 13	H: 0 LOB: 1 BB: 0 P: 21	R: 0 E: 0 K: 2 S: 10	H: 1 LOB: 1 BB: 0 P: 16	R: 0 E: 0 K: 0 S: 4	H: 0 LOB: 0 BB: 0 P: 5	R: 0 E: 0 K: 1 S: 7	H: 0 LOB: 0 BB: 0 P: 8	1B: 4 2B: 2 3B: 1 HR: 0	SF: 0 SAC: 1 DP: 0 HBP: 0	WP: 0 PB: 0 SB: 0 CS: 0	PA: 37	
PITCHER	IP WLS BF H R ER SO	IP WLS BF H R ER SO	IP WLS BF H R ER SO	IP WLS BF H R ER SO	IP WLS BF H R ER SO	IP WLS BF H R ER SO	IP WLS BF H R ER SO	IP WLS BF H R ER SO	IP WLS BF H R ER SO	IP WLS BF H R ER SO	IP WLS BF H R ER SO	IP WLS BF H R ER SO	IP WLS BF H R ER SO	IP WLS BF H R ER SO	IP WLS BF H R ER SO	IP WLS BF H R ER SO	ERA WHIP	ERA WHIP			
99 Taijuan Walker, R ERA: 3.93	6.0 W 27 6 1 1 6		0 0 0 0 0	0 0 0 0 0	0 0 0 0 0	0 0 0 0 0	0 0 0 0 0	0 0 0 0 0	0 0 0 0 0	0 0 0 0 0	0 0 0 0 0	0 0 0 0 0	0 0 0 0 0	0 0 0 0 0	0 0 0 0 0	0 0 0 0 0	1.50 1.167				
43 Junior Marte, R ERA: 5.95	1.0 H 4 1 0 0 2		0 0 0 0 0	0 0 0 0 0	0 0 0 0 0	0 0 0 0 0	0 0 0 0 0	0 0 0 0 0	0 0 0 0 0	0 0 0 0 0	0 0 0 0 0	0 0 0 0 0	0 0 0 0 0	0 0 0 0 0	0 0 0 0 0	0 0 0 0 0	0.00 1.000				
30 Gregory Soto, L ERA: 4.31	1.0 H 3 0 0 0 0		0 0 0 0 0	0 0 0 0 0	0 0 0 0 0	0 0 0 0 0	0 0 0 0 0	0 0 0 0 0	0 0 0 0 0	0 0 0 0 0	0 0 0 0 0	0 0 0 0 0	0 0 0 0 0	0 0 0 0 0	0 0 0 0 0	0 0 0 0 0	0.00 0.000				
31 Craig Kimbrel, R ERA: 3.82	1.0 S 3 0 0 0 1		0 0 0 0 0	0 0 0 0 0	0 0 0 0 0	0 0 0 0 0	0 0 0 0 0	0 0 0 0 0	0 0 0 0 0	0 0 0 0 0	0 0 0 0 0	0 0 0 0 0	0 0 0 0 0	0 0 0 0 0	0 0 0 0 0	0 0 0 0 0	0.00 0.000				

Batter	1	2	3	4	5	6	7	8	9	AB	R	H	RBI	BB	SO	LOB	TOP				
28 Lane Thomas, R OBP: 0.391, SLG: 0.514	1-1 FC4-6 1B		4-2 G4-3 BB		0-2 WP G3 1B		1-3 K			3	0	2	0	1	1	0					
2 Luis Garcia Jr., L OBP: 0.310, SLG: 0.386	0-1 FC4-6 45 CS		2-2 G4-3		0-1 G3			3-3 K		4	0	0	0	0	1	3					
9 Jeimer Candelario, S OBP: 0.337, SLG: 0.466	1-3 K		3-2 1B		3-2 K			3-3 K		4	0	1	0	0	3	2					
45 Joey Menezes, R OBP: 0.322, SLG: 0.371	0-2 CS	1-3 K	0-3 K		2-1 G4-3			0-0 P4		4	0	0	0	0	2	2					
20 Keibert Ruiz, S OBP: 0.289, SLG: 0.376		1-1 E6 36 HR		1-1 G6-3		0-1 F8			1-2 L9	4	1	0	0	0	0	0					
36 Stone Garrett, R OBP: 0.331, SLG: 0.409		1-1 HR		1-0 2B		2-3 K			1-0 G5-3	4	1	2	2	0	1	0					
22 Dominic Smith, L OBP: 0.333, SLG: 0.331		1-1 1B		0-1 1B		0-0 G3-1			1-1 1B	4	0	3	0	0	0	0					
34 Derek Hill, R OBP: 0.194, SLG: 0.176		0-0 F9		0-0 B2		2-2 G6-3			0-3 K	4	0	0	0	0	1	4					
5 CJ Abrams, L OBP: 0.276, SLG: 0.385		0-3 K		0-0 G3		1-3 K				3	0	0	0	0	2	3					
Inning Stats	R: 0 E: 0 K: 1 S: 11	H: 1 LOB: 0 BB: 0 P: 13	R: 2 E: 1 K: 2 S: 14	H: 2 LOB: 1 BB: 0 P: 18	R: 0 E: 0 K: 1 S: 14	H: 1 LOB: 1 BB: 1 P: 23	R: 0 E: 0 K: 0 S: 7	H: 2 LOB: 2 BB: 0 P: 9	R: 0 E: 0 K: 1 S: 10	H: 0 LOB: 0 BB: 0 P: 15	R: 0 E: 0 K: 2 S: 12	H: 0 LOB: 0 BB: 0 P: 16	R: 0 E: 0 K: 2 S: 10	H: 0 LOB: 0 BB: 0 P: 16	R: 0 E: 0 K: 1 S: 15	H: 1 LOB: 1 BB: 0 P: 18	1B: 6 2B: 1 3B: 0 HR: 1	SF: 0 SAC: 0 DP: 1 HBP: 0	WP: 1 PB: 0 SB: 0 CS: 1	PA: 36	
PITCHER	IP WLS BF H R ER SO BB IBB HBP BLK WP HR S P ERA WHIP	IP WLS BF H R ER SO BB IBB HBP BLK WP HR S P ERA WHIP	IP WLS BF H R ER SO BB IBB HBP BLK WP HR S P ERA WHIP	IP WLS BF H R ER SO BB IBB HBP BLK WP HR S P ERA WHIP	IP WLS BF H R ER SO BB IBB HBP BLK WP HR S P ERA WHIP	IP WLS BF H R ER SO BB IBB HBP BLK WP HR S P ERA WHIP	IP WLS BF H R ER SO BB IBB HBP BLK WP HR S P ERA WHIP	IP WLS BF H R ER SO BB IBB HBP BLK WP HR S P ERA WHIP	IP WLS BF H R ER SO BB IBB HBP BLK WP HR S P ERA WHIP	IP WLS BF H R ER SO BB IBB HBP BLK WP HR S P ERA WHIP	IP WLS BF H R ER SO BB IBB HBP BLK WP HR S P ERA WHIP	IP WLS BF H R ER SO BB IBB HBP BLK WP HR S P ERA WHIP	IP WLS BF H R ER SO BB IBB HBP BLK WP HR S P ERA WHIP	IP WLS BF H R ER SO BB IBB HBP BLK WP HR S P ERA WHIP	IP WLS BF H R ER SO BB IBB HBP BLK WP HR S P ERA WHIP	IP WLS BF H R ER SO BB IBB HBP BLK WP HR S P ERA WHIP	IP WLS BF H R ER SO BB IBB HBP BLK WP HR S P ERA WHIP	IP WLS BF H R ER SO BB IBB HBP BLK WP HR S P ERA WHIP	IP WLS BF H R ER SO BB IBB HBP BLK WP HR S P ERA WHIP	IP WLS BF H R ER SO BB IBB HBP BLK WP HR S P ERA WHIP	IP WLS BF H R ER SO BB IBB HBP BLK WP HR S P ERA WHIP

Washington Nationals @ Philadelphia Phillies
Citizens Bank Park, Philadelphia, PA
Fri Jun 30 2023, 6:14 PM - 8:47 PM EDT
Att: 44,261 - Overcast - 85 F

AB 34
R 2
H 8
RBI 2
BB 1
SO 11
LOB 14



Batter	1	2	3	4	5	6	7	8	9	AB	R	H	RBI	BB	SO	LOB	BOTTOM					
12 Kyle Schwarber, L OBP: 0.325, SLG: 0.437	4-2 BB		2-2 G6-3		3-3 K		1-2 G4-3			3	0	0	0	1	1	1						
7 Trea Turner, R OBP: 0.304, SLG: 0.384	1-3 K		0-2 L6		1-2 1B		3-2 L8			4	0	1	0	0	1	1						
8 Nick Castellanos, R OBP: 0.353, SLG: 0.499	0-3 K			1-3 K		1-0 1B		2-0 G6-3		4	0	1	0	0	2	1						
3 Bryce Harper, L OBP: 0.382, SLG: 0.386	0-3 K			1-2 1B		0-2 P5		1-1 1B		4	0	2	0	0	1	3						
10 J.T. Realmuto, R OBP: 0.303, SLG: 0.450		1-2 L7		1-3 K		0-2 P4		0-2 FC4-6		4	0	0	0	0	1	4						
5 Bryson Stott, L OBP: 0.329, SLG: 0.414		0-2 28 S 1B		0-2 1B		3-2 K			1-3 K	4	1	2	0	0	2	2						
28 Alec Bohm, R OBP: 0.314, SLG: 0.402		0-0 1B		2-3 K		3-2 2B			0-1 G5-3	4	0	2	1	0	1	2						
16 Brandon Marsh, L OBP: 0.358, SLG: 0.462		1-1 F9		1-0 P6		1-3 K			0-3 K	4	0	0	0	0	2	2						
23 Kody Clemens, L OBP: 0.279, SLG: 0.370		0-2 PO		1-1 G3-1		3-2 G4-3			1-3 K	3	0	0	0	0	1	1						
Inning Stats	R: 0 E: 0 K: 3 S: 12	H: 0 LOB: 1 BB: 1 P: 17	R: 1 E: 0 K: 0 S: 13	H: 2 LOB: 0 BB: 0 P: 17	R: 0 E: 0 K: 0 S: 8	H: 0 LOB: 0 BB: 0 P: 11	R: 0 E: 0 K: 3 S: 16	H: 2 LOB: 2 BB: 0 P: 21	R: 0 E: 0 K: 1 S: 10	H: 0 LOB: 0 BB: 0 P: 17	R: 0 E: 0 K: 1 S: 11	H: 2 LOB: 1 BB: 0 P: 16	R: 0 E: 0 K: 2 S: 13	H: 1 LOB: 1 BB: 0 P: 19	R: 0 E: 0 K: 0 S: 11	H: 1 LOB: 0 BB: 0 P: 17	R: 0 E: 0 K: 2 S: 9	H: 0 LOB: 0 BB: 0 P: 10	1B: 7 2B: 1 3B: 0 HR: 0	SF: 0 SAC: 0 DP: 0 HBP: 0	WP: 0 PB: 0 SB: 3 CS: 0	PA: 36
PITCHER	IP WLS BF H R ER SO BB IBB HBP BLK WP HR S P ERA WHIP	IP WLS BF H R ER SO BB IBB HBP BLK WP HR S P ERA WHIP	IP WLS BF H R ER SO BB IBB HBP BLK WP HR S P ERA WHIP	IP WLS BF H R ER SO BB IBB HBP BLK WP HR S P ERA WHIP	IP WLS BF H R ER SO BB IBB HBP BLK WP HR S P ERA WHIP	IP WLS BF H R ER SO BB IBB HBP BLK WP HR S P ERA WHIP	IP WLS BF H R ER SO BB IBB HBP BLK WP HR S P ERA WHIP	IP WLS BF H R ER SO BB IBB HBP BLK WP HR S P ERA WHIP	IP WLS BF H R ER SO BB IBB HBP BLK WP HR S P ERA WHIP	IP WLS BF H R ER SO BB IBB HBP BLK WP HR S P ERA WHIP	IP WLS BF H R ER SO BB IBB HBP BLK WP HR S P ERA WHIP	IP WLS BF H R ER SO BB IBB HBP BLK WP HR S P ERA WHIP	IP WLS BF H R ER SO BB IBB HBP BLK WP HR S P ERA WHIP	IP WLS BF H R ER SO BB IBB HBP BLK WP HR S P ERA WHIP	IP WLS BF H R ER SO BB IBB HBP BLK WP HR S P ERA WHIP	IP WLS BF H R ER SO BB IBB HBP BLK WP HR S P ERA WHIP	IP WLS BF H R ER SO BB IBB HBP BLK WP HR S P ERA WHIP	IP WLS BF H R ER SO BB IBB HBP BLK WP HR S P ERA WHIP	IP WLS BF H R ER SO BB IBB HBP BLK WP HR S P ERA WHIP	IP WLS BF H R ER SO BB IBB HBP BLK WP HR S P ERA WHIP	IP WLS BF H R ER SO BB IBB HBP BLK WP HR S P ERA WHIP	

Washington Nationals @ Philadelphia Phillies
Citizens Bank Park, Philadelphia, PA
Fri Jun 30 2023, 6:14 PM - 8:47 PM EDT
Att: 44,261 - Overcast - 85 F

AB 34
R 1
H 8
RBI 1
BB 1
SO 12
LOB 17



Batter	1	2	3	4	5	6	7	8	9	AB	R	H	RBI	BB	SO	LOB	TOP										
28 Lane Thomas, R OBP: 0.352, SLG: 0.513			G4-3							5	1	2	1	0	2	2	<p>Washington Nationals @ Philadelphia Phillies Citizens Bank Park, Philadelphia, PA Sat Jul 01 2023, 4:09 PM - 6:51 PM EDT Att: 42,784 - Partly Cloudy - 86 F</p> <p>livebaseballscorecards.com</p> <p>AB 37 R 4 H 10 RBI 4 BB 0 SO 7 LOB 10</p>										
2 Luis Garcia Jr., L OBP: 0.309, SLG: 0.388										4	0	1	1	0	1	1											
9 Jeimer Candelario, S OBP: 0.337, SLG: 0.456 6 Michael Chavis, R OBP: 0.304, SLG: 0.326				G3-1						3	0	1	0	0	1	0											
20 Keibert Ruiz, S OBP: 0.285, SLG: 0.370										4	0	0	0	0	2	2											
22 Dominic Smith, L OBP: 0.332, SLG: 0.340				G3						4	1	1	1	0	0	0											
23 Corey Dickerson, L OBP: 0.273, SLG: 0.366 36 Stone Garrett, R OBP: 0.335, SLG: 0.413										3	0	0	0	0	1	0											
14 Ildemaro Vargas, S OBP: 0.316, SLG: 0.452										4	1	2	0	0	0	1											
5 CJ Abrams, L OBP: 0.279, SLG: 0.395										4	1	2	1	0	0	1											
34 Derek Hill, R OBP: 0.175, SLG: 0.158										4	0	0	0	0	0	3											
Inning Stats	R: 0 E: 0 K: 2 S: 11	H: 0 LOB: 0 BB: 0 P: 17	R: 1 E: 0 K: 1 S: 12	H: 2 LOB: 1 BB: 0 P: 15	R: 0 E: 0 K: 1 S: 9	H: 0 LOB: 0 BB: 0 P: 14	R: 0 E: 0 K: 1 S: 6	H: 0 LOB: 0 BB: 0 P: 13	R: 3 E: 0 K: 1 S: 17	H: 5 LOB: 2 BB: 0 P: 26	R: 0 E: 0 K: 0 S: 5	H: 0 LOB: 0 BB: 0 P: 10	R: 0 E: 0 K: 0 S: 8	H: 1 LOB: 0 BB: 0 P: 15	R: 0 E: 0 K: 0 S: 5	H: 0 LOB: 0 BB: 0 P: 8		R: 0 E: 0 K: 1 S: 10	H: 2 LOB: 2 BB: 0 P: 12	1B: 7 2B: 1 3B: 1 HR: 1	SF: 0 SAC: 0 DP: 0 HBP: 0	WP: 0 PB: 0 SB: 0 CS: 0	PA: 37				
PITCHER	IP	WLS	BF	H	R	ER	SO	BB	IBB	HBP	BLK	WP	HR	S	P	ERA	WHIP										
45 Zack Wheeler, R ERA: 4.03	5.0	W	22	7	4	4	6	0	0	0	0	0	1	55	85	7.20	1.400										
37 Andrew Vasquez, L ERA: 1.7	2.0		7	1	0	0	0	0	0	0	0	0	0	13	25	0.00	0.500										
54 Dylan Covey, R ERA: 6.0	2.0		8	2	0	0	1	0	0	0	0	0	0	15	20	0.00	1.000										

Batter	1	2	3	4	5	6	7	8	9	AB	R	H	RBI	BB	SO	LOB	BOTTOM										
12 Kyle Schwarber, L OBP: 0.328, SLG: 0.446										5	3	2	4	1	1	1	<p>Washington Nationals @ Philadelphia Phillies Citizens Bank Park, Philadelphia, PA Sat Jul 01 2023, 4:09 PM - 6:51 PM EDT Att: 42,784 - Partly Cloudy - 86 F</p> <p>livebaseballscorecards.com</p> <p>AB 41 R 19 H 18 RBI 19 BB 5 SO 6 LOB 13</p>										
7 Trea Turner, R OBP: 0.308, SLG: 0.389 23 Kody Clemens, L OBP: 0.277, SLG: 0.367										4	3	2	0	1	1	0											
8 Nick Castellanos, R OBP: 0.339, SLG: 0.555 16 Brandon Marsh, L OBP: 0.356, SLG: 0.458										4	2	3	3	0	0	0											
3 Bryce Harper, L OBP: 0.383, SLG: 0.392										5	2	2	2	0	0	2											
10 J.T. Realmuto, R OBP: 0.301, SLG: 0.445 21 Garrett Stubbs, L OBP: 0.292, SLG: 0.295										5	2	1	2	0	2	2											
2 Josh Harrison, R OBP: 0.287, SLG: 0.330										2	2	1	1	1	0	0											
28 Alec Bohm, R OBP: 0.323, SLG: 0.432										5	3	4	6	0	0	0											
33 Edmundo Sosa, R OBP: 0.263, SLG: 0.393										4	1	2	0	1	1	4											
19 Cristian Pache, R OBP: 0.356, SLG: 0.524										4	1	1	1	1	0	4											
Inning Stats	R: 0 E: 0 K: 2 S: 7	H: 0 LOB: 0 BB: 0 P: 8	R: 1 E: 0 K: 1 S: 12	H: 2 LOB: 2 BB: 0 P: 20	R: 6 E: 0 K: 0 S: 19	H: 4 LOB: 1 BB: 3 P: 38	R: 4 E: 0 K: 1 S: 18	H: 5 LOB: 1 BB: 0 P: 24	R: 8 E: 0 K: 0 S: 29	H: 6 LOB: 0 BB: 2 P: 49	R: 0 E: 0 K: 2 S: 7	H: 0 LOB: 0 BB: 0 P: 11	R: 0 E: 0 K: 0 S: 15	H: 1 LOB: 1 BB: 0 P: 20	R: 0 E: 0 K: 0 S: 7	H: 0 LOB: 0 BB: 0 P: 8		1B: 9 2B: 5 3B: 0 HR: 4	SF: 1 SAC: 0 DP: 0 HBP: 1	WP: 0 PB: 0 SB: 0 CS: 0	PA: 48						
PITCHER	IP	WLS	BF	H	R	ER	SO	BB	IBB	HBP	BLK	WP	HR	S	P	ERA	WHIP										
1 MacKenzie Gore, L ERA: 4.48	2.2		18	6	7	7	3	3	0	0	0	0	1	37	64	23.62	3.375										
54 Amos Whitingham, R ERA: 19.29	1.1		9	5	4	4	1	0	0	0	0	0	2	19	26	27.00	3.750										
53 Joe La Sorsa, L ERA: 7.94	0.1		5	4	4	0	0	0	0	0	0	0	0	14	21	108.00	12.000										
68 Thaddeus Ward, R ERA: 7.12	0.2		6	2	4	4	0	2	0	0	0	0	1	15	28	54.00	6.000										
Jose Ferrer, L ERA:	1.0		3	0	0	0	2	0	0	0	0	0	0	7	11	0.00	0.000										
PITCHER	IP	WLS	BF	H	R	ER	SO	BB	IBB	HBP	BLK	WP	HR	S	P	ERA	WHIP										
77 Cory Abbott, R ERA: 4.05	1.0		4	1	0	0	0	0	0	0	0	0	0	7	8	0.00	1.000										
14 Ildemaro Vargas, R ERA:	1.0		3	0	0	0	0	0	0	0	0	0	0	7	8	0.00	0.000										

Batter	1	2	3	4	5	6	7	8	9	AB	R	H	RBI	BB	SO	LOB	TOP										
28 Lane Thomas, R OBP: 0.348, SLG: 0.506	G5-3		K		L8		G6-3			4	0	0	0	0	1	1	Washington Nationals @ Philadelphia Phillies Citizens Bank Park, Philadelphia, PA Sun Jul 02 2023, 1:40 PM - 4:34 PM EDT Att: 41,531 - Partly Cloudy - 87 F										
9 Jaimer Candelario, S OBP: 0.339, SLG: 0.475	K		45 BB 36 HR		HR		F7			3	2	1	1	1	1	0											
45 Joey Menezes, R OBP: 0.324, SLG: 0.371	K		36 HR		K			36 G5-4-3 1B		3	1	1	0	1	2	0											
36 Stone Garrett, R OBP: 0.340, SLG: 0.437		22 G6-3 1B			F8			G5-4-3		4	1	2	4	0	0	1											
22 Dominic Smith, L OBP: 0.331, SLG: 0.339	G6-3						K		G4-3	4	0	1	0	0	1	1											
14 Ildemaro Vargas, S OBP: 0.325, SLG: 0.461			G6-3							3	0	1	0	1	0	1											
6 Michael Chavis, R OBP: 0.300, SLG: 0.319	G5-3				L9		15 G4-3 1B			4	0	1	0	0	1	1											
15 Riley Adams, R OBP: 0.329, SLG: 0.516			G1-3		L8		G4-3			4	0	0	0	0	0	2											
34 Derek Hill, R OBP: 0.186, SLG: 0.171			45 BB 36 HR		P4		L8			3	1	1	0	0	0	0											
Inning Stats	R: 0 H: 0 E: 0 K: 2 S: 8	H: 0 LOB: 0 BB: 0 P: 12	R: 0 H: 2 E: 0 K: 0 S: 9	H: 1 LOB: 1 BB: 0 P: 13	R: 4 H: 3 E: 1 K: 1 S: 16	H: 3 LOB: 1 BB: 2 P: 33	R: 0 H: 0 E: 0 K: 0 S: 7	H: 0 LOB: 0 BB: 0 P: 12	R: 1 H: 1 E: 0 K: 1 S: 7	H: 1 LOB: 1 BB: 0 P: 9	R: 0 H: 1 E: 0 K: 1 S: 9	H: 1 LOB: 1 BB: 1 P: 15	R: 0 H: 0 E: 0 K: 0 S: 9	H: 0 LOB: 0 BB: 0 P: 11	R: 0 H: 1 E: 0 K: 0 S: 7	H: 1 LOB: 0 BB: 0 P: 13	R: 0 H: 0 E: 0 K: 1 S: 10	H: 0 LOB: 0 BB: 0 P: 15	1B: 5 2B: 1 3B: 0 HR: 2	SF: 0 SAC: 0 DP: 3 HBP: 0	WP: 0 PB: 0 SB: 0 CS: 0	PA: 35					
PITCHER	IP	WLS	BF	H	R	ER	SO	BB	IBB	HBP	BLK	WP	HR	S	P	ERA	WHIP										
55 Ranger Suárez, L ERA: 3.67	5.1	L	25	7	5	5	5	3	0	0	0	0	2	55	93	8.44	1.875										
43 Yunior Marte, R ERA: 5.49	1.2		4	0	0	0	0	0	0	0	0	0	0	10	12	0.00	0.000										
46 José Alvarado, L ERA: 1.48	1.0		3	1	0	0	0	0	0	0	0	0	0	7	13	0.00	1.000										
31 Craig Kimbrel, R ERA: 3.71	1.0		3	0	0	0	1	0	0	0	0	0	0	10	15	0.00	0.000										

AB	32
R	5
H	8
RBI	5
BB	3
SO	6
LOB	7



Batter	1	2	3	4	5	6	7	8	9	AB	R	H	RBI	BB	SO	LOB	BOTTOM										
12 Kyle Schwarber, L OBP: 0.326, SLG: 0.446	P6	G4-3		F9			8 2B		G3	5	1	1	0	0	0	2	Washington Nationals @ Philadelphia Phillies Citizens Bank Park, Philadelphia, PA Sun Jul 02 2023, 1:40 PM - 4:34 PM EDT Att: 41,531 - Partly Cloudy - 87 F										
7 Trea Turner, R OBP: 0.304, SLG: 0.383	G3		K		P3		K		G6-3	5	0	0	0	0	2	1											
8 Nick Castellanos, R OBP: 0.359, SLG: 0.516	HR		F7		G5-3		2H 2B		F9	5	1	2	2	0	0	0											
3 Bryce Harper, L OBP: 0.394, SLG: 0.398	10 HR 1B		10 BB		1B		10 G6-4-3 BB			2	1	2	0	2	0	0											
10 J.T. Realmuto, R OBP: 0.304, SLG: 0.455	HR				F7		G6-4-3			3	1	1	2	1	0	3											
5 Bryson Stott, L OBP: 0.331, SLG: 0.416	G4-3		G4-3				24 G4-6-3 2B		24 1B BB	3	0	1	0	1	0	2											
28 Alec Bohm, R OBP: 0.322, SLG: 0.427			F9		F9		24 G4-6-3 BB		L9	3	0	0	0	1	0	1											
24 Darick Hall, L OBP: 0.261, SLG: 0.273			F7		G4-3		G4-6-3			4	0	1	0	0	0	2											
33 Edmundo Sosa, R OBP: 0.263, SLG: 0.393							16 G4-6-3 1B			0	0	0	0	0	0	0											
16 Brandon Marsh, L OBP: 0.358, SLG: 0.463							K		G4-6-3	4	0	2	0	0	1	3											
Inning Stats	R: 3 H: 3 E: 0 K: 0 S: 17	H: 1 LOB: 1 BB: 0 P: 26	R: 0 H: 0 E: 0 K: 0 S: 6	H: 1 LOB: 1 BB: 0 P: 9	R: 0 H: 0 E: 0 K: 1 S: 12	H: 0 LOB: 2 BB: 2 P: 24	R: 0 H: 1 E: 0 K: 0 S: 8	H: 1 LOB: 1 BB: 0 P: 13	R: 0 H: 1 E: 0 K: 1 S: 7	H: 1 LOB: 1 BB: 1 P: 13	R: 1 H: 2 E: 0 K: 1 S: 11	H: 2 LOB: 1 BB: 1 P: 17	R: 0 H: 1 E: 0 K: 0 S: 6	H: 1 LOB: 2 BB: 1 P: 15	R: 0 H: 0 E: 0 K: 0 S: 8	H: 0 LOB: 0 BB: 0 P: 13	1B: 4 2B: 4 3B: 0 HR: 2	SF: 0 SAC: 0 DP: 3 HBP: 0	WP: 0 PB: 0 SB: 0 CS: 0	PA: 39							
PITCHER	IP	WLS	BF	H	R	ER	SO	BB	IBB	HBP	BLK	WP	HR	S	P	ERA	WHIP										
32 Trevor Williams, R ERA: 4.34	5.0	W	23	6	3	3	1	2	0	0	0	0	2	48	80	5.40	1.600										
Jose Ferrer, L ERA	1.0	H	4	1	0	0	1	1	0	0	0	0	0	7	13	0.00	2.000										
71 Mason Thompson, R ERA: 3.86	0.1	H	3	2	1	1	1	0	0	0	0	0	0	8	10	27.00	6.000										
67 Kyle Finnegan, R ERA: 3.34	1.2	H	6	1	0	0	0	2	0	0	0	0	0	9	22	0.00	1.800										
73 Hunter Harvey, R ERA: 3.16	1.0	S	3	0	0	0	0	0	0	0	0	0	0	8	13	0.00	0.000										

AB	34
R	4
H	10
RBI	4
BB	5
SO	3
LOB	14



Batter	1	2	3	4	5	6	7	8	9	AB	R	H	RBI	BB	SO	LOB	TOP
12 Kyle Schwarber, L (1, 7) OBP: 0.319, SLG: 0.433	G6-3		K				K		K	5	0	1	0	0	3	2	Philadelphia Phillies @ Miami Marlins loanDepot park, Miami, FL Fri Jul 07 2023, 6:42 PM - 9:03 PM EDT Att: 13,850 - Dome - 72 F
7 Trea Turner, R (1, 6) OBP: 0.302, SLG: 0.386	G4-3		G4-3		G4-3			L8		4	0	1	0	0	0	3	
8 Nick Castellanos, R (1, 9) OBP: 0.340, SLG: 0.503				K		L5		K		4	0	1	0	0	2	0	
3 Bryce Harper, L (1, 10) OBP: 0.381, SLG: 0.392	G4-3			K		G5-3		L7		4	0	0	0	0	1	1	
10 J.T. Realmuto, R (1, 2) OBP: 0.311, SLG: 0.469		G4-3		CI		HR			28 WP 28 2B	3	2	2	1	0	0	0	
5 Bryson Stott, L (1, 4) OBP: 0.335, SLG: 0.422	G4-3			G4-3		G5-3		K		4	0	1	0	0	1	2	
28 Alec Bohm, R (1, 5) OBP: 0.327, SLG: 0.429		G4-6-3					G4-3		19 HR 2B	4	1	1	1	0	1	1	
24 Darick Hall, L (1, 3) OBP: 0.256, SLG: 0.324			G6-3							3	0	1	0	0	1	0	
2 Josh Harrison, R (9, PH) OBP: 0.294, SLG: 0.326							K			1	0	0	0	0	1	1	
33 Edmundo Sosa, R (9, 5) OBP: 0.263, SLG: 0.393								K		0	0	0	0	0	0	0	
16 Brandon Marsh, L (1, 8) OBP: 0.349, SLG: 0.451										3	0	2	0	0	0	1	
19 Cristian Pacheco, R (9, PH) OBP: 0.370, SLG: 0.605								2H HR		1	1	1	2	0	0	0	
Inning Stats	R: 0 H: 2 E: 0 K: 0 S: 15	H: 1 R: 1 ER: 0 LOB: 0 BB: 0 P: 19	R: 0 H: 1 E: 0 K: 1 S: 11	H: 1 R: 1 ER: 0 LOB: 1 BB: 0 P: 11	R: 0 H: 0 E: 1 K: 2 S: 8	H: 2 R: 0 ER: 0 LOB: 0 BB: 0 P: 12	R: 1 H: 1 E: 0 K: 0 S: 10	H: 1 R: 0 ER: 0 LOB: 0 BB: 0 P: 16	R: 0 H: 1 E: 0 K: 2 S: 13	R: 0 H: 0 E: 0 K: 1 S: 7	H: 0 R: 3 ER: 0 LOB: 0 BB: 0 P: 9	H: 3 R: 0 ER: 0 LOB: 0 BB: 0 P: 22	1B: 7 2B: 2 3B: 0 HR: 2	SF: 0 SAC: 0 DP: 1 HBP: 0	WP: 1 PB: 0 SB: 0 CS: 0	PA: 37	
PITCHER	IP WLS BF H R ER SO BB IBB HBP BLK WP HR S P ERA WHIP	IP WLS BF H R ER SO BB IBB HBP BLK WP HR S P ERA WHIP	IP WLS BF H R ER SO BB IBB HBP BLK WP HR S P ERA WHIP	IP WLS BF H R ER SO BB IBB HBP BLK WP HR S P ERA WHIP	IP WLS BF H R ER SO BB IBB HBP BLK WP HR S P ERA WHIP	IP WLS BF H R ER SO BB IBB HBP BLK WP HR S P ERA WHIP	IP WLS BF H R ER SO BB IBB HBP BLK WP HR S P ERA WHIP	IP WLS BF H R ER SO BB IBB HBP BLK WP HR S P ERA WHIP	IP WLS BF H R ER SO BB IBB HBP BLK WP HR S P ERA WHIP	IP WLS BF H R ER SO BB IBB HBP BLK WP HR S P ERA WHIP	IP WLS BF H R ER SO BB IBB HBP BLK WP HR S P ERA WHIP	IP WLS BF H R ER SO BB IBB HBP BLK WP HR S P ERA WHIP	IP WLS BF H R ER SO BB IBB HBP BLK WP HR S P ERA WHIP	IP WLS BF H R ER SO BB IBB HBP BLK WP HR S P ERA WHIP	IP WLS BF H R ER SO BB IBB HBP BLK WP HR S P ERA WHIP	IP WLS BF H R ER SO BB IBB HBP BLK WP HR S P ERA WHIP	
22 Sandy Alcantara, R (1, 1) ERA: 4.72	6.2																
66 Tanner Scott, L (7, 1) ERA: 2.98	1.1	H	4	0	0	0	2	0	0	0	0	0	0	0	0	0	
35 A.J. Puk, L (9, 1) ERA: 4.18	1.0	L	6	3	3	3	3	0	0	0	0	0	0	0	0	0	

Batter	1	2	3	4	5	6	7	8	9	AB	R	H	RBI	BB	SO	LOB	BOTTOM
3 Luis Arraez, L (1, 4) OBP: 0.437, SLG: 0.475	K	G1-6-3			G4-3					4	0	1	0	0	1	1	Philadelphia Phillies @ Miami Marlins loanDepot park, Miami, FL Fri Jul 07 2023, 6:42 PM - 9:03 PM EDT Att: 13,850 - Dome - 72 F
12 Jorge Soler, R (1, 10) OBP: 0.349, SLG: 0.521			G6-3		K		K			4	0	1	0	0	2	1	
14 Bryan De La Cruz, R (1, 7) OBP: 0.322, SLG: 0.412										4	0	0	0	0	1	1	
1 Garrett Hampson, R (9, 7) OBP: 0.321, SLG: 0.336	F9		G5-3		K					0	0	0	0	0	0	0	
7 Jesús Sánchez, L (1, 9) OBP: 0.318, SLG: 0.469	K		G4-3				K			4	0	0	0	0	2	1	
26 Garrett Cooper, R (1, 3) OBP: 0.304, SLG: 0.447					HR					4	1	2	1	0	1	0	
9 Jean Segura, R (1, 5) OBP: 0.275, SLG: 0.256					G6-3					4	1	2	0	0	1	1	
18 Joey Wendle, L (1, 6) OBP: 0.308, SLG: 0.390			18 2B 58 1B							4	1	2	0	0	0	2	
58 Jacob Stallings, R (1, 2) OBP: 0.289, SLG: 0.274			58 1B 54 FC1-4							3	0	1	1	0	1	1	
10 Yuli Gurriel, R (9, PH) OBP: 0.329, SLG: 0.401			54 FC1-4 2-3 3-H							1	0	0	0	0	0	0	
54 Dane Myers, R (1, 8) OBP: 0.357, SLG: 0.429			FC1-4							3	0	0	1	0	0	2	
Inning Stats	R: 0 H: 1 E: 0 K: 2 S: 16	H: 3 R: 2 ER: 0 LOB: 1 BB: 0 P: 24	R: 0 H: 0 E: 0 K: 0 S: 8	H: 0 R: 0 ER: 0 LOB: 0 BB: 0 P: 11	R: 1 H: 2 E: 0 K: 0 S: 10	H: 0 R: 0 ER: 0 LOB: 0 BB: 0 P: 12	R: 0 H: 1 E: 0 K: 2 S: 11	R: 0 H: 1 E: 0 K: 2 S: 9	R: 0 H: 0 E: 0 K: 0 S: 8	R: 0 H: 1 E: 0 K: 0 S: 3	R: 0 H: 0 E: 0 K: 0 S: 3	R: 0 H: 1 E: 0 K: 0 S: 4	1B: 6 2B: 2 3B: 0 HR: 1	SF: 0 SAC: 0 DP: 1 HBP: 0	WP: 0 PB: 1 SB: 0 CS: 0	PA: 35	
PITCHER	IP WLS BF H R ER SO BB IBB HBP BLK WP HR S P ERA WHIP	IP WLS BF H R ER SO BB IBB HBP BLK WP HR S P ERA WHIP	IP WLS BF H R ER SO BB IBB HBP BLK WP HR S P ERA WHIP	IP WLS BF H R ER SO BB IBB HBP BLK WP HR S P ERA WHIP	IP WLS BF H R ER SO BB IBB HBP BLK WP HR S P ERA WHIP	IP WLS BF H R ER SO BB IBB HBP BLK WP HR S P ERA WHIP	IP WLS BF H R ER SO BB IBB HBP BLK WP HR S P ERA WHIP	IP WLS BF H R ER SO BB IBB HBP BLK WP HR S P ERA WHIP	IP WLS BF H R ER SO BB IBB HBP BLK WP HR S P ERA WHIP	IP WLS BF H R ER SO BB IBB HBP BLK WP HR S P ERA WHIP	IP WLS BF H R ER SO BB IBB HBP BLK WP HR S P ERA WHIP	IP WLS BF H R ER SO BB IBB HBP BLK WP HR S P ERA WHIP	IP WLS BF H R ER SO BB IBB HBP BLK WP HR S P ERA WHIP	IP WLS BF H R ER SO BB IBB HBP BLK WP HR S P ERA WHIP	IP WLS BF H R ER SO BB IBB HBP BLK WP HR S P ERA WHIP	IP WLS BF H R ER SO BB IBB HBP BLK WP HR S P ERA WHIP	
45 Zack Wheeler, R (1, 1) ERA: 4.05	6.0																
68 Jeff Hoffman, R (7, 1) ERA: 2.53	2.0	W	7	1	0	0	2	0	0	0	0	0	0	0	0	0	
31 Craig Kimbrel, R (9, 1) ERA: 3.41	1.0	S	3	1	0	0	0	0	0	0	0	0	0	0	0	0	



Batter	1	2	3	4	5	6	7	8	9	AB	R	H	RBI	BB	SO	LOB	TOP	
12 Kyle Schwarber, L OBP: 0.316, SLG: 0.428	L7	G1-3			G3		K			4	0	0	1	0	1	1	Philadelphia Phillies @ Miami Marlins loanDepot park, Miami, FL Sat Jul 08 2023, 4:15 PM - 6:49 PM EDT Att: 18,132 - Roof Closed - 72 F	
7 Trea Turner, R OBP: 0.302, SLG: 0.393	HR	K			G6-3		K			4	1	1	1	0	2	1		
8 Nick Castellanos, R OBP: 0.345, SLG: 0.590	K			F8			F9			4	0	1	0	0	1	0		
3 Bryce Harper, L OBP: 0.386, SLG: 0.400																		
5 Bryson Stott, L OBP: 0.333, SLG: 0.419					P4													
10 J.T. Realmuto, R OBP: 0.307, SLG: 0.463	K				E5													
28 Alec Bohm, R OBP: 0.292, SLG: 0.430					G5-3													
2 Josh Harrison, R OBP: 0.274, SLG: 0.313					L8													
33 Edmundo Sosa, R OBP: 0.262, SLG: 0.390																		
19 Cristian Pache, R OBP: 0.367, SLG: 0.609																		
Inning Stats	R: 1 H: 2 E: 0 K: 2 S: 18	H: 3 R: 0 ER: 0 LOB: 1 BB: 0 P: 25	R: 2 H: 3 E: 0 K: 1 S: 16	H: 3 R: 0 ER: 1 LOB: 1 BB: 0 P: 27	R: 0 H: 0 E: 1 K: 0 S: 4	H: 0 R: 0 ER: 0 LOB: 0 BB: 0 P: 7	R: 0 H: 0 E: 0 K: 0 S: 6	H: 1 R: 0 ER: 0 LOB: 0 BB: 0 P: 8	R: 0 H: 0 E: 0 K: 1 S: 7	H: 0 R: 0 ER: 0 LOB: 0 BB: 0 P: 10	R: 0 H: 0 E: 0 K: 1 S: 10	H: 0 R: 0 ER: 0 LOB: 0 BB: 0 P: 17	R: 0 H: 1 E: 0 K: 1 S: 9	H: 1 R: 0 ER: 0 LOB: 1 BB: 0 P: 13	1B: 4 2B: 2 3B: 0 HR: 1	SF: 0 SAC: 0 DP: 0 HBP: 1	WP: 0 PB: 0 SB: 0 CS: 1	PA: 35
PITCHER	IP WLS BF H R ER SO BB IBB HBP BLK WP HR S P ERA WHIP	IP WLS BF H R ER SO BB IBB HBP BLK WP HR S P ERA WHIP	IP WLS BF H R ER SO BB IBB HBP BLK WP HR S P ERA WHIP	IP WLS BF H R ER SO BB IBB HBP BLK WP HR S P ERA WHIP	IP WLS BF H R ER SO BB IBB HBP BLK WP HR S P ERA WHIP	IP WLS BF H R ER SO BB IBB HBP BLK WP HR S P ERA WHIP	IP WLS BF H R ER SO BB IBB HBP BLK WP HR S P ERA WHIP	IP WLS BF H R ER SO BB IBB HBP BLK WP HR S P ERA WHIP	IP WLS BF H R ER SO BB IBB HBP BLK WP HR S P ERA WHIP	IP WLS BF H R ER SO BB IBB HBP BLK WP HR S P ERA WHIP	IP WLS BF H R ER SO BB IBB HBP BLK WP HR S P ERA WHIP	IP WLS BF H R ER SO BB IBB HBP BLK WP HR S P ERA WHIP	IP WLS BF H R ER SO BB IBB HBP BLK WP HR S P ERA WHIP	IP WLS BF H R ER SO BB IBB HBP BLK WP HR S P ERA WHIP	IP WLS BF H R ER SO BB IBB HBP BLK WP HR S P ERA WHIP	IP WLS BF H R ER SO BB IBB HBP BLK WP HR S P ERA WHIP	IP WLS BF H R ER SO BB IBB HBP BLK WP HR S P ERA WHIP	
29 Braxton Garrett, L ERA: 3.7	5.0	W	22	6	3	3	3	0	0	1	53	78	5.40	1.200				
31 Hussain Brazoban, R ERA: 3.18	1.2	H	5	0	0	0	1	0	0	0	0	14	21	0.00	0.000			
48 Steven Okert, L ERA: 2.95	0.1	H	1	0	0	0	1	0	0	0	0	3	6	0.00	0.000			
66 Tanner Scott, L ERA: 2.91	1.0	H	3	0	0	0	1	0	0	0	9	10	0.00	0.000				
35 A.J. Puk, L ERA: 4.63	1.0	S	4	1	0	0	1	0	0	0	10	13	0.00	1.000				

Batter	1	2	3	4	5	6	7	8	9	AB	R	H	RBI	BB	SO	LOB	BOTTOM	
14 Bryan De La Cruz, R OBP: 0.320, SLG: 0.407	K	F9-6				F9		K		4	0	0	0	1	2	2	Philadelphia Phillies @ Miami Marlins loanDepot park, Miami, FL Sat Jul 08 2023, 4:15 PM - 6:49 PM EDT Att: 18,132 - Roof Closed - 72 F	
12 Jorge Soler, R OBP: 0.351, SLG: 0.530	HR				SF8		K			2	1	1	2	1	1	1		
26 Garrett Cooper, R OBP: 0.307, SLG: 0.448																		
10 Yuli Gurriel, R OBP: 0.332, SLG: 0.397																		
9 Jean Segura, R OBP: 0.279, SLG: 0.260																		
5 Jon Berti, R OBP: 0.316, SLG: 0.345																		
3 Luis Arraez, L OBP: 0.439, SLG: 0.477																		
54 Dane Myers, R OBP: 0.369, SLG: 0.444																		
18 Joey Wendle, L OBP: 0.308, SLG: 0.390																		
4 Nick Fortes, R OBP: 0.260, SLG: 0.290	CS	F9				F7												
1 Garrett Hampson, R OBP: 0.326, SLG: 0.341																		
Inning Stats	R: 3 H: 3 E: 0 K: 2 S: 13	H: 3 R: 0 ER: 0 LOB: 0 BB: 0 P: 26	R: 0 H: 1 E: 0 K: 0 S: 6	H: 1 R: 0 ER: 0 LOB: 0 BB: 0 P: 8	R: 0 H: 1 E: 1 K: 2 S: 12	H: 1 R: 0 ER: 0 LOB: 2 BB: 1 P: 20	R: 1 H: 1 E: 1 K: 0 S: 11	H: 1 R: 0 ER: 0 LOB: 1 BB: 1 P: 17	R: 0 H: 1 E: 0 K: 0 S: 9	H: 1 R: 0 ER: 0 LOB: 1 BB: 0 P: 14	R: 0 H: 1 E: 0 K: 1 S: 7	H: 2 R: 0 ER: 0 LOB: 1 BB: 1 P: 26	R: 0 H: 0 E: 0 K: 1 S: 14	H: 0 R: 0 ER: 0 LOB: 0 BB: 0 P: 15	1B: 9 2B: 1 3B: 0 HR: 1	SF: 1 SAC: 0 DP: 2 HBP: 0	WP: 0 PB: 0 SB: 1 CS: 1	PA: 38
PITCHER	IP WLS BF H R ER SO BB IBB HBP BLK WP HR S P ERA WHIP	IP WLS BF H R ER SO BB IBB HBP BLK WP HR S P ERA WHIP	IP WLS BF H R ER SO BB IBB HBP BLK WP HR S P ERA WHIP	IP WLS BF H R ER SO BB IBB HBP BLK WP HR S P ERA WHIP	IP WLS BF H R ER SO BB IBB HBP BLK WP HR S P ERA WHIP	IP WLS BF H R ER SO BB IBB HBP BLK WP HR S P ERA WHIP	IP WLS BF H R ER SO BB IBB HBP BLK WP HR S P ERA WHIP	IP WLS BF H R ER SO BB IBB HBP BLK WP HR S P ERA WHIP	IP WLS BF H R ER SO BB IBB HBP BLK WP HR S P ERA WHIP	IP WLS BF H R ER SO BB IBB HBP BLK WP HR S P ERA WHIP	IP WLS BF H R ER SO BB IBB HBP BLK WP HR S P ERA WHIP	IP WLS BF H R ER SO BB IBB HBP BLK WP HR S P ERA WHIP	IP WLS BF H R ER SO BB IBB HBP BLK WP HR S P ERA WHIP	IP WLS BF H R ER SO BB IBB HBP BLK WP HR S P ERA WHIP	IP WLS BF H R ER SO BB IBB HBP BLK WP HR S P ERA WHIP	IP WLS BF H R ER SO BB IBB HBP BLK WP HR S P ERA WHIP		
55 Ranger Suarez, L ERA: 3.77	5.2	L	28	8	4	3	4	4	0	0	55	92	4.76	2.118				
43 Junior Marte, R ERA: 5.32	1.1		6	2	1	1	1	1	0	0	17	29	6.75	2.250				
54 Dylan Covey, R ERA: 5.68	1.0		3	0	0	0	1	0	0	0	11	15	0.00	0.000				

AB 34
R 3
H 7
RBI 3
BB 0
SO 7
LOB 10

AB 31
R 5
H 10
RBI 5
BB 5
SO 6
LOB 19



Batter	1	2	3	4	5	6	7	8	9	AB	R	H	RBI	BB	SO	LOB	TOP								
12 Kyle Schwarber, L (1, 10) OBP: 0.313, SLG: 0.423	L6		K		K			P2		4	0	0	0	0	2	2	Philadelphia Phillies @ Miami Marlins loanDepot park, Miami, FL Sun Jul 09 2023, 1:42 PM - 4:04 PM EDT Att: 21,159 - Roof Closed - 72 F								
7 Trea Turner, R (1, 6) OBP: 0.295, SLG: 0.389	G5-3		K			F8		F9		4	0	0	0	0	1	2									
8 Nick Castellanos, R (1, 9) OBP: 0.344, SLG: 0.496	K				K		BB			3	0	0	0	1	3	0									
28 Alec Bohm, R (1, 3) OBP: 0.328, SLG: 0.426		F9			K		G6-4-3			3	1	0	0	1	1	1									
10 J.T. Realmuto, R (1, 2) OBP: 0.307, SLG: 0.460		F8			K					4	0	1	0	0	1	0									
5 Bryson Stott, L (1, 4) OBP: 0.338, SLG: 0.422										3	1	2	1	0	0	1									
33 Edmundo Sosa, R (1, 5) OBP: 0.263, SLG: 0.406										3	1	1	2	0	0	2									
24 Darick Hall, L (0, PH) OBP: 0.250, SLG: 0.316										1	0	0	0	0	0	1									
16 Brandon Marsh, L (1, 7) OBP: 0.349, SLG: 0.450										3	0	1	0	0	1	0									
19 Cristian Pache, R (1, 8) OBP: 0.365, SLG: 0.592										3	0	1	0	0	2	1									
Inning Stats	R: 0 E: 0 K: 1 S: 6	H: 0 LOB: 0 BB: 9	R: 0 E: 0 K: 0 S: 9	H: 1 LOB: 1 BB: 11	R: 0 E: 0 K: 3 S: 14	H: 1 LOB: 0 BB: 21	R: 0 E: 0 K: 3 S: 9	H: 0 LOB: 0 BB: 13	R: 2 E: 0 K: 2 S: 11	H: 2 LOB: 0 BB: 17	R: 0 E: 0 K: 0 S: 4	H: 0 LOB: 0 BB: 9	R: 0 E: 0 K: 0 S: 4	H: 0 LOB: 0 BB: 5	R: 0 E: 0 K: 1 S: 13	H: 1 LOB: 1 BB: 19	R: 1 E: 0 K: 1 S: 15	H: 1 LOB: 1 BB: 22	1B: 5 2B: 0 3B: 0 HR: 1	SF: 0 SAC: 0 DP: 2 HBP: 1	WP: 0 PB: 0 SB: 2 CS: 0	PA: 34			
PITCHER	IP WLS BF H R ER SO BB IBB HBP BLK WP HR S P ERA WHIP	IP WLS BF H R ER SO BB IBB HBP BLK WP HR S P ERA WHIP	IP WLS BF H R ER SO BB IBB HBP BLK WP HR S P ERA WHIP	IP WLS BF H R ER SO BB IBB HBP BLK WP HR S P ERA WHIP	IP WLS BF H R ER SO BB IBB HBP BLK WP HR S P ERA WHIP	IP WLS BF H R ER SO BB IBB HBP BLK WP HR S P ERA WHIP	IP WLS BF H R ER SO BB IBB HBP BLK WP HR S P ERA WHIP	IP WLS BF H R ER SO BB IBB HBP BLK WP HR S P ERA WHIP	IP WLS BF H R ER SO BB IBB HBP BLK WP HR S P ERA WHIP	IP WLS BF H R ER SO BB IBB HBP BLK WP HR S P ERA WHIP	IP WLS BF H R ER SO BB IBB HBP BLK WP HR S P ERA WHIP	IP WLS BF H R ER SO BB IBB HBP BLK WP HR S P ERA WHIP	IP WLS BF H R ER SO BB IBB HBP BLK WP HR S P ERA WHIP	IP WLS BF H R ER SO BB IBB HBP BLK WP HR S P ERA WHIP	IP WLS BF H R ER SO BB IBB HBP BLK WP HR S P ERA WHIP	IP WLS BF H R ER SO BB IBB HBP BLK WP HR S P ERA WHIP	IP WLS BF H R ER SO BB IBB HBP BLK WP HR S P ERA WHIP	IP WLS BF H R ER SO BB IBB HBP BLK WP HR S P ERA WHIP	IP WLS BF H R ER SO BB IBB HBP BLK WP HR S P ERA WHIP	IP WLS BF H R ER SO BB IBB HBP BLK WP HR S P ERA WHIP	IP WLS BF H R ER SO BB IBB HBP BLK WP HR S P ERA WHIP	IP WLS BF H R ER SO BB IBB HBP BLK WP HR S P ERA WHIP	IP WLS BF H R ER SO BB IBB HBP BLK WP HR S P ERA WHIP	IP WLS BF H R ER SO BB IBB HBP BLK WP HR S P ERA WHIP	IP WLS BF H R ER SO BB IBB HBP BLK WP HR S P ERA WHIP

AB	31
R	3
H	6
RBI	3
BB	2
SO	11
LOB	10



Batter	1	2	3	4	5	6	7	8	9	AB	R	H	RBI	BB	SO	LOB	BOTTOM									
3 Luis Arraez, L (1, 4) OBP: 0.434, SLG: 0.471	G3-1		G4-3		G5-3			G4-3		4	0	0	0	0	0	1	Philadelphia Phillies @ Miami Marlins loanDepot park, Miami, FL Sun Jul 09 2023, 1:42 PM - 4:04 PM EDT Att: 21,159 - Roof Closed - 72 F									
12 Jorge Soler, R (1, 10) OBP: 0.350, SLG: 0.527	K		K				L8			4	0	1	0	0	2	1										
14 Bryan De La Cruz, R (1, 7) OBP: 0.329, SLG: 0.426	7 HR		HR							4	2	4	2	0	0	0										
7 Jesús Sánchez, L (1, 9) OBP: 0.317, SLG: 0.481	2B		HR							4	2	1	2	0	1	3										
26 Garrett Cooper, R (1, 3) OBP: 0.306, SLG: 0.445	HR									4	0	1	0	0	0	1										
9 Jean Segura, R (1, 5) OBP: 0.282, SLG: 0.264	G6-3		1B							4	0	2	1	0	0	0										
18 Joey Wendle, L (1, 6) OBP: 0.306, SLG: 0.393	L6		1B							4	1	1	0	0	3	2										
4 Nick Fortes, R (1, 2) OBP: 0.260, SLG: 0.289	K		K							4	0	1	1	0	0	0										
54 Dane Myers, R (1, 8) OBP: 0.409, SLG: 0.591	F8									4	2	2	1	0	2	1										
Inning Stats	R: 2 E: 0 K: 1 S: 11	H: 2 LOB: 0 BB: 14	R: 0 E: 0 K: 1 S: 7	H: 0 LOB: 0 BB: 10	R: 3 E: 1 K: 2 S: 18	H: 4 LOB: 2 BB: 0 P: 26	R: 0 E: 0 K: 1 S: 10	H: 0 LOB: 0 BB: 13	R: 0 E: 0 K: 0 S: 15	H: 2 LOB: 1 BB: 19	R: 0 E: 0 K: 1 S: 5	H: 0 LOB: 0 BB: 9	R: 1 E: 0 K: 1 S: 12	H: 2 LOB: 1 BB: 13	R: 1 E: 0 K: 1 S: 14	H: 3 LOB: 1 BB: 0 P: 17		R: 1 E: 0 K: 1 S: 14	H: 0 LOB: 1 BB: 0 P: 17	1B: 8 2B: 2 3B: 0 HR: 3	SF: 0 SAC: 0 DP: 1 HBP: 0	WP: 1 PB: 0 SB: 0 CS: 0	PA: 36			
PITCHER	IP WLS BF H R ER SO BB IBB HBP BLK WP HR S P ERA WHIP	IP WLS BF H R ER SO BB IBB HBP BLK WP HR S P ERA WHIP	IP WLS BF H R ER SO BB IBB HBP BLK WP HR S P ERA WHIP	IP WLS BF H R ER SO BB IBB HBP BLK WP HR S P ERA WHIP	IP WLS BF H R ER SO BB IBB HBP BLK WP HR S P ERA WHIP	IP WLS BF H R ER SO BB IBB HBP BLK WP HR S P ERA WHIP	IP WLS BF H R ER SO BB IBB HBP BLK WP HR S P ERA WHIP	IP WLS BF H R ER SO BB IBB HBP BLK WP HR S P ERA WHIP	IP WLS BF H R ER SO BB IBB HBP BLK WP HR S P ERA WHIP	IP WLS BF H R ER SO BB IBB HBP BLK WP HR S P ERA WHIP	IP WLS BF H R ER SO BB IBB HBP BLK WP HR S P ERA WHIP	IP WLS BF H R ER SO BB IBB HBP BLK WP HR S P ERA WHIP	IP WLS BF H R ER SO BB IBB HBP BLK WP HR S P ERA WHIP	IP WLS BF H R ER SO BB IBB HBP BLK WP HR S P ERA WHIP	IP WLS BF H R ER SO BB IBB HBP BLK WP HR S P ERA WHIP	IP WLS BF H R ER SO BB IBB HBP BLK WP HR S P ERA WHIP	IP WLS BF H R ER SO BB IBB HBP BLK WP HR S P ERA WHIP	IP WLS BF H R ER SO BB IBB HBP BLK WP HR S P ERA WHIP	IP WLS BF H R ER SO BB IBB HBP BLK WP HR S P ERA WHIP	IP WLS BF H R ER SO BB IBB HBP BLK WP HR S P ERA WHIP	IP WLS BF H R ER SO BB IBB HBP BLK WP HR S P ERA WHIP	IP WLS BF H R ER SO BB IBB HBP BLK WP HR S P ERA WHIP	IP WLS BF H R ER SO BB IBB HBP BLK WP HR S P ERA WHIP	IP WLS BF H R ER SO BB IBB HBP BLK WP HR S P ERA WHIP	IP WLS BF H R ER SO BB IBB HBP BLK WP HR S P ERA WHIP	IP WLS BF H R ER SO BB IBB HBP BLK WP HR S P ERA WHIP

AB	36
R	7
H	13
RBI	7
BB	0
SO	8
LOB	9



Batter	1	2	3	4	5	6	7	8	9	AB	R	H	RBI	BB	SO	LOB	TOP				
7 Ha-Seong Kim, R OBP: 0.347, SLG: 0.407	F7		K		F8		G5-3		L4	5	0	1	1	0	1	3					
23 Fernando Tatis Jr., R OBP: 0.343, SLG: 0.530	G5-3		HR			K	G5-3		G6-3	5	1	1	2	0	1	3					
22 Juan Soto, L OBP: 0.419, SLG: 0.486	K		K			G3-1			HR	4	1	1	2	1	2	0					
13 Manny Machado, R OBP: 0.309, SLG: 0.465		G4-3			F8		HR		F8	4	1	1	1	1	0	3					
2 Xander Bogaerts, R OBP: 0.340, SLG: 0.393		G6-4-3			G5-3		HR		F7	5	0	2	0	0	1	1					
9 Jaks Cronenworth, L OBP: 0.317, SLG: 0.363		G6-4-3			K				F7	4	1	1	0	0	1	2					
99 Gary Sánchez, R OBP: 0.273, SLG: 0.424			HR		E3				G6-3	3	1	1	1	1	0	1					
16 Brandon Dixon, R OBP: 0.259, SLG: 0.351			F9		FC1-4				G6-3	3	1	1	1	0	0	1					
24 Rougned Odor, L OBP: 0.305, SLG: 0.366					FC1-4				G6-3	1	0	0	0	0	0	2					
1 Trent Grisham, L OBP: 0.325, SLG: 0.386			7 HR		K				G6-3	3	2	2	0	1	1	1					
Inning Stats	R: 0 H: 0 E: 0 K: 1 S: 10	H: 0 LOB: 0 BB: 0 P: 17	R: 0 H: 1 E: 0 K: 0 S: 10	H: 1 LOB: 0 BB: 0 P: 13	R: 3 H: 2 E: 0 K: 2 S: 14	H: 2 LOB: 0 BB: 1 P: 25	R: 0 H: 0 E: 0 K: 1 S: 7	H: 0 LOB: 0 BB: 0 P: 10	R: 0 H: 0 E: 1 K: 1 S: 9	H: 0 LOB: 1 BB: 0 P: 14	R: 1 H: 1 E: 0 K: 2 S: 14	H: 1 LOB: 0 BB: 0 P: 22	R: 2 H: 4 E: 0 K: 0 S: 17	H: 4 LOB: 3 BB: 1 P: 29	R: 0 H: 1 E: 0 K: 0 S: 13	H: 1 LOB: 1 BB: 1 P: 21	R: 2 H: 2 E: 0 K: 0 S: 13	H: 2 LOB: 1 BB: 1 P: 23	1B: 4 2B: 3 3B: 0 HR: 4	SF: 0 SAC: 0 DP: 2 HBP: 0	WP: 0 PA: 41 PB: 0 SB: 1 CS: 0
PITCHER	IP	WLS	BF	H	R	ER	SO	BB	IBB	HBP	BLK	WP	HR	S	P	ERA	WHIP				
61 Christopher Sánchez, L ERA: 3.26	5.0	L	19	3	3	3	5	1	0	0	0	0	2	50	79	5.40	0.800				
68 Jeff Hoffman, R ERA: 2.82	1.0		4	1	1	1	2	0	0	0	0	0	1	14	22	9.00	1.000				
37 Andrew Vasquez, L ERA: 2.15	0.2		7	4	2	2	0	1	0	0	0	0	0	16	28	27.00	7.500				
54 Dylan Covey, R ERA: 6.0	2.0		10	3	2	2	0	2	0	0	0	0	1	24	41	9.00	2.500				
64 Andrew Bellatti, R ERA: 5.54	0.1		1	0	0	0	0	0	0	0	0	0	0	3	4	0.00	0.000				

San Diego Padres @ Philadelphia Phillies
Citizens Bank Park, Philadelphia, PA

AB 37
R 8
H 11
RBI 8
BB 4
SO 7
LOB 17



WP: 0 PA: 41
PB: 0
SB: 1
CS: 0

livebaseballscorecards.com

Batter	1	2	3	4	5	6	7	8	9	AB	R	H	RBI	BB	SO	LOB	BOTTOM				
12 Kyle Schwarber, L OBP: 0.317, SLG: 0.425	P4		BB		2B		P4		BB	3	0	1	0	2	0	1					
7 Trea Turner, R OBP: 0.295, SLG: 0.383	K		F8		G5-3				K	5	0	0	0	0	3	5					
8 Nick Castellanos, R OBP: 0.342, SLG: 0.491	E4		L5		G4-3				F9	5	0	1	0	0	0	5					
3 Bryce Harper, L OBP: 0.384, SLG: 0.397	K				G6-3				G4-3	4	0	1	0	0	1	1					
10 J.T. Realmuto, R OBP: 0.306, SLG: 0.467		K			G5-4-3				HR	4	1	1	1	0	2	1					
5 Bryson Stott, L OBP: 0.337, SLG: 0.423		K			G4-3				G6-3	4	1	1	0	0	1	0					
28 Alec Bohm, R OBP: 0.333, SLG: 0.432		BB			2B				K	3	1	2	1	1	1	0					
24 Darick Hall, L OBP: 0.238, SLG: 0.300					2B				E7	2	0	0	0	0	2	2					
35 Drew Ellis, R OBP: 0.375, SLG: 0.526					K				BB	1	0	0	0	1	0	0					
16 Brandon Marsh, L OBP: 0.348, SLG: 0.444					K				BB	3	0	0	0	1	2	1					
Inning Stats	R: 0 H: 1 E: 1 K: 2 S: 11	H: 0 LOB: 1 BB: 0 P: 18	R: 0 H: 0 E: 0 K: 3 S: 13	H: 0 LOB: 1 BB: 1 P: 24	R: 0 H: 0 E: 0 K: 1 S: 8	H: 0 LOB: 1 BB: 1 P: 13	R: 1 H: 3 E: 0 K: 1 S: 10	H: 3 LOB: 1 BB: 0 P: 15	R: 0 H: 1 E: 0 K: 1 S: 7	H: 1 LOB: 0 BB: 0 P: 11	R: 0 H: 0 E: 0 K: 1 S: 9	H: 0 LOB: 0 BB: 0 P: 13	R: 0 H: 0 E: 0 K: 1 S: 12	H: 0 LOB: 1 BB: 1 P: 21	R: 0 H: 0 E: 0 K: 1 S: 5	H: 0 LOB: 0 BB: 0 P: 6	R: 2 H: 2 E: 1 K: 1 S: 17	H: 2 LOB: 3 BB: 2 P: 32	1B: 3 2B: 3 3B: 0 HR: 1	SF: 0 SAC: 0 DP: 1 HBP: 0	WP: 0 PA: 39 PB: 0 SB: 0 CS: 0
PITCHER	IP	WLS	BF	H	R	ER	SO	BB	IBB	HBP	BLK	WP	HR	S	P	ERA	WHIP				
11 Yu Darvish, R ERA: 4.65	6.0	W	24	5	1	1	9	2	0	0	0	0	0	58	94	1.50	1.167				
59 Tom Cosgrove, L ERA: 1.57	1.0		4	0	0	0	1	1	0	0	0	0	0	12	21	0.00	1.000				
21 Nick Martinez, R ERA: 3.84	1.0		3	0	0	0	1	0	0	0	0	0	0	5	6	0.00	0.000				
66 Luis Garcia, R ERA: 5.81	0.1		6	2	2	1	0	2	0	0	0	0	1	10	22	27.00	12.000				
71 Josh Hader, L ERA: 1.09	0.2	S	2	0	0	0	1	0	0	0	0	0	0	7	10	0.00	0.000				

San Diego Padres @ Philadelphia Phillies
Citizens Bank Park, Philadelphia, PA

AB 34
R 3
H 7
RBI 2
BB 5
SO 12
LOB 16



WP: 0 PA: 39
PB: 0
SB: 0
CS: 0

livebaseballscorecards.com

Fri Jul 14 2023, 6:14 PM - 9:09 PM EDT
Att: 44,028 - Partly Cloudy - 87 F

Batter	1	2	3	4	5	6	7	8	9	10	11	12	AB	R	H	RBI	BB	SO	LOB	TOP				
7 Ha-Seong Kim, R OBP: 0.391, SLG: 0.418														6	2	2	1	0	2	3				
22 Juan Soto, L OBP: 0.414, SLG: 0.478														4	0	0	1	0	1	3				
13 Manny Machado, R OBP: 0.311, SLG: 0.463														3	1	0	0	2	0	0				
2 Xander Bogaerts, R OBP: 0.341, SLG: 0.402														4	1	1	1	1	1	1				
9 Jake Cronenworth, L OBP: 0.313, SLG: 0.353														3	0	0	0	0	0	0				
23 Fernando Tatis Jr., R OBP: 0.342, SLG: 0.521														2	0	1	2	0	0	0				
99 Gary Sánchez, R OBP: 0.284, SLG: 0.398														5	0	0	0	0	1	4				
14 Matt Carpenter, L OBP: 0.297, SLG: 0.317														5	1	1	0	0	1	1				
17 Matthew Batten, R OBP: 0.667, SLG: 1.250														0	0	0	0	0	0	0				
16 Brandon Dixon, R OBP: 0.244, SLG: 0.329														4	0	0	0	0	3	1				
24 Rougned Odor, L OBP: 0.299, SLG: 0.355														1	0	0	0	0	1	0				
1 Trent Grisham, L OBP: 0.327, SLG: 0.401														5	1	2	1	0	0	0				
Inning Stats	R: 1 E: 0 K: 0 S: 8	H: 1 LOB: 0 BB: 15	R: 0 E: 1 K: 0 S: 8	H: 0 LOB: 0 BB: 12	R: 0 E: 0 K: 3 S: 12	H: 1 LOB: 1 BB: 16	R: 1 E: 0 K: 1 S: 9	H: 0 LOB: 0 BB: 11	R: 1 E: 0 K: 0 S: 13	H: 2 LOB: 1 BB: 19	R: 0 E: 0 K: 1 S: 7	H: 0 LOB: 0 BB: 10	R: 0 E: 0 K: 2 S: 10	H: 0 LOB: 0 BB: 18	R: 0 E: 0 K: 1 S: 8	H: 0 LOB: 0 BB: 9	R: 1 E: 0 K: 1 S: 12	H: 0 LOB: 1 BB: 8	R: 0 E: 0 K: 1 S: 7	H: 0 LOB: 1 BB: 11	1B: 1 2B: 4 3B: 0 HR: 2	SF: 1 SAC: 0 DP: 1 HBP: 0	WP: 0 PB: 1 SB: 0 CS: 0	PA: 46
PITCHER	IP WLS BF H R ER SO BB IBB HBP BLK WP HR S P ERA WHIP	45 Zack Wheeler, R ERA: 4.04	30 Gregory Soto, L ERA: 4.88	43 Yunior Marte, R ERA: 5.11	31 Craig Kimbrel, R ERA: 3.23	25 Matt Strahm, L ERA: 3.75	68 Jeff Hoffman, R ERA: 2.59	IP WLS BF H R ER SO BB IBB HBP BLK WP HR S P ERA WHIP	2.0 0 6 0 0 0 1 0 0 0 0 10 20 27.00 6.000															

San Diego Padres @ Philadelphia Phillies
Citizens Bank Park, Philadelphia, PA
Sun Jul 16 2023, 4:32 PM - 8:01 PM EDT
Alt. 37,204 - Cloudy - 77 F

AB 42
R 6
H 7
RBI 6
BB 3
SO 10
LOB 13



Batter	1	2	3	4	5	6	7	8	9	10	11	12	AB	R	H	RBI	BB	SO	LOB	BOTTOM						
12 Kyle Schwarber, L OBP: 0.314, SLG: 0.444														5	1	1	2	0	3	0						
7 Trea Turner, R OBP: 0.301, SLG: 0.386														5	1	1	0	0	2	0						
3 Bryce Harper, L OBP: 0.395, SLG: 0.426														5	1	2	1	0	1	0						
10 J.T. Realmuto, R OBP: 0.304, SLG: 0.461														4	1	1	2	0	0	0						
5 Bryson Stott, L OBP: 0.340, SLG: 0.431															5	1	2	1	0	0	2					
16 Brandon Marsh, L OBP: 0.357, SLG: 0.459															4	0	2	0	1	0	0					
35 Drew Ellis, R OBP: 0.208, SLG: 0.261														2	0	0	1	1	1	2						
28 Alec Bohm, R OBP: 0.336, SLG: 0.425															2	0	1	0	0	0	0					
24 Darick Hall, L OBP: 0.208, SLG: 0.261														4	0	0	0	0	2	4						
8 Nick Castellanos, R OBP: 0.332, SLG: 0.476														1	0	0	0	0	2	2						
33 Edmundo Sosa, R OBP: 0.271, SLG: 0.405														0	1	0	0	0	0	0						
18 Johan Rojas, R OBP: 0.273, SLG: 0.273														4	1	0	0	0	2	3						
Inning Stats	R: 0 E: 0 K: 2 S: 8	H: 0 LOB: 0 BB: 0 P: 12	R: 0 E: 0 K: 1 S: 9	H: 1 LOB: 1 BB: 0 P: 14	R: 0 E: 0 K: 0 S: 9	H: 0 LOB: 0 BB: 0 P: 13	R: 0 E: 0 K: 1 S: 7	H: 0 LOB: 0 BB: 0 P: 10	R: 1 E: 0 K: 0 S: 10	H: 2 LOB: 0 BB: 0 P: 19	R: 4 E: 0 K: 3 S: 25	H: 5 LOB: 3 BB: 2 P: 44	R: 0 E: 0 K: 0 S: 8	H: 0 LOB: 0 BB: 0 P: 11	R: 0 E: 0 K: 1 S: 7	H: 0 LOB: 0 BB: 0 P: 10	R: 0 E: 0 K: 1 S: 11	H: 1 LOB: 2 BB: 0 P: 18	R: 0 E: 0 K: 0 S: 3	H: 1 LOB: 1 BB: 0 P: 4	R: 1 E: 0 K: 0 S: 4	H: 0 LOB: 0 BB: 0 P: 6	1B: 5 2B: 2 3B: 1 HR: 2	SF: 1 SAC: 1 DP: 2 HBP: 1	WP: 0 PB: 0 SB: 0 CS: 0	PA: 46
PITCHER	IP WLS BF H R ER SO BB IBB HBP BLK WP HR S P ERA WHIP	67 Seth Lugo, R ERA: 3.78	59 Tom Cosgrove, L ERA: 1.46	21 Nick Martinez, R ERA: 3.8	71 Josh Hader, L ERA: 1.03	25 Tim Hill, L ERA: 3.98	IP WLS BF H R ER SO BB IBB HBP BLK WP HR S P ERA WHIP	5.1 2 22 7 5 5 5 0 0 0 0 2 2 57 92 8.44 1.312																		

San Diego Padres @ Philadelphia Phillies
Citizens Bank Park, Philadelphia, PA
Sun Jul 16 2023, 4:32 PM - 8:01 PM EDT
Alt. 37,204 - Cloudy - 77 F

AB 41
R 7
H 10
RBI 7
BB 2
SO 11
LOB 13



Batter	1	2	3	4	5	6	7	8	9	AB	R	H	RBI	BB	SO	LOB	TOP
22 Christian Yelich, L (1, 10) OBP: 0.369, SLG: 0.457										5	0	1	1	0	2	2	Milwaukee Brewers @ Philadelphia Phillies Citizens Bank Park, Philadelphia, PA Wed Jul 19 2023, 6:45 PM - 9:24 PM EDT Att: 33,753 - Cloudy - 82 F
24 William Contreras, R (1, 2) OBP: 0.353, SLG: 0.445										5	0	3	2	0	0	1	
27 Willy Adames, R (1, 6) OBP: 0.293, SLG: 0.404										4	0	1	0	1	1	3	
6 Owen Miller, R (1, 3) OBP: 0.314, SLG: 0.387										5	0	0	0	0	0	4	
15 Tyrone Taylor, R (1, 9) OBP: 0.170, SLG: 0.224										4	0	0	0	0	0	1	
12 Jahmai Jones, R (1, 4) OBP: 0.426, SLG: 0.500 0 Brice Turang, L (6, PH) (6, 4) OBP: 0.264, SLG: 0.304										2	1	0	0	0	1	0	
14 Andruw Monasterio, R (1, 5) OBP: 0.370, SLG: 0.399										4	1	2	0	0	0	0	
16 Blake Perkins, S (1, 7) OBP: 0.311, SLG: 0.330										3	2	2	2	1	0	2	
28 Joey Wiemer, R (1, 8) OBP: 0.291, SLG: 0.387										4	1	1	0	0	1	3	
Inning Stats	R: 0 H: 1 E: 0 K: 2 S: 12	H: 3 R: 3 ER: 1 LOB: 1 BB: 0 P: 15	R: 0 H: 1 E: 0 K: 0 S: 7	H: 1 R: 0 ER: 0 LOB: 0 BB: 0 P: 7	R: 0 H: 1 E: 0 K: 1 S: 10	H: 0 R: 0 ER: 0 LOB: 0 BB: 0 P: 12	R: 0 H: 0 E: 0 K: 0 S: 11	H: 1 R: 0 ER: 0 LOB: 1 BB: 1 P: 25	R: 0 H: 1 E: 0 K: 0 S: 11	H: 2 R: 1 ER: 0 LOB: 1 BB: 0 P: 15	1B: 5 RBI: 5 H: 10 R: 5 AB: 37	SF: 0 SAC: 0 DP: 1 HBP: 0	WP: 0 PB: 0 CS: 1	PA: 40			
PITCHER	IP WLS BF H R ER SO BB IBB HBP BLK WP HR S P ERA WHIP																
61 Cristopher Sánchez, L (1, 1) ERA: 3.06	5.0	22	6	3	1	3	1	0	0	0	0	0	0	60	86	1.80	1.400
68 Jeff Hoffman, R (6, 1) ERA: 2.81	1.1	L 5	0	1	1	1	1	0	0	0	0	0	0	17	30	6.75	0.750
25 Matt Strahm, L (7, 1) ERA: 3.7	0.2	3	1	0	0	0	0	0	0	0	0	0	0	10	12	0.00	1.500
43 Yunior Marte, R (8, 1) ERA: 4.91	1.0	5	1	0	0	0	1	0	0	0	0	0	0	11	16	0.00	2.000
64 Andrew Bellatti, R (9, 1) ERA: 5.4	1.0	5	2	1	1	1	0	0	0	0	0	0	0	11	15	9.00	2.000

Batter	1	2	3	4	5	6	7	8	9	AB	R	H	RBI	BB	SO	LOB	BOTTOM	
12 Kyle Schwarber, L (1, 7) OBP: 0.312, SLG: 0.447										4	0	1	2	0	1	1	Milwaukee Brewers @ Philadelphia Phillies Citizens Bank Park, Philadelphia, PA Wed Jul 19 2023, 6:45 PM - 9:24 PM EDT Att: 33,753 - Cloudy - 82 F	
7 Trea Turner, R (1, 6) OBP: 0.300, SLG: 0.388										4	0	0	0	0	0	2		
8 Nick Castellanos, R (1, 9) OBP: 0.331, SLG: 0.480										4	1	1	1	0	2	1		
3 Bryce Harper, L (1, 10) OBP: 0.394, SLG: 0.422										4	0	1	0	0	1	0		
10 J.T. Realmuto, R (1, 2) OBP: 0.305, SLG: 0.457										4	0	1	0	0	3	1		
5 Bryson Stott, L (1, 4) OBP: 0.341, SLG: 0.432										4	0	1	0	0	0	1		
28 Alec Bohm, R (1, 3) (8, 5) OBP: 0.334, SLG: 0.421										4	1	0	0	0	1	3		
16 Brandon Marsh, L (1, 8) OBP: 0.359, SLG: 0.462										3	1	2	0	0	1	0		
33 Edmundo Sosa, R (1, 5) OBP: 0.268, SLG: 0.401 24 Darick Hall, L (7, PH) (8, 3) OBP: 0.208, SLG: 0.255										2	0	0	0	0	1	3		
Inning Stats	R: 0 H: 0 E: 0 K: 0 S: 8	H: 1 R: 0 ER: 0 LOB: 1 BB: 0 P: 23	R: 0 H: 1 E: 0 K: 1 S: 8	H: 1 R: 0 ER: 0 LOB: 0 BB: 0 P: 10	R: 1 H: 1 E: 0 K: 1 S: 8	H: 2 R: 2 ER: 1 LOB: 1 BB: 0 P: 15	R: 0 H: 0 E: 0 K: 2 S: 13	H: 0 R: 0 ER: 0 LOB: 0 BB: 0 P: 21	R: 0 H: 0 E: 0 K: 2 S: 8	H: 2 R: 0 ER: 0 LOB: 1 BB: 0 P: 11	1B: 5 RBI: 3 H: 7 R: 3 AB: 34	SF: 0 SAC: 0 DP: 0 HBP: 0	WP: 0 PB: 0 CS: 1	PA: 34				
PITCHER	IP WLS BF H R ER SO BB IBB HBP BLK WP HR S P ERA WHIP																	
48 Colin Rea, R (1, 1) ERA: 4.64	5.0	21	5	3	2	3	0	0	0	0	0	0	0	0	13	21	0.00	0.000
55 Hobey Milner, L (6, 1) ERA: 2.31	1.0	W 3	0	0	0	2	0	0	0	0	0	0	0	9	12	0.00	0.000	
59 Elvis Peguero, R (7, 1) ERA: 2.84	1.0	H 3	0	0	0	1	0	0	0	0	0	0	0	8	9	0.00	0.000	
31 Joel Payamps, R (8, 1) ERA: 1.79	1.0	H 3	0	0	0	2	0	0	0	0	0	0	0	11	11	0.00	2.000	
38 Devin Williams, R (9, 1) ERA: 1.69	1.0	S 4	2	0	0	2	0	0	0	0	0	0	0	11	11	0.00	2.000	

Batter	1	2	3	4	5	6	7	8	9	AB	R	H	RBI	BB	SO	LOB	TOP			
22 Christian Yelich, L OBP: 0.373, SLG: 0.472										4	1	3	3	0	0	2	Milwaukee Brewers @ Philadelphia Phillies Citizens Bank Park, Philadelphia, PA Thu Jul 20 2023, 12:39 PM - 3:02 PM EDT Att: 38,276 - Partly Cloudy - 84 F			
24 William Contreras, R OBP: 0.352, SLG: 0.446										4	0	1	1	0	1	2				
27 Willy Adames, R OBP: 0.292, SLG: 0.402										4	0	1	0	0	2	3				
6 Owen Miller, R OBP: 0.313, SLG: 0.385										4	0	1	0	0	1	1				
7 Victor Caratini, S OBP: 0.346, SLG: 0.376										3	0	0	0	1	0	1				
3 Raimel Tapia, L OBP: 0.310, SLG: 0.341										4	0	0	0	0	1	1				
28 Joey Wiemer, R OBP: 0.291, SLG: 0.387										0	0	0	0	0	0	0				
14 Andruw Monasterio, R OBP: 0.364, SLG: 0.498										4	2	2	0	0	2	0				
0 Brice Turang, L OBP: 0.268, SLG: 0.301										2	1	0	0	2	0	0				
16 Blake Perkins, S OBP: 0.300, SLG: 0.316										4	0	0	0	0	2	4				
Inning Stats	R: 0 E: 0 K: 1 S: 7	H: 1 LOB: 0 BB: 0 P: 10	R: 0 E: 0 K: 0 S: 7	H: 0 LOB: 0 BB: 0 P: 11	R: 3 E: 0 K: 3 S: 15	H: 3 LOB: 1 BB: 1 P: 24	R: 0 E: 0 K: 2 S: 11	H: 0 LOB: 0 BB: 0 P: 13	R: 0 E: 0 K: 0 S: 13	H: 0 LOB: 1 BB: 0 P: 22	R: 1 E: 0 K: 2 S: 19	H: 2 LOB: 2 BB: 1 P: 28	R: 0 E: 0 K: 0 S: 3	H: 1 LOB: 0 BB: 0 P: 6	R: 0 E: 0 K: 1 S: 10	H: 0 LOB: 0 BB: 0 P: 14	1B: 5 2B: 2 3B: 0 HR: 1	SF: 0 SAC: 0 DP: 1 HBP: 0	WP: 0 PB: 0 CS: 0	PA: 36
PITCHER	IP WLS BF H R ER SO BB IBB HBP BLK WP HR S P ERA WHIP	6.0 L 25 6 4 4 6 2 0 0 0 0 1 67 102 6.00 1.333	1.0 5 1 0 0 2 1 0 0 0 0 0 0 16 24 0.00 2.000	2.0 6 1 0 0 1 0 0 0 0 0 0 0 13 20 0.00 0.500	PITCHER															

AB	33
R	4
H	8
RBI	4
BB	3
SO	9
LOB	14



Batter	1	2	3	4	5	6	7	8	9	AB	R	H	RBI	BB	SO	LOB	BOTTOM					
12 Kyle Schwarber, L OBP: 0.311, SLG: 0.443										3	0	0	0	1	2	1	Milwaukee Brewers @ Philadelphia Phillies Citizens Bank Park, Philadelphia, PA Thu Jul 20 2023, 12:39 PM - 3:02 PM EDT Att: 38,276 - Partly Cloudy - 84 F					
7 Trea Turner, R OBP: 0.300, SLG: 0.385										3	0	0	0	1	0	1						
8 Nick Castellanos, R OBP: 0.333, SLG: 0.478										3	0	1	0	0	1	1						
3 Bryce Harper, L OBP: 0.388, SLG: 0.415										4	0	0	0	0	2	3						
28 Alec Bohm, R OBP: 0.330, SLG: 0.415										4	0	0	0	0	1	2						
5 Bryson Stott, L OBP: 0.341, SLG: 0.431										3	0	1	0	0	2	1						
16 Brandon Marsh, L OBP: 0.356, SLG: 0.457										3	0	0	0	0	3	1						
Darick Hall, L OBP: 0.196, SLG: 0.241										3	0	0	0	0	2	2						
21 Garrett Stubbs, L OBP: 0.305, SLG: 0.283										3	0	0	0	0	0	1						
Inning Stats	R: 0 E: 0 K: 1 S: 7	H: 0 LOB: 0 BB: 0 P: 9	R: 0 E: 0 K: 2 S: 8	H: 0 LOB: 0 BB: 0 P: 10	R: 0 E: 0 K: 2 S: 10	H: 0 LOB: 0 BB: 0 P: 14	R: 0 E: 0 K: 0 S: 9	H: 1 LOB: 1 BB: 1 P: 18	R: 0 E: 0 K: 1 S: 10	H: 1 LOB: 0 BB: 0 P: 16	R: 0 E: 0 K: 0 S: 6	H: 0 LOB: 0 BB: 0 P: 9	R: 0 E: 0 K: 1 S: 9	H: 0 LOB: 1 BB: 0 P: 13	R: 0 E: 0 K: 3 S: 11	H: 0 LOB: 1 BB: 0 P: 11		R: 0 E: 0 K: 3 S: 12	H: 0 LOB: 1 BB: 1 P: 19	1B: 2 2B: 0 3B: 0 HR: 0	SF: 0 SAC: 0 DP: 1 HBP: 1	WP: 1 PB: 0 CS: 0
PITCHER	IP WLS BF H R ER SO BB IBB HBP BLK WP HR S P ERA WHIP	8.0 W 28 2 0 0 10 1 0 1 0 0 0 12 19 0.00 0.375	1.0 4 0 0 0 3 1 0 0 0 0 0 0 12 19 0.00 1.000	PITCHER																		

AB	29
R	0
H	2
RBI	0
BB	2
SO	13
LOB	13



Batter	1	2	3	4	5	6	7	8	9	AB	R	H	RBI	BB	SO	LOB	TOP										
12 Kyle Schwarber, L OBP: 0.310, SLG: 0.435										4	0	0	0	0	2	2	Philadelphia Phillies @ Cleveland Guardians Progressive Field, Cleveland, OH Sat Jul 22 2023, 7:11 PM - 9:26 PM EDT Att: 37,937 - Clear - 78 F										
7 Trea Turner, R OBP: 0.295, SLG: 0.387										4	0	1	0	0	1	2											
8 Nick Castellanos, R OBP: 0.325, SLG: 0.467										4	0	0	0	0	1	2											
3 Bryce Harper, L OBP: 0.384, SLG: 0.407										3	0	0	0	0	1	1											
10 J.T. Realmuto, R OBP: 0.304, SLG: 0.460										2	0	0	0	0	1	0											
5 Bryson Stott, L OBP: 0.342, SLG: 0.437										3	0	0	0	0	0	1											
28 Alec Bohm, R OBP: 0.330, SLG: 0.413										3	0	0	0	0	2	1											
16 Brandon Marsh, L OBP: 0.357, SLG: 0.450										3	0	0	0	0	2	1											
33 Edmundo Sosa, R OBP: 0.276, SLG: 0.410										1	0	1	0	1	0	0											
44 Jake Cave, L OBP: 0.293, SLG: 0.328										1	0	0	0	0	0	0											
Inning Stats	R: 0 E: 0 K: 0 S: 12	H: 1 LOB: 1 BB: 0 P: 18	R: 0 E: 0 K: 2 S: 11	H: 0 LOB: 1 BB: 0 P: 15	R: 0 E: 0 K: 1 S: 10	H: 0 LOB: 0 BB: 1 P: 19	R: 0 E: 0 K: 0 S: 8	H: 0 LOB: 0 BB: 0 P: 9	R: 0 E: 0 K: 1 S: 7	H: 0 LOB: 0 BB: 0 P: 11	R: 0 E: 0 K: 2 S: 14	H: 1 LOB: 0 BB: 0 P: 15	R: 0 E: 0 K: 2 S: 11	H: 0 LOB: 0 BB: 0 P: 15	R: 0 E: 0 K: 1 S: 7	H: 0 LOB: 0 BB: 0 P: 10	R: 0 E: 0 K: 1 S: 6	H: 0 LOB: 0 BB: 0 P: 7	1B: 1 2B: 1 3B: 0 HR: 0	SF: 0 SAC: 0 DP: 1 HBP: 1	WP: 0 PB: 0 SB: 0 CS: 0	PA: 30					
PITCHER	IP	WLS	BF	H	R	ER	SO	BB	IBB	HBP	BLK	WP	HR	S	P	ERA	WHIP										
61 Tanner Bibee, R ERA: 3.04	7.0	W	24	2	0	0	8	1	0	1	0	0	0	73	102	0.00	0.429										
62 Eryel De Los Santos, R ERA: 2.66	1.0	H	3	0	0	0	1	0	0	0	0	0	0	7	10	0.00	0.000										
48 Emmanuel Clase, R ERA: 3.15	1.0	S	3	0	0	0	1	0	0	0	0	0	0	6	7	0.00	0.000										

Batter	1	2	3	4	5	6	7	8	9	AB	R	H	RBI	BB	SO	LOB	BOTTOM										
38 Steven Kwan, L OBP: 0.341, SLG: 0.365										4	0	0	0	0	0	0	Philadelphia Phillies @ Cleveland Guardians Progressive Field, Cleveland, OH Sat Jul 22 2023, 7:11 PM - 9:26 PM EDT Att: 37,937 - Clear - 78 F										
1 Amed Rosario, R OBP: 0.303, SLG: 0.356										4	1	1	0	0	0	0											
13 Gabriel Arias, R OBP: 0.290, SLG: 0.300										0	0	0	0	0	0	0											
11 José Ramírez, S OBP: 0.366, SLG: 0.497										3	0	1	1	0	1	0											
22 Josh Naylor, L OBP: 0.350, SLG: 0.519										3	0	1	0	0	1	0											
55 Josh Bell, S OBP: 0.330, SLG: 0.402										3	0	1	0	0	1	2											
0 Andrés Giménez, L OBP: 0.314, SLG: 0.383										3	0	0	0	0	1	1											
17 Will Brennan, L OBP: 0.292, SLG: 0.375										3	0	1	0	0	0	0											
7 Myles Straw, R OBP: 0.311, SLG: 0.307										2	0	0	0	1	2	2											
23 Bo Naylor, L OBP: 0.247, SLG: 0.324										3	0	0	0	0	2	0											
Inning Stats	R: 0 E: 0 K: 1 S: 12	H: 0 LOB: 0 BB: 0 P: 13	R: 0 E: 0 K: 2 S: 16	H: 2 LOB: 2 BB: 0 P: 20	R: 0 E: 0 K: 1 S: 7	H: 0 LOB: 0 BB: 0 P: 10	R: 0 E: 0 K: 1 S: 7	H: 0 LOB: 0 BB: 0 P: 11	R: 0 E: 0 K: 2 S: 10	H: 0 LOB: 0 BB: 0 P: 12	R: 1 E: 0 K: 0 S: 16	H: 3 LOB: 2 BB: 0 P: 26	R: 0 E: 0 K: 0 S: 9	H: 0 LOB: 0 BB: 1 P: 17	R: 0 E: 0 K: 0 S: 6	H: 0 LOB: 0 BB: 0 P: 10	R: 0 E: 0 K: 0 S: 6	H: 0 LOB: 0 BB: 0 P: 10	1B: 5 2B: 0 3B: 0 HR: 0	SF: 0 SAC: 0 DP: 0 HBP: 0	WP: 0 PB: 0 SB: 0 CS: 1	PA: 30					
PITCHER	IP	WLS	BF	H	R	ER	SO	BB	IBB	HBP	BLK	WP	HR	S	P	ERA	WHIP										
45 Zack Wheeler, R ERA: 3.88	7.0	L	26	5	1	1	8	1	0	0	0	0	0	77	109	1.29	0.857										
25 Matt Strahm, L ERA: 3.6	1.0		3	0	0	0	0	0	0	0	0	0	0	6	10	0.00	0.000										

Batter	1	2	3	4	5	6	7	8	9	10	AB	R	H	RBI	BB	SO	LOB	TOP		
12 Kyle Schwarber, L OBP: 0.311, SLG: 0.433 18 Johan Rojas, R OBP: 0.273, SLG: 0.273											4	1	1	1	1	1	0			
7 Trea Turner, R OBP: 0.302, SLG: 0.390											4	1	2	0	1	1	1			
3 Bryce Harper, L OBP: 0.385, SLG: 0.404											4	2	1	2	1	0	2			
8 Nick Castellanos, R OBP: 0.324, SLG: 0.464											5	0	1	0	0	3	3			
5 Bryson Stott, L OBP: 0.348, SLG: 0.436											1	1	0	0	4	1	0			
10 J T Realmuto, R OBP: 0.303, SLG: 0.457											4	1	1	1	0	1	4			
28 Alec Bohm, R OBP: 0.328, SLG: 0.409											5	0	1	2	0	2	3			
16 Brandon Marsh, L OBP: 0.355, SLG: 0.453											5	1	1	0	0	1	1			
44 Jake Cave, L OBP: 0.278, SLG: 0.310											4	0	0	0	0	4	1			
Inning Stats	R: 1 E: 1 K: 0 S: 8	H: 1 LOB: 2 BB: 3 P: 23	R: 0 E: 0 K: 1 S: 7	H: 0 LOB: 0 BB: 0 P: 10	R: 0 E: 0 K: 2 S: 16	H: 0 LOB: 1 BB: 1 P: 24	R: 2 E: 0 K: 2 S: 15	H: 3 LOB: 1 BB: 0 P: 22	R: 1 E: 1 K: 1 S: 10	H: 1 LOB: 1 BB: 0 P: 12	R: 0 E: 0 K: 2 S: 9	H: 0 LOB: 1 BB: 1 P: 15	R: 0 E: 0 K: 2 S: 9	H: 0 LOB: 0 BB: 0 P: 14	R: 4 E: 0 K: 1 S: 12	H: 2 LOB: 1 BB: 2 P: 28	1B: 6 2B: 1 3B: 0 HR: 0	SF: 1 SAC: 0 DP: 1 HBP: 0	WP: 0 PB: 0 SB: 5 CS: 1	PA: 45
PITCHER	IP WLS BF H R ER SO BB IBB HBP BLK WP HR S P ERA WHIP	44 Xzavion Curry, R ERA: 2.87	58 Michael Kelly, R ERA: 6.75	31 Sam Hentges, L ERA: 6.75	52 Nick Sandlin, R ERA: 3.26	49 Eli Morgan, R ERA: 2.38	PITCHER	IP WLS BF H R ER SO BB IBB HBP BLK WP HR S P ERA WHIP	62 Enyel De Los Santos, R ERA: 2.59	29 Tim Herrin, L ERA: 5.55	37 Trevor Stephan, R ERA: 3.35									

Philadelphia Phillies @ Cleveland Guardians
Progressive Field, Cleveland, OH
Sun Jul 23 2023, 1:42 PM - 4:51 PM EDT
Att: 31,806 - Partly Cloudy - 82 F

AB	36
R	8
H	8
RBI	6
BB	7
SO	14
LOB	15



Batter	1	2	3	4	5	6	7	8	9	10	AB	R	H	RBI	BB	SO	LOB	BOTTOM						
38 Steven Kwan, L OBP: 0.346, SLG: 0.378											5	1	4	2	0	0	0							
2 Tyler Freeman, R OBP: 0.349, SLG: 0.373											2	0	0	0	2	0	1							
11 José Ramírez, S OBP: 0.362, SLG: 0.491											5	0	0	1	0	1	5							
22 Josh Naylor, L OBP: 0.346, SLG: 0.511											5	0	0	0	0	2	5							
55 Josh Bell, S OBP: 0.329, SLG: 0.400											4	0	1	0	0	0	0							
7 Myles Straw, R OBP: 0.310, SLG: 0.307											1	0	0	0	0	0	3							
0 Andrés Giménez, L OBP: 0.314, SLG: 0.390											4	1	1	1	0	1	1							
12 David Fry, R OBP: 0.352, SLG: 0.485											4	1	2	1	0	1	0							
17 Will Brennan, L OBP: 0.288, SLG: 0.370											4	1	0	0	0	1	3							
35 Cam Gallagher, R OBP: 0.173, SLG: 0.190											2	1	1	0	0	1	0							
1 Amed Rosario, R OBP: 0.302, SLG: 0.355											1	0	0	0	0	1	1							
23 Bo Naylor, L OBP: 0.257, SLG: 0.324											0	0	0	0	1	0	0							
Inning Stats	R: 1 E: 0 K: 2 S: 11	H: 1 LOB: 0 BB: 0 P: 13	R: 1 E: 0 K: 1 S: 8	H: 1 LOB: 0 BB: 0 P: 10	R: 1 E: 0 K: 0 S: 11	H: 2 LOB: 1 BB: 1 P: 15	R: 0 E: 0 K: 1 S: 8	H: 1 LOB: 1 BB: 0 P: 14	R: 0 E: 0 K: 1 S: 5	H: 1 LOB: 0 BB: 0 P: 6	R: 0 E: 0 K: 1 S: 9	H: 0 LOB: 0 BB: 0 P: 13	R: 0 E: 1 K: 1 S: 10	H: 0 LOB: 1 BB: 0 P: 14	R: 0 E: 0 K: 0 S: 7	H: 2 LOB: 1 BB: 1 P: 15	R: 1 E: 0 K: 1 S: 10	H: 2 LOB: 1 BB: 2 P: 14	R: 1 E: 0 K: 0 S: 13	H: 1 LOB: 3 BB: 2 P: 26	1B: 6 2B: 1 3B: 0 HR: 3	SF: 0 SAC: 1 DP: 2 HBP: 0	WP: 1 PB: 0 SB: 0 CS: 0	PA: 41
PITCHER	IP WLS BF H R ER SO BB IBB HBP BLK WP HR S P ERA WHIP	27 Aaron Nola, R ERA: 4.25	30 Gregory Soto, L ERA: 4.54	31 Craig Kimbrel, R ERA: 3.29	68 Jeff Hoffman, R ERA: 2.81	43 Yunior Marte, R ERA: 5.30	PITCHER	IP WLS BF H R ER SO BB IBB HBP BLK WP HR S P ERA WHIP																

Philadelphia Phillies @ Cleveland Guardians
Progressive Field, Cleveland, OH
Sun Jul 23 2023, 1:42 PM - 4:51 PM EDT
Att: 31,806 - Partly Cloudy - 82 F

AB	37
R	5
H	9
RBI	5
BB	3
SO	8
LOB	19



Batter	1	2	3	4	5	6	7	8	9	AB	R	H	RBI	BB	SO	LOB	TOP										
21 Austin Hays, R OBP: 0.331, SLG: 0.460										4	0	0	0	0	3	2											
25 Anthony Santander, S OBP: 0.356, SLG: 0.475										4	0	0	0	0	1	0											
6 Ryan Mountcastle, R OBP: 0.289, SLG: 0.434 12 Adam Frazier, L OBP: 0.356, SLG: 0.415										3	1	1	1	0	1	1											
2 Gunnar Henderson, L OBP: 0.340, SLG: 0.472										3	1	0	0	1	0	1											
11 Jordan Westburg, R OBP: 0.319, SLG: 0.438 32 Ryan O'Hearn, L OBP: 0.356, SLG: 0.524										3	1	1	1	0	1	1											
34 Aaron Hicks, S OBP: 0.320, SLG: 0.375 17 Colton Cowser, L OBP: 0.286, SLG: 0.154										1	0	0	0	0	0	0											
29 Ramón Urias, R OBP: 0.320, SLG: 0.385										4	0	1	0	0	2	1											
27 James McCann, R OBP: 0.230, SLG: 0.336										3	0	1	0	0	2	1											
3 Jorge Mateo, R OBP: 0.261, SLG: 0.344										3	0	0	0	0	0	2											
Inning Stats	R: 0 E: 0 K: 1 S: 5	H: 0 LOB: 0 BB: 7	R: 1 E: 0 K: 1 S: 9	H: 1 LOB: 0 BB: 15	R: 0 E: 0 K: 1 S: 11	H: 1 LOB: 0 BB: 12	R: 0 E: 1 K: 2 S: 14	H: 0 LOB: 1 BB: 20	R: 0 E: 1 K: 2 S: 13	H: 1 LOB: 2 BB: 0	R: 1 E: 0 K: 0 S: 6	H: 1 LOB: 0 BB: 10	R: 0 E: 0 K: 2 S: 9	H: 0 LOB: 0 BB: 12	R: 0 E: 0 K: 2 S: 13	H: 0 LOB: 0 BB: 16	R: 0 E: 0 K: 2 S: 13	H: 0 LOB: 0 BB: 16	R: 1 E: 0 K: 1 S: 12	H: 1 LOB: 1 BB: 21	1B: 2 2B: 1 3B: 0 HR: 2	SF: 0 SAC: 0 DP: 1 HBP: 0	WP: 1 PB: 0 CS: 0	PA: 34			
PITCHER	IP	WLS	BF	H	R	ER	SO	BB	IBB	HBP	BLK	WP	HR	S	P	ERA	WHIP										
61 Christopher Sánchez, L ERA: 2.98	7.0		26	4	2	2	8	0	0	0	0	0	2	67	92	2.57	0.571										
68 Jeff Hoffman, R ERA: 2.7	1.0		3	0	0	0	2	0	0	0	0	0	0	13	16	0.00	0.000										
31 Craig Kimbrel, R ERA: 3.43	1.0	L	5	1	1	1	1	1	0	0	0	1	0	12	21	9.00	2.000										

Baltimore Orioles @ Philadelphia Phillies
Citizens Bank Park, Philadelphia, PA
Mon Jul 24 2023, 6:44 PM - 9:24 PM EDT
Att: 44,043 - Partly Cloudy - 85 F

livebaseballscorecards.com

AB 33
R 3
H 5
RBI 3
BB 1
SO 11
LOB 10

Batter	1	2	3	4	5	6	7	8	9	AB	R	H	RBI	BB	SO	LOB	BOTTOM										
12 Kyle Schwarber, L OBP: 0.312, SLG: 0.432										1	1	0	1	2	0	0											
7 Trea Turner, R OBP: 0.300, SLG: 0.387 33 Edmundo Sosa, R OBP: 0.274, SLG: 0.407										3	0	0	0	0	1	2											
3 Bryce Harper, L OBP: 0.386, SLG: 0.406										4	0	2	0	0	0	0											
8 Nick Castellanos, R OBP: 0.325, SLG: 0.463										3	0	1	1	1	0	1											
5 Bryson Stott, L OBP: 0.344, SLG: 0.431										4	0	0	0	0	1	1											
2 Josh Harrison, R OBP: 0.264, SLG: 0.300										4	0	0	0	0	0	1											
44 Jake Cave, L OBP: 0.280, SLG: 0.311 28 Alec Bohm, R OBP: 0.330, SLG: 0.411										3	0	1	0	0	1	0											
21 Garrett Stubbs, L OBP: 0.290, SLG: 0.288 10 J.T. Realmuto, R OBP: 0.305, SLG: 0.457										3	1	0	0	0	0	1											
18 Johan Rojas, R OBP: 0.333, SLG: 0.333										0	0	0	0	1	0	0											
Inning Stats	R: 0 E: 0 K: 0 S: 11	H: 1 LOB: 1 BB: 0 P: 18	R: 0 E: 0 K: 0 S: 6	H: 0 LOB: 0 BB: 0 P: 7	R: 0 E: 0 K: 0 S: 7	H: 0 LOB: 1 BB: 1 P: 11	R: 0 E: 0 K: 1 S: 8	H: 0 LOB: 1 BB: 1 P: 13	R: 1 E: 0 K: 1 S: 13	H: 2 LOB: 1 BB: 0 P: 21	R: 0 E: 0 K: 0 S: 9	H: 0 LOB: 0 BB: 0 P: 14	R: 0 E: 0 K: 1 S: 7	H: 0 LOB: 0 BB: 0 P: 11	R: 1 E: 0 K: 0 S: 13	H: 3 LOB: 2 BB: 1 P: 26	R: 0 E: 0 K: 0 S: 11	H: 1 LOB: 2 BB: 1 P: 18	1B: 7 2B: 1 3B: 0 HR: 0	SF: 1 SAC: 0 DP: 1 HBP: 0	WP: 1 PB: 0 CS: 0	PA: 36					
PITCHER	IP	WLS	BF	H	R	ER	SO	BB	IBB	HBP	BLK	WP	HR	S	P	ERA	WHIP										
64 Dean Kremer, R ERA: 4.59	7.0		26	3	1	1	3	2	0	0	0	1	0	61	95	1.29	0.714										
54 Danny Coulombe, L ERA: 3.12	0.2	H	4	2	1	1	0	0	0	0	0	0	0	9	19	13.50	4.500										
43 Bryan Baker, R ERA: 3.79	0.1	W	1	1	0	0	0	0	0	0	0	0	0	4	7	0.00	3.000										
58 Cionel Pérez, L ERA: 4.54	1.0	S	5	1	0	0	0	1	0	0	0	0	0	11	18	0.00	2.000										

Baltimore Orioles @ Philadelphia Phillies
Citizens Bank Park, Philadelphia, PA
Mon Jul 24 2023, 6:44 PM - 9:24 PM EDT
Att: 44,043 - Partly Cloudy - 85 F

livebaseballscorecards.com

AB 31
R 2
H 7
RBI 2
BB 4
SO 3
LOB 10

Batter	1	2	3	4	5	6	7	8	9	AB	R	H	RBI	BB	SO	LOB	TOP															
2 Gunnar Henderson, L OBP: 0.336, SLG: 0.466										4	0	0	0	0	1	4	<p>Baltimore Orioles @ Philadelphia Phillies Citizens Bank Park, Philadelphia, PA Tue Jul 25 2023, 6:45 PM - 9:32 PM EDT Att: 37,200 - Partly Cloudy - 72 F</p> <p>livebaseballscorecards.com</p> <p>AB 34 R 3 H 8 RBI 3 BB 5 SO 7 LOB 22</p>															
3 Jorge Mateo, R OBP: 0.260, SLG: 0.343										5	0	1	0	0	0	4																
35 Adley Rutschman, S OBP: 0.370, SLG: 0.422										5	0	1	0	0	0	4																
25 Anthony Santander, S OBP: 0.334, SLG: 0.474										5	0	1	0	0	1	2																
26 Ryan McKenna, R OBP: 0.315, SLG: 0.392										0	0	0	0	0	0	0																
32 Ryan O'Hearn, L OBP: 0.353, SLG: 0.536										4	1	1	1	0	0	1																
6 Ryan Mountcastle, R OBP: 0.279, SLG: 0.439										2	2	2	0	2	0	0																
12 Adam Frazier, L OBP: 0.304, SLG: 0.419										4	0	2	1	0	1	2																
21 Austin Hays, R OBP: 0.331, SLG: 0.461										4	0	1	1	0	0	2																
17 Colton Cowser, L OBP: 0.302, SLG: 0.146										2	0	0	0	2	2	2																
11 Jordan Westburg, R OBP: 0.315, SLG: 0.418										3	0	0	0	1	2	4																
Inning Stats	R: 0 H: 1 E: 0 K: 1 S: 13	H: 3 R: 2 ER: 2 SO: 4 BB: 0 LOB: 1 P: 20	R: 1 H: 3 E: 0 K: 1 S: 15	H: 3 R: 2 ER: 1 SO: 2 BB: 1 LOB: 3 P: 25	R: 1 H: 2 E: 0 K: 0 S: 12	LOB: 2 BB: 0 P: 21	R: 0 H: 0 E: 0 K: 1 S: 6	LOB: 1 BB: 1 P: 10	R: 0 H: 0 E: 0 K: 0 S: 11	LOB: 0 BB: 0 P: 14	R: 0 H: 1 E: 0 K: 1 S: 10	LOB: 1 BB: 0 P: 12	R: 1 H: 1 E: 0 K: 1 S: 13	LOB: 1 BB: 1 P: 21	R: 0 H: 0 E: 0 K: 0 S: 11	LOB: 1 BB: 1 P: 17	1B: 4 2B: 3 3B: 0 HR: 1	SF: 0 SAC: 0 DP: 0 HBP: 0	WP: 0 PA: 39 PB: 0 CS: 0													
PITCHER	IP WLS BF H R ER SO BB IBB HBP BLK WP HR S P ERA WHIP																															
99 Taijuan Walker, R ERA: 3.98	5.2	25	6	2	2	4	3	0	0	0	0	0	0	65	104	3.18	1.588															
25 Matt Strahm, L ERA: 3.55	1.2	8	2	1	1	2	1	0	0	0	0	0	1	20	28	5.40	1.800															
43 Yunior Marte, R ERA: 5.02	1.2	W	6	0	0	0	1	0	0	0	0	0	0	18	27	0.00	0.600															

Batter	1	2	3	4	5	6	7	8	9	AB	R	H	RBI	BB	SO	LOB	BOTTOM																
12 Kyle Schwarber, L OBP: 0.310, SLG: 0.427										4	0	0	0	0	2	2	<p>Baltimore Orioles @ Philadelphia Phillies Citizens Bank Park, Philadelphia, PA Tue Jul 25 2023, 6:45 PM - 9:32 PM EDT Att: 37,200 - Partly Cloudy - 72 F</p> <p>livebaseballscorecards.com</p> <p>AB 34 R 4 H 8 RBI 4 BB 0 SO 9 LOB 7</p>																
7 Trea Turner, R OBP: 0.297, SLG: 0.384										4	0	0	0	0	1	2																	
3 Bryce Harper, L OBP: 0.388, SLG: 0.419										4	2	2	1	0	0	2																	
8 Nick Castellanos, R OBP: 0.322, SLG: 0.458										4	0	0	0	0	1	1																	
5 Bryson Stott, L OBP: 0.343, SLG: 0.432										4	1	1	1	0	0	0																	
10 J.T. Realmuto, R OBP: 0.304, SLG: 0.455										4	0	1	0	0	3	0																	
28 Alec Bohm, R OBP: 0.331, SLG: 0.415										4	1	2	1	0	0	0																	
16 Brandon Marsh, L OBP: 0.355, SLG: 0.452										3	0	1	0	0	2	0																	
18 Johan Rojas, R OBP: 0.333, SLG: 0.333										3	0	1	1	0	0	0																	
Inning Stats	R: 0 H: 0 E: 0 K: 1 S: 7	H: 0 R: 0 ER: 0 SO: 0 BB: 0 LOB: 0 P: 12	R: 0 H: 0 E: 0 K: 1 S: 9	H: 0 R: 0 ER: 0 SO: 0 BB: 0 LOB: 0 P: 14	R: 0 H: 3 E: 0 K: 0 S: 12	LOB: 3 BB: 0 P: 21	R: 0 H: 0 E: 0 K: 1 S: 8	LOB: 0 BB: 0 P: 15	R: 0 H: 0 E: 0 K: 1 S: 7	LOB: 0 BB: 0 P: 10	R: 0 H: 1 E: 0 K: 1 S: 6	LOB: 0 BB: 0 P: 7	R: 0 H: 0 E: 0 K: 2 S: 9	LOB: 0 BB: 0 P: 14	R: 2 H: 4 E: 0 K: 1 S: 10	LOB: 2 BB: 0 P: 14		1B: 5 2B: 2 3B: 0 HR: 1	SF: 0 SAC: 0 DP: 0 HBP: 0	WP: 0 PA: 34 PB: 0 CS: 0													
PITCHER	IP WLS BF H R ER SO BB IBB HBP BLK WP HR S P ERA WHIP																																
48 Kyle Gibson, R ERA: 4.88	6.0	22	4	2	2	5	0	0	0	0	0	0	0	1	56	92	3.00	0.667															
14 Shintaro Fujinami, R ERA: 8.49	2.0	6	0	0	0	3	0	0	0	0	0	0	0	15	21	0.00	0.000																
78 Yennier Cano, R ERA: 1.82	0.2	L	6	4	2	2	1	0	0	0	0	0	0	10	14	27.00	6.000																

Batter	1	2	3	4	5	6	7	8	9	AB	R	H	RBI	BB	SO	LOB	TOP				
21 Austin Hays, R OBP: 0.332, SLG: 0.461 (1, 7)										4	0	2	1	0	0	2					
35 Adley Rutschman, S OBP: 0.369, SLG: 0.426 (1, 10)										4	1	1	3	0	2	3					
25 Anthony Santander, S OBP: 0.331, SLG: 0.469 (1, 9)										4	0	0	0	0	2	0					
6 Ryan Mountcastle, R OBP: 0.279, SLG: 0.434 (1, 3)										3	0	0	0	1	2	0					
11 Jordan Westburg, R OBP: 0.312, SLG: 0.423 (1, 4)										4	0	1	0	0	2	1					
29 Ramón Uriás, R OBP: 0.319, SLG: 0.383 (1, 5)										4	0	1	0	0	0	2					
27 James McCann, R OBP: 0.230, SLG: 0.342 (1, 2)										4	1	1	0	0	0	1					
3 Jorge Mateo, R OBP: 0.259, SLG: 0.341 (1, 6)										4	1	1	0	0	3	1					
26 Ryan McKenna, R OBP: 0.319, SLG: 0.395 (1, 8)										2	1	1	0	0	0	0					
32 Ryan O'Hearn, L OBP: 0.351, SLG: 0.533 (7, 7)										1	0	0	0	0	0	1					
Inning Stats	R: 0 E: 0 K: 0 S: 6	H: 1 LOB: 0 BB: 0 P: 8	R: 0 E: 0 K: 1 S: 8	H: 0 LOB: 0 BB: 1 P: 15	R: 3 E: 0 K: 1 S: 15	H: 3 LOB: 0 BB: 0 P: 21	R: 0 E: 0 K: 0 S: 8	H: 1 LOB: 1 BB: 0 P: 14	R: 0 E: 1 K: 2 S: 10	H: 0 LOB: 1 BB: 0 P: 13	R: 0 E: 0 K: 2 S: 9	H: 1 LOB: 1 BB: 0 P: 14	R: 1 E: 0 K: 2 S: 14	H: 2 LOB: 1 BB: 0 P: 21	R: 0 E: 0 K: 2 S: 9	H: 0 LOB: 0 BB: 0 P: 9	1B: 5 2B: 2 3B: 0 HR: 1	SF: 0 SAC: 0 DP: 2 HBP: 0	WP: 0 PB: 0 SB: 0 CS: 0	PA: 35	
PITCHER	IP WLS BF H R ER SO BB IBB HBP BLK WP HR S P ERA WHIP	IP WLS BF H R ER SO BB IBB HBP BLK WP HR S P ERA WHIP	IP WLS BF H R ER SO BB IBB HBP BLK WP HR S P ERA WHIP	IP WLS BF H R ER SO BB IBB HBP BLK WP HR S P ERA WHIP	IP WLS BF H R ER SO BB IBB HBP BLK WP HR S P ERA WHIP	IP WLS BF H R ER SO BB IBB HBP BLK WP HR S P ERA WHIP	IP WLS BF H R ER SO BB IBB HBP BLK WP HR S P ERA WHIP	IP WLS BF H R ER SO BB IBB HBP BLK WP HR S P ERA WHIP	IP WLS BF H R ER SO BB IBB HBP BLK WP HR S P ERA WHIP	IP WLS BF H R ER SO BB IBB HBP BLK WP HR S P ERA WHIP	IP WLS BF H R ER SO BB IBB HBP BLK WP HR S P ERA WHIP	IP WLS BF H R ER SO BB IBB HBP BLK WP HR S P ERA WHIP	IP WLS BF H R ER SO BB IBB HBP BLK WP HR S P ERA WHIP	IP WLS BF H R ER SO BB IBB HBP BLK WP HR S P ERA WHIP	IP WLS BF H R ER SO BB IBB HBP BLK WP HR S P ERA WHIP	IP WLS BF H R ER SO BB IBB HBP BLK WP HR S P ERA WHIP	IP WLS BF H R ER SO BB IBB HBP BLK WP HR S P ERA WHIP	IP WLS BF H R ER SO BB IBB HBP BLK WP HR S P ERA WHIP	IP WLS BF H R ER SO BB IBB HBP BLK WP HR S P ERA WHIP	IP WLS BF H R ER SO BB IBB HBP BLK WP HR S P ERA WHIP	IP WLS BF H R ER SO BB IBB HBP BLK WP HR S P ERA WHIP

Baltimore Orioles @ Philadelphia Phillies
Citizens Bank Park, Philadelphia, PA
Wed Jul 26 2023, 6:08 PM - 8:28 PM EDT
Att. 40,235 - Clear - 89 F

AB	34
R	4
H	8
RBI	4
BB	1
SO	11
LOB	11



Batter	1	2	3	4	5	6	7	8	9	AB	R	H	RBI	BB	SO	LOB	BOTTOM				
12 Kyle Schwarber, L OBP: 0.309, SLG: 0.424 (1, 10)										3	1	0	0	1	1	2					
8 Nick Castellanos, R OBP: 0.324, SLG: 0.457 (1, 9)										3	0	1	1	0	1	0					
18 Johan Rojas, R OBP: 0.333, SLG: 0.333 (8, 8)										0	0	0	0	0	0	0					
3 Bryce Harper, L OBP: 0.386, SLG: 0.416 (1, 3)										4	0	1	1	0	0	2					
28 Alec Bohm, R OBP: 0.331, SLG: 0.413 (1, 5)										4	1	1	0	0	0	2					
5 Bryson Stott, L OBP: 0.342, SLG: 0.430 (1, 4)										4	1	1	0	0	1	0					
10 J.T. Realmuto, R OBP: 0.303, SLG: 0.455 (1, 2)										4	0	1	2	0	1	0					
16 Brandon Marsh, L OBP: 0.356, SLG: 0.451 (8, 9)										3	1	1	0	1	0	1					
44 Jake Cave, L OBP: 0.291, SLG: 0.333 (1, 7)										4	1	2	1	0	1	1					
33 Edmundo Sosa, R OBP: 0.280, SLG: 0.424 (1, 6)										2	1	1	1	1	0	2					
Inning Stats	R: 0 E: 0 K: 0 S: 4	H: 0 LOB: 0 BB: 0 P: 6	R: 0 E: 0 K: 1 S: 7	H: 0 LOB: 0 BB: 0 P: 8	R: 2 E: 0 K: 1 S: 13	H: 2 LOB: 1 BB: 2 P: 26	R: 2 E: 0 K: 0 S: 10	H: 4 LOB: 1 BB: 0 P: 16	R: 0 E: 0 K: 0 S: 5	H: 0 LOB: 0 BB: 0 P: 9	R: 2 E: 0 K: 0 S: 11	H: 2 LOB: 2 BB: 1 P: 21	R: 0 E: 0 K: 2 S: 11	H: 1 LOB: 1 BB: 0 P: 15	1B: 6 2B: 2 3B: 0 HR: 1	SF: 0 SAC: 0 DP: 2 HBP: 1	WP: 1 PB: 0 SB: 0 CS: 0	PA: 35			
PITCHER	IP WLS BF H R ER SO BB IBB HBP BLK WP HR S P ERA WHIP	IP WLS BF H R ER SO BB IBB HBP BLK WP HR S P ERA WHIP	IP WLS BF H R ER SO BB IBB HBP BLK WP HR S P ERA WHIP	IP WLS BF H R ER SO BB IBB HBP BLK WP HR S P ERA WHIP	IP WLS BF H R ER SO BB IBB HBP BLK WP HR S P ERA WHIP	IP WLS BF H R ER SO BB IBB HBP BLK WP HR S P ERA WHIP	IP WLS BF H R ER SO BB IBB HBP BLK WP HR S P ERA WHIP	IP WLS BF H R ER SO BB IBB HBP BLK WP HR S P ERA WHIP	IP WLS BF H R ER SO BB IBB HBP BLK WP HR S P ERA WHIP	IP WLS BF H R ER SO BB IBB HBP BLK WP HR S P ERA WHIP	IP WLS BF H R ER SO BB IBB HBP BLK WP HR S P ERA WHIP	IP WLS BF H R ER SO BB IBB HBP BLK WP HR S P ERA WHIP	IP WLS BF H R ER SO BB IBB HBP BLK WP HR S P ERA WHIP	IP WLS BF H R ER SO BB IBB HBP BLK WP HR S P ERA WHIP	IP WLS BF H R ER SO BB IBB HBP BLK WP HR S P ERA WHIP	IP WLS BF H R ER SO BB IBB HBP BLK WP HR S P ERA WHIP	IP WLS BF H R ER SO BB IBB HBP BLK WP HR S P ERA WHIP	IP WLS BF H R ER SO BB IBB HBP BLK WP HR S P ERA WHIP	IP WLS BF H R ER SO BB IBB HBP BLK WP HR S P ERA WHIP	IP WLS BF H R ER SO BB IBB HBP BLK WP HR S P ERA WHIP	IP WLS BF H R ER SO BB IBB HBP BLK WP HR S P ERA WHIP

Baltimore Orioles @ Philadelphia Phillies
Citizens Bank Park, Philadelphia, PA
Wed Jul 26 2023, 6:08 PM - 8:28 PM EDT
Att. 40,235 - Clear - 89 F

AB	31
R	6
H	9
RBI	6
BB	3
SO	5
LOB	10



Batter	1	2	3	4	5	6	7	8	9	AB	R	H	RBI	BB	SO	LOB	TOP							
12 Kyle Schwarber, L (1, 10) OBP: 0.320, SLG: 0.435										2	0	0	1	3	2	3	Philadelphia Phillies @ Pittsburgh Pirates PNC Park, Pittsburgh, PA Sat Jul 29 2023, 7:07 PM - 10:09 PM EDT Att: 38,434 - Cloudy - 79 F							
8 Nick Castellanos, R (1, 9) OBP: 0.317, SLG: 0.447										5	0	0	0	0	3	8								
3 Bryce Harper, L (1, 3) OBP: 0.380, SLG: 0.406										5	0	1	0	0	4	0								
28 Alec Bohm, R (1, 5) OBP: 0.333, SLG: 0.409										3	1	0	0	2	1	0								
33 Edmundo Sosa, R (9, PR) OBP: 0.290, SLG: 0.424										0	0	0	0	0	0	0								
5 Bryson Stott, L (1, 4) OBP: 0.347, SLG: 0.438										5	1	3	0	0	1	0								
10 J.T. Realmuto, R (1, 2) OBP: 0.304, SLG: 0.448										3	2	0	0	2	0	2								
7 Trea Turner, R (1, 6) OBP: 0.295, SLG: 0.379										3	1	1	0	1	1	3								
16 Brandon Marsh, L (1, 8) OBP: 0.363, SLG: 0.453										2	1	1	3	1	0	3								
44 Jake Cave, L (1, 7) OBP: 0.283, SLG: 0.333										2	0	1	1	0	0	1								
18 Johan Rojas, R (6, PH) OBP: 0.350, SLG: 0.350										2	0	1	1	0	1	3								
Inning Stats	R: 0 E: 0 K: 1 S: 6	H: 0 LOB: 0 BB: 1 P: 11	R: 0 E: 0 K: 2 S: 7	H: 0 LOB: 0 BB: 0 P: 10	R: 0 E: 0 K: 1 S: 10	H: 0 LOB: 2 BB: 1 P: 18	R: 4 E: 0 K: 3 S: 13	H: 3 LOB: 1 BB: 2 P: 23	R: 0 E: 0 K: 0 S: 6	H: 1 LOB: 0 BB: 0 P: 9	R: 1 E: 0 K: 2 S: 18	H: 1 LOB: 3 BB: 3 P: 34	R: 0 E: 0 K: 1 S: 7	H: 0 LOB: 0 BB: 0 P: 9	R: 1 E: 0 K: 2 S: 16	H: 2 LOB: 2 BB: 1 P: 27	R: 0 E: 0 K: 1 S: 10	H: 1 LOB: 2 BB: 1 P: 19	1B: 5 2B: 3 3B: 0 HR: 0	SF: 0 SAC: 0 DP: 2 HBP: 1	WP: 0 PB: 0 SB: 0 CS: 0	PA: 42		
PITCHER	IP WLS BF H R ER SO BB IBB HBP BLK WP HR S P ERA WHIP	5.0 W 25 5 5 5 7 6 0 1 0 0 0 46 85 9.00 2.200	0.2 H 3 0 0 0 1 1 0 0 0 0 0 0 11 17 0.00 1.500	1.1 H 4 0 0 0 2 0 0 0 0 0 0 0 10 12 0.00 0.000	0.1 H 3 1 1 1 0 1 0 0 0 0 0 0 8 16 27.00 6.000	1.2 S 7 2 0 0 3 1 0 0 0 0 0 0 18 30 0.00 1.800																		

Batter	1	2	3	4	5	6	7	8	9	AB	R	H	RBI	BB	SO	LOB	BOTTOM					
65 Jack Suwinski, L (1, 8) OBP: 0.345, SLG: 0.504										5	0	2	0	0	1	4	Philadelphia Phillies @ Pittsburgh Pirates PNC Park, Pittsburgh, PA Sat Jul 29 2023, 7:07 PM - 10:09 PM EDT Att: 38,434 - Cloudy - 79 F					
10 Bryan Reynolds, S (1, 7) OBP: 0.319, SLG: 0.427										5	1	1	0	0	2	2						
22 Andrew McCutchen, R (1, 10) OBP: 0.379, SLG: 0.493										3	1	0	0	1	1	1						
91 Ji Man Choi, L (1, 3) OBP: 0.227, SLG: 0.514										4	1	2	0	0	2	2						
32 Henry Davis, R (1, 9) OBP: 0.338, SLG: 0.393										4	1	0	0	0	1	4						
25 Endy Rodríguez, S (1, 2) OBP: 0.297, SLG: 0.441										4	2	2	4	0	1	1						
19 Jared Triolo, R (1, 5) OBP: 0.323, SLG: 0.281										2	0	0	0	2	0	1						
75 Aika Williams, R (1, 6) OBP: 0.200, SLG: 0.111										4	0	1	1	0	0	4						
60 Llover Pequero, R (1, 4) OBP: 0.292, SLG: 0.565										4	1	3	2	0	0	0						
Inning Stats	R: 0 E: 0 K: 2 S: 8	H: 1 LOB: 2 BB: 1 P: 9	R: 1 E: 0 K: 1 S: 12	H: 2 LOB: 0 BB: 0 P: 19	R: 2 E: 0 K: 0 S: 13	H: 3 LOB: 2 BB: 1 P: 22	R: 4 E: 0 K: 2 S: 22	H: 4 LOB: 2 BB: 1 P: 38	R: 0 E: 0 K: 1 S: 13	H: 0 LOB: 0 BB: 0 P: 18	R: 0 E: 0 K: 0 S: 7	H: 0 LOB: 0 BB: 0 P: 9	R: 0 E: 0 K: 0 S: 9	H: 1 LOB: 1 BB: 0 P: 12	R: 0 E: 0 K: 1 S: 10	H: 1 LOB: 2 BB: 1 P: 19		1B: 6 2B: 4 3B: 1 HR: 1	SF: 0 SAC: 0 DP: 1 HBP: 0	WP: 0 PB: 0 SB: 0 CS: 0	PA: 38	
PITCHER	IP WLS BF H R ER SO BB IBB HBP BLK WP HR S P ERA WHIP	4.2 L 26 7 7 5 6 3 0 0 0 0 0 0 6 10 9.64 3.000	0.1 2 1 0 0 1 0 0 0 0 0 0 0 6 10 0.00 3.000	2.0 6 0 0 0 1 0 0 0 0 0 0 0 20 27 0.00 0.000	1.0 4 1 0 0 0 0 0 0 0 0 0 0 9 12 0.00 1.000																	

AB	32
R	6
H	8
RBI	6
BB	9
SO	13
LOB	23



Batter	1	2	3	4	5	6	7	8	9	AB	R	H	RBI	BB	SO	LOB	TOP	
12 Kyle Schwarber, L (1,7) OBP: 0.321, SLG: 0.428 33 Edmundo Sosa, R (9,5) OBP: 0.278, SLG: 0.418	L9		G3	K			28 2B 5 SF7 BB	28 1B		3	1	0	0	2	1	1		
28 Alec Bohm, R (1,5) OBP: 0.343, SLG: 0.425	10 S BB		10 WP 3 1B BB	G3-1			1-2 BB	1-2 BB		3	0	2	1	2	0	1		
3 Bryce Harper, L (1,10) OBP: 0.384, SLG: 0.403	F8		10 WP 1B				G5-3	P5		5	0	1	0	0	1	5		
10 J.T. Realmuto, R (1,2) OBP: 0.308, SLG: 0.447	BB		K							3	0	1	0	2	2	2		
5 Bryson Stott, L (1,4) OBP: 0.343, SLG: 0.433	K		L7				SF7	L6		4	0	0	1	0	1	5		
7 Trea Turner, R (1,6) OBP: 0.296, SLG: 0.378		44 G6-3 16 BB BB	44 SH2-3 18 2B 1B				FC6-4	G2-3		4	1	1	0	1	1	3		
16 Brandon Marsh, L (1,9) OBP: 0.304, SLG: 0.450		44 G6-3 BB	44 SH2-3 18 2B BB				G3	F7		2	1	0	0	2	0	0		
44 Jake Cave, L (1,3) OBP: 0.274, SLG: 0.322		G6-3	SH2-3				K	G6-3		3	0	0	0	0	1	2		
18 Johan Rojas, R (1,8) OBP: 0.370, SLG: 0.385		K					K	12 E 28 1B BB		3	1	1	2	1	2	1		
Inning Stats	R: 0 H: 0 E: 0 K: 1 S: 12	H: 0 R: 0 ER: 0 LOB: 1 BB: 2 P: 25	H: 1 R: 2 ER: 0 LOB: 2 BB: 1 P: 25	H: 2 R: 0 ER: 0 LOB: 1 BB: 1 P: 27	H: 1 R: 0 ER: 0 LOB: 1 BB: 0 P: 15	H: 0 R: 0 ER: 0 LOB: 0 BB: 0 P: 14	H: 1 R: 1 ER: 0 LOB: 2 BB: 2 P: 16	H: 1 R: 1 ER: 1 LOB: 2 BB: 2 P: 30	H: 0 R: 0 ER: 0 LOB: 0 BB: 0 P: 13	1B: 4 2B: 2 3B: 0 HR: 0	SF: 1 SAC: 1 DP: 1 HBP: 0	WP: 1 PB: 0 SB: 1 CS: 0	PA: 42					
PITCHER	IP WLS BF H R ER SO BB IBB HBP BLK WP HR S P ERA WHIP	IP WLS BF H R ER SO BB IBB HBP BLK WP HR S P ERA WHIP	IP WLS BF H R ER SO BB IBB HBP BLK WP HR S P ERA WHIP	IP WLS BF H R ER SO BB IBB HBP BLK WP HR S P ERA WHIP	IP WLS BF H R ER SO BB IBB HBP BLK WP HR S P ERA WHIP	IP WLS BF H R ER SO BB IBB HBP BLK WP HR S P ERA WHIP	IP WLS BF H R ER SO BB IBB HBP BLK WP HR S P ERA WHIP	IP WLS BF H R ER SO BB IBB HBP BLK WP HR S P ERA WHIP	IP WLS BF H R ER SO BB IBB HBP BLK WP HR S P ERA WHIP	27 Edward Cabrera, R (1,1) ERA: 4.75	48 Steven Okert, L (4,1) ERA: 3.0	35 A.J. Puk, L (6,1) ERA: 4.93	66 Tanner Scott, L (7,1) ERA: 3.02	31 Huascar Brazoban, R (8,1) ERA: 3.78				
Batter	1	2	3	4	5	6	7	8	9	AB	R	H	RBI	BB	SO	LOB	BOTTOM	
3 Luis Arraez, L (1,4) OBP: 0.429, SLG: 0.476	12 HR 1B		L6				1-2 1B			4	1	3	0	0	0	0		
12 Jorge Soler, R (1,10) OBP: 0.333, SLG: 0.493	1-1 HR		1-1 1B				F8	F8		4	1	2	2	0	0	3		
14 Bryan De La Cruz, R (1,9) OBP: 0.312, SLG: 0.429	L9		F7				F9	5 FC6-4 BB		3	0	0	0	1	0	1		
2 Jazz Chisholm Jr., L (1,8) OBP: 0.306, SLG: 0.447	2B		P5				5 S BB	K		3	0	1	0	1	1	2		
Garrett Cooper, R (1,3) OBP: 0.296, SLG: 0.426	K		5 G6-4-3 BB				L9	F9		3	0	0	0	1	1	3		
5 Jon Berti, R (1,7) OBP: 0.336, SLG: 0.375	K		G6-4-3				G4-3	FC6-4		4	0	0	0	0	1	4		
18 Joey Wendle, L (1,6) OBP: 0.284, SLG: 0.343			G4-3				L5	L7		4	0	0	0	0	1	0		
Jean Segura, R (1,5) OBP: 0.277, SLG: 0.279			G4-3				G4-3	G5-3		4	0	0	0	0	0	0		
4 Nick Fortes, R (1,2) OBP: 0.263, SLG: 0.291 7 Jesús Sánchez, L (9,PH) OBP: 0.318, SLG: 0.466			G5-3				K	G5-3		3	0	1	0	0	1	0		
Inning Stats	R: 2 H: 3 E: 0 K: 2 S: 12	H: 0 R: 0 ER: 0 LOB: 0 BB: 0 P: 11	H: 1 R: 0 ER: 0 LOB: 1 BB: 0 P: 11	H: 0 R: 0 ER: 0 LOB: 0 BB: 1 P: 11	H: 1 R: 0 ER: 0 LOB: 1 BB: 0 P: 18	H: 0 R: 0 ER: 0 LOB: 1 BB: 1 P: 15	H: 2 R: 0 ER: 0 LOB: 2 BB: 0 P: 18	H: 0 R: 0 ER: 0 LOB: 1 BB: 1 P: 19	H: 0 R: 0 ER: 0 LOB: 0 BB: 0 P: 9	1B: 5 2B: 1 3B: 0 HR: 1	SF: 0 SAC: 0 DP: 1 HBP: 0	WP: 0 PB: 0 SB: 1 CS: 0	PA: 36					
PITCHER	IP WLS BF H R ER SO BB IBB HBP BLK WP HR S P ERA WHIP	IP WLS BF H R ER SO BB IBB HBP BLK WP HR S P ERA WHIP	IP WLS BF H R ER SO BB IBB HBP BLK WP HR S P ERA WHIP	IP WLS BF H R ER SO BB IBB HBP BLK WP HR S P ERA WHIP	IP WLS BF H R ER SO BB IBB HBP BLK WP HR S P ERA WHIP	IP WLS BF H R ER SO BB IBB HBP BLK WP HR S P ERA WHIP	IP WLS BF H R ER SO BB IBB HBP BLK WP HR S P ERA WHIP	IP WLS BF H R ER SO BB IBB HBP BLK WP HR S P ERA WHIP	IP WLS BF H R ER SO BB IBB HBP BLK WP HR S P ERA WHIP	99 Taijuan Walker, R (1,1) ERA: 3.91	25 Matt Strahm, L (7,1) ERA: 3.5	6B Jeff Hoffman, R (8,1) ERA: 2.51	31 Craig Kimbrel, R (9,1) ERA: 3.13					

Philadelphia Phillies @ Miami Marlins
loanDepot park, Miami, FL
Mon Jul 31 2023, 6:42 PM - 9:31 PM EDT
Att: 9,808 - Roof Closed - 72 F

AB 30
R 4
H 6
RBI 4
BB 10
SO 9
LOB 20



Philadelphia Phillies @ Miami Marlins
loanDepot park, Miami, FL
Mon Jul 31 2023, 6:42 PM - 9:31 PM EDT
Att: 9,808 - Roof Closed - 72 F

AB 33
R 2
H 7
RBI 2
BB 3
SO 5
LOB 13



Batter	1	2	3	4	5	6	7	8	9	AB R H RBI BB SO LOB	TOP									
12 Kyle Schwarber, L OBP: 0.325, SLG: 0.429 44 Jake Cave, L OBP: 0.274, SLG: 0.322	1-0 G4-6-3 1B		4-1 BB			0-1 P4			4-2 3 2B BB	2 0 1 0 2 0 0 0 1 0 0 0 0 0	Philadelphia Phillies @ Miami Marlins loanDepot park, Miami, FL Tue Aug 01 2023, 6:42 PM - 9:03 PM EDT Att: 9,600 - Roof Closed - 72 F									
28 Alec Bohm, R OBP: 0.342, SLG: 0.423	3-2 G4-6-3 1B		0-2 G1-3			1-2 G1-4-3			3-3 K	4 0 1 0 0 1 2										
3 Bryce Harper, L OBP: 0.385, SLG: 0.408	0-0 G4-6-3					1-3 K			1-1 8 HR 2B	4 1 2 1 0 1 2										
8 Nick Castellanos, R OBP: 0.315, SLG: 0.449	2-1 G5-3					1-1 G5-3			0-2 HR	4 1 1 2 0 0 2										
5 Bryson Stott, L OBP: 0.340, SLG: 0.429		1-2 L8				0-1 F7			0-0 F7	4 0 0 0 0 0 1										
7 Trea Turner, R OBP: 0.293, SLG: 0.374		0-3 K				1-3 K			1-1 F8	4 0 0 0 0 2 1										
16 Brandon Marsh, L OBP: 0.361, SLG: 0.446		0-0 G4-3								3 0 0 0 0 1 0										
21 Garrett Stubbs, L OBP: 0.290, SLG: 0.274										3 0 1 0 0 0 0										
18 Johan Rojas, R OBP: 0.333, SLG: 0.345										3 0 0 0 0 1 1										
Inning Stats	R: 0 E: 0 K: 0 S: 7	H: 2 LOB: 1 BB: 0 P: 13	R: 0 E: 0 K: 1 S: 9	H: 0 LOB: 0 BB: 0 P: 10	R: 0 E: 0 K: 0 S: 9	H: 0 LOB: 1 BB: 1 P: 13	R: 0 E: 0 K: 0 S: 10	H: 1 LOB: 0 BB: 0 P: 13	R: 0 E: 0 K: 1 S: 11	H: 0 LOB: 0 BB: 0 P: 13	R: 0 E: 0 K: 0 S: 6	H: 0 LOB: 0 BB: 0 P: 10	R: 0 E: 0 K: 1 S: 10	H: 0 LOB: 0 BB: 0 P: 11	R: 3 E: 0 K: 1 S: 15	H: 2 LOB: 1 BB: 1 P: 24	1B: 3 2B: 2 3B: 0 HR: 1	SF: 0 SAC: 0 DP: 2 HBP: 0	WP: 0 PB: 0 SB: 0 CS: 0	PA: 33
PITCHER	IP WLS BF H R ER SO BB IBB HBP BLK WP HR S P ERA WHIP	8.0 27 4 0 0 5 1 0 0 0 0 0 74 101 0.00 0.625	1.0 L 6 2 3 3 1 1 0 0 0 0 1 15 24 27.00 3.000																	

AB	31
R	3
H	6
RBI	3
BB	2
SO	6
LOB	9



Batter	1	2	3	4	5	6	7	8	9	AB R H RBI BB SO LOB	BOTTOM									
3 Luis Arraez, L OBP: 0.429, SLG: 0.477	0-0 L7		1-1 14 2B 1B						1-1 F7	5 1 2 0 0 0 0	Philadelphia Phillies @ Miami Marlins loanDepot park, Miami, FL Tue Aug 01 2023, 6:42 PM - 9:03 PM EDT Att: 9,600 - Roof Closed - 72 F									
12 Jorge Soler, R OBP: 0.333, SLG: 0.491	0-0 7 1B 14 1B		1-0 F8						0-1 P6	4 0 1 0 1 0 1										
14 Bryan De La Cruz, R OBP: 0.316, SLG: 0.429	3-2 7 1B 1-2 1B		0-1 24 2B 1B						1-3 K	4 0 2 0 1 1 0										
24 Avisail Garcia, R OBP: 0.268, SLG: 0.390	0-2 K		1-1 2H 2B						0-0 F6	4 0 2 1 0 1 5										
7 Jesús Sánchez, L OBP: 0.318, SLG: 0.464 Garrett Hampson, R OBP: 0.346, SLG: 0.384	0-0 5 FC6-4 1B		1-3 K						0-2 F7	3 0 1 0 0 1 5 0 0 0 0 0 0 0										
5 Jon Berti, R OBP: 0.334, SLG: 0.373	0-1 FC6-4		1-0 G5-3						3-2 10 WP 1B	4 0 1 0 0 0 6										
10 Yuli Gurriel, R OBP: 0.333, SLG: 0.390			1-1 58 G2-4-3 1B						1-3 K	3 0 2 0 1 1 1										
18 Joey Wendle, L OBP: 0.279, SLG: 0.337			0-3 K						0-1 G1-3	4 0 0 0 0 1 5										
5B Jacob Stallings, R OBP: 0.292, SLG: 0.268			0-2 G2-4-3						0-0 G6-3	3 0 0 0 1 0 2										
Inning Stats	R: 0 E: 0 K: 1 S: 11	H: 3 LOB: 3 BB: 0 P: 14	R: 0 E: 0 K: 1 S: 9	H: 1 LOB: 0 BB: 0 P: 10	R: 1 E: 0 K: 1 S: 11	H: 3 LOB: 2 BB: 0 P: 16	R: 0 E: 0 K: 0 S: 6	H: 1 LOB: 0 BB: 0 P: 7	R: 0 E: 0 K: 0 S: 6	H: 0 LOB: 0 BB: 0 P: 8	R: 0 E: 0 K: 0 S: 11	H: 1 LOB: 3 BB: 3 P: 23	R: 0 E: 0 K: 1 S: 9	H: 1 LOB: 0 BB: 0 P: 13	R: 0 E: 0 K: 1 S: 8	H: 0 LOB: 0 BB: 0 P: 10	1B: 9 2B: 2 3B: 0 HR: 0	SF: 0 SAC: 1 DP: 2 HBP: 0	WP: 1 PB: 0 SB: 0 CS: 0	PA: 39
PITCHER	IP WLS BF H R ER SO BB IBB HBP BLK WP HR S P ERA WHIP	6.1 28 1 1 3 2 0 0 0 0 0 0 6 14 0.00 3.000	1.0 W 4 1 0 0 1 0 0 0 0 0 0 0 9 13 0.00 1.000	1.0 S 3 0 0 0 1 0 0 0 0 0 0 0 8 10 0.00 0.000																

AB	34
R	1
H	11
RBI	1
BB	4
SO	5
LOB	25



Batter	1	2	3	4	5	6	7	8	9	AB	R	H	RBI	BB	SO	LOB	TOP							
12 Kyle Schwarber, L (1, 10) OBP: 0.320, SLG: 0.419	F7		K			L9		K		4	0	0	0	0	2	0								
28 Alec Bohm, R (1, 5) OBP: 0.343, SLG: 0.425	G1-2-3		L9			L8		K		4	0	0	0	0	1	0								
3 Bryce Harper, L (1, 3) OBP: 0.386, SLG: 0.409	K							K		4	0	2	0	0	2	0								
8 Nick Castellanos, R (1, 9) OBP: 0.317, SLG: 0.447		10 HR BB				G5-4-3				3	2	1	0	1	0	1								
5 Bryson Stott, L (1, 4) OBP: 0.343, SLG: 0.430	K					F7				3	1	0	0	1	2	1								
10 J.T. Realmuto, R (1, 2) OBP: 0.310, SLG: 0.457								K		4	1	2	2	0	1	3								
16 Brandon Marsh, L (1, 8) (7, 7) OBP: 0.362, SLG: 0.455								K		3	0	1	2	0	1	1								
7 Trea Turner, R (1, 6) OBP: 0.290, SLG: 0.368										3	0	0	0	0	0	2								
44 Jake Cave, L (1, 7) OBP: 0.268, SLG: 0.315										2	0	0	0	0	0	0								
29 Rodolfo Castro, S (7, PH) OBP: 0.316, SLG: 0.354										1	0	0	0	0	1	2								
18 Johan Rojas, R (7, 8) OBP: 0.306, SLG: 0.343										0	0	0	0	0	0	0								
Inning Stats	R: 0 E: 0 K: 1 S: 8	H: 0 LOB: 0 BB: 0 P: 12	R: 2 E: 0 K: 2 S: 17	H: 1 LOB: 0 BB: 1 P: 24	R: 0 E: 0 K: 1 S: 9	H: 0 LOB: 0 BB: 0 P: 16	R: 0 E: 0 K: 0 S: 4	H: 1 LOB: 0 BB: 0 P: 4	R: 0 E: 0 K: 0 S: 10	H: 1 LOB: 0 BB: 0 P: 15	R: 0 E: 0 K: 0 S: 8	H: 0 LOB: 0 BB: 0 P: 12	R: 2 E: 0 K: 1 S: 22	H: 3 LOB: 2 BB: 1 P: 37	R: 0 E: 0 K: 3 S: 11	H: 0 LOB: 0 BB: 0 P: 16	R: 0 E: 0 K: 2 S: 7	H: 0 LOB: 0 BB: 0 P: 8	1B: 5 2B: 0 3B: 0 HR: 1	SF: 0 SAC: 0 DP: 2 HBP: 0	WP: 0 PB: 0 SB: 0 CS: 0	PA: 33		
PITCHER	IP WLS BF H R ER SO BB IBB HBP BLK WP HR S P ERA WHIP	IP WLS BF H R ER SO BB IBB HBP BLK WP HR S P ERA WHIP	IP WLS BF H R ER SO BB IBB HBP BLK WP HR S P ERA WHIP	IP WLS BF H R ER SO BB IBB HBP BLK WP HR S P ERA WHIP	IP WLS BF H R ER SO BB IBB HBP BLK WP HR S P ERA WHIP	IP WLS BF H R ER SO BB IBB HBP BLK WP HR S P ERA WHIP	IP WLS BF H R ER SO BB IBB HBP BLK WP HR S P ERA WHIP	IP WLS BF H R ER SO BB IBB HBP BLK WP HR S P ERA WHIP	IP WLS BF H R ER SO BB IBB HBP BLK WP HR S P ERA WHIP	IP WLS BF H R ER SO BB IBB HBP BLK WP HR S P ERA WHIP	IP WLS BF H R ER SO BB IBB HBP BLK WP HR S P ERA WHIP	IP WLS BF H R ER SO BB IBB HBP BLK WP HR S P ERA WHIP	IP WLS BF H R ER SO BB IBB HBP BLK WP HR S P ERA WHIP	IP WLS BF H R ER SO BB IBB HBP BLK WP HR S P ERA WHIP	IP WLS BF H R ER SO BB IBB HBP BLK WP HR S P ERA WHIP	IP WLS BF H R ER SO BB IBB HBP BLK WP HR S P ERA WHIP	IP WLS BF H R ER SO BB IBB HBP BLK WP HR S P ERA WHIP	IP WLS BF H R ER SO BB IBB HBP BLK WP HR S P ERA WHIP	IP WLS BF H R ER SO BB IBB HBP BLK WP HR S P ERA WHIP	IP WLS BF H R ER SO BB IBB HBP BLK WP HR S P ERA WHIP	IP WLS BF H R ER SO BB IBB HBP BLK WP HR S P ERA WHIP	IP WLS BF H R ER SO BB IBB HBP BLK WP HR S P ERA WHIP	IP WLS BF H R ER SO BB IBB HBP BLK WP HR S P ERA WHIP	IP WLS BF H R ER SO BB IBB HBP BLK WP HR S P ERA WHIP

Philadelphia Phillies @ Miami Marlins
loanDepot park, Miami, FL
Thu Aug 03 2023, 12:12 PM - 2:30 PM EDT
Att: 16,709 - Roof Closed - 72 F

AB 31
R 4
H 6
RBI 4
BB 2
SO 10
LOB 10



Batter	1	2	3	4	5	6	7	8	9	AB	R	H	RBI	BB	SO	LOB	BOTTOM								
3 Luis Arraez, L (1, 4) OBP: 0.423, SLG: 0.470	G6-3					K		G1-3		4	0	1	0	0	1	0									
12 Jorge Soler, R (1, 10) OBP: 0.330, SLG: 0.491	G6-4-3					K				4	0	1	0	0	2	1									
9 Josh Bell, S (1, 3) OBP: 0.325, SLG: 0.394	G3					L7		L8		3	1	0	0	1	0	1									
2 Jazz Chisholm Jr., L (1, 8) OBP: 0.306, SLG: 0.461		G4-3								4	0	2	1	0	0	0									
36 Jake Burger, R (1, 5) OBP: 0.282, SLG: 0.520		L8				P6		P4		4	0	0	0	0	1	2									
14 Bryan De La Cruz, R (1, 7) OBP: 0.317, SLG: 0.440						F9				4	1	2	1	0	1	2									
7 Jesús Sánchez, L (1, 9) OBP: 0.325, SLG: 0.472								K		4	0	1	0	0	1	2									
18 Joey Wendle, L (1, 6) OBP: 0.273, SLG: 0.329										3	0	0	0	0	0	1									
5B Jacob Stallings, R (1, 2) OBP: 0.287, SLG: 0.263										2	0	0	0	0	0	0									
5 Jon Berti, R (8, PH) OBP: 0.333, SLG: 0.376										1	0	0	0	0	0	0									
4 Nick Fortes, R (9, 2) OBP: 0.264, SLG: 0.288										0	0	0	0	0	0	0									
Inning Stats	R: 0 E: 0 K: 0 S: 8	H: 1 LOB: 0 BB: 0 P: 12	R: 0 E: 0 K: 0 S: 8	H: 1 LOB: 1 BB: 0 P: 9	R: 0 E: 0 K: 0 S: 8	H: 0 LOB: 0 BB: 0 P: 11	R: 1 E: 0 K: 1 S: 14	H: 1 LOB: 1 BB: 1 P: 20	R: 0 E: 0 K: 1 S: 7	H: 0 LOB: 0 BB: 0 P: 10	R: 0 E: 0 K: 2 S: 10	H: 0 LOB: 0 BB: 0 P: 15	R: 1 E: 0 K: 1 S: 10	H: 2 LOB: 1 BB: 0 P: 16	R: 0 E: 0 K: 0 S: 7	H: 1 LOB: 1 BB: 0 P: 8	R: 0 E: 0 K: 1 S: 8	H: 1 LOB: 1 BB: 0 P: 13	1B: 3 2B: 3 3B: 0 HR: 1	SF: 0 SAC: 0 DP: 1 HBP: 0	WP: 0 PB: 0 SB: 0 CS: 0	PA: 34			
PITCHER	IP WLS BF H R ER SO BB IBB HBP BLK WP HR S P ERA WHIP	IP WLS BF H R ER SO BB IBB HBP BLK WP HR S P ERA WHIP	IP WLS BF H R ER SO BB IBB HBP BLK WP HR S P ERA WHIP	IP WLS BF H R ER SO BB IBB HBP BLK WP HR S P ERA WHIP	IP WLS BF H R ER SO BB IBB HBP BLK WP HR S P ERA WHIP	IP WLS BF H R ER SO BB IBB HBP BLK WP HR S P ERA WHIP	IP WLS BF H R ER SO BB IBB HBP BLK WP HR S P ERA WHIP	IP WLS BF H R ER SO BB IBB HBP BLK WP HR S P ERA WHIP	IP WLS BF H R ER SO BB IBB HBP BLK WP HR S P ERA WHIP	IP WLS BF H R ER SO BB IBB HBP BLK WP HR S P ERA WHIP	IP WLS BF H R ER SO BB IBB HBP BLK WP HR S P ERA WHIP	IP WLS BF H R ER SO BB IBB HBP BLK WP HR S P ERA WHIP	IP WLS BF H R ER SO BB IBB HBP BLK WP HR S P ERA WHIP	IP WLS BF H R ER SO BB IBB HBP BLK WP HR S P ERA WHIP	IP WLS BF H R ER SO BB IBB HBP BLK WP HR S P ERA WHIP	IP WLS BF H R ER SO BB IBB HBP BLK WP HR S P ERA WHIP	IP WLS BF H R ER SO BB IBB HBP BLK WP HR S P ERA WHIP	IP WLS BF H R ER SO BB IBB HBP BLK WP HR S P ERA WHIP	IP WLS BF H R ER SO BB IBB HBP BLK WP HR S P ERA WHIP	IP WLS BF H R ER SO BB IBB HBP BLK WP HR S P ERA WHIP	IP WLS BF H R ER SO BB IBB HBP BLK WP HR S P ERA WHIP	IP WLS BF H R ER SO BB IBB HBP BLK WP HR S P ERA WHIP	IP WLS BF H R ER SO BB IBB HBP BLK WP HR S P ERA WHIP	IP WLS BF H R ER SO BB IBB HBP BLK WP HR S P ERA WHIP	IP WLS BF H R ER SO BB IBB HBP BLK WP HR S P ERA WHIP

Philadelphia Phillies @ Miami Marlins
loanDepot park, Miami, FL
Thu Aug 03 2023, 12:12 PM - 2:30 PM EDT
Att: 16,709 - Roof Closed - 72 F

AB 33
R 2
H 7
RBI 2
BB 1
SO 6
LOB 9



Batter	1	2	3	4	5	6	7	8	9	AB	R	H	RBI	BB	SO	LOB	TOP										
11 Maikel Garcia, R OBP: 0.325, SLG: 0.387										5	1	1	1	0	3	1	Kansas City Royals @ Philadelphia Phillies Citizens Bank Park, Philadelphia, PA Sat Aug 05 2023, 6:09 PM - 8:38 PM EDT Att: 42,326 - Cloudy - 86 F										
7 Bobby Witt Jr., R OBP: 0.308, SLG: 0.477										3	0	0	1	1	1												
15 Matt Duffy, R OBP: 0.288, SLG: 0.338										3	0	1	0	0	0	0											
19 Michael Massey, L (6, PH) OBP: 0.275, SLG: 0.363										1	0	0	0	0	0	1											
13 Salvador Perez, R OBP: 0.288, SLG: 0.423										3	0	0	0	1	1	1											
28 Kyle Isbel, L (6, PR) OBP: 0.259, SLG: 0.378										0	0	0	0	0	0	0											
27 Matt Beaty, L OBP: 0.400, SLG: 0.385										0	0	0	0	0	0	0											
34 Freddy Fermin, R OBP: 0.346, SLG: 0.538										4	2	2	2	0	1	2											
14 Edward Olivares, R (1, 10) OBP: 0.201, SLG: 0.410										4	0	0	0	0	1	2											
0 Samad Taylor, R OBP: 0.300, SLG: 0.279										3	1	1	0	0	1	0											
1 MJ Melendez, L (6, PH) OBP: 0.293, SLG: 0.348										0	0	0	0	1	0	0											
6 Drew Waters, S OBP: 0.301, SLG: 0.394										3	1	0	0	1	1	1											
44 Dairon Blanco, R (1, 9) OBP: 0.295, SLG: 0.411										4	1	1	1	0	2	1											
Inning Stats	R: 0 E: 0 K: 1 S: 8	H: 1 LOB: 1 BB: 0 P: 9	R: 1 E: 0 K: 2 S: 10	H: 1 LOB: 0 BB: 0 P: 19	R: 0 E: 0 K: 3 S: 10	H: 0 LOB: 0 BB: 0 P: 13	R: 1 E: 0 K: 0 S: 8	H: 1 LOB: 0 BB: 0 P: 11	R: 4 E: 0 K: 1 S: 20	H: 3 LOB: 0 BB: 1 P: 34	R: 0 E: 0 K: 1 S: 9	H: 0 LOB: 0 BB: 0 P: 12	R: 0 E: 0 K: 1 S: 6	H: 0 LOB: 0 BB: 0 P: 6	R: 0 E: 0 K: 1 S: 13	H: 0 LOB: 2 BB: 2 P: 24	R: 0 E: 0 K: 1 S: 13	H: 0 LOB: 1 BB: 1 P: 23	1B: 3 2B: 0 3B: 1 HR: 2	SF: 0 SAC: 0 DP: 0 HBP: 0	WP: 0 PB: 0 SB: 2 CS: 0	PA: 37					
PITCHER	IP	WLS	BF	H	R	ER	SO	BB	IBB	HBP	BLK	WP	HR	S	P	ERA	WHIP										
61 Christopher Sánchez, L ERA: 3.44	5.0		22	6	6	6	7	1	0	0	0	0	2	56	86	10.80	1.400										
25 Matt Strahm, L ERA: 3.59	2.0	W	6	0	0	0	2	0	0	0	0	0	0	15	18	0.00	0.000										
58 Seranthony Dominguez, R ERA: 4.31	1.0	H	5	0	0	0	1	2	0	0	0	0	0	13	24	0.00	2.000										
31 Craig Kimbrel, R ERA: 3.19	1.0	S	4	0	0	0	1	1	0	0	0	0	0	13	23	0.00	1.000										

Batter	1	2	3	4	5	6	7	8	9	AB	R	H	RBI	BB	SO	LOB	BOTTOM										
12 Kyle Schwarber, L OBP: 0.318, SLG: 0.411										4	1	0	0	1	1	1	Kansas City Royals @ Philadelphia Phillies Citizens Bank Park, Philadelphia, PA Sat Aug 05 2023, 6:09 PM - 8:38 PM EDT Att: 42,326 - Cloudy - 86 F										
33 Edmundo Sosa, R OBP: 0.278, SLG: 0.412										0	0	0	0	0	0	0											
28 Alec Bohm, R OBP: 0.348, SLG: 0.438										3	3	2	2	1	0	0											
3 Bryce Harper, L OBP: 0.387, SLG: 0.422										4	1	3	2	0	1	0											
8 Nick Castellanos, R OBP: 0.316, SLG: 0.450										4	0	1	0	0	1	3											
5 Bryson Stott, L OBP: 0.344, SLG: 0.434										4	0	1	1	0	1	2											
10 J.T. Realmuto, R OBP: 0.312, SLG: 0.453										3	2	2	0	0	0	2											
16 Brandon Marsh, L OBP: 0.367, SLG: 0.460										2	0	1	0	0	0	0											
18 Johan Rojas, R OBP: 0.333, SLG: 0.375										2	1	1	0	0	0	1											
7 Trea Turner, R OBP: 0.291, SLG: 0.377										4	1	2	4	0	0	0											
44 Jake Cave, L OBP: 0.257, SLG: 0.301										4	0	0	0	0	1	1											
Inning Stats	R: 2 E: 0 K: 2 S: 15	H: 4 LOB: 2 BB: 1 P: 26	R: 0 E: 0 K: 2 S: 9	H: 0 LOB: 0 BB: 0 P: 12	R: 1 E: 0 K: 0 S: 9	H: 2 LOB: 1 BB: 1 P: 16	R: 0 E: 0 K: 0 S: 9	H: 0 LOB: 0 BB: 0 P: 12	R: 2 E: 0 K: 0 S: 8	H: 2 LOB: 0 BB: 0 P: 11	R: 3 E: 0 K: 0 S: 8	H: 2 LOB: 0 BB: 0 P: 13	R: 0 E: 0 K: 1 S: 7	H: 1 LOB: 0 BB: 0 P: 12	R: 1 E: 0 K: 0 S: 14	H: 2 LOB: 1 BB: 0 P: 20	1B: 8 2B: 2 3B: 0 HR: 3	SF: 0 SAC: 0 DP: 2 HBP: 1	WP: 0 PB: 0 SB: 0 CS: 0	PA: 37							
PITCHER	IP	WLS	BF	H	R	ER	SO	BB	IBB	HBP	BLK	WP	HR	S	P	ERA	WHIP										
67 Alec Marsh, R ERA: 6.75	4.0		18	6	3	3	4	2	0	0	0	0	1	8	11	18.00	2.000										
41 Tucker Davidson, L ERA: 6.89	1.0		5	2	2	2	0	0	0	0	0	0	1	8	11	18.00	2.000										
61 Angel Zerpa, L ERA: 7.2	3.0	L	14	5	4	4	1	0	0	1	0	0	1	29	45	12.00	1.667										

Batter	1	2	3	4	5	6	7	8	9	AB	R	H	RBI	BB	SO	LOB	TOP											
11 Maikel Garcia, R OBP: 0.323, SLG: 0.384										5	1	1	0	0	0	1												
1 MJ Melendez, L OBP: 0.293, SLG: 0.355										4	1	1	1	0	0	2												
13 Salvador Perez, R OBP: 0.295, SLG: 0.329										1	1	1	0	0	0	0												
14 Edward Olivares, R OBP: 0.265, SLG: 0.295										0	0	0	0	0	0	0												
19 Michael Massey, L OBP: 0.275, SLG: 0.361										4	1	1	1	0	0	1												
34 Freddy Fermin, R OBP: 0.350, SLG: 0.544										4	0	2	0	0	0	0												
27 Matt Beatty, L OBP: 0.398, SLG: 0.353										4	0	1	1	0	0	1												
6 Drew Waters, S OBP: 0.294, SLG: 0.388										3	0	0	1	0	2	1												
15 Matt Duffy, R OBP: 0.322, SLG: 0.331										3	0	0	0	1	1	2												
28 Kyle Isbel, L OBP: 0.254, SLG: 0.370										4	0	0	0	0	0	1												
Inning Stats	R: 3 E: 0 K: 0 S: 11	H: 5 LOB: 2 BB: 0 P: 19	R: 1 E: 0 K: 0 S: 12	H: 1 LOB: 1 BB: 0 P: 20	R: 0 E: 0 K: 1 S: 7	H: 0 LOB: 0 BB: 0 P: 11	R: 0 E: 0 K: 0 S: 6	H: 0 LOB: 1 BB: 1 P: 11	R: 0 E: 0 K: 0 S: 5	H: 0 LOB: 0 BB: 0 P: 10	R: 0 E: 0 K: 0 S: 7	H: 0 LOB: 0 BB: 0 P: 9	R: 0 E: 0 K: 1 S: 9	H: 0 LOB: 1 BB: 0 P: 15	R: 0 E: 1 K: 1 S: 8	H: 0 LOB: 1 BB: 0 P: 11	R: 0 E: 0 K: 1 S: 7	H: 0 LOB: 0 BB: 0 P: 9	1B: 5 2B: 1 3B: 0 HR: 1	SF: 1 SAC: 0 DP: 0 HBP: 1	WP: 0 PB: 0 SB: 0 CS: 0	PA: 37						
PITCHER	IP WLS BF H R ER SO BB IBB HBP BLK WP HR S P ERA WHIP	7.0 W 30 7 4 4 2 1 0 0 0 0 1 57 95 5.14 1.143	1.0 4 0 0 0 1 0 0 0 0 0 0 8 11 0.00 0.000	1.0 3 0 0 0 1 0 0 0 0 0 0 7 9 0.00 0.000	PITCHER										IP WLS BF H R ER SO BB IBB HBP BLK WP HR S P ERA WHIP													
99 Taijuan Walker, R ERA: 3.98											7.0	W	30	7	4	4	2	1	0	0	0	0	0	1	57	95	5.14	1.143
30 Gregory Soto, L ERA: 4.15											1.0		4	0	0	0	1	0	0	0	0	0	0	0	8	11	0.00	0.000
68 Jeff Hoffman, R ERA: 2.59											1.0		3	0	0	0	1	0	0	0	0	0	0	7	9	0.00	0.000	

Kansas City Royals @ Philadelphia Phillies
Citizens Bank Park, Philadelphia, PA
Sun Aug 06 2023, 1:41 PM - 3:58 PM EDT
Att: 43,112 - Partly Cloudy - 87 F

livebaseballscorecards.com

AB	34
R	4
H	7
RBI	4
BB	1
SO	4
LOB	9

Batter	1	2	3	4	5	6	7	8	9	AB	R	H	RBI	BB	SO	LOB	BOTTOM									
12 Kyle Schwarber, L OBP: 0.321, SLG: 0.421											4	2	3	2	0	1	0									
28 Alec Bohm, R OBP: 0.347, SLG: 0.436											4	1	1	0	0	3										
3 Bryce Harper, L OBP: 0.388, SLG: 0.428											3	2	2	1	0	0										
8 Nick Castellanos, R OBP: 0.315, SLG: 0.455											4	1	1	2	0	1	3									
5 Bryson Stott, L OBP: 0.343, SLG: 0.440											4	1	1	3	0	1	0									
7 Trea Turner, R OBP: 0.291, SLG: 0.378											4	0	1	0	0	2	0									
33 Edmundo Sosa, R OBP: 0.272, SLG: 0.404											4	0	0	0	0	1										
21 Garrett Stubbs, L OBP: 0.295, SLG: 0.261											3	1	1	0	0	0										
18 Johan Rojas, R OBP: 0.356, SLG: 0.395											3	0	2	0	0	1										
Inning Stats	R: 3 E: 0 K: 1 S: 16	H: 4 LOB: 1 BB: 0 P: 27	R: 2 E: 0 K: 1 S: 9	H: 2 LOB: 0 BB: 0 P: 14	R: 0 E: 0 K: 2 S: 9	H: 0 LOB: 0 BB: 0 P: 13	R: 0 E: 0 K: 0 S: 4	H: 1 LOB: 0 BB: 0 P: 5	R: 2 E: 0 K: 1 S: 10	H: 3 LOB: 0 BB: 0 P: 15	R: 0 E: 0 K: 0 S: 9	H: 0 LOB: 0 BB: 0 P: 12	R: 1 E: 0 K: 0 S: 11	H: 2 LOB: 1 BB: 0 P: 16	R: 0 E: 0 K: 1 S: 6	H: 0 LOB: 0 BB: 0 P: 8	1B: 7 2B: 2 3B: 0 HR: 3	SF: 1 SAC: 0 DP: 0 HBP: 0	WP: 0 PB: 0 SB: 0 CS: 0	PA: 35						
PITCHER	IP WLS BF H R ER SO BB IBB HBP BLK WP HR S P ERA WHIP	4.0 L 18 7 5 5 4 0 0 0 0 0 2 38 59 11.25 1.750	4.0 L 18 7 5 5 4 0 0 0 0 0 2 38 59 11.25 1.750	2.0 8 3 2 2 1 0 0 0 0 0 1 19 27 9.00 1.500	2.0 8 2 1 1 1 0 0 0 0 0 0 17 24 4.50 1.000	PITCHER										IP WLS BF H R ER SO BB IBB HBP BLK WP HR S P ERA WHIP										
23 Zack Greinke, R ERA: 5.53											4.0	L	18	7	5	5	4	0	0	0	0	2	38	59	11.25	1.750
49 Jonathan Heasley, R ERA: 0.43											2.0		8	3	2	2	1	0	0	0	0	1	19	27	9.00	1.500
66 James McArthur, R ERA: 24.0											2.0		8	2	1	1	1	0	0	0	0	0	17	24	4.50	1.000


Kansas City Royals @ Philadelphia Phillies
Citizens Bank Park, Philadelphia, PA
Sun Aug 06 2023, 1:41 PM - 3:58 PM EDT
Att: 43,112 - Partly Cloudy - 87 F

livebaseballscorecards.com

AB	33
R	8
H	12
RBI	8
BB	0
SO	6
LOB	8


Batter	1	2	3	4	5	6	7	8	9	AB	R	H	RBI	BB	SO	LOB	TOP				
28 Lane Thomas, R OBP: 0.332, SLG: 0.491	G6-3		45 S BB		L9		45 HR BB		K	3	1	0	0	2	1	0	Washington Nationals @ Philadelphia Phillies Citizens Bank Park, Philadelphia, PA Tue Aug 08 2023, 7:24 PM - 10:28 PM EDT Att: 40,264 - Partly Cloudy - 81 F				
45 Joey Meneses, R OBP: 0.323, SLG: 0.421 22 Dominic Smith, L OBP: 0.341, SLG: 0.349	K		G4-3		L4		HR		HR	5	2	2	3	0	1	1					
20 Keibert Ruiz, S OBP: 0.298, SLG: 0.390	G6-3				G5-3		K		G3	5	0	0	0	0	2	0					
36 Stone Garrett, R OBP: 0.304, SLG: 0.421		1B			14 HR BB		F8		E5 15 BB	4	1	1	0	1	0	0					
15 Riley Adams, R OBP: 0.369, SLG: 0.554	F8				K		17B 14B			3	0	1	0	1	1	2					
14 Ildemaro Vargas, S OBP: 0.284, SLG: 0.381	F9				HR		17B		F6	4	1	2	2	0	0	3					
17 Alex Call, R OBP: 0.309, SLG: 0.310	K				1B		1B		F7	4	0	2	0	0	1	1					
6 Michael Chavis, R OBP: 0.304, SLG: 0.328 5 CJ Abrams, L OBP: 0.309, SLG: 0.424			G5-3		K		P6		G4-3	2	0	0	0	0	1	1					
3 Jeter Downs, R OBP: 0.306, SLG: 0.294	L8				G4-3				K	2	0	0	0	0	0	0					
39 Jake Alu, L OBP: 0.306, SLG: 0.294									K	2	0	0	0	0	2	0					
Inning Stats	R: 0 E: 0 K: 1 S: 5	H: 0 LOB: 0 BB: 0 P: 7	R: 0 E: 0 K: 1 S: 9	H: 1 LOB: 1 BB: 0 P: 12	R: 0 E: 0 K: 0 S: 7	H: 0 LOB: 1 BB: 1 P: 15	R: 2 E: 0 K: 2 S: 18	H: 2 LOB: 1 BB: 1 P: 28	R: 0 E: 0 K: 0 S: 6	H: 3 LOB: 3 BB: 0 P: 27	R: 2 E: 0 K: 1 S: 16	H: 1 LOB: 2 BB: 2 P: 31	R: 0 E: 0 K: 1 S: 7	H: 0 LOB: 0 BB: 0 P: 9	R: 1 E: 0 K: 2 S: 15	H: 1 LOB: 0 BB: 0 P: 19	1B: 5 2B: 0 3B: 0 HR: 3	SF: 0 SAC: 0 DP: 0 HBP: 0	WP: 0 PB: 0 SB: 1 CS: 0	PA: 40	
PITCHER	IP	WLS	BF	H	R	ER	SO	BB	IBB	HBP	BLK	WP	HR	S	P	ERA	WHIP				
55 Ranger Suárez, L ERA: 3.88	(1, 1)	5.2	25	6	2	2	5	2	0	0	0	0	1	60	95	3.18	1.412				
68 Jeff Hoffman, R ERA: 3.06	(6, 1)	1.0	6	1	2	2	1	1	0	0	0	0	1	13	23	18.00	2.000				
58 Seranthony Dominguez, R ERA: 4.26	(7, 1)	0.1	2	0	0	0	0	1	0	0	0	0	0	5	11	0.00	3.000				
30 Gregory Soto, L ERA: 4.06	(8, 1)	1.0	3	0	0	0	1	0	0	0	0	0	0	7	9	0.00	0.000				
31 Craig Kimbrel, R ERA: 3.31	(9, 1)	1.0	4	1	1	1	2	0	0	0	0	0	1	15	19	9.00	1.000				

AB 36
R 5
H 8
RBI 5
BB 4
SO 9
LOB 11



Batter	1	2	3	4	5	6	7	8	9	AB	R	H	RBI	BB	SO	LOB	BOTTOM					
12 Kyle Schwarber, L OBP: 0.324, SLG: 0.433	F8				3 HR BB				G1-3	3	1	0	0	2	1	2	Washington Nationals @ Philadelphia Phillies Citizens Bank Park, Philadelphia, PA Tue Aug 08 2023, 7:24 PM - 10:28 PM EDT Att: 40,264 - Partly Cloudy - 81 F					
8 Nick Castellanos, R OBP: 0.316, SLG: 0.453	K				L7		G4-3		K	5	1	2	0	0	1	3						
3 Bryce Harper, L OBP: 0.381, SLG: 0.428	1B				7 S 1B				K	5	1	1	2	0	3	2						
7 Trea Turner, R OBP: 0.294, SLG: 0.383	F7				K		HR		K	4	1	2	1	0	1	1						
5 Bryson Stott, L OBP: 0.346, SLG: 0.438	2B				K		5 S 1B		L8	4	1	2	1	0	1	1						
29 Rodolfo Castro, S OBP: 0.310, SLG: 0.347	P4				G4-3		1B		K	3	0	1	1	1	0	2						
44 Jake Cave, L OBP: 0.266, SLG: 0.337					1B				K	4	0	1	0	0	1	0						
21 Garrett Stubbs, L OBP: 0.293, SLG: 0.274					G4-3		21 FC5-6 1B		K	4	0	1	0	0	1	1						
18 Johan Rojas, R OBP: 0.358, SLG: 0.380					K		P6		F8	3	0	0	0	1	1	1						
					P3		P6		K	3	0	0	0	1	1	1						
Inning Stats	R: 1 E: 0 K: 0 S: 10	H: 2 LOB: 1 BB: 0 P: 16	R: 0 E: 0 K: 1 S: 15	H: 1 LOB: 1 BB: 1 P: 23	R: 0 E: 0 K: 2 S: 12	H: 1 LOB: 1 BB: 0 P: 17	R: 0 E: 0 K: 2 S: 8	H: 0 LOB: 0 BB: 0 P: 12	R: 3 E: 0 K: 0 S: 19	H: 3 LOB: 1 BB: 1 P: 31	R: 0 E: 0 K: 0 S: 11	H: 1 LOB: 2 BB: 1 P: 19	R: 0 E: 0 K: 2 S: 16	H: 0 LOB: 1 BB: 1 P: 27	R: 0 E: 0 K: 2 S: 10	H: 0 LOB: 0 BB: 0 P: 13	R: 0 E: 0 K: 2 S: 8	H: 0 LOB: 0 BB: 0 P: 13	1B: 5 2B: 2 3B: 0 HR: 1	SF: 0 SAC: 0 DP: 0 HBP: 0	WP: 0 PB: 0 SB: 4 CS: 0	PA: 39
PITCHER	IP	WLS	BF	H	R	ER	SO	BB	IBB	HBP	BLK	WP	HR	S	P	ERA	WHIP					
40 Josiah Gray, R ERA: 3.69	(1, 1)	4.2	22	6	4	4	0	1	0	0	0	0	0	14	23	0.00	3.000					
Jose Ferrer, L ERA: 4.73	(5, 1)	1.0	6	2	0	0	0	1	0	0	0	0	0	19	30	0.00	0.750					
57 Andrés Machado, R ERA: 6.48	(6, 1)	1.1	5	0	0	0	2	1	0	0	0	0	0	10	13	0.00	0.000					
51 Jordan Weems, R ERA: 2.62	(8, 1)	1.0	W	3	0	0	0	2	0	0	0	0	0	8	13	0.00	0.000					
67 Kyle Finnegan, R ERA: 2.7	(9, 1)	1.0	S	3	0	0	0	2	0	0	0	0	0	8	13	0.00	0.000					

AB 35
R 4
H 8
RBI 4
BB 4
SO 11
LOB 14



Batter	1	2	3	4	5	6	7	8	9	AB	R	H	RBI	BB	SO	LOB	TOP			
5 CJ Abrams, L OBP: 0.306, SLG: 0.419	F8		K			F8		L9		4	0	0	0	0	1	0	Washington Nationals @ Philadelphia Phillies Citizens Bank Park, Philadelphia, PA Wed Aug 09 2023, 6:41 PM - 8:50 PM EDT Att: 30,406 - Partly Cloudy - 86 F			
28 Lane Thomas, R OBP: 0.329, SLG: 0.487	K		G5-3			F9		G5-3		4	0	0	0	0	1	0				
45 Joey Menezes, R OBP: 0.325, SLG: 0.419										2	0	0	0	2	1	0				
22 Dominic Smith, L OBP: 0.338, SLG: 0.345										4	0	0	0	0	0	2				
20 Keibert Ruiz, S OBP: 0.301, SLG: 0.389										1	0	0	0	2	0	0				
39 Jake Alu, L OBP: 0.282, SLG: 0.270										3	0	0	0	0	2	2				
14 Ildemaro Vargas, S OBP: 0.278, SLG: 0.372										3	0	0	0	0	0	1				
29 Blake Rutherford, L (1,7)										3	0	0	0	0	0	1				
17 Alex Call, R OBP: 0.307, SLG: 0.307										3	0	0	0	0	0	0				
Inning Stats	R: 0 E: 0 K: 1 S: 13	H: 0 LOB: 1 BB: 1 P: 24	R: 0 E: 0 K: 1 S: 9	H: 0 LOB: 1 BB: 1 P: 14	R: 0 E: 0 K: 1 S: 9	H: 0 LOB: 0 BB: 0 P: 15	R: 0 E: 0 K: 0 S: 7	H: 0 LOB: 1 BB: 1 P: 15	R: 0 E: 0 K: 0 S: 6	H: 0 LOB: 0 BB: 0 P: 6	R: 0 E: 0 K: 0 S: 7	H: 0 LOB: 1 BB: 1 P: 13	R: 0 E: 0 K: 1 S: 9	H: 0 LOB: 0 BB: 0 P: 13	R: 0 E: 0 K: 1 S: 9	H: 0 LOB: 0 BB: 0 P: 13	1B: 0 2B: 0 3B: 0 HR: 0	SF: 0 SAC: 0 DP: 0 HBP: 0	WP: 0 PB: 0 SB: 0 CS: 0	PA: 31
PITCHER 22 Michael Lorenzen, R ERA: 3.23	IP: 9.0 W: 0 L: 1	WLS: 31 BF: 0	H: 0 R: 0 ER: 0 SO: 5	BB: 4 IBB: 0 HBP: 0 BLK: 0	WP: 0 HR: 0 S: 76 P: 124	ERA: 0.00 WHIP: 0.444	PITCHER	IP: 9.0 W: 0 L: 1	WLS: 31 BF: 0	H: 0 R: 0 ER: 0 SO: 5	BB: 4 IBB: 0 HBP: 0 BLK: 0	WP: 0 HR: 0 S: 76 P: 124	ERA: 0.00 WHIP: 0.444	1B: 0 2B: 0 3B: 0 HR: 0	SF: 0 SAC: 0 DP: 0 HBP: 0	WP: 0 PB: 0 SB: 0 CS: 0	PA: 31			

AB	27
R	0
H	0
RBI	0
BB	4
SO	5
LOB	6



Batter	1	2	3	4	5	6	7	8	9	AB	R	H	RBI	BB	SO	LOB	BOTTOM			
7 Trea Turner, R OBP: 0.296, SLG: 0.384	FC6-4	F8		CS	FC6-4		FC6-4			4	0	2	0	0	0	2	Washington Nationals @ Philadelphia Phillies Citizens Bank Park, Philadelphia, PA Wed Aug 09 2023, 6:41 PM - 8:50 PM EDT Att: 30,406 - Partly Cloudy - 86 F			
28 Alec Bohm, R OBP: 0.345, SLG: 0.440	FC6-4		K		G5-4-3		G5-4-3			4	1	1	1	0	1	2				
3 Bryce Harper, L OBP: 0.380, SLG: 0.429			F8		K		L8			4	1	1	1	0	1	2				
8 Nick Castellanos, R OBP: 0.317, SLG: 0.467										4	2	2	3	0	1	0				
10 J.T. Realmuto, R OBP: 0.305, SLG: 0.443										4	0	0	0	0	2	0				
29 Rodolfo Castro, S OBP: 0.305, SLG: 0.340										4	0	0	0	0	2	0				
37 Weston Wilson, R OBP: 1.000, SLG: 4.000										1	3	1	1	2	0	0				
33 Edmundo Sosa, R OBP: 0.273, SLG: 0.400										2	0	0	0	0	1	1				
18 Johan Rojas, R OBP: 0.357, SLG: 0.377										3	0	1	1	0	1	2				
Inning Stats	R: 3 E: 0 K: 1 S: 16	H: 3 LOB: 0 BB: 0 P: 22	R: 1 E: 0 K: 1 S: 8	H: 1 LOB: 0 BB: 0 P: 14	R: 1 E: 0 K: 2 S: 12	H: 1 LOB: 0 BB: 0 P: 16	R: 1 E: 0 K: 0 S: 11	H: 1 LOB: 0 BB: 1 P: 20	R: 0 E: 0 K: 1 S: 8	H: 1 LOB: 0 BB: 0 P: 11	R: 0 E: 0 K: 3 S: 9	H: 0 LOB: 0 BB: 0 P: 16	R: 1 E: 0 K: 1 S: 13	H: 1 LOB: 2 BB: 1 P: 25	R: 0 E: 0 K: 0 S: 9	H: 0 LOB: 0 BB: 0 P: 12	1B: 4 2B: 1 3B: 0 HR: 3	SF: 0 SAC: 0 DP: 1 HBP: 1	WP: 1 PB: 0 SB: 1 CS: 1	PA: 34
PITCHER 1 MacKenzie Gore, L ERA: 4.62 77 Cory Abbott, R ERA: 5.33 61 Robert Garcia, L ERA:	IP: 5.0 W: 0 L: 1	WLS: 21 BF: 7	H: 7 R: 6 ER: 6 SO: 5	BB: 1 IBB: 0 HBP: 0 BLK: 0	WP: 0 HR: 3 S: 55 P: 83	ERA: 10.80 WHIP: 1.600	PITCHER	IP: 5.0 W: 0 L: 1	WLS: 21 BF: 7	H: 7 R: 6 ER: 6 SO: 5	BB: 1 IBB: 0 HBP: 0 BLK: 0	WP: 0 HR: 3 S: 55 P: 83	ERA: 10.80 WHIP: 1.600	1B: 4 2B: 1 3B: 0 HR: 3	SF: 0 SAC: 0 DP: 1 HBP: 1	WP: 1 PB: 0 SB: 1 CS: 1	PA: 34			

AB	30
R	7
H	8
RBI	7
BB	2
SO	9
LOB	9



Batter	1	2	3	4	5	6	7	8	9	AB	R	H	RBI	BB	SO	LOB	TOP			
5 CJ Abrams, L OBP: 0.307, SLG: 0.422										5	0	2	0	0	1	0	<p>Washington Nationals @ Philadelphia Phillies Citizens Bank Park, Philadelphia, PA Thu Aug 10 2023, 6:44 PM - 9:50 PM EDT Att: 30,113 - Cloudy - 74 F</p> <p>livebaseballscorecards.com</p> <p>AB 38 R 2 H 10 RBI 2 BB 1 SO 13 LOB 23</p>			
28 Lane Thomas, R OBP: 0.326, SLG: 0.486										5	0	1	0	0	2	2				
45 Joey Meneeses, R OBP: 0.325, SLG: 0.418										5	2	2	0	0	1	3				
20 Keibert Ruiz, S OBP: 0.306, SLG: 0.391										3	0	2	0	1	0	0				
22 Dominic Smith, L OBP: 0.337, SLG: 0.344										4	0	1	0	0	2	6				
14 Ildemaro Vargas, S OBP: 0.284, SLG: 0.390										4	0	2	2	0	1	1				
39 Jake Alu, L OBP: 0.256, SLG: 0.244										4	0	0	0	0	2	5				
29 Blake Rutherford, L 36 Stone Garrett, L OBP: 0.329, SLG: 0.416										2	0	0	0	0	1	2				
17 Alex Call, R OBP: 0.303, SLG: 0.303										4	0	0	0	0	1	0				
Inning Stats	R: 0 H: 1 E: 0 K: 1 S: 12	H: 1 LOB: 2 BB: 1 P: 22	R: 0 H: 0 E: 0 K: 1 S: 8	H: 0 LOB: 0 BB: 0 P: 12	R: 0 H: 1 E: 0 K: 1 S: 18	H: 1 LOB: 1 BB: 0 P: 24	R: 0 H: 1 E: 1 K: 1 S: 18	H: 0 LOB: 2 BB: 0 P: 24	R: 0 H: 0 E: 0 K: 2 S: 10	H: 3 LOB: 2 BB: 0 P: 21	R: 0 H: 0 E: 0 K: 1 S: 5	H: 0 LOB: 0 BB: 0 P: 8	R: 1 H: 3 E: 0 K: 3 S: 15	H: 3 LOB: 2 BB: 0 P: 24	R: 0 H: 1 E: 0 K: 1 S: 11	H: 1 LOB: 1 BB: 0 P: 16		1B: 6 2B: 4 3B: 0 HR: 0	SF: 0 SAC: 0 DP: 0 HBP: 0	WP: 0 PB: 0 SB: 1 CS: 0
PITCHER	IP WLS BF H R ER SO BB IBB HBP BLK WP HR S P ERA WHIP																			
27 Aaron Nola, R ERA: 4.48	(1, 1) 5.0 22 5 1 1 6 1 0 0 0 0 0 0 72 105 1.80 1.200																			
25 Matt Strahm, L ERA: 3.49	(6, 1) 1.0 W 4 1 0 0 2 0 0 0 0 0 0 0 10 13 0.00 1.000																			
58 Seranthony Dominguez, R ERA: 4.13	(7, 1) 1.0 H 3 0 0 0 1 0 0 0 0 0 0 5 8 0.00 0.000																			
43 Yulio Marte, R ERA: 5.13	(8, 1) 1.0 6 3 1 1 3 0 0 0 0 0 0 15 24 9.00 3.000																			
31 Craig Kimbrel, R ERA: 3.24	(9, 1) 1.0 4 1 0 0 1 0 0 0 0 0 0 11 16 0.00 1.000																			

Batter	1	2	3	4	5	6	7	8	9	AB	R	H	RBI	BB	SO	LOB	BOTTOM			
12 Kyle Schwarber, L OBP: 0.324, SLG: 0.430										3	0	0	0	2	2	3	<p>Washington Nationals @ Philadelphia Phillies Citizens Bank Park, Philadelphia, PA Thu Aug 10 2023, 6:44 PM - 9:50 PM EDT Att: 30,113 - Cloudy - 74 F</p> <p>livebaseballscorecards.com</p> <p>AB 30 R 6 H 6 RBI 6 BB 9 SO 4 LOB 25</p>			
28 Alec Bohm, R OBP: 0.346, SLG: 0.440										4	0	1	0	1	0	3				
3 Bryce Harper, L 29 Rodolfo Castro, S OBP: 0.305, SLG: 0.337										1	0	0	0	1	0	1				
8 Nick Castellanos, R OBP: 0.316, SLG: 0.470										2	1	0	0	1	1	1				
5 Bryson Stott, L OBP: 0.345, SLG: 0.435										3	2	0	0	0	0	3				
7 Trea Turner, R OBP: 0.295, SLG: 0.389										4	1	1	2	0	0	2				
10 J.T. Realmuto, R OBP: 0.312, SLG: 0.455										2	1	2	2	2	0	0				
37 Weston Wilson, R OBP: 0.800, SLG: 2.000										1	0	0	0	1	0	2				
44 Jake Cave, L OBP: 0.270, SLG: 0.333										1	0	0	0	1	0	0				
18 Johan Rojas, R OBP: 0.350, SLG: 0.386										4	0	1	0	0	1	5				
Inning Stats	R: 0 H: 0 E: 0 K: 0 S: 6	H: 0 LOB: 1 BB: 1 P: 14	R: 0 H: 0 E: 1 K: 1 S: 9	H: 0 LOB: 1 BB: 1 P: 20	R: 0 H: 1 E: 0 K: 0 S: 9	H: 1 LOB: 2 BB: 2 P: 18	R: 0 H: 0 E: 0 K: 0 S: 10	H: 0 LOB: 1 BB: 2 P: 19	R: 0 H: 0 E: 0 K: 1 S: 7	H: 2 LOB: 2 BB: 1 P: 12	R: 2 H: 2 E: 1 K: 1 S: 15	H: 2 LOB: 1 BB: 1 P: 22	R: 4 H: 3 E: 0 K: 1 S: 20	H: 3 LOB: 1 BB: 1 P: 31	R: 0 H: 0 E: 0 K: 0 S: 7	H: 0 LOB: 0 BB: 0 P: 9	1B: 1 2B: 2 3B: 0 HR: 3	SF: 0 SAC: 0 DP: 1 HBP: 1	WP: 0 PB: 0 SB: 1 CS: 2	PA: 40
PITCHER	IP WLS BF H R ER SO BB IBB HBP BLK WP HR S P ERA WHIP																			
46 Patrick Corbin, L ERA: 4.85	(1, 1) 5.0 23 1 1 1 2 7 0 0 0 0 0 1 8 13 0.00 9.000																			
57 Andrés Machado, R ERA: 6.75	(6, 1) 0.1 L 4 2 1 0 0 1 0 0 0 0 0 1 8 13 0.00 9.000																			
53 Joe La Sorsa, L ERA: 6.27	(6, 1) 1.2 10 3 4 4 2 1 0 1 0 0 2 24 36 21.60 2.400																			
Jose Ferrer, L ERA: 4.4	(8, 1) 1.0 3 0 0 0 0 0 0 0 0 0 0 7 9 0.00 0.000																			

Batter	1	2	3	4	5	6	7	8	9	AB	R	H	RBI	BB	SO	LOB	TOP				
50 Willi Castro, S OBP: 0.322, SLG: 0.371										4	0	0	0	0	2	1	Minnesota Twins @ Philadelphia Phillies Citizens Bank Park, Philadelphia, PA Fri Aug 11 2023, 7:09 PM - 9:54 PM EDT Att: 33,071 - Partly Cloudy - 84 F				
16 Jordan Luplow, R OBP: 0.424, SLG: 0.333										3	0	0	0	1	1	0					
4 Carlos Correa, R OBP: 0.392, SLG: 0.491										2	0	1	0	1	1	1					
47 Edouard Julien, L OBP: 0.380, SLG: 0.490										0	0	0	0	1	0	0					
27 Ryan Jeffers, R OBP: 0.379, SLG: 0.495										4	0	1	0	0	0	3					
11 Jorge Polanco, S OBP: 0.304, SLG: 0.435										4	1	2	1	0	0	2					
26 Max Kepler, L OBP: 0.299, SLG: 0.465										2	1	1	1	1	0	1					
38 Matt Wallner, L OBP: 0.361, SLG: 0.516										1	0	0	0	0	1	2					
12 Kyle Farmer, R OBP: 0.298, SLG: 0.364										4	0	0	0	0	2	1					
2 Michael Taylor, R OBP: 0.268, SLG: 0.426										4	0	2	0	0	2	0					
13 Joey Gallo, L OBP: 0.294, SLG: 0.432										4	0	0	0	0	2	3					
Inning Stats	R: 0 E: 0 K: 2 S: 12	H: 1 LOB: 1 BB: 0 P: 16	R: 2 E: 0 K: 2 S: 14	H: 3 LOB: 1 BB: 2 P: 22	R: 0 E: 0 K: 1 S: 9	H: 0 LOB: 0 BB: 1 P: 17	R: 0 E: 0 K: 0 S: 12	H: 1 LOB: 2 BB: 1 P: 20	R: 0 E: 0 K: 0 S: 9	H: 0 LOB: 0 BB: 1 P: 16	R: 0 E: 0 K: 2 S: 7	H: 0 LOB: 0 BB: 0 P: 9	R: 0 E: 0 K: 1 S: 9	H: 1 LOB: 2 BB: 1 P: 17	R: 0 E: 0 K: 3 S: 13	H: 0 LOB: 0 BB: 0 P: 21	1B: 4 2B: 1 3B: 0 HR: 2	SF: 0 SAC: 0 DP: 2 HBP: 0	WP: 0 PB: 0 SB: 0 CS: 0	PA: 36	
PITCHER	IP WLS BF H R ER SO BB IBB HBP BLK WP HR S P ERA WHIP	IP WLS BF H R ER SO BB IBB HBP BLK WP HR S P ERA WHIP	IP WLS BF H R ER SO BB IBB HBP BLK WP HR S P ERA WHIP	IP WLS BF H R ER SO BB IBB HBP BLK WP HR S P ERA WHIP	IP WLS BF H R ER SO BB IBB HBP BLK WP HR S P ERA WHIP	IP WLS BF H R ER SO BB IBB HBP BLK WP HR S P ERA WHIP	IP WLS BF H R ER SO BB IBB HBP BLK WP HR S P ERA WHIP	IP WLS BF H R ER SO BB IBB HBP BLK WP HR S P ERA WHIP	IP WLS BF H R ER SO BB IBB HBP BLK WP HR S P ERA WHIP	IP WLS BF H R ER SO BB IBB HBP BLK WP HR S P ERA WHIP	IP WLS BF H R ER SO BB IBB HBP BLK WP HR S P ERA WHIP	IP WLS BF H R ER SO BB IBB HBP BLK WP HR S P ERA WHIP	IP WLS BF H R ER SO BB IBB HBP BLK WP HR S P ERA WHIP	IP WLS BF H R ER SO BB IBB HBP BLK WP HR S P ERA WHIP	IP WLS BF H R ER SO BB IBB HBP BLK WP HR S P ERA WHIP	IP WLS BF H R ER SO BB IBB HBP BLK WP HR S P ERA WHIP	IP WLS BF H R ER SO BB IBB HBP BLK WP HR S P ERA WHIP	IP WLS BF H R ER SO BB IBB HBP BLK WP HR S P ERA WHIP	IP WLS BF H R ER SO BB IBB HBP BLK WP HR S P ERA WHIP	IP WLS BF H R ER SO BB IBB HBP BLK WP HR S P ERA WHIP	IP WLS BF H R ER SO BB IBB HBP BLK WP HR S P ERA WHIP

AB	32
R	2
H	7
RBI	2
BB	4
SO	11
LOB	14



Batter	1	2	3	4	5	6	7	8	9	AB	R	H	RBI	BB	SO	LOB	BOTTOM				
12 Kyle Schwarber, L OBP: 0.329, SLG: 0.433										2	2	2	1	2	0	0	Minnesota Twins @ Philadelphia Phillies Citizens Bank Park, Philadelphia, PA Fri Aug 11 2023, 7:09 PM - 9:54 PM EDT Att: 33,071 - Partly Cloudy - 84 F				
29 Rodolfo Castro, S OBP: 0.307, SLG: 0.335										3	1	0	1	1	0	3					
28 Alec Bohm, R OBP: 0.344, SLG: 0.437										5	1	3	2	0	1	1					
7 Trea Turner, R OBP: 0.298, SLG: 0.395										4	1	3	1	0	1	0					
8 Nick Castellanos, R OBP: 0.320, SLG: 0.475										4	1	3	1	0	1	0					
44 Jake Cave, L OBP: 0.288, SLG: 0.330										1	0	0	0	0	0	2					
5 Bryson Stott, L OBP: 0.345, SLG: 0.445										4	2	2	3	0	0	4					
10 J.T. Realmuto, R OBP: 0.314, SLG: 0.464										4	2	2	2	0	0	1					
21 Garrett Stubbs, L OBP: 0.289, SLG: 0.270										1	0	0	0	0	0	0					
37 Weston Wilson, R OBP: 0.700, SLG: 1.000										3	0	1	0	2	1	0					
33 Edmundo Sosa, R OBP: 0.281, SLG: 0.399										3	2	1	0	0	1	3					
18 Johan Rojas, R OBP: 0.338, SLG: 0.419										5	2	1	3	0	2	4					
Inning Stats	R: 0 E: 0 K: 0 S: 6	H: 0 LOB: 1 BB: 1 P: 12	R: 6 E: 0 K: 0 S: 23	H: 6 LOB: 2 BB: 1 P: 40	R: 0 E: 0 K: 1 S: 9	H: 1 LOB: 0 BB: 0 P: 12	R: 3 E: 0 K: 0 S: 18	H: 3 LOB: 2 BB: 2 P: 33	R: 0 E: 0 K: 2 S: 14	H: 1 LOB: 1 BB: 0 P: 19	R: 2 E: 0 K: 3 S: 17	H: 2 LOB: 1 BB: 1 P: 26	R: 0 E: 0 K: 0 S: 12	H: 1 LOB: 2 BB: 1 P: 17	R: 2 E: 0 K: 0 S: 6	H: 1 LOB: 0 BB: 0 P: 11	1B: 8 2B: 4 3B: 0 HR: 3	SF: 2 SAC: 0 DP: 1 HBP: 2	WP: 1 PB: 0 SB: 0 CS: 0	PA: 46	
PITCHER	IP WLS BF H R ER SO BB IBB HBP BLK WP HR S P ERA WHIP	IP WLS BF H R ER SO BB IBB HBP BLK WP HR S P ERA WHIP	IP WLS BF H R ER SO BB IBB HBP BLK WP HR S P ERA WHIP	IP WLS BF H R ER SO BB IBB HBP BLK WP HR S P ERA WHIP	IP WLS BF H R ER SO BB IBB HBP BLK WP HR S P ERA WHIP	IP WLS BF H R ER SO BB IBB HBP BLK WP HR S P ERA WHIP	IP WLS BF H R ER SO BB IBB HBP BLK WP HR S P ERA WHIP	IP WLS BF H R ER SO BB IBB HBP BLK WP HR S P ERA WHIP	IP WLS BF H R ER SO BB IBB HBP BLK WP HR S P ERA WHIP	IP WLS BF H R ER SO BB IBB HBP BLK WP HR S P ERA WHIP	IP WLS BF H R ER SO BB IBB HBP BLK WP HR S P ERA WHIP	IP WLS BF H R ER SO BB IBB HBP BLK WP HR S P ERA WHIP	IP WLS BF H R ER SO BB IBB HBP BLK WP HR S P ERA WHIP	IP WLS BF H R ER SO BB IBB HBP BLK WP HR S P ERA WHIP	IP WLS BF H R ER SO BB IBB HBP BLK WP HR S P ERA WHIP	IP WLS BF H R ER SO BB IBB HBP BLK WP HR S P ERA WHIP	IP WLS BF H R ER SO BB IBB HBP BLK WP HR S P ERA WHIP	IP WLS BF H R ER SO BB IBB HBP BLK WP HR S P ERA WHIP	IP WLS BF H R ER SO BB IBB HBP BLK WP HR S P ERA WHIP	IP WLS BF H R ER SO BB IBB HBP BLK WP HR S P ERA WHIP	IP WLS BF H R ER SO BB IBB HBP BLK WP HR S P ERA WHIP

AB	36
R	13
H	15
RBI	13
BB	6
SO	6
LOB	18



Batter	1	2	3	4	5	6	7	8	9	AB	R	H	RBI	BB	SO	LOB	TOP					
47 Edouard Julien, L (1.4)										4	1	0	0	1	1	2						
11 Jorge Polanco, S (1.5)										4	0	1	0	1	2	0						
4 Carlos Correa, R (1.6)										2	1	1	1	2	0	2						
12 Kyle Farmer, R (7.6)										5	1	2	1	0	2	4						
26 Max Kepler, L (1.9)										2	0	0	0	2	0	4						
27 Ryan Jeffers, R (1.10)										2	0	0	0	2	0	4						
38 Matt Wallner, L (1.7)										5	2	2	2	0	1	4						
8 Christian Vázquez, R (1.2)											5	1	0	0	0	1	2					
13 Joey Gallo, L (1.3)											4	2	4	4	1	0	0					
2 Michael Taylor, R (1.8)											5	0	0	0	0	2	3					
Inning Stats	R: 1 E: 0 K: 0 S: 10	H: 0 LOB: 2 BB: 3 P: 22	R: 0 E: 0 K: 0 S: 12	H: 0 LOB: 1 BB: 1 P: 17	R: 0 E: 0 K: 1 S: 9	H: 1 LOB: 1 BB: 1 P: 19	R: 2 E: 0 K: 0 S: 10	H: 2 LOB: 0 BB: 0 P: 17	R: 0 E: 0 K: 1 S: 9	H: 0 LOB: 2 BB: 1 P: 19	R: 0 E: 0 K: 3 S: 15	H: 1 LOB: 1 BB: 0 P: 20	R: 5 E: 0 K: 1 S: 21	H: 4 LOB: 0 BB: 1 P: 34	R: 0 E: 0 K: 1 S: 14	H: 2 LOB: 2 BB: 0 P: 20	R: 0 E: 0 K: 2 S: 12	H: 1 LOB: 1 BB: 0 P: 16	1B: 6 2B: 1 3B: 0 HR: 4	SF: 0 SAC: 0 DP: 1 HBP: 1	WP: 1 PB: 0 CS: 0 SB: 0	PA: 45
PITCHER	IP WLS BF H R ER SO BB IBB HBP BLK WP HR S P ERA WHIP																					
99 Taijuan Walker, R (1.1)	5.0 L 24 3 3 3 2 6 0 0 0 0 0 2 50 94 5.40 1.800																					
25 Matt Strahm, L (6.1)	1.0 4 1 0 0 3 0 0 0 0 0 0 15 22 0.00 1.000																					
30 Gregory Soto, L (7.1)	0.1 5 3 4 4 1 1 0 0 0 0 0 1 13 23 108.00 12.000																					
43 Yunior Marte, R (7.1)	1.2 8 3 1 1 1 0 0 0 0 0 0 1 22 31 5.40 1.800																					
68 Jeff Hoffman, R (9.1)	1.0 4 1 0 0 2 0 0 0 0 1 0 12 16 0.00 1.000																					

Minnesota Twins @ Philadelphia Phillies
Citizens Bank Park, Philadelphia, PA
Sat Aug 12 2023, 6:56 PM - 9:54 PM EDT
Att: 40,117 - Partly Cloudy - 84 F

livebaseballscorecards.com

AB 37
R 8
H 11
RBI 8
BB 7
SO 9
LOB 21

Batter	1	2	3	4	5	6	7	8	9	AB	R	H	RBI	BB	SO	LOB	BOTTOM					
12 Kyle Schwarber, L (1.7)											5	0	0	0	2	5						
28 Alec Bohm, R (1.3)											4	0	0	0	0	0						
3 Bryce Harper, L (1.10)											4	0	1	0	0	2	0					
8 Nick Castellanos, R (1.9)										4	0	2	0	0	0	1						
5 Bryson Stott, L (1.4)										4	0	0	0	0	1	3						
7 Trea Turner, R (1.6)										3	1	3	0	1	0	0						
10 J.T. Realmuto, R (1.2)										4	0	1	0	0	3	3						
44 Jake Cave, L (1.8)											4	0	1	0	0	1	3					
29 Rodolfo Castro, S (1.5)											4	0	1	1	0	1	3					
Inning Stats	R: 0 E: 0 K: 2 S: 8	H: 0 LOB: 0 BB: 0 P: 10	R: 0 E: 0 K: 1 S: 11	H: 0 LOB: 1 BB: 1 P: 17	R: 0 E: 0 K: 2 S: 10	H: 0 LOB: 0 BB: 0 P: 13	R: 0 E: 0 K: 1 S: 10	H: 1 LOB: 1 BB: 0 P: 15	R: 0 E: 0 K: 0 S: 10	H: 2 LOB: 2 BB: 0 P: 21	R: 0 E: 0 K: 0 S: 10	H: 1 LOB: 1 BB: 0 P: 16	R: 0 E: 0 K: 0 S: 12	H: 2 LOB: 1 BB: 0 P: 15	R: 0 E: 0 K: 1 S: 11	H: 1 LOB: 2 BB: 0 P: 15	R: 0 E: 0 K: 2 S: 14	H: 2 LOB: 2 BB: 0 P: 18	1B: 7 2B: 2 3B: 0 HR: 0	SF: 0 SAC: 0 DP: 0 HBP: 0	WP: 1 PB: 0 CS: 0 SB: 0	PA: 37
PITCHER	IP WLS BF H R ER SO BB IBB HBP BLK WP HR S P ERA WHIP																					
49 Pablo López, R (1.1)	6.0 W 23 4 0 0 7 1 0 0 0 0 0 0 60 92 0.00 0.833																					
22 Griffin Jax, R (7.1)	1.0 5 2 1 1 0 0 0 0 0 0 0 0 12 15 9.00 2.000																					
56 Caleb Thielbar, L (8.1)	1.0 4 1 0 0 1 0 0 0 0 0 0 0 11 15 0.00 1.000																					
81 Jordan Balazovic, R (9.1)	1.0 5 2 0 0 2 0 0 0 0 0 0 0 14 18 0.00 2.000																					

Minnesota Twins @ Philadelphia Phillies
Citizens Bank Park, Philadelphia, PA
Sat Aug 12 2023, 6:56 PM - 9:54 PM EDT
Att: 40,117 - Partly Cloudy - 84 F

livebaseballscorecards.com

AB 36
R 1
H 9
RBI 1
BB 1
SO 10
LOB 18

Batter	1	2	3	4	5	6	7	8	9	AB	R	H	RBI	BB	SO	LOB	TOP								
39 Donovan Solano, R (1, 10) OBP: 0.381, SLG: 0.406										5	0	3	0	0	1	1	Minnesota Twins @ Philadelphia Phillies Citizens Bank Park, Philadelphia, PA Sun Aug 13 2023, 1:40 PM - 4:19 PM EDT Att: 40,111 - Partly Cloudy - 86 F livebaseballscorecards.com								
11 Jorge Polanco, S (1, 5)										5	0	2	2	0	0	2									
16 Jordan Luplow, R (1, 7)										5	1	1	1	0	2	5									
27 Ryan Jeffers, R (1, 2)										4	0	1	0	1	2	4									
8 Christian Vázquez, R (1, 3) 26 Max Kepler, L (8, PH) OBP: 0.264, SLG: 0.455										3	0	2	0	0	1	0									
38 Matt Wallner, L (1, 9) 13 Joey Gallo, L (8, 3) OBP: 0.350, SLG: 0.520										4	0	0	0	0	0	3									
12 Kyle Farmer, R (1, 6)										3	0	0	0	1	1	1									
2 Michael Taylor, R (1, 8)										3	0	0	0	1	1	3									
47 Edouard Julien, L (1, 4)										3	2	1	0	1	0	1									
										3	2	1	0	1	0	1									
Inning Stats	R: 1 E: 0 K: 1 S: 8	H: 1 LOB: 0 BB: 0 P: 11	R: 0 E: 0 K: 1 S: 7	H: 1 LOB: 0 BB: 0 P: 12	R: 1 E: 0 K: 3 S: 18	H: 3 LOB: 2 BB: 0 P: 27	R: 0 E: 0 K: 1 S: 5	H: 0 LOB: 0 BB: 0 P: 8	R: 0 E: 0 K: 1 S: 7	H: 0 LOB: 1 BB: 1 P: 12	R: 0 E: 0 K: 1 S: 11	H: 1 LOB: 3 BB: 2 P: 21	R: 0 E: 0 K: 0 S: 8	H: 1 LOB: 1 BB: 0 P: 13	R: 0 E: 0 K: 0 S: 8	H: 1 LOB: 1 BB: 0 P: 10	R: 1 E: 0 K: 0 S: 12	H: 2 LOB: 2 BB: 1 P: 20	1B: 9 2B: 0 3B: 0 HR: 1	SF: 0 SAC: 0 DP: 0 HBP: 0	WP: 0 PB: 0 CS: 0	PA: 40			
PITCHER	IP	WLS	BF	H	R	ER	SO	BB	IBB	HBP	BLK	WP	HR	S	P	ERA	WHIP								
55 Ranger Suárez, L (1, 1) ERA: 3.88	6.1	L	27	6	2	2	8	3	0	0	0	0	1	57	92	2.84	1.421								
58 Seranthony Dominguez, R (7, 1) ERA: 4.05	0.2		3	1	0	0	0	0	0	0	0	0	0	7	12	0.00	1.500								
31 Craig Kimbrel, R (8, 1) ERA: 3.18	1.0		4	1	0	0	0	0	0	0	0	0	0	8	10	0.00	1.000								
54 Dylan Covey, R (9, 1) ERA: 4.66	1.0		6	2	1	1	0	1	0	0	0	0	0	12	20	9.00	3.000								

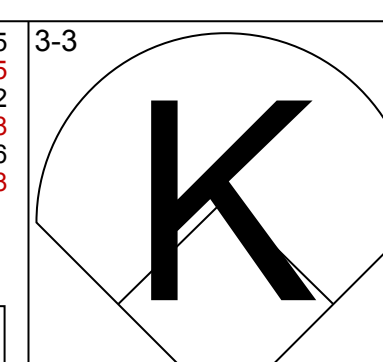
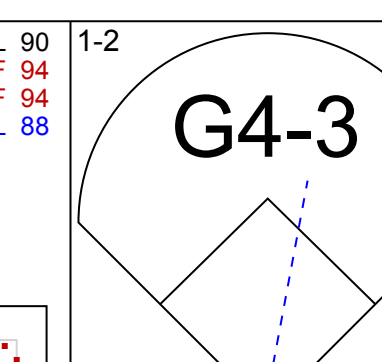
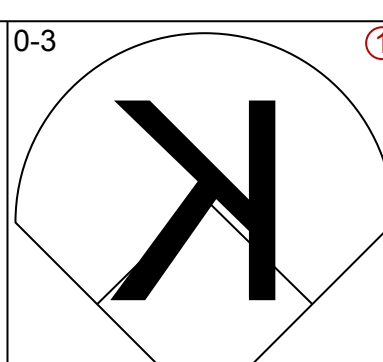
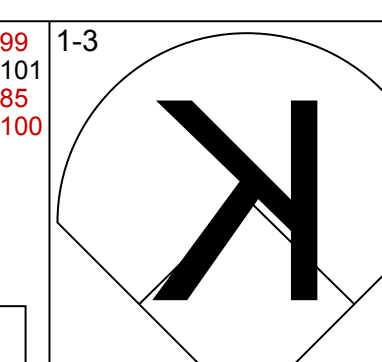
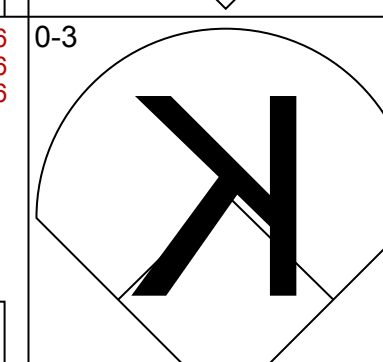
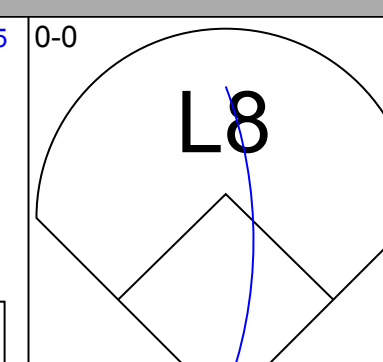
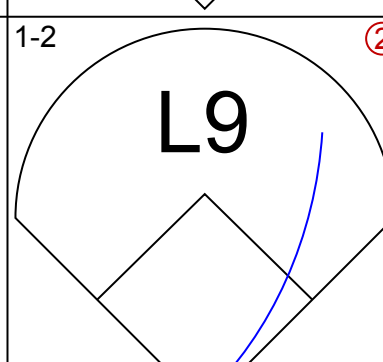
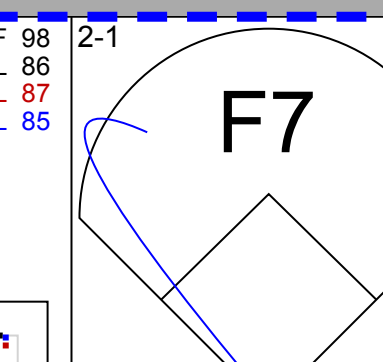
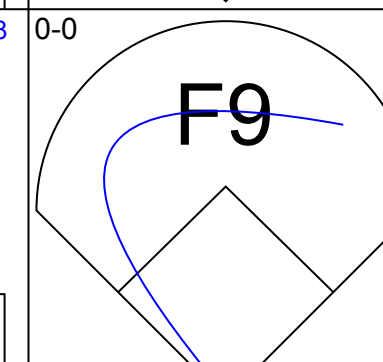
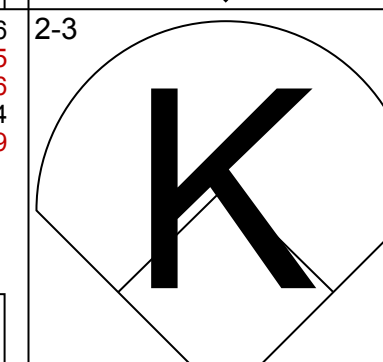
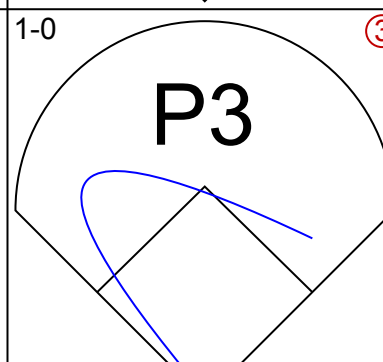
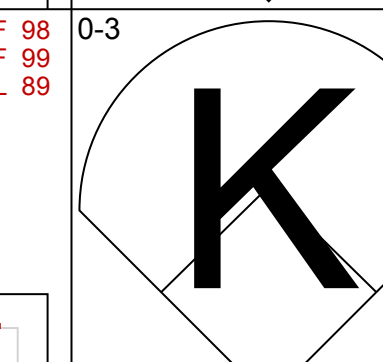
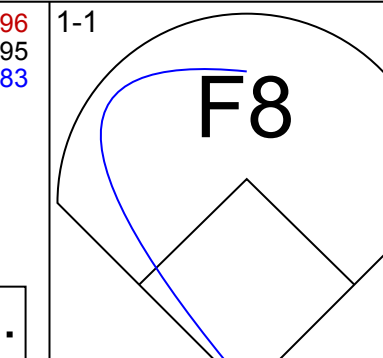
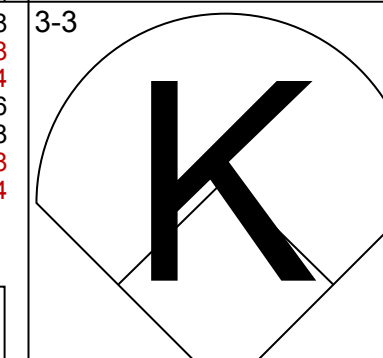
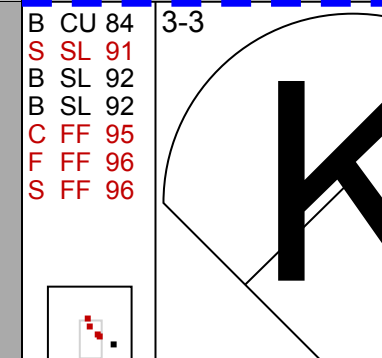
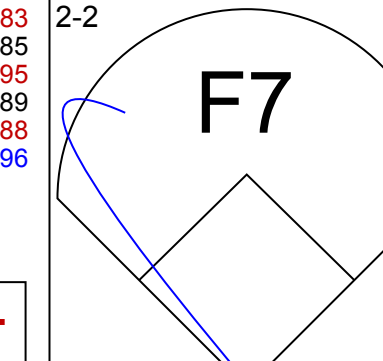
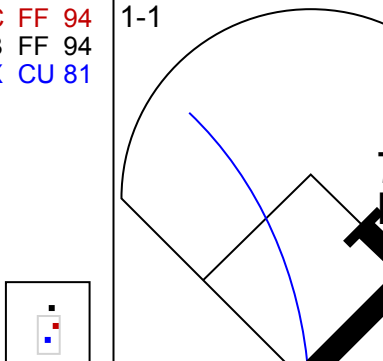
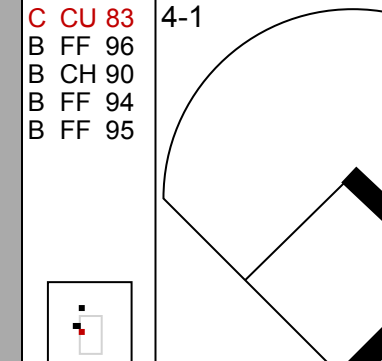
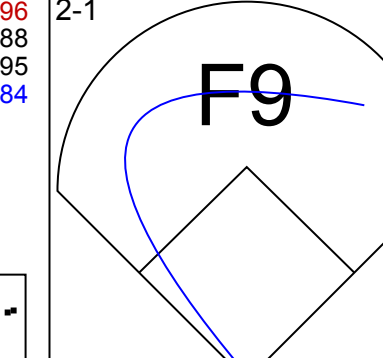
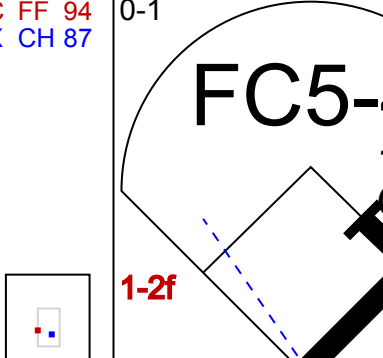
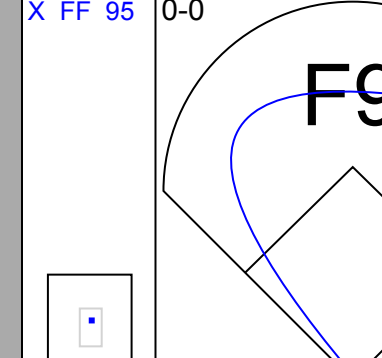
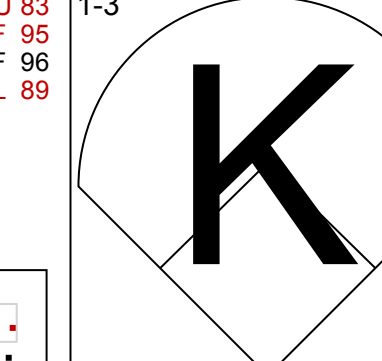
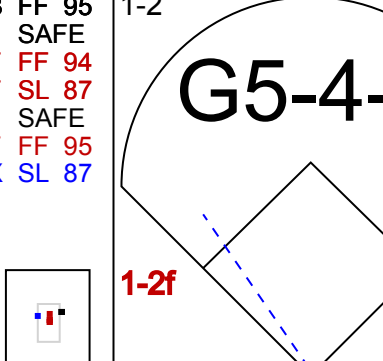
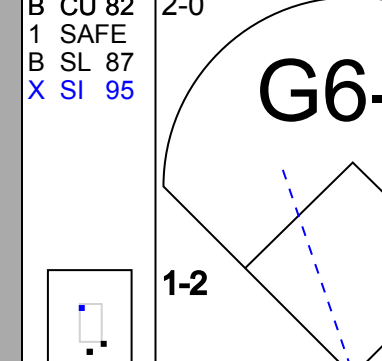
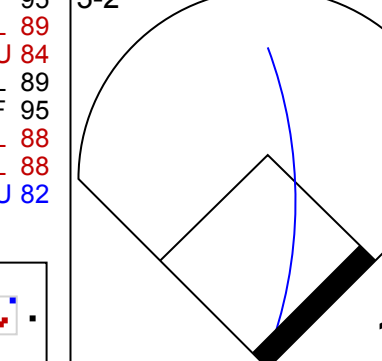
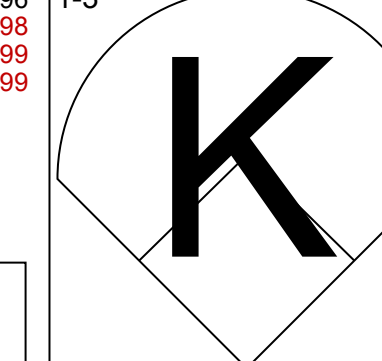
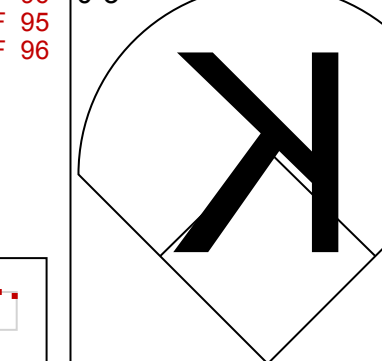
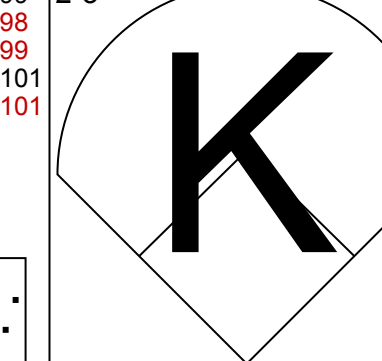
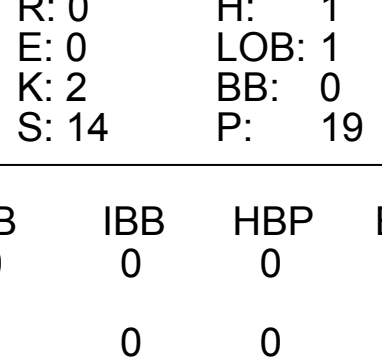
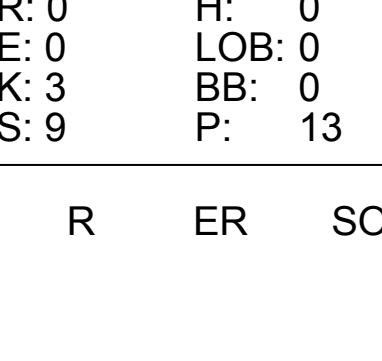
Batter	1	2	3	4	5	6	7	8	9	AB	R	H	RBI	BB	SO	LOB	BOTTOM								
12 Kyle Schwarber, L (1, 7) OBP: 0.326, SLG: 0.425										3	0	0	0	1	1	6	Minnesota Twins @ Philadelphia Phillies Citizens Bank Park, Philadelphia, PA Sun Aug 13 2023, 1:40 PM - 4:19 PM EDT Att: 40,111 - Partly Cloudy - 86 F livebaseballscorecards.com								
28 Alec Bohm, R (1, 5) 33 Edmundo Sosa, R (8, 5) OBP: 0.340, SLG: 0.431										4	0	1	0	0	1	4									
3 Bryce Harper, L (1, 10) OBP: 0.378, SLG: 0.425										3	0	0	0	1	2	1									
8 Nick Castellanos, R (1, 9) OBP: 0.319, SLG: 0.471										4	0	0	0	0	2	2									
5 Bryson Stott, L (1, 4) OBP: 0.342, SLG: 0.438										3	0	0	0	1	1	0									
7 Trea Turner, R (1, 6) OBP: 0.303, SLG: 0.398										4	0	1	0	0	1	1									
44 Jake Cave, L (1, 3) OBP: 0.275, SLG: 0.333										4	0	2	0	0	0	1									
21 Garrett Stubbs, L (1, 2) OBP: 0.287, SLG: 0.269										4	0	1	0	0	2	3									
18 Johan Rojas, R (1, 8) OBP: 0.353, SLG: 0.413										1	0	0	0	0	1	0									
Inning Stats	R: 0 E: 0 K: 0 S: 9	H: 1 LOB: 1 BB: 0 P: 10	R: 0 E: 0 K: 3 S: 11	H: 1 LOB: 3 BB: 1 P: 22	R: 0 E: 0 K: 0 S: 4	H: 0 LOB: 0 BB: 1 P: 11	R: 0 E: 0 K: 0 S: 7	H: 0 LOB: 0 BB: 0 P: 11	R: 0 E: 0 K: 2 S: 12	H: 0 LOB: 1 BB: 1 P: 18	R: 0 E: 0 K: 2 S: 8	H: 0 LOB: 0 BB: 0 P: 8	R: 0 E: 0 K: 1 S: 14	H: 2 LOB: 3 BB: 0 P: 21	R: 0 E: 0 K: 3 S: 9	H: 0 LOB: 0 BB: 0 P: 14		R: 0 E: 0 K: 0 S: 7	H: 1 LOB: 0 BB: 0 P: 13	1B: 5 2B: 1 3B: 0 HR: 0	SF: 0 SAC: 0 DP: 2 HBP: 2	WP: 0 PB: 0 CS: 0	PA: 35		
PITCHER	IP	WLS	BF	H	R	ER	SO	BB	IBB	HBP	BLK	WP	HR	S	P	ERA	WHIP								
54 Sonny Gray, R (1, 1) ERA: 3.04	6.0	W	23	2	0	0	7	3	0	1	0	0	0	9	12	0.00	6.000								
22 Griffin Jax, R (7, 1) ERA: 2.99	0.1	H	4	2	0	0	0	0	0	1	0	0	0	9	12	0.00	6.000								
56 Caleb Thielbar, L (7, 1) ERA: 1.72	1.0	H	3	0	0	0	2	0	0	0	0	0	0	8	14	0.00	0.000								
15 Emilio Pagan, R (8, 1) ERA: 3.2	0.2	H	2	0	0	0	2	0	0	0	0	0	0	6	9	0.00	0.000								
59 Jhoan Duran, R (9, 1) ERA: 2.78	1.0	S	3	1	0	0	0	0	0	0	0	0	0	7	13	0.00	1.000								

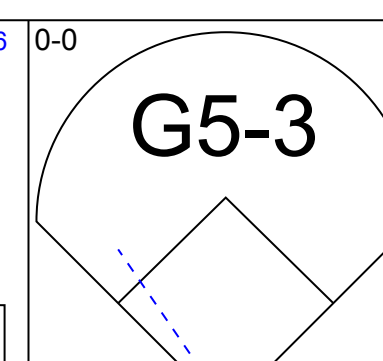
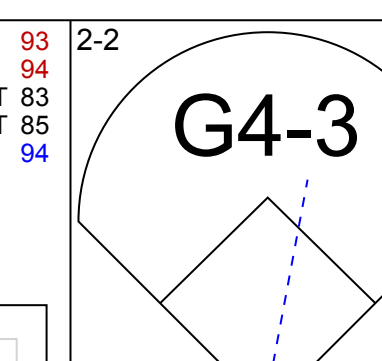
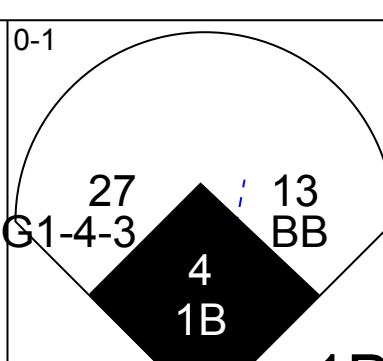
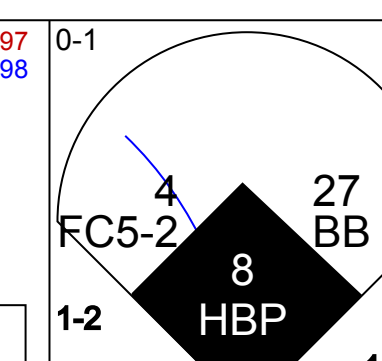
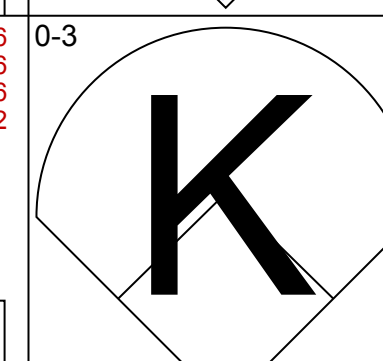
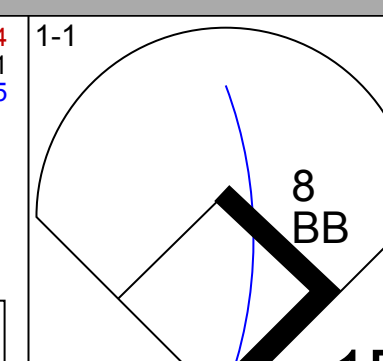
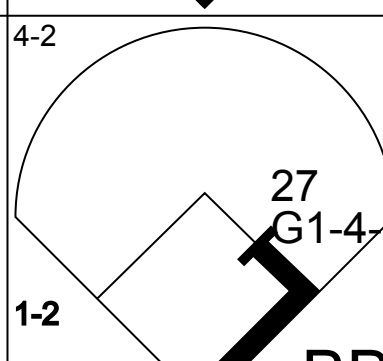
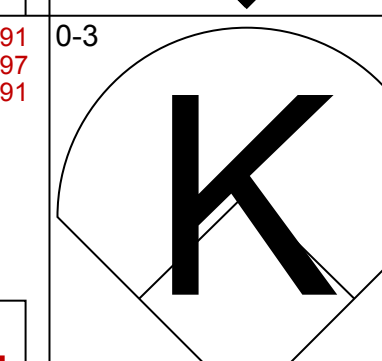
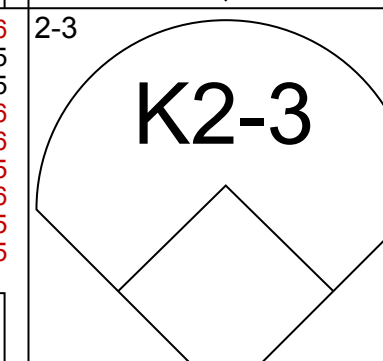
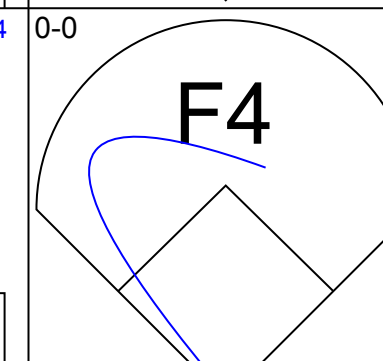
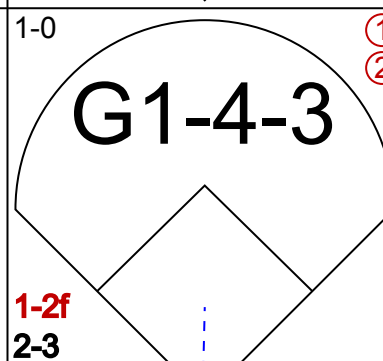
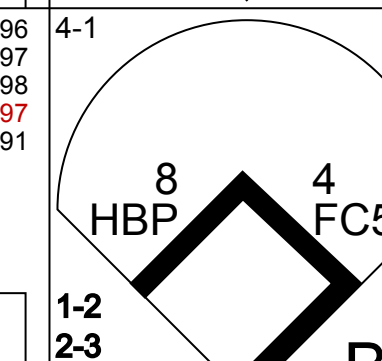
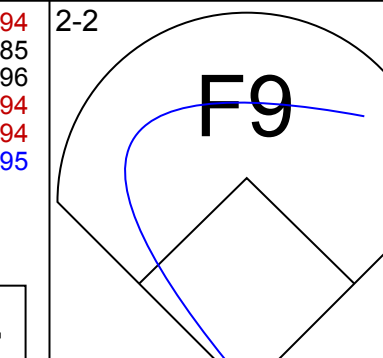
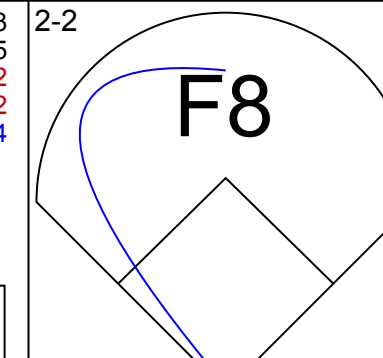
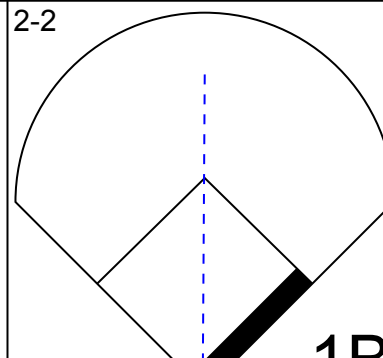
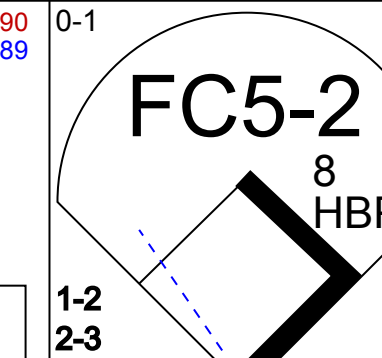
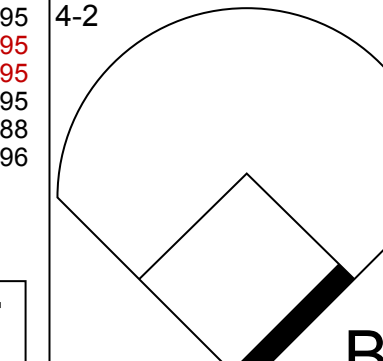
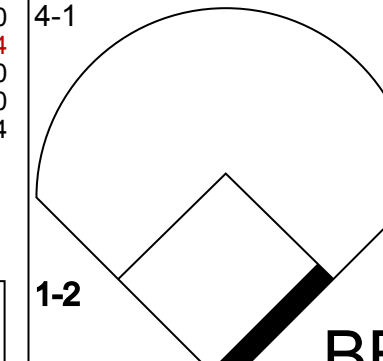
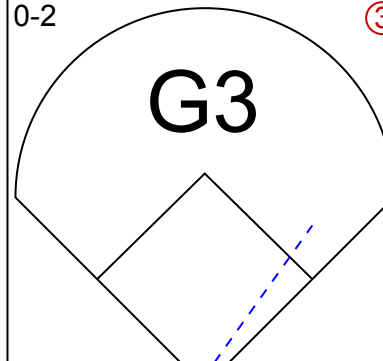
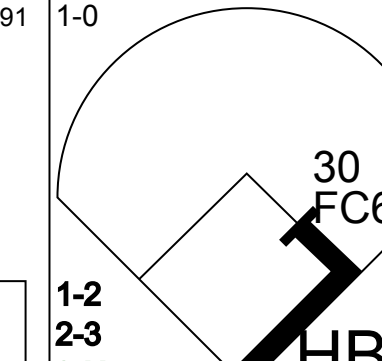
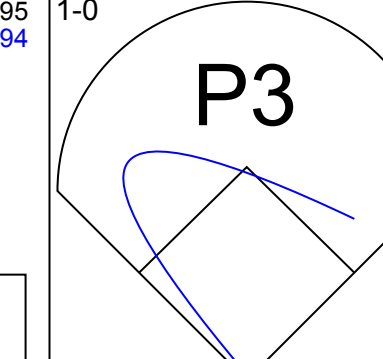
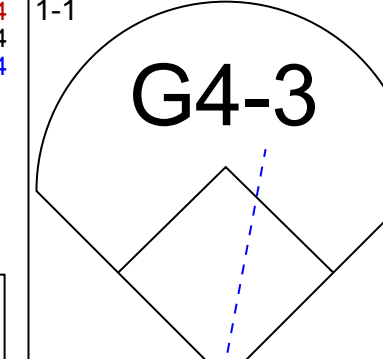
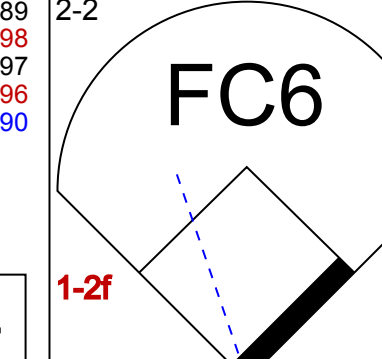
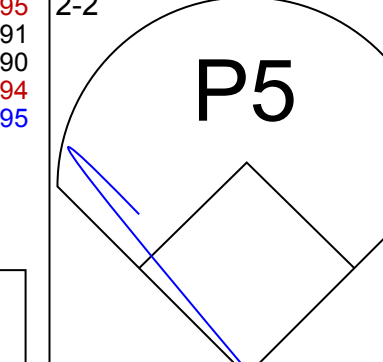
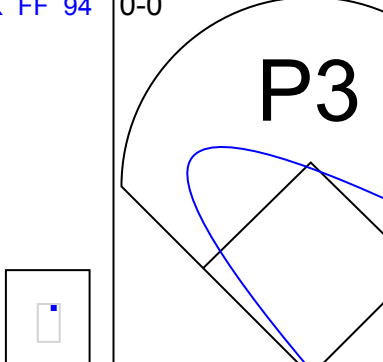
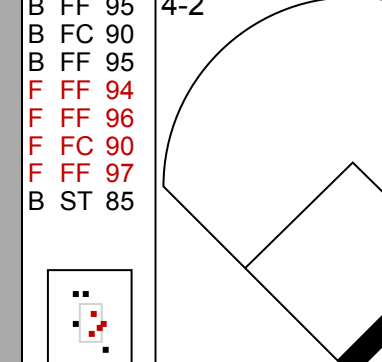
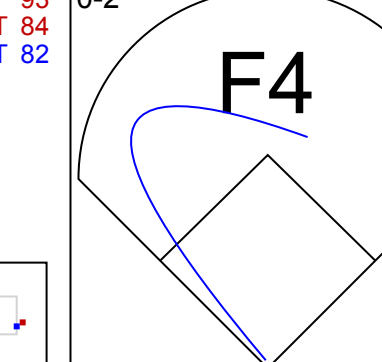
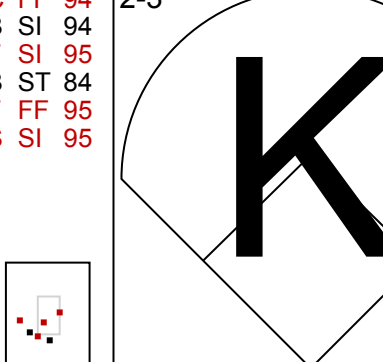
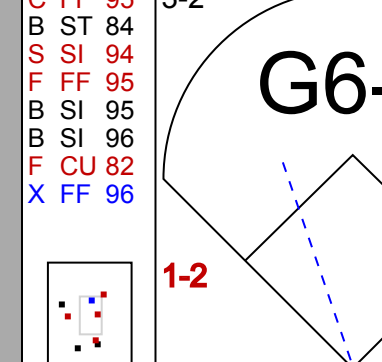
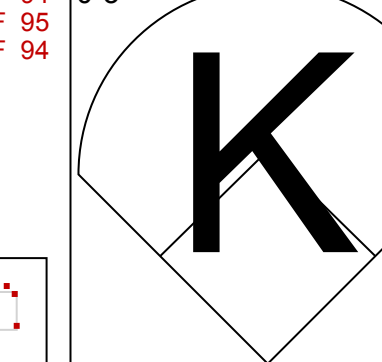
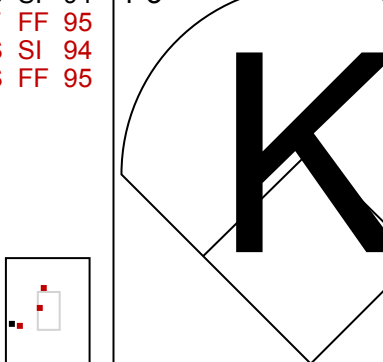
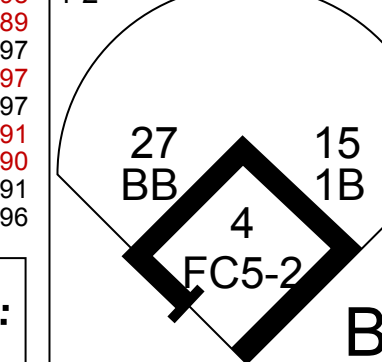
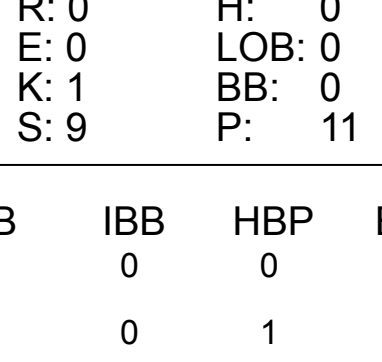
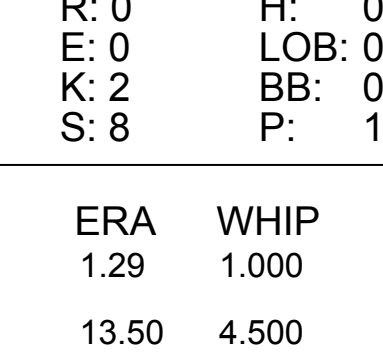
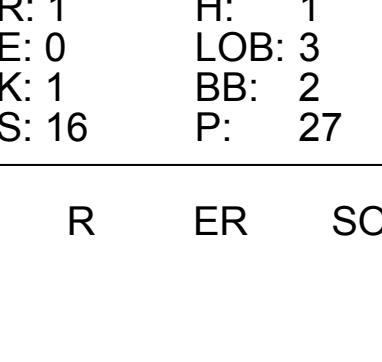
AB 36
R 3
H 10
RBI 3
BB 4
SO 8
LOB 21



AB 30
R 0
H 5
RBI 0
BB 3
SO 11
LOB 18



Batter	1	2	3	4	5	6	7	8	9	AB	R	H	RBI	BB	SO	LOB	TOP			
12 Kyle Schwarber, L OBP: 0.323, SLG: 0.421										4	0	0	0	0	3	2	Philadelphia Phillies @ Toronto Blue Jays Rogers Centre, Toronto, ON Tue Aug 15 2023, 7:09 PM - 9:37 PM EDT Att. 42,615 - Roof Closed - 68 F			
28 Alec Bohm, R OBP: 0.337, SLG: 0.426										4	0	0	0	0	1	1				
3 Bryce Harper, L OBP: 0.374, SLG: 0.419										4	0	0	0	0	2	1				
8 Nick Castellanos, R OBP: 0.316, SLG: 0.467										4	0	0	0	0	3	0				
5 Bryson Stott, L OBP: 0.344, SLG: 0.438										2	0	1	0	1	0	0				
7 Trea Turner, R OBP: 0.302, SLG: 0.395										3	0	0	0	0	0	2				
10 J.T. Realmuto, R OBP: 0.311, SLG: 0.460										3	0	0	0	0	1	2				
33 Edmundo Sosa, R OBP: 0.287, SLG: 0.405										2	1	2	0	0	0	0				
44 Jake Cave, L OBP: 0.273, SLG: 0.330										1	0	0	0	0	1	0				
18 Johan Rojas, R OBP: 0.352, SLG: 0.424										3	0	1	1	0	2	1				
Inning Stats	R: 0 E: 0 K: 2 S: 7	H: 0 LOB: 0 BB: 0 P: 10	R: 0 E: 0 K: 0 S: 8	H: 0 LOB: 0 BB: 0 P: 13	R: 0 E: 0 K: 2 S: 14	H: 1 LOB: 1 BB: 0 P: 19	R: 0 E: 0 K: 2 S: 8	H: 0 LOB: 0 BB: 0 P: 13	R: 0 E: 0 K: 0 S: 8	H: 1 LOB: 0 BB: 0 P: 10	R: 1 E: 0 K: 1 S: 13	H: 2 LOB: 1 BB: 0 P: 19	R: 0 E: 0 K: 3 S: 9	H: 0 LOB: 0 BB: 0 P: 13	R: 0 E: 0 K: 2 S: 8	H: 0 LOB: 0 BB: 0 P: 11	1B: 3 2B: 1 3B: 0 HR: 0	SF: 0 SAC: 0 DP: 1 HBP: 0	WP: 0 PB: 0 SB: 1 CS: 0	PA: 31
PITCHER	IP WLS BF H R ER SO BB IBB HBP BLK WP HR S P ERA WHIP	6.0 21 4 1 1 7 0 0 0 0 0 0 0 58 84 1.50 0.667	1.0 4 0 0 0 1 1 0 0 0 0 0 0 7 16 0.00 1.000	1.0 W 3 0 0 0 3 0 0 0 0 0 0 9 13 0.00 0.000	1.0 S 3 0 0 0 2 0 0 0 0 0 0 8 11 0.00 0.000	PITCHER										IP WLS BF H R ER SO BB IBB HBP BLK WP HR S P ERA WHIP				

Batter	1	2	3	4	5	6	7	8	9	AB	R	H	RBI	BB	SO	LOB	BOTTOM			
15 Whit Merrifield, R OBP: 0.349, SLG: 0.432										4	2	2	0	0	0	0	Philadelphia Phillies @ Toronto Blue Jays Rogers Centre, Toronto, ON Tue Aug 15 2023, 7:09 PM - 9:37 PM EDT Att. 42,615 - Roof Closed - 68 F			
13 Brandon Belt, L OBP: 0.311, SLG: 0.452										3	0	1	0	1	2	2				
27 Vladimir Guerrero Jr., R OBP: 0.339, SLG: 0.436										3	0	0	0	1	1	3				
4 George Springer, R OBP: 0.327, SLG: 0.394										4	0	1	1	0	0	4				
8 Cavan Biggio, L OBP: 0.316, SLG: 0.387										1	0	0	1	2	0	1				
30 Alejandro Kirk, R OBP: 0.334, SLG: 0.342										4	0	0	0	0	0	6				
25 Daulton Varsho, L OBP: 0.276, SLG: 0.366										2	0	0	0	1	0	1				
5 Santiago Espinal, R OBP: 0.299, SLG: 0.308										3	0	0	0	0	1	1				
10 Paul DeJong, R OBP: 0.271, SLG: 0.369										2	0	0	0	0	2	0				
38 Nathan Lukes, L OBP: 0.300, SLG: 0.320										0	0	0	0	1	0	0				
Inning Stats	R: 0 E: 0 K: 2 S: 12	H: 0 LOB: 0 BB: 0 P: 14	R: 0 E: 0 K: 0 S: 10	H: 0 LOB: 1 BB: 1 P: 19	R: 0 E: 0 K: 1 S: 9	H: 0 LOB: 0 BB: 0 P: 11	R: 0 E: 0 K: 0 S: 9	H: 1 LOB: 2 BB: 1 P: 17	R: 0 E: 0 K: 0 S: 8	H: 0 LOB: 0 BB: 0 P: 11	R: 1 E: 0 K: 0 S: 11	H: 2 LOB: 1 BB: 1 P: 18	R: 0 E: 0 K: 0 S: 10	H: 0 LOB: 0 BB: 1 P: 17	R: 1 E: 0 K: 1 S: 16	H: 1 LOB: 3 BB: 2 P: 27	1B: 4 2B: 0 3B: 0 HR: 0	SF: 0 SAC: 0 DP: 1 HBP: 1	WP: 0 PB: 0 SB: 0 CS: 1	PA: 33
PITCHER	IP WLS BF H R ER SO BB IBB HBP BLK WP HR S P ERA WHIP	7.0 L 6 1 1 1 1 2 0 0 0 0 0 13 22 13.50 4.500	0.2 L 6 1 1 1 1 2 0 0 0 0 0 3 5 0.00 0.000	0.1 1 0 0 0 0 0 0 0 0 0 0 0 3 5 0.00 0.000	PITCHER										IP WLS BF H R ER SO BB IBB HBP BLK WP HR S P ERA WHIP					

Batter	1	2	3	4	5	6	7	8	9	AB	R	H	RBI	BB	SO	LOB	TOP						
12 Kyle Schwarber, L (1, 10) OBP: 0.322, SLG: 0.418										3	1	0	1	1	2	0							
28 Alec Bohm, R (1, 5) OBP: 0.336, SLG: 0.424										5	0	1	1	0	1	1							
3 Bryce Harper, L (1, 3) OBP: 0.379, SLG: 0.442										4	3	3	2	1	0	0							
8 Nick Castellanos, R (1, 9) OBP: 0.317, SLG: 0.470										5	2	2	1	0	1	2							
5 Bryson Stott, L (1, 4) OBP: 0.342, SLG: 0.438										5	0	1	0	0	0	0							
7 Trea Turner, R (1, 6) OBP: 0.302, SLG: 0.394										4	0	1	0	1	0	1							
10 J.T. Realmuto, R (1, 2) OBP: 0.311, SLG: 0.461										4	1	1	0	0	1	4							
44 Jake Cave, L (1, 7) OBP: 0.280, SLG: 0.365										3	2	2	2	0	1	1							
18 Johan Rojas, R (1, 8) OBP: 0.338, SLG: 0.406										3	0	0	0	0	0	2							
Inning Stats	R: 0 E: 0 K: 1 S: 5	H: 0 LOB: 0 BB: 0 P: 8	R: 1 E: 0 K: 1 S: 18	H: 2 LOB: 2 BB: 1 P: 23	R: 1 E: 0 K: 1 S: 8	H: 1 LOB: 0 BB: 0 P: 12	R: 0 E: 0 K: 1 S: 11	H: 1 LOB: 1 BB: 0 P: 13	R: 3 E: 0 K: 0 S: 12	H: 1 LOB: 1 BB: 2 P: 22	R: 2 E: 0 K: 1 S: 13	H: 4 LOB: 2 BB: 0 P: 13	R: 0 E: 0 K: 0 S: 10	H: 0 LOB: 0 BB: 0 P: 16	R: 1 E: 0 K: 1 S: 11	H: 1 LOB: 0 BB: 0 P: 16	R: 1 E: 0 K: 0 S: 10	H: 1 LOB: 0 BB: 0 P: 13	1B: 4 2B: 4 3B: 0 HR: 3	SF: 2 SAC: 1 DP: 0 HBP: 0	WP: 0 PB: 0 SB: 0 CS: 0	PA: 42	
PITCHER	IP: 5.1 WLS: L BF: 27 ERA: 3.24	WLS: L BF: 27 ERA: 3.24	H: 7 R: 7 ER: 5 SO: 4	H: 7 R: 7 ER: 5 SO: 4	BB: 3 IBB: 0 HBP: 0 BLK: 0	BB: 3 IBB: 0 HBP: 0 BLK: 0	WP: 0 HR: 1 S: 60 P: 84	WP: 0 HR: 1 S: 60 P: 84	ERA: 8.44 WHIP: 1.875	ERA: 8.44 WHIP: 1.875	IP: 1.0 WLS: L BF: 4 ERA: 1.9	IP: 1.0 WLS: L BF: 4 ERA: 1.9	H: 1 R: 1 ER: 1 SO: 0	H: 1 R: 1 ER: 1 SO: 0	BB: 0 IBB: 0 HBP: 0 BLK: 0	BB: 0 IBB: 0 HBP: 0 BLK: 0	WP: 0 HR: 1 S: 10 P: 13	WP: 0 HR: 1 S: 10 P: 13	ERA: 9.00 WHIP: 1.000	ERA: 9.00 WHIP: 1.000			
34 Kevin Gausman, R (1, 1) ERA: 3.24	5.1	5.1	7	7	3	0	0	0	0	0	1	60	84	8.44	1.875								
58 Tim Lincecum, L (6, 1) ERA: 1.07	0.1	0.1	2	0	0	0	0	0	0	0	0	3	3	0.00	6.000								
50 Erik Swanson, R (6, 1) ERA: 3.29	0.1	0.1	1	0	0	0	0	0	0	0	0	4	4	0.00	0.000								
35 Jay Jackson, R (7, 1) ERA: 1.64	1.1	1.1	5	1	0	0	0	0	0	0	1	14	22	6.75	0.750								
92 Génesis Cabrera, L (8, 1) ERA: 3.68	0.2	0.2	0	0	0	0	0	0	0	0	0	7	10	0.00	0.000								
Batter	1	2	3	4	5	6	7	8	9	AB	R	H	RBI	BB	SO	LOB	BOTTOM						
15 Whit Merrifield, R (1, 7) OBP: 0.346, SLG: 0.428										4	0	0	0	0	1	1							
13 Brandon Belt, L (1, 10) OBP: 0.370, SLG: 0.447										3	1	0	0	1	2	0							
27 Vladimir Guerrero Jr., R (1, 3) OBP: 0.342, SLG: 0.436										2	0	1	0	2	1	0							
4 George Springer, R (1, 9) OBP: 0.324, SLG: 0.391										4	1	0	0	0	2	4							
8 Cavan Biggio, L (1, 4) OBP: 0.319, SLG: 0.389										4	1	2	2	0	1	0							
30 Alejandro Kirk, R (1, 2) OBP: 0.333, SLG: 0.341										4	0	1	0	0	0	2							
25 Daulton Varsho, L (1, 8) OBP: 0.279, SLG: 0.374										2	1	1	2	1	0	1							
36 Davis Schneider, R (9, PH) OBP: 0.500, SLG: 0.654										1	0	0	0	0	1	0							
5 Santiago Espinal, R (1, 5) OBP: 0.293, SLG: 0.301										4	0	0	0	0	1	2							
10 Paul DeJong, R (1, 6) OBP: 0.269, SLG: 0.365										3	0	0	0	0	2	1							
Inning Stats	R: 0 E: 0 K: 2 S: 13	H: 0 LOB: 1 BB: 1 P: 22	R: 2 E: 0 K: 2 S: 14	H: 2 LOB: 0 BB: 0 P: 22	R: 2 E: 0 K: 0 S: 14	H: 2 LOB: 1 BB: 1 P: 19	R: 0 E: 0 K: 1 S: 9	H: 0 LOB: 1 BB: 1 P: 14	R: 0 E: 0 K: 2 S: 7	H: 1 LOB: 1 BB: 0 P: 15	R: 0 E: 0 K: 1 S: 12	H: 1 LOB: 0 BB: 0 P: 19	R: 0 E: 0 K: 0 S: 8	H: 0 LOB: 0 BB: 0 P: 12	R: 0 E: 0 K: 2 S: 7	H: 0 LOB: 0 BB: 0 P: 9	R: 0 E: 0 K: 1 S: 7	H: 0 LOB: 0 BB: 0 P: 11	1B: 4 2B: 1 3B: 0 HR: 1	SF: 0 SAC: 0 DP: 1 HBP: 0	WP: 0 PB: 0 SB: 2 CS: 0	PA: 35	
PITCHER	IP: 5.0 WLS: W BF: 22 ERA: 4.58	IP: 5.0 WLS: W BF: 22 ERA: 4.58	H: 4 R: 4 ER: 4 SO: 7	H: 4 R: 4 ER: 4 SO: 7	BB: 4 IBB: 0 HBP: 0 BLK: 0	BB: 4 IBB: 0 HBP: 0 BLK: 0	WP: 0 HR: 1 S: 57 P: 92	WP: 0 HR: 1 S: 57 P: 92	ERA: 7.20 WHIP: 1.600	ERA: 7.20 WHIP: 1.600	IP: 1.0 WLS: H BF: 7 ERA: 3.34	IP: 1.0 WLS: H BF: 7 ERA: 3.34	H: 1 R: 0 ER: 0 SO: 2	H: 1 R: 0 ER: 0 SO: 2	BB: 0 IBB: 0 HBP: 0 BLK: 0	BB: 0 IBB: 0 HBP: 0 BLK: 0	WP: 0 HR: 1 S: 10 P: 11	WP: 0 HR: 1 S: 10 P: 11					
27 Aaron Nola, R (1, 1) ERA: 4.58	5.0	5.0	4	4	4	0	0	0	0	0	1	57	92	7.20	1.600								
25 Matt Strahm, L (6, 1) ERA: 3.34	2.0	2.0	1	0	0	0	0	0	0	0	0	20	31	0.00	0.500								
31 Craig Kimbrel, R (8, 1) ERA: 3.12	1.0	1.0	0	0	0	0	0	0	0	0	0	7	9	0.00	0.000								
30 Gregory Soto, L (9, 1) ERA: 4.73	1.0	1.0	0	0	0	0	0	0	0	0	0	7	11	0.00	0.000								

Philadelphia Phillies @ Toronto Blue Jays
Rogers Centre, Toronto, ON
Wed Aug 16 2023, 7:09 PM - 10:00 PM EDT
Att: 42,701 - Partly Cloudy - 79 F

AB 36
R 9
H 11
RBI 7
BB 3
SO 6
LOB 11



Philadelphia Phillies @ Toronto Blue Jays
Rogers Centre, Toronto, ON
Wed Aug 16 2023, 7:09 PM - 10:00 PM EDT
Att: 42,701 - Partly Cloudy - 79 F

AB 31
R 4
H 5
RBI 4
BB 4
SO 11
LOB 11



Batter	1	2	3	4	5	6	7	8	9	AB	R	H	RBI	BB	SO	LOB	TOP				
12 Kyle Schwarber, L (1, 10) OBP: 0.325, SLG: 0.432										4	2	2	3	1	1	0	Philadelphia Phillies @ Washington Nationals Nationals Park, Washington, DC Fri Aug 18 2023, 7:06 PM - 9:47 PM EDT Att: 26,747 - Clear - 84 F				
28 Alec Bohm, R (1, 5) OBP: 0.334, SLG: 0.421										5	0	1	0	0	0	2					
3 Bryce Harper, L (1, 3) OBP: 0.380, SLG: 0.444										5	1	2	0	0	0	0					
8 Nick Castellanos, R (1, 9) OBP: 0.314, SLG: 0.466										5	0	0	0	0	4	3					
5 Bryson Stott, L (1, 4) OBP: 0.342, SLG: 0.435										3	0	0	0	1	0	1					
7 Trea Turner, R (1, 6) OBP: 0.302, SLG: 0.392										3	1	0	0	1	2	3					
10 J.T. Realmuto, R (1, 2) OBP: 0.310, SLG: 0.461									4	1	1	2	0	3	0						
44 Jake Cave, L (1, 7) OBP: 0.295, SLG: 0.395									4	1	3	1	0	0	0						
18 Johan Rojas, R (1, 8) OBP: 0.333, SLG: 0.397									4	1	1	1	0	0	2						
Inning Stats	R: 0 E: 0 K: 1 S: 8	H: 0 LOB: 0 BB: 0 P: 11	R: 0 E: 0 K: 0 S: 9	H: 0 LOB: 0 BB: 0 P: 14	R: 0 E: 0 K: 1 S: 9	H: 1 LOB: 2 BB: 1 P: 15	R: 6 E: 0 K: 1 S: 20	H: 5 LOB: 0 BB: 1 P: 34	R: 0 E: 0 K: 1 S: 6	H: 1 LOB: 3 BB: 1 P: 22	R: 0 E: 0 K: 2 S: 15	H: 2 LOB: 3 BB: 1 P: 25	R: 0 E: 0 K: 1 S: 8	H: 0 LOB: 0 BB: 0 P: 12	R: 1 E: 0 K: 1 S: 8	H: 1 LOB: 0 BB: 0 P: 14		1B: 4 2B: 4 HR: 2	SF: 0 SAC: 0 DP: 0 HBP: 0	WP: 0 PB: 0 SB: 1 CS: 0	PA: 40
PITCHER	IP WLS BF H R ER SO BB IBB HBP BLK WP HR S P ERA WHIP	IP WLS BF H R ER SO BB IBB HBP BLK WP HR S P ERA WHIP	IP WLS BF H R ER SO BB IBB HBP BLK WP HR S P ERA WHIP	IP WLS BF H R ER SO BB IBB HBP BLK WP HR S P ERA WHIP	IP WLS BF H R ER SO BB IBB HBP BLK WP HR S P ERA WHIP	IP WLS BF H R ER SO BB IBB HBP BLK WP HR S P ERA WHIP	IP WLS BF H R ER SO BB IBB HBP BLK WP HR S P ERA WHIP	IP WLS BF H R ER SO BB IBB HBP BLK WP HR S P ERA WHIP	IP WLS BF H R ER SO BB IBB HBP BLK WP HR S P ERA WHIP	60 Joan Adon, R (1, 1) ERA: 7.0	73 Hunter Harvey, R (8, 1) ERA: 2.91	67 Kyle Finnegan, R (9, 1) ERA: 2.67	51 Jordan Weems, R (6, 1) ERA: 2.75	61 Robert Garcia, L (7, 1) ERA: 7.45	57 Andrés Machado, R (7, 1) ERA: 6.64	60 Joan Adon, R (1, 1) ERA: 7.0	73 Hunter Harvey, R (8, 1) ERA: 2.91	67 Kyle Finnegan, R (9, 1) ERA: 2.67	51 Jordan Weems, R (6, 1) ERA: 2.75	61 Robert Garcia, L (7, 1) ERA: 7.45	57 Andrés Machado, R (7, 1) ERA: 6.64
Batter	1	2	3	4	5	6	7	8	9	AB	R	H	RBI	BB	SO	LOB	BOTTOM				
5 CJ Abrams, L (1, 6) OBP: 0.306, SLG: 0.413										5	1	1	3	0	1	2	Philadelphia Phillies @ Washington Nationals Nationals Park, Washington, DC Fri Aug 18 2023, 7:06 PM - 9:47 PM EDT Att: 26,747 - Clear - 84 F				
28 Lane Thomas, R (1, 8) OBP: 0.333, SLG: 0.477										4	0	3	1	1	1	0					
45 Joey Meneses, R (1, 10) OBP: 0.326, SLG: 0.417										5	0	0	0	0	1	5					
20 Keibert Ruiz, S (1, 2) OBP: 0.315, SLG: 0.418										4	0	0	0	0	0	1					
22 Dominic Smith, L (1, 3) OBP: 0.337, SLG: 0.345										4	1	1	0	0	1	0					
36 Stone Garrett, R (1, 9) OBP: 0.353, SLG: 0.477										4	2	3	0	0	0	1					
39 Jake Alu, L (1, 4) OBP: 0.288, SLG: 0.327										4	1	2	2	0	0	2					
14 Ildemaro Vargas, S (1, 5) OBP: 0.271, SLG: 0.375										3	1	0	0	1	0	1					
29 Blake Rutherford, L (1, 7) OBP: 0.250, SLG: 0.222										4	2	3	2	0	0	1					
17 Alex Call, R (8, PR) OBP: 0.304, SLG: 0.293										0	0	0	0	0	0	0					
Inning Stats	R: 0 E: 0 K: 1 S: 8	H: 1 LOB: 1 BB: 0 P: 13	R: 1 E: 0 K: 0 S: 11	H: 2 LOB: 1 BB: 0 P: 17	R: 0 E: 0 K: 0 S: 10	H: 1 LOB: 0 BB: 0 P: 13	R: 6 E: 1 K: 1 S: 23	H: 4 LOB: 0 BB: 1 P: 39	R: 0 E: 0 K: 0 S: 9	H: 1 LOB: 1 BB: 0 P: 11	R: 1 E: 0 K: 0 S: 11	H: 2 LOB: 1 BB: 0 P: 16	R: 0 E: 0 K: 0 S: 7	H: 1 LOB: 1 BB: 0 P: 13	R: 0 E: 0 K: 1 S: 14	H: 1 LOB: 2 BB: 1 P: 28	1B: 10 2B: 2 3B: 0 HR: 1	SF: 0 SAC: 0 DP: 1 HBP: 0	WP: 0 PB: 0 SB: 0 CS: 0	PA: 39	
PITCHER	IP WLS BF H R ER SO BB IBB HBP BLK WP HR S P ERA WHIP	IP WLS BF H R ER SO BB IBB HBP BLK WP HR S P ERA WHIP	IP WLS BF H R ER SO BB IBB HBP BLK WP HR S P ERA WHIP	IP WLS BF H R ER SO BB IBB HBP BLK WP HR S P ERA WHIP	IP WLS BF H R ER SO BB IBB HBP BLK WP HR S P ERA WHIP	IP WLS BF H R ER SO BB IBB HBP BLK WP HR S P ERA WHIP	IP WLS BF H R ER SO BB IBB HBP BLK WP HR S P ERA WHIP	IP WLS BF H R ER SO BB IBB HBP BLK WP HR S P ERA WHIP	IP WLS BF H R ER SO BB IBB HBP BLK WP HR S P ERA WHIP	22 Michael Lorenzen, R (1, 1) ERA: 3.97	68 Jeff Hoffman, R (4, 1) ERA: 2.72	30 Gregory Soto, L (6, 1) ERA: 4.62	54 Dylan Covey, R (7, 1) ERA: 4.35	22 Michael Lorenzen, R (1, 1) ERA: 3.97	68 Jeff Hoffman, R (4, 1) ERA: 2.72	30 Gregory Soto, L (6, 1) ERA: 4.62	54 Dylan Covey, R (7, 1) ERA: 4.35	22 Michael Lorenzen, R (1, 1) ERA: 3.97	68 Jeff Hoffman, R (4, 1) ERA: 2.72	30 Gregory Soto, L (6, 1) ERA: 4.62	54 Dylan Covey, R (7, 1) ERA: 4.35

Batter	1	2	3	4	5	6	7	8	9	AB	R	H	RBI	BB	SO	LOB	TOP											
12 Kyle Schwarber, L (1, 10) OBP: 0.327, SLG: 0.429			G4-3		L6			K		3	0	0	0	1	1	1	Philadelphia Phillies @ Washington Nationals Muncy Bank Ballpark, Williamsport, PA Sun Aug 20 2023, 7:13 PM - 9:38 PM EDT Att. 2,473 - Clear - 79 F											
7 Trea Turner, R (1, 6) OBP: 0.305, SLG: 0.403										4	0	1	0	0	1	2												
3 Bryce Harper, L (1, 3) OBP: 0.385, SLG: 0.440										3	0	0	0	1	0	2												
8 Nick Castellanos, R (1, 9) OBP: 0.314, SLG: 0.472										4	0	1	0	0	2	2												
5 Bryson Stott, L (1, 4) OBP: 0.341, SLG: 0.438										4	1	1	0	0	1	3												
28 Alec Bohm, R (1, 5) OBP: 0.333, SLG: 0.417										3	0	0	0	1	0	1												
16 Brandon Marsh, L (1, 8) OBP: 0.365, SLG: 0.457										4	1	1	1	0	1	1												
44 Jake Cave, L (1, 7) OBP: 0.297, SLG: 0.433										4	1	1	2	0	0	0												
21 Garrett Stubbs, L (1, 2) OBP: 0.289, SLG: 0.272										3	0	1	0	0	0	0												
10 J.T. Realmuto, R (9, PH) OBP: 0.313, SLG: 0.462										1	0	0	0	0	1	0												
Inning Stats	R: 0 H: 0 E: 0 K: 2 S: 15	H: 0 LOB: 2 BB: 2 P: 29	R: 0 H: 0 E: 0 K: 0 S: 5	H: 0 LOB: 0 BB: 0 P: 8	R: 0 H: 1 E: 0 K: 0 S: 8	H: 1 LOB: 1 BB: 0 P: 13	R: 0 H: 0 E: 0 K: 2 S: 8	H: 0 LOB: 1 BB: 0 P: 16	R: 0 H: 0 E: 0 K: 0 S: 9	H: 0 LOB: 0 BB: 0 P: 14	R: 0 H: 1 E: 0 K: 0 S: 9	H: 1 LOB: 1 BB: 0 P: 14	R: 0 H: 0 E: 0 K: 1 S: 6	H: 0 LOB: 0 BB: 0 P: 11	R: 0 H: 1 E: 0 K: 1 S: 8	H: 1 LOB: 0 BB: 0 P: 9	R: 3 H: 3 E: 0 K: 1 S: 16	H: 3 LOB: 0 BB: 0 P: 25	1B: 4 2B: 1 3B: 0 HR: 1	SF: 0 SAC: 0 DP: 0 HBP: 0	WP: 0 PB: 0 SB: 0 CS: 0	PA: 36						
PITCHER	IP	WLS	BF	H	R	ER	SO	BB	IBB	HBP	BLK	WP	HR	S	P	ERA	WHIP											
32 Trevor Williams, R (1, 1) ERA: 4.95	6.0	W	23	2	0	0	4	3	0	0	0	0	0	54	94	0.00	0.833											
51 Jordan Weems, R (7, 1) ERA: 2.59	1.0		3	0	0	0	1	0	0	0	0	0	0	6	11	0.00	0.000											
73 Hunter Harvey, R (8, 1) ERA: 2.84	1.0		4	1	0	0	1	0	0	0	0	0	0	8	9	0.00	1.000											
71 Mason Thompson, R (9, 1) ERA: 4.88	0.2	S	4	2	2	2	0	0	0	0	0	0	0	10	16	27.00	3.000											
67 Kyle Finnegan, R (9, 1) ERA: 2.82	0.1	S	2	1	1	1	1	0	0	0	0	0	0	1	6	9	27.00	3.000										

Batter	1	2	3	4	5	6	7	8	9	AB	R	H	RBI	BB	SO	LOB	BOTTOM										
5 C.J. Abrams, L (1, 6) OBP: 0.302, SLG: 0.407			L8		L6			K		4	1	1	0	0	1	0	Philadelphia Phillies @ Washington Nationals Muncy Bank Ballpark, Williamsport, PA Sun Aug 20 2023, 7:13 PM - 9:38 PM EDT Att. 2,473 - Clear - 79 F										
28 Lane Thomas, R (1, 8) OBP: 0.335, SLG: 0.480										4	1	2	0	0	1	0											
45 Joey Meneeses, R (1, 10) OBP: 0.331, SLG: 0.421										4	1	3	0	0	0	0											
20 Keibert Ruiz, S (1, 2) OBP: 0.315, SLG: 0.419										4	1	1	2	0	0	3											
22 Dominic Smith, L (1, 3) OBP: 0.335, SLG: 0.344										4	0	2	2	0	0	2											
36 Stone Garrett, R (1, 9) OBP: 0.347, SLG: 0.467										3	0	0	0	0	3	2											
39 Jake Alu, L (1, 4) OBP: 0.266, SLG: 0.300										3	0	0	0	0	0	2											
14 Ildemaro Vargas, S (1, 5) OBP: 0.272, SLG: 0.368										2	0	0	0	1	0	1											
29 Blake Rutherford, L (1, 7) OBP: 0.228, SLG: 0.200										3	0	0	0	0	0	1											
17 Alex Call, R (8, 8) OBP: 0.303, SLG: 0.293										0	0	0	0	0	0	0											
Inning Stats	R: 4 H: 5 E: 0 K: 1 S: 18	H: 5 LOB: 1 BB: 0 P: 28	R: 0 H: 0 E: 0 K: 1 S: 7	H: 0 LOB: 0 BB: 0 P: 10	R: 0 H: 0 E: 0 K: 0 S: 7	H: 0 LOB: 0 BB: 0 P: 12	R: 0 H: 0 E: 0 K: 1 S: 10	H: 0 LOB: 1 BB: 1 P: 19	R: 0 H: 1 E: 0 K: 0 S: 8	H: 1 LOB: 0 BB: 0 P: 10	R: 0 H: 1 E: 0 K: 1 S: 6	H: 1 LOB: 0 BB: 0 P: 8	R: 0 H: 0 E: 0 K: 1 S: 8	H: 0 LOB: 0 BB: 0 P: 12	R: 0 H: 2 E: 0 K: 0 S: 9	H: 2 LOB: 1 BB: 0 P: 15	R: 0 H: 8 E: 0 K: 1 S: 16	H: 8 LOB: 1 BB: 0 P: 25	1B: 8 2B: 1 3B: 0 HR: 0	SF: 0 SAC: 0 DP: 2 HBP: 0	WP: 0 PB: 0 SB: 0 CS: 0	PA: 32					
PITCHER	IP	WLS	BF	H	R	ER	SO	BB	IBB	HBP	BLK	WP	HR	S	P	ERA	WHIP										
45 Zack Wheeler, R (1, 1) ERA: 3.7	7.0	L	28	7	4	4	5	1	0	0	0	0	0	64	99	5.14	1.143										
56 Luis Ortiz, R (8, 1) ERA: 3.5	1.0		4	2	0	0	0	0	0	0	0	0	0	9	15	0.00	2.000										

AB	33
R	3
H	6
RBI	3
BB	3
SO	7
LOB	12

AB	31
R	4
H	9
RBI	4
BB	1
SO	5
LOB	11

Batter	1	2	3	4	5	6	7	8	9	AB	R	H	RBI	BB	SO	LOB	TOP			
31 LaMonte Wade Jr., L OBP: 0.381, SLG: 0.417	E3 FC4-6	K			K		K		K	5	1	1	0	0	3	1	San Francisco Giants @ Philadelphia Phillies Citizens Bank Park, Philadelphia, PA Tue Aug 22 2023, 6:44 PM - 9:37 PM EDT Att. 40,420 - Clear - 79 F			
39 Thairo Estrada, R OBP: 0.329, SLG: 0.435	E7 FC4-6		G4-3		23 2B		F8		K	5	1	3	0	0	1	1				
41 Wilmer Flores, R OBP: 0.321, SLG: 0.535	FC4-6 23 1B		F8		23 2B				F4	3	1	0	1	2	0	3				
23 Joc Pederson, L OBP: 0.354, SLG: 0.429			G4-3							3	0	2	2	0	0	1				
13 Austin Slater, R OBP: 0.311, SLG: 0.373										1	0	0	0	0	1	1				
8 Michael Conforto, L OBP: 0.340, SLG: 0.403										3	0	0	0	0	2	4				
29 Luis Matos, R OBP: 0.317, SLG: 0.348	K		L8							1	0	1	0	0	0	0				
7 J.D. Davis, R OBP: 0.321, SLG: 0.408	K									3	0	0	0	1	2	3				
14 Patrick Bailey, S OBP: 0.309, SLG: 0.402		G3								4	0	0	0	0	1	2				
53 Wade Meckler, L OBP: 0.222, SLG: 0.160										4	0	1	0	0	1	2				
6 Casey Schmitt, R OBP: 0.251, SLG: 0.278										1	0	0	0	1	1	0				
2 Blake Sabol, L OBP: 0.304, SLG: 0.399										1	0	0	0	0	0	1				
10 Johan Camargo, S OBP: 0.300, SLG: 0.222										1	0	0	0	0	0	0				
Inning Stats	R: 1 H: 2 K: 2 S: 15	H: 2 LOB: 0 P: 25	R: 0 H: 1 K: 1 S: 11	H: 1 LOB: 1 BB: 1 P: 19	R: 0 H: 1 E: 0 K: 0 S: 8	H: 1 LOB: 1 BB: 0 P: 13	R: 0 H: 0 E: 0 K: 1 S: 7	H: 0 LOB: 1 BB: 1 P: 9	R: 2 H: 2 E: 0 K: 3 S: 14	H: 2 LOB: 1 BB: 1 P: 23	R: 0 H: 0 E: 0 K: 0 S: 7	H: 0 LOB: 1 BB: 1 P: 13	R: 0 H: 0 E: 0 K: 2 S: 17	H: 1 LOB: 1 BB: 0 P: 27	R: 0 H: 1 E: 0 K: 2 S: 15	H: 1 LOB: 0 BB: 0 P: 12	1B: 5 2B: 3 3B: 0 HR: 0	SF: 0 SAC: 0 DP: 0 HBP: 0	WP: 0 PB: 0 SB: 0 CS: 0	PA: 39
PITCHER	IP WLS BF H R ER SO BB IBB HBP BLK WP HR S P ERA WHIP																			
99 Tajuan Walker, R ERA: 4.02	5.0 23 6 3 2 7 2 0 0 0 0 0 0 55 89 3.60 1.600																			
58 Seranthony Dominguez, R ERA: 4.0	1.0 4 0 0 0 0 1 0 0 0 0 0 0 7 13 0.00 1.000																			
46 José Alvarado, L ERA: 1.33	1.0 4 0 0 0 2 1 0 0 0 0 0 0 17 27 0.00 1.000																			
30 Gregory Soto, L ERA: 4.72	1.0 4 1 0 0 2 0 0 0 0 0 0 0 15 22 0.00 1.000																			
31 Craig Kimbrel, R ERA: 3.06	1.0 W 4 1 0 0 1 0 0 0 0 0 0 0 9 12 0.00 1.000																			

Batter	1	2	3	4	5	6	7	8	9	AB	R	H	RBI	BB	SO	LOB	BOTTOM					
12 Kyle Schwarber, L OBP: 0.330, SLG: 0.435	3 HR				K		F4		7 1B	3	1	1	0	2	1	3	San Francisco Giants @ Philadelphia Phillies Citizens Bank Park, Philadelphia, PA Tue Aug 22 2023, 6:44 PM - 9:37 PM EDT Att. 40,420 - Clear - 79 F					
7 Trea Turner, R OBP: 0.305, SLG: 0.403							F9		IBB	5	0	1	2	0	2	5						
8 Nick Castellanos, R OBP: 0.311, SLG: 0.466							F7			4	0	0	0	0	2	2						
3 Bryce Harper, L OBP: 0.389, SLG: 0.459									28 G5-4-3	3	1	2	2	1	1	0						
28 Alec Bohm, R OBP: 0.335, SLG: 0.425										4	0	0	0	0	1	2						
10 J.T. Realmuto, R OBP: 0.314, SLG: 0.460										4	0	1	0	0	1	0						
5 Bryson Stott, L OBP: 0.345, SLG: 0.443										3	1	2	0	0	0	1						
33 Edmundo Sosa, R OBP: 0.296, SLG: 0.431										2	0	1	0	0	1	1						
44 Jake Cave, L OBP: 0.235, SLG: 0.430										1	0	0	0	0	0	1						
18 Johan Rojas, R OBP: 0.337, SLG: 0.410										2	0	0	0	0	2	4						
16 Brandon Marsh, L OBP: 0.369, SLG: 0.459										1	1	1	0	0	0	0						
Inning Stats	R: 2 H: 2 K: 3 S: 13	H: 2 LOB: 0 BB: 0 P: 19	R: 0 H: 1 K: 2 S: 17	H: 1 LOB: 1 BB: 1 P: 30	R: 0 H: 1 K: 0 S: 7	H: 1 LOB: 0 BB: 0 P: 9	R: 0 H: 2 K: 2 S: 19	H: 2 LOB: 2 BB: 0 P: 25	R: 0 H: 0 K: 1 S: 8	H: 0 LOB: 0 BB: 0 P: 12	R: 0 H: 1 K: 1 S: 8	H: 1 LOB: 1 BB: 0 P: 10	R: 0 H: 0 K: 2 S: 9	H: 0 LOB: 1 BB: 0 P: 13	R: 0 H: 0 K: 0 S: 6	H: 0 LOB: 0 BB: 1 P: 12	R: 2 H: 2 K: 0 S: 11	H: 2 LOB: 2 BB: 1 P: 19	1B: 6 2B: 2 3B: 0 HR: 1	SF: 0 SAC: 0 DP: 1 HBP: 3	WP: 0 PB: 0 SB: 1 CS: 1	PA: 39
PITCHER	IP WLS BF H R ER SO BB IBB HBP BLK WP HR S P ERA WHIP																					
45 Kyle Harrison, L ERA: 5.4	3.1 16 2 2 2 5 1 0 1 0 0 0 0 21 30 0.00 0.600																					
74 Ryan Walker, R ERA: 2.15	1.2 6 1 0 0 3 0 0 0 0 0 0 0 21 30 0.00 0.600																					
77 Luke Jackson, R ERA: 2.14	1.0 H 4 1 0 0 1 0 0 0 0 0 0 8 10 0.00 1.000																					
71 Tyler Rogers, R ERA: 2.69	1.0 H 4 0 0 0 2 0 0 0 1 0 0 0 9 13 0.00 0.000																					
33 Taylor Rogers, L ERA: 2.74	1.0 H 3 0 0 0 0 1 0 0 0 0 0 0 6 12 0.00 1.000																					
PITCHER	IP WLS BF H R ER SO BB IBB HBP BLK WP HR S P ERA WHIP																					
75 Camilo Doval, R ERA: 2.6	0.1 L 5 2 2 2 0 0 0 0 0 0 0 0 11 19 54.00 6.000																					

Batter	1	2	3	4	5	6	7	8	9	10	AB	R	H	RBI	BB	SO	LOB	TOP				
31 LaMonte Wade Jr., L OBP: 0.378, SLG: 0.413	P3		P5	P5		F7				K	6	0	1	0	0	1	4	San Francisco Giants @ Philadelphia Phillies Citizens Bank Park, Philadelphia, PA Wed Aug 23 2023, 4:11 PM - 7:46 PM EDT Att: 33,035 - Partly Cloudy - 82 F				
39 Thairo Estrada, R OBP: 0.329, SLG: 0.434	G6-3		23 BB 41 1B		F7			F8		SF8-3	5	1	2	1	0	0	2					
41 Wilmer Flores, R OBP: 0.365, SLG: 0.545	HR		23 BB		8 BB			K		G6-3	4	1	2	2	1	1	1					
23 Joc Pederson, L OBP: 0.354, SLG: 0.426	K							K		F7	2	0	0	0	1	2	1					
29 Luis Matos, R OBP: 0.313, SLG: 0.343								K			2	0	0	0	0	1	1					
8 Michael Conforto, L OBP: 0.343, SLG: 0.390											3	0	2	0	0	0	3					
13 Austin Slater, R OBP: 0.320, SLG: 0.390											2	0	2	1	0	0	0					
7 J.D. Davis, R OBP: 0.321, SLG: 0.403											5	0	0	0	0	0	5					
6 Casey Schmitt, R OBP: 0.251, SLG: 0.278	G6-4-3										0	1	0	0	0	0	0					
14 Patrick Bailey, S OBP: 0.307, SLG: 0.396	K										4	1	0	0	1	2	0					
53 Wade Meckler, L OBP: 0.313, SLG: 0.214											3	3	2	0	1	0	0					
18 Paul DeJong, R OBP: 0.273, SLG: 0.378											5	1	3	4	0	1	2					
Inning Stats	R: 1 E: 0 K: 1 S: 14	H: 1 LOB: 0 BB: 0 P: 19	R: 0 E: 0 K: 1 S: 7	H: 1 LOB: 0 BB: 0 P: 13	R: 1 E: 0 K: 0 S: 13	H: 3 LOB: 3 BB: 1 P: 22	R: 2 E: 0 K: 0 S: 8	H: 1 LOB: 0 BB: 1 P: 14	R: 0 E: 0 K: 1 S: 7	H: 1 LOB: 2 BB: 1 P: 13	R: 0 E: 0 K: 1 S: 9	H: 2 LOB: 1 BB: 0 P: 17	R: 0 E: 0 K: 1 S: 13	H: 2 LOB: 2 BB: 0 P: 17	R: 0 E: 0 K: 0 S: 11	H: 1 LOB: 0 BB: 0 P: 14	R: 3 E: 0 K: 1 S: 12	H: 1 LOB: 0 BB: 1 P: 21	1B: 11 2B: 2 3B: 0 HR: 2	SF: 1 SAC: 0 DP: 2 HBP: 1	WP: 0 PB: 0 SB: 1 CS: 0	PA: 47
PITCHER	IP WLS BF H R ER SO BB IBB HBP BLK WP HR S P ERA WHIP	22 Michael Lorenzen, R ERA: 3.69	68 Jeff Hoffman, R ERA: 2.84	25 Matt Strahm, L ERA: 3.23	64 Andrew Bellatti, R ERA: 4.5	31 Craig Kimbrel, R ERA: 3.33	PITCHER	IP WLS BF H R ER SO BB IBB HBP BLK WP HR S P ERA WHIP	43 Tristan Beck, R ERA: 3.34	75 Camilo Doval, R ERA: 3.09	34 Jakob Junis, R ERA: 3.95	33 Taylor Rogers, L ERA: 2.7	74 Ryan Walker, R ERA: 2.14									

Batter	1	2	3	4	5	6	7	8	9	10	AB	R	H	RBI	BB	SO	LOB	BOTTOM						
12 Kyle Schwarber, L OBP: 0.332, SLG: 0.440	G3										4	2	1	1	2	1	1	San Francisco Giants @ Philadelphia Phillies Citizens Bank Park, Philadelphia, PA Wed Aug 23 2023, 4:11 PM - 7:46 PM EDT Att: 33,035 - Partly Cloudy - 82 F						
7 Trea Turner, R OBP: 0.305, SLG: 0.407	K										5	2	1	1	1	1	3							
3 Bryce Harper, L OBP: 0.352, SLG: 0.468	L6										4	1	2	3	0	0	0							
8 Nick Castellanos, R OBP: 0.311, SLG: 0.452	K										5	0	2	0	0	2	4							
18 Johan Rojas, R OBP: 0.337, SLG: 0.410	K										0	0	0	0	0	0	0							
5 Bryson Stott, L OBP: 0.344, SLG: 0.441	G5-3										5	0	1	0	0	1	2							
28 Alec Bohm, R OBP: 0.336, SLG: 0.424	L9										4	0	1	0	1	0	2							
10 J.T. Realmuto, R OBP: 0.310, SLG: 0.454	K										5	1	0	0	0	3	5							
16 Brandon Marsh, L OBP: 0.372, SLG: 0.458	G4-3										3	0	1	0	2	1	0							
44 Jake Cave, L OBP: 0.291, SLG: 0.423	F8										2	0	0	0	0	0	2							
33 Edmundo Sosa, R OBP: 0.296, SLG: 0.434											3	0	1	1	0	2	3							
Inning Stats	R: 0 E: 0 K: 1 S: 7	H: 0 LOB: 0 BB: 0 P: 10	R: 0 E: 0 K: 1 S: 7	H: 0 LOB: 0 BB: 0 P: 10	R: 0 E: 0 K: 1 S: 13	H: 0 LOB: 0 BB: 0 P: 21	R: 0 E: 0 K: 1 S: 16	H: 1 LOB: 1 BB: 0 P: 24	R: 0 E: 0 K: 0 S: 15	H: 2 LOB: 2 BB: 0 P: 23	R: 2 E: 0 K: 0 S: 16	H: 4 LOB: 2 BB: 0 P: 24	R: 0 E: 0 K: 1 S: 10	H: 0 LOB: 3 BB: 2 P: 22	R: 0 E: 0 K: 3 S: 14	H: 0 LOB: 2 BB: 2 P: 25	R: 3 E: 0 K: 1 S: 16	H: 2 LOB: 2 BB: 2 P: 33	R: 1 E: 0 K: 2 S: 11	H: 1 LOB: 1 BB: 0 P: 18	1B: 6 2B: 1 3B: 0 HR: 3	SF: 0 SAC: 0 DP: 0 HBP: 1	WP: 1 PB: 0 SB: 2 CS: 0	PA: 47
PITCHER	IP WLS BF H R ER SO BB IBB HBP BLK WP HR S P ERA WHIP	38 Alex Cobb, R ERA: 3.74	54 Scott Alexander, L ERA: 4.15	77 Luke Jackson, R ERA: 2.11	57 Alex Wood, L ERA: 4.74	71 Tyler Rogers, R ERA: 2.69	PITCHER	IP WLS BF H R ER SO BB IBB HBP BLK WP HR S P ERA WHIP	43 Tristan Beck, R ERA: 3.34	75 Camilo Doval, R ERA: 3.09	34 Jakob Junis, R ERA: 3.95	33 Taylor Rogers, L ERA: 2.7	74 Ryan Walker, R ERA: 2.14											

Batter	1	2	3	4	5	6	7	8	9	AB	R	H	RBI	BB	SO	LOB	TOP																					
19 Tommy Edman, S OBP: 0.300, SLG: 0.408										4	0	1	0	0	1	0	St. Louis Cardinals @ Philadelphia Phillies Citizens Bank Park, Philadelphia, PA Sat Aug 26 2023, 7:17 PM - 9:56 PM EDT Att: 44,097 - Partly Cloudy - 85 F																					
41 Alec Burleson, L OBP: 0.297, SLG: 0.404										4	0	0	0	0	0	1																						
46 Paul Goldschmidt, R OBP: 0.363, SLG: 0.454										3	0	0	0	0	1	0																						
55 Taylor Motter, R OBP: 0.240, SLG: 0.229										1	0	0	0	0	1	0																						
16 Nolan Gorman, L OBP: 0.324, SLG: 0.482										3	0	0	0	0	3	0																						
40 Wilson Contreras, R OBP: 0.351, SLG: 0.427										3	0	0	0	0	1	0																						
27 Tyler O'Neill, R OBP: 0.324, SLG: 0.411										3	0	1	0	0	2	0																						
67 Richie Palacios, L OBP: 0.364, SLG: 0.571										3	0	0	0	0	1	1																						
26 Luken Baker, R OBP: 0.231, SLG: 0.289										3	1	1	1	0	1	2																						
0 Masyn Winn, R OBP: 0.172, SLG: 0.207										3	0	0	0	0	0	1																						
Inning Stats	R: 0 E: 0 K: 2 S: 10	H: 0 LOB: 0 BB: 0 P: 13	R: 0 E: 0 K: 3 S: 10	H: 0 LOB: 0 BB: 0 P: 14	R: 1 E: 0 K: 1 S: 13	H: 2 LOB: 1 BB: 0 P: 16	R: 0 E: 0 K: 1 S: 6	H: 0 LOB: 0 BB: 0 P: 9	R: 0 E: 0 K: 2 S: 7	H: 0 LOB: 0 BB: 0 P: 8	R: 0 E: 0 K: 0 S: 5	H: 0 LOB: 0 BB: 0 P: 6	R: 0 E: 0 K: 1 S: 7	H: 0 LOB: 0 BB: 0 P: 11	R: 0 E: 1 K: 0 S: 8	H: 1 LOB: 1 BB: 0 P: 10	R: 0 E: 0 K: 1 S: 8	H: 0 LOB: 0 BB: 0 P: 13	1B: 2 2B: 0 3B: 0 HR: 1	SF: 0 SAC: 0 DP: 1 HBP: 0	WP: 0 PB: 0 SB: 0 CS: 0	PA: 30																
PITCHER	IP	WLS	BF	H	R	ER	SO	BB	IBB	HBP	BLK	WP	HR	S	P	ERA	WHIP	PITCHER	IP	WLS	BF	H	R	ER	SO	BB	IBB	HBP	BLK	WP	HR	S	P	ERA	WHIP			
45 Zack Wheeler, R ERA: 3.59	7.0	W	24	3	1	1	10	0	0	0	0	0	1	60	80	1.29	0.429																					
30 Gregory Soto, L ERA: 4.52	1.0		3	0	0	0	0	0	0	0	0	0	0	6	8	0.00	0.000																					
54 Dylan Covey, R ERA: 4.78	1.0		3	0	0	0	1	0	0	0	0	0	0	8	13	0.00	0.000																					

AB	30
R	1
H	3
RBI	1
BB	0
SO	11
LOB	5



Batter	1	2	3	4	5	6	7	8	9	AB	R	H	RBI	BB	SO	LOB	BOTTOM																							
12 Kyle Schwarber, L OBP: 0.336, SLG: 0.452										2	1	1	0	2	0	0	St. Louis Cardinals @ Philadelphia Phillies Citizens Bank Park, Philadelphia, PA Sat Aug 26 2023, 7:17 PM - 9:56 PM EDT Att: 44,097 - Partly Cloudy - 85 F																							
18 Johan Rojas, R OBP: 0.333, SLG: 0.405										1	0	0	0	0	0	1																								
7 Trea Turner, R OBP: 0.306, SLG: 0.410										4	2	2	1	0	0	3																								
29 Rodolfo Castro, S OBP: 0.307, SLG: 0.335										1	0	0	0	0	1	0																								
3 Bryce Harper, L OBP: 0.398, SLG: 0.480										4	1	3	2	1	0	0																								
8 Nick Castellanos, R OBP: 0.312, SLG: 0.473										5	2	2	3	0	1	3																								
5 Bryson Stott, L OBP: 0.342, SLG: 0.445										4	2	2	1	0	0	1																								
33 Edmundo Sosa, R OBP: 0.296, SLG: 0.434										0	0	0	0	0	0	0																								
28 Alec Bohm, R OBP: 0.337, SLG: 0.432										2	1	0	1	1	1	0																								
10 J.T. Realmuto, R ERA: 4.44										3	0	0	0	1	0	2																								
21 Garrett Stubbs, L OBP: 0.287, SLG: 0.282										0	0	0	0	0	0	0																								
16 Brandon Marsh, L OBP: 0.375, SLG: 0.471										4	2	2	3	0	0	1																								
44 Jake Cave, L OBP: 0.289, SLG: 0.404										2	1	0	0	2	0	0																								
Inning Stats	R: 0 E: 0 K: 0 S: 6	H: 0 LOB: 1 BB: 2 P: 16	R: 0 E: 0 K: 0 S: 10	H: 0 LOB: 0 BB: 0 P: 14	R: 2 E: 0 K: 0 S: 13	H: 2 LOB: 1 BB: 2 P: 25	R: 1 E: 0 K: 1 S: 10	H: 1 LOB: 0 BB: 0 P: 12	R: 1 E: 0 K: 0 S: 11	H: 2 LOB: 2 BB: 0 P: 20	R: 1 E: 0 K: 0 S: 12	H: 1 LOB: 1 BB: 1 P: 20	R: 7 E: 0 K: 0 S: 25	H: 6 LOB: 1 BB: 2 P: 46	R: 0 E: 0 K: 2 S: 8	H: 0 LOB: 0 BB: 0 P: 10	R: 0 E: 0 K: 2 S: 8	H: 0 LOB: 0 BB: 0 P: 10	1B: 5 2B: 4 3B: 0 HR: 3	SF: 1 SAC: 0 DP: 2 HBP: 0	WP: 0 PB: 0 SB: 0 CS: 0	PA: 40																		
PITCHER	IP	WLS	BF	H	R	ER	SO	BB	IBB	HBP	BLK	WP	HR	S	P	ERA	WHIP	PITCHER	IP	WLS	BF	H	R	ER	SO	BB	IBB	HBP	BLK	WP	HR	S	P	ERA	WHIP					
43 Dakota Hudson, R ERA: 4.41	5.2	L	25	6	5	5	1	5	0	0	0	0	0	10	15	40.50	4.500																							
53 Andre Pallante, R ERA: 5.16	0.2		5	3	3	3	0	0	0	0	0	0	0	2	9	20	108.00	12.000																						
65 Giovanni Gallegos, R ERA: 4.44	0.1		5	3	4	4	0	1	0	0	0	0	0	16	23	0.00	0.750																							
31 Andrew Suárez, L ERA: 7.16	1.1		5	0	0	0	2	1	0	0	0	0	0	16	23	0.00	0.750																							

AB	32
R	12
H	12
RBI	11
BB	7
SO	3
LOB	11



Batter	1	2	3	4	5	6	7	8	9	AB	R	H	RBI	BB	SO	LOB	TOP										
18 Nolan Schanuel, L OBP: 0.488, SLG: 0.375			L7		G3		G4-3		E7 17 2B	5	1	2	0	0	0	2	Los Angeles Angels @ Philadelphia Phillies Citizens Bank Park, Philadelphia, PA Tue Aug 29 2023, 6:43 PM - 9:17 PM EDT Att: 36,096 - Cloudy - 78 F										
17 Shohel Ohtani, L OBP: 0.410, SLG: 0.664	F5		E1		CS		L9		E	5	0	3	2	0	0	1											
Brandon Drury, R OBP: 0.303, SLG: 0.478	FC6-4		K				K		E6	4	0	0	0	1	2	3											
8 Mike Moustakas, L OBP: 0.305, SLG: 0.422	K		F9		K				K	5	0	0	0	0	3	6											
2 Luis Rengifo, S OBP: 0.341, SLG: 0.433		HR			CS		12 FC5-4 1B		G3	4	2	3	2	0	0	0											
14 Logan O'Hoppe, R OBP: 0.280, SLG: 0.417		12 G6-4-3 BB			K		P3		L5	3	0	0	0	1	1	1											
16 Mickey Moniak, L OBP: 0.310, SLG: 0.458					F9		F7		G4-3	3	0	0	0	0	1	2											
4 Andrew Velazquez, S OBP: 0.270, SLG: 0.291										1	0	0	0	0	0	0											
12 Hunter Renfroe, R OBP: 0.300, SLG: 0.422		G6-4-3			P3		FC5-4		15 FC5-4 BB	3	0	0	0	1	0	2											
15 Randal Grichuk, R OBP: 0.322, SLG: 0.454							18 G3 17 1B		FC5-4 18 1B E	4	4	3	1	0	0	1											
Inning Stats	R: 0 E: 0 K: 1 S: 11	H: 1 LOB: 1 BB: 0 P: 14	R: 1 E: 0 K: 1 S: 12	H: 1 LOB: 0 BB: 1 P: 17	R: 1 E: 1 K: 1 S: 10	H: 2 LOB: 1 BB: 0 P: 13	R: 1 E: 0 K: 1 S: 10	H: 1 LOB: 0 BB: 0 P: 13	R: 1 E: 0 K: 1 S: 10	H: 2 LOB: 1 BB: 1 P: 19	R: 0 E: 0 K: 0 S: 8	H: 1 LOB: 1 BB: 0 P: 12	R: 1 E: 0 K: 1 S: 10	H: 1 LOB: 0 BB: 0 P: 13	R: 0 E: 0 K: 0 S: 4	H: 0 LOB: 0 BB: 0 P: 7	R: 2 E: 2 K: 1 S: 16	H: 2 LOB: 2 BB: 1 P: 27	1B: 5 2B: 3 3B: 0 HR: 3	SF: 0 SAC: 0 DP: 1 HBP: 0	WP: 0 PB: 0 SB: 0 CS: 1	PA: 41					
PITCHER	IP	WLS	BF	H	R	ER	SO	BB	IBB	HBP	BLK	WP	HR	S	P	ERA	WHIP										
22 Michael Lorenzen, R ERA: 3.73	6.0	W	26	8	4	3	5	2	0	0	0	0	2	61	88	4.50	1.667										
46 José Alvarado, L ERA: 1.5	1.0		4	1	1	1	1	0	0	0	0	0	1	10	13	9.00	1.000										
58 Seranthony Dominguez, R ERA: 3.85	1.0		3	0	0	0	0	0	0	0	0	0	0	4	7	0.00	0.000										
64 Andrew Bellatti, R ERA: 4.95	1.0		7	2	2	2	1	1	0	0	0	0	0	16	27	18.00	3.000										

Batter	1	2	3	4	5	6	7	8	9	AB	R	H	RBI	BB	SO	LOB	BOTTOM										
12 Kyle Schwarber, L OBP: 0.333, SLG: 0.456	G4-3									4	1	1	1	1	1	2	Los Angeles Angels @ Philadelphia Phillies Citizens Bank Park, Philadelphia, PA Tue Aug 29 2023, 6:43 PM - 9:17 PM EDT Att: 36,096 - Cloudy - 78 F										
16 Brandon Marsh, L OBP: 0.376, SLG: 0.471			HR							0	0	0	0	0	0	0											
7 Trea Turner, R OBP: 0.305, SLG: 0.431	F7		F8							5	1	2	3	0	1	1											
8 Nick Castellanos, R OBP: 0.312, SLG: 0.465	F7									5	1	1	0	0	0	1											
44 Jake Cave, L OBP: 0.291, SLG: 0.406										0	0	0	0	0	0	0											
3 Bryce Harper, L OBP: 0.402, SLG: 0.497		HR								4	2	2	1	1	0	0											
28 Alec Bohm, R OBP: 0.339, SLG: 0.440	P3									3	2	2	3	1	0	0											
10 J.T. Realmuto, R OBP: 0.313, SLG: 0.453	F9									4	2	2	1	0	0	2											
29 Rodolfo Castro, S OBP: 0.305, SLG: 0.332										2	0	0	0	0	1	2											
5 Bryson Stott, L OBP: 0.342, SLG: 0.448	K									2	2	2	2	0	0	0											
33 Edmundo Sosa, R OBP: 0.295, SLG: 0.427										4	0	1	0	0	2	2											
18 Johan Rojas, R OBP: 0.337, SLG: 0.413	G4-6-3									3	1	0	1	0	0	1											
Inning Stats	R: 0 E: 0 K: 0 S: 8	H: 0 LOB: 0 BB: 0 P: 13	R: 1 E: 0 K: 1 S: 11	H: 1 LOB: 0 BB: 0 P: 14	R: 1 E: 0 K: 0 S: 6	H: 2 LOB: 0 BB: 0 P: 10	R: 0 E: 0 K: 0 S: 9	H: 1 LOB: 2 BB: 1 P: 17	R: 0 E: 0 K: 2 S: 10	H: 0 LOB: 1 BB: 1 P: 17	R: 6 E: 1 K: 1 S: 20	H: 5 LOB: 1 BB: 1 P: 30	R: 3 E: 0 K: 0 S: 16	H: 3 LOB: 0 BB: 0 P: 22	R: 1 E: 0 K: 1 S: 12	H: 1 LOB: 0 BB: 0 P: 19	1B: 4 2B: 3 3B: 1 HR: 5	SF: 0 SAC: 1 DP: 1 HBP: 0	WP: 0 PB: 0 SB: 0 CS: 0	PA: 40							
PITCHER	IP	WLS	BF	H	R	ER	SO	BB	IBB	HBP	BLK	WP	HR	S	P	ERA	WHIP										
31 Tyler Anderson, L ERA: 5.88	5.0	L	24	7	6	6	3	2	1	0	1	0	0	13	78	10.80	1.800										
59 José Soriano, R ERA: 3.31	0.2		5	2	2	2	1	0	0	0	0	0	0	13	22	27.00	3.000										
51 Jaime Barria, R ERA: 5.28	2.1		11	4	4	4	1	0	0	0	0	0	2	29	42	15.43	1.714										

Batter	1	2	3	4	5	6	7	8	9	AB	R	H	RBI	BB	SO	LOB	TOP					
12 Kyle Schwarber, L (1, 10) OBP: 0.333, SLG: 0.459										4	1	1	1	0	1	3	Philadelphia Phillies @ Milwaukee Brewers American Family Field, Milwaukee, WI Fri Sep 01 2023, 7:13 PM - 9:45 PM CDT Att: 32,519 - Clear - 77 F					
7 Trea Turner, R (1, 6) OBP: 0.311, SLG: 0.443										4	1	1	3	0	2	1						
3 Bryce Harper, L (1, 3) OBP: 0.398, SLG: 0.497										4	0	0	0	0	2	0						
8 Nick Castellanos, R (1, 9) OBP: 0.312, SLG: 0.464										4	0	0	0	0	3	0						
5 Bryson Stott, L (1, 4) OBP: 0.338, SLG: 0.442										4	0	0	0	0	2	0						
28 Alec Bohm, R (1, 5) OBP: 0.313, SLG: 0.452										3	1	0	0	1	0	0						
10 J.T. Realmuto, R (1, 2) OBP: 0.313, SLG: 0.452										3	1	1	0	0	0	0						
16 Brandon Marsh, L (1, 8) OBP: 0.381, SLG: 0.469										3	1	1	1	0	1	0						
44 Jake Cave, L (1, 7) OBP: 0.292, SLG: 0.404										3	0	1	0	0	2	2						
Inning Stats	R: 1 E: 0 K: 2 S: 15	H: 1 LOB: 0 BB: 0 P: 20	R: 0 E: 0 K: 1 S: 7	H: 0 LOB: 0 BB: 0 P: 10	R: 0 E: 0 K: 3 S: 12	H: 1 LOB: 1 BB: 0 P: 20	R: 0 E: 0 K: 2 S: 9	H: 0 LOB: 0 BB: 0 P: 15	R: 0 E: 0 K: 0 S: 11	H: 0 LOB: 0 BB: 0 P: 16	R: 0 E: 0 K: 2 S: 10	H: 0 LOB: 0 BB: 0 P: 13	R: 0 E: 0 K: 1 S: 9	H: 0 LOB: 0 BB: 0 P: 14	R: 4 E: 0 K: 1 S: 15	H: 3 LOB: 0 BB: 1 P: 23	R: 0 E: 0 K: 1 S: 8	H: 0 LOB: 0 BB: 0 P: 14	1B: 3 2B: 0 3B: 0 HR: 2	SF: 0 SAC: 0 DP: 0 HBP: 0	WP: 0 PB: 0 SB: 0 CS: 0	PA: 33
PITCHER	IP WLS BF H R ER SO BB IBB HBP BLK WP HR S P ERA WHIP	6.0 H 3 0 0 1 0 0 0 0 0 1 64 94 1.50 0.333	1.0 H 3 0 0 1 0 0 0 0 0 0 9 14 0.00 0.000	0.2 H 5 2 3 3 1 0 0 0 0 0 11 17 40.50 4.500	1.1 W 5 1 1 1 1 0 0 0 0 0 1 12 20 6.75 0.750	PITCHER										IP WLS BF H R ER SO BB IBB HBP BLK WP HR S P ERA WHIP						



AB	32
R	5
H	5
RBI	5
BB	1
SO	13
LOB	6



Batter	1	2	3	4	5	6	7	8	9	AB	R	H	RBI	BB	SO	LOB	BOTTOM					
22 Christian Yelich, L (1, 7) OBP: 0.367, SLG: 0.444										4	1	0	0	0	2	1	Philadelphia Phillies @ Milwaukee Brewers American Family Field, Milwaukee, WI Fri Sep 01 2023, 7:13 PM - 9:45 PM CDT Att: 32,519 - Clear - 77 F					
24 William Contreras, R (1, 2) OBP: 0.356, SLG: 0.455										4	2	2	0	0	2	0						
41 Carlos Santana, S (1, 3) OBP: 0.315, SLG: 0.415										3	2	2	0	1	1	0						
10 Sal Frelick, L (1, 8) OBP: 0.361, SLG: 0.385										3	0	0	0	0	1	3						
15 Tyrone Taylor, R (8, PH) OBP: 0.247, SLG: 0.368										0	1	0	1	1	0	0						
27 Willy Adames, R (1, 6) OBP: 0.295, SLG: 0.397										4	1	1	3	0	1	3						
11 Rowdy Tellez, L (1, 10) OBP: 0.293, SLG: 0.395										2	0	0	0	0	1	0						
6 Owen Miller, R (7, PH) OBP: 0.301, SLG: 0.372										2	0	0	0	0	0	0						
21 Mark Canha, R (1, 9) OBP: 0.288, SLG: 0.371										3	0	1	0	0	2	0						
0 Brice Turang, L (1, 4) OBP: 0.286, SLG: 0.312										4	0	0	0	0	2	3						
14 Andruw Monasterio, R (1, 5) OBP: 0.335, SLG: 0.350										3	0	1	0	0	2	0						
Inning Stats	R: 0 E: 0 K: 1 S: 13	H: 1 LOB: 1 BB: 0 P: 20	R: 0 E: 0 K: 2 S: 8	H: 0 LOB: 0 BB: 0 P: 12	R: 0 E: 0 K: 2 S: 12	H: 0 LOB: 0 BB: 0 P: 18	R: 3 E: 0 K: 0 S: 17	H: 4 LOB: 1 BB: 0 P: 27	R: 0 E: 0 K: 3 S: 10	H: 0 LOB: 0 BB: 0 P: 15	R: 0 E: 0 K: 2 S: 8	H: 0 LOB: 0 BB: 0 P: 10	R: 0 E: 0 K: 2 S: 10	H: 0 LOB: 0 BB: 0 P: 15	R: 4 E: 1 K: 2 S: 24	H: 2 LOB: 2 BB: 3 P: 45	R: 0 E: 0 K: 2 S: 8	H: 0 LOB: 0 BB: 0 P: 10	1B: 6 2B: 0 3B: 0 HR: 1	SF: 0 SAC: 0 DP: 0 HBP: 0	WP: 0 PB: 0 SB: 0 CS: 0	PA: 35
PITCHER	IP WLS BF H R ER SO BB IBB HBP BLK WP HR S P ERA WHIP	6.0 R 3 0 0 2 0 0 0 0 0 0 10 15 0.00 0.000	1.0 L 5 2 4 1 0 2 0 0 0 0 12 23 27.00 12.000	0.2 B 4 0 0 0 2 1 0 0 0 0 12 22 0.00 1.500	PITCHER										IP WLS BF H R ER SO BB IBB HBP BLK WP HR S P ERA WHIP							

AB	32
R	7
H	7
RBI	4
BB	3
SO	14
LOB	10



Batter	1	2	3	4	5	6	7	8	9	AB	R	H	RBI	BB	SO	LOB	TOP					
12 Kyle Schwarber, L (1, 7) OBP: 0.337, SLG: 0.464 18 Johan Rojas, R (9, PR) OBP: 0.330, SLG: 0.402	G3			K		7 1B 8 2B BB	7 1B BB		8 S BB	2 1 0 0 3 1 0 0 0 0 0 0 0 0							Philadelphia Phillies @ Milwaukee Brewers American Family Field, Milwaukee, WI Sun Sep 03 2023, 12:06 PM - 2:47 PM CDT Att: 33,473 - Sunny - 89 F livebaseballscorecards.com					
7 Trea Turner, R (1, 6) OBP: 0.315, SLG: 0.448	F8			K		8 2B 1B	1-2 2-H 1B		F7	5 0 2 1 0 1 2												
8 Nick Castellanos, R (1, 9) OBP: 0.309, SLG: 0.461	G5-3			G6-3		1-3 2B	1-2 2-H 2B		K	5 0 1 1 0 2 4												
3 Bryce Harper, L (1, 10) OBP: 0.391, SLG: 0.487		P3			P6				G6-3	4 0 0 0 0 0 2												
28 Alec Bohm, R (1, 3) OBP: 0.335, SLG: 0.438		G6-3							F8	4 1 1 1 0 0 0												
10 J.T. Realmuto, R (1, 2) OBP: 0.318, SLG: 0.467		L9							HR	2 1 1 1 1 0 0												
5 Bryson Stott, L (1, 4) OBP: 0.333, SLG: 0.435									HR	4 0 0 0 0 1 2												
19 Cristian Pache, R (1, 8) OBP: 0.382, SLG: 0.580 16 Brandon Marsh, L (9, PH) OBP: 0.384, SLG: 0.471									BB	1 0 0 0 2 1 0 1 0 1 0 0 0 0												
33 Edmundo Sosa, R (1, 5) OBP: 0.291, SLG: 0.422									SH1-3	3 1 0 0 0 0 2												
																						
Inning Stats	R: 0 H: 0 K: 0 S: 10	H: 0 LOB: 0 BB: 0 P: 14	R: 0 H: 0 K: 0 S: 7	H: 0 LOB: 0 BB: 0 P: 7	R: 0 H: 0 K: 0 S: 4	H: 0 LOB: 0 BB: 1 P: 9	R: 0 H: 0 K: 2 S: 10	H: 0 LOB: 0 BB: 0 P: 16	R: 0 H: 0 K: 0 S: 8	H: 0 LOB: 1 BB: 0 P: 12	R: 1 H: 2 K: 1 S: 9	H: 2 LOB: 2 BB: 1 P: 16	R: 3 H: 3 K: 2 S: 16	H: 3 LOB: 2 BB: 2 P: 32	R: 0 H: 0 K: 0 S: 10	H: 0 LOB: 1 BB: 1 P: 16	R: 0 H: 1 K: 1 S: 10	H: 1 LOB: 3 BB: 1 P: 18	1B: 2 2B: 2 3B: 0 HR: 2	SF: 0 SAC: 1 DP: 0 HBP: 1	WP: 0 PB: 0 CS: 2	PA: 39
PITCHER	IP WLS BF H R ER SO BB IBB HBP BLK WP HR S P ERA WHIP																					
20 Wade Miley, L (1, 1) ERA: 3.33 45 Abner Uribe, R (7, 1) ERA: 1.77 32 Andrew Chafin, L (8, 1) ERA: 5.27 46 Bryse Wilson, R (9, 1) ERA: 2.91	6.1 L 26 4 4 4 4 3 0 1 0 0 0 2 56 89 5.68 1.105																					
Batter	1	2	3	4	5	6	7	8	9	AB	R	H	RBI	BB	SO	LOB	BOTTOM					
21 Mark Canha, R (1, 7) OBP: 0.354, SLG: 0.403	P4			F9			27 S BB		1B	4 1 2 1 1 0 0							Philadelphia Phillies @ Milwaukee Brewers American Family Field, Milwaukee, WI Sun Sep 03 2023, 12:06 PM - 2:47 PM CDT Att: 33,473 - Sunny - 89 F livebaseballscorecards.com					
24 William Contreras, R (1, 10) OBP: 0.357, SLG: 0.464	HR			K			F8		F9	5 1 1 1 0 2 3												
41 Carlos Santana, S (1, 3) OBP: 0.315, SLG: 0.419				HR			G3		K	5 0 1 0 0 3 3												
27 Willy Adames, R (1, 6) OBP: 0.294, SLG: 0.392	E5 15 1B			28 BB 27 BB 1B			P3			3 0 0 0 1 1 2												
15 Tyrone Taylor, R (1, 9) OBP: 0.247, SLG: 0.369	1B			K			P3		K	4 0 1 0 0 2 2												
28 Joey Wiemer, R (1, 8) OBP: 0.288, SLG: 0.368	L7						F9		E6 7 FC5-4	3 0 0 0 1 0 2												
7 Victor Caratini, S (1, 2) OBP: 0.330, SLG: 0.367				K			1B		FC5-4	4 0 2 0 0 1 4												
14 Andruw Monasterio, R (1, 5) OBP: 0.336, SLG: 0.350							F9		K	4 0 0 0 0 1 3												
0 Brice Turang, L (1, 4) OBP: 0.286, SLG: 0.312 6 Jeff Hoffman, R (7, PH) ERA: 3.63 25 Matt Strahm, L (8, 4) ERA: 3.23 46 Jose Alvarado, L (9, PH) ERA: 1.72									K	2 0 0 0 0 1 1 0 0 0 0 1 0 0 1 0 0 0 0 1 0												
																						
Inning Stats	R: 1 H: 2 K: 1 S: 16	H: 1 LOB: 2 BB: 0 P: 26	R: 0 H: 1 K: 0 S: 7	H: 1 LOB: 0 BB: 0 P: 9	R: 1 H: 2 K: 3 S: 14	H: 2 LOB: 3 BB: 2 P: 27	R: 0 H: 0 K: 1 S: 9	H: 0 LOB: 0 BB: 0 P: 13	R: 0 H: 0 K: 2 S: 9	H: 0 LOB: 0 BB: 0 P: 15	R: 0 H: 1 K: 0 S: 9	H: 1 LOB: 1 BB: 0 P: 15	R: 0 H: 0 K: 1 S: 11	H: 0 LOB: 2 BB: 2 P: 24	R: 0 H: 0 K: 2 S: 12	H: 0 LOB: 1 BB: 0 P: 17	R: 0 H: 1 K: 2 S: 11	H: 1 LOB: 1 BB: 0 P: 16	1B: 5 2B: 0 3B: 0 HR: 2	SF: 0 SAC: 0 DP: 1 HBP: 0	WP: 0 PB: 1 CS: 0	PA: 39
PITCHER	IP WLS BF H R ER SO BB IBB HBP BLK WP HR S P ERA WHIP																					
55 Ranger Suarez, L (1, 1) ERA: 3.91 68 Jeff Hoffman, R (5, 1) ERA: 2.53 58 Seranthony Dominguez, R (6, 1) ERA: 3.63 25 Matt Strahm, L (7, 1) ERA: 3.23 46 Jose Alvarado, L (8, 1) ERA: 1.72	4.0 19 3 0 0 2 2 0 0 0 0 2 46 75 4.50 1.750																					
31 Craig Kimbrel, R (9, 1) ERA: 3.57	1.0 S 4 1 0 0 2 0 0 0 0 0 9 15 0.00 0.000																					

Batter	1	2	3	4	5	6	7	8	9	AB	R	H	RBI	BB	SO	LOB	TOP					
12 Kyle Schwarber, L (1, 10) OBP: 0.345, SLG: 0.475										4	2	2	1	1	1	2						
28 Alec Bohm, R (1, 5) OBP: 0.335, SLG: 0.439										5	0	1	0	0	2	5						
3 Bryce Harper, L (1, 3) OBP: 0.388, SLG: 0.478											4	0	1	2	1	1	0					
8 Nick Castellanos, R (1, 9) OBP: 0.308, SLG: 0.466										4	0	1	0	1	1	1						
5 Bryson Stott, L (1, 4) OBP: 0.338, SLG: 0.440											4	0	2	0	1	0	3					
10 J.T. Realmuto, R (1, 2) OBP: 0.320, SLG: 0.472											4	1	2	1	1	1	5					
16 Brandon Marsh, L (1, 8) OBP: 0.383, SLG: 0.466											5	1	1	0	0	3	9					
33 Edmundo Sosa, R (1, 6) OBP: 0.300, SLG: 0.436											4	1	1	0	1	1	2					
44 Jake Cave, L (1, 7) OBP: 0.283, SLG: 0.386											5	0	1	1	0	2	3					
18 Johan Rojas, R (9, 8) OBP: 0.330, SLG: 0.402											0	0	0	0	0	0	0					
Inning Stats	R: 1 E: 0 K: 2 S: 18	H: 3 LOB: 3 BB: 1 P: 28	R: 0 E: 0 K: 2 S: 13	H: 1 LOB: 1 BB: 0 P: 17	R: 0 E: 0 K: 1 S: 15	H: 1 LOB: 2 BB: 1 P: 26	R: 2 E: 0 K: 1 S: 17	H: 2 LOB: 1 BB: 1 P: 23	R: 2 E: 0 K: 0 S: 15	H: 3 LOB: 2 BB: 1 P: 25	R: 0 E: 0 K: 2 S: 12	H: 1 LOB: 0 BB: 0 P: 21	R: 0 E: 0 K: 1 S: 9	H: 0 LOB: 0 BB: 0 P: 12	R: 0 E: 0 K: 1 S: 9	H: 1 LOB: 2 BB: 1 P: 23	1B: 8 2B: 2 3B: 0 HR: 2	SF: 0 SAC: 0 DP: 0 HBP: 0	WP: 0 PB: 1 CS: 1	PA: 45		
PITCHER	IP WLS BF H R ER SO BB IBB HBP BLK WP HR S P ERA WHIP																					
52 Michael Wacha, R (1, 1) ERA: 2.99	4.0 L 22 7 3 3 6 3 0 0 0 0 1 63 94 6.75 2.500																					
25 Tim Hill, L (5, 1) ERA: 4.47	0.2 6 3 2 2 0 1 0 0 0 0 0 1 23 22 27.00 6.000																					
21 Nick Martinez, R (5, 1) ERA: 3.82	2.1 9 1 0 0 4 1 0 0 0 0 0 0 13 36 0.00 0.857																					
58 Scott Barlow, R (8, 1) ERA: 4.87	1.0 3 0 0 0 1 0 0 0 0 0 0 0 9 13 0.00 0.000																					
66 Luis Garcia, R (9, 1) ERA: 4.05	1.0 5 1 0 0 1 1 0 0 0 0 0 0 15 23 0.00 2.000																					
Batter	1	2	3	4	5	6	7	8	9	AB	R	H	RBI	BB	SO	LOB	BOTTOM					
7 Ha-Seong Kim, R (1, 4) OBP: 0.361, SLG: 0.422										3	0	0	0	1	3	2						
23 Fernando Tatis Jr., R (1, 9) OBP: 0.377, SLG: 0.465										4	0	0	0	0	1	3						
22 Juan Soto, L (1, 7) OBP: 0.398, SLG: 0.485											3	0	0	0	1	1						
13 Manny Machado, R (1, 10) OBP: 0.317, SLG: 0.452										4	0	1	0	0	1	0						
2 Xander Bogaerts, R (1, 6) OBP: 0.341, SLG: 0.414										4	1	1	0	0	0	2						
24 Garrett Cooper, R (1, 3) OBP: 0.303, SLG: 0.425										4	0	1	1	0	1	0						
99 Gary Sánchez, R (1, 2) ERA: 3.48											2	0	0	0	1	0						
28 José Azocar, R (9, 9) OBP: 0.281, SLG: 0.323											1	0	0	0	1	1						
17 Matthew Batten, R (1, 5) OBP: 0.345, SLG: 0.442											2	0	0	0	0	0						
12 Luis Campusano, R (8, PH) OBP: 0.345, SLG: 0.466											1	0	0	0	1	1						
1 Trent Grisham, L (1, 8) OBP: 0.313, SLG: 0.355											2	0	0	0	1	1						
Inning Stats	R: 0 E: 0 K: 1 S: 8	H: 0 LOB: 0 BB: 0 P: 13	R: 0 E: 0 K: 2 S: 15	H: 0 LOB: 0 BB: 0 P: 19	R: 0 E: 0 K: 2 S: 10	H: 0 LOB: 0 BB: 0 P: 14	R: 0 E: 0 K: 1 S: 15	H: 1 LOB: 2 BB: 1 P: 27	R: 0 E: 0 K: 0 S: 8	H: 0 LOB: 0 BB: 0 P: 13	R: 0 E: 0 K: 1 S: 10	H: 0 LOB: 1 BB: 1 P: 19	R: 0 E: 0 K: 0 S: 7	H: 0 LOB: 0 BB: 0 P: 11	R: 0 E: 0 K: 2 S: 13	H: 0 LOB: 2 BB: 1 P: 25	R: 1 E: 0 K: 2 S: 15	H: 2 LOB: 1 BB: 0 P: 20	1B: 2 2B: 1 3B: 0 HR: 0	SF: 0 SAC: 0 DP: 0 HBP: 1	WP: 0 PB: 0 CS: 0	PA: 34
PITCHER	IP WLS BF H R ER SO BB IBB HBP BLK WP HR S P ERA WHIP																					
45 Zack Wheeler, R (1, 1) ERA: 3.48	6.0 W 21 2 0 0 7 2 0 0 0 0 0 0 105 0.00 0.500																					
58 Seranthony Dominguez, R (1, 1) ERA: 3.54	1.0 3 0 0 0 0 0 0 0 0 0 0 0 7 11 0.00 0.000																					
68 Jeff Hoffman, R (8, 1) ERA: 2.44	1.0 5 0 0 0 2 1 0 1 0 0 0 0 13 25 0.00 1.000																					
25 Matt Strahm, L (9, 1) ERA: 3.3	1.0 5 2 1 1 2 0 0 0 0 0 0 0 15 20 9.00 2.000																					

Philadelphia Phillies @ San Diego Padres
 Petco Park, San Diego, CA
 Wed Sep 06 2023, 1:12 PM - 4:11 PM PDT
 Att: 34,317 - Sunny - 74 F

AB 39
 R 5
 H 12
 RBI 5
 BB 6
 SO 12
 LOB 30



WP: 0 PA: 45
 PB: 1
 SB: 1
 CS: 0

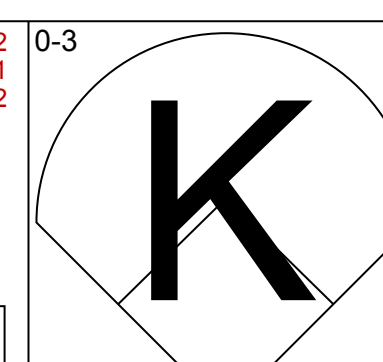
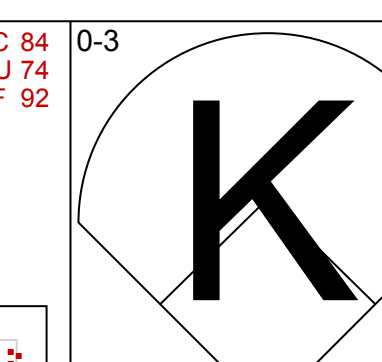
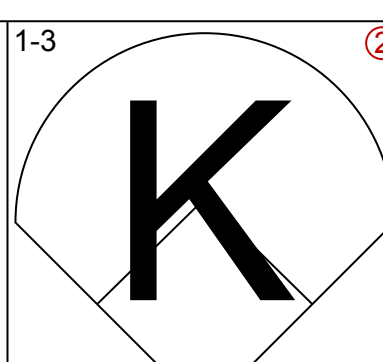
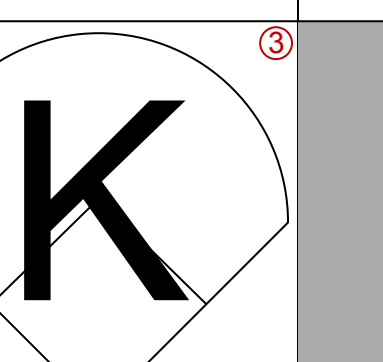
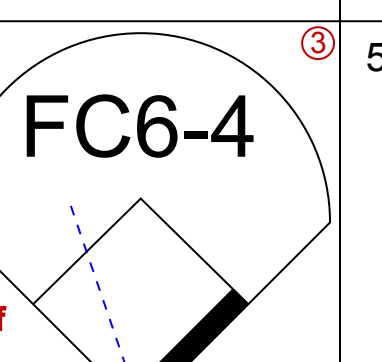
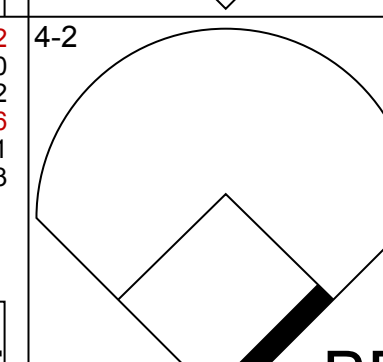
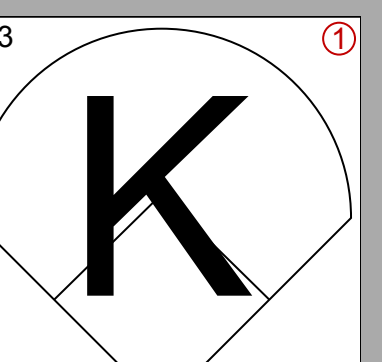
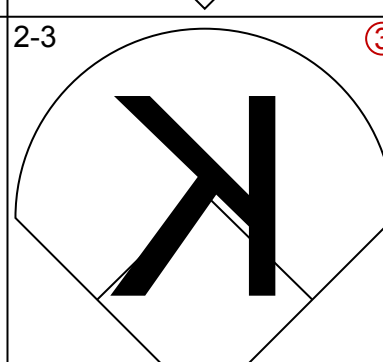
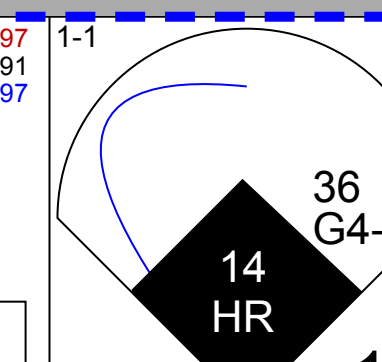
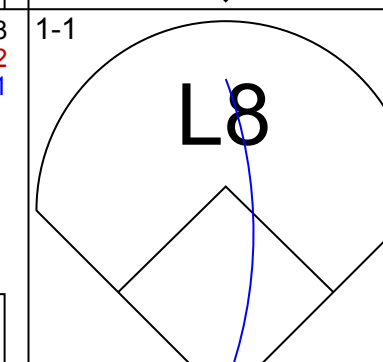
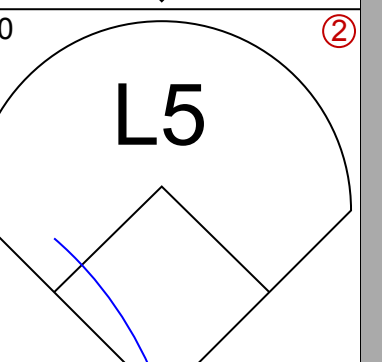
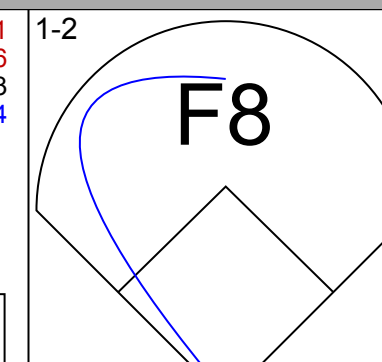
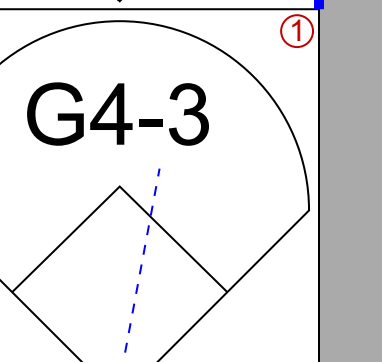
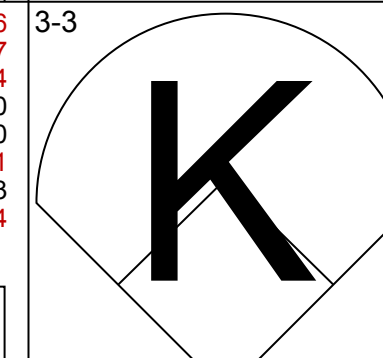

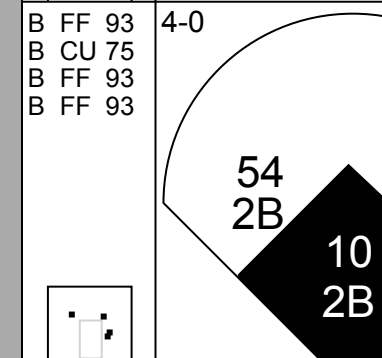
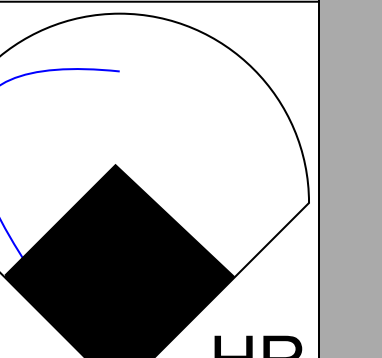
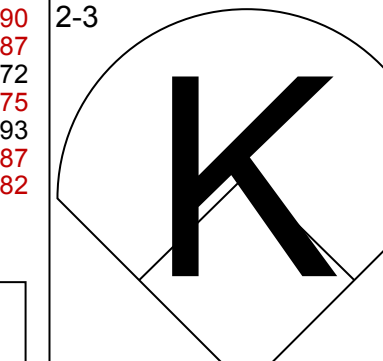
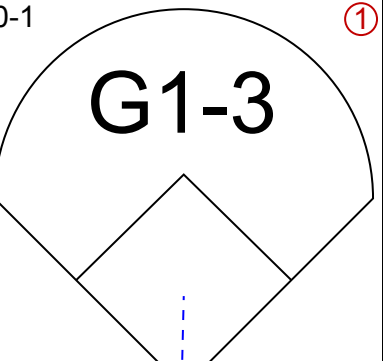
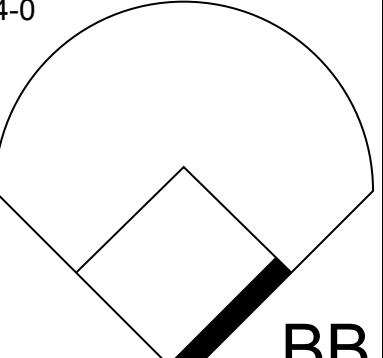
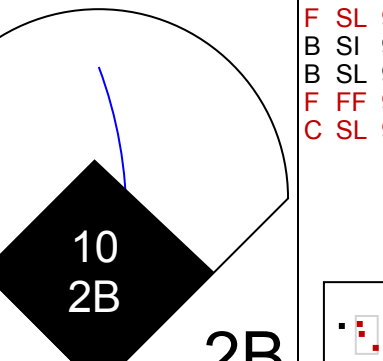
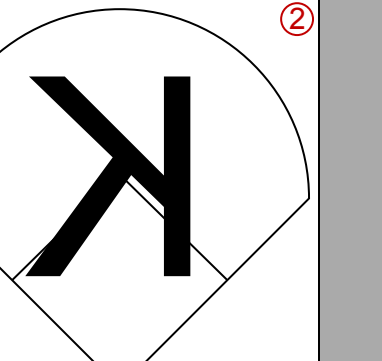
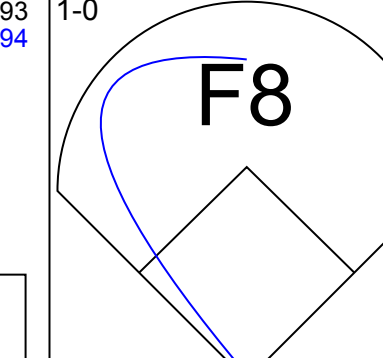
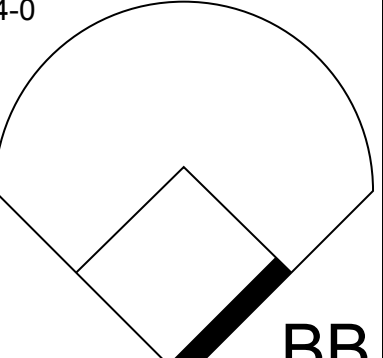
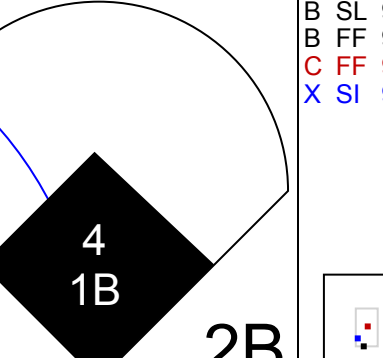
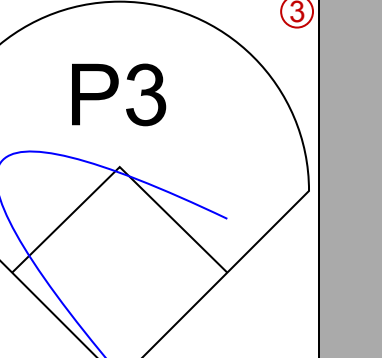
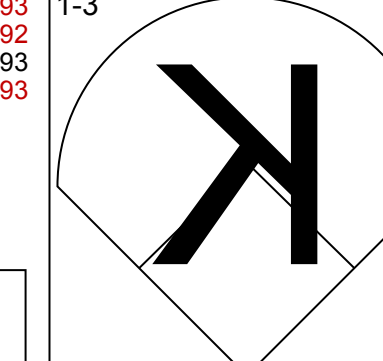
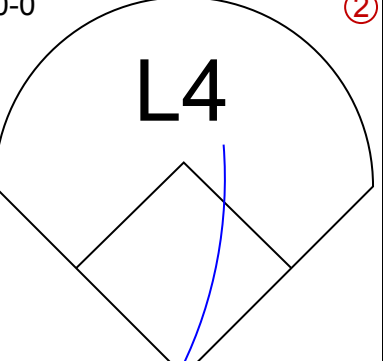
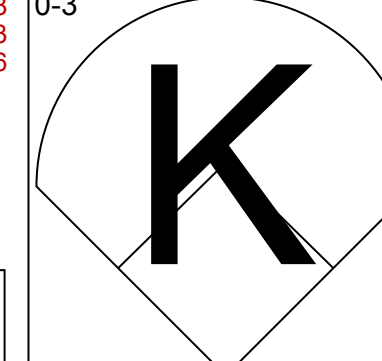
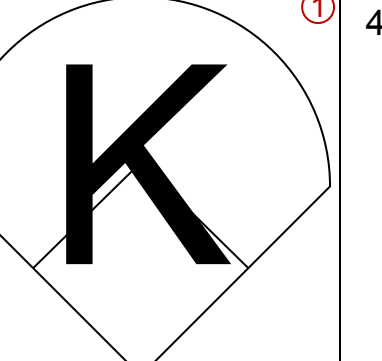
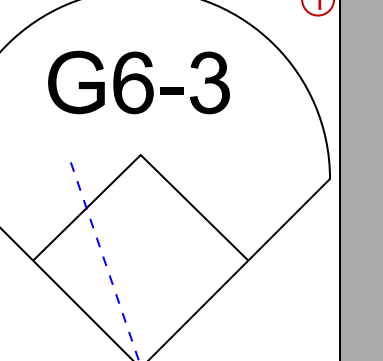
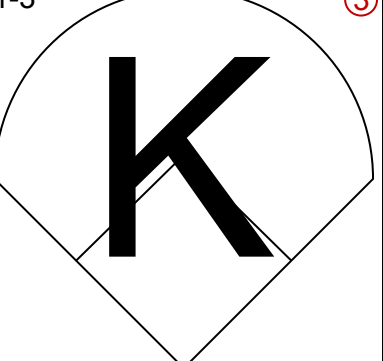
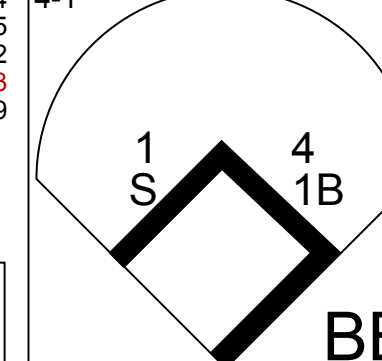
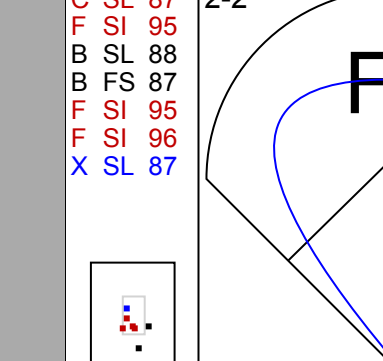
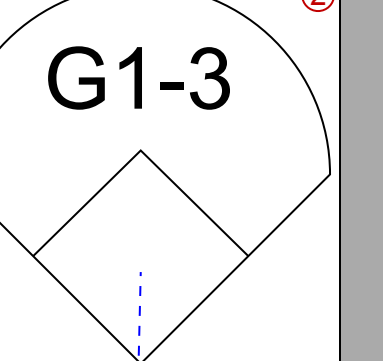
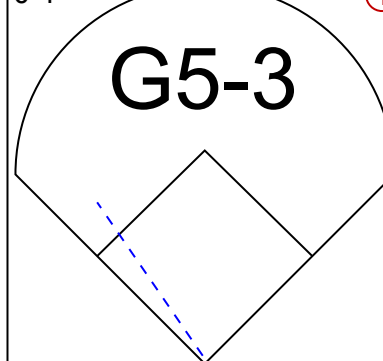
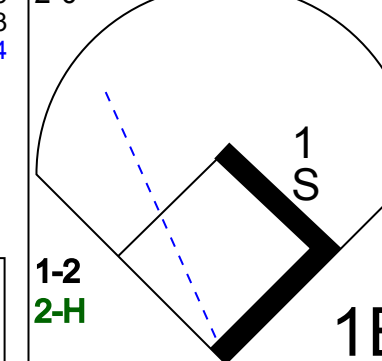
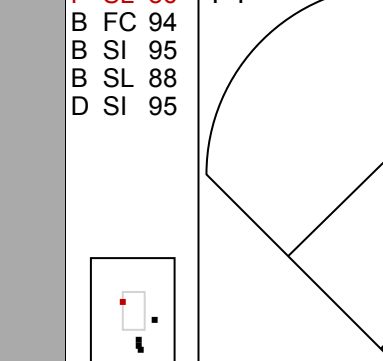
Philadelphia Phillies @ San Diego Padres
 Petco Park, San Diego, CA
 Wed Sep 06 2023, 1:12 PM - 4:11 PM PDT
 Att: 34,317 - Sunny - 74 F

AB 30
 R 1
 H 3
 RBI 1
 BB 3
 SO 11
 LOB 10



WP: 0 PA: 34
 PB: 0
 SB: 0
 CS: 0

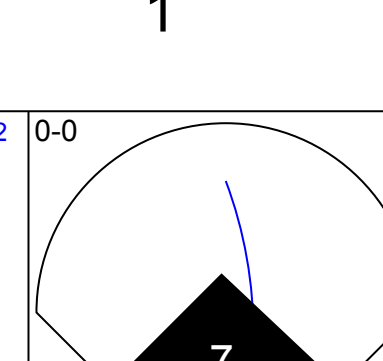
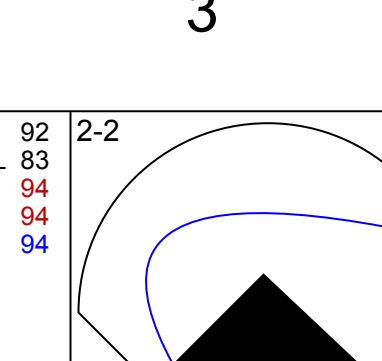
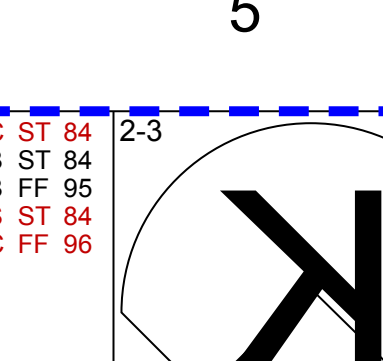
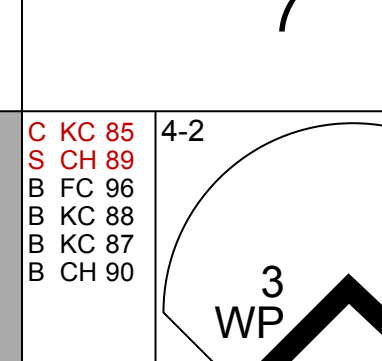
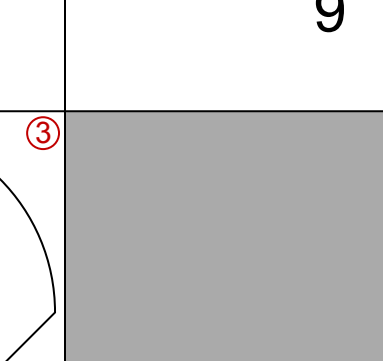
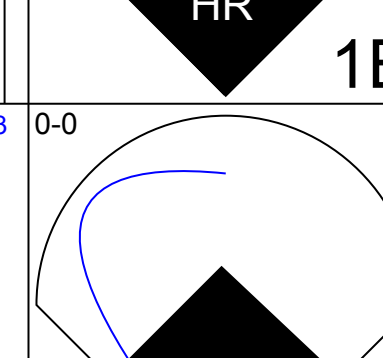
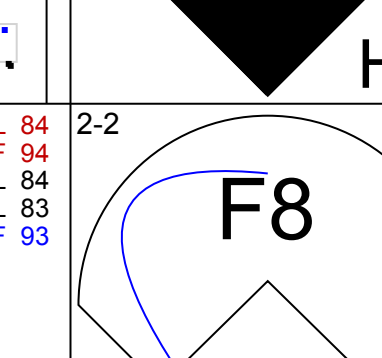
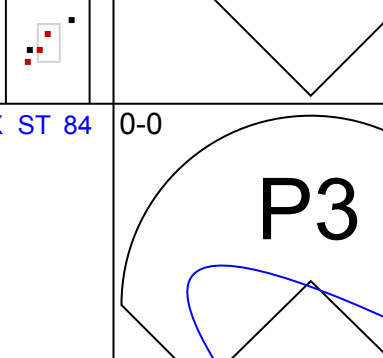
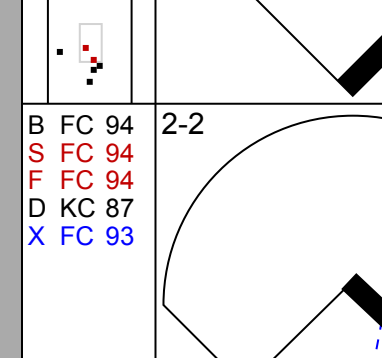
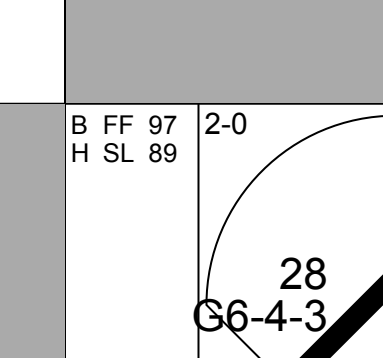
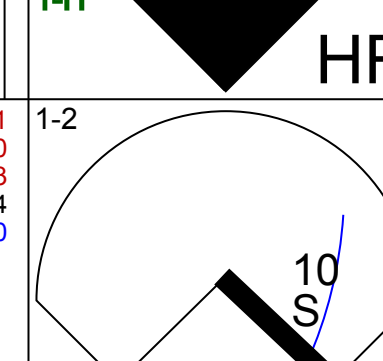
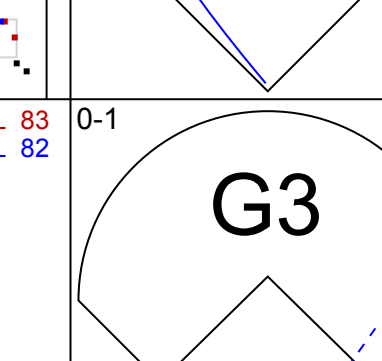
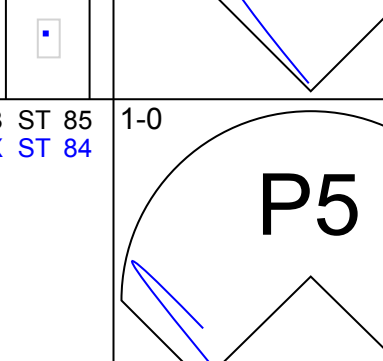
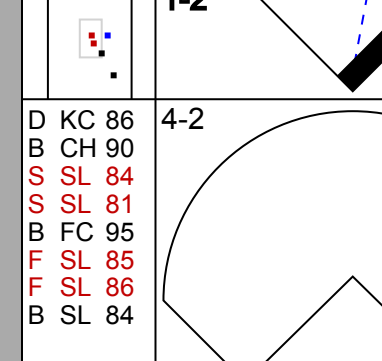
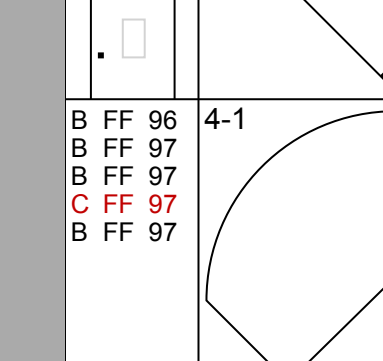
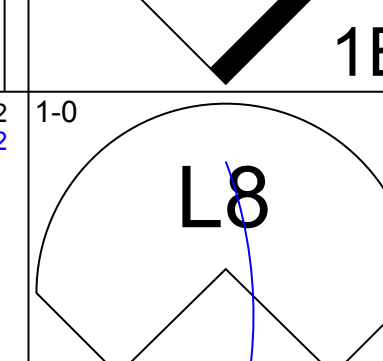
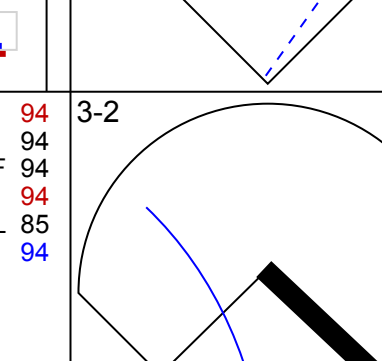
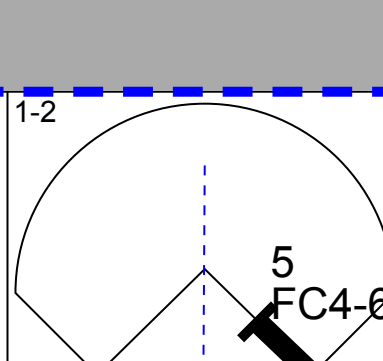
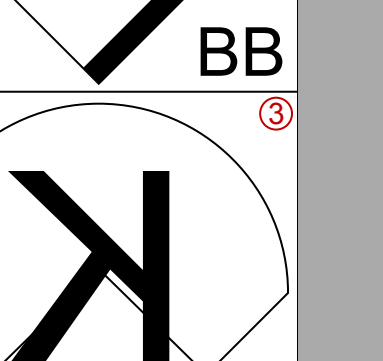
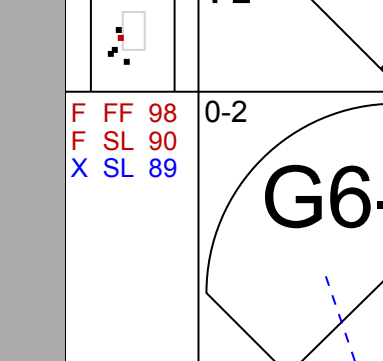
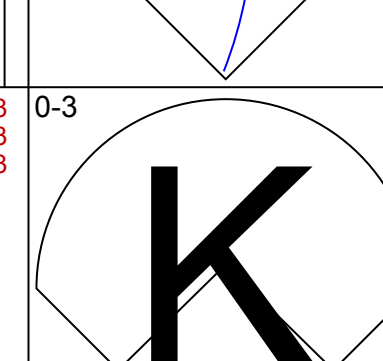
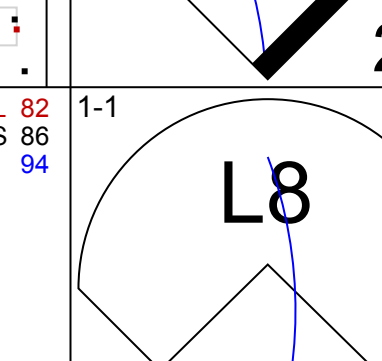
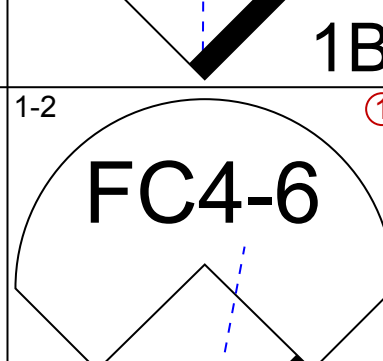
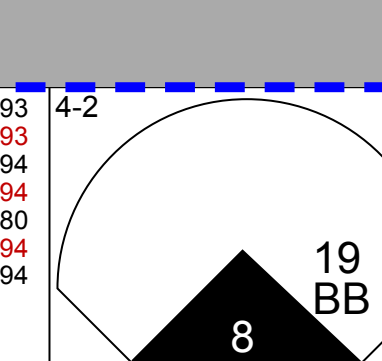
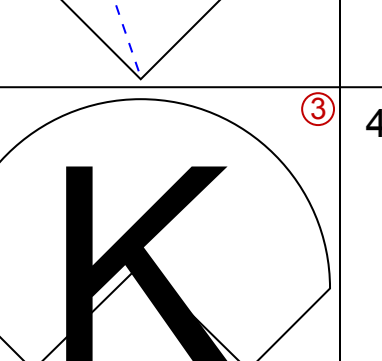
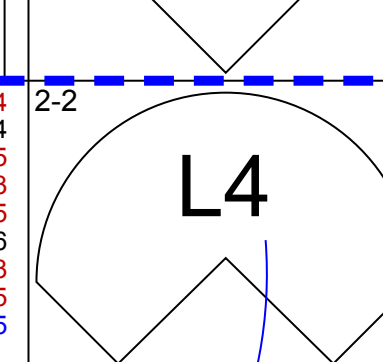
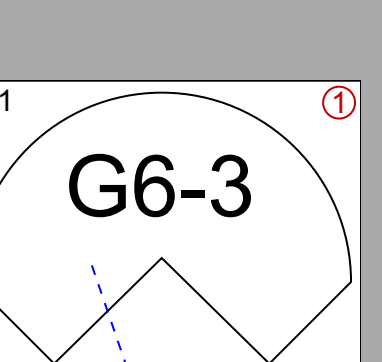
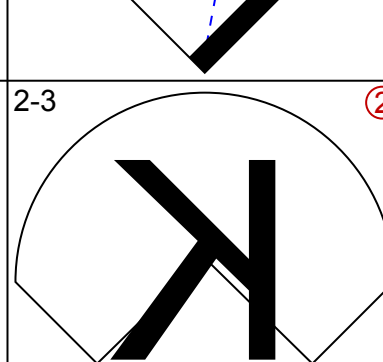
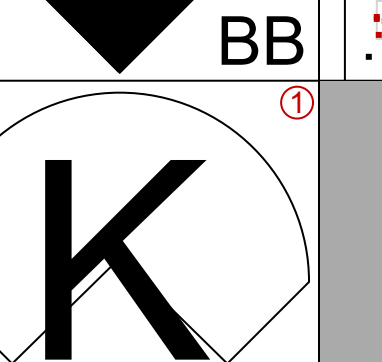
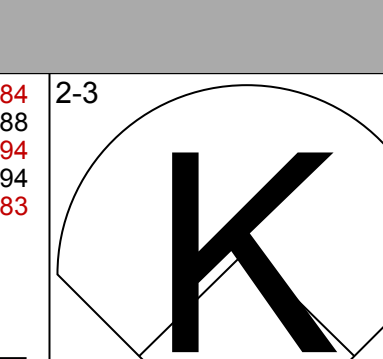
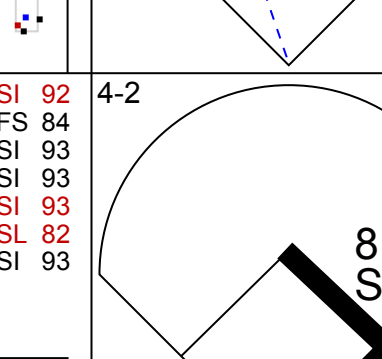
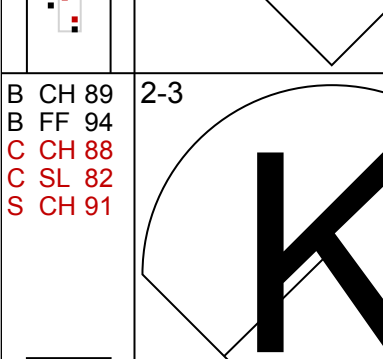
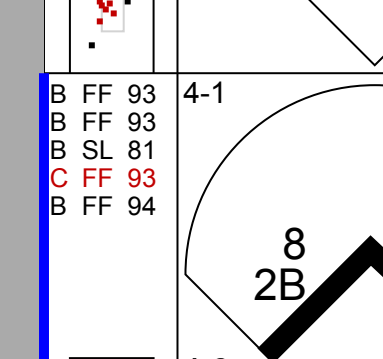
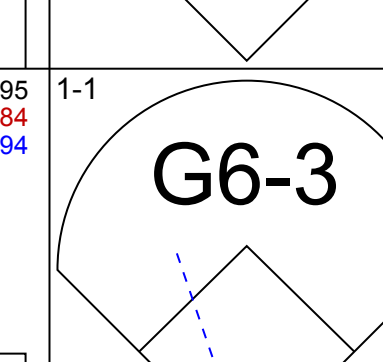
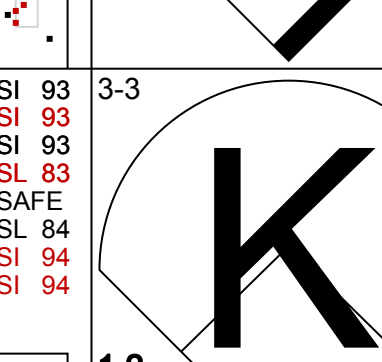
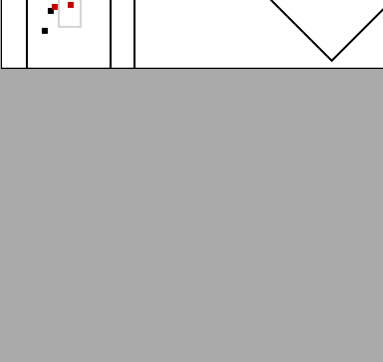
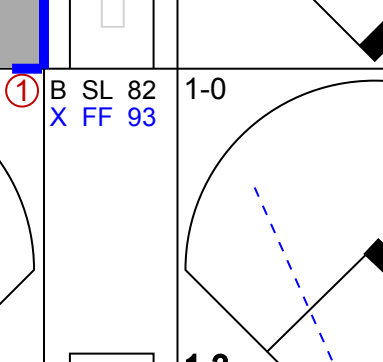
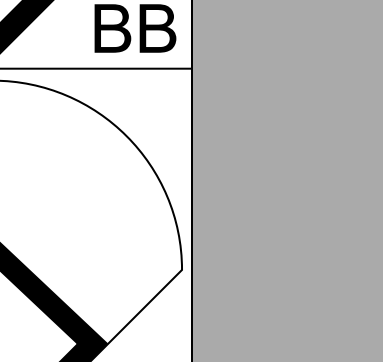
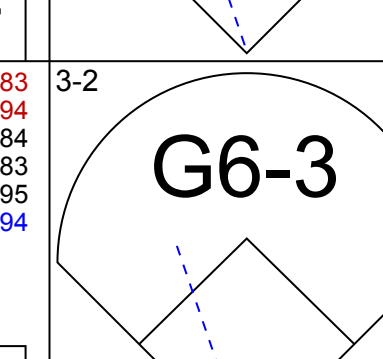
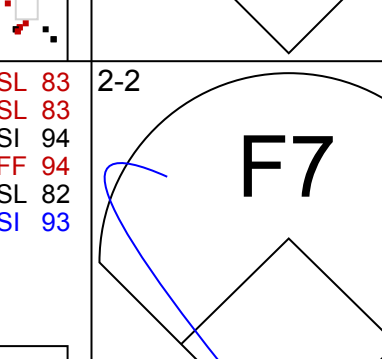

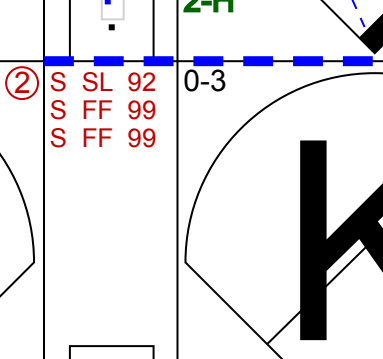
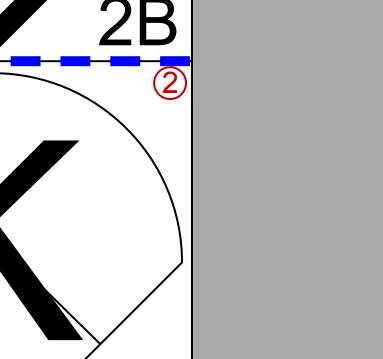
Batter	1	2	3	4	5	6	7	8	9	AB	R	H	RBI	BB	SO	LOB	TOP									
3 Luis Arraez, L (1.4) OBP: 0.393, SLG: 0.451	G3-1		K		G4-3		F8			4	0	0	0	0	1	0	Miami Marlins @ Philadelphia Phillies Citizens Bank Park, Philadelphia, PA Fri Sep 08 2023, 7:09 PM - 9:52 PM EDT Att: 40,190 - Cloudy - 80 F									
9 Josh Bell, S (1.10) OBP: 0.323, SLG: 0.420	36 BB		1B		G5-3		G5-3			3	0	1	0	1	0	0										
36 Jake Burger, R (1.5) OBP: 0.304, SLG: 0.523	2B		P3		G6-3		L8			4	0	1	0	0	0	1										
14 Bryan De La Cruz, R (1.7) OBP: 0.308, SLG: 0.423	K		10 FC5-4 1B		7 BLK 1B		L8			4	1	2	0	0	1	2										
10 Yuli Gurriel, R (1.3) OBP: 0.303, SLG: 0.355	L4		1B		K		K			4	0	0	0	0	2	4										
1 Garrett Hampson, R (1.9) OBP: 0.350, SLG: 0.392	G6-3		1B		HR		G6-3			2	0	1	0	0	0	0										
7 Jesús Sánchez, L (6, PH) OBP: 0.342, SLG: 0.487										2	1	1	2	0	0	0										
2 Jazz Chisholm Jr., L (1.8) OBP: 0.302, SLG: 0.463	K		K				G5-3			3	0	0	0	1	2	2										
5 Jon Berti, R (1.6) OBP: 0.313, SLG: 0.357	G5-3		G1-3				G4-3			3	0	0	0	0	1	3										
16 Joey Wendle, L (8.6) OBP: 0.295, SLG: 0.327										1	0	0	0	0	0	0										
58 Jacob Stallings, R (1.2) OBP: 0.295, SLG: 0.299	G6-3		G4-3		G4-3		HR			4	1	1	1	0	1	0										
Inning Stats	R: 0 H: 1 E: 0 K: 1 S: 14	H: 1 LOB: 2 BB: 1 P: 26	R: 0 H: 0 E: 0 K: 1 S: 9	H: 0 LOB: 0 BB: 0 P: 15	R: 0 H: 1 E: 0 K: 1 S: 10	H: 1 LOB: 0 BB: 0 P: 14	R: 0 H: 2 E: 0 K: 1 S: 9	H: 2 LOB: 2 BB: 0 P: 14	R: 0 H: 0 E: 0 K: 0 S: 8	H: 0 LOB: 0 BB: 0 P: 13	R: 2 H: 2 E: 0 K: 2 S: 15	H: 2 LOB: 1 BB: 1 P: 24	R: 1 H: 1 E: 0 K: 0 S: 10	H: 1 LOB: 0 BB: 0 P: 15	R: 0 H: 0 E: 0 K: 1 S: 8	H: 0 LOB: 0 BB: 0 P: 14	S: 11	1B: 4 2B: 1 3B: 0 HR: 2	SF: 0 SAC: 0 DP: 0 HBP: 0	WP: 0 PB: 0 SB: 0 CS: 0	PA: 36					
PITCHER	IP WLS BF H R ER SO BB IBB HBP BLK WP HR S P ERA WHIP																									
61 Cristopher Sánchez, L (1.1) ERA: 3.26	5.0	20	4	0	0	4	1	0	0	0	0	0	50	82	0.00	1.000										
58 Seranthony Dominguez, R (6.1) ERA: 3.92	0.2	5	2	2	2	1	1	0	0	1	0	1	12	19	27.00	4.500										
25 Matt Strahm, L (6.1) ERA: 3.36	1.1	5	1	1	1	1	0	0	0	0	0	1	13	20	6.75	0.750										
64 Andrew Bellatti, R (8.1) ERA: 4.7	1.0	3	0	0	0	1	0	0	0	0	0	0	8	14	0.00	0.000										
30 Gregory Soto, L (9.1) ERA: 4.96	1.0	3	0	0	0	1	0	0	0	0	0	0	11	13	0.00	0.000										
Batter	1	2	3	4	5	6	7	8	9	AB	R	H	RBI	BB	SO	LOB	BOTTOM									
12 Kyle Schwarber, L (1.10) OBP: 0.344, SLG: 0.472	K		K		P3		3 BB 1B		K	5	0	1	0	0	3	0	Miami Marlins @ Philadelphia Phillies Citizens Bank Park, Philadelphia, PA Fri Sep 08 2023, 7:09 PM - 9:52 PM EDT Att: 40,190 - Cloudy - 80 F									
7 Trea Turner, R (1.6) OBP: 0.316, SLG: 0.458	HR		3 BB 1B		3 BB 1B		K			3	2	2	1	1	1	2										
3 Bryce Harper, L (1.3) OBP: 0.391, SLG: 0.478	P4		1B		1B		8 FC6-4 BB			2	0	1	1	2	0	0										
8 Nick Castellanos, R (1.9) OBP: 0.306, SLG: 0.452	G4-3		K		F7		FC6-4			4	0	0	0	0	1	6										
5 Bryson Stott, L (1.4) OBP: 0.339, SLG: 0.440	28 G5-3 BB		10 G6-3 10 S 1B		K		L9			3	0	1	0	1	1	0										
28 Alec Bohm, R (1.5) OBP: 0.334, SLG: 0.436	G5-3		F9		10 G5-4 BB		F9			3	0	0	0	1	0	2										
10 J.T. Realmuto, R (1.2) OBP: 0.317, SLG: 0.467	P5		G6-3		G5-4-3		F7			4	0	0	0	0	0	3										
16 Brandon Marsh, L (1.7) OBP: 0.380, SLG: 0.462	K		F8		K		L7			3	0	0	0	0	2	2										
19 Cristian Pache, R (9, PH) OBP: 0.361, SLG: 0.571										1	0	0	0	0	0	0										
18 Johan Rojas, R (1.8) OBP: 0.327, SLG: 0.390	L9		L9		F7		G3			3	0	0	0	0	0	0										
Inning Stats	R: 1 H: 1 E: 0 K: 1 S: 10	H: 1 LOB: 0 BB: 0 P: 13	R: 0 H: 0 E: 0 K: 1 S: 14	H: 0 LOB: 1 BB: 1 P: 20	R: 1 H: 1 E: 0 K: 2 S: 11	H: 1 LOB: 1 BB: 1 P: 21	R: 0 H: 1 E: 0 K: 0 S: 11	H: 1 LOB: 1 BB: 0 P: 17	R: 0 H: 1 E: 0 K: 0 S: 9	H: 1 LOB: 2 BB: 1 P: 16	R: 0 H: 0 E: 0 K: 1 S: 6	H: 0 LOB: 0 BB: 1 P: 13	R: 0 H: 1 E: 0 K: 2 S: 12	H: 1 LOB: 3 BB: 1 P: 23	R: 0 H: 0 E: 0 K: 0 S: 7	H: 0 LOB: 0 BB: 0 P: 11	S: 7	1B: 4 2B: 0 3B: 0 HR: 1	SF: 0 SAC: 0 DP: 1 HBP: 1	WP: 0 PB: 0 SB: 3 CS: 0	PA: 37					
PITCHER	IP WLS BF H R ER SO BB IBB HBP BLK WP HR S P ERA WHIP																									
39 Eury Pérez, R (1.1) ERA: 2.9	5.0	22	4	2	2	4	3	0	0	0	0	0	6	13	0.00	1.000										
19 David Robertson, R (6.1) ERA: 3.16	1.0	3	0	0	0	1	1	0	0	0	0	0	6	13	0.00	1.000										
48 Steven Okert, L (7.1) ERA: 3.44	0.2	4	1	0	0	2	0	0	1	0	0	0	11	18	0.00	1.500										
43 Andrew Nardi, L (7.1) ERA: 2.77	1.1	5	0	0	0	0	1	0	0	0	0	0	8	16	0.00	0.750										
68 Tanner Scott, L (9.1) ERA: 2.3	1.0	3	0	0	0	1	0	0	0	0	0	0	6	9	0.00	0.000										

Batter	1	2	3	4	5	6	7	8	9	AB	R	H	RBI	BB	SO	LOB	TOP					
1 Garrett Hampson, R OBP: 0.348, SLG: 0.407 (1, 6)										5	0	0	0	0	4	3						
9 Josh Bell, S OBP: 0.324, SLG: 0.420 63 Xavier Edwards, S OBP: 0.316, SLG: 0.395 (1, 10) (8, 10)										3	0	1	0	1	2	0						
36 Jake Burger, R OBP: 0.301, SLG: 0.519 (1, 5)										4	0	0	0	0	0	2						
14 Bryan De La Cruz, R OBP: 0.307, SLG: 0.425 (1, 9) (9, 7)										3	2	1	2	1	2	1						
54 Dane Myers, R OBP: 0.313, SLG: 0.375 7 Jesús Sánchez, L OBP: 0.338, SLG: 0.481 (1, 7) (9, 9)										4	1	1	0	0	2	1						
10 Yuli Gurriel, R OBP: 0.305, SLG: 0.358 (1, 3)										3	1	1	2	1	0	1						
2 Jazz Chisholm Jr., L OBP: 0.301, SLG: 0.456 (1, 8)										4	0	0	0	0	3	2						
5 Jon Berti, R OBP: 0.313, SLG: 0.353 16 Joey Wendle, L OBP: 0.260, SLG: 0.327 (1, 4) (9, 6)										3	0	0	0	1	1	1						
4 Nick Fortes, R OBP: 0.281, SLG: 0.287 (1, 2)										3	0	1	1	1	0	0						
Inning Stats	R: 0 H: 0 E: 0 K: 2 S: 12	H: 0 LOB: 1 BB: 1 P: 20	R: 0 H: 0 E: 0 K: 2 S: 9	H: 0 LOB: 0 BB: 0 P: 13	R: 0 H: 0 E: 0 K: 1 S: 7	H: 0 LOB: 0 BB: 0 P: 8	R: 0 H: 0 E: 0 K: 2 S: 7	H: 0 LOB: 1 BB: 1 P: 12	R: 0 H: 0 E: 0 K: 1 S: 6	H: 0 LOB: 1 BB: 1 P: 11	R: 0 H: 0 E: 0 K: 2 S: 10	H: 0 LOB: 0 BB: 0 P: 13	R: 3 H: 3 E: 0 K: 2 S: 13	H: 3 LOB: 2 BB: 2 P: 25	R: 2 H: 2 E: 0 K: 1 S: 14	H: 2 LOB: 1 BB: 0 P: 22	R: 0 H: 0 E: 0 K: 1 S: 11	H: 0 LOB: 1 BB: 1 P: 17	1B: 2 2B: 2 HR: 1	SF: 0 SAC: 0 DP: 0 HBP: 0	WP: 0 PB: 0 SB: 2 CS: 0	PA: 37
PITCHER	IP	WLS	BF	H	R	ER	SO	BB	IBB	HBP	BLK	WP	HR	S	P	ERA	WHIP					
55 Ranger Suárez, L ERA: 3.93 (1, 1)	6.1		24	2	3	3	10	3	0	0	0	0	0	56	87	4.26	0.789					
25 Matt Strahm, L ERA: 3.33 (7, 1)	0.2	B	4	1	0	0	2	1	0	0	0	0	0	8	15	0.00	3.000					
58 Seranthony Dominguez, R ERA: 4.25 (8, 1)	1.0	L	5	2	2	2	1	0	0	0	0	0	1	14	22	18.00	2.000					
54 Dylan Covey, R ERA: 4.5 (9, 1)	1.0		4	0	0	0	1	1	0	0	0	0	0	11	17	0.00	1.000					

Miami Marlins @ Philadelphia Phillies
Citizens Bank Park, Philadelphia, PA
Sun Sep 10 2023, 1:09 PM - 4:12 PM EDT
Att: 40,894 - Partly Cloudy - 74 F

AB	32
R	5
H	5
RBI	5
BB	5
SO	14
LOB	11



Batter	1	2	3	4	5	6	7	8	9	AB	R	H	RBI	BB	SO	LOB	BOTTOM					
12 Kyle Schwarber, L OBP: 0.347, SLG: 0.483 (1, 7)										4	2	2	1	1	2	2						
7 Trea Turner, R OBP: 0.315, SLG: 0.462 (1, 6)										4	1	2	2	0	0	0						
3 Bryce Harper, L OBP: 0.392, SLG: 0.475 (1, 10)										3	0	1	0	2	0	0						
28 Alec Bohm, R OBP: 0.332, SLG: 0.434 (1, 3)										5	0	2	0	0	1	6						
5 Bryson Stott, L OBP: 0.337, SLG: 0.434 (1, 4)										4	1	0	0	1	2	4						
10 J.T. Realmuto, R OBP: 0.314, SLG: 0.461 (1, 2)										4	0	0	0	0	2	3						
16 Brandon Marsh, L OBP: 0.381, SLG: 0.462 19 Cristian Pache, R OBP: 0.365, SLG: 0.561 (1, 8) (8, 8)										2	0	0	0	1	2	1						
8 Nick Castellanos, R OBP: 0.308, SLG: 0.456 (1, 9)										4	0	1	1	0	2	1						
33 Edmundo Sosa, R OBP: 0.295, SLG: 0.429 (1, 5)										4	0	0	0	0	2	3						
Inning Stats	R: 2 H: 3 E: 0 K: 1 S: 17	H: 3 LOB: 1 BB: 0 P: 21	R: 0 H: 0 E: 0 K: 1 S: 8	H: 0 LOB: 0 BB: 0 P: 14	R: 1 H: 2 E: 0 K: 0 S: 13	H: 2 LOB: 1 BB: 0 P: 21	R: 0 H: 0 E: 0 K: 1 S: 13	H: 0 LOB: 1 BB: 1 P: 24	R: 0 H: 0 E: 0 K: 1 S: 5	H: 0 LOB: 0 BB: 0 P: 8	R: 0 H: 1 E: 0 K: 2 S: 14	H: 1 LOB: 3 BB: 2 P: 20	R: 0 H: 1 E: 0 K: 3 S: 19	H: 1 LOB: 2 BB: 2 P: 31	R: 1 H: 1 E: 0 K: 3 S: 19	H: 1 LOB: 2 BB: 2 P: 32	R: 0 H: 0 E: 0 K: 1 S: 9	H: 0 LOB: 1 BB: 1 P: 16	1B: 4 2B: 2 HR: 2	SF: 0 SAC: 0 DP: 1 HBP: 1	WP: 1 PB: 0 SB: 2 CS: 0	PA: 41
PITCHER	IP	WLS	BF	H	R	ER	SO	BB	IBB	HBP	BLK	WP	HR	S	P	ERA	WHIP					
48 Steven Okert, L ERA: 3.74 (1, 1)	0.2		5	3	2	2	1	0	0	0	0	0	1	10	12	27.00	4.500					
78 Bryan Hoewing, R ERA: 4.11 (1, 1)	3.1		13	2	1	1	2	1	0	0	0	0	1	41	68	2.70	0.900					
35 A.J. Puk, L ERA: 4.15 (5, 1)	1.0		3	0	0	0	1	0	0	0	0	0	5	8	0.00	0.000						
62 George Soriano, R ERA: 3.43 (6, 1)	1.0		4	1	0	0	2	0	0	0	0	0	0	14	20	0.00	1.000					
19 David Robertson, R ERA: 3.1 (7, 1)	1.0	W	6	1	0	0	3	2	0	0	0	1	0	19	31	0.00	3.000					
PITCHER	IP	WLS	BF	H	R	ER	SO	BB	IBB	HBP	BLK	WP	HR	S	P	ERA	WHIP					
43 Andrew Nardi, L ERA: 2.94 (8, 1)	0.1		4	1	1	1	1	2	0	0	0	0	0	12	23	27.00	9.000					
66 Tanner Scott, L ERA: 2.24 (8, 1)	1.2	S	6	0	0	0	3	1	0	1	0	0	0	16	25	0.00	0.600					

Miami Marlins @ Philadelphia Phillies
Citizens Bank Park, Philadelphia, PA
Sun Sep 10 2023, 1:09 PM - 4:12 PM EDT
Att: 40,894 - Partly Cloudy - 74 F

AB	34
R	4
H	8
RBI	4
BB	6
SO	13
LOB	20



Batter	1	2	3	4	5	6	7	8	9	10	AB	R	H	RBI	BB	SO	LOB	TOP									
13 Ronald Acuña Jr., R OBP: 0.418, SLG: 0.588											5	1	2	2	1	0	2	Atlanta Braves @ Philadelphia Phillies Citizens Bank Park, Philadelphia, PA Mon Sep 11 2023, 1:10 PM - 4:16 PM EDT Att. 30,572 - Sunny - 78 F									
1 Ozzie Albies, S OBP: 0.323, SLG: 0.492											4	1	1	1	1	1	2										
27 Austin Riley, R OBP: 0.338, SLG: 0.510											4	2	2	0	0	1	2										
28 Matt Olson, L OBP: 0.384, SLG: 0.603											4	0	1	2	1	1	2										
20 Marcell Ozuna, R OBP: 0.338, SLG: 0.527											4	0	0	0	1	0	2										
73 Forrest Wall, L OBP: 0.250, SLG: 0.500											0	1	0	0	0	0	0										
8 Eddie Rosario, L OBP: 0.317, SLG: 0.477											4	0	0	0	0	3	3										
17 Kevin Pillar, R OBP: 0.261, SLG: 0.425											1	1	1	1	0	0	0										
16 Travis d'Arnaud, R OBP: 0.288, SLG: 0.424											5	0	0	0	0	1	3										
11 Orlando Arcia, R OBP: 0.330, SLG: 0.448											5	1	2	1	0	0	2										
23 Michael Harris II, L OBP: 0.335, SLG: 0.470											4	3	2	2	0	0	1										
Inning Stats	R: 1 E: 1 K: 2 S: 10	H: 1 LOB: 0 BB: 1 P: 20	R: 0 E: 0 K: 1 S: 7	H: 0 LOB: 0 BB: 0 P: 11	R: 1 E: 0 K: 1 S: 8	H: 2 LOB: 1 BB: 0 P: 17	R: 0 E: 0 K: 0 S: 11	H: 0 LOB: 2 BB: 2 P: 24	R: 3 E: 0 K: 1 S: 13	H: 2 LOB: 1 BB: 0 P: 25	R: 3 E: 0 K: 1 S: 12	H: 3 LOB: 1 BB: 1 P: 20	R: 0 E: 0 K: 1 S: 5	H: 0 LOB: 0 BB: 0 P: 7	R: 0 E: 0 K: 0 S: 6	H: 0 LOB: 0 BB: 0 P: 7	R: 0 E: 0 K: 0 S: 8	H: 1 LOB: 1 BB: 0 P: 11	R: 2 E: 0 K: 1 S: 13	H: 2 LOB: 1 BB: 0 P: 16	1B: 3 2B: 6 3B: 1 HR: 2	SF: 0 SAC: 0 DP: 1 HBP: 2	WP: 1 PB: 0 SB: 1 CS: 1	PA: 46			
PITCHER	IP 5.1	WLS 26	BF 6	H 6	R 6	ER 5	SO 5	BB 3	IBB 0	HBP 2	BLK 0	WP 0	HR 0	S 53	P 103	ERA 8.44	WHIP 1.688										
99 Taijuan Walker, R ERA: 4.3	IP 5.1	WLS 26	BF 6	H 6	R 6	ER 5	SO 5	BB 3	IBB 0	HBP 2	BLK 0	WP 0	HR 0	S 53	P 103	ERA 8.44	WHIP 1.688										
Andrew Bellatti, R ERA: 5.17	IP 6.1	WLS 8	BF 2	H 2	R 2	ER 2	SO 1	BB 1	IBB 0	HBP 0	BLK 0	WP 0	HR 2	S 13	P 21	ERA 10.80	WHIP 1.800										
54 Dylan Covey, R ERA: 4.26	IP 8.1	WLS 7	BF 1	H 0	R 0	ER 0	SO 0	BB 0	IBB 0	HBP 0	BLK 0	WP 0	HR 14	S 18	P 16	ERA 0.00	WHIP 0.500										
46 José Alvarado, L ERA: 1.83	IP 10.1	WLS 5	BF 2	H 2	R 2	ER 1	SO 1	BB 0	IBB 0	HBP 0	BLK 0	WP 1	HR 0	S 13	P 16	ERA 9.00	WHIP 2.000										

Batter	1	2	3	4	5	6	7	8	9	10	AB	R	H	RBI	BB	SO	LOB	BOTTOM									
12 Kyle Schwarber, L OBP: 0.349, SLG: 0.484											4	3	2	0	1	0	0	Atlanta Braves @ Philadelphia Phillies Citizens Bank Park, Philadelphia, PA Mon Sep 11 2023, 1:10 PM - 4:16 PM EDT Att. 30,572 - Sunny - 78 F									
7 Trea Turner, R OBP: 0.318, SLG: 0.485											5	2	1	2	0	2	2										
3 Bryce Harper, L OBP: 0.396, SLG: 0.484											3	3	2	2	2	0	0										
28 Alec Bohm, R OBP: 0.335, SLG: 0.437											4	0	2	3	1	1	0										
5 Bryson Stott, L OBP: 0.336, SLG: 0.433											5	0	1	1	0	2	3										
16 Brandon Marsh, L OBP: 0.378, SLG: 0.458											3	0	0	0	0	3	0										
19 Cristian Pache, R OBP: 0.354, SLG: 0.542											2	0	0	0	0	2	0										
8 Nick Castellanos, R OBP: 0.306, SLG: 0.451											5	0	0	0	0	3	0										
44 Jake Cave, L OBP: 0.285, SLG: 0.376											2	0	0	0	1	0	0										
33 Edmundo Sosa, R OBP: 0.294, SLG: 0.427											1	0	0	0	0	0	0										
18 Johan Rojas, R OBP: 0.327, SLG: 0.390											0	0	0	0	0	0	0										
21 Garrett Stubbs, L OBP: 0.286, SLG: 0.274											4	0	0	0	0	2	1										
Inning Stats	R: 0 E: 0 K: 2 S: 11	H: 0 LOB: 2 BB: 2 P: 23	R: 0 E: 0 K: 1 S: 8	H: 0 LOB: 0 BB: 0 P: 9	R: 2 E: 0 K: 0 S: 11	H: 2 LOB: 1 BB: 1 P: 21	R: 0 E: 0 K: 2 S: 8	H: 0 LOB: 0 BB: 0 P: 11	R: 2 E: 0 K: 2 S: 14	H: 4 LOB: 2 BB: 0 P: 19	R: 0 E: 0 K: 1 S: 12	H: 0 LOB: 1 BB: 1 P: 21	R: 2 E: 0 K: 1 S: 12	H: 1 LOB: 0 BB: 1 P: 19	R: 0 E: 0 K: 2 S: 9	H: 0 LOB: 0 BB: 0 P: 13	R: 2 E: 1 K: 1 S: 10	H: 1 LOB: 0 BB: 0 P: 15	R: 0 E: 0 K: 2 S: 9	H: 0 LOB: 0 BB: 0 P: 14	1B: 4 2B: 2 3B: 0 HR: 2	SF: 0 SAC: 0 DP: 0 HBP: 0	WP: 0 PB: 0 SB: 0 CS: 0	PA: 43			
PITCHER	IP 6.0	WLS 27	BF 6	H 4	R 4	ER 4	SO 9	BB 4	IBB 0	HBP 0	BLK 0	WP 0	HR 0	S 64	P 104	ERA 6.00	WHIP 1.667										
50 Charlie Morton, R ERA: 4.10	IP 6.0	WLS 27	BF 6	H 4	R 4	ER 4	SO 9	BB 4	IBB 0	HBP 0	BLK 0	WP 0	HR 0	S 64	P 104	ERA 6.00	WHIP 1.667										
Dylan Lee, L ERA: 4.10	IP 7.1	WLS 3	BF 1	H 2	R 2	ER 2	SO 0	BB 1	IBB 0	HBP 0	BLK 0	WP 0	HR 8	S 11	P 8	ERA 54.00	WHIP 6.000										
77 Joe Jiménez, R ERA: 2.86	IP 7.1	WLS 2	BF 0	H 0	R 0	ER 0	SO 1	BB 0	IBB 0	HBP 0	BLK 0	WP 0	HR 8	S 11	P 8	ERA 0.00	WHIP 0.000										
33 A.J. Minter, L ERA: 3.88	IP 8.1	WLS 3	BF 0	H 0	R 0	ER 0	SO 2	BB 0	IBB 0	HBP 0	BLK 0	WP 0	HR 9	S 13	P 9	ERA 0.00	WHIP 0.000										
26 Raisel Iglesias, R ERA: 2.77	IP 9.1	WLS 5	BF 1	H 2	R 0	ER 1	SO 1	BB 0	IBB 0																		

Batter	1	2	3	4	5	6	7	8	9	AB R H RBI BB SO LOB	TOP									
13 Ronald Acuña Jr. R OBP: 0.419, SLG: 0.586	X SI 93 0-0 L7		X CH 83 0-0 1B 27 SF8		B CH 84 3-3 C CH 82 F SI 94 B CH 83 C SI 93		B CH 84 1-1 C CH 82 X SI 93		X FC 94 0-0 1B	5 1 3 0 0 1 0	Atlanta Braves @ Philadelphia Phillies Citizens Bank Park, Philadelphia, PA Wed Sep 13 2023, 6:43 PM - 9:03 PM EDT Att: 31,133 - Partly Cloudy - 81 F									
1 Ozzie Albies S OBP: 0.322, SLG: 0.490	X SI 93 0-0 2B 27 HR		X SI 93 0-0 1B		C CH 82 0-2 S CH 83 X CH 83		S CH 82 4-2 B CH 81 B CH 82 D CH 83		F SL 86 2-2 S SL 96 D SL 88 D SL 88 F FC 96 X FS 88	4 1 2 0 1 0 2										
27 Austin Riley R OBP: 0.339, SLG: 0.511	S SI 94 1-2 B SI 94 X SI 94		F SL 84 0-1 X SI 94		B SI 94 1-1 B CH 84 X SI 93		X SL 85 0-0 F4			3 1 2 3 0 0 2										
28 Matt Olson L OBP: 0.385, SLG: 0.614	C SI 94 1-3 F CH 83 B CH 84 S CH 84		F SI 94 0-2 X SI 94		X CH 83 0-0 L8					4 0 0 0 0 1 2										
20 Marcell Ozuna R OBP: 0.338, SLG: 0.532	C SI 94 0-2 X CH 84			B SI 94 1-1 X CH 84		B SI 94 2-3 F SI 94 S CH 83 B CH 84 S CH 83		X SI 97 0-0 G6-3		4 1 1 0 0 1 0										
11 Orlando Arcia R OBP: 0.326, SLG: 0.436	C SI 93 1-3 B CH 83 F CH 83 C SI 94			B CH 83 2-0 D CH 83 X SL 86		X SI 94 0-0 G6-3		F SI 97 0-2 S SL 87 X SI 98		4 0 0 0 0 1 1										
12 Sean Murphy R OBP: 0.373, SLG: 0.499	C SI 94 0-3 F CH 83 B CH 84 S CH 84			D CH 82 1-0 X SL 84		X SI 94 0-0 L4				4 0 0 0 0 1 1										
17 Kevin Pillar R OBP: 0.260, SLG: 0.422	C SI 93 1-3 S CH 83 B CH 84 F SI 85 S CH 83			B SI 84 3-1 B CH 83 C SI 93 X SI 93		S CH 83 2-3 B SI 94 S CH 82 S CH 84				4 0 2 1 0 2 0										
23 Michael Harris II L OBP: 0.333, SLG: 0.470			S SI 93 0-3 S CH 84		B SI 94 2-3 S SL 86 S CH 83		S CH 83 1-3 B CH 82 S CH 82		C FC 94 0-3 S SL 83 S FS 88	4 0 0 0 0 4 2										
Inning Stats	R: 2 E: 0 K: 1 S: 11	H: 2 LOB: 0 BB: 0 P: 13	R: 0 E: 0 K: 3 S: 12	H: 0 LOB: 0 BB: 0 P: 14	R: 1 E: 0 K: 1 S: 10	H: 2 LOB: 1 BB: 0 P: 10	R: 1 E: 0 K: 1 S: 9	H: 2 LOB: 1 BB: 0 P: 18	R: 0 E: 0 K: 1 S: 5	H: 0 LOB: 0 BB: 0 P: 7	R: 0 E: 0 K: 2 S: 11	H: 1 LOB: 2 BB: 1 P: 19	R: 0 E: 0 K: 0 S: 6	H: 0 LOB: 0 BB: 0 P: 6	R: 0 E: 0 K: 1 S: 15	H: 2 LOB: 2 BB: 0 P: 19	1B: 6 2B: 3 HR: 1	SF: 1 SAC: 0 DP: 0 HBP: 0	WP: 0 PB: 0 SB: 1 CS: 0	PA: 38
PITCHER	IP WLS BF H R ER SO BB IBB HBP BLK WP HR S P ERA WHIP											IP WLS BF H R ER SO BB IBB HBP BLK WP HR S P ERA WHIP								
61 Cristopher Sánchez L ERA: 3.4	(1, 1) 7.1 L 31 8 4 4 10 1 0 0 0 0 0 1 69 96 4.91 1.227																			
43 Yainer Marte R ERA: 4.86	(8, 1) 0.2 2 0 0 0 0 0 0 0 0 0 0 4 4 0.00 0.000																			
54 Dylan Covey R ERA: 4.15	(9, 1) 1.0 5 2 0 0 1 0 0 0 0 0 0 0 15 19 0.00 2.000																			

AB	36
R	4
H	10
RBI	4
BB	1
SO	11
LOB	10



Batter	1	2	3	4	5	6	7	8	9	AB R H RBI BB SO LOB	BOTTOM									
12 Kyle Schwarber L OBP: 0.348, SLG: 0.475	B FF 97 4-2 C FF 97 F SL 87 B SL 88		B SL 86 2-2 B FF 96 F SL 97 X SL 86		C FF 97 0-3 S FF 98 S FF 99			C ST 80 3-3 B ST 81 C FF 92 C FF 93		3 1 0 0 1 2 0	Atlanta Braves @ Philadelphia Phillies Citizens Bank Park, Philadelphia, PA Wed Sep 13 2023, 6:43 PM - 9:03 PM EDT Att: 31,133 - Partly Cloudy - 81 F									
7 Trea Turner R OBP: 0.320, SLG: 0.470	B FF 97 2-2 T FF 96 F FF 98 D SL 87 P FF 97 X FF 98		S SL 87 0-1 X SL 86		B FF 96 1-0 X FF 96		B ST 82 2-3 B ST 93 C ST 81 S ST 82			4 0 0 0 0 1 1										
3 Bryce Harper L OBP: 0.398, SLG: 0.486	B SL 86 4-2 B CH 86 F FF 97 B FF 98 F FF 98 B SL 87		C FF 97 3-2 B FF 99 C CH 87 B SL 87 X FF 98		B SL 85 2-3 B SL 84 F CH 97 S SL 84		B FF 93 1-0 X ST 82			3 0 0 0 1 1 0										
28 Alec Bohm R OBP: 0.335, SLG: 0.434	C FF 96 1-3 F FF 98 F SL 85 S SL 87			F FF 96 0-3 C FF 96		X SL 84 0-0 1B		B FF 93 2-0 X FF 94		4 0 1 0 0 2 2										
5 Bryson Stott L OBP: 0.334, SLG: 0.435	C FF 97 0-2 F FF 99 F FF 98 X SL 86			C FF 96 0-1 X CH 86		B SL 84 2-1 B FF 96 X FF 96		B FF 95 1-1 X FF 94		4 0 1 1 0 0 1										
16 Brandon Marsh L OBP: 0.374, SLG: 0.459	B SL 85 2-3 S FF 98 F FF 99 B FF 99 C FF 98			B SL 84 1-2 C CH 85 X FF 98		F SL 85 2-3 B CH 85 F FF 96 S SL 85 S SL 84		B FF 95 2-3 F FF 94 F FF 94 F FF 94 F FF 94 F FF 94 F FF 94 F FF 94 F FF 94 F FF 94		4 0 1 0 0 3 2										
8 Nick Castellanos R OBP: 0.308, SLG: 0.455	S SL 85 0-2 C SL 84 X SL 85			B FF 97 1-3 S SL 84 S SL 86		X FF 98 0-0 1B				3 0 1 0 0 1 1										
21 Garrett Stubbs L OBP: 0.278, SLG: 0.265	B FF 97 2-1 C FF 96 B CH 89 X FF 97			C SL 84 1-2 F FF 96 F FF 96 X FF 97		X FF 96 0-0 P4				3 0 0 0 0 0 1										
18 Johan Rojas R OBP: 0.330, SLG: 0.393	F FF 98 1-3 B FF 99 S SL 85			S SL 85 0-2 X SL 87		B FF 97 2-3 B FF 97 F FF 97 F FF 97 F FF 97 F FF 97 F FF 97 F FF 97 F FF 97 F FF 97				3 0 0 0 0 2 1										
Inning Stats	R: 1 E: 0 K: 2 S: 23	H: 1 LOB: 2 BB: 2 P: 36	R: 0 E: 0 K: 1 S: 8	H: 0 LOB: 0 BB: 0 P: 11	R: 0 E: 0 K: 0 S: 10	H: 0 LOB: 0 BB: 0 P: 15	R: 0 E: 0 K: 2 S: 11	H: 1 LOB: 1 BB: 0 P: 13	R: 0 E: 0 K: 1 S: 9	H: 0 LOB: 0 BB: 0 P: 10	R: 0 E: 0 K: 1 S: 7	H: 1 LOB: 1 BB: 0 P: 12	R: 0 E: 0 K: 2 S: 9	H: 0 LOB: 0 BB: 0 P: 13	R: 0 E: 0 K: 1 S: 10	H: 0 LOB: 0 BB: 0 P: 15	1B: 4 2B: 0 3B: 0 HR: 0	SF: 0 SAC: 0 DP: 0 HBP: 0	WP: 0 PB: 0 SB: 0 CS: 0	PA: 33
PITCHER	IP WLS BF H R ER SO BB IBB HBP BLK WP HR S P ERA WHIP											IP WLS BF H R ER SO BB IBB HBP BLK WP HR S P ERA WHIP								
99 Spencer Strider R ERA: 3.73	(1, 1) 7.0 W 27 4 1 1 9 2 0 0 0 0 0 0 77 110 1.29 0.857																			
45 Brad Hand L ERA: 4.38	(8, 1) 1.0 H 3 0 0 0 2 0 0 0 0 0 0 7 13 0.00 0.000																			
22 Kirby Yates R ERA: 2.7	(9, 1) 1.0 S 3 0 0 0 1 0 0 0 0 0 0 10 15 0.00 0.000																			

AB	31
R	1
H	4
RBI	1
BB	2
SO	12
LOB	9



Batter	1	2	3	4	5	6	7	8	9	AB	R	H	RBI	BB	SO	LOB	TOP										
12 Kyle Schwarber, L (1, 10) OBP: 0.345, SLG: 0.472										4	0	0	0	0	3	3											
7 Trea Turner, R (1, 6) OBP: 0.315, SLG: 0.469										4	1	1	0	0	1	2											
28 Alec Bohm, R (1, 5) OBP: 0.334, SLG: 0.433										4	0	1	0	0	0	0											
3 Bryce Harper, L (1, 3) 33 Edmundo Sosa, R (3, 5) OBP: 0.300, SLG: 0.435										2	1	0	1	0	1	1											
10 J.T. Realmuto, R (1, 2) OBP: 0.312, SLG: 0.455										4	1	2	1	0	1	1											
8 Nick Castellanos, R (1, 9) OBP: 0.308, SLG: 0.459										4	1	1	3	0	2	2											
5 Bryson Stott, L (1, 4) OBP: 0.334, SLG: 0.432										3	0	0	0	1	0	1											
19 Cristian Pache, R (1, 7) 16 Brandon Marsh, L (9, PH) OBP: 0.338, SLG: 0.500										2	0	0	0	1	0	1											
18 Johan Rojas, R (1, 8) OBP: 0.336, SLG: 0.405										4	0	2	0	0	1	1											
Inning Stats	R: 4 H: 4 E: 0 K: 1 S: 16	H: 4 LOB: 0 BB: 0 P: 23	R: 0 H: 0 E: 0 K: 2 S: 11	H: 0 LOB: 0 BB: 1 P: 19	R: 0 H: 0 E: 0 K: 1 S: 7	H: 0 LOB: 0 BB: 0 P: 12	R: 0 H: 0 E: 0 K: 0 S: 15	H: 0 LOB: 1 BB: 0 P: 26	R: 0 H: 1 E: 0 K: 0 S: 6	H: 2 LOB: 1 BB: 0 P: 15	R: 0 H: 1 E: 0 K: 2 S: 15	H: 0 LOB: 1 BB: 0 P: 20	R: 0 H: 0 E: 0 K: 2 S: 9	H: 0 LOB: 0 BB: 0 P: 11	R: 0 H: 0 E: 0 K: 0 S: 9	H: 0 LOB: 0 BB: 0 P: 11	1B: 5 2B: 2 3B: 0 HR: 1	SF: 0 SAC: 0 DP: 1 HBP: 0	WP: 0 PB: 0 CS: 1	PA: 37							
PITCHER	IP	WLS	BF	H	R	ER	SO	BB	IBB	HBP	BLK	WP	HR	S	P	ERA	WHIP										
57 Zack Thompson, L (1, 1) ERA: 4.34	5.0	L	20	5	4	4	4	2	0	0	0	0	1	55	89	7.20	1.400										
72 Casey Lawrence, R (6, 1) ERA: 4.67	0.2		4	2	1	1	1	0	0	0	0	0	0	8	14	13.50	3.000										
52 Matthew Liberatore, L (6, 1) ERA: 5.53	1.1		5	1	0	0	2	0	0	0	0	0	0	16	21	0.00	0.750										
34 Drew VerHagen, R (8, 1) ERA: 4.02	1.0		4	0	0	0	2	1	0	0	0	0	0	9	21	0.00	1.000										
53 Andre Pallante, R (9, 1) ERA: 5.16	1.0		3	0	0	0	0	0	0	0	0	0	0	9	11	0.00	0.000										

Philadelphia Phillies @ St. Louis Cardinals
 Busch Stadium, St. Louis, MO
 Fri Sep 15 2023, 7:17 PM - 10:41 PM CDT
 Att: 42,166 - Clear - 73 F

AB 33
 R 5
 H 8
 RBI 5
 BB 3
 SO 9
 LOB 12



Batter	1	2	3	4	5	6	7	8	9	AB	R	H	RBI	BB	SO	LOB	BOTTOM										
21 Lars Nootbaar, L (1, 8) OBP: 0.377, SLG: 0.434										3	1	0	0	3	1	4											
46 Paul Goldschmidt, R (1, 3) OBP: 0.365, SLG: 0.445										4	1	1	0	1	1	3											
41 Alec Burleson, L (1, 10) OBP: 0.293, SLG: 0.383										4	0	1	1	0	1	4											
28 Nolan Arenado, R (1, 5) OBP: 0.321, SLG: 0.469										4	0	2	1	1	1	2											
40 Wilson Contreras, R (1, 2) 62 Juniel Querecuto, S (9, PR) OBP: 0.354, SLG: 0.461										5	0	2	0	0	1	3											
67 Richie Palacios, L (1, 7) 27 Tyler O'Neill, R (5, PH) OBP: 0.314, SLG: 0.410										2	0	0	0	0	0	0											
18 Jordan Walker, R (1, 9) OBP: 0.340, SLG: 0.446										5	1	2	0	0	1	2											
19 Tommy Edman, S (1, 4) OBP: 0.304, SLG: 0.401										5	0	1	1	0	0	2											
0 Masyn Winn, R (1, 6) OBP: 0.193, SLG: 0.218										2	0	0	1	2	0	0											
Inning Stats	R: 0 H: 0 E: 1 K: 0 S: 6	H: 1 LOB: 1 BB: 0 P: 8	R: 0 H: 1 E: 0 K: 0 S: 9	H: 1 LOB: 0 BB: 0 P: 16	R: 2 H: 3 E: 0 K: 0 S: 18	H: 3 LOB: 1 BB: 1 P: 32	R: 1 H: 1 E: 1 K: 0 S: 11	H: 1 LOB: 1 BB: 0 P: 18	R: 0 H: 2 E: 0 K: 2 S: 20	H: 2 LOB: 2 BB: 0 P: 29	R: 0 H: 0 E: 1 K: 0 S: 11	H: 0 LOB: 1 BB: 1 P: 21	R: 0 H: 0 E: 0 K: 2 S: 16	H: 0 LOB: 3 BB: 3 P: 32	R: 1 H: 2 E: 0 K: 1 S: 14	H: 2 LOB: 3 BB: 2 P: 24	1B: 9 2B: 0 3B: 0 HR: 0	SF: 1 SAC: 0 DP: 1 HBP: 1	WP: 0 PB: 0 CS: 0	PA: 46							
PITCHER	IP	WLS	BF	H	R	ER	SO	BB	IBB	HBP	BLK	WP	HR	S	P	ERA	WHIP										
27 Aaron Nola, R (1, 1) ERA: 4.62	4.2		23	7	3	2	1	1	0	0	0	0	0	61	97	3.86	1.714										
25 Matt Strahm, L (5, 1) ERA: 3.28	0.1	W	1	0	0	0	1	0	0	0	0	0	0	3	6	0.00	0.000										
68 Jeff Hoffman, R (6, 1) ERA: 2.25	1.0	H	5	0	0	0	0	1	0	0	0	0	0	11	21	0.00	1.000										
58 Seranthony Dominguez, R (7, 1) ERA: 4.0	1.0	H	4	0	0	0	2	0	0	1	0	0	0	9	14	0.00	0.000										
31 Craig Kimbrel, R (8, 1) ERA: 3.28	1.0	H	6	0	0	0	2	3	0	0	0	0	0	16	32	0.00	3.000										

Philadelphia Phillies @ St. Louis Cardinals
 Busch Stadium, St. Louis, MO
 Fri Sep 15 2023, 7:17 PM - 10:41 PM CDT
 Att: 42,166 - Clear - 73 F

AB 37
 R 4
 H 9
 RBI 4
 BB 7
 SO 7
 LOB 25



Batter	1	2	3	4	5	6	7	8	9	AB R H RBI BB SO LOB	TOP											
12 Kyle Schwarber, L (1, 10) OBP: 0.344, SLG: 0.475										5 1 1 3 0 2 2	Philadelphia Phillies @ St. Louis Cardinals Busch Stadium, St. Louis, MO Sat Sep 16 2023, 6:18 PM - 8:58 PM CDT Att: 42,817 - Cloudy - 75 F											
7 Trea Turner, R (1, 6) OBP: 0.315, SLG: 0.469										4 1 1 0 0 0 1												
3 Bryce Harper, L (1, 3) OBP: 0.393, SLG: 0.479										4 0 0 0 0 1 1												
28 Alec Bohm, R (1, 5) OBP: 0.335, SLG: 0.433										4 0 2 1 0 0 0												
5 Bryson Stott, L (1, 4) OBP: 0.333, SLG: 0.431										4 1 1 0 0 0 1												
10 J.T. Realmuto, R (1, 2) OBP: 0.309, SLG: 0.451										4 0 0 0 0 1 2												
8 Nick Castellanos, R (1, 9) OBP: 0.309, SLG: 0.459										4 1 2 0 0 0 1												
16 Brandon Marsh, L (1, 7) OBP: 0.374, SLG: 0.460										3 1 2 1 0 0 1												
18 Johan Rojas, R (1, 8) OBP: 0.344, SLG: 0.421										3 1 2 1 0 0 1												
Inning Stats	R: 1 H: 2 E: 0 K: 1 S: 14	WLS: 2 BF: 25 LOB: 1 P: 20	R: 1 H: 2 E: 0 K: 0 S: 14	ER: 2 SO: 2 LOB: 1 P: 20	R: 0 H: 0 E: 0 K: 0 S: 5	BB: 0 IBB: 0 HBP: 0 BLK: 0 P: 6	R: 0 H: 0 E: 0 K: 0 S: 12	HR: 1 S: 16	R: 3 H: 3 E: 0 K: 0 S: 14	WHIP: 1.333		R: 0 H: 1 E: 0 K: 1 S: 10	LOB: 1 P: 12	R: 0 H: 0 E: 0 K: 0 S: 6	LOB: 1 P: 9	R: 0 H: 0 E: 0 K: 0 S: 6	LOB: 0 P: 10	R: 1 H: 2 E: 0 K: 1 S: 18	LOB: 0 P: 26	1B: 8 2B: 2 3B: 0 HR: 1	SF: 1 SAC: 1 DP: 0 HBP: 0	WP: 0 PB: 0 SB: 3 CS: 0
PITCHER	IP WLS BF H R ER SO BB IBB HBP BLK WP HR S P ERA WHIP											PITCHER	IP WLS BF H R ER SO BB IBB HBP BLK WP HR S P ERA WHIP									
39 Miles Mikolas, R (1, 1) ERA: 4.84	6.0 L 25 8 5 5 2 0 0 0 0 0 0 1 69 93 7.50 1.333																					
53 Andre Pallante, R (7, 1) ERA: 5.0	2.0 7 1 0 0 1 0 0 0 0 0 0 0 12 19 0.00 0.500																					
61 Jacob Barnes, R (9, 1) ERA: 9.39	1.0 5 2 1 1 1 0 0 0 0 0 0 0 18 26 9.00 2.000																					

Batter	1	2	3	4	5	6	7	8	9	AB R H RBI BB SO LOB	BOTTOM									
19 Tommy Edman, S (1, 8) OBP: 0.301, SLG: 0.396										5 0 0 0 0 1 4	Philadelphia Phillies @ St. Louis Cardinals Busch Stadium, St. Louis, MO Sat Sep 16 2023, 6:18 PM - 8:58 PM CDT Att: 42,817 - Cloudy - 75 F									
46 Paul Goldschmidt, R (1, 3) OBP: 0.365, SLG: 0.449										4 0 1 1 1 2 1										
27 Tyler O'Neill, R (1, 7) OBP: 0.312, SLG: 0.403										4 0 0 0 1 0 3										
28 Nolan Arenado, R (1, 5) OBP: 0.320, SLG: 0.465										4 0 0 0 1 1 2										
40 Wilson Contreras, R (1, 2) OBP: 0.359, SLG: 0.463										2 0 1 0 3 0 3										
26 Luken Baker, R (1, 10) OBP: 0.295, SLG: 0.288										3 0 1 0 0 1 4										
41 Alec Burleson, L (8, FH) OBP: 0.296, SLG: 0.383										0 0 0 0 1 0 0										
18 Jordan Walker, R (1, 9) OBP: 0.339, SLG: 0.444										4 0 1 0 0 1 5										
62 Juniel Quequeto, S (1, 4)										4 0 0 0 0 2 6										
0 Masyn Winn, R (1, 6) OBP: 0.218, SLG: 0.235										3 1 2 0 1 0 1										
Inning Stats	R: 0 H: 0 E: 0 K: 1 S: 6	WLS: 0 BF: 26 LOB: 0 P: 9	R: 0 H: 1 E: 0 K: 1 S: 16	ER: 1 SO: 23	R: 1 H: 2 E: 0 K: 1 S: 15	LOB: 2 P: 32	R: 0 H: 1 E: 0 K: 0 S: 8	LOB: 1 P: 13	R: 0 H: 0 E: 0 K: 1 S: 9	LOB: 0 P: 11	R: 0 H: 0 E: 0 K: 2 S: 13	LOB: 1 P: 21	R: 0 H: 1 E: 0 K: 1 S: 10	LOB: 2 P: 18	R: 0 H: 0 E: 0 K: 0 S: 11	LOB: 3 P: 21	1B: 4 2B: 2 3B: 0 HR: 0	SF: 0 SAC: 0 DP: 0 HBP: 0	WP: 0 PB: 0 SB: 0 CS: 0	PA: 41
PITCHER	IP WLS BF H R ER SO BB IBB HBP BLK WP HR S P ERA WHIP											PITCHER	IP WLS BF H R ER SO BB IBB HBP BLK WP HR S P ERA WHIP							
55 Ranger Suárez, L (1, 1) ERA: 3.8	6.0 W 26 4 1 1 5 4 0 0 0 0 0 0 13 21 1.50 1.333																			
68 Jeff Hoffman, R (7, 1) ERA: 2.2	1.0 4 0 0 0 2 1 0 0 0 0 0 0 13 21 0.00 1.000																			
43 Yunior Marte, R (8, 1) ERA: 4.78	0.2 4 1 0 0 1 1 0 0 0 0 0 0 8 15 0.00 3.000																			
30 Gregory Soto, L (8, 1) ERA: 4.91	0.1 H 1 0 0 0 0 0 0 0 0 0 0 2 3 0.00 0.000																			
54 Dylan Covey, R (9, 1) ERA: 4.05	1.0 6 1 0 0 0 2 0 0 0 0 0 0 11 21 0.00 3.000																			

Batter	1	2	3	4	5	6	7	8	9	AB	R	H	RBI	BB	SO	LOB	TOP				
12 Kyle Schwarber, L OBP: 0.345, SLG: 0.475	L9																				
7 Trea Turner, R OBP: 0.315, SLG: 0.468																					
3 Bryce Harper, L OBP: 0.395, SLG: 0.480																					
28 Alec Bohm, R OBP: 0.337, SLG: 0.439																					
5 Bryson Stott, L OBP: 0.334, SLG: 0.431																					
10 J.T. Realmuto, R OBP: 0.308, SLG: 0.447																					
16 Brandon Marsh, L OBP: 0.374, SLG: 0.457																					
18 Johan Rojas, R OBP: 0.347, SLG: 0.422																					
8 Nick Castellanos, R OBP: 0.310, SLG: 0.458																					
44 Jake Cave, L OBP: 0.287, SLG: 0.387																					
33 Edmundo Sosa, R (7, PH) OBP: 0.298, SLG: 0.431																					
Inning Stats	R: 0 E: 0 K: 0 S: 8	H: 1 LOB: 1 BB: 1 P: 13	R: 0 E: 0 K: 1 S: 11	H: 0 LOB: 0 BB: 0 P: 12	R: 0 E: 0 K: 2 S: 10	H: 1 LOB: 1 BB: 0 P: 13	R: 3 E: 1 K: 0 S: 6	H: 2 LOB: 2 BB: 2 P: 16	R: 0 E: 0 K: 1 S: 10	H: 0 LOB: 0 BB: 0 P: 15	R: 0 E: 0 K: 1 S: 10	H: 1 LOB: 2 BB: 1 P: 16	R: 2 E: 0 K: 1 S: 20	H: 4 LOB: 3 BB: 1 P: 29	R: 0 E: 0 K: 2 S: 12	H: 1 LOB: 2 BB: 1 P: 18	1B: 8 2B: 2 3B: 0 HR: 1	SF: 0 SAC: 1 DP: 1 HBP: 1	WP: 0 PB: 0 SB: 2 CS: 0	PA: 43	
PITCHER	IP	WLS	BF	H	R	ER	SO	BB	IBB	HBP	BLK	WP	HR	S	P	ERA	WHIP				
43 Dakota Hudson, R ERA: 5.12	5.0		22	5	3	3	3	3	0	1	0	0	0	45	66	5.40	1.600				
52 Matthew Liberatore, L ERA: 5.37	1.2	H	6	0	0	2	1	0	0	0	0	0	0	16	27	0.00	0.600				
65 Giovanni Gallegos, R ERA: 4.42	0.1	H	3	2	1	1	0	0	0	0	0	0	1	5	6	27.00	6.000				
47 John King, L ERA: 4.01	1.0	W	7	3	1	1	1	1	0	0	0	0	0	19	27	9.00	4.000				
56 Ryan Heisle, R ERA: 2.53	1.0	S	5	1	0	0	2	1	0	0	0	0	0	12	18	0.00	2.000				

Philadelphia Phillies @ St. Louis Cardinals
 Busch Stadium, St. Louis, MO
 Sun Sep 17 2023, 1:17 PM - 3:42 PM CDT
 Att: 40,996 - Cloudy - 74 F

AB 35
 R 5
 H 11
 RBI 3
 BB 6
 SO 8
 LOB 19



Batter	1	2	3	4	5	6	7	8	9	AB	R	H	RBI	BB	SO	LOB	BOTTOM				
21 Lars Nootbaar, L OBP: 0.373, SLG: 0.429	L6																				
46 Paul Goldschmidt, R OBP: 0.366, SLG: 0.456																					
41 Alec Burleson, L OBP: 0.298, SLG: 0.386																					
28 Nolan Arenado, R OBP: 0.321, SLG: 0.467																					
67 Richie Palacios, L OBP: 0.302, SLG: 0.549																					
18 Jordan Walker, R OBP: 0.338, SLG: 0.450																					
19 Tommy Edman, S OBP: 0.300, SLG: 0.395																					
7 Andrew Knizner, R OBP: 0.289, SLG: 0.442																					
62 Juniel Queerecutto, S (1.4)																					
Inning Stats	R: 0 E: 0 K: 0 S: 6	H: 0 LOB: 0 BB: 0 P: 10	R: 0 E: 0 K: 0 S: 10	H: 0 LOB: 0 BB: 0 P: 13	R: 3 E: 0 K: 0 S: 16	H: 4 LOB: 2 BB: 1 P: 28	R: 0 E: 0 K: 0 S: 14	H: 1 LOB: 1 BB: 0 P: 21	R: 2 E: 0 K: 0 S: 8	H: 3 LOB: 0 BB: 0 P: 12	R: 0 E: 0 K: 1 S: 7	H: 0 LOB: 0 BB: 0 P: 11	R: 0 E: 0 K: 2 S: 11	H: 0 LOB: 0 BB: 0 P: 14	R: 1 E: 0 K: 0 S: 8	H: 1 LOB: 0 BB: 0 P: 11	1B: 4 2B: 3 3B: 0 HR: 2	SF: 0 SAC: 0 DP: 0 HBP: 0	WP: 0 PB: 0 SB: 0 CS: 0	PA: 34	
PITCHER	IP	WLS	BF	H	R	ER	SO	BB	IBB	HBP	BLK	WP	HR	S	P	ERA	WHIP				
99 Tajuan Walker, R ERA: 4.4	7.0		30	8	5	5	3	1	0	0	0	0	1	72	109	6.43	1.286				
58 Seranthony Dominguez, R ERA: 4.11	1.0	L	4	1	1	1	0	0	0	0	0	0	1	8	11	9.00	1.000				

Philadelphia Phillies @ St. Louis Cardinals
 Busch Stadium, St. Louis, MO
 Sun Sep 17 2023, 1:17 PM - 3:42 PM CDT
 Att: 40,996 - Cloudy - 74 F

AB 33
 R 6
 H 9
 RBI 6
 BB 1
 SO 3
 LOB 9



Batter	1	2	3	4	5	6	7	8	9	AB	R	H	RBI	BB	SO	LOB	TOP					
12 Kyle Schwarber, L (1, 10) OBP: 0.345, SLG: 0.479										4	1	1	2	1	2	1	Philadelphia Phillies @ Atlanta Braves Truist Park, Atlanta, GA Mon Sep 18, 2023, 7:21 PM - 9:50 PM EDT Att: 39,216 - Partly Cloudy - 73 F					
7 Trea Turner, R (1, 6) OBP: 0.320, SLG: 0.468										5	0	2	0	0	1	0						
3 Bryce Harper, L (1, 3) OBP: 0.395, SLG: 0.485										4	1	1	1	1	1	2						
28 Alec Bohm, R (1, 5) OBP: 0.335, SLG: 0.436										4	0	0	0	0	1	4						
5 Bryson Stott, L (1, 4) OBP: 0.332, SLG: 0.428										4	0	0	0	0	1	4						
10 J.T. Realmuto, R (1, 2) OBP: 0.308, SLG: 0.452										4	1	1	1	0	0	2						
8 Nick Castellanos, R (1, 9) OBP: 0.311, SLG: 0.463										3	2	1	1	1	1	0						
16 Brandon Marsh, L (1, 7) OBP: 0.375, SLG: 0.455										2	1	0	0	2	2	1						
18 Johan Rojas, R (1, 8) OBP: 0.344, SLG: 0.442										4	1	1	2	0	2	2						
Inning Stats	R: 0 E: 0 K: 0 S: 9	H: 1 LOB: 2 BB: 1 P: 13	R: 2 E: 0 K: 2 S: 12	H: 1 LOB: 0 BB: 1 P: 21	R: 1 E: 0 K: 1 S: 14	H: 1 LOB: 0 BB: 0 P: 19	R: 1 E: 0 K: 2 S: 10	H: 1 LOB: 1 BB: 1 P: 18	R: 0 E: 0 K: 1 S: 11	H: 1 LOB: 2 BB: 1 P: 17	R: 3 E: 0 K: 2 S: 14	H: 2 LOB: 0 BB: 1 P: 22	R: 0 E: 0 K: 2 S: 12	H: 0 LOB: 0 BB: 0 P: 20	R: 0 E: 0 K: 2 S: 8	H: 0 LOB: 0 BB: 0 P: 10	R: 0 E: 0 K: 1 S: 6	H: 0 LOB: 0 BB: 0 P: 10	1B: 2 2B: 0 3B: 0 HR: 5	SF: 0 SAC: 0 DP: 0 HBP: 0	WP: 0 PB: 0 SB: 0 CS: 0	PA: 39
PITCHER	IP WLS BF H R ER SO BB IBB HBP BLK WP HR S P ERA WHIP	IP WLS BF H R ER SO BB IBB HBP BLK WP HR S P ERA WHIP																				
30 Kyle Wright, R (1, 1) ERA: 7.71	4.0 L 21 5 4 4 5 4 0 0 0 0 3 47 78 9.00 2.250																					
51 Michael Tonkin, R (5, 1) ERA: 4.08	3.0 12 2 3 3 3 1 0 0 0 0 2 35 52 9.00 1.000																					
63 Lucas Luetge, L (8, 1) ERA: 7.24	2.0 6 0 0 0 3 0 0 0 0 0 0 14 20 0.00 0.000																					

AB	34
R	7
H	7
RBI	7
BB	5
SO	11
LOB	16



Batter	1	2	3	4	5	6	7	8	9	AB	R	H	RBI	BB	SO	LOB	BOTTOM					
13 Ronald Acuña Jr., R (1, 9) OBP: 0.417, SLG: 0.586										4	0	1	0	0	0	0	Philadelphia Phillies @ Atlanta Braves Truist Park, Atlanta, GA Mon Sep 18, 2023, 7:21 PM - 9:50 PM EDT Att: 39,216 - Partly Cloudy - 73 F					
73 Forrest Wall, L (9, 7) OBP: 0.353, SLG: 0.657										0	0	0	0	0	0	0						
1 Ozzie Albies, S (1, 4) OBP: 0.315, SLG: 0.498										4	1	1	1	0	1	1						
27 Austin Riley, R (1, 5) OBP: 0.339, SLG: 0.511										3	0	0	0	1	2	0						
28 Matt Olson, L (1, 3) OBP: 0.385, SLG: 0.610										3	0	1	0	1	0	0						
20 Marcell Ozuna, R (1, 10) OBP: 0.338, SLG: 0.531										4	0	1	0	0	2	4						
8 Eddie Rosario, L (1, 7) OBP: 0.315, SLG: 0.471										2	0	0	0	0	0	0						
17 Kevin Pillar, R (7, PH) OBP: 0.250, SLG: 0.407										2	0	0	0	0	0	1						
12 Sean Murphy, R (1, 2) OBP: 0.372, SLG: 0.493										3	0	0	0	0	2	0						
11 Orlando Arcia, R (1, 6) OBP: 0.322, SLG: 0.432										3	0	0	0	0	1	0						
23 Michael Harris II, L (1, 8) OBP: 0.334, SLG: 0.481										3	0	0	0	0	1	0						
Inning Stats	R: 1 E: 0 K: 1 S: 6	H: 1 LOB: 0 BB: 0 P: 10	R: 0 E: 0 K: 2 S: 9	H: 0 LOB: 0 BB: 0 P: 12	R: 0 E: 0 K: 0 S: 7	H: 0 LOB: 0 BB: 0 P: 11	R: 0 E: 0 K: 0 S: 15	H: 0 LOB: 1 BB: 1 P: 28	R: 0 E: 0 K: 0 S: 7	H: 0 LOB: 0 BB: 0 P: 11	R: 0 E: 0 K: 2 S: 16	H: 2 LOB: 3 BB: 1 P: 27	R: 0 E: 0 K: 2 S: 9	H: 0 LOB: 0 BB: 0 P: 12	R: 0 E: 0 K: 1 S: 8	H: 0 LOB: 0 BB: 0 P: 10	R: 0 E: 0 K: 1 S: 14	H: 1 LOB: 1 BB: 0 P: 21	1B: 1 2B: 2 3B: 0 HR: 1	SF: 0 SAC: 0 DP: 0 HBP: 0	WP: 0 PB: 0 SB: 0 CS: 0	PA: 33
PITCHER	IP WLS BF H R ER SO BB IBB HBP BLK WP HR S P ERA WHIP	IP WLS BF H R ER SO BB IBB HBP BLK WP HR S P ERA WHIP																				
45 Zack Wheeler, R (1, 1) ERA: 3.63	6.0 W 23 3 1 1 1 2 0 0 0 0 1 60 9 1.50 0.833																					
30 Gregory Soto, L (7, 1) ERA: 4.82	1.0 3 0 0 0 2 0 0 0 0 0 0 9 12 0.00 0.000																					
25 Matt Strahm, L (8, 1) ERA: 3.24	1.0 3 0 0 0 1 0 0 0 0 0 0 8 10 0.00 0.000																					
54 Dylan Covey, R (9, 1) ERA: 3.95	1.0 4 1 0 0 1 0 0 0 0 0 0 14 21 0.00 1.000																					

AB	31
R	1
H	4
RBI	1
BB	2
SO	9
LOB	6



Batter	1	2	3	4	5	6	7	8	9	AB R H RBI BB SO LOB	TOP											
12 Kyle Schwarber, L (1, 10) OBP: 0.345, SLG: 0.477										4 0 1 0 0 3 0	<p>Philadelphia Phillies @ Atlanta Braves</p> <p>Truist Park, Atlanta, GA</p> <p>Tue Sep 19 2023, 7:21 PM - 9:50 PM EDT</p> <p>Att: 40,695 - Partly Cloudy - 76 F</p>											
7 Trea Turner, R (1, 6) OBP: 0.320, SLG: 0.466										3 1 0 0 0 1 2												
3 Bryce Harper, L (1, 3) OBP: 0.394, SLG: 0.490										4 1 1 3 0 2 1												
28 Alec Bohm, R (1, 5) OBP: 0.333, SLG: 0.433										4 0 0 0 0 1 0												
5 Bryson Stott, L (1, 4) OBP: 0.331, SLG: 0.426										3 0 0 0 0 1 0												
10 J.T. Realmuto, R (1, 2) OBP: 0.308, SLG: 0.454										3 0 1 0 0 0 0												
8 Nick Castellanos, R (1, 9) OBP: 0.310, SLG: 0.461										3 0 0 0 0 3 1												
16 Brandon Marsh, L (1, 7) OBP: 0.372, SLG: 0.451										3 0 0 0 0 2 0												
18 Johan Rojas, R (1, 8) OBP: 0.344, SLG: 0.439										3 1 1 0 0 1 0												
Inning Stats	R: 0 E: 0 K: 1 S: 7	H: 0 LOB: 0 BB: 0 P: 10	R: 0 E: 0 K: 1 S: 15	H: 1 LOB: 1 BB: 0 P: 19	R: 0 E: 0 K: 3 S: 9	H: 0 LOB: 0 BB: 0 P: 12	R: 0 E: 0 K: 2 S: 9	H: 0 LOB: 0 BB: 0 P: 10	R: 0 E: 0 K: 2 S: 7	H: 0 LOB: 0 BB: 0 P: 11	R: 3 E: 0 K: 1 S: 15	H: 3 LOB: 0 BB: 0 P: 20	R: 0 E: 0 K: 1 S: 6	H: 0 LOB: 0 BB: 0 P: 9	R: 0 E: 0 K: 1 S: 10	H: 0 LOB: 0 BB: 0 P: 18	R: 0 E: 0 K: 2 S: 9	H: 0 LOB: 0 BB: 0 P: 10	1B: 2 2B: 2 3B: 0 HR: 1	SF: 0 SAC: 0 DP: 1 HBP: 1	WP: 0 PB: 0 SB: 1 CS: 0	PA: 31
PITCHER	IP WLS BF H R ER SO BB IBB HBP BLK WP HR S P ERA WHIP											IP WLS BF H R ER SO BB IBB HBP BLK WP HR S P ERA WHIP										
99 Spencer Strider, R (1, 1) ERA: 3.73	7.0 W 25 4 3 3 11 0 0 1 0 0 1 68 91 3.86 0.571																					
33 A.J. Minter, L (8, 1) ERA: 3.71	1.0 3 0 0 0 1 0 0 0 0 0 0 10 18 0.00 0.000																					
77 Joe Jiménez, R (9, 1) ERA: 3.25	1.0 3 0 0 0 2 0 0 0 0 0 0 9 10 0.00 0.000																					


AB	30
R	3
H	4
RBI	3
BB	0
SO	14
LOB	4




Batter	1	2	3	4	5	6	7	8	9	AB R H RBI BB SO LOB	BOTTOM									
13 Ronald Acuña Jr., R (1, 9) OBP: 0.419, SLG: 0.596										5 3 3 2 0 0 0	<p>Philadelphia Phillies @ Atlanta Braves</p> <p>Truist Park, Atlanta, GA</p> <p>Tue Sep 19 2023, 7:21 PM - 9:50 PM EDT</p> <p>Att: 40,695 - Partly Cloudy - 76 F</p>									
1 Ozzie Albies, S (1, 4) OBP: 0.325, SLG: 0.498										4 2 2 0 1 0 0										
27 Austin Riley, R (1, 5) OBP: 0.341, SLG: 0.511										4 1 2 0 1 1 0										
28 Matt Olson, L (1, 3) OBP: 0.387, SLG: 0.609										3 1 1 1 2 1 4										
20 Marcell Ozuna, R (1, 10) OBP: 0.342, SLG: 0.535										4 1 3 3 1 0 1										
16 Travis d'Arnaud, R (1, 2) OBP: 0.284, SLG: 0.415										3 1 1 0 1 0 4										
11 Orlando Arcia, R (1, 6) OBP: 0.319, SLG: 0.429										3 0 0 1 0 1 4										
17 Kevin Pillar, R (1, 7) OBP: 0.253, SLG: 0.408										2 0 1 2 0 0 0										
8 Eddie Rosario, L (5, PH) OBP: 0.314, SLG: 0.468										2 0 0 0 0 1 2										
23 Michael Harris II, L (1, 8) OBP: 0.331, SLG: 0.477										4 0 0 0 0 1 3										
Inning Stats	R: 1 E: 0 K: 1 S: 12	H: 2 LOB: 2 BB: 1 P: 21	R: 0 E: 0 K: 1 S: 8	H: 0 LOB: 0 BB: 0 P: 11	R: 0 E: 0 K: 0 S: 8	H: 2 LOB: 1 BB: 0 P: 14	R: 2 E: 0 K: 0 S: 10	H: 3 LOB: 0 BB: 0 P: 14	R: 4 E: 0 K: 1 S: 29	H: 3 LOB: 2 BB: 3 P: 45	R: 2 E: 0 K: 2 S: 13	H: 3 LOB: 2 BB: 1 P: 25	R: 0 E: 0 K: 0 S: 7	H: 0 LOB: 0 BB: 0 P: 11	R: 0 E: 0 K: 0 S: 10	H: 0 LOB: 1 BB: 1 P: 16	1B: 9 2B: 2 3B: 0 HR: 2	SF: 1 SAC: 0 DP: 2 HBP: 0	WP: 0 PB: 0 SB: 1 CS: 0	PA: 41
PITCHER	IP WLS BF H R ER SO BB IBB HBP BLK WP HR S P ERA WHIP											IP WLS BF H R ER SO BB IBB HBP BLK WP HR S P ERA WHIP								
61 Cristopher Sánchez, L (1, 1) ERA: 3.55	4.0 L 18 7 3 3 2 1 0 0 0 0 0 22 37 6.75 2.000																			
22 Michael Lorenzen, R (5, 1) ERA: 4.29	0.1 7 3 4 4 0 3 0 0 0 0 0 0 22 37 108.00 18.000																			
43 Yunior Marte, R (5, 1) ERA: 5.03	1.2 9 3 2 2 3 1 0 0 0 0 1 20 33 10.80 2.400																			
58 Seranthony Dominguez, R (7, 1) ERA: 4.02	1.0 3 0 0 0 0 0 0 0 0 0 0 7 11 0.00 0.000																			
54 Dylan Covey, R (8, 1) ERA: 3.86	1.0 4 0 0 0 0 1 0 0 0 0 0 0 10 16 0.00 1.000																			

AB	34
R	9
H	13
RBI	9
BB	6
SO	5
LOB	18



Batter	1	2	3	4	5	6	7	8	9	AB	R	H	RBI	BB	SO	LOB	TOP										
9 Brandon Nimmo, L OBP: 0.361, SLG: 0.465	L8	G4-3			G1-3		FC4-6 BB		2B	4	0	1	0	1	0	2	New York Mets @ Philadelphia Phillies Citizens Bank Park, Philadelphia, PA Thu Sep 21 2023, 7:17 PM - 10:05 PM EDT Att: 30,116 - Partly Cloudy - 69 F AB 35 R 4 H 8 RBI 4 BB 2 SO 10 LOB 16 										
Ronny Mauricio, S OBP: 0.323, SLG: 0.369	F7		F8		K2-3		FC4-6		F8	5	0	0	0	0	1	2											
20 Pete Alonso, R OBP: 0.262, SLG: 0.515	F9				E6		F9		K	4	0	0	0	1	1	2											
12 Francisco Lindor, S OBP: 0.332, SLG: 0.452		1B			L7				1B	4	1	2	0	0	1	2											
27 Mark Vientos, R OBP: 0.266, SLG: 0.389		K			F9				K	4	1	1	1	0	2	3											
1 Jeff McNeil, L OBP: 0.334, SLG: 0.381		2B			4 SF8				2B	4	2	3	1	0	0	0											
4 Francisco Alvarez, R OBP: 0.267, SLG: 0.436	F9				SF8				P3	3	0	0	1	0	1	3											
22 Brett Baty, L OBP: 0.281, SLG: 0.322		1B			G1-3				K	4	0	1	1	0	1	2											
26 Tim Lincecum, R OBP: 0.340, SLG: 0.333		HBP			K				K	3	0	0	0	0	3	0											
Inning Stats	R: 0 H: 0 E: 0 K: 0 S: 5	H: 0 LOB: 0 BB: 0 P: 8	R: 2 H: 3 E: 0 K: 1 S: 18	H: 3 LOB: 2 BB: 0 P: 26	R: 0 H: 0 E: 0 K: 0 S: 6	H: 0 LOB: 1 BB: 1 P: 11	R: 1 H: 1 E: 0 K: 1 S: 9	H: 1 LOB: 0 BB: 0 P: 14	R: 0 H: 0 E: 1 K: 2 S: 11	H: 0 LOB: 1 BB: 0 P: 16	R: 1 H: 1 E: 0 K: 1 S: 10	H: 1 LOB: 2 BB: 1 P: 12	R: 0 H: 0 E: 0 K: 1 S: 8	H: 2 LOB: 2 BB: 0 P: 16	R: 0 H: 1 E: 0 K: 2 S: 12	H: 1 LOB: 0 BB: 0 P: 15	1B: 4 2B: 2 HR: 1	SF: 1 SAC: 0 DP: 0 HBP: 1	WP: 0 PB: 0 SB: 3 CS: 0	PA: 39							
PITCHER	IP	WLS	BF	H	R	ER	SO	BB	IBB	HBP	BLK	WP	HR	S	P	ERA	WHIP										
55 Ranger Suárez, L ERA: 3.89	6.2	W	29	5	4	4	6	2	0	1	0	0	1	65	97	5.40	1.050										
68 Jeff Hoffman, R ERA: 2.54	0.1	H	1	0	0	0	0	0	0	0	0	0	0	2	3	0.00	0.000										
31 Craig Kimbrel, R ERA: 3.18	1.0	H	5	2	0	0	2	0	0	0	0	0	0	10	16	0.00	2.000										
46 José Alvarado, L ERA: 1.88	1.0	S	4	1	0	0	2	0	0	0	0	0	0	12	15	0.00	1.000										

Batter	1	2	3	4	5	6	7	8	9	AB	R	H	RBI	BB	SO	LOB	BOTTOM										
12 Kyle Schwarber, L OBP: 0.344, SLG: 0.472	3B 7 BB 8 1B BB	K			K		K			3	1	0	0	1	3	2	New York Mets @ Philadelphia Phillies Citizens Bank Park, Philadelphia, PA Thu Sep 21 2023, 7:17 PM - 10:05 PM EDT Att: 30,116 - Partly Cloudy - 69 F AB 30 R 5 H 7 RBI 5 BB 4 SO 13 LOB 17 										
7 Trea Turner, R OBP: 0.320, SLG: 0.461	3B 8 1B BB		G5-3			G3-1				2	1	0	0	2	0	2											
28 Alec Bohm, R OBP: 0.334, SLG: 0.438	P3		HR							4	1	1	1	0	2	3											
3 Bryce Harper, L OBP: 0.393, SLG: 0.485	8 1B 1-2 2-3 1B		10 1B 8 SF9 1B							4	1	2	0	0	1	1											
10 J.T. Realmuto, R OBP: 0.307, SLG: 0.452	K		1B							4	0	1	0	0	2	4											
8 Nick Castellanos, R OBP: 0.312, SLG: 0.476	1B		SF9							3	1	2	4	0	0	0											
5 Bryson Stott, L OBP: 0.331, SLG: 0.424	P5		K							3	0	0	0	1	1	3											
18 Johan Rojas, R OBP: 0.341, SLG: 0.433		K			K2-3					4	0	1	0	0	3	0											
19 Cristian Pache, R OBP: 0.324, SLG: 0.478		K			G4-3					3	0	0	0	0	1	2											
Inning Stats	R: 2 H: 2 E: 0 K: 1 S: 17	H: 2 LOB: 2 BB: 2 P: 31	R: 0 H: 0 E: 0 K: 3 S: 11	H: 0 LOB: 0 BB: 0 P: 14	R: 2 H: 3 E: 0 K: 1 S: 23	H: 3 LOB: 1 BB: 0 P: 32	R: 0 H: 0 E: 0 K: 2 S: 12	H: 0 LOB: 0 BB: 0 P: 17	R: 0 H: 0 E: 0 K: 2 S: 13	H: 0 LOB: 1 BB: 1 P: 21	R: 1 H: 2 E: 0 K: 1 S: 12	H: 2 LOB: 2 BB: 1 P: 24	R: 0 H: 0 E: 0 K: 2 S: 10	H: 0 LOB: 0 BB: 0 P: 15	R: 0 H: 0 E: 0 K: 1 S: 6	H: 0 LOB: 0 BB: 0 P: 8	1B: 5 2B: 0 3B: 0 HR: 2	SF: 1 SAC: 0 DP: 0 HBP: 0	WP: 0 PB: 0 SB: 1 CS: 0	PA: 35							
PITCHER	IP	WLS	BF	H	R	ER	SO	BB	IBB	HBP	BLK	WP	HR	S	P	ERA	WHIP										
23 David Peterson, L ERA: 5.37	4.0	L	19	5	4	4	7	2	0	0	0	0	1	63	94	9.00	1.750										
43 Jeff Bringham, R ERA: 5.29	1.2	L	9	2	1	1	3	2	0	0	0	0	0	22	40	5.40	2.400										
93 Grant Hartwig, R ERA: 5.06	2.1		7	0	0	0	3	0	0	0	0	0	0	19	28	0.00	0.000										

Batter	1	2	3	4	5	6	7	8	9	AB	R	H	RBI	BB	SO	LOB	TOP										
1 Jeff McNeil, L OBP: 0.334, SLG: 0.379 (1, 8)	G6-3			G3-1		G4-3			G4-3	4	0	0	0	0	0	1	New York Mets @ Philadelphia Phillies Citizens Bank Park, Philadelphia, PA Sun Sep 24 2023, 6:08 PM - 8:32 PM EDT Att: 41,139 - Cloudy - 66 F										
Ronny Mauricio, S OBP: 0.305, SLG: 0.377 (1, 4)	K2-3			K		HR			K	4	1	1	2	0	3	0											
20 Pete Alonso, R OBP: 0.318, SLG: 0.506 (1, 10)	K			K		K			G6-3	4	0	0	0	0	3	0											
12 Francisco Lindor, S OBP: 0.294, SLG: 0.452 (1, 6)		G3			BB				F7	2	0	0	0	1	0	0											
27 Mark Vientos, R OBP: 0.257, SLG: 0.373 (1, 3)		K			F8				K	3	0	0	0	0	2	1											
29 DJ Stewart, L OBP: 0.352, SLG: 0.549 (1, 9)		K			1B				G4-3	3	0	1	0	0	1	0											
4 Francisco Alvarez, R OBP: 0.294, SLG: 0.430 2 Omar Narváez, L OBP: 0.273, SLG: 0.262 (6, 2)			G6-3		K				G5-3	2	0	0	0	0	1	1											
22 Brett Baty, L OBP: 0.281, SLG: 0.329 (1, 5)						K			K	3	0	0	0	0	2	0											
26 Tim Lincecum, R OBP: 0.346, SLG: 0.341 30 Rafael Ortega, L OBP: 0.353, SLG: 0.289 (8, PH) (8, 8)						HR			K	2	1	1	0	0	0	0											
Inning Stats	R: 0 H: 0 E: 0 K: 2 S: 10	H: 0 LOB: 0 BB: 0 P: 13	R: 0 H: 0 E: 0 K: 2 S: 9	H: 1 LOB: 0 BB: 0 P: 11	R: 0 H: 0 E: 0 K: 0 S: 8	H: 0 LOB: 0 BB: 0 P: 12	R: 0 H: 0 E: 0 K: 2 S: 9	H: 1 LOB: 1 BB: 1 P: 17	R: 2 H: 2 E: 0 K: 1 S: 13	H: 2 LOB: 0 BB: 0 P: 18	R: 0 H: 0 E: 0 K: 1 S: 8	H: 0 LOB: 0 BB: 0 P: 11	R: 0 H: 0 E: 0 K: 2 S: 9	H: 0 LOB: 0 BB: 0 P: 12	R: 0 H: 0 E: 0 K: 1 S: 9	H: 0 LOB: 0 BB: 0 P: 13	1B: 2 2B: 0 3B: 0 HR: 1	SF: 0 SAC: 0 DP: 0 HBP: 0	WP: 0 PB: 0 SB: 0 CS: 1	PA: 30							
PITCHER	IP	WLS	BF	H	R	ER	SO	BB	IBB	HBP	BLK	WP	HR	S	P	ERA	WHIP										
61 Cristopher Sánchez, L ERA: 3.48 (1, 1)	7.0	W	24	3	2	2	10	1	0	0	0	0	1	66	96	2.57	0.571										
50 Orion Kerkering, R ERA: (8, 1)	1.0	H	3	0	0	0	2	0	0	0	0	0	0	9	12	0.00	0.000										
22 Michael Lorenzen, R ERA: 4.26 (9, 1)	1.0	S	3	0	0	0	1	0	0	0	0	0	0	9	13	0.00	0.000										

AB	29
R	2
H	3
RBI	2
BB	1
SO	13
LOB	3



Batter	1	2	3	4	5	6	7	8	9	AB	R	H	RBI	BB	SO	LOB	BOTTOM										
12 Kyle Schwarber, L OBP: 0.345, SLG: 0.472 (1, 10)				P5		K				2	0	0	0	1	1	0	New York Mets @ Philadelphia Phillies Citizens Bank Park, Philadelphia, PA Sun Sep 24 2023, 6:08 PM - 8:32 PM EDT Att: 41,139 - Cloudy - 66 F										
7 Trea Turner, R OBP: 0.317, SLG: 0.455 (1, 6)	F8			F8		2B			G5-4-3	4	1	1	0	0	0	2											
3 Bryce Harper, L OBP: 0.398, SLG: 0.491 (1, 3)	K			BB		1B			L6	3	1	1	1	1	1	1											
28 Alec Bohm, R OBP: 0.334, SLG: 0.442 (1, 5)	L4			P4		G4-3			F9	4	0	0	0	0	0	3											
5 Bryson Stott, L OBP: 0.330, SLG: 0.422 (1, 4)		K			1B	G4-3			K	4	1	1	0	0	2	1											
10 J.T. Realmuto, R OBP: 0.310, SLG: 0.457 (1, 2)					HR				F9	4	1	2	2	0	1	0											
8 Nick Castellanos, R OBP: 0.314, SLG: 0.485 (1, 9)		K			HR				BB	2	1	1	2	1	1	1											
16 Brandon Marsh, L OBP: 0.370, SLG: 0.442 (1, 8)					K				K	3	0	0	0	0	2	2											
44 Jake Cave, L OBP: 0.281, SLG: 0.373 (1, 7)					K	G3-1			K	3	0	0	0	0	2	1											
Inning Stats	R: 0 H: 0 E: 0 K: 1 S: 14	H: 1 LOB: 1 BB: 1 P: 23	R: 0 H: 1 E: 0 K: 2 S: 13	H: 1 LOB: 0 BB: 0 P: 19	R: 0 H: 0 E: 0 K: 1 S: 7	H: 0 LOB: 0 BB: 0 P: 11	R: 4 H: 3 E: 0 K: 1 S: 17	H: 3 LOB: 1 BB: 1 P: 33	R: 1 H: 2 E: 0 K: 1 S: 15	H: 2 LOB: 1 BB: 0 P: 23	R: 0 H: 0 E: 0 K: 3 S: 11	H: 0 LOB: 1 BB: 1 P: 17	R: 0 H: 0 E: 0 K: 0 S: 8	H: 0 LOB: 0 BB: 0 P: 11	R: 0 H: 0 E: 0 K: 1 S: 5	H: 0 LOB: 0 BB: 0 P: 8	1B: 4 2B: 1 3B: 0 HR: 1	SF: 0 SAC: 0 DP: 1 HBP: 1	WP: 0 PB: 0 SB: 3 CS: 0	PA: 33							
PITCHER	IP	WLS	BF	H	R	ER	SO	BB	IBB	HBP	BLK	WP	HR	S	P	ERA	WHIP										
70 José Butto, R ERA: 3.75 (1, 1)	4.0	L	18	4	4	4	5	2	0	0	0	0	0	19	32	6.75	2.250										
93 Grant Hartwig, R ERA: 5.13 (5, 1)	1.1		7	2	1	1	2	1	0	0	0	0	0	15	19	0.00	0.000										
64 Anthony Kay, L ERA: 5.54 (6, 1)	1.2		5	0	0	0	2	0	0	1	0	0	0	5	8	0.00	0.000										
33 Trevor Gott, R ERA: 4.26 (8, 1)	1.0		3	0	0	0	1	0	0	0	0	0	0	5	8	0.00	0.000										

AB	29
R	5
H	6
RBI	5
BB	3
SO	10
LOB	11



Batter	1	2	3	4	5	6	7	8	9	10	AB	R	H	RBI	BB	SO	LOB	TOP								
3 Ji Hwan Bae, L OBP: 0.300, SLG: 0.318	G5-3		K			K		G4-3			4	0	0	0	0	2	1									
10 Bryan Reynolds, S OBP: 0.334, SLG: 0.470	G3-1		G1-3				HR		K		4	1	1	1	0	1	0									
13 Ke'Bryan Hayes, R OBP: 0.310, SLG: 0.455	K		K				K		K		4	0	0	0	0	4	0									
65 Jack Suwinski, L OBP: 0.340, SLG: 0.454		K			F9				L6		4	0	1	0	0	1	0									
19 Jared Triolo, R OBP: 0.302, SLG: 0.385	G1-3										3	0	0	0	1	1	1									
54 Joshua Palacios, L OBP: 0.276, SLG: 0.414																										
2 Connor Joe, R OBP: 0.326, SLG: 0.406	K																									
26 Endy Rodríguez, S OBP: 0.267, SLG: 0.320																										
32 Henry Davis, R OBP: 0.304, SLG: 0.367																										
60 Llover Pequero, R OBP: 0.277, SLG: 0.372																										
Inning Stats	R: 0 E: 0 K: 1 S: 8	H: 0 LOB: 0 BB: 0 P: 10	R: 0 E: 0 K: 2 S: 9	H: 0 LOB: 0 BB: 0 P: 12	R: 0 E: 0 K: 1 S: 9	H: 1 LOB: 1 BB: 0 P: 15	R: 0 E: 0 K: 1 S: 10	H: 0 LOB: 0 BB: 0 P: 14	R: 0 E: 0 K: 0 S: 9	H: 0 LOB: 0 BB: 0 P: 13	R: 0 E: 0 K: 1 S: 7	H: 1 LOB: 0 BB: 0 P: 11	R: 1 E: 0 K: 2 S: 14	H: 2 LOB: 1 BB: 0 P: 20	R: 1 E: 0 K: 1 S: 10	H: 1 LOB: 0 BB: 0 P: 18	R: 0 E: 0 K: 2 S: 12	H: 0 LOB: 0 BB: 0 P: 15	R: 0 E: 0 K: 1 S: 12	H: 0 LOB: 2 BB: 1 P: 20	1B: 3 2B: 0 3B: 0 HR: 2	SF: 0 SAC: 0 DP: 1 HBP: 0	WP: 0 PB: 0 SB: 1 CS: 0	PA: 35		
PITCHER	IP WLS BF H R ER SO BB IBB HBP BLK WP HR S P ERA WHIP	IP WLS BF H R ER SO BB IBB HBP BLK WP HR S P ERA WHIP	IP WLS BF H R ER SO BB IBB HBP BLK WP HR S P ERA WHIP	IP WLS BF H R ER SO BB IBB HBP BLK WP HR S P ERA WHIP	IP WLS BF H R ER SO BB IBB HBP BLK WP HR S P ERA WHIP	IP WLS BF H R ER SO BB IBB HBP BLK WP HR S P ERA WHIP	IP WLS BF H R ER SO BB IBB HBP BLK WP HR S P ERA WHIP	IP WLS BF H R ER SO BB IBB HBP BLK WP HR S P ERA WHIP	IP WLS BF H R ER SO BB IBB HBP BLK WP HR S P ERA WHIP	IP WLS BF H R ER SO BB IBB HBP BLK WP HR S P ERA WHIP	IP WLS BF H R ER SO BB IBB HBP BLK WP HR S P ERA WHIP	IP WLS BF H R ER SO BB IBB HBP BLK WP HR S P ERA WHIP	IP WLS BF H R ER SO BB IBB HBP BLK WP HR S P ERA WHIP	IP WLS BF H R ER SO BB IBB HBP BLK WP HR S P ERA WHIP	IP WLS BF H R ER SO BB IBB HBP BLK WP HR S P ERA WHIP	IP WLS BF H R ER SO BB IBB HBP BLK WP HR S P ERA WHIP	IP WLS BF H R ER SO BB IBB HBP BLK WP HR S P ERA WHIP	IP WLS BF H R ER SO BB IBB HBP BLK WP HR S P ERA WHIP	IP WLS BF H R ER SO BB IBB HBP BLK WP HR S P ERA WHIP	IP WLS BF H R ER SO BB IBB HBP BLK WP HR S P ERA WHIP	IP WLS BF H R ER SO BB IBB HBP BLK WP HR S P ERA WHIP	IP WLS BF H R ER SO BB IBB HBP BLK WP HR S P ERA WHIP	IP WLS BF H R ER SO BB IBB HBP BLK WP HR S P ERA WHIP	IP WLS BF H R ER SO BB IBB HBP BLK WP HR S P ERA WHIP	IP WLS BF H R ER SO BB IBB HBP BLK WP HR S P ERA WHIP	IP WLS BF H R ER SO BB IBB HBP BLK WP HR S P ERA WHIP

Pittsburgh Pirates @ Philadelphia Phillies
Citizens Bank Park, Philadelphia, PA
Tue Sep 26 2023, 6:45 PM - 9:33 PM EDT
Att. 32,116 - Cloudy - 59 F

AB 34
R 2
H 5
RBI 2
BB 1
SO 12
LOB 8



Batter	1	2	3	4	5	6	7	8	9	10	AB	R	H	RBI	BB	SO	LOB	BOTTOM									
12 Kyle Schwarber, L OBP: 0.343, SLG: 0.469	K		P3			FC4-6 7 1B 3 SF8		K			4	1	0	0	0	2	1										
7 Trea Turner, R OBP: 0.316, SLG: 0.454	G6-3							G6-3			4	0	1	0	0	0	0										
3 Bryce Harper, L OBP: 0.399, SLG: 0.490											1	0	0	1	2	0	0										
28 Alec Bohm, R OBP: 0.332, SLG: 0.439	G6-3										4	0	0	0	0	0	3										
5 Bryson Stott, L OBP: 0.329, SLG: 0.421		K									4	0	1	0	0	1	0										
10 J.T. Realmuto, R OBP: 0.309, SLG: 0.454											3	0	0	0	1	2	1										
8 Nick Castellanos, R OBP: 0.312, SLG: 0.481																											
19 Cristian Pache, R OBP: 0.333, SLG: 0.476																											
16 Brandon Marsh, L OBP: 0.369, SLG: 0.448																											
18 Johan Rojas, R OBP: 0.342, SLG: 0.428																											
Inning Stats	R: 0 E: 0 K: 1 S: 12	H: 0 LOB: 1 BB: 1 P: 25	R: 0 E: 0 K: 1 S: 7	H: 0 LOB: 0 BB: 0 P: 10	R: 0 E: 0 K: 2 S: 8	H: 0 LOB: 0 BB: 0 P: 12	R: 0 E: 0 K: 0 S: 4	H: 0 LOB: 0 BB: 1 P: 9	R: 0 E: 0 K: 2 S: 13	H: 0 LOB: 0 BB: 0 P: 18	R: 2 E: 0 K: 0 S: 14	H: 3 LOB: 1 BB: 0 P: 18	R: 0 E: 1 K: 2 S: 14	H: 0 LOB: 1 BB: 0 P: 22	R: 0 E: 0 K: 2 S: 9	H: 0 LOB: 0 BB: 0 P: 13	R: 0 E: 0 K: 1 S: 8	H: 1 LOB: 2 BB: 1 P: 14	R: 1 E: 0 K: 1 S: 6	H: 1 LOB: 1 BB: 0 P: 9	1B: 4 2B: 0 3B: 0 HR: 1	SF: 1 SAC: 0 DP: 1 HBP: 0	WP: 1 PB: 0 SB: 1 CS: 0	PA: 36			
PITCHER	IP WLS BF H R ER SO BB IBB HBP BLK WP HR S P ERA WHIP	IP WLS BF H R ER SO BB IBB HBP BLK WP HR S P ERA WHIP	IP WLS BF H R ER SO BB IBB HBP BLK WP HR S P ERA WHIP	IP WLS BF H R ER SO BB IBB HBP BLK WP HR S P ERA WHIP	IP WLS BF H R ER SO BB IBB HBP BLK WP HR S P ERA WHIP	IP WLS BF H R ER SO BB IBB HBP BLK WP HR S P ERA WHIP	IP WLS BF H R ER SO BB IBB HBP BLK WP HR S P ERA WHIP	IP WLS BF H R ER SO BB IBB HBP BLK WP HR S P ERA WHIP	IP WLS BF H R ER SO BB IBB HBP BLK WP HR S P ERA WHIP	IP WLS BF H R ER SO BB IBB HBP BLK WP HR S P ERA WHIP	IP WLS BF H R ER SO BB IBB HBP BLK WP HR S P ERA WHIP	IP WLS BF H R ER SO BB IBB HBP BLK WP HR S P ERA WHIP	IP WLS BF H R ER SO BB IBB HBP BLK WP HR S P ERA WHIP	IP WLS BF H R ER SO BB IBB HBP BLK WP HR S P ERA WHIP	IP WLS BF H R ER SO BB IBB HBP BLK WP HR S P ERA WHIP	IP WLS BF H R ER SO BB IBB HBP BLK WP HR S P ERA WHIP	IP WLS BF H R ER SO BB IBB HBP BLK WP HR S P ERA WHIP	IP WLS BF H R ER SO BB IBB HBP BLK WP HR S P ERA WHIP	IP WLS BF H R ER SO BB IBB HBP BLK WP HR S P ERA WHIP	IP WLS BF H R ER SO BB IBB HBP BLK WP HR S P ERA WHIP	IP WLS BF H R ER SO BB IBB HBP BLK WP HR S P ERA WHIP	IP WLS BF H R ER SO BB IBB HBP BLK WP HR S P ERA WHIP	IP WLS BF H R ER SO BB IBB HBP BLK WP HR S P ERA WHIP	IP WLS BF H R ER SO BB IBB HBP BLK WP HR S P ERA WHIP	IP WLS BF H R ER SO BB IBB HBP BLK WP HR S P ERA WHIP	IP WLS BF H R ER SO BB IBB HBP BLK WP HR S P ERA WHIP	IP WLS BF H R ER SO BB IBB HBP BLK WP HR S P ERA WHIP

Pittsburgh Pirates @ Philadelphia Phillies
Citizens Bank Park, Philadelphia, PA
Tue Sep 26 2023, 6:45 PM - 9:33 PM EDT
Att. 32,116 - Cloudy - 59 F

AB 32
R 3
H 5
RBI 3
BB 3
SO 12
LOB 9



Batter	1	2	3	4	5	6	7	8	9	AB	R	H	RBI	BB	SO	LOB	TOP								
3 Ji Hwan Bae, L (1,4) OBP: 0.298, SLG: 0.316	L8		1B			G6-3	FC3-2		K	5	0	1	0	0	1	3									
10 Bryan Reynolds, S (1,10) OBP: 0.332, SLG: 0.465	K		K			1B	G4-3		K	5	1	1	0	0	3	5									
19 Jared Triolo, R (1,5) OBP: 0.393, SLG: 0.402	K		2B			2B			F9	5	1	2	2	0	2	0									
65 Jack Suwinski, L (1,8) OBP: 0.341, SLG: 0.457		L7	L7			1B				4	0	2	1	0	0	2									
26 Miguel Andujar, R (1,9) OBP: 0.306, SLG: 0.481		G6-3			L7	P6			FC6-4	4	0	0	0	0	0	2									
54 Joshua Palacios, L (1,7) OBP: 0.279, SLG: 0.416		1B			K				F8	4	0	2	0	0	1	1									
6 Alfonso Rivas III, L (1,3) OBP: 0.303, SLG: 0.422	L8		1B			K			1B	4	0	2	0	0	1	2									
39 Nick Gonzales, R (1,6) OBP: 0.258, SLG: 0.330			K		G6-3				P4	3	0	0	0	1	1	2									
55 Jason Delay, R (1,2) OBP: 0.324, SLG: 0.354			BB			K			G4-6-3	3	1	1	0	1	1	1									
Inning Stats	R: 0 E: 0 K: 2 S: 11	H: 0 LOB: 0 BB: 0 P: 18	R: 0 E: 0 K: 0 S: 7	H: 1 LOB: 1 BB: 0 P: 9	R: 1 E: 0 K: 2 S: 18	H: 2 LOB: 2 BB: 1 P: 28	R: 0 E: 0 K: 1 S: 9	H: 1 LOB: 1 BB: 0 P: 12	R: 2 E: 0 K: 1 S: 19	H: 3 LOB: 1 BB: 0 P: 24	R: 0 E: 0 K: 1 S: 19	H: 2 LOB: 3 BB: 1 P: 28	R: 0 E: 0 K: 1 S: 10	H: 1 LOB: 1 BB: 0 P: 12	R: 0 E: 0 K: 0 S: 7	H: 1 LOB: 0 BB: 0 P: 8	R: 0 E: 0 K: 2 S: 7	H: 0 LOB: 0 BB: 0 P: 11	1B: 9 2B: 2 3B: 0 HR: 0	SF: 0 SAC: 0 DP: 1 HBP: 0	WP: 0 PB: 0 SB: 0 CS: 0	PA: 39			
PITCHER	IP	WLS	BF	H	R	ER	SO	BB	IBB	HBP	BLK	WP	HR	S	P	ERA	WHIP								
45 Zack Wheeler, R (1,1) ERA: 3.61	4.0		17	4	1	1	5	1	0	0	0	0	0	45	67	2.25	1.250								
25 Matt Strahm, L (5,1) ERA: 3.32	1.0	L	6	3	2	2	1	0	0	0	0	0	0	19	24	18.00	3.000								
22 Michael Lorenzen, R (6,1) ERA: 4.2	2.0		10	3	0	0	2	1	0	0	0	0	0	29	40	0.00	2.000								
68 Jeff Hoffman, R (8,1) ERA: 2.42	1.0		3	1	0	0	0	0	0	0	0	0	0	7	8	0.00	1.000								
31 Craig Kimbrel, R (9,1) ERA: 3.31	1.0		3	0	0	0	2	0	0	0	0	0	0	7	11	0.00	0.000								

Pittsburgh Pirates @ Philadelphia Phillies
Citizens Bank Park, Philadelphia, PA
Thu Sep 28 2023, 6:08 PM - 8:48 PM EDT
Att: 34,046 - Cloudy - 62 F

AB 37
R 3
H 11
RBI 3
BB 2
SO 10
LOB 18



Batter	1	2	3	4	5	6	7	8	9	AB	R	H	RBI	BB	SO	LOB	BOTTOM								
12 Kyle Schwarber, L (1,10) OBP: 0.344, SLG: 0.473	HR	F7				BB			G3	3	1	1	1	1	0	2									
7 Trea Turner, R (1,6) OBP: 0.315, SLG: 0.459	2B		G5-3			1B			2B	4	1	3	0	0	0	0									
3 Bryce Harper, L (1,3) OBP: 0.402, SLG: 0.502	BB		K			F7			G4-3	1	0	0	0	1	1	0									
29 Rodolfo Castro, S (4,5) OBP: 0.297, SLG: 0.322	BB		K			F7			G4-3	2	0	0	0	0	0	2									
28 Alec Bohm, R (1,5) OBP: 0.329, SLG: 0.435	L8		G5-3			P2			F9	4	0	0	0	0	0	2									
10 J.T. Realmuto, R (1,2) OBP: 0.307, SLG: 0.451	FC5-4		G5-3			G3-1			K	4	0	0	0	0	1	2									
8 Nick Castellanos, R (1,9) OBP: 0.312, SLG: 0.479	G5-3		K			L7			BB	3	0	0	0	1	1	2									
33 Edmundo Sosa, R (1,4) OBP: 0.296, SLG: 0.438		1B				G6-3			K	4	0	1	0	0	1	1									
44 Jake Cave, L (1,7) OBP: 0.275, SLG: 0.358	F8		G5-3			F7			K	4	0	0	0	0	1	2									
19 Cristian Pache, R (1,8) OBP: 0.325, SLG: 0.446	K		K			E6			K	4	0	0	0	0	3	2									
Inning Stats	R: 1 E: 0 K: 0 S: 14	H: 2 LOB: 2 BB: 1 P: 27	R: 0 E: 0 K: 1 S: 8	H: 1 LOB: 1 BB: 0 P: 11	R: 0 E: 0 K: 1 S: 12	H: 0 LOB: 0 BB: 0 P: 19	R: 0 E: 0 K: 1 S: 6	H: 0 LOB: 0 BB: 0 P: 7	R: 0 E: 0 K: 1 S: 13	H: 1 LOB: 2 BB: 1 P: 22	R: 0 E: 0 K: 0 S: 8	H: 0 LOB: 0 BB: 0 P: 12	R: 0 E: 0 K: 1 S: 10	H: 0 LOB: 1 BB: 0 P: 14	R: 1 E: 0 K: 1 S: 12	H: 1 LOB: 0 BB: 0 P: 19	R: 0 E: 0 K: 2 S: 14	H: 0 LOB: 1 BB: 1 P: 24	1B: 2 2B: 2 3B: 0 HR: 1	SF: 0 SAC: 0 DP: 0 HBP: 0	WP: 0 PB: 0 SB: 1 CS: 0	PA: 36			
PITCHER	IP	WLS	BF	H	R	ER	SO	BB	IBB	HBP	BLK	WP	HR	S	P	ERA	WHIP								
48 Luis Ortiz, R (1,1) ERA: 4.78	5.0	W	21	4	1	1	4	2	0	0	0	0	0	53	86	1.80	1.200								
36 Daulton Moreta, R (6,1) ERA: 3.83	1.1	H	4	0	0	0	1	0	0	0	0	0	0	12	18	0.00	0.000								
43 Ryan Borucki, L (7,1) ERA: 2.54	0.2	H	3	0	0	0	0	0	0	0	0	0	0	6	8	0.00	0.000								
50 Carmen Mlodzinski, R (8,1) ERA: 2.29	1.0	H	4	1	1	1	1	0	0	0	0	0	0	12	19	0.00	1.000								
51 David Bednar, R (9,1) ERA: 2.04	1.0	S	4	0	0	0	2	1	0	0	0	0	0	14	24	0.00	1.000								

Pittsburgh Pirates @ Philadelphia Phillies
Citizens Bank Park, Philadelphia, PA
Thu Sep 28 2023, 6:08 PM - 8:48 PM EDT
Att: 34,046 - Cloudy - 62 F

AB 33
R 2
H 5
RBI 1
BB 3
SO 8
LOB 15



Batter	1	2	3	4	5	6	7	8	9	AB	R	H	RBI	BB	SO	LOB	TOP								
12 Kyle Schwarber, L (1, 10) OBP: 0.344, SLG: 0.471										3	0	0	0	1	2	2	Philadelphia Phillies @ New York Mets Citi Field, Flushing, NY Sat Sep 30 2023, 4:13 PM - 6:33 PM EDT Partly Cloudy - 65 F								
33 Edmundo Sosa, R (1, 6) OBP: 0.295, SLG: 0.435										4	0	1	1	0	1	1									
3 Bryce Harper, L (1, 3) OBP: 0.401, SLG: 0.499										3	0	0	0	1	1	2									
10 J.T. Realmuto, R (1, 2) OBP: 0.310, SLG: 0.452										3	1	2	0	1	1	1									
5 Bryson Stott, L (1, 4) OBP: 0.325, SLG: 0.415										4	0	0	0	0	0	3									
16 Brandon Marsh, L (1, 8) OBP: 0.371, SLG: 0.451										4	1	1	1	0	1	1									
37 Weston Wilson, R (1, 5) OBP: 0.625, SLG: 0.700										4	1	2	1	0	1	0									
44 Jake Cave, L (1, 7) OBP: 0.274, SLG: 0.356										4	0	1	0	0	1	1									
19 Cristian Pache, R (1, 9) OBP: 0.310, SLG: 0.423										4	0	0	0	0	2	3									
Inning Stats	R: 0 E: 0 K: 1 S: 6	H: 0 LOB: 1 BB: 2 P: 15	R: 0 E: 0 K: 1 S: 10	H: 0 LOB: 0 BB: 0 P: 13	R: 0 E: 0 K: 2 S: 11	H: 0 LOB: 0 BB: 0 P: 16	R: 0 E: 0 K: 0 S: 9	H: 1 LOB: 1 BB: 0 P: 15	R: 0 E: 0 K: 1 S: 10	H: 0 LOB: 0 BB: 0 P: 15	R: 0 E: 0 K: 2 S: 8	H: 0 LOB: 0 BB: 0 P: 8	R: 0 E: 0 K: 0 S: 6	H: 1 LOB: 1 BB: 0 P: 9	R: 1 E: 0 K: 2 S: 15	H: 3 LOB: 2 BB: 0 P: 26	R: 2 E: 0 K: 1 S: 13	H: 2 LOB: 1 BB: 1 P: 24	1B: 6 2B: 1 3B: 0 HR: 0	SF: 0 SAC: 0 DP: 1 HBP: 0	WP: 0 PB: 0 SB: 2 CS: 0	PA: 36			
PITCHER	IP	WLS	BF	H	R	ER	SO	BB	IBB	HBP	BLK	WP	HR	S	P	ERA	WHIP								
38 Tylor Megill, R (1, 1) ERA: 4.7	7.1	W	27	4	1	1	7	2	0	0	0	0	0	65	101	1.23	0.818								
25 Brooks Raley, L (8, 1) ERA: 2.5	0.2	H	3	1	0	0	2	0	0	0	0	0	0	10	16	0.00	1.500								
0 Adam Ottavino, R (9, 1) ERA: 3.21	1.0	S	6	2	2	2	1	1	0	0	0	0	0	13	24	18.00	3.000								

AB	33
R	3
H	7
RBI	3
BB	3
SO	10
LOB	14



Batter	1	2	3	4	5	6	7	8	9	AB	R	H	RBI	BB	SO	LOB	BOTTOM								
30 Rafael Ortega, L (1, 8) OBP: 0.349, SLG: 0.283										4	1	1	0	0	1	1	Philadelphia Phillies @ New York Mets Citi Field, Flushing, NY Sat Sep 30 2023, 4:13 PM - 6:33 PM EDT Partly Cloudy - 65 F								
Ronny Mauricio, S (1, 5) OBP: 0.293, SLG: 0.337										3	1	1	0	1	1	1									
20 Pete Alonso, R (1, 3) OBP: 0.320, SLG: 0.511										3	0	0	1	0	0	2									
12 Francisco Lindor, S (1, 6) OBP: 0.335, SLG: 0.467										3	1	1	0	1	1	2									
29 DJ Stewart, L (1, 9) OBP: 0.335, SLG: 0.513										3	0	0	0	1	1	3									
22 Brett Baty, L (1, 10) OBP: 0.278, SLG: 0.327										4	0	1	1	0	1	1									
13 Luis Guillorme, L (1, 4) OBP: 0.288, SLG: 0.327										3	0	0	0	0	0	2									
2 Omar Narváez, L (1, 2) OBP: 0.283, SLG: 0.297										3	1	1	1	0	0	1									
15 Danny Mendick, R (1, 7) OBP: 0.232, SLG: 0.277										2	0	0	0	1	0	0									
26 Tim Lincecum, R (9, 7) OBP: 0.345, SLG: 0.347										0	0	0	0	0	0	0									
Inning Stats	R: 3 E: 0 K: 0 S: 12	H: 3 LOB: 1 BB: 1 P: 22	R: 1 E: 0 K: 0 S: 14	H: 1 LOB: 2 BB: 1 P: 23	R: 0 E: 0 K: 0 S: 10	H: 0 LOB: 0 BB: 1 P: 18	R: 0 E: 0 K: 0 S: 6	H: 0 LOB: 0 BB: 0 P: 8	R: 0 E: 0 K: 1 S: 6	H: 0 LOB: 0 BB: 0 P: 9	R: 0 E: 0 K: 0 S: 6	H: 0 LOB: 0 BB: 0 P: 8	R: 0 E: 0 K: 2 S: 10	H: 0 LOB: 1 BB: 1 P: 18	R: 0 E: 0 K: 2 S: 9	H: 1 LOB: 0 BB: 0 P: 14	R: 0 E: 0 K: 2 S: 9	H: 1 LOB: 0 BB: 0 P: 14	1B: 4 2B: 1 3B: 0 HR: 1	SF: 0 SAC: 0 DP: 1 HBP: 1	WP: 1 PB: 0 SB: 1 CS: 1	PA: 33			
PITCHER	IP	WLS	BF	H	R	ER	SO	BB	IBB	HBP	BLK	WP	HR	S	P	ERA	WHIP								
99 Taijuan Walker, R (1, 1) ERA: 4.38	7.0	L	30	4	4	4	3	4	0	1	0	0	0	64	106	5.14	1.143								
Luis Ortiz, R (8, 1) ERA: 3.32	1.0		3	1	0	0	2	0	0	0	0	0	0	9	14	0.00	1.000								

AB	28
R	4
H	5
RBI	3
BB	4
SO	5
LOB	13



Batter	1	2	3	4	5	6	7	8	9	AB	R	H	RBI	BB	SO	LOB	TOP					
12 Kyle Schwarber, L OBP: 0.344, SLG: 0.475										5	1	2	3	0	1	0	Philadelphia Phillies @ New York Mets Citi Field, Flushing, NY Sat Sep 30 2023, 7:17 PM - 10:18 PM EDT Att: 41,102 - Cloudy - 63 F					
7 Trea Turner, R OBP: 0.320, SLG: 0.459										3	0	1	0	0	1	1						
44 Jake Cave, L OBP: 0.273, SLG: 0.354										1	0	0	0	0	0	0						
28 Alec Bohm, R OBP: 0.327, SLG: 0.431										5	0	0	0	0	1	3						
8 Nick Castellanos, R OBP: 0.313, SLG: 0.478										3	0	1	0	0	1	1						
33 Edmundo Sosa, R OBP: 0.298, SLG: 0.434										3	0	1	0	0	1	4						
37 Weston Wilson, R OBP: 0.250, SLG: 0.500										4	0	0	0	0	3	4						
21 Garrett Stubbs, L OBP: 0.258, SLG: 0.273										4	1	0	0	0	2	2						
18 Johan Rojas, R OBP: 0.344, SLG: 0.421										4	1	2	0	0	1	0						
19 Cristian Pacheco, R OBP: 0.308, SLG: 0.415										4	1	1	1	0	1	2						
Inning Stats	R: 0 E: 0 K: 1 S: 11	H: 1 LOB: 1 BB: 0 P: 19	R: 0 E: 0 K: 1 S: 14	H: 2 LOB: 2 BB: 0 P: 21	R: 0 E: 0 K: 1 S: 17	H: 1 LOB: 2 BB: 0 P: 24	R: 4 E: 1 K: 2 S: 22	H: 3 LOB: 0 BB: 0 P: 32	R: 0 E: 0 K: 3 S: 12	H: 0 LOB: 1 BB: 0 P: 17	R: 0 E: 0 K: 2 S: 9	H: 0 LOB: 0 BB: 0 P: 17	R: 0 E: 0 K: 1 S: 14	H: 1 LOB: 2 BB: 0 P: 23	R: 0 E: 0 K: 1 S: 12	H: 0 LOB: 0 BB: 0 P: 18	R: 0 E: 0 K: 0 S: 7	H: 0 LOB: 0 BB: 0 P: 10	1B: 7 2B: 0 3B: 0 HR: 1	SF: 0 SAC: 0 DP: 0 HBP: 3	WP: 0 PB: 0 SB: 0 CS: 0	PA: 39
PITCHER	IP WLS BF H R ER SO BB IBB HBP BLK WP HR S P ERA WHIP																PITCHER	IP WLS BF H R ER SO BB IBB HBP BLK WP HR S P ERA WHIP				
62 Jose Quintana, L ERA: 3.57	(1, 1) 4.0 21 7 4 3 5 0 0 1 0 0 1 64 96 6.75 1.750																					
Phil Bickford, R ERA: 4.95	(5, 1) 1.0 4 0 0 0 3 0 0 1 0 0 0 12 17 0.00 0.000																					
75 Reed Garrett, R ERA: 6.41	(6, 1) 3.0 W 11 1 0 0 4 0 0 1 0 0 0 35 58 0.00 0.333																					
40 Drew Smith, R ERA: 4.15	(9, 1) 1.0 3 0 0 0 0 0 0 0 0 0 0 7 10 0.00 0.000																					

AB	36
R	4
H	8
RBI	4
BB	0
SO	12
LOB	17



Batter	1	2	3	4	5	6	7	8	9	AB	R	H	RBI	BB	SO	LOB	BOTTOM			
30 Rafael Ortega, L OBP: 0.344, SLG: 0.279										5	1	1	0	0	2	2	Philadelphia Phillies @ New York Mets Citi Field, Flushing, NY Sat Sep 30 2023, 7:17 PM - 10:18 PM EDT Att: 41,102 - Cloudy - 63 F			
Ronny Mauricio, S OBP: 0.295, SLG: 0.351										5	2	2	0	0	2	2				
20 Pete Alonso, R OBP: 0.320, SLG: 0.507										4	1	0	0	0	0	3				
12 Francisco Lindor, S OBP: 0.336, SLG: 0.472										3	3	1	2	0	1	0				
13 Luis Guillorme, L OBP: 0.288, SLG: 0.327										0	0	0	0	0	0	0				
27 Mark Vientos, R OBP: 0.257, SLG: 0.372										4	0	1	0	0	1	4				
22 Brett Baty, L OBP: 0.277, SLG: 0.326										4	1	1	1	0	2	4				
4 Francisco Alvarez, R OBP: 0.285, SLG: 0.439										3	3	2	6	1	1	0				
29 DJ Stewart, L OBP: 0.339, SLG: 0.516										3	0	1	0	0	1	0				
26 Tim Lincecum, R OBP: 0.339, SLG: 0.340										4	0	1	1	0	3	1				
Inning Stats	R: 0 E: 0 K: 0 S: 8	H: 0 LOB: 0 BB: 0 P: 10	R: 3 E: 1 K: 1 S: 20	H: 2 LOB: 0 BB: 0 P: 30	R: 5 E: 1 K: 2 S: 16	H: 3 LOB: 1 BB: 0 P: 26	R: 2 E: 0 K: 2 S: 20	H: 3 LOB: 1 BB: 0 P: 29	R: 1 E: 0 K: 2 S: 16	H: 2 LOB: 2 BB: 1 P: 25	R: 0 E: 0 K: 2 S: 9	H: 0 LOB: 0 BB: 0 P: 13	R: 0 E: 0 K: 3 S: 12	H: 0 LOB: 0 BB: 0 P: 15	R: 0 E: 0 K: 1 S: 7	H: 0 LOB: 0 BB: 0 P: 9	1B: 5 2B: 2 3B: 0 HR: 3	SF: 0 SAC: 0 DP: 0 HBP: 3	WP: 0 PB: 0 SB: 0 CS: 0	PA: 39
PITCHER	IP WLS BF H R ER SO BB IBB HBP BLK WP HR S P ERA WHIP																PITCHER	IP WLS BF H R ER SO BB IBB HBP BLK WP HR S P ERA WHIP		
Michael Plassmeyer, L ERA: 2.41	(1, 1) 3.2 L 23 8 10 9 4 0 0 0 3 0 0 0 7 10 0.00 0.000																			
68 Jeff Hoffman, R ERA: 2.41	(4, 1) 0.1 1 0 0 0 1 0 0 0 0 0 0 0 7 10 0.00 0.000																			
50 Orion Kerkering, R ERA: 3.0	(5, 1) 1.0 6 2 1 1 2 1 0 0 0 0 0 0 16 25 9.00 3.000																			
46 José Alvarado, L ERA: 1.74	(6, 1) 1.0 3 0 0 0 2 0 0 0 0 0 0 0 9 13 0.00 0.000																			
31 Craig Kimbrel, R ERA: 3.26	(7, 1) 1.0 3 0 0 0 3 0 0 0 0 0 0 0 12 15 0.00 0.000																			

AB	35
R	11
H	10
RBI	10
BB	1
SO	13
LOB	16



Batter	1	2	3	4	5	6	7	8	9	AB	R	H	RBI	BB	SO	LOB	TOP					
3 Luis Arreaez, L (1,4) OBP: 0.125, SLG: 0.125	L7			G3-1		F9			G3	4	0	0	0	0	0	1						
12 Jorge Soler, R (1,10) OBP: 0.125, SLG: 0.125	K			F7					K	4	0	1	0	0	2	1						
9 Josh Bell, S (1,3) OBP: 0.500, SLG: 0.750	K			G4-3					K	4	0	1	1	0	1	1						
2 Jazz Chisholm Jr., L (1,8)		G3							K	4	0	0	0	0	2	2						
36 Jake Burger, R (1,5) OBP: 0.286, SLG: 0.286		G5-3							K	3	0	1	0	0	0	1						
14 Bryan De La Cruz, R (1,7) OBP: 0.296, SLG: 0.167				F7					K	2	0	0	0	1	0	0						
7 Jesús Sánchez, L (1,9) OBP: 0.200, SLG: 0.200				F7					K	3	0	0	0	0	1	2						
5 Jon Berti, R (1,6) OBP: 0.333, SLG: 0.400									F8	2	0	1	0	0	0	0						
58 Jacob Stallings, R (1,2)									F8	2	0	1	0	0	0	0						
63 Xavier Edwards, S (9,PH) OBP: 1.000, SLG: 1.000										2	0	0	0	0	0	2						
Inning Stats	R: 0 H: 0 E: 0 K: 2 S: 10	H: 0 LOB: 0 BB: 0 P: 15	R: 0 H: 0 E: 0 K: 0 S: 6	H: 0 LOB: 0 BB: 0 P: 9	R: 0 H: 1 E: 0 K: 0 S: 7	H: 1 LOB: 0 BB: 0 P: 13	R: 0 H: 0 E: 0 K: 0 S: 6	H: 0 LOB: 0 BB: 0 P: 8	R: 0 H: 1 E: 0 K: 1 S: 11	H: 1 LOB: 1 BB: 1 P: 16	R: 0 H: 0 E: 0 K: 0 S: 5	H: 0 LOB: 0 BB: 0 P: 9	R: 0 H: 1 E: 0 K: 0 S: 12	H: 1 LOB: 1 BB: 0 P: 18	R: 0 H: 0 E: 0 K: 1 S: 8	H: 0 LOB: 0 BB: 0 P: 9	R: 1 H: 2 E: 0 K: 2 S: 13	H: 2 LOB: 1 BB: 0 P: 16	1B: 4 2B: 1 3B: 0 HR: 0	SF: 0 SAC: 0 DP: 2 HBP: 1	WP: 0 PB: 0 SB: 0 CS: 1	PA: 31
PITCHER	IP	WLS	BF	H	R	ER	SO	BB	IBB	HBP	BLK	WP	HR	S	P	ERA	WHIP					
27 Aaron Nola, R (1,1) ERA: 9.0	7.0	W	23	3	0	0	3	1	0	1	0	0	0	57	88	0.00	0.571					
50 Orion Kerkering, R (8,1) ERA: 9.0	1.0		3	0	0	0	1	0	0	0	0	0	0	8	9	0.00	0.000					
30 Gregory Soto, L (9,1) ERA: 9.0	1.0		5	2	1	1	2	0	0	0	0	0	0	13	16	9.00	2.000					

Miami Marlins @ Philadelphia Phillies
Citizens Bank Park, Philadelphia, PA
Wed Oct 04 2023, 8:08 PM - 10:38 PM EDT
Att. 45,738 - Clear - 73 F

AB 29
R 1
H 5
RBI 1
BB 1
SO 6
LOB 10



Batter	1	2	3	4	5	6	7	8	9	AB	R	H	RBI	BB	SO	LOB	BOTTOM					
12 Kyle Schwarber, L (1,10) OBP: 0.250, SLG: 0.375	K								K	4	1	1	1	0	3	0						
7 Trea Turner, R (1,6) OBP: 0.625, SLG: 0.857	K								K	4	0	2	1	0	1	0						
28 Alec Bohm, R (1,5) OBP: 0.250, SLG: 0.500	F6								K	4	1	1	0	0	0	2						
3 Bryce Harper, L (1,3) OBP: 0.375, SLG: 0.167		K							K	2	1	0	0	2	1	1						
10 J.T. Realmuto, R (1,2) OBP: 0.375, SLG: 0.875									K	4	1	2	1	0	0	4						
8 Nick Castellanos, R (1,9) OBP: 0.250, SLG: 0.500		F8							K	4	1	0	0	0	1	3						
5 Bryson Stott, L (1,4) OBP: 0.250, SLG: 0.625									K	4	1	1	4	0	3	1						
19 Cristian Pache, R (1,7) OBP: 0.333, SLG: 0.200									K	3	1	0	0	1	1	0						
18 Johan Rojas, R (1,8) OBP: 0.167, SLG: 0.167									K	3	0	0	0	0	2	1						
Inning Stats	R: 0 H: 0 E: 0 K: 2 S: 9	H: 1 LOB: 1 BB: 0 P: 14	R: 0 H: 1 E: 0 K: 2 S: 10	H: 1 LOB: 0 BB: 0 P: 15	R: 2 H: 2 E: 0 K: 1 S: 15	H: 2 LOB: 1 BB: 1 P: 27	R: 1 H: 1 E: 0 K: 3 S: 15	H: 1 LOB: 0 BB: 0 P: 18	R: 0 H: 0 E: 0 K: 1 S: 8	H: 0 LOB: 0 BB: 0 P: 10	R: 4 H: 2 E: 1 K: 1 S: 14	H: 2 LOB: 0 BB: 1 P: 20	R: 0 H: 1 E: 0 K: 1 S: 8	H: 1 LOB: 2 BB: 1 P: 10	R: 0 H: 0 E: 0 K: 1 S: 7	H: 0 LOB: 0 BB: 0 P: 10	1B: 1 2B: 4 3B: 0 HR: 2	SF: 0 SAC: 0 DP: 0 HBP: 0	WP: 1 PB: 0 SB: 0 CS: 0	PA: 35		
PITCHER	IP	WLS	BF	H	R	ER	SO	BB	IBB	HBP	BLK	WP	HR	S	P	ERA	WHIP					
29 Braxton Garrett, L (1,1) ERA: 6.0	3.0	L	13	3	2	2	5	1	0	0	0	0	0	34	56	6.00	1.333					
19 David Robertson, R (4,1) ERA: 9.0	2.0		8	2	2	2	4	0	0	0	0	0	1	26	32	9.00	1.000					
43 Andrew Nardi, L (6,1) ERA: 13.5	1.1		7	1	3	2	2	1	0	0	0	0	1	14	19	13.50	1.500					
84 JT Chargois, R (7,1) ERA: 9.0	0.2		4	1	0	0	0	0	1	0	0	1	0	5	7	0.00	1.500					
68 Tanner Scott, L (8,1) ERA: 9.0	1.0		3	0	0	0	1	0	0	0	0	0	0	7	10	0.00	0.000					

Miami Marlins @ Philadelphia Phillies
Citizens Bank Park, Philadelphia, PA
Wed Oct 04 2023, 8:08 PM - 10:38 PM EDT
Att. 45,738 - Clear - 73 F

AB 32
R 7
H 7
RBI 7
BB 3
SO 12
LOB 12



Batter	1	2	3	4	5	6	7	8	9	AB	R	H	RBI	BB	SO	LOB	TOP								
12 Kyle Schwarber, L (1, 10) OBP: 0.231, SLG: 0.385										5	0	1	0	0	2	1	Philadelphia Phillies @ Atlanta Braves Truist Park, Atlanta, GA Sat Oct 07 2023, 6:09 PM - 9:11 PM EDT Att. 43,689 - Clear - 65 F								
7 Trea Turner, R (1, 6) OBP: 0.500, SLG: 0.636										4	1	1	0	0	0	1									
3 Bryce Harper, L (1, 3) OBP: 0.583, SLG: 0.750										2	2	2	1	2	0	0									
28 Alec Bohm, R (1, 5) OBP: 0.167, SLG: 0.333										4	0	0	0	0	3	5									
5 Bryson Stott, L (1, 4) OBP: 0.417, SLG: 0.636										3	0	2	1	1	1	0									
10 J.T. Realmuto, R (1, 2) OBP: 0.384, SLG: 0.700										2	0	0	1	0	1	2									
8 Nick Castellanos, R (1, 9) OBP: 0.167, SLG: 0.333										4	0	0	0	0	0	4									
16 Brandon Marsh, L (1, 7)										3	0	0	0	1	2	0									
18 Johan Rojas, R (1, 8) OBP: 0.100, SLG: 0.100										4	0	0	0	0	2	1									
Inning Stats	R: 0 E: 0 K: 0 S: 7	H: 2 LOB: 1 BB: 0 P: 11	R: 0 E: 0 K: 1 S: 9	H: 0 LOB: 0 BB: 0 P: 14	R: 0 E: 0 K: 1 S: 7	H: 0 LOB: 0 BB: 0 P: 11	R: 1 E: 0 K: 2 S: 15	H: 1 LOB: 1 BB: 1 P: 22	R: 0 E: 0 K: 2 S: 8	H: 0 LOB: 1 BB: 0 P: 16	R: 1 E: 0 K: 1 S: 9	H: 2 LOB: 1 BB: 0 P: 9	R: 0 E: 0 K: 1 S: 8	H: 0 LOB: 0 BB: 0 P: 11	R: 1 E: 1 K: 2 S: 15	H: 1 LOB: 3 BB: 2 P: 27	R: 0 E: 0 K: 1 S: 7	H: 0 LOB: 0 BB: 0 P: 11	1B: 4 2B: 1 3B: 0 HR: 1	SF: 0 SAC: 0 DP: 1 HBP: 1	WP: 1 PB: 0 SB: 5 CS: 1	PA: 37			
PITCHER	IP	WLS	BF	H	R	ER	SO	BB	IBB	HBP	BLK	WP	HR	S	P	ERA	WHIP								
99 Spencer Strider, R (1, 1) ERA: 1.29	7.0	L	27	5	2	1	8	2	0	1	0	1	1	63	94	1.29	1.000								
33 A.J. Minter, L (8, 1) ERA:	0.1		3	1	1	0	1	1	0	0	0	0	0	6	12	0.00	6.000								
38 Pierce Johnson, R (8, 1) ERA:	0.2		4	0	0	0	1	1	0	0	0	0	0	9	15	0.00	1.500								
26 Raisel Iglesias, R (9, 1) ERA:	1.0		3	0	0	0	1	0	0	0	0	0	0	7	11	0.00	0.000								

AB	31
R	3
H	6
RBI	3
BB	4
SO	11
LOB	14



Batter	1	2	3	4	5	6	7	8	9	AB	R	H	RBI	BB	SO	LOB	BOTTOM								
13 Ronald Acuña Jr., R (1, 9)										3	0	0	0	1	1	2	Philadelphia Phillies @ Atlanta Braves Truist Park, Atlanta, GA Sat Oct 07 2023, 6:09 PM - 9:11 PM EDT Att. 43,689 - Clear - 65 F								
27 Austin Riley, R (1, 5) OBP: 0.250, SLG: 0.250										4	0	1	0	0	2	2									
28 Matt Olson, L (1, 3) OBP: 0.250, SLG: 0.250										4	0	1	0	0	0	2									
1 Ozzie Albies, S (1, 4) OBP: 0.500, SLG: 0.333										3	0	1	0	1	0	3									
20 Marcell Ozuna, R (1, 10)										3	0	0	0	1	0	2									
23 Michael Harris II, L (1, 8)										4	0	0	0	0	2	5									
11 Orlando Arcia, R (1, 6) OBP: 0.250, SLG: 0.250										4	0	1	0	0	1	0									
12 Sean Murphy, R (1, 2)										3	0	0	0	0	1	1									
17 Kevin Pillar, R (1, 7)										1	0	0	0	0	1	0									
8 Eddie Rosario, L (5, PH) (6, 7)										2	0	1	0	0	0	0									
Inning Stats	R: 0 E: 0 K: 1 S: 8	H: 0 LOB: 0 BB: 0 P: 11	R: 0 E: 0 K: 1 S: 11	H: 0 LOB: 1 BB: 1 P: 17	R: 0 E: 0 K: 2 S: 8	H: 0 LOB: 0 BB: 0 P: 12	R: 0 E: 0 K: 1 S: 13	H: 1 LOB: 3 BB: 1 P: 24	R: 0 E: 0 K: 3 S: 14	H: 2 LOB: 2 BB: 0 P: 22	R: 0 E: 0 K: 0 S: 10	H: 1 LOB: 1 BB: 0 P: 12	R: 0 E: 0 K: 0 S: 4	H: 0 LOB: 0 BB: 0 P: 8	R: 0 E: 0 K: 0 S: 6	H: 1 LOB: 1 BB: 1 P: 15	R: 0 E: 0 K: 0 S: 7	H: 0 LOB: 0 BB: 0 P: 12	1B: 5 2B: 1 3B: 0 HR: 0	SF: 0 SAC: 0 DP: 2 HBP: 0	WP: 0 PB: 0 SB: 0 CS: 1	PA: 34			
PITCHER	IP	WLS	BF	H	R	ER	SO	BB	IBB	HBP	BLK	WP	HR	S	P	ERA	WHIP								
55 Ranger Suárez, L (1, 1) ERA:	3.2		13	1	0	0	4	1	0	0	0	0	0	35	53	0.00	0.545								
68 Jeff Hoffman, R (4, 1) ERA:	0.1	W	2	0	0	0	1	1	0	0	0	0	0	5	11	0.00	3.000								
58 Seranthony Dominguez, R (5, 1) ERA:	1.0	H	5	2	0	0	3	0	0	0	0	0	0	14	22	0.00	2.000								
46 José Alvarado, L (6, 1) ERA:	1.0	H	4	1	0	0	0	0	0	0	0	0	0	10	12	0.00	1.000								
50 Oyon Kerkering, R (7, 1) ERA:	1.0	H	4	0	0	0	0	1	0	0	0	0	0	4	12	0.00	1.000								
PITCHER	IP	WLS	BF	H	R	ER	SO	BB	IBB	HBP	BLK	WP	HR	S	P	ERA	WHIP								
25 Matt Strahm, L (8, 1) ERA:	1.0		3	1	0	0	0	0	0	0	0	0	0	6	11	0.00	1.000								
31 Craig Kimbrel, R (9, 1) ERA:	1.0	S	3	0	0	0	0	0	0	0	0	0	0	7	12	0.00	0.000								

AB	31
R	0
H	5
RBI	0
BB	3
SO	8
LOB	17



Batter	1	2	3	4	5	6	7	8	9	AB	R	H	RBI	BB	SO	LOB	TOP	
7 Corbin Carroll, L OBP: 0.497, SLG: 0.625 10 Jordan Lawlar, R (8, FH) (8, 6)	E6		G3-1			G6-3		FC6-4		3	0	0	0	0	0	0	Arizona Diamondbacks @ Philadelphia Phillies Citizens Bank Park, Philadelphia, PA Tue Oct 17 2023, 8:08 PM - 11:14 PM EDT Att: 45,412 - Cloudy - 57 F	
4 Ketel Marte, S OBP: 0.355, SLG: 0.600 26 Pavin Smith, L (8, 9)	K							P4		4	0	2	0	0	1	2		
28 Tommy Pham, R OBP: 0.258, SLG: 0.333 (1, 10)	K					G5-3				4	0	0	0	0	2	3		
53 Christian Walker, R OBP: 0.387, SLG: 0.458 (1, 3)	P4									4	0	1	0	0	2	3		
14 Gabriel Moreno, R OBP: 0.280, SLG: 0.609 (1, 2)	G5-3									4	0	1	0	0	2	1		
12 Lourdes Gurriel Jr., R OBP: 0.172, SLG: 0.310 (1, 7)	K									4	0	0	0	0	2	3		
5 Alek Thomas, L OBP: 0.222, SLG: 0.417 (1, 8)	G4-3									3	0	0	0	0	1	0		
3 Evan Longoria, R OBP: 0.240, SLG: 0.227 (1, 5)										2	0	0	0	1	1	0		
2 Geraldo Perdomo, S OBP: 0.318, SLG: 0.500 (8, 4)	P6									3	0	0	0	0	2	1		
Inning Stats	R: 0 E: 1 K: 2 S: 10	H: 0 LOB: 1 BB: 0 P: 13	R: 0 E: 0 K: 1 S: 7	H: 0 LOB: 0 BB: 0 P: 11	R: 0 E: 0 K: 1 S: 8	H: 2 LOB: 2 BB: 0 P: 17	R: 0 E: 0 K: 1 S: 11	H: 1 LOB: 1 BB: 0 P: 15	R: 0 E: 0 K: 2 S: 7	H: 0 LOB: 0 BB: 0 P: 10	R: 0 E: 0 K: 1 S: 14	H: 0 LOB: 1 BB: 1 P: 25	R: 0 E: 0 K: 3 S: 14	H: 1 LOB: 1 BB: 0 P: 21	1B: 3 2B: 1 3B: 0 HR: 0	SF: 0 SAC: 0 DP: 0 HBP: 0		WP: 0 PB: 0 SB: 0 CS: 0
PITCHER	IP WLS BF ERA: 0.96	WLS BF ERA: 0.96	H R ER SO	H R ER SO	H R ER SO	H R ER SO	H R ER SO	H R ER SO	H R ER SO	H R ER SO	H R ER SO	H R ER SO	H R ER SO	H R ER SO	H R ER SO	H R ER SO	ERA WHIP	ERA WHIP
27 Aaron Nola, R ERA: 0.96 68 Jeff Hoffman, R ERA: 9.0 25 Matt Strahm, L ERA: 50 Orion Kerkering, R ERA:	6.0 1.0 1.0 1.0	W 3 0 4	0 0 0 1	0 0 0 0	0 0 0 0	0 0 0 0	0 0 0 0	0 0 0 0	0 0 0 0	0 0 0 0	0 0 0 0	0 0 0 0	0 0 0 0	0 0 0 0	0 0 0 0	0 0 0 0	0.00 0.00 0.00 0.00	0.500 0.000 1.000 1.000

Batter	1	2	3	4	5	6	7	8	9	AB	R	H	RBI	BB	SO	LOB	BOTTOM			
12 Kyle Schwarber, L OBP: 0.286, SLG: 0.563 44 Jake Cave, L OBP: 1.000, SLG: 2.000 (8, FH) (9, 10)	G4-3									3	3	2	2	1	0	0	Arizona Diamondbacks @ Philadelphia Phillies Citizens Bank Park, Philadelphia, PA Tue Oct 17 2023, 8:08 PM - 11:14 PM EDT Att: 45,412 - Cloudy - 57 F			
7 Trea Turner, R OBP: 0.555, SLG: 0.967 33 Edmundo Sosa, R (8, FH) (9, 6)			HR			HR		2B		2	2	1	1	2	0	1				
3 Bryce Harper, L OBP: 0.543, SLG: 0.846 (1, 3)										4	1	1	0	1	1	2				
28 Alec Bohm, R OBP: 0.303, SLG: 0.286 (1, 5)	L8									4	1	1	2	0	0	2				
5 Bryson Stott, L OBP: 0.313, SLG: 0.357 (1, 4)	CS									4	2	2	0	0	0	0				
10 J.T. Realmuto, R OBP: 0.344, SLG: 0.600 21 Garrett Stubbs, L (9, 2)										4	1	2	3	0	1	0				
8 Nick Castellanos, R OBP: 0.394, SLG: 0.931 (1, 9)										2	0	0	1	1	1	0				
16 Brandon Marsh, L OBP: 0.435, SLG: 0.600 (1, 7)										3	0	1	1	1	1	0				
18 Johan Rojas, R OBP: 0.100, SLG: 0.103 (1, 8)										4	0	0	0	0	2	4				
Inning Stats	R: 1 E: 0 K: 0 S: 9	H: 1 LOB: 0 BB: 1 P: 17	R: 0 E: 0 K: 0 S: 7	H: 0 LOB: 0 BB: 0 P: 11	R: 1 E: 0 K: 1 S: 8	H: 1 LOB: 1 BB: 1 P: 16	R: 0 E: 0 K: 1 S: 8	H: 0 LOB: 0 BB: 0 P: 13	R: 0 E: 0 K: 3 S: 10	H: 0 LOB: 0 BB: 0 P: 13	R: 4 E: 0 K: 1 S: 16	H: 4 LOB: 2 BB: 2 P: 30	R: 4 E: 0 K: 0 S: 22	H: 4 LOB: 2 BB: 2 P: 40	R: 0 E: 0 K: 0 S: 6	H: 1 LOB: 0 BB: 0 P: 9		1B: 4 2B: 4 3B: 0 HR: 3	SF: 1 SAC: 0 DP: 0 HBP: 0	WP: 0 PB: 0 SB: 0 CS: 1
PITCHER	IP WLS BF ERA: 3.0	IP WLS BF ERA: 3.0	H R ER SO	H R ER SO	H R ER SO	H R ER SO	H R ER SO	H R ER SO	H R ER SO	H R ER SO	H R ER SO	H R ER SO	H R ER SO	H R ER SO	H R ER SO	H R ER SO	ERA WHIP	ERA WHIP		
29 Merrill Kelly, R ERA: 3.0 35 Joe Mantiply, L ERA: 9.0 19 Ryne Nelson, R ERA: 27.0 43 Slade Cecconi, R ERA: 57 Andrew Saalfrank, L ERA:	5.2 0.1 0.2 1.0 0.1	L 6 7 3 1	3 3 4 1 0	4 3 3 0 0	3 3 3 0 0	4 4 3 0 0	3 3 3 0 0	3 3 3 0 0	3 3 3 0 0	3 3 3 0 0	3 3 3 0 0	3 3 3 0 0	3 3 3 0 0	3 3 3 0 0	3 3 3 0 0	3 3 3 0 0	3 3 3 0 0	6.35 81.00 40.50 0.00 0.00	1.059 12.000 7.500 1.000 0.000	

Batter	1	2	3	4	5	6	7	8	9	AB	R	H	RBI	BB	SO	LOB	TOP										
12 Kyle Schwarber, L (1, 10) OBP: 0.282, SLG: 0.514										3	0	0	0	1	2	1	Philadelphia Phillies @ Arizona Diamondbacks Chase Field, Phoenix, AZ Thu Oct 19 2023, 2:08 PM - 4:56 PM MST Att. 47,075 - Roof Closed - 76 F										
7 Trea Turner, R (1, 6) OBP: 0.526, SLG: 0.882										4	0	1	0	0	1	1											
3 Bryce Harper, L (1, 3) OBP: 0.538, SLG: 0.786										2	1	0	0	2	0	1											
28 Alec Bohm, R (1, 5) OBP: 0.297, SLG: 0.281										4	0	1	0	0	1	1											
5 Bryson Stott, L (1, 4) OBP: 0.286, SLG: 0.323										3	0	0	0	0	1	2											
10 J.T. Realmuto, R (1, 2) OBP: 0.314, SLG: 0.545										3	0	0	0	0	2	0											
8 Nick Castellanos, R (1, 9) OBP: 0.361, SLG: 0.844										3	0	0	0	0	3	0											
16 Brandon Marsh, L (1, 7) OBP: 0.423, SLG: 0.609										3	0	1	0	0	2	0											
18 Johan Rojas, R (1, 8) OBP: 0.091, SLG: 0.094										3	0	0	0	0	1	1											
Inning Stats	R: 0 E: 0 K: 1 S: 7	H: 1 LOB: 0 BB: 8 P: 8	R: 0 E: 0 K: 2 S: 10	H: 0 LOB: 0 BB: 0 P: 18	R: 0 E: 0 K: 3 S: 12	H: 1 LOB: 1 BB: 0 P: 18	R: 0 E: 0 K: 1 S: 6	H: 0 LOB: 0 BB: 0 P: 7	R: 0 E: 0 K: 1 S: 7	H: 0 LOB: 0 BB: 0 P: 9	R: 0 E: 0 K: 1 S: 8	H: 0 LOB: 1 BB: 1 P: 17	R: 1 E: 0 K: 1 S: 10	H: 3 LOB: 0 BB: 1 P: 19	R: 0 E: 0 K: 2 S: 9	H: 0 LOB: 0 BB: 0 P: 14		R: 0 E: 0 K: 1 S: 11	H: 0 LOB: 1 BB: 1 P: 21	1B: 2 2B: 1 3B: 0 HR: 0	SF: 0 SAC: 0 DP: 2 HBP: 0	WP: 1 PB: 0 SB: 1 CS: 0	PA: 31				
PITCHER	IP	WLS	BF	H	R	ER	SO	BB	IBB	HBP	BLK	WP	HR	S	P	ERA	WHIP										
32 Brandon Pfaadt, R (1, 1) ERA: 2.13	5.2	18	2	0	0	9	0	0	0	0	0	0	0	48	70	0.00	0.353										
57 Andrew Saalfrank, L (6, 1) ERA: 4.5	0.1	3	0	1	1	0	2	0	0	0	0	0	0	6	15	27.00	6.000										
81 Ryan Thompson, R (7, 1) ERA: 3.0	1.0	3	1	0	0	1	0	0	0	0	0	1	0	6	11	0.00	1.000										
37 Kevin Ginkel, R (8, 1) ERA:	1.0	3	0	0	0	2	0	0	0	0	0	0	0	9	14	0.00	0.000										
38 Paul Sewald, R (9, 1) ERA:	1.0	W	4	0	0	0	1	1	0	0	0	0	0	11	21	0.00	1.000										

Batter	1	2	3	4	5	6	7	8	9	AB	R	H	RBI	BB	SO	LOB	BOTTOM										
4 Ketel Marte, S (1, 4) OBP: 0.389, SLG: 0.657										5	0	3	1	0	1	0	Philadelphia Phillies @ Arizona Diamondbacks Chase Field, Phoenix, AZ Thu Oct 19 2023, 2:08 PM - 4:56 PM MST Att. 47,075 - Roof Closed - 76 F										
7 Corbin Carroll, L (1, 8) OBP: 0.412, SLG: 0.536										4	0	0	0	0	1	2											
14 Gabriel Moreno, R (1, 2) OBP: 0.276, SLG: 0.593										4	0	1	0	0	2	1											
53 Christian Walker, R (1, 3) OBP: 0.400, SLG: 0.423										2	0	0	0	2	0	1											
28 Tommy Pham, R (1, 9) OBP: 0.265, SLG: 0.333										3	0	1	0	0	2	1											
5 Alek Thomas, L (7, PR) OBP: 0.214, SLG: 0.400										1	1	0	0	0	0	2											
12 Lourdes Gurriel Jr., R (1, 7) OBP: 0.242, SLG: 0.375										3	0	2	1	1	0	1											
3 Evan Longoria, R (1, 10) OBP: 0.222, SLG: 0.298										2	0	0	0	0	0	1											
26 Pavin Smith, L (7, PH) OBP: 1.000, SLG: 1.000										2	1	2	0	0	0	0											
13 Emmanuel Rivera, R (1, 5) OBP: 0.214, SLG: 0.400										4	0	0	0	0	1	4											
2 Geraldo Perdomo, S (1, 6) OBP: 0.308, SLG: 0.429										3	0	0	0	1	2	2											
Inning Stats	R: 0 E: 0 K: 2 S: 7	H: 0 LOB: 0 BB: 0 P: 9	R: 0 E: 0 K: 1 S: 10	H: 1 LOB: 1 BB: 0 P: 15	R: 0 E: 0 K: 1 S: 8	H: 1 LOB: 1 BB: 0 P: 13	R: 0 E: 0 K: 1 S: 7	H: 0 LOB: 1 BB: 1 P: 16	R: 0 E: 0 K: 2 S: 9	H: 0 LOB: 0 BB: 0 P: 13	R: 0 E: 0 K: 1 S: 9	H: 1 LOB: 1 BB: 0 P: 12	R: 1 E: 0 K: 0 S: 9	H: 3 LOB: 2 BB: 0 P: 11	R: 0 E: 0 K: 1 S: 10	H: 1 LOB: 2 BB: 1 P: 12	R: 0 E: 0 K: 0 S: 13	H: 2 LOB: 3 BB: 2 P: 24	1B: 5 2B: 4 3B: 0 HR: 0	SF: 0 SAC: 0 DP: 1 HBP: 0	WP: 0 PB: 0 SB: 1 CS: 0	PA: 37					
PITCHER	IP	WLS	BF	H	R	ER	SO	BB	IBB	HBP	BLK	WP	HR	S	P	ERA	WHIP										
55 Ranger Suárez, L (1, 1) ERA: 0.64	5.1	20	3	0	0	7	1	0	0	0	0	0	0	6	9	0.00	0.750										
66 Jeff Hoffman, R (6, 1) ERA: 6.75	0.2	2	0	0	0	1	0	0	0	0	0	0	0	6	9	0.00	0.000										
50 Orion Kerkering, R (7, 1) ERA: 2.25	0.0	B	3	3	1	1	0	0	0	0	0	0	0	6	8	∞	∞										
46 José Alvarado, L (7, 1) ERA:	2.0	7	1	0	0	1	0	0	1	0	0	0	0	13	15	0.00	0.500										
31 Craig Kimbrel, R (9, 1) ERA: 2.08	0.1	L	5	2	1	1	0	2	0	0	0	0	0	13	24	27.00	12.000										

Batter	1	2	3	4	5	6	7	8	9	AB	R	H	RBI	BB	SO	LOB	TOP										
4 Ketel Marte, S OBP: 0.382, SLG: 0.604										5	0	1	0	0	4	2	Arizona Diamondbacks @ Philadelphia Phillies Citizens Bank Park, Philadelphia, PA Tue Oct 24 2023, 8:09 PM - 11:21 PM EDT Att: 45,397 - Clear - 59 F										
7 Corbin Carroll, L OBP: 0.396, SLG: 0.455										4	2	3	2	0	1	1											
14 Gabriel Moreno, R OBP: 0.214, SLG: 0.512										4	0	2	1	0	1	2											
53 Christian Walker, R OBP: 0.365, SLG: 0.333										3	0	0	1	1	0	2											
28 Tommy Pham, R OBP: 0.233, SLG: 0.357										3	0	0	0	0	2	1											
5 Alek Thomas, L OBP: 0.289, SLG: 0.576										1	0	0	0	0	0	1											
12 Lourdes Gurriel Jr., R OBP: 0.285, SLG: 0.438										4	0	2	0	0	0	1											
3 Evan Longoria, R OBP: 0.400, SLG: 0.333										3	0	0	0	0	2	2											
26 Pavin Smith, L OBP: 0.400, SLG: 0.333										1	0	0	0	0	0	1											
13 Emmanuel Rivera, R OBP: 0.167, SLG: 0.167										4	1	1	0	0	0	1											
2 Geraldo Perdomo, S OBP: 0.366, SLG: 0.444										3	1	2	0	0	0	1											
Inning Stats	R: 1 H: 2 E: 0 K: 2 S: 10	H: 2 LOB: 1 BB: 0 P: 17	R: 0 H: 1 E: 0 K: 0 S: 10	H: 1 LOB: 1 BB: 0 P: 13	R: 0 H: 1 E: 0 K: 1 S: 13	H: 1 LOB: 1 BB: 0 P: 18	R: 0 H: 0 E: 0 K: 2 S: 9	H: 0 LOB: 0 BB: 0 P: 14	R: 2 H: 3 E: 0 K: 1 S: 12	H: 3 LOB: 2 BB: 0 P: 16	R: 0 H: 1 E: 0 K: 1 S: 10	H: 1 LOB: 1 BB: 0 P: 14	R: 1 H: 2 E: 0 K: 1 S: 14	H: 2 LOB: 0 BB: 0 P: 20	R: 0 H: 0 E: 0 K: 0 S: 11	H: 0 LOB: 1 BB: 1 P: 21	R: 0 H: 1 E: 0 K: 2 S: 12	H: 1 LOB: 1 BB: 0 P: 16	1B: 10 2B: 1 3B: 0 HR: 0	SF: 1 SAC: 1 DP: 0 HBP: 0	WP: 0 PB: 0 SB: 4 CS: 0	PA: 38					
PITCHER	IP	WLS	BF	H	R	ER	SO	BB	IBB	HBP	BLK	WP	HR	S	P	ERA	WHIP										
55 Ranger Suárez, L ERA: 1.93	4.2	L	20	6	3	3	6	0	0	0	0	0	0	51	75	5.79	1.286										
66 Jeff Hoffman, R ERA: 2.57	1.2		6	2	0	0	1	0	0	0	0	0	0	15	21	0.00	1.200										
46 José Alvarado, L ERA: 1.13	0.1		3	2	1	1	0	0	0	0	0	0	0	9	10	27.00	6.000										
45 Zack Wheeler, R ERA: 1.95	1.2		6	0	0	0	1	1	0	0	0	0	0	16	30	0.00	0.600										
25 Matt Strahm, L ERA:	0.2		3	1	0	0	2	0	0	0	0	0	0	10	13	0.00	1.500										
Batter	1	2	3	4	5	6	7	8	9	AB	R	H	RBI	BB	SO	LOB	BOTTOM										
12 Kyle Schwarber, L OBP: 0.386, SLG: 0.660										3	0	1	0	1	2	1	Arizona Diamondbacks @ Philadelphia Phillies Citizens Bank Park, Philadelphia, PA Tue Oct 24 2023, 8:09 PM - 11:21 PM EDT Att: 45,397 - Clear - 59 F										
7 Trea Turner, R OBP: 0.400, SLG: 0.633										4	0	0	0	0	0	4											
3 Bryce Harper, L OBP: 0.455, SLG: 0.643										4	0	0	0	0	1	3											
28 Alec Bohm, R OBP: 0.340, SLG: 0.370										3	2	1	1	1	1	1											
5 Bryson Stott, L OBP: 0.294, SLG: 0.326										4	0	1	1	0	1	0											
10 J.T. Realmuto, R OBP: 0.294, SLG: 0.531										4	0	1	0	0	2	0											
8 Nick Castellanos, R OBP: 0.269, SLG: 0.514										4	0	0	0	0	2	2											
16 Brandon Marsh, L OBP: 0.405, SLG: 0.526										3	0	1	0	1	1	0											
18 Johan Rojas, R OBP: 0.114, SLG: 0.163										1	0	0	0	0	1	3											
19 Cristian Pacheco, R OBP: 0.400, SLG: 0.143										0	0	0	0	1	0	0											
44 Jake Cave, L OBP: 0.333, SLG: 0.667										1	0	0	0	0	0	0											
Inning Stats	R: 0 H: 0 E: 0 K: 2 S: 10	H: 0 LOB: 0 BB: 0 P: 18	R: 1 H: 1 E: 0 K: 2 S: 9	H: 1 LOB: 0 BB: 0 P: 12	R: 0 H: 1 E: 0 K: 1 S: 7	H: 1 LOB: 1 BB: 0 P: 10	R: 1 H: 2 E: 0 K: 2 S: 13	H: 2 LOB: 2 BB: 2 P: 24	R: 0 H: 1 E: 0 K: 0 S: 6	H: 1 LOB: 1 BB: 0 P: 8	R: 0 H: 0 E: 0 K: 0 S: 6	H: 0 LOB: 0 BB: 0 P: 8	R: 0 H: 0 E: 0 K: 1 S: 14	H: 0 LOB: 2 BB: 2 P: 25	R: 0 H: 0 E: 0 K: 3 S: 9	H: 0 LOB: 0 BB: 0 P: 14	R: 0 H: 0 E: 0 K: 0 S: 11	H: 0 LOB: 0 BB: 0 P: 15	1B: 2 2B: 2 3B: 0 HR: 1	SF: 0 SAC: 1 DP: 0 HBP: 0	WP: 0 PB: 0 SB: 0 CS: 0	PA: 36					
PITCHER	IP	WLS	BF	H	R	ER	SO	BB	IBB	HBP	BLK	WP	HR	S	P	ERA	WHIP										
32 Brandon Pfaadt, R ERA: 2.7	4.0		18	4	2	2	7	2	0	0	0	0	0	39	64	4.50	1.500										
35 Joe Mantiply, L ERA: 5.06	0.2		3	1	0	0	0	0	0	0	0	0	0	4	6	0.00	1.500										
81 Ryan Thompson, R ERA: 2.5	1.1	W	4	0	0	0	0	0	0	0	0	0	0	8	10	0.00	0.000										
57 Andrew Saalfrank, L ERA: 5.4	0.1	H	3	0	0	0	1	2	0	0	0	0	0	8	17	0.00	0.000										
37 Kevin Ginkel, R ERA:	1.2	H	5	0	0	0	3	0	0	0	0	0	0	15	22	0.00	0.000										
PITCHER	IP	WLS	BF	H	R	ER	SO	BB	IBB	HBP	BLK	WP	HR	S	P	ERA	WHIP										
38 Paul Sewald, R ERA:	1.0		3	0	0	0	0	0	0	0	0	0	0	11	15	0.00	0.000										