

Pittsburgh Pirates - 1950

Batter	1	2	3	4	5	6	7	8	9	AB	R	H	RBI	BB	SO	LOB	TOP			
Ted Beard, L OBP: 0.333, SLG: 0.333 (1, 9)	0-0 4-3		0-0 4-3			0-0 SH1-3		0-0 G5-4-3 1B		3	0	1	0	0	0	0	Pittsburgh Pirates @ St. Louis Cardinals Sportsman's Park, St. Louis, MO Tue Apr 18 1950, 4:33 AM EST Att: 20,871 - Unknown livebaseballscorecards.com			
Johnny Hopp, L OBP: 0.250, SLG: 0.250 (1, 3)	0-0 G3			0-0 G3		0-0 1B		0-0 F5		4	0	1	2	0	0	1				
Ralph Kiner, R OBP: 0.250, SLG: 0.250 (1, 7)	0-0 1B			0-0 P5		0-0 F9		0-0 G5-4-3		4	0	1	0	0	0	2				
Nanny Fernandez, R Tom Saffell, L (9, PH) (1, 5)	0-0 P4			0-0 F8		0-0 6-3			0-0 P4	3	0	0	0	0	0	2				
Wally Westlake, R OBP: 0.250, SLG: 0.250 (1, 8)		0-0 P3			0-3 K		0-0 FC2-5 1B		0-3 K	4	0	1	0	0	2	0				
Danny Murtaugh, R OBP: 0.500, SLG: 0.333 (1, 4)		0-0 G3-6-3 1B			0-0 F8		4-0 FC2-5 BB		0-0 F9	3	0	1	0	1	0	0				
Stan Rojek, R (1, 6)		0-0 G3-6-3					0-0 FC2-5			3	0	0	0	0	0	3				
Ed Fitz Gerald, R OBP: 0.333, SLG: 0.667 (1, 2)			0-0 5-3			0-0 SH1-3 1B		0-0 F8		3	1	1	0	0	0	2				
Bob Chesnes, S Vic Lombardi, L (8, 1) (1, 1)			0-0 4-3			4-0 SH1-3 1B BB		0-0 P3		2	1	0	0	1	0	2				
										0	0	0	0	0	0	0				
Inning Stats	R: 0 E: 0 K: 0 S: 4	H: 1 LOB: 1 BB: 0 P: 4	R: 0 E: 0 K: 0 S: 3	H: 1 LOB: 0 BB: 0 P: 3	R: 0 E: 0 K: 0 S: 3	H: 0 LOB: 0 BB: 0 P: 3	R: 0 E: 0 K: 0 S: 5	H: 0 LOB: 0 BB: 0 P: 5	R: 2 E: 0 K: 0 S: 5	H: 2 LOB: 1 BB: 1 P: 9	R: 0 E: 0 K: 0 S: 4	H: 1 LOB: 2 BB: 1 P: 8	R: 0 E: 0 K: 0 S: 3	H: 1 LOB: 0 BB: 0 P: 3	R: 0 E: 0 K: 1 S: 5	H: 0 LOB: 0 BB: 0 P: 5	1B: 5 2B: 1 3B: 0 HR: 0	SF: 0 SAC: 1 DP: 2 HBP: 0	WP: 0 PB: 0 SB: 0 CS: 0	PA: 33
PITCHER Gerry Staley, R ERA: 2.0 (1, 1)	IP: 9.0 WLS: W BF: 33 H: 6 R: 2 ER: 2 SO: 2 BB: 2 IBB: 0 HBP: 0 BLK: 0 WP: 0 HR: 0 S: 35 P: 43 ERA: 2.00 WHIP: 0.889															PITCHER				

Batter	1	2	3	4	5	6	7	8	9	AB	R	H	RBI	BB	SO	LOB	BOTTOM			
Harry Walker, L Chuck Diering, R (1, 8) (9, 8)	0-0 1-3	4-0 BB		0-0 6-3			0-0 F5			3	0	0	0	1	0	1	Pittsburgh Pirates @ St. Louis Cardinals Sportsman's Park, St. Louis, MO Tue Apr 18 1950, 4:33 AM EST Att: 20,871 - Unknown livebaseballscorecards.com			
Red Schoendienst, S OBP: 0.500, SLG: 1.250 (1, 4)	0-0 HR	0-0 4-3			0-0 G3		0-0 1B 1B			4	2	2	1	0	0	3				
Stan Musial, L OBP: 0.750, SLG: 1.667 (1, 9)	4-0 BB			0-0 HR		0-0 2-3		0-0 1B 1B		3	1	2	1	1	0	0				
Enos Slaughter, L OBP: 0.250, SLG: 0.250 (1, 7)	0-3 K		0-0 G3		0-3 K		0-0 FC1-4 1B			4	0	1	1	0	2	1				
Eddie Kazak, R OBP: 0.250, SLG: 0.250 (1, 5)	0-0 F8		0-0 F8			0-0 SH2-3 1B 1B		0-0 FC1-4		4	1	1	0	0	0	3				
Rocky Nelson, L (1, 3)		0-0 G3	0-0 P4			0-0 SH2-3		0-0 4-1		3	0	0	0	0	0	0				
Joe Garagiola, L OBP: 1.000, SLG: 1.000 (1, 2)		0-0 SH1-3 1B		4-0 B1-5-4 BB		0-0 1B		0-0 G6-4-3 1B		3	0	3	1	1	0	0				
Eddie Miller, R OBP: 0.500, SLG: 0.333 (1, 6)		0-0 SH1-3 1B		4-0 B1-5-4 BB		0-0 6-3		0-0 G6-4-3		3	0	1	0	1	0	1				
Gerry Staley, R (1, 1)		0-0 SH1-3		0-0 B1-5-4			0-0 4-3			2	0	0	0	0	0	2				
Inning Stats	R: 1 E: 0 K: 1 S: 6	H: 1 LOB: 1 BB: 1 P: 10	R: 0 E: 0 K: 0 S: 5	H: 2 LOB: 3 BB: 1 P: 9	R: 1 E: 0 K: 0 S: 4	H: 1 LOB: 0 BB: 0 P: 4	R: 0 E: 0 K: 0 S: 2	H: 0 LOB: 1 BB: 2 P: 10	R: 0 E: 0 K: 0 S: 4	H: 2 LOB: 0 BB: 0 P: 4	R: 1 E: 0 K: 0 S: 6	H: 3 LOB: 2 BB: 0 P: 6	R: 0 E: 0 K: 0 S: 3	H: 1 LOB: 0 BB: 0 P: 3	R: 0 E: 0 K: 0 S: 3	H: 0 LOB: 0 BB: 0 P: 5	1B: 8 2B: 0 3B: 0 HR: 2	SF: 0 SAC: 2 DP: 2 HBP: 0	WP: 0 PB: 0 SB: 0 CS: 0	PA: 35
PITCHER Bob Chesnes, R ERA: 5.14 Vic Lombardi, L ERA: (1, 1) (8, 1)	IP: 7.0 WLS: L BF: 32 H: 9 R: 4 ER: 4 SO: 4 BB: 4 IBB: 0 HBP: 0 BLK: 0 WP: 0 HR: 2 S: 32 P: 48 ERA: 5.14 WHIP: 1.857															PITCHER				

Batter	1	2	3	4	5	6	7	8	9	AB	R	H	RBI	BB	SO	LOB	TOP																		
Ted Beard, L (1, 9) OBP: 0.333, SLG: 0.333																	0	0	0	0	0	0	0	Pittsburgh Pirates @ St. Louis Cardinals Sportsman's Park, St. Louis, MO Wed Apr 19 1950, 4:33 AM EST Att: 5,648 - Unknown livebaseballscorecards.com											
Tom Saffell, L (1, 8)																	0	0	0	0	0	0	0												
Johnny Hopp, L (1, 3) OBP: 0.250, SLG: 0.250																	0	0	0	0	0	0	0												
Ralph Kiner, R (1, 7) OBP: 0.250, SLG: 0.250																	0	0	0	0	0	0	0												
Nanny Fernandez, R (1, 5)																	0	0	0	0	0	0	0												
Danny Murtaugh, R (1, 4) OBP: 0.500, SLG: 0.333																	0	0	0	0	0	0	0												
Stan Rojek, R (1, 6)																	0	0	0	0	0	0	0												
Clyde McCullough, R (1, 2)																	0	0	0	0	0	0	0												
Cliff Chambers, L (1, 1)																	0	0	0	0	0	0	0												
Inning Stats																	1B: 0 SF: 0 2B: 0 SAC: 0 3B: 0 DP: 0 HR: 0 HBP: 0	WP: 0 PA: 0 PB: 0 SB: 0 CS: 0																	
PITCHER Red Munger, R (1, 1) ERA: ∞	IP	WLS	BF	H	R	ER	SO	BB	IBB	HBP	BLK	WP	HR	S	P	ERA	WHIP	PITCHER	IP	WLS	BF	H	R	ER	SO	BB	IBB	HBP	BLK	WP	HR	S	P	ERA	WHIP

Batter	1	2	3	4	5	6	7	8	9	AB	R	H	RBI	BB	SO	LOB	BOTTOM																		
Chuck Diering, R (1, 8)																	0	0	0	0	0	0	0	Pittsburgh Pirates @ St. Louis Cardinals Sportsman's Park, St. Louis, MO Wed Apr 19 1950, 4:33 AM EST Att: 5,648 - Unknown livebaseballscorecards.com											
Red Schoendienst, S (1, 4) OBP: 0.500, SLG: 1.250																	0	0	0	0	0	0	0												
Stan Musial, L (1, 9) OBP: 0.750, SLG: 1.667																	0	0	0	0	0	0	0												
Eddie Kazak, R (1, 5) OBP: 0.250, SLG: 0.250																	0	0	0	0	0	0	0												
Enos Slaughter, L (1, 7) OBP: 0.250, SLG: 0.250																	0	0	0	0	0	0	0												
Steve Bilko, R (1, 3)																	0	0	0	0	0	0	0												
Eddie Miller, R (1, 6) OBP: 0.500, SLG: 0.333																	0	0	0	0	0	0	0												
Del Rice, R (1, 2)																	0	0	0	0	0	0	0												
Red Munger, R (1, 1)																	0	0	0	0	0	0	0												
Inning Stats																	1B: 0 SF: 0 2B: 0 SAC: 0 3B: 0 DP: 0 HR: 0 HBP: 0	WP: 0 PA: 0 PB: 0 SB: 0 CS: 0																	
PITCHER Cliff Chambers, L (1, 1) ERA: ∞	IP	WLS	BF	H	R	ER	SO	BB	IBB	HBP	BLK	WP	HR	S	P	ERA	WHIP	PITCHER	IP	WLS	BF	H	R	ER	SO	BB	IBB	HBP	BLK	WP	HR	S	P	ERA	WHIP

Batter	1	2	3	4	5	6	7	8	9	AB	R	H	RBI	BB	SO	LOB	TOP										
Ted Beard, L OBP: 0.308, SLG: 0.615 (1.9)										5	2	2	1	0	2	1											
Danny Murtaugh, R OBP: 0.308, SLG: 0.273 (1.4)										5	0	1	1	0	1	0											
Ralph Kiner, R OBP: 0.250, SLG: 0.250 (1.7)										4	0	0	0	0	1	1											
Nanny Fernandez, R OBP: 0.091, SLG: 0.091 (1.5)										4	0	0	0	0	0	1											
Wally Westlake, R OBP: 0.375, SLG: 0.375 (1.8)										4	1	2	0	0	1	1											
Jack Phillips, R OBP: 0.500, SLG: 1.250 (1.3)										4	2	2	1	0	0	0											
Stan Rojek, R OBP: 0.300, SLG: 0.333 (1.6)										3	2	2	1	1	0	1											
Clyde McCullough, R (1.2)										4	0	0	1	0	0	4											
Murry Dickson, R OBP: 0.250, SLG: 0.250 (1.1)										4	1	1	2	0	0	1											
Inning Stats	R: 1 E: 0 K: 1 S: 6	H: 1 LOB: 0 BB: 0 P: 6	R: 3 E: 1 K: 1 S: 8	H: 2 LOB: 0 BB: 0 P: 8	R: 0 E: 0 K: 2 S: 8	H: 1 LOB: 0 BB: 0 P: 8	R: 4 E: 1 K: 0 S: 7	H: 4 LOB: 0 BB: 0 P: 7	R: 0 E: 0 K: 0 S: 3	H: 0 LOB: 1 BB: 1 P: 7	R: 0 E: 0 K: 0 S: 3	H: 0 LOB: 0 BB: 0 P: 3	R: 0 E: 0 K: 0 S: 4	H: 1 LOB: 1 BB: 0 P: 4	R: 0 E: 0 K: 1 S: 5	H: 0 LOB: 0 BB: 0 P: 5	1B: 6 2B: 2 3B: 0 HR: 2	SF: 0 SAC: 0 DP: 0 HBP: 0	WP: 0 PB: 0 SB: 1 CS: 0	PA: 38							
PITCHER	IP	WLS	BF	H	R	ER	SO	BB	IBB	HBP	BLK	WP	HR	S	P	ERA	WHIP										
Howie Pollet, L ERA: 9.0 (1.1)	2.0	L	10	3	4	2	2	0	0	0	0	0	1	14	13	9.00	1.500										
Fred Martin, R ERA: 13.5 (3.1)	1.1		9	5	4	2	2	0	0	0	0	0	1	13	13	13.50	3.750										
Tom Poholsky, R ERA: (4.1)	1.2		5	1	0	0	0	0	0	0	0	0	0	5	5	0.00	0.600										
Cloyd Boyer, R ERA: (6.1)	3.0		11	1	0	0	0	1	0	0	0	0	0	10	14	0.00	0.667										
Cot Deal, R ERA: (9.1)	1.0		3	0	0	0	1	0	0	0	0	0	0	5	5	0.00	0.000										

Pittsburgh Pirates @ St. Louis Cardinals
Sportsman's Park, St. Louis, MO
Thu Apr 20 1950, 4:33 AM EST
Att: 4,235 - Unknown

AB	37
R	8
H	10
RBI	7
BB	1
SO	5
LOB	10



Batter	1	2	3	4	5	6	7	8	9	AB	R	H	RBI	BB	SO	LOB	BOTTOM										
Harry Walker, L (1.8)										5	0	0	0	0	0	2											
Red Schoendienst, S OBP: 0.231, SLG: 0.462 (1.4)										4	1	1	0	0	1	0											
Stan Musial, L OBP: 0.500, SLG: 1.000 (1.9)										3	1	2	1	1	0	0											
Enos Slaughter, L OBP: 0.250, SLG: 0.100 (1.7)										3	0	0	0	1	0	1											
Joe Garagiola, L OBP: 0.500, SLG: 0.429 (1.2)										4	0	0	0	0	0	2											
Rocky Nelson, L (1.3)										3	1	0	0	1	0	3											
Solly Hemus, L OBP: 0.500, SLG: 0.750 (1.5)										4	1	2	0	0	1	0											
Eddie Miller, R OBP: 0.417, SLG: 0.364 (1.6)										4	0	1	2	0	1	1											
Inning Stats	R: 0 E: 0 K: 1 S: 5	H: 0 LOB: 1 BB: 1 P: 9	R: 2 E: 0 K: 0 S: 5	H: 2 LOB: 1 BB: 1 P: 9	R: 1 E: 0 K: 0 S: 4	H: 1 LOB: 0 BB: 0 P: 4	R: 0 E: 0 K: 1 S: 5	H: 0 LOB: 0 BB: 0 P: 5	R: 0 E: 0 K: 0 S: 3	H: 0 LOB: 0 BB: 0 P: 3	R: 0 E: 0 K: 0 S: 3	H: 0 LOB: 0 BB: 0 P: 3	R: 0 E: 0 K: 1 S: 5	H: 0 LOB: 0 BB: 0 P: 5	R: 1 E: 1 K: 0 S: 6	H: 2 LOB: 3 BB: 1 P: 10	R: 0 E: 0 K: 1 S: 6	H: 1 LOB: 1 BB: 0 P: 6	1B: 4 2B: 1 3B: 0 HR: 1	SF: 0 SAC: 0 DP: 0 HBP: 0	WP: 0 PB: 0 SB: 0 CS: 0	PA: 37					
PITCHER	IP	WLS	BF	H	R	ER	SO	BB	IBB	HBP	BLK	WP	HR	S	P	ERA	WHIP										
Murry Dickson, R ERA: 3.0 (1.1)	9.0	W	37	6	4	3	4	3	0	0	0	0	1	42	54	3.00	1.000										

Pittsburgh Pirates @ St. Louis Cardinals
Sportsman's Park, St. Louis, MO
Thu Apr 20 1950, 4:33 AM EST
Att: 4,235 - Unknown

AB	34
R	4
H	6
RBI	3
BB	3
SO	4
LOB	11



Batter	1	2	3	4	5	6	7	8	9	AB	R	H	RBI	BB	SO	LOB	TOP		
Grady Hatton, L (1.5)	0-0 4-3		0-3 K		0-0 F8			0-0 F2		4	0	0	0	0	1	1	<p>Cincinnati Reds @ Pittsburgh Pirates</p> <p>Forbes Field, Pittsburgh, PA</p> <p>Sat Apr 22 1950, 3:33 AM EST</p> <p>Att: 14,533 - Unknown</p>		
Lloyd Merriman, L (1.8)	0-0 G4-6-3 1B			0-0 4-3		0-0 F7		0-0 F5		4	0	1	0	0	0	0			
Johnny Wyrostek, L (1.7)	0-0 G4-6-3 1-2			0-0 1-3		0-0 FC3-6 1B		0-0 1B		4	0	2	0	0	0	1			
Ted Kluszewski, L (1.3)		1-0 1B PB G1-4-3 HBP		0-0 1B		0-0 FC3-6 1-2		0-0 G3		3	1	1	0	0	0	2			
Ron Northey, L (1.9)		0-0 G1-4-3 1B		0-0 4-3		0-0 4-3			0-0 G1-4-3 1B	4	0	2	0	0	0	2			
Walker Cooper, R (1.2)		0-0 G1-4-3			0-0 E5 1B F8				0-0 G1-4-3	2	0	0	0	0	0	1			
Herm Wehmeier, R (5, PR)										0	1	0	0	0	0	0			
Johnny Pramesa, R (5.2)		1-2 3-H 0-0							1-2	2	0	1	0	0	0	1			
Jimmy Bloodworth, R (1.4)		5-3			0-0 1-3 1B			0-0 6-3		4	0	1	0	0	0	1			
Virgil Stallcup, R (1.6)			0-0 F9		0-0 F8			0-0 F6		3	0	0	1	0	0	2			
Johnny Hetki, R (1.1)			0-0 F9		0-3 K			0-0 F4		0	0	0	0	0	0	0			
Kent Peterson, R (2.1)										1	0	0	0	0	0	0			
Jay Avrea, R (4.1)										1	0	0	0	1	1				
Danny Litwhiler, R (7, PH)										1	0	0	0	0	0	1			
Eddie Erault, R (7.1)										0	0	0	0	0	0	0			
Inning Stats	R: 0 E: 0 K: 0 S: 3	H: 1 LOB: 0 BB: 0 P: 3	R: 1 E: 0 K: 0 S: 3	H: 1 LOB: 0 BB: 0 P: 4	R: 0 E: 0 K: 1 S: 5	H: 0 LOB: 0 BB: 0 P: 5	R: 0 E: 0 K: 0 S: 4	H: 1 LOB: 1 BB: 0 P: 4	R: 1 E: 1 K: 1 S: 7	H: 1 LOB: 1 BB: 0 P: 7	R: 0 E: 0 K: 0 S: 4	H: 1 LOB: 1 BB: 0 P: 4	R: 0 E: 0 K: 0 S: 4	H: 1 LOB: 1 BB: 0 P: 4	R: 0 E: 0 K: 0 S: 3	H: 1 LOB: 0 BB: 0 P: 3	1B: 7 2B: 1 3B: 0 HR: 0	SF: 0 SAC: 0 DP: 3 HBP: 1	WP: 0 PA: 34 PB: 1 SB: 0 CS: 0
PITCHER Bob Chesnes, R (1.1) ERA: 2.25	IP: 9.0 WLS: W BF: 34 H: 8 R: 2 ER: 0 SO: 2 BB: 0 IBB: 0 HBP: 1 BLK: 0 WP: 0 HR: 0 S: 37 P: 38 ERA: 0.00 WHIP: 0.889															PITCHER			

Batter	1	2	3	4	5	6	7	8	9	AB	R	H	RBI	BB	SO	LOB	BOTTOM			
Ted Beard, L (1.9)	0-3 K	0-0 HR		4-0 HR BB	4-0 4-3 BB		0-0 4-3			3	2	1	2	2	1	0	<p>Cincinnati Reds @ Pittsburgh Pirates</p> <p>Forbes Field, Pittsburgh, PA</p> <p>Sat Apr 22 1950, 3:33 AM EST</p> <p>Att: 14,533 - Unknown</p>			
Johnny Hogg, L (1.3)	0-0 F4	0-0 G3		0-0 F8	4-0 4-3 BB		0-3 K			4	0	0	0	1	1	1				
Dale Coogan, L (8.3)					1-2 BB					0	0	0	0	0	0	0				
Ralph Kiner, R (1.7)	0-0 2B 2B	4-0 FC6-4 BB		0-0 HR	0-0 4-3		0-0 6-3			4	2	2	2	1	0	2				
Nanny Fernandez, R (1.5)	0-0 2B 2B	0-0 FC6-4		0-0 HR	0-0 P3			0-0 F8		5	2	2	1	0	0	3				
Wally Westlake, R (1.8)	4-0 2B IBB			0-0 HR	0-0 5-3		0-0 F7		0-0 F6	4	2	1	1	1	0	0				
Danny Murtaugh, R (1.4)	0-0 FC5 1-H 2-H 3-H			0-0 WP	0-0 1B		4-0 1B		0-0 F8	4	0	3	3	1	0	0				
Stan Rojek, R (1.6)	0-0 FC5			0-0 2B	0-0 1B			0-0 F8		4	0	2	0	0	0	2				
Ed Fitz Gerald, R (1.2)		0-0 5-3		0-3 K	0-3 K		0-0 P1			4	0	0	0	0	2	5				
Bob Chesnes, S (1.1)		0-0 HR 1B		0-0 F3		0-0 L3		0-0 F7		4	1	1	0	0	0	3				
Inning Stats	R: 3 E: 0 K: 1 S: 8	H: 3 LOB: 1 BB: 1 P: 12	R: 2 E: 0 K: 0 S: 5	H: 2 LOB: 1 BB: 1 P: 9	R: 1 E: 0 K: 1 S: 7	H: 2 LOB: 1 BB: 0 P: 7	R: 3 E: 0 K: 1 S: 9	H: 4 LOB: 2 BB: 1 P: 13	R: 0 E: 0 K: 0 S: 3	H: 0 LOB: 2 BB: 2 P: 11	R: 0 E: 0 K: 1 S: 4	H: 1 LOB: 0 BB: 1 P: 8	R: 0 E: 0 K: 1 S: 5	H: 0 LOB: 0 BB: 0 P: 5	R: 0 E: 0 K: 0 S: 3	H: 0 LOB: 0 BB: 0 P: 3		1B: 5 2B: 3 3B: 0 HR: 4	SF: 0 SAC: 0 DP: 0 HBP: 0	WP: 1 PA: 42 PB: 0 SB: 0 CS: 0
PITCHER Johnny Hetki, R (1.1) ERA: 11.12	IP: 1.1 WLS: L BF: 10 H: 5 R: 5 ER: 5 SO: 1 BB: 0 IBB: 0 HBP: 0 BLK: 0 WP: 1 HR: 1 S: 11 P: 15 ERA: 33.75 WHIP: 3.750															PITCHER				
PITCHER Kent Peterson, L (2.1) ERA: 18.0	IP: 2.0 WLS: L BF: 12 H: 4 R: 4 ER: 4 SO: 1 BB: 2 IBB: 0 HBP: 0 BLK: 0 WP: 0 HR: 3 S: 12 P: 20 ERA: 18.00 WHIP: 3.000															PITCHER				
PITCHER Jay Avrea, R (4.1) ERA: 2.2	IP: 2.2 WLS: L BF: 14 H: 3 R: 0 ER: 0 SO: 1 BB: 3 IBB: 0 HBP: 0 BLK: 0 WP: 0 HR: 0 S: 13 P: 25 ERA: 0.00 WHIP: 2.250															PITCHER				
PITCHER Eddie Erault, R (7.1) ERA: 6.75	IP: 2.0 WLS: L BF: 6 H: 0 R: 0 ER: 0 SO: 1 BB: 0 IBB: 0 HBP: 0 BLK: 0 WP: 0 HR: 0 S: 8 P: 8 ERA: 0.00 WHIP: 0.000															PITCHER				


Batter	1	2	3	4	5	6	7	8	9	AB	R	H	RBI	BB	SO	LOB	TOP			
Bobby Adams, R OBP: 0.600, SLG: 0.750 (1, 5)	0-3 K		0-0 FC5-4		0-0 1B		4-0 1B BB		0-0 2B	4	0	2	0	1	1	2	Cincinnati Reds @ Pittsburgh Pirates Forbes Field, Pittsburgh, PA Sun Apr 23 1950, 3:33 AM EST Att: 18,049 - Unknown			
Bob Usher, R OBP: 0.400, SLG: 1.100 (1, 8)	0-3 K		0-0 G3		0-0 F9		0-0 FC4-6 1B		0-0 F4	5	0	1	0	0	1	4				
Johnny Wyrostek, L OBP: 0.412, SLG: 0.588 (1, 9)	0-0 5-3				0-0 2B F9 1B		0-0 F4		0-0 FC4-6	4	1	1	0	0	0	2				
Danny Litwiler, R OBP: 0.231, SLG: 0.417 (1, 7)		0-0 F9		0-0 F4		4-0 HR BB		0-0 F6		3	1	0	0	1	0	1				
Joe Adcock, R OBP: 0.500, SLG: 0.750 (1, 3)		0-0 1-3		0-0 1-3 2B		0-0 F4		0-0 1B		4	0	2	0	0	0	1				
Johnny Pramesa, R OBP: 0.333, SLG: 1.000 (1, 2)		0-0 F4		0-0 F9		0-0 1-H HR		0-0 F6		4	1	1	3	0	0	2				
Jimmy Bloodworth, R OBP: 0.313, SLG: 0.286 (1, 4)			4-0 FC5-4 1B BB		0-0 F5		0-0 4-3		0-0 F9	3	0	0	0	1	0	2				
Virgil Stallcup, R OBP: 0.333, SLG: 0.357 (1, 6)			0-0 F9		0-0 P3		0-0 5-3		0-0 6-3	4	0	0	0	0	0	1				
Frank Smith, R OBP: 0.500, SLG: 0.500 (1, 1)			0-0 FC5-4 1B		0-0 K		0-0 F8		0-0 F9	2	0	1	0	0	1	0				
Ewell Blackwell, R (6, 1)										0	0	0	0	0	0	0				
Peanuts Lowrey, R OBP: 0.286, SLG: 0.286 (7, PH)										1	0	0	0	0	0	0				
Howie Fox, R (7, 1)										0	0	0	0	0	0	0				
Walker Cooper, R OBP: 0.083, SLG: 0.083 (9, PH)										1	0	0	0	0	0	0				
Inning Stats	R: 0 E: 0 K: 2 S: 7	H: 0 LOB: 0 BB: 0 P: 7	R: 0 E: 0 K: 0 S: 3	H: 0 LOB: 0 BB: 0 P: 3	R: 0 E: 0 K: 0 S: 4	H: 1 LOB: 2 BB: 1 P: 8	R: 1 E: 0 K: 0 S: 5	H: 2 LOB: 1 BB: 0 P: 5	R: 0 E: 0 K: 1 S: 6	H: 1 LOB: 0 BB: 1 P: 6	R: 2 E: 0 K: 0 S: 4	H: 1 LOB: 2 BB: 1 P: 8	R: 0 E: 0 K: 0 S: 4	H: 1 LOB: 1 BB: 0 P: 4	R: 0 E: 0 K: 0 S: 4	H: 1 LOB: 1 BB: 0 P: 4	1B: 5 2B: 2 3B: 0 HR: 1	SF: 0 SAC: 0 DP: 0 HBP: 0	WP: 0 PB: 0 SB: 0 CS: 0	PA: 38
PITCHER Cliff Chambers, L ERA: 2.0 (1, 1)	IP: 9.0 WLS: W BF: 38 H: 8 R: 3 ER: 3 SO: 3 BB: 3 IBB: 0 HBP: 0 BLK: 0 WP: 0 HR: 1 S: 41 P: 53 ERA: 3.00 WHIP: 1.222																			

AB	35
R	3
H	8
RBI	3
BB	3
SO	3
LOB	15



Batter	1	2	3	4	5	6	7	8	9	AB	R	H	RBI	BB	SO	LOB	BOTTOM			
Ted Beard, L OBP: 0.407, SLG: 0.652 (1, 9)	0-0 F7		0-0 2B		0-0 F5	4-0 FC5 BB BB				3	0	1	1	1	0	1	Cincinnati Reds @ Pittsburgh Pirates Forbes Field, Pittsburgh, PA Sun Apr 23 1950, 3:33 AM EST Att: 18,049 - Unknown			
Johnny Hogg, L OBP: 0.273, SLG: 0.300 (1, 3)	0-0 WP 3B		0-3 K		0-0 HBP 1B	4-0 1-2 2-3 3-H BB				3	1	2	2	1	1	1				
Ralph Kiner, R OBP: 0.423, SLG: 0.591 (1, 7)	0-3 K		0-0 1-3		1-0 FC6-4 HBP	0-0 FC5 2-3f				3	0	0	0	0	1	4				
Nanny Fernandez, R OBP: 0.160, SLG: 0.292 (1, 5)	0-0 F9		0-0 F8		0-0 FC6-4	0-3 K				4	0	0	0	0	1	3				
Wally Westlake, R OBP: 0.429, SLG: 1.000 (1, 8)		0-0 HR		0-3 K		0-3 K	0-0 F8			4	1	1	1	0	2	0				
Danny Murtaugh, R OBP: 0.423, SLG: 0.429 (1, 4)		0-3 K		0-0 F8		4-0 BB S BB	0-3 K			3	1	0	0	1	2	0				
Stan Rojek, R OBP: 0.318, SLG: 0.300 (1, 6)		0-0 6-3		0-0 F7		4-0 BB BB BB	0-0 1-3			3	1	0	0	1	0	0				
Clyde McCullough, R OBP: 0.125, SLG: 0.067 (1, 2)		0-0 E5		0-0 SH3-4 1B		0-0 F7	0-0 F9			4	1	1	0	0	0	2				
Cliff Chambers, L OBP: 0.429, SLG: 0.200 (1, 1)		0-0 1-3		0-0 SH3-4		4-0 BB BB BB	0-3 K			2	0	0	0	1	1	1				
Inning Stats	R: 1 E: 0 K: 1 S: 6	H: 1 LOB: 0 BB: 0 P: 6	R: 1 E: 1 K: 1 S: 7	H: 1 LOB: 1 BB: 0 P: 7	R: 0 E: 0 K: 1 S: 6	H: 1 LOB: 0 BB: 0 P: 6	R: 0 E: 0 K: 1 S: 5	H: 0 LOB: 0 BB: 0 P: 5	R: 1 E: 0 K: 0 S: 5	H: 2 LOB: 2 BB: 0 P: 6	R: 2 E: 0 K: 1 S: 5	H: 0 LOB: 3 BB: 5 P: 25	R: 0 E: 0 K: 2 S: 7	H: 0 LOB: 0 BB: 0 P: 7	R: 0 E: 0 K: 1 S: 5	H: 0 LOB: 0 BB: 0 P: 5		1B: 2 2B: 1 3B: 1 HR: 1	SF: 0 SAC: 1 DP: 0 HBP: 1	WP: 1 PB: 0 SB: 1 CS: 0
PITCHER Frank Smith, R ERA: 5.0 (1, 1)	IP: 5.2 WLS: L BF: 28 H: 5 R: 5 ER: 5 SO: 5 BB: 4 IBB: 0 HBP: 1 BLK: 0 WP: 1 HR: 1 S: 33 P: 50 ERA: 7.94 WHIP: 1.588																			
Ewell Blackwell, R ERA: (6, 1)	0.1	2	0	0	0	0	1	0	0	0	0	1	5	0.00	3.000					
Howie Fox, R ERA: (7, 1)	2.0	6	0	0	0	3	0	0	0	0	0	12	12	0.00	0.000					



Batter	1	2	3	4	5	6	7	8	9	AB	R	H	RBI	BB	SO	LOB	TOP					
Ted Beard, L (1,9) OBP: 0.333, SLG: 0.489	0-0 WP BB 1B		0-0 3B		4-0 4-3 BB BB	0-3 K		0-0 4-3	0-0 4-3	4 0 2 0 1 1 1							Pittsburgh Pirates @ Cincinnati Reds Crosley Field, Cincinnati, OH Sun Apr 30 1950, 3:38 AM EDT Att: 10,759 - Unknown					
Tom Saffell, L (1,8) OBP: 0.429, SLG: 0.513	4-0 WP BB 1-2		1-0 BB HBP		4-0 4-3 BB 1-2		0-0 G3	0-0 F8	2 0 0 0 2 0 0													
Johnny Hopp, L (1,3) OBP: 0.405, SLG: 0.421	0-0 F7		4-0 G6-4-3 BB		0-0 4-3 1-2 2-3		0-0 3-1		3 0 0 0 1 0 4													
Ralph Kiner, R (1,7) OBP: 0.429, SLG: 0.513	4-0 G6-4-3 1-2 2-3 IBB		0-0 G6-4-3 1-2		4-0 IBB		4-0 FC6-4 BB		1 0 0 0 3 0 3													
Nanny Fernandez, R (1,5) OBP: 0.273, SLG: 0.405	0-0 G6-4-3 1-2			0-0 FC1-5 2B	0-0 F7		0-0 FC6-4 1-2		4 0 1 0 0 0 7													
Danny Murtaugh, R (1,4) OBP: 0.422, SLG: 0.459		0-3 K		0-0 5-3		0-3 K		0-0 F2	4 0 0 0 0 2 1													
Pete Castiglione, R (1,6) OBP: 0.167, SLG: 0.167		0-0 1-3		0-0 FC1-5 2-3		0-3 K		0-0 K2-6-2 1B	4 0 1 0 0 1 1													
Clyde McCullough, R (1,2) OBP: 0.130, SLG: 0.130 Marv Rickert, L (8,PH) Earl Turner, R (8,2) OBP: 0.500, SLG: 0.500		0-0 5-3		0-3 K		0-0 E 2B		0-3 K2-6-2 1-2	3 1 1 0 0 1 1 1 0 0 0 0 1 1 0 0 0 0 0 0 0													
Mel Queen, R (1,1) Wally Westlake, R (9,PH) OBP: 0.395, SLG: 0.688			0-0 1-3		0-0 1-3		0-0 E6 2H		0-0 6-3	3 0 0 0 0 0 0 1 0 0 0 0 0 0												
Inning Stats	R: 0 E: 0 K: 0 S: 3	H: 1 LOB: 2 BB: 2 P: 11	R: 0 E: 0 K: 1 S: 5	H: 0 LOB: 0 BB: 0 P: 5	R: 0 E: 0 K: 1 S: 3	H: 1 LOB: 2 BB: 1 P: 8	R: 0 E: 0 K: 1 S: 6	H: 1 LOB: 1 BB: 0 P: 6	R: 0 E: 0 K: 0 S: 3	H: 0 LOB: 3 BB: 3 P: 15	R: 1 E: 1 K: 3 S: 11	H: 1 LOB: 1 BB: 0 P: 11	R: 0 E: 0 K: 0 S: 3	H: 0 LOB: 1 BB: 1 P: 7	R: 0 E: 0 K: 1 S: 5	H: 1 LOB: 1 BB: 0 P: 5			R: 0 E: 0 K: 0 S: 3	H: 0 LOB: 0 BB: 0 P: 3	1B: 2 2B: 3 3B: 1 HR: 0	SF: 0 SAC: 0 DP: 3 HBP: 1
PITCHER Ewell Blackwell, R (1,1) ERA:	IP: 9.0 WLS: W BF: 38 H: 5 R: 1 ER: 0 SO: 6 BB: 5 IBB: 2 HBP: 1 BLK: 0 WP: 1 HR: 0 S: 42 P: 71 ERA: 0.00 WHIP: 1.111															PITCHER	IP: WLS: BF: H: R: ER: SO: BB: IBB: HBP: BLK: WP: HR: S: P: ERA: WHIP:					

Batter	1	2	3	4	5	6	7	8	9	AB	R	H	RBI	BB	SO	LOB	BOTTOM			
Bobby Adams, R (1,4) OBP: 0.469, SLG: 0.481	4-0 3-1 SH5-3 BB		0-0 F8			4-0 1-2 BB		0-0 F9		2 0 0 0 2 0 0							Pittsburgh Pirates @ Cincinnati Reds Crosley Field, Cincinnati, OH Sun Apr 30 1950, 3:38 AM EDT Att: 10,759 - Unknown			
Lloyd Merriman, L (1,8) OBP: 0.429, SLG: 0.417	0-0 SH5-3 1-2			0-0 F7		0-3 K		0-0 F8		3 0 0 0 0 1 2										
Johnny Wyrostek, L (1,7) OBP: 0.349, SLG: 0.421	0-0 3-1 2-3			0-0 F9		0-0 F8		0-0 F9		4 0 0 0 0 0 3										
Ted Kluszewski, L (1,3) OBP: 0.346, SLG: 0.417	0-0 F8			0-0 4-3		4-0 HR BB				2 1 0 0 1 0 1										
Ron Northey, L (1,9) OBP: 0.429, SLG: 0.846 Peanuts Lowrey, R (8,7) OBP: 0.333, SLG: 0.286		0-0 G3			0-0 F8		0-0 1-H HR			3 1 1 2 0 0 0 0 0 0 0 0 0 0										
Grady Hatton, L (1,5) OBP: 0.250, SLG: 0.212		0-0 F7			0-0 4-3		0-0 4-3			3 0 0 0 0 0 0										
Virgil Stallcup, R (1,6) OBP: 0.306, SLG: 0.273		0-0 P3			0-0 5-3		0-0 FC6-4 1B			3 0 1 0 0 0 0										
Dixie Howell, R (1,2)			0-0 5-3			0-0 F6	0-0 F6			3 0 0 0 0 0 1										
Ewell Blackwell, R (1,1)			0-0 4-3			4-0 BB BB	0-0 FC6-4 1-2			2 0 0 0 1 0 1										
Inning Stats	R: 0 E: 0 K: 0 S: 3	H: 0 LOB: 1 BB: 1 P: 7	R: 0 E: 0 K: 0 S: 3	H: 0 LOB: 0 BB: 0 P: 3	R: 0 E: 0 K: 0 S: 3	H: 0 LOB: 0 BB: 0 P: 3	R: 0 E: 0 K: 1 S: 5	H: 0 LOB: 2 BB: 2 P: 13	R: 2 E: 0 K: 0 S: 3	H: 2 LOB: 1 BB: 1 P: 9	R: 0 E: 0 K: 0 S: 3	H: 0 LOB: 0 BB: 0 P: 3	R: 0 E: 0 K: 0 S: 3	H: 0 LOB: 0 BB: 0 P: 3	R: 0 E: 0 K: 0 S: 3	H: 0 LOB: 0 BB: 0 P: 3		1B: 1 2B: 0 3B: 0 HR: 1	SF: 0 SAC: 1 DP: 0 HBP: 0	WP: 0 PB: 0 SB: 0 CS: 0
PITCHER Mel Queen, R (1,1) ERA: 2.25	IP: 8.0 WLS: L BF: 30 H: 2 R: 2 ER: 2 SO: 1 BB: 4 IBB: 0 HBP: 0 BLK: 0 WP: 0 HR: 1 S: 28 P: 44 ERA: 2.25 WHIP: 0.750															PITCHER	IP: WLS: BF: H: R: ER: SO: BB: IBB: HBP: BLK: WP: HR: S: P: ERA: WHIP:			




Batter	1	2	3	4	5	6	7	8	9	AB	R	H	RBI	BB	SO	LOB	TOP					
Sam Jethroe, S OBP: 0.403, SLG: 0.519	0-0 4-3		0-0 1-3		0-0 F7			0-0 G4-6-3 1B		4	0	1	0	0	0	2	Boston Braves @ Pittsburgh Pirates Forbes Field, Pittsburgh, PA Tue May 02 1950, 3:33 AM EDT Att: 24,115 - Unknown livebaseballscorecards.com					
Earl Torgeson, L OBP: 0.411, SLG: 0.283	0-3 K		4-0 BB		0-0 1B			0-0 G4-6-3 1-2 2-H		3	0	1	1	1	1							
Pete Reiser, L OBP: 0.429, SLG: 0.583	0-0 1B		0-0 4-3		0-0 F7			0-0 F8		4	0	1	0	0	0	3						
Bob Elliott, R OBP: 0.228, SLG: 0.327	0-0 2-3			0-0 F8		0-3 K		0-0 F8		4	0	0	0	0	1	1						
Willard Marshall, L OBP: 0.241, SLG: 0.200		0-0 BB 1B		0-0 F6		0-0 F8		0-0 6-3		4	0	1	0	0	0	0						
Del Crandall, R OBP: 0.306, SLG: 0.311		0-0 F6		0-0 5-3		0-0 F5		0-0 6-3		4	0	0	0	0	0	1						
Connie Ryan, R OBP: 0.293, SLG: 0.245		4-0 G4-3 BB			0-0 E5 1B		0-0 1-3			2	1	0	0	1	0	0						
Buddy Kerr, R OBP: 0.241, SLG: 0.300		0-0 G4-3			0-0 F9		0-0 1-3			3	0	0	0	0	0	3						
Warren Spahn, L OBP: 0.333, SLG: 0.273			0-0 4-3				0-3 K			0	0	0	0	0	0	0						
Bobby Hogue, R										1	0	0	0	0	0	0						
Tommy Holmes, L OBP: 0.667, SLG: 0.500										1	0	1	0	0	0	0						
Dick Donovan, L OBP: 0.667, SLG: 0.333										1	0	0	0	0	1	0						
Inning Stats	R: 0 E: 0 K: 1 S: 6	H: 1 LOB: 1 BB: 0 P: 6	R: 0 E: 0 K: 0 S: 3	H: 1 LOB: 1 BB: 1 P: 7	R: 0 E: 0 K: 0 S: 3	H: 0 LOB: 1 BB: 1 P: 7	R: 0 E: 0 K: 0 S: 3	H: 0 LOB: 0 BB: 0 P: 3	R: 1 E: 1 K: 0 S: 6	H: 2 LOB: 2 BB: 0 P: 6	R: 0 E: 0 K: 1 S: 5	H: 0 LOB: 0 BB: 0 P: 5	R: 0 E: 0 K: 1 S: 5	H: 0 LOB: 0 BB: 0 P: 5	R: 0 E: 0 K: 0 S: 3	H: 1 LOB: 0 BB: 0 P: 3	R: 0 E: 0 K: 0 S: 3	H: 0 LOB: 0 BB: 0 P: 3	1B: 5 2B: 0 3B: 0 HR: 0	SF: 0 SAC: 0 DP: 2 HBP: 0	WP: 0 PB: 0 SB: 0 CS: 0	PA: 33
PITCHER Murry Dickson, R ERA: 3.13	IP: 9.0 WLS: W BF: 33 H: 5 R: 1 ER: 0 SO: 3 BB: 2 IBB: 0 HBP: 0 BLK: 0 WP: 0 HR: 0 S: 37 P: 45 ERA: 0.00 WHIP: 0.778															PITCHER	IP: WLS: BF: H: R: ER: SO: BB: IBB: HBP: BLK: WP: HR: S: P: ERA: WHIP:					

Batter	1	2	3	4	5	6	7	8	9	AB	R	H	RBI	BB	SO	LOB	BOTTOM			
Pete Castiglione, R OBP: 0.300, SLG: 0.222	4-0 BB 3B	0-0 4-3		0-0 L8			0-0 BLK SH2-3 L9 1B			3	2	1	0	1	0	0	Boston Braves @ Pittsburgh Pirates Forbes Field, Pittsburgh, PA Tue May 02 1950, 3:33 AM EDT Att: 24,115 - Unknown livebaseballscorecards.com			
Ted Beard, L OBP: 0.315, SLG: 0.458	0-3 K	0-0 F5		0-3 K			0-0 SH2-3			3	0	0	0	0	2	1				
Ralph Kiner, R OBP: 0.434, SLG: 0.488	4-0 1-2 3B	0-0 F8			0-0 F8		4-0 L9 BLK WP IBB			2	2	0	0	2	0	0				
Nanny Fernandez, R OBP: 0.292, SLG: 0.400	4-0 1-2 2-3 3B		0-0 SH1-4 1B		0-0 6-3		0-0 L9			3	1	1	1	1	0	1				
Wally Westlake, R OBP: 0.452, SLG: 0.765	0-0 1-1 2-H 2-H 3-H 1B		0-0 G5-3 SH1-4 1B		4-0 BB		4-0 3-H BB			2	1	2	3	2	0	0				
Jack Phillips, R OBP: 0.428, SLG: 0.857	0-0 1B		0-0 SH1-4		0-0 F9		0-0 1-3			3	0	1	1	0	0	2				
Danny Murtaugh, R OBP: 0.429, SLG: 0.450	0-0 FC6-4 1-2 1B		0-0 BB		0-0 F7		0-0 F4			3	0	1	0	1	0	0				
Clyde McCullough, R OBP: 0.111, SLG: 0.115	0-0 F7		0-0 G5-3		0-0 5-3		0-0 4-3			4	0	0	0	0	0	5				
Murry Dickson, R OBP: 0.222, SLG: 0.222	0-0 FC6-4 1-2 1B		0-0 4-3		0-0 F4		0-3 K			4	0	0	0	0	1	2				
Inning Stats	R: 4 E: 0 K: 1 S: 8	H: 3 LOB: 2 BB: 3 P: 20	R: 0 E: 0 K: 0 S: 3	H: 0 LOB: 0 BB: 0 P: 3	R: 0 E: 0 K: 0 S: 4	H: 2 LOB: 2 BB: 1 P: 8	R: 0 E: 0 K: 1 S: 5	H: 0 LOB: 0 BB: 0 P: 5	R: 0 E: 0 K: 0 S: 3	H: 0 LOB: 0 BB: 1 P: 7	R: 2 E: 0 K: 0 S: 4	H: 1 LOB: 1 BB: 2 P: 12	R: 0 E: 0 K: 1 S: 5	H: 0 LOB: 0 BB: 0 P: 5	R: 0 E: 0 K: 0 S: 3	H: 0 LOB: 0 BB: 0 P: 3		1B: 5 2B: 0 3B: 1 HR: 0	SF: 0 SAC: 2 DP: 1 HBP: 0	WP: 1 PB: 0 SB: 0 CS: 0
PITCHER Warren Spahn, L ERA: 3.49	IP: 0.1 WLS: L BF: 7 H: 3 R: 4 ER: 4 SO: 1 BB: 3 IBB: 0 HBP: 0 BLK: 0 WP: 0 HR: 0 S: 6 P: 18 ERA: 108.00 WHIP: 18.000															PITCHER	IP: WLS: BF: H: R: ER: SO: BB: IBB: HBP: BLK: WP: HR: S: P: ERA: WHIP:			
Bobby Hogue, R ERA: 1.35	3.2 2 0 0 1 1 0 0 0 0 0 0 14 18 0.00 0.818																			
Dick Donovan, R ERA: 7.04	4.0 1 2 2 1 2 1 0 1 1 0 15 27 4.50 0.750																			

Batter	1	2	3	4	5	6	7	8	9	AB	R	H	RBI	BB	SO	LOB	TOP					
Sam Jethroe, S OBP: 0.397, SLG: 0.500 (1, 8)	0-3 K		0-3 K				0-0 BB FC1-5 CS 1B		0-0 FC5-4 BLK		6	1	2	1	0	2	4					
Earl Torgeson, L OBP: 0.387, SLG: 0.255 (1, 3)	0-0 1-3		0-0 1-6-3				0-0 FC1-5 BB		0-0 G3		5	2	0	0	1	0	5					
Bob Elliott, R Gene Mauch, R (1, 5) (9, 5)	0-0 1B			0-3 K	4-0 1B		1-2 2-3 BB		0-0 F7		4	1	2	4	2	1	1					
Sid Gordon, R Pete Reiser, L (1, 7) (9, PR) (9, 7)	0-0 6-3			0-0 F7	0-0 F4		1-2 2-3 3H		0-0 6-3		5	0	1	0	0	0	4					
Willard Marshall, L OBP: 0.281, SLG: 0.279 (1, 9)		0-0 1-3		0-0 1B			0-0 4-3		0-0 2B		6	1	4	1	0	0	0					
Del Crandall, R OBP: 0.291, SLG: 0.294 (1, 2)		0-0 6-3		0-0 F8			0-0 F8		0-0 F2		6	1	1	2	0	0	4					
Connie Ryan, R OBP: 0.333, SLG: 0.327 (1, 4)					4-0 2B 1B BB		0-0 1-3		0-0 1B	1-0 2B HBP	3	3	2	1	1	0	0					
Buddy Kerr, R OBP: 0.271, SLG: 0.321 (1, 6)		0-0 5-3			0-0 1B 2B		0-0 1B BLK BB		0-0 F6	4-0 2B E BB	3	3	1	0	2	0	2					
Johnny Sain, R OBP: 0.333, SLG: 0.364 (1, 1)			0-0 1-3		0-0 FC1-5 1B		0-0 FC5-4 1B				4	2	3	4	1	0	0					
Inning Stats	R: 0 E: 0 K: 1 S: 6	H: 1 LOB: 1 BB: 0 P: 6	R: 1 E: 0 K: 0 S: 4	H: 1 LOB: 0 BB: 0 P: 4	R: 0 E: 0 K: 1 S: 5	H: 0 LOB: 0 BB: 0 P: 5	R: 0 E: 0 K: 1 S: 6	H: 1 LOB: 1 BB: 0 P: 6	R: 2 E: 0 K: 0 S: 5	H: 3 LOB: 2 BB: 2 P: 13	R: 0 E: 0 K: 0 S: 3	H: 0 LOB: 0 BB: 0 P: 3	R: 1 E: 0 K: 0 S: 4	H: 1 LOB: 1 BB: 1 P: 8	R: 0 E: 0 K: 0 S: 5	H: 2 LOB: 2 BB: 0 P: 5	R: 11 E: 1 K: 0 S: 10	H: 7 LOB: 2 BB: 5 P: 31	1B: 10 2B: 4 HR: 2	SF: 0 SAC: 0 DP: 0 HBP: 1	WP: 0 PB: 0 SB: 0 CS: 1	PA: 51
PITCHER	IP WLS BF H R ER SO BB IBB HBP BLK WP HR S P ERA WHIP	IP WLS BF H R ER SO BB IBB HBP BLK WP HR S P ERA WHIP																				
Bill Werle, L ERA: 5.4 (1, 1)	4.0 L 22 7 7 3 3 1 0 0 0 0 1 1 24 28 6.75 1.750																					
Vic Lombardi, L ERA: 5.23 (9, 1)	0.0 2 4 2 1 1 0 1 0 1 0 0 0 0 3 7 ∞ ∞																					
Woody Main, R ERA: 3.38 (9, 1)	0.2 6 1 4 3 0 3 0 0 0 0 0 0 3 15 40.50 6.000																					

Boston Braves @ Pittsburgh Pirates
Forbes Field, Pittsburgh, PA
Wed May 03 1950, 3:33 AM EDT
Att: 9,389 - Unknown


AB 42
R 15
H 16
RBI 14
BB 8
SO 3
LOB 20



Batter	1	2	3	4	5	6	7	8	9	AB	R	H	RBI	BB	SO	LOB	BOTTOM			
Pete Castiglione, R OBP: 0.286, SLG: 0.231 (1, 6)	0-0 5-3				0-0 F9		0-3 K			4	0	1	1	0	1	2				
Ted Beard, L OBP: 0.328, SLG: 0.440 (1, 9)	4-0 HR BB	4-0 G4-6-3 BB			4-0 F4		0-0 1-3			2	1	0	0	2	0	2				
Johnny Hopp, L OBP: 0.370, SLG: 0.381 (1, 3)	0-0 G3	0-0 G4-6-3			0-0 4-3			0-0 G3		4	0	0	0	0	0	4				
Ralph Kiner, R OBP: 0.421, SLG: 0.455 (1, 7)	4-0 HR BB		0-0 F8		0-3 K		0-0 F8			3	1	0	0	1	1	0				
Nanny Fernandez, R OBP: 0.288, SLG: 0.449 (1, 5)	0-0 HR		0-0 5-3		0-0 6-3		0-3 K			4	1	1	3	0	1	0				
Wally Westlake, R OBP: 0.413, SLG: 0.684 (1, 8)	0-0 6-3		0-0 4-3		0-0 F4			0-0 5-3		4	0	0	0	0	0	0				
Danny Murtaugh, R OBP: 0.434, SLG: 0.455 (1, 4)		0-0 1B 1B		0-0 6-3		0-0 FC5 SH 1B		0-0 F7		4	1	2	0	0	0	0				
Clyde McCullough, R Tom Saffell, L (1, 2) (9, PH)		0-0 SH1-5-3		0-0 F5		0-0 SH FC5		0-0 3-1		1	0	0	0	0	0	0				
Bill Werle, L Vic Lombardi, L Hal Gregg, R Woody Main, R (1, 1) (5, 1) (9, 1) (9, 1)	4.0 W 35 4 4 4 3 4 0 0 0 0 1 37 53 4.00 0.889	4.0 W 35 4 4 4 3 4 0 0 0 0 1 37 53 4.00 0.889																		
PITCHER	IP WLS BF H R ER SO BB IBB HBP BLK WP HR S P ERA WHIP	IP WLS BF H R ER SO BB IBB HBP BLK WP HR S P ERA WHIP																		
Johnny Sain, R ERA: 5.4 (1, 1)	9.0 W 35 4 4 4 3 4 0 0 0 0 1 37 53 4.00 0.889																			

Boston Braves @ Pittsburgh Pirates
Forbes Field, Pittsburgh, PA
Wed May 03 1950, 3:33 AM EDT
Att: 9,389 - Unknown

AB 29
R 4
H 4
RBI 4
BB 4
SO 3
LOB 10



Batter	1	2	3	4	5	6	7	8	9	AB	R	H	RBI	BB	SO	LOB	TOP			
Eddie Stanky, R (1.4)										3	0	1	0	1	0	0	New York Giants @ Pittsburgh Pirates Forbes Field, Pittsburgh, PA Thu May 04 1950, 3:33 AM EDT Att: 6,680 - Unknown			
Alvin Dark, R (1.6)										4	0	0	0	0	0	2				
Don Mueller, L (1.9)										4	0	1	0	0	1	0				
Bobby Thomson, R (1.8)										4	0	0	0	0	0	1				
Hank Thompson, L (1.5)										4	0	1	0	0	1	0				
Whitey Lockman, L (1.7)										4	0	3	0	0	0	0				
Wes Westrum, R (1.2)										3	1	2	0	0	1	1				
Jack Harshman, L (1.3)										3	0	0	0	0	0	1				
Larry Jansen, R (1.1)										3	0	0	0	0	0	2				
Inning Stats	R: 0 E: 0 K: 0 S: 4	H: 2 LOB: 1 BB: 0 P: 4	R: 1 E: 1 K: 1 S: 7	H: 2 LOB: 1 BB: 0 P: 7	R: 0 E: 0 K: 1 S: 5	H: 0 LOB: 0 BB: 0 P: 5	R: 0 E: 0 K: 0 S: 3	H: 0 LOB: 0 BB: 0 P: 3	R: 0 E: 0 K: 0 S: 3	H: 1 LOB: 0 BB: 0 P: 3	R: 0 E: 0 K: 1 S: 6	H: 1 LOB: 1 BB: 0 P: 6	R: 0 E: 0 K: 0 S: 3	H: 0 LOB: 1 BB: 1 P: 7	R: 0 E: 0 K: 0 S: 4	H: 2 LOB: 2 BB: 0 P: 4	1B: 8 2B: 0 3B: 0 HR: 0	SF: 0 SAC: 0 DP: 2 HBP: 0	WP: 0 PB: 0 SB: 0 CS: 0	PA: 33
PITCHER Cliff Chambers, L (1.1) ERA: 2.1	IP: 9.0 WLS: W BF: 33 H: 8 R: 1 ER: 0 SO: 3 BB: 1 IBB: 0 HBP: 0 BLK: 1 WP: 0 HR: 0 S: 38 P: 42 ERA: 0.00 WHIP: 1.000															PITCHER				


AB	32
R	1
H	8
RBI	0
BB	1
SO	3
LOB	7





Batter	1	2	3	4	5	6	7	8	9	AB	R	H	RBI	BB	SO	LOB	BOTTOM			
Ted Beard, L (1.9)										4	0	0	0	0	1	0	New York Giants @ Pittsburgh Pirates Forbes Field, Pittsburgh, PA Thu May 04 1950, 3:33 AM EDT Att: 6,680 - Unknown			
Johnny Hopp, L (1.3)										4	1	2	1	0	0	0				
Ralph Kiner, R (1.7)										2	1	0	0	2	1	1				
Nanny Fernandez, R (1.5)										4	1	1	2	0	1	1				
Wally Westlake, R (1.8)										3	0	0	0	0	0	0				
Danny Murtaugh, R (1.4)										3	0	0	0	0	0	0				
Pete Castiglione, R (1.6)										3	0	0	0	0	0	0				
Clyde McCullough, R (1.2)										3	0	2	0	0	0	0				
Cliff Chambers, L (1.1)										3	0	0	0	0	1	2				
Inning Stats	R: 0 E: 0 K: 0 S: 3	H: 0 LOB: 1 BB: 1 P: 7	R: 0 E: 0 K: 0 S: 3	H: 0 LOB: 0 BB: 0 P: 3	R: 0 E: 0 K: 1 S: 5	H: 1 LOB: 0 BB: 0 P: 5	R: 0 E: 0 K: 0 S: 3	H: 0 LOB: 0 BB: 0 P: 3	R: 0 E: 0 K: 1 S: 5	H: 1 LOB: 0 BB: 0 P: 5	R: 1 E: 0 K: 1 S: 6	H: 1 LOB: 0 BB: 0 P: 6	R: 0 E: 0 K: 1 S: 6	H: 1 LOB: 1 BB: 0 P: 6	R: 2 E: 0 K: 0 S: 3	H: 1 LOB: 0 BB: 1 P: 7	1B: 2 2B: 2 3B: 0 HR: 2	SF: 0 SAC: 0 DP: 2 HBP: 0	WP: 0 PB: 0 SB: 0 CS: 0	PA: 31
PITCHER Larry Jansen, R (1.1) ERA: 5.32	IP: 8.2 WLS: L BF: 31 H: 5 R: 3 ER: 3 SO: 4 BB: 2 IBB: 0 HBP: 0 BLK: 0 WP: 0 HR: 2 S: 37 P: 45 ERA: 3.12 WHIP: 0.808															PITCHER				


AB	29
R	3
H	5
RBI	3
BB	2
SO	4
LOB	4



Batter	1	2	3	4	5	6	7	8	9	AB	R	H	RBI	BB	SO	LOB	TOP																		
Eddie Stanky, R (1, 4) OBP: 0.419, SLG: 0.324											0	0	0	0	0	0	0	New York Giants @ Pittsburgh Pirates Forbes Field, Pittsburgh, PA Fri May 05 1950, 3:33 AM EDT Att: 31,785 - Unknown livebaseballscorecards.com																	
Whitey Lockman, L (1, 7) OBP: 0.341, SLG: 0.385											0	0	0	0	0	0	0																		
Don Mueller, L (1, 9) OBP: 0.341, SLG: 0.390											0	0	0	0	0	0	0																		
Bobby Thomson, R (1, 8) OBP: 0.300, SLG: 0.263											0	0	0	0	0	0	0																		
Hank Thompson, L (1, 5) OBP: 0.459, SLG: 0.679											0	0	0	0	0	0	0																		
Tookie Gilbert, L (1, 3)											0	0	0	0	0	0	0																		
Alvin Dark, R (1, 6) OBP: 0.333, SLG: 0.429											0	0	0	0	0	0	0																		
Wes Westrum, R (1, 2) OBP: 0.545, SLG: 0.577											0	0	0	0	0	0	0																		
Sheldon Jones, R (1, 1)											0	0	0	0	0	0	0																		
Inning Stats											1B: 0	SF: 0	WP: 0	PA: 0	2B: 0	SAC: 0	FB: 0		3B: 0	DP: 0	SB: 0	CS: 0	HR: 0	HBP: 0											
PITCHER Mel Queen, R (1, 1) ERA: 2.25	IP	WLS	BF	H	R	ER	SO	BB	IBB	HBP	BLK	WP	HR	S	P	ERA	WHIP	PITCHER	IP	WLS	BF	H	R	ER	SO	BB	IBB	HBP	BLK	WP	HR	S	P	ERA	WHIP

Batter	1	2	3	4	5	6	7	8	9	AB	R	H	RBI	BB	SO	LOB	BOTTOM																		
Ted Beard, L (1, 9) OBP: 0.306, SLG: 0.407											0	0	0	0	0	0	0	New York Giants @ Pittsburgh Pirates Forbes Field, Pittsburgh, PA Fri May 05 1950, 3:33 AM EDT Att: 31,785 - Unknown livebaseballscorecards.com																	
Johnny Hopp, L (1, 3) OBP: 0.390, SLG: 0.478											0	0	0	0	0	0	0																		
Ralph Kiner, R (1, 7) OBP: 0.426, SLG: 0.435											0	0	0	0	0	0	0																		
Nanny Fernandez, R (1, 5) OBP: 0.286, SLG: 0.491											0	0	0	0	0	0	0																		
Wally Westlake, R (1, 8) OBP: 0.388, SLG: 0.634											0	0	0	0	0	0	0																		
Danny Murtaugh, R (1, 4) OBP: 0.411, SLG: 0.426											0	0	0	0	0	0	0																		
Pete Castiglione, R (1, 6) OBP: 0.235, SLG: 0.188											0	0	0	0	0	0	0																		
Clyde McCullough, R (1, 2) OBP: 0.161, SLG: 0.167											0	0	0	0	0	0	0																		
Mel Queen, R (1, 1)											0	0	0	0	0	0	0																		
Inning Stats											1B: 0	SF: 0	WP: 0	PA: 0	2B: 0	SAC: 0	FB: 0		3B: 0	DP: 0	SB: 0	CS: 0	HR: 0	HBP: 0											
PITCHER Sheldon Jones, R (1, 1) ERA: 7.27	IP	WLS	BF	H	R	ER	SO	BB	IBB	HBP	BLK	WP	HR	S	P	ERA	WHIP	PITCHER	IP	WLS	BF	H	R	ER	SO	BB	IBB	HBP	BLK	WP	HR	S	P	ERA	WHIP

Batter	1	2	3	4	5	6	7	8	9	AB	R	H	RBI	BB	SO	LOB	TOP																		
Eddie Stanky, R (1, 4) OBP: 0.417, SLG: 0.410											0	0	0	0	0	0	0	New York Giants @ Pittsburgh Pirates Forbes Field, Pittsburgh, PA Sat May 06 1950, 3:33 AM EDT Att: 13,577 - Unknown livebaseballscorecards.com																	
Whitey Lockman, L (1, 7) OBP: 0.326, SLG: 0.364											0	0	0	0	0	0	0																		
Hank Thompson, L (1, 5) OBP: 0.450, SLG: 0.633											0	0	0	0	0	0	0																		
Bobby Thomson, R (1, 8) OBP: 0.356, SLG: 0.275											0	0	0	0	0	0	0																		
Tookie Gilbert, L (1, 3) OBP: 0.750, SLG: 1.667											0	0	0	0	0	0	0																		
Roy Weatherly, L (1, 9)											0	0	0	0	0	0	0																		
Alvin Dark, R (1, 6) OBP: 0.325, SLG: 0.410											0	0	0	0	0	0	0																		
Wes Westrum, R (1, 2) OBP: 0.541, SLG: 0.552											0	0	0	0	0	0	0																		
Clint Hartung, R (1, 1) OBP: 0.250, SLG: 1.000											0	0	0	0	0	0	0																		
Inning Stats											1B: 0	SF: 0	WP: 0	PA: 0	2B: 0	SAC: 0	FB: 0		3B: 0	DP: 0	SB: 0	CS: 0	HR: 0	HBP: 0											
PITCHER Bob Chesnes, R (1, 1) ERA: 3.94	IP	WLS	BF	H	R	ER	SO	BB	IBB	HBP	BLK	WP	HR	S	P	ERA	WHIP																		
																		PITCHER	IP	WLS	BF	H	R	ER	SO	BB	IBB	HBP	BLK	WP	HR	S	P	ERA	WHIP

Batter	1	2	3	4	5	6	7	8	9	AB	R	H	RBI	BB	SO	LOB	BOTTOM																		
Ted Beard, L (1, 9) OBP: 0.318, SLG: 0.404											0	0	0	0	0	0	0	New York Giants @ Pittsburgh Pirates Forbes Field, Pittsburgh, PA Sat May 06 1950, 3:33 AM EDT Att: 13,577 - Unknown livebaseballscorecards.com																	
Johnny Hoop, L (1, 3) OBP: 0.385, SLG: 0.490											0	0	0	0	0	0	0																		
Ralph Kiner, R (1, 7) OBP: 0.415, SLG: 0.408											0	0	0	0	0	0	0																		
Nanny Fernandez, R (1, 5) OBP: 0.300, SLG: 0.482											0	0	0	0	0	0	0																		
Wally Westlake, R (1, 8) OBP: 0.377, SLG: 0.600											0	0	0	0	0	0	0																		
Danny Murtaugh, R (1, 4) OBP: 0.383, SLG: 0.392											0	0	0	0	0	0	0																		
Pete Castiglione, R (1, 6) OBP: 0.250, SLG: 0.167											0	0	0	0	0	0	0																		
Clyde McCullough, R (1, 2) OBP: 0.176, SLG: 0.212											0	0	0	0	0	0	0																		
Bob Chesnes, S (1, 1) OBP: 0.286, SLG: 0.167											0	0	0	0	0	0	0																		
Inning Stats											1B: 0	SF: 0	WP: 0	PA: 0	2B: 0	SAC: 0	FB: 0		3B: 0	DP: 0	SB: 0	CS: 0	HR: 0	HBP: 0											
PITCHER Clint Hartung, R (1, 1) ERA: 4.5	IP	WLS	BF	H	R	ER	SO	BB	IBB	HBP	BLK	WP	HR	S	P	ERA	WHIP																		
																		PITCHER	IP	WLS	BF	H	R	ER	SO	BB	IBB	HBP	BLK	WP	HR	S	P	ERA	WHIP

Batter	1	2	3	4	5	6	7	8	9	AB	R	H	RBI	BB	SO	LOB	TOP					
Pee Wee Reese, R OBP: 0.372, SLG: 0.403 (1, 6)	3-2 6-3		1-2 F7 1B 2B 1B		1-2 F3		0-1 G3		2-1 6-3	5	1	1	0	0	0	1						
George Shuba, L OBP: 0.275, SLG: 0.370 (1, 7)	3-2 F7		0-0 2B 1B		2-2 F4			1-2 4-3		4	1	1	0	0	0	0						
Duke Snider, L OBP: 0.420, SLG: 0.509 (1, 8)	0-0 1B		1-2 F7 2B 1B		2-1 4-3			4-1 F9 BB		3	0	1	0	1	0	2						
Jackie Robinson, R OBP: 0.465, SLG: 0.678 (1, 4)	2-2 BB 1B		0-0 1B 2B		0-1 HR			4-2 BB		3	1	3	3	1	0	0						
Carl Furillo, R OBP: 0.333, SLG: 0.382 (1, 9)	4-1 BB		0-0 6-3		2-1 6-3			1-0 F9		3	0	0	0	1	0	2						
Gil Hodges, R OBP: 0.414, SLG: 0.567 (1, 3)	2-2 5-3			4-2 BB		1-0 F9		1-0 F8		3	0	0	0	1	0	5						
Bobby Morgan, R OBP: 0.352, SLG: 0.283 (1, 5)		2-1 4-3		0-1 F8		0-0 F9		1-0 5-3		4	0	0	0	0	0	1						
Roy Campanella, R OBP: 0.378, SLG: 0.683 (1, 2)		2-0 F2		3-2 F2		1-0 B1-6-4 1B		2-2 3B		4	0	2	0	0	0	1						
Jack Banta, L Spider Jorgensen, L (4, PH) Rex Barney, R (4, 1) Carl Erskine, R (9, 1) OBP: 0.250, SLG: 0.250		2-1 L7		2-1 G3		0-0 B1-6-4 1-2		3-3 K		1	0	0	0	0	0	0						
Inning Stats	R: 0 E: 0 K: 0 S: 17	H: 2 LOB: 3 BB: 1 P: 31	R: 0 E: 0 K: 0 S: 5	H: 0 LOB: 0 BB: 0 P: 11	R: 2 E: 0 K: 0 S: 9	H: 3 LOB: 0 BB: 0 P: 11	R: 0 E: 0 K: 0 S: 11	H: 0 LOB: 1 BB: 1 P: 20	R: 0 E: 0 K: 0 S: 8	H: 0 LOB: 0 BB: 0 P: 13	R: 1 E: 0 K: 0 S: 6	H: 1 LOB: 0 BB: 0 P: 9	R: 0 E: 0 K: 0 S: 4	H: 1 LOB: 0 BB: 0 P: 5	R: 0 E: 0 K: 0 S: 12	H: 0 LOB: 2 BB: 2 P: 23	R: 0 E: 0 K: 0 S: 11	H: 1 LOB: 1 BB: 0 P: 19	1B: 5 2B: 1 3B: 1 HR: 1	SF: 0 SAC: 0 DP: 1 HBP: 0	WP: 0 PB: 0 SB: 1 CS: 0	PA: 37
PITCHER	IP WLS BF L	H R ER SO	BB IBB HBP BLK	WP HR S P	ERA WHIP	PITCHER	IP WLS BF L	H R ER SO	BB IBB HBP BLK	WP HR S P	ERA WHIP											
Murry Dickson, R ERA: 3.09 (1, 1)	8.0 L	33 7 3 3 0	4 0 0 0 0	0 0 1 72 123	3.38 1.375	Woody Main, R ERA: 1.93 (9, 1)	1.0 4	1 0 0 1	0 0 0 0 0	0 0 11 19	0.00 1.000											

Brooklyn Dodgers @ Pittsburgh Pirates
Forbes Field, Pittsburgh, PA
Sun May 07 1950, 3:33 AM EDT
Att: 33,734 - Unknown

AB	33
R	3
H	8
RBI	3
BB	4
SO	1
LOB	15



Batter	1	2	3	4	5	6	7	8	9	AB	R	H	RBI	BB	SO	LOB	BOTTOM					
Ted Beard, L OBP: 0.329, SLG: 0.394 (1, 9)	3-2 F7	4-1 BB BB		2-3 K		3-2 L7-3		0-1 F8		4	0	0	0	1	1	1						
Johnny Hopp, L OBP: 0.422, SLG: 0.491 (1, 3)	1-1 L7	4-0 BB BB		2-1 2B		4-2 BB		0-0 F9		3	0	1	0	2	0	0						
Ralph Kiner, R OBP: 0.427, SLG: 0.446 (1, 7)	4-2 E 1B WP BB	1-0 F2		3-1 L9		1-0 F8		1-0 L6		4	1	0	0	1	0	5						
Nanny Fernandez, R OBP: 0.300, SLG: 0.438 Hank Schenz, R (9, PR)	0-0 WP E 1B	1-1 F9		1-2 5-3		1-1 F8		4-0 BB		4	1	1	0	1	0	4						
Wally Westlake, R OBP: 0.397, SLG: 0.549 (1, 8)	1-2 E5 WP WP		0-0 F5		4-0 FC6-4 BB		4-2 BB		1-1 6-3		3	0	0	0	2	0						
Danny Murtaugh, R OBP: 0.382, SLG: 0.345 (1, 4)	4-2 WP BB		1-0 6-3		1-1 F7		0-0 F8			3	0	0	0	1	0	2						
Stan Rojek, R OBP: 0.290, SLG: 0.303 Marv Rickard, L (7, PH) George Strickland, R (8, 6)	1-2 2-3 3-H 5-3		1-2 1B		0-1 FC6-4		2-2 4-3			3	0	1	0	0	0	3						
Clyde McCullough, R OBP: 0.250, SLG: 0.289 Tom Saffell, L (8, PH) Earl Turner, R (9, 2) OBP: 0.333, SLG: 0.333		3-1 FC3-6 HBP		0-0 1B		3-2 5-3		1-3 K		2	0	1	0	0	0	1						
Murry Dickson, R OBP: 0.250, SLG: 0.182 Dale Coogan, L (8, PH) Woody Main, R (9, 1)		0-1 FC3-6 BB WP		0-1 L8		4-1 L7-3 BB		2-3 K		2	0	0	0	1	0	3						
Inning Stats	R: 2 E: 1 K: 0 S: 21	H: 1 LOB: 2 BB: 2 P: 35	R: 0 E: 0 K: 0 S: 7	H: 0 LOB: 2 BB: 2 P: 20	R: 0 E: 0 K: 1 S: 10	H: 2 LOB: 0 BB: 0 P: 10	R: 0 E: 0 K: 1 S: 10	H: 1 LOB: 1 BB: 0 P: 18	R: 0 E: 0 K: 0 S: 7	H: 0 LOB: 1 BB: 1 P: 15	R: 0 E: 0 K: 0 S: 7	H: 0 LOB: 1 BB: 2 P: 19	R: 0 E: 0 K: 2 S: 9	H: 0 LOB: 0 BB: 1 P: 16	R: 0 E: 0 K: 2 S: 8	H: 0 LOB: 0 BB: 0 P: 11	R: 0 E: 0 K: 0 S: 4	H: 0 LOB: 1 BB: 1 P: 10	1B: 3 2B: 2 3B: 0 HR: 0	SF: 0 SAC: 0 DP: 1 HBP: 1	WP: 4 PB: 0 SB: 0 CS: 0	PA: 41
PITCHER	IP WLS BF L	H R ER SO	BB IBB HBP BLK	WP HR S P	ERA WHIP	PITCHER	IP WLS BF L	H R ER SO	BB IBB HBP BLK	WP HR S P	ERA WHIP											
Jack Banta, R ERA: 0.84 (1, 1)	3.0 W	18 2 0 0 3	4 0 0 0 0	0 0 43 86	0.00 1.059	Carl Erskine, R ERA: 3.21 (9, 1)	0.1 S	1 0 0 0	0 0 0 0	1 0 2 3	0.00 0.000											

Brooklyn Dodgers @ Pittsburgh Pirates
Forbes Field, Pittsburgh, PA
Sun May 07 1950, 3:33 AM EDT
Att: 33,734 - Unknown

AB	31
R	2
H	4
RBI	0
BB	9
SO	3
LOB	23



Batter	1	2	3	4	5	6	7	8	9	AB	R	H	RBI	BB	SO	LOB	TOP			
Pee Wee Reese, R OBP: 0.386, SLG: 0.400 (1, 6)	6-3		1B			F9 1B E BB	F8		E S HR BB	3	2	1	1	2	0	0	Brooklyn Dodgers @ Pittsburgh Pirates Forbes Field, Pittsburgh, PA Mon May 08 1950, 3:33 AM EDT Att: 9,476 - Unknown			
Bobby Morgan, R OBP: 0.355, SLG: 0.292 (1, 5)	6-3		1B			E 1B 1B	6-3		K	5	1	2	0	0	1	1				
Jim Russell, S OBP: 0.361, SLG: 0.700 (1, 7)	1-3		F8			F3			E1 CS	5	1	1	2	0	0	4				
Jackie Robinson, R OBP: 0.447, SLG: 0.656 (1, 4)		F9				F9			6-3	5	1	1	0	0	1	3				
Carl Furillo, R OBP: 0.325, SLG: 0.370 (1, 9)		G3				F7			5-3	5	0	1	1	0	0	1				
Gil Hodges, R OBP: 0.419, SLG: 0.556 (1, 3)		L7				1B FC 1B			4-3	3	0	1	1	1	0	0				
Duke Snider, L OBP: 0.436, SLG: 0.525 (1, 8)			SH1-3 1B			1-3 FC 1B			1B	4	1	3	0	0	0	2				
Bruce Edwards, R OBP: 0.185, SLG: 0.385 (1, 2)			F4			FC			K	4	1	1	1	0	1	4				
Bud Podbielan, R OBP: 0.231, SLG: 0.167 Jack Banta, L (9, 1)			SH1-3			6-3			6-3	3	0	0	0	0	0	3				
Inning Stats	R: 0 E: 0 K: 0 S: 10	H: 0 LOB: 0 BB: 0 P: 15	R: 0 E: 0 K: 0 S: 4	H: 0 LOB: 0 BB: 0 P: 8	R: 1 E: 0 K: 0 S: 13	H: 3 LOB: 2 BB: 0 P: 19	R: 1 E: 0 K: 0 S: 8	H: 3 LOB: 2 BB: 0 P: 12	R: 2 E: 1 K: 0 S: 12	H: 2 LOB: 0 BB: 2 P: 26	R: 0 E: 0 K: 1 S: 9	H: 0 LOB: 0 BB: 0 P: 12	R: 0 E: 0 K: 1 S: 11	H: 1 LOB: 1 BB: 0 P: 15	R: 2 E: 0 K: 1 S: 9	H: 1 LOB: 0 BB: 1 P: 17	1B: 8 2B: 2 3B: 0 HR: 2	SF: 0 SAC: 1 DP: 1 HBP: 0	WP: 1 PB: 0 SB: 1 CS: 1	PA: 41
PITCHER	IP	WLS	BF	H	R	ER	SO	BB	IBB	HBP	BLK	WP	HR	S	P	ERA	WHIP			
Cliff Chambers, L ERA: 2.88 Junior Walsh, R ERA: 7.1 Woody Main, R ERA: 4.76	6.0	L	29	9	5	4	0	1	1	0	0	1	1	55	92	6.00	1.667			

Batter	1	2	3	4	5	6	7	8	9	AB	R	H	RBI	BB	SO	LOB	BOTTOM					
Ted Beard, L OBP: 0.325, SLG: 0.386 (1, 9)	F8		1B			2-3			K	4	0	1	0	0	1	2	Brooklyn Dodgers @ Pittsburgh Pirates Forbes Field, Pittsburgh, PA Mon May 08 1950, 3:33 AM EDT Att: 9,476 - Unknown					
Johnny Hopp, L OBP: 0.416, SLG: 0.534 Junior Walsh, R (7, 1)	F7		3-1			HR			CS	3	1	1	1	0	0	2						
Many Rickert, L OBP: 0.143, SLG: 0.143 Ed Fitz Gerald, R OBP: 0.067, SLG: 0.133 Woody Main, R (9, 1)									2H 3H 1B	1	0	1	2	0	0	0						
Ralph Kiner, R OBP: 0.418, SLG: 0.483 (1, 7)	5-3					6-3			CS	4	1	1	1	0	0	0						
Nanny Fernandez, R OBP: 0.297, SLG: 0.426 (1, 5)		F7				F9			K	4	0	1	0	0	1	0						
Wally Westlake, R OBP: 0.373, SLG: 0.509 (1, 8)		F8				L7			5-3	4	0	0	0	0	0	1						
Danny Murtaugh, R OBP: 0.356, SLG: 0.339 (1, 4)		6-3				F5			K	4	1	1	0	0	1	0						
Stan Rojek, R OBP: 0.270, SLG: 0.286 Tom Saffell, L OBP: 0.353, SLG: 0.093 George Strickland, R (9, 6)						L7			4-3	2	0	0	0	0	1	0						
Clyde McCullough, R OBP: 0.244, SLG: 0.282 Earl Turner, R OBP: 0.500, SLG: 0.500 (6, 2)						F7			2B 1B 1B	1	0	0	0	0	0	0						
Cliff Chambers, L OBP: 0.286, SLG: 0.167 Dale Coogan, L OBP: 0.273, SLG: 0.300 (7, 3)						1B			4-1	3	1	1	0	0	0	2						
Inning Stats	R: 0 E: 0 K: 0 S: 4	H: 0 LOB: 0 BB: 0 P: 6	R: 0 E: 0 K: 0 S: 9	H: 0 LOB: 0 BB: 0 P: 16	R: 0 E: 0 K: 0 S: 10	H: 2 LOB: 0 BB: 0 P: 18	R: 0 E: 0 K: 0 S: 5	H: 0 LOB: 0 BB: 0 P: 5	R: 0 E: 0 K: 2 S: 8	H: 0 LOB: 0 BB: 0 P: 11	R: 1 E: 0 K: 0 S: 8	H: 1 LOB: 0 BB: 0 P: 13	R: 0 E: 0 K: 2 S: 8	H: 0 LOB: 0 BB: 0 P: 13	R: 2 E: 0 K: 1 S: 15	H: 3 LOB: 1 BB: 0 P: 21	R: 2 E: 0 K: 0 S: 15	H: 4 LOB: 2 BB: 1 P: 26	1B: 7 2B: 1 3B: 0 HR: 2	SF: 0 SAC: 0 DP: 1 HBP: 0	WP: 0 PB: 0 SB: 0 CS: 1	PA: 37
PITCHER	IP	WLS	BF	H	R	ER	SO	BB	IBB	HBP	BLK	WP	HR	S	P	ERA	WHIP					
Bud Podbielan, R ERA: 5.1 Jack Banta, R ERA: 0.62	8.2	W	34	9	5	5	5	1	0	0	0	0	0	3	5	0.00	3.000					

Batter	1	2	3	4	5	6	7	8	9	AB	R	H	RBI	BB	SO	LOB	TOP				
Pee Wee Reese, R (1, 6) OBP: 0.396, SLG: 0.405	F6		E BB 1B BB	6-3		G5-4-3			1-1 2B	4	1	1	0	1	0	1	Brooklyn Dodgers @ Pittsburgh Pirates Forbes Field, Pittsburgh, PA Tue May 09 1950, 3:33 AM EDT Att: 26,734 - Unknown livebaseballscorecards.com				
George Shuba, L (1, 7) OBP: 0.309, SLG: 0.408 Billy Cox, R (9, FH)	4-3 2B		1B E 1-2 3B BB	FC4-6 1B			G3		0-0 L9	3	1	2	0	1	0	0					
Duke Snider, L (1, 8) OBP: 0.410, SLG: 0.485	4-3 2-3		E4 1B 1-2 2-3 3B	FC4-6 1-2			F6		1-0 6-3	5	1	0	0	0	0	7					
Jackie Robinson, R (1, 4) OBP: 0.450, SLG: 0.642			1-0 1-2 2-3 3B	4-3			5-3			3	1	1	1	1	0	1					
Carl Furillo, R (1, 9) OBP: 0.309, SLG: 0.351	5-3		0-0 F9						1-0 F3	4	0	0	0	0	0	5					
Gil Hodges, R (1, 3)		3-3 K	2-0 5-3 1H 2H 3H 3B				5-3		1-1 L8	4	1	1	3	0	1	0					
Bobby Morgan, R (1, 5) OBP: 0.350, SLG: 0.279	5-3		1-2 5-3 BB				1-3		2-3 K	3	0	0	0	1	1	0					
Roy Campanella, R (1, 2) OBP: 0.367, SLG: 0.644 Eddie Meksis, R (9, PR) OBP: 0.500, SLG: 0.500		1-1 E5	0-0 5-3				5-3		2-2 2B 1B	4	0	1	1	0	0	1					
Ralph Branca, R (1, 1) Erv Palica, R (3, 1) Carl Erskine, R (8, 1) OBP: 0.250, SLG: 0.250 Bruce Edwards, R (9, FH) OBP: 0.179, SLG: 0.370		3-3 K	0-0 F3				E6 G5-4-3		2-1 F9	2	0	0	0	0	1	2					
Inning Stats	R: 0 E: 0 K: 0 S: 9	H: 1 LOB: 2 BB: 1 P: 15	R: 0 E: 1 K: 2 S: 17	H: 0 LOB: 1 BB: 0 P: 25	R: 5 E: 1 K: 0 S: 13	H: 2 LOB: 1 BB: 3 P: 28	R: 0 E: 0 K: 0 S: 7	H: 1 LOB: 1 BB: 0 P: 11	R: 0 E: 0 K: 0 S: 4	H: 0 LOB: 0 BB: 0 P: 6	R: 0 E: 1 K: 0 S: 6	H: 0 LOB: 0 BB: 0 P: 8	R: 0 E: 0 K: 1 S: 6	H: 0 LOB: 0 BB: 0 P: 10	R: 0 E: 0 K: 0 S: 9	H: 2 LOB: 3 BB: 0 P: 15		1B: 3 2B: 2 3B: 1 HR: 0	SF: 0 SAC: 0 DP: 1 HBP: 0	WP: 0 PB: 0 SB: 0 CS: 0	PA: 39
PITCHER	IP	WLS	BF	H	R	ER	SO	BB	IBB	HBP	BLK	WP	HR	S	P	ERA	WHIP				
Mel Queen, R (1, 1) ERA: 4.67	2.1		15	3	5	3	2	3	0	0	0	0	0	34	59	11.57	2.571				
Bill Werle, L (3, 1) ERA: 3.67	6.2	W	24	3	0	0	1	1	0	0	0	0	0	44	70	0.00	0.600				

Batter	1	2	3	4	5	6	7	8	9	AB	R	H	RBI	BB	SO	LOB	BOTTOM				
Ted Beard, L (1, 9) OBP: 0.341, SLG: 0.384	F7		4-0 BLK HR BB	F8						3	3	1	0	2	0	1	Brooklyn Dodgers @ Pittsburgh Pirates Forbes Field, Pittsburgh, PA Tue May 09 1950, 3:33 AM EDT Att: 26,734 - Unknown livebaseballscorecards.com				
Johnny Hoop, L (1, 3) OBP: 0.444, SLG: 0.525	F9		4-2 HR BB							1	3	0	1	4	0	0					
Ralph Kiner, R (1, 7) OBP: 0.440, SLG: 0.594			2-1 1H 2H HR							4	2	3	7	1	1	2					
Nanny Fernandez, R (1, 5) OBP: 0.304, SLG: 0.425	L7		3-1 FC6-4 1B							5	0	2	2	0	1	3					
Wally Westlake, R (1, 8) OBP: 0.347, SLG: 0.467		2-0 5-3	1-0 L7							5	0	0	0	0	1	4					
Danny Murtaugh, R (1, 4) OBP: 0.351, SLG: 0.333		1-1 1B	2-1 FC6-4 1-2							4	0	1	0	0	0	2					
Stan Rojek, R (1, 6) OBP: 0.270, SLG: 0.270 Tom Saffell, L (8, PH) OBP: 0.389, SLG: 0.093 George Strickland, R (9, 6)		1-2 F9	0-0 F3							2	0	0	0	1	0	1					
Clyde McCullough, R (1, 2) OBP: 0.222, SLG: 0.256		3-1 F2	0-2 5-3							4	1	0	0	0	0	3					
Mel Queen, R (1, 1) Bill Werle, L (3, 1) OBP: 0.500, SLG: 0.333			1-3 K							0	0	0	0	0	0	0					
Inning Stats	R: 0 E: 0 K: 0 S: 11	H: 1 LOB: 0 BB: 0 P: 16	R: 0 E: 0 K: 0 S: 8	H: 1 LOB: 0 BB: 0 P: 15	R: 3 E: 0 K: 1 S: 16	H: 2 LOB: 1 BB: 2 P: 33	R: 0 E: 0 K: 0 S: 7	H: 0 LOB: 1 BB: 1 P: 13	R: 0 E: 0 K: 1 S: 8	H: 0 LOB: 1 BB: 1 P: 15	R: 2 E: 0 K: 1 S: 13	H: 2 LOB: 1 BB: 1 P: 24	R: 5 E: 0 K: 2 S: 16	H: 1 LOB: 0 BB: 4 P: 34	1B: 5 2B: 0 3B: 0 HR: 2	SF: 0 SAC: 0 DP: 1 HBP: 0		WP: 0 PB: 0 SB: 2 CS: 0	PA: 41		
PITCHER	IP	WLS	BF	H	R	ER	SO	BB	IBB	HBP	BLK	WP	HR	S	P	ERA	WHIP				
Ralph Branca, R (1, 1) ERA: 9.82	2.1		12	3	3	3	1	2	0	0	0	0	1	30	53	11.57	2.143				
Erv Palica, R (3, 1) ERA: 3.75	5.0	L	24	3	4	4	2	7	0	0	0	0	0	41	88	7.20	2.000				
Carl Erskine, R (8, 1) ERA: 4.91	0.2		5	1	3	3	2	2	0	0	0	0	1	12	22	40.50	4.500				

Batter	1	2	3	4	5	6	7	8	9	AB	R	H	RBI	BB	SO	LOB	TOP										
Richie Ashburn, L OBP: 0.493, SLG: 0.344 (1, 8)	0-0 1		0-0 1		0-0 3			0-0 1		4	0	0	0	0	0	0	Philadelphia Phillies @ Pittsburgh Pirates Forbes Field, Pittsburgh, PA Thu May 11 1950, 3:33 AM EDT Att: 28,452 - Unknown										
Granny Hamner, R OBP: 0.340, SLG: 0.363 (1, 6)	0-0 2		0-0 2			0-0 1		0-0 2		4	0	0	0	0	0												
Eddie Waitkus, L OBP: 0.400, SLG: 0.404 (1, 3)	4-0 1B HR BB		0-0 3			0-0 2		0-0 1B		3	1	1	0	1	0												
Del Ennis, R OBP: 0.354, SLG: 0.532 (1, 9)	0-0 1-2 HR 1B			0-0 2B				0-0 3		4	1	2	0	0	0	1											
Willie Jones, R OBP: 0.363, SLG: 0.602 (1, 5)	0-0 1-1 2-H HR			0-0 1			0-0 1		0-0 1	4	1	1	3	0	0	1											
Dick Sister, L OBP: 0.461, SLG: 0.584 (1, 7)	0-0 3			0-0 2			0-0 2		0-0 2	4	0	0	0	0	0	1											
Mike Gollat, R OBP: 0.330, SLG: 0.373 (1, 4)		0-0 1		0-0 3				0-0 1B 1B	0-3 K	4	0	1	0	0	1	1											
Stan Lopata, R OBP: 0.339, SLG: 0.264 (1, 2)		0-0 2			0-3 K			0-0 1-2 1B		3	0	1	0	0	1	0											
Robin Roberts, S OBP: 0.174, SLG: 0.050 (1, 1)		0-0 3			0-0 2			0-0 3		3	0	0	0	0	0	2											
Inning Stats	R: 3 E: 0 K: 0 S: 5	H: 2 LOB: 0 BB: 1 P: 9	R: 0 E: 0 K: 0 S: 3	H: 0 LOB: 0 BB: 0 P: 3	R: 0 E: 0 K: 0 S: 3	H: 0 LOB: 0 BB: 0 P: 3	R: 0 E: 0 K: 0 S: 4	H: 1 LOB: 1 BB: 0 P: 4	R: 0 E: 0 K: 1 S: 5	H: 0 LOB: 0 BB: 0 P: 5	R: 0 E: 0 K: 0 S: 3	H: 0 LOB: 0 BB: 0 P: 3	R: 0 E: 0 K: 0 S: 5	H: 2 LOB: 2 BB: 0 P: 5	R: 0 E: 0 K: 0 S: 4	H: 1 LOB: 1 BB: 0 P: 4	R: 0 E: 0 K: 0 S: 5	H: 0 LOB: 0 BB: 0 P: 5	1B: 4 2B: 1 3B: 0 HR: 1	SF: 0 SAC: 0 DP: 0 HBP: 0	WP: 0 PB: 0 CS: 0	PA: 34					
PITCHER	IP	WLS	BF	H	R	ER	SO	BB	IBB	HBP	BLK	WP	HR	S	P	ERA	WHIP										
Murry Dickson, R ERA: 3.15 (1, 1)	8.0	L	31	6	3	3	1	1	0	0	0	0	1	32	36	3.38	0.875										
Junior Walsh, R ERA: (9, 1)	1.0		3	0	0	0	1	0	0	0	0	0	0	5	5	0.00	0.000										

AB	33
R	3
H	6
RBI	3
BB	1
SO	2
LOB	6



Batter	1	2	3	4	5	6	7	8	9	AB	R	H	RBI	BB	SO	LOB	BOTTOM										
Ted Beard, L OBP: 0.337, SLG: 0.377 (1, 9)	0-3 K		0-0 3			0-0 S 1B		0-0 G4-6-3 1-2		4	0	1	1	0	1	1	Philadelphia Phillies @ Pittsburgh Pirates Forbes Field, Pittsburgh, PA Thu May 11 1950, 3:33 AM EDT Att: 28,452 - Unknown										
Tom Saffell, L OBP: 0.364, SLG: 0.125 (1, 8)	0-0 2			0-0 1		0-3 3-H K		0-0 1B	0-0 1B	4	1	1	0	0	1	1											
Johnny Hopp, L OBP: 0.434, SLG: 0.508 (1, 3)	0-0 3			0-0 2		0-0 3		0-0 1B	0-0 E 1-2 1B	4	0	1	0	0	0	1											
Ralph Kiner, R OBP: 0.432, SLG: 0.574 (1, 7)		0-0 1B		0-3 K		0-3 K		0-0 P	0-0 1	4	0	1	0	0	2	2											
Nanny Fernandez, R OBP: 0.301, SLG: 0.416 (1, 5)		0-0 1			0-0 1		0-0 2		0-0 E8 1-3 2-H 1B	4	0	1	1	0	0	1											
Danny Murtaugh, R OBP: 0.350, SLG: 0.333 (1, 4)		0-0 2			0-0 2		0-0 2		0-3 K	3	0	1	0	0	0	1											
Wally Westlake, R OBP: 0.342, SLG: 0.459 (9, PH)		0-0 2			0-0 2		0-0 1B		0-3 K	1	0	0	0	0	1	2											
Pete Castiglione, R OBP: 0.186, SLG: 0.120 (1, 6)		0-0 3			0-0 3		0-0 3		0-3 K	2	0	0	0	0	0	1											
Stan Rojek, R OBP: 0.268, SLG: 0.263 (6, 6)										1	0	0	0	0	0	1											
Dale Coogan, L OBP: 0.250, SLG: 0.273 (9, PH)										1	0	0	0	0	1	2											
Clyde McCullough, R OBP: 0.250, SLG: 0.311 (1, 2)			0-0 1			0-0 1B 3B		0-0 G4-6-3 BB	0-3 K	2	1	1	0	1	0	0											
Murry Dickson, R OBP: 0.214, SLG: 0.154 (1, 1)			0-3 K							2	0	0	0	0	1	1											
Manly Rickert, L OBP: 0.125, SLG: 0.125 (8, PH)										1	0	0	0	0	1	1											
Junior Walsh, R ERA: (9, 1)										0	0	0	0	0	0	0											
Inning Stats	R: 0 E: 0 K: 1 S: 5	H: 0 LOB: 0 BB: 0 P: 5	R: 0 E: 0 K: 0 S: 4	H: 1 LOB: 1 BB: 0 P: 4	R: 0 E: 0 K: 1 S: 5	H: 0 LOB: 0 BB: 0 P: 5	R: 0 E: 0 K: 1 S: 5	H: 0 LOB: 0 BB: 0 P: 5	R: 1 E: 0 K: 1 S: 7	H: 2 LOB: 1 BB: 0 P: 7	R: 0 E: 0 K: 1 S: 6	H: 1 LOB: 1 BB: 0 P: 6	R: 0 E: 0 K: 1 S: 4	H: 0 LOB: 0 BB: 1 P: 8	R: 1 E: 1 K: 2 S: 10	H: 3 LOB: 2 BB: 0 P: 10	1B: 6 2B: 0 3B: 1 HR: 0	SF: 0 SAC: 0 DP: 1 HBP: 0	WP: 0 PB: 0 CS: 0	PA: 34							
PITCHER	IP	WLS	BF	H	R	ER	SO	BB	IBB	HBP	BLK	WP	HR	S	P	ERA	WHIP										
Robin Roberts, R ERA: 2.34 (1, 1)	9.0	W	34	7	2	2	8	1	0	0	0	0	0	49	53	2.00	0.889										




Batter	1	2	3	4	5	6	7	8	9	AB	R	H	RBI	BB	SO	LOB	TOP				
Ted Beard, L (1, 9) OBP: 0.341, SLG: 0.380 Wally Westlake, R (3, 9) OBP: 0.342, SLG: 0.453	L8		FC4-6 1B		5-3		E7 FC1-2 1-3 1B		G6-4-3	2	0	1	0	0	0	0	Pittsburgh Pirates @ Chicago Cubs Wrigley Field, Chicago, IL Fri May 12 1950, 3:33 AM CDT Att: 8,763 - Unknown				
Tom Saffell, L (1, 8) OBP: 0.333, SLG: 0.143	E6 BB 2B		FC4-6 1-2		1-3		K			5	1	1	0	0	1	3					
Johnny Hopp, L (1, 3) OBP: 0.420, SLG: 0.485	F8		L9		FC5 1B 1B		FC1-2		F9	5	0	1	0	0	0	5					
Ralph Kiner, R (1, 7) OBP: 0.435, SLG: 0.563	F8 BB 2B		F8		F8 1-2 1B		F8 2-3 3-H 0-0			3	1	1	0	1	0	3					
Nanny Fernandez, R (1, 5) OBP: 0.310, SLG: 0.444					FC5				5-3	4	1	2	2	0	0	2					
Danny Murtaugh, R (1, 4) OBP: 0.369, SLG: 0.347	K									3	0	2	1	1	1	1					
Stan Rojek, R (1, 6) OBP: 0.250, SLG: 0.250 Dale Coogan, L (6, PH) OBP: 0.231, SLG: 0.250 George Strickland, R (6, 6)		P4			F8		G1-6-3 1B		K	2	0	0	0	0	0	1					
Clyde McCullough, R (1, 2) OBP: 0.231, SLG: 0.286		P6			K		6-3		4-3	4	0	0	0	0	1	2					
Hal Gregg, R (1, 1) Junior Walsh, R (3, 1) Mary Rickert, L (4, PH) OBP: 0.111, SLG: 0.111 Vic Lombardi, L (4, 1) OBP: 0.667, SLG: 0.667 Earl Turner, R (9, PH) OBP: 0.571, SLG: 0.500		K			6-3		E FC1-2 1B 1B		G6-4-3 BB	1	0	0	0	0	1	0					
Inning Stats	R: 2 E: 1 K: 1 S: 7	H: 1 LOB: 1 BB: 1 P: 11	R: 0 E: 0 K: 1 S: 5	H: 0 LOB: 0 BB: 0 P: 5	R: 0 E: 0 K: 0 S: 4	H: 1 LOB: 1 BB: 0 P: 4	R: 1 E: 0 K: 1 S: 7	H: 2 LOB: 1 BB: 0 P: 7	R: 0 E: 0 K: 0 S: 3	H: 1 LOB: 0 BB: 0 P: 3	R: 0 E: 0 K: 1 S: 7	H: 2 LOB: 2 BB: 0 P: 7	R: 0 E: 0 K: 1 S: 5	H: 0 LOB: 1 BB: 1 P: 9	R: 0 E: 0 K: 0 S: 3	H: 1 LOB: 1 BB: 1 P: 7		1B: 8 2B: 2 3B: 0 HR: 0	SF: 0 SAC: 0 DP: 2 HBP: 0	WP: 0 PB: 0 SB: 0 CS: 0	PA: 39
PITCHER Bob Rush, R (1, 1) ERA: 2.48	IP: 9.0 WLS: W BF: 39 H: 10 R: 3 ER: 1 SO: 5 BB: 3 IBB: 0 HBP: 0 BLK: 0 WP: 0 HR: 0 S: 46 P: 58 ERA: 1.00 WHIP: 1.444															PITCHER					

Batter	1	2	3	4	5	6	7	8	9	AB	R	H	RBI	BB	SO	LOB	BOTTOM				
Wayne Terwilliger, R (1, 4) OBP: 0.365, SLG: 0.455	F8		2B 2B	CS 1B		FC5-4 1-2		F9		5	1	2	0	0	0	2	Pittsburgh Pirates @ Chicago Cubs Wrigley Field, Chicago, IL Fri May 12 1950, 3:33 AM CDT Att: 8,763 - Unknown				
Hank Edwards, L (1, 9) OBP: 0.585, SLG: 0.895 Hal Jeffcoat, R (4, PH) OBP: 0.188, SLG: 0.298	1B		HR 2B	CS BB			E6 5-3 SH3-4 1B	5-3		2	1	2	1	0	0	0					
Preston Ward, L (1, 3) OBP: 0.382, SLG: 0.550			HR	CS	1-3		SH3-4			3	1	2	2	0	0	0					
Hank Sauer, R (1, 7) OBP: 0.433, SLG: 0.438	G6-4-3		HR BB		1B BB		5-3			2	1	0	0	2	0	3					
Andy Patko, R (1, 8) OBP: 0.531, SLG: 0.712		L9	HR		1B BB		1B IBB			3	1	2	2	1	0	0					
Roy Smalley, R (1, 6) OBP: 0.323, SLG: 0.450	K		BB		G1-4-3 1B		1B			3	0	1	1	1	1	2					
Bill Serena, R (1, 5) OBP: 0.277, SLG: 0.381		BB	F3		L9		F8			3	0	0	0	1	0	3					
Rube Walker, L (1, 2) OBP: 0.182, SLG: 0.143	L9		G3		FC5-4 BB		F9 SH1-4 1B			3	0	1	0	1	0	2					
Bob Rush, R (1, 1) OBP: 0.167, SLG: 0.167			K		L8		SH1-4			3	0	0	0	0	2	1					
Inning Stats	R: 0 E: 0 K: 0 S: 4	H: 2 LOB: 1 BB: 0 P: 4	R: 0 E: 0 K: 1 S: 5	H: 0 LOB: 1 BB: 1 P: 9	R: 5 E: 0 K: 1 S: 9	H: 4 LOB: 1 BB: 2 P: 17	R: 0 E: 0 K: 0 S: 2	H: 1 LOB: 0 BB: 1 P: 6	R: 0 E: 0 K: 0 S: 3	H: 1 LOB: 1 BB: 1 P: 7	R: 0 E: 0 K: 1 S: 5	H: 0 LOB: 1 BB: 1 P: 9	R: 1 E: 1 K: 0 S: 5	H: 1 LOB: 2 BB: 1 P: 9	R: 0 E: 0 K: 0 S: 4	H: 1 LOB: 1 BB: 0 P: 4		1B: 6 2B: 2 3B: 0 HR: 2	SF: 0 SAC: 2 DP: 2 HBP: 0	WP: 0 PB: 0 SB: 0 CS: 2	PA: 39
PITCHER Hal Gregg, R (1, 1) ERA: 18.56 Junior Walsh, R (3, 1) ERA Vic Lombardi, L (4, 1) ERA: 4.7	IP: 2.1 WLS: L BF: 14 H: 6 R: 5 ER: 5 SO: 2 BB: 2 IBB: 0 HBP: 0 BLK: 0 WP: 0 HR: 2 S: 16 P: 24 ERA: 19.29 WHIP: 3.429															PITCHER					

Batter	1	2	3	4	5	6	7	8	9	AB	R	H	RBI	BB	SO	LOB	TOP										
Pete Castiglione, R OBP: 0.219, SLG: 0.172 Bill Werle, L OBP: 0.500, SLG: 0.333	0-0 FC1-6-4-3-5-6-3 2B		0-0 F3		0-0 4-3		0-0 6-3		4-0 1B 1-2 BB	4	0	1	1	1	0	1											
Tom Saffell, L OBP: 0.333, SLG: 0.200 George Strickland, R OBP: 0.667, SLG: 0.500 Mary Rickert, L OBP: 0.100, SLG: 0.100	0-3 K		0-0 1-2 1B		0-3 K2-3		0-0 L4		0-0 1-3 2-H 3-H 1B	4	0	1	0	0	2	1											
Ralph Kiner, R OBP: 0.420, SLG: 0.519	0-0 FC1-6-5-4-3-5-6-3 2-3		0-3 K		0-0 6-3				4-0 G1-6-3 BB	3	0	0	0	1	1	3											
Nanny Fernandez, R OBP: 0.305, SLG: 0.427	0-0 F9				0-0 F9				0-0 1-2 1B 1B	4	1	1	0	0	0	2											
Wally Westlake, R OBP: 0.358, SLG: 0.464		0-0 G6-4-3 1B		0-3 K		0-0 1B 1-2 1B		0-0 CS 1B	0-0	4	0	3	0	0	1	0											
Jack Phillips, R OBP: 0.600, SLG: 0.889 Johnny Hopp, L OBP: 0.414, SLG: 0.473	4-0 G6-4-3 1-2 BB		0-0 HR 1B		0-0 G6-4-3 1-3 2-H 1B		0-0 CS	0-0 4-3	0-0	2	1	2	1	1	0	0											
Danny Murtaugh, R OBP: 0.402, SLG: 0.443	0-0 G6-4-3 1-2 2-3		0-0 HR		0-3 K				0-0 FC3-6 1B 1B	4	2	2	2	0	1	4											
Clyde McCullough, R OBP: 0.232, SLG: 0.283 Earl Turner, R OBP: 0.500, SLG: 0.444	0-0 5-3		0-0 5-3		0-0 G6-4-3 1-2				0-0 1-2 FC3-6 1B	1	0	0	0	0	0	1											
Junior Walsh, R Woody Main, R Hank Schenz, R Bob Chesnes, R Dale Coogan, L Stan Rojek, L			4-0 CS 1B BB		0-0 4-3 3B		0-0 P6		0-0 1-2 2-3 FC3-6 1B BB	0	0	0	0	0	1	0											
Inning Stats	R: 0 E: 0 K: 1 S: 6	H: 1 LOB: 1 BB: 0 P: 6	R: 0 E: 0 K: 0 S: 3	H: 1 LOB: 1 BB: 1 P: 7	R: 0 E: 0 K: 1 S: 5	H: 1 LOB: 2 BB: 1 P: 9	R: 2 E: 0 K: 1 S: 7	H: 2 LOB: 0 BB: 0 P: 7	R: 1 E: 0 K: 1 S: 6	H: 1 LOB: 0 BB: 0 P: 6	R: 1 E: 0 K: 1 S: 7	H: 3 LOB: 1 BB: 0 P: 7	R: 0 E: 0 K: 0 S: 3	H: 0 LOB: 0 BB: 0 P: 3	R: 0 E: 0 K: 0 S: 2	H: 1 LOB: 0 BB: 1 P: 6	R: 2 E: 0 K: 0 S: 5	H: 3 LOB: 2 BB: 1 P: 9	1B: 10 2B: 2 3B: 1 HR: 1	SF: 0 SAC: 0 DP: 4 HBP: 0	WP: 0 PB: 0 SB: 0 CS: 2	PA: 39					
PITCHER	IP	WLS	BF	H	R	ER	SO	BB	IBB	HBP	BLK	WP	HR	S	P	ERA	WHIP										
Johnny Schmitz, L ERA: 2.76	5.0		24	9	4	4	4	2	0	0	0	0	1	30	38	7.20	2.200										
Dutch Leonard, R ERA: 3.8	3.1	L	11	3	2	2	1	1	0	0	0	0	0	12	16	5.40	1.200										
Paul Minner, L ERA: 3.32	0.2		3	1	0	0	0	1	0	0	0	0	0	2	6	0.00	3.000										

Pittsburgh Pirates @ Chicago Cubs
Wrigley Field, Chicago, IL
Sun May 14 1950, 3:33 AM CDT
Unknown


AB 34
R 6
H 13
RBI 6
BB 4
SO 5
LOB 16





Batter	1	2	3	4	5	6	7	8	9	AB	R	H	RBI	BB	SO	LOB	BOTTOM										
Wayne Terwilliger, R OBP: 0.373, SLG: 0.466	0-0 5-3		0-0 BB 1B 2B		0-0 F7		0-0 2B		0-0 L7	5	1	2	0	0	0	0											
Hal Jeffcoat, R OBP: 0.192, SLG: 0.314 Phil Cavarretta, L OBP: 0.455, SLG: 0.444 Randy Jackson, R OBP: 0.276, SLG: 0.611	0-0 1B 2B		4-0 BB BB		0-0 F8		0-0 P6		0-3 K	0	0	0	0	0	0	0											
Preston Ward, L OBP: 0.364, SLG: 0.493	0-0 F8		4-0 FC1-5 1-2 2-3 BB		0-0 P6		0-0 1-3		4-0 1B BB	3	0	0	0	2	0	2											
Hank Sauer, R OBP: 0.449, SLG: 0.474	0-0 2-H 1B		0-0 BB FC1-5 1-2 2-H 3-H 1B		0-0 2B		0-0 P2		0-0 FC6-4 1B	5	1	4	3	0	0	0											
Andy Patko, R OBP: 0.493, SLG: 0.627	0-0 1-3		0-0 FC1-5 1-2 2-3 1B		0-0 5-3		0-0 5-3		0-0 FC6-4 1-2	5	1	0	0	0	0	6											
Roy Smalley, R OBP: 0.315, SLG: 0.418		0-0 F8	4-0 1B 1-2 2-3 BB		0-0 5-3		0-0 L7			3	0	0	0	1	0	1											
Bill Serena, R OBP: 0.315, SLG: 0.396		0-3 K	0-0 1-3 2-H 3-H 1B		4-0 BB		0-0 L7		0-0 L7	3	0	1	2	1	1	0											
Carl Sawatski, L		4-0 FC4-6 BB	0-3 K		0-3 K		0-0 L8			3	0	0	0	1	2	4											
Johnny Schmitz, R OBP: 0.118, SLG: 0.063 Dutch Leonard, R Paul Minner, L	0-0 FC4-6 1-2		0-3 K		0-0 1-3		0-0 5-3			2	0	0	0	0	1	3											
Inning Stats	R: 1 E: 0 K: 0 S: 5	H: 2 LOB: 1 BB: 0 P: 5	R: 0 E: 0 K: 1 S: 5	H: 0 LOB: 1 BB: 1 P: 9	R: 4 E: 0 K: 2 S: 10	H: 3 LOB: 2 BB: 3 P: 22	R: 0 E: 0 K: 0 S: 3	H: 0 LOB: 0 BB: 0 P: 3	R: 0 E: 0 K: 1 S: 6	H: 1 LOB: 2 BB: 1 P: 10	R: 0 E: 0 K: 0 S: 4	H: 1 LOB: 1 BB: 0 P: 4	R: 0 E: 0 K: 0 S: 3	H: 0 LOB: 0 BB: 0 P: 3	R: 0 E: 0 K: 0 S: 3	H: 0 LOB: 0 BB: 0 P: 3	R: 0 E: 0 K: 1 S: 6	H: 1 LOB: 2 BB: 1 P: 10	1B: 4 2B: 4 3B: 0 HR: 0	SF: 0 SAC: 0 DP: 0 HBP: 0	WP: 0 PB: 0 SB: 0 CS: 0	PA: 41					
PITCHER	IP	WLS	BF	H	R	ER	SO	BB	IBB	HBP	BLK	WP	HR	S	P	ERA	WHIP										
Junior Walsh, R ERA: 7.5	1.1		13	4	5	5	1	3	0	0	0	0	0	11	15	22.50	3.500										
Woody Main, R ERA: 3.52	2.0		8	1	0	0	2	1	0	0	0	0	0	11	15	0.00	1.000										
Bob Chesnes, R ERA: 4.38	4.0	W	15	2	0	0	1	1	0	0	0	0	0	16	20	0.00	0.750										
Bill Werle, L ERA: 3.54	1.0	S	5	1	0	0	1	1	0	0	0	0	0	6	10	0.00	2.000										

Pittsburgh Pirates @ Chicago Cubs
Wrigley Field, Chicago, IL
Sun May 14 1950, 3:33 AM CDT
Unknown

AB 35
R 5
H 8
RBI 5
BB 6
SO 5
LOB 17



Batter	1	2	3	4	5	6	7	8	9	AB	R	H	RBI	BB	SO	LOB	TOP																		
Stan Rojek, R (1, 6) OBP: 0.250, SLG: 0.244											0	0	0	0	0	0	0	Pittsburgh Pirates @ Chicago Cubs Wrigley Field, Chicago, IL Sun May 14 1950, 3:38 AM CDT Att: 34,659 - Unknown livebaseballscorecards.com																	
Tom Saffell, L (1, 8) OBP: 0.333, SLG: 0.200											0	0	0	0	0	0	0																		
Johnny Hopp, L (1, 3) OBP: 0.414, SLG: 0.473											0	0	0	0	0	0	0																		
Ralph Kiner, R (1, 7) OBP: 0.420, SLG: 0.519											0	0	0	0	0	0	0																		
Nanny Fernandez, R (1, 5) OBP: 0.305, SLG: 0.427											0	0	0	0	0	0	0																		
Wally Westlake, R (1, 9) OBP: 0.358, SLG: 0.464											0	0	0	0	0	0	0																		
Danny Murtaugh, R (1, 4) OBP: 0.402, SLG: 0.443											0	0	0	0	0	0	0																		
Clyde McCullough, R (1, 2) OBP: 0.232, SLG: 0.283											0	0	0	0	0	0	0																		
Mel Queen, R (1, 1)											0	0	0	0	0	0	0																		
Inning Stats											1B: 0	SF: 0	WP: 0	PA: 0	2B: 0	SAC: 0	PB: 0		3B: 0	DP: 0	SB: 0	CS: 0	HR: 0	HBP: 0											
PITCHER Doyle Lade, R (1, 1) ERA: 4.61	IP	WLS	BF	H	R	ER	SO	BB	IBB	HBP	BLK	WP	HR	S	P	ERA	WHIP	PITCHER	IP	WLS	BF	H	R	ER	SO	BB	IBB	HBP	BLK	WP	HR	S	P	ERA	WHIP

Batter	1	2	3	4	5	6	7	8	9	AB	R	H	RBI	BB	SO	LOB	BOTTOM																		
Wayne Terwilliger, R (1, 4) OBP: 0.373, SLG: 0.466											0	0	0	0	0	0	0	Pittsburgh Pirates @ Chicago Cubs Wrigley Field, Chicago, IL Sun May 14 1950, 3:38 AM CDT Att: 34,659 - Unknown livebaseballscorecards.com																	
Phil Cavarretta, L (1, 9) OBP: 0.455, SLG: 0.444											0	0	0	0	0	0	0																		
Preston Ward, L (1, 3) OBP: 0.364, SLG: 0.493											0	0	0	0	0	0	0																		
Hank Sauer, R (1, 7) OBP: 0.449, SLG: 0.474											0	0	0	0	0	0	0																		
Andy Patko, R (1, 8) OBP: 0.493, SLG: 0.627											0	0	0	0	0	0	0																		
Roy Smalley, R (1, 6) OBP: 0.315, SLG: 0.418											0	0	0	0	0	0	0																		
Bill Serena, R (1, 5) OBP: 0.315, SLG: 0.396											0	0	0	0	0	0	0																		
Mickey Owen, R (1, 2) OBP: 0.278, SLG: 0.250											0	0	0	0	0	0	0																		
Doyle Lade, R (1, 1) OBP: 0.500, SLG: 0.500											0	0	0	0	0	0	0																		
Inning Stats											1B: 0	SF: 0	WP: 0	PA: 0	2B: 0	SAC: 0	PB: 0		3B: 0	DP: 0	SB: 0	CS: 0	HR: 0	HBP: 0											
PITCHER Mel Queen, R (1, 1) ERA: 4.67	IP	WLS	BF	H	R	ER	SO	BB	IBB	HBP	BLK	WP	HR	S	P	ERA	WHIP	PITCHER	IP	WLS	BF	H	R	ER	SO	BB	IBB	HBP	BLK	WP	HR	S	P	ERA	WHIP

Batter	1	2	3	4	5	6	7	8	9	AB	R	H	RBI	BB	SO	LOB	TOP					
Pete Castiglione, R OBP: 0.229, SLG: 0.188 (1, 6)										3	0	1	0	0	0	2	Pittsburgh Pirates @ Boston Braves Braves Field, Boston, MA Tue May 16 1950, 3:33 AM EDT Att: 10,273 - Unknown					
Tom Saffell, L OBP: 0.283, SLG: 0.154 (1, 8)										4	0	0	0	0	0	4						
Johnny Hopp, L OBP: 0.453, SLG: 0.585 Dale Coogan, L OBP: 0.211, SLG: 0.176 (4, PR) (4, 3)										2	0	1	0	0	0	0						
Ralph Kiner, R OBP: 0.409, SLG: 0.482 (1, 7)										4	0	0	0	0	1	1						
Nanny Fernandez, R OBP: 0.314, SLG: 0.418 (1, 5)										4	0	0	0	0	0	2						
Wally Westlake, R OBP: 0.378, SLG: 0.474 (1, 9)										3	0	1	0	0	0	0						
Danny Murtaugh, R OBP: 0.392, SLG: 0.422 (1, 4)										3	0	0	0	0	1	1						
Clyde McCullough, R OBP: 0.277, SLG: 0.371 (1, 2)										3	0	1	0	0	0	0						
Murry Dickson, R OBP: 0.294, SLG: 0.250 (1, 1)										3	0	2	0	0	0	0						
Inning Stats	R: 0 E: 0 K: 0 S: 3	H: 0 LOB: 0 BB: 0 P: 3	R: 0 E: 0 K: 0 S: 3	H: 0 LOB: 0 BB: 0 P: 3	R: 0 E: 0 K: 0 S: 5	H: 2 LOB: 2 BB: 0 P: 5	R: 0 E: 0 K: 0 S: 3	H: 1 LOB: 1 BB: 0 P: 3	R: 0 E: 0 K: 0 S: 3	H: 0 LOB: 0 BB: 0 P: 3	R: 0 E: 0 K: 2 S: 4	H: 1 LOB: 1 BB: 0 P: 4	R: 0 E: 0 K: 2 S: 8	H: 1 LOB: 1 BB: 0 P: 8	R: 0 E: 0 K: 0 S: 4	H: 0 LOB: 0 BB: 0 P: 3	R: 0 E: 0 K: 0 S: 3	H: 0 LOB: 0 BB: 0 P: 3	1B: 6 2B: 1 3B: 0 HR: 0	SF: 0 SAC: 1 DP: 1 HBP: 0	WP: 0 PB: 0 SB: 0 CS: 1	PA: 32
PITCHER Johnny Sain, R ERA: 3.98 (1, 1)	IP: 9.0 WLS: W BF: 32 H: 6 R: 0 ER: 0 SO: 2 BB: 0 IBB: 0 HBP: 0 BLK: 0 WP: 0 HR: 0 S: 36 P: 36 ERA: 0.00 WHIP: 0.667															PITCHER Johnny Sain, R ERA: 3.98 (1, 1)	IP: 9.0 WLS: W BF: 32 H: 6 R: 0 ER: 0 SO: 2 BB: 0 IBB: 0 HBP: 0 BLK: 0 WP: 0 HR: 0 S: 36 P: 36 ERA: 0.00 WHIP: 0.667					

Batter	1	2	3	4	5	6	7	8	9	AB	R	H	RBI	BB	SO	LOB	BOTTOM					
Sam Jethroe, S OBP: 0.388, SLG: 0.575 (1, 8)										4	0	0	0	0	0	1	Pittsburgh Pirates @ Boston Braves Braves Field, Boston, MA Tue May 16 1950, 3:33 AM EDT Att: 10,273 - Unknown					
Earl Torgeson, L OBP: 0.417, SLG: 0.384 (1, 3)										2	2	0	0	2	0	0						
Bob Elliott, R OBP: 0.324, SLG: 0.495 (1, 5)										4	1	1	2	0	1	2						
Sid Gordon, R OBP: 0.391, SLG: 0.614 (1, 7)										4	0	0	0	0	1	2						
Willard Marshall, L OBP: 0.321, SLG: 0.376 (1, 9)										4	0	1	0	0	0	1						
Walker Cooper, R OBP: 0.254, SLG: 0.424 (1, 2)										3	0	1	1	0	0	0						
Sibby Sisti, R OBP: 0.300, SLG: 0.125 (1, 4)										3	0	1	0	0	0	2						
Buddy Kerr, R OBP: 0.263, SLG: 0.326 (1, 6)										3	0	1	0	0	0	1						
Johnny Sain, R OBP: 0.250, SLG: 0.263 (1, 1)										3	0	0	0	0	0	2						
Inning Stats	R: 0 E: 0 K: 0 S: 3	H: 0 LOB: 0 BB: 0 P: 3	R: 0 E: 0 K: 1 S: 5	H: 0 LOB: 0 BB: 0 P: 5	R: 0 E: 0 K: 0 S: 4	H: 1 LOB: 1 BB: 0 P: 4	R: 1 E: 0 K: 1 S: 7	H: 2 LOB: 2 BB: 1 P: 11	R: 0 E: 0 K: 0 S: 3	H: 0 LOB: 0 BB: 0 P: 3	R: 0 E: 1 K: 0 S: 4	H: 0 LOB: 1 BB: 0 P: 4	R: 0 E: 0 K: 0 S: 4	H: 1 LOB: 1 BB: 0 P: 4	R: 2 E: 0 K: 0 S: 4	H: 1 LOB: 0 BB: 1 P: 8	R: 0 E: 0 K: 0 S: 3	H: 0 LOB: 0 BB: 0 P: 3	1B: 4 2B: 0 3B: 0 HR: 1	SF: 0 SAC: 0 DP: 0 HBP: 0	WP: 1 PB: 0 SB: 0 CS: 0	PA: 32
PITCHER Murry Dickson, R ERA: 3.19 (1, 1)	IP: 8.0 WLS: L BF: 32 H: 5 R: 3 ER: 3 SO: 2 BB: 2 IBB: 0 HBP: 0 BLK: 0 WP: 1 HR: 1 S: 34 P: 42 ERA: 3.38 WHIP: 0.875															PITCHER Murry Dickson, R ERA: 3.19 (1, 1)	IP: 8.0 WLS: L BF: 32 H: 5 R: 3 ER: 3 SO: 2 BB: 2 IBB: 0 HBP: 0 BLK: 0 WP: 1 HR: 1 S: 34 P: 42 ERA: 3.38 WHIP: 0.875					

Batter	1	2	3	4	5	6	7	8	9	AB	R	H	RBI	BB	SO	LOB	TOP								
Pete Castiglione, R OBP: 0.250, SLG: 0.297 (1.6)										5	1	2	1	0	1	2	Pittsburgh Pirates @ Boston Braves Braves Field, Boston, MA Wed May 17 1950, 3:33 AM EDT Att: 13,384 - Unknown								
Tom Saffell, L OBP: 0.294, SLG: 0.205 (1.8)										5	0	2	0	0	1	2									
Ralph Kiner, R OBP: 0.417, SLG: 0.477 (1.7)										3	0	1	0	2	0	3									
Nanny Fernandez, R OBP: 0.312, SLG: 0.406 (1.5)										3	1	0	0	1	0	4									
Wally Westlake, R OBP: 0.372, SLG: 0.476 (1.9)										4	1	1	0	0	1	1									
Dale Coogan, L OBP: 0.217, SLG: 0.238 (1.3)										4	1	1	2	0	0	0									
Danny Murtaugh, R OBP: 0.386, SLG: 0.414 (1.4)										4	0	1	0	0	0	1									
Clyde McCullough, R OBP: 0.290, SLG: 0.379 (1.2)										4	0	2	1	0	1	1									
Cliff Chambers, L OBP: 0.318, SLG: 0.250 (1.1)										4	0	1	0	0	1	1									
Inning Stats	R: 1 E: 0 K: 0 S: 5	H: 2 LOB: 1 BB: 0 P: 5	R: 0 E: 0 K: 1 S: 5	H: 0 LOB: 0 BB: 0 P: 5	R: 0 E: 0 K: 0 S: 4	H: 1 LOB: 2 BB: 1 P: 8	R: 0 E: 0 K: 0 S: 4	H: 1 LOB: 1 BB: 0 P: 4	R: 0 E: 0 K: 2 S: 7	H: 0 LOB: 0 BB: 0 P: 7	R: 3 E: 0 K: 0 S: 6	H: 4 LOB: 2 BB: 2 P: 14	R: 0 E: 0 K: 0 S: 3	H: 1 LOB: 0 BB: 0 P: 3	R: 0 E: 0 K: 1 S: 5	H: 0 LOB: 0 BB: 0 P: 5	R: 0 E: 0 K: 1 S: 7	H: 2 LOB: 2 BB: 0 P: 7	1B: 7 2B: 3 3B: 0 HR: 1	SF: 0 SAC: 0 DP: 1 HBP: 0	WP: 0 PB: 0 SB: 0 CS: 1	PA: 39			
PITCHER	IP	WLS	BF	H	R	ER	SO	BB	IBB	HBP	BLK	WP	HR	S	P	ERA	WHIP								
Vern Bickford, R ERA: 3.81 (1.1)	5.2	L	27	8	4	4	3	3	0	0	0	0	1	30	42	6.35	1.941								
Bob Hall, R ERA: 6.35 (6.1)	1.1		4	1	0	0	0	0	0	0	0	0	0	4	4	0.00	0.750								
Ernie Johnson, R ERA: 9.0 (8.1)	2.0		8	2	0	0	2	0	0	0	0	0	0	12	12	0.00	1.000								

Batter	1	2	3	4	5	6	7	8	9	AB	R	H	RBI	BB	SO	LOB	BOTTOM								
Sam Jethroe, S OBP: 0.380, SLG: 0.568 (1.8)										5	0	1	0	0	0	2	Pittsburgh Pirates @ Boston Braves Braves Field, Boston, MA Wed May 17 1950, 3:33 AM EDT Att: 13,384 - Unknown								
Earl Torgeson, L OBP: 0.416, SLG: 0.396 (1.3)										5	0	2	0	0	0	3									
Bob Elliott, R OBP: 0.330, SLG: 0.490 (1.5)										3	0	1	1	1	0	1									
Sid Gordon, R OBP: 0.398, SLG: 0.614 (1.7)										0	0	0	0	0	0	0									
Luis Olmo, R OBP: 0.300, SLG: 0.500 (2, PR) (3.7)										2	0	0	0	1	0	2									
Willard Marshall, L OBP: 0.310, SLG: 0.362 (1.9)										4	0	0	0	0	1	4									
Del Crandall, R OBP: 0.250, SLG: 0.240 (1.2)										4	0	1	0	0	1	1									
Sibby Sisti, R OBP: 0.250, SLG: 0.100 (1.4)										4	0	0	0	0	0	2									
Buddy Kerr, R OBP: 0.252, SLG: 0.313 (1.6)										4	0	0	0	0	0	1									
Vern Bickford, R OBP: 0.176, SLG: 0.125 (1.1)										2	1	1	0	0	0	0									
Bob Hall, R OBP: 0.750, SLG: 0.667 (7, PH) (8.1)										0	0	0	0	0	0	0									
Ernie Johnson, R OBP: 0.297, SLG: 0.433 (8, PH) (8.1)										0	0	0	0	1	0	0									
Walker Cooper, R OBP: 0.287, SLG: 0.433 (8, PH) (8.1)										1	0	1	0	0	0	0									
Inning Stats	R: 0 E: 0 K: 0 S: 3	H: 0 LOB: 0 BB: 0 P: 3	R: 0 E: 0 K: 1 S: 5	H: 0 LOB: 1 BB: 0 P: 6	R: 1 E: 1 K: 0 S: 6	H: 3 LOB: 3 BB: 1 P: 10	R: 0 E: 0 K: 0 S: 3	H: 0 LOB: 0 BB: 0 P: 3	R: 0 E: 0 K: 0 S: 4	H: 1 LOB: 2 BB: 1 P: 8	R: 0 E: 0 K: 0 S: 4	H: 1 LOB: 1 BB: 0 P: 4	R: 0 E: 0 K: 0 S: 3	H: 0 LOB: 1 BB: 1 P: 7	R: 0 E: 0 K: 1 S: 5	H: 0 LOB: 0 BB: 0 P: 5	R: 0 E: 0 K: 0 S: 5	H: 2 LOB: 2 BB: 0 P: 5	1B: 5 2B: 2 3B: 0 HR: 0	SF: 0 SAC: 0 DP: 0 HBP: 1	WP: 0 PB: 0 SB: 0 CS: 0	PA: 38			
PITCHER	IP	WLS	BF	H	R	ER	SO	BB	IBB	HBP	BLK	WP	HR	S	P	ERA	WHIP								
Cliff Chambers, L ERA: 2.51 (1.1)	9.0	W	38	7	1	1	2	1	2	1	0	0	0	38	51	1.00	0.889								

Batter	1	2	3	4	5	6	7	8	9	AB	R	H	RBI	BB	SO	LOB	TOP										
Pete Castiglione, R (1, 6) OBP: 0.289, SLG: 0.357	0-1 2B		1-0 F2		0-0 2B		0-1 F6		0-0 1B	5	0	3	0	0	0	0	Pittsburgh Pirates @ Brooklyn Dodgers Ebbets Field, Brooklyn, NY Sat May 20 1950, 3:33 AM EDT Unknown livebaseballscorecards.com										
Tom Saffell, L (1, 8) OBP: 0.286, SLG: 0.204	0-2 F8		2-2 F4		2-3 K		1-2 1B		1-2 4-3	5	0	1	0	0	1	3											
Ralph Kiner, R (1, 7) OBP: 0.420, SLG: 0.489	1-1 F7		0-0 1B		3-0 1-3 2B		1-1 5-3			4	0	2	0	0	0	2											
Nanny Fernandez, R (1, 5) OBP: 0.301, SLG: 0.390	3-1 F7		0-0 F4		0-0 F9			0-2 F9		4	0	0	0	0	0	4											
Wally Westlake, R (1, 9) OBP: 0.357, SLG: 0.453		0-3 K		0-1 F4		1-1 5-3		1-0 6-3		4	0	0	0	0	1	0											
Dale Coogan, L (1, 3) OBP: 0.286, SLG: 0.261		1-3 K		2-1 CS 1B		4-2 1B BB		4-2 BB		2	0	1	0	2	1	0											
Danny Murtaugh, R (1, 4) OBP: 0.400, SLG: 0.433		1-0 HR 2B		4-1 1-2 BB		2-1 G1-4-3 1B		2-3 K		3	1	2	0	1	1	1											
Ray Mueller, R (1, 2) OBP: 0.143, SLG: 0.429	1-1 HR		0-0 F7		0-0 G1-4-3		1-1 G1-4-3		0-2 G3	3	1	1	2	0	0	3											
Mel Queen, R (1, 1) OBP: 0.448, SLG: 0.578	2H HR		2-1 6-3		0-1 F6		1-3 K		3-2 L8	1	0	0	0	0	0	0											
Johnny Hopp, L (9, PH) OBP: 0.448, SLG: 0.578	6-3									1	0	0	0	0	0	0											
Inning Stats	R: 0 E: 0 K: 0 S: 9	H: 1 LOB: 1 BB: 0 P: 13	R: 2 E: 0 K: 2 S: 11	H: 2 LOB: 0 BB: 0 P: 16	R: 0 E: 0 K: 0 S: 6	H: 1 LOB: 1 BB: 0 P: 9	R: 0 E: 0 K: 0 S: 6	H: 1 LOB: 1 BB: 1 P: 12	R: 0 E: 0 K: 1 S: 8	H: 2 LOB: 2 BB: 1 P: 13	R: 0 E: 0 K: 1 S: 10	H: 1 LOB: 1 BB: 0 P: 13	R: 0 E: 0 K: 1 S: 11	H: 0 LOB: 1 BB: 1 P: 18	R: 0 E: 0 K: 0 S: 11	H: 1 LOB: 1 BB: 0 P: 15	1B: 6 2B: 3 3B: 0 HR: 1	SF: 0 SAC: 0 DP: 1 HBP: 0	WP: 0 PB: 0 SB: 0 CS: 1	PA: 38							
PITCHER	IP	WLS	BF	H	R	ER	SO	BB	IBB	HBP	BLK	WP	HR	S	P	ERA	WHIP										
Dan Bankhead, R (1, 1) ERA: 4.05	7.0		30	9	2	2	4	2	0	0	0	0	1	59	93	2.57	1.571										
Jack Banta, R (8, 1) ERA: 0.57	2.0	W	8	1	0	0	1	1	0	0	0	0	0	22	33	0.00	1.000										

Batter	1	2	3	4	5	6	7	8	9	AB	R	H	RBI	BB	SO	LOB	BOTTOM										
Pee Wee Reese, R (1, 6) OBP: 0.350, SLG: 0.340	1-1 F8		4-1 FC5-4 BB		3-2 5-3			1-1 SH1-4 2B 1B		3	1	1	0	1	0	0	Pittsburgh Pirates @ Brooklyn Dodgers Ebbets Field, Brooklyn, NY Sat May 20 1950, 3:33 AM EDT Unknown livebaseballscorecards.com										
Gene Hermanski, L (1, 7) OBP: 0.556, SLG: 0.750	0-1 1B		0-0 FC5-4 1B		0-0 CS 1B		1-0 SH SH1-4 2B		1-2 2-3	3	1	2	0	0	0	2											
Duke Snider, L (1, 8) OBP: 0.410, SLG: 0.456	3-2 F7		0-0 1-3 3H 1B		2-1 F7		0-0 SH1-4		1-2 2-3	3	0	1	1	0	0	2											
Jackie Robinson, R (1, 4) OBP: 0.459, SLG: 0.584	1-0 PO 1B		0-0 5-3		0-1 CS		1-2 F7		4-0 2B IBB	3	0	1	0	1	0	2											
Carl Furillo, R (1, 9) OBP: 0.300, SLG: 0.362	0-1 PO		1-1 6-3		2-2 2B 1B		2-0 F3		0-0 F2	4	0	1	0	0	0	3											
Gil Hodges, R (1, 3) OBP: 0.374, SLG: 0.516		0-3 K		2-0 F7		1-2 6-3		2-1 1H 2H 3H 2B		4	0	1	2	0	1	1											
Billy Cox, R (1, 5) OBP: 0.321, SLG: 0.385		3-2 6-3		2-2 2B		1-2 5-3				3	0	1	0	0	0	0											
Roy Campanella, R (1, 2) OBP: 0.354, SLG: 0.526			4-2 FC5-4 1B BB		4-0 G6-4-3 IBB		1-1 5-3			1	1	0	0	2	0	0											
Dan Bankhead, R (1, 1) OBP: 0.100, SLG: 0.200			0-3 K		1-2 G6-4-3		2-1 4-3			2	0	0	0	0	1	4											
Jim Russell, S (7, PH) OBP: 0.364, SLG: 0.660										1	0	0	0	0	0	0											
Jack Banta, L (8, 1) ERA: 0.57										0	0	0	0	0	0	0											
Inning Stats	R: 0 E: 0 K: 0 S: 9	H: 2 LOB: 1 BB: 0 P: 14	R: 0 E: 0 K: 1 S: 10	H: 0 LOB: 0 BB: 0 P: 14	R: 1 E: 0 K: 1 S: 11	H: 1 LOB: 2 BB: 2 P: 19	R: 0 E: 0 K: 0 S: 10	H: 2 LOB: 2 BB: 1 P: 21	R: 0 E: 0 K: 0 S: 7	H: 1 LOB: 0 BB: 0 P: 12	R: 0 E: 0 K: 0 S: 7	H: 0 LOB: 0 BB: 0 P: 11	R: 0 E: 0 K: 0 S: 7	H: 0 LOB: 0 BB: 0 P: 11	R: 2 E: 1 K: 0 S: 7	H: 2 LOB: 2 BB: 1 P: 15	1B: 6 2B: 2 3B: 0 HR: 0	SF: 0 SAC: 2 DP: 1 HBP: 0	WP: 0 PB: 0 SB: 0 CS: 1	PA: 35							
PITCHER	IP	WLS	BF	H	R	ER	SO	BB	IBB	HBP	BLK	WP	HR	S	P	ERA	WHIP										
Mel Queen, R (1, 1) ERA: 5.13	8.0	L	33	8	3	1	2	2	2	0	0	0	0	68	117	1.12	1.250										


Batter	1	2	3	4	5	6	7	8	9	AB	R	H	RBI	BB	SO	LOB	TOP								
Pete Castiglione, R OBP: 0.273, SLG: 0.314 (1, 6)										5	0	0	0	0	0	4	Pittsburgh Pirates @ New York Giants Polo Grounds, New York, NY Sun May 21 1950, 3:33 AM EDT Unknown								
Tom Saffell, L OBP: 0.273, SLG: 0.190 (1, 9)										5	0	0	0	0	1	5									
Ralph Kiner, R OBP: 0.414, SLG: 0.495 (1, 7)										4	1	1	1	0	0	1									
Nanny Fernandez, R OBP: 0.303, SLG: 0.375 (1, 5)										3	0	1	0	1	0	1									
Wally Westlake, R OBP: 0.346, SLG: 0.436 (1, 8)										4	1	1	0	0	0	2									
Dale Coogan, L OBP: 0.306, SLG: 0.258 (1, 3)										4	1	2	0	0	1	0									
Danny Murtaugh, R OBP: 0.395, SLG: 0.412 (1, 4)										3	1	0	0	1	0	4									
Ray Mueller, R OBP: 0.176, SLG: 0.471 (1, 2)										0	0	0	0	0	0	0									
Johnny Hopp, L OBP: 0.443, SLG: 0.571 (9, PH)										0	0	0	0	0	0	0									
Hank Schenz, R OBP: 0.296, SLG: 0.571 (9, PR)										0	0	0	0	0	0	0									
Clyde McCullough, R OBP: 0.284, SLG: 0.357 (9, 2)										0	0	0	0	0	0	0									
Bob Chesnes, S OBP: 0.231, SLG: 0.167 (1, 1)										4	0	1	2	0	0	2									
Inning Stats	R: 0 E: 0 K: 1 S: 5	H: 0 LOB: 0 BB: 0 P: 5	R: 0 E: 0 K: 1 S: 4	H: 0 LOB: 0 BB: 1 P: 8	R: 1 E: 0 K: 0 S: 4	H: 1 LOB: 1 BB: 1 P: 8	R: 0 E: 0 K: 0 S: 5	H: 2 LOB: 2 BB: 0 P: 5	R: 0 E: 0 K: 1 S: 6	H: 1 LOB: 1 BB: 0 P: 6	R: 1 E: 0 K: 0 S: 4	H: 1 LOB: 0 BB: 0 P: 4	R: 0 E: 0 K: 0 S: 3	H: 0 LOB: 0 BB: 0 P: 3	R: 0 E: 1 K: 0 S: 4	H: 0 LOB: 0 BB: 0 P: 4	R: 2 E: 2 K: 0 S: 7	H: 2 LOB: 2 BB: 0 P: 7	1B: 4 2B: 2 3B: 0 HR: 1	SF: 0 SAC: 0 DP: 1 HBP: 0	WP: 0 PB: 0 SB: 0 CS: 0	PA: 38			
PITCHER	IP	WLS	BF	H	R	ER	SO	BB	IBB	HBP	BLK	WP	HR	S	P	ERA	WHIP								
Larry Jansen, R ERA: 4.81	8.1	L	35	7	4	3	3	2	0	0	0	0	1	39	47	3.24	1.080								
Andy Hansen, R ERA: 3.27	0.2		3	0	0	0	0	0	0	0	0	0	0	3	3	0.00	0.000								


AB	33
R	4
H	6
RBI	4
BB	2
SO	2
LOB	20





Batter	1	2	3	4	5	6	7	8	9	AB	R	H	RBI	BB	SO	LOB	BOTTOM								
Eddie Stanky, R OBP: 0.468, SLG: 0.398 (1, 4)										3	1	1	0	0	0	1	Pittsburgh Pirates @ New York Giants Polo Grounds, New York, NY Sun May 21 1950, 3:33 AM EDT Unknown								
Whitey Lockman, L OBP: 0.349, SLG: 0.381 (1, 7)										4	0	2	1	0	0	0									
Monte Irvin, R OBP: 0.318, SLG: 0.550 (1, 9)										3	0	0	0	1	0	3									
Bobby Thomson, R OBP: 0.346, SLG: 0.462 (1, 8)										4	0	0	1	0	0	2									
Hank Thompson, L OBP: 0.430, SLG: 0.500 (1, 5)										4	0	0	0	0	0	1									
Wes Westrum, R OBP: 0.405, SLG: 0.393 (1, 2)										4	0	0	0	0	1	0									
Tookie Gilbert, L OBP: 0.333, SLG: 0.370 (1, 3)										3	0	2	0	1	0	0									
Alvin Dark, R OBP: 0.299, SLG: 0.340 (1, 6)										4	0	1	0	0	0	2									
Larry Jansen, R OBP: 0.133, SLG: 0.200 (1, 1)										2	1	1	0	0	0	2									
Andy Hansen, R (9, 1)										0	0	0	0	0	0	0									
Inning Stats	R: 0 E: 0 K: 0 S: 3	H: 0 LOB: 1 BB: 1 P: 7	R: 0 E: 0 K: 0 S: 5	H: 2 LOB: 2 BB: 0 P: 5	R: 1 E: 0 K: 0 S: 5	H: 2 LOB: 1 BB: 0 P: 5	R: 0 E: 0 K: 0 S: 3	H: 0 LOB: 0 BB: 0 P: 3	R: 1 E: 0 K: 0 S: 4	H: 2 LOB: 0 BB: 0 P: 4	R: 0 E: 0 K: 0 S: 3	H: 0 LOB: 0 BB: 0 P: 3	R: 0 E: 0 K: 0 S: 4	H: 1 LOB: 1 BB: 0 P: 4	R: 0 E: 0 K: 0 S: 3	H: 0 LOB: 0 BB: 0 P: 3	R: 0 E: 0 K: 1 S: 5	H: 0 LOB: 1 BB: 1 P: 9	1B: 6 2B: 1 3B: 0 HR: 0	SF: 0 SAC: 2 DP: 1 HBP: 0	WP: 0 PB: 0 SB: 0 CS: 0	PA: 35			
PITCHER	IP	WLS	BF	H	R	ER	SO	BB	IBB	HBP	BLK	WP	HR	S	P	ERA	WHIP								
Bob Chesnes, R ERA: 3.74	9.0	W	35	7	2	2	1	2	0	0	0	0	0	35	43	2.00	1.000								



Batter	1	2	3	4	5	6	7	8	9	AB	R	H	RBI	BB	SO	LOB	TOP										
Pete Castiglione, R (1, 6) OBP: 0.287, SLG: 0.304 Stan Rojek, R (2, 6) OBP: 0.259, SLG: 0.241 George Strickland, R (9, 6) OBP: 0.667, SLG: 0.500	F3		G4-6-3 1B			F7		BB S HR BB	FC5-6 E 1B	1	0	0	0	0	0	0	Pittsburgh Pirates @ Philadelphia Phillies Shibe Park, Philadelphia, PA Tue May 23 1950, 3:33 AM EDT Att: 12,428 - Unknown										
Tom Saffell, L (1, 8) OBP: 0.282, SLG: 0.222	BB 1B		G4-6-3 1-2f			1B FC1-2 2B		K	FC5-6 E 1B	5	0	2	0	0	1	4											
Dale Coogan, L (1, 3) OBP: 0.348, SLG: 0.282	FC6-4 BB 1-2		K			FC1-2 BB 1B		K	F7	4	0	1	0	1	2	2											
Ralph Kiner, R (1, 7) OBP: 0.428, SLG: 0.509	K			4-3		FC1-2 BB 1-2		BB HR IBB	K	3	1	0	0	2	2	3											
Nanny Fernandez, R (1, 5) OBP: 0.300, SLG: 0.361 Johnny Hopp, L (8, PH) OBP: 0.455, SLG: 0.576 Hank Schenz, R (8, PR) OBP: 0.286, SLG: 0.571	FC6-4 1-2f			6-3		FC1-2 FC6-4 1-2 2-3 3-Hf		HR BB		3	0	0	0	0	0	5											
Wally Westlake, R (1, 9) OBP: 0.353, SLG: 0.461		6-3		CS 1B		FC6-4 1-2f		HR		4	1	2	4	0	3												
Danny Murtaugh, R (1, 4) OBP: 0.398, SLG: 0.434				CS 2B	1-3			F8	F6	4	0	1	0	0	0	1											
Ray Mueller, R (1, 2) OBP: 0.182, SLG: 0.409		F8			1-3			F2	1B 1B 1B	4	1	1	0	0	0	1											
Bill MacDonald, R (1, 1) OBP: 0.250, SLG: 0.250					F8			4-1	FC5-6 1B 1-3 1B	4	0	1	0	0	1	1											
Inning Stats	R: 0 E: 0 K: 1 S: 6	H: 1 LOB: 2 BB: 1 P: 10	R: 0 E: 0 K: 1 S: 6	H: 1 LOB: 1 BB: 0 P: 6	R: 0 E: 0 K: 1 S: 5	H: 1 LOB: 0 BB: 0 P: 5	R: 0 E: 0 K: 0 S: 3	H: 0 LOB: 0 BB: 0 P: 3	R: 0 E: 0 K: 0 S: 5	H: 2 LOB: 3 BB: 1 P: 9	R: 0 E: 0 K: 0 S: 3	H: 0 LOB: 0 BB: 0 P: 3	R: 0 E: 0 K: 2 S: 8	H: 0 LOB: 1 BB: 3 P: 20	R: 4 E: 1 K: 2 S: 8	H: 1 LOB: 1 BB: 3 P: 8		R: 2 E: 1 K: 1 S: 8	H: 3 LOB: 1 BB: 0 P: 8	1B: 7 2B: 2 3B: 0 HR: 1	SF: 0 SAC: 0 DP: 1 HBP: 0	WP: 0 PB: 0 SB: 1 CS: 1	PA: 41				
PITCHER	IP	WLS	BF	H	R	ER	SO	BB	IBB	HBP	BLK	WP	HR	S	P	ERA	WHIP										
Russ Meyer, R (1, 1) ERA: 7.97	8.0	L	34	7	4	4	5	4	1	0	0	0	1	39	59	4.50	1.375										
Jim Konstanty, R (9, 1) ERA: 3.1	1.0		6	3	2	1	1	0	0	0	0	0	0	8	8	9.00	3.000										

Batter	1	2	3	4	5	6	7	8	9	AB	R	H	RBI	BB	SO	LOB	BOTTOM										
Richie Ashburn, L (1, 8) OBP: 0.405, SLG: 0.404	5-3		K			6-3		G3		4	0	0	0	0	1	0	Pittsburgh Pirates @ Philadelphia Phillies Shibe Park, Philadelphia, PA Tue May 23 1950, 3:33 AM EDT Att: 12,428 - Unknown										
Granny Hamner, R (1, 6) OBP: 0.314, SLG: 0.317	4-3		5-3			5-3			5-3	4	0	0	0	0	0	0											
Eddie Waitkus, L (1, 3) OBP: 0.372, SLG: 0.392	F7				F4			F7	G5-4-3 1B	4	0	1	0	0	0	0											
Del Ennis, R (1, 9) OBP: 0.333, SLG: 0.504		FC5 1B 1B			K			F8	G5-4-3 1-2f	4	0	1	0	0	1	1											
Willie Jones, R (1, 5) OBP: 0.365, SLG: 0.583		F9			6-3			E5		3	0	0	0	0	0	1											
Dick Sisti, L (1, 7) OBP: 0.443, SLG: 0.598		K			3-1			IBB		2	0	0	0	1	1	1											
Jimmy Bloodworth, R (1, 4) OBP: 0.231, SLG: 0.268					F7			F8		3	0	1	0	0	0	2											
Andy Seminick, R (1, 2) OBP: 0.314, SLG: 0.400		FC5 2-3f			K			K		3	0	0	0	0	2	2											
Russ Meyer, S (1, 1) Dick Whitman, L (8, PH) OBP: 0.298, SLG: 0.273 Jim Konstanty, R (9, 1)					K			1-3		2	0	0	0	0	0	0											
Inning Stats	R: 0 E: 0 K: 0 S: 3	H: 0 LOB: 0 BB: 0 P: 3	R: 0 E: 0 K: 1 S: 7	H: 2 LOB: 2 BB: 0 P: 7	R: 0 E: 0 K: 2 S: 7	H: 0 LOB: 0 BB: 0 P: 7	R: 0 E: 0 K: 1 S: 5	H: 0 LOB: 0 BB: 0 P: 5	R: 0 E: 0 K: 1 S: 5	H: 0 LOB: 0 BB: 0 P: 5	R: 0 E: 1 K: 0 S: 4	H: 0 LOB: 2 BB: 1 P: 8	R: 0 E: 0 K: 1 S: 5	H: 0 LOB: 0 BB: 0 P: 5	R: 0 E: 0 K: 0 S: 3	H: 1 LOB: 0 BB: 0 P: 3		1B: 3 2B: 0 3B: 0 HR: 0	SF: 0 SAC: 0 DP: 1 HBP: 0	WP: 0 PB: 0 SB: 0 CS: 0	PA: 31						
PITCHER	IP	WLS	BF	H	R	ER	SO	BB	IBB	HBP	BLK	WP	HR	S	P	ERA	WHIP										
Bill MacDonald, R (1, 1) ERA: 1.0	9.0	W	31	3	0	0	7	0	1	0	0	0	0	44	48	0.00	0.333										

Batter	1	2	3	4	5	6	7	8	9	AB	R	H	RBI	BB	SO	LOB	TOP					
Tom Saffell, L (1, 8) OBP: 0.282, SLG: 0.229 Mary Rickert, L (7, PH) OBP: 0.167, SLG: 0.167	0-0 FC1-6 1B		0-0 P6		0-0 F7		0-0 F7		0-0 FC6 1B	3	0	1	0	0	0	0	Pittsburgh Pirates @ Philadelphia Phillies Shibe Park, Philadelphia, PA Thu May 25 1950, 3:33 AM EDT Att: 5,265 - Unknown					
Hank Schenz, R (1, 5) OBP: 0.250, SLG: 0.500	0-0 FC1-6 2B		0-0 F8 2B		0-0 4-3			0-0 6-3	0-0 FC6 1-2	5	0	1	0	0	0	2						
Johnny Hopp, L (1, 3) OBP: 0.456, SLG: 0.584	0-0 2B		0-0 F8 2-3		0-0 F8			0-0 1B BB 1B		4	0	2	0	0	0	1						
Ralph Kiner, R (1, 7) OBP: 0.425, SLG: 0.491	4-0 BB		0-0 6-3		0-0 P3			4-0 1B 1-2 BB 1B		2	0	0	0	2	0	1						
Wally Westlake, R (1, 9) OBP: 0.339, SLG: 0.464	0-0 F8			0-3 K		0-0 4-3		0-0 F9		4	0	0	0	0	1	4						
Danny Murtaugh, R (1, 4) OBP: 0.408, SLG: 0.446		0-0 F7		0-0 F9			0-0 6-3 FC5-2 2B	0-0 1-2 2-3 FC4 1B		4	0	2	0	0	0	0						
George Strickland, R (1, 6) OBP: 0.364, SLG: 0.125		4-0 BB		1-0 FC4 HBP			0-0 6-3 2-3	0-0 FC4 1-2		2	0	0	0	1	0	4						
Earl Turner, R (1, 2) OBP: 0.357, SLG: 0.308		0-0 F7		0-0 FC4 1-2			0-0 FC5-2 1B 3-H	0-0 F2		4	0	0	0	0	0	3						
Cliff Chambers, L (1, 1) OBP: 0.321, SLG: 0.269 Dale Coogan, L (9, PH) OBP: 0.333, SLG: 0.273		0-0 G2-3			0-0 F7		0-0 1-2 1B	0-0 4-3		3	0	1	0	0	0	0	AB 34 R 0 H 8 RBI 0 BB 3 SO 1 LOB 18 					
Inning Stats	R: 0 E: 0 K: 0 S: 4	H: 2 LOB: 2 BB: 1 P: 8	R: 0 E: 0 K: 0 S: 3	H: 0 LOB: 1 BB: 1 P: 7	R: 0 E: 0 K: 1 S: 4	H: 1 LOB: 1 BB: 0 P: 4	R: 0 E: 0 K: 1 S: 5	H: 0 LOB: 0 BB: 0 P: 6	R: 0 E: 0 K: 0 S: 3	H: 0 LOB: 0 BB: 0 P: 3	R: 0 E: 0 K: 0 S: 3	H: 0 LOB: 0 BB: 0 P: 3	R: 0 E: 0 K: 0 S: 5	H: 2 LOB: 2 BB: 0 P: 5	R: 0 E: 0 K: 0 S: 5	H: 2 LOB: 3 BB: 1 P: 9	R: 0 E: 0 K: 0 S: 4	H: 1 LOB: 1 BB: 0 P: 4	1B: 5 2B: 3 3B: 0 HR: 0	SF: 0 SAC: 0 DP: 0 HBP: 1	WP: 0 PB: 0 SB: 0 CS: 0	PA: 38
PITCHER Bob Miller, R (1, 1) ERA: 1.53	IP: 9.0 WLS: W BF: 38 H: 8 R: 0 ER: 0 SO: 1 BB: 3 IBB: 0 HBP: 1 BLK: 0 WP: 0 HR: 0 S: 36 P: 49 ERA: 0.00 WHIP: 1.222															PITCHER						

Batter	1	2	3	4	5	6	7	8	9	AB	R	H	RBI	BB	SO	LOB	BOTTOM					
Richie Ashburn, L (1, 8) OBP: 0.408, SLG: 0.408	0-0 L4-3 1B		0-0 P6		0-0 FC1-4 CS 1-2			0-0 P5		4	0	1	0	0	0	2	Pittsburgh Pirates @ Philadelphia Phillies Shibe Park, Philadelphia, PA Thu May 25 1950, 3:33 AM EDT Att: 5,265 - Unknown					
Granny Hamner, R (1, 6) OBP: 0.308, SLG: 0.306	0-0 L4-3 1-1			0-3 K	0-0 1B 1-2			0-3 K		4	0	1	0	0	2	1						
Dick Sisler, L (1, 7) OBP: 0.438, SLG: 0.605	0-0 G3			0-0 1B	0-0 G1-3			0-0 F5		4	0	1	0	0	0	1						
Willie Jones, R (1, 5) OBP: 0.361, SLG: 0.558		0-0 L5		0-0 L9		0-0 F7				3	0	0	0	0	0	1						
Jimmy Bloodworth, R (1, 3) OBP: 0.273, SLG: 0.258		0-0 G4-6-3 1B		0-0 F7		0-3 K				3	0	1	0	0	1	1						
Dick Whitman, L (1, 9) OBP: 0.314, SLG: 0.292		0-0 G4-6-3 1-2			0-0 3B 1B		0-0 CS 1B			3	1	2	0	0	0	1						
Mike Gollat, R (1, 4) OBP: 0.306, SLG: 0.387			0-3 K		0-0 3B 1-2		0-0 CS 1-2	0-0 F2		3	1	1	1	0	1	0		AB 30 R 3 H 11 RBI 3 BB 0 SO 4 LOB 9				
Andy Seminick, R (1, 2) OBP: 0.381, SLG: 0.500				0-0 1B				0-0 G6-4-3 1B		3	1	3	1	0	0	0						
Bob Miller, R (1, 1) OBP: 0.200, SLG: 0.200				0-0 L9		0-0 3-H 1B		0-0 G6-4-3 1-2		3	0	1	1	0	0	2						
Inning Stats	R: 0 E: 0 K: 0 S: 3	H: 1 LOB: 0 BB: 0 P: 3	R: 0 E: 0 K: 0 S: 3	H: 1 LOB: 0 BB: 0 P: 3	R: 0 E: 0 K: 1 S: 6	H: 1 LOB: 1 BB: 0 P: 6	R: 0 E: 0 K: 1 S: 6	H: 1 LOB: 1 BB: 0 P: 6	R: 3 E: 0 K: 0 S: 7	H: 5 LOB: 1 BB: 0 P: 7	R: 0 E: 0 K: 1 S: 5	H: 1 LOB: 0 BB: 0 P: 5	R: 0 E: 0 K: 0 S: 3	H: 1 LOB: 0 BB: 0 P: 3	R: 0 E: 0 K: 1 S: 5	H: 0 LOB: 0 BB: 0 P: 5	R: 0 E: 0 K: 1 S: 5	H: 0 LOB: 0 BB: 0 P: 5	1B: 9 2B: 1 3B: 2 HR: 0	SF: 0 SAC: 0 DP: 3 HBP: 0	WP: 0 PB: 0 SB: 0 CS: 2	PA: 31
PITCHER Cliff Chambers, L (1, 1) ERA: 3.07	IP: 8.0 WLS: L BF: 30 H: 11 R: 3 ER: 3 SO: 4 BB: 0 IBB: 0 HBP: 0 BLK: 0 WP: 0 HR: 0 S: 38 P: 38 ERA: 3.38 WHIP: 1.375															PITCHER						

Batter	1	2	3	4	5	6	7	8	9	AB	R	H	RBI	BB	SO	LOB	TOP					
Wayne Terwilliger, R OBP: 0.377, SLG: 0.476 (1, 4)										5	1	3	1	0	0	2	Chicago Cubs @ Pittsburgh Pirates Forbes Field, Pittsburgh, PA Sat May 27 1950, 3:33 AM EDT Att: 10,220 - Unknown					
Rube Walker, L OBP: 0.186, SLG: 0.238 (1, 2)										4	0	0	0	0	0	3						
Phil Cavarretta, L OBP: 0.391, SLG: 0.475 (1, 3)										2	2	1	0	2	0	0						
Hank Sauer, R OBP: 0.395, SLG: 0.500 (1, 7)										4	2	2	5	0	1	1						
Andy Patko, R OBP: 0.455, SLG: 0.627 (1, 8)										4	0	0	0	0	0	0						
Hank Edwards, L OBP: 0.421, SLG: 0.549 (1, 9)										4	0	0	0	0	1	0						
Randy Jackson, R OBP: 0.227, SLG: 0.390 Bob Ramazzotti, R OBP: 0.316, SLG: 0.333 (1, 5) (7, 5)										3	0	0	0	0	3	0						
Roy Smalley, R OBP: 0.298, SLG: 0.432 (1, 6)										3	1	1	1	0	0	0						
Paul Minner, L OBP: 0.308, SLG: 0.364 Monk Dubiel, R Dutch Leonard, R (1, 1) (7, 1) (9, 1)										2	1	1	0	1	0	0						
Inning Stats	R: 2 E: 0 K: 0 S: 5	H: 3 LOB: 0 BB: 0 P: 5	R: 1 E: 0 K: 1 S: 6	H: 1 LOB: 0 BB: 0 P: 6	R: 0 E: 0 K: 1 S: 5	H: 1 LOB: 1 BB: 1 P: 9	R: 0 E: 0 K: 1 S: 5	H: 0 LOB: 0 BB: 0 P: 5	R: 4 E: 0 K: 2 S: 6	H: 3 LOB: 0 BB: 1 P: 10	R: 0 E: 0 K: 2 S: 7	H: 0 LOB: 2 BB: 1 P: 12	R: 0 E: 0 K: 0 S: 3	H: 0 LOB: 0 BB: 0 P: 3	R: 0 E: 0 K: 1 S: 5	H: 0 LOB: 0 BB: 0 P: 5		R: 0 E: 0 K: 0 S: 3	H: 0 LOB: 0 BB: 0 P: 3	1B: 3 2B: 1 3B: 1 HR: 3	SF: 0 SAC: 0 DP: 1 HBP: 1	WP: 0 PB: 0 SB: 0 CS: 1
PITCHER	IP	WLS	BF	H	R	ER	SO	BB	IBB	HBP	BLK	WP	HR	S	P	ERA	WHIP					
Bob Chesnes, R ERA: 4.5 Woody Main, R ERA: 4.24 Mel Queen, R ERA: 5.4 (1, 1) (5, 1) (8, 1)	4.1	L	19	7	5	5	3	1	0	0	0	0	2	24	28	10.38	1.846					

AB	33
R	7
H	8
RBI	7
BB	3
SO	6
LOB	6



Batter	1	2	3	4	5	6	7	8	9	AB	R	H	RBI	BB	SO	LOB	BOTTOM					
Tom Saffell, L OBP: 0.264, SLG: 0.215 (1, 8)										5	0	1	0	0	1	0	Chicago Cubs @ Pittsburgh Pirates Forbes Field, Pittsburgh, PA Sat May 27 1950, 3:33 AM EDT Att: 10,220 - Unknown					
Danny Murtaugh, R OBP: 0.417, SLG: 0.441 (1, 4)										2	2	0	1	3	1	0						
Ralph Kiner, R OBP: 0.439, SLG: 0.508 (1, 7)										4	0	3	1	1	1	3						
Wally Westlake, R OBP: 0.338, SLG: 0.449 (1, 9)										4	0	1	2	1	0	3						
Nanny Fernandez, R OBP: 0.284, SLG: 0.338 Johnny Hopp, L OBP: 0.454, SLG: 0.585 Mel Queen, R (1, 5) (7, PH) (8, 1)										3	0	1	0	0	0	1						
Jack Phillips, R OBP: 0.500, SLG: 0.692 (1, 3)										4	1	1	0	0	0	3						
George Strickland, R OBP: 0.239, SLG: 0.071 Dale Coogan, L OBP: 0.358, SLG: 0.304 Stan Rieke, R OBP: 0.259, SLG: 0.241 (1, 6) (8, PH) (9, 6)										3	0	0	0	0	0	3						
Ray Mueller, R OBP: 0.179, SLG: 0.357 Earl Turner, R OBP: 0.263, SLG: 0.222 (1, 2) (6, 2)										2	0	0	0	0	0	0						
Bob Chesnes, S OBP: 0.214, SLG: 0.154 Woody Main, R OBP: 0.400, SLG: 0.400 Hank Schenz, R OBP: 0.286, SLG: 0.500 (1, 1) (5, 1) (7, PH) (8, 5)										1	0	0	0	0	1	0						
Inning Stats	R: 0 E: 0 K: 0 S: 3	H: 0 LOB: 1 BB: 1 P: 7	R: 0 E: 0 K: 0 S: 3	H: 0 LOB: 0 BB: 0 P: 3	R: 0 E: 0 K: 1 S: 5	H: 0 LOB: 0 BB: 0 P: 5	R: 1 E: 0 K: 0 S: 5	H: 3 LOB: 2 BB: 1 P: 9	R: 0 E: 0 K: 1 S: 6	H: 1 LOB: 1 BB: 0 P: 6	R: 3 E: 1 K: 1 S: 9	H: 3 LOB: 3 BB: 2 P: 17	R: 0 E: 0 K: 0 S: 3	H: 1 LOB: 0 BB: 0 P: 3	R: 0 E: 0 K: 1 S: 6	H: 1 LOB: 1 BB: 1 P: 10		1B: 8 2B: 2 3B: 0 HR: 0	SF: 0 SAC: 0 DP: 2 HBP: 0	WP: 0 PB: 0 SB: 0 CS: 0	PA: 40	
PITCHER	IP	WLS	BF	H	R	ER	SO	BB	IBB	HBP	BLK	WP	HR	S	P	ERA	WHIP					
Paul Minner, L ERA: 3.28 Monk Dubiel, R ERA: 4.35 Dutch Leonard, R ERA: 4.09 (1, 1) (7, 1) (9, 1)	6.2	W	31	7	4	2	4	4	0	0	0	0	0	8	12	4.50	1.000					

AB	35
R	5
H	9
RBI	5
BB	5
SO	5
LOB	18



Batter	1	2	3	4	5	6	7	8	9	AB	R	H	RBI	BB	SO	LOB	TOP				
Wayne Terwilliger, R OBP: 0.370, SLG: 0.481 (1, 4)	5-3		HR	6-3			G4-6-3 BB			3	1	1	1	1	0	1					
Mickey Owen, R OBP: 0.224, SLG: 0.238 (1, 2)	6-3		SH3-4 1B		L1		G4-6-3 1-2			4	1	1	0	0	0	1					
Phil Cavarretta, L OBP: 0.352, SLG: 0.417 (1, 3)	4-3		SH3-4 1-2		K			K		3	0	0	0	0	2	0					
Hank Sauer, R OBP: 0.414, SLG: 0.555 (1, 7)		HR			F7			F7		4	1	2	2	0	0	0					
Andy Patko, R OBP: 0.455, SLG: 0.606 (1, 8)		SH5-3 1B	F9			1B G4-3-6		5-3		4	1	2	0	0	0	1					
Bill Serena, R OBP: 0.320, SLG: 0.348 (1, 5)		SH5-3 1-2	L9			G4-3-6 1B			1-3	3	0	1	0	0	0	1					
Roy Smalley, R OBP: 0.295, SLG: 0.415 (1, 6)				K		G4-3-6 1-2 3-H			K	4	0	0	0	0	3	2					
Bob Borkowski, R OBP: 0.429, SLG: 0.500 (1, 9)						6-3				3	1	2	1	1	0	0					
Bob Rush, R OBP: 0.259, SLG: 0.231 (1, 1)					1-3					4	0	0	0	0	0	3					
Inning Stats	R: 0 E: 0 K: 0 S: 3	H: 0 LOB: 0 BB: 0 P: 3	R: 1 E: 0 K: 1 S: 7	H: 2 LOB: 2 BB: 1 P: 11	R: 2 E: 0 K: 0 S: 6	H: 3 LOB: 1 BB: 0 P: 6	R: 0 E: 0 K: 1 S: 6	H: 1 LOB: 1 BB: 0 P: 6	R: 0 E: 0 K: 1 S: 5	H: 0 LOB: 0 BB: 0 P: 5	R: 0 E: 0 K: 0 S: 2	H: 0 LOB: 0 BB: 1 P: 6	R: 0 E: 0 K: 1 S: 5	H: 0 LOB: 0 BB: 0 P: 5	R: 1 E: 0 K: 1 S: 6	H: 1 LOB: 0 BB: 0 P: 6	1B: 6 2B: 0 3B: 0 HR: 3	SF: 0 SAC: 2 DP: 2 HBP: 0	WP: 0 PB: 0 SB: 0 CS: 0	PA: 36	
PITCHER	IP	WLS	BF	H	R	ER	SO	BB	IBB	HBP	BLK	WP	HR	S	P	ERA	WHIP				
Vic Lombardi, L ERA: 5.5 (1, 1)	2.1	L	13	5	3	3	1	0	1	0	0	0	2	14	18	11.57	2.143				
Bill Werle, L ERA: 3.5 (3, 1)	6.2		23	4	2	2	4	1	0	0	0	0	1	30	34	2.70	0.750				

Chicago Cubs @ Pittsburgh Pirates
Forbes Field, Pittsburgh, PA
Sun May 28 1950, 3:38 AM EDT
Att: 23,873 - Unknown

AB	32
R	5
H	9
RBI	4
BB	2
SO	5
LOB	9





Batter	1	2	3	4	5	6	7	8	9	AB	R	H	RBI	BB	SO	LOB	BOTTOM				
Hank Schenz, R OBP: 0.250, SLG: 0.450 (1, 5)	5-3		2B		P4		F8		E4	5	0	1	0	0	0	3					
Dale Coogan, L OBP: 0.328, SLG: 0.275 (1, 3)	G3		1-3			F8		F8	F7	5	0	0	0	0	0	3					
Ralph Kiner, R OBP: 0.436, SLG: 0.512 (1, 7)	F9			2B		1B 2B		4-3		4	1	2	0	0	0	0					
Johnny Hopp, L OBP: 0.455, SLG: 0.577 (1, 9)		1-3		L5		2B 1B		1B HBP		3	0	1	1	0	0	1					
Wally Westlake, R OBP: 0.333, SLG: 0.437 (1, 8)		F2		5-3		F9			1B	4	0	1	0	0	0	2					
Danny Murtaugh, R OBP: 0.411, SLG: 0.432 (1, 4)				4-3		F9			K	4	0	1	0	0	1	4					
George Strickland, R OBP: 0.217, SLG: 0.053 Nanny Fernandez, R OBP: 0.295, SLG: 0.343 Stan Rokej, R OBP: 0.259, SLG: 0.241 Jack Phillips, R OBP: 0.421, SLG: 0.556 (1, 6)					K			FC6-4 BB	E 1B	2	0	0	0	0	2	1					
Ray Mueller, R OBP: 0.194, SLG: 0.355 Tom Saffell, L OBP: 0.250, SLG: 0.202 Earl Turner, R OBP: 0.261, SLG: 0.227 (1, 2)			6-3					FC6-4 1-2	P4	2	0	1	0	0	0	0					
Vic Lombardi, L OBP: 0.500, SLG: 0.500 Bill Werle, L OBP: 0.375, SLG: 0.231 Mary Rickert, L OBP: 0.150, SLG: 0.150 (1, 1)			6-3			F8		P5	F8	0	0	0	0	0	0	0					
Inning Stats	R: 0 E: 0 K: 0 S: 3	H: 0 LOB: 0 BB: 0 P: 3	R: 0 E: 0 K: 1 S: 6	H: 1 LOB: 1 BB: 0 P: 6	R: 0 E: 0 K: 0 S: 4	H: 1 LOB: 1 BB: 0 P: 4	R: 0 E: 0 K: 0 S: 4	H: 1 LOB: 1 BB: 0 P: 4	R: 0 E: 0 K: 0 S: 5	H: 2 LOB: 1 BB: 0 P: 5	R: 0 E: 0 K: 0 S: 3	H: 0 LOB: 1 BB: 1 P: 7	R: 0 E: 0 K: 1 S: 6	H: 1 LOB: 2 BB: 0 P: 7	R: 0 E: 1 K: 0 S: 5	H: 1 LOB: 2 BB: 0 P: 5	1B: 5 2B: 3 3B: 0 HR: 0	SF: 0 SAC: 0 DP: 0 HBP: 1	WP: 0 PB: 0 SB: 0 CS: 0	PA: 38	
PITCHER	IP	WLS	BF	H	R	ER	SO	BB	IBB	HBP	BLK	WP	HR	S	P	ERA	WHIP				
Bob Rush, R ERA: 2.66 (1, 1)	9.0	W	38	8	1	1	3	1	0	1	0	0	0	42	47	1.00	1.000				


Chicago Cubs @ Pittsburgh Pirates
Forbes Field, Pittsburgh, PA
Sun May 28 1950, 3:38 AM EDT
Att: 23,873 - Unknown


AB	36
R	1
H	8
RBI	1
BB	1
SO	3
LOB	19



Batter	1	2	3	4	5	6	7	8	9	AB	R	H	RBI	BB	SO	LOB	TOP																		
Tommy Giaviano, R (1, 5) OBP: 0.454, SLG: 0.475										0	0	0	0	0	0	0	St. Louis Cardinals @ Pittsburgh Pirates Forbes Field, Pittsburgh, PA Tue May 30 1950, 3:38 AM EDT Att: 33,182 - Unknown livebaseballscorecards.com																		
Red Schoendienst, S (1, 4) OBP: 0.319, SLG: 0.365										0	0	0	0	0	0	0																			
Stan Musial, L (1, 3) OBP: 0.507, SLG: 0.712										0	0	0	0	0	0	0																			
Johnny Lindell, R (1, 7) OBP: 0.297, SLG: 0.357										0	0	0	0	0	0	0																			
Enos Slaughter, L (1, 9) OBP: 0.429, SLG: 0.478										0	0	0	0	0	0	0																			
Eddie Miller, R (1, 6) OBP: 0.324, SLG: 0.328										0	0	0	0	0	0	0																			
Chuck Diering, R (1, 8) OBP: 0.319, SLG: 0.317										0	0	0	0	0	0	0																			
Del Rice, R (1, 2) OBP: 0.254, SLG: 0.288										0	0	0	0	0	0	0																			
Red Munger, R (1, 1) OBP: 0.250, SLG: 0.200										0	0	0	0	0	0	0																			
Inning Stats																	1B: 0 SF: 0 2B: 0 SAC: 0 3B: 0 DP: 0 HR: 0 HBP: 0	WP: 0 PA: 0 PB: 0 SB: 0 CS: 0																	
PITCHER Cliff Chambers, L (1, 1) ERA: 3.07	IP	WLS	BF	H	R	ER	SO	BB	IBB	HBP	BLK	WP	HR	S	P	ERA	WHIP																		
																		PITCHER	IP	WLS	BF	H	R	ER	SO	BB	IBB	HBP	BLK	WP	HR	S	P	ERA	WHIP

Batter	1	2	3	4	5	6	7	8	9	AB	R	H	RBI	BB	SO	LOB	BOTTOM																		
Pete Castiglione, R (1, 6) OBP: 0.282, SLG: 0.298										0	0	0	0	0	0	0	St. Louis Cardinals @ Pittsburgh Pirates Forbes Field, Pittsburgh, PA Tue May 30 1950, 3:38 AM EDT Att: 33,182 - Unknown livebaseballscorecards.com																		
Dale Coogan, L (1, 3) OBP: 0.313, SLG: 0.250										0	0	0	0	0	0	0																			
Ralph Kiner, R (1, 7) OBP: 0.438, SLG: 0.523										0	0	0	0	0	0	0																			
Gus Bell, L (1, 9) OBP: 0.500, SLG: 0.400										0	0	0	0	0	0	0																			
Wally Westlake, R (1, 8) OBP: 0.331, SLG: 0.433										0	0	0	0	0	0	0																			
Nanny Fernandez, R (1, 5) OBP: 0.303, SLG: 0.393										0	0	0	0	0	0	0																			
Danny Murtaugh, R (1, 4) OBP: 0.421, SLG: 0.442										0	0	0	0	0	0	0																			
Clyde McCullough, R (1, 2) OBP: 0.286, SLG: 0.347										0	0	0	0	0	0	0																			
Cliff Chambers, L (1, 1) OBP: 0.321, SLG: 0.269										0	0	0	0	0	0	0																			
Inning Stats																	1B: 0 SF: 0 2B: 0 SAC: 0 3B: 0 DP: 0 HR: 0 HBP: 0	WP: 0 PA: 0 PB: 0 SB: 0 CS: 0																	
PITCHER Red Munger, R (1, 1) ERA: 3.89	IP	WLS	BF	H	R	ER	SO	BB	IBB	HBP	BLK	WP	HR	S	P	ERA	WHIP																		
																		PITCHER	IP	WLS	BF	H	R	ER	SO	BB	IBB	HBP	BLK	WP	HR	S	P	ERA	WHIP

Batter	1	2	3	4	5	6	7	8	9	AB	R	H	RBI	BB	SO	LOB	TOP																		
Sam Jethroe, S (1, 8) OBP: 0.365, SLG: 0.494											0	0	0	0	0	0	0	Boston Braves @ Pittsburgh Pirates Forbes Field, Pittsburgh, PA Fri Jun 02 1950, 3:33 AM EDT Att: 23,549 - Unknown livebaseballscorecards.com																	
Earl Torgeson, L (1, 3) OBP: 0.429, SLG: 0.386											0	0	0	0	0	0	0																		
Tommy Holmes, L (1, 9) OBP: 0.615, SLG: 0.800											0	0	0	0	0	0	0																		
Bob Elliott, R (1, 5) OBP: 0.323, SLG: 0.472											0	0	0	0	0	0	0																		
Walker Cooper, R (1, 2) OBP: 0.318, SLG: 0.431											0	0	0	0	0	0	0																		
Sid Gordon, R (1, 7) OBP: 0.406, SLG: 0.617											0	0	0	0	0	0	0																		
Gene Mauch, R (1, 4) OBP: 0.324, SLG: 0.267											0	0	0	0	0	0	0																		
Buddy Kerr, R (1, 6) OBP: 0.259, SLG: 0.311											0	0	0	0	0	0	0																		
Warren Spahn, L (1, 1) OBP: 0.300, SLG: 0.276											0	0	0	0	0	0	0																		
Inning Stats											1B: 0	SF: 0	2B: 0	SAC: 0	3B: 0	DP: 0	HR: 0		HBP: 0	WP: 0	PA: 0														
PITCHER Bill MacDonald, R (1, 1) ERA: 3.09	IP	WLS	BF	H	R	ER	SO	BB	IBB	HBP	BLK	WP	HR	S	P	ERA	WHIP	PITCHER	IP	WLS	BF	H	R	ER	SO	BB	IBB	HBP	BLK	WP	HR	S	P	ERA	WHIP

Batter	1	2	3	4	5	6	7	8	9	AB	R	H	RBI	BB	SO	LOB	BOTTOM																		
Hank Schenz, R (1, 6) OBP: 0.292, SLG: 0.458											0	0	0	0	0	0	0	Boston Braves @ Pittsburgh Pirates Forbes Field, Pittsburgh, PA Fri Jun 02 1950, 3:33 AM EDT Att: 23,549 - Unknown livebaseballscorecards.com																	
Gus Bell, L (1, 9) OBP: 0.438, SLG: 0.400											0	0	0	0	0	0	0																		
Ralph Kiner, R (1, 7) OBP: 0.444, SLG: 0.533											0	0	0	0	0	0	0																		
Nanny Fernandez, R (1, 5) OBP: 0.311, SLG: 0.388											0	0	0	0	0	0	0																		
Wally Westlake, R (1, 8) OBP: 0.333, SLG: 0.455											0	0	0	0	0	0	0																		
Jack Phillips, R (1, 3) OBP: 0.384, SLG: 0.476											0	0	0	0	0	0	0																		
Danny Murtaugh, R (1, 4) OBP: 0.418, SLG: 0.444											0	0	0	0	0	0	0																		
Ray Mueller, R (1, 2) OBP: 0.222, SLG: 0.444											0	0	0	0	0	0	0																		
Bill MacDonald, R (1, 1) OBP: 0.200, SLG: 0.200											0	0	0	0	0	0	0																		
Inning Stats											1B: 0	SF: 0	2B: 0	SAC: 0	3B: 0	DP: 0	HR: 0		HBP: 0	WP: 0	PA: 0														
PITCHER Warren Spahn, L (1, 1) ERA: 3.25	IP	WLS	BF	H	R	ER	SO	BB	IBB	HBP	BLK	WP	HR	S	P	ERA	WHIP	PITCHER	IP	WLS	BF	H	R	ER	SO	BB	IBB	HBP	BLK	WP	HR	S	P	ERA	WHIP

Batter	1	2	3	4	5	6	7	8	9	AB	R	H	RBI	BB	SO	LOB	TOP			
Sam Jethroe, S OBP: 0.367, SLG: 0.506 (1, 8)										5	2	1	1	1	0	3	Boston Braves @ Pittsburgh Pirates Forbes Field, Pittsburgh, PA Sat Jun 03 1950, 3:33 AM EDT Att: 5,737 - Unknown			
Earl Torgeson, L OBP: 0.419, SLG: 0.376 (1, 3)										5	1	1	0	0	0	2				
Tommy Holmes, L OBP: 0.534, SLG: 0.588 Willard Marshall, L OBP: 0.291, SLG: 0.309 (1, 9) (8, 9)										5	2	2	0	0	0	1				
Bob Elliott, R OBP: 0.329, SLG: 0.459 (1, 5)										3	1	1	1	2	0	1				
Walker Cooper, R OBP: 0.328, SLG: 0.427 (1, 2)										4	2	2	0	1	0	3				
Sid Gordon, R OBP: 0.409, SLG: 0.663 (1, 7)										5	2	2	7	0	0	4				
Gene Mauch, R OBP: 0.357, SLG: 0.378 (1, 4)										4	0	2	0	1	0	0				
Buddy Kerr, R OBP: 0.258, SLG: 0.303 (1, 6)										4	0	1	0	1	0	5				
Johnny Sain, R OBP: 0.242, SLG: 0.250 Bobby Hogue, R (6, 1)										3	0	0	0	0	0	4				
Inning Stats	R: 3 E: 1 K: 0 S: 8	H: 4 LOB: 3 BB: 1 P: 12	R: 4 E: 0 K: 0 S: 4	H: 1 LOB: 3 BB: 3 P: 16	R: 0 E: 0 K: 0 S: 4	H: 1 LOB: 1 BB: 0 P: 4	R: 1 E: 0 K: 0 S: 6	H: 3 LOB: 2 BB: 0 P: 6	R: 0 E: 0 K: 0 S: 3	H: 0 LOB: 0 BB: 1 P: 7	R: 0 E: 0 K: 0 S: 4	H: 1 LOB: 1 BB: 0 P: 4	R: 0 E: 0 K: 0 S: 3	H: 0 LOB: 0 BB: 0 P: 3	R: 2 E: 0 K: 0 S: 5	H: 2 LOB: 1 BB: 1 P: 9		1B: 9 2B: 0 3B: 0 HR: 3	SF: 0 SAC: 1 DP: 0 HBP: 0	WP: 1 PB: 0 SB: 0 CS: 0
PITCHER	IP WLS BF H R ER SO BB IBB HBP BLK WP HR S P ERA WHIP	IP WLS BF H R ER SO BB IBB HBP BLK WP HR S P ERA WHIP																		
Murry Dickson, R ERA: 4.16 (1, 1)	0.0	4	4	3	2	0	0	0	0	0	1	4	4	∞	∞					
Vic Lombardi, L ERA: 8.95 (1, 1)	1.2	L	10	0	3	3	0	3	1	0	1	1	0	6	22	16.20 1.800				
Bill Werle, L ERA: 4.47 (2, 1)	6.1		26	6	2	2	0	1	0	0	0	1	25	29	2.84 1.105					
Mel Queen, R ERA: 6.81 (9, 1)	1.0		6	2	2	2	0	1	0	0	0	0	1	5	9	18.00 3.000				
Batter	1	2	3	4	5	6	7	8	9	AB	R	H	RBI	BB	SO	LOB	BOTTOM			
Hank Schenz, R OBP: 0.303, SLG: 0.515 (1, 6)										5	1	2	1	0	0	3	Boston Braves @ Pittsburgh Pirates Forbes Field, Pittsburgh, PA Sat Jun 03 1950, 3:33 AM EDT Att: 5,737 - Unknown			
Dale Coogan, L OBP: 0.329, SLG: 0.296 (1, 3)										5	1	1	0	0	0	4				
Gus Bell, L OBP: 0.440, SLG: 0.455 (1, 9)										3	2	2	0	1	0	0				
Ralph Kiner, R OBP: 0.439, SLG: 0.538 (1, 7)										5	0	0	0	0	1	5				
Wally Westlake, R OBP: 0.333, SLG: 0.486 (1, 8)										5	2	2	4	0	1	2				
Nanny Fernandez, R OBP: 0.320, SLG: 0.419 (1, 5)										4	0	1	0	0	0	1				
Danny Murtaugh, R OBP: 0.412, SLG: 0.437 (1, 4)										4	0	1	0	0	1	1				
Clyde McCullough, R OBP: 0.310, SLG: 0.380 Johnny Hogg, L OBP: 0.460, SLG: 0.561 Ray Mueller, R OBP: 0.256, SLG: 0.462 (1, 2) (8, PH) (9, 2)										3	0	3	0	0	0	0				
Murry Dickson, R OBP: 0.250, SLG: 0.217 Vic Lombardi, L OBP: 0.600, SLG: 0.600 Bill Werle, L OBP: 0.400, SLG: 0.250 Earl Turner, R OBP: 0.267, SLG: 0.214 Mel Queen, R (8, PH) (9, 1)										0	0	0	0	0	0	0				
Inning Stats	R: 3 E: 0 K: 0 S: 6	H: 3 LOB: 0 BB: 0 P: 6	R: 0 E: 0 K: 2 S: 7	H: 2 LOB: 2 BB: 0 P: 5	R: 0 E: 0 K: 2 S: 8	H: 1 LOB: 1 BB: 0 P: 8	R: 0 E: 0 K: 0 S: 7	H: 4 LOB: 1 BB: 0 P: 7	R: 0 E: 0 K: 0 S: 4	H: 2 LOB: 1 BB: 0 P: 4	R: 0 E: 0 K: 0 S: 3	H: 0 LOB: 1 BB: 0 P: 4	R: 0 E: 0 K: 0 S: 4	H: 1 LOB: 1 BB: 0 P: 4	R: 0 E: 0 K: 0 S: 3	H: 0 LOB: 1 BB: 1 P: 7		1B: 8 2B: 1 3B: 1 HR: 3	SF: 0 SAC: 0 DP: 1 HBP: 1	WP: 2 PB: 0 SB: 0 CS: 0
PITCHER	IP WLS BF H R ER SO BB IBB HBP BLK WP HR S P ERA WHIP	IP WLS BF H R ER SO BB IBB HBP BLK WP HR S P ERA WHIP																		
Johnny Sain, R ERA: 4.15 (1, 1)	5.1	W	28	12	6	6	4	0	0	0	1	1	36	36	10.12 2.250					
Bobby Hogue, R ERA: 1.13 (6, 1)	3.2	S	13	1	0	0	0	1	0	1	0	0	0	11	16	0.00 0.545				

AB	39
R	10
H	12
RBI	9
BB	6
SO	0
LOB	24



AB	39
R	6
H	13
RBI	5
BB	1
SO	4
LOB	20



Batter	1	2	3	4	5	6	7	8	9	AB	R	H	RBI	BB	SO	LOB	TOP																				
Eddie Stanky, R (1, 4) OBP: 0.472, SLG: 0.418											0	0	0	0	0	0	0	New York Giants @ Pittsburgh Pirates Forbes Field, Pittsburgh, PA Sun Jun 04 1950, 3:33 AM EDT Att: 14,534 - Unknown livebaseballscorecards.com																			
Whitey Lockman, L (1, 7) OBP: 0.340, SLG: 0.387											0	0	0	0	0	0	0																				
Monte Irvin, R (1, 9) OBP: 0.375, SLG: 0.410											0	0	0	0	0	0	0																				
Bobby Thomson, R (1, 8) OBP: 0.336, SLG: 0.408											0	0	0	0	0	0	0																				
Wes Westrum, R (1, 2) OBP: 0.387, SLG: 0.344											0	0	0	0	0	0	0																				
Hank Thompson, L (1, 5) OBP: 0.433, SLG: 0.526											0	0	0	0	0	0	0																				
Alvin Dark, R (1, 6) OBP: 0.282, SLG: 0.329											0	0	0	0	0	0	0																				
Tookie Gilbert, L (1, 3) OBP: 0.304, SLG: 0.320											0	0	0	0	0	0	0																				
Larry Jansen, R (1, 1) OBP: 0.143, SLG: 0.150											0	0	0	0	0	0	0																				
Inning Stats											1B: 0	SF: 0	WP: 0		PA: 0																						
PITCHER		IP	WLS	BF	H	R	ER	SO	BB	IBB	HBP	BLK	WP	HR	S	P	ERA	WHIP	PITCHER		IP	WLS	BF	H	R	ER	SO	BB	IBB	HBP	BLK	WP	HR	S	P	ERA	WHIP
Cliff Chambers, L (1, 1) ERA: 3.24		0.0	L	0	0	0	0	0	0	0	0	0	0	0	0	0	∞	∞																			

AB 0
R 0
H 0
RBI 0
BB 0
SO 0
LOB 0




WP: 0 PA: 0
PB: 0
SB: 0
CS: 0

Batter	1	2	3	4	5	6	7	8	9	AB	R	H	RBI	BB	SO	LOB	BOTTOM																				
Hank Schenz, R (1, 6) OBP: 0.303, SLG: 0.515											0	0	0	0	0	0	0	New York Giants @ Pittsburgh Pirates Forbes Field, Pittsburgh, PA Sun Jun 04 1950, 3:33 AM EDT Att: 14,534 - Unknown livebaseballscorecards.com																			
Johnny Hopp, L (1, 3) OBP: 0.460, SLG: 0.561											0	0	0	0	0	0	0																				
Gus Bell, L (1, 9) OBP: 0.440, SLG: 0.455											0	0	0	0	0	0	0																				
Ralph Kiner, R (1, 7) OBP: 0.439, SLG: 0.538											0	0	0	0	0	0	0																				
Wally Westlake, R (1, 8) OBP: 0.333, SLG: 0.486											0	0	0	0	0	0	0																				
Nanny Fernandez, R (1, 5) OBP: 0.320, SLG: 0.419											0	0	0	0	0	0	0																				
Danny Murtaugh, R (1, 4) OBP: 0.412, SLG: 0.437											0	0	0	0	0	0	0																				
Clyde McCullough, R (1, 2) OBP: 0.310, SLG: 0.380											0	0	0	0	0	0	0																				
Cliff Chambers, L (1, 1) OBP: 0.323, SLG: 0.276											0	0	0	0	0	0	0																				
Inning Stats											1B: 0	SF: 0	WP: 0		PA: 0																						
PITCHER		IP	WLS	BF	H	R	ER	SO	BB	IBB	HBP	BLK	WP	HR	S	P	ERA	WHIP	PITCHER		IP	WLS	BF	H	R	ER	SO	BB	IBB	HBP	BLK	WP	HR	S	P	ERA	WHIP
Larry Jansen, R (1, 1) ERA: 4.1		0.0		0	0	0	0	0	0	0	0	0	0	0	0	0	∞	∞																			

AB 0
R 0
H 0
RBI 0
BB 0
SO 0
LOB 0



WP: 0 PA: 0
PB: 0
SB: 0
CS: 0

Batter	1	2	3	4	5	6	7	8	9	10	AB	R	H	RBI	BB	SO	LOB	TOP									
Eddie Stanky, R OBP: 0.480, SLG: 0.423 (1, 4)	0-0 FC1-5 BB 1B		0-0 4-3		4-0 BB		0-0 F9		0-0 FC6-4 1B		4	0	2	1	1	0	2	New York Giants @ Pittsburgh Pirates Forbes Field, Pittsburgh, PA Mon Jun 05 1950, 3:33 AM EDT Att: 16,733 - Unknown									
Whitey Lockman, L OBP: 0.349, SLG: 0.380 (1, 7)	4-0 FC1-5 BB 1B		0-0 F7		0-0 4-3		0-0 FC4-6 1B		0-0 FC6-4 1B		4	1	1	0	1	0	2										
Don Mueller, L OBP: 0.330, SLG: 0.422 (1, 9)	0-0 FC1-5 1B 4-3		0-0 1B			0-0 G4-1		0-0 F9		4-0 4-3 BB	4	2	1	0	1	0	3										
Hank Thompson, L OBP: 0.411, SLG: 0.490 (1, 5)	0-0 4-3 1B		0-0 L3			0-0 4-3		0-0 FC4-6 1B		0-0 4-3	5	0	1	1	0	0	3										
Bobby Thomson, R OBP: 0.321, SLG: 0.393 (1, 8)	0-0 4-3				0-0 P5		0-0 F9		0-0 F7		0-0 P6	5	0	0	1	0	3										
Tookie Gilbert, L OBP: 0.323, SLG: 0.327 (1, 3)	0-0 P5				0-0 3-1		0-0 1B BB		0-0 1B 1B		4-0 1B IBB	3	1	1	0	2	0		1								
Wes Westrum, R OBP: 0.368, SLG: 0.324 Roy Weatherly, L OBP: 0.480, SLG: 0.500 Sam Calderone, R OBP: 0.400, SLG: 0.467 (7, PH)		0-0 L7			0-0 6-3		0-0 F8		0-3 K		0-0 1B	2	0	0	0	0	0		0								
Alvin Dark, R OBP: 0.291, SLG: 0.336 (1, 6)		0-0 L4				0-0 F8		0-3 K		0-0 L7	5	1	1	0	0	1	3		AB 39 R 5 H 10 RBI 5 BB 5 SO 3 LOB 19								
Clint Hartung, R OBP: 0.250, SLG: 0.438 Larry Jansen, R OBP: 0.150, SLG: 0.136 Dave Koslo, L Andy Hansen, R (9, 1)		0-0 F8				0-0 K		0-0 1B		0-0 1B	4	0	2	1	0	1	0										
Inning Stats	R: 2 E: 0 K: 0 S: 5	H: 2 LOB: 1 BB: 1 P: 9	R: 0 E: 0 K: 0 S: 3	H: 0 LOB: 0 BB: 0 P: 3	R: 0 E: 0 K: 0 S: 4	H: 1 LOB: 1 BB: 0 P: 4	R: 0 E: 0 K: 1 S: 5	H: 0 LOB: 1 BB: 1 P: 9	R: 0 E: 0 K: 0 S: 3	H: 0 LOB: 0 BB: 0 P: 3	R: 0 E: 0 K: 1 S: 6	H: 1 LOB: 2 BB: 1 P: 10	R: 0 E: 0 K: 0 S: 4	H: 1 LOB: 1 BB: 1 P: 4	R: 2 E: 0 K: 1 S: 8	H: 4 LOB: 1 BB: 0 P: 8	R: 1 E: 0 K: 0 S: 4		H: 1 LOB: 2 BB: 2 P: 12	1B: 10 2B: 0 3B: 0 HR: 0	SF: 0 SAC: 0 DP: 0 HBP: 0	WP: 0 PA: 44 PB: 0 SB: 0 CS: 0					
PITCHER Murry Dickson, R ERA: 4.14 Junior Walsh, R ERA: 4.19 (1, 1)	IP 9.0	WLS 38	H 9	R 4	ER 4	SO 3	BB 3	IBB 0	HBP 0	BLK 0	WP 0	HR 0	S 41	P 53	ERA 4.00	WHIP 1.333											
PITCHER Junior Walsh, R ERA: 4.19 (10, 1)	IP 1.0	WLS L	BF 6	H 1	R 1	ER 1	SO 0	BB 1	IBB 0	HBP 0	BLK 0	WP 0	HR 0	S 4	P 12	ERA 9.00	WHIP 2.000										

Batter	1	2	3	4	5	6	7	8	9	10	AB	R	H	RBI	BB	SO	LOB	BOTTOM								
Hank Schenz, R OBP: 0.326, SLG: 0.475 (1, 6)	0-0 1-3			0-0 F8		4-0 BB		0-0 G4-6-3		0-0 FC6-5 CS		4	0	0	0	1	0	2								
Johnny Hopp, L OBP: 0.433, SLG: 0.521 (1, 3)	0-0 L8			0-0 E1 HR		0-0 F9		0-0 6-3		0-0 CS		5	1	0	0	0	0	1								
Gus Bell, L OBP: 0.412, SLG: 0.600 (1, 9)	0-0 F9			0-0 HR				0-0 HR		4-0 BB BB	4	2	2	3	1	0	0									
Ralph Kiner, R OBP: 0.449, SLG: 0.547 (1, 7)		4-0 G4-6-3 BB		4-0 2B BB		0-3 K		4-0 1B BB		4-0 G5-4-3 BB	1	0	0	0	4	1	0									
Wally Westlake, R OBP: 0.345, SLG: 0.503 (1, 8)		0-0 G4-6-3		0-0 1-3 2B		0-0 3B		0-0 1B		0-0 G5-4-3	5	0	3	0	0	0	3									
Nanny Fernandez, R OBP: 0.316, SLG: 0.414 (1, 5)		0-0 6-3		4-0 G4-6-3 IBB		0-0 5-3		0-0 F8			3	0	0	0	1	0	3									
Danny Murtaugh, R OBP: 0.416, SLG: 0.436 Stan Rojek, R OBP: 0.246, SLG: 0.228 (9, PR)			0-0 6-3		0-0 G4-6-3		0-0 6-3				4	0	1	0	0	0	4									
Ray Mueller, R OBP: 0.262, SLG: 0.439 Pete Castiglione, R OBP: 0.269, SLG: 0.352 Clyde McCullough, R OBP: 0.310, SLG: 0.390 (10, 2)			0-0 E4		0-0 5-3		4-0 BB		0-0 SH3-4		2	0	0	0	1	0	0									
Murry Dickson, R OBP: 0.222, SLG: 0.192 Dale Coogan, L OBP: 0.329, SLG: 0.292 Jack Phillips, R OBP: 0.333, SLG: 0.423 Junior Walsh, R OBP: 0.800, SLG: 1.000 (10, 1)			0-0 G3		0-0 L7		0-0 F7		0-0 FC6-5 1B		3	0	0	0	0	0	2	AB 32 R 4 H 7 RBI 4 BB 8 SO 1 LOB 15								
Inning Stats	R: 0 E: 0 K: 0 S: 3	H: 0 LOB: 0 BB: 0 P: 3	R: 0 E: 0 K: 0 S: 2	H: 0 LOB: 0 BB: 1 P: 6	R: 0 E: 1 K: 0 S: 3	H: 0 LOB: 0 BB: 0 P: 3	R: 2 E: 1 K: 0 S: 5	H: 2 LOB: 2 BB: 2 P: 13	R: 0 E: 0 K: 0 S: 3	H: 0 LOB: 1 BB: 1 P: 7	R: 1 E: 0 K: 1 S: 7	H: 2 LOB: 1 BB: 0 P: 7	R: 0 E: 0 K: 0 S: 4	H: 1 LOB: 2 BB: 1 P: 8	R: 1 E: 0 K: 0 S: 4	H: 2 LOB: 1 BB: 0 P: 4	R: 0 E: 0 K: 0 S: 2	H: 0 LOB: 1 BB: 2 P: 10	1B: 3 2B: 1 3B: 1 HR: 2	SF: 0 SAC: 1 DP: 5 HBP: 0	WP: 0 PA: 42 PB: 0 SB: 0 CS: 1					
PITCHER Clint Hartung, R ERA: 4.42 Larry Jansen, R ERA: 3.97 Dave Koslo, L ERA: 3.38 Andy Hansen, R ERA: 2.84 (1, 1)	IP 8.0	WLS 34	H 6	R 4	ER 3	SO 1	BB 5	IBB 1	HBP 0	BLK 0	WP 0	HR 2	S 30	P 54	ERA 3.38	WHIP 1.375										
PITCHER Larry Jansen, R ERA: 3.97 Dave Koslo, L ERA: 3.38 Andy Hansen, R ERA: 2.84 (9, 1)	IP 0.1	WLS 1	H 0	R 0	ER 0	SO 0	BB 0	IBB 0	HBP 0	BLK 0	WP 0	HR 0	S 1	P 1	ERA 0.00	WHIP 0.000										
PITCHER Dave Koslo, L ERA: 3.38 Andy Hansen, R ERA: 2.84 (9, 1)	IP 1.0	WLS W	H 5	R 1	ER 0	SO 0	BB 2	IBB 0	HBP 0	BLK 0	WP 0	HR 0	S 11	P 11	ERA 0.00	WHIP 3.000										
PITCHER Andy Hansen, R ERA: 2.84 (10, 1)	IP 0.2	WLS S	H 1	R 0	ER 0	SO 0	BB 0	IBB 0	HBP 0	BLK 0	WP 0	HR 0	S 1	P 1	ERA 0.00	WHIP 0.000										

Batter	1	2	3	4	5	6	7	8	9	AB	R	H	RBI	BB	SO	LOB	TOP					
Eddie Stanky, R OBP: 0.478, SLG: 0.425 (1.4)										4	2	1	0	1	1	2	New York Giants @ Pittsburgh Pirates Forbes Field, Pittsburgh, PA Tue Jun 06 1950, 3:33 AM EDT Att: 5,111 - Unknown					
Whitey Lockman, L OBP: 0.350, SLG: 0.380 (1.7)										5	0	2	1	0	0	0						
Don Mueller, L OBP: 0.325, SLG: 0.412 (1.9)										5	0	1	0	0	0	2						
Hank Thompson, L OBP: 0.418, SLG: 0.491 (1.5)										4	3	2	0	1	0	1						
Bobby Thomson, R OBP: 0.331, SLG: 0.458 (1.8)										4	3	3	6	0	0	0						
Tookie Gilbert, L OBP: 0.320, SLG: 0.318 (1.3)										3	1	0	0	1	2	1						
Wes Westrum, R OBP: 0.372, SLG: 0.358 (1.2)										4	1	2	1	0	0	1						
Alvin Dark, R OBP: 0.296, SLG: 0.340 (1.6)										4	0	2	2	0	0	1						
Jack Kramer, R OBP: 0.333, SLG: 0.833 (1.1)										4	0	1	0	0	1	2						
Inning Stats	R: 0 E: 0 K: 1 S: 6	H: 1 LOB: 1 BB: 0 P: 6	R: 1 E: 0 K: 0 S: 4	H: 1 LOB: 0 BB: 0 P: 4	R: 1 E: 0 K: 1 S: 6	H: 2 LOB: 0 BB: 0 P: 6	R: 3 E: 0 K: 0 S: 5	H: 3 LOB: 0 BB: 1 P: 9	R: 3 E: 0 K: 1 S: 6	H: 2 LOB: 0 BB: 2 P: 14	R: 0 E: 0 K: 0 S: 3	H: 1 LOB: 0 BB: 0 P: 3	R: 0 E: 0 K: 0 S: 3	H: 0 LOB: 0 BB: 0 P: 3	R: 2 E: 0 K: 1 S: 9	H: 4 LOB: 2 BB: 0 P: 9	R: 0 E: 0 K: 0 S: 3	H: 0 LOB: 0 BB: 0 P: 3	1B: 9 2B: 2 3B: 1 HR: 3	SF: 0 SAC: 0 DP: 3 HBP: 0	WP: 0 PB: 0 SB: 0 CS: 0	PA: 40
PITCHER	IP	WLS	BF	H	R	ER	SO	BB	IBB	HBP	BLK	WP	HR	S	P	ERA	WHIP					
Mel Queen, R ERA: 7.45 (1.1)	3.0	L	16	7	5	5	2	1	0	0	0	0	2	19	23	15.00	2.667					
Vic Lombardi, L ERA: 8.96 (4.1)	6.0		24	7	5	5	2	2	0	0	0	0	1	26	34	7.50	1.500					

AB	37
R	10
H	14
RBI	10
BB	3
SO	4
LOB	10



Batter	1	2	3	4	5	6	7	8	9	AB	R	H	RBI	BB	SO	LOB	BOTTOM					
Hank Schenz, R OBP: 0.319, SLG: 0.455 (1.4)										4	0	1	0	0	1	0	New York Giants @ Pittsburgh Pirates Forbes Field, Pittsburgh, PA Tue Jun 06 1950, 3:33 AM EDT Att: 5,111 - Unknown					
Dale Coogan, L OBP: 0.333, SLG: 0.320 (1.3)										3	2	1	0	1	0	1						
Ralph Kiner, R OBP: 0.450, SLG: 0.549 (1.7)										3	1	1	1	1	0	0						
Gus Bell, L OBP: 0.395, SLG: 0.559 (1.9)										4	0	1	1	0	0	2						
Wally Westlake, R OBP: 0.355, SLG: 0.550 (1.8)										4	1	3	2	0	0	1						
Nanny Fernandez, R OBP: 0.315, SLG: 0.410 (1.5)										4	0	1	0	0	0	1						
Stan Rojek, R OBP: 0.230, SLG: 0.220 (1.6)										2	0	0	0	0	0	0						
Johnny Hopp, L OBP: 0.430, SLG: 0.517 (7. PH)										1	0	0	0	0	0	2						
Pete Castiglione, R OBP: 0.285, SLG: 0.297 (8.6)										1	0	0	0	0	0	0						
Clyde McCullough, R OBP: 0.303, SLG: 0.381 (1.2)										2	0	0	0	0	2	0						
Earl Turner, R OBP: 0.250, SLG: 0.200 (8.2)										2	0	0	0	0	0	2						
Mel Queen, R OBP: 0.429, SLG: 0.429 (4.1)										1	0	0	0	0	0	0						
Inning Stats	R: 0 E: 0 K: 1 S: 5	H: 0 LOB: 0 BB: 0 P: 5	R: 0 E: 0 K: 0 S: 3	H: 1 LOB: 0 BB: 0 P: 3	R: 0 E: 0 K: 1 S: 5	H: 0 LOB: 0 BB: 0 P: 5	R: 2 E: 0 K: 0 S: 4	H: 1 LOB: 1 BB: 2 P: 12	R: 0 E: 0 K: 1 S: 5	H: 0 LOB: 0 BB: 0 P: 5	R: 1 E: 0 K: 0 S: 4	H: 1 LOB: 0 BB: 0 P: 4	R: 0 E: 0 K: 1 S: 7	H: 2 LOB: 2 BB: 0 P: 7	R: 0 E: 0 K: 0 S: 4	H: 2 LOB: 1 BB: 0 P: 4	R: 1 E: 0 K: 0 S: 4	H: 1 LOB: 0 BB: 0 P: 4	1B: 3 2B: 2 3B: 2 HR: 1	SF: 0 SAC: 0 DP: 2 HBP: 0	WP: 0 PB: 1 SB: 0 CS: 0	PA: 35
PITCHER	IP	WLS	BF	H	R	ER	SO	BB	IBB	HBP	BLK	WP	HR	S	P	ERA	WHIP					
Jack Kramer, R ERA: 3.86 (1.1)	9.0	W	35	8	4	4	4	2	0	0	0	0	1	41	49	4.00	1.111					

AB	33
R	4
H	8
RBI	4
BB	2
SO	4
LOB	11



Batter	1	2	3	4	5	6	7	8	9	AB	R	H	RBI	BB	SO	LOB	TOP					
Pee Wee Reese, R OBP: 0.397, SLG: 0.343 (1.5)	F3		BB		6-3		FC5-4	FC5-4		4	0	0	0	1	0	2						
George Shuba, L OBP: 0.308, SLG: 0.407 (1.7)	L3							F7	F8	5	0	1	0	0	1	1						
Duke Snider, L OBP: 0.399, SLG: 0.524 (1.8)	K				CS	G3		K	1B	5	0	2	0	0	2	0						
Jackie Robinson, R OBP: 0.454, SLG: 0.549 (1.4)		F8			5-3			4-3	1B	4	1	1	0	1	0	1						
Carl Furillo, R OBP: 0.294, SLG: 0.369 (1.9)		WP			FC1-2-5			1-3	1B	5	2	2	1	0	0	3						
Gil Hodges, R OBP: 0.385, SLG: 0.445 (1.3)		1B			HR			6-3	E6	2	2	0	0	2	0	1						
Bobby Morgan, R OBP: 0.377, SLG: 0.426 (1.6)		1B			HR			HR	2B	3	3	2	4	1	0	2						
Roy Campanella, R OBP: 0.397, SLG: 0.584 (1.2)					HR			K	1B	4	1	2	2	0	2	0						
Don Newcombe, L OBP: 0.450, SLG: 0.444 (1.1)					K			1B	2B	4	0	2	2	0	0	1						
Inning Stats	R: 0 E: 0 K: 1 S: 6	H: 0 LOB: 0 BB: 0 P: 11	R: 0 E: 0 K: 0 S: 6	H: 1 LOB: 1 BB: 1 P: 16	R: 0 E: 0 K: 1 S: 11	H: 1 LOB: 1 BB: 1 P: 20	R: 3 E: 0 K: 1 S: 9	H: 2 LOB: 0 BB: 1 P: 21	R: 0 E: 0 K: 0 S: 10	H: 1 LOB: 0 BB: 0 P: 17	R: 0 E: 0 K: 0 S: 3	H: 0 LOB: 0 BB: 0 P: 5	R: 1 E: 0 K: 1 S: 10	H: 2 LOB: 1 BB: 0 P: 16	R: 5 E: 1 K: 1 S: 20	H: 3 LOB: 1 BB: 2 P: 37	R: 0 E: 0 K: 0 S: 12	H: 2 LOB: 1 BB: 0 P: 15	1B: 8 2B: 1 3B: 1 HR: 2	SF: 0 SAC: 0 DP: 3 HBP: 0	WP: 2 PB: 0 SB: 0 CS: 1	PA: 42
PITCHER	IP	WLS	BF	H	R	ER	SO	BB	IBB	HBP	BLK	WP	HR	S	P	ERA	WHIP					
Bill MacDonald, R ERA: 3.81 (1.1)	7.2	L	36	10	9	5	5	4	1	0	0	2	2	73	139	5.87	1.826					
Junior Walsh, R ERA: 3.92 (8.1)	1.1		5	2	0	0	0	0	0	0	0	0	0	14	19	0.00	1.500					
Batter	1	2	3	4	5	6	7	8	9	AB	R	H	RBI	BB	SO	LOB	BOTTOM					
Hank Schenz, R OBP: 0.314, SLG: 0.438 (1.4)	F9		B1-3		E		6-3			4	0	1	0	0	0	0						
Dale Coogan, L OBP: 0.318, SLG: 0.304 (1.3)	E6		1-3		F8			K		4	0	0	0	0	1	1						
Ralph Kiner, R OBP: 0.441, SLG: 0.535 (1.7)	G6-4-3		K		K			F8		4	0	0	0	0	2	2						
Gus Bell, L OBP: 0.405, SLG: 0.568 (1.9)		1B			K		G3		BB	3	0	1	0	1	1	0						
Wally Westlake, R OBP: 0.353, SLG: 0.542 (1.8)		E			F9		F7		L7	4	0	1	0	0	0	1						
Nanny Fernandez, R OBP: 0.319, SLG: 0.408 (1.5)		1B			1B					3	0	1	0	1	1	1						
Stan Rojek, R OBP: 0.273, SLG: 0.226 (1.6)					BB					3	0	1	0	0	1	3						
Danny Murtaugh, R OBP: 0.414, SLG: 0.433 (9. PH)	FC3-2-5-2				1B		K		F4	1	0	0	0	0	0	0						
Ray Mueller, R OBP: 0.273, SLG: 0.429 (1.2)					1B					1	0	0	0	1	0	2						
Pete Castiglione, R OBP: 0.281, SLG: 0.292 (7. PH)							1-3			1	0	0	0	0	0	0						
Clyde McCullough, R OBP: 0.311, SLG: 0.388 (8.2)										1	0	1	0	0	0	0						
Bill MacDonald, R OBP: 0.091, SLG: 0.091 (1.1)										3	0	0	0	0	1	3						
Junior Walsh, R OBP: 0.300, SLG: 1.000 (8.1)	FC6-4				K				F4	0	0	0	0	0	0	0						
Johnny Hogg, L OBP: 0.426, SLG: 0.513 (9. PH)										1	0	0	0	0	0	1						
Inning Stats	R: 0 E: 1 K: 0 S: 10	H: 2 LOB: 3 BB: 1 P: 21	R: 0 E: 0 K: 0 S: 12	H: 0 LOB: 0 BB: 1 P: 21	R: 0 E: 0 K: 1 S: 7	H: 0 LOB: 0 BB: 0 P: 7	R: 0 E: 0 K: 1 S: 8	H: 1 LOB: 2 BB: 1 P: 17	R: 0 E: 0 K: 2 S: 10	H: 1 LOB: 1 BB: 0 P: 14	R: 0 E: 0 K: 1 S: 8	H: 1 LOB: 1 BB: 0 P: 11	R: 0 E: 0 K: 0 S: 9	H: 0 LOB: 0 BB: 0 P: 11	R: 0 E: 0 K: 1 S: 7	H: 0 LOB: 1 BB: 1 P: 15	R: 0 E: 0 K: 1 S: 7	H: 1 LOB: 1 BB: 0 P: 8	1B: 5 2B: 1 3B: 0 HR: 0	SF: 0 SAC: 0 DP: 1 HBP: 0	WP: 0 PB: 0 SB: 0 CS: 0	PA: 36
PITCHER	IP	WLS	BF	H	R	ER	SO	BB	IBB	HBP	BLK	WP	HR	S	P	ERA	WHIP					
Don Newcombe, R ERA: 3.55 (1.1)	9.0	W	36	6	0	0	7	3	0	0	0	0	0	78	118	0.00	1.000					

Brooklyn Dodgers @ Pittsburgh Pirates
Forbes Field, Pittsburgh, PA
Wed Jun 07 1950, 3:33 AM EDT
Att: 30,904 - Unknown

AB 36
R 9
H 12
RBI 9
BB 5
SO 5
LOB 11



Brooklyn Dodgers @ Pittsburgh Pirates
Forbes Field, Pittsburgh, PA
Wed Jun 07 1950, 3:33 AM EDT
Att: 30,904 - Unknown

AB 33
R 0
H 6
RBI 0
BB 3
SO 7
LOB 14



Batter	1	2	3	4	5	6	7	8	9	AB	R	H	RBI	BB	SO	LOB	TOP								
Pee Wee Reese, R OBP: 0.346, SLG: 0.330 (1, 5)										4	0	0	0	0	0	2									
Bobby Morgan, R OBP: 0.373, SLG: 0.412 (1, 6)										3	0	0	0	1	1	0									
Tommy Brown, R OBP: 0.300, SLG: 0.700 (1, 7)										4	1	1	0	0	1	1									
Jackie Robinson, R OBP: 0.449, SLG: 0.541 (1, 4)										4	1	1	0	0	0	0									
Carl Furillo, R OBP: 0.288, SLG: 0.361 (1, 9)										4	0	0	0	0	1	1									
Gil Hodges, R OBP: 0.388, SLG: 0.443 (1, 3)										3	0	1	0	1	0	1									
Duke Snider, L OBP: 0.390, SLG: 0.512 (1, 8)										4	0	0	0	0	0	4									
Roy Campanella, R OBP: 0.393, SLG: 0.569 (1, 2)										3	0	0	0	1	2	4									
Ralph Branca, R OBP: 0.125, SLG: 0.500 (8, PH)										2	1	1	1	0	0	0									
Bruce Edwards, R OBP: 0.229, SLG: 0.378 (8, PH)										1	0	0	0	0	0	2									
Erv Palica, R OBP: 0.167, SLG: 0.150 (8, PH)										0	0	0	0	0	0	0									
Eddie Miksis, R OBP: 0.167, SLG: 0.150 (8, PH)										1	0	0	0	0	0	3									
Inning Stats	R: 0 E: 0 K: 0 S: 7	H: 0 LOB: 0 BB: 1 P: 14	R: 0 E: 1 K: 0 S: 5	H: 0 LOB: 1 BB: 0 P: 6	R: 1 E: 0 K: 2 S: 9	H: 1 LOB: 0 BB: 0 P: 15	R: 0 E: 0 K: 0 S: 5	H: 0 LOB: 0 BB: 0 P: 9	R: 0 E: 1 K: 0 S: 5	H: 0 LOB: 0 BB: 0 P: 5	R: 0 E: 0 K: 0 S: 7	H: 0 LOB: 0 BB: 0 P: 11	R: 0 E: 0 K: 0 S: 9	H: 0 LOB: 0 BB: 0 P: 13	R: 0 E: 0 K: 12 S: 12	H: 1 LOB: 2 BB: 1 P: 17	R: 2 E: 2 K: 1 S: 12	H: 2 LOB: 3 BB: 1 P: 18	1B: 3 2B: 0 3B: 0 HR: 1	SF: 0 SAC: 0 DP: 2 HBP: 0	WP: 0 PB: 0 SB: 0 CS: 0	PA: 36			
PITCHER	IP	WLS	BF	H	R	ER	SO	BB	IBB	HBP	BLK	WP	HR	S	P	ERA	WHIP								
Cliff Chambers, L ERA: 3.14 (1, 1)	8.1	W	32	4	3	1	4	2	0	0	0	0	1	64	96	1.08	0.720								
Bill Werle, L ERA: 4.42 (8, 1)	0.2	S	4	0	0	0	1	1	0	0	0	0	0	7	12	0.00	1.500								

Brooklyn Dodgers @ Pittsburgh Pirates
Forbes Field, Pittsburgh, PA
Thu Jun 08 1950, 3:33 AM EDT
Att: 22,697 - Unknown

AB 33
R 3
H 4
RBI 1
BB 3
SO 5
LOB 18



Batter	1	2	3	4	5	6	7	8	9	AB	R	H	RBI	BB	SO	LOB	BOTTOM									
Stan Rojek, R OBP: 0.229, SLG: 0.212 (1, 6)										4	0	0	0	0	0	1										
Johnny Hopp, L OBP: 0.421, SLG: 0.504 (1, 3)										4	1	1	0	0	0	0										
Gus Bell, L OBP: 0.391, SLG: 0.585 (1, 9)										4	0	1	1	0	1	1										
Ralph Kiner, R OBP: 0.438, SLG: 0.547 (1, 7)										4	1	1	1	0	0	2										
Wally Westlake, R OBP: 0.350, SLG: 0.535 (1, 8)										4	0	1	0	0	0	1										
Nanny Fernandez, R OBP: 0.314, SLG: 0.401 (1, 5)										3	0	0	0	0	1	3										
Danny Murtaugh, R OBP: 0.412, SLG: 0.431 (1, 4)										3	0	1	0	0	0	0										
Clyde McCullough, R OBP: 0.312, SLG: 0.420 (1, 2)										3	1	1	1	0	1	1										
Cliff Chambers, L OBP: 0.297, SLG: 0.343 (1, 1)										3	1	1	1	0	2	1										
Bill Werle, L OBP: 0.400, SLG: 0.250 (8, 1)										0	0	0	0	0	0	0										
Inning Stats	R: 0 E: 0 K: 1 S: 6	H: 0 LOB: 0 BB: 0 P: 8	R: 1 E: 0 K: 1 S: 11	H: 1 LOB: 0 BB: 0 P: 16	R: 0 E: 0 K: 2 S: 7	H: 0 LOB: 0 BB: 0 P: 11	R: 0 E: 1 K: 0 S: 10	H: 1 LOB: 2 BB: 0 P: 13	R: 0 E: 0 K: 1 S: 13	H: 1 LOB: 1 BB: 0 P: 18	R: 1 E: 0 K: 0 S: 10	H: 2 LOB: 1 BB: 0 P: 16	R: 2 E: 0 K: 0 S: 7	H: 2 LOB: 0 BB: 0 P: 12	R: 0 E: 0 K: 0 S: 7	H: 0 LOB: 0 BB: 0 P: 9	1B: 3 2B: 0 3B: 1 HR: 3	SF: 0 SAC: 0 DP: 0 HBP: 0	WP: 0 PB: 0 SB: 0 CS: 0	PA: 32						
PITCHER	IP	WLS	BF	H	R	ER	SO	BB	IBB	HBP	BLK	WP	HR	S	P	ERA	WHIP									
Ralph Branca, R ERA: 6.04 (1, 1)	7.0	L	29	7	4	4	5	0	0	0	0	0	0	3	64	94	5.14	1.000								
Erv Palica, R ERA: 5.23 (8, 1)	1.0		3	0	0	0	0	0	0	0	0	0	0	7	9	0.00	0.000									

Brooklyn Dodgers @ Pittsburgh Pirates
Forbes Field, Pittsburgh, PA
Thu Jun 08 1950, 3:33 AM EDT
Att: 22,697 - Unknown

AB 32
R 4
H 7
RBI 4
BB 0
SO 5
LOB 10



Batter	1	2	3	4	5	6	7	8	9	AB	R	H	RBI	BB	SO	LOB	TOP				
Pee Wee Reese, R OBP: 0.343, SLG: 0.353 (1, 5)	L7		5-3		6-3		SH 1B		HR	4	2	1	1	0	0	1	Brooklyn Dodgers @ Pittsburgh Pirates Forbes Field, Pittsburgh, PA Fri Jun 09 1950, 3:33 AM EDT Att: 9,510 - Unknown				
George Shuba, L OBP: 0.299, SLG: 0.394 Tommy Brown, R OBP: 0.250, SLG: 0.583 (7, PH) (7, 7)	K		F7		1-3		5-3		F6	3	0	0	0	0	1	1					
Duke Snider, L OBP: 0.396, SLG: 0.532 (1, 8)	1B		F7				HR		L6	5	1	3	3	0	0	1					
Jackie Robinson, R OBP: 0.448, SLG: 0.556 (1, 4)	L8						HR		K	5	2	2	1	0	1	2					
Carl Furillo, R OBP: 0.297, SLG: 0.369 (1, 9)										4	1	3	0	0	0	0					
Gil Hodges, R OBP: 0.382, SLG: 0.460 (1, 3)	K								SH1-3	3	0	2	1	0	1	1					
Bobby Morgan, R OBP: 0.369, SLG: 0.400 (1, 6)	G4-6-3								G3	3	0	0	0	0	0	3					
Roy Campanella, R OBP: 0.396, SLG: 0.608 (1, 2)										4	2	2	2	0	0	3					
Jack Banta, L OBP: 0.231, SLG: 0.167 (1, 1)										1	0	1	1	0	0	0					
Erv Palica, R OBP: 0.250, SLG: 0.250 Bud Podbielan, R OBP: 0.222, SLG: 0.235 Don Newcombe, L OBP: 0.450, SLG: 0.444 (9, 1)									K	2	1	1	0	0	0	0					
Inning Stats	R: 0 E: 0 K: 1 S: 10	H: 1 LOB: 1 BB: 0 P: 13	R: 0 E: 0 K: 1 S: 7	H: 1 LOB: 0 BB: 0 P: 8	R: 1 E: 0 K: 0 S: 9	H: 2 LOB: 1 BB: 0 P: 14	R: 0 E: 0 K: 0 S: 5	H: 0 LOB: 0 BB: 0 P: 7	R: 2 E: 0 K: 0 S: 8	H: 4 LOB: 1 BB: 0 P: 13	R: 2 E: 0 K: 0 S: 11	H: 2 LOB: 0 BB: 0 P: 19	R: 2 E: 0 K: 1 S: 9	H: 2 LOB: 0 BB: 0 P: 14	R: 1 E: 0 K: 1 S: 10	H: 1 LOB: 0 BB: 0 P: 17	1B: 8 2B: 2 3B: 1 HR: 4	SF: 0 SAC: 2 DP: 3 HBP: 1	WP: 0 PB: 0 SB: 2 CS: 0	PA: 40	
PITCHER	IP	WLS	BF	H	R	ER	SO	BB	IBB	HBP	BLK	WP	HR	S	P	ERA	WHIP				
Murry Dickson, R ERA: 4.33 (1, 1)	5.0		23	9	4	4	2	0	0	0	0	0	2	45	65	7.20	1.800				
Bill Werle, L ERA: 4.92 (6, 1)	3.0	L	13	5	4	4	1	0	0	1	0	0	1	23	37	12.00	1.667				
Junior Walsh, R ERA: 4.15 (9, 1)	1.0		4	1	1	1	1	0	0	0	0	0	1	10	17	9.00	1.000				

Batter	1	2	3	4	5	6	7	8	9	AB	R	H	RBI	BB	SO	LOB	BOTTOM				
Stan Rojek, R OBP: 0.243, SLG: 0.229 (1, 6)	FC5-4 BB 1B									4	1	2	0	0	0	1	Brooklyn Dodgers @ Pittsburgh Pirates Forbes Field, Pittsburgh, PA Fri Jun 09 1950, 3:33 AM EDT Att: 9,510 - Unknown				
Dale Coogan, L OBP: 0.315, SLG: 0.300 (8, PH)										1	0	0	0	0	0	1					
Junior Walsh, R OBP: 0.800, SLG: 1.000 (9, 1)										0	0	0	0	0	0	0					
Johnny Hopp, L OBP: 0.421, SLG: 0.512 (1, 3)	FC5-4 BB									4	1	1	1	1	0	1					
Gus Bell, L OBP: 0.412, SLG: 0.600 (1, 9)	L9									4	2	2	1	1	0	2					
Ralph Kiner, R OBP: 0.437, SLG: 0.548 (1, 7)	FC5-4 FC5-4									5	1	2	1	0	0	4					
Wally Westlake, R OBP: 0.346, SLG: 0.543 (1, 8)	FC5-4									5	1	1	3	0	1	5					
Nanny Fernandez, R OBP: 0.318, SLG: 0.406 Hank Sencz, R OBP: 0.327, SLG: 0.449 (8, 5)										3	0	1	1	1	1	1					
Danny Murtaugh, R OBP: 0.412, SLG: 0.423 (1, 4)	G1-4-3									3	0	0	0	2	0	3					
Clyde McCullough, R OBP: 0.320, SLG: 0.418 (1, 2)	FC5-4 BB									3	0	1	0	1	0	3					
Murry Dickson, R OBP: 0.207, SLG: 0.179 Bill Werle, L OBP: 0.351, SLG: 0.235 Pete Castiglione, R OBP: 0.271, SLG: 0.318 (9, 6)	FC5-4									2	0	0	0	0	0	1					
Inning Stats	R: 0 E: 0 K: 0 S: 14	H: 1 LOB: 2 BB: 1 P: 24	R: 0 E: 0 K: 0 S: 9	H: 0 LOB: 2 BB: 2 P: 18	R: 4 E: 0 K: 0 S: 16	H: 3 LOB: 1 BB: 2 P: 32	R: 0 E: 0 K: 2 S: 9	H: 0 LOB: 0 BB: 0 P: 11	R: 0 E: 0 K: 1 S: 9	H: 1 LOB: 1 BB: 0 P: 14	R: 2 E: 0 K: 0 S: 14	H: 3 LOB: 2 BB: 1 P: 24	R: 1 E: 0 K: 0 S: 9	H: 1 LOB: 0 BB: 0 P: 13	R: 0 E: 0 K: 0 S: 6	H: 2 LOB: 1 BB: 0 P: 12	1B: 6 2B: 4 3B: 1 HR: 1	SF: 0 SAC: 0 DP: 2 HBP: 0	WP: 0 PB: 0 SB: 0 CS: 0	PA: 43	
PITCHER	IP	WLS	BF	H	R	ER	SO	BB	IBB	HBP	BLK	WP	HR	S	P	ERA	WHIP				
Jack Banta, R ERA: 3.98 (1, 1)	2.1		14	4	4	4	0	4	0	0	0	0	0	44	66	4.15	1.385				
Erv Palica, R ERA: 5.0 (3, 1)	4.1		19	5	2	2	3	1	0	0	0	0	0	17	30	5.40	2.400				
Bud Podbielan, R ERA: 5.0 (7, 1)	1.2	W	9	3	1	1	0	1	0	0	0	0	0	2	4	0.00	0.000				
Don Newcombe, R ERA: 3.51 (9, 1)	0.2	S	1	0	0	0	0	0	0	0	0	0	0	2	4	0.00	0.000				

Batter	1	2	3	4	5	6	7	8	9	AB	R	H	RBI	BB	SO	LOB	TOP					
Richie Ashburn, L (1, 8) OBP: 0.394, SLG: 0.393										5	1	1	0	0	0	0	Philadelphia Phillies @ Pittsburgh Pirates Forbes Field, Pittsburgh, PA Sun Jun 11 1950, 3:33 AM EDT Unknown					
Eddie Waitkus, L (1, 3) OBP: 0.350, SLG: 0.379										5	1	1	0	0	0	2						
Willie Jones, R (1, 5) OBP: 0.348, SLG: 0.497										4	1	2	0	1	0	1						
Del Ennis, R (1, 9) OBP: 0.343, SLG: 0.561 Dick Whitman, L (8, PR) OBP: 0.324, SLG: 0.319										4	1	2	3	0	0	1						
Dick Sisler, L (1, 7) OBP: 0.423, SLG: 0.545										3	1	0	0	1	1	0						
Granny Hamner, R (1, 6) OBP: 0.321, SLG: 0.345										4	0	0	1	0	1	2						
Andy Seminick, R (1, 2) OBP: 0.406, SLG: 0.461										2	1	0	0	2	1	0						
Jimmy Bloodworth, R (1, 4) OBP: 0.283, SLG: 0.268										4	0	3	3	0	1	0						
Robin Roberts, S (1, 1) OBP: 0.179, SLG: 0.086 Mike Gollat, R (7, PH) OBP: 0.290, SLG: 0.389 Jim Konstanty, R (7, 1) OBP: 0.111, SLG: 0.111										2	0	0	0	0	1	1						
Inning Stats	R: 0 E: 0 K: 0 S: 3	H: 1 LOB: 0 BB: 0 P: 3	R: 0 E: 0 K: 1 S: 5	H: 0 LOB: 0 BB: 0 P: 5	R: 0 E: 0 K: 3 S: 9	H: 0 LOB: 0 BB: 0 P: 9	R: 2 E: 1 K: 0 S: 5	H: 1 LOB: 0 BB: 0 P: 5	R: 0 E: 0 K: 0 S: 4	H: 0 LOB: 1 BB: 0 P: 4	R: 0 E: 0 K: 0 S: 3	H: 0 LOB: 1 BB: 1 P: 7	R: 0 E: 0 K: 1 S: 6	H: 1 LOB: 2 BB: 1 P: 10	R: 5 E: 0 K: 0 S: 7	H: 4 LOB: 1 BB: 2 P: 15		R: 0 E: 0 K: 0 S: 4	H: 1 LOB: 1 BB: 0 P: 4	1B: 5 2B: 3 3B: 0 HR: 1	SF: 0 SAC: 0 DP: 1 HBP: 0	WP: 0 PB: 0 SB: 0 CS: 0
PITCHER Vern Law, R (1, 1) ERA: 5.0	IP: 9.0 WLS: L BF: 40	H: 9 R: 7 ER: 5 SO: 5	BB: 3 IBB: 1 HBP: 0 BLK: 0	WP: 0 HR: 1 S: 46 P: 62	ERA: 5.00 WHIP: 1.333	PITCHER IP: WLS: BF: H: R: ER: SO: BB: IBB: HBP: BLK: WP: HR: S: P: ERA: WHIP																

Batter	1	2	3	4	5	6	7	8	9	AB	R	H	RBI	BB	SO	LOB	BOTTOM			
Stan Rojek, R (1, 6) OBP: 0.244, SLG: 0.257 Earl Turner, R (9, PH) OBP: 0.242, SLG: 0.194										4	1	1	0	0	0	1	Philadelphia Phillies @ Pittsburgh Pirates Forbes Field, Pittsburgh, PA Sun Jun 11 1950, 3:33 AM EDT Unknown			
Johnny Hogg, L (1, 3) OBP: 0.416, SLG: 0.500										3	1	0	0	1	0	1				
Gus Bell, L (1, 9) OBP: 0.418, SLG: 0.592										4	1	2	1	0	1	0				
Ralph Kiner, R (1, 7) OBP: 0.433, SLG: 0.559										4	1	1	3	0	1	1				
Wally Westlake, R (1, 8) OBP: 0.349, SLG: 0.542										4	1	2	0	0	0	1				
Nanny Fernandez, R (1, 5) OBP: 0.311, SLG: 0.397										4	0	0	0	0	2	2				
Danny Murtaugh, R (1, 4) OBP: 0.414, SLG: 0.431										4	1	2	0	0	0	0				
Clyde McCullough, R (1, 2) OBP: 0.320, SLG: 0.409 Pete Castiglione, R (9, PH) OBP: 0.282, SLG: 0.328 Vic Lombardi, L (9, PR) OBP: 0.429, SLG: 0.429										2	0	0	0	1	0	1				
Vern Law, R (1, 1) Jack Phillips, R (9, PH) OBP: 0.321, SLG: 0.407										3	0	0	0	0	1	2				
Inning Stats	R: 1 E: 0 K: 1 S: 7	H: 2 LOB: 1 BB: 0 P: 7	R: 0 E: 1 K: 0 S: 4	H: 1 LOB: 1 BB: 0 P: 4	R: 0 E: 0 K: 1 S: 5	H: 0 LOB: 0 BB: 0 P: 3	R: 0 E: 0 K: 1 S: 5	H: 1 LOB: 0 BB: 0 P: 5	R: 0 E: 0 K: 1 S: 7	H: 2 LOB: 0 BB: 1 P: 11	R: 0 E: 0 K: 0 S: 3	H: 0 LOB: 0 BB: 0 P: 3	R: 0 E: 0 K: 1 S: 5	H: 0 LOB: 0 BB: 0 P: 5	R: 2 E: 0 K: 0 S: 6	H: 3 LOB: 1 BB: 0 P: 6		1B: 6 2B: 1 3B: 1 HR: 1	SF: 0 SAC: 0 DP: 0 HBP: 0	WP: 0 PB: 0 SB: 0 CS: 1
PITCHER Robin Roberts, R (1, 1) ERA: 3.34 Jim Konstanty, R (7, 1) ERA: 2.54	IP: 6.0 WLS: W BF: 25	H: 6 R: 4 ER: 4 SO: 4	BB: 2 IBB: 0 HBP: 0 BLK: 0	WP: 0 HR: 1 S: 31 P: 39	ERA: 6.00 WHIP: 1.333	PITCHER IP: WLS: BF: H: R: ER: SO: BB: IBB: HBP: BLK: WP: HR: S: P: ERA: WHIP														

Batter	1	2	3	4	5	6	7	8	9	10	11	12	AB	R	H	RBI	BB	SO	LOB	TOP						
Richie Ashburn, L OBP: 0.366, SLG: 0.390	4-3		2B			F5	F3		FC4			G3	6	0	1	0	0	0	3							
Eddie Waitkus, L OBP: 0.345, SLG: 0.369	4-3		G3			HR			F4		K	G3	5	1	0	0	1	1	1							
Willie Jones, R OBP: 0.348, SLG: 0.505	F9		F9								F9	F8	5	1	1	2	1	0	1							
Del Ennis, R OBP: 0.339, SLG: 0.568		HR				K			G6-4-3			K	5	1	1	1	0	3	1							
Dick Sisler, L OBP: 0.434, SLG: 0.562													2	0	2	0	2	0	0							
Putsy Cabalero, R OBP: 0.200, SLG: 0.111													0	1	0	0	0	0	0							
Stan Hollmig, R OBP: 0.200, SLG: 0.400		3B											1	0	0	0	0	0	0							
Granny Hamner, R OBP: 0.327, SLG: 0.348													4	0	2	0	1	0	2							
Stan Lopata, R OBP: 0.333, SLG: 0.250													4	0	1	1	1	1	2							
Jimmy Bloodworth, R OBP: 0.277, SLG: 0.262													5	0	1	0	0	2	6							
Bob Miller, R ERA: 3.96													2	0	0	0	0	1	0							
Jack Winters, R ERA: 3.96													1	0	0	0	0	0	1							
Bubba Church, R ERA: 2.76													0	0	0	0	0	0	0							
Andy Semprini, R ERA: 2.41													0	0	0	0	0	0	0							
Ken Johnson, R ERA: 2.41													0	0	0	0	0	0	0							
Jim Konstanty, R ERA: 2.41													0	0	0	0	0	0	0							
Alvin Gould, R ERA: 2.41													1	0	0	0	0	0	0							
Bill Donnelly, R ERA: 4.4													0	0	0	0	0	0	0							
Inning Stats	R: 0 E: 0 K: 3 S: 3	H: 0 LOB: 0 BB: 0 P: 3	R: 1 E: 0 K: 4 S: 4	H: 2 LOB: 1 BB: 1 P: 6	R: 0 E: 0 K: 0 S: 4	H: 1 LOB: 1 BB: 1 P: 4	R: 0 E: 0 K: 1 S: 4	H: 0 LOB: 0 BB: 1 P: 8	R: 0 E: 0 K: 3 S: 9	H: 0 LOB: 0 BB: 0 P: 9	R: 2 E: 0 K: 1 S: 6	H: 1 LOB: 1 BB: 2 P: 14	R: 0 E: 0 K: 0 S: 2	H: 0 LOB: 0 BB: 0 P: 6	R: 1 E: 0 K: 5 S: 9	H: 3 LOB: 2 BB: 1 P: 9	R: 0 E: 0 K: 2 S: 7	H: 0 LOB: 0 BB: 0 P: 7	R: 0 E: 0 K: 1 S: 6	H: 1 LOB: 2 BB: 1 P: 10	R: 0 E: 0 K: 0 S: 3	H: 0 LOB: 0 BB: 0 P: 3	1B: 5 2B: 1 3B: 1 HR: 2	SF: 0 SAC: 0 DP: 4 HBP: 0	WP: 1 PB: 0 SB: 0 CS: 0	PA: 48
PITCHER	IP	WLS	BF	H	R	ER	SO	BB	IBB	HBP	BLK	WP	HR	S	P	ERA	WHIP									
Bill MacDonald, R ERA: 3.96	(1.1)		33	7	4	4	5	5	0	0	0	0	2	38	58	4.50	1.500									
Bill Werle, L ERA: 4.5	(9.1)	4.0	W	15	2	0	0	3	0	2	0	0	1	0	19	27	0.00	0.500								

Philadelphia Phillies @ Pittsburgh Pirates
Forbes Field, Pittsburgh, PA
Sun Jun 11 1950, 3:38 AM EDT
Alt. 33,217 - Unknown

AB 41
R 4
H 9
RBI 4
BB 7
SO 8
LOB 19



Batter	1	2	3	4	5	6	7	8	9	10	11	12	AB	R	H	RBI	BB	SO	LOB	BOTTOM					
Stan Rojek, R OBP: 0.250, SLG: 0.263	P2-4 1B		4-3			4-3		F7			1-6-3		6	0	2	0	0	0	5						
Johnny Hopp, L OBP: 0.413, SLG: 0.489	F8		1B			G3					4-3		5	0	1	0	1	0	5						
Gus Bell, L OBP: 0.393, SLG: 0.545	P2-4 1-2		FC5-4 1B			4-3		6-3			4-3		6	0	1	1	0	1	2						
Ralph Kiner, R OBP: 0.430, SLG: 0.566			FC6-4 HBP			F8		F8			K		5	1	1	1	0	1	3						
Wally Westlake, R OBP: 0.356, SLG: 0.543			FC6-4 1-3			1B		K			FC6-4 1B		5	2	3	0	0	1	1						
Pete Castiglione, R OBP: 0.289, SLG: 0.347			1-3			1B		6-3			FC6-4		5	1	2	1	0	0	3						
Danny Murtaugh, R OBP: 0.414, SLG: 0.427			K			1B		6-3					4	0	1	1	1	1	2						
Ray Mueller, R OBP: 0.277, SLG: 0.409			1-3			1B							2	0	0	0	0	0	1						
Vic Lombardi, L OBP: 0.429, SLG: 0.429			G5-4-3			1B							0	0	0	0	0	0	0						
Clyde McCullough, R OBP: 0.324, SLG: 0.404						1B							1	0	0	0	1	0	0						
Bill MacDonald, R OBP: 0.214, SLG: 0.214			1B			1B							3	1	2	0	0	0	2						
Bill Werle, L OBP: 0.364, SLG: 0.222			4-3 1B			1B							1	0	0	0	0	1	0						
Inning Stats	R: 0 E: 0 K: 0 S: 3	H: 1 LOB: 0 BB: 0 P: 3	R: 0 E: 0 K: 1 S: 5	H: 0 LOB: 1 BB: 0 P: 6	R: 1 E: 0 K: 0 S: 5	H: 2 LOB: 2 BB: 1 P: 9	R: 2 E: 0 K: 0 S: 7	H: 5 LOB: 2 BB: 0 P: 7	R: 1 E: 0 K: 0 S: 5	H: 2 LOB: 1 BB: 0 P: 6	R: 0 E: 0 K: 1 S: 3	H: 0 LOB: 2 BB: 2 P: 11	R: 0 E: 0 K: 2 S: 9	H: 2 LOB: 2 BB: 0 P: 9	R: 0 E: 0 K: 1 S: 5	H: 0 LOB: 0 BB: 0 P: 5	R: 0 E: 0 K: 0 S: 3	H: 0 LOB: 0 BB: 0 P: 3	R: 1 E: 0 K: 0 S: 1	H: 1 LOB: 0 BB: 0 P: 1	1B: 11 2B: 2 3B: 0 HR: 1	SF: 0 SAC: 1 DP: 2 HBP: 2	WP: 0 PB: 0 SB: 0 CS: 0	PA: 49	
PITCHER	IP	WLS	BF	H	R	ER	SO	BB	IBB	HBP	BLK	WP	HR	S	P	ERA	WHIP								
Bob Miller, R ERA: 1.87	(1.1)	6.0	29	10	4	4	1	1	0	2	0	0	0	28	34	6.00	1.833								
Bubba Church, R ERA: 2.76	(7.1)	2.0	8	0	0	0	1	2	0	0	0	0	0	8	16	0.00	1.000								
Jim Konstanty, R ERA: 2.41	(9.1)	2.0	8	2	0	0	3	0	0	0	0	0	0	14	14	0.00	1.000								
Blix Donnelly, R ERA: 4.4	(11.1)	1.0	L	4	1	1	1	0	0	0	0	0	0	4	4	9.00	1.000								

Philadelphia Phillies @ Pittsburgh Pirates
Forbes Field, Pittsburgh, PA
Sun Jun 11 1950, 3:38 AM EDT
Alt. 33,217 - Unknown

AB 43
R 5
H 13
RBI 4
BB 3
SO 5
LOB 24



Batter	1	2	3	4	5	6	7	8	9	AB	R	H	RBI	BB	SO	LOB	TOP								
Pete Castiglione, R OBP: 0.284, SLG: 0.358 (1.5) (8.6)	E5 G4-6-3		F5		F7		6-3 1-H 2B	1-2 2-H 3-H 1B		5	0	2	2	0	0	0									
Hank Schenz, R OBP: 0.298, SLG: 0.407 (1.4) (8.5)	G4-6-3 1-2		F7		5-3		6-3		6-3	5	0	0	0	0	0	2									
Gus Bell, L OBP: 0.371, SLG: 0.500 (1.9)	BB 1B		F8				F8		F8	5	0	2	0	0	0	1									
Ralph Kiner, R OBP: 0.422, SLG: 0.563 (1.7) BB	FC6-4 1-2 BB			K	F7			P2	HR	4	1	1	1	1	1	1									
Wally Westlake, R OBP: 0.355, SLG: 0.552 (1.8)	FC6-4 1-2			HR			F4	BB 1B HBP	F8	4	2	1	1	0	0	2									
Dale Coogan, L OBP: 0.318, SLG: 0.298 (1.3)		K		FC1-6 1B			F3		F9	4	0	1	0	0	1	1									
Stan Rojek, R OBP: 0.242, SLG: 0.264 Danny Murtaugh, R OBP: 0.408, SLG: 0.417 (8.6, PH) (8.4)				FC1-6 1B 1-2			6-3	BB 1B 1B		3	0	1	0	0	0	1									
Clyde McCullough, R OBP: 0.339, SLG: 0.410 (1.2)		4-3		FC6-4 1B				BB 2B 1B 1B		3	1	2	1	1	0	1									
Vern Law, R Johanny Hopp, L OBP: 0.406, SLG: 0.479 Bill Werle, L OBP: 0.364, SLG: 0.222 Nanny Fernandez, R OBP: 0.315, SLG: 0.400 Mel Queen, R (8.1)		K		FC6-4 1-2			F9	BB 1B 1-2 2-3 1B		2	0	0	0	0	1	3									
Inning Stats	R: 0 E: 1 K: 0 S: 4	H: 1 LOB: 2 BB: 1 P: 8	R: 0 E: 0 K: 2 S: 8	H: 1 LOB: 1 BB: 0 P: 8	R: 0 E: 0 K: 0 S: 3	H: 0 LOB: 0 BB: 0 P: 3	R: 1 E: 0 K: 1 S: 8	H: 3 LOB: 2 BB: 0 P: 8	R: 0 E: 0 K: 0 S: 4	H: 1 LOB: 1 BB: 0 P: 4	R: 0 E: 0 K: 0 S: 3	H: 0 LOB: 0 BB: 0 P: 3	R: 1 E: 0 K: 0 S: 4	H: 1 LOB: 1 BB: 1 P: 8	R: 2 E: 0 K: 0 S: 5	H: 3 LOB: 2 BB: 1 P: 10	R: 1 E: 0 K: 0 S: 4	H: 1 LOB: 0 BB: 0 P: 4	1B: 7 2B: 2 3B: 0 HR: 2	SF: 0 SAC: 0 DP: 1 HBP: 1	WP: 0 PB: 0 SB: 0 CS: 0	PA: 41			
PITCHER Johnny Sain, R ERA: 4.87 (1.1)	IP: 9.0 WLS: W BF: 41 H: 11 R: 5 ER: 5 SO: 3 BB: 3 IBB: 0 HBP: 1 BLK: 0 WP: 0 HR: 2 S: 43 P: 56 ERA: 5.00 WHIP: 1.556																								

Pittsburgh Pirates @ Boston Braves
Braves Field, Boston, MA
Fri Jun 16 1950, 3:33 AM EDT
Att: 15,866 - Unknown

AB	37
R	5
H	11
RBI	5
BB	3
SO	3
LOB	13



Batter	1	2	3	4	5	6	7	8	9	AB	R	H	RBI	BB	SO	LOB	BOTTOM							
Roy Hartsfield, R OBP: 0.355, SLG: 0.296 (1.4) BB	F9 F8 BB		G4-6-3 BB		K		P6		F7	3	1	0	0	2	1	3								
Sam Jethroe, S OBP: 0.350, SLG: 0.475 (1.8)	F9 1-3		G4-6-3 1-2		4-3		FC6-4 1-2			5	0	1	1	0	0	3								
Earl Torgeson, L OBP: 0.416, SLG: 0.446 (1.3)	F8 3-H		F9				HR 1B		HR	4	2	2	2	0	0	0								
Walker Cooper, R OBP: 0.348, SLG: 0.513 (1.2)	F8				6-3		HR 1B		K	4	1	1	2	0	1	0								
Tommy Holmes, L OBP: 0.421, SLG: 0.500 (1.9)		F8		G3			L4-3 1B		F8	4	0	1	0	0	0	0								
Willard Marshall, L OBP: 0.309, SLG: 0.323 (1.7)		E3 3B 1B		BB BB			L4-3 1-2		6-3	3	1	1	0	1	0	1								
Sibby Sisti, R OBP: 0.310, SLG: 0.212 (1.5)							K			2	1	1	1	2	1	0								
Buddy Kerr, R OBP: 0.268, SLG: 0.284 (1.6)		K							L9	4	0	1	0	0	1	4								
Johnny Sain, R OBP: 0.237, SLG: 0.222 (1.1)							FC1-6 1B		FC1-6 FC6-4 1-2	3	0	0	0	1	0	2								
Inning Stats	R: 1 E: 0 K: 0 S: 3	H: 0 LOB: 0 BB: 1 P: 7	R: 1 E: 1 K: 1 S: 7	H: 2 LOB: 1 BB: 0 P: 7	R: 0 E: 0 K: 0 S: 2	H: 0 LOB: 0 BB: 1 P: 6	R: 0 E: 0 K: 0 S: 3	H: 0 LOB: 2 BB: 2 P: 11	R: 0 E: 0 K: 1 S: 5	H: 0 LOB: 0 BB: 0 P: 5	R: 2 E: 0 K: 1 S: 7	H: 3 LOB: 0 BB: 0 P: 7	R: 0 E: 0 K: 1 S: 4	H: 1 LOB: 1 BB: 0 P: 4	R: 1 E: 0 K: 1 S: 6	H: 1 LOB: 0 BB: 0 P: 6	R: 1 E: 1 K: 0 S: 3	H: 1 LOB: 2 BB: 2 P: 11	1B: 5 2B: 1 3B: 1 HR: 2	SF: 0 SAC: 0 DP: 2 HBP: 0	WP: 0 PB: 0 SB: 1 CS: 0	PA: 38		
PITCHER Vern Law, R ERA: 5.4 Bill Werle, L ERA: 4.43 Mel Queen, R ERA: 7.59 (1.1) (7.1) (8.1)	IP: 6.0 WLS: 4 BF: 25 H: 5 R: 4 ER: 4 SO: 3 BB: 4 IBB: 0 HBP: 0 BLK: 0 WP: 0 HR: 1 S: 27 P: 43 ERA: 6.00 WHIP: 1.500																							

Pittsburgh Pirates @ Boston Braves
Braves Field, Boston, MA
Fri Jun 16 1950, 3:33 AM EDT
Att: 15,866 - Unknown

AB	32
R	6
H	8
RBI	6
BB	6
SO	4
LOB	13



Batter	1	2	3	4	5	6	7	8	9	AB	R	H	RBI	BB	SO	LOB	TOP			
Pete Castiglione, R OBP: 0.350, SLG: 0.353										4	1	1	0	1	0	2	Pittsburgh Pirates @ Boston Braves Braves Field, Boston, MA Sat Jun 17 1950, 3:33 AM EDT Att: 6,272 - Unknown			
Hank Schenz, R OBP: 0.305, SLG: 0.397										4	0	1	0	1	0	2				
Gus Bell, L OBP: 0.373, SLG: 0.493										5	1	2	1	0	0	1				
Ralph Kiner, R OBP: 0.418, SLG: 0.559										5	0	1	0	0	1	5				
Wally Westlake, R OBP: 0.327, SLG: 0.543										3	1	0	0	1	2	4				
Dale Coogan, L OBP: 0.327, SLG: 0.299										3	2	1	0	1	0	2				
Stan Rojek, R OBP: 0.263, SLG: 0.289										3	1	2	2	1	0	1				
Clyde McCullough, R OBP: 0.345, SLG: 0.413										4	0	2	3	0	1	2				
Hank Borowy, R OBP: 0.800, SLG: 1.000										2	0	0	0	0	1	1				
Bill Werle, L OBP: 0.364, SLG: 0.222										0	0	0	0	0	0	0				
Junior Walsh, R OBP: 0.800, SLG: 1.000										0	0	0	0	0	0	0				
Inning Stats	R: 1 E: 1 K: 1 S: 7	H: 3 LOB: 1 BB: 0 P: 7	R: 0 E: 0 K: 1 S: 6	H: 1 LOB: 0 BB: 0 P: 6	R: 0 E: 0 K: 0 S: 3	H: 1 LOB: 1 BB: 1 P: 7	R: 3 E: 1 K: 0 S: 6	H: 2 LOB: 1 BB: 1 P: 10	R: 2 E: 0 K: 0 S: 3	H: 0 LOB: 1 BB: 1 P: 7	R: 0 E: 0 K: 1 S: 5	H: 1 LOB: 0 BB: 0 P: 5	R: 0 E: 0 K: 1 S: 5	H: 0 LOB: 1 BB: 1 P: 9	R: 0 E: 0 K: 0 S: 3	H: 0 LOB: 0 BB: 0 P: 3	1B: 8 2B: 2 3B: 0 HR: 0	SF: 0 SAC: 2 DP: 1 HBP: 0	WP: 0 PB: 0 CS: 1	PA: 40
PITCHER	IP	WLS	BF	H	R	ER	SO	BB	IBB	HBP	BLK	WP	HR	S	P	ERA	WHIP			
Ernie Johnson, R ERA: 8.03	(1, 1)	3.0	17	7	4	3	2	2	0	0	0	0	0	19	27	9.00	3.000			
Bob Hall, R ERA: 7.71	(4, 1)	4.0	16	3	2	0	2	2	0	0	0	0	0	18	26	0.00	1.250			
Bobby Hogue, R ERA: 2.73	(8, 1)	2.0	W	7	0	0	1	1	0	0	0	0	0	8	12	0.00	0.500			

AB	33
R	6
H	10
RBI	6
BB	5
SO	5
LOB	20



Batter	1	2	3	4	5	6	7	8	9	AB	R	H	RBI	BB	SO	LOB	BOTTOM			
Roy Hartsfield, R OBP: 0.333, SLG: 0.344										5	1	1	0	0	0	2	Pittsburgh Pirates @ Boston Braves Braves Field, Boston, MA Sat Jun 17 1950, 3:33 AM EDT Att: 6,272 - Unknown			
Sam Jethroe, S OBP: 0.355, SLG: 0.487										3	3	1	4	1	0	0				
Earl Torgeson, L OBP: 0.414, SLG: 0.439										3	1	0	0	1	0	1				
Walker Cooper, R OBP: 0.361, SLG: 0.538										4	3	3	3	1	0	0				
Tommy Holmes, L OBP: 0.444, SLG: 0.569										4	2	3	3	1	0	0				
Willard Marshall, L OBP: 0.315, SLG: 0.340										4	2	1	2	1	0	3				
Sibby Sisti, R OBP: 0.348, SLG: 0.250										3	1	2	0	1	0	1				
Buddy Kerr, R OBP: 0.268, SLG: 0.280										3	1	0	0	1	0	2				
Ernie Johnson, R ERA: 7.62	(1, 1)									1	0	0	0	0	0	0				
Bob Hall, R ERA: 4.87	(4, 1)									1	0	0	0	0	0	0				
Luis Olmo, R OBP: 0.280, SLG: 0.279	(7, PH)									1	0	0	0	0	1	0				
Bobby Hogue, R OBP: 0.400, SLG: 0.600	(8, 1)									1	1	1	2	0	0	0				
Inning Stats	R: 4 E: 0 K: 0 S: 6	H: 3 LOB: 1 BB: 2 P: 14	R: 0 E: 0 K: 0 S: 3	H: 0 LOB: 0 BB: 0 P: 3	R: 0 E: 0 K: 0 S: 3	H: 1 LOB: 0 BB: 0 P: 3	R: 1 E: 0 K: 0 S: 4	H: 1 LOB: 0 BB: 0 P: 4	R: 0 E: 0 K: 0 S: 3	H: 1 LOB: 1 BB: 1 P: 7	R: 0 E: 0 K: 1 S: 5	H: 0 LOB: 0 BB: 0 P: 5	R: 0 E: 0 K: 0 S: 9	H: 6 LOB: 1 BB: 4 P: 26	R: 10 E: 0 K: 0 S: 9	H: 6 LOB: 1 BB: 4 P: 26	1B: 5 2B: 2 3B: 2 HR: 3	SF: 0 SAC: 1 DP: 2 HBP: 1	WP: 1 PB: 1 SB: 1 CS: 0	PA: 42
PITCHER	IP	WLS	BF	H	R	ER	SO	BB	IBB	HBP	BLK	WP	HR	S	P	ERA	WHIP			
Hank Borowy, R ERA: 7.62	(1, 1)	7.1	L	31	7	7	1	3	0	1	0	0	1	29	42	8.59	1.364			
Bill Werle, L ERA: 4.87	(8, 1)	0.0		3	2	1	1	1	0	0	0	0	1	2	6	∞	∞			
Junior Walsh, R ERA: 5.33	(8, 1)	0.2		8	3	7	7	2	1	0	0	1	1	5	17	94.50	7.500			

AB	33
R	15
H	12
RBI	14
BB	7
SO	1
LOB	9



Batter	1	2	3	4	5	6	7	8	9	AB	R	H	RBI	BB	SO	LOB	TOP					
Pete Castiglione, R OBP: 0.369, SLG: 0.341 (1, 5)										3	1	0	0	2	1	2	Pittsburgh Pirates @ Boston Braves Braves Field, Boston, MA Sun Jun 18 1950, 3:33 AM EDT Unknown					
Hank Schenz, R OBP: 0.299, SLG: 0.397 (1, 4)										5	2	1	0	0	1	3						
Gus Bell, L OBP: 0.388, SLG: 0.521 (1, 9)										4	1	2	2	0	0	1						
Ralph Kiner, R OBP: 0.426, SLG: 0.563 (1, 7)										4	0	3	1	1	0	1						
Wally Westlake, R OBP: 0.346, SLG: 0.532 (1, 8)										4	0	0	0	0	1	4						
Dale Coogan, L OBP: 0.333, SLG: 0.311 (1, 3)										3	0	1	0	1	0	2						
Stan Rojek, R OBP: 0.263, SLG: 0.280 (1, 6)										3	1	0	1	1	0	3						
Ray Mueller, R OBP: 0.280, SLG: 0.468 (1, 2)										3	1	1	2	0	1	0						
Johnny Hopp, L OBP: 0.404, SLG: 0.475 (8, PH)										1	0	0	0	0	0	1						
Clyde McCullough, R OBP: 0.345, SLG: 0.413 (8, 2)										0	0	0	0	0	0	0						
Frank Papish, R (1, 1)										0	0	0	0	0	0	0						
Murry Dickson, R OBP: 0.219, SLG: 0.194 (8, PH)										3	0	1	0	0	0	0						
Nanny Fernandez, R OBP: 0.318, SLG: 0.400 (8, 1)										0	0	0	0	1	0	0						
Bill Werle, L OBP: 0.364, SLG: 0.222 (8, 1)										0	0	0	0	0	0	0						
Inning Stats	R: 2 E: 1 K: 0 S: 5	H: 1 LOB: 1 BB: 1 P: 9	R: 2 E: 0 K: 1 S: 6	H: 1 LOB: 0 BB: 1 P: 10	R: 1 E: 0 K: 0 S: 3	H: 1 LOB: 1 BB: 1 P: 8	R: 0 E: 0 K: 1 S: 5	H: 0 LOB: 0 BB: 0 P: 5	R: 1 E: 0 K: 0 S: 5	H: 2 LOB: 1 BB: 0 P: 5	R: 0 E: 0 K: 1 S: 6	H: 1 LOB: 2 BB: 1 P: 10	R: 0 E: 0 K: 0 S: 5	H: 2 LOB: 1 BB: 0 P: 5	R: 0 E: 1 K: 0 S: 4	H: 1 LOB: 2 BB: 1 P: 8	R: 0 E: 0 K: 0 S: 3	H: 0 LOB: 1 BB: 1 P: 7	1B: 5 2B: 3 3B: 1 HR: 1	SF: 0 SAC: 1 DP: 1 HBP: 1	WP: 0 PB: 0 SB: 0 CS: 2	PA: 42
PITCHER	IP	WLS	BF	H	R	ER	SO	BB	IBB	HBP	BLK	WP	HR	S	P	ERA	WHIP					
Vern Bickford, R ERA: 3.8 (1, 1)	2.0		13	3	5	4	1	2	0	1	0	0	1	12	21	18.00	2.500					
Normie Roy, R ERA: 5.02 (3, 1)	7.0	W	28	6	1	1	3	4	0	0	0	0	0	30	46	1.29	1.429					

AB	33
R	6
H	9
RBI	6
BB	6
SO	4
LOB	17



Batter	1	2	3	4	5	6	7	8	9	AB	R	H	RBI	BB	SO	LOB	BOTTOM				
Roy Hartsfield, R OBP: 0.341, SLG: 0.351 (1, 4)										5	2	2	0	0	1	3	Pittsburgh Pirates @ Boston Braves Braves Field, Boston, MA Sun Jun 18 1950, 3:33 AM EDT Unknown				
Sam Jethroe, S OBP: 0.356, SLG: 0.483 (1, 8)										4	1	1	0	1	0	5					
Earl Torgeson, L OBP: 0.413, SLG: 0.441 (1, 3)										4	1	1	2	1	1	4					
Walker Cooper, R OBP: 0.358, SLG: 0.531 (1, 2)										4	1	1	2	0	0	1					
Luis Olmo, R OBP: 0.294, SLG: 0.279 (1, 7)										0	0	0	0	1	0	0					
Willard Marshall, L OBP: 0.311, SLG: 0.335 (3, PH)										2	1	0	0	1	0	1					
Tommy Holmes, L OBP: 0.447, SLG: 0.605 (1, 9)										4	1	2	3	0	0	2					
Sibby Sisti, R OBP: 0.340, SLG: 0.231 (1, 5)										3	0	0	1	1	0	1					
Buddy Kerr, R OBP: 0.272, SLG: 0.284 (1, 6)										4	1	2	0	0	0	3					
Vern Bickford, R OBP: 0.167, SLG: 0.103 (1, 1)										1	0	0	0	0	0	3					
Normie Roy, R OBP: 0.267, SLG: 0.214 (3, 1)										2	0	1	0	1	0	1					
Inning Stats	R: 3 E: 0 K: 0 S: 6	H: 3 LOB: 3 BB: 3 P: 18	R: 0 E: 0 K: 2 S: 6	H: 0 LOB: 0 BB: 1 P: 10	R: 2 E: 1 K: 0 S: 5	H: 1 LOB: 0 BB: 0 P: 5	R: 0 E: 0 K: 0 S: 3	H: 0 LOB: 1 BB: 1 P: 7	R: 1 E: 0 K: 0 S: 3	H: 1 LOB: 0 BB: 1 P: 7	R: 2 E: 0 K: 0 S: 6	H: 3 LOB: 1 BB: 0 P: 6	R: 0 E: 0 K: 0 S: 3	H: 0 LOB: 0 BB: 0 P: 3	R: 0 E: 0 K: 0 S: 5	H: 2 LOB: 2 BB: 0 P: 5	1B: 8 2B: 2 3B: 0 HR: 1	SF: 0 SAC: 0 DP: 1 HBP: 0	WP: 0 PB: 0 SB: 1 CS: 1	PA: 39	
PITCHER	IP	WLS	BF	H	R	ER	SO	BB	IBB	HBP	BLK	WP	HR	S	P	ERA	WHIP				
Frank Papish, L ERA: (1, 1)	0.0	L	5	3	3	3	0	2	0	0	0	0	1	29	45	5.14	1.286				
Murry Dickson, R ERA: 4.4 (8, 1)	1.0		5	2	0	0	0	0	0	0	0	0	0	5	5	0.00	2.000				

AB	33
R	8
H	10
RBI	8
BB	6
SO	2
LOB	24



Batter	1	2	3	4	5	6	7	8	9	AB	R	H	RBI	BB	SO	LOB	TOP					
Stan Rojek, R OBP: 0.252, SLG: 0.267 (1, 6)	F9		6-3		F9			1B		4	0	1	0	0	0	0	Pittsburgh Pirates @ Boston Braves Braves Field, Boston, MA Mon Jun 19 1950, 3:33 AM EDT Att: 5,578 - Unknown					
Gus Bell, L OBP: 0.348, SLG: 0.463 (1, 9)	K		F8		F7			1-3		4	0	0	0	0	1	1						
Jack Phillips, R OBP: 0.313, SLG: 0.367 (1, 3)	BB		F9		1-3				K	3	0	0	0	1	1	0						
Ralph Kiner, R OBP: 0.418, SLG: 0.543 (1, 7)	K			5-3				1-3	4-3	4	0	0	0	0	1	1						
Wally Westlake, R OBP: 0.346, SLG: 0.520 (1, 8)		5-3		1B				K	K	4	0	1	0	0	2	0						
Nanny Fernandez, R OBP: 0.322, SLG: 0.408 (1, 5)		F3		1B			1-3			3	0	1	0	0	0	0						
Danny Murtaugh, R OBP: 0.407, SLG: 0.411 (1, 4)		E5 1B		K			K			3	1	1	0	0	2	1						
Earl Turner, R OBP: 0.243, SLG: 0.200 (1, 2)		1B			6-3			K		3	0	1	1	0	1	0						
Cliff Chambers, L OBP: 0.293, SLG: 0.333 (1, 1)		5-3			K			1-3		3	0	0	0	0	1	1						
Inning Stats	R: 0 E: 0 K: 2 S: 7	H: 0 LOB: 1 BB: 1 P: 11	R: 1 E: 1 K: 0 S: 5	H: 2 LOB: 1 BB: 0 P: 5	R: 0 E: 0 K: 1 S: 3	H: 0 LOB: 0 BB: 0 P: 3	R: 0 E: 0 K: 1 S: 6	H: 2 LOB: 1 BB: 0 P: 6	R: 0 E: 0 K: 2 S: 5	H: 0 LOB: 0 BB: 0 P: 5	R: 0 E: 0 K: 0 S: 3	H: 0 LOB: 0 BB: 0 P: 3	R: 0 E: 0 K: 2 S: 7	H: 0 LOB: 0 BB: 0 P: 7	R: 0 E: 0 K: 1 S: 6	H: 1 LOB: 1 BB: 0 P: 6	R: 0 E: 0 K: 2 S: 7	H: 0 LOB: 0 BB: 0 P: 7	1B: 5 2B: 0 3B: 0 HR: 0	SF: 0 SAC: 0 DP: 0 HBP: 0	WP: 0 PB: 0 CS: 0	PA: 32
PITCHER Warren Spahn, L ERA: 2.98 (1, 1)	IP: 9.0 WLS: L BF: 32 H: 5 R: 1 ER: 0 SO: 9 BB: 1 IBB: 0 HBP: 0 BLK: 0 WP: 0 HR: 0 S: 49 P: 53 ERA: 0.00 WHIP: 0.667															PITCHER IP: 9.0 WLS: L BF: 32 H: 5 R: 1 ER: 0 SO: 9 BB: 1 IBB: 0 HBP: 0 BLK: 0 WP: 0 HR: 0 S: 49 P: 53 ERA: 0.00 WHIP: 0.667						

AB	31
R	1
H	5
RBI	1
BB	1
SO	9
LOB	4




Batter	1	2	3	4	5	6	7	8	9	AB	R	H	RBI	BB	SO	LOB	BOTTOM					
Roy Hartsfield, R OBP: 0.360, SLG: 0.349 (1, 4)	F6		5-3		6-3			F8		4	0	0	0	0	0	0	Pittsburgh Pirates @ Boston Braves Braves Field, Boston, MA Mon Jun 19 1950, 3:33 AM EDT Att: 5,578 - Unknown					
Sam Jethroe, S OBP: 0.347, SLG: 0.469 (1, 8)	4-3		K		K			F8		4	0	0	0	0	2	0						
Earl Torgeson, L OBP: 0.418, SLG: 0.437 Del Crandall, R OBP: 0.253, SLG: 0.235 (1, 3) (4, 3)	F3		G3		6-3			5-3		2	0	0	0	0	0	0						
Walker Cooper, R OBP: 0.352, SLG: 0.512 (1, 2)		BB 1B 1B		F8		F9		F4		4	0	1	0	0	0	0						
Luis Olmo, R OBP: 0.350, SLG: 0.400 (1, 7)		F9		BB 1B BB		BB 1B		F8		3	0	1	0	1	0	1						
Tommy Holmes, L OBP: 0.447, SLG: 0.578 (1, 9)		F6		F9		BB 1B		F3		3	0	0	0	1	0	2						
Sibby Sisti, R OBP: 0.330, SLG: 0.239 Bob Elliott, R OBP: 0.337, SLG: 0.470 (9, PH) (1, 5)		BB 1B		1B		F8		F5		3	0	2	0	0	0	2						
Buddy Kerr, R OBP: 0.273, SLG: 0.281 (1, 6)		BB 1B BB		1B		F8				2	0	0	0	1	0	2						
Warren Spahn, L OBP: 0.313, SLG: 0.298 (1, 1)		4-3			K			6-3		3	0	0	0	0	1	3						
Inning Stats	R: 0 E: 0 K: 0 S: 3	H: 0 LOB: 0 BB: 0 P: 3	R: 0 E: 0 K: 0 S: 5	H: 2 LOB: 3 BB: 1 P: 9	R: 0 E: 0 K: 1 S: 5	H: 0 LOB: 0 BB: 0 P: 5	R: 0 E: 0 K: 0 S: 4	H: 1 LOB: 2 BB: 1 P: 8	R: 0 E: 0 K: 2 S: 7	H: 0 LOB: 0 BB: 0 P: 7	R: 0 E: 0 K: 0 S: 4	H: 1 LOB: 2 BB: 1 P: 8	R: 0 E: 0 K: 0 S: 3	H: 0 LOB: 0 BB: 0 P: 3	R: 0 E: 0 K: 0 S: 3	H: 0 LOB: 0 BB: 0 P: 3	R: 0 E: 0 K: 0 S: 3	H: 0 LOB: 0 BB: 0 P: 3	1B: 4 2B: 0 3B: 0 HR: 0	SF: 0 SAC: 0 DP: 0 HBP: 0	WP: 0 PB: 0 CS: 0	PA: 34
PITCHER Cliff Chambers, L ERA: 3.34 (1, 1)	IP: 9.0 WLS: W BF: 34 H: 4 R: 0 ER: 0 SO: 3 BB: 3 IBB: 0 HBP: 0 BLK: 0 WP: 0 HR: 0 S: 37 P: 49 ERA: 0.00 WHIP: 0.778															PITCHER IP: 9.0 WLS: W BF: 34 H: 4 R: 0 ER: 0 SO: 3 BB: 3 IBB: 0 HBP: 0 BLK: 0 WP: 0 HR: 0 S: 37 P: 49 ERA: 0.00 WHIP: 0.778						

AB	31
R	0
H	4
RBI	0
BB	3
SO	3
LOB	10




Batter	1	2	3	4	5	6	7	8	9	AB	R	H	RBI	BB	SO	LOB	TOP					
Stan Rojek, R (1, 6) OBP: 0.243, SLG: 0.257	F2			F6		1-3		F7		4	0	0	0	0	0	0	Pittsburgh Pirates @ Philadelphia Phillies Shibe Park, Philadelphia, PA Tue Jun 20 1950, 3:33 AM EDT Att: 13,597 - Unknown					
Dale Coogan, L (1, 3) OBP: 0.318, SLG: 0.295	4-3			4-3		G3		K		4	0	0	0	0	1	0						
Gus Bell, L (1, 9) OBP: 0.333, SLG: 0.442	F7			K		4-3			K	4	0	0	0	0	2	0						
Ralph Kiner, R (1, 7) OBP: 0.420, SLG: 0.540																						
Wally Westlake, R (1, 8) OBP: 0.344, SLG: 0.515																						
Nanny Fernandez, R (1, 5) OBP: 0.319, SLG: 0.403																						
Ted Beard, L (7, PH) OBP: 0.348, SLG: 0.388																						
Pete Castiglione, R (7, 5) OBP: 0.330, SLG: 0.337																						
Danny Murtaugh, R (1, 4) OBP: 0.411, SLG: 0.433																						
Earl Turner, R (1, 2) OBP: 0.250, SLG: 0.211																						
Vern Law, R (1, 1) OBP: 0.294, SLG: 0.391																						
Hank Schenz, R (8, PH) OBP: 0.800, SLG: 1.000																						
Junior Walsh, R (8, 1) OBP: 0.800, SLG: 1.000																						
Inning Stats	R: 0 E: 0 K: 0 S: 3	H: 0 LOB: 0 BB: 0 P: 3	R: 0 E: 0 K: 0 S: 3	H: 1 LOB: 0 BB: 0 P: 3	R: 0 E: 0 K: 1 S: 5	H: 1 LOB: 0 BB: 0 P: 5	R: 0 E: 0 K: 1 S: 5	H: 0 LOB: 0 BB: 0 P: 5	R: 2 E: 0 K: 0 S: 5	H: 2 LOB: 1 BB: 1 P: 9	R: 0 E: 0 K: 0 S: 3	H: 0 LOB: 0 BB: 0 P: 3	R: 1 E: 1 K: 1 S: 7	H: 2 LOB: 1 BB: 0 P: 7	R: 0 E: 0 K: 1 S: 5	H: 0 LOB: 0 BB: 0 P: 5	R: 0 E: 0 K: 1 S: 5	H: 0 LOB: 0 BB: 0 P: 5	1B: 4 2B: 1 3B: 1 HR: 0	SF: 0 SAC: 0 DP: 1 HBP: 0	WP: 0 PB: 0 SB: 0 CS: 1	PA: 32
PITCHER Russ Meyer, R (1, 1) ERA: 7.05	IP: 9.0 WLS: W BF: 32 H: 6 R: 3 ER: 3 SO: 5 BB: 1 IBB: 0 HBP: 0 BLK: 0 WP: 0 HR: 0 S: 41 P: 45 ERA: 3.00 WHIP: 0.778																					

AB 31
R 3
H 6
RBI 3
BB 1
SO 5
LOB 8



Batter	1	2	3	4	5	6	7	8	9	AB	R	H	RBI	BB	SO	LOB	BOTTOM					
Richie Ashburn, L (1, 8) OBP: 0.393, SLG: 0.393	E9									4	1	3	0	0	0	0	Pittsburgh Pirates @ Philadelphia Phillies Shibe Park, Philadelphia, PA Tue Jun 20 1950, 3:33 AM EDT Att: 13,597 - Unknown					
Granny Hamner, R (1, 6) OBP: 0.315, SLG: 0.327	1-3									3	1	1	0	1	0	2						
Eddie Waitkus, L (1, 3) OBP: 0.344, SLG: 0.376	G3									3	2	0	0	0	0	3						
Del Ennis, R (1, 9) OBP: 0.351, SLG: 0.574										3	2	1	1	1	0	1						
Dick Whitman, L (8, 9) OBP: 0.320, SLG: 0.316										0	0	0	0	0	0	0						
Willie Jones, R (1, 5) OBP: 0.355, SLG: 0.531										4	1	1	3	0	0	2						
Dick Sizer, L (1, 7) OBP: 0.423, SLG: 0.526										4	0	1	0	0	1	0						
Andy Seminick, R (1, 2) OBP: 0.410, SLG: 0.447										3	0	0	0	1	1	3						
Mike Gofiat, R (1, 4) OBP: 0.272, SLG: 0.353										4	0	1	2	0	0	1						
Russ Meyer, S (1, 1) ERA: 5.13										4	0	0	0	0	3	2						
Inning Stats	R: 0 E: 1 K: 0 S: 4	H: 1 LOB: 1 BB: 0 P: 4	R: 0 E: 0 K: 1 S: 5	H: 0 LOB: 1 BB: 1 P: 9	R: 0 E: 0 K: 1 S: 6	H: 1 LOB: 1 BB: 0 P: 6	R: 0 E: 0 K: 0 S: 3	H: 0 LOB: 0 BB: 0 P: 3	R: 0 E: 0 K: 1 S: 5	H: 0 LOB: 0 BB: 0 P: 5	R: 4 E: 2 K: 1 S: 10	H: 4 LOB: 2 BB: 1 P: 14	R: 3 E: 0 K: 0 S: 5	H: 2 LOB: 0 BB: 1 P: 9	R: 0 E: 0 K: 1 S: 5	H: 0 LOB: 0 BB: 0 P: 5	R: 0 E: 0 K: 1 S: 5	H: 0 LOB: 0 BB: 0 P: 5	1B: 7 2B: 0 3B: 0 HR: 1	SF: 0 SAC: 1 DP: 0 HBP: 0	WP: 0 PB: 1 SB: 0 CS: 0	PA: 36
PITCHER Vern Law, R (1, 1) ERA: 6.55	IP: 7.0 WLS: L BF: 33 H: 8 R: 7 ER: 7 SO: 4 BB: 3 IBB: 0 HBP: 0 BLK: 0 WP: 0 HR: 1 S: 38 P: 50 ERA: 9.00 WHIP: 1.571																					
Junior Walsh, R (8, 1) ERA: 5.13	IP: 1.0 WLS: L BF: 3 H: 0 R: 0 ER: 0 SO: 1 BB: 0 IBB: 0 HBP: 0 BLK: 0 WP: 0 HR: 0 S: 5 P: 5 ERA: 0.00 WHIP: 0.000																					

AB 32
R 7
H 8
RBI 6
BB 3
SO 5
LOB 14



Batter	1	2	3	4	5	6	7	8	9	AB	R	H	RBI	BB	SO	LOB	TOP										
Pete Castiglione, R OBP: 0.324, SLG: 0.340 (1.5)	0-0 2B		0-0 F3		0-0 F9		0-0 5-3		0-0 F9	5	0	1	0	0	0	2	Pittsburgh Pirates @ Philadelphia Phillies Shibe Park, Philadelphia, PA Wed Jun 21 1950, 3:33 AM EDT Att: 18,632 - Unknown										
Ted Beard, L OBP: 0.340, SLG: 0.369 (1.8)	0-3 K		4-0 1B BB			0-3 K	0-0 F7		0-3 K	4	0	0	0	1	3	2											
Gus Bell, L OBP: 0.340, SLG: 0.467 (1.9)	0-0 4-3		0-0 1-2 2-H 1B			0-0 3B 3B	0-0 F7			4	1	2	1	0	0	1											
Ralph Kiner, R OBP: 0.417, SLG: 0.544 (1.7)	0-0 F4		0-0 P4			0-0 1B 3B		0-0 F7		4	1	1	1	0	0	3											
Johnny Hopp, L OBP: 0.239, SLG: 0.503 Jack Phillips, R OBP: 0.313, SLG: 0.367 (8.3)		0-0 F6		0-0 F7		0-0 1B F7 1B		0-0 P2		4	1	1	1	0	0	0											
Danny Murtaugh, R OBP: 0.412, SLG: 0.434 (1.4)		0-0 G6-3 1B		0-3 K		0-0 1-3 1B		0-0 6-3		4	0	2	0	0	1	0											
Stan Rojek, R OBP: 0.239, SLG: 0.252 Wally Westlake, R OBP: 0.347, SLG: 0.515 Hank Schenz, R OBP: 0.304, SLG: 0.431 (6.5)		0-0 G6-3 1-2		0-0 6-3		4-0 1B IBB		0-0 E7 3B		2	0	0	0	0	0	1											
Ray Mueller, R OBP: 0.327, SLG: 0.529 Dale Coogan, L OBP: 0.315, SLG: 0.292 Earl Turner, R OBP: 0.244, SLG: 0.205 (6.2)			0-0 1B 2B		0-3 K	0-0 F7		0-0 F7		2	1	1	0	0	1	0											
Bill MacDonald, R OBP: 0.200, SLG: 0.200 Bill Werle, L OBP: 0.391, SLG: 0.263 (7.1)			0-0 1-3		0-0 F7	0-0 G3		0-0 1B		3	0	0	0	0	0	3											
Inning Stats	R: 0 E: 0 K: 1 S: 6	H: 1 LOB: 1 BB: 0 P: 6	R: 0 E: 0 K: 0 S: 3	H: 1 LOB: 0 BB: 0 P: 3	R: 1 E: 0 K: 0 S: 5	H: 2 LOB: 2 BB: 1 P: 9	R: 0 E: 0 K: 1 S: 5	H: 0 LOB: 0 BB: 0 P: 5	R: 0 E: 0 K: 1 S: 5	H: 0 LOB: 0 BB: 0 P: 5	R: 3 E: 0 K: 1 S: 9	H: 4 LOB: 2 BB: 1 P: 13	R: 0 E: 0 K: 0 S: 3	H: 0 LOB: 0 BB: 0 P: 3	R: 0 E: 0 K: 0 S: 3	H: 0 LOB: 0 BB: 0 P: 3		R: 1 E: 1 K: 1 S: 7	H: 2 LOB: 1 BB: 0 P: 7	1B: 5 2B: 2 3B: 3 HR: 0	SF: 0 SAC: 0 DP: 1 HBP: 0	WP: 0 PB: 0 SB: 0 CS: 0	PA: 38				
PITCHER	IP	WLS	BF	H	R	ER	SO	BB	IBB	HBP	BLK	WP	HR	S	P	ERA		WHIP									
Robin Roberts, R ERA: 3.31 Jim Konstanty, R ERA: 2.47	(1.1)	8.0	L	33	8	4	4	4	1	1	0	0	0	0	39	47		4.50	1.125								
(9.1)	1.0	5	2	1	1	1	1	0	0	0	0	0	0	7	7	9.00		2.000									

Batter	1	2	3	4	5	6	7	8	9	AB	R	H	RBI	BB	SO	LOB	BOTTOM										
Richie Ashburn, L OBP: 0.393, SLG: 0.390 (1.8)	0-0 L8		0-0 1B 1B		0-0 F7		4-0 G3 1B BB		0-0 G3	4	2	1	0	1	0	1	Pittsburgh Pirates @ Philadelphia Phillies Shibe Park, Philadelphia, PA Wed Jun 21 1950, 3:33 AM EDT Att: 18,632 - Unknown										
Granny Hamner, R OBP: 0.317, SLG: 0.326 (1.6)	4-0 BB		0-0 1B F7 1B		0-0 F4		0-0 F3		0-0 6-3	4	1	1	0	1	0	1											
Eddie Waitkus, L OBP: 0.341, SLG: 0.372 (1.3)	0-0 P4		0-0 P2		0-0 L8		0-0 G3 1-2		0-0 1B	5	0	1	0	0	0	4											
Del Ennis, R OBP: 0.352, SLG: 0.567 (1.9)	0-0 F8		0-0 BB 1-3 2-H 1B		0-0 6-3		4-0 1B BB		0-3 K	4	0	1	1	1	1	2											
Willie Jones, R OBP: 0.365, SLG: 0.536 (1.5)		0-0 F8 BB 1B		4-0 BB BB		0-0 1B		0-0 1-2 2-H 1B		0-0 1-3	4	0	3	1	1	0											
Dick Sister, L OBP: 0.420, SLG: 0.518 (1.7)		4-0 BB 1-2		0-0 F7		0-0 P5		0-3 K		3	0	0	1	1	1	5											
Andy Seminick, R OBP: 0.405, SLG: 0.433 (1.2)		0-0 F8 2-3		0-0 F8 1-2 2-3 BB		0-0 F8		0-0 6-3		3	0	0	0	1	0	2											
Mike Goliat, R OBP: 0.271, SLG: 0.351 (1.4)		0-0 F3		0-0 F8		0-0 4-3		0-0 1B		4	0	1	0	0	0	5											
Robin Roberts, S OBP: 0.174, SLG: 0.073 Jimmy Bloodworth, R OBP: 0.234, SLG: 0.239 Jim Konstanty, R OBP: 0.111, SLG: 0.111 (8.1)		0-0 F8		0-0 G3		0-3 K		0-0 F9		3	0	0	0	0	1	2											
Inning Stats	R: 0 E: 0 K: 0 S: 3	H: 0 LOB: 1 BB: 1 P: 7	R: 0 E: 0 K: 0 S: 4	H: 1 LOB: 2 BB: 1 P: 8	R: 2 E: 0 K: 0 S: 6	H: 3 LOB: 3 BB: 2 P: 14	R: 0 E: 0 K: 0 S: 3	H: 0 LOB: 0 BB: 0 P: 3	R: 0 E: 0 K: 1 S: 5	H: 1 LOB: 1 BB: 0 P: 5	R: 1 E: 0 K: 1 S: 6	H: 1 LOB: 2 BB: 2 P: 14	R: 0 E: 0 K: 0 S: 4	H: 1 LOB: 1 BB: 0 P: 4	R: 0 E: 0 K: 1 S: 6	H: 1 LOB: 1 BB: 0 P: 6		1B: 8 2B: 0 3B: 0 HR: 0	SF: 0 SAC: 0 DP: 0 HBP: 0	WP: 0 PB: 0 SB: 0 CS: 0	PA: 41						
PITCHER	IP	WLS	BF	H	R	ER	SO	BB	IBB	HBP	BLK	WP	HR	S	P	ERA		WHIP									
Bill MacDonald, R ERA: 3.94 Bill Werle, L ERA: 4.62	(1.1)	6.2	W	32	6	3	3	1	6	0	0	0	0	0	28	52		4.05	1.800								
(7.1)	2.1	S	9	2	0	0	2	0	0	0	0	0	0	13	13	0.00		0.857									

Batter	1	2	3	4	5	6	7	8	9	AB	R	H	RBI	BB	SO	LOB	TOP					
Ted Beard, L OBP: 0.353, SLG: 0.375 (1, 8)	6-3		E 2B 1B	F9			E 1-2 BB		1B	4	1	2	0	1	0	1	Pittsburgh Pirates @ Philadelphia Phillies Shibe Park, Philadelphia, PA Thu Jun 22, 1950, 3:33 AM EDT Att: 5,326 - Unknown					
Hank Schenz, R OBP: 0.414, SLG: 0.414 (1, 5)	E3 2B		F7	4-3			E6 1-3 2-H 1B		F9 1B	5	0	1	0	0	0	3						
Gus Bell, L OBP: 0.333, SLG: 0.463 (1, 9)			F8	4-3			1-6-3-2 1-2 3-H		F8	5	0	1	0	0	0	5						
Ralph Kiner, R OBP: 0.414, SLG: 0.552 (1, 7)	P4		E6 2B 1-2 3-H	F8					HR	4	1	1	1	0	0	3						
Johnny Hopp, L OBP: 0.408, SLG: 0.503 (1, 3)	P5						F7		G3	4	0	1	1	0	0	2						
Danny Murtaugh, R OBP: 0.405, SLG: 0.425 (1, 4)		P4	F5				1-3		F2	4	0	0	0	0	0	2						
Pete Castiglione, R OBP: 0.350, SLG: 0.340 (1, 6)		F8		F9						3	0	1	0	1	0	0						
Earl Turner, R OBP: 0.250, SLG: 0.214 (8, PH)										3	0	1	0	0	1	1						
Wally Westlake, R OBP: 0.345, SLG: 0.512 (8, PH)	6-3			4-3 1B			K		P6	1	0	0	0	0	0	1						
Ray Mueller, R OBP: 0.327, SLG: 0.529 (8, 2)										0	0	0	0	0	0	0						
Hank Borowy, R OBP: 0.285, SLG: 0.250 (4, 1)										2	1	1	0	0	0	1						
Frank Papish, L OBP: 0.340, SLG: 1.000 (7, PH)										0	0	0	0	0	0	0						
Junior Walsh, R OBP: 0.340, SLG: 1.000 (7, PH)										1	1	1	0	0	0	0						
Nanny Fernandez, R OBP: 0.332, SLG: 0.743 (7, 1)										0	0	0	0	0	0	0						
Vic Lombardi, L OBP: 0.312, SLG: 0.375 (7, 1)			F8 E 1B	4-3						1	1	1	0	0	0	0						
Dale Coogan, L OBP: 0.312, SLG: 0.289 (8, PH)				1-2						1	0	0	0	0	1	0						
Inning Stats	R: 0 E: 1 K: 0 S: 5	H: 1 LOB: 2 BB: 0 P: 5	R: 0 E: 0 K: 0 S: 3	H: 0 LOB: 0 BB: 0 P: 3	R: 2 E: 1 K: 0 S: 7	H: 3 LOB: 2 BB: 0 P: 7	R: 0 E: 0 K: 0 S: 4	H: 1 LOB: 1 BB: 0 P: 4	R: 0 E: 0 K: 0 S: 3	H: 0 LOB: 0 BB: 0 P: 3	R: 0 E: 0 K: 1 S: 6	H: 1 LOB: 1 BB: 0 P: 6	R: 1 E: 1 K: 0 S: 3	H: 2 LOB: 0 BB: 1 P: 7	R: 1 E: 0 K: 0 S: 4	H: 1 LOB: 1 BB: 1 P: 8	R: 0 E: 0 K: 1 S: 6	H: 1 LOB: 1 BB: 0 P: 6	1B: 7 2B: 2 3B: 1 HR: 1	SF: 0 SAC: 0 DP: 0 HBP: 0	WP: 0 PB: 0 SB: 0 CS: 0	PA: 39
PITCHER	IP WLS BF H R ER SO BB IBB HBP BLK WP HR S P ERA WHIP																					
Bob Miller, R ERA: 1.63 (1, 1)	9.0 W 39 10 4 1 2 2 0 0 0 0 1 41 49 1.00 1.333																					

AB	37
R	4
H	10
RBI	2
BB	2
SO	2
LOB	19



Batter	1	2	3	4	5	6	7	8	9	AB	R	H	RBI	BB	SO	LOB	BOTTOM			
Richie Ashburn, L OBP: 0.390, SLG: 0.383 (1, 8)	L5-4 1B BB		FC4-6 G5-4-3 1-2	F2			G3			3	0	0	0	1	0	4	Pittsburgh Pirates @ Philadelphia Phillies Shibe Park, Philadelphia, PA Thu Jun 22, 1950, 3:33 AM EDT Att: 5,326 - Unknown			
Granny Hamner, R OBP: 0.320, SLG: 0.329 (1, 6)			G5-4-3 1-2				F7		L4-3 1B	4	0	2	0	0	0	1				
Eddie Waitkus, L OBP: 0.339, SLG: 0.374 (1, 3)	L5-4 2-3						G1		L4-3 1-2 1B	4	1	1	0	0	0	3				
Del Ennis, R OBP: 0.355, SLG: 0.581 (1, 7)	F9 1-2						HR 2B		6-3 HR 1B	4	2	2	2	0	0	1				
Willie Jones, R OBP: 0.371, SLG: 0.558 (1, 5)							G3		HR 2B 1-H 1B	4	2	3	2	0	0	0				
Bill Nicholson, L OBP: 0.222, SLG: 0.556 (1, 9)							G3		K HR 1B	4	1	1	2	0	2	1				
Andy Seminick, R OBP: 0.408, SLG: 0.460 (1, 2)									HR 1B 9-2 BB	3	1	1	1	1	0	0				
Mike Gofalt, R OBP: 0.276, SLG: 0.354 (1, 4)									F8 F3	4	0	2	0	0	0	0				
Bob Miller, R OBP: 0.250, SLG: 0.250 (1, 1)									F2 E 1B	4	0	2	0	0	0	2				
Bob Miller, R OBP: 0.250, SLG: 0.250 (1, 1)									FC4-6 E7 1B	4	0	2	0	0	0	2				
Inning Stats	R: 0 E: 0 K: 0 S: 3	H: 1 LOB: 1 BB: 1 P: 7	R: 1 E: 0 K: 0 S: 4	H: 1 LOB: 0 BB: 0 P: 4	R: 0 E: 0 K: 0 S: 3	H: 1 LOB: 0 BB: 0 P: 3	R: 3 E: 1 K: 1 S: 10	H: 5 LOB: 2 BB: 0 P: 10	R: 0 E: 0 K: 0 S: 3	H: 0 LOB: 0 BB: 0 P: 3	R: 2 E: 0 K: 0 S: 5	H: 3 LOB: 1 BB: 1 P: 9	R: 1 E: 0 K: 1 S: 7	H: 3 LOB: 1 BB: 0 P: 7	R: 0 E: 0 K: 0 S: 3	H: 0 LOB: 0 BB: 0 P: 3	1B: 8 2B: 5 3B: 0 HR: 4	SF: 0 SAC: 0 DP: 4 HBP: 0	WP: 0 PB: 1 SB: 1 CS: 0	PA: 36
PITCHER	IP WLS BF H R ER SO BB IBB HBP BLK WP HR S P ERA WHIP																			
Hank Borowy, R ERA: 8.1 (1, 1)	3.2 L 17 7 4 4 1 1 0 0 0 0 0 1 7 11 9.82 2.182																			
Frank Papish, L ERA: 33.75 (4, 1)	1.1 8 3 2 2 0 1 0 0 0 0 0 1 7 11 13.50 3.000																			
Junior Walsh, R ERA: 4.94 (6, 1)	1.0 3 1 0 0 0 0 0 0 0 0 0 0 3 3 0.00 1.000																			
Vic Lombardi, L ERA: 8.02 (7, 1)	2.0 8 3 1 1 1 0 0 0 0 0 0 0 10 10 4.50 1.500																			

AB	34
R	7
H	14
RBI	7
BB	2
SO	2
LOB	12




Batter	1	2	3	4	5	6	7	8	9	AB	R	H	RBI	BB	SO	LOB	TOP					
Ted Beard, L (1, 8) OBP: 0.355, SLG: 0.380	2-2 4-3		1-3 K		4-2 BB		2-2 1B 2B		3-2 4-3	4	1	1	0	1	1	1	Pittsburgh Pirates @ Brooklyn Dodgers Ebbets Field, Brooklyn, NY Fri Jun 23 1950, 3:33 AM EDT Att: 25,519 - Unknown					
Hank Schenz, R (1, 5) OBP: 0.308, SLG: 0.419	0-0 L6			0-1 BB 1B	2-3 K		0-0 1B 2H			4	1	2	1	0	1	1						
Gus Bell, L (1, 9) OBP: 0.340, SLG: 0.465	0-1 F3			3-1 BB 1B	1-0 F7		1-1 1B			4	1	2	0	0	0	1						
Ralph Kiner, R (1, 7) OBP: 0.408, SLG: 0.542		2-2 F6		0-0 F4		1-0 F7		2-3 K		4	0	0	0	0	1	4						
Johnny Hopp, L (1, 3) OBP: 0.404, SLG: 0.494		0-0 3-1		4-2 1B		2-2 1-3		0-1 F8		3	0	0	0	1	0	0						
Danny Murtaugh, R (1, 4) OBP: 0.406, SLG: 0.432		0-1 L7		2-1 BB		0-0 1B		1-0 F5		4	0	2	2	0	0	0						
Pete Castiglione, R (1, 6) OBP: 0.319, SLG: 0.327			0-0 4-3		1-3 K		0-0 1-3		0-2 5-3	4	0	0	0	0	1	3						
George Strickland, R (8, 6) OBP: 0.231, SLG: 0.091										0	0	0	0	0	0	0						
Ray Mueller, R (1, 2) OBP: 0.316, SLG: 0.509			0-1 F7		1-2 5-3		2-2 F5		0-1 5-3	2	0	0	0	0	0	2						
Nanny Fernandez, R (7, PH) OBP: 0.320, SLG: 0.494										1	0	0	0	0	0	0						
Earl Turner, R (7, 2) OBP: 0.244, SLG: 0.209										1	0	0	0	0	0	0						
Murry Dickson, R (1, 1) OBP: 0.242, SLG: 0.219			1-2 1B		2-1 F6		0-0 1-3		2-1 6-3	1	0	1	0	0	0	0						
Mel Queen, R (3, 1) OBP: 0.309, SLG: 0.365										1	0	0	0	0	0	0						
Dale Coogan, L (7, PH) OBP: 0.309, SLG: 0.288										1	0	0	0	0	0	0						
Bill Werle, L (7, 1) OBP: 0.309, SLG: 0.288										0	0	0	0	0	0	0						
Junior Walsh, R (7, 1) OBP: 0.309, SLG: 1.000										0	0	0	0	0	0	0						
Vic Lombardi, L (8, 1) OBP: 0.370, SLG: 0.370										0	0	0	0	0	0	0						
Wally Westlake, R (9, PH) OBP: 0.344, SLG: 0.510										1	0	0	0	0	0	0						
Inning Stats	R: 0 E: 0 K: 0 S: 6	H: 0 LOB: 0 BB: 0 P: 8	R: 0 E: 0 K: 0 S: 6	H: 0 LOB: 0 BB: 0 P: 8	R: 0 E: 0 K: 1 S: 11	H: 1 LOB: 1 BB: 0 P: 13	R: 2 E: 0 K: 1 S: 18	H: 3 LOB: 2 BB: 1 P: 29	R: 0 E: 0 K: 1 S: 9	H: 0 LOB: 1 BB: 1 P: 18	R: 0 E: 0 K: 0 S: 6	H: 1 LOB: 1 BB: 0 P: 9	R: 1 E: 0 K: 1 S: 13	H: 3 LOB: 2 BB: 0 P: 20	R: 0 E: 0 K: 0 S: 6	H: 0 LOB: 0 BB: 0 P: 7	R: 0 E: 0 K: 0 S: 8	H: 0 LOB: 0 BB: 0 P: 13	1B: 6 2B: 2 3B: 0 HR: 0	SF: 0 SAC: 0 DP: 0 HBP: 0	WP: 0 PB: 0 SB: 0 CS: 0	PA: 37
PITCHER Bud Podbielan, R (1, 1) ERA: 4.53	IP: 9.0 WLS: W BF: 37 H: 8 R: 3 ER: 3 SO: 4 BB: 2 IBB: 0 HBP: 0 BLK: 0 WP: 0 HR: 0 S: 83 P: 125 ERA: 3.00 WHIP: 1.111															PITCHER						

AB 35
R 3
H 8
RBI 3
BB 2
SO 4
LOB 12



Batter	1	2	3	4	5	6	7	8	9	AB	R	H	RBI	BB	SO	LOB	BOTTOM			
Billy Cox, R (1, 5) OBP: 0.301, SLG: 0.398	1-3 K		2-1 1B HR	1-0 HR		1-2 F5	3-1 G3	1-1 2B		6	2	3	3	0	1	2	Pittsburgh Pirates @ Brooklyn Dodgers Ebbets Field, Brooklyn, NY Fri Jun 23 1950, 3:33 AM EDT Att: 25,519 - Unknown			
Gene Hermanski, L (1, 7) OBP: 0.400, SLG: 0.475	2-1 4-3		1-0 1B HR	3-1 F8		0-1 1B	2-2 1B HBP	2-1 F9		5	2	2	0	0	0	1				
Duke Snider, L (1, 8) OBP: 0.394, SLG: 0.571	1-2 3-1		1-2 1B HR	0-1 F8		0-1 1B	4-1 1B HR	0-1 1-3		5	2	2	4	1	0	1				
Jackie Robinson, R (1, 4) OBP: 0.447, SLG: 0.566		0-0 5-3	2-3 K2-3		4-2 1B BB	0-2 F7	1-2 HR 1B			4	1	1	2	1	1	2				
Carl Furillo, R (1, 9) OBP: 0.340, SLG: 0.436		1-1 FC5-4 1B	1-1 1B		1-3 K		1-2 1B			5	3	4	3	0	1	1				
Gil Hodges, R (1, 3) OBP: 0.385, SLG: 0.453		4-1 FC5-4 1B	2-2 1B		1-1 1B		1-2 1B			4	1	3	1	1	0	0				
Roy Campanella, R (1, 2) OBP: 0.413, SLG: 0.633		0-0 FC5-4 1B	1-3 K		2-3 K		0-0 SH5-4 2B	0-0 2B 1B		5	2	2	1	0	2	6				
Pee Wee Reese, R (1, 6) OBP: 0.321, SLG: 0.321		0-0 1B	1-0 F7		0-1 4-3		4-2 BB SH5-4 1B	1-2 2B		4	2	2	1	1	0	4				
Bud Podbielan, R (1, 1) OBP: 0.167, SLG: 0.174		2-2 L4		1-2 5-3		1-2 4-3	0-0 SH5-4 1B	0-3 K		4	0	0	0	0	1	4				
Inning Stats	R: 0 E: 0 K: 1 S: 10	H: 0 LOB: 0 BB: 0 P: 14	R: 1 E: 0 K: 0 S: 9	H: 2 LOB: 1 BB: 1 P: 16	R: 3 E: 0 K: 2 S: 19	H: 5 LOB: 0 BB: 0 P: 30	R: 1 E: 0 K: 0 S: 8	H: 1 LOB: 0 BB: 0 P: 13	R: 0 E: 0 K: 2 S: 13	H: 1 LOB: 2 BB: 1 P: 21	R: 0 E: 0 K: 0 S: 14	H: 2 LOB: 0 BB: 0 P: 16	R: 8 E: 0 K: 0 S: 22	H: 5 LOB: 0 BB: 2 P: 40	R: 2 E: 0 K: 1 S: 14	H: 3 LOB: 1 BB: 0 P: 18		1B: 12 2B: 4 3B: 0 HR: 3	SF: 0 SAC: 1 DP: 0 HBP: 1	WP: 0 PB: 0 SB: 0 CS: 0
PITCHER Murry Dickson, R (1, 1) ERA: 4.68	IP: 2.1 WLS: L BF: 15 H: 7 R: 4 ER: 4 SO: 2 BB: 1 IBB: 0 HBP: 0 BLK: 0 WP: 0 HR: 1 S: 34 P: 54 ERA: 15.43 WHIP: 3.429															PITCHER				
Mel Queen, R (3, 1) ERA: 7.05	3.2 4 1 1 3 1 0 0 0 0 0 1 39 56 2.46 1.364																			
Bill Werle, L (7, 1) ERA: 5.18	0.0 4 3 4 4 0 1 0 0 0 0 0 10 17 ∞ ∞																			
Junior Walsh, R (7, 1) ERA: 6.35	1.0 8 3 5 5 0 1 0 1 0 0 1 13 24 45.00 4.000																			
Vic Lombardi, L (8, 1) ERA: 8.05	1.0 5 2 1 1 1 0 0 0 0 0 0 13 17 9.00 2.000																			

AB 42
R 15
H 19
RBI 15
BB 4
SO 6
LOB 21




Batter	1	2	3	4	5	6	7	8	9	AB	R	H	RBI	BB	SO	LOB	TOP							
Stan Rojek, R OBP: 0.274, SLG: 0.278	0-1 HR 2B		3-2 F7 1B	2-1 1B			4-1 BB 2B	3-2 HR 1B	1-2 HR 1B	5	4	4	2	1	0	0	Pittsburgh Pirates @ Brooklyn Dodgers Ebbets Field, Brooklyn, NY Sun Jun 25 1950, 3:33 AM EDT Att: 20,196 - Unknown							
Ted Beard, L OBP: 0.381, SLG: 0.402	4-1 HR BB		0-0 L3	2-3 K			4-0 2B BB	2-2 HR	4-0 HR BB	3	4	1	2	3	1	1								
Ralph Kiner, R OBP: 0.428, SLG: 0.610	0-0 1H 2H HR		2-0 1B 2B	1B			1-0 1H 2H 2B	3-2 3B	2-2 HR	6	4	5	8	0	1	0								
Gus Bell, L OBP: 0.357, SLG: 0.472	0-0 4-3		0-0 2B	1B			2-1 2B	4-2 CS BB	0-0 1B	5	2	3	1	1	0	0								
Danny Murtaugh, R OBP: 0.404, SLG: 0.424	3-1 5-3		0-0 1B	1H 2H 2B			4-1 2B BB	3-3 K	3-3 K	4	0	1	2	2	2	2								
Dale Coogan, L OBP: 0.318, SLG: 0.336	1-0 E3 CS		3-2 1B				1-0 1H 2H 2B	0-0 F8		5	0	2	1	0	1	2								
Pete Castiglione, R OBP: 0.309, SLG: 0.309	1-2 CS 1-2	0-2 F8	1-1 4-3				2-3 K	1-1 F9	0-1 1B 1B	5	1	1	0	0	1	3								
Ray Mueller, R OBP: 0.339, SLG: 0.509		2-0 G5-4-3 1B		0-1 F6			0-3 K	4-2 BB	0-0 1B 1B	4	1	2	0	1	1	0								
Vern Law, R OBP: 0.289, SLG: 0.326		0-1 G5-4-3		1-3 K			1-0 4-3	3-2 6-3	0-0 1B	2	0	0	0	0	1	1								
Cliff Chambers, L OBP: 0.200, SLG: 0.200		1-2							1-2 2-3 1B	3	0	1	0	0	0	2								
Inning Stats	R: 3 E: 1 K: 0 S: 10	H: 2 LOB: 0 BB: 1 P: 19	R: 0 E: 0 K: 0 S: 6	H: 1 LOB: 0 BB: 0 P: 8	R: 2 E: 0 K: 0 S: 12	H: 4 LOB: 2 BB: 0 P: 21	R: 0 E: 0 K: 2 S: 11	H: 1 LOB: 1 BB: 0 P: 16	R: 0 E: 0 K: 2 S: 11	H: 0 LOB: 0 BB: 0 P: 17	R: 0 E: 0 K: 2 S: 7	H: 0 LOB: 0 BB: 0 P: 10	R: 4 E: 0 K: 0 S: 15	H: 3 LOB: 2 BB: 4 P: 39	R: 2 E: 0 K: 1 S: 20	H: 3 LOB: 1 BB: 1 P: 35	R: 5 E: 0 K: 1 S: 15	H: 6 LOB: 0 BB: 1 P: 25	1B: 11 2B: 6 3B: 1 HR: 3	SF: 0 SAC: 0 DP: 2 HBP: 0	WP: 0 PB: 0 SB: 0 CS: 2	PA: 51		
PITCHER	IP	WLS	BF	H	R	ER	SO	BB	IBB	HBP	BLK	WP	HR	S	P	ERA	WHIP					ERA	WHIP	
Don Newcombe, R ERA: 3.94	(1, 1)	2.2	14	6	5	5	0	1	0	0	0	0	1	23	39	16.88	2.625					*	*	
Joe Hatten, L ERA: 3.79	(3, 1)	2.1	10	2	0	0	4	1	0	0	0	0	0	27	42	0.00	1.286							
Ralph Branca, R ERA: 6.34	(6, 1)	1.0	L	6	1	3	2	2	0	0	0	0	0	9	21	27.00	3.000							
Al Epperly, R ERA: 27.0	(7, 1)	1.0		8	4	3	3	2	0	0	0	0	1	24	44	27.00	6.000							
Erv Fallica, R ERA: 5.75	(8, 1)	1.0		4	1	0	0	1	0	0	0	0	0	9	19	0.00	2.000							
Billy Loes, R ERA: 9.0	(9, 1)	0.0		3	3	3	0	0	0	0	0	0	1	11	21	18.00	4.000							
Rex Barney, R ERA: 5.16	(9, 1)	1.0		5	3	2	1	1	0	0	0	0	0	1	11	21	18.00	4.000						

AB	42
R	16
H	20
RBI	16
BB	8
SO	8
LOB	11



Batter	1	2	3	4	5	6	7	8	9	AB	R	H	RBI	BB	SO	LOB	BOTTOM							
Billy Cox, R OBP: 0.313, SLG: 0.416	0-0 6-3	1-0 4-3			4-0 F9 L8 BB	0-0 2-3		0-0 F7		4	1	0	1	1	0	4	Pittsburgh Pirates @ Brooklyn Dodgers Ebbets Field, Brooklyn, NY Sun Jun 25 1950, 3:33 AM EDT Att: 20,196 - Unknown							
Gene Hermanski, L OBP: 0.403, SLG: 0.475	2-2 4-3		1-0 FC3-6 1B		2-2 F9		0-2 5-3	3H F5		2	0	1	0	0	0	0								
Jim Russell, S OBP: 0.368, SLG: 0.582			2-2 FC3-6 1B		1-3 2H 3H L8		2-2 5-3	1-1 F5		3	0	0	1	0	0	1								
Duke Snider, L OBP: 0.401, SLG: 0.581	4-0 1B 2B BB		2-2 FC3-6 L5-3 1-2		2-2 L8		2-2 F7 3B		1-0 6-3 1B 1B	4	3	2	1	1	0	1								
Jackie Robinson, R OBP: 0.455, SLG: 0.581	2-2 2B 1B		3-2 L5-3 1-2		3H 6-3		4-2 BB		0-1 6-3 1B 1B	4	2	2	0	1	0	1								
Carl Furillo, R OBP: 0.353, SLG: 0.451	0-0 1H 3H 2B			2-2 F3		0-0 BB BB 1B	1-1 F7		2-1 6-3	5	0	2	3	0	0	3								
Gil Hodges, R OBP: 0.384, SLG: 0.481	2-2 F5			3-2 6-3		0-2 F5	2-2 F7		1-0 1-2 2-3 HR	5	1	1	3	0	0	3								
Roy Campanella, R OBP: 0.415, SLG: 0.633		0-1 4-3 2B		1-1 F2		0-0 F8		0-1 6-3	2H 3H F8	5	0	1	0	0	0	1								
Pee Wee Reese, R OBP: 0.333, SLG: 0.333		3-3 K			0-0 2B WP 1B	4-1 BB	1-2 BB		3-3 K	4	2	2	0	1	2	1								
Don Newcombe, L Joe Hatten, L Gene Hermanski, L Ralph Branca, R Al Epperly, L Erv Fallica, R Tommy Brown, L Billy Loes, R Rex Barney, R		3-2 4-3		3-2 WP F9 2B		4-0 BB		3-2 F7 3B		1	0	0	0	0	0	0		1						
Inning Stats	R: 2 E: 0 K: 0 S: 13	H: 2 LOB: 1 BB: 1 P: 23	R: 0 E: 0 K: 1 S: 9	H: 1 LOB: 0 BB: 0 P: 16	R: 0 E: 0 K: 0 S: 8	H: 0 LOB: 0 BB: 0 P: 14	R: 0 E: 0 K: 0 S: 7	H: 1 LOB: 3 BB: 2 P: 15	R: 1 E: 0 K: 0 S: 14	H: 1 LOB: 1 BB: 1 P: 23	R: 2 E: 0 K: 0 S: 12	H: 2 LOB: 0 BB: 0 P: 19	R: 3 E: 0 K: 1 S: 10	H: 3 LOB: 0 BB: 0 P: 19	1B: 6 2B: 5 3B: 2 HR: 1	SF: 0 SAC: 0 DP: 1 HBP: 0	WP: 1 PB: 0 SB: 0 CS: 0	PA: 44						
PITCHER	IP	WLS	BF	H	R	ER	SO	BB	IBB	HBP	BLK	WP	HR	S	P	ERA	WHIP					ERA	WHIP	
Vern Law, R ERA: 7.27	(1, 1)	4.0	W	21	6	5	5	0	3	0	0	0	1	0	43	73	11.25	2.250						
Cliff Chambers, L ERA: 3.96	(5, 1)	4.0		6	5	5	0	3	0	0	0	0	0	1	7	15	9.00	1.000						
Bill MacDonald, R ERA: 4.04	(9, 1)	1.0	S	4	1	1	1	0	0	0	0	0	0	1	7	15	9.00	1.000						



Batter	1	2	3	4	5	6	7	8	9	AB	R	H	RBI	BB	SO	LOB	TOP				
Lloyd Merriman, L (1.8) OBP: 0.347, SLG: 0.352	1-3	FC6		F5		F8				5	1	1	0	0	0	4	Cincinnati Reds @ Pittsburgh Pirates Forbes Field, Pittsburgh, PA Tue Jun 27 1950, 3:33 AM EDT Att: 13,500 - Unknown - 65 F				
Peanuts Lowrey, R (1.7) OBP: 0.353, SLG: 0.319	K		6-3	F8	F9			5-3		5	0	0	0	0	1	3					
Johnny Wyrostek, L (1.9) OBP: 0.416, SLG: 0.491			F9	E9	FC5-4			F9		4	0	1	0	1	0	2					
Ted Kluszewski, L (1.3) OBP: 0.348, SLG: 0.565	F4			BB	HR			F8		4	2	2	1	1	0	1					
Grady Hatton, L (1.5) OBP: 0.342, SLG: 0.417		F8		BB	HR			F9		5	2	2	2	0	0	1					
Connie Ryan, R (1.4) OBP: 0.356, SLG: 0.389		1B		6-3				F9		4	2	2	0	1	0	1					
Dixie Howell, R (1.2) OBP: 0.340, SLG: 0.282		1B						F9		3	1	1	1	2	0	2					
Virgil Stallcup, R (1.6) OBP: 0.274, SLG: 0.349		1B						F7		4	0	3	3	1	0	0					
Herm Wehmeier, R (1.1) OBP: 0.233, SLG: 0.262								1-4-3		4	0	1	1	0	0	4					
Ewell Blackwell, R (7.1) OBP: 0.156, SLG: 0.100								FC4-6		1	0	0	0	0	0	2					
Inning Stats	R: 0 E: 0 K: 1 S: 5	H: 0 LOB: 1 BB: 1 P: 9	R: 1 E: 0 K: 0 S: 6	H: 3 LOB: 2 BB: 0 P: 6	R: 3 E: 0 K: 0 S: 5	H: 2 LOB: 2 BB: 3 P: 17	R: 3 E: 1 K: 0 S: 6	H: 4 LOB: 0 BB: 0 P: 6	R: 1 E: 0 K: 0 S: 5	H: 2 LOB: 1 BB: 1 P: 9	R: 0 E: 0 K: 0 S: 4	H: 1 LOB: 1 BB: 0 P: 4	R: 0 E: 0 K: 0 S: 3	H: 0 LOB: 0 BB: 0 P: 3	R: 0 E: 0 K: 0 S: 4	H: 1 LOB: 2 BB: 1 P: 8	1B: 12 2B: 0 3B: 0 HR: 1	SF: 0 SAC: 0 DP: 0 HBP: 0	WP: 0 PB: 0 SB: 1 CS: 0	PA: 45	
PITCHER	IP	WLS	BF	H	R	ER	SO	BB	IBB	HBP	BLK	WP	HR	S	P	ERA	WHIP				
Bill MacDonald, R (1.1) ERA: 4.92	4.0	L	24	9	7	7	1	4	0	0	0	0	1	22	38	15.75	3.250				
Frank Papish, L (5.1) ERA: 27.0	0.0		2	1	1	1	0	1	0	0	0	0	0	1	5	∞	∞				
Junior Walsh, R (5.1) ERA: 6.14	1.0		4	1	0	0	0	0	0	0	0	0	0	4	4	0.00	1.000				
Vic Lombardi, L (6.1) ERA: 8.41	4.0		15	2	0	0	0	0	1	0	0	0	0	14	18	0.00	0.500				

AB	39
R	8
H	13
RBI	8
BB	6
SO	1
LOB	20



Batter	1	2	3	4	5	6	7	8	9	AB	R	H	RBI	BB	SO	LOB	BOTTOM					
Stan Rojek, R (1.6) OBP: 0.281, SLG: 0.286	K									4	0	2	0	0	2	1	Cincinnati Reds @ Pittsburgh Pirates Forbes Field, Pittsburgh, PA Tue Jun 27 1950, 3:33 AM EDT Att: 13,500 - Unknown - 65 F					
George Strickland, R (7.6) OBP: 0.250, SLG: 0.125										1	0	1	0	0	0	0						
Ted Beard, L (1.8) OBP: 0.374, SLG: 0.386	K									4	1	0	0	1	1	3						
Ralph Kiner, R (1.7) OBP: 0.428, SLG: 0.602	K									3	1	0	0	2	1	3						
Gus Bell, L (1.9) OBP: 0.367, SLG: 0.477										5	1	3	1	0	1	0						
Danny Murtaugh, R (1.4) OBP: 0.409, SLG: 0.429	K									5	0	3	1	0	1	1						
Dale Coogan, L (1.3) OBP: 0.323, SLG: 0.333	F4									4	0	1	1	1	1	4						
Pete Castiglione, R (1.5) OBP: 0.332, SLG: 0.301										3	0	0	0	0	0	5						
Johnny Hopp, L (7. PH) OBP: 0.400, SLG: 0.487										1	0	0	0	0	0	3						
Nanny Fernandez, R (8.5) OBP: 0.324, SLG: 0.413										0	0	0	0	0	0	0						
Ray Mueller, R (1.2) OBP: 0.318, SLG: 0.475										4	0	0	0	0	0	5						
Bill MacDonald, R (1.1) OBP: 0.190, SLG: 0.190										1	0	0	0	0	1	0						
Frank Papish, R (5.1) ERA: 6.57										0	0	0	0	0	0	0						
Junior Walsh, R (5.1) OBP: 0.800, SLG: 1.000										0	0	0	0	0	0	0						
Hank Schenz, R (5. PH) OBP: 0.300, SLG: 0.408										1	0	0	0	0	0	0						
Vic Lombardi, L (6.1) OBP: 0.400, SLG: 0.333										1	0	0	0	1	0	0						
Inning Stats	R: 0 E: 0 K: 3 S: 9	H: 0 LOB: 0 BB: 0 P: 9	R: 0 E: 0 K: 1 S: 6	H: 1 LOB: 1 BB: 0 P: 6	R: 0 E: 0 K: 1 S: 6	H: 1 LOB: 2 BB: 1 P: 10	R: 0 E: 0 K: 0 S: 4	H: 1 LOB: 2 BB: 1 P: 8	R: 3 E: 0 K: 0 S: 7	H: 4 LOB: 2 BB: 1 P: 11	R: 0 E: 0 K: 1 S: 5	H: 0 LOB: 1 BB: 1 P: 9	R: 0 E: 0 K: 1 S: 7	H: 2 LOB: 3 BB: 1 P: 11	R: 0 E: 0 K: 0 S: 4	H: 1 LOB: 1 BB: 0 P: 4	R: 0 E: 0 K: 1 S: 5	H: 0 LOB: 0 BB: 0 P: 5	1B: 10 2B: 0 3B: 0 HR: 0	SF: 0 SAC: 0 DP: 0 HBP: 0	WP: 1 PB: 0 SB: 0 CS: 0	PA: 42
PITCHER	IP	WLS	BF	H	R	ER	SO	BB	IBB	HBP	BLK	WP	HR	S	P	ERA	WHIP					
Herm Wehmeier, R (1.1) ERA: 6.57	6.0	W	31	8	3	3	6	5	0	0	0	1	0	38	58	4.50	2.167					
Ewell Blackwell, R (7.1) ERA: 3.27	3.0	S	11	2	0	0	2	0	0	0	0	0	0	15	15	0.00	0.667					



Batter	1	2	3	4	5	6	7	8	9	AB	R	H	RBI	BB	SO	LOB	TOP										
Stan Rojek, R OBP: 0.284, SLG: 0.298 (1, 6)										4	0	0	0	0	0	1											
Gus Bell, L OBP: 0.359, SLG: 0.471 Nanny Fernandez, R (9, PH) OBP: 0.321, SLG: 0.408 (1, 9)										3	1	1	0	0	2	0											
Ralph Kiner, R OBP: 0.416, SLG: 0.576 (1, 7)										4	1	1	1	0	0	0											
Wally Westlake, R OBP: 0.353, SLG: 0.516 (1, 8)										4	1	2	0	0	1	0											
Danny Murtaugh, R OBP: 0.417, SLG: 0.446 (1, 4)										3	1	1	0	1	2	1											
Jack Phillips, R OBP: 0.250, SLG: 0.310 (1, 5)										4	0	0	0	0	1	5											
Dale Coogan, L OBP: 0.321, SLG: 0.320 Johnny Hopp, L (9, PH) OBP: 0.410, SLG: 0.528 (1, 3)										3	0	0	0	0	2	1											
Ray Mueller, R OBP: 0.290, SLG: 0.439 Pete Castiglione, R (9, PH) OBP: 0.289, SLG: 0.298 Earl Turner, R OBP: 0.264, SLG: 0.280 (8, 2)										2	0	0	0	0	1	0											
Mel Queen, R (1, 1)										1	0	0	0	1	0	0											
Murry Dickson, R OBP: 0.250, SLG: 0.229 Hank Schenz, R (9, PH) OBP: 0.296, SLG: 0.403 Vern Law, R (8, 1)										0	0	0	0	0	0	0											
										1	0	0	0	0	0	0											
										0	0	0	0	0	0	0											
										0	0	0	0	0	0	0											
Inning Stats	R: 0 E: 0 K: 1 S: 5	H: 0 LOB: 0 BB: 0 P: 5	R: 0 E: 0 K: 2 S: 7	H: 0 LOB: 1 BB: 1 P: 11	R: 0 E: 0 K: 0 S: 3	H: 0 LOB: 0 BB: 0 P: 3	R: 1 E: 0 K: 1 S: 7	H: 2 LOB: 1 BB: 0 P: 7	R: 0 E: 0 K: 2 S: 7	H: 0 LOB: 0 BB: 0 P: 11	R: 0 E: 0 K: 2 S: 7	H: 0 LOB: 0 BB: 0 P: 7	R: 0 E: 0 K: 0 S: 3	H: 0 LOB: 0 BB: 0 P: 3	R: 3 E: 0 K: 0 S: 7	H: 4 LOB: 1 BB: 0 P: 7	1B: 3 2B: 1 3B: 2 HR: 0	SF: 0 SAC: 0 DP: 0 HBP: 0	WP: 0 PB: 0 SB: 0 CS: 0	PA: 35							
PITCHER	IP	WLS	BF	H	R	ER	SO	BB	IBB	HBP	BLK	WP	HR	S	P	ERA	WHIP										
Howie Pollet, L ERA: 2.85 (1, 1)	8.2	W	34	6	4	4	9	2	0	0	0	0	0	50	58	4.15	0.923										
Al Brazle, L ERA: 5.62 (9, 1)	0.1	S	1	0	0	0	0	0	0	0	0	0	0	1	1	0.00	0.000										

Pittsburgh Pirates @ St. Louis Cardinals
Sportsman's Park, St. Louis, MO
Sat Jul 01 1950, 4:33 AM EDT
Att: 15,795 - Unknown

AB 33
R 4
H 6
RBI 4
BB 2
SO 9
LOB 9





Batter	1	2	3	4	5	6	7	8	9	AB	R	H	RBI	BB	SO	LOB	BOTTOM										
Tommy Giaviano, R OBP: 0.427, SLG: 0.421 (1, 5)										5	1	0	0	0	2	2											
Red Schoendienst, S OBP: 0.398, SLG: 0.378 (1, 4)										5	0	2	1	0	0	0											
Stan Musial, L OBP: 0.460, SLG: 0.610 (1, 7)										4	1	1	0	1	0	1											
Enos Slaughter, L OBP: 0.414, SLG: 0.461 (1, 9)										4	0	1	0	0	0	3											
Bill Howerton, L OBP: 0.421, SLG: 0.488 (1, 8)										3	2	2	1	1	0	1											
Marty Marion, R OBP: 0.355, SLG: 0.387 (1, 6)										2	1	1	0	2	1	1											
Rocky Nelson, L OBP: 0.250, SLG: 0.308 (1, 3)										4	0	2	2	0	0	3											
Del Rice, R OBP: 0.281, SLG: 0.310 (1, 2)										3	0	0	0	1	2	4											
Howie Pollet, L OBP: 0.128, SLG: 0.130 Al Brazle, L OBP: 0.200, SLG: 0.200 (1, 1)										4	0	0	0	0	0	4											
										0	0	0	0	0	0	0											
Inning Stats	R: 0 E: 0 K: 1 S: 5	H: 0 LOB: 0 BB: 0 P: 5	R: 0 E: 0 K: 1 S: 6	H: 1 LOB: 0 BB: 0 P: 6	R: 0 E: 0 K: 1 S: 6	H: 1 LOB: 2 BB: 2 P: 14	R: 2 E: 0 K: 1 S: 8	H: 3 LOB: 1 BB: 0 P: 8	R: 1 E: 1 K: 0 S: 5	H: 2 LOB: 2 BB: 1 P: 9	R: 1 E: 1 K: 0 S: 5	H: 1 LOB: 1 BB: 0 P: 5	R: 1 E: 0 K: 1 S: 6	H: 1 LOB: 2 BB: 2 P: 14	R: 0 E: 0 K: 0 S: 3	H: 0 LOB: 0 BB: 0 P: 3	1B: 7 2B: 2 3B: 0 HR: 0	SF: 0 SAC: 0 DP: 0 HBP: 0	WP: 0 PB: 1 SB: 0 CS: 0	PA: 39							
PITCHER	IP	WLS	BF	H	R	ER	SO	BB	IBB	HBP	BLK	WP	HR	S	P	ERA	WHIP										
Mel Queen, R ERA: 6.62 (1, 1)	6.1	L	33	8	5	3	4	4	0	0	0	0	0	36	56	4.26	1.895										
Murry Dickson, R ERA: 4.54 (7, 1)	0.2		3	1	0	0	1	0	0	0	0	0	0	5	5	0.00	1.500										
Vern Law, R ERA: 7.0 (8, 1)	1.0		3	0	0	0	0	0	0	0	0	0	0	3	3	0.00	0.000										

Pittsburgh Pirates @ St. Louis Cardinals
Sportsman's Park, St. Louis, MO
Sat Jul 01 1950, 4:33 AM EDT
Att: 15,795 - Unknown

AB 34
R 5
H 9
RBI 4
BB 5
SO 5
LOB 19



Batter	1	2	3	4	5	6	7	8	9	AB	R	H	RBI	BB	SO	LOB	TOP																		
Stan Rojek, R (1, 6) OBP: 0.284, SLG: 0.298											0	0	0	0	0	0	0	Pittsburgh Pirates @ St. Louis Cardinals Sportsman's Park, St. Louis, MO Sun Jul 02 1950, 4:33 AM EDT Att: 25,630 - Unknown livebaseballscorecards.com																	
Ted Beard, L (1, 8) OBP: 0.379, SLG: 0.402											0	0	0	0	0	0	0																		
Johnny Hopp, L (1, 3) OBP: 0.410, SLG: 0.528											0	0	0	0	0	0	0																		
Ralph Kiner, R (1, 7) OBP: 0.416, SLG: 0.576											0	0	0	0	0	0	0																		
Gus Bell, L (1, 9) OBP: 0.359, SLG: 0.471											0	0	0	0	0	0	0																		
Danny Murtaugh, R (1, 4) OBP: 0.417, SLG: 0.446											0	0	0	0	0	0	0																		
Pete Castiglione, R (1, 5) OBP: 0.299, SLG: 0.298											0	0	0	0	0	0	0																		
Ray Mueller, R (1, 2) OBP: 0.296, SLG: 0.439											0	0	0	0	0	0	0																		
Bill Werle, L (1, 1) OBP: 0.375, SLG: 0.250											0	0	0	0	0	0	0																		
Inning Stats											1B: 0	SF: 0	WP: 0	PA: 0	2B: 0	SAC: 0	FB: 0		3B: 0	DP: 0	SB: 0	CS: 0	HR: 0	HBP: 0											
PITCHER Red Munger, R (1, 1) ERA: 4.0	IP	WLS	BF	H	R	ER	SO	BB	IBB	HBP	BLK	WP	HR	S	P	ERA	WHIP	PITCHER	IP	WLS	BF	H	R	ER	SO	BB	IBB	HBP	BLK	WP	HR	S	P	ERA	WHIP

Batter	1	2	3	4	5	6	7	8	9	AB	R	H	RBI	BB	SO	LOB	BOTTOM																		
Tommy Giaviano, R (1, 5) OBP: 0.427, SLG: 0.421											0	0	0	0	0	0	0	Pittsburgh Pirates @ St. Louis Cardinals Sportsman's Park, St. Louis, MO Sun Jul 02 1950, 4:33 AM EDT Att: 25,630 - Unknown livebaseballscorecards.com																	
Red Schoendienst, S (1, 4) OBP: 0.398, SLG: 0.378											0	0	0	0	0	0	0																		
Stan Musial, L (1, 7) OBP: 0.460, SLG: 0.610											0	0	0	0	0	0	0																		
Johnny Lindell, R (1, 8) OBP: 0.298, SLG: 0.390											0	0	0	0	0	0	0																		
Enos Slaughter, L (1, 9) OBP: 0.414, SLG: 0.461											0	0	0	0	0	0	0																		
Marty Marion, R (1, 6) OBP: 0.355, SLG: 0.387											0	0	0	0	0	0	0																		
Rocky Nelson, L (1, 3) OBP: 0.250, SLG: 0.308											0	0	0	0	0	0	0																		
Del Rice, R (1, 2) OBP: 0.281, SLG: 0.310											0	0	0	0	0	0	0																		
Red Munger, R (1, 1) OBP: 0.161, SLG: 0.103											0	0	0	0	0	0	0																		
Inning Stats											1B: 0	SF: 0	WP: 0	PA: 0	2B: 0	SAC: 0	FB: 0		3B: 0	DP: 0	SB: 0	CS: 0	HR: 0	HBP: 0											
PITCHER Bill Werle, L (1, 1) ERA: 5.87	IP	WLS	BF	H	R	ER	SO	BB	IBB	HBP	BLK	WP	HR	S	P	ERA	WHIP	PITCHER	IP	WLS	BF	H	R	ER	SO	BB	IBB	HBP	BLK	WP	HR	S	P	ERA	WHIP

Batter	1	2	3	4	5	6	7	8	9	AB	R	H	RBI	BB	SO	LOB	TOP						
Stan Rojek, R OBP: 0.297, SLG: 0.307 (1, 6)										4	0	2	0	0	1	1	Pittsburgh Pirates @ Cincinnati Reds Crosley Field, Cincinnati, OH Mon Jul 03 1950, 3:33 AM EDT Att: 3,405 - Unknown						
Ted Beard, L OBP: 0.364, SLG: 0.376 (1, 8)										4	0	0	1	1	2	2							
Johnny Hopp, L OBP: 0.411, SLG: 0.515 (1, 3)										3	1	0	0	2	1	2							
Ralph Kiner, R OBP: 0.416, SLG: 0.606 (1, 7)										4	2	2	3	1	1	3							
Gus Bell, L OBP: 0.350, SLG: 0.450 (1, 9)										4	1	1	0	1	1	4							
Danny Murtaugh, R OBP: 0.416, SLG: 0.443 (1, 4)										4	0	1	0	0	0	2							
Pete Castiglione, R OBP: 0.291, SLG: 0.289 Wally Westlake, R OBP: 0.353, SLG: 0.512 Hank Schenz, R OBP: 0.290, SLG: 0.403 (8, PH)										3	0	1	0	0	0	2		AB 34 R 5 H 11 RBI 5 BB 6 SO 7 LOB 22					
Ray Mueller, R OBP: 0.303, SLG: 0.437 Nanny Fernandez, R OBP: 0.325, SLG: 0.409 Earl Turner, R OBP: 0.255, SLG: 0.269 (8, PH)										3	0	1	0	0	1	1							
Bill MacDonald, R OBP: 0.182, SLG: 0.182 Murry Dickson, R OBP: 0.289, SLG: 0.270 Vic Lombardi, L OBP: 0.400, SLG: 0.333 Dale Coogan, L OBP: 0.319, SLG: 0.317 Junior Walsh, R OBP: 0.600, SLG: 1.000 (8, PH)										1	0	0	0	0	0	2							
Inning Stats	R: 0 E: 0 K: 2 S: 7	H: 1 LOB: 0 BB: 0 P: 7	R: 1 E: 1 K: 0 S: 5	H: 2 LOB: 2 BB: 1 P: 9	R: 2 E: 0 K: 2 S: 8	H: 2 LOB: 1 BB: 1 P: 12	R: 0 E: 0 K: 1 S: 5	H: 1 LOB: 1 BB: 0 P: 5	R: 1 E: 0 K: 0 S: 4	H: 1 LOB: 0 BB: 0 P: 4	R: 0 E: 0 K: 0 S: 3	H: 0 LOB: 1 BB: 1 P: 7	R: 0 E: 0 K: 0 S: 4	H: 1 LOB: 0 BB: 0 P: 4	R: 1 E: 0 K: 0 S: 5	H: 2 LOB: 3 BB: 2 P: 13		R: 0 E: 0 K: 2 S: 8	H: 1 LOB: 2 BB: 1 P: 12	1B: 9 2B: 0 3B: 0 HR: 2	SF: 0 SAC: 1 DP: 0 HBP: 0	WP: 0 PB: 1 SB: 1 CS: 0	PA: 41
PITCHER	IP WLS BF H R ER SO BB IBB HBP BLK WP HR S P ERA WHIP																						
Willie Ramsdell, R ERA: 4.42 Ewell Blackwell, R ERA: 3.24 (8, 1)	7.0 W 31 8 5 4 5 4 0 0 0 0 2 36 52 5.14 1.714																						

Batter	1	2	3	4	5	6	7	8	9	AB	R	H	RBI	BB	SO	LOB	BOTTOM				
Lloyd Merriman, L OBP: 0.330, SLG: 0.343 (1, 8)										5	1	1	1	0	0	3	Pittsburgh Pirates @ Cincinnati Reds Crosley Field, Cincinnati, OH Mon Jul 03 1950, 3:33 AM EDT Att: 3,405 - Unknown				
Peanuts Lowrey, R OBP: 0.333, SLG: 0.311 (1, 7)										5	1	1	1	0	0	1					
Johnny Wyrostek, L OBP: 0.404, SLG: 0.461 (1, 9)										4	1	1	0	1	0	2					
Ted Kluszewski, L OBP: 0.347, SLG: 0.561 (1, 3)										4	0	2	2	0	0	1					
Grady Hatton, L OBP: 0.336, SLG: 0.405 (1, 5)										4	1	1	0	0	1	2					
Connie Ryan, R OBP: 0.374, SLG: 0.410 (1, 4)										4	2	2	1	0	0	1					
Johnny Pramesa, R OBP: 0.243, SLG: 0.468 Herm Wehmeier, R OBP: 0.227, SLG: 0.256 Dixie Howell, R OBP: 0.348, SLG: 0.309 (9, 2)										4	1	3	2	0	0	0		AB 36 R 8 H 13 RBI 7 BB 2 SO 2 LOB 14			
Virgil Stallcup, R OBP: 0.281, SLG: 0.351 (1, 6)										4	1	2	0	0	0	2					
Willie Ramsdell, R OBP: 0.217, SLG: 0.182 Ewell Blackwell, R OBP: 0.171, SLG: 0.094 (8, 1)										2	0	0	0	1	1	2					
Inning Stats	R: 0 E: 0 K: 0 S: 4	H: 1 LOB: 1 BB: 0 P: 4	R: 3 E: 0 K: 1 S: 8	H: 4 LOB: 0 BB: 0 P: 8	R: 0 E: 0 K: 0 S: 3	H: 0 LOB: 0 BB: 0 P: 3	R: 1 E: 0 K: 1 S: 7	H: 2 LOB: 2 BB: 1 P: 11	R: 0 E: 0 K: 0 S: 4	H: 1 LOB: 1 BB: 0 P: 4	R: 0 E: 0 K: 0 S: 4	H: 1 LOB: 1 BB: 1 P: 9	R: 2 E: 1 K: 0 S: 5	H: 3 LOB: 2 BB: 0 P: 6	R: 2 E: 0 K: 0 S: 6	H: 0 LOB: 0 BB: 0 P: 6		1B: 7 2B: 6 3B: 1 HR: 0	SF: 0 SAC: 1 DP: 1 HBP: 0	WP: 1 PB: 0 SB: 0 CS: 0	PA: 39
PITCHER	IP WLS BF H R ER SO BB IBB HBP BLK WP HR S P ERA WHIP																				
Bill MacDonald, R ERA: 5.33 Murry Dickson, R ERA: 4.57 Vic Lombardi, L ERA: 8.27 Junior Walsh, R ERA: 6.39 (8, 1)	1.0 L 23 5 3 2 2 2 0 0 0 0 1 0 25 33 3.38 1.312																				


Batter	1	2	3	4	5	6	7	8	9	AB	R	H	RBI	BB	SO	LOB	TOP					
Stan Rojek, R (1, 6) OBP: 0.298, SLG: 0.302	4-3		2B		K		K		L6-3	2	1	0	0	1	1	1	Pittsburgh Pirates @ Cincinnati Reds Crosley Field, Cincinnati, OH Tue Jul 04 1950, 3:33 AM EDT Unknown					
Ted Beard, L (7, PH) OBP: 0.261, SLG: 0.373			BB						BB	1	0	0	0	0	1	1						
George Strickland, R (7, 6) OBP: 0.250, SLG: 0.125			BB							0	0	0	0	0	0	0						
Dale Coogin, L (8, PH) OBP: 0.324, SLG: 0.317			BB							0	0	0	0	1	0	0						
Johnny Hopp, L (1, 3) OBP: 0.416, SLG: 0.520	G6-4-3		BB				E4		L6-3	4	0	2	2	1	0	1						
Ralph Kiner, R (1, 7) OBP: 0.417, SLG: 0.601	G6-4-3		BB				BB			2	0	0	0	2	0	3						
Gus Bell, L (1, 9) OBP: 0.340, SLG: 0.436		4-1	FC4-6		F7					4	0	0	0	0	0	6						
Wally Westlake, R (1, 8) OBP: 0.351, SLG: 0.507		F7			K				F8	4	0	1	0	0	1	0						
Danny Murtaugh, R (1, 4) OBP: 0.413, SLG: 0.444		F8			BB		P4		L6	4	1	1	0	0	0	1						
Pete Castiglione, R (1, 5) OBP: 0.297, SLG: 0.296			F8		BB		1-3			4	0	2	1	0	0	0						
Earl Turner, R (1, 2) OBP: 0.241, SLG: 0.255										3	0	0	0	0	2	1						
Nanny Fernandez, R (8, PH) OBP: 0.324, SLG: 0.407			P4		K2-3-4-2		K		K	1	0	0	0	0	1	1						
Ray Mueller, R (8, 2) OBP: 0.303, SLG: 0.437										0	0	0	0	0	0	0						
Cliff Chambers, L (1, 1) OBP: 0.340, SLG: 0.396										3	2	3	0	0	0	0						
Vern Law, R (7, 1)										0	0	0	0	0	0	0						
Jack Phillips, R (9, PH) OBP: 0.277, SLG: 0.318			BB		BB		E		P4	1	0	0	0	0	0	0						
Inning Stats	R: 0 E: 0 K: 0 S: 3	H: 1 LOB: 0 BB: 0 P: 3	R: 0 E: 0 K: 0 S: 3	H: 0 LOB: 0 BB: 0 P: 3	R: 2 E: 0 K: 0 S: 5	H: 2 LOB: 2 BB: 2 P: 13	R: 1 E: 0 K: 2 S: 8	H: 2 LOB: 1 BB: 0 P: 8	R: 0 E: 0 K: 1 S: 6	H: 1 LOB: 2 BB: 1 P: 10	R: 0 E: 0 K: 0 S: 3	H: 1 LOB: 0 BB: 0 P: 3	R: 1 E: 0 K: 2 S: 9	H: 1 LOB: 2 BB: 1 P: 13	R: 0 E: 0 K: 1 S: 6	H: 1 LOB: 1 BB: 0 P: 6	R: 0 E: 0 K: 0 S: 2	H: 0 LOB: 0 BB: 1 P: 6	1B: 6 2B: 5 3B: 0 HR: 0	SF: 0 SAC: 0 DP: 3 HBP: 0	WP: 0 PB: 0 SB: 0 CS: 1	PA: 38
PITCHER Herm Wehmeier, R (1, 1) ERA: 6.44	IP: 9.0 WLS: W BF: 38 H: 9 R: 4 ER: 3 SO: 6 BB: 5 IBB: 0 HBP: 0 BLK: 0 WP: 0 HR: 0 S: 45 P: 65 ERA: 3.00 WHIP: 1.556																					


AB	33
R	4
H	9
RBI	3
BB	5
SO	6
LOB	15



Batter	1	2	3	4	5	6	7	8	9	AB	R	H	RBI	BB	SO	LOB	BOTTOM			
Bobby Adams, R (1, 5) OBP: 0.333, SLG: 0.327	F8		FC5-4		K					3	0	0	0	1	1	3	Pittsburgh Pirates @ Cincinnati Reds Crosley Field, Cincinnati, OH Tue Jul 04 1950, 3:33 AM EDT Unknown			
Grady Hatton, L (7, 5) OBP: 0.339, SLG: 0.417			BB							1	1	1	1	0	0	0				
Peanuts Lowrey, R (1, 7) OBP: 0.340, SLG: 0.311	BB		BB							3	1	1	0	2	0	1				
Johnny Wyrostek, L (1, 9) OBP: 0.404, SLG: 0.460	BB		BB							5	1	2	1	0	0	3				
Ted Kluszewski, L (1, 3) OBP: 0.339, SLG: 0.548	BB		BB							5	0	0	1	0	0	4				
Connie Ryan, R (1, 4) OBP: 0.376, SLG: 0.409	BB		BB							3	2	1	0	1	1	2				
Bob Usher, R (1, 8) OBP: 0.329, SLG: 0.397			BB							4	1	3	2	0	0	0				
Dixie Howell, R (1, 2) OBP: 0.336, SLG: 0.297			BB							4	0	0	0	0	1	4				
Virgil Stallcup, R (1, 6) OBP: 0.290, SLG: 0.360			BB							3	2	2	2	1	1	0				
Herm Wehmeier, R (1, 1) OBP: 0.250, SLG: 0.298			BB							4	0	2	1	0	0	1				
Inning Stats	R: 1 E: 0 K: 1 S: 6	H: 1 LOB: 1 BB: 1 P: 10	R: 0 E: 0 K: 1 S: 5	H: 0 LOB: 0 BB: 0 P: 5	R: 0 E: 0 K: 0 S: 3	H: 0 LOB: 1 BB: 1 P: 7	R: 3 E: 0 K: 2 S: 11	H: 4 LOB: 1 BB: 0 P: 11	R: 0 E: 0 K: 0 S: 4	H: 1 LOB: 1 BB: 0 P: 4	R: 0 E: 0 K: 0 S: 4	H: 2 LOB: 2 BB: 1 P: 8	R: 2 E: 0 K: 0 S: 5	H: 2 LOB: 1 BB: 1 P: 9	R: 2 E: 1 K: 0 S: 5	H: 2 LOB: 1 BB: 1 P: 9	1B: 8 2B: 3 3B: 1 HR: 0	SF: 0 SAC: 0 DP: 1 HBP: 0	WP: 0 PB: 0 SB: 2 CS: 0	PA: 40
PITCHER Cliff Chambers, L (1, 1) ERA: 4.23	IP: 6.2 WLS: L BF: 33 H: 10 R: 6 ER: 6 SO: 4 BB: 4 IBB: 0 HBP: 0 BLK: 0 WP: 0 HR: 0 S: 37 P: 53 ERA: 8.10 WHIP: 2.100																			
PITCHER Vern Law, R (7, 1) ERA: 6.62	IP: 1.1 WLS: 7 BF: 2 H: 2 R: 2 ER: 2 SO: 0 BB: 1 IBB: 0 HBP: 0 BLK: 0 WP: 0 HR: 6 S: 10 P: 10 ERA: 13.50 WHIP: 2.250																			



Batter	1	2	3	4	5	6	7	8	9	AB	R	H	RBI	BB	SO	LOB	TOP
Stan Rojek, R OBP: 0.301, SLG: 0.301 (1, 6)	5-3		5-3						1-3	4	1	1	0	1	0	0	Pittsburgh Pirates @ Cincinnati Reds Crosley Field, Cincinnati, OH Tue Jul 04 1950, 3:38 AM EDT Att: 10,728 - Unknown AB 32 R 4 H 8 RBI 4 BB 6 SO 5 LOB 17 
Ted Beard, L OBP: 0.365, SLG: 0.377 (1, 8)	FC5 HBP 1B		F8						BB 1B	4	0	2	0	0	0	2	
Dale Coogan, L OBP: 0.333, SLG: 0.312 (1, 3)	1-2 HBP			K					BB 1B	2	1	0	0	2	1	1	
Ralph Kiner, R OBP: 0.420, SLG: 0.598 (1, 7)	K			FC4-6 BB					G6-4-3 BB	3	0	1	0	2	1	4	
Gus Bell, L OBP: 0.338, SLG: 0.438 (1, 9)	FC5 2-3f			FC4-6 1-2f					G6-4-3 1-2f	4	0	1	1	0	0	5	
Danny Murtaugh, R OBP: 0.411, SLG: 0.439 (1, 4)			F8						BB 1B	3	1	0	0	1	1	3	
Pete Castiglione, R OBP: 0.250, SLG: 0.291 Wally Westlake, R OBP: 0.354, SLG: 0.509 Bill MacDonald, R OBP: 0.174, SLG: 0.174 Vic Lombardi, L OBP: 0.400, SLG: 0.333 (1, 5) (6, PH) (6, 1) (9, 1)	F8								K	2	0	0	0	0	1	0	
Ray Mueller, R OBP: 0.313, SLG: 0.467 (1, 2)	5-3								1-3	4	0	2	2	0	0	0	
Hank Borowy, R OBP: 0.167, SLG: 0.167 Nanny Fernandez, R OBP: 0.321, SLG: 0.403 (6, PH) (6, 5)			F9						P5	2	0	0	0	0	0	1	
										2	0	0	0	0	0	1	
Inning Stats	R: 0 E: 0 K: 1 S: 6	H: 1 LOB: 2 BB: 0 P: 7	R: 0 E: 0 K: 0 S: 3	H: 0 LOB: 0 BB: 0 P: 3	R: 0 E: 0 K: 0 S: 3	H: 0 LOB: 1 BB: 1 P: 11	R: 0 E: 0 K: 1 S: 6	H: 1 LOB: 2 BB: 1 P: 10	R: 1 E: 0 K: 0 S: 5	H: 2 LOB: 2 BB: 1 P: 9	R: 0 E: 0 K: 1 S: 5	H: 0 LOB: 0 BB: 0 P: 5	R: 0 E: 0 K: 0 S: 3	H: 1 LOB: 1 BB: 1 P: 7	1B: 5 2B: 3 3B: 0 HR: 0	SF: 0 SAC: 1 DP: 2 HBP: 1	WP: 0 PA: 40 PB: 0 SB: 0 CS: 0
PITCHER Howie Fox, R ERA: 5.03 (1, 1)	IP: 9.0 WLS: W BF: 40 H: 8 R: 4 ER: 4 SO: 5 BB: 6 IBB: 0 HBP: 1 BLK: 0 WP: 0 HR: 0 S: 43 P: 68 ERA: 4.00 WHIP: 1.556																

Batter	1	2	3	4	5	6	7	8	9	AB	R	H	RBI	BB	SO	LOB	BOTTOM				
Lloyd Merriman, L OBP: 0.333, SLG: 0.349 (1, 8)	1-3								BB 1B	4	1	1	0	1	0	2	Pittsburgh Pirates @ Cincinnati Reds Crosley Field, Cincinnati, OH Tue Jul 04 1950, 3:38 AM EDT Att: 10,728 - Unknown AB 33 R 5 H 9 RBI 5 BB 4 SO 2 LOB 13 				
Peanuts Lowrey, R OBP: 0.343, SLG: 0.312 Harry Perkowski, L OBP: 0.429, SLG: 0.429 Danny Litwhiler, R OBP: 0.343, SLG: 0.397 Bob Usher, R OBP: 0.329, SLG: 0.397 (1, 7) (9, PH) (9, PH) (9, PR)	P6								BB BB	3	1	1	0	1	0	3					
Johnny Wyrostek, L OBP: 0.407, SLG: 0.475 (1, 9)	L6								BB BB	0	0	0	0	0	0	0					
Ted Kluszewski, L OBP: 0.342, SLG: 0.557 (1, 3)	HR 1B								BB BB	0	0	0	0	1	0	0					
Grady Hatton, L OBP: 0.337, SLG: 0.411 (1, 5)	3-1								BB 1B	5	1	3	4	0	0	0					
Connie Ryan, R OBP: 0.376, SLG: 0.407 (1, 4)	F7								BB 1B	4	0	2	0	0	0	2					
Johnny Pramesa, R OBP: 0.338, SLG: 0.455 (1, 2)	4-3								BB BB	3	0	0	0	1	0	2					
Virgil Stallcup, R OBP: 0.284, SLG: 0.353 (1, 6)	3-1								BB BB	3	1	1	0	0	0	1					
Howie Fox, R OBP: 0.231, SLG: 0.385 Bobby Adams, R OBP: 0.331, SLG: 0.325 (1, 1) (9, PH)	1B F7 1B								BB BB	3	1	1	0	0	0	1					
	SH 1B								BB BB	4	0	1	0	0	0	1					
Inning Stats	R: 2 E: 0 K: 0 S: 5	H: 2 LOB: 2 BB: 0 P: 6	R: 1 E: 1 K: 0 S: 6	H: 2 LOB: 0 BB: 0 P: 6	R: 0 E: 0 K: 0 S: 4	H: 1 LOB: 1 BB: 0 P: 4	R: 0 E: 0 K: 1 S: 5	H: 0 LOB: 0 BB: 0 P: 5	R: 1 E: 0 K: 0 S: 5	H: 2 LOB: 1 BB: 0 P: 5	R: 0 E: 0 K: 0 S: 3	H: 0 LOB: 0 BB: 0 P: 3	R: 0 E: 0 K: 1 S: 6	H: 1 LOB: 2 BB: 1 P: 10	R: 0 E: 0 K: 0 S: 3	H: 0 LOB: 1 BB: 1 P: 7	R: 1 E: 1 K: 0 S: 2	H: 1 LOB: 3 BB: 2 P: 10	1B: 5 2B: 3 3B: 0 HR: 1	SF: 0 SAC: 2 DP: 0 HBP: 0	WP: 1 PA: 39 PB: 0 SB: 0 CS: 0
PITCHER Hank Borowy, R ERA: 7.66 Bill MacDonald, R ERA: 5.05 Vic Lombardi, L ERA: 8.27 (1, 1) (6, 1) (9, 1)	IP: 5.0 WLS: L BF: 23 H: 7 R: 4 ER: 4 SO: 1 BB: 0 IBB: 0 HBP: 0 BLK: 0 WP: 1 HR: 0 S: 25 P: 25 ERA: 7.20 WHIP: 1.400																				

Batter	1	2	3	4	5	6	7	8	9	AB	R	H	RBI	BB	SO	LOB	TOP			
Stan Rojek, R OBP: 0.301, SLG: 0.303 (1, 6)										4	0	1	1	1	1	1	Pittsburgh Pirates @ Chicago Cubs Wrigley Field, Chicago, IL Thu Jul 06 1950, 3:33 AM CDT Att: 12,953 - Unknown			
Ted Beard, L OBP: 0.345, SLG: 0.352 (1, 8)										4	0	0	0	0	3	3				
Ralph Kiner, R OBP: 0.422, SLG: 0.603 (1, 7)										2	1	0	0	2	0	2				
Wally Westlake, R OBP: 0.356, SLG: 0.504 (1, 9)										3	0	2	0	0	0	1				
Jack Phillips, R OBP: 0.275, SLG: 0.313 (1, 3)										4	0	1	0	0	0	1				
Pete Castiglione, R OBP: 0.293, SLG: 0.291 (1, 5)										4	0	0	1	0	0	4				
Hank Schenz, R OBP: 0.284, SLG: 0.373 (1, 4)										3	0	0	0	1	1	1				
Earl Turner, R OBP: 0.238, SLG: 0.237 (6, PH)										1	1	0	0	1	0	0				
Danny Murtaugh, R OBP: 0.409, SLG: 0.437 (6, PH)										1	0	0	0	0	1	3				
Ray Mueller, R OBP: 0.309, SLG: 0.461 (6, 2)										1	0	0	0	0	0	0				
Bill Werle, L OBP: 0.345, SLG: 0.240 (1, 1)										3	0	1	0	0	1	3				
Murry Dickson, R OBP: 0.289, SLG: 0.270 (8, 1)										0	0	0	0	0	0	0				
Johnny Hogg, L OBP: 0.417, SLG: 0.517 (9, PH)										1	0	0	0	0	1	0				
Inning Stats	R: 0 E: 0 K: 1 S: 5	H: 1 LOB: 2 BB: 1 P: 9	R: 0 E: 1 K: 1 S: 5	H: 0 LOB: 0 BB: 0 P: 5	R: 1 E: 0 K: 1 S: 6	H: 1 LOB: 1 BB: 1 P: 10	R: 0 E: 1 K: 0 S: 4	H: 1 LOB: 1 BB: 0 P: 4	R: 0 E: 0 K: 1 S: 6	H: 1 LOB: 1 BB: 2 P: 6	R: 0 E: 0 K: 0 S: 3	H: 0 LOB: 1 BB: 1 P: 7	R: 0 E: 0 K: 0 S: 3	H: 0 LOB: 0 BB: 0 P: 3	R: 0 E: 0 K: 2 S: 7	H: 0 LOB: 0 BB: 0 P: 7	1B: 4 2B: 1 3B: 0 HR: 0	SF: 0 SAC: 1 DP: 2 HBP: 0	WP: 0 PB: 0 SB: 0 CS: 0	PA: 37
PITCHER Paul Minner, L ERA: 3.89 (1, 1)	IP: 9.0 WLS: W BF: 37 H: 5 R: 2 ER: 2 SO: 8 BB: 4 IBB: 1 HBP: 0 BLK: 0 WP: 0 HR: 0 S: 48 P: 68 ERA: 2.00 WHIP: 1.000															PITCHER Paul Minner, L ERA: 3.89 (1, 1)	IP: 9.0 WLS: W BF: 37 H: 5 R: 2 ER: 2 SO: 8 BB: 4 IBB: 1 HBP: 0 BLK: 0 WP: 0 HR: 0 S: 48 P: 68 ERA: 2.00 WHIP: 1.000			

Batter	1	2	3	4	5	6	7	8	9	AB	R	H	RBI	BB	SO	LOB	BOTTOM	
Wayne Terwilliger, R OBP: 0.312, SLG: 0.376 (1, 4)										4	0	1	0	0	0	2	Pittsburgh Pirates @ Chicago Cubs Wrigley Field, Chicago, IL Thu Jul 06 1950, 3:33 AM CDT Att: 12,953 - Unknown	
Mickey Owen, R OBP: 0.240, SLG: 0.250 (1, 2)										3	0	2	0	0	0	0		
Emil Verban, R OBP: 0.118, SLG: 0.063 (8, FR)										4	1	1	0	0	1	3		
Rube Walker, L OBP: 0.280, SLG: 0.356 (9, 2)										3	1	1	1	1	0	1		
Phil Cavarretta, L OBP: 0.376, SLG: 0.478 (1, 3)										4	1	2	2	0	0	0		
Hank Sauer, R OBP: 0.396, SLG: 0.567 (1, 7)										4	1	2	2	0	0	0		
Andy Patko, R OBP: 0.417, SLG: 0.550 (1, 8)										3	0	0	0	1	0	1		
Bob Borkowski, R OBP: 0.330, SLG: 0.433 (1, 9)										4	0	2	1	0	1	1		
Roy Smalley, R OBP: 0.340, SLG: 0.506 (1, 6)										3	0	1	0	0	0	1		
Bill Serena, R OBP: 0.364, SLG: 0.437 (1, 5)										3	0	1	0	0	0	2		
Paul Minner, L OBP: 0.286, SLG: 0.250 (1, 1)										3	0	1	0	0	0	2		
Inning Stats	R: 0 E: 0 K: 1 S: 6	H: 1 LOB: 0 BB: 0 P: 6	R: 0 E: 0 K: 0 S: 3	H: 0 LOB: 0 BB: 0 P: 3	R: 0 E: 0 K: 0 S: 5	H: 2 LOB: 2 BB: 0 P: 5	R: 0 E: 0 K: 1 S: 6	H: 1 LOB: 1 BB: 0 P: 6	R: 0 E: 0 K: 0 S: 4	H: 1 LOB: 0 BB: 0 P: 4	R: 0 E: 0 K: 0 S: 4	H: 1 LOB: 1 BB: 0 P: 4	R: 0 E: 0 K: 0 S: 5	H: 4 LOB: 3 BB: 2 P: 13	1B: 8 2B: 2 3B: 0 HR: 1	SF: 0 SAC: 1 DP: 1 HBP: 0	WP: 0 PB: 0 SB: 0 CS: 0	PA: 34
PITCHER Bill Werle, L ERA: 5.47 (1, 1)	IP: 7.1 WLS: L BF: 31 H: 9 R: 4 ER: 4 SO: 2 BB: 0 IBB: 1 HBP: 0 BLK: 0 WP: 0 HR: 1 S: 34 P: 38 ERA: 4.91 WHIP: 1.227															PITCHER Murry Dickson, R ERA: 4.63 (8, 1)	IP: 0.2 WLS: L BF: 3 H: 2 R: 0 ER: 0 SO: 0 BB: 1 IBB: 0 HBP: 0 BLK: 0 WP: 0 HR: 0 S: 2 P: 6 ERA: 0.00 WHIP: 4.500	

Batter	1	2	3	4	5	6	7	8	9	AB	R	H	RBI	BB	SO	LOB	TOP		
Tommy Glaviano, R Clayton Kershaw, R Al Pineda, R Johnny Lincecum, R Erv Dusak, R Marty Marion, R	4-0 FC6-4 BB		0-0 F8		4-0 1-2 BB		0-0 F2		0-0 F6	1	0	0	0	1	0	0			
Red Schoendienst, S	0-0 FC6-4 1-2		0-0 1B		0-0 F7		0-0 1B		0-0 FC4-6 1-2	5	0	2	0	0	0	4			
Stan Musial, L	0-0 F8		0-0 1B		0-0 4-3		0-0 F7			4	0	1	0	0	0	5			
Enos Slaughter, L	0-0 F8		0-3 K				0-0 F7		0-0 F9	4	0	0	0	0	1	3			
Bill Howerton, L		0-0 F8 3B		0-3 K			0-0 3B		0-0 FC5-4 1B	4	1	3	0	0	1	0			
Eddie Miller, R	0-0 F8		0-0 5-3		0-0 F9		0-0 FC5-4 1-2			4	0	0	1	0	0	2			
Rocky Nelson, L	0-0 F8		0-0 F3		0-0 1-3		0-0 4-3			4	0	0	0	0	0	2			
Del Rice, R	0-0 F7				0-0 6-3		0-0 1B 1B		0-0 F6	4	0	1	0	0	0	0			
Gerry Staley, R Fred Martin, R Harry Walker, L Eddie Kazak, R			0-0 F8		0-0 BB 1B		0-0 F2		4-0 FC4-6 BB	0	0	0	0	0	0	0			
Inning Stats	R: 0 E: 0 K: 0 S: 3	H: 0 LOB: 1 BB: 1 P: 7	R: 1 E: 0 K: 0 S: 4	H: 1 LOB: 0 BB: 0 P: 4	R: 0 E: 0 K: 1 S: 7	H: 2 LOB: 2 BB: 0 P: 7	R: 0 E: 0 K: 1 S: 5	H: 0 LOB: 0 BB: 0 P: 5	R: 0 E: 0 K: 0 S: 4	H: 1 LOB: 2 BB: 1 P: 8	R: 0 E: 0 K: 0 S: 4	H: 2 LOB: 2 BB: 0 P: 5	R: 0 E: 0 K: 0 S: 4	H: 1 LOB: 1 BB: 0 P: 4	R: 0 E: 0 K: 0 S: 3	H: 0 LOB: 1 BB: 1 P: 7	1B: 6 2B: 0 3B: 2 HR: 0	SF: 0 SAC: 0 DP: 0 HBP: 0	WP: 0 PA: 38 PB: 0 SB: 0 CS: 0
PITCHER Vern Law, R	IP: 9.0 WLS: W BF: 38 H: 8 R: 1 ER: 1 SO: 2 BB: 3 IBB: 0 HBP: 0 BLK: 0 WP: 0 HR: 0 S: 39 P: 51 ERA: 1.00 WHIP: 1.222															PITCHER			

St. Louis Cardinals @ Pittsburgh Pirates
Forbes Field, Pittsburgh, PA
Fri Jul 07 1950, 3:33 AM EDT
Att: 28,468 - Unknown

AB 35
R 1
H 8
RBI 1
BB 3
SO 2
LOB 19





Batter	1	2	3	4	5	6	7	8	9	AB	R	H	RBI	BB	SO	LOB	BOTTOM		
Stan Rojek, R			0-0 F9		0-0 4-3		0-3 K			5	1	2	1	0	1	1			
Johnny Hogg, L			0-0 FC4-6 1B				0-0 1-3		0-0 F9	5	1	1	0	0	0	3			
Gus Bell, L	4-0 1B 1-2 2-3 E BB	0-0 HR 1B	0-0 FC4-6 1-2			0-0 2B 1B		0-0 6-3		4	3	2	0	1	0	2			
Ralph Kiner, R	0-0 1B 1-2 2-3 3-H	0-0 HR 1B		4-0 BB		0-0 F8 1-2		0-3 K		4	2	2	3	1	1	1			
Wally Westlake, R	0-0 E3 1B 1-3 2-H 3-H	0-0 E8 BB		0-0 F8		0-0 2B				4	1	2	2	0	0	1			
Danny Murtaugh, R	0-0 6-3 1-2	4-0 G3-6-3 BB		0-3 K		4-0 BB				2	0	0	0	2	1	3			
Pete Castiglione, R	4-0 1B 1B	0-0 G3-6-3 1-2		0-3 K		0-0 F4				3	1	0	0	1	1	4			
Ray Mueller, R	0-0 1B 1-2 2-H 3-H		0-3 K		0-3 K		0-0 F3			4	0	1	2	0	2	0			
Vern Law, R	0-0 F7		0-0 1B		0-0 F2		0-3 K			4	0	1	0	0	1	2			
Inning Stats	R: 6 E: 2 K: 0 S: 9	H: 5 LOB: 2 BB: 2 P: 17	R: 2 E: 1 K: 0 S: 4	H: 2 LOB: 0 BB: 1 P: 8	R: 0 E: 0 K: 1 S: 7	H: 2 LOB: 2 BB: 0 P: 7	R: 0 E: 0 K: 2 S: 7	H: 0 LOB: 1 BB: 1 P: 11	R: 0 E: 0 K: 1 S: 5	H: 0 LOB: 0 BB: 0 P: 5	R: 1 E: 0 K: 0 S: 5	H: 2 LOB: 2 BB: 1 P: 9	R: 0 E: 0 K: 2 S: 7	H: 0 LOB: 0 BB: 0 P: 7	R: 0 E: 0 K: 1 S: 5	H: 0 LOB: 0 BB: 0 P: 5	1B: 9 2B: 1 3B: 0 HR: 1	SF: 0 SAC: 0 DP: 1 HBP: 0	WP: 0 PA: 40 PB: 0 SB: 1 CS: 0
PITCHER Gerry Staley, R Fred Martin, R Clayton Boyer, R Al Pineda, R Erv Dusak, R	IP: 0.1 WLS: L BF: 8 H: 4 R: 6 ER: 5 SO: 0 BB: 2 IBB: 0 HBP: 0 BLK: 0 WP: 0 HR: 1 S: 14 P: 11 ERA: 10.80 WHIP: 2.400	IP: 3.1 WLS: L BF: 14 H: 3 R: 1 ER: 1 SO: 4 BB: 1 IBB: 0 HBP: 0 BLK: 0 WP: 0 HR: 0 S: 21 P: 25 ERA: 2.70 WHIP: 1.200	IP: 6.1 WLS: L BF: 4 H: 1 R: 0 ER: 0 SO: 0 BB: 1 IBB: 0 HBP: 0 BLK: 0 WP: 0 HR: 3 S: 7 P: 7 ERA: 0.00 WHIP: 3.000	IP: 7.1 WLS: L BF: 6 H: 0 R: 0 ER: 0 SO: 3 BB: 0 IBB: 0 HBP: 0 BLK: 0 WP: 0 HR: 12 S: 12 P: 12 ERA: 0.00 WHIP: 0.000															PITCHER

St. Louis Cardinals @ Pittsburgh Pirates
Forbes Field, Pittsburgh, PA
Fri Jul 07 1950, 3:33 AM EDT
Att: 28,468 - Unknown

AB 35
R 9
H 11
RBI 8
BB 5
SO 7
LOB 17



Batter	1	2	3	4	5	6	7	8	9	AB	R	H	RBI	BB	SO	LOB	TOP																										
Chuck Diering, R (1, 8) <small>OBP: 0.336, SLG: 0.316</small> Bill Howerton, L (4, PH) <small>OBP: 0.417, SLG: 0.529</small>	F7	4-3		P4		F9		K		2	0	0	0	0	0	1	St. Louis Cardinals @ Pittsburgh Pirates Forbes Field, Pittsburgh, PA Sat Jul 08 1950, 3:33 AM EDT Att: 15,224 - Unknown																										
Red Schoendienst, S (1, 4) <small>OBP: 0.353, SLG: 0.406</small>	3B		1B	FC5-1	1B	1B		3B		5	1	5	1	0	0	0																											
Stan Musial, L (1, 7) <small>OBP: 0.453, SLG: 0.610</small>	L7		FC5-1	1B	1B	E1		4-3		5	1	2	1	0	0	3																											
Eddie Kazak, R (1, 5) <small>OBP: 0.366, SLG: 0.438</small>	1B	3B	FC5-1	1B		B1		K		5	2	1	1	0	1	6																											
Enos Slaughter, L (1, 9) <small>OBP: 0.411, SLG: 0.448</small>	1B		F2-4	1B		6-3		P4		5	0	2	3	0	0	2																											
Marty Marion, R (1, 6) <small>OBP: 0.347, SLG: 0.374</small>	K		F2-4		1-3					5	0	1	0	0	1	4																											
Rocky Nelson, L (1, 3) <small>OBP: 0.298, SLG: 0.396</small>		1-3		L7		F7		F8		4	0	0	0	0	0	1																											
Del Rice, R (1, 2) <small>OBP: 0.313, SLG: 0.323</small>		FC4-6	BB	FC1-6	1B	1B		P5		3	1	2	0	1	0	1																											
Red Munger, R (1, 1) <small>OBP: 0.167, SLG: 0.147</small> Harry Brecheen, L (5, 1) <small>OBP: 0.281, SLG: 0.258</small>	FC4-6		FC1-6		1B	1B		P4		2	0	0	0	0	0	2																											
Inning Stats	R: 2 E: 0 K: 1 S: 8	H: 3 LOB: 1 BB: 0 P: 8	R: 0 E: 0 K: 0 S: 3	H: 0 LOB: 1 BB: 1 P: 7	R: 2 E: 0 K: 0 S: 5	H: 3 LOB: 0 BB: 0 P: 5	R: 0 E: 0 K: 0 S: 4	H: 1 LOB: 1 BB: 0 P: 4	R: 0 E: 1 K: 0 S: 5	H: 1 LOB: 2 BB: 0 P: 5	R: 2 E: 0 K: 1 S: 9	H: 4 LOB: 2 BB: 0 P: 9	R: 0 E: 0 K: 0 S: 4	H: 1 LOB: 1 BB: 0 P: 4	R: 0 E: 0 K: 1 S: 6	H: 1 LOB: 1 BB: 0 P: 6		R: 0 E: 0 K: 0 S: 3	H: 0 LOB: 0 BB: 0 P: 3	1B: 11 2B: 2 3B: 2 HR: 0	SF: 0 SAC: 0 DP: 1 HBP: 0	WP: 0 PB: 0 SB: 0 CS: 0	PA: 42																				
PITCHER Cliff Chambers, L (1, 1) <small>ERA: 4.4</small> Murry Dickson, R (4, 1) <small>ERA: 4.56</small>	IP	WLS	BF	H	R	ER	SO	BB	IBB	HBP	BLK	WP	HR	S	P	ERA	WHIP																										
																		PITCHER Cliff Chambers, L (1, 1) <small>ERA: 4.4</small> Murry Dickson, R (4, 1) <small>ERA: 4.56</small>	IP	WLS	BF	H	R	ER	SO	BB	IBB	HBP	BLK	WP	HR	S	P	ERA	WHIP								

Batter	1	2	3	4	5	6	7	8	9	AB	R	H	RBI	BB	SO	LOB	BOTTOM																										
Stan Rojek, R (1, 6) <small>OBP: 0.303, SLG: 0.304</small>	P6		6-3					P6		4	1	1	1	0	0	0	St. Louis Cardinals @ Pittsburgh Pirates Forbes Field, Pittsburgh, PA Sat Jul 08 1950, 3:33 AM EDT Att: 15,224 - Unknown																										
Johnny Hoop, L (1, 3) <small>OBP: 0.416, SLG: 0.519</small>	2B		P4		1B					4	0	3	1	0	0	0																											
Gus Bell, L (1, 9) <small>OBP: 0.338, SLG: 0.428</small> Nanny Fernandez, R (6, PH) <small>OBP: 0.319, SLG: 0.401</small> Ted Beard, L (9, 9) <small>OBP: 0.345, SLG: 0.352</small>	L7			K	4-3			F9		3	0	0	0	0	1	2																											
Ralph Kiner, R (1, 7) <small>OBP: 0.423, SLG: 0.619</small>	1-3			HR		5-3		F8		4	1	1	1	0	0	2																											
Wally Westlake, R (1, 8) <small>OBP: 0.356, SLG: 0.502</small>		6-3		F3		K		1B	1B	3	1	0	0	1	1	0																											
Danny Murtaugh, R (1, 4) <small>OBP: 0.404, SLG: 0.426</small>	E3			F8		F7		F8		4	0	0	0	0	0	1																											
Pete Castiglione, R (1, 5) <small>OBP: 0.353, SLG: 0.298</small>	P4				1B	1B		1B		4	2	3	0	0	0	1																											
Ray Mueller, R (1, 2) <small>OBP: 0.295, SLG: 0.434</small> Hank Schenz, R (9, PH) <small>OBP: 0.292, SLG: 0.381</small>	1-3				F8		G5-4-3		1B	3	0	0	0	0	0	3																											
Cliff Chambers, L (1, 1) <small>OBP: 0.333, SLG: 0.388</small> Murry Dickson, R (4, 1) <small>OBP: 0.300, SLG: 0.282</small> Jack Phillips, R (9, PH) <small>OBP: 0.288, SLG: 0.388</small>	P6				1B	1B		4-3		1	0	0	0	0	0	0																											
Inning Stats	R: 0 E: 0 K: 0 S: 4	H: 1 LOB: 1 BB: 0 P: 4	R: 0 E: 1 K: 0 S: 4	H: 0 LOB: 1 BB: 0 P: 4	R: 0 E: 0 K: 0 S: 3	H: 0 LOB: 0 BB: 0 P: 3	R: 1 E: 0 K: 1 S: 6	H: 1 LOB: 0 BB: 0 P: 6	R: 2 E: 0 K: 0 S: 6	H: 4 LOB: 1 BB: 0 P: 6	R: 0 E: 0 K: 1 S: 5	H: 0 LOB: 0 BB: 0 P: 5	R: 0 E: 0 K: 0 S: 3	H: 1 LOB: 0 BB: 0 P: 3	R: 0 E: 0 K: 0 S: 4	H: 1 LOB: 1 BB: 0 P: 4		R: 4 E: 0 K: 0 S: 4	H: 3 LOB: 0 BB: 1 P: 8	1B: 8 2B: 1 3B: 0 HR: 2	SF: 0 SAC: 0 DP: 1 HBP: 0	WP: 0 PB: 0 SB: 0 CS: 0	PA: 36																				
PITCHER Red Munger, R (1, 1) <small>ERA: 3.83</small> Harry Brecheen, L (5, 1) <small>ERA: 3.06</small>	IP	WLS	BF	H	R	ER	SO	BB	IBB	HBP	BLK	WP	HR	S	P	ERA	WHIP																										
																		PITCHER Red Munger, R (1, 1) <small>ERA: 3.83</small> Harry Brecheen, L (5, 1) <small>ERA: 3.06</small>	IP	WLS	BF	H	R	ER	SO	BB	IBB	HBP	BLK	WP	HR	S	P	ERA	WHIP								


Batter	1	2	3	4	5	6	7	8	9	AB	R	H	RBI	BB	SO	LOB	TOP										
Eddie Stanky, R OBP: 0.468, SLG: 0.435 (1, 4)										5	1	2	2	0	0	0	New York Giants @ Pittsburgh Pirates Forbes Field, Pittsburgh, PA Fri Jul 14, 1950, 3:33 AM EDT Att: 29,323 - Unknown										
Don Mueller, L OBP: 0.322, SLG: 0.397 (1, 9)										5	0	2	1	0	0	1											
Monte Irvin, R OBP: 0.333, SLG: 0.400 (1, 7)										4	1	1	0	1	1	3											
Bobby Thomson, R OBP: 0.329, SLG: 0.438 (1, 8)										5	1	2	1	0	2	2											
Wes Westrum, R OBP: 0.396, SLG: 0.505 (1, 2)										4	1	2	3	1	0	2											
Hank Thompson, L OBP: 0.406, SLG: 0.506 (1, 5)										5	0	2	0	0	0	2											
Alvin Dark, R OBP: 0.335, SLG: 0.474 (1, 6)										4	1	1	0	0	0	4											
Tookie Gilbert, L OBP: 0.326, SLG: 0.332 (1, 3)										3	1	0	0	1	0	0											
Sheldon Jones, R OBP: 0.233, SLG: 0.148 (1, 1)										0	1	0	0	1	0	0											
Sal Maglie, R OBP: 0.053, SLG: 0.105 (1, 1)										3	0	0	0	0	1	0											
Inning Stats	R: 7 E: 0 K: 0 S: 10	H: 7 LOB: 2 BB: 2 P: 18	R: 0 E: 0 K: 1 S: 5	H: 1 LOB: 1 BB: 1 P: 9	R: 0 E: 0 K: 1 S: 5	H: 0 LOB: 0 BB: 0 P: 5	R: 0 E: 0 K: 1 S: 5	H: 0 LOB: 1 BB: 1 P: 9	R: 0 E: 0 K: 0 S: 3	H: 0 LOB: 0 BB: 0 P: 3	R: 0 E: 0 K: 0 S: 3	H: 2 LOB: 2 BB: 0 P: 7	R: 0 E: 0 K: 0 S: 3	H: 0 LOB: 0 BB: 0 P: 3	R: 0 E: 0 K: 0 S: 5	H: 2 LOB: 2 BB: 0 P: 5	1B: 10 2B: 1 3B: 0 HR: 1	SF: 0 SAC: 0 DP: 1 HBP: 0	WP: 0 PB: 0 SB: 1 CS: 0	PA: 42							
PITCHER	IP	WLS	BF	H	R	ER	SO	BB	IBB	HBP	BLK	WP	HR	S	P	ERA	WHIP										
Cliff Chambers, L ERA: 4.66 (1, 1)	0.1	L	5	4	4	4	0	0	0	0	0	0	1	5	5	108.00	12.000										
Bill MacDonald, R ERA: 5.49 (1, 1)	0.1		5	2	2	2	0	1	1	0	0	0	0	3	11	54.00	9.000										
Vic Lombardi, L ERA: 8.14 (1, 1)	0.2		5	2	1	1	1	1	0	0	0	0	0	6	10	13.50	4.500										
Murry Dickson, R ERA: 4.26 (2, 1)	7.2		27	4	0	0	3	1	0	0	0	0	0	32	36	0.00	0.652										


AB 38
R 7
H 12
RBI 7
BB 4
SO 4
LOB 14





Batter	1	2	3	4	5	6	7	8	9	AB	R	H	RBI	BB	SO	LOB	BOTTOM										
Stan Rojek, R OBP: 0.304, SLG: 0.308 (1, 6)										4	1	0	0	1	0	2	New York Giants @ Pittsburgh Pirates Forbes Field, Pittsburgh, PA Fri Jul 14, 1950, 3:33 AM EDT Att: 29,323 - Unknown										
Johnny Hopp, L OBP: 0.413, SLG: 0.508 (1, 3)										4	0	0	0	1	0	2											
Gus Bell, L OBP: 0.333, SLG: 0.414 (1, 9)										4	1	0	0	1	1	2											
Ralph Kiner, R OBP: 0.425, SLG: 0.637 (1, 7)										4	2	3	3	0	0	1											
Wally Westlake, R OBP: 0.353, SLG: 0.492 (1, 8)										3	0	1	0	1	1	2											
Danny O'Connell, R OBP: 0.500, SLG: 0.500 (1, 5)										4	1	2	1	0	0	3											
Danny Murtaugh, R OBP: 0.401, SLG: 0.419 (1, 4)										4	0	1	0	0	0	2											
Ray Mueller, R OBP: 0.297, SLG: 0.430 (1, 2)										3	0	1	1	0	0	0											
Ted Beard, L OBP: 0.342, SLG: 0.350 (8, PH)										1	0	0	0	0	1	0											
Earl Turner, R OBP: 0.242, SLG: 0.242 (9, 2)										0	0	0	0	0	0	0											
Cliff Chambers, L OBP: 0.333, SLG: 0.388 (1, 1)										0	0	0	0	0	0	0											
Bill MacDonald, R OBP: 0.174, SLG: 0.174 (1, 1)										0	0	0	0	0	0	0											
Vic Lombardi, L OBP: 0.400, SLG: 0.333 (1, 1)										0	0	0	0	0	0	0											
Murry Dickson, R OBP: 0.273, SLG: 0.256 (2, 1)										4	0	0	0	0	0	2											
Inning Stats	R: 3 E: 0 K: 1 S: 7	H: 2 LOB: 1 BB: 2 P: 15	R: 0 E: 0 K: 0 S: 3	H: 0 LOB: 0 BB: 0 P: 3	R: 0 E: 0 K: 0 S: 3	H: 0 LOB: 1 BB: 1 P: 7	R: 1 E: 0 K: 0 S: 6	H: 3 LOB: 2 BB: 0 P: 6	R: 1 E: 0 K: 0 S: 5	H: 2 LOB: 1 BB: 0 P: 5	R: 0 E: 0 K: 0 S: 3	H: 0 LOB: 0 BB: 0 P: 3	R: 0 E: 0 K: 1 S: 6	H: 1 LOB: 2 BB: 1 P: 10	R: 0 E: 0 K: 1 S: 5	H: 0 LOB: 0 BB: 0 P: 5	R: 0 E: 0 K: 0 S: 3	H: 0 LOB: 0 BB: 0 P: 3	1B: 5 2B: 1 3B: 1 HR: 1	SF: 0 SAC: 0 DP: 0 HBP: 0	WP: 0 PB: 0 SB: 0 CS: 0	PA: 39					
PITCHER	IP	WLS	BF	H	R	ER	SO	BB	IBB	HBP	BLK	WP	HR	S	P	ERA	WHIP										
Sheldon Jones, R ERA: 5.19 (1, 1)	0.2		33	6	2	2	2	2	0	0	0	0	1	35	43	2.16	0.960										
Sal Maglie, R ERA: 3.27 (1, 1)	8.1	W	33	6	2	2	2	2	0	0	0	0	1	35	43	2.16	0.960										





Batter	1	2	3	4	5	6	7	8	9	AB	R	H	RBI	BB	SO	LOB	TOP											
Eddie Stanky, R (1, 4) OBP: 0.468, SLG: 0.435											0	0	0	0	0	0	0	New York Giants @ Pittsburgh Pirates Forbes Field, Pittsburgh, PA Sat Jul 15 1950, 3:33 AM EDT Att: 11,958 - Unknown livebaseballscorecards.com										
Don Mueller, L (1, 9) OBP: 0.322, SLG: 0.397											0	0	0	0	0	0	0											
Monte Irvin, R (1, 7) OBP: 0.333, SLG: 0.400											0	0	0	0	0	0	0											
Bobby Thomson, R (1, 8) OBP: 0.329, SLG: 0.438											0	0	0	0	0	0	0											
Wes Westrum, R (1, 2) OBP: 0.396, SLG: 0.505											0	0	0	0	0	0	0											
Hank Thompson, L (1, 5) OBP: 0.406, SLG: 0.506											0	0	0	0	0	0	0											
Alvin Dark, R (1, 6) OBP: 0.335, SLG: 0.474											0	0	0	0	0	0	0											
Tookie Gilbert, L (1, 3) OBP: 0.326, SLG: 0.332											0	0	0	0	0	0	0											
Larry Jansen, R (1, 1) OBP: 0.184, SLG: 0.170											0	0	0	0	0	0	0											
Inning Stats											1B: 0	SF: 0	WP: 0	PA: 0														
PITCHER Bill Werle, L (1, 1) ERA: 5.34		IP	WLS	BF	H	R	ER	SO	BB	IBB	HBP	BLK	WP	HR	S	P	ERA	WHIP	PITCHER IP WLS BF H R ER SO BB IBB HBP BLK WP HR S P ERA WHIP									

Batter	1	2	3	4	5	6	7	8	9	AB	R	H	RBI	BB	SO	LOB	BOTTOM											
Stan Rojek, R (1, 6) OBP: 0.304, SLG: 0.308											0	0	0	0	0	0	0	New York Giants @ Pittsburgh Pirates Forbes Field, Pittsburgh, PA Sat Jul 15 1950, 3:33 AM EDT Att: 11,958 - Unknown livebaseballscorecards.com										
Johnny Hoop, L (1, 3) OBP: 0.413, SLG: 0.508											0	0	0	0	0	0	0											
Gus Bell, L (1, 9) OBP: 0.333, SLG: 0.414											0	0	0	0	0	0	0											
Ralph Kiner, R (1, 7) OBP: 0.425, SLG: 0.637											0	0	0	0	0	0	0											
Wally Westlake, R (1, 8) OBP: 0.353, SLG: 0.492											0	0	0	0	0	0	0											
Danny O'Connell, R (1, 5) OBP: 0.500, SLG: 0.500											0	0	0	0	0	0	0											
Danny Murtaugh, R (1, 4) OBP: 0.401, SLG: 0.419											0	0	0	0	0	0	0											
Earl Turner, R (1, 2) OBP: 0.242, SLG: 0.242											0	0	0	0	0	0	0											
Bill Werle, L (1, 1) OBP: 0.345, SLG: 0.240											0	0	0	0	0	0	0											
Inning Stats											1B: 0	SF: 0	WP: 0	PA: 0														
PITCHER Larry Jansen, R (1, 1) ERA: 2.98		IP	WLS	BF	H	R	ER	SO	BB	IBB	HBP	BLK	WP	HR	S	P	ERA	WHIP	PITCHER IP WLS BF H R ER SO BB IBB HBP BLK WP HR S P ERA WHIP									

Batter	1	2	3	4	5	6	7	8	9	AB	R	H	RBI	BB	SO	LOB	TOP																		
Roy Hartsfield, R (1, 4) OBP: 0.346, SLG: 0.361											0	0	0	0	0	0	0	Boston Braves @ Pittsburgh Pirates Forbes Field, Pittsburgh, PA Sun Jul 16 1950, 3:38 AM EDT Att: 29,363 - Unknown livebaseballscorecards.com																	
Willard Marshall, L (1, 8) OBP: 0.323, SLG: 0.342											0	0	0	0	0	0	0																		
Earl Torgeson, L (1, 3) OBP: 0.407, SLG: 0.466											0	0	0	0	0	0	0																		
Bob Elliott, R (1, 5) OBP: 0.354, SLG: 0.508											0	0	0	0	0	0	0																		
Sid Gordon, R (1, 7) OBP: 0.401, SLG: 0.612											0	0	0	0	0	0	0																		
Tommy Holmes, L (1, 9) OBP: 0.390, SLG: 0.482											0	0	0	0	0	0	0																		
Paul Burnis, R (1, 2) OBP: 0.200, SLG: 0.211											0	0	0	0	0	0	0																		
Buddy Kerr, R (1, 6) OBP: 0.278, SLG: 0.302											0	0	0	0	0	0	0																		
Bob Hall, R (1, 1)											0	0	0	0	0	0	0																		
Inning Stats											1B: 0	SF: 0	2B: 0	SAC: 0	3B: 0	DP: 0	HR: 0		HBP: 0	WP: 0	PA: 0														
PITCHER Mel Queen, R (1, 1) ERA: 5.45	IP	WLS	BF	H	R	ER	SO	BB	IBB	HBP	BLK	WP	HR	S	P	ERA	WHIP	PITCHER	IP	WLS	BF	H	R	ER	SO	BB	IBB	HBP	BLK	WP	HR	S	P	ERA	WHIP

Batter	1	2	3	4	5	6	7	8	9	AB	R	H	RBI	BB	SO	LOB	BOTTOM																		
Stan Rojek, R (1, 6) OBP: 0.297, SLG: 0.299											0	0	0	0	0	0	0	Boston Braves @ Pittsburgh Pirates Forbes Field, Pittsburgh, PA Sun Jul 16 1950, 3:38 AM EDT Att: 29,363 - Unknown livebaseballscorecards.com																	
Ted Beard, L (1, 8) OBP: 0.340, SLG: 0.347											0	0	0	0	0	0	0																		
Ralph Kiner, R (1, 7) OBP: 0.427, SLG: 0.641											0	0	0	0	0	0	0																		
Gus Bell, L (1, 9) OBP: 0.335, SLG: 0.409											0	0	0	0	0	0	0																		
Danny O'Connell, R (1, 5) OBP: 0.417, SLG: 0.667											0	0	0	0	0	0	0																		
Jack Phillips, R (1, 3) OBP: 0.281, SLG: 0.426											0	0	0	0	0	0	0																		
Danny Murtaugh, R (1, 4) OBP: 0.399, SLG: 0.429											0	0	0	0	0	0	0																		
Earl Turner, R (1, 2) OBP: 0.261, SLG: 0.262											0	0	0	0	0	0	0																		
Mel Queen, R (1, 1)											0	0	0	0	0	0	0																		
Inning Stats											1B: 0	SF: 0	2B: 0	SAC: 0	3B: 0	DP: 0	HR: 0		HBP: 0	WP: 0	PA: 0														
PITCHER Bob Hall, R (1, 1) ERA: 6.58	IP	WLS	BF	H	R	ER	SO	BB	IBB	HBP	BLK	WP	HR	S	P	ERA	WHIP	PITCHER	IP	WLS	BF	H	R	ER	SO	BB	IBB	HBP	BLK	WP	HR	S	P	ERA	WHIP

Batter	1	2	3	4	5	6	7	8	9	AB	R	H	RBI	BB	SO	LOB	TOP																	
Roy Hartsfield, R (1, 4) OBP: 0.341, SLG: 0.362											0	0	0	0	0	0	0	Boston Braves @ Pittsburgh Pirates Forbes Field, Pittsburgh, PA Mon Jul 17 1950, 3:33 AM EDT Att: 21,450 - Unknown livebaseballscorecards.com																
Willard Marshall, L (1, 8) OBP: 0.333, SLG: 0.360											0	0	0	0	0	0	0																	
Earl Torgeson, L (1, 3) OBP: 0.407, SLG: 0.463											0	0	0	0	0	0	0																	
Bob Elliott, R (1, 5) OBP: 0.355, SLG: 0.510											0	0	0	0	0	0	0																	
Sid Gordon, R (1, 7) OBP: 0.401, SLG: 0.607											0	0	0	0	0	0	0																	
Tommy Holmes, L (1, 9) OBP: 0.387, SLG: 0.476											0	0	0	0	0	0	0																	
Del Crandall, R (1, 2) OBP: 0.268, SLG: 0.338											0	0	0	0	0	0	0																	
Buddy Kerr, R (1, 6) OBP: 0.278, SLG: 0.301											0	0	0	0	0	0	0																	
Johnny Sain, R (1, 1) OBP: 0.255, SLG: 0.250											0	0	0	0	0	0	0																	
Inning Stats											1B: 0	SF: 0	WP: 0	PA: 0	2B: 0	SAC: 0	FB: 0		3B: 0	DP: 0	SB: 0	CS: 0	HR: 0	HBP: 0										
PITCHER Bill Pierro, R (1, 1) ERA: ∞	IP	WLS	BF	H	R	ER	SO	BB	IBB	HBP	BLK	WP	HR	S	P	ERA	WHIP	PITCHER																
																		IP	WLS	BF	H	R	ER	SO	BB	IBB	HBP	BLK	WP	HR	S	P	ERA	WHIP

Batter	1	2	3	4	5	6	7	8	9	AB	R	H	RBI	BB	SO	LOB	BOTTOM																	
Stan Rojek, R (1, 6) OBP: 0.303, SLG: 0.306											0	0	0	0	0	0	0	Boston Braves @ Pittsburgh Pirates Forbes Field, Pittsburgh, PA Mon Jul 17 1950, 3:33 AM EDT Att: 21,450 - Unknown livebaseballscorecards.com																
Ted Beard, L (1, 8) OBP: 0.338, SLG: 0.367											0	0	0	0	0	0	0																	
Johnny Hopp, L (1, 3) OBP: 0.411, SLG: 0.505											0	0	0	0	0	0	0																	
Ralph Kiner, R (1, 7) OBP: 0.425, SLG: 0.634											0	0	0	0	0	0	0																	
Gus Bell, L (1, 9) OBP: 0.339, SLG: 0.448											0	0	0	0	0	0	0																	
Danny O'Connell, R (1, 5) OBP: 0.313, SLG: 0.500											0	0	0	0	0	0	0																	
Danny Murtaugh, R (1, 4) OBP: 0.394, SLG: 0.422											0	0	0	0	0	0	0																	
Earl Turner, R (1, 2) OBP: 0.288, SLG: 0.333											0	0	0	0	0	0	0																	
Bill Pierro, R (1, 1)											0	0	0	0	0	0	0																	
Inning Stats											1B: 0	SF: 0	WP: 0	PA: 0	2B: 0	SAC: 0	FB: 0		3B: 0	DP: 0	SB: 0	CS: 0	HR: 0	HBP: 0										
PITCHER Johnny Sain, R (1, 1) ERA: 4.88	IP	WLS	BF	H	R	ER	SO	BB	IBB	HBP	BLK	WP	HR	S	P	ERA	WHIP	PITCHER																
																		IP	WLS	BF	H	R	ER	SO	BB	IBB	HBP	BLK	WP	HR	S	P	ERA	WHIP

Batter	1	2	3	4	5	6	7	8	9	AB	R	H	RBI	BB	SO	LOB	TOP			
Roy Hartsfield, R OBP: 0.337, SLG: 0.363 (1, 4)	5-3	F7		E6	F7		F7		F7	6	2	1	1	0	0	3	Boston Braves @ Pittsburgh Pirates Forbes Field, Pittsburgh, PA Tue Jul 18 1950, 3:33 AM EDT Att: 5,445 - Unknown			
Willard Marshall, L OBP: 0.336, SLG: 0.372 (1, 8) (5, 9)	G3			1B	F7		4-3			5	2	2	3	0	0	0				
Earl Torgeson, L OBP: 0.415, SLG: 0.469 (1, 3)	F8			1B	E					3	1	2	0	2	0	0				
Bob Elliott, R OBP: 0.353, SLG: 0.502 (1, 5)		1B		L8	3-1		F2		F8	5	1	1	1	0	0	6				
Sid Gordon, R OBP: 0.409, SLG: 0.612 (1, 7)		1B							F2	4	1	3	1	1	0	1				
Tommy Holmes, L OBP: 0.377, SLG: 0.458 Luis Olmo, R OBP: 0.311, SLG: 0.333 (5, 8)	F5			E6			G5-4-3			3	0	0	0	0	5					
Walker Cooper, R OBP: 0.342, SLG: 0.491 Del Crandall, R OBP: 0.276, SLG: 0.346 (5, 2)		HR		K					FC6-4	3	1	1	3	0	1	2				
Buddy Kerr, R OBP: 0.280, SLG: 0.307 Sibby Sisti, R OBP: 0.353, SLG: 0.339 (6, 6)				E	E		F5		F9	3	2	3	0	0	0	0				
Warren Spahn, L OBP: 0.262, SLG: 0.238 (1, 1)	F8			FC6	SH1-3		F4		3-1	4	1	0	0	0	2					
Inning Stats	R: 0 E: 0 K: 0 S: 3	H: 0 LOB: 0 BB: 0 P: 3	R: 3 E: 0 K: 0 S: 7	H: 4 LOB: 1 BB: 0 P: 7	R: 1 E: 0 K: 0 S: 5	H: 3 LOB: 1 BB: 0 P: 5	R: 5 E: 3 K: 1 S: 10	H: 2 LOB: 2 BB: 2 P: 18	R: 2 E: 0 K: 0 S: 5	H: 2 LOB: 1 BB: 1 P: 9	R: 0 E: 0 K: 0 S: 4	H: 0 LOB: 0 BB: 0 P: 3	R: 0 E: 0 K: 0 S: 4	H: 1 LOB: 2 BB: 1 P: 8	R: 0 E: 0 K: 0 S: 3	H: 0 LOB: 0 BB: 0 P: 3		1B: 11 2B: 2 3B: 0 HR: 1	SF: 0 SAC: 1 DP: 2 HBP: 0	WP: 0 PB: 0 SB: 0 CS: 0
PITCHER	IP	WLS	BF	H	R	ER	SO	BB	IBB	HBP	BLK	WP	HR	S	P	ERA	WHIP			
Murry Dickson, R ERA: 4.44 (1, 1)	2.1	L	14	7	4	4	0	0	0	0	0	0	1	14	14	15.43	3.000			
Vern Law, R ERA: 6.02 (3, 1)	1.2		11	2	5	0	1	1	1	0	0	0	0	11	19	0.00	1.800			
Junior Walsh, R ERA: 6.0 (5, 1)	5.0		21	5	2	2	0	2	0	0	0	0	0	19	27	3.60	1.400			

AB 41
R 11
H 14
RBI 9
BB 4
SO 1
LOB 23



Batter	1	2	3	4	5	6	7	8	9	AB	R	H	RBI	BB	SO	LOB	BOTTOM			
Stan Rojek, R OBP: 0.312, SLG: 0.312 George Strickland, R OBP: 0.226, SLG: 0.111 (5, 6)	FC6-4	F5		K		F6			F8	1	1	0	0	1	0	2	Boston Braves @ Pittsburgh Pirates Forbes Field, Pittsburgh, PA Tue Jul 18 1950, 3:33 AM EDT Att: 5,445 - Unknown			
Johnny Hopp, L OBP: 0.402, SLG: 0.488 (1, 3)	K	F6			1B		F6		K	5	0	1	0	0	2	3				
Ralph Kiner, R OBP: 0.429, SLG: 0.638 (1, 7)	FC6-4			F4					L6	2	1	0	0	3	0	0				
Wally Westlake, R OBP: 0.352, SLG: 0.480 (1, 8)	FC6-4			F8			F8		K	3	0	0	0	1	1	3				
Gus Bell, L OBP: 0.349, SLG: 0.468 (1, 9)	FC6-4									4	1	3	3	0	0	2				
Danny O'Connell, R OBP: 0.208, SLG: 0.333 (1, 5)	F5								5-3	4	0	0	0	0	1	6				
Hank Schenz, R OBP: 0.268, SLG: 0.348 (1, 4)		F9		5-3	FC6-4				K	4	0	0	0	0	1	3				
Ray Mueller, R OBP: 0.293, SLG: 0.409 (1, 2)		2B							6-3	3	0	1	0	1	1	0				
Murry Dickson, R OBP: 0.289, SLG: 0.295 Vern Law, R OBP: 0.071, SLG: 0.071 Danny Murtaugh, R OBP: 0.390, SLG: 0.417 Junior Walsh, R OBP: 0.571, SLG: 0.500 (5, 1)				F8					K	1	0	1	0	0	0	0				
									K	1	0	0	0	0	0	1				
									K	2	0	0	0	0	2	0				
Inning Stats	R: 1 E: 0 K: 1 S: 5	H: 0 LOB: 2 BB: 3 P: 17	R: 0 E: 0 K: 0 S: 4	H: 1 LOB: 2 BB: 1 P: 8	R: 0 E: 0 K: 0 S: 4	H: 1 LOB: 1 BB: 0 P: 4	R: 0 E: 0 K: 1 S: 6	H: 1 LOB: 1 BB: 0 P: 6	R: 0 E: 0 K: 2 S: 7	H: 0 LOB: 0 BB: 0 P: 7	R: 2 E: 0 K: 1 S: 6	H: 1 LOB: 0 BB: 1 P: 10	R: 0 E: 0 K: 2 S: 7	H: 0 LOB: 0 BB: 0 P: 7	R: 0 E: 0 K: 1 S: 5	H: 0 LOB: 0 BB: 0 P: 5	1B: 4 2B: 1 3B: 0 HR: 1	SF: 0 SAC: 0 DP: 0 HBP: 0	WP: 0 PB: 1 SB: 2 CS: 0	PA: 39
PITCHER	IP	WLS	BF	H	R	ER	SO	BB	IBB	HBP	BLK	WP	HR	S	P	ERA	WHIP			
Warren Spahn, L ERA: 3.24 (1, 1)	9.0	W	39	6	3	3	9	6	0	0	0	0	1	51	75	3.00	1.333			

AB 33
R 3
H 6
RBI 3
BB 6
SO 9
LOB 21



Batter	1	2	3	4	5	6	7	8	9	10	11	AB	R	H	RBI	BB	SO	LOB	TOP			
Eddie Waitkus, L OBP: 0.324, SLG: 0.357 (1, 3)	0-0 1B		0-0 F7		0-0 1-3			0-0 1-3		0-0 5-3		5	0	1	0	0	0	1				
Richie Ashburn, L OBP: 0.375, SLG: 0.402 (1, 8)	0-3 K			0-0 E5 1B		0-0 F7		0-0 F3		0-0 3B		5	1	2	0	0	1	1				
Willie Jones, R OBP: 0.385, SLG: 0.586 (1, 5)	0-0 F8			0-0 F8		0-0 2B 1B		0-0 F7		0-0 F7		5	0	1	0	0	0	3				
Del Ennis, R OBP: 0.341, SLG: 0.508 (1, 9) (9, 7)	0-0 4-3			0-0 1B		0-0 1-3 2B				0-0 2B		5	0	3	1	0	0	1				
Dick Sizer, L OBP: 0.420, SLG: 0.518 Jimmy Bloodworth, R OBP: 0.265, SLG: 0.250 Bill Nicholson, L OBP: 0.333, SLG: 0.579 Putsy Caballero, R OBP: 0.155, SLG: 0.105 Dick Whitman, L OBP: 0.330, SLG: 0.317 (1, 7) (9, PH) (9, 9) (11, PH) (11, 9)	0-3 K			0-0 F7		0-0 F6		0-0 F8		0-0 HR 3B		3	0	0	0	0	1	3				
Granny Hamner, R OBP: 0.321, SLG: 0.379 (1, 6)	0-0 5-3			0-0 F9		0-0 F8		0-0 F8		0-0 HR		5	1	1	2	0	0	4				
Andy Seminick, R OBP: 0.441, SLG: 0.579 (1, 2)	0-0 F7					0-0 FC1-6 1B		0-0 F8		0-0 IBB		4	0	1	0	1	0	1				
Mike Goliat, R OBP: 0.302, SLG: 0.375 (1, 4)			0-0 5-3		0-0 F7		0-0 4-3		0-0 F8		0-0 6-3		5	0	0	0	0	4				
Curt Simmons, L OBP: 0.250, SLG: 0.188 Jim Konstanty, R OBP: 0.056, SLG: 0.056 (1, 1) (11, 1)			0-0 2-3		0-0 FC1-6		0-3 K			0-3 K		4	0	0	0	0	2	1				
Inning Stats	R: 0 E: 0 K: 1 S: 6	H: 1 LOB: 1 BB: 0 P: 6	R: 0 E: 0 K: 1 S: 5	H: 0 LOB: 0 BB: 0 P: 5	R: 0 E: 0 K: 0 S: 3	H: 0 LOB: 0 BB: 0 P: 3	R: 1 E: 1 K: 0 S: 5	H: 2 LOB: 1 BB: 0 P: 5	R: 0 E: 0 K: 0 S: 5	H: 0 LOB: 0 BB: 0 P: 5	R: 0 E: 0 K: 0 S: 3	H: 0 LOB: 0 BB: 0 P: 3	R: 0 E: 0 K: 0 S: 4	H: 1 LOB: 2 BB: 1 P: 8	R: 0 E: 0 K: 1 S: 6	H: 1 LOB: 1 BB: 0 P: 6	R: 2 E: 0 K: 0 S: 5	H: 2 LOB: 1 BB: 0 P: 5	1B: 5 2B: 2 3B: 2 HR: 1	SF: 0 SAC: 0 DP: 0 HBP: 0	WP: 0 PB: 0 SB: 0 CS: 0	PA: 44
PITCHER Bill Werle, L ERA: 4.40 (1, 1)	IP 11.0	WLS W 44	BF 44	H 10	R 3	ER 2	SO 4	BB 0	IBB 1	HBP 0	BLK 0	WP 0	HR 1	S 51	P 55	ERA 1.64	WHIP 0.909					

Philadelphia Phillies @ Pittsburgh Pirates
Forbes Field, Pittsburgh, PA
Wed Jul 19 1950, 3:33 AM EDT
Unknown

AB 43
R 3
H 10
RBI 3
BB 1
SO 4
LOB 20



Batter	1	2	3	4	5	6	7	8	9	10	11	AB	R	H	RBI	BB	SO	LOB	BOTTOM			
Stan Rojek, R OBP: 0.319, SLG: 0.316 (1, 6)	0-0 5-3		0-0 1B		0-0 G6-3			0-0 BB			0-0 1B F8	4	1	2	1	1	0	2				
Pete Castiglione, R OBP: 0.268, SLG: 0.325 (1, 3)	0-0 6-3		0-0 F7			0-0 G4-6-3 1B		0-0 6-4		0-0 2-3F	0-0 FC6-4 1B	5	0	2	0	0	0	3				
Ralph Kiner, R OBP: 0.423, SLG: 0.627 (1, 7)	0-0 4-3			0-0 F4		0-3 K			0-3 K		0-0 F8	5	0	0	1	0	2	2				
Wally Westlake, R OBP: 0.346, SLG: 0.471 (1, 8)		0-3 K		0-0 F2		0-0 G4-6-3		0-0 5-3		0-0 FC6-4	0-0 1-2F	5	0	0	0	0	1	2				
Gus Bell, L OBP: 0.343, SLG: 0.462 Earl Turner, R OBP: 0.282, SLG: 0.365 Ted Beard, L OBP: 0.333, SLG: 0.356 (1, 9) (9, PH) (10, 9)	0-0 1-3			1-0 HBP		0-3 K		0-0 1-3				2	0	0	0	0	1	0				
Danny O'Connell, R OBP: 0.179, SLG: 0.286 (1, 5)	0-3 K			0-0 F8		0-0 F8		0-0 6-3		0-0 6-3		4	0	0	0	1	1					
Danny Murtaugh, R OBP: 0.389, SLG: 0.415 (1, 4)			0-0 F7		0-0 1B		0-0 F8		0-0 F7		0-0 6-3	4	0	1	0	0	0	0				
Clyde McCullough, R OBP: 0.370, SLG: 0.459 (1, 2)			0-0 1B 3B		0-0 1B 2B		0-0 6-4 BB 1B		0-0 6-3			4	1	3	0	0	0	0				
Bill Werle, L OBP: 0.343, SLG: 0.290 Hank Schenz, R OBP: 0.265, SLG: 0.344 (1, 1) (11, PH)	0-0 6-3			0-0 2-3 1B		0-0 F1		0-3 K			0-3 K	3	0	1	0	0	0	2				
Inning Stats	R: 0 E: 0 K: 0 S: 3	H: 0 LOB: 0 BB: 0 P: 3	R: 0 E: 0 K: 2 S: 7	H: 0 LOB: 0 BB: 0 P: 7	R: 1 E: 0 K: 0 S: 5	H: 2 LOB: 1 BB: 0 P: 5	R: 0 E: 0 K: 0 S: 3	H: 0 LOB: 0 BB: 0 P: 4	R: 0 E: 0 K: 1 S: 5	H: 1 LOB: 0 BB: 0 P: 5	R: 0 E: 0 K: 0 S: 3	H: 1 LOB: 1 BB: 1 P: 7	R: 0 E: 0 K: 1 S: 5	H: 0 LOB: 0 BB: 0 P: 5	R: 0 E: 0 K: 0 S: 3	H: 0 LOB: 0 BB: 0 P: 3	R: 1 E: 0 K: 1 S: 7	H: 2 LOB: 1 BB: 0 P: 7	1B: 7 2B: 2 3B: 1 HR: 0	SF: 0 SAC: 0 DP: 3 HBP: 1	WP: 0 PB: 0 SB: 0 CS: 0	PA: 40
PITCHER Curt Simmons, L ERA: 3.68 (1, 1)	IP 10.1	WLS W 38	BF 38	H 9	R 2	ER 2	SO 6	BB 1	IBB 0	HBP 1	BLK 0	WP 0	HR 0	S 48	P 53	ERA 1.74	WHIP 0.968					
PITCHER Jim Konstanty, R ERA: 3.08 (11, 1)	IP 0.2	WLS S 2	BF 2	H 0	R 0	ER 0	SO 0	BB 0	IBB 0	HBP 0	BLK 0	WP 0	HR 0	S 2	P 2	ERA 0.00	WHIP 0.000					

Philadelphia Phillies @ Pittsburgh Pirates
Forbes Field, Pittsburgh, PA
Wed Jul 19 1950, 3:33 AM EDT
Unknown

AB 38
R 2
H 9
RBI 2
BB 1
SO 6
LOB 12



Batter	1	2	3	4	5	6	7	8	9	AB	R	H	RBI	BB	SO	LOB	TOP			
Eddie Waitkus, L (1, 3) OBP: 0.322, SLG: 0.353	4-0 BB 2B	0-0 F9		0-0 L4			0-0 E3 SH1-3		0-0 L3	4	1	0	0	1	0	4	Philadelphia Phillies @ Pittsburgh Pirates Forbes Field, Pittsburgh, PA Wed Jul 19 1950, 3:38 AM EDT Att: 18,953 - Unknown livebaseballscorecards.com			
Richie Ashburn, L (1, 8) OBP: 0.383, SLG: 0.404	4-0 BB 2B		0-0 G3-6-3 1B		4-0 BB		0-0 SH1-3		4-0 BB BB	1	1	1	0	3	0	0				
Dick Sisler, L (1, 7) OBP: 0.419, SLG: 0.516	0-0 L7-4 1-H 2-H 2B		0-0 G3-6-3 1-2		0-3 K		0-0 6-3		0-0 L8	5	0	1	2	0	1	4				
Del Ennis, R (1, 9) OBP: 0.342, SLG: 0.508 Putsy Caballero, R (9, PR) OBP: 0.150, SLG: 0.105	0-0 L7-4 2-3		0-0 2B		0-0 P5		0-0 5-3		4-0 FC BB	4	0	1	0	1	0	3				
Willie Jones, R (1, 5) OBP: 0.383, SLG: 0.579	0-0 6-3		0-0 F8		0-0 5-3			4-0 S BB	4	0	0	0	1	0	4					
Granny Hamner, R (1, 6) OBP: 0.323, SLG: 0.383		0-0 FC1-5 2B		0-0 BB 1B		0-0 F5		0-0 F8 1-2	4	0	2	0	0	0	1					
Stan Lopata, R (1, 2) OBP: 0.313, SLG: 0.221		0-3 K		4-0 BB 1-2 BB		0-0 F9		0-0 P4	3	0	0	0	1	1	2					
Mike Goliat, R (1, 4) OBP: 0.306, SLG: 0.373 Bill Nicholson, L (8, PH) OBP: 0.349, SLG: 0.579 Bubba Church, R (8, PR) OBP: 0.200, SLG: 0.287 Jimmy Bloodworth, R (8, 4) OBP: 0.285, SLG: 0.250		4-0 FC1-5 BB		0-3 K		4-0 FC4-6 BB		4-0 BB	1	0	0	0	2	1	2					
Russ Meyer, S (1, 1) OBP: 0.207, SLG: 0.214 Andy Seminick, R (8, PH) OBP: 0.439, SLG: 0.576 Jim Konstanty, R (8, 1) OBP: 0.056, SLG: 0.056		0-0 FC1-5 1-2 2-3		0-3 K		0-0 FC4-6 1-2		0-0 F8	3	0	0	0	0	1	5					
Inning Stats	R: 2 E: 0 K: 0 S: 3	H: 1 LOB: 0 BB: 2 P: 11	R: 0 E: 0 K: 1 S: 6	H: 1 LOB: 2 BB: 1 P: 10	R: 0 E: 0 K: 2 S: 4	H: 2 LOB: 1 BB: 0 P: 4	R: 0 E: 0 K: 2 S: 8	H: 1 LOB: 2 BB: 1 P: 12	R: 0 E: 0 K: 1 S: 5	H: 0 LOB: 1 BB: 1 P: 9	R: 0 E: 1 K: 0 S: 4	H: 0 LOB: 1 BB: 0 P: 4	R: 0 E: 0 K: 0 S: 3	H: 0 LOB: 2 BB: 2 P: 11	R: 0 E: 0 K: 0 S: 3	H: 0 LOB: 2 BB: 2 P: 11		1B: 2 2B: 4 3B: 0 HR: 0	SF: 0 SAC: 1 DP: 2 HBP: 0	WP: 0 PB: 0 SB: 1 CS: 0
PITCHER Bill MacDonald, R (1, 1) ERA: 5.02	IP: 9.0 WLS: W BF: 41	H: 5 R: 2 ER: 2 SO: 4	BB: 10 IBB: 0 HBP: 0 BLK: 0	WP: 0 HR: 0 S: 39 P: 79	ERA: 2.00 WHIP: 1.667											ERA: 2.00 WHIP: 1.667				

Batter	1	2	3	4	5	6	7	8	9	AB	R	H	RBI	BB	SO	LOB	BOTTOM			
Stan Rojek, R (1, 6) OBP: 0.321, SLG: 0.323	0-0 F7		0-0 K 2B		0-0 F2	1-3 2-H 1B		0-0 F5		5	0	2	1	0	0	3	Philadelphia Phillies @ Pittsburgh Pirates Forbes Field, Pittsburgh, PA Wed Jul 19 1950, 3:38 AM EDT Att: 18,953 - Unknown livebaseballscorecards.com			
Ted Beard, L (1, 8) OBP: 0.325, SLG: 0.346	0-0 G3		0-3 K 2-3		0-3 K		0-0 4-3		4	0	0	0	0	2	1					
Ralph Kiner, R (1, 7) OBP: 0.424, SLG: 0.623	0-0 F7		4-0 BB		4-0 BB		0-0 P4		2	0	0	0	2	0	0					
Gus Bell, L (1, 9) OBP: 0.342, SLG: 0.452		0-0 F5	0-3 K		0-0 G3		0-0 F8		4	0	0	0	0	1	2					
Danny O'Connell, R (1, 5) OBP: 0.219, SLG: 0.313		0-0 BB 1B 1B		0-0 E 1B		0-0 F9		0-0 1-3	4	2	2	0	0	0	0					
Pete Castiglione, R (1, 3) OBP: 0.338, SLG: 0.303		0-0 F8		0-0 F7		0-0 6-3		0-0 BB S 1B	4	0	1	0	0	0	2					
Danny Murtaugh, R (1, 4) OBP: 0.393, SLG: 0.427		0-0 BB 1B 1B		0-0 E2 1-H 2B		0-0 BB 2B		0-0 F8	4	1	3	1	0	0	1					
Ray Mueller, R (1, 2) OBP: 0.311, SLG: 0.427		0-0 BB 1B 1B		0-0 5-3		0-0 BB 1B 1B		4-0 BB BB	3	1	2	2	1	0	1					
Bill MacDonald, R (1, 1) OBP: 0.222, SLG: 0.160		0-0 6-3		0-3 K		4-0 BB 1B 1B		4-0 BB 1-2 2-3	2	0	0	0	2	1	3					
Inning Stats	R: 0 E: 0 K: 0 S: 3	H: 0 LOB: 0 BB: 0 P: 3	R: 1 E: 0 K: 0 S: 6	H: 3 LOB: 0 BB: 0 P: 6	R: 0 E: 0 K: 2 S: 7	H: 1 LOB: 1 BB: 1 P: 11	R: 1 E: 1 K: 1 S: 7	H: 2 LOB: 1 BB: 0 P: 7	R: 0 E: 0 K: 1 S: 5	H: 0 LOB: 1 BB: 1 P: 9	R: 2 E: 0 K: 0 S: 5	H: 3 LOB: 2 BB: 1 P: 9	R: 0 E: 0 K: 0 S: 3	H: 0 LOB: 0 BB: 0 P: 3	R: 0 E: 0 K: 0 S: 4	H: 1 LOB: 3 BB: 2 P: 12		1B: 6 2B: 4 3B: 0 HR: 0	SF: 0 SAC: 0 DP: 0 HBP: 0	WP: 0 PB: 0 SB: 1 CS: 0
PITCHER Russ Meyer, R (1, 1) ERA: 5.95 Jim Konstanty, R (8, 1) ERA: 3.04	IP: 7.0 WLS: L BF: 31	H: 9 R: 4 ER: 4 SO: 4	BB: 3 IBB: 0 HBP: 0 BLK: 0	WP: 0 HR: 0 S: 36 P: 48	ERA: 5.14 WHIP: 1.714											ERA: 0.00 WHIP: 3.000				

Batter	1	2	3	4	5	6	7	8	9	AB	R	H	RBI	BB	SO	LOB	TOP				
Eddie Waitkus, L OBP: 0.323, SLG: 0.352	4-0 FC6-4 BB		0-0 6-3	0-0 3-1		0-0 2H 1B	0-0 F9			4	0	1	1	1	0	3					
Richie Ashburn, L OBP: 0.383, SLG: 0.409	0-0 FC6-4 G6-4-3 1-2		0-0 5-3		0-0 2B 3B	4-0 BB	0-0 4-3			4	1	1	0	1	0	1					
Willie Jones, R OBP: 0.383, SLG: 0.579	0-0 G6-4-3 1-2		0-0 1B 1B		0-0 3H 2B	0-0 F7	0-0 F8			5	1	2	1	0	0	2					
Del Ennis, R OBP: 0.343, SLG: 0.516		0-0 HR	0-0 1-2 1B		0-0 6-3		0-3 K	0-0 F8		5	1	2	1	0	1	1					
Dick Sisler, L OBP: 0.422, SLG: 0.526		0-0 E6 1B	0-0 G3		0-0 2H HR	4-0 1B 1B BB		0-0 1B		4	2	2	2	1	0	2					
Curt Simmons, L OBP: 0.250, SLG: 0.188								0-0 1B		0	0	0	0	0	0	0					
Grady Hamner, R OBP: 0.324, SLG: 0.392		0-0 F8		0-0 HR	0-0 P5	0-0 1B 1B		0-0 P6		5	2	2	1	0	0	2					
Stan Lopata, R OBP: 0.327, SLG: 0.233		0-0 1B		4-0 FC5-4 BB	0-3 K	0-0 1-2 2-3 1B		0-0 F3		4	0	2	0	1	1	1					
Mike Goliat, R OBP: 0.306, SLG: 0.373		0-3 K		0-0 FC5-4 FC4-6 1-2		0-0 1B 1B		0-0 F8		3	1	1	0	0	1	3					
Bill Nicholson, L OBP: 0.341, SLG: 0.564										1	0	0	0	0	0	3					
Jimmy Bloodworth, R OBP: 0.262, SLG: 0.247										1	0	0	0	0	0	1					
Bob Miller, R OBP: 0.247, SLG: 0.242		0-0 5-3		0-0 FC4-6 1-2		0-3 K		0-0 1B		2	0	0	0	0	0	3					
Blix Donnelly, R OBP: 0.257, SLG: 0.250										1	0	0	0	0	1	1					
Jim Konstanty, R OBP: 0.252, SLG: 0.056										0	0	0	0	0	0	0					
Milo Candini, R OBP: 0.252, SLG: 0.056										0	0	0	0	0	0	0					
Andy Semnick, R OBP: 0.142, SLG: 0.073										1	0	1	2	0	0	0					
Bubba Church, R OBP: 0.209, SLG: 0.267										0	0	0	0	0	0	0					
Russ Meyer, S OBP: 0.207, SLG: 0.214										0	0	0	0	0	0	0					
Inning Stats	R: 0 E: 0 K: 0 S: 2	H: 0 LOB: 0 BB: 1 P: 6	R: 1 E: 1 K: 1 S: 8	H: 2 LOB: 2 BB: 0 P: 8	R: 0 E: 0 K: 0 S: 5	H: 2 LOB: 2 BB: 0 P: 5	R: 1 E: 0 K: 0 S: 4	H: 1 LOB: 1 BB: 1 P: 8	R: 3 E: 0 K: 1 S: 8	H: 3 LOB: 0 BB: 0 P: 8	R: 1 E: 0 K: 1 S: 6	H: 2 LOB: 1 BB: 1 P: 10	R: 2 E: 0 K: 1 S: 8	H: 3 LOB: 2 BB: 1 P: 12	R: 0 E: 0 K: 0 S: 3	H: 0 LOB: 0 BB: 0 P: 3	R: 0 E: 0 K: 0 S: 4	H: 1 LOB: 1 BB: 0 P: 4	1B: 9 2B: 1 3B: 1 HR: 3	SF: 0 SAC: 0 DP: 1 HBP: 0	WP: 0 PA: 44 CS: 1
PITCHER	IP WLS BF H R ER SO BB IBB HBP BLK WP HR S P ERA WHIP																				
Cliff Chambers, L ERA: 4.93	(1, 1) 4.1 23 8 5 5 1 2 0 0 0 0 0 3 23 31 10.38 2.308																				
Vern Law, R ERA: 6.35	(5, 1) 2.0 11 4 3 3 3 2 0 0 0 0 0 0 15 23 13.50 3.000																				
Murry Dickson, R ERA: 4.34	(7, 1) 2.2 W 10 2 0 0 0 0 0 0 0 0 0 0 10 10 0.00 0.750																				

Philadelphia Phillies @ Pittsburgh Pirates
Forbes Field, Pittsburgh, PA
Thu Jul 20 1950, 3:33 AM EDT
Att: 7,291 - Unknown

AB 40
R 8
H 14
RBI 8
BB 4
SO 4
LOB 23



Batter	1	2	3	4	5	6	7	8	9	AB	R	H	RBI	BB	SO	LOB	BOTTOM		
Stan Rojek, R OBP: 0.323, SLG: 0.330	0-0 L6		0-0 L6	0-0 G3-6-3 1B		0-0 1B 2B	0-0 1-5-3			5	0	2	0	0	0	0			
Ted Beard, L OBP: 0.333, SLG: 0.362	0-0 3-1		0-0 1B 2B	0-0 G3-6-3 1-2		0-0 2-3 1B	0-0 1B			5	2	3	0	0	0	1			
Johnny Hopp, L OBP: 0.402, SLG: 0.490	0-0 1B 1B		0-0 F7		0-0 2B 2B	0-0 FC1-2-5 2B E	0-0 F9			5	3	2	0	0	0	4			
Ralph Kiner, R OBP: 0.429, SLG: 0.637	4-0 WP 1B BB		4-0 1B 2B BB		0-3 K	0-0 E BLK 2B		0-0 HR		3	3	2	2	2	1	1			
Gus Bell, L OBP: 0.348, SLG: 0.462	0-0 WP 1B		0-0 2B 1B		0-0 2H 1B 2B	0-0 E4 1B BLK 1B				5	2	3	3	0	0	1			
Danny O'Connell, R OBP: 0.270, SLG: 0.378	0-0 6-3 1-2 2-3		0-0 1-3 2H 2B		0-0 2H 1B	0-0 1B S 1B		0-0 F8		5	0	3	2	0	0	2			
Danny Murtaugh, R OBP: 0.393, SLG: 0.425		0-0 1-4-3	4-0 FC6-4 BB		0-0 L7	0-0 G5-4-3 1B		0-0 F8		4	0	1	1	1	0	1			
Clyde McCullough, R OBP: 0.366, SLG: 0.446		0-0 F9	0-0 FC6-4 1-2		4-0 1-2 BB	0-0 G5-4-3 1-2				3	0	0	0	1	0	5			
Cliff Chambers, L OBP: 0.315, SLG: 0.365		0-0 5-3		0-0 1-3		0-3 K		0-0 F9		2	0	0	0	0	0	0			
Vern Law, R OBP: 0.067, SLG: 0.067										1	0	0	0	0	1	2			
Murry Dickson, R OBP: 0.283, SLG: 0.289										1	0	0	0	0	0	0			
Inning Stats	R: 1 E: 0 K: 0 S: 5	H: 2 LOB: 2 BB: 1 P: 9	R: 0 E: 0 K: 0 S: 3	H: 0 LOB: 0 BB: 0 P: 3	R: 2 E: 0 K: 0 S: 6	H: 3 LOB: 3 BB: 2 P: 14	R: 0 E: 0 K: 0 S: 3	H: 1 LOB: 0 BB: 0 P: 3	R: 2 E: 0 K: 2 S: 10	H: 3 LOB: 2 BB: 1 P: 14	R: 4 E: 1 K: 0 S: 8	H: 5 LOB: 1 BB: 0 P: 8	R: 0 E: 0 K: 0 S: 4	H: 1 LOB: 0 BB: 0 P: 4	R: 1 E: 0 K: 0 S: 4	H: 1 LOB: 0 BB: 0 P: 4	1B: 9 2B: 6 3B: 0 HR: 1	SF: 0 SAC: 0 DP: 2 HBP: 0	WP: 1 PA: 43 CS: 0
PITCHER	IP WLS BF H R ER SO BB IBB HBP BLK WP HR S P ERA WHIP																		
Bob Miller, R ERA: 3.28	(1, 1) 4.1 24 8 5 5 1 1 0 0 0 0 0 0 6 10 27.00 4.500																		
Blix Donnelly, R ERA: 5.6	(5, 1) 0.2 L 5 2 2 2 1 1 0 0 0 0 0 0 5 5 27.00 9.000																		
Jim Konstanty, R ERA: 3.15	(6, 1) 0.1 5 3 2 1 0 0 0 0 0 0 0 0 1 1 0.00 0.000																		
Milo Candini, R ERA: 6.0	(6, 1) 0.2 1 0 0 0 0 0 0 0 0 0 0 0 1 1 0.00 0.000																		
Russ Meyer, R ERA: 5.92	(7, 1) 2.0 8 2 1 1 0 0 0 0 0 0 0 1 8 8 4.50 1.000																		

Philadelphia Phillies @ Pittsburgh Pirates
Forbes Field, Pittsburgh, PA
Thu Jul 20 1950, 3:33 AM EDT
Att: 7,291 - Unknown

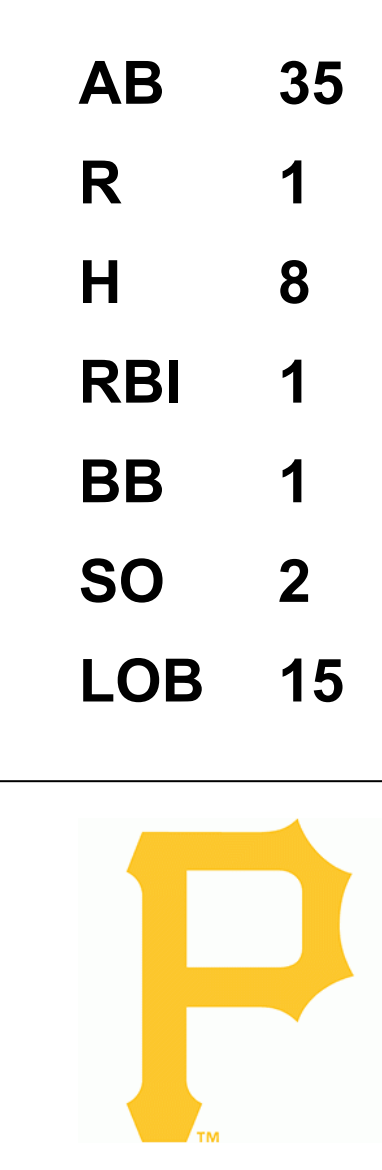
AB 39
R 10
H 16
RBI 8
BB 4
SO 2
LOB 17



Batter	1	2	3	4	5	6	7	8	9	AB	R	H	RBI	BB	SO	LOB	TOP								
Eddie Waitkus, L (1, 3) OBP: 0.328, SLG: 0.353	4-0 1B F8 BB		X 0-0 E 1B		X 0-0 SH5-3		X 4-0 SH2-3 1B BB		X 0-0 1-3	2	3	1	0	2	0	0	Philadelphia Phillies @ Pittsburgh Pirates Forbes Field, Pittsburgh, PA Fri Jul 21 1950, 3:33 AM EDT Att: 34,016 - Unknown								
Richie Ashburn, L (1, 8) OBP: 0.387, SLG: 0.411	0-0 1-3 1B		X 0-0 F7		X 0-0 BB S 1B 2-H		X 0-0 SH2-3		X 4-0 1B BB	3	0	2	1	1	0	1									
Dick Sisler, L (1, 7) OBP: 0.422, SLG: 0.524	0-0 F8		X 0-0 E8 1B 1-H		X 0-0 F8		X 0-0 G6-4-3 1B 2-H		X 0-0 G1-4-3 1B	5	0	2	2	0	0	2									
Del Ennis, R (1, 9) OBP: 0.344, SLG: 0.513	0-3 K		X 0-0 1-2 1B		X 4-0 BB BB		X 0-0 G6-4-3		X 0-0 G1-4-3	4	0	1	0	1	1	4									
Willie Jones, R (1, 5) OBP: 0.381, SLG: 0.574	0-0 F9		X 0-0 F8		X 4-0 BB BB				X 0-0 E4 BB	3	0	0	0	1	0	3									
Granny Hamner, R (1, 6) OBP: 0.320, SLG: 0.387		X 0-0 F9		X 0-0 5-3		X 0-0 F9		X 0-0 F8		4	0	0	0	0	0	4									
Stan Lopata, R (1, 2) OBP: 0.324, SLG: 0.226		X 0-0 1-3		X 4-0 G6-4-3 BB		X 0-3 K		X 0-0 F8		3	0	0	0	1	1	1									
Mike Goliat, R (1, 4) OBP: 0.305, SLG: 0.368		X 0-0 F8		X 0-0 G6-4-3		X 0-3 K		X 4-0 FC4-6 BB		3	0	0	0	1	1	1									
Bubba Church, R (1, 1) OBP: 0.211, SLG: 0.263			X 0-0 F7		X 0-0 SH5-3 1B 1B		X 0-0 6-3		X 0-0 FC4-6	4	1	1	0	0	0	2									
Inning Stats	R: 1 E: 0 K: 1 S: 6	H: 1 LOB: 1 BB: 1 P: 10	R: 0 E: 0 K: 0 S: 3	H: 0 LOB: 0 BB: 0 P: 3	R: 1 E: 1 K: 0 S: 6	H: 2 LOB: 2 BB: 0 P: 6	R: 0 E: 0 K: 0 S: 2	H: 0 LOB: 0 BB: 1 P: 6	R: 1 E: 0 K: 0 S: 5	H: 2 LOB: 3 BB: 2 P: 13	R: 0 E: 0 K: 2 S: 7	H: 0 LOB: 0 BB: 0 P: 7	R: 1 E: 0 K: 0 S: 3	H: 1 LOB: 0 BB: 1 P: 7	R: 0 E: 1 K: 0 S: 4	H: 0 LOB: 2 BB: 1 P: 8		R: 0 E: 0 K: 0 S: 3	H: 1 LOB: 1 BB: 1 P: 7	1B: 7 2B: 0 3B: 0 HR: 0	SF: 0 SAC: 2 DP: 3 HBP: 0	WP: 0 PB: 0 SB: 1 CS: 0	PA: 40		
PITCHER	IP	WLS	BF	H	R	ER	SO	BB	IBB	HBP	BLK	WP	HR	S	P	ERA	WHIP								
Mel Queen, R (1, 1) ERA: 4.96	7.0	L	31	6	4	3	3	5	0	0	0	0	0	32	52	3.86	1.571								
Hank Borowy, R (8, 1) ERA: 8.59	1.1		8	1	0	0	0	2	0	0	0	0	0	6	14	0.00	2.250								
Murry Dickson, R (9, 1) ERA: 4.32	0.2		1	0	0	0	0	0	0	0	0	0	0	1	1	0.00	0.000								

Batter	1	2	3	4	5	6	7	8	9	AB	R	H	RBI	BB	SO	LOB	BOTTOM								
Bob Dillinger, R (1, 5) OBP: 0.367, SLG: 0.444	0-0 FC4-6 1B		X 0-0 1B		X 0-3 K		X 0-0 F9			4	0	2	0	0	1	1	Philadelphia Phillies @ Pittsburgh Pirates Forbes Field, Pittsburgh, PA Fri Jul 21 1950, 3:33 AM EDT Att: 34,016 - Unknown								
Ted Beard, L (1, 8) OBP: 0.331, SLG: 0.354	0-0 FC4-6 1-2		X 0-0 F9		X 4-0 CS BB		X 0-0 4-3		X 0-0 F7	3	0	0	0	1	0	2									
Johnny Hopp, L (1, 3) OBP: 0.395, SLG: 0.481	0-0 F9		X 0-0 4-3		X 0-0 E3 1B 1-2		X 0-0 F7		X 0-0 F7	4	0	0	0	0	0	3									
Ralph Kiner, R (1, 7) OBP: 0.430, SLG: 0.645	0-3 K		X 0-0 F9		X 0-0 FC4-6 1B 1-2		X 0-0 HR		X 0-0 2B	4	1	2	1	0	1	1									
Gus Bell, L (1, 9) OBP: 0.347, SLG: 0.462		X 0-0 4-3		X 0-0 4-3		X 0-0 F7		X 0-0 6-3		4	0	1	0	0	0	2									
Danny Murtaugh, R (1, 4) OBP: 0.385, SLG: 0.426		X 0-0 FC3-4 1B		X 0-0 1B		X 0-0 FC4-6 1-2		X 0-0 6-3		4	0	2	0	0	0	3									
Stan Rojek, R (1, 6) OBP: 0.318, SLG: 0.325		X 0-0 FC3-4 1B		X 0-0 F8		X 0-0 F4		X 0-0 F8		3	0	0	0	0	0	2									
Hank Schenz, R (9, PH) OBP: 0.283, SLG: 0.340		X 0-0 FC5-4 1-2		X 0-0 F8		X 0-0 F8		X 0-0 5-3		1	0	0	0	0	0	0									
Clyde McCullough, R (1, 2) OBP: 0.357, SLG: 0.435		X 0-0 FC5-4 1-2		X 0-0 5-3		X 0-0 4-3		X 0-0 F8		3	0	0	0	0	0	1									
Danny O'Connell, R (9, PH) OBP: 0.263, SLG: 0.368		X 0-0 FC5-4 1-2		X 0-0 5-3		X 0-0 4-3		X 0-0 F8		1	0	0	0	0	0	0									
Mel Queen, R (1, 1) ERA: 2.4			X 0-0 5-3		X 0-0 4-3		X 0-0 3B		X 0-0 F8	2	0	0	0	0	0	0									
Pete Castiglione, R (7, PH) OBP: 0.372, SLG: 0.321			X 0-0 5-3		X 0-0 4-3		X 0-0 3B		X 0-0 F8	1	0	1	0	0	0	0									
Hank Borowy, R (8, 1) OBP: 0.167, SLG: 0.167			X 0-0 5-3		X 0-0 4-3		X 0-0 3B		X 0-0 F8	0	0	0	0	0	0	0									
Murry Dickson, R (9, 1) OBP: 0.283, SLG: 0.289			X 0-0 5-3		X 0-0 4-3		X 0-0 3B		X 0-0 F8	0	0	0	0	0	0	0									
Wally Westlake, R (9, PH) OBP: 0.345, SLG: 0.469			X 0-0 5-3		X 0-0 4-3		X 0-0 3B		X 0-0 F8	1	0	0	0	0	0	0									
Inning Stats	R: 0 E: 0 K: 1 S: 6	H: 1 LOB: 1 BB: 0 P: 6	R: 0 E: 0 K: 0 S: 4	H: 1 LOB: 1 BB: 0 P: 4	R: 0 E: 0 K: 0 S: 4	H: 1 LOB: 1 BB: 0 P: 4	R: 0 E: 0 K: 0 S: 4	H: 1 LOB: 1 BB: 0 P: 4	R: 0 E: 0 K: 1 S: 5	H: 0 LOB: 0 BB: 0 P: 5	R: 0 E: 1 K: 0 S: 4	H: 1 LOB: 2 BB: 1 P: 8	R: 0 E: 0 K: 0 S: 4	H: 1 LOB: 1 BB: 0 P: 4	R: 1 E: 0 K: 0 S: 5	H: 2 LOB: 1 BB: 0 P: 5	R: 0 E: 0 K: 0 S: 3	H: 0 LOB: 0 BB: 0 P: 3	1B: 5 2B: 1 3B: 1 HR: 1	SF: 0 SAC: 0 DP: 0 HBP: 0	WP: 0 PB: 0 SB: 0 CS: 1	PA: 36			
PITCHER	IP	WLS	BF	H	R	ER	SO	BB	IBB	HBP	BLK	WP	HR	S	P	ERA	WHIP								
Bubba Church, R (1, 1) ERA: 2.4	9.0	W	36	8	1	1	2	1	0	0	0	0	1	39	43	1.00	1.000								

AB 31
R 4
H 7
RBI 3
BB 7
SO 3
LOB 18



Batter	1	2	3	4	5	6	7	8	9	AB	R	H	RBI	BB	SO	LOB	TOP										
Bobby Morgan, R OBP: 0.361, SLG: 0.442 (1, 5)	F6	F8	K		4-3 HBP		HR			4	1	1	1	0	1	4	Brooklyn Dodgers @ Pittsburgh Pirates Forbes Field, Pittsburgh, PA Sat Jul 22 1950, 3:33 AM EDT Att: 18,103 - Unknown										
Gene Hermanski, L OBP: 0.385, SLG: 0.477 (1, 7)	F3		F6		4-3		F8			4	0	0	2	1	0	1											
Duke Snider, L OBP: 0.370, SLG: 0.540 (1, 8)	BB 1B		BB 1B		4-3		F7			3	2	1	1	2	0	1											
Jackie Robinson, R OBP: 0.449, SLG: 0.556 (1, 4)	BB 1B		BB 1B				F4			4	1	2	0	1	0	2											
Carl Furillo, R OBP: 0.357, SLG: 0.481 (1, 9)	1B		BB S BB		F4		G6-4-3 1B			5	1	3	2	0	0	1											
Gil Hodges, R OBP: 0.385, SLG: 0.480 (1, 3)	L7		BB BB BB		L8		K			4	1	0	0	1	1	3											
Roy Campanella, R OBP: 0.382, SLG: 0.578 (1, 2)		2B	BB BB BB		L5		6-3			4	1	1	1	1	0	0											
Pee Wee Reese, R OBP: 0.356, SLG: 0.320 (1, 6)	F3		BB BB BB		SH1-4 4-3 1B		HR 1B			3	3	2	1	2	0	1											
Ralph Branca, R OBP: 0.217, SLG: 0.400 (1, 1)	K		BB BB WP BB		SH1-4		HR			3	2	1	3	1	1	2											
Inning Stats	R: 1 E: 0 K: 0 S: 11	H: 1 LOB: 2 BB: 2 P: 24	R: 0 E: 0 K: 1 S: 9	H: 1 LOB: 1 BB: 0 P: 15	R: 7 E: 0 K: 1 S: 19	H: 3 LOB: 2 BB: 6 P: 45	R: 0 E: 0 K: 0 S: 5	H: 0 LOB: 0 BB: 0 P: 7	R: 1 E: 1 K: 0 S: 12	H: 1 LOB: 1 BB: 0 P: 21	R: 0 E: 0 K: 1 S: 6	H: 1 LOB: 0 BB: 0 P: 8	R: 3 E: 0 K: 0 S: 14	H: 3 LOB: 0 BB: 0 P: 22	R: 0 E: 0 K: 0 S: 8	H: 1 LOB: 0 BB: 0 P: 12	R: 0 E: 0 K: 0 S: 7	H: 0 LOB: 0 BB: 1 P: 15	1B: 8 2B: 1 3B: 0 HR: 2	SF: 0 SAC: 1 DP: 3 HBP: 1	WP: 1 PB: 0 SB: 1 CS: 0	PA: 45					
PITCHER	IP	WLS	BF	H	R	ER	SO	BB	IBB	HBP	BLK	WP	HR	S	P	ERA	WHIP										
Bill Piero, R ERA: 11.32 (1, 1)	2.1	L	16	5	6	6	1	4	0	0	0	0	0	29	57	23.14	3.857										
Junior Walsh, R ERA: 6.19 (3, 1)	0.1		4	0	0	0	1	3	0	0	0	0	0	6	18	0.00	9.000										
Vern Law, R ERA: 6.34 (3, 1)	4.1		19	5	6	5	1	1	0	1	0	1	2	41	67	10.38	1.385										
Vic Lombardi, L ERA: 7.77 (8, 1)	2.0		6	1	0	0	0	1	0	0	0	0	0	15	27	0.00	1.000										

AB 34
R 12
H 11
RBI 11
BB 9
SO 3
LOB 15



Batter	1	2	3	4	5	6	7	8	9	AB	R	H	RBI	BB	SO	LOB	BOTTOM										
Bob Dillinger, R OBP: 0.363, SLG: 0.438 (1, 5)	F9	F9		5-3			4-3		F8	5	0	0	0	0	0	3	Brooklyn Dodgers @ Pittsburgh Pirates Forbes Field, Pittsburgh, PA Sat Jul 22 1950, 3:33 AM EDT Att: 18,103 - Unknown										
Johnny Hopp, L OBP: 0.395, SLG: 0.482 (1, 3)	BB 2B		F7 1B BB		K		G3		3-1	4	2	1	0	1	1	2											
Ralph Kiner, R OBP: 0.431, SLG: 0.643 (1, 7)	BB 1B		BB 1B		K		K		K	4	0	2	1	0	2	0											
Gus Bell, L OBP: 0.340, SLG: 0.453 (1, 9)	K		F7		5-3		5-3		4-3	4	0	0	0	0	1	3											
Wally Westlake, R OBP: 0.354, SLG: 0.477 (1, 8)	BB		BB		BB 2B		BB 2B		CI BB	2	1	2	1	2	0	0											
Danny Murtaugh, R OBP: 0.394, SLG: 0.425 Hank Schenz, R OBP: 0.263, SLG: 0.340 (6, PR) (7, 4)	F9		L8		G6-4-3 1B		CI		CI	3	0	1	1	0	0	4											
Stan Rojek, R OBP: 0.317, SLG: 0.329 (1, 6)		BB 2B	F4		G6-4-3		5-3		5-3	4	0	1	0	0	0	5											
Clyde McCullough, R OBP: 0.354, SLG: 0.424 George Strickland, R OBP: 0.226, SLG: 0.111 (8, PR)	F7		F6		6-3		6-3		DI 1-3 BB	3	0	0	0	1	0	2											
Bill Piero, R OBP: 0.420, SLG: 0.400 Junior Walsh, R OBP: 0.371, SLG: 0.500 Vern Law, R OBP: 0.385, SLG: 0.477 Pete Castiglione, R OBP: 0.336, SLG: 0.534 Vic Lombardi, L OBP: 0.302, SLG: 0.333 Danny O'Connell, R OBP: 0.256, SLG: 0.329 (1, 1) (3, 1) (3, 1) (7, PR) (8, 1) (8, PR)	K		3-1		5-3		5-3		1-3	1	0	0	0	0	0	1											
Inning Stats	R: 1 E: 0 K: 1 S: 14	H: 2 LOB: 2 BB: 1 P: 27	R: 0 E: 0 K: 1 S: 9	H: 1 LOB: 0 BB: 0 P: 14	R: 1 E: 0 K: 0 S: 7	H: 2 LOB: 2 BB: 1 P: 14	R: 0 E: 0 K: 0 S: 5	H: 0 LOB: 0 BB: 0 P: 9	R: 0 E: 0 K: 2 S: 8	H: 0 LOB: 0 BB: 0 P: 9	R: 0 E: 0 K: 0 S: 7	H: 2 LOB: 1 BB: 0 P: 8	R: 0 E: 0 K: 1 S: 12	H: 0 LOB: 2 BB: 1 P: 20	R: 0 E: 0 K: 0 S: 9	H: 0 LOB: 2 BB: 1 P: 17	1B: 4 2B: 3 3B: 0 HR: 0	SF: 0 SAC: 0 DP: 1 HBP: 0	WP: 0 PB: 0 SB: 0 CS: 0	PA: 38							
PITCHER	IP	WLS	BF	H	R	ER	SO	BB	IBB	HBP	BLK	WP	HR	S	P	ERA	WHIP										
Ralph Branca, R ERA: 5.45 (1, 1)	9.0	W	38	7	3	3	5	4	0	0	0	0	0	76	127	3.00	1.222										

AB 33
R 3
H 7
RBI 3
BB 4
SO 5
LOB 21





Batter	1	2	3	4	5	6	7	8	9	AB	R	H	RBI	BB	SO	LOB	TOP			
Eddie Waitkus, L OBP: 0.332, SLG: 0.358 (1, 3)	0-0 4-3		0-0 4-3		0-0 1-2					3	0	1	0	0	0	1	Philadelphia Phillies @ Pittsburgh Pirates Forbes Field, Pittsburgh, PA Mon Jul 24 1950, 3:33 AM EDT Att: 15,431 - Unknown			
Richie Ashburn, L OBP: 0.380, SLG: 0.414 (1, 8)	0-0 4-3		0-0 2-H		0-0 F7					3	0	1	1	0	0	2				
Dick Sisler, L OBP: 0.415, SLG: 0.513 (1, 7)	0-0 F8		0-0 4-3						0-0 G6-4-3	3	0	1	0	0	0	1				
Del Ennis, R OBP: 0.344, SLG: 0.519 (1, 9)		0-0 4-3		0-0 G6-4-3					0-0 G6-4-3	3	0	1	0	0	0	1				
Willie Jones, R OBP: 0.397, SLG: 0.581 (1, 5)		4-0 BB		0-0 F9					0-0 FC6-4	2	0	1	0	1	0	1				
Granny Hamner, R OBP: 0.314, SLG: 0.378 (1, 6)		0-0 F2		0-0 G6-4-3					0-0 FC6-4	3	0	0	0	0	0	3				
Andy Seminick, R OBP: 0.442, SLG: 0.588 (1, 2)		0-0 F5			0-0 F8					2	0	0	0	0	0	1				
Mike Goliat, R OBP: 0.309, SLG: 0.376 (1, 4)			0-0 4-3							2	1	2	0	0	0	0				
Bob Miller, R OBP: 0.229, SLG: 0.229 (1, 1)			0-0 F8		0-0 F8					2	0	0	0	0	0	2				
Inning Stats	R: 0 E: 0 K: 0 S: 3	H: 0 LOB: 0 BB: 0 P: 3	R: 0 E: 0 K: 0 S: 3	H: 0 LOB: 1 BB: 1 P: 7	R: 1 E: 0 K: 0 S: 5	H: 2 LOB: 1 BB: 0 P: 5	R: 0 E: 0 K: 0 S: 3	H: 1 LOB: 0 BB: 0 P: 3	R: 0 E: 0 K: 0 S: 5	H: 2 LOB: 2 BB: 0 P: 5	R: 0 E: 0 K: 0 S: 4	H: 2 LOB: 1 BB: 0 P: 4					1B: 6 2B: 0 3B: 1 HR: 0	SF: 0 SAC: 0 DP: 2 HBP: 0	WP: 0 PB: 0 CS: 0	PA: 24
PITCHER Bill MacDonald, R ERA: 4.73 (1, 1)	IP: 6.0 WLS: W BF: 24 H: 7 R: 1 ER: 1 SO: 0 BB: 1 IBB: 0 HBP: 0 BLK: 0 WP: 0 HR: 0 S: 23 P: 27 ERA: 1.50 WHIP: 1.333																			


Batter	1	2	3	4	5	6	7	8	9	AB	R	H	RBI	BB	SO	LOB	BOTTOM			
Bob Dillinger, R OBP: 0.360, SLG: 0.438 (1, 5)	0-0 F9	0-0 FC6-4			0-0 FC5-4					3	1	1	0	0	0	4	Philadelphia Phillies @ Pittsburgh Pirates Forbes Field, Pittsburgh, PA Mon Jul 24 1950, 3:33 AM EDT Att: 15,431 - Unknown			
Danny O'Connell, R OBP: 0.255, SLG: 0.326 (1, 6)	0-0 5-3		0-0 6-3		0-0 F8					3	0	0	0	0	0	3				
Ralph Kiner, R OBP: 0.422, SLG: 0.627 (1, 7)	0-0 F9		0-0 F7		0-0 F6					3	0	0	1	0	0	2				
Gus Bell, L OBP: 0.346, SLG: 0.455 (1, 9)	0-0 F6		0-3 K						0-0 G1-6-3	3	0	1	0	0	1	0				
Wally Westlake, R OBP: 0.358, SLG: 0.479 (1, 8)		0-0 BB		0-0 4-3					0-0 F7	3	1	1	0	0	0	1				
Danny Murtaugh, R OBP: 0.396, SLG: 0.422 (1, 4)		4-0 BB		0-0 6-3					0-0 G1-6-3	2	0	0	0	1	0	1				
Jack Phillips, R OBP: 0.279, SLG: 0.404 (1, 3)		0-0 F4		0-0 F9						2	0	0	0	0	0	2				
Ray Mueller, R OBP: 0.324, SLG: 0.465 (1, 2)		0-0 BB			0-0 FC5-4					2	0	2	1	0	0	0				
Bill MacDonald, R OBP: 0.241, SLG: 0.154 (1, 1)		4-0 BB		0-0 E2						1	0	0	0	1	0	1				
Inning Stats	R: 1 E: 0 K: 0 S: 4	H: 1 LOB: 0 BB: 0 P: 4	R: 1 E: 0 K: 0 S: 4	H: 2 LOB: 2 BB: 2 P: 12	R: 0 E: 0 K: 1 S: 5	H: 0 LOB: 0 BB: 0 P: 5	R: 0 E: 0 K: 0 S: 3	H: 0 LOB: 0 BB: 0 P: 3	R: 0 E: 0 K: 0 S: 5	H: 1 LOB: 2 BB: 0 P: 5	R: 0 E: 0 K: 0 S: 3	H: 1 LOB: 0 BB: 0 P: 3					1B: 4 2B: 0 3B: 1 HR: 0	SF: 0 SAC: 0 DP: 1 HBP: 0	WP: 0 PB: 0 CS: 0	PA: 24
PITCHER Bob Miller, R ERA: 3.26 (1, 1)	IP: 6.0 WLS: L BF: 24 H: 5 R: 2 ER: 2 SO: 1 BB: 2 IBB: 0 HBP: 0 BLK: 0 WP: 0 HR: 0 S: 24 P: 32 ERA: 3.00 WHIP: 1.167																			

Batter	1	2	3	4	5	6	7	8	9	AB	R	H	RBI	BB	SO	LOB	TOP					
Bob Dillinger, R (1.5) OBP: 0.359, SLG: 0.435	6-3		6-3				G3		F4	5	0	1	0	0	0	2	Pittsburgh Pirates @ Boston Braves Braves Field, Boston, MA Tue Jul 25 1950, 3:33 AM EDT Att: 18,461 - Unknown					
Johnny Hopp, L (1.3) OBP: 0.405, SLG: 0.487	6-3		E							3	0	3	0	1	0	0						
Ralph Kiner, R (1.7) OBP: 0.418, SLG: 0.619	6-3		E6				6-3			4	0	0	1	0	0	6						
Gus Bell, L (1.9) OBP: 0.339, SLG: 0.446	1-3		F7				G3			4	0	0	0	0	7							
Wally Westlake, R (1.8) OBP: 0.353, SLG: 0.472		F7		6-3			F7		F3	4	0	0	0	0	0	0						
Danny O'Connell, R (1.6) OBP: 0.255, SLG: 0.320		F8		F5			E5		F6	4	0	1	0	0	0	0						
Danny Murtaugh, R (1.4) OBP: 0.391, SLG: 0.416		F4		F7			F9		F6	4	0	0	0	0	0	1						
Clyde McCullough, R (1.2) OBP: 0.360, SLG: 0.455			E				6-3		F8	4	1	2	1	0	0	1						
Bill Piero, R (1.1) OBP: 0.296, SLG: 0.296			K						F4	2	0	0	0	0	2	1						
Vern Law, R (5.1) OBP: 0.053, SLG: 0.053										0	0	0	0	0	0	0						
Pete Castellone, R (7. PH) OBP: 0.372, SLG: 0.327										1	1	1	0	0	0	0						
Hank Borowy, R (7.1) OBP: 0.167, SLG: 0.167										0	0	0	0	0	0	0						
Ted Beard, L (9. PH) OBP: 0.333, SLG: 0.352							G3			1	0	0	0	0	0	0						
Inning Stats	R: 0 E: 0 K: 0 S: 4	H: 1 LOB: 1 BB: 0 P: 4	R: 0 E: 0 K: 0 S: 3	H: 0 LOB: 0 BB: 0 P: 3	R: 0 E: 1 K: 1 S: 7	H: 1 LOB: 3 BB: 1 P: 11	R: 0 E: 0 K: 0 S: 3	H: 0 LOB: 0 BB: 0 P: 3	R: 1 E: 0 K: 0 S: 8	H: 3 LOB: 2 BB: 0 P: 8	R: 0 E: 1 K: 0 S: 4	H: 1 LOB: 1 BB: 0 P: 4	R: 1 E: 0 K: 0 S: 5	H: 2 LOB: 1 BB: 0 P: 5	R: 0 E: 0 K: 0 S: 3	H: 0 LOB: 0 BB: 0 P: 3	R: 0 E: 0 K: 0 S: 3	H: 0 LOB: 0 BB: 0 P: 3	1B: 5 2B: 2 3B: 0 HR: 1	SF: 0 SAC: 0 DP: 0 HBP: 0	WP: 0 PB: 0 SB: 0 CS: 1	PA: 37
PITCHER Johnny Sain, R (1.1) ERA: 4.33	IP: 9.0 WLS: W BF: 37 H: 8 R: 2 ER: 2 SO: 2 BB: 1 IBB: 0 HBP: 0 BLK: 0 WP: 0 HR: 1 S: 40 P: 44 ERA: 2.00 WHIP: 1.000															PITCHER						

Batter	1	2	3	4	5	6	7	8	9	AB	R	H	RBI	BB	SO	LOB	BOTTOM			
Roy Hartsfield, R (1.4) OBP: 0.333, SLG: 0.375	F6	F8		1B	F9		F5			5	1	1	2	0	0	5	Pittsburgh Pirates @ Boston Braves Braves Field, Boston, MA Tue Jul 25 1950, 3:33 AM EDT Att: 18,461 - Unknown			
Sam Jethroe, S (1.8) OBP: 0.356, SLG: 0.453										4	0	2	1	0	0	0				
Luis Olmo, R (7.8) OBP: 0.333, SLG: 0.368	1B		F5			4-3	FC4-6			1	0	0	0	0	0	1				
Earl Torgeson, L (1.3) OBP: 0.408, SLG: 0.461	F9		F9							5	1	2	0	0	1	2				
Bob Elliott, R (1.5) OBP: 0.373, SLG: 0.504										3	2	3	0	2	0	0				
Sid Gordon, R (1.7) OBP: 0.417, SLG: 0.595	L3		6-3							3	1	0	0	2	0	5				
Walker Cooper, R (1.2) OBP: 0.366, SLG: 0.509										4	1	3	3	1	0	1				
Tommy Holmes, L (1.9) OBP: 0.397, SLG: 0.485		F2								4	1	1	1	1	0	4				
Buddy Kerr, R (1.6) OBP: 0.276, SLG: 0.294										2	0	0	0	1	1	2				
Johnny Sain, R (1.1) OBP: 0.277, SLG: 0.250		F4								4	0	1	0	0	0	6				
Inning Stats	R: 0 E: 0 K: 0 S: 5	H: 2 LOB: 2 BB: 0 P: 5	R: 0 E: 0 K: 0 S: 4	H: 1 LOB: 1 BB: 1 P: 8	R: 0 E: 0 K: 0 S: 4	H: 1 LOB: 1 BB: 0 P: 4	R: 3 E: 0 K: 1 S: 7	H: 2 LOB: 1 BB: 2 P: 15	R: 2 E: 0 K: 0 S: 4	H: 2 LOB: 2 BB: 2 P: 15	R: 1 E: 0 K: 0 S: 4	H: 2 LOB: 2 BB: 0 P: 12	R: 0 E: 0 K: 0 S: 4	H: 1 LOB: 1 BB: 0 P: 4	R: 1 E: 0 K: 0 S: 5	H: 2 LOB: 1 BB: 0 P: 5	1B: 11 2B: 2 3B: 0 HR: 0	SF: 0 SAC: 1 DP: 0 HBP: 0	WP: 0 PB: 0 SB: 0 CS: 1	PA: 43
PITCHER Bill Piero, R (1.1) ERA: 11.3	IP: 4.0 WLS: L BF: 24 H: 7 R: 5 ER: 5 SO: 1 BB: 5 IBB: 0 HBP: 0 BLK: 0 WP: 0 HR: 0 S: 21 P: 41 ERA: 11.25 WHIP: 3.000															PITCHER				
Vern Law, R (5.1) ERA: 6.27	IP: 2.0 WLS: L BF: 10 H: 3 R: 1 ER: 1 SO: 1 BB: 2 IBB: 0 HBP: 0 BLK: 0 WP: 0 HR: 0 S: 10 P: 18 ERA: 4.50 WHIP: 2.500															PITCHER				
Hank Borowy, R (7.1) ERA: 6.44	IP: 2.0 WLS: L BF: 9 H: 3 R: 1 ER: 1 SO: 0 BB: 0 IBB: 0 HBP: 0 BLK: 0 WP: 0 HR: 0 S: 9 P: 9 ERA: 4.50 WHIP: 1.500															PITCHER				

Batter	1	2	3	4	5	6	7	8	9	AB	R	H	RBI	BB	SO	LOB	TOP
Bob Dillinger, R (1.5) OBP: 0.362, SLG: 0.436	F9		1B		4-3		FC4-6 1B		K	5	0	2	0	0	1	0	Pittsburgh Pirates @ Philadelphia Phillies Shibe Park, Philadelphia, PA Fri Jul 28 1950, 3:33 AM EDT Att: 7,343 - Unknown
Ted Beard, L (1.8) OBP: 0.331, SLG: 0.353	G3		1B		FC5 BB 1B		FC4-6 1B		4-3	5	0	2	0	0	0	1	
Johnny Hopp, L (1.3) OBP: 0.410, SLG: 0.485	5-3		1B		1-2 BB		1-2 1B			2	0	1	0	2	0	0	
Wally Westlake, R (1.7) OBP: 0.356, SLG: 0.477		E HBP	1-3		FC5 2-3f		L7			3	0	0	0	0	0	7	
Gus Bell, L (1.9) OBP: 0.323, SLG: 0.423	L7				F7		3-1		4-3	4	0	0	0	0	0	1	
Danny O'Connell, R (1.6) OBP: 0.250, SLG: 0.349	E4 G1-6-3				L9 3B		5-3		5-3	4	1	1	0	0	0	1	
Danny Murtaugh, R (1.4) OBP: 0.386, SLG: 0.412	G1-6-3 1-2f				L9		1B		1B	4	0	2	1	0	0	2	
Ray Mueller, R (1.2) OBP: 0.342, SLG: 0.500			F8		F6		F5		F7	4	0	0	0	0	0	2	
Bill MacDonald, R (1.1) OBP: 0.233, SLG: 0.148			K		6-3		G3		F4	1	0	0	0	0	1	0	AB 35 R 1 H 8 RBI 1 BB 2 SO 2 LOB 14 
Pete Castiglione, R (5. PH) OBP: 0.359, SLG: 0.323										1	0	0	0	0	0	0	
Vic Lombardi, L (5.1) OBP: 0.364, SLG: 0.300										1	0	0	0	0	0	0	
Jack Phillips, R (9. PH) OBP: 0.288, SLG: 0.452										1	0	0	0	0	0	0	
Inning Stats	R: 0 E: 0 K: 0 S: 3	H: 0 LOB: 0 BB: 0 P: 3	R: 0 E: 1 K: 0 S: 3	H: 0 LOB: 1 BB: 0 P: 4	R: 0 E: 0 K: 1 S: 7	H: 2 LOB: 3 BB: 1 P: 11	R: 1 E: 0 K: 0 S: 4	H: 1 LOB: 0 BB: 0 P: 4	R: 0 E: 0 K: 0 S: 4	H: 2 LOB: 2 BB: 0 P: 5	R: 0 E: 0 K: 0 S: 4	H: 1 LOB: 1 BB: 0 P: 4	R: 0 E: 0 K: 1 S: 5	H: 0 LOB: 0 BB: 0 P: 5	1B: 7 2B: 0 3B: 1 HR: 0	SF: 0 SAC: 0 DP: 1 HBP: 1	WP: 0 PA: 38 PB: 0 SB: 0 CS: 0
PITCHER Bob Miller, R (1.1) ERA: 3.08	IP: 9.0 WLS: W BF: 38 H: 8 R: 1 ER: 1 SO: 2 BB: 2 IBB: 0 HBP: 1 BLK: 0 WP: 0 HR: 0 S: 39 P: 48 ERA: 1.00 WHIP: 1.11																

Batter	1	2	3	4	5	6	7	8	9	AB	R	H	RBI	BB	SO	LOB	BOTTOM
Eddie Waitkus, L (1.3) OBP: 0.335, SLG: 0.362	G3		WP 1-3 2-H 1B 2B		L7		FC4-6 1-2f			4	1	1	1	0	0	1	Pittsburgh Pirates @ Philadelphia Phillies Shibe Park, Philadelphia, PA Fri Jul 28 1950, 3:33 AM EDT Att: 7,343 - Unknown
Richie Ashburn, L (1.8) OBP: 0.386, SLG: 0.426	1B		4-3		G3-6-3 1B		F6			4	0	2	1	0	0	1	
Dick Sisler, L (1.7) OBP: 0.411, SLG: 0.505	F7		K		G3-6-3 1-2f		4-3			4	0	0	0	0	1	3	
Del Ennis, R (1.9) OBP: 0.346, SLG: 0.539	6-3		FC6-4 1B		L8		3B			4	0	2	1	0	0	1	
Willie Jones, R (1.5) OBP: 0.384, SLG: 0.566	K		FC6-4 1-2f		F7		BB			3	0	0	0	1	1	1	
Granny Hamner, R (1.6) OBP: 0.316, SLG: 0.384	6-3		G6-4-3 3B		F9		F7			4	1	1	0	0	0	2	
Andy Seminick, R (1.2) OBP: 0.430, SLG: 0.562	5-3		G6-4-3 BB		1-3					2	0	0	0	1	0	0	
Mike Gofiat, R (1.4) OBP: 0.313, SLG: 0.371			SH 2B 1B		G6-4-3 1-2f		FC4-6 1B			3	1	2	0	0	0	1	
Bob Miller, R (1.1) OBP: 0.216, SLG: 0.216			SH 2B 4-3		5-3		K			2	1	0	0	0	1	1	AB 30 R 4 H 8 RBI 3 BB 2 SO 3 LOB 11 
Inning Stats	R: 0 E: 0 K: 0 S: 4	H: 1 LOB: 1 BB: 0 P: 4	R: 0 E: 0 K: 1 S: 5	H: 0 LOB: 0 BB: 0 P: 5	R: 3 E: 1 K: 1 S: 9	H: 3 LOB: 1 BB: 0 P: 9	R: 1 E: 0 K: 0 S: 3	H: 1 LOB: 0 BB: 1 P: 7	R: 0 E: 0 K: 0 S: 3	H: 0 LOB: 0 BB: 0 P: 3	R: 0 E: 0 K: 1 S: 6	H: 1 LOB: 1 BB: 0 P: 6	R: 0 E: 0 K: 0 S: 4	H: 1 LOB: 2 BB: 1 P: 8	1B: 5 2B: 1 3B: 2 HR: 0	SF: 0 SAC: 1 DP: 2 HBP: 0	
PITCHER Bill MacDonald, R (1.1) ERA: 4.72	IP: 4.0 WLS: L BF: 18 H: 5 R: 4 ER: 2 SO: 2 BB: 1 IBB: 0 HBP: 0 BLK: 0 WP: 1 HR: 0 S: 21 P: 25 ERA: 4.50 WHIP: 1.500																
PITCHER Vic Lombardi, L (5.1) ERA: 7.16	IP: 4.0 WLS: L BF: 15 H: 3 R: 0 ER: 0 SO: 1 BB: 1 IBB: 0 HBP: 0 BLK: 0 WP: 0 HR: 0 S: 16 P: 20 ERA: 0.00 WHIP: 1.000																

Batter	1	2	3	4	5	6	7	8	9	AB	R	H	RBI	BB	SO	LOB	TOP										
Bob Dillinger, R OBP: 0.362, SLG: 0.435 (1.5)	G3		6-3		1B	1B		FC6-4		5	2	2	0	0	0	1	Pittsburgh Pirates @ Philadelphia Phillies Shibe Park, Philadelphia, PA Sat Jul 29 1950, 3:33 AM EDT Att: 10,252 - Unknown										
Ted Beard, L OBP: 0.339, SLG: 0.361 (1.8)	FC6-4		F2		K				WP	5	0	3	1	0	1	1											
Johnny Hopp, L OBP: 0.406, SLG: 0.479 (1.7)	F5		G3		HR				G3	5	1	1	0	0	0	3											
Wally Westlake, R OBP: 0.356, SLG: 0.476 (1.9)	FC6-4				HR				K	5	2	2	1	0	1	2											
Danny O'Connell, R OBP: 0.275, SLG: 0.426 (1.6)					HR				L7	5	2	3	3	0	0	1											
Danny Murtaugh, R OBP: 0.384, SLG: 0.410 (1.4)										4	0	1	1	0	0	1											
Jack Phillips, R OBP: 0.271, SLG: 0.424 (1.3)										4	0	0	0	0	0	3											
Clyde McCullough, R OBP: 0.368, SLG: 0.450 (1.2)										3	0	1	1	1	0	1											
Bill Werle, L OBP: 0.308, SLG: 0.257 (1.1)										4	0	0	0	0	3	4	AB 40 R 7 H 13 RBI 7 BB 1 SO 5 LOB 17 										
Inning Stats	R: 0 E: 0 K: 0 S: 4	H: 1 LOB: 1 BB: 0 P: 4	R: 0 E: 0 K: 1 S: 6	H: 1 LOB: 2 BB: 1 P: 10	R: 0 E: 0 K: 0 S: 3	H: 0 LOB: 0 BB: 0 P: 3	R: 2 E: 0 K: 1 S: 8	H: 3 LOB: 1 BB: 0 P: 8	R: 4 E: 0 K: 1 S: 9	H: 4 LOB: 0 BB: 0 P: 9	R: 1 E: 0 K: 0 S: 5	H: 2 LOB: 1 BB: 0 P: 5	R: 0 E: 0 K: 0 S: 3	H: 0 LOB: 0 BB: 0 P: 3	R: 0 E: 0 K: 1 S: 6	H: 1 LOB: 1 BB: 0 P: 6		R: 0 E: 0 K: 1 S: 6	H: 1 LOB: 1 BB: 0 P: 6	1B: 11 2B: 1 3B: 0 HR: 1	SF: 0 SAC: 0 DP: 0 HBP: 0	WP: 1 PB: 0 CS: 2	PA: 41				
PITCHER	IP	WLS	BF	H	R	ER	SO	BB	IBB	HBP	BLK	WP	HR	S	P	ERA	WHIP										
Bubba Church, R ERA: 2.67 (1.1)	5.0	L	25	9	6	6	3	1	0	0	0	0	1	30	34	10.80	2.000										
Milo Candini, R ERA: 4.51 (6.1)	2.0		8	2	1	1	0	0	0	0	0	0	0	8	8	4.50	1.000										
Ken Johnson, L ERA: 4.32 (8.1)	2.0		8	2	0	0	2	0	0	0	0	1	0	12	12	0.00	1.000										


Batter	1	2	3	4	5	6	7	8	9	AB	R	H	RBI	BB	SO	LOB	BOTTOM										
Eddie Waitkus, L OBP: 0.331, SLG: 0.357 (1.3)	G3		K		G1			K	F9	5	0	0	0	0	2	2	Pittsburgh Pirates @ Philadelphia Phillies Shibe Park, Philadelphia, PA Sat Jul 29 1950, 3:33 AM EDT Att: 10,252 - Unknown										
Richie Ashburn, L OBP: 0.387, SLG: 0.425 (1.8)	E		HR		6-3			B5-3		3	1	1	0	1	0	0											
Willie Jones, R OBP: 0.385, SLG: 0.566 (1.5)	E5		F2							4	0	2	0	0	0	2											
Del Ennis, R OBP: 0.345, SLG: 0.544 (1.9)	L7		HR		G6-4-3			F4		4	1	1	2	0	0	4											
Dick Sisler, L OBP: 0.406, SLG: 0.498 (1.7)	G3		K		1-3					4	0	0	0	0	1	2											
Granny Hamner, R OBP: 0.320, SLG: 0.388 (1.6)					L9			1B	1B	4	2	3	0	0	0	0											
Andy Seminick, R OBP: 0.429, SLG: 0.558 (1.2)					1-3			FC5-4	F9	3	0	1	0	0	0	1											
Putsy Caballero, R OBP: 0.143, SLG: 0.100 (7, PR)										0	0	0	0	0	0	0											
Stan Lopata, R OBP: 0.320, SLG: 0.220 (8.2)										1	0	0	0	0	0	1											
Mike Gofiat, R OBP: 0.312, SLG: 0.369 (1.4)					5-3			FC5-4	1B	4	0	1	1	0	0	2											
Bubba Church, R OBP: 0.167, SLG: 0.208 (1.1)										1	0	0	0	0	0	1											
Stan Holling, R OBP: 0.147, SLG: 0.286 (5, PR)										1	0	0	0	0	0	0											
Milo Candini, R OBP: 0.154, SLG: 0.154 (8.1)										0	0	0	0	0	0	0											
Jimmy Bloodworth, R OBP: 0.154, SLG: 0.154 (8.1)										0	0	0	0	0	0	0											
Ken Johnson, L OBP: 0.405, SLG: 0.412 (8.1)										1	0	1	1	0	0	0											
Ken Silvestri, S OBP: 0.238, SLG: 0.314 (8, PR)										0	0	0	0	0	0	0											
Dick Whitman, L OBP: 0.238, SLG: 0.314 (8, PR)										0	0	0	0	0	0	0											
Inning Stats	R: 0 E: 1 K: 0 S: 4	H: 0 LOB: 2 BB: 1 P: 8	R: 0 E: 0 K: 0 S: 4	H: 1 LOB: 1 BB: 0 P: 4	R: 2 E: 0 K: 2 S: 9	H: 2 LOB: 0 BB: 0 P: 9	R: 0 E: 0 K: 0 S: 3	H: 0 LOB: 0 BB: 0 P: 3	R: 0 E: 0 K: 0 S: 3	H: 1 LOB: 0 BB: 0 P: 3	R: 1 E: 0 K: 0 S: 4	H: 2 LOB: 1 BB: 0 P: 4	R: 0 E: 0 K: 1 S: 6	H: 1 LOB: 1 BB: 0 P: 6	R: 0 E: 0 K: 0 S: 6	H: 3 LOB: 2 BB: 0 P: 6	1B: 9 2B: 0 3B: 0 HR: 1	SF: 0 SAC: 0 DP: 2 HBP: 0	WP: 0 PB: 0 CS: 0	PA: 37							
PITCHER	IP	WLS	BF	H	R	ER	SO	BB	IBB	HBP	BLK	WP	HR	S	P	ERA	WHIP										
Bill Werle, L ERA: 4.67 (1.1)	9.0	W	37	10	4	4	3	1	0	0	0	0	1	42	46	4.00	1.222										




Batter	1	2	3	4	5	6	7	8	9	AB	R	H	RBI	BB	SO	LOB	TOP			
Bob Dillinger, R OBP: 0.359, SLG: 0.431 (1, 5)	L4		4-3		6-3			L9		4	0	0	0	0	0	0	Pittsburgh Pirates @ Philadelphia Phillies Shibe Park, Philadelphia, PA Sun Jul 30 1950, 3:33 AM EDT Unknown			
Ted Beard, L OBP: 0.332, SLG: 0.352 (1, 8)	F7		K		4-3			4-3		4	0	0	0	0	1	0				
Johnny Hopp, L OBP: 0.407, SLG: 0.477 (1, 7)	F8		FC6-4 1B			4-0 BB		3-1		3	0	1	0	1	0	0				
Wally Westlake, R OBP: 0.352, SLG: 0.469 (1, 9)		6-3	FC6-4 1-2			G6-4-3 BB		P6		4	0	0	0	0	0	2				
Danny O'Connell, R OBP: 0.288, SLG: 0.437 (1, 6)		FC6-4 BB				6-3		F7		3	0	1	0	1	0	0				
Danny Murtaugh, R OBP: 0.352, SLG: 0.407 Pete Castiglione, R OBP: 0.305, SLG: 0.319 (1, 4) (4, 4)		FC6-4 BB 1-2		F3				F7		2	0	0	0	0	0	2				
Jack Phillips, R OBP: 0.288, SLG: 0.435 (1, 3)		FC5 BB 1-2		5-3				1B		3	0	2	0	0	0	1				
Ray Mueller, R OBP: 0.342, SLG: 0.491 (1, 2)				6-3				F2		2	0	0	0	1	0	2				
Mel Queen, R OBP: 0.074, SLG: 0.038 Hank Borowy, R OBP: 0.107, SLG: 0.167 Gus Bell, L OBP: 0.122, SLG: 0.190 Junior Walsh, R OBP: 0.131, SLG: 0.200 Stan Rojek, R OBP: 0.095, SLG: 0.137 Bill Pierro, R OBP: 0.206, SLG: 0.276 Clyde McCullough, R OBP: 0.206, SLG: 0.444 Vic Lombardi, L OBP: 0.304, SLG: 0.300 (1, 1) (1, 1) (2, Ph) (2, Ph) (5, Ph) (5, 1) (7, Ph) (7, 1)		FC5 2-3		5-3				F7		0	0	0	0	0	0	0				
Inning Stats	R: 0 E: 0 K: 0 S: 3	H: 0 LOB: 0 BB: 0 P: 3	R: 0 E: 0 K: 0 S: 4	H: 1 LOB: 3 BB: 2 P: 12	R: 0 E: 0 K: 1 S: 6	H: 1 LOB: 1 BB: 0 P: 6	R: 0 E: 0 K: 0 S: 4	H: 1 LOB: 0 BB: 0 P: 4	R: 0 E: 0 K: 0 S: 2	H: 0 LOB: 0 BB: 1 P: 6	R: 0 E: 0 K: 0 S: 4	H: 1 LOB: 1 BB: 0 P: 4	R: 0 E: 0 K: 0 S: 3	H: 0 LOB: 0 BB: 0 P: 3	R: 0 E: 0 K: 0 S: 3	H: 0 LOB: 0 BB: 0 P: 3		1B: 3 2B: 1 3B: 0 HR: 0	SF: 0 SAC: 0 DP: 1 HBP: 0	WP: 0 PB: 0 SB: 0 CS: 0
PITCHER Robin Roberts, R ERA: 2.94 (1, 1)	IP: 9.0 WLS: W BF: 33 H: 4 R: 0 ER: 0 SO: 1 BB: 3 IBB: 0 HBP: 0 BLK: 0 WP: 0 HR: 0 S: 32 P: 44 ERA: 0.00 WHIP: 0.778											PITCHER Robin Roberts, R ERA: 2.94 (1, 1)	IP: 9.0 WLS: W BF: 33 H: 4 R: 0 ER: 0 SO: 1 BB: 3 IBB: 0 HBP: 0 BLK: 0 WP: 0 HR: 0 S: 32 P: 44 ERA: 0.00 WHIP: 0.778							

Batter	1	2	3	4	5	6	7	8	9	AB	R	H	RBI	BB	SO	LOB	BOTTOM			
Eddie Waitkus, L OBP: 0.335, SLG: 0.364 Jimmy Bloodworth, R OBP: 0.266, SLG: 0.252 (1, 3) (7, 3)	E 2B 1B	G3 1B		1B 2B		1-3		E 1B HR 1B		4	2	3	0	0	0	0	Pittsburgh Pirates @ Philadelphia Phillies Shibe Park, Philadelphia, PA Sun Jul 30 1950, 3:33 AM EDT Unknown			
Richie Ashburn, L OBP: 0.390, SLG: 0.426 (1, 8)	E4 2B 1B 1-2	F8		1B 2H 1B		BB		E HR 1B		4	2	2	1	1	0	2				
Dick Sisler, L OBP: 0.404, SLG: 0.494 (1, 7)	K	G3		FC6-4 1-3 1B		F6		E3 HR 1-2 2-3		5	1	1	0	0	1	6				
Del Ennis, R OBP: 0.348, SLG: 0.556 (1, 9)	1B 2B 1-3 2H	L7		FC6-4 1-2			1B 1B	HR 1-2 2-3 3H		5	2	3	5	0	0	2				
Willie Jones, R OBP: 0.386, SLG: 0.571 (1, 5)	P6			HR		L5		F8		5	1	2	1	0	0	2				
Granny Hamner, R OBP: 0.319, SLG: 0.385 Patsy Caballero, R OBP: 0.143, SLG: 0.100 (1, 6) (9, 6)	BB 1B 2H 3H			1-3		6-3		F4		5	0	1	2	0	0	2				
Andy Seminick, R OBP: 0.428, SLG: 0.555 Stan Lopata, R OBP: 0.318, SLG: 0.218 (1, 2) (6, 2)				L7		5-3		L8		3	0	1	0	0	0	0				
Mike Goliat, R OBP: 0.314, SLG: 0.379 (1, 4)				K				FC6-4 1-2		3	1	1	1	1	1	2				
Robin Roberts, S OBP: 0.169, SLG: 0.092 (1, 1)	K			K		4-3		K		4	0	0	0	0	3	3				
Inning Stats	R: 3 E: 1 K: 2 S: 12	H: 4 LOB: 3 BB: 1 P: 16	R: 0 E: 0 K: 0 S: 4	H: 1 LOB: 1 BB: 0 P: 4	R: 1 E: 0 K: 1 S: 6	H: 1 LOB: 0 BB: 0 P: 6	R: 1 E: 0 K: 1 S: 7	H: 3 LOB: 1 BB: 0 P: 7	R: 0 E: 0 K: 0 S: 3	H: 0 LOB: 0 BB: 0 P: 3	R: 1 E: 0 K: 0 S: 4	H: 1 LOB: 1 BB: 1 P: 8	R: 0 E: 0 K: 0 S: 5	H: 2 LOB: 2 BB: 0 P: 5	R: 4 E: 1 K: 1 S: 9	H: 3 LOB: 0 BB: 0 P: 9		1B: 10 2B: 2 3B: 0 HR: 3	SF: 0 SAC: 0 DP: 0 HBP: 0	WP: 0 PB: 0 SB: 0 CS: 0
PITCHER Mel Queen, R ERA: 5.12 (1, 1) Hank Borowy, R ERA: 6.46 (1, 1) Junior Walsh, R ERA: 6.18 (2, 1) Bill Pierro, R ERA: 10.47 (5, 1) Vic Lombardi, L ERA: 7.41 (7, 1)	IP: 0.2 WLS: L BF: 8 H: 4 R: 3 ER: 0 SO: 1 BB: 1 IBB: 0 HBP: 0 BLK: 0 WP: 0 HR: 0 S: 9 P: 13 ERA: 0.00 WHIP: 7.500											PITCHER Mel Queen, R ERA: 5.12 (1, 1) Hank Borowy, R ERA: 6.46 (1, 1) Junior Walsh, R ERA: 6.18 (2, 1) Bill Pierro, R ERA: 10.47 (5, 1) Vic Lombardi, L ERA: 7.41 (7, 1)	IP: 0.2 WLS: L BF: 8 H: 4 R: 3 ER: 0 SO: 1 BB: 1 IBB: 0 HBP: 0 BLK: 0 WP: 0 HR: 0 S: 9 P: 13 ERA: 0.00 WHIP: 7.500							

AB 30
R 0
H 4
RBI 0
BB 3
SO 1
LOB 11



AB 40
R 10
H 15
RBI 10
BB 2
SO 5
LOB 21



Batter	1	2	3	4	5	6	7	8	9	AB	R	H	RBI	BB	SO	LOB	TOP										
Bob Dillinger, R (1,5) OBP: 0.360, SLG: 0.433 Hank Schenz, R (8, FR) OBP: 0.269, SLG: 0.337 (8,5)	F7		L6-3						F7								3 0 1 0 1 0 1 1 0 0 0 0 0 1										
Ted Beard, L (1,8) OBP: 0.342, SLG: 0.373	1B							SH									2 1 2 0 1 0 0										
Jack Phillips, R (1,3) OBP: 0.299, SLG: 0.431																	3 0 1 1 1 0 3										
Wally Westlake, R (1,7) OBP: 0.348, SLG: 0.463	P8																4 0 0 0 0 1 4										
Danny O'Connell, R (1,6) OBP: 0.286, SLG: 0.467	6-3																4 1 1 1 0 0 4										
Pete Castiglione, R (1,4) OBP: 0.298, SLG: 0.311																	4 0 0 0 0 0 3										
Gus Bell, L (1,9) OBP: 0.316, SLG: 0.413																	4 0 0 0 0 0 1										
Clyde McCullough, R (1,2) OBP: 0.356, SLG: 0.433																	4 0 0 0 0 1 0										
Murry Dickson, R (1,1) OBP: 0.280, SLG: 0.286 Bill MacDonald, R (8,1) OBP: 0.233, SLG: 0.148 Johnny Hogg, L (9, PH) OBP: 0.409, SLG: 0.479																	3 0 1 0 0 0 0 0 0 0 0 0 0 0 1 0 1 0 0 0 0										
Inning Stats	R: 1 E: 0 K: 0 S: 5	H: 2 LOB: 1 BB: 0 P: 5	R: 0 E: 1 K: 0 S: 3	H: 0 LOB: 0 BB: 0 P: 3	R: 0 E: 0 K: 0 S: 4	H: 2 LOB: 1 BB: 0 P: 4	R: 1 E: 0 K: 0 S: 4	H: 1 LOB: 0 BB: 0 P: 4	R: 0 E: 0 K: 0 S: 4	H: 1 LOB: 2 BB: 1 P: 8	R: 0 E: 0 K: 0 S: 3	H: 0 LOB: 0 BB: 0 P: 3	R: 0 E: 0 K: 0 S: 3	H: 0 LOB: 0 BB: 0 P: 3	R: 0 E: 1 K: 1 S: 6	H: 0 LOB: 2 BB: 2 P: 14	R: 0 E: 0 K: 1 S: 6	H: 1 LOB: 1 BB: 0 P: 6	1B: 4 2B: 2 3B: 1 HR: 1	SF: 0 SAC: 1 DP: 1 HBP: 0	WP: 0 PB: 0 SB: 0 CS: 1	PA: 37					
PITCHER	IP	WLS	BF	H	R	ER	SO	BB	IBB	HBP	BLK	WP	HR	S	P	ERA	WHIP										
Ken Heintzelman, L (1,1) ERA: 4.03	6.0		24	6	2	2	0	1	0	0	0	0	1	23	27	3.00	1.167										
Jim Konstanty, R (7,1) ERA: 2.93	2.0	W	9	0	0	0	1	2	0	0	0	0	0	9	17	0.00	1.000										
Russ Meyer, R (9,1) ERA: 5.82	1.0	S	4	1	0	0	1	0	0	0	0	0	0	6	6	0.00	1.000										

Pittsburgh Pirates @ Philadelphia Phillies
Shibe Park, Philadelphia, PA
Sun Jul 30 1950, 3:38 AM EDT
Att: 21,411 - Unknown

AB 33
R 2
H 7
RBI 2
BB 3
SO 2
LOB 17



Batter	1	2	3	4	5	6	7	8	9	AB	R	H	RBI	BB	SO	LOB	BOTTOM										
Eddie Waitkus, L (1,3) OBP: 0.334, SLG: 0.363	G3																4 1 1 0 0 0 1										
Richie Ashburn, L (1,8) OBP: 0.388, SLG: 0.422	E4																3 1 0 0 1 0 1										
Willie Jones, R (1,5) OBP: 0.387, SLG: 0.572	F2																3 1 1 2 1 0 2										
Del Ennis, R (1,7) OBP: 0.348, SLG: 0.561																	4 1 1 2 0 1 1										
Bill Nicholson, L (1,9) OBP: 0.360, SLG: 0.558																	3 0 1 0 1 0 0										
Granny Hamner, R (1,6) OBP: 0.316, SLG: 0.381																	4 0 0 0 0 0 2										
Andy Seminick, R (1,2) OBP: 0.427, SLG: 0.550																	2 0 0 0 1 0 0										
Mike Goliat, R (1,4) OBP: 0.313, SLG: 0.378 Dick Stiler, L (5, PH) OBP: 0.403, SLG: 0.493 Jimmy Bloodworth, R (6,4) OBP: 0.294, SLG: 0.250																	1 0 0 0 0 0 0 1 0 0 0 0 0 1 1 0 0 0 0 1 2										
Ken Heintzelman, R (1,1) OBP: 0.067, SLG: 0.034 Dick Whitman, L (6, PH) OBP: 0.325, SLG: 0.311 Jim Konstanty, R (7,1) OBP: 0.053, SLG: 0.053 Putsy Caballero, R (8, PH) OBP: 0.182, SLG: 0.100 Russ Meyer, S (9,1) OBP: 0.212, SLG: 0.219																	1 0 0 0 0 0 0 1 0 0 0 0 0 0 0 0 0 0 0 0 0 0 0 0 0 1 0 0 0 0 0 0 0 0 0										
Inning Stats	R: 0 E: 1 K: 0 S: 3	H: 0 LOB: 0 BB: 0 P: 3	R: 0 E: 0 K: 0 S: 3	H: 0 LOB: 0 BB: 0 P: 3	R: 0 E: 0 K: 1 S: 5	H: 0 LOB: 0 BB: 0 P: 9	R: 0 E: 0 K: 0 S: 3	H: 0 LOB: 1 BB: 1 P: 7	R: 0 E: 0 K: 0 S: 4	H: 1 LOB: 1 BB: 0 P: 4	R: 0 E: 0 K: 1 S: 6	H: 1 LOB: 2 BB: 1 P: 10	R: 4 E: 0 K: 0 S: 5	H: 2 LOB: 0 BB: 2 P: 13	R: 0 E: 0 K: 0 S: 5	H: 0 LOB: 0 BB: 0 P: 13	1B: 1 2B: 2 3B: 0 HR: 1	SF: 0 SAC: 0 DP: 1 HBP: 0	WP: 0 PB: 0 SB: 0 CS: 0	PA: 33							
PITCHER	IP	WLS	BF	H	R	ER	SO	BB	IBB	HBP	BLK	WP	HR	S	P	ERA	WHIP										
Murry Dickson, R (1,1) ERA: 4.2	7.1	L	30	3	3	3	2	5	0	0	0	0	1	29	49	3.68	1.091										
Bill MacDonald, R (8,1) ERA: 4.79	0.2		3	1	1	1	0	0	0	0	0	0	1	3	3	13.50	1.500										

Pittsburgh Pirates @ Philadelphia Phillies
Shibe Park, Philadelphia, PA
Sun Jul 30 1950, 3:38 AM EDT
Att: 21,411 - Unknown

AB 28
R 4
H 4
RBI 4
BB 5
SO 2
LOB 10





Batter	1	2	3	4	5	6	7	8	9	AB	R	H	RBI	BB	SO	LOB	TOP					
Stan Rojek, R OBP: 0.246, SLG: 0.245	4-2 1B BB 4-3 BB	3-3 K		4-1 BB BB HR BB	2-0 5-3		1-2 F7			3	2	0	0	2	1	1	Pittsburgh Pirates @ Brooklyn Dodgers Ebbets Field, Brooklyn, NY Tue Aug 01 1950, 3:33 AM EDT Att: 22,010 - Unknown					
Ted Beard, L OBP: 0.366, SLG: 0.372	4-1 4-3 1B 1-2 HR BB	3-3 K		4-1 1-2 HR BB		4-1 BB BB 2B BB		1-3 K		2	3	0	0	3	2	0						
Ralph Kiner, R OBP: 0.419, SLG: 0.562	2-1 4-3 HR 1-2 2-3 1B		4-0 BB BB	0-0 1-H 2-H HR		4-0 2B BB 1-2 F7 BB		0-1 1B		3	3	3	3	2	0	0						
Gus Bell, L OBP: 0.339, SLG: 0.455	2-1 4-3		4-2 BB	1-3 K		0-0 2B BB		2-3 K		2	0	0	1	1	1	2						
Wally Westlake, R OBP: 0.345, SLG: 0.515	1-2 2-3 3-H		1-2 FC5-4 BB			1-3 2B				2	0	1	1	0	1	1						
Danny Murtaugh, R OBP: 0.402, SLG: 0.423	1-2 F3		1-0 B1		1-0 F4		4-1 G6-4-3 1BB		0-1 6-3		4	0	0	0	1	0		5				
Hank Schem, R OBP: 0.304, SLG: 0.413											1	0	0	0	0	0						
Dale Coogan, L OBP: 0.376, SLG: 0.324	0-1 2-H 3-H HR		2-3 K		2-2 BB		0-0 F7		0-1 G3		4	2	2	4	0	1		4				
George Strickland, R OBP: 0.222, SLG: 0.087											1	0	0	0	0	1		0				
Pete Castiglione, R OBP: 0.314, SLG: 0.314	5-3		2-1 FC5-4 BB		4-0 2B BB		2-2 G6-4-3		3-3 K		4	1	0	0	1	0		4				
Earl Turner, R OBP: 0.265, SLG: 0.283		2-1 HR		4-1 G4-6-3 BB		0-3 K		0-0 F7		0-2 6-3		3	1	1	1	1	2					
Clyde McCullough, R OBP: 0.357, SLG: 0.419											0	0	0	0	0	0	0					
Cliff Chambers, L ERA: 5.86											1	0	0	0	0	0	P					
Murry Dickson, R ERA: 4.44											0	0	0	0	0	0						
Mel Queen, R ERA: 6.95											0	0	0	0	0	0						
Frank Papish, L ERA: 23.14											0	0	0	0	0	0						
Bill Werle, L ERA: 5.62											0	0	0	0	0	0						
Vic Lombardi, L ERA: 9.33											0	0	0	0	0	0						
Preacher Roe, L ERA: 3.05											0	0	0	0	0	0						
Ralph Branca, R ERA: 5.86											0	0	0	0	0	0						
Rex Barney, R ERA: 4.44											0	0	0	0	0	0						
Dan Bankhead, R ERA: 4.3											0	0	0	0	0	0						
Preacher Roe, L ERA: 3.05											0	0	0	0	0	0						
Inning Stats	R: 4 E: 0 K: 0 S: 15	H: 2 LOB: 0 BB: 2 P: 29	R: 1 E: 0 K: 2 S: 10	H: 1 LOB: 0 BB: 0 P: 19	R: 0 E: 0 K: 1 S: 12	H: 0 LOB: 2 BB: 2 P: 25	R: 3 E: 0 K: 1 S: 9	H: 1 LOB: 1 BB: 3 P: 22	R: 2 E: 0 K: 1 S: 10	H: 2 LOB: 1 BB: 1 P: 19	R: 2 E: 0 K: 0 S: 9	H: 1 LOB: 0 BB: 3 P: 23	R: 0 E: 0 K: 0 S: 7	H: 0 LOB: 0 BB: 0 P: 11	R: 0 E: 0 K: 2 S: 10	H: 1 LOB: 1 BB: 0 P: 13	R: 0 E: 0 K: 1 S: 9	H: 0 LOB: 0 BB: 0 P: 12	1B: 3 2B: 2 3B: 0 HR: 3	SF: 0 SAC: 0 DP: 2 HBP: 0	WP: 0 PB: 0 SB: 0 CS: 0	PA: 44
PITCHER	IP WLS BF H R ER SO BB IBB HBP BLK WP HR S P ERA WHIP																					
Ralph Branca, R (1, 1)	1.0	8	3	5	5	0	2	0	0	0	0	0	2	17	33	45.00	5.000					
Rex Barney, R (2, 1)	3.0	14	1	3	3	4	5	0	0	0	0	1	29	62	9.00	2.000						
Dan Bankhead, R (5, 1)	1.0	8	2	4	4	1	3	0	0	0	0	0	11	28	36.00	5.000						
Preacher Roe, L (6, 1)	4.0	W	14	2	0	0	3	0	1	0	0	0	0	34	50	0.00	0.500					

Batter	1	2	3	4	5	6	7	8	9	AB	R	H	RBI	BB	SO	LOB	BOTTOM			
Billy Cox, R OBP: 0.317, SLG: 0.429	0-0 5-3	4-1 BB	0-0 2B 1B		1-0 6-3	1-0 WP 2B		2-1 HR 3B		5	2	3	2	1	0	0	Pittsburgh Pirates @ Brooklyn Dodgers Ebbets Field, Brooklyn, NY Tue Aug 01 1950, 3:33 AM EDT Att: 22,010 - Unknown			
Jim Russell, S OBP: 0.379, SLG: 0.602	1-2 2-3 1B	1-2 F8	4-2 2B BB		0-0 FC6 1B	4-2 0-3 BB		4-0 HR BB		3	1	2	1	3	0	3				
Duke Snider, L OBP: 0.397, SLG: 0.574	2-2 1-2		2-2 2B 1B		0-2 FC6	3-2 9-3		0-0 HR 1B		6	2	3	2	0	0	4				
Jackie Robinson, R OBP: 0.452, SLG: 0.583	0-0 F4		1-2 2B 1B		2-0 1B 1B	2-1 CS BB		1-0 HR		6	3	4	4	0	0	2				
Carl Furillo, R OBP: 0.352, SLG: 0.448		2-1 FC3-6 BB 1B	1-2 1-H 2-H 2B		2-2 F3	2-1 1B 1B		1-0 1B 2B 1B		5	4	4	2	1	0	0				
Gil Hodges, R OBP: 0.388, SLG: 0.474		2-2 F8	1-2 2-H 1B 2B		2-1 HR	2-0 F9		2-2 2B 1B		6	3	3	2	0	1	5				
Roy Campanella, R OBP: 0.421, SLG: 0.640		1-0 FC3-6 1B	3-1 1B BB 1B		1-1 6-3	0-0 E 1B		1-2 1-H 2-H 3-H 2B 1B		6	2	4	4	0	0	2				
Pee Wee Reese, R OBP: 0.326, SLG: 0.323		0-1 FC3-6 BB BB	2-1 BB BB 1B		2-2 F7	3-1 E 1B		1-0 CS		5	3	2	1	1	0	3				
Ralph Branca, R OBP: 0.071, SLG: 0.286		4-1 BB BB	1-3 2B 1B		0-0 B1-3	0-0 E1		SH2-4		0	0	0	0	0	0	0				
Rex Barney, R ERA: 4.95										1	0	0	0	1	1	2				
Dan Bankhead, R OBP: 0.310, SLG: 0.321										1	0	0	0	0	0	0				
Preacher Roe, R OBP: 0.162, SLG: 0.167										2	1	0	0	0	0	0				
Inning Stats	R: 0 E: 0 K: 0 S: 8	H: 1 LOB: 1 BB: 0 P: 11	R: 1 E: 0 K: 0 S: 13	H: 2 LOB: 3 BB: 2 P: 27	R: 7 E: 0 K: 1 S: 26	H: 8 LOB: 1 BB: 1 P: 41	R: 1 E: 0 K: 0 S: 11	H: 1 LOB: 0 BB: 0 P: 18	R: 0 E: 0 K: 1 S: 6	H: 1 LOB: 1 BB: 1 P: 15	R: 7 E: 0 K: 0 S: 19	H: 6 LOB: 1 BB: 2 P: 39	R: 0 E: 0 K: 0 S: 6	H: 0 LOB: 1 BB: 1 P: 15	R: 0 E: 0 K: 0 S: 6	H: 0 LOB: 1 BB: 1 P: 15	1B: 17 2B: 6 3B: 1 HR: 2	SF: 0 SAC: 1 DP: 1 HBP: 0	WP: 1 PB: 0 SB: 0 CS: 1	PA: 55
PITCHER	IP WLS BF H R ER SO BB IBB HBP BLK WP HR S P ERA WHIP																			
Cliff Chambers, L (1, 1)	2.0	15	7	5	5	0	2	0	0	0	0	0	8	14	0.00	9.000				
Murry Dickson, R (3, 1)	0.1	4	3	0	0	1	0	0	0	0	0	0	6	12	40.50	3.000				
Mel Queen, R (3, 1)	0.2	3	1	3	3	0	1	0	0	0	0	1	11	18	9.00	1.000				
Frank Papish, L (4, 1)	1.0	4	1	1	1	0	0	0	0	0	1	11	18	9.00	1.000					
Bill Werle, L (5, 1)	1.1	L	11	6	5	4	0	0	0	0	0	15	26	27.00	4.500					
Hank Borowy, R (6, 1)	0.2																			
Vic Lombardi, L (7, 1)	2.0	15	7	7	7	1	3	0	0	0	0	1	25	54	31.50	5.000				

livebaseballscores.com

livebaseballscores.com

Batter	1	2	3	4	5	6	7	8	9	AB	R	H	RBI	BB	SO	LOB	TOP																		
Bob Dillinger, R (1, 5) OBP: 0.362, SLG: 0.433											0	0	0	0	0	0	0	Pittsburgh Pirates @ New York Giants Polo Grounds, New York, NY Sat Aug 05 1950, 3:33 AM EDT Att: 9,264 - Unknown livebaseballscorecards.com																	
Gus Bell, L (1, 9) OBP: 0.310, SLG: 0.404											0	0	0	0	0	0	0																		
Johnny Hopp, L (1, 3) OBP: 0.416, SLG: 0.504											0	0	0	0	0	0	0																		
Ralph Kiner, R (1, 7) OBP: 0.412, SLG: 0.610											0	0	0	0	0	0	0																		
Wally Westlake, R (1, 8) OBP: 0.351, SLG: 0.463											0	0	0	0	0	0	0																		
Danny O'Connell, R (1, 6) OBP: 0.267, SLG: 0.414											0	0	0	0	0	0	0																		
Pete Castiglione, R (1, 4) OBP: 0.259, SLG: 0.328											0	0	0	0	0	0	0																		
Ray Mueller, R (1, 2) OBP: 0.339, SLG: 0.486											0	0	0	0	0	0	0																		
Mel Queen, R (1, 1) OBP: 0.074, SLG: 0.038											0	0	0	0	0	0	0																		
Inning Stats											1B: 0	SF: 0	WP: 0	PA: 0	2B: 0	SAC: 0	FB: 0		3B: 0	DP: 0	SB: 0	HR: 0	HBP: 0	CS: 0											
PITCHER Jim Hearn, R (1, 1) ERA: 4.3	IP	WLS	BF	H	R	ER	SO	BB	IBB	HBP	BLK	WP	HR	S	P	ERA	WHIP	PITCHER	IP	WLS	BF	H	R	ER	SO	BB	IBB	HBP	BLK	WP	HR	S	P	ERA	WHIP

Batter	1	2	3	4	5	6	7	8	9	AB	R	H	RBI	BB	SO	LOB	BOTTOM																		
Eddie Stanky, R (1, 4) OBP: 0.462, SLG: 0.418											0	0	0	0	0	0	0	Pittsburgh Pirates @ New York Giants Polo Grounds, New York, NY Sat Aug 05 1950, 3:33 AM EDT Att: 9,264 - Unknown livebaseballscorecards.com																	
Whitney Lockman, L (1, 7) OBP: 0.383, SLG: 0.450											0	0	0	0	0	0	0																		
Don Mueller, L (1, 9) OBP: 0.321, SLG: 0.378											0	0	0	0	0	0	0																		
Hank Thompson, L (1, 5) OBP: 0.398, SLG: 0.464											0	0	0	0	0	0	0																		
Wes Westrum, R (1, 2) OBP: 0.391, SLG: 0.502											0	0	0	0	0	0	0																		
Monte Irvin, R (1, 3) OBP: 0.359, SLG: 0.397											0	0	0	0	0	0	0																		
Alvin Dark, R (1, 6) OBP: 0.344, SLG: 0.478											0	0	0	0	0	0	0																		
Ray Mueller, R (1, 2) OBP: 0.339, SLG: 0.486											0	0	0	0	0	0	0																		
Jim Hearn, R (1, 1) OBP: 0.333, SLG: 0.143											0	0	0	0	0	0	0																		
Inning Stats											1B: 0	SF: 0	WP: 0	PA: 0	2B: 0	SAC: 0	FB: 0		3B: 0	DP: 0	SB: 0	HR: 0	HBP: 0	CS: 0											
PITCHER Mel Queen, R (1, 1) ERA: 5.12	IP	WLS	BF	H	R	ER	SO	BB	IBB	HBP	BLK	WP	HR	S	P	ERA	WHIP	PITCHER	IP	WLS	BF	H	R	ER	SO	BB	IBB	HBP	BLK	WP	HR	S	P	ERA	WHIP

Batter	1	2	3	4	5	6	7	8	9	AB	R	H	RBI	BB	SO	LOB	TOP					
Bob Dillinger, R (1.5) OBP: 0.357, SLG: 0.427	E5 SH5-3		4-3			6-3		4-3		4	0	0	0	0	0	0	Pittsburgh Pirates @ New York Giants Polo Grounds, New York, NY Sun Aug 06 1950, 3:33 AM EDT Unknown					
Ted Beard, L (1.8) OBP: 0.337, SLG: 0.360	SH5-3			4-3		K2-3				3	0	1	0	0	1	0						
Johnny Hopp, L (1.3) OBP: 0.415, SLG: 0.500	L5				K			L4		4	0	1	0	0	1	2						
Ralph Kiner, R (1.7) OBP: 0.409, SLG: 0.601	F7				F8					4	0	1	0	0	0	2						
Gus Bell, L (1.9) OBP: 0.304, SLG: 0.394		K								4	0	1	0	0	2	1						
Danny O'Connell, R (1.6) OBP: 0.298, SLG: 0.387		6-3				E6 1B		F2		4	0	0	0	0	0	2						
Danny Murtaugh, R (1.4) OBP: 0.378, SLG: 0.403		K2-3				K		F7		3	0	0	0	0	2	2						
Clyde McCullough, R (1.2) OBP: 0.340, SLG: 0.408								F8		3	0	1	0	0	0	1						
Bill Werle, L (1.1) OBP: 0.267, SLG: 0.220										2	0	0	0	0	0	2						
Pete Castiglione, R (8. PH) OBP: 0.256, SLG: 0.322										1	0	0	0	0	1	0						
Bill Piero, R (8.1) OBP: 0.286, SLG: 0.286								K		0	0	0	0	0	0	0						
Inning Stats	R: 0 E: 1 K: 0 S: 4	H: 0 LOB: 1 BB: 0 P: 4	R: 0 E: 0 K: 2 S: 7	H: 0 LOB: 0 BB: 0 P: 7	R: 0 E: 0 K: 0 S: 3	H: 0 LOB: 0 BB: 0 P: 3	R: 0 E: 0 K: 1 S: 5	H: 0 LOB: 0 BB: 0 P: 5	R: 0 E: 1 K: 2 S: 9	H: 1 LOB: 2 BB: 0 P: 9	R: 0 E: 0 K: 0 S: 6	H: 1 LOB: 1 BB: 0 P: 6	R: 0 E: 0 K: 0 S: 4	H: 1 LOB: 1 BB: 0 P: 4	R: 0 E: 0 K: 1 S: 6	H: 1 LOB: 1 BB: 0 P: 6	R: 0 E: 0 K: 0 S: 3	H: 1 LOB: 0 BB: 0 P: 3	1B: 4 2B: 1 3B: 0 HR: 0	SF: 0 SAC: 1 DP: 1 HBP: 0	WP: 0 PB: 0 SB: 0 CS: 0	PA: 33
PITCHER Larry Jansen, R (1.1) ERA: 3.12	IP: 9.0 WLS: W BF: 33 H: 5 R: 0 ER: 0 SO: 7 BB: 0 IBB: 0 HBP: 0 BLK: 0 WP: 0 HR: 0 S: 47 P: 47 ERA: 0.00 WHIP: 0.556															PITCHER	IP: WLS: BF: H: R: ER: SO: BB: IBB: HBP: BLK: WP: HR: S: P: ERA: WHIP:					

AB 32
R 0
H 5
RBI 0
BB 0
SO 7
LOB 12



Batter	1	2	3	4	5	6	7	8	9	AB	R	H	RBI	BB	SO	LOB	BOTTOM			
Eddie Stanky, R (1.4) OBP: 0.459, SLG: 0.416	5-3									4	1	2	0	0	0	0	Pittsburgh Pirates @ New York Giants Polo Grounds, New York, NY Sun Aug 06 1950, 3:33 AM EDT Unknown			
Bill Rigney, R (8.4) OBP: 0.260, SLG: 0.224			E 1B					5-3		0	0	0	0	0	0	0				
Whitey Lockman, L (1.7) OBP: 0.383, SLG: 0.462	L5		E5 1B		L4-6 2-3					4	2	2	1	0	0	2				
Monte Irvin, R (1.3) OBP: 0.369, SLG: 0.422			F2					6-3		4	2	2	1	0	0	0				
Wes Westrum, R (1.2) OBP: 0.391, SLG: 0.497	F8		F7							4	0	1	0	0	0	0				
Alvin Dark, R (1.6) OBP: 0.342, SLG: 0.475			1-3		6-3					4	0	1	1	0	0	0				
Bobby Thomson, R (1.8) OBP: 0.319, SLG: 0.424			F7		5-3					3	0	0	0	1	1	0				
Don Mueller, L (1.9) OBP: 0.327, SLG: 0.386					K					3	0	1	0	0	2	3				
Hank Thompson, L (1.5) OBP: 0.398, SLG: 0.463										3	0	0	0	0	0	4				
Larry Jansen, R (1.1) OBP: 0.194, SLG: 0.219			5-3							3	0	1	0	0	0	0				
Inning Stats	R: 1 E: 0 K: 0 S: 4	H: 1 LOB: 0 BB: 0 P: 4	R: 0 E: 0 K: 0 S: 4	H: 1 LOB: 0 BB: 0 P: 4	R: 2 E: 1 K: 0 S: 5	H: 2 LOB: 0 BB: 0 P: 5	R: 0 E: 0 K: 1 S: 5	H: 0 LOB: 0 BB: 0 P: 5	R: 0 E: 0 K: 0 S: 4	H: 2 LOB: 1 BB: 0 P: 4	R: 1 E: 0 K: 0 S: 7	H: 3 LOB: 2 BB: 1 P: 11	R: 1 E: 0 K: 0 S: 4	H: 1 LOB: 0 BB: 0 P: 4	R: 0 E: 0 K: 1 S: 5	H: 0 LOB: 0 BB: 0 P: 5	1B: 7 2B: 2 3B: 0 HR: 2	SF: 0 SAC: 0 DP: 2 HBP: 0	WP: 0 PB: 0 SB: 0 CS: 0	PA: 33
PITCHER Bill Werle, L (1.1) ERA: 4.6	IP: 7.0 WLS: L BF: 30 H: 10 R: 5 ER: 3 SO: 2 BB: 1 IBB: 0 HBP: 0 BLK: 0 WP: 0 HR: 2 S: 33 P: 37 ERA: 3.86 WHIP: 1.571															PITCHER	IP: WLS: BF: H: R: ER: SO: BB: IBB: HBP: BLK: WP: HR: S: P: ERA: WHIP:			
Bill Piero, R (8.1) ERA: 9.31	1.0 3 0 0 0 1 0 0 0 0 0 0 5 5 0.00 0.000															PITCHER	IP: WLS: BF: H: R: ER: SO: BB: IBB: HBP: BLK: WP: HR: S: P: ERA: WHIP:			

AB 32
R 5
H 10
RBI 3
BB 1
SO 3
LOB 9



Batter	1	2	3	4	5	6	7	8	9	AB	R	H	RBI	BB	SO	LOB	TOP						
Pete Castiglione, R OBP: 0.389, SLG: 0.330 (1.5)										5	0	3	0	0	0	2	Pittsburgh Pirates @ New York Giants Polo Grounds, New York, NY Sun Aug 06 1950, 3:38 AM EDT Att: 17,182 - Unknown						
Gus Bell, L OBP: 0.303, SLG: 0.391 (1.9)										4	0	1	0	0	3	2							
Johnny Hopp, L OBP: 0.416, SLG: 0.498 (1.3)										3	0	1	0	1	0	2							
Ralph Kiner, R OBP: 0.408, SLG: 0.595 (1.7)										3	0	0	0	1	0	3							
Wally Westlake, R OBP: 0.347, SLG: 0.454 (1.8)										3	0	0	0	1	2	2							
Danny O'Connell, R OBP: 0.297, SLG: 0.375 (1.6)										3	0	0	0	1	0	4							
Danny Murtaugh, R OBP: 0.377, SLG: 0.401 (1.4)										4	0	1	0	0	0	2							
Ray Mueller, R OBP: 0.325, SLG: 0.466 (9, PH)										0	0	0	0	0	0	0							
Ted Beard, L OBP: 0.340, SLG: 0.364 (9, PH)										1	0	1	0	0	0	0							
Murry Dickson, R OBP: 0.284, SLG: 0.289 (1.1)										3	0	0	0	0	1	0							
Clyde McCullough, R OBP: 0.337, SLG: 0.465 (9, PH)										1	0	0	0	0	1	2							
Inning Stats	R: 0 E: 0 K: 1 S: 6	H: 1 LOB: 3 BB: 2 P: 14	R: 0 E: 0 K: 0 S: 3	H: 0 LOB: 0 BB: 0 P: 3	R: 0 E: 0 K: 1 S: 5	H: 1 LOB: 1 BB: 1 P: 5	R: 0 E: 0 K: 1 S: 5	H: 2 LOB: 2 BB: 0 P: 7	R: 0 E: 0 K: 0 S: 3	H: 0 LOB: 0 BB: 0 P: 3	R: 0 E: 0 K: 1 S: 6	H: 1 LOB: 1 BB: 0 P: 6	R: 0 E: 0 K: 1 S: 7	H: 2 LOB: 2 BB: 0 P: 7	1B: 7 2B: 0 3B: 0 HR: 0	SF: 0 SAC: 0 DP: 0 HBP: 0	WP: 0 PB: 1 SB: 0 CS: 1	PA: 37					
PITCHER Sal Maglie, R ERA: 3.2 (1.1)	IP: 9.0 WLS: W BF: 37 H: 7 R: 0 ER: 0 SO: 7 BB: 4 IBB: 0 HBP: 0 BLK: 0 WP: 0 HR: 0 S: 47 P: 63 ERA: 0.00 WHIP: 1.222											PITCHER	IP: 9.0 WLS: W BF: 37 H: 7 R: 0 ER: 0 SO: 7 BB: 4 IBB: 0 HBP: 0 BLK: 0 WP: 0 HR: 0 S: 47 P: 63 ERA: 0.00 WHIP: 1.222										

AB	30
R	0
H	7
RBI	0
BB	4
SO	7
LOB	19



Batter	1	2	3	4	5	6	7	8	9	AB	R	H	RBI	BB	SO	LOB	BOTTOM						
Eddie Stanky, R OBP: 0.460, SLG: 0.415 (1.4)										3	1	1	0	1	1	0	Pittsburgh Pirates @ New York Giants Polo Grounds, New York, NY Sun Aug 06 1950, 3:38 AM EDT Att: 17,182 - Unknown						
Whitey Lockman, L OBP: 0.378, SLG: 0.455 (1.7)										4	0	0	0	0	0	2							
Don Mueller, L OBP: 0.329, SLG: 0.387 (1.9)										4	0	2	1	0	0	1							
Hank Thompson, L OBP: 0.397, SLG: 0.460 (1.5)										4	0	1	0	0	1	3							
Wes Westrum, R OBP: 0.388, SLG: 0.492 (1.2)										3	0	0	0	0	1	2							
Monte Irvin, R OBP: 0.384, SLG: 0.415 (1.3)										3	0	0	0	0	0	0							
Alvin Dark, R OBP: 0.344, SLG: 0.475 (1.6)										2	1	1	0	1	0	0							
Bobby Thomson, R OBP: 0.319, SLG: 0.431 (1.8)										3	1	1	2	0	0	2							
Sal Maglie, R OBP: 0.135, SLG: 0.194 (1.1)										3	0	0	0	0	2	1							
Inning Stats	R: 0 E: 0 K: 0 S: 4	H: 1 LOB: 1 BB: 0 P: 4	R: 0 E: 0 K: 1 S: 6	H: 1 LOB: 1 BB: 0 P: 6	R: 0 E: 0 K: 1 S: 5	H: 0 LOB: 0 BB: 0 P: 5	R: 0 E: 0 K: 0 S: 3	H: 1 LOB: 1 BB: 0 P: 3	R: 0 E: 0 K: 1 S: 6	H: 0 LOB: 1 BB: 0 P: 6	R: 1 E: 0 K: 1 S: 6	H: 1 LOB: 1 BB: 1 P: 10	R: 2 E: 0 K: 1 S: 6	H: 1 LOB: 0 BB: 1 P: 10	R: 0 E: 0 K: 0 S: 3	H: 1 LOB: 0 BB: 0 P: 3		1B: 5 2B: 0 3B: 0 HR: 1	SF: 0 SAC: 0 DP: 1 HBP: 0	WP: 0 PB: 0 SB: 0 CS: 1	PA: 31		
PITCHER Murry Dickson, R ERA: 4.14 (1.1)	IP: 8.0 WLS: L BF: 31 H: 6 R: 3 ER: 3 SO: 5 BB: 2 IBB: 0 HBP: 0 BLK: 0 WP: 0 HR: 1 S: 39 P: 47 ERA: 3.38 WHIP: 1.000											PITCHER	IP: 8.0 WLS: L BF: 31 H: 6 R: 3 ER: 3 SO: 5 BB: 2 IBB: 0 HBP: 0 BLK: 0 WP: 0 HR: 1 S: 39 P: 47 ERA: 3.38 WHIP: 1.000										

AB	29
R	3
H	6
RBI	3
BB	2
SO	5
LOB	11



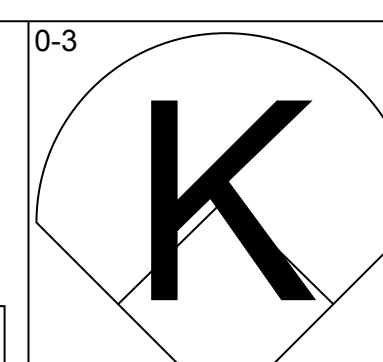
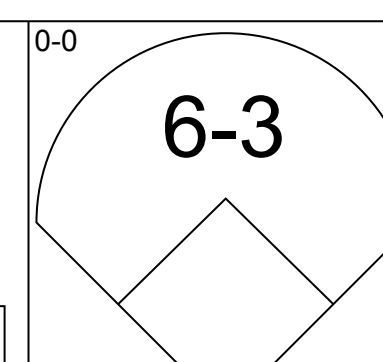
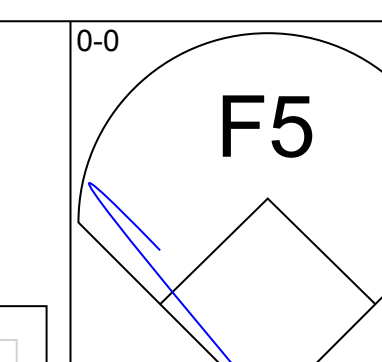
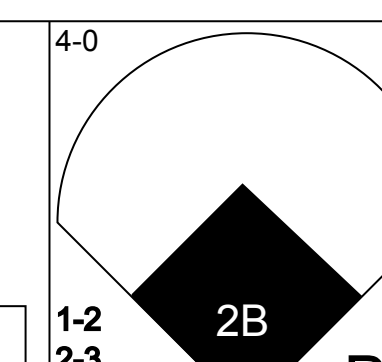
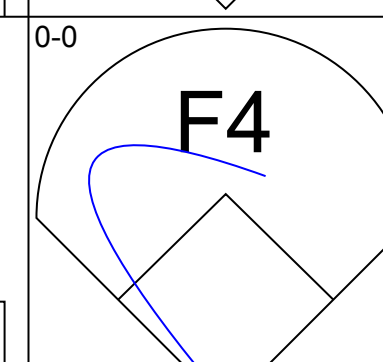
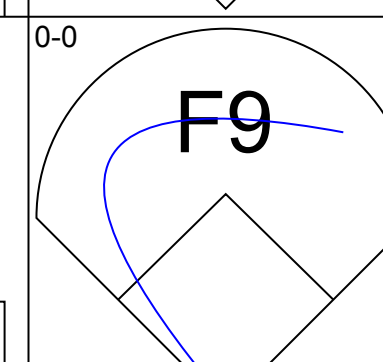
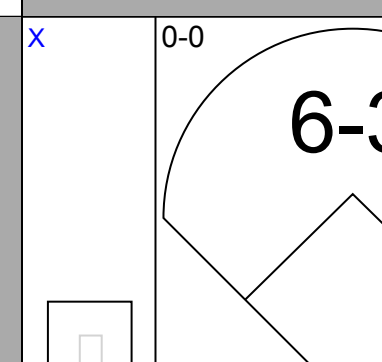
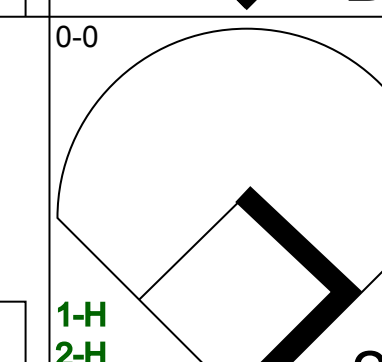
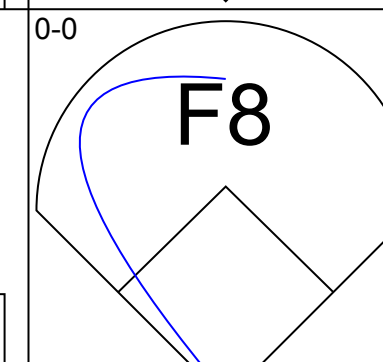
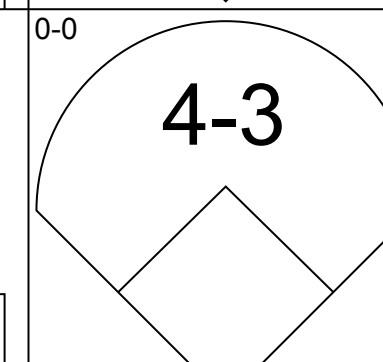
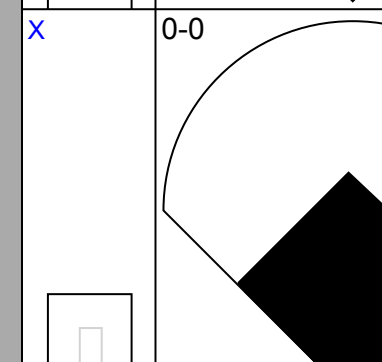
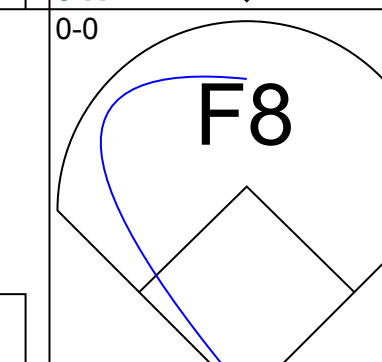
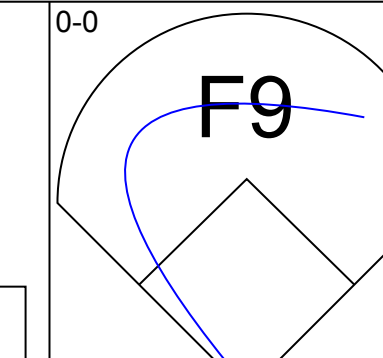
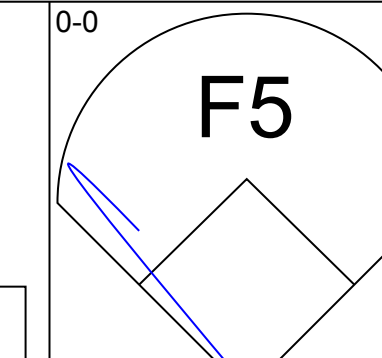
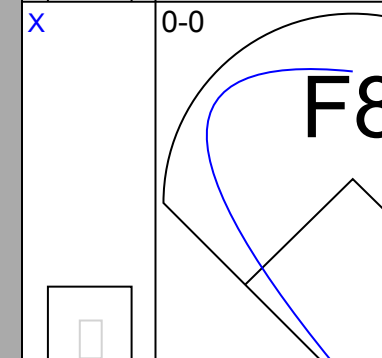
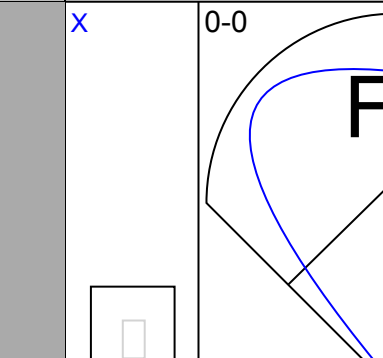
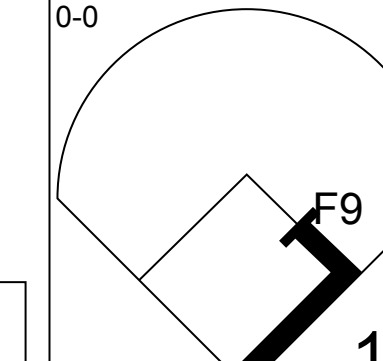
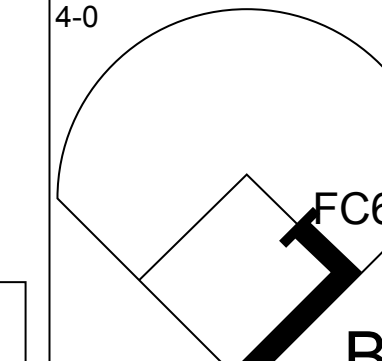
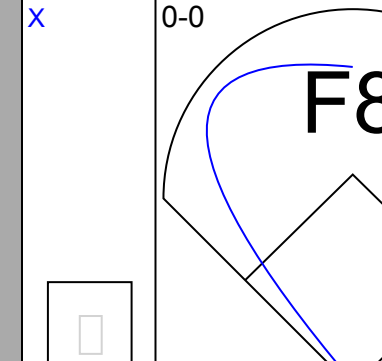
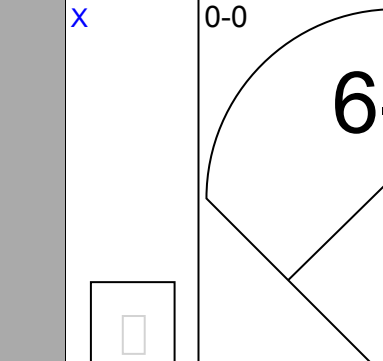


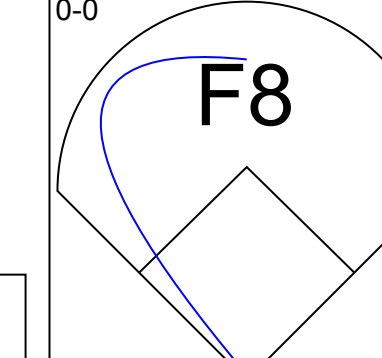
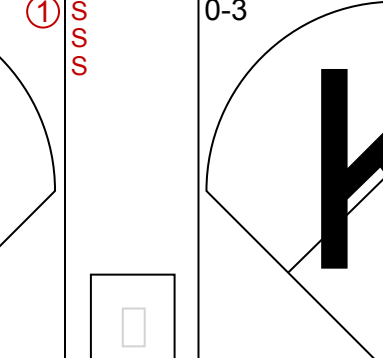
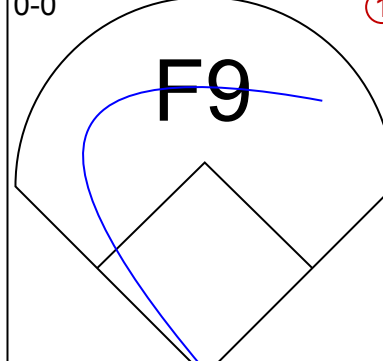
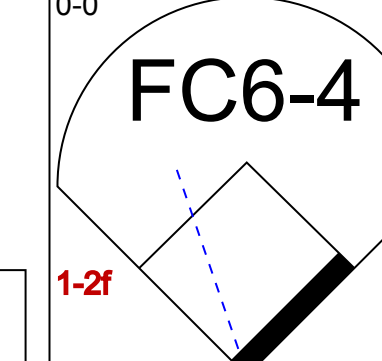
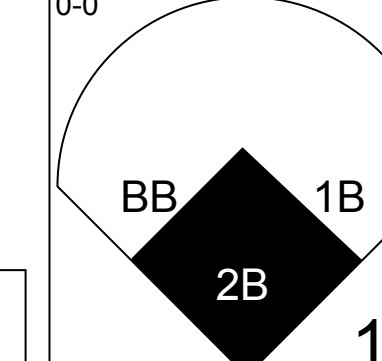
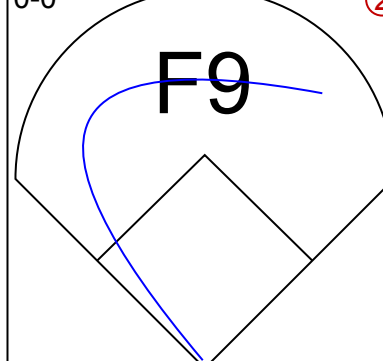
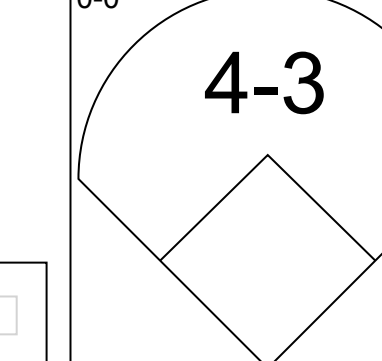
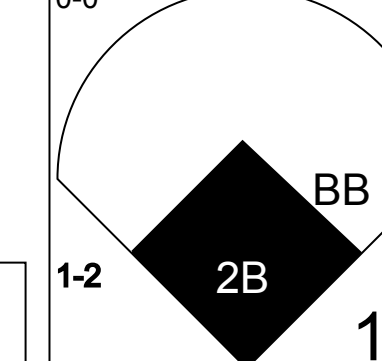
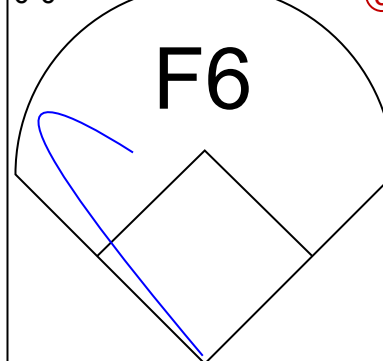
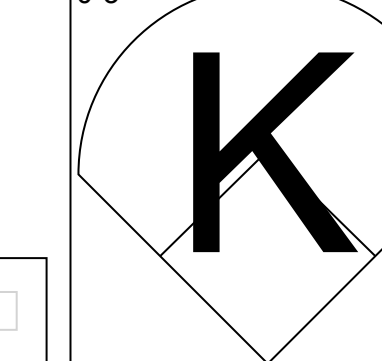
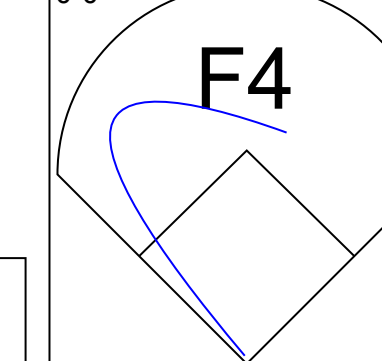

Batter	1	2	3	4	5	6	7	8	9	AB	R	H	RBI	BB	SO	LOB	TOP								
Wayne Terwilliger, R OBP: 0.308, SLG: 0.360 (1, 4)	0-3 K		0-0 F9					0-0 2B 1B	0-0 SH1-3	4	1	2	1	0	1	1	Chicago Cubs @ Pittsburgh Pirates Forbes Field, Pittsburgh, PA Sat Aug 12 1950, 3:33 AM EDT Att: 6,770 - Unknown								
Carmen Mauro, L OBP: 0.310, SLG: 0.390 (1, 9)	0-0 CS 1B			0-0 L8	0-0 P5			0-0 F9	0-0 P5	5	0	1	0	0	0	2									
Preston Ward, L OBP: 0.349, SLG: 0.444 (1, 3)	0-0 P6			4-0 G5-4-3 BB				0-0 F9	0-0 1B 1B 2B	3	1	1	1	1	0	1									
Bob Borkowski, R OBP: 0.325, SLG: 0.417 (1, 7)		0-0 F8		0-0 G5-4-3				0-0 F7	0-0 1B	4	0	1	0	0	0	1									
Andy Pafko, R OBP: 0.414, SLG: 0.634 (1, 8)		0-0 6-3						0-0 HR	0-0 5-3	4	1	2	2	0	0	0									
Bill Serena, R OBP: 0.342, SLG: 0.421 (1, 5)	0-3 K							0-0 L4	0-0 FC6-4	4	0	1	0	0	1	2									
Roy Smalley, R OBP: 0.312, SLG: 0.449 (1, 6)			4-0 BB					0-0 G6-4-3 1B	0-0 F2	2	1	0	0	2	0	1									
Mickey Owen, R OBP: 0.265, SLG: 0.289 (1, 2)			0-0 L8					0-0 F7	0-0 1B SH1-3 2B	4	2	2	0	0	0	1									
Bob Rush, R OBP: 0.212, SLG: 0.262 (1, 1)			0-3 K					0-0 HR	0-0 1-3	4	1	2	3	0	1	1									
Inning Stats	R: 0 E: 0 K: 1 S: 5	H: 1 LOB: 0 BB: 0 P: 5	R: 0 E: 0 K: 1 S: 5	H: 0 LOB: 0 BB: 0 P: 5	R: 0 E: 0 K: 1 S: 5	H: 0 LOB: 1 BB: 1 P: 9	R: 0 E: 0 K: 0 S: 2	H: 0 LOB: 0 BB: 1 P: 6	R: 3 E: 0 K: 0 S: 7	H: 5 LOB: 1 BB: 0 P: 7	R: 0 E: 0 K: 0 S: 3	H: 0 LOB: 0 BB: 0 P: 3	R: 0 E: 0 K: 0 S: 3	H: 0 LOB: 0 BB: 0 P: 3	R: 2 E: 0 K: 0 S: 7	H: 4 LOB: 2 BB: 0 P: 7	R: 2 E: 0 K: 0 S: 4	H: 2 LOB: 0 BB: 1 P: 8	1B: 8 2B: 2 3B: 0 HR: 2	SF: 0 SAC: 1 DP: 2 HBP: 0	WP: 0 PB: 0 SB: 0 CS: 1	PA: 38			
PITCHER	IP	WLS	BF	H	R	ER	SO	BB	IBB	HBP	BLK	WP	HR	S	P	ERA	WHIP								
Bill MacDonald, R ERA: 4.62 (1, 1)	8.0	L	33	10	5	5	3	2	0	0	0	0	2	37	45	5.62	1.500								
Bill Piero, R ERA: 8.87 (9, 1)	1.0		5	2	2	2	0	1	0	0	0	0	0	4	8	18.00	3.000								

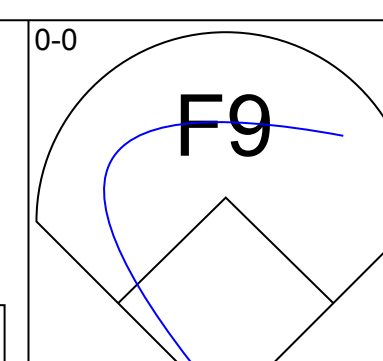
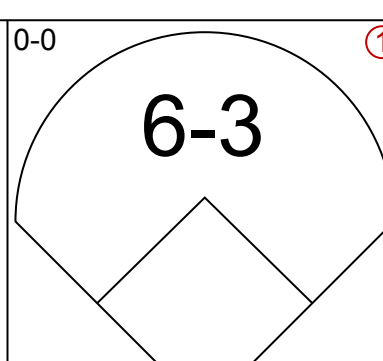
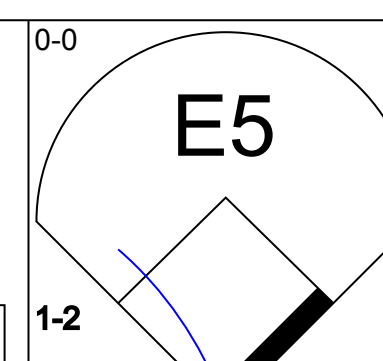
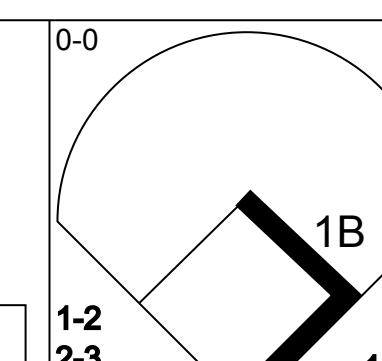
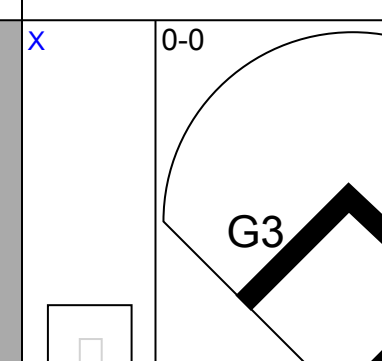
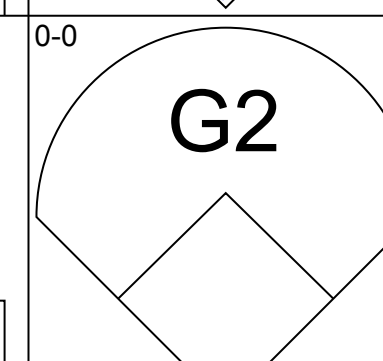
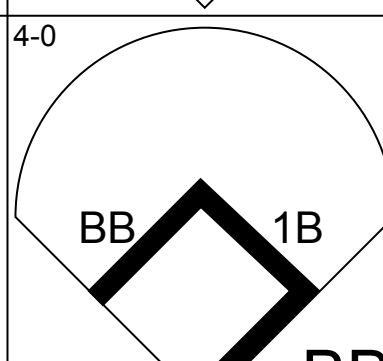
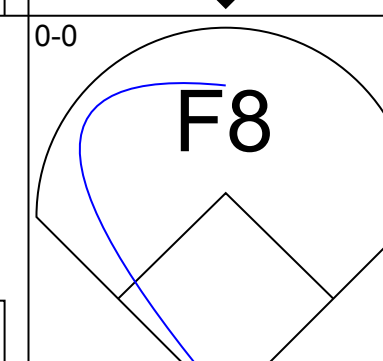
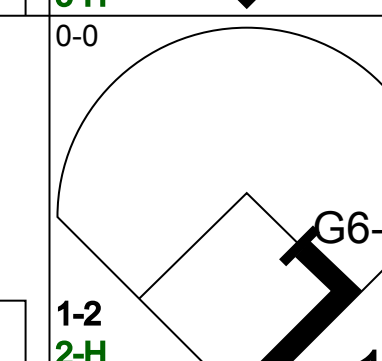
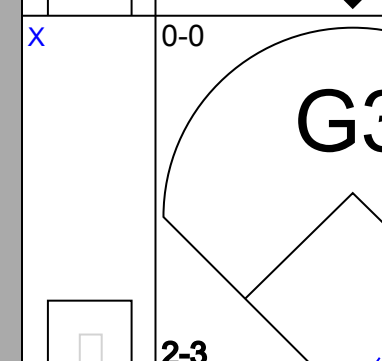
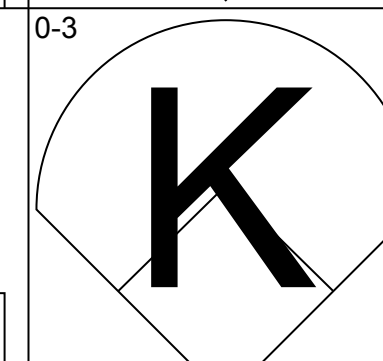
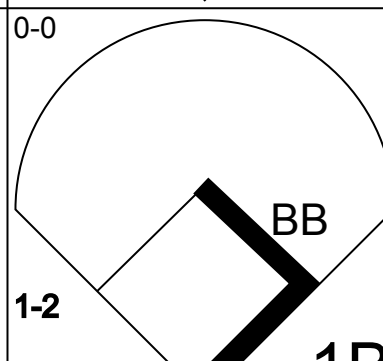
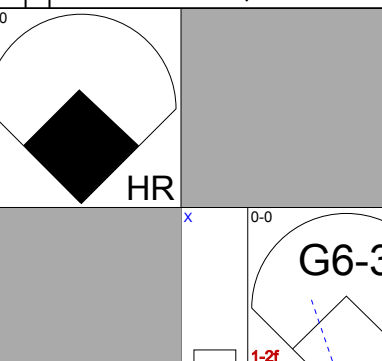
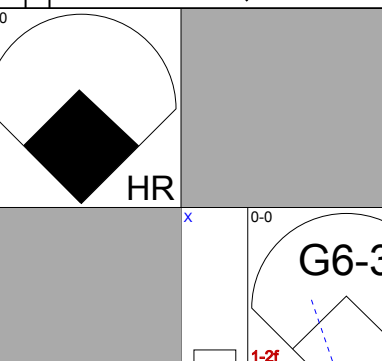
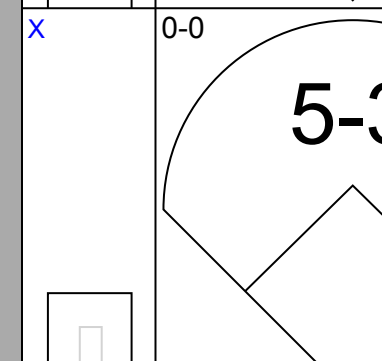
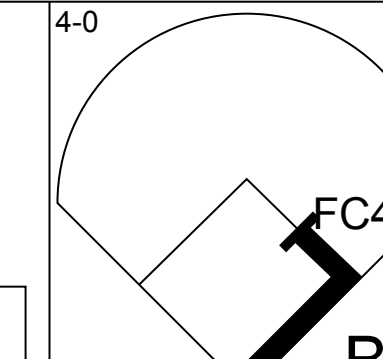
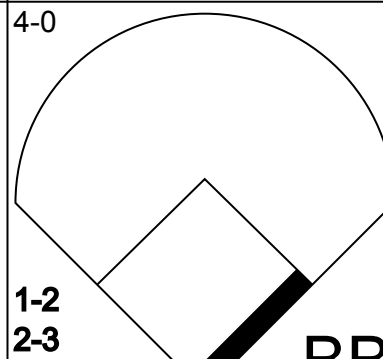
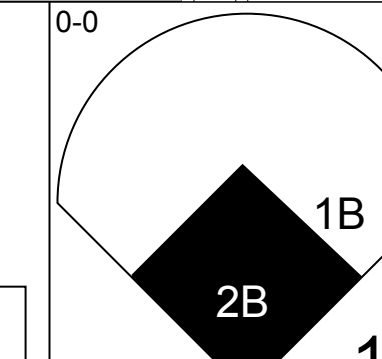
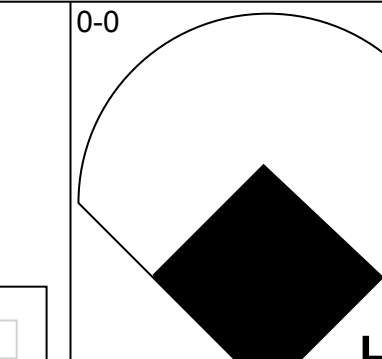
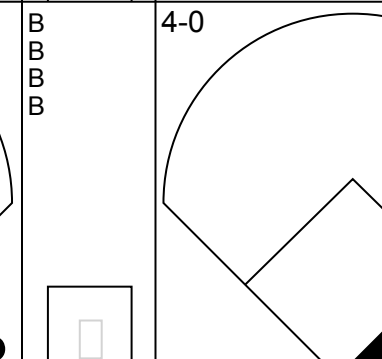
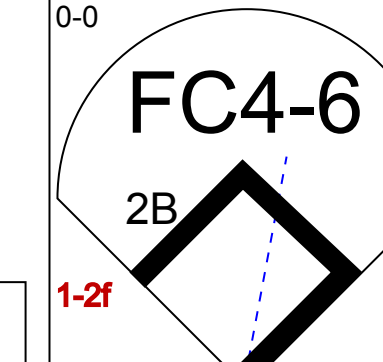
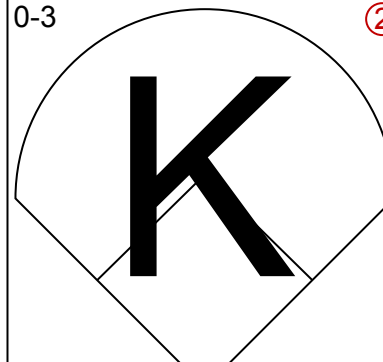
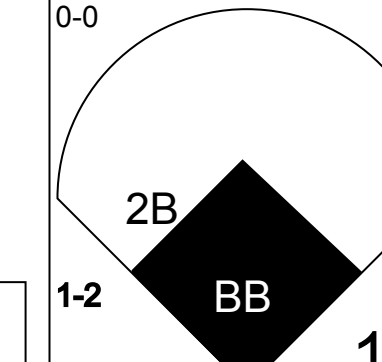
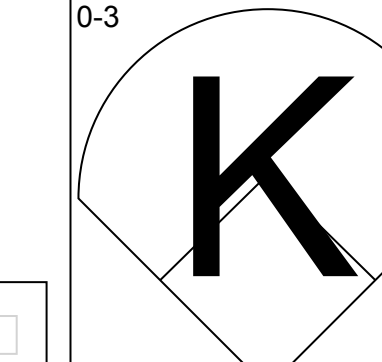
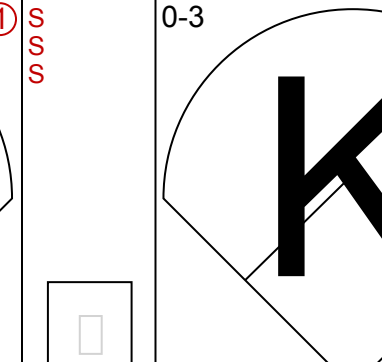
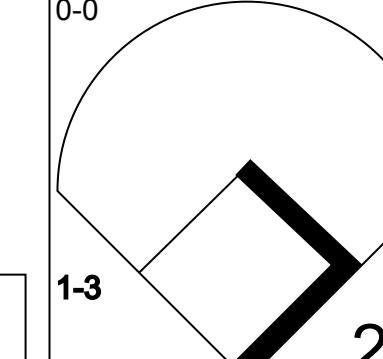
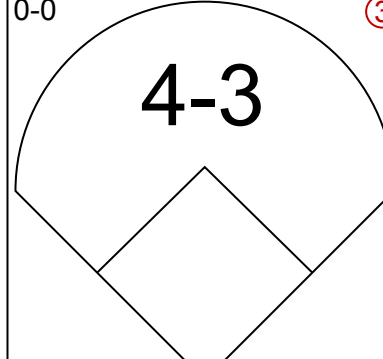
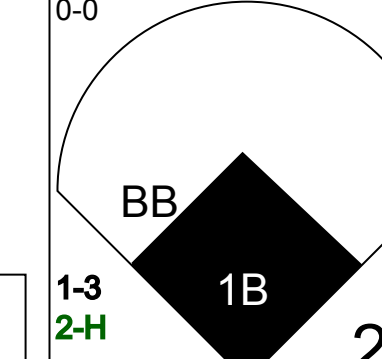
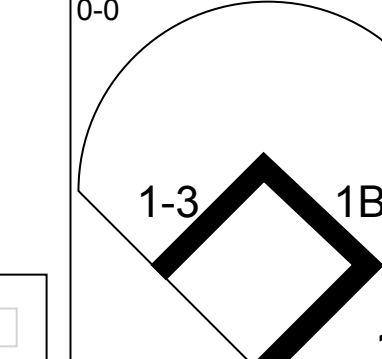

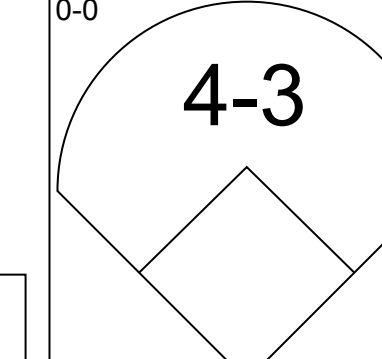
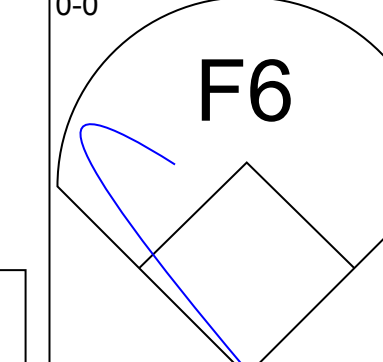
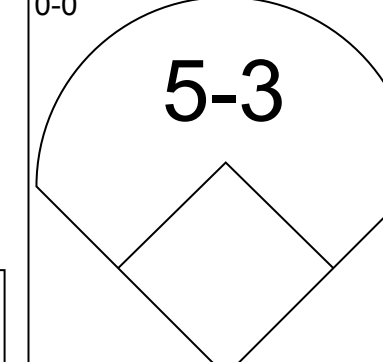
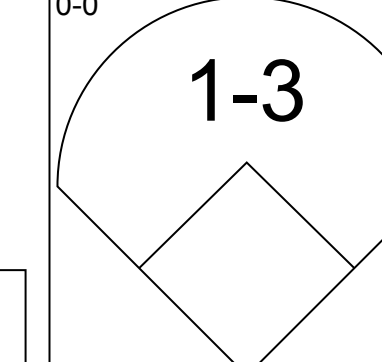
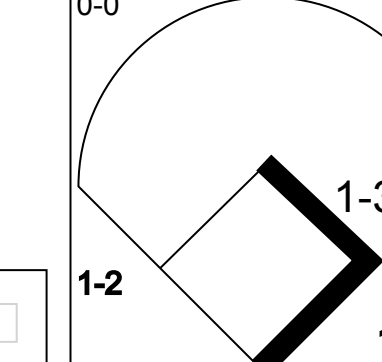
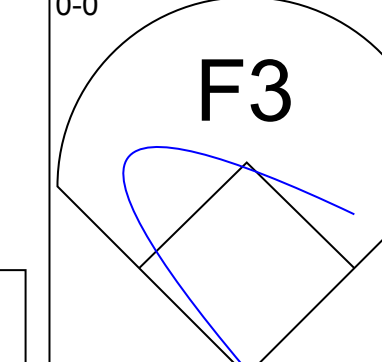
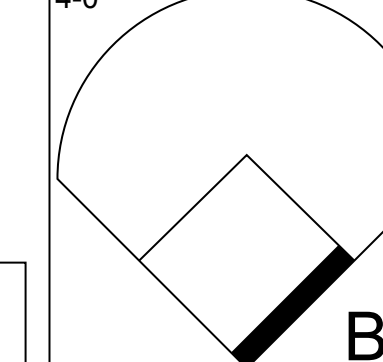
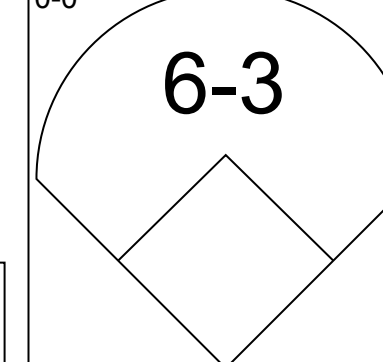
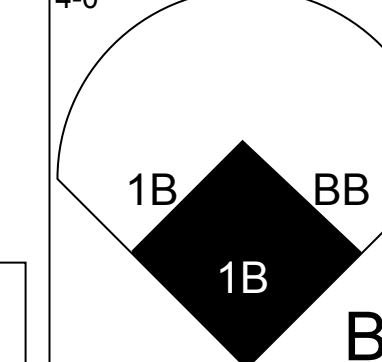
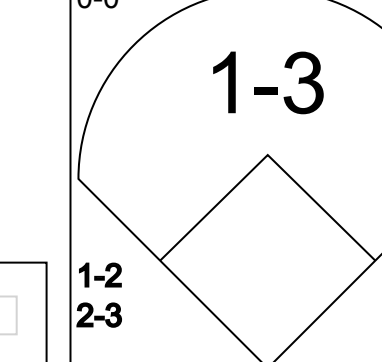

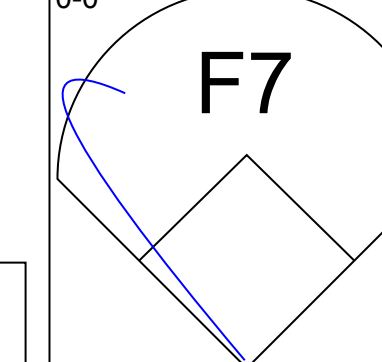
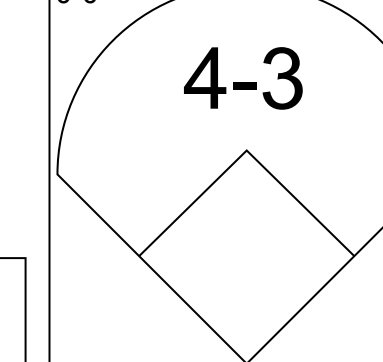
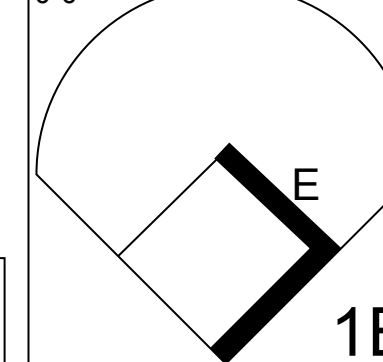
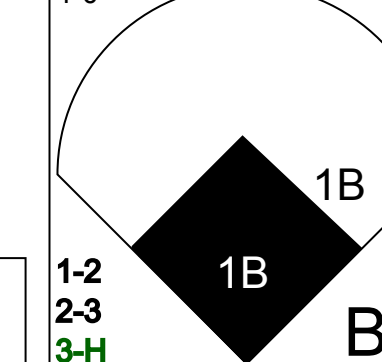
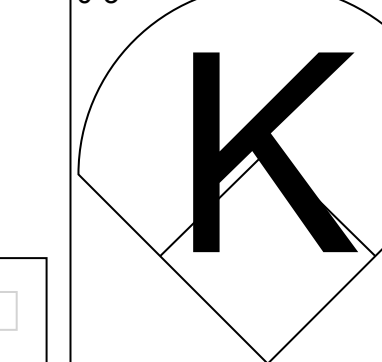

AB	34
R	7
H	12
RBI	7
BB	3
SO	3
LOB	10



Batter	1	2	3	4	5	6	7	8	9	AB	R	H	RBI	BB	SO	LOB	BOTTOM								
Pete Castiglione, R OBP: 0.361, SLG: 0.321 (1, 5)	4-0 E 1B BB F7	0-0 F2						0-0 6-3	0-0 G4-6-3	4	1	0	0	1	0	5	Chicago Cubs @ Pittsburgh Pirates Forbes Field, Pittsburgh, PA Sat Aug 12 1950, 3:33 AM EDT Att: 6,770 - Unknown								
Johnny Hopp, L OBP: 0.406, SLG: 0.485 (1, 3)	0-0 E 1B		0-0 L8		0-0 F9			0-0 BB 1B		4	1	2	0	0	0	0									
Ralph Kiner, R OBP: 0.411, SLG: 0.604 (1, 7)	0-0 F7		0-0 G1-6-3 1B					4-0 1B BB		3	0	1	1	1	0	1									
Gus Bell, L OBP: 0.311, SLG: 0.402 (1, 9)	0-3 K		0-0 G1-6-3					0-0 FC6-4 1B		4	0	1	1	0	1	2									
Wally Westlake, R OBP: 0.346, SLG: 0.453 (1, 8)	0-3 K			0-0 5-3				0-0 FC6-4		4	0	0	0	0	2	3									
Danny O'Connell, R OBP: 0.291, SLG: 0.423 (1, 6)		0-0 1B FC5-2 2B		0-0 1B				0-0 BB 1B		4	0	3	0	0	0	0									
Danny Murtaugh, R OBP: 0.376, SLG: 0.406 (1, 4)		0-0 FC5-2 1B		0-0 G5-4-3 1B				0-0 BB 1B		4	0	3	0	0	0	0									
Ray Mueller, R OBP: 0.318, SLG: 0.454 Ted Beard, L OBP: 0.335, SLG: 0.358 (9, PH)	0-0 FC5-2		0-0 G5-4-3					0-0 P5		3	0	0	0	0	0	4									
Bill MacDonald, R OBP: 0.212, SLG: 0.133 Bob Dillinger, R OBP: 0.257, SLG: 0.424 Bill Piero, R OBP: 0.250, SLG: 0.250 Clyde McCullough, R OBP: 0.354, SLG: 0.456 (1, 1)	0-3 K				0-0 6-3			0-0 4-3	4-0 G4-6-3 BB	2	0	0	0	0	1	2									
Inning Stats	R: 1 E: 1 K: 2 S: 8	H: 1 LOB: 1 BB: 1 P: 12	R: 0 E: 0 K: 1 S: 7	H: 2 LOB: 2 BB: 0 P: 7	R: 0 E: 0 K: 0 S: 3	H: 1 LOB: 0 BB: 0 P: 3	R: 0 E: 0 K: 0 S: 4	H: 2 LOB: 1 BB: 0 P: 4	R: 0 E: 0 K: 0 S: 3	H: 0 LOB: 0 BB: 0 P: 3	R: 0 E: 0 K: 1 S: 5	H: 0 LOB: 0 BB: 0 P: 5	R: 0 E: 0 K: 0 S: 3	H: 0 LOB: 0 BB: 0 P: 3	R: 1 E: 0 K: 0 S: 5	H: 2 LOB: 2 BB: 1 P: 9	R: 0 E: 0 K: 0 S: 4	H: 2 LOB: 2 BB: 1 P: 8	1B: 9 2B: 1 3B: 0 HR: 0	SF: 0 SAC: 0 DP: 3 HBP: 0	WP: 0 PB: 0 SB: 0 CS: 0	PA: 37			
PITCHER	IP	WLS	BF	H	R	ER	SO	BB	IBB	HBP	BLK	WP	HR	S	P	ERA	WHIP								
Bob Rush, R ERA: 4.05 (1, 1)	9.0	W	37	10	2	1	4	3	0	0	0	0	0	42	54	1.00	1.444								



Batter	1	2	3	4	5	6	7	8	9	AB	R	H	RBI	BB	SO	LOB	TOP			
Wayne Terwilliger, R OBP: 0.308, SLG: 0.356 (1, 4)										3	1	0	0	1	1	0	Chicago Cubs @ Pittsburgh Pirates Forbes Field, Pittsburgh, PA Sun Aug 13 1950, 3:33 AM EDT Unknown livebaseballscores.com			
Bob Borkowski, R OBP: 0.323, SLG: 0.418 (1, 9)										4	0	1	3	0	0	0				
Preston Ward, L OBP: 0.346, SLG: 0.460 (1, 3)										4	1	1	1	0	0	1				
Hank Sauer, R OBP: 0.349, SLG: 0.476 (1, 7)											4	0	0	0	0	0		0		
Andy Patko, R OBP: 0.415, SLG: 0.632 (1, 8)											3	0	1	0	1	0		0		
Bill Serena, R OBP: 0.338, SLG: 0.416 (1, 5)											4	0	0	0	0	1		2		
Roy Smalley, R OBP: 0.313, SLG: 0.449 (1, 6)										3	1	1	0	0	0	1		AB 31 R 4 H 5 RBI 4 BB 2 SO 3 LOB 6		
Mickey Owen, R OBP: 0.266, SLG: 0.290 Carl Sawatski, L (8, 2)										3	1	1	0	0	0	0				
Johnny Schmitz, R OBP: 0.148, SLG: 0.170 Hal Jeffcoat, R OBP: 0.231, SLG: 0.307 Dutch Leonard, R OBP: 0.100, SLG: 0.100 (8, PH) (8, 1)										2	0	0	0	0	1	0				
Inning Stats	R: 0 E: 0 K: 1 S: 5	H: 0 LOB: 0 BB: 0 P: 5	R: 0 E: 0 K: 0 S: 3	H: 1 LOB: 0 BB: 0 P: 3	R: 0 E: 0 K: 0 S: 3	H: 0 LOB: 0 BB: 0 P: 3	R: 0 E: 0 K: 0 S: 3	H: 0 LOB: 1 BB: 1 P: 7	R: 0 E: 0 K: 1 S: 5	H: 0 LOB: 0 BB: 0 P: 5	R: 1 E: 0 K: 0 S: 4	H: 1 LOB: 0 BB: 0 P: 4	R: 3 E: 0 K: 0 S: 6	H: 3 LOB: 1 BB: 1 P: 10	R: 0 E: 0 K: 1 S: 5	H: 0 LOB: 0 BB: 0 P: 5			1B: 3 2B: 1 3B: 0 HR: 1	SF: 0 SAC: 0 DP: 0 HBP: 0
PITCHER Cliff Chambers, L ERA: 4.86 (1, 1)	IP: 9.0 WLS: W BF: 33 H: 5 R: 4 ER: 4 SO: 3 BB: 2 IBB: 0 HBP: 0 BLK: 0 WP: 0 HR: 1 S: 37 P: 45 ERA: 4.00 WHIP: 0.778															PITCHER	IP: 9.0 WLS: W BF: 33 H: 5 R: 4 ER: 4 SO: 3 BB: 2 IBB: 0 HBP: 0 BLK: 0 WP: 0 HR: 1 S: 37 P: 45 ERA: 4.00 WHIP: 0.778			

Batter	1	2	3	4	5	6	7	8	9	AB	R	H	RBI	BB	SO	LOB	BOTTOM			
Bob Dillinger, R OBP: 0.357, SLG: 0.426 (1, 5)										5	0	2	1	0	0	1	Chicago Cubs @ Pittsburgh Pirates Forbes Field, Pittsburgh, PA Sun Aug 13 1950, 3:33 AM EDT Unknown livebaseballscores.com			
Johnny Hogg, L OBP: 0.406, SLG: 0.482 (1, 3)										4	0	1	2	1	0	3				
Danny O'Connell, R OBP: 0.295, SLG: 0.448 (1, 6)										5	1	2	1	0	1	3				
Ralph Kiner, R OBP: 0.418, SLG: 0.615 (1, 7)										2	2	2	1	3	0	0				
Wally Westlake, R OBP: 0.343, SLG: 0.449 (1, 8)										5	1	1	0	0	3	6				
Gus Bell, L OBP: 0.316, SLG: 0.414 (1, 9)										5	1	3	1	0	0	3				
Danny Murtaugh, R OBP: 0.374, SLG: 0.402 (1, 4)										5	0	1	0	0	0	4		AB 37 R 7 H 13 RBI 7 BB 7 SO 5 LOB 27		
Clyde McCullough, R OBP: 0.356, SLG: 0.447 (1, 2)										3	1	0	0	2	0	2				
Cliff Chambers, L OBP: 0.323, SLG: 0.387 (1, 1)										3	1	1	1	1	1	5				
Inning Stats	R: 0 E: 0 K: 1 S: 5	H: 0 LOB: 0 BB: 0 P: 5	R: 0 E: 0 K: 0 S: 4	H: 1 LOB: 3 BB: 2 P: 12	R: 0 E: 0 K: 1 S: 6	H: 1 LOB: 3 BB: 2 P: 14	R: 0 E: 1 K: 0 S: 5	H: 1 LOB: 2 BB: 0 P: 5	R: 6 E: 0 K: 0 S: 8	H: 6 LOB: 1 BB: 2 P: 16	R: 1 E: 0 K: 2 S: 10	H: 3 LOB: 2 BB: 0 P: 10	R: 0 E: 0 K: 1 S: 6	H: 1 LOB: 2 BB: 1 P: 10	R: 0 E: 0 K: 0 S: 3	H: 0 LOB: 0 BB: 0 P: 3			1B: 8 2B: 3 3B: 0 HR: 2	SF: 0 SAC: 0 DP: 1 HBP: 0
PITCHER Johnny Schmitz, L ERA: 4.6 Dutch Leonard, R ERA: 4.84 (8, 1)	IP: 7.0 WLS: L BF: 41 H: 13 R: 7 ER: 7 SO: 5 BB: 7 IBB: 0 HBP: 0 BLK: 0 WP: 0 HR: 2 S: 44 P: 72 ERA: 9.00 WHIP: 2.857															PITCHER	IP: 1.0 WLS: 3 BF: 3 H: 0 R: 0 ER: 0 SO: 0 BB: 0 IBB: 0 HBP: 0 BLK: 0 WP: 0 HR: 0 S: 3 P: 3 ERA: 0.00 WHIP: 0.000			

Batter	1	2	3	4	5	6	7	8	9	AB	R	H	RBI	BB	SO	LOB	TOP										
Bobby Adams, R OBP: 0.346, SLG: 0.369 Grady Hatton, L OBP: 0.357, SLG: 0.408	4-0 1B BB					4-3 2	G3 2		F9 2	0 1 0 0 2 0 0 3 1 0 1 1 0 2							Cincinnati Reds @ Pittsburgh Pirates Forbes Field, Pittsburgh, PA Mon Aug 14 1950, 3:33 AM EDT Att: 4,306 - Unknown										
Bob Usher, R OBP: 0.319, SLG: 0.389 Lloyd Merriman, L OBP: 0.330, SLG: 0.361	0-0 F9 1				4-3 3				P1 3	2 1 1 0 0 0 1 3 1 1 2 1 0 1																	
Johnny Wyrostek, L OBP: 0.399, SLG: 0.465	0-0 F9 2									4 2 2 2 0 0 2																	
Ted Kluszewski, L OBP: 0.354, SLG: 0.568	0-0 1-2 1B								F9 1	4 1 3 3 1 0 0																	
Connie Ryan, R OBP: 0.375, SLG: 0.382	0-0 F2 3								F6 2	4 1 1 2 0 0 3																	
Joe Adcock, R OBP: 0.301, SLG: 0.381		0-0 F4 1	0-0 F2 2		4-0 G6-4-3 BB				FC6-2 FC5-4 2	4 1 1 1 1 0 4																	
Sammy Meeks, R OBP: 0.348, SLG: 0.413		0-0 F8 2	0-0 BB HBP BB 1B		G6-4-3 2				FC5-4 3-H 3 1-2 1-2	5 1 1 2 0 0 3																	
Dixie Howell, R OBP: 0.320, SLG: 0.278		0-3 K 3	1-0 BB BB HBP 1B		0-0 P2 3				F7 1	4 1 1 0 0 1 0																	
Willie Ramsdell, R OBP: 0.268, SLG: 0.189 Howie Fox, R OBP: 0.225, SLG: 0.325 Frank Smith, R OBP: 0.067, SLG: 0.067									K2-3 1	2 1 0 0 1 0 0 1 1 1 0 0 0 0 1 0 0 0 0 1 1																	
Inning Stats	R: 0 E: 0 K: 1 S: 4	H: 1 LOB: 2 BB: 1 P: 8	R: 0 E: 0 K: 1 S: 5	H: 0 LOB: 0 BB: 0 P: 5	R: 11 E: 0 K: 0 S: 8	H: 5 LOB: 1 BB: 5 P: 30	R: 0 E: 0 K: 0 S: 2	H: 0 LOB: 0 BB: 1 P: 6	R: 0 E: 0 K: 0 S: 3	H: 0 LOB: 0 BB: 0 P: 3	R: 0 E: 0 K: 0 S: 5	H: 2 LOB: 2 BB: 0 P: 5	R: 1 E: 0 K: 0 S: 5	H: 2 LOB: 1 BB: 0 P: 5	R: 1 E: 0 K: 0 S: 4	H: 1 LOB: 0 BB: 0 P: 4		R: 0 E: 0 K: 1 S: 6	H: 1 LOB: 1 BB: 0 P: 6	1B: 9 2B: 2 3B: 0 HR: 1	SF: 0 SAC: 1 DP: 1 HBP: 2	WP: 0 PB: 0 SB: 0 CS: 0	PA: 47				
PITCHER	IP	WLS	BF	H	R	ER	SO	BB	IBB	HBP	BLK	WP	HR	S	P	ERA	WHIP										
Vic Lombardi, L ERA: 7.64	2.1	L	14	3	5	5	1	3	0	1	0	0	0	12	25	19.29	2.571										
Bill Piro, R ERA: 10.72	0.1		6	1	2	2	0	3	0	1	0	0	0	2	15	54.00	12.000										
Murry Dickson, R ERA: 4.04	3.1		14	4	4	4	0	1	0	0	0	0	0	13	17	10.80	1.500										
Bill MacDonald, R ERA: 4.66	3.0		13	4	2	2	1	0	0	0	0	0	1	15	15	6.00	1.333										

AB	37
R	13
H	12
RBI	13
BB	7
SO	2
LOB	17



Batter	1	2	3	4	5	6	7	8	9	AB	R	H	RBI	BB	SO	LOB	BOTTOM										
Bob Dillinger, R OBP: 0.359, SLG: 0.428 Pete Castiglione, R OBP: 0.332, SLG: 0.328	0-0 E F7 2B								F3 3	2 1 1 0 1 0 1 2 2 1 0 1 0 2							Cincinnati Reds @ Pittsburgh Pirates Forbes Field, Pittsburgh, PA Mon Aug 14 1950, 3:33 AM EDT Att: 4,306 - Unknown										
Johnny Hogg, L OBP: 0.416, SLG: 0.502	0-3 K 1				6-3 1					5 1 2 1 0 1 1																	
Danny O'Connell, R OBP: 0.290, SLG: 0.427	0-0 E6 BB				G6-4-3 1B				F5 1	4 0 1 0 1 0 3																	
Ralph Kiner, R OBP: 0.416, SLG: 0.606	4-0 1-2 BB				G6-4-3 1-2				F4 2	4 2 1 1 1 0 5																	
Gus Bell, L OBP: 0.314, SLG: 0.417	0-0 F7 2								4-3 3	5 2 2 1 0 1 5																	
Wally Westlake, R OBP: 0.344, SLG: 0.445	0-0 F7 3									4 0 2 2 1 1 2																	
Danny Murtaugh, R OBP: 0.372, SLG: 0.491 Johnny Berardino, R OBP: 0.500, SLG: 0.375		0-0 E S 1B							E4 1B	1 0 1 0 0 0 0 3 0 1 1 1 1 1																	
Clyde McCullough, R OBP: 0.357, SLG: 0.452 Ray Mueller, R OBP: 0.311, SLG: 0.443		0-0 F3 1-3							K 1	2 0 0 0 0 0 2 3 0 0 0 0 1 5																	
Vic Lombardi, L OBP: 0.298, SLG: 0.250 Bill Piro, R OBP: 0.295, SLG: 0.280 Murry Dickson, R OBP: 0.325, SLG: 0.355 Ted Bear, L OBP: 0.326, SLG: 0.355 Bill MacDonald, R OBP: 0.326, SLG: 0.355 Hank Schenzel, R OBP: 0.274, SLG: 0.340		0-0 F8 2								1 0 0 0 0 0 1 0 0 0 0 0 0 0 1 0 0 0 0 0 1 1 0 0 0 0 0 0 1 0 0 0 0 0 1 1 0 1 0 0 0 0																	
Inning Stats	R: 1 E: 1 K: 1 S: 7	H: 1 LOB: 2 BB: 1 P: 11	R: 0 E: 0 K: 0 S: 4	H: 1 LOB: 1 BB: 0 P: 4	R: 0 E: 0 K: 0 S: 3	H: 1 LOB: 0 BB: 0 P: 3	R: 1 E: 0 K: 1 S: 7	H: 2 LOB: 1 BB: 0 P: 7	R: 3 E: 0 K: 0 S: 6	H: 1 LOB: 2 BB: 4 P: 22	R: 1 E: 0 K: 0 S: 4	H: 1 LOB: 0 BB: 0 P: 4	R: 2 E: 0 K: 0 S: 6	H: 4 LOB: 1 BB: 0 P: 6	R: 0 E: 0 K: 0 S: 4	H: 1 LOB: 2 BB: 1 P: 8		R: 0 E: 1 K: 2 S: 9	H: 1 LOB: 2 BB: 0 P: 9	1B: 8 2B: 4 3B: 1 HR: 0	SF: 0 SAC: 0 DP: 2 HBP: 0	WP: 3 PB: 0 SB: 2 CS: 0	PA: 46				
PITCHER	IP	WLS	BF	H	R	ER	SO	BB	IBB	HBP	BLK	WP	HR	S	P	ERA	WHIP										
Willie Ramsdell, R ERA: 3.76	4.2		25	6	5	4	3	5	0	0	0	0	0	26	46	7.71	2.357										
Howie Fox, R ERA: 4.95	1.1		9	5	3	3	0	0	0	0	0	0	0	9	9	20.25	3.750										
Frank Smith, R ERA: 3.39	3.0	W	12	2	0	0	2	1	0	0	0	0	0	15	19	0.00	1.000										

AB	40
R	8
H	13
RBI	6
BB	6
SO	5
LOB	30



Batter	1	2	3	4	5	6	7	8	9	AB	R	H	RBI	BB	SO	LOB	TOP																
Bobby Adams, R (1,5) OBP: 0.353, SLG: 0.394 Lloyd Merriman, L (9,PH) OBP: 0.333, SLG: 0.361	F9							HR	BB E BB	4	1	3	1	0	0	0	Cincinnati Reds @ Pittsburgh Pirates Forbes Field, Pittsburgh, PA Tue Aug 15 1950, 3:33 AM EDT Att: 5,495 - Unknown livebaseballscorecards.com																
Bob Usher, R (1,8) OBP: 0.322, SLG: 0.391 Grady Hatton, L (9,PH) OBP: 0.359, SLG: 0.410	F 1B 2B 1B		L7				L5	1B BB 1B	BB E BB 1B	4	1	2	0	0	0	2																	
Johnny Wyrostek, L (1,9) OBP: 0.402, SLG: 0.463	E8 2B 1B		P3					1B BB 1B	E 1B BB	3	2	1	0	2	1	1																	
Ted Kluszewski, L (1,3) OBP: 0.358, SLG: 0.571			F8					P4 1B	E2 1B 1B	5	1	3	2	0	0	3																	
Connie Ryan, R (1,4) OBP: 0.375, SLG: 0.378	F7							P4 1B	1B 1B	3	1	0	0	2	0	3																	
Joe Adcock, R (1,7) OBP: 0.303, SLG: 0.382	6-3							FC6-4 1B	1B 1B	5	0	2	1	0	0	3																	
Virgil Stallcup, R (1,6) OBP: 0.281, SLG: 0.352								FC6-4 1B	K	5	0	1	0	0	1	6																	
Dixie Howell, R (1,2) OBP: 0.321, SLG: 0.275 Herm Wehmeier, R (7,FR) OBP: 0.208, SLG: 0.239 Johnny Pramesa, R (7,2) OBP: 0.368, SLG: 0.464	G1-4-3 1-2							G5-4-3 BB	L4 1B	2	0	0	0	1	0	1																	
Ewell Blackwell, R (1,1) OBP: 0.143, SLG: 0.085 Danny Linnaker, R (7,PH) OBP: 0.374, SLG: 0.489 Frank Smith, L (7,1) OBP: 0.267, SLG: 0.067 Sammy Meeks, L (9,PH) OBP: 0.221, SLG: 0.232 Peanuts Lowrey, R (9,PH) OBP: 0.221, SLG: 0.232 Howie Fox, R (9,1) OBP: 0.221, SLG: 0.232 Johnny Hetki, R (9,1) OBP: 0.221, SLG: 0.125	1-3							G5-4-3 1-2	1B 2B P6	2	0	0	0	0	0	0																	
Inning Stats	R: 2 E: 1 K: 0 S: 6	H: 3 LOB: 1 BB: 0 P: 6	R: 0 E: 0 K: 0 S: 3	H: 1 LOB: 0 BB: 0 P: 3	R: 0 E: 0 K: 0 S: 4	H: 1 LOB: 1 BB: 0 P: 4	R: 0 E: 0 K: 0 S: 3	H: 0 LOB: 0 BB: 0 P: 3	R: 0 E: 0 K: 1 S: 5	H: 1 LOB: 1 BB: 1 P: 9	R: 0 E: 0 K: 0 S: 2	H: 0 LOB: 1 BB: 1 P: 6	R: 1 E: 0 K: 0 S: 6	H: 3 LOB: 3 BB: 1 P: 10	R: 6 E: 1 K: 1 S: 10	H: 5 LOB: 2 BB: 3 P: 22		1B: 11 2B: 3 3B: 0 HR: 1	SF: 0 SAC: 0 DP: 3 HBP: 0	WP: 0 PB: 0 SB: 0 CS: 0	PA: 45												
PITCHER	IP WLS BF H R ER SO BB IBB HBP BLK WP HR S P ERA WHIP	IP WLS BF H R ER SO BB IBB HBP BLK WP HR S P ERA WHIP																															
Bill Werle, L (1,1) ERA: 4.46	8.1	36	11	4	4	1	3	0	0	0	0	0	1	35	47	4.32	1.680																
Mel Queen, R (9,1) ERA: 5.16	0.0	4	2	2	2	0	2	0	0	0	0	0	0	2	10	∞	∞																
Bill MacDonald, R (9,1) ERA: 4.73	0.2	W	5	2	3	3	1	0	1	0	0	0	0	6	10	40.50	3.000																

Batter	1	2	3	4	5	6	7	8	9	AB	R	H	RBI	BB	SO	LOB	BOTTOM																
Bob Dillinger, R (1,5) OBP: 0.359, SLG: 0.428 Hank Schenz, R (9,FR) OBP: 0.274, SLG: 0.340	K	5-3							1B 1B E 1B	5	0	2	0	0	1	4	Cincinnati Reds @ Pittsburgh Pirates Forbes Field, Pittsburgh, PA Tue Aug 15 1950, 3:33 AM EDT Att: 5,495 - Unknown livebaseballscorecards.com																
Johnny Hogg, L (1,3) OBP: 0.416, SLG: 0.503	BB 1B	K						P4	E 1B 1B	5	3	3	1	0	1	2																	
Danny O'Connell, R (1,6) OBP: 0.287, SLG: 0.419	K							F8	1B E 1B	5	1	1	0	0	2	2																	
Ralph Kiner, R (1,7) OBP: 0.418, SLG: 0.613	1B BB	5-3						HR	F2	4	1	2	2	1	0	3																	
Gus Bell, L (1,9) OBP: 0.312, SLG: 0.413	1-3 2H	1B						L7	E4 1B	5	1	1	2	0	0	3																	
Wally Westlake, R (1,8) OBP: 0.342, SLG: 0.442		E8 1B						P6	1B 1B	5	2	1	1	0	0	0																	
Danny Murtaugh, R (1,4) OBP: 0.375, SLG: 0.495		5-3 1B BB						P5	F3 1B	4	0	2	2	1	0	0																	
Clyde McCullough, R (1,2) OBP: 0.368, SLG: 0.468		5-3 1B						2B	K	5	0	4	2	0	1	0																	
Bill Werle, L (1,1) OBP: 0.280, SLG: 0.283 Mel Queen, R (9,1) OBP: 0.267, SLG: 0.067 Bill MacDonald, R (9,1) OBP: 0.267, SLG: 0.129 Johnny Berardino, R (9,PH) OBP: 0.545, SLG: 0.375		K						F9	1B BB	3	0	0	0	0	2	5																	
Inning Stats	R: 1 E: 0 K: 2 S: 8	H: 2 LOB: 2 BB: 1 P: 12	R: 1 E: 1 K: 2 S: 9	H: 1 LOB: 2 BB: 1 P: 13	R: 0 E: 0 K: 1 S: 5	H: 0 LOB: 0 BB: 0 P: 5	R: 0 E: 0 K: 0 S: 4	H: 1 LOB: 1 BB: 0 P: 4	R: 2 E: 0 K: 1 S: 7	H: 3 LOB: 2 BB: 0 P: 7	R: 0 E: 0 K: 0 S: 4	H: 1 LOB: 1 BB: 0 P: 4	R: 0 E: 0 K: 1 S: 5	H: 0 LOB: 0 BB: 0 P: 5	R: 6 E: 1 K: 0 S: 8	H: 6 LOB: 2 BB: 1 P: 12		1B: 13 2B: 2 3B: 0 HR: 1	SF: 0 SAC: 0 DP: 0 HBP: 0	WP: 0 PB: 0 SB: 0 CS: 0	PA: 44												
PITCHER	IP WLS BF H R ER SO BB IBB HBP BLK WP HR S P ERA WHIP	IP WLS BF H R ER SO BB IBB HBP BLK WP HR S P ERA WHIP																															
Ewell Blackwell, R (1,1) ERA: 3.78	6.0	28	9	4	3	0	2	0	0	0	0	0	0	9	46	4.50	1.833																
Frank Smith, R (7,1) ERA: 3.28	2.0	7	1	0	0	1	0	0	0	0	0	0	0	9	9	0.00	0.500																
Howie Fox, R (9,1) ERA: 5.25	0.0	4	3	4	4	0	1	0	0	0	0	0	0	3	7	∞	∞																
Johnny Hetki, R (9,1) ERA: 5.27	0.1	L	5	3	2	1	0	0	0	0	0	0	0	5	5	27.00	9.000																

Batter	1	2	3	4	5	6	7	8	9	AB	R	H	RBI	BB	SO	LOB	TOP																		
Pete Castiglione, R (1.5) OBP: 0.382, SLG: 0.328																	0	0	0	0	0	0	0	0	0										
Tom Saffell, L (1.8) OBP: 0.250, SLG: 0.202																	0	0	0	0	0	0	0	0	0	0	0	0	0	0	0				
Johnny Hopp, L (1.3) OBP: 0.418, SLG: 0.503																	0	0	0	0	0	0	0	0	0	0	0	0	0	0	0				
Ralph Kiner, R (1.7) OBP: 0.418, SLG: 0.613																	0	0	0	0	0	0	0	0	0	0	0	0	0	0	0				
Gus Bell, L (1.9) OBP: 0.312, SLG: 0.413																	0	0	0	0	0	0	0	0	0	0	0	0	0	0	0				
Danny O'Connell, R (1.6) OBP: 0.287, SLG: 0.419																	0	0	0	0	0	0	0	0	0	0	0	0	0	0	0				
Danny Murtaugh, R (1.4) OBP: 0.375, SLG: 0.405																	0	0	0	0	0	0	0	0	0	0	0	0	0	0	0				
Clyde McCullough, R (1.2) OBP: 0.368, SLG: 0.468																	0	0	0	0	0	0	0	0	0	0	0	0	0	0	0				
Vern Law, R (1.1) OBP: 0.095, SLG: 0.190	0	0	0	0	0	0	0	0	0	0	0	0	0	0	0																				
Inning Stats																	1B: 0	SF: 0	WP: 0	PA: 0															
PITCHER	IP	WLS	BF	H	R	ER	SO	BB	IBB	HBP	BLK	WP	HR	S	P	ERA	WHIP	PITCHER	IP	WLS	BF	H	R	ER	SO	BB	IBB	HBP	BLK	WP	HR	S	P	ERA	WHIP
Cloyd Boyer, R (1.1) ERA: 2.84	0.0	L	0	0	0	0	0	0	0	0	0	0	0	0	0	∞	∞																		

Pittsburgh Pirates @ St. Louis Cardinals
Sportsman's Park, St. Louis, MO
Wed Aug 16 1950, 4:33 AM EDT
Att: 12,134 - Unknown

AB 0
R 0
H 0
RBI 0
BB 0
SO 0
LOB 0



WP: 0 PA: 0
PB: 0
SB: 0
CS: 0

Batter	1	2	3	4	5	6	7	8	9	AB	R	H	RBI	BB	SO	LOB	BOTTOM																			
Red Schoendienst, S (1.4) OBP: 0.319, SLG: 0.415																	0	0	0	0	0	0	0	0	0											
Marty Marion, R (1.6) OBP: 0.346, SLG: 0.372																	0	0	0	0	0	0	0	0	0	0	0	0	0	0	0					
Stan Musial, L (1.8) OBP: 0.450, SLG: 0.607																	0	0	0	0	0	0	0	0	0	0	0	0	0	0	0					
Enos Slaughter, L (1.9) OBP: 0.386, SLG: 0.458																	0	0	0	0	0	0	0	0	0	0	0	0	0	0	0					
Hal Rice, L (1.7) OBP: 0.273, SLG: 0.158																	0	0	0	0	0	0	0	0	0	0	0	0	0	0	0					
Eddie Kazak, R (1.5) OBP: 0.325, SLG: 0.376																	0	0	0	0	0	0	0	0	0	0	0	0	0	0	0					
Rocky Nelson, L (1.3) OBP: 0.324, SLG: 0.365																	0	0	0	0	0	0	0	0	0	0	0	0	0	0	0					
Del Rice, R (1.2) OBP: 0.330, SLG: 0.371																	0	0	0	0	0	0	0	0	0	0	0	0	0	0	0					
Cloyd Boyer, R (1.1) OBP: 0.273, SLG: 0.250	0	0	0	0	0	0	0	0	0	0	0	0	0	0	0																					
Inning Stats																	1B: 0	SF: 0	WP: 0	PA: 0																
PITCHER	IP	WLS	BF	H	R	ER	SO	BB	IBB	HBP	BLK	WP	HR	S	P	ERA	WHIP	PITCHER	IP	WLS	BF	H	R	ER	SO	BB	IBB	HBP	BLK	WP	HR	S	P	ERA	WHIP	
Vern Law, R (1.1) ERA: 5.98	0.0	W	0	0	0	0	0	0	0	0	0	0	0	0	0	∞	∞																			

Pittsburgh Pirates @ St. Louis Cardinals
Sportsman's Park, St. Louis, MO
Wed Aug 16 1950, 4:33 AM EDT
Att: 12,134 - Unknown

AB 0
R 0
H 0
RBI 0
BB 0
SO 0
LOB 0




WP: 0 PA: 0
PB: 0
SB: 0
CS: 0

Batter	1	2	3	4	5	6	7	8	9	AB	R	H	RBI	BB	SO	LOB	TOP										
Pete Castiglione, R OBP: 0.387, SLG: 0.332 (1, 5)	0-0 FC3-4-6 1B	0-3 K		0-0 6-3			0-0 F8 SH 5-3 1B		0-0 F9	5	1	2	0	0	1	0											
Tom Saffell, L OBP: 0.277, SLG: 0.272 (1, 8)	0-0 FC3-4-6 1B BB	0-3 K		0-0 3-1			0-0 SH 5-3		0-0 3B	4	2	1	0	0	1	1											
Johnny Hopp, L OBP: 0.417, SLG: 0.507 Jack Phillips, R OBP: 0.337, SLG: 0.489 (1, 3) (6, 3)	4-0 BB 1B BB	0-3 K		0-0 1-3			0-0 F8		0-0 FC5-2 3B	2	1	0	0	1	1	0											
Ralph Kiner, R OBP: 0.424, SLG: 0.619 (1, 7)	4-0 BB 1B IBB		4-0 2B WP BB	0-0 F2			0-0 5-3		4-0 BB BB	2	2	0	1	3	0	1											
Gus Bell, L OBP: 0.315, SLG: 0.412 (1, 9)	4-0 1B F9 BB		0-0 WP F9 2B	0-0 4-3			0-0 4-3		4-0 BB BB	3	2	1	1	2	0	1											
Danny O'Connell, R OBP: 0.288, SLG: 0.406 (1, 6)	0-0 PB 1B		4-0 CS BB	0-3 K			0-0 5-3		0-0 FC5-2 3B	4	0	1	2	1	1	3											
Danny Murtaugh, R OBP: 0.370, SLG: 0.398 (1, 4)	0-0 F9		0-0 F9	0-0 5-3			0-0 1-3			4	0	0	2	0	0	2											
Clyde McCullough, R OBP: 0.369, SLG: 0.455 (1, 2)	4-0 3H 1-2 BB		4-0 3H K	0-3 L1			0-0 4-3			3	0	0	0	1	1	1											
Cliff Chambers, L OBP: 0.319, SLG: 0.379 (1, 1)	0-0 1-3		0-3 K	0-0 SH 1B F8 1B					0-3 K	4	1	1	0	0	2	2											
Inning Stats	R: 4 E: 0 K: 0 S: 5	H: 2 LOB: 2 BB: 4 P: 21	R: 0 E: 0 K: 3 S: 9	H: 0 LOB: 0 BB: 0 P: 9	R: 2 E: 0 K: 1 S: 5	H: 1 LOB: 2 BB: 2 P: 13	R: 0 E: 0 K: 1 S: 5	H: 0 LOB: 0 BB: 0 P: 5	R: 0 E: 0 K: 0 S: 3	H: 0 LOB: 0 BB: 0 P: 3	R: 0 E: 0 K: 0 S: 3	H: 0 LOB: 0 BB: 0 P: 3	R: 0 E: 0 K: 0 S: 3	H: 0 LOB: 0 BB: 0 P: 3	R: 1 E: 0 K: 1 S: 7	H: 2 LOB: 3 BB: 2 P: 15	1B: 5 2B: 1 3B: 1 HR: 0	SF: 0 SAC: 1 DP: 0 HBP: 0	WP: 1 PB: 1 SB: 0 CS: 1	PA: 42							
PITCHER	IP	WLS	BF	H	R	ER	SO	BB	IBB	HBP	BLK	WP	HR	S	P	ERA	WHIP										
Monk Dubiel, R ERA: 3.84 Johnny Schmitz, L ERA: 4.58 (1, 1) (1, 1)	0.1	L	6	2	4	4	0	2	1	0	0	0	0	3	15	108.00	12.000										
	8.2		36	5	5	4	7	5	0	0	0	1	0	45	65	4.15	1.154										

Pittsburgh Pirates @ Chicago Cubs
Wrigley Field, Chicago, IL
Fri Aug 18 1950, 3:33 AM CDT
Att: 3,823 - Unknown


AB 33
R 9
H 7
RBI 8
BB 8
SO 7
LOB 13



Batter	1	2	3	4	5	6	7	8	9	AB	R	H	RBI	BB	SO	LOB	BOTTOM										
Wayne Terwilliger, R OBP: 0.311, SLG: 0.356 (1, 4)	0-0 F8		0-0 1B		0-0 F4			0-0 1B F9 1B	0-0 F9	5	1	2	0	0	0	1											
Bob Borkowski, R OBP: 0.338, SLG: 0.431 (1, 9)	0-0 6-3		0-0 L8		0-0 6-3			0-0 BB 1B 1B		4	0	1	1	0	0	1											
Preston Ward, L OBP: 0.331, SLG: 0.420 (1, 3)	0-0 1-3		0-0 FC6-4 1B		0-0 F8			0-0 F9		4	0	1	1	0	0	1											
Hank Sauer, R OBP: 0.346, SLG: 0.471 (1, 7)		0-0 4-3		0-0 F8			0-0 F2		0-0 BB 1B	4	0	1	0	0	0	1											
Andy Patko, R OBP: 0.412, SLG: 0.625 (1, 8)		0-0 1B		0-0 FC6-4			0-0 5-3		4-0 1-2 2-3 BB	3	0	1	0	1	0	1											
Bill Serena, R OBP: 0.328, SLG: 0.398 (1, 5)		0-0 F7		0-0 F2			0-0 6-3		0-0 F8	4	0	0	0	0	0	5											
Roy Smalley, R OBP: 0.308, SLG: 0.441 (1, 6)		0-0 F9		0-0 F9			0-0 4-3		0-0 HR	4	1	1	1	0	0	1											
Mickey Owen, R OBP: 0.267, SLG: 0.289 Carl Sawatski, L (9, 2)			0-0 P6		0-0 1B		0-0 P4		0-0 6-3	3	0	1	0	0	0	0											
Monk Dubiel, R OBP: 0.156, SLG: 0.133 Johnny Schmitz, R OBP: 0.158, SLG: 0.179 Hal Jeffcoat, R OBP: 0.236, SLG: 0.301 (1, 1) (1, 1) (9, PH)			0-0 F8		0-0 L6		0-0 1B 1B		0-0 4-3	0	0	0	0	0	0	0											
Inning Stats	R: 0 E: 0 K: 0 S: 3	H: 0 LOB: 0 BB: 0 P: 3	R: 0 E: 0 K: 0 S: 4	H: 1 LOB: 1 BB: 0 P: 4	R: 0 E: 0 K: 0 S: 4	H: 1 LOB: 1 BB: 0 P: 4	R: 0 E: 0 K: 0 S: 4	H: 0 LOB: 0 BB: 0 P: 3	R: 0 E: 0 K: 0 S: 3	H: 0 LOB: 0 BB: 0 P: 3	R: 2 E: 0 K: 0 S: 7	H: 4 LOB: 3 BB: 1 P: 11	R: 1 E: 0 K: 0 S: 4	H: 1 LOB: 0 BB: 0 P: 4	1B: 8 2B: 0 3B: 0 HR: 1	SF: 0 SAC: 0 DP: 0 HBP: 0	WP: 0 PB: 0 SB: 0 CS: 0	PA: 37									
PITCHER	IP	WLS	BF	H	R	ER	SO	BB	IBB	HBP	BLK	WP	HR	S	P	ERA	WHIP										
Cliff Chambers, L ERA: 4.77 (1, 1)	9.0	W	37	9	3	3	0	1	0	0	0	0	1	36	40	3.00	1.111										

Pittsburgh Pirates @ Chicago Cubs
Wrigley Field, Chicago, IL
Fri Aug 18 1950, 3:33 AM CDT
Att: 3,823 - Unknown


AB 36
R 3
H 9
RBI 3
BB 1
SO 0
LOB 12



Batter	1	2	3	4	5	6	7	8	9	AB	R	H	RBI	BB	SO	LOB	TOP								
Pete Castiglione, R OBP: 0.384, SLG: 0.325	0-0 4-3			0-0 4-3	4-0 BB		0-0 F9	0-0 F9		4	0	0	0	1	0	1									
Tom Saffell, L OBP: 0.274, SLG: 0.268	0-0 5-3			0-0 2B	0-0 1B		0-0 P4		0-0 P4	5	1	1	0	0	0	2									
Johnny Hopp, L OBP: 0.419, SLG: 0.525	0-0 F8			0-0 1-H	0-0 HR		0-0 HR		0-0 1-3	5	2	3	2	0	0	0									
Ralph Kiner, R OBP: 0.424, SLG: 0.631		0-0 F8		0-0 2H	0-0 HR		0-3 K		0-0 P6	5	2	2	3	0	1	1									
Gus Bell, L OBP: 0.320, SLG: 0.418	0-0 F9			0-0 F7			0-0 BB		0-0 BB	5	3	3	0	0	0	0									
Danny O'Connell, R OBP: 0.298, SLG: 0.404	0-0 5-3			0-0 4-3			4-0 BB		0-0 F8	3	3	1	0	2	0	0									
Danny Murtaugh, R OBP: 0.373, SLG: 0.398			0-0 5-3				4-0 BB		0-0 BB	3	2	1	1	2	0	0									
Clyde McCullough, R OBP: 0.369, SLG: 0.470			0-0 L5				1-2 2-3		0-0 F8	5	0	2	6	0	0	2									
Mel Queen, R OBP: 0.094, SLG: 0.065			0-0 4-3				0-0 1-H		0-0 F7	1	0	0	0	0	0	0									
Murry Dickson, R OBP: 0.254, SLG: 0.276			4-3				0-0 2B		0-0 6-3	2	0	1	0	0	0	1									
Wally Westlake, R OBP: 0.341, SLG: 0.440							0-0 3B		0-0 F7	1	0	0	1	0	0	1									
Bill Werle, L OBP: 0.280, SLG: 0.283							0-0 3B		0-0 F7	0	0	0	0	0	0	0									
Inning Stats	R: 0 E: 0 K: 0 S: 3	H: 0 LOB: 0 BB: 0 P: 3	R: 0 E: 0 K: 0 S: 3	H: 0 LOB: 0 BB: 0 P: 3	R: 0 E: 0 K: 0 S: 3	H: 0 LOB: 0 BB: 0 P: 3	R: 3 E: 0 K: 0 S: 6	H: 3 LOB: 0 BB: 0 P: 6	R: 0 E: 0 K: 1 S: 4	H: 1 LOB: 2 BB: 1 P: 8	R: 4 E: 0 K: 1 S: 7	H: 3 LOB: 0 BB: 2 P: 15	R: 0 E: 0 K: 0 S: 4	H: 1 LOB: 1 BB: 0 P: 4	R: 2 E: 0 K: 0 S: 5	H: 2 LOB: 1 BB: 1 P: 9	R: 4 E: 0 K: 0 S: 6	H: 4 LOB: 1 BB: 1 P: 10	1B: 5 2B: 5 3B: 1 HR: 3	SF: 0 SAC: 0 DP: 0 HBP: 0	WP: 0 PB: 0 SB: 0 CS: 1	PA: 44			
PITCHER	IP	WLS	BF	H	R	ER	SO	BB	IBB	HBP	BLK	WP	HR	S	P	ERA	WHIP								
Doyle Lade, R ERA: 4.78	5.1	23	6	5	5	1	1	0	0	0	0	0	2	24	28	8.44	1.312								
Johnny Klipstein, R ERA: 5.45	0.0	2	0	0	0	0	2	0	0	0	0	0	0	0	8	∞	∞								
Dutch Leonard, R ERA: 4.59	1.2	6	2	2	2	0	0	0	0	0	0	0	0	6	6	10.80	1.200								
Bob Rush, R ERA: 4.03	1.0	L	6	2	2	2	0	1	0	0	0	0	0	5	9	18.00	3.000								
Johnny Schmitz, L ERA: 4.78	1.0	7	4	4	4	0	1	0	0	0	0	0	1	6	10	36.00	5.000								

Pittsburgh Pirates @ Chicago Cubs
Wrigley Field, Chicago, IL
Sat Aug 19 1950, 3:33 AM CDT
Att: 13,290 - Unknown


AB 39
R 13
H 14
RBI 13
BB 5
SO 1
LOB 8





Batter	1	2	3	4	5	6	7	8	9	AB	R	H	RBI	BB	SO	LOB	BOTTOM									
Wayne Terwilliger, R OBP: 0.310, SLG: 0.359	0-0 6-3	0-0 1-3		0-0 2H	0-0 3B		0-0 F7	0-0 5-3		5	0	1	1	0	0	0										
Bob Borkowski, R OBP: 0.335, SLG: 0.423	0-0 F8		0-3 K	0-0 P4			4-0 1B		0-0 6-3	4	1	0	0	1	1	1										
Preston Ward, L OBP: 0.333, SLG: 0.416	0-0 BB		4-0 1B				0-0 P4		0-0 P4	4	1	1	0	1	1	1										
Hank Sauer, R OBP: 0.349, SLG: 0.479	4-0 BB		0-3 K				0-0 HR		0-0 P3	4	2	2	1	1	1	1										
Andy Patko, R OBP: 0.413, SLG: 0.625	0-0 F7		4-0 1B				0-0 6-3		0-0 1B	3	1	1	2	1	0	2										
Bill Serena, R OBP: 0.330, SLG: 0.399		0-3 K	0-0 1-3				0-0 F9		0-0 FC4-6	4	0	2	2	0	1	0										
Roy Smalley, R OBP: 0.310, SLG: 0.448		0-0 HR	0-0 CS				0-0 L9		0-0 FC4-6	3	2	1	1	1	0	1										
Mickey Owen, R OBP: 0.267, SLG: 0.302		0-0 HR		0-3 K			0-0 5-3		0-0 5-3	4	1	1	1	0	1	1										
Doyle Lade, R ERA: 4.78	5.1	23	6	5	5	1	1	0	0	0	0	0	0	0	1	1										
Johnny Klipstein, R ERA: 5.45	0.0	2	0	0	0	0	2	0	0	0	0	0	0	0	0	0										
Dutch Leonard, R ERA: 4.59	1.2	6	2	2	2	0	0	0	0	0	0	0	0	6	6	10.80	1.200									
Bob Rush, R ERA: 4.03	1.0	L	6	2	2	2	0	1	0	0	0	0	0	5	9	18.00	3.000									
Johnny Schmitz, R ERA: 4.78	1.0	7	4	4	4	0	1	0	0	0	0	0	1	6	10	36.00	5.000									
Inning Stats	R: 0 E: 0 K: 0 S: 4	H: 1 LOB: 2 BB: 1 P: 8	R: 2 E: 0 K: 2 S: 9	H: 2 LOB: 0 BB: 0 P: 9	R: 1 E: 0 K: 2 S: 7	H: 1 LOB: 1 BB: 2 P: 15	R: 1 E: 0 K: 1 S: 6	H: 1 LOB: 1 BB: 1 P: 10	R: 1 E: 0 K: 1 S: 6	H: 1 LOB: 0 BB: 0 P: 6	R: 0 E: 0 K: 1 S: 5	H: 0 LOB: 0 BB: 0 P: 5	R: 3 E: 0 K: 0 S: 6	H: 3 LOB: 1 BB: 1 P: 10	R: 0 E: 0 K: 0 S: 3	H: 0 LOB: 0 BB: 0 P: 3	R: 0 E: 0 K: 0 S: 3	H: 0 LOB: 0 BB: 0 P: 3	1B: 4 2B: 1 3B: 1 HR: 3	SF: 0 SAC: 0 DP: 0 HBP: 0	WP: 0 PB: 0 SB: 1 CS: 1	PA: 41				
PITCHER	IP	WLS	BF	H	R	ER	SO	BB	IBB	HBP	BLK	WP	HR	S	P	ERA	WHIP									
Mel Queen, R ERA: 5.32	3.2	19	4	4	4	2	1	0	0	0	0	0	1	18	22	10.80	1.500									
Murry Dickson, R ERA: 4.14	3.1	W	15	4	4	4	2	1	0	0	0	0	0	1	18	22	10.80	1.500								
Bill Werle, L ERA: 4.4	2.0	S	6	0	0	0	0	0	0	0	0	0	0	6	6	0.00	0.000									

Pittsburgh Pirates @ Chicago Cubs
Wrigley Field, Chicago, IL
Sat Aug 19 1950, 3:33 AM CDT
Att: 13,290 - Unknown

AB 35
R 8
H 9
RBI 8
BB 5
SO 7
LOB 8



Batter	1	2	3	4	5	6	7	8	9	AB	R	H	RBI	BB	SO	LOB	TOP																		
Johnny Berardino, R (1.5) OBP: 0.583, SLG: 0.444											0	0	0	0	0	0	0	Pittsburgh Pirates @ Chicago Cubs Wrigley Field, Chicago, IL Sun Aug 20 1950, 3:38 AM CDT Att: 29,589 - Unknown livebaseballscorecards.com																	
Tom Saffell, L (1.8) OBP: 0.266, SLG: 0.260											0	0	0	0	0	0	0																		
Johnny Hopp, L (1.3) OBP: 0.419, SLG: 0.525											0	0	0	0	0	0	0																		
Ralph Kiner, R (1.7) OBP: 0.420, SLG: 0.625											0	0	0	0	0	0	0																		
Gus Bell, L (1.9) OBP: 0.320, SLG: 0.418											0	0	0	0	0	0	0																		
Danny O'Connell, R (1.6) OBP: 0.297, SLG: 0.396											0	0	0	0	0	0	0																		
Danny Murtaugh, R (1.4) OBP: 0.369, SLG: 0.393											0	0	0	0	0	0	0																		
Ray Mueller, R (1.2) OBP: 0.311, SLG: 0.443											0	0	0	0	0	0	0																		
Bill MacDonald, R (1.1) OBP: 0.206, SLG: 0.129											0	0	0	0	0	0	0																		
Inning Stats											1B: 0	SF: 0	WP: 0	PA: 0	2B: 0	SAC: 0	PB: 0		3B: 0	DP: 0	SB: 0	CS: 0	HR: 0	HBP: 0											
PITCHER Frank Hiller, R (1.1) ERA: 3.71	IP	WLS	BF	H	R	ER	SO	BB	IBB	HBP	BLK	WP	HR	S	P	ERA	WHIP																		
																		PITCHER	IP	WLS	BF	H	R	ER	SO	BB	IBB	HBP	BLK	WP	HR	S	P	ERA	WHIP


Batter	1	2	3	4	5	6	7	8	9	AB	R	H	RBI	BB	SO	LOB	BOTTOM																		
Wayne Terwilliger, R (1.4) OBP: 0.306, SLG: 0.355											0	0	0	0	0	0	0	Pittsburgh Pirates @ Chicago Cubs Wrigley Field, Chicago, IL Sun Aug 20 1950, 3:38 AM CDT Att: 29,589 - Unknown livebaseballscorecards.com																	
Carmen Mauro, L (1.9) OBP: 0.284, SLG: 0.356											0	0	0	0	0	0	0																		
Preston Ward, L (1.3) OBP: 0.332, SLG: 0.408											0	0	0	0	0	0	0																		
Hank Sauer, R (1.7) OBP: 0.348, SLG: 0.477											0	0	0	0	0	0	0																		
Andy Patko, R (1.8) OBP: 0.414, SLG: 0.632											0	0	0	0	0	0	0																		
Bill Serena, R (1.5) OBP: 0.332, SLG: 0.401											0	0	0	0	0	0	0																		
Roy Smalley, R (1.6) OBP: 0.309, SLG: 0.446											0	0	0	0	0	0	0																		
Rube Walker, L (1.2) OBP: 0.290, SLG: 0.355											0	0	0	0	0	0	0																		
Frank Hiller, R (1.1) OBP: 0.174, SLG: 0.136											0	0	0	0	0	0	0																		
Inning Stats											1B: 0	SF: 0	WP: 0	PA: 0	2B: 0	SAC: 0	PB: 0		3B: 0	DP: 0	SB: 0	CS: 0	HR: 0	HBP: 0											
PITCHER Bill MacDonald, R (1.1) ERA: 4.73	IP	WLS	BF	H	R	ER	SO	BB	IBB	HBP	BLK	WP	HR	S	P	ERA	WHIP																		
																		PITCHER	IP	WLS	BF	H	R	ER	SO	BB	IBB	HBP	BLK	WP	HR	S	P	ERA	WHIP

Batter	1	2	3	4	5	6	7	8	9	AB	R	H	RBI	BB	SO	LOB	TOP					
Pee Wee Reese, R OBP: 0.364, SLG: 0.374 (1, 6)										5	0	0	0	0	1	4	Brooklyn Dodgers @ Pittsburgh Pirates Forbes Field, Pittsburgh, PA Mon Aug 21 1950, 3:33 AM EDT Att: 7,666 - Unknown					
Jim Russell, S OBP: 0.345, SLG: 0.459 (1, 7)										4	1	0	0	1	1	1						
Duke Snider, L OBP: 0.377, SLG: 0.534 (1, 8)										5	0	1	0	0	0	1						
Jackie Robinson, R OBP: 0.422, SLG: 0.516 (1, 4)										3	1	1	0	1	0	0						
Carl Furillo, R OBP: 0.361, SLG: 0.493 (1, 9)										3	1	1	1	1	0	2						
Gil Hodges, R OBP: 0.388, SLG: 0.509 (1, 3)										4	0	0	0	0	0	2						
Roy Campanella, R OBP: 0.372, SLG: 0.555 (1, 2)										3	0	2	0	0	0	0						
Billy Cox, R OBP: 0.310, SLG: 0.385 (1, 5)										3	0	1	0	1	0	1						
Don Newcombe, L OBP: 0.347, SLG: 0.364 (1, 1)										4	0	2	1	0	0	5						
Inning Stats	R: 0 E: 0 K: 1 S: 7	H: 0 LOB: 0 BB: 0 P: 10	R: 2 E: 1 K: 0 S: 11	H: 3 LOB: 2 BB: 1 P: 25	R: 0 E: 0 K: 0 S: 4	H: 0 LOB: 0 BB: 0 P: 5	R: 0 E: 0 K: 0 S: 7	H: 1 LOB: 1 BB: 0 P: 9	R: 1 E: 0 K: 0 S: 12	H: 2 LOB: 2 BB: 2 P: 23	R: 0 E: 0 K: 0 S: 7	H: 0 LOB: 0 BB: 0 P: 10	R: 0 E: 0 K: 0 S: 8	H: 1 LOB: 1 BB: 0 P: 11	R: 0 E: 0 K: 0 S: 9	H: 1 LOB: 3 BB: 1 P: 17	R: 0 E: 0 K: 1 S: 5	H: 0 LOB: 0 BB: 0 P: 10	1B: 7 2B: 1 3B: 0 HR: 0	SF: 0 SAC: 0 DP: 1 HBP: 1	WP: 0 PB: 0 SB: 2 CS: 0	PA: 39
PITCHER Bill Werle, L ERA: 4.32 (1, 1)	IP: 9.0 WLS: L BF: 39 H: 8 R: 3 ER: 3 SO: 2 BB: 3 IBB: 1 HBP: 1 BLK: 0 WP: 0 HR: 0 S: 70 P: 120 ERA: 3.00 WHIP: 1.222															PITCHER						

Batter	1	2	3	4	5	6	7	8	9	AB	R	H	RBI	BB	SO	LOB	BOTTOM					
Johnny Berardino, R OBP: 0.381, SLG: 0.278 (1, 5)										4	0	0	0	0	0	1	Brooklyn Dodgers @ Pittsburgh Pirates Forbes Field, Pittsburgh, PA Mon Aug 21 1950, 3:33 AM EDT Att: 7,666 - Unknown					
Tom Saffell, L OBP: 0.248, SLG: 0.241 (1, 8)										4	0	0	0	0	0	0						
Johnny Hopp, L OBP: 0.427, SLG: 0.536 (1, 3)										3	1	2	0	1	0	0						
Ralph Kiner, R OBP: 0.424, SLG: 0.632 (1, 7)										4	0	3	0	0	0	1						
Gus Bell, L OBP: 0.312, SLG: 0.407 (1, 9)										4	0	0	0	0	0	6						
Danny O'Connell, R OBP: 0.301, SLG: 0.395 (1, 6)										4	1	2	1	0	1	2						
Danny Murtaugh, R OBP: 0.369, SLG: 0.391 (1, 4)										4	0	1	0	0	0	2						
Clyde McCullough, R OBP: 0.370, SLG: 0.463 (1, 2)										4	0	1	1	0	0	2						
Bill Werle, L OBP: 0.283, SLG: 0.286 Wally Westlake, R (9, PH) OBP: 0.346, SLG: 0.443 (1, 1)										3	0	1	0	0	0	2						
Inning Stats	R: 0 E: 0 K: 0 S: 11	H: 2 LOB: 2 BB: 0 P: 15	R: 0 E: 0 K: 0 S: 9	H: 0 LOB: 0 BB: 0 P: 9	R: 0 E: 0 K: 0 S: 6	H: 0 LOB: 0 BB: 0 P: 8	R: 2 E: 0 K: 0 S: 11	H: 4 LOB: 2 BB: 0 P: 17	R: 0 E: 0 K: 0 S: 5	H: 0 LOB: 0 BB: 0 P: 7	R: 0 E: 0 K: 0 S: 13	H: 2 LOB: 2 BB: 0 P: 15	R: 0 E: 0 K: 0 S: 6	H: 1 LOB: 0 BB: 0 P: 9	R: 0 E: 0 K: 1 S: 7	H: 1 LOB: 2 BB: 1 P: 16	R: 0 E: 0 K: 0 S: 6	H: 0 LOB: 0 BB: 0 P: 10	1B: 9 2B: 2 3B: 0 HR: 0	SF: 0 SAC: 0 DP: 2 HBP: 0	WP: 0 PB: 0 SB: 0 CS: 1	PA: 36
PITCHER Don Newcombe, R ERA: 4.27 (1, 1)	IP: 9.0 WLS: W BF: 36 H: 10 R: 2 ER: 2 SO: 1 BB: 1 IBB: 0 HBP: 0 BLK: 0 WP: 0 HR: 0 S: 74 P: 106 ERA: 2.00 WHIP: 1.222															PITCHER						

Batter	1	2	3	4	5	6	7	8	9	AB	R	H	RBI	BB	SO	LOB	TOP					
Pee Wee Reese, R OBP: 0.364, SLG: 0.371 (1, 6)	F7	1-3		4-3					F9	5	0	1	0	1	0	1	Brooklyn Dodgers @ Pittsburgh Pirates Forbes Field, Pittsburgh, PA Tue Aug 22 1950, 3:33 AM EDT Att: 19,526 - Unknown					
Gene Hermanski, L OBP: 0.378, SLG: 0.482 (1, 7)	2B	3B		3B	BB	FC6-4	CS	FC4-6	FC4-6	3	2	1	0	2	0	2						
Duke Snider, L OBP: 0.375, SLG: 0.535 (1, 8)	K	F5		FC8-4	3B		F8	F7	F7	5	1	1	1	0	1	5						
Jackie Robinson, R OBP: 0.424, SLG: 0.517 (1, 4)	2B	BB		L6		FC8-4	BB	CS	2B	3	2	1	0	2	0	0						
Carl Furillo, R OBP: 0.365, SLG: 0.499 (1, 9)	2B			HR	BB	FC8-4	1B	FC6-5	2B	3	2	2	3	2	0	1						
Gil Hodges, R OBP: 0.380, SLG: 0.506 (1, 3)	2B			HR	BB	FC6-5	1B	FC6-4	4-3	2	2	0	1	3	0	2						
Roy Campanella, R OBP: 0.372, SLG: 0.560 (1, 2)	K			HR	IBB	F8	1B	F8	1-3	4	1	1	3	1	1	4						
Billy Cox, R OBP: 0.311, SLG: 0.384 (1, 5)				F8	1B	FC6-4		FC6-4	F8	4	0	1	2	1	0	1						
Erv Palica, R OBP: 0.231, SLG: 0.308 (1, 1)				6-3		F8			5-3	3	0	0	0	0	0	3						
Dan Bankhead, R OBP: 0.289, SLG: 0.278 (6, 1)										2	0	0	0	0	1	0						
Ralph Branca, R OBP: 0.194, SLG: 0.296 (9, 1)										0	0	0	0	0	0	0						
Inning Stats	R: 2 E: 0 K: 2 S: 17	H: 2 LOB: 2 BB: 2 P: 33	R: 0 E: 0 K: 0 S: 14	H: 0 LOB: 2 BB: 2 P: 27	R: 3 E: 0 K: 0 S: 12	H: 1 LOB: 0 BB: 2 P: 24	R: 4 E: 0 K: 0 S: 15	H: 2 LOB: 2 BB: 4 P: 36	R: 0 E: 0 K: 0 S: 4	H: 0 LOB: 1 BB: 0 P: 7	R: 1 E: 0 K: 0 S: 12	H: 2 LOB: 1 BB: 0 P: 19	R: 0 E: 0 K: 1 S: 9	H: 0 LOB: 1 BB: 1 P: 14	R: 0 E: 0 K: 0 S: 12	H: 0 LOB: 1 BB: 1 P: 20	R: 0 E: 0 K: 0 S: 10	H: 0 LOB: 0 BB: 0 P: 14	1B: 2 2B: 3 3B: 2 HR: 1	SF: 0 SAC: 0 DP: 0 HBP: 0	WP: 1 PB: 0 SB: 0 CS: 1	PA: 47
PITCHER	IP WLS BF H R ER SO BB IBB HBP BLK WP HR S P ERA WHIP																					
Mel Queen, R ERA: 5.38 (1, 1)	2.0 L 12 2 2 2 2 4 0 0 0 0 0 0 31 60 9.00 3.000																					
Vic Lombardi, L ERA: 7.5 (3, 1)	0.1 4 1 3 3 0 2 0 0 0 0 0 1 6 17 81.00 9.000																					
Bill Piro, R ERA: 11.63 (3, 1)	1.1 9 1 4 4 0 3 1 0 0 0 1 0 17 39 27.00 3.000																					
Murry Dickson, R ERA: 4.12 (4, 1)	4.1 18 4 1 1 1 2 0 0 0 0 0 0 41 64 2.08 1.385																					
Bill MacDonald, R ERA: 4.62 (9, 1)	1.0 3 0 0 0 0 0 0 0 0 0 0 0 10 14 0.00 0.000																					

AB 34
R 10
H 8
RBI 10
BB 12
SO 3
LOB 19



Batter	1	2	3	4	5	6	7	8	9	AB	R	H	RBI	BB	SO	LOB	BOTTOM					
Johnny Berardino, R OBP: 0.308, SLG: 0.217 (1, 5)	F3			F6					5-3	5	0	0	0	0	0	0	Brooklyn Dodgers @ Pittsburgh Pirates Forbes Field, Pittsburgh, PA Tue Aug 22 1950, 3:33 AM EDT Att: 19,526 - Unknown					
Tom Saffell, L OBP: 0.270, SLG: 0.268 (1, 8)	2B			1B	BB	BB	1B		K	4	1	3	0	1	1	0						
Ralph Kiner, R OBP: 0.423, SLG: 0.627 (1, 7)	5-3			F7	2B	1B	BB		F8	3	1	0	0	2	0	2						
Wally Westlake, R OBP: 0.345, SLG: 0.448 (1, 9)	5-3			K	F2	F8			HR	5	1	1	1	0	1	6						
Danny O'Connell, R OBP: 0.315, SLG: 0.417 (1, 6)				1B	1B	FC5-4	BB	6-3	0-1	4	4	3	1	1	0	0						
Jack Phillips, R OBP: 0.370, SLG: 0.500 (1, 3)	K			FC5-4	BB	1-2	BB	6-3	1-2	4	0	2	3	1	1	1						
Danny Murtaugh, R OBP: 0.371, SLG: 0.393 (1, 4)				FC5-4	BB	F5		F9	K	1	0	1	0	0	0	0						
Pete Castiglione, R OBP: 0.298, SLG: 0.315 (4, PH)				FC5-4	BB	F5		F9	K	3	0	0	0	0	0	3						
Ray Mueller, R OBP: 0.304, SLG: 0.432 (9, PH)				1-2	2-3				K	1	0	0	0	0	1	1						
Clyde McCullough, R OBP: 0.372, SLG: 0.479 (1, 2)				E5				K		4	1	2	3	0	1	1						
Mel Queen, R OBP: 0.294, SLG: 0.095 (2, PH)				G4-6-3				F2		0	0	0	0	0	0	0						
Johnny Phipps, L OBP: 0.426, SLG: 0.534 (3, 1)				G4-6-3						1	0	0	0	0	0	2						
Vic Lombardi, L OBP: 0.297, SLG: 0.299 (3, 1)										0	0	0	0	0	0	0						
Bill Piro, R OBP: 0.296, SLG: 0.299 (3, 1)										0	0	0	0	0	0	0						
Bill Piro, R OBP: 0.296, SLG: 0.299 (3, 1)										0	0	0	0	0	0	0						
Murry Dickson, R OBP: 0.296, SLG: 0.299 (4, 1)										2	0	0	0	0	1	2						
Gus Bell, L OBP: 0.402, SLG: 0.327 (8, PH)										1	0	0	0	0	0	0						
Bill MacDonald, R OBP: 0.194, SLG: 0.121 (9, 1)										0	0	0	0	0	0	0						
Inning Stats	R: 0 E: 0 K: 0 S: 9	H: 1 LOB: 1 BB: 0 P: 14	R: 1 E: 0 K: 1 S: 10	H: 3 LOB: 1 BB: 0 P: 14	R: 0 E: 0 K: 1 S: 9	H: 1 LOB: 1 BB: 0 P: 12	R: 1 E: 0 K: 0 S: 9	H: 0 LOB: 1 BB: 2 P: 18	R: 3 E: 0 K: 0 S: 15	H: 2 LOB: 1 BB: 1 P: 27	R: 1 E: 0 K: 1 S: 13	H: 2 LOB: 2 BB: 1 P: 25	R: 0 E: 0 K: 0 S: 6	H: 0 LOB: 0 BB: 0 P: 9	R: 0 E: 0 K: 1 S: 6	H: 0 LOB: 0 BB: 0 P: 6	R: 2 E: 0 K: 2 S: 18	H: 3 LOB: 1 BB: 0 P: 27	1B: 7 2B: 3 3B: 0 HR: 2	SF: 0 SAC: 0 DP: 2 HBP: 0	WP: 0 PB: 0 SB: 0 CS: 0	PA: 43
PITCHER	IP WLS BF H R ER SO BB IBB HBP BLK WP HR S P ERA WHIP																					
Erv Palica, R ERA: 3.97 (1, 1)	5.0 W 26 6 6 6 2 4 0 0 0 0 0 1 55 91 10.80 2.400																					
Dan Bankhead, R ERA: 5.65 (6, 1)	3.2 16 4 2 2 3 1 0 0 0 0 0 1 37 56 4.91 1.364																					
Ralph Branca, R ERA: 4.7 (9, 1)	0.1 S 1 0 0 0 1 0 0 0 0 0 0 0 3 5 0.00 0.000																					

AB 38
R 8
H 12
RBI 8
BB 5
SO 6
LOB 18



Batter	1	2	3	4	5	6	7	8	9	10	11	12	13	14	15	16	17	AB	R	H	RBI	BB	SO	LOB	TOP											
Pee Wee Reese, R OBP: 0.364, SLG: 0.366 (1, 4)																		5	0	0	0	3	0	5												
Jim Russell, S OBP: 0.341, SLG: 0.448 (1, 7)																		5	1	0	0	1	1	4												
Tommy Brown, R OBP: 0.333, SLG: 0.607 (14, 7)																		1	0	1	1	0	0	0												
Gene Hermanski, L OBP: 0.381, SLG: 0.500 (14, 7)																		1	1	1	1	0	0	0												
Duke Snider, L OBP: 0.375, SLG: 0.532 (1, 8)																		8	0	2	2	0	3	4												
Jackie Robinson, R OBP: 0.417, SLG: 0.509 (1, 4)																		7	0	0	0	0	1	2												
Eddie Meksis, R OBP: 0.220, SLG: 0.250 (15, 4)																		1	0	0	0	0	1	0												
Carl Furillo, R OBP: 0.365, SLG: 0.500 (1, 9)																		7	2	2	0	1	1	1												
Gil Hodges, R OBP: 0.386, SLG: 0.503 (1, 3)																		7	0	1	1	0	1	1												
Roy Campanella, R OBP: 0.380, SLG: 0.500 (1, 2)																		5	2	3	1	3	0	1												
Billy Cox, R OBP: 0.355, SLG: 0.376 (1, 5)																		6	0	0	0	0	0	6												
Carl Erskine, R OBP: 0.200, SLG: 0.200 (1, 1)																		3	1	1	0	0	0	2												
Ralph Branca, R OBP: 0.212, SLG: 0.310 (9, 1)																		2	0	1	0	0	1	1												
Inning Stats	R: 0 E: 0 K: 0 S: 5	H: 0 LOB: 0 BB: 1 P: 12	R: 0 E: 0 K: 0 S: 8	H: 0 LOB: 0 BB: 0 P: 12	R: 3 E: 1 K: 0 S: 17	H: 2 LOB: 1 BB: 2 P: 31	R: 0 E: 0 K: 0 S: 6	H: 0 LOB: 0 BB: 0 P: 9	R: 0 E: 0 K: 0 S: 8	H: 0 LOB: 0 BB: 0 P: 11	R: 0 E: 0 K: 0 S: 5	H: 0 LOB: 0 BB: 0 P: 8	R: 0 E: 0 K: 0 S: 8	H: 1 LOB: 1 BB: 0 P: 14	R: 0 E: 0 K: 0 S: 6	H: 1 LOB: 1 BB: 0 P: 11	R: 0 E: 0 K: 0 S: 9	H: 0 LOB: 0 BB: 0 P: 14	R: 0 E: 0 K: 0 S: 5	H: 0 LOB: 0 BB: 0 P: 7	R: 0 E: 0 K: 0 S: 8	H: 0 LOB: 1 BB: 1 P: 19	R: 0 E: 0 K: 0 S: 10	H: 0 LOB: 0 BB: 0 P: 20	R: 1 E: 0 K: 0 S: 10	H: 2 LOB: 2 BB: 1 P: 17	R: 0 E: 0 K: 0 S: 10	H: 0 LOB: 0 BB: 0 P: 16	R: 0 E: 0 K: 0 S: 8	H: 0 LOB: 1 BB: 1 P: 13	R: 2 E: 0 K: 2 S: 15	H: 3 LOB: 1 BB: 0 P: 19	1B: 8 2B: 2 3B: 1 HR: 1	SF: 0 SAC: 4 DP: 2 HBP: 0	WP: 0 PB: 0 SB: 2 CS: 0	PA: 70
PITCHER	IP: 8.0 WLS: 32 BF: 5 ER: 4 SO: 4 BB: 4 HBP: 4 BLK: 4 WP: 0 HR: 0 S: 66 P: 108 ERA: 4.50 WHIP: 1.000	IP: 1.0 WLS: 3 BF: 1 ER: 0 SO: 0 BB: 0 HBP: 0 BLK: 0 WP: 0 HR: 0 S: 6 P: 11 ERA: 0.00 WHIP: 1.000	IP: 9.1 WLS: 22 BF: 3 ER: 1 SO: 1 BB: 2 HBP: 4 BLK: 0 WP: 0 HR: 0 S: 41 P: 77 ERA: 1.80 WHIP: 1.400	IP: 10.1 WLS: 23 BF: 3 ER: 2 SO: 6 BB: 1 HBP: 0 BLK: 0 WP: 1 HR: 33 S: 48 P: 133 ERA: 6.00 WHIP: 1.333																																

Brooklyn Dodgers @ Pittsburgh Pirates
Forbes Field, Pittsburgh, PA
Wed Aug 23 1950, 3:33 AM EDT
Att. 16,382 - Unknown

AB: 58
R: 7
H: 12
RBI: 6
BB: 8
SO: 9
LOB: 27

Batter	1	2	3	4	5	6	7	8	9	10	11	12	13	14	15	16	17	AB	R	H	RBI	BB	SO	LOB	BOTTOM											
Pete Castiglione, R OBP: 0.301, SLG: 0.323 (1, 9)																		7	1	2	0	1	0	1												
Tom Saffell, L OBP: 0.269, SLG: 0.267 (1, 8)																		8	0	2	1	0	1	4												
Ralph Kiner, R OBP: 0.421, SLG: 0.627 (1, 7)																		6	1	1	1	1	2	2												
Wally Westlake, R OBP: 0.344, SLG: 0.445 (1, 9)																		7	1	2	0	0	0	2												
Danny O'Connell, R OBP: 0.306, SLG: 0.423 (1, 6)																		7	1	1	2	0	2	1												
Clyde McCullough, R OBP: 0.363, SLG: 0.472 (1, 3)																		7	0	1	0	0	0	0												
Jack Phillips, R OBP: 0.383, SLG: 0.519 (1, 3)																		6	1	3	0	1	0	0												
Johnny Beardo, R OBP: 0.270, SLG: 0.302 (8, 9)																		2	0	0	0	0	0	2												
Murry Dickson, R OBP: 0.271, SLG: 0.337 (9, 4)																		1	0	0	0	0	1	1												
Cliff Chambers, L OBP: 0.370, SLG: 0.368 (1, 1)																		2	0	0	0	0	2	0												
Gus Bell, L OBP: 0.313, SLG: 0.408 (9, 4)																		1	0	1	0	0	0	0												
Hank Schenz, R OBP: 0.271, SLG: 0.337 (9, 4)																		1	0	0	0	0	0	3												
Stan Rojek, R OBP: 0.320, SLG: 0.324 (13, 4)																		3	0	1	1	0	1	0												
Inning Stats	R: 0 E: 0 K: 0 S: 4	H: 0 LOB: 0 BB: 0 P: 7	R: 0 E: 0 K: 0 S: 4	H: 0 LOB: 0 BB: 0 P: 4	R: 0 E: 0 K: 1 S: 8	H: 1 LOB: 0 BB: 0 P: 12	R: 0 E: 0 K: 0 S: 6	H: 0 LOB: 0 BB: 0 P: 10	R: 0 E: 0 K: 0 S: 9	H: 0 LOB: 0 BB: 0 P: 13	R: 0 E: 0 K: 0 S: 5	H: 2 LOB: 2 BB: 0 P: 15	R: 1 E: 0 K: 0 S: 16	H: 3 LOB: 3 BB: 1 P: 25	R: 0 E: 0 K: 0 S: 6	H: 1 LOB: 1 BB: 1 P: 11	R: 0 E: 0 K: 0 S: 12	H: 1 LOB: 1 BB: 0 P: 18	R: 0 E: 0 K: 0 S: 4	H: 0 LOB: 0 BB: 0 P: 9	R: 0 E: 0 K: 0 S: 5	H: 0 LOB: 0 BB: 0 P: 6	R: 1 E: 0 K: 1 S: 9	H: 2 LOB: 1 BB: 0 P: 14	R: 0 E: 0 K: 0 S: 10	H: 0 LOB: 0 BB: 0 P: 13	R: 0 E: 0 K: 0 S: 10	H: 0 LOB: 0 BB: 0 P: 13	R: 0 E: 0 K: 0 S: 8	H: 0 LOB: 0 BB: 0 P: 13	R: 0 E: 0 K: 2 S: 10	H: 0 LOB: 0 BB: 0 P: 17	1B: 9 2B: 1 3B: 2 HR: 2	SF: 0 SAC: 0 DP: 3 HBP: 0	WP: 0 PB: 0 SB: 0 CS: 1	PA: 65
PITCHER	IP: 8.0 WLS: 30 BF: 8 ER: 4 SO: 4 BB: 4 HBP: 4 BLK: 4 WP: 0 HR: 0 S: 64 P: 108 ERA: 4.50 WHIP: 1.000	IP: 9.0 WLS: 35 BF: 6 ER: 1 SO: 8 BB: 2 HBP: 1 BLK: 0 WP: 0 HR: 0 S: 79 P: 120 ERA: 1.00 WHIP: 0.889																																		

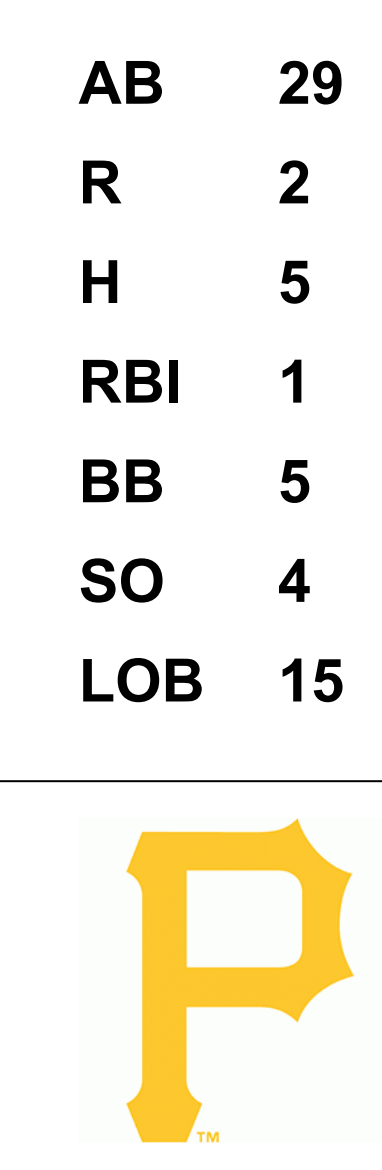
Brooklyn Dodgers @ Pittsburgh Pirates
Forbes Field, Pittsburgh, PA
Wed Aug 23 1950, 3:33 AM EDT
Att. 16,382 - Unknown

AB: 62
R: 5
H: 14
RBI: 5
BB: 3
SO: 11
LOB: 20

Batter	1	2	3	4	5	6	7	8	9	AB	R	H	RBI	BB	SO	LOB	TOP				
Eddie Waitkus, L OBP: 0.334, SLG: 0.343 (1, 3)	0-0 3-1		4-0 G4-6-3 BB		0-0 L8		0-0 F8		0-0 SH3-4 F8 2B	4	1	1	0	1	0	0	Philadelphia Phillies @ Pittsburgh Pirates Forbes Field, Pittsburgh, PA Thu Aug 24 1950, 3:33 AM EDT Att: 9,096 - Unknown				
Richie Ashburn, L OBP: 0.379, SLG: 0.418 (1, 8)	0-3 K		0-0 G4-6-3 1-2		0-0 5-3		0-0 1B 2B		0-0 SH3-4 2-3	4	0	1	0	0	1	2					
Dick Sisler, L OBP: 0.382, SLG: 0.455 (1, 7)	0-0 G3			0-0 SH2-4 BB 3B 1B	0-0 1B		0-0 P5		0-0 F8	5	1	2	1	0	0	1					
Del Ennis, R OBP: 0.358, SLG: 0.568 (1, 9)		0-0 1B		4-0 SH2-4 BB 3B 1-2	0-3 K		0-0 FC6-4 1B		0-0 6-3	4	1	2	0	1	1	1					
Willie Jones, R OBP: 0.369, SLG: 0.530 (1, 5)	0-0 F8		0-0 SH2-4		0-0 F3		0-0 FC6-4 1B			3	0	0	0	0	0	3					
Granny Hamner, R OBP: 0.315, SLG: 0.397 (1, 6)	0-0 F9		0-0 1B 3B 2-H 3-H		0-0 PB 1B		0-0 F8			4	1	2	2	0	0	1					
Andy Seminick, R OBP: 0.413, SLG: 0.555 (1, 2)	0-3 K		0-0 5-3		0-0 F8		0-0 1B 1B			4	0	1	0	0	1	3					
Mike Goliat, R OBP: 0.325, SLG: 0.389 (1, 4)			0-3 K	0-0 FC4-6 1B	4-0 BB		0-0 G5-4-3 1B			3	0	2	1	1	1	0					
Bubba Church, R OBP: 0.219, SLG: 0.281 (1, 1)			0-0 2B	0-0 FC4-6 1-2	0-3 K		0-0 G5-4-3		0-0 G5-4-3	4	0	1	0	0	1	5					
Inning Stats	R: 0 E: 0 K: 1 S: 5	H: 0 LOB: 0 BB: 0 P: 5	R: 0 E: 0 K: 1 S: 6	H: 1 LOB: 1 BB: 0 P: 6	R: 0 E: 0 K: 1 S: 5	H: 1 LOB: 1 BB: 1 P: 9	R: 3 E: 0 K: 0 S: 6	H: 3 LOB: 1 BB: 1 P: 10	R: 0 E: 0 K: 1 S: 6	H: 1 LOB: 1 BB: 0 P: 10	R: 0 E: 0 K: 0 S: 5	H: 2 LOB: 2 BB: 0 P: 5	R: 0 E: 0 K: 0 S: 4	H: 2 LOB: 1 BB: 0 P: 4	R: 1 E: 0 K: 0 S: 4	H: 1 LOB: 0 BB: 0 P: 4	1B: 8 2B: 3 3B: 1 HR: 0	SF: 0 SAC: 2 DP: 2 HBP: 0	WP: 0 PB: 1 SB: 0 CS: 0	PA: 40	
PITCHER	IP	WLS	BF	H	R	ER	SO	BB	IBB	HBP	BLK	WP	HR	S	P	ERA	WHIP				
Vern Law, R ERA: 5.36 (1, 1)	8.0	L	36	11	3	3	5	3	0	0	0	0	0	43	55	3.38	1.750				
Murry Dickson, R ERA: 4.12 (9, 1)	1.0		4	1	1	1	0	0	0	0	0	0	0	4	4	9.00	1.000				

Batter	1	2	3	4	5	6	7	8	9	AB	R	H	RBI	BB	SO	LOB	BOTTOM					
Pete Castiglione, R OBP: 0.364, SLG: 0.323 (1, 5)	0-0 P4-3 1B		0-0 G6-4-3 1-2		0-0 G1-6-3 1-2			4-0 FC6-4 BB		3	0	1	0	1	0	4	Philadelphia Phillies @ Pittsburgh Pirates Forbes Field, Pittsburgh, PA Thu Aug 24 1950, 3:33 AM EDT Att: 9,096 - Unknown					
Tom Saffell, L OBP: 0.269, SLG: 0.260 (1, 8)	0-0 P4-3 1-1			4-0 FC7-5 E BB		0-3 K		0-0 P3		3	0	0	0	1	1	2						
Jack Phillips, R OBP: 0.370, SLG: 0.500 (1, 3)	0-3 K			0-0 E6 FC7-5 1B	0-0 F9		0-0 FC6-4			4	1	0	0	0	1	2						
Ralph Kiner, R OBP: 0.422, SLG: 0.626 (1, 7)		0-0 G1-6-3 1B		0-0 FC7-5 1B E	0-0 1B		0-0 1B		0-3 K	4	1	2	0	0	1	2						
Gus Bell, L OBP: 0.312, SLG: 0.405 (1, 9)	0-0 F7		0-0 E9 1-H 2-H	0-0 E9 1B	0-0 F7		0-0 F7		0-0 4-3	4	0	1	1	0	0	2						
Danny O'Connell, R OBP: 0.307, SLG: 0.419 (1, 6)	0-0 G1-6-3		0-0 F7		0-0 F9		0-0 F9		0-0 1B	4	0	1	0	0	0	1						
Clyde McCullough, R OBP: 0.359, SLG: 0.463 (1, 2)			0-0 5-3		0-0 4-3		0-0 6-3		0-3 K	4	0	0	0	0	1	1						
Johnny Berardino, R OBP: 0.323, SLG: 0.192 (1, 4)			4-0 BB BB	4-0 BB BB	4-0 E BB		0-0 F2			1	0	0	0	2	0	0						
Vern Law, R OBP: 0.143, SLG: 0.154 (1, 1)			4-0 BB BB	4-0 BB BB	0-0 E1		0-0 F9			1	0	0	0	1	0	1						
Johnny Hopp, L OBP: 0.423, SLG: 0.531 (8, PH)			4-0 G6-4-3 1-2		0-0 G1-6-3					1	0	0	0	0	0	0						
Murry Dickson, R OBP: 0.246, SLG: 0.267 (9, 1)										0	0	0	0	0	0	0						
Inning Stats	R: 0 E: 0 K: 1 S: 5	H: 1 LOB: 0 BB: 0 P: 5	R: 0 E: 0 K: 0 S: 3	H: 1 LOB: 0 BB: 0 P: 3	R: 0 E: 0 K: 0 S: 2	H: 0 LOB: 2 BB: 2 P: 10	R: 2 E: 2 K: 0 S: 4	H: 1 LOB: 0 BB: 1 P: 8	R: 0 E: 1 K: 0 S: 3	H: 0 LOB: 1 BB: 1 P: 7	R: 0 E: 0 K: 1 S: 6	H: 1 LOB: 1 BB: 0 P: 6	R: 0 E: 0 K: 0 S: 3	H: 0 LOB: 0 BB: 0 P: 3	R: 0 E: 0 K: 0 S: 3	H: 0 LOB: 1 BB: 1 P: 7	R: 0 E: 0 K: 2 S: 8	H: 1 LOB: 1 BB: 0 P: 8	1B: 5 2B: 1 3B: 0 HR: 0	SF: 0 SAC: 0 DP: 4 HBP: 0	WP: 0 PB: 0 SB: 0 CS: 0	PA: 34
PITCHER	IP	WLS	BF	H	R	ER	SO	BB	IBB	HBP	BLK	WP	HR	S	P	ERA	WHIP					
Bubba Church, R ERA: 2.19 (1, 1)	9.0	W	34	5	2	0	4	5	0	0	0	0	0	37	57	0.00	1.111					

AB 35
R 4
H 12
RBI 4
BB 3
SO 5
LOB 16



Batter	1	2	3	4	5	6	7	8	9	10	11	12	13	14	15	AB	R	H	RBI	BB	SO	LOB	TOP										
Eddie Waitkus, L OBP: 0.331, SLG: 0.340 (1, 3)	F6		1B 1B		L9		G3		F8		4-3			F8	F9	8	1	1	1	0	0	2											
Richie Ashburn, L OBP: 0.382, SLG: 0.420 (1, 8)	F8		1B 1B		6-3		1B E		1-3 1B		1-3			FC4-6 1B		7	1	4	1	0	0	0											
Dick Sisk, L OBP: 0.379, SLG: 0.449 (1, 7)	L6		K		1-3		E9 1B		1-3		F8			FC4-6 1B		7	0	1	0	0	1	4											
Del Ennis, R OBP: 0.301, SLG: 0.568 (1, 9)			E 2B			6-3								F8	F9	5	1	2	1	2	0	1											
Willie Jones, R OBP: 0.366, SLG: 0.526 (1, 5)	E4 2B				F2		F9 F3		F8					5-3		7	2	1	0	0	0	4											
Granny Hamner, R OBP: 0.317, SLG: 0.397 (1, 6)	1B 2B				IBB BB		F7		F8		4-3			F7		5	1	1	1	2	0	0											
Andy Seminick, R OBP: 0.417, SLG: 0.563 (1, 2)	G6-4-3 1B				IBB		F9 G3 BB		5-3		HR			F8		5	2	2	1	2	0	2											
Mike Goliat, R OBP: 0.324, SLG: 0.385 (1, 4)	G6-4-3 1B				F9		F9 G3 BB 1B				F3			K		6	1	1	0	1	1	5											
Curt Simmons, L OBP: 0.247, SLG: 0.179 (1, 1)					4-3		F9		1-3		K			G3		2	0	0	0	0	1	2											
Russ Meyer, S OBP: 0.179, SLG: 0.184 (5, 1)					K											0	0	0	0	0	0	0											
Bill Nicholson, L OBP: 0.238, SLG: 0.490 (7, PH)																1	0	0	0	0	2												
Jim Konstanty, R OBP: 0.087, SLG: 0.087 (7, 1)																4	0	1	1	0	1	1											
Inning Stats	R: 0 E: 0 K: 0 S: 3	H: 0 LOB: 0 BB: 0 P: 3	R: 2 E: 1 K: 0 S: 5	H: 3 LOB: 0 BB: 0 P: 5	R: 1 E: 0 K: 1 S: 7	H: 3 LOB: 2 BB: 0 P: 7	R: 0 E: 0 K: 1 S: 5	H: 0 LOB: 2 BB: 2 P: 13	R: 0 E: 0 K: 0 S: 3	H: 0 LOB: 0 BB: 0 P: 3	R: 0 E: 0 K: 0 S: 3	H: 0 LOB: 0 BB: 0 P: 3	R: 3 E: 1 K: 0 S: 5	H: 2 LOB: 2 BB: 3 P: 17	R: 0 E: 0 K: 0 S: 4	H: 1 LOB: 1 BB: 0 P: 4	R: 0 E: 0 K: 0 S: 4	H: 1 LOB: 2 BB: 1 P: 8	R: 1 E: 0 K: 1 S: 6	H: 0 LOB: 0 BB: 0 P: 6	R: 0 E: 0 K: 0 S: 3	H: 0 LOB: 0 BB: 0 P: 3	R: 0 E: 0 K: 0 S: 3	H: 0 LOB: 0 BB: 0 P: 5	R: 0 E: 0 K: 0 S: 4	H: 1 LOB: 1 BB: 0 P: 4	R: 2 E: 0 K: 0 S: 5	H: 2 LOB: 1 BB: 1 P: 9	1B: 10 2B: 3 3B: 0 HR: 1	SF: 0 SAC: 0 DP: 1 HBP: 0	WP: 1 PB: 0 SB: 0 CS: 0	PA: 64	
PITCHER	IP ERA WHIP	WLS L	BF 30 34	H 6 3	R 6 3	ER 2 3	SO 2	BB 3	IBB 1	HBP 0	BLK 0	WP 1	HR 1	S 35	P 47	ERA 3.24	WHIP 0.720																
Bill MacDonald, R ERA: 4.67 (1, 1)																																	
Cliff Chambers, L ERA: 4.69 (7, 1)																																	

Philadelphia Phillies @ Pittsburgh Pirates
Forbes Field, Pittsburgh, PA
Fri Aug 25 1950, 3:33 AM EDT
Att: 25,686 - Unknown

AB 57
R 9
H 14
RBI 6
BB 7
SO 4
LOB 23





Batter	1	2	3	4	5	6	7	8	9	10	11	12	13	14	15	AB	R	H	RBI	BB	SO	LOB	BOTTOM														
Pete Castiglione, R OBP: 0.301, SLG: 0.319 (1, 5)	6-3		F8		1B 2B 1B	6-3			G3		F3			SH1-4		6	1	1	1	0	0	1															
Tom Saffell, L OBP: 0.265, SLG: 0.256 (1, 8)	1-3		5-3		2B 4-3 1B				G3		4-3			F9		2	0	0	0	0	0	0															
Danny Murtaugh, R OBP: 0.372, SLG: 0.393 (5, PH)																1	0	1	0	0	0	0															
Hank Schenz, R OBP: 0.271, SLG: 0.337 (5, PR)																0	1	0	0	0	0	0															
Gus Bell, L OBP: 0.308, SLG: 0.400 (6, 9)																4	0	0	0	0	0	2															
Jack Phillips, R OBP: 0.357, SLG: 0.487 (1, 3)	K				F9 4-3 1B 2B		F6		F7					F9	F8	7	1	1	2	0	1	1															
Ralph Kiner, R OBP: 0.424, SLG: 0.630 (1, 7)		4-3		E6	4-3 1B IBB		K				HR			G6-4-3 BB		4	2	1	1	3	1	0															
Wally Westlake, R OBP: 0.343, SLG: 0.440 (6, 8)	1B BB			F9	4-3				SH3-4 1B		L7			G6-4-3		6	0	1	1	1	0	5															
Danny O'Connell, R OBP: 0.314, SLG: 0.422 (1, 6)				K					SH3-4		F5					6	0	3	2	0	1	1															
Johnny Berardino, R OBP: 0.297, SLG: 0.185 (1, 4)				F3												6	1	1	0	0	1	4															
Johnny Hogg, L OBP: 0.422, SLG: 0.529 (15, PH)									F9		K					1	0	0	0	0	2																
Ray Mueller, R OBP: 0.302, SLG: 0.422 (1, 2)																3	0	0	0	1	0	3															
Bob Dillinger, R OBP: 0.306, SLG: 0.424 (11, PH)																1	0	0	0	0	0	0															
Clyde McCullough, R OBP: 0.305, SLG: 0.459 (12, 2)																2	0	0	0	0	1	2															
Bill MacDonald, R OBP: 0.205, SLG: 0.139 (1, 1)																3	1	1	0	0	1	0															
Cliff Chambers, L OBP: 0.324, SLG: 0.380 (7, 1)																3	0	2	0	0	0	2															
Inning Stats	R: 0 E: 0 K: 1 S: 5	H: 0 LOB: 0 BB: 0 P: 5	R: 0 E: 0 K: 0 S: 4	H: 1 LOB: 2 BB: 1 P: 8	R: 0 E: 0 K: 0 S: 3	H: 0 LOB: 0 BB: 0 P: 3	R: 0 E: 0 K: 0 S: 6	H: 0 LOB: 1 BB: 1 P: 6	R: 0 E: 0 K: 0 S: 9	H: 6 LOB: 1 BB: 1 P: 13	R: 6 E: 0 K: 1 S: 9	H: 6 LOB: 1 BB: 1 P: 13	R: 0 E: 0 K: 0 S: 5	H: 0 LOB: 0 BB: 0 P: 5	R: 0 E: 0 K: 0 S: 5	H: 0 LOB: 0 BB: 0 P: 5	R: 0 E: 0 K: 0 S: 4	H: 1 LOB: 2 BB: 1 P: 8	R: 0 E: 0 K: 0 S: 3	H: 0 LOB: 0 BB: 0 P: 3	R: 1 E: 0 K: 1 S: 6	H: 1 LOB: 0 BB: 0 P: 6	R: 0 E: 0 K: 0 S: 4	H: 0 LOB: 0 BB: 0 P: 4	R: 0 E: 0 K: 0 S: 2	H: 0 LOB: 0 BB: 1 P: 6	R: 0 E: 0 K: 0 S: 5	H: 0 LOB: 0 BB: 0 P: 5	R: 0 E: 0 K: 0 S: 4	H: 1 LOB: 1 BB: 0 P: 4	R: 0 E: 0 K: 0 S: 4	H: 1 LOB: 2 BB: 1 P: 8	1B: 10 2B: 1 3B: 0 HR: 1	SF: 0 SAC: 2 DP: 1 HBP: 0	WP: 0 PB: 0 SB: 0 CS: 0	PA: 62	
PITCHER	IP ERA WHIP	WLS 7	BF 21 34	H 6 5	R 6 1	ER 6 1	SO 2	BB 1	IBB 0	HBP 0	BLK 0	WP 0	HR 0	S 24	P 28	ERA 0.00	WHIP 0.600																				
Curt Simmons, L ERA: 3.44 (1, 1)																																					
Russ Meyer, R ERA: 5.68 (5, 1)																																					
Jim Konstanty, R ERA: 2.3 (7, 1)																																					


Philadelphia Phillies @ Pittsburgh Pirates
Forbes Field, Pittsburgh, PA
Fri Aug 25 1950, 3:33 AM EDT
Att: 25,686 - Unknown


AB 55
R 7
H 12
RBI 7
BB 5
SO 6
LOB 23





Batter	1	2	3	4	5	6	7	8	9	AB	R	H	RBI	BB	SO	LOB	TOP	
Eddie Waitkus, L (1, 3) OBP: 0.331, SLG: 0.340											0	0	0	0	0	0	0	Philadelphia Phillies @ Pittsburgh Pirates Forbes Field, Pittsburgh, PA Sat Aug 26 1950, 3:33 AM EDT Att: 12,157 - Unknown livebaseballscorecards.com
Richie Ashburn, L (1, 8) OBP: 0.382, SLG: 0.420											0	0	0	0	0	0	0	
Dick Sisler, L (1, 7) OBP: 0.379, SLG: 0.449											0	0	0	0	0	0	0	
Del Ennis, R (1, 9) OBP: 0.361, SLG: 0.568											0	0	0	0	0	0	0	
Willie Jones, R (1, 5) OBP: 0.366, SLG: 0.526											0	0	0	0	0	0	0	
Granny Hamner, R (1, 6) OBP: 0.317, SLG: 0.397											0	0	0	0	0	0	0	
Stan Lopata, R (1, 2) OBP: 0.319, SLG: 0.267											0	0	0	0	0	0	0	
Mike Goliat, R (1, 4) OBP: 0.324, SLG: 0.385											0	0	0	0	0	0	0	
Robin Roberts, S (1, 1) OBP: 0.176, SLG: 0.103											0	0	0	0	0	0	0	
Inning Stats											1B: 0 SF: 0 2B: 0 SAC: 0 3B: 0 DP: 0 HR: 0 HBP: 0	WP: 0 PA: 0 PB: 0 SB: 0 CS: 0						
PITCHER Junior Walsh, R (1, 1) ERA: 6.18	IP	WLS	BF	H	R	ER	SO	BB	IBB	HBP	BLK	WP	HR	S	P	ERA	WHIP	PITCHER IP WLS BF H R ER SO BB IBB HBP BLK WP HR S P ERA WHIP


Batter	1	2	3	4	5	6	7	8	9	AB	R	H	RBI	BB	SO	LOB	BOTTOM	
Pete Castiglione, R (1, 5) OBP: 0.361, SLG: 0.319											0	0	0	0	0	0	0	Philadelphia Phillies @ Pittsburgh Pirates Forbes Field, Pittsburgh, PA Sat Aug 26 1950, 3:33 AM EDT Att: 12,157 - Unknown livebaseballscorecards.com
Gus Bell, L (1, 9) OBP: 0.308, SLG: 0.400											0	0	0	0	0	0	0	
Jack Phillips, R (1, 3) OBP: 0.357, SLG: 0.487											0	0	0	0	0	0	0	
Ralph Kiner, R (1, 7) OBP: 0.424, SLG: 0.630											0	0	0	0	0	0	0	
Wally Westlake, R (1, 8) OBP: 0.343, SLG: 0.440											0	0	0	0	0	0	0	
Danny O'Connell, R (1, 6) OBP: 0.314, SLG: 0.422											0	0	0	0	0	0	0	
Johnny Berardino, R (1, 4) OBP: 0.297, SLG: 0.188											0	0	0	0	0	0	0	
Ray Mueller, R (1, 2) OBP: 0.302, SLG: 0.422											0	0	0	0	0	0	0	
Junior Walsh, R (1, 1) OBP: 0.571, SLG: 0.500											0	0	0	0	0	0	0	
Inning Stats											1B: 0 SF: 0 2B: 0 SAC: 0 3B: 0 DP: 0 HR: 0 HBP: 0	WP: 0 PA: 0 PB: 0 SB: 0 CS: 0						
PITCHER Robin Roberts, R (1, 1) ERA: 2.99	IP	WLS	BF	H	R	ER	SO	BB	IBB	HBP	BLK	WP	HR	S	P	ERA	WHIP	PITCHER IP WLS BF H R ER SO BB IBB HBP BLK WP HR S P ERA WHIP


Batter	1	2	3	4	5	6	7	8	9	AB	R	H	RBI	BB	SO	LOB	TOP																		
Roy Hartsfield, R (1, 4) OBP: 0.314, SLG: 0.353											0	0	0	0	0	0	0	Boston Braves @ Pittsburgh Pirates Forbes Field, Pittsburgh, PA Sun Aug 27 1950, 3:33 AM EDT Unknown livebaseballscorecards.com																	
Earl Torgeson, L (1, 3) OBP: 0.405, SLG: 0.465											0	0	0	0	0	0	0																		
Pete Reiser, L (1, 8) OBP: 0.386, SLG: 0.288											0	0	0	0	0	0	0																		
Bob Elliott, R (1, 5) OBP: 0.391, SLG: 0.519											0	0	0	0	0	0	0																		
Sid Gordon, R (1, 7) OBP: 0.416, SLG: 0.558											0	0	0	0	0	0	0																		
Luis Olmo, R (1, 9) OBP: 0.311, SLG: 0.378											0	0	0	0	0	0	0																		
Del Crandall, R (1, 2) OBP: 0.274, SLG: 0.341											0	0	0	0	0	0	0																		
Buddy Kerr, R (1, 6) OBP: 0.284, SLG: 0.291											0	0	0	0	0	0	0																		
Warren Spahn, L (1, 1) OBP: 0.284, SLG: 0.241											0	0	0	0	0	0	0																		
Inning Stats											1B: 0	SF: 0	WP: 0	PA: 0	2B: 0	SAC: 0	FB: 0		3B: 0	DP: 0	SB: 0	CS: 0	HR: 0	HBP: 0											
PITCHER Bill Werle, L (1, 1) ERA: 4.24	IP	WLS	BF	H	R	ER	SO	BB	IBB	HBP	BLK	WP	HR	S	P	ERA	WHIP																		
																		PITCHER	IP	WLS	BF	H	R	ER	SO	BB	IBB	HBP	BLK	WP	HR	S	P	ERA	WHIP


Batter	1	2	3	4	5	6	7	8	9	AB	R	H	RBI	BB	SO	LOB	BOTTOM																		
Pete Castiglione, R (1, 5) OBP: 0.309, SLG: 0.329											0	0	0	0	0	0	0	Boston Braves @ Pittsburgh Pirates Forbes Field, Pittsburgh, PA Sun Aug 27 1950, 3:33 AM EDT Unknown livebaseballscorecards.com																	
Gus Bell, L (1, 9) OBP: 0.307, SLG: 0.397											0	0	0	0	0	0	0																		
Jack Phillips, R (1, 3) OBP: 0.359, SLG: 0.496											0	0	0	0	0	0	0																		
Ralph Kiner, R (1, 7) OBP: 0.430, SLG: 0.632											0	0	0	0	0	0	0																		
Wally Westlake, R (1, 8) OBP: 0.341, SLG: 0.445											0	0	0	0	0	0	0																		
Danny O'Connell, R (1, 6) OBP: 0.326, SLG: 0.423											0	0	0	0	0	0	0																		
Johnny Berardino, R (1, 4) OBP: 0.397, SLG: 0.229											0	0	0	0	0	0	0																		
Clyde McCullough, R (1, 2) OBP: 0.355, SLG: 0.459											0	0	0	0	0	0	0																		
Bill Werle, L (1, 1) OBP: 0.278, SLG: 0.280											0	0	0	0	0	0	0																		
Inning Stats											1B: 0	SF: 0	WP: 0	PA: 0	2B: 0	SAC: 0	FB: 0		3B: 0	DP: 0	SB: 0	CS: 0	HR: 0	HBP: 0											
PITCHER Warren Spahn, L (1, 1) ERA: 3.16	IP	WLS	BF	H	R	ER	SO	BB	IBB	HBP	BLK	WP	HR	S	P	ERA	WHIP																		
																		PITCHER	IP	WLS	BF	H	R	ER	SO	BB	IBB	HBP	BLK	WP	HR	S	P	ERA	WHIP


Batter	1	2	3	4	5	6	7	8	9	AB	R	H	RBI	BB	SO	LOB	TOP																		
Eddie Stanky, R (1, 4) OBP: 0.467, SLG: 0.416											0	0	0	0	0	0	0	New York Giants @ Pittsburgh Pirates Forbes Field, Pittsburgh, PA Tue Aug 29 1950, 3:33 AM EDT Att: 13,850 - Unknown livebaseballscorecards.com																	
Whitey Lockman, L (1, 7) OBP: 0.365, SLG: 0.437											0	0	0	0	0	0	0																		
Don Mueller, L (1, 9) OBP: 0.333, SLG: 0.385											0	0	0	0	0	0	0																		
Hank Thompson, L (1, 5) OBP: 0.393, SLG: 0.477											0	0	0	0	0	0	0																		
Monte Irvin, R (1, 3) OBP: 0.378, SLG: 0.437											0	0	0	0	0	0	0																		
Alvin Dark, R (1, 6) OBP: 0.336, SLG: 0.453											0	0	0	0	0	0	0																		
Bobby Thomson, R (1, 8) OBP: 0.307, SLG: 0.414											0	0	0	0	0	0	0																		
Wes Westrum, R (1, 2) OBP: 0.371, SLG: 0.463											0	0	0	0	0	0	0																		
Larry Jansen, R (1, 1) OBP: 0.211, SLG: 0.247											0	0	0	0	0	0	0																		
Inning Stats											1B: 0	SF: 0	WP: 0	PA: 0	2B: 0	SAC: 0	PB: 0		3B: 0	DP: 0	SB: 0	CS: 0	HR: 0	HBP: 0											
PITCHER Vern Law, R (1, 1) ERA: 5.29	IP	WLS	BF	H	R	ER	SO	BB	IBB	HBP	BLK	WP	HR	S	P	ERA	WHIP	PITCHER	IP	WLS	BF	H	R	ER	SO	BB	IBB	HBP	BLK	WP	HR	S	P	ERA	WHIP

Batter	1	2	3	4	5	6	7	8	9	AB	R	H	RBI	BB	SO	LOB	BOTTOM																		
Bob Dillinger, R (1, 5) OBP: 0.358, SLG: 0.424											0	0	0	0	0	0	0	New York Giants @ Pittsburgh Pirates Forbes Field, Pittsburgh, PA Tue Aug 29 1950, 3:33 AM EDT Att: 13,850 - Unknown livebaseballscorecards.com																	
Danny O'Connell, R (1, 6) OBP: 0.320, SLG: 0.411											0	0	0	0	0	0	0																		
Ralph Kiner, R (1, 7) OBP: 0.430, SLG: 0.632											0	0	0	0	0	0	0																		
Gus Bell, L (1, 9) OBP: 0.312, SLG: 0.395											0	0	0	0	0	0	0																		
Wally Westlake, R (1, 8) OBP: 0.337, SLG: 0.439											0	0	0	0	0	0	0																		
Jack Phillips, R (1, 3) OBP: 0.345, SLG: 0.469											0	0	0	0	0	0	0																		
Danny Murtaugh, R (1, 4) OBP: 0.372, SLG: 0.392											0	0	0	0	0	0	0																		
Clyde McCullough, R (1, 2) OBP: 0.355, SLG: 0.450											0	0	0	0	0	0	0																		
Vern Law, R (1, 1) OBP: 0.143, SLG: 0.154											0	0	0	0	0	0	0																		
Inning Stats											1B: 0	SF: 0	WP: 0	PA: 0	2B: 0	SAC: 0	PB: 0		3B: 0	DP: 0	SB: 0	CS: 0	HR: 0	HBP: 0											
PITCHER Larry Jansen, R (1, 1) ERA: 3.21	IP	WLS	BF	H	R	ER	SO	BB	IBB	HBP	BLK	WP	HR	S	P	ERA	WHIP	PITCHER	IP	WLS	BF	H	R	ER	SO	BB	IBB	HBP	BLK	WP	HR	S	P	ERA	WHIP

Batter	1	2	3	4	5	6	7	8	9	AB	R	H	RBI	BB	SO	LOB	TOP	
Eddie Stanky, R (1, 4) OBP: 0.471, SLG: 0.417											0	0	0	0	0	0	0	New York Giants @ Pittsburgh Pirates Forbes Field, Pittsburgh, PA Wed Aug 30 1950, 3:33 AM EDT Att: 7,794 - Unknown livebaseballscorecards.com
Whitey Lockman, L (1, 7) OBP: 0.397, SLG: 0.437											0	0	0	0	0	0	0	
Alvin Dark, R (1, 6) OBP: 0.337, SLG: 0.455											0	0	0	0	0	0	0	
Monte Irvin, R (1, 3) OBP: 0.382, SLG: 0.442											0	0	0	0	0	0	0	
Don Mueller, L (1, 9) OBP: 0.332, SLG: 0.383											0	0	0	0	0	0	0	
Bobby Thomson, R (1, 8) OBP: 0.310, SLG: 0.413											0	0	0	0	0	0	0	
Hank Thompson, L (1, 5) OBP: 0.397, SLG: 0.486											0	0	0	0	0	0	0	
Wes Westrum, R (1, 2) OBP: 0.370, SLG: 0.461											0	0	0	0	0	0	0	
Sal Maglie, R (1, 1) OBP: 0.146, SLG: 0.174											0	0	0	0	0	0	0	
Inning Stats											1B: 0 SF: 0 2B: 0 SAC: 0 3B: 0 DP: 0 HR: 0 HBP: 0	WP: 0 PA: 0 PB: 0 SB: 0 CS: 0						
PITCHER Cliff Chambers, L (1, 1) ERA: 4.69	IP	WLS	BF	H	R	ER	SO	BB	IBB	HBP	BLK	WP	HR	S	P	ERA	WHIP	PITCHER IP WLS BF H R ER SO BB IBB HBP BLK WP HR S P ERA WHIP

Batter	1	2	3	4	5	6	7	8	9	AB	R	H	RBI	BB	SO	LOB	BOTTOM	
Bob Dillinger, R (1, 5) OBP: 0.357, SLG: 0.421											0	0	0	0	0	0	0	New York Giants @ Pittsburgh Pirates Forbes Field, Pittsburgh, PA Wed Aug 30 1950, 3:33 AM EDT Att: 7,794 - Unknown livebaseballscorecards.com
Danny O'Connell, R (1, 6) OBP: 0.319, SLG: 0.407											0	0	0	0	0	0	0	
Ralph Kiner, R (1, 7) OBP: 0.427, SLG: 0.626											0	0	0	0	0	0	0	
Gus Bell, L (1, 9) OBP: 0.314, SLG: 0.412											0	0	0	0	0	0	0	
Wally Westlake, R (1, 8) OBP: 0.339, SLG: 0.445											0	0	0	0	0	0	0	
Jack Phillips, R (1, 3) OBP: 0.336, SLG: 0.455											0	0	0	0	0	0	0	
Danny Murtaugh, R (1, 4) OBP: 0.371, SLG: 0.390											0	0	0	0	0	0	0	
Clyde McCullough, R (1, 2) OBP: 0.353, SLG: 0.451											0	0	0	0	0	0	0	
Cliff Chambers, L (1, 1) OBP: 0.324, SLG: 0.380											0	0	0	0	0	0	0	
Inning Stats											1B: 0 SF: 0 2B: 0 SAC: 0 3B: 0 DP: 0 HR: 0 HBP: 0	WP: 0 PA: 0 PB: 0 SB: 0 CS: 0						
PITCHER Sal Maglie, R (1, 1) ERA: 3.08	IP	WLS	BF	H	R	ER	SO	BB	IBB	HBP	BLK	WP	HR	S	P	ERA	WHIP	PITCHER IP WLS BF H R ER SO BB IBB HBP BLK WP HR S P ERA WHIP

Batter	1	2	3	4	5	6	7	8	9	AB	R	H	RBI	BB	SO	LOB	TOP																		
Tommy Giaviano, R (1, 5) OBP: 0.433, SLG: 0.458											0	0	0	0	0	0	0	St. Louis Cardinals @ Pittsburgh Pirates Forbes Field, Pittsburgh, PA Fri Sep 01 1950, 3:33 AM EDT Att: 12,589 - Unknown livebaseballscorecards.com																	
Marty Marion, R (1, 6) OBP: 0.347, SLG: 0.356											0	0	0	0	0	0	0																		
Stan Musial, L (1, 7) OBP: 0.445, SLG: 0.607											0	0	0	0	0	0	0																		
Enos Slaughter, L (1, 9) OBP: 0.374, SLG: 0.433											0	0	0	0	0	0	0																		
Del Rice, R (1, 2) OBP: 0.345, SLG: 0.409											0	0	0	0	0	0	0																		
Red Schoendienst, S (1, 4) OBP: 0.314, SLG: 0.411											0	0	0	0	0	0	0																		
Chuck Diering, R (1, 8) OBP: 0.356, SLG: 0.339											0	0	0	0	0	0	0																		
Rocky Nelson, L (1, 3) OBP: 0.338, SLG: 0.366											0	0	0	0	0	0	0																		
Cloyd Boyer, R (1, 1) OBP: 0.241, SLG: 0.222											0	0	0	0	0	0	0																		
Inning Stats											1B: 0	SF: 0	WP: 0	PA: 0	2B: 0	SAC: 0	FB: 0	3B: 0	DP: 0	SB: 0	CS: 0	HR: 0	HBP: 0												
PITCHER Bill Werle, L (1, 1) ERA: 4.26	IP	WLS	BF	H	R	ER	SO	BB	IBB	HBP	BLK	WP	HR	S	P	ERA	WHIP																		
																		PITCHER	IP	WLS	BF	H	R	ER	SO	BB	IBB	HBP	BLK	WP	HR	S	P	ERA	WHIP

Batter	1	2	3	4	5	6	7	8	9	AB	R	H	RBI	BB	SO	LOB	BOTTOM																		
Bob Dillinger, R (1, 5) OBP: 0.353, SLG: 0.416											0	0	0	0	0	0	0	St. Louis Cardinals @ Pittsburgh Pirates Forbes Field, Pittsburgh, PA Fri Sep 01 1950, 3:33 AM EDT Att: 12,589 - Unknown livebaseballscorecards.com																	
Danny O'Connell, R (1, 6) OBP: 0.330, SLG: 0.423											0	0	0	0	0	0	0																		
Ralph Kiner, R (1, 7) OBP: 0.423, SLG: 0.620											0	0	0	0	0	0	0																		
Gus Bell, L (1, 9) OBP: 0.308, SLG: 0.403											0	0	0	0	0	0	0																		
Wally Westlake, R (1, 8) OBP: 0.340, SLG: 0.442											0	0	0	0	0	0	0																		
Jack Phillips, R (1, 3) OBP: 0.333, SLG: 0.443											0	0	0	0	0	0	0																		
Johnny Berardino, R (1, 4) OBP: 0.327, SLG: 0.195											0	0	0	0	0	0	0																		
Clyde McCullough, R (1, 2) OBP: 0.347, SLG: 0.442											0	0	0	0	0	0	0																		
Bill Werle, L (1, 1) OBP: 0.271, SLG: 0.273											0	0	0	0	0	0	0																		
Inning Stats											1B: 0	SF: 0	WP: 0	PA: 0	2B: 0	SAC: 0	FB: 0	3B: 0	DP: 0	SB: 0	CS: 0	HR: 0	HBP: 0												
PITCHER Cloyd Boyer, R (1, 1) ERA: 3.2	IP	WLS	BF	H	R	ER	SO	BB	IBB	HBP	BLK	WP	HR	S	P	ERA	WHIP																		
																		PITCHER	IP	WLS	BF	H	R	ER	SO	BB	IBB	HBP	BLK	WP	HR	S	P	ERA	WHIP

Batter	1	2	3	4	5	6	7	8	9	AB	R	H	RBI	BB	SO	LOB	TOP			
Hal Jeffcoat, R (1, 8) OBP: 0.248, SLG: 0.299										3	0	1	0	0	0	1	Chicago Cubs @ Pittsburgh Pirates Forbes Field, Pittsburgh, PA Mon Sep 04 1950, 3:38 AM EDT Att: 20,695 - Unknown			
Rube Walker, L (9, PH) OBP: 0.292, SLG: 0.366										1	0	1	0	0	0	0				
Bob Ramazzotti, R (9, PR) OBP: 0.277, SLG: 0.336										0	0	0	0	0	0	0				
Carmen Mauro, L (1, 9) OBP: 0.291, SLG: 0.319										4	0	0	0	0	0	3				
Preston Ward, L (1, 3) OBP: 0.323, SLG: 0.377										4	0	0	0	0	0	2				
Hank Sauer, R (1, 7) OBP: 0.358, SLG: 0.522										4	0	0	0	0	1	2				
Bill Serena, R (1, 5) OBP: 0.333, SLG: 0.412										2	0	0	0	1	1	0				
Roy Smalley, R (1, 6) OBP: 0.298, SLG: 0.420										3	0	0	0	0	0	1				
Wayne Terwilliger, R (1, 4) OBP: 0.305, SLG: 0.360										3	0	1	0	0	0	0				
Carl Sawatski, L (1, 2) OBP: 0.196, SLG: 0.089										2	0	0	0	1	0	1				
Bob Rush, R (1, 1) OBP: 0.197, SLG: 0.253										2	0	0	0	0	1	1				
Ron Northey, L (8, PH) OBP: 0.354, SLG: 0.473										1	0	0	0	0	0	1				
Johnny Klippstein, R (8, 1) OBP: 0.333, SLG: 0.500										0	0	0	0	0	0	0				
Inning Stats	R: 0 E: 0 K: 0 S: 4	H: 1 LOB: 1 BB: 0 P: 4	R: 0 E: 0 K: 1 S: 5	H: 0 LOB: 0 BB: 0 P: 5	R: 0 E: 0 K: 1 S: 5	H: 0 LOB: 0 BB: 0 P: 5	R: 0 E: 0 K: 0 S: 3	H: 0 LOB: 0 BB: 0 P: 3	R: 0 E: 0 K: 0 S: 3	H: 0 LOB: 1 BB: 1 P: 7	R: 0 E: 0 K: 1 S: 5	H: 0 LOB: 1 BB: 1 P: 9	R: 0 E: 0 K: 0 S: 3	H: 1 LOB: 0 BB: 0 P: 3	R: 0 E: 0 K: 0 S: 4	H: 1 LOB: 1 BB: 0 P: 4	1B: 3 2B: 0 3B: 0 HR: 0	SF: 0 SAC: 0 DP: 1 HBP: 0	WP: 0 PB: 0 SB: 1 CS: 0	PA: 31
PITCHER Bill MacDonald, R (1, 1) ERA: 4.14	IP: 9.0 WLS: W BF: 31 H: 3 R: 0 ER: 0 SO: 3 BB: 2 IBB: 0 HBP: 0 BLK: 0 WP: 0 HR: 0 S: 35 P: 43 ERA: 0.00 WHIP: 0.556																			

Batter	1	2	3	4	5	6	7	8	9	AB	R	H	RBI	BB	SO	LOB	BOTTOM			
Bob Dillinger, R (1, 5) OBP: 0.360, SLG: 0.431										4	1	3	0	0	0	0	Chicago Cubs @ Pittsburgh Pirates Forbes Field, Pittsburgh, PA Mon Sep 04 1950, 3:38 AM EDT Att: 20,695 - Unknown			
Danny O'Connell, R (1, 6) OBP: 0.339, SLG: 0.452										4	1	2	1	0	0	1				
Johnny Hopp, L (1, 3) OBP: 0.420, SLG: 0.522										3	0	1	1	1	0	1				
Ralph Kiner, R (1, 7) OBP: 0.419, SLG: 0.614										4	0	0	1	0	0	4				
Gus Bell, L (1, 9) OBP: 0.318, SLG: 0.424										4	0	1	0	0	0	1				
Wally Westlake, R (1, 8) OBP: 0.348, SLG: 0.456										2	0	0	0	1	0	1				
Johnny Berardino, R (1, 4) OBP: 0.271, SLG: 0.242										4	0	0	0	0	0	3				
Ray Mueller, R (1, 2) OBP: 0.303, SLG: 0.411										3	0	1	0	0	1	2				
Bill MacDonald, R (1, 1) OBP: 0.182, SLG: 0.122										3	1	0	0	0	1	2				
Inning Stats	R: 1 E: 0 K: 0 S: 4	H: 2 LOB: 1 BB: 1 P: 8	R: 0 E: 0 K: 0 S: 3	H: 0 LOB: 0 BB: 0 P: 4	R: 0 E: 0 K: 0 S: 3	H: 0 LOB: 0 BB: 0 P: 3	R: 0 E: 0 K: 0 S: 3	H: 0 LOB: 1 BB: 1 P: 7	R: 2 E: 0 K: 1 S: 6	H: 3 LOB: 1 BB: 0 P: 6	R: 0 E: 0 K: 1 S: 6	H: 1 LOB: 1 BB: 0 P: 6	R: 0 E: 0 K: 1 S: 7	H: 2 LOB: 2 BB: 0 P: 7	R: 0 E: 0 K: 0 S: 3	H: 0 LOB: 0 BB: 0 P: 3	1B: 6 2B: 1 3B: 1 HR: 0	SF: 0 SAC: 0 DP: 0 HBP: 1	WP: 0 PB: 0 SB: 0 CS: 0	PA: 34
PITCHER Bob Rush, R (1, 1) ERA: 4.12	IP: 7.0 WLS: L BF: 31 H: 8 R: 3 ER: 3 SO: 2 BB: 3 IBB: 1 HBP: 0 BLK: 0 WP: 0 HR: 0 S: 32 P: 41 ERA: 3.86 WHIP: 1.429																			
Johnny Klippstein, R (8, 1) ERA: 5.32	IP: 1.0 WLS: L BF: 3 H: 0 R: 0 ER: 0 SO: 0 BB: 0 IBB: 0 HBP: 0 BLK: 0 WP: 0 HR: 0 S: 3 P: 3 ERA: 0.00 WHIP: 0.000																			

AB	29
R	0
H	3
RBI	0
BB	2
SO	3
LOB	12



AB	31
R	3
H	8
RBI	3
BB	2
SO	2
LOB	15



livebaseballscores.com

livebaseballscores.com

Batter	1	2	3	4	5	6	7	8	9	AB	R	H	RBI	BB	SO	LOB	TOP					
Bob Dillinger, R OBP: 0.356, SLG: 0.426	0-0 6-3			0-0 F9		0-0 G3-6		0-0 E1	0-0 5-3	5	0	0	0	0	0	5	Pittsburgh Pirates @ Cincinnati Reds Crosley Field, Cincinnati, OH Wed Sep 06 1950, 3:33 AM EDT Att: 7,079 - Unknown livebaseballscorecards.com					
Danny O'Connell, R OBP: 0.338, SLG: 0.448	0-0 F9			0-0 F6			0-0 SH1-4 BB	0-0 FC6-4		4	1	1	0	0	0	2						
Ralph Kiner, R OBP: 0.418, SLG: 0.610	0-0 F4			0-0 F9			4-0 SH1-4 BB	0-3 K		3	0	0	0	1	1	2						
Gus Bell, L OBP: 0.315, SLG: 0.420		0-3 K			0-0 1-3		0-0 SH1-4		0-0 F4	3	0	0	0	0	1	0						
Wally Westlake, R OBP: 0.352, SLG: 0.465		0-0 5-3			0-0 HR		4-0 FC5-4 IBB		0-0 FC6-4	3	1	2	1	1	0	0						
Jack Phillips, R OBP: 0.383, SLG: 0.442		0-0 F6			0-3 K		0-0 F8		0-0 FC6-4	2	0	0	0	0	1	0						
Tom Saffell, L OBP: 0.245, SLG: 0.235									1-2 2-3 HBP	1	0	0	1	0	0	2						
Ed Stevens, L										1	1	0	0	0	0	1						
Johnny Berardino, R OBP: 0.270, SLG: 0.231			0-0 F8		0-0 F7		0-0 FC5-4		4-0 HBP 1B BB	3	0	0	0	1	0	2						
Clyde McCullough, R OBP: 0.354, SLG: 0.449			0-0 1-3			4-0 S3-6 BB		0-3 K	0-0 HBP	3	0	1	0	1	1	0						
Vern Law, R OBP: 0.162, SLG: 0.147			0-0 6-3			0-3 K		0-0 FC6-4 E	1-2 2-3 3-H HBP	3	0	1	1	0	1	1						
Inning Stats	R: 0 E: 0 K: 0 S: 3	H: 0 LOB: 0 BB: 0 P: 3	R: 0 E: 0 K: 1 S: 5	H: 0 LOB: 0 BB: 0 P: 5	R: 0 E: 0 K: 0 S: 3	H: 0 LOB: 0 BB: 0 P: 3	R: 0 E: 0 K: 0 S: 3	H: 0 LOB: 0 BB: 0 P: 3	R: 1 E: 0 K: 1 S: 6	H: 1 LOB: 0 BB: 0 P: 6	R: 0 E: 0 K: 1 S: 4	H: 0 LOB: 0 BB: 1 P: 8	R: 1 E: 0 K: 0 S: 4	H: 1 LOB: 2 BB: 2 P: 12	R: 0 E: 1 K: 2 S: 9	H: 1 LOB: 2 BB: 0 P: 9	R: 1 E: 0 K: 0 S: 5	H: 2 LOB: 3 BB: 1 P: 10	1B: 4 2B: 0 3B: 0 HR: 1	SF: 0 SAC: 1 DP: 1 HBP: 1	WP: 0 PB: 0 SB: 0 CS: 0	PA: 37
PITCHER Ewell Blackwell, R ERA: 3.43	IP: 9.0 WLS: L BF: 37	H: 5 R: 3 ER: 3 SO: 5	BB: 3 IBB: 1 HBP: 1 BLK: 0	WP: 0 HR: 1 S: 42 P: 59	ERA: 3.00 WHIP: 0.889											ERA: 3.00 WHIP: 0.889						

Batter	1	2	3	4	5	6	7	8	9	AB	R	H	RBI	BB	SO	LOB	BOTTOM			
Lloyd Merriman, L OBP: 0.333, SLG: 0.354	0-0 F7		4-0 FC4-6 BB		0-0 L3-6			0-0 6-3		3	0	0	0	1	0	1	Pittsburgh Pirates @ Cincinnati Reds Crosley Field, Cincinnati, OH Wed Sep 06 1950, 3:33 AM EDT Att: 7,079 - Unknown livebaseballscorecards.com			
Grady Hatton, L OBP: 0.359, SLG: 0.386	0-0 F8		0-0 FC4-6 1B			0-0 F9		0-0 F9		4	1	0	0	0	0	2				
Johnny Wyrostek, L OBP: 0.394, SLG: 0.463	4-0 BB		0-0 1B			0-0 F9		0-3 K		3	0	1	1	1	1	0				
Ted Kluszewski, L OBP: 0.353, SLG: 0.543	0-0 G3		0-0 1B			0-0 F7		0-0 2B		4	0	2	1	0	0	1				
Joe Adcock, R OBP: 0.317, SLG: 0.384		0-0 F8-3 1B			0-0 5-3		0-0 6-3		0-0 6-3	4	0	1	0	0	0	1				
Johnny Pramesa, R OBP: 0.389, SLG: 0.456		0-0 F8-3			0-0 5-3		0-0 F7			3	0	0	0	0	0	1				
Connie Ryan, R OBP: 0.358, SLG: 0.369		0-0 5-3			0-3 K		0-0 6-3			3	0	0	0	0	1	0				
Virgil Stallcup, R OBP: 0.280, SLG: 0.355			0-0 FC4-6 1B 2B		0-0 L3-6 SH3-4 1B		0-0 6-3			3	1	2	0	0	0	0				
Ewell Blackwell, R OBP: 0.139, SLG: 0.093			0-0 1-3		0-0 SH3-4		0-0 4-3			2	0	0	0	0	0	1				
Inning Stats	R: 0 E: 0 K: 0 S: 3	H: 0 LOB: 1 BB: 1 P: 7	R: 0 E: 0 K: 0 S: 3	H: 1 LOB: 0 BB: 0 P: 3	R: 2 E: 0 K: 0 S: 5	H: 3 LOB: 2 BB: 1 P: 9	R: 0 E: 0 K: 1 S: 5	H: 0 LOB: 0 BB: 0 P: 5	R: 0 E: 0 K: 0 S: 3	H: 0 LOB: 0 BB: 0 P: 3	R: 0 E: 0 K: 0 S: 3	H: 0 LOB: 0 BB: 0 P: 3	R: 0 E: 0 K: 0 S: 3	H: 0 LOB: 0 BB: 0 P: 3	R: 0 E: 0 K: 1 S: 6	H: 1 LOB: 1 BB: 0 P: 6		1B: 4 2B: 4 3B: 0 HR: 0	SF: 0 SAC: 1 DP: 2 HBP: 0	WP: 0 PB: 0 SB: 0 CS: 0
PITCHER Vern Law, R ERA: 4.71	IP: 9.0 WLS: W BF: 32	H: 6 R: 2 ER: 2 SO: 2	BB: 2 IBB: 0 HBP: 0 BLK: 0	WP: 0 HR: 0 S: 34 P: 42	ERA: 2.00 WHIP: 0.889											ERA: 2.00 WHIP: 0.889				

Batter	1	2	3	4	5	6	7	8	9	AB R H RBI BB SO LOB	TOP											
Bob Dillinger, R OBP: 0.359, SLG: 0.427 (1, 5)	6-3		F7			SH4-3 BB		2B	FC6-4 BB	3 1 1 0 2 0 0	Pittsburgh Pirates @ St. Louis Cardinals Sportsman's Park, St. Louis, MO Sat Sep 09 1950, 4:33 AM EDT Att: 13,527 - Unknown											
Tom Saffell, L OBP: 0.250, SLG: 0.248 (1, 8)	K		FC6-4 1B			SH4-3		2B	FC6-4 FC6	4 1 2 1 0 1 1												
Ralph Kiner, R OBP: 0.419, SLG: 0.619 (1, 7)	3B		FC6-4			BB		2B	FC6	4 2 2 1 1 0 2												
Wally Westlake, R OBP: 0.354, SLG: 0.469 (1, 9)	2H			K		K		SH1-3 2H	1B	4 1 2 2 0 2 2												
Danny O'Connell, R OBP: 0.335, SLG: 0.439 (1, 6)	6-3			E5				SH1-3		2 0 0 0 1 0 1												
Jack Phillips, R OBP: 0.343, SLG: 0.427 (1, 3)		6-3		F9		F5		F8		4 0 0 0 0 0 5												
Johnny Berardino, R OBP: 0.280, SLG: 0.236 (1, 4)		F7				F8		6-3		4 0 1 1 0 0 0												
Ray Mueller, R OBP: 0.301, SLG: 0.407 (1, 2)		5-3				4-3		F6		4 0 1 0 0 0 1												
Murry Dickson, R OBP: 0.239, SLG: 0.271 (1, 1)			6-3			F9		G6-4-3		4 0 0 0 0 0 1												
Inning Stats	R: 1 E: 0 K: 1 S: 7	H: 2 LOB: 1 BB: 0 P: 7	R: 0 E: 0 K: 0 S: 3	H: 0 LOB: 0 BB: 0 P: 3	R: 0 E: 0 K: 0 S: 4	H: 1 LOB: 1 BB: 0 P: 4	R: 0 E: 1 K: 1 S: 5	H: 0 LOB: 1 BB: 0 P: 5	R: 0 E: 0 K: 0 S: 3	H: 0 LOB: 0 BB: 0 P: 3	R: 0 E: 0 K: 1 S: 5	H: 0 LOB: 3 BB: 3 P: 17	R: 0 E: 0 K: 0 S: 3	H: 1 LOB: 0 BB: 0 P: 3	R: 4 E: 0 K: 0 S: 8	H: 5 LOB: 1 BB: 0 P: 8	R: 0 E: 0 K: 0 S: 3	H: 0 LOB: 1 BB: 1 P: 7	1B: 3 2B: 5 3B: 1 HR: 0	SF: 0 SAC: 2 DP: 1 HBP: 0	WP: 0 PB: 0 SB: 0 CS: 0	PA: 39
PITCHER	IP WLS BF H R ER SO BB IBB HBP BLK WP HR S P ERA WHIP											PITCHER	IP WLS BF H R ER SO BB IBB HBP BLK WP HR S P ERA WHIP									
Howie Pollet, L ERA: 3.53 (1, 1)	7.0 L 30 7 4 4 3 3 0 0 0 0 0 0 33 45 5.14 1.429																					
Ted Wilks, R ERA: 7.98 (8, 1)	1.0 5 2 1 1 0 0 0 0 0 0 0 0 5 5 9.00 2.000																					
Al Papai, R ERA: 5.98 (9, 1)	1.0 4 0 0 0 0 0 1 0 0 0 0 0 0 3 7 0.00 1.000																					

Batter	1	2	3	4	5	6	7	8	9	AB R H RBI BB SO LOB	BOTTOM											
Red Schoendienst, S OBP: 0.309, SLG: 0.401 (1, 4)	K		G4-6-3	F8			3-1	4-3		5 0 0 0 0 1 4	Pittsburgh Pirates @ St. Louis Cardinals Sportsman's Park, St. Louis, MO Sat Sep 09 1950, 4:33 AM EDT Att: 13,527 - Unknown											
Marty Marion, R OBP: 0.340, SLG: 0.335 (1, 6)	1B		BB			1B	2B	BB	K	2 1 1 0 3 1 0												
Stan Musial, L OBP: 0.444, SLG: 0.615 (1, 3)	1-2		F8			F3		F9	2B	5 1 2 0 0 0 3												
Bill Howerton, L OBP: 0.403, SLG: 0.552 (1, 8)	F8			1B		1-2		1B	2B	5 1 4 1 0 0 2												
Enos Slaughter, L OBP: 0.369, SLG: 0.427 (1, 9)	G3			1B		F2		BB	3-1	4 1 1 2 1 0 5												
Hal Rice, L OBP: 0.270, SLG: 0.254 (1, 7)		F8		BLK		G3		F5	F6	4 0 0 0 1 0 5												
Eddie Kazak, R OBP: 0.302, SLG: 0.340 (1, 5)		F2		1B		5-3		K		4 0 1 0 0 1 0												
Del Rice, R OBP: 0.333, SLG: 0.386 (1, 2)		F4		K		1-3		E6		4 0 0 0 0 1 3												
Howie Pollet, L OBP: 0.188, SLG: 0.158 (1, 1)						F8		F2		3 0 1 1 0 0 2	Cardinals											
Ted Wilks, R OBP: 0.328, SLG: 0.344 (8, PH)										0 0 0 0 0 0 0												
Al Papai, R OBP: 0.273, SLG: 0.158 (9, 1)										1 0 0 0 0 0 1												
Inning Stats	R: 0 E: 0 K: 1 S: 7	H: 2 LOB: 2 BB: 0 P: 7	R: 0 E: 0 K: 0 S: 3	H: 0 LOB: 0 BB: 0 P: 3	R: 0 E: 0 K: 0 S: 3	H: 1 LOB: 1 BB: 1 P: 7	R: 2 E: 0 K: 1 S: 8	H: 3 LOB: 2 BB: 1 P: 12	R: 0 E: 0 K: 0 S: 4	H: 1 LOB: 2 BB: 1 P: 8	R: 0 E: 0 K: 0 S: 3	H: 0 LOB: 0 BB: 0 P: 3	R: 1 E: 0 K: 0 S: 4	H: 1 LOB: 2 BB: 2 P: 12	R: 0 E: 1 K: 1 S: 6	H: 0 LOB: 1 BB: 0 P: 6	R: 1 E: 0 K: 1 S: 7	H: 2 LOB: 1 BB: 0 P: 7	1B: 7 2B: 3 3B: 0 HR: 0	SF: 0 SAC: 0 DP: 1 HBP: 0	WP: 0 PB: 0 SB: 0 CS: 0	PA: 42
PITCHER	IP WLS BF H R ER SO BB IBB HBP BLK WP HR S P ERA WHIP											PITCHER	IP WLS BF H R ER SO BB IBB HBP BLK WP HR S P ERA WHIP									
Murry Dickson, R ERA: 4.11 (1, 1)	9.0 W 42 10 4 4 4 5 0 0 0 0 0 0 45 65 4.00 1.667																					

Batter	1	2	3	4	5	6	7	8	9	10	AB	R	H	RBI	BB	SO	LOB	TOP	
Bob Dillinger, R OBP: 0.361, SLG: 0.433 (1, 5)	F9		FC4-6 2B		BB 2B		1B 2B		1B 1B		5	3	3	0	0	0	1	Pittsburgh Pirates @ St. Louis Cardinals Sportsman's Park, St. Louis, MO Sun Sep 10 1950, 4:33 AM EDT Unknown livebaseballscorecards.com	
Tom Saffell, L OBP: 0.255, SLG: 0.248 (1, 8)	3-1		F9		BB BB		1B 1B		F7		4	1	1	1	1	0	2		
Ralph Kiner, R OBP: 0.422, SLG: 0.622 (1, 7)	BB 1B		1H 2B		BB BB		2-3 3-H 1B		F8		4	0	3	2	1	0	1		
Wally Westlake, R OBP: 0.359, SLG: 0.471 (1, 9)	4-0 BB		4-0 BB		BB BB		2-3 3-H 1B		BB 1B		3	0	2	2	2	0	3		
Danny O'Connell, R OBP: 0.332, SLG: 0.432 (1, 6)	BB K		BB F8		BB BB		3-H 4-0 1B		BB 1B		4	0	0	0	1	2	8		
Ed Stevens, L (1, 3)		F3		F5		F9		4-3	F2		5	0	0	0	0	0	3		
Johnny Berardino, R OBP: 0.264, SLG: 0.221 (1, 4)		F4		K		5-3		F7		K	5	0	0	0	0	2	0		
Clyde McCullough, R OBP: 0.344, SLG: 0.436 Pete Castiglione, R OBP: 0.317, SLG: 0.353 Ray Mueller, R OBP: 0.301, SLG: 0.407 (1, 2)		F9		F2		K		F8		K	4	0	0	0	0	1	0		
Cliff Chambers, L OBP: 0.329, SLG: 0.372 Stan Rojek, R OBP: 0.317, SLG: 0.321 Frank Barrett, R (10, 1)			FC4-6 BB		6-3		2B 1B		5-3	K	1	0	0	0	0	1	0		
Inning Stats	R: 0 E: 0 K: 1 S: 6	H: 1 LOB: 2 BB: 1 P: 10	R: 0 E: 0 K: 0 S: 3	H: 0 LOB: 0 BB: 0 P: 3	R: 1 E: 0 K: 0 S: 4	H: 1 LOB: 2 BB: 2 P: 12	R: 0 E: 0 K: 1 S: 5	H: 0 LOB: 0 BB: 0 P: 5	R: 3 E: 1 K: 0 S: 6	H: 4 LOB: 0 BB: 0 P: 6	R: 0 E: 0 K: 0 S: 3	H: 0 LOB: 0 BB: 0 P: 3	R: 1 E: 0 K: 0 S: 6	H: 3 LOB: 3 BB: 1 P: 10	R: 0 E: 0 K: 3 S: 9	H: 0 LOB: 0 BB: 0 P: 9	1B: 7 2B: 4 3B: 0 HR: 0		SF: 0 SAC: 0 DP: 1 HBP: 0
PITCHER	IP 6.0	WLS 29	H 6	R 4	ER 4	SO 4	BB 5	IBB 0	HBP 0	BLK 0	WP 0	HR 0	S 32	P 52	ERA 6.00	WHIP 1.833			
Red Munger, R ERA: 4.34 Gerry Staley, R ERA: 5.1 Al Papai, R ERA: 5.94 Ted Wilks, R ERA: 7.47 (1, 1)	1.0	3	1	0	0	0	0	0	0	0	0	0	3	3	0.00	1.000			
(7, 1)	2.0	10	3	1	1	0	1	0	0	0	0	0	9	13	4.50	2.000			
(8, 1)	1.0	W	3	0	0	0	3	0	0	0	0	0	9	9	0.00	0.000			

Pittsburgh Pirates @ St. Louis Cardinals
Sportsman's Park, St. Louis, MO
Sun Sep 10 1950, 4:33 AM EDT
Unknown

AB 39
R 5
H 10
RBI 5
BB 6
SO 7
LOB 18



Batter	1	2	3	4	5	6	7	8	9	10	AB	R	H	RBI	BB	SO	LOB	BOTTOM			
Chuck Diering, R OBP: 0.365, SLG: 0.349 (1, 8)	G4-6-3 1B			F6	BB		1-2 1B		1B 1B		4	1	3	0	1	0	0	Pittsburgh Pirates @ St. Louis Cardinals Sportsman's Park, St. Louis, MO Sun Sep 10 1950, 4:33 AM EDT Unknown livebaseballscorecards.com			
Red Schoendienst, S OBP: 0.308, SLG: 0.400 (1, 4)	F9		F8	1-3			F9		1-2 HR 1B		5	1	1	1	0	0	5				
Stan Musial, L OBP: 0.445, SLG: 0.620 (1, 3)	G4-6-3 1-2		1B BB				F8		1-2 HR 1B		4	2	2	3	1	0	1				
Bill Howerton, L OBP: 0.406, SLG: 0.552 (1, 9)		4-3		1B 1B			FC6-4-5 1B		1-2 BB 1B		4	0	2	0	1	0	0				
Peanuts Lowrey, R OBP: 0.325, SLG: 0.297 (1, 7)		F8		1-2 2-H 1B			FC6-4-5 1B		G6-4-3 1B		5	1	3	1	0	0	2				
Marty Marion, R OBP: 0.336, SLG: 0.331 (1, 6)		K		4-3			FC6-4-5 1-2 2-3		F9		4	0	0	0	0	1	5				
Eddie Kazak, R OBP: 0.304, SLG: 0.337 (1, 5)			F5		4-3 SH1-4 1B		5-3		4-3		4	0	1	0	1	0	0				
Del Rice, R OBP: 0.331, SLG: 0.383 Hal Rice, L OBP: 0.280, SLG: 0.265 (1, 2)		F9		F9			F5		K		3	0	0	0	0	1	0				
Red Munger, R OBP: 0.319, SLG: 0.163 Gerry Staley, R OBP: 0.317, SLG: 0.294 Enos Slaughter, L OBP: 0.317, SLG: 0.426 Al Papai, R OBP: 0.317, SLG: 0.158 Eddie Miller, R OBP: 0.317, SLG: 0.317 Ted Wilks, R OBP: 0.317, SLG: 0.317 (1, 1)		5-3		4-3			1B		1B BB		2	0	0	0	0	0	1				
(7, 1)											0	0	0	0	0	0	0				
(7, PH)											1	0	1	0	0	0	0				
(8, 1)											0	1	0	0	0	0	0				
(8, PH)											0	1	0	0	1	0	0				
(10, 1)											0	0	0	0	0	0	0				
Inning Stats	R: 0 E: 0 K: 0 S: 3	H: 1 LOB: 0 BB: 0 P: 3	R: 0 E: 0 K: 1 S: 5	H: 0 LOB: 0 BB: 0 P: 5	R: 0 E: 0 K: 0 S: 3	H: 0 LOB: 0 BB: 0 P: 3	R: 1 E: 0 K: 0 S: 5	H: 2 LOB: 2 BB: 1 P: 9	R: 0 E: 0 K: 0 S: 4	H: 2 LOB: 1 BB: 0 P: 4	R: 0 E: 0 K: 0 S: 5	H: 2 LOB: 2 BB: 0 P: 5	R: 0 E: 0 K: 0 S: 3	H: 1 LOB: 1 BB: 1 P: 7	R: 4 E: 0 K: 1 S: 8	H: 3 LOB: 0 BB: 1 P: 12	R: 1 E: 0 K: 0 S: 3	H: 2 LOB: 2 BB: 1 P: 7	1B: 13 2B: 1 3B: 0 HR: 1	SF: 0 SAC: 2 DP: 3 HBP: 0	WP: 0 PA: 44 PB: 0 SB: 0 CS: 0
PITCHER	IP 9.0	WLS 40	H 12	R 5	ER 5	SO 2	BB 4	IBB 0	HBP 0	BLK 0	WP 0	HR 1	S 40	P 56	ERA 5.00	WHIP 1.778					
Cliff Chambers, L ERA: 4.6 Frank Barrett, R ERA: 3.38 (1, 1)	0.1	L	4	2	1	0	1	0	0	0	0	0	0	3	7	27.00	9.000				

Pittsburgh Pirates @ St. Louis Cardinals
Sportsman's Park, St. Louis, MO
Sun Sep 10 1950, 4:33 AM EDT
Unknown

AB 37
R 6
H 14
RBI 6
BB 5
SO 2
LOB 14




Batter	1	2	3	4	5	6	7	8	9	AB	R	H	RBI	BB	SO	LOB	TOP					
Bob Dillinger, R OBP: 0.362, SLG: 0.432 (1.5)										4	0	1	0	1	0	3	Pittsburgh Pirates @ St. Louis Cardinals Sportsman's Park, St. Louis, MO Sun Sep 10 1950, 4:38 AM EDT Att: 12,436 - Unknown					
Tom Saffell, L OBP: 0.269, SLG: 0.268 (1.9)										4	1	1	1	1	3	1						
Ralph Kiner, R OBP: 0.422, SLG: 0.619 (1.7)										4	0	1	0	1	1	4						
Wally Westlake, R OBP: 0.359, SLG: 0.476 (1.8)										4	2	1	1	1	1	3						
Danny O'Connell, R OBP: 0.333, SLG: 0.435 (1.6)										5	0	2	0	0	0	1						
Jack Phillips, R OBP: 0.338, SLG: 0.417 (1.3)										4	1	0	0	1	1	4						
Johnny Berardino, R OBP: 0.264, SLG: 0.247 (1.4)										4	1	1	0	0	0	3						
Ray Mueller, R OBP: 0.306, SLG: 0.426 (1.2)										3	1	1	4	1	0	0						
Bill MacDonald, R OBP: 0.208, SLG: 0.159 (1.1)										3	0	1	0	1	1	0						
Inning Stats	R: 0 E: 0 K: 3 S: 10	H: 1 LOB: 1 BB: 0 P: 10	R: 0 E: 1 K: 1 S: 5	H: 0 LOB: 0 BB: 0 P: 5	R: 0 E: 0 K: 0 S: 3	H: 0 LOB: 0 BB: 0 P: 3	R: 2 E: 0 K: 0 S: 5	H: 2 LOB: 0 BB: 0 P: 5	R: 1 E: 0 K: 0 S: 4	H: 2 LOB: 2 BB: 2 P: 12	R: 3 E: 0 K: 1 S: 6	H: 1 LOB: 0 BB: 2 P: 14	R: 0 E: 0 K: 1 S: 5	H: 0 LOB: 1 BB: 1 P: 9	R: 0 E: 0 K: 0 S: 4	H: 1 LOB: 3 BB: 2 P: 12	R: 0 E: 0 K: 1 S: 7	H: 2 LOB: 2 BB: 0 P: 7	1B: 3 2B: 2 3B: 1 HR: 3	SF: 0 SAC: 0 DP: 1 HBP: 0	WP: 0 PB: 0 SB: 2 CS: 1	PA: 42
PITCHER	IP WLS BF H R ER SO BB IBB HBP BLK WP HR S P ERA WHIP																					
Erv Dusak, R ERA: 3.38 (1.1)	4.1 L 20 5 3 3 4 2 0 0 0 0 2 26 34 6.23 1.615																					
Gerry Staley, R ERA: 5.19 (5.1)	2.2 11 1 3 3 2 3 0 0 0 0 1 12 24 10.12 1.500																					
Fred Martin, R ERA: 4.66 (8.1)	2.0 11 3 0 0 1 2 0 0 0 0 0 11 19 0.00 2.500																					

Batter	1	2	3	4	5	6	7	8	9	AB	R	H	RBI	BB	SO	LOB	BOTTOM					
Red Schoendienst, S OBP: 0.311, SLG: 0.406 (1.4)										3	1	2	2	1	0	0	Pittsburgh Pirates @ St. Louis Cardinals Sportsman's Park, St. Louis, MO Sun Sep 10 1950, 4:38 AM EDT Att: 12,436 - Unknown					
Eddie Kazak, R OBP: 0.303, SLG: 0.335 (1.5)										4	0	1	0	0	0	1						
Stan Musial, L OBP: 0.446, SLG: 0.619 (1.3)										4	0	2	0	0	0	3						
Bill Howerton, L OBP: 0.404, SLG: 0.545 (1.8)										3	0	0	0	1	0	1						
Enos Slaughter, L OBP: 0.370, SLG: 0.425 (1.9)										3	0	0	0	0	0	2						
Hal Rice, L OBP: 0.266, SLG: 0.250 (1.7)										4	0	0	0	0	0	2						
Eddie Miller, R OBP: 0.301, SLG: 0.313 (1.6)										2	0	0	0	2	0	0						
Del Rice, R OBP: 0.328, SLG: 0.380 (1.2)										3	0	0	0	0	0	3						
Joe Garagiola, L OBP: 0.363, SLG: 0.482 (8.2)										1	0	0	0	0	0	0						
Erv Dusak, R (1.1)										1	0	0	0	0	0	0						
Gerry Staley, R OBP: 0.192, SLG: 0.200 (5.1)										1	0	0	0	0	0	0						
Peanuts Lowrey, R OBP: 0.327, SLG: 0.297 (7. PH)										0	1	0	0	1	0	0						
Fred Martin, R OBP: 0.231, SLG: 0.385 (8.1)										0	0	0	0	0	0	0						
Rocky Nelson, L OBP: 0.327, SLG: 0.342 (8. PH)										1	0	0	0	1	0	0						
Inning Stats	R: 0 E: 0 K: 0 S: 4	H: 1 LOB: 1 BB: 0 P: 4	R: 0 E: 0 K: 0 S: 3	H: 0 LOB: 1 BB: 1 P: 7	R: 0 E: 0 K: 0 S: 4	H: 1 LOB: 1 BB: 0 P: 4	R: 0 E: 0 K: 0 S: 3	H: 0 LOB: 2 BB: 1 P: 8	R: 0 E: 0 K: 0 S: 3	H: 1 LOB: 1 BB: 1 P: 7	R: 0 E: 0 K: 0 S: 3	H: 0 LOB: 0 BB: 0 P: 3	R: 2 E: 0 K: 0 S: 4	H: 1 LOB: 0 BB: 1 P: 8	R: 0 E: 0 K: 0 S: 3	H: 1 LOB: 1 BB: 1 P: 7	R: 0 E: 0 K: 1 S: 5	H: 0 LOB: 0 BB: 0 P: 5	1B: 4 2B: 0 3B: 0 HR: 1	SF: 0 SAC: 0 DP: 2 HBP: 1	WP: 0 PB: 0 SB: 0 CS: 0	PA: 36
PITCHER	IP WLS BF H R ER SO BB IBB HBP BLK WP HR S P ERA WHIP																					
Bill MacDonald, R ERA: 4.0 (1.1)	9.0 W 36 5 2 2 1 5 0 1 0 0 1 32 53 2.00 1.111																					




Batter	1	2	3	4	5	6	7	8	9	AB	R	H	RBI	BB	SO	LOB	TOP					
Bob Dillinger, R (1.5) OBP: 0.363, SLG: 0.432										4	0	2	0	0	2	0	Pittsburgh Pirates @ New York Giants Polo Grounds, New York, NY Tue Sep 12 1950, 3:33 AM EDT Att. 4,112 - Unknown					
Tom Saffell, L (1.8) OBP: 0.261, SLG: 0.270										3	0	1	0	0	1	1						
Ralph Kiner, R (1.7) OBP: 0.421, SLG: 0.615										3	0	0	0	1	1	2						
Wally Westlake, R (1.9) OBP: 0.356, SLG: 0.471										4	0	0	0	0	1	2						
Danny O'Connell, R (1.6) OBP: 0.344, SLG: 0.442										3	0	3	0	1	0	0						
Jack Phillips, R (1.3) Ed Stevens, L (5.3)										2	0	0	0	0	0	2						
Johnny Berardino, R (1.4) OBP: 0.274, SLG: 0.241										2	0	0	0	2	0	0						
Clyde McCullough, R (1.2) Pete Castiglione, R (9, PH) OBP: 0.348, SLG: 0.434 OBP: 0.315, SLG: 0.352										1	0	0	0	1	0	0						
Bill Werle, L (1.1) Gus Bell, L (9, PH) OBP: 0.269, SLG: 0.258 OBP: 0.313, SLG: 0.416										3	0	0	0	0	2	6						
Inning Stats	R: 0 E: 0 K: 1 S: 5	H: 1 LOB: 0 BB: 0 P: 5	R: 0 E: 0 K: 2 S: 7	H: 0 LOB: 3 BB: 3 P: 19	R: 0 E: 0 K: 1 S: 5	H: 0 LOB: 1 BB: 1 P: 9	R: 0 E: 1 K: 0 S: 3	H: 1 LOB: 1 BB: 0 P: 8	R: 0 E: 0 K: 0 S: 4	H: 1 LOB: 1 BB: 0 P: 4	R: 0 E: 0 K: 0 S: 3	H: 1 LOB: 0 BB: 0 P: 3	R: 0 E: 0 K: 2 S: 8	H: 1 LOB: 1 BB: 0 P: 8	R: 0 E: 0 K: 1 S: 6	H: 1 LOB: 0 BB: 0 P: 6		R: 0 E: 0 K: 1 S: 5	H: 0 LOB: 0 BB: 0 P: 5	1B: 6 2B: 0 3B: 0 HR: 0	SF: 0 SAC: 1 DP: 1 HBP: 1	WP: 0 PB: 0 SB: 0 CS: 2
PITCHER Sheldon Jones, R (1.1) ERA: 4.53	IP: 9.0 WLS: W BF: 36 H: 6 R: 0 ER: 0 SO: 8 BB: 5 IBB: 0 HBP: 1 BLK: 0 WP: 0 HR: 0 S: 46 P: 67 ERA: 0.00 WHIP: 1.222															PITCHER						

AB 29
R 0
H 6
RBI 0
BB 5
SO 8
LOB 15



Batter	1	2	3	4	5	6	7	8	9	AB	R	H	RBI	BB	SO	LOB	BOTTOM	
Eddie Stanky, R (1.4) OBP: 0.466, SLG: 0.401										2	1	1	0	2	0	0	Pittsburgh Pirates @ New York Giants Polo Grounds, New York, NY Tue Sep 12 1950, 3:33 AM EDT Att. 4,112 - Unknown	
Whitey Lockman, L (1.7) OBP: 0.354, SLG: 0.420										4	0	1	1	0	0	2		
Alvin Dark, R (1.6) OBP: 0.333, SLG: 0.456										3	1	1	0	1	0	2		
Monte Irvin, R (1.3) OBP: 0.391, SLG: 0.481										4	0	1	0	0	0	3		
Wes Westrum, R (1.2) OBP: 0.377, SLG: 0.468										2	0	0	0	2	0	0		
Don Mueller, L (1.9) OBP: 0.331, SLG: 0.391										4	1	1	0	0	0	5		
Bobby Thomson, R (1.8) OBP: 0.308, SLG: 0.493										4	0	1	1	0	0	4		
Hank Thompson, L (1.5) OBP: 0.388, SLG: 0.461										3	0	1	1	0	0	0		
Sheldon Jones, R (1.1) OBP: 0.143, SLG: 0.094										3	0	0	0	0	0	2		
Inning Stats	R: 0 E: 0 K: 0 S: 3	H: 0 LOB: 1 BB: 1 P: 7	R: 1 E: 1 K: 0 S: 5	H: 2 LOB: 1 BB: 0 P: 5	R: 0 E: 0 K: 0 S: 3	H: 0 LOB: 0 BB: 1 P: 7	R: 0 E: 0 K: 0 S: 3	H: 0 LOB: 0 BB: 0 P: 3	R: 0 E: 0 K: 0 S: 4	H: 1 LOB: 3 BB: 2 P: 12	R: 1 E: 0 K: 0 S: 4	H: 2 LOB: 1 BB: 0 P: 4	R: 1 E: 0 K: 0 S: 4	H: 2 LOB: 2 BB: 1 P: 8	1B: 5 2B: 2 3B: 0 HR: 0	SF: 0 SAC: 0 DP: 0 HBP: 0		WP: 0 PB: 0 SB: 0 CS: 1
PITCHER Bill Werle, L (1.1) ERA: 4.22	IP: 8.0 WLS: L BF: 34 H: 7 R: 3 ER: 2 SO: 0 BB: 5 IBB: 0 HBP: 0 BLK: 0 WP: 0 HR: 0 S: 29 P: 49 ERA: 2.25 WHIP: 1.500															PITCHER		

AB 29
R 3
H 7
RBI 3
BB 5
SO 0
LOB 18



Batter	1	2	3	4	5	6	7	8	9	AB	R	H	RBI	BB	SO	LOB	TOP			
Bob Dillinger, R (1.5) OBP: 0.361, SLG: 0.430	F9		G4-6-3			4-3				3	0	0	0	0	0	1	Pittsburgh Pirates @ New York Giants Polo Grounds, New York, NY Wed Sep 13 1950, 3:33 AM EDT Att: 11,684 - Unknown livebaseballscorecards.com			
Tom Saffell, L (1.8) OBP: 0.256, SLG: 0.265	6-3			4-3		1-3				3	0	0	0	0	0	0				
Ralph Kiner, R (1.7) OBP: 0.420, SLG: 0.614	L6			FC5-4 1B		F7				3	0	1	0	0	0	0				
Gus Bell, L (1.9) OBP: 0.316, SLG: 0.425		1B 7-6-12 BB		F2				HR		2	1	1	1	1	0	1				
Danny O'Connell, R (1.6) OBP: 0.340, SLG: 0.437	1-3			FC5-4				5-3		3	0	0	0	0	0	2				
Ed Stevens, L (1.3) OBP: 0.091, SLG: 0.091					K			3-1		3	0	1	0	0	1	0				
Johnny Berardino, R (1.4) OBP: 0.279, SLG: 0.238 Pete Castiglione, R (6.4) OBP: 0.374, SLG: 0.350	7-5-1-2							P4		1	0	0	0	1	0	2				
Clyde McCullough, R (1.2) OBP: 0.349, SLG: 0.434										1	0	0	0	0	0	0				
Vern Law, R (1.1) OBP: 0.154, SLG: 0.139										2	0	1	0	0	0	1				
										2	0	0	0	0	2	2				
Inning Stats	R: 0 E: 0 K: 0 S: 3	H: 0 LOB: 0 BB: 0 P: 3	R: 0 E: 0 K: 0 S: 3	H: 1 LOB: 1 BB: 1 P: 7	R: 0 E: 0 K: 1 S: 5	H: 1 LOB: 0 BB: 0 P: 5	R: 0 E: 0 K: 0 S: 4	H: 1 LOB: 1 BB: 0 P: 4	R: 0 E: 0 K: 2 S: 7	H: 0 LOB: 1 BB: 1 P: 11	R: 0 E: 0 K: 0 S: 3	H: 0 LOB: 0 BB: 0 P: 3	R: 1 E: 0 K: 0 S: 4	H: 1 LOB: 0 BB: 0 P: 4			1B: 3 2B: 1 3B: 0 HR: 1	SF: 0 SAC: 0 DP: 2 HBP: 0	WP: 0 PB: 0 SB: 0 CS: 0	PA: 25
PITCHER Sal Maglie, R (1.1) ERA: 2.52	IP: 7.0 WLS: W BF: 25 H: 4 R: 1 ER: 1 SO: 3 BB: 2 IBB: 0 HBP: 0 BLK: 0 WP: 0 HR: 1 S: 29 P: 37 ERA: 1.29 WHIP: 0.857															PITCHER IP: WLS: BF: H: R: ER: SO: BB: IBB: HBP: BLK: WP: HR: S: P: ERA: WHIP:				

Batter	1	2	3	4	5	6	7	8	9	AB	R	H	RBI	BB	SO	LOB	BOTTOM			
Eddie Stanky, R (1.4) OBP: 0.467, SLG: 0.399	K			BB SH5-3 BB	F7					2	0	0	1	2	1	1	Pittsburgh Pirates @ New York Giants Polo Grounds, New York, NY Wed Sep 13 1950, 3:33 AM EDT Att: 11,684 - Unknown livebaseballscorecards.com			
Whitey Lockman, L (1.7) OBP: 0.354, SLG: 0.419	K2-3			SH5-3				FC6-4 BB		3	0	1	1	0	1	1				
Don Mueller, L (1.9) OBP: 0.328, SLG: 0.388	L4			F5	1-3			P4		4	0	0	0	0	0	3				
Hank Thompson, L (1.5) OBP: 0.390, SLG: 0.462		4-3		BB BB				1B FC3-6 1B		2	1	1	0	1	0	0				
Monte Irvin, R (1.3) OBP: 0.394, SLG: 0.481		5-3		1-2 2-3 BB				FC3-6 1B		2	0	1	0	1	0	0				
Wes Westrum, R (1.2) OBP: 0.374, SLG: 0.464		5-3		F8				F2		3	0	0	0	0	0	5				
Alvin Dark, R (1.6) OBP: 0.333, SLG: 0.454			L5					FC3-6 FC5-4		2	1	0	1	1	0	1				
Bobby Thomson, R (1.8) OBP: 0.308, SLG: 0.402			6-3					FC5-4		3	1	1	0	0	0	1				
Sal Maglie, R (1.1) OBP: 0.145, SLG: 0.169			K							3	0	0	0	0	1	2				
										3	0	0	0	0	1	2				
Inning Stats	R: 0 E: 0 K: 2 S: 7	H: 0 LOB: 0 BB: 0 P: 7	R: 0 E: 0 K: 0 S: 3	H: 0 LOB: 0 BB: 0 P: 3	R: 0 E: 0 K: 1 S: 5	H: 0 LOB: 0 BB: 0 P: 5	R: 0 E: 0 K: 0 S: 3	H: 0 LOB: 3 BB: 3 P: 15	R: 2 E: 0 K: 0 S: 5	H: 2 LOB: 1 BB: 1 P: 9	R: 1 E: 0 K: 0 S: 5	H: 2 LOB: 1 BB: 0 P: 5	R: 0 E: 0 K: 0 S: 3	H: 0 LOB: 1 BB: 1 P: 7			1B: 4 2B: 0 3B: 0 HR: 0	SF: 0 SAC: 1 DP: 0 HBP: 0	WP: 0 PB: 0 SB: 0 CS: 0	PA: 30
PITCHER Vern Law, R (1.1) ERA: 4.66	IP: 7.0 WLS: L BF: 30 H: 4 R: 3 ER: 3 SO: 3 BB: 5 IBB: 0 HBP: 0 BLK: 0 WP: 0 HR: 0 S: 31 P: 51 ERA: 3.86 WHIP: 1.286															PITCHER IP: WLS: BF: H: R: ER: SO: BB: IBB: HBP: BLK: WP: HR: S: P: ERA: WHIP:				

Batter	1	2	3	4	5	6	7	8	9	AB R H RBI BB SO LOB	TOP									
Bob Dillinger, R (1.5) X OBP: 0.363, SLG: 0.431	0-0 SH3-4 1B		0-0 2-3 1B		0-0 G1-6-3 1-2 2-3		0-0 1-3		0-0 1B 1B	5 1 3 0 0 0 3	Pittsburgh Pirates @ New York Giants Polo Grounds, New York, NY Thu Sep 14 1950, 3:33 AM EDT Unknown									
Danny O'Connell, R (1.6) X OBP: 0.342, SLG: 0.435	0-0 SH3-4 1-2		0-0 F9 3-H		0-0 F7		4-0 BB		0-0 1B E 1B	3 1 1 1 1 0 2										
Ralph Kiner, R (1.7) X OBP: 0.419, SLG: 0.609	0-0 5-3		0-0 F7			0-3 K 5-0	0-3 K 5-0		0-0 E9 1-H 2-H 2B 1B	5 1 1 1 0 2 4										
Gus Bell, L (1.9) X OBP: 0.319, SLG: 0.433	0-0 3-1			0-0 FC1-5-6 2B		0-0 HR 1B		0-0 P6	0-0 1B 2B	5 2 3 1 0 0 1										
Wally Westlake, R (1.8) X OBP: 0.356, SLG: 0.478		0-0 5-3		0-0 F8		0-0 HR 1-H		0-3 K	0-0 2B 3-H 2-H 1B	5 1 2 3 0 1 1										
Ed Stevens, L (1.3) X OBP: 0.125, SLG: 0.125		0-0 5-3		0-0 FC1-5-6 2-3		0-3 K		0-0 E 1B	0-0 2-3 1-2	5 0 1 0 0 1 2										
Johnny Berardino, R (1.4) X OBP: 0.279, SLG: 0.227			0-3 K		0-0 P6		0-0 F9		0-0 E6 1-2 FC6-4 BB	4 0 0 0 1 1 2										
Clyde McCullough, R (1.2) X OBP: 0.350, SLG: 0.434			0-0 P4		0-0 G1-6-3 1B		0-0 4-3 1B		0-0 FC6-4 1-2 K	5 0 2 0 0 1 4										
Murry Dickson, R (1.1) X OBP: 0.253, SLG: 0.297			0-0 1B F9 2B		0-0 1-2 G1-6-3 1B		0-0 4-3 1-2		0-0 1-3	4 1 2 0 0 0 1										
Inning Stats	R: 0 E: 0 K: 0 S: 4	H: 1 LOB: 1 BB: 0 P: 4	R: 0 E: 0 K: 1 S: 5	H: 0 LOB: 0 BB: 0 P: 5	R: 1 E: 0 K: 0 S: 5	H: 2 LOB: 1 BB: 0 P: 5	R: 0 E: 0 K: 0 S: 4	H: 1 LOB: 1 BB: 0 P: 4	R: 0 E: 0 K: 2 S: 9	H: 2 LOB: 0 BB: 0 P: 9	R: 0 E: 0 K: 1 S: 6	H: 1 LOB: 2 BB: 1 P: 10	R: 0 E: 1 K: 1 S: 7	H: 1 LOB: 2 BB: 0 P: 7	R: 4 E: 1 K: 1 S: 10	H: 5 LOB: 2 BB: 1 P: 14	1B: 11 2B: 3 3B: 0 HR: 1	SF: 0 SAC: 1 DP: 1 HBP: 0	WP: 0 PB: 0 SB: 0 CS: 0	PA: 44
PITCHER	IP WLS BF H R ER SO BB IBB HBP BLK WP HR S P ERA WHIP											PITCHER	IP WLS BF H R ER SO BB IBB HBP BLK WP HR S P ERA WHIP							
Larry Jansen, R (1.1) ERA: 3.16	6.0 L 25 8 3 3 3 0 0 0 0 0 0 1 31 31 4.50 1.333																			
Jack Kramer, R (7.1) ERA: 3.46	2.0 10 2 0 0 2 1 0 0 0 0 0 0 13 17 0.00 1.500																			
Sheldon Jones, R (9.1) ERA: 4.73	0.1 5 4 4 0 0 0 0 0 0 0 0 0 5 5 108.00 12.000																			
George Spencer, R (9.1) ERA: 3.38	0.2 4 1 0 0 1 1 0 0 0 0 0 0 5 9 0.00 3.000																			


AB 41
R 7
H 15
RBI 6
BB 2
SO 6
LOB 20





Batter	1	2	3	4	5	6	7	8	9	AB R H RBI BB SO LOB	BOTTOM									
Eddie Stanky, R (1.4) X OBP: 0.467, SLG: 0.405	0-3 K			0-0 HR		0-0 G1-6-3 1-2			4-0 FC3-6 1B BB	3 1 1 1 1 1 1	Pittsburgh Pirates @ New York Giants Polo Grounds, New York, NY Thu Sep 14 1950, 3:33 AM EDT Unknown									
Whitney Lockman, L (1.7) X OBP: 0.355, SLG: 0.420	0-0 G3-6-3 1B			0-0 4-3		0-0 P6			0-0 FC3-6 1-2 1B	4 0 2 0 0 0 0										
Don Mueller, L (1.9) X OBP: 0.325, SLG: 0.385	0-0 G3-6-3 1-2			0-0 F7			0-0 F8		0-0 FC3-6 1-2 2-3	4 0 0 0 0 0 3										
Hank Thompson, L (1.5) X OBP: 0.387, SLG: 0.457		0-0 F7		0-0 F9			0-0 L4		0-3 K	4 0 0 0 0 1 2										
Monte Irvin, R (1.3) X OBP: 0.389, SLG: 0.475		0-0 F9			0-0 F7		0-0 F9		0-0 F3	4 0 0 0 0 0 2										
Wes Westrum, R (1.2) X OBP: 0.374, SLG: 0.463		0-0 1-3			0-0 FC4-6 1B			0-0 F7		3 0 1 0 0 0 0										
Alvin Dark, R (1.6) X OBP: 0.333, SLG: 0.453			0-0 F7		0-0 FC4-6 1-2			0-0 1B		3 0 1 0 0 0 1										
Bobby Thomson, R (1.8) X OBP: 0.306, SLG: 0.400			0-0 F7		0-0 F8			0-0 F8		3 0 0 0 0 0 2										
Larry Jansen, R (1.1) OBP: 0.193, SLG: 0.224 Bill Rigney, R (6.1) OBP: 0.306, SLG: 0.227 Jack Kramer, R (7.1) OBP: 0.306, SLG: 0.290 Roy Weatherly, L (8.1) OBP: 0.143, SLG: 0.422 Sheldon Jones, R (9.1) OBP: 0.143, SLG: 0.292 George Spencer, R (9.1)			0-3 K		0-0 G1-6-3 1B			0-0 F8		1 0 0 0 0 1 0 1 0 1 0 0 0 0 0 0 0 0 0 0 0 1 0 0 0 0 0 1 0 0 0 0 0 0 0 0 0 0 0 0 0 0										
Inning Stats	R: 0 E: 0 K: 1 S: 5	H: 1 LOB: 0 BB: 0 P: 5	R: 0 E: 0 K: 0 S: 3	H: 0 LOB: 0 BB: 0 P: 3	R: 0 E: 0 K: 1 S: 5	H: 0 LOB: 0 BB: 0 P: 5	R: 1 E: 0 K: 0 S: 4	H: 1 LOB: 0 BB: 0 P: 4	R: 0 E: 0 K: 0 S: 3	H: 1 LOB: 0 BB: 0 P: 3	R: 0 E: 0 K: 0 S: 3	H: 0 LOB: 0 BB: 0 P: 3	R: 0 E: 0 K: 0 S: 4	H: 1 LOB: 1 BB: 0 P: 4	R: 0 E: 0 K: 1 S: 6	H: 1 LOB: 2 BB: 1 P: 10	1B: 5 2B: 0 3B: 0 HR: 1	SF: 0 SAC: 0 DP: 2 HBP: 0	WP: 0 PB: 0 SB: 0 CS: 0	PA: 32
PITCHER	IP WLS BF H R ER SO BB IBB HBP BLK WP HR S P ERA WHIP											PITCHER	IP WLS BF H R ER SO BB IBB HBP BLK WP HR S P ERA WHIP							
Murry Dickson, R (1.1) ERA: 3.97	9.0 W 32 6 1 1 3 1 0 0 0 0 0 1 37 41 1.00 0.778																			


AB 31
R 1
H 6
RBI 1
BB 1
SO 3
LOB 12



Batter	1	2	3	4	5	6	7	8	9	AB	R	H	RBI	BB	SO	LOB	TOP			
Bob Dillinger, R (1.5) OBP: 0.362, SLG: 0.429	F9		K			F7		BB		3	0	0	0	1	1	0	Pittsburgh Pirates @ New York Giants Polo Grounds, New York, NY Thu Sep 14 1950, 3:38 AM EDT Att: 4,272 - Unknown AB 28 R 1 H 6 RBI 1 BB 3 SO 4 LOB 10 			
Danny O'Connell, R (1.6) OBP: 0.341, SLG: 0.437	1B 2B		F3			K		3-1		4	1	1	0	0	1	2				
Ralph Kiner, R (1.7) OBP: 0.417, SLG: 0.606	6-3			G1-4-3 1B		P4			F7	4	0	1	0	0	0	1				
Gus Bell, L (1.9) OBP: 0.324, SLG: 0.435	1B CS BB			G1-4-3 1B			F8			3	0	2	0	1	0	0				
Wally Westlake, R (1.8) OBP: 0.356, SLG: 0.476				G1-4-3			K		5-3 1B	4	0	1	1	0	1	3				
Jack Phillips, R (1.3) OBP: 0.333, SLG: 0.408	CS			F7			F9		F2	4	0	1	0	0	0	2				
Johnny Berardino, R (1.4) OBP: 0.269, SLG: 0.222		G5-4-3				F7			1-3	2	0	0	0	0	0	1				
Pete Castiglione, R (8. PH) OBP: 0.313, SLG: 0.349		1-2								1	0	0	0	0	0	0				
Ray Mueller, R (1.2) OBP: 0.309, SLG: 0.423										0	0	0	0	0	0	0				
Tom Saffell, L (8. PH) OBP: 0.254, SLG: 0.263	4-3									1	0	0	0	0	0	0				
Clyde McCullough, R (8.2) OBP: 0.350, SLG: 0.434										0	0	0	0	0	0	0				
Bill MacDonald, R (1.1) OBP: 0.200, SLG: 0.152										2	0	0	0	0	1	1				
Ed Stevens, L (8. PH) OBP: 0.176, SLG: 0.125										0	0	0	0	1	0	0				
Vic Lombardi, L (8.1) OBP: 0.313, SLG: 0.333			K			G5-4-3		BB BB		0	0	0	0	0	0	0				
Inning Stats	R: 1 E: 0 K: 0 S: 4	H: 2 LOB: 1 BB: 1 P: 8	R: 0 E: 0 K: 0 S: 3	H: 1 LOB: 0 BB: 0 P: 3	R: 0 E: 0 K: 2 S: 7	H: 0 LOB: 0 BB: 0 P: 7	R: 0 E: 0 K: 0 S: 4	H: 2 LOB: 1 BB: 0 P: 4	R: 0 E: 0 K: 1 S: 5	H: 0 LOB: 0 BB: 0 P: 5	R: 0 E: 0 K: 1 S: 5	H: 0 LOB: 0 BB: 0 P: 5	R: 0 E: 0 K: 0 S: 3	H: 0 LOB: 2 BB: 2 P: 11	R: 0 E: 0 K: 0 S: 4	H: 1 LOB: 1 BB: 0 P: 4	1B: 5 2B: 1 3B: 0 HR: 0	SF: 0 SAC: 0 DP: 3 HBP: 0	WP: 0 PB: 0 SB: 0 CS: 1	PA: 34
PITCHER Jim Hearn, R (1.1) ERA: 2.64	IP: 9.0 WLS: W BF: 33 H: 6 R: 1 ER: 1 SO: 4 BB: 4 IBB: 0 HBP: 0 BLK: 0 WP: 0 HR: 0 S: 37 P: 53 ERA: 1.00 WHIP: 1.111															PITCHER				

Batter	1	2	3	4	5	6	7	8	9	AB	R	H	RBI	BB	SO	LOB	BOTTOM		
Eddie Stanky, R (1.4) OBP: 0.467, SLG: 0.408	4-3		1-3 1B			K		1B 2B		4	2	2	0	0	1	0	Pittsburgh Pirates @ New York Giants Polo Grounds, New York, NY Thu Sep 14 1950, 3:38 AM EDT Att: 4,272 - Unknown AB 30 R 6 H 7 RBI 6 BB 3 SO 2 LOB 9 		
Whitey Lockman, L (1.7) OBP: 0.356, SLG: 0.419	G4-6-3 BB		1-3		G3					3	0	1	2	1	0	2			
Don Mueller, L (1.9) OBP: 0.323, SLG: 0.381	G4-6-3		F2		F9			G3		4	0	0	0	0	0	3			
Hank Thompson, L (1.5) OBP: 0.387, SLG: 0.463		4-3	1B BB			4-3		HR		3	1	1	1	1	0	0			
Monte Irvin, R (1.3) OBP: 0.390, SLG: 0.485		HR	1B			6-3		6-3		4	1	2	3	0	0	0			
Wes Westrum, R (1.2) OBP: 0.373, SLG: 0.460		4-3	F7			FC5-4 BB		F7		3	0	0	0	1	0	2			
Alvin Dark, R (1.6) OBP: 0.332, SLG: 0.451		6-3			4-3		FC5-4			3	0	0	0	0	0	1			
Bobby Thomson, R (1.8) OBP: 0.306, SLG: 0.400			1B E 1-3 1B		6-3			F8		3	1	1	0	0	0	0			
Jim Hearn, R (1.1) OBP: 0.200, SLG: 0.111			E3 1-3 1B		K			F8		3	1	0	0	0	1	1			
Inning Stats	R: 0 E: 0 K: 0 S: 2	H: 0 LOB: 0 BB: 1 P: 6	R: 1 E: 0 K: 0 S: 4	H: 1 LOB: 0 BB: 0 P: 4	R: 3 E: 1 K: 0 S: 7	H: 3 LOB: 2 BB: 1 P: 11	R: 0 E: 0 K: 1 S: 5	H: 0 LOB: 0 BB: 0 P: 5	R: 0 E: 0 K: 0 S: 3	H: 0 LOB: 1 BB: 1 P: 7	R: 1 E: 0 K: 0 S: 4	H: 2 LOB: 1 BB: 0 P: 4	R: 1 E: 0 K: 0 S: 4	H: 1 LOB: 0 BB: 0 P: 4	1B: 4 2B: 1 3B: 0 HR: 2	SF: 0 SAC: 0 DP: 1 HBP: 0		WP: 0 PB: 0 SB: 0 CS: 0	PA: 33
PITCHER Bill MacDonald, R (1.1) ERA: 3.93	IP: 7.0 WLS: L BF: 29 H: 6 R: 5 ER: 2 SO: 2 BB: 3 IBB: 0 HBP: 0 BLK: 0 WP: 0 HR: 1 S: 30 P: 42 ERA: 2.57 WHIP: 1.286															PITCHER			
Vic Lombardi, L (8.1) ERA: 7.05	IP: 1.0 WLS: L BF: 4 H: 1 R: 1 ER: 1 SO: 0 BB: 0 IBB: 0 HBP: 0 BLK: 0 WP: 0 HR: 1 S: 4 P: 4 ERA: 9.00 WHIP: 1.000															PITCHER			


Batter	1	2	3	4	5	6	7	8	9	AB	R	H	RBI	BB	SO	LOB	TOP																		
Bob Dillinger, R (1, 5) OBP: 0.362, SLG: 0.429											0	0	0	0	0	0	0	Pittsburgh Pirates @ Boston Braves Braves Field, Boston, MA Fri Sep 15 1950, 3:33 AM EDT Att: 9,168 - Unknown livebaseballscorecards.com																	
Danny O'Connell, R (1, 6) OBP: 0.341, SLG: 0.437											0	0	0	0	0	0	0																		
Ralph Kiner, R (1, 7) OBP: 0.417, SLG: 0.606											0	0	0	0	0	0	0																		
Gus Bell, L (1, 9) OBP: 0.324, SLG: 0.435											0	0	0	0	0	0	0																		
Wally Westlake, R (1, 8) OBP: 0.356, SLG: 0.476											0	0	0	0	0	0	0																		
Ed Stevens, L (1, 3) OBP: 0.176, SLG: 0.125											0	0	0	0	0	0	0																		
Stan Rojek, R (1, 4) OBP: 0.317, SLG: 0.321											0	0	0	0	0	0	0																		
Clyde McCullough, R (1, 2) OBP: 0.350, SLG: 0.434											0	0	0	0	0	0	0																		
Mel Queen, R (1, 1) OBP: 0.091, SLG: 0.063											0	0	0	0	0	0	0																		
Inning Stats											1B: 0	SF: 0	WP: 0	PA: 0	2B: 0	SAC: 0	FB: 0		3B: 0	DP: 0	SB: 0	HR: 0	HBP: 0	CS: 0											
PITCHER Max Surkont, R (1, 1) ERA: 3.86	IP	WLS	BF	H	R	ER	SO	BB	IBB	HBP	BLK	WP	HR	S	P	ERA	WHIP																		
																		PITCHER	IP	WLS	BF	H	R	ER	SO	BB	IBB	HBP	BLK	WP	HR	S	P	ERA	WHIP

Batter	1	2	3	4	5	6	7	8	9	AB	R	H	RBI	BB	SO	LOB	BOTTOM																		
Roy Hartsfield, R (1, 4) OBP: 0.317, SLG: 0.375											0	0	0	0	0	0	0	Pittsburgh Pirates @ Boston Braves Braves Field, Boston, MA Fri Sep 15 1950, 3:33 AM EDT Att: 9,168 - Unknown livebaseballscorecards.com																	
Sam Jethroe, S (1, 8) OBP: 0.345, SLG: 0.457											0	0	0	0	0	0	0																		
Earl Torgeson, L (1, 3) OBP: 0.406, SLG: 0.452											0	0	0	0	0	0	0																		
Bob Elliott, R (1, 5) OBP: 0.388, SLG: 0.514											0	0	0	0	0	0	0																		
Sid Gordon, R (1, 7) OBP: 0.424, SLG: 0.592											0	0	0	0	0	0	0																		
Tommy Holmes, L (1, 9) OBP: 0.386, SLG: 0.452											0	0	0	0	0	0	0																		
Del Crandall, R (1, 2) OBP: 0.271, SLG: 0.327											0	0	0	0	0	0	0																		
Buddy Kerr, R (1, 6) OBP: 0.291, SLG: 0.307											0	0	0	0	0	0	0																		
Max Surkont, R (1, 1) OBP: 0.333, SLG: 0.417											0	0	0	0	0	0	0																		
Inning Stats											1B: 0	SF: 0	WP: 0	PA: 0	2B: 0	SAC: 0	FB: 0		3B: 0	DP: 0	SB: 0	HR: 0	HBP: 0	CS: 0											
PITCHER Mel Queen, R (1, 1) ERA: 5.56	IP	WLS	BF	H	R	ER	SO	BB	IBB	HBP	BLK	WP	HR	S	P	ERA	WHIP																		
																		PITCHER	IP	WLS	BF	H	R	ER	SO	BB	IBB	HBP	BLK	WP	HR	S	P	ERA	WHIP

Batter	1	2	3	4	5	6	7	8	9	10	11	12	AB	R	H	RBI	BB	SO	LOB	TOP		
Bob Dillinger, R OBP: 0.360, SLG: 0.424 (1.5)	F8		K			CS BB		5-3			6-3	F8	5	0	0	1	1	1	2			
Danny O'Connell, R OBP: 0.345, SLG: 0.435 (1.6)	G4-3 1B		1-3			1-2		4-3			F2	3H FC6-4 BB	5	0	1	0	1	0	2			
Ralph Kiner, R OBP: 0.417, SLG: 0.601 (1.7)	G4-3					G4-6-3 BB		4-3			6-3	FC6-4	5	0	0	0	1	0	3			
Gus Bell, L OBP: 0.326, SLG: 0.442 (1.9)						G4-6-3 1-2r		1-3			F7	4-3	5	0	2	0	0	0	1			
Wally Westlake, R OBP: 0.357, SLG: 0.477 (1.8)			K			1-2r		6-3			G1-6-3 1B	WP 1B 1B	5	1	2	0	0	1	2			
Ed Stevens, L OBP: 0.251, SLG: 0.167 (1.3)			1-3			G3		1-3			G1-6-3	WP 1B	4	1	1	0	1	0	3			
Stan Rojek, R OBP: 0.313, SLG: 0.317 (1.4)			6-3					5-3			F8	1B 1B	2	0	0	0	0	0	1			
Tom Saffell, L OBP: 0.251, SLG: 0.259 (7. PH)								1-3				1B 1B	1	0	0	0	0	0	2			
Pete Castiglione, R OBP: 0.314, SLG: 0.350 (7.4)								1-2 2-3				1H 2H 1B	2	1	1	2	0	0	0			
Clayde McCullough, R OBP: 0.349, SLG: 0.424 (1.2)						BB		K			L1	E 1B BB	2	1	0	0	3	1	0			
Cliff Chambers, L OBP: 0.322, SLG: 0.361 (1.1)			K			F9		4-3			3-1	E9 1B	5	0	1	1	0	1	4			
Inning Stats	R: 0 E: 0 K: 0 S: 3	H: 1 LOB: 0 BB: 0 P: 3	R: 0 E: 0 K: 1 S: 6	H: 1 LOB: 1 BB: 0 P: 6	R: 0 E: 0 K: 2 S: 7	H: 0 LOB: 1 BB: 1 P: 11	R: 0 E: 1 K: 0 S: 3	H: 0 LOB: 1 BB: 1 P: 7	R: 0 E: 0 K: 1 S: 5	H: 0 LOB: 0 BB: 0 P: 5	R: 0 E: 0 K: 0 S: 2	H: 0 LOB: 0 BB: 1 P: 6	R: 0 E: 0 K: 0 S: 3	H: 0 LOB: 0 BB: 0 P: 3	R: 0 E: 0 K: 0 S: 3	H: 0 LOB: 0 BB: 0 P: 3	R: 0 E: 1 K: 0 S: 7	H: 4 LOB: 2 BB: 2 P: 15	1B: 7 2B: 1 3B: 0 HR: 0	SF: 0 SAC: 0 DP: 3 HBP: 0	WP: 1 PB: 0 SB: 0 CS: 1	PA: 48
PITCHER Vern Bickford, R ERA: 3.15 (1.1)	IP 12.0	WLS L	BF 48	H 8	R 4	ER 4	SO 4	BB 6	IBB 1	HBP 0	BLK 0	WP 1	HR 0	S 49	P 77	ERA 3.00	WHIP 1.167					

Pittsburgh Pirates @ Boston Braves
Braves Field, Boston, MA
Sat Sep 16 1950, 3:33 AM EDT
Att. 4,606 - Unknown


AB 41
R 4
H 8
RBI 4
BB 7
SO 4
LOB 20



Batter	1	2	3	4	5	6	7	8	9	10	11	12	AB	R	H	RBI	BB	SO	LOB	BOTTOM		
Roy Hartsfield, R OBP: 0.324, SLG: 0.380 (1.4)	6-3		6-3			1-3 1B		E4			BB 1B		5	0	2	0	0	0	1			
Pete Reiser, L OBP: 0.361, SLG: 0.247 (1.8)	F4					K		K			G1-6-3 BB		4	0	0	0	0	3	3			
Gene March, R OBP: 0.323, SLG: 0.287 (10. PH)								K					0	0	0	0	1	0	0			
Willard Marshall, L OBP: 0.323, SLG: 0.341 (11.9)													0	0	0	0	0	0	0			
Earl Torgeson, L OBP: 0.406, SLG: 0.449 (1.3)	F3					F4		F3			F8 2B	G1-6-3	5	0	1	0	0	0	4			
Bob Elliott, R OBP: 0.389, SLG: 0.513 (1.5)			F8			6-3		K			IBB BB	F8	4	0	0	0	1	1	0			
Sid Gordon, R OBP: 0.418, SLG: 0.581 (1.7)			4-3			F9		P3			F8	F8	5	0	0	0	0	0	2			
Walker Cooper, R OBP: 0.367, SLG: 0.500 (1.2)											2-3		3	0	1	0	1	0	0			
Del Crandall, R OBP: 0.270, SLG: 0.324 (10.2)			F7			F6					1-2 IBB	6-3	1	0	0	0	0	0	0			
Luis Olmo, R OBP: 0.301, SLG: 0.371 (11.8)						6-3		K			K	4-3	5	0	1	0	0	2	4			
Buddy Kerr, R OBP: 0.252, SLG: 0.309 (1.6)			SH1-3 1B								L6	6-3	4	0	1	0	0	0	3			
Vern Bickford, R OBP: 0.153, SLG: 0.130 (1.1)						1B 1B					F9		4	0	0	0	0	0	2			
Sibby Sisti, R OBP: 0.300, SLG: 0.266 (12. PH)			6-3			F2		F9			F9	1-3	1	0	0	0	0	0	0			
Inning Stats	R: 0 E: 0 K: 0 S: 3	H: 0 LOB: 0 BB: 0 P: 3	R: 0 E: 0 K: 0 S: 3	H: 0 LOB: 0 BB: 0 P: 3	R: 0 E: 0 K: 0 S: 4	H: 1 LOB: 1 BB: 0 P: 4	R: 0 E: 0 K: 1 S: 7	H: 0 LOB: 0 BB: 0 P: 6	R: 0 E: 0 K: 0 S: 3	H: 0 LOB: 0 BB: 0 P: 3	R: 0 E: 0 K: 1 S: 6	H: 0 LOB: 1 BB: 1 P: 6	R: 0 E: 0 K: 0 S: 3	H: 0 LOB: 0 BB: 0 P: 3	R: 0 E: 0 K: 0 S: 3	H: 0 LOB: 0 BB: 0 P: 3	R: 0 E: 0 K: 0 S: 3	H: 0 LOB: 0 BB: 0 P: 3	1B: 5 2B: 1 3B: 0 HR: 0	SF: 0 SAC: 1 DP: 1 HBP: 0	WP: 0 PB: 0 SB: 0 CS: 0	PA: 45
PITCHER Cliff Chambers, L ERA: 4.36 (1.1)	IP 12.0	WLS W	BF 45	H 6	R 0	ER 0	SO 6	BB 2	IBB 1	HBP 0	BLK 0	WP 0	HR 0	S 54	P 66	ERA 0.00	WHIP 0.667					

Pittsburgh Pirates @ Boston Braves
Braves Field, Boston, MA
Sat Sep 16 1950, 3:33 AM EDT
Att. 4,606 - Unknown

AB 41
R 0
H 6
RBI 0
BB 3
SO 6
LOB 19



Batter	1	2	3	4	5	6	7	8	9	AB	R	H	RBI	BB	SO	LOB	TOP					
Bob Dillinger, R OBP: 0.358, SLG: 0.421 (1.5)	0-0 4-3		0-0 FC4-6			0-0 F8		0-0 FC6-4		4	0	0	0	0	0	3	Pittsburgh Pirates @ Philadelphia Phillies Shibe Park, Philadelphia, PA Sun Sep 17 1950, 3:33 AM EDT Att: 20,031 - Unknown					
Danny O'Connell, R OBP: 0.344, SLG: 0.432 (1.6)	0-0 F5			0-0 5-3		0-0 FC6-5 2B 1B		0-3 K		4	1	1	0	0	1	1						
Ralph Kiner, R OBP: 0.414, SLG: 0.596 (1.7)	0-0 4-3			0-0 5-3		0-0 FC6-5 2B 1-2 2-3f		0-0 F8		4	0	0	0	0	0	3						
Gus Bell, L OBP: 0.328, SLG: 0.445 (1.9)		0-0 L9		0-0 F7		0-0 2B			0-0 HR 1B	4	1	2	1	0	0	0						
Wally Westlake, R OBP: 0.356, SLG: 0.482 (1.8)		0-0 F8			0-0 F8	0-0 F3			0-0 HR 1B	4	1	1	2	0	0	2						
Ed Stevens, L OBP: 0.200, SLG: 0.143 (1.3)		0-0 4-3			0-0 F9		0-0 F6		0-0 5-3	4	0	0	0	0	0	0						
Johnny Berardino, R OBP: 0.278, SLG: 0.234 (1.4)			0-0 FC4-6 1B		0-0 1B		0-0 5-3		0-0 F4	4	0	2	0	0	0	0						
Clyde McCullough, R OBP: 0.345, SLG: 0.417 (1.2)			0-3 K		0-0 1-3		0-3 K		0-0 F3	4	0	0	0	0	2	2						
Bill Werle, L OBP: 0.265, SLG: 0.254 Tom Saffell, L OBP: 0.256, SLG: 0.264 Junior Walsh, R OBP: 0.444, SLG: 0.333 Pete Castiglione, R OBP: 0.317, SLG: 0.350 Vic Lombardi, L OBP: 0.313, SLG: 0.333 (1.1)			0-3 K			0-0 FC6-5 1B		4-0 FC6-4 BB		1	0	0	0	0	1	1						
Inning Stats	R: 0 E: 0 K: 0 S: 3	H: 0 LOB: 0 BB: 0 P: 3	R: 0 E: 0 K: 0 S: 3	H: 0 LOB: 0 BB: 0 P: 3	R: 0 E: 0 K: 2 S: 8	H: 1 LOB: 1 BB: 0 P: 8	R: 0 E: 0 K: 0 S: 3	H: 0 LOB: 0 BB: 0 P: 3	R: 0 E: 0 K: 0 S: 4	H: 1 LOB: 0 BB: 0 P: 4	R: 1 E: 0 K: 0 S: 6	H: 3 LOB: 2 BB: 0 P: 6	R: 0 E: 0 K: 1 S: 5	H: 0 LOB: 0 BB: 0 P: 5	R: 0 E: 0 K: 1 S: 5	H: 0 LOB: 1 BB: 1 P: 9		R: 2 E: 0 K: 0 S: 5	H: 2 LOB: 0 BB: 0 P: 5	1B: 5 2B: 1 3B: 0 HR: 1	SF: 0 SAC: 0 DP: 0 HBP: 0	WP: 0 PB: 0 SB: 0 CS: 0
PITCHER	IP WLS BF H R ER SO BB IBB HBP BLK WP HR S P ERA WHIP	8.0 W 32 7 3 3 4 1 0 0 0 0 1 39 43 3.38 1.000	1.0 S 3 0 0 0 0 0 0 0 0 0 0 3 3 0.00 0.000	PITCHER										IP WLS BF H R ER SO BB IBB HBP BLK WP HR S P ERA WHIP								
Russ Meyer, R ERA: 5.28 Jim Konstanty, R ERA: 2.19 (1.1)																						

AB	34
R	3
H	7
RBI	3
BB	1
SO	4
LOB	12



Batter	1	2	3	4	5	6	7	8	9	AB	R	H	RBI	BB	SO	LOB	BOTTOM					
Eddie Waitkus, L OBP: 0.348, SLG: 0.366 (1.3)	0-0 FC1-5 1B		0-0 6-3		0-0 5-3 2B 1B	4-0 BB				3	1	2	0	1	0	0	Pittsburgh Pirates @ Philadelphia Phillies Shibe Park, Philadelphia, PA Sun Sep 17 1950, 3:33 AM EDT Att: 20,031 - Unknown					
Richie Ashburn, L OBP: 0.378, SLG: 0.416 (1.8)	0-0 BB FC1-5 1B		0-0 2-3		0-0 5-3 1-2	0-0 F9				4	0	1	0	0	0	2						
Willie Jones, R OBP: 0.347, SLG: 0.473 (1.5)	0-0 FC1-5 1-2 2-3f BB		0-0 1B		0-0 E 1B 2B		0-0 L5			4	1	2	1	0	0	2						
Del Ennis, R OBP: 0.370, SLG: 0.557 (1.9)	4-0 G6-4-3 1-2 2-3 BB		0-0 F7		4-0 2-3 HR IBB	4-0 FC6-4 BB				1	1	0	0	3	0	1						
Stan Holtmig, R OBP: 0.250, SLG: 0.417 Jackie Mayo, L OBP: 0.259, SLG: 0.240 (1.7)	0-0 G6-4-3			0-0 6-3	0-0 1-2 3-H HR 1B		0-0 F8			3	1	1	1	0	0	3						
Granny Hamner, R OBP: 0.324, SLG: 0.398 (1.6)		0-0 L1		0-0 6-3	0-0 1-H 2-H HR		0-0 FC6-4			4	1	1	3	0	0	1						
Andy Seminick, R OBP: 0.395, SLG: 0.535 (1.2)		0-0 6-3		4-0 BB	0-0 5-3			0-0 G4-3 1B		3	0	1	0	1	0	0						
Mike Gofiat, R OBP: 0.314, SLG: 0.358 (1.4)		0-0 FC5-4 1B		0-0 F4		0-0 6-3		0-0 G4-3 1-2		4	0	1	0	0	0	2						
Russ Meyer, S OBP: 0.163, SLG: 0.167 Jim Konstanty, R OBP: 0.094, SLG: 0.094 (1.1)		0-0 FC5-4		0-0 4-3		0-3 K		0-3 K2-3		4	0	0	0	0	2	1						
Inning Stats	R: 0 E: 0 K: 0 S: 4	H: 2 LOB: 2 BB: 1 P: 8	R: 0 E: 0 K: 0 S: 4	H: 1 LOB: 1 BB: 0 P: 4	R: 0 E: 0 K: 0 S: 4	H: 1 LOB: 1 BB: 0 P: 4	R: 0 E: 0 K: 0 S: 3	H: 0 LOB: 1 BB: 1 P: 7	R: 5 E: 1 K: 0 S: 7	H: 4 LOB: 0 BB: 1 P: 11	R: 0 E: 0 K: 1 S: 5	H: 0 LOB: 1 BB: 1 P: 9	R: 0 E: 0 K: 0 S: 3	H: 0 LOB: 1 BB: 1 P: 7	R: 0 E: 0 K: 1 S: 5	H: 1 LOB: 0 BB: 0 P: 5		R: 0 E: 0 K: 1 S: 5	H: 1 LOB: 0 BB: 0 P: 5	1B: 7 2B: 1 3B: 0 HR: 1	SF: 0 SAC: 0 DP: 2 HBP: 0	WP: 0 PB: 0 SB: 0 CS: 0
PITCHER	IP WLS BF H R ER SO BB IBB HBP BLK WP HR S P ERA WHIP	5.0 L 25 8 5 5 0 2 0 0 0 0 0 8 16 0.00 1.000	2.0 8 0 0 0 1 2 0 0 0 0 0 0 8 16 0.00 1.000	PITCHER										IP WLS BF H R ER SO BB IBB HBP BLK WP HR S P ERA WHIP								
Bill Werle, L ERA: 4.34 Junior Walsh, R ERA: 6.0 Vic Lombardi, L ERA: 6.75 (1.1)																						

AB	31
R	5
H	9
RBI	5
BB	5
SO	2
LOB	13



Batter	1	2	3	4	5	6	7	8	9	AB	R	H	RBI	BB	SO	LOB	TOP						
Bob Dillinger, R (1.5) OBP: 0.357, SLG: 0.420	F8		E8 1B		G1-6-3		6-3			4	0	1	0	0	0	1	Pittsburgh Pirates @ Brooklyn Dodgers Ebbets Field, Brooklyn, NY Tue Sep 19 1950, 3:33 AM EDT Unknown						
Danny O'Connell, R (1.6) OBP: 0.339, SLG: 0.426 Stan Rojek, R (7.6) OBP: 0.313, SLG: 0.317	F9		F3		5-3		F9			4	0	0	0	0	0	1							
Ralph Kiner, R (1.7) OBP: 0.414, SLG: 0.607	HR		5-3			HR		K		4	2	2	2	0	1	1							
Gus Bell, L (1.9) OBP: 0.329, SLG: 0.449	6-3				1-3 1B	2B	F9	FC5-4 1B		4	1	2	0	0	0	0							
Wally Westlake, R (1.8) OBP: 0.355, SLG: 0.480		4-3			5-3		2B 1B	FC5-4 1B		4	0	1	0	0	0	2							
Ed Stevens, L (1.3) OBP: 0.235, SLG: 0.194					1-3		1B	4-3		3	0	1	0	1	0	2							
Johnny Berardino, R (1.4) OBP: 0.289, SLG: 0.245					2-3		2B																
Clyde McCullough, R (1.2) OBP: 0.341, SLG: 0.412 Pete Castiglione, R (9. PH) OBP: 0.316, SLG: 0.349					5-3		1B	FC6-4 1B		4	0	2	1	0	0	3							
Vern Law, R (1.1) OBP: 0.154, SLG: 0.139 Bill Piero, R (2.1) OBP: 0.222, SLG: 0.222 Danny Murtaugh, R (5. PH) OBP: 0.375, SLG: 0.392 Vic Lombardi, L (5.1) OBP: 0.294, SLG: 0.313 Jack Phillips, R (9. PH) OBP: 0.330, SLG: 0.403					5-3		1B	FC6-4 L4-3		3	0	0	0	0	1	4							
								L4-3		1	0	0	0	0	0	0							
Inning Stats	R: 1 E: 0 K: 0 S: 9	H: 1 LOB: 0 BB: 0 P: 12	R: 0 E: 0 K: 0 S: 6	H: 0 LOB: 1 BB: 1 P: 11	R: 0 E: 1 K: 1 S: 7	H: 1 LOB: 1 BB: 0 P: 11	R: 1 E: 0 K: 0 S: 12	H: 2 LOB: 1 BB: 0 P: 17	R: 0 E: 0 K: 1 S: 7	H: 1 LOB: 0 BB: 0 P: 11	R: 1 E: 0 K: 0 S: 16	H: 3 LOB: 2 BB: 0 P: 23	R: 0 E: 0 K: 0 S: 8	H: 0 LOB: 0 BB: 0 P: 11	R: 0 E: 0 K: 1 S: 8	H: 1 LOB: 1 BB: 0 P: 12	R: 0 E: 0 K: 0 S: 9	H: 1 LOB: 0 BB: 0 P: 14	1B: 6 2B: 3 3B: 0 HR: 2	SF: 0 SAC: 0 DP: 2 HBP: 0	WP: 0 PB: 0 SB: 0 CS: 0	PA: 36	
PITCHER Don Newcombe, R (1.1) ERA: 3.88	IP: 9.0 WLS: W BF: 36 H: 10 R: 3 ER: 3 SO: 3 BB: 1 IBB: 0 HBP: 0 BLK: 0 WP: 0 HR: 2 S: 82 P: 122 ERA: 3.00 WHIP: 1.222											PITCHER	IP: 9.0 WLS: W BF: 36 H: 10 R: 3 ER: 3 SO: 3 BB: 1 IBB: 0 HBP: 0 BLK: 0 WP: 0 HR: 2 S: 82 P: 122 ERA: 3.00 WHIP: 1.222										

Batter	1	2	3	4	5	6	7	8	9	AB	R	H	RBI	BB	SO	LOB	BOTTOM						
Tommy Brown, R (1.7) OBP: 0.400, SLG: 0.618	6-3	1B 2B 1B	F7		F8		3-1 BB HBP	FC5-4 1B		5	1	2	0	0	0	2	Pittsburgh Pirates @ Brooklyn Dodgers Ebbets Field, Brooklyn, NY Tue Sep 19 1950, 3:33 AM EDT Unknown						
Pee Wee Reese, R (1.6) OBP: 0.385, SLG: 0.385	HR BB	1-3 2H 2B 1B	L9-6		1-2 BB		3-1 BB	FC5-4		3	2	1	1	3	0	3							
Duke Snider, L (1.8) OBP: 0.377, SLG: 0.551	1H HR	1B 1H 3H 2B		2-1 HR	2-3 K		3-1			5	3	3	5	0	1	4							
Jackie Robinson, R (1.4) OBP: 0.427, SLG: 0.502 Eddie Miksis, R (4. PR) OBP: 0.250, SLG: 0.254 (5.4)	HR 1B	2-3 2B 1B		FC5-4 HBP		4-0 HR BB				2	2	2	0	0	0	0							
Carl Furillo, R (1.9) OBP: 0.349, SLG: 0.469	E4 HR	1-3 HR		FC5-4 FC5-4		4-1 HR BB		F3		4	2	1	2	1	0	5							
Gil Hodges, R (1.3) OBP: 0.374, SLG: 0.510	1-3 HR	1-3 HR		FC5-4		1-2 HR BB		F7		5	2	2	6	0	1	5							
Roy Campanella, R (1.2) OBP: 0.364, SLG: 0.543 Steve Lembo, R (8.2) OBP: 0.286, SLG: 0.167	6-3				F6			F8		4	0	0	0	0	1	2							
Billy Cox, R (1.5) OBP: 0.306, SLG: 0.363	F4	6-3			6-3		5-3			4	0	0	0	1	0	1							
Don Newcombe, L (1.1) OBP: 0.333, SLG: 0.356		1B 1B	L9-6		BB		6-3			4	1	2	0	1	1	1							
Inning Stats	R: 5 E: 1 K: 0 S: 12	H: 3 LOB: 0 BB: 1 P: 18	R: 5 E: 0 K: 2 S: 16	H: 6 LOB: 1 BB: 0 P: 28	R: 0 E: 0 K: 0 S: 6	H: 1 LOB: 0 BB: 0 P: 8	R: 1 E: 0 K: 0 S: 7	H: 1 LOB: 1 BB: 0 P: 12	R: 0 E: 0 K: 1 S: 13	H: 0 LOB: 2 BB: 2 P: 26	R: 3 E: 0 K: 0 S: 7	H: 1 LOB: 0 BB: 0 P: 21	R: 0 E: 0 K: 0 S: 4	H: 0 LOB: 3 BB: 2 P: 18	R: 0 E: 0 K: 1 S: 13	H: 1 LOB: 2 BB: 1 P: 24		1B: 6 2B: 4 3B: 0 HR: 4	SF: 0 SAC: 0 DP: 1 HBP: 2	WP: 0 PB: 0 SB: 0 CS: 0	PA: 47		
PITCHER Vern Law, R (1.1) ERA: 5.17 Bill Piero, R (2.1) ERA: 10.55 Vic Lombardi, L (5.1) ERA: 6.75	IP: 1.0 WLS: L BF: 11 H: 6 R: 8 ER: 7 SO: 7 BB: 1 IBB: 0 HBP: 1 BLK: 0 WP: 0 HR: 2 S: 18 P: 27 ERA: 63.00 WHIP: 7.000											PITCHER	IP: 1.0 WLS: L BF: 11 H: 6 R: 8 ER: 7 SO: 7 BB: 1 IBB: 0 HBP: 1 BLK: 0 WP: 0 HR: 2 S: 18 P: 27 ERA: 63.00 WHIP: 7.000										

Batter	1	2	3	4	5	6	7	8	9	AB	R	H	RBI	BB	SO	LOB	TOP					
Bob Dillinger, R OBP: 0.358, SLG: 0.420 (1, 5)	0-0 1-3	0-0 F6					0-2 1B		0-0 F3								5 0 2 0 0 0 2					
Danny O'Connell, R OBP: 0.341, SLG: 0.427 (1, 6)	1-1 1B		2-0 F7				1-1 F8		1-0 1B								4 0 2 0 0 0 1					
Ralph Kiner, R OBP: 0.414, SLG: 0.604 (1, 7)	3-2 F4		4-2 BB				0-3 K		1-3 K								3 0 0 0 2 2 3					
Gus Bell, L OBP: 0.333, SLG: 0.448 (1, 9)	4-1 1-2 BB		4-1 BB				3-2 F8		0-1 F4								3 0 1 1 2 0 2					
Wally Westlake, R OBP: 0.356, SLG: 0.486 (1, 8)	2-0 F4		0-3 K				2-0 1B		0-0 HR								5 1 2 1 0 1 6					
Jack Phillips, R OBP: 0.323, SLG: 0.394 (1, 3)		1-1 F8	2-2 L8				1-3 K		0-0 F8								4 0 0 0 0 1 3					
Johnny Berardino, R OBP: 0.284, SLG: 0.238 (1, 4)		4-2 1B		3-2 6-3			3-2 F9		0-3 K								3 0 0 0 1 1 1					
Ray Mueller, R OBP: 0.313, SLG: 0.425 (1, 2)		0-0 1-2 1B		0-2 F4			1-1 1B		0-1 6-3								4 0 2 0 0 0 0					
Murry Dickson, R OBP: 0.247, SLG: 0.289 (1, 1)		3-3 K		0-0 1-3			1-3 K		2-2 SH3-4								2 0 0 0 0 1 2					
Ed Stevens, L OBP: 0.229, SLG: 0.188 (6, PH)																	1 0 0 0 0 1 2					
Junior Walsh, R OBP: 0.444, SLG: 0.333 (6, 1)																	0 0 0 0 0 0 0					
Tom Saffell, L OBP: 0.260, SLG: 0.269 (9, PH)																	1 1 1 0 0 0 0					
Inning Stats	R: 0 E: 0 K: 0 S: 10	H: 1 LOB: 2 BB: 1 P: 20	R: 0 E: 0 K: 1 S: 13	H: 1 LOB: 2 BB: 1 P: 21	R: 0 E: 0 K: 1 S: 11	H: 0 LOB: 0 BB: 2 P: 23	R: 0 E: 0 K: 0 S: 7	H: 0 LOB: 0 BB: 0 P: 10	R: 0 E: 0 K: 1 S: 13	H: 1 LOB: 1 BB: 0 P: 17	R: 0 E: 0 K: 2 S: 12	H: 2 LOB: 2 BB: 0 P: 20	R: 0 E: 0 K: 1 S: 7	H: 1 LOB: 0 BB: 0 P: 9	R: 1 E: 0 K: 1 S: 7	H: 1 LOB: 0 BB: 0 P: 7	R: 1 E: 0 K: 0 S: 13	H: 3 LOB: 2 BB: 1 P: 20	1B: 9 2B: 0 3B: 0 HR: 1	SF: 0 SAC: 1 DP: 0 HBP: 0	WP: 0 PB: 0 SB: 0 CS: 1	PA: 41
PITCHER Erv Palica, R ERA: 3.93 (1, 1)	IP: 9.0 WLS: W BF: 41 H: 10 R: 2 ER: 2 SO: 7 BB: 5 IBB: 0 HBP: 0 BLK: 0 WP: 0 HR: 1 S: 93 P: 147 ERA: 2.00 WHIP: 1.667															PITCHER	IP: 9.0 WLS: W BF: 41 H: 10 R: 2 ER: 2 SO: 7 BB: 5 IBB: 0 HBP: 0 BLK: 0 WP: 0 HR: 1 S: 93 P: 147 ERA: 2.00 WHIP: 1.667					

Pittsburgh Pirates @ Brooklyn Dodgers
Ebbets Field, Brooklyn, NY
Tue Sep 19 1950, 3:38 AM EDT
Att: 2,637 - Unknown

AB 35
R 2
H 10
RBI 2
BB 5
SO 7
LOB 22



Batter	1	2	3	4	5	6	7	8	9	AB	R	H	RBI	BB	SO	LOB	BOTTOM			
Eddie Miksis, R OBP: 0.265, SLG: 0.317 (1, 4)	0-0 HR	3-1 F8		1-1 1B			2-1 F4										4 1 2 1 0 0 1			
Pee Wee Reese, R OBP: 0.385, SLG: 0.362 (1, 6)	4-2 HR		0-0 E5				2-0 F2		1-2 5-3								3 1 0 0 1 0 0			
Duke Snider, L OBP: 0.374, SLG: 0.547 (1, 8)	1-3 K		1-1 F7				0-1 F5		1-0 L9								4 0 0 0 0 1 2			
Tommy Brown, R OBP: 0.420, SLG: 0.690 (1, 7)	1-1 HR		4-0 1B				0-0 2B		0-1 F3								3 1 2 2 1 0 0			
Carl Furillo, R OBP: 0.350, SLG: 0.471 (1, 9)	2-1 E4		1-2 1B				0-1 L8		0-0 2B								4 0 2 0 0 0 1			
Gil Hodges, R OBP: 0.373, SLG: 0.507 (1, 3)	1-0 G5-4-3		4-0 1B				1-0 6-3		1-1 5-3								3 0 0 0 1 0 2			
Billy Cox, R OBP: 0.306, SLG: 0.363 (1, 5)		2-1 FC3-6	1-1 FC6-4				2-1 6-3		2-1 6-3								3 0 1 0 0 0 3			
Bruce Edwards, R OBP: 0.245, SLG: 0.419 (1, 2)		1-0 F8		1-1 5-3			0-0 F3										3 0 0 0 0 0 1			
Erv Palica, R OBP: 0.214, SLG: 0.286 (1, 1)		0-0 FC3-6		2-2 5-3			0-0 L8										3 0 0 0 0 0 1			
Inning Stats	R: 3 E: 1 K: 1 S: 11	H: 2 LOB: 0 BB: 1 P: 20	R: 0 E: 0 K: 0 S: 6	H: 1 LOB: 1 BB: 0 P: 12	R: 0 E: 1 K: 0 S: 8	H: 1 LOB: 3 BB: 2 P: 19	R: 0 E: 0 K: 0 S: 10	H: 1 LOB: 1 BB: 0 P: 14	R: 0 E: 0 K: 0 S: 6	H: 0 LOB: 0 BB: 0 P: 8	R: 0 E: 0 K: 0 S: 4	H: 0 LOB: 0 BB: 0 P: 7	R: 0 E: 0 K: 0 S: 6	H: 0 LOB: 0 BB: 0 P: 9	R: 0 E: 0 K: 0 S: 6	H: 1 LOB: 1 BB: 0 P: 8	1B: 3 2B: 2 3B: 0 HR: 2	SF: 0 SAC: 0 DP: 1 HBP: 0	WP: 0 PB: 0 SB: 0 CS: 1	PA: 33
PITCHER Murry Dickson, R ERA: 4.01 (1, 1)	IP: 5.0 WLS: L BF: 23 H: 6 R: 3 ER: 3 SO: 1 BB: 2 IBB: 1 HBP: 0 BLK: 0 WP: 0 HR: 2 S: 41 P: 73 ERA: 5.40 WHIP: 1.600															PITCHER Junior Walsh, R ERA: 5.67 (6, 1)	IP: 3.0 WLS: 10 BF: 1 H: 0 R: 0 ER: 0 SO: 0 BB: 0 IBB: 0 HBP: 0 BLK: 0 WP: 0 HR: 0 S: 16 P: 24 ERA: 0.00 WHIP: 0.333			


Pittsburgh Pirates @ Brooklyn Dodgers
Ebbets Field, Brooklyn, NY
Tue Sep 19 1950, 3:38 AM EDT
Att: 2,637 - Unknown


AB 30
R 3
H 7
RBI 3
BB 3
SO 1
LOB 11



Batter	1	2	3	4	5	6	7	8	9	AB	R	H	RBI	BB	SO	LOB	TOP					
Bob Dillinger, R OBP: 0.357, SLG: 0.420	1-1 4-3		1-1 6-3		2-1 2B			0-1 5-3		4	0	1	0	0	0	0	Pittsburgh Pirates @ Brooklyn Dodgers Ebbets Field, Brooklyn, NY Wed Sep 20 1950, 3:33 AM EDT Att: 1,011 - Unknown					
Tom Saffell, L OBP: 0.266, SLG: 0.276	0-0 HR		2-1 4-3		4-1 BB			1-0 F3		3	1	1	0	1	0							
Ralph Kiner, R OBP: 0.416, SLG: 0.610	0-0 2H HR			3-2 1B	0-0 F9			4-2 BB		3	1	2	2	1	0							
Gus Bell, L OBP: 0.329, SLG: 0.443	2-3 K			2-2 F5		0-0 F6		0-1 F4		4	0	0	0	0	1							
Danny O'Connell, R OBP: 0.340, SLG: 0.424	1-1 6-3			3-1 FC6-4 1B		2-2 5-3			2-1 F3	4	0	1	0	0	0							
Ed Stevens, L OBP: 0.205, SLG: 0.167		0-2 G3		1-3 K		2-2 L7			1-1 3-1	4	0	0	0	0	1							
Johnny Berardino, R OBP: 0.275, SLG: 0.229		3-1 F7		0-2 FC6-4			2-1 F8		1-2 F4	4	0	0	0	0	0							
Ray Mueller, R OBP: 0.306, SLG: 0.417		0-0 6-3			1-0 F8		0-1 F7			3	0	0	0	0	0							
Bill MacDonald, R OBP: 0.192, SLG: 0.146			2-3 K		0-1 F8		2-1 F7			2	0	0	0	0	1							
Pete Castiglione, R OBP: 0.315, SLG: 0.347										1	0	0	0	0	0							
Junior Walsh, R OBP: 0.444, SLG: 0.333										0	0	0	0	0	0							
Inning Stats	R: 2 E: 0 K: 1 S: 9	H: 2 LOB: 0 BB: 0 P: 13	R: 0 E: 0 K: 0 S: 7	H: 0 LOB: 0 BB: 0 P: 10	R: 0 E: 0 K: 1 S: 7	H: 2 LOB: 0 BB: 0 P: 12	R: 0 E: 0 K: 1 S: 16	H: 2 LOB: 2 BB: 0 P: 25	R: 0 E: 0 K: 0 S: 7	H: 1 LOB: 2 BB: 1 P: 14	R: 0 E: 0 K: 0 S: 7	H: 0 LOB: 0 BB: 0 P: 11	R: 0 E: 0 K: 0 S: 6	H: 0 LOB: 0 BB: 0 P: 10	R: 0 E: 0 K: 0 S: 7	H: 0 LOB: 0 BB: 1 P: 12	R: 0 E: 0 K: 0 S: 9	H: 0 LOB: 0 BB: 0 P: 13	1B: 2 2B: 2 3B: 0 HR: 1	SF: 0 SAC: 0 DP: 0 HBP: 0	WP: 0 PB: 0 SB: 0 CS: 0	PA: 34
PITCHER Carl Erskine, R ERA: 5.0	IP: 9.0 WLS: W BF: 34 H: 5 R: 2 ER: 2 SO: 3 BB: 2 IBB: 0 HBP: 0 BLK: 0 WP: 0 HR: 1 S: 75 P: 120 ERA: 2.00 WHIP: 0.778															PITCHER						

Batter	1	2	3	4	5	6	7	8	9	AB	R	H	RBI	BB	SO	LOB	BOTTOM					
Eddie Miksis, R OBP: 0.274, SLG: 0.324	3-2 2B HR	0-0 G1-6-3		0-1 6-3		0-0 PB FC1-5 FC5 1B		1-1 5-3		5	2	2	0	0	0	1	Pittsburgh Pirates @ Brooklyn Dodgers Ebbets Field, Brooklyn, NY Wed Sep 20 1950, 3:33 AM EDT Att: 1,011 - Unknown					
Pee Wee Reese, R OBP: 0.397, SLG: 0.366	3-2 HR		4-1 3B	3-2 FC5-4 FC5 1B		1-0 FC1-5 FC5 PB 1-2 2-3f		3-1 F3		4	2	2	0	1	0							
Duke Snider, L OBP: 0.375, SLG: 0.549	2-3 K		1-2 1H 6-3 3B	0-0 FC5 FC5-4		4-0 FC5 1-2 2-3 IBB				3	1	1	1	1	3							
Tommy Brown, R OBP: 0.397, SLG: 0.645	2-0 L6		3-3 K	0-0 FC5-4		2-1 FC5 FC6-4				4	0	0	1	0	1							
Carl Furillo, R OBP: 0.351, SLG: 0.469	4-0 HR BB		4-0 6-3 BB BB		1-0 6-3	0-0 FC6-4				2	1	0	0	2	0							
Gil Hodges, R OBP: 0.376, SLG: 0.513	2-2 1H 2H 3H HR		4-1 6-3 BB	4-1 S BB		2-1 F2				2	1	1	4	2	0							
Billy Cox, R OBP: 0.306, SLG: 0.360	2-0 F7		0-2 6-3	4-2 G5-4-3 BB		2-2 F8				3	0	0	1	1	0							
Bruce Edwards, R OBP: 0.252, SLG: 0.417		0-0 G1-6-3 1B		1-1 G5-4-3		2-1 F5				3	0	1	0	1	0							
Carl Erskine, R OBP: 0.344, SLG: 0.333		2-3 K	0-3 K		0-0 FC1-5 1B 1B		0-0 F8			4	0	1	0	0	2							
Inning Stats	R: 4 E: 0 K: 1 S: 14	H: 3 LOB: 1 BB: 1 P: 32	R: 0 E: 0 K: 1 S: 5	H: 1 LOB: 0 BB: 0 P: 7	R: 2 E: 0 K: 2 S: 14	H: 1 LOB: 3 BB: 4 P: 34	R: 0 E: 0 K: 0 S: 7	H: 1 LOB: 1 BB: 0 P: 10	R: 0 E: 0 K: 0 S: 7	H: 0 LOB: 1 BB: 2 P: 17	R: 1 E: 0 K: 0 S: 6	H: 2 LOB: 2 BB: 1 P: 13	R: 0 E: 0 K: 0 S: 7	H: 0 LOB: 0 BB: 0 P: 13	R: 0 E: 0 K: 0 S: 5	H: 0 LOB: 0 BB: 0 P: 9	R: 0 E: 0 K: 0 S: 5	H: 0 LOB: 0 BB: 0 P: 9	1B: 5 2B: 2 3B: 1 HR: 1	SF: 0 SAC: 0 DP: 3 HBP: 0	WP: 0 PB: 1 SB: 1 CS: 0	PA: 38
PITCHER Bill MacDonald, R ERA: 4.2 Junior Walsh, R ERA: 5.46	IP: 6.0 WLS: L BF: 32 H: 8 R: 7 ER: 7 SO: 4 BB: 6 IBB: 2 HBP: 0 BLK: 0 WP: 0 HR: 1 S: 53 P: 113 ERA: 10.50 WHIP: 2.333															PITCHER						

Batter	1	2	3	4	5	6	7	8	9	AB R H RBI BB SO LOB	TOP																
Bob Dillinger, R OBP: 0.358, SLG: 0.420 (1, 5)	4-0 1B S 1B BB	0-0 FC1-2 SH5-4 1-2 1B		3-2 E6 FC6-4 1B		1-2 E 1B L8 1B	1-3 K		2-3 K	5 3 2 0 1 2 1	Pittsburgh Pirates @ Brooklyn Dodgers Ebbets Field, Brooklyn, NY Thu Sep 21 1950, 3:33 AM EDT Att: 5,241 - Unknown livebaseballscorecards.com AB 39 R 8 H 13 RBI 7 BB 9 SO 7 LOB 28 																
Danny O'Connell, R OBP: 0.344, SLG: 0.426 (1, 6)	0-3 K	2-1 SH5-4		0-2 FC6-4 1-2 1B		0-1 E4 1B 1B	4-1 G5-4-3 BB		1-2 FC4-6 WP S 1-2	4 1 2 0 1 1 2																	
Ralph Kiner, R OBP: 0.416, SLG: 0.605 (1, 7)	2-1 F3	4-0 FC1-2 IBB		0-1 FC6-4 E 1B 1-2 2-3		0-1 L8	0-0 G5-4-3		4-0 IBB	4 0 0 1 2 0 5																	
Gus Bell, L OBP: 0.332, SLG: 0.442 (1, 9)	4-1 1B 1-2 1B BB	3-1 FC1-2		0-1 E1		0-2 E 1B 1-2 1B		3-3 K	1-1 G3	5 2 2 1 1 1 5																	
Wally Westlake, R OBP: 0.356, SLG: 0.485 (1, 8)	1-0 1B 1-2 2-3 1B	3-3 K		4-3		1-2 E 1B 1-2 2-H 1B		0-0 6-3		5 2 2 1 0 1 5																	
Jack Phillips, R OBP: 0.330, SLG: 0.397 (1, 3)	1-0 1B 1-2 2-H 3-H 1B		1-1 CS 1B		0-1 F4	0-1 E6 1B 1B		4-1 E BB		4 0 2 2 1 0 1																	
Johnny Berardino, R OBP: 0.280, SLG: 0.236 (1, 4)	3-1 1B 1-2 2-H 1B		3-3 K		0-2 5-3	1-1 1B		0-2 E5 FC6-4		5 0 2 2 0 1 2																	
Clyde McCullough, R OBP: 0.341, SLG: 0.409 (1, 2)	1-2 L7		0-1 4-3		4-1 BB	2-1 1B		1-0 FC6-4		2 0 0 0 1 0 2 1 0 1 0 0 0 0 1 0 0 0 0 0 2																	
Tom Saffell, L OBP: 0.270, SLG: 0.280 (6, PH)																											
Ray Mueller, R OBP: 0.306, SLG: 0.414 (6, 2)																											
Bill Werle, L OBP: 0.288, SLG: 0.246 (5, 1)																											
Mel Queen, R OBP: 0.287, SLG: 0.270 (4, PH)																											
Ed Stowers, R OBP: 0.227, SLG: 0.162 (5, PH)																											
Murry Dickson, R OBP: 0.247, SLG: 0.299 (5, 1)																											
Danny Murtaugh, R OBP: 0.237, SLG: 0.352 (5, PH)																											
Stan Rojek, R OBP: 0.233, SLG: 0.317 (5, PH)																											
Inning Stats	R: 3 E: 0 K: 1 S: 14	H: 3 LOB: 2 BB: 2 P: 30	R: 0 E: 0 K: 1 S: 11	H: 1 LOB: 3 BB: 2 P: 27	R: 0 E: 0 K: 1 S: 7	H: 1 LOB: 0 BB: 0 P: 11	R: 1 E: 2 K: 0 S: 12	H: 2 LOB: 2 BB: 0 P: 15	R: 0 E: 0 K: 1 S: 10	H: 0 LOB: 1 BB: 1 P: 17	R: 4 E: 2 K: 0 S: 20	H: 6 LOB: 2 BB: 0 P: 28	R: 0 E: 0 K: 1 S: 5	H: 0 LOB: 0 BB: 1 P: 10	R: 0 E: 1 K: 1 S: 10	H: 0 LOB: 2 BB: 2 P: 18	R: 0 E: 0 K: 1 S: 14	H: 0 LOB: 2 BB: 2 P: 26	1B: 13 2B: 0 3B: 0 HR: 0	SF: 0 SAC: 1 DP: 1 HBP: 0	WP: 1 PB: 0 CS: 2 SB: 1	PA: 49					
PITCHER	IP WLS BF H R ER SO BB IBB HBP BLK WP HR S P ERA WHIP											PITCHER	IP WLS BF H R ER SO BB IBB HBP BLK WP HR S P ERA WHIP														
Jim Romano, R ERA: 40.5 (1, 1)	0.2	7	3	3	3	1	2	0	0	0	0	0	0	10	25	40.50	7.500										
Dan Bankhead, R ERA: 5.61 (1, 1)	3.1	16	4	1	0	2	1	1	0	0	0	0	0	34	58	0.00	1.500										
Ralph Branca, R ERA: 4.55 (5, 1)	1.1	5	4	3	1	1	1	0	0	0	0	0	0	26	37	20.25	4.500										
Erv Palica, R ERA: 3.85 (6, 1)	3.2	W	15	1	0	0	3	3	1	0	0	1	0	33	62	0.00	1.091										

Batter	1	2	3	4	5	6	7	8	9	AB R H RBI BB SO LOB	BOTTOM																
Eddie Miksis, R OBP: 0.282, SLG: 0.356 (1, 4)	1-2 5-3		1-0 1B	2-1 1H 2-H 3-H 3B	0-1 5-3			1-2 FC5-4 4-3		5 0 2 3 0 0 2	Pittsburgh Pirates @ Brooklyn Dodgers Ebbets Field, Brooklyn, NY Thu Sep 21 1950, 3:33 AM EDT Att: 5,241 - Unknown livebaseballscorecards.com AB 34 R 10 H 12 RBI 9 BB 4 SO 3 LOB 17 																
Pee Wee Reese, R OBP: 0.385, SLG: 0.364 (1, 6)	2-1 6-3		1-1 1B	1-1 6-3	0-2 L9			0-0 4-3		5 0 1 0 0 0 4																	
Duke Snider, L OBP: 0.377, SLG: 0.552 (1, 8)	0-0 1B		0-0 F7		1-2 E 3B			4-0 IBB		4 1 2 0 1 0 1																	
Tommy Brown, R OBP: 0.397, SLG: 0.627 (1, 7)		3-3 K		3-2 FC4-6 1B	1-1 E7 SH F8 1B			2-2 F4	2-3 K	5 1 2 1 0 2 2																	
Carl Furillo, R OBP: 0.352, SLG: 0.468 (1, 9)		0-1 E 1B		0-1 FC4-6 FC6-4 1B	2-1 E 2 3-H 1B			2-2 F9		3 3 1 0 0 0 1																	
Gil Hodges, R OBP: 0.375, SLG: 0.511 (1, 3)		0-1 FC5 1B		4-1 FC6-4 BB	1-1 SH 1B			1-3 K		2 1 0 0 1 1 1																	
Roy Campanella, R OBP: 0.363, SLG: 0.540 (1, 2)		0-0 G1-6-3 1B		0-0 FC6-4 BB 1B	0-0 F8			0-0 F8		4 1 1 2 0 0 4																	
Billy Cox, R OBP: 0.308, SLG: 0.360 (1, 5)		0-1 G1-6-3		2-1 BB 1B	4-2 F8			1-0 F2		3 2 1 1 1 0 2																	
Jim Romano, R ERA: 4.56 (1, 1)																											
Dan Bankhead, R ERA: 5.61 (4, PH)																											
Bruce Edwards, R ERA: 5.61 (4, PH)																											
Joe Hatten, R ERA: 5.61 (4, PH)																											
Ralph Branca, R ERA: 4.55 (5, 1)																											
Erv Palica, R ERA: 3.85 (6, 1)																											
Inning Stats	R: 0 E: 0 K: 0 S: 7	H: 1 LOB: 1 BB: 0 P: 10	R: 1 E: 1 K: 1 S: 11	H: 2 LOB: 1 BB: 0 P: 14	R: 0 E: 0 K: 0 S: 5	H: 2 LOB: 1 BB: 0 P: 7	R: 4 E: 0 K: 0 S: 14	H: 3 LOB: 2 BB: 2 P: 30	R: 5 E: 2 K: 0 S: 19	H: 3 LOB: 1 BB: 1 P: 31	R: 0 E: 0 K: 0 S: 9	H: 0 LOB: 0 BB: 0 P: 13	R: 0 E: 0 K: 1 S: 5	H: 0 LOB: 0 BB: 0 P: 7	R: 0 E: 0 K: 1 S: 9	H: 1 LOB: 2 BB: 1 P: 18	1B: 10 2B: 0 3B: 2 HR: 0	SF: 0 SAC: 1 DP: 1 HBP: 1	WP: 0 PB: 0 CS: 0 SB: 0	PA: 40							
PITCHER	IP WLS BF H R ER SO BB IBB HBP BLK WP HR S P ERA WHIP											PITCHER	IP WLS BF H R ER SO BB IBB HBP BLK WP HR S P ERA WHIP														
Bill Werle, L ERA: 4.56 (1, 1)	4.0	L	23	10	8	7	1	0	0	0	0	0	0	13	21	9.00	2.000										
Mel Queen, R ERA: 5.61 (5, 1)	1.0	6	1	2	1	0	1	0	0	0	0	0	0	23	38	0.00	0.333										
Murry Dickson, R ERA: 3.95 (6, 1)	3.0	11	1	0	0	2	0	1	0	0	0	0	0	23	38	0.00	0.333										

Batter	1	2	3	4	5	6	7	8	9	10	AB	R	H	RBI	BB	SO	LOB	TOP			
Bobby Adams, R OBP: 0.372, SLG: 0.426 (1, 4)	F4							1B BB	F9		4	1	2	0	1	0	2	Cincinnati Reds @ Pittsburgh Pirates Forbes Field, Pittsburgh, PA Fri Sep 22 1950, 3:33 AM EDT Att: 12,979 - Unknown - 70 F			
Bob Usher, R OBP: 0.309, SLG: 0.399 (1, 8)			F3					1B 1B	HR		5	2	3	3	0	0	2				
Johnny Wyrostek, L OBP: 0.371, SLG: 0.435 (1, 9)	F8		4-3					F5	6-3		5	0	0	0	0	0	4				
Ted Kluszewski, L OBP: 0.354, SLG: 0.532 (1, 3)	1-3			4-3				F5		1B SH3-4 2B	5	1	2	1	0	0	1				
Joe Adcock, R OBP: 0.309, SLG: 0.388 (1, 7)		5-3						6-3	F8	SH3-4	4	0	1	1	0	0	1				
Johnny Pramesa, R OBP: 0.389, SLG: 0.442 (1, 2)		F7						F9	F7		5	0	1	0	0	1	2				
Connie Ryan, R OBP: 0.349, SLG: 0.361 (10, PR)										2B CS	0	0	0	0	0	0	0				
Dixie Howell, R OBP: 0.322, SLG: 0.293 (10, 2)										1B	0	0	0	0	0	0	0				
Grady Hatton, L OBP: 0.363, SLG: 0.382 (1, 5)		F8			3-1			4-3		F8	5	0	1	1	0	0	1				
Virgil Stallcup, R OBP: 0.280, SLG: 0.363 (1, 6)										1B HR	4	2	3	1	1	0	0				
Willie Ramsdell, R OBP: 0.229, SLG: 0.280 (3, PH)										HR	0	0	0	0	0	0	0				
Howie Fox, R OBP: 0.307, SLG: 0.250 (3, 1)										6-3	1	0	0	0	0	0	0				
Bud Byerly, R OBP: 0.279, SLG: 0.407 (7, PH)											1	0	0	0	0	0	1				
Danny Litwhiler, R OBP: 0.279, SLG: 0.407 (7, 1)											1	0	0	0	0	0	0				
Eddie Erault, R OBP: 0.279, SLG: 0.250 (8, PH)											1	0	0	0	0	0	0				
Sammy Meeks, R OBP: 0.311, SLG: 0.370 (8, PH)											1	1	1	0	0	0	0				
Frank Smith, R OBP: 0.095, SLG: 0.095 (8, 1)											1	0	0	0	0	1	3				
Inning Stats	R: 0 E: 0 K: 0 S: 4	H: 1 LOB: 1 BB: 0 P: 4	R: 0 E: 0 K: 0 S: 3	H: 0 LOB: 0 BB: 0 P: 3	R: 1 E: 0 K: 0 S: 5	H: 2 LOB: 1 BB: 0 P: 5	R: 0 E: 0 K: 1 S: 6	H: 1 LOB: 1 BB: 0 P: 6	R: 0 E: 0 K: 0 S: 3	H: 0 LOB: 0 BB: 0 P: 3	R: 0 E: 0 K: 0 S: 4	H: 1 LOB: 1 BB: 0 P: 4	R: 2 E: 0 K: 0 S: 5	H: 2 LOB: 1 BB: 1 P: 9	R: 3 E: 0 K: 0 S: 6	H: 3 LOB: 0 BB: 0 P: 6	R: 1 E: 0 K: 1 S: 7	H: 3 LOB: 2 BB: 1 P: 11	1B: 9 2B: 3 3B: 0 HR: 2	SF: 0 SAC: 1 DP: 0 HBP: 0	WP: 0 PA: 45
PITCHER	IP	WLS	BF	H	R	ER	SO	BB	IBB	HBP	BLK	WP	HR	S	P	ERA	WHIP				
Cliff Chambers, L ERA: 4.42	9.0		39	11	6	6	2	1	0	0	0	0	2	42	46	6.00	1.333				
Junior Walsh, R ERA: 5.53	10.1	1.0	W	6	3	1	1	1	0	1	0	0	0	7	11	9.00	3.000				

AB	42
R	7
H	14
RBI	7
BB	2
SO	3
LOB	17



Batter	1	2	3	4	5	6	7	8	9	10	AB	R	H	RBI	BB	SO	LOB	BOTTOM			
Bob Dillinger, R OBP: 0.357, SLG: 0.418 (1, 5)	K			FC6-4				4-3			5	0	1	0	0	2	2	Cincinnati Reds @ Pittsburgh Pirates Forbes Field, Pittsburgh, PA Fri Sep 22 1950, 3:33 AM EDT Att: 12,979 - Unknown - 70 F			
Tom Saffell, L OBP: 0.262, SLG: 0.272 (1, 8)	F1	CS	F7	4-3				4-3			5	0	0	0	0	1	2				
Ralph Kiner, R OBP: 0.414, SLG: 0.600 (1, 7)	5-3		4-3					F3	F4		4	1	0	0	1	0	0				
Gus Bell, L OBP: 0.335, SLG: 0.448 (1, 9)		PB 1B BB						F7	4-3		4	1	2	0	1	0	1				
Danny O'Connell, R OBP: 0.352, SLG: 0.430 (1, 6)		1B PB HR 1B	5-3					1B BB	1B		4	2	3	0	1	0	1				
Jack Phillips, R OBP: 0.337, SLG: 0.418 (1, 3)	6-3									SH1-5-4 1B	5	2	3	1	0	1	4				
Johnny Berardino, R OBP: 0.295, SLG: 0.248 (1, 4)		HR 1B						4-3		SH1-5-4 1B	3	1	2	2	1	0	2				
Clyde McCullough, R OBP: 0.337, SLG: 0.453 (1, 2)										1-2 2-3	4	0	0	0	0	1	5				
Wally Westlake, R OBP: 0.359, SLG: 0.486 (10, PH)				FC6-4	F3			F8			1	0	1	2	0	0	0				
Cliff Chambers, L OBP: 0.330, SLG: 0.402 (1, 1)										2-H 3-H	4	1	2	3	0	1	0				
Junior Walsh, R OBP: 0.444, SLG: 0.333 (10, 1)								4-3			0	0	0	0	0	0	0				
Inning Stats	R: 0 E: 0 K: 1 S: 5	H: 0 LOB: 0 BB: 0 P: 5	R: 4 E: 0 K: 1 S: 8	H: 4 LOB: 4 BB: 1 P: 12	R: 0 E: 0 K: 0 S: 4	H: 1 LOB: 1 BB: 0 P: 4	R: 1 E: 0 K: 0 S: 5	H: 2 LOB: 2 BB: 1 P: 9	R: 1 E: 0 K: 1 S: 6	H: 1 LOB: 2 BB: 1 P: 14	R: 0 E: 0 K: 0 S: 5	H: 3 LOB: 2 BB: 0 P: 5	R: 0 E: 0 K: 1 S: 5	H: 0 LOB: 0 BB: 0 P: 5	R: 0 E: 0 K: 1 S: 5	H: 0 LOB: 0 BB: 0 P: 5	R: 2 E: 0 K: 0 S: 4	H: 3 LOB: 1 BB: 0 P: 4	1B: 11 2B: 0 3B: 1 HR: 2	SF: 0 SAC: 1 DP: 0 HBP: 0	WP: 0 PA: 45
PITCHER	IP	WLS	BF	H	R	ER	SO	BB	IBB	HBP	BLK	WP	HR	S	P	ERA	WHIP				
Willie Ramsdell, R ERA: 3.93	2.0		10	4	4	4	2	4	0	0	0	0	1	13	17	18.00	2.500				
Bud Byerly, R ERA: 3.6	4.0		19	4	2	2	2	3	0	0	0	0	1	20	32	4.50	1.750				
Eddie Erault, R ERA: 6.1	2.0		8	3	0	0	1	0	0	0	0	0	0	10	10	0.00	1.500				
Frank Smith, R ERA: 3.87	1.1	L	7	3	2	2	1	0	0	0	0	0	0	9	9	13.50	2.250				

AB	39
R	8
H	14
RBI	8
BB	4
SO	6
LOB	17



Batter	1	2	3	4	5	6	7	8	9	AB	R	H	RBI	BB	SO	LOB	TOP					
Bobby Adams, R OBP: 0.370, SLG: 0.423 (1, 4)	L5		F9			F3			FC4-6	5	2	1	0	0	0	1	Cincinnati Reds @ Pittsburgh Pirates Forbes Field, Pittsburgh, PA Sun Sep 24 1950, 3:33 AM EST Cloudy - 53 F					
Grady Hatton, L OBP: 0.388, SLG: 0.387 (1, 5)	G3		FC3-6 BB						F6	4	2	2	0	1	0	1						
Johnny Wyrostek, L OBP: 0.368, SLG: 0.432 (1, 9)	F8		FC3-6 1-2			K			4-3	5	1	1	0	0	1	4						
Ted Kluszewski, L OBP: 0.355, SLG: 0.530 (1, 3)		F7	L4						2B	5	0	2	4	0	0	1						
Lloyd Merriman, L OBP: 0.323, SLG: 0.337 (1, 8)	1-3				F5				F6	4	0	0	0	1	1	1						
Joe Adcock, R OBP: 0.313, SLG: 0.395 (1, 7)		BB 1B BB			F7				5-3	3	2	1	1	1	0	2						
Johnny Pramesa, R OBP: 0.371, SLG: 0.440 (1, 2)		BB 1B BB			FC6-4 BB				3-1	3	0	1	0	1	0	2						
Virgil Stallcup, R OBP: 0.279, SLG: 0.363 (1, 6)		1-2 2H 1B			F8				1-3	4	0	1	2	0	0	1						
Ewell Blackwell, R OBP: 0.191, SLG: 0.157 (1, 1)		5-3			6-3				FC4-6 1B	4	0	1	0	0	0	3						
Inning Stats	R: 0 E: 0 K: 0 S: 3	H: 0 LOB: 0 BB: 0 P: 3	R: 1 E: 0 K: 0 S: 4	H: 1 LOB: 2 BB: 2 P: 12	R: 0 E: 0 K: 0 S: 3	H: 0 LOB: 1 BB: 1 P: 7	R: 1 E: 0 K: 0 S: 5	H: 2 LOB: 1 BB: 0 P: 5	R: 2 E: 0 K: 1 S: 8	H: 3 LOB: 2 BB: 1 P: 12	R: 0 E: 0 K: 0 S: 3	H: 0 LOB: 0 BB: 0 P: 3	R: 1 E: 0 K: 1 S: 6	H: 1 LOB: 0 BB: 0 P: 6	R: 0 E: 0 K: 0 S: 3	H: 0 LOB: 0 BB: 0 P: 3	R: 2 E: 0 K: 0 S: 6	H: 3 LOB: 1 BB: 0 P: 6	1B: 6 2B: 4 3B: 0 HR: 0	SF: 0 SAC: 0 DP: 0 HBP: 0	WP: 0 PB: 0 SB: 0 CS: 0	PA: 41
PITCHER	IP	WLS	BF	H	R	ER	SO	BB	IBB	HBP	BLK	WP	HR	S	P	ERA	WHIP					
Bill MacDonald, R ERA: 4.29 (1, 1)	5.0	L	25	6	4	4	1	4	0	0	0	0	0	23	39	7.20	2.000					
Junior Walsh, R ERA: 5.37 (6, 1)	3.0		10	1	1	1	1	0	0	0	0	0	0	12	12	3.00	0.333					
Vic Lombardi, L ERA: 6.84 (9, 1)	1.0		6	3	2	2	0	0	0	0	0	0	0	6	6	18.00	3.000					

AB	37
R	7
H	10
RBI	7
BB	4
SO	2
LOB	16



Batter	1	2	3	4	5	6	7	8	9	AB	R	H	RBI	BB	SO	LOB	BOTTOM				
Bob Dillinger, R OBP: 0.353, SLG: 0.413 (1, 5)	K		G3			F7			5-3	4	0	0	0	0	1	2	Cincinnati Reds @ Pittsburgh Pirates Forbes Field, Pittsburgh, PA Sun Sep 24 1950, 3:33 AM EST Cloudy - 53 F				
Tom Saffell, L OBP: 0.271, SLG: 0.282 (1, 8)	K		2B			K			F8	4	0	1	0	0	2	2					
Ralph Kiner, R OBP: 0.416, SLG: 0.601 (1, 7)	BB		K			F3			F3	3	0	0	0	1	1	2					
Gus Bell, L OBP: 0.333, SLG: 0.444 (1, 9)	1-3					F8			2B	4	1	1	0	0	1	1					
Danny O'Connell, R OBP: 0.354, SLG: 0.432 (1, 6)		1-3				G3			F2	4	0	1	1	0	0	0					
Ed Stevens, L OBP: 0.222, SLG: 0.214 (1, 3)		1B				E4			F6	4	0	1	0	0	1	1					
Johnny Berardino, R OBP: 0.299, SLG: 0.244 (1, 4)		1B				K			5-3	4	0	1	0	0	1	2					
Ray Mueller, R OBP: 0.301, SLG: 0.406 (1, 2)		G4-6-3				6-3			K	3	0	0	0	0	0	2					
Wally Westlake, R OBP: 0.357, SLG: 0.485 (9, PH)		1-2								1	0	0	0	0	1	1					
Bill MacDonald, R OBP: 0.189, SLG: 0.143 (5, PH)						6-3				1	0	0	0	0	0	0					
Danny Murtaugh, R OBP: 0.379, SLG: 0.393 (6, PH)										1	0	1	0	0	0	0					
Junior Walsh, R OBP: 0.444, SLG: 0.333 (6, 1)										0	0	0	0	0	0	0					
Pete Castiglione, R OBP: 0.317, SLG: 0.350 (8, PH)										1	0	1	0	0	0	0					
Vic Lombardi, L OBP: 0.294, SLG: 0.313 (9, 1)									5-3 1B	0	0	0	0	0	0	0					
Inning Stats	R: 0 E: 0 K: 2 S: 7	H: 0 LOB: 1 BB: 1 P: 11	R: 0 E: 0 K: 0 S: 4	H: 2 LOB: 1 BB: 0 P: 4	R: 0 E: 0 K: 1 S: 6	H: 1 LOB: 0 BB: 0 P: 6	R: 0 E: 1 K: 1 S: 6	H: 0 LOB: 1 BB: 0 P: 6	R: 0 E: 0 K: 1 S: 5	H: 0 LOB: 0 BB: 0 P: 5	R: 0 E: 0 K: 1 S: 5	H: 0 LOB: 0 BB: 0 P: 5	R: 0 E: 0 K: 1 S: 4	H: 1 LOB: 1 BB: 0 P: 4	R: 1 E: 0 K: 1 S: 7	H: 2 LOB: 1 BB: 0 P: 7	1B: 4 2B: 3 3B: 0 HR: 0	SF: 0 SAC: 0 DP: 1 HBP: 0	WP: 0 PB: 0 SB: 0 CS: 0	PA: 35	
PITCHER	IP	WLS	BF	H	R	ER	SO	BB	IBB	HBP	BLK	WP	HR	S	P	ERA	WHIP				
Ewell Blackwell, R ERA: 3.03 (1, 1)	9.0	W	35	7	1	1	8	1	0	0	0	0	0	50	54	1.00	0.889				



Batter	1	2	3	4	5	6	7	8	9	AB	R	H	RBI	BB	SO	LOB	TOP			
Bobby Adams, R (1.4) OBP: 0.366, SLG: 0.418	F4		F7			F2		F8		4	0	0	0	0	0	1	Cincinnati Reds @ Pittsburgh Pirates Forbes Field, Pittsburgh, PA Sun Sep 24 1950, 3:38 AM EST Att. 25,233 - Cloudy			
Grady Hatton, L (1.5) OBP: 0.387, SLG: 0.384	L5-3 BB		L4			G3		F6		3	0	0	0	1	0					
Johnny Wyrostek, L (1.9) OBP: 0.367, SLG: 0.430	L5-3				F5			F8		4	1	1	0	0	0	1				
Ted Kluszewski, L (1.3) OBP: 0.356, SLG: 0.530		1B 1B			F8			F6		4	1	2	0	0	0	0				
Lloyd Merriman, L (1.8) OBP: 0.328, SLG: 0.346		1B 1B						FC3-6 1B		4	0	3	1	0	0	1				
Joe Adcock, R (1.7) OBP: 0.313, SLG: 0.393		1B 1B			6-3			F8 1B		4	0	1	1	0	0	3				
Virgil Stallcup, R (1.6) OBP: 0.279, SLG: 0.362		F8						F2		4	0	1	0	0	1	3				
Dixie Howell, R (1.2) OBP: 0.324, SLG: 0.301		G4-6-3 1B			5-3			1-3	F6	4	0	0	0	0	0	4				
Ken Raffensberger, R (1.1) OBP: 0.176, SLG: 0.198					1-3					2	0	0	0	0	1	0				
Ted Tappe, L (8. PH) OBP: 0.400, SLG: 1.000										0	0	0	0	1	0	0				
Frank Smith, R (8.1) OBP: 0.095, SLG: 0.095									BB	0	0	0	0	0	0	0				
Inning Stats	R: 0 E: 0 K: 0 S: 2	H: 0 LOB: 0 BB: 1 P: 6	R: 1 E: 0 K: 0 S: 5	H: 3 LOB: 1 BB: 0 P: 5	R: 0 E: 0 K: 1 S: 5	H: 0 LOB: 0 BB: 0 P: 5	R: 0 E: 0 K: 0 S: 4	H: 1 LOB: 1 BB: 0 P: 4	R: 0 E: 0 K: 1 S: 5	H: 0 LOB: 0 BB: 0 P: 5	R: 0 E: 0 K: 0 S: 3	H: 1 LOB: 1 BB: 0 P: 4	R: 0 E: 0 K: 0 S: 3	H: 0 LOB: 1 BB: 1 P: 7	R: 1 E: 0 K: 0 S: 6	H: 3 LOB: 2 BB: 0 P: 6	1B: 7 2B: 2 3B: 0 HR: 0	SF: 0 SAC: 0 DP: 2 HBP: 0	WP: 0 PB: 0 SB: 0 CS: 0	PA: 35
PITCHER Murry Dickson, R (1.1) ERA: 3.87	IP: 9.0 WLS: W BF: 35 H: 8 R: 2 ER: 2 SO: 2 BB: 2 IBB: 0 HBP: 0 BLK: 0 WP: 0 HR: 0 S: 37 P: 45 ERA: 2.00 WHIP: 1.111															PITCHER				


AB 33
R 2
H 8
RBI 2
BB 2
SO 2
LOB 14




Batter	1	2	3	4	5	6	7	8	9	AB	R	H	RBI	BB	SO	LOB	BOTTOM		
Bob Dillinger, R (1.5) OBP: 0.353, SLG: 0.413	S 1B	G5-4-3			K			SH3-4		3	1	1	0	0	1	1	Cincinnati Reds @ Pittsburgh Pirates Forbes Field, Pittsburgh, PA Sun Sep 24 1950, 3:38 AM EST Att. 25,233 - Cloudy		
Danny O'Connell, R (1.6) OBP: 0.353, SLG: 0.430	6-3			5-3			F4			4	0	1	0	0	0	2			
Ralph Kiner, R (1.7) OBP: 0.415, SLG: 0.598	K			K			K			4	0	1	0	0	3	2			
Gus Bell, L (1.9) OBP: 0.332, SLG: 0.442	2H 1B			K			F8			4	1	1	1	0	1	2			
Wally Westlake, R (1.8) OBP: 0.358, SLG: 0.487	2B 2H			F8			1B S 2B			4	1	2	1	0	0	0			
Jack Phillips, R (1.3) OBP: 0.347, SLG: 0.431				1B			S 1B			4	0	4	0	0	0	0			
Johnny Berardino, R (1.4) OBP: 0.298, SLG: 0.244	F7			1B			F7			4	0	1	0	0	0	4			
Clyde McCullough, R (1.2) OBP: 0.339, SLG: 0.405		6-3			F9		F7			3	0	0	0	0	0	3			
Murry Dickson, R (1.1) OBP: 0.263, SLG: 0.304		G5-4-3 1B			1-3			1B SH3-4		3	0	2	0	0	0	2			
Inning Stats	R: 2 E: 0 K: 1 S: 9	H: 4 LOB: 2 BB: 0 P: 9	R: 0 E: 0 K: 0 S: 3	H: 1 LOB: 0 BB: 0 P: 3	R: 0 E: 0 K: 2 S: 7	H: 0 LOB: 0 BB: 0 P: 7	R: 0 E: 0 K: 0 S: 5	H: 2 LOB: 2 BB: 0 P: 5	R: 0 E: 0 K: 0 S: 5	H: 1 LOB: 1 BB: 0 P: 7	R: 1 E: 0 K: 0 S: 5	H: 2 LOB: 1 BB: 0 P: 5	R: 0 E: 0 K: 0 S: 3	H: 1 LOB: 0 BB: 0 P: 3	R: 0 E: 0 K: 0 S: 3	1B: 11 2B: 3 3B: 0 HR: 0		SF: 0 SAC: 1 DP: 3 HBP: 0	WP: 0 PB: 0 SB: 3 CS: 1
PITCHER Ken Raffensberger, L (1.1) ERA: 4.15	IP: 7.0 WLS: L BF: 31 H: 12 R: 3 ER: 3 SO: 5 BB: 0 IBB: 0 HBP: 0 BLK: 0 WP: 0 HR: 0 S: 41 P: 41 ERA: 3.86 WHIP: 1.714															PITCHER			
Frank Smith, R (8.1) ERA: 3.83	IP: 1.0 WLS: L BF: 3 H: 1 R: 0 ER: 0 SO: 0 BB: 0 IBB: 0 HBP: 0 BLK: 0 WP: 0 HR: 0 S: 3 P: 3 ERA: 0.00 WHIP: 1.000															PITCHER			

AB 33
R 3
H 13
RBI 2
BB 0
SO 5
LOB 16




Batter	1	2	3	4	5	6	7	8	9	AB	R	H	RBI	BB	SO	LOB	TOP	
Bob Dillinger, R (1, 5) OBP: 0.353, SLG: 0.413											0	0	0	0	0	0	0	Pittsburgh Pirates @ Chicago Cubs Wrigley Field, Chicago, IL Wed Sep 27 1950, 3:33 AM CST Att: 4,783 - Unknown livebaseballscorecards.com
Danny O'Connell, R (1, 6) OBP: 0.353, SLG: 0.430											0	0	0	0	0	0	0	
Ralph Kiner, R (1, 7) OBP: 0.415, SLG: 0.598											0	0	0	0	0	0	0	
Gus Bell, L (1, 9) OBP: 0.332, SLG: 0.442											0	0	0	0	0	0	0	
Wally Westlake, R (1, 8) OBP: 0.358, SLG: 0.487											0	0	0	0	0	0	0	
Jack Phillips, R (1, 3) OBP: 0.347, SLG: 0.431											0	0	0	0	0	0	0	
Johnny Berardino, R (1, 4) OBP: 0.289, SLG: 0.244											0	0	0	0	0	0	0	
Ray Mueller, R (1, 2) OBP: 0.301, SLG: 0.406											0	0	0	0	0	0	0	
Bob Chesnes, S (1, 1) OBP: 0.214, SLG: 0.154											0	0	0	0	0	0	0	
Inning Stats											1B: 0 SF: 0 2B: 0 SAC: 0 3B: 0 DP: 0 HR: 0 HBP: 0	WP: 0 PA: 0 PB: 0 SB: 0 CS: 0						
PITCHER Johnny Klippstein, R (1, 1) ERA: 5.22	IP	WLS	BF	H	R	ER	SO	BB	IBB	HBP	BLK	WP	HR	S	P	ERA	WHIP	PITCHER IP WLS BF H R ER SO BB IBB HBP BLK WP HR S P ERA WHIP

Batter	1	2	3	4	5	6	7	8	9	AB	R	H	RBI	BB	SO	LOB	BOTTOM	
Randy Jackson, R (1, 5) OBP: 0.281, SLG: 0.422											0	0	0	0	0	0	0	Pittsburgh Pirates @ Chicago Cubs Wrigley Field, Chicago, IL Wed Sep 27 1950, 3:33 AM CST Att: 4,783 - Unknown livebaseballscorecards.com
Hal Jeffcoat, R (1, 9) OBP: 0.274, SLG: 0.354											0	0	0	0	0	0	0	
Preston Ward, L (1, 3) OBP: 0.320, SLG: 0.384											0	0	0	0	0	0	0	
Hank Sauer, R (1, 7) OBP: 0.352, SLG: 0.523											0	0	0	0	0	0	0	
Andy Patko, R (1, 8) OBP: 0.401, SLG: 0.600											0	0	0	0	0	0	0	
Carl Sawatski, L (1, 2) OBP: 0.252, SLG: 0.183											0	0	0	0	0	0	0	
Roy Smalley, R (1, 6) OBP: 0.300, SLG: 0.413											0	0	0	0	0	0	0	
Wayne Terwilliger, R (1, 4) OBP: 0.312, SLG: 0.363											0	0	0	0	0	0	0	
Johnny Klippstein, R (1, 1) OBP: 0.333, SLG: 0.515											0	0	0	0	0	0	0	
Inning Stats											1B: 0 SF: 0 2B: 0 SAC: 0 3B: 0 DP: 0 HR: 0 HBP: 0	WP: 0 PA: 0 PB: 0 SB: 0 CS: 0						
PITCHER Bob Chesnes, R (1, 1) ERA: 4.97	IP	WLS	BF	H	R	ER	SO	BB	IBB	HBP	BLK	WP	HR	S	P	ERA	WHIP	PITCHER IP WLS BF H R ER SO BB IBB HBP BLK WP HR S P ERA WHIP

Batter	1	2	3	4	5	6	7	8	9	AB	R	H	RBI	BB	SO	LOB	TOP		
Bob Dillinger, R (1.5) OBP: 0.353, SLG: 0.412	1-3		F9		1-3			G3		4	0	0	0	0	0	1			
Danny O'Connell, R (1.6) OBP: 0.352, SLG: 0.436	F5		2-3			F8		5-3		4	1	2	1	0	0	0			
Ralph Kiner, R (1.7) OBP: 0.411, SLG: 0.596	6-3		3-H			4-3		F4		4	0	0	0	0	0	2			
Gus Bell, L (1.9) OBP: 0.333, SLG: 0.448		F8			F9				1-3	4	0	0	1	0	0	0			
Wally Westlake, R (1.8) OBP: 0.356, SLG: 0.482		F3				6-3			K	4	0	1	0	0	1	0			
Jack Phillips, R (1.3) OBP: 0.348, SLG: 0.449					F6				1-3	4	0	1	0	0	0	1			
Johnny Berardino, R (1.4) OBP: 0.304, SLG: 0.256										3	0	1	0	0	0	2			
Clyde McCullough, R (1.2) OBP: 0.340, SLG: 0.406										2	1	1	0	0	0	0			
Tom Saffell, L (7, PH) OBP: 0.269, SLG: 0.281										1	0	0	0	0	0	1			
Ray Mueller, R (7.2) OBP: 0.311, SLG: 0.415										0	0	0	0	0	0	0			
Bill Werle, L (1.1) OBP: 0.264, SLG: 0.242										1	0	0	0	0	0	0			
Danny Murtaugh, R (7, PH) OBP: 0.377, SLG: 0.392										1	0	0	0	0	0	1			
Junior Walsh, R (7.1) OBP: 0.444, SLG: 0.333										0	0	0	0	0	0	0			
Inning Stats	R: 0 E: 0 K: 0 S: 3	H: 0 LOB: 0 BB: 0 P: 3	R: 0 E: 0 K: 0 S: 4	H: 1 LOB: 1 BB: 0 P: 4	R: 1 E: 0 K: 0 S: 5	H: 2 LOB: 1 BB: 0 P: 5	R: 0 E: 0 K: 0 S: 4	H: 1 LOB: 1 BB: 0 P: 4	R: 0 E: 0 K: 0 S: 4	H: 1 LOB: 0 BB: 0 P: 4	R: 0 E: 0 K: 0 S: 3	H: 0 LOB: 0 BB: 0 P: 3	R: 0 E: 0 K: 0 S: 3	H: 0 LOB: 0 BB: 0 P: 3	R: 0 E: 0 K: 1 S: 5	H: 0 LOB: 0 BB: 0 P: 5	1B: 2 2B: 4 HR: 0	SF: 0 SAC: 1 DP: 0 HBP: 0	WP: 0 PA: 33 PB: 0 SB: 0 CS: 0
PITCHER Howie Fox, R (1.1) ERA: 4.14	IP: 9.0 WLS: W BF: 33 H: 6 R: 2 ER: 2 SO: 1 BB: 0 IBB: 0 HBP: 0 BLK: 0 WP: 0 HR: 0 S: 35 P: 35 ERA: 2.00 WHIP: 0.667															PITCHER			

Pittsburgh Pirates @ Cincinnati Reds
Crosley Field, Cincinnati, OH
Sat Sep 30 1950, 3:33 AM EST
Att. 1,719 - Overcast - 80 F


AB 32
R 2
H 6
RBI 2
BB 0
SO 1
LOB 8



Batter	1	2	3	4	5	6	7	8	9	AB	R	H	RBI	BB	SO	LOB	BOTTOM		
Bobby Adams, R (1.4) OBP: 0.364, SLG: 0.413	1B	E4		FC6-4		5-3				4	1	1	0	0	0	3			
Bob Usher, R (1.8) OBP: 0.317, SLG: 0.369	1B	1-3		1-2						3	1	3	0	1	0	0			
Johnny Wyrostek, L (1.9) OBP: 0.360, SLG: 0.423	F5					FC3-6		FC1-6		4	1	0	0	0	1	7			
Ted Kluszewski, L (1.3) OBP: 0.350, SLG: 0.519	4-3			F8		1B		FC1-6		4	1	1	1	0	0	2			
Joe Adcock, R (1.7) OBP: 0.326, SLG: 0.401				6-3		1B		FC6-4		4	1	2	2	0	0	1			
Grady Hatton, L (1.5) OBP: 0.386, SLG: 0.383	4-1			K		1B				4	0	2	2	0	1	1			
Johnny Pramesa, R (1.2) OBP: 0.365, SLG: 0.431					F8	G5-4-3		F8		4	0	1	0	0	0	2			
Virgil Stallcup, R (1.6) OBP: 0.277, SLG: 0.358		F3						F6		3	0	0	0	1	0	2			
Howie Fox, R (1.1) OBP: 0.200, SLG: 0.238		E4			F5			F3		4	0	1	0	0	0	2			
Inning Stats	R: 2 E: 0 K: 0 S: 6	H: 3 LOB: 1 BB: 0 P: 6	R: 0 E: 1 K: 1 S: 7	H: 2 LOB: 3 BB: 1 P: 11	R: 0 E: 0 K: 1 S: 5	H: 0 LOB: 0 BB: 0 P: 5	R: 0 E: 0 K: 0 S: 3	H: 0 LOB: 1 BB: 1 P: 7	R: 3 E: 0 K: 0 S: 6	H: 4 LOB: 0 BB: 0 P: 6	R: 0 E: 0 K: 0 S: 3	H: 0 LOB: 0 BB: 0 P: 3	R: 0 E: 0 K: 0 S: 4	H: 1 LOB: 1 BB: 0 P: 4	R: 0 E: 0 K: 0 S: 4	H: 1 LOB: 1 BB: 0 P: 4	1B: 10 2B: 1 3B: 0 HR: 0	SF: 0 SAC: 0 DP: 1 HBP: 0	WP: 0 PA: 36 PB: 0 SB: 0 CS: 0
PITCHER Bill Werle, L (1.1) ERA: 4.64	IP: 6.0 WLS: L BF: 28 H: 9 R: 5 ER: 5 SO: 2 BB: 1 IBB: 0 HBP: 0 BLK: 0 WP: 0 HR: 0 S: 30 P: 38 ERA: 7.50 WHIP: 1.667															PITCHER			
PITCHER Junior Walsh, R (7.1) ERA: 5.2	IP: 2.0 WLS: L BF: 8 H: 2 R: 0 ER: 0 SO: 0 BB: 0 IBB: 0 HBP: 0 BLK: 0 WP: 0 HR: 0 S: 8 P: 8 ERA: 0.00 WHIP: 1.000															PITCHER			

Pittsburgh Pirates @ Cincinnati Reds
Crosley Field, Cincinnati, OH
Sat Sep 30 1950, 3:33 AM EST
Att. 1,719 - Overcast - 80 F

AB 34
R 5
H 11
RBI 5
BB 2
SO 2
LOB 20



Batter	1	2	3	4	5	6	7	8	9	AB	R	H	RBI	BB	SO	LOB	TOP
Bob Dillinger, R (1, 5) OBP: 0.352, SLG: 0.410	4-3		5-3					6-3		4	0	1	0	0	0	0	Pittsburgh Pirates @ Cincinnati Reds Crosley Field, Cincinnati, OH Sun Oct 01 1950, 3:38 AM EST Att: 8,390 - Sunny - 78 F
Danny O'Connell, R (1, 6) OBP: 0.344, SLG: 0.425	1-3		F8					6-3		4	0	0	0	0	1	1	
Ralph Kiner, R (1, 7) OBP: 0.408, SLG: 0.590 Tom Saffell, L (4, PH) OBP: 0.284, SLG: 0.275 (4, 8)	4-3			G3					F8	1	0	0	0	0	0	0	
Gus Bell, L (1, 9) OBP: 0.333, SLG: 0.444		F9		F9				F8	F6	4	0	0	0	0	0	0	
Wally Westlake, R (1, 8) OBP: 0.357, SLG: 0.493 (4, 7)		5-3		L7						4	1	1	1	0	0	0	
Jack Phillips, R (1, 3) OBP: 0.355, SLG: 0.457		2B						F9		3	1	2	0	1	0	0	
Johnny Berardino, R (1, 4) OBP: 0.314, SLG: 0.272									2B	4	1	2	0	0	0	1	
Clyde McCullough, R (1, 2) OBP: 0.340, SLG: 0.405										3	0	1	1	0	1	2	
Cliff Chambers, L (1, 1) OBP: 0.319, SLG: 0.389				G3					F8	3	0	0	0	0	0	1	
Inning Stats	R: 0 E: 0 K: 0 S: 3	H: 0 LOB: 0 BB: 0 P: 3	R: 0 E: 0 K: 1 S: 6	H: 1 LOB: 2 BB: 1 P: 10	R: 0 E: 0 K: 0 S: 3	H: 0 LOB: 0 BB: 0 P: 3	R: 0 E: 0 K: 0 S: 3	H: 0 LOB: 0 BB: 0 P: 3	R: 0 E: 0 K: 0 S: 3	H: 0 LOB: 0 BB: 0 P: 3	R: 0 E: 0 K: 0 S: 3	H: 0 LOB: 0 BB: 0 P: 3	R: 1 E: 0 K: 0 S: 5	H: 2 LOB: 1 BB: 0 P: 5	1B: 4 2B: 2 3B: 0 HR: 1	SF: 0 SAC: 0 DP: 1 HBP: 0	WP: 0 PA: 34 PB: 0 SB: 0 CS: 0
PITCHER	IP WLS BF H R ER SO BB IBB HBP BLK WP HR S P ERA WHIP																
Bud Byerly, R (1, 1) ERA: 2.45	8.0 L 29 5 2 2 2 1 0 0 0 0 0 0 32 36 2.25 0.750																
Frank Smith, R (9, 1) ERA: 3.89	1.0 5 2 1 1 0 0 0 0 0 0 0 1 5 5 9.00 2.000																

Batter	1	2	3	4	5	6	7	8	9	AB	R	H	RBI	BB	SO	LOB	BOTTOM				
Bobby Adams, R (1, 4) OBP: 0.361, SLG: 0.414	K							6-3		4	1	1	0	0	1	0	Pittsburgh Pirates @ Cincinnati Reds Crosley Field, Cincinnati, OH Sun Oct 01 1950, 3:38 AM EST Att: 8,390 - Sunny - 78 F				
Grady Hatton, L (1, 5) OBP: 0.386, SLG: 0.381 Virgil Stallcup, R (5, 6) OBP: 0.276, SLG: 0.356	F3							F3		2	0	1	1	0	0	0					
Danny Litwhiler, R (1, 9) OBP: 0.371, SLG: 0.455	K2-3									4	0	1	0	0	1	0					
Ted Kluszewski, L (1, 3) OBP: 0.348, SLG: 0.515		6-3								4	0	0	0	0	1	2					
Joe Adcock, R (1, 7) OBP: 0.334, SLG: 0.406		F3								4	0	2	0	0	0	0					
Lloyd Merriman, L (1, 8) OBP: 0.332, SLG: 0.349		F8								3	0	0	0	0	0	1					
Sammy Meeks, R (1, 6) OBP: 0.327, SLG: 0.368 (5, 5)										3	0	1	0	0	0	3					
Dixie Howell, R (1, 2) OBP: 0.326, SLG: 0.299										3	0	0	0	0	0	1					
Bud Byerly, R (1, 1) Johnny Pramesa, R (8, PH) OBP: 0.363, SLG: 0.425 Frank Smith, R (9, 1) OBP: 0.095, SLG: 0.095										2	0	0	0	0	1	0					
Inning Stats	R: 0 E: 0 K: 2 S: 7	H: 0 LOB: 0 BB: 0 P: 7	R: 0 E: 0 K: 0 S: 3	H: 0 LOB: 0 BB: 0 P: 3	R: 0 E: 0 K: 1 S: 5	H: 0 LOB: 0 BB: 0 P: 5	R: 1 E: 0 K: 0 S: 6	H: 4 LOB: 3 BB: 0 P: 7	R: 0 E: 0 K: 0 S: 3	H: 0 LOB: 0 BB: 0 P: 3	R: 0 E: 0 K: 0 S: 3	H: 0 LOB: 0 BB: 0 P: 3	R: 0 E: 0 K: 0 S: 4	H: 1 LOB: 1 BB: 0 P: 4	R: 0 E: 0 K: 0 S: 3	H: 0 LOB: 0 BB: 0 P: 3	R: 0 E: 0 K: 1 S: 6	H: 1 LOB: 1 BB: 0 P: 6	1B: 5 2B: 1 3B: 1 HR: 0	SF: 0 SAC: 0 DP: 1 HBP: 1	WP: 0 PA: 33 PB: 0 SB: 0 CS: 0
PITCHER	IP WLS BF H R ER SO BB IBB HBP BLK WP HR S P ERA WHIP																				
Cliff Chambers, L (1, 1) ERA: 4.3	9.0 W 33 6 1 1 4 0 0 1 0 0 0 0 40 41 1.00 0.667																				