

Pittsburgh Pirates - 1952

Batter	1	2	3	4	5	6	7	8	9	AB R H RBI BB SO LOB	TOP	
Ted Beard, L (1, 8) X	0-0 F7 ①		0-0 L6-3 ①②			0-0 4-3 ②		4-0 1B BB ②		3 0 0 0 1 0 3	<b>Pittsburgh Pirates @ St. Louis Cardinals</b> Sportsman's Park, St. Louis, MO Tue Apr 15 1952, 4:33 AM EST Att. 15,850 - Unknown <a href="http://livebaseballscorecards.com">livebaseballscorecards.com</a>	
George Metkovich, L (1, 3) X OBP: 0.250, SLG: 0.250	0-0 6-3 ②		0-0 1-3 ③			0-0 1-3 ③		0-0 1B ③		4 0 1 1 0 0 2		
Gus Bell, L (1, 9) X Erv Dusak, R (8, PH) (8, 9)	0-0 F8 ③			0-0 3-1 ①			0-0 5-3 ①	0-3 K ③		3 0 0 0 0 0 0 1 0 0 0 0 1 2		
Ralph Kiner, R (1, 7) X OBP: 0.250, SLG: 1.000		0-0 1-3 ①		0-0 5-1 ②			0-0 HR ②		0-0 6-3 ①	4 1 1 1 0 0 0		
Dick Hall, R (1, 5) X OBP: 0.250, SLG: 0.250		0-0 F7 ②		0-3 K ③			0-0 G6-4-3 1B ③		0-0 F8 ②	4 0 1 0 0 1 0		
Jack Merson, R (1, 4) X Bill Howerton, L (7, PH) (7, 4) George Strickland, R (7, 4)		0-0 4-3 ③			0-0 1-3 ①		0-0 G6-4-3 ②③ 1-2f		0-0 6-3 ③	2 0 0 0 0 0 0 1 0 0 0 0 0 1 1 0 0 0 0 0 0		
Clem Koshorek, R (1, 6) X OBP: 0.667, SLG: 0.667			0-0 1B 1B 1B ①		0-0 G4-6-3 1B ②③			0-3 K ①		3 0 2 0 0 1 0		
Clyde McCullough, R (1, 2) X OBP: 0.500, SLG: 0.500 Brandy Davis, R (8, PH) (8, 1) Ted Wilks, R (8, 1)			0-0 1B 1B ②③		0-0 G4-6-3 ②③ 1-2f			4-0 1B BB BB ②		2 0 1 0 0 0 1 0 1 0 0 1 0 0 0 0 0 0 0 0 0		
Murry Dickson, R (1, 1) X OBP: 0.500, SLG: 0.500 Joe Garagiola, L (8, PH) (8, 2)			0-0 L6-3 1B ①			0-0 1-3 ①		0-0 F7 ②		2 0 1 0 0 0 0 1 0 0 0 0 0 1		
<b>Inning Stats</b>	R: 0 H: 0 E: 0 LOB: 0 K: 0 BB: 0 S: 3 P: 3	R: 0 H: 0 E: 0 LOB: 0 K: 0 BB: 0 S: 3 P: 3	R: 0 H: 3 E: 0 LOB: 2 K: 0 BB: 0 S: 5 P: 5	R: 0 H: 0 E: 0 LOB: 0 K: 1 BB: 0 S: 5 P: 5	R: 0 H: 1 E: 0 LOB: 0 K: 0 BB: 0 S: 3 P: 3	R: 0 H: 0 E: 0 LOB: 0 K: 0 BB: 0 S: 3 P: 3	R: 1 H: 2 E: 0 LOB: 0 K: 0 BB: 0 S: 4 P: 4	R: 1 H: 1 E: 0 LOB: 2 K: 2 BB: 2 S: 8 P: 16	R: 0 H: 0 E: 0 LOB: 0 K: 0 BB: 0 S: 3 P: 3	1B: 6 SF: 0 2B: 1 SAC: 0 3B: 0 DP: 3 HR: 1 HBP: 0	WP: 0 PA: 33 PB: 0 SB: 0 CS: 0	
<b>PITCHER</b>	IP WLS BF H R ER SO BB IBB HBP BLK WP HR S P ERA WHIP											
Gerry Staley, R (1, 1) ERA: 2.35	7.2 W 29 7 2 2 2 2 2 0 0 0 0 1 31 39 2.35 1.174											
Al Brazle, L (8, 1) ERA:	1.1 S 4 0 0 0 1 0 0 0 0 0 0 0 6 6 0.00 0.000											

**Pittsburgh Pirates @ St. Louis Cardinals**  
 Sportsman's Park, St. Louis, MO  
 Tue Apr 15 1952, 4:33 AM EST  
 Att. 15,850 - Unknown

AB	31
R	2
H	7
RBI	2
BB	2
SO	3
LOB	10



Batter	1	2	3	4	5	6	7	8	9	AB	R	H	RBI	BB	SO	LOB	BOTTOM			
Solly Hemus, L (1, 6) OBP: 0.250, SLG: 0.250	0-0 F8		0-0 5-3		0-0 1-3		0-0 G4-3 1B			4	0	1	0	0	0	0	<b>Pittsburgh Pirates @ St. Louis Cardinals</b> Sportsman's Park, St. Louis, MO Tue Apr 15 1952, 4:33 AM EST Att. 15,850 - Unknown			
Red Schoendienst, S (1, 4) OBP: 0.500, SLG: 1.250	0-0 HR		0-0 1B		0-0 1-3		0-0 G4-3 1-2f			4	1	2	1	0	0	1				
Stan Musial, L (1, 7) BBB	4-0 1B F7 BB		0-0 P3		0-0 F5		4-0 BBB BB			2	1	0	0	2	0	1				
Enos Slaughter, L (1, 9) OBP: 0.500, SLG: 0.500	0-0 1-3 1B		0-0 F8		0-0 SH F7 1B		0-0 L3			4	1	2	0	0	0	2				
Wally Westlake, R (1, 8) OBP: 0.250, SLG: 0.250	0-0 F7		0-3 K		0-0 SH 1B		0-0 F5			4	0	1	1	0	1	1				
Steve Bilko, R (1, 3) OBP: 0.667, SLG: 0.500	0-0 F8		4-0 2B BB		0-0 SH		0-0 L3 1B			2	0	1	0	1	0	1				
Billy Johnson, R (1, 5)		0-0 F8		0-0 F9		4-0 BBB BB		0-0 L3		3	0	0	0	1	0	2				
Del Rice, R (1, 2) OBP: 0.333, SLG: 0.667		0-0 F5		0-0 1-3 2B		0-0 F7				3	0	1	1	0	0	2				
Gerry Staley, R (1, 1) Al Brazle, L (8, 1)		0-0 F5		0-3 K		0-0 6-3				3	0	0	0	0	1	4				
										0	0	0	0	0	0	0				
<b>Inning Stats</b>	R: 2 E: 0 K: 0 S: 5	H: 2 LOB: 1 BB: 1 P: 9	R: 0 E: 0 K: 0 S: 3	H: 0 LOB: 0 BB: 0 P: 3	R: 0 E: 0 K: 0 S: 4	H: 1 LOB: 1 BB: 0 P: 4	R: 0 E: 0 K: 2 S: 8	H: 1 LOB: 2 BB: 1 P: 12	R: 0 E: 0 K: 0 S: 3	H: 0 LOB: 0 BB: 0 P: 3	R: 1 E: 0 K: 0 S: 5	H: 2 LOB: 2 BB: 1 P: 9	R: 0 E: 0 K: 0 S: 3	H: 1 LOB: 1 BB: 1 P: 7	R: 0 E: 0 K: 0 S: 3	H: 1 LOB: 0 BB: 0 P: 3	1B: 6 2B: 2 3B: 0 HR: 1	SF: 0 SAC: 1 DP: 2 HBP: 0	WP: 0 PB: 0 SB: 0 CS: 0	PA: 34
<b>PITCHER</b>	IP WLS BF H R ER SO	WLS L L	H R ER SO	H R ER SO	H R ER SO	H R ER SO	H R ER SO	H R ER SO	H R ER SO	H R ER SO	H R ER SO	H R ER SO	H R ER SO	H R ER SO	H R ER SO	H R ER SO	ERA WHIP	ERA WHIP		
Murry Dickson, R (1, 1) ERA: 3.86	7.0		7	3	3	2	4	0	0	0	0	0	0	0	0	0	3.86	1.571		
Ted Wilks, R (8, 1) ERA:	1.0		1	0	0	0	0	0	0	0	0	0	0	0	0	0	0.00	1.000		

livebaseballscorecards.com

<b>AB</b>	<b>29</b>
<b>R</b>	<b>3</b>
<b>H</b>	<b>8</b>
<b>RBI</b>	<b>3</b>
<b>BB</b>	<b>4</b>
<b>SO</b>	<b>2</b>
<b>LOB</b>	<b>14</b>



Batter	1	2	3	4	5	6	7	8	9	AB	R	H	RBI	BB	SO	LOB	TOP									
Brandy Davis, R (1, 9)																	0	0	0	0	0	0	0	0		
George Metkovich, L (1, 3) OBP: 0.250, SLG: 0.250																	0	0	0	0	0	0	0	0	0	
Bobby Del Greco, R (1, 8)																	0	0	0	0	0	0	0	0	0	
Ralph Kiner, R (1, 7) OBP: 0.250, SLG: 1.000																	0	0	0	0	0	0	0	0	0	
Dick Hall, R (1, 5) OBP: 0.250, SLG: 0.250																	0	0	0	0	0	0	0	0	0	
Jack Merson, R (1, 4)																	0	0	0	0	0	0	0	0	0	
Clem Koshorek, R (1, 6) OBP: 0.667, SLG: 0.667																	0	0	0	0	0	0	0	0	0	
Jim Mangan, R (1, 2)																	0	0	0	0	0	0	0	0	0	
Howie Pollet, L (1, 1)	0	0	0	0	0	0	0	0	0																	
Inning Stats																	1B: 0	SF: 0	WP: 0	PA: 0						
<table border="0" style="width: 100%;"> <tr> <td style="width: 50%;"> <b>PITCHER</b>  Cliff Chambers, L (1, 1)  ERA: </td> <td style="width: 50%;"> <b>PITCHER</b>  IP WLS BF H R ER SO BB IBB HBP BLK WP HR S P ERA WHIP </td> </tr> </table>																	<b>PITCHER</b> Cliff Chambers, L (1, 1) ERA:	<b>PITCHER</b> IP WLS BF H R ER SO BB IBB HBP BLK WP HR S P ERA WHIP	2B: 0	SAC: 0	PB: 0					
<b>PITCHER</b> Cliff Chambers, L (1, 1) ERA:	<b>PITCHER</b> IP WLS BF H R ER SO BB IBB HBP BLK WP HR S P ERA WHIP																									
																	3B: 0	DP: 0	SB: 0							
																	HR: 0	HBP: 0	CS: 0							

**Pittsburgh Pirates @ St. Louis Cardinals**  
Sportsman's Park, St. Louis, MO  
Wed Apr 16 1952, 4:33 AM EST  
Att. 4,324 - Unknown

**AB 0**  
**R 0**  
**H 0**  
**RBI 0**  
**BB 0**  
**SO 0**  
**LOB 0**



**WP: 0**    **PA: 0**  
**PB: 0**  
**SB: 0**  
**CS: 0**

[livebaseballscorecards.com](http://livebaseballscorecards.com)



Batter	1	2	3	4	5	6	7	8	9	AB	R	H	RBI	BB	SO	LOB	TOP																			
Bobby Del Greco, R <small>OBP: 0.800, SLG: 1.250</small> (1, 8)																	0	0	0	0	0	0	0	0	0	0	0									
George Metkovich, L <small>OBP: 0.125, SLG: 0.125</small> (1, 3)																	0	0	0	0	0	0	0	0	0	0	0									
Gus Bell, L (1, 9)																	0	0	0	0	0	0	0	0	0	0	0									
Ralph Kiner, R <small>OBP: 0.556, SLG: 1.000</small> (1, 7)																	0	0	0	0	0	0	0	0	0	0	0									
Joe Garagiola, L (1, 2)																	0	0	0	0	0	0	0	0	0	0	0									
Dick Hall, R <small>OBP: 0.222, SLG: 0.222</small> (1, 5)																	0	0	0	0	0	0	0	0	0	0	0									
Jack Merson, R <small>OBP: 0.286, SLG: 0.429</small> (1, 4)																	0	0	0	0	0	0	0	0	0	0	0									
Clem Koshorek, R <small>OBP: 0.571, SLG: 0.500</small> (1, 6)																	0	0	0	0	0	0	0	0	0	0	0									
Joe Muir, L (1, 1)	0	0	0	0	0	0	0	0	0	0	0																									
<b>Inning Stats</b>																	1B: 0	SF: 0	WP: 0	PA: 0																
<b>PITCHER</b> Joe Presko, R <small>ERA:</small> (1, 1)	IP	WLS	BF	H	R	ER	SO	BB	IBB	HBP	BLK	WP	HR	S	P	ERA	WHIP	<b>PITCHER</b>	IP	WLS	BF	H	R	ER	SO	BB	IBB	HBP	BLK	WP	HR	S	P	ERA	WHIP	
	0.0		0	0	0	0	0	0	0	0	0	0	0	0	0	∞	∞																			

**Pittsburgh Pirates @ St. Louis Cardinals**  
 Sportsman's Park, St. Louis, MO  
 Thu Apr 17 1952, 4:33 AM EST  
 Att. 4,907 - Unknown

**AB 0**  
**R 0**  
**H 0**  
**RBI 0**  
**BB 0**  
**SO 0**  
**LOB 0**




WP: 0 PA: 0  
 PB: 0  
 SB: 0  
 CS: 0

[livebaseballscorecards.com](http://livebaseballscorecards.com)

Batter	1	2	3	4	5	6	7	8	9	AB R H RBI BB SO LOB	BOTTOM
--------	---	---	---	---	---	---	---	---	---	----------------------	--------

Solly Hemus, L (1, 6) OBP: 0.375, SLG: 0.429										0 0 0 0 0 0 0	<b>Pittsburgh Pirates @ St. Louis Cardinals</b> Sportsman's Park, St. Louis, MO Thu Apr 17 1952, 4:33 AM EST Att. 4,907 - Unknown  <a href="http://livebaseballscorecards.com">livebaseballscorecards.com</a>
Red Schoendienst, S (1, 4) OBP: 0.500, SLG: 1.000										0 0 0 0 0 0 0	
Stan Musial, L (1, 7) OBP: 0.500, SLG: 1.000										0 0 0 0 0 0 0	
Wally Westlake, R (1, 8) OBP: 0.429, SLG: 0.333										0 0 0 0 0 0 0	
Enos Slaughter, L (1, 9) OBP: 0.250, SLG: 0.250										0 0 0 0 0 0 0	
Steve Bilko, R (1, 3) OBP: 0.286, SLG: 0.167										0 0 0 0 0 0 0	
Billy Johnson, R (1, 5) OBP: 0.429, SLG: 0.333										0 0 0 0 0 0 0	
Del Rice, R (1, 2) OBP: 0.333, SLG: 0.500										0 0 0 0 0 0 0	
Joe Presko, R (1, 1)										0 0 0 0 0 0 0	

AB	0
R	0
H	0
RBI	0
BB	0
SO	0
LOB	0
	
WP: 0	PA: 0
PB: 0	
SB: 0	
CS: 0	

<b>Inning Stats</b>	1B: 0	SF: 0	WP: 0	PA: 0
	2B: 0	SAC: 0	PB: 0	
	3B: 0	DP: 0	SB: 0	
	HR: 0	HBP: 0	CS: 0	

<b>PITCHER</b> Joe Muir, L (1, 1) ERA:	IP: 0.0 WLS: W BF: 0 H: 0 R: 0 ER: 0 SO: 0 BB: 0 IBB: 0 HBP: 0 BLK: 0 WP: 0 HR: 0 S: 0 P: 0 ERA: ∞ WHIP: ∞	<b>PITCHER</b> IP: WLS: BF: H: R: ER: SO: BB: IBB: HBP: BLK: WP: HR: S: P: ERA: WHIP:
--	--	--

Batter	1	2	3	4	5	6	7	8	9	AB R H RBI BB SO LOB	TOP	
Grady Hatton, L (1, 4) OBP: 0.500, SLG: 0.786	0-0 WP 1B		0-0 G3		0-0 F9		0-0 FC6-4 1B			4 0 2 0 0 0 3		
Bobby Adams, R (1, 5) OBP: 0.357, SLG: 0.615	0-0 F7 1-2		0-3 K		0-0 FC5-6 1-2f		0-0 FC6-4 1-2f			4 0 0 0 0 1 6		
Johnny Wyrostek, L (1, 9) (6, 8) OBP: 0.615, SLG: 0.167	0-0 F8			0-0 4-3		4-0 G3 BB		4-0 3-1 BB		2 0 0 0 2 0 1		
Ted Kluszewski, L (1, 3) OBP: 0.385, SLG: 0.333	0-0 4-3			0-0 1-3		0-0 G3 1-2		0-0 3-1 1-2		4 0 0 0 0 0 3		
Joe Adcock, R (1, 7) OBP: 0.214, SLG: 0.231		0-0 F8		4-0 FC6-4 BB		0-0 5-3		0-3 K		3 0 0 0 1 1 2		
Bob Borkowski, R (1, 8) Dick Sisler, L (6, PH) (6, 9)		0-0 6-3		0-0 FC6-4 1-2f		0-0 G3		0-3 K		2 0 0 0 0 0 1 2 0 0 0 0 1 2		
Andy Seminick, R (1, 2) OBP: 0.250, SLG: 0.455		0-0 5-3			0-0 FC3-6 1B		0-0 5-3		0-3 K	4 0 1 0 0 1 0		
Roy McMillan, R (1, 6) OBP: 0.083, SLG: 0.083			0-0 G3 E 1B		0-0 FC3-6 1B 1-2f		0-3 K		0-3 K	4 0 1 0 0 2 1		
Ewell Blackwell, R (1, 1) OBP: 0.500, SLG: 0.500 Wally Post, R (7, PH) Frank Smith, R (7, 1) Hank Edwards, L (9, PH)			0-0 1-3		0-0 FC5-6 1B		4-0 1B BB		0-0 4-3	2 0 1 0 0 0 1 0 0 0 0 1 0 0 0 0 0 0 0 0 0 1 0 0 0 0 0 0		
<b>Inning Stats</b>	R: 0 H: 1 E: 0 LOB: 1 K: 0 BB: 0 S: 4 P: 4	R: 0 H: 0 E: 0 LOB: 0 K: 0 BB: 0 S: 3 P: 3	R: 0 H: 1 E: 1 LOB: 1 K: 1 BB: 0 S: 6 P: 6	R: 0 H: 0 E: 0 LOB: 1 K: 0 BB: 1 S: 3 P: 7	R: 0 H: 2 E: 0 LOB: 2 K: 0 BB: 0 S: 5 P: 5	R: 0 H: 0 E: 0 LOB: 1 K: 0 BB: 1 S: 3 P: 7	R: 0 H: 1 E: 0 LOB: 2 K: 1 BB: 1 S: 6 P: 10	R: 0 H: 0 E: 0 LOB: 1 K: 2 BB: 1 S: 7 P: 11	R: 0 H: 0 E: 0 LOB: 0 K: 2 BB: 0 S: 7 P: 7	1B: 5 SF: 0 2B: 0 SAC: 0 3B: 0 DP: 0 HR: 0 HBP: 0	WP: 1 PA: 36 PB: 0 SB: 0 CS: 0	
<b>PITCHER</b> Bob Friend, R (1, 1) ERA:	IP WLS BF H R ER SO BB IBB HBP BLK WP HR S P ERA WHIP	9.0 W 36 5 0 0 6 4 0 0 0 1 0 44 60 0.00 1.000										

Cincinnati Reds @ Pittsburgh Pirates  
 Forbes Field, Pittsburgh, PA  
 Fri Apr 18 1952, 3:33 AM EST  
 Att. 29,874 - Unknown

livebaseballscorecards.com

AB	32
R	0
H	5
RBI	0
BB	4
SO	6
LOB	20





Batter	1	2	3	4	5	6	7	8	9
<b>Bobby Del Greco, R</b> OBP: 0.571, SLG: 0.833 (1, 8)	0-0 6-3 1B		0-0 F8			0-0 3B 3B		0-0 FC3-8 1B	
<b>Dick Hall, R</b> OBP: 0.176, SLG: 0.176 (1, 5)	0-0 P3		0-3 K			0-3 K		0-0 FC3-6 BB 1-2f	
<b>George Metkovich, L</b> OBP: 0.118, SLG: 0.235 (1, 3)	0-0 6-3 1-2				0-3 K	0-0 2B 3B		0-0 F7	
<b>Ralph Kiner, R</b> OBP: 0.556, SLG: 0.867 (1, 7)	0-3 K			0-0 6-3		0-0 2B		4-0 BB 1-2	
<b>Gus Bell, L</b> (1, 9)		0-0 F8		0-0 F7		4-0 IBB		4-0 F9	
<b>Jack Merson, R</b> OBP: 0.429, SLG: 0.692 (1, 4)		0-0 E6 3B			4-0 BB G6-4-3	0-0 P3			
<b>Clem Koshorek, R</b> OBP: 0.429, SLG: 0.273 (1, 6)		4-0 BB CS BB			0-0 G6-4-3 1-2f		4-0 BB F9 BB		
<b>Clyde McCullough, R</b> OBP: 0.167, SLG: 0.167 (1, 2)		0-3 K 1-2			0-3 K		0-0 F9 1-2		
<b>Bob Friend, R</b> (1, 1)			0-0 6-3			0-0 6-3		0-3 K2-3	

Inning Stats	R: 0	H: 1	E: 0	K: 1	S: 6	LOB: 1	BB: 0	P: 6
	R: 1	H: 1	E: 1	K: 1	S: 5 <td>LOB: 1</td> <td>BB: 1</td> <td>P: 9 </td>	LOB: 1	BB: 1	P: 9
	R: 0	H: 0	E: 0	K: 1	S: 5 <td>LOB: 0</td> <td>BB: 0</td> <td>P: 5 </td>	LOB: 0	BB: 0	P: 5
	R: 0	H: 0	E: 0	K: 1	S: 4 <td>LOB: 0</td> <td>BB: 1</td> <td>P: 8 </td>	LOB: 0	BB: 1	P: 8
	R: 2	H: 3	E: 0	K: 1	S: 8 <td>LOB: 2</td> <td>BB: 1</td> <td>P: 12 </td>	LOB: 2	BB: 1	P: 12
	R: 0	H: 0	E: 0	K: 1	S: 4 <td>LOB: 0</td> <td>BB: 1</td> <td>P: 8 </td>	LOB: 0	BB: 1	P: 8
	R: 0	H: 1	E: 0	K: 0	S: 4 <td>LOB: 2</td> <td>BB: 1</td> <td>P: 8 </td>	LOB: 2	BB: 1	P: 8

PITCHER	IP	WLS	BF	H	R	ER	SO	BB	IBB	HBP	BLK	WP	HR	S	P	ERA	WHIP
<b>Ewell Blackwell, R</b> ERA: 3.0 (1, 1)	6.0	L	24	5	3	2	6	2	1	0	0	0	0	33	45	3.00	1.167
<b>Frank Smith, R</b> ERA: (7, 1)	2.0		8	1	0	0	1	2	0	0	0	0	0	8	16	0.00	1.500

**BOTTOM**

AB	R	H	RBI	BB	SO	LOB
4	1	3	0	0	0	0
4	0	0	0	0	2	3
4	1	1	1	0	1	2
3	0	1	1	1	1	1
3	0	0	0	1	0	2
2	1	1	0	1	0	2

1	0	0	0	2	0	1
3	0	0	0	0	2	2
3	0	0	0	0	1	0

<b>AB</b>	27
<b>R</b>	3
<b>H</b>	6
<b>RBI</b>	2
<b>BB</b>	5
<b>SO</b>	7
<b>LOB</b>	13

WP: 0	PA: 32
PB: 0	
SB: 0	
CS: 1	

**Cincinnati Reds @ Pittsburgh Pirates**  
**Forbes Field, Pittsburgh, PA**  
 Fri Apr 18 1952, 3:33 AM EST  
 Att. 29,874 - Unknown

[livebaseballscorecards.com](http://livebaseballscorecards.com)



Batter	1	2	3	4	5	6	7	8	9	AB R H RBI BB SO LOB	TOP										
Grady Hatton, L OBP: 0.526, SLG: 0.882 (1, 4) X	0-0 HR	4-0 BB 1B 1-2 2B BB	0-3 K		4-0 BB 1-2 BB			0-0 1-3		3 2 1 1 2 1 1											
Bobby Adams, R OBP: 0.421, SLG: 0.778 (1, 5) X	0-0 HR	0-0 BB 1B 1-2 2B	0-0 F9		0-0 F7			0-0 BB 1B		5 3 3 2 0 0 3											
Johnny Wyrostek, L OBP: 0.611, SLG: 0.222 (1, 8) X (8, 9)	0-0 FC4-6 1B	4-0 2B BB 1-2 2-3 BB	0-0 4-3		0-0 P3			4-0 1B BB 1-2		3 1 1 0 2 0 3											
Ted Kluszewski, L OBP: 0.444, SLG: 0.471 (1, 3) X	0-0 F9	0-0 BB 2B 1-3 2-H 3-H		0-0 G1-6-3 1B		0-0 3-1		0-0 G6-4-3 1B 1-2 2-H		5 0 3 3 0 0 1											
Dick Sisler, L Bob Borkowski, R (1, 9) X (8, 8)	0-0 FC4-6 WP 1-2f	0-0 4-3		0-0 G1-6-3 1-2f		0-0 F8		0-0 G6-4-3 1-2f		5 0 0 0 0 0 6 0 0 0 0 0 0 0											
Joe Adcock, R OBP: 0.263, SLG: 0.353 (1, 7) S S S	0-3 K 1-2	1-0 BB HBP		0-0 G3		0-0 F8			0-0 3B	4 0 1 0 0 1 1											
Andy Seminick, R OBP: 0.353, SLG: 0.667 (1, 2)					0-0 HR		0-3 K		0-3 K	4 2 2 2 1 2 1	AB 39 R 9 H 13 RBI 8 BB 5 SO 5 LOB 22										
Roy McMillan, R OBP: 0.059, SLG: 0.059 (1, 6)		FC6 BB 1B 1-2 2-H 3-H			0-0 F7		0-0 6-3		0-0 6-3	5 1 0 0 0 0 4											
Herm Wehmeier, R OBP: 0.400, SLG: 0.400 (1, 1)		0-3 K	0-0 1B		0-0 BB 1B		0-0 F1		0-0 5-3	5 0 2 0 0 1 2											
Inning Stats	R: 2 E: 0 K: 1 S: 8	H: 3 LOB: 1 BB: 0 P: 8	R: 5 E: 1 K: 1 S: 9	H: 3 LOB: 3 BB: 3 P: 22	R: 0 E: 0 K: 1 S: 6	H: 1 LOB: 1 BB: 0 P: 6	R: 0 E: 0 K: 0 S: 3	H: 1 LOB: 0 BB: 0 P: 3	R: 1 E: 0 K: 0 S: 5	H: 2 LOB: 2 BB: 1 P: 9	R: 0 E: 0 K: 0 S: 3	H: 0 LOB: 0 BB: 0 P: 3	R: 0 E: 0 K: 1 S: 5	H: 0 LOB: 0 BB: 0 P: 5	R: 1 E: 0 K: 0 S: 4	H: 2 LOB: 1 BB: 1 P: 8	R: 0 E: 0 K: 1 S: 6	H: 1 LOB: 1 BB: 0 P: 6	1B: 8 2B: 1 3B: 1 HR: 3	SF: 0 SAC: 0 DP: 2 HBP: 1	WP: 1 PA: 45 PB: 0 SB: 1 CS: 0
PITCHER	IP WLS BF H R ER SO BB IBB HBP BLK WP HR S P ERA WHIP																				
Mel Queen, R ERA: 33.75 (1, 1)	1.1 L 10 4 5 5 2 1 0 0 0 1 2 13 17 33.75 3.750																				
Ed Wolfe, R ERA: 27.0 (2, 1)	0.2 7 2 2 2 0 2 0 1 0 0 0 4 13 27.00 6.000																				
Paul LaPalme, L ERA: 3.0 (3, 1)	3.0 13 4 1 1 1 1 1 0 0 0 0 1 14 18 3.00 1.667																				
Woody Main, R ERA: (6, 1)	2.0 6 0 0 0 0 1 0 0 0 0 0 8 8 0.00 0.000																				
Jim Waugh, R ERA: 4.5 (8, 1)	2.0 9 3 1 1 1 1 1 0 0 0 0 0 10 14 4.50 2.000																				

Cincinnati Reds @ Pittsburgh Pirates  
 Forbes Field, Pittsburgh, PA  
 Sat Apr 19 1952, 3:33 AM EST  
 Att. 10,271 - Unknown

livebaseballscorecards.com





Batter	1	2	3	4	5	6	7	8	9	AB R H RBI BB SO LOB	TOP											
Grady Hatton, L (1, 4) OBP: 0.500, SLG: 0.762	0-0 G3		0-0 F9 S F8 1B		4-0 HR BB		0-0 G4-6-3 1-2f		0-0 F7	4 2 1 1 1 0 2	<p>Cincinnati Reds @ Pittsburgh Pirates</p> <p>Forbes Field, Pittsburgh, PA</p> <p>Sun Apr 20 1952, 3:33 AM EST</p> <p>Unknown</p>											
Bobby Adams, R (1, 5) OBP: 0.375, SLG: 0.696	0-0 5-3		0-0 F9 1-3		0-0 F8		0-0 F7		0-0 2B	5 0 1 1 0 0 2												
Johnny Wyrostek, L (1, 8) OBP: 0.609, SLG: 0.538	0-0 F9		0-0 F8 3-H		0-0 HR 1-H			0-0 HR 1B	4-0 BB	4 2 2 3 1 0 0												
Ted Kluszewski, L (1, 3) OBP: 0.435, SLG: 0.571		0-0 4-3	4-0 BB		0-0 G3			0-0 HR 1-H	0-0 F8	4 1 1 2 1 0 2												
Hank Edwards, L (1, 7) OBP: 0.250, SLG: 0.500		0-0 G3 2B	0-0 F2		0-0 F8			0-0 6-3		3 0 1 0 0 0 1												
Joe Adcock, R (6, 7) OBP: 0.250, SLG: 0.333										1 0 0 0 0 0 0												
Dick Sister, L (1, 9) OBP: 0.182, SLG: 0.300		0-0 G3 2-3		0-0 3-1		0-0 E9 3B		0-0 6-3		3 1 1 0 0 0 1												
Bob Borkowski, R (6, 9)										1 0 0 0 0 0 0												
Andy Seminick, R (1, 2) OBP: 0.333, SLG: 0.556		4-0 BB		0-0 F2		0-0 F8		0-0 5-3		3 0 0 0 1 0 0												
Roy McMillan, R (1, 6) OBP: 0.048, SLG: 0.048		0-0 F2		0-0 5-3		0-0 5-3			0-0 6-3	4 0 0 0 0 0 2												
Harry Perkowski, L (1, 1) OBP: 0.500, SLG: 1.000			0-0 1B 3B		0-0 1-3		0-0 G4-6-3 1B		0-0 2B 2B	3 1 2 0 0 0 0												
Frank Smith, R (8, 1) OBP: 1.000, SLG: 2.000										1 1 1 0 0 0 0												
Bud Byerly, R (9, 1)										0 0 0 0 0 0 0												
<b>Inning Stats</b>	R: 0 E: 0 K: 0 S: 3	H: 0 LOB: 0 BB: 0 P: 3	R: 0 E: 0 K: 0 S: 4	H: 1 LOB: 2 BB: 1 P: 8	R: 2 E: 0 K: 0 S: 5	H: 2 LOB: 1 BB: 1 P: 9	R: 0 E: 0 K: 0 S: 3	H: 0 LOB: 0 BB: 0 P: 3	R: 2 E: 0 K: 0 S: 4	H: 1 LOB: 0 BB: 1 P: 8	R: 1 E: 1 K: 0 S: 4	H: 1 LOB: 0 BB: 0 P: 4	R: 0 E: 0 K: 0 S: 3	H: 1 LOB: 0 BB: 0 P: 3	R: 2 E: 0 K: 0 S: 5	H: 2 LOB: 0 BB: 0 P: 5	R: 1 E: 0 K: 0 S: 5	H: 2 LOB: 2 BB: 1 P: 9	1B: 3 2B: 3 3B: 2 HR: 2	SF: 0 SAC: 0 DP: 1 HBP: 0	WP: 0 PB: 0 SB: 1 CS: 0	PA: 40
<b>PITCHER</b>	IP WLS BF H R ER SO BB IBB HBP BLK WP HR S P ERA WHIP																				<b>PITCHER</b>	IP WLS BF H R ER SO BB IBB HBP BLK WP HR S P ERA WHIP
Murry Dickson, R (1, 1) ERA: 6.43	7.0 L 31 8 7 7 0 3 0 0 0 0 2 28 40 9.00 1.571																					
Bill Werle, L (8, 1) ERA:	1.0 3 0 0 0 0 0 0 0 0 0 0 0 3 3 0.00 0.000																					
Jim Suchecki, R (9, 1) ERA: 6.75	1.0 6 2 1 1 0 1 0 0 0 0 0 0 5 9 9.00 3.000																					

livebaseballscorecards.com

<b>AB</b>	36
<b>R</b>	8
<b>H</b>	10
<b>RBI</b>	7
<b>BB</b>	4
<b>SO</b>	0
<b>LOB</b>	10



Batter	1	2	3	4	5	6	7	8	9	AB R H RBI BB SO LOB
--------	---	---	---	---	---	---	---	---	---	----------------------

<b>Brandy Davis, R</b> (1, 9) <small>OBP: 0.600, SLG: 0.429</small> <b>Joe Garagiola, L</b> (9, PH) <small>OBP: 0.545, SLG: 0.571</small>	0-0 1-3		4-0 BB			0-0 1-3		0-0 2B F7 1B	4-0 2B BB	3 1 1 0 1 0 0 0 1 0 0 1 0 0
<b>George Metkovich, L</b> (1, 3) <small>OBP: 0.240, SLG: 0.375</small>	0-0 6-3		0-3 K			0-0 F5		0-0 F7 1B 2B	0-0 1B 2B	5 2 2 2 0 1 2
<b>Bobby Del Greco, R</b> (1, 8) <small>OBP: 0.542, SLG: 0.632</small>	0-3 K				0-3 K		4-0 BB BB	0-0 F7 2B 3-H	0-0 1B 1B	4 1 1 2 1 2 1
<b>Ralph Kiner, R</b> (1, 7) <small>OBP: 0.556, SLG: 0.727</small>		4-0 BB G4-6-3 BB			0-0 F3		4-0 BB BB FC5-4 BB	0-0 1B 1B 3-H	0-0 1B 1B 1-2	3 0 2 1 2 0 0
<b>Jack Merson, R</b> (1, 4) <small>OBP: 0.435, SLG: 0.714</small> <b>Dick Hall, R</b> (9, PR) <small>OBP: 0.150, SLG: 0.150</small>		0-0 G4-6-3 1-2f			0-0 1B		0-0 FC5-4 1-2f	0-0 P5 3-H	0-0 1B 1-2 2-H	5 0 2 1 0 0 4 0 0 0 0 0 0 0
<b>Pete Castiglione, R</b> (1, 5) <small>OBP: 0.167, SLG: 0.167</small>		0-0 6-3			0-0 1-3			0-0 F9 1-2	0-0 6-3	5 0 1 0 0 0 3
<b>Clem Koshorek, R</b> (1, 6) <small>OBP: 0.381, SLG: 0.235</small> <b>Gus Bell, L</b> (8, PH) <b>George Strickland, R</b> (9, 6)			0-0 6-3			4-0 BB BB G1-6-3 BB		0-0 L6 F2		2 0 0 0 1 0 0 1 0 0 0 0 0 2 0 0 0 0 0 0 0
<b>Clyde McCullough, R</b> (1, 2) <small>OBP: 0.111, SLG: 0.111</small> <b>Jim Suchecki, R</b> (9, 1) <b>Bill Howerton, L</b> (9, PH) <small>OBP: 0.333, SLG: 0.667</small>			0-0 F8			0-0 G1-6-3 1-2f		0-0 F3	0-0 P6	3 0 0 0 0 0 1 0 0 0 0 0 0 0 1 0 0 0 0 0 0
<b>Murry Dickson, R</b> (1, 1) <small>OBP: 0.500, SLG: 0.750</small> <b>Bill Werle, L</b> (8, 1) <b>Jim Mangan, R</b> (8, PH) <small>OBP: 0.400, SLG: 0.250</small> <b>Ted Beard, L</b> (9, PH) <small>OBP: 0.200, SLG: 0.333</small>			0-0 2B			0-0 1-3		4-0 BB BB 2B BB	0-3 K	2 0 1 0 0 0 0 0 0 0 0 0 0 0 0 1 0 0 1 0 0 1 0 0 0 0 1 0

Inning Stats	R: 0 E: 0 K: 1 S: 5	H: 0 LOB: 0 BB: 0 P: 5	R: 0 E: 0 K: 0 S: 2	H: 0 LOB: 0 BB: 1 P: 6	R: 0 E: 0 K: 1 S: 6	H: 1 LOB: 2 BB: 1 P: 10	R: 0 E: 0 K: 1 S: 6	H: 1 LOB: 1 BB: 0 P: 6	R: 0 E: 0 K: 0 S: 2	H: 0 LOB: 0 BB: 1 P: 6	R: 0 E: 0 K: 0 S: 3	H: 0 LOB: 2 BB: 2 P: 11	R: 0 E: 0 K: 0 S: 3	H: 0 LOB: 0 BB: 0 P: 3	R: 3 E: 0 K: 0 S: 7	H: 4 LOB: 2 BB: 1 P: 11	R: 3 E: 0 K: 1 S: 9	H: 4 LOB: 2 BB: 1 P: 13	1B: 7 2B: 3 3B: 0 HR: 0	SF: 0 SAC: 0 DP: 2 HBP: 0	WP: 0 PB: 0 SB: 0 CS: 0	PA: 42
--------------	------------------------------	---------------------------------	------------------------------	---------------------------------	------------------------------	----------------------------------	------------------------------	---------------------------------	------------------------------	---------------------------------	------------------------------	----------------------------------	------------------------------	---------------------------------	------------------------------	----------------------------------	------------------------------	----------------------------------	----------------------------------	------------------------------------	----------------------------------	--------

PITCHER	IP	WLS	BF	H	R	ER	SO	BB	IBB	HBP	BLK	WP	HR	S	P	ERA	WHIP
<b>Harry Perkowski, L</b> (1, 1) <small>ERA: 2.61</small>	7.1	W	31	5	3	3	3	6	0	0	0	0	0	31	55	3.68	1.500
<b>Frank Smith, R</b> (8, 1) <small>ERA: 8.1</small>	1.1		10	5	3	3	1	1	0	0	0	0	0	11	15	20.25	4.500
<b>Bud Byerly, R</b> (9, 1) <small>ERA:</small>	0.1	S	1	0	0	0	0	0	0	0	0	0	0	1	1	0.00	0.000

**BOTTOM**

**Cincinnati Reds @ Pittsburgh Pirates**  
**Forbes Field, Pittsburgh, PA**  
 Sun Apr 20 1952, 3:33 AM EST  
 Unknown

[livebaseballscorecards.com](http://livebaseballscorecards.com)

<b>AB</b>	<b>35</b>
<b>R</b>	<b>6</b>
<b>H</b>	<b>10</b>
<b>RBI</b>	<b>6</b>
<b>BB</b>	<b>7</b>
<b>SO</b>	<b>4</b>
<b>LOB</b>	<b>13</b>



Batter	1	2	3	4	5	6	7	8	9	AB R H RBI BB SO LOB	TOP		
Grady Hatton, L (1, 4) OBP: 0.517, SLG: 0.731	0-0 1B 3B 1B		0-0 4-3		0-0 BB 1B HR 1B	0-0 1-3		0-0 FC5 1B		5 2 3 0 0 0 1	<b>Cincinnati Reds @ Pittsburgh Pirates</b> Forbes Field, Pittsburgh, PA Sun Apr 20 1952, 3:38 AM EST Att. 23,732 - Unknown		
Bobby Adams, R (1, 5) OBP: 0.379, SLG: 0.643	0-0 F8		0-0 E6 6-3 HR		0-0 1-2 HR 1B		0-0 2B 1B	0-0 FC5 G1-6-3		5 3 2 0 0 0 3			
Johnny Wyrostek, L (1, 8) OBP: 0.536, SLG: 0.500	0-0 F2		0-0 6-3		0-0 F3		0-0 1-H 3B 2B	0-0 G1-6-3		5 1 1 1 0 0 6			
Joe Adcock, R (1, 7) OBP: 0.360, SLG: 0.682	0-0 1-2 3B 1B		0-0 2-H HR		4-0 1-2 2-3 HR BB		0-0 F6		0-0 HR	4 4 3 3 1 0 1			
Ted Kluszewski, L (1, 3) OBP: 0.500, SLG: 0.880	0-0 1-H 2-H 3B		0-0 F8		0-0 1-H 2-H 3-H HR		0-0 2-H F7 3B		4-0 G6-4-3 1B BB	4 2 3 7 1 0 0			
Bob Borkowski, R (1, 9) OBP: 0.267, SLG: 0.083	0-0 5-3			0-3 K	0-0 1-3		4-0 BB		0-0 1-2 G6-4-3 1B	4 0 1 0 1 1 1			
Joe Rossi, R (1, 2)		0-0 6-3		0-0 F4		0-0 6-3	0-0 F7		0-0 1-2 G6-4-3 1B	5 0 0 1 0 0 3			
Roy McMillan, R (1, 6) OBP: 0.038, SLG: 0.038		0-0 L4		0-0 5-3		0-0 F4	0-0 3-H F5		0-0 1-2 2-3 F1	5 0 0 0 0 0 2			
Frank Hiller, R (1, 1) OBP: 0.400, SLG: 0.400		0-0 1-3			0-3 K	0-0 1B		0-0 FC5 1B		4 0 2 0 0 1 0			
<b>Inning Stats</b>	R: 2 H: 3 E: 0 LOB: 1 K: 0 BB: 0 S: 6 P: 6	R: 0 H: 0 E: 0 LOB: 0 K: 0 BB: 0 S: 3 P: 3	R: 2 H: 1 E: 1 LOB: 0 K: 0 BB: 0 S: 5 P: 5	R: 0 H: 0 E: 0 LOB: 0 K: 1 BB: 0 S: 5 P: 5	R: 4 H: 3 E: 0 LOB: 0 K: 1 BB: 1 S: 8 P: 12	R: 0 H: 1 E: 0 LOB: 1 K: 0 BB: 0 S: 4 P: 4	R: 3 H: 3 E: 0 LOB: 1 K: 0 BB: 1 S: 6 P: 10	R: 0 H: 2 E: 0 LOB: 1 K: 0 BB: 0 S: 4 P: 4	R: 1 H: 2 E: 0 LOB: 1 K: 0 BB: 1 S: 4 P: 8	1B: 9 SF: 0 2B: 1 SAC: 0 3B: 2 DP: 2 HR: 3 HBP: 0		WP: 0 PA: 44 PB: 0 SB: 0 CS: 0	
<b>PITCHER</b>	IP WLS BF H R ER SO BB IBB HBP BLK WP HR S P ERA WHIP											<b>PITCHER</b>	IP WLS BF H R ER SO BB IBB HBP BLK WP HR S P ERA WHIP
Howie Pollet, L (1, 1) ERA: 9.26	5.0 L 24 7 8 6 2 1 0 0 0 0 0 2 27 31 10.80 1.600												
Don Carlsen, R (6, 1) ERA: 13.5	2.0 11 4 3 3 0 1 0 0 0 0 0 0 10 14 13.50 2.500												
Ed Wolfe, R (8, 1) ERA: 10.13	2.0 9 4 1 1 0 1 0 0 0 0 0 1 8 12 4.50 2.500												

AB	41
R	12
H	15
RBI	12
BB	3
SO	2
LOB	17



Batter	1	2	3	4	5	6	7	8	9	AB	R	H	RBI	BB	SO	LOB
<b>Bobby Del Greco, R</b> OBP: 0.500, SLG: 0.545 (1, 8)	0-0 1-3		0-0 FC8-5			4-0 1B BB	0-0 G6-4-3			3	1	0	0	1	0	3
<b>George Metkovich, L</b> OBP: 0.222, SLG: 0.346 <b>Tony Bartolome, L</b> OBP: 0.500, SLG: 0.500 (1, 3) (6, 3)	0-0 F5		0-0 F9			0-0 BB 1B 1-2 F7 1B		0-0 FC1-6 1B		2	0	0	0	0	0	2
<b>Gus Bell, L</b> OBP: 0.105, SLG: 0.056 (1, 9)	0-0 F9			0-0 5-3		0-0 BB 1B 1-2 2-H		0-0 FC1-6 FC6-4		4	0	1	1	0	0	1
<b>Ralph Kiner, R</b> OBP: 0.548, SLG: 0.667 (1, 7)		0-0 6-3		4-0 FC6-4 BB		4-0 1-2 2-3 BB		0-0 F7		2	0	0	0	2	0	1
<b>Joe Garagiola, L</b> OBP: 0.538, SLG: 0.556 <b>Jim Mangan, R</b> OBP: 0.286, SLG: 0.167 (1, 2) (6, 2)			0-0 1B	0-0 F9		0-0 F7		0-0 FC6-4		2	0	1	0	0	0	1
<b>Jack Merson, R</b> OBP: 0.370, SLG: 0.600 (1, 4)		0-3 K		0-0 FC6-4		0-0 F1			0-0 6-3	4	0	0	0	0	1	4
<b>Pete Castiglione, R</b> OBP: 0.100, SLG: 0.100 (1, 5)		0-0 F4		0-0 1-3		0-0 FC6			0-0 F9	4	0	0	0	0	0	3
<b>Clem Koshorek, R</b> OBP: 0.360, SLG: 0.238 (1, 6)			0-0 FC8-5 1B 1B		0-0 F8		0-0 F8		0-0 6-3	4	0	1	0	0	0	0
<b>Howie Pollet, L</b> OBP: 0.250, SLG: 0.250 <b>Dick Hall, R</b> OBP: 0.143, SLG: 0.143 <b>Don Carlsen, R</b> <b>Bill Howerton, L</b> OBP: 0.500, SLG: 0.750 <b>Ed Wolfe, R</b> (1, 1) (5, PH) (6, 1) (7, PH) (8, 1)			0-0 F9 FC8-5 1B		0-3 K		0-0 G6-4-3 1B			1	0	1	0	0	0	0

Inning Stats	R: 0	H: 0	E: 0	K: 0	S: 3	R: 0	H: 1	E: 0	K: 1	S: 6	R: 0	H: 2	E: 0	K: 0	S: 4	R: 0	H: 0	E: 0	K: 0	S: 3	R: 0	H: 0	E: 0	K: 1	S: 5	R: 2	H: 2	E: 0	K: 0	S: 5	R: 0	H: 1	E: 0	K: 0	S: 3	R: 0	H: 0	E: 0	K: 0	S: 3	1B: 7	2B: 0	3B: 0	HR: 0	SF: 0	SAC: 0	DP: 1	HBP: 0	WP: 0	PB: 0	SB: 0	CS: 0
--------------	------	------	------	------	------	------	------	------	------	------	------	------	------	------	------	------	------	------	------	------	------	------	------	------	------	------	------	------	------	------	------	------	------	------	------	------	------	------	------	------	-------	-------	-------	-------	-------	--------	-------	--------	-------	-------	-------	-------

PITCHER	IP	WLS	BF	H	R	ER	SO	BB	IBB	HBP	BLK	WP	HR	S	P	ERA	WHIP	PITCHER	IP	WLS	BF	H	R	ER	SO	BB	IBB	HBP	BLK	WP	HR	S	P	ERA	WHIP													
<b>Frank Hiller, R</b> ERA: 2.08 (1, 1)	9.0	W	35	7	2	2	2	3	0	0	0	0	0	36	48	2.00	1.111																															

BOTTOM

**Cincinnati Reds @ Pittsburgh Pirates**  
Forbes Field, Pittsburgh, PA  
Sun Apr 20 1952, 3:38 AM EST  
Att. 23,732 - Unknown

livebaseballscorecards.com

<b>AB</b>	<b>32</b>
<b>R</b>	<b>2</b>
<b>H</b>	<b>7</b>
<b>RBI</b>	<b>2</b>
<b>BB</b>	<b>3</b>
<b>SO</b>	<b>2</b>
<b>LOB</b>	<b>18</b>



Batter	1	2	3	4	5	6	7	8	9	AB R H RBI BB SO LOB	TOP											
<b>Bob Ramazzotti, R</b> (1, 4) OBP: 0.429, SLG: 0.526	4-0 E 1B BB	0-0 None 1B	0-3 K			0-0		0-0		4 2 1 0 1 1 1												
<b>Dee Fondy, L</b> (1, 3) OBP: 0.250, SLG: 0.217	0-0 E4 1B 1B	0-0			0-0	0-0		0-0		5 1 1 1 0 0 2												
<b>Frank Baumholtz, L</b> (1, 9) OBP: 0.538, SLG: 0.696	0-0 SH BLK 1B	0-0 1B 1B			0-0 E9 1B	4-0 1B BB		0-0		4 1 3 2 1 0 1												
<b>Hank Sauer, R</b> (1, 7) OBP: 0.360, SLG: 0.667	0-0 BLK SH F8 1B	0-0 1B 1B			0-0	0-0 1B		0-0	4-0 5-3 1B BB	4 2 3 1 1 0 1												
<b>Randy Jackson, R</b> (1, 5) OBP: 0.417, SLG: 0.636	0-0 SH 1B 1B	0-0 BB 1B			0-0	0-0		0-0 5-3 1B		4 0 2 1 0 0 3												
<b>Toby Atwell, L</b> (1, 2) OBP: 0.500, SLG: 0.308	4-0 FC BLK BB	4-0 1B BB			4-0 G4-6-3 BB BB		0-0	0-0 P		2 0 0 0 3 0 2												
<b>Leon Brinkopf, R</b> (1, 6) OBP: 0.333, SLG: 0.667	0-0 F8 1B 1B	0-0			4-0 G4-6-3 BB BB		0-3 K	0-0 5-3		4 0 0 1 1 1 5												
<b>Hal Jeffcoat, R</b> (1, 8) OBP: 0.042, SLG: 0.042	0-0 FC 1B		0-3 K		0-0 G4-6-3 BB		0-0	0-3 K		5 0 0 0 0 2 5												
<b>Paul Minner, L</b> (1, 1) OBP: 0.333, SLG: 0.667		0-0 1B None 2B	0-3 K		0-3 K			0-0 2B		4 1 2 0 0 2 1												
<b>Inning Stats</b>	R: 4 E: 1 K: 0 S: 6	H: 3 LOB: 1 BB: 2 P: 14	R: 3 E: 0 K: 0 S: 7	H: 5 LOB: 2 BB: 1 P: 11	R: 0 E: 0 K: 3 S: 9	H: 0 LOB: 0 BB: 0 P: 9	R: 0 E: 1 K: 0 S: 4	H: 1 LOB: 1 BB: 0 P: 4	R: 0 E: 0 K: 1 S: 4	H: 0 LOB: 1 BB: 2 P: 12	R: 0 E: 0 K: 1 S: 5	H: 1 LOB: 2 BB: 1 P: 8	R: 0 E: 0 K: 1 S: 5	H: 0 LOB: 0 BB: 0 P: 5	R: 0 E: 0 K: 0 S: 4	H: 1 LOB: 1 BB: 0 P: 4	R: 0 E: 0 K: 1 S: 6	H: 1 LOB: 2 BB: 1 P: 10	1B: 10 2B: 2 3B: 0 HR: 0	SF: 0 SAC: 1 DP: 1 HBP: 0	WP: 0 PB: 0 SB: 0 CS: 0	PA: 44
<b>PITCHER</b>	IP WLS BF H R ER SO BB IBB HBP BLK WP HR S P ERA WHIP																					
<b>Ron Kline, R</b> (1, 1) ERA: 36.0	1.0 L 10 5 6 4 0 2 0 0 0 1 0 0 8 16 36.00 7.000																					
<b>Woody Main, R</b> (2, 1) ERA: 1.13	5.0 22 5 1 1 4 4 0 0 0 0 0 0 26 42 1.80 1.800																					
<b>Jim Waugh, R</b> (7, 1) ERA: 2.25	2.0 7 1 0 0 1 0 0 0 0 0 0 0 9 9 0.00 0.500																					
<b>Ted Wilks, R</b> (9, 1) ERA:	1.0 5 1 0 0 1 1 0 0 0 0 0 0 6 10 0.00 2.000																					

**Chicago Cubs @ Pittsburgh Pirates**  
**Forbes Field, Pittsburgh, PA**  
 Mon Apr 21 1952, 3:33 AM EST  
 Att. 12,378 - Unknown

AB	36
R	7
H	12
RBI	6
BB	7
SO	6
LOB	21



WP: 0	PA: 44
PB: 0	
SB: 0	
CS: 0	



BOTTOM

Chicago Cubs @ Pittsburgh Pirates  
Forbes Field, Pittsburgh, PA  
Mon Apr 21 1952, 3:33 AM EST  
Att. 12,378 - Unknown

livebaseballscores.com

AB	29
R	1
H	3
RBI	1
BB	1
SO	3
LOB	5



WP:	0	PA:	30
PB:	0		
SB:	0		
CS:	0		

AB R H RBI BB SO LOB

4 0 0 0 0 2 0

3 0 1 0 0 0 0  
1 0 0 0 0 0 0

4 0 0 0 0 0 1

2 0 0 0 1 0 1

3 1 1 1 0 0 1

3 0 0 0 0 0 1

3 0 0 0 0 0 0

0 0 0 0 0 0 0  
3 0 1 0 0 0 0


0 0 0 0 0 0 0  
1 0 0 0 0 0 1  
1 0 0 0 0 1 0  
0 0 0 0 0 0 0  
1 0 0 0 0 0 0  
0 0 0 0 0 0 0

1B: 2 SF: 0  
2B: 0 SAC: 0  
3B: 0 DP: 1  
HR: 1 HBP: 0

Batter	1	2	3	4	5	6	7	8	9
Brandy Davis, R (1, 9) OBP: 0.429, SLG: 0.273	0-3 K (1) 		0-0 F (3) 			0-3 K (2) 			0-0 (1) 
George Metkovich, L (1, 3) OBP: 0.233, SLG: 0.345 Tony Bartirome, L (7, 3) OBP: 0.400, SLG: 0.400	0-0 FC 1B 			0-0 (1) 		0-0 (3) 			0-0 (2) 
Bobby Del Greco, R (1, 8) OBP: 0.438, SLG: 0.462	0-0 FC (2) 1-2f 			0-0 (2) 			0-0 (1) 		0-0 (3) 
Ralph Kiner, R (1, 7) OBP: 0.529, SLG: 0.615	0-0 FC (3) 1-2f 			0-0 (3) 			4-0 BB 		
Jack Merson, R (1, 4) OBP: 0.367, SLG: 0.679		0-0 (1) 			0-0 HR 			0-0 (2) 	
Dick Smith, R (1, 5)		0-0 (2) 			0-0 (1) 			0-0 (3) 	
Clem Koshorek, R (1, 6) OBP: 0.321, SLG: 0.208		0-0 (3) 			0-0 (2) 			0-0 (1) 	
Clyde McCullough, R (1, 2) OBP: 0.111, SLG: 0.111 Ed Fitz Gerald, R (2, 2) OBP: 0.333, SLG: 0.333			0-0 G6-4-3 1B 		0-0 (3) 			0-0 (2) 	
Ron Kline, R (1, 1) Woody Main, R (2, 1) Lee Walls, R (6, PH) Jim Waugh, R (7, 1) Jim Mangan, R (8, PH) Ted Wilks, R (9, 1)			0-0 G6-4-3 (1) 1-2f 			0-3 K (1) 		0-0 (3) 	

Inning Stats	R: 0	H: 1	R: 0	H: 0	R: 0	H: 1	R: 0	H: 0	R: 1	H: 1	R: 0	H: 0	R: 0	H: 0	R: 0	H: 0	R: 0	H: 0	R: 0	H: 0
	E: 0	LOB: 1	E: 0	LOB: 0	E: 0	LOB: 0	E: 0	LOB: 0	E: 0	LOB: 0	E: 0	LOB: 0	E: 0	LOB: 1	E: 0	LOB: 0	E: 0	LOB: 0	E: 0	LOB: 0
	K: 1	BB: 0	K: 0	BB: 0	K: 0	BB: 0	K: 0	BB: 0	K: 0	BB: 0	K: 2	BB: 0	K: 0	BB: 1	K: 0	BB: 0	K: 0	BB: 0	K: 0	BB: 0
	S: 6	P: 6	S: 3	P: 3	S: 3	P: 3	S: 3	P: 3	S: 4	P: 4	S: 7	P: 7	S: 3	P: 7	S: 3	P: 3	S: 3	P: 3	S: 3	P: 3

PITCHER	IP	WLS	BF	H	R	ER	SO	BB	IBB	HBP	BLK	WP	HR	S	P	ERA	WHIP
Paul Minner, L (1, 1) ERA: 2.63	9.0	W	30	3	1	1	3	1	0	0	0	0	1	35	39	1.00	0.444

Batter	1	2	3	4	5	6	7	8	9	AB R H RBI BB SO LOB	TOP							
Bob Ramazzotti, R (1, 4) OBP: 0.429, SLG: 0.526										0 0 0 0 0 0 0 0	<p><b>Chicago Cubs @ Pittsburgh Pirates</b>  <b>Forbes Field, Pittsburgh, PA</b>            Tue Apr 22 1952, 3:33 AM EST            Att. 9,321 - Unknown</p> <p><a href="http://livebaseballscorecards.com">livebaseballscorecards.com</a></p> <p><b>AB 0</b>  <b>R 0</b>  <b>H 0</b>  <b>RBI 0</b>  <b>BB 0</b>  <b>SO 0</b>  <b>LOB 0</b></p> 							
Dee Fondy, L (1, 3) OBP: 0.250, SLG: 0.217										0 0 0 0 0 0 0 0								
Frank Baumholtz, L (1, 9) OBP: 0.538, SLG: 0.696										0 0 0 0 0 0 0 0								
Hank Sauer, R (1, 7) OBP: 0.360, SLG: 0.667										0 0 0 0 0 0 0 0								
Randy Jackson, R (1, 5) OBP: 0.417, SLG: 0.636										0 0 0 0 0 0 0 0								
Toby Atwell, L (1, 2) OBP: 0.500, SLG: 0.308										0 0 0 0 0 0 0 0								
Leon Brinkopf, R (1, 6)										0 0 0 0 0 0 0 0								
Bob Addis, L (1, 8)										0 0 0 0 0 0 0 0								
Bob Rush, R (1, 1)	0 0 0 0 0 0 0 0	WP: 0 PA: 0 PB: 0 SB: 0 CS: 0																
<b>Inning Stats</b>										1B: 0 SF: 0 2B: 0 SAC: 0 3B: 0 DP: 0 HR: 0 HBP: 0								
<b>PITCHER</b> Bob Friend, R (1, 1) ERA:	IP	WLS	BF	H	R	ER	SO	BB	IBB	HBP	BLK	WP	HR	S	P	ERA	WHIP	<b>PITCHER</b> IP WLS BF H R ER SO BB IBB HBP BLK WP HR S P ERA WHIP
	0.0	L	0	0	0	0	0	0	0	0	0	0	0	0	0	∞	∞	



Batter	1	2	3	4	5	6	7	8	9	AB R H RBI BB SO LOB	TOP											
Solly Hemus, L (1, 6) OBP: 0.273, SLG: 0.148	0-0 6-3		0-0 G1		0-0 F7	0-0 L1-6-3			0-0 F2	5 0 0 0 0 0 1												
Red Schoendienst, S (1, 4) OBP: 0.471, SLG: 0.677	0-0 6-3			0-0 F7	0-3 K		4-0 G4-6-3 BB		0-0 P5	4 0 0 0 1 1 0												
Stan Musial, L (1, 7) OBP: 0.429, SLG: 0.500	0-0 F8			0-0 2B 1B	0-0 1B 1B		0-0 G4-6-3 1-2f		0-0 BB 1B	5 2 3 0 0 0 1												
Wally Westlake, R (1, 8) OBP: 0.394, SLG: 0.321		0-0 CS 1B		0-0 1B 2B	0-0 1B 2B		0-0 F3		4-0 1-2 BB	4 2 3 0 1 0 0												
Enos Slaughter, L (1, 9) OBP: 0.375, SLG: 0.379		4-0 FC5-4 BB		0-0 2B 1B	0-0 2B 1B			4-0 1B BB	0-0 1-3	3 2 2 3 2 0 2												
Steve Bilko, R (1, 3) OBP: 0.333, SLG: 0.552		0-3 K		0-0 FC5 2B	0-0 1-H 2B			0-0 BB 1B		4 0 3 3 0 1 1												
Billy Johnson, R (1, 5) OBP: 0.323, SLG: 0.200		0-0 FC5-4		0-0 F3	0-0 F8			0-3 K		4 0 0 0 0 1 5												
Del Rice, R (1, 2) OBP: 0.400, SLG: 0.577			0-0 F8	4-0 IBB		0-0 L1-6-3 1B		4-0 G4-6-3 1-2 BB		2 0 1 0 2 0 0												
Gerry Staley, R (1, 1)			0-0 4-3	0-0 FC5		0-0 F2		0-0 G4-6-3 1-2f		4 0 0 0 0 0 6												
Al Brazle, L (8, 1)				2-3f						0 0 0 0 0 0 0												
<b>Inning Stats</b>	R: 0 E: 0 K: 0 S: 3	H: 0 LOB: 0 BB: 0 P: 3	R: 0 E: 0 K: 1 S: 5	H: 1 LOB: 1 BB: 1 P: 9	R: 0 E: 0 K: 0 S: 3	H: 0 LOB: 0 BB: 0 P: 3	R: 3 E: 0 K: 0 S: 7	H: 4 LOB: 2 BB: 1 P: 11	R: 3 E: 0 K: 1 S: 9	H: 4 LOB: 1 BB: 0 P: 9	R: 0 E: 0 K: 0 S: 3	H: 1 LOB: 0 BB: 0 P: 3	R: 0 E: 0 K: 0 S: 2	H: 0 LOB: 0 BB: 1 P: 6	R: 0 E: 0 K: 1 S: 5	H: 1 LOB: 2 BB: 2 P: 13	R: 0 E: 0 K: 0 S: 4	H: 1 LOB: 2 BB: 1 P: 8	1B: 9 2B: 3 3B: 0 HR: 0	SF: 0 SAC: 0 DP: 3 HBP: 0	WP: 0 PB: 0 SB: 0 CS: 1	PA: 41
<b>PITCHER</b>	IP WLS BF H R ER SO BB IBB HBP BLK WP HR S P ERA WHIP																					
Joe Muir, L (1, 1) ERA: 6.39	4.2 L 24 9 6 6 2 1 1 0 0 0 0 0 26 34 11.57 2.143																					
Bill Werle, L (5, 1) ERA: 13.5	0.0 0																					
Ron Kline, R (6, 1) ERA: 12.0	2.0 6 1 0 0 0 1 0 0 0 0 0 0 5 9 0.00 1.000																					
Ed Wolfe, R (8, 1) ERA: 7.36	1.0 5 1 0 0 1 2 0 0 0 0 0 0 5 13 0.00 3.000																					
Ted Wilks, R (9, 1) ERA:	1.0 5 1 0 0 0 1 0 0 0 0 0 0 4 8 0.00 2.000																					

St. Louis Cardinals @ Pittsburgh Pirates  
 Forbes Field, Pittsburgh, PA  
 Fri Apr 25 1952, 3:33 AM EST  
 Att. 1,945 - Unknown

livebaseballscorecards.com

AB	35
R	6
H	12
RBI	6
BB	6
SO	3
LOB	16



Batter	1	2	3	4	5	6	7	8	9	AB R H RBI BB SO LOB
Dick Smith, R OBP: 0.125, SLG: 0.250 (1, 5)	0-3 K ①		0-0 2B ③		0-0 5-3 ③		0-0 6-3 ③		0-0 4-3 ②	5 0 1 0 0 1 2
Ted Beard, L OBP: 0.368, SLG: 0.471 (1, 9) Lee Walls, R (9, PH)	0-0 G3 ②		0-0 F9 ③			0-0 1B 3-1 1B ①		0-0 FC5-4 BB 1B ①	0-0 6-3 ③	4 2 2 0 0 0 1 1 0 0 0 0 0 0
George Metkovich, L OBP: 0.243, SLG: 0.294 (1, 3)	4-0 E BB ①			0-0 F8 ①		0-0 3-1 ①		4-0 FC5-4 BB ①		2 0 0 0 2 0 1
Ralph Kiner, R OBP: 0.488, SLG: 0.515 (1, 7)	0-0 5-3 ③			0-3 K ②		1-0 1B HBP ②		0-0 FC5-4 1B E ①		3 1 0 0 0 1 3
Bill Howerton, L OBP: 0.583, SLG: 0.667 (1, 8)		0-0 3-1 ①		0-0 1-3 ③		0-0 F9 ②		0-0 E 2B 1B ②		4 1 1 1 0 0 2
Joe Garagiola, L OBP: 0.529, SLG: 0.538 (1, 2)		0-0 3-1 ②			0-0 FC6-4 1B ①	0-0 1B ①		0-0 L9 ②		4 0 2 1 0 0 1
Jack Merson, R OBP: 0.316, SLG: 0.583 (1, 4)		0-0 F7 ③			0-0 FC6-4 1B ①	0-0 P4 ③		0-0 2B ③		4 0 1 1 0 0 3
Clem Koshorek, R OBP: 0.314, SLG: 0.226 (1, 6) Erv Dusak, R (8, PH) Ted Wilks, R (9, 1)			0-0 5-3 ①		0-0 1B ②		0-0 6-3 ①	0-0 P6 ③		3 0 1 0 0 0 0 1 0 0 0 0 0 1 0 0 0 0 0 0 0
Joe Muir, L (1, 1) Bill Werle, L (5, 1) Jim Mangan, R (5, PH) Ron Kline, R (6, 1) Bobby Del Greco, R (7, PH) Ed Wolfe, R (8, 1) George Strickland, R (9, 6)			0-0 F9 ②		0-3 K ②		0-0 P6 ②		0-0 F3 ①	1 0 0 0 0 0 0 0 0 0 0 0 0 0 1 0 0 0 0 1 2 0 0 0 0 0 0 0 1 0 0 0 0 0 0 0 0 0 0 0 0 0 1 0 0 0 0 0 0

Inning Stats	R: 0	H: 0	E: 1	LOB: 1	K: 1	S: 5	P: 9	R: 0	H: 0	E: 0	LOB: 0	K: 0	S: 3	P: 3	R: 0	H: 1	E: 0	LOB: 1	K: 0	S: 4	P: 4	R: 0	H: 0	E: 0	LOB: 0	K: 1	S: 5	P: 5	R: 0	H: 2	E: 0	LOB: 2	K: 1	S: 7	P: 7	R: 1	H: 2	E: 0	LOB: 2	K: 0	S: 5	P: 6	R: 0	H: 0	E: 0	LOB: 0	K: 0	S: 3	P: 3	R: 3	H: 3	E: 1	LOB: 1	K: 0	S: 6	P: 10	R: 0	H: 0	E: 0	LOB: 0	K: 0	S: 3	P: 3	R: 0	H: 0	E: 0	LOB: 0	K: 0	S: 3	P: 3	1B: 6	SF: 0	2B: 2	SAC: 0	3B: 0	DP: 0	HR: 0	HBP: 1	WP: 0	PA: 38
--------------	------	------	------	--------	------	------	------	------	------	------	--------	------	------	------	------	------	------	--------	------	------	------	------	------	------	--------	------	------	------	------	------	------	--------	------	------	------	------	------	------	--------	------	------	------	------	------	------	--------	------	------	------	------	------	------	--------	------	------	-------	------	------	------	--------	------	------	------	------	------	------	--------	------	------	------	-------	-------	-------	--------	-------	-------	-------	--------	-------	--------

PITCHER	IP	WLS	BF	H	R	ER	SO	BB	IBB	HBP	BLK	WP	HR	S	P	ERA	WHIP
Gerry Staley, R (1, 1) ERA: 2.25	7.1	W	32	7	4	3	3	2	0	1	0	0	0	35	44	3.68	1.227
Al Brazle, L (8, 1) ERA:	1.2	S	6	1	0	0	0	0	0	0	0	0	0	6	6	0.00	0.600

BOTTOM

St. Louis Cardinals @ Pittsburgh Pirates  
 Forbes Field, Pittsburgh, PA  
 Fri Apr 25 1952, 3:33 AM EST  
 Att. 1,945 - Unknown

AB	35
R	4
H	8
RBI	3
BB	2
SO	3
LOB	16



WP	HR	S	P	ERA	WHIP
0	0	0	0	0	0

Batter	1	2	3	4	5	6	7	8	9	AB R H RBI BB SO LOB	TOP											
Dick Smith, R (1, 5) OBP: 0.167, SLG: 0.182	0-0 2-3		0-0 F8			4-0 1B BB		0-0 F7		3 0 0 1 1 0 1												
Ted Beard, L (1, 9) OBP: 0.304, SLG: 0.381	0-3 K		0-0 F4			0-0 F4		0-0 G4-3		4 0 0 0 0 1 2												
George Metkovich, L (1, 3) OBP: 0.317, SLG: 0.361	0-0 E 2B				4-0 G6-4-3 BB	0-0 1-2 1B			4-0 BB BB BB	2 1 2 0 2 0 0												
Ralph Kiner, R (1, 7) OBP: 0.447, SLG: 0.459	0-0 F3				0-0 G6-4-3	0-0 F4			0-0 F8	4 0 0 0 0 0 5												
Bill Howerton, L (1, 8) OBP: 0.500, SLG: 0.533		0-0 4-3			4-0 BB	0-0 F8			0-0 F9	3 0 0 0 1 0 3												
Joe Garagiola, L (1, 2) OBP: 0.476, SLG: 0.438		0-0 F3			0-0 L3		0-0 L9		4-0 BB BB BB	3 0 0 0 1 0 1												
Jack Merson, R (1, 4) OBP: 0.333, SLG: 0.564		0-0 F8			0-0 K 1B		0-0 4-3		4-0 BB BB	3 0 1 0 1 0 0												
Clem Koshorek, R (1, 6) OBP: 0.316, SLG: 0.265			0-0 1-3 F8 2B		0-3 K		0-0 5-3		4-0 BB BB BB	3 1 1 0 0 1 1												
Bobby Del Greco, R (9, PH) OBP: 0.410, SLG: 0.387					0-0 1-2				1-2 2-3 3-H BB	0 0 0 1 1 0 0												
Murry Dickson, R (1, 1) OBP: 0.333, SLG: 0.500		0-0 1-3			0-0 1-3			4-0 G4-3 BB	0-3 K	2 0 0 0 0 0 1												
Paul LaPalme, L (6, 1)										0 0 0 0 0 0 0												
Brandy Davis, R (8, PH) OBP: 0.467, SLG: 0.273										0 0 0 0 1 0 0												
Jim Waugh, R (8, 1)										0 0 0 0 0 0 0												
Lee Walls, R (9, PH)										1 0 0 0 0 1 3												
<b>Inning Stats</b>	R: 0 E: 1 K: 1 S: 6	H: 1 LOB: 1 BB: 0 P: 6	R: 0 E: 0 K: 0 S: 3	H: 0 LOB: 0 BB: 0 P: 3	R: 1 E: 0 K: 0 S: 4	H: 1 LOB: 0 BB: 0 P: 4	R: 0 E: 0 K: 0 S: 2	H: 0 LOB: 1 BB: 2 P: 10	R: 0 E: 0 K: 1 S: 5	H: 1 LOB: 0 BB: 0 P: 5	R: 0 E: 0 K: 0 S: 4	H: 1 LOB: 2 BB: 1 P: 8	R: 0 E: 0 K: 0 S: 3	H: 0 LOB: 0 BB: 0 P: 3	R: 0 E: 0 K: 0 S: 2	H: 0 LOB: 0 BB: 1 P: 6	R: 1 E: 0 K: 1 S: 5	H: 0 LOB: 3 BB: 4 P: 21	1B: 2 2B: 2 3B: 0 HR: 0	SF: 0 SAC: 0 DP: 2 HBP: 0	WP: 0 PB: 0 SB: 0 CS: 0	PA: 36
<b>PITCHER</b>	IP WLS BF H R ER SO BB IBB HBP BLK WP HR S P ERA WHIP																				IP WLS BF H R ER SO BB IBB HBP BLK WP HR S P ERA WHIP	
Herm Wehmeier, R (1, 1) ERA: 4.35	8.2 W 35 4 2 2 2 8 0 0 0 0 0 31 63 2.08 1.385																					
Frank Smith, R (9, 1) ERA: 7.36	0.1 S 1 0 0 0 1 0 0 0 0 0 0 3 3 0.00 0.000																					

Pittsburgh Pirates @ Cincinnati Reds  
 Crosley Field, Cincinnati, OH  
 Sat Apr 26 1952, 3:33 AM EST  
 Att. 4,239 - Sunny - 66 F

livebaseballscorecards.com

AB	28
R	2
H	4
RBI	2
BB	8
SO	3
LOB	17



Batter	1	2	3	4	5	6	7	8	9	AB	R	H	RBI	BB	SO	LOB
Grady Hatton, L (1, 4) OBP: 0.442, SLG: 0.553	0-0 F9		0-0 4-3		0-0 2B E	0-0 L9		0-0 FC6 2-H 1B		5	1	2	1	0	0	0
Bobby Adams, R (1, 5) OBP: 0.357, SLG: 0.538	0-0 4-3		0-0 2-3 1B		0-0 E 2B	0-0 L8		0-0 FC6 1-2f		5	1	2	0	0	0	1
Johnny Wyrostek, L (1, 8) OBP: 0.488, SLG: 0.414	0-0 F5		0-0 2-3 1-2		0-0 E4 2B	0-0 5-3		0-0 G3		5	1	0	0	0	0	3
Ted Kluszewski, L (1, 3) OBP: 0.450, SLG: 0.757		0-0 6-3	0-0 4-3		0-0 2B 2B		0-0 G6-4-3 1B			4	1	2	2	0	0	1
Joe Adcock, R (1, 7) OBP: 0.364, SLG: 0.667		0-0 6-3		0-0 F3	0-0 5-3		0-0 G6-4-3 1-2f			4	0	0	0	0	0	2
Hank Edwards, L (1, 9) OBP: 0.417, SLG: 0.545		0-0 E 2B		0-0 FC5-4 1B	0-0 F8		0-0 F2			4	1	2	0	0	0	1
Andy Seminick, R (1, 2) OBP: 0.333, SLG: 0.385		4-0 E IBB		0-0 FC5-4 BB 1-2f	4-0 2B IBB		4-0 FC5-4 BB			1	2	0	0	3	0	1
Roy McMillan, R (1, 6) OBP: 0.083, SLG: 0.086		0-0 E7 1-H 2-H		4-0 BB 1-2	0-0 2B		0-0 FC5-4 E 1-2f			3	1	1	2	1	0	1
Herm Wehmeier, R (1, 1) OBP: 0.222, SLG: 0.222		0-0 F3		0-0 5-3	0-0 G3		0-0 E6 2-H 1B			4	1	0	0	0	0	4
Frank Smith, R (9, 1) OBP: 1.000, SLG: 2.000										0	0	0	0	0	0	0

Inning Stats	R: 0	H: 0	E: 0	K: 0	S: 3	R: 2	H: 1	E: 1	K: 0	S: 5	R: 0	H: 1	E: 0	K: 0	S: 4	R: 0	H: 1	E: 0	K: 0	S: 4	R: 5	H: 4	E: 1	K: 0	S: 8	R: 0	H: 0	E: 0	K: 0	S: 3	R: 0	H: 1	E: 2	K: 0	S: 5	R: 2	H: 1	E: 2	K: 0	S: 5	1B: 5	SF: 0	2B: 4	SAC: 0	3B: 0	DP: 1	HR: 0	HBP: 0	WP: 0	PA: 39
--------------	------	------	------	------	------	------	------	------	------	------	------	------	------	------	------	------	------	------	------	------	------	------	------	------	------	------	------	------	------	------	------	------	------	------	------	------	------	------	------	------	-------	-------	-------	--------	-------	-------	-------	--------	-------	--------

PITCHER	IP	WLS	BF	H	R	ER	SO	BB	IBB	HBP	BLK	WP	HR	S	P	ERA	WHIP
Murry Dickson, R (1, 1) ERA: 5.68	5.0	L	27	7	7	2	0	0	1	0	0	0	0	24	36	3.60	1.600
Paul LaPalme, L (6, 1) ERA: 1.8	2.0		6	1	0	0	0	0	0	0	0	0	0	6	6	0.00	0.500
Jim Waugh, R (8, 1) ERA: 1.8	1.0		6	1	2	0	0	1	0	0	0	0	0	5	9	0.00	2.000


**BOTTOM**

**Pittsburgh Pirates @ Cincinnati Reds**  
Crosley Field, Cincinnati, OH

Sat Apr 26 1952, 3:33 AM EST  
Att. 4,239 - Sunny - 66 F

livebaseballscorecards.com

AB	35
R	9
H	9
RBI	5
BB	4
SO	0
LOB	14



Batter	1	2	3	4	5	6	7	8	9	AB R H RBI BB SO LOB	TOP																				
Dick Smith, R (1, 5) OBP: 0.235, SLG: 0.200	0-3 K		0-0 F7	0-0 1B			0-0 4-3		4-0 BB	4 0 1 1 1 1 0																					
George Metkovich, L (1, 3) OBP: 0.283, SLG: 0.317	0-3 K		0-0 F8			0-0 F8	0-0 F8		0-0 4-3	5 0 0 0 0 1 2																					
Bobby Del Greco, R (1, 8) OBP: 0.419, SLG: 0.412	0-0 F4		0-0 2B			0-0 F9		4-0 F8-4 1B BB		3 0 1 0 1 0 0																					
Ralph Kiner, R (1, 7) OBP: 0.471, SLG: 0.475		0-0 1B F8 1B	4-0 BB			0-0 F8		0-0 1-2 1B		3 1 2 0 1 0 0																					
Erv Dusak, R (1, 9) OBP: 0.167, SLG: 0.167		0-0 SH5-3 1B	0-0 F2			0-0 F4		0-3 K		4 0 1 0 0 1 4																					
George Strickland, R (1, 4) OBP: 0.167, SLG: 0.167		0-0 F8		0-0 1B 1B		0-0 5-3		0-0 F8-4 2-2		4 1 1 1 0 0 3																					
Clem Koshorek, R (1, 6) OBP: 0.317, SLG: 0.297		0-0 SH5-3	0-0 K			0-0 2B		0-0 F6		3 0 1 0 0 1 1																					
Clyde McCullough, R (1, 2) OBP: 0.267, SLG: 0.286		4-0 BB	0-0 1B 1B			0-3 K		0-0 2B		3 0 2 0 1 1 1																					
Bob Friend, R (1, 1) Bill Werle, L (3, 1) Lee Walls, R (4, PH) Ron Kline, R (4, 1) Brandy Davis, R (7, PH) Jim Suchanek, R (7, 1) Jim Mangan, R (9, PH)		0-0 F6	0-3 K			0-3 K		0-0 F2		1 0 0 0 0 0 2 0 0 0 0 0 0 0 1 0 0 0 0 0 1 2 0 0 0 0 0 0 0 0 1 0 0 0 0 0 1 0 0 0 0 0 0 0 0 0 1 0 0 0 0 0 0 1																					
<b>Inning Stats</b>	R: 0 E: 0 K: 2 S: 7	H: 0 LOB: 0 BB: 0 P: 7	R: 1 E: 0 K: 0 S: 5	H: 2 LOB: 2 BB: 1 P: 9	R: 0 E: 0 K: 0 S: 4	H: 1 LOB: 2 BB: 1 P: 8	R: 1 E: 0 K: 2 S: 9	H: 3 LOB: 1 BB: 0 P: 9	R: 0 E: 0 K: 0 S: 3	H: 0 LOB: 0 BB: 0 P: 3	R: 0 E: 0 K: 1 S: 6	H: 1 LOB: 1 BB: 0 P: 6	R: 0 E: 0 K: 1 S: 5	H: 0 LOB: 0 BB: 0 P: 5	R: 0 E: 0 K: 1 S: 5	H: 1 LOB: 1 BB: 1 P: 9	R: 0 E: 0 K: 0 S: 4	H: 1 LOB: 2 BB: 1 P: 8	1B: 6 2B: 4 3B: 0 HR: 0	SF: 0 SAC: 1 DP: 1 HBP: 0	WP: 0 PB: 0 SB: 0 CS: 0	PA: 38									
<b>PITCHER</b> Ken Raffensberger, L (1, 1) ERA: 1.0	IP 9.0	WLS W	BF 38	H 9	R 2	ER 2	SO 7	BB 4	IBB 0	HBP 0	BLK 0	WP 0	HR 0	S 48	P 64	ERA 2.00	WHIP 1.444														
											<b>PITCHER</b>	IP	WLS	BF	H	R	ER	SO	BB	IBB	HBP	BLK	WP	HR	S	P	ERA	WHIP			

Pittsburgh Pirates @ Cincinnati Reds  
Crosley Field, Cincinnati, OH  
Sun Apr 27 1952, 3:33 AM EDT  
Unknown

livebaseballscorecards.com

AB 33  
R 2  
H 9  
RBI 2  
BB 4  
SO 7  
LOB 16





Batter	1	2	3	4	5	6	7	8	9	AB	R	H	RBI	BB	SO	LOB
Grady Hatton, L OBP: 0.417, SLG: 0.500 (1, 4)	0-0 3-1		0-0 FC1-5 BB 3B	1-0 1B 4-3 HBP		0-0 G3		0-0 6-3		4	1	0	0	0	0	4
Bobby Adams, R OBP: 0.362, SLG: 0.512 (1, 5)	0-0 F9		4-0 3B BB	0-0 4-3		0-0 F9		0-0 1B		4	1	1	1	1	0	2
Johnny Wyrostek, L OBP: 0.500, SLG: 0.485 (1, 8)	0-0 5-3		0-0 1B 3B	0-0 BLK 1B			4-0 1B BB	0-0 L3		4	2	2	3	1	0	1
Ted Kluszewski, L OBP: 0.455, SLG: 0.732 (1, 3)		0-3 K	0-0 BB 1B 1B	0-0 G3			0-0 K2-5-2 1B			4	1	2	1	0	1	1
Joe Adcock, R OBP: 0.376, SLG: 0.647 (1, 7)		0-3 K	0-0 BB 1B 1B		0-0 F8		0-0 K2-5-2 1B			4	1	2	1	0	1	0
Hank Edwards, L OBP: 0.438, SLG: 0.500 (1, 9)		0-0 FC4-6 1B	4-0 1B BB	0-0 G3			0-3 K2-5-2			3	0	1	0	1	1	2
Andy Seminick, R OBP: 0.324, SLG: 0.367 (1, 2)		0-0 FC4-6	0-0 1B	0-0 5-3			0-0 5-3			4	0	1	2	0	0	2
Roy McMillan, R OBP: 0.125, SLG: 0.081 (1, 6)			0-0 FC1-5 BB			0-0 E3 G3 SH1-3		4-0 6-3 SH1-3 BB		2	1	0	0	2	0	2
Ken Raffensberger, R OBP: 0.125, SLG: 0.125 (1, 1)			0-0 BB FC1-5 3B 1B			0-0 SH1-3		0-0 SH1-3		2	1	1	0	0	1	2

Inning Stats	R: 0	H: 0	E: 0	K: 0	S: 3	P: 3	R: 0	H: 1	E: 0	K: 2	S: 8	R: 6	H: 5	E: 0	K: 1	S: 10	R: 0	H: 1	E: 0	K: 0	S: 3	R: 0	H: 0	E: 0	K: 0	S: 3	R: 1	H: 2	E: 0	K: 1	S: 6	R: 1	H: 1	E: 0	K: 0	S: 4	R: 1	H: 1	E: 0	K: 0	S: 4	1B: 9	2B: 1	3B: 1	HR: 0	SF: 0	SAC: 2	DP: 1	HBP: 1	WP: 0	PA: 39
--------------	------	------	------	------	------	------	------	------	------	------	------	------	------	------	------	-------	------	------	------	------	------	------	------	------	------	------	------	------	------	------	------	------	------	------	------	------	------	------	------	------	------	-------	-------	-------	-------	-------	--------	-------	--------	-------	--------

PITCHER	IP	WLS	BF	H	R	ER	SO	BB	IBB	HBP	BLK	WP	HR	S	P	ERA	WHIP
Bob Friend, R ERA: 6.75 (1, 1)	2.1	L	14	5	6	6	2	2	0	0	0	0	0	16	24	23.14	3.000
Bill Werle, L ERA: 9.0 (3, 1)	0.2		4	1	0	0	1	1	0	0	0	0	0	5	9	0.00	3.000
Ron Kline, R ERA: 6.0 (4, 1)	3.0		11	1	0	0	0	0	0	1	1	0	0	10	11	0.00	0.333
Jim Suchecki, R ERA: 4.0 (7, 1)	2.0		10	3	2	2	1	2	0	0	0	0	0	10	18	9.00	2.500

BOTTOM

Pittsburgh Pirates @ Cincinnati Reds  
Crosley Field, Cincinnati, OH  
Sun Apr 27 1952, 3:33 AM EDT  
Unknown

livebaseballscorecards.com

AB	31
R	8
H	10
RBI	8
BB	5
SO	4
LOB	16



Batter	1	2	3	4	5	6	7	8	9	AB R H RBI BB SO LOB	TOP
<b>Bobby Del Greco, R</b> OBP: 0.383, SLG: 0.368 (1, 8) X	0-0 F3		0-0 6-3		0-0 1-3			0-0 6-3		4 0 0 0 0 0 2	
<b>Tony Bartirome, L</b> OBP: 0.455, SLG: 0.700 (1, 3) X	0-0 2B			0-0 4-3		4-0 SH BB		0-0 G3		3 0 1 0 1 0 0	
<b>Ted Beard, L</b> OBP: 0.308, SLG: 0.375 (1, 9) S S S	0-3 K			0-0 6-3 1B		0-0 SH 4-3 1-2		0-0 F2		3 0 1 0 0 1 1	
<b>Ralph Kiner, R</b> OBP: 0.436, SLG: 0.432 (1, 7) X	0-0 5-3			0-0 6-3 1-2		0-0 F7			0-0 6-3	4 0 0 0 0 0 4	
<b>Joe Garagiola, L</b> OBP: 0.440, SLG: 0.400 (1, 2) X		0-0 4-3		0-0 F4		0-0 4-3 1-2 2-3			0-0 4-3 1B	4 0 1 0 0 0 3	
<b>Jack Merson, R</b> OBP: 0.326, SLG: 0.535 (1, 5) X		0-0 5-3			0-0 1B 1B		0-0 F3		0-0 4-3 1-2	4 0 1 0 0 0 3	
<b>George Strickland, R</b> OBP: 0.100, SLG: 0.100 (1, 4) X		0-0 6-3			0-0 F9			0-0 F3		4 0 0 0 0 0 2	
<b>Clem Koshorek, R</b> OBP: 0.318, SLG: 0.300 (1, 6) S S S			0-3 K		0-0 1B			0-0 F8		3 0 1 0 0 1 0	
<b>Howie Pollet, L</b> OBP: 0.143, SLG: 0.143 (1, 1) S S S			0-3 K		0-3 K			0-0 6-3		3 0 0 0 0 2 2	
<b>Inning Stats</b>	R: 0 E: 0 K: 1 S: 6 H: 1 LOB: 1 BB: 0 P: 6	R: 0 E: 0 K: 0 S: 3 H: 0 LOB: 0 BB: 0 P: 3	R: 0 E: 0 K: 2 S: 7 H: 0 LOB: 0 BB: 0 P: 7	R: 0 E: 0 K: 0 S: 4 H: 1 LOB: 1 BB: 0 P: 4	R: 0 E: 0 K: 1 S: 7 H: 2 LOB: 2 BB: 0 P: 7	R: 0 E: 1 K: 0 S: 4 H: 0 LOB: 2 BB: 1 P: 8	R: 0 E: 0 K: 0 S: 3 H: 0 LOB: 0 BB: 0 P: 3	R: 0 E: 0 K: 0 S: 3 H: 0 LOB: 0 BB: 0 P: 3	R: 0 E: 0 K: 0 S: 4 H: 1 LOB: 1 BB: 0 P: 4	1B: 4 2B: 1 3B: 0 HR: 0 SF: 0 SAC: 1 DP: 0 HBP: 0	WP: 0 PB: 0 SB: 0 CS: 0 PA: 34
<b>PITCHER</b> <b>Frank Hiller, R</b> ERA: 1.23 (1, 1)	IP 9.0 WLS W BF 34 H 5 R 0 ER 0 SO 4 BB 1 IBB 0 HBP 0 BLK 0 WP 0 HR 0 S 41 P 45 ERA 0.00 WHIP 0.667										

**Pittsburgh Pirates @ Cincinnati Reds**  
Crosley Field, Cincinnati, OH  
Sun Apr 27 1952, 3:38 AM EDT  
Att. 16,427 - Unknown

AB	32
R	0
H	5
RBI	0
BB	1
SO	4
LOB	17



Batter	1	2	3	4	5	6	7	8	9	AB	R	H	RBI	BB	SO	LOB
Grady Hatton, L (1, 4) OBP: 0.404, SLG: 0.467	0-0 4-3		0-0 F7			0-3 K	0-0 CS	4-0 FC3-8 BB		3	0	0	0	1	1	0
Bobby Adams, R (1, 5) OBP: 0.353, SLG: 0.489	0-0 F4		0-0 E4			0-0 1B 1B		0-0 FC3-6 1-3-4-5 1B		4	0	1	0	0	0	1
Johnny Wyrostek, L (1, 8) OBP: 0.520, SLG: 0.500	4-0 BB BB		0-0 PO	0-3 K		0-0 1B		0-0 1B		3	0	2	0	1	1	0
Joe Adcock, R (1, 7) OBP: 0.366, SLG: 0.595	4-0 1-2 BB			0-0 F8		0-0 F4		0-0 1-3-4-5		3	0	0	0	1	0	4
Ted Kluszewski, L (1, 3) OBP: 0.438, SLG: 0.689	0-0 F6			0-0 F9		0-0 4-3			0-0 E 1B 1B	4	0	1	0	0	0	4
Bob Borkowski, R (1, 9) OBP: 0.333, SLG: 0.158		0-0 5-3			0-3 K		0-0 1B 1B		0-0 E7 F7 1B	4	1	2	0	0	1	0
Joe Rossi, R (1, 2) OBP: 0.222, SLG: 0.125		0-0 F8			0-0 FC4-6 1B		0-0 F2		4-0 IBB	3	0	1	0	1	0	1
Roy McMillan, R (1, 6) OBP: 0.114, SLG: 0.073		0-0 F6			0-0 FC4-6 1-2f		0-0 F4		0-0 F7 3-H	4	0	0	1	0	0	3
Frank Hiller, R (1, 1) OBP: 0.375, SLG: 0.375			0-0 1-3		0-0 1-3		0-0 CS 1B			3	0	1	0	0	0	1

<b>Inning Stats</b>	R: 0 E: 0 K: 0 S: 3	H: 0 LOB: 2 BB: 2 P: 11	R: 0 E: 0 K: 0 S: 3	H: 0 LOB: 0 BB: 0 P: 3	R: 0 E: 1 K: 0 S: 3	H: 0 LOB: 0 BB: 0 P: 3	R: 0 E: 0 K: 1 S: 5	H: 0 LOB: 0 BB: 0 P: 5	R: 0 E: 0 K: 1 S: 6	H: 1 LOB: 1 BB: 0 P: 6	R: 0 E: 0 K: 1 S: 7	H: 2 LOB: 2 BB: 0 P: 7	R: 0 E: 0 K: 0 S: 4	H: 2 LOB: 1 BB: 0 P: 4	R: 0 E: 0 K: 0 S: 3	H: 1 LOB: 1 BB: 1 P: 7	R: 1 E: 1 K: 0 S: 3	H: 2 LOB: 2 BB: 1 P: 7	1B: 8 2B: 1 3B: 0 HR: 0	SF: 0 SAC: 0 DP: 1 HBP: 0	WP: 0 PB: 0 SB: 0 CS: 1	PA: 37
<b>PITCHER</b> Howie Pollet, L (1, 1) ERA: 5.31	IP 8.2	WLS L	BF 35	H 8	R 1	ER 0	SO 3	BB 3	IBB 1	HBP 0	BLK 0	WP 0	HR 0	S 37	P 53	ERA 0.00	WHIP 1.269					


**BOTTOM**

**Pittsburgh Pirates @ Cincinnati Reds**  
Crosley Field, Cincinnati, OH

Sun Apr 27 1952, 3:38 AM EDT  
Att. 16,427 - Unknown

livebaseballscorecards.com

<b>AB</b>	<b>31</b>
<b>R</b>	<b>1</b>
<b>H</b>	<b>8</b>
<b>RBI</b>	<b>1</b>
<b>BB</b>	<b>4</b>
<b>SO</b>	<b>3</b>
<b>LOB</b>	<b>14</b>



Batter	1	2	3	4	5	6	7	8	9	AB R H RBI BB SO LOB	TOP		
Roy Hartsfield, R (1, 4) OBP: 0.333, SLG: 0.143	0-0 6-3	0-0 F8			4-0 FC4-6 BB		0-0 4-1		4-0 G4-6-3 BB	3 0 0 0 2 0 3			
Sam Jethroe, S (1, 8) OBP: 0.263, SLG: 0.340	0-0 G3		1-0 1B E HBP		0-0 FC4-6 1B 1-2f		0-0 2-H 1B		0-0 G4-6-3 1-2f	4 2 1 1 0 0 2			
Earl Torgeson, L (1, 3) OBP: 0.464, SLG: 0.415	0-0 4-3		0-0 E9 1B 1-H		4-0 1B BB 1-2		0-3 K			3 0 1 0 1 1 1			
Sid Gordon, R (1, 7) OBP: 0.327, SLG: 0.375 Jack Daniels, L (8, 9) OBP: 0.571, SLG: 0.600		0-0 1B 1B	0-0 F8		0-0 1B BB 1-2 2-H		0-0 5-3			4 1 2 1 0 0 1 0 0 0 0 0 0 0			
Walker Cooper, R (1, 2) OBP: 0.421, SLG: 0.424		0-3 K	0-0 5-3		0-3 K			0-0 FC2-6 1B		4 0 1 0 0 2 3			
Eddie Mathews, L (1, 5) OBP: 0.265, SLG: 0.370		0-0 F8		0-0 G3		0-3 K		0-3 K		4 0 0 0 0 2 2			
Bob Thorpe, R (1, 9) OBP: 0.571, SLG: 0.571		0-0 1B 1B 1-2		0-0 G3-6-3 1B		0-0 K2-3-2 1B		0-0 FC2-6 1-2f		4 1 3 0 0 0 1			
Jack Cusick, R (1, 6) OBP: 0.244, SLG: 0.184		0-0 1B 1B 1-2 2-H		0-0 G3-6-3 1-2f		0-3 K2-3-2 1-1		0-3 K		4 0 1 1 0 2 3			
Warren Spahn, L (1, 1) OBP: 0.273, SLG: 0.455		0-0 1B 1-2 2-H		0-0 1-3		0-0 1B 4-1		0-0 F9		4 1 2 1 0 0 0			
<b>Inning Stats</b>	R: 0 E: 0 K: 0 S: 3 H: 0 LOB: 0 BB: 0 P: 3	R: 2 E: 0 K: 1 S: 9 H: 4 LOB: 2 BB: 0 P: 9	R: 1 E: 1 K: 0 S: 3 H: 1 LOB: 0 BB: 0 P: 4	R: 0 E: 0 K: 0 S: 3 H: 1 LOB: 0 BB: 0 P: 3	R: 1 E: 0 K: 1 S: 6 H: 1 LOB: 2 BB: 2 P: 14	R: 0 E: 0 K: 2 S: 7 H: 1 LOB: 1 BB: 0 P: 7	R: 1 E: 0 K: 1 S: 7 H: 2 LOB: 1 BB: 0 P: 7	R: 0 E: 0 K: 2 S: 8 H: 1 LOB: 1 BB: 0 P: 8	R: 0 E: 0 K: 0 S: 2 H: 0 LOB: 0 BB: 1 P: 6	1B: 11 2B: 1 3B: 0 HR: 0 SF: 0 SAC: 0 DP: 3 HBP: 1	WP: 0 PB: 0 SB: 3 CS: 0 PA: 38		
<b>PITCHER</b>	IP WLS BF H R ER SO BB IBB HBP BLK WP HR S P ERA WHIP											<b>PITCHER</b>	IP WLS BF H R ER SO BB IBB HBP BLK WP HR S P ERA WHIP
Bob Friend, R (1, 1) ERA: 6.86	5.0 L 23 7 4 4 2 2 0 1 0 0 0 24 33 7.20 1.800												
Joe Muir, L (6, 1) ERA: 6.14	2.0 8 3 1 1 3 0 0 0 0 0 0 0 14 14 4.50 1.500												
Woody Main, R (8, 1) ERA: 0.9	2.0 7 1 0 0 2 1 0 0 0 0 0 0 10 14 0.00 1.000												

**Boston Braves @ Pittsburgh Pirates**  
**Forbes Field, Pittsburgh, PA**  
 Tue Apr 29 1952, 3:33 AM EDT  
 Att: 10,008 - Unknown

[livebaseballscorecards.com](http://livebaseballscorecards.com)

<b>AB</b>	34
<b>R</b>	5
<b>H</b>	11
<b>RBI</b>	4
<b>BB</b>	3
<b>SO</b>	7
<b>LOB</b>	16



Batter	1	2	3	4	5	6	7	8	9	AB	R	H	RBI	BB	SO	LOB
<b>Bobby Del Greco, R</b> OBP: 0.373, SLG: 0.357 (1, 8)	0-3 K			0-3 K		0-3 K	0-0 1B			4	0	1	1	0	3	0
<b>Tony Bartirome, L</b> OBP: 0.500, SLG: 0.750 <b>Jack Phillips, R</b> (6, PR) (7, 3)	4-0 CS BB			0-0 F8		0-0 2B	0-0 FC5			2	0	1	0	1	0	0
<b>Erv Dusak, R</b> OBP: 0.200, SLG: 0.111 (1, 9)	0-0 F4			4-0 BB		0-3 K		0-0 F2		3	0	0	0	1	1	2
<b>Ralph Kiner, R</b> OBP: 0.424, SLG: 0.417 (1, 7)				0-0 L7		0-3 K		0-0 F7		4	0	1	0	0	1	2
<b>Jack Merson, R</b> OBP: 0.300, SLG: 0.489 (1, 5)				0-3 K		0-0 F6	0-0 E4 1B	0-0 6-3		4	1	0	0	0	1	1
<b>Clyde McCullough, R</b> OBP: 0.211, SLG: 0.222 (1, 2)				0-0 F8		0-0 6-3	0-0 5-3		0-0 1-3	4	0	0	0	0	0	1
<b>George Strickland, R</b> OBP: 0.286, SLG: 0.167 (1, 4)				0-0 F9		4-0 BB BB	4-0 1B 1B BB		0-0 E7 1B	2	0	1	0	2	0	0
<b>Clem Koshorek, R</b> OBP: 0.333, SLG: 0.302 (1, 6)				0-0 F8		4-0 BB	0-0 FC5 1B		0-3 K	3	0	1	0	1	1	1
<b>Bob Friend, R</b> <b>Jim Mangan, R</b> <b>Joe Murr, L</b> <b>Ed Fitz Gerald, R</b> <b>Woody Main, R</b> <b>Lee Walls, R</b> (1, 1) (5, PH) (6, 1) (7, PH) (8, 1) (9, PH)				0-3 K		0-3 K	0-3 K		0-3 K	1	0	0	0	0	1	0

Inning Stats	R: 0	H: 0	R: 0	H: 1	R: 0	H: 0	R: 0	H: 0	R: 0	H: 1	R: 1	H: 2	R: 0	H: 0	R: 0	H: 1	1B: 4	SF: 0	WP: 0	PA: 36
	E: 0	LOB: 0	E: 0	LOB: 0	E: 0	LOB: 0	E: 0	LOB: 2	E: 0	LOB: 1	E: 1	LOB: 3	E: 0	LOB: 0	E: 1	LOB: 1	2B: 1	SAC: 0	PB: 0 <td> </td>	
	K: 1	BB: 1	K: 1	BB: 0	K: 1	BB: 1	K: 1	BB: 2	K: 3	BB: 0	K: 1	BB: 1	K: 0	BB: 0	K: 2	BB: 0	3B: 0	DP: 0	SB: 0	
	S: 4	P: 8	S: 5	P: 5	S: 5	P: 9	S: 5	P: 13	S: 10	P: 10	S: 8	P: 12	S: 3	P: 3	S: 8	P: 8	HR: 0	HBP: 0	CS: 1	


PITCHER	IP	WLS	BF	H	R	ER	SO	BB	IBB	HBP	BLK	WP	HR	S	P	ERA	WHIP	PITCHER	IP	WLS	BF	H	R	ER	SO	BB	IBB	HBP	BLK	WP	HR	S	P	ERA	WHIP	
<b>Warren Spahn, L</b> ERA: 1.57 (1, 1)	9.0	W	36	5	1	0	11	5	0	0	0	0	0	53	73	0.00	1.111																			

**BOTTOM**

**Boston Braves @ Pittsburgh Pirates**  
Forbes Field, Pittsburgh, PA

Tue Apr 29 1952, 3:33 AM EDT  
Att. 10,008 - Unknown

<b>AB</b>	<b>31</b>
<b>R</b>	<b>1</b>
<b>H</b>	<b>5</b>
<b>RBI</b>	<b>1</b>
<b>BB</b>	<b>5</b>
<b>SO</b>	<b>11</b>
<b>LOB</b>	<b>16</b>



livebaseballscores.com

Batter	1	2	3	4	5	6	7	8	9	AB R H RBI BB SO LOB	TOP											
Roy Hartsfield, R (1, 4) OBP: 0.308, SLG: 0.182	0-0 6-3			0-0 2-3		0-3 K		0-0 E9 6-3 1B		4 1 1 0 0 1 0												
Sam Jethroe, S (1, 8) OBP: 0.262, SLG: 0.321	0-3 K			0-0 1-3		4-0 BB		0-0 6-3		3 0 0 1 1 1 0												
Earl Torgeson, L (1, 3) OBP: 0.450, SLG: 0.467	0-0 F8			0-0 4-3		0-0 4-3		0-0 HR		4 1 1 1 0 0 1												
Sid Gordon, R (1, 7) OBP: 0.339, SLG: 0.385		0-0 G6-3 1B		0-0 F8		0-0 3-1		0-0 1B		4 0 2 0 0 0 0												
Bob Thorpe, R (1, 9) OBP: 0.364, SLG: 0.364		0-0 G6-3 1-2f		0-0 6-3		0-0 F6		0-0 F2		4 0 0 0 0 0 2												
Eddie Mathews, L (1, 5) OBP: 0.264, SLG: 0.420		0-0 F9		0-0 HR		0-0 1-5-3		0-0 3-1		4 1 1 1 0 0 0												
Ebba St. Claire, S (1, 2) OBP: 0.353, SLG: 0.533			0-3 K		4-0 FC5-4 BB		0-0 HR	0-0 2B		3 1 2 1 1 1 0												
Jack Cusick, R (1, 6) OBP: 0.233, SLG: 0.175			0-3 K		0-0 FC5-4 1-2f		0-0 F7	0-0 F4		2 0 0 0 0 1 1												
George Crowe, L (8, PH) OBP: 0.200, SLG: 0.200										1 0 0 0 0 0 0												
Gene Conley, R (8, 1) OBP: 0.667, SLG: 0.667										0 0 0 0 0 0 0												
Willard Marshall, L (9, PH) OBP: 0.294, SLG: 0.458										1 0 0 0 0 0 1												
Dave Cole, R (1, 1) Ernie Johnson, R (3, 1) Lew Burdette, R (5, 1) Billy Reed, L (6, PH) Bert Thiel, R (6, 1) Buzz Clarkson, R (8, PH)			0-0 1-3		0-0 5-3		0-0 1B E 1B	0-0 F7		1 0 0 0 0 0 0												
										0 0 0 0 0 0 0												
										0 0 0 0 0 0 0												
										0 0 0 0 0 0 0												
										1 0 0 0 0 0 0												
										0 0 0 0 0 0 0												
										2 1 1 0 0 0 1												
<b>Inning Stats</b>	R: 0 E: 0 K: 1 S: 5	H: 0 LOB: 0 BB: 0 P: 5	R: 0 E: 0 K: 0 S: 3	H: 1 LOB: 0 BB: 0 P: 3	R: 0 E: 0 K: 2 S: 7	H: 0 LOB: 0 BB: 0 P: 7	R: 0 E: 0 K: 0 S: 3	H: 0 LOB: 0 BB: 0 P: 3	R: 1 E: 0 K: 0 S: 4	H: 1 LOB: 1 BB: 1 P: 8	R: 0 E: 0 K: 1 S: 5	H: 0 LOB: 1 BB: 1 P: 9	R: 0 E: 0 K: 0 S: 3	H: 0 LOB: 0 BB: 0 P: 3	R: 4 E: 1 K: 0 S: 8	H: 5 LOB: 1 BB: 0 P: 8	R: 0 E: 0 K: 0 S: 4	H: 1 LOB: 1 BB: 0 P: 4	1B: 4 2B: 1 3B: 0 HR: 3	SF: 0 SAC: 0 DP: 1 HBP: 0	WP: 0 PB: 0 SB: 0 CS: 0	PA: 36
<b>PITCHER</b>	IP WLS BF H R ER SO BB IBB HBP BLK WP HR S P ERA WHIP																					
Murry Dickson, R (1, 1) ERA: 5.74	7.2 W 31 7 5 5 4 2 0 0 0 0 0 3 37 45 5.87 1.174																					
Ted Wilks, R (8, 1) ERA:	1.1 S 5 1 0 0 0 0 0 0 0 0 0 0 5 5 0.00 0.750																					


**Boston Braves @ Pittsburgh Pirates**  
**Forbes Field, Pittsburgh, PA**  
 Wed Apr 30 1952, 3:33 AM EDT  
 Att. 2,861 - Unknown

[livebaseballscorecards.com](http://livebaseballscorecards.com)

**AB 34**  
**R 5**  
**H 8**  
**RBI 4**  
**BB 2**  
**SO 4**  
**LOB 6**





Batter	1	2	3	4	5	6	7	8	9	AB R H RBI BB SO LOB	TOP																						
<a href="#">Davey Williams, R</a> (1, 4) OBP: 0.353, SLG: 0.438										0 0 0 0 0 0 0 0	<p><b>New York Giants @ Pittsburgh Pirates</b>  <b>Forbes Field, Pittsburgh, PA</b>  Thu May 01 1952, 3:33 AM EDT  Att. 4,801 - Unknown</p> <p><a href="http://livebaseballscorecards.com">livebaseballscorecards.com</a></p> <table> <tr><td><b>AB</b></td><td><b>0</b></td></tr> <tr><td><b>R</b></td><td><b>0</b></td></tr> <tr><td><b>H</b></td><td><b>0</b></td></tr> <tr><td><b>RBI</b></td><td><b>0</b></td></tr> <tr><td><b>BB</b></td><td><b>0</b></td></tr> <tr><td><b>SO</b></td><td><b>0</b></td></tr> <tr><td><b>LOB</b></td><td><b>0</b></td></tr> </table>  <table> <tr><td>WP: 0</td><td>PA: 0</td></tr> <tr><td>PB: 0</td><td></td></tr> <tr><td>SB: 0</td><td></td></tr> <tr><td>CS: 0</td><td></td></tr> </table>	<b>AB</b>	<b>0</b>	<b>R</b>	<b>0</b>	<b>H</b>	<b>0</b>	<b>RBI</b>	<b>0</b>	<b>BB</b>	<b>0</b>	<b>SO</b>	<b>0</b>	<b>LOB</b>	<b>0</b>	WP: 0	PA: 0	PB: 0		SB: 0		CS: 0	
<b>AB</b>										<b>0</b>																							
<b>R</b>										<b>0</b>																							
<b>H</b>										<b>0</b>																							
<b>RBI</b>										<b>0</b>																							
<b>BB</b>										<b>0</b>																							
<b>SO</b>										<b>0</b>																							
<b>LOB</b>										<b>0</b>																							
WP: 0	PA: 0																																
PB: 0																																	
SB: 0																																	
CS: 0																																	
<a href="#">Whitey Lockman, L</a> (1, 3) OBP: 0.360, SLG: 0.444	0 0 0 0 0 0 0 0																																
<a href="#">Bobby Thomson, R</a> (1, 5) OBP: 0.442, SLG: 0.500	0 0 0 0 0 0 0 0																																
<a href="#">Hank Thompson, L</a> (1, 7) OBP: 0.345, SLG: 0.440	0 0 0 0 0 0 0 0																																
<a href="#">Willie Mays, R</a> (1, 8) OBP: 0.380, SLG: 0.366	0 0 0 0 0 0 0 0																																
<a href="#">Don Mueller, L</a> (1, 9) OBP: 0.292, SLG: 0.467	0 0 0 0 0 0 0 0																																
<a href="#">Alvin Dark, R</a> (1, 6) OBP: 0.360, SLG: 0.356	0 0 0 0 0 0 0 0																																
<a href="#">Wes Westrum, R</a> (1, 2) OBP: 0.372, SLG: 0.459	0 0 0 0 0 0 0 0																																
<a href="#">Jim Hearn, R</a> (1, 1)	0 0 0 0 0 0 0 0																																
<b>Inning Stats</b>										1B: 0 SF: 0 2B: 0 SAC: 0 3B: 0 DP: 0 HR: 0 HBP: 0																							
<b>PITCHER</b> <a href="#">Mel Queen, R</a> (1, 1) ERA: 33.75	IP	WLS	BF	H	R	ER	SO	BB	IBB	HBP	BLK	WP	HR	S	P	ERA	WHIP	<b>PITCHER</b> IP WLS BF H R ER SO BB IBB HBP BLK WP HR S P ERA WHIP															
	0.0	L	0	0	0	0	0	0	0	0	0	0	0	0	0	∞	∞																





Batter	1	2	3	4	5	6	7	8	9	10	AB R H RBI BB SO LOB	TOP											
Davey Williams, R (1, 4) OBP: 0.367, SLG: 0.429	0-0 G6-4-3 1B			0-0 CS 1B	0-0 6-3		4-0 BB		0-3 K		4 0 2 0 1 1 1												
Whitey Lockman, L (1, 3) OBP: 0.393, SLG: 0.509	0-0 G6-4-3 1-2f			0-0 1-2 HR 1B		0-0 1-3	0-0 F9			0-0 HR	5 2 2 1 0 0 4												
Bobby Thomson, R (1, 5) OBP: 0.413, SLG: 0.500	0-0 P3			0-0 1-H HR		0-3 K		0-0 F8		0-0 SH3-4 WP 1B	5 2 2 2 0 1 0												
Bob Elliott, R (1, 7) OBP: 0.393, SLG: 0.542		0-0 L7		0-0 F4		0-0		0-0		0-0 SH3-4	4 0 2 0 0 0 0												
Chuck Diering, R (8, PR)										1-2	0 0 0 0 0 0 0												
Hoyt Wilhelm, R (9, 1) OBP: 0.500, SLG: 2.000											0 0 0 0 0 0 0												
George Spencer, R (10, 1)											0 0 0 0 0 0 0												
Willie Mays, R (1, 8) OBP: 0.400, SLG: 0.354		0-3 K		0-0 5-3		0-0 FC5-4		4-0 FC6-4 BB		4-0 FC6-4 BB	3 0 0 0 2 1 1												
Don Mueller, L (1, 9) OBP: 0.304, SLG: 0.453		0-0 G3		0-0	0-0 E S F7 1B		0-0 FC4-6 1B	0-0 FC6-4		0-0 L9	5 1 2 0 0 0 3												
Alvin Dark, R (1, 6) OBP: 0.339, SLG: 0.333			0-0 G6-4-3 1B		0-0 F7		0-0 FC4-6 SH3-4 BB	0-0 4-3		0-0 F9	5 0 1 1 0 0 4												
Wes Westrum, R (1, 2) OBP: 0.423, SLG: 0.558			0-0 G6-4-3 1-2f		0-0		4-0 SH3-4 BB		0-3 K		3 0 1 0 1 1 1												
Dave Koslo, L (1, 1)			0-3 K		0-3 K		0-0 SH3-4		0-0 4-1		2 0 0 0 0 2 1												
Hank Thompson, L (9, PH) OBP: 0.353, SLG: 0.533							1-2 2-3				1 0 0 0 0 0 0												
<b>Inning Stats</b>	R: 0 E: 0 K: 0 S: 3	H: 1 LOB: 0 BB: 0 P: 3	R: 0 E: 0 K: 1 S: 5	H: 0 LOB: 0 BB: 0 P: 5	R: 0 E: 0 K: 1 S: 5	H: 1 LOB: 0 BB: 0 P: 5	R: 2 E: 0 K: 1 S: 5	H: 3 LOB: 0 BB: 0 P: 5	R: 1 E: 0 K: 1 S: 7	H: 2 LOB: 1 BB: 0 P: 7	R: 0 E: 0 K: 1 S: 6	H: 1 LOB: 1 BB: 0 P: 6	R: 0 E: 0 K: 1 S: 4	H: 1 LOB: 2 BB: 1 P: 8	R: 0 E: 0 K: 2 S: 7	H: 0 LOB: 0 BB: 0 P: 7	R: 2 E: 0 K: 0 S: 5	H: 2 LOB: 1 BB: 1 P: 9	1B: 9 2B: 1 3B: 0 HR: 2	SF: 0 SAC: 2 DP: 2 HBP: 0	WP: 2 PB: 0 SB: 1 CS: 1	PA: 43	
<b>PITCHER</b>	IP WLS BF H R ER SO BB IBB HBP BLK WP HR S P ERA WHIP																						
Howie Pollet, L (1, 1) ERA: 4.94	7.0	29	9	3	3	4	2	0	0	0	0	1	1	16	24	6.00	1.667						
Ted Wilks, R (8, 1) ERA: 2.16	3.0	14	3	2	2	2	2	0	0	0	1	1	16	24	6.00	1.667							

**New York Giants @ Pittsburgh Pirates**  
 Forbes Field, Pittsburgh, PA  
 Fri May 02 1952, 3:33 AM EDT  
 Att. 17,111 - Unknown

[livebaseballscorecards.com](http://livebaseballscorecards.com)

**AB 37**  
**R 5**  
**H 12**  
**RBI 4**  
**BB 4**  
**SO 6**  
**LOB 15**



BOTTOM

New York Giants @ Pittsburgh Pirates  
Forbes Field, Pittsburgh, PA  
Fri May 02 1952, 3:33 AM EDT  
Att. 17,111 - Unknown

livebaseballscorecards.com

AB	38
R	3
H	9
RBI	3
BB	4
SO	7
LOB	22



WP:	0	PA:	43
PB:	0		
SB:	1		
CS:	0		

AB	R	H	RBI	BB	SO	LOB
5	0	0	0	0	2	1

4	0	2	0	0	0	1
1	0	0	0	0	1	0

4	0	1	1	0	0	2
---	---	---	---	---	---	---

2	0	0	0	3	0	2
---	---	---	---	---	---	---

3	0	1	0	0	0	2
1	0	0	0	0	1	0
0	0	0	0	0	0	0
1	0	0	0	0	1	1

4	1	1	0	1	2	3
---	---	---	---	---	---	---

4	0	2	2	0	0	3
---	---	---	---	---	---	---


2	0	0	0	0	0	1
1	1	1	0	0	0	0
1	0	0	0	0	0	1

1B:	7	SF:	0
2B:	2	SAC:	0
3B:	0	DP:	1
HR:	0	HBP:	1

Batter	1	2	3	4	5	6	7	8	9	10
<b>Clem Koshorek, R</b> OBP: 0.344, SLG: 0.304 (1, 6)	0-3 K		X 0-0 F8		0-3 K2-3		X 0-0 6-3		X 0-0 L5	
<b>Brandy Davis, R</b> OBP: 0.429, SLG: 0.294 (1, 9)	0-0		X 0-0 5-3		0-0		X 0-0 6-3		0-3 K	
<b>Ted Beard, L</b> OBP: 0.306, SLG: 0.344 (9, 9)	3-1 S 1B				0-0 1B		2-3		X 0-0 K	
<b>George Metkovich, L</b> OBP: 0.295, SLG: 0.340 (1, 3)	0-0 3-1		H 1-0		0-0 6-3		X 0-0		X 0-0 4-3	
<b>Ralph Kiner, R</b> OBP: 0.419, SLG: 0.441 (1, 7)	4-0 IBB		X 0-0 F9			4-0 F8 1B BB	X 0-0 L7			4-0 BB
<b>Joe Garagiola, L</b> OBP: 0.389, SLG: 0.310 (1, 2)	0-0 G3			X 0-0 P4		X 0-0 1-2 1B		S 0-3 K		0-3 K
<b>Jim Mangan, R</b> OBP: 0.231, SLG: 0.167 (8, PH)									S 0-3 K	
<b>Clyde McCullough, R</b> OBP: 0.211, SLG: 0.222 (9, 2)									S 0-3 K	
<b>Bill Howerton, L</b> OBP: 0.491, SLG: 0.500 (10, PH)									S 0-3 K	
<b>Bobby Del Greco, R</b> OBP: 0.379, SLG: 0.362 (1, 8)		0-3 K		BB 4-0 BB		X 0-0 F8		X 0-0 1B 2B		0-3 K
<b>Jack Merson, R</b> OBP: 0.328, SLG: 0.500 (1, 5)		X 0-0 1B 2B		X 0-0 P4		X 0-0 F8		X 0-0 F9		X 0-0 5-3
<b>George Strickland, R</b> OBP: 0.333, SLG: 0.217 (1, 4)		X 0-0 G1-6-3 2-H 1B		X 0-0 F8		X 0-0 F8		X 0-0 2-H 1B		
<b>Howie Pollet, L</b> OBP: 0.111, SLG: 0.111 (1, 1)		X 0-0 G1-6-3		X 0-0 F7		X 0-0		X 0-0 6-3 1B		X 0-0 L6
<b>Pete Castiglione, R</b> OBP: 0.182, SLG: 0.182 (7, PH)										
<b>Ted Wilks, R</b> (8, 1)										

Inning Stats	R: 0	H: 1	E: 0	K: 1	S: 6	P: 10	R: 1	H: 2	E: 0	K: 1	S: 6	P: 6	R: 0	H: 0	E: 0	K: 0	S: 3	R: 0	H: 0	E: 0	K: 0	S: 3	P: 7	R: 0	H: 1	E: 0	K: 0	S: 4	R: 1	H: 2	E: 0	K: 0	S: 5	R: 1	H: 2	E: 0	K: 1	S: 7	R: 0	H: 0	E: 0	K: 1	S: 5	P: 5	R: 0	H: 0	E: 0	K: 2	S: 7	P: 11	1B: 7	SF: 0	2B: 2	SAC: 0	3B: 0	DP: 1	HR: 0	HBP: 1	WP: 0	PA: 43
--------------	------	------	------	------	------	-------	------	------	------	------	------	------	------	------	------	------	------	------	------	------	------	------	------	------	------	------	------	------	------	------	------	------	------	------	------	------	------	------	------	------	------	------	------	------	------	------	------	------	------	-------	-------	-------	-------	--------	-------	-------	-------	--------	-------	--------

PITCHER	IP	WLS	BF	H	R	ER	SO	BB	IBB	HBP	BLK	WP	HR	S	P	ERA	WHIP
<b>Dave Koslo, L</b> ERA: 3.63 (1, 1)	8.0		36	9	3	3	4	2	1	1	0	0	0	40	53	3.38	1.375
<b>Hoyt Wilhelm, R</b> ERA: 2.35 (9, 1)	1.0	W	4	0	0	0	1	1	0	0	0	0	0	5	9	0.00	1.000
<b>George Spencer, R</b> ERA: 4.5 (10, 1)	1.0	S	3	0	0	0	2	0	0	0	0	0	0	7	7	0.00	0.000

Batter	1	2	3	4	5	6	7	8	9	AB	R	H	RBI	BB	SO	LOB	TOP																
Davey Williams, R (1, 4) OBP: 0.367, SLG: 0.429																	0	0	0	0	0	0	0	0	0	0	0	0	<b>New York Giants @ Pittsburgh Pirates</b> Forbes Field, Pittsburgh, PA Sat May 03 1952, 3:33 AM EDT Att. 7,451 - Unknown  <a href="http://livebaseballscorecards.com">livebaseballscorecards.com</a>				
Whitey Lockman, L (1, 3) OBP: 0.393, SLG: 0.509																	0	0	0	0	0	0	0	0	0	0	0	0		0	0	0	
Bobby Thomson, R (1, 5) OBP: 0.413, SLG: 0.500																	0	0	0	0	0	0	0	0	0	0	0	0		0	0	0	
Hank Thompson, L (1, 7) OBP: 0.353, SLG: 0.533																	0	0	0	0	0	0	0	0	0	0	0	0		0	0	0	
Willie Mays, R (1, 8) OBP: 0.400, SLG: 0.354																	0	0	0	0	0	0	0	0	0	0	0	0		0	0	0	
Don Mueller, L (1, 9) OBP: 0.304, SLG: 0.453																	0	0	0	0	0	0	0	0	0	0	0	0		0	0	0	
Alvin Dark, R (1, 6) OBP: 0.339, SLG: 0.333																	0	0	0	0	0	0	0	0	0	0	0	0		0	0	0	<b>AB</b> 0 <b>R</b> 0 <b>H</b> 0 <b>RBI</b> 0 <b>BB</b> 0 <b>SO</b> 0 <b>LOB</b> 0
Wes Westrum, R (1, 2) OBP: 0.423, SLG: 0.558																	0	0	0	0	0	0	0	0	0	0	0	0		0	0	0	
Sal Maglie, R (1, 1) OBP: 0.250, SLG: 0.143	0	0	0	0	0	0	0	0	0	0	0	0	0	0	0	<b>WP:</b> 0 <b>PA:</b> 0 <b>PB:</b> 0 <b>SB:</b> 0 <b>CS:</b> 0																	
<b>Inning Stats</b>																	<b>1B:</b> 0 <b>SF:</b> 0 <b>2B:</b> 0 <b>SAC:</b> 0 <b>3B:</b> 0 <b>DP:</b> 0 <b>HR:</b> 0 <b>HBP:</b> 0																
<b>PITCHER</b> Ron Kline, R (1, 1) ERA: 6.0	IP	WLS	BF	H	R	ER	SO	BB	IBB	HBP	BLK	WP	HR	S	P	ERA	WHIP	<b>PITCHER</b> IP   WLS   BF   H   R   ER   SO   BB   IBB   HBP   BLK   WP   HR   S   P   ERA   WHIP															
	0.0	L	0	0	0	0	0	0	0	0	0	0	0	0	0	∞	∞																



Batter	1	2	3	4	5	6	7	8	9	AB R H RBI BB SO LOB	TOP																
<b>Carl Furillo, R</b> OBP: 0.390, SLG: 0.415 (1, 9)	3-2 F9	0-0 B3		2-2 L7			1-0 6-3			4 0 0 0 0 0 2																	
<b>Billy Cox, R</b> OBP: 0.362, SLG: 0.470 (1, 5)	1-0 F8	0-0 F8		1-2 4-3			1-2 F7			4 0 0 0 0 0 2																	
<b>Jackie Robinson, R</b> OBP: 0.587, SLG: 0.591 (1, 4)	4-1 1B BB	0-1 1-H 2-H HR			4-2 G5-4-3 BB			2-2 4-3		2 1 1 3 2 0 0																	
<b>Roy Campanella, R</b> OBP: 0.413, SLG: 0.528 (1, 2)	0-1 1-2 1B	0-1 F7			1-0 F9			3-2 5-3		4 0 1 0 0 0 1																	
<b>Andy Pafko, R</b> OBP: 0.443, SLG: 0.735 (1, 7)	1-2 F7				1-0 G5-4-3 1-2f			2-1 F9		4 1 1 1 0 0 3																	
<b>Duke Snider, L</b> OBP: 0.397, SLG: 0.439 (1, 8)										3 1 2 0 1 1 0																	
<b>Gil Hodges, R</b> OBP: 0.250, SLG: 0.192 (1, 3)										4 1 1 0 0 1 2																	
<b>Pee Wee Reese, R</b> OBP: 0.273, SLG: 0.217 (1, 6)										4 1 1 1 0 1 2																	
<b>Carl Erskine, R</b> OBP: 0.286, SLG: 0.167 (1, 1)										3 1 0 0 0 0 1																	
<b>Inning Stats</b>	R: 0 E: 0 K: 0 S: 11	H: 1 LOB: 2 BB: 1 P: 20	R: 5 E: 1 K: 0 S: 11	H: 4 LOB: 0 BB: 0 P: 11	R: 1 E: 0 K: 2 S: 10	H: 1 LOB: 0 BB: 0 P: 14	R: 0 E: 0 K: 0 S: 10	H: 0 LOB: 0 BB: 0 P: 13	R: 0 E: 0 K: 0 S: 7	H: 1 LOB: 0 BB: 0 P: 10	R: 0 E: 0 K: 0 S: 10	H: 0 LOB: 0 BB: 0 P: 13	R: 0 E: 0 K: 1 S: 9	H: 0 LOB: 1 BB: 1 P: 13	1B: 4 2B: 1 3B: 0 HR: 2	SF: 0 SAC: 1 DP: 1 HBP: 0	WP: 0 PB: 0 SB: 0 CS: 1	PA: 36									
<b>PITCHER</b>	IP	WLS	BF	H	R	ER	SO	BB	IBB	HBP	BLK	WP	HR	S	P	ERA	WHIP										
<b>Murry Dickson, R</b> ERA: 7.22 (1, 1)	2.0	L	14	6	6	6	0	1	0	0	0	0	2	23	32	27.00	3.500										
<b>Joe Muir, L</b> ERA: 5.09 (3, 1)	3.0		9	0	0	0	2	1	0	0	0	0	0	24	37	0.00	0.333										
<b>Paul LaPalme, L</b> ERA: 1.13 (6, 1)	3.0		9	1	0	0	0	0	0	0	0	0	0	30	43	0.00	0.333										
<b>Ted Wilks, R</b> ERA: 1.93 (9, 1)	1.0		4	0	0	0	1	1	0	0	0	0	0	9	13	0.00	1.000										

**Brooklyn Dodgers @ Pittsburgh Pirates**  
 Forbes Field, Pittsburgh, PA  
 Sun May 04 1952, 3:33 AM EDT  
 Att. 19,322 - Unknown

AB	32
R	6
H	7
RBI	5
BB	3
SO	3
LOB	13



livebaseballscorecards.com

Batter	1	2	3	4	5	6	7	8	9	AB R H RBI BB SO LOB
<b>Clem Koshorek, R</b> OBP: 0.329, SLG: 0.281 (1, 6) C B B X	2-1 F7 ①		4-2 WP BB ②		1-1 6-3 ③			3-2 6-3 ②		3 0 0 0 1 0 0
<b>Ted Beard, L</b> OBP: 0.267, SLG: 0.275 (1, 9) S F F C C	1-3 K ②		3-2 F8 1-2 ②			3-3 K ①		2-2 F5 ③		4 0 0 0 0 2 1
<b>George Metkovich, L</b> OBP: 0.290, SLG: 0.317 (1, 3) B C C S X	1-2 F7 ③		3-1 F4 ③			0-0 F9 ②		0-0 F9 ①		3 0 0 0 0 0 1 1 0 0 0 0 0 0
<b>Ralph Kiner, R</b> OBP: 0.415, SLG: 0.415 (1, 7) B X C C		1-2 F4 ①		1-0 1B 1B ①		4-2 BB ③		2-3 K ②		3 0 1 0 1 1 0
<b>Joe Garagiola, L</b> OBP: 0.366, SLG: 0.294 (1, 2) C X C		0-1 FC5 1B 1B ①		1-1 F9 ①		3-3 K ③		1-1 6-3 ③		4 0 1 0 0 1 2
<b>Jack Merson, R</b> OBP: 0.352, SLG: 0.567 (1, 4) B B X C C		1-1 FC5 1B ②		1-1 G6-4-3 1B ②			0-1 6-3 ①			3 0 2 0 0 0 0
<b>Bobby Del Greco, R</b> OBP: 0.385, SLG: 0.370 (1, 8) B B X C C		2-1 FC5 1-2 2-3f ②		0-0 G6-4-3 1-2f ②			1-0 4-3 ②			3 0 0 0 0 0 4
<b>Pete Castiglione, R</b> OBP: 0.200, SLG: 0.200 (1, 5) C B B T T C C		3-2 5-3 ③			1-1 5-3 1B ①		1-2 L7 ③			3 0 1 0 0 0 2
<b>Murry Dickson, R</b> OBP: 0.300, SLG: 0.400 (1, 1) S X			0-1 3-1 ①		2-1 5-3 ①			1-3 K ①		0 0 0 0 0 0 0 1 0 0 0 0 0 0 1 0 0 0 0 0 1 0 0 0 0 0 0 0 1 0 0 0 0 1 0 0 0 0 0 0 0 0
<b>Joe Murr, L</b> (3, 1) <b>Brandy Davis, R</b> OBP: 0.409, SLG: 0.278 (5, PH) <b>Paul LaPalme, L</b> (6, 1) <b>Dick Hall, R</b> OBP: 0.174, SLG: 0.174 (8, PH) <b>Ted Wilks, R</b> (9, 1)										

Inning Stats	R: 0 E: 0 K: 1 S: 9	H: 0 LOB: 0 BB: 0 P: 13	R: 0 E: 0 K: 0 S: 14	H: 2 LOB: 2 BB: 0 P: 21	R: 0 E: 0 K: 0 S: 10	H: 0 LOB: 1 BB: 1 P: 20	R: 0 E: 0 K: 0 S: 6	H: 2 LOB: 1 BB: 0 P: 9	R: 0 E: 0 K: 0 S: 6	H: 1 LOB: 0 BB: 0 P: 10	R: 0 E: 0 K: 2 S: 13	H: 0 LOB: 1 BB: 1 P: 23	R: 0 E: 0 K: 0 S: 7	H: 0 LOB: 0 BB: 0 P: 9	R: 0 E: 0 K: 1 S: 10	H: 0 LOB: 0 BB: 0 P: 16	R: 0 E: 0 K: 1 S: 7	H: 0 LOB: 0 BB: 0 P: 10	1B: 5 2B: 0 3B: 0 HR: 0	SF: 0 SAC: 0 DP: 1 HBP: 0	WP: 1 PB: 0 SB: 0 CS: 0	PA: 32
<b>PITCHER</b> <b>Carl Erskine, R</b> ERA: 2.29 (1, 1)	IP 9.0	WLS W	BF 32	H 5	R 0	ER 0	SO 5	BB 2	IBB 0	HBP 0	BLK 0	WP 1	HR 0	S 82	P 131	ERA 0.00	WHIP 0.778					
<b>PITCHER</b>	IP	WLS	BF	H	R	ER	SO	BB	IBB	HBP	BLK	WP	HR	S	P	ERA	WHIP					

**BOTTOM**

**Brooklyn Dodgers @ Pittsburgh Pirates**  
Forbes Field, Pittsburgh, PA  
Sun May 04 1952, 3:33 AM EDT  
Att. 19,322 - Unknown

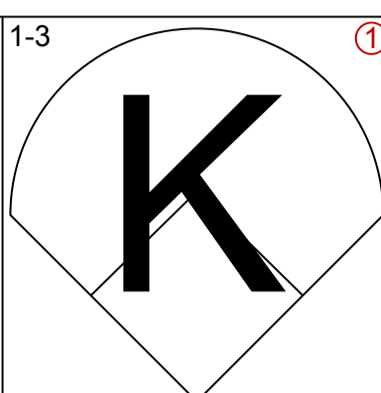
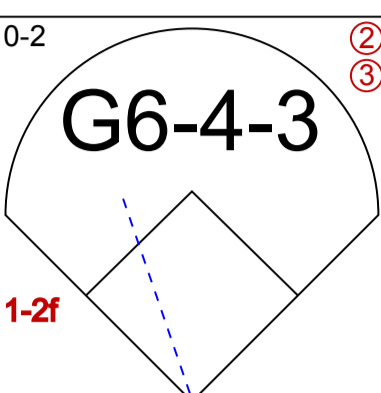
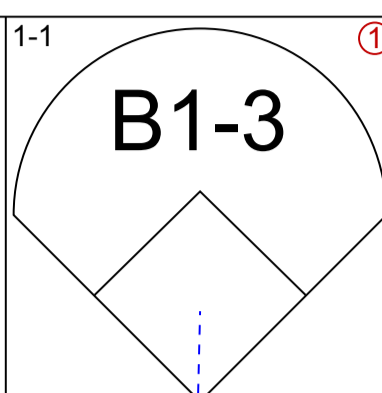
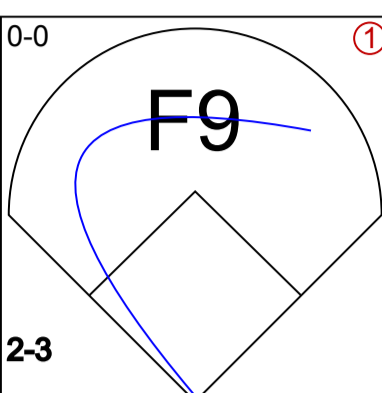
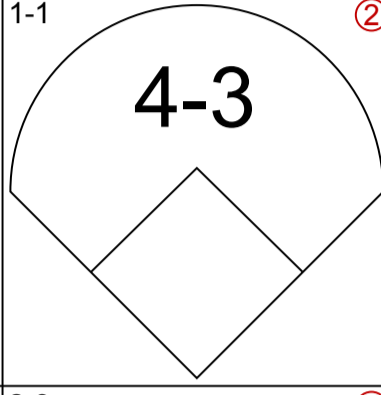
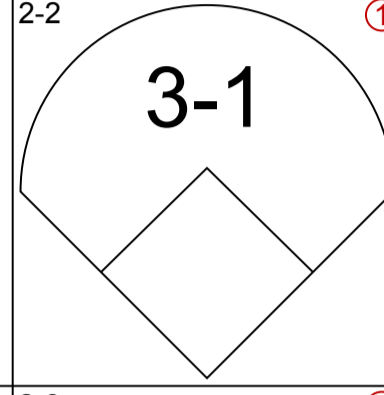
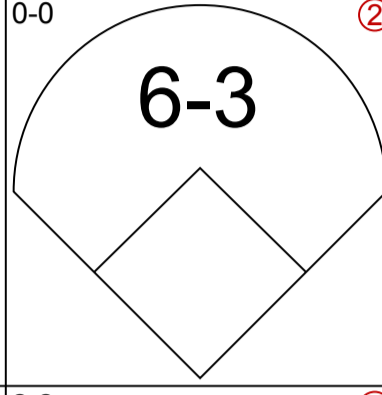
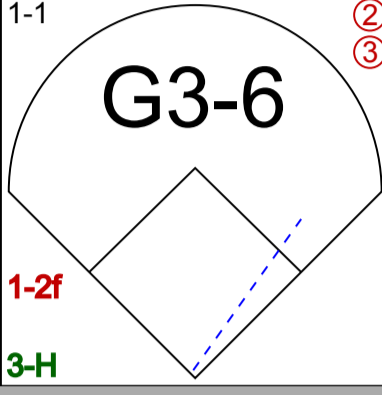

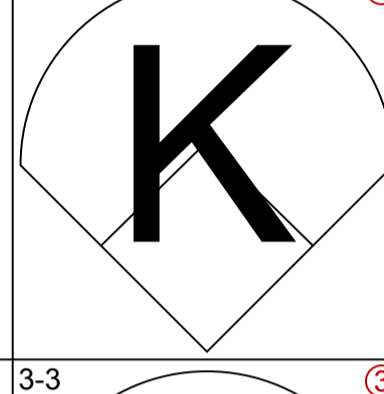
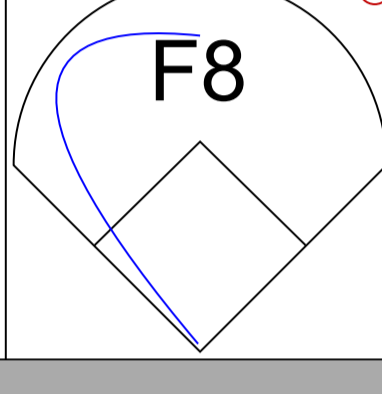
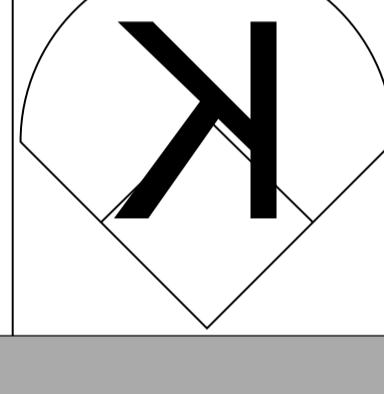
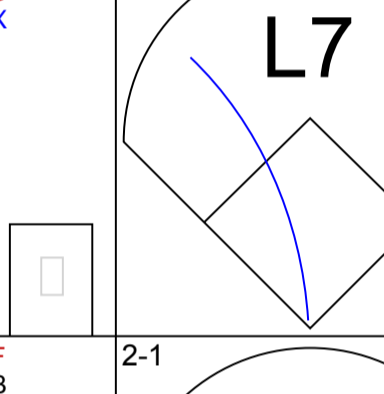
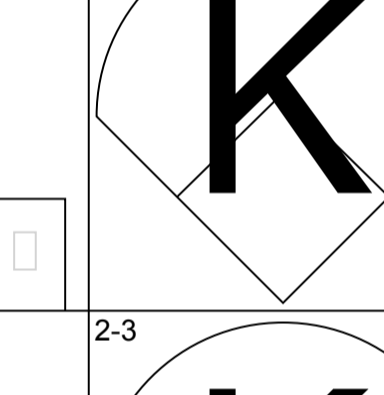
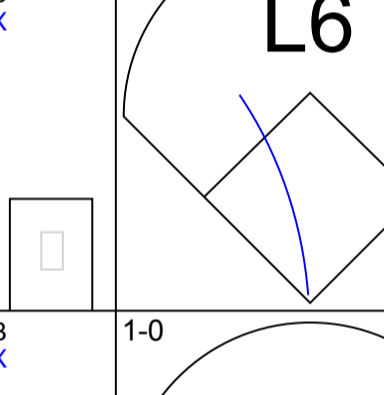
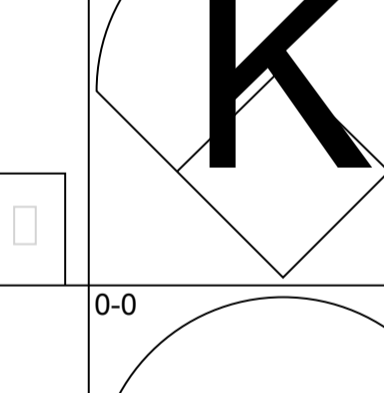
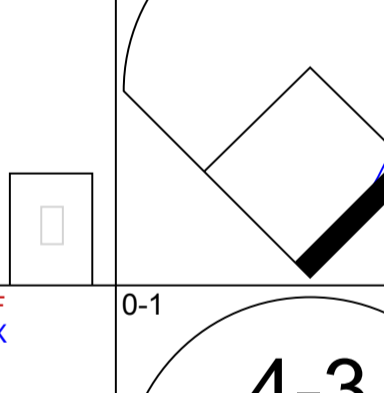
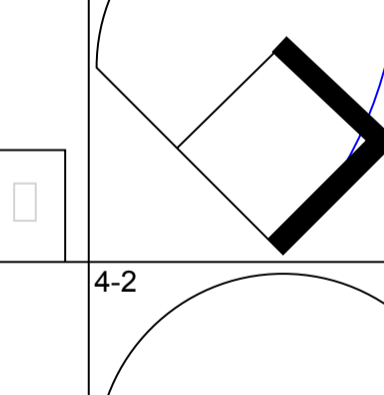
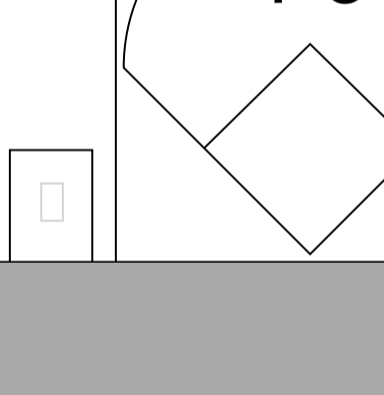
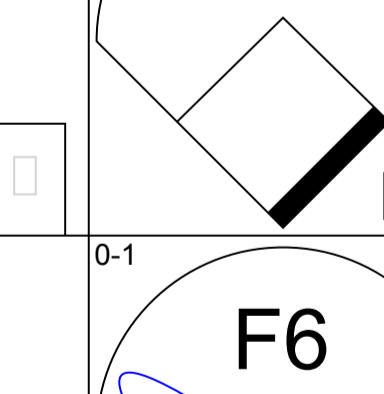
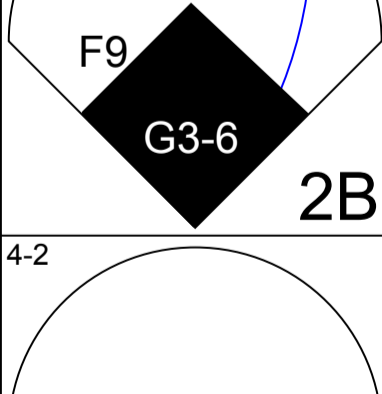
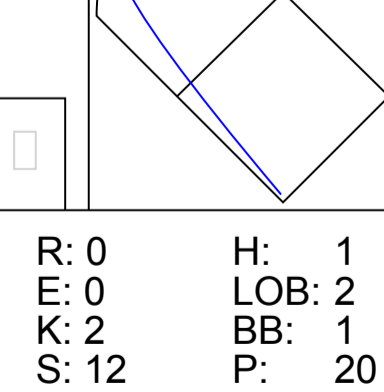
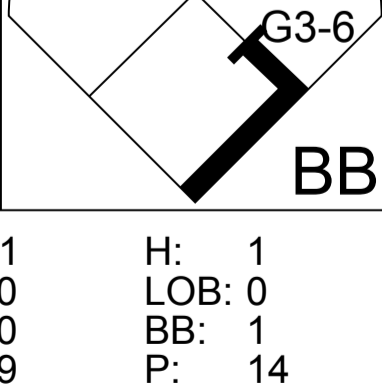
livebaseballscorecards.com

<b>AB</b>	<b>30</b>
<b>R</b>	<b>0</b>
<b>H</b>	<b>5</b>
<b>RBI</b>	<b>0</b>
<b>BB</b>	<b>2</b>
<b>SO</b>	<b>5</b>
<b>LOB</b>	<b>11</b>









Batter	1	2	3	4	5	6	7	8	9	AB R H RBI BB SO LOB	BOTTOM
<b>Clem Koshorek, R</b> OBP: 0.312, SLG: 0.265 (1, 6)	1-3 		0-2 G6-4-3 			1-1 B1-3 		0-0 F9 		4 0 0 0 0 1 3	<b>Brooklyn Dodgers @ Pittsburgh Pirates</b> Forbes Field, Pittsburgh, PA Mon May 05 1952, 3:33 AM EDT Att. 3,652 - Unknown <a href="http://livebaseballscorecards.com">livebaseballscorecards.com</a>
<b>Tony Bartirome, L</b> OBP: 0.400, SLG: 0.529 (1, 3)	1-1 4-3 			2-2 3-1 		0-0 6-3 		1-1 G3-6 		4 0 0 0 0 0 1	
<b>Bill Howerton, L</b> OBP: 0.452, SLG: 0.440 (1, 9)	2-3 K 			2-3 K 		2-2 F8 				3 0 0 0 0 2 0	
<b>Ralph Kiner, R</b> OBP: 0.400, SLG: 0.397 (1, 7)				3-3 K 			0-2 L7 			3 0 0 0 0 1 0	
<b>Joe Garagiola, L</b> OBP: 0.364, SLG: 0.278 (1, 2)					2-3 K 		2-1 L6 			2 0 0 0 1 1 0	
<b>Jack Merson, R</b> OBP: 0.351, SLG: 0.557 (1, 4)					2-3 K 		1-0 			3 0 1 0 0 2 1	
<b>Bobby Del Greco, R</b> OBP: 0.382, SLG: 0.386 (1, 8)					0-0 		0-1 4-3 			3 0 1 0 0 0 2	
<b>Pete Castiglione, R</b> OBP: 0.278, SLG: 0.294 (1, 5)					4-2 			0-1 F9 G3-6 		2 1 1 0 1 0 0	
<b>Bob Friend, R</b> OBP: 0.143, SLG: 0.143 (1, 1)					0-1 F6 			4-2 		1 0 1 0 0 0 0	
<b>George Metkovich, L</b> OBP: 0.286, SLG: 0.311 (5, PH)										1 0 0 0 0 0 2	
<b>Woody Main, R</b> (6, 1)										0 0 0 0 0 0 0	
<b>Ted Beard, L</b> OBP: 0.283, SLG: 0.275 (8, PH)										0 0 0 0 1 0 0	
<b>Jim Waugh, R</b> (9, 1)										0 0 0 0 0 0 0	
<b>Inning Stats</b>	R: 0 E: 0 K: 2 S: 9 H: 0 LOB: 0 BB: 0 P: 13	R: 0 E: 0 K: 1 S: 7 H: 0 LOB: 1 BB: 1 P: 15	R: 0 E: 0 K: 0 S: 8 H: 1 LOB: 0 BB: 0 P: 9	R: 0 E: 0 K: 2 S: 11 H: 0 LOB: 0 BB: 0 P: 18	R: 0 E: 0 K: 2 S: 12 H: 1 LOB: 2 BB: 1 P: 20	R: 0 E: 0 K: 0 S: 7 H: 0 LOB: 0 BB: 0 P: 10	R: 0 E: 0 K: 0 S: 8 H: 1 LOB: 1 BB: 0 P: 11	R: 1 E: 0 K: 0 S: 9 H: 1 LOB: 0 BB: 1 P: 14	1B: 2 2B: 2 3B: 0 HR: 0 SF: 0 SAC: 0 DP: 2 HBP: 0	WP: 0 PB: 0 SB: 0 CS: 0 PA: 29	
<b>PITCHER</b> <b>Ralph Branca, R</b> ERA: 5.23 (1, 1)	IP 8.0 WLS W BF 29 H 4 R 1 ER 1 SO 7 BB 3 IBB 0 HBP 0 BLK 0 WP 0 HR 0 S 71 P 110 ERA 1.12 WHIP 0.875							<b>PITCHER</b> IP WLS BF H R ER SO BB IBB HBP BLK WP HR S P ERA WHIP			

AB	26
R	1
H	4
RBI	0
BB	3
SO	7
LOB	9



Batter	1	2	3	4	5	6	7	8	9	AB R H RBI BB SO LOB	TOP							
<a href="#">Richie Ashburn, L</a> (1, 8) OBP: 0.243, SLG: 0.206										0 0 0 0 0 0 0 0	<b>Philadelphia Phillies @ Pittsburgh Pirates</b> <b>Forbes Field, Pittsburgh, PA</b> Tue May 06 1952, 3:33 AM EDT Att. 9,008 - Unknown  <a href="http://livebaseballscorecards.com">livebaseballscorecards.com</a>							
<a href="#">Granny Hamner, R</a> (1, 6) OBP: 0.333, SLG: 0.431										0 0 0 0 0 0 0 0								
<a href="#">Smoky Burgess, L</a> (1, 2) OBP: 0.362, SLG: 0.415										0 0 0 0 0 0 0 0								
<a href="#">Del Ennis, R</a> (1, 9) OBP: 0.366, SLG: 0.403										0 0 0 0 0 0 0 0								
<a href="#">Willie Jones, R</a> (1, 5) OBP: 0.366, SLG: 0.435										0 0 0 0 0 0 0 0								
<a href="#">Connie Ryan, R</a> (1, 4) OBP: 0.362, SLG: 0.492										0 0 0 0 0 0 0 0								
<a href="#">Mel Clark, R</a> (1, 7) OBP: 0.600, SLG: 1.000										0 0 0 0 0 0 0 0								
<a href="#">Eddie Waitkus, L</a> (1, 3) OBP: 0.278, SLG: 0.219										0 0 0 0 0 0 0 0								
<a href="#">Robin Roberts, S</a> (1, 1) OBP: 0.077, SLG: 0.154	0 0 0 0 0 0 0 0	<b>AB</b> 0 <b>R</b> 0 <b>H</b> 0 <b>RBI</b> 0 <b>BB</b> 0 <b>SO</b> 0 <b>LOB</b> 0  																
<b>Inning Stats</b>										1B: 0 SF: 0 2B: 0 SAC: 0 3B: 0 DP: 0 HR: 0 HBP: 0 WP: 0 PA: 0 PB: 0 SB: 0 CS: 0								
<b>PITCHER</b> <a href="#">Don Carlsen, R</a> (1, 1) ERA: 22.5	IP	WLS	BF	H	R	ER	SO	BB	IBB	HBP	BLK	WP	HR	S	P	ERA	WHIP	<b>PITCHER</b> IP WLS BF H R ER SO BB IBB HBP BLK WP HR S P ERA WHIP



Batter	1	2	3	4	5	6	7	8	9	AB R H RBI BB SO LOB	TOP							
Granny Hamner, R (1, 6) OBP: 0.342, SLG: 0.434										0 0 0 0 0 0 0 0	Philadelphia Phillies @ Pittsburgh Pirates Forbes Field, Pittsburgh, PA Wed May 07 1952, 3:33 AM EDT Att. 7,291 - Unknown  <a href="http://livebaseballscorecards.com">livebaseballscorecards.com</a>							
Richie Ashburn, L (1, 8) OBP: 0.278, SLG: 0.225										0 0 0 0 0 0 0 0								
Willie Jones, R (1, 5) OBP: 0.355, SLG: 0.433										0 0 0 0 0 0 0 0								
Del Ennis, R (1, 9) OBP: 0.382, SLG: 0.514										0 0 0 0 0 0 0 0								
Stan Lopata, R (1, 2) OBP: 0.526, SLG: 0.667										0 0 0 0 0 0 0 0								
Connie Ryan, R (1, 4) OBP: 0.378, SLG: 0.507										0 0 0 0 0 0 0 0								
Mel Clark, R (1, 7) OBP: 0.467, SLG: 0.692										0 0 0 0 0 0 0 0								
Eddie Waitkus, L (1, 3) OBP: 0.317, SLG: 0.278										0 0 0 0 0 0 0 0								
Russ Meyer, S (1, 1)	0 0 0 0 0 0 0 0	<b>AB</b> 0 <b>R</b> 0 <b>H</b> 0 <b>RBI</b> 0 <b>BB</b> 0 <b>SO</b> 0 <b>LOB</b> 0  																
<b>Inning Stats</b>										1B: 0 SF: 0 2B: 0 SAC: 0 3B: 0 DP: 0 HR: 0 HBP: 0 WP: 0 PA: 0 PB: 0 SB: 0 CS: 0								
PITCHER (1, 1) <b>Howie Pollet, L</b> ERA: 4.94	IP	WLS	BF	H	R	ER	SO	BB	IBB	HBP	BLK	WP	HR	S	P	ERA	WHIP	PITCHER IP WLS BF H R ER SO BB IBB HBP BLK WP HR S P ERA WHIP
0.0	W	0	0	0	0	0	0	0	0	0	0	0	0	0	0	∞	∞	

Batter	1	2	3	4	5	6	7	8	9	AB R H RBI BB SO LOB	BOTTOM
--------	---	---	---	---	---	---	---	---	---	----------------------	--------

<b>Pete Castiglione, R</b> (1, 5) <small>OBP: 0.238, SLG: 0.250</small>										0 0 0 0 0 0 0	<b>Philadelphia Phillies @ Pittsburgh Pirates</b> <b>Forbes Field, Pittsburgh, PA</b> <small>Wed May 07 1952, 3:33 AM EDT</small> <small>Att. 7,291 - Unknown</small>
<b>Tony Bartirome, L</b> (1, 3) <small>OBP: 0.333, SLG: 0.429</small>										0 0 0 0 0 0 0	
<b>George Metkovich, L</b> (1, 9) <small>OBP: 0.286, SLG: 0.311</small>										0 0 0 0 0 0 0	
<b>Ralph Kiner, R</b> (1, 7) <small>OBP: 0.382, SLG: 0.375</small>										0 0 0 0 0 0 0	
<b>Joe Garagiola, L</b> (1, 2) <small>OBP: 0.348, SLG: 0.263</small>										0 0 0 0 0 0 0	
<b>Jack Merson, R</b> (1, 4) <small>OBP: 0.351, SLG: 0.548</small>										0 0 0 0 0 0 0	
<b>Bobby Del Greco, R</b> (1, 8) <small>OBP: 0.380, SLG: 0.383</small>										0 0 0 0 0 0 0	
<b>Clem Koshorek, R</b> (1, 6) <small>OBP: 0.309, SLG: 0.254</small>										0 0 0 0 0 0 0	
<b>Howie Pollet, L</b> (1, 1) <small>OBP: 0.111, SLG: 0.111</small>										0 0 0 0 0 0 0	

[livebaseballscorecards.com](http://livebaseballscorecards.com)

<b>AB</b>	<b>0</b>
<b>R</b>	<b>0</b>
<b>H</b>	<b>0</b>
<b>RBI</b>	<b>0</b>
<b>BB</b>	<b>0</b>
<b>SO</b>	<b>0</b>
<b>LOB</b>	<b>0</b>



<b>Inning Stats</b>	1B: 0	SF: 0	WP: 0	PA: 0
	2B: 0	SAC: 0	PB: 0	
	3B: 0	DP: 0	SB: 0	
	HR: 0	HBP: 0	CS: 0	

<b>PITCHER</b> <b>Russ Meyer, R</b> (1, 1) <small>ERA: 3.8</small>	<b>IP</b> 0.0 <b>WLS</b> L <b>BF</b> 0 <b>H</b> 0 <b>R</b> 0 <b>ER</b> 0 <b>SO</b> 0 <b>BB</b> 0 <b>IBB</b> 0 <b>HBP</b> 0 <b>BLK</b> 0 <b>WP</b> 0 <b>HR</b> 0 <b>S</b> 0 <b>P</b> 0 <b>ERA</b> ∞ <b>WHIP</b> ∞	<b>PITCHER</b> <b>IP</b> WLS BF H R ER SO BB IBB HBP BLK WP HR S P ERA WHIP
--	--	--

Batter	1	2	3	4	5	6	7	8	9	AB R H RBI BB SO LOB	TOP									
<b>Pete Castiglione, R</b> (1, 5) OBP: 0.276, SLG: 0.393	0-0 F8		0-0 3-1		0-0 6-3		0-0 5-3			4 0 0 0 0 0 1										
<b>Tony Bartirome, L</b> (1, 3) OBP: 0.281, SLG: 0.345	0-0 6-3		0-0 6-3			0-0 6-3		0-0 F7		4 0 0 0 0 0 0										
<b>Dick Hall, R</b> (1, 9) OBP: 0.148, SLG: 0.148	0-0 P6			0-0 6-3		0-0 F7		0-0 4-3		4 0 0 0 0 0 0										
<b>Ralph Kiner, R</b> (1, 7) OBP: 0.392, SLG: 0.364		0-0 F7		4-0 1B BB		4-0 BB		0-0 1B		2 0 1 0 2 0 0										
<b>Joe Garagiola, L</b> (1, 2) OBP: 0.333, SLG: 0.244		4-0 E BB		0-0 F9		0-0 F7		0-0 F6		3 0 0 0 1 0 3										
<b>Jack Merson, R</b> (1, 4) OBP: 0.329, SLG: 0.506		0-0 E6 1-2		0-0 1-2 1B		0-0 L4		0-0 6-3		4 0 1 0 0 0 1										
<b>Bobby Del Greco, R</b> (1, 8) OBP: 0.346, SLG: 0.343		0-3 K		0-0 L3		0-0 P9		0-0 F2		3 0 0 0 0 1 4										
<b>Ted Wilks, R</b> (7, 1) <b>Ed Fitz Gerald, R</b> (9, PH) OBP: 0.143, SLG: 0.143										0 0 0 0 0 0 0	<b>AB 32</b>									
<b>Clem Koshorek, R</b> (1, 6) OBP: 0.295, SLG: 0.256		0-0 F8			0-0 5-3		0-0 1B 2B		0-0 6-3	1 0 0 0 0 0 0	<b>R 1</b>									
<b>Erv Dusak, R</b> (9, PH) OBP: 0.182, SLG: 0.100											<b>H 4</b>									
<b>Murry Dickson, R</b> (1, 1) OBP: 0.250, SLG: 0.333			0-0 P9		0-0 F7		0-0 2-H 1B			2 0 0 0 0 0 0	<b>RBI 1</b>									
<b>George Metkovich, L</b> (7, PH) OBP: 0.311, SLG: 0.354										1 0 1 1 0 0 0	<b>BB 3</b>									
											<b>SO 1</b>									
											<b>LOB 11</b>									
<b>Inning Stats</b>	R: 0 E: 0 K: 0 S: 3	H: 0 LOB: 0 BB: 0 P: 3	R: 0 E: 1 K: 1 S: 6	H: 0 LOB: 2 BB: 1 P: 10	R: 0 E: 0 K: 0 S: 3	H: 1 LOB: 2 BB: 1 P: 8	R: 0 E: 0 K: 0 S: 3	H: 0 LOB: 0 BB: 0 P: 3	R: 0 E: 0 K: 0 S: 3	H: 0 LOB: 1 BB: 1 P: 7	R: 1 E: 0 K: 0 S: 5	H: 2 LOB: 1 BB: 0 P: 5	R: 0 E: 0 K: 0 S: 4	H: 1 LOB: 1 BB: 0 P: 4	R: 0 E: 0 K: 0 S: 3	H: 0 LOB: 0 BB: 0 P: 3	1B: 3 2B: 1 3B: 0 HR: 0	SF: 0 SAC: 0 DP: 0 HBP: 0	WP: 0 PB: 0 SB: 0 CS: 0	PA: 35
<b>PITCHER</b> <b>Bob Rush, R</b> (1, 1) ERA: 2.83	IP: 9.0 WLS: W BF: 35 H: 4 R: 1 ER: 1 SO: 1 BB: 3 IBB: 0 HBP: 0 BLK: 0 WP: 0 HR: 0 S: 34 P: 46 ERA: 1.00 WHIP: 0.778																			<b>PITCHER</b> IP: WLS: BF: H: R: ER: SO: BB: IBB: HBP: BLK: WP: HR: S: P: ERA: WHIP:

**Pittsburgh Pirates @ Chicago Cubs**  
**Wrigley Field, Chicago, IL**  
 Sat May 10 1952, 3:33 AM CDT  
 Att. 7,438 - Unknown

[livebaseballscorecards.com](http://livebaseballscorecards.com)



Batter	1	2	3	4	5	6	7	8	9	AB	R	H	RBI	BB	SO	LOB
Eddie Miksis, R OBP: 0.349, SLG: 0.410 (1, 6)	0-0 4-3 2B	0-0 FC5-4 1-2f			0-3 K		0-3 K			4	0	1	0	0	2	2
Bob Addis, L OBP: 0.397, SLG: 0.420 (1, 8)	0-0 4-3 2-3		0-0 1B		0-0 FC6-4 1B		0-0 1B			4	0	3	0	0	0	1
Frank Baumholtz, L OBP: 0.374, SLG: 0.452 (1, 9)	0-3 K		0-0 1-3		0-0 F9		0-0 P4			4	0	0	0	0	1	3
Hank Sauer, R OBP: 0.380, SLG: 0.595 (1, 7)	0-0 5-3		4-0 BB		0-0 FC6-4 1-2f			0-0 P4		3	0	0	0	1	0	2
Randy Jackson, R OBP: 0.322, SLG: 0.488 (1, 5)		0-0 F8	0-0 1-3			0-0 HR		0-0 1B F7 1B		4	2	2	1	0	0	1
Toby Atwell, L OBP: 0.462, SLG: 0.453 (1, 2)		0-0 1B F7 1B		0-0 4-3		0-0 P3		0-0 1-3 1B		4	1	2	0	0	0	0
Dee Fondy, L OBP: 0.318, SLG: 0.321 (1, 3)		0-0 1B 1-3 1B		4-0 FC BB		0-0 G1-6-3 1B		0-0 F7 3-H		3	0	2	1	1	0	1
Bob Ramazzotti, R OBP: 0.356, SLG: 0.388 (1, 4)		0-0 F7 3-H		0-0 FC 1-2f		0-0 G1-6-3 1-2f		0-0 F9		4	0	0	1	0	0	4
Bob Rush, R OBP: 0.467, SLG: 0.467 (1, 1)		0-0 FC5-4 1-3 1B		0-3 K			0-3 K			3	0	1	0	0	2	1

Inning Stats	R: 0	H: 1	E: 0	K: 1	S: 6	LOB: 1	BB: 0	P: 6	R: 1	H: 3	E: 0	K: 0	S: 6	LOB: 2	BB: 0	P: 6	R: 0	H: 1	E: 0	K: 0	S: 3	LOB: 1	BB: 1	P: 7	R: 0	H: 0	E: 0	K: 1	S: 5	LOB: 1	BB: 1	P: 9	R: 0	H: 1	E: 0	K: 1	S: 6	LOB: 1	BB: 0	P: 6	R: 1	H: 2	E: 0	K: 0	S: 4	LOB: 0	BB: 0	P: 4	R: 0	H: 1	E: 0	K: 2	S: 8	LOB: 1	BB: 0	P: 8	R: 1	H: 2	E: 0	K: 0	S: 5	LOB: 1	BB: 0	P: 5
--------------	------	------	------	------	------	--------	-------	------	------	------	------	------	------	--------	-------	------	------	------	------	------	------	--------	-------	------	------	------	------	------	------	--------	-------	------	------	------	------	------	------	--------	-------	------	------	------	------	------	------	--------	-------	------	------	------	------	------	------	--------	-------	------	------	------	------	------	------	--------	-------	------


PITCHER	IP	WLS	BF	H	R	ER	SO	BB	IBB	HBP	BLK	WP	HR	S	P	ERA	WHIP
Murry Dickson, R ERA: 6.49 (1, 1)	6.0	L	26	8	2	2	3	2	0	0	0	0	1	30	38	3.00	1.667
Ted Wilks, R ERA: 2.38 (7, 1)	2.0		9	3	1	1	2	0	0	0	0	0	0	13	13	4.50	1.500

**BOTTOM**

**Pittsburgh Pirates @ Chicago Cubs**  
 Wrigley Field, Chicago, IL  
 Sat May 10 1952, 3:33 AM CDT  
 Att. 7,438 - Unknown

livebaseballscorecards.com

AB	33
R	3
H	11
RBI	3
BB	2
SO	5
LOB	15



1B:	9	SF:	0	WP:	0	PA:	35
2B:	1	SAC:	0	PB:	0		
3B:	0	DP:	1	SB:	0		
HR:	1	HBP:	0	CS:	0		

Batter	1	2	3	4	5	6	7	8	9	AB	R	H	RBI	BB	SO	LOB	TOP												
<a href="#">Pete Castiglione, R</a> (1, 5) OBP: 0.276, SLG: 0.393											0	0	0	0	0	0	0												
<a href="#">Tony Bartirome, L</a> (1, 3) OBP: 0.281, SLG: 0.345											0	0	0	0	0	0	0	0											
<a href="#">Dick Hall, R</a> (1, 9) OBP: 0.148, SLG: 0.148											0	0	0	0	0	0	0	0											
<a href="#">Ralph Kiner, R</a> (1, 7) OBP: 0.392, SLG: 0.364											0	0	0	0	0	0	0	0											
<a href="#">Jack Merson, R</a> (1, 4) OBP: 0.329, SLG: 0.506											0	0	0	0	0	0	0	0											
<a href="#">Ed Fitz Gerald, R</a> (1, 2) OBP: 0.143, SLG: 0.143											0	0	0	0	0	0	0	0											
<a href="#">Bobby Del Greco, R</a> (1, 8) OBP: 0.346, SLG: 0.343											0	0	0	0	0	0	0	0											
<a href="#">Clem Koshorek, R</a> (1, 6) OBP: 0.295, SLG: 0.256											0	0	0	0	0	0	0	0											
<a href="#">Ron Kline, R</a> (1, 1)	0	0	0	0	0	0	0	0																					
<b>Inning Stats</b>											1B: 0	SF: 0	WP: 0	PA: 0															
<b>PITCHER</b> <a href="#">Paul Minner, L</a> (1, 1) ERA: 2.73	IP	WLS	BF	H	R	ER	SO	BB	IBB	HBP	BLK	WP	HR	S	P	ERA	WHIP	0.0	W	0	0	0	0	0	0	0	0	∞	∞
<b>PITCHER</b>	IP	WLS	BF	H	R	ER	SO	BB	IBB	HBP	BLK	WP	HR	S	P	ERA	WHIP												

**Pittsburgh Pirates @ Chicago Cubs**  
 Wrigley Field, Chicago, IL  
 Sun May 11 1952, 3:33 AM CDT  
 Unknown

[livebaseballscorecards.com](http://livebaseballscorecards.com)  
**AB** 0  
**R** 0  
**H** 0  
**RBI** 0  
**BB** 0  
**SO** 0  
**LOB** 0





Batter	1	2	3	4	5	6	7	8	9	AB R H RBI BB SO LOB	BOTTOM
--------	---	---	---	---	---	---	---	---	---	----------------------	--------


<b>Eddie Miksis, R</b> (1, 6) OBP: 0.349, SLG: 0.410										0 0 0 0 0 0 0 0	<b>Pittsburgh Pirates @ Chicago Cubs</b> Wrigley Field, Chicago, IL Sun May 11 1952, 3:33 AM CDT Unknown  <a href="http://livebaseballscorecards.com">livebaseballscorecards.com</a>
<b>Bob Addis, L</b> (1, 8) OBP: 0.397, SLG: 0.420										0 0 0 0 0 0 0 0	
<b>Frank Baumholtz, L</b> (1, 9) OBP: 0.374, SLG: 0.452										0 0 0 0 0 0 0 0	
<b>Hank Sauer, R</b> (1, 7) OBP: 0.380, SLG: 0.595										0 0 0 0 0 0 0 0	
<b>Randy Jackson, R</b> (1, 5) OBP: 0.322, SLG: 0.488										0 0 0 0 0 0 0 0	
<b>Dee Fondy, L</b> (1, 3) OBP: 0.318, SLG: 0.321										0 0 0 0 0 0 0 0	
<b>Bruce Edwards, R</b> (1, 2)										0 0 0 0 0 0 0 0	
<b>Bob Ramazzotti, R</b> (1, 4) OBP: 0.356, SLG: 0.388										0 0 0 0 0 0 0 0	
<b>Paul Minner, L</b> (1, 1) OBP: 0.167, SLG: 0.333										0 0 0 0 0 0 0 0	

**AB 0**  
**R 0**  
**H 0**  
**RBI 0**  
**BB 0**  
**SO 0**  
**LOB 0**



<b>Inning Stats</b>	1B: 0	SF: 0	WP: 0	PA: 0
	2B: 0	SAC: 0	PB: 0	
	3B: 0	DP: 0	SB: 0	
	HR: 0	HBP: 0	CS: 0	

<b>PITCHER</b> <b>Ron Kline, R</b> (1, 1) ERA: 4.15	<b>IP</b> 0.0 <b>WLS</b> L <b>BF</b> 0 <b>H</b> 0 <b>R</b> 0 <b>ER</b> 0 <b>SO</b> 0 <b>BB</b> 0 <b>IBB</b> 0 <b>HBP</b> 0 <b>BLK</b> 0 <b>WP</b> 0 <b>HR</b> 0 <b>S</b> 0 <b>P</b> 0 <b>ERA</b> ∞ <b>WHIP</b> ∞	<b>PITCHER</b> <b>IP</b> WLS BF H R ER SO BB IBB HBP BLK WP HR S P ERA WHIP
---	--	--

Batter	1	2	3	4	5	6	7	8	9	AB	R	H	RBI	BB	SO	LOB	TOP																	
<a href="#">Pete Castiglione, R</a> (1, 5) OBP: 0.242, SLG: 0.344																	0	0	0	0	0	0	0	0	0	0	0	0	<b>Pittsburgh Pirates @ Chicago Cubs</b> Wrigley Field, Chicago, IL Sun May 11 1952, 3:38 AM CDT Att. 14,845 - Unknown  <a href="http://livebaseballscorecards.com">livebaseballscorecards.com</a>					
<a href="#">Tony Bartirome, L</a> (1, 3) OBP: 0.257, SLG: 0.313																	0	0	0	0	0	0	0	0	0	0	0	0		0	0	0	0	
<a href="#">George Metkovich, L</a> (1, 9) OBP: 0.311, SLG: 0.354																	0	0	0	0	0	0	0	0	0	0	0	0		0	0	0	0	
<a href="#">Ralph Kiner, R</a> (1, 7) OBP: 0.386, SLG: 0.350																	0	0	0	0	0	0	0	0	0	0	0	0		0	0	0	0	
<a href="#">Joe Garagiola, L</a> (1, 2) OBP: 0.333, SLG: 0.244																	0	0	0	0	0	0	0	0	0	0	0	0		0	0	0	0	
<a href="#">Jack Merson, R</a> (1, 4) OBP: 0.348, SLG: 0.518																	0	0	0	0	0	0	0	0	0	0	0	0		0	0	0	0	
<a href="#">Bobby Del Greco, R</a> (1, 8) OBP: 0.346, SLG: 0.343																	0	0	0	0	0	0	0	0	0	0	0	0		0	0	0	0	
<a href="#">Clem Koshorek, R</a> (1, 6) OBP: 0.297, SLG: 0.250																	0	0	0	0	0	0	0	0	0	0	0	0		0	0	0	0	
<a href="#">Bob Friend, R</a> (1, 1) OBP: 0.143, SLG: 0.143	0	0	0	0	0	0	0	0	0	0	0	0	0	0	0	0																		
<b>Inning Stats</b>	1B: 0	SF: 0	2B: 0	SAC: 0	3B: 0	DP: 0	HR: 0	HBP: 0	WP: 0	PA: 0	PB: 0	SB: 0	CS: 0	ERA: 1.3	WHIP: ∞	ERA: ∞		WHIP: ∞																
<b>PITCHER</b> <a href="#">Johnny Klippstein, R</a> (1, 1) ERA: 1.3	IP	WLS	BF	H	R	ER	SO	BB	IBB	HBP	BLK	WP	HR	S	P	ERA	WHIP	<b>PITCHER</b> IP	WLS	BF	H	R	ER	SO	BB	IBB	HBP	BLK	WP	HR	S	P	ERA	WHIP



Batter	1	2	3	4	5	6	7	8	9	AB R H RBI BB SO LOB	TOP	
Pete Castiglione, R OBP: 0.318, SLG: 0.405 (1, 5) X	0-0 S 1B		0-0 F9		0-0 SH1-3 1B		0-0 1-3		0-0 F8	5 1 2 0 0 0 1		
Tony Bartirome, L OBP: 0.267, SLG: 0.275 (1, 3) X	0-0 F9		4-0 BB		0-0 SH1-3 1-2		0-0 4-3		0-0 F8	3 0 0 0 1 0 2		
George Metkovich, L OBP: 0.325, SLG: 0.392 (1, 9) X	0-0 5-3 1-2		0-0 F6		0-0 4-3		0-0 6-3			4 0 0 0 0 0 3		
Ralph Kiner, R OBP: 0.382, SLG: 0.326 (1, 7) B B B	4-0 1B BB		0-0 6-3		0-0 4-3			0-0 F8		3 0 0 0 1 0 2		
Joe Garagiola, L OBP: 0.365, SLG: 0.321 (1, 2) X	0-0 1-3 2-H 1B			0-0 4-3		4-0 1B BB		0-0 4-3		3 0 1 1 1 0 0		
Jack Merson, R OBP: 0.367, SLG: 0.532 (1, 4)		0-0 6-3		0-0 1B 1B		0-0 1-3 1B		0-0 2B		4 0 3 0 0 0 0 0 0 0 0 0 0 0 0 0 0 0 0 0 0		
Brandy Davis, R OBP: 0.409, SLG: 0.278 (8, PR)												
George Strickland, R OBP: 0.345, SLG: 0.208 (8, 4)												
Bobby Del Greco, R OBP: 0.333, SLG: 0.321 (1, 8) X			0-0 F8		0-0 1-2 1B		4-0 1-2 L5-3 BB		0-0 6-3	3 0 1 0 1 0 1		
Clem Koshorek, R OBP: 0.300, SLG: 0.270 (1, 6) X			0-0 1B		0-0 F9		0-0 L5-3 1-2		0-0 FC4-6 1B	4 0 2 0 0 0 5		
Howie Pollet, L OBP: 0.067, SLG: 0.067 (1, 1)			0-0 4-3		0-0 F7		0-0 1-3		0-0 FC4-6 1-2f	3 0 0 0 0 0 5 1 0 0 0 0 0 1		
Ed Fitz Gerald, R OBP: 0.182, SLG: 0.182 (9, PH)												
<b>Inning Stats</b>	R: 1 H: 2 E: 0 LOB: 2 K: 0 BB: 1 S: 4 P: 8	R: 0 H: 1 E: 0 LOB: 1 K: 0 BB: 0 S: 4 P: 4	R: 0 H: 0 E: 0 LOB: 1 K: 0 BB: 1 S: 3 P: 7	R: 0 H: 2 E: 0 LOB: 2 K: 0 BB: 0 S: 5 P: 5	R: 0 H: 1 E: 0 LOB: 1 K: 0 BB: 0 S: 4 P: 4	R: 0 H: 1 E: 0 LOB: 2 K: 0 BB: 2 S: 3 P: 11	R: 0 H: 0 E: 0 LOB: 0 K: 0 BB: 0 S: 3 P: 3	R: 0 H: 1 E: 0 LOB: 1 K: 0 BB: 0 S: 4 P: 4	R: 0 H: 1 E: 0 LOB: 1 K: 0 BB: 0 S: 4 P: 4	1B: 8 SF: 0 2B: 2 SAC: 1 3B: 0 DP: 1 HR: 0 HBP: 0	WP: 0 PA: 38 PB: 0 SB: 1 CS: 0	
<b>PITCHER</b> Vern Bickford, R ERA: 4.34 (1, 1)	IP WLS BF H R ER SO BB IBB HBP BLK WP HR S P ERA WHIP											
	9.0 W 38 9 1 1 0 4 0 0 0 0 0 0 34 50 1.00 1.444											

**Pittsburgh Pirates @ Boston Braves**  
 Braves Field, Boston, MA  
 Tue May 13 1952, 3:33 AM EDT  
 Att. 2,831 - Unknown - 57 F

[livebaseballscorecards.com](http://livebaseballscorecards.com)

**AB 33**  
**R 1**  
**H 9**  
**RBI 1**  
**BB 4**  
**SO 0**  
**LOB 20**



Batter	1	2	3	4	5	6	7	8	9
Roy Hartsfield, R OBP: 0.304, SLG: 0.238 (1, 4)	0-0 5-3 ①		0-0 1B		0-0 1B		0-0 F5		
Eddie Mathews, L OBP: 0.319, SLG: 0.524 (1, 5)	0-0 HR		0-0 F2		4-0 1B BB		0-3 K		
Earl Torgeson, L OBP: 0.409, SLG: 0.389 (1, 3)	0-3 K			0-0 4-3	0-0 1B BB		0-3 K		
Sid Gordon, R OBP: 0.367, SLG: 0.420 Jack Daniels, L OBP: 0.364, SLG: 0.333 (1, 7) (8, PR) (9, 9)	0-0 1-3			4-0 BB FC4-6	4-0 BB			0-0 1B F8	
Pete Whisenant, R OBP: 0.237, SLG: 0.194 (1, 8)		0-3 K		4-0 BB FC4-6	0-0 F7			0-0 1B FC3-6	
Bob Thorpe, R OBP: 0.194, SLG: 0.258 (1, 9) (9, 7)		0-0 6-3		0-0 FC4-6		0-0 F4		0-0 FC3-6	
Paul Burris, R OBP: 0.182, SLG: 0.182 (1, 2)		0-3 K		0-0 F6		0-0 E5		0-0 F8	
Jack Cusick, R OBP: 0.241, SLG: 0.189 (1, 6)			0-0 5-3		0-3 K	0-0 L9		0-0 FC4-6	
Vern Bickford, R OBP: 0.143, SLG: 0.214 (1, 1)			0-0 5-3		0-0 5-3	0-0 6-3			

AB	R	H	RBI	BB	SO	LOB
4	1	2	0	0	0	0
3	1	1	1	1	1	1
4	0	1	1	0	2	0
2	0	1	0	2	0	0
0	1	0	0	0	0	0
3	0	1	0	1	1	3
4	0	0	0	0	0	4
4	0	0	1	0	1	3
4	0	0	0	0	1	2
3	0	0	0	0	0	1

**BOTTOM**

**Pittsburgh Pirates @ Boston Braves**  
 Braves Field, Boston, MA  
 Tue May 13 1952, 3:33 AM EDT  
 Att. 2,831 - Unknown - 57 F

AB	31
R	3
H	6
RBI	3
BB	4
SO	6
LOB	14



Inning Stats	R: 1	H: 1	E: 0	LOB: 0	K: 1	BB: 0	S: 6	P: 6
R: 0	H: 0	E: 0	LOB: 0	K: 2	BB: 0	S: 7	P: 7	
R: 0	H: 1	E: 0	LOB: 1	K: 0	BB: 0	S: 4	P: 4	
R: 0	H: 0	E: 0	LOB: 2	K: 0	BB: 2	S: 3	P: 11	
R: 1	H: 2	E: 0	LOB: 3	K: 1	BB: 2	S: 7	P: 15	
R: 0	H: 0	E: 1	LOB: 1	K: 0	BB: 0	S: 4	P: 4	
R: 0	H: 0	E: 0	LOB: 0	K: 2	BB: 0	S: 7	P: 7	
R: 1	H: 2	E: 0	LOB: 1	K: 0	BB: 0	S: 5	P: 5	

PITCHER	IP	WLS	BF	H	R	ER	SO	BB	IBB	HBP	BLK	WP	HR	S	P	ERA	WHIP
Howie Pollet, L ERA: 3.86 (1, 1)	8.0	L	35	6	3	3	6	4	0	0	0	0	1	43	59	3.38	1.250

PITCHER	IP	WLS	BF	H	R	ER	SO	BB	IBB	HBP	BLK	WP	HR	S	P	ERA	WHIP

WP: 0	PA: 35
PB: 0	SB: 0
CS: 0	

Batter	1	2	3	4	5	6	7	8	9	10	AB R H RBI BB SO LOB	TOP										
Pete Castiglione, R OBP: 0.306, SLG: 0.383 (1, 5)	0-0 SH2-4 1B	0-3 K2-3			0-0 F7		0-0 L6		0-0 F7		5 0 1 0 0 1 1	<b>Pittsburgh Pirates @ Boston Braves</b> Braves Field, Boston, MA Wed May 14 1952, 3:33 AM EDT Att. 1,105 - Cloudy - 60 F										
Tony Bartirome, L OBP: 0.286, SLG: 0.295 (1, 3)	0-0 SH2-4 1-2		0-0 F4		0-0 S 1B		0-0 4-3		0-0 1B		4 0 2 0 0 0 0											
George Metkovich, L OBP: 0.330, SLG: 0.385 (1, 9) (8, 8)	0-0 F8		0-0 1B 1B		4-0 1-2 BB		0-0 F8		0-3 K		4 0 1 0 1 1 2											
Ralph Kiner, R OBP: 0.383, SLG: 0.341 Erv Dusak, R OBP: 0.182, SLG: 0.100 (1, 7) (10, 7)	0-0 F9		0-0 1-2 K 1B		0-0 F3			0-0 BB FC5-2 2B	0-0 F4		5 0 2 0 0 0 4 0 0 0 0 0 0 0											
Jack Merson, R OBP: 0.359, SLG: 0.510 (1, 4)		4-0 2B 1B BB	0-3 K		0-0 1-3			0-0 6-3		0-0 1-3	4 1 0 0 1 1 3											
Clyde McCullough, R OBP: 0.138, SLG: 0.143 Gus Bell, L OBP: 0.190, SLG: 0.263 (1, 2) (8, PH) (8, 9)		0-3 K		0-0 F4		0-0 6-3		4-0 FC5-2 BB IBB		0-0 HR	3 0 0 0 0 1 1 1 1 1 1 1 0 0											
Bobby Del Greco, R OBP: 0.333, SLG: 0.333 Joe Garagiola, L OBP: 0.385, SLG: 0.321 (1, 8) (8, PH) (8, 2)		0-0 1-3 1B 2B		0-3 K		0-0 E5 E S		4-0 1-2 2-3 BB FC5-2		4-0 E BB	3 1 1 0 0 1 0 0 0 0 0 2 0 0											
George Strickland, R OBP: 0.382, SLG: 0.222 (1, 6)		0-0 5-3 1B		0-0 F8		4-0 1-3 S IBB		0-0 FC5-2		4-0 G1-4-3 IBB	3 0 1 2 2 0 3											
Red Munger, R Ted Wilks, R Ed Fitz Gerald, R Woody Main, R (1, 1) (6, 1) (8, PH) (8, 1)		0-0 5-3 1-2		0-3 K		0-3 K		0-3 K		0-0 G1-4-3	3 0 0 0 0 2 3 0 0 0 0 0 0 0 1 0 0 0 0 1 3 1 0 0 0 0 0 2											
<b>Inning Stats</b>	R: 0 E: 0 K: 0 S: 4	H: 1 LOB: 1 BB: 0 P: 4	R: 2 E: 0 K: 2 S: 9	H: 2 LOB: 1 BB: 1 P: 13	R: 0 E: 0 K: 1 S: 6	H: 2 LOB: 1 BB: 0 P: 6	R: 0 E: 0 K: 1 S: 5	H: 0 LOB: 0 BB: 0 P: 5	R: 0 E: 1 K: 1 S: 6	H: 0 LOB: 2 BB: 1 P: 10	R: 0 E: 0 K: 0 S: 3		H: 0 LOB: 0 BB: 0 P: 3	R: 0 E: 0 K: 1 S: 6	H: 1 LOB: 3 BB: 2 P: 14	R: 0 E: 0 K: 1 S: 6	H: 1 LOB: 1 BB: 0 P: 6	R: 1 E: 1 K: 0 S: 3	H: 1 LOB: 1 BB: 2 P: 11	1B: 6 2B: 2 3B: 0 HR: 1	SF: 0 SAC: 1 DP: 1 HBP: 0	WP: 0 PB: 0 SB: 3 CS: 0
<b>PITCHER</b> Max Surkont, R ERA: 3.47 (1, 1)	IP 10.0	WLS W	BF 45	H 9	R 3	ER 3	SO 8	BB 4	IBB 3	HBP 0	BLK 0	WP 0	HR 1	S 54	P 82	ERA 2.70	WHIP 1.300					

livebaseballscorecards.com

AB	37
R	3
H	9
RBI	3
BB	7
SO	8
LOB	22



BOTTOM

Pittsburgh Pirates @ Boston Braves  
Braves Field, Boston, MA  
Wed May 14 1952, 3:33 AM EDT  
Att. 1,105 - Cloudy - 60 F

livebaseballscorecards.com

AB 36  
R 4  
H 9  
RBI 4  
BB 5  
SO 4  
LOB 12



WP: 0 PA: 41  
PB: 0  
SB: 0  
CS: 0

AB R H RBI BB SO LOB

3 2 0 0 2 1 0

5 1 1 0 0 0 1

5 0 4 2 0 1 0

3 0 0 0 2 0 2

4 0 1 1 1 0 0

4 0 1 0 0 1 3

4 0 1 0 0 1 4

3 0 0 0 0 0 2

1 1 1 1 0 0 0

3 0 0 0 0 0 0

1 0 0 0 0 0 0

1B: 4 SF: 0  
2B: 4 SAC: 0  
3B: 0 DP: 2  
HR: 1 HBP: 0

Batter	1	2	3	4	5	6	7	8	9	10
Jack Daniels, L (1.9) OBP: 0.375, SLG: 0.250	K		F8			1B 2B BB	L7			2B 1B BB
Sam Jethroe, S (1.8) OBP: 0.298, SLG: 0.407	F5		G3			1-3 2B 1B		1-3		L8
Eddie Mathews, L (1.5) OBP: 0.344, SLG: 0.575	2B			G1-6-3 1B		BB 1-H 3-H 2B		K		1B 2B
Earl Torgeson, L (1.3) OBP: 0.408, SLG: 0.373	4-3			G1-6-3		BB IBB		4-3		1B IBB
Pete Whisenant, R (1.7) OBP: 0.256, SLG: 0.200		5-3		F8		1-2 2-3 BB			F4	1-2 2-3 3-H 1B
Ebba St. Claire, S (1.2) OBP: 0.300, SLG: 0.370		G3			G1-6-3 1B		F5		K	
Roy Hartsfield, R (1.4) OBP: 0.296, SLG: 0.280		2B			L9		F2		K	
Jack Cusick, R (1.6) OBP: 0.230, SLG: 0.179			F2		G1-6-3			F6		HR
George Crowe, L (10, PH) OBP: 0.286, SLG: 0.417										
Max Surkont, R (1.1) OBP: 0.143, SLG: 0.286			F7				F6			F8
Willard Marshall, L (10, PH) OBP: 0.284, SLG: 0.429							6-3			

Inning Stats	R: 0	H: 1	E: 0	K: 1	S: 6	P: 6	R: 0	H: 1	E: 0	K: 0	S: 4	P: 4	R: 0	H: 0	E: 0	K: 0	S: 3	P: 3	R: 0	H: 1	E: 0	K: 0	S: 3	P: 3	R: 2	H: 2	E: 0	K: 0	S: 5	P: 17	R: 0	H: 0	E: 0	K: 0	S: 3	P: 3	R: 0	H: 0	E: 0	K: 1	S: 5	P: 5	R: 0	H: 0	E: 0	K: 2	S: 7	P: 7	R: 2	H: 3	E: 0	K: 0	S: 5	P: 13	1B: 4	SF: 0	2B: 4	SAC: 0	3B: 0	DP: 2	HR: 1	HBP: 0	WP: 0	PA: 41
--------------	------	------	------	------	------	------	------	------	------	------	------	------	------	------	------	------	------	------	------	------	------	------	------	------	------	------	------	------	------	-------	------	------	------	------	------	------	------	------	------	------	------	------	------	------	------	------	------	------	------	------	------	------	------	-------	-------	-------	-------	--------	-------	-------	-------	--------	-------	--------

PITCHER	IP	WLS	BF	H	R	ER	SO	BB	IBB	HBP	BLK	WP	HR	S	P	ERA	WHIP
Red Munger, R (1.1) ERA: 7.45	5.1		21	6	2	2	1	0	0	0	0	0	0	22	26	3.38	1.312
Ted Wilks, R (6.1) ERA: 2.08	1.2		7	0	0	0	1	1	0	0	0	0	0	5	13	0.00	0.600
Woody Main, R (6.1) ERA: 2.29	2.2	L	13	3	2	2	3	1	1	0	0	0	1	17	25	6.75	1.500

Batter	1	2	3	4	5	6	7	8	9	AB R H RBI BB SO LOB	TOP											
<b>Pete Castiglione, R</b> OBP: 0.340, SLG: 0.431 (1, 5)	3-2 4-3 2B		0-1 L8			0-1 L4-3 1B		1-1 1B		4 0 3 0 0 0 0												
<b>Tony Bartirome, L</b> OBP: 0.264, SLG: 0.271 (1, 3)	0-0 4-3 2-3		1-0 F7			1-3 K		3-2 F2		4 0 0 0 0 1 3												
<b>George Metkovich, L</b> OBP: 0.326, SLG: 0.378 (1, 8)	1-3 K			2-0 1B		1-2 L4-3 1-2			1-1 4-3	4 0 1 0 0 1 2												
<b>Ralph Kiner, R</b> OBP: 0.378, SLG: 0.330 (1, 7)	0-3 K			0-1 F2			4-0 BB BB		1-2 F6	3 0 0 0 1 1 2												
<b>Gus Bell, L</b> OBP: 0.240, SLG: 0.273 (1, 9)		3-2 4-3		0-0 F8		4-2 1-2 G6-4-3 BB		1-1 1B		3 0 1 0 1 0 1												
<b>Joe Garagiola, L</b> OBP: 0.377, SLG: 0.316 (1, 2)		1-0 E4 F8 1B		2-0 L1		3-2 F7		0-3 K		4 0 1 0 0 1 4												
<b>Jack Merson, R</b> OBP: 0.349, SLG: 0.495 (1, 4)		0-0 F8 2-3			3-2 5-3		1-0 G6-4-3 1-2f			3 0 0 0 0 0 3												
<b>George Strickland, R</b> OBP: 0.351, SLG: 0.200 (1, 6)		1-1 6-3			1-3 K			1-3 K		3 0 0 0 0 2 1												
<b>Murry Dickson, R</b> OBP: 0.200, SLG: 0.267 (1, 1)			0-3 K		1-1 6-3			0-0 F8		3 0 0 0 0 1 0												
<b>Inning Stats</b>	R: 0 E: 0 K: 2 S: 12	H: 1 LOB: 1 BB: 0 P: 16	R: 0 E: 1 K: 0 S: 7	H: 1 LOB: 1 BB: 0 P: 12	R: 0 E: 0 K: 1 S: 6	H: 0 LOB: 0 BB: 0 P: 7	R: 0 E: 0 K: 0 S: 5	H: 1 LOB: 1 BB: 0 P: 9	R: 0 E: 0 K: 1 S: 8	H: 0 LOB: 0 BB: 0 P: 13	R: 0 E: 0 K: 1 S: 8	H: 1 LOB: 0 BB: 0 P: 10	R: 0 E: 0 K: 0 S: 7	H: 0 LOB: 1 BB: 2 P: 19	R: 0 E: 0 K: 1 S: 12	H: 1 LOB: 1 BB: 0 P: 17	R: 0 E: 0 K: 1 S: 10	H: 1 LOB: 1 BB: 0 P: 13	1B: 5 2B: 2 3B: 0 HR: 0	SF: 0 SAC: 0 DP: 2 HBP: 0	WP: 0 PB: 0 SB: 0 CS: 0	PA: 33
<b>PITCHER</b> <b>Billy Loes, R</b> ERA: 0.64 (1, 1)	IP: 9.0 WLS: W BF: 33 H: 6 R: 0 ER: 0 SO: 7 BB: 2 IBB: 0 HBP: 0 BLK: 0 WP: 0 HR: 0 S: 75 P: 116 ERA: 0.00 WHIP: 0.889											<b>PITCHER</b> IP: WLS: BF: H: R: ER: SO: BB: IBB: HBP: BLK: WP: HR: S: P: ERA: WHIP:										

**Pittsburgh Pirates @ Brooklyn Dodgers**  
**Ebbets Field, Brooklyn, NY**  
 Thu May 15 1952, 3:33 AM EDT  
 Att. 14,402 - Unknown

AB	31
R	0
H	6
RBI	0
BB	2
SO	7
LOB	16





Batter	1	2	3	4	5	6	7	8	9
<b>Pee Wee Reese, R</b> OBP: 0.318, SLG: 0.266 (1, 6)	1-2 1B 1B	1-3 K			4-1 FC2-6 BB		1-1 FC4-6 1-2f		
<b>Billy Cox, R</b> OBP: 0.327, SLG: 0.415 (1, 5)	0-1 L9		0-2 FC5-4 1B		0-0 FC2-6 1-2f		0-0 F6		
<b>Jackie Robinson, R</b> OBP: 0.533, SLG: 0.485 (1, 4)	2-1 BB L8 1B		1-2 FC5-4 G6-4-3 1-2f		2-1 L5		1-0 L7		
<b>Roy Campanella, R</b> OBP: 0.367, SLG: 0.412 (1, 2)	1-0 BB 1B		1-1 G6-4-3 1-2f		2-1 F8		1-0 6-3		
<b>Andy Pafko, R</b> OBP: 0.384, SLG: 0.610 (1, 7)	4-0 FC6-4 BB 1-2 2-3			2-1 6-3		1-2 L8		0-1 5-3	
<b>Duke Snider, L</b> OBP: 0.374, SLG: 0.416 (1, 8)	0-1 L8			1-1 BB 1B		0-0 G3			
<b>Gil Hodges, R</b> OBP: 0.298, SLG: 0.373 (1, 3)	1-0 FC6-4 1-2f			4-1 BB 1B		1-3 K			
<b>Carl Furillo, R</b> OBP: 0.280, SLG: 0.271 (1, 9)		0-0 1-3		2-2 F2		0-0 F4			
<b>Billy Loes, R</b> OBP: 0.143, SLG: 0.143 (1, 1)		1-3 K		0-1 1-3		0-2 FC4-6 1B			

<b>Inning Stats</b>	R: 2 H: 3 E: 0 K: 0 S: 11	H: 3 LOB: 2 BB: 1 P: 20	R: 0 H: 0 E: 0 K: 2 S: 8	H: 0 LOB: 0 BB: 0 P: 10	R: 0 H: 1 E: 0 K: 0 S: 8	H: 1 LOB: 0 BB: 0 P: 10	R: 0 H: 1 E: 0 K: 0 S: 10	H: 1 LOB: 2 BB: 1 P: 19	R: 0 H: 0 E: 0 K: 1 S: 6	H: 0 LOB: 1 BB: 1 P: 14	R: 0 H: 0 E: 0 K: 1 S: 8	H: 0 LOB: 0 BB: 0 P: 10	R: 0 H: 1 E: 0 K: 0 S: 7	H: 1 LOB: 1 BB: 0 P: 8	R: 0 H: 0 E: 0 K: 0 S: 4	H: 0 LOB: 0 BB: 0 P: 6	1B: 6 2B: 0 3B: 0 HR: 0	SF: 0 SAC: 0 DP: 1 HBP: 0
---------------------	---------------------------	-------------------------	--------------------------	-------------------------	--------------------------	-------------------------	---------------------------	-------------------------	--------------------------	-------------------------	--------------------------	-------------------------	--------------------------	------------------------	--------------------------	------------------------	-------------------------	---------------------------

**BOTTOM**

**Pittsburgh Pirates @ Brooklyn Dodgers**  
**Ebbets Field, Brooklyn, NY**  
 Thu May 15 1952, 3:33 AM EDT  
 Att. 14,402 - Unknown


livebaseballscorecards.com

<b>AB</b>	<b>29</b>
<b>R</b>	<b>2</b>
<b>H</b>	<b>6</b>
<b>RBI</b>	<b>2</b>
<b>BB</b>	<b>3</b>
<b>SO</b>	<b>3</b>
<b>LOB</b>	<b>16</b>



<b>WP: 0</b>	<b>PA: 32</b>
<b>PB: 0</b>	<b>SB: 0</b>
<b>CS: 0</b>	

<b>PITCHER</b> <b>Murry Dickson, R</b> ERA: 5.7 (1, 1)	IP: 8.0 WLS: L BF: 32 H: 6 R: 2 ER: 2 SO: 3	BB: 3 IBB: 0 HBP: 0 BLK: 0	WP: 0 HR: 0 S: 62 P: 97	ERA: 2.25 WHIP: 1.125	<b>PITCHER</b>	IP: WLS: BF: H: R: ER: SO: BB: IBB: HBP: BLK: WP: HR: S: P: ERA: WHIP
---	---	----------------------------	-------------------------	-----------------------	----------------	---

Batter	1	2	3	4	5	6	7	8	9	AB R H RBI BB SO LOB	TOP																
<b>Pete Castiglione, R</b> OBP: 0.362, SLG: 0.426 (1, 5)	4-2 G3 S BB	2-0 2B F8 1B		0-0 5-3			3-1 6-3		4-2 FC2-5 BB	3 1 1 1 2 0 0																	
<b>Tony Bartirome, L</b> OBP: 0.259, SLG: 0.283 (1, 3)	0-1 B1-3	0-0 2B		1-0 1-3			0-0 F7		0-0 FC2-5 G1-6-3	5 0 1 0 0 0 3																	
<b>George Metkovich, L</b> OBP: 0.320, SLG: 0.360 (1, 7)	4-0 G3 BB	0-0 F8			2-2 3-1		2-3 K2-3		1-0 G1-6-3	4 0 0 1 1 1 3																	
<b>Gus Bell, L</b> OBP: 0.241, SLG: 0.240 (1, 9)	0-0 G3	0-0 F9			0-0 4-3			4-0 1B FC5-2 BB		3 0 0 0 1 0 3																	
<b>Joe Garagiola, L</b> OBP: 0.364, SLG: 0.317 <b>Brandy Davis, R</b> OBP: 0.409, SLG: 0.278 <b>Clyde McCullough, R</b> OBP: 0.138, SLG: 0.143 <b>Ed Fitz Gerald, R</b> OBP: 0.167, SLG: 0.167 (1, 2) (8, PR) (8, 2) (8, 2)	2-1 4-3		3-2 4-3		4-1 BB			1-0 S FC5-2 1B		3 0 1 0 1 0 2 0																	
<b>Jack Merson, R</b> OBP: 0.355, SLG: 0.505 (1, 4)		0-0 1B 2B	0-0 5-3 1B		1-1 5-3			0-0 FC5-2		4 1 2 0 0 0 3																	
<b>Bobby Del Greco, R</b> OBP: 0.330, SLG: 0.329 (1, 8)		1-2 3B 1B	1-0 5-3		1-3 K			1-3 K		4 1 1 1 0 2 3	AB 34 R 4 H 8 RBI 4 BB 5 SO 5 LOB 21																
<b>George Strickland, R</b> OBP: 0.341, SLG: 0.265 (1, 6)		1-2 1B 3B	2-3 K		0-0 F8			3-1 5-3		4 1 1 1 0 1 3																	
<b>Bob Friend, R</b> OBP: 0.167, SLG: 0.091 <b>Woody Main, R</b> <b>Ted Wilks, R</b> <b>Erv Dusak, R</b> OBP: 0.250, SLG: 0.182 (1, 1) (2, 1) (7, 1) (9, PH)		0-1 F3		0-3 K		0-0 L9			0-1 FC2-5 WP 1B	1 0 0 0 0 0 1 2 0 0 0 0 1 0 0 0 0 0 0 0 0 1 0 1 0 0 0 0																	
<b>Inning Stats</b>	R: 0 E: 0 K: 0 S: 7	H: 0 LOB: 2 BB: 2 P: 17	R: 4 E: 1 K: 0 S: 13	H: 5 LOB: 1 BB: 0 P: 17	R: 0 E: 0 K: 1 S: 9	H: 1 LOB: 1 BB: 0 P: 15	R: 0 E: 0 K: 1 S: 5	H: 0 LOB: 0 BB: 0 P: 6	R: 0 E: 0 K: 0 S: 7	H: 0 LOB: 1 BB: 1 P: 14	R: 0 E: 0 K: 1 S: 6	H: 0 LOB: 0 BB: 0 P: 7	R: 0 E: 0 K: 1 S: 6	H: 0 LOB: 0 BB: 0 P: 11	R: 0 E: 0 K: 1 S: 7	H: 1 LOB: 2 BB: 1 P: 16	R: 0 E: 0 K: 0 S: 6	H: 1 LOB: 1 BB: 1 P: 11	1B: 5 2B: 2 3B: 1 HR: 0	SF: 0 SAC: 0 DP: 1 HBP: 0	WP: 1 PB: 0 SB: 2 CS: 0	PA: 39					
<b>PITCHER</b>	IP WLS BF H R ER SO BB IBB HBP BLK WP HR S P ERA WHIP																										
<b>Carl Erskine, R</b> ERA: 2.9 (1, 1)	1.1		10	4	4	4	0	2	0	0	0	0	0	17	31	27.00	4.500										
<b>Joe Black, R</b> ERA: (2, 1)	0.2		3	1	0	0	0	0	0	0	0	0	3	3	0.00	1.500											
<b>Clem Labine, R</b> ERA: 4.91 (3, 1)	7.0	W	26	3	0	0	5	3	0	0	0	1	0	46	80	0.00	0.857										

**Pittsburgh Pirates @ Brooklyn Dodgers**  
**Ebbets Field, Brooklyn, NY**  
 Fri May 16 1952, 3:33 AM EDT  
 Att. 3,385 - Unknown

[livebaseballscorecards.com](http://livebaseballscorecards.com)

BOTTOM

Pittsburgh Pirates @ Brooklyn Dodgers  
Ebbets Field, Brooklyn, NY  
Fri May 16 1952, 3:33 AM EDT  
Att. 3,385 - Unknown

livebaseballscorecards.com

AB	34
R	6
H	13
RBI	6
BB	6
SO	1
LOB	20



WP:	0	PA:	41
PB:	0		
SB:	0		
CS:	4		

AB	R	H	RBI	BB	SO	LOB
4	1	3	2	1	0	0
4	0	1	1	1	0	3
5	0	2	1	0	0	2
5	1	1	0	0	1	6
4	0	1	0	0	0	0
3	2	3	2	1	0	0
3	1	2	0	1	0	1
1	1	0	0	2	0	1
1	0	0	0	0	0	2
0	0	0	0	0	0	0
0	0	0	0	0	0	0
1	0	0	0	0	0	3
3	0	0	0	0	0	2

Batter	1	2	3	4	5	6	7	8	9
<b>Billy Cox, R</b> OBP: 0.348, SLG: 0.427 (1, 5)	0-0 6-3 1B	0-0 1B 1B 1-3 2-H 3-H		2-2 6-3 1-3 1B		3-2 5-3		4-2 FC6-4 BB	
<b>Pee Wee Reese, R</b> OBP: 0.321, SLG: 0.265 (1, 6)	1-0 L9	3-1 1B 1B 1-3		1-1 1-3 1-2		4-2 CS BB		1-2 FC6-4 1B 1-2f	
<b>Jackie Robinson, R</b> OBP: 0.526, SLG: 0.479 (1, 4)	1-0 6-3 1-2	2-2 1-2 1B 3-H		1-1 6-3 2-3		1-0 CS 1-2	2-2 F6	0-0 1-2 1B	
<b>Roy Campanella, R</b> OBP: 0.359, SLG: 0.400 (1, 2)	2-3 K	0-1 F4		0-1 2-3		3-1 1B 1B		2-2 3-1	
<b>Andy Pafko, R</b> OBP: 0.379, SLG: 0.593 (1, 9) (7, 7)		3-1 F7	0-1 1-3		1-2 5-3		0-0 1B CS 1B		
<b>Duke Snider, L</b> OBP: 0.398, SLG: 0.467 (1, 8)		2-1 BB 1B 1B	4-1 FC5 5-4-3 BB		1-1 HR		3-1 CS 1B 1-3 2-H		
<b>Gil Hodges, R</b> OBP: 0.316, SLG: 0.384 (1, 3)		3-2 BB 1B 1B	3-1 5-4-3		2-2 CS 1B		4-2 CS 1BB 1-2 3-H		
<b>Cal Abrams, L</b> OBP: 0.444, SLG: 0.286 <b>Carl Furillo, R</b> OBP: 0.277, SLG: 0.267 (1, 7) (7, 9)		4-2 1B 1B BB 1-2 2-3	4-0 IBB		1-2 3-1 1-2		0-0 F6		
<b>Carl Erskine, R</b> OBP: 0.200, SLG: 0.111 <b>Joe Black, R</b> <b>George Shuba, L</b> OBP: 0.250, SLG: 0.143 <b>Clem Labine, R</b> (1, 1) (2, 1) (2, PH) (3, 1)		2-0 F5	1-2 FC5		0-0 F2		0-0 5-3		

Inning Stats	R: 0	H: 1	E: 0	K: 1	S: 6	LOB: 1	BB: 0	P: 10
	R: 4	H: 5	E: 0	K: 0	S: 20	LOB: 2	BB: 1	P: 39
	R: 0	H: 0	E: 0	K: 0	S: 9	LOB: 2	BB: 2	P: 21
	R: 0	H: 1	E: 0	K: 0	S: 9	LOB: 1	BB: 0	P: 13
	R: 1	H: 2	E: 0	K: 0	S: 12	LOB: 0	BB: 0	P: 17
	R: 0	H: 0	E: 0	K: 0	S: 7	LOB: 0	BB: 1	P: 15
	R: 1	H: 3	E: 0	K: 0	S: 12	LOB: 2	BB: 1	P: 24
	R: 0	H: 1	E: 0	K: 0	S: 12	LOB: 2	BB: 1	P: 19

PITCHER	IP	WLS	BF	H	R	ER	SO	BB	IBB	HBP	BLK	WP	HR	S	P	ERA	WHIP
<b>Bob Friend, R</b> ERA: 6.44 (1, 1)	1.2		12	6	4	4	1	1	0	0	0	0	0	24	47	21.60	4.200
<b>Woody Main, R</b> ERA: 2.59 (2, 1)	4.2	L	21	6	2	2	0	2	1	0	0	0	1	47	84	3.86	1.714
<b>Ted Wilks, R</b> ERA: 1.84 (7, 1)	1.2		7	1	0	0	0	1	1	0	0	0	0	16	27	0.00	1.200

Batter	1	2	3	4	5	6	7	8	9	AB R H RBI BB SO LOB	TOP																						
<b>Pete Castiglione, R</b> (1, 5) OBP: 0.381, SLG: 0.483	0-3 K		1-0 F8			4-0 FC5-4 1B BB	2-1 HR	2-2 1-2 1B		4 1 2 1 1 1 0	<b>Pittsburgh Pirates @ Brooklyn Dodgers</b> Ebbets Field, Brooklyn, NY Sat May 17 1952, 3:33 AM EDT Att: 11,067 - Unknown <a href="http://livebaseballscorecards.com">livebaseballscorecards.com</a>																						
<b>Tony Bartirome, L</b> (1, 3) OBP: 0.254, SLG: 0.276	0-1 F7			1-1 4-3		1-2 FC5-4 1B	2-2 F7	2-1 F7		5 0 1 0 0 0 2																							
<b>George Metkovich, L</b> (1, 7) OBP: 0.333, SLG: 0.360 <b>Brandy Davis, R</b> (5, 7) OBP: 0.400, SLG: 0.286	4-2 BB			4-0 BB BB		0-0 FC5-4 1-2f 2-3	1-2 HR 1B		0-1 B5-3	0 0 0 0 2 0 0 3 1 1 0 0 0 2																							
<b>Gus Bell, L</b> (1, 9) OBP: 0.294, SLG: 0.483	0-3 K			4-1 1-2 BB		0-3 K	1-0 1-H HR		3-1 HR	4 2 2 3 1 2 3																							
<b>Joe Garagiola, L</b> (1, 2) OBP: 0.372, SLG: 0.297		0-3 K		2-1 F8		1-0 2-3	4-2 BB		1-3 K	4 0 0 0 1 2 4																							
<b>Jack Merson, R</b> (1, 4) OBP: 0.348, SLG: 0.491		3-3 K		0-0 F6			HR 1B F5		2-2 L7	5 1 1 0 0 1 3																							
<b>Bobby Del Greco, R</b> (1, 8) OBP: 0.320, SLG: 0.318 <b>Don Carlsen, R</b> (7, 1)		2-3 K			0-1 F7		2-3 K	1-0 5-3		3 0 0 0 0 2 1 1 0 0 0 0 0 0																							
<b>George Strickland, R</b> (1, 6) OBP: 0.333, SLG: 0.257 <b>Dick Smith, R</b> (3, 6) OBP: 0.238, SLG: 0.167			0-3 K		3-3 K		4-1 HR BB	2-2 6-3		1 0 0 0 0 1 0 2 1 0 0 1 1 0																							
<b>Ron Kline, R</b> (1, 1) <b>Paul LaPalme, L</b> (2, 1) <b>Erv Dusak, R</b> (7, PH) OBP: 0.357, SLG: 0.538 (7, 8)			1-3 K		0-0 L9		1-0 HR	0-1 1B		0 0 0 0 0 0 0 2 0 0 0 0 1 0 2 1 2 3 0 0 0																							
<b>Inning Stats</b>	R: 0 E: 0 K: 2 S: 11	H: 0 LOB: 1 BB: 1 P: 15	R: 0 E: 0 K: 3 S: 9	H: 0 LOB: 0 BB: 0 P: 14	R: 0 E: 0 K: 2 S: 7	H: 0 LOB: 0 BB: 0 P: 9	R: 0 E: 0 K: 3 S: 7	H: 0 LOB: 2 BB: 2 P: 17	R: 0 E: 0 K: 1 S: 7	H: 0 LOB: 0 BB: 0 P: 10	R: 0 E: 0 K: 1 S: 9	H: 1 LOB: 2 BB: 1 P: 15	R: 6 E: 0 K: 1 S: 18	H: 5 LOB: 1 BB: 2 P: 36	R: 0 E: 0 K: 0 S: 11	H: 2 LOB: 2 BB: 0 P: 18	R: 1 E: 0 K: 1 S: 10	H: 1 LOB: 0 BB: 0 P: 16	1B: 5 2B: 0 3B: 0 HR: 4	SF: 0 SAC: 0 DP: 0 HBP: 0	WP: 0 PB: 0 SB: 0 CS: 0	PA: 42											
<b>PITCHER</b> <b>Ben Wade, R</b> (1, 1) ERA: 4.65	IP 9.0	WLS W	BF 42	H 9	R 7	ER 7	SO 11	BB 6	IBB 0	HBP 0	BLK 0	WP 0	HR 4	S 88	P 150	ERA 7.00	WHIP 1.667																
											<b>PITCHER</b>	IP	WLS	BF	H	R	ER	SO	BB	IBB	HBP	BLK	WP	HR	S	P	ERA	WHIP					



Batter	1	2	3	4	5	6	7	8	9
<b>Billy Cox, R</b> OBP: 0.347, SLG: 0.420 <b>Bobby Morgan, R</b> OBP: 0.250, SLG: 0.143	0-1 5-3	1-2 BB HBP 1B		1-1 G3			2-1 6-3 1B		
<b>Pee Wee Reese, R</b> OBP: 0.339, SLG: 0.290 <b>Rocky Bridges, R</b>	3-2 F8 WP 2B	1-0 HBP BB 3B 1B	4-1 2B 1B BB	0-0 F5			3-1 6-3 1-2		
<b>Jackie Robinson, R</b> OBP: 0.529, SLG: 0.487	4-0 BB S IBB	4-2 HBP 3B BB	2-2 1B 2B		3-3 K		2-1 F7		
<b>Roy Campanella, R</b> OBP: 0.382, SLG: 0.396 <b>Rube Walker, L</b> OBP: 0.250, SLG: 0.250	1-0 F8	2-1 3B HBP	3-2 FC1-6 1B		0-0 WP 1B		2-2 F4		
<b>Andy Pafko, R</b> OBP: 0.380, SLG: 0.578	4-2 1-3 3-H BB	0-3 K	1-1 F8		1-0 F6		1-2 G4-6-3 1B		
<b>Duke Snider, L</b> OBP: 0.389, SLG: 0.474	1-0 G3	0-1 3B 3B	0-0 FC1-6 BB		1-0 4-3		0-1 G4-6-3		
<b>Gil Hodges, R</b> OBP: 0.320, SLG: 0.371		6-3	4-2 1-2 BB		0-1 5-3		1-0 4-3		
<b>Dick Williams, R</b> OBP: 0.500, SLG: 1.000		2-1 BB 1B	2-1 5-3		0-1 1-3				
<b>Ben Wade, R</b> OBP: 0.455, SLG: 0.900		4-0 BB 1B		0-2 5-3		0-0 F2			

Inning Stats	R: 1	H: 1	E: 0	K: 0	S: 9	R: 9	H: 5	E: 0	K: 2	S: 22	R: 2	H: 2	E: 0	K: 0	S: 15	R: 0	H: 0	E: 0	K: 1	S: 6	R: 0	H: 1	E: 0	K: 1	S: 6	R: 0	H: 0	E: 0	K: 0	S: 5	R: 0	H: 1	E: 0	K: 0	S: 11	R: 0	H: 1	E: 0	K: 0	S: 6
	LOB: 2	BB: 2	P: 22	LOB: 1	BB: 4	LOB: 2	BB: 2	LOB: 0	BB: 0	P: 7	LOB: 1	BB: 0	LOB: 0	BB: 0	P: 11	LOB: 1	BB: 0	LOB: 0	BB: 0	P: 5	LOB: 1	BB: 0	LOB: 0	BB: 0	P: 8	LOB: 0	BB: 0	LOB: 0	BB: 0	P: 8	LOB: 0	BB: 0	LOB: 0	BB: 0	P: 8	LOB: 0	BB: 0	LOB: 0	BB: 0	P: 8

PITCHER	IP	WLS	BF	H	R	ER	SO	BB	IBB	HBP	BLK	WP	HR	S	P	ERA	WHIP
<b>Ron Kline, R</b> ERA: 8.31	1.2	L	16	4	9	9	1	5	1	1	0	1	0	24	59	48.60	5.400
<b>Paul LaPalme, L</b> ERA: 2.7	4.1		20	5	3	3	2	2	0	0	0	1	0	39	65	6.23	1.615
<b>Don Carlsen, R</b> ERA: 9.0	2.0		7	2	0	0	0	0	0	0	0	0	0	17	28	0.00	1.000

**BOTTOM**

**Pittsburgh Pirates @ Brooklyn Dodgers**  
Ebbets Field, Brooklyn, NY

Sat May 17 1952, 3:33 AM EDT  
Att. 11,067 - Unknown

AB	R	H	RBI	BB	SO	LOB
2	1	0	0	1	1	1
2	0	1	0	0	0	0
2	2	2	2	1	0	0
2	1	0	0	0	0	1
3	2	1	0	2	1	1
1	1	0	1	0	0	2
3	0	2	2	0	0	1
4	0	1	0	1	1	5
5	1	1	3	0	0	5
3	1	0	0	2	0	0
4	2	2	2	0	0	2
3	1	1	1	1	0	0

AB	34
R	12
H	11
RBI	11
BB	8
SO	3
LOB	18

livebaseballscorecards.com

**WP: 2**   **PA: 43**  
**PB: 0**   **SB: 1**  
**CS: 0**



Batter	1	2	3	4	5	6	7	8	9	AB R H RBI BB SO LOB	TOP													
Pete Castiglione, R OBP: 0.388, SLG: 0.475 (1, 5)	0-0 FC6-4 1B		4-0 BB			0-0 5-3		0-0 F3		3 0 1 0 1 0 0	<b>Pittsburgh Pirates @ New York Giants</b> Polo Grounds, New York, NY Mon May 19 1952, 3:33 AM EDT Att. 4,461 - Unknown													
Tony Bartirome, L OBP: 0.254, SLG: 0.274 (1, 3)	0-3 K		0-0 4-3			0-3 K		0-0 FC6-4 1B		4 0 1 0 0 2 2														
George Metkovich, L OBP: 0.330, SLG: 0.356 (1, 7)	0-0 FC6-4 1-2f				0-0 F7	0-0 1B 1B		0-0 FC6-4 1-2f		4 0 1 0 0 0 2														
Gus Bell, L OBP: 0.316, SLG: 0.485 (1, 9)	0-3 K			0-3 K		0-0 1B 1B		0-0 G3-6-1 1B		4 0 2 0 0 2 1														
Joe Garagiola, L OBP: 0.354, SLG: 0.279 (1, 2)		0-0 F8		0-0 G3-1		0-0 F8		0-0 G3-6-1 1-2f		4 0 0 0 0 0 3														
Jack Merson, R OBP: 0.345, SLG: 0.482 (1, 4)		0-0 G4-6-3 1B			0-0 1-3		0-0 6-3	0-0 F8		4 0 1 0 0 0 0														
Erv Dusak, R OBP: 0.353, SLG: 0.500 (1, 8)		0-0 G4-6-3 1-2f			0-0 1B		0-3 K			3 0 1 0 0 1 1														
Ted Wilks, R (8, 1)										0 0 0 0 0 0 0														
George Strickland, R OBP: 0.311, SLG: 0.237 (1, 6)			0-0 F7		0-0 F9		0-0 5-3			3 0 0 0 0 0 1														
Howie Pollet, L OBP: 0.067, SLG: 0.067 (1, 1)			0-0 6-3		0-0 P4		0-3 K			0 0 0 0 0 0 0														
Bobby Del Greco, R OBP: 0.317, SLG: 0.315 (3, PH)										1 0 0 0 0 0 0														
Bob Friend, R OBP: 0.154, SLG: 0.083 (3, 1)										1 0 0 0 0 0 1														
Brandy Davis, R OBP: 0.385, SLG: 0.273 (8, PH)										1 0 0 0 0 1 0														
<b>Inning Stats</b>	R: 0 E: 0 K: 2 S: 8	H: 1 LOB: 1 BB: 0 P: 8	R: 0 E: 0 K: 0 S: 3	H: 1 LOB: 0 BB: 0 P: 3	R: 0 E: 0 K: 0 S: 3	H: 0 LOB: 1 BB: 1 P: 7	R: 0 E: 0 K: 1 S: 5	H: 0 LOB: 0 BB: 0 P: 5	R: 0 E: 0 K: 1 S: 4	H: 1 LOB: 1 BB: 0 P: 4	R: 0 E: 0 K: 1 S: 7	H: 2 LOB: 2 BB: 0 P: 7	R: 0 E: 0 K: 1 S: 5	H: 0 LOB: 0 BB: 0 P: 5	R: 0 E: 0 K: 1 S: 6	H: 1 LOB: 1 BB: 0 P: 6	R: 0 E: 0 K: 0 S: 3	H: 1 LOB: 0 BB: 0 P: 3	1B: 7 2B: 0 3B: 0 HR: 0	SF: 0 SAC: 0 DP: 2 HBP: 0	WP: 0 PB: 0 SB: 0 CS: 0	PA: 33		
<b>PITCHER</b> Sal Maglie, R ERA: 1.01 (1, 1)	IP 9.0	WLS W	BF 33	H 7	R 0	ER 0	SO 6	BB 1	IBB 0	HBP 0	BLK 0	WP 0	HR 0	S 44	P 48	ERA 0.00	WHIP 0.889						ERA 0.00	WHIP 0.889

livebaseballscorecards.com

<b>AB</b>	32
<b>R</b>	0
<b>H</b>	7
<b>RBI</b>	0
<b>BB</b>	1
<b>SO</b>	6
<b>LOB</b>	11



Batter	1	2	3	4	5	6	7	8	9	AB	R	H	RBI	BB	SO	LOB
Davey Williams, R OBP: 0.344, SLG: 0.398 (1, 4)	0-0 2B 2B	0-0 6-3		0-0 4-3		0-0 1-3				4	1	1	0	0	0	2
Whitey Lockman, L OBP: 0.400, SLG: 0.448 (1, 3)	4-0 2B G1-2-3 BB	4-0 1B BB		0-0 1B WP		0-0 P6				2	1	1	0	2	0	0
Bobby Thomson, R OBP: 0.405, SLG: 0.577 (1, 5)	0-0 2B 1-3 2-H	0-0 1B S 1-3 2-H 3-H		0-0 1B 1B		0-0 P6				4	0	3	4	0	0	0
Bob Elliott, R OBP: 0.352, SLG: 0.403 Chuck Diering, R (8, 7)	0-0 P3	0-0 4-3		0-0 1B F8-4		0-0 F8				4	0	1	0	0	0	4
Willie Mays, R OBP: 0.333, SLG: 0.357 (1, 8)	4-0 IBB		0-0 E6 G3	0-0 F8-4		0-0 BB				2	0	0	0	2	0	2
Don Mueller, L OBP: 0.291, SLG: 0.429 (1, 9)	0-0 G1-2-3 3-H		0-0 G3		0-0 P5		0-0 4-3			4	0	0	0	0	0	5
Alvin Dark, R OBP: 0.351, SLG: 0.340 (1, 6)		0-0 SH3-4 1B 2B	0-0 P3		0-0 1-3			0-0 L4-3 1B		4	1	2	0	0	0	1
Wes Westrum, R OBP: 0.416, SLG: 0.524 (1, 2)		4-0 SH3-4 1B BB	4-0 IBB		0-0 P6			0-0 L4-3 1-2		2	1	0	0	2	0	1
Sal Maglie, R OBP: 0.190, SLG: 0.105 (1, 1)		0-0 SH3-4 1-2 2-3	0-0 4-3			0-0 5-3		0-3 K		3	0	0	0	0	1	2

Inning Stats	R: 1	H: 2	E: 0	LOB: 2	K: 0	BB: 2	S: 4	R: 2	H: 2	E: 0	LOB: 2	K: 0	BB: 2	S: 5	R: 0	H: 0	E: 1	LOB: 2	K: 0	BB: 1	S: 4	R: 1	H: 3	E: 0	LOB: 1	K: 0	BB: 0	S: 5	R: 0	H: 0	E: 0	LOB: 0	K: 0	BB: 0	S: 3	R: 0	H: 0	E: 0	LOB: 0	K: 0	BB: 0	S: 3	R: 0	H: 1	E: 0	LOB: 0	K: 1	BB: 0	S: 5
--------------	------	------	------	--------	------	-------	------	------	------	------	--------	------	-------	------	------	------	------	--------	------	-------	------	------	------	------	--------	------	-------	------	------	------	------	--------	------	-------	------	------	------	------	--------	------	-------	------	------	------	------	--------	------	-------	------

PITCHER	IP	WLS	BF	H	R	ER	SO	BB	IBB	HBP	BLK	WP	HR	S	P	ERA	WHIP
Howie Pollet, L ERA: 4.27 (1, 1)	2.0	L	13	4	3	3	0	3	1	0	0	0	0	9	25	13.50	3.500
Bob Friend, R ERA: 5.88 (3, 1)	5.0		20	3	1	1	0	1	1	0	0	1	0	18	26	1.80	0.800
Ted Wilks, R ERA: 1.72 (8, 1)	1.0		3	1	0	0	1	0	0	0	0	0	0	5	5	0.00	1.000

**BOTTOM**

**Pittsburgh Pirates @ New York Giants**  
Polo Grounds, New York, NY  
Mon May 19 1952, 3:33 AM EDT  
Att. 4,461 - Unknown

<b>AB</b>	<b>29</b>
<b>R</b>	<b>4</b>
<b>H</b>	<b>8</b>
<b>RBI</b>	<b>4</b>
<b>BB</b>	<b>6</b>
<b>SO</b>	<b>1</b>
<b>LOB</b>	<b>17</b>



1B	5	SF	0	WP	1	PA	36
2B	5	SAC	1	PB	0		
3B	0	DP	3	SB	1		
HR	0	HBP	0	CS	0		

Batter	1	2	3	4	5	6	7	8	9	AB R H RBI BB SO LOB	TOP																													
Pete Castiglione, R OBP: 0.371, SLG: 0.453 (1, 5) X	0-0 6-3 ①		0-0 F9 ③		0-0 SH1-3 ②			0-0 6-3 ①		3 0 0 0 0 0 1	<b>Pittsburgh Pirates @ Philadelphia Phillies</b> <b>Shibe Park, Philadelphia, PA</b> Wed May 21 1952, 3:33 AM EDT Att. 6,202 - Unknown <a href="http://livebaseballscorecards.com">livebaseballscorecards.com</a>																													
Erv Dusak, R OBP: 0.286, SLG: 0.400 (1, 8) SSS	0-3 K ②			0-3 K ① X	0-0 F9 ③			0-3 K ②		4 0 0 0 0 3 1																														
George Metkovich, L OBP: 0.318, SLG: 0.340 (1, 7) X	0-0 L5 ③			0-0 P5 ②		0-0 F8 ①		0-0 L3 ③		4 0 0 0 0 0 0																														
Gus Bell, L OBP: 0.333, SLG: 0.500 (1, 9) X		0-0 L7 ①		4-0 1B 2B BB		0-0 F9 ②		0-0 1B 2B		3 2 1 0 1 0 0																														
Joe Garagiola, L OBP: 0.372, SLG: 0.296 (1, 2) X		0-0 P5 ②		0-0 2B 1B		4-0 FC6-4 BB		0-0 2-H 1B		3 1 2 1 1 0 0 0 0 0 0 0 0 0																														
Dick Smith, R OBP: 0.238, SLG: 0.167 (9, PR) SSS				0-0 2B		0-0 FC6-4 ③		0-3 K ①		4 0 1 2 0 2 2																														
Jack Merson, R OBP: 0.341, SLG: 0.483 (1, 4) SSS	0-3 K ③			1-H 2-H 2B		0-0 FC6-4 ③																																		
Tony Bartirome, L OBP: 0.254, SLG: 0.273 (1, 3) X			0-0 G6-4-3 1B		0-0 4-3 ③		0-0 P4 ①		0-0 F9 ②			4 0 1 0 0 0 2																												
George Strickland, R OBP: 0.292, SLG: 0.220 (1, 6) X			0-0 G6-4-3 ①		0-0 F8 ①		0-0 4-3 ②		0-3 K ③			3 0 0 0 0 0 1 1 0 0 0 0 1 1																												
Bobby Del Greco, R OBP: 0.314, SLG: 0.311 (9, PH) SSS			1-2f																																					
Murry Dickson, R OBP: 0.278, SLG: 0.333 (1, 1) X			0-0 1B		0-0 SH1-3 1B		0-0 4-3 ③				3 0 2 0 0 0 0																													
<b>Inning Stats</b>	R: 0 E: 0 K: 1 S: 5	H: 0 LOB: 0 BB: 0 P: 5	R: 0 E: 0 K: 1 S: 5	H: 0 LOB: 0 BB: 0 P: 5	R: 0 E: 0 K: 0 S: 4	H: 2 LOB: 1 BB: 0 P: 4	R: 2 E: 0 K: 1 S: 7	H: 2 LOB: 1 BB: 1 P: 11	R: 0 E: 0 K: 0 S: 4	H: 1 LOB: 1 BB: 0 P: 4	R: 0 E: 0 K: 0 S: 3	H: 0 LOB: 1 BB: 1 P: 7	R: 0 E: 0 K: 0 S: 3	H: 0 LOB: 0 BB: 0 P: 3	R: 0 E: 0 K: 1 S: 5	H: 0 LOB: 0 BB: 0 P: 5	R: 1 E: 0 K: 2 S: 9	H: 2 LOB: 1 BB: 0 P: 9	1B: 5 2B: 2 3B: 0 HR: 0	SF: 0 SAC: 1 DP: 1 HBP: 0	WP: 0 PB: 0 SB: 0 CS: 0	PA: 35																		
<b>PITCHER</b> Robin Roberts, R ERA: 1.88 (1, 1)	IP 9.0	WLS W	BF 35	H 7	R 3	ER 3	SO 6	BB 2	IBB 0	HBP 0	BLK 0	WP 0	HR 0	S 45	P 53	ERA 3.00	WHIP 1.000						<b>PITCHER</b>	IP 9.0	WLS W	BF 35	H 7	R 3	ER 3	SO 6	BB 2	IBB 0	HBP 0	BLK 0	WP 0	HR 0	S 45	P 53	ERA 3.00	WHIP 1.000





Batter	1	2	3	4	5	6	7	8	9	AB	R	H	RBI	BB	SO	LOB
Richie Ashburn, L (1, 8) OBP: 0.313, SLG: 0.286	0-0 4-3	0-0 F9			0-0 CS 1B		0-0 P5			4	0	1	1	0	0	0
Granny Hamner, R (1, 6) OBP: 0.288, SLG: 0.418	0-3 K	0-0 E5 PO			0-0 6-3 1-2		0-0 F9			4	0	0	0	0	1	1
Smoky Burgess, L (1, 2) OBP: 0.333, SLG: 0.385	0-0 4-3	0-0 PO 1-2	0-3 K		0-3 K		0-0 F9			4	0	0	0	0	2	0
Del Ennis, R (1, 9) OBP: 0.374, SLG: 0.526		4-0 SH 1B 1B BB	0-0 G3		0-0 4-3		0-0 P6			3	1	0	0	1	0	0
Willie Jones, R (1, 5) OBP: 0.397, SLG: 0.524		0-0 1B SH E 1B 1-2	4-0 BB BB BB BB	0-0 BB BB BB BB	0-0 1B 3B		0-0 E 5-3 1B			3	3	3	0	1	0	0
Connie Ryan, R (1, 4) OBP: 0.362, SLG: 0.442		0-0 SH E 1B 1-2 2-3	0-0 P6		0-0 BB 1B		0-0 5-3			3	1	1	1	0	0	2
Jackie Mayo, L (1, 7) OBP: 0.361, SLG: 0.379		0-0 E E 1B 1-2 2-3 3-H		0-0 6-3		4-0 BB BB BB	0-0 E8 PO 2-H			3	1	1	1	1	0	0
Eddie Waitkus, L (1, 3) OBP: 0.393, SLG: 0.357		0-0 E1 F9 4-3 1B 1-H 2-H 3-H		0-0 3-1		0-0 F8	0-0 PO			3	1	1	1	0	0	2
Robin Roberts, S (1, 1) OBP: 0.077, SLG: 0.154		0-0 4-3		0-0 3-1		0-0 5-3				3	0	0	0	0	0	3

Inning Stats	R: 0	H: 0	E: 0	K: 1	S: 5	R: 5	H: 3	E: 3	K: 0	S: 7	R: 0	H: 0	E: 0	K: 1	S: 5	R: 0	H: 1	E: 0	K: 1	S: 5	R: 1	H: 2	E: 0	K: 0	S: 5	R: 0	H: 0	E: 1	K: 0	S: 4
	LOB: 0	BB: 0	P: 5	ER: 3	SO: 3	LOB: 0	BB: 1	P: 11	LOB: 1	BB: 1	LOB: 0	BB: 0	P: 3	LOB: 0	BB: 0	LOB: 2	BB: 1	P: 9	LOB: 0	BB: 0	P: 3	LOB: 0	BB: 0	P: 4	LOB: 0	BB: 0	P: 4	LOB: 0	BB: 0	P: 4


PITCHER	IP	WLS	BF	H	R	ER	SO	BB	IBB	HBP	BLK	WP	HR	S	P	ERA	WHIP	IP	WLS	BF	H	R	ER	SO	BB	IBB	HBP	BLK	WP	HR	S	P	ERA	WHIP	
Murry Dickson, R (1, 1) ERA: 5.33	8.0	L	34	7	7	3	3	3	0	0	0	0	0	37	49	3.38	1.250																		

**BOTTOM**


Pittsburgh Pirates @ Philadelphia Phillies  
 Shibe Park, Philadelphia, PA  
 Wed May 21 1952, 3:33 AM EDT  
 Att. 6,202 - Unknown

livebaseballscorecards.com

AB	30
R	7
H	7
RBI	4
BB	3
SO	3
LOB	8



WP	PA	3B	HR	S	P	ERA	WHIP
0	36	1	0	4	4		

Batter	1	2	3	4	5	6	7	8	9	AB R H RBI BB SO LOB	TOP							
Brandy Davis, R (1, 7) OBP: 0.385, SLG: 0.273										0 0 0 0 0 0 0 0	<b>Pittsburgh Pirates @ Philadelphia Phillies</b> Shibe Park, Philadelphia, PA Thu May 22 1952, 3:33 AM EDT Att. 3,065 - Unknown  <a href="http://livebaseballscorecards.com">livebaseballscorecards.com</a>							
Pete Castiglione, R (1, 5) OBP: 0.371, SLG: 0.453										0 0 0 0 0 0 0 0								
Bobby Del Greco, R (1, 8) OBP: 0.314, SLG: 0.311										0 0 0 0 0 0 0 0								
Gus Bell, L (1, 9) OBP: 0.333, SLG: 0.500										0 0 0 0 0 0 0 0								
Jack Merson, R (1, 4) OBP: 0.341, SLG: 0.483										0 0 0 0 0 0 0 0								
Clyde McCullough, R (1, 2) OBP: 0.138, SLG: 0.143										0 0 0 0 0 0 0 0								
George Strickland, R (1, 6) OBP: 0.282, SLG: 0.220										0 0 0 0 0 0 0 0								
Tony Bartirome, L (1, 3) OBP: 0.254, SLG: 0.273										0 0 0 0 0 0 0 0								
Red Munger, R (1, 1)	0 0 0 0 0 0 0 0	<b>AB</b> 0 <b>R</b> 0 <b>H</b> 0 <b>RBI</b> 0 <b>BB</b> 0 <b>SO</b> 0 <b>LOB</b> 0  																
<b>Inning Stats</b>										1B: 0 SF: 0 2B: 0 SAC: 0 3B: 0 DP: 0 HR: 0 HBP: 0 WP: 0 PA: 0 PB: 0 SB: 0 CS: 0								
<b>PITCHER</b> Curt Simmons, L (1, 1) ERA: 1.35	IP	WLS	BF	H	R	ER	SO	BB	IBB	HBP	BLK	WP	HR	S	P	ERA	WHIP	<b>PITCHER</b> IP WLS BF H R ER SO BB IBB HBP BLK WP HR S P ERA WHIP





Batter	1	2	3	4	5	6	7	8	9	AB R H RBI BB SO LOB	BOTTOM
--------	---	---	---	---	---	---	---	---	---	----------------------	--------

<b>Brandy Davis, R</b> (1, 7) <small>OBP: 0.367, SLG: 0.240</small>										0 0 0 0 0 0 0 0	<p style="text-align: center;"><b>Chicago Cubs @ Pittsburgh Pirates</b>  <b>Forbes Field, Pittsburgh, PA</b>            Fri May 23 1952, 3:33 AM EDT            Att. 8,496 - Unknown</p> <p style="text-align: right;"><a href="http://livebaseballscorecards.com">livebaseballscorecards.com</a></p>
<b>Pete Castiglione, R</b> (1, 5) <small>OBP: 0.370, SLG: 0.439</small>										0 0 0 0 0 0 0 0	
<b>Bobby Del Greco, R</b> (1, 8) <small>OBP: 0.321, SLG: 0.304</small>										0 0 0 0 0 0 0 0	
<b>Gus Bell, L</b> (1, 9) <small>OBP: 0.304, SLG: 0.450</small>										0 0 0 0 0 0 0 0	
<b>Jack Merson, R</b> (1, 4) <small>OBP: 0.339, SLG: 0.475</small>										0 0 0 0 0 0 0 0	
<b>Clyde McCullough, R</b> (1, 2) <small>OBP: 0.121, SLG: 0.125</small>										0 0 0 0 0 0 0 0	
<b>George Strickland, R</b> (1, 6) <small>OBP: 0.288, SLG: 0.222</small>										0 0 0 0 0 0 0 0	
<b>Tony Bartirome, L</b> (1, 3) <small>OBP: 0.257, SLG: 0.275</small>										0 0 0 0 0 0 0 0	
<b>Bob Friend, R</b> (1, 1) <small>OBP: 0.154, SLG: 0.083</small>										0 0 0 0 0 0 0 0	<b>AB 0</b> <b>R 0</b> <b>H 0</b> <b>RBI 0</b> <b>BB 0</b> <b>SO 0</b> <b>LOB 0</b>
<b>Inning Stats</b>										<b>1B: 0</b> <b>SF: 0</b> <b>2B: 0</b> <b>SAC: 0</b> <b>3B: 0</b> <b>DP: 0</b> <b>HR: 0</b> <b>HBP: 0</b>	<b>WP: 0</b> <b>PA: 0</b> <b>PB: 0</b> <b>SB: 0</b> <b>CS: 0</b>

<b>PITCHER</b> <b>Joe Hatten, L</b> (1, 1) <small>ERA: 4.61</small>	<b>IP</b> 0.0 <b>WLS</b> <b>BF</b> 0 <b>H</b> 0 <b>R</b> 0 <b>ER</b> 0 <b>SO</b> 0 <b>BB</b> 0 <b>IBB</b> 0 <b>HBP</b> 0 <b>BLK</b> 0 <b>WP</b> 0 <b>HR</b> 0 <b>S</b> 0 <b>P</b> 0 <b>ERA</b> ∞ <b>WHIP</b> ∞	<b>PITCHER</b> <b>IP</b> <b>WLS</b> <b>BF</b> <b>H</b> <b>R</b> <b>ER</b> <b>SO</b> <b>BB</b> <b>IBB</b> <b>HBP</b> <b>BLK</b> <b>WP</b> <b>HR</b> <b>S</b> <b>P</b> <b>ERA</b> <b>WHIP</b>
---	--	--

Batter	1	2	3	4	5	6	7	8	9	AB R H RBI BB SO LOB	TOP											
Eddie Miksis, R (1, 6) OBP: 0.317, SLG: 0.368	0-0 6-3		0-0 1B		0-0 1B	0-0 1B			0-0 F8	5 1 2 1 0 0 1												
Bob Ramazzotti, R (1, 4) OBP: 0.353, SLG: 0.386	0-0 1B		0-0		0-0 1B	0-0 CS	0-0 L5		0-3 K	5 0 2 1 0 1 1												
Bruce Edwards, R (1, 2) OBP: 0.250, SLG: 0.227	0-0 G6-4-3			0-0 5-3	0-0 1B		0-0 5-3		0-0 E5	5 0 1 1 0 0 1												
Warren Hacker, R (9, PR) OBP: 0.333, SLG: 0.333	0-0 G6-4-3			0-0 5-3	0-0 1B		0-0 5-3		0-0 E5	0 0 0 0 0 0 0												
Toby Atwell, L (9, 2) OBP: 0.432, SLG: 0.405	0-0 1-2f			0-0 5-3	0-0 1B		0-0 5-3		0-0 E5	0 0 0 0 0 0 0												
Hank Sauer, R (1, 7) OBP: 0.388, SLG: 0.614		0-0 HR		4-0 3B	0-0 8-4		0-3 K		4-0 1B	3 2 1 1 2 1 2												
Bill Serena, R (1, 5) OBP: 0.370, SLG: 0.520		0-3 K		0-0 F7		0-0 FC1-5		0-0 5-3	0-0 1B	5 0 2 0 0 1 1												
Dee Fondy, L (1, 3) OBP: 0.317, SLG: 0.353		0-0 G3		0-0 3B		0-0 FC1-5		0-3 K	1-2 1B	4 1 2 1 0 1 0												
Hal Jeffcoat, R (1, 8) OBP: 0.208, SLG: 0.250		0-0 5-3		0-0 6-3		0-0 FC1-5		0-0 2B		4 1 1 0 0 0 3												
Gene Hermanski, L (1, 9) OBP: 0.469, SLG: 0.500			0-0 4-3		0-0 1B	0-0 1B		4-0 2B		3 2 2 1 1 0 0												
Paul Minner, L (1, 1) OBP: 0.190, SLG: 0.250			0-0 5-3		0-0 SH1-4	0-0 SH1-4		0-0 5-3		2 0 1 1 0 0 0												
Dutch Leonard, R (7, 1)										1 0 0 0 0 0 2												
Johnny Klippstein, R (9, 1) OBP: 0.412, SLG: 0.375										0 0 0 0 0 0 0												
<b>Inning Stats</b>	R: 0 E: 0 K: 0 S: 3	H: 1 LOB: 0 BB: 0 P: 3	R: 1 E: 0 K: 1 S: 6	H: 1 LOB: 0 BB: 0 P: 6	R: 0 E: 0 K: 0 S: 4	H: 1 LOB: 1 BB: 0 P: 4	R: 1 E: 0 K: 0 S: 4	H: 1 LOB: 1 BB: 1 P: 8	R: 2 E: 0 K: 0 S: 6	H: 4 LOB: 1 BB: 0 P: 6	R: 3 E: 0 K: 0 S: 6	H: 4 LOB: 0 BB: 0 P: 6	R: 0 E: 0 K: 1 S: 5	H: 0 LOB: 0 BB: 0 P: 5	R: 0 E: 0 K: 1 S: 6	H: 1 LOB: 2 BB: 1 P: 10	R: 0 E: 1 K: 1 S: 6	H: 1 LOB: 3 BB: 1 P: 10	1B: 11 2B: 2 3B: 1 HR: 1	SF: 0 SAC: 1 DP: 2 HBP: 0	WP: 0 PB: 0 SB: 0 CS: 1	PA: 42
<b>PITCHER</b>	IP WLS BF H R ER SO BB IBB HBP BLK WP HR S P ERA WHIP																					
Howie Pollet, L (1, 1) ERA: 4.62	4.1 L 21 8 4 4 1 1 0 0 0 0 0 1 22 26 8.31 2.077																					
Don Carlsen, R (5, 1) ERA: 10.8	1.0 6 4 3 3 0 0 0 0 0 0 0 0 6 6 27.00 4.000																					
Woody Main, R (6, 1) ERA: 2.42	1.2 4 0 0 0 1 0 0 0 0 0 0 0 6 6 0.00 0.000																					
Paul LaPalme, L (8, 1) ERA: 2.51	1.0 5 1 0 0 1 1 0 0 0 0 0 0 6 10 0.00 2.000																					
Ron Kline, R (9, 1) ERA: 7.94	1.0 5 1 0 0 1 1 0 0 0 0 0 0 6 10 0.00 2.000																					

Chicago Cubs @ Pittsburgh Pirates  
 Forbes Field, Pittsburgh, PA  
 Sat May 24 1952, 3:33 AM EDT  
 Att. 3,118 - Unknown

livebaseballscorecards.com

AB	37
R	7
H	14
RBI	7
BB	3
SO	4
LOB	11



Batter	1	2	3	4	5	6	7	8	9	AB	R	H	RBI	BB	SO	LOB
<b>Pete Castiglione, R</b> (1, 5) OBP: 0.366, SLG: 0.419	0-0 4-3		0-0 F8		4-0 1-2 BB		0-0 6-3		0-0 BB 1B	4	0	1	1	1	0	2
<b>Bobby Del Greco, R</b> (1, 8) OBP: 0.316, SLG: 0.301	0-0 F8		0-0 F9		0-0 F8		0-0 BB 1B		0-0	5	1	1	1	0	0	4
<b>Ralph Kiner, R</b> (1, 7) OBP: 0.367, SLG: 0.323 <b>Brandy Davis, R</b> (9, PR) OBP: 0.353, SLG: 0.214	4-0 BB			0-0 5-3		0-3 K	4-0 1-2 BB		4-0 1-2 BB	2	0	0	0	3	1	0
<b>Gus Bell, L</b> (1, 9) OBP: 0.298, SLG: 0.451	0-0 5-3			0-0 F9		0-0 2B	0-3 K		0-0	5	0	1	0	0	1	5
<b>Jack Merson, R</b> (1, 4) OBP: 0.326, SLG: 0.459		0-0 F7		0-0 L9		0-0 F9	0-0 1-2 2-H 1B		0-0	5	0	1	1	0	0	3
<b>Clyde McCullough, R</b> (1, 2) OBP: 0.150, SLG: 0.154		0-0 L4-3 1B			0-0 F9	0-0 5-3	0-3 K			4	0	1	0	0	1	3
<b>George Strickland, R</b> (1, 6) OBP: 0.311, SLG: 0.315		0-0 L4-3 1-2			0-0 HR		0-0 1B 2B 1B	0-0 6-3		4	2	2	1	0	0	1
<b>Tony Bartirome, L</b> (1, 3) OBP: 0.238, SLG: 0.253 <b>Ed Fitz Gerald, R</b> (5, PH) OBP: 0.143, SLG: 0.143 <b>George Metkovich, L</b> (6, 3) OBP: 0.315, SLG: 0.337			0-0 P6		0-0 F8		0-0 2B 6-3 1B	0-0 F8		1	0	0	0	0	0	0
<b>Howie Pollet, L</b> (1, 1) OBP: 0.125, SLG: 0.067 <b>Don Carlsen, R</b> (5, 1) OBP: 0.333, SLG: 0.333 <b>Woody Main, R</b> (6, 1) <b>Murry Dickson, R</b> (7, PH) OBP: 0.316, SLG: 0.421 <b>Paul LaPalme, L</b> (8, 1) <b>Joe Garagiola, L</b> (8, PH) OBP: 0.371, SLG: 0.288 <b>Ron Kline, R</b> (9, 1)			4-0 BB		0-0 1B		0-0 6-3 1B 2B	0-0 4-3		1	0	0	0	0	0	0

**BOTTOM**

**Chicago Cubs @ Pittsburgh Pirates**  
Forbes Field, Pittsburgh, PA  
Sat May 24 1952, 3:33 AM EDT  
Att. 3,118 - Unknown

livebaseballscorecards.com


<b>AB</b>	<b>36</b>
<b>R</b>	<b>5</b>
<b>H</b>	<b>10</b>
<b>RBI</b>	<b>5</b>
<b>BB</b>	<b>5</b>
<b>SO</b>	<b>3</b>
<b>LOB</b>	<b>18</b>



Inning Stats																	1B	SF	SAC		WP	PA						
R	H	E	K	S	LOB	BB	P	R	H	E	K	S	LOB	BB	P	R	H	SF	SAC	DP	HBP	WP	HR	S	P	ERA	WHIP	
0	0	0	0	3	1	1	7	0	0	0	0	0	0	0	0	0	0	0	0	0	0	0	0	0	0	0	0	0
0	0	0	0	3	0	0	3	0	0	0	0	0	0	0	0	0	0	0	0	0	0	0	0	0	0	0	0	0
0	0	0	0	3	1	1	7	0	0	0	0	0	0	0	0	0	0	0	0	0	0	0	0	0	0	0	0	0
0	0	0	0	3	0	0	3	0	0	0	0	0	0	0	0	0	0	0	0	0	0	0	0	0	0	0	0	0
0	0	0	0	3	1	1	7	0	0	0	0	0	0	0	0	0	0	0	0	0	0	0	0	0	0	0	0	0
0	0	0	0	3	0	0	3	0	0	0	0	0	0	0	0	0	0	0	0	0	0	0	0	0	0	0	0	0
0	0	0	0	3	1	1	7	0	0	0	0	0	0	0	0	0	0	0	0	0	0	0	0	0	0	0	0	0
0	0	0	0	3	0	0	3	0	0	0	0	0	0	0	0	0	0	0	0	0	0	0	0	0	0	0	0	0
0	0	0	0	3	1	1	7	0	0	0	0	0	0	0	0	0	0	0	0	0	0	0	0	0	0	0	0	0
0	0	0	0	3	0	0	3	0	0	0	0	0	0	0	0	0	0	0	0	0	0	0	0	0	0	0	0	0
0	0	0	0	3	1	1	7	0	0	0	0	0	0	0	0	0	0	0	0	0	0	0	0	0	0	0	0	0
0	0	0	0	3	0	0	3	0	0	0	0	0	0	0	0	0	0	0	0	0	0	0	0	0	0	0	0	0
0	0	0	0	3	1	1	7	0	0	0	0	0	0	0	0	0	0	0	0	0	0	0	0	0	0	0	0	0

PITCHER	IP	WLS	BF	H	R	ER	SO	BB	IBB	HBP	BLK	WP	HR	S	P	ERA	WHIP
<b>Paul Minner, L</b> (1, 1) ERA: 3.83	6.2	W	32	9	5	5	2	4	0	0	0	0	1	32	48	6.75	1.950
<b>Dutch Leonard, R</b> (7, 1) ERA: 2.7	1.2		7	1	0	0	1	1	0	0	0	0	0	8	12	0.00	1.200
<b>Johnny Klippstein, R</b> (9, 1) ERA: 3.38	0.2	S	2	0	0	0	0	0	0	0	0	0	0	2	2	0.00	0.000

PITCHER	IP	WLS	BF	H	R	ER	SO	BB	IBB	HBP	BLK	WP	HR	S	P	ERA	WHIP
<b>Paul Minner, L</b> (1, 1) ERA: 3.83	6.2	W	32	9	5	5	2	4	0	0	0	0	1	32	48	6.75	1.950
<b>Dutch Leonard, R</b> (7, 1) ERA: 2.7	1.2		7	1	0	0	1	1	0	0	0	0	0	8	12	0.00	1.200
<b>Johnny Klippstein, R</b> (9, 1) ERA: 3.38	0.2	S	2	0	0	0	0	0	0	0	0	0	0	2	2	0.00	0.000

Batter	1	2	3	4	5	6	7	8	9	AB R H RBI BB SO LOB	TOP							
Eddie Miksis, R (1, 6) OBP: 0.317, SLG: 0.368										0 0 0 0 0 0 0 0	<p><b>Chicago Cubs @ Pittsburgh Pirates</b>  <b>Forbes Field, Pittsburgh, PA</b>  Sun May 25 1952, 3:33 AM EDT  Att. 5,111 - Unknown</p> <p><a href="http://livebaseballscorecards.com">livebaseballscorecards.com</a></p> <p><b>AB 0</b>  <b>R 0</b>  <b>H 0</b>  <b>RBI 0</b>  <b>BB 0</b>  <b>SO 0</b>  <b>LOB 0</b></p>  <p>WP: 0 PA: 0  PB: 0  SB: 0  CS: 0</p>							
Dee Fondy, L (1, 3) OBP: 0.317, SLG: 0.353										0 0 0 0 0 0 0 0								
Gene Hermanski, L (1, 9) OBP: 0.469, SLG: 0.500										0 0 0 0 0 0 0 0								
Hank Sauer, R (1, 7) OBP: 0.388, SLG: 0.614										0 0 0 0 0 0 0 0								
Toby Atwell, L (1, 2) OBP: 0.432, SLG: 0.405										0 0 0 0 0 0 0 0								
Bill Serena, R (1, 5) OBP: 0.370, SLG: 0.520										0 0 0 0 0 0 0 0								
Bob Addis, L (1, 8) OBP: 0.378, SLG: 0.385										0 0 0 0 0 0 0 0								
Bob Ramazzotti, R (1, 4) OBP: 0.353, SLG: 0.386										0 0 0 0 0 0 0 0								
Turk Lown, R (1, 1)	0 0 0 0 0 0 0 0																	
<b>Inning Stats</b>										1B: 0 SF: 0 2B: 0 SAC: 0 3B: 0 DP: 0 HR: 0 HBP: 0								
<b>PITCHER</b> Murry Dickson, R (1, 1) ERA: 5.33	IP	WLS	BF	H	R	ER	SO	BB	IBB	HBP	BLK	WP	HR	S	P	ERA	WHIP	<b>PITCHER</b> IP WLS BF H R ER SO BB IBB HBP BLK WP HR S P ERA WHIP



Batter	1	2	3	4	5	6	7	8	9	AB R H RBI BB SO LOB	BOTTOM
--------	---	---	---	---	---	---	---	---	---	----------------------	--------

Pete Castiglione, R (1, 5) OBP: 0.366, SLG: 0.419										0 0 0 0 0 0 0	<p><b>Chicago Cubs @ Pittsburgh Pirates</b>  <b>Forbes Field, Pittsburgh, PA</b>  Sun May 25 1952, 3:33 AM EDT  Att: 5,111 - Unknown</p>
Bobby Del Greco, R (1, 8) OBP: 0.316, SLG: 0.301										0 0 0 0 0 0 0	
Ralph Kiner, R (1, 7) OBP: 0.367, SLG: 0.323										0 0 0 0 0 0 0	
Gus Bell, L (1, 9) OBP: 0.298, SLG: 0.451										0 0 0 0 0 0 0	
Joe Garagiola, L (1, 2) OBP: 0.371, SLG: 0.288										0 0 0 0 0 0 0	
Jack Merson, R (1, 4) OBP: 0.326, SLG: 0.459										0 0 0 0 0 0 0	
George Strickland, R (1, 6) OBP: 0.311, SLG: 0.315										0 0 0 0 0 0 0	
Tony Bartirome, L (1, 3) OBP: 0.238, SLG: 0.253										0 0 0 0 0 0 0	
Murry Dickson, R (1, 1) OBP: 0.316, SLG: 0.421										0 0 0 0 0 0 0	<b>AB 0</b> <b>R 0</b> <b>H 0</b> <b>RBI 0</b> <b>BB 0</b> <b>SO 0</b> <b>LOB 0</b>

[livebaseballscorecards.com](http://livebaseballscorecards.com)



<b>Inning Stats</b>	1B: 0	SF: 0	WP: 0	PA: 0
	2B: 0	SAC: 0	PB: 0	
	3B: 0	DP: 0	SB: 0	
	HR: 0	HBP: 0	CS: 0	

<b>PITCHER</b> Turk Lown, R (1, 1) ERA: 4.5	<b>IP</b> 0.0 <b>WLS</b> <b>BF</b> 0 <b>H</b> 0 <b>R</b> 0 <b>ER</b> 0 <b>SO</b> 0 <b>BB</b> 0 <b>IBB</b> 0 <b>HBP</b> 0 <b>BLK</b> 0 <b>WP</b> 0 <b>HR</b> 0 <b>S</b> 0 <b>P</b> 0 <b>ERA</b> ∞ <b>WHIP</b> ∞	<b>PITCHER</b> <b>IP</b> <b>WLS</b> <b>BF</b> <b>H</b> <b>R</b> <b>ER</b> <b>SO</b> <b>BB</b> <b>IBB</b> <b>HBP</b> <b>BLK</b> <b>WP</b> <b>HR</b> <b>S</b> <b>P</b> <b>ERA</b> <b>WHIP</b>
---	--	--

Batter	1	2	3	4	5	6	7	8	9	AB R H RBI BB SO LOB	TOP																
Bob Borkowski, R (1, 3) OBP: 0.294, SLG: 0.311	0-3 K		0-0 FC6-4 1-2f 2B		0-3 K		0-0 1-3		0-0 1-3	5 0 0 0 0 2 3																	
Bobby Adams, R (1, 5) OBP: 0.346, SLG: 0.376	0-0 4-3		0-0 2B 1-H			4-0 1B 3B BB	0-0 E3			3 1 1 0 1 0 0																	
Grady Hatton, L (1, 4) OBP: 0.344, SLG: 0.376	4-0 BB			4-0 4-3 WP BB		0-0 1-2 3B 1B	0-0 F7			2 1 1 0 2 0 1																	
Wally Westlake, R (1, 8) OBP: 0.295, SLG: 0.245	0-0 5-3			0-3 K 1-2		0-0 F4		0-0 6-3		4 0 0 0 0 1 4																	
Hank Edwards, L (1, 9) OBP: 0.443, SLG: 0.672		0-0 G6-4-3 1B		0-0 4-3		0-0 1B 3B	0-0 F6			4 1 2 2 0 0 1																	
Wally Post, R (1, 7) OBP: 0.421, SLG: 0.467		0-0 G6-4-3 1-2f		0-0 F9		0-0 1B	0-3 K			4 0 1 1 0 1 2																	
Andy Seminick, R (1, 2) OBP: 0.319, SLG: 0.403					0-0 F3					1 0 0 0 0 1 0																	
Dixie Howell, R (3, 2) OBP: 0.278, SLG: 0.556						0-0 F9				3 0 1 0 0 0 1																	
Roy McMillan, R (1, 6) OBP: 0.262, SLG: 0.298			0-0 5-3			0-0 F4				4 0 0 0 0 1 2																	
Frank Hiller, R (1, 1) OBP: 0.350, SLG: 0.235			4-0 FC6-4 BB			4-0 BB				1 0 0 0 2 0 0																	
Eddie Kazak, R (9, PH)							0-0 1-3		0-0 F8	1 0 0 0 0 0 1																	
<b>Inning Stats</b>	R: 0 E: 0 K: 1 S: 5	H: 0 LOB: 1 BB: 1 P: 9	R: 0 E: 0 K: 1 S: 5	H: 1 LOB: 0 BB: 0 P: 5	R: 0 E: 0 K: 0 S: 3	H: 1 LOB: 2 BB: 1 P: 7	R: 0 E: 0 K: 1 S: 5	H: 0 LOB: 1 BB: 1 P: 9	R: 0 E: 0 K: 1 S: 5	H: 0 LOB: 1 BB: 1 P: 9	R: 3 E: 0 K: 0 S: 6	H: 3 LOB: 1 BB: 1 P: 10	R: 0 E: 1 K: 0 S: 4	H: 0 LOB: 1 BB: 0 P: 4	R: 0 E: 0 K: 1 S: 5	H: 0 LOB: 0 BB: 0 P: 5	R: 0 E: 0 K: 1 S: 6	H: 1 LOB: 1 BB: 0 P: 6	1B: 4 2B: 1 3B: 1 HR: 0	SF: 0 SAC: 0 DP: 1 HBP: 0	WP: 1 PB: 0 SB: 1 CS: 0	PA: 37					
<b>PITCHER</b>	IP WLS BF H R ER SO BB IBB HBP BLK WP HR S P ERA WHIP																										
Ron Kline, R (1, 1) ERA: 7.39	5.1		23	4	3	3	4	5	0	0	0	1	0	26	46	5.06	1.688										
Bob Friend, R (6, 1) ERA: 5.33	3.2	W	14	2	0	0	2	0	0	0	0	0	0	18	18	0.00	0.545										

Cincinnati Reds @ Pittsburgh Pirates  
 Forbes Field, Pittsburgh, PA  
 Mon May 26 1952, 3:33 AM EDT  
 Att. 6,171 - Unknown

livebaseballscorecards.com

AB	32
R	3
H	6
RBI	3
BB	5
SO	6
LOB	15



Batter	1	2	3	4	5	6	7	8	9
<b>Pete Castiglione, R</b> OBP: 0.363, SLG: 0.410 (1, 5)	0-0 1B HR 1B		0-0 6-3		0-0 6-3		0-0 SH1-4 1-2	0-0 F9	
<b>Bobby Del Greco, R</b> OBP: 0.328, SLG: 0.303 (1, 8)	0-0 1-2 HR 1B		0-0 BB HBP 1B		0-0 6-3		4-0 FC HBP 2B BB		
<b>Ralph Kiner, R</b> OBP: 0.414, SLG: 0.406 (1, 7)	0-0 1-H 2-H HR		1-0 BB HBP		4-0 BB BB		1-0 FC 2B HBP		
<b>Gus Bell, L</b> OBP: 0.308, SLG: 0.439 (1, 9)	0-0 F9		4-0 1-2 2-3 BB		4-0 1-2 BB		0-0 FC 2B		
<b>Joe Garagiola, L</b> OBP: 0.381, SLG: 0.325 (1, 2)	0-0 1-3		0-0 L6-3 1-2 BB		0-0 F8		0-0 1-3 2-H 3-H 2B		
<b>Jack Merson, R</b> OBP: 0.322, SLG: 0.443 (1, 4)	0-0 6-3			0-0 5-3		0-0 5-3	0-3 K		
<b>George Strickland, R</b> OBP: 0.290, SLG: 0.279 (1, 6)		0-0 5-3		4-0 BB		0-3 K	0-0 F8		
<b>Tony Bartirome, L</b> OBP: 0.216, SLG: 0.229 (1, 3)		0-0 1-3		0-0 F5		0-0 F7		0-0 4-3	
<b>Ron Kline, R</b> (1, 1)		0-3 K		0-3 K			0-0 HBP FC SH1-4 1B	0-0 F8	
<b>Bob Friend, R</b> OBP: 0.176, SLG: 0.125 (6, 1)									

<b>Inning Stats</b>	R: 3 E: 0 K: 0 S: 6	H: 3 LOB: 0 BB: 0 P: 6	R: 0 E: 0 K: 1 S: 5	H: 0 LOB: 0 BB: 0 P: 5	R: 0 E: 0 K: 0 S: 3	H: 1 LOB: 2 BB: 1 P: 8	R: 0 E: 0 K: 1 S: 5	H: 0 LOB: 1 BB: 1 P: 9	R: 0 E: 0 K: 0 S: 3	H: 0 LOB: 2 BB: 2 P: 11	R: 0 E: 0 K: 1 S: 5	H: 0 LOB: 0 BB: 0 P: 5	R: 3 E: 0 K: 1 S: 8	H: 2 LOB: 2 BB: 1 P: 13	R: 0 E: 0 K: 0 S: 3	H: 0 LOB: 0 BB: 0 P: 3	1B: 4 2B: 2 3B: 0 HR: 1	SF: 0 SAC: 1 DP: 1 HBP: 2	WP: 0 PB: 0 SB: 0 CS: 0	PA: 37
---------------------	------------------------------	---------------------------------	------------------------------	---------------------------------	------------------------------	---------------------------------	------------------------------	---------------------------------	------------------------------	----------------------------------	------------------------------	---------------------------------	------------------------------	----------------------------------	------------------------------	---------------------------------	----------------------------------	------------------------------------	----------------------------------	--------


<b>PITCHER</b> <b>Frank Hiller, R</b> ERA: 3.63 (1, 1)	IP 8.0	WLS L	BF 37	H 6	R 6	ER 6	SO 4	BB 5	IBB 0	HBP 2	BLK 0	WP 0	HR 1	S 38	P 60	ERA 6.75	WHIP 1.375	<b>PITCHER</b>	IP 8.0	WLS L	BF 37	H 6	R 6	ER 6	SO 4	BB 5	IBB 0	HBP 2	BLK 0	WP 0	HR 1	S 38	P 60	ERA 6.75	WHIP 1.375
---	-----------	----------	----------	--------	--------	---------	---------	---------	----------	----------	----------	---------	---------	---------	---------	-------------	---------------	----------------	-----------	----------	----------	--------	--------	---------	---------	---------	----------	----------	----------	---------	---------	---------	---------	-------------	---------------

**BOTTOM**

**Cincinnati Reds @ Pittsburgh Pirates**  
Forbes Field, Pittsburgh, PA  
Mon May 26 1952, 3:33 AM EDT  
Att. 6,171 - Unknown

AB	R	H	RBI	BB	SO	LOB
4	1	1	0	0	0	0
3	2	2	0	1	0	0
1	2	1	3	1	0	0
2	0	0	1	2	0	2
4	0	1	2	0	0	5
4	0	0	0	0	1	2
3	0	0	0	1	1	2
4	0	0	0	0	0	1
2	0	0	0	0	2	1
2	1	1	0	0	0	0

AB 29  
R 6  
H 6  
RBI 6  
BB 5  
SO 4  
LOB 13



Batter	1	2	3	4	5	6	7	8	9	10	11	12	13	14	AB	R	H	RBI	BB	SO	LOB
Bob Borkowski, R OBP: 0.320, SLG: 0.333 (1, 3) (8, 9)	0-3 K		x 0-0 1B FC5-4 2B	x 0-0 CS 1B		BB 4-0 1-2 BB		x 0-0 5-3			0-3 K		BB 4-0 SH1-4 BB		5	1	2	0	2	2	1
Bobby Adams, R OBP: 0.358, SLG: 0.390 (1, 5)	0-0 2B		x 0-0 FC5-4 1B	0-0 CS 1-2	4-0 G3 BB	x 0-0 F8		x 0-0 CS 1B			0-0 4-3		x 0-0 SH1-4 1-2		5	0	3	0	1	0	2
Grady Hatton, L OBP: 0.342, SLG: 0.374 (1, 4)	0-3 K		x 0-0 F7		x 0-0 G3 1-2		x 0-0 4-3		x 0-0 4-3		0-0 E 2B		BB 4-0 BB		6	0	1	0	1	1	5
Wally Westlake, R OBP: 0.295, SLG: 0.235 (1, 8)	0-3 K		x 0-0 FC5-4 2B 1-2f		4-0 FC6-4 BB		x 0-0 K		BB 4-0 BB		0-0 E5 2-3		0-3 K		5	1	0	1	2	3	5
Wally Post, R OBP: 0.346, SLG: 0.409 (1, 7)		x 0-0 F8	x 0-0 1H 1B 2B		x 0-0 K		x 0-0 F8		x 0-0 L5		x 0-0 F8		0-3 K		7	1	1	1	0	2	7
Hank Edwards, L OBP: 0.446, SLG: 0.677 Dixie Howell, R OBP: 0.286, SLG: 0.500 (8, 2)	0-0 F9		x 0-0 FC6-4 1B 2-H		x 0-0 FC6-4 1-2f		x 0-0 1B 2B		BB 4-0 BB		4-0 FC1-6 BB		0-0 5-3		4	1	2	1	0	0	2
Andy Seminick, R OBP: 0.329, SLG: 0.400 Eddie Pellagrini, R OBP: 0.286, SLG: 0.714 (8, 3)	1-0 1B HBP		x 0-0 FC6-4 1-2f			x 0-3 K		x 0-0 SH1-3 1B 2-H		x 0-0 FC1-6 1-2f		0-3 K		x 0-0 HR	3	0	1	1	0	1	1
Roy McMillan, R OBP: 0.265, SLG: 0.294 (1, 6)	0-0 1B 1-2		x 0-0 5-3		x 0-0 F2		x 0-0 SH1-3 1-2		0-3 K		0-3 K		4-0 BB		5	0	1	0	1	2	1
Bubba Church, R OBP: 0.250, SLG: 0.250 Frank Smith, R OBP: 0.143, SLG: 0.286 (7, 1)	0-0 F8		x 0-0 K		x 0-0 K		x 0-0 BB 1B		x 0-0 6-3		x 0-0 5-3		0-3 K		3	0	1	0	0	1	2


Inning Stats	R: 0	H: 1	E: 0	K: 3	S: 10	H: 1	LOB: 1	BB: 0	P: 10	R: 0	H: 1	E: 0	K: 0	S: 4	R: 3	H: 4	E: 0	K: 0	S: 7	R: 0	H: 1	E: 0	K: 1	S: 5	R: 0	H: 0	E: 0	K: 1	S: 5	R: 0	H: 1	E: 0	K: 1	S: 6	R: 0	H: 0	E: 0	K: 0	S: 5	R: 1	H: 2	E: 0	K: 0	S: 5	R: 0	H: 1	E: 0	K: 0	S: 3	R: 0	H: 0	E: 0	K: 1	S: 5	R: 0	H: 1	E: 1	K: 1	S: 7	R: 0	H: 0	E: 0	K: 2	S: 7	R: 0	H: 0	E: 0	K: 2	S: 7	R: 1	H: 1	E: 0	K: 3	S: 10	R: 0	H: 1	E: 0	K: 0	S: 10	R: 0	H: 0	E: 0	K: 0	S: 15	R: 0	H: 0	E: 0	K: 0	S: 15	R: 1	H: 1	E: 0	K: 3	S: 10	1B: 7	2B: 5	3B: 0	HR: 1	SF: 0	SAC: 2	DP: 0	HBP: 1	WP: 0	PA: 64
--------------	------	------	------	------	-------	------	--------	-------	-------	------	------	------	------	------	------	------	------	------	------	------	------	------	------	------	------	------	------	------	------	------	------	------	------	------	------	------	------	------	------	------	------	------	------	------	------	------	------	------	------	------	------	------	------	------	------	------	------	------	------	------	------	------	------	------	------	------	------	------	------	------	------	------	------	-------	------	------	------	------	-------	------	------	------	------	-------	------	------	------	------	-------	------	------	------	------	-------	-------	-------	-------	-------	-------	--------	-------	--------	-------	--------

PITCHER	IP	WLS	BF	H	R	ER	SO	BB	IBB	HBP	BLK	WP	HR	S	P	ERA	WHIP
Howie Pollet, L ERA: 4.68 (1, 1)	7.0		34	10	4	4	7	3	0	1	0	0	0	44	57	5.14	1.857
Ted Wilks, R ERA: 1.67 (8, 1)	2.0		7	1	0	0	0	1	0	0	0	0	0	6	10	0.00	1.000
Woody Main, R ERA: 2.32 (10, 1)	5.0	L	22	2	1	1	9	4	0	0	0	0	1	36	52	1.80	1.200

**TOP**

**Cincinnati Reds @ Pittsburgh Pirates**  
Forbes Field, Pittsburgh, PA  
Tue May 27 1952, 3:33 AM EDT  
Att. 2,150 - Unknown

AB	52
R	5
H	13
RBI	5
BB	8
SO	16
LOB	30



Batter	1	2	3	4	5	6	7	8	9	10	11	12	13	14	AB	R	H	RBI	BB	SO	LOB											
<b>Pete Castiglione, R</b> (1, 5) OBP: 0.388, SLG: 0.407 <b>Dick Smith, R</b> (10, 5) OBP: 0.268, SLG: 0.182	0-0 F3	0-0 1B			0-0 F9		0-0 SH1-4		0-0 1B			0-0 SH1-4 1B		0-0 F2	3	0	1	2	0	0	0											
<b>Bobby Del Greco, R</b> (1, 8) OBP: 0.344, SLG: 0.316	0-0 F8				0-0 1B		0-0 1B		0-0 1B			0-0 SH1-4		0-3 K	5	0	3	1	1	1	0											
<b>Ralph Kiner, R</b> (1, 7) OBP: 0.403, SLG: 0.393	0-0 F8				0-0 1B		0-0 F4		0-0 F4			0-0 F8			6	0	1	0	0	0	6											
<b>Gus Bell, L</b> (1, 9) OBP: 0.296, SLG: 0.403		0-0 3-1			0-0 F8		0-3 K					0-0 4-3			5	0	0	0	1	2	5											
<b>Joe Garagiola, L</b> (1, 2) OBP: 0.373, SLG: 0.310 <b>Clem Koshorek, R</b> (10, PR) OBP: 0.309, SLG: 0.270 <b>Clyde McCullough, R</b> (11, 2) OBP: 0.146, SLG: 0.150		0-0 F9			0-0 F4		0-0 3-1		0-3 K			0-0 1-0 CS		0-3 K	4	0	0	0	0	1	1											
<b>Jack Merson, R</b> (1, 4) OBP: 0.322, SLG: 0.431		0-0 1B			0-0 FC6-4		0-0 6-3		0-3 K			0-0 F5		0-0 6-3	4	1	0	0	2	1	1											
<b>George Strickland, R</b> (1, 6) OBP: 0.280, SLG: 0.289		0-0 1B			0-0 FC6-4		0-0 F8		0-3 K2-3			0-0 F5		0-0 6-3	6	1	1	0	0	1	1											
<b>Tony Bartirome, L</b> (1, 3) OBP: 0.223, SLG: 0.236		0-0 1B			0-0 L3				0-0 F9			0-0 F8		0-0 F9	6	2	2	1	0	0	1											
<b>Howie Pollet, L</b> (1, 11) OBP: 0.211, SLG: 0.118 <b>Ted Wilks, R</b> (8, 11) OBP: 0.250, SLG: 0.250 <b>George Melkovich, L</b> (8, PH) OBP: 0.321, SLG: 0.343 <b>Brandy Davis, R</b> (8, PH) OBP: 0.353, SLG: 0.214 <b>Woody Mann, F</b> (10, 11) OBP: 0.133, SLG: 0.133		0-0 1B			0-0 F7				0-0 SH1-4			0-0 CS		0-3 K	2	0	1	0	0	0												
<b>Inning Stats</b>	R: 0 E: 0 K: 0 S: 3	H: 0 LOB: 0 BB: 0 P: 3	R: 3 E: 0 K: 0 S: 6	H: 4 LOB: 3 BB: 1 P: 10	R: 0 E: 0 K: 1 S: 5	H: 0 LOB: 0 BB: 1 P: 6	R: 0 E: 0 K: 0 S: 2	H: 0 LOB: 0 BB: 1 P: 9	R: 0 E: 0 K: 0 S: 3	R: 1 E: 0 K: 1 S: 7	H: 2 LOB: 2 BB: 1 P: 11	R: 0 E: 0 K: 3 S: 9	H: 0 LOB: 0 BB: 0 P: 9	R: 0 E: 0 K: 0 S: 4	H: 2 LOB: 2 BB: 0 P: 5	R: 0 E: 0 K: 0 S: 2	R: 0 E: 0 K: 1 S: 5	R: 0 E: 0 K: 1 S: 5	R: 0 E: 0 K: 1 S: 6	H: 0 LOB: 1 BB: 0 P: 3	R: 0 E: 0 K: 1 S: 5	R: 0 E: 0 K: 1 S: 5	R: 0 E: 0 K: 1 S: 6	H: 1 LOB: 2 BB: 1 P: 10	R: 0 E: 0 K: 0 S: 3	H: 0 LOB: 0 BB: 0 P: 3	R: 0 E: 0 K: 2 S: 7	H: 0 LOB: 0 BB: 0 P: 7	1B: 11 2B: 1 3B: 0 HR: 0	SF: 0 SAC: 2 DP: 1 HBP: 2	WP: 0 PB: 0 SB: 0 CS: 2	PA: 56

Cincinnati Reds @ Pittsburgh Pirates  
Forbes Field, Pittsburgh, PA  
Tue May 27 1952, 3:33 AM EDT  
Att. 2,150 - Unknown

AB	47
R	4
H	11
RBI	4
BB	5
SO	9
LOB	17



Batter	1	2	3	4	5	6	7	8	9	AB R H RBI BB SO LOB	TOP	
Bob Borkowski, R (1, 9) OBP: 0.325, SLG: 0.357	0-0 F9		4-0 1B BB		0-0 1-3		0-0 F7 3B		0-3 K	4 2 1 0 1 1 0		
Bobby Adams, R (1, 5) OBP: 0.356, SLG: 0.407	0-0 F8		0-3 K		0-0 HR		0-0 6-3			4 1 1 1 0 1 3		
Grady Hatton, L (1, 4) OBP: 0.346, SLG: 0.369	4-0 FC6-4 BB		4-0 1B BB		0-0 G3		0-0 F7			2 0 0 1 2 0 0		
Wally Post, R (1, 7) OBP: 0.333, SLG: 0.385	0-0 FC6-4		0-0 1B		0-3 K		0-3 K			4 0 1 2 0 2 1		
Andy Seminick, R (1, 2) OBP: 0.325, SLG: 0.391		0-0 6-3	0-0 F8			0-0 3-1 5-3 1B		0-0 F8		4 0 1 0 0 0 2		
Wally Westlake, R (1, 8) OBP: 0.286, SLG: 0.227		0-0 6-3		0-0 1-3		0-0 5-3		0-0 F9		4 0 0 0 0 0 1		
Eddie Pellagrini, R (1, 3) OBP: 0.182, SLG: 0.455		0-0 F3		0-0 5-3		0-0 3-1		0-0 F9		4 0 0 0 0 0 1		
Roy McMillan, R (1, 6) OBP: 0.279, SLG: 0.336			0-0 BB 1B 2B		0-0 HR		4-0 FC6-4 BB		0-0 1-3	3 2 2 1 1 0 0		
Ken Raffensberger, R (1, 1) OBP: 0.158, SLG: 0.111			0-0 F2		0-0 5-3		0-0 FC6-4		0-0 F3	4 0 0 0 0 0 3		
<b>Inning Stats</b>	R: 0 H: 0 E: 0 LOB: 1 K: 0 BB: 1 S: 3 P: 7	R: 0 H: 0 E: 0 LOB: 0 K: 0 BB: 0 S: 3 P: 3	R: 2 H: 2 E: 0 LOB: 2 K: 1 BB: 2 S: 7 P: 15	R: 1 H: 1 E: 0 LOB: 0 K: 0 BB: 0 S: 4 P: 4	R: 1 H: 1 E: 0 LOB: 0 K: 1 BB: 0 S: 6 P: 6	R: 0 H: 1 E: 0 LOB: 2 K: 0 BB: 1 S: 4 P: 8	R: 1 H: 1 E: 0 LOB: 0 K: 1 BB: 0 S: 6 P: 6	R: 0 H: 0 E: 0 LOB: 0 K: 0 BB: 0 S: 3 P: 3	R: 0 H: 0 E: 0 LOB: 0 K: 1 BB: 0 S: 5 P: 5	1B: 2 SF: 0 2B: 1 SAC: 0 3B: 1 DP: 0 HR: 2 HBP: 0	WP: 0 PA: 37 PB: 0 SB: 0 CS: 0	
<b>PITCHER</b>	IP WLS BF H R ER SO BB IBB HBP BLK WP HR S P ERA WHIP											
Red Munger, R (1, 1) ERA: 7.23	8.0 L 34 6 5 5 3 4 0 0 0 0 0 2 36 52 5.62 1.250											
Paul LaPalme, L (9, 1) ERA: 2.35	1.0 3 0 0 0 1 0 0 0 0 0 0 0 5 5 0.00 0.000											

Cincinnati Reds @ Pittsburgh Pirates  
 Forbes Field, Pittsburgh, PA  
 Wed May 28 1952, 3:33 AM EDT  
 Att. 6,186 - Unknown

[livebaseballscorecards.com](http://livebaseballscorecards.com)

AB	33
R	5
H	6
RBI	5
BB	4
SO	4
LOB	11



Batter	1	2	3	4	5	6	7	8	9	AB	R	H	RBI	BB	SO	LOB	BOTTOM
--------	---	---	---	---	---	---	---	---	---	----	---	---	-----	----	----	-----	--------

<b>Clem Koshorek, R</b> OBP: 0.308, SLG: 0.280 (1, 6) X	0-0 G5-4-3 1B			X 0-0 F4		X 0-0 1B		X 0-0 6-3		4	0	2	0	0	0	1	
<b>Bobby Del Greco, R</b> OBP: 0.333, SLG: 0.305 (1, 8) X	0-0 G5-4-3 1-2f			X 0-0 F8		X 0-0 F9		X 0-0 6-3		4	0	0	0	0	0	3	
<b>Ralph Kiner, R</b> OBP: 0.399, SLG: 0.387 (1, 7) X	0-0 1-3			X 0-0 1B		X 0-0 5-3			X 0-0 F2	4	0	1	0	0	0	1	
<b>Gus Bell, L</b> OBP: 0.280, SLG: 0.379 (1, 9)		0-3 K		X 0-0 F8			X 0-0 G3		X 0-0 F8	4	0	0	0	0	1	1	
<b>Jack Merson, R</b> OBP: 0.333, SLG: 0.480 (1, 5)					X 0-0 HR				X 0-0 2B	4	2	3	1	0	0	0	
<b>Clyde McCullough, R</b> OBP: 0.133, SLG: 0.136 <b>Dick Smith, R</b> OBP: 0.269, SLG: 0.182 (9, PR)				X 0-0 F4		X 0-0 L4		X 0-0 F9		4	0	0	0	0	0	0	1
<b>George Strickland, R</b> OBP: 0.278, SLG: 0.268 (1, 4)			0-3 K		X 0-0 F8		X 0-0 1-3		X 0-0 FC6-4 1B	4	0	1	0	0	1	1	
<b>Tony Bartirome, L</b> OBP: 0.216, SLG: 0.228 <b>Ed Fitz Gerald, R</b> OBP: 0.125, SLG: 0.125 (9, PH)				X 0-0 6-3		X 0-0 4-3			X 0-0 1-3	3	0	0	0	0	0	0	0
<b>Red Munger, R</b> OBP: 0.348, SLG: 0.429 <b>Paul LaPalme, L</b> (9, 1)			0-3 K				X 0-0 6-3		X 0-0 6-3 WP 1B	1	0	0	0	0	0	2	
<b>Red Munger, R</b> OBP: 0.348, SLG: 0.429 <b>Paul LaPalme, L</b> (9, 1)										2	0	0	0	0	1	0	
<b>Red Munger, R</b> OBP: 0.348, SLG: 0.429 <b>Paul LaPalme, L</b> (9, 1)										1	0	1	0	0	0	0	
<b>Red Munger, R</b> OBP: 0.348, SLG: 0.429 <b>Paul LaPalme, L</b> (9, 1)										0	0	0	0	0	0	0	

Inning Stats	R: 0	H: 1	E: 0	LOB: 0	K: 0	BB: 0	S: 3	P: 3	R: 0	H: 0	E: 0	LOB: 0	K: 1	BB: 0	S: 5	P: 5	R: 0	H: 0	E: 0	LOB: 0	K: 2	BB: 0	S: 7	P: 7	R: 0	H: 1	E: 0	LOB: 1	K: 0	BB: 0	S: 4	P: 4	R: 1	H: 1	E: 0	LOB: 0	K: 0	BB: 0	S: 4	P: 4	R: 0	H: 1	E: 0	LOB: 1	K: 0	BB: 0	S: 4	P: 4	R: 0	H: 1	E: 0	LOB: 1	K: 0	BB: 0	S: 4	P: 4	R: 0	H: 1	E: 1	LOB: 2	K: 0	BB: 0	S: 6	P: 6	R: 1	H: 2	E: 1	LOB: 2	K: 0	BB: 0	S: 6	P: 6	1B: 5	SF: 0	2B: 1	SAC: 0	3B: 1	DP: 1	HR: 1	HBP: 0	WP: 1	PA: 35	ERA	WHIP
<b>PITCHER</b> <b>Ken Raffensberger, L</b> ERA: 2.11 (1, 1)	IP	WLS	BF	H	R	ER	SO	BB	IBB	HBP	BLK	WP	HR	S	P	ERA	WHIP	IP	WLS	BF	H	R	ER	SO	BB	IBB	HBP	BLK	WP	HR	S	P	ERA	WHIP	IP	WLS	BF	H	R	ER	SO	BB	IBB	HBP	BLK	WP	HR	S	P	ERA	WHIP																																	

**Cincinnati Reds @ Pittsburgh Pirates**  
Forbes Field, Pittsburgh, PA  
Wed May 28 1952, 3:33 AM EDT  
Att. 6,186 - Unknown

<b>AB</b>	<b>35</b>
<b>R</b>	<b>2</b>
<b>H</b>	<b>8</b>
<b>RBI</b>	<b>1</b>
<b>BB</b>	<b>0</b>
<b>SO</b>	<b>3</b>
<b>LOB</b>	<b>10</b>



Batter	1	2	3	4	5	6	7	8	9	AB R H RBI BB SO LOB	TOP	
<b>Bob Borkowski, R</b> (1, 9) <small>OBP: 0.321, SLG: 0.351</small>	0-0 			0-0 		0-3 		0-0 		4 1 1 0 0 1 0	<b>Cincinnati Reds @ Pittsburgh Pirates</b> Forbes Field, Pittsburgh, PA Thu May 29 1952, 3:33 AM EDT Att. 1,070 - Unknown	
<b>Bobby Adams, R</b> (1, 5) <small>OBP: 0.365, SLG: 0.414</small>	0-0 			4-0 		4-0 		0-0 		2 0 1 1 2 0 0		
<b>Grady Hatton, L</b> (1, 4) <b>Johnny Temple, R</b> (4, 4) <small>OBP: 0.341, SLG: 0.364</small> <small>OBP: 0.133, SLG: 0.071</small>	0-0 			0-0 		0-0 		0-0 		2 0 0 0 0 0 1 2 0 0 0 0 0 2		
<b>Wally Post, R</b> (1, 7) <small>OBP: 0.294, SLG: 0.333</small>		0-0 		0-0 			0-0 		0-0 			4 0 0 0 0 0 1
<b>Wally Westlake, R</b> (1, 8) <small>OBP: 0.277, SLG: 0.220</small>		0-0 			0-0 		0-0 		0-0 			4 0 0 0 0 0 0
<b>Eddie Pellagrini, R</b> (1, 3) <small>OBP: 0.200, SLG: 0.400</small>		0-0 			0-0 		0-0 		0-0 			4 0 1 0 0 0 0
<b>Dixie Howell, R</b> (1, 2) <small>OBP: 0.250, SLG: 0.435</small>			0-0 		0-0 			0-3 		3 0 0 0 0 1 1		
<b>Roy McMillan, R</b> (1, 6) <small>OBP: 0.281, SLG: 0.360</small>			0-0 		0-0 			0-0 		3 1 1 1 0 0 2		
<b>Harry Perkowski, L</b> (1, 1) <small>OBP: 0.227, SLG: 0.318</small>			0-0 		0-0 			0-0 		3 0 0 0 0 0 0		
<b>Inning Stats</b>	R: 0 H: 0 E: 0 LOB: 0 K: 0 BB: 0 S: 3 P: 3	R: 0 H: 0 E: 0 LOB: 0 K: 0 BB: 0 S: 3 P: 3	R: 0 H: 0 E: 1 LOB: 0 K: 0 BB: 0 S: 3 P: 3	R: 0 H: 0 E: 0 LOB: 1 K: 0 BB: 1 S: 3 P: 7	R: 0 H: 1 E: 0 LOB: 1 K: 0 BB: 0 S: 4 P: 4	R: 0 H: 0 E: 0 LOB: 1 K: 1 BB: 1 S: 5 P: 9	R: 0 H: 0 E: 0 LOB: 0 K: 0 BB: 0 S: 3 P: 3	R: 2 H: 3 E: 0 LOB: 1 K: 1 BB: 0 S: 8 P: 8	R: 0 H: 0 E: 0 LOB: 0 K: 0 BB: 0 S: 3 P: 3	1B: 2 SF: 0 2B: 1 SAC: 0 3B: 0 DP: 1 HR: 1 HBP: 0	WP: 0 PA: 33 PB: 0 SB: 0 CS: 0	
<b>PITCHER</b> <b>Murry Dickson, R</b> (1, 1) <small>ERA: 4.57</small>	IP WLS BF H R ER SO BB IBB HBP BLK WP HR S P ERA WHIP 9.0 W 33 4 2 2 2 2 2 0 0 0 0 0 1 35 43 2.00 0.667											<b>PITCHER</b> IP WLS BF H R ER SO BB IBB HBP BLK WP HR S P ERA WHIP

livebaseballscorecards.com





Batter	1	2	3	4	5	6	7	8	9	AB	R	H	RBI	BB	SO	LOB																		
<b>Clem Koshorek, R</b> OBP: 0.318, SLG: 0.302 (1, 6)	0-0 1-3 2B		0-0 SH1-4		0-0 3-H E 1B		0-0 F4			3	1	2	1	0	0	0																		
<b>Bobby Del Greco, R</b> OBP: 0.338, SLG: 0.311 (1, 8)	0-0 1-3 2-3		0-0 5-3		0-0 1-H E8 1B		0-0 HR 1B			4	1	2	1	0	0	2																		
<b>Ralph Kiner, R</b> OBP: 0.415, SLG: 0.420 (1, 7)	4-0 FC4-6 BB		4-0 BB		4-0 G6-4-3 BB		0-0 1-H HR			1	1	1	2	3	0	0																		
<b>Gus Bell, L</b> OBP: 0.266, SLG: 0.357 (1, 9)	0-3 K		0-3 K		0-0 1-2f G6-4-3		0-0 F8			4	0	0	0	0	2	6																		
<b>Jack Merson, R</b> OBP: 0.331, SLG: 0.474 (1, 5)	0-0 FC4-6 1-2f			0-0 L4		0-0 5-3		0-0 CS 1B		4	0	1	0	0	0	2																		
<b>Clyde McCullough, R</b> OBP: 0.122, SLG: 0.125 (1, 2)		0-0 F8		0-0 F9		0-0 F8		0-0 1-2 F9		4	0	0	0	0	0	1																		
<b>George Strickland, R</b> OBP: 0.289, SLG: 0.270 (1, 4)		0-0 6-3		0-0 5-3		4-0 FC6 BB		0-0 1B		3	0	1	0	1	0	0																		
<b>Tony Bartirome, L</b> OBP: 0.218, SLG: 0.229 (1, 3)		0-3 K			0-0 5-3 S 1B		0-0 1-2f FC6		0-0 F7	4	1	1	0	0	1	2																		
<b>Murry Dickson, R</b> OBP: 0.360, SLG: 0.480 (1, 1)			0-0 5-3 SH1-4 1B		0-0 1-3 5-3		0-0 F6			3	0	1	0	0	0	1																		
<b>Inning Stats</b>	R: 0 E: 0 K: 1 S: 6	H: 1 LOB: 2 BB: 1 P: 10	R: 0 E: 0 K: 1 S: 5	H: 0 LOB: 0 BB: 0 P: 5	R: 0 E: 0 K: 1 S: 6	H: 1 LOB: 2 BB: 1 P: 10	R: 0 E: 0 K: 0 S: 3	H: 0 LOB: 0 BB: 0 P: 3	R: 2 E: 1 K: 0 S: 5	H: 3 LOB: 1 BB: 1 P: 9	R: 0 E: 0 K: 0 S: 3	H: 0 LOB: 1 BB: 1 P: 7	R: 2 E: 0 K: 0 S: 5	H: 2 LOB: 0 BB: 0 P: 5	R: 0 E: 0 K: 0 S: 4	H: 2 LOB: 1 BB: 0 P: 4	1B: 7 2B: 1 3B: 0 HR: 1	SF: 0 SAC: 1 DP: 1 HBP: 0	WP: 0 PB: 0 SB: 2 CS: 1	PA: 35														
<b>PITCHER</b> <b>Harry Perkowski, L</b> ERA: 4.5 (1, 1)	IP 8.0	WLS L	BF 35	H 9	R 4	ER 4	SO 3	BB 4	IBB 0	HBP 0	BLK 0	WP 0	HR 1	S 37	P 53	ERA 4.50	WHIP 1.625																	
																	<b>PITCHER</b>	IP	WLS	BF	H	R	ER	SO	BB	IBB	HBP	BLK	WP	HR	S	P	ERA	WHIP

**BOTTOM**

**Cincinnati Reds @ Pittsburgh Pirates**  
**Forbes Field, Pittsburgh, PA**  
 Thu May 29 1952, 3:33 AM EDT  
 Att. 1,070 - Unknown

[livebaseballscores.com](http://livebaseballscores.com)

<b>AB</b>	<b>30</b>
<b>R</b>	<b>4</b>
<b>H</b>	<b>9</b>
<b>RBI</b>	<b>4</b>
<b>BB</b>	<b>4</b>
<b>SO</b>	<b>3</b>
<b>LOB</b>	<b>14</b>



Batter	1	2	3	4	5	6	7	8	9	AB R H RBI BB SO LOB	TOP							
Solly Hemus, L (1, 6) OBP: 0.372, SLG: 0.405											0 0 0 0 0 0 0 0	<b>St. Louis Cardinals @ Pittsburgh Pirates</b> <b>Forbes Field, Pittsburgh, PA</b> Fri May 30 1952, 3:33 AM EDT Unknown  <a href="http://livebaseballscorecards.com">livebaseballscorecards.com</a>						
Red Schoendienst, S (1, 4) OBP: 0.313, SLG: 0.387											0 0 0 0 0 0 0 0							
Stan Musial, L (1, 7) OBP: 0.435, SLG: 0.522											0 0 0 0 0 0 0 0							
Enos Slaughter, L (1, 9) OBP: 0.384, SLG: 0.398											0 0 0 0 0 0 0 0							
Hal Rice, L (1, 8) OBP: 0.400, SLG: 0.517											0 0 0 0 0 0 0 0							
Dick Sister, L (1, 3) OBP: 0.243, SLG: 0.300											0 0 0 0 0 0 0 0							
Billy Johnson, R (1, 5) OBP: 0.279, SLG: 0.189											0 0 0 0 0 0 0 0							
Del Rice, R (1, 2) OBP: 0.369, SLG: 0.400											0 0 0 0 0 0 0 0							
Eddie Yuhas, R (1, 1)	0 0 0 0 0 0 0 0	<b>AB 0</b> <b>R 0</b> <b>H 0</b> <b>RBI 0</b> <b>BB 0</b> <b>SO 0</b> <b>LOB 0</b>																
<b>Inning Stats</b>											1B: 0 SF: 0 2B: 0 SAC: 0 3B: 0 DP: 0 HR: 0 HBP: 0 WP: 0 PA: 0 PB: 0 SB: 0 CS: 0							
<b>PITCHER</b> <b>Bob Friend, R</b> (1, 1) ERA: 5.33	IP	WLS	BF	H	R	ER	SO	BB	IBB	HBP	BLK	WP	HR	S	P	ERA	WHIP	<b>PITCHER</b> IP WLS BF H R ER SO BB IBB HBP BLK WP HR S P ERA WHIP





Batter	1	2	3	4	5	6	7	8	9	AB R H RBI BB SO LOB	TOP							
Solly Hemus, L (1, 6) OBP: 0.366, SLG: 0.405										0 0 0 0 0 0 0 0	<b>St. Louis Cardinals @ Pittsburgh Pirates</b> <b>Forbes Field, Pittsburgh, PA</b> Fri May 30 1952, 3:38 AM EDT Att. 19,546 - Unknown  <a href="http://livebaseballscorecards.com">livebaseballscorecards.com</a>							
Red Schoendienst, S (1, 4) OBP: 0.317, SLG: 0.386										0 0 0 0 0 0 0 0								
Stan Musial, L (1, 7) OBP: 0.440, SLG: 0.525										0 0 0 0 0 0 0 0								
Enos Slaughter, L (1, 9) OBP: 0.385, SLG: 0.385										0 0 0 0 0 0 0 0								
Hal Rice, L (1, 8) OBP: 0.441, SLG: 0.606										0 0 0 0 0 0 0 0								
Dick Sister, L (1, 3) OBP: 0.256, SLG: 0.311										0 0 0 0 0 0 0 0								
Billy Johnson, R (1, 5) OBP: 0.277, SLG: 0.179										0 0 0 0 0 0 0 0								
Del Rice, R (1, 2) OBP: 0.366, SLG: 0.395										0 0 0 0 0 0 0 0								
Cloyd Boyer, R (1, 1) OBP: 0.600, SLG: 0.800	0 0 0 0 0 0 0 0	<b>AB 0</b> <b>R 0</b> <b>H 0</b> <b>RBI 0</b> <b>BB 0</b> <b>SO 0</b> <b>LOB 0</b>																
<b>Inning Stats</b>										1B: 0 SF: 0 2B: 0 SAC: 0 3B: 0 DP: 0 HR: 0 HBP: 0 WP: 0 PA: 0 PB: 0 SB: 0 CS: 0								
<b>PITCHER</b> <b>Ron Kline, R</b> (1, 1) ERA: 7.39	IP	WLS	BF	H	R	ER	SO	BB	IBB	HBP	BLK	WP	HR	S	P	ERA	WHIP	<b>PITCHER</b> IP WLS BF H R ER SO BB IBB HBP BLK WP HR S P ERA WHIP





Batter	1	2	3	4	5	6	7	8	9	AB R H RBI BB SO LOB	TOP		
Granny Hamner, R OBP: 0.295, SLG: 0.398 (1, 6) X	0-0 E6 5-3		X 0-0 P6		X 0-0 P5			X 0-0 G4-6-3 1B		4 0 1 0 0 0 0			
Connie Ryan, R OBP: 0.344, SLG: 0.412 (1, 4) X	0-0 5-3 1-2		X 0-0 HR 1B			X 0-0 P6		X 0-0 G4-6-3 1-2f		4 1 1 0 0 0 2			
Willie Jones, R OBP: 0.360, SLG: 0.472 (1, 5) X	0-0 F6		X 0-0 HR 1-H			X 0-0 F7		X 0-0 5-3		4 1 1 2 0 0 1			
Del Ennis, R OBP: 0.360, SLG: 0.477 (1, 9) (7, 7)	4-0 IBB		X 0-0 4-3			X 0-0 6-3			X 0-0 F9	3 0 0 0 1 0 0			
Johnny Wyrostek, L OBP: 0.333, SLG: 0.317 (1, 8) (7, 9) X	0-0 G1			S S X 0-3 K				B B B B X 4-0 2B F9 BB	X 0-0 6-3	3 1 0 0 1 1 2			
Mel Clark, R OBP: 0.324, SLG: 0.387 Richie Ashburn, L OBP: 0.318, SLG: 0.292 (1, 7) (7, PH) (7, 8)		X 0-0 6-3		X 0-0 F8				X 0-0 F9 1-3 2B	X 0-0 6-3	2 0 0 0 0 0 0 2 0 1 0 0 0 0			
Smoky Burgess, L OBP: 0.354, SLG: 0.420 (1, 2)		0-3 K		X 0-0 1-3				X 0-0 F9 2-3 3-H		3 0 0 1 0 1 1			
Tommy Brown, R OBP: 0.222, SLG: 0.375 Eddie Waitkus, L OBP: 0.357, SLG: 0.340 (1, 3) (7, PH) (7, 3)		X 0-0 P6			X 0-0 4-3			X 0-0 6-3		2 0 0 0 0 0 0 1 0 0 0 0 0 1			
Lou Possehl, R Jim Konstanty, R Bill Nicholson, L OBP: 0.261, SLG: 0.381 Andy Hansen, R Steve Ridzik, R (1, 1) (6, 1) (7, PH) (7, 1) (8, 1)			X 0-0 5-3		X 0-0 F9			X 0-0 F8		2 0 0 0 0 0 0 0 0 0 0 0 0 0 1 0 0 0 0 0 1 0 0 0 0 0 0 0 0 0 0 0 0 0 0			
<b>Inning Stats</b>	R: 0 E: 1 K: 0 S: 4 H: 0 LOB: 2 BB: 1 P: 8	R: 0 E: 0 K: 1 S: 5 H: 0 LOB: 0 BB: 0 P: 5	R: 2 E: 0 K: 0 S: 5 H: 2 LOB: 0 BB: 0 P: 5	R: 0 E: 0 K: 1 S: 5 H: 0 LOB: 0 BB: 0 P: 5	R: 0 E: 0 K: 0 S: 3 H: 0 LOB: 0 BB: 0 P: 3	R: 0 E: 0 K: 0 S: 3 H: 0 LOB: 0 BB: 0 P: 3	R: 1 E: 0 K: 0 S: 4 H: 1 LOB: 1 BB: 1 P: 8	R: 0 E: 0 K: 0 S: 3 H: 1 LOB: 0 BB: 0 P: 3	1B: 2 2B: 1 3B: 0 HR: 1 SF: 0 SAC: 0 DP: 1 HBP: 0	WP: 0 PB: 0 SB: 0 CS: 0 PA: 33			
<b>PITCHER</b>	IP WLS BF H R ER SO BB IBB HBP BLK WP HR S P ERA WHIP											<b>PITCHER</b>	IP WLS BF H R ER SO BB IBB HBP BLK WP HR S P ERA WHIP
Joe Muir, L ERA: 6.08 Woody Main, R ERA: 2.31 (1, 1) (6, 1)	5.0 W 19 2 2 2 2 0 1 0 0 0 1 22 26 3.60 0.400												

Philadelphia Phillies @ Pittsburgh Pirates  
 Forbes Field, Pittsburgh, PA  
 Sat May 31 1952, 3:33 AM EDT  
 Att. 6,425 - Unknown

livebaseballscorecards.com

AB 31  
 R 3  
 H 4  
 RBI 3  
 BB 2  
 SO 2  
 LOB 8



BOTTOM

Philadelphia Phillies @ Pittsburgh Pirates  
Forbes Field, Pittsburgh, PA  
Sat May 31 1952, 3:33 AM EDT  
Att. 6,425 - Unknown

livebaseballscorecards.com

AB	35
R	5
H	10
RBI	4
BB	3
SO	2
LOB	18



WP:	0	PA:	38
PB:	0		
SB:	1		
CS:	0		

AB	R	H	RBI	BB	SO	LOB
4	1	1	1	1	0	1
5	0	2	0	0	0	3
4	0	1	1	0	0	3
2	1	2	1	2	0	0
4	0	0	1	0	0	5
4	0	0	0	0	0	3
4	1	1	0	0	0	1
4	1	1	0	0	1	1
1	0	0	0	0	1	0
1	1	1	0	0	0	0
2	0	1	0	0	0	1

Batter	1	2	3	4	5	6	7	8	9
Clem Koshorek, R OBP: 0.325, SLG: 0.315 (1, 6)	0-0 6-3 ①		0-0 P5 ②		0-0 FC G3 1B FC3-6 ③	0-0 2B ③		4-0 FC6-4 BB ③	
Bobby Del Greco, R OBP: 0.344, SLG: 0.318 (1, 8)	0-0 F8 ②		0-0 2B ③		0-0 FC3-6 G3 1B ③	0-0 P2 ③		0-0 FC6-4 1-2f ③	
Gus Bell, L OBP: 0.264, SLG: 0.354 (1, 9)	0-0 1B 1B ③		0-0 P2 ③		0-0 G3 ① 1-2 2-3 3-H		0-0 F8 ①		
Ralph Kiner, R OBP: 0.434, SLG: 0.445 (1, 7)	0-0 1-3 1B ③			4-0 FC5-4 BB ③	4-0 FC3-6 IBB ③		0-0 HR ②		
Joe Garagiola, L OBP: 0.364, SLG: 0.337 (1, 2)	0-0 G3 ③			0-0 P5 ①	0-0 FC3-6 FC6-4 ② 1-2f 2-3 3-H		0-0 4-3 ②		
Jack Merson, R OBP: 0.308, SLG: 0.439 (1, 5)		0-0 P3 ①		0-0 FC5-4 1-2f ②	0-0 FC6-4 1-2f ③		0-0 1-3 ③		
George Strickland, R OBP: 0.277, SLG: 0.250 (1, 4)		0-0 F8 ②		0-0 L7 ③		0-0 E S 2B 1B ③		0-0 6-3 ①	
Tony Bartirome, L OBP: 0.225, SLG: 0.245 (1, 3)		0-0 4-3 ③			0-0 1B E 1B ③	0-0 F8 1-3 ①		0-3 K ②	
Joe Muir, L (1, 1)			0-3 K ①		0-0 1B FC G3 1B ③	0-0 5-3 ②		0-0 BB 1B ③	
George Metkovich, L OBP: 0.325, SLG: 0.347 (5, PH)									
Woody Main, R OBP: 0.143, SLG: 0.143 (6, 1)									

Inning Stats	R: 0	H: 2	E: 0	LOB: 2	K: 0	BB: 0	S: 5	P: 5
	R: 0	H: 0	E: 0	LOB: 0	K: 0	BB: 0	S: 3	P: 3
	R: 0	H: 1	E: 0	LOB: 1	K: 1	BB: 0	S: 6	P: 6
	R: 0	H: 0	E: 0	LOB: 1	K: 0	BB: 1	S: 3	P: 7
	R: 3	H: 3	E: 1	LOB: 2	K: 0	BB: 1	S: 7	P: 11
	R: 1	H: 2	E: 0	LOB: 1	K: 0	BB: 0	S: 5	P: 5
	R: 1	H: 1	E: 0	LOB: 0	K: 0	BB: 0	S: 4	P: 4
	R: 0	H: 1	E: 0	LOB: 2	K: 1	BB: 1	S: 6	P: 10

PITCHER	IP	WLS	BF	H	R	ER	SO	BB	IBB	HBP	BLK	WP	HR	S	P	ERA	WHIP
Lou Possehl, R ERA: 5.06 (1, 1)	5.2	L	28	8	4	2	1	1	1	0	0	0	0	28	36	3.18	1.588
Jim Konstanty, R ERA: 2.25 (6, 1)	0.1		1	0	0	0	0	0	0	0	0	0	0	1	1	0.00	0.000
Andy Hansen, R ERA: 3.68 (7, 1)	1.2		7	2	1	1	1	0	0	0	0	0	1	9	9	5.40	1.200
Steve Ridzik, R ERA: 5.11 (8, 1)	0.1		2	0	0	0	0	1	0	0	0	0	0	1	5	0.00	3.000

Batter	1	2	3	4	5	6	7	8	9	AB R H RBI BB SO LOB	TOP		
Richie Ashburn, L (1, 8) OBP: 0.320, SLG: 0.297	0-0 FC6-5 2B		0-0 2-3	4-0 BB		0-3 K		0-0 F9		4 0 1 0 1 1 1			
Connie Ryan, R (1, 4) OBP: 0.340, SLG: 0.400	0-0 FC6-5 2B		0-3 K	0-0 F8		4-0 FC6-4 BB		0-0 5-3		4 1 0 0 1 1 3			
Johnny Wyrostek, L (1, 9) OBP: 0.342, SLG: 0.313	0-0 6-3		4-0 BB		4-0 1B BB	0-0 FC6-4		4-0 CS BB		2 1 0 0 3 0 2			
Del Ennis, R (1, 7) OBP: 0.355, SLG: 0.474	0-0 E 2B		0-0 1-3		0-0 6-3		0-0 6-3	0-0 P6		5 1 1 1 0 0 3			
Willie Jones, R (1, 5) OBP: 0.358, SLG: 0.466	0-0 E1 FC6-4			0-0 F9	0-0 1B		0-0 G3			4 0 1 1 0 0 0			
Granny Hamner, R (1, 6) OBP: 0.288, SLG: 0.388	0-0 FC6-4			0-0 F8	0-0 L9		0-0 1-3			4 0 0 0 0 0 2			
Smoky Burgess, L (1, 2) OBP: 0.359, SLG: 0.433		0-0 P6		0-0 2B	0-0 1B		0-0 4-3			4 1 2 0 0 0 0			
Eddie Waitkus, L (1, 3) OBP: 0.361, SLG: 0.350		0-3 K		4-0 2B IBB	0-0 P3		0-0 2B			3 1 1 0 1 1 2			
Curt Simmons, L (1, 1) OBP: 0.353, SLG: 0.563		0-0 1-3		0-0 2B		0-0 6-3		0-0 L8		4 0 1 2 0 0 1			
<b>Inning Stats</b>	R: 2 H: 2 E: 1 LOB: 1 K: 0 BB: 0 S: 6 P: 6	R: 0 H: 0 E: 0 LOB: 0 K: 1 BB: 0 S: 5 P: 5	R: 0 H: 0 E: 0 LOB: 1 K: 1 BB: 1 S: 5 P: 9	R: 2 H: 2 E: 0 LOB: 2 K: 0 BB: 2 S: 5 P: 13	R: 1 H: 2 E: 0 LOB: 2 K: 0 BB: 1 S: 5 P: 9	R: 0 H: 0 E: 0 LOB: 1 K: 1 BB: 1 S: 5 P: 9	R: 0 H: 0 E: 0 LOB: 0 K: 0 BB: 0 S: 3 P: 3	R: 0 H: 1 E: 0 LOB: 1 K: 0 BB: 0 S: 4 P: 4	R: 0 H: 0 E: 0 LOB: 0 K: 0 BB: 1 S: 2 P: 6	1B: 2 SF: 0 2B: 5 SAC: 0 3B: 0 DP: 0 HR: 0 HBP: 0	WP: 0 PA: 40 PB: 0 SB: 0 CS: 1		
<b>PITCHER</b>	IP WLS BF H R ER SO BB IBB HBP BLK WP HR S P ERA WHIP											<b>PITCHER</b>	IP WLS BF H R ER SO BB IBB HBP BLK WP HR S P ERA WHIP
Murry Dickson, R (1, 1) ERA: 4.77	4.2 L 25 6 5 4 2 3 1 0 0 0 0 0 25 41 7.71 1.929												
Paul LaPalme, L (5, 1) ERA: 1.93	2.1 8 0 0 0 1 1 0 0 0 0 0 0 9 13 0.00 0.429												
Ron Kline, R (8, 1) ERA: 6.21	1.0 4 1 0 0 0 0 0 0 0 0 0 0 4 4 0.00 1.000												
Ted Wilks, R (9, 1) ERA: 1.5	1.0 3 0 0 0 0 0 1 0 0 0 0 0 2 6 0.00 1.000												

Philadelphia Phillies @ Pittsburgh Pirates  
 Forbes Field, Pittsburgh, PA  
 Sun Jun 01 1952, 3:33 AM EDT  
 Unknown

livebaseballscorecards.com

AB 34  
 R 5  
 H 7  
 RBI 4  
 BB 6  
 SO 3  
 LOB 14





Batter	1	2	3	4	5	6	7	8	9	AB R H RBI BB SO LOB
Clem Koshorek, R (1, 6) OBP: 0.328, SLG: 0.313 Dick Smith, R (9, PR) OBP: 0.269, SLG: 0.182	4-0 SH5-3 BB		0-0 FC4-6 1-2f			0-0 P4	0-0 F9		0-0 1B	4 0 1 0 1 0 3 0 0 0 0 0 0 0
Bobby Del Greco, R (1, 8) OBP: 0.340, SLG: 0.314	0-3 K		0-0 F9			0-0 4-3		0-0 E BB 1B	0-3 K	5 0 1 0 0 2 3
Gus Bell, L (1, 9) OBP: 0.277, SLG: 0.357	0-0 SH5-3 1-2			0-0 F5		0-0 1B		4-0 E BB 1-2		2 0 1 0 1 0 0
Ralph Kiner, R (1, 7) OBP: 0.423, SLG: 0.431	0-3 K			0-0 F9		0-0 F8		0-0 P4		4 0 0 0 0 1 4
Jack Merson, R (1, 5) OBP: 0.313, SLG: 0.440		0-3 K			0-0 1B		0-0 BB 1B	0-0 E4 1-2 2-3		4 1 2 0 0 1 2
Clyde McCullough, R (1, 2) OBP: 0.127, SLG: 0.113 Brandy Davis, R (7, PR) OBP: 0.353, SLG: 0.214 Ron Kline, R (8, 1) Pete Castiglione, R (8, PH) OBP: 0.365, SLG: 0.402 Ted Wilks, R (9, 1) OBP: 0.250, SLG: 0.250		0-0 6-3		0-0 L8		4-0 1B BB 1-2		0-0 P4		2 0 0 0 1 0 1 0 0 0 0 0 0 0 0 0 0 0 0 0 0 1 0 0 0 0 0 3 0 0 0 0 0 0 0
George Strickland, R (1, 4) OBP: 0.265, SLG: 0.239		0-0 F8			0-0 6-3		0-3 K	0-0 F7		4 0 0 0 0 1 5
Tony Bartirome, L (1, 3) OBP: 0.221, SLG: 0.241 Ed Fitz Gerald, R (7, PH) OBP: 0.158, SLG: 0.158			0-3 K		0-0 F9		0-0 1-3 2-H 1B		0-0 F9	2 0 0 0 0 1 0 2 0 1 1 0 0 0
Murry Dickson, R (1, 1) OBP: 0.370, SLG: 0.481 Paul LaPalme, L (5, 1) Erv Dusak, R (7, PH) OBP: 0.320, SLG: 0.391 George Metkovich, L (8, 3) OBP: 0.322, SLG: 0.343			0-0 FC4-6 1B		0-0 L4		0-0 F9		0-3 K	1 0 1 0 0 0 0 1 0 0 0 0 0 0 1 0 0 0 0 0 2 1 0 0 0 0 1 0


Inning Stats	R: 0	H: 0	E: 0	K: 2	S: 7	R: 0	H: 0	E: 0	K: 1	S: 5	R: 0	H: 1	E: 0	K: 1	S: 6	R: 0	H: 1	E: 0	K: 0	S: 4	R: 0	H: 0	E: 0	K: 0	S: 3	R: 0	H: 1	E: 0	K: 0	S: 4	R: 1	H: 2	E: 0	K: 1	S: 7	R: 0	H: 1	E: 1	K: 0	S: 5	R: 0	H: 1	E: 0	K: 2	S: 8	1B: 7	2B: 0	3B: 0	SF: 0	SAC: 1	DP: 0	HBP: 0	WP: 0	PB: 0	SB: 0	CS: 0	PA: 38
	0	0	0	2	7	0	0	0	1	5	0	1	0	0	6	0	1	0	0	4	0	0	0	0	3	0	1	0	2	0	4	1	2	0	7	0	1	0	5	0	1	0	8	7	0	0	0	0	0	0	0	0	0	38			

PITCHER	IP	WLS	BF	H	R	ER	SO	BB	IBB	HBP	BLK	WP	HR	S	P	ERA	WHIP
Curt Simmons, L (1, 1) ERA: 1.57	9.0	W	38	7	1	1	7	3	0	0	0	0	0	49	61	1.00	1.111

**BOTTOM**

Philadelphia Phillies @ Pittsburgh Pirates  
 Forbes Field, Pittsburgh, PA  
 Sun Jun 01 1952, 3:33 AM EDT  
 Unknown

<b>AB</b>	<b>34</b>
<b>R</b>	<b>1</b>
<b>H</b>	<b>7</b>
<b>RBI</b>	<b>1</b>
<b>BB</b>	<b>3</b>
<b>SO</b>	<b>7</b>
<b>LOB</b>	<b>23</b>



Batter	1	2	3	4	5	6	7	8	9	AB R H RBI BB SO LOB	TOP																	
Richie Ashburn, L (1, 8) OBP: 0.313, SLG: 0.290	0-3 K			0-0 P5		0-0 F7		0-0 P5		4 0 0 0 0 1 1																		
Connie Ryan, R (1, 4) OBP: 0.338, SLG: 0.392	0-0 P6			4-0 FC6-4 BB		0-0 6-3		0-0 4-3		3 0 0 0 1 0 0																		
Willie Jones, R (1, 5) OBP: 0.349, SLG: 0.453	0-0 P4			0-0 F9		0-3 K		0-0 F7		4 0 0 0 0 1 1																		
Del Ennis, R (1, 7) OBP: 0.347, SLG: 0.463		0-0 5-3		0-0 FC6-4 1-2f		0-0 L8		0-3 K		4 0 0 0 0 1 1																		
Johnny Wyrostek, L (1, 9) OBP: 0.342, SLG: 0.313		0-0 4-3			0-0 E6 3-1 F8 1B		0-0 1-3			3 1 1 0 0 0 0																		
Granny Hamner, R (1, 6) OBP: 0.283, SLG: 0.381		0-0 5-3			0-0 3-1		0-0 L7			3 0 0 0 0 0 1																		
Stan Lopata, R (1, 2) OBP: 0.405, SLG: 0.472			0-3 K		0-0 F8 3-H		0-0 2B			3 0 1 1 0 1 0																		
Eddie Waitkus, L (1, 3) OBP: 0.361, SLG: 0.349			0-0 F9		0-0 1B		0-0 L7			3 0 1 0 0 0 1																		
Karl Drews, R (1, 1) OBP: 0.105, SLG: 0.105			0-3 K		0-0 6-3		0-3 K			3 0 0 0 0 2 2																		
<b>Inning Stats</b>	R: 0 E: 0 K: 1 S: 5	H: 0 LOB: 0 BB: 0 P: 5	R: 0 E: 0 K: 0 S: 3	H: 0 LOB: 0 BB: 0 P: 3	R: 0 E: 0 K: 2 S: 7	H: 0 LOB: 0 BB: 0 P: 7	R: 0 E: 0 K: 0 S: 3	H: 0 LOB: 1 BB: 1 P: 7	R: 1 E: 1 K: 0 S: 5	H: 2 LOB: 1 BB: 0 P: 5	R: 0 E: 0 K: 1 S: 5	H: 0 LOB: 0 BB: 0 P: 5	R: 0 E: 0 K: 0 S: 3	H: 0 LOB: 0 BB: 0 P: 3	R: 0 E: 0 K: 1 S: 6	H: 1 LOB: 1 BB: 0 P: 6	R: 0 E: 0 K: 1 S: 5	H: 0 LOB: 0 BB: 0 P: 5	1B: 2 2B: 1 3B: 0 HR: 0	SF: 0 SAC: 0 DP: 0 HBP: 0	WP: 0 PB: 0 SB: 0 CS: 0	PA: 31						
<b>PITCHER</b>	IP WLS BF H R ER SO BB IBB HBP BLK WP HR S P ERA WHIP																											
Howie Pollet, L (1, 1) ERA: 4.25	8.0	28	3	1	1	1	5	1	0	0	0	0	0	0	37	41	1.12	0.500										
Ted Wilks, R (9, 1) ERA: 1.45	1.0	W	3	0	0	0	1	0	0	0	0	0	0	5	5	0.00	0.000											

Philadelphia Phillies @ Pittsburgh Pirates  
 Forbes Field, Pittsburgh, PA  
 Sun Jun 01 1952, 3:38 AM EDT  
 Att. 15,529 - Unknown

livebaseballscorecards.com

AB	30
R	1
H	3
RBI	1
BB	1
SO	6
LOB	7



Batter	1	2	3	4	5	6	7	8	9	AB R H RBI BB SO LOB
Pete Castiglione, R (1, 5) OBP: 0.360, SLG: 0.429	0-0 5-3 ①		0-0 6-3 ②			0-0 5-3 ①			0-0 HR	4 1 1 1 0 0 0
Clem Koshorek, R (1, 6) OBP: 0.318, SLG: 0.302	0-0 4-3 ②		0-0 1-3 ③			0-0 6-3 ②			0-0 F7 ①	4 0 0 0 0 0 0
Gus Bell, L (1, 9) OBP: 0.276, SLG: 0.352	0-0 P5 ③					0-0 F8 ③			0-0 3-1 ②	4 0 1 0 0 0 0
Ralph Kiner, R (1, 7) OBP: 0.425, SLG: 0.457						0-0 P6 ①②			0-0 HR	4 1 2 1 0 1 1
Joe Garagiola, L (1, 2) OBP: 0.354, SLG: 0.326						0-0 P5 ③			0-0 K	3 0 0 0 0 1 1
Bobby Del Greco, R (1, 8) OBP: 0.346, SLG: 0.321						0-0 FC6-4 ①			0-0 K	3 0 2 0 0 1 0
George Strickland, R (1, 4) OBP: 0.260, SLG: 0.233						0-0 FC6-4 ②			0-0 CS 1B ③	2 0 0 0 0 0 2
George Metkovich, L (8, PH) (9, 3) OBP: 0.319, SLG: 0.340						0-0 FC6-4 ②			0-0 F9 ①	1 0 0 0 0 0 0
Tony Bartirome, L (1, 3) OBP: 0.226, SLG: 0.245						0-0 F9 ③			0-0 L1 ②	2 0 1 0 0 0 2
Jack Merson, R (8, PH) (9, 4) OBP: 0.311, SLG: 0.438						0-0 F9 ③			0-0 L1 ②	1 0 0 0 0 0 0
Howie Pollet, L (1, 1) OBP: 0.190, SLG: 0.105						0-0 L6 ①			0-0 F8 ③	2 0 0 0 0 0 1
Ed Fitz Gerald, R (8, PH) (9, 1) OBP: 0.150, SLG: 0.150						0-0 L6 ①			0-0 F8 ③	1 0 0 0 0 0 0
Ted Wilks, R (9, 1) OBP: 0.250, SLG: 0.250						0-0 L6 ①			0-0 F8 ③	0 0 0 0 0 0 0

Inning Stats	R: 0	H: 0	E: 0	K: 0	S: 3	H: 0	LOB: 0	BB: 0	P: 3	R: 0	H: 2	E: 0	K: 0	S: 5	R: 0	H: 0	E: 0	K: 0	S: 3	R: 0	H: 1	E: 0	K: 0	S: 3	R: 0	H: 1	E: 0	K: 1	S: 6	R: 0	H: 0	E: 0	K: 0	S: 3	R: 0	H: 1	E: 0	K: 2	S: 7	R: 0	H: 0	E: 0	K: 0	S: 3	R: 2	H: 2	E: 0	K: 0	S: 4	R: 0	H: 0	E: 0	K: 0	S: 3	1B: 5	SF: 0	2B: 0	SAC: 0	3B: 0	DP: 0	HR: 2	HBP: 0	WP: 0	PA: 32
--------------	------	------	------	------	------	------	--------	-------	------	------	------	------	------	------	------	------	------	------	------	------	------	------	------	------	------	------	------	------	------	------	------	------	------	------	------	------	------	------	------	------	------	------	------	------	------	------	------	------	------	------	------	------	------	------	-------	-------	-------	--------	-------	-------	-------	--------	-------	--------

PITCHER	IP	WLS	BF	H	R	ER	SO	BB	IBB	HBP	BLK	WP	HR	S	P	ERA	WHIP	PITCHER	IP	WLS	BF	H	R	ER	SO	BB	IBB	HBP	BLK	WP	HR	S	P	ERA	WHIP																
Karl Drews, R (1, 1) ERA: 2.75	8.2	L	31	7	2	2	3	0	0	0	0	0	2	37	37	2.08	0.808																																		

BOTTOM

Philadelphia Phillies @ Pittsburgh Pirates  
 Forbes Field, Pittsburgh, PA  
 Sun Jun 01 1952, 3:38 AM EDT  
 Att. 15,529 - Unknown

livebaseballscorecards.com

AB	31
R	2
H	7
RBI	2
BB	0
SO	3
LOB	7



Batter	1	2	3	4	5	6	7	8	9	AB R H RBI BB SO LOB	TOP
<b>Bobby Morgan, R</b> (1, 5) OBP: 0.391, SLG: 0.431	0-1 5-3		3-2 6-3	2-2 4-3			3-3 K			4 0 0 0 0 1 1	
<b>Pee Wee Reese, R</b> (1, 6) OBP: 0.374, SLG: 0.304	4-2 3B BB		2-1 1-3		0-1 G1-4-3 1B		0-1 5-3			3 1 1 0 1 0 0	
<b>Duke Snider, L</b> (1, 8) OBP: 0.388, SLG: 0.467	1-1 L8 3B		1-1 HR 3B		2-1 F6			0-0 F6		4 2 2 1 0 0 1	
<b>Jackie Robinson, R</b> (1, 4) OBP: 0.475, SLG: 0.459	1-0 L8		0-0 HR		1-2 G1-4-3			0-2 F2		4 1 1 3 0 0 1	
<b>Andy Pafko, R</b> (1, 7) OBP: 0.371, SLG: 0.475	0-1 F8		4-1 BB			3-2 6-3		3-1 6-3		3 0 0 0 1 0 0	
<b>Gil Hodges, R</b> (1, 3) OBP: 0.341, SLG: 0.446			1-0 F7			0-3 K			3-2 HR	4 1 1 1 0 2 1	
<b>Carl Furillo, R</b> (1, 9) OBP: 0.299, SLG: 0.317			2-1 E4 1B		3-1 G3 1B		0-0 HR		1-2 L7	4 1 2 1 0 0 0	
<b>Rube Walker, L</b> (1, 2) OBP: 0.310, SLG: 0.400			0-0 F8		0-0 G3		1-3 K		0-0 G3	4 0 0 0 0 1 2	
<b>Ralph Branca, R</b> (1, 1) <b>Joe Black, R</b> (9, 1) <b>Johnny Rutherford, L</b> (9, 1)			0-0 6-3		2-3 K		1-3 K		2-1 F9	4 0 0 0 0 2 2 0 0 0 0 0 0 0 0 0 0 0 0 0 0	
<b>Inning Stats</b>	R: 2 H: 1 E: 0 LOB: 0 K: 0 BB: 1 S: 9 P: 15	R: 0 H: 0 E: 1 LOB: 1 K: 1 BB: 0 S: 7 P: 12	R: 2 H: 2 E: 0 LOB: 1 K: 0 BB: 1 S: 10 P: 21	R: 0 H: 1 E: 0 LOB: 1 K: 1 BB: 0 S: 9 P: 16	R: 0 H: 1 E: 0 LOB: 0 K: 0 BB: 0 S: 8 P: 11	R: 1 H: 1 E: 0 LOB: 0 K: 2 BB: 0 S: 10 P: 14	R: 0 H: 0 E: 0 LOB: 0 K: 2 BB: 0 S: 8 P: 12	R: 0 H: 0 E: 0 LOB: 0 K: 0 BB: 0 S: 6 P: 9	R: 1 H: 1 E: 0 LOB: 0 K: 0 BB: 0 S: 9 P: 15	1B: 2 SF: 0 2B: 0 SAC: 0 3B: 2 DP: 1 HR: 3 HBP: 0	WP: 0 PA: 36 PB: 0 SB: 0 CS: 0
<b>PITCHER</b>	IP WLS BF H R ER SO BB IBB HBP BLK WP HR S P ERA WHIP										
<b>Red Munger, R</b> (1, 1) ERA: 7.28	6.0 L 26 6 5 5 4 2 0 0 0 0 0 2 53 89 7.50 1.333										
<b>Woody Main, R</b> (7, 1) ERA: 2.37	3.0 10 1 1 1 2 0 0 0 0 0 0 1 23 36 3.00 0.333										

**Brooklyn Dodgers @ Pittsburgh Pirates**  
 Forbes Field, Pittsburgh, PA  
 Tue Jun 03 1952, 3:33 AM EDT  
 Att. 19,452 - Unknown

AB	34
R	6
H	7
RBI	6
BB	2
SO	6
LOB	8



livebaseballscorecards.com

Batter	1	2	3	4	5	6	7	8	9	AB R H RBI BB SO LOB
Pete Castiglione, R (1, 5) OBP: 0.356, SLG: 0.421	0-1 6-3			1-3 K		1-1 F9			0-1 1B	4 1 1 0 0 1 0
Bobby Del Greco, R (1, 8) OBP: 0.344, SLG: 0.319	1-0 4-3			2-3 K			1-1 L5-3 1B		0-3 K	4 0 1 0 0 2 1
Gus Bell, L (1, 9) OBP: 0.265, SLG: 0.337	1-3 K			2-3 K			0-0 F7		0-2 E6 1B 2B	4 1 0 0 0 2 2
Ralph Kiner, R (1, 7) OBP: 0.421, SLG: 0.450		2-2 5-3			3-2 G4-6-3 1B		2-0 L5-3		1-2 F8	4 0 1 0 0 0 3
Joe Garagiola, L (1, 2) OBP: 0.359, SLG: 0.333		2-2 F5			3-2 F8			1-2	0-2 2B 1B	4 0 2 1 0 0 1
Dick Smith, R (9, PR) OBP: 0.269, SLG: 0.182									1-3 2-H 1B	0 0 0 0 0 0 0
Jack Merson, R (1, 4) OBP: 0.309, SLG: 0.439		0-0 F3			0-1 G4-6-3			3-2 L8	2-0 1B 2B	4 0 1 1 0 0 2
George Strickland, R (1, 6) OBP: 0.260, SLG: 0.266			0-2 F8			2-1 HR		3-2 F7	0-1 F3	4 1 1 1 0 0 4
Tony Bartirome, L (1, 3) OBP: 0.222, SLG: 0.241			0-0 B5-3			0-2 F7		0-0 4-3		2 0 0 0 0 0 0
George Metkovich, L (8, PH) OBP: 0.316, SLG: 0.337										1 0 0 0 0 0 1
Red Munger, R (1, 1)			1-3 K			3-3 K			1-1 HR	1 0 0 0 0 1 0
Erv Dusak, R (6, PH) OBP: 0.308, SLG: 0.375										1 0 0 0 0 1 0
Woody Main, R (7, 1) OBP: 0.143, SLG: 0.143										0 0 0 0 0 0 0
Ed Fitz Gerald, R (9, PH) OBP: 0.190, SLG: 0.333										1 1 1 1 0 0 0

Inning Stats	R: 0	H: 0	E: 0	K: 1	S: 6	LOB: 0	BB: 0	P: 8	R: 0	H: 0	E: 0	K: 0	S: 8	LOB: 0	BB: 0	P: 12	R: 0	H: 0	E: 0	K: 3	S: 10	LOB: 0	BB: 0	P: 15	R: 0	H: 1	E: 0	K: 0	S: 8	LOB: 0	BB: 0	P: 14	R: 1	H: 1	E: 0	K: 1	S: 10	LOB: 0	BB: 0	P: 16	R: 0	H: 1	E: 0	K: 0	S: 4	LOB: 0	BB: 0	P: 7	R: 0	H: 1	E: 0	K: 0	S: 13	LOB: 1	BB: 0	P: 20	R: 3	H: 4	E: 1	K: 1	S: 19	LOB: 3	BB: 0	P: 23	1B: 5	SF: 0	2B: 2	SAC: 0	3B: 0	DP: 2	HR: 2	HBP: 0	WP: 0	PA: 34
--------------	------	------	------	------	------	--------	-------	------	------	------	------	------	------	--------	-------	-------	------	------	------	------	-------	--------	-------	-------	------	------	------	------	------	--------	-------	-------	------	------	------	------	-------	--------	-------	-------	------	------	------	------	------	--------	-------	------	------	------	------	------	-------	--------	-------	-------	------	------	------	------	-------	--------	-------	-------	-------	-------	-------	--------	-------	-------	-------	--------	-------	--------

PITCHER	IP	WLS	BF	H	R	ER	SO	BB	IBB	HBP	BLK	WP	HR	S	P	ERA	WHIP
Ralph Branca, R (1, 1) ERA: 4.99	8.0	W	28	6	3	2	6	0	0	0	0	0	2	71	106	2.25	0.750
Joe Black, R (9, 1) ERA:	0.2		5	2	1	0	1	0	0	0	0	0	0	13	16	0.00	3.000
Johnny Rutherford, R (9, 1) ERA: 4.58	0.1	S	1	0	0	0	0	0	0	0	0	0	0	2	2	0.00	0.000

**BOTTOM**

**Brooklyn Dodgers @ Pittsburgh Pirates**  
 Forbes Field, Pittsburgh, PA  
 Tue Jun 03 1952, 3:33 AM EDT  
 Att. 19,452 - Unknown

AB	34
R	4
H	8
RBI	4
BB	0
SO	7
LOB	14



PITCHER	IP	WLS	BF	H	R	ER	SO	BB	IBB	HBP	BLK	WP	HR	S	P	ERA	WHIP
---------	----	-----	----	---	---	----	----	----	-----	-----	-----	----	----	---	---	-----	------

Batter	1	2	3	4	5	6	7	8	9	AB R H RBI BB SO LOB	TOP											
<b>Bobby Morgan, R</b> OBP: 0.420, SLG: 0.453 (1, 5)	1-2 1B 2B	2-3 K		4-2 BB BB		4-1 FC5 BB BB		4-1 HR BB		2 2 1 0 3 1 0	<b>Brooklyn Dodgers @ Pittsburgh Pirates</b> Forbes Field, Pittsburgh, PA Wed Jun 04 1952, 3:33 AM EDT Att: 14,421 - Unknown											
<b>Pee Wee Reese, R</b> OBP: 0.380, SLG: 0.309 (1, 6)	1-1 1B 1B		1-1 CS 1B	4-1 BB		0-3 K		2-1 F8		4 1 2 1 1 1 2												
<b>Duke Snider, L</b> OBP: 0.389, SLG: 0.481 (1, 8)	0-0 F9		4-2 2B E BB	0-0 F5		2-3 K		0-2 HR		4 2 1 2 1 1 4												
<b>Jackie Robinson, R</b> OBP: 0.491, SLG: 0.504 (1, 4)	0-0 1B 1B		2-0 E6 L9 2B		1-0 HR	4-2 BB		4-2 FC6-4 BB		3 2 3 1 2 0 0												
<b>Roy Campanella, R</b> OBP: 0.364, SLG: 0.481 (1, 2)	1-0 1B		2-2 L9		0-0 CS 1B	0-0 FC5		0-0 FC6-4		5 0 2 2 0 0 3												
<b>Andy Pafko, R</b> OBP: 0.383, SLG: 0.475 (1, 7)	4-1 BB		4-0 BB		4-1 1B BB		2-1 6-3	0-0 G3 1B		2 0 1 0 3 0 0												
<b>Gil Hodges, R</b> OBP: 0.343, SLG: 0.444 (1, 3)	0-0 F9		0-0 L6		2-2 1B		0-0 G6-4-3 1B	1-3 K		5 0 2 0 0 1 4												
<b>Carl Furillo, R</b> OBP: 0.288, SLG: 0.305 (1, 9)		1-2 4-3		0-0 5-3		1-2 F3		0-1 G3		5 0 0 0 0 0 4												
<b>Carl Erskine, R</b> OBP: 0.105, SLG: 0.056 <b>Billy Loes, R</b> OBP: 0.071, SLG: 0.071 (1, 1) (9, 1)		0-3 K		0-0 5-3		0-2 5-3		0-3 K	0-3 K	5 0 0 0 0 3 3 0 0 0 0 0 0 0												
<b>Inning Stats</b>	R: 2 E: 0 K: 0 S: 10	H: 4 LOB: 2 BB: 1 P: 17	R: 0 E: 0 K: 2 S: 9	H: 0 LOB: 0 BB: 0 P: 12	R: 2 E: 1 K: 0 S: 9	H: 2 LOB: 1 BB: 2 P: 22	R: 0 E: 0 K: 0 S: 7	H: 0 LOB: 2 BB: 2 P: 15	R: 1 E: 0 K: 0 S: 14	H: 3 LOB: 2 BB: 1 P: 22	R: 0 E: 0 K: 2 S: 10	H: 0 LOB: 2 BB: 2 P: 20	R: 0 E: 0 K: 0 S: 4	H: 1 LOB: 0 BB: 0 P: 7	R: 2 E: 0 K: 1 S: 14	H: 1 LOB: 1 BB: 2 P: 24	R: 0 E: 0 K: 2 S: 9	H: 1 LOB: 1 BB: 0 P: 10	1B: 8 2B: 2 3B: 0 HR: 2	SF: 0 SAC: 0 DP: 1 HBP: 0	WP: 0 PB: 0 SB: 0 CS: 2	PA: 45
<b>PITCHER</b>	IP WLS BF H R ER SO BB IBB HBP BLK WP HR S P ERA WHIP																					
<b>Bob Friend, R</b> ERA: 5.37 (1, 1)	5.0 L 27 9 5 4 2 6 0 0 0 0 0 1 49 88 7.20 3.000																					
<b>Paul LaPalme, L</b> ERA: 1.74 (6, 1)	2.0 8 1 0 0 2 2 0 0 0 0 0 0 14 27 0.00 1.500																					
<b>Ted Wilks, R</b> ERA: 1.91 (8, 1)	2.0 10 2 2 2 3 2 0 0 0 0 0 1 23 34 9.00 2.000																					

livebaseballscorecards.com

<b>AB</b>	35
<b>R</b>	7
<b>H</b>	12
<b>RBI</b>	6
<b>BB</b>	10
<b>SO</b>	7
<b>LOB</b>	20



Batter	1	2	3	4	5	6	7	8	9	AB R H RBI BB SO LOB
Pete Castiglione, R (1, 5) OBP: 0.349, SLG: 0.404	3-2 F4		0-1 4-3		0-1 F8		4-0 1-2 BB BB		0-0 L8	4 0 0 1 1 0 1
Bobby Del Greco, R (1, 8) OBP: 0.351, SLG: 0.320	4-0 HR BB		1-2 G3-6 1B			0-1 F4	4-2 1-2 2-3 BB		2-3 3-H 3-3 K	3 1 1 0 2 1 1
Gus Bell, L (1, 9) OBP: 0.252, SLG: 0.320	1-3 K		0-0 G3-6 1-2f			1-2 E8 2B 1B	1-0 F4		1-2 F2	5 1 0 0 0 1 6
Ralph Kiner, R (1, 7) OBP: 0.429, SLG: 0.485	0-1 1-H HR			4-1 1B BB		0-0 1B 1-3 2B		3-2 5-3		3 1 2 2 1 0 0
Joe Garagiola, L (1, 2) OBP: 0.364, SLG: 0.340	3-3 K			1-3 K		0-1 G6-4-3 1B		2-2 FC6-4 1B		4 0 2 1 0 2 1
Jack Merson, R (1, 4) OBP: 0.308, SLG: 0.435		0-1 F8		1-0 1-2 P3-6-4 1B		0-2 G6-4-3		0-0 F6		4 0 1 0 0 0 3
George Strickland, R (1, 6) OBP: 0.250, SLG: 0.255		1-2 F9		3-2 P3-6-4 1-2f			2-3 K	1-1 FC6-4 1-2f		4 0 0 0 0 1 3
Tony Bartirome, L (1, 3) OBP: 0.231, SLG: 0.243		1-0 1B			0-0 F6		1-3 K		4-1 2B L8 BB	3 1 1 0 1 1 0
Bob Friend, R (1, 1) Dick Smith, R (5, PH) Paul LaPalme, L (6, 1) Ed Fitz Gerald, R (7, PH) Ted Wilks, R (8, 1) George Metkovich, L (9, PH)		1-3 K			1-1 1-3		1-0 BB BB 1B		1-0 L8 2B	1 0 0 0 0 0 1 1 1 0 0 0 0 0 0 0 0 0 0 0 0 0 0 0 1 0 1 0 0 0 0 0 0 0 0 0 0 0 0 0 1 0 1 0 0 0 0 0

**BOTTOM**

**Brooklyn Dodgers @ Pittsburgh Pirates**  
Forbes Field, Pittsburgh, PA  
Wed Jun 04 1952, 3:33 AM EDT  
Att. 14,421 - Unknown

livebaseballscores.com

**AB 34**  
**R 4**  
**H 9**  
**RBI 4**  
**BB 5**  
**SO 7**  
**LOB 16**



Inning Stats	R: 2	H: 1	E: 0	LOB: 0	K: 2	BB: 1	S: 11	P: 22	R: 0	H: 1	E: 0	LOB: 1	K: 1	BB: 0	S: 9	R: 0	H: 1	E: 0	LOB: 0	K: 0	BB: 0	S: 7	R: 0	H: 1	E: 0	LOB: 1	K: 1	BB: 1	S: 9	R: 0	H: 0	E: 0	LOB: 0	K: 0	BB: 0	S: 5	R: 1	H: 2	E: 1	LOB: 1	K: 0	BB: 0	S: 11	R: 0	H: 1	E: 0	LOB: 3	K: 2	BB: 2	S: 11	R: 0	H: 1	E: 0	LOB: 1	K: 0	BB: 0	S: 11	R: 1	H: 1	E: 0	LOB: 1	K: 1	BB: 1	S: 14	R: 0	H: 1	E: 0	LOB: 1	K: 0	BB: 0	S: 11	R: 1	H: 1	E: 0	LOB: 1	K: 1	BB: 1	S: 14	1B: 6	2B: 3	3B: 0	HR: 1	SF: 0	SAC: 0	DP: 3	HBP: 0	WP: 0	PA: 39
--------------	------	------	------	--------	------	-------	-------	-------	------	------	------	--------	------	-------	------	------	------	------	--------	------	-------	------	------	------	------	--------	------	-------	------	------	------	------	--------	------	-------	------	------	------	------	--------	------	-------	-------	------	------	------	--------	------	-------	-------	------	------	------	--------	------	-------	-------	------	------	------	--------	------	-------	-------	------	------	------	--------	------	-------	-------	------	------	------	--------	------	-------	-------	-------	-------	-------	-------	-------	--------	-------	--------	-------	--------

PITCHER	IP	WLS	BF	H	R	ER	SO	BB	IBB	HBP	BLK	WP	HR	S	P	ERA	WHIP
Carl Erskine, R (1, 1) ERA: 2.79	8.0	W	36	9	4	3	6	5	0	0	0	0	1	76	126	3.38	1.750
Billy Loes, R (9, 1) ERA: 2.08	1.0	S	3	0	0	0	1	0	0	0	0	0	0	12	16	0.00	0.000

**WP: 0**  
**PB: 0**  
**SB: 0**  
**CS: 0**

Batter 1 2 3 4 5 6 7 8 9 AB R H RBI BB SO LOB TOP

<b>Bobby Morgan, R</b> (1, 5) OBP: 0.419, SLG: 0.439	4-0 G6-4-3 BB		2-2 5-3		3-2 4-3	2-2 1-3 1B		1-1 6-3			4 0 1 0 1 0 0
<b>Pee Wee Reese, R</b> (1, 6) OBP: 0.381, SLG: 0.303	1-2 G6-4-3 1-2f		4-0 S BB		1-0 F4	0-1 4-3		4-0 FC6-4 BB			3 0 0 0 2 0 3
<b>Duke Snider, L</b> (1, 8) OBP: 0.383, SLG: 0.468	1-0 L7		3-3 K 1-2		4-1 BB BB BB		0-0 3-1	0-0 FC6-4 1-2f			4 0 0 0 1 1 2
<b>Jackie Robinson, R</b> (1, 4) OBP: 0.494, SLG: 0.496		1-1 F5	4-0 IBB		4-1 BB 1-2 BB		3-1 F8	4-0 1-3 WP 2B BB			2 1 0 0 3 0 0
<b>Roy Campanella, R</b> (1, 2) OBP: 0.374, SLG: 0.472		4-2 2B BB	2-2 F7		4-1 BB 1-2 2-3 BB		4-2 BB BB 1B BB	1-2 1-3			2 1 0 0 3 0 3
<b>Andy Paiko, R</b> (1, 7) OBP: 0.399, SLG: 0.483		0-2 1-3 2B		0-3 K	3-2 F8		1-0 BB 1-2 1B	4-2 2B BB			4 0 2 0 1 1 3
<b>Gil Hodges, R</b> (1, 3) OBP: 0.356, SLG: 0.456		2-1 F5		4-0 FC6-4 BB		3-2 1B 1B	4-2 1-2 2-3 BB	2-2 1-H 3-H 2B			3 0 2 1 2 0 2
<b>Carl Furillo, R</b> (1, 9) OBP: 0.299, SLG: 0.305		4-0 IBB		2-0 F7		1-0 F7	1-0 1-2 2-H 3-H 1B	4-0 S IBB			3 0 1 1 2 0 2
<b>Ben Wade, R</b> (1, 1) OBP: 0.200, SLG: 0.375		2-3 K		2-1 FC6-4 1-2f		2-3 K		0-1 F8	2-2 5-3		5 0 0 0 0 2 7

<b>Inning Stats</b>	R: 0 E: 0 K: 0 S: 4	H: 0 LOB: 0 BB: 1 P: 10	R: 0 E: 0 K: 1 S: 14	H: 1 LOB: 3 BB: 2 P: 27	R: 0 E: 0 K: 1 S: 12	H: 0 LOB: 1 BB: 1 P: 14	R: 0 E: 0 K: 1 S: 11	H: 0 LOB: 3 BB: 3 P: 30	R: 0 E: 0 K: 1 S: 14	H: 2 LOB: 2 BB: 0 P: 22	R: 1 E: 0 K: 0 S: 9	H: 2 LOB: 2 BB: 2 P: 22	R: 0 E: 0 K: 0 S: 5	H: 0 LOB: 1 BB: 1 P: 10	R: 1 E: 0 K: 0 S: 12	H: 1 LOB: 2 BB: 3 P: 29	1B: 4 2B: 2 3B: 0 HR: 0	SF: 0 SAC: 0 DP: 1 HBP: 0	WP: 1 PB: 0 SB: 2 CS: 0	PA: 45
---------------------	------------------------------	----------------------------------	-------------------------------	----------------------------------	-------------------------------	----------------------------------	-------------------------------	----------------------------------	-------------------------------	----------------------------------	------------------------------	----------------------------------	------------------------------	----------------------------------	-------------------------------	----------------------------------	----------------------------------	------------------------------------	----------------------------------	--------

<b>PITCHER</b>	IP	WLS	BF	H	R	ER	SO	BB	IBB	HBP	BLK	WP	HR	S	P	ERA	WHIP
<b>Ron Kline, R</b> (1, 1) ERA: 5.48	5.0		25	2	0	0	3	7	2	0	0	0	0	50	114	0.00	1.800
<b>Woody Main, R</b> (6, 1) ERA: 2.48	2.0	L	10	3	1	1	1	2	0	0	0	0	0	20	38	4.50	2.500
<b>Paul LaPalme, L</b> (8, 1) ERA: 2.01	1.2		9	1	1	1	0	3	1	0	0	1	0	14	34	5.40	2.400
<b>Ted Wilks, R</b> (9, 1) ERA: 1.89	0.1		1	0	0	0	0	0	0	0	0	0	0	3	5	0.00	0.000

Brooklyn Dodgers @ Pittsburgh Pirates  
 Forbes Field, Pittsburgh, PA  
 Thu Jun 05 1952, 3:33 AM EDT  
 Att. 6,328 - Unknown

livebaseballscorecards.com

<b>AB</b>	30
<b>R</b>	2
<b>H</b>	6
<b>RBI</b>	2
<b>BB</b>	15
<b>SO</b>	4
<b>LOB</b>	22





Batter	1	2	3	4	5	6	7	8	9	AB	R	H	RBI	BB	SO	LOB
Pete Castiglione, R (1, 5) OBP: 0.345, SLG: 0.398	2-1 4-3		0-1 5-3		1-0 F4			0-0 FC5-6 1B		4	0	1	0	0	0	0
Bobby Del Greco, R (1, 8) OBP: 0.349, SLG: 0.318	2-2 F8			1-0 6-3		0-0 F8		2-2 FC5-6 1B		4	0	1	0	0	0	0
George Metkovich, L (1, 3) OBP: 0.320, SLG: 0.343	4-1 BB			1-1 6-3		1-1 4-3		0-1 FC5-6		3	0	0	0	1	0	2
Ralph Kiner, R (1, 7) OBP: 0.430, SLG: 0.482	0-0 F4			3-1 BB BB 1B		4-0 BB		2-3 K		3	0	1	0	1	1	3
Gus Bell, L (1, 9) OBP: 0.252, SLG: 0.310		3-2 F4		4-1 BB BB		2-2 G3		2-3 K2-3		3	0	0	0	1	1	3
Joe Garagiola, L (1, 2) OBP: 0.368, SLG: 0.340		1-2 F9		4-2 FC5-4 BB			2-2 1B 1B		0-0 L8	3	0	1	0	1	0	0
Jack Merson, R (1, 4) OBP: 0.302, SLG: 0.425		0-0 L9		0-0 FC5-4			1-1 F6		2-0 5-3	4	0	0	0	0	0	4
George Strickland, R (1, 6) OBP: 0.259, SLG: 0.257			2-3 K		2-3 K		0-0 G4-6-3 1B		4-1 BB	3	0	1	0	1	2	0
Ron Kline, R Woody Main, R Ed Fitz Gerald, R Paul LaPalme, L Ted Wilks, R Erv Dusak, R			3-3 K		1-3 K		3-1 G4-6-3		1-0 1-3	2	0	0	0	0	2	0

BOTTOM

Brooklyn Dodgers @ Pittsburgh Pirates  
Forbes Field, Pittsburgh, PA  
Thu Jun 05 1952, 3:33 AM EDT  
Att. 6,328 - Unknown

livebaseballscores.com

AB	31
R	0
H	5
RBI	0
BB	5
SO	6
LOB	15



Inning Stats	R: 0	H: 0	E: 0	LOB: 1	K: 0	S: 7	R: 0	H: 0	E: 0	LOB: 0	K: 0	S: 7	R: 0	H: 1	E: 0	LOB: 3	K: 2	S: 11	R: 0	H: 0	E: 0	LOB: 0	K: 2	S: 7	R: 0	H: 0	E: 0	LOB: 1	K: 0	S: 10	R: 0	H: 2	E: 0	LOB: 2	K: 2	S: 13	R: 0	H: 2	E: 0	LOB: 1	K: 0	S: 4	R: 0	H: 0	E: 0	LOB: 1	K: 0	S: 4	1B: 5	SF: 0	2B: 0	SAC: 0	3B: 0	DP: 1	HR: 0	HBP: 0	WP: 0	PA: 36
PITCHER Ben Wade, R ERA: 2.92	IP	WLS	BF	H	R	ER	SO	BB	IBB	HBP	BLK	WP	HR	S	P	ERA	WHIP	IP	WLS	BF	H	R	ER	SO	BB	IBB	HBP	BLK	WP	HR	S	P	ERA	WHIP	IP	WLS	BF	H	R	ER	SO	BB	IBB	HBP	BLK	WP	HR	S	P	ERA	WHIP							

Batter	1	2	3	4	5	6	7	8	9	AB R H RBI BB SO LOB	TOP	
Davey Williams, R (1, 4) OBP: 0.347, SLG: 0.443	0-0 P5		0-3 K		0-0 6-3		0-0		0-0 FC6-4	5 0 1 0 0 1 1		
Whitey Lockman, L (1, 3) OBP: 0.414, SLG: 0.497	0-0 F7		0-0 F8		0-0 F8		4-0			3 0 0 0 1 0 0		
Bobby Thomson, R (1, 5) OBP: 0.392, SLG: 0.527	0-0 1B		0-0 HR			4-0 1B BB	0-0 F2			3 1 2 1 1 0 2		
Hank Thompson, L (1, 7) OBP: 0.340, SLG: 0.471	0-0 P3		0-0 4-3			0-0 F9		0-0 F8		4 0 0 0 0 0 2		
Don Mueller, L (1, 9) OBP: 0.298, SLG: 0.420		0-0 5-3 1B		0-0 1B		0-0 1-2 1B		0-0 L4		4 0 3 0 0 0 0		
Alvin Dark, R (1, 6) OBP: 0.313, SLG: 0.341		0-0 5-3		0-3 K		0-0 P6		0-0 5-3		4 0 0 0 0 1 4		
Wes Westrum, R (1, 2) OBP: 0.405, SLG: 0.504		0-0 6-3		0-3 K		0-0 F5			0-3 K	4 0 0 0 0 2 4		
Chuck Diering, R (1, 8) OBP: 0.318, SLG: 0.368		4-0		0-3 K			0-0 5-3		0-3 K	2 0 0 0 1 1 1		
Bill Howerton, L (9, PH) OBP: 0.391, SLG: 0.351		BB							0-3 K	1 0 0 0 0 1 0		
Sal Maglie, R (1, 1) OBP: 0.129, SLG: 0.069		0-0 6-3				0-0 G3			0-0	1 0 0 0 0 0 2		
Bill Riney, R (5, PH) OBP: 0.333, SLG: 0.143									0-0 F9	1 0 0 0 0 0 0		
George Spencer, R (5, 1) OBP: 0.197, SLG: 0.167										0 0 0 0 0 0 0		
George Wilson, L (7, PH) OBP: 0.211, SLG: 0.222										1 0 0 0 0 0 0		
Hoyt Wilhelm, R (7, 1) OBP: 0.250, SLG: 0.625										0 0 0 0 0 0 0		
Bob Elliott, R (9, PH) OBP: 0.313, SLG: 0.330									0-0 FC6-4 1B	1 0 1 0 0 0 0		
<b>Inning Stats</b>	R: 0 H: 1 E: 0 LOB: 1 K: 0 BB: 0 S: 4 P: 4	R: 0 H: 1 E: 0 LOB: 2 K: 0 BB: 1 S: 4 P: 8	R: 1 H: 1 E: 0 LOB: 0 K: 1 BB: 0 S: 6 P: 6	R: 0 H: 1 E: 0 LOB: 1 K: 3 BB: 0 S: 10 P: 10	R: 0 H: 0 E: 0 LOB: 0 K: 0 BB: 0 S: 3 P: 3	R: 0 H: 1 E: 0 LOB: 2 K: 0 BB: 1 S: 4 P: 8	R: 0 H: 1 E: 0 LOB: 2 K: 0 BB: 1 S: 4 P: 8	R: 0 H: 0 E: 0 LOB: 0 K: 0 BB: 0 S: 3 P: 3	R: 0 H: 1 E: 0 LOB: 1 K: 2 BB: 0 S: 8 P: 8	1B: 5 SF: 0 2B: 0 SAC: 0 3B: 1 DP: 0 HR: 1 HBP: 0	WP: 0 PA: 37 PB: 0 SB: 0 CS: 0	
<b>PITCHER</b> Murry Dickson, R (1, 1) ERA: 4.35	IP WLS BF H R ER SO BB IBB HBP BLK WP HR S P ERA WHIP	9.0 W 37 7 1 1 6 3 0 0 0 0 1 46 58 1.00 1.111										

**New York Giants @ Pittsburgh Pirates**  
**Forbes Field, Pittsburgh, PA**  
 Fri Jun 06 1952, 3:33 AM EDT  
 Att. 20,163 - Unknown

[livebaseballscorecards.com](http://livebaseballscorecards.com)

AB	34
R	1
H	7
RBI	1
BB	3
SO	6
LOB	16



Batter	1	2	3	4	5	6	7	8	9
Pete Castiglione, R OBP: 0.347, SLG: 0.398 (1, 5)	0-0 F7	0-0 E3 1B		0-0 FC5-4 CS		0-0 BB 1B		0-0 F7	
Bobby Del Greco, R OBP: 0.345, SLG: 0.314 (1, 8)	0-0 1B	0-0 5-3		0-3 K 1-2		0-3 K		0-3 K	
George Metkovich, L OBP: 0.331, SLG: 0.348 (1, 9)	0-0 1-2 1B		0-0 3-1		0-0 FC4 1B		0-0 BB	0-0 F8	
Ralph Kiner, R OBP: 0.426, SLG: 0.475 (1, 7)	0-3 K		0-0 L6		0-0 F7		0-0 1B PB 2B 1B		
Erv Dusak, R OBP: 0.296, SLG: 0.360 (9, 7)									
Joe Garagiola, L OBP: 0.364, SLG: 0.330 (1, 2)	0-0 4-3		4-0 BB BB BB BB	4-0 BB BB BB BB	0-0 F7		0-0 F8		
Jack Merson, R OBP: 0.306, SLG: 0.424 (1, 4)		4-0 2B E BB	0-0 P4		0-0 FC4 1-2f		0-0 2B 1B		
George Strickland, R OBP: 0.267, SLG: 0.252 (1, 6)		0-3 K		4-0 BB BB BB BB	4-0 BB BB BB BB	4-0 BB BB BB BB	0-3 K		
Tony Bartirome, L OBP: 0.250, SLG: 0.280 (1, 3)		0-0 E 2B		0-0 E9 1B 1B		0-0 SH 1B BB	0-0 2B		
Murry Dickson, R OBP: 0.355, SLG: 0.452 (1, 1)		0-0 P3		0-0 FC5-4 1B 3-H		0-0 F5	0-0 F5		

Inning Stats	R: 0	H: 2	E: 0	LOB: 2	K: 1	S: 7	R: 3	H: 2	E: 1	LOB: 0	K: 1	S: 7	R: 0	H: 0	E: 0	LOB: 1	K: 0	S: 3	R: 2	H: 2	E: 1	LOB: 0	K: 1	S: 6	R: 0	H: 1	E: 0	LOB: 1	K: 0	S: 4	R: 1	H: 1	E: 1	LOB: 2	K: 1	S: 6	R: 2	H: 3	E: 0	LOB: 1	K: 1	S: 8	R: 0	H: 0	E: 0	LOB: 0	K: 1	S: 5

										PITCHER										PITCHER																													
Batter	IP	WLS	BF	H	R	ER	SO	BB	IBB	HBP	BLK	WP	HR	S	P	ERA	WHIP	IP	WLS	BF	H	R	ER	SO	BB	IBB	HBP	BLK	WP	HR	S	P	ERA	WHIP															
Sal Maglie, R ERA: 1.69 (1, 1)	4.0	L	20	6	5	3	3	3	0	0	0	0	0	23	35	6.75	2.250																																
George Spencer, R ERA: 2.93 (5, 1)	2.0		10	2	1	1	1	2	0	0	0	0	0	10	18	4.50	2.000																																
Hoyt Wilhelm, R ERA: 3.52 (7, 1)	2.0		9	3	2	2	2	0	0	0	0	0	0	13	13	9.00	1.500																																

**BOTTOM**


**New York Giants @ Pittsburgh Pirates**  
**Forbes Field, Pittsburgh, PA**  
 Fri Jun 06 1952, 3:33 AM EDT  
 Att. 20,163 - Unknown

AB	R	H	RBI	BB	SO	LOB
5	1	2	3	0	0	1
5	0	1	0	0	3	3
4	0	2	0	1	0	0
4	1	1	0	0	1	3
0	0	0	0	0	0	0
3	0	0	0	1	0	4
3	2	1	0	1	0	2
2	2	0	0	2	2	3
3	2	3	2	0	0	0
4	0	1	1	0	0	5


AB	33
R	8
H	11
RBI	6
BB	5
SO	6
LOB	21



1B:	9	SF:	0	WP:	0	PA:	39
2B:	2	SAC:	1	PB:	1	SB:	0
3B:	0	DP:	0	CS:	1		
HR:	0	HBP:	0				

Batter	1	2	3	4	5	6	7	8	9	AB	R	H	RBI	BB	SO	LOB	TOP														
Davey Williams, R (1, 4) OBP: 0.347, SLG: 0.443										0	0	0	0	0	0	0	<p><b>New York Giants @ Pittsburgh Pirates</b>  <b>Forbes Field, Pittsburgh, PA</b>            Sat Jun 07 1952, 3:33 AM EDT            Att. 7,656 - Unknown</p> <p><a href="http://livebaseballscorecards.com">livebaseballscorecards.com</a></p> <table> <tr><td><b>AB</b></td><td><b>0</b></td></tr> <tr><td><b>R</b></td><td><b>0</b></td></tr> <tr><td><b>H</b></td><td><b>0</b></td></tr> <tr><td><b>RBI</b></td><td><b>0</b></td></tr> <tr><td><b>BB</b></td><td><b>0</b></td></tr> <tr><td><b>SO</b></td><td><b>0</b></td></tr> <tr><td><b>LOB</b></td><td><b>0</b></td></tr> </table> 	<b>AB</b>	<b>0</b>	<b>R</b>	<b>0</b>	<b>H</b>	<b>0</b>	<b>RBI</b>	<b>0</b>	<b>BB</b>	<b>0</b>	<b>SO</b>	<b>0</b>	<b>LOB</b>	<b>0</b>
<b>AB</b>	<b>0</b>																														
<b>R</b>	<b>0</b>																														
<b>H</b>	<b>0</b>																														
<b>RBI</b>	<b>0</b>																														
<b>BB</b>	<b>0</b>																														
<b>SO</b>	<b>0</b>																														
<b>LOB</b>	<b>0</b>																														
Alvin Dark, R (1, 6) OBP: 0.313, SLG: 0.341										0	0	0	0	0	0																
Whitey Lockman, L (1, 3) OBP: 0.414, SLG: 0.497										0	0	0	0	0	0																
Bobby Thomson, R (1, 8) OBP: 0.392, SLG: 0.527										0	0	0	0	0	0																
Bob Elliott, R (1, 7) OBP: 0.313, SLG: 0.330										0	0	0	0	0	0																
Wes Westrum, R (1, 2) OBP: 0.405, SLG: 0.504										0	0	0	0	0	0																
Bill Rigney, R (1, 5) OBP: 0.333, SLG: 0.143										0	0	0	0	0	0																
Don Mueller, L (1, 9) OBP: 0.298, SLG: 0.420										0	0	0	0	0	0																
Jim Hearn, R (1, 1) OBP: 0.160, SLG: 0.200										0	0	0	0	0	0																
<b>Inning Stats</b>																	1B: 0 SF: 0 2B: 0 SAC: 0 3B: 0 DP: 0 HR: 0 HBP: 0 WP: 0 PA: 0 PB: 0 SB: 0 CS: 0														
<b>PITCHER</b> Joe Muir, L (1, 1) ERA: 6.08	IP 0.0	WLS 0	BF 0	H 0	R 0	ER 0	SO 0	BB 0	IBB 0	HBP 0	BLK 0	WP 0	HR 0	S 0	P 0	ERA ∞	WHIP ∞	<b>PITCHER</b> IP WLS BF H R ER SO BB IBB HBP BLK WP HR S P ERA WHIP													



Batter	1	2	3	4	5	6	7	8	9	AB	R	H	RBI	BB	SO	LOB	TOP														
<a href="#">Davey Williams, R</a> (1, 4) OBP: 0.353, SLG: 0.457										0	0	0	0	0	0	0	<p><b>New York Giants @ Pittsburgh Pirates</b>  <b>Forbes Field, Pittsburgh, PA</b>  Sun Jun 08 1952, 3:33 AM EDT  Att. 13,942 - Unknown</p> <p><a href="http://livebaseballscorecards.com">livebaseballscorecards.com</a></p> <table> <tr><td><b>AB</b></td><td><b>0</b></td></tr> <tr><td><b>R</b></td><td><b>0</b></td></tr> <tr><td><b>H</b></td><td><b>0</b></td></tr> <tr><td><b>RBI</b></td><td><b>0</b></td></tr> <tr><td><b>BB</b></td><td><b>0</b></td></tr> <tr><td><b>SO</b></td><td><b>0</b></td></tr> <tr><td><b>LOB</b></td><td><b>0</b></td></tr> </table> 	<b>AB</b>	<b>0</b>	<b>R</b>	<b>0</b>	<b>H</b>	<b>0</b>	<b>RBI</b>	<b>0</b>	<b>BB</b>	<b>0</b>	<b>SO</b>	<b>0</b>	<b>LOB</b>	<b>0</b>
<b>AB</b>	<b>0</b>																														
<b>R</b>	<b>0</b>																														
<b>H</b>	<b>0</b>																														
<b>RBI</b>	<b>0</b>																														
<b>BB</b>	<b>0</b>																														
<b>SO</b>	<b>0</b>																														
<b>LOB</b>	<b>0</b>																														
<a href="#">Alvin Dark, R</a> (1, 6) OBP: 0.316, SLG: 0.345										0	0	0	0	0	0																
<a href="#">Whitey Lockman, L</a> (1, 3) OBP: 0.414, SLG: 0.500										0	0	0	0	0	0																
<a href="#">Bobby Thomson, R</a> (1, 8) OBP: 0.392, SLG: 0.529										0	0	0	0	0	0																
<a href="#">Bob Elliott, R</a> (1, 7) OBP: 0.308, SLG: 0.317										0	0	0	0	0	0																
<a href="#">Wes Westrum, R</a> (1, 2) OBP: 0.405, SLG: 0.493										0	0	0	0	0	0																
<a href="#">Bill Rigney, R</a> (1, 5) OBP: 0.300, SLG: 0.125										0	0	0	0	0	0																
<a href="#">Don Mueller, L</a> (1, 9) OBP: 0.297, SLG: 0.412										0	0	0	0	0	0																
<a href="#">Larry Jansen, R</a> (1, 1) OBP: 0.250, SLG: 0.143										0	0	0	0	0	0																
<b>Inning Stats</b>																	1B: 0    SF: 0 2B: 0    SAC: 0 3B: 0    DP: 0 HR: 0    HBP: 0 WP: 0    PA: 0 PB: 0 SB: 0 CS: 0														
<b>PITCHER</b> <a href="#">Howie Pollet, L</a> (1, 1) ERA: 4.25	IP	WLS	BF	H	R	ER	SO	BB	IBB	HBP	BLK	WP	HR	S	P	ERA	WHIP	<b>PITCHER</b> IP    WLS    BF    H    R    ER    SO    BB    IBB    HBP    BLK    WP    HR    S    P    ERA    WHIP													
	0.0	L	0	0	0	0	0	0	0	0	0	0	0	0	0	∞	∞														

Batter	1	2	3	4	5	6	7	8	9	AB R H RBI BB SO LOB	BOTTOM
--------	---	---	---	---	---	---	---	---	---	----------------------	--------

Pete Castiglione, R (1, 5) OBP: 0.350, SLG: 0.407										0 0 0 0 0 0 0
Bobby Del Greco, R (1, 8) OBP: 0.341, SLG: 0.306										0 0 0 0 0 0 0
George Metkovich, L (1, 9) OBP: 0.333, SLG: 0.359										0 0 0 0 0 0 0
Ralph Kiner, R (1, 7) OBP: 0.433, SLG: 0.472										0 0 0 0 0 0 0
Joe Garagiola, L (1, 2) OBP: 0.379, SLG: 0.369										0 0 0 0 0 0 0
Jack Merson, R (1, 4) OBP: 0.306, SLG: 0.422										0 0 0 0 0 0 0
Dick Smith, R (1, 6) OBP: 0.259, SLG: 0.174										0 0 0 0 0 0 0
Tony Bartirome, L (1, 3) OBP: 0.250, SLG: 0.273										0 0 0 0 0 0 0
Howie Pollet, L (1, 1) OBP: 0.190, SLG: 0.105										0 0 0 0 0 0 0

**New York Giants @ Pittsburgh Pirates**  
**Forbes Field, Pittsburgh, PA**  
 Sun Jun 08 1952, 3:33 AM EDT  
 Att. 13,942 - Unknown

<b>AB</b>	<b>0</b>
<b>R</b>	<b>0</b>
<b>H</b>	<b>0</b>
<b>RBI</b>	<b>0</b>
<b>BB</b>	<b>0</b>
<b>SO</b>	<b>0</b>
<b>LOB</b>	<b>0</b>



<b>Inning Stats</b>	1B: 0	SF: 0	WP: 0	PA: 0
	2B: 0	SAC: 0	PB: 0	
	3B: 0	DP: 0	SB: 0	
	HR: 0	HBP: 0	CS: 0	

<b>PITCHER</b> Larry Jansen, R (1, 1) ERA: 3.52	<b>IP</b> 0.0 <b>WLS</b> W <b>BF</b> 0 <b>H</b> 0 <b>R</b> 0 <b>ER</b> 0 <b>SO</b> 0 <b>BB</b> 0 <b>IBB</b> 0 <b>HBP</b> 0 <b>BLK</b> 0 <b>WP</b> 0 <b>HR</b> 0 <b>S</b> 0 <b>P</b> 0 <b>ERA</b> ∞ <b>WHIP</b> ∞	<b>PITCHER</b> <b>IP</b> <b>WLS</b> <b>BF</b> <b>H</b> <b>R</b> <b>ER</b> <b>SO</b> <b>BB</b> <b>IBB</b> <b>HBP</b> <b>BLK</b> <b>WP</b> <b>HR</b> <b>S</b> <b>P</b> <b>ERA</b> <b>WHIP</b>
---	--	--

Batter	1	2	3	4	5	6	7	8	9	AB R H RBI BB SO LOB	TOP
Sam Jethroe, S OBP: 0.304, SLG: 0.450 (1, 8) X	0-0 PB 1B	4-0 BB 1B IBB		H 1-0 S HBP			X 0-0 4-3 SH2-4 1B		B B B B 4-0 SH3-4 BB	2 1 2 0 2 0 0	
Bob Thorpe, R OBP: 0.278, SLG: 0.408 (1, 9) X (7, 7)	0-0 L4	0-0 BB 1B		0-3 K		X 0-0 SH2-4	X 0-0 SH2-4	X 0-0 SH3-4	X 0-0 SH3-4	3 0 1 2 0 1 2	
Eddie Mathews, L OBP: 0.286, SLG: 0.443 (1, 5) X	0-0 F3	4-0 BB			X 0-0 F3	X 0-0 4-3	X 0-0 4-3	X 0-3 K	X 0-3 K	4 0 0 0 1 1 3	
Sid Gordon, R OBP: 0.402, SLG: 0.534 Jack Daniels, L OBP: 0.231, SLG: 0.136 (1, 7) B (7, PR) B (7, 9)	4-0 BB	0-0 F7			X 0-0 5-3	X 0-0 5-3	X 0-0 3-H 1B	X 0-0 4-3	X 0-0 4-3	3 0 1 1 1 0 3 1 0 0 0 0 0 1	
Ebba St. Claire, S OBP: 0.304, SLG: 0.339 (1, 2) X	0-0 4-3		X 0-0 3-1		B B B B 4-0 BB	X 0-0 F7	X 0-0 F9			3 0 0 0 1 0 3	
Earl Torgeson, L OBP: 0.402, SLG: 0.351 (1, 3)		X 0-0 5-3 1B 1B	X 0-0 G6-4-3 BB		X 0-0 F7			B B B B 4-0 SH3-4 BB		2 1 1 0 2 0 1	
Roy Hartsfield, R OBP: 0.300, SLG: 0.362 (1, 4)		X 0-0 5-3 1B 1B	X 0-0 G6-4-3		X 0-0 6-3	X 0-0 6-3	X 0-0 6-3	X 0-0 SH3-4	X 0-0 SH3-4	3 1 1 0 0 0 1	
Johnny Logan, R OBP: 0.214, SLG: 0.370 (1, 6)		X 0-0 5-3 1-2 2-3		X 0-0 6-3		X 0-0 5-3	X 0-0 F9	X 0-0 F9	X 0-0 F9	4 0 0 0 0 0 3	
Jim Wilson, R OBP: 0.115, SLG: 0.154 (1, 1)		X 0-0 F9		X 0-0 L6		X 0-0 L4	X 0-0 L4	X 0-0 6-3	X 0-0 6-3	4 0 0 0 0 0 3	
<b>Inning Stats</b>	R: 0 E: 0 K: 0 S: 4 H: 1 LOB: 2 BB: 1 P: 8	R: 2 E: 0 K: 0 S: 6 H: 3 LOB: 3 BB: 2 P: 14	R: 0 E: 0 K: 0 S: 2 H: 0 LOB: 0 BB: 1 P: 6	R: 0 E: 0 K: 1 S: 5 H: 0 LOB: 1 BB: 0 P: 6	R: 0 E: 0 K: 0 S: 3 H: 0 LOB: 1 BB: 1 P: 7	R: 0 E: 0 K: 0 S: 3 H: 0 LOB: 0 BB: 0 P: 3	R: 1 E: 0 K: 0 S: 5 H: 2 LOB: 1 BB: 0 P: 5	R: 0 E: 0 K: 0 S: 3 H: 0 LOB: 1 BB: 1 P: 7	R: 0 E: 0 K: 1 S: 5 H: 0 LOB: 1 BB: 1 P: 9	1B: 6 2B: 0 3B: 0 HR: 0 SF: 0 SAC: 3 DP: 1 HBP: 1	WP: 0 PB: 1 SB: 1 CS: 0 PA: 40
<b>PITCHER</b> Bob Friend, R ERA: 5.22 Woody Main, R ERA: 3.0	IP WLS BF H R ER SO BB IBB HBP BLK WP HR S P ERA WHIP	IP WLS BF H R ER SO BB IBB HBP BLK WP HR S P ERA WHIP	IP WLS BF H R ER SO BB IBB HBP BLK WP HR S P ERA WHIP	IP WLS BF H R ER SO BB IBB HBP BLK WP HR S P ERA WHIP	IP WLS BF H R ER SO BB IBB HBP BLK WP HR S P ERA WHIP	IP WLS BF H R ER SO BB IBB HBP BLK WP HR S P ERA WHIP	IP WLS BF H R ER SO BB IBB HBP BLK WP HR S P ERA WHIP	IP WLS BF H R ER SO BB IBB HBP BLK WP HR S P ERA WHIP	IP WLS BF H R ER SO BB IBB HBP BLK WP HR S P ERA WHIP	ERA WHIP	ERA WHIP

**Boston Braves @ Pittsburgh Pirates**  
**Forbes Field, Pittsburgh, PA**  
 Mon Jun 09 1952, 3:33 AM EDT  
 Att. 6,973 - Unknown

[livebaseballscorecards.com](http://livebaseballscorecards.com)

**AB 29**  
**R 3**  
**H 6**  
**RBI 3**  
**BB 7**  
**SO 2**  
**LOB 20**






Batter	1	2	3	4	5	6	7	8	9	AB	R	H	RBI	BB	SO	LOB
Pete Castiglione, R (1, 5) OBP: 0.341, SLG: 0.388	0-0 L1		4-0 BB		0-0 L6			0-0 6-3		3	0	0	0	1	0	1
Bobby Del Greco, R (1, 8) OBP: 0.347, SLG: 0.329	0-0 F9		0-3 K			0-0 HR		4-0 FC6-4 BB 1B BB		3	2	1	1	1	1	1
Gus Bell, L (1, 9) OBP: 0.267, SLG: 0.317	0-0 FC4 1B			0-3 K		0-0 CS 1B		4-0 FC6-4 BB		3	0	2	0	1	1	0
Ralph Kiner, R (1, 7) OBP: 0.426, SLG: 0.453	0-0 FC4 1-2f			4-0 1B BB		0-3 K 1-2		0-0 FC6-4 1B 1-2f 2-3		3	0	0	0	1	1	4
Joe Garagiola, L (1, 2) OBP: 0.371, SLG: 0.361		0-0 F8		0-0 1B G6-3		0-0 F7		0-0 1B 1-2 3-H		4	0	2	1	0	0	0
Jack Merson, R (1, 4) OBP: 0.304, SLG: 0.412		0-3 K		0-0 G6-3 1-2f				0-0 3-1		4	0	0	0	0	1	4
Dick Smith, R (1, 6) OBP: 0.229, SLG: 0.133		0-0 1-3			4-0 SH3-4 BB			0-0 L3		3	0	0	0	1	0	1
Tony Bartirome, L (1, 3) OBP: 0.250, SLG: 0.287			0-0 1-3		0-0 F5			0-0 6-3		4	0	0	0	0	0	2
Bob Friend, R (1, 1) OBP: 0.190, SLG: 0.150			0-0 F7		0-0 SH3-4 1-2			0-3 K		1	0	0	0	0	0	0
Ed Fitz Gerald, R (7, PH) OBP: 0.192, SLG: 0.308									0-0 F5	1	0	0	0	0	1	1
Woody Main, R (8, 1) OBP: 0.111, SLG: 0.111										0	0	0	0	0	0	0
George Metkovich, L (9, PH) OBP: 0.328, SLG: 0.352										1	0	0	0	0	0	0

Inning Stats	R: 0	H: 1	E: 0	LOB: 1	K: 0	BB: 0	S: 4	R: 0	H: 0	E: 0	LOB: 0	K: 1	BB: 0	S: 5	R: 0	H: 0	E: 0	LOB: 1	K: 1	BB: 1	S: 5	R: 0	H: 1	E: 0	LOB: 1	K: 1	BB: 1	S: 5	R: 0	H: 0	E: 0	LOB: 1	K: 0	BB: 1	S: 3	R: 1	H: 2	E: 0	LOB: 0	K: 1	BB: 0	S: 6	R: 0	H: 0	E: 1	LOB: 1	K: 1	BB: 0	S: 6	R: 1	H: 1	E: 0	LOB: 2	K: 0	BB: 2	S: 4	R: 0	H: 0	E: 0	LOB: 0	K: 0	BB: 0	S: 3	1B: 4	SF: 0	2B: 1	SAC: 1	3B: 0	DP: 2	HR: 1	HBP: 0	WP: 0	PA: 36
PITCHER Jim Wilson, R (1, 1) ERA: 3.63	IP	WLS	BF	H	R	ER	SO	BB	IBB	HBP	BLK	WP	HR	S	P	ERA	WHIP	IP	WLS	BF	H	R	ER	SO	BB	IBB	HBP	BLK	WP	HR	S	P	ERA	WHIP																																							

**BOTTOM**

**Boston Braves @ Pittsburgh Pirates**  
**Forbes Field, Pittsburgh, PA**  
 Mon Jun 09 1952, 3:33 AM EDT  
 Att. 6,973 - Unknown

AB	30
R	2
H	5
RBI	2
BB	5
SO	5
LOB	14





Batter	1	2	3	4	5	6	7	8	9	AB	R	H	RBI	BB	SO	LOB
Pete Castiglione, R OBP: 0.338, SLG: 0.408 (1, 5)	0-0 F3	0-0 HR		0-0 6-3		0-0 6-3				4	1	1	1	0	0	1
Bobby Del Greco, R OBP: 0.345, SLG: 0.327 (1, 8)	0-0 2B BB 1B	0-0 F7		0-3 K2-3			0-0 6-3			4	1	1	0	0	1	0
Gus Bell, L OBP: 0.275, SLG: 0.327 (1, 9)	0-0 BB 1-3 FC6-4 2B	1-0 HBP			0-0 F8		0-3 K			3	1	1	0	0	1	0
Ralph Kiner, R OBP: 0.432, SLG: 0.473 (1, 7)	4-0 BB E IBB	0-0 F9			0-0 HR		4-0 BB			2	2	1	1	2	0	1
Ed Fitz Gerald, R OBP: 0.233, SLG: 0.310 (1, 2)	4-0 FC6-4 BB 1-2 2-3 3-H		0-0 BB 1B		0-0 E6 G1-6-3		0-0 F4			3	0	1	1	1	0	1
Jack Merson, R OBP: 0.298, SLG: 0.404 (1, 4)	0-0 FC6-4 HR 1-2f 2-H 3-H		0-3 K		0-0 G1-6-3 1-2f		0-0 F3			4	1	0	1	0	1	3
George Strickland, R OBP: 0.274, SLG: 0.275 (1, 6)	0-0 HR 2-H		4-0 BB 1-2		0-0 F3		0-0 F7			3	1	1	2	1	0	0
Tony Bartirome, L OBP: 0.250, SLG: 0.286 (1, 3)	0-0 F8		0-0 4-3		0-0 S 1B		0-0 6-3			4	0	1	0	0	0	1
Ron Kline, R (1, 1)		0-0 L1-3		0-3 K		0-0 6-3 1-2				2	0	0	0	0	1	0
Paul LaPalme, L (5, 1)										0	0	0	0	0	0	0
Ted Wilks, R (5, 1)										1	0	0	0	0	0	1


Inning Stats	R: 5	H: 3	LOB: 0	K: 0	P: 14	R: 1	H: 1	LOB: 1	K: 0	P: 5	R: 0	H: 1	LOB: 1	K: 1	P: 9	R: 0	H: 0	LOB: 0	K: 2	P: 7	R: 1	H: 1	LOB: 0	K: 0	P: 4	R: 0	H: 1	LOB: 1	K: 0	P: 4	R: 0	H: 0	LOB: 1	K: 1	P: 9	R: 0	H: 0	LOB: 0	K: 0	P: 3
PITCHER	IP	WLS	BF	H	R	ER	SO	BB	IBB	HBP	BLK	WP	HR	S	P	ERA	WHIP																							
Warren Spahn, L (1, 1)	2.0	L	13	4	6	6	0	1	1	1	0	0	0	10	19	27.00	2.500																							
Sheldon Jones, R (3, 1)	2.0		7	1	0	0	3	1	0	0	0	0	0	12	16	0.00	1.000																							
Lew Burdette, R (5, 1)	3.0		12	2	1	1	1	1	0	0	0	0	1	13	17	3.00	1.000																							
Vern Bickford, R (8, 1)	1.0		3	0	0	0	0	0	0	0	0	0	0	3	3	0.00	0.000																							

**BOTTOM**

**Boston Braves @ Pittsburgh Pirates**  
**Forbes Field, Pittsburgh, PA**  
 Tue Jun 10 1952, 3:33 AM EDT  
 Att. 10,934 - Unknown

livebaseballscorecards.com

<b>AB</b>	<b>30</b>
<b>R</b>	<b>7</b>
<b>H</b>	<b>7</b>
<b>RBI</b>	<b>6</b>
<b>BB</b>	<b>4</b>
<b>SO</b>	<b>4</b>
<b>LOB</b>	<b>8</b>



WP: 0	PA: 35
PB: 0	
SB: 1	
CS: 0	

Batter	1	2	3	4	5	6	7	8	9	AB R H RBI BB SO LOB	TOP	
Sam Jethroe, S OBP: 0.316, SLG: 0.457 (1, 8) X	0-0 G3		4-0 BB			0-0 G3		0-3 K		3 0 0 0 1 1 1		
Bob Thorpe, R OBP: 0.281, SLG: 0.421 (1, 7) X	0-0 6-3 1B		0-0 F8			0-3 K		0-0 1-3		4 0 1 0 0 1 2		
Earl Torgeson, L OBP: 0.405, SLG: 0.356 (1, 3) X	0-0 6-3 1-2			0-0 4-3		0-0 1-3			0-0 G4-6-3 1B	4 0 1 0 0 0 1		
Sid Gordon, R OBP: 0.399, SLG: 0.516 (1, 5) X	0-0 F8			4-0 G4-6-3 BB			0-0 1B		0-0 G4-6-3 1-2f	3 0 1 0 1 0 2		
Ebba St. Claire, S OBP: 0.286, SLG: 0.314 (1, 2) X		0-0 4-3			0-0 G4-6-3 1-2f		0-3 K		0-0 L3	4 0 0 0 0 1 2		
Jack Daniels, L OBP: 0.233, SLG: 0.154 (1, 9) X		0-0 CS 1B			0-0 6-3		0-0 F9			3 0 1 0 0 0 1		
Sibby Sisti, R OBP: 0.284, SLG: 0.368 (1, 4) X		0-3 K 1-2			0-0 E8		0-0 1-3			3 0 0 0 0 1 2		
Johnny Logan, R OBP: 0.229, SLG: 0.353 (1, 6) X			0-0 G2-6-3 1B		0-3 K			0-0 E6		3 0 1 0 0 1 1		
Max Surkont, R OBP: 0.222, SLG: 0.333 Buzz Clarkson, R OBP: 0.294, SLG: 0.250 Dave Cole, R (8, 1)	0-0 G2-6-3 1-2f				0-0 6-3			0-0 F6		2 0 0 0 0 0 2 1 0 0 0 0 0 1 0 0 0 0 0 0 0		
<b>Inning Stats</b>	R: 0 E: 0 K: 0 S: 4 H: 1 LOB: 1 BB: 0 P: 4	R: 0 E: 0 K: 1 S: 5 H: 1 LOB: 1 BB: 0 P: 5	R: 0 E: 0 K: 0 S: 3 H: 1 LOB: 1 BB: 1 P: 7	R: 0 E: 0 K: 0 S: 2 H: 0 LOB: 0 BB: 1 P: 6	R: 0 E: 1 K: 1 S: 6 H: 0 LOB: 1 BB: 0 P: 6	R: 0 E: 0 K: 1 S: 5 H: 0 LOB: 0 BB: 0 P: 5	R: 0 E: 0 K: 1 S: 6 H: 1 LOB: 1 BB: 0 P: 6	R: 0 E: 1 K: 1 S: 6 H: 0 LOB: 1 BB: 0 P: 6	R: 0 E: 0 K: 0 S: 3 H: 1 LOB: 0 BB: 0 P: 3	1B: 5 2B: 1 3B: 0 HR: 0 SF: 0 SAC: 0 DP: 4 HBP: 0	WP: 0 PB: 0 SB: 0 CS: 1 PA: 32	
<b>PITCHER</b> Murry Dickson, R ERA: 3.91 (1, 1)	IP 9.0 WLS W BF 32 H 5 R 0 ER 0 SO 5 BB 2 IBB 0 HBP 0 BLK 0 WP 0 HR 0 S 40 P 48 ERA 0.00 WHIP 0.778											<b>PITCHER</b> IP WLS BF H R ER SO BB IBB HBP BLK WP HR S P ERA WHIP

**Boston Braves @ Pittsburgh Pirates**  
**Forbes Field, Pittsburgh, PA**  
 Wed Jun 11 1952, 3:33 AM EDT  
 Att. 9,415 - Unknown

[livebaseballscorecards.com](http://livebaseballscorecards.com)

AB	30
R	0
H	5
RBI	0
BB	2
SO	5
LOB	15



Batter	1	2	3	4	5	6	7	8	9	AB	R	H	RBI	BB	SO	LOB
Tony Bartirome, L (1, 3) OBP: 0.250, SLG: 0.279	0-0 4-3 ①		0-0 4-3 ②			0-0 4-3 ①	4-0 BB BB			3	0	0	1	1	0	1
Pete Castiglione, R (1, 5) OBP: 0.336, SLG: 0.398	0-0 F9		0-0 5-3 ③			0-3 K	4-0 BB BB BB BB	1-2 2-3 BB		3	0	0	0	1	1	1
Bobby Del Greco, R (1, 8) OBP: 0.343, SLG: 0.322	0-0 6-3 ③			0-0 F7		4-0 BB BB	0-0 FC6	1-2f		3	1	0	0	1	0	3
Ralph Kiner, R (1, 7) OBP: 0.433, SLG: 0.490		0-0 6-3 ①		0-0 HR		4-0 BB BB		0-0 F4		3	2	1	1	1	0	0
Gus Bell, L (1, 9) OBP: 0.282, SLG: 0.355		0-3 K		0-0 F5		0-0 HR		4-0 1B BB		3	1	1	3	1	1	0
Joe Garagiola, L (1, 2) Ed Fitz Gerald, R (7, 2) OBP: 0.258, SLG: 0.333		0-0 4-3 ③		0-0 F8		0-3 K		0-0 1B		3	0	0	0	0	1	0
Jack Merson, R (1, 4) OBP: 0.297, SLG: 0.398			4-0 2B 4-3 BB			0-0 6-3 ①		0-3 K		3	1	0	0	1	1	2
George Strickland, R (1, 6) OBP: 0.281, SLG: 0.301			0-0 4-3 2B			0-0 E6		0-3 K		4	0	2	0	0	1	2
Murry Dickson, R (1, 1) OBP: 0.324, SLG: 0.412			0-3 K			0-0 G1-6-3		0-0 1-3		3	0	0	0	0	1	4

<b>Inning Stats</b>	R: 0 E: 0 K: 0 S: 3	H: 0 LOB: 0 BB: 0 P: 3	R: 0 E: 0 K: 1 S: 5	H: 0 LOB: 0 BB: 0 P: 5	R: 1 E: 0 K: 1 S: 6	H: 1 LOB: 1 BB: 1 P: 10	R: 1 E: 0 K: 0 S: 4	H: 1 LOB: 0 BB: 0 P: 4	R: 0 E: 1 K: 0 S: 3	H: 0 LOB: 0 BB: 0 P: 3	R: 3 E: 0 K: 2 S: 8	H: 1 LOB: 0 BB: 2 P: 16	R: 0 E: 0 K: 0 S: 4	H: 1 LOB: 3 BB: 2 P: 12	R: 0 E: 0 K: 2 S: 8	H: 1 LOB: 2 BB: 1 P: 12	1B: 1 2B: 2 3B: 0 HR: 2	SF: 0 SAC: 0 DP: 1 HBP: 0	WP: 0 PB: 0 SB: 0 CS: 0	PA: 35
<b>PITCHER</b>	IP WLS BF H R ER SO BB IBB HBP BLK WP HR S P ERA WHIP	IP WLS BF H R ER SO BB IBB HBP BLK WP HR S P ERA WHIP	IP WLS BF H R ER SO BB IBB HBP BLK WP HR S P ERA WHIP	IP WLS BF H R ER SO BB IBB HBP BLK WP HR S P ERA WHIP	IP WLS BF H R ER SO BB IBB HBP BLK WP HR S P ERA WHIP	IP WLS BF H R ER SO BB IBB HBP BLK WP HR S P ERA WHIP	IP WLS BF H R ER SO BB IBB HBP BLK WP HR S P ERA WHIP	IP WLS BF H R ER SO BB IBB HBP BLK WP HR S P ERA WHIP	IP WLS BF H R ER SO BB IBB HBP BLK WP HR S P ERA WHIP	IP WLS BF H R ER SO BB IBB HBP BLK WP HR S P ERA WHIP	IP WLS BF H R ER SO BB IBB HBP BLK WP HR S P ERA WHIP	IP WLS BF H R ER SO BB IBB HBP BLK WP HR S P ERA WHIP	IP WLS BF H R ER SO BB IBB HBP BLK WP HR S P ERA WHIP	IP WLS BF H R ER SO BB IBB HBP BLK WP HR S P ERA WHIP	IP WLS BF H R ER SO BB IBB HBP BLK WP HR S P ERA WHIP	IP WLS BF H R ER SO BB IBB HBP BLK WP HR S P ERA WHIP	IP WLS BF H R ER SO BB IBB HBP BLK WP HR S P ERA WHIP	IP WLS BF H R ER SO BB IBB HBP BLK WP HR S P ERA WHIP	IP WLS BF H R ER SO BB IBB HBP BLK WP HR S P ERA WHIP	IP WLS BF H R ER SO BB IBB HBP BLK WP HR S P ERA WHIP

**BOTTOM**

**Boston Braves @ Pittsburgh Pirates**  
**Forbes Field, Pittsburgh, PA**  
 Wed Jun 11 1952, 3:33 AM EDT  
 Att. 9,415 - Unknown

<b>AB</b>	<b>29</b>
<b>R</b>	<b>5</b>
<b>H</b>	<b>5</b>
<b>RBI</b>	<b>5</b>
<b>BB</b>	<b>6</b>
<b>SO</b>	<b>6</b>
<b>LOB</b>	<b>13</b>

[livebaseballscorecards.com](http://livebaseballscorecards.com)



Batter	1	2	3	4	5	6	7	8	9	AB R H RBI BB SO LOB	TOP			
Sam Jethroe, S (1, 8) OBP: 0.318, SLG: 0.449	0-0 6-3		0-0 G6-4-3				0-0 G6-4-3			3 1 0 0 2 0 2				
Bob Thorpe, R (1, 9) OBP: 0.286, SLG: 0.420	0-0 4-3			0-0 BB E 1B				0-0 6-3		5 2 2 0 0 0 2				
Earl Torgeson, L (1, 3) OBP: 0.397, SLG: 0.343	0-3 K			0-0 F9	4-0 1B 2B BB	0-0 4-3		0-0 F8		4 1 0 0 1 1 1				
Sid Gordon, R (1, 7) Jack Daniels, L (8, 7) OBP: 0.399, SLG: 0.510 OBP: 0.233, SLG: 0.154	0-3 K	0-3 K		0-0 E6 1B BB	0-0 1B 2B BB	4-0 HR BB		0-0 5-3		4 3 1 2 1 1 1 0 0 0 0 0 0 0				
Buzz Clarkson, R (1, 5) OBP: 0.364, SLG: 0.263	0-0 L4-6 1B			4-0 1B 1B BB	4-0 2B 1B BB	0-0 F4		0-0 F8		3 2 1 0 2 0 1				
Paul Burris, R (1, 2) OBP: 0.370, SLG: 0.615	0-0 1B			0-0 BB 1B	0-0 1B 2B	0-0 HR		0-3 K		5 2 4 6 0 1 0				
Sibby Sisti, R (1, 4) OBP: 0.302, SLG: 0.383	0-0 L4-6			0-0 BB 1B	0-0 SH1-3 1B	0-0 F9		0-0 1B 1B		5 0 3 3 0 0 2				
Johnny Logan, R (1, 6) OBP: 0.275, SLG: 0.368			0-0 6-3	4-0 G4-3 BB	0-0 F4		0-0 G6-4-3 1B		0-0 1B	4 0 2 0 1 0 1				
Ernie Johnson, R (1, 1) Lew Burdette, R (2, 1)			4-0 G6-4-3 BB	0-0 G4-3	0-0 SH1-3		0-0 F3		0-3 K	0 0 0 0 0 0 0 3 0 0 0 1 1 6				
<b>Inning Stats</b>	R: 0 E: 0 K: 1 S: 5 H: 0 LOB: 0 BB: 0 P: 5	R: 0 E: 0 K: 1 S: 6 H: 2 LOB: 1 BB: 0 P: 6	R: 0 E: 0 K: 0 S: 2 H: 0 LOB: 0 BB: 1 P: 6	R: 3 E: 1 K: 0 S: 6 H: 3 LOB: 2 BB: 2 P: 14	R: 6 E: 0 K: 0 S: 7 H: 4 LOB: 2 BB: 4 P: 23	R: 2 E: 0 K: 0 S: 4 H: 1 LOB: 0 BB: 1 P: 8	R: 0 E: 0 K: 0 S: 3 H: 1 LOB: 0 BB: 0 P: 3	R: 0 E: 0 K: 0 S: 3 H: 0 LOB: 0 BB: 0 P: 3	R: 0 E: 0 K: 2 S: 9 H: 2 LOB: 2 BB: 0 P: 9	1B: 11 2B: 2 3B: 0 HR: 1 SF: 0 SAC: 1 DP: 4 HBP: 0	WP: 0 PB: 0 SB: 0 CS: 0 PA: 45			
<b>PITCHER</b>	IP WLS BF H R ER SO BB IBB HBP BLK WP HR S P ERA WHIP												<b>PITCHER</b>	IP WLS BF H R ER SO BB IBB HBP BLK WP HR S P ERA WHIP
Joe Muir, L (1, 1) ERA: 6.44	3.1 L 15 4 3 2 2 2 0 0 0 0 0 0 17 25 5.40 1.800													
Woody Main, R (4, 1) ERA: 3.55	0.2 5 2 2 2 0 2 0 0 0 0 0 0 3 11 27.00 6.000													
Red Munger, R (5, 1) ERA: 7.92	1.0 9 3 4 4 0 3 0 0 0 0 0 0 6 18 36.00 6.000													
Paul LaPalme, L (6, 1) ERA: 2.54	4.0 16 4 2 2 2 1 0 0 0 0 0 1 19 23 4.50 1.250													

**Boston Braves @ Pittsburgh Pirates**  
**Forbes Field, Pittsburgh, PA**  
 Thu Jun 12 1952, 3:33 AM EDT  
 Att. 3,223 - Unknown

livebaseballscorecards.com

AB	36
R	11
H	13
RBI	11
BB	8
SO	4
LOB	16



BOTTOM

Boston Braves @ Pittsburgh Pirates  
Forbes Field, Pittsburgh, PA  
Thu Jun 12 1952, 3:33 AM EDT  
Att. 3,223 - Unknown

livebaseballscorecards.com

AB 31  
R 2  
H 4  
RBI 1  
BB 1  
SO 2  
LOB 9



WP: 0 PA: 32  
PB: 0  
SB: 0  
CS: 0

AB R H RBI BB SO LOB

1 0 0 0 1 0 0  
2 0 1 0 0 0 0

4 0 0 0 0 0 2

4 0 0 0 0 0 2

4 1 1 0 0 0 2

4 1 1 0 0 0 0

3 0 1 1 0 0 0

3 0 0 0 0 0 1

3 0 0 0 0 2 1

1 0 0 0 0 0 1  
0 0 0 0 0 0 0  
0 0 0 0 0 0 0  
1 0 0 0 0 0 0  
1 0 0 0 0 0 0

1B: 3 SF: 0  
2B: 1 SAC: 0  
3B: 0 DP: 1  
HR: 0 HBP: 0

R: 0 H: 0  
E: 0 LOB: 0  
K: 0 BB: 0  
S: 3 P: 3

R: 2 H: 3  
E: 1 LOB: 1  
K: 0 BB: 0  
S: 6 P: 6

R: 0 H: 0  
E: 1 LOB: 1  
K: 0 BB: 1  
S: 3 P: 7

R: 0 H: 0  
E: 0 LOB: 0  
K: 0 BB: 0  
S: 3 P: 3

R: 0 H: 1  
E: 0 LOB: 1  
K: 1 BB: 0  
S: 6 P: 6

R: 0 H: 0  
E: 0 LOB: 0  
K: 0 BB: 0  
S: 3 P: 3

R: 0 H: 0  
E: 0 LOB: 0  
K: 0 BB: 0  
S: 3 P: 5

R: 0 H: 0  
E: 0 LOB: 0  
K: 0 BB: 0  
S: 3 P: 3

R: 0 H: 0  
E: 0 LOB: 0  
K: 0 BB: 0  
S: 3 P: 3

R: 0 H: 0  
E: 0 LOB: 0  
K: 0 BB: 0  
S: 3 P: 3

R: 0 H: 0  
E: 0 LOB: 0  
K: 0 BB: 0  
S: 3 P: 3

Table with 10 columns (Batter, 1-9) and 10 rows of batter data. Each cell contains a batter's name, stats, and a diamond diagram showing the play. Batter 1: Tony Bartirome, George Metkovich; Batter 2: Pete Castiglione; Batter 3: Bobby Del Greco; Batter 4: Ralph Kiner; Batter 5: Gus Bell; Batter 6: Joe Garagiola; Batter 7: Jack Merson; Batter 8: George Strickland; Batter 9: Joe Muir, Woody Main, Red Munger, Murry Dickson, Paul LaPalme.

Inning Stats

PITCHER IP WLS BF H R ER SO BB IBB HBP BLK WP HR S P ERA WHIP

Ernie Johnson (1, 1) 1.0 W 6 3 2 2 0 0 0 0 0 0 0 6 6 18.00 3.000  
Lew Burdette, R (2, 1) 8.0 W 26 1 0 0 2 1 0 0 0 0 0 0 29 33 0.00 0.250

PITCHER IP WLS BF H R ER SO BB IBB HBP BLK WP HR S P ERA WHIP

Batter	1	2	3	4	5	6	7	8	9	AB R H RBI BB SO LOB	TOP									
<b>Tony Bartirome, L</b> (1, 3) OBP: 0.247, SLG: 0.270	0-0 G3			0-0 G3		0-0 4-3		0-3 K		4 0 0 0 0 1 1										
<b>Pete Castiglione, R</b> (1, 5) OBP: 0.331, SLG: 0.412	0-0 CS 1B			0-0 6-3			0-0 L7		0-0 HR	4 1 2 1 0 0 0										
<b>Bobby Del Greco, R</b> (1, 8) OBP: 0.340, SLG: 0.311	0-3 K			0-0 6-3			4-0 2B BB		4-0 BB	2 1 0 0 2 1 1										
<b>Ralph Kiner, R</b> (1, 7) OBP: 0.427, SLG: 0.484		0-3 K			0-0 F8		0-0 1B 1-H 2B		0-0 F6	4 0 1 1 0 1 1										
<b>Gus Bell, L</b> (1, 9) OBP: 0.280, SLG: 0.342		0-0 F6			0-0 F9		4-0 1B BB		0-3 K	3 0 0 0 1 1 1										
<b>Joe Garagiola, L</b> (1, 2) OBP: 0.369, SLG: 0.367		0-0 3-1			0-0		0-0 G4-6-3 1B		0-0 4-3	3 0 2 0 0 0 0										
<b>Dick Smith, R</b> (7, PR) OBP: 0.229, SLG: 0.133							1-2 2-3 1B			0 0 0 0 0 0 0										
<b>Erv Dusak, R</b> (9, PH) OBP: 0.276, SLG: 0.333							1-2 2-3 1B			1 0 0 0 0 0 1										
<b>Jack Merson, R</b> (1, 4) OBP: 0.290, SLG: 0.388			0-0 L8		0-0 K		0-0 G4-6-3			2 0 0 0 0 1 1										
<b>George Metkovich, L</b> (7, PH) OBP: 0.329, SLG: 0.352							1-2 2-3 1B			1 0 0 0 0 0 3										
<b>Clyde McCullough, R</b> (7, 2) OBP: 0.127, SLG: 0.113										0 0 0 0 0 0 0										
<b>George Strickland, R</b> (1, 6) OBP: 0.269, SLG: 0.286			0-0 6-3		0-0 5-3			0-0 F3		3 0 0 0 0 0 0										
<b>Bob Friend, R</b> (1, 1) OBP: 0.174, SLG: 0.136			0-0 F3				0-3 K		4-0 CS BB	2 0 0 0 0 1 0										
<b>Ed Fitz Gerald, R</b> (8, PH) OBP: 0.281, SLG: 0.333										0 0 0 0 1 0 0										
<b>Ted Wilks, R</b> (8, 1) OBP: 0.200, SLG: 0.200										0 0 0 0 0 0 0										
<b>Inning Stats</b>	R: 0 E: 0 K: 1 S: 5	H: 1 LOB: 1 BB: 0 P: 5	R: 0 E: 0 K: 1 S: 5	H: 0 LOB: 0 BB: 0 P: 5	R: 0 E: 0 K: 0 S: 3	H: 0 LOB: 0 BB: 0 P: 3	R: 0 E: 0 K: 0 S: 3	H: 0 LOB: 0 BB: 0 P: 3	R: 0 E: 0 K: 1 S: 6	H: 1 LOB: 1 BB: 0 P: 6	R: 1 E: 0 K: 0 S: 4	H: 2 LOB: 3 BB: 2 P: 12	R: 0 E: 0 K: 1 S: 4	H: 0 LOB: 1 BB: 1 P: 8	R: 1 E: 0 K: 1 S: 6	H: 1 LOB: 1 BB: 1 P: 10	1B: 3 2B: 3 3B: 0 HR: 1	SF: 0 SAC: 0 DP: 3 HBP: 0	WP: 0 PB: 0 SB: 0 CS: 2	PA: 33
<b>PITCHER</b>	IP WLS BF H R ER SO BB IBB HBP BLK WP HR S P ERA WHIP																			
<b>Russ Meyer, R</b> (1, 1) ERA: 3.46	8.0 W 30 5 2 2 5 4 0 0 0 0 0 1 36 52 2.25 1.125																			
<b>Jim Konstanty, R</b> (9, 1) ERA: 2.45	1.0 S 3 0 0 0 1 0 0 0 0 0 0 0 5 5 0.00 0.000																			

Pittsburgh Pirates @ Philadelphia Phillies  
 Shibe Park, Philadelphia, PA  
 Sat Jun 14 1952, 3:33 AM EDT  
 Att. 5,033 - Unknown

AB	29
R	2
H	5
RBI	2
BB	4
SO	6
LOB	9



WP: 0	PA: 33
PB: 0	
SB: 0	
CS: 2	



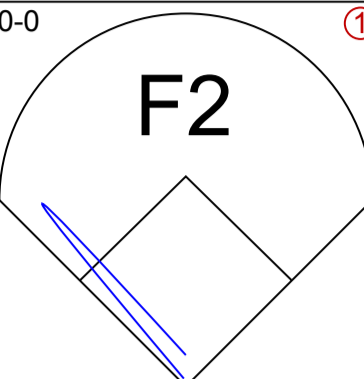
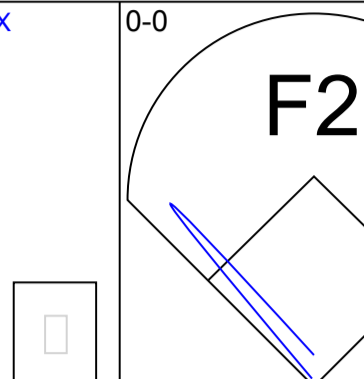
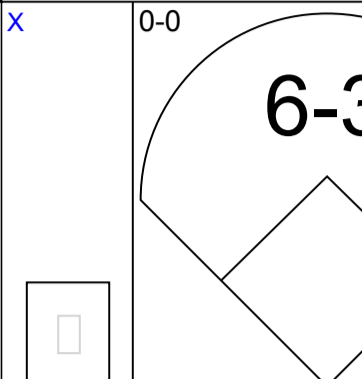
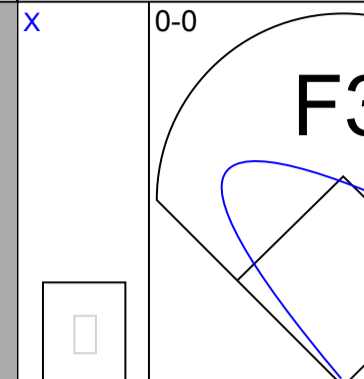
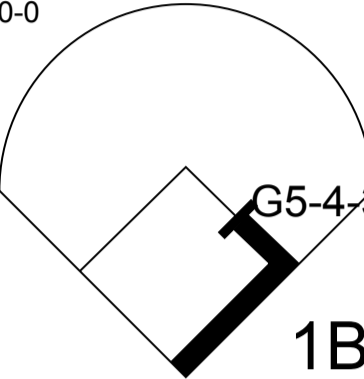
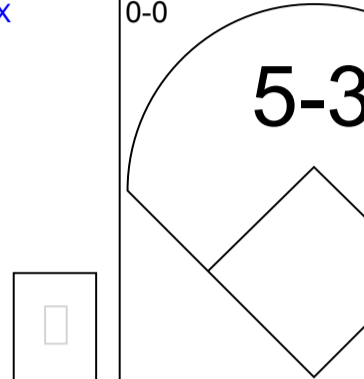

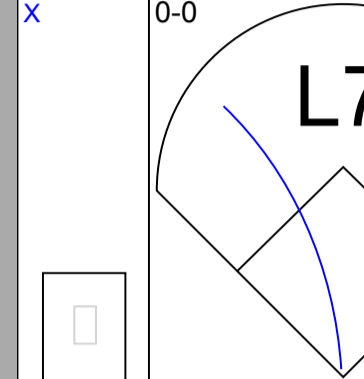
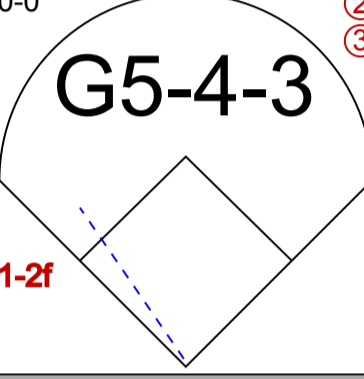
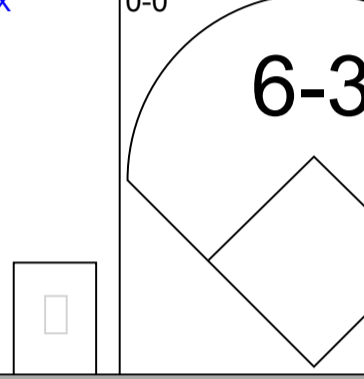

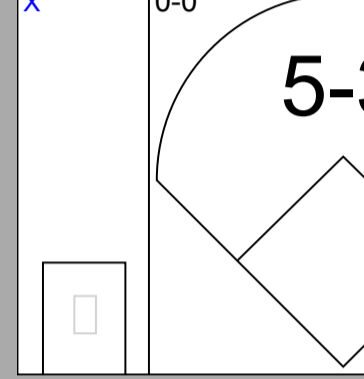
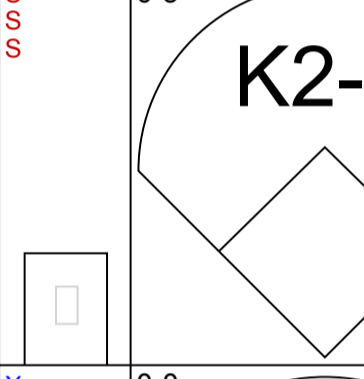
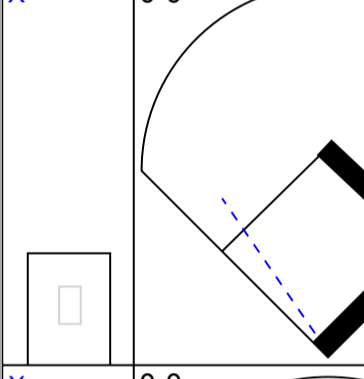
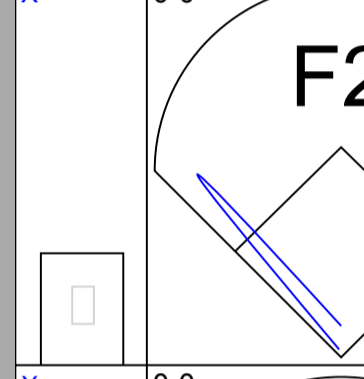
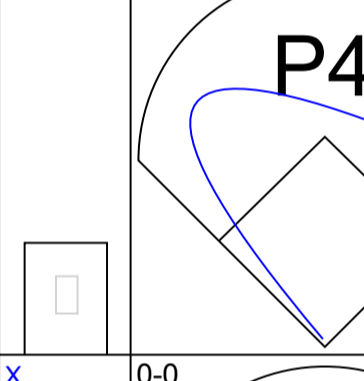
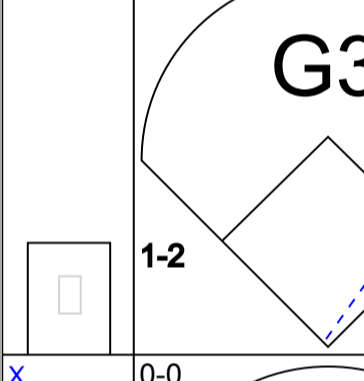
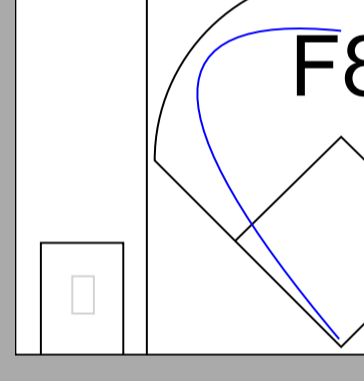
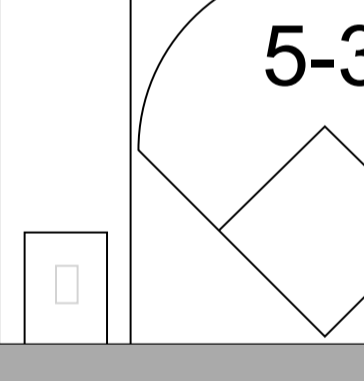
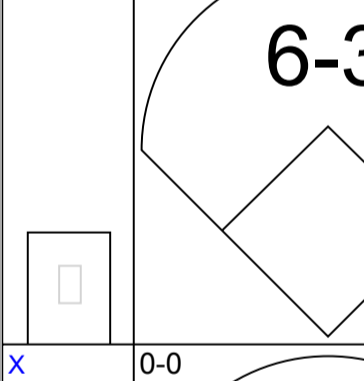
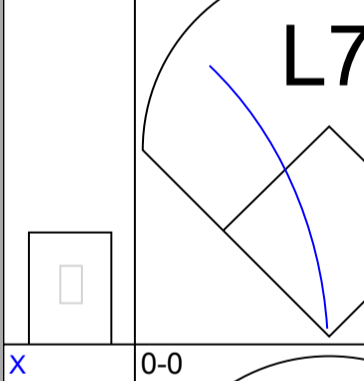
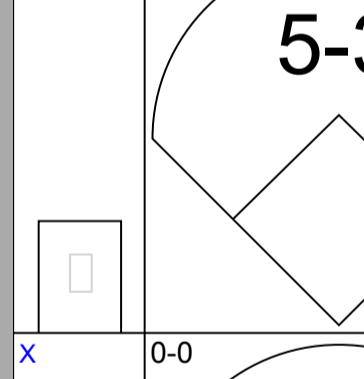
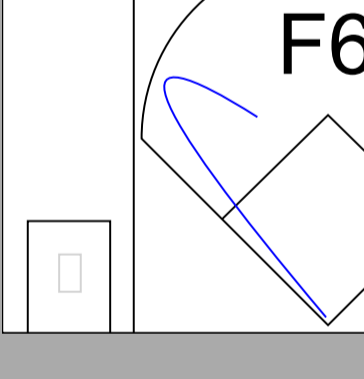
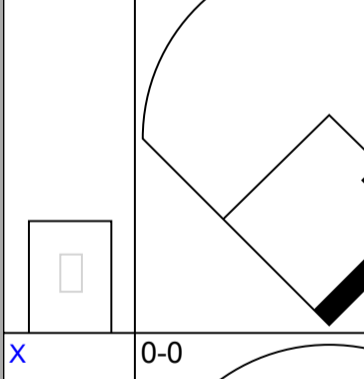
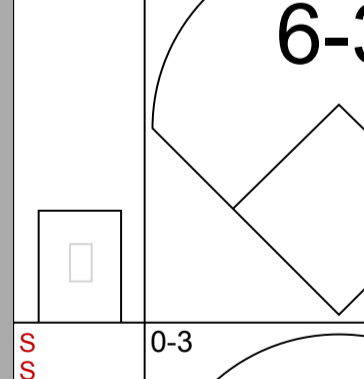
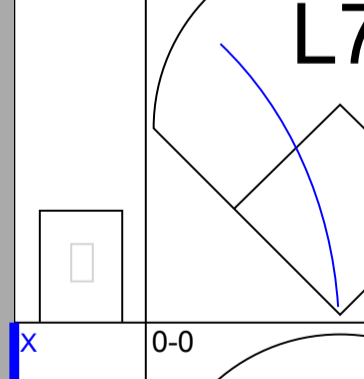
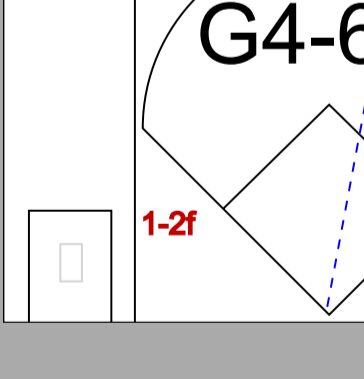
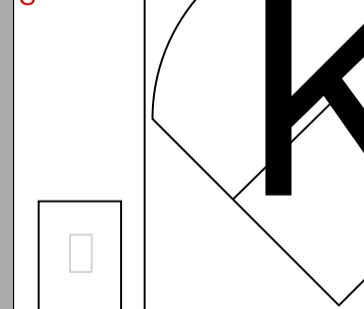
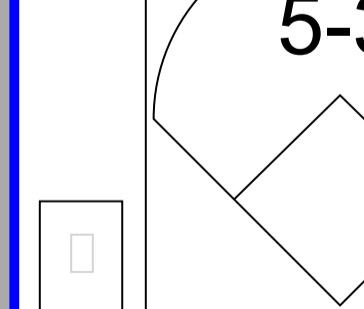
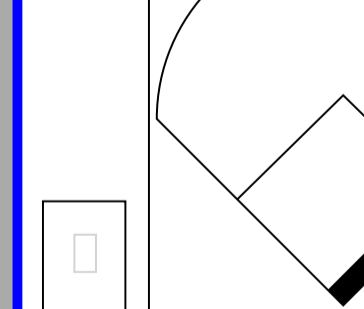
Batter	1	2	3	4	5	6	7	8	9	AB	R	H	RBI	BB	SO	LOB	BOTTOM				
<b>Eddie Waitkus, L</b> OBP: 0.366, SLG: 0.376 (1, 3)	0-0 F9	0-0 1B		0-0 4-3		0-0 F8				4	0	1	1	0	0	0	<b>Pittsburgh Pirates @ Philadelphia Phillies</b> <b>Shibe Park, Philadelphia, PA</b> Sat Jun 14 1952, 3:33 AM EDT Att. 5,033 - Unknown  <a href="http://livebaseballscorecards.com">livebaseballscorecards.com</a>				
<b>Richie Ashburn, L</b> OBP: 0.313, SLG: 0.303 (1, 8)	4-0 BB	0-0 F8		0-3 K			0-0 G3			3	0	0	0	1	1	2					
<b>Granny Hamner, R</b> OBP: 0.290, SLG: 0.419 (1, 6)	0-0 F7		0-0 1B 2B		0-0 L6		0-0 E1 4-3 1B			4	1	1	0	0	0	1					
<b>Del Ennis, R</b> OBP: 0.345, SLG: 0.469 (1, 7)	0-0 F8		0-0 S 1B		0-0 WP 3B		0-0 4-3			4	1	2	0	0	0	2					
<b>Smoky Burgess, L</b> OBP: 0.348, SLG: 0.419 (1, 2)		4-0 1B BB	0-3 K		0-3 K		0-0 1B			3	1	1	1	1	2	2					
<b>Johnny Wyrostek, L</b> OBP: 0.332, SLG: 0.312 (1, 9)		0-3 K	0-0 F5		0-0 1B		0-0 4-3			4	0	1	0	0	1	4					
<b>Connie Ryan, R</b> OBP: 0.343, SLG: 0.379 (1, 4)		0-0 F5	4-0 FC6-4 BB		0-0 F3			0-0 E5 G6-4-3		3	0	0	0	1	0	2					
<b>Jack Lohrke, R</b> OBP: 0.222, SLG: 0.176 <b>Putsy Caballero, R</b> OBP: 0.250, SLG: 0.250 (1, 5) (2, 5)		0-0 1B 1B	0-0 FC6-4			0-0 F7		0-0 G6-4-3		0	0	0	0	0	0	0					
<b>Russ Meyer, S</b> OBP: 0.083, SLG: 0.083 <b>Jim Konstanty, R</b> (9, 1)		0-0 1B 1B		0-0 G3		0-3 K		0-0 G4		4	0	1	1	0	1	0					
										0	0	0	0	0	0	0					
<b>Inning Stats</b>	R: 0 E: 0 K: 0 S: 3	H: 0 LOB: 1 BB: 1 P: 7	R: 2 E: 0 K: 1 S: 8	H: 3 LOB: 2 BB: 1 P: 12	R: 0 E: 0 K: 1 S: 7	H: 2 LOB: 3 BB: 1 P: 11	R: 0 E: 0 K: 1 S: 5	H: 0 LOB: 0 BB: 0 P: 5	R: 1 E: 0 K: 0 S: 5	H: 2 LOB: 1 BB: 0 P: 7	R: 0 E: 0 K: 1 S: 5	H: 0 LOB: 0 BB: 0 P: 5	R: 1 E: 1 K: 0 S: 5	H: 1 LOB: 1 BB: 0 P: 5	R: 0 E: 1 K: 0 S: 3	H: 0 LOB: 0 BB: 0 P: 3	1B: 6 2B: 1 3B: 1 HR: 0	SF: 0 SAC: 0 DP: 1 HBP: 0	WP: 1 PB: 0 SB: 2 CS: 0	PA: 36	
<b>PITCHER</b>	IP WLS L	WLS L	BF L	H R	R ER	SO BB	BB IBB	HBP BLK	WP HR	S P	ERA WHIP										
<b>Bob Friend, R</b> ERA: 5.1 (1, 1)	7.0		33	8	4	3	3	0	1	0	3.86										
<b>Ted Wilks, R</b> ERA: 1.45 (8, 1)	1.0		3	0	0	0	0	0	0	0	0.00										



Batter	1	2	3	4	5	6	7	8	9	AB R H RBI BB SO LOB	TOP		
Pete Castiglione, R OBP: 0.333, SLG: 0.418 (1, 5) X	0-0 1B E 2B	0-0 F8			0-0 2B 1B	0-0 F8			0-0 6-3	5 2 2 0 0 0 2	<b>Pittsburgh Pirates @ Philadelphia Phillies</b> <b>Shibe Park, Philadelphia, PA</b> Sun Jun 15 1952, 3:33 AM EDT Unknown <a href="http://livebaseballscorecards.com">livebaseballscorecards.com</a>		
George Metkovich, L OBP: 0.338, SLG: 0.369 (1, 3) X	0-0 FC5 E 2-3 1B		0-0 F8		0-0 1-3 1B 2B		0-0 S 1B	0-0 1-3	5 1 3 0 0 0 0				
Bobby Del Greco, R OBP: 0.336, SLG: 0.308 (1, 8) X	0-0 E4 FC5 1-2 1B		0-0 F9		0-0 2-H 3-H 1B		0-0 F7 1-2	0-0 F9	5 1 1 3 0 0 2				
Ralph Kiner, R OBP: 0.423, SLG: 0.476 (1, 7) X	0-0 FC5 1-2 2-3f 1B		0-0 F5		0-0 F2		4-0 BB BB BB		3 0 0 0 1 0 3 0 0 0 0 0 0 0				
Gus Bell, L OBP: 0.279, SLG: 0.364 (1, 9) X	0-0 F7			0-0 HR	0-0 3-1		0-0 L7		4 1 1 1 0 0 5				
Joe Garagiola, L OBP: 0.373, SLG: 0.379 (1, 2) X	0-0 1-3 2-H 1B		0-0 G3		0-0 1B 2B		0-0 F9		4 1 2 1 0 0 2				
Jack Merson, R OBP: 0.285, SLG: 0.381 (1, 4) X		0-3 K		0-0 1-3		0-0 5-3		0-0 4-3	4 0 0 0 0 1 1				
George Strickland, R OBP: 0.261, SLG: 0.276 (1, 6) X		0-3 K		0-0 5-3		0-0 5-3		0-3 K	4 0 0 0 0 2 1				
Howie Pollet, L OBP: 0.222, SLG: 0.160 (1, 1) X		0-0 1B			0-0 L6	0-0 2-H 1B		0-0 F8	4 0 2 1 0 0 0				
<b>Inning Stats</b>	R: 2 H: 3 E: 1 LOB: 2 K: 0 BB: 0 S: 6 P: 6	R: 0 H: 1 E: 0 LOB: 1 K: 2 BB: 0 S: 8 P: 8	R: 0 H: 0 E: 0 LOB: 0 K: 0 BB: 0 S: 3 P: 3	R: 1 H: 1 E: 0 LOB: 0 K: 0 BB: 0 S: 4 P: 4	R: 2 H: 3 E: 0 LOB: 1 K: 0 BB: 0 S: 6 P: 6	R: 1 H: 2 E: 0 LOB: 1 K: 0 BB: 0 S: 5 P: 5	R: 0 H: 1 E: 0 LOB: 2 K: 0 BB: 1 S: 4 P: 8	R: 0 H: 0 E: 0 LOB: 0 K: 1 BB: 0 S: 5 P: 5	R: 0 H: 0 E: 0 LOB: 0 K: 0 BB: 0 S: 3 P: 3	1B: 7 SF: 0 2B: 3 SAC: 0 3B: 0 DP: 0 HR: 1 HBP: 0	WP: 0 PA: 39 PB: 0 SB: 1 CS: 0		
<b>PITCHER</b> Karl Drews, R ERA: 4.18 (1, 1)	IP WLS BF H R ER SO BB IBB HBP BLK WP HR S P ERA WHIP											<b>PITCHER</b> Andy Hansen, R ERA: 2.75 (7, 1)	IP WLS BF H R ER SO BB IBB HBP BLK WP HR S P ERA WHIP

Batter 1 2 3 4 5 6 7 8 9 AB R H RBI BB SO LOB

**BOTTOM**

<b>Eddie Waitkus, L</b> OBP: 0.357, SLG: 0.365 (1, 3) x	0-0 <b>F2</b> 			x 0-0 <b>F2</b> 		x 0-0 <b>6-3</b> 		x 0-0 <b>F3</b> 	4 0 0 0 0 1	
<b>Richie Ashburn, L</b> OBP: 0.316, SLG: 0.307 (1, 8) x	0-0 <b>G5-4-3</b> <b>1B</b> 			x 0-0 <b>5-3</b> 		x 0-0 <b>E6</b> <b>1B</b> 		x 0-0 <b>L7</b> 	4 0 2 0 0 1	
<b>Granny Hamner, R</b> OBP: 0.285, SLG: 0.411 (1, 6) x	0-0 <b>G5-4-3</b> <b>1-2f</b> 			x 0-0 <b>6-3</b> 		x 0-0 <b>L6</b> 		x 0-0 <b>5-3</b> 	4 0 0 0 0 3	
<b>Del Ennis, R</b> OBP: 0.344, SLG: 0.467 (1, 9) s.s.		0-3 <b>K2-3</b> 		x 0-0 <b>G3</b> <b>1B</b> 		x 0-0 <b>F2</b> 			3 0 1 0 0 1 1	
<b>Stan Lopata, R</b> OBP: 0.386, SLG: 0.490 (1, 2) x		0-0 <b>P4</b> 		x 0-0 <b>G3</b> <b>1-2</b> 		x 0-0 <b>F8</b> 			3 0 0 0 0 2	
<b>Mel Clark, R</b> OBP: 0.289, SLG: 0.343 (1, 7) x		0-0 <b>5-3</b> 		x 0-0 <b>6-3</b> 			x 0-0 <b>L7</b> 		3 0 0 0 0 1	
<b>Connie Ryan, R</b> OBP: 0.343, SLG: 0.379 (1, 4) x			0-0 <b>5-3</b> 		x 0-0 <b>F6</b> 		x 0-0 <b>G4-6-3</b> <b>1B</b> 		3 0 1 0 0 1	
<b>Putsy Caballero, R</b> OBP: 0.143, SLG: 0.143 (1, 5) x			0-0 <b>6-3</b> 		x 0-0 <b>L7</b> 		x 0-0 <b>G4-6-3</b> <b>1-2f</b> 		3 0 0 0 0 1	
<b>Karl Drews, R</b> OBP: 0.130, SLG: 0.130 (1, 1) s.s.		0-3 <b>K</b> 				x 0-0 <b>5-3</b> 		x 0-0 	1 0 0 0 0 1 0	
<b>Tommy Brown, R</b> OBP: 0.276, SLG: 0.320 (6, PH)									1 0 0 0 0 0 0	
<b>Andy Hansen, R</b> (7, 1)									0 0 0 0 0 0 0	
<b>Smoky Burgess, L</b> OBP: 0.354, SLG: 0.423 (9, PH)									1 0 1 0 0 0 0	
	R: 0 H: 1 E: 0 LOB: 0 K: 0 BB: 0 S: 3 P: 3	R: 0 H: 0 E: 0 LOB: 0 K: 1 BB: 0 S: 5 P: 5	R: 0 H: 0 E: 0 LOB: 0 K: 1 BB: 0 S: 5 P: 5	R: 0 H: 0 E: 0 LOB: 0 K: 0 BB: 0 S: 3 P: 3	R: 0 H: 1 E: 0 LOB: 1 K: 0 BB: 0 S: 4 P: 4	R: 0 H: 0 E: 0 LOB: 0 K: 0 BB: 0 S: 3 P: 3	R: 0 H: 1 E: 1 LOB: 1 K: 0 BB: 0 S: 4 P: 4	R: 0 H: 1 E: 0 LOB: 0 K: 0 BB: 0 S: 3 P: 3	R: 0 H: 1 E: 0 LOB: 1 K: 0 BB: 0 S: 4 P: 4	1B: 5 SF: 0 2B: 0 SAC: 0 3B: 0 DP: 2 HR: 0 HBP: 0

Pittsburgh Pirates @ Philadelphia Phillies  
Shibe Park, Philadelphia, PA  
Sun Jun 15 1952, 3:33 AM EDT  
Unknown

[livebaseballscorecards.com](http://livebaseballscorecards.com)

AB	30
R	0
H	5
RBI	0
BB	0
SO	2
LOB	11



Inning Stats	R	H	E	K	S	P	IP	WLS	BF	H	R	ER	SO	BB	IBB	HBP	BLK	WP	HR	S	P	ERA	WHIP
<b>Howie Pollet, L</b> ERA: 4.13 (1, 1)	0	1	0	0	3	3	9.0	0	30	5	0	0	2	0	0	0	0	0	0	34	34	0.00	0.556

PITCHER	IP	WLS	BF	H	R	ER	SO	BB	IBB	HBP	BLK	WP	HR	S	P	ERA	WHIP
<b>Howie Pollet, L</b> ERA: 4.13 (1, 1)	9.0	0	30	5	0	0	2	0	0	0	0	0	0	34	34	0.00	0.556

Batter	1	2	3	4	5	6	7	8	9	AB R H RBI BB SO LOB	TOP		
Pete Castiglione, R OBP: 0.325, SLG: 0.407 (1, 5) X	0-0 L6		0-0 E6 3B			0-0 6-3		0-0 F2		4 1 0 0 0 0 0	<b>Pittsburgh Pirates @ Philadelphia Phillies</b> <b>Shibe Park, Philadelphia, PA</b> Sun Jun 15 1952, 3:38 AM EDT Att. 12,525 - Unknown		
George Metkovich, L OBP: 0.336, SLG: 0.381 (1, 3) X	0-0 6-3		0-0 3B 1-H			0-3 K		0-0 4-3	4 0 1 1 0 1 0				
Bobby Del Greco, R OBP: 0.330, SLG: 0.302 (1, 8) X	0-0 1-3				0-0 F8		0-0 F2	0-0 6-3	4 0 0 0 0 0 0				
Ralph Kiner, R OBP: 0.420, SLG: 0.476 (1, 7) X		0-0 F2			0-0 6-3		0-0 HR 2B	0-0 F7	4 1 1 0 0 0 0				
Gus Bell, L OBP: 0.288, SLG: 0.395 (1, 9) X		0-0 1B			0-0 4-3		0-0 HR 2-H		3 1 2 2 0 0 0				
Ed Fitz Gerald, R OBP: 0.257, SLG: 0.303 (1, 2) X		0-0 L8			0-0 5-3		0-0 4-3		3 0 0 0 0 0 1				
Jack Merson, R OBP: 0.281, SLG: 0.376 (1, 4) X		0-0 1-3			0-0 F6		0-0 6-3		3 0 0 0 0 0 1				
George Strickland, R OBP: 0.255, SLG: 0.270 (1, 6) X			0-0 L8		0-0 F9		0-0 F7		3 0 0 0 0 0 0				
Murry Dickson, R OBP: 0.297, SLG: 0.378 (1, 1) X			0-0 6-3			0-0 F3		0-0 6-3	2 0 0 0 0 0 0				
Ted Wilks, R OBP: 0.200, SLG: 0.200 (7, 1) X									0 0 0 0 0 0 0				
Dick Smith, R OBP: 0.222, SLG: 0.129 (8, PH) X									1 0 0 0 0 0 0				
Woody Main, R OBP: 0.111, SLG: 0.111 (8, 1) X									0 0 0 0 0 0 0				
<b>Inning Stats</b>	R: 0 H: 0 E: 0 LOB: 0 K: 0 BB: 0 S: 3 P: 3	R: 0 H: 1 E: 0 LOB: 1 K: 0 BB: 0 S: 4 P: 4	R: 1 H: 1 E: 1 LOB: 1 K: 0 BB: 0 S: 4 P: 4	R: 0 H: 0 E: 0 LOB: 0 K: 0 BB: 0 S: 3 P: 3	R: 0 H: 0 E: 0 LOB: 0 K: 0 BB: 0 S: 3 P: 3	R: 0 H: 0 E: 0 LOB: 0 K: 1 BB: 0 S: 5 P: 5	R: 2 H: 2 E: 0 LOB: 0 K: 0 BB: 0 S: 5 P: 5	R: 0 H: 0 E: 0 LOB: 0 K: 0 BB: 0 S: 3 P: 3	R: 0 H: 0 E: 0 LOB: 0 K: 0 BB: 0 S: 3 P: 3	1B: 1 SF: 0 2B: 1 SAC: 0 3B: 1 DP: 0 HR: 1 HBP: 0	WP: 0 PA: 31 PB: 0 SB: 0 CS: 0		
<b>PITCHER</b>	IP WLS BF H R ER SO BB IBB HBP BLK WP HR S P ERA WHIP											<b>PITCHER</b>	IP WLS BF H R ER SO BB IBB HBP BLK WP HR S P ERA WHIP
Howie Fox, R ERA: 4.62 (1, 1)	7.0 W 25 4 3 2 1 0 0 0 0 0 0 1 27 27 2.57 0.571												
Jim Konstanty, R ERA: 2.3 (8, 1)	2.0 S 6 0 0 0 0 0 0 0 0 0 0 0 6 6 0.00 0.000												

livebaseballscorecards.com

<b>AB</b>	<b>31</b>
<b>R</b>	<b>3</b>
<b>H</b>	<b>4</b>
<b>RBI</b>	<b>3</b>
<b>BB</b>	<b>0</b>
<b>SO</b>	<b>1</b>
<b>LOB</b>	<b>2</b>



Batter	1	2	3	4	5	6	7	8	9	AB	R	H	RBI	BB	SO	LOB				
Eddie Waitkus, L (1, 3) OBP: 0.366, SLG: 0.371	0-0 G6-3 1B		0-0 FC6-5 1B		4-0 FC5-4 BB		0-0 G3			3	0	2	0	1	0	2				
Richie Ashburn, L (1, 8) OBP: 0.315, SLG: 0.303	0-0 G6-3 1-2f		0-0 FC6-5 1-2 2-3f 3-H		0-0 FC5-4 S		4-0 1B 1B IBB			3	1	0	1	1	0	4				
Granny Hamner, R (1, 6) OBP: 0.284, SLG: 0.408	0-0 F2		0-0 L6		0-0 1-3		0-0 1B F2 1B			4	1	1	2	0	0	3				
Del Ennis, R (1, 7) OBP: 0.347, SLG: 0.467		0-0 F2		0-0 5-3		0-0 FC6-4 1B	0-0 F2 1B			4	0	2	1	0	0	0				
Smoky Burgess, L (1, 2) OBP: 0.351, SLG: 0.418		0-0 G4-6-3 1B		0-0 F6		0-0 FC6-4 8-6-3 1-2f	0-0 F2			4	0	1	1	0	0	2				
Johnny Wyrostek, L (1, 9) OBP: 0.330, SLG: 0.310		0-0 G4-6-3 1-2f		0-0 1B 1B 1B		0-0 8-6-3 1-2f	0-0 L9			4	0	1	0	0	0	4				
Connie Ryan, R (1, 4) OBP: 0.346, SLG: 0.387			0-0 F8	0-0 1B 1B			0-0 1B 2B	0-0 F8		4	1	2	0	0	0	0				
Putsy Caballero, R (1, 5) OBP: 0.364, SLG: 0.455			0-0 1B FC6-5 2B	0-0 1-3 2-3			0-0 G3 1B 1B	0-0 6-3		4	2	3	1	0	0	0				
Howie Fox, R (1, 1) Bill Nicholson, L (7, PH) Jack Lohrke, R (7, PR) Jim Konstanty, R (8, 1)			4-0 FC6-5 1B BB		0-3 K		4-0 G3 1B BB	0-0 3-1		1	0	0	0	1	1	0				
<b>Inning Stats</b>	R: 0 E: 0 K: 0 S: 3	H: 1 LOB: 0 BB: 0 P: 3	R: 0 E: 0 K: 0 S: 3	H: 1 LOB: 0 BB: 0 P: 3	R: 1 E: 0 K: 0 S: 5	H: 2 LOB: 2 BB: 1 P: 9	R: 0 E: 0 K: 0 S: 5	H: 3 LOB: 3 BB: 0 P: 5	R: 0 E: 0 K: 1 S: 5	H: 0 LOB: 1 BB: 1 P: 9	R: 0 E: 0 K: 0 S: 3	H: 1 LOB: 0 BB: 0 P: 3	R: 5 E: 0 K: 0 S: 7	H: 4 LOB: 2 BB: 2 P: 15	R: 0 E: 0 K: 0 S: 3	H: 0 LOB: 0 BB: 0 P: 3	1B: 10 2B: 3 3B: 0 HR: 0	SF: 0 SAC: 0 DP: 3 HBP: 0	WP: 0 PB: 0 SB: 1 CS: 0	PA: 36

**BOTTOM**

Pittsburgh Pirates @ Philadelphia Phillies  
 Shibe Park, Philadelphia, PA  
 Sun Jun 15 1952, 3:38 AM EDT  
 Att. 12,525 - Unknown

livebaseballscorecards.com

<b>AB</b>	<b>32</b>
<b>R</b>	<b>6</b>
<b>H</b>	<b>12</b>
<b>RBI</b>	<b>6</b>
<b>BB</b>	<b>4</b>
<b>SO</b>	<b>1</b>
<b>LOB</b>	<b>15</b>




PITCHER	IP	WLS	BF	H	R	ER	SO	BB	IBB	HBP	BLK	WP	HR	S	P	ERA	WHIP
Murry Dickson, R (1, 1) ERA: 4.05	6.0	L	27	10	4	4	1	3	0	0	0	0	0	26	38	6.00	2.167
Ted Wilks, R (7, 1) ERA: 1.83	1.0		6	2	2	2	0	0	1	0	0	0	0	5	9	18.00	2.000
Woody Main, R (8, 1) ERA: 3.47	1.0		3	0	0	0	0	0	0	0	0	0	0	3	3	0.00	0.000

Batter	1	2	3	4	5	6	7	8	9	AB R H RBI BB SO LOB	TOP						
Tony Bartirome, L (1, 3) OBP: 0.240, SLG: 0.262	0-0 P4		0-0 F8		0-0 4-3		0-0 L8			4 0 0 0 0 0 1	<b>Pittsburgh Pirates @ Philadelphia Phillies</b> <b>Shibe Park, Philadelphia, PA</b> Mon Jun 16 1952, 3:33 AM EDT Att. 2,210 - Unknown						
Pete Castiglione, R (1, 5) OBP: 0.335, SLG: 0.415	0-0 F7		4-0 BB		4-0 BB			0-0 2B		2 0 1 0 2 0 0							
Bobby Del Greco, R (1, 8) OBP: 0.329, SLG: 0.297	0-0 F9		0-3 K		0-0 CS	4-0 BB		0-0 P1		3 0 0 0 1 1 2							
Ralph Kiner, R (1, 7) OBP: 0.426, SLG: 0.494		4-0 BB		0-0 HR		4-0 BB		0-0 F2		2 2 1 1 2 0 1							
Gus Bell, L (1, 9) OBP: 0.287, SLG: 0.391		0-0 E9		0-0 F8		0-0 L9-6		0-0 3-1		4 1 1 0 0 0 3							
Joe Garagiola, L (1, 2) OBP: 0.363, SLG: 0.368		0-0 4-3		0-0 F8		0-0 G3		0-0 3-1		4 0 0 0 0 0 2							
Jack Merson, R (1, 4) OBP: 0.276, SLG: 0.369		0-0 F9		0-0 L5		0-0 5-3		0-0 5-3		4 0 0 1 0 0 0							
George Strickland, R (1, 6) OBP: 0.269, SLG: 0.308		0-0 F8			0-0 HR		0-0 1B		0-0 1B	4 1 3 1 0 0 0							
Ron Kline, R (1, 1) Paul LaPalme, L (6, 1) George Metkovich, L (9, PH) OBP: 0.333, SLG: 0.378			0-0 L4-3		0-3 K		0-3 K		0-0 3-1	2 0 0 0 0 1 0 1 0 0 0 0 1 1 1 0 0 0 0 0 1							
<b>Inning Stats</b>	R: 0 H: 0 E: 0 LOB: 0 K: 0 BB: 0 S: 3 P: 3	R: 2 H: 1 E: 1 LOB: 0 K: 0 BB: 1 S: 4 P: 8	R: 0 H: 0 E: 0 LOB: 1 K: 1 BB: 1 S: 5 P: 9	R: 1 H: 1 E: 0 LOB: 0 K: 0 BB: 0 S: 4 P: 4	R: 1 H: 1 E: 0 LOB: 0 K: 1 BB: 1 S: 5 P: 9	R: 0 H: 0 E: 0 LOB: 1 K: 0 BB: 2 S: 2 P: 10	R: 0 H: 1 E: 0 LOB: 1 K: 1 BB: 0 S: 6 P: 6	R: 0 H: 1 E: 0 LOB: 1 K: 0 BB: 0 S: 4 P: 4	R: 0 H: 1 E: 0 LOB: 1 K: 0 BB: 0 S: 4 P: 4	1B: 3 SF: 0 2B: 2 SAC: 0 3B: 0 DP: 1 HR: 2 HBP: 0	WP: 0 PA: 37 PB: 0 SB: 1 CS: 1						
<b>PITCHER</b>	IP WLS BF H R ER SO BB IBB HBP BLK WP HR S P ERA WHIP																
Steve Ridzik, R (1, 1) ERA: 5.21	5.0	22	3	4	2	2	5	0	0	0	0	0	2	21	41	3.60	1.600
Ken Heintzelman, L (6, 1) ERA: 3.32	1.0	2	0	0	0	0	0	0	0	0	0	0	0	2	2	0.00	0.000
Jim Konstanty, R (7, 1) ERA: 2.1	3.0	W	12	3	0	0	1	0	0	0	0	0	0	14	14	0.00	1.000

livebaseballscorecards.com

AB	31
R	4
H	6
RBI	3
BB	5
SO	3
LOB	11



Batter	1	2	3	4	5	6	7	8	9	AB	R	H	RBI	BB	SO	LOB	BOTTOM																													
Eddie Waitkus, L OBP: 0.376, SLG: 0.382 (1, 3)	0-0 G3 1B		0-0 FC4 1B		0-0 1B	0-0 4-3				4	0	3	1	0	0	2	<p>Pittsburgh Pirates @ Philadelphia Phillies Shibe Park, Philadelphia, PA Mon Jun 16 1952, 3:33 AM EDT Att. 2,210 - Unknown</p> <table border="1"><tr><td>AB</td><td>30</td></tr><tr><td>R</td><td>5</td></tr><tr><td>H</td><td>8</td></tr><tr><td>RBI</td><td>5</td></tr><tr><td>BB</td><td>5</td></tr><tr><td>SO</td><td>2</td></tr><tr><td>LOB</td><td>16</td></tr></table> <p>livebaseballscorecards.com</p>  <table border="1"><tr><td>WP: 0</td><td>PA: 36</td></tr><tr><td>PB: 0</td><td>SB: 0</td></tr><tr><td>CS: 0</td><td></td></tr></table>										AB	30	R	5	H	8	RBI	5	BB	5	SO	2	LOB	16	WP: 0	PA: 36	PB: 0	SB: 0	CS: 0	
AB	30																																													
R	5																																													
H	8																																													
RBI	5																																													
BB	5																																													
SO	2																																													
LOB	16																																													
WP: 0	PA: 36																																													
PB: 0	SB: 0																																													
CS: 0																																														
Richie Ashburn, L OBP: 0.318, SLG: 0.316 (1, 8)	0-0 G3 1-2		0-0 FC4 L1-6-3 1-2f 3-H		0-0 1B			0-0 F8 3B		4	1	2	1	0	0	2																														
Granny Hamner, R OBP: 0.284, SLG: 0.403 (1, 6)	4-0 BB		0-0 L1-6-3 1-2		0-0 P6			0-0 F8		3	0	0	1	1	0	3																														
Del Ennis, R OBP: 0.341, SLG: 0.458 (1, 7)	0-0 F8			0-0 F8		0-0 F8		0-3 K2-3		4	0	0	0	0	1	2																														
Smoky Burgess, L OBP: 0.355, SLG: 0.416 (1, 2)	0-0 4-3			0-0 L4		4-0 1B BB		0-0 1B		3	1	1	0	1	0	2																														
Johnny Wyrostek, L OBP: 0.333, SLG: 0.307 (1, 9)		1-0 G5-4-3 HBP		0-0 F8		4-0 BB 1B L8 BB		0-0 6-3		2	1	0	0	1	0	1																														
Connie Ryan, R OBP: 0.344, SLG: 0.384 (1, 4)		0-0 P6			0-0 4-3	0-0 BB 1B		0-0 P4		4	0	1	1	0	0	1																														
Putsy Caballero, R OBP: 0.333, SLG: 0.357 (1, 5)		0-0 G5-4-3 1-2f			0-0 5-3	4-0 BB 1B		0-0 5-3		3	0	0	0	1	0	1																														
Steve Ridzik, R OBP: 0.500, SLG: 0.333 Ken Heintzelman, R (6, 1) Bill Nicholson, L OBP: 0.321, SLG: 0.348 Jim Konstanty, R (7, 1)			4-0 1B FC4 BB		0-0 E9 1B	0-0 L8 3-H		0-3 K		1	2	1	0	1	0	0																														
<b>Inning Stats</b>	R: 0 E: 0 K: 0 S: 4	H: 1 LOB: 2 BB: 1 P: 8	R: 0 E: 0 K: 0 S: 2	H: 0 LOB: 0 BB: 0 P: 3	R: 1 E: 0 K: 0 S: 3	H: 1 LOB: 0 BB: 1 P: 7	R: 0 E: 0 K: 0 S: 3	H: 0 LOB: 0 BB: 0 P: 3	R: 1 E: 1 K: 0 S: 6	H: 3 LOB: 2 BB: 0 P: 6	R: 2 E: 0 K: 0 S: 4	H: 1 LOB: 2 BB: 3 P: 16	R: 1 E: 0 K: 1 S: 7	H: 2 LOB: 1 BB: 0 P: 7	R: 0 E: 0 K: 1 S: 5	H: 0 LOB: 0 BB: 0 P: 5	1B: 7 2B: 0 3B: 1 HR: 0	SF: 0 SAC: 0 DP: 2 HBP: 1	WP: 0 PA: 36 PB: 0 SB: 0 CS: 0																											
<b>PITCHER</b> Ron Kline, R ERA: 5.98 Paul LaPalme, L ERA: 2.61	IP 5.1	WLS L	BF 26	H 6	R 4	ER 4	SO 0	BB 5	IBB 0	HBP 1	BLK 0	WP 0	HR 0	S 20	P 41	ERA 6.75	WHIP 2.062																													
	IP 2.2	WLS L	BF 10	H 2	R 1	ER 1	SO 2	BB 0	IBB 0	HBP 0	BLK 0	WP 0	HR 0	S 14	P 14	ERA 3.38	WHIP 0.750																													

Batter	1	2	3	4	5	6	7	8	9	AB R H RBI BB SO LOB	TOP											
Tony Bartirome, L (1, 3) OBP: 0.233, SLG: 0.253	0-3 K		0-0 4-3		0-0 P5		0-0 P3		0-0 4-3	5 0 0 0 0 1 2												
Pete Castiglione, R (1, 5) OBP: 0.343, SLG: 0.417	0-0 1B		0-0 6-3		4-0 BB		0-0 HR 1B		0-0 F7	4 1 2 1 1 0 0												
George Metkovich, L (1, 8) OBP: 0.323, SLG: 0.364	0-0 G3			0-0 F3	0-0 F8		0-0 4-3		0-0 G3	5 0 0 0 0 0 3												
Ralph Kiner, R (1, 7) OBP: 0.427, SLG: 0.491		0-0 5-3		0-0 5-3 1B 1B		0-0 F8	4-0 HR IBB			3 1 1 0 1 0 0												
Gus Bell, L (1, 9) OBP: 0.306, SLG: 0.427		4-0 WP 1B BB		0-0 5-3 1B		0-0 1B	0-0 HR			3 2 3 4 1 0 0												
Clyde McCullough, R (1, 2) OBP: 0.119, SLG: 0.105		0-0 F8		0-0 5-3		0-0 F5	0-3 K			4 0 0 0 0 1 4												
Jack Merson, R (1, 4) OBP: 0.280, SLG: 0.368		0-0 FC6-4 1B		4-0 IBB		0-0 P4		0-0 4-3		3 0 1 1 1 0 1												
George Strickland, R (1, 6) OBP: 0.268, SLG: 0.306		0-0 FC6-4		0-3 K		0-0 SH 1B	0-0 F8			4 1 1 0 0 1 4												
Woody Main, R (1, 1) OBP: 0.083, SLG: 0.083		0-0 6-3		0-0 F3		0-0 SH HR 1B	0-0 L3			3 1 0 0 0 0 0												
<b>Inning Stats</b>	R: 0 E: 0 K: 1 S: 5	H: 1 LOB: 0 BB: 0 P: 5	R: 1 E: 0 K: 0 S: 4	H: 1 LOB: 1 BB: 1 P: 8	R: 0 E: 0 K: 0 S: 3	H: 0 LOB: 0 BB: 0 P: 3	R: 0 E: 0 K: 1 S: 7	H: 2 LOB: 3 BB: 1 P: 11	R: 0 E: 0 K: 0 S: 3	H: 0 LOB: 1 BB: 1 P: 7	R: 0 E: 0 K: 0 S: 4	H: 1 LOB: 1 BB: 0 P: 4	R: 5 E: 0 K: 1 S: 9	H: 3 LOB: 0 BB: 1 P: 13	R: 0 E: 0 K: 0 S: 3	H: 0 LOB: 0 BB: 0 P: 3	R: 0 E: 0 K: 0 S: 3	H: 0 LOB: 0 BB: 0 P: 3	1B: 7 2B: 0 3B: 0 HR: 1	SF: 0 SAC: 1 DP: 0 HBP: 0	WP: 1 PB: 0 SB: 0 CS: 0	PA: 39
<b>PITCHER</b> Hal Gregg, R (1, 1) ERA: 6.0	IP: 9.0 WLS: L BF: 39 H: 8 R: 6 ER: 6 SO: 3 BB: 2 IBB: 2 HBP: 0 BLK: 0 WP: 1 HR: 1 S: 41 P: 57 ERA: 6.00 WHIP: 1.111											<b>PITCHER</b>	IP: 9.0 WLS: L BF: 39 H: 8 R: 6 ER: 6 SO: 3 BB: 2 IBB: 2 HBP: 0 BLK: 0 WP: 1 HR: 1 S: 41 P: 57 ERA: 6.00 WHIP: 1.111									

Pittsburgh Pirates @ New York Giants  
Polo Grounds, New York, NY  
Tue Jun 17 1952, 3:33 AM EDT  
Att. 11,317 - Unknown

livebaseballscorecards.com

AB	34
R	6
H	8
RBI	6
BB	4
SO	3
LOB	14





Batter	1	2	3	4	5	6	7	8	9	AB R H RBI BB SO LOB
Davey Williams, R (1, 4) OBP: 0.363, SLG: 0.469	0-0 F7		0-3 K		0-0 G6-4-3 E 1B		0-0 F7		0-0 F5	5 0 1 0 0 1 2
Whitey Lockman, L (1, 3) OBP: 0.407, SLG: 0.467	0-0 1-3		0-0 F8		0-0 FC1 G6-4-3		0-0 F8		0-0 1-3 1B	5 0 1 0 0 0 2
Bobby Thomson, R (1, 5) OBP: 0.369, SLG: 0.510	0-0 6-3		0-0 HR		0-0 G6-4-3 1-2f 2-3		0-3 K		0-0 F8	5 1 1 2 0 1 4
Hank Thompson, L (1, 8) OBP: 0.336, SLG: 0.438		0-0 4-3	0-0 1B		0-0 4-3			0-0 4-3		4 0 1 0 0 0 1
Bob Elliott, R (1, 7) OBP: 0.345, SLG: 0.400		0-3 K	0-0 F8			0-0 4-6-3 1B		4-0 G3 BB		3 0 1 0 1 1 1
Don Mueller, L (1, 9) OBP: 0.310, SLG: 0.424		0-0 3B		0-0 F3		0-0 P6		0-0 G3 1-2		4 0 1 0 0 0 2
Alvin Dark, R (1, 6) OBP: 0.326, SLG: 0.380		4-0 FC6-4 BB		0-0 6-3		0-0 4-6-3 1-2		0-0 F3		3 0 0 0 1 0 2
Wes Westrum, R (1, 2) OBP: 0.410, SLG: 0.534		0-0 FC6-4 1-2f		0-0 E5		4-0 IBB			0-0 F5	3 0 0 0 1 0 2
Hal Gregg, R (1, 1) OBP: 0.333, SLG: 0.333			0-0 HR WP 1B		0-0 5-3		0-3 K		0-0 1B 1B	3 1 1 0 0 1 3
George Wilson, L (9, PH) OBP: 0.208, SLG: 0.217										1 0 1 0 0 0 0


Inning Stats	R: 0	H: 0	E: 0	K: 0	S: 3	R: 0	H: 1	E: 0	K: 1	S: 6	R: 2	H: 3	E: 0	K: 1	S: 8	R: 0	H: 0	E: 1	K: 0	S: 4	R: 0	H: 1	E: 0	K: 1	S: 6	R: 0	H: 0	E: 0	K: 1	S: 5	R: 0	H: 0	E: 0	K: 0	S: 3	R: 0	H: 2	E: 0	K: 0	S: 5	R: 0	H: 0	E: 0	K: 0	S: 3	1B: 6	2B: 0	3B: 1	HR: 1	SF: 0	SAC: 0	DP: 1	HBP: 0	WP: 1	PA: 39
Woody Main, R (1, 1) ERA: 3.23	IP	WLS	BF	H	R	ER	SO	BB	IBB	HBP	BLK	WP	HR	S	P	ERA	WHIP																			IP	WLS	BF	H	R	ER	SO	BB	IBB	HBP	BLK	WP	HR	S	P	ERA	WHIP			

**BOTTOM**

**Pittsburgh Pirates @ New York Giants**  
Polo Grounds, New York, NY  
Tue Jun 17 1952, 3:33 AM EDT  
Att. 11,317 - Unknown

livebaseballscorecards.com

<b>AB</b>	<b>36</b>
<b>R</b>	<b>2</b>
<b>H</b>	<b>8</b>
<b>RBI</b>	<b>2</b>
<b>BB</b>	<b>3</b>
<b>SO</b>	<b>4</b>
<b>LOB</b>	<b>19</b>



Batter	1	2	3	4	5	6	7	8	9	AB R H RBI BB SO LOB	TOP										
Tony Bartirome, L (1, 3) OBP: 0.227, SLG: 0.247	0-0 F7			0-0 F7		0-0 L4-3			0-3 K	4 0 0 0 0 1 1											
Pete Castiglione, R (1, 5) OBP: 0.341, SLG: 0.413	0-0 F8			0-0 F5		0-0 5-3			0-0 HR	4 1 1 0 0 0 0											
George Metkovich, L (1, 8) OBP: 0.327, SLG: 0.396	0-0 1-3			0-0 2B			0-0 3-1		0-0 HR	4 1 2 2 0 0 0											
Ralph Kiner, R (1, 7) OBP: 0.433, SLG: 0.494		0-0 CS 1B		4-0 BB			0-3 K		0-0 FC6 1B	3 0 2 0 1 1 0											
Gus Bell, L (1, 9) OBP: 0.298, SLG: 0.415		0-3 K		0-0 4-3			0-0 3-1		0-0 P5	4 0 0 0 0 1 4											
Clyde McCullough, R (1, 2) OBP: 0.113, SLG: 0.100		0-0 F8			0-0 5-3			0-0 6-3	0-0 FC6	3 0 0 0 0 0 0											
Joe Garagiola, L (9, PH) OBP: 0.361, SLG: 0.365									1-2f	1 0 0 0 0 0 1											
Jack Merson, R (1, 4) OBP: 0.277, SLG: 0.363			0-0 F9		0-0 F9			0-0 5-3		3 0 0 0 0 0 0											
George Strickland, R (1, 6) OBP: 0.270, SLG: 0.307			0-0 F9		0-0 F9			0-0 1B		3 0 1 0 0 0 0											
Bob Friend, R (1, 1) OBP: 0.167, SLG: 0.130			0-3 K			0-0 L4-3 1B		0-0 1-3		1 0 0 0 0 1 0											
Bobby Del Greco, R (6, PH) OBP: 0.332, SLG: 0.301										1 0 1 0 0 0 0											
Joe Muir, L (6, 1)										0 0 0 0 0 0 0											
Dick Groat, R (8, PH)										1 0 0 0 0 0 1											
Ron Kline, R (8, 1)										0 0 0 0 0 0 0											
<b>Inning Stats</b>	R: 0 E: 0 K: 0 S: 3	H: 0 LOB: 0 BB: 0 P: 3	R: 0 E: 0 K: 1 S: 5	H: 1 LOB: 0 BB: 0 P: 5	R: 0 E: 0 K: 1 S: 5	H: 0 LOB: 0 BB: 0 P: 5	R: 0 E: 0 K: 0 S: 4	H: 1 LOB: 2 BB: 1 P: 8	R: 0 E: 0 K: 0 S: 3	H: 0 LOB: 0 BB: 0 P: 3	R: 0 E: 0 K: 1 S: 5	H: 0 LOB: 0 BB: 0 P: 5	R: 0 E: 0 K: 0 S: 4	H: 1 LOB: 1 BB: 0 P: 4	R: 2 E: 0 K: 1 S: 8	H: 3 LOB: 1 BB: 0 P: 8	1B: 5 2B: 3 3B: 0 HR: 1	SF: 0 SAC: 0 DP: 2 HBP: 0	WP: 0 PB: 0 SB: 0 CS: 1	PA: 33	
<b>PITCHER</b> Jim Hearn, R (1, 1) ERA: 4.23	IP 9.0	WLS W	BF 33	H 7	R 2	ER 2	SO 4	BB 1	IBB 0	HBP 0	BLK 0	WP 0	HR 1	S 40	P 44	ERA 2.00	WHIP 0.889				
<b>PITCHER</b>	IP	WLS	BF	H	R	ER	SO	BB	IBB	HBP	BLK	WP	HR	S	P	ERA	WHIP				

Pittsburgh Pirates @ New York Giants  
Polo Grounds, New York, NY  
Wed Jun 18 1952, 3:33 AM EDT  
Att. 3,346 - Unknown

livebaseballscorecards.com

AB	32
R	2
H	7
RBI	2
BB	1
SO	4
LOB	7





Batter	1	2	3	4	5	6	7	8	9	AB R H RBI BB SO LOB	TOP		
Pete Castiglione, R (1, 5) OBP: 0.349, SLG: 0.419	0-0 P6		0-0 2B 1B	0-0 E7 CS 1B			0-0 F8		0-0 F9 BB 1B	5 1 3 0 0 0 0			
George Metkovich, L (1, 8) OBP: 0.335, SLG: 0.405	0-0 1B 1B		0-0 1B 2B	0-0 F9			0-0 F3		4-0 HBP BB	4 1 2 2 1 0 1			
Gus Bell, L (1, 9) OBP: 0.288, SLG: 0.400	0-3 K		0-3 K	0-3 K			0-0 P5		0-0 F9	5 0 0 1 0 3 5			
Ralph Kiner, R (1, 7) OBP: 0.441, SLG: 0.494 Bobby Del Greco, R (9, 7) OBP: 0.332, SLG: 0.301	0-0 1-3 1B		4-0 1B E BB		4-0 G4-6-3 BB			0-3 K	1-0 HBP	2 1 1 0 2 1 0 0 0 0 0 0 0 0			
Joe Garagiola, L (1, 2) OBP: 0.356, SLG: 0.380	0-0 F9		0-3 K		0-0 G4-6-3			0-0 HR	0-0 F8	5 1 1 1 0 1 9			
Dick Groat, R (1, 6) OBP: 0.400, SLG: 0.400		0-0 F6	0-0 1-2 2-H 3-H E 1B		0-0 CS 1B			0-0 1-3		4 1 2 2 0 0 0			
George Strickland, R (1, 4) OBP: 0.263, SLG: 0.298		0-0 F9	0-0 E4		0-0 CS	0-0 F8		0-0 4-3		4 0 0 0 0 0 0			
Tony Bartirome, L (1, 3) OBP: 0.222, SLG: 0.241		0-3 K	0-0 P3			0-0 P6			0-0 3-1	4 0 0 0 0 1 1			
Murry Dickson, R (1, 1) OBP: 0.341, SLG: 0.415			0-0 2B 1B	0-0 E 1B F9 1B		0-3 K			0-0 BB 1B F9 1B	4 3 3 0 0 1 0			
<b>Inning Stats</b>	R: 0 H: 2 E: 0 LOB: 2 K: 1 BB: 0 S: 7 P: 7	R: 0 H: 0 E: 0 LOB: 0 K: 1 BB: 0 S: 5 P: 5	R: 5 H: 4 E: 1 LOB: 1 K: 2 BB: 1 S: 12 P: 16	R: 1 H: 2 E: 1 LOB: 0 K: 1 BB: 0 S: 6 P: 6	R: 0 H: 1 E: 0 LOB: 0 K: 0 BB: 1 S: 2 P: 6	R: 0 H: 0 E: 0 LOB: 0 K: 1 BB: 0 S: 5 P: 5	R: 0 H: 0 E: 0 LOB: 0 K: 0 BB: 0 S: 3 P: 3	R: 1 H: 1 E: 0 LOB: 0 K: 1 BB: 0 S: 6 P: 6	R: 1 H: 2 E: 0 LOB: 3 K: 0 BB: 1 S: 5 P: 10	1B: 10 SF: 0 2B: 1 SAC: 0 3B: 0 DP: 1 HR: 1 HBP: 1	WP: 0 PA: 42 PB: 0 SB: 0 CS: 2		
<b>PITCHER</b>	IP WLS BF H R ER SO BB IBB HBP BLK WP HR S P ERA WHIP											<b>PITCHER</b>	IP WLS BF H R ER SO BB IBB HBP BLK WP HR S P ERA WHIP
Larry Jansen, R (1, 1) ERA: 3.39	3.0 L 17 6 5 3 4 1 0 0 0 0 0 0 24 28 9.00 2.333												
Hoyt Wilhelm, R (4, 1) ERA: 3.17	4.0 13 3 1 0 2 1 0 0 0 0 0 0 16 20 0.00 1.000												
George Spencer, R (8, 1) ERA: 3.24	2.0 11 3 2 2 1 1 0 1 0 0 0 1 11 16 9.00 2.000												

Pittsburgh Pirates @ New York Giants  
Polo Grounds, New York, NY  
Thu Jun 19 1952, 3:33 AM EDT  
Att. 6,369 - Unknown

livebaseballscorecards.com

AB 37  
R 8  
H 12  
RBI 6  
BB 3  
SO 7  
LOB 16



Batter	1	2	3	4	5	6	7	8	9	AB	R	H	RBI	BB	SO	LOB
Davey Williams, R (1, 4) OBP: 0.350, SLG: 0.451	0-0 F2		0-0 6-3			0-0 6-3	0-0 F3			4	0	0	0	0	0	1
Whitey Lockman, L (1, 3) OBP: 0.406, SLG: 0.461	0-0 1B		0-0 F7			0-0 E 1B		0-0 F2		4	1	2	0	0	0	0
Bobby Thomson, R (1, 5) OBP: 0.377, SLG: 0.541	0-0 F7			0-0 5-3		0-0 F8		0-0 FC4-6 1B		4	0	1	0	0	0	2
Hank Thompson, L (1, 8) OBP: 0.331, SLG: 0.450	0-0 1-3			0-0 4-3		0-0 E4		0-0 FC4-6		4	0	0	0	0	0	2
Bob Elliott, R (1, 7) OBP: 0.346, SLG: 0.385		0-0 6-3		0-0 5-3		0-0 BB		0-0 4-3		3	0	0	0	1	0	1
George Wilson, L (1, 9) OBP: 0.219, SLG: 0.226		0-0 1B			0-0 1B	0-0 4-3			0-0 G3	4	0	2	0	0	0	2
Alvin Dark, R (1, 6) OBP: 0.319, SLG: 0.376		0-0 F9			0-0 F7		0-0 F9		0-0 F2	4	0	0	0	0	0	2
Wes Westrum, R (1, 2) OBP: 0.400, SLG: 0.518		0-3 K			0-0 P4		0-0 BB		0-0 6-3	1	0	0	0	0	1	1
Sal Yvars, R (3, 2) OBP: 0.154, SLG: 0.083										2	0	0	0	1	0	1
Larry Jansen, R (1, 1) OBP: 0.258, SLG: 0.179			0-0 P2				0-0 F9			0	0	0	0	0	0	0
Bill Rigney, R (3, PH) OBP: 0.348, SLG: 0.263										1	0	0	0	0	0	0
Hoyt Wilhelm, R (4, 1) OBP: 0.182, SLG: 0.455										1	0	0	0	0	1	1
Bill Howerton, L (7, PH) OBP: 0.375, SLG: 0.333										1	0	0	0	0	0	1
George Spencer, R (8, 1) OBP: 0.167, SLG: 0.167										0	0	0	0	0	0	0
<b>Inning Stats</b>	R: 0 H: 1 E: 0 LOB: 1 K: 0 BB: 0 S: 4 P: 4	R: 0 H: 1 E: 0 LOB: 1 K: 1 BB: 0 S: 6 P: 6	R: 0 H: 0 E: 0 LOB: 0 K: 0 BB: 0 S: 3 P: 3	R: 0 H: 0 E: 0 LOB: 0 K: 0 BB: 0 S: 3 P: 3	R: 0 H: 1 E: 0 LOB: 1 K: 1 BB: 0 S: 6 P: 6	R: 1 H: 1 E: 1 LOB: 2 K: 0 BB: 1 S: 5 P: 9	R: 0 H: 0 E: 0 LOB: 1 K: 0 BB: 1 S: 3 P: 7	R: 0 H: 1 E: 0 LOB: 1 K: 0 BB: 0 S: 4 P: 4	R: 0 H: 0 E: 0 LOB: 0 K: 0 BB: 0 S: 3 P: 3	1B: 5 SF: 0 2B: 0 SAC: 0 3B: 0 DP: 0 HR: 0 HBP: 0	WP: 0 PA: 35 PB: 0 SB: 0 CS: 0					
<b>PITCHER</b> Murry Dickson, R (1, 1) ERA: 3.7	IP 9.0 WLS W BF 35 H 5 R 1 ER 0 SO 2 BB 2 IBB 0 HBP 0 BLK 0 WP 0 HR 0 S 37 P 45 ERA 0.00 WHIP 0.778															

**BOTTOM**

**Pittsburgh Pirates @ New York Giants**  
 Polo Grounds, New York, NY  
 Thu Jun 19 1952, 3:33 AM EDT  
 Att. 6,369 - Unknown

[livebaseballscorecards.com](http://livebaseballscorecards.com)

<b>AB</b>	<b>33</b>
<b>R</b>	<b>1</b>
<b>H</b>	<b>5</b>
<b>RBI</b>	<b>0</b>
<b>BB</b>	<b>2</b>
<b>SO</b>	<b>2</b>
<b>LOB</b>	<b>14</b>



Batter	1	2	3	4	5	6	7	8	9	AB R H RBI BB SO LOB	TOP																
Pete Castiglione, R (1, 5) OBP: 0.344, SLG: 0.412	1-1 F2		1-1 B3		1-1 F5		1-2 BB 1B		2-2 G5-4-3 1-2f	5 0 1 0 0 0 2																	
George Metkovich, L (1, 8) OBP: 0.351, SLG: 0.413	3-2 1B		4-0 1B 1-2 BB		1-2 HR 1B		4-1 BB 1-2 BB			2 2 2 0 2 0 0																	
Gus Bell, L (1, 9) OBP: 0.294, SLG: 0.410	0-1 2B		2-1 1B 1-2 2-3 1B		3-2 F4		0-0 F8			4 0 2 0 0 0 3																	
Ralph Kiner, R (1, 7) OBP: 0.438, SLG: 0.505	2-2 F8		0-0 F5		0-1 HR 1-H		2-3 K			4 1 1 2 0 1 6																	
Joe Garagiola, L (1, 2) OBP: 0.353, SLG: 0.377		1-1 4-3	1-0 1B 1-3 2-H 3-H		2-1 1-3		0-1 F3			4 0 1 2 0 0 0																	
Dick Groat, R (1, 6) OBP: 0.444, SLG: 0.375		0-1 1B	2-0 F9			1-0 FC2-6 HBP		1-1 5-3		3 0 1 0 0 0 2																	
George Strickland, R (1, 4) OBP: 0.258, SLG: 0.280		1-2 F8		2-3 K		0-0 FC2-6 1-2f CS		3-2 6-3		4 0 0 0 0 1 2																	
Tony Bartirome, L (1, 3) OBP: 0.222, SLG: 0.241		0-0 F4		1-1 B1-3		2-3 K 1-2			1-2 FC3-6 1B	4 0 1 0 0 1 2																	
Howie Pollet, L (1, 1) OBP: 0.233, SLG: 0.148 Ted Wilks, R (8, 1) OBP: 0.167, SLG: 0.167			4-2 1B BB 1B BB		0-1 F6		1-3 K		0-0 FC3-6 G5-4-3 1-2f	2 1 0 0 1 1 0 1 0 0 0 0 0 1																	
<b>Inning Stats</b>	R: 0 E: 0 K: 0 S: 11	H: 2 LOB: 1 BB: 0 P: 17	R: 0 E: 0 K: 0 S: 9	H: 1 LOB: 1 BB: 0 P: 11	R: 2 E: 0 K: 0 S: 9	H: 2 LOB: 2 BB: 2 P: 23	R: 0 E: 0 K: 1 S: 8	H: 0 LOB: 0 BB: 0 P: 11	R: 2 E: 0 K: 0 S: 12	H: 2 LOB: 0 BB: 0 P: 19	R: 0 E: 0 K: 1 S: 5	H: 0 LOB: 0 BB: 0 P: 8	R: 0 E: 0 K: 2 S: 12	H: 1 LOB: 2 BB: 1 P: 20	R: 0 E: 0 K: 0 S: 9	H: 0 LOB: 0 BB: 0 P: 13	R: 0 E: 0 K: 0 S: 7	H: 1 LOB: 0 BB: 0 P: 10	1B: 7 2B: 1 3B: 0 HR: 1	SF: 0 SAC: 0 DP: 1 HBP: 1	WP: 0 PB: 0 SB: 0 CS: 1	PA: 37					
<b>PITCHER</b>	IP WLS BF H R ER SO BB IBB HBP BLK WP HR S P ERA WHIP																										
Ben Wade, R (1, 1) ERA: 3.46	5.0		23	7	4	4	1	2	0	0	0	0	1	49	81	7.20	1.800										
Ralph Branca, R (6, 1) ERA: 5.11	3.0		11	1	0	0	3	1	0	1	0	0	0	26	41	0.00	0.667										
Clem Labine, R (9, 1) ERA: 5.24	1.0	W	3	1	0	0	0	0	0	0	0	0	0	7	10	0.00	1.000										

Pittsburgh Pirates @ Brooklyn Dodgers  
 Ebbets Field, Brooklyn, NY  
 Fri Jun 20 1952, 3:33 AM EDT  
 Att. 4,679 - Unknown

[livebaseballscorecards.com](http://livebaseballscorecards.com)

AB	33
R	4
H	9
RBI	4
BB	3
SO	4
LOB	18





Batter	1	2	3	4	5	6	7	8	9	AB R H RBI BB SO LOB	TOP											
<b>Pete Castiglione, R</b> OBP: 0.341, SLG: 0.402 (1, 5) C B X	1-1 1-3 ①			2-1 F5 ①		1-0 F8 ①		4-2 E 1B BB ①	2-1 F9 ①	4 1 0 0 1 0 2												
<b>George Metkovich, L</b> OBP: 0.347, SLG: 0.403 (1, 8) B S C X	2-2 F9 ②			4-1 FC4-6 BB ②		1-0 F6 ②		1-2 E3 BB 1B ②	1-1 G4-3 ②③	4 1 0 0 1 0 3												
<b>Gus Bell, L</b> OBP: 0.293, SLG: 0.405 (1, 9) C X	0-1 4-3 ③			1-2 FC4-6 FC6-4 1-2f ②		0-2 F8 ③		2-2 1B BB 1B ②		4 1 1 1 0 0 1												
<b>Ralph Kiner, R</b> OBP: 0.439, SLG: 0.500 (1, 7) B B X		2-1 5-3 ①		1-0 FC6-4 1-2f ③			4-1 G4-6-3 BB ②	4-1 1B BB ②		2 0 0 0 2 0 1												
<b>Joe Garagiola, L</b> OBP: 0.357, SLG: 0.376 (1, 2) X		0-0 6-3 ②			4-2 BB BB ①		1-1 G4-6-3 1-2f ①②	0-1 1B 1B ②		3 0 1 1 1 0 1												
<b>Dick Groat, R</b> OBP: 0.385, SLG: 0.333 (1, 6) B C B X		3-1 6-3 ③			2-1 L9 ①		1-2 1B ②	1-0 F9 ②		4 0 1 0 0 0 4												
<b>George Strickland, R</b> OBP: 0.258, SLG: 0.289 (1, 4) C B C X			1-3 K ①		0-0 F9 ②		3-2 6-3 ③	0-0 1B ③		4 0 1 1 0 1 2												
<b>Tony Bartirome, L</b> OBP: 0.224, SLG: 0.238 (1, 3) <b>Ed Fitz Gerald, R</b> OBP: 0.278, SLG: 0.303 (9, PH) B C X			2-2 L8 ②		4-2 1-2 BB ②			1-2 5-3 ①	4-2 1B BB ②	2 0 0 0 1 0 0 0 0 0 0 1 0 0												
<b>Woody Main, R</b> OBP: 0.077, SLG: 0.077 (1, 1) <b>Jack Merson, R</b> OBP: 0.275, SLG: 0.362 (5, PH) <b>Paul LaPalme, L</b> OBP: 0.335, SLG: 0.301 (5, 1) <b>Bobby Del Greco, R</b> OBP: 0.167, SLG: 0.167 (8, PH) <b>Ted Wilks, R</b> OBP: 0.167, SLG: 0.167 (8, 1) <b>Ron Kline, R</b> OBP: 0.167, SLG: 0.167 (8, 1) <b>Joe Muir, L</b> OBP: 1.000, SLG: 1.000 (8, 1) <b>Harry Fisher, L</b> OBP: 1.000, SLG: 1.000 (9, PH) B C C X			2-3 K ③		1-2 L9 ③			4-1 E BB BB ②	3-2 F X G4-3 1B ②	1 0 0 0 0 1 0 1 0 0 0 0 0 2 0 0 0 0 0 0 0 0 1 0 0 1 0 1 0 1 0 0 0 0												
<b>Inning Stats</b>	R: 0 E: 0 K: 0 S: 7	H: 0 LOB: 0 BB: 0 P: 10	R: 0 E: 0 K: 0 S: 5	H: 0 LOB: 0 BB: 0 P: 10	R: 0 E: 0 K: 2 S: 9	H: 0 LOB: 0 BB: 0 P: 14	R: 0 E: 0 K: 0 S: 7	H: 0 LOB: 1 BB: 1 P: 15	R: 0 E: 0 K: 0 S: 12	H: 0 LOB: 2 BB: 2 P: 23	R: 0 E: 0 K: 0 S: 5	H: 0 LOB: 0 BB: 0 P: 7	R: 0 E: 0 K: 0 S: 9	H: 1 LOB: 1 BB: 1 P: 18	R: 4 E: 1 K: 0 S: 17	H: 3 LOB: 2 BB: 3 P: 34	R: 0 E: 0 K: 0 S: 14	H: 1 LOB: 1 BB: 1 P: 24	1B: 5 2B: 0 3B: 0 HR: 0	SF: 0 SAC: 0 DP: 2 HBP: 0	WP: 0 PB: 0 SB: 0 CS: 0	PA: 38
<b>PITCHER</b>	IP WLS BF H R ER SO BB IBB HBP BLK WP HR S P ERA WHIP																					
<b>Billy Loes, R</b> ERA: 2.32 (1, 1)	7.1 W 31 2 4 2 2 7 0 0 0 0 0 0 67 126 2.46 1.227																					
<b>Joe Black, R</b> ERA: 1.8 (8, 1)	0.2 3 2 0 0 0 0 0 0 0 0 0 0 4 5 0.00 3.000																					
<b>Carl Erskine, R</b> ERA: 2.59 (9, 1)	1.0 S 4 1 0 0 0 1 0 0 0 0 0 0 14 24 0.00 2.000																					

**Pittsburgh Pirates @ Brooklyn Dodgers**  
Ebbets Field, Brooklyn, NY  
Sat Jun 21 1952, 3:33 AM EDT  
Att. 13,335 - Unknown

livebaseballscorecards.com

AB	30
R	4
H	5
RBI	3
BB	8
SO	2
LOB	16





BOTTOM

Pittsburgh Pirates @ Brooklyn Dodgers  
Ebbets Field, Brooklyn, NY

livebaseballscorecards.com

AB	36
R	14
H	16
RBI	14
BB	8
SO	2
LOB	13



WP	1	PA	47
PB	0		
SB	0		
CS	0		

ERA	WHIP
3.00	2.000
13.50	4.500
∞	∞
0.00	15.000

Sat Jun 21 1952, 3:33 AM EDT  
Att. 13,335 - Unknown

AB	R	H	RBI	BB	SO	LOB
4	0	1	2	2	1	1
6	2	4	3	0	0	4
4	2	3	0	0	0	1
0	0	0	0	0	0	0
3	1	0	0	2	0	3
4	1	0	2	1	1	1
5	2	2	2	0	0	1
4	3	1	1	1	0	1
4	2	4	4	1	0	0
1	0	0	0	0	0	1
0	0	0	0	0	0	0
1	1	1	0	1	0	0
0	0	0	0	0	0	0
1B: 11	SF: 0	WP: 1	PA: 47			
2B: 1	SAC: 2	PB: 0				
3B: 1	DP: 2	SB: 0				
HR: 3	HBP: 1	CS: 0				

Batter	1	2	3	4	5	6	7	8	9								
Bobby Morgan, R OBP: 0.408, SLG: 0.415	1-0 5-3		1-3 K	1-0 FC6-4 1B		4-0 1B BB		F2									
Pee Wee Reese, R OBP: 0.392, SLG: 0.360	1-2 2B		0-0 1B FC6-4	1-0 FC6-4		1-0 1B		HR	F3								
Jackie Robinson, R OBP: 0.502, SLG: 0.478 Rocky Bridges, R	1-0 F6		1-0 WP FC6-4 1B		0-2 G6-4-3 1B		2-0 G6-4-3 1B	3-0 BB BB 1B HBP									
Roy Campanella, R OBP: 0.377, SLG: 0.479	1-0 L7		4-1 FC6-4 IBB		0-0 G6-4-3		0-0 G6-4-3	4-0 BB 1B BB									
Carl Furillo, R OBP: 0.300, SLG: 0.381		2-1 5-3	1-2 FC6-4		3-3 K		3-0 5-3	4-0 1B 1B BB									
Duke Snider, L OBP: 0.375, SLG: 0.478		1-2 4-3	1-1 6-3			1-0 SH1-4 1B 1B		F7									
Gil Hodges, R OBP: 0.362, SLG: 0.485		1-2 HR		1-1 F7		3-1 L7		E4									
Andy Pafko, R OBP: 0.407, SLG: 0.500		2-2 1B		0-0 SH3-4 1B 1B		4-2 SH1-4 1B BB		HR									
Billy Loes, R OBP: 0.056, SLG: 0.056 Joe Black, R OBP: 0.143, SLG: 0.143 George Shuba, L OBP: 0.429, SLG: 0.533 Carl Erskine, R OBP: 0.080, SLG: 0.042		2-2 1-3		1-1 SH3-4		1-0 SH1-4		HR	3B								
				1-2		1-2 2-3			BB								
Inning Stats	R: 0 E: 0 K: 0 S: 6	H: 1 LOB: 1 BB: 0 P: 10	R: 1 E: 0 K: 0 S: 16	H: 2 LOB: 1 BB: 0 P: 24	R: 2 E: 0 K: 1 S: 12	H: 2 LOB: 1 BB: 1 P: 20	R: 1 E: 0 K: 0 S: 7	H: 2 LOB: 2 BB: 2 P: 22	R: 0 E: 0 K: 0 S: 3	H: 1 LOB: 0 BB: 0 P: 8	R: 9 E: 1 K: 0 S: 14	H: 5 LOB: 3 BB: 5 P: 45					
PITCHER	IP	WLS	BF	H	R	ER	SO	BB	IBB	HBP	BLK	WP	HR	S	P	ERA	WHIP
Woody Main, R ERA: 3.62	(1, 1)	4.0	L	20	7	4	4	1	0	0	0	1	1	41	65	9.00	1.750
Paul LaPalme, L ERA: 2.65	(5, 1)	3.0		12	4	1	1	1	2	0	0	0	0	19	41	3.00	2.000
Ted Wilks, R ERA: 2.35	(8, 1)	0.2		7	3	5	1	0	0	0	0	0	2	7	14	13.50	4.500
Ron Kline, R ERA: 5.87	(8, 1)	0.0		2	0	0	0	0	2	0	0	0	0	0	8	∞	∞
Joe Muir, L ERA: 5.97	(8, 1)	0.1		6	2	4	0	0	3	0	0	0	0	7	23	0.00	15.000

Batter	1	2	3	4	5	6	7	8	9								
Bobby Morgan, R OBP: 0.408, SLG: 0.415	1-0 5-3		1-3 K	1-0 FC6-4 1B		4-0 1B BB		F2									
Pee Wee Reese, R OBP: 0.392, SLG: 0.360	1-2 2B		0-0 1B FC6-4	1-0 FC6-4		1-0 1B		HR	F3								
Jackie Robinson, R OBP: 0.502, SLG: 0.478 Rocky Bridges, R	1-0 F6		1-0 WP FC6-4 1B		0-2 G6-4-3 1B		2-0 G6-4-3 1B	3-0 BB BB 1B HBP									
Roy Campanella, R OBP: 0.377, SLG: 0.479	1-0 L7		4-1 FC6-4 IBB		0-0 G6-4-3		0-0 G6-4-3	4-0 BB 1B BB									
Carl Furillo, R OBP: 0.300, SLG: 0.381		2-1 5-3	1-2 FC6-4		3-3 K		3-0 5-3	4-0 1B 1B BB									
Duke Snider, L OBP: 0.375, SLG: 0.478		1-2 4-3	1-1 6-3			1-0 SH1-4 1B 1B		F7									
Gil Hodges, R OBP: 0.362, SLG: 0.485		1-2 HR		1-1 F7		3-1 L7		E4									
Andy Pafko, R OBP: 0.407, SLG: 0.500		2-2 1B		0-0 SH3-4 1B 1B		4-2 SH1-4 1B BB		HR									
Billy Loes, R OBP: 0.056, SLG: 0.056 Joe Black, R OBP: 0.143, SLG: 0.143 George Shuba, L OBP: 0.429, SLG: 0.533 Carl Erskine, R OBP: 0.080, SLG: 0.042		2-2 1-3		1-1 SH3-4		1-0 SH1-4		HR	3B								
				1-2		1-2 2-3			BB								
Inning Stats	R: 0 E: 0 K: 0 S: 6	H: 1 LOB: 1 BB: 0 P: 10	R: 1 E: 0 K: 0 S: 16	H: 2 LOB: 1 BB: 0 P: 24	R: 2 E: 0 K: 1 S: 12	H: 2 LOB: 1 BB: 1 P: 20	R: 1 E: 0 K: 0 S: 7	H: 2 LOB: 2 BB: 2 P: 22	R: 0 E: 0 K: 0 S: 3	H: 1 LOB: 0 BB: 0 P: 8	R: 9 E: 1 K: 0 S: 14	H: 5 LOB: 3 BB: 5 P: 45					
PITCHER	IP	WLS	BF	H	R	ER	SO	BB	IBB	HBP	BLK	WP	HR	S	P	ERA	WHIP
Woody Main, R ERA: 3.62	(1, 1)	4.0	L	20	7	4	4	1	0	0	0	1	1	41	65	9.00	1.750
Paul LaPalme, L ERA: 2.65	(5, 1)	3.0		12	4	1	1	1	2	0	0	0	0	19	41	3.00	2.000
Ted Wilks, R ERA: 2.35	(8, 1)	0.2		7	3	5	1	0	0	0	0	0	2	7	14	13.50	4.500
Ron Kline, R ERA: 5.87	(8, 1)	0.0		2	0	0	0	0	2	0	0	0	0	0	8	∞	∞
Joe Muir, L ERA: 5.97	(8, 1)	0.1		6	2	4	0	0	3	0	0	0	0	7	23	0.00	15.000

Batter	1	2	3	4	5	6	7	8	9	AB R H RBI BB SO LOB	TOP																
<b>Bobby Del Greco, R</b> (1, 8) OBP: 0.327, SLG: 0.293	0-0 6-3	0-0 6-3		0-0 F5			0-3 K		0-0 F9	5 0 0 0 0 1 1																	
<b>Dick Groat, R</b> (1, 6) OBP: 0.333, SLG: 0.250	4-0 BB HR BB		0-3 K		0-0 F8		0-0 4-3		0-0 F9	4 1 0 0 1 1 0																	
<b>George Metkovich, L</b> (1, 3) OBP: 0.350, SLG: 0.405	0-3 K		0-0 1B		0-0 1-3 1B		0-3 K			4 0 2 0 0 2 1																	
<b>Ralph Kiner, R</b> (1, 7) OBP: 0.444, SLG: 0.503	4-0 1-2 HR BB		0-0 1-3 1B		0-0 1-2 1-3 1B			0-0 F8		3 1 2 0 1 0 0																	
<b>Gus Bell, L</b> (1, 9) OBP: 0.298, SLG: 0.424	0-0 1-H 2-H HR		4-0 IBB		0-0 1-2 2-3			0-0 F5		3 1 1 3 1 0 2																	
<b>Pete Castiglione, R</b> (1, 5) OBP: 0.344, SLG: 0.401	4-0 BB		4-3		0-0 5-3			0-0 BB 1B		3 0 1 0 1 0 4																	
<b>George Strickland, R</b> (1, 4) OBP: 0.262, SLG: 0.289	0-0 F9			0-0 FC3-6 1B		0-3 K		4-0 1-2 BB		3 0 1 0 1 1 1																	
<b>Clyde McCullough, R</b> (1, 2) OBP: 0.123, SLG: 0.111		0-0 F6		0-0 FC3-6 SH3		0-0 B5-3 1B		0-0 F8		3 0 1 0 0 0 1																	
<b>Joe Garagiola, L</b> (8, PH) OBP: 0.355, SLG: 0.373				1-2f						1 0 0 0 0 0 2																	
<b>Bob Friend, R</b> (1, 1) OBP: 0.154, SLG: 0.120		0-3 K		0-0 SH3		0-0 B5-3			0-3 K	2 0 0 0 0 1 1																	
<b>Paul LaPalme, L</b> (8, 1)				1-2						0 0 0 0 0 0 0																	
<b>Harry Fisher, L</b> (9, PH) OBP: 0.500, SLG: 0.500										1 0 0 0 0 1 0																	
<b>Inning Stats</b>	R: 3 E: 0 K: 1 S: 6	H: 1 LOB: 1 BB: 3 P: 18	R: 0 E: 0 K: 1 S: 5	H: 0 LOB: 0 BB: 0 P: 5	R: 0 E: 0 K: 1 S: 6	H: 2 LOB: 2 BB: 1 P: 10	R: 0 E: 0 K: 0 S: 4	H: 1 LOB: 1 BB: 0 P: 4	R: 0 E: 0 K: 0 S: 5	H: 2 LOB: 2 BB: 0 P: 5	R: 0 E: 0 K: 1 S: 5	H: 1 LOB: 0 BB: 0 P: 5	R: 0 E: 0 K: 2 S: 7	H: 0 LOB: 0 BB: 0 P: 7	R: 0 E: 0 K: 0 S: 4	H: 1 LOB: 2 BB: 1 P: 8	R: 0 E: 0 K: 1 S: 5	H: 0 LOB: 0 BB: 0 P: 5	1B: 7 2B: 1 3B: 0 HR: 1	SF: 0 SAC: 1 DP: 1 HBP: 0	WP: 0 PB: 0 SB: 0 CS: 0	PA: 38					
<b>PITCHER</b>	IP WLS BF H R ER SO BB IBB HBP BLK WP HR S P ERA WHIP																										
<b>Dave Cole, R</b> (1, 1) ERA: 4.21	4.0		19	4	3	3	3	3	1	0	0	0	1	21	37	6.75	1.750										
<b>Ernie Johnson, R</b> (5, 1) ERA: 4.01	5.0	W	19	4	0	0	4	1	0	0	0	0	0	26	30	0.00	1.000										

**Pittsburgh Pirates @ Boston Braves**  
 Braves Field, Boston, MA  
 Mon Jun 23 1952, 3:33 AM EDT  
 Att. 2,654 - Unknown - 67 F

[livebaseballscorecards.com](http://livebaseballscorecards.com)

<b>AB</b>	<b>32</b>
<b>R</b>	<b>3</b>
<b>H</b>	<b>8</b>
<b>RBI</b>	<b>3</b>
<b>BB</b>	<b>5</b>
<b>SO</b>	<b>7</b>
<b>LOB</b>	<b>13</b>



Batter	1	2	3	4	5	6	7	8	9
Sam Jethroe, S OBP: 0.331, SLG: 0.434 (1, 8)	0-0 5-3	0-0 3-1		0-3 K		0-0 CS 2-H 1B		0-0 S BB E 1B	
Bob Thorpe, R OBP: 0.256, SLG: 0.346 (1, 9)	4-0 BB 1B BB		0-3 K		0-0 6-3	0-0 CS 1-2	0-0 F8	0-0 F8	
Earl Torgeson, L OBP: 0.393, SLG: 0.322 (1, 3)	0-0 BB 1-2 1B		4-0 L4-3 BB		4-0 S BB		0-0 F3	4-0 S 1B BB	
Sid Gordon, R OBP: 0.394, SLG: 0.505 (1, 7)	0-0 F3		0-0 L4-3		0-0 F8		4-0 E BB	0-0 F6 1-3 2-H	
Paul Burris, R OBP: 0.288, SLG: 0.388 (1, 2)	4-0 1-2 2-3 BB			0-0 5-3	0-3 K		0-0 E6 1-2	0-0 1B	
Jack Dittmer, L OBP: 0.088, SLG: 0.118 (1, 4)	0-0 F7			0-0 F5		0-0 4-3	0-0 F9	0-0 L6	
Eddie Mathews, L OBP: 0.297, SLG: 0.439 (1, 5)		0-0 4-3		4-0 E 1B BB		0-0 HR		4-0 SH E SH BB	
Johnny Logan, R OBP: 0.345, SLG: 0.400 (1, 6)		0-0 2B		0-0 E5 1B 1B		0-0 SH1-4 1B 1B		0-0 SH E 1B	
Dave Cole, R (1, 1) George Crowe, L (4, PH) Ernie Johnson, R (5, 1)		0-3 K		0-0 1B		0-0 SH1-4		0-0 SH 1B	

Inning Stats	R: 0	H: 1	E: 0	LOB: 3	K: 0	BB: 2	S: 4	P: 12
	R: 0	H: 1	E: 0	LOB: 1	K: 1	BB: 0	S: 6	P: 6
	R: 0	H: 0	E: 0	LOB: 0	K: 1	BB: 1	S: 4	P: 8
	R: 2	H: 2	E: 1	LOB: 1	K: 1	BB: 1	S: 7	P: 11
	R: 0	H: 0	E: 0	LOB: 1	K: 1	BB: 1	S: 5	P: 9
	R: 2	H: 3	E: 0	LOB: 0	K: 0	BB: 0	S: 5	P: 5
	R: 0	H: 0	E: 1	LOB: 2	K: 0	BB: 1	S: 4	P: 8
	R: 5	H: 2	E: 2	LOB: 1	K: 0	BB: 2	S: 7	P: 15


PITCHER	IP	WLS	BF	H	R	ER	SO	BB	IBB	HBP	BLK	WP	HR	S	P	ERA	WHIP
Bob Friend, R (1, 1)	7.0	L	35	7	6	4	4	7	0	0	0	0	1	36	64	5.14	2.000
Paul LaPalme, L (8, 1)	1.0		7	2	3	0	0	1	0	0	0	0	0	6	10	0.00	3.000

PITCHER	IP	WLS	BF	H	R	ER	SO	BB	IBB	HBP	BLK	WP	HR	S	P	ERA	WHIP

**BOTTOM**

**Pittsburgh Pirates @ Boston Braves**  
**Braves Field, Boston, MA**  
 Mon Jun 23 1952, 3:33 AM EDT  
 Att. 2,654 - Unknown - 67 F

AB	31
R	9
H	9
RBI	6
BB	8
SO	4
LOB	17



1B	2B	3B	HR	SF	SAC	DP	HBP	WP	PA
7	2	0	1	0	1	0	0	0	43

Batter	1	2	3	4	5	6	7	8	9	AB R H RBI BB SO LOB	TOP
<b>Bobby Del Greco, R</b> (1, 8) OBP: 0.320, SLG: 0.286	0-3 <b>K</b>		0-0 <b>F6</b>		0-0 <b>F4</b>			0-0 <b>L8</b>	0-0 <b>5-3</b>	5 0 0 0 0 1 1	<b>Pittsburgh Pirates @ Boston Braves</b> Braves Field, Boston, MA Tue Jun 24 1952, 3:33 AM EDT Att. 3,736 - Unknown - 79 F
<b>Dick Groat, R</b> (1, 6) OBP: 0.318, SLG: 0.250	0-0 <b>5-3</b>		0-0 <b>CS</b> <b>1B</b>			0-0 <b>L5</b>		0-0 <b>6-3</b>		4 0 1 0 0 0 0	
<b>George Metkovich, L</b> (1, 3) OBP: 0.359, SLG: 0.406	4-0 <b>BB</b>		0-0 <b>F8</b> <b>1-2</b>			1-0 <b>HBP</b>		0-0 <b>HR</b> <b>1B</b>		2 1 1 0 1 0 1	
<b>Ralph Kiner, R</b> (1, 7) OBP: 0.440, SLG: 0.497	0-3 <b>K</b>			0-0 <b>6-3</b>		0-0 <b>F5</b>		0-0 <b>HR</b> <b>1B</b>		4 1 1 0 0 1 2	
<b>Gus Bell, L</b> (1, 9) OBP: 0.308, SLG: 0.458		0-0 <b>2B</b>		0-0 <b>1B</b>		0-0 <b>F5</b>		0-0 <b>HR</b> <b>1-H</b> <b>2-H</b>		4 1 3 3 0 0 1	
<b>Joe Garagiola, L</b> (1, 2) OBP: 0.347, SLG: 0.364		0-0 <b>F6</b>		0-0 <b>F8</b>			0-0 <b>F9</b>	0-0 <b>4-3</b>		4 0 0 0 0 0 2	
<b>Jack Merson, R</b> (1, 5) OBP: 0.279, SLG: 0.361		4-0 <b>FC6-4</b> <b>BB</b>		0-0 <b>F7</b>			0-0 <b>1B</b>		0-0 <b>5-3</b>	3 0 1 0 1 0 1	
<b>George Strickland, R</b> (1, 4) OBP: 0.262, SLG: 0.284		0-0 <b>F9</b>			0-0 <b>F7</b>		0-0 <b>F9</b>		4-0 <b>CS</b> <b>BB</b>	3 0 0 0 1 0 3	
<b>Murry Dickson, R</b> (1, 1) OBP: 0.333, SLG: 0.422		0-0 <b>FC6-4</b> <b>1-2f</b>		0-0 <b>K</b>		0-0 <b>F7</b>		0-0 <b>2B</b>	0-0 <b>2B</b>	4 0 1 0 0 1 3	
<b>Inning Stats</b>	R: 0 E: 0 K: 2 S: 7 H: 0 LOB: 1 BB: 1 P: 11	R: 0 E: 0 K: 0 S: 4 H: 1 LOB: 2 BB: 1 P: 8	R: 0 E: 0 K: 0 S: 3 H: 1 LOB: 0 BB: 0 P: 3	R: 0 E: 0 K: 0 S: 4 H: 1 LOB: 1 BB: 0 P: 4	R: 0 E: 0 K: 1 S: 5 H: 0 LOB: 0 BB: 0 P: 5	R: 0 E: 0 K: 0 S: 3 H: 0 LOB: 1 BB: 0 P: 4	R: 0 E: 0 K: 0 S: 4 H: 1 LOB: 1 BB: 0 P: 4	R: 3 E: 0 K: 0 S: 6 H: 3 LOB: 0 BB: 0 P: 6	R: 0 E: 0 K: 0 S: 3 H: 1 LOB: 1 BB: 1 P: 7	1B: 5 2B: 2 3B: 0 HR: 1 SF: 0 SAC: 0 DP: 0 HBP: 1	WP: 0 PB: 0 SB: 0 CS: 2 PA: 37
<b>PITCHER</b> <b>Jim Wilson, R</b> (1, 1) ERA: 3.56	IP: 9.0 WLS: W BF: 37 H: 8 R: 3 ER: 3 SO: 3 BB: 3 IBB: 0 HBP: 1 BLK: 0 WP: 0 HR: 1 S: 39 P: 52 ERA: 3.00 WHIP: 1.222										

livebaseballscorecards.com

<b>AB</b>	<b>33</b>
<b>R</b>	<b>3</b>
<b>H</b>	<b>8</b>
<b>RBI</b>	<b>3</b>
<b>BB</b>	<b>3</b>
<b>SO</b>	<b>3</b>
<b>LOB</b>	<b>14</b>



Batter	1	2	3	4	5	6	7	8	9	AB R H RBI BB SO LOB	BOTTOM
Sam Jethroe, S OBP: 0.340, SLG: 0.442 (1, 8)	0-0 E6 2B		0-0 L6-3 1B		0-0 1B		0-0 SH2-3 1B		0-0 1B	5 1 4 0 0 0 0	<b>Pittsburgh Pirates @ Boston Braves</b> Braves Field, Boston, MA Tue Jun 24 1952, 3:33 AM EDT Att. 3,736 - Unknown - 79 F
Bob Thorpe, R OBP: 0.258, SLG: 0.345 George Crowe, L OBP: 0.343, SLG: 0.397 (1, 9) (9, PH)	0-3 K		0-0 E4 L6-3 1-2 1B		0-0 1-2 1B		0-0 SH2-3 1-2 1B	0-0 1-2 3-H 1B	3 0 1 0 0 1 2 1 0 1 1 0 0 0		
Earl Torgeson, L OBP: 0.390, SLG: 0.328 (1, 3)	0-0 1-3 1-H 2B		0-0 L6-3 1-2 2-3		0-0 G3		0-0 F9		4 0 1 1 0 0 4		
Sid Gordon, R OBP: 0.404, SLG: 0.507 (1, 7)	4-0 1-3 BB			0-0 SH1-4 1B		4-0 1B E F8 BB	4-0 IBB		1 1 1 0 3 0 0		
Paul Burris, R OBP: 0.273, SLG: 0.365 (1, 2)	0-0 1-3 1-2 2-3			0-0 SH1-4 1-2		0-0 FC1 F8 1B F9	0-0 4-3		3 1 0 0 0 0 5		
Jack Dittmer, L OBP: 0.105, SLG: 0.132 (1, 4)	0-3 K2-3			0-0 F8		0-0 1B		0-0 F9	4 0 1 0 0 1 3		
Eddie Mathews, L OBP: 0.296, SLG: 0.433 (1, 5)		0-0 F5		4-0 BB		0-0 F8 2-3 3-H 1B		0-0 F3	3 0 0 1 1 0 2		
Johnny Logan, R OBP: 0.330, SLG: 0.381 (1, 6)		0-3 K		0-0 F8		0-0 F9 3-H		0-0 F8	4 0 0 1 0 1 3		
Jim Wilson, R OBP: 0.139, SLG: 0.167 (1, 1)		0-3 K			0-0 4-3	0-0 5-3		0-0 1B 1B 1B	4 1 1 0 0 1 1		
<b>Inning Stats</b>	R: 1 H: 1 E: 1 LOB: 2 K: 2 BB: 1 S: 9 P: 13	R: 0 H: 0 E: 0 LOB: 0 K: 2 BB: 0 S: 7 P: 7	R: 0 H: 1 E: 1 LOB: 0 K: 0 BB: 0 S: 3 P: 3	R: 0 H: 1 E: 0 LOB: 2 K: 0 BB: 1 S: 4 P: 8	R: 0 H: 2 E: 0 LOB: 1 K: 0 BB: 0 S: 4 P: 4	R: 2 H: 1 E: 1 LOB: 1 K: 0 BB: 1 S: 5 P: 9	R: 0 H: 1 E: 0 LOB: 2 K: 0 BB: 1 S: 4 P: 8	R: 0 H: 0 E: 0 LOB: 0 K: 0 BB: 0 S: 3 P: 3	R: 1 H: 3 E: 0 LOB: 2 K: 0 BB: 0 S: 3 P: 3	1B: 9 SF: 0 2B: 1 SAC: 2 3B: 1 DP: 0 HR: 0 HBP: 0	WP: 0 PA: 38 PB: 0 SB: 1 CS: 0
<b>PITCHER</b> Murry Dickson, R ERA: 3.51 (1, 1)	IP WLS BF H R ER SO BB IBB HBP BLK WP HR S P ERA WHIP	IP WLS BF H R ER SO BB IBB HBP BLK WP HR S P ERA WHIP	IP WLS BF H R ER SO BB IBB HBP BLK WP HR S P ERA WHIP	IP WLS BF H R ER SO BB IBB HBP BLK WP HR S P ERA WHIP	IP WLS BF H R ER SO BB IBB HBP BLK WP HR S P ERA WHIP	IP WLS BF H R ER SO BB IBB HBP BLK WP HR S P ERA WHIP	IP WLS BF H R ER SO BB IBB HBP BLK WP HR S P ERA WHIP	IP WLS BF H R ER SO BB IBB HBP BLK WP HR S P ERA WHIP	IP WLS BF H R ER SO BB IBB HBP BLK WP HR S P ERA WHIP	IP WLS BF H R ER SO BB IBB HBP BLK WP HR S P ERA WHIP	IP WLS BF H R ER SO BB IBB HBP BLK WP HR S P ERA WHIP

livebaseballscorecards.com

<b>AB</b>	<b>32</b>
<b>R</b>	<b>4</b>
<b>H</b>	<b>10</b>
<b>RBI</b>	<b>4</b>
<b>BB</b>	<b>4</b>
<b>SO</b>	<b>4</b>
<b>LOB</b>	<b>20</b>



Batter	1	2	3	4	5	6	7	8	9	AB R H RBI BB SO LOB	TOP	
<b>Bobby Del Greco, R</b> (1, 8) OBP: 0.315, SLG: 0.280	0-3 K		0-3 K		0-0 F4			0-0 F4		4 0 0 0 0 2 0	<b>Pittsburgh Pirates @ Boston Braves</b> Braves Field, Boston, MA Wed Jun 25 1952, 3:33 AM EDT Att: 1,414 - Cloudy - 80 F	
<b>Dick Groat, R</b> (1, 6) OBP: 0.308, SLG: 0.250	0-3 K		0-0 E3			0-0 FC3-6 1B		0-0 6-3		4 0 1 0 0 1 0		
<b>George Metkovich, L</b> (1, 3) OBP: 0.357, SLG: 0.402	0-0 3-1		0-0 F7			0-0 FC3-6 S WP 1-2f WP		0-0 1B 1B		4 1 1 0 0 0 2		
<b>Ralph Kiner, R</b> (1, 7) OBP: 0.445, SLG: 0.500		4-0 SH1-3 1B BB		0-0 1B		0-3 K 1-2		0-0 1B		3 1 2 0 1 1 1		
<b>Gus Bell, L</b> (1, 9) OBP: 0.303, SLG: 0.449		0-0 SH1-3 1-2		0-0 F9		0-3 K 2-H		0-0 F8		3 0 0 0 0 1 3		
<b>Joe Garagiola, L</b> (1, 2) OBP: 0.339, SLG: 0.354		0-0 6-3		0-0 F7			0-0 F9		0-0 F4	4 0 0 0 0 0 4		
<b>Jack Merson, R</b> (1, 5) OBP: 0.279, SLG: 0.359		0-0 2-H 1B		0-0 1-3			0-0 5-3		0-3 K	4 0 1 1 0 1 3		
<b>George Strickland, R</b> (1, 4) OBP: 0.257, SLG: 0.278		0-3 K			0-0 5-3		0-0 F2			3 0 0 0 0 1 1		
<b>Howie Pollet, L</b> (1, 1) OBP: 0.219, SLG: 0.138 <b>Clem Koshorek, R</b> (8, PH) OBP: 0.315, SLG: 0.299 <b>Ted Wilks, R</b> (8, 1) OBP: 0.167, SLG: 0.167			0-0 F4		0-3 K			0-3 K		2 0 0 0 0 1 0 1 0 0 0 0 1 0 0 0 0 0 0 0 0		
<b>Inning Stats</b>	R: 0 E: 0 K: 2 S: 7 H: 0 LOB: 0 BB: 0 P: 7	R: 1 E: 0 K: 1 S: 6 H: 1 LOB: 1 BB: 1 P: 10	R: 0 E: 1 K: 1 S: 6 H: 0 LOB: 1 BB: 0 P: 6	R: 0 E: 0 K: 0 S: 4 H: 1 LOB: 1 BB: 0 P: 4	R: 0 E: 0 K: 1 S: 5 H: 0 LOB: 0 BB: 0 P: 5	R: 1 E: 0 K: 2 S: 8 H: 1 LOB: 0 BB: 0 P: 8	R: 0 E: 0 K: 0 S: 3 H: 0 LOB: 0 BB: 0 P: 3	R: 0 E: 0 K: 1 S: 5 H: 0 LOB: 0 BB: 0 P: 5	R: 0 E: 0 K: 1 S: 7 H: 2 LOB: 2 BB: 0 P: 7	1B: 5 2B: 0 3B: 0 HR: 0 SF: 0 SAC: 1 DP: 0 HBP: 0	WP: 2 PB: 0 SB: 1 CS: 0 PA: 34	
<b>PITCHER</b> <b>Max Surkont, R</b> (1, 1) ERA: 4.48	IP 9.0 WLS W BF 34 H 5 R 2 ER 2 SO 9 BB 1 IBB 0 HBP 0 BLK 0 WP 2 HR 0 S 51 P 55 ERA 2.00 WHIP 0.667											<b>PITCHER</b> IP WLS BF H R ER SO BB IBB HBP BLK WP HR S P ERA WHIP

livebaseballscorecards.com

<b>AB</b>	<b>32</b>
<b>R</b>	<b>2</b>
<b>H</b>	<b>5</b>
<b>RBI</b>	<b>1</b>
<b>BB</b>	<b>1</b>
<b>SO</b>	<b>9</b>
<b>LOB</b>	<b>14</b>



Batter	1	2	3	4	5	6	7	8	9
Sam Jethroe, S OBP: 0.342, SLG: 0.447 (1, 8)	0-0 FC4-6 1B		0-0 FC9-6 1-H 2B		0-0 L7		0-0 F5		
Bob Thorpe, R OBP: 0.252, SLG: 0.338 (1, 9)	0-0 FC4-6 K2-6-2 1-2f		0-0 FC9-6 2-3			0-0 6-3		0-0 F4	
Earl Torgeson, L OBP: 0.392, SLG: 0.341 (1, 3)	0-3 K2-6-2 1-2f			0-0 1B S 1B		0-0 1-3		0-0 2B	
Sid Gordon, R OBP: 0.414, SLG: 0.534 (1, 7)		4-0 G3 4-3 BB		0-0 SH1-3 1-3 1B		0-0 HR		0-0 2B	
Paul Burris, R OBP: 0.271, SLG: 0.357 (1, 2)		0-0 4-3		0-0 L1-6 SH1-3 1-2 3-H 1B		0-0 L7		0-0 F8	
Sibby Sisti, R OBP: 0.288, SLG: 0.340 (1, 4)		0-0 G3		0-0 SH1-3			0-0 F5	4-0 BB	
Eddie Mathews, L OBP: 0.295, SLG: 0.429 (1, 5)		0-0 4-3		0-0 L1-6 2-3			0-0 E5 1B	0-3 K	
Johnny Logan, R OBP: 0.340, SLG: 0.391 (1, 6)			0-0 2B 1B		0-0 F8		0-0 SH1 1B		
Max Surkont, R OBP: 0.160, SLG: 0.240 (1, 1)			0-3 K		0-0 1-3		0-0 SH1		

Inning Stats	R: 0	H: 1	E: 0	K: 1	S: 5	LOB: 1	BB: 0	P: 5
	R: 0	H: 0	E: 0	K: 0	S: 3	LOB: 1	BB: 1	P: 7
	R: 1	H: 2	E: 0	K: 1	S: 6	LOB: 0	BB: 0	P: 6
	R: 1	H: 3	E: 0	K: 0	S: 5	LOB: 1	BB: 0	P: 5
	R: 0	H: 0	E: 0	K: 0	S: 3	LOB: 0	BB: 0	P: 3
	R: 1	H: 1	E: 0	K: 0	S: 4	LOB: 0	BB: 0	P: 4
	R: 1	H: 2	E: 1	K: 0	S: 5	LOB: 1	BB: 0	P: 5
	R: 1	H: 2	E: 0	K: 1	S: 7	LOB: 2	BB: 1	P: 11

PITCHER	IP	WLS	BF	H	R	ER	SO	BB	IBB	HBP	BLK	WP	HR	S	P	ERA	WHIP
Howie Pollet, L ERA: 4.06 (1, 1)	7.0	L	28	9	4	3	2	1	0	0	0	0	1	31	35	3.86	1.429
Ted Wilks, R ERA: 2.49 (8, 1)	1.0		6	2	1	1	1	1	0	0	0	0	0	7	11	9.00	3.000

AB R H RBI BB SO LOB

4	0	2	1	0	0	1
4	0	0	0	0	0	2
4	2	2	0	0	1	1
3	1	3	2	1	0	0
4	0	1	1	0	0	2
2	0	0	0	1	0	1
4	1	1	0	0	1	5
3	1	2	1	0	0	0
2	0	0	0	0	1	1

WP	HR	S	P	ERA	WHIP
0	0	0	34		

**Pittsburgh Pirates @ Boston Braves**  
 Braves Field, Boston, MA  
 Wed Jun 25 1952, 3:33 AM EDT  
 Att. 1,414 - Cloudy - 80 F

livebaseballscorecards.com

AB	30
R	5
H	11
RBI	5
BB	2
SO	3
LOB	13



Batter 1 2 3 4 5 6 7 8 9 AB R H RBI BB SO LOB TOP

Eddie Stanky, R (1,4) OBP: 0.389, SLG: 0.281 Red Schoendienst, S (7,PR) OBP: 0.300, SLG: 0.365 Stan Musial, L (1,8) OBP: 0.457, SLG: 0.530 Enos Slaughter, L (1,9) OBP: 0.383, SLG: 0.418 Dick Siser, L (1,3) OBP: 0.335, SLG: 0.349 Hal Rice, L (1,7) OBP: 0.366, SLG: 0.442 Larry Miggins, R (7,PH) OBP: 0.245, SLG: 0.304 Al Brazle, L (7,1) OBP: 0.167, SLG: 0.167 Billy Johnson, R (1,5) OBP: 0.328, SLG: 0.279 Les Fusselman, R (1,2) OBP: 0.162, SLG: 0.297 Del Rice, R (6,PH) OBP: 0.349, SLG: 0.429 Vinegar Bend Mizell, R (1,1) OBP: 0.080, SLG: 0.120 Eddie Yugas, R (5,1) OBP: 0.250, SLG: 0.182 Peanuts Lowrey, R (7,PH) OBP: 0.341, SLG: 0.370

AB 34 R 6 H 9 RBI 6 BB 4 SO 1 LOB 15

WOODY MAIN, R (1,1) ERA: 3.68 JOE MUIR, L (5,1) ERA: 6.31 PAUL LAPALME, L (9,1) ERA: 2.5

Baseball scorecard grid showing batter names, statistics, and play diagrams for each batter in each inning.

Inning Stats table and PITCHER statistics table for the game.

Summary statistics table including AB, R, H, RBI, BB, SO, LOB and team totals.

St. Louis Cardinals @ Pittsburgh Pirates Forbes Field, Pittsburgh, PA Fri Jun 27 1952, 3:33 AM EDT Att: 16,133 - Unknown





BOTTOM

St. Louis Cardinals @ Pittsburgh Pirates  
Forbes Field, Pittsburgh, PA  
Fri Jun 27 1952, 3:33 AM EDT  
Att. 16,133 - Unknown

livebaseballscorecards.com

AB	36
R	4
H	10
RBI	4
BB	4
SO	13
LOB	15



WP:	0	PA:	40
PB:	0	SB:	0
CS:	0		

AB R H RBI BB SO LOB

5 0 1 0 0 3 0

5 1 1 0 0 1 2

5 0 1 0 0 1 2

4 2 1 0 1 3 1

4 0 1 1 0 0 1

3 1 1 0 1 2 1

3 0 1 1 1 1 3


3 0 1 1 1 1 3

1B:	8	SF:	0
2B:	2	SAC:	0
3B:	0	DP:	1
HR:	0	HBP:	0

Batter	1	2	3	4	5	6	7	8	9
Bobby Del Greco, R OBP: 0.313, SLG: 0.278 (1, 8)	0-3 K ①		0-3 K ①		0-3 K ①	0-0 G6-3 1B		0-0 6-3 ③	
Dick Groat, R OBP: 0.290, SLG: 0.241 (1, 6)	0-0 F3		0-3 K ②		0-0 BB 2B 1B	0-0 G6-3 ① ②		0-0 5-3 ①	
Gus Bell, L OBP: 0.300, SLG: 0.442 (1, 9)	0-0 1B		0-0 4-3 ③		0-3 K ②	0-0 F9 ③		0-0 4-3 ②	
Ralph Kiner, R OBP: 0.444, SLG: 0.495 (1, 7)	0-3 K ③			0-0 1B 2B 1B	4-0 2B BB BB		0-3 K ①	0-3 K ③	
Jack Merson, R OBP: 0.278, SLG: 0.362 (1, 5)		0-0 F9 ①		0-0 F6 ①	0-0 BB 1-3 2-H 2B		0-0 E4		
Clyde McCullough, R OBP: 0.145, SLG: 0.121 (1, 2)		0-3 K ②		0-0 2B 1-2 1B 1B	4-0 BB BB		0-3 K ②		
George Strickland, R OBP: 0.263, SLG: 0.280 (1, 4)		0-0 BB 1B		0-3 K ②	4-0 1-2 2-3 3-H BB		0-0 4-3 ③		
Tony Bartirome, L OBP: 0.230, SLG: 0.246 (1, 3)		4-0 1-2 BB		0-0 1-3 2-H 1B 2B	0-3 K ③		0-0 6-3 ①		
Woody Main, R OBP: 0.071, SLG: 0.071 (1, 1)		0-3 K ③		0-0 1B ③		0-0 G6-3 1B		0-0 F4 ②	
Ed Fitz Gerald, R OBP: 0.297, SLG: 0.324 (4, PH)									
Joe Muir, L OBP: 0.200, SLG: 0.111 (5, 1)									
Clem Koshorek, R OBP: 0.313, SLG: 0.297 (8, PH)									
Paul LaPalme, L (9, 1)									

Inning Stats	R: 0	H: 1	E: 0	LOB: 1	K: 2	BB: 0	S: 8	R: 0	H: 1	E: 0	LOB: 2	K: 2	BB: 1	S: 8	R: 0	H: 0	E: 0	LOB: 0	K: 2	BB: 0	S: 7	R: 2	H: 4	E: 0	LOB: 2	K: 1	BB: 0	S: 8	R: 2	H: 2	E: 0	LOB: 3	K: 3	BB: 3	S: 11	R: 0	H: 2	E: 1	LOB: 1	K: 2	BB: 0	S: 8	R: 0	H: 0	E: 0	LOB: 0	K: 1	BB: 0	S: 5	R: 0	H: 0	E: 0	LOB: 0	K: 1	BB: 0	S: 5	1B: 8	SF: 0	2B: 2	SAC: 0	3B: 0	DP: 1	HR: 0	HBP: 0	WP: 0	PA: 40
--------------	------	------	------	--------	------	-------	------	------	------	------	--------	------	-------	------	------	------	------	--------	------	-------	------	------	------	------	--------	------	-------	------	------	------	------	--------	------	-------	-------	------	------	------	--------	------	-------	------	------	------	------	--------	------	-------	------	------	------	------	--------	------	-------	------	-------	-------	-------	--------	-------	-------	-------	--------	-------	--------

PITCHER	IP	WLS	BF	H	R	ER	SO	BB	IBB	HBP	BLK	WP	HR	S	P	ERA	WHIP
Vinegar Bend Mizell, L ERA: 3.87 (1, 1)	4.2		25	8	4	4	9	4	0	0	0	0	0	39	55	7.71	2.571
Eddie Yuhas, R ERA: 3.8 (5, 1)	1.1	W	5	2	0	0	1	0	0	0	0	0	0	7	7	0.00	1.500
Al Brazle, L ERA: 1.41 (7, 1)	3.0	S	10	0	0	0	3	0	0	0	0	0	0	16	16	0.00	0.000

Batter	1	2	3	4	5	6	7	8	9	AB	R	H	RBI	BB	SO	LOB	TOP	
<b>Eddie Stanky, R</b> (1, 4) OBP: 0.389, SLG: 0.281										0	0	0	0	0	0	0	<b>St. Louis Cardinals @ Pittsburgh Pirates</b> <b>Forbes Field, Pittsburgh, PA</b> Sat Jun 28 1952, 3:33 AM EDT Att. 5,417 - Unknown  <a href="http://livebaseballscorecards.com">livebaseballscorecards.com</a>	
<b>Solly Hemus, L</b> (1, 6) OBP: 0.385, SLG: 0.408										0	0	0	0	0	0	0		
<b>Stan Musial, L</b> (1, 8) OBP: 0.457, SLG: 0.530										0	0	0	0	0	0	0		
<b>Enos Slaughter, L</b> (1, 9) OBP: 0.383, SLG: 0.418										0	0	0	0	0	0	0		
<b>Dick Sister, L</b> (1, 3) OBP: 0.335, SLG: 0.349										0	0	0	0	0	0	0		
<b>Hal Rice, L</b> (1, 7) OBP: 0.366, SLG: 0.442										0	0	0	0	0	0	0		
<b>Del Rice, R</b> (1, 2) OBP: 0.349, SLG: 0.429										0	0	0	0	0	0	0		
<b>Billy Johnson, R</b> (1, 5) OBP: 0.328, SLG: 0.279										0	0	0	0	0	0	0		
<b>Joe Presko, R</b> (1, 1) OBP: 0.167, SLG: 0.130										0	0	0	0	0	0	0		
<b>Inning Stats</b>																		1B: 0 SF: 0 2B: 0 SAC: 0 3B: 0 DP: 0 HR: 0 HBP: 0 WP: 0 PA: 0 PB: 0 SB: 0 CS: 0
<b>PITCHER</b> <b>Murry Dickson, R</b> (1, 1) ERA: 3.51	IP	WLS	BF	H	R	ER	SO	BB	IBB	HBP	BLK	WP	HR	S	P	ERA	WHIP	<b>PITCHER</b> IP WLS BF H R ER SO BB IBB HBP BLK WP HR S P ERA WHIP

Batter	1	2	3	4	5	6	7	8	9	AB	R	H	RBI	BB	SO	LOB
<b>Clem Koshorek, R</b> (1, 4) OBP: 0.313, SLG: 0.297										0	0	0	0	0	0	0
<b>Dick Groat, R</b> (1, 6) OBP: 0.290, SLG: 0.241										0	0	0	0	0	0	0
<b>Gus Bell, L</b> (1, 9) OBP: 0.300, SLG: 0.442										0	0	0	0	0	0	0
<b>Ralph Kiner, R</b> (1, 7) OBP: 0.444, SLG: 0.495										0	0	0	0	0	0	0
<b>Joe Garagiola, L</b> (1, 2) OBP: 0.339, SLG: 0.354										0	0	0	0	0	0	0
<b>Pete Castiglione, R</b> (1, 5) OBP: 0.344, SLG: 0.401										0	0	0	0	0	0	0
<b>Bobby Del Greco, R</b> (1, 8) OBP: 0.313, SLG: 0.278										0	0	0	0	0	0	0
<b>Tony Bartirome, L</b> (1, 3) OBP: 0.230, SLG: 0.246										0	0	0	0	0	0	0
<b>Murry Dickson, R</b> (1, 1) OBP: 0.333, SLG: 0.422										0	0	0	0	0	0	0
<b>Inning Stats</b>																

**BOTTOM**

**St. Louis Cardinals @ Pittsburgh Pirates**  
**Forbes Field, Pittsburgh, PA**  
 Sat Jun 28 1952, 3:33 AM EDT  
 Att. 5,417 - Unknown

<b>AB</b>	<b>0</b>
<b>R</b>	<b>0</b>
<b>H</b>	<b>0</b>
<b>RBI</b>	<b>0</b>
<b>BB</b>	<b>0</b>
<b>SO</b>	<b>0</b>
<b>LOB</b>	<b>0</b>



WP: 0	PA: 0
PB: 0	
SB: 0	
CS: 0	

PITCHER	IP	WLS	BF	H	R	ER	SO	BB	IBB	HBP	BLK	WP	HR	S	P	ERA	WHIP
<b>Joe Presko, R</b> (1, 1) ERA: 4.61	0.0		0	0	0	0	0	0	0	0	0	0	0	0	0	∞	∞

PITCHER	IP	WLS	BF	H	R	ER	SO	BB	IBB	HBP	BLK	WP	HR	S	P	ERA	WHIP

[livebaseballscorecards.com](http://livebaseballscorecards.com)





Batter	1	2	3	4	5	6	7	8	9	AB R H RBI BB SO LOB	TOP		
<b>Clem Koshorek, R</b> (1, 4) OBP: 0.310, SLG: 0.310	0-0 F8	0-0 L5		0-0 F7			0-0 6-3			4 0 0 0 0 0 2			
<b>Dick Groat, R</b> (1, 6) OBP: 0.256, SLG: 0.179	4-0 L3 BB		0-0 6-3		0-0 6-3		0-0 F5			3 0 0 0 1 0 0			
<b>Gus Bell, L</b> (1, 9) OBP: 0.313, SLG: 0.446	0-0 L3 1-2		0-0 1B		0-0 2-3 1B		0-0 F8			4 0 2 0 0 0 1			
<b>Ralph Kiner, R</b> (1, 7) OBP: 0.436, SLG: 0.481		4-0 FC1-5 BB BB	0-0 F8		0-0 2-3		0-0 F8			3 0 0 0 1 0 2			
<b>Joe Garagiola, L</b> (1, 2) OBP: 0.361, SLG: 0.360		4-0 E 2B BB 1-2	0-0 4-3		4-0 FC6-4 IBB		0-0 4-3			2 1 0 0 2 0 1			
<b>Jack Merson, R</b> (1, 5) OBP: 0.278, SLG: 0.364		0-0 FC1-5 2B 1-3 2-3f		0-0 1B 2B		0-0 FC6-4 1-2f		0-3 K		4 2 1 0 0 1 4			
<b>Bobby Del Greco, R</b> (1, 8) OBP: 0.316, SLG: 0.290		0-0 2B 1B 2H 3-H		0-0 F8		0-0 F2		0-0 F3		4 1 1 2 0 0 1			
<b>Tony Bartirome, L</b> (1, 3) OBP: 0.237, SLG: 0.247		0-0 SH1-4 1B 2H		0-0 SH1-4 1B 2H		0-0 L9		0-0 4-3		4 0 2 2 0 0 0			
<b>Bob Friend, R</b> (1, 1) OBP: 0.148, SLG: 0.115 <b>George Metkovich, L</b> (9, PH) OBP: 0.358, SLG: 0.404		0-0 SH1-4 1-2		0-0 SH1-4 1-2		0-0 F3		0-3 K		1 0 0 0 0 0 0 1 0 0 0 0 1 0			
<b>Inning Stats</b>	R: 0 E: 0 K: 0 S: 2 H: 0 LOB: 0 BB: 1 P: 6	R: 3 E: 1 K: 0 S: 5 H: 2 LOB: 1 BB: 2 P: 13	R: 0 E: 0 K: 0 S: 4 H: 1 LOB: 1 BB: 0 P: 4	R: 1 E: 0 K: 0 S: 5 H: 2 LOB: 1 BB: 0 P: 5	R: 0 E: 0 K: 0 S: 4 H: 1 LOB: 2 BB: 1 P: 8	R: 0 E: 0 K: 0 S: 3 H: 0 LOB: 0 BB: 0 P: 3	R: 0 E: 0 K: 0 S: 3 H: 0 LOB: 0 BB: 0 P: 3	R: 0 E: 0 K: 1 S: 5 H: 0 LOB: 0 BB: 0 P: 5	R: 0 E: 0 K: 1 S: 5 H: 0 LOB: 0 BB: 0 P: 5	1B: 4 2B: 3 3B: 0 HR: 0 SF: 0 SAC: 2 DP: 1 HBP: 0	WP: 0 PB: 0 SB: 0 CS: 0 PA: 36		
<b>PITCHER</b>	IP WLS BF H R ER SO BB IBB HBP BLK WP HR S P ERA WHIP											<b>PITCHER</b>	IP WLS BF H R ER SO BB IBB HBP BLK WP HR S P ERA WHIP
<b>Bob Kelly, R</b> (1, 1) ERA: 4.5	7.0 30 6 4 4 0 3 1 0 0 0 0 26 42 5.14 1.286												
<b>Johnny Klippstein, R</b> (8, 1) ERA: 5.2	2.0 W 6 0 0 0 2 0 0 0 0 0 0 10 10 0.00 0.000												

**Pittsburgh Pirates @ Chicago Cubs**  
**Wrigley Field, Chicago, IL**  
 Mon Jun 30 1952, 3:33 AM CDT  
 Att. 5,983 - Unknown

[livebaseballscorecards.com](http://livebaseballscorecards.com)

**AB 30**  
**R 4**  
**H 6**  
**RBI 4**  
**BB 4**  
**SO 2**  
**LOB 11**



Batter	1	2	3	4	5	6	7	8	9
Eddie Miksis, R (1, 4) OBP: 0.291, SLG: 0.336	0-0 6-3	0-0 4-3			0-0 6-3		0-0 1-3 1-2 1B		
Hal Jeffcoat, R (1, 8) OBP: 0.237, SLG: 0.329	0-0 4-3 S 1B		0-0 F4		0-0 F9		0-0 1-3 1-2 2-3		
Dee Fondy, L (7, PH) OBP: 0.333, SLG: 0.425									
Bob Addis, L (8, 8) OBP: 0.371, SLG: 0.387									
Gene Hermanski, L (1, 9) OBP: 0.325, SLG: 0.307	0-0 4-3 1-3		1-0 FC5-4 WP HBP		0-0 P6		0-0 4-3		
Hank Sauer, R (1, 7) OBP: 0.379, SLG: 0.613	0-0 4-3		0-0 FC5-4-5 1-3		0-3 K		0-0 F9		
Toby Atwell, L (1, 2) OBP: 0.404, SLG: 0.387		0-0 4-3	0-0 1-3		0-0 B1-3		4-0 HR BB		
Phil Cavarretta, L (1, 3) OBP: 0.280, SLG: 0.304		0-0 E 2B 1B		0-0 G3 1B	0-0 FC5-4 1B		0-0 FC4 1-2 HR		
Tommy Brown, R (8, PR) OBP: 0.216, SLG: 0.242									
Bill Serena, R (1, 5) OBP: 0.344, SLG: 0.493		0-0 FC5 1-2 2B		0-3 K	0-0 FC5-4 1-2f		0-3 K		
Roy Smalley, R (1, 6) OBP: 0.292, SLG: 0.408		0-0 G3 1-H 2-H 2B		0-0 G3 1-2	0-0 BB FC5-4		0-0 HR 1-H 2-H		
Bob Kelly, R (1, 1) OBP: 0.353, SLG: 0.353		0-0 G3		0-0 6-3		0-0 FC5-4 1-3 1-2f 1B	0-3 K		
Randy Jackson, R (7, PH) OBP: 0.267, SLG: 0.348									
Johnny Klippstein, R (8, 1) OBP: 0.286, SLG: 0.296									

AB	R	H	RBI	BB	SO	LOB
4	0	1	0	0	0	1
3	0	1	0	0	0	0
1	0	0	0	0	0	2
0	0	0	0	0	0	0
3	0	0	0	0	0	3
4	0	0	0	0	1	2
3	1	0	0	1	0	1
4	1	3	0	0	0	1
0	1	0	0	0	0	0
4	1	0	0	0	2	5
3	1	2	5	1	0	1
2	0	0	0	0	0	2
1	0	0	0	0	0	1
1	0	0	0	0	1	1

AB	33
R	5
H	7
RBI	5
BB	2
SO	4
LOB	20

Inning Stats	R: 0	H: 1	E: 0	LOB: 1	K: 0	BB: 0	S: 4	P: 4
R: 2	H: 2	E: 1	LOB: 1	K: 0	BB: 0	S: 6	P: 6	
R: 0	H: 0	E: 0	LOB: 1	K: 0	BB: 0	S: 3	P: 4	
R: 0	H: 1	E: 0	LOB: 1	K: 1	BB: 0	S: 6	P: 6	
R: 0	H: 0	E: 0	LOB: 0	K: 0	BB: 0	S: 3	P: 3	
R: 0	H: 1	E: 0	LOB: 1	K: 1	BB: 0	S: 6	P: 6	
R: 0	H: 1	E: 0	LOB: 2	K: 0	BB: 1	S: 4	P: 8	
R: 3	H: 1	E: 1	LOB: 1	K: 2	BB: 1	S: 9	P: 13	

WP: 1	PA: 36
PB: 0	CS: 0
SB: 1	

**Pittsburgh Pirates @ Chicago Cubs**  
Wrigley Field, Chicago, IL  
Mon Jun 30 1952, 3:33 AM CDT  
Att. 5,983 - Unknown



PITCHER	IP	WLS	BF	H	R	ER	SO	BB	IBB	HBP	BLK	WP	HR	S	P	ERA	WHIP
Bob Friend, R (1, 1) ERA: 4.98	8.0	L	36	7	5	1	4	2	0	1	0	1	1	41	50	1.12	1.125

Batter	1	2	3	4	5	6	7	8	9	AB R H RBI BB SO LOB	TOP																					
<b>Bobby Del Greco, R</b> (1, 8) OBP: 0.311, SLG: 0.284	0-0 P6		0-0 P5		0-0 F3		0-0 L7			4 0 0 0 0 0 0																						
<b>Dick Groat, R</b> (1, 6) OBP: 0.255, SLG: 0.167	0-0 F7		4-0 FC5-4 BB		0-0 6-3			0-0 P6		3 0 0 0 1 0 0																						
<b>Gus Bell, L</b> (1, 9) OBP: 0.306, SLG: 0.436	0-0 6-3		0-3 K		0-0 3-1			0-0 1-3		4 0 0 0 0 1 1																						
<b>Ralph Kiner, R</b> (1, 7) OBP: 0.433, SLG: 0.474		1-0 WP E F8 HBP	0-0 FC5-4		0-0 5-3			0-0 5-3		3 1 0 0 0 0 1																						
<b>Jack Merson, R</b> (1, 5) OBP: 0.281, SLG: 0.366 <b>Clem Koshorek, R</b> (9, PR) OBP: 0.310, SLG: 0.310 <b>Pete Castiglione, R</b> (9, 5) OBP: 0.333, SLG: 0.388		0-3 K		0-0 P5		0-0 1B		0-0 FC5 SH1-4 1B		4 0 2 0 0 1 1 0 0 0 0 0 0 0 0 0 0 0 0 0 0																						
<b>Clyde McCullough, R</b> (1, 2) OBP: 0.153, SLG: 0.118		0-0 FC6 F8 WP 1-2		4-0 HR BB		0-0 L8		0-0 SH1-4		2 1 0 0 1 0 2																						
<b>George Strickland, R</b> (1, 4) OBP: 0.262, SLG: 0.297		0-0 F8 1-3 2-H		0-0 HR		0-0 F8		0-0 P6		4 1 1 3 0 0 4																						
<b>Tony Bartirome, L</b> (1, 3) OBP: 0.242, SLG: 0.244		4-0 BB		0-0 3-1		0-0 3-1		4-0 IBB		2 0 0 0 2 0 0																						
<b>Woody Main, R</b> (1, 1) OBP: 0.059, SLG: 0.059 <b>Ted Wilks, R</b> (8, 1) OBP: 0.143, SLG: 0.143		0-0 5-3		0-0 P6		0-0 P9		0-0 FC5 2-3f		3 0 0 0 0 0 2 1 0 0 0 0 0 2																						
<b>Inning Stats</b>	R: 0 E: 0 K: 0 S: 3	H: 0 LOB: 0 BB: 0 P: 3	R: 1 E: 1 K: 1 S: 6	H: 0 LOB: 2 BB: 1 P: 11	R: 0 E: 0 K: 1 S: 5	H: 0 LOB: 1 BB: 1 P: 9	R: 2 E: 0 K: 0 S: 4	H: 1 LOB: 0 BB: 1 P: 8	R: 0 E: 0 K: 0 S: 3	H: 0 LOB: 0 BB: 0 P: 3	R: 0 E: 0 K: 0 S: 4	H: 1 LOB: 1 BB: 0 P: 4	R: 0 E: 0 K: 0 S: 3	H: 0 LOB: 0 BB: 0 P: 3	R: 0 E: 0 K: 0 S: 4	H: 1 LOB: 2 BB: 1 P: 8	1B: 2 2B: 0 3B: 0 HR: 1	SF: 0 SAC: 1 DP: 0 HBP: 1	WP: 1 PB: 0 SB: 0 CS: 0	PA: 36												
<b>PITCHER</b> <b>Willie Ramsdell, R</b> (1, 1) ERA: 2.01 <b>Dutch Leonard, R</b> (9, 1) ERA: 1.96	IP 8.0	WLS L	BF 31	H 2	R 3	ER 2	SO 2	BB 3	IBB 0	HBP 1	BLK 0	WP 1	HR 1	S 31	P 44	ERA 2.25	WHIP 0.625															
											<b>PITCHER</b>	IP	WLS	BF	H	R	ER	SO	BB	IBB	HBP	BLK	WP	HR	S	P	ERA	WHIP				

**Pittsburgh Pirates @ Chicago Cubs**  
**Wrigley Field, Chicago, IL**  
 Tue Jul 01 1952, 3:33 AM CDT  
 Att. 9,935 - Unknown

[livebaseballscorecards.com](http://livebaseballscorecards.com)

**AB 30**  
**R 3**  
**H 3**  
**RBI 3**  
**BB 4**  
**SO 2**  
**LOB 13**





Batter	1	2	3	4	5	6	7	8	9	AB	R	H	RBI	BB	SO	LOB
Eddie Miksis, R OBP: 0.289, SLG: 0.333 (1, 4)	0-0 E6 FC1-6		0-0 SH5-3 1B		0-0 5-3		0-3 K		0-3 K	5	0	1	0	0	2	1
Hal Jeffcoat, R OBP: 0.237, SLG: 0.333 (1, 8)	0-0 FC1-6 CS 1-2f		0-0 SH5-3 1-2		0-3 K			0-0 1B 2B 2B	0-0 P6	4	1	1	0	0	1	1
Bob Addis, L OBP: 0.372, SLG: 0.387 (1, 9)	0-0 E8 1-2		0-0 P4			0-0 G3		0-0 2B 1B 2-3	0-0 1B	5	1	2	0	0	0	2
Hank Sauer, R OBP: 0.376, SLG: 0.609 (1, 7)	0-3 K		0-0 6-3			0-0 F8		0-0 1B 2B 1-3 3-H	0-0 F8	5	0	1	1	0	1	3
Toby Atwell, L OBP: 0.412, SLG: 0.399 (1, 2)		0-0 F8 2B		0-0 F8		0-0 1B		4-0 1B BB		3	0	2	0	1	0	0
Phil Cavarretta, L OBP: 0.276, SLG: 0.296 (1, 3)		0-0 F8 2-3		0-0 1B		0-0 G3		0-0 F5		4	0	1	0	0	0	5
Bill Serena, R OBP: 0.338, SLG: 0.482 (1, 5)		0-0 F8		0-3 K		0-0 F8		0-0 1B 1-2 2-3 3-H		3	0	0	0	0	1	2
Gene Hermanski, L OBP: 0.329, SLG: 0.312 (8, PH)										1	0	1	1	0	0	0
Randy Jackson, R OBP: 0.267, SLG: 0.348 (9, 5)										0	0	0	0	0	0	0
Roy Smalley, R OBP: 0.291, SLG: 0.396 (1, 6)		4-0 IBB		0-0 F3		0-0 K		0-0 F2		3	0	0	0	1	1	4
Willie Ramsdell, R OBP: 0.111, SLG: 0.118 (1, 1)		0-3 K				0-0 5-3		0-0 E6		3	0	0	0	0	1	2
Dee Fondy, L OBP: 0.332, SLG: 0.424 (8, PH)										1	0	0	0	0	0	3
Dutch Leonard, R (9, 1)										0	0	0	0	0	0	0

Inning Stats	R: 0	H: 0	E: 2	K: 1	S: 6	H: 0	LOB: 1	BB: 0	P: 6	R: 0	H: 1	E: 0	K: 1	S: 6	H: 1	LOB: 2	BB: 1	P: 10	R: 0	H: 1	E: 0	K: 0	S: 4	H: 1	LOB: 1	BB: 0	P: 4	R: 0	H: 1	E: 0	K: 1	S: 6	H: 0	LOB: 0	BB: 0	P: 5	R: 0	H: 1	E: 0	K: 0	S: 4	H: 1	LOB: 1	BB: 0	P: 4	R: 0	H: 0	E: 1	K: 2	S: 8	H: 0	LOB: 1	BB: 0	P: 8	R: 2	H: 4	E: 0	K: 0	S: 7	H: 4	LOB: 3	BB: 1	P: 11	R: 0	H: 1	E: 0	K: 1	S: 6	H: 1	LOB: 1	BB: 0	P: 6	1B: 6	SF: 0	2B: 3	SAC: 1	3B: 0	DP: 0	HR: 0	HBP: 0	WP: 0	PA: 40
Woody Main, R ERA: 3.57 (1, 1)	IP	WLS	BF	H	R	ER	SO	BB	IBB	HBP	BLK	WP	HR	S	P	ERA	WHIP																																																																	
Ted Wilks, R ERA: 2.39 (8, 1)	2.0	S	8	2	0	0	1	0	0	0	0	0	0	10	10	0.00	1.000																																																																	

BOTTOM

Pittsburgh Pirates @ Chicago Cubs  
 Wrigley Field, Chicago, IL  
 Tue Jul 01 1952, 3:33 AM CDT  
 Att. 9,935 - Unknown

livebaseballscorecards.com

AB	37
R	2
H	9
RBI	2
BB	2
SO	7
LOB	23



Batter	1	2	3	4	5	6	7	8	9	AB R H RBI BB SO LOB	TOP	
<b>Bobby Del Greco, R</b> (1, 8) OBP: 0.310, SLG: 0.284 <b>George Metkovich, L</b> (7, 8) OBP: 0.356, SLG: 0.401	0-0 F8		0-0 E4		0-0 1B		0-0 E4 FC5 SH3-4	0-0 4-3		4 0 1 0 0 0 1 1 0 0 0 0 0 2		
<b>Dick Groat, R</b> (1, 6) OBP: 0.275, SLG: 0.196	0-0 1B		0-0 1B		0-0 1-3		0-0 SH3-4		0-0 6-3	4 0 2 0 0 0 1		
<b>Gus Bell, L</b> (1, 9) OBP: 0.303, SLG: 0.429	0-0 F2		0-0 5-3				0-0 F8	0-0 6-3		5 0 1 0 0 0 4		
<b>Ralph Kiner, R</b> (1, 7) OBP: 0.433, SLG: 0.479	0-0 F8				0-0 F8		0-0 1B 3B	4-0 IBB	0-3 K	4 1 1 0 1 1 2		
<b>Jack Merson, R</b> (1, 5) OBP: 0.287, SLG: 0.375 (8, 4)		0-0 E G1-4-6-3 2B		0-0 1B 1B		0-0 1B 1B	0-0 FC5	0-0 FC4-6	0-0 FC4-6	5 2 3 1 0 0 4		
<b>Clyde McCullough, R</b> (1, 2) OBP: 0.171, SLG: 0.139		0-0 E6 G1-4-6-3 2-3		0-0 1B 1B		0-0 1B 1B		0-0 F7		4 0 2 1 0 0 1		
<b>George Strickland, R</b> (1, 4) OBP: 0.262, SLG: 0.296 (8, 3)		0-0 G1-4-6-3 1-2f 3-H		0-0 G6-4-3 1-2f		0-0 F9		0-0 1B 1B		4 0 1 0 0 0 4		
<b>Tony Bartirome, L</b> (1, 3) OBP: 0.238, SLG: 0.240 <b>Pete Castiglione, R</b> (8, PH) OBP: 0.332, SLG: 0.385 (8, 5)		0-0 P6		0-0 1-3		0-0 P4		0-0 F8		3 0 0 0 0 0 1 1 0 0 0 0 0 1		
<b>Murry Dickson, R</b> (1, 1) OBP: 0.333, SLG: 0.400 <b>Ted Wilks, R</b> (7, 1) OBP: 0.143, SLG: 0.143 <b>Ed Fitz Gerald, R</b> (8, PH) OBP: 0.308, SLG: 0.333 <b>Paul LaPalme, L</b> (8, 1)			0-0 F2		0-0 6-3		0-0 SH3-4 E 1B	0-0 1-2 1B		3 0 1 0 0 0 0 0 0 0 0 0 0 0 1 0 1 0 0 0 0 0 0 0 0 0 0 0		
<b>Inning Stats</b>	R: 0 H: 1 E: 0 LOB: 1 K: 0 BB: 0 S: 4 P: 4	R: 1 H: 1 E: 1 LOB: 0 K: 0 BB: 0 S: 4 P: 4	R: 0 H: 1 E: 1 LOB: 1 K: 0 BB: 0 S: 4 P: 4	R: 0 H: 2 E: 0 LOB: 1 K: 0 BB: 0 S: 4 P: 4	R: 0 H: 1 E: 0 LOB: 1 K: 0 BB: 0 S: 4 P: 4	R: 2 H: 3 E: 0 LOB: 1 K: 0 BB: 0 S: 6 P: 6	R: 0 H: 1 E: 1 LOB: 3 K: 0 BB: 1 S: 5 P: 9	R: 0 H: 2 E: 0 LOB: 2 K: 0 BB: 0 S: 5 P: 5	R: 0 H: 1 E: 0 LOB: 1 K: 1 BB: 0 S: 6 P: 6	1B: 11 SF: 0 2B: 1 SAC: 1 3B: 1 DP: 2 HR: 0 HBP: 0	WP: 0 PA: 41 PB: 0 SB: 0 CS: 1	
<b>PITCHER</b> <b>Paul Minner, L</b> (1, 1) ERA: 3.06	IP WLS BF H R ER SO BB IBB HBP BLK WP HR S P ERA WHIP	9.0 W 41 13 3 2 1 0 1 0 0 0 0 0 42 46 2.00 1.444										

Pittsburgh Pirates @ Chicago Cubs  
Wrigley Field, Chicago, IL  
Wed Jul 02 1952, 3:33 AM CDT  
Unknown

livebaseballscorecards.com

AB	39
R	3
H	13
RBI	2
BB	1
SO	1
LOB	21



Batter	1	2	3	4	5	6	7	8	9
Eddie Miksis, R (1, 4) OBP: 0.295, SLG: 0.339	0-0 6-3		0-0 6-3		0-0 1B		0-0 FC1-5 SH 1B	0-0 3B 1B	
Bob Addis, L (1, 9) OBP: 0.379, SLG: 0.394 Bill Serena, R (8, PH) OBP: 0.342, SLG: 0.500 Gene Hermanski, L (9, 9) OBP: 0.329, SLG: 0.312	0-0 G5-4-3 1B		0-0 3-1		0-0 1-3 1B		0-0 SH FC1-5 1B	0-0 1-2 2-3 1B 3B	
Randy Jackson, R (1, 5) OBP: 0.265, SLG: 0.343	0-0 G5-4-3 1-2f		0-3 K		0-0 1-3		0-0 FC1-5 1B 1-2 2-3f	0-0 3-H 1B	
Hank Sauer, R (1, 7) OBP: 0.373, SLG: 0.600		4-0 BB 1B BB		0-0 F7		0-0 F8	0-0 F2	0-0 F7	
Toby Atwell, L (1, 2) OBP: 0.422, SLG: 0.420		0-0 BB 1B 1-2		0-3 K		0-0 FC3-6 3B	0-0 1-3 2-H 1B	4-0 BB	
Phil Cavarretta, L (1, 3) OBP: 0.353, SLG: 0.310		4-0 BB 1B BB BB 1-2 2-3 BB		0-0 FC5-4 1B		4-0 FC3-6 BB	4-0 1-2 1B	0-0 4-3	
Hal Jeffcoat, R (1, 8) OBP: 0.238, SLG: 0.331		0-0 1-2 2-H 1B		0-0 FC5-4 1-2f		0-0 FC3-6 1-2f 3-H	0-0 P6		
Roy Smalley, R (1, 6) OBP: 0.289, SLG: 0.391		0-3 K		0-0 6-3		0-3 K		0-0 1B SH 3B 1B	
Paul Minner, L (1, 1) OBP: 0.293, SLG: 0.474		0-0 6-3		0-0 F8		0-0 1B 3B		0-0 SH 1B 3B	

Inning Stats	R: 0 E: 0 K: 0 S: 3	H: 1 LOB: 0 BB: 0 P: 3	R: 1 E: 0 K: 1 S: 6	H: 2 LOB: 2 BB: 2 P: 14	R: 0 E: 0 K: 1 S: 5	H: 0 LOB: 0 BB: 0 P: 5	R: 0 E: 0 K: 1 S: 6	H: 1 LOB: 1 BB: 0 P: 6	R: 0 E: 0 K: 0 S: 5	H: 2 LOB: 2 BB: 0 P: 5	R: 1 E: 1 K: 1 S: 6	H: 1 LOB: 1 BB: 1 P: 10	R: 2 E: 0 K: 0 S: 7	H: 3 LOB: 3 BB: 1 P: 11	R: 4 E: 0 K: 0 S: 7	H: 4 LOB: 1 BB: 1 P: 11
--------------	------------------------------	---------------------------------	------------------------------	----------------------------------	------------------------------	---------------------------------	------------------------------	---------------------------------	------------------------------	---------------------------------	------------------------------	----------------------------------	------------------------------	----------------------------------	------------------------------	----------------------------------

PITCHER														PITCHER																			
IP	WLS	BF	H	R	ER	SO	BB	IBB	HBP	BLK	WP	HR	S	P	ERA	WHIP	IP	WLS	BF	H	R	ER	SO	BB	IBB	HBP	BLK	WP	HR	S	P	ERA	WHIP
Murry Dickson, R (1, 1) ERA: 3.6	6.0	L	29	9	4	4	4	3	0	0	0	0	34	46	6.00	2.000																	
Ted Wilks, R (7, 1) ERA: 2.34	1.0		5	1	0	0	0	0	1	0	0	0	4	8	0.00	1.000																	
Paul LaPalme, L (8, 1) ERA: 3.41	1.0		8	4	4	4	0	1	0	0	0	0	7	11	36.00	5.000																	


**BOTTOM**

**Pittsburgh Pirates @ Chicago Cubs**  
 Wrigley Field, Chicago, IL  
 Wed Jul 02 1952, 3:33 AM CDT  
 Unknown

AB	R	H	RBI	BB	SO	LOB
5	1	3	1	0	0	0
3	1	2	0	0	0	0
1	1	1	3	0	0	0
0	0	0	0	0	0	0
5	0	1	1	0	1	5
4	0	0	0	1	0	2
4	2	3	1	1	1	0
2	0	1	0	3	0	1
4	0	1	2	0	0	5
4	1	1	0	0	2	3
3	2	1	0	0	0	2

AB	35
R	8
H	14
RBI	8
BB	5
SO	4
LOB	18

WP: 0 PA: 42  
 PB: 0  
 SB: 0  
 CS: 0



livebaseballscores.com

Batter	1	2	3	4	5	6	7	8	9	AB R H RBI BB SO LOB	TOP									
Pete Castiglione, R OBP: 0.327, SLG: 0.379 (1, 5)	0-0 F9		0-0 F7			0-0 F3				3 0 0 0 0 0 1	<b>Pittsburgh Pirates @ Chicago Cubs</b> Wrigley Field, Chicago, IL Wed Jul 02 1952, 3:38 AM CDT Att: 16,543 - Unknown									
Dick Groat, R OBP: 0.259, SLG: 0.184 (1, 6)	0-0 6-3			0-3 K		0-0 F9				3 0 0 0 0 1 1										
George Metkovich, L OBP: 0.351, SLG: 0.394 (1, 8)	0-0 F9			0-0 G3			0-0 5-3			3 0 0 0 0 0 0										
Ralph Kiner, R OBP: 0.428, SLG: 0.472 (1, 7)		0-0 6-3		0-0 F8			0-0 6-3			3 0 0 0 0 0 0										
Gus Bell, L OBP: 0.304, SLG: 0.428 (1, 9)		0-0 1B			0-0 F9		0-0 F9			3 0 1 0 0 0 0										
Joe Garagiola, L OBP: 0.356, SLG: 0.353 (1, 2)		0-0 F9			0-0 F4			0-0 F9		3 0 0 0 0 0 1										
George Strickland, R OBP: 0.258, SLG: 0.291 (1, 4)		0-0 F9			0-0 5-3			0-0 F4		3 0 0 0 0 0 1										
Tony Bartirome, L OBP: 0.235, SLG: 0.236 (1, 3)			0-0 F7			0-0 F8			0-0 5-3	3 0 0 0 0 0 0										
Ron Kline, R (1, 1)			0-0 L6-3			0-0 1B				1 0 0 0 0 0 0										
Harry Fisher, L (6, PH) (6, 1)										1 0 1 0 0 0 0										
<b>Inning Stats</b>	R: 0 E: 0 K: 0 S: 3	H: 0 LOB: 0 BB: 0 P: 3	R: 0 E: 0 K: 0 S: 4	H: 1 LOB: 1 BB: 0 P: 4	R: 0 E: 0 K: 0 S: 3	H: 0 LOB: 0 BB: 0 P: 3	R: 0 E: 0 K: 1 S: 5	H: 0 LOB: 0 BB: 0 P: 5	R: 0 E: 0 K: 0 S: 3	H: 0 LOB: 0 BB: 0 P: 3	R: 0 E: 0 K: 0 S: 4	H: 1 LOB: 1 BB: 0 P: 4	R: 0 E: 0 K: 0 S: 3	H: 0 LOB: 0 BB: 0 P: 3	R: 0 E: 0 K: 0 S: 3	H: 0 LOB: 0 BB: 0 P: 3	1B: 2 2B: 0 3B: 0 HR: 0	SF: 0 SAC: 0 DP: 0 HBP: 0	WP: 0 PB: 0 SB: 0 CS: 0	PA: 26
<b>PITCHER</b> Warren Hacker, R (1, 1) ERA: 3.3	IP: 8.0 WLS: W BF: 26 H: 2 R: 0 ER: 0 SO: 1 BB: 0 IBB: 0 HBP: 0 BLK: 0 WP: 0 HR: 0 S: 28 P: 28 ERA: 0.00 WHIP: 0.250											<b>PITCHER</b>	IP: WLS: BF: H: R: ER: SO: BB: IBB: HBP: BLK: WP: HR: S: P: ERA: WHIP:							

livebaseballscorecards.com

<b>AB</b>	26
<b>R</b>	0
<b>H</b>	2
<b>RBI</b>	0
<b>BB</b>	0
<b>SO</b>	1
<b>LOB</b>	4



Batter	1	2	3	4	5	6	7	8	9	AB	R	H	RBI	BB	SO	LOB
Eddie Miksis, R OBP: 0.292, SLG: 0.335 (1, 4)	0-0 L1		0-0 6-3	0-3 K		0-0 SH5-3				3	0	0	0	0	1	2
Bob Addis, L OBP: 0.389, SLG: 0.400 (1, 9)	0-0 FC4-6 1B		0-3 K		0-0 HR 1B	4-0 BB				3	1	2	0	1	1	0
Dee Fondy, L OBP: 0.331, SLG: 0.425 (1, 3)	0-0 FC4-6 BB 1-2f		0-0 2B		0-0 F8	0-0 CS 2-3	0-0 F7			4	0	1	0	0	0	2
Hank Sauer, R OBP: 0.378, SLG: 0.612 (1, 7)	4-0 1-2 BB		0-0 F9		0-0 HR 1-H		0-0 1B 1B			3	1	2	2	1	0	1
Randy Jackson, R OBP: 0.270, SLG: 0.338 (1, 5)	0-0 F6			4-0 1B F8 BB	4-0 1B BB		0-0 F8			2	1	0	0	2	0	3
Bruce Edwards, R OBP: 0.254, SLG: 0.197 (1, 2)		4-0 G6-4-3 BB		0-0 1B 1B	0-0 1B 1-3	0-0 1B 1-3	0-0 FC6-4 1B			3	0	3	0	1	0	0
Hal Jeffcoat, R OBP: 0.232, SLG: 0.323 (1, 8)		0-0 G6-4-3 1-2f		0-0 F8 3-H	0-0 5-3		0-0 FC6-4 1-2f			4	0	0	1	0	0	5
Roy Smalley, R OBP: 0.295, SLG: 0.391 (1, 6)		1-0 HBP		0-0 1B 1-2		4-0 CS SH5-3 BB				0	0	0	0	0	0	0
Tommy Brown, R OBP: 0.256, SLG: 0.265 (2, PR) (3, 6)										1	0	1	0	1	0	0
Warren Hacker, R OBP: 0.118, SLG: 0.118 (1, 1)		0-0 5-3		0-0 F2		0-0 F1				3	0	0	0	0	0	4


Inning Stats	R: 0	H: 1	E: 0	K: 0	S: 4	R: 0	H: 0	E: 0	K: 0	S: 2	R: 0	H: 1	E: 0	K: 1	S: 6	R: 1	H: 2	E: 0	K: 1	S: 7	R: 2	H: 3	E: 0	K: 0	S: 5	R: 0	H: 0	E: 0	K: 0	S: 2	R: 0	H: 2	E: 0	K: 0	S: 5	
		LOB: 2		BB: 1	P: 8		LOB: 1		BB: 1	P: 7		LOB: 2		BB: 1	P: 6		LOB: 2		BB: 1	P: 11		LOB: 1		LOB: 2		BB: 2	P: 10		LOB: 1		LOB: 2		LOB: 2		BB: 0	P: 5

PITCHER	IP	WLS	BF	H	R	ER	SO	BB	IBB	HBP	BLK	WP	HR	S	P	ERA	WHIP
Ron Kline, R ERA: 5.83 (1, 1)	5.0	L	25	7	3	3	2	4	0	1	0	0	1	24	41	5.40	2.200
Harry Fisher, R ERA: (6, 1)	2.0		9	2	0	0	0	2	0	0	0	0	0	7	15	0.00	2.000

**BOTTOM**

**Pittsburgh Pirates @ Chicago Cubs**  
Wrigley Field, Chicago, IL  
Wed Jul 02 1952, 3:38 AM CDT  
Att. 16,543 - Unknown

AB	26
R	3
H	9
RBI	3
BB	6
SO	2
LOB	17



WP	HR	S	P	ERA	WHIP
0	0	0	35		

Batter	1	2	3	4	5	6	7	8	9	AB R H RBI BB SO LOB	TOP
Pete Castiglione, R OBP: 0.325, SLG: 0.376 (1, 5) X	0-0 F8 ①		0-0 6-3 ③			0-0 G4-6-3 1B			0-0 F9 ①	4 0 1 0 0 0 0	
Dick Groat, R OBP: 0.259, SLG: 0.189 (1, 6) X	0-0 4-3 ②			0-0 F9 ①		0-0 G4-6-3 ② ③ 1-2f			0-0 BB 1B	4 0 1 0 0 0 1	
George Metkovich, L OBP: 0.354, SLG: 0.393 (1, 8) X	0-0 1B			0-0 1-3 ②			0-0 4-3 ①		4-0 BB 1-2	3 0 1 0 1 0 0	
Ralph Kiner, R OBP: 0.422, SLG: 0.464 (1, 7) X	0-0 F5 ③			0-0 F3 ③			0-0 F7 ②		0-0 F8 ②	4 0 0 0 0 0 3	
Gus Bell, L OBP: 0.303, SLG: 0.440 (1, 9) X		0-0 G3 ①			0-0 F3 ①		0-0 HR		0-0 3-1 ③	4 1 1 1 0 0 2	
Joe Garagiola, L OBP: 0.355, SLG: 0.349 (1, 2) X		0-0 F9 ②			4-0 BB FC5-4		0-0 F2 ③			2 0 0 0 1 0 0	
George Strickland, R OBP: 0.254, SLG: 0.286 (1, 4) X		0-0 F8 ③			0-0 FC5-4 FC6-4 1-2f			0-0 F8 ①		3 0 0 0 0 0 1	
Tony Bartirome, L OBP: 0.231, SLG: 0.232 (1, 3) X			0-0 F3 ①		0-0 FC6-4 1-2f			0-0 4-3 ②		3 0 0 0 0 0 1	
Howie Pollet, L OBP: 0.189, SLG: 0.118 (1, 1) X			0-0 6-3 ②			0-0 1-4-3 ①		0-3 K ③		3 0 0 0 0 1 0	
<b>Inning Stats</b>	R: 0 H: 1 E: 0 LOB: 1 K: 0 BB: 0 S: 4 P: 4	R: 0 H: 0 E: 0 LOB: 0 K: 0 BB: 0 S: 3 P: 3	R: 0 H: 0 E: 0 LOB: 0 K: 0 BB: 0 S: 3 P: 3	R: 0 H: 0 E: 0 LOB: 0 K: 0 BB: 0 S: 3 P: 3	R: 0 H: 0 E: 0 LOB: 1 K: 0 BB: 1 S: 3 P: 7	R: 0 H: 1 E: 0 LOB: 0 K: 0 BB: 0 S: 3 P: 3	R: 1 H: 1 E: 0 LOB: 0 K: 0 BB: 0 S: 4 P: 4	R: 0 H: 0 E: 0 LOB: 0 K: 1 BB: 0 S: 5 P: 5	R: 0 H: 1 E: 0 LOB: 2 K: 0 BB: 1 S: 4 P: 8	1B: 3 SF: 0 2B: 0 SAC: 0 3B: 0 DP: 1 HR: 1 HBP: 0	WP: 0 PA: 32 PB: 0 SB: 0 CS: 0
<b>PITCHER</b> Bubba Church, R (1, 1) ERA: 5.83	IP WLS BF H R ER SO BB IBB HBP BLK WP HR S P ERA WHIP										
	9.0 W 32 4 1 1 1 1 2 0 0 0 0 1 32 40 1.00 0.667										
<b>PITCHER</b>	IP WLS BF H R ER SO BB IBB HBP BLK WP HR S P ERA WHIP										

Pittsburgh Pirates @ Cincinnati Reds  
 Crosley Field, Cincinnati, OH  
 Thu Jul 03 1952, 3:33 AM EDT  
 Att. 1,807 - Overcast - 92 F

livebaseballscorecards.com

AB 30  
 R 1  
 H 4  
 RBI 1  
 BB 2  
 SO 1  
 LOB 8



Batter	1	2	3	4	5	6	7	8	9	AB	R	H	RBI	BB	SO	LOB
Bob Borkowski, R OBP: 0.323, SLG: 0.324 (1, 8)	0-0 F8		0-0 5-3		0-0 5-3		0-0 L5-3 1B			4	0	1	0	0	0	1
Bobby Adams, R OBP: 0.344, SLG: 0.391 (1, 5)	0-0 5-3			0-0 SH1-4 HR 1B	0-0 F9		0-0 L5-3 1-2			4	1	1	0	0	0	1
Grady Hatton, L OBP: 0.340, SLG: 0.369 (1, 4)	0-0 4-3			0-0 SH1-4 1-2	0-0 F7		0-0 F6			3	0	0	0	0	0	0
Joe Adcock, R OBP: 0.363, SLG: 0.595 (1, 7)		0-0 F9		0-0 HR		0-0 FC4-6 1B		0-0 5-3		4	1	2	2	0	0	0
Ted Kluszewski, L OBP: 0.339, SLG: 0.450 (1, 3)		0-0 F6		0-0 4-3		0-0 FC4-6 BB 1B		0-0 L9		4	1	0	0	0	0	1
Andy Seminick, R OBP: 0.330, SLG: 0.398 (1, 2)		0-3 K		0-0 2B 2B		4-0 BB 1B 1-2 BB		0-0 5-3		3	1	1	0	1	1	0
Willard Marshall, L OBP: 0.362, SLG: 0.491 (1, 9)			0-0 4-3	4-0 BB BB BB 2B BB	0-0 2B BB	0-0 F9				2	1	0	0	1	0	2
Roy McMillan, R OBP: 0.294, SLG: 0.374 (1, 6)			0-0 2B	0-0 1-H 2-H 2B	0-0 2B	0-0 FC5-4 1B 1-3 2-H				3	0	3	3	0	0	0
Bubba Church, R OBP: 0.211, SLG: 0.211 (1, 1)			0-0 6-3	0-3 SS SS SS K		0-0 FC5-4 1-2f				3	0	0	0	0	1	4

Inning Stats	R: 0	H: 0	E: 0	K: 0	S: 3	R: 0	H: 0	E: 0	K: 1	S: 5	R: 0	H: 1	E: 0	K: 0	S: 4	R: 4	H: 4	E: 0	K: 1	S: 9	R: 0	H: 0	E: 0	K: 0	S: 3	R: 1	H: 2	E: 0	K: 0	S: 5	R: 0	H: 1	E: 0	K: 0	S: 3	R: 0	H: 0	E: 0	K: 0	S: 3
	LOB: 0	BB: 0	P: 3	LOB: 0	BB: 0	P: 5	LOB: 1	BB: 0	P: 4	LOB: 0	BB: 0	P: 5	LOB: 1	BB: 0	P: 4	LOB: 1	BB: 1	P: 13	LOB: 0	BB: 0	P: 3	LOB: 2	BB: 1	P: 9	LOB: 0	BB: 0	P: 3	LOB: 0	BB: 0	P: 3	LOB: 0	BB: 0	P: 3	LOB: 0	BB: 0	P: 3	LOB: 0	BB: 0	P: 3	


PITCHER	IP	WLS	BF	H	R	ER	SO	BB	IBB	HBP	BLK	WP	HR	S	P	ERA	WHIP	IP	WLS	BF	H	R	ER	SO	BB	IBB	HBP	BLK	WP	HR	S	P	ERA	WHIP						
Howie Pollet, L ERA: 4.07 (1, 1)	8.0	L	33	8	5	5	2	2	0	0	0	0	1	35	43	5.62	1.250																							

**BOTTOM**

**Pittsburgh Pirates @ Cincinnati Reds**  
Crosley Field, Cincinnati, OH

Thu Jul 03 1952, 3:33 AM EDT  
Att. 1,807 - Overcast - 92 F

AB	30
R	5
H	8
RBI	5
BB	2
SO	2
LOB	9



1B: 4	SF: 0	WP: 0	PA: 33
2B: 4	SAC: 1	PB: 0	
3B: 0	DP: 1	SB: 0	
HR: 1	HBP: 0	CS: 0	

Batter	1	2	3	4	5	6	7	8	9	AB R H RBI BB SO LOB	TOP									
<b>Tony Bartirome, L</b> (1, 3) <small>OBP: 0.232, SLG: 0.233</small> <b>Ed Fitz Gerald, R</b> (9, PH) <small>OBP: 0.300, SLG: 0.324</small> <b>Pete Castiglione, R</b> (9, 3) <small>OBP: 0.325, SLG: 0.376</small>	0-0 6-3	0-0 F8		0-0 1B 2-H 2-H 1B			0-0 1-3		0-3 K	4 0 1 0 0 0 1 1 0 0 0 0 1 2 0 0 0 0 0 0 0										
<b>Dick Groat, R</b> (1, 6) <small>OBP: 0.270, SLG: 0.207</small>	0-0 1B F8 1B		0-0 F9			0-0 F8	0-0 1-3		0-0 2-H 3-H 1B	5 1 2 2 0 0 0										
<b>George Metkovich, L</b> (1, 8) <small>OBP: 0.355, SLG: 0.393</small>	0-0 1-3 F8 1B		0-0 S 1B			0-0 F8	0-0 F8		0-0 4-3	5 0 2 0 0 0 1										
<b>Ralph Kiner, R</b> (1, 7) <small>OBP: 0.416, SLG: 0.456</small>	0-0 1-2 F8 3-H		0-0 F9			0-0 F4		0-0 5-3		4 0 0 1 0 0 2										
<b>Gus Bell, L</b> (1, 9) <small>OBP: 0.297, SLG: 0.431</small>	0-3 K		0-0 4-3			0-0 F9		0-0 F9		4 0 0 0 0 1 2										
<b>Jack Merson, R</b> (1, 5) <small>OBP: 0.294, SLG: 0.385</small>		0-0 2B 2B		0-0 1B 1B 1B		0-0 1B 1B		0-0 F7		4 1 3 0 0 0 0										
<b>George Strickland, R</b> (1, 4) <small>OBP: 0.264, SLG: 0.298</small>		0-0 2-H 2B		0-0 F9		0-0 1-2 1B		4-0 SH1-4 1B SH BB		3 1 2 1 1 0 1										
<b>Clyde McCullough, R</b> (1, 2) <small>OBP: 0.177, SLG: 0.147</small>		0-0 1-3		0-0 1B 1B		0-0 F3		0-0 SH SH1-4 1B		3 1 1 0 0 0 3										
<b>Bob Friend, R</b> (1, 1) <small>OBP: 0.133, SLG: 0.103</small>		0-3 K		0-3 K		0-3 K		0-0 SH1-4 1-2 2-3		3 0 0 0 0 3 5										
<b>Inning Stats</b>	R: 1 E: 0 K: 1 S: 7	H: 2 LOB: 1 BB: 0 P: 7	R: 1 E: 0 K: 1 S: 7	H: 2 LOB: 1 BB: 0 P: 7	R: 0 E: 0 K: 0 S: 4	H: 1 LOB: 1 BB: 0 P: 4	R: 0 E: 0 K: 1 S: 7	H: 3 LOB: 2 BB: 0 P: 7	R: 0 E: 0 K: 0 S: 3	H: 0 LOB: 0 BB: 0 P: 3	R: 0 E: 0 K: 0 S: 3	H: 0 LOB: 0 BB: 0 P: 3	R: 0 E: 0 K: 0 S: 3	H: 0 LOB: 0 BB: 0 P: 3	R: 2 E: 0 K: 1 S: 7	H: 1 LOB: 1 BB: 1 P: 11	1B: 9 2B: 2 3B: 0 HR: 0	SF: 0 SAC: 2 DP: 0 HBP: 0	WP: 0 PB: 0 SB: 1 CS: 0	PA: 39
<b>PITCHER</b> <b>Harry Perkowski, L</b> (1, 1) <small>ERA: 4.02</small>	IP: 9.0 WLS: L BF: 39 H: 11 R: 4 ER: 4 SO: 5 BB: 1 IBB: 0 HBP: 0 BLK: 0 WP: 0 HR: 0 S: 48 P: 52 ERA: 4.00 WHIP: 1.333																			<b>PITCHER</b> IP: WLS: BF: H: R: ER: SO: BB: IBB: HBP: BLK: WP: HR: S: P: ERA: WHIP

**Pittsburgh Pirates @ Cincinnati Reds**  
 Crosley Field, Cincinnati, OH  
 Fri Jul 04 1952, 3:33 AM EDT  
 Overcast - 87 F

[livebaseballscorecards.com](http://livebaseballscorecards.com)

<b>AB</b>	36
<b>R</b>	4
<b>H</b>	11
<b>RBI</b>	4
<b>BB</b>	1
<b>SO</b>	5
<b>LOB</b>	17





Batter	1	2	3	4	5	6	7	8	9	AB R H RBI BB SO LOB
<b>Bob Borkowski, R</b> (1, 8) <small>OBP: 0.326, SLG: 0.329</small> <b>Cal Abrams, L</b> (9, PH) <small>OBP: 0.371, SLG: 0.387</small>	4-0 		0-0 1-3 		0-0 F9 2B 	0-0 FC6-4 1-2f 		0-3 K 	3 0 1 0 1 0 2 1 0 0 0 0 1 0	
<b>Bobby Adams, R</b> (1, 5) <small>OBP: 0.338, SLG: 0.385</small>	0-0 FC5-6 BB 1-2f 		0-0 6-3 		0-0 F9 2-3 		0-0 6-3 	0-0 1-3 	5 0 0 0 0 0 2	
<b>Willard Marshall, L</b> (1, 9) <small>OBP: 0.368, SLG: 0.494</small>	4-0 G4-6-3 BB 1-2 			0-0 1B L9 2B 	4-0 BB 		0-3 K 	0-0 4-3 	3 1 1 0 2 1 0	
<b>Ted Kluszewski, L</b> (1, 3) <small>OBP: 0.338, SLG: 0.444</small>	0-0 G4-6-3 1-2f 			4-0 L9 1B BB 	0-0 F2 		0-0 4-3 		3 0 0 0 1 0 4	
<b>Joe Adcock, R</b> (1, 7) <small>OBP: 0.366, SLG: 0.612</small>		0-0 F8 		0-0 BB 1-2 2-3 1B 	0-0 F5 		0-0 HR 		4 1 2 1 0 0 2	
<b>Grady Hatton, L</b> (1, 4) <small>OBP: 0.335, SLG: 0.364</small>		0-0 F4 		0-0 L9 2-3 3-H 		0-3 K 		0-0 4-3 	4 0 0 1 0 1 2	
<b>Andy Seminick, R</b> (1, 2) <small>OBP: 0.339, SLG: 0.399</small>		4-0 BB 		0-3 K 		4-0 1B BB 		0-0 1B 	2 0 1 0 2 1 2	
<b>Roy McMillan, R</b> (1, 6) <small>OBP: 0.293, SLG: 0.370</small>		0-0 F3 		4-0 1-2 BB 		0-0 F8 		0-0 F8 	3 0 0 0 1 0 3	
<b>Harry Perkowski, L</b> (1, 1) <small>OBP: 0.195, SLG: 0.244</small>			0-0 F2 		0-3 K 	0-0 FC6-4 1-3 1B 		0-3 K 	4 0 1 0 0 2 4	

Inning Stats	R: 0	H: 0	E: 0	K: 0	S: 2	R: 0	H: 0	E: 0	K: 0	S: 3	R: 0	H: 0	E: 0	K: 0	S: 3	R: 1	H: 2	E: 0	K: 2	S: 9	R: 0	H: 1	E: 0	K: 0	S: 4	R: 0	H: 1	E: 0	K: 1	S: 6	R: 0	H: 0	E: 0	K: 1	S: 5	R: 1	H: 2	E: 0	K: 1	S: 7	R: 0	H: 0	E: 0	K: 1	S: 5	R: 0	H: 0	E: 0	K: 1	S: 5	1B: 3	2B: 2	3B: 0	HR: 1	SF: 0	SAC: 0	DP: 1	HBP: 0	WP: 0	PB: 0	SB: 0	CS: 0	PA: 39
	0	0	0	0	2	0	0	0	0	3	0	0	0	0	3	1	2	0	2	9	0	1	0	0	4	0	0	0	0	5	0	0	0	1	6	0	0	0	0	7	1	2	0	1	7	0	0	0	0	5	3	2	0	1	0	0	0	0	0	0	0	0	39

PITCHER	IP	WLS	BF	H	R	ER	SO	BB	IBB	HBP	BLK	WP	HR	S	P	ERA	WHIP
<b>Bob Friend, R</b> (1, 1) <small>ERA: 4.73</small>	9.0	W	39	6	2	2	6	7	0	0	0	0	1	44	72	2.00	1.444

**BOTTOM**

**Pittsburgh Pirates @ Cincinnati Reds**  
 Crosley Field, Cincinnati, OH

Fri Jul 04 1952, 3:33 AM EDT  
 Overcast - 87 F

[livebaseballscorecards.com](http://livebaseballscorecards.com)

AB	32
R	2
H	6
RBI	2
BB	7
SO	6
LOB	21

Batter	1	2	3	4	5	6	7	8	9	AB R H RBI BB SO LOB	TOP														
<b>Tony Bartirome, L</b> (1, 3) OBP: 0.237, SLG: 0.238	0-0 F4			0-0 SH1-3 1B		0-0 4-3		0-0 E 1B		4 1 2 0 0 0 0															
<b>Dick Groat, R</b> (1, 6) OBP: 0.288, SLG: 0.217	0-0 F7			0-0 SH1-3 1-2		0-0 1B F8 1B		4-0 1B F8-6-3-4 BB		2 2 1 0 1 0 0															
<b>George Metkovich, L</b> (1, 8) OBP: 0.358, SLG: 0.396	0-0 F7			0-0 F7		0-0 F8 1-3 1B		0-0 F8-6-3-4 1B		4 0 2 1 0 0 1															
<b>Ralph Kiner, R</b> (1, 7) OBP: 0.411, SLG: 0.448		0-0 F2		0-0 5-3		0-0 F8 1-2 3-H		0-3 K		4 0 0 1 0 1 4															
<b>Gus Bell, L</b> (1, 9) OBP: 0.296, SLG: 0.427		0-0 F9			0-0 1B 2B 1B	0-3 K		0-0 F8-4-6-3-4 1-2 3-H		4 1 1 1 0 1 2															
<b>Joe Garagiola, L</b> (1, 2) OBP: 0.353, SLG: 0.347		0-0 F2			0-0 1B 2B 1B	0-3 K		0-0 F9		4 1 1 0 0 1 0															
<b>Jack Merson, R</b> (1, 5) OBP: 0.294, SLG: 0.387			0-0 F7		0-0 FC1-6-5-4 1-H 3-H		0-0 E5	0-3 K		4 0 1 2 0 1 0															
<b>George Strickland, R</b> (1, 4) OBP: 0.259, SLG: 0.291			0-0 F4		0-0 K		0-0 L6	0-0 6-3		4 0 0 0 0 1 2															
<b>Harry Fisher, L</b> (1, 1) OBP: 0.286, SLG: 0.286			0-3 K		0-0 FC1-6-5-4 2-3		0-0 5-3			3 0 0 0 0 1 2															
<b>Ted Wilks, R</b> (7, 1) OBP: 0.143, SLG: 0.143										0 0 0 0 0 0 0															
<b>Inning Stats</b>	R: 0 E: 0 K: 0 S: 3	H: 0 LOB: 0 BB: 0 P: 3	R: 0 E: 0 K: 0 S: 3	H: 0 LOB: 0 BB: 0 P: 3	R: 0 E: 0 K: 1 S: 5	H: 0 LOB: 0 BB: 0 P: 5	R: 0 E: 0 K: 0 S: 4	H: 1 LOB: 1 BB: 0 P: 4	R: 2 E: 0 K: 1 S: 7	H: 3 LOB: 0 BB: 0 P: 7	R: 1 E: 0 K: 1 S: 7	H: 2 LOB: 1 BB: 0 P: 7	R: 0 E: 1 K: 1 S: 6	H: 0 LOB: 1 BB: 0 P: 6	R: 2 E: 1 K: 1 S: 6	H: 2 LOB: 0 BB: 1 P: 10	R: 0 E: 0 K: 1 S: 5	H: 0 LOB: 0 BB: 0 P: 5	1B: 7 2B: 3 3B: 0 HR: 0	SF: 0 SAC: 1 DP: 2 HBP: 0	WP: 0 PB: 0 SB: 0 CS: 0	PA: 35			
<b>PITCHER</b>	IP	WLS	BF	H	R	ER	SO	BB	IBB	HBP	BLK	WP	HR	S	P	ERA	WHIP								
<b>Frank Hiller, R</b> (1, 1) ERA: 5.31	4.0		16	4	2	2	1	0	0	0	0	0	0	18	18	4.50	1.000								
<b>Joe Nuxhall, L</b> (5, 1) ERA: 3.9	3.0	L	11	2	1	1	3	0	0	0	0	0	0	17	17	3.00	0.667								
<b>Frank Smith, R</b> (8, 1) ERA: 3.24	2.0		8	2	2	2	2	1	0	0	0	0	0	11	15	9.00	1.500								

# Pittsburgh Pirates @ Cincinnati Reds

Crosley Field, Cincinnati, OH

Fri Jul 04 1952, 3:38 AM EDT  
Att. 8,253 - Overcast - 88 F

[livebaseballscorecards.com](http://livebaseballscorecards.com)

<b>AB</b>	<b>33</b>
<b>R</b>	<b>5</b>
<b>H</b>	<b>8</b>
<b>RBI</b>	<b>5</b>
<b>BB</b>	<b>1</b>
<b>SO</b>	<b>6</b>
<b>LOB</b>	<b>11</b>



Batter	1	2	3	4	5	6	7	8	9	AB	R	H	RBI	BB	SO	LOB
--------	---	---	---	---	---	---	---	---	---	----	---	---	-----	----	----	-----

<b>Bob Borkowski, R</b> <small>OBP: 0.330, SLG: 0.339</small> (1, 8)	 0-0		 0-0			 0-0	 0-0			4	1	2	0	0	0	2
<b>Bobby Adams, R</b> <small>OBP: 0.334, SLG: 0.380</small> (1, 5)	 0-0		 0-0			 0-0		 0-0		4	0	0	0	0	0	2
<b>Willard Marshall, L</b> <small>OBP: 0.365, SLG: 0.489</small> (1, 9)	 0-0		 0-0			 0-0		 0-0		4	0	1	0	0	0	1
<b>Ted Kluszewski, L</b> <small>OBP: 0.336, SLG: 0.441</small> (1, 3)	 0-0		 0-0		 0-3	 0-0		 0-0		4	0	1	1	0	1	2
<b>Joe Adcock, R</b> <small>OBP: 0.357, SLG: 0.596</small> (1, 7)	 0-0		 0-0		 0-0	 0-0		 0-0		4	0	0	0	0	0	3
<b>Grady Hatton, L</b> <small>OBP: 0.338, SLG: 0.364</small> (1, 4)		 0-0		 0-0		 0-0		 0-0		3	0	1	0	1	0	0
<b>Joe Rossi, R</b> <small>OBP: 0.376, SLG: 0.342</small> (1, 2)		 0-0		 0-0		 0-0		 0-0		4	1	2	1	0	0	1
<b>Roy McMillan, R</b> <small>OBP: 0.290, SLG: 0.365</small> (1, 6)		 0-0		 0-0		 0-0		 0-0		3	0	0	0	0	0	2
<b>Frank Hiller, R</b> <small>OBP: 0.280, SLG: 0.182</small> (1, 1)		 0-0		 0-0		 0-0		 0-0		1	0	0	0	0	0	0
<b>Joe Nuxhall, L</b> <small>OBP: 0.111, SLG: 0.111</small> (5, 1)				 0-0		 0-0		 0-0		1	0	0	0	0	0	0
<b>Hank Edwards, L</b> <small>OBP: 0.374, SLG: 0.573</small> (7, PH)										1	0	0	0	0	0	2
<b>Frank Smith, R</b> <small>OBP: 0.158, SLG: 0.211</small> (8, 1)										0	0	0	0	0	0	0

Inning Stats	R: 1	H: 2	E: 0	K: 5	S: 5	LOB: 1	BB: 0	P: 5	R: 1	H: 1	E: 0	K: 4	S: 4	LOB: 0	BB: 0	P: 4	R: 0	H: 0	E: 0	K: 3	S: 3	LOB: 0	BB: 0	P: 3	R: 0	H: 0	E: 0	K: 1	S: 5	LOB: 0	BB: 0	P: 5	R: 0	H: 2	E: 0	K: 5	S: 5	LOB: 2	BB: 0	P: 5	R: 0	H: 1	E: 0	K: 4	S: 4	LOB: 2	BB: 1	P: 8	R: 0	H: 0	E: 0	K: 3	S: 3	LOB: 0	BB: 0	P: 3	R: 0	H: 1	E: 0	K: 3	S: 3	LOB: 0	BB: 0	P: 3	1B: 5	SF: 0	2B: 1	SAC: 0	3B: 0	DP: 1	HR: 1	HBP: 0	WP: 0	PA: 34
<b>PITCHER</b> <b>Harry Fisher, R</b> <small>ERA: 2.25</small> (1, 1)	IP	WLS	BF	H	R	ER	SO	BB	IBB	HBP	BLK	WP	HR	S	P	ERA	WHIP																																																									
<b>Ted Wilks, R</b> <small>ERA: 2.21</small> (7, 1)	3.0	S	10	2	0	0	0	0	0	0	0	0	0	10	10	0.00	0.667																																																									

**BOTTOM**

**Pittsburgh Pirates @ Cincinnati Reds**  
 Crosley Field, Cincinnati, OH

**AB 33**  
**R 2**  
**H 7**  
**RBI 2**  
**BB 1**  
**SO 1**  
**LOB 15**



Fri Jul 04 1952, 3:38 AM EDT  
 Att. 8,253 - Overcast - 88 F

livebaseballscorecards.com

Batter	1	2	3	4	5	6	7	8	9	AB R H RBI BB SO LOB	TOP
Tony Bartirome, L (1, 3) OBP: 0.237, SLG: 0.239	0-3 K		0-0 P5		0-0 G4-6-3 1B			0-3 K		4 0 1 0 0 2 2	
Dick Groat, R (1, 6) OBP: 0.271, SLG: 0.203	0-0 4-3		0-0 6-3		0-0 G4-6-3			0-0 6-3		4 0 0 0 0 0 4	
George Metkovich, L (1, 8) OBP: 0.356, SLG: 0.389	0-3 K			4-0 1B BB				0-0 F8		3 0 0 0 1 1 0	
Ralph Kiner, R (1, 7) OBP: 0.405, SLG: 0.440		0-0 F8		0-0 F8				0-0 F7		4 0 0 0 0 0 1	
Gus Bell, L (1, 9) OBP: 0.291, SLG: 0.419	0-3 K		0-0 P5		0-0 G3			0-0 F8		4 0 0 0 0 1 1	
Jack Merson, R (1, 5) OBP: 0.294, SLG: 0.386	0-0 5-3		0-0 1B					0-0 4-3		3 0 1 0 0 0 0	
George Strickland, R (1, 4) OBP: 0.260, SLG: 0.292			0-0 SH 1B 1B		0-3 K			0-0 F8		3 0 1 0 0 1 2	
Clyde McCullough, R (1, 2) OBP: 0.195, SLG: 0.167			0-0 SH 1B		0-0 1B 1B			0-0 P1		3 0 2 0 0 0 0	
Woody Main, R (1, 1) OBP: 0.056, SLG: 0.056 Pete Castiglione, R (8, PH) OBP: 0.324, SLG: 0.374 Ron Kline, R (8, 1)	0-0 SH		0-0 SH		0-0 F9			0-0 1-3		1 0 0 0 0 0 1 1 0 0 0 0 0 0 0 0 0 0 0 0 0	
<b>Inning Stats</b>	R: 0 E: 0 K: 2 S: 7 H: 0 LOB: 0 BB: 0 P: 7	R: 0 E: 0 K: 1 S: 5 H: 0 LOB: 0 BB: 0 P: 5	R: 0 E: 0 K: 0 S: 5 H: 2 LOB: 2 BB: 0 P: 5	R: 0 E: 0 K: 1 S: 6 H: 1 LOB: 2 BB: 1 P: 10	R: 0 E: 0 K: 0 S: 4 H: 2 LOB: 1 BB: 0 P: 4	R: 0 E: 0 K: 0 S: 3 H: 0 LOB: 0 BB: 0 P: 3	R: 0 E: 0 K: 0 S: 3 H: 0 LOB: 0 BB: 0 P: 3	R: 0 E: 0 K: 1 S: 5 H: 0 LOB: 0 BB: 0 P: 5	R: 0 E: 0 K: 0 S: 3 H: 0 LOB: 0 BB: 0 P: 3	1B: 5 2B: 0 3B: 0 HR: 0 SF: 0 SAC: 1 DP: 1 HBP: 0	WP: 0 PB: 0 SB: 0 CS: 0 PA: 32
<b>PITCHER</b> Al Brazle, L (1, 1) ERA: 1.17	IP: 9.0 WLS: W BF: 32 H: 5 R: 0 ER: 0 SO: 5 BB: 1 IBB: 0 HBP: 0 BLK: 0 WP: 0 HR: 0 S: 41 P: 45 ERA: 0.00 WHIP: 0.667										

Pittsburgh Pirates @ St. Louis Cardinals  
Sportsman's Park, St. Louis, MO

AB	30
R	0
H	5
RBI	0
BB	1
SO	5
LOB	11



Sat Jul 05 1952, 4:33 AM EDT  
Att. 15,625 - Unknown

livebaseballscorecards.com

Batter	1	2	3	4	5	6	7	8	9	AB	R	H	RBI	BB	SO	LOB	BOTTOM							
Solly Hemus, L (1, 6) OBP: 0.392, SLG: 0.409	0-0 F7		0-0 G3	0-0 1B		0-0 1B		0-0 F8		5	0	2	0	0	0	2	<b>Pittsburgh Pirates @ St. Louis Cardinals</b> <b>Sportsman's Park, St. Louis, MO</b> Sat Jul 05 1952, 4:33 AM EDT Att. 15,625 - Unknown  <b>AB 37</b> <b>R 5</b> <b>H 11</b> <b>RBI 4</b> <b>BB 0</b> <b>SO 0</b> <b>LOB 14</b>							
Red Schoendienst, S (1, 4) OBP: 0.307, SLG: 0.371	0-0 1B 2B		0-0 1B E 1B	0-0 F8		0-0 F8				4	2	2	1	0	0	4								
Stan Musial, L (1, 8) OBP: 0.446, SLG: 0.516	0-0 F8		0-0 1B E 1B	0-0 P3			0-0 4-3			4	1	1	0	0	0	3								
Enos Slaughter, L (1, 9) OBP: 0.395, SLG: 0.463	0-0 1B		0-0 1B E 2B		0-0 F7		0-0 6-3			4	1	2	3	0	0	0								
Dick Sisler, L (1, 3) OBP: 0.328, SLG: 0.362	0-0 4-3		0-0 P5		0-0 P5		0-0 1B			4	0	1	0	0	0	1								
Hal Rice, L (1, 7) OBP: 0.353, SLG: 0.438		0-0 3-1	0-0 1B		0-0 F8		0-0 1-3			4	0	1	0	0	0	1								
Del Rice, R (1, 2) OBP: 0.340, SLG: 0.421		0-0 6-3	0-0 F8			0-0 F9		0-0 E5		4	0	0	0	0	0	1								
Billy Johnson, R (1, 5) OBP: 0.320, SLG: 0.273		0-0 P3		0-0 5-3		0-0 6-3		0-0 L1-3		4	0	0	0	0	0	1								
Al Brazle, L (1, 1) OBP: 0.250, SLG: 0.313			0-0 G3 1B 2B	0-0 1B		0-0 E4 1B		0-0 4-3		4	1	2	0	0	0	1								
																	WP: 0 PA: 37 PB: 0 SB: 1 CS: 0							
<b>Inning Stats</b>	R: 1 E: 0 K: 0 S: 5	H: 2 LOB: 1 BB: 0 P: 5	R: 0 E: 0 K: 0 S: 3	H: 0 LOB: 0 BB: 0 P: 3	R: 4 E: 1 K: 0 S: 8	H: 5 LOB: 1 BB: 0 P: 8	R: 0 E: 0 K: 0 S: 5	H: 2 LOB: 2 BB: 0 P: 5	R: 0 E: 0 K: 0 S: 3	H: 0 LOB: 0 BB: 0 P: 3	R: 0 E: 1 K: 0 S: 5	H: 1 LOB: 2 BB: 0 P: 5	R: 0 E: 0 K: 0 S: 4	H: 1 LOB: 1 BB: 0 P: 4	R: 0 E: 1 K: 0 S: 4	H: 0 LOB: 1 BB: 0 P: 4	1B: 8 2B: 3 3B: 0 HR: 0	SF: 0 SAC: 0 DP: 0 HBP: 0	ERA: 6.43 WHIP: 1.571					
<b>PITCHER</b>	IP WLS BF L	H R ER SO	BB IBB HBP BLK	WP HR S P	ERA WHIP	<b>PITCHER</b>	IP WLS BF L	H R ER SO	BB IBB HBP BLK	WP HR S P	ERA WHIP													
Woody Main, R (1, 1) ERA: 3.82	7.0	11	5	5	0	0	0	0	0	0	0	0	0	0	0	0	0.00	0.000						
Ron Kline, R (8, 1) ERA: 5.73	1.0	0	0	0	0	0	0	0	0	0	0	0	0	0	0	0	0.00	0.000						

livebaseballscorecards.com



Batter	1	2	3	4	5	6	7	8	9	AB	R	H	RBI	BB	SO	LOB	TOP						
Tony Bartirome, L (1, 3) OBP: 0.231, SLG: 0.233	0-0 P1		0-3 K	0-3 K		0-0 FC		0-0 P5		5	0	0	0	0	2	5							
Dick Groat, R (1, 6) OBP: 0.267, SLG: 0.203	0-0 F9			0-0 1B	0-3 K		0-0 P3		0-0 1-3	5	1	1	0	0	1	0							
George Metkovich, L (1, 8) OBP: 0.362, SLG: 0.392	0-0 4-3			0-0 1B	0-0 S		4-0 1B		0-0 1B	4	2	2	0	1	0	1							
Ralph Kiner, R (1, 7) OBP: 0.405, SLG: 0.439		0-0 1B		0-0 1B	0-3 K		0-0 F8		0-3 K	5	1	2	1	0	2	3							
Gus Bell, L (1, 9) OBP: 0.291, SLG: 0.417		0-0 1B		0-0 SH	0-3 K		0-0 1B		0-0 1B	3	0	1	0	0	1	2							
Jack Merson, R (1, 5) OBP: 0.297, SLG: 0.385		0-0 1B		4-0 1B		0-0 6-3		0-0 1B		3	1	1	1	1	0	0							
George Strickland, R (1, 4) OBP: 0.260, SLG: 0.287			0-3 K	4-0 1B		0-0 P4		0-0 F9		3	0	0	1	1	1	2							
Clyde McCullough, R (1, 2) OBP: 0.209, SLG: 0.195			0-0 F9	0-0 2B		0-0 1B		0-0 F8		4	0	2	2	0	0	0							
Murry Dickson, R (1, 1) OBP: 0.345, SLG: 0.407			0-0 1B	0-0 4-3		0-0 FC		0-0 4-3		4	0	2	0	0	0	2							
<b>Inning Stats</b>	R: 0 E: 0 K: 0 S: 3	H: 0 LOB: 0 BB: 0 P: 3	R: 0 E: 0 K: 0 S: 3	H: 1 LOB: 0 BB: 0 P: 3	R: 0 E: 0 K: 2 S: 8	H: 1 LOB: 1 BB: 0 P: 8	R: 4 E: 1 K: 1 S: 9	H: 3 LOB: 2 BB: 2 P: 17	R: 0 E: 0 K: 3 S: 10	H: 1 LOB: 1 BB: 0 P: 10	R: 0 E: 0 K: 0 S: 5	H: 2 LOB: 2 BB: 0 P: 5	R: 1 E: 0 K: 0 S: 5	H: 2 LOB: 2 BB: 1 P: 9	R: 0 E: 0 K: 0 S: 3	H: 0 LOB: 0 BB: 0 P: 3	R: 0 E: 0 K: 1 S: 5	H: 1 LOB: 1 BB: 0 P: 5	1B: 10 2B: 2 3B: 0 HR: 0	SF: 0 SAC: 1 DP: 2 HBP: 0	WP: 0 PB: 0 SB: 1 CS: 1	PA: 40	
<b>PITCHER</b>	IP	WLS	BF	H	R	ER	SO	BB	IBB	HBP	BLK	WP	HR	S	P	ERA	WHIP						
Vinegar Bend Mizell, L (1, 1) ERA: 3.61	4.0		19	5	4	3	3	2	0	0	0	0	0	23	31	6.75	1.750						
Bill Werle, L (5, 1) ERA: 4.85	0.0		0	0	0	0	0	0	0	0	0	0	0	0	0	∞	∞						
Eddie Yuhas, R (7, 1) ERA: 3.53	3.0	W	12	3	1	1	1	1	0	0	0	0	0	13	17	3.00	1.333						

Pittsburgh Pirates @ St. Louis Cardinals  
 Sportsman's Park, St. Louis, MO  
 Sun Jul 06 1952, 4:33 AM EDT  
 Unknown

livebaseballscorecards.com

AB	36
R	5
H	11
RBI	5
BB	3
SO	7
LOB	15



Batter	1	2	3	4	5	6	7	8	9	AB	R	H	RBI	BB	SO	LOB
Solly Hemus, L OBP: 0.395, SLG: 0.410 (1, 6)	4-0 BB 1B BB		0-0 F8	0-0 1-2 2-H 1B		0-0 2-H 1B		0-0 F9		4	1	2	2	1	0	0
Red Schoendienst, S OBP: 0.303, SLG: 0.366 (1, 4)	0-0 F9		0-0 4-3	0-0 P6		0-0 P3		0-0 F8		5	0	0	0	0	0	4
Stan Musial, L OBP: 0.452, SLG: 0.534 (1, 8)	0-0 F9		4-0 BB		0-0 2B		0-0 1B E 1B		0-0 HR	4	2	3	1	1	0	1
Enos Slaughter, L OBP: 0.396, SLG: 0.461 (1, 9)	4-0 1-2 BB 1B		0-0 P2		0-0 4-3		0-0 G4-6-3 1-3 1B			3	0	1	0	1	0	2
Dick Sisler, L OBP: 0.331, SLG: 0.365 (1, 3)	0-0 1-2 2-H 1B			0-0 1B 1B		0-0 P3		0-0 E9 G4-6-3 1-2 3-H		4	1	2	1	0	0	2
Hal Rice, L OBP: 0.340, SLG: 0.420 (1, 7)	0-0 P5			0-0 F8		0-0 F7		0-0 G4-6-3 1-2 2-3		4	0	0	0	0	0	6
Del Rice, R OBP: 0.343, SLG: 0.424 (1, 2)		0-0 F7		0-0 1B 1B 1B		0-0 4-3 1B 1B		0-0 6-3		3	1	2	0	0	0	0
Tommy Glaviano, R OBP: 0.378, SLG: 0.349 (6, PR)										0	1	0	0	0	0	0
Les Fusselman, R OBP: 0.154, SLG: 0.282 (7, 2)										1	0	0	0	0	0	1
Billy Johnson, R OBP: 0.312, SLG: 0.265 (1, 5)		0-0 1-3		0-0 F7		0-3 K		0-0 F8		4	0	0	0	0	1	3
Vinegar Bend Mizell, R OBP: 0.067, SLG: 0.100 (1, 1)		0-0 6-3		0-0 1B		0-0 4-3		0-0 4-3		1	0	0	0	0	0	0
Virgil Stalcup, R OBP: 0.250, SLG: 0.182 (4, PH)										1	0	1	1	0	0	0
Bill Werle, L OBP: 0.125, SLG: 0.125 (5, 1)										0	0	0	0	0	0	0
Peanuts Lowrey, R OBP: 0.360, SLG: 0.382 (6, PH)										1	0	0	0	0	0	1
Eddie Yuhas, R OBP: 0.214, SLG: 0.154 (7, 1)				1-2 2-H 1B		1-2 1B				1	0	0	0	0	0	0

Inning Stats	R: 1	H: 1	E: 0	K: 0	S: 4	LOB: 2	BB: 2	P: 12	R: 0	H: 0	E: 0	K: 0	S: 3	LOB: 0	BB: 0	P: 3	R: 0	H: 0	E: 0	K: 0	S: 3	LOB: 1	BB: 1	P: 7	R: 2	H: 4	E: 0	K: 0	S: 7	LOB: 2	BB: 0	P: 7	R: 0	H: 1	E: 0	K: 0	S: 4	LOB: 1	BB: 0	P: 4	R: 1	H: 2	E: 0	K: 1	S: 7	LOB: 1	BB: 0	P: 7	R: 1	H: 2	E: 1	K: 0	S: 5	LOB: 1	BB: 0	P: 5	R: 0	H: 0	E: 0	K: 0	S: 3	LOB: 0	BB: 0	P: 3	R: 1	H: 1	E: 0	K: 0	S: 2	LOB: 0	BB: 0	P: 2	1B: 9	SF: 0	2B: 1	SAC: 0	3B: 0	DP: 1	HR: 1	HBP: 0	WP: 0	PA: 39
PITCHER Murry Dickson, R ERA: 3.71 (1, 1)	IP	WLS	BF	H	R	ER	SO	BB	IBB	HBP	BLK	WP	HR	S	P	ERA	WHIP																																																																	

**BOTTOM**

**Pittsburgh Pirates @ St. Louis Cardinals**  
Sportsman's Park, St. Louis, MO

Sun Jul 06 1952, 4:33 AM EDT  
Unknown

<b>AB</b>	<b>36</b>
<b>R</b>	<b>6</b>
<b>H</b>	<b>11</b>
<b>RBI</b>	<b>5</b>
<b>BB</b>	<b>3</b>
<b>SO</b>	<b>1</b>
<b>LOB</b>	<b>20</b>

[livebaseballscorecards.com](http://livebaseballscorecards.com)





Batter	1	2	3	4	5	6	7	8	9	AB R H RBI BB SO LOB	BOTTOM
--------	---	---	---	---	---	---	---	---	---	----------------------	--------

Solly Hemus, L (1, 6) OBP: 0.395, SLG: 0.410										0 0 0 0 0 0 0	<b>Pittsburgh Pirates @ St. Louis Cardinals</b> Sportsman's Park, St. Louis, MO Sun Jul 06 1952, 4:38 AM EDT Att. 17,048 - Unknown <a href="http://livebaseballscorecards.com">livebaseballscorecards.com</a>
Red Schoendienst, S (1, 4) OBP: 0.303, SLG: 0.366										0 0 0 0 0 0 0	
Stan Musial, L (1, 8) OBP: 0.452, SLG: 0.534										0 0 0 0 0 0 0	
Enos Slaughter, L (1, 9) OBP: 0.396, SLG: 0.461										0 0 0 0 0 0 0	
Peanuts Lowrey, R (1, 7) OBP: 0.360, SLG: 0.382										0 0 0 0 0 0 0	
Billy Johnson, R (1, 5) OBP: 0.312, SLG: 0.265										0 0 0 0 0 0 0	
Del Rice, R (1, 2) OBP: 0.343, SLG: 0.424										0 0 0 0 0 0 0	
Dick Sisler, L (1, 3) OBP: 0.331, SLG: 0.365										0 0 0 0 0 0 0	
Cliff Chambers, L (1, 1) OBP: 0.286, SLG: 0.300										0 0 0 0 0 0 0	

<b>Inning Stats</b>	1B: 0	SF: 0	WP: 0	PA: 0
	2B: 0	SAC: 0	PB: 0	
	3B: 0	DP: 0	SB: 0	
	HR: 0	HBP: 0	CS: 0	


<b>PITCHER</b> Paul LaPalme, L (1, 1) ERA: 3.41	<b>PITCHER</b> IP: 0.0 WLS: 0 BF: 0 H: 0 R: 0 ER: 0 SO: 0 BB: 0 IBB: 0 HBP: 0 BLK: 0 WP: 0 HR: 0 S: 0 P: 0 ERA: ∞ WHIP: ∞	<b>PITCHER</b> IP: 0.0 WLS: 0 BF: 0 H: 0 R: 0 ER: 0 SO: 0 BB: 0 IBB: 0 HBP: 0 BLK: 0 WP: 0 HR: 0 S: 0 P: 0 ERA: ∞ WHIP: ∞
---	--	--

Batter	1	2	3	4	5	6	7	8	9	10	11	12	AB	R	H	RBI	BB	SO	LOB	TOP		
Davey Williams, R OBP: 0.331, SLG: 0.413 (1, 4)	 0-3	 0-0		 0-0			 0-0		 0-0		 0-0		6	0	1	0	0	1	2			
Whitey Lockman, L OBP: 0.386, SLG: 0.418 (1, 3)	 0-0		 0-0	 0-0			 0-0		 4-0		 0-0		5	0	0	0	1	0	0			
Bobby Thomson, R OBP: 0.349, SLG: 0.509 (1, 5)	 0-0		 0-0	 0-0			 0-0		 0-3		 0-3		6	1	2	0	0	2	3			
Bob Elliott, R OBP: 0.333, SLG: 0.399 Chuck Diering, R OBP: 0.296, SLG: 0.304 (8, PR) (8, 7)		 0-3	 0-0	 0-0			 0-0		 0-0		 0-0		4	1	2	1	0	1	1			
George Wilson, L OBP: 0.243, SLG: 0.284 (10, PH) (10, 7)			 0-0	 0-0			 4-0		 0-0		 0-0		2	0	1	0	0	0	0			
Hank Thompson, L OBP: 0.340, SLG: 0.484 (1, 8)		 0-0	 0-0	 0-0			 4-0		 0-0		 0-0		5	1	2	0	1	0	2			
Wes Westrum, R OBP: 0.395, SLG: 0.514 Bill Rigney, R OBP: 0.333, SLG: 0.269 Dave Koslo, L (10, 1) George Spencer, R OBP: 0.143, SLG: 0.143 (10, 1)		 0-0	 0-0	 0-0			 0-3		 0-0		 0-0		4	0	1	1	0	1	4			
Alvin Dark, R OBP: 0.331, SLG: 0.388 (1, 6)		 0-0	 0-0	 0-0			 0-0		 0-0		 0-0		5	1	2	0	0	0	5			
Don Mueller, L OBP: 0.314, SLG: 0.424 (1, 9)		 0-0	 0-3	 0-0			 0-0		 0-0		 0-0		4	0	2	1	0	1	5			
Jim Hearn, R OBP: 0.267, SLG: 0.349 Hoyt Wilhelm, R OBP: 0.133, SLG: 0.333 Sal Yvars, R OBP: 0.300, SLG: 0.266 (10, PH) (10, 2)		 0-0	 0-3	 0-0			 0-0		 0-3		 0-0		4	0	1	1	0	2	2			
<b>Inning Stats</b>	R: 0 E: 0 K: 1 S: 5	H: 0 LOB: 0 BB: 0 P: 5	R: 2 E: 0 K: 1 S: 9	H: 4 LOB: 2 BB: 0 P: 9	R: 2 E: 0 K: 1 S: 9	H: 4 LOB: 2 BB: 0 P: 9	R: 0 E: 0 K: 1 S: 5	H: 0 LOB: 0 BB: 0 P: 5	R: 0 E: 0 K: 1 S: 5	H: 1 LOB: 1 BB: 0 P: 3	R: 0 E: 0 K: 0 S: 5	H: 1 LOB: 1 BB: 0 P: 3	R: 0 E: 2 K: 0 S: 6	H: 1 LOB: 3 BB: 0 P: 6	R: 0 E: 0 K: 0 S: 3	H: 0 LOB: 0 BB: 0 P: 3	R: 0 E: 0 K: 0 S: 3	H: 0 LOB: 0 BB: 0 P: 3	1B: 11 2B: 3 3B: 0 HR: 0	SF: 0 SAC: 1 DP: 0 HBP: 0	WP: 0 PB: 0 SB: 0 CS: 2	PA: 52
<b>PITCHER</b>	IP WLS BF H R ER SO BB IBB HBP BLK WP HR S P ERA WHIP																					
Howie Pollet, L ERA: 4.07 (1, 1)	9.0	39	13	4	4	8	2	0	0	0	0	0	0	0	0	0	0	0	0	0	4.00	1.667
Ted Wilks, R ERA: 2.17 (10, 1)	3.0	12	1	0	0	0	0	0	0	0	0	0	0	0	0	0	0	0	0	0	0.00	0.333

**New York Giants @ Pittsburgh Pirates**  
**Forbes Field, Pittsburgh, PA**  
 Thu Jul 10 1952, 3:33 AM EDT  
 Att. 15,226 - Unknown

livebaseballscorecards.com

AB	48
R	4
H	14
RBI	4
BB	2
SO	8
LOB	29



Batter	1	2	3	4	5	6	7	8	9	10	11	12	AB	R	H	RBI	BB	SO	LOB	BOTTOM							
<b>Tony Bartrome, L</b> <small>OBP: 0.235, SLG: 0.236</small> (1, 3) X													6	0	2	1	0	0	3								
<b>Dick Groat, R</b> <small>OBP: 0.271, SLG: 0.215</small> (1, 6) X													6	1	2	0	0	0	2								
<b>George Metkovich, L</b> <small>OBP: 0.347, SLG: 0.374</small> (1, 8) X													5	0	0	0	0	1	1								
<b>Ralph Kiner, R</b> <small>OBP: 0.411, SLG: 0.457</small> (1, 7) X													5	1	3	0	1	1	1								
<b>Gus Bell, L</b> <small>OBP: 0.292, SLG: 0.423</small> (1, 9) X													5	2	1	3	1	0	2								
<b>Joe Garagiola, L</b> <small>OBP: 0.352, SLG: 0.374</small> (1, 2) X													5	1	2	1	0	0	2								
<b>Jack Merson, R</b> <small>OBP: 0.296, SLG: 0.381</small> (1, 5) X														4	0	2	0	0	0	0							
<b>Clem Koshorek, R</b> <small>OBP: 0.310, SLG: 0.310</small> (9, PR)														0	1	0	0	0	0	0							
<b>Pete Castiglione, R</b> <small>OBP: 0.320, SLG: 0.370</small> (10, 5)														1	0	0	0	0	0	2							
<b>George Strickland, R</b> <small>OBP: 0.256, SLG: 0.287</small> (1, 4) X													4	0	0	1	0	2	1								
<b>Howie Pollet, L</b> <small>OBP: 0.225, SLG: 0.162</small> (1, 1) X														3	0	2	0	0	0	0							
<b>Harry Fisher, L</b> <small>OBP: 0.250, SLG: 0.250</small> (9, PH)														1	0	0	0	0	0	2							
<b>Ted Wilks, R</b> <small>OBP: 0.125, SLG: 0.125</small> (10, 1) X													1	0	0	0	0	0	0								
<b>Inning Stats</b>	R: 0 E: 0 K: 0 S: 3	H: 1 LOB: 0 BB: 0 P: 3	R: 0 E: 0 K: 0 S: 3	H: 0 LOB: 0 BB: 0 P: 3	R: 0 E: 0 K: 1 S: 6	H: 1 LOB: 1 BB: 0 P: 6	R: 0 E: 0 K: 0 S: 5	H: 2 LOB: 2 BB: 0 P: 5	R: 0 E: 0 K: 0 S: 3	H: 0 LOB: 0 BB: 0 P: 5	R: 0 E: 0 K: 0 S: 3	H: 1 LOB: 0 BB: 0 P: 3	R: 4 E: 2 K: 0 S: 8	H: 4 LOB: 2 BB: 0 P: 8	R: 0 E: 0 K: 0 S: 5	H: 2 LOB: 2 BB: 0 P: 5	R: 0 E: 0 K: 0 S: 3	H: 0 LOB: 0 BB: 0 P: 3	R: 2 E: 0 K: 1 S: 6	H: 2 LOB: 0 BB: 0 P: 6	1B: 11 2B: 2 3B: 1 HR: 1	SF: 0 SAC: 2 DP: 2 HBP: 0	WP: 0 PB: 0 SB: 1 CS: 0	PA: 50			
<b>PITCHER</b>	IP	WLS	BF	H	R	ER	SO	BB	IBB	HBP	BLK	WP	HR	S	P	ERA	WHIP										
<b>Jim Hearn, R</b> <small>ERA: 3.84</small> (1, 1)	8.2		37	10	4	2	3	2	0	0	0	0	0	41	49	2.08	1.385										
<b>Hoyt Wilhelm, R</b> <small>ERA: 2.71</small> (9, 1)	0.1		1	0	0	0	0	0	0	0	0	0	0	1	1	0.00	0.000										
<b>Dave Koslo, L</b> <small>ERA: 2.58</small> (10, 1)	0.2		4	2	0	0	0	0	0	0	0	0	0	4	4	0.00	3.000										
<b>George Spencer, R</b> <small>ERA: 3.43</small> (10, 1)	2.0	L	8	2	2	2	1	0	0	0	0	0	1	10	10	9.00	1.000										

**New York Giants @ Pittsburgh Pirates**  
Forbes Field, Pittsburgh, PA

Thu Jul 10 1952, 3:33 AM EDT  
Att: 15,226 - Unknown

[livebaseballscorecards.com](http://livebaseballscorecards.com)

<b>AB</b>	<b>46</b>
<b>R</b>	<b>6</b>
<b>H</b>	<b>14</b>
<b>RBI</b>	<b>6</b>
<b>BB</b>	<b>2</b>
<b>SO</b>	<b>4</b>
<b>LOB</b>	<b>16</b>



Batter	1	2	3	4	5	6	7	8	9	AB R H RBI BB SO LOB	TOP	
Davey Williams, R (1, 4) OBP: 0.333, SLG: 0.415	0-0 1B		0-0 1B		0-0 4-3			0-0 6-3		4 0 2 0 0 0 0		
Whitey Lockman, L (1, 3) OBP: 0.381, SLG: 0.412	0-0 P2		0-0 F8			0-0 F3		0-0 F9		4 0 0 0 0 0 2		
Bobby Thomson, R (1, 5) OBP: 0.345, SLG: 0.502	0-0 F2		0-0 G4-3			0-3 K		0-0 3-1		4 0 0 0 0 1 2		
Hank Thompson, L (1, 8) OBP: 0.343, SLG: 0.484	0-0 F9			0-0 F4		0-0 FC5-4 1B		0-0 G1-6-3 SH1-3 1B		4 0 2 0 0 0 1		
Bob Elliott, R (1, 7) OBP: 0.338, SLG: 0.404		0-0 G4-6-3 2B 1B		0-0 G3 1B		0-0 FC5-4		0-0 SH1-3		3 1 2 0 0 0 1		
Don Mueller, L (1, 9) OBP: 0.317, SLG: 0.429		0-0 G4-6-3 1B		0-0 G3		0-0 1B G1-6-3 2B		0-0 G1-6-3		4 1 2 0 0 0 2		
Alvin Dark, R (1, 6) OBP: 0.330, SLG: 0.387		0-0 G4-6-3		0-0 F8		0-0 G1-6-3 1B		0-0 L8		4 0 1 0 0 0 4		
Sal Yvars, R (1, 2) OBP: 0.301, SLG: 0.284		0-0 2B		0-3 K		0-0 G1-6-3		0-0 G1-6-3		3 0 1 1 0 1 1		
Sal Maglie, R (1, 1) OBP: 0.128, SLG: 0.089		0-0 6-3		0-0 F7		0-0 P6				3 0 0 0 0 0 1		
Dave Koslo, L (8, 1)										0 0 0 0 0 0 0		
<b>Inning Stats</b>	R: 0 E: 0 K: 0 S: 4 H: 1 LOB: 1 BB: 0 P: 4	R: 1 E: 0 K: 0 S: 5 H: 3 LOB: 1 BB: 0 P: 5	R: 0 E: 0 K: 0 S: 3 H: 1 LOB: 0 BB: 0 P: 3	R: 0 E: 0 K: 0 S: 4 H: 1 LOB: 1 BB: 0 P: 4	R: 0 E: 0 K: 1 S: 5 H: 0 LOB: 0 BB: 0 P: 5	R: 0 E: 0 K: 1 S: 6 H: 1 LOB: 1 BB: 0 P: 6	R: 1 E: 0 K: 0 S: 4 H: 2 LOB: 0 BB: 0 P: 4	R: 0 E: 0 K: 0 S: 3 H: 0 LOB: 0 BB: 0 P: 3	R: 0 E: 0 K: 0 S: 4 H: 1 LOB: 1 BB: 0 P: 4	1B: 8 2B: 2 3B: 0 HR: 0 SF: 0 SAC: 1 DP: 3 HBP: 0	WP: 0 PB: 0 SB: 0 CS: 0 PA: 34	
<b>PITCHER</b> Murry Dickson, R (1, 1) ERA: 3.54	IP WLS BF H R ER SO BB IBB HBP BLK WP HR S P ERA WHIP	9.0 W 34 10 2 1 2 0 0 0 0 0 0 0 38 38 1.00 1.111										

**New York Giants @ Pittsburgh Pirates**  
**Forbes Field, Pittsburgh, PA**  
 Fri Jul 11 1952, 3:33 AM EDT  
 Att. 4,482 - Unknown

[livebaseballscorecards.com](http://livebaseballscorecards.com)

AB	33
R	2
H	10
RBI	1
BB	0
SO	2
LOB	14



Batter	1	2	3	4	5	6	7	8	9	AB	R	H	RBI	BB	SO	LOB
Tony Bartirome, L (1, 3) OBP: 0.235, SLG: 0.236	0-0 F9		0-3 K2-3		0-0 F8		0-0 1B 1-3 1B			4	0	1	0	0	1	2
Dick Groat, R (1, 6) OBP: 0.281, SLG: 0.229	0-0 6-3		0-0 2-H 3-H 1B		0-0 P2		0-0 1-3 3-H 1B			4	0	2	3	0	0	0
George Metkovich, L (1, 8) OBP: 0.350, SLG: 0.386	0-0 1-3		0-3 K			0-0 1B 2B		0-0 HR 2B		4	2	2	0	0	1	1
Ralph Kiner, R (1, 7) OBP: 0.413, SLG: 0.468		0-0 F3		H 1-0 G3-1 HBP		0-0 F8		0-0 HR 2B		3	1	1	2	0	0	1
Gus Bell, L (1, 9) OBP: 0.295, SLG: 0.425		0-3 K		X 0-0 G3-1		0-0 G4-6-3 1B		0-0 G1-6-3 1B		4	0	2	1	0	1	1
Joe Garagiola, L (1, 2) OBP: 0.346, SLG: 0.366		0-0 P5		X 0-0 1-3		0-0 G4-6-3 1-2f		0-0 G1-6-3 1-2f		4	0	0	0	0	0	3
Jack Merson, R (1, 5) OBP: 0.302, SLG: 0.385			0-0 2B 1B 1B		4-0 IBB		0-0 1B 1B		0-0 5-3	3	2	2	0	1	0	0
George Strickland, R (1, 4) OBP: 0.257, SLG: 0.293			0-0 1-3 1B 2B		0-3 K		0-3 K			3	1	1	0	0	2	3
Murry Dickson, R (1, 1) OBP: 0.328, SLG: 0.386			0-0 1-3		0-0 4-3		0-0 F8			3	0	0	0	0	0	3

Inning Stats	R: 0	H: 0	E: 0	K: 0	S: 3	R: 0	H: 0	E: 0	K: 1	S: 5	R: 2	H: 3	E: 0	K: 2	S: 10	R: 0	H: 0	E: 0	K: 1	S: 5	R: 0	H: 0	E: 0	K: 0	S: 3	R: 1	H: 2	E: 0	K: 0	S: 4	R: 1	H: 3	E: 0	K: 1	S: 7	R: 2	H: 3	E: 0	K: 0	S: 5	1B: 7	2B: 3	3B: 0	HR: 1	SF: 0	SAC: 0	DP: 2	HBP: 1	WP: 0	PB: 0	SB: 0	CS: 0	PA: 34
<b>Sal Maglie, R</b> (1, 1) ERA: 3.33	7.0	WLS L	BF 31	H 10	R 6	ER 6	SO 5	BB 0	IBB 1	HBP 1	BLK 0	WP 0	HR 1	S 39	P 44	ERA 7.71	WHIP 1.429																																				
<b>Dave Koslo, L</b> (8, 1) ERA: 2.55	1.0		3	1	0	0	0	0	0	0	0	0	0	0	3	3	0.00	1.000																																			

**BOTTOM**

**New York Giants @ Pittsburgh Pirates**

Forbes Field, Pittsburgh, PA

Fri Jul 11 1952, 3:33 AM EDT

Att. 4,482 - Unknown

[livebaseballscorecards.com](http://livebaseballscorecards.com)

<b>AB</b>	<b>32</b>
<b>R</b>	<b>6</b>
<b>H</b>	<b>11</b>
<b>RBI</b>	<b>6</b>
<b>BB</b>	<b>1</b>
<b>SO</b>	<b>5</b>
<b>LOB</b>	<b>14</b>



Batter	1	2	3	4	5	6	7	8	9	AB R H RBI BB SO LOB	TOP		
Sam Jethroe, S OBP: 0.345, SLG: 0.443 (1, 8) X	0-0 B5-3		0-0 E4 G6-4-3		0-3 K	0-0 F9 HBP 1-2 1B		0-0 5-3		5 0 1 0 0 1 1			
Johnny Logan, R OBP: 0.382, SLG: 0.382 (1, 6) B B B	4-0 FC4-6 BB		0-0 G6-4-3 1-2f		0-0 1B 1-2 1B	1-0 F9 1-2 2-3 HBP		0-0 F8		3 1 1 0 1 0 1			
Earl Torgeson, L OBP: 0.374, SLG: 0.324 (1, 3) X	0-0 FC4-6 1-2f		4-0 BB		0-0 1B 1-2 2B 1B	0-0 F9 1-2 2-3 3-H				4 1 1 2 1 0 3			
Sid Gordon, R OBP: 0.401, SLG: 0.504 (1, 7) X	0-0 F9		0-0 F2		0-3 K	0-0 F7				5 0 0 0 0 1 6			
Walker Cooper, R OBP: 0.306, SLG: 0.369 (1, 2) X		0-0 F6		0-0 F8	0-0 1B 1-2 2B 1B		B B B B 4-0 1-3 BB		0-3 K	4 1 1 1 1 1 0			
Eddie Mathews, L OBP: 0.312, SLG: 0.454 (1, 5) B B B B		4-0 FC4-6 BB		0-0 E9 1B	0-0 2B 1-H 2-H		0-0 1-3 1-2		0-0 F8	4 0 2 2 1 0 2			
Jack Dittmer, L OBP: 0.136, SLG: 0.184 (1, 4) X		0-0 E4 FC4-6 1-2		0-0 G3	0-0 F8		0-0 5-3			4 0 0 0 0 0 4			
Jack Daniels, L OBP: 0.216, SLG: 0.203 (1, 9) X		0-0 FC4-6 1-2f 2-3		0-0 G3		0-0 E3 HBP F9 1B		0-0 G3		4 1 0 0 0 0 4			
Vern Bickford, R OBP: 0.229, SLG: 0.257 (1, 1) X		0-0 5-3			0-0 1B 1B	0-0 F9		0-3 K		4 1 1 0 0 1 3			
<b>Inning Stats</b>	R: 0 E: 0 K: 0 S: 3 H: 0 LOB: 1 BB: 1 P: 7	R: 0 E: 1 K: 0 S: 4 H: 0 LOB: 2 BB: 1 P: 8	R: 0 E: 1 K: 0 S: 3 H: 0 LOB: 1 BB: 1 P: 7	R: 0 E: 1 K: 0 S: 4 H: 1 LOB: 1 BB: 0 P: 4	R: 4 E: 0 K: 2 S: 12 H: 5 LOB: 1 BB: 0 P: 12	R: 1 E: 1 K: 0 S: 5 H: 1 LOB: 2 BB: 0 P: 6	R: 0 E: 0 K: 0 S: 3 H: 0 LOB: 1 BB: 1 P: 7	R: 0 E: 0 K: 1 S: 5 H: 0 LOB: 0 BB: 0 P: 5	R: 0 E: 1 K: 1 S: 6 H: 0 LOB: 1 BB: 0 P: 6	1B: 6 2B: 1 3B: 0 HR: 0 SF: 0 SAC: 0 DP: 1 HBP: 1	WP: 0 PB: 0 SB: 0 CS: 0 PA: 42		
<b>PITCHER</b>	IP WLS BF H R ER SO BB IBB HBP BLK WP HR S P ERA WHIP											<b>PITCHER</b>	IP WLS BF H R ER SO BB IBB HBP BLK WP HR S P ERA WHIP
Bob Friend, R ERA: 4.93 (1, 1)	4.2 L 24 6 4 4 2 3 0 0 0 0 0 0 25 37 7.71 1.929												
Paul LaPalme, L ERA: 3.3 (5, 1)	4.1 18 1 1 0 2 1 0 1 0 0 0 0 20 25 0.00 0.462												

**Boston Braves @ Pittsburgh Pirates**

Forbes Field, Pittsburgh, PA

Sat Jul 12 1952, 3:33 AM EDT  
Att: 4,999 - Unknown - 90 F

[livebaseballscorecards.com](http://livebaseballscorecards.com)

AB	37
R	5
H	7
RBI	5
BB	4
SO	4
LOB	24



BOTTOM

Boston Braves @ Pittsburgh Pirates

Forbes Field, Pittsburgh, PA

Sat Jul 12 1952, 3:33 AM EDT  
Att. 4,999 - Unknown - 90 F

livebaseballscorecards.com

AB	30
R	2
H	9
RBI	2
BB	6
SO	4
LOB	14



WP:	0	PA:	38
PB:	0		
SB:	0		
CS:	2		

AB R H RBI BB SO LOB

4 1 1 0 1 0 2

3 0 0 0 1 0 3

3 0 2 1 0 0 0

2 0 0 0 2 1 0

3 0 1 1 1 0 0

3 0 1 0 1 1 2

4 0 1 0 0 2 4

3 0 1 0 0 0 0

1 0 1 0 0 0 0

2 0 0 0 0 0 1

1 1 1 0 0 0 0

1 0 0 0 0 0 2

1B: 8 SF: 0

2B: 1 SAC: 2

3B: 0 DP: 2

HR: 0 HBP: 0

Batter	1	2	3	4	5	6	7	8	9
<b>Tony Bartirome, L</b> OBP: 0.238, SLG: 0.236 (1, 3)	0-0 SH1-3 1B	0-0 F8		0-0 F7			0-0 L8		4-0 G4-6-3 BB
<b>Dick Groat, R</b> OBP: 0.280, SLG: 0.221 (1, 6)	0-0 SH1-6-3 1-2		0-0 F4		0-0 6-3		4-0 1B BB		0-0 G4-6-3 1-2f
<b>George Metkovich, L</b> OBP: 0.354, SLG: 0.390 (1, 8)	0-0 SH1-3 2-3		0-0 CS BB 1B		0-0 F8		0-0 1-3 2-H 1B		
<b>Ralph Kiner, R</b> OBP: 0.414, SLG: 0.464 (1, 7)	4-0 BB 1B BB		4-0 CS BB		0-0 F9			0-3 K2-3	
<b>Gus Bell, L</b> OBP: 0.299, SLG: 0.423 (1, 9)	0-0 BB 1-2 1B		4-0 1-2 2-3 IBB		0-0 F3			0-0 F9	
<b>Jack Merson, R</b> OBP: 0.305, SLG: 0.384 (1, 5)	4-0 1-2 2-3 BB		0-3 K		0-0 G5-4-3 1B			0-0 F4	
<b>George Strickland, R</b> OBP: 0.257, SLG: 0.292 (1, 4)	0-3 K			0-3 K		0-0 G5-4-3 1-2f			0-0 E 1B 1B
<b>Clyde McCullough, R</b> OBP: 0.213, SLG: 0.200 <b>Pete Castiglione, R</b> OBP: 0.324, SLG: 0.374 (9, PH)		0-0 5-3		0-0 FC1-6 1B			0-0 F7		0-0 1-2 E 1B
<b>Bob Friend, R</b> OBP: 0.121, SLG: 0.094 <b>Paul LaPalme, L</b> OBP: 0.143, SLG: 0.286 <b>Joe Garagiola, L</b> OBP: 0.344, SLG: 0.364 (9, PH)		0-0 F6		0-0 FC1-6 1-2f			0-0 1B 2B		0-0 F2 1-2 2-3

Inning Stats	R: 1	H: 2	E: 0	K: 1	S: 7	H: 2	LOB: 3	BB: 2	P: 15	R: 0	H: 0	E: 0	K: 0	S: 3	R: 0	H: 1	E: 0	K: 1	S: 5	R: 0	H: 0	E: 0	K: 0	S: 3	R: 0	H: 1	E: 0	K: 0	S: 3	R: 1	H: 2	E: 0	K: 0	S: 4	R: 0	H: 0	E: 0	K: 1	S: 5	R: 0	H: 2	E: 1	K: 0	S: 4	R: 0	H: 2	E: 1	K: 0	S: 4
<b>PITCHER</b> <b>Vern Bickford, R</b> ERA: 3.82 (1, 1)	IP	WLS	BF	H	R	ER	SO	BB	IBB	HBP	BLK	WP	HR	S	P	ERA	WHIP																																
	9.0	W	38	9	2	2	4	5	1	0	0	0	0	40	64	2.00	1.556																																

Batter	1	2	3	4	5	6	7	8	9	AB R H RBI BB SO LOB	TOP
<b>Sam Jethroe, S</b> OBP: 0.346, SLG: 0.438 (1, 8) <sup>H</sup>	1-0 F8 2B HBP	4-0 BB BB BB		X 0-0 5-3		X 0-0 F7		X 0-0 F7	0-0 F7	3 1 0 0 1 0 0	
<b>Johnny Logan, R</b> OBP: 0.357, SLG: 0.383 (1, 6) <sup>X</sup>	0-0 F8 F9 2B	0-0 F8		X 0-0 F8		X 0-0 6-3		X 0-3 K	0-3 K	5 1 1 1 0 1 2	
<b>Earl Torgeson, L</b> OBP: 0.375, SLG: 0.318 (1, 3) <sup>X</sup>	0-0 F8 2-3 3-H	4-0 BB BB BB		0-3 K		X 0-0 4-3		X 4-0 FC6-4 BB	4-0 FC6-4 BB	3 0 0 1 2 1 1	
<b>Sid Gordon, R</b> OBP: 0.397, SLG: 0.496 (1, 7) <sup>X</sup>	0-0 F9 3-H	4-0 BB BB BB		X 0-0 F8		X 0-0 F3		X 0-0 FC6-4 1-2f	0-0 FC6-4	4 0 0 2 1 0 1	
<b>Walker Cooper, R</b> OBP: 0.310, SLG: 0.368 (1, 2) <sup>BB BB BB</sup>	4-0 WP BB	0-0 F6		X 0-0 E 1B		X 0-0 5-3		X 0-0 5-3		3 0 1 0 1 0 3	
<b>Eddie Mathews, L</b> OBP: 0.311, SLG: 0.451 (1, 5) <sup>X</sup>	0-0 L4 1-2			X 0-0 FC6-4 1B		X 0-0 F8		X 0-0 F9		4 0 1 0 0 0 2	
<b>Jack Dittmer, L</b> OBP: 0.141, SLG: 0.178 (1, 4)		4-0 SH2-4 F8 BB		X 0-0 F7		X 0-0 E3 1-2		X 0-0 6-3		3 1 0 0 1 0 2	
<b>Jack Daniels, L</b> OBP: 0.231, SLG: 0.208 (1, 9) <sup>H</sup>		1-0 BB BB SH2-4 HBP		X 0-0 FC6-4 1-2f		X 0-0 F6		X 0-0 1B		3 1 1 0 0 0 3	
<b>Max Surkont, R</b> OBP: 0.152, SLG: 0.188 (1, 1) <sup>X</sup>		0-0 SH2-4 1-2 2-3		X 0-0 4-3		X 0-0 F7		X 0-3 K		3 0 0 0 0 1 2	
<b>Inning Stats</b>	R: 2 E: 0 K: 0 S: 4 H: 1 LOB: 1 BB: 1 P: 9	R: 2 E: 0 K: 0 S: 3 H: 0 LOB: 3 BB: 4 P: 20	R: 0 E: 0 K: 0 S: 4 H: 1 LOB: 1 P: 4	R: 0 E: 0 K: 1 S: 5 H: 0 LOB: 0 BB: 0 P: 5	R: 0 E: 1 K: 0 S: 5 H: 1 LOB: 2 BB: 0 P: 5	R: 0 E: 0 K: 0 S: 3 H: 0 LOB: 0 BB: 0 P: 3	R: 0 E: 0 K: 0 S: 6 H: 1 LOB: 1 BB: 0 P: 6	R: 0 E: 0 K: 1 S: 5 H: 0 LOB: 1 BB: 1 P: 9	1B: 3 2B: 1 3B: 0 HR: 0 SF: 0 SAC: 1 DP: 0 HBP: 2	WP: 1 PB: 0 SB: 0 CS: 0 PA: 40	
<b>PITCHER</b> <b>Harry Fisher, R</b> ERA: 5.59 (1, 1)	IP: 1.2 WLS: L BF: 12 H: 1 R: 4 ER: 4 SO: 0 BB: 4 IBB: 0 HBP: 2 BLK: 0 WP: 1 HR: 0 S: 6 P: 24 ERA: 21.60 WHIP: 3.000	<b>Bob Friend, R</b> ERA: 4.67 (2, 1)	IP: 6.1 WLS: BF: 24 H: 3 R: 0 ER: 0 SO: 2 BB: 1 IBB: 0 HBP: 0 BLK: 0 WP: 0 HR: 0 S: 27 P: 31 ERA: 0.00 WHIP: 0.632	<b>Paul LaPalme, L</b> ERA: 3.22 (9, 1)	IP: 1.0 WLS: BF: 4 H: 0 R: 0 ER: 0 SO: 1 BB: 1 IBB: 0 HBP: 0 BLK: 0 WP: 0 HR: 0 S: 5 P: 9 ERA: 0.00 WHIP: 1.000	<b>PITCHER</b>	IP: WLS: BF: H: R: ER: SO: BB: IBB: HBP: BLK: WP: HR: S: P: ERA: WHIP:				

**Boston Braves @ Pittsburgh Pirates**  
**Forbes Field, Pittsburgh, PA**  
 Sun Jul 13 1952, 3:33 AM EDT  
 Unknown

[livebaseballscorecards.com](http://livebaseballscorecards.com)

<b>AB</b>	<b>31</b>
<b>R</b>	<b>4</b>
<b>H</b>	<b>4</b>
<b>RBI</b>	<b>4</b>
<b>BB</b>	<b>6</b>
<b>SO</b>	<b>3</b>
<b>LOB</b>	<b>16</b>





Batter 1 2 3 4 5 6 7 8 9 AB R H RBI BB SO LOB BOTTOM

<p>Tony Bartirome, L (1, 3) OBP: 0.238, SLG: 0.233</p>			<p>X 0-0 5-3 ①</p>			<p>X 0-0 F6 ①</p>		<p>X 0-0 4-3 ②</p>		3 0 0 0 1 0 1	
<p>Dick Groat, R (1, 6) OBP: 0.268, SLG: 0.211</p>				<p>X 0-0 F7 ①</p>		<p>X 0-0 6-3 ②</p>		<p>X 0-0 F4 ③</p>		4 0 0 0 0 0 1	
<p>George Metkovich, L (1, 8) OBP: 0.361, SLG: 0.397</p>				<p>X 0-0 1B ①</p>		<p>X 0-0 FC6-4 ②</p>		<p>X 0-0 HR ③</p>		4 1 3 0 0 0 0	
<p>Ralph Kiner, R (1, 7) OBP: 0.412, SLG: 0.473</p>		<p>X 0-0 F4 ①</p>		<p>X 0-3 K ②</p>		<p>X 0-0 FC6-4 ③</p>		<p>X 0-0 HR ①</p>		4 1 1 2 0 1 2	
<p>Gus Bell, L (1, 9) OBP: 0.294, SLG: 0.416</p>		<p>X 0-0 4-3 ②</p>		<p>X 0-0 L9 ③</p>		<p>X 0-0 K ①</p>		<p>X 0-0 F9 ②</p>		4 0 0 0 0 1 1	
<p>Joe Garagiola, L (1, 2) OBP: 0.342, SLG: 0.361</p>		<p>X 0-0 F9 ③</p>		<p>X 0-0 G3 ①</p>		<p>X 0-0 1B ②</p>		<p>X 0-0 F8 ③</p>		4 0 1 0 0 0 0	
<p>Jack Merson, R (1, 5) OBP: 0.301, SLG: 0.379</p>			<p>X 0-0 F3 ①</p>		<p>X 0-0 5-3 ②</p>		<p>X 0-0 F6 ③</p>		<p>X 0-0 F7 ①</p>		4 0 0 0 0 0 1
<p>George Strickland, R (1, 4) OBP: 0.262, SLG: 0.299</p>			<p>X 0-0 BB ①</p>		<p>X 0-0 2B ②</p>		<p>X 0-0 5-3 ③</p>			2 0 1 0 1 0 1	
<p>Harry Fisher, L (1, 1) OBP: 0.250, SLG: 0.250</p>			<p>X 0-3 K ②</p>		<p>X 0-3 K ③</p>		<p>X 0-0 F7 ①</p>			0 0 0 0 0 0 0	
<p>Bob Friend, R (2, 1) OBP: 0.114, SLG: 0.088</p>										2 0 0 0 0 2 2	
<p>Pete Castiglione, R (8, PH) OBP: 0.322, SLG: 0.372</p>										1 0 0 0 0 0 0	
<p>Paul LaPalme, L (9, 1) OBP: 0.143, SLG: 0.286</p>										0 0 0 0 0 0 0	

<p><b>Inning Stats</b></p> <p>R: 0 H: 0 E: 0 LOB: 0 K: 0 BB: 1 S: 2 P: 6</p>	<p>R: 0 H: 0 E: 0 LOB: 0 K: 0 BB: 0 S: 3 P: 3</p>	<p>R: 0 H: 0 E: 0 LOB: 1 K: 1 BB: 1 S: 5 P: 9</p>	<p>R: 0 H: 1 E: 0 LOB: 1 K: 1 BB: 0 S: 6 P: 6</p>	<p>R: 0 H: 1 E: 0 LOB: 1 K: 1 BB: 0 S: 6 P: 6</p>	<p>R: 0 H: 1 E: 0 LOB: 1 K: 0 BB: 0 S: 4 P: 4</p>	<p>R: 0 H: 1 E: 0 LOB: 1 K: 1 BB: 0 S: 6 P: 6</p>	<p>R: 0 H: 0 E: 0 LOB: 0 K: 0 BB: 0 S: 3 P: 3</p>	<p>R: 2 H: 2 E: 0 LOB: 0 K: 0 BB: 0 S: 5 P: 5</p>	<p>1B: 4 SF: 0 2B: 2 SAC: 0 3B: 0 DP: 1 HR: 1 HBP: 0</p>	<p>WP: 0 PA: 34 PB: 0 SB: 0 CS: 0</p>
<p><b>PITCHER</b> Max Surkont, R (1, 1) ERA: 3.97</p> <p>IP 9.0 WLS W BF 34 H 6 R 2 ER 2 SO 4 BB 2 IBB 0 HBP 0 BLK 0 WP 0 HR 1 S 40 P 48 ERA 2.00 WHIP 0.889</p>	<p><b>PITCHER</b></p> <p>IP WLS BF H R ER SO BB IBB HBP BLK WP HR S P ERA WHIP</p>									

**Boston Braves @ Pittsburgh Pirates**  
Forbes Field, Pittsburgh, PA  
Sun Jul 13 1952, 3:33 AM EDT  
Unknown

livebaseballscorecards.com

AB	32
R	2
H	6
RBI	2
BB	2
SO	4
LOB	9



Batter	1	2	3	4	5	6	7	8	9	AB R H RBI BB SO LOB	TOP																					
Sam Jethroe, S OBP: 0.345, SLG: 0.436 (1, 8) X	0-0 F7		0-0 G3			0-0 CS 1B		0-0 1-2f FC4-6		4 0 1 1 0 0 1																						
Johnny Logan, R OBP: 0.354, SLG: 0.379 (1, 6) S S	0-3 K			0-0 F8		0-0 1-2 F2			0-0 SH5-3 1B	4 0 1 0 0 1 1																						
Earl Torgeson, L OBP: 0.374, SLG: 0.318 (1, 3) X	0-0 1B			0-0 6-3			0-0 4-3		0-0 SH5-3	3 0 1 0 0 0 0																						
Sid Gordon, R OBP: 0.392, SLG: 0.488 (1, 7) X	0-0 F4			0-0 F9			0-0 6-3		0-0 5-3	4 0 0 0 0 0 2																						
Ebba St. Claire, S OBP: 0.271, SLG: 0.290 (1, 2) X		0-0 F8			0-0 CS 1B		0-0 F3		0-0 L4	4 0 1 0 0 0 1																						
Eddie Mathews, L OBP: 0.308, SLG: 0.446 (1, 5) S S		0-3 K		0-3 K		1-2		0-0 F9		3 0 0 0 0 2 1																						
Jack Dittmer, L OBP: 0.147, SLG: 0.204 (1, 4) X		0-0 F6		0-0 F7				0-0 F8 3B		3 1 1 0 0 0 0																						
Jack Daniels, L OBP: 0.247, SLG: 0.253 (1, 9) X			0-0 K 1B			0-0 1B 3B		0-0 F8		3 1 2 1 0 0 0																						
Virgil Jester, R (1, 1) S S			0-3 K			0-3 K		3-H 4-0 FC4-6 BB		2 0 0 0 1 2 2																						
<b>Inning Stats</b>	R: 0 E: 0 K: 1 S: 6	H: 1 LOB: 1 BB: 0 P: 6	R: 0 E: 0 K: 1 S: 5	H: 0 LOB: 0 BB: 0 P: 5	R: 0 E: 0 K: 1 S: 5	H: 1 LOB: 0 BB: 0 P: 5	R: 0 E: 0 K: 0 S: 3	H: 0 LOB: 0 BB: 0 P: 3	R: 0 E: 0 K: 1 S: 5	H: 1 LOB: 0 BB: 0 P: 5	R: 1 E: 0 K: 1 S: 6	H: 2 LOB: 0 BB: 0 P: 6	R: 0 E: 0 K: 0 S: 3	H: 0 LOB: 0 BB: 0 P: 3	R: 1 E: 0 K: 0 S: 4	H: 1 LOB: 1 BB: 1 P: 8	R: 0 E: 0 K: 0 S: 4	H: 1 LOB: 1 BB: 0 P: 4	1B: 5 2B: 1 3B: 2 HR: 0	SF: 0 SAC: 1 DP: 1 HBP: 0	WP: 0 PB: 0 SB: 0 CS: 2	PA: 32										
<b>PITCHER</b> Woody Main, R ERA: 3.61 Ted Wilks, R ERA: 2.25	IP 7.0 WLS L	WLS 9	H 5	R 1	ER 1	SO 5	BB 0	IBB 0	HBP 0	BLK 0	WP 0	HR 0	S 33	P 33	ERA 1.29	WHIP 0.714	IP 2.0	WLS L	H 2	R 1	ER 1	SO 0	BB 1	IBB 0	HBP 0	BLK 0	WP 0	HR 0	S 8	P 12	ERA 4.50	WHIP 1.500

**Boston Braves @ Pittsburgh Pirates**  
**Forbes Field, Pittsburgh, PA**  
 Sun Jul 13 1952, 3:38 AM EDT  
 Att. 12,373 - Unknown - 90 F

[livebaseballscorecards.com](http://livebaseballscorecards.com)

<b>AB</b>	30
<b>R</b>	2
<b>H</b>	7
<b>RBI</b>	2
<b>BB</b>	1
<b>SO</b>	5
<b>LOB</b>	8




Batter	1	2	3	4	5	6	7	8	9	AB	R	H	RBI	BB	SO	LOB
Pete Castiglione, R OBP: 0.321, SLG: 0.366 (1, 5)	0-0 6-3		0-0 F9		4-0 SH3-4 BB		0-0 F9			3	0	0	0	1	0	1
Dick Groat, R OBP: 0.290, SLG: 0.237 (1, 6)	0-0 1B 1B		0-0 FC4-6 1B		0-0 SH3-4 1-2		0-0 2-H 1B			3	0	3	1	0	0	0
George Metkovich, L OBP: 0.359, SLG: 0.394 (1, 8)	0-0 1-H 1B		0-0 FC4-6 1-2f		0-0 F5		0-0 F5			4	0	1	0	0	0	3
Ralph Kiner, R OBP: 0.407, SLG: 0.465 (1, 7)	0-0 F8		0-0 L7		0-0 F4			0-0 L7		4	0	0	0	0	0	3
Gus Bell, L OBP: 0.297, SLG: 0.422 (1, 9)		0-0 BB 1B		0-0 2B		0-0 F6		0-0 G3		4	0	2	0	0	0	0
Clyde McCullough, R OBP: 0.207, SLG: 0.193 (1, 2)		0-0 F7		0-0 F8		0-0 F7		0-0 P1		3	0	0	0	0	0	2
Joe Garagiola, L OBP: 0.341, SLG: 0.359 (8, PH) (9, 2)										1	0	0	0	0	0	0
George Strickland, R OBP: 0.262, SLG: 0.295 (1, 4)		4-0 1-2 BB		0-0 6-3		0-0 F9			0-0 F8	3	0	0	0	1	0	1
Tony Bartirome, L OBP: 0.244, SLG: 0.236 (1, 3)		0-3 K		4-0 BB		0-0 SH3-4 1B 1B		0-0 5-3		2	1	1	0	1	1	2
Jack Merson, R OBP: 0.300, SLG: 0.377 (9, PH)		0-3 K		0-0 F4				0-3 K		1	0	0	0	0	0	0
Woody Main, R OBP: 0.050, SLG: 0.050 (1, 1)										2	0	0	0	0	1	4
Clem Koshorek, R OBP: 0.310, SLG: 0.310 (7, PH)										0	0	0	0	0	0	0
Ted Wilks, R OBP: 0.125, SLG: 0.125 (8, 1)										0	0	0	0	0	0	0
Ed Fitz Gerald, R OBP: 0.293, SLG: 0.316 (9, PH)										1	0	0	0	0	1	0

Inning Stats	R: 0	H: 2	E: 0	K: 0	S: 4	R: 0	H: 1	E: 0	K: 2	S: 8	R: 0	H: 1	E: 0	K: 0	S: 4	R: 0	H: 1	E: 0	K: 0	S: 4	R: 0	H: 0	E: 0	K: 0	S: 3	R: 0	H: 0	E: 0	K: 0	S: 3	R: 1	H: 2	E: 0	K: 0	S: 5	R: 0	H: 0	E: 0	K: 0	S: 3	R: 0	H: 0	E: 0	K: 1	S: 5	1B: 6	2B: 1	3B: 0	HR: 0	SF: 0	SAC: 2	DP: 0	HBP: 0	WP: 0	PB: 0	SB: 0	CS: 0	PA: 36
PITCHER Virgil Jester, R ERA: 2.41 (1, 1)	IP	WLS	BF	H	R	ER	SO	BB	IBB	HBP	BLK	WP	HR	S	P	ERA	WHIP	IP	WLS	BF	H	R	ER	SO	BB	IBB	HBP	BLK	WP	HR	S	P	ERA	WHIP																								

**BOTTOM**

**Boston Braves @ Pittsburgh Pirates**  
**Forbes Field, Pittsburgh, PA**  
 Sun Jul 13 1952, 3:38 AM EDT  
 Att: 12,373 - Unknown - 90 F

<b>AB</b>	<b>31</b>
<b>R</b>	<b>1</b>
<b>H</b>	<b>7</b>
<b>RBI</b>	<b>1</b>
<b>BB</b>	<b>3</b>
<b>SO</b>	<b>3</b>
<b>LOB</b>	<b>16</b>



livebaseballscores.com

Batter	1	2	3	4	5	6	7	8	9	AB	R	H	RBI	BB	SO	LOB	TOP		
<b>Connie Ryan, R</b> (1, 4) <small>OBP: 0.344, SLG: 0.380</small>											0	0	0	0	0	0	0		
<b>Richie Ashburn, L</b> (1, 8) <small>OBP: 0.332, SLG: 0.326</small>											0	0	0	0	0	0	0	0	
<b>Mel Clark, R</b> (1, 9) <small>OBP: 0.288, SLG: 0.357</small>											0	0	0	0	0	0	0	0	
<b>Del Ennis, R</b> (1, 7) <small>OBP: 0.329, SLG: 0.455</small>											0	0	0	0	0	0	0	0	
<b>Granny Hamner, R</b> (1, 6) <small>OBP: 0.292, SLG: 0.387</small>											0	0	0	0	0	0	0	0	
<b>Willie Jones, R</b> (1, 5) <small>OBP: 0.361, SLG: 0.408</small>											0	0	0	0	0	0	0	0	
<b>Stan Lopata, R</b> (1, 2) <small>OBP: 0.356, SLG: 0.410</small>											0	0	0	0	0	0	0	0	
<b>Eddie Waitkus, L</b> (1, 3) <small>OBP: 0.344, SLG: 0.366</small>											0	0	0	0	0	0	0	0	
<b>Curt Simmons, L</b> (1, 1) <small>OBP: 0.212, SLG: 0.290</small>											0	0	0	0	0	0	0	0	
<b>Inning Stats</b>											1B: 0	SF: 0	WP: 0	PA: 0					
<b>PITCHER</b> (1, 1) <b>Howie Pollet, L</b> <small>ERA: 4.07</small>	IP	WLS	BF	H	R	ER	SO	BB	IBB	HBP	BLK	WP	HR	S	P	ERA	WHIP	<b>PITCHER</b> IP WLS BF H R ER SO BB IBB HBP BLK WP HR S P ERA WHIP	
	0.0	L	0	0	0	0	0	0	0	0	0	0	0	0	0	∞	∞		

**Philadelphia Phillies @ Pittsburgh Pirates**  
**Forbes Field, Pittsburgh, PA**  
 Tue Jul 15 1952, 3:33 AM EDT  
 Att. 10,244 - Unknown

**AB 0**  
**R 0**  
**H 0**  
**RBI 0**  
**BB 0**  
**SO 0**  
**LOB 0**



WP: 0 PA: 0  
 PB: 0  
 SB: 0  
 CS: 0

[livebaseballscorecards.com](http://livebaseballscorecards.com)



Batter	1	2	3	4	5	6	7	8	9	AB	R	H	RBI	BB	SO	LOB	TOP																
<b>Connie Ryan, R</b> (1, 4) <small>OBP: 0.345, SLG: 0.376</small>																	0	0	0	0	0	0	0	0	0	0	0						
<b>Richie Ashburn, L</b> (1, 8) <small>OBP: 0.334, SLG: 0.326</small>																	0	0	0	0	0	0	0	0	0	0	0	0	0	0	0	0	
<b>Johnny Wyrostek, L</b> (1, 9) <small>OBP: 0.351, SLG: 0.331</small>																	0	0	0	0	0	0	0	0	0	0	0	0	0	0	0	0	
<b>Del Ennis, R</b> (1, 7) <small>OBP: 0.327, SLG: 0.450</small>																	0	0	0	0	0	0	0	0	0	0	0	0	0	0	0	0	
<b>Granny Hamner, R</b> (1, 6) <small>OBP: 0.292, SLG: 0.386</small>																	0	0	0	0	0	0	0	0	0	0	0	0	0	0	0	0	
<b>Willie Jones, R</b> (1, 5) <small>OBP: 0.361, SLG: 0.419</small>																	0	0	0	0	0	0	0	0	0	0	0	0	0	0	0	0	
<b>Smoky Burgess, L</b> (1, 2) <small>OBP: 0.354, SLG: 0.439</small>																	0	0	0	0	0	0	0	0	0	0	0	0	0	0	0	0	
<b>Eddie Waitkus, L</b> (1, 3) <small>OBP: 0.345, SLG: 0.364</small>																	0	0	0	0	0	0	0	0	0	0	0	0	0	0	0	0	
<b>Robin Roberts, S</b> (1, 1) <small>OBP: 0.175, SLG: 0.192</small>	0	0	0	0	0	0	0	0	0	0	0	0	0	0	0	0																	
<b>Inning Stats</b>																	1B: 0    SF: 0 2B: 0    SAC: 0 3B: 0    DP: 0 HR: 0    HBP: 0	WP: 0    PA: 0 PB: 0 SB: 0 CS: 0															
<b>PITCHER</b> <b>Murry Dickson, R</b> (1, 1) <small>ERA: 3.54</small>	IP	WLS	BF	H	R	ER	SO	BB	IBB	HBP	BLK	WP	HR	S	P	ERA	WHIP	<b>PITCHER</b> IP    WLS    BF    H    R    ER    SO    BB    IBB    HBP    BLK    WP    HR    S    P    ERA    WHIP															
	0.0	L	0	0	0	0	0	0	0	0	0	0	0	0	0	∞	∞																

**Philadelphia Phillies @ Pittsburgh Pirates**  
**Forbes Field, Pittsburgh, PA**  
 Wed Jul 16 1952, 3:33 AM EDT  
 Att. 2,569 - Unknown

**AB**    0  
**R**     0  
**H**     0  
**RBI**   0  
**BB**    0  
**SO**    0  
**LOB**   0



WP: 0    PA: 0  
 PB: 0  
 SB: 0  
 CS: 0

IP    WLS    BF    H    R    ER    SO    BB    IBB    HBP    BLK    WP    HR    S    P    ERA    WHIP



Batter	1	2	3	4	5	6	7	8	9	AB R H RBI BB SO LOB	TOP
<b>Connie Ryan, R</b> (1, 4) <small>OBP: 0.354, SLG: 0.391</small>	0-0 		0-0 		4-0 		4-0 			2 0 0 0 2 0 0	Philadelphia Phillies @ Pittsburgh Pirates Forbes Field, Pittsburgh, PA Thu Jul 17 1952, 3:33 AM EDT Unknown
<b>Richie Ashburn, L</b> (1, 8) <small>OBP: 0.338, SLG: 0.329</small>	4-0 		4-0 		0-0 		0-0 			2 1 0 0 2 0 3	
<b>Johnny Wyrostek, L</b> (1, 9) <small>OBP: 0.357, SLG: 0.357</small>	0-0 		0-0 		0-0 			0-0 		4 0 2 0 0 0 1	
<b>Del Ennis, R</b> (1, 7) <small>OBP: 0.324, SLG: 0.443</small>	0-0 		0-0 			0-0 		0-0 		4 0 1 1 0 0 3	
<b>Granny Hamner, R</b> (1, 6) <small>OBP: 0.293, SLG: 0.384</small>		0-0 	0-0 			0-0 		0-0 		4 0 0 0 0 0 2	
<b>Willie Jones, R</b> (1, 5) <small>OBP: 0.361, SLG: 0.414</small>		1-0 		0-0 		0-0 		0-0 		3 0 0 0 0 0 1	
<b>Smoky Burgess, L</b> (1, 2) <small>OBP: 0.350, SLG: 0.432</small>		0-0 		4-0 			0-0 		0-0 	3 0 0 0 1 0 1	
<b>Eddie Waitkus, L</b> (1, 3) <small>OBP: 0.346, SLG: 0.360</small>		0-0 		0-0 			4-0 		0-0 	3 0 1 0 1 0 1	
<b>Russ Meyer, S</b> (1, 1) <small>OBP: 0.093, SLG: 0.095</small> <b>Bill Nicholson, L</b> (9, PH) <small>OBP: 0.317, SLG: 0.400</small>		0-3 		0-3 			0-0 		0-3 	2 0 0 0 0 2 3 1 0 0 0 0 1 0	
<b>Inning Stats</b>	R: 0 H: 1 E: 0 LOB: 1 K: 0 BB: 1 S: 3 P: 7	R: 0 H: 1 E: 0 LOB: 2 K: 1 BB: 0 S: 6 P: 7	R: 1 H: 1 E: 1 LOB: 1 K: 0 BB: 1 S: 4 P: 8	R: 0 H: 0 E: 0 LOB: 1 K: 1 BB: 1 S: 5 P: 9	R: 0 H: 0 E: 0 LOB: 0 K: 0 BB: 1 S: 2 P: 6	R: 0 H: 0 E: 0 LOB: 0 K: 0 BB: 0 S: 3 P: 3	R: 0 H: 0 E: 0 LOB: 2 K: 0 BB: 2 S: 3 P: 11	R: 0 H: 1 E: 0 LOB: 1 K: 0 BB: 0 S: 4 P: 4	R: 0 H: 0 E: 0 LOB: 0 K: 1 BB: 0 S: 5 P: 5	1B: 3 SF: 0 2B: 1 SAC: 1 3B: 0 DP: 2 HR: 0 HBP: 1	WP: 0 PA: 36 PB: 0 SB: 0 CS: 1
<b>PITCHER</b> <b>Cal Hogue, R</b> (1, 1) <small>ERA: 0.9</small>	IP: 9.0 WLS: W BF: 36 H: 4 R: 1 ER: 1 SO: 3 BB: 6 IBB: 0 HBP: 1 BLK: 0 WP: 0 HR: 0 S: 35 P: 60 ERA: 1.00 WHIP: 1.111										

livebaseballscorecards.com

<b>AB</b>	28
<b>R</b>	1
<b>H</b>	4
<b>RBI</b>	1
<b>BB</b>	6
<b>SO</b>	3
<b>LOB</b>	15





Batter	1	2	3	4	5	6	7	8	9	AB	R	H	RBI	BB	SO	LOB	BOTTOM	
Clem Koshorek, R OBP: 0.313, SLG: 0.313 (1, 4)	0-0 FC5-4 1B		0-3 K		0-0 6-3		0-0 L6-3 1B			4	0	2	0	0	1	1	Philadelphia Phillies @ Pittsburgh Pirates Forbes Field, Pittsburgh, PA Thu Jul 17 1952, 3:33 AM EDT Unknown	
Dick Groat, R OBP: 0.316, SLG: 0.283 (1, 6)	0-0 F9		0-0 1B 2B		0-0 1B		0-0 L6-3 1-2			4	1	2	1	0	0	3		
George Metkovich, L OBP: 0.359, SLG: 0.410 (1, 3)	0-0 FC5-4 1-2f		0-0 1B		0-3 K			0-0 G5-4-3 1B		4	0	2	1	0	1	2		
Ralph Kiner, R OBP: 0.408, SLG: 0.471 (1, 7)	0-0 6-3		0-0 G3			0-0 F2		0-0 G5-4-3 1-2f		4	0	0	0	0	0	3		
Gus Bell, L OBP: 0.294, SLG: 0.428 (1, 9)		0-0 L3		0-0 P6		0-0 1B		0-0 G3		4	0	1	0	0	0	0		
Bobby Del Greco, R OBP: 0.310, SLG: 0.286 (1, 8)		0-0 2-3		0-0 L5		0-0 2B				3	0	1	0	0	0	0		
Pete Castiglione, R OBP: 0.319, SLG: 0.364 (1, 5)		0-0 1B		0-0 P2		0-0 L8				3	0	1	0	0	0	1		
Clyde McCullough, R OBP: 0.225, SLG: 0.224 (1, 2)		0-0 FC1-4-6 1-2f		0-0 2B		0-0 F8				3	1	1	0	0	0	1		
Cal Hogue, R OBP: 0.333, SLG: 0.333 (1, 1)			0-3 K		0-0 3-4		0-0 1B 1B			3	0	1	0	0	1	1		
Inning Stats	R: 0 E: 0 K: 0 S: 4	H: 1 LOB: 1 BB: 0 P: 4	R: 0 E: 0 K: 0 S: 4	H: 1 LOB: 1 BB: 0 P: 4	R: 1 E: 0 K: 2 S: 9	H: 2 LOB: 1 BB: 0 P: 9	R: 0 E: 0 K: 0 S: 3	H: 0 LOB: 0 BB: 0 P: 3	R: 0 E: 0 K: 0 S: 4	H: 2 LOB: 1 BB: 0 P: 4	R: 0 E: 0 K: 0 S: 4	H: 2 LOB: 1 BB: 0 P: 4	R: 0 E: 0 K: 0 S: 3	H: 1 LOB: 0 BB: 0 P: 3	1B: 8 2B: 4 3B: 0 HR: 0	SF: 0 SAC: 0 DP: 2 HBP: 0		WP: 0 PB: 0 SB: 0 CS: 1
PITCHER Russ Meyer, R ERA: 3.27 (1, 1)	IP: 8.0 WLS: L BF: 32	H: 11 R: 2 ER: 2 SO: 3	BB: 0 IBB: 0 HBP: 0 BLK: 0	WP: 0 HR: 0 S: 38 P: 38	ERA: 2.25 WHIP: 1.375	PITCHER	IP: 0.0 WLS: 0 BF: 0	H: 0 R: 0 ER: 0 SO: 0	BB: 0 IBB: 0 HBP: 0 BLK: 0	WP: 0 HR: 0 S: 0 P: 0	ERA: 0.00 WHIP: 0.00							

livebaseballscorecards.com

AB 32  
R 2  
H 11  
RBI 2  
BB 0  
SO 3  
LOB 12



Batter	1	2	3	4	5	6	7	8	9	AB R H RBI BB SO LOB	TOP	
<b>Connie Ryan, R</b> (1, 4) <small>OBP: 0.351, SLG: 0.395</small>	0-0  <b>F9</b> <b>3B</b>		0-0  <b>F3</b>	0-0  <b>6-3</b>			0-0  <b>5-3</b>		0-0  <b>FC5-4</b> <b>1-2f</b>	5 1 1 0 0 0 4		
<b>Richie Ashburn, L</b> (1, 8) <small>OBP: 0.334, SLG: 0.325</small>	0-0  <b>F9</b>		0-0  <b>P6</b>		0-0  <b>F9</b>		0-0  <b>6-3</b>			4 0 0 1 0 0 0		
<b>Johnny Wyrostek, L</b> (1, 9) <small>OBP: 0.359, SLG: 0.360</small>	0-0  <b>P6</b> <b>3-H</b>		4-0  <b>BB</b>		0-0  <b>1B</b> <b>2B</b>		0-0  <b>F8</b>			3 1 1 0 1 0 0		
<b>Del Ennis, R</b> (1, 7) <small>OBP: 0.324, SLG: 0.441</small>	0-0  <b>1B</b>		0-0  <b>4-3</b>		0-0  <b>P5</b>		0-0 			4 0 1 0 0 0 2		
<b>Granny Hamner, R</b> (1, 6) <small>OBP: 0.292, SLG: 0.383</small>	0-0  <b>F7</b>			0-0  <b>5-3</b>		0-0  <b>2-H</b> <b>1B</b>		0-0  <b>F8</b>		4 0 1 1 0 0 1		
<b>Willie Jones, R</b> (1, 5) <small>OBP: 0.359, SLG: 0.411</small>		0-0  <b>6-3</b>		0-0  <b>BB</b> <b>1B</b> <b>1B</b>		0-0  <b>F8</b>		0-0  <b>6-3</b>		4 0 1 0 0 0 1		
<b>Stan Lopata, R</b> (1, 2) <small>OBP: 0.374, SLG: 0.424</small>		0-0  <b>2B</b>		0-0  <b>1-2</b> <b>1B</b>		0-0  <b>P5</b>			4-0  <b>FC4-6</b> <b>BB</b>	3 0 2 0 1 0 0		
<b>Eddie Waitkus, L</b> (1, 3) <small>OBP: 0.341, SLG: 0.354</small>		0-0  <b>6-3</b>		0-0  <b>F9</b>		0-0  <b>F3</b>		0-0  <b>FC4-6</b> <b>FC5-6</b> <b>1-2f</b>		4 0 0 0 0 0 4		
<b>Karl Drews, R</b> (1, 1) <small>OBP: 0.093, SLG: 0.071</small>		0-0  <b>F7</b>		4-0  <b>1-2</b> <b>2-3</b> <b>BB</b>		0-0  <b>4-3</b>		0-0  <b>FC5-6</b> <b>FC5-4</b> <b>1-2f</b>		3 0 0 0 1 0 2		
<b>Inning Stats</b>	R: 1 H: 2 E: 0 LOB: 1 K: 0 BB: 0 S: 5 P: 5	R: 0 H: 1 E: 0 LOB: 1 K: 0 BB: 0 S: 4 P: 4	R: 0 H: 0 E: 0 LOB: 1 K: 0 BB: 1 S: 3 P: 7	R: 0 H: 2 E: 0 LOB: 3 K: 0 BB: 1 S: 5 P: 9	R: 1 H: 2 E: 0 LOB: 1 K: 0 BB: 0 S: 5 P: 5	R: 0 H: 0 E: 0 LOB: 0 K: 0 BB: 0 S: 3 P: 3	R: 0 H: 0 E: 0 LOB: 0 K: 0 BB: 0 S: 3 P: 3	R: 0 H: 0 E: 0 LOB: 0 K: 0 BB: 0 S: 3 P: 3	R: 0 H: 0 E: 0 LOB: 1 K: 0 BB: 1 S: 3 P: 7	1B: 4 SF: 0 2B: 2 SAC: 0 3B: 1 DP: 0 HR: 0 HBP: 0	WP: 0 PA: 37 PB: 0 SB: 0 CS: 0	
<b>PITCHER</b> <b>Woody Main, R</b> (1, 1) <small>ERA: 3.5</small> <b>Ted Wilks, R</b> (9, 1) <small>ERA: 2.47</small>	IP WLS BF H R ER SO BB IBB HBP BLK WP HR S P ERA WHIP 8.0 33 7 2 2 0 2 0 0 0 0 0 0 31 39 2.25 1.125 1.0 W 4 0 0 0 0 1 0 0 0 0 0 0 3 7 0.00 1.000											<b>PITCHER</b> IP WLS BF H R ER SO BB IBB HBP BLK WP HR S P ERA WHIP

Philadelphia Phillies @ Pittsburgh Pirates  
 Forbes Field, Pittsburgh, PA  
 Thu Jul 17 1952, 3:38 AM EDT  
 Att. 5,304 - Unknown

[livebaseballscorecards.com](http://livebaseballscorecards.com)

<b>AB</b>	34
<b>R</b>	2
<b>H</b>	7
<b>RBI</b>	2
<b>BB</b>	3
<b>SO</b>	0
<b>LOB</b>	14



Batter	1	2	3	4	5	6	7	8	9	AB	R	H	RBI	BB	SO	LOB	BOTTOM		
<b>Clem Koshorek, R</b> OBP: 0.325, SLG: 0.321 (1, 4) X	0-0 G6-4-3 1B		4-0 S 1B BB			0-0 F7		0-0 1-3 1B		3	1	2	0	1	0	0	<b>Philadelphia Phillies @ Pittsburgh Pirates</b> <b>Forbes Field, Pittsburgh, PA</b> Thu Jul 17 1952, 3:38 AM EDT Att. 5,304 - Unknown		
<b>Dick Groat, R</b> OBP: 0.314, SLG: 0.282 (1, 6) X	0-0 G6-4-3 1-2f		0-0 1-H 1B			0-0 6-3		0-0 F8		4	0	1	1	0	0	2			
<b>George Metkovich, L</b> OBP: 0.357, SLG: 0.404 (1, 3) X	0-0 4-3		0-3 K2-3			0-0 L9			4-0 HR BB	3	1	0	0	1	1	1			
<b>Ralph Kiner, R</b> OBP: 0.409, SLG: 0.482 (1, 7) X		0-0 F2		0-0 G5-4-3 1B			0-3 K		0-0 HR	4	1	2	2	0	1	0			
<b>Gus Bell, L</b> OBP: 0.291, SLG: 0.423 (1, 9) X		0-0 5-3		0-0 F8			0-0 F7			3	0	0	0	0	0	1			
<b>Bobby Del Greco, R</b> OBP: 0.310, SLG: 0.287 (1, 8) X		0-0 S 1B		0-0 G5-4-3 1-2f			0-0 6-3			3	0	1	0	0	0	1			
<b>Pete Castiglione, R</b> OBP: 0.324, SLG: 0.373 (1, 5) X		0-0 4-3 1-2								3	1	2	0	0	0	1			
<b>Ed Fitz Gerald, R</b> OBP: 0.267, SLG: 0.286 (1, 2) X			0-0 1-3			0-0 G1-6-3 1-2f		0-3 K		3	0	0	0	0	1	2			
<b>Woody Main, R</b> OBP: 0.045, SLG: 0.045 (1, 1) X			0-0 L9			0-0 4-3		0-0 1B 2-H 1B		2	0	0	0	0	0	0			
<b>Joe Garagiola, L</b> OBP: 0.345, SLG: 0.364 (8, PH)										1	0	1	1	0	0	0			
<b>George Strickland, R</b> OBP: 0.262, SLG: 0.290 (8, PR)										0	0	0	0	0	0	0			
<b>Ted Wilks, R</b> OBP: 0.125, SLG: 0.125 (9, 1)										0	0	0	0	0	0	0			
<b>Inning Stats</b>	R: 0 E: 0 K: 0 S: 3	H: 1 LOB: 0 BB: 0 P: 3	R: 0 E: 0 K: 0 S: 4	H: 1 LOB: 1 BB: 0 P: 4	R: 1 E: 0 K: 1 S: 6	H: 1 LOB: 1 BB: 1 P: 10	R: 0 E: 0 K: 0 S: 3	H: 1 LOB: 0 BB: 0 P: 3	R: 0 E: 0 K: 1 S: 5	H: 0 LOB: 0 BB: 0 P: 5	R: 0 E: 0 K: 1 S: 7	H: 3 LOB: 1 BB: 0 P: 7	R: 2 E: 0 K: 0 S: 1	H: 1 LOB: 0 BB: 1 P: 5	1B: 7 2B: 1 3B: 0 HR: 1	SF: 0 SAC: 0 DP: 3 HBP: 0	WP: 0 PB: 0 SB: 2 CS: 0	PA: 31	
<b>PITCHER</b> <b>Karl Drews, R</b> ERA: 3.14 (1, 1)	IP 8.0	WLS L	BF 31	H 9	R 4	ER 4	SO 3	BB 2	IBB 0	HBP 0	BLK 0	WP 0	HR 1	S 35	P 43	ERA 4.50	WHIP 1.375		

livebaseballscorecards.com

<b>AB</b>	<b>29</b>
<b>R</b>	<b>4</b>
<b>H</b>	<b>9</b>
<b>RBI</b>	<b>4</b>
<b>BB</b>	<b>2</b>
<b>SO</b>	<b>3</b>
<b>LOB</b>	<b>8</b>



Batter	1	2	3	4	5	6	7	8	9	AB R H RBI BB SO LOB	TOP																									
Billy Cox, R OBP: 0.346, SLG: 0.368 (1, 5)	1-2 BB 1B	0-0 SH2-4		2-1 F5		1-0 SH2-4		1-2 CS SH 1B		3 1 2 0 0 0 0																										
Pee Wee Reese, R OBP: 0.405, SLG: 0.413 (1, 6)	4-2 1B BB	4-1 FC5-2 BB		0-1 FC5-4 1B		1-0 4-3		1-0 SH CS		2 0 1 0 2 0 1																										
Jackie Robinson, R OBP: 0.459, SLG: 0.469 (1, 4)	2-1 F3	2-2 FC5-2		1-2 FC5-4 CS		0-0 F8		0-1 L7		5 0 0 1 0 0 8																										
Roy Campanella, R OBP: 0.384, SLG: 0.440 (1, 2)	1-3 K	0-0 6-3		2-1 CS		2-2 1-3		4-1 2B F8 BB		4 1 0 0 1 2 7																										
Andy Paiko, R OBP: 0.406, SLG: 0.471 (1, 7)	1-1 1-2 2-H 1B		0-0 5-3		1-0 4-3		0-2 E 1-3 2B		3-2 L6	5 0 2 1 0 0 0																										
Duke Snider, L OBP: 0.373, SLG: 0.476 (1, 8)	0-0 G3		1-1 FC4-6 1B		0-0 E 2B		0-0 F8		2-2 F7	5 1 2 1 0 0 3																										
Carl Furillo, R OBP: 0.291, SLG: 0.336 (1, 9)		1-1 SH 1B	1-0 FC4-6 BB		0-0 E3 FC5-4		3-1 E6 L4-3		2-2 5-3	5 1 1 0 0 0 2																										
Gil Hodges, R OBP: 0.376, SLG: 0.509 (1, 3)		4-1 SH2-4 SH FC5-2 BB	4-2 BB		0-0 FC5-4		3-1 L4-3			2 0 0 0 2 0 3																										
Billy Loes, R OBP: 0.125, SLG: 0.125 Joe Black, R OBP: 0.200, SLG: 0.200 (1, 1) (9, 1)		0-0 SH FC5-2 SH2-4	1-2 4-3		1-1 4-3 SH2-4 BLK 1B			1-1 SH 1B L7 1B		3 2 2 0 0 0 2 0 0 0 0 0 0 0																										
Inning Stats	R: 1 E: 0 K: 1 S: 13	H: 2 LOB: 2 BB: 1 P: 22	R: 1 E: 1 K: 0 S: 10	H: 1 LOB: 3 BB: 2 P: 21	R: 0 E: 0 K: 0 S: 9	H: 1 LOB: 2 BB: 1 P: 16	R: 0 E: 0 K: 0 S: 8	H: 1 LOB: 0 BB: 0 P: 13	R: 1 E: 1 K: 0 S: 7	H: 1 LOB: 1 BB: 0 P: 10	R: 1 E: 0 K: 0 S: 5	H: 1 LOB: 0 BB: 0 P: 8	R: 1 E: 1 K: 0 S: 9	H: 1 LOB: 1 BB: 1 P: 19	R: 1 E: 0 K: 1 S: 12	H: 2 LOB: 1 BB: 0 P: 18	R: 0 E: 0 K: 0 S: 10	H: 0 LOB: 0 BB: 0 P: 17	1B: 8 2B: 3 3B: 0 HR: 0	SF: 0 SAC: 4 DP: 1 HBP: 0	WP: 0 PB: 0 SB: 0 CS: 3	PA: 44														
PITCHER	IP WLS BF H R ER SO BB IBB HBP BLK WP HR S P ERA WHIP																																			
Bob Friend, R ERA: 4.73 Harry Fisher, R ERA: 5.06	(1, 1) (9, 1)	8.0 3	L 3	40 0	10 0	6 0	5 0	2 0	5 0	0 0	0 0	1 0	0 0	0 10	127 17	5.62 0.00	1.875 0.000																			

Brooklyn Dodgers @ Pittsburgh Pirates  
 Forbes Field, Pittsburgh, PA  
 Fri Jul 18 1952, 3:33 AM EDT  
 Att: 19,681 - Unknown

AB	34
R	6
H	10
RBI	3
BB	5
SO	2
LOB	26




Batter	1	2	3	4	5	6	7	8	9	AB	R	H	RBI	BB	SO	LOB	BOTTOM					
<b>Clem Koshorek, R</b> OBP: 0.316, SLG: 0.312 (1, 4)	3-2 F2 ①		0-2 FC5-4 ②		0-2 5-3 ③			1-2 5-3 ②		4	0	0	0	0	0	2	<b>Brooklyn Dodgers @ Pittsburgh Pirates</b> Forbes Field, Pittsburgh, PA Fri Jul 18 1952, 3:33 AM EDT Att. 19,681 - Unknown					
<b>Dick Groat, R</b> OBP: 0.303, SLG: 0.272 (1, 6)	1-2 1-3 ②		0-0 6-3 ③			0-1 6-3 ①		3-2 6-3 ③		4	0	0	0	0	0	2						
<b>George Metkovich, L</b> OBP: 0.359, SLG: 0.403 (1, 3)	4-0 FC6-4 BB				2-3 K ①		0-0 5-3 ②		0-0 BB 1B	3	0	1	0	1	1	0						
<b>Tony Bartirome, L</b> OBP: 0.244, SLG: 0.236 (9, PR)										0	1	0	0	0	0	0						
<b>Ralph Kiner, R</b> OBP: 0.410, SLG: 0.491 (1, 7)	2-0 FC6-4 ③				2-2 HR		0-1 F9 ③		4-2 1B BB	3	1	1	1	1	0	1						
<b>Gus Bell, L</b> OBP: 0.294, SLG: 0.424 (1, 9)		2-1 4-3 ①			0-0 F6 ②			3-2 L1-3 1B	0-2 1B 1B	4	0	2	1	0	0	0						
<b>Bobby Del Greco, R</b> OBP: 0.309, SLG: 0.283 (1, 8)		3-2 F7 ②			4-2 FC5-4 BB			2-2 L1-3 ① ② 1-2	2-3 K ①	3	0	0	0	1	1	3						
<b>Pete Castiglione, R</b> OBP: 0.323, SLG: 0.371 (1, 5)		1-1 6-3 ③			2-1 FC5-4 ③			1-3 K ③	2-2 1B 1B	4	0	1	0	0	1	1						
<b>Clyde McCullough, R</b> OBP: 0.226, SLG: 0.225 (1, 2)			1-0 FC5-4 1B			1-0 F8 ①		C X 0-1 F8 ①	0-3 K ②	4	0	1	0	0	1	3						
<b>Bob Friend, R</b> OBP: 0.108, SLG: 0.083 (1, 1)			1-3 K ①			0-3 K ②		B B B 4-0 WP BB	2-2 4-3 ③	2	0	0	0	0	2	1						
<b>Jack Merson, R</b> OBP: 0.300, SLG: 0.372 (8, PH)										0	0	0	0	1	0	0						
<b>Harry Fisher, L</b> OBP: 0.222, SLG: 0.222 (9, 1)										1	0	0	0	0	0	3						
<b>Inning Stats</b>	R: 0 E: 0 K: 0 S: 8	H: 0 LOB: 1 BB: 1 P: 18	R: 0 E: 0 K: 0 S: 8	H: 0 LOB: 0 BB: 0 P: 14	R: 0 E: 0 K: 1 S: 8	H: 1 LOB: 1 BB: 0 P: 10	R: 1 E: 0 K: 1 S: 14	H: 1 LOB: 1 BB: 1 P: 24	R: 0 E: 0 K: 1 S: 7	H: 0 LOB: 0 BB: 0 P: 8	R: 0 E: 0 K: 1 S: 5	H: 0 LOB: 0 BB: 0 P: 5	R: 0 E: 0 K: 1 S: 9	H: 1 LOB: 0 BB: 0 P: 15	R: 0 E: 0 K: 0 S: 8	H: 0 LOB: 1 BB: 1 P: 16	R: 1 E: 0 K: 2 S: 19	H: 3 LOB: 3 BB: 1 P: 29	1B: 5 2B: 1 3B: 0 HR: 1	SF: 0 SAC: 0 DP: 1 HBP: 0	WP: 1 PB: 0 SB: 0 CS: 0	PA: 36
<b>PITCHER</b> <b>Billy Loes, R</b> ERA: 2.39 <b>Joe Black, R</b> ERA: 1.9	(1, 1) (9, 1)	IP: 8.1 WLS: W BF: 34	IP: 0.2 WLS: S BF: 2	H: 6 R: 2 ER: 2 SO: 5	H: 0 R: 2 ER: 0 SO: 1	H: 1 R: 0 ER: 0 SO: 1	H: 1 R: 0 ER: 0 SO: 1	H: 0 R: 0 ER: 0 SO: 1	H: 0 R: 0 ER: 0 SO: 1	H: 0 R: 0 ER: 0 SO: 1	H: 0 R: 0 ER: 0 SO: 1	H: 1 R: 0 ER: 0 SO: 1	H: 0 R: 0 ER: 0 SO: 1	H: 1 R: 0 ER: 0 SO: 1	H: 0 R: 0 ER: 0 SO: 1	H: 3 R: 0 ER: 0 SO: 1	ERA: 2.39 ERA: 1.9	WHIP: 1.200 WHIP: 0.000	ERA: 2.39 ERA: 1.9	WHIP: 1.200 WHIP: 0.000		

livebaseballscorecards.com

AB 32  
R 2  
H 6  
RBI 2  
BB 4  
SO 6  
LOB 16



Batter	1	2	3	4	5	6	7	8	9	AB R H RBI BB SO LOB	TOP		
Billy Cox, R OBP: 0.342, SLG: 0.378 (1, 5) F X	0-1 E4 2B		2-1 F7		0-0 F7		1-0 HR	1-1 F5		5 1 1 1 0 0 3			
Pee Wee Reese, R OBP: 0.405, SLG: 0.421 (1, 6) C B X	2-1 F9		4-1 E 2B BB		0-1 6-3		0-0 4-3	1-2 HR		4 2 1 4 1 0 1			
Jackie Robinson, R OBP: 0.453, SLG: 0.460 (1, 4) C F X	0-2 L9		1-1 E5 2B		2-0 F7		1-1 F8	0-3 K		5 1 0 0 0 1 2			
Andy Paiko, R OBP: 0.413, SLG: 0.496 (1, 7) F X	0-2 2B		0-0 2B		1-2 5-3		0-0 HR	0-0 CS 1B		5 1 4 3 0 0 0			
Carl Furillo, R OBP: 0.289, SLG: 0.333 (1, 9) B X	1-0 6-3		0-0 6-3		0-1 1B 1B		0-0 F9	3-2 F9 1-2		5 1 1 0 0 0 4			
Gil Hodges, R OBP: 0.376, SLG: 0.506 (1, 3)		3-2 F7		1-1 6-3		1-0 FC3-6 1B 1B		2-2 6-3	4-1 1B BB	4 0 1 0 1 0 0			
Dick Williams, R OBP: 0.300, SLG: 0.342 (1, 8) F X		0-1 1-3		0-0 F3		0-1 FC3-6 1B		4-0 E HR BB	0-0 1-2 1B	4 1 2 1 1 0 0	AB 40 R 9 H 11 RBI 9 BB 4 SO 2 LOB 18		
Roy Campanella, R OBP: 0.381, SLG: 0.435 (1, 2) B C X		3-1 F7		1-1 1B		0-0 FC3-6 1-2 2-3		1-2 E4 HR	1-0 F7	5 1 1 0 0 0 5			
Carl Erskine, R OBP: 0.190, SLG: 0.154 (1, 1) X			0-0 F2		0-3 K		0-0 5-3	4-2 HR BB		3 1 0 0 1 1 3			
Inning Stats	R: 0 H: 1 E: 1 LOB: 2 K: 0 BB: 0 S: 11 P: 14	R: 0 H: 0 E: 0 LOB: 0 K: 0 BB: 0 S: 7 P: 13	R: 2 H: 1 E: 1 LOB: 1 K: 0 BB: 1 S: 8 P: 15	R: 0 H: 1 E: 0 LOB: 1 K: 1 BB: 0 S: 8 P: 10	R: 0 H: 0 E: 0 LOB: 0 K: 0 BB: 0 S: 4 P: 6	R: 1 H: 3 E: 0 LOB: 2 K: 0 BB: 0 S: 10 P: 12	R: 2 H: 2 E: 0 LOB: 0 K: 0 BB: 0 S: 6 P: 8	R: 4 H: 1 E: 1 LOB: 0 K: 1 BB: 2 S: 16 P: 29	R: 0 H: 2 E: 0 LOB: 2 K: 0 BB: 1 S: 7 P: 15	1B: 6 SF: 0 2B: 2 SAC: 0 3B: 0 DP: 0 HR: 3 HBP: 0	WP: 0 PA: 44 PB: 0 SB: 0 CS: 1		
PITCHER	IP WLS BF H R ER SO BB IBB HBP BLK WP HR S P ERA WHIP											PITCHER	IP WLS BF H R ER SO BB IBB HBP BLK WP HR S P ERA WHIP
Howie Pollet, L ERA: 4.11 (1, 1)	7.0 L 32 8 5 3 1 1 0 0 0 0 2 54 78 3.86 1.286												
Paul LaPalme, L ERA: 3.59 (8, 1)	2.0 12 3 4 0 1 3 0 0 0 0 1 23 44 0.00 3.000												

Brooklyn Dodgers @ Pittsburgh Pirates  
 Forbes Field, Pittsburgh, PA  
 Sat Jul 19 1952, 3:33 AM EDT  
 Att. 5,662 - Unknown

livebaseballscorecards.com

Batter	1	2	3	4	5	6	7	8	9	AB	R	H	RBI	BB	SO	LOB
<b>Clem Koshorek, R</b> (1, 4) OBP: 0.321, SLG: 0.324	0-3 <b>K</b>			0-0 G3 <b>2B</b>		0-2 <b>1B</b>		2-2 <b>5-3</b>		4	0	2	0	0	1	0
<b>Dick Groat, R</b> (1, 6) OBP: 0.294, SLG: 0.263	1-1 <b>4-3</b>			0-1 <b>L9</b>		1-1 <b>F9</b>		2-1 <b>F4</b>		4	0	0	0	0	0	2
<b>George Metkovich, L</b> (1, 3) OBP: 0.355, SLG: 0.398 <b>Tony Bartirome, L</b> (7, 3) OBP: 0.243, SLG: 0.235	2-0 <b>F7</b>			0-1 <b>G3</b>		0-2 <b>F4</b>		0-0 <b>F8</b>		3	0	0	0	0	0	2
<b>Ralph Kiner, R</b> (1, 7) OBP: 0.411, SLG: 0.500				4-0 <b>BB</b>		2-2 <b>F8</b>			1-1 <b>HR</b>	3	1	1	1	1	0	1
<b>Gus Bell, L</b> (1, 9) OBP: 0.293, SLG: 0.421				1-0 <b>G1</b>			1-2 <b>1B</b>		0-0 <b>F9</b>	4	0	1	0	0	1	2
<b>Joe Garagiola, L</b> (1, 2) OBP: 0.348, SLG: 0.372				0-2 <b>F5</b>		1-0 <b>FC5-4</b> <b>1B</b>		3-1 <b>E</b> <b>2B</b>	1-2 <b>4-3</b>	4	0	2	0	0	0	0
<b>Pete Castiglione, R</b> (1, 5) OBP: 0.322, SLG: 0.368				3-2 <b>F8</b>		0-2 <b>F3</b>		1-2 <b>F8</b>	1-1 <b>1B</b>	4	0	1	0	0	0	2
<b>Bobby Del Greco, R</b> (1, 8) OBP: 0.309, SLG: 0.280				3-2 <b>6-3</b>		0-0 <b>F3</b>		4-2 <b>SAFE</b> <b>2-3</b> <b>BB</b>	0-2 <b>1-3</b>	3	0	0	0	1	0	2
<b>Howie Pollet, L</b> (1, 1) OBP: 0.205, SLG: 0.146 <b>Jack Merson, R</b> (7, PH) OBP: 0.299, SLG: 0.371 <b>Paul LaPalme, L</b> (8, 1) OBP: 0.143, SLG: 0.286				2-3 <b>K</b>		0-0 <b>FC5-4</b> <b>1-2f</b>		0-0 <b>F4</b>		2	0	0	0	0	1	1


Inning Stats	R: 0	H: 0	R: 0	H: 0	R: 0	H: 0	R: 0	H: 1	R: 0	H: 1	R: 0	H: 2	R: 0	H: 0	R: 1	H: 2	R: 0	H: 0	R: 1	H: 2	1B: 4	SF: 0	WP: 0	PA: 35
	E: 0	LOB: 0	E: 0	LOB: 0	E: 0	LOB: 0	E: 0	LOB: 2	E: 0	LOB: 1	E: 1	LOB: 2	E: 0	LOB: 0	E: 0	LOB: 1	E: 0	LOB: 0	E: 0	LOB: 1	2B: 2	SAC: 0	PB: 0	
	K: 1	BB: 0	K: 1	BB: 0	K: 0	BB: 0	K: 0	BB: 1	K: 0	BB: 0	K: 0	BB: 1	K: 0	BB: 0	K: 0	BB: 0	K: 0	BB: 0	K: 0	BB: 0	3B: 0	DP: 0	SB: 0	
	S: 6	P: 9	S: 9	P: 12	S: 10	P: 18	S: 6	P: 11	S: 7	P: 8	S: 11	P: 14	S: 13	P: 22	S: 6	P: 10	S: 6	P: 10	S: 11	P: 14	HR: 1	HBP: 0	CS: 0	

PITCHER	IP	WLS	BF	H	R	ER	SO	BB	IBB	HBP	BLK	WP	HR	S	P	ERA	WHIP	PITCHER	IP	WLS	BF	H	R	ER	SO	BB	IBB	HBP	BLK	WP	HR	S	P	ERA	WHIP	
<b>Carl Erskine, R</b> (1, 1) ERA: 2.5	9.0	W	35	7	1	1	3	2	0	0	0	0	1	79	118	1.00	1.000																			

**BOTTOM**

**Brooklyn Dodgers @ Pittsburgh Pirates**  
Forbes Field, Pittsburgh, PA  
Sat Jul 19 1952, 3:33 AM EDT  
Att. 5,662 - Unknown

<b>AB</b>	<b>33</b>
<b>R</b>	<b>1</b>
<b>H</b>	<b>7</b>
<b>RBI</b>	<b>1</b>
<b>BB</b>	<b>2</b>
<b>SO</b>	<b>3</b>
<b>LOB</b>	<b>14</b>



Batter	1	2	3	4	5	6	7	8	9	AB	R	H	RBI	BB	SO	LOB	TOP
<b>Billy Cox, R</b> OBP: 0.344, SLG: 0.379 (1, 5) 	0-1  BB 1B		1-3  CS	0-1  2-H 1B			2-2  E6 S	1-1  F3		5	0	2	1	0	1	2	
<b>Pee Wee Reese, R</b> OBP: 0.402, SLG: 0.418 (1, 6) 	1-0  F9		3-1  F7 1B	0-2  CS 1-2	0-0  F8		1-2  4-3		2-1  F8	5	1	1	0	0	0	2	
<b>Jackie Robinson, R</b> OBP: 0.452, SLG: 0.468 (1, 4) 	4-2  1-2 BB		1-1  F7 1-2		2-2  F6			0-0  HR	0-0  F7	4	1	1	1	1	0	1	
<b>Andy Paiko, R</b> OBP: 0.413, SLG: 0.505 (1, 9) (8, 7) 	1-0  F6		0-0  HR 1B		0-0  F7			0-1  HR	0-0  1-3	5	2	2	2	0	0	2	
<b>George Shuba, L</b> OBP: 0.436, SLG: 0.538 <b>Carl Furillo, R</b> OBP: 0.289, SLG: 0.333 (1, 7) (8, 9) 	1-1  F7		0-1  HR		1-0  F8			1-2  4-3		4	1	1	2	0	0	2	
<b>Duke Snider, L</b> OBP: 0.374, SLG: 0.483 (1, 8) 		1-1  1B 3B	3-2  6-3		2-2  6-3			0-1  2B 1B		4	2	2	0	0	0	0	
<b>Gil Hodges, R</b> OBP: 0.378, SLG: 0.505 (1, 3) 		2-1  G6-4-3 1B		0-0  3-4-3 1B 1B		2-3  K		1-1  F8		4	1	2	1	0	1	1	
<b>Rube Walker, L</b> OBP: 0.301, SLG: 0.386 (1, 2) 		0-0  G6-4-3 1-2f		2-2  3-4-3 1-2		1-1  F8		0-0  1B 2B		4	0	1	1	0	0	2	
<b>Ben Wade, R</b> OBP: 0.174, SLG: 0.422 <b>Joe Black, R</b> OBP: 0.273, SLG: 0.273 (1, 1) (7, 1) 		0-2  4-3		2-2  6-3		1-3  K		1-2  2-3 1B		3	0	0	0	0	1	1	
<b>Inning Stats</b>	R: 0 E: 0 K: 0 S: 8 H: 1 LOB: 2 BB: 1 P: 15	R: 1 E: 0 K: 0 S: 8 H: 2 LOB: 0 BB: 0 P: 11	R: 3 E: 0 K: 1 S: 15 H: 3 LOB: 0 BB: 0 P: 23	R: 1 E: 0 K: 0 S: 12 H: 2 LOB: 0 BB: 0 P: 16	R: 0 E: 0 K: 1 S: 9 H: 0 LOB: 0 BB: 0 P: 14	R: 0 E: 1 K: 1 S: 14 H: 0 LOB: 1 BB: 0 P: 19	R: 3 E: 0 K: 0 S: 16 H: 5 LOB: 2 BB: 0 P: 20	R: 0 E: 0 K: 0 S: 4 H: 0 LOB: 0 BB: 0 P: 6	1B: 8 2B: 1 3B: 1 HR: 3 SF: 0 SAC: 0 DP: 1 HBP: 0	WP: 0 PB: 0 SB: 1 CS: 1 PA: 41							
<b>PITCHER</b> <b>Murry Dickson, R</b> ERA: 3.94 <b>Ted Wilks, R</b> ERA: 2.53	IP WLS BF H R ER SO BB IBB HBP BLK WP HR S P ERA WHIP	IP WLS BF H R ER SO BB IBB HBP BLK WP HR S P ERA WHIP	IP WLS BF H R ER SO BB IBB HBP BLK WP HR S P ERA WHIP	IP WLS BF H R ER SO BB IBB HBP BLK WP HR S P ERA WHIP	IP WLS BF H R ER SO BB IBB HBP BLK WP HR S P ERA WHIP	IP WLS BF H R ER SO BB IBB HBP BLK WP HR S P ERA WHIP	IP WLS BF H R ER SO BB IBB HBP BLK WP HR S P ERA WHIP										

**Brooklyn Dodgers @ Pittsburgh Pirates**  
 Forbes Field, Pittsburgh, PA  
 Sun Jul 20 1952, 3:33 AM EDT  
 Att: 14,490 - Unknown

AB	39
R	8
H	13
RBI	8
BB	1
SO	3
LOB	13



livebaseballscorecards.com



Batter	1	2	3	4	5	6	7	8	9	AB R H RBI BB SO LOB
Tony Bartirome, L OBP: 0.246, SLG: 0.238 (1, 3)	0-2 F8		0-1 3-1		0-1 G5-4-3 1B		0-1 1B		3-2 4-3	5 0 2 3 0 0 0
Dick Groat, R OBP: 0.290, SLG: 0.260 (1, 6)	1-0 F9		0-0 1B		0-0 G5-4-3 1-2f		0-0 3-1		2-1 4-3	5 0 1 0 0 0 3
Gus Bell, L OBP: 0.292, SLG: 0.419 (1, 9)	1-2 1B		2-1 F7			2-1 F8		1-1 3-1		4 0 1 0 0 0 1
Ralph Kiner, R OBP: 0.412, SLG: 0.498 (1, 7)	3-3 K			4-1 G5-4-3 BB		1-3 K		1-1 2B 1B		3 1 1 0 1 2 1
Joe Garagiola, L OBP: 0.351, SLG: 0.379 (1, 2)		1-1 FC1-6 1B		1-0 G5-4-3 1-2f		1-2 F8		1-0 1B 2B		4 1 2 1 0 0 1
Jack Merson, R OBP: 0.298, SLG: 0.369 (1, 5)		0-1 FC1-6 1-2f		3-3 K			1-2 2B 1B	2-2 F2		4 1 1 0 0 1 2
Bobby Del Greco, R OBP: 0.311, SLG: 0.287 (1, 8)		1-3 K			1-3 K		1-2 1B 2B	0-1 2-H 1B		4 1 2 1 0 2 1
George Strickland, R OBP: 0.261, SLG: 0.289 (1, 4)		3-3 K			0-2 1B 1B		3-3 K	1-3 K		4 1 1 0 0 3 4
Murry Dickson, R OBP: 0.328, SLG: 0.381 (1, 1)			0-1 6-3			1-0 1B			2-2 F5	3 0 1 0 0 1 2
Ted Wilks, R OBP: 0.125, SLG: 0.125 (8, 1)					1-3 1B					0 0 0 0 0 0 0
Clem Koshorek, R OBP: 0.319, SLG: 0.322 (9, PH)										1 0 0 0 0 0 0

Inning Stats	R: 0	H: 1	E: 0	K: 1	S: 10	R: 0	H: 1	E: 0	K: 2	S: 11	R: 0	H: 1	E: 0	K: 0	S: 7	R: 0	H: 0	E: 0	K: 1	S: 5	R: 1	H: 3	E: 0	K: 1	S: 10	R: 0	H: 0	E: 0	K: 1	S: 8	R: 2	H: 3	E: 0	K: 2	S: 16	R: 2	H: 3	E: 0	K: 1	S: 14	R: 0	H: 0	E: 0	K: 0	S: 10	1B: 10	SF: 0	2B: 2	SAC: 0	3B: 0	DP: 2	HR: 0	HBP: 0	WP: 0	PA: 38
PITCHER	IP	WLS	BF	H	R	ER	SO	BB	IBB	HBP	BLK	WP	HR	S	P	ERA	WHIP																																						
Ben Wade, R ERA: 3.4 (1, 1)	6.2	W	28	9	3	3	8	1	0	0	0	0	0	66	98	4.05	1.500																																						
Joe Black, R ERA: 2.17 (7, 1)	2.1	S	10	3	2	2	1	0	0	0	0	0	0	25	38	7.71	1.286																																						

BOTTOM

Brooklyn Dodgers @ Pittsburgh Pirates  
Forbes Field, Pittsburgh, PA  
Sun Jul 20 1952, 3:33 AM EDT  
Att. 14,490 - Unknown

livebaseballscores.com

AB	37
R	5
H	12
RBI	5
BB	1
SO	9
LOB	15



Batter	1	2	3	4	5	6	7	8	9	AB R H RBI BB SO LOB	TOP											
<b>Clem Koshorek, R</b> (1, 5) OBP: 0.321, SLG: 0.325	0-0 4-3		0-3 K		0-0 5-3		0-0 G5-4-3 1B		0-0 1B	5 0 2 0 0 1 1	<b>Pittsburgh Pirates @ Philadelphia Phillies</b> <b>Shibe Park, Philadelphia, PA</b> Tue Jul 22 1952, 3:33 AM EDT Unknown											
<b>Dick Groat, R</b> (1, 6) OBP: 0.287, SLG: 0.252	4-0 BB		0-0 F4			0-0 6-3	0-0 G5-4-3 1-2f		0-0 5-3	4 0 0 0 1 0 3												
<b>Gus Bell, L</b> (1, 9) OBP: 0.292, SLG: 0.414	0-3 K		0-0 L9			4-0 1B 1B BB		0-0 F8		3 1 0 0 1 1 2												
<b>Ralph Kiner, R</b> (1, 7) <b>Pete Castiglione, R</b> (8, 7) OBP: 0.322, SLG: 0.368	0-0 F8			0-0 6-3		0-0 F5		0-0 6-3		4 0 0 0 0 0 2 0 0 0 0 0 0 0												
<b>Jack Merson, R</b> (1, 4) OBP: 0.304, SLG: 0.376		4-0 1B G6-4-3 BB		0-0 F8		0-0 1B 1-2 1B		0-0 2B 2B		3 3 2 0 1 0 0												
<b>Clyde McCullough, R</b> (1, 2) OBP: 0.255, SLG: 0.264		0-0 1-3 G6-4-3 1B		0-0 1B		0-0 1B 1-2 2-H 1B		0-0 2B 2-H 1B		4 0 4 2 0 0 0												
<b>Bobby Del Greco, R</b> (1, 8) OBP: 0.314, SLG: 0.291		0-0 G6-4-3 1-2f 3-H		0-0 F7		0-0 1B 1-2 2-H 1B		0-0 1B 2-H		4 0 2 1 0 0 2												
<b>Tony Bartirome, L</b> (1, 3) OBP: 0.242, SLG: 0.234	0-0 4-3				0-0 L5		0-0 4-3		0-0 F5	4 0 0 0 0 0 2												
<b>Cal Hogue, R</b> (1, 1) OBP: 0.500, SLG: 0.333 <b>Paul LaPalme, L</b> (4, 1) OBP: 0.111, SLG: 0.222 <b>George Metkovich, L</b> (9, PH) OBP: 0.354, SLG: 0.397			4-0 BB		0-0 6-3		0-0 6-3		0-0 4-3	0 0 0 0 1 0 0 2 0 0 0 0 0 0 1 0 0 0 0 0 0												
<b>Inning Stats</b>	R: 0 E: 0 K: 1 S: 5	H: 0 LOB: 1 BB: 1 P: 9	R: 1 E: 0 K: 0 S: 3	H: 1 LOB: 0 BB: 1 P: 7	R: 0 E: 0 K: 1 S: 5	H: 0 LOB: 1 BB: 1 P: 9	R: 0 E: 0 K: 0 S: 4	H: 1 LOB: 1 BB: 0 P: 4	R: 0 E: 0 K: 0 S: 3	H: 0 LOB: 0 BB: 0 P: 3		R: 2 E: 0 K: 0 S: 6	H: 3 LOB: 2 BB: 1 P: 10	R: 0 E: 0 K: 0 S: 3	H: 1 LOB: 0 BB: 0 P: 3	R: 1 E: 0 K: 0 S: 5	H: 3 LOB: 2 BB: 0 P: 5	R: 0 E: 0 K: 0 S: 4	H: 1 LOB: 1 BB: 0 P: 4	1B: 8 2B: 2 3B: 0 HR: 0	SF: 0 SAC: 0 DP: 2 HBP: 0	WP: 0 PB: 0 SB: 0 CS: 0
<b>PITCHER</b> <b>Russ Meyer, R</b> (1, 1) ERA: 3.28	IP: 9.0 WLS: W BF: 38 H: 10 R: 4 ER: 4 SO: 2 BB: 4 IBB: 0 HBP: 0 BLK: 0 WP: 0 HR: 0 S: 38 P: 54 ERA: 4.00 WHIP: 1.556																				<b>PITCHER</b> IP: WLS: BF: H: R: ER: SO: BB: IBB: HBP: BLK: WP: HR: S: P: ERA: WHIP:	

livebaseballscorecards.com

<b>AB</b>	34
<b>R</b>	4
<b>H</b>	10
<b>RBI</b>	3
<b>BB</b>	4
<b>SO</b>	2
<b>LOB</b>	12



Batter	1	2	3	4	5	6	7	8	9	AB	R	H	RBI	BB	SO	LOB
<b>Connie Ryan, R</b> (1, 4) <small>OBP: 0.351, SLG: 0.384</small>	4-0 1B F8 BB	1-0 1B HBP BB	4-0 1B 1B BB		0-0 F8			0-0 FC2-5 1B BB		2	3	1	0	2	0	0
<b>Richie Ashburn, L</b> (1, 8) <small>OBP: 0.349, SLG: 0.335</small>	0-0 F8 1B BB	4-0 1B 2B BB	0-0 1B 2B 1B		0-0 4-3			4-0 FC2-5 1B BB		3	4	2	2	2	0	0
<b>Johnny Wyrostek, L</b> (1, 9) <small>OBP: 0.354, SLG: 0.352</small>	4-0 F8 1B BB	0-0 2B E 1B	0-0 2B 1B			0-0 F6		0-0 FC2-5 1B		4	3	2	3	1	0	2
<b>Del Ennis, R</b> (1, 7) <small>OBP: 0.338, SLG: 0.481</small>	0-0 F8	0-0 E7 2B	0-0 2B			0-0 HR		0-3 K2-3		5	1	3	5	0	1	4
<b>Granny Hamner, R</b> (1, 6) <small>OBP: 0.292, SLG: 0.391</small>	0-0 F8	0-0 5-3	0-0 5-3			0-0 F8		0-0 1B		5	0	1	3	0	0	3
<b>Willie Jones, R</b> (1, 5) <small>OBP: 0.342, SLG: 0.386</small>	0-0 F9		0-0 1B FC1-2 1B		0-0 F7		0-0 1-3	0-0 F9		5	0	1	0	0	0	2
<b>Smoky Burgess, L</b> (1, 2) <small>OBP: 0.348, SLG: 0.425</small>		0-0 F7	0-0 1B		0-0 4-3			0-0 F8		4	0	1	0	0	0	0
<b>Eddie Waitkus, L</b> (1, 3) <small>OBP: 0.353, SLG: 0.363</small>		0-0 F9	4-0 1B BB FC1-2 BB		0-0 6-3			0-0 F7		3	1	0	0	1	0	0
<b>Russ Meyer, S</b> (1, 1) <small>OBP: 0.104, SLG: 0.106</small>		0-0 1B HBP 1B	0-0 1B BB FC1-2 BB		0-3 K			0-0 5-3		4	2	1	0	0	1	2


Inning Stats	R: 2	H: 1	E: 0	LOB: 1	K: 0	P: 12	R: 4	H: 3	E: 1	LOB: 1	K: 0	P: 11	R: 5	H: 5	E: 0	LOB: 1	K: 0	P: 15	R: 0	H: 0	E: 0	LOB: 0	K: 0	P: 3	R: 0	H: 0	E: 0	LOB: 0	K: 1	P: 5	R: 1	H: 1	E: 0	LOB: 0	K: 0	P: 4	R: 0	H: 0	E: 0	LOB: 0	K: 0	P: 3	R: 2	H: 2	E: 0	LOB: 1	K: 1	P: 11
--------------	------	------	------	--------	------	-------	------	------	------	--------	------	-------	------	------	------	--------	------	-------	------	------	------	--------	------	------	------	------	------	--------	------	------	------	------	------	--------	------	------	------	------	------	--------	------	------	------	------	------	--------	------	-------

PITCHER	IP	WLS	BF	H	R	ER	SO	BB	IBB	HBP	BLK	WP	HR	S	P	ERA	WHIP
<b>Cal Hogue, R</b> (1, 1) <small>ERA: 7.62</small>	3.0	L	23	9	11	10	0	5	0	1	0	0	0	17	38	30.00	4.667
<b>Paul LaPalme, L</b> (4, 1) <small>ERA: 3.76</small>	5.0		19	3	3	3	2	1	0	0	0	0	1	22	26	5.40	0.800

**BOTTOM**

Pittsburgh Pirates @ Philadelphia Phillies  
 Shibe Park, Philadelphia, PA  
 Tue Jul 22 1952, 3:33 AM EDT  
 Unknown

AB	35
R	14
H	12
RBI	13
BB	6
SO	2
LOB	13



1B: 9	SF: 0	WP: 0	PA: 42
2B: 2	SAC: 0	PB: 0	
3B: 0	DP: 0	SB: 0	
HR: 1	HBP: 1	CS: 0	

livebaseballscorecards.com

Batter	1	2	3	4	5	6	7	8	9	AB R H RBI BB SO LOB	TOP									
<b>Pete Castiglione, R</b> OBP: 0.323, SLG: 0.374 (1, 5) X	0-0 ① 5-3		X 0-0 ② FC6-5-4		X 0-0 E6		X 0-0 G5-4-3		X 0-0 ③ 2-3	5 0 2 1 0 0 3	<b>Pittsburgh Pirates @ Philadelphia Phillies</b> <b>Shibe Park, Philadelphia, PA</b> Tue Jul 22 1952, 3:38 AM EDT Att. 11,213 - Unknown									
<b>Dick Groat, R</b> OBP: 0.279, SLG: 0.244 (1, 6) X	0-0 ② 6-3		X 0-0 ③ 6-3		X 0-0 ③ 6-3		X 0-0 ② ③ G5-4-3			4 0 0 0 0 0 5										
<b>George Metkovich, L</b> OBP: 0.360, SLG: 0.411 (1, 3) X	0-0 2B			X 0-0 1B		X 0-0 2B		X 0-0 ① 4-3		4 0 3 0 0 0 0										
<b>Ralph Kiner, R</b> OBP: 0.403, SLG: 0.485 (1, 7) X	0-0 ③ 5-3		X 0-0 ① F8		X 0-0 ① F6		X 0-3 ② K			4 0 0 0 0 1 3										
<b>Gus Bell, L</b> OBP: 0.291, SLG: 0.411 (1, 9) X		X 0-0 ① F8		X 0-0 G6-4-3		X 0-0 ② F8		X 0-0 ③ F8		4 0 1 0 0 0 1										
<b>Joe Garagiola, L</b> OBP: 0.345, SLG: 0.372 (1, 2) X		X 0-0 ② F3		X 0-0 ② ③ G6-4-3		X 0-0 ③ F5		X 0-0 ① F8		4 0 0 0 0 0 3										
<b>Jack Merson, R</b> OBP: 0.306, SLG: 0.377 (1, 4) X		X 0-0 ③ F5			X 0-0 E		X 0-0 1B		X 0-0 ② F8	4 1 2 0 0 0 0										
<b>Bobby Del Greco, R</b> OBP: 0.316, SLG: 0.298 (1, 8) X			X 0-0 SH1-4		X 0-3 ① K		X 0-0 ① F8		X 0-0 1B	4 0 2 0 0 1 2										
<b>Woody Main, R</b> OBP: 0.043, SLG: 0.043 (1, 1) X			X 0-0 ① SH1-4		X 0-3 ② K		X 0-0 1B		X 0-0 2B	1 0 0 0 0 1 1										
<b>Ted Wilks, R</b> OBP: 0.125, SLG: 0.125 (5, 1) X									X 0-0 1B	0 0 0 0 0 0 0										
<b>Clyde McCullough, R</b> OBP: 0.261, SLG: 0.271 (7, PH) X									X 0-0 1B	1 0 1 0 0 0 0										
<b>Harry Fisher, L</b> OBP: 0.300, SLG: 0.300 (7, 1) X									X 0-0 1B	1 0 1 0 0 0 0										
<b>Inning Stats</b>	R: 0 E: 0 K: 0 S: 4	H: 1 LOB: 1 BB: 0 P: 4	R: 0 E: 0 K: 0 S: 3	H: 0 LOB: 0 BB: 0 P: 3	R: 0 E: 0 K: 0 S: 4	H: 2 LOB: 1 BB: 0 P: 4	R: 1 E: 1 K: 2 S: 9	H: 2 LOB: 1 BB: 0 P: 9	R: 0 E: 0 K: 0 S: 4	H: 1 LOB: 1 BB: 0 P: 4	R: 0 E: 0 K: 0 S: 5	H: 3 LOB: 2 BB: 0 P: 5	R: 0 E: 0 K: 1 S: 5	H: 0 LOB: 0 BB: 0 P: 5	R: 0 E: 0 K: 0 S: 5	H: 2 LOB: 2 BB: 0 P: 5	1B: 8 2B: 4 3B: 0 HR: 0	SF: 0 SAC: 1 DP: 2 HBP: 0	WP: 0 PB: 0 SB: 0 CS: 0	PA: 37
<b>PITCHER</b>	IP WLS BF H R ER SO BB IBB HBP BLK WP HR S P ERA WHIP																			
<b>Karl Drews, R</b> ERA: 2.99 (1, 1)	7.0 W 29 10 1 1 2 0 0 0 0 0 0 0 33 33 1.29 1.429																			
<b>Andy Hansen, R</b> ERA: 2.38 (8, 1)	2.0 S 8 2 0 0 1 0 0 0 0 0 0 0 10 10 0.00 1.000																			

livebaseballscorecards.com

<b>AB</b>	36
<b>R</b>	1
<b>H</b>	12
<b>RBI</b>	1
<b>BB</b>	0
<b>SO</b>	3
<b>LOB</b>	18



Batter	1	2	3	4	5	6	7	8	9	AB	R	H	RBI	BB	SO	LOB
Connie Ryan, R (1, 4) OBP: 0.350, SLG: 0.389	0-0 E5 3B		0-0 5-3		0-0 F7	0-0 FC6-2				4	1	1	0	0	0	6
Richie Ashburn, L (1, 8) OBP: 0.348, SLG: 0.337	0-0 F3			0-0 4-3	0-0 1B 2B	0-0 F7				4	1	1	2	0	0	3
Johnny Wyrostek, L (1, 9) OBP: 0.353, SLG: 0.351	0-0 F8			0-0 G3	0-0 G5-4-3 1B		0-0 1-3			4	0	1	2	0	0	0
Del Ennis, R (1, 7) OBP: 0.334, SLG: 0.475	0-0 F8			0-0 F8	0-0 G5-4-3 1-2f		0-0 F8			4	0	0	0	0	0	1
Granny Hamner, R (1, 6) OBP: 0.294, SLG: 0.397		0-3 K			0-0 SH 2B	0-0 1B 2B		0-0 F9		4	2	2	0	0	1	0
Willie Jones, R (1, 5) OBP: 0.339, SLG: 0.382		0-0 F8			0-0 SH 1B	0-0 P6		0-0 F5		3	1	0	0	0	0	1
Stan Lopata, R (1, 2) OBP: 0.405, SLG: 0.469		0-0 6-3			0-0 1B 2B 1B	4-0 BB FC6-2 BB		0-0 2B		3	1	2	0	1	0	0
Eddie Waitkus, L (1, 3) OBP: 0.355, SLG: 0.365			0-0 F8		0-0 2B 1B	0-0 FC6-2 BB 1B		0-0 F8		4	1	2	2	0	0	1
Karl Drews, R (1, 1) OBP: 0.149, SLG: 0.133			0-3 K		0-0 2B 1B	4-0 BB FC6-2 BB		0-0 L3		2	1	1	0	1	1	0
Andy Hansen, R (8, 1)					0-0 1B 1B	0-0 FC6-2 BB				1	0	0	0	0	0	1

Inning Stats	R: 1	H: 1	E: 1	K: 0	S: 4	LOB: 0	BB: 0	P: 4	R: 0	H: 0	E: 0	K: 1	S: 5	LOB: 0	BB: 0	P: 5	R: 0	H: 0	E: 0	K: 1	S: 5	LOB: 0	BB: 0	P: 5	R: 0	H: 0	E: 0	K: 0	S: 3	R: 6	H: 6	E: 1	K: 0	S: 9	LOB: 0	BB: 0	P: 9	R: 1	H: 2	E: 0	K: 0	S: 5	LOB: 3	BB: 2	P: 13	R: 0	H: 0	E: 0	K: 0	S: 3	R: 0	H: 1	E: 0	K: 0	S: 4	LOB: 1	BB: 0	P: 4	1B: 5	2B: 4	3B: 1	HR: 0	SF: 0	SAC: 1	DP: 1	HBP: 0	WP: 0	PA: 36
--------------	------	------	------	------	------	--------	-------	------	------	------	------	------	------	--------	-------	------	------	------	------	------	------	--------	-------	------	------	------	------	------	------	------	------	------	------	------	--------	-------	------	------	------	------	------	------	--------	-------	-------	------	------	------	------	------	------	------	------	------	------	--------	-------	------	-------	-------	-------	-------	-------	--------	-------	--------	-------	--------

PITCHER	IP	WLS	BF	H	R	ER	SO	BB	IBB	HBP	BLK	WP	HR	S	P	ERA	WHIP
Woody Main, R (1, 1) ERA: 3.82	4.0	L	18	5	6	5	2	0	0	0	0	0	0	22	22	11.25	1.250
Ted Wilks, R (5, 1) ERA: 2.73	2.0		11	4	2	2	0	2	0	0	0	0	0	9	17	9.00	3.000
Harry Fisher, R (7, 1) ERA: 4.26	2.0		7	1	0	0	0	0	0	0	0	0	0	7	7	0.00	0.500

BOTTOM

Pittsburgh Pirates @ Philadelphia Phillies  
 Shibe Park, Philadelphia, PA  
 Tue Jul 22 1952, 3:38 AM EDT  
 Att. 11,213 - Unknown

livebaseballscorecards.com

AB	33
R	8
H	10
RBI	6
BB	2
SO	2
LOB	13



WP: 0	PA: 36
PB: 0	
SB: 0	
CS: 0	

Batter	1	2	3	4	5	6	7	8	9	AB R H RBI BB SO LOB	TOP		
<b>Clem Koshorek, R</b> (1, 5) OBP: 0.320, SLG: 0.329	0-0 P4		0-0 2B		0-0 5-3		0-0 F7			4 0 1 0 0 0 1	<b>Pittsburgh Pirates @ Philadelphia Phillies</b> <b>Shibe Park, Philadelphia, PA</b> Wed Jul 23 1952, 3:33 AM EDT Att. 4,611 - Unknown		
<b>Dick Groat, R</b> (1, 6) OBP: 0.271, SLG: 0.237	0-0 F9		0-0 F7		0-3 K		0-3 K		4 0 0 0 0 2 1				
<b>George Metkovich, L</b> (1, 3) OBP: 0.358, SLG: 0.408	0-0 6-3		0-0 G3		0-0 1B		0-0 P6		4 0 1 0 0 0 1				
<b>Ralph Kiner, R</b> (1, 7) OBP: 0.401, SLG: 0.480		4-0 2B BB FC6-2-5		0-0 F7		0-3 K		0-0 P3	3 0 0 0 1 1 1				
<b>Gus Bell, L</b> (1, 9) OBP: 0.294, SLG: 0.416		0-0 2B FC6-2-5 1-3		0-0 1B		0-0 4-3		0-0 4-3	4 0 2 0 0 0 1				
<b>Jack Merson, R</b> (1, 4) OBP: 0.302, SLG: 0.373		0-0 P4		0-0 F9		0-0 4-3		0-0 G3	4 0 0 0 0 0 3				
<b>Clyde McCullough, R</b> (1, 2) OBP: 0.252, SLG: 0.261		0-0 FC6-2-5 2-3 3-H		0-0 F8		0-0 P5		0-0	4 0 0 0 0 0 3				
<b>Bobby Del Greco, R</b> (1, 8) OBP: 0.316, SLG: 0.295		0-0 P5		0-0 P3		4-0 2B BB			2 1 0 0 1 0 2				
<b>Bob Friend, R</b> (1, 1) OBP: 0.103, SLG: 0.079			0-0 3-1		0-3 K		0-0 2B 1-H		2 0 0 0 0 1 0				
<b>Harry Fisher, L</b> (7, PH) OBP: 0.364, SLG: 0.455									1 0 1 1 0 0 0				
<b>Ted Wilks, R</b> (7, 1) OBP: 0.125, SLG: 0.125									0 0 0 0 0 0 0				
<b>Inning Stats</b>	R: 0 E: 0 K: 0 S: 3 H: 0 LOB: 0 BB: 0 P: 3	R: 0 E: 0 K: 0 S: 4 H: 1 LOB: 2 BB: 1 P: 8	R: 0 E: 0 K: 0 S: 4 H: 1 LOB: 1 BB: 0 P: 4	R: 0 E: 0 K: 0 S: 4 H: 1 LOB: 1 BB: 0 P: 4	R: 0 E: 0 K: 1 S: 5 H: 0 LOB: 0 BB: 0 P: 5	R: 0 E: 0 K: 2 S: 8 H: 1 LOB: 1 BB: 0 P: 8	R: 1 E: 0 K: 0 S: 4 H: 1 LOB: 1 BB: 1 P: 8	R: 0 E: 0 K: 1 S: 5 H: 0 LOB: 0 BB: 0 P: 5	R: 0 E: 0 K: 0 S: 3 H: 0 LOB: 0 BB: 0 P: 3	1B: 2 2B: 3 3B: 0 HR: 0 SF: 0 SAC: 0 DP: 0 HBP: 0	WP: 0 PB: 0 SB: 0 CS: 0 PA: 34		
<b>PITCHER</b>	IP WLS BF H R ER SO BB IBB HBP BLK WP HR S P ERA WHIP											<b>PITCHER</b>	IP WLS BF H R ER SO BB IBB HBP BLK WP HR S P ERA WHIP
<b>Steve Ridzik, R</b> (1, 1) ERA: 4.28	7.0 W 28 5 1 1 3 2 0 0 0 0 0 0 32 40 1.29 1.000												
<b>Robin Roberts, R</b> (8, 1) ERA: 2.49	2.0 S 6 0 0 0 1 0 0 0 0 0 0 0 8 8 0.00 0.000												

<b>AB</b>	32
<b>R</b>	1
<b>H</b>	5
<b>RBI</b>	1
<b>BB</b>	2
<b>SO</b>	4
<b>LOB</b>	13



Batter	1	2	3	4	5	6	7	8	9	AB	R	H	RBI	BB	SO	LOB
Connie Ryan, R OBP: 0.356, SLG: 0.391 (1, 4)	0-0 G3 1B	4-0 BB BB		0-0 FC4 1B 1-2 2-H		4-0 1B G3 BB		0-3 K		3	1	2	1	2	1	0
Richie Ashburn, L OBP: 0.345, SLG: 0.333 (1, 8)	0-0 G3 1-2	0-0 FC5 2-3f		0-0 FC4 1-2f		0-0 G3 1-2				4	0	0	0	0	0	6
Johnny Wyrostek, L OBP: 0.358, SLG: 0.354 (1, 9)	0-0 FC4-6 1B 2-H		0-0 4-3		4-0 HR BB	0-0 2-3 1B				3	1	2	1	1	0	0
Del Ennis, R OBP: 0.333, SLG: 0.481 (1, 7)	0-0 FC4-6 1B 1-2f		0-3 K		0-0 HR 1-H	0-0 6-3				4	1	1	2	0	1	3
Granny Hamner, R OBP: 0.296, SLG: 0.398 (1, 6)	0-0 FC6-4 1B 1-2		0-0 2-4 1B		0-0 F9		0-0 F9			4	0	2	0	0	0	0
Willie Jones, R OBP: 0.335, SLG: 0.377 (1, 5)	0-0 FC6-4 1-2f		0-0 2-4	0-0 P6	0-0 F9		0-0 5-3			4	0	0	0	0	0	2
Smoky Burgess, L OBP: 0.351, SLG: 0.424 (1, 2)		4-0 FC5 SH1-4 BB		0-0 1-3	0-0 1B 1B	0-0 L9		0-0 G3		3	0	1	0	1	0	0
Eddie Waitkus, L OBP: 0.353, SLG: 0.364 (1, 3)		0-0 P6		0-0 1B 1B		0-0 F8		0-0 F2		4	1	1	0	0	0	2
Steve Ridzik, R OBP: 0.400, SLG: 0.250 Robin Roberts, S OBP: 0.152, SLG: 0.164 (1, 1) (8, 1)		0-0 SH1-4 1-2		0-0 1B 1B		0-0 1-3				2	0	1	0	0	0	0
										1	0	0	0	0	0	0
<b>Inning Stats</b>	R: 1 E: 0 K: 0 S: 6	H: 3 LOB: 2 BB: 0 P: 6	R: 0 E: 0 K: 0 S: 3	H: 0 LOB: 2 BB: 2 P: 11	R: 0 E: 0 K: 1 S: 5	H: 1 LOB: 1 BB: 0 P: 5	R: 1 E: 0 K: 0 S: 6	H: 3 LOB: 2 BB: 0 P: 6	R: 2 E: 0 K: 0 S: 5	H: 2 LOB: 1 BB: 1 P: 9	R: 0 E: 0 K: 0 S: 4	H: 1 LOB: 2 BB: 1 P: 8	R: 0 E: 0 K: 0 S: 3	H: 0 LOB: 0 BB: 0 P: 3	R: 0 E: 0 K: 1 S: 5	H: 0 LOB: 0 BB: 0 P: 5
<b>PITCHER</b>	IP WLS L	WLS L	BF L	H R ER SO	BB IBB HBP BLK	WP HR S P	ERA WHIP	<b>PITCHER</b>	IP WLS L	BF L	H R ER SO	BB IBB HBP BLK	WP HR S P	ERA WHIP		
Bob Friend, R ERA: 4.79 Ted Wilks, R ERA: 2.65	(1, 1) (7, 1)	6.0 2.0	32 6	10 0	4 0	4 0	1 1	4 0.00	2.333 0.000							

**BOTTOM**

Pittsburgh Pirates @ Philadelphia Phillies  
 Shibe Park, Philadelphia, PA  
 Wed Jul 23 1952, 3:33 AM EDT  
 Att: 4,611 - Unknown

[livebaseballscorecards.com](http://livebaseballscorecards.com)

<b>AB</b>	<b>32</b>
<b>R</b>	<b>4</b>
<b>H</b>	<b>10</b>
<b>RBI</b>	<b>4</b>
<b>BB</b>	<b>4</b>
<b>SO</b>	<b>2</b>
<b>LOB</b>	<b>13</b>



WP: 0	PA: 37
PB: 0	
SB: 0	
CS: 0	

Batter	1	2	3	4	5	6	7	8	9	AB R H RBI BB SO LOB	TOP
<b>Clem Koshorek, R</b> OBP: 0.324, SLG: 0.340 (1, 5) X	0-0 1-3		0-0 2B		0-0 6-3		0-0 1B			4 0 2 2 0 0 0	<b>Pittsburgh Pirates @ Boston Braves</b> Braves Field, Boston, MA Fri Jul 25 1952, 3:33 AM EDT Att: 4,126 - Unknown - 73 F
<b>Dick Groat, R</b> OBP: 0.264, SLG: 0.230 (1, 6) X	0-0 5-3		0-3 K		0-0 6-3		0-3 K			4 0 0 0 0 2 3	
<b>George Metkovich, L</b> OBP: 0.353, SLG: 0.402 (1, 3) X <b>Tony Bartolome, L</b> OBP: 0.242, SLG: 0.234 (9, 3)	0-0 4-3		0-3 K		0-0 4-3		0-0 CS	0-0 3-1		4 0 0 0 0 1 1 0 0 0 0 0 0 0	
<b>Ralph Kiner, R</b> OBP: 0.399, SLG: 0.475 (1, 7)		0-3 K		4-0 WP 1B S BB		0-3 K		0-0 F9		3 1 0 0 1 2 0	
<b>Gus Bell, L</b> OBP: 0.294, SLG: 0.412 (1, 9)		0-0 6-3		0-0 F6		4-0 FC6-4 BB		0-0 F7		3 0 0 0 1 0 1	
<b>Jack Merson, R</b> OBP: 0.302, SLG: 0.371 (1, 4)		0-0 F3		0-0 FC5 1B 1B 1-H		0-0 FC6-4 1-2f		0-0 4-3		4 0 1 1 0 0 1	
<b>Clyde McCullough, R</b> OBP: 0.261, SLG: 0.270 (1, 2)			0-0 SH3-4 1B 2B 1B	0-0 FC5 1B 1-2		0-0 1-3		0-0 F3		4 1 2 0 0 0 1	
<b>Bobby Del Greco, R</b> OBP: 0.319, SLG: 0.296 (1, 8)			0-0 SH3-4 2B 1B 1-2	0-0 FC5 1-2 2-3f		4-0 1B SH3-4 CS BB		0-0 G3		3 1 1 0 1 0 2	
<b>Murry Dickson, R</b> OBP: 0.323, SLG: 0.375 (1, 1)			0-0 SH3-4 1-2 2-3	0-3 K		0-0 SH3-4 1-2				1 0 0 0 0 1 2	
<b>Inning Stats</b>	R: 0 H: 0 E: 0 K: 0 S: 3 H: 0 LOB: 0 BB: 0 P: 3	R: 0 H: 0 E: 0 K: 1 S: 5 H: 0 LOB: 0 BB: 0 P: 5	R: 2 H: 3 E: 0 K: 2 S: 10 H: 3 LOB: 1 BB: 0 P: 10	R: 1 H: 2 E: 0 K: 1 S: 7 H: 2 LOB: 2 BB: 1 P: 11	R: 0 H: 0 E: 0 K: 0 S: 3 H: 0 LOB: 0 BB: 0 P: 3	R: 0 H: 0 E: 0 K: 1 S: 5 H: 0 LOB: 1 BB: 1 P: 9	R: 0 H: 1 E: 0 K: 1 S: 5 H: 1 LOB: 1 BB: 1 P: 9	R: 0 H: 0 E: 0 K: 0 S: 3 H: 0 LOB: 0 BB: 0 P: 3	R: 0 H: 0 E: 0 K: 0 S: 3 H: 0 LOB: 0 BB: 0 P: 3	1B: 5 SF: 0 2B: 1 SAC: 2 3B: 0 DP: 0 HR: 0 HBP: 0	WP: 1 PA: 36 PB: 0 SB: 1 CS: 1
<b>PITCHER Warren Spahn, L</b> ERA: 3.13 (1, 1)	IP 9.0 WLS L BF 35 H 6 R 3 ER 3 SO 6 BB 3 IBB 0 HBP 0 BLK 0 WP 1 HR 0 S 44 P 56 ERA 3.00 WHIP 1.000										

<b>AB</b>	30
<b>R</b>	3
<b>H</b>	6
<b>RBI</b>	3
<b>BB</b>	3
<b>SO</b>	6
<b>LOB</b>	11





Batter	1	2	3	4	5	6	7	8	9	AB	R	H	RBI	BB	SO	LOB	BOTTOM			
Sam Jethroe, S OBP: 0.339, SLG: 0.405 (1, 8) X	0-0 1B 1B	0-0 B2-3			0-0 G1-6-3 1B		0-0 F9			4	1	2	0	0	0	0	<b>Pittsburgh Pirates @ Boston Braves</b> Braves Field, Boston, MA Fri Jul 25 1952, 3:33 AM EDT Att. 4,126 - Unknown - 73 F			
Johnny Logan, R OBP: 0.333, SLG: 0.364 (1, 6) X	0-0 1B F7 1B		0-0 6-3 1B		0-0 G1-6-3 1-2f 1B		0-0 F3			4	1	2	0	0	0	1				
Eddie Mathews, L OBP: 0.313, SLG: 0.446 (1, 5) X	0-0 1B BB 1B		0-3 K		0-3 K			0-0 CS SH1-4 1B		4	0	2	1	0	2	1				
Walker Cooper, R OBP: 0.305, SLG: 0.362 (1, 2) X	0-0 F7 3-H		0-0 6-3 1-2		0-0 F7		0-0 SH1-4		0-0 1-2	3	0	0	1	0	0	2				
Sid Gordon, R OBP: 0.397, SLG: 0.493 (1, 7) B B B B	0-0 E 1B BB 1-2		0-0 F8		4-0 2B BB		0-0 5-3 2-3			2	0	0	0	2	0	2				
George Crowe, L OBP: 0.344, SLG: 0.405 (1, 3) X	0-0 E9 1B		0-3 K		0-0 2B			0-0 L9		4	0	2	0	0	1	0				
Jack Dittmer, L OBP: 0.219, SLG: 0.262 (1, 4) X	0-0 F9		0-0 1B		0-0 F8		0-0 F8		0-0 F4	4	0	1	0	0	0	4				
Jack Daniels, L OBP: 0.267, SLG: 0.242 (1, 9) X		0-0 F5		0-0 F9		0-0 4-3		0-0 1-3		4	0	0	0	0	0	3				
Warren Spahn, L OBP: 0.257, SLG: 0.382 (1, 1) X		0-0 F8		0-0 4-3		0-3 K				3	0	0	0	0	1	1				
<b>Inning Stats</b>	R: 2 E: 1 K: 0 S: 6	H: 4 LOB: 2 BB: 1 P: 10	R: 0 E: 0 K: 0 S: 3	H: 0 LOB: 0 BB: 0 P: 3	R: 0 E: 0 K: 1 S: 6	H: 1 LOB: 1 BB: 0 P: 6	R: 0 E: 0 K: 1 S: 5	H: 1 LOB: 0 BB: 0 P: 5	R: 0 E: 0 K: 0 S: 4	H: 1 LOB: 2 BB: 1 P: 8	R: 0 E: 0 K: 1 S: 5	H: 0 LOB: 0 BB: 0 P: 5	R: 0 E: 0 K: 0 S: 3	H: 1 LOB: 0 BB: 0 P: 3	R: 0 E: 0 K: 0 S: 3	H: 0 LOB: 0 BB: 0 P: 3	1B: 8 2B: 1 3B: 0 HR: 0	SF: 0 SAC: 1 DP: 1 HBP: 0	WP: 0 PB: 0 SB: 0 CS: 1	PA: 35
<b>PITCHER</b> Murry Dickson, R ERA: 3.83 (1, 1)	IP 9.0	WLS W	BF 35	H 9	R 2	ER 2	SO 4	BB 2	IBB 0	HBP 0	BLK 0	WP 0	HR 0	S 41	P 49	ERA 2.00	WHIP 1.222			
<b>PITCHER</b>	IP	WLS	BF	H	R	ER	SO	BB	IBB	HBP	BLK	WP	HR	S	P	ERA	WHIP			

livebaseballscorecards.com

AB	32
R	2
H	9
RBI	2
BB	2
SO	4
LOB	14



Batter	1	2	3	4	5	6	7	8	9	AB R H RBI BB SO LOB	TOP											
<b>Clem Koshorek, R</b> (1, 5) OBP: 0.322, SLG: 0.337	0-0 F6		0-0 E5 1B		0-0 FC5-6 1B		0-0 SH1-4		0-0 FC5-4 E 1B 2B	4 2 1 0 0 0 2	<b>Pittsburgh Pirates @ Boston Braves</b> Braves Field, Boston, MA Sat Jul 26 1952, 3:33 AM EDT Att. 2,006 - Unknown											
<b>Dick Groat, R</b> (1, 6) OBP: 0.288, SLG: 0.257	0-0 G3 1B		0-0 1B		0-0 1B		0-0 1B		0-0 E5 2B 1B	5 1 5 2 0 0 0												
<b>George Metkovich, L</b> (1, 3) OBP: 0.350, SLG: 0.402 <b>Tony Bartolome, L</b> (9, PR) OBP: 0.242, SLG: 0.234	0-0 G3 1-2		0-0 F7		0-0 F5		0-0 F7		0-0 2B 2B	5 0 1 2 0 0 5 0 0 0 0 0 0 0												
<b>Ralph Kiner, R</b> (1, 7) OBP: 0.394, SLG: 0.467	0-0 F8			0-0 E3 HR		0-0 F5		0-0 4-3	0-0 5-3	5 1 0 0 0 0 5												
<b>Gus Bell, L</b> (1, 9) OBP: 0.293, SLG: 0.420		0-0 F7		0-0 HR		0-0 G3		0-0 F2		4 1 1 2 0 0 0												
<b>Joe Garagiola, L</b> (1, 2) OBP: 0.343, SLG: 0.370		0-0 F2		0-0 F9		0-0 FC5-4 1B		0-0 4-3		4 0 1 0 0 0 0												
<b>Jack Merson, R</b> (1, 4) OBP: 0.298, SLG: 0.366		0-0 4-3		0-0 F8		0-0 FC5-4		0-0 F8		4 0 0 0 0 0 1												
<b>Bobby Del Greco, R</b> (1, 8) OBP: 0.315, SLG: 0.292			0-0 F9		0-0 F8		0-0 5-3		0-0 F7	4 0 0 0 0 0 1												
<b>Howie Pollet, L</b> (1, 1) OBP: 0.250, SLG: 0.200			0-0 F7		0-0 FC5-6 1B		0-0 SH1-4 1B		0-0 FC5-4 1B	4 1 3 0 0 0 0												
<b>Inning Stats</b>	R: 0 E: 0 K: 0 S: 4	H: 1 LOB: 1 BB: 0 P: 4	R: 0 E: 0 K: 0 S: 3	H: 0 LOB: 0 BB: 0 P: 3	R: 1 E: 1 K: 0 S: 5	H: 2 LOB: 1 BB: 0 P: 5	R: 2 E: 1 K: 0 S: 5	H: 1 LOB: 0 BB: 0 P: 5	R: 0 E: 0 K: 0 S: 5	H: 2 LOB: 2 BB: 0 P: 5	R: 0 E: 0 K: 0 S: 4	H: 1 LOB: 1 BB: 0 P: 4	R: 1 E: 0 K: 0 S: 5	H: 2 LOB: 1 BB: 0 P: 5	R: 0 E: 0 K: 0 S: 3	H: 0 LOB: 0 BB: 0 P: 3	R: 2 E: 1 K: 0 S: 6	H: 3 LOB: 1 BB: 0 P: 6	1B: 10 2B: 1 3B: 0 HR: 1	SF: 0 SAC: 1 DP: 0 HBP: 0	WP: 0 PB: 0 SB: 0 CS: 0	PA: 40
<b>PITCHER</b> <b>Virgil Jester, R</b> (1, 1) ERA: 2.28	IP 9.0 WLS L BF 40 H 12 R 6 ER 2 SO 0 BB 0 IBB 0 HBP 0 BLK 0 WP 0 HR 1 S 40 P 40 ERA 2.00 WHIP 1.333											<b>PITCHER</b>	IP WLS BF H R ER SO BB IBB HBP BLK WP HR S P ERA WHIP									

livebaseballscorecards.com

<b>AB</b>	<b>39</b>
<b>R</b>	<b>6</b>
<b>H</b>	<b>12</b>
<b>RBI</b>	<b>6</b>
<b>BB</b>	<b>0</b>
<b>SO</b>	<b>0</b>
<b>LOB</b>	<b>14</b>



Batter	1	2	3	4	5	6	7	8	9	AB R H RBI BB SO LOB
Sam Jethroe, S OBP: 0.337, SLG: 0.402 (1, 8)	0-3 K	0-3 K		0-0 L4-3 1B		0-0 F9		0-0 F9		5 0 1 1 0 2 0
Johnny Logan, R OBP: 0.340, SLG: 0.366 (1, 6)	0-0 FC4 1B	0-0 6-3		0-0 F8		0-0 PO 1B		4-0 BB		4 0 2 0 1 0 1
George Crowe, L OBP: 0.335, SLG: 0.393 (1, 3)	0-0 FC4 2B	0-3 K		0-0 L4-3		0-0 PO	0-0 G3	0-3 K		5 1 0 0 0 2 3
Walker Cooper, R OBP: 0.302, SLG: 0.363 (1, 2)	0-0 HR 2B		0-0 6-3		0-0 F9		0-3 K	0-0 F5		5 1 1 1 0 1 1
Sid Gordon, R OBP: 0.397, SLG: 0.502 (1, 7)	0-0 HR		0-0 F9		0-0 E8		0-0 1B 1B	0-0 F9		5 1 2 2 0 0 1
Bob Thorpe, R OBP: 0.258, SLG: 0.340 (1, 9)	0-0 2B 1B		0-0 1B 1B		0-0 F8		0-0 1-2 1B			4 0 3 0 0 0 1
Jack Daniels, L OBP: 0.267, SLG: 0.242 (8, 9)										0 0 0 0 0 0 0
Sibby Sisti, R OBP: 0.292, SLG: 0.347 (1, 5)	0-0 2B		0-0 FC6-4 1B		4-0 FC6-4 IBB		0-0 F5			3 0 2 0 1 0 2
Jack Dittmer, L OBP: 0.220, SLG: 0.256 (1, 4)	4-0 IBB		0-0 FC6-4		0-0 FC6-4			0-0 F6		3 0 0 0 1 0 4
Virgil Jester, R OBP: 0.286, SLG: 0.500 (1, 1)	0-3 K			0-0 1B 3B		0-0 6-3		0-0 F7		4 1 1 0 0 1 3

<b>Inning Stats</b>	R: 3 E: 0 K: 2 S: 12	H: 5 LOB: 3 BB: 1 P: 16	R: 0 E: 0 K: 2 S: 7	H: 0 LOB: 0 BB: 0 P: 7	R: 0 E: 0 K: 0 S: 5	H: 2 LOB: 2 BB: 0 P: 5	R: 1 E: 0 K: 0 S: 4	H: 2 LOB: 0 BB: 0 P: 4	R: 0 E: 1 K: 0 S: 4	H: 0 LOB: 2 BB: 1 P: 8	R: 0 E: 0 K: 0 S: 3	H: 1 LOB: 0 BB: 0 P: 3	R: 0 E: 0 K: 1 S: 7	H: 2 LOB: 2 BB: 0 P: 7	R: 0 E: 0 K: 0 S: 3	H: 0 LOB: 0 BB: 0 P: 3	R: 0 E: 0 K: 1 S: 5	H: 0 LOB: 1 BB: 1 P: 9	1B: 8 2B: 3 3B: 1 HR: 1	SF: 0 SAC: 0 DP: 1 HBP: 0	WP: 0 PB: 0 SB: 0 CS: 0	PA: 42	
<b>PITCHER</b> Howie Pollet, L ERA: 4.1 (1, 1)	IP 9.0	WLS W	BF 41	H 12	R 4	ER 4	SO 6	BB 1	IBB 2	HBP 0	BLK 0	WP 0	HR 1	S 50	P 62	ERA 4.00	WHIP 1.444						


**BOTTOM**

**Pittsburgh Pirates @ Boston Braves**  
Braves Field, Boston, MA

Sat Jul 26 1952, 3:33 AM EDT  
Att. 2,006 - Unknown

livebaseballscorecards.com

<b>AB</b>	<b>38</b>
<b>R</b>	<b>4</b>
<b>H</b>	<b>12</b>
<b>RBI</b>	<b>4</b>
<b>BB</b>	<b>3</b>
<b>SO</b>	<b>6</b>
<b>LOB</b>	<b>16</b>



Batter	1	2	3	4	5	6	7	8	9	AB R H RBI BB SO LOB	TOP											
<b>Clem Koshorek, R</b> (1, 5) OBP: 0.331, SLG: 0.343	0-0 SH1-4 1B		H 1-0 CS HBP			X 0-0 B5-3		X 0-0 G6-4-3 1B		3 0 2 0 0 0 0												
<b>Dick Groat, R</b> (1, 6) OBP: 0.295, SLG: 0.265	0-0 SH1-4 1-2		0-0 CS 1-2	0-0 F8		X 0-0 1B		X 0-0 G6-4-3 1B		3 0 2 1 0 0 0												
<b>George Metkovich, L</b> (1, 3) OBP: 0.346, SLG: 0.397	0-0 4-3			0-3 K		X 0-0 4-3		X 0-0 G6-4-3 1-2f 2-3		3 0 0 0 0 1 2 1 0 0 0 0 0 2												
<b>Harry Fisher, L</b> (6, 1) OBP: 0.333, SLG: 0.417																						
<b>Ralph Kiner, R</b> (1, 7) OBP: 0.395, SLG: 0.476	0-0 F3			4-0 BB		X 0-0 HR		X 0-0 F4		3 1 1 1 1 0 2												
<b>Gus Bell, L</b> (1, 9) OBP: 0.292, SLG: 0.416		X 0-0 F6		0-3 K		X 4-0 BB		X 0-0 4-3		3 0 0 0 1 1 1												
<b>Jack Merson, R</b> (1, 4) OBP: 0.295, SLG: 0.362		X 0-0 6-3			X 0-0 L8		X 0-0 F9		X 0-0 6-3	4 0 0 0 0 0 1												
<b>Clyde McCullough, R</b> (1, 2) OBP: 0.260, SLG: 0.263		X 0-0 5-3			X 0-0 F9		X 0-0 F7		X 4-0 FC5-4 BB	3 0 0 0 1 0 1												
<b>Bobby Del Greco, R</b> (1, 8) OBP: 0.311, SLG: 0.287			X 0-0 1-3		X 0-0 F6		X 0-0 F4		X 0-0 FC5-4 1-2f	4 0 0 0 0 0 2												
<b>Cal Hogue, R</b> (1, 1) OBP: 0.400, SLG: 0.250			0-3 K		X 0-0 F9			X 0-0 1B 1B		1 0 0 0 0 1 0 2 1 1 0 0 0 0												
<b>Tony Bartirome, L</b> (6, PH) OBP: 0.244, SLG: 0.236																						
<b>Inning Stats</b>	R: 0 E: 0 K: 0 S: 4	H: 1 LOB: 1 BB: 0 P: 4	R: 0 E: 0 K: 0 S: 3	H: 0 LOB: 0 BB: 0 P: 3	R: 0 E: 0 K: 1 S: 4	H: 0 LOB: 0 BB: 0 P: 5	R: 0 E: 0 K: 2 S: 7	H: 0 LOB: 1 BB: 1 P: 11	R: 0 E: 0 K: 0 S: 3	H: 0 LOB: 0 BB: 0 P: 3	R: 0 E: 0 K: 0 S: 4	H: 1 LOB: 1 BB: 0 P: 4	R: 1 E: 0 K: 0 S: 4	H: 1 LOB: 1 BB: 1 P: 8	R: 1 E: 0 K: 0 S: 5	H: 3 LOB: 1 BB: 0 P: 5	R: 0 E: 0 K: 0 S: 3	H: 0 LOB: 1 BB: 1 P: 7	1B: 5 2B: 0 3B: 0 HR: 1	SF: 0 SAC: 1 DP: 1 HBP: 1	WP: 0 PB: 0 SB: 0 CS: 1	PA: 36
<b>PITCHER</b>	IP WLS BF H R ER SO BB IBB HBP BLK WP HR S P ERA WHIP												<b>PITCHER</b>	IP WLS BF H R ER SO BB IBB HBP BLK WP HR S P ERA WHIP								
<b>Vern Bickford, R</b> (1, 1) ERA: 3.53	7.0 W 29 6 2 2 3 2 0 1 0 0 1 32 41 2.57 1.143																					
<b>Lew Burdette, R</b> (8, 1) ERA: 3.39	2.0 S 6 0 0 0 0 1 0 0 0 0 0 5 9 0.00 0.500																					

**Pittsburgh Pirates @ Boston Braves**  
 Braves Field, Boston, MA  
 Sun Jul 27 1952, 3:33 AM EDT  
 Unknown - 72 F

[livebaseballscorecards.com](http://livebaseballscorecards.com)

AB	30
R	2
H	6
RBI	2
BB	3
SO	3
LOB	11



Batter	1	2	3	4	5	6	7	8	9	AB	R	H	RBI	BB	SO	LOB
Sam Jethroe, S OBP: 0.336, SLG: 0.399 (1, 8)	0-0 F2		0-0 F4		0-3 K		4-0 SH5-3 L8 BB			3	1	0	0	1	1	0
Johnny Logan, R OBP: 0.340, SLG: 0.363 (1, 6)	0-0 F8		0-0 L8		4-0 2B BB		0-0 SH5-3			2	1	0	0	1	0	0
George Crowe, L OBP: 0.339, SLG: 0.407 (1, 3)	0-0 2B		0-0 3-1		0-0 1-H 2B		0-0 L8			4	0	2	2	0	0	0
Walker Cooper, R OBP: 0.306, SLG: 0.368 (1, 2)	0-0 6-3			4-0 G1-6-3 BB	0-0 5-3		0-0 2B			3	1	1	0	1	0	2
Sid Gordon, R OBP: 0.401, SLG: 0.507 (1, 7)		4-0 5-3 BB		0-0 F8		0-0 SH3-4 1B	0-0 2B			3	0	2	1	1	0	1
Sibby Sisti, R OBP: 0.287, SLG: 0.340 (1, 5)		0-0 5-3		0-0 G1-6-3		0-0 SH3-4	0-0 6-3			3	0	0	0	0	0	3
Jack Dittmer, L OBP: 0.221, SLG: 0.263 (1, 4)		0-0 L8			0-0 HR 2B	0-0 4-3		0-0 F7		4	1	1	0	0	0	2
Jack Daniels, L OBP: 0.284, SLG: 0.278 (1, 9)		4-0 BB			0-0 2-H HR	4-0 BB	0-3 K			2	1	1	2	2	1	0
Vern Bickford, R OBP: 0.200, SLG: 0.222 (1, 1)		0-0 2-3			0-0 2-3	0-3 K		0-0 4-3		3	0	0	0	0	1	4
Lew Burdette, R OBP: 0.143, SLG: 0.077 (8, 1)										1	0	0	0	0	0	0


Inning Stats	R: 0	H: 1	E: 0	LOB: 1	K: 0	BB: 0	S: 4	P: 4	R: 0	H: 0	E: 0	LOB: 2	K: 0	BB: 2	S: 3	P: 11	R: 0	H: 0	E: 0	LOB: 0	K: 0	BB: 0	S: 3	P: 3	R: 0	H: 0	E: 0	LOB: 0	K: 0	BB: 1	S: 2	P: 6	R: 3	H: 3	E: 0	LOB: 1	K: 1	BB: 1	S: 8	P: 12	R: 0	H: 1	E: 0	LOB: 2	K: 1	BB: 1	S: 6	P: 10	R: 2	H: 2	E: 1	LOB: 1	K: 0	BB: 1	S: 5	P: 9	R: 0	H: 0	E: 0	LOB: 0	K: 1	BB: 0	S: 5	P: 5
	1B: 1	SF: 0	2B: 5	SAC: 2	3B: 0	DP: 1	HR: 1	HBP: 0	WP: 0	PA: 36	PB: 0	SB: 0	CS: 0																																																			

PITCHER	IP	WLS	BF	H	R	ER	SO	BB	IBB	HBP	BLK	WP	HR	S	P	ERA	WHIP
Cal Hogue, R ERA: 7.0 (1, 1)	5.0	L	22	4	3	3	1	4	0	0	0	0	1	20	36	5.40	1.600
Harry Fisher, R ERA: 4.6 (8, 1)	3.0		14	3	2	2	2	2	0	0	0	0	0	16	24	6.00	1.667

**BOTTOM**

**Pittsburgh Pirates @ Boston Braves**  
 Braves Field, Boston, MA  
 Sun Jul 27 1952, 3:33 AM EDT  
 Unknown - 72 F

AB	28
R	5
H	7
RBI	5
BB	6
SO	3
LOB	12



WP	PA	ERA	WHIP
0	36		

Batter	1	2	3	4	5	6	7	8	9	10	11	AB R H RBI BB SO LOB	TOP														
<b>Clem Koshorek, R</b> OBP: 0.339, SLG: 0.347 (1, 5)	0-0 WP 1B	0-0 G3			0-0 5-3		0-0 G1-6-4 1B		4-0 CS BB			4 0 2 0 1 0 2	<b>Pittsburgh Pirates @ Boston Braves</b> Braves Field, Boston, MA Sun Jul 27 1952, 3:38 AM EDT Att. 3,719 - Unknown - 82 F														
<b>Dick Groat, R</b> OBP: 0.292, SLG: 0.263 (1, 6)	0-0 F8 1-2		0-0 F9		0-0 HR 1B		0-0 G1-6-4 1-2f		0-0 CS 1-2	0-0 L9		5 1 1 0 0 0 2															
<b>George Metkovich, L</b> OBP: 0.351, SLG: 0.410 (1, 3)	4-0 BB		0-0 F8		0-0 HR 1B		0-0 1B			0-0 F7		4 1 2 2 1 0 0															
<b>Ralph Kiner, R</b> OBP: 0.390, SLG: 0.468 (1, 7)	0-0 F4		0-0 1-3		0-0 F4		0-3 K			0-3 K		5 0 0 0 0 2 3															
<b>Gus Bell, L</b> OBP: 0.291, SLG: 0.415 (1, 9)	0-0 4-3		0-0 L9		0-0 2B 2B		0-3 K				0-0 G3	5 1 1 0 0 1 2															
<b>Joe Garagiola, L</b> OBP: 0.340, SLG: 0.370 (1, 2)		0-0 G3		0-0 G3		0-0 FC6-5 2-H 2B		0-0 G3			0-0 F4	5 0 1 1 0 0 0															
<b>Jack Merson, R</b> OBP: 0.295, SLG: 0.361 <b>George Strickland, R</b> OBP: 0.259, SLG: 0.286 (1, 4) (7, 4)		0-0 F8		0-0 1B		0-0 FC6-5 FC6-4 2-3 1B		0-3 K			0-0 6-3	3 0 1 0 0 0 1 2 0 0 0 0 1 0															
<b>Bobby Del Greco, R</b> OBP: 0.310, SLG: 0.287 (1, 8)		0-0 1B 1B		0-0 F7		0-3 K			0-0 L4			4 0 1 0 0 1 2															
<b>Woody Main, R</b> OBP: 0.074, SLG: 0.074 <b>Ted Wilks, R</b> OBP: 0.125, SLG: 0.125 <b>Bob Friend, R</b> OBP: 0.103, SLG: 0.079 (1, 1) (9, 1) (9, 1)		0-0 1-2 1B		0-0 4-3		0-0 FC6-4 1-2f			0-0 F9			4 0 1 0 0 0 1 0 0 0 0 0 0 0 0 0 0 0 0 0 0															
<b>Inning Stats</b>	R: 0 E: 0 K: 0 S: 4	H: 1 LOB: 2 BB: 1 P: 8	R: 0 E: 0 K: 0 S: 5	H: 2 LOB: 2 BB: 0 P: 5	R: 0 E: 0 K: 0 S: 3	H: 0 LOB: 0 BB: 0 P: 3	R: 0 E: 0 K: 0 S: 4	H: 1 LOB: 1 BB: 0 P: 4	R: 2 E: 0 K: 0 S: 5	H: 2 LOB: 0 BB: 0 P: 5	R: 1 E: 0 K: 1 S: 7	H: 2 LOB: 1 BB: 0 P: 7		R: 0 E: 0 K: 1 S: 6	H: 2 LOB: 1 BB: 0 P: 6	R: 0 E: 0 K: 2 S: 7	H: 0 LOB: 0 BB: 0 P: 7	R: 0 E: 0 K: 0 S: 2	H: 0 LOB: 0 BB: 1 P: 6	R: 0 E: 0 K: 1 S: 5	H: 0 LOB: 0 BB: 0 P: 5	R: 0 E: 0 K: 0 S: 3	H: 0 LOB: 0 BB: 0 P: 3	1B: 7 2B: 2 3B: 0 HR: 1	SF: 0 SAC: 0 DP: 1 HBP: 0	WP: 1 PB: 0 SB: 0 CS: 1	PA: 44
<b>PITCHER</b>	IP	WLS	BF	H	R	ER	SO	BB	IBB	HBP	BLK	WP		HR	S	P	ERA	WHIP									
<b>Max Surkont, R</b> ERA: 4.55 (1, 1)	5.0		22	6	2	2	0	1	0	0	0	1	1	21	25	3.60	1.400										
<b>Sheldon Jones, R</b> ERA: 4.23 (6, 1)	2.0		9	4	1	1	2	0	0	0	0	0	0	13	13	4.50	2.000										
<b>Lew Burdette, R</b> ERA: 3.28 (8, 1)	2.0		6	0	0	0	2	1	0	0	0	0	0	9	13	0.00	0.500										
<b>Warren Spahn, L</b> ERA: 3.1 (10, 1)	2.0		6	0	0	0	1	0	0	0	0	0	0	8	8	0.00	0.000										

livebaseballscorecards.com

AB	41
R	3
H	10
RBI	3
BB	2
SO	5
LOB	13



Batter	1	2	3	4	5	6	7	8	9	10	11	AB	R	H	RBI	BB	SO	LOB	BOTTOM								
Sam Jethroe, S OBP: 0.337, SLG: 0.397 (1, 8)	0-0 6-3		4-0 G5-4-3 BB		0-0 FC6-4 2-H 1B		0-0 F7		0-0 F7			4	0	1	1	1	0	3									
Johnny Logan, R OBP: 0.332, SLG: 0.354 (1, 6)	0-0 F8		0-0 G5-4-3 1-2f		0-0 FC6-4 1-2f			0-0 4-3		0-0 F4		5	0	0	0	0	0	3									
George Crowe, L OBP: 0.330, SLG: 0.395 (1, 3)	0-0 F8			0-0 F2		0-0 F8		0-0 F9		0-0 G3		5	0	0	0	0	0	0									
Ebba St. Claire, S OBP: 0.267, SLG: 0.267 Paul Burris, R OBP: 0.254, SLG: 0.333 (1, 2)		0-0 L7		4-0 BB		0-0 F9		0-0 6-3		0-0 4-3		4	0	0	0	1	0	0									
Sid Gordon, R OBP: 0.399, SLG: 0.503 Jack Cusick, R OBP: 0.227, SLG: 0.186 (1, 7)		0-3 K		0-0 F9		0-0 F8			0-0 SH1-4 FC3-2 BB 1B		0-0 6-3	4	0	1	0	0	1	1									
Sibby Sisti, R OBP: 0.290, SLG: 0.338 (1, 5)		0-0 1B		0-3 K			0-0 F5		4-0 FC3-2 SH1-4 BB		0-0 4-3	4	0	1	0	1	1	1									
Jack Dittmer, L OBP: 0.228, SLG: 0.270 (1, 4)		0-0 3-1			0-0 4-3 1B 1B		0-0 HR 1B		0-0 SH1-4 1-2 2-3		0-0 1-3	4	2	2	0	0	0	1									
Jack Daniels, L OBP: 0.283, SLG: 0.270 (1, 9)			0-0 E6 SH3-4		0-0 4-3 1-2		0-0 F2		4-0 FC3-2 IBB			3	0	0	0	1	0	2									
Max Surkont, R Earl Longerson, L Sheldon Jones, R Walker Cooper, R Lew Burdette, R Eddie Mathews, L Warren Spahn, L (1, 1)			0-0 SH3-4		0-0 F4		0-0 HR		0-0 FC3-2 1-2 2-3 3-H			0	0	0	0	0	0	0									
Inning Stats	R: 0 E: 0 K: 0 S: 3	H: 0 LOB: 0 BB: 0 P: 3	R: 0 E: 0 K: 1 S: 6	H: 1 LOB: 1 BB: 0 P: 6	R: 0 E: 1 K: 0 S: 3	H: 0 LOB: 1 BB: 1 P: 7	R: 0 E: 0 K: 1 S: 5	H: 0 LOB: 1 BB: 1 P: 9	R: 1 E: 0 K: 0 S: 5	H: 2 LOB: 1 BB: 0 P: 5	R: 0 E: 0 K: 0 S: 3	H: 0 LOB: 0 BB: 0 P: 3	R: 2 E: 0 K: 0 S: 5	H: 2 LOB: 0 BB: 0 P: 5	R: 0 E: 0 K: 0 S: 3	H: 0 LOB: 0 BB: 0 P: 3	R: 0 E: 0 K: 0 S: 4	H: 1 LOB: 3 BB: 2 P: 12	R: 0 E: 0 K: 0 S: 3	H: 0 LOB: 0 BB: 0 P: 3	R: 0 E: 0 K: 0 S: 3	H: 0 LOB: 0 BB: 0 P: 3	1B: 5 2B: 0 3B: 0 HR: 1	SF: 0 SAC: 2 DP: 1 HBP: 0	WP: 0 PB: 0 SB: 0 CS: 0	PA: 43	
PITCHER	IP	WLS	BF	H	R	ER	SO	BB	IBB	HBP	BLK	WP	HR	S	P	ERA	WHIP										
Woody Main, R ERA: 3.78 Ted Wilks, R ERA: 2.65 Bob Friend, R ERA: 4.68	(1, 1)	8.0	32	6	3	3	2	2	0	0	0	0	1	34	42	3.38	1.000										
	(9, 1)	0.0	0	0	0	0	0	0	0	0	0	0	0	0	0	∞	∞										
	(9, 1)	3.0	11	0	0	0	0	1	1	0	0	0	0	9	17	0.00	0.333										

Pittsburgh Pirates @ Boston Braves  
 Braves Field, Boston, MA  
 Sun Jul 27 1952, 3:38 AM EDT  
 Att. 3,719 - Unknown - 82 F

livebaseballscorecards.com

AB	37
R	3
H	6
RBI	3
BB	4
SO	2
LOB	15



Batter	1	2	3	4	5	6	7	8	9	AB R H RBI BB SO LOB	TOP											
<b>Clem Koshorek, R</b> (1, 5) OBP: 0.340, SLG: 0.345	2-3 K		1-0 6-3		4-2 1B E BB		2-1 G4-3 1B		1-0 1-3	4 1 1 0 1 1 0												
<b>Dick Groat, R</b> (1, 6) OBP: 0.295, SLG: 0.263	2-3 K			4-1 1B F7 BB	0-0 1-3 2-H 1B		0-0 G4-3 1-2f		3-3 K	4 1 1 1 1 2 1												
<b>George Metkovich, L</b> (1, 3) OBP: 0.353, SLG: 0.411 <b>Tony Bartolome, L</b> (8, 3) OBP: 0.244, SLG: 0.236	2-1 1B			0-1 1-3 1B	1-0 1-2 3-H			0-0 B1		4 0 2 0 0 0 1 0 0 0 0 0 0 0												
<b>Ralph Kiner, R</b> (1, 7) OBP: 0.386, SLG: 0.462	1-3 K			0-0 1-2 3-H F7	0-0 F5			1-3 K		4 0 0 1 0 2 4												
<b>Gus Bell, L</b> (1, 9) OBP: 0.294, SLG: 0.431		2-3 K		1-3 K		0-0 HR		2-2 1B 2B		4 2 2 1 0 2 1												
<b>Jack Merson, R</b> (1, 4) OBP: 0.294, SLG: 0.360		0-0 F7		0-0 5-3		1-0 6-3		0-1 2-H HR 1B		4 1 1 1 0 0 1												
<b>Clyde McCullough, R</b> (1, 2) OBP: 0.264, SLG: 0.261 <b>Joe Garagiola, L</b> (5, 2) OBP: 0.346, SLG: 0.390		2-1 F7			1-0 1B HBP	1-1 G4-3 1B		0-0 1-H HR		1 1 0 0 0 0 0 2 1 2 2 0 0 0												
<b>Bobby Del Greco, R</b> (1, 8) OBP: 0.309, SLG: 0.286			3-2 G4-6-3 1B		0-1 4-3	0-0 G4-3		0-0 B1-3		4 0 1 0 0 0 2												
<b>Murry Dickson, R</b> (1, 1) OBP: 0.304, SLG: 0.353			0-0 G4-6-3 1-2f		1-0 1-3		0-0 F6		0-0 F7	4 0 0 0 0 0 2												
<b>Inning Stats</b>	R: 0 E: 0 K: 3 S: 12	H: 1 LOB: 1 BB: 0 P: 19	R: 0 E: 0 K: 1 S: 6	H: 0 LOB: 0 BB: 0 P: 10	R: 0 E: 0 K: 0 S: 5	H: 1 LOB: 0 BB: 0 P: 9	R: 1 E: 0 K: 1 S: 8	H: 1 LOB: 1 BB: 1 P: 13	R: 2 E: 1 K: 0 S: 8	H: 1 LOB: 2 BB: 1 P: 15	R: 1 E: 0 K: 0 S: 5	H: 2 LOB: 0 BB: 0 P: 7	R: 0 E: 0 K: 0 S: 4	H: 1 LOB: 0 BB: 0 P: 6	R: 3 E: 0 K: 1 S: 11	H: 3 LOB: 0 BB: 0 P: 14	R: 0 E: 0 K: 1 S: 6	H: 0 LOB: 0 BB: 0 P: 10	1B: 7 2B: 1 3B: 0 HR: 2	SF: 0 SAC: 0 DP: 3 HBP: 1	WP: 0 PB: 0 SB: 0 CS: 0	PA: 38
<b>PITCHER</b>	IP WLS BF H R ER SO BB IBB HBP BLK WP HR S P ERA WHIP																					
<b>Billy Loes, R</b> (1, 1) ERA: 2.52	7.0 L 29 7 4 3 5 2 0 1 0 0 0 1 48 79 3.86 1.286																					
<b>Clyde King, R</b> (8, 1) ERA: 5.48	2.0 9 3 3 3 2 0 0 0 0 0 0 1 17 24 13.50 1.500																					

**Pittsburgh Pirates @ Brooklyn Dodgers**  
**Ebbets Field, Brooklyn, NY**  
 Tue Jul 29 1952, 3:33 AM EDT  
 Att. 11,807 - Unknown

livebaseballscorecards.com

<b>AB</b>	<b>35</b>
<b>R</b>	<b>7</b>
<b>H</b>	<b>10</b>
<b>RBI</b>	<b>6</b>
<b>BB</b>	<b>2</b>
<b>SO</b>	<b>7</b>
<b>LOB</b>	<b>12</b>





Batter	1	2	3	4	5	6	7	8	9	AB R H RBI BB SO LOB
Carl Furillo, R OBP: 0.294, SLG: 0.339 (1, 9)	0-0 F6	1-1 FC5-4			2-1 5-3		3-3 K			4 0 0 0 0 1 1
Pee Wee Reese, R OBP: 0.396, SLG: 0.413 (1, 6)	0-1 E 1B F8 1B		0-2 BB 1B		2-1 F9			2-1 6-3		4 1 2 0 0 0 0
Jackie Robinson, R OBP: 0.447, SLG: 0.472 Rocky Bridges, R OBP: 0.244, SLG: 0.237 (1, 4) (4, 4)	1-2 E7 1B		2-2 F3		2-2 2B			2-3 K		2 0 1 0 0 0 1 2 0 1 0 0 1 0
Andy Pafko, R OBP: 0.406, SLG: 0.481 (1, 5)	4-1 1-2 BB		4-1 1-2 BB		1-2 F8			3-2 F8		2 0 0 0 2 0 1
George Shuba, L OBP: 0.429, SLG: 0.511 (1, 7)	0-2 F8		1-0 G4-6-3		2-3 K			3-2 G4-6-3 1B		4 0 1 1 0 1 4
Duke Snider, L OBP: 0.372, SLG: 0.477 (1, 8)	3-2 1-3		3-2 F6		2-3 K			1-0 G4-6-3		4 0 0 0 0 1 3
Gil Hodges, R OBP: 0.371, SLG: 0.497 (1, 3)		3-3 K	0-0 2B		0-1 3-1			2-2 1B		4 0 2 0 0 1 0
Rube Walker, L OBP: 0.296, SLG: 0.337 (1, 2)		1-1 FC5-4 1B	1-1 F6		0-0 F4			0-0 F2		4 0 1 0 0 0 2
Billy Loes, R OBP: 0.143, SLG: 0.111 Tommy Holmes, L OBP: 0.125, SLG: 0.067 Clyde King, S (8, 1)		2-3 K	2-3 K		2-2 L8					2 0 0 0 0 2 2 1 0 0 0 0 0 0 0 0 0 0 0 0 0

Inning Stats	R: 1	H: 2	E: 1	K: 0	S: 13	LOB: 2	BB: 1	P: 21
	R: 0	H: 1	E: 0	K: 2	S: 10	LOB: 1	BB: 0	P: 17
	R: 0	H: 1	E: 0	K: 0	S: 9	LOB: 1	BB: 1	P: 16
	R: 0	H: 1	E: 0	K: 1	S: 9	LOB: 1	BB: 0	P: 15
	R: 0	H: 1	E: 0	K: 0	S: 11	LOB: 1	BB: 0	P: 18
	R: 0	H: 0	E: 0	K: 2	S: 9	LOB: 0	BB: 0	P: 13
	R: 0	H: 0	E: 0	K: 1	S: 8	LOB: 0	BB: 0	P: 13
	R: 0	H: 0	E: 0	K: 1	S: 9	LOB: 0	BB: 0	P: 16
	R: 0	H: 2	E: 0	K: 0	S: 12	LOB: 1	BB: 0	P: 18

PITCHER	IP	WLS	BF	H	R	ER	SO	BB	IBB	HBP	BLK	WP	HR	S	P	ERA	WHIP
Murry Dickson, R ERA: 3.69 (1, 1)	9.0	W	35	8	1	1	7	2	0	0	0	0	0	90	147	1.00	1.111

**BOTTOM**

**Pittsburgh Pirates @ Brooklyn Dodgers**  
**Ebbets Field, Brooklyn, NY**  
 Tue Jul 29 1952, 3:33 AM EDT  
 Att. 11,807 - Unknown

<b>AB</b>	<b>33</b>
<b>R</b>	<b>1</b>
<b>H</b>	<b>8</b>
<b>RBI</b>	<b>1</b>
<b>BB</b>	<b>2</b>
<b>SO</b>	<b>7</b>
<b>LOB</b>	<b>14</b>



WP	HR	S	P	ERA	WHIP
0	0	0	0	0	0

Batter	1	2	3	4	5	6	7	8	9	10	AB R H RBI BB SO LOB	TOP										
Clem Koshorek, R (1, 5) OBP: 0.338, SLG: 0.343	3-3 K		1-2 FC5-4 CS			0-3 K		0-1 1B			4 0 1 1 0 2 2	<b>Pittsburgh Pirates @ Brooklyn Dodgers</b> Ebbets Field, Brooklyn, NY Wed Jul 30 1952, 3:33 AM EDT Att: 5,110 - Unknown										
Dick Groat, R (1, 6) OBP: 0.288, SLG: 0.256 George Strickland, R (6, 6) OBP: 0.259, SLG: 0.286	2-2 G3		1-0 CS	0-0 F3		2-1 1-3		1-2 G3			4 0 0 0 0 0 2 0 0 0 0 0 0 0											
George Metkovich, L (1, 3) OBP: 0.351, SLG: 0.413 Tony Bartolme, L (9, 3) OBP: 0.244, SLG: 0.236	2-0 F8			2-3 K			0-1 G1-6-3 CS 2B		0-2 3-1		4 0 1 0 0 1 0 0 0 0 0 0 0 0											
Ralph Kiner, R (1, 7) OBP: 0.385, SLG: 0.458		2-0 5-3		1-1 5-3			4-2 G1-6-3 BB		0-0 F6		3 0 0 0 1 0 0											
Gus Bell, L (1, 9) OBP: 0.290, SLG: 0.425		0-2 3-1			2-2 G3		3-2 G1-6-3		2-3 K		4 0 0 0 0 1 2											
Joe Garagiola, L (1, 2) OBP: 0.348, SLG: 0.389		1-0 F3			0-0 G3		2-2 CS		0-0 2B 1B		3 1 1 0 1 0 0											
Jack Merson, R (1, 4) OBP: 0.298, SLG: 0.375			2-1 HR		0-2 F8			1-0 PB 1B 2B		4-2 SH BB	3 2 2 2 0 0 0											
Bobby Del Greco, R (1, 8) OBP: 0.305, SLG: 0.282			1-3 K			1-2 5-3		3-2 5-3		1-3 K	4 0 0 0 0 2 3											
Howie Pollet, L (1, 1) OBP: 0.275, SLG: 0.213 Bob Friend, R (9, 1) OBP: 0.100, SLG: 0.077			0-1 FC5-4 1B			4-0 BB		2-2 F6		0-1 G6-4-3	2 0 1 0 1 0 1 1 0 0 0 0 0 2											
<b>Inning Stats</b>	R: 0 E: 0 K: 1 S: 9	H: 0 LOB: 0 BB: 0 P: 16	R: 0 E: 0 K: 0 S: 6	H: 0 LOB: 0 BB: 0 P: 9	R: 1 E: 0 K: 1 S: 10	H: 2 LOB: 0 BB: 0 P: 15	R: 0 E: 0 K: 1 S: 6	H: 0 LOB: 0 BB: 0 P: 9	R: 0 E: 0 K: 0 S: 8	H: 0 LOB: 0 BB: 0 P: 10	R: 0 E: 0 K: 1 S: 11		H: 1 LOB: 0 BB: 1 P: 20	R: 2 E: 0 K: 0 S: 14	H: 3 LOB: 1 BB: 0 P: 21	R: 0 E: 0 K: 1 S: 8	H: 0 LOB: 0 BB: 0 P: 10	R: 0 E: 0 K: 1 S: 8	H: 0 LOB: 1 BB: 1 P: 13	1B: 3 2B: 2 3B: 0 HR: 1	SF: 0 SAC: 1 DP: 2 HBP: 0	WP: 0 PB: 1 SB: 0 CS: 2
<b>PITCHER</b>	IP WLS BF H R ER SO BB IBB HBP BLK WP HR S P ERA WHIP																					
Carl Erskine, R (1, 1) ERA: 2.8	8.0	29	6	3	3	4	2	0	0	0	0	0	0	115	3.38	1.000						
Joe Black, R (9, 1) ERA: 2.79	2.0	7	0	0	0	2	1	0	0	0	0	0	0	16	0.00	0.500						

AB	32
R	3
H	6
RBI	3
BB	3
SO	6
LOB	12



BOTTOM

Pittsburgh Pirates @ Brooklyn Dodgers  
Ebbets Field, Brooklyn, NY

Wed Jul 30 1952, 3:33 AM EDT  
Att. 5,110 - Unknown

livebaseballscorecards.com

AB	35
R	4
H	8
RBI	4
BB	4
SO	3
LOB	11



WP:	0	PA:	39
PB:	0		
SB:	1		
CS:	0		

AB R H RBI BB SO LOB

5	1	2	1	0	0	1
4	0	1	1	1	1	1
5	0	1	1	0	0	3
3	0	0	0	1	0	0
4	1	1	1	0	0	1
3	0	1	0	1	0	0
3	1	1	0	0	0	1
0	0	0	0	1	0	0
2	0	0	0	0	0	0
2	0	0	0	0	0	3
2	1	1	0	0	1	0
1	0	0	0	0	0	1
1	0	0	0	0	1	0

1B:	6	SF:	0
2B:	1	SAC:	0
3B:	0	DP:	2
HR:	1	HBP:	0

Batter	1	2	3	4	5	6	7	8	9	10
<b>Bobby Morgan, R</b> OBP: 0.404, SLG: 0.392 (1, 5)	1-1 F7		3-1 F9			0-0 F8		0-1 E 1B		2-2 4-3 1B
<b>Pee Wee Reese, R</b> OBP: 0.396, SLG: 0.414 (1, 6)	1-0 L8			1-3 K		2-0 S 2B		1-3 BB		2-1 4-3
<b>Carl Furillo, R</b> OBP: 0.293, SLG: 0.336 (1, 9)	1-0 F7			2-1 F7		3-2 L6		2-1 F7		1-2 2-H 1B
<b>Andy Patko, R</b> OBP: 0.404, SLG: 0.476 (10, 8)		4-0 G5-4-3 BB		2-1 5-3			0-1 6-3		0-0 F2	
<b>Roy Campanella, R</b> OBP: 0.379, SLG: 0.444 (1, 2)		0-0 G5-4-3 1-2f			0-2 L7		2-2 F8		0-0 HR	
<b>Gil Hodges, R</b> OBP: 0.373, SLG: 0.495 (1, 3)		1-2 FC5-4 1B			2-1 6-3		3-1 F8		4-2 BB BB	
<b>Dick Williams, R</b> OBP: 0.288, SLG: 0.320 (1, 8)		1-2 FC5-4			1-2 F2			2-2 E 1B	4-0 G4-3 BB	
<b>George Shuba, L</b> OBP: 0.434, SLG: 0.511 (9, PH)		1-2 FC5-4 1-2f								
<b>Rocky Bridges, R</b> OBP: 0.233, SLG: 0.225 (1, 4)			1-1 L9			1-1 1-3		1-1 6-3	1-2 G4-3	
<b>Jackie Robinson, R</b> OBP: 0.445, SLG: 0.469 (8, PH)								1-2 1B		
<b>Carl Erskine, R</b> OBP: 0.213, SLG: 0.182 (1, 1)			1-3 K			0-0 2B		1-2 E3		1-3 K2-3
<b>Duke Snider, L</b> OBP: 0.371, SLG: 0.475 (8, PH)										
<b>Joe Black, R</b> OBP: 0.250, SLG: 0.250 (9, 1)										

Inning Stats	R: 0	H: 0	E: 0	K: 0	S: 4	R: 0	H: 1	E: 0	K: 0	S: 8	R: 0	H: 0	E: 0	K: 1	S: 9	R: 0	H: 0	E: 0	K: 1	S: 7	R: 0	H: 0	E: 0	K: 0	S: 10	R: 1	H: 2	E: 0	K: 0	S: 8	R: 0	H: 0	E: 0	K: 0	S: 7	R: 1	H: 2	E: 2	K: 0	S: 14	R: 1	H: 1	E: 0	K: 0	S: 9	R: 0	H: 2	E: 0	K: 1	S: 12	1B: 6	SF: 0	2B: 1	SAC: 0	3B: 0	DP: 2	HR: 1	HBP: 0
--------------	------	------	------	------	------	------	------	------	------	------	------	------	------	------	------	------	------	------	------	------	------	------	------	------	-------	------	------	------	------	------	------	------	------	------	------	------	------	------	------	-------	------	------	------	------	------	------	------	------	------	-------	-------	-------	-------	--------	-------	-------	-------	--------

PITCHER	IP	WLS	BF	H	R	ER	SO	BB	IBB	HBP	BLK	WP	HR	S	P	ERA	WHIP
<b>Howie Pollet, L</b> ERA: 4.06 (1, 1)	8.1		33	6	3	3	2	3	0	0	0	0	1	72	119	3.24	1.080
<b>Bob Friend, R</b> ERA: 4.7 (9, 1)	1.1	L	6	2	1	1	1	1	0	0	0	0	0	16	27	6.75	2.250

Batter	1	2	3	4	5	6	7	8	9	10	11	AB R H RBI BB SO LOB	TOP				
<b>Clem Koshorek, R</b> OBP: 0.333, SLG: 0.337 (1, 5)	5-3	6-3 SH 1B	F7		FC6-4			6-3		FC3-6		6 0 1 2 0 0 4	<b>Pittsburgh Pirates @ Brooklyn Dodgers</b> <b>Ebbets Field, Brooklyn, NY</b> Thu Jul 31 1952, 3:33 AM EDT Unknown				
<b>Dick Groat, R</b> OBP: 0.286, SLG: 0.255 (1, 6)	1-3	SH 6-3 1B					F9	5-3			L6	5 0 1 0 0 0 0					
<b>George Metkovich, L</b> OBP: 0.349, SLG: 0.409 <b>Tony Bartolome, L</b> OBP: 0.243, SLG: 0.235 (1, 3) (9, 3)	1-3 K	6-3					4-3		F8		F9	5 0 1 0 0 1 2 1 0 0 0 0 0 0					
<b>Ralph Kiner, R</b> OBP: 0.387, SLG: 0.457 (1, 7)							1-3		1-0		L8	5 1 2 0 1 0 2					
<b>Gus Bell, L</b> OBP: 0.292, SLG: 0.422 (1, 9)												4 1 1 0 1 1 4					
<b>Jack Merson, R</b> OBP: 0.299, SLG: 0.373 (1, 4)												4 1 1 0 1 0 6					
<b>Clyde McCullough, R</b> OBP: 0.271, SLG: 0.262 (1, 2)												3 1 1 1 1 0 0					
<b>Bobby Del Greco, R</b> OBP: 0.304, SLG: 0.278 (1, 8)												4 1 0 0 1 0 4					
<b>Cal Hogue, R</b> OBP: 0.444, SLG: 0.375 <b>Bob Friend, R</b> OBP: 0.100, SLG: 0.077 <b>Harry Fisher, L</b> OBP: 0.333, SLG: 0.417 <b>Joe Garagiola, L</b> OBP: 0.351, SLG: 0.389 <b>Paul LaPalme, L</b> OBP: 0.111, SLG: 0.222 (1, 1) (9, 1) (9, 1) (10, PH) (10, 1)												4 1 2 2 0 1 1 0 0 0 0 0 0 0 0 0 0 0 0 0 0 0 0 0 0 1 0 0 0 0 0 0 0 0 0					
<b>Inning Stats</b>	R: 0 H: 0 E: 0 LOB: 0 K: 1 BB: 0 S: 7 P: 10	R: 6 H: 5 E: 3 LOB: 3 K: 0 BB: 2 S: 14 P: 25	R: 0 H: 1 E: 0 LOB: 1 K: 0 BB: 0 S: 8 P: 12	R: 0 H: 2 E: 0 LOB: 2 K: 0 BB: 1 S: 9 P: 18	R: 0 H: 0 E: 0 LOB: 1 K: 0 BB: 1 S: 8 P: 13	R: 0 H: 0 E: 0 LOB: 0 K: 0 BB: 0 S: 7 P: 10	R: 0 H: 0 E: 0 LOB: 1 K: 1 BB: 1 S: 9 P: 18	R: 0 H: 0 E: 0 LOB: 0 K: 1 BB: 0 S: 7 P: 9	R: 0 H: 1 E: 0 LOB: 0 K: 0 BB: 0 S: 5 P: 7	R: 0 H: 1 E: 0 LOB: 2 K: 0 BB: 1 S: 6 P: 12	R: 0 H: 0 E: 0 LOB: 0 K: 0 BB: 0 S: 8 P: 11	1B: 10 SF: 0 2B: 0 SAC: 2 3B: 0 DP: 2 HR: 0 HBP: 0		WP: 0 PA: 49 PB: 0 SB: 0 CS: 0			
<b>PITCHER</b>	IP WLS BF H R ER SO BB IBB HBP BLK WP HR S P ERA WHIP																
<b>Johnny Rutherford, R</b> ERA: 4.88 (1, 1)	1.0	9	4	6	3	1	1	0	0	0	0	0	0	16	23	27.00	5.000
<b>Clyde King, R</b> ERA: 5.24 (2, 1)	1.0	6	1	0	0	0	0	1	0	0	0	0	0	5	12	0.00	1.000
<b>Johnny Schmitz, L</b> ERA: 4.32 (3, 1)	5.0	20	3	0	0	1	3	0	0	0	0	0	0	41	71	0.00	1.200
<b>Billy Loes, R</b> ERA: 2.48 (8, 1)	2.0	6	1	0	0	1	0	0	0	0	0	0	0	12	16	0.00	0.500
<b>Joe Black, R</b> ERA: 2.7 (10, 1)	2.0	W 8	1	0	0	0	0	1	0	0	0	0	0	14	23	0.00	0.500

livebaseballscorecards.com

AB	41
R	6
H	10
RBI	5
BB	6
SO	3
LOB	23



Batter	1	2	3	4	5	6	7	8	9	10	11	AB R H RBI BB SO LOB	BOTTOM		
<b>Carl Furillo, R</b> (1, 9) OBP: 0.293, SLG: 0.333 <b>Bobby Morgan, R</b> (7, PR) OBP: 0.402, SLG: 0.389 <b>Rocky Bridges, R</b> (9, PR) OBP: 0.250, SLG: 0.244 (10, 5)	1-2 	0-0 		0-0 			3-2 		0-2 		0-1 	3 0 0 0 0 0 3 1 0 0 0 0 0 1 1 2 1 0 0 0 0	<b>Pittsburgh Pirates @ Brooklyn Dodgers</b> Ebbets Field, Brooklyn, NY Thu Jul 31 1952, 3:33 AM EDT Unknown		
<b>Pee Wee Reese, R</b> (1, 6) OBP: 0.399, SLG: 0.413	2-2 	4-0 			1-0 		1-3 		4-2 		1-1 	3 1 1 1 2 1 1			
<b>Jackie Robinson, R</b> (1, 4) OBP: 0.443, SLG: 0.466	1-2 	1-2 			1-3 		0-0 		0-0 		0-0 	6 0 2 1 0 1 6			
<b>Andy Paiko, R</b> (1, 5) OBP: 0.405, SLG: 0.473 (8, 9)	3-2 		2-1 		1-0 			4-1 	0-2 		4-0 	4 0 1 1 2 0 2			
<b>Roy Campanella, R</b> (1, 2) OBP: 0.381, SLG: 0.443		2-2 	2-1 			1-1 		1-0 	1-0 		4-0 	5 1 2 0 1 0 3			
<b>George Shuba, L</b> (1, 7) OBP: 0.454, SLG: 0.531		1-0 	3-2 			2-1 		4-2 		1-2 	4-0 	4 2 3 1 2 0 1			
<b>Duke Snider, L</b> (1, 8) OBP: 0.372, SLG: 0.474		4-2 	2-0 			2-3 		2-3 		1-0 		3 0 1 1 1 2 2		<b>AB 38</b> <b>R 7</b> <b>H 14</b> <b>RBI 6</b> <b>BB 10</b> <b>SO 4</b> <b>LOB 28</b>	
<b>Gil Hodges, R</b> (1, 3) OBP: 0.376, SLG: 0.505		1-1 		0-0 		1-1 			1-0 	4-0 		4 1 2 1 1 0 4			
<b>Johnny Rutherford, L</b> <b>Rocky Nelson, L</b> <b>Clyde King, S</b> <b>Johnny Sain, R</b> <b>Tommy Hughes, L</b> <b>Billy Loos, R</b> <b>Billy Cox, R</b> <b>Clayton Kershaw, R</b> <b>Joe Black, R</b>		3-2 		2-2 			0-0 		4-0 	0-0 		0 0 0 0 0 0 0 0 0 0 0 0 0 0 1 0 0 0 0 0 0 1 0 0 0 0 0 0 1 0 1 0 0 0 0 0 0			
<b>Inning Stats</b>	R: 0 H: 1 E: 0 LOB: 1 K: 0 BB: 0 S: 12 P: 19	R: 2 H: 2 E: 1 LOB: 3 K: 0 BB: 2 S: 17 P: 33	R: 1 H: 2 E: 0 LOB: 1 K: 0 BB: 0 S: 8 P: 17	R: 0 H: 2 E: 0 LOB: 0 K: 0 BB: 0 S: 5 P: 7	R: 0 H: 1 E: 0 LOB: 0 K: 1 BB: 0 S: 6 P: 9	R: 0 H: 1 E: 0 LOB: 1 K: 1 BB: 0 S: 9 P: 15	R: 0 H: 0 E: 0 LOB: 1 K: 1 BB: 0 S: 8 P: 12	R: 0 H: 0 E: 0 LOB: 1 K: 1 BB: 2 S: 10 P: 21	R: 3 H: 3 E: 0 LOB: 2 K: 0 BB: 2 S: 11 P: 21	R: 0 H: 1 E: 0 LOB: 1 K: 0 BB: 1 S: 5 P: 11	R: 1 H: 1 E: 0 LOB: 3 K: 0 BB: 3 S: 5 P: 18	1B: 12 SF: 0 2B: 1 SAC: 2 3B: 0 DP: 5 HR: 1 HBP: 1		WP: 0 PA: 51 PB: 1 SB: 0 CS: 0	
<b>PITCHER</b>	<b>IP WLS BF H R ER SO BB IBB HBP BLK WP HR S P ERA WHIP</b>													<b>PITCHER</b>	<b>IP WLS BF H R ER SO BB IBB HBP BLK WP HR S P ERA WHIP</b>
<b>Cal Hogue, R</b> (1, 1) ERA: 5.54 <b>Bob Friend, R</b> (9, 1) ERA: 4.82 <b>Harry Fisher, R</b> (9, 1) ERA: 4.41 <b>Paul LaPalme, L</b> (10, 1) ERA: 3.81	8.0 0.1 0.2 1.2	35 5 1 10	10 2 0 2	4 2 0 1	4 0 0 1	2 2 0 1	2 0 0 1	4 2 0 1	0 0 0 0	0 0 0 0	0 0 0 0	0 0 0 0	0 0 0 0	2.25 54.00 0.00 5.40	1.750 12.000 0.000 1.800

Batter	1	2	3	4	5	6	7	8	9	AB R H RBI BB SO LOB	TOP	
<b>Clem Koshorek, R</b> OBP: 0.335, SLG: 0.344 (1, 5) X	0-0 G3 2B		1-1 1B		2-3 K		0-0 F7		1-3 K	5 0 2 0 0 2 1		
<b>Dick Groat, R</b> OBP: 0.278, SLG: 0.247 (1, 6) F X	0-1 P3		1-0 F9		1-2 F9		0-2 4-3		0-1 F9	5 0 0 0 0 0 3		
<b>George Metkovich, L</b> OBP: 0.348, SLG: 0.406 (1, 3) F X	0-1 G3 2-3		0-0 F9		2-0 L9		1-1 1B 1B			4 0 1 0 0 0 2		
<b>Ralph Kiner, R</b> OBP: 0.388, SLG: 0.454 (1, 7) B C B B B	4-1 BB BB		3-2 F4		4-1 1B 1B BB		2-3 K			2 1 0 0 2 1 2		
<b>Gus Bell, L</b> OBP: 0.297, SLG: 0.428 (1, 9) B C B B B	4-2 1-2 BB		2-2 2B		1-1 1B 1B		2-2 F8			3 0 2 0 1 0 1		
<b>Joe Garagiola, L</b> OBP: 0.349, SLG: 0.387 (1, 2) C F B X	1-2 1-3		0-1 F6		0-0 F3		0-0 1B		1-3 1B	4 0 1 0 0 0 6		
<b>Jack Merson, R</b> OBP: 0.299, SLG: 0.372 (1, 4) X		0-0 F6		1-1 5-3		0-0 1B		1-2 F7		4 0 1 1 0 0 3		
<b>Bobby Del Greco, R</b> OBP: 0.300, SLG: 0.275 (1, 8) S B S X		1-1 F8		1-2 4-3		1-3 3-H 2-1 F3		1-2 F9		4 0 0 0 0 0 3		
<b>Woody Main, R</b> OBP: 0.067, SLG: 0.067 (1, 1) <b>Harry Fisher, L</b> OBP: 0.385, SLG: 0.462 (9, PH) X F C		0-2 5-3		1-3 K		1-3 K		2-1 1B		3 0 0 0 0 2 0 1 0 1 0 0 0 0		
<b>Inning Stats</b>	R: 0 H: 1 E: 0 LOB: 3 K: 0 BB: 2 S: 12 P: 21	R: 0 H: 0 E: 0 LOB: 0 K: 0 BB: 0 S: 6 P: 7	R: 0 H: 1 E: 0 LOB: 1 K: 0 BB: 0 S: 7 P: 12	R: 0 H: 1 E: 0 LOB: 1 K: 0 BB: 0 S: 10 P: 14	R: 0 H: 0 E: 0 LOB: 0 K: 2 BB: 0 S: 11 P: 15	R: 1 H: 2 E: 0 LOB: 2 K: 0 BB: 1 S: 8 P: 17	R: 0 H: 0 E: 0 LOB: 0 K: 1 BB: 0 S: 8 P: 9	R: 0 H: 2 E: 0 LOB: 2 K: 1 BB: 0 S: 16 P: 22	R: 0 H: 1 E: 0 LOB: 1 K: 1 BB: 0 S: 11 P: 15	1B: 6 SF: 0 2B: 2 SAC: 0 3B: 0 DP: 0 HR: 0 HBP: 0	WP: 0 PA: 38 PB: 0 SB: 0 CS: 0	
<b>PITCHER</b> <b>Joe Landrum, R</b> ERA: 1.0 (1, 1)	IP WLS BF H R ER SO BB IBB HBP BLK WP HR S P ERA WHIP	9.0 W 38 8 1 1 5 3 0 0 0 0 0 0 89 132 1.00 1.222										

**Pittsburgh Pirates @ Brooklyn Dodgers**  
**Ebbets Field, Brooklyn, NY**  
 Thu Jul 31 1952, 3:38 AM EDT  
 Att. 10,747 - Unknown

<b>AB</b>	<b>35</b>
<b>R</b>	<b>1</b>
<b>H</b>	<b>8</b>
<b>RBI</b>	<b>1</b>
<b>BB</b>	<b>3</b>
<b>SO</b>	<b>5</b>
<b>LOB</b>	<b>21</b>



Batter	1	2	3	4	5	6	7	8	9
<b>Bobby Morgan, R</b> (1, 5) OBP: 0.404, SLG: 0.412	1-0 HR	0-1 6-3			0-0 4-3			1-0 SH5-3 2B 1B	
<b>Pee Wee Reese, R</b> (1, 6) OBP: 0.396, SLG: 0.410	0-1 F2		2-3 K		0-1 F9			1-1 SH5-3 1-2	
<b>George Shuba, L</b> (1, 7) OBP: 0.447, SLG: 0.529 <b>Dick Williams, R</b> (8, PR) OBP: 0.288, SLG: 0.320 (9, 7)	3-3 K		0-0 G3		1-3 K			3-2 2-H 2B	
<b>Andy Pafko, R</b> (1, 9) OBP: 0.401, SLG: 0.467	0-0 6-3		2-1 6-3		0-0 L7			3-3 K	
<b>Roy Campanella, R</b> (1, 2) OBP: 0.380, SLG: 0.440		3-2 1B SH 1B		1-3 K	0-0 F5			0-0 F4	
<b>Duke Snider, L</b> (1, 8) OBP: 0.374, SLG: 0.474		2-1 SH 1-3 1B		4-0 2B BB	0-1 G3				
<b>Gil Hodges, R</b> (1, 3) OBP: 0.375, SLG: 0.506		3-1 F2		2-2 1-H 2B			2-3 K		
<b>Rocky Bridges, R</b> (1, 4) OBP: 0.236, SLG: 0.233		1-0 SH 1-2 3-H		0-0 L8			3-2 6-3		
<b>Joe Landrum, R</b> (1, 1)		0-0 F5		1-0 5-3			0-1 1-3		

Inning Stats	R: 1 E: 0 K: 1 S: 7	H: 1 LOB: 0 BB: 0 P: 11	R: 1 E: 1 K: 0 S: 11	H: 2 LOB: 2 BB: 0 P: 20	R: 0 E: 0 K: 1 S: 6	H: 0 LOB: 0 BB: 0 P: 10	R: 1 E: 0 K: 1 S: 8	H: 1 LOB: 1 BB: 1 P: 16	R: 0 E: 0 K: 1 S: 6	H: 0 LOB: 0 BB: 0 P: 7	R: 0 E: 0 K: 0 S: 4	H: 0 LOB: 0 BB: 0 P: 4	R: 0 E: 0 K: 1 S: 9	H: 0 LOB: 0 BB: 0 P: 14	R: 1 E: 0 K: 1 S: 13	H: 2 LOB: 1 BB: 0 P: 21
--------------	------------------------------	----------------------------------	-------------------------------	----------------------------------	------------------------------	----------------------------------	------------------------------	----------------------------------	------------------------------	---------------------------------	------------------------------	---------------------------------	------------------------------	----------------------------------	-------------------------------	----------------------------------

PITCHER	IP	WLS	BF	H	R	ER	SO	BB	IBB	HBP	BLK	WP	HR	S	P	ERA	WHIP
<b>Woody Main, R</b> (1, 1) ERA: 3.83	8.0	L	32	6	4	4	6	1	0	0	0	0	1	64	103	4.50	0.875

AB R H RBI BB SO LOB

4	2	2	1	0	0	2
3	0	0	0	0	1	0
4	0	1	1	0	2	0
0	0	0	0	0	0	0
4	0	0	0	0	1	1
4	1	1	0	0	1	1
2	1	1	0	1	0	0
3	0	1	1	0	1	2
2	0	0	1	0	0	1
3	0	0	0	0	0	3

AB	R	H	RBI	BB	SO	LOB
29	4	6	4	1	6	10

**Pittsburgh Pirates @ Brooklyn Dodgers**  
Ebbets Field, Brooklyn, NY

Thu Jul 31 1952, 3:38 AM EDT  
Att. 10,747 - Unknown

[livebaseballscorecards.com](http://livebaseballscorecards.com)

WP: 0 PA: 32  
PB: 0  
SB: 0  
CS: 0

B

Batter	1	2	3	4	5	6	7	8	9	AB R H RBI BB SO LOB	TOP													
<b>Clem Koshorek, R</b> OBP: 0.329, SLG: 0.337 (1, 5) X	0-0 1-3			X 0-0 5-3		X 0-0 1-3		X 0-0 F8		4 0 0 0 0 0 0														
<b>Dick Groat, R</b> OBP: 0.283, SLG: 0.270 (1, 6) X	0-0 F7			0-3 K			X 0-0 1B 1B	X 0-0 HR		4 2 2 1 0 1 0														
<b>Gus Bell, L</b> OBP: 0.297, SLG: 0.426 (1, 9) X	0-0 4-3			X 0-0 F8			X 0-0 1B E 1B	X 0-0 F8		4 1 1 0 0 0 0														
<b>Ralph Kiner, R</b> OBP: 0.389, SLG: 0.453 (1, 7)		X 0-0 L6			X 0-0 F8		X 0-0 E 1B 2-H	4-0 BB		3 0 1 1 1 0 0														
<b>Joe Garagiola, L</b> OBP: 0.351, SLG: 0.389 (1, 2)		X 0-0 G1-6-3 1B			X 0-0 1B		X 0-0 E4 BB 1-3 2-H	X 0-0 P4		4 0 2 0 0 0 2														
<b>Jack Merson, R</b> OBP: 0.295, SLG: 0.368 (1, 4)		X 0-0 G1-6-3 1-2f			X 0-0 P4		0-3 K		X 0-0 1-3	4 0 0 0 0 1 4														
<b>Bobby Del Greco, R</b> OBP: 0.296, SLG: 0.271 (1, 8)			X 0-0 5-3		X 0-0 F7		0-3 K		X 0-0 4-3	4 0 0 0 0 1 3														
<b>Tony Bartirome, L</b> OBP: 0.247, SLG: 0.237 (1, 3)			X 0-0 5-3		X 0-0 F8		4-0 BB 1-2		X 0-0 FC5-4 1B	3 0 1 0 1 0 0														
<b>Harry Fisher, L</b> OBP: 0.357, SLG: 0.429 (1, 1)			0-3 K		X 0-0 6-3		X 0-0 5-3		X 0-0 FC5-4 1-2f	1 0 0 0 0 1 0														
<b>Bob Friend, R</b> OBP: 0.098, SLG: 0.075 (3, 1)										1 0 0 0 0 0 0														
<b>George Metkovich, L</b> OBP: 0.346, SLG: 0.405 (7, PH)										1 0 0 0 0 0 3														
<b>Paul LaPalme, L</b> OBP: 0.111, SLG: 0.222 (7, 1)										0 0 0 0 0 0 0														
<b>Clyde McCullough, R</b> OBP: 0.269, SLG: 0.260 (9, PH)										1 0 0 0 0 0 1														
<b>Inning Stats</b>	R: 0 E: 0 K: 0 S: 3	H: 0 LOB: 0 BB: 0 P: 3	R: 0 E: 0 K: 0 S: 3	H: 1 LOB: 0 BB: 0 P: 3	R: 0 E: 0 K: 1 S: 5	H: 0 LOB: 0 BB: 0 P: 5	R: 0 E: 0 K: 1 S: 5	H: 0 LOB: 0 BB: 0 P: 5	R: 0 E: 0 K: 0 S: 4	H: 1 LOB: 1 BB: 0 P: 4	R: 0 E: 0 K: 0 S: 3	H: 0 LOB: 0 BB: 0 P: 3	R: 2 E: 1 K: 2 S: 11	H: 3 LOB: 3 BB: 1 P: 15	R: 1 E: 0 K: 0 S: 4	H: 1 LOB: 1 BB: 1 P: 8	R: 0 E: 0 K: 0 S: 4	H: 1 LOB: 1 BB: 0 P: 4	1B: 6 2B: 0 3B: 0 HR: 1	SF: 0 SAC: 0 DP: 1 HBP: 0	WP: 0 PB: 0 SB: 0 CS: 0	PA: 36		
<b>PITCHER</b> <b>Jim Hearn, R</b> ERA: 3.45 (1, 1)	IP 9.0	WLS W	BF 36	H 7	R 3	ER 2	SO 4	BB 2	IBB 0	HBP 0	BLK 0	WP 0	HR 1	S 42	P 50	ERA 2.00	WHIP 1.000							<b>PITCHER</b> IP WLS BF H R ER SO BB IBB HBP BLK WP HR S P ERA WHIP

**Pittsburgh Pirates @ New York Giants**  
 Polo Grounds, New York, NY  
 Fri Aug 01 1952, 3:33 AM EDT  
 Att: 10,458 - Unknown

[livebaseballscorecards.com](http://livebaseballscorecards.com)

**AB 34**  
**R 3**  
**H 7**  
**RBI 2**  
**BB 2**  
**SO 4**  
**LOB 13**







Batter	1	2	3	4	5	6	7	8	9	AB R H RBI BB SO LOB	TOP						
<b>Clem Koshorek, R</b> (1, 5) OBP: 0.329, SLG: 0.337	0-3 K	0-0 1B		0-0 F2						3 0 1 0 0 1 0							
<b>Dick Groat, R</b> (1, 6) OBP: 0.283, SLG: 0.271	0-0 1B BB 1B	0-3 K			0-0 F4					3 1 1 0 0 1 1							
<b>Gus Bell, L</b> (1, 9) OBP: 0.303, SLG: 0.426	4-0 1B 1-2 BB			4-0 HBP BB	4-0 G6-4-3 BB					0 1 0 0 3 0 0							
<b>Ralph Kiner, R</b> (1, 7) OBP: 0.388, SLG: 0.452	0-0 1B 1-2 1B			0-3 K	0-0 G6-4-3					3 1 1 0 0 1 2							
<b>Jack Merson, R</b> (1, 4) OBP: 0.296, SLG: 0.367	0-0 1B 1-2 1B			0-3 K	0-0 F7					3 0 1 2 0 1 1							
<b>Clyde McCullough, R</b> (1, 2) OBP: 0.278, SLG: 0.264	0-0 G6-4-3 1-2 1B			1-0 HBP	0-0 F8					2 0 1 1 0 0 0							
<b>Bobby Del Greco, R</b> (1, 8) OBP: 0.294, SLG: 0.268	0-0 G6-4-3			0-0 1-3	0-0 6-3					3 0 0 0 0 0 4							
<b>Tony Bartirome, L</b> (1, 3) OBP: 0.245, SLG: 0.235		0-0 4-3		0-3 K2-3						2 0 0 0 0 1 0							
<b>Murry Dickson, R</b> (1, 1) OBP: 0.296, SLG: 0.343		0-0 5-3		0-0 F8						2 0 0 0 0 0 0							
<b>Inning Stats</b>	R: 3 E: 0 K: 1 S: 8	H: 4 LOB: 1 BB: 1 P: 12	R: 0 E: 0 K: 1 S: 6	H: 1 LOB: 1 BB: 0 P: 6	R: 0 E: 0 K: 2 S: 7	H: 0 LOB: 2 BB: 1 P: 12	R: 0 E: 0 K: 1 S: 5	H: 0 LOB: 0 BB: 0 P: 5	R: 0 E: 0 K: 0 S: 2	H: 0 LOB: 0 BB: 1 P: 6	R: 0 E: 0 K: 0 S: 3	H: 0 LOB: 0 BB: 0 P: 3	1B: 5 2B: 0 3B: 0 HR: 0	SF: 0 SAC: 0 DP: 2 HBP: 1	WP: 0 PB: 0 SB: 0 CS: 0	PA: 25	
<b>PITCHER</b> <b>Larry Jansen, R</b> (1, 1) ERA: 3.69	IP	WLS	BF	H	R	ER	SO	BB	IBB	HBP	BLK	WP	HR	S	P	ERA	WHIP
<b>Hoyt Wilhelm, R</b> (1, 1) ERA: 3.05	5.2	W	19	1	0	0	4	2	0	1	0	0	0	24	33	0.00	0.529

Pittsburgh Pirates @ New York Giants  
Polo Grounds, New York, NY  
Sat Aug 02 1952, 3:33 AM EDT  
Att. 4,174 - Unknown

AB	21
R	3
H	5
RBI	3
BB	3
SO	5
LOB	8



WP	0	PA	25
PB	0		
SB	0		
CS	0		

Batter	1	2	3	4	5	6	7	8	9	AB	R	H	RBI	BB	SO	LOB
Davey Williams, R (1, 4) OBP: 0.335, SLG: 0.402	0-0 F4		0-0 1B		0-0 5-3					3	1	1	0	0	0	0
Alvin Dark, R (1, 6) OBP: 0.358, SLG: 0.408	0-0 F5		0-0 1B			0-0 SH1-3				3	1	2	1	0	0	0
Whitey Lockman, L (1, 3) OBP: 0.390, SLG: 0.422	0-0 G3		0-0 1B			0-0 SH1-3				2	0	1	1	0	0	0
Hank Thompson, L (1, 5) OBP: 0.350, SLG: 0.502		0-0 2B	0-0 G4-6-3			0-0 F7				3	0	1	0	0	0	3
Dusty Rhodes, L (1, 7) OBP: 0.342, SLG: 0.676		0-0 F9		0-0 F8		0-0 HR				3	1	1	2	0	0	1
Don Mueller, L (1, 9) OBP: 0.320, SLG: 0.416		0-0 F3		0-3 K						2	0	0	0	0	1	1
Bobby Thomson, R (1, 8) OBP: 0.336, SLG: 0.479		0-0 F9		0-0 F7						2	0	0	0	0	0	1
Wes Westrum, R (1, 2) OBP: 0.372, SLG: 0.463			0-0 1B		0-3 K					2	1	1	0	0	1	0
Larry Jansen, R (1, 1) OBP: 0.333, SLG: 0.179			0-3 K		0-3 K					0	0	0	0	0	0	0
Hoyt Wilhelm, R (1, 1) OBP: 0.217, SLG: 0.318										2	0	0	0	0	2	1


Inning Stats	R: 0	H: 0	E: 0	K: 0	S: 3	LOB: 0	BB: 0	P: 3
	R: 0	H: 1	E: 0	K: 0	S: 4 <td>LOB: 1</td> <td>BB: 0</td> <td>P: 4 </td>	LOB: 1	BB: 0	P: 4
	R: 2	H: 4	E: 0	K: 1	S: 8 <td>LOB: 1</td> <td>BB: 0</td> <td>P: 8 </td>	LOB: 1	BB: 0	P: 8
	R: 0	H: 0	E: 0	K: 1	S: 5 <td>LOB: 0</td> <td>BB: 0</td> <td>P: 5 </td>	LOB: 0	BB: 0	P: 5
	R: 0	H: 0	E: 0	K: 2	S: 7 <td>LOB: 0</td> <td>BB: 0</td> <td>P: 7 </td>	LOB: 0	BB: 0	P: 7
	R: 2	H: 2	E: 0	K: 0	S: 4 <td>LOB: 0</td> <td>BB: 0</td> <td>P: 4 </td>	LOB: 0	BB: 0	P: 4

**BOTTOM**

**Pittsburgh Pirates @ New York Giants**  
Polo Grounds, New York, NY  
Sat Aug 02 1952, 3:33 AM EDT  
Att. 4,174 - Unknown

livebaseballscorecards.com

<b>AB</b>	<b>22</b>
<b>R</b>	<b>4</b>
<b>H</b>	<b>7</b>
<b>RBI</b>	<b>4</b>
<b>BB</b>	<b>0</b>
<b>SO</b>	<b>4</b>
<b>LOB</b>	<b>7</b>



WP: 0	PA: 23
PB: 0	
SB: 0	
CS: 0	

PITCHER	IP	WLS	BF	H	R	ER	SO	BB	IBB	HBP	BLK	WP	HR	S	P	ERA	WHIP
Murry Dickson, R (1, 1) ERA: 3.77	5.2	L	23	7	4	4	4	0	0	0	0	0	1	31	31	6.35	1.235

Batter	1	2	3	4	5	6	7	8	9	AB R H RBI BB SO LOB	TOP														
<b>Clem Koshorek, R</b> (1, 5) OBP: 0.335, SLG: 0.340	0-0 F3		0-0 1B 2B 1B	4-0 SH1-3 3B BB		0-0 1B		0-0 F8		4 2 2 0 1 0 0															
<b>Dick Groat, R</b> (1, 6) OBP: 0.288, SLG: 0.272	0-0 5-3		0-0 1B 2B 1-2 2-H	0-0 SH1-3		0-0 4-3 2-3			4-0 1B BB	3 2 1 1 1 0 2															
<b>Gus Bell, L</b> (1, 9) OBP: 0.307, SLG: 0.438	0-3 K		0-0 1B 2B 1-3 2-H	0-0 3B 2-H		0-0 4-3			0-0 1B 1B	5 1 3 2 0 1 0															
<b>Ralph Kiner, R</b> (1, 7) OBP: 0.389, SLG: 0.449		0-0 F9	4-0 1B 1B BB	0-0 F8		0-0 1B 1B			0-0 F9	4 1 1 0 1 0 3															
<b>Jack Merson, R</b> (1, 4) OBP: 0.297, SLG: 0.368		0-0 6-3	0-0 1B BB 1-2 2-H 3-H		0-0 F7		0-0 1B 1-2		0-0 F7	5 0 2 2 0 0 2															
<b>Clyde McCullough, R</b> (1, 2) OBP: 0.263, SLG: 0.269		0-0 4-3	0-0 1B BB 1-2 2-H		0-3 K		0-0 F3		0-0 FC4-6 1B 1-2 2-H	5 0 2 2 0 1 2															
<b>Bobby Del Greco, R</b> (1, 8) OBP: 0.295, SLG: 0.266			FC1-6 BB	0-3 K		0-0 4-3			0-0 FC4-6 1-2	3 0 0 0 2 1 4															
<b>Tony Bartirome, L</b> (1, 3) OBP: 0.245, SLG: 0.235			FC1-6 1B 1-2	0-0 F6		0-0 CS 1B 1B			0-0 6-3	4 1 1 0 0 0 4															
<b>Paul LaPalme, L</b> (1, 1) OBP: 0.100, SLG: 0.200			0-0 F8	0-0 1-3		0-0 F3			0-0 F8	1 0 0 0 0 0 1															
<b>Murry Dickson, R</b> (3, 1) OBP: 0.284, SLG: 0.329										3 0 0 0 0 0 1															
<b>Inning Stats</b>	R: 0 E: 0 K: 1 S: 5	H: 0 LOB: 0 BB: 0 P: 5	R: 0 E: 0 K: 0 S: 3	H: 0 LOB: 0 BB: 0 P: 3	R: 5 E: 0 K: 0 S: 8	H: 5 LOB: 3 BB: 3 P: 20	R: 1 E: 0 K: 0 S: 4	H: 1 LOB: 1 BB: 1 P: 8	R: 0 E: 0 K: 2 S: 7	H: 0 LOB: 0 BB: 0 P: 7	R: 0 E: 0 K: 0 S: 4	H: 2 LOB: 1 BB: 0 P: 4	R: 0 E: 0 K: 0 S: 5	H: 2 LOB: 2 BB: 0 P: 5	R: 0 E: 0 K: 0 S: 3	H: 0 LOB: 0 BB: 0 P: 3	R: 1 E: 0 K: 0 S: 5	H: 2 LOB: 2 BB: 1 P: 9	1B: 10 2B: 1 3B: 1 HR: 0	SF: 0 SAC: 1 DP: 0 HBP: 0	WP: 0 PB: 0 SB: 0 CS: 1	PA: 43			
<b>PITCHER</b>	IP	WLS	BF	H	R	ER	SO	BB	IBB	HBP	BLK	WP	HR	S	P	ERA	WHIP								
<b>Max Lanier, L</b> (1, 1) ERA: 4.06	2.2	L	15	5	5	5	1	2	0	0	0	0	0	15	23	16.88	2.625								
<b>Al Corwin, R</b> (3, 1) ERA: 2.08	4.1		19	5	1	1	2	2	0	0	0	0	0	21	29	2.08	1.615								
<b>George Spencer, R</b> (8, 1) ERA: 3.25	2.0		9	2	1	1	0	1	0	0	0	0	0	8	12	4.50	1.500								

**Pittsburgh Pirates @ New York Giants**  
 Polo Grounds, New York, NY  
 Sun Aug 03 1952, 3:33 AM EDT  
 Unknown

[livebaseballscorecards.com](http://livebaseballscorecards.com)

<b>AB</b>	37
<b>R</b>	7
<b>H</b>	12
<b>RBI</b>	7
<b>BB</b>	5
<b>SO</b>	3
<b>LOB</b>	19




Batter	1	2	3	4	5	6	7	8	9	AB	R	H	RBI	BB	SO	LOB
Davey Williams, R (1, 4) OBP: 0.336, SLG: 0.403	0-0 F6		0-0 BB 1B 1B		0-0 FC6-4 1B		0-0 F3			4	0	2	0	0	0	0
Alvin Dark, R (1, 6) OBP: 0.357, SLG: 0.407	0-0 6-3		0-0 G5-3 BB 1B		0-0 FC6-4 1-2f			0-0 F8		4	0	1	0	0	0	1
Whitey Lockman, L (1, 3) OBP: 0.388, SLG: 0.419	0-0 4-3		0-0 1-2 2-3 BB		0-0 3-1			0-0 4-3		3	0	0	0	1	0	1
Bobby Thomson, R (1, 8) OBP: 0.337, SLG: 0.482		0-0 F6	0-0 G5-3 2-3f			0-0 2B		0-0 1B		4	0	2	0	0	0	3
Hank Thompson, L (1, 5) OBP: 0.352, SLG: 0.500		0-0 1B 1B		0-0 4-3 BB		0-3 K		0-0 F5		3	0	1	0	1	1	2
Bob Elliott, R (1, 9) OBP: 0.336, SLG: 0.393		0-0 F2		0-0 4-3		0-0 F8			0-0 4-3	1	0	0	0	0	0	1
Don Mueller, L (4, PH) OBP: 0.317, SLG: 0.412				0-0 1-2						3	0	0	0	0	0	2
Dusty Rhodes, L (1, 7) OBP: 0.338, SLG: 0.653		0-0 1-3 1B		0-0 F8		0-3 K			0-3 K	4	0	1	0	0	2	2
Wes Westrum, R (1, 2) OBP: 0.367, SLG: 0.455		0-0 F8		0-0 F9			0-0 5-3		0-0 F4	4	0	0	0	0	0	3
Max Lanier, R (1, 1) OBP: 0.286, SLG: 0.357			0-0 5-3				0-3 K			0	0	0	0	0	0	0
Al Corwin, R (3, 1)										2	0	0	0	0	0	0
Bill Rigney, R (7, PH) OBP: 0.378, SLG: 0.316										1	0	0	0	0	1	0
George Spencer, R (8, 1) OBP: 0.125, SLG: 0.125										0	0	0	0	0	0	0

Inning Stats	R: 0	H: 0	E: 0	K: 0	S: 3	P: 3	R: 0	H: 2	E: 0	K: 0	S: 5	P: 5	R: 0	H: 2	E: 0	K: 0	S: 4	P: 8	R: 0	H: 0	E: 0	K: 0	S: 3	P: 7	R: 0	H: 1	E: 0	K: 0	S: 4	P: 4	R: 0	H: 1	E: 0	K: 2	S: 8	P: 8	R: 0	H: 0	E: 0	K: 1	S: 5	P: 5	R: 0	H: 1	E: 0	K: 0	S: 4	P: 4	R: 0	H: 0	E: 0	K: 1	S: 5	P: 5
PITCHER	IP	WLS	BF	H	R	ER	SO	BB	IBB	HBP	BLK	WP	HR	S	P	ERA	WHIP																																					
Paul LaPalme, L (1, 1) ERA: 3.53	2.1		12	4	0	0	0	1	0	0	0	0	0	11	15	0.00	2.143																																					
Murry Dickson, R (3, 1) ERA: 3.64	6.2	W	23	3	0	0	4	1	0	0	0	0	0	30	34	0.00	0.600																																					

**BOTTOM**

**Pittsburgh Pirates @ New York Giants**  
Polo Grounds, New York, NY  
Sun Aug 03 1952, 3:33 AM EDT  
Unknown

AB	33
R	0
H	7
RBI	0
BB	2
SO	4
LOB	15



WP	HR	S	P	ERA	WHIP
0	0	0	0	0.00	0.600

Batter	1	2	3	4	5	6	7	8	9	AB R H RBI BB SO LOB	TOP		
<b>Clem Koshorek, R</b> (1, 5) OBP: 0.336, SLG: 0.338	4-0 SH1-3 1B BB	0-0 1B 1B	0-0 F5		0-0 F4	0-0 5-3				4 2 1 1 1 0 6			
<b>Dick Groat, R</b> (1, 6) OBP: 0.294, SLG: 0.279	0-0 SH1-3 1-2	0-0 PO 1B		0-0 G3		0-0 BB 2B 1B				3 1 2 2 0 0 0			
<b>Gus Bell, L</b> (1, 9) OBP: 0.310, SLG: 0.437	0-0 1-3	4-0 BB		0-0 1B		0-3 K				3 0 1 0 0 1 1 2			
<b>Ralph Kiner, R</b> (1, 7) OBP: 0.392, SLG: 0.450	0-0 1B	0-0 PO 2-3	4-0 BB 1B BB	0-0 F8	4-0 BB BB 2B E BB					2 2 1 1 2 0 1			
<b>Joe Garagiola, L</b> (1, 2) OBP: 0.354, SLG: 0.392	0-0 4-1		4-0 1B BB	0-0 F7	0-0 E 1B 2B					3 2 1 1 1 0 2			
<b>Jack Merson, R</b> (1, 4) OBP: 0.296, SLG: 0.365		0-0 6-3	0-3 K		0-0 F7	4-0 E 1B BB				3 1 0 0 1 1 2			
<b>Bobby Del Greco, R</b> (1, 8) OBP: 0.301, SLG: 0.273		0-0 2B	0-0 1B 1B		4-0 1B BB	0-0 E5 1B				3 0 2 1 1 0 2			
<b>Tony Bartirome, L</b> (1, 3) OBP: 0.253, SLG: 0.243		0-0 1B 1B	0-0 1B 1B		0-0 1B	0-3 K				4 1 3 1 0 1 3			
<b>Howie Pollet, L</b> (1, 1) OBP: 0.291, SLG: 0.235		0-0 1B 1B	0-3 K		0-3 K	0-0 1B				4 1 2 2 0 2 4			
<b>Ted Wilks, R</b> (6, 1) OBP: 0.125, SLG: 0.125										0 0 0 0 0 0 0			
<b>Woody Main, R</b> (6, 1) OBP: 0.067, SLG: 0.067										0 0 0 0 0 0 0			
<b>Inning Stats</b>	R: 1 H: 1 E: 0 LOB: 1 K: 0 BB: 1 S: 4 P: 8	R: 3 H: 5 E: 0 LOB: 1 K: 0 BB: 1 S: 6 P: 10	R: 2 H: 2 E: 0 LOB: 2 K: 2 BB: 2 S: 9 P: 17	R: 0 H: 1 E: 0 LOB: 1 K: 0 BB: 0 S: 4 P: 4	R: 0 H: 1 E: 0 LOB: 2 K: 1 BB: 1 S: 6 P: 10	R: 4 H: 3 E: 1 LOB: 2 K: 2 BB: 2 S: 11 P: 19					1B: 11 SF: 0 2B: 2 SAC: 1 3B: 0 DP: 0 HR: 0 HBP: 0	WP: 0 PA: 38 PB: 0 SB: 0 CS: 0	
<b>PITCHER</b>	IP WLS BF H R ER SO BB IBB HBP BLK WP HR S P ERA WHIP											<b>PITCHER</b>	IP WLS BF H R ER SO BB IBB HBP BLK WP HR S P ERA WHIP
<b>Larry Jansen, R</b> (1, 1) ERA: 3.9	1.2 L 11 6 4 4 0 1 0 0 0 0 0 0 10 14 21.60 4.200											<b>Hoyt Wilhelm, R</b> (6, 1) ERA: 3.03	0.2 5 1 1 0 1 1 0 0 0 0 0 0 6 10 0.00 3.000
<b>Hal Gregg, R</b> (2, 1) ERA: 4.25	0.1 1 0 0 0 0 1 0 0 0 0 0 0 0 4 0.00 3.000												
<b>George Spencer, R</b> (3, 1) ERA: 3.65	0.0 2 0 2 2 0 2 0 0 0 0 0 0 0 8 ∞ ∞												
<b>Al Corwin, R</b> (3, 1) ERA: 1.23	3.0 14 4 0 0 3 1 0 0 0 0 0 0 19 23 0.00 1.667												
<b>Monty Kennedy, L</b> (6, 1) ERA: 3.71	0.1 4 2 3 1 1 1 0 0 0 0 0 0 5 9 27.00 9.000												

**Pittsburgh Pirates @ New York Giants**  
 Polo Grounds, New York, NY  
 Sun Aug 03 1952, 3:38 AM EDT  
 Att: 17,965 - Unknown

livebaseballscorecards.com

<b>AB</b>	29
<b>R</b>	10
<b>H</b>	13
<b>RBI</b>	9
<b>BB</b>	7
<b>SO</b>	5
<b>LOB</b>	22



Batter	1	2	3	4	5	6	7	8	9	AB	R	H	RBI	BB	SO	LOB
Davey Williams, R OBP: 0.338, SLG: 0.410 (1, 4)	4-0 1B SH2-3 BB		0-0 F3		0-0 F6	0-0 HR				3	1	1	3	1	0	0
Alvin Dark, R OBP: 0.356, SLG: 0.408 (1, 6)	0-0 F8		0-0 F7			2B F3				4	0	1	0	0	0	1
Whitey Lockman, L OBP: 0.387, SLG: 0.417 (1, 3)	0-0 SH2-3 1-2		0-0 6-3			FC6-5 BB 1B 1B				2	1	0	0	0	0	1
Bobby Thomson, R OBP: 0.340, SLG: 0.482 (1, 8)	4-0 1B BB			0-0 F7		0-0 1-2 1B BB 1B				2	1	1	0	1	0	0
Bob Elliott, R OBP: 0.344, SLG: 0.412 (1, 9)	0-0 1-2 2-3 1B			0-0 HR		4-0 BB 1B BB BB				2	2	2	1	1	0	0
Hank Thompson, L OBP: 0.352, SLG: 0.498 (1, 5)	0-3 K			0-0 4-3		0-0 BB BB G3 1B				3	1	1	2	0	1	3
Dusty Rhodes, L OBP: 0.350, SLG: 0.644 (1, 7)		4-0 BB G4-3 BB		0-0 G3		4-0 BB BB G3 BB 1-2 2-3 HR BB				1	1	0	0	2	0	0
Wes Westrum, R OBP: 0.370, SLG: 0.455 (1, 2)			0-0 F8		0-0 G6-4-3 1B	4-0 BB BB G3 HR BB				2	1	1	1	1	0	1
Larry Jansen, R Hal Gregg, R Bill Rigney, R George Spivey, R Al Cowens, R Bobby Holman, R Monty Kennedy, R Hoyt Wilhelm, L George Wilson, L		0-0 G4-3 1-2f		0-0 G6-4-3 1-2f		0-0 G3 1-2 2-3 3-H				0	0	0	0	0	0	0

Inning Stats	R: 0	H: 1	E: 0	LOB: 3	K: 1	P: 14	R: 0	H: 0	E: 0	LOB: 0	K: 0	P: 6	R: 0	H: 0	E: 0	LOB: 0	K: 0	P: 3	R: 1	H: 1	E: 0	LOB: 0	K: 0	P: 4	R: 0	H: 1	E: 0	LOB: 0	K: 0	P: 3	R: 0	H: 4	E: 0	LOB: 0	K: 0	P: 19
PITCHER	IP	WLS	BF	H	R	ER	SO	BB	IBB	HBP	BLK	WP	HR	S	P	ERA	WHIP																			
Howie Pollet, L ERA: 4.27	(1, 1)	5.1	W	25	6	6	6	1	5	0	0	0	0	1	22	42	10.12	2.062																		
Ted Wilks, R ERA: 2.9	(6, 1)	0.1	S	3	1	2	0	1	0	0	0	0	0	1	2	6	54.00	6.000																		
Woody Main, R ERA: 3.82	(6, 1)	0.1	S	1	0	0	0	0	0	0	0	0	0	0	1	1	0.00	0.000																		


**BOTTOM**

**Pittsburgh Pirates @ New York Giants**  
Polo Grounds, New York, NY  
Sun Aug 03 1952, 3:38 AM EDT  
Att. 17,965 - Unknown

AB	22
R	8
H	7
RBI	8
BB	6
SO	1
LOB	10




WP	HR	S	P	ERA	WHIP
WP: 0	HR: 2	S: 1	P: 2	ERA: 0.00	WHIP: 0.000

Batter	1	2	3	4	5	6	7	8	9	AB R H RBI BB SO LOB	TOP							
Solly Hemus, L (1, 6) OBP: 0.391, SLG: 0.411											0 0 0 0 0 0 0 0	<b>St. Louis Cardinals @ Pittsburgh Pirates</b> Forbes Field, Pittsburgh, PA Tue Aug 05 1952, 3:33 AM EDT Att: 10,235 - Unknown  <a href="http://livebaseballscorecards.com">livebaseballscorecards.com</a>						
Red Schoendienst, S (1, 4) OBP: 0.325, SLG: 0.400											0 0 0 0 0 0 0 0							
Stan Musial, L (1, 8) OBP: 0.440, SLG: 0.525											0 0 0 0 0 0 0 0							
Enos Slaughter, L (1, 9) OBP: 0.387, SLG: 0.427											0 0 0 0 0 0 0 0							
Hal Rice, L (1, 7) OBP: 0.331, SLG: 0.434											0 0 0 0 0 0 0 0							
Billy Johnson, R (1, 5) OBP: 0.347, SLG: 0.342											0 0 0 0 0 0 0 0							
Dick Sisler, L (1, 3) OBP: 0.313, SLG: 0.385											0 0 0 0 0 0 0 0							
Les Fusselman, R (1, 2) OBP: 0.170, SLG: 0.264											0 0 0 0 0 0 0 0							
Vinegar Bend Mizell, R (1, 1) OBP: 0.071, SLG: 0.143	0 0 0 0 0 0 0 0	<b>AB</b> 0 <b>R</b> 0 <b>H</b> 0 <b>RBI</b> 0 <b>BB</b> 0 <b>SO</b> 0 <b>LOB</b> 0  																
<b>Inning Stats</b>											1B: 0 SF: 0 2B: 0 SAC: 0 3B: 0 DP: 0 HR: 0 HBP: 0 WP: 0 PA: 0 PB: 0 SB: 0 CS: 0							
<b>PITCHER</b> Cal Hogue, R (1, 1) ERA: 5.54	IP	WLS	BF	H	R	ER	SO	BB	IBB	HBP	BLK	WP	HR	S	P	ERA	WHIP	<b>PITCHER</b> IP WLS BF H R ER SO BB IBB HBP BLK WP HR S P ERA WHIP





Batter	1	2	3	4	5	6	7	8	9	AB	R	H	RBI	BB	SO	LOB	TOP	
Solly Hemus, L (1, 6) OBP: 0.395, SLG: 0.411										0	0	0	0	0	0	0	<b>St. Louis Cardinals @ Pittsburgh Pirates</b> <b>Forbes Field, Pittsburgh, PA</b> Wed Aug 06 1952, 3:33 AM EDT Unknown  <a href="http://livebaseballscorecards.com">livebaseballscorecards.com</a>	
Red Schoendienst, S (1, 4) OBP: 0.328, SLG: 0.403										0	0	0	0	0	0	0		
Stan Musial, L (1, 8) OBP: 0.438, SLG: 0.520										0	0	0	0	0	0	0		
Enos Slaughter, L (1, 9) OBP: 0.384, SLG: 0.428										0	0	0	0	0	0	0		
Hal Rice, L (1, 7) OBP: 0.331, SLG: 0.444										0	0	0	0	0	0	0		
Del Rice, R (1, 2) OBP: 0.349, SLG: 0.438										0	0	0	0	0	0	0		
Dick Sisler, L (1, 3) OBP: 0.315, SLG: 0.381										0	0	0	0	0	0	0		
Billy Johnson, R (1, 5) OBP: 0.348, SLG: 0.344										0	0	0	0	0	0	0		
Gerry Staley, R (1, 1) OBP: 0.203, SLG: 0.177										0	0	0	0	0	0	0		
<b>Inning Stats</b>																		1B: 0 SF: 0 2B: 0 SAC: 0 3B: 0 DP: 0 HR: 0 HBP: 0
<b>PITCHER</b> <b>Bob Friend, R</b> (1, 1) ERA: 4.75	IP	WLS	BF	H	R	ER	SO	BB	IBB	HBP	BLK	WP	HR	S	P	ERA	WHIP	<b>PITCHER</b> IP WLS BF H R ER SO BB IBB HBP BLK WP HR S P ERA WHIP
	0.0		0	0	0	0	0	0	0	0	0	0	0	0	0	∞	∞	

**AB** 0  
**R** 0  
**H** 0  
**RBI** 0  
**BB** 0  
**SO** 0  
**LOB** 0



WP: 0 PA: 0  
 PB: 0  
 SB: 0  
 CS: 0



Batter	1	2	3	4	5	6	7	8	9	AB R H RBI BB SO LOB	TOP							
Solly Hemus, L (1, 6) OBP: 0.397, SLG: 0.411											0 0 0 0 0 0 0 0	<b>St. Louis Cardinals @ Pittsburgh Pirates</b> Forbes Field, Pittsburgh, PA Wed Aug 06 1952, 3:38 AM EDT Att. 11,999 - Unknown  <a href="http://livebaseballscorecards.com">livebaseballscorecards.com</a>						
Red Schoendienst, S (1, 4) OBP: 0.329, SLG: 0.403											0 0 0 0 0 0 0 0							
Stan Musial, L (1, 8) OBP: 0.440, SLG: 0.521											0 0 0 0 0 0 0 0							
Enos Slaughter, L (1, 9) OBP: 0.387, SLG: 0.429											0 0 0 0 0 0 0 0							
Hal Rice, L (1, 7) OBP: 0.339, SLG: 0.449											0 0 0 0 0 0 0 0							
Del Rice, R (1, 2) OBP: 0.350, SLG: 0.450											0 0 0 0 0 0 0 0							
Dick Sisler, L (1, 3) OBP: 0.319, SLG: 0.383											0 0 0 0 0 0 0 0							
Billy Johnson, R (1, 5) OBP: 0.345, SLG: 0.338											0 0 0 0 0 0 0 0							
Cloyd Boyer, R (1, 1) OBP: 0.323, SLG: 0.414											0 0 0 0 0 0 0 0							
<b>Inning Stats</b>											1B: 0 SF: 0 2B: 0 SAC: 0 3B: 0 DP: 0 HR: 0 HBP: 0	WP: 0 PA: 0 PB: 0 SB: 0 CS: 0						
<b>PITCHER</b> Woody Main, R (1, 1) ERA: 3.82	IP	WLS	BF	H	R	ER	SO	BB	IBB	HBP	BLK	WP	HR	S	P	ERA	WHIP	<b>PITCHER</b> IP WLS BF H R ER SO BB IBB HBP BLK WP HR S P ERA WHIP






Batter	1	2	3	4	5	6	7	8	9	AB R H RBI BB SO LOB	TOP																																	
<a href="#">Bob Addis, L</a> (1, 9) OBP: 0.367, SLG: 0.387										0 0 0 0 0 0 0 0	<b>Chicago Cubs @ Pittsburgh Pirates</b> Forbes Field, Pittsburgh, PA Fri Aug 08 1952, 3:33 AM EDT Att. 8,503 - Unknown  <a href="http://livebaseballscorecards.com">livebaseballscorecards.com</a>																																	
<a href="#">Dee Fondy, L</a> (1, 3) OBP: 0.333, SLG: 0.429										0 0 0 0 0 0 0 0																																		
<a href="#">Frank Baumholtz, L</a> (1, 8) OBP: 0.353, SLG: 0.417										0 0 0 0 0 0 0 0																																		
<a href="#">Hank Sauer, R</a> (1, 7) OBP: 0.359, SLG: 0.558										0 0 0 0 0 0 0 0																																		
<a href="#">Toby Atwell, L</a> (1, 2) OBP: 0.396, SLG: 0.410										0 0 0 0 0 0 0 0																																		
<a href="#">Bill Serena, R</a> (1, 4) OBP: 0.348, SLG: 0.496										0 0 0 0 0 0 0 0																																		
<a href="#">Randy Jackson, R</a> (1, 5) OBP: 0.258, SLG: 0.340										0 0 0 0 0 0 0 0																																		
<a href="#">Roy Smalley, R</a> (1, 6) OBP: 0.302, SLG: 0.327										0 0 0 0 0 0 0 0																																		
<a href="#">Bob Rush, R</a> (1, 1) OBP: 0.300, SLG: 0.333										0 0 0 0 0 0 0 0	<b>AB 0</b> <b>R 0</b> <b>H 0</b> <b>RBI 0</b> <b>BB 0</b> <b>SO 0</b> <b>LOB 0</b>																																	
<b>Inning Stats</b>										1B: 0 SF: 0 2B: 0 SAC: 0 3B: 0 DP: 0 HR: 0 HBP: 0	<b>WP: 0 PA: 0</b> <b>PB: 0</b> <b>SB: 0</b> <b>CS: 0</b>																																	
<b>PITCHER</b>										<b>IP</b>	<b>WLS</b>	<b>BF</b>	<b>H</b>	<b>R</b>	<b>ER</b>	<b>SO</b>	<b>BB</b>	<b>IBB</b>	<b>HBP</b>	<b>BLK</b>	<b>WP</b>	<b>HR</b>	<b>S</b>	<b>P</b>	<b>ERA</b>	<b>WHIP</b>	<b>PITCHER</b>	<b>IP</b>	<b>WLS</b>	<b>BF</b>	<b>H</b>	<b>R</b>	<b>ER</b>	<b>SO</b>	<b>BB</b>	<b>IBB</b>	<b>HBP</b>	<b>BLK</b>	<b>WP</b>	<b>HR</b>	<b>S</b>	<b>P</b>	<b>ERA</b>	<b>WHIP</b>
<a href="#">Murry Dickson, R</a> (1, 1) ERA: 3.62										0.0	W	0	0	0	0	0	0	0	0	0	0	0	0	0	∞	∞																		





Batter	1	2	3	4	5	6	7	8	9	AB R H RBI BB SO LOB	TOP														
<a href="#">Bob Addis, L</a> (1, 9) OBP: 0.360, SLG: 0.379										0 0 0 0 0 0 0 0	<p><b>Chicago Cubs @ Pittsburgh Pirates</b>  <b>Forbes Field, Pittsburgh, PA</b>  Sat Aug 09 1952, 3:33 AM EDT  Att. 4,196 - Unknown</p> <p><a href="http://livebaseballscorecards.com">livebaseballscorecards.com</a></p> <table> <tr><td><b>AB</b></td><td><b>0</b></td></tr> <tr><td><b>R</b></td><td><b>0</b></td></tr> <tr><td><b>H</b></td><td><b>0</b></td></tr> <tr><td><b>RBI</b></td><td><b>0</b></td></tr> <tr><td><b>BB</b></td><td><b>0</b></td></tr> <tr><td><b>SO</b></td><td><b>0</b></td></tr> <tr><td><b>LOB</b></td><td><b>0</b></td></tr> </table> 	<b>AB</b>	<b>0</b>	<b>R</b>	<b>0</b>	<b>H</b>	<b>0</b>	<b>RBI</b>	<b>0</b>	<b>BB</b>	<b>0</b>	<b>SO</b>	<b>0</b>	<b>LOB</b>	<b>0</b>
<b>AB</b>										<b>0</b>															
<b>R</b>										<b>0</b>															
<b>H</b>										<b>0</b>															
<b>RBI</b>										<b>0</b>															
<b>BB</b>										<b>0</b>															
<b>SO</b>										<b>0</b>															
<b>LOB</b>										<b>0</b>															
<a href="#">Frank Baumholtz, L</a> (1, 8) OBP: 0.347, SLG: 0.409	0 0 0 0 0 0 0 0																								
<a href="#">Dee Fondy, L</a> (1, 3) OBP: 0.332, SLG: 0.430	0 0 0 0 0 0 0 0																								
<a href="#">Hank Sauer, R</a> (1, 7) OBP: 0.362, SLG: 0.558	0 0 0 0 0 0 0 0																								
<a href="#">Toby Atwell, L</a> (1, 2) OBP: 0.394, SLG: 0.407	0 0 0 0 0 0 0 0																								
<a href="#">Bill Serena, R</a> (1, 4) OBP: 0.342, SLG: 0.487	0 0 0 0 0 0 0 0																								
<a href="#">Randy Jackson, R</a> (1, 5) OBP: 0.262, SLG: 0.347	0 0 0 0 0 0 0 0																								
<a href="#">Roy Smalley, R</a> (1, 6) OBP: 0.301, SLG: 0.326	0 0 0 0 0 0 0 0																								
<a href="#">Johnny Klippstein, R</a> (1, 1) OBP: 0.200, SLG: 0.205	0 0 0 0 0 0 0 0	<table> <tr><td>WP: 0</td><td>PA: 0</td></tr> <tr><td>PB: 0</td><td></td></tr> <tr><td>SB: 0</td><td></td></tr> <tr><td>CS: 0</td><td></td></tr> </table>	WP: 0	PA: 0	PB: 0		SB: 0		CS: 0																
WP: 0	PA: 0																								
PB: 0																									
SB: 0																									
CS: 0																									
<b>Inning Stats</b>										1B: 0 SF: 0 2B: 0 SAC: 0 3B: 0 DP: 0 HR: 0 HBP: 0															
<b>PITCHER</b> <a href="#">Jim Waugh, R</a> (1, 1) ERA: 2.0	IP	WLS	BF	H	R	ER	SO	BB	IBB	HBP	BLK	WP	HR	S	P	ERA	WHIP	<b>PITCHER</b> IP WLS BF H R ER SO BB IBB HBP BLK WP HR S P ERA WHIP							













Batter	1	2	3	4	5	6	7	8	9	AB R H RBI BB SO LOB	TOP		
Cal Abrams, L (1, 8) OBP: 0.364, SLG: 0.388	4-0 1B BB BB	4-0 BB C4-3-6 BB		x 0-0 6-3		x 0-0 3-1 HR 1B		0-3 K		3 2 1 1 2 1 0			
Bobby Adams, R (1, 5) OBP: 0.339, SLG: 0.376	4-0 1B BB BB	x 0-0 FC4-3-6 BB 1-2 3B		x 0-0 4-3		0-3 K		x 0-0 F8		4 2 0 0 1 1 3			
Willard Marshall, L (1, 9) OBP: 0.341, SLG: 0.432	x 0-0 1B BB 1B	x 0-0 BB 2-H 3B		x 0-0 F5		x 0-0 3-1		x 0-0 F7		5 1 2 1 0 0 2			
Ted Kluszewski, L (1, 3) OBP: 0.360, SLG: 0.468	0-3 K	x 0-0 6-3				x 0-0 2B		0-3 K		5 1 2 3 0 2 4			
Hank Edwards, L (1, 7) OBP: 0.363, SLG: 0.521	x 0-0 1B BB 1B		x 0-0 F8 3B		x 0-0 F8	x 0-0 G3		x 0-0 F8		5 1 2 2 0 0 2			
Grady Hatton, L (1, 4) OBP: 0.329, SLG: 0.323	x 0-0 1B		x 0-0 F8		x 0-0 F7		0-3 K		0-3 K	5 0 1 2 0 2 2			
Andy Seminick, R (1, 2) OBP: 0.332, SLG: 0.461	x 0-0 F8		0-3 K		x 0-0 F6		0-3 K			4 0 0 0 0 2 3			
Roy McMillan, R (1, 6) OBP: 0.300, SLG: 0.346	x 0-0 5-3		0-3 K			x 0-0 S BB 1B 1B		x 0-0 F8		4 1 1 0 0 1 2			
Herm Wehmeier, R (1, 1) OBP: 0.240, SLG: 0.292		x 0-0 5-3		x 0-0 HR		BB BB 4-0 3-1 1B HR BB		x 0-0 4-3		2 2 1 1 1 0 0			
Frank Smith, R (7, 1) OBP: 0.136, SLG: 0.182										1 0 0 0 0 0 0			
<b>Inning Stats</b>	R: 3 H: 3 E: 0 LOB: 2 K: 1 BB: 2 S: 8 P: 16	R: 1 H: 1 E: 1 LOB: 1 K: 0 BB: 1 S: 4 P: 8	R: 1 H: 1 E: 0 LOB: 0 K: 2 BB: 0 S: 8 P: 8	R: 1 H: 1 E: 0 LOB: 0 K: 0 BB: 0 S: 4 P: 4	R: 0 H: 1 E: 0 LOB: 1 K: 0 BB: 0 S: 4 P: 4	R: 4 H: 3 E: 0 LOB: 0 K: 1 BB: 1 S: 8 P: 12	R: 0 H: 0 E: 0 LOB: 0 K: 2 BB: 0 S: 7 P: 7	R: 0 H: 0 E: 0 LOB: 0 K: 1 BB: 0 S: 5 P: 5	R: 0 H: 0 E: 1 LOB: 1 K: 2 BB: 0 S: 8 P: 8	1B: 5 SF: 0 2B: 1 SAC: 0 3B: 2 DP: 0 HR: 2 HBP: 0	WP: 0 PA: 42 PB: 0 SB: 2 CS: 0		
<b>PITCHER</b>	IP WLS BF H R ER SO BB IBB HBP BLK WP HR S P ERA WHIP											<b>PITCHER</b>	IP WLS BF H R ER SO BB IBB HBP BLK WP HR S P ERA WHIP
Cal Hogue, R (1, 1) ERA: 5.4	0.1 L 6 3 3 3 1 2 0 0 0 0 0 0 6 14 81.00 15.000												
Bob Friend, R (1, 1) ERA: 4.57	1.2 7 1 1 1 0 1 0 0 0 0 0 0 6 10 5.40 1.200												
Woody Main, R (3, 1) ERA: 3.97	4.0 19 6 6 6 3 1 0 0 0 0 0 2 24 28 13.50 1.750												
Ron Necciai, R (7, 1) ERA: 7.0	3.0 10 0 0 0 5 0 0 0 0 0 0 0 20 20 0.00 0.000												

Cincinnati Reds @ Pittsburgh Pirates  
 Forbes Field, Pittsburgh, PA  
 Mon Aug 11 1952, 3:33 AM EDT  
 Att: 9,304 - Unknown - 85 F

livebaseballscorecards.com

AB	38
R	10
H	10
RBI	10
BB	4
SO	9
LOB	18



BOTTOM

Cincinnati Reds @ Pittsburgh Pirates  
Forbes Field, Pittsburgh, PA  
Mon Aug 11 1952, 3:33 AM EDT  
Att. 9,304 - Unknown - 85 F

livebaseballscorecards.com

AB	39
R	4
H	11
RBI	4
BB	3
SO	4
LOB	28



WP:	0	PA:	42
PB:	0	SB:	0
CS:	0		

AB R H RBI BB SO LOB

5 1 1 0 0 0 4

5 1 2 0 0 0 1

5 0 1 1 0 0 3

3 1 2 0 2 0 0

4 1 1 1 1 0 3

5 0 0 0 0 2 6

4 0 2 0 0 0 4

4 0 1 1 0 0 4

1B:	9	SF:	0
2B:	2	SAC:	0
3B:	0	DP:	0
HR:	0	HBP:	0

0	0	0	0	0	0	0	0
0	0	0	0	0	0	0	0
1	0	1	1	0	0	0	0
1	0	0	0	0	0	0	1
1	0	0	0	0	0	1	1
1	0	0	0	0	1	1	1

Batter	1	2	3	4	5	6	7	8	9
<b>Clem Koshorek, R</b> OBP: 0.321, SLG: 0.320 (1, 5) X	0-0 F6 1B	0-0 6-3 1B			0-0 G3 1B	0-0 5-3 1B		0-0 F8 1B	
<b>Dick Groat, R</b> OBP: 0.320, SLG: 0.301 (1, 6) X	0-0 F8 1B		0-0 6-3 1B		0-0 G3 1-2		0-0 BB 1B	0-0 1-3 1B	
<b>Gus Bell, L</b> OBP: 0.312, SLG: 0.431 (1, 9) X	0-0 F8 1B		0-0 F9 1B		0-0 1B 2-H		0-0 F8 1B	0-0 F8 1B	
<b>Ralph Kiner, R</b> OBP: 0.398, SLG: 0.460 (1, 7) X		4-0 FC6 BB F9 BB	0-0 2B		0-0 FC6-4 1-2 1B		4-0 1B BB 1-2	0-0 F7 1B	
<b>Joe Garagiola, L</b> OBP: 0.352, SLG: 0.395 (1, 2) X		4-0 F9 E 1-2 1B BB	0-0 F8 1B		0-0 F9 1B		0-0 1-3 2-H 1B	0-0 F8 1B	
<b>Jack Merson, R</b> OBP: 0.287, SLG: 0.347 (1, 4) X		0-0 F9 1B		0-3 K 1-2f	0-0 FC6-4 1-2f		0-3 K 1B	0-0 6-3 1B	
<b>Bobby Del Greco, R</b> OBP: 0.292, SLG: 0.266 (1, 8) X		0-0 FC6 1-2 2-3 1B		0-0 FC5-4 1B		0-0 2B	0-0 4-3 1B		
<b>Tony Bartirome, L</b> OBP: 0.247, SLG: 0.242 (1, 3) X		0-0 F9 2-3 3-H 1B		0-0 FC5-4 1-2f		0-0 F6 1B		0-0 1B 1B	
<b>Cal Hogue, R</b> OBP: 0.397, SLG: 0.308 (1, 1) X		0-0 1B		0-0 F3 1B		0-3 K 1B		0-3 K 1B	
<b>Bob Friend, R</b> OBP: 0.114, SLG: 0.071 (2, PH)									
<b>George Miekovich, L</b> OBP: 0.341, SLG: 0.397 (3, 1)									
<b>Woody Main, R</b> OBP: 0.051, SLG: 0.061 (6, PH)									
<b>Brandy Davis, R</b> OBP: 0.050, SLG: 0.294 (7, 1)									

Inning Stats	R: 0	H: 0	E: 0	K: 0	S: 3	LOB: 0	BB: 0	P: 3
	R: 2	H: 1	E: 1	K: 0	S: 5	LOB: 2	BB: 2	P: 13
	R: 0	H: 1	E: 0	K: 0	S: 4	LOB: 1	BB: 0	P: 4
	R: 0	H: 1	E: 0	K: 1	S: 6	LOB: 1	BB: 0	P: 6
	R: 1	H: 3	E: 0	K: 0	S: 6	LOB: 2	BB: 0	P: 6
	R: 0	H: 1	E: 0	K: 1	S: 6	LOB: 1	BB: 0	P: 6
	R: 1	H: 2	E: 0	K: 1	S: 7	LOB: 2	BB: 1	P: 11
	R: 0	H: 2	E: 0	K: 1	S: 7	LOB: 2	BB: 0	P: 7
	R: 0	H: 0	E: 0	K: 0	S: 3	LOB: 0	BB: 0	P: 3

PITCHER	IP	WLS	BF	H	R	ER	SO	BB	IBB	HBP	BLK	WP	HR	S	P	ERA	WHIP
<b>Herm Wehmeier, R</b> ERA: 5.73 (1, 1)	6.1	W	32	9	4	2	2	3	0	0	0	0	0	33	45	2.84	1.895
<b>Frank Smith, R</b> ERA: 3.61 (7, 1)	2.2	S	10	2	0	0	2	0	0	0	0	0	0	14	14	0.00	0.750

Batter	1	2	3	4	5	6	7	8	9	AB	R	H	RBI	BB	SO	LOB	TOP												
<a href="#">Clem Koshorek, R</a> (1, 5) OBP: 0.321, SLG: 0.320											0	0	0	0	0	0	0												
<a href="#">Dick Groat, R</a> (1, 6) OBP: 0.320, SLG: 0.301											0	0	0	0	0	0	0	0											
<a href="#">Gus Bell, L</a> (1, 9) OBP: 0.312, SLG: 0.431											0	0	0	0	0	0	0	0											
<a href="#">Ralph Kiner, R</a> (1, 7) OBP: 0.398, SLG: 0.460											0	0	0	0	0	0	0	0											
<a href="#">Joe Garagiola, L</a> (1, 2) OBP: 0.352, SLG: 0.395											0	0	0	0	0	0	0	0											
<a href="#">Lee Walls, R</a> (1, 8) OBP: 0.316, SLG: 0.412											0	0	0	0	0	0	0	0											
<a href="#">Jack Merson, R</a> (1, 4) OBP: 0.287, SLG: 0.347											0	0	0	0	0	0	0	0											
<a href="#">Tony Bartirome, L</a> (1, 3) OBP: 0.247, SLG: 0.242											0	0	0	0	0	0	0	0											
<a href="#">Murry Dickson, R</a> (1, 1) OBP: 0.278, SLG: 0.321	0	0	0	0	0	0	0	0																					
<b>Inning Stats</b>											1B: 0	SF: 0	WP: 0	PA: 0															
<b>PITCHER</b> <a href="#">Joe Presko, R</a> (1, 1) ERA: 4.05	IP	WLS	BF	H	R	ER	SO	BB	IBB	HBP	BLK	WP	HR	S	P	ERA	WHIP	0.0	L	0	0	0	0	0	0	0	0	∞	∞
<b>PITCHER</b>	IP	WLS	BF	H	R	ER	SO	BB	IBB	HBP	BLK	WP	HR	S	P	ERA	WHIP												

**Pittsburgh Pirates @ St. Louis Cardinals**  
 Sportsman's Park, St. Louis, MO  
 Thu Aug 14 1952, 4:33 AM EDT  
 Att. 9,524 - Unknown

**AB** 0  
**R** 0  
**H** 0  
**RBI** 0  
**BB** 0  
**SO** 0  
**LOB** 0




**WP:** 0    **PA:** 0  
**PB:** 0  
**SB:** 0  
**CS:** 0

[livebaseballscorecards.com](http://livebaseballscorecards.com)





Batter	1	2	3	4	5	6	7	8	9	AB	R	H	RBI	BB	SO	LOB	TOP																													
<a href="#">Clem Koshorek, R</a> (1, 5) OBP: 0.323, SLG: 0.319																	0	0	0	0	0	0	0	0	<b>Pittsburgh Pirates @ St. Louis Cardinals</b> Sportsman's Park, St. Louis, MO Fri Aug 15 1952, 4:33 AM EDT Att. 6,115 - Unknown  <a href="http://livebaseballscorecards.com">livebaseballscorecards.com</a>																					
<a href="#">Dick Groat, R</a> (1, 6) OBP: 0.322, SLG: 0.303																	0	0	0	0	0	0	0																							
<a href="#">Gus Bell, L</a> (1, 9) OBP: 0.308, SLG: 0.425																	0	0	0	0	0	0	0																							
<a href="#">Ralph Kiner, R</a> (1, 7) OBP: 0.398, SLG: 0.476																	0	0	0	0	0	0	0																							
<a href="#">Joe Garagiola, L</a> (1, 2) OBP: 0.360, SLG: 0.396																	0	0	0	0	0	0	0																							
<a href="#">Lee Walls, R</a> (1, 8) OBP: 0.286, SLG: 0.368																	0	0	0	0	0	0	0																							
<a href="#">Jack Merson, R</a> (1, 4) OBP: 0.284, SLG: 0.344																	0	0	0	0	0	0	0																							
<a href="#">Tony Bartirome, L</a> (1, 3) OBP: 0.254, SLG: 0.249																	0	0	0	0	0	0	0																							
<a href="#">Ron Necciai, R</a> (1, 1)	0	0	0	0	0	0	0																																							
<b>Inning Stats</b>	1B: 0	SF: 0	WP: 0	PA: 0	2B: 0	SAC: 0	PB: 0			3B: 0	DP: 0	SB: 0		HR: 0	HBP: 0	CS: 0																														
<b>PITCHER</b> <a href="#">Mike Clark, R</a> (1, 1) ERA: 2.51	IP	WLS	BF	H	R	ER	SO	BB	IBB	HBP	BLK	WP	HR	S	P	ERA	WHIP	0.0		0	0	0	0	0	0	0	0	∞	∞	<b>PITCHER</b> IP	WLS	BF	H	R	ER	SO	BB	IBB	HBP	BLK	WP	HR	S	P	ERA	WHIP



Batter	1	2	3	4	5	6	7	8	9	AB R H RBI BB SO LOB	TOP	
<b>Clem Koshorek, R</b> OBP: 0.323, SLG: 0.317 (1, 5) X	0-0 5-3 ①		0-0 F8 ③		0-0 4-3 1-2 ③		0-0 6-3 ②			4 0 0 0 0 0 1		
<b>Dick Groat, R</b> OBP: 0.328, SLG: 0.310 (1, 6) X	0-0 6-3 ②			0-0 FC6-4 1B		0-0 SH 2B 1B	0-0 F8 ③			4 1 2 0 0 0 0		
<b>Brandy Davis, R</b> OBP: 0.348, SLG: 0.325 (1, 9) X (8, 7)	0-0 S 1B			0-0 FC6-4 2B 1-2f		0-0 SH 2B 1-2		0-0 1-3 ①		3 1 1 0 0 0 1		
<b>Ralph Kiner, R</b> OBP: 0.400, SLG: 0.488 <b>Gus Bell, L</b> OBP: 0.304, SLG: 0.420 (1, 7) X (8, 9)	0-0 F7 1-2 ③			0-0 1-3 1-H 2B		0-0 2B 1-3 2-H		0-0 4-3 ②		4 0 2 2 0 0 1 0 0 0 0 0 0 0		
<b>Ed Fitz Gerald, R</b> OBP: 0.245, SLG: 0.260 (1, 2) X		0-0 1-3 ①		0-0 1-3 2-3 ②		0-3 K ①		0-0 F8 ③		4 0 0 0 0 1 3		
<b>Lee Walls, R</b> OBP: 0.241, SLG: 0.296 (1, 8) X		0-3 K ②		0-0 F9 ③		0-0 5-3 ②		0-0 6-3 ①		4 0 0 0 0 1 3		
<b>Jack Merson, R</b> OBP: 0.286, SLG: 0.343 (1, 4) X		0-0 6-3 ③			0-0 FC1-6 1B	4-0 IBB		0-0 E2		3 0 1 0 1 0 0		
<b>Tony Bartirome, L</b> OBP: 0.251, SLG: 0.249 (1, 3) X			0-0 1-3 ①		0-0 P5 ①	0-0 1-3 ③		0-0 F8 ②		4 0 0 0 0 0 5		
<b>Howie Pollet, L</b> OBP: 0.279, SLG: 0.214 (1, 1) X			0-3 K ②		0-0 FC1-6 WP 1-2f		0-0 F8 ①		0-3 K ③	4 0 0 0 0 2 2		
<b>Inning Stats</b>	R: 0 E: 0 K: 0 S: 4 H: 1 LOB: 1 BB: 0 P: 4	R: 0 E: 0 K: 1 S: 5 H: 0 LOB: 0 BB: 0 P: 5	R: 0 E: 0 K: 1 S: 5 H: 0 LOB: 0 BB: 0 P: 5	R: 1 E: 0 K: 0 S: 5 H: 2 LOB: 1 BB: 0 P: 5	R: 0 E: 0 K: 0 S: 4 H: 1 LOB: 1 BB: 0 P: 4	R: 1 E: 0 K: 1 S: 8 H: 2 LOB: 3 BB: 1 P: 12	R: 0 E: 0 K: 0 S: 3 H: 0 LOB: 0 BB: 0 P: 3	R: 0 E: 0 K: 1 S: 6 H: 0 LOB: 0 BB: 0 P: 3	R: 0 E: 1 K: 1 S: 6 H: 0 LOB: 1 BB: 0 P: 6	1B: 4 2B: 2 3B: 0 HR: 0 SF: 0 SAC: 1 DP: 0 HBP: 0	WP: 1 PB: 0 SB: 1 CS: 0 PA: 36	
<b>PITCHER</b> <b>Paul Minner, L</b> ERA: 3.93 <b>Dutch Leonard, R</b> ERA: 2.36	IP 8.0 WLS L BF 32 H 6 R 2 ER 2 SO 3 BB 0 IBB 1 HBP 0 BLK 0 WP 1 HR 0 S 37 P 41 ERA 2.25 WHIP 0.750	IP 1.0 WLS L BF 4 H 0 R 0 ER 0 SO 1 BB 0 IBB 0 HBP 0 BLK 0 WP 0 HR 0 S 6 P 6 ERA 0.00 WHIP 0.000										

**Pittsburgh Pirates @ Chicago Cubs**  
 Wrigley Field, Chicago, IL  
 Sat Aug 16 1952, 3:33 AM CDT  
 Att: 12,256 - Unknown

[livebaseballscorecards.com](http://livebaseballscorecards.com)

<b>AB</b>	<b>34</b>
<b>R</b>	<b>2</b>
<b>H</b>	<b>6</b>
<b>RBI</b>	<b>2</b>
<b>BB</b>	<b>1</b>
<b>SO</b>	<b>4</b>
<b>LOB</b>	<b>16</b>



Batter	1	2	3	4	5	6	7	8	9	AB	R	H	RBI	BB	SO	LOB
Tommy Brown, R (1, 6) OBP: 0.345, SLG: 0.403	0-0 5-3 		0-0 P6 			0-3 K 		0-0 FC4-6 		4	0	0	0	0	1	1
Frank Baumholtz, L (1, 9) OBP: 0.352, SLG: 0.411	0-0 F8 			0-0 F2 		0-0 4-3 		0-0 CS 	0-0 P4 	4	0	0	0	0	0	0
Bill Serena, R (1, 4) OBP: 0.352, SLG: 0.500	0-0 HR 			0-0 1B 			4-0 1-3 1B BB 		0-3 K 	3	1	2	1	1	1	0
Hank Sauer, R (1, 7) OBP: 0.370, SLG: 0.574	0-0 6-3 			0-3 K 			0-0 F8 		0-0 1B 	4	0	1	0	0	1	2
Randy Jackson, R (1, 5) OBP: 0.262, SLG: 0.347		0-0 F9 		0-0 F9 			0-0 1-3 1B 		0-0 F5 	4	0	1	0	0	0	2
Dee Fondy, L (1, 3) OBP: 0.333, SLG: 0.430		0-0 G6-3 1B 			0-0 1-3 		0-0 1-3 			3	0	1	0	0	0	2
Hal Jeffcoat, R (1, 8) OBP: 0.265, SLG: 0.347		0-0 G6-3 			0-0 F8 		0-0 6-3 			3	0	0	0	0	0	3
Harry Chiti, R (1, 2) OBP: 0.296, SLG: 0.500			0-0 1-3 		0-0 P4 			0-0 F2 		3	0	0	0	0	0	0
Paul Minner, L (1, 1) OBP: 0.271, SLG: 0.400			0-0 4-3 			0-3 K 		0-0 FC4-6 		2	0	0	0	0	1	0
Bruce Edwards, R (8, PH) OBP: 0.289, SLG: 0.289										1	0	1	0	0	0	0
Dutch Leonard, R (9, 1)										0	0	0	0	0	0	0

Inning Stats	R: 1	H: 1	R: 0	H: 1	R: 0	H: 0	R: 0	H: 0	R: 0	H: 1	R: 0	H: 1	R: 0	H: 1	R: 0	H: 1	1B: 5	SF: 0
	E: 0	LOB: 0	E: 0	LOB: 0	E: 0	LOB: 0	E: 0	LOB: 0	E: 0	LOB: 2	E: 0	LOB: 0	E: 0	LOB: 1	E: 0	LOB: 1	2B: 0	SAC: 0
	K: 0	BB: 0	K: 0	BB: 0	K: 1	BB: 0	K: 0	BB: 0	K: 0	BB: 1	K: 0	BB: 0	K: 1	BB: 0	K: 1	BB: 0	3B: 0	DP: 1
	S: 4	P: 4	S: 3	P: 3	S: 3	P: 3	S: 6	P: 6	S: 3	P: 8	S: 4	P: 7	S: 3	P: 3	S: 6	P: 6	HR: 1	HBP: 0

PITCHER	IP	WLS	BF	H	R	ER	SO	BB	IBB	HBP	BLK	WP	HR	S	P	ERA	WHIP	WP: 0	PA: 33
Howie Pollet, L (1, 1) ERA: 4.1	9.0	W	32	6	1	1	4	1	0	0	0	0	1	39	43	1.00	0.778	PB: 0	
																		SB: 0	
																		CS: 1	

**BOTTOM**

**Pittsburgh Pirates @ Chicago Cubs**  
 Wrigley Field, Chicago, IL  
 Sat Aug 16 1952, 3:33 AM CDT  
 Att. 12,256 - Unknown

[livebaseballscorecards.com](http://livebaseballscorecards.com)

AB	31
R	1
H	6
RBI	1
BB	1
SO	4
LOB	10



Batter	1	2	3	4	5	6	7	8	9	AB R H RBI BB SO LOB	TOP																						
<b>Clem Koshorek, R</b> (1, 5) OBP: 0.325, SLG: 0.319	0-3 K		0-0 2-H 1B		0-0 P6			0-0 1B 1B	0-3 K	5 1 2 0 0 2 3																							
<b>Dick Groat, R</b> (1, 6) OBP: 0.323, SLG: 0.305	0-0 4-3			0-3 K	0-0 P4			0-0 1-3 1-2		4 0 0 0 0 1 2																							
<b>Brandy Davis, R</b> (1, 8) OBP: 0.340, SLG: 0.318	0-0 1-3			0-0 1B L8 1B				0-3 K		4 1 1 0 0 2 1																							
<b>Ralph Kiner, R</b> (1, 7) OBP: 0.401, SLG: 0.488		0-3 K		0-0 HBP 1B				0-0 K		4 0 2 1 0 2 0																							
<b>Gus Bell, L</b> (1, 9) OBP: 0.304, SLG: 0.417		0-0 F8		1-0 1-2 HBP				0-0 F8		3 0 0 0 0 0 1																							
<b>George Metkovich, L</b> (1, 3) OBP: 0.339, SLG: 0.393		0-0 F7		0-0 L8				0-0 G3		4 0 1 1 0 0 2																							
<b>Joe Garagiola, L</b> (1, 2) OBP: 0.358, SLG: 0.393			0-0 SH3 1B 1B					0-0 FC4-6 1B		4 0 2 0 0 1 3																							
<b>Tony Bartirome, L</b> (9, PR) OBP: 0.251, SLG: 0.249				0-3 K				0-0 FC6-4 1B		0 0 0 0 0 0 0																							
<b>Jack Merson, R</b> (1, 4) OBP: 0.286, SLG: 0.344			0-0 L9					0-3 K		4 0 1 0 0 1 3																							
<b>Jim Waugh, R</b> (1, 1) OBP: 0.500, SLG: 0.333			0-0 SH3					0-0 P4		1 0 0 0 0 1 1																							
<b>Ed Fitz Gerald, R</b> (7, PH) OBP: 0.241, SLG: 0.255										1 0 0 0 0 0 1																							
<b>Ted Wilks, R</b> (7, 1) OBP: 0.125, SLG: 0.125										0 0 0 0 0 0 0																							
<b>Lee Walls, R</b> (9, PH) OBP: 0.267, SLG: 0.296			1-2							0 0 0 0 1 0 0																							
<b>Inning Stats</b>	R: 0 E: 0 K: 1 S: 5	H: 0 LOB: 0 BB: 0 P: 5	R: 0 E: 0 K: 1 S: 5	H: 0 LOB: 0 BB: 0 P: 5	R: 0 E: 0 K: 0 S: 4	H: 2 LOB: 2 BB: 0 P: 4	R: 1 E: 0 K: 2 S: 9	H: 2 LOB: 2 BB: 0 P: 10	R: 0 E: 0 K: 1 S: 6	H: 1 LOB: 1 BB: 0 P: 6	R: 0 E: 0 K: 2 S: 7	H: 0 LOB: 0 BB: 0 P: 7	R: 0 E: 0 K: 1 S: 6	H: 1 LOB: 1 BB: 0 P: 6	R: 1 E: 0 K: 1 S: 7	H: 2 LOB: 1 BB: 0 P: 7	R: 0 E: 0 K: 1 S: 6	H: 1 LOB: 2 BB: 1 P: 10	1B: 8 2B: 1 3B: 0 HR: 0	SF: 0 SAC: 1 DP: 0 HBP: 1	WP: 0 PB: 0 SB: 0 CS: 0	PA: 37											
<b>PITCHER</b> <b>Bob Rush, R</b> (1, 1) ERA: 2.67	IP 9.0	WLS W	BF 37	H 9	R 2	ER 2	SO 10	BB 1	IBB 0	HBP 1	BLK 0	WP 0	HR 0	S 55	P 60	ERA 2.00	WHIP 1.111																
											<b>PITCHER</b>	IP	WLS	BF	H	R	ER	SO	BB	IBB	HBP	BLK	WP	HR	S	P	ERA	WHIP					

Pittsburgh Pirates @ Chicago Cubs  
Wrigley Field, Chicago, IL  
Sun Aug 17 1952, 3:33 AM CDT  
Unknown

livebaseballscores.com

AB	34
R	2
H	9
RBI	2
BB	1
SO	10
LOB	17



Batter	1	2	3	4	5	6	7	8	9	AB	R	H	RBI	BB	SO	LOB
Tommy Brown, R OBP: 0.336, SLG: 0.391 (1, 6)	0-0 P5	0-0 P5		0-0 F9		0-0 5-3				4	0	0	0	0	0	4
Bob Addis, L OBP: 0.351, SLG: 0.366 Hal Jeffcoat, R OBP: 0.265, SLG: 0.347 (1, 8) (8, 8)	4-0 S 2B BB		0-0 F7		0-0 L4		0-0 4-3			3	1	0	0	1	0	0
Frank Baumholtz, L OBP: 0.347, SLG: 0.404 (1, 9)	0-0 6-3 1-2		0-0 F8		0-0 1-3		0-0 1-3			4	0	0	0	0	0	1
Hank Sauer, R OBP: 0.371, SLG: 0.583 (1, 7)	0-0 2B 2-H		0-0 6-3		0-0 F8		0-0 HR			4	1	2	2	0	0	0
Toby Atwell, L OBP: 0.383, SLG: 0.393 (1, 2)	4-0 BB			0-0 SH5-4 FC4-6 2B		0-0 L8		0-0 L8		3	1	1	0	1	0	0
Dee Fondy, L OBP: 0.335, SLG: 0.430 (1, 3)	0-0 L8			0-0 FC4-6 SH5-4 1B		0-0 FC6 1B		0-0 P5		4	0	2	0	0	0	2
Bill Serena, R OBP: 0.348, SLG: 0.494 (1, 4)		0-3 K		0-0 SH5-4 1-2 2-3		0-0 FC6 1B 3B		0-3 K		3	1	0	0	0	2	1
Randy Jackson, R OBP: 0.270, SLG: 0.348 (1, 5)		4-0 S BB		4-0 FC4-6 BB		0-0 3B 1B		0-0 E5		2	1	1	0	2	0	0
Bob Rush, R OBP: 0.271, SLG: 0.329 (1, 1)		0-0 6-3 1-2		0-0 FC4-6 1-2f 2-3 3-H		0-0 3B		0-3 K		4	0	1	3	0	1	4


Inning Stats	R: 1	H: 1	E: 0	K: 0	S: 4	LOB: 2	BB: 2	P: 12	R: 0	H: 0	E: 0	K: 1	S: 5	LOB: 1	BB: 1	P: 9	R: 0	H: 0	E: 0	K: 0	S: 3	LOB: 0	BB: 0	P: 3	R: 1	H: 3	E: 0	K: 0	S: 6	LOB: 1	BB: 0	P: 6	R: 1	H: 1	E: 0	K: 0	S: 4	LOB: 0	BB: 0	P: 4	R: 0	H: 0	E: 1	K: 2	S: 8	LOB: 1	BB: 0	P: 8	1B: 3	2B: 2	3B: 1	HR: 1	SF: 0	SAC: 1	DP: 0	HBP: 0
--------------	------	------	------	------	------	--------	-------	-------	------	------	------	------	------	--------	-------	------	------	------	------	------	------	--------	-------	------	------	------	------	------	------	--------	-------	------	------	------	------	------	------	--------	-------	------	------	------	------	------	------	--------	-------	------	-------	-------	-------	-------	-------	--------	-------	--------

PITCHER	IP	WLS	BF	H	R	ER	SO	BB	IBB	HBP	BLK	WP	HR	S	P	ERA	WHIP
Jim Waugh, R ERA: 3.38 (1, 1)	6.0	L	28	6	4	4	1	4	0	0	0	0	0	26	42	6.00	1.667
Ted Wilks, R ERA: 3.48 (7, 1)	2.0		8	1	1	1	2	0	0	0	0	0	1	12	12	4.50	0.500


**BOTTOM**

**Pittsburgh Pirates @ Chicago Cubs**  
Wrigley Field, Chicago, IL  
Sun Aug 17 1952, 3:33 AM CDT  
Unknown

AB	31
R	5
H	7
RBI	5
BB	4
SO	3
LOB	12



WP	PA	ERA	WHIP
0	36		

Batter	1	2	3	4	5	6	7	8	9	AB	R	H	RBI	BB	SO	LOB	TOP																															
<b>Clem Koshorek, R</b> (1, 5) OBP: 0.325, SLG: 0.319																	0	0	0	0	0	0	0	0	<b>Pittsburgh Pirates @ Chicago Cubs</b> Wrigley Field, Chicago, IL Sun Aug 17 1952, 3:38 AM CDT Att. 26,635 - Unknown  <a href="http://livebaseballscorecards.com">livebaseballscorecards.com</a>																							
<b>Dick Groat, R</b> (1, 6) OBP: 0.323, SLG: 0.305																	0	0	0	0	0	0	0																									
<b>George Metkovich, L</b> (1, 3) OBP: 0.339, SLG: 0.393																	0	0	0	0	0	0	0																									
<b>Ralph Kiner, R</b> (1, 7) OBP: 0.401, SLG: 0.488																	0	0	0	0	0	0	0																									
<b>Gus Bell, L</b> (1, 9) OBP: 0.304, SLG: 0.417																	0	0	0	0	0	0	0																									
<b>Lee Walls, R</b> (1, 8) OBP: 0.267, SLG: 0.296																	0	0	0	0	0	0	0																									
<b>Jack Merson, R</b> (1, 4) OBP: 0.286, SLG: 0.344																	0	0	0	0	0	0	0																									
<b>Ed Fitz Gerald, R</b> (1, 2) OBP: 0.241, SLG: 0.255																	0	0	0	0	0	0	0																									
<b>Bob Friend, R</b> (1, 1) OBP: 0.114, SLG: 0.071	0	0	0	0	0	0	0																																									
<b>Inning Stats</b>	1B: 0	SF: 0	WP: 0	PA: 0	2B: 0	SAC: 0	PB: 0			3B: 0	DP: 0	SB: 0		HR: 0	HBP: 0	CS: 0																																
<b>PITCHER</b> (1, 1) <b>Bob Kelly, R</b> ERA: 3.68	IP	WLS	BF	H	R	ER	SO	BB	IBB	HBP	BLK	WP	HR	S	P	ERA	WHIP	0.0	L	0	0	0	0	0	0	0	0	0	∞	∞	<b>PITCHER</b>	IP	WLS	BF	H	R	ER	SO	BB	IBB	HBP	BLK	WP	HR	S	P	ERA	WHIP





Batter	1	2	3	4	5	6	7	8	9	AB R H RBI BB SO LOB	TOP														
<b>Clem Koshorek, R</b> (1, 4) OBP: 0.321, SLG: 0.315	0-0 1-3	0-0 P4			0-0 6-3	0-3 K			0-0 F9	5 0 0 0 0 1 4															
<b>Dick Groat, R</b> (1, 6) OBP: 0.319, SLG: 0.302	0-0 4-3		0-0 3-1		0-0 1B		0-0 4-3		0-0 FC6-4 1B	5 0 2 0 0 0 0															
<b>Brandy Davis, R</b> (1, 8) OBP: 0.345, SLG: 0.298	4-0 BB		4-0 BB		0-3 K		0-3 K		0-0 FC6-4 1-2f	3 0 0 0 2 2 2															
<b>Ralph Kiner, R</b> (1, 7) OBP: 0.398, SLG: 0.488 <b>Lee Walls, R</b> (9, 7) OBP: 0.265, SLG: 0.387	0-0 F8		0-3 K		0-0 P4		4-0 BB		0-3 K	4 0 0 0 1 2 4 0 0 0 0 0 0 0															
<b>Gus Bell, L</b> (1, 9) OBP: 0.303, SLG: 0.413		0-0 4-3	0-0 3-1			0-0 E 1B		0-0 G3		4 1 1 0 0 0 2															
<b>George Metkovich, L</b> (1, 3) OBP: 0.334, SLG: 0.387				0-0 E8 F9 1B		0-3 K		0-0 1-3		4 1 1 0 0 2 1															
<b>Joe Garagiola, L</b> (1, 2) OBP: 0.356, SLG: 0.389		4-0 1B 1B BB		0-0 F9		0-0 E3 E		0-0 P4		3 1 0 0 1 0 1															
<b>Ed Fitz Gerald, R</b> (1, 5) OBP: 0.295, SLG: 0.298		0-0 1B 1-2 1B		0-0 G4-6-3 1B		0-0 G4-6-3 1B		4-0 FC6-4 BB		3 0 2 1 1 0 1															
<b>Murry Dickson, R</b> (1, 1) OBP: 0.264, SLG: 0.302		0-0 1-2 2-H 1B		0-0 G4-6-3		0-0 E6		0-0 FC6-4		4 0 1 1 0 0 3															
<b>Inning Stats</b>	R: 0 E: 0 K: 0 S: 3	H: 0 LOB: 1 BB: 1 P: 7	R: 1 E: 0 K: 1 S: 7	H: 2 LOB: 2 BB: 1 P: 11	R: 0 E: 0 K: 1 S: 5	H: 0 LOB: 1 BB: 1 P: 9	R: 1 E: 1 K: 0 S: 4	H: 2 LOB: 0 BB: 0 P: 4	R: 0 E: 0 K: 1 S: 6	H: 1 LOB: 1 BB: 0 P: 6	R: 1 E: 2 K: 2 S: 10	H: 1 LOB: 2 BB: 0 P: 10	R: 0 E: 0 K: 1 S: 5	H: 0 LOB: 1 BB: 1 P: 9	R: 0 E: 0 K: 0 S: 3	H: 0 LOB: 1 BB: 1 P: 7	R: 0 E: 0 K: 1 S: 6	H: 1 LOB: 1 BB: 0 P: 6	1B: 7 2B: 0 3B: 0 HR: 0	SF: 0 SAC: 0 DP: 1 HBP: 0	WP: 0 PB: 0 SB: 2 CS: 0	PA: 40			
<b>PITCHER</b>	IP	WLS	BF	H	R	ER	SO	BB	IBB	HBP	BLK	WP	HR	S	P	ERA	WHIP								
<b>Turk Lown, R</b> (1, 1) ERA: 4.48	7.0		32	6	3	1	6	4	0	0	0	0	0	40	56	1.29	1.429								
<b>Bob Schultz, L</b> (8, 1) ERA: 3.89	2.0	W	8	1	0	0	1	1	0	0	0	0	0	9	13	0.00	1.000								

**Pittsburgh Pirates @ Chicago Cubs**  
**Wrigley Field, Chicago, IL**  
 Mon Aug 18 1952, 3:33 AM CDT  
 Att. 4,911 - Unknown

[livebaseballscorecards.com](http://livebaseballscorecards.com)

<b>AB</b>	<b>35</b>
<b>R</b>	<b>3</b>
<b>H</b>	<b>7</b>
<b>RBI</b>	<b>2</b>
<b>BB</b>	<b>5</b>
<b>SO</b>	<b>7</b>
<b>LOB</b>	<b>18</b>



Batter	1	2	3	4	5	6	7	8	9	AB	R	H	RBI	BB	SO	LOB
Eddie Miksis, R OBP: 0.278, SLG: 0.310 (1, 4)	0-0 F7		4-0 BB BB		0-3 K			0-0 P5		3	0	0	0	1	1	0
Frank Baumholtz, L OBP: 0.351, SLG: 0.405 (1, 8)	0-0 F9		0-0 F3			0-0 1B		4-0 1B BB		3	1	1	0	1	0	2
Gene Hermanski, L OBP: 0.341, SLG: 0.348 (1, 9)	4-0 BB		4-0 BB			0-0		0-0 1B 1B		2	0	1	0	2	0	1
Hank Sauer, R OBP: 0.371, SLG: 0.583 (1, 7)	0-0 F2		0-3 K			0-0		0-0 F7		4	0	0	1	0	1	6
Toby Atwell, L OBP: 0.380, SLG: 0.390 (1, 2)		0-3 K		0-0 F5		0-0		0-0 1B		4	0	1	0	0	1	1
Dee Fondy, L OBP: 0.331, SLG: 0.424 (1, 3)		0-0 P3		0-3 K2-3			0-0 4-3	0-0 G1		4	0	0	0	0	1	2
Bill Serena, R OBP: 0.345, SLG: 0.485 (1, 5)		0-0 1-3		0-0 5-3			0-0 1B 1B		4-0 3B BB	3	1	1	0	1	0	0
Roy Smalley, R OBP: 0.294, SLG: 0.317 (1, 6)			0-0 E6		0-0 F8		0-0 G1-4-3		0-0 HR 3B	3	0	1	0	0	0	0
Bruce Edwards, R (9, PH) OBP: 0.297, SLG: 0.321			SH1-4				1-2 1B		1-H HR 3B	1	0	1	1	0	0	0
Hal Jeffcoat, R (9, PR) OBP: 0.265, SLG: 0.347										0	1	0	0	0	0	0
Turk Lown, R OBP: 0.146, SLG: 0.175 (1, 1)			0-0 SH1-4		0-0 F8		0-0 G1-4-3		0-0 HR	1	0	0	0	0	0	0
Bob Addis, L (7, PH) OBP: 0.350, SLG: 0.364							1-2		3-H HR	1	0	0	0	0	0	2
Bob Schultz, R (8, 1) OBP: 0.286, SLG: 0.286										0	0	0	0	0	0	0
Phil Cavarretta, L (9, PH) OBP: 0.344, SLG: 0.368			2-3							1	1	1	2	0	0	0


Inning Stats	R: 0	H: 0	R: 0	H: 0	R: 0	H: 0	R: 0	H: 0	R: 0	H: 1	R: 0	H: 2	R: 1	H: 2	R: 3	H: 2
	E: 0	LOB: 1	E: 0	LOB: 0	E: 0	LOB: 0	E: 0	LOB: 0	E: 0	LOB: 1	E: 0	LOB: 1	E: 0	LOB: 2	E: 0	LOB: 1
	K: 0	BB: 1	K: 1	BB: 0	K: 1	BB: 0	K: 1	BB: 0	K: 0	BB: 0	K: 0	BB: 1	K: 0	BB: 1	K: 0	BB: 1
	S: 3	P: 7	S: 5	P: 5	S: 6	P: 14	S: 5	P: 5	S: 4	P: 4	S: 4	P: 4	S: 5	P: 9	S: 2	P: 6

PITCHER	IP	WLS	BF	H	R	ER	SO	BB	IBB	HBP	BLK	WP	HR	S	P	ERA	WHIP
Murry Dickson, R (1, 1) ERA: 3.43	8.0	L	36	7	4	4	4	5	0	0	0	0	1	39	59	4.50	1.500

**BOTTOM**

**Pittsburgh Pirates @ Chicago Cubs**  
 Wrigley Field, Chicago, IL  
 Mon Aug 18 1952, 3:33 AM CDT  
 Att: 4,911 - Unknown

AB	30
R	4
H	7
RBI	4
BB	5
SO	4
LOB	14



WP: 0	PA: 36
PB: 0	
SB: 0	
CS: 0	

livebaseballscorecards.com

Batter	1	2	3	4	5	6	7	8	9	AB R H RBI BB SO LOB	TOP							
<b>Connie Ryan, R</b> (1, 4) <small>OBP: 0.350, SLG: 0.400</small>											0 0 0 0 0 0 0 0	<b>Philadelphia Phillies @ Pittsburgh Pirates</b> <b>Forbes Field, Pittsburgh, PA</b> Tue Aug 19 1952, 3:33 AM EDT Att: 11,207 - Unknown  <a href="http://livebaseballscorecards.com">livebaseballscorecards.com</a>						
<b>Richie Ashburn, L</b> (1, 8) <small>OBP: 0.360, SLG: 0.363</small>											0 0 0 0 0 0 0 0							
<b>Johnny Wyrostek, L</b> (1, 9) <small>OBP: 0.362, SLG: 0.355</small>											0 0 0 0 0 0 0 0							
<b>Del Ennis, R</b> (1, 7) <small>OBP: 0.330, SLG: 0.482</small>											0 0 0 0 0 0 0 0							
<b>Granny Hamner, R</b> (1, 6) <small>OBP: 0.307, SLG: 0.429</small>											0 0 0 0 0 0 0 0							
<b>Willie Jones, R</b> (1, 5) <small>OBP: 0.326, SLG: 0.363</small>											0 0 0 0 0 0 0 0							
<b>Smoky Burgess, L</b> (1, 2) <small>OBP: 0.374, SLG: 0.425</small>											0 0 0 0 0 0 0 0							
<b>Eddie Waitkus, L</b> (1, 3) <small>OBP: 0.366, SLG: 0.377</small>											0 0 0 0 0 0 0 0							
<b>Robin Roberts, S</b> (1, 1) <small>OBP: 0.151, SLG: 0.163</small>	0 0 0 0 0 0 0 0	<b>AB</b> 0 <b>R</b> 0 <b>H</b> 0 <b>RBI</b> 0 <b>BB</b> 0 <b>SO</b> 0 <b>LOB</b> 0																
<b>Inning Stats</b>											1B: 0 SF: 0 2B: 0 SAC: 0 3B: 0 DP: 0 HR: 0 HBP: 0	WP: 0 PA: 0 PB: 0 SB: 0 CS: 0						
<b>PITCHER</b> <b>Ron Necciai, R</b> (1, 1) <small>ERA: 7.24</small>	IP	WLS	BF	H	R	ER	SO	BB	IBB	HBP	BLK	WP	HR	S	P	ERA	WHIP	<b>PITCHER</b> IP WLS BF H R ER SO BB IBB HBP BLK WP HR S P ERA WHIP
	0.0	L	0	0	0	0	0	0	0	0	0	0	0	0	0	∞	∞	





Batter	1	2	3	4	5	6	7	8	9	AB R H RBI BB SO LOB	TOP
<b>Connie Ryan, R</b> (1, 4) <small>OBP: 0.360, SLG: 0.410</small>	4-0 		4-0 		0-0 			4-0 	0-0 	2 3 1 1 3 0 1	
<b>Richie Ashburn, L</b> (1, 8) <small>OBP: 0.360, SLG: 0.361</small>	0-0 		0-0 			0-0 		0-0 	4-0 	3 0 0 0 1 0 2	
<b>Johnny Wyrostek, L</b> (1, 9) <small>OBP: 0.364, SLG: 0.357</small>	0-0 			0-3 		0-0 		4-0 	0-0 	3 0 1 1 1 1 0	
<b>Del Ennis, R</b> (1, 7) <small>OBP: 0.333, SLG: 0.481</small>	0-3 			0-0 		0-3 		0-0 		4 0 1 1 0 2 1	
<b>Granny Hamner, R</b> (1, 6) <small>OBP: 0.309, SLG: 0.428</small>		0-3 		0-0 		0-0 		4-0 		3 0 1 0 1 1 1	
<b>Willie Jones, R</b> (1, 5) <small>OBP: 0.325, SLG: 0.367</small>		4-0 		0-0 			0-0 	0-0 		3 0 0 0 1 0 4	
<b>Stan Lopata, R</b> (1, 2) <small>OBP: 0.392, SLG: 0.414</small>		0-3 			0-0 		0-0 	0-0 		4 0 0 0 0 1 4	
<b>Eddie Waitkus, L</b> (1, 3) <small>OBP: 0.363, SLG: 0.372</small>		0-0 			0-0 		4-0 		0-0 	3 0 1 0 1 0 1	
<b>Russ Meyer, S</b> (1, 1) <small>OBP: 0.111, SLG: 0.148</small>			0-0 		0-0 		0-0 		0-3 	3 0 0 0 0 1 1	
<b>Inning Stats</b>	R: 1 H: 0 E: 0 LOB: 0 K: 1 BB: 1 S: 5 P: 9	R: 0 H: 0 E: 0 LOB: 1 K: 2 BB: 1 S: 7 P: 11	R: 0 H: 0 E: 0 LOB: 0 K: 0 BB: 1 S: 2 P: 6	R: 0 H: 1 E: 0 LOB: 1 K: 1 BB: 0 S: 6 P: 6	R: 0 H: 1 E: 0 LOB: 1 K: 0 BB: 0 S: 4 P: 4	R: 0 H: 1 E: 0 LOB: 1 K: 1 BB: 0 S: 6 P: 6	R: 0 H: 0 E: 0 LOB: 1 K: 0 BB: 1 S: 3 P: 7	R: 1 H: 1 E: 0 LOB: 3 K: 0 BB: 3 S: 4 P: 16	R: 1 H: 1 E: 0 LOB: 0 K: 1 BB: 1 S: 5 P: 9	1B: 4 SF: 0 2B: 0 SAC: 2 3B: 0 DP: 0 HR: 1 HBP: 0	WP: 0 PA: 39 PB: 0 SB: 2 CS: 2
<b>PITCHER</b> <b>Cal Hogue, R</b> (1, 1) <small>ERA: 4.62</small>	IP 9.0 WLS L BF 38 H 5 R 3 ER 2 SO 6 BB 7 IBB 1 HBP 0 BLK 0 WP 0 HR 1 S 42 P 74 ERA 2.00 WHIP 1.333										

Philadelphia Phillies @ Pittsburgh Pirates  
 Forbes Field, Pittsburgh, PA  
 Wed Aug 20 1952, 3:33 AM EDT  
 Att. 2,755 - Unknown

[livebaseballscorecards.com](http://livebaseballscorecards.com)

AB	28
R	3
H	5
RBI	3
BB	8
SO	6
LOB	15



Batter	1	2	3	4	5	6	7	8	9	AB R H RBI BB SO LOB
<b>Clem Koshorek, R</b> OBP: 0.324, SLG: 0.318 (1, 4)	0-0 E7 6-3 1B		0-0 FC6-4 1B		0-0 P4		0-0 FC5-4 PB 6-3 1-2f		0-0 6-3	5 0 2 0 0 0 2
<b>Dick Groat, R</b> OBP: 0.323, SLG: 0.307 (1, 6)	0-0 6-3 2-3		0-0 FC6-4-5 1B		0-0 1B		0-0 6-3 1-2 3-H			4 0 2 1 0 0 2
<b>Brandy Davis, R</b> OBP: 0.359, SLG: 0.309 (1, 9)	0-0 F9		0-0 FC6-4-5 1-2 2-3		0-0 1B		4-0 2-3 BB			3 0 1 0 1 0 3
<b>Ralph Kiner, R</b> OBP: 0.392, SLG: 0.483 (1, 7)	0-0 F8			0-0 P4	0-0 6-3		0-0 4-3			4 0 0 0 0 0 5
<b>Joe Garagiola, L</b> OBP: 0.360, SLG: 0.403 (1, 2)		0-0 FC6-4 1B		0-0 1B		0-0 4-3		0-0 1-3		4 0 2 0 0 0 0
<b>Lee Walls, R</b> OBP: 0.282, SLG: 0.444 (1, 8)		0-0 FC6-4 1-2f		0-0 1B		0-0 F9		0-0 5-3		4 0 1 0 0 0 1
<b>Sonny Senerchia, R</b> (1, 5)		0-0 F7		0-0 F9		0-0 5-3		0-0 1-3		4 0 0 0 0 0 3
<b>Tony Bartirome, L</b> OBP: 0.248, SLG: 0.246 <b>George Metkovich, L</b> OBP: 0.335, SLG: 0.388 (7, PH) (8, 3)		0-0 P6		0-0 L9		0-0 SH 6-3 2B		0-3 K		2 0 0 0 0 0 3 2 1 1 0 0 1 0
<b>Cal Hogue, R</b> OBP: 0.313, SLG: 0.267 <b>Gus Bell, L</b> OBP: 0.304, SLG: 0.413 (9, PH)			0-0 F2		0-0 1-3		0-0 SH FC5-4 2-3		0-0 F9	2 0 0 0 0 0 0 1 0 0 0 0 0 0


Inning Stats	R: 0	H: 1	E: 1	K: 0	S: 4	LOB: 1	BB: 0	P: 4	R: 0	H: 1	E: 0	K: 0	S: 4	LOB: 1	BB: 0	P: 4	R: 0	H: 2	E: 0	K: 0	S: 4	LOB: 1	BB: 0	P: 4	R: 0	H: 2	E: 0	K: 0	S: 5	LOB: 2	BB: 0	P: 5	R: 0	H: 2	E: 0	K: 0	S: 5	LOB: 2	BB: 0	P: 5	R: 0	H: 0	E: 0	K: 0	S: 3	LOB: 0	BB: 0	P: 3	R: 1	H: 1	E: 1	K: 0	S: 5	LOB: 2	BB: 1	P: 9	R: 0	H: 0	E: 0	K: 0	S: 3	LOB: 0	BB: 0	P: 3	R: 0	H: 0	E: 0	K: 1	S: 5	LOB: 0	BB: 0	P: 5	1B: 8	SF: 0	2B: 2	SAC: 1	3B: 0	DP: 1	HR: 0	HBP: 0	WP: 0	PA: 37
<b>PITCHER</b> <b>Russ Meyer, R</b> ERA: 3.11 (1, 1)	IP	WLS	BF	H	R	ER	SO	BB	IBB	HBP	BLK	WP	HR	S	P	ERA	WHIP																			IP	WLS	BF	H	R	ER	SO	BB	IBB	HBP	BLK	WP	HR	S	P	ERA	WHIP																														

**BOTTOM**

**Philadelphia Phillies @ Pittsburgh Pirates**  
**Forbes Field, Pittsburgh, PA**  
 Wed Aug 20 1952, 3:33 AM EDT  
 Att. 2,755 - Unknown

livebaseballscorecards.com

<b>AB</b>	<b>35</b>
<b>R</b>	<b>1</b>
<b>H</b>	<b>9</b>
<b>RBI</b>	<b>1</b>
<b>BB</b>	<b>1</b>
<b>SO</b>	<b>1</b>
<b>LOB</b>	<b>19</b>



Batter	1	2	3	4	5	6	7	8	9	AB R H RBI BB SO LOB	TOP
<b>Billy Cox, R</b> OBP: 0.314, SLG: 0.364 (1, 5) X	0-0 6-3		0-0 F9	1-0 2B		1-2 F6	1-2 FC6-4		1-2 1-3	6 0 1 0 0 0 1	
<b>Pee Wee Reese, R</b> OBP: 0.380, SLG: 0.376 (1, 6) C B B F X	2-2 5-3 1B		3-2 F2	4-0 BB			4-1 SH 1B BB	0-0 G5-4-3 1B		3 1 2 0 2 0 0	
<b>Jackie Robinson, R</b> OBP: 0.441, SLG: 0.473 <b>Rocky Bridges, R</b> OBP: 0.255, SLG: 0.233 (1, 4) B X (8, 4) X	1-0 5-3 1-2		2-1 1B	0-1 4-3			1-1 BB SH FC6-4 1B	1-2 G5-4-3 1-2f		5 2 2 0 0 0 4 0 0 0 0 0 0 0	
<b>Roy Campanella, R</b> OBP: 0.372, SLG: 0.470 (1, 2) B F X	1-1 F5		0-0 1B		2-1 1-3		0-0 SH FC6-4 2B	1-0 2B		4 1 2 1 0 0 1	
<b>Andy Pafko, R</b> OBP: 0.387, SLG: 0.467 (1, 8) B F X		1-2 1B	0-0 1B	1-3 1B		0-0 BB 1B	1-1 F2	1-0 F4		5 1 3 0 0 0 4	
<b>Gil Hodges, R</b> OBP: 0.388, SLG: 0.513 (1, 3) B X		1-0 1B	4-0 1B	1-2 BB		4-1 G6-4-3 BB	4-2 FC6-4 BB		3-1 5-3 E 1B	2 1 2 1 3 0 0	
<b>Carl Furillo, R</b> OBP: 0.292, SLG: 0.334 (1, 9) B F B B X		2-2 G6-4-3 1B	0-0 5-3		2-2 G6-4-3		2-0 FC6-4 1B		0-1 5-3	5 1 1 2 0 0 8	
<b>Dick Williams, R</b> OBP: 0.333, SLG: 0.403 <b>Sandy Amoros, L</b> OBP: 1.000, SLG: 1.000 (1, 7) C B F X (9, PH) X (9, 7) X		1-1 F2		0-0 F2		3-2 5-3	1-1 1B 2B		0-0 E8 1B	4 1 1 1 0 0 2 1 1 1 1 0 0 0	
<b>Ben Wade, R</b> OBP: 0.136, SLG: 0.328 <b>Joe Black, R</b> OBP: 0.190, SLG: 0.190 (1, 1) B F B X (6, 1) X		1-2 G6-4-3		2-3 K		1-3 K	0-0 FC6-4 1B		1-3 K	3 0 0 0 0 2 2 2 0 1 2 0 1 0	
<b>Inning Stats</b>	R: 0 H: 1 E: 0 LOB: 1 K: 0 BB: 0 S: 7 P: 11	R: 1 H: 3 E: 0 LOB: 1 K: 0 BB: 0 S: 13 P: 19	R: 1 H: 3 E: 0 LOB: 3 K: 0 BB: 1 S: 10 P: 19	R: 0 H: 1 E: 0 LOB: 2 K: 1 BB: 1 S: 8 P: 15	R: 0 H: 1 E: 0 LOB: 1 K: 0 BB: 1 S: 7 P: 15	R: 0 H: 0 E: 0 LOB: 0 K: 1 BB: 0 S: 9 P: 14	R: 5 H: 3 E: 0 LOB: 1 K: 0 BB: 2 S: 15 P: 29	R: 0 H: 2 E: 0 LOB: 1 K: 0 BB: 0 S: 6 P: 9	R: 2 H: 2 E: 1 LOB: 0 K: 1 BB: 0 S: 11 P: 16	1B: 13 SF: 0 2B: 3 SAC: 1 3B: 0 DP: 3 HR: 0 HBP: 0	WP: 0 PA: 46 PB: 0 SB: 0 CS: 0
<b>PITCHER</b> <b>Howie Pollet, L</b> ERA: 4.3 (1, 1)	IP WLS BF H R ER SO BB IBB HBP BLK WP HR S P ERA WHIP	6.2 L 36 12 7 7 2 5 0 0 0 0 0 0 66 118 9.45 2.550		<b>PITCHER</b> <b>Woody Main, R</b> ERA: 3.92 (7, 1)	IP WLS BF H R ER SO BB IBB HBP BLK WP HR S P ERA WHIP	2.1 10 4 2 1 1 0 0 0 0 0 0 0 20 29 3.86 1.714					

**Brooklyn Dodgers @ Pittsburgh Pirates**  
 Forbes Field, Pittsburgh, PA  
 Fri Aug 22 1952, 3:33 AM EDT  
 Unknown

[livebaseballscorecards.com](http://livebaseballscorecards.com)

AB	40
R	9
H	16
RBI	8
BB	5
SO	3
LOB	22





Batter	1	2	3	4	5	6	7	8	9	AB	R	H	RBI	BB	SO	LOB
<b>Clem Koshorek, R</b> OBP: 0.322, SLG: 0.314 (1, 4)	4-1 G6-4-3 BB		0-2 F8		0-3 K	0-2 FC6-4 1-2f			2-2 F2	4	0	0	0	1	1	6
<b>Dick Groat, R</b> OBP: 0.317, SLG: 0.301 (1, 6)	1-2 G6-4-3 1-2f		1-1 F7		0-0 E4 1-2 2-3			1-3 K	0-2 FC6-4 1-2f	5	0	0	0	0	1	4
<b>Brandy Davis, R</b> OBP: 0.338, SLG: 0.288 (1, 8)	2-3 K		0-0 L4		0-3 K			1-3 K		4	0	0	0	0	3	3
<b>Ralph Kiner, R</b> OBP: 0.391, SLG: 0.479 (1, 7)		2-1 F5		3-1 F7		4-1 SH5-4 BB BB		2-2 F7		3	1	0	0	1	0	0
<b>Gus Bell, L</b> OBP: 0.306, SLG: 0.412 (1, 9)		0-0 1B 1B 1B		1-2 F2		4-2 BB SH5-4 BB		1-2 4-3		3	1	1	0	1	0	0
<b>George Metkovich, L</b> OBP: 0.335, SLG: 0.388 (1, 3)		3-2 1B 1B 1B		0-0 F6		0-0 SH5-4		0-0 L7		3	0	1	0	0	0	0
<b>Tony Bartirome, L</b> OBP: 0.248, SLG: 0.246 (9, 3)		1-3 1B				1-2 2-3		1-2 2-3		0	0	0	0	0	0	0
<b>Joe Garagiola, L</b> OBP: 0.365, SLG: 0.406 (1, 2)		1-0 1B 1-2 3-H 1B		2-2 E BLK 1B		4-0 BB IBB		0-1 F9		3	0	2	1	1	0	0
<b>Sonny Senerchia, R</b> OBP: 0.222, SLG: 0.125 (1, 5)		0-0 G6-4-3 1-2 2-3 1B		0-3 K		4-2 FC6-4 BB		0-3 K		3	0	1	1	1	2	1
<b>Howie Pollet, L</b> OBP: 0.281, SLG: 0.207 (1, 1)		1-2 G6-4-3		4-2 E BB		1-3 K		4-2 FC6-4 BB		2	0	0	0	1	1	6
<b>Woody Main, R</b> OBP: 0.061, SLG: 0.061 (7, 1)		1-2 1-2f								0	0	0	0	0	0	0
<b>Lee Walls, R</b> OBP: 0.300, SLG: 0.444 (9, PH)										0	0	0	0	1	0	0

Inning Stats	R: 0	H: 0	E: 0	K: 1	S: 9	R: 1	H: 4	E: 0	K: 0	S: 12	R: 0	H: 0	E: 0	K: 0	S: 6	R: 0	H: 0	E: 0	K: 0	S: 6	R: 0	H: 1	E: 1	K: 3	S: 19	R: 1	H: 0	E: 0	K: 2	S: 12	R: 0	H: 0	E: 0	K: 0	S: 6	R: 0	H: 0	E: 0	K: 0	S: 6	R: 0	H: 0	E: 0	K: 1	S: 13	R: 0	H: 0	E: 0	K: 1	S: 13	1B: 5	2B: 0	3B: 0	HR: 0	SF: 0	SAC: 1	DP: 2	HBP: 0	WP: 0	PB: 0	SB: 0	CS: 0	PA: 38
--------------	------	------	------	------	------	------	------	------	------	-------	------	------	------	------	------	------	------	------	------	------	------	------	------	------	-------	------	------	------	------	-------	------	------	------	------	------	------	------	------	------	------	------	------	------	------	-------	------	------	------	------	-------	-------	-------	-------	-------	-------	--------	-------	--------	-------	-------	-------	-------	--------

PITCHER	IP	WLS	BF	H	R	ER	SO	BB	IBB	HBP	BLK	WP	HR	S	P	ERA	WHIP
<b>Ben Wade, R</b> ERA: 3.49 (1, 1)	5.1		26	5	2	2	4	5	1	0	1	0	0	58	99	3.38	1.875
<b>Joe Black, R</b> ERA: 2.22 (6, 1)	3.2	W	12	0	0	0	4	1	0	0	0	0	0	38	50	0.00	0.273

**BOTTOM**

**Brooklyn Dodgers @ Pittsburgh Pirates**  
Forbes Field, Pittsburgh, PA  
Fri Aug 22 1952, 3:33 AM EDT  
Unknown

<b>AB</b>	<b>30</b>
<b>R</b>	<b>2</b>
<b>H</b>	<b>5</b>
<b>RBI</b>	<b>2</b>
<b>BB</b>	<b>7</b>
<b>SO</b>	<b>8</b>
<b>LOB</b>	<b>20</b>



livebaseballscorecards.com

Batter	1	2	3	4	5	6	7	8	9	AB R H RBI BB SO LOB	TOP																						
<b>Billy Cox, R</b> OBP: 0.314, SLG: 0.362 (1, 5) B X	1-1 1-4-3 ①		0-0 E 2-3 1B		1-0 6-3 ③			1-3 K ①		4 0 1 0 0 1 0																							
<b>Pee Wee Reese, R</b> OBP: 0.379, SLG: 0.378 (1, 6) C S S B S	2-3 K ②		2-1 F9 1-2 ②		0-0 F9 ①			0-0 2B ②		4 0 1 0 0 1 2																							
<b>Jackie Robinson, R</b> OBP: 0.444, SLG: 0.474 (1, 4) B C C B B B	4-2 FC5-4 BB ③		4-2 BB ③		0-1 HR 1B ②			2-2 L7 ②		2 1 1 0 2 0 1																							
<b>Roy Campanella, R</b> OBP: 0.368, SLG: 0.464 (1, 2) S X	0-1 FC5-4 1-2f ③		0-3 K ③		3-1 F8 ②			1-0 6-3 ③		4 0 0 0 0 1 6																							
<b>George Shuba, L</b> OBP: 0.451, SLG: 0.545 (1, 7) B C B B B X		3-2 CS 1B ①		0-0 F2 ①		1-1 HR 1-H ③		1-1 F7 ①		4 1 2 2 0 0 0																							
<b>Andy Pafko, R</b> OBP: 0.384, SLG: 0.462 (1, 9) S S X		0-2 F6 ①		0-0 1-3 ②		0-1 F8 ③		3-2 F9 ②		4 0 0 0 0 0 1																							
<b>Duke Snider, L</b> OBP: 0.366, SLG: 0.455 (1, 8) X		0-0 F8 ②		2-1 F9 ③			2-0 F3 ①		2-3 K ③	4 0 0 0 0 1 1																							
<b>Gil Hodges, R</b> OBP: 0.387, SLG: 0.512 (1, 3) B C C C B B		3-2 CS 1-2 ③	1-0 1B SH1 1B ①		0-0 F8 ①		3-3 K ②			3 0 1 0 0 1 0																							
<b>Joe Landrum, R</b> (1, 1) M S X			1-1 SH1 1-2 ①		2-3 K ②		1-3 K ③			2 0 0 0 0 2 0																							
<b>Inning Stats</b>	R: 0 E: 0 K: 1 S: 10	H: 0 LOB: 1 BB: 1 P: 17	R: 0 E: 0 K: 0 S: 10	H: 1 LOB: 0 BB: 0 P: 16	R: 0 E: 1 K: 1 S: 11	H: 2 LOB: 3 BB: 1 P: 19	R: 0 E: 0 K: 0 S: 4	H: 0 LOB: 0 BB: 0 P: 6	R: 0 E: 0 K: 1 S: 5	H: 0 LOB: 0 BB: 0 P: 8	R: 2 E: 0 K: 0 S: 9	H: 2 LOB: 0 BB: 0 P: 13	R: 0 E: 0 K: 2 S: 7	H: 0 LOB: 0 BB: 0 P: 13	R: 0 E: 0 K: 1 S: 8	H: 1 LOB: 1 BB: 0 P: 12	R: 0 E: 0 K: 1 S: 8	H: 0 LOB: 0 BB: 0 P: 14	1B: 4 2B: 1 3B: 0 HR: 1	SF: 0 SAC: 1 DP: 0 HBP: 0	WP: 0 PB: 0 SB: 0 CS: 1	PA: 35											
<b>PITCHER</b> <b>Murry Dickson, R</b> ERA: 3.38 (1, 1)	IP 9.0	WLS W	BF 34	H 6	R 2	ER 2	SO 7	BB 2	IBB 0	HBP 0	BLK 0	WP 0	HR 1	S 72	P 118	ERA 2.00	WHIP 0.889																
											<b>PITCHER</b>	IP	WLS	BF	H	R	ER	SO	BB	IBB	HBP	BLK	WP	HR	S	P	ERA	WHIP					

**Brooklyn Dodgers @ Pittsburgh Pirates**  
 Forbes Field, Pittsburgh, PA  
 Fri Aug 22 1952, 3:38 AM EDT  
 Att: 21,845 - Unknown

AB	31
R	2
H	6
RBI	2
BB	2
SO	7
LOB	11



[livebaseballscorecards.com](http://livebaseballscorecards.com)

Batter	1	2	3	4	5	6	7	8	9	AB R H RBI BB SO LOB
<b>Clem Koshorek, R</b> OBP: 0.321, SLG: 0.313 (1, 4) FLX	0-2 6-3 ①		2-3 K ②			1-1 F8 ②			1-1 FC1-5 SH 1B	4 0 1 0 0 1 0
<b>Dick Groat, R</b> OBP: 0.318, SLG: 0.301 (1, 6) X	0-0 4-3 ②		3-2 F8 ③			2-2 1B			1-0 SH F9 FC1-5 1B	3 1 1 0 0 0 0
<b>George Metkovich, L</b> OBP: 0.331, SLG: 0.383 (1, 3) CBBB X	3-1 4-3 ③				1-2 3-1 ①	0-0 4-3 ③			1-2 FC1-5 1B 1-2 2-3f	4 0 0 0 0 0 3
<b>Ralph Kiner, R</b> OBP: 0.390, SLG: 0.477 (1, 7) X		0-0 1B 1B		2-2 F8 ②		1-3 K ①			0-2 F9 ②	4 1 1 0 0 1 2
<b>Gus Bell, L</b> OBP: 0.308, SLG: 0.413 (1, 9) CBBB X		2-2 E8 CS 1B 1-3 1B		0-0 F8 ③		0-1 4-3 ②			2-1 1B 1-2 3-H	4 0 2 1 0 0 0
<b>Lee Walls, R</b> OBP: 0.326, SLG: 0.462 (1, 8) X		0-0 CS 1B 1-2 3-H 1B			0-1 F2 SH2-3 1B	2-2 F5 ③				3 1 2 1 0 0 0
<b>Clyde McCullough, R</b> OBP: 0.278, SLG: 0.261 (1, 2) XCSS		0-2 L6-3 1B 1-H 2-3 1B			0-1 SH2-3 ①			1-1 F8 ①		2 0 1 1 0 0 0
<b>Sonny Senerchia, R</b> OBP: 0.167, SLG: 0.091 (1, 5) FX		0-1 L6-3 ② ③ 1-2			3-2 F2 ② ③ 2-3			1-0 P1 ②		3 0 0 0 0 0 2
<b>Murry Dickson, R</b> OBP: 0.256, SLG: 0.292 (1, 1) X			0-0 F2 ①			0-1 F7 ①		1-3 K ③		3 0 0 0 0 1 0


Inning Stats	R: 0 E: 0 K: 0 S: 6	H: 0 LOB: 0 BB: 0 P: 9	R: 2 E: 1 K: 0 S: 14	H: 4 LOB: 0 BB: 0 P: 16	R: 0 E: 0 K: 1 S: 7	H: 0 LOB: 0 BB: 0 P: 12	R: 0 E: 0 K: 0 S: 7	H: 0 LOB: 0 BB: 0 P: 10	R: 0 E: 0 K: 0 S: 7	H: 1 LOB: 0 BB: 0 P: 10	R: 0 E: 0 K: 0 S: 8	H: 1 LOB: 1 BB: 0 P: 11	R: 0 E: 0 K: 1 S: 8	H: 0 LOB: 0 BB: 0 P: 11	R: 0 E: 0 K: 1 S: 6	H: 0 LOB: 0 BB: 0 P: 9	R: 1 E: 0 K: 0 S: 11	H: 2 LOB: 2 BB: 0 P: 16	1B: 8 2B: 1 3B: 0 HR: 0	SF: 0 SAC: 2 DP: 1 HBP: 0
--------------	------------------------------	---------------------------------	-------------------------------	----------------------------------	------------------------------	----------------------------------	------------------------------	----------------------------------	------------------------------	----------------------------------	------------------------------	----------------------------------	------------------------------	----------------------------------	------------------------------	---------------------------------	-------------------------------	----------------------------------	----------------------------------	------------------------------------

PITCHER	IP	WLS	BF	H	R	ER	SO	BB	IBB	HBP	BLK	WP	HR	S	P	ERA	WHIP
<b>Joe Landrum, R</b> ERA: 3.29 (1, 1)	8.2	L	32	8	3	3	3	0	0	0	0	0	0	74	104	3.12	0.923

**BOTTOM**

**Brooklyn Dodgers @ Pittsburgh Pirates**  
Forbes Field, Pittsburgh, PA  
Fri Aug 22 1952, 3:38 AM EDT  
Att. 21,845 - Unknown

<b>AB</b>	<b>30</b>
<b>R</b>	<b>3</b>
<b>H</b>	<b>8</b>
<b>RBI</b>	<b>3</b>
<b>BB</b>	<b>0</b>
<b>SO</b>	<b>3</b>
<b>LOB</b>	<b>7</b>



<b>WP:</b> 0	<b>PA:</b> 32
<b>PB:</b> 0	
<b>SB:</b> 0	
<b>CS:</b> 2	

livebaseballscorecards.com

Batter	1	2	3	4	5	6	7	8	9	AB R H RBI BB SO LOB	TOP
<b>Billy Cox, R</b> (1, 5) OBP: 0.309, SLG: 0.357	2-1 6-3		0-1 6-3			0-1 6-3		0-0 FC4-6 1B	0-0 4-3	5 1 0 0 0 0 2	<b>Brooklyn Dodgers @ Pittsburgh Pirates</b> <b>Forbes Field, Pittsburgh, PA</b> Sat Aug 23 1952, 3:33 AM EDT Att. 8,844 - Unknown
<b>Pee Wee Reese, R</b> (1, 6) OBP: 0.378, SLG: 0.376	1-0 6-3			2-3 K		1-1 E 1B		2-0 F2		4 0 1 0 0 1 1	
<b>Sandy Amoros, L</b> (1, 9) OBP: 0.600, SLG: 0.500 <b>Dick Williams, R</b> (8, 7) OBP: 0.333, SLG: 0.403	0-1 G3			0-0 1B		2-1 E6 1-2		4-0 1B 1B		3 2 1 0 1 0 1 0 0 0 0 0 0 0	
<b>Jackie Robinson, R</b> (1, 4) OBP: 0.444, SLG: 0.472		4-1 BB		3-1 6-3 1-2		2-3 K		0-0 1B 1-3 2-H		3 0 1 1 1 1 3	
<b>George Shuba, L</b> (1, 7) OBP: 0.452, SLG: 0.544 <b>Carl Furillo, R</b> (8, PR) OBP: 0.292, SLG: 0.334	1-2 F7		1-2 1B	1-2 1B		2-1 F4		0-0 1-3 3-H		4 0 2 2 0 0 3 0 0 0 0 0 0 0	
<b>Roy Campanella, R</b> (1, 2) OBP: 0.365, SLG: 0.459	1-0 F7		0-2 1-3			3-2 5-3		1-1 5-3		4 0 0 0 0 0 4	
<b>Andy Pafko, R</b> (1, 8) OBP: 0.383, SLG: 0.459	0-0 F7			0-0 B1-3		0-3 K		4-2 SH3-4 BB		3 0 0 0 1 1 1	
<b>Gil Hodges, R</b> (1, 3) OBP: 0.384, SLG: 0.506			2-3 K		0-1 5-3		3-2 1-3		2-3 K	4 0 0 0 0 2 1	
<b>Clem Labine, R</b> (1, 1) OBP: 0.053, SLG: 0.105 <b>Rocky Nelson, L</b> (8, PH) OBP: 0.350, SLG: 0.333 <b>Rocky Bridges, R</b> (8, PR) OBP: 0.255, SLG: 0.233 <b>Joe Black, R</b> (8, 1) OBP: 0.190, SLG: 0.190	3-2 F5		3-2 F6		0-0 F6		2-1 FC4-6 1B	1-0 SH3-4		2 0 0 0 0 0 0 1 0 1 0 0 0 0 0 0 0 0 0 0 0 0 0 0 0 0 0 0	
<b>Inning Stats</b>	R: 0 H: 0 E: 0 LOB: 0 K: 0 BB: 0 S: 5 P: 8	R: 0 H: 0 E: 0 LOB: 1 K: 0 BB: 1 S: 6 P: 12	R: 0 H: 0 E: 0 LOB: 0 K: 1 BB: 0 S: 8 P: 13	R: 1 H: 2 E: 0 LOB: 1 K: 1 BB: 0 S: 13 P: 19	R: 0 H: 0 E: 0 LOB: 0 K: 0 BB: 0 S: 4 P: 4	R: 0 H: 1 E: 1 LOB: 2 K: 1 BB: 0 S: 11 P: 18	R: 0 H: 0 E: 0 LOB: 0 K: 1 BB: 0 S: 10 P: 16	R: 2 H: 3 E: 0 LOB: 2 K: 0 BB: 1 S: 8 P: 17	R: 0 H: 0 E: 0 LOB: 1 K: 1 BB: 1 S: 7 P: 14	1B: 6 SF: 0 2B: 0 SAC: 1 3B: 0 DP: 0 HR: 0 HBP: 0	
<b>PITCHER</b>	IP WLS BF H R ER SO BB IBB HBP BLK WP HR S P ERA WHIP										
<b>Jim Waugh, R</b> (1, 1) ERA: 4.01	7.2 L 32 6 3 3 4 2 0 0 0 0 0 0 63 104 3.52 1.043										
<b>Woody Main, R</b> (8, 1) ERA: 3.89	1.1 5 0 0 0 1 1 0 0 0 0 0 0 9 17 0.00 0.750										

livebaseballscorecards.com

<b>AB</b>	<b>33</b>
<b>R</b>	<b>3</b>
<b>H</b>	<b>6</b>
<b>RBI</b>	<b>3</b>
<b>BB</b>	<b>3</b>
<b>SO</b>	<b>5</b>
<b>LOB</b>	<b>16</b>



Batter	1	2	3	4	5	6	7	8	9	AB	R	H	RBI	BB	SO	LOB
<b>Clem Koshorek, R</b> OBP: 0.320, SLG: 0.309 (1, 4)	0-1 <b>P6</b>		0-3 <b>K</b>			0-0 <b>L8</b>		4-0 <b>CS</b> <b>BB</b>		3	0	0	0	1	1	1
<b>Dick Groat, R</b> OBP: 0.313, SLG: 0.297 (1, 6)	1-2 <b>4-3</b>		1-2 <b>1-3</b>			3-1 <b>6-3</b>		1-1 <b>L9</b>		4	0	0	0	0	0	2
<b>George Metkovich, L</b> OBP: 0.331, SLG: 0.381 (1, 3)	0-0 <b>G1</b>				1-1 <b>F9</b>		2-2 <b>BB</b> <b>1B</b>	1-0 <b>1-3</b>		4	0	1	0	0	0	0
<b>Ralph Kiner, R</b> OBP: 0.391, SLG: 0.483 (1, 7)		0-0 <b>HR</b>			2-1 <b>G3</b>		4-2 <b>BB</b>	0-0 <b>6-3</b>		3	1	1	1	1	0	0
<b>Gus Bell, L</b> OBP: 0.307, SLG: 0.410 <b>Brandy Davis, R</b> OBP: 0.338, SLG: 0.288 (1, 9) (9, PR)		4-2 <b>G5-4-3</b> <b>BB</b>			0-0 <b>3-1</b>		2-3 <b>K</b>	0-0 <b>E4</b> <b>1B</b>		3	0	0	0	1	1	2
<b>Lee Walls, R</b> OBP: 0.319, SLG: 0.442 (1, 8)		1-1 <b>G5-4-3</b>			2-0 <b>4-3</b> <b>1B</b>		1-0 <b>6-3</b>	1-1 <b>F9</b>		4	0	1	0	0	0	2
<b>Clyde McCullough, R</b> OBP: 0.279, SLG: 0.257 <b>Joe Garagiola, L</b> OBP: 0.367, SLG: 0.408 <b>Tony Bartirome, L</b> OBP: 0.248, SLG: 0.246 (1, 2) (9, PH) (9, PR)		0-0 <b>3-1</b>			2-1 <b>4-3</b>		4-1 <b>2B</b> <b>BB</b>	0-1 <b>1-3</b> <b>1B</b>		2	1	0	0	1	0	1
<b>Sonny Senerchia, R</b> OBP: 0.313, SLG: 0.286 (1, 5)			3-2 <b>1B</b>		4-2 <b>B3-6-4</b> <b>BB</b>		0-0 <b>1-H</b> <b>2B</b>	0-0 <b>F9</b>		3	0	2	1	1	0	2
<b>Jim Waugh, R</b> OBP: 0.286, SLG: 0.167 <b>Woody Main, R</b> OBP: 0.061, SLG: 0.061 (1, 1) (8, 1)			0-3 <b>K</b>		0-1 <b>B3-6-4</b>		1-2 <b>4-3</b>			3	0	0	0	0	1	3

Inning Stats	R: 0	H: 0	E: 0	K: 0	S: 6	R: 1	H: 1	E: 0	K: 0	S: 6	R: 0	H: 1	E: 0	K: 2	S: 13	R: 0	H: 0	E: 0	K: 0	S: 5	R: 0	H: 1	E: 0	K: 0	S: 8	R: 0	H: 1	E: 0	K: 1	S: 15	R: 1	H: 1	E: 0	K: 0	S: 6	R: 0	H: 0	E: 0	K: 0	S: 3	R: 0	H: 1	E: 1	K: 0	S: 7	1B: 4	2B: 1	3B: 0	HR: 1	SF: 0	SAC: 0	DP: 2	HBP: 0	WP: 0	PA: 35
<b>PITCHER</b> <b>Clem Labine, R</b> ERA: 3.99 <b>Joe Black, R</b> ERA: 2.17	IP	WLS	BF	H	R	ER	SO	BB	IBB	HBP	BLK	WP	HR	S	P	ERA	WHIP																																						
	7.0	W	27	5	2	2	3	4	0	0	0	0	1	59	97	2.57	1.286																																						
	2.0	S	8	1	0	0	0	1	0	0	0	0	0	10	17	0.00	1.000																																						

**BOTTOM**

**Brooklyn Dodgers @ Pittsburgh Pirates**  
Forbes Field, Pittsburgh, PA  
Sat Aug 23 1952, 3:33 AM EDT  
Att. 8,844 - Unknown

livebaseballscorecards.com

<b>AB</b>	<b>30</b>
<b>R</b>	<b>2</b>
<b>H</b>	<b>6</b>
<b>RBI</b>	<b>2</b>
<b>BB</b>	<b>5</b>
<b>SO</b>	<b>3</b>
<b>LOB</b>	<b>13</b>



Batter	1	2	3	4	5	6	7	8	9	AB R H RBI BB SO LOB	TOP											
Sam Jethroe, S (1, 8) OBP: 0.333, SLG: 0.407	0-0 F4		0-0 F7			0-0 1B 4-6-3 1B		0-0 F3		4 1 1 0 0 0 1	<b>Boston Braves @ Pittsburgh Pirates</b> Forbes Field, Pittsburgh, PA Sun Aug 24 1952, 3:33 AM EDT Unknown											
Johnny Logan, R (1, 6) OBP: 0.338, SLG: 0.369	0-0 F8			0-0 FC6-4 BB 1B		0-0 4-6-3 1B		0-0 6-3		4 0 2 1 0 0 0												
Earl Torgeson, L (1, 3) OBP: 0.363, SLG: 0.325	0-0 4-1			4-0 BB BB BB 1-2 FC6-4 BB		0-0 4-6-3		4-0 FC6-4 BB		2 0 0 1 2 0 1												
Walker Cooper, R (1, 2) OBP: 0.277, SLG: 0.331		0-0 G1-4-3 1B		0-0 FC6-4 8-4-6 1-2f 2-3		0-0 L7		0-0 FC6-4 1-2f		4 0 1 0 0 0 4												
Sid Gordon, R (1, 7) OBP: 0.388, SLG: 0.497 Jack Cusick, R (9, PR) OBP: 0.221, SLG: 0.181		0-0 G1-4-3 1-2f		0-0 8-4-6 1-2f		0-0 5-3		0-0 F8 1B 1-3 1B		4 0 1 0 0 0 4 0 1 0 0 0 0 0												
Eddie Mathews, L (1, 5) OBP: 0.306, SLG: 0.415		0-0 F8			0-0 1-3		0-0 F6		0-0 F8 1B 1-3 1B	4 0 1 0 0 0 0												
Jack Daniels, L (1, 9) OBP: 0.289, SLG: 0.263 Bob Thorpe, R (3, PR) OBP: 0.276, SLG: 0.336 (3, 9)			1-0 HBP		0-0 6-3		0-0 1B 1B		0-0 F8 2-3	0 0 0 0 0 0 0 3 0 1 0 0 0 2												
Sibby Sisti, R (1, 4) OBP: 0.282, SLG: 0.326			0-0 F8		0-3 K		0-0 G6-4-3 1B		0-0 1-3 1-2 3-H	4 0 1 1 0 1 3												
Virgil Jester, R (1, 1) OBP: 0.273, SLG: 0.400 Jack Dittmer, L (7, PH) OBP: 0.216, SLG: 0.235 Ernie Johnson, R (7, 1) OBP: 0.100, SLG: 0.200 Warren Spahn, L (9, PH) OBP: 0.222, SLG: 0.318			0-0 F3			0-0 E6 1B		0-0 G6-4-3 1-2f		2 1 0 0 0 0 1 1 0 0 0 0 0 2 0 0 0 0 0 0 0 1 0 0 0 0 0 1												
<b>Inning Stats</b>	R: 0 E: 0 K: 0 S: 3	H: 0 LOB: 0 BB: 0 P: 3	R: 0 E: 0 K: 0 S: 3	H: 1 LOB: 0 BB: 0 P: 3	R: 0 E: 0 K: 0 S: 3	H: 0 LOB: 1 BB: 0 P: 4	R: 0 E: 0 K: 0 S: 3	H: 1 LOB: 1 BB: 1 P: 7	R: 0 E: 0 K: 1 S: 5	H: 0 LOB: 0 BB: 0 P: 5		R: 2 E: 1 K: 0 S: 6	H: 2 LOB: 1 BB: 0 P: 6	R: 0 E: 0 K: 0 S: 4	H: 2 LOB: 1 BB: 0 P: 4	R: 0 E: 0 K: 0 S: 3	H: 0 LOB: 1 BB: 1 P: 7	R: 1 E: 0 K: 0 S: 5	H: 2 LOB: 1 BB: 0 P: 5	1B: 8 2B: 1 3B: 0 HR: 0	SF: 0 SAC: 0 DP: 3 HBP: 1	WP: 0 PB: 0 SB: 0 CS: 0
<b>PITCHER</b>	IP WLS BF H R ER SO BB IBB HBP BLK WP HR S P ERA WHIP																					
Ron Necciai, R (1, 1) ERA: 6.67	8.0 W 32 7 3 2 1 2 0 1 0 0 0 0 31 40 2.25 1.125																					
Murry Dickson, R (9, 1) ERA: 3.36	1.0 S 4 1 0 0 0 0 0 0 0 0 0 0 4 4 0.00 1.000																					

livebaseballscorecards.com

<b>AB</b>	33
<b>R</b>	3
<b>H</b>	8
<b>RBI</b>	3
<b>BB</b>	2
<b>SO</b>	1
<b>LOB</b>	19



Batter	1	2	3	4	5	6	7	8	9
Lee Walls, R OBP: 0.288, SLG: 0.396 (1, 8) X	0-0 F8 ①		0-0 F4 ①		0-0 F3 ①		0-0 F8 ①	0-3 K ③	
Dick Groat, R OBP: 0.312, SLG: 0.296 (1, 6) X	0-0 5-3 ②		0-0 6-3 ②		0-0 F7 ②		0-0 1B ②		
George Metkovich, L OBP: 0.332, SLG: 0.381 Tony Bartirome, L OBP: 0.248, SLG: 0.246 (1, 3) B B B B (8, 3) B	4-0 HR BB		0-0 1B		0-0 F6 ③		0-0 F6 ②		
Ralph Kiner, R OBP: 0.392, SLG: 0.490 (1, 7) X	0-0 1-H HR		0-3 K ③		0-0 1B 1B		0-0 F9 ③		
Gus Bell, L OBP: 0.304, SLG: 0.406 (1, 9) X	0-0 F6 ③		0-0 F8 ①		0-0 F5 ①		0-0 F6 ①		
Sonny Senerchia, R OBP: 0.400, SLG: 0.556 (1, 5) X		0-0 5-3 1B	0-0 F7 ②		0-0 E 1B 1B		0-0 HR		
Johnny Berardino, R OBP: 0.326, SLG: 0.143 (1, 4) X		0-0 5-3 ①	0-0 FC5 2B		0-0 F4 ②		4-0 BB BB BB		
Clyde McCullough, R OBP: 0.291, SLG: 0.265 (1, 2) X		0-0 F6 ②	4-0 BB BB BB		0-0 E8 1B		0-0 1-2 1B		
Ron Necciai, R OBP: 0.091, SLG: 0.091 Murry Dickson, R OBP: 0.256, SLG: 0.292 (1, 1) S S S S (9, 1) S S S S		0-3 K ③	0-0 FC5 2-3f ③		0-0 5-3 ③		0-3 K ②		

AB	R	H	RBI	BB	SO	LOB
5	0	0	0	0	1	2
4	0	1	0	0	0	0
3	1	1	0	1	0	1
0	0	0	0	0	0	0
4	2	2	2	0	1	2
4	0	0	0	0	0	1
4	1	3	1	0	0	0
3	0	1	0	1	0	3
3	0	2	1	1	0	1
4	0	0	0	0	2	7
0	0	0	0	0	0	0

**BOTTOM**

**Boston Braves @ Pittsburgh Pirates**  
**Forbes Field, Pittsburgh, PA**  
 Sun Aug 24 1952, 3:33 AM EDT  
 Unknown

AB	34
R	4
H	10
RBI	4
BB	3
SO	4
LOB	17



Inning Stats		R: 2	H: 1	E: 0	LOB: 0	K: 0	BB: 1	S: 4	P: 8
R: 0	H: 1	E: 0	LOB: 1	K: 1	BB: 0	S: 6	P: 6		
R: 0	H: 1	E: 0	LOB: 1	K: 1	BB: 0	S: 6	P: 6		
R: 0	H: 1	E: 0	LOB: 2	K: 0	BB: 1	S: 4	P: 8		
R: 0	H: 0	E: 0	LOB: 0	K: 0	BB: 0	S: 3	P: 3		
R: 1	H: 3	E: 1	LOB: 2	K: 0	BB: 0	S: 6	P: 6		
R: 0	H: 1	E: 0	LOB: 1	K: 0	BB: 0	S: 4	P: 4		
R: 1	H: 2	E: 0	LOB: 2	K: 2	BB: 1	S: 9	P: 13		

PITCHER		IP	WLS	BF	H	R	ER	SO	BB	IBB	HBP	BLK	WP	HR	S	P	ERA	WHIP
Virgil Jester, R	(1, 1)	6.0	L	27	7	3	3	2	2	0	0	0	0	1	29	37	4.50	1.500
Ernie Johnson, R	(7, 1)	2.0		10	3	1	1	2	1	0	0	0	0	1	13	17	4.50	2.000

WP	PA	37
1B:	7	SF: 0
2B:	1	SAC: 0
3B:	0	DP: 0
HR:	2	HBP: 0
PB:	0	
SB:	0	
CS:	0	

Batter	1	2	3	4	5	6	7	8	9	10	AB	R	H	RBI	BB	SO	LOB	TOP			
Sam Jethroe, S OBP: 0.332, SLG: 0.405 (1, 8)	0-0 3-4-1	0-0 G3			0-0 FC4-6		0-0 1B			0-0 E4	5	1	1	1	0	0	2				
Johnny Logan, R OBP: 0.337, SLG: 0.368 (1, 6)	0-0 4-3 1B		0-0 6-3		0-0 6-3		0-0 6-3			0-0 SH 1B G6-4-3	4	2	1	0	0	0	1				
Earl Torgeson, L OBP: 0.364, SLG: 0.327 (1, 3)	0-0 4-3		0-0 CS 1B		0-0 4-3			0-0 F5		0-0 G6-4-3 1B	5	0	2	0	0	0	2				
Sid Gordon, R OBP: 0.390, SLG: 0.498 (1, 7)	0-0 1B		0-0 1B		4-0 FC6 BB			0-0 5-3		0-0 G6-4-3 1B	4	0	2	1	1	0	1				
Bob Thorpe, R OBP: 0.271, SLG: 0.330 (1, 9)	0-3 K		0-3 K		0-0 F6			0-0 1-3		0-0 4-3	5	0	0	0	0	2	3				
Eddie Mathews, L OBP: 0.308, SLG: 0.414 (1, 5)		0-0 6-3 E 1B		4-0 CS BB		0-0 FC6		0-0 F5			3	1	1	0	1	0	1				
Sibby Sisti, R OBP: 0.282, SLG: 0.325 (1, 4)		0-0 6-3		0-0 F3		0-0 F7		0-0 1B			4	0	1	0	0	0	3				
Paul Burris, R OBP: 0.250, SLG: 0.310 (1, 2)		0-0 E6 SH1-3		0-3 K		0-0 SH3-4 1B 1B		0-0 F9			4	1	1	0	0	1	2				
Lew Burdette, R OBP: 0.185, SLG: 0.083 (1, 1)		0-0 SH1-3		4-0 FC4-6 BB		0-0 SH3-4		0-3 K			1	0	0	0	1	1	1				
<b>Inning Stats</b>	R: 1 E: 0 K: 1 S: 7	H: 2 LOB: 1 BB: 0 P: 7	R: 1 E: 1 K: 0 S: 5	H: 1 LOB: 1 BB: 0 P: 5	R: 0 E: 0 K: 1 S: 6	H: 2 LOB: 1 BB: 0 P: 6	R: 0 E: 0 K: 1 S: 4	H: 0 LOB: 0 BB: 1 P: 8	R: 0 E: 1 K: 0 S: 3	H: 0 LOB: 1 BB: 1 P: 7	R: 0 E: 0 K: 0 S: 3	H: 0 LOB: 0 BB: 0 P: 3	R: 0 E: 0 K: 1 S: 6	H: 1 LOB: 1 BB: 0 P: 6	R: 2 E: 2 K: 0 S: 5	H: 1 LOB: 0 BB: 0 P: 5	1B: 9 2B: 0 3B: 0 HR: 0	SF: 0 SAC: 3 DP: 1 HBP: 0	WP: 0 PB: 0 SB: 0 CS: 2	PA: 41	
<b>PITCHER</b>	IP WLS BF H R ER SO BB IBB HBP BLK WP HR S P ERA WHIP	IP WLS BF H R ER SO BB IBB HBP BLK WP HR S P ERA WHIP	IP WLS BF H R ER SO BB IBB HBP BLK WP HR S P ERA WHIP	IP WLS BF H R ER SO BB IBB HBP BLK WP HR S P ERA WHIP	IP WLS BF H R ER SO BB IBB HBP BLK WP HR S P ERA WHIP	IP WLS BF H R ER SO BB IBB HBP BLK WP HR S P ERA WHIP	IP WLS BF H R ER SO BB IBB HBP BLK WP HR S P ERA WHIP	IP WLS BF H R ER SO BB IBB HBP BLK WP HR S P ERA WHIP	IP WLS BF H R ER SO BB IBB HBP BLK WP HR S P ERA WHIP	IP WLS BF H R ER SO BB IBB HBP BLK WP HR S P ERA WHIP	IP WLS BF H R ER SO BB IBB HBP BLK WP HR S P ERA WHIP	IP WLS BF H R ER SO BB IBB HBP BLK WP HR S P ERA WHIP	IP WLS BF H R ER SO BB IBB HBP BLK WP HR S P ERA WHIP	IP WLS BF H R ER SO BB IBB HBP BLK WP HR S P ERA WHIP	IP WLS BF H R ER SO BB IBB HBP BLK WP HR S P ERA WHIP	IP WLS BF H R ER SO BB IBB HBP BLK WP HR S P ERA WHIP	IP WLS BF H R ER SO BB IBB HBP BLK WP HR S P ERA WHIP	IP WLS BF H R ER SO BB IBB HBP BLK WP HR S P ERA WHIP	IP WLS BF H R ER SO BB IBB HBP BLK WP HR S P ERA WHIP	IP WLS BF H R ER SO BB IBB HBP BLK WP HR S P ERA WHIP	
Cal Hogue, R ERA: 4.2 (1, 1)	7.0																				
Woody Main, R ERA: 3.83 (8, 1)	2.0	7	1	0	0	1	0	0	0	0											
Ron Kline, R ERA: 5.64 (10, 1)	1.0	L 5	1	2	0	0	0	0	0	0											

**Boston Braves @ Pittsburgh Pirates**  
 Forbes Field, Pittsburgh, PA  
 Sun Aug 24 1952, 3:38 AM EDT  
 Att. 12,349 - Unknown

[livebaseballscorecards.com](http://livebaseballscorecards.com)

**AB 35**  
**R 5**  
**H 9**  
**RBI 2**  
**BB 3**  
**SO 4**  
**LOB 16**







Batter	1	2	3	4	5	6	7	8	9	AB R H RBI BB SO LOB	TOP											
Don Mueller, L (1, 9) OBP: 0.313, SLG: 0.394	0-0 4-1	0-0 4-3	0-0 1B 1B			0-0 F8		0-0 1B 1B	0-0 F3	6 1 2 1 0 0 0												
Alvin Dark, R (1, 6) OBP: 0.354, SLG: 0.395	0-0 1B 2B	0-0 F3	0-0 E7 1B			0-0 6-3		0-0 1B F8 1B		5 2 3 2 0 0 0												
Whitey Lockman, L (1, 3) OBP: 0.386, SLG: 0.419	0-0 1B 1B		0-0 4-3 1B 2B		0-0 6-3			0-0 1B E 1B		5 3 3 2 0 0 0												
Hank Thompson, L (1, 5) OBP: 0.342, SLG: 0.458	0-0 F6		0-0 4-3 2-3		0-0 4-3			0-0 F3 F8		5 0 0 1 0 0 3												
Bobby Thomson, R (1, 8) OBP: 0.342, SLG: 0.479	0-0 1B S 1B		0-0 HR 1B		0-0 4-3			0-3 K E 1B		5 2 3 1 0 1 0												
Dusty Rhodes, L (1, 7) OBP: 0.345, SLG: 0.523	0-0 S 1B		0-0 F3		0-3 K			0-0 1B BB E1		4 1 1 1 1 1 2												
Wes Westrum, R (1, 2) OBP: 0.364, SLG: 0.406	4-0 S IBB		1-0 HR HBP		0-0 6-3			0-0 1B 1B F8		3 2 1 0 1 0 2												
Davey Williams, R (1, 4) OBP: 0.332, SLG: 0.398	0-0 F1		0-0 HR		0-0 F5			0-0 1B F9 1B	0-0 F3	5 2 2 3 0 0 2												
Jim Hearn, R (1, 1) OBP: 0.209, SLG: 0.297						0-3 K		0-0 F9	0-0 6-3	0 0 0 0 0 0 0												
Bobby Hofman, R (2, PH) OBP: 0.300, SLG: 0.357								1-2 2-3 3-H		1 0 0 0 0 0 0												
George Spencer, R (2, 1) OBP: 0.222, SLG: 0.222		0-0 6-3	0-0 1B E 1B							1 1 1 0 0 0 0												
Hoyt Wilhelm, R (3, 1) OBP: 0.194, SLG: 0.267										1 0 0 0 0 1 0												
George Wilson, L (8, PH) OBP: 0.267, SLG: 0.337										1 0 0 1 0 0 2												
Max Lanier, R (8, 1) OBP: 0.278, SLG: 0.333										1 0 0 0 0 0 0												
<b>Inning Stats</b>	R: 3 E: 0 K: 0 S: 7	H: 4 LOB: 2 BB: 1 P: 11	R: 0 E: 0 K: 0 S: 3	H: 0 LOB: 0 BB: 0 P: 3	R: 5 E: 1 K: 0 S: 8	H: 6 LOB: 1 BB: 0 P: 9	R: 0 E: 0 K: 0 S: 3	H: 0 LOB: 0 BB: 0 P: 3	R: 0 E: 0 K: 1 S: 5	H: 0 LOB: 0 BB: 0 P: 5	R: 0 E: 0 K: 1 S: 5	H: 0 LOB: 0 BB: 0 P: 5	R: 0 E: 0 K: 1 S: 5	H: 0 LOB: 0 BB: 0 P: 5	R: 6 E: 1 K: 0 S: 10	H: 6 LOB: 2 BB: 1 P: 14	R: 0 E: 0 K: 0 S: 3	H: 0 LOB: 0 BB: 0 P: 3	1B: 13 2B: 2 3B: 0 HR: 1	SF: 0 SAC: 0 DP: 0 HBP: 1	WP: 0 PB: 0 SB: 3 CS: 0	PA: 46
<b>PITCHER</b>	IP WLS BF H R ER SO BB IBB HBP BLK WP HR S P ERA WHIP												<b>PITCHER</b>	IP WLS BF H R ER SO BB IBB HBP BLK WP HR S P ERA WHIP								
Murry Dickson, R (1, 1) ERA: 3.63	2.2 L 19 9 8 8 0 0 0 1 1 0 0 1 17 22 27.00 3.375																					
Ron Kline, R (3, 1) ERA: 5.61	0.1 1 1 0 0 0 0 0 0 0 0 0 0 1 1 0.00 3.000																					
Woody Main, R (4, 1) ERA: 3.97	4.1 17 3 4 4 3 1 0 0 0 0 0 0 22 26 8.31 0.923																					
Ron Necciai, R (8, 1) ERA: 6.83	0.2 6 3 2 1 0 0 0 0 0 0 0 0 6 6 13.50 4.500																					
Jim Dunn, R (9, 1) ERA:	1.0 3 0 0 0 0 0 0 0 0 0 0 0 3 3 0.00 0.000																					

**New York Giants @ Pittsburgh Pirates**  
 Forbes Field, Pittsburgh, PA  
 Tue Aug 26 1952, 3:33 AM EDT  
 Att: 14,011 - Unknown

[livebaseballscorecards.com](http://livebaseballscorecards.com)

<b>AB</b>	43
<b>R</b>	14
<b>H</b>	16
<b>RBI</b>	12
<b>BB</b>	2
<b>SO</b>	3
<b>LOB</b>	11



BOTTOM

New York Giants @ Pittsburgh Pirates  
Forbes Field, Pittsburgh, PA  
Tue Aug 26 1952, 3:33 AM EDT  
Att. 14,011 - Unknown

livebaseballscorecards.com

AB	37
R	7
H	11
RBI	7
BB	3
SO	7
LOB	15



WP:	0	PA:	40
PB:	0	SB:	0
CS:	0		

AB R H RBI BB SO LOB

4	0	1	0	1	3	0
5	1	2	0	0	2	1
4	0	1	0	0	0	3
1	0	1	0	0	0	0
5	1	0	0	0	1	5
3	2	1	0	1	0	1
3	2	2	3	1	0	0
4	1	2	2	0	0	1
4	0	1	2	0	0	2
1	0	0	0	0	0	0
0	0	0	0	0	0	0
1	0	0	0	0	1	1
1	0	0	0	0	0	0
0	0	0	0	0	0	0
1	0	0	0	0	0	1
0	0	0	0	0	0	0

1B:	8	SF:	0
2B:	2	SAC:	0
3B:	1	DP:	1
HR:	0	HBP:	0

WP:	0	PA:	40
PB:	0	SB:	0
CS:	0		


Batter	1	2	3	4	5	6	7	8	9
Lee Walls, R OBP: 0.290, SLG: 0.368 (1, 8)	4-0 G3 FC5-2 1B BB	0-3 K		0-3 K		0-0 1B			0-3 K
Dick Groat, R OBP: 0.308, SLG: 0.292 (1, 6)	0-0 FC5-2 G3 1-2 3B 1B	0-0 F7		0-0 5-3 1B		0-3 K			0-3 K
George Metkovich, L OBP: 0.331, SLG: 0.378 Tony Bartirome, L OBP: 0.257, SLG: 0.263 (1, 3) (9, 3)	0-0 G3 1-2 2-3		0-0 F3	0-0 5-3		0-0 FC 1B			0-0 1B
Ralph Kiner, R OBP: 0.385, SLG: 0.480 (1, 7)	0-0 FC5-2 BB 3B 2-3 3-H		0-0 F8	0-0 F2		0-0 FC G6-3 1-2f			0-3 K
Gus Bell, L OBP: 0.305, SLG: 0.403 (1, 9)	4-0 3B 1-2 BB		0-0 1B 2B 1B			0-0 F8			0-0 G6-3 1-2f
Joe Garagiola, L OBP: 0.370, SLG: 0.419 (1, 2)	0-0 1B 3B 1-H 2-H 3-H		0-0 2B 1B 1-2			0-0 F7			4-0 FC5-4 BB
Sonny Senerchia, R OBP: 0.357, SLG: 0.500 (1, 5)	0-0 1B 3-H		0-0 2B 2B 1-3 2-H			0-0 F6			0-0 FC5-4 1-2f
Johnny Berardino, R OBP: 0.333, SLG: 0.209 (1, 4)	0-0 F7		0-0 2B 2-H 3-H			0-0 F7			0-0 F7
Murry Dickson, R OBP: 0.253, SLG: 0.289 Ron Kline, R Ed Fitz Gerald, R OBP: 0.273, SLG: 0.274 Woody Main, R OBP: 0.059, SLG: 0.059 Ron Necciai, R OBP: 0.091, SLG: 0.091 Brandy Davis, R OBP: 0.329, SLG: 0.279 Jim Dunn, R (1, 1) (3, 1) (3, PH) (4, 1) (8, 1) (8, PH) (9, 1)		0-0 6-3	0-3 K			0-0 F8			0-0 4-3

Inning Stats	R: 4	H: 3	E: 0	K: 0	S: 6	LOB: 1	BB: 2	P: 14	R: 0	H: 0	E: 0	K: 1	S: 5	LOB: 0	BB: 0	P: 5	R: 3	H: 4	E: 0	K: 1	S: 9	LOB: 1	BB: 0	P: 9	R: 0	H: 1	E: 0	K: 1	S: 6	LOB: 1	BB: 0	P: 6	R: 0	H: 0	E: 0	K: 0	S: 3	LOB: 0	BB: 0	P: 3	R: 0	H: 1	E: 0	K: 1	S: 6	LOB: 1	BB: 0	P: 6	R: 0	H: 1	E: 0	K: 0	S: 3	LOB: 0	BB: 0	P: 3	R: 0	H: 0	E: 0	K: 0	S: 3	LOB: 1	BB: 1	P: 7	R: 0	H: 1	E: 0	K: 3	S: 10	LOB: 1	BB: 0	P: 10	1B: 8	SF: 0	2B: 2	SAC: 0	3B: 1	DP: 1	HR: 0	HBP: 0	WP: 0	PA: 40
--------------	------	------	------	------	------	--------	-------	-------	------	------	------	------	------	--------	-------	------	------	------	------	------	------	--------	-------	------	------	------	------	------	------	--------	-------	------	------	------	------	------	------	--------	-------	------	------	------	------	------	------	--------	-------	------	------	------	------	------	------	--------	-------	------	------	------	------	------	------	--------	-------	------	------	------	------	------	-------	--------	-------	-------	-------	-------	-------	--------	-------	-------	-------	--------	-------	--------


PITCHER	IP	WLS	BF	H	R	ER	SO	BB	IBB	HBP	BLK	WP	HR	S	P	ERA	WHIP
Jim Hearn, R ERA: 4.01 (1, 1)	1.0		8	3	4	4	0	2	0	0	0	0	0	6	14	36.00	5.000
George Spencer, R ERA: 4.99 (2, 1)	1.2		9	4	3	3	1	0	0	0	0	0	0	11	11	16.20	2.400
Hoyt Wilhelm, R ERA: 2.56 (3, 1)	4.1	W	15	3	0	0	3	0	0	0	0	0	0	21	21	0.00	0.692
Max Lanier, L ERA: 3.91 (8, 1)	2.0	S	8	1	0	0	3	1	0	0	0	0	0	13	17	0.00	1.000





Batter	1	2	3	4	5	6	7	8	9	AB	R	H	RBI	BB	SO	LOB	TOP														
<a href="#">Don Mueller, L</a> (1, 9) OBP: 0.315, SLG: 0.393										0	0	0	0	0	0	0	<p><b>New York Giants @ Pittsburgh Pirates</b>  <b>Forbes Field, Pittsburgh, PA</b>            Thu Aug 28 1952, 3:33 AM EDT            Att. 3,561 - Unknown</p> <p><a href="http://livebaseballscorecards.com">livebaseballscorecards.com</a></p> <table> <tr><td><b>AB</b></td><td><b>0</b></td></tr> <tr><td><b>R</b></td><td><b>0</b></td></tr> <tr><td><b>H</b></td><td><b>0</b></td></tr> <tr><td><b>RBI</b></td><td><b>0</b></td></tr> <tr><td><b>BB</b></td><td><b>0</b></td></tr> <tr><td><b>SO</b></td><td><b>0</b></td></tr> <tr><td><b>LOB</b></td><td><b>0</b></td></tr> </table> 	<b>AB</b>	<b>0</b>	<b>R</b>	<b>0</b>	<b>H</b>	<b>0</b>	<b>RBI</b>	<b>0</b>	<b>BB</b>	<b>0</b>	<b>SO</b>	<b>0</b>	<b>LOB</b>	<b>0</b>
<b>AB</b>	<b>0</b>																														
<b>R</b>	<b>0</b>																														
<b>H</b>	<b>0</b>																														
<b>RBI</b>	<b>0</b>																														
<b>BB</b>	<b>0</b>																														
<b>SO</b>	<b>0</b>																														
<b>LOB</b>	<b>0</b>																														
<a href="#">Alvin Dark, R</a> (1, 6) OBP: 0.356, SLG: 0.397										0	0	0	0	0	0																
<a href="#">Whitey Lockman, L</a> (1, 3) OBP: 0.386, SLG: 0.419										0	0	0	0	0	0																
<a href="#">Monte Irvin, R</a> (1, 7) OBP: 0.379, SLG: 0.464										0	0	0	0	0	0																
<a href="#">Bobby Thomson, R</a> (1, 8) OBP: 0.340, SLG: 0.478										0	0	0	0	0	0																
<a href="#">Hank Thompson, L</a> (1, 5) OBP: 0.340, SLG: 0.454										0	0	0	0	0	0																
<a href="#">Wes Westrum, R</a> (1, 2) OBP: 0.363, SLG: 0.401										0	0	0	0	0	0																
<a href="#">Davey Williams, R</a> (1, 4) OBP: 0.331, SLG: 0.396										0	0	0	0	0	0																
<a href="#">Dave Koslo, L</a> (1, 1) OBP: 0.068, SLG: 0.070										0	0	0	0	0	0																
<b>Inning Stats</b>																	1B: 0 SF: 0 2B: 0 SAC: 0 3B: 0 DP: 0 HR: 0 HBP: 0 WP: 0 PA: 0 PB: 0 SB: 0 CS: 0														
<b>PITCHER</b> <a href="#">Jim Waugh, R</a> (1, 1) ERA: 4.01	IP	WLS	BF	H	R	ER	SO	BB	IBB	HBP	BLK	WP	HR	S	P	ERA	WHIP	<b>PITCHER</b> IP WLS BF H R ER SO BB IBB HBP BLK WP HR S P ERA WHIP													
	0.0	L	0	0	0	0	0	0	0	0	0	0	0	0	0	∞	∞														



Batter	1	2	3	4	5	6	7	8	9	AB	R	H	RBI	BB	SO	LOB	TOP	
Solly Hemus, L (1, 6) OBP: 0.393, SLG: 0.422										0	0	0	0	0	0	0	<b>St. Louis Cardinals @ Pittsburgh Pirates</b> <b>Forbes Field, Pittsburgh, PA</b> Sat Aug 30 1952, 3:33 AM EDT Att: 10,500 - Unknown  <a href="http://livebaseballscorecards.com">livebaseballscorecards.com</a>	
Peanuts Lowrey, R (1, 5) OBP: 0.346, SLG: 0.355										0	0	0	0	0	0	0		
Red Schoendienst, S (1, 4) OBP: 0.349, SLG: 0.432										0	0	0	0	0	0	0		
Stan Musial, L (1, 8) OBP: 0.432, SLG: 0.505										0	0	0	0	0	0	0		
Enos Slaughter, L (1, 9) OBP: 0.374, SLG: 0.422										0	0	0	0	0	0	0		
Hal Rice, L (1, 7) OBP: 0.336, SLG: 0.432										0	0	0	0	0	0	0		
Dick Sisler, L (1, 3) OBP: 0.318, SLG: 0.396										0	0	0	0	0	0	0		
Del Rice, R (1, 2) OBP: 0.331, SLG: 0.419										0	0	0	0	0	0	0		
Gerry Staley, R (1, 1) OBP: 0.178, SLG: 0.155										0	0	0	0	0	0	0		
<b>Inning Stats</b>																		1B: 0 SF: 0 2B: 0 SAC: 0 3B: 0 DP: 0 HR: 0 HBP: 0
<b>PITCHER</b> Ron Necciai, R (1, 1) ERA: 6.83	IP	WLS	BF	H	R	ER	SO	BB	IBB	HBP	BLK	WP	HR	S	P	ERA	WHIP	<b>PITCHER</b> IP WLS BF H R ER SO BB IBB HBP BLK WP HR S P ERA WHIP

**AB** 0  
**R** 0  
**H** 0  
**RBI** 0  
**BB** 0  
**SO** 0  
**LOB** 0

WP: 0 PA: 0  
 PB: 0  
 SB: 0  
 CS: 0






Batter	1	2	3	4	5	6	7	8	9	AB	R	H	RBI	BB	SO	LOB	TOP	
Solly Hemus, L (1, 6) OBP: 0.398, SLG: 0.423										0	0	0	0	0	0	0	<b>St. Louis Cardinals @ Pittsburgh Pirates</b> Forbes Field, Pittsburgh, PA Sun Aug 31 1952, 3:33 AM EDT Att. 7,871 - Unknown  <a href="http://livebaseballscorecards.com">livebaseballscorecards.com</a>	
Peanuts Lowrey, R (1, 5) OBP: 0.347, SLG: 0.359										0	0	0	0	0	0	0		
Red Schoendienst, S (1, 4) OBP: 0.349, SLG: 0.435										0	0	0	0	0	0	0		
Stan Musial, L (1, 8) OBP: 0.432, SLG: 0.506										0	0	0	0	0	0	0		
Enos Slaughter, L (1, 9) OBP: 0.378, SLG: 0.428										0	0	0	0	0	0	0		
Hal Rice, L (1, 7) OBP: 0.342, SLG: 0.449										0	0	0	0	0	0	0		
Dick Sisler, L (1, 3) OBP: 0.316, SLG: 0.401										0	0	0	0	0	0	0		
Del Rice, R (1, 2) OBP: 0.330, SLG: 0.415										0	0	0	0	0	0	0		
Stu Miller, R (1, 1) OBP: 0.167, SLG: 0.091										0	0	0	0	0	0	0		
<b>Inning Stats</b>																	1B: 0 SF: 0 2B: 0 SAC: 0 3B: 0 DP: 0 HR: 0 HBP: 0 WP: 0 PA: 0 PB: 0 SB: 0 CS: 0	
<b>PITCHER</b> Murry Dickson, R (1, 1) ERA: 3.63	IP	WLS	BF	H	R	ER	SO	BB	IBB	HBP	BLK	WP	HR	S	P	ERA	WHIP	<b>PITCHER</b> IP WLS BF H R ER SO BB IBB HBP BLK WP HR S P ERA WHIP
	0.0	W	0	0	0	0	0	0	0	0	0	0	0	0	0	∞	∞	





Batter	1	2	3	4	5	6	7	8	9	AB R H RBI BB SO LOB	TOP							
Hal Jeffcoat, R (1, 8) OBP: 0.263, SLG: 0.340											0 0 0 0 0 0 0 0	<p><b>Chicago Cubs @ Pittsburgh Pirates</b>  <b>Forbes Field, Pittsburgh, PA</b>            Mon Sep 01 1952, 3:33 AM EDT            Unknown</p> <p><a href="http://livebaseballscorecards.com">livebaseballscorecards.com</a></p> <p><b>AB 0</b>  <b>R 0</b>  <b>H 0</b>  <b>RBI 0</b>  <b>BB 0</b>  <b>SO 0</b>  <b>LOB 0</b></p>  <p>WP: 0 PA: 0            PB: 0            SB: 0            CS: 0</p>						
Frank Baumholtz, L (1, 9) OBP: 0.358, SLG: 0.391											0 0 0 0 0 0 0 0							
Randy Jackson, R (1, 5) OBP: 0.281, SLG: 0.350											0 0 0 0 0 0 0 0							
Hank Sauer, R (1, 7) OBP: 0.362, SLG: 0.559											0 0 0 0 0 0 0 0							
Bill Serena, R (1, 4) OBP: 0.340, SLG: 0.462											0 0 0 0 0 0 0 0							
Dee Fondy, L (1, 3) OBP: 0.336, SLG: 0.424											0 0 0 0 0 0 0 0							
Harry Chiti, R (1, 2) OBP: 0.321, SLG: 0.447											0 0 0 0 0 0 0 0							
Roy Smalley, R (1, 6) OBP: 0.305, SLG: 0.349											0 0 0 0 0 0 0 0							
Johnny Klippstein, R (1, 1) OBP: 0.208, SLG: 0.196	0 0 0 0 0 0 0 0																	
<b>Inning Stats</b>											1B: 0 SF: 0 2B: 0 SAC: 0 3B: 0 DP: 0 HR: 0 HBP: 0							
PITCHER Howie Pollet, L (1, 1) ERA: 4.36	IP	WLS	BF	H	R	ER	SO	BB	IBB	HBP	BLK	WP	HR	S	P	ERA	WHIP	PITCHER IP WLS BF H R ER SO BB IBB HBP BLK WP HR S P ERA WHIP



Batter	1	2	3	4	5	6	7	8	9	AB	R	H	RBI	BB	SO	LOB	TOP							
<b>Frank Baumholtz, L</b> (1, 8) <small>OBP: 0.360, SLG: 0.393</small>											0	0	0	0	0	0	0							
<b>Dee Fondy, L</b> (1, 3) <small>OBP: 0.337, SLG: 0.425</small>											0	0	0	0	0	0	0	0						
<b>Gene Hermanski, L</b> (1, 9) <small>OBP: 0.344, SLG: 0.335</small>											0	0	0	0	0	0	0	0						
<b>Hank Sauer, R</b> (1, 7) <small>OBP: 0.363, SLG: 0.564</small>											0	0	0	0	0	0	0	0						
<b>Toby Atwell, L</b> (1, 2) <small>OBP: 0.367, SLG: 0.384</small>											0	0	0	0	0	0	0	0						
<b>Randy Jackson, R</b> (1, 5) <small>OBP: 0.281, SLG: 0.349</small>											0	0	0	0	0	0	0	0						
<b>Bill Serena, R</b> (1, 4) <small>OBP: 0.339, SLG: 0.457</small>											0	0	0	0	0	0	0	0						
<b>Roy Smalley, R</b> (1, 6) <small>OBP: 0.304, SLG: 0.345</small>											0	0	0	0	0	0	0	0						
<b>Bob Kelly, R</b> (1, 1) <small>OBP: 0.250, SLG: 0.250</small>											0	0	0	0	0	0	0							
<b>Inning Stats</b>																					1B: 0	SF: 0	WP: 0	PA: 0
																					2B: 0	SAC: 0	PB: 0	
																					3B: 0	DP: 0	SB: 0	
																					HR: 0	HBP: 0	CS: 0	
<b>PITCHER</b> <b>Cal Hogue, R</b> (1, 1) <small>ERA: 4.3</small>	IP	WLS	BF	H	R	ER	SO	BB	IBB	HBP	BLK	WP	HR	S	P	ERA	WHIP	<b>PITCHER</b> IP WLS BF H R ER SO BB IBB HBP BLK WP HR S P ERA WHIP						

**Chicago Cubs @ Pittsburgh Pirates**  
**Forbes Field, Pittsburgh, PA**  
 Mon Sep 01 1952, 3:38 AM EDT  
 Att: 13,031 - Unknown

**AB 0**  
**R 0**  
**H 0**  
**RBI 0**  
**BB 0**  
**SO 0**  
**LOB 0**



WP: 0 PA: 0  
 PB: 0  
 SB: 0  
 CS: 0

[livebaseballscorecards.com](http://livebaseballscorecards.com)

Batter	1	2	3	4	5	6	7	8	9	AB R H RBI BB SO LOB	BOTTOM
--------	---	---	---	---	---	---	---	---	---	----------------------	--------

<b>Clem Koshorek, R</b> (1, 4) OBP: 0.319, SLG: 0.308										0 0 0 0 0 0 0	<p><b>Chicago Cubs @ Pittsburgh Pirates</b>  <b>Forbes Field, Pittsburgh, PA</b>          Mon Sep 01 1952, 3:38 AM EDT          Att. 13,031 - Unknown</p> <p><a href="http://livebaseballscorecards.com">livebaseballscorecards.com</a></p>
<b>Dick Groat, R</b> (1, 6) OBP: 0.304, SLG: 0.286										0 0 0 0 0 0 0	
<b>Brandy Davis, R</b> (1, 9) OBP: 0.298, SLG: 0.253										0 0 0 0 0 0 0	
<b>Ralph Kiner, R</b> (1, 7) OBP: 0.385, SLG: 0.486										0 0 0 0 0 0 0	
<b>Lee Walls, R</b> (1, 8) OBP: 0.268, SLG: 0.323										0 0 0 0 0 0 0	
<b>Clyde McCullough, R</b> (1, 2) OBP: 0.282, SLG: 0.257										0 0 0 0 0 0 0	
<b>Sonny Senerchia, R</b> (1, 5) OBP: 0.306, SLG: 0.391										0 0 0 0 0 0 0	
<b>Tony Bartirome, L</b> (1, 3) OBP: 0.258, SLG: 0.261										0 0 0 0 0 0 0	
<b>Cal Hogue, R</b> (1, 1) OBP: 0.316, SLG: 0.333										0 0 0 0 0 0 0	<b>AB 0</b> <b>R 0</b> <b>H 0</b> <b>RBI 0</b> <b>BB 0</b> <b>SO 0</b> <b>LOB 0</b>



<b>Inning Stats</b>	1B: 0	SF: 0	WP: 0	PA: 0
	2B: 0	SAC: 0	PB: 0	
	3B: 0	DP: 0	SB: 0	
	HR: 0	HBP: 0	CS: 0	

<b>PITCHER</b> <b>Bob Kelly, R</b> (1, 1) ERA: 3.87	<b>IP</b> 0.0 <b>WLS</b> <b>BF</b> 0 <b>H</b> 0 <b>R</b> 0 <b>ER</b> 0 <b>SO</b> 0 <b>BB</b> 0 <b>IBB</b> 0 <b>HBP</b> 0 <b>BLK</b> 0 <b>WP</b> 0 <b>HR</b> 0 <b>S</b> 0 <b>P</b> 0 <b>ERA</b> ∞ <b>WHIP</b> ∞	<b>PITCHER</b> <b>IP</b> <b>WLS</b> <b>BF</b> <b>H</b> <b>R</b> <b>ER</b> <b>SO</b> <b>BB</b> <b>IBB</b> <b>HBP</b> <b>BLK</b> <b>WP</b> <b>HR</b> <b>S</b> <b>P</b> <b>ERA</b> <b>WHIP</b>
---	--	--

Batter	1	2	3	4	5	6	7	8	9	AB R H RBI BB SO LOB	TOP											
Brandy Davis, R OBP: 0.286, SLG: 0.244 (1, 9) X	0-0 F3 ①		0-0 F8 ③			0-3 K ②			0-0 F8 ①	4 0 0 0 0 1 0												
Dick Groat, R OBP: 0.310, SLG: 0.297 (1, 6) X	0-0 L1 ②			0-0 5-3 ①		0-0 1B ②			0-0 F8 ②	4 0 1 0 0 0 0												
Lee Walls, R OBP: 0.259, SLG: 0.307 (1, 8) X	0-0 5-3 ③			0-0 1B ②		0-0 F4 ③			0-0 6-3 ③	4 0 1 0 0 0 1												
Ralph Kiner, R OBP: 0.388, SLG: 0.490 (1, 7)		4-0 BB ①		0-0 G6-4-3 ②		0-3 K ①				2 0 0 0 1 1 1												
Clyde McCullough, R OBP: 0.287, SLG: 0.270 (1, 2)		0-0 F5 ①			0-0 F3 ①		0-0 F8 ②			3 0 0 0 0 0 1												
Sonny Senerchia, R OBP: 0.298, SLG: 0.370 (1, 5)		0-0 FC5-4 ②			0-0 1B ②		0-0 F2 ③			3 0 1 0 0 0 1												
Johnny Berardino, R OBP: 0.293, SLG: 0.206 (1, 4)		0-0 F2 ③			0-0 FC5-4 ②			0-0 F6 ①		3 0 0 0 0 0 2												
Tony Bartirome, L OBP: 0.257, SLG: 0.260 (8, PH)			0-0 L1 ①			0-0 F3 ③		0-0 2-3 ②		2 0 0 0 0 0 1												
Clem Koshorek, R OBP: 0.315, SLG: 0.304 (8, 3)										1 0 0 0 0 0 0												
George Metkovich, L OBP: 0.335, SLG: 0.381 (8, 3)										0 0 0 0 0 0 0												
Ron Necciai, R OBP: 0.077, SLG: 0.077 (1, 1)			0-3 K ②			0-0 F3 ①		0-0 5-3 ③		2 0 0 0 0 1 0												
Ed Fitz Gerald, R OBP: 0.296, SLG: 0.303 (8, PH)										1 0 0 0 0 0 0												
Woody Main, R OBP: 0.059, SLG: 0.059 (8, 1)										0 0 0 0 0 0 0												
<b>Inning Stats</b>	R: 0 E: 0 K: 0 S: 3	H: 0 LOB: 0 BB: 0 P: 3	R: 0 E: 0 K: 0 S: 3	H: 0 LOB: 1 BB: 1 P: 7	R: 0 E: 0 K: 1 S: 5	H: 0 LOB: 0 BB: 0 P: 5	R: 0 E: 0 K: 0 S: 3	H: 1 LOB: 0 BB: 0 P: 3	R: 0 E: 0 K: 0 S: 4	H: 1 LOB: 1 BB: 0 P: 4	R: 0 E: 0 K: 1 S: 6	H: 1 LOB: 1 BB: 0 P: 6	R: 0 E: 0 K: 1 S: 5	H: 0 LOB: 0 BB: 0 P: 5	R: 0 E: 0 K: 0 S: 3	H: 0 LOB: 0 BB: 0 P: 3	R: 0 E: 0 K: 0 S: 3	H: 0 LOB: 0 BB: 0 P: 3	1B: 3 2B: 0 3B: 0 HR: 0	SF: 0 SAC: 0 DP: 1 HBP: 0	WP: 0 PB: 0 SB: 0 CS: 0	PA: 30
<b>PITCHER</b> Ken Raffensberger, L ERA: 2.63 (1, 1)	IP: 9.0 WLS: W BF: 30 H: 3 R: 0 ER: 0 SO: 3 BB: 1 IBB: 0 HBP: 0 BLK: 0 WP: 0 HR: 0 S: 35 P: 39 ERA: 0.00 WHIP: 0.444																				<b>PITCHER</b> IP: WLS: BF: H: R: ER: SO: BB: IBB: HBP: BLK: WP: HR: S: P: ERA: WHIP	

**Pittsburgh Pirates @ Cincinnati Reds**  
 Crosley Field, Cincinnati, OH  
 Wed Sep 03 1952, 3:33 AM EDT  
 Att: 4,230 - Unknown - 64 F

livebaseballscorecards.com

AB	29
R	0
H	3
RBI	0
BB	1
SO	3
LOB	7





Batter	1	2	3	4	5	6	7	8	9	AB	R	H	RBI	BB	SO	LOB		
Bob Borkowski, R OBP: 0.300, SLG: 0.337 (1, 8)	0-0 L6 ①		0-0 2-3 ②		0-3 K ③		0-0 F8 ③			4	0	0	0	0	1	1		
Bobby Adams, R OBP: 0.342, SLG: 0.377 (1, 5)	0-0 6-3 ②		4-0 BB ③			0-0 4-3 ①		0-0 G6-3 1B		3	0	1	0	1	0	0		
Willard Marshall, L OBP: 0.338, SLG: 0.431 (1, 9)	0-0 1B		0-0 F7 ③			0-0 1B 1B		0-0 F9 ①		4	0	2	0	0	0	2		
Joe Adcock, R OBP: 0.333, SLG: 0.488 (1, 3)	0-0 F3 ③			0-0 FC4-6 1B		0-0 1B 1B		0-0 G6-3 ② ③ 1-2f		4	1	2	0	0	0	2		
Cal Abrams, L OBP: 0.345, SLG: 0.389 (1, 7)		0-3 K ①		0-0 FC4-6 1B 1-2f		0-0 1B 1B		0-0 1B 1B		3	0	1	0	0	1	1		
Grady Hatton, L OBP: 0.319, SLG: 0.309 (1, 4)		0-3 K ②		0-0 G3-6-3 1-2f		0-0 FC4-6 1B		0-0 FC4-6 1B		3	0	1	1	0	1	1		
Roy McMillan, R OBP: 0.294, SLG: 0.346 (1, 6)		4-0 FC6-4 BB		4-0 WP S BB		0-0 FC4-6 1-2f				1	0	0	0	2	0	2		
Joe Rossi, R OBP: 0.331, SLG: 0.273 (1, 2)		0-0 FC6-4 1-2f		0-0 6-3 ① 1-2			0-0 F8 ①			3	0	0	0	0	0	2		
Ken Raffensberger, R OBP: 0.134, SLG: 0.169 (1, 1)		0-3 K ①		0-0 1-3 ② 2-3			0-0 F8 ②			3	0	0	0	0	1	1		
<b>Inning Stats</b>	R: 0 E: 0 K: 0 S: 4	H: 1 LOB: 1 BB: 0 P: 4	R: 0 E: 0 K: 2 S: 7	H: 0 LOB: 1 BB: 1 P: 11	R: 0 E: 0 K: 1 S: 5	H: 0 LOB: 1 BB: 1 P: 9	R: 0 E: 0 K: 1 S: 5	H: 1 LOB: 0 BB: 0 P: 3	R: 0 E: 0 K: 0 S: 3	H: 0 LOB: 1 BB: 1 P: 9	R: 1 E: 0 K: 0 S: 6	H: 4 LOB: 2 BB: 0 P: 6	R: 0 E: 0 K: 0 S: 3	H: 0 LOB: 0 BB: 0 P: 3	R: 0 E: 0 K: 0 S: 3	H: 1 LOB: 0 BB: 0 P: 3		
<b>PITCHER</b>	IP WLS L	WLS L	BF 28	H 6	R 1	ER 1	SO 4	BB 3	IBB 0	HBP 0	BLK 0	WP 1	HR 0	S 33	P 45	ERA 1.29	WHIP 1.286	
Ron Necciai, R ERA: 6.63 Woody Main, R ERA: 4.25	(1, 1) (8, 1)	IP 7.0 1.0	WLS L	BF 28 3	H 6 1	R 1 0	ER 1 0	SO 4 0	BB 3 0	IBB 0 0	HBP 0 0	BLK 0 0	WP 1 0	HR 0 3	S 33 3	P 45 3	ERA 1.29 0.00	WHIP 1.286 1.000

BOTTOM


Pittsburgh Pirates @ Cincinnati Reds  
Crosley Field, Cincinnati, OH  
Wed Sep 03 1952, 3:33 AM EDT  
Att. 4,230 - Unknown - 64 F

livebaseballscorecards.com

AB	28
R	1
H	7
RBI	1
BB	3
SO	4
LOB	12



1B: 7	SF: 0	WP: 1	PA: 31
2B: 0	SAC: 0	PB: 0	
3B: 0	DP: 2	SB: 1	
HR: 0	HBP: 0	CS: 0	

Batter	1	2	3	4	5	6	7	8	9	AB R H RBI BB SO LOB	TOP		
Brandy Davis, R (1, 9) OBP: 0.284, SLG: 0.235	4-0 FC5-4 BB		0-0 F3			0-3 K			0-0 4-3	3 0 0 0 1 1 1			
Dick Groat, R (1, 6) OBP: 0.309, SLG: 0.294	0-0 F4		0-0 4-3			0-0 L9			4-0 2B BB	3 1 0 0 1 0 2			
Dick Hall, R (1, 8) OBP: 0.143, SLG: 0.171	0-0 FC5-4 1-2f			0-0 4-3		0-0 F8			0-0 1B 2B	4 1 1 1 0 0 1			
Ralph Kiner, R (1, 7) OBP: 0.385, SLG: 0.486	0-0 4-3			0-0 6-3			0-0 5-3		0-0 E5 1B	4 0 0 0 0 0 2			
Joe Garagiola, L (1, 2) OBP: 0.361, SLG: 0.407			0-0 F9		0-3 K		0-0 F9		0-0 1B	4 0 1 1 0 1 0			
Sonny Senerchia, R (1, 5) OBP: 0.283, SLG: 0.351			0-3 K		0-3 K		0-3 K		0-0 F2	3 0 0 0 0 3 0			
Gus Bell, L (9, PH) OBP: 0.300, SLG: 0.400										1 0 0 0 0 0 2			
Johnny Berardino, R (1, 4) OBP: 0.291, SLG: 0.197				0-0 5-3		4-0 BB		0-0 4-3	0-3 K	3 0 0 0 1 1 2	AB 30 R 2 H 3 RBI 2 BB 4 SO 8 LOB 14		
Tony Bartirome, L (1, 3) OBP: 0.261, SLG: 0.262			0-0 1B		0-0 F2			4-0 G6-3 BB		2 0 1 0 1 0 1			
Jim Waugh, R (1, 1) OBP: 0.300, SLG: 0.125			0-3 K		0-3 K			0-0 G6-3		0 0 0 0 0 0 0			
Ron Kline, R (2, 1)										2 0 0 0 0 2 2			
George Metkovich, L (8, PH) OBP: 0.334, SLG: 0.380										1 0 0 0 0 0 1			
Woody Main, R (8, 1) OBP: 0.059, SLG: 0.059										0 0 0 0 0 0 0			
<b>Inning Stats</b>	R: 0 H: 0 E: 0 LOB: 1 K: 0 BB: 1 S: 3 P: 7	R: 0 H: 0 E: 0 LOB: 0 K: 1 BB: 0 S: 5 P: 5	R: 0 H: 1 E: 0 LOB: 1 K: 1 BB: 0 S: 6 P: 6	R: 0 H: 0 E: 0 LOB: 0 K: 1 BB: 0 S: 5 P: 5	R: 0 H: 0 E: 0 LOB: 1 K: 2 BB: 1 S: 7 P: 11	R: 0 H: 0 E: 0 LOB: 0 K: 1 BB: 0 S: 5 P: 5	R: 0 H: 0 E: 0 LOB: 0 K: 1 BB: 0 S: 5 P: 5	R: 0 H: 0 E: 0 LOB: 0 K: 1 BB: 0 S: 5 P: 5	R: 0 H: 0 E: 0 LOB: 0 K: 0 BB: 1 S: 2 P: 6	R: 2 H: 2 E: 1 LOB: 2 K: 1 BB: 1 S: 8 P: 12	1B: 2 SF: 0 2B: 1 SAC: 0 3B: 0 DP: 1 HR: 0 HBP: 0	WP: 0 PA: 34 PB: 0 SB: 0 CS: 0	
<b>PITCHER</b> Herm Wehmeier, R (1, 1) ERA: 5.63	IP WLS BF H R ER SO BB IBB HBP BLK WP HR S P ERA WHIP	9.0 W 34 3 2 2 8 4 0 0 0 0 0 0 46 62 2.00 0.778											

Pittsburgh Pirates @ Cincinnati Reds  
 Crosley Field, Cincinnati, OH  
 Thu Sep 04 1952, 3:33 AM EDT  
 Att. 1,519 - Sunny - 74 F

livebaseballscorecards.com

Batter	1	2	3	4	5	6	7	8	9	AB	R	H	RBI	BB	SO	LOB
<b>Bob Borkowski, R</b> OBP: 0.300, SLG: 0.336 (1, 8)	0-0 6-3	0-0 BB 1B 1-2 2B 1B	0-0 FC6-4			0-3 K2-3-2				4	1	1	0	0	1	2
<b>Bobby Adams, R</b> OBP: 0.341, SLG: 0.377 (1, 5)	0-0 F3	0-0 BB 1-2 2B 1B			0-3 K	0-0 5-3				4	1	1	1	0	1	0
<b>Willard Marshall, L</b> OBP: 0.337, SLG: 0.432 (1, 9)	0-0 E 2B	0-0 F2			0-0 F2			0-0 L8		4	1	1	0	0	0	2
<b>Joe Adcock, R</b> OBP: 0.332, SLG: 0.483 (1, 3)	0-0 E5 2-H	4-0 BB 1-2 2-3 2B BB			0-0 F3			0-0 4-3		3	1	0	0	1	0	0
<b>Cal Abrams, L</b> OBP: 0.343, SLG: 0.392 (1, 7)	0-0 1-3	0-0 1-H 2-H 3-H 2B			0-0 F5			0-0 4-3		4	0	1	3	0	0	1
<b>Grady Hatton, L</b> OBP: 0.318, SLG: 0.308 (1, 4)		0-0 1B L1-3			0-0 F7			0-0 F2		4	1	1	0	0	0	1
<b>Roy McMillan, R</b> OBP: 0.300, SLG: 0.353 (1, 6)		0-0 1-H 1B 3B	4-0 BB CS		4-0 BB			0-0 CS 1B		2	1	2	1	2	0	0
<b>Joe Rossi, R</b> OBP: 0.323, SLG: 0.265 (1, 2)		0-0 F3	0-0 F8		0-0 4-3			0-3 K 1-2		4	0	0	0	0	1	4
<b>Herm Wehmeier, R</b> OBP: 0.271, SLG: 0.291 (1, 1)		0-0 1B 1B 3-H	4-0 BB FC6-4		4-0 BB K2-3-2					1	1	1	1	2	0	0

Inning Stats	R: 1	H: 1	E: 1	K: 0	S: 5	LOB: 1	BB: 0	P: 5	R: 6	H: 6	E: 0	K: 0	S: 9	LOB: 1	BB: 1	P: 13	R: 0	H: 0	E: 0	K: 0	S: 2	LOB: 1	BB: 2	P: 10	R: 0	H: 0	E: 0	K: 1	S: 5	LOB: 0	BB: 0	P: 5	R: 0	H: 0	E: 0	K: 0	S: 3	LOB: 1	BB: 1	P: 7	R: 0	H: 0	E: 0	K: 1	S: 4	LOB: 0	BB: 1	P: 8	R: 0	H: 1	E: 0	K: 1	S: 5	LOB: 1	BB: 0	P: 5
--------------	------	------	------	------	------	--------	-------	------	------	------	------	------	------	--------	-------	-------	------	------	------	------	------	--------	-------	-------	------	------	------	------	------	--------	-------	------	------	------	------	------	------	--------	-------	------	------	------	------	------	------	--------	-------	------	------	------	------	------	------	--------	-------	------

PITCHER	IP	WLS	BF	H	R	ER	SO	BB	IBB	HBP	BLK	WP	HR	S	P	ERA	WHIP
<b>Jim Waugh, R</b> ERA: 6.14 (1, 1)	1.2	L	14	7	7	6	0	0	1	0	0	0	0	13	17	32.40	4.800
<b>Ron Kline, R</b> ERA: 5.58 (2, 1)	5.1		18	0	0	0	2	4	0	0	0	0	0	18	34	0.00	0.750
<b>Woody Main, R</b> ERA: 4.22 (8, 1)	1.0		3	1	0	0	1	0	0	0	0	0	0	5	5	0.00	1.000


**BOTTOM**

**Pittsburgh Pirates @ Cincinnati Reds**  
Crosley Field, Cincinnati, OH


Thu Sep 04 1952, 3:33 AM EDT  
Att. 1,519 - Sunny - 74 F

livebaseballscorecards.com

<b>AB</b>	<b>30</b>
<b>R</b>	<b>7</b>
<b>H</b>	<b>8</b>
<b>RBI</b>	<b>6</b>
<b>BB</b>	<b>5</b>
<b>SO</b>	<b>3</b>
<b>LOB</b>	<b>10</b>



<b>WP: 0</b>	<b>PA: 35</b>
<b>PB: 0</b>	
<b>SB: 0</b>	
<b>CS: 2</b>	

Batter	1	2	3	4	5	6	7	8	9	AB R H RBI BB SO LOB	TOP							
Lee Walls, R (1, 9) OBP: 0.259, SLG: 0.307										0 0 0 0 0 0 0 0	<b>Pittsburgh Pirates @ St. Louis Cardinals</b> Sportsman's Park, St. Louis, MO Fri Sep 05 1952, 4:33 AM EDT Att. 4,327 - Unknown  <a href="http://livebaseballscorecards.com">livebaseballscorecards.com</a>							
Dick Groat, R (1, 6) OBP: 0.309, SLG: 0.294										0 0 0 0 0 0 0 0								
Dick Hall, R (1, 8) OBP: 0.143, SLG: 0.171										0 0 0 0 0 0 0 0								
Ralph Kiner, R (1, 7) OBP: 0.385, SLG: 0.486										0 0 0 0 0 0 0 0								
Clyde McCullough, R (1, 2) OBP: 0.287, SLG: 0.270										0 0 0 0 0 0 0 0								
Sonny Senerchia, R (1, 5) OBP: 0.283, SLG: 0.351										0 0 0 0 0 0 0 0								
Johnny Berardino, R (1, 4) OBP: 0.291, SLG: 0.197										0 0 0 0 0 0 0 0								
Tony Bartirome, L (1, 3) OBP: 0.261, SLG: 0.262										0 0 0 0 0 0 0 0								
Bill Bell, R (1, 1)	0 0 0 0 0 0 0 0	<b>AB</b> 0 <b>R</b> 0 <b>H</b> 0 <b>RBI</b> 0 <b>BB</b> 0 <b>SO</b> 0 <b>LOB</b> 0  																
<b>Inning Stats</b>										1B: 0 SF: 0 2B: 0 SAC: 0 3B: 0 DP: 0 HR: 0 HBP: 0 WP: 0 PA: 0 PB: 0 SB: 0 CS: 0								
<b>PITCHER</b> Vinegar Bend Mizell, L (1, 1) ERA: 3.55	IP	WLS	BF	H	R	ER	SO	BB	IBB	HBP	BLK	WP	HR	S	P	ERA	WHIP	<b>PITCHER</b> IP WLS BF H R ER SO BB IBB HBP BLK WP HR S P ERA WHIP



Batter	1	2	3	4	5	6	7	8	9	10	AB R H RBI BB SO LOB	TOP										
Tony Bartirome, L (1, 3) OBP: 0.263, SLG: 0.262	0-0 E 3B 1B	0-0 G		0-3 K			0-0 G		0-3 K		5 1 1 0 0 2 4	<b>Pittsburgh Pirates @ St. Louis Cardinals</b> Sportsman's Park, St. Louis, MO Sat Sep 06 1952, 4:33 AM EDT Att. 7,329 - Unknown										
Dick Groat, R (1, 6) OBP: 0.310, SLG: 0.297	0-3 K		0-0 3B 1B	0-0 G5-2-3			0-0 1B		0-0 G	5 1 2 0 0 1 4												
Dick Hall, R (1, 8) OBP: 0.159, SLG: 0.182	0-0 E7 3B 1-3		0-3 K	3-Hr		0-0 G	0-0 G		0-0 G	5 1 0 0 0 1 3												
Ralph Kiner, R (1, 7) OBP: 0.368, SLG: 0.488	4-0 3B BB		0-0 1-H 3B			0-3 K		0-0 F	4-0 BB	3 1 1 1 2 1 0												
Gus Bell, L (1, 9) OBP: 0.300, SLG: 0.404 George Metkovich, L (3, 9) OBP: 0.332, SLG: 0.377	0-0 1-H 2-H 3-H 3B		0-3 K			0-3 K		0-0 G	0-0 L	2 0 1 3 0 1 1 3 0 0 0 0 1 1												
Joe Garagiola, L (1, 2) OBP: 0.357, SLG: 0.401	0-0 G		0-0 F			0-0 G		0-0 G		4 0 0 0 0 0 2												
Sonny Senerchia, R (1, 5) OBP: 0.279, SLG: 0.354	0-0 P			0-0 1B G5-2-3 2B		0-0 F		0-0 G		4 0 1 0 0 0 1												
Clem Koshorek, R (1, 4) OBP: 0.315, SLG: 0.302		H 1-0 G6-4-3 HBP		0-0 2-3 E 1B		0-0 P		0-0 G		3 0 1 0 0 0 0												
Murry Dickson, R (1, 1) OBP: 0.253, SLG: 0.286		X 0-0 G6-4-3		0-0 1-2 E1			0-0 G		0-0 1B	4 0 1 0 0 0 3												
<b>Inning Stats</b>	R: 3 E: 1 K: 1 S: 8	H: 2 LOB: 1 BB: 1 P: 12	R: 0 E: 0 K: 0 S: 2	H: 0 LOB: 0 BB: 0 P: 3	R: 1 E: 0 K: 2 S: 9	H: 2 LOB: 1 BB: 0 P: 9	R: 0 E: 1 K: 1 S: 7	H: 2 LOB: 2 BB: 0 P: 7	R: 0 E: 0 K: 2 S: 7	H: 0 LOB: 0 BB: 0 P: 7	R: 0 E: 0 K: 0 S: 3		H: 1 LOB: 1 BB: 0 P: 4	R: 0 E: 0 K: 0 S: 3	H: 0 LOB: 0 BB: 0 P: 3	R: 0 E: 0 K: 1 S: 6	H: 1 LOB: 1 BB: 0 P: 6	R: 0 E: 0 K: 0 S: 3	H: 0 LOB: 1 BB: 1 P: 7	1B: 5 2B: 1 3B: 2 HR: 0	SF: 0 SAC: 0 DP: 2 HBP: 1	WP: 0 PB: 0 SB: 0 CS: 0
<b>PITCHER</b> Harvey Haddix, L (1, 1) ERA: 2.63 Al Brazle, L (8, 1) ERA: 2.23	IP 7.0 3.0	WLS BF W	H R 1	R ER 0	SO 6 1	BB 0 0	IBB 0 0	HBP 1 0	BLK 0 0	WP 0 0	HR 0 0	S 40 12	P 45 16	ERA 3.86 0.00	WHIP 1.143 0.667							

AB	38
R	4
H	8
RBI	4
BB	2
SO	7
LOB	19



Batter	1	2	3	4	5	6	7	8	9	10	AB R H RBI BB SO LOB
Solly Hemus, L (1, 6) OBP: 0.396, SLG: 0.415	0-0 G3-6-1 1B	0-3 K			0-0 P		0-0 G			0-0 HR 2B	5 1 2 0 0 1 3
Red Schoendienst, S (1, 4) OBP: 0.351, SLG: 0.435	0-0 G3-6-1 1-2f		0-0 G		0-0 F			0-0 FC 1B		0-0 P	5 0 1 0 0 0 2
Stan Musial, L (1, 8) OBP: 0.438, SLG: 0.513	0-0 G		0-0 G 2B		0-0 P		0-0 FC 2B			4-0 HR BB	4 2 1 0 1 0 1
Enos Slaughter, L (1, 9) OBP: 0.379, SLG: 0.432		0-0 BB 1B 1B	0-0 G		0-0 F		0-0 2B			0-0 HR	5 2 3 4 0 0 1
Hal Rice, L (1, 7) OBP: 0.328, SLG: 0.447		0-0 P	0-0 P		0-0 P		0-0 F				4 0 0 0 0 0 3
Dick Sisler, L (1, 3) OBP: 0.311, SLG: 0.400		0-0 1B BB G 1B		0-0 P		0-0 P		0-0 G			4 1 1 0 0 0 1
Tommy Glaviano, R (1, 5) OBP: 0.380, SLG: 0.379		4-0 G 1B BB		0-0 F		0-0 2B 3B			0-3 K		3 1 1 0 1 1 0
Del Rice, R (1, 2) OBP: 0.326, SLG: 0.413		0-0 G 1B		0-0 P		0-0 G			0-3 K		4 0 1 1 0 1 1
Harvey Haddix, L (1, 1) OBP: 0.125, SLG: 0.125		0-0 G		0-0 G		0-0 2B			0-0 P		2 0 0 1 0 0 2
Peanuts Lowrey, R (7, PH) OBP: 0.349, SLG: 0.361											1 0 1 1 0 0 0
Al Brazle, L (8, 1) OBP: 0.138, SLG: 0.172											1 0 0 0 0 0 0

Inning Stats	R: 0 E: 0 K: 0 S: 3	H: 1 LOB: 0 BB: 0 P: 3	R: 2 E: 0 K: 1 S: 8	H: 3 LOB: 2 BB: 1 P: 12	R: 0 E: 0 K: 0 S: 4	H: 1 LOB: 1 BB: 0 P: 4	R: 0 E: 0 K: 0 S: 3	H: 0 LOB: 0 BB: 0 P: 3	R: 0 E: 0 K: 0 S: 3	H: 0 LOB: 0 BB: 0 P: 3	R: 1 E: 0 K: 0 S: 5	H: 2 LOB: 1 BB: 0 P: 5	R: 1 E: 0 K: 0 S: 5	H: 2 LOB: 1 BB: 0 P: 5	R: 0 E: 0 K: 2 S: 7	H: 0 LOB: 0 BB: 0 P: 7	R: 3 E: 0 K: 0 S: 3	H: 2 LOB: 0 BB: 1 P: 7	1B: 5 2B: 4 3B: 1 HR: 1	SF: 0 SAC: 0 DP: 1 HBP: 0	WP: 0 PB: 0 SB: 0 CS: 0	PA: 40
--------------	------------------------------	---------------------------------	------------------------------	----------------------------------	------------------------------	---------------------------------	------------------------------	---------------------------------	------------------------------	---------------------------------	------------------------------	---------------------------------	------------------------------	---------------------------------	------------------------------	---------------------------------	------------------------------	---------------------------------	----------------------------------	------------------------------------	----------------------------------	--------

PITCHER	IP	WLS	BF	H	R	ER	SO	BB	IBB	HBP	BLK	WP	HR	S	P	ERA	WHIP
Murry Dickson, R (1, 1) ERA: 3.64	9.1	L	40	11	7	7	3	2	0	0	0	0	1	44	52	6.75	1.393

PITCHER	IP	WLS	BF	H	R	ER	SO	BB	IBB	HBP	BLK	WP	HR	S	P	ERA	WHIP


**BOTTOM**

**Pittsburgh Pirates @ St. Louis Cardinals**  
Sportsman's Park, St. Louis, MO

Sat Sep 06 1952, 4:33 AM EDT  
Att. 7,329 - Unknown

livebaseballscorecards.com

AB	38
R	7
H	11
RBI	7
BB	2
SO	3
LOB	14









Batter	1	2	3	4	5	6	7	8	9	AB R H RBI BB SO LOB	TOP									
Dick Hall, R (1, 8) OBP: 0.151, SLG: 0.154	0-0 6-3		4-0 G6-4-3 BB			0-0 F8	0-0 5-3		0-3 K	4 0 0 0 1 1 0										
Dick Groat, R (1, 6) OBP: 0.313, SLG: 0.303	0-0 CS 1B		0-0 G6-4-3 1-2f			0-0 F9		0-0 1B HR 2B	0-0 5-3	5 1 2 0 0 0 1										
George Metkovich, L (1, 3) OBP: 0.336, SLG: 0.378	4-0 1-2 BB		0-0 F7			4-0 BB BB		0-0 2-3 HR 1B		2 1 1 0 2 0 0										
Ralph Kiner, R (1, 7) OBP: 0.387, SLG: 0.491	0-3 K					4-0 1-2 BB		0-0 1-H 3-H HR		3 1 1 3 1 1 1										
Gus Bell, L (1, 9) OBP: 0.301, SLG: 0.403						0-0 F8		0-0 G3		4 0 0 0 0 1 2										
Clyde McCullough, R (1, 2) OBP: 0.288, SLG: 0.291						0-0 G3				2 1 1 1 0 0 0										
Ed Fitz Gerald, R (6, 2) OBP: 0.297, SLG: 0.294										1 1 0 0 1 0 0										
Sonny Senerchia, R (1, 5) OBP: 0.289, SLG: 0.397										4 1 2 2 0 0 0										
Johnny Berardino, R (1, 4) OBP: 0.282, SLG: 0.208										3 0 1 0 0 0 0										
Ron Kline, R (7, 1)										0 0 0 0 0 0 0										
Joe Garagiola, L (8, PH) OBP: 0.357, SLG: 0.401										1 0 0 0 0 1 1										
Woody Main, R (8, 1) OBP: 0.057, SLG: 0.057										0 0 0 0 0 0 0										
Cal Hogue, R (1, 1) OBP: 0.286, SLG: 0.300										0 0 0 0 0 0 0										
Jim Vaughn, R (1, 1) OBP: 0.300, SLG: 0.125										0 0 0 0 0 0 0										
Lee Walls, R (2, PH) OBP: 0.256, SLG: 0.291										1 0 0 0 0 1 1										
Bill Bell, R (2, 1)										1 0 0 0 0 1 0										
Clem Koshorek, R (7, PH) OBP: 0.310, SLG: 0.296										2 0 0 0 0 1 0										
<b>Inning Stats</b>	R: 0 E: 0 K: 1 S: 5	H: 1 LOB: 1 BB: 1 P: 9	R: 1 E: 0 K: 1 S: 7	H: 2 LOB: 1 BB: 0 P: 7	R: 0 E: 0 K: 0 S: 2	H: 0 LOB: 0 BB: 1 P: 6	R: 0 E: 0 K: 0 S: 3	H: 0 LOB: 0 BB: 0 P: 3	R: 0 E: 0 K: 1 S: 5	H: 0 LOB: 0 BB: 0 P: 5	R: 2 E: 0 K: 1 S: 6	H: 1 LOB: 0 BB: 1 P: 10	R: 3 E: 0 K: 1 S: 9	H: 4 LOB: 1 BB: 0 P: 9	R: 0 E: 0 K: 1 S: 5	H: 0 LOB: 0 BB: 0 P: 5	1B: 3 2B: 2 3B: 0 HR: 3	SF: 0 SAC: 0 DP: 1 HBP: 0	WP: 0 PB: 0 SB: 0 CS: 1	PA: 38
<b>PITCHER</b>	IP WLS BF H R ER SO BB IBB HBP BLK WP HR S P ERA WHIP																			
Bill Connelly, R (1, 1) ERA: 3.29	7.0 W 31 7 6 6 5 5 0 0 0 0 0 3 36 56 7.71 1.714																			
George Spencer, R (8, 1) ERA: 5.06	2.0 S 7 1 0 0 2 0 0 0 0 0 0 0 11 11 0.00 0.500																			

Pittsburgh Pirates @ New York Giants  
Polo Grounds, New York, NY  
Tue Sep 09 1952, 3:33 AM EDT  
Att. 2,894 - Unknown

livebaseballscorecards.com

AB	33
R	6
H	8
RBI	6
BB	5
SO	7
LOB	6



Batter	1	2	3	4	5	6	7	8	9
Don Mueller, L (1, 9) OBP: 0.331, SLG: 0.414			1-3		E3 HR		FC6-4 1B		
Alvin Dark, R (1, 6) OBP: 0.360, SLG: 0.410				F5	HR		FC6-4		
Whitey Lockman, L (1, 3) OBP: 0.378, SLG: 0.404	E3 HR	WP 1B F8 1B		L4	3-1		G3		
Monte Irvin, R (1, 7) OBP: 0.372, SLG: 0.469		WP 1B				E 1B	E5 FC5-4		
Clint Hartung, R (4, 7) OBP: 0.333, SLG: 0.462		1-2 1B							
Bobby Thomson, R (1, 8) OBP: 0.331, SLG: 0.466	K	F8		F7		E6 G1-4-3	F8		
Dusty Rhodes, L (6, PR) OBP: 0.331, SLG: 0.494		1-2 2-H							
Hank Thompson, L (1, 5) OBP: 0.343, SLG: 0.441	E 1B BB	F4			1-3	F2	FC5-4		
Bob Elliott, R (6, PH) OBP: 0.327, SLG: 0.396									
Sal Yvars, R (1, 2) OBP: 0.303, SLG: 0.314	E8 1B 1B	6-3			G3	G1-4-3			
Bobby Hofman, R (1, 4) OBP: 0.333, SLG: 0.324	6-3		F9		3B BB		K		
Bill Connelly, L (1, 1) OBP: 0.364, SLG: 0.800							5-3		
George Spencer, R (8, 1) OBP: 0.200, SLG: 0.200			K		E 3B				

Inning Stats	R: 6 E: 2 K: 1 S: 11	H: 5 LOB: 2 BB: 2 P: 19	R: 1 E: 0 K: 0 S: 5	H: 2 LOB: 1 BB: 0 P: 5	R: 0 E: 0 K: 1 S: 5	H: 0 LOB: 0 BB: 0 P: 5	R: 0 E: 0 K: 0 S: 4	H: 1 LOB: 1 BB: 0 P: 4	R: 4 E: 1 K: 0 S: 6	H: 2 LOB: 0 BB: 1 P: 10	R: 0 E: 1 K: 0 S: 4	H: 1 LOB: 2 BB: 0 P: 4	R: 0 E: 0 K: 1 S: 6	H: 1 LOB: 1 BB: 0 P: 6	R: 0 E: 1 K: 0 S: 4	H: 0 LOB: 1 BB: 0 P: 4
--------------	-------------------------------	----------------------------------	------------------------------	---------------------------------	------------------------------	---------------------------------	------------------------------	---------------------------------	------------------------------	----------------------------------	------------------------------	---------------------------------	------------------------------	---------------------------------	------------------------------	---------------------------------

PITCHER	IP	WLS	BF	H	R	ER	SO	BB	IBB	HBP	BLK	WP	HR	S	P	ERA	WHIP
Cal Hogue, R (1, 1) ERA: 4.61	0.2	L	9	4	6	3	1	2	0	0	0	0	0	2	2	40.50	9.000
Jim Waugh, R (1, 1) ERA: 6.25	0.1		2	1	0	0	0	0	0	0	0	0	0	2	2	0.00	3.000
Bill Bell, R (2, 1) ERA: 4.91	5.0		23	6	5	2	1	1	0	0	0	1	1	24	28	3.60	1.400
Ron Kline, R (7, 1) ERA: 5.5	1.0		4	1	0	0	1	0	0	0	0	0	0	6	6	0.00	1.000
Woody Main, R (8, 1) ERA: 4.17	1.0		4	0	0	0	0	0	0	0	0	0	0	4	4	0.00	0.000

**BOTTOM**

**Pittsburgh Pirates @ New York Giants**  
Polo Grounds, New York, NY  
Tue Sep 09 1952, 3:33 AM EDT  
Att. 2,894 - Unknown

AB	39
R	11
H	12
RBI	10
BB	3
SO	3
LOB	17

1B	2B	3B	HR	SF	SAC	DP	HBP
8	0	1	3	0	0	1	0

WP	PA	ERA	WHIP
1	42		

Batter	1	2	3	4	5	6	7	8	9	10	11	12	13	AB R H RBI BB SO LOB	TOP																	
Tony Bartirome, L OBP: 0.264, SLG: 0.263 (1, 3) X	0-0 4-3 ①		0-0 4-3 ①		0-0 CS ③ X	0-0 F5 ①		0-0 6-3 ③		0-3 K ③			0-0 F6 ③	6 0 0 0 0 1 1																		
Dick Groat, R OBP: 0.311, SLG: 0.301 (1, 6) X	0-0 6-3 ②		0-0 F6 ②			0-0 F3 ②			0-0 F8 1B ①		0-0 5-3 ①			5 0 1 0 0 0 0																		
Gus Bell, L OBP: 0.302, SLG: 0.402 (1, 9) X	0-0 HR 1B		0-0 G3 ③			4-0 BB ③			0-0 F8 ①		0-3 K2-3 ②			4 1 1 0 1 1 1																		
Ralph Kiner, R OBP: 0.388, SLG: 0.496 (1, 7) X	0-0 HR			0-0 L8 ①		0-0 L5 ③			4-0 FC6-4 IBB ①		0-0 6-3 ③			4 1 1 2 1 0 1																		
Joe Garagiola, L OBP: 0.357, SLG: 0.401 Ed Fitz Gerald, R OBP: 0.297, SLG: 0.294 George Metkovich, L OBP: 0.335, SLG: 0.377 Clem Koshorek, R OBP: 0.312, SLG: 0.299 (1, 2) X (9, PH) (9, PH) (9, 5)	0-0 1B			0-0 6-3 ②			0-0 6-3 ①		0-0 F3 ②			0-0 P1 E 1B ① ②		3 0 1 0 0 0 0 0 0 0 0 0 0 0 1 0 0 0 0 0 2 1 0 1 0 0 0 0																		
Sonny Senerchia, R OBP: 0.278, SLG: 0.382 Clyde McCullough, R OBP: 0.285, SLG: 0.287 (1, 5) X (9, PH) (9, 2)	0-3 K ③			0-0 F4 ③			0-0 L4 ②		0-0 FC6-4 ③			0-0 P1 ① ②		3 0 0 0 0 1 1 2 0 0 0 0 0 3																		
Dick Hall, R OBP: 0.172, SLG: 0.175 (1, 8) X		0-0 5-3 ①			0-0 CS 1B ①		0-0 6-3 ③			0-0 4-3 1B ①		0-0 F4 ③		5 0 2 0 0 0 0																		
Johnny Berardino, R OBP: 0.267, SLG: 0.195 (1, 4) X		0-0 G3 ②			0-0 F7 ①			0-0 F4 ①		0-0 P1 ①			0-0 F5 ①	5 0 0 0 0 0 2																		
Murry Dickson, R OBP: 0.240, SLG: 0.272 (1, 1) X		0-0 6-3 ③			0-0 F3 ②			0-0 F4 ②		0-0 4-3 ②			0-0 6-3 ②	5 0 0 0 0 0 2																		
<b>Inning Stats</b>	R: 2 E: 0 K: 1 S: 8	H: 3 LOB: 1 BB: 0 P: 8	R: 0 E: 0 K: 0 S: 3	H: 0 LOB: 0 BB: 0 P: 3	R: 0 E: 0 K: 0 S: 3	H: 0 LOB: 0 BB: 0 P: 3	R: 0 E: 0 K: 0 S: 3	H: 1 LOB: 0 BB: 0 P: 3	R: 0 E: 0 K: 0 S: 3	H: 0 LOB: 1 BB: 1 P: 7	R: 0 E: 0 K: 4 S: 4	H: 1 LOB: 2 BB: 1 P: 8	R: 0 E: 0 K: 1 S: 6	H: 1 LOB: 1 BB: 0 P: 6	R: 0 E: 0 K: 1 S: 5	H: 0 LOB: 0 BB: 0 P: 5	R: 0 E: 1 K: 0 S: 3	H: 1 LOB: 0 BB: 0 P: 3	R: 0 E: 0 K: 0 S: 3	H: 0 LOB: 0 BB: 0 P: 3	1B: 6 2B: 0 3B: 0 HR: 1	SF: 0 SAC: 0 DP: 0 HBP: 0	WP: 0 PB: 0 SB: 0 CS: 1	PA: 47								
<b>PITCHER</b>	IP WLS BF H R ER SO BB IBB HBP BLK WP HR S P ERA WHIP																															
Jim Hearn, R ERA: 4.02 (1, 1)	8.1		30	5	2	2	1	1	0	0	0	0	0	0	0	0	2.16	0.720														
Max Lanier, L ERA: 3.99 (9, 1)	0.0		1	0	0	0	0	0	1	0	0	0	0	0	0	4	∞	∞														
Hoyt Wilhelm, R ERA: 2.48 (9, 1)	4.2	W	15	2	0	0	2	0	0	0	0	0	0	0	0	19	0.00	0.429														

Pittsburgh Pirates @ New York Giants  
Polo Grounds, New York, NY  
Wed Sep 10 1952, 3:33 AM EDT  
Att. 3,742 - Unknown

livebaseballscorecards.com

AB	44
R	2
H	7
RBI	2
BB	2
SO	3
LOB	13



Batter	1	2	3	4	5	6	7	8	9	10	11	12	13
Don Mueller, L (1, 9) OBP: 0.333, SLG: 0.423	0-0 L8		0-0 1B		0-0 F9			0-0 SH3-4 3B 1B		0-0 G3			0-0 HR
Alvin Dark, R (1, 6) OBP: 0.359, SLG: 0.408	0-0 F7		0-0 F2			0-0 1B L7 1B		0-0 SH3-4		0-0 5-3			
Whitey Lockman, L (1, 3) OBP: 0.375, SLG: 0.400	0-0 G3			0-0 4-3		0-0 F4		0-3 K			0-0 F7		
Monte Irvin, R (1, 7) OBP: 0.374, SLG: 0.488		0-0 F9		0-0 5-3		0-0 1B		0-0 2H 3B			0-0 F8		
Bobby Thomson, R (1, 8) OBP: 0.332, SLG: 0.467		0-0 1B		0-0 2B		0-0 L7		0-0 F8			0-0 F3		
Hank Thompson, L (1, 5) OBP: 0.342, SLG: 0.438 (13, 4)		0-0 F7		0-3 K		0-0 F5			0-0 F8			0-0 FC1-6 1B	
Sal Yvars, R (1, 2) OBP: 0.292, SLG: 0.302		0-0 4-3			0-3 K		0-0 F5		0-0 4-3			0-0 FC1-6 1-2	
Bobby Hofman, R (1, 4) OBP: 0.341, SLG: 0.333			0-3 K		0-0 K		0-0 3-1		0-0 F7			0-0 F6	
Dusty Rhodes, L (7, PH) OBP: 0.330, SLG: 0.491						0-0 SH2-3 1B							
Davey Williams, R (8, 4) OBP: 0.328, SLG: 0.391													
George Wilson, L (12, PH) OBP: 0.270, SLG: 0.344													
Bob Elliott, R (13, 5) OBP: 0.327, SLG: 0.396													
Jim Hearn, R (1, 1) OBP: 0.203, SLG: 0.324													
Max Lanier, R (9, 1) OBP: 0.275, SLG: 0.325													
Hoyt Wilhelm, R (9, 1) OBP: 0.167, SLG: 0.229													
<b>Inning Stats</b>	R: 0 H: 0 E: 0 LOB: 0 K: 0 BB: 0 S: 3 P: 3	R: 0 H: 1 E: 0 LOB: 1 K: 0 BB: 0 S: 4 P: 4	R: 0 H: 1 E: 0 LOB: 1 K: 1 BB: 0 S: 6 P: 6	R: 0 H: 1 E: 0 LOB: 1 K: 1 BB: 0 S: 6 P: 6	R: 0 H: 1 E: 0 LOB: 1 K: 1 BB: 0 S: 6 P: 6	R: 1 H: 2 E: 0 LOB: 1 K: 0 BB: 0 S: 5 P: 5	R: 0 H: 0 E: 0 LOB: 0 K: 0 BB: 0 S: 3 P: 3	R: 1 H: 2 E: 0 LOB: 1 K: 1 BB: 0 S: 7 P: 7	R: 0 H: 0 E: 0 LOB: 0 K: 0 BB: 0 S: 3 P: 3	R: 0 H: 0 E: 0 LOB: 0 K: 0 BB: 0 S: 3 P: 3	R: 0 H: 0 E: 0 LOB: 0 K: 0 BB: 0 S: 3 P: 3	R: 0 H: 1 E: 0 LOB: 1 K: 0 BB: 0 S: 4 P: 4	R: 1 H: 1 E: 0 LOB: 0 K: 0 BB: 0 S: 1 P: 1

BOTTOM													
6	2	3	1	0	0	1							
4	1	1	0	0	0	1							
5	0	0	0	0	1	2							
5	0	2	1	0	0	0							
5	0	2	1	0	0	2							
5	0	1	0	0	1	3							
5	0	0	0	0	1	2							
2	0	1	0	0	1	0							
1	0	0	0	0	0	0							
1	0	0	0	0	0	0							
1	0	0	0	0	0	1							
0	0	0	0	0	0	0							
2	0	0	0	0	0	1							

**Pittsburgh Pirates @ New York Giants**  
 Polo Grounds, New York, NY  
 Wed Sep 10 1952, 3:33 AM EDT  
 Att. 3,742 - Unknown

AB	44
R	3
H	10
RBI	3
BB	0
SO	4
LOB	13



PITCHER																	
Murry Dickson, R (1, 1) ERA: 3.58	IP	WLS	BF	H	R	ER	SO	BB	IBB	HBP	BLK	WP	HR	S	P	ERA	WHIP
	12.0	L	46	10	3	3	4	0	0	0	0	0	1	54	54	2.25	0.833

Batter	1	2	3	4	5	6	7	8	9	AB R H RBI BB SO LOB	TOP		
Tony Bartirome, L (1, 3) OBP: 0.267, SLG: 0.263 George Metkovich, L (9, PH) OBP: 0.334, SLG: 0.376	0-0 L4		0-0 F9		0-0 G4-6-3 1B		4-0 PB 1B 1-2 BB		0-0 4-3	3 0 1 0 1 0 0 1 0 0 0 0 0 0			
Dick Groat, R (1, 6) OBP: 0.310, SLG: 0.300	0-0 F3		0-0 F9		0-0 G4-6-3 1-2f		0-0 PB 1-2 2-3 1B		0-3 K2-3	5 0 1 0 0 1 1			
Gus Bell, L (1, 9) OBP: 0.301, SLG: 0.403	0-0 F9			0-0 1-3	0-0 2B		0-3 K			4 0 1 0 0 1 3			
Ralph Kiner, R (1, 7) OBP: 0.388, SLG: 0.502		0-0 SH1-4 BB F8 1B		0-0 HR	0-0 6-3		0-3 K 1-2 2-3 3-H			4 2 2 1 0 1 3			
Joe Garagiola, L (1, 2) OBP: 0.359, SLG: 0.400		4-0 SH1-4 BB 1-2		0-0 2B 1B		0-3 K		0-0 G3		3 0 1 0 1 1 0			
Dick Hall, R (1, 8) OBP: 0.164, SLG: 0.167		0-0 SH1-4 1-2 2-3		0-0 F8		0-0 1-3		0-3 K		3 0 0 0 0 1 1			
Sonny Senerchia, R (1, 5) OBP: 0.289, SLG: 0.438		0-0 F8 3-H		0-0 1-3 2B		0-0 6-3		0-0 HR		4 1 2 2 0 0 1			
Clem Koshorek, R (1, 4) OBP: 0.311, SLG: 0.296		0-0 P6		4-0 BB			0-0 F3	0-0 6-3		3 0 0 0 1 0 1			
Howie Pollet, L (1, 1) OBP: 0.288, SLG: 0.200 Brandy Davis, R (9, PH) OBP: 0.281, SLG: 0.233			0-0 G3	0-0 4-3			0-0 1B BB PB 1B		0-0 5-3	3 1 1 0 0 0 3 1 0 0 0 0 0 0			
<b>Inning Stats</b>	R: 0 H: 0 E: 0 LOB: 0 K: 0 BB: 0 S: 3 P: 3	R: 1 H: 1 E: 0 LOB: 1 K: 0 BB: 1 S: 4 P: 8	R: 0 H: 0 E: 0 LOB: 0 K: 0 BB: 0 S: 3 P: 3	R: 1 H: 3 E: 0 LOB: 3 K: 0 BB: 1 S: 6 P: 10	R: 0 H: 2 E: 0 LOB: 1 K: 0 BB: 0 S: 4 P: 4	R: 0 H: 0 E: 0 LOB: 0 K: 1 BB: 0 S: 5 P: 5	R: 1 H: 2 E: 0 LOB: 2 K: 2 BB: 1 S: 9 P: 13	R: 1 H: 1 E: 0 LOB: 0 K: 1 BB: 0 S: 6 P: 6	R: 0 H: 0 E: 0 LOB: 0 K: 1 BB: 0 S: 5 P: 5	1B: 5 SF: 0 2B: 2 SAC: 1 3B: 0 DP: 1 HR: 2 HBP: 0	WP: 0 PA: 38 PB: 1 SB: 0 CS: 0		
<b>PITCHER</b>	IP WLS BF H R ER SO BB IBB HBP BLK WP HR S P ERA WHIP											<b>PITCHER</b>	IP WLS BF H R ER SO BB IBB HBP BLK WP HR S P ERA WHIP
Sal Maglie, R (1, 1) ERA: 3.07	5.0 W 22 6 2 2 0 2 2 0 0 0 0 1 20 28 3.60 1.600												
Max Lanier, L (6, 1) ERA: 3.95	1.1 7 2 1 0 1 1 0 0 0 0 0 0 8 12 0.00 2.250												
Hoyt Wilhelm, R (7, 1) ERA: 2.5	2.2 S 9 1 1 1 4 0 0 0 0 0 0 1 17 17 3.38 0.375												

Pittsburgh Pirates @ New York Giants  
Polo Grounds, New York, NY  
Thu Sep 11 1952, 3:33 AM EDT  
Att. 3,094 - Unknown

livebaseballscorecards.com

AB	34
R	4
H	9
RBI	3
BB	3
SO	5
LOB	13



Batter	1	2	3	4	5	6	7	8	9
<b>Don Mueller, L</b> OBP: 0.330, SLG: 0.419 (1, 9)	0-0 P4		0-0 F9		0-0 G3-6-3		0-0 FC3-6		
<b>Alvin Dark, R</b> OBP: 0.358, SLG: 0.413 (1, 6)	0-0 HR		0-0 F5			0-0 P6	0-0 1-3		
<b>Whitey Lockman, L</b> OBP: 0.373, SLG: 0.397 (1, 3)	0-3 K			0-3 K		0-3 K		0-0 4-3	
<b>Monte Irvin, R</b> OBP: 0.368, SLG: 0.478 (1, 7)	0-0 1-3			0-0 P4		0-0 1B		0-0 5-3	
<b>Bobby Thomson, R</b> OBP: 0.329, SLG: 0.464 (1, 8)		0-0 F7		0-0 P2		0-0 F8		0-0 F7	
<b>Hank Thompson, L</b> OBP: 0.342, SLG: 0.437 (1, 5)		0-0 F3			0-3 K		0-0 1B E 1B		
<b>Sal Yvars, R</b> OBP: 0.307, SLG: 0.341 (1, 2)		0-0 HR			0-0 2B 1B 1B		0-0 FC1-5 E 1B		
<b>Bobby Hofman, R</b> OBP: 0.341, SLG: 0.359 (1, 4)		0-0 F7			0-0 1B 2B		0-0 FC6		
<b>Sal Maglie, R</b> OBP: 0.147, SLG: 0.079 (1, 1)			0-0 6-3		0-0 1B		0-0 FC1-5		
<b>Bob Elliott, R</b> OBP: 0.330, SLG: 0.398 (5, PH)									
<b>Max Lanier, R</b> OBP: 0.275, SLG: 0.325 (6, 1)									
<b>Hoyt Wilhelm, R</b> OBP: 0.162, SLG: 0.222 (7, 1)									

AB	R	H	RBI	BB	SO	LOB
4	0	0	0	0	0	3
4	1	1	1	0	0	2
4	0	0	0	0	3	0
4	0	1	0	0	0	0
4	0	0	0	0	0	1
3	1	1	0	0	1	0
3	2	3	1	0	0	0
3	1	1	0	0	0	1
1	0	0	0	0	0	0
1	0	1	2	0	0	0
0	0	0	0	0	0	0
1	0	0	0	0	0	2

**BOTTOM**

**Pittsburgh Pirates @ New York Giants**  
 Polo Grounds, New York, NY  
 Thu Sep 11 1952, 3:33 AM EDT  
 Att. 3,094 - Unknown

[livebaseballscorecards.com](http://livebaseballscorecards.com)

<b>AB</b>	<b>32</b>
<b>R</b>	<b>5</b>
<b>H</b>	<b>8</b>
<b>RBI</b>	<b>4</b>
<b>BB</b>	<b>0</b>
<b>SO</b>	<b>4</b>
<b>LOB</b>	<b>9</b>



Inning Stats	R	H	E	K	S	P	1B	2B	3B	SF	SAC	DP	HR	HBP
	1	1	0	1	6					0	0	1	2	0
	1	1	0	0	4					0	0	0	0	0
	0	0	0	0	3					0	0	0	0	0
	0	0	0	0	5					0	0	0	0	0
	2	3	0	1	7					0	0	0	0	0
	0	1	0	0	6					0	0	0	0	0
	1	2	1	0	6					0	0	0	0	0
	0	0	0	0	3					0	0	0	0	0
	0	0	0	0	4					0	0	0	0	0
	5	8	0	0	4		5	1	0	0	0	0	2	0

WP	PA
0	32
0	
0	
0	

PITCHER	IP	WLS	BF	H	R	ER	SO	BB	IBB	HBP	BLK	WP	HR	S	P	ERA	WHIP
<b>Howie Pollet, L</b> ERA: 4.26 (1, 1)	8.0	L	32	8	5	4	4	0	0	0	0	0	2	40	40	4.50	1.000

Batter	1	2	3	4	5	6	7	8	9	AB R H RBI BB SO LOB	TOP											
Tony Bartirome, L (1, 3) OBP: 0.269, SLG: 0.266	0-0 4-3	0-0 E 2B		4-0 1-6-3 HR BB		0-0 4-3		0-0 L5		4 2 1 1 1 0 0												
Dick Groat, R (1, 6) OBP: 0.308, SLG: 0.298	0-0 4-3	0-0 E8 2B 1B		0-0 1-6-3		0-0 F6		0-0 6-3		5 1 1 1 0 0 1												
Gus Bell, L (1, 9) OBP: 0.307, SLG: 0.408	0-0 HBP 1B	0-0 2-H HR 2B		0-0 6-3		4-0 E 4-3 BB		0-0 5-3 1B		4 1 3 1 1 0 1												
Ralph Kiner, R (1, 7) OBP: 0.390, SLG: 0.515	1-0 1-2 HBP	0-0 2-H HR		0-0 HR		0-0 F4		0-0 5-3		4 2 2 4 0 0 2												
Joe Garagiola, L (1, 2) OBP: 0.356, SLG: 0.397	0-0 F3	0-0 1B		0-0 F8		0-0 4-3		0-0 G3		5 0 1 0 0 0 4												
Dick Hall, R (1, 8) OBP: 0.185, SLG: 0.188		0-0 2B 1B		0-0 L6-3 1B		0-0 E6		0-0 2-3		4 1 2 0 0 0 2												
Sonny Senerchia, R (1, 5) OBP: 0.287, SLG: 0.422		0-0 L8	4-0 CS BB	0-0 F8		0-3 K				3 0 0 0 1 1 4												
Clem Koshorek, R (1, 4) OBP: 0.310, SLG: 0.298		0-0 1-H 2B 2B	0-0 1-2	0-0 L6-3		0-0 5-3				4 1 1 1 0 0 2												
Bob Friend, R (1, 1) OBP: 0.098, SLG: 0.061		0-0 F9	0-3 K	0-0 6-3		0-0 5-3				4 0 0 0 0 1 1												
<b>Inning Stats</b>	R: 0 E: 0 K: 0 S: 4	H: 1 LOB: 2 BB: 0 P: 5	R: 6 E: 1 K: 0 S: 10	H: 7 LOB: 1 BB: 0 P: 10	R: 0 E: 0 K: 1 S: 4	H: 0 LOB: 0 BB: 1 P: 8	R: 2 E: 0 K: 0 S: 4	H: 1 LOB: 0 BB: 1 P: 8	R: 0 E: 0 K: 0 S: 3	H: 1 LOB: 0 BB: 0 P: 3	R: 0 E: 0 K: 0 S: 3	H: 0 LOB: 0 BB: 0 P: 3	R: 0 E: 0 K: 1 S: 6	H: 0 LOB: 2 BB: 1 P: 10	R: 0 E: 0 K: 0 S: 3	H: 0 LOB: 0 BB: 0 P: 3	R: 0 E: 0 K: 0 S: 4	H: 1 LOB: 1 BB: 0 P: 4	1B: 6 2B: 4 3B: 0 HR: 2	SF: 0 SAC: 0 DP: 1 HBP: 1	WP: 0 PB: 0 SB: 0 CS: 1	PA: 41
<b>PITCHER</b>	IP WLS BF H R ER SO BB IBB HBP BLK WP HR S P ERA WHIP																					
Virgil Jester, R (1, 1) ERA: 3.3	1.2 L 14 8 6 6 0 0 0 0 1 0 0 1 13 14 32.40 4.800																					
Dave Cole, R (2, 1) ERA: 3.46	7.1 27 3 2 2 2 3 0 0 0 0 1 28 40 2.46 0.818																					

Pittsburgh Pirates @ Boston Braves  
 Braves Field, Boston, MA  
 Fri Sep 12 1952, 3:33 AM EDT  
 Unknown


livebaseballscorecards.com

AB	37
R	8
H	11
RBI	8
BB	3
SO	2
LOB	17





Batter	1	2	3	4	5	6	7	8	9	AB R H RBI BB SO LOB
<b>Sam Jethroe, S</b> OBP: 0.327, SLG: 0.381 (1, 8) X	0-0 L8 ①		0-0 F7 ②		0-0 4-3 ②			0-0 BB 1B		4 0 1 0 0 0 1
<b>Johnny Logan, R</b> OBP: 0.329, SLG: 0.354 (1, 6) X	0-0 1B		0-0 F8 ③		0-0 2B			4-0 BB 1-2 BB		3 0 2 0 1 0 1
<b>Eddie Mathews, L</b> OBP: 0.320, SLG: 0.436 (1, 5) X	0-0 F9 ②			0-0 F3 ①	0-0 4-3 ③			0-0 F2 ①		4 0 0 0 0 0 4
<b>Walker Cooper, R</b> OBP: 0.281, SLG: 0.353 (1, 2) S S S	0-3 K ③			0-0 1B 1B		0-3 K ①		0-0 F6 ②		4 0 1 0 0 2 3
<b>Sid Gordon, R</b> OBP: 0.389, SLG: 0.492 (1, 7) X		0-0 F7 ①		0-0 1-2 1B		0-0 F8 ②		0-0 FC6 ③		4 0 1 0 0 0 2
<b>Earl Torgeson, L</b> OBP: 0.358, SLG: 0.319 (1, 3) X		0-0 4-3 ②		0-0 F8 ②		0-3 K ③		0-0 F8 ①		4 0 0 0 0 1 2
<b>Jack Daniels, L</b> OBP: 0.268, SLG: 0.238 (1, 9) X		0-0 F6 ③		0-3 K ③			0-0 F9 ①	0-0 F8 ②		4 0 0 0 0 1 2
<b>Jack Dittmer, L</b> OBP: 0.236, SLG: 0.265 (1, 4) X			0-0 1B		0-0 HR		0-0 4-3 ②	0-0 4-3 ③		4 1 2 1 0 0 0
<b>Virgil Jester, R</b> OBP: 0.222, SLG: 0.294 (1, 1) S S S			0-3 K ①		0-0 6-3 ①		0-0 F9 ③			0 0 0 0 0 0 0
<b>Dave Cole, R</b> (2, 1)										3 0 0 0 0 1 1

BOTTOM	
<b>Pittsburgh Pirates @ Boston Braves</b> Braves Field, Boston, MA Fri Sep 12 1952, 3:33 AM EDT Unknown	
<b>AB</b> 34 <b>R</b> 1 <b>H</b> 7 <b>RBI</b> 1 <b>BB</b> 1 <b>SO</b> 5 <b>LOB</b> 16	

Inning Stats	R: 0	H: 1	E: 0	K: 1	S: 6	R: 0	H: 0	E: 0	K: 0	S: 3	R: 0	H: 1	E: 0	K: 1	S: 6	R: 0	H: 2	E: 0	K: 1	S: 7	R: 1	H: 2	E: 0	K: 0	S: 5	R: 0	H: 0	E: 0	K: 2	S: 7	R: 0	H: 0	E: 0	K: 0	S: 3	R: 0	H: 1	E: 0	K: 0	S: 4	R: 0	H: 0	E: 0	K: 0	S: 3
		LOB: 1		BB: 0	P: 6		LOB: 0		BB: 0	P: 3		LOB: 1		BB: 0	P: 6		LOB: 2		BB: 0	P: 7		LOB: 1		BB: 0	P: 5		LOB: 0		BB: 0	P: 7		LOB: 0		BB: 0	P: 3		LOB: 2		BB: 1	P: 8		LOB: 0		BB: 0	P: 3

PITCHER	IP	WLS	BF	H	R	ER	SO	BB	IBB	HBP	BLK	WP	HR	S	P	ERA	WHIP
<b>Bob Friend, R</b> ERA: 4.25 (1, 1)	9.0	W	35	7	1	1	5	1	0	0	0	0	1	44	48	1.00	0.889

Batter	1	2	3	4	5	6	7	8	9	AB R H RBI BB SO LOB	TOP											
Tony Bartirome, L (1, 3) OBP: 0.272, SLG: 0.269	0-0 1B		0-0 6-3		0-0 G6-3 1B		0-0 5-3			4 0 2 0 0 0 0	<b>Pittsburgh Pirates @ Boston Braves</b> Braves Field, Boston, MA Fri Sep 12 1952, 3:38 AM EDT Att. 2,608 - Unknown											
Dick Groat, R (1, 6) OBP: 0.308, SLG: 0.296	0-0 L9		4-0 1B BB		0-0 G6-3		0-0 6-3			3 0 0 0 1 0 3												
Gus Bell, L (1, 9) OBP: 0.306, SLG: 0.407	0-0 F8		0-0 1B		0-0 L9			0-0 F7		4 0 1 0 0 0 2												
Ralph Kiner, R (1, 7) OBP: 0.389, SLG: 0.511	0-0 6-3		0-3 K			0-3 K		4-0 BB		3 0 0 0 1 2 3												
Dick Hall, R (1, 8) OBP: 0.188, SLG: 0.179		0-0 6-3		0-0 F4		4-0 1B BB		0-0 F4		3 0 0 0 1 0 1												
Sonny Senerchia, R (1, 5) OBP: 0.275, SLG: 0.402		0-3 K		0-0 F4		0-3 K		0-3 K		4 0 0 0 0 3 2												
Clem Koshorek, R (1, 4) OBP: 0.315, SLG: 0.305		4-0 BB		0-0 2B		0-0 1B			0-0 F6	3 0 2 0 1 0 0												
Clyde McCullough, R (1, 2) OBP: 0.283, SLG: 0.286		0-0 4-3		0-0 4-3		0-0 5-3			0-0 F7	1 0 0 0 0 0 1												
Ed Fitz Gerald, R (4, PH) OBP: 0.286, SLG: 0.282									0-0 F9	3 0 0 0 0 0 3												
Ron Necciai, R (1, 1) OBP: 0.071, SLG: 0.071			0-3 K		4-0 G6-3 1B BB		0-0 F8		0-0 F9	1 0 0 0 0 0 1 0	<b>P</b>											
Cal Hogue, R (3, 1) OBP: 0.286, SLG: 0.300										0 0 0 0 0 0 0 0												
Lee Walls, R (5, PH) OBP: 0.294, SLG: 0.291										0 0 0 0 0 1 0 0												
Jim Dunn, R (5, 1)										0 0 0 0 0 0 0 0												
George Metkovich, L (7, PH) OBP: 0.233, SLG: 0.375										1 0 0 0 0 0 0 0												
Bill Bell, R (7, 1)										0 0 0 0 0 0 0 0												
Joe Garagiola, L (9, PH) OBP: 0.355, SLG: 0.396										1 0 0 0 0 0 0 0												
<b>Inning Stats</b>	R: 0 E: 0 K: 0 S: 4	H: 1 LOB: 1 BB: 0 P: 4	R: 0 E: 0 K: 1 S: 5	H: 0 LOB: 1 BB: 1 P: 9	R: 0 E: 0 K: 2 S: 8	H: 1 LOB: 2 BB: 1 P: 12	R: 0 E: 0 K: 0 S: 4	H: 1 LOB: 1 BB: 0 P: 4	R: 0 E: 0 K: 0 S: 3	H: 1 LOB: 1 BB: 1 P: 7	R: 0 E: 0 K: 2 S: 8	H: 1 LOB: 2 BB: 1 P: 12	R: 0 E: 0 K: 0 S: 3	H: 0 LOB: 0 BB: 0 P: 3	R: 0 E: 0 K: 1 S: 5	H: 0 LOB: 1 BB: 1 P: 9	R: 0 E: 0 K: 0 S: 3	H: 0 LOB: 0 BB: 0 P: 3	1B: 4 2B: 1 3B: 0 HR: 0	SF: 0 SAC: 0 DP: 1 HBP: 0	WP: 0 PB: 0 SB: 0 CS: 0	PA: 36
<b>PITCHER</b> Ernie Johnson, R (1, 1) ERA: 3.48	IP: 9.0 WLS: W BF: 36 H: 5 R: 0 ER: 0 SO: 6 BB: 5 IBB: 0 HBP: 0 BLK: 0 WP: 0 HR: 0 S: 43 P: 63 ERA: 0.00 WHIP: 1.111											<b>PITCHER</b>	IP: WLS: BF: H: R: ER: SO: BB: IBB: HBP: BLK: WP: HR: S: P: ERA: WHIP:									

livebaseballscorecards.com

AB	31
R	0
H	5
RBI	0
BB	5
SO	6
LOB	15

Batter	1	2	3	4	5	6	7	8	9	AB	R	H	RBI	BB	SO	LOB
Sam Jethroe, S OBP: 0.328, SLG: 0.379 (1, 8)	4-0 CS, BB BB	4-0 S BB	4-0 2B BB		0-0 3-1	0-0 F7		0-0 G3		3	1	0	1	3	0	1
Johnny Logan, R OBP: 0.336, SLG: 0.361 (1, 6)	4-0 CS, BB 1-2	0-0 F4 1-2	0-0 1-H 2-H 3-H 2B		0-0 BB, 1B FC3-6 1B	4-0 1-2 BB		0-0 S 1B		4	1	3	3	2	0	1
Eddie Mathews, L OBP: 0.318, SLG: 0.433 (1, 5)	0-3 K 1-2 2-3		F2 K		0-0 FC3-6 1B	0-0 4-3		0-3 K		6	0	1	0	0	3	6
Sid Gordon, R OBP: 0.390, SLG: 0.491 (1, 7)	0-0 6-3		0-0 F8	0-0 1B HR 1B	4-0 1-2 2-3 BB		0-0 FC3-6 1B	0-0 F3		5	1	2	0	1	0	2
Earl Torgeson, L OBP: 0.360, SLG: 0.319 (1, 3)		4-0 1B F8 BB	4-0 1B BB	0-0 1-2 HR 1B	0-0 FC3-6		0-0 FC3-6 1B			3	4	1	1	2	0	3
Jack Dittmer, L OBP: 0.245, SLG: 0.286 (1, 4)		0-0 HR 1B	4-0 BB, 1B BB	0-0 1-H 2-H HR	0-0 3-1		0-0 1-3 1B 2B			4	4	3	3	1	0	2
Paul Burris, R OBP: 0.255, SLG: 0.298 (1, 2)		0-0 F8 3-H	0-0 BB, BB 1B	0-0 4-3		0-0 WP 1B 2B	0-0 2-H 3-H 1B			5	2	3	4	0	0	1
Jack Daniels, L OBP: 0.271, SLG: 0.254 (1, 9)		0-0 HR 1-H	4-0 BB, BB 2B BB	0-0 F8		0-0 5-3	0-0 F4			4	2	1	2	1	0	2
Ernie Johnson, R OBP: 0.200, SLG: 0.167 (1, 1)		0-0 F8	4-0 BB 2B BB	0-0 1-6-3		0-0 BB 1B 2-H	0-0 1-3			4	1	1	2	1	0	1

Inning Stats	R: 0	H: 0	E: 0	K: 1	S: 4	H: 0	LOB: 1	BB: 2	P: 12	R: 3	H: 2	E: 0	K: 0	S: 5	R: 6	H: 2	E: 0	K: 1	S: 7	R: 3	H: 3	E: 0	K: 0	S: 6	R: 1	H: 2	E: 0	K: 0	S: 5	R: 1	H: 2	E: 0	K: 0	S: 5	R: 2	H: 3	E: 0	K: 0	S: 6	R: 0	H: 1	E: 0	K: 1	S: 6					

PITCHER	IP	WLS	BF	H	R	ER	SO	BB	IBB	HBP	BLK	WP	HR	S	P	ERA	WHIP
Ron Necciai, R ERA: 8.01 (1, 1)	2.2	L	18	3	8	8	1	8	0	0	0	0	1	12	44	27.00	4.125
Cal Hogue, R ERA: 5.04 (3, 1)	1.1		9	4	4	4	1	1	0	0	0	0	1	10	14	27.00	3.750
Jim Dunn, R ERA: 3.38 (5, 1)	2.0		12	4	2	2	0	2	0	0	0	1	0	10	18	9.00	3.000
Bill Bell, R ERA: 5.54 (7, 1)	2.0		10	4	2	2	1	0	0	0	0	0	0	12	12	9.00	2.000

**BOTTOM**

**Pittsburgh Pirates @ Boston Braves**  
 Braves Field, Boston, MA

Fri Sep 12 1952, 3:38 AM EDT  
 Att. 2,608 - Unknown

AB	38
R	16
H	15
RBI	16
BB	11
SO	3
LOB	19



1B:	10	SF:	0	WP:	1	PA:	49
2B:	4	SAC:	0	PB:	0		
3B:	0	DP:	1	SB:	2		
HR:	2	HBP:	0	CS:	2		

Batter	1	2	3	4	5	6	7	8	9	AB R H RBI BB SO LOB	TOP
Brandy Davis, R (1, 9) OBP: 0.267, SLG: 0.220	0-0 F4		0-3 K		0-0 F4		0-3 K		0-3 K	5 0 0 0 0 3 2	<b>Pittsburgh Pirates @ Boston Braves</b> Braves Field, Boston, MA Sat Sep 13 1952, 3:33 AM EDT Att. 1,957 - Unknown
Tony Bartirome, L (1, 3) OBP: 0.277, SLG: 0.273	4-0 6-3 1B BB		0-0 1B		0-0 F4			0-0 G4-6-3 1B		3 0 2 0 1 0 0	
Dick Groat, R (1, 6) OBP: 0.310, SLG: 0.298	0-0 6-3 1B		0-0 1-2 1B		0-0 6-3			0-0 G4-6-3 1-2f		4 0 2 0 0 0 1	
Ralph Kiner, R (1, 7) OBP: 0.390, SLG: 0.510	0-0 6-3 1-2 2-3		0-3 K		0-0 1B 1B			4-0 FC6-4 BB		3 0 1 0 1 1 4	
Dick Hall, R (1, 8) OBP: 0.178, SLG: 0.169	0-3 K			0-0 6-3		0-0 F7		0-0 FC6-4 1-2f		4 0 0 0 0 1 4	
Ed Fitz Gerald, R (1, 2) OBP: 0.300, SLG: 0.288		0-3 K		4-0 BB		0-0 1-2 1B		4-0 SH BB		2 0 1 0 1 1 0	
Joe Garagiola, L (6, 2) OBP: 0.357, SLG: 0.396										0 0 0 0 1 0 0	
Sonny Senerchia, R (1, 5) OBP: 0.263, SLG: 0.385		0-3 K		0-3 K		0-0 F8		0-3 K		4 0 0 0 0 3 4	
Clem Koshorek, R (1, 4) OBP: 0.316, SLG: 0.305		0-3 K		0-0 F5			0-0 1B		0-0 SH 1-3	3 0 1 0 0 1 1	
Ron Kline, R (1, 1) Woody Main, R (1, 1) Bill Bell, R (6, 1) Lee Walls, R (9, PH) OBP: 0.261, SLG: 0.288			0-3 K		0-0 6-3		0-3 K		0-3 K	0 0 0 0 0 0 0	<b>P</b>
										2 0 0 0 0 1 0	
										1 0 0 0 0 1 0	
										1 0 0 0 0 1 2	
<b>Inning Stats</b>	R: 0 H: 1 E: 0 LOB: 2 K: 1 BB: 1 S: 6 P: 10	R: 0 H: 0 E: 0 LOB: 0 K: 3 BB: 0 S: 9 P: 9	R: 0 H: 2 E: 0 LOB: 2 K: 3 BB: 0 S: 11 P: 11	R: 0 H: 0 E: 0 LOB: 1 K: 1 BB: 1 S: 5 P: 9	R: 0 H: 0 E: 0 LOB: 0 K: 0 BB: 0 S: 3 P: 3	R: 0 H: 2 E: 0 LOB: 2 K: 0 BB: 0 S: 5 P: 5	R: 0 H: 1 E: 0 LOB: 0 K: 2 BB: 0 S: 7 P: 7	R: 0 H: 1 E: 0 LOB: 1 K: 0 BB: 1 S: 3 P: 7	R: 0 H: 0 E: 1 LOB: 2 K: 3 BB: 1 S: 10 P: 14	1B: 7 SF: 0 2B: 0 SAC: 1 3B: 0 DP: 1 HR: 0 HBP: 0	WP: 0 PA: 37 PB: 0 SB: 0 CS: 0
<b>PITCHER</b> Warren Spahn, L (1, 1) ERA: 2.8	IP WLS BF H R ER SO BB IBB HBP BLK WP HR S P ERA WHIP										
	9.0 W 37 7 0 0 13 4 0 0 0 0 0 0 59 75 0.00 1.222										

livebaseballscorecards.com

**AB** 32  
**R** 0  
**H** 7  
**RBI** 0  
**BB** 4  
**SO** 13  
**LOB** 18

Batter	1	2	3	4	5	6	7	8	9
Sam Jethroe, S OBP: 0.331, SLG: 0.380 (1, 8)	0-0 BB G3 BB 1B	0-0 F5			0-0 4-3	0-0 2B 1B	4-0 S BB		
Johnny Logan, R OBP: 0.339, SLG: 0.367 (1, 6)	0-3 K	0-0 G3			0-0 HR 2B	0-0 1B 2B	4-0 BB		
Eddie Mathews, L OBP: 0.317, SLG: 0.430 (1, 5)	0-0 G3 1-2				0-0 4-3	0-0 BB 1B	0-0 L9		
Sid Gordon, R OBP: 0.392, SLG: 0.497 (1, 7)	4-0 BB BB BB				0-0 HR 2-H	4-0 BB BB	0-0 5-3		
Earl Torgeson, L OBP: 0.366, SLG: 0.325 (1, 3)	4-0 BB BB BB				0-0 S 1B	4-0 BB BB	0-0 4-3		
Jack Dittmer, L OBP: 0.248, SLG: 0.283 (1, 4)	4-0 BB BB				0-3 K 1-2	0-0 F2	4-0 BB		
Paul Burris, R OBP: 0.261, SLG: 0.296 (1, 2)	4-0 BB				0-0 6-3	0-0 1B 1B	0-0 F6		
Jack Daniels, L OBP: 0.271, SLG: 0.254 (1, 9)	0-0 4-3				0-3 K	0-0 1B 2B 1B	0-0 F2		
Warren Spahn, L OBP: 0.198, SLG: 0.272 (1, 1)		0-0 F6			0-0 4-3	0-3 K	0-3 K		

AB	R	H	RBI	BB	SO	LOB
4	2	2	1	1	0	0
4	2	2	2	1	1	1
5	0	1	1	0	0	4
3	2	1	2	2	0	0
3	0	2	0	2	0	0
3	0	0	1	2	1	5
4	1	1	1	1	0	4
4	1	1	0	0	1	3
4	0	0	0	0	2	2

**BOTTOM**

**Pittsburgh Pirates @ Boston Braves**  
 Braves Field, Boston, MA  
 Sat Sep 13 1952, 3:33 AM EDT  
 Att. 1,957 - Unknown

AB	34
R	8
H	10
RBI	8
BB	9
SO	5
LOB	19



Inning Stats	R	H	E	K	S	L	LOB	BB	P	R	H	E	K	S	L	LOB	BB	P
1	2	1	0	1	22	3	3	4	2	0	1	0	0	3	0	0	4	2
2	0	0	0	3	0	0	0	0	0	0	0	0	0	0	0	0	0	0
3	0	1	0	0	4	3	1	0	0	0	1	0	0	0	0	0	0	0
4	0	0	0	0	5	5	0	0	0	0	0	0	0	0	0	0	0	0
5	2	3	0	1	8	8	1	0	0	2	3	0	1	2	0	0	10	21
6	4	5	0	2	18	18	3	2	2	0	3	0	2	2	0	0	10	33
7	0	0	0	2	13	13	2	2	0	0	0	0	0	0	0	0	0	26
8	0	0	0	1	7	7	1	1	0	0	0	0	0	0	0	0	0	26
9	0	0	0	0	0	0	0	0	0	0	0	0	0	0	0	0	0	26

PITCHER	IP	WLS	BF	H	R	ER	SO	BB	IBB	HBP	BLK	WP	HR	S	P	ERA	WHIP
Ron Kline, R ERA: 5.7 (1, 1)	0.2	L	7	1	2	2	1	4	0	0	0	0	0	5	21	27.00	7.500
Woody Main, R ERA: 4.4 (1, 1)	4.2		24	9	6	6	3	1	0	0	0	0	1	29	33	11.57	2.143
Bill Bell, R ERA: 4.6 (6, 1)	2.2		12	0	0	0	1	4	0	0	0	0	0	10	26	0.00	1.500

WP	PA	ERA	WHIP
0	43		
0			
2			
0			

Batter	1	2	3	4	5	6	7	8	9	AB R H RBI BB SO LOB	TOP	
Brandy Davis, R OBP: 0.267, SLG: 0.213 (1, 9) BBB	4-0 S 1B F9 BB		x 0-0 F5			x 0-0 F6		0-3 K		3 1 0 0 1 1 0		
Tony Bartirome, L OBP: 0.277, SLG: 0.273 (1, 3) x	0-0 FC4 1-2 1B		x 0-0 F5			0-3 K		0-0 B1-3		4 0 1 0 0 1 0		
Dick Smith, R OBP: 0.250, SLG: 0.147 (1, 5) x	0-0 F9 2-3			x 0-0 F2		x 0-0 1B		4-0 5-3 2B BB		3 1 1 0 1 0 2		
Ralph Kiner, R OBP: 0.387, SLG: 0.506 (1, 7) x	0-0 F9 3-H			x 0-0 4-3		x 0-0 6-3		0-0 F3		4 0 0 1 0 0 3		
Dick Hall, R OBP: 0.169, SLG: 0.160 (1, 8) x	0-0 FC4 1-2f			x 0-0 F4		x 0-0 F4		0-0 5-3 1-2		4 0 0 0 0 0 2		
Dick Groat, R OBP: 0.315, SLG: 0.304 (1, 6)		x 0-0 G6-3 1B		x 0-0 4-3		4-0 BB		0-0 2B 2-H		3 0 2 1 1 0 0		
Clyde McCullough, R OBP: 0.284, SLG: 0.292 (1, 2) x		0-0 G6-3 1-2f		x 0-0 1B 2B		0-0 F9				3 0 1 0 0 0 2		
Clem Koshorek, R OBP: 0.317, SLG: 0.307 Johnny Berardino, R OBP: 0.264, SLG: 0.192 (1, 4) (7, PH) (7, 4)		0-0 F9		x 0-0 G6-4-3 1B		0-0 5-3				2 0 1 0 0 0 0 1 0 0 0 0 0 1		
Cal Hogue, R OBP: 0.261, SLG: 0.273 Murry Dickson, R OBP: 0.238, SLG: 0.269 Ron Necciai, R OBP: 0.071, SLG: 0.071 (1, 1) (8, PH) (8, 1)			0-3 K		x 0-0 G6-4-3 1-2f			0-0 6-3		2 0 0 0 0 1 2 1 0 0 0 0 0 0 0 0 0 0 0 0 0		
<b>Inning Stats</b>	R: 1 H: 1 E: 0 LOB: 1 K: 0 BB: 1 S: 4 P: 8	R: 0 H: 1 E: 0 LOB: 0 K: 0 BB: 0 S: 3 P: 3	R: 0 H: 0 E: 0 LOB: 0 K: 1 BB: 0 S: 5 P: 5	R: 0 H: 0 E: 0 LOB: 0 K: 0 BB: 0 S: 3 P: 3	R: 0 H: 2 E: 0 LOB: 1 K: 0 BB: 0 S: 4 P: 4	R: 0 H: 1 E: 0 LOB: 1 K: 1 BB: 0 S: 6 P: 6	R: 0 H: 0 E: 0 LOB: 1 K: 0 BB: 1 S: 3 P: 7	R: 0 H: 0 E: 0 LOB: 0 K: 1 BB: 0 S: 5 P: 5	R: 1 H: 1 E: 0 LOB: 1 K: 0 BB: 1 S: 3 P: 7	1B: 4 SF: 0 2B: 2 SAC: 0 3B: 0 DP: 2 HR: 0 HBP: 0	WP: 0 PA: 33 PB: 0 SB: 1 CS: 0	
<b>PITCHER</b> Curt Simmons, L ERA: 3.13 (1, 1)	IP WLS BF H R ER SO BB IBB HBP BLK WP HR S P ERA WHIP											<b>PITCHER</b> IP WLS BF H R ER SO BB IBB HBP BLK WP HR S P ERA WHIP
	9.0 W 33 6 2 2 3 3 0 0 0 0 0 0 36 48 2.00 1.000											

Pittsburgh Pirates @ Philadelphia Phillies  
 Shibe Park, Philadelphia, PA  
 Sun Sep 14 1952, 3:33 AM EDT  
 Unknown

livebaseballscorecards.com

AB 30  
 R 2  
 H 6  
 RBI 2  
 BB 3  
 SO 3  
 LOB 12



Batter	1	2	3	4	5	6	7	8	9
<b>Connie Ryan, R</b> (1, 4) <small>OBP: 0.335, SLG: 0.382</small>	0-0 <b>G3</b>		0-0 <b>6-3</b>			0-0 <b>FC1-4</b> E SH 1B <small>1-2f</small>	0-0 <b>S</b> 2B	0-0 <b>F3</b>	
<b>Richie Ashburn, L</b> (1, 8) <small>OBP: 0.365, SLG: 0.362</small>	4-0 <b>BB</b>			0-0 <b>F9</b>		0-0 <b>SH</b> E 1B <small>1-2</small>	4-0 <b>BB</b> <b>BB</b>		
<b>Johnny Wyrostek, L</b> (1, 9) <small>OBP: 0.357, SLG: 0.343</small>	0-0 <b>F8</b>			0-0 <b>F5</b>		0-0 <b>1B</b> <b>2B</b> <b>1B</b> <small>1-H 2-H</small>	4-0 <b>G6-4-3</b> <b>BB</b>		
<b>Del Ennis, R</b> (1, 7) <small>OBP: 0.336, SLG: 0.473</small>	0-0 <b>F4</b>			0-0 <b>F8</b>		0-3 <b>K</b> <small>S S S</small>	0-0 <b>G6-4-3</b> <small>1-2f</small>		
<b>Granny Hamner, R</b> (1, 6) <small>OBP: 0.313, SLG: 0.436</small>		0-0 <b>F2</b>			0-0 <b>F4</b>	0-0 <b>2B</b> <b>1B</b> <small>1-2</small>		0-0 <b>1-3</b>	
<b>Smoky Burgess, L</b> (1, 2) <small>OBP: 0.380, SLG: 0.424</small>		0-0 <b>G3</b>			0-0 <b>3-1</b>	0-0 <b>1-3</b> <b>2B</b> <small>2-H</small>		0-0 <b>S</b> <b>1B</b> <b>1B</b>	
<b>Willie Jones, R</b> (1, 5) <small>OBP: 0.322, SLG: 0.369</small>		0-0 <b>F9</b>			0-0 <b>E3</b>	4-0 <b>IBB</b>		4-0 <b>1B</b> <b>WP</b> <b>BB</b> <small>1-2</small>	
<b>Eddie Waitkus, L</b> (1, 3) <small>OBP: 0.372, SLG: 0.369</small>			0-0 <b>F6</b>		0-0 <b>L9</b>	0-0 <b>F8</b>		0-0 <b>WP</b> <b>1B</b> <small>1-3 2-H</small>	
<b>Curt Simmons, L</b> (1, 1) <small>OBP: 0.242, SLG: 0.246</small>			0-3 <b>K</b> <small>S S S</small>			0-0 <b>FC1-4</b> <b>1B</b>	0-3 <b>K</b>	0-3 <b>K</b> <small>1-2 3-H</small>	

Inning Stats	R: 0	H: 0	E: 0	K: 0	S: 3	LOB: 1	BB: 1	P: 7
	0	0	0	0	3	1	1	7

PITCHER	IP	WLS	BF	H	R	ER	SO	BB	IBB	HBP	BLK	WP	HR	S	P	ERA	WHIP
<b>Cal Hogue, R</b> (1, 1) <small>ERA: 4.7</small>	7.0	L	31	5	3	1	3	3	1	0	0	0	0	33	49	1.29	1.143
<b>Ron Necciai, R</b> (8, 1) <small>ERA: 8.26</small>	1.0		6	2	2	2	1	1	0	0	0	1	0	7	11	18.00	3.000

1B	2B	3B	HR	SF	SAC	DP	HBP
5	2	0	0	0	1	1	0

WP	PA
1	37

WP	HR	S	P	ERA	WHIP
1	0	33	49	1.29	1.143



**Pittsburgh Pirates @ Philadelphia Phillies**  
**Shibe Park, Philadelphia, PA**  
 Sun Sep 14 1952, 3:33 AM EDT  
 Unknown

[livebaseballscorecards.com](http://livebaseballscorecards.com)

AB	R	H	RBI	BB	SO	LOB
31	5	7	4	5	4	13

1B	2B	3B	HR	SF	SAC	DP	HBP
5	2	0	0	0	1	1	0

WP	PA
1	37

WP	HR	S	P	ERA	WHIP
1	0	33	49	1.29	1.143

Batter	1	2	3	4	5	6	7	8	9	AB R H RBI BB SO LOB	TOP	
Dick Smith, R (1, 5) OBP: 0.227, SLG: 0.132	0-0 F8		0-0 5-3		0-0 F6			0-0 5-3		4 0 0 0 0 0 0	<b>Pittsburgh Pirates @ Philadelphia Phillies</b> <b>Shibe Park, Philadelphia, PA</b> Sun Sep 14 1952, 3:38 AM EDT Att. 7,238 - Unknown	
Tony Bartirome, L (1, 3) OBP: 0.277, SLG: 0.272	0-0 1B		0-0 F5			0-0 5-3		0-3 K		4 0 1 0 0 1 0		
Gus Bell, L (1, 9) OBP: 0.306, SLG: 0.405	0-0 F8		0-0 4-3			0-0 1B		0-0 F5		4 0 1 0 0 0 1		
Ralph Kiner, R (1, 7) Brandy Davis, R (9, PR) OBP: 0.388, SLG: 0.508 OBP: 0.267, SLG: 0.213	0-0 5-3			0-0 4-3 F8 2B		0-0 F8		0-0 S 1B		4 1 2 0 0 0 2 0 0 0 0 0 0 0		
Joe Garagiola, L (1, 2) OBP: 0.356, SLG: 0.394		0-0 1B 1B		0-0 4-3 2-3		0-0 F8		0-0 L9		4 0 1 0 0 0 3		
Dick Groat, R (1, 6) OBP: 0.314, SLG: 0.303		0-0 1-2 1B		0-0 F8 3-H		0-0 F8		0-0 F9		4 0 1 1 0 0 2		
Dick Hall, R (1, 8) OBP: 0.163, SLG: 0.154		0-0 L8		0-0 F3		0-0 F7				3 0 0 0 0 0 2		
Johnny Berardino, R (1, 4) OBP: 0.255, SLG: 0.185		0-3 K			0-0 F7		0-0 1-3			3 0 0 0 0 1 2		
Jim Waugh, R (1, 1) George Metkovich, L (8, PH) Mury Dickson, R (8, 1) OBP: 0.250, SLG: 0.100 OBP: 0.333, SLG: 0.374 OBP: 0.238, SLG: 0.269		0-3 K			0-0 5-3			0-0 F6		2 0 0 0 0 1 2 1 0 0 0 0 0 0 0 0 0 0 0 0 0		
<b>Inning Stats</b>	R: 0 H: 1 E: 0 LOB: 1 K: 0 BB: 0 S: 4 P: 4	R: 0 H: 2 E: 0 LOB: 2 K: 2 BB: 0 S: 9 P: 9	R: 0 H: 0 E: 0 LOB: 0 K: 0 BB: 0 S: 3 P: 3	R: 1 H: 1 E: 0 LOB: 0 K: 0 BB: 0 S: 4 P: 4	R: 0 H: 0 E: 0 LOB: 0 K: 0 BB: 0 S: 3 P: 3	R: 0 H: 1 E: 0 LOB: 1 K: 0 BB: 0 S: 4 P: 4	R: 0 H: 0 E: 0 LOB: 0 K: 0 BB: 0 S: 3 P: 3	R: 0 H: 0 E: 0 LOB: 0 K: 1 BB: 0 S: 5 P: 5	R: 0 H: 1 E: 0 LOB: 2 K: 0 BB: 0 S: 4 P: 4	1B: 5 SF: 0 2B: 1 SAC: 0 3B: 0 DP: 0 HR: 0 HBP: 0		WP: 0 PA: 33 PB: 0 SB: 1 CS: 0
<b>PITCHER</b> Russ Meyer, R (1, 1) ERA: 3.02	IP WLS BF H R ER SO BB IBB HBP BLK WP HR S P ERA WHIP	9.0 W 33 6 1 1 3 0 0 0 0 0 0 0 39 39 1.00 0.667										

livebaseballscorecards.com

AB	33
R	1
H	6
RBI	1
BB	0
SO	3
LOB	14





Batter	1	2	3	4	5	6	7	8	9
<b>Connie Ryan, R</b> <small>OBP: 0.334, SLG: 0.381</small> (1, 4)	0-0 <b>F8</b> 		0-0 <b>F7</b> 			0-0 <b>FC4-6</b> <b>1B</b> 		0-0 <b>FC4-6</b> <b>1-2f</b> 	
<b>Richie Ashburn, L</b> <small>OBP: 0.363, SLG: 0.360</small> (1, 8)	0-0 <b>F2</b> 			0-0 <b>L9</b> 		0-0 <b>FC4-6</b> <b>1-2f</b> 		0-0 <b>3-1</b> 	
<b>Johnny Wyrostek, L</b> <small>OBP: 0.358, SLG: 0.342</small> (1, 9)	0-0 <b>F6</b> 			4-0 <b>G6-4-3</b> <b>BB</b> 			4-0 <b>2B</b> <b>1B</b> <b>BB</b> 		
<b>Del Ennis, R</b> <small>OBP: 0.336, SLG: 0.475</small> (1, 7)		0-0 <b>E6</b> <b>FC4-6</b> 		0-0 <b>G6-4-3</b> <b>1-2f</b> 			0-0 <b>1B</b> <b>2B</b> 		
<b>Granny Hamner, R</b> <small>OBP: 0.313, SLG: 0.435</small> (1, 6)		0-0 <b>FC4-6</b> <b>FC6-4</b> <b>BB</b> <b>1-2f</b> 			0-0 <b>F7</b> 		0-0 <b>1B</b> <b>2-H</b> <b>3-H</b> 		
<b>Stan Lopata, R</b> <small>OBP: 0.405, SLG: 0.395</small> (1, 2)		4-0 <b>FC6-4</b> <b>BB</b> <b>1-2</b> 		0-3 <b>K</b> 		0-0 <b>4-3</b> 			
<b>Willie Jones, R</b> <small>OBP: 0.320, SLG: 0.367</small> (1, 5)		0-0 <b>FC6-4</b> <b>1-2f</b> <b>2-3</b> 		0-3 <b>K</b> 		0-0 <b>F6</b> 			
<b>Eddie Waitkus, L</b> <small>OBP: 0.372, SLG: 0.371</small> (1, 3)			0-3 <b>K</b> 			0-0 <b>F9</b> 		0-0 <b>FC1-5</b> <b>2B</b> 	
<b>Russ Meyer, S</b> <small>OBP: 0.103, SLG: 0.132</small> (1, 1)			0-0 <b>3-1</b> 			0-0 <b>F9</b> 		0-0 <b>FC1-5</b> <b>FC4-6</b> <b>2-3</b> 	

Inning Stats	R: 0	H: 0	E: 0	LOB: 0	K: 0	BB: 0	S: 3	P: 3
	R: 0	H: 0	E: 1	LOB: 2	K: 0	BB: 1	S: 3	P: 7
	R: 0	H: 0	E: 0	LOB: 0	K: 1	BB: 0	S: 5	P: 5
	R: 0	H: 0	E: 0	LOB: 0	K: 0	BB: 1	S: 2	P: 6
	R: 0	H: 0	E: 0	LOB: 0	K: 2	BB: 0	S: 7	P: 7
	R: 0	H: 1	E: 0	LOB: 1	K: 0	BB: 0	S: 4	P: 4
	R: 2	H: 2	E: 0	LOB: 0	K: 0	BB: 1	S: 4	P: 8
	R: 0	H: 1	E: 0	LOB: 1	K: 0	BB: 0	S: 4	P: 4

PITCHER	IP	WLS	BF	H	R	ER	SO	BB	IBB	HBP	BLK	WP	HR	S	P	ERA	WHIP
<b>Jim Waugh, R</b> <small>ERA: 5.75</small>	7.0	L	25	3	2	2	3	3	0	0	0	0	0	28	40	2.57	0.857
<b>Murry Dickson, R</b> <small>ERA: 3.57</small>	1.0		4	1	0	0	0	0	0	0	0	0	0	4	4	0.00	1.000


**BOTTOM**

**Pittsburgh Pirates @ Philadelphia Phillies**  
**Shibe Park, Philadelphia, PA**  
 Sun Sep 14 1952, 3:38 AM EDT  
 Att. 7,238 - Unknown

AB	R	H	RBI	BB	SO	LOB
4	0	1	0	0	0	1
4	0	0	0	0	0	2
1	1	0	0	2	0	0
3	1	1	0	0	0	1
3	0	1	2	0	0	1
2	0	0	0	1	1	0
3	0	0	0	0	1	2
3	0	1	0	0	1	0
3	0	0	0	0	0	1

<b>AB</b>	<b>26</b>
<b>R</b>	<b>2</b>
<b>H</b>	<b>4</b>
<b>RBI</b>	<b>2</b>
<b>BB</b>	<b>3</b>
<b>SO</b>	<b>3</b>
<b>LOB</b>	<b>8</b>

[livebaseballscorecards.com](http://livebaseballscorecards.com)



1B: 2	SF: 0	WP: 0	PA: 29
2B: 2	SAC: 0	PB: 0	
3B: 0	DP: 1	SB: 0	
HR: 0	HBP: 0	CS: 0	

Batter	1	2	3	4	5	6	7	8	9	AB R H RBI BB SO LOB	TOP			
Dick Smith, R (1, 5) OBP: 0.204, SLG: 0.116	0-2 6-3		1-1 5-3		0-0 4-3		1-2 6-3		0-2 FC6-4 1B 1-2f F7	5 1 0 0 0 0 1				
George Metkovich, L (1, 3) OBP: 0.336, SLG: 0.375 Brandy Davis, R (9, PR) OBP: 0.267, SLG: 0.213	2-2 G3		1-1 1B		3-2 F8		4-2 BB		2-2 1B 2-3 1B	4 0 2 0 1 0 0 0 0 0 0 0 0 0				
Gus Bell, L (1, 9) OBP: 0.302, SLG: 0.401	2-3 K		0-0 4-3		0-1 4-3		1-0 F4		1-1 F7 3-H	5 0 0 1 0 1 3				
Ralph Kiner, R (1, 7) OBP: 0.391, SLG: 0.509		1-1 2B 1B		4-2 BB 1B BB		4-2 G5-4-3 BB		3-2 F7	1-0 1-2 1B	3 1 2 0 2 0 0				
Frank Thomas, R (1, 8) OBP: 0.200, SLG: 0.200		3-2 F4		1-1 1B BB 1-2 G5-2-3 1B		1-2 G5-4-3 1-2f		1-1 F4	1-3 K	5 0 1 0 0 1 4				
Joe Garagiola, L (1, 2) OBP: 0.363, SLG: 0.399		0-1 1-3 2B		4-1 G5-2-3 1B 1-2 2-3 BB		4-2 1B BB		4-2 1B BB		1 0 1 0 3 0 0				
Dick Groat, R (1, 6) OBP: 0.318, SLG: 0.308		0-1 L3		2-1 G5-2-3 1-2 2-3 3-H 1B		2-2 1-2 1B		2-2 F4		4 0 3 1 0 0 2				
Johnny Berardino, R (1, 4) OBP: 0.245, SLG: 0.176		3-2 F6		2-1 G5-2-3 1-2 2-3 3-Hf		0-1 L8		1-0 F2		4 0 0 0 0 0 9				
Murry Dickson, R (1, 1) OBP: 0.231, SLG: 0.262 Tony Bartirome, L (9, PH) OBP: 0.279, SLG: 0.272		0-0 4-3		0-1 L8		0-1 4-3		4-1 FC6-4 BB		3 0 0 0 0 0 2 0 0 0 0 1 0 0				
<b>Inning Stats</b>	R: 0 E: 0 K: 1 S: 9 H: 0 LOB: 0 BB: 0 P: 13	R: 0 E: 0 K: 0 S: 12 H: 2 LOB: 2 BB: 0 P: 19	R: 0 E: 0 K: 0 S: 6 H: 1 LOB: 1 BB: 0 P: 8	R: 1 E: 0 K: 0 S: 11 H: 2 LOB: 2 BB: 2 P: 24	R: 0 E: 0 K: 0 S: 6 H: 0 LOB: 0 BB: 0 P: 9	R: 0 E: 0 K: 0 S: 15 H: 1 LOB: 2 BB: 2 P: 26	R: 0 E: 0 K: 0 S: 8 H: 0 LOB: 1 BB: 1 P: 14	R: 0 E: 0 K: 0 S: 12 H: 1 LOB: 2 BB: 1 P: 23	R: 1 E: 1 K: 1 S: 13 H: 2 LOB: 2 BB: 1 P: 22	1B: 8 2B: 1 3B: 0 HR: 0 SF: 0 SAC: 0 DP: 2 HBP: 0	WP: 0 PB: 0 SB: 0 CS: 0 PA: 41			
<b>PITCHER</b>	IP WLS BF H R ER SO BB IBB HBP BLK WP HR S P ERA WHIP												<b>PITCHER</b>	IP WLS BF H R ER SO BB IBB HBP BLK WP HR S P ERA WHIP
Billy Loes, R (1, 1) ERA: 2.86	3.0 W 16 5 1 1 1 2 0 0 0 0 0 34 58 3.00 2.333													
Jim Hughes, R (4, 1) ERA: 0.77	5.2 S 24 4 1 0 0 5 0 0 0 0 0 55 96 0.00 1.588													
Joe Black, R (9, 1) ERA: 1.94	0.1 S 1 0 0 0 1 0 0 0 0 0 0 3 4 0.00 0.000													

**Pittsburgh Pirates @ Brooklyn Dodgers**  
 Ebbets Field, Brooklyn, NY  
 Tue Sep 16 1952, 3:33 AM EDT  
 Att. 13,422 - Unknown

AB	34
R	2
H	9
RBI	2
BB	7
SO	2
LOB	21





Batter	1	2	3	4	5	6	7	8	9	AB R H RBI BB SO LOB	TOP									
Dick Smith, R (1, 5) OBP: 0.241, SLG: 0.130	1-2 HR 1B		2-2 L9		4-2 BB		0-0 4-3		4-1 1B BB	3 2 1 0 2 0 0										
George Metkovich, L (1, 3) OBP: 0.337, SLG: 0.392 Tony Bartirome, L (8, 3) OBP: 0.281, SLG: 0.275	2-1 HR 1-H		1-0 G3		1-2 3-1		0-0 HR		1-0 1B 1B	4 2 2 3 0 0 2 1 0 1 0 0 0 0										
Gus Bell, L (1, 9) OBP: 0.305, SLG: 0.403	3-3 K		3-2 F6		3-2 5-4-3 1B		0-0 4-3 1B		0-1 1B 1-3 2-H	5 0 3 1 0 1 0										
Ralph Kiner, R (1, 7) OBP: 0.388, SLG: 0.504 Brandy Davis, R (9, 7) OBP: 0.267, SLG: 0.213	2-2 L7			1-0 5-3		3-2 5-4-3 1-2		1-1 F2	0-1 F3	5 0 0 0 0 0 4 0 0 0 0 0 0 0										
Frank Thomas, R (1, 8) OBP: 0.222, SLG: 0.222	1-2 1B			2-2 F5		0-0 F5		0-0 4-3 1-2		4 0 1 0 0 0 2										
Joe Garagiola, L (1, 2) OBP: 0.367, SLG: 0.398				3-2 F8		4-0 IBB		4-0 FC4-6 IBB		1 0 0 0 3 0 0										
Dick Groat, R (1, 6) OBP: 0.318, SLG: 0.308				0-0 F7		2-2 CS 1B		1-1 FC4-6 1-2f		4 0 1 0 0 0 5										
Johnny Berardino, R (1, 4) OBP: 0.245, SLG: 0.170				0-0 G3		4-0 SH5-3 1-2 BB		0-3 K		3 0 0 0 1 1 1										
Howie Pollet, L (1, 1) OBP: 0.276, SLG: 0.191 Murry Dickson, R (9, 1) OBP: 0.231, SLG: 0.262				3-2 L7		0-0 SH5-3 1-2		0-3 K		3 0 0 0 0 1 1 0 0 0 0 0 0 0										
<b>Inning Stats</b>	R: 2 E: 0 K: 1 S: 14	H: 3 LOB: 1 BB: 0 P: 23	R: 0 E: 0 K: 0 S: 9	H: 0 LOB: 1 BB: 1 P: 16	R: 0 E: 0 K: 0 S: 8	H: 0 LOB: 0 BB: 0 P: 14	R: 0 E: 0 K: 0 S: 7	H: 0 LOB: 0 BB: 0 P: 13	R: 0 E: 0 K: 0 S: 16	H: 1 LOB: 2 BB: 2 P: 27	R: 0 E: 0 K: 2 S: 7	H: 0 LOB: 0 BB: 0 P: 7	R: 1 E: 0 K: 0 S: 7	H: 2 LOB: 2 BB: 1 P: 13	R: 1 E: 0 K: 0 S: 10	H: 2 LOB: 2 BB: 1 P: 15	1B: 7 2B: 0 3B: 0 HR: 2	SF: 0 SAC: 1 DP: 0 HBP: 0	WP: 0 PB: 0 SB: 0 CS: 1	PA: 40
<b>PITCHER</b>	IP WLS BF H R ER SO BB IBB HBP BLK WP HR S P ERA WHIP																			
Ben Wade, R (1, 1) ERA: 3.51	5.0 L 20 4 2 2 1 3 0 0 0 0 0 1 54 93 3.60 1.400																			
Ron Negray, R (6, 1) ERA:	2.0 8 1 0 0 2 0 1 0 0 0 0 0 19 31 0.00 0.500																			
Joe Black, R (8, 1) ERA: 2.05	2.0 12 4 2 2 0 1 1 0 0 0 0 1 17 28 9.00 2.500																			

Pittsburgh Pirates @ Brooklyn Dodgers  
 Ebbets Field, Brooklyn, NY  
 Wed Sep 17 1952, 3:33 AM EDT  
 At. 5,895 - Unknown

livebaseballscorecards.com

AB	33
R	4
H	9
RBI	4
BB	6
SO	3
LOB	15



Batter	1	2	3	4	5	6	7	8	9	AB	R	H	RBI	BB	SO	LOB
Carl Furillo, R OBP: 0.303, SLG: 0.349 (1, 9)	0-1 L8		4-1 BB		0-1 1B		1-2 6-3			3	0	1	0	1	0	1
Pee Wee Reese, R OBP: 0.371, SLG: 0.371 (1, 6)	1-3 K		1-0 F9		1-1 F9			0-0 6-3		4	0	0	0	0	1	3
Duke Snider, L OBP: 0.371, SLG: 0.493 (1, 8)	0-3 K			2-2 G3		1-0 3-1		4-2 6-3 BB		3	0	0	0	1	1	0
Jackie Robinson, R OBP: 0.431, SLG: 0.460 (1, 4)		2-1 F7		4-2 BB BB		2-1 F5		3-2 6-3		3	0	0	0	1	0	1
Andy Pafko, R OBP: 0.376, SLG: 0.451 (1, 7)		1-1 5-3		4-0 BB		2-1 6-3		0-1 5-3		3	0	0	0	1	0	1
Gil Hodges, R OBP: 0.391, SLG: 0.513 (1, 3)		0-1 F2		0-0 F7			0-1 4-3 2B 2B		2-2 FC6-4 1B	4	1	2	0	0	0	2
Bobby Morgan, R OBP: 0.397, SLG: 0.391 (1, 5)			2-1 F9		3-2 6-3		2-2 4-3		2-2 FC6-4 G4-6-3	4	0	0	0	0	0	4
Rube Walker, L OBP: 0.311, SLG: 0.360 (1, 2)			1-2 BB 1B		1-2 1B 1B		0-1 2B		0-1 G4-6-3	4	0	3	1	0	0	1
Ben Wade, R OBP: 0.133, SLG: 0.322 (1, 1)			0-3 K		3-3 K		1-3 K			1	0	0	0	0	1	1
Billy Cox, R OBP: 0.296, SLG: 0.333 (5, PH)										1	0	0	0	0	1	1
Ron Negray, R (6, 1)										0	0	0	0	0	0	0
George Shuba, L OBP: 0.406, SLG: 0.470 (7, PH)										1	0	0	0	0	1	1
Joe Black, R OBP: 0.129, SLG: 0.129 (8, 1)										0	0	0	0	0	0	0

Inning Stats	R: 0	H: 0	E: 0	K: 2	S: 8	R: 0	H: 0	E: 0	K: 0	S: 6	R: 0	H: 1	E: 0	K: 1	S: 11	R: 0	H: 0	E: 0	K: 0	S: 9	R: 0	H: 2	E: 0	K: 1	S: 11	R: 0	H: 0	E: 0	K: 0	S: 5	R: 1	H: 2	E: 0	K: 1	S: 13	R: 0	H: 0	E: 0	K: 0	S: 10	R: 0	H: 1	E: 0	K: 0	S: 8	1B: 4	SF: 0	2B: 2	SAC: 0	3B: 0	DP: 1	HR: 0	HBP: 0	WP: 0	PA: 35
--------------	------	------	------	------	------	------	------	------	------	------	------	------	------	------	-------	------	------	------	------	------	------	------	------	------	-------	------	------	------	------	------	------	------	------	------	-------	------	------	------	------	-------	------	------	------	------	------	-------	-------	-------	--------	-------	-------	-------	--------	-------	--------

PITCHER	IP	WLS	BF	H	R	ER	SO	BB	IBB	HBP	BLK	WP	HR	S	P	ERA	WHIP
Howie Pollet, L ERA: 4.14 (1, 1)	8.0	W	33	6	1	1	5	4	0	0	0	0	0	76	124	1.12	1.250
Murry Dickson, R ERA: 3.58 (9, 1)	1.0	S	2	0	0	0	0	0	0	0	0	0	0	5	7	0.00	0.000

**BOTTOM**

**Pittsburgh Pirates @ Brooklyn Dodgers**  
Ebbets Field, Brooklyn, NY

Wed Sep 17 1952, 3:33 AM EDT  
Att. 5,895 - Unknown

AB	31
R	1
H	6
RBI	1
BB	4
SO	5
LOB	16



PITCHER	IP	WLS	BF	H	R	ER	SO	BB	IBB	HBP	BLK	WP	HR	S	P	ERA	WHIP
---------	----	-----	----	---	---	----	----	----	-----	-----	-----	----	----	---	---	-----	------

Batter	1	2	3	4	5	6	7	8	9	AB R H RBI BB SO LOB	TOP
Johnny Temple, R (1, 4) OBP: 0.188, SLG: 0.212	0-0 G6-3 1B		0-0 5-3			0-0 4-3		0-0 5-3		4 0 1 0 0 0 1	
Bobby Adams, R (1, 5) OBP: 0.339, SLG: 0.372	0-0 G6-3 1-2f		0-0 6-3			0-0 6-3		0-3 K		4 0 0 0 0 1 1	
Willard Marshall, L (1, 9) OBP: 0.335, SLG: 0.416	0-0 WP 1B		0-3 K			0-0 5-3		0-0 1B 1B		4 2 2 0 0 1 0	
Ted Kluszewski, L (1, 3) OBP: 0.380, SLG: 0.497	0-0 1-H HR 1B				0-0 3-1		0-0 L4		0-0 1B 1B	4 1 2 1 0 0 0	
Jim Greengrass, R (1, 8) OBP: 0.311, SLG: 0.535	0-0 1-H HR				0-0 6-3		0-0 4-3		0-3 K	4 1 1 2 0 1 2	
Cal Abrams, L (1, 7) OBP: 0.345, SLG: 0.395	0-3 K				0-0 6-3		0-0 3-1		0-0 1-2 3-H 1B	4 0 1 1 0 1 0	
Roy McMillan, R (1, 6) OBP: 0.304, SLG: 0.351		0-0 5-3			0-0 F8		0-0 F8	0-0 F9		4 0 0 0 0 0 2	
Hobie Landrith, L (1, 2) OBP: 0.258, SLG: 0.323		0-0 F8			0-0 3-1		0-0 F9			3 0 0 0 0 0 0	
Herm Wehmeier, R (1, 1) OBP: 0.242, SLG: 0.258		0-0 1-3			0-0 L6		0-0 E4			3 0 0 0 0 0 0	
<b>Inning Stats</b>	R: 3 E: 0 K: 1 S: 8 H: 4 LOB: 0 BB: 0 P: 8	R: 0 E: 0 K: 0 S: 3 H: 0 LOB: 0 BB: 0 P: 3	R: 0 E: 0 K: 1 S: 5 H: 0 LOB: 0 BB: 0 P: 5	R: 0 E: 0 K: 0 S: 3 H: 0 LOB: 0 BB: 0 P: 3	R: 0 E: 0 K: 0 S: 3 H: 0 LOB: 0 BB: 0 P: 3	R: 0 E: 0 K: 0 S: 3 H: 0 LOB: 0 BB: 0 P: 3	R: 0 E: 0 K: 0 S: 3 H: 0 LOB: 0 BB: 0 P: 3	R: 0 E: 1 K: 0 S: 4 H: 0 LOB: 1 BB: 0 P: 4	R: 1 E: 0 K: 2 S: 10 H: 3 LOB: 2 BB: 0 P: 10	1B: 6 2B: 0 3B: 0 HR: 1 SF: 0 SAC: 0 DP: 1 HBP: 0	WP: 1 PB: 0 SB: 0 CS: 0 PA: 34
<b>PITCHER</b>	IP WLS BF H R ER SO BB IBB HBP BLK WP HR S P ERA WHIP										
Bob Friend, R (1, 1) ERA: 4.25	8.1 L 31 6 4 4 3 0 0 0 0 1 1 37 37 4.32 0.720										
Murry Dickson, R (9, 1) ERA: 3.57	0.2 3 1 0 0 1 0 0 0 0 0 0 5 5 0.00 1.500										

Cincinnati Reds @ Pittsburgh Pirates  
 Forbes Field, Pittsburgh, PA  
 Fri Sep 19 1952, 3:33 AM EDT  
 Att. 5,435 - Unknown

livebaseballscorecards.com

AB	34
R	4
H	7
RBI	4
BB	0
SO	4
LOB	6



Batter	1	2	3	4	5	6	7	8	9	AB R H RBI BB SO LOB
Dick Smith, R OBP: 0.220, SLG: 0.118 (1, 5) (9, 4)	0-0 F7 ①		0-0 F2 ①		0-0 E4 ① 1-2 3-H		0-0 F6 ②		0-0 4-3 ②	5 0 0 1 0 0 2
Tony Bartirome, L OBP: 0.279, SLG: 0.271 (1, 3) BB BB BB	4-0 FC6-4 BB		0-0 F9 ②		0-0 FC4-6 ② ③ 1-2 2-H		0-0 F6 ③		0-0 F7 ③	4 0 0 0 1 0 2
Gus Bell, L OBP: 0.307, SLG: 0.407 (1, 9) BB BB BB	0-0 FC6-4 BB 1-2f		0-0 F8 ③			4-0 1-3 BB		0-0 3B		3 0 1 0 1 0 1
Ralph Kiner, R OBP: 0.389, SLG: 0.502 (1, 7) BB BB BB	4-0 FC6-4 BB 1-2		0-0 F9 ①		0-0 1-3 ① 1-2		0-0 6-3 BB		4-0 6-3 BB	2 0 0 0 2 0 1
Frank Thomas, R OBP: 0.154, SLG: 0.154 (1, 8) BB BB BB	0-0 FC6-4 1-2f		0-0 6-3 ②		0-0 F8 ②		0-0 6-3 ① 1-2		0-0 6-3 ①	4 0 0 0 0 0 5
Joe Garagiola, L OBP: 0.371, SLG: 0.407 (1, 2)		0-0 HR		0-0 F9 ③		4-0 IBB		4-0 IBB		2 1 1 1 2 0 0
Dick Groat, R OBP: 0.317, SLG: 0.307 (1, 6)		0-0 6-3 ①		0-0 S E 1B 1B		0-3 K ③		0-0 F9 ②		4 1 1 0 0 1 5
Clem Koshorek, R OBP: 0.320, SLG: 0.313 George Metkovich, L OBP: 0.337, SLG: 0.391 Johnny Berardino, R OBP: 0.245, SLG: 0.170 Sonny Senerchia, R OBP: 0.263, SLG: 0.385 (1, 4) (8, PH) (9, 4) (9, 5)		0-0 F7 ②		0-0 E E 1B 1B		0-0 SH5-4 2B		0-0 F7 ③		3 1 2 0 0 0 0 1 0 0 0 0 0 3 0 0 0 0 0 0 0 0 0 0 0 0 0 0
Bob Friend, R OBP: 0.094, SLG: 0.059 Murry Dickson, R OBP: 0.231, SLG: 0.262 Dick Hall, R OBP: 0.160, SLG: 0.152 (1, 1) (9, 1) (9, PH)		0-3 K ③		0-3 K ① 2-3		0-0 SH5-4 2-3		0-3 K ①		2 0 0 0 0 2 2 0 0 0 0 0 0 0 1 0 0 0 0 1 0

Inning Stats	R: 0 E: 0 K: 0 S: 3	H: 0 LOB: 2 BB: 2 P: 11	R: 1 E: 0 K: 1 S: 6	H: 1 LOB: 0 BB: 0 P: 6	R: 0 E: 0 K: 0 S: 3	H: 0 LOB: 0 BB: 0 P: 3	R: 0 E: 0 K: 0 S: 3	H: 0 LOB: 0 BB: 0 P: 3	R: 2 E: 2 K: 1 S: 7	H: 2 LOB: 0 BB: 0 P: 7	R: 0 E: 0 K: 1 S: 5	H: 0 LOB: 2 BB: 2 P: 13	R: 0 E: 0 K: 0 S: 4	H: 1 LOB: 1 BB: 0 P: 4	R: 0 E: 0 K: 0 S: 4	H: 1 LOB: 3 BB: 2 P: 12	R: 0 E: 0 K: 1 S: 5	H: 0 LOB: 0 BB: 0 P: 5	1B: 2 2B: 1 3B: 1 HR: 1	SF: 0 SAC: 1 DP: 0 HBP: 0
PITCHER Herm Wehmeier, R ERA: 5.18 (1, 1)	IP 9.0 WLS W BF 38 H 5 R 3 ER 2 SO 4 BB 4 IBB 2 HBP 0 BLK 0 WP 0 HR 1 S 40 P 64 ERA 2.00 WHIP 1.000	IP 9.0 WLS W BF 38 H 5 R 3 ER 2 SO 4 BB 4 IBB 2 HBP 0 BLK 0 WP 0 HR 1 S 40 P 64 ERA 2.00 WHIP 1.000	IP 9.0 WLS W BF 38 H 5 R 3 ER 2 SO 4 BB 4 IBB 2 HBP 0 BLK 0 WP 0 HR 1 S 40 P 64 ERA 2.00 WHIP 1.000	IP 9.0 WLS W BF 38 H 5 R 3 ER 2 SO 4 BB 4 IBB 2 HBP 0 BLK 0 WP 0 HR 1 S 40 P 64 ERA 2.00 WHIP 1.000	IP 9.0 WLS W BF 38 H 5 R 3 ER 2 SO 4 BB 4 IBB 2 HBP 0 BLK 0 WP 0 HR 1 S 40 P 64 ERA 2.00 WHIP 1.000	IP 9.0 WLS W BF 38 H 5 R 3 ER 2 SO 4 BB 4 IBB 2 HBP 0 BLK 0 WP 0 HR 1 S 40 P 64 ERA 2.00 WHIP 1.000	IP 9.0 WLS W BF 38 H 5 R 3 ER 2 SO 4 BB 4 IBB 2 HBP 0 BLK 0 WP 0 HR 1 S 40 P 64 ERA 2.00 WHIP 1.000	IP 9.0 WLS W BF 38 H 5 R 3 ER 2 SO 4 BB 4 IBB 2 HBP 0 BLK 0 WP 0 HR 1 S 40 P 64 ERA 2.00 WHIP 1.000	IP 9.0 WLS W BF 38 H 5 R 3 ER 2 SO 4 BB 4 IBB 2 HBP 0 BLK 0 WP 0 HR 1 S 40 P 64 ERA 2.00 WHIP 1.000	IP 9.0 WLS W BF 38 H 5 R 3 ER 2 SO 4 BB 4 IBB 2 HBP 0 BLK 0 WP 0 HR 1 S 40 P 64 ERA 2.00 WHIP 1.000	IP 9.0 WLS W BF 38 H 5 R 3 ER 2 SO 4 BB 4 IBB 2 HBP 0 BLK 0 WP 0 HR 1 S 40 P 64 ERA 2.00 WHIP 1.000	IP 9.0 WLS W BF 38 H 5 R 3 ER 2 SO 4 BB 4 IBB 2 HBP 0 BLK 0 WP 0 HR 1 S 40 P 64 ERA 2.00 WHIP 1.000	IP 9.0 WLS W BF 38 H 5 R 3 ER 2 SO 4 BB 4 IBB 2 HBP 0 BLK 0 WP 0 HR 1 S 40 P 64 ERA 2.00 WHIP 1.000	IP 9.0 WLS W BF 38 H 5 R 3 ER 2 SO 4 BB 4 IBB 2 HBP 0 BLK 0 WP 0 HR 1 S 40 P 64 ERA 2.00 WHIP 1.000	IP 9.0 WLS W BF 38 H 5 R 3 ER 2 SO 4 BB 4 IBB 2 HBP 0 BLK 0 WP 0 HR 1 S 40 P 64 ERA 2.00 WHIP 1.000	IP 9.0 WLS W BF 38 H 5 R 3 ER 2 SO 4 BB 4 IBB 2 HBP 0 BLK 0 WP 0 HR 1 S 40 P 64 ERA 2.00 WHIP 1.000	IP 9.0 WLS W BF 38 H 5 R 3 ER 2 SO 4 BB 4 IBB 2 HBP 0 BLK 0 WP 0 HR 1 S 40 P 64 ERA 2.00 WHIP 1.000	IP 9.0 WLS W BF 38 H 5 R 3 ER 2 SO 4 BB 4 IBB 2 HBP 0 BLK 0 WP 0 HR 1 S 40 P 64 ERA 2.00 WHIP 1.000	IP 9.0 WLS W BF 38 H 5 R 3 ER 2 SO 4 BB 4 IBB 2 HBP 0 BLK 0 WP 0 HR 1 S 40 P 64 ERA 2.00 WHIP 1.000	IP 9.0 WLS W BF 38 H 5 R 3 ER 2 SO 4 BB 4 IBB 2 HBP 0 BLK 0 WP 0 HR 1 S 40 P 64 ERA 2.00 WHIP 1.000

BOTTOM

Cincinnati Reds @ Pittsburgh Pirates  
Forbes Field, Pittsburgh, PA  
Fri Sep 19 1952, 3:33 AM EDT  
Att. 5,435 - Unknown

livebaseballscorecards.com

AB	31
R	3
H	5
RBI	2
BB	6
SO	4
LOB	21



WP: 0	PA: 38
PB: 0	
SB: 1	
CS: 0	

Batter	1	2	3	4	5	6	7	8	9	AB R H RBI BB SO LOB	TOP									
Johnny Temple, R OBP: 0.192, SLG: 0.214 (1, 4) X	0-0 F6 ①		0-0 F9 ③			0-0 F9 ③		0-0 G4-6-3 1-2 1B		4 0 1 0 0 0 0	<p>Cincinnati Reds @ Pittsburgh Pirates</p> <p>Forbes Field, Pittsburgh, PA</p> <p>Sun Sep 21 1952, 3:33 AM EDT</p> <p>Att. 22,398 - Sunny - 70 F</p>									
Bobby Adams, R OBP: 0.338, SLG: 0.373 (1, 5) S S S	0-3 K ②			0-0 F4 ①			0-0 HR 2B	0-0 G4-6-3 1-2f ② ③		4 1 1 0 0 1 2										
Willard Marshall, L OBP: 0.333, SLG: 0.412 (1, 9) X	0-0 3-1 ③			0-0 G3 ②			0-0 F3		0-3 K ①	4 0 0 0 0 1 1										
Ted Kluszewski, L OBP: 0.381, SLG: 0.502 (1, 3) X		0-0 HR		0-0 F8 ③			4-0 HR IBB		0-0 F6 ②	3 2 1 1 1 0 0										
Jim Greengrass, R OBP: 0.306, SLG: 0.574 (1, 8) X		0-0 5-3 ①			0-3 K ①		0-0 HR 1-H 2-H		0-0 F9 ③	4 1 1 3 0 1 0										
Cal Abrams, L OBP: 0.339, SLG: 0.387 (1, 7) X		0-0 L5 ②			0-3 K ②		0-0 F6 ②			3 0 0 0 0 1 0										
Roy McMillan, R OBP: 0.304, SLG: 0.351 (1, 6) X		0-0 F2 ③			0-0 CS 1B		0-0 F2 ③			3 0 1 0 0 0 0										
Hobie Landrith, L OBP: 0.265, SLG: 0.324 (1, 2) X			0-0 F9 ①		0-0 CS 1-2 ③	0-0 G3 ①		0-0 1B 1B		3 0 1 0 0 0 0										
Bud Podbielan, R OBP: 0.217, SLG: 0.182 (1, 1) X			0-0 4-3 ②			0-3 K ②		0-0 F5 ①		3 0 0 0 0 1 1										
<b>Inning Stats</b>	R: 0 E: 0 K: 1 S: 5	H: 0 LOB: 0 BB: 0 P: 5	R: 1 E: 0 K: 0 S: 4	H: 1 LOB: 0 BB: 0 P: 4	R: 0 E: 0 K: 0 S: 3	H: 0 LOB: 0 BB: 0 P: 3	R: 0 E: 0 K: 2 S: 7	H: 1 LOB: 0 BB: 0 P: 7	R: 0 E: 0 K: 1 S: 5	H: 0 LOB: 0 BB: 0 P: 5	R: 3 E: 0 K: 0 S: 5	H: 2 LOB: 0 BB: 1 P: 9	R: 0 E: 0 K: 0 S: 4	H: 2 LOB: 1 BB: 0 P: 4	R: 0 E: 0 K: 1 S: 5	H: 0 LOB: 0 BB: 0 P: 5	1B: 3 2B: 1 3B: 0 HR: 2	SF: 0 SAC: 0 DP: 1 HBP: 0	WP: 0 PB: 0 SB: 0 CS: 1	PA: 33
<b>PITCHER</b>	IP WLS BF H R ER SO BB IBB HBP BLK WP HR S P ERA WHIP																			
Ron Necciai, R ERA: 7.74 (1, 1)	7.1 L 28 6 4 4 4 0 0 0 0 0 0 2 35 39 4.91 0.818																			
Murry Dickson, R ERA: 3.57 (8, 1)	0.2 1 0 0 0 0 0 0 0 0 0 0 0 1 1 0.00 0.000																			
Howie Pollet, L ERA: 4.12 (9, 1)	1.0 3 0 0 0 0 1 0 0 0 0 0 0 5 5 0.00 0.000																			

livebaseballscorecards.com

AB	31
R	4
H	6
RBI	4
BB	1
SO	5
LOB	4





Batter	1	2	3	4	5	6	7	8	9	AB	R	H	RBI	BB	SO	LOB
<b>Bobby Del Greco, R</b> OBP: 0.289, SLG: 0.263 (1, 9) x	0-0 5-3 ①		0-0 F6 ②			0-0 6-3 ①			0-3 K ①	4	0	0	0	0	1	1
<b>Tony Bartirome, L</b> OBP: 0.279, SLG: 0.271 (1, 3) x	0-0 5-3 ②		0-0 F4 ③			0-0 6-3 ②			0-0 E 2B 1B	4	1	1	0	0	0	1
<b>Frank Thomas, R</b> OBP: 0.118, SLG: 0.118 (1, 8) x	0-0 F5 ③				0-0 6-3 ①				0-0 E5 2B	4	1	0	0	0	0	1
<b>Ralph Kiner, R</b> OBP: 0.390, SLG: 0.504 (1, 7) x		0-0 L5 ①		0-0 F4 ②			0-0 FC6-4 1B		0-0 1B 2B 1-H 2-H	4	1	2	2	0	0	0
<b>Joe Garagiola, L</b> OBP: 0.370, SLG: 0.405 (1, 2) x		0-0 F8 ②		0-0 3-1 ③			0-0 FC6-4 G4-6-3 1-2f		0-0 4-3 1B CS 1B 2-H	4	0	1	1	0	0	1
<b>Brandy Davis, R</b> OBP: 0.267, SLG: 0.213 (9, PR) x										0	0	0	0	0	0	0
<b>Dick Groat, R</b> OBP: 0.319, SLG: 0.309 (1, 6) x		0-0 FC6-4 1B			0-0 F8 ①		0-0 G4-6-3 1-2f		0-0 4-3 1B	4	0	2	0	0	0	1
<b>Dick Smith, R</b> OBP: 0.210, SLG: 0.111 (1, 5) x		0-0 FC6-4 1-2f			0-0 F1 ②				0-0 F5 ①	3	0	0	0	0	0	1
<b>Gus Bell, L</b> OBP: 0.306, SLG: 0.406 (9, PH) x									0-0 4-3 1-2 2-3	1	0	0	0	0	0	2
<b>Clem Koshorek, R</b> OBP: 0.320, SLG: 0.313 (1, 4) x			0-0 F6 ①		0-0 FC6 1B				0-0 CS ③	3	0	1	0	0	0	0
<b>Ron Necciai, R</b> OBP: 0.125, SLG: 0.067 (1, 1) x									0-0 F2 ②							
<b>Murry Dickson, R</b> OBP: 0.231, SLG: 0.262 (8, 1) x			4-0 BB		0-0 FC6 ③				0-0 6-3 ③	1	0	0	0	1	0	1
<b>Dick Hall, R</b> OBP: 0.159, SLG: 0.150 (8, PH) x										0	0	0	0	0	0	0
<b>Howie Pollet, L</b> OBP: 0.276, SLG: 0.191 (9, 1) x										0	0	0	0	0	0	0

Inning Stats	R: 0	H: 0	E: 0	K: 0	S: 3	R: 0	H: 1	E: 0	K: 0	S: 4	R: 0	H: 0	E: 0	K: 0	S: 3	R: 0	H: 0	E: 0	K: 0	S: 3	R: 0	H: 1	E: 0	K: 0	S: 4	R: 0	H: 0	E: 0	K: 0	S: 3	R: 0	H: 0	E: 0	K: 0	S: 3	R: 0	H: 0	E: 1	K: 1	S: 9	R: 3	H: 4	E: 1	K: 1	S: 9	1B: 6	SF: 0	2B: 1	SAC: 0	3B: 0	DP: 1	HR: 0	HBP: 0	WP: 0	PA: 35
--------------	------	------	------	------	------	------	------	------	------	------	------	------	------	------	------	------	------	------	------	------	------	------	------	------	------	------	------	------	------	------	------	------	------	------	------	------	------	------	------	------	------	------	------	------	------	-------	-------	-------	--------	-------	-------	-------	--------	-------	--------

PITCHER	IP	WLS	BF	H	R	ER	SO	BB	IBB	HBP	BLK	WP	HR	S	P	ERA	WHIP	PITCHER	IP	WLS	BF	H	R	ER	SO	BB	IBB	HBP	BLK	WP	HR	S	P	ERA	WHIP															
<b>Bud Podbielan, R</b> ERA: 3.5 (1, 1)	9.0	W	34	7	3	2	1	1	0	0	0	0	0	35	39	2.00	0.889																																	

**BOTTOM**

**Cincinnati Reds @ Pittsburgh Pirates**  
Forbes Field, Pittsburgh, PA

Sun Sep 21 1952, 3:33 AM EDT  
Att. 22,398 - Sunny - 70 F

<b>AB</b>	<b>33</b>
<b>R</b>	<b>3</b>
<b>H</b>	<b>7</b>
<b>RBI</b>	<b>3</b>
<b>BB</b>	<b>1</b>
<b>SO</b>	<b>1</b>
<b>LOB</b>	<b>9</b>



livebaseballscorecards.com

Batter	1	2	3	4	5	6	7	8	9	AB R H RBI BB SO LOB	TOP									
Dick Smith, R OBP: 0.197, SLG: 0.103 (1, 5) (8, 4)	0-0 F7		0-0 F8			0-0 G3			0-0 G3	4 0 0 0 0 0 1										
Tony Bartirome, L OBP: 0.279, SLG: 0.271 (1, 3)	0-0 5-3			0-0 L6			0-0 F3		0-0 G5-4-3 1B	4 0 1 0 0 0 0										
Frank Thomas, R OBP: 0.095, SLG: 0.095 (1, 8)	0-0 F7			0-0 5-3			0-0 F8		0-0 G5-4-3 1-2f	4 0 0 0 0 0 1										
Ralph Kiner, R OBP: 0.388, SLG: 0.501 (1, 7)		0-0 5-3		0-0 F3			0-3 K			3 0 0 0 0 1 0										
Joe Garagiola, L OBP: 0.367, SLG: 0.402 (1, 2)		0-0 F8			0-0 F8			0-0 G3		3 0 0 0 0 0 0										
Bobby Del Greco, R OBP: 0.290, SLG: 0.263 (1, 9)		0-0 5-3			0-0 F2			0-0 1B 1B		3 0 1 0 0 0 0										
Dick Groat, R OBP: 0.319, SLG: 0.309 (1, 6)			0-0 F9		0-0 6-3			0-0 1-2 1B		3 0 1 0 0 0 0										
Clem Koshorek, R OBP: 0.318, SLG: 0.312 (1, 4)			0-0 F7			0-0 5-3		0-0 F7		2 0 0 0 0 0 0										
Gus Bell, L OBP: 0.306, SLG: 0.405 (8, PH)										1 0 0 0 0 0 2										
Ron Kline, R (8, 1)										0 0 0 0 0 0 0										
Cal Hogue, R OBP: 0.280, SLG: 0.292 (1, 1)			0-0 1B			0-0 6-3		0-0 F2		2 0 1 0 0 0 0										
Sonny Senerchia, R OBP: 0.260, SLG: 0.380 (8, PH) (8, 5)										1 0 0 0 0 0 2										
<b>Inning Stats</b>	R: 0 E: 0 K: 0 S: 3	H: 0 LOB: 0 BB: 0 P: 3	R: 0 E: 0 K: 0 S: 3	H: 0 LOB: 0 BB: 0 P: 3	R: 0 E: 0 K: 0 S: 4	H: 1 LOB: 1 BB: 0 P: 4	R: 0 E: 0 K: 0 S: 3	H: 0 LOB: 0 BB: 0 P: 3	R: 0 E: 0 K: 0 S: 3	H: 0 LOB: 0 BB: 0 P: 3	R: 0 E: 0 K: 1 S: 5	H: 0 LOB: 0 BB: 0 P: 5	R: 0 E: 0 K: 0 S: 5	H: 2 LOB: 2 BB: 0 P: 5	R: 0 E: 0 K: 0 S: 3	H: 1 LOB: 0 BB: 0 P: 3	1B: 4 2B: 0 3B: 0 HR: 0	SF: 0 SAC: 0 DP: 1 HBP: 0	WP: 0 PB: 0 SB: 0 CS: 0	PA: 30
<b>PITCHER</b> Bud Podbielan, R ERA: 3.15 (1, 1)	IP: 9.0 WLS: W BF: 30 H: 4 R: 0 ER: 0 SO: 1 BB: 0 IBB: 0 HBP: 0 BLK: 0 WP: 0 HR: 0 S: 32 P: 32 ERA: 0.00 WHIP: 0.444																			<b>PITCHER</b> IP: WLS: BF: H: R: ER: SO: BB: IBB: HBP: BLK: WP: HR: S: P: ERA: WHIP

Pittsburgh Pirates @ Cincinnati Reds  
Crosley Field, Cincinnati, OH

Fri Sep 26 1952, 3:33 AM EDT  
Att: 3,893 - Unknown - 72 F

livebaseballscorecards.com

AB	30
R	0
H	4
RBI	0
BB	0
SO	1
LOB	6



Batter	1	2	3	4	5	6	7	8	9	AB	R	H	RBI	BB	SO	LOB	BOTTOM																	
<b>Johnny Temple, R</b> OBP: 0.207, SLG: 0.227 (1, 4)	0-0 5-3	0-0 F6		0-0 2B			0-0 5-3			4	0	1	0	0	0	2	<b>Pittsburgh Pirates @ Cincinnati Reds</b> Crosley Field, Cincinnati, OH Fri Sep 26 1952, 3:33 AM EDT Att. 3,893 - Unknown - 72 F																	
<b>Bobby Adams, R</b> OBP: 0.334, SLG: 0.364 (1, 5)	0-0 F8		BB 4-0 CS BB	0-0 4-3			0-0 F9			3	0	0	0	1	0	1																		
<b>Willard Marshall, L</b> OBP: 0.329, SLG: 0.401 (1, 9)	BB 4-0 BB BB		X 0-0 1B F9 1B 1-2		X 0-0 3-1		BB 4-0 BB HR			2	2	1	0	2	0	0																		
<b>Ted Kluszewski, L</b> OBP: 0.383, SLG: 0.511 (1, 3)	0-0 4-3		X 0-0 1B FC4-6 1B 1-3		X 0-0 4-3		X 0-0 1-H HR			4	1	2	2	0	0	1																		
<b>Jim Greengrass, R</b> OBP: 0.384, SLG: 0.623 (1, 8)		BB 4-0 BB BB	X 0-0 F9		X 0-0 2B		X 0-0 5-3			3	1	1	1	1	0	1																		
<b>Cal Abrams, L</b> OBP: 0.356, SLG: 0.398 (1, 7)		BB 4-0 BB BB	X 0-0 FC4-6		X 0-0 4-3		X 0-0 4-3			3	0	1	0	1	0	2																		
<b>Roy McMillan, R</b> OBP: 0.306, SLG: 0.350 (1, 6)		X 0-0 FC4-6 4-3 1-2f 2-3		X 0-0 F9 2B		X 0-0 F7		X 0-0 4-3		4	1	1	0	0	0	3																		
<b>Hobie Landrith, L</b> OBP: 0.214, SLG: 0.262 (1, 2)		X 0-0 4-3 1-2 3-H		X 0-0 F9		X 0-0 F6		X 0-0 4-3		4	0	0	1	0	0	3																		
<b>Bud Podbielan, R</b> OBP: 0.222, SLG: 0.160 (1, 1)		BB 4-0 BB BB	X 0-0 F9		X 0-0 4-3		X 0-0 K			3	0	0	1	1	1	1																		
<b>Inning Stats</b>	R: 0 E: 0 K: 0 S: 3	H: 0 LOB: 1 BB: 1 P: 7	R: 1 E: 0 K: 0 S: 3	H: 0 LOB: 2 BB: 3 P: 15	R: 1 E: 0 K: 0 S: 4	H: 2 LOB: 1 BB: 1 P: 8	R: 1 E: 0 K: 0 S: 5	H: 2 LOB: 1 BB: 0 P: 5	R: 0 E: 0 K: 0 S: 4	H: 1 LOB: 1 BB: 0 P: 4	R: 0 E: 0 K: 0 S: 3	H: 0 LOB: 0 BB: 0 P: 3	R: 2 E: 0 K: 0 S: 4	H: 1 LOB: 0 BB: 1 P: 8	R: 0 E: 0 K: 1 S: 6	H: 1 LOB: 1 BB: 0 P: 6		1B: 2 2B: 4 3B: 0 HR: 1	SF: 0 SAC: 0 DP: 0 HBP: 0	WP: 0 PB: 0 SB: 0 CS: 1	PA: 36													
<b>PITCHER</b> <b>Cal Hogue, R</b> ERA: 4.84 <b>Ron Kline, R</b> ERA: 5.62	IP 7.0 (1, 1)	WLS L (8, 1)	BF 32	H 6	R 5	ER 5	SO 0	BB 6	IBB 0	HBP 0	BLK 0	WP 0	HR 1	S 26	P 50	ERA 6.43	WHIP 1.714																	
																	<b>PITCHER</b>	IP	WLS	BF	H	R	ER	SO	BB	IBB	HBP	BLK	WP	HR	S	P	ERA	WHIP

<b>AB</b>	<b>30</b>
<b>R</b>	<b>5</b>
<b>H</b>	<b>7</b>
<b>RBI</b>	<b>5</b>
<b>BB</b>	<b>6</b>
<b>SO</b>	<b>1</b>
<b>LOB</b>	<b>14</b>



WP: 0	PA: 36
PB: 0	
SB: 0	
CS: 1	

**livebaseballscorecards.com**

Batter	1	2	3	4	5	6	7	8	9	AB R H RBI BB SO LOB	TOP																										
Tony Bartirome, L (1, 3) OBP: 0.275, SLG: 0.267	0-0 F8		0-0 F4		0-0 4-3		0-0 FC6-4 HR	0-0 F6		5 1 0 0 0 0 3																											
Ralph Kiner, R (1, 7) OBP: 0.386, SLG: 0.504	0-0 F2		0-0 5-3		0-0 6-3		0-0 HR	0-0 F4		5 1 1 3 0 0 1																											
Joe Garagiola, L (1, 2) OBP: 0.370, SLG: 0.412	0-3 K		0-0 1B			0-0 G3	0-0 HR		4-0 2B 1B BB	4 2 2 1 1 1 0																											
Gus Bell, L (1, 9) OBP: 0.305, SLG: 0.409		0-0 F7	0-0 4-3			0-0 L3	0-0 HR		0-3 K	5 1 1 1 0 1 2																											
Bobby Del Greco, R (1, 8) OBP: 0.299, SLG: 0.276		4-0 1B 1B BB		1-0 HBP		0-0 2B	0-0 1B		0-0 1B FC6 2B	3 2 3 0 1 0 0																											
Dick Groat, R (1, 6) OBP: 0.320, SLG: 0.311		0-0 1B 1-2 1B		0-3 K		0-0 6-3	0-0 G1		0-0 FC6 1B	5 0 2 1 0 1 3																											
Dick Smith, R (1, 4) OBP: 0.211, SLG: 0.127		0-0 1-3 2-H 1B		0-0 F3		0-0 6-3	0-0 FC6-4 HR 1B 1B	0-0 E8 1B	0-0 FC6	5 2 2 2 0 0 2																											
Sonny Senerchia, R (1, 5) OBP: 0.257, SLG: 0.371		0-0 F6		0-0 F9		0-0 6-3	0-0 F3	0-0 FC1-5 2-H 1B	0-3 K2-3	5 0 1 1 0 1 5																											
Jim Waugh, R (1, 1) OBP: 0.260, SLG: 0.100		0-0 4-3			0-0 L4-3		0-0 FC6-4 1B	0-0 FC1-5		0 0 0 0 0 0 0																											
Woody Main, R (1, 1) OBP: 0.054, SLG: 0.054										0 0 0 0 0 0 0																											
Brandy Davis, R (2, PH) OBP: 0.262, SLG: 0.211										1 0 0 0 0 0 2																											
Ron Kline, R (2, 1)										1 0 0 0 0 0 0																											
Clem Koshorek, R (7, PH) OBP: 0.320, SLG: 0.314										1 0 1 0 0 0 0																											
Bob Friend, R (7, 1) OBP: 0.093, SLG: 0.058										1 0 0 0 0 0 1																											
<b>Inning Stats</b>	R: 0 E: 0 K: 1 S: 5	H: 0 LOB: 0 BB: 0 P: 5	R: 1 E: 0 K: 0 S: 5	H: 2 LOB: 2 BB: 1 P: 9	R: 0 E: 0 K: 0 S: 4	H: 1 LOB: 1 BB: 0 P: 4	R: 0 E: 0 K: 1 S: 5	H: 0 LOB: 1 BB: 0 P: 6	R: 0 E: 0 K: 0 S: 3	H: 0 LOB: 0 BB: 0 P: 3	R: 0 E: 0 K: 0 S: 4	H: 1 LOB: 1 BB: 0 P: 4	R: 5 E: 0 K: 0 S: 9	H: 6 LOB: 1 BB: 0 P: 9	R: 1 E: 1 K: 0 S: 5	H: 1 LOB: 1 BB: 0 P: 5	R: 2 E: 0 K: 2 S: 9	H: 2 LOB: 1 BB: 1 P: 13	1B: 8 2B: 2 3B: 0 HR: 3	SF: 0 SAC: 0 DP: 0 HBP: 1	WP: 0 PB: 0 SB: 1 CS: 0	PA: 44															
<b>PITCHER</b>	IP WLS BF H R ER SO BB IBB HBP BLK WP HR S P ERA WHIP																																				
Bubba Church, R (1, 1) ERA: 4.55	6.2		32	10	6	6	2	1	0	1	0	0	3	34	39	8.10	1.650																				
Frank Hiller, R (7, 1) ERA: 4.71	0.1		1	0	0	0	0	0	0	0	0	0	0	1	1	0.00	0.000																				
Harry Perkowski, L (8, 1) ERA: 3.76	2.0	L	11	3	3	2	2	1	0	0	0	0	0	14	18	9.00	2.000																				

Pittsburgh Pirates @ Cincinnati Reds  
 Crosley Field, Cincinnati, OH  
 Sat Sep 27 1952, 3:33 AM EDT  
 Att: 2,084 - Unknown - 73 F

AB	41
R	9
H	13
RBI	9
BB	2
SO	4
LOB	19



BOTTOM

Pittsburgh Pirates @ Cincinnati Reds

Crosley Field, Cincinnati, OH

Sat Sep 27 1952, 3:33 AM EDT  
Att. 2,084 - Unknown - 73 F

livebaseballscorecards.com

AB	34
R	6
H	8
RBI	6
BB	9
SO	1
LOB	19



WP:	0	PA:	43
PB:	1		
SB:	1		
CS:	0		

AB R H RBI BB SO LOB

4	1	1	0	1	0	5
4	0	1	1	1	1	2
5	0	0	0	0	0	4
1	2	0	0	2	0	1
1	0	0	0	1	0	0
5	1	1	1	0	0	3
4	1	1	0	1	0	0
4	0	2	2	1	0	1
4	0	1	2	0	0	3
2	1	1	0	1	0	0
0	0	0	0	0	0	0
0	0	0	0	1	0	0
0	0	0	0	0	0	0

Batter	1	2	3	4	5	6	7	8	9
Johnny Temple, R OBP: 0.216, SLG: 0.228 (1, 4)									
Bobby Adams, R OBP: 0.334, SLG: 0.363 (1, 5)									
Willard Marshall, L OBP: 0.325, SLG: 0.397 (1, 9)									
Ted Kluszewski, L OBP: 0.385, SLG: 0.510 Joe Adcock, R OBP: 0.315, SLG: 0.455 (1, 3) (6, 3)									
Jim Greengrass, R OBP: 0.352, SLG: 0.591 (1, 8)									
Cal Abrams, L OBP: 0.357, SLG: 0.394 (1, 7)									
Roy McMillan, R OBP: 0.308, SLG: 0.353 (1, 6)									
Hobie Landrith, L OBP: 0.217, SLG: 0.283 (1, 2)									
Bubba Church, R OBP: 0.250, SLG: 0.333 Frank Hiller, R OBP: 0.286, SLG: 0.167 Grady Hatton, L OBP: 0.319, SLG: 0.312 Harry Perkowski, L OBP: 0.171, SLG: 0.213 (1, 1) (7, 1) (7, PH) (8, 1)									

Inning Stats	R: 4	H: 2	E: 0	LOB: 3	K: 1	P: 7	R: 0	H: 0	E: 0	LOB: 0	K: 0	P: 5	R: 0	H: 1	E: 0	LOB: 1	K: 0	P: 4	R: 0	H: 1	E: 0	LOB: 1	K: 0	P: 4	R: 1	H: 1	E: 0	LOB: 1	K: 0	P: 8	R: 1	H: 2	E: 0	LOB: 2	K: 0	P: 5	R: 0	H: 1	E: 0	LOB: 2	K: 0	P: 8	R: 0	H: 0	E: 0	LOB: 0	K: 0	P: 3	R: 0	H: 0	E: 0	LOB: 0	K: 0	P: 3
	S: 7	BB: 5	S: 2	BB: 1	S: 4	S: 4	S: 4	S: 4	S: 5	S: 4	S: 3	S: 3	S: 3	S: 3	S: 3	S: 3	S: 3	S: 3	S: 3	S: 3	S: 3	S: 3	S: 3	S: 3	S: 3	S: 3	S: 3	S: 3	S: 3	S: 3	S: 3	S: 3	S: 3	S: 3	S: 3	S: 3	S: 3	S: 3	S: 3	S: 3	S: 3	S: 3	S: 3	S: 3	S: 3	S: 3	S: 3	S: 3	S: 3					

PITCHER	IP	WLS	BF	H	R	ER	SO	BB	IBB	HBP	BLK	WP	HR	S	P	ERA	WHIP
Jim Waugh, R ERA: 6.36 (1, 1)	0.2		9	2	4	4	1	5	0	0	0	0	0	6	26	54.00	10.500
Woody Main, R ERA: 4.39 (1, 1)	0.1		1	0	0	0	0	0	0	0	0	0	0	1	1	0.00	0.000
Ron Kline, R ERA: 5.49 (2, 1)	5.0		22	5	2	2	0	3	0	0	0	0	0	19	31	3.60	1.600
Bob Friend, R ERA: 4.18 (7, 1)	3.0	W	11	1	0	0	0	0	1	0	0	0	0	10	14	0.00	0.333

Batter	1	2	3	4	5	6	7	8	9	AB R H RBI BB SO LOB	TOP	
Tony Bartirome, L (1, 3) OBP: 0.273, SLG: 0.265 Clyde McCullough, R (8, PH) OBP: 0.283, SLG: 0.291 (8, 3)	0-3 K			0-0 F3		0-0 1-3		0-0 F7		3 0 0 0 0 1 0 1 0 0 0 0 0 3		
Ralph Kiner, R (1, 7) OBP: 0.384, SLG: 0.500	0-0 F4			0-3 K			0-0 6-3		0-0 F7	4 0 0 0 0 1 0		
Joe Garagiola, L (1, 2) OBP: 0.369, SLG: 0.410	0-0 F7			0-0 6-3			0-0 1-3		0-0 HR 1B	4 1 1 0 0 0 0		
Gus Bell, L (1, 9) OBP: 0.306, SLG: 0.417		0-0 G5-4-3 1B			0-0 F8		0-3 K		0-0 HR 1-H	4 1 2 2 0 1 0		
Bobby Del Greco, R (1, 8) OBP: 0.301, SLG: 0.279		0-0 G5-4-3 1-2f			0-0 1B			0-0 2B 1B	0-3 K	4 0 2 0 0 1 1		
Dick Groat, R (1, 6) OBP: 0.319, SLG: 0.313		0-0 F3			0-3 K			0-0 1-3 2B	0-0 6-3	4 0 1 0 0 1 1		
Dick Smith, R (1, 4) OBP: 0.203, SLG: 0.121			0-0 F8		0-0 G3			0-0 F8		3 0 0 0 0 0 3		
Sonny Senerchia, R (1, 5) OBP: 0.250, SLG: 0.360			0-0 6-3			0-0 1-3		0-0 5-3		3 0 0 0 0 0 2		
Ron Necciai, R (1, 1) OBP: 0.111, SLG: 0.059 Frank Thomas, R (8, PH) OBP: 0.136, SLG: 0.095 Woody Main, R (8, 1) OBP: 0.054, SLG: 0.054			0-0 4-3			0-3 K		4-0 IBB		2 0 0 0 0 1 0 0 0 0 0 1 0 0 0 0 0 0 0 0 0		
<b>Inning Stats</b>	R: 0 H: 0 E: 0 LOB: 0 K: 1 BB: 0 S: 5 P: 5	R: 0 H: 1 E: 0 LOB: 0 K: 0 BB: 0 S: 3 P: 3	R: 0 H: 0 E: 0 LOB: 0 K: 0 BB: 0 S: 3 P: 3	R: 0 H: 0 E: 0 LOB: 0 K: 1 BB: 0 S: 5 P: 5	R: 0 H: 1 E: 0 LOB: 1 K: 1 BB: 0 S: 6 P: 6	R: 0 H: 0 E: 0 LOB: 0 K: 1 BB: 0 S: 5 P: 5	R: 0 H: 0 E: 0 LOB: 0 K: 1 BB: 0 S: 5 P: 5	R: 0 H: 2 E: 0 LOB: 3 K: 0 BB: 1 S: 5 P: 9	R: 2 H: 2 E: 0 LOB: 0 K: 1 BB: 0 S: 7 P: 7	1B: 4 SF: 0 2B: 1 SAC: 0 3B: 0 DP: 1 HR: 1 HBP: 0	WP: 0 PA: 33 PB: 0 SB: 0 CS: 0	
<b>PITCHER</b> Ken Raffensberger, L (1, 1) ERA: 2.81	IP WLS BF H R ER SO BB IBB HBP BLK WP HR S P ERA WHIP	9.0 W 33 6 2 2 6 0 1 0 0 0 1 44 48 2.00 0.667										

Pittsburgh Pirates @ Cincinnati Reds  
 Crosley Field, Cincinnati, OH  
 Sun Sep 28 1952, 3:33 AM EST  
 Att. 7,354 - Sunny - 87 F

livebaseballscorecards.com

AB	32
R	2
H	6
RBI	2
BB	1
SO	6
LOB	10



BOTTOM

Pittsburgh Pirates @ Cincinnati Reds  
Crosley Field, Cincinnati, OH  
Sun Sep 28 1952, 3:33 AM EST  
Att. 7,354 - Sunny - 87 F

livebaseballscorecards.com

AB 34  
R 3  
H 11  
RBI 1  
BB 5  
SO 9  
LOB 20



WP: 1 PA: 41  
PB: 0  
SB: 2  
CS: 1

AB R H RBI BB SO LOB

5 2 3 0 0 0 1

4 0 1 0 0 0 2

4 0 0 0 1 1 1

4 1 3 0 1 0 3

3 0 1 1 2 1 3

3 0 0 0 1 1 4

4 0 0 0 0 3 4

4 0 3 0 0 1 0

3 0 0 0 0 2 2

1B: 8 SF: 0  
2B: 3 SAC: 2  
3B: 0 DP: 0  
HR: 0 HBP: 0

Batter	1	2	3	4	5	6	7	8	9
Johnny Temple, R (1, 4) OBP: 0.235, SLG: 0.258	0-0 SH1-3 E 1B	0-0 F5 1-2		0-0 FC6-4 1B		0-0 L5			0-0 1B F9 2B
Bobby Adams, R (1, 5) OBP: 0.334, SLG: 0.363	0-0 SH1-3 1-2		0-0 F7	0-0 FC6-4 1-2f			0-0 F8		0-0 1BB 1B
Willard Marshall, L (1, 9) OBP: 0.324, SLG: 0.393	0-3 K		0-0 L8		0-0 F8		0-0 F4		4-0 1-2 1BB
Joe Adcock, R (1, 3) OBP: 0.321, SLG: 0.460	4-0 BB WP S BB		0-0 E 1B 1B		0-0 BB 1B		0-0 2B		0-0 F4
Jim Greengrass, R (1, 8) OBP: 0.366, SLG: 0.580	4-0 WP BB 1-2 2-H BB		0-0 E8 1-3 1B		4-0 BB 1-2 BB		0-3 K		0-0 F9 3-H
Cal Abrams, L (1, 7) OBP: 0.354, SLG: 0.387	4-0 WP 1-2 2-3 BB		0-3 K		0-0 F6			0-0 F7	
Roy McMillan, R (1, 6) OBP: 0.306, SLG: 0.350	0-3 K 1-2 2-3 3-H			0-3 K2-3	0-3 K			0-0 F8	
Hobie Landrith, L (1, 2) OBP: 0.260, SLG: 0.340		0-0 CS 1B		0-0 1B SH1-3 1B		0-3 K2-3		0-0 2B	
Ken Raffensberger, R (1, 1) OBP: 0.130, SLG: 0.160		0-3 K		0-0 SH1-3 1-2		0-0 F3		0-3 K	

Inning Stats	R: 2	H: 1	E: 0	K: 2	S: 8	LOB: 2	BB: 3	P: 20	R: 0	H: 1	E: 0	K: 1	S: 5	LOB: 0	BB: 0	P: 5	R: 0	H: 2	E: 1	K: 1	S: 7	LOB: 2	BB: 0	P: 7	R: 0	H: 2	E: 0	K: 1	S: 7	LOB: 2	BB: 1	P: 10	R: 0	H: 0	E: 0	K: 1	S: 5	LOB: 0	BB: 0	P: 5	R: 0	H: 1	E: 0	K: 1	S: 6	LOB: 1	BB: 0	P: 6	R: 0	H: 1	E: 0	K: 1	S: 6	LOB: 1	BB: 0	P: 6	R: 1	H: 2	E: 0	K: 0	S: 4	LOB: 3	BB: 1	P: 8	1B: 8	SF: 0	2B: 3	SAC: 2	3B: 0	DP: 0	HR: 0	HBP: 0	WP: 1	PA: 41
--------------	------	------	------	------	------	--------	-------	-------	------	------	------	------	------	--------	-------	------	------	------	------	------	------	--------	-------	------	------	------	------	------	------	--------	-------	-------	------	------	------	------	------	--------	-------	------	------	------	------	------	------	--------	-------	------	------	------	------	------	------	--------	-------	------	------	------	------	------	------	--------	-------	------	-------	-------	-------	--------	-------	-------	-------	--------	-------	--------

PITCHER	IP	WLS	BF	H	R	ER	SO	BB	IBB	HBP	BLK	WP	HR	S	P	ERA	WHIP
Ron Necciai, R (1, 1) ERA: 7.08	7.0		32	8	2	2	8	4	0	0	0	1	0	44	60	2.57	1.714
Woody Main, R (8, 1) ERA: 4.4	1.2	L	9	3	1	1	1	0	1	0	0	0	0	10	14	5.40	1.800