


Pittsburgh Pirates - 1960

Batter	1	2	3	4	5	6	7	8	9	AB R H RBI BB SO LOB	TOP																	
Bob Skinner, L (1, 7) OBP: 0.200, SLG: 0.400	0-3 K		0-0 L5			0-0 4-3		0-0 1B 2B	0-0 1-3	5 1 1 1 0 1 2																		
Dick Groat, R (1, 6) OBP: 0.500, SLG: 0.500	0-0 G6-4-3 1B			0-0 P6		0-0 L7		0-0 1B 1B		4 0 2 0 0 0 0																		
Roberto Clemente, R (1, 9) OBP: 0.500, SLG: 0.500	0-0 G6-4-3 1-2f			0-0 E 1B 1B		0-0 P4		0-0 1-3 3-H 1B 1B		4 0 2 1 0 0 1																		
Dick Stuart, R (1, 3) OBP: 0.750, SLG: 0.750		0-3 K		0-0 E 1B		0-0 1B		0-0 1-2 1B		4 0 3 0 0 1 0																		
Don Hoak, R (1, 5)		0-0 6-3		4-0 G6-4-3 1-2 2-3 BB		4-0 FC6-4 BB		0-3 K		2 0 0 0 2 1 2																		
Gino Cimoli, R (1, 8) OBP: 0.250, SLG: 0.500		0-0 6-3		0-0 G6-4-3 1-2f		0-0 FC6-4 1-2f		0-0 2B 2B		4 1 1 0 0 0 4																		
Bill Mazeroski, R (1, 4) Smoky Burgess, L (9, PH)			0-0 5-3		0-0 F7		0-0 F7		0-0 5-3	3 0 0 0 0 0 1 1 0 0 0 0 0 1	AB 33 R 3 H 11 RBI 3 BB 3 SO 3 LOB 13																	
Hal Smith, R (1, 2) Dick Schofield, S (9, PR)			4-0 SH1-3 BB		0-0 5-3			0-0 2B 2B	0-0 2B 2B	3 1 2 1 1 0 0 0 0 0 0 0 0 0																		
Bob Friend, R (1, 1) Joe Christopher, R (8, PH) Roy Face, R (8, 1) Rocky Nelson, L (9, PH)			0-0 SH1-3		0-0 P3			0-0 5-3	0-0 6-3	1 0 0 0 0 0 0 1 0 0 0 0 0 1 0 0 0 0 0 0 0 1 0 0 0 0 0 1																		
Inning Stats	R: 0 E: 0 K: 1 S: 5	H: 1 LOB: 0 BB: 0 P: 5	R: 0 E: 0 K: 1 S: 5	H: 0 LOB: 0 BB: 0 P: 5	R: 0 E: 0 K: 0 S: 3	H: 0 LOB: 1 BB: 1 P: 7	R: 0 E: 1 K: 0 S: 4	H: 2 LOB: 2 BB: 1 P: 8	R: 0 E: 0 K: 0 S: 3	H: 0 LOB: 0 BB: 0 P: 3	R: 0 E: 0 K: 0 S: 3	H: 0 LOB: 0 BB: 0 P: 3	R: 0 E: 0 K: 0 S: 3	H: 1 LOB: 1 BB: 1 P: 7	R: 2 E: 0 K: 1 S: 9	H: 5 LOB: 2 BB: 0 P: 9	R: 1 E: 0 K: 0 S: 5	H: 2 LOB: 1 BB: 0 P: 5	1B: 7 2B: 4 3B: 0 HR: 0	SF: 0 SAC: 1 DP: 2 HBP: 0	WP: 0 PB: 0 SB: 0 CS: 0	PA: 37						
PITCHER	IP WLS BF H R ER SO BB IBB HBP BLK WP HR S P ERA WHIP																											
Warren Spahn, L (1, 1) ERA: 2.45	7.1		29	7	2	2	2	3	0	0	0	0	0	0	30	42	2.46	1.364										
Don McMahon, R (8, 1) ERA: 9.0	1.0	W	6	4	1	1	1	0	0	0	0	0	0	8	8	9.00	4.000											
Lew Burdette, R (9, 1) ERA:	0.2	S	2	0	0	0	0	0	0	0	0	0	0	2	2	0.00	0.000											

Pittsburgh Pirates @ Milwaukee Braves
 Milwaukee County Stadium, Milwaukee, WI
 Tue Apr 12 1960, 4:33 AM EST
 Att: 39,888 - Unknown

livebaseballscorecards.com

Batter	1	2	3	4	5	6	7	8	9	AB	R	H	RBI	BB	SO	LOB
Bill Bruton, L OBP: 0.250, SLG: 0.250 (1, 8)	0-0 4-3		0-3 K		0-0 K 1B		0-0 3-1			4	0	1	0	0	1	0
Red Schoendienst, S (1, 4)	4-0 1B 1B BB		0-0 6-3		0-3 K		0-0 F8			3	1	0	0	1	1	1
Eddie Mathews, L OBP: 0.500, SLG: 0.500 (1, 5)	0-0 1B 1-2 1B		0-0 1B		0-0 F7		0-0 P6			4	0	2	0	0	0	1
Hank Aaron, R OBP: 0.250, SLG: 0.250 (1, 9)	0-0 F3		0-0 F9		0-3 K		0-0 E5 HR 1B			4	1	1	0	0	1	3
Joe Adcock, R OBP: 0.750, SLG: 1.500 (1, 3)	0-0 1B 1-2 2-H		0-3 K		0-0 FC6-4 1B		0-0 HR 2-H			4	1	3	3	0	1	0
Al Spangler, L (1, 7)	0-0 G1		0-0 6-3		0-0 FC6-4 E S 1-2f		0-0 1-3			4	0	0	0	0	0	3
Johnny Logan, R OBP: 0.500, SLG: 0.333 (1, 6)		0-0 5-3		0-0 1B		4-0 FC6-4 1-3 BB		0-0 5-3		3	0	1	0	1	0	0
Del Crandall, R (1, 2)		0-3 K		0-3 K		0-0 FC6-4 1-2f		0-0 P5		4	0	0	0	0	2	3
Warren Spahn, L OBP: 0.333, SLG: 1.333 (1, 1)		0-0 4-3			0-3 K		0-0 HR			3	1	1	1	0	1	0
Don McMahon, R (8, 1)										0	0	0	0	0	0	0
Lew Burdette, R (9, 1)										0	0	0	0	0	0	0

Inning Stats	R: 1	H: 2	E: 0	K: 5	S: 5	LOB: 2	BB: 1	P: 9	R: 0	H: 0	E: 0	K: 1	S: 5	LOB: 0	BB: 0	P: 5	R: 0	H: 1	E: 0	K: 1	S: 6	LOB: 1	BB: 0	P: 6	R: 0	H: 1	E: 0	K: 2	S: 8	LOB: 1	BB: 0	P: 8	R: 0	H: 1	E: 0	K: 2	S: 8	LOB: 1	BB: 0	P: 8	R: 0	H: 1	E: 0	K: 1	S: 6	LOB: 2	BB: 1	P: 10	R: 1	H: 1	E: 0	K: 0	S: 4	LOB: 0	BB: 0	P: 4	R: 2	H: 2	E: 1	K: 0	S: 5	LOB: 0	BB: 0	P: 5
PITCHER	IP	WLS	BF	H	R	ER	SO	BB	IBB	HBP	BLK	WP	HR	S	P	ERA	WHIP																																															
Bob Friend, R ERA: 2.57 (1, 1)	7.0		30	7	2	2	7	2	0	0	0	0	0	42	50	2.57	1.286																																															
Roy Face, R ERA: 18.0 (8, 1)	1.0	L	5	2	2	2	0	0	0	0	0	0	1	5	5	18.00	2.000																																															

BOTTOM

Pittsburgh Pirates @ Milwaukee Braves
Milwaukee County Stadium, Milwaukee, WI

Tue Apr 12 1960, 4:33 AM EST
Att. 39,888 - Unknown

AB	33
R	4
H	9
RBI	4
BB	2
SO	7
LOB	11



WP	HR	S	P	ERA	WHIP
0	1	5	5	18.00	2.000

Batter	1	2	3	4	5	6	7	8	9	AB R H RBI BB SO LOB	TOP
Roy McMillan, R (1, 6) OBP: 0.125, SLG: 0.571	0-0 6-3		0-0 F8			0-0 F7		0-0 F5		4 0 0 0 0 0 3	
Vada Pinson, L (1, 8) OBP: 0.125, SLG: 0.125	0-0 F5			0-0 F2			0-0 FC5 1B	0-0 4-3		4 0 1 0 0 0 2	
Gus Bell, L (1, 7) OBP: 0.375, SLG: 0.375	0-0 4-3			0-0 G6-4-3 1B			0-0 FC5 1B		0-0 F5	4 0 2 0 0 0 0	
Frank Robinson, R (1, 3) OBP: 0.125, SLG: 0.125		0-0 F9		0-0 G6-4-3 1B			0-0 FC5 1B		0-0 6-3	4 0 0 0 0 0 3	
Tony Gonzalez, L (1, 9) OBP: 0.500, SLG: 0.857		H 1-0 G6-4-3 HBP			0-0 G6-4-3 1B		0-0 F2		0-0 F7	3 0 1 0 0 0 2	
Ed Bailey, L (1, 2)		X 0-0 G6-4-3			0-0 F5		0-0 F3			3 0 0 0 0 0 4	
Billy Martin, R (1, 4) OBP: 0.571, SLG: 1.000					0-0 G6-4-3					3 0 2 0 0 0 1	
Eddie Kasko, R (1, 5) OBP: 0.429, SLG: 0.429					0-0 F8 2B					3 0 1 0 0 0 1	
Cal McLish, S (1, 1) Brooks Lawrence, R (3, 1) Bob Purkey, R (5, 1) Whitey Lockman, L (6, PH) Raul Sanchez, R (6, 1) Jerry Lynch, L (8, PH) Franklin Wisend, R (8, 1)					0-0 F8 2-3					1 0 0 0 0 0 1 1 0 0 0 0 0 0 0 0 0 0 0 0 0 0 0 0 1 0 0 0 0 0 1 0 0 0 0 0 0 0 0 0 1 0 0 0 0 0 0 2 0 0 0 0 0 0 0 0	
Inning Stats	R: 0 H: 0 E: 0 LOB: 0 K: 0 BB: 0 S: 3 P: 3	R: 0 H: 0 E: 0 LOB: 0 K: 0 BB: 0 S: 2 P: 3	R: 0 H: 1 E: 0 LOB: 1 K: 1 BB: 0 S: 6 P: 6	R: 0 H: 1 E: 0 LOB: 0 K: 0 BB: 0 S: 3 P: 3	R: 0 H: 1 E: 0 LOB: 0 K: 0 BB: 0 S: 3 P: 3	R: 0 H: 0 E: 0 LOB: 0 K: 1 BB: 0 S: 5 P: 5	R: 0 H: 2 E: 0 LOB: 2 K: 0 BB: 0 S: 5 P: 5	R: 0 H: 2 E: 0 LOB: 2 K: 0 BB: 0 S: 5 P: 5	R: 0 H: 0 E: 0 LOB: 0 K: 0 BB: 0 S: 3 P: 3	1B: 5 SF: 0 2B: 2 SAC: 0 3B: 0 DP: 3 HR: 0 HBP: 1	WP: 0 PA: 32 PB: 0 SB: 0 CS: 0
PITCHER Vern Law, R (1, 1) ERA:	IP WLS BF H R ER SO BB IBB HBP BLK WP HR S P ERA WHIP										
	9.0 W 32 7 0 0 2 0 0 1 0 0 0 0 35 36 0.00 0.778										

Cincinnati Reds @ Pittsburgh Pirates
 Forbes Field, Pittsburgh, PA
 Thu Apr 14 1960, 3:33 AM EST
 Att. 34,064 - Unknown

livebaseballscorecards.com

AB 31
 R 0
 H 7
 RBI 0
 BB 0
 SO 2
 LOB 19



Batter	1	2	3	4	5	6	7	8	9	AB R H RBI BB SO LOB	TOP
Roy McMillan, R OBP: 0.214, SLG: 0.455 (1, 6) X	0-0 F9		0-0 F8 BB 1B		4-0 WP BB	0-0 SF8		0-0 5-3	0-0 5-3	4 0 1 1 1 0 0	
Vada Pinson, L OBP: 0.154, SLG: 0.083 (1, 8) X	0-0 F8		4-0 S BB		0-0 F7	0-0 FC6-4		0-0 4-3		4 0 0 0 1 0 2	
Gus Bell, L OBP: 0.385, SLG: 0.538 (1, 7) X	0-0 2B 3B		0-0 F8		0-0 1-3		0-0 F5	0-0 BB HR 1B		5 2 2 0 0 0 3	
Frank Robinson, R OBP: 0.385, SLG: 0.364 (1, 3) X	0-0 2B		4-0 G5-4-3 BB			0-0 F7	0-0 BB 1B	4-0 HR BB		3 2 2 1 2 0 0	
Lee Walls, R OBP: 0.600, SLG: 1.250 (1, 9) X	0-0 F9		0-0 G5-4-3			0-0 E 1B 1B	4-0 1B E BB	0-0 HR		4 3 2 3 1 0 4	
Ed Bailey, L OBP: 0.500, SLG: 0.545 (1, 2) X		0-0 WP SF8 2B		0-0 G6-4-3 1B		0-0 1B E 1B	0-0 E 1B	0-0 1B		5 2 5 1 0 0 0	
Billy Martin, R OBP: 0.417, SLG: 0.600 (1, 4) X		0-3 K		0-0 G6-4-3		4-0 1B BB	0-3 K	0-0 F7		4 1 0 0 1 2 5	
Eddie Kasko, R OBP: 0.333, SLG: 0.364 (1, 5) X		0-0 SF8		0-0 6-3		0-0 1B SF8 1B	0-0 E6		0-0 F3	4 1 1 2 0 0 1	
Jay Hook, L OBP: 0.200, SLG: 0.200 (1, 1) X		0-0 6-3		0-0 4-3		0-0 FC6-4 1B	0-3 K		0-0 1-3	5 0 1 2 0 1 2	
Inning Stats	R: 1 H: 2 E: 0 LOB: 1 K: 0 BB: 0 S: 5 P: 5	R: 1 H: 1 E: 0 LOB: 0 K: 1 BB: 0 S: 6 P: 6	R: 0 H: 1 E: 0 LOB: 2 K: 0 BB: 0 S: 3 P: 11	R: 0 H: 1 E: 0 LOB: 0 K: 0 BB: 0 S: 3 P: 3	R: 0 H: 0 E: 0 LOB: 1 K: 0 BB: 1 S: 3 P: 7	R: 4 H: 4 E: 1 LOB: 1 K: 0 BB: 1 S: 7 P: 11	R: 2 H: 2 E: 1 LOB: 2 K: 2 BB: 1 S: 10 P: 14	R: 3 H: 3 E: 0 LOB: 1 K: 0 BB: 1 S: 6 P: 10	R: 0 H: 0 E: 0 LOB: 0 K: 0 BB: 0 S: 3 P: 3	1B: 10 SF: 2 2B: 2 SAC: 0 3B: 1 DP: 2 HR: 1 HBP: 0	WP: 2 PA: 46 PB: 0 SB: 1 CS: 0
PITCHER	IP WLS BF H R ER SO BB IBB HBP BLK WP HR S P ERA WHIP										
Jim Umbricht, R ERA: 10.13 (1, 1)	5.1 L 26 8 6 6 1 4 0 0 0 2 0 24 40 10.12 2.250										
Fred Green, L ERA: (6, 1)	0.2 3 1 0 0 0 0 0 0 0 0 0 3 3 0.00 1.500										
Paul Giel, R ERA: 12.0 (7, 1)	3.0 17 5 5 4 2 2 0 0 0 0 1 19 27 12.00 2.333										

Cincinnati Reds @ Pittsburgh Pirates
 Forbes Field, Pittsburgh, PA
 Sat Apr 16 1960, 3:33 AM EST
 Att. 14,338 - Unknown

AB	38
R	11
H	14
RBI	10
BB	6
SO	3
LOB	17



livebaseballscorecards.com

Batter	1	2	3	4	5	6	7	8	9	AB R H RBI BB SO LOB	TOP											
Roy McMillan, R (1, 6) OBP: 0.222, SLG: 0.400	0-0 5-3		0-0 1B		0-3 K			0-0 1-3		4 0 1 0 0 1 2												
Vada Pinson, L (1, 8) OBP: 0.176, SLG: 0.067	0-3 K		0-0 F7			4-0 BB		0-0 4-3		3 0 0 0 1 1 1												
Gus Bell, L (1, 7) OBP: 0.294, SLG: 0.412	0-0 4-3			0-0 F4		0-0 F7		0-3 K		4 0 0 0 0 1 1												
Frank Robinson, R (1, 3) OBP: 0.294, SLG: 0.267		0-0 F4		0-0 4-3		0-0 F6		0-3 K		4 0 0 0 0 1 1												
Lee Walls, R (1, 9) OBP: 0.444, SLG: 1.000		0-3 K		0-0 6-3		0-0 L3		0-0 3B		4 0 1 0 0 1 1												
Ed Bailey, L (1, 2) OBP: 0.500, SLG: 0.500		0-0 1B			4-0 FC6-4 BB		0-3 K		0-0 F8	3 0 1 0 1 1 1												
Billy Martin, R (1, 4) OBP: 0.313, SLG: 0.429		0-0 F8			0-0 FC6-4 1-3 BB 1-2f		0-0 F9		0-0 4-3	4 0 0 0 0 0 3												
Eddie Kasko, R (1, 5) OBP: 0.400, SLG: 0.385			0-0 1-3		4-0 1-3 BB 1-2		0-0 1B			2 0 1 0 1 0 0												
Joe Nuxhall, L (1, 1)			0-0 F2		0-0 1-3		0-0 F9			1 0 0 0 0 0 0												
Whitey Lockman, L (5, PH)										1 0 0 0 0 0 2												
Bob Purkey, R (5, 1)										0 0 0 0 0 0 0												
Frank House, L (7, PH)										1 0 0 0 0 0 1												
Claude Osteen, L (7, 1)										0 0 0 0 0 0 0												
Inning Stats	R: 0 E: 0 K: 1 S: 5	H: 0 LOB: 0 BB: 0 P: 5	R: 0 E: 0 K: 1 S: 6	H: 1 LOB: 1 BB: 0 P: 6	R: 0 E: 0 K: 0 S: 4	H: 1 LOB: 1 BB: 0 P: 4	R: 0 E: 0 K: 0 S: 3	H: 0 LOB: 0 BB: 0 P: 3	R: 0 E: 0 K: 1 S: 5	H: 0 LOB: 2 BB: 2 P: 13	R: 0 E: 0 K: 1 S: 3	H: 0 LOB: 1 BB: 1 P: 7	R: 0 E: 0 K: 1 S: 6	H: 1 LOB: 1 BB: 0 P: 6	R: 0 E: 0 K: 1 S: 5	H: 0 LOB: 0 BB: 0 P: 5	R: 0 E: 0 K: 1 S: 6	H: 1 LOB: 1 BB: 0 P: 6	1B: 3 2B: 0 3B: 1 HR: 0	SF: 0 SAC: 0 DP: 0 HBP: 0	WP: 0 PB: 0 SB: 0 CS: 0	PA: 34
PITCHER Bob Friend, R (1, 1) ERA: 1.13	IP: 9.0 WLS: W BF: 34 H: 4 R: 0 ER: 0 SO: 6 BB: 3 IBB: 0 HBP: 0 BLK: 0 WP: 0 HR: 0 S: 43 P: 55 ERA: 0.00 WHIP: 0.778											PITCHER	IP: 9.0 WLS: W BF: 34 H: 4 R: 0 ER: 0 SO: 6 BB: 3 IBB: 0 HBP: 0 BLK: 0 WP: 0 HR: 0 S: 43 P: 55 ERA: 0.00 WHIP: 0.778									

Cincinnati Reds @ Pittsburgh Pirates
 Forbes Field, Pittsburgh, PA
 Sun Apr 17 1960, 3:33 AM EST
 Unknown

livebaseballscorecards.com

AB 31
 R 0
 H 4
 RBI 0
 BB 3
 SO 6
 LOB 13



Batter	1	2	3	4	5	6	7	8	9
Bob Skinner, L (1, 7) OBP: 0.389, SLG: 0.563	0-0 4-3		0-0 1B 2B		0-0 SH2-4 1B		0-0 4-3		
Dick Groat, R (1, 6) OBP: 0.625, SLG: 0.667	0-0 HR 1B		0-0 6-3 SF7 1B		0-0 SH2-4			0-0 1-3	
Roberto Clemente, R (1, 9) OBP: 0.438, SLG: 0.933	0-0 1-H HR		0-0 6-3		0-3 K			0-0 3B	
Dick Stuart, R (1, 3) Joe Christopher, R (8, PR) Rocky Nelson, L (9, 3)	0-0 F3		0-0 SF7		0-3 K			0-0 FC6-2-5 3B	
Don Hoak, R (1, 5) OBP: 0.353, SLG: 0.357	0-0 E9 1B		0-0 1B		0-0 5-3			0-0 FC6-2-5 BB	
Gino Cimoli, R (1, 8) OBP: 0.200, SLG: 0.286	0-3 K		0-0 1-3		0-0 F8			4-0 3-H BB	
Bill Mazaroski, R (1, 4) OBP: 0.143, SLG: 0.429		0-0 F7		0-0 6-3		0-0 L4		0-0 F2	
Hal Smith, R (1, 2) OBP: 0.429, SLG: 0.667		0-0 F4		0-0 F3			0-0 6-3		
Bob Friend, R (1, 1)		0-0 L8		0-0 1-3			0-0 6-3		

Inning Stats	R: 2 E: 1 K: 1 S: 8	H: 3 LOB: 1 BB: 0 P: 8	R: 0 E: 0 K: 0 S: 3	H: 0 LOB: 0 BB: 0 P: 3	R: 2 E: 0 K: 0 S: 6	H: 3 LOB: 1 BB: 0 P: 6	R: 0 E: 0 K: 0 S: 3	H: 0 LOB: 0 BB: 0 P: 3	R: 0 E: 0 K: 2 S: 8	H: 1 LOB: 1 BB: 0 P: 8	R: 0 E: 0 K: 0 S: 3	H: 0 LOB: 0 BB: 0 P: 3	R: 0 E: 0 K: 0 S: 3	H: 0 LOB: 0 BB: 0 P: 3	R: 1 E: 0 K: 0 S: 5	H: 2 LOB: 3 BB: 1 P: 9
1B: 5 2B: 1 3B: 2 HR: 1	SF: 1 SAC: 1 DP: 0 HBP: 0	WP: 0 PB: 0 SB: 0 CS: 0														

PITCHER	IP	WLS	BF	H	R	ER	SO	BB	IBB	HBP	BLK	WP	HR	S	P	ERA	WHIP
Joe Nuxhall, L (1, 1) ERA: 9.0	4.0	L	18	6	4	4	1	0	0	0	0	0	1	20	20	9.00	1.500
Bob Purkey, R (5, 1) ERA:	2.0		7	1	0	0	2	0	0	0	0	0	0	11	11	0.00	0.500
Claude Osteen, L (7, 1) ERA: 4.5	2.0		9	2	1	1	0	1	0	0	0	0	0	8	12	4.50	1.500

BOTTOM

Cincinnati Reds @ Pittsburgh Pirates
Forbes Field, Pittsburgh, PA
Sun Apr 17 1960, 3:33 AM EST
Unknown

AB	R	H	RBI	BB	SO	LOB
4	1	2	0	0	0	0
3	2	2	1	0	0	0
4	2	2	2	0	1	2
3	0	1	2	0	1	1
0	0	0	0	0	0	0
0	0	0	0	0	0	0
4	0	2	0	0	0	1
3	0	0	0	1	1	2
4	0	0	0	0	0	3
3	0	0	0	0	0	0
3	0	0	0	0	0	0

AB	31
R	5
H	9
RBI	5
BB	1
SO	3
LOB	9



WP	HR	S	P	ERA	WHIP
0	0	0	0	0	0

livebaseballscorecards.com

Batter	1	2	3	4	5	6	7	8	9	AB R H RBI BB SO LOB	TOP																									
Roy McMillan, R OBP: 0.227, SLG: 0.368 (1, 6) X	0-0 5-3	0-0 F7		0-0 1B		0-0 SH2-3 1-2		0-0 F6		4 0 1 0 0 0 2																										
Vada Pinson, L OBP: 0.227, SLG: 0.105 (1, 8) X	0-0 1B SF9 1B		4-0 1B BB	0-0 F7		0-0 FC6-5 2-3		0-3 K		4 2 1 0 1 1 2																										
Gus Bell, L OBP: 0.318, SLG: 0.409 (1, 7) X	0-0 1B 1-3 1B		0-0 1B 1B		0-0 F8	0-0 F7 1-2		0-0 F7		5 1 2 0 0 0 1																										
Frank Robinson, R OBP: 0.318, SLG: 0.316 (1, 3) X	0-0 SF9		0-0 FC5-4 1B 1-2 2-H		0-0 F7		0-0 F7		0-0 BB 1B	4 0 2 2 0 0 0																										
Lee Walls, R OBP: 0.571, SLG: 0.909 (1, 9) X	0-0 1-3 1B		0-0 FC5-4 1B 1-2 2-H		4-0 2B BB		0-0 6-3		4-0 1-2 BB	3 1 2 1 2 0 0																										
Ed Bailey, L OBP: 0.429, SLG: 0.474 (1, 2) X	0-0 L3		0-0 FC5-4 1-2 2-3		0-0 1B 2B		0-0 F8		0-0 1-3	5 1 1 1 0 0 6																										
Billy Martin, R OBP: 0.400, SLG: 0.556 (1, 4) X		0-0 2B	0-0 F8		0-0 1B			0-0 1B 1B		4 0 3 1 0 0 1																										
Eddie Kasko, R OBP: 0.368, SLG: 0.353 (1, 5) X		0-0 5-3		0-0 F8	0-0 4-3			0-0 1-3 1B FC1-6		4 0 1 0 0 0 2																										
Don Newcombe, L (1, 1)		0-0 5-3		0-0 5-3		0-0 FC6-5 SH2-3 1B		0-0 FC1-6 1-2f		2 0 0 0 0 0 1																										
Raul Sanchez, R OBP: 0.500, SLG: 0.500 (5, 1)										2 0 1 0 0 0 1																										
Bill Henry, L (9, 1)										0 0 0 0 0 0 0																										
Franklin Wieand, R (9, 1)										0 0 0 0 0 0 0																										
Inning Stats	R: 1 E: 0 K: 0 S: 6	H: 3 LOB: 2 BB: 0 P: 6	R: 0 E: 0 K: 0 S: 4	H: 1 LOB: 1 BB: 0 P: 4	R: 2 E: 0 K: 0 S: 5	H: 3 LOB: 1 BB: 1 P: 9	R: 0 E: 0 K: 0 S: 4	H: 1 LOB: 1 BB: 0 P: 4	R: 2 E: 0 K: 0 S: 5	H: 2 LOB: 1 BB: 1 P: 9	R: 0 E: 0 K: 0 S: 4	H: 1 LOB: 1 BB: 0 P: 4	R: 0 E: 0 K: 0 S: 3	H: 0 LOB: 0 BB: 0 P: 3	R: 0 E: 0 K: 0 S: 4	H: 2 LOB: 1 BB: 0 P: 4	R: 0 E: 0 K: 1 S: 6	H: 1 LOB: 2 BB: 1 P: 10	1B: 12 2B: 2 3B: 0 HR: 0	SF: 1 SAC: 1 DP: 1 HBP: 0	WP: 0 PB: 0 SB: 1 CS: 0	PA: 42														
PITCHER	IP WLS BF H R ER SO BB IBB HBP BLK WP HR S P ERA WHIP																																			
Bennie Daniels, R (1, 1) ERA: 13.5	2.0		14	7	3	3	0	1	0	0	0	0	0	13	17	13.50	4.000																			
Fred Green, L (3, 1) ERA: 2.7	2.2		9	1	1	1	0	1	0	0	0	0	0	8	12	3.38	0.750																			
Don Gross, L (5, 1) ERA: 27.0	0.1		3	2	1	1	0	0	0	0	0	0	0	3	3	27.00	6.000																			
George Witt, R (6, 1) ERA:	2.0		7	1	0	0	0	0	0	0	0	0	0	7	7	0.00	0.500																			
Joe Gibbon, L (8, 1) ERA:	2.0	W	9	3	0	0	1	1	0	0	0	0	0	10	14	0.00	2.000																			

Cincinnati Reds @ Pittsburgh Pirates
 Forbes Field, Pittsburgh, PA
 Sun Apr 17 1960, 3:38 AM EST
 Att. 16,196 - Unknown

AB	37
R	5
H	14
RBI	5
BB	3
SO	1
LOB	16



WP: 0	PA: 42
PB: 0	
SB: 1	
CS: 0	

BOTTOM

Cincinnati Reds @ Pittsburgh Pirates

Forbes Field, Pittsburgh, PA

Sun Apr 17 1960, 3:38 AM EST

Att. 16,196 - Unknown

livebaseballscorecards.com

AB	36
R	6
H	11
RBI	6
BB	3
SO	2
LOB	14



WP:	0	PA:	39
PB:	0		
SB:	1		
CS:	0		

AB R H RBI BB SO LOB

3	0	0	0	2	0	3
5	1	1	0	0	0	3
5	1	2	2	0	0	0
3	0	0	0	1	0	0
4	0	0	0	0	1	2
4	0	2	0	0	0	0
0	1	0	0	0	0	0
4	1	3	0	0	0	1
4	1	1	1	0	0	3
1	0	0	0	0	0	1
0	0	0	0	0	0	0
0	0	0	0	0	0	0
1	0	0	0	0	0	1
0	0	0	0	0	0	0
0	0	0	0	0	0	0
1	0	1	0	0	0	0
0	0	0	0	0	0	0
0	0	0	0	0	0	0
1	1	1	3	0	0	0

Batter	1	2	3	4	5	6	7	8	9
Don Hoak, R (1, 5) OBP: 0.364, SLG: 0.294	4-0 BB G4-6-3		0-0 F7		4-0 1-2 BB		0-0 F8		0-0 5-3
Dick Groat, R (1, 6) OBP: 0.524, SLG: 0.550	0-0 G4-6-3 1-2f		0-0 F8		0-0 F4		0-0 1-3		0-0 HR 1B
Bob Skinner, L (1, 7) OBP: 0.391, SLG: 0.667	0-0 E S 1B		0-0 F7		0-0 F5		0-0 3-1		0-0 1-H HR
Dick Stuart, R (1, 3) OBP: 0.381, SLG: 0.444	4-0 1-3 BB		0-0 F7		0-0 F3		0-0 F8		
Roberto Clemente, R (1, 9) OBP: 0.350, SLG: 0.737	0-0 4-3		0-0 1-3		0-3 K				0-0 1-3
Smoky Burgess, L (1, 2) OBP: 0.333, SLG: 0.364		0-0 L5		0-0 F8		0-0 FC4-6 1B			0-0 1B 1B
Joe Christopher, R (9, PR)									
Bill Virdon, L (1, 8) OBP: 0.750, SLG: 0.750		0-0 1B			0-0 FC4-6 1B		0-0 FC4-6 1B 1-2f		0-0 1B 1B 1B
Bill Mazaroski, R (1, 4) OBP: 0.167, SLG: 0.389		0-0 F7			0-0 F4		0-0 F2		0-0 HR 1B 1-2 2-H
Bennie Daniels, L (1, 1)		0-3 K			0-0 FC4-6 BB 1-2f		0-0 1B		0-0 HR 1-H 2-H
Fred Green, R (3, 1)									
Don Gross, L (5, 1)									
Danny Kravitz, L (5, PH)									
George Witt, R (6, 1)									
Dick Schofield, S (7, PH) OBP: 1.000, SLG: 1.000									
Joe Gibbon, R (8, 1)									
Hal Smith, R (9, PH) OBP: 0.500, SLG: 1.143									

Inning Stats	R: 0 E: 0 K: 3 S: 3	H: 1 LOB: 2 BB: 2 P: 11	R: 0 E: 0 K: 1 S: 6	H: 1 LOB: 1 BB: 0 P: 6	R: 0 E: 0 K: 0 S: 3	H: 0 LOB: 0 BB: 0 P: 3	R: 0 E: 0 K: 0 S: 3	H: 0 LOB: 0 BB: 0 P: 3	R: 0 E: 0 K: 0 S: 4	H: 1 LOB: 2 BB: 1 P: 8	R: 0 E: 0 K: 1 S: 5	H: 0 LOB: 0 BB: 0 P: 5	R: 0 E: 0 K: 0 S: 5	H: 2 LOB: 2 BB: 0 P: 5	R: 0 E: 0 K: 0 S: 3	H: 0 LOB: 0 BB: 0 P: 3	R: 6 E: 0 K: 0 S: 8	H: 6 LOB: 1 BB: 0 P: 8	1B: 9 2B: 0 3B: 0 HR: 2	SF: 0 SAC: 0 DP: 1 HBP: 0
--------------	------------------------------	----------------------------------	------------------------------	---------------------------------	------------------------------	---------------------------------	------------------------------	---------------------------------	------------------------------	---------------------------------	------------------------------	---------------------------------	------------------------------	---------------------------------	------------------------------	---------------------------------	------------------------------	---------------------------------	----------------------------------	------------------------------------

PITCHER	IP	WLS	BF	H	R	ER	SO	BB	IBB	HBP	BLK	WP	HR	S	P	ERA	WHIP
Don Newcombe, R (1, 1) ERA: 0.00	4.0		16	3	0	0	1	2	0	0	0	0	0	16	24	0.00	1.250
Raul Sanchez, R (5, 1) ERA: 3.0	4.0		15	2	0	0	1	1	0	0	0	0	0	16	20	0.00	0.750
Bill Henry, L (9, 1) ERA: 27.0	0.1	L	5	4	5	5	0	0	0	0	0	0	1	5	5	135.00	12.000
Franklin Wieand, R (9, 1) ERA: 13.5	0.1	L	3	2	1	1	0	0	0	0	0	0	1	3	3	27.00	6.000

Batter	1	2	3	4	5	6	7	8	9	AB R H RBI BB SO LOB	TOP			
Ted Lepcio, R (1, 4) OBP: 0.333, SLG: 0.500	0-0 2B 1B		0-0 1B 2B	0-0 5-3		0-0 F7			0-3 K	5 1 2 0 0 1 0				
Bobby Del Greco, R (1, 8) OBP: 0.409, SLG: 0.647	0-3 K		0-0 F8	4-0 CS BB		0-0 F9			0-0 1B	4 0 1 0 1 1 2				
Alvin Dark, R (1, 5) OBP: 0.364, SLG: 0.176	0-0 F9		0-0 6-3	0-0 5-3 1-2					0-0 F8	5 0 1 0 0 0 3				
Pancho Herrera, R (1, 3) OBP: 0.286, SLG: 0.450	0-0 1-3 2B		0-0 2-H 3B 1B			0-0 F8			0-0 F4	4 1 2 1 0 0 0				
Wally Post, R (1, 7) OBP: 0.333, SLG: 0.600	4-0 IBB		0-0 1-H 1B 3B			0-0 6-3			0-0 F8	3 1 1 1 1 0 0				
Ken Walters, R (1, 9) OBP: 0.375, SLG: 0.286	0-0 1-3		0-0 3-H 1B 1B			4-0 1B BB			0-0 F4	3 1 1 1 1 0 3				
Jimmie Coker, R (1, 2) OBP: 0.190, SLG: 0.250		0-0 F3	4-0 1B 1-2 BB			0-0 1-2 1B			0-0 F7	3 0 1 0 1 0 0				
Joe Koppe, R (1, 6) OBP: 0.261, SLG: 0.273		0-0 6-3	0-0 1-3 2-H 1B			0-0 4-3			0-0 6-3	4 0 1 1 0 0 2				
Jim Owens, R (1, 1) OBP: 0.000, SLG: 0.000		0-3 K	0-3 K			0-0 4-3			0-3 K	4 0 0 0 0 3 2				
Inning Stats	R: 0 E: 0 K: 1 S: 7 H: 2 LOB: 3 BB: 1 P: 11	R: 0 E: 0 K: 1 S: 5 H: 0 LOB: 0 BB: 0 P: 5	R: 4 E: 0 K: 1 S: 10 H: 5 LOB: 2 BB: 1 P: 14	R: 0 E: 0 K: 0 S: 2 H: 0 LOB: 0 BB: 1 P: 6	R: 0 E: 0 K: 0 S: 4 H: 1 LOB: 2 BB: 1 P: 8	R: 0 E: 0 K: 0 S: 3 H: 0 LOB: 0 BB: 0 P: 3	R: 0 E: 0 K: 0 S: 3 H: 0 LOB: 0 BB: 0 P: 3	R: 0 E: 0 K: 0 S: 3 H: 0 LOB: 0 BB: 0 P: 3	R: 0 E: 0 K: 2 S: 8 H: 2 LOB: 2 BB: 0 P: 8	1B: 7 2B: 2 3B: 1 HR: 0 SF: 0 SAC: 0 DP: 0 HBP: 0	WP: 0 PB: 0 SB: 0 CS: 1 PA: 39			
PITCHER	IP WLS BF H R ER SO BB IBB HBP BLK WP HR S P ERA WHIP												PITCHER	IP WLS BF H R ER SO BB IBB HBP BLK WP HR S P ERA WHIP
Harvey Haddix, L (1, 1) ERA: 13.5	2.2 L 17 7 4 4 2 1 1 0 0 0 0 19 27 13.50 3.000													
Paul Giel, R (3, 1) ERA: 4.91	4.1 15 1 0 0 1 2 0 0 0 0 0 15 23 0.00 0.692													
Roy Face, R (8, 1) ERA: 6.0	2.0 7 2 0 0 2 0 0 0 0 0 0 11 11 0.00 1.000													

Philadelphia Phillies @ Pittsburgh Pirates
 Forbes Field, Pittsburgh, PA
 Tue Apr 19 1960, 6:05 PM EST
 Att. 11,443 - Unknown

livebaseballscorecards.com

AB	35
R	4
H	10
RBI	4
BB	4
SO	5
LOB	12



Batter	1	2	3	4	5	6	7	8	9	AB R H RBI BB SO LOB	TOP											
Ted Lepcio, R (1, 4) OBP: 0.250, SLG: 0.375 Ed Bouchee, L (6, PH) OBP: 0.316, SLG: 0.294 (6, 3)	0-0 5-3		0-0 5-3			0-0 1-3		0-0 1B 1B		2 0 0 0 0 0 0 2 0 1 0 0 0 0												
Bobby Del Greco, R (1, 8) OBP: 0.385, SLG: 0.571	0-0 G3			0-0 L8			0-0 E6 1B 2B	0-0 1B L5-3		4 1 1 0 0 0 0												
Alvin Dark, R (1, 5) OBP: 0.346, SLG: 0.190	0-0 1-3			0-0 F3			0-0 1B 2B 1B	0-0 L5-3		4 1 1 0 0 0 2												
Pancho Herrera, R (1, 3) OBP: 0.320, SLG: 0.542 (6, 4)		0-0 2B		0-3 K			0-0 1B 2B 1-3 2-H	0-0 F8		4 0 2 1 0 1 1												
Harry Anderson, L (1, 7) OBP: 0.474, SLG: 0.750		0-0 F8			0-0 F8		0-0 F6	0-0 G1-6-3 1B		4 0 1 0 0 0 3												
Ken Walters, R (1, 9) OBP: 0.300, SLG: 0.222 Ruben Gomez, R (6, 1) Dave Philley, S (7, PH) OBP: 0.333, SLG: 0.333 (7, 9)		0-3 K			0-0 F4		0-0 BB 1B 2-3 3-H	0-0 G1-6-3		2 0 0 0 0 1 1 0 0 0 0 0 0 0 2 0 1 1 0 0 1												
Jimmie Coker, R (1, 2) OBP: 0.167, SLG: 0.217 Wally Post, R (9, PH) OBP: 0.286, SLG: 0.500		0-0 6-3			0-0 6-3		0-0 F4	0-0 F8		3 0 0 0 0 0 3 1 0 0 0 0 0 0												
Joe Koppe, R (1, 6) OBP: 0.250, SLG: 0.261 Johnny Callison, L (6, PH) OBP: 0.600, SLG: 0.333 (6, 9) Turk Farrell, R (7, 1)			0-0 5-3			0-0 L4	4-0 BB 1-2 BB			1 0 0 0 0 0 0 1 0 0 0 1 0 0 0 0 0 0 0 0 0												
Don Cardwell, R (1, 1) OBP: 0.333, SLG: 1.333 Tony Curry, L (6, PH) OBP: 0.400, SLG: 0.250 Bobby Malkmus, R (6, 6)			0-0 6-3			0-0 3-1	0-3 K			1 0 0 0 0 0 0 1 0 0 0 0 0 0 1 0 0 0 0 1 3												
Inning Stats	R: 0 E: 0 K: 0 S: 3	H: 0 LOB: 0 BB: 0 P: 3	R: 0 E: 0 K: 1 S: 6	H: 1 LOB: 1 BB: 0 P: 6	R: 0 E: 0 K: 0 S: 3	H: 0 LOB: 0 BB: 0 P: 3	R: 0 E: 0 K: 1 S: 5	H: 0 LOB: 0 BB: 0 P: 5	R: 0 E: 0 K: 0 S: 3	H: 0 LOB: 0 BB: 0 P: 3	R: 2 E: 1 K: 1 S: 9	H: 3 LOB: 3 BB: 1 P: 13	R: 0 E: 0 K: 0 S: 4	H: 2 LOB: 1 BB: 0 P: 4	R: 0 E: 0 K: 0 S: 3	H: 1 LOB: 0 BB: 0 P: 3	1B: 5 2B: 3 3B: 0 HR: 0	SF: 0 SAC: 0 DP: 2 HBP: 0	WP: 0 PB: 0 SB: 0 CS: 0	PA: 34		
PITCHER Vern Law, R (1, 1) ERA: 0.5	IP 9.0	WLS W	BF 34	H 7	R 2	ER 1	SO 3	BB 1	IBB 0	HBP 0	BLK 0	WP 0	HR 0	S 39	P 43	ERA 1.00	WHIP 0.889					
PITCHER	IP	WLS	BF	H	R	ER	SO	BB	IBB	HBP	BLK	WP	HR	S	P	ERA	WHIP					

Philadelphia Phillies @ Pittsburgh Pirates
 Forbes Field, Pittsburgh, PA
 Wed Apr 20 1960, 6:05 PM EST
 Att. 10,403 - Unknown

livebaseballscorecards.com

AB	33
R	2
H	7
RBI	2
BB	1
SO	3
LOB	14



Batter	1	2	3	4	5	6	7	8	9
Bob Skinner, L (1, 7) OBP: 0.444, SLG: 0.806	4-0 3B BB	0-0 1-3 1B	4-0 1-2 IBB		0-0 1-H IHR	0-0 F7		4-0 BB	
Dick Groat, R (1, 6) OBP: 0.485, SLG: 0.533 Dick Schofield, S (8, 6) OBP: 0.667, SLG: 0.667	0-0 1-H 1B 3B	0-0 1-2 2-H 1B	0-0 5-3		4-0 1B BB	0-0 L7		0-3 K	
Roberto Clemente, R (1, 9) OBP: 0.333, SLG: 0.563	0-0 1B 1B	0-0 1-3		0-0 SH1-4 HR 1B	0-0 1-2 SF9 1B	0-0 F8			
Dick Stuart, R (1, 3) OBP: 0.324, SLG: 0.355	0-0 1-3 3-H 1B BB	0-3 K		0-0 1-2 HR 1B SH1-4	0-0 1-2 2-H SF9 1B BB	0-0 F5			
Don Hoak, R (1, 5) OBP: 0.471, SLG: 0.458	4-0 1-2 BB IBB	4-0 IBB		0-0 SH1-4	4-0 1-2 2-3 BB	0-0 FC6-4 1B			
Hal Smith, R (1, 2) OBP: 0.385, SLG: 1.091	0-0 F4	0-0 L3		0-0 2-H 3-H HR	0-0 2-3 3-H SF9	0-0 F7			
Bill Mazaroski, R (1, 4) OBP: 0.133, SLG: 0.276	0-0 F5		0-3 K	0-0 2-3 3-H 5-3	0-3 K	0-0 FC6-4			
Bill Virdon, L (1, 8) OBP: 0.313, SLG: 0.214	0-0 F5		4-0 S BB	0-0 4-3	0-0 4-3		0-0 F9		
Jim Umbricht, R (1, 1) OBP: 0.500, SLG: 0.500 Fred Green, R (3, 1) OBP: 0.667, SLG: 1.667 Roy Face, R (7, 1)		0-0 1B 1B	0-3 K		0-0 IHR 1B	0-0 HR		0-0 F7	

Inning Stats	R: 2	H: 3	E: 0	K: 0	S: 6	LOB: 3	BB: 2	P: 14	R: 1	H: 3	E: 0	K: 1	S: 8	LOB: 3	BB: 1	P: 12	R: 0	H: 0	E: 0	K: 2	S: 7	LOB: 2	BB: 2	P: 15	R: 3	H: 3	E: 0	K: 0	S: 6	LOB: 0	BB: 0	P: 6	R: 4	H: 4	E: 0	K: 1	S: 9	LOB: 2	BB: 2	P: 17	R: 1	H: 1	E: 0	K: 0	S: 4	LOB: 0	BB: 0	P: 4	R: 0	H: 1	E: 0	K: 0	S: 4	LOB: 1	BB: 0	P: 4	R: 0	H: 0	E: 0	K: 1	S: 5	LOB: 1	BB: 1	P: 9
--------------	------	------	------	------	------	--------	-------	-------	------	------	------	------	------	--------	-------	-------	------	------	------	------	------	--------	-------	-------	------	------	------	------	------	--------	-------	------	------	------	------	------	------	--------	-------	-------	------	------	------	------	------	--------	-------	------	------	------	------	------	------	--------	-------	------	------	------	------	------	------	--------	-------	------


PITCHER	IP	WLS	BF	H	R	ER	SO	BB	IBB	HBP	BLK	WP	HR	S	P	ERA	WHIP
Curt Simmons, L (1, 1) ERA: 45.0	0.0		5	3	2	2	0	2	0	0	0	0	0	3	11		
Humberto Robinson, R (1, 1) ERA: 7.04	4.0	L	23	8	6	6	3	1	2	0	0	0	1	26	38	13.50	2.250
Hank Mason, R (5, 1) ERA: 5.4	3.0		15	4	3	3	1	2	0	0	0	0	1	15	23	9.00	2.000
Jack Meyer, R (8, 1) ERA: 4.5	1.0		4	0	0	0	1	1	0	0	0	0	0	5	9	0.00	1.000

BOTTOM

Philadelphia Phillies @ Pittsburgh Pirates
 Forbes Field, Pittsburgh, PA
 Thu Apr 21 1960, 6:05 PM EST
 Att. 9,451 - Unknown

AB	R	H	RBI	BB	SO	LOB
3	2	2	2	3	0	0
4	2	2	2	1	0	2
1	0	0	0	0	1	1
5	2	3	0	0	0	2
5	1	3	2	0	1	2
1	0	1	0	3	0	0
4	1	1	4	0	0	7
5	0	0	0	0	2	6
4	0	0	0	1	0	5
1	1	1	0	0	0	0
3	2	2	1	0	1	1
1	0	0	0	0	0	0

AB	37
R	11
H	15
RBI	11
BB	8
SO	5
LOB	26



WP	HR	S	P	ERA	WHIP
0	0	0	0	0	0
0	0	0	0	0	0
0	0	0	0	0	0
0	0	0	0	0	0

Batter	1	2	3	4	5	6	7	8	9	AB R H RBI BB SO LOB	TOP
Bill Bruton, L (1, 8) OBP: 0.370, SLG: 0.500	0-0 1B 1B		0-0 4-3 3B		0-0 4-3		0-0 F8			4 1 2 0 0 0 1	
Red Schoendienst, S (1, 4) OBP: 0.483, SLG: 0.577	0-3 K		0-0 4-3		0-0 6-3			0-0 1B		4 0 1 1 0 1 1	
Eddie Mathews, L (1, 5) OBP: 0.438, SLG: 0.667	0-0 FC5-4 1-2 1B		0-3 K		0-3 K			0-0 P5		4 0 1 0 0 2 1	
Hank Aaron, R (1, 9) OBP: 0.313, SLG: 0.690	0-0 F9		0-0 HR		0-0 6-3			0-0 F2		4 1 1 1 0 0 3	
Joe Adcock, R (1, 3) OBP: 0.308, SLG: 0.560	0-0 FC5-4 1-2f		0-3 K		0-0 F8			0-3 K		4 0 0 0 0 2 3	
Al Spangler, L (1, 7) OBP: 0.316, SLG: 0.333		0-0 F7		0-0 1B		0-0 F8		0-0 6-3		4 0 1 0 0 0 0	
Johnny Logan, R (1, 6) OBP: 0.300, SLG: 0.259		0-3 K		0-0 P2		0-0 4-3 1B		0-0 F9		4 0 1 0 0 1 1	
Stan Lopata, R (1, 2) Charlie Lau, L (7, PH) (7, 2)		4-0 BB		0-3 K		0-0 4-3 1-2 1B		0-0 4-3		1 0 0 0 1 1 1 2 0 0 0 0 0 1	
Juan Pizarro, L (1, 1) Joey Jay, S (1, 1) Bob Giggie, R (4, 1) Lee Maye, L (7, PH) Don McMahon, R (7, 1)		0-3 K		0-0 P6		0-0 1-3				0 0 0 0 0 0 0 2 0 0 0 0 1 2 0 0 0 0 0 0 0 1 0 0 0 0 0 1 0 0 0 0 0 0 0	
Inning Stats	R: 0 H: 2 E: 0 LOB: 2 K: 1 BB: 0 S: 7 P: 7	R: 0 H: 0 E: 0 LOB: 1 K: 2 BB: 1 S: 7 P: 11	R: 2 H: 2 E: 0 LOB: 0 K: 2 BB: 0 S: 9 P: 9	R: 0 H: 1 E: 0 LOB: 1 K: 1 BB: 0 S: 6 P: 6	R: 0 H: 0 E: 0 LOB: 0 K: 1 BB: 0 S: 5 P: 5	R: 0 H: 0 E: 0 LOB: 0 K: 0 BB: 0 S: 3 P: 3	R: 0 H: 1 E: 0 LOB: 1 K: 0 BB: 0 S: 4 P: 4	R: 0 H: 1 E: 0 LOB: 1 K: 1 BB: 0 S: 6 P: 6	R: 0 H: 0 E: 0 LOB: 0 K: 0 BB: 0 S: 3 P: 3	1B: 5 SF: 0 2B: 0 SAC: 0 3B: 1 DP: 0 HR: 1 HBP: 0	WP: 0 PA: 35 PB: 0 SB: 0 CS: 0
PITCHER Bob Friend, R (1, 1) ERA: 1.44	IP WLS BF H R ER SO BB IBB HBP BLK WP HR S P ERA WHIP										
	9.0 W 35 7 2 2 8 1 0 0 0 0 0 1 50 54 2.00 0.889										

Milwaukee Braves @ Pittsburgh Pirates
 Forbes Field, Pittsburgh, PA
 Fri Apr 22 1960, 6:05 PM EST
 Att. 29,895 - Unknown

livebaseballscorecards.com

AB 34
 R 2
 H 7
 RBI 2
 BB 1
 SO 8
 LOB 15



Batter	1	2	3	4	5	6	7	8	9	AB R H RBI BB SO LOB	TOP																											
Bill Bruton, L (1, 8) OBP: 0.344, SLG: 0.452	0-0 4-3 2B 1B		0-0 F8		0-3 K		0-0 6-3		0-0 4-3	5 1 1 0 0 1 1																												
Red Schoendienst, S (1, 4) OBP: 0.455, SLG: 0.533 Chuck Cottier, R (7, PR) OBP: 0.500, SLG: 0.500 Stan Lopata, R (9, PH) OBP: 0.333, SLG: 0.200 Lee Maye, L (9, PR)	0-0 4-3 1-2		0-0 4-3			0-0 4-3	0-0 BB 1B		0-0 1B	4 0 1 0 0 0 1 0 0 0 0 0 0 0 1 0 1 0 0 0 0 0 0 0 0 0 0 0																												
Eddie Mathews, L (1, 5) OBP: 0.486, SLG: 0.800	0-0 2B 2-H			0-0 HR		4-0 2B BB	4-0 1-2 BB		0-0 G3	3 2 2 2 2 0 1																												
Hank Aaron, R (1, 9) OBP: 0.306, SLG: 0.667	0-0 6-3			0-0 5-3		0-0 WP 1B 2B	0-0 F9			4 1 1 1 0 0 3																												
Joe Adcock, R (1, 3) OBP: 0.300, SLG: 0.517	0-0 F8			0-3 K		0-0 WP 1B 2-H		0-3 K		4 0 1 1 0 2 1																												
Al Spangler, L (1, 7) OBP: 0.318, SLG: 0.300 Mike Krsnich, R (8, PH) (8, 7)		0-0 4-3		0-0 5-3		4-0 1-2 BB		0-0 F8		2 0 0 0 1 0 0 1 0 0 0 0 0 0																												
Johnny Logan, R (1, 6) OBP: 0.324, SLG: 0.355 Felix Mantilla, R (8, PR) (8, 6)		0-0 F8			0-0 3B	0-0 F9		0-0 1B		4 0 2 0 0 0 2 0 0 0 0 0 0 0																												
Del Crandall, R (1, 2) OBP: 0.167, SLG: 0.167		0-3 K			0-0 5-3	0-0 L7		0-0 F8		4 0 0 0 0 1 4																												
Lew Burdette, R (1, 1) OBP: 0.125, SLG: 0.250 Ray Boone, R (9, PH) OBP: 0.500, SLG: 0.600			0-0 5-3		0-0 F5		0-3 K		0-0 F4	3 0 0 0 0 1 1 1 0 0 0 0 0 0																												
Inning Stats	R: 1 E: 0 K: 0 S: 5	H: 2 LOB: 1 BB: 0 P: 5	R: 0 E: 0 K: 1 S: 5	H: 0 LOB: 0 BB: 0 P: 5	R: 0 E: 0 K: 0 S: 3	H: 0 LOB: 0 BB: 0 P: 3	R: 1 E: 0 K: 1 S: 6	H: 1 LOB: 0 BB: 0 P: 6	R: 0 E: 0 K: 1 S: 6	H: 1 LOB: 1 BB: 0 P: 6	R: 2 E: 0 K: 0 S: 5	H: 2 LOB: 2 BB: 2 P: 13	R: 0 E: 0 K: 1 S: 6	H: 1 LOB: 2 BB: 1 P: 10	R: 0 E: 0 K: 1 S: 6	H: 1 LOB: 1 BB: 0 P: 6	R: 0 E: 0 K: 0 S: 4	H: 1 LOB: 1 BB: 0 P: 4	R: 0 E: 0 K: 0 S: 4	H: 1 LOB: 1 BB: 0 P: 4	1B: 5 2B: 2 3B: 1 HR: 1	SF: 0 SAC: 0 DP: 0 HBP: 0	WP: 2 PB: 0 SB: 0 CS: 0	PA: 39														
PITCHER	IP WLS BF H R ER SO BB IBB HBP BLK WP HR S P ERA WHIP																					PITCHER	IP WLS BF H R ER SO BB IBB HBP BLK WP HR S P ERA WHIP															
Bennie Daniels, R (1, 1) ERA: 8.59	5.1		24	6	4	4	3	2	0	0	0	2	1	28	36	6.75	1.500																					
Paul Giel, R (6, 1) ERA: 4.5	0.2		2	0	0	0	0	0	0	0	0	0	0	2	2	0.00	0.000																					
Joe Gibbon, L (7, 1) ERA:	3.0	W	13	3	0	0	2	1	0	0	0	0	0	16	20	0.00	1.333																					

Milwaukee Braves @ Pittsburgh Pirates
 Forbes Field, Pittsburgh, PA
 Sat Apr 23 1960, 3:33 AM EST
 Att. 15,502 - Unknown

AB 36
 R 4
 H 9
 RBI 4
 BB 3
 SO 5
 LOB 14



livebaseballscorecards.com

Batter	1	2	3	4	5	6	7	8	9	AB	R	H	RBI	BB	SO	LOB				
Don Hoak, R OBP: 0.429, SLG: 0.400 (1, 5)	F8	F8		K			E6 SH1-4 1B			4	1	0	0	0	1	2				
Dick Groat, R OBP: 0.415, SLG: 0.474 (1, 6)	E6 BB		L9		F2		SH1-4 1-2			3	0	0	0	0	0	0				
Bob Skinner, L OBP: 0.489, SLG: 0.778 (1, 7)	G5-4-3 1-2 BB		4-3		6-3		FC4-6 1B IBB			2	0	0	0	2	0	0				
Dick Stuart, R OBP: 0.357, SLG: 0.368 (1, 3)	G5-4-3 1-2		1B 1B		F9		FC4-6 1-2 2-H 1B			4	1	2	1	0	0	2				
Roberto Clemente, R OBP: 0.333, SLG: 0.585 (1, 9)		K	1B 1B		K		FC4-6 1-2 2-3			4	0	1	0	0	2	2				
Smoky Burgess, L OBP: 0.391, SLG: 0.524 (1, 2)		1B 1B	1B		HR		4-3			4	2	3	2	0	0	2				
Bob Oldis, R (8, 2)			1B							0	0	0	0	0	0	0				
Bill Virdon, L OBP: 0.400, SLG: 0.333 (1, 8)		1B E 1B	S 1B		1B		4-3			4	1	3	0	0	0	0				
Bill Mazeroski, R OBP: 0.105, SLG: 0.216 (1, 4)		F9	K		F4		L8			4	0	0	0	0	1	4				
Bennie Daniels, L OBP: 0.333, SLG: 0.333 (1, 1)		E9	F9		F6		F9			2	0	1	1	0	0	1				
Paul Giel, R (6, 1)										0	0	0	0	0	0	0				
Danny Kravitz, L (6, PH)										1	0	0	0	0	0	1				
Joe Gibbon, R (7, 1)		1-H 2-H 1B								1	0	0	0	0	0	0				
Inning Stats	R: 0 E: 1 K: 0 S: 3	H: 0 LOB: 1 BB: 1 P: 7	R: 2 E: 1 K: 1 S: 8	H: 3 LOB: 1 BB: 0 P: 8	R: 1 E: 0 K: 0 S: 5	H: 3 LOB: 2 BB: 0 P: 5	R: 0 E: 0 K: 2 S: 8	H: 1 LOB: 1 BB: 0 P: 8	R: 0 E: 0 K: 0 S: 3	H: 0 LOB: 0 BB: 0 P: 3	R: 1 E: 0 K: 1 S: 7	H: 2 LOB: 1 BB: 0 P: 7	R: 1 E: 1 K: 0 S: 5	H: 1 LOB: 2 BB: 1 P: 9	R: 0 E: 0 K: 0 S: 3	H: 0 LOB: 0 BB: 0 P: 3	1B: 9 2B: 0 3B: 0 HR: 1	SF: 0 SAC: 1 DP: 1 HBP: 0	WP: 0 PB: 0 SB: 1 CS: 0	PA: 36
PITCHER Lew Burdette, R ERA: 3.38 (1, 1)	IP: 8.0 WLS: L BF: 36 H: 10 R: 5 ER: 3 SO: 4	BB: 1 IBB: 1 HBP: 0 BLK: 0	WP: 0 HR: 1 S: 42 P: 50	ERA: 3.38 WHIP: 1.375	PITCHER	IP: 8.0 WLS: L BF: 36 H: 10 R: 5 ER: 3 SO: 4	BB: 1 IBB: 1 HBP: 0 BLK: 0	WP: 0 HR: 1 S: 42 P: 50	ERA: 3.38 WHIP: 1.375											

BOTTOM

Milwaukee Braves @ Pittsburgh Pirates
Forbes Field, Pittsburgh, PA
 Sat Apr 23 1960, 3:33 AM EST
 Att. 15,502 - Unknown

livebaseballscores.com

AB	33
R	5
H	10
RBI	4
BB	2
SO	4
LOB	14



WP: 0	PA: 36
PB: 0	
SB: 1	
CS: 0	

Batter	1	2	3	4	5	6	7	8	9	AB R H RBI BB SO LOB	TOP
Felix Mantilla, R (1, 8) OBP: 0.182, SLG: 0.182 Charlie Lau, L (9, PH)	0-0 E6 SH5-3 1B		0-0 F8		0-0 FC5-4			0-0 FC5-6 1B	0-3 K	4 0 1 0 0 0 1 1 0 0 0 0 1 1	Milwaukee Braves @ Pittsburgh Pirates Forbes Field, Pittsburgh, PA Sun Apr 24 1960, 3:33 AM EDT Att. 24,758 - Unknown
Red Schoendienst, S (1, 4)	0-0 SH5-3 1B		0-0 F8			0-0 1-6-3		0-0 F7	0-0 4-3	5 0 1 0 0 0 2	
Eddie Mathews, L (1, 5)	0-0 SH5-3		0-0 1-3			0-0 F9		0-0 FC5-8 1B		3 0 1 0 0 0 0	
Hank Aaron, R (1, 9)	4-0 IBB			0-3 K		0-0 FC6-4 1B		0-0 FC5-6		3 0 1 0 1 1 2	
Joe Adcock, R (1, 3)	0-0 F4			0-0 F8		0-0 FC6-4			0-0 2B	4 1 1 0 0 0 4	
Mel Roach, R (1, 7)	0-0 F9			0-0 F7			0-0 F9		4-0 2B SF7 BB	3 1 0 0 1 0 3	
Johnny Logan, R (1, 6)		0-0 5-3			0-0 G5-4-3 1B		0-0 FC5-4 1B		0-0 2B 2B	4 1 3 1 0 0 0	
Del Crandall, R (1, 2)		0-0 F8			0-0 G5-4-3		0-0 F7		0-0 SF7	3 0 0 1 0 0 2	
Bob Buhl, R (1, 1) Ray Boone, R (7, PH) Bob Giggie, R (7, 1) Mike Krsnich, R (9, PH)		0-3 K			0-0 FC5-4 1B		0-0 FC5-4		0-0 2B	2 0 1 0 0 1 0 1 0 0 0 0 0 1 0 0 0 0 0 0 0 1 0 1 1 0 0 0	
Inning Stats	R: 0 H: 1 E: 1 LOB: 3 K: 0 BB: 1 S: 5 P: 9	R: 0 H: 0 E: 0 LOB: 0 K: 1 BB: 0 S: 5 P: 5	R: 0 H: 0 E: 0 LOB: 0 K: 0 BB: 0 S: 3 P: 3	R: 0 H: 0 E: 0 LOB: 0 K: 1 BB: 0 S: 5 P: 5	R: 0 H: 2 E: 0 LOB: 1 K: 0 BB: 0 S: 4 P: 4	R: 0 H: 1 E: 0 LOB: 1 K: 0 BB: 0 S: 4 P: 4	R: 0 H: 1 E: 0 LOB: 1 K: 0 BB: 0 S: 4 P: 4	R: 0 H: 2 E: 0 LOB: 1 K: 0 BB: 0 S: 4 P: 4	R: 3 H: 3 E: 0 LOB: 1 K: 1 BB: 1 S: 8 P: 12	1B: 7 SF: 1 2B: 3 SAC: 1 3B: 0 DP: 2 HR: 0 HBP: 0	
PITCHER Harvey Haddix, L (1, 1) ERA: 5.73 Roy Face, R (9, 1) ERA: 2.7	IP WLS BF H R ER SO BB IBB HBP BLK WP HR S P ERA WHIP										
	8.1 W 36 10 3 3 2 1 1 0 0 0 0 0 38 46 3.24 1.320										
	0.2 S 2 0 0 0 1 0 0 0 0 0 0 0 4 4 0.00 0.000										

livebaseballscorecards.com

AB	34
R	3
H	10
RBI	3
BB	2
SO	3
LOB	16



Batter	1	2	3	4	5	6	7	8	9
Don Hoak, R OBP: 0.426, SLG: 0.364 (1, 5)	0-0 F7		0-0 1-3		4-0 1-4-3 HR BB		0-3 K	4-0 FC5-4 IBB	
Dick Groat, R OBP: 0.370, SLG: 0.419 (1, 6)	0-0 5-3		0-0 1-3		0-0 1-4-3		0-0 5-3	0-0 FC5-4	
Bob Skinner, L OBP: 0.490, SLG: 0.821 (1, 7)	4-0 BB			0-0 F6	0-0 2-H HR		0-3 K		
Dick Stuart, R OBP: 0.326, SLG: 0.333 (1, 3)	0-3 K			0-3 K	0-0 6-3			0-3 K	
Roberto Clemente, R OBP: 0.370, SLG: 0.600 (1, 9)		0-0 4-3		0-0 BB 1B		0-0 4-1 1B 1B		0-0 1B 1B	
Smoky Burgess, L OBP: 0.444, SLG: 0.667 (1, 2)		0-0 HR		4-0 1-2 BB		0-3 K		0-0 BB 1B	
Bill Virdon, L OBP: 0.375, SLG: 0.286 (1, 8)		0-3 K		0-0 G3		0-0 4-1		4-0 1B BB	
Bill Mazaroski, R OBP: 0.167, SLG: 0.317 (1, 4)		0-0 F2			0-0 SF8 3B	0-0 2-H 1B		0-0 1-3 2-H 3-H 1B	
Harvey Haddix, L (1, 1) Roy Face, R (9, 1)			0-0 G3		0-0 SF8	0-0 4-3		0-3 K	

AB	R	H	RBI	BB	SO	LOB
3	1	0	0	2	1	0
5	0	0	0	0	0	4
3	1	1	2	1	1	0
4	0	0	0	0	3	1
4	2	3	0	0	0	0
3	2	2	1	1	1	1
3	0	0	0	1	1	3
4	1	3	3	0	0	0
3	0	0	1	0	1	3
0	0	0	0	0	0	0

BOTTOM

Milwaukee Braves @ Pittsburgh Pirates
Forbes Field, Pittsburgh, PA
 Sun Apr 24 1960, 3:33 AM EDT
 Att. 24,758 - Unknown

AB	32
R	7
H	9
RBI	7
BB	5
SO	8
LOB	12



1B:	6	SF:	1	WP:	0	PA:	38
2B:	0	SAC:	0	PB:	0	SB:	0
3B:	1	DP:	0	CS:	0		
HR:	2	HBP:	0				

Inning Stats		R: 0	H: 0	R: 1	H: 1	R: 0	H: 0	R: 0	H: 1	R: 3	H: 2	R: 1	H: 2	R: 0	H: 0	R: 2	H: 3	1B: 6		SF: 1	WP: 0	PA: 38
		E: 0	LOB: 1	E: 0	LOB: 0	E: 0	LOB: 0	E: 0	LOB: 2	E: 0	LOB: 0	E: 0	LOB: 1	E: 0	LOB: 0	E: 0	LOB: 3	2B: 0		SAC: 0	PB: 0	
		K: 1	BB: 1	K: 1	BB: 0	K: 0	BB: 0	K: 1	BB: 1	K: 0	BB: 1	K: 1	BB: 0	K: 2	BB: 0	K: 2	BB: 2	3B: 1		DP: 0	SB: 0	
		S: 5	P: 9	S: 6	P: 6	S: 3	P: 3	S: 6	P: 10	S: 5	P: 9	S: 7	P: 7	S: 7	P: 7	S: 10	P: 18	HR: 2		HBP: 0	CS: 0	
PITCHER	IP	WLS	BF	H	R	ER	SO	BB	IBB	HBP	BLK	WP	HR	S	P	ERA	WHIP					
Bob Buhl, R (1, 1)	6.0	L	27	6	5	5	4	3	0	0	0	0	2	32	44	7.50	1.500					
Bob Giggie, R (7, 1)	2.0		11	3	2	2	4	1	1	0	0	0	0	17	25	9.00	2.000					

Batter	1	2	3	4	5	6	7	8	9	AB R H RBI BB SO LOB	TOP											
Don Hoak, R (1, 5) OBP: 0.423, SLG: 0.351	0-0 4-3		0-0 1B SF9 1B	0-3 K		0-0 6-3		4-0 FC6-4 BB		4 1 1 0 1 1 2												
Dick Groat, R (1, 6) OBP: 0.392, SLG: 0.458	0-0 FC5 BB 1B		0-0 1-3 1B		0-0 1B 2B		0-0 5-3	0-0 FC6-4		5 1 3 0 0 0 2												
Bob Skinner, L (1, 7) OBP: 0.519, SLG: 0.829	4-0 1-2 BB		0-0 SF9		0-0 1B		0-0 S 1B		4-0 CS BB	2 0 2 2 2 0 0												
Dick Stuart, R (1, 3) OBP: 0.314, SLG: 0.304 Rocky Nelson, L (9, 3)	0-3 K		0-0 3-H F3		4-0 FC6-4 BB		0-0 F9		0-3 K	4 0 0 0 1 2 5 0 0 0 0 0 0 0												
Roberto Clemente, R (1, 9) OBP: 0.392, SLG: 0.592	0-0 FC5			0-0 1B SF8 1B		0-0 FC6-4 1-2f		4-0 1-2 BB	0-0 CS 1B	4 1 2 0 1 0 3												
Smoky Burgess, L (1, 2) OBP: 0.484, SLG: 0.667		4-0 CS BB		0-0 2B 1-3 1B		0-0 E8 1-3 1B		0-0 F8	0-0 CS	3 0 2 0 1 0 2												
Bill Virdon, L (1, 8) OBP: 0.321, SLG: 0.250		0-3 K		0-0 SF8		0-0 F5		0-0 F6		3 0 0 1 0 1 3												
Bill Mazaroski, R (1, 4) OBP: 0.152, SLG: 0.289		0-3 K		0-0 3-H F7		0-0 F7		0-0 6-3		4 0 0 0 0 1 2												
Vern Law, R (1, 1) OBP: 0.182, SLG: 0.273			0-3 K	0-0 1-3 2B		0-0 F3		0-0 E1 BB		4 0 1 0 0 1 0												
Inning Stats	R: 0 E: 0 K: 1 S: 6	H: 1 LOB: 2 BB: 1 P: 10	R: 0 E: 0 K: 2 S: 6	H: 0 LOB: 1 BB: 1 P: 10	R: 1 E: 0 K: 1 S: 7	H: 2 LOB: 1 BB: 0 P: 7	R: 1 E: 0 K: 1 S: 8	H: 3 LOB: 2 BB: 0 P: 8	R: 1 E: 1 K: 0 S: 5	H: 3 LOB: 2 BB: 1 P: 9	R: 0 E: 0 K: 0 S: 3	H: 0 LOB: 0 BB: 0 P: 3	R: 0 E: 0 K: 0 S: 4	H: 1 LOB: 2 BB: 1 P: 8	R: 0 E: 1 K: 0 S: 4	H: 0 LOB: 2 BB: 1 P: 8	R: 0 E: 0 K: 1 S: 4	H: 1 LOB: 0 BB: 1 P: 8	1B: 9 2B: 4 3B: 0 HR: 0	SF: 2 SAC: 0 DP: 2 HBP: 0	WP: 0 PB: 0 SB: 1 CS: 3	PA: 42
PITCHER	IP WLS BF H R ER SO BB IBB HBP BLK WP HR S P ERA WHIP																					
Jack Meyer, R (1, 1) ERA: 4.76	3.2 L 18 6 2 2 4 2 0 0 0 0 0 0 24 32 4.91 2.182																					
Ruben Gomez, R (4, 1) ERA: 4.26	4.1 20 4 1 1 1 3 0 0 0 0 0 0 19 31 2.08 1.615																					
Humberto Robinson, R (9, 1) ERA: 5.79	1.0 3 1 0 0 1 1 0 0 0 0 0 0 4 8 0.00 2.000																					

Pittsburgh Pirates @ Philadelphia Phillies
 Connie Mack Stadium, Philadelphia, PA

Wed Apr 27 1960, 7:05 PM EDT
 Att. 9,233 - Unknown

livebaseballscorecards.com

AB 33
 R 3
 H 11
 RBI 3
 BB 6
 SO 6
 LOB 19



Batter	1	2	3	4	5	6	7	8	9	AB	R	H	RBI	BB	SO	LOB	TOP										
Don Hoak, R OBP: 0.421, SLG: 0.341 (1, 5) X	0-0 4-3 BB	4-0 1-2 2-3 BB			0-0 1B FC4-6 1B	0-0 4-3			0-0 F9	4	1	1	0	1	0	2											
Dick Groat, R OBP: 0.375, SLG: 0.434 (1, 6) X	0-0 6-3	0-0 1-3			0-0 1-3 1B FC4-6			0-0 L9	0-0 F7	5	0	1	0	0	0	3											
Bob Skinner, L OBP: 0.492, SLG: 0.756 (1, 7) X	0-0 1-3				0-0 1-2f 3-H F8			4-0 BB G6-4-3 BB	0-0 F8	4	0	0	1	1	1	1											
Dick Stuart, R OBP: 0.327, SLG: 0.360 Rocky Nelson, L (8, 3)					0-0 1B 3B FC5-4 1B			0-0 1-2f G6-4-3		4	1	2	0	0	0	2											
Roberto Clemente, R OBP: 0.400, SLG: 0.585 (1, 9) X					0-0 1-3 1B			0-0 F8		4	1	2	1	0	1	1											
Hal Smith, R OBP: 0.476, SLG: 1.056 (1, 2) X					0-0 1-2f FC5-4 1B			0-0 FC2-5 BB 1B		4	0	2	0	0	1	2											
Bill Virdon, L OBP: 0.313, SLG: 0.222 (1, 8) X					0-0 F8			0-0 F6		3	0	0	0	1	1	2											
Bill Mazeroski, R OBP: 0.180, SLG: 0.277 (1, 4) X					0-0 1-2f 2-H FC4 1B			4-0 BB FC2-5 BB		2	0	0	1	2	0	1											
Bob Friend, R OBP: 0.083, SLG: 0.083 (1, 1) X					0-0 1-2 BB 1B			0-0 1-2 2-3 FC2-5		4	0	1	0	0	1	4											
Inning Stats	R: 0 E: 0 K: 0 S: 3	H: 0 LOB: 0 BB: 0 P: 3	R: 2 E: 0 K: 1 S: 8	H: 3 LOB: 3 BB: 2 P: 16	R: 0 E: 0 K: 2 S: 8	H: 1 LOB: 1 BB: 0 P: 8	R: 0 E: 0 K: 0 S: 3	H: 0 LOB: 0 BB: 0 P: 3	R: 1 E: 0 K: 0 S: 5	H: 3 LOB: 2 BB: 0 P: 5	R: 0 E: 0 K: 0 S: 4	H: 1 LOB: 2 BB: 1 P: 8	R: 0 E: 0 K: 0 S: 2	H: 0 LOB: 0 BB: 1 P: 6	R: 0 E: 0 K: 2 S: 8	H: 1 LOB: 2 BB: 1 P: 12	R: 0 E: 0 K: 0 S: 3	H: 0 LOB: 0 BB: 0 P: 3	1B: 8 2B: 0 3B: 1 HR: 0	SF: 0 SAC: 0 DP: 1 HBP: 0	WP: 1 PB: 0 SB: 1 CS: 0	PA: 39					
PITCHER	IP	WLS	BF	H	R	ER	SO	BB	IBB	HBP	BLK	WP	HR	S	P	ERA	WHIP										
John Buzhardt, R ERA: 5.6 (1, 1)	6.0	L	28	8	3	3	3	2	1	0	0	1	0	31	43	4.50	1.667										
Chris Short, L ERA: (7, 1)	2.0		8	1	0	0	2	1	1	0	0	0	0	10	18	0.00	1.000										
Humberto Robinson, R ERA: 5.23 (9, 1)	1.0		3	0	0	0	0	0	0	0	0	0	0	3	3	0.00	0.000										

Pittsburgh Pirates @ Philadelphia Phillies
 Connie Mack Stadium, Philadelphia, PA

Thu Apr 28 1960, 7:05 PM EDT
 Att. 8,789 - Unknown

livebaseballscorecards.com

AB	34
R	3
H	9
RBI	3
BB	5
SO	5
LOB	18



Batter	1	2	3	4	5	6	7	8	9	AB	R	H	RBI	BB	SO	LOB
Bobby Del Greco, R OBP: 0.386, SLG: 0.478 (1, 8)	0-3 K		0-3 K			0-0 5-3		0-0 F8		4	0	0	0	0	2	0
Alvin Dark, R OBP: 0.305, SLG: 0.216 (1, 5)	0-0 1-3			0-0 G3		0-0 1B		0-0 1-3		4	0	1	0	0	0	0
Johnny Callison, L OBP: 0.412, SLG: 0.533 (1, 7)	0-3 K			0-0 E3		0-0 1B			0-0 4-3	4	0	1	0	0	1	0
Ed Bouchee, L OBP: 0.386, SLG: 0.385 (1, 3)		0-0 F6		0-0 L8		0-0 4-3			0-0 F8	4	0	0	0	0	0	3
Pancho Herrera, R OBP: 0.333, SLG: 0.431 (1, 4)		0-3 K		0-3 K			0-3 K		4-0 BB	3	0	0	0	1	3	1
Tony Curry, L OBP: 0.409, SLG: 0.333 (1, 9)		0-0 2B			0-0 3-1		0-0 FC4-6 1B		0-0 L4	4	0	2	0	0	0	1
Joe Koppe, R OBP: 0.250, SLG: 0.196 (1, 6)		0-3 K			0-3 K		0-3 K			3	0	0	0	0	3	2
Jimmie Coker, R OBP: 0.271, SLG: 0.467 (1, 2)			0-3 K		0-0 6-3		0-0 FC4-6			3	0	0	0	0	1	1
John Buzhardt, R OBP: 0.400, SLG: 0.400 (1, 1)			0-3 K			0-0 F5		0-0 F8		1	0	0	0	0	1	0
Harry Anderson, L OBP: 0.350, SLG: 0.412 (6, PH)										1	0	0	0	0	0	0
Chris Short, R (7, 1)										0	0	0	0	0	0	0
Dave Philley, S OBP: 0.125, SLG: 0.125 (8, PH)										1	0	0	0	0	0	0
Humberto Robinson, R OBP: 0.500, SLG: 0.500 (9, 1)										0	0	0	0	0	0	0

BOTTOM


Pittsburgh Pirates @ Philadelphia Phillies
Connie Mack Stadium, Philadelphia, PA

Thu Apr 28 1960, 7:05 PM EDT
 Att. 8,789 - Unknown

AB	32
R	0
H	4
RBI	0
BB	1
SO	11
LOB	8



Inning Stats	R: 0	H: 0	E: 0	K: 2	S: 7	H: 0	LOB: 0	BB: 0	P: 7	R: 0	H: 1	E: 0	K: 2	S: 8	R: 0	H: 0	E: 0	K: 3	S: 9	R: 0	H: 0	E: 1	K: 1	S: 6	R: 0	H: 0	E: 0	K: 1	S: 5	R: 0	H: 2	E: 0	K: 0	S: 5	R: 0	H: 1	E: 0	K: 2	S: 8	R: 0	H: 0	E: 0	K: 0	S: 3	R: 0	H: 0	E: 0	K: 0	S: 3	R: 0	H: 0	E: 0	K: 0	S: 3	1B: 3	SF: 0	2B: 1	SAC: 0	3B: 0	DP: 0	HR: 0	HBP: 0	WP: 0	PA: 33	PB: 0	SB: 0	CS: 0	ERA	WHIP
PITCHER Bob Friend, R ERA: 1.06 (1, 1)	9.0	WLS	W	BF	33	H	4	R	0	ER	0	SO	11	BB	1	IBB	0	HBP	0	BLK	0	WP	0	HR	0	S	54	P	58	ERA	0.00	WHIP	0.556																																				

Batter	1	2	3	4	5	6	7	8	9	AB R H RBI BB SO LOB	TOP										
Don Hoak, R (1, 5) OBP: 0.381, SLG: 0.298	0-0 6-3 1B	0-0 E6 1B 1-3 2-H	0-0 F2 1B		0-0 F9 1B		0-3 K 1B		0-0 P3 1B	6 1 0 0 0 1 3											
Dick Groat, R (1, 6) OBP: 0.377, SLG: 0.448	0-0 FC6-4 1B	0-0 5-3 1B	0-0 1B 2B		0-0 F3 1B		0-0 P4 1B			5 1 2 0 0 0 3											
Bob Skinner, L (1, 7) OBP: 0.484, SLG: 0.708	0-0 FC6-4 1-2f	4-0 1B HR IBB	4-0 1B BB		0-0 F8 1B			0-3 K 1B		3 1 0 0 2 1 1											
Dick Stuart, R (1, 3) Rocky Nelson, L (8, 3)	0-0 6-3 1B	0-0 HR 1B 1-2 2-H 3-H	0-0 G4-6-3 1B 1-2 2-H			4-0 FC5-4 BB		0-0 P5 1B		4 1 2 3 1 0 1 0 0 0 0 0 0 0											
Roberto Clemente, R (1, 9) OBP: 0.400, SLG: 0.614		1-6-3 HR	0-0 G4-6-3 1-2f			0-0 P5 1B		4-0 BB		4 1 1 3 1 0 3											
Hal Smith, R (1, 2) OBP: 0.462, SLG: 0.957		1B 2B		0-0 P4 1B		0-0 FC5-4 CS BB 1-2f		0-3 K 1B		5 2 2 0 0 1 2											
Bill Virdon, L (1, 8) OBP: 0.378, SLG: 0.267		1B 1B 2B BB		0-3 K 1B		4-0 BB			0-0 S 1B	3 2 2 1 2 1 0	AB 39 R 12 H 14 RBI 11 BB 6 SO 6 LOB 16										
Bill Mazaroski, R (1, 4) OBP: 0.236, SLG: 0.404		BLK 1B 1B		0-0 HR		0-0 CS 2-3	0-0 SH1-4 1B		0-0 L7 1-2	5 2 4 3 0 0 1											
Bennie Daniels, L (1, 1) Paul Giel, R (6, 1) Roy Face, R (8, 1)		BLK 1B 1B K		0-0 6-3 1B			0-0 SH1-4 1-2		0-3 K 1B	3 1 1 1 0 1 1 0 0 0 0 0 0 0 1 0 0 0 0 1 1											
Inning Stats	R: 0 E: 0 K: 0 S: 4	H: 1 LOB: 1 BB: 0 P: 4	R: 10 E: 1 K: 1 S: 14	H: 8 LOB: 1 BB: 2 P: 22	R: 1 E: 0 K: 0 S: 4	H: 2 LOB: 1 BB: 1 P: 8	R: 1 E: 0 K: 1 S: 6	H: 1 LOB: 0 BB: 0 P: 6	R: 0 E: 0 K: 0 S: 3	H: 0 LOB: 0 BB: 0 P: 3	R: 0 E: 0 K: 1 S: 6	H: 1 LOB: 1 BB: 0 P: 6	R: 0 E: 0 K: 2 S: 7	H: 0 LOB: 1 BB: 1 P: 11	R: 0 E: 0 K: 1 S: 6	H: 1 LOB: 1 BB: 0 P: 6	1B: 9 2B: 3 3B: 0 HR: 2	SF: 0 SAC: 1 DP: 1 HBP: 0	WP: 0 PB: 0 SB: 1 CS: 1	PA: 47	
PITCHER	IP WLS BF H R ER SO BB IBB HBP BLK WP HR S P ERA WHIP	IP WLS BF H R ER SO BB IBB HBP BLK WP HR S P ERA WHIP	IP WLS BF H R ER SO BB IBB HBP BLK WP HR S P ERA WHIP	IP WLS BF H R ER SO BB IBB HBP BLK WP HR S P ERA WHIP	IP WLS BF H R ER SO BB IBB HBP BLK WP HR S P ERA WHIP	IP WLS BF H R ER SO BB IBB HBP BLK WP HR S P ERA WHIP	IP WLS BF H R ER SO BB IBB HBP BLK WP HR S P ERA WHIP	IP WLS BF H R ER SO BB IBB HBP BLK WP HR S P ERA WHIP	IP WLS BF H R ER SO BB IBB HBP BLK WP HR S P ERA WHIP	IP WLS BF H R ER SO BB IBB HBP BLK WP HR S P ERA WHIP	IP WLS BF H R ER SO BB IBB HBP BLK WP HR S P ERA WHIP	IP WLS BF H R ER SO BB IBB HBP BLK WP HR S P ERA WHIP	IP WLS BF H R ER SO BB IBB HBP BLK WP HR S P ERA WHIP	IP WLS BF H R ER SO BB IBB HBP BLK WP HR S P ERA WHIP	IP WLS BF H R ER SO BB IBB HBP BLK WP HR S P ERA WHIP	IP WLS BF H R ER SO BB IBB HBP BLK WP HR S P ERA WHIP	IP WLS BF H R ER SO BB IBB HBP BLK WP HR S P ERA WHIP	IP WLS BF H R ER SO BB IBB HBP BLK WP HR S P ERA WHIP	IP WLS BF H R ER SO BB IBB HBP BLK WP HR S P ERA WHIP	IP WLS BF H R ER SO BB IBB HBP BLK WP HR S P ERA WHIP	IP WLS BF H R ER SO BB IBB HBP BLK WP HR S P ERA WHIP
Cal McLish, R (1, 1) ERA: 6.57	1.2 L 13 6 7 2 0 0 0 0 0 0 0 0 12 16 10.80 3.600	0.1 5 3 3 0 1 1 0 0 0 0 0 1 6 10 0.00 12.000	2.0 9 3 2 2 1 1 0 0 0 0 0 1 10 14 9.00 2.000	2.0 7 0 0 0 0 2 0 0 0 0 0 0 5 13 0.00 1.000	2.0 8 1 0 0 3 1 0 0 0 0 0 0 13 17 0.00 1.000	1.0 4 1 1 0 1 0 0 0 0 0 0 1 6 10 8.1 3.600															
Jim Brosnan, R (2, 1) ERA: 7.45																					
Claude Osteen, L (3, 1) ERA: 9.0																					
Brooks Lawrence, R (5, 1) ERA: 9.0																					
Joe Nuxhall, L (7, 1) ERA: 5.73																					

Pittsburgh Pirates @ Cincinnati Reds
 Crosley Field, Cincinnati, OH
 Sat Apr 30 1960, 3:33 AM EDT
 Att. 3,481 - Unknown

livebaseballscorecards.com

Batter	1	2	3	4	5	6	7	8	9	AB R H RBI BB SO LOB	TOP													
Don Hoak, R (1, 5) OBP: 0.370, SLG: 0.298	0-0 E 4-3 1B	0-0 2-H 1B		0-0 FC5-4 1-2f			0-0 F4		0-0 6-3	5 0 2 1 0 0 2	Pittsburgh Pirates @ St. Louis Cardinals Sportsman's Park, St. Louis, MO Mon May 02 1960, 8:05 PM EDT Att: 10,590 - Unknown livebaseballscorecards.com													
Dick Groat, R (1, 6) OBP: 0.352, SLG: 0.412	0-0 4-3 1-2	0-3 K			0-0 4-3		0-0 F8		0-0 F4	5 0 0 0 0 1 3														
Bob Skinner, L (1, 7) OBP: 0.479, SLG: 0.696	0-0 E3 2-3		0-0 F7		0-0 FC6-4 1B		0-0 3B			4 0 2 0 0 0 1														
Dick Stuart, R (1, 3) OBP: 0.338, SLG: 0.361	0-0 F3		0-3 K		0-0 F8		0-3 K			4 0 0 0 0 2 4														
Roberto Clemente, R (1, 9) OBP: 0.377, SLG: 0.600	0-0 F9		0-0 L1-3		0-0 FC6-4 1-2f			0-0 4-3		4 0 0 0 0 0 3														
Smoky Burgess, L (1, 2) OBP: 0.475, SLG: 0.694		0-0 G3		0-0 HR		0-0 G3		0-0 L1		4 1 1 1 0 0 0														
Bill Virdon, L (1, 8) OBP: 0.391, SLG: 0.250		4-0 2B BB		0-0 F8		0-0 L3-1		0-0 L3-1		3 1 0 0 1 0 0														
Bill Mazaroski, R (1, 4) OBP: 0.266, SLG: 0.450		0-0 F9		0-0 F7		4-0 BB		0-0 SH3-4 1B		3 0 1 0 1 0 1														
Harvey Haddix, L (1, 1) Roy Face, R (7, 1)		0-0 1B 2B		4-0 FC5-4 BB		0-0 4-3		0-0 SH3-4		2 1 1 1 1 0 1 0 0 0 0 0 0 0														
Inning Stats	R: 0 E: 1 K: 0 S: 5	H: 1 LOB: 2 BB: 0 P: 5	R: 2 E: 0 K: 1 S: 7	H: 2 LOB: 1 BB: 1 P: 11	R: 0 E: 0 K: 1 S: 5	H: 0 LOB: 0 BB: 0 P: 5	R: 1 E: 0 K: 0 S: 4	H: 1 LOB: 1 BB: 1 P: 8	R: 0 E: 0 K: 0 S: 4	H: 1 LOB: 1 BB: 0 P: 4	R: 0 E: 0 K: 1 S: 6	H: 1 LOB: 1 BB: 0 P: 6	R: 0 E: 0 K: 0 S: 3	H: 0 LOB: 1 BB: 1 P: 7	R: 0 E: 0 K: 1 S: 6	H: 1 LOB: 1 BB: 0 P: 6	R: 0 E: 0 K: 0 S: 3	H: 0 LOB: 0 BB: 0 P: 3	R: 0 E: 0 K: 0 S: 4	H: 1 LOB: 1 BB: 0 P: 4	1B: 4 2B: 1 3B: 1 HR: 1	SF: 0 SAC: 1 DP: 0 HBP: 0	WP: 0 PB: 0 SB: 0 CS: 0	PA: 38
PITCHER Ron Kline, R (1, 1) ERA: 4.12	IP 9.0 WLS W BF 38 H 7 R 3 ER 3 SO 3 BB 3 IBB 0 HBP 0 BLK 0 WP 0 HR 1 S 41 P 53 ERA 3.00 WHIP 1.111											PITCHER IP WLS BF H R ER SO BB IBB HBP BLK WP HR S P ERA WHIP												



Batter	1	2	3	4	5	6	7	8	9	AB	R	H	RBI	BB	SO	LOB
Joe Cunningham, L (1, 9) OBP: 0.407, SLG: 0.391	0-0 4-3		0-3 K		0-0 1-3		0-0 F7			4	0	0	0	0	1	1
Alex Grammas, R (1, 4) OBP: 0.280, SLG: 0.327	0-0 5-3			0-0 F8		0-0 G6-4-3 1B		0-0 1-3		4	0	1	0	0	0	0
Bill White, L (1, 8) OBP: 0.412, SLG: 0.597	0-3 K			0-0 1B 2B		0-0 F8		0-0 F4		4	1	1	0	0	1	1
Ken Boyer, R (1, 5) OBP: 0.419, SLG: 0.745		0-0 5-3		0-0 1B 1B		0-0 G6-4-3 1-2f		0-0 F6		4	0	1	1	0	0	1
Stan Musial, L (1, 3) OBP: 0.446, SLG: 0.578		0-0 F8		0-0 F9			4-0 2B SF9 BB		0-0 2B BB 1B	3	1	1	0	1	0	1
Curt Flood, R (9, PR) OBP: 0.500, SLG: 0.250										0	1	0	0	0	0	0
Daryl Spencer, R (1, 6) OBP: 0.439, SLG: 0.719		0-0 1B		0-0 1B			0-0 SF9 1B 2B		0-0 BB 1B 2B	4	1	4	0	0	0	0
Leon Wagner, L (1, 7) OBP: 0.392, SLG: 0.605		0-3 K		0-0 F6			0-0 SF9		4-0 BB IBB	2	0	0	1	1	1	3
Hal Smith, R (1, 2) OBP: 0.130, SLG: 0.091			0-0 G3		0-0 F6		0-0 FC1-6 1B		4-0 BB BB BB	2	0	0	0	0	0	0
George Crowe, L (7, PH) OBP: 0.250, SLG: 0.167										1	0	1	1	0	0	0
Bob Gibson, R (7, PR) OBP: 0.273, SLG: 0.222										0	0	0	0	0	0	0
Chris Cannizzaro, R (8, 2) OBP: 0.273, SLG: 0.222										0	0	0	0	0	0	0
Carl Sawatski, L (9, PH) OBP: 0.480, SLG: 0.762									1-2 2-3 3-H	0	0	0	1	1	0	0
Ron Kline, R (1, 1) OBP: 0.480, SLG: 0.762			0-3 K		0-0 L3		0-0 FC1-6			3	0	0	0	0	1	1

Inning Stats	R: 0	H: 0	E: 0	K: 1	S: 5	P: 5	R: 0	H: 1	E: 0	K: 1	S: 6	P: 6	R: 0	H: 0	E: 0	K: 2	S: 7	P: 7	R: 1	H: 3	E: 0	K: 0	S: 6	P: 6	R: 0	H: 0	E: 0	K: 0	S: 3	P: 3	R: 0	H: 1	E: 0	K: 0	S: 3	R: 2	H: 2	E: 0	K: 0	S: 5	P: 9	R: 0	H: 0	E: 0	K: 0	S: 3	R: 1	H: 2	E: 0	K: 0	S: 2	P: 10	1B: 6	2B: 3	3B: 0	HR: 0	SF: 1	SAC: 0	DP: 1	HBP: 0	WP: 0	PB: 0	SB: 0	CS: 0	PA: 35
--------------	------	------	------	------	------	------	------	------	------	------	------	------	------	------	------	------	------	------	------	------	------	------	------	------	------	------	------	------	------	------	------	------	------	------	------	------	------	------	------	------	------	------	------	------	------	------	------	------	------	------	------	-------	-------	-------	-------	-------	-------	--------	-------	--------	-------	-------	-------	-------	--------

PITCHER	IP	WLS	BF	H	R	ER	SO	BB	IBB	HBP	BLK	WP	HR	S	P	ERA	WHIP
Harvey Haddix, L (1, 1) ERA: 5.19	6.1		25	6	3	3	4	1	0	0	0	0	0	32	36	4.26	1.105
Roy Face, R (7, 1) ERA: 2.7	1.2	L	10	3	1	1	0	1	1	0	0	0	0	8	16	5.40	2.400

BOTTOM

Pittsburgh Pirates @ St. Louis Cardinals
 Sportsman's Park, St. Louis, MO

Mon May 02 1960, 8:05 PM EDT
 Att. 10,590 - Unknown

AB	31
R	4
H	9
RBI	4
BB	3
SO	4
LOB	8



PITCHER	IP	WLS	BF	H	R	ER	SO	BB	IBB	HBP	BLK	WP	HR	S	P	ERA	WHIP
---------	----	-----	----	---	---	----	----	----	-----	-----	-----	----	----	---	---	-----	------

Batter	1	2	3	4	5	6	7	8	9	AB R H RBI BB SO LOB	TOP
Bob Skinner, L (1, 7) OBP: 0.468, SLG: 0.667	0-0 F8			0-0 1B SF8 1B		0-0 4-3		0-0 F7		4 1 1 0 0 0 1	
Dick Groat, R (1, 6) OBP: 0.360, SLG: 0.417	0-0 5-3			0-0 1-3 1B		0-0 2B 1B		0-0 6-3		4 0 2 0 0 0 0	
Roberto Clemente, R (1, 9) OBP: 0.370, SLG: 0.603	0-0 5-3			0-0 SF8		0-0 1-H 2B		0-0 6-3		3 0 1 1 0 0 0	
Dick Stuart, R (1, 3) OBP: 0.319, SLG: 0.338		0-0 1-3		0-3 K		0-0 5-3		0-3 K		4 0 0 0 0 2 1	
Don Hoak, R (1, 5) OBP: 0.355, SLG: 0.283		0-0 6-3		0-3 K		0-0 6-3				3 0 0 0 0 1 1	
Hal Smith, R (1, 2) OBP: 0.414, SLG: 0.846		0-0 6-3			0-0 6-3		0-0 F7			3 0 0 0 0 0 0	
Gino Cimoli, R (1, 8) OBP: 0.273, SLG: 0.263			0-0 6-3		0-0 6-3			0-0 FC5-4 1B		3 0 1 0 0 0 0	
Bill Mazaroski, R (1, 4) OBP: 0.254, SLG: 0.429			0-0 3-1		0-0 6-3			0-0 FC5-4 FC6		3 0 0 0 0 0 1	
Bob Friend, R (1, 1) OBP: 0.071, SLG: 0.071			0-3 K			0-0 F9		0-0 FC6		2 0 0 0 0 1 0	
Gene Baker, R (8, PH)										1 0 0 0 0 0 1	
Joe Christopher, R (8, PR)										0 0 0 0 0 0 0	
Roy Face, R (8, 1)										0 0 0 0 0 0 0	
Inning Stats	R: 0 H: 0 E: 0 LOB: 0 K: 0 BB: 0 S: 3 P: 3	R: 0 H: 0 E: 0 LOB: 0 K: 0 BB: 0 S: 3 P: 3	R: 0 H: 0 E: 0 LOB: 0 K: 1 BB: 0 S: 5 P: 5	R: 1 H: 2 E: 0 LOB: 1 K: 2 BB: 0 S: 9 P: 9	R: 0 H: 0 E: 0 LOB: 0 K: 0 BB: 0 S: 3 P: 3	R: 0 H: 2 E: 0 LOB: 2 K: 0 BB: 0 S: 4 P: 4	R: 0 H: 0 E: 0 LOB: 0 K: 0 BB: 0 S: 3 P: 3	R: 0 H: 1 E: 0 LOB: 1 K: 0 BB: 0 S: 4 P: 4	R: 0 H: 0 E: 0 LOB: 0 K: 1 BB: 0 S: 5 P: 5	1B: 4 SF: 1 2B: 1 SAC: 0 3B: 0 DP: 0 HR: 0 HBP: 0	WP: 0 PA: 31 PB: 0 SB: 0 CS: 0
PITCHER Dick Ellsworth, L (1, 1) ERA: 1.0	IP WLS BF H R ER SO BB IBB HBP BLK WP HR S P ERA WHIP										
	9.0 W 31 5 1 1 4 0 0 0 0 0 0 0 39 39 1.00 0.556										
PITCHER	IP WLS BF H R ER SO BB IBB HBP BLK WP HR S P ERA WHIP										

Pittsburgh Pirates @ Chicago Cubs
Wrigley Field, Chicago, IL
Wed May 04 1960, 3:33 AM CDT
Att. 4,631 - Unknown

livebaseballscorecards.com

AB	30
R	1
H	5
RBI	1
BB	0
SO	4
LOB	5



Batter	1	2	3	4	5	6	7	8	9	AB R H RBI BB SO LOB
Tony Taylor, R (1, 4) OBP: 0.351, SLG: 0.456	0-3 K ①		0-0 1B		0-0 6-3			0-0 L8 ①		4 0 1 0 0 1 0
Richie Ashburn, L (1, 8) OBP: 0.425, SLG: 0.323	0-3 K ②		0-0 4-3 ③			0-0 F8 ①		0-0 1B 14 SF7 1B		4 1 1 0 0 1 1
Bob Will, L (1, 9) OBP: 0.302, SLG: 0.350	0-0 14 FC6-4 1B			0-0 G3 ①		0-0 1-3 ②		0-0 1-3 HR 1B		4 1 2 0 0 0 0
14 Ernie Banks, R (1, 6) OBP: 0.377, SLG: 0.508	0-0 FC6-4 ③			0-0 2B 2B		0-0 6-3 ③		0-0 SF7 ②		3 1 1 1 0 0 1
Frank Thomas, R (1, 7) OBP: 0.300, SLG: 0.508		0-0 L5 ①		0-0 1-6-3 ②		0-0 5-3 ①		0-0 1-H HR		4 1 1 2 0 0 1
George Altman, L (1, 3) OBP: 0.286, SLG: 0.310		0-0 F5 ②		0-0 2B ②		4-0 1B FC4-6 BB		0-0 F3 ③		3 1 1 1 1 0 0
Del Rice, R (1, 2) OBP: 0.314, SLG: 0.382		0-3 K ③		0-0 3-1 ③		0-0 FC4-6 1B				3 0 1 0 0 1 1
Don Zimmer, R (1, 5) OBP: 0.234, SLG: 0.283			0-3 K ①		0-0 F8 ①		0-0 FC4-6 ②			2 0 0 0 0 1 0
Sammy Taylor, L (7, PH) OBP: 0.294, SLG: 0.267							1-2f 3-H			1 0 0 1 0 0 1
Sammy Drake, S (7, PR) (8, 5)										0 0 0 0 0 0 0
Dick Ellsworth, L (1, 1)			0-3 K ②		0-3 K ②		0-0 6-3 ③			3 0 0 0 0 2 1


Inning Stats	R: 0 E: 0 K: 2 S: 8	H: 1 LOB: 1 BB: 0 P: 8	R: 0 E: 0 K: 1 S: 5	H: 0 LOB: 0 BB: 0 P: 5	R: 0 E: 0 K: 2 S: 8	H: 1 LOB: 1 BB: 0 P: 8	R: 1 E: 0 K: 0 S: 5	H: 2 LOB: 1 BB: 0 P: 5	R: 0 E: 0 K: 1 S: 5	H: 0 LOB: 0 BB: 0 P: 5	R: 0 E: 0 K: 0 S: 3	H: 0 LOB: 0 BB: 0 P: 3	R: 1 E: 0 K: 0 S: 4	H: 1 LOB: 1 BB: 1 P: 8	R: 3 E: 0 K: 0 S: 6	H: 3 LOB: 0 BB: 0 P: 6
--------------	------------------------------	---------------------------------	------------------------------	---------------------------------	------------------------------	---------------------------------	------------------------------	---------------------------------	------------------------------	---------------------------------	------------------------------	---------------------------------	------------------------------	---------------------------------	------------------------------	---------------------------------

PITCHER	IP	WLS	BF	H	R	ER	SO	BB	IBB	HBP	BLK	WP	HR	S	P	ERA	WHIP
Bob Friend, R (1, 1) ERA: 1.32	7.0	L	27	5	2	2	6	1	0	0	0	0	0	38	42	2.57	0.857
Roy Face, R (8, 1) ERA: 4.91	1.0		6	3	3	3	0	0	0	0	0	0	1	6	6	27.00	3.000

BOTTOM

Pittsburgh Pirates @ Chicago Cubs
 Wrigley Field, Chicago, IL
 Wed May 04 1960, 3:33 AM CDT
 Att. 4,631 - Unknown

AB	31
R	5
H	8
RBI	5
BB	1
SO	6
LOB	6



WP: 0	PA: 33
PB: 0	SB: 0
CS: 0	

1B	SF	WP	PA
5	1	0	33
2	0	0	
0	0	0	
1	0		

Batter	1	2	3	4	5	6	7	8	9	AB	R	H	RBI	BB	SO	LOB
Tony Taylor, R OBP: 0.329, SLG: 0.425 (1, 4)	L7	F9		K		6-3	FC4-6			5	0	0	0	0	1	4
Richie Ashburn, L OBP: 0.412, SLG: 0.314 (1, 8)	E6 14 1B			4-3		F6		5-3		5	1	1	1	0	0	0
14 Ernie Banks, R OBP: 0.378, SLG: 0.500 (1, 6)						F2		F8		5	1	2	0	0	0	2
Walt Moryn, L OBP: 0.346, SLG: 0.522 (1, 7)	SF7					PB SF7				3	2	3	1	0	0	0
George Altman, L OBP: 0.280, SLG: 0.302 (7, 3)								K		1	0	0	0	0	1	0
Frank Thomas, R OBP: 0.320, SLG: 0.515 (1, 3)										3	2	1	1	2	0	2
Bob Will, L OBP: 0.333, SLG: 0.386 (1, 9)										4	0	2	3	1	1	0
Del Rice, R OBP: 0.282, SLG: 0.351 (1, 2)										3	0	0	1	0	0	1
Sammy Taylor, L OBP: 0.333, SLG: 0.375 (9, PH)										1	0	1	0	0	0	0
Don Zimmer, R OBP: 0.265, SLG: 0.279 (1, 5)										1	1	0	0	3	0	0
Irv Noren, L OBP: 0.250, SLG: 0.100 (9, PH)										1	0	0	0	0	0	1
Seth Morehead, L OBP: 0.125, SLG: 0.125 (1, 1)										3	0	0	0	0	0	4
Don Elston, R (7, 1)										0	0	0	0	0	0	0
Glen Hobbie, R OBP: 0.300, SLG: 0.125 (7, 1)										0	0	0	0	1	0	0

Inning Stats	R: 3	H: 2	E: 1	K: 0	S: 5	H: 1	LOB: 1	BB: 1	P: 9	R: 1	H: 1	E: 1	K: 0	S: 5	R: 2	H: 3	E: 0	K: 0	S: 5	R: 0	H: 0	E: 0	K: 1	S: 5	R: 1	H: 1	E: 0	K: 0	S: 4	R: 0	H: 2	E: 0	K: 0	S: 5	R: 0	H: 0	E: 0	K: 0	S: 3	R: 0	H: 0	E: 0	K: 1	S: 5	R: 0	H: 1	E: 0	K: 1	S: 6	R: 0	H: 1	E: 0	K: 1	S: 6	1B: 6	SF: 2	2B: 4	SAC: 0	3B: 0	DP: 1	HR: 0	HBP: 0	WP: 0	PA: 44
--------------	------	------	------	------	------	------	--------	-------	------	------	------	------	------	------	------	------	------	------	------	------	------	------	------	------	------	------	------	------	------	------	------	------	------	------	------	------	------	------	------	------	------	------	------	------	------	------	------	------	------	------	------	------	------	------	-------	-------	-------	--------	-------	-------	-------	--------	-------	--------


PITCHER	IP	WLS	BF	H	R	ER	SO	BB	IBB	HBP	BLK	WP	HR	S	P	ERA	WHIP
George Witt, R ERA: 4.5 (1, 1)	2.0		15	6	6	2	0	2	0	0	0	0	0	13	21	9.00	4.000
Jim Umbricht, R ERA: 7.71 (3, 1)	4.0		17	3	1	1	1	2	1	0	0	0	0	16	28	2.25	1.250
Fred Green, L ERA: 3.0 (7, 1)	2.0	W	8	0	0	0	1	2	0	0	0	0	0	8	16	0.00	1.000
Roy Face, R ERA: 4.5 (9, 1)	1.0	S	4	1	0	0	1	0	0	0	0	0	0	6	6	0.00	1.000

BOTTOM

Pittsburgh Pirates @ Chicago Cubs
 Wrigley Field, Chicago, IL
 Thu May 05 1960, 3:33 AM CDT
 Att. 3,429 - Unknown

livebaseballscores.com

AB	35
R	7
H	10
RBI	7
BB	7
SO	3
LOB	14



Batter	1	2	3	4	5	6	7	8	9	AB R H RBI BB SO LOB	TOP
Don Hoak, R (1, 5) OBP: 0.341, SLG: 0.265	0-0 6-3		0-0 F3			0-0 6-3		0-0 F8		4 0 0 0 0 0 1	Pittsburgh Pirates @ San Francisco Giants Candlestick Park, San Francisco, CA Fri May 06 1960, 10:05 PM EDT Att. 36,592 - Unknown livebaseballscorecards.com
Dick Groat, R (1, 6) OBP: 0.353, SLG: 0.395	0-0 F2		0-3 K			0-0 F5		0-0 5-3		4 0 0 0 0 1 1	
Bob Skinner, L (1, 7) OBP: 0.483, SLG: 0.657	4-0 E S BB			0-3 K		0-0 1B		4-0 BB		2 0 1 0 2 1 0	
Rocky Nelson, L (1, 3) OBP: 0.111, SLG: 0.111	0-0 4-3 1-3			0-0 1B		0-0 F9		0-0 F9		4 0 1 0 0 0 3	
Roberto Clemente, R (1, 9) OBP: 0.378, SLG: 0.688		0-0 5-3		0-3 K		0-0 HR		0-0 F4		4 1 1 1 0 1 2	
Smoky Burgess, L (1, 2) OBP: 0.413, SLG: 0.595		0-0 F9		0-0 F4		0-0 F4		0-0 1-3		4 0 0 0 0 0 2	
Bill Virdon, L (1, 8) OBP: 0.380, SLG: 0.300		0-0 F6		0-3 K		0-0 F5				3 0 0 0 0 1 0	
Bill Mazaroski, R (1, 4) OBP: 0.247, SLG: 0.397			0-0 5-3		0-0 5-3		0-0 F7			3 0 0 0 0 0 0	
Vern Law, R (1, 1) OBP: 0.167, SLG: 0.176 Dick Schofield, S (8, PH) OBP: 0.600, SLG: 0.600 Don Gross, L (8, 1)		4-0 BB		0-0 F7				0-3 K		1 0 0 0 1 0 0 1 0 0 0 0 1 0 0 0 0 0 0 0 0	
Inning Stats	R: 0 H: 0 E: 0 LOB: 1 K: 0 BB: 1 S: 3 P: 7	R: 0 H: 0 E: 0 LOB: 0 K: 0 BB: 0 S: 3 P: 3	R: 0 H: 0 E: 0 LOB: 1 K: 1 BB: 1 S: 5 P: 9	R: 0 H: 1 E: 0 LOB: 1 K: 2 BB: 0 S: 8 P: 8	R: 0 H: 0 E: 0 LOB: 0 K: 1 BB: 0 S: 5 P: 5	R: 0 H: 1 E: 0 LOB: 1 K: 0 BB: 0 S: 4 P: 4	R: 1 H: 1 E: 0 LOB: 0 K: 0 BB: 0 S: 4 P: 4	R: 0 H: 0 E: 0 LOB: 0 K: 1 BB: 0 S: 5 P: 5	R: 0 H: 0 E: 0 LOB: 1 K: 0 BB: 1 S: 3 P: 7	1B: 2 SF: 0 2B: 0 SAC: 0 3B: 0 DP: 0 HR: 1 HBP: 0	WP: 0 PA: 33 PB: 0 SB: 1 CS: 0
PITCHER Sam Jones, R (1, 1) ERA: 2.39	IP WLS BF H R ER SO BB IBB HBP BLK WP HR S P ERA WHIP										

AB	30
R	1
H	3
RBI	1
BB	3
SO	5
LOB	9



Batter	1	2	3	4	5	6	7	8	9
Don Blasingame, L (1, 4) OBP: 0.289, SLG: 0.238	0-0 F6		0-0 F9		0-0 5-3		0-0 1-3		
Jim Davenport, R (1, 5) OBP: 0.390, SLG: 0.547	0-0 HR 1B		0-0 4-3			0-0 4-3		0-0 F9	
Willie Mays, R (1, 8) OBP: 0.488, SLG: 0.658	0-0 F9			0-0 F9		0-0 HR		0-0 E4 CS	
Willie McCovey, L (1, 3) OBP: 0.476, SLG: 0.806	0-0 HR 1-H			0-0 FC6-4 1B		4-0 BB		0-3 K 2-3	
Orlando Cepeda, R (1, 7) OBP: 0.308, SLG: 0.532	0-0 5-3			0-0 FC6-4 HR 1-2f		0-0 F8			
Willie Kirkland, L (1, 9) OBP: 0.373, SLG: 0.538		0-0 F4		0-0 HR 1-H		0-3 K			
Hobie Landrith, L (1, 2) OBP: 0.385, SLG: 0.200		0-0 F8		0-3 K			0-0 SH1-4 1B		
Eddie Bressoud, R (1, 6) OBP: 0.308, SLG: 0.377		0-0 5-3			0-0 F4		0-0 F8		
Sam Jones, R (1, 1) OBP: 0.083, SLG: 0.083			0-0 5-3		0-3 K		0-0 SH1-4 1-2		

AB	R	H	RBI	BB	SO	LOB
4	0	0	0	0	0	1
4	1	1	0	0	0	0
4	1	1	1	0	0	1
3	1	2	2	1	1	1
3	1	0	0	0	0	2
3	1	1	2	0	1	1
3	0	1	0	0	1	0
3	0	0	0	0	0	1
2	0	0	0	0	1	0

BOTTOM

Pittsburgh Pirates @ San Francisco Giants
Candlestick Park, San Francisco, CA

Fri May 06 1960, 10:05 PM EDT
Att. 36,592 - Unknown

livebaseballscorecards.com

AB	29
R	5
H	6
RBI	5
BB	1
SO	4
LOB	7



Inning Stats	R	H	E	K	S	P	IP	WLS	BF	H	R	ER	SO	BB	IBB	HBP	BLK	WP	HR	S	P	ERA	WHIP
	2	2	0	0	5	7	7.0	L	28	6	5	5	3	1	0	0	0	0	0	33	37	6.43	1.000
	0	0	0	0	3	7	1.0		3	0	0	0	1	0	0	0	0	0	0	5	5	0.00	0.000

WP	HR	S	P	ERA	WHIP
0	3	0	31		

Batter	1	2	3	4	5	6	7	8	9	AB	R	H	RBI	BB	SO	LOB
Don Blasingame, L (1, 4) OBP: 0.287, SLG: 0.238	0-3 K			0-3 K			0-0 FC6-4 1B 2B 1B	0-0 6-3		4	1	1	0	0	2	0
Jim Davenport, R (1, 5) OBP: 0.381, SLG: 0.526	0-3 K			0-0 5-3			0-0 FC6-4 1-2 1B	0-0 6-3		4	0	1	0	0	1	0
Willie Mays, R (1, 8) OBP: 0.477, SLG: 0.636	0-0 E S 2-1 1B			0-0 5-3			0-0 FC6-4 1-2f 2-3 2B	0-0 6-3		4	1	1	0	0	0	2
Willie McCovey, L (1, 3) OBP: 0.460, SLG: 0.769	0-0 2-1 1-H	0-0 3-1			0-3 K		0-0 F2			3	0	0	0	0	1	2
Orlando Cepeda, R (1, 7) OBP: 0.309, SLG: 0.538		0-0 F9			0-0 6-3		0-0 1-H 1B 3-H 2B			3	1	1	2	0	0	0
Willie Kirkland, L (1, 9) OBP: 0.364, SLG: 0.522		0-0 F8			0-3 K		4-0 1B IHR BB			2	0	0	0	0	1	0
Felipe Alou, R (7, PH) OBP: 0.231, SLG: 0.167										0	1	0	0	1	0	0
Bob Schmidt, R (1, 2) OBP: 0.348, SLG: 0.333			0-0 F5			0-0 5-3	0-0 1-3 2-H IHR 1B			2	0	0	0	0	0	0
Joey Amalfitano, R (7, PH) OBP: 0.344, SLG: 0.484										1	1	1	1	0	0	0
Hobie Landrith, L (8, 2) OBP: 0.385, SLG: 0.200										0	0	0	0	0	0	0
Eddie Bressoud, R (1, 6) OBP: 0.309, SLG: 0.417			0-3 K			0-0 F9	0-0 1-H 3-H IHR			3	1	1	3	0	1	0
Jack Sanford, R (1, 1) OBP: 0.308, SLG: 0.250			0-0 5-3			0-0 F8	0-3 K			1	0	0	0	0	0	0
Billy O'Dell, S (5, 1)										0	0	0	0	0	0	0
Andre Rodgers, R (6, PH) OBP: 0.375, SLG: 0.286										1	0	0	0	0	0	0
Bud Byerly, R (7, 1)										1	0	0	0	0	1	0

Inning Stats	R: 0	H: 1	E: 0	K: 2	S: 7	H: 0	LOB: 1	BB: 0	P: 7	R: 0	H: 0	E: 0	K: 0	S: 3	H: 0	LOB: 0	BB: 0	P: 3	R: 0	H: 0	E: 0	K: 1	S: 5	R: 0	H: 0	E: 0	K: 1	S: 5	R: 0	H: 0	E: 0	K: 2	S: 7	R: 6	H: 5	E: 0	K: 1	S: 10	R: 0	H: 0	E: 0	K: 0	S: 3	R: 0	H: 0	E: 0	K: 0	S: 3
--------------	------	------	------	------	------	------	--------	-------	------	------	------	------	------	------	------	--------	-------	------	------	------	------	------	------	------	------	------	------	------	------	------	------	------	------	------	------	------	------	-------	------	------	------	------	------	------	------	------	------	------

PITCHER	IP	WLS	BF	H	R	ER	SO	BB	IBB	HBP	BLK	WP	HR	S	P	ERA	WHIP
Harvey Haddix, L (1, 1) ERA: 5.63	6.2		26	5	5	5	6	1	0	0	0	0	0	36	40	6.75	0.900
Fred Green, L (7, 1) ERA: 3.86	0.1	L	2	1	1	1	1	0	0	0	0	0	0	4	4	27.00	3.000
Don Gross, L (8, 1) ERA: 3.86	1.0		3	0	0	0	0	0	0	0	0	0	0	3	3	0.00	0.000


BOTTOM

Pittsburgh Pirates @ San Francisco Giants
Candlestick Park, San Francisco, CA

Sat May 07 1960, 6:33 AM EDT
Att. 33,066 - Unknown

AB	29
R	6
H	6
RBI	6
BB	1
SO	7
LOB	4

livebaseballscorecards.com



WP: 0	PA: 30
PB: 0	
SB: 1	
CS: 0	

Batter	1	2	3	4	5	6	7	8	9	AB R H RBI BB SO LOB	TOP	
Bob Skinner, L (1, 7) <small>OBP: 0.484, SLG: 0.658</small> George Witt, R (6, 1) Dick Schofield, S (8, PH) <small>OBP: 0.500, SLG: 0.500</small> Don Gross, L (8, 1)	0-0 L1-5 3B		0-0 F5			0-3 K		0-0 6-3		3 0 1 0 0 1 1 0 0 0 0 0 0 0 1 0 0 0 0 0 1 0 0 0 0 0 0 0	Pittsburgh Pirates @ San Francisco Giants Candlestick Park, San Francisco, CA Sun May 08 1960, 6:33 AM EDT Att: 40,173 - Unknown livebaseballscorecards.com AB 29 R 1 H 6 RBI 1 BB 2 SO 2 LOB 11 	
Dick Groat, R (1, 6) <small>OBP: 0.330, SLG: 0.367</small>	0-0 L1-5		0-0 FC6-4			0-0 1-3		0-0 6-3	4 0 0 0 0 0 2			
Roberto Clemente, R (1, 9) <small>OBP: 0.389, SLG: 0.667</small>	4-0 BB			0-0 F4			0-0 G6-3 1B		0-0 6-3	3 0 1 0 1 0 0		
Dick Stuart, R (1, 3) <small>OBP: 0.321, SLG: 0.351</small>	0-0 F8			0-0 5-3			0-0 G6-3		0-0 6-3	4 0 0 0 0 0 2		
Don Hoak, R (1, 5) <small>OBP: 0.344, SLG: 0.247</small>		4-0 G1-6-3 BB		0-0 F8			0-0 5-3			2 0 0 0 1 0 0		
Hal Smith, R (1, 2) <small>OBP: 0.361, SLG: 0.727</small>		0-0 G1-6-3			0-0 F8			0-0 E 2B		3 1 1 0 0 0 1		
Gino Cimoli, R (1, 8) <small>OBP: 0.333, SLG: 0.333</small>		0-0 F3			0-0 G5-4-3 1B			0-0 E8 1B		3 0 2 1 0 0 0		
Bill Mazerowski, R (1, 4) <small>OBP: 0.250, SLG: 0.387</small>			0-0 FC6-4 1B			0-0 G5-4-3		0-0 F7		3 0 1 0 0 0 2		
Joe Gibbon, R (1, 1) Jim Umbricht, R (1, 1) <small>OBP: 0.333, SLG: 0.333</small> Roman Mejias, R (3, PH) Paul Giel, R (3, 1) Gene Baker, R (6, PH) Joe Christopher, R (6, 7)			0-3 K			0-0 5-3		0-0 6-3		0 0 0 0 0 0 0 0 0 0 0 0 0 0 1 0 0 0 0 0 1 0 0 0 0 0 0 0 1 0 0 0 0 0 0 1 0 0 0 0 0 1		
Inning Stats	R: 0 H: 1 E: 0 LOB: 1 K: 0 BB: 1 S: 3 P: 7	R: 0 H: 0 E: 0 LOB: 0 K: 0 BB: 1 S: 2 P: 6	R: 0 H: 1 E: 0 LOB: 1 K: 1 BB: 0 S: 6 P: 6	R: 0 H: 0 E: 0 LOB: 0 K: 0 BB: 0 S: 3 P: 3	R: 0 H: 1 E: 0 LOB: 0 K: 0 BB: 0 S: 3 P: 3	R: 0 H: 0 E: 0 LOB: 0 K: 1 BB: 0 S: 5 P: 5	R: 0 H: 1 E: 0 LOB: 0 K: 0 BB: 0 S: 3 P: 3	R: 1 H: 2 E: 1 LOB: 1 K: 0 BB: 0 S: 5 P: 5	R: 0 H: 0 E: 0 LOB: 0 K: 0 BB: 0 S: 3 P: 3	1B: 4 SF: 0 2B: 2 SAC: 0 3B: 1 DP: 4 HR: 0 HBP: 0		WP: 0 PA: 31 PB: 0 SB: 0 CS: 0
PITCHER Mike McCormick, L (1, 1) <small>ERA: 1.81</small>	IP WLS BF H R ER SO BB IBB HBP BLK WP HR S P ERA WHIP 9.0 W 31 6 1 1 2 2 0 0 0 0 0 0 33 41 1.00 0.889							PITCHER IP WLS BF H R ER SO BB IBB HBP BLK WP HR S P ERA WHIP				

Batter	1	2	3	4	5	6	7	8	9	AB R H RBI BB SO LOB	TOP	
Gene Baker, R (1, 5) Rocky Nelson, L (8, PH) OBP: 0.143, SLG: 0.143 Roy Face, R (8, 1)	1-3 K		0-0 4-3			1-3 K		1-2 4-3		3 0 0 0 0 2 0 1 0 0 0 0 0 1 0 0 0 0 0 0 0		
Dick Groat, R (1, 6) OBP: 0.327, SLG: 0.362	0-3 K			1-3 K			0-2 5-3		0-2 HR 1B	4 1 1 0 0 2 0		
Bob Skinner, L (1, 7) OBP: 0.485, SLG: 0.684	4-2 BB			2-2 F7			3-2 F5		1-2 HR 1-H	3 1 1 2 1 0 0		
Dick Stuart, R (1, 3) OBP: 0.306, SLG: 0.333	0-3 K			1-0 4-3			0-3 K		0-3 K	4 0 0 0 0 3 1		
Roberto Clemente, R (1, 9) OBP: 0.404, SLG: 0.667			1-3 K		2-2 CS 1B			2-2 FC5-4 1B	4-2 BB	3 0 2 0 1 1 0		
Hal Smith, R (1, 2) OBP: 0.333, SLG: 0.667 Don Hoak, R (8, 5) OBP: 0.340, SLG: 0.243			0-0 6-3		1-3 K			0-1 FC5-4 HR 1-2f	0-3 K	3 1 0 0 0 1 2 1 0 0 0 0 1 1		
Gino Cimoli, R (1, 8) OBP: 0.294, SLG: 0.290			0-2 G3		0-2 L8			0-3 K	3-2 6-3	4 0 0 0 0 1 3		
Bill Mazerowski, R (1, 4) OBP: 0.253, SLG: 0.423			0-3 K		1-2 CS 1-2	1-3 K		1-0 HR 1-H		3 1 1 2 0 2 0		
Bob Friend, R (1, 1) OBP: 0.063, SLG: 0.063 Smoky Burgess, L (8, PH) OBP: 0.412, SLG: 0.574 Joe Christopher, R (8, PR) Bob Oldis, R (8, 2)			1-1 1-3			0-3 K		0-2 1B		2 0 0 0 0 1 0 1 0 1 0 0 0 0 0 0 0 0 0 0 0 0 0 0 0 0 0 0		
Inning Stats	R: 0 H: 0 E: 0 LOB: 1 K: 3 BB: 1 S: 11 P: 16	R: 0 H: 0 E: 0 LOB: 0 K: 1 BB: 0 S: 10 P: 11	R: 0 H: 0 E: 0 LOB: 0 K: 1 BB: 0 S: 6 P: 7	R: 0 H: 0 E: 0 LOB: 0 K: 1 BB: 0 S: 11 P: 15	R: 0 H: 1 E: 0 LOB: 0 K: 1 BB: 0 S: 12 P: 16	R: 0 H: 0 E: 0 LOB: 0 K: 3 BB: 0 S: 12 P: 14	R: 0 H: 0 E: 0 LOB: 0 K: 1 BB: 0 S: 9 P: 12	R: 2 H: 3 E: 0 LOB: 1 K: 1 BB: 0 S: 16 P: 20	R: 2 H: 2 E: 0 LOB: 1 K: 2 BB: 1 S: 19 P: 27	1B: 4 SF: 0 2B: 0 SAC: 0 3B: 0 DP: 0 HR: 2 HBP: 0	WP: 0 PA: 35 PB: 0 SB: 0 CS: 1	
PITCHER Don Drysdale, R (1, 1) ERA: 2.58 Larry Sherry, R (9, 1) ERA: 5.2	IP WLS BF H R ER SO BB IBB HBP BLK WP HR S P ERA WHIP	8.1 32 6 4 4 13 2 0 0 0 0 2 99 128 4.32 0.960	0.2 W 2 0 0 0 1 0 0 0 0 0 0 0 7 10 0.00 0.000									

Pittsburgh Pirates @ Los Angeles Dodgers
Los Angeles Memorial Coliseum, Los Angeles, CA
Mon May 09 1960, 10:05 PM EDT
Att: 23,417 - Unknown

AB	32
R	4
H	6
RBI	4
BB	2
SO	14
LOB	8



Batter	1	2	3	4	5	6	7	8	9	AB R H RBI BB SO LOB
Jim Gilliam, S OBP: 0.381, SLG: 0.263 (1, 5)	1-1 6-3			1-2 1-3	4-2 1-3		2-2 F8		4-0 HR	3 1 0 0 2 0 1
Charlie Neal, R OBP: 0.349, SLG: 0.362 (1, 4)	1-3 K			0-0 6-3	0-0 1-3		3-3 K		2-2 HR	5 1 1 3 0 2 3
Wally Moon, L OBP: 0.400, SLG: 0.465 (1, 7)	1-2 1-3			0-0 1B		1-1 E6 F8 1B		2-0 4-3		4 1 1 0 0 0 0
Duke Snider, L OBP: 0.375, SLG: 0.440 (1, 9)			1-3 K	1-0 6-3		1-2 F8		1-1 3-1		4 0 0 0 0 1 2
Norm Larker, L OBP: 0.486, SLG: 0.414 (1, 3)					0-0 2B E 1B		0-0 1B	2-1 S E 1B		4 1 3 1 0 0 0
Tommy Davis, R OBP: 0.250, SLG: 0.243 (8, PR)										0 1 0 0 0 0 0
Gil Hodges, R OBP: 0.295, SLG: 0.406 (9, 3)										0 0 0 0 0 0 0
Don Demeter, R OBP: 0.308, SLG: 0.550 (1, 8)			2-0 5-3		0-1 E9 3-1 1B 2B		1-3 K	2-2 E3		4 1 1 0 0 1 1
John Roseboro, L OBP: 0.333, SLG: 0.411 (1, 2)				2-2 F8		0-1 3-1		1-3 K		4 0 0 0 0 1 3
Bob Aspromonte, R OBP: 0.206, SLG: 0.273 (1, 6)				0-2 6-3		0-2 S 1B		0-0 6-3		3 0 1 1 0 0 0
Maury Wills, S OBP: 0.310, SLG: 0.302 (8, 6)									0-1 SH3-4 HR 1B	1 1 1 0 0 0 0
Don Drysdale, R OBP: 0.316, SLG: 0.444 (1, 1)				2-2 1-3		1-3 K		0-0 F8 WP 1B		3 0 1 0 0 1 1
Larry Sherry, R OBP: 0.154, SLG: 0.083 (9, 1)									0-0 SH3-4	0 0 0 0 0 0 0

Inning Stats	R: 0 E: 0 K: 1 S: 8	H: 0 LOB: 0 BB: 0 P: 11	R: 0 E: 0 K: 1 S: 6	H: 0 LOB: 0 BB: 0 P: 9	R: 0 E: 0 K: 0 S: 14	H: 0 LOB: 0 BB: 0 P: 18	R: 0 E: 0 K: 0 S: 6	H: 1 LOB: 1 BB: 0 P: 8	R: 2 E: 1 K: 1 S: 16	H: 3 LOB: 2 BB: 1 P: 21	R: 1 E: 1 K: 1 S: 13	H: 1 LOB: 1 BB: 0 P: 17	R: 0 E: 0 K: 1 S: 11	H: 1 LOB: 1 BB: 0 P: 16	R: 1 E: 1 K: 1 S: 11	H: 1 LOB: 1 BB: 0 P: 19	R: 3 E: 0 K: 0 S: 7	H: 2 LOB: 0 BB: 1 P: 13	1B: 7 2B: 1 3B: 0 HR: 1	SF: 0 SAC: 1 DP: 0 HBP: 0
--------------	------------------------------	----------------------------------	------------------------------	---------------------------------	-------------------------------	----------------------------------	------------------------------	---------------------------------	-------------------------------	----------------------------------	-------------------------------	----------------------------------	-------------------------------	----------------------------------	-------------------------------	----------------------------------	------------------------------	----------------------------------	----------------------------------	------------------------------------

PITCHER	IP	WLS	BF	H	R	ER	SO	BB	IBB	HBP	BLK	WP	HR	S	P	ERA	WHIP
Bob Friend, R ERA: 1.5 (1, 1)	7.0		29	6	3	2	5	1	0	0	0	1	0	74	100	2.57	1.000
Roy Face, R ERA: 6.08 (8, 1)	1.1	L	9	3	4	3	1	0	1	0	0	0	1	18	32	20.25	2.250

BOTTOM

Pittsburgh Pirates @ Los Angeles Dodgers
Los Angeles Memorial Coliseum, Los Angeles, CA

Mon May 09 1960, 10:05 PM EDT
Att. 23,417 - Unknown

livebaseballscores.com

AB	35
R	7
H	9
RBI	5
BB	2
SO	6
LOB	11



Batter	1	2	3	4	5	6	7	8	9	AB R H RBI BB SO LOB	TOP
Bob Skinner, L (1, 7) OBP: 0.466, SLG: 0.650	0-1 F8		2-2 L4		2-2 G4-6-3			1-0 4-3		4 0 0 0 0 0 1	Pittsburgh Pirates @ Los Angeles Dodgers Los Angeles Memorial Coliseum, Los Angeles, CA Tue May 10 1960, 10:05 PM EDT Att: 26,331 - Unknown
Dick Groat, R (1, 6) OBP: 0.324, SLG: 0.351	2-1 6-3		4-1 BB		3-2 F4			2-1 L5		3 0 0 0 1 0 0	
Roberto Clemente, R (1, 9) OBP: 0.408, SLG: 0.659	1-1 1B		0-0 G3					0-0 1B		4 0 2 0 0 0 1	
Dick Stuart, R (1, 3) Rocky Nelson, L (8, 3) OBP: 0.303, SLG: 0.329 OBP: 0.143, SLG: 0.143	3-3 K			0-2 5-3				0-3 K		4 0 1 0 0 2 2 0 0 0 0 0 0 0	
Gene Baker, R (1, 5) Don Hoak, R (9, 5) OBP: 0.340, SLG: 0.243		2-2 4-3		2-3 K				1-3 K		4 0 0 0 0 2 1 0 0 0 0 0 0 0	
Hal Smith, R (1, 2) Bob Oldis, R (9, 2) OBP: 0.326, SLG: 0.700		2-2 HR		1-2 F9				2-3 K		4 1 1 1 0 1 1 0 0 0 0 0 0 0	
Gino Cimoli, R (1, 8) OBP: 0.316, SLG: 0.294		1-1 L8			0-0 HR			4-2 WP 1B BB		3 1 1 0 1 1 0	
Bill Mazeroski, R (1, 4) OBP: 0.264, SLG: 0.463		0-0 5-3			2-1 HR			0-0 WP 1B		4 1 2 2 0 0 0	
Vern Law, R (1, 1) OBP: 0.182, SLG: 0.190			2-2 5-3		1-2 G4-6-3 1B			3-3 K		4 0 1 0 0 2 2	
Inning Stats	R: 0 H: 1 E: 0 LOB: 1 K: 1 BB: 0 S: 10 P: 16	R: 1 H: 1 E: 0 LOB: 0 K: 0 BB: 0 S: 9 P: 14	R: 0 H: 0 E: 0 LOB: 1 K: 0 BB: 1 S: 9 P: 17	R: 0 H: 0 E: 0 LOB: 0 K: 1 BB: 0 S: 9 P: 12	R: 2 H: 3 E: 0 LOB: 0 K: 0 BB: 0 S: 16 P: 24	R: 0 H: 1 E: 0 LOB: 1 K: 0 BB: 0 S: 12 P: 16	R: 0 H: 0 E: 0 LOB: 0 K: 2 BB: 0 S: 10 P: 15	R: 0 H: 1 E: 0 LOB: 1 K: 1 BB: 0 S: 7 P: 10	R: 0 H: 1 E: 0 LOB: 2 K: 3 BB: 1 S: 17 P: 27	1B: 6 SF: 0 2B: 0 SAC: 0 3B: 0 DP: 1 HR: 2 HBP: 0	
PITCHER	IP WLS BF H R ER SO BB IBB HBP BLK WP HR S P ERA WHIP										
Johnny Podres, L (1, 1) ERA: 2.42	8.0 L 31 7 3 3 5 1 0 0 0 0 0 2 82 124 3.38 1.000										
Stan Williams, R (9, 1) ERA: 3.52	1.0 5 1 0 0 3 1 0 0 0 0 1 0 17 27 0.00 2.000										

AB	34
R	3
H	8
RBI	3
BB	2
SO	8
LOB	8



Batter	1	2	3	4	5	6	7	8	9	AB	R	H	RBI	BB	SO	LOB
Jim Gilliam, S OBP: 0.394, SLG: 0.310 (1, 5)	3-1 E4 FC6-4		2-2 E8 WP 1B			0-0 1B		3-2 6-3 3B		4	1	3	0	0	0	0
Charlie Neal, R OBP: 0.345, SLG: 0.356 (1, 4)	3-1 FC6-4 G6-4-3 1-2f		2-2 F6 2-3			1-0 1B 1-3		1-1 6-3 3-H		4	0	1	1	0	0	2
Wally Moon, L OBP: 0.385, SLG: 0.444 (1, 7)	1-2 G6-4-3 1-2f			1-0 6-3		0-0 F7		1-1 F8		4	0	0	0	0	0	3
Duke Snider, L OBP: 0.353, SLG: 0.407 (1, 9)		2-2 3-1		2-3 K2-3		0-0 F5		1-0 6-3		4	0	0	0	0	1	2
Norm Larker, L OBP: 0.462, SLG: 0.394 (1, 3)		0-0 F6		0-0 3-1		3-0 4-3		0-2 FC3-6 1B		4	0	1	0	0	0	2
Maury Wills, S OBP: 0.310, SLG: 0.302 (9, PR)										0	0	0	0	0	0	0
Bob Aspromonte, R OBP: 0.184, SLG: 0.243 (1, 6)		0-2 F3			1-1 L8		3-2 6-3		0-1 FC3-6 1B 1-2f	4	0	0	0	0	0	1
Tommy Davis, R OBP: 0.233, SLG: 0.225 (1, 8)			0-2 4-3		1-0 4-3		2-1 6-3		0-0 FC5-4 1B 1-2	3	0	0	0	0	0	0
Chuck Essegian, R OBP: 0.250, SLG: 0.400 (9, PH)										1	0	1	0	0	0	0
Bob Lillis, R (9, PR)										0	0	0	0	0	0	0
Norm Sherry, R OBP: 0.500, SLG: 1.250 (1, 2)			2-1 HR		0-0 1B		2-0 1-3		0-2 FC5-4 1-2f	4	1	2	1	0	0	2
Johnny Podres, L OBP: 0.214, SLG: 0.083 (1, 1)			1-0 F6		1-0 6-3			2-3 K		2	0	0	0	0	0	1
John Roseboro, L OBP: 0.330, SLG: 0.405 (8, PH)										1	0	0	0	0	1	0
Stan Williams, R (9, 1)										0	0	0	0	0	0	0

Inning Stats	R: 0	H: 0	R: 0	H: 0	R: 1	H: 2	R: 0	H: 0	R: 0	H: 1	R: 0	H: 2	R: 0	H: 0	R: 1	H: 1	R: 0	H: 2	R: 0	H: 2	R: 0	H: 0	R: 1	H: 1	R: 0	H: 2	R: 0	H: 2	1B: 6	SF: 0	WP: 1	PA: 35
E: 1	LOB: 0	E: 0	LOB: 0	E: 1	LOB: 1	E: 0	LOB: 0	E: 0	LOB: 1	E: 0	LOB: 2	E: 0	LOB: 0	E: 0	LOB: 0	E: 0	LOB: 2	E: 0	LOB: 2	E: 0	LOB: 2	E: 0	LOB: 0	E: 0	LOB: 0	E: 0	LOB: 2	2B: 0	SAC: 0	PB: 0		
K: 0	BB: 0	K: 0	BB: 0	K: 0	BB: 0	K: 1	BB: 0	K: 0	BB: 0	K: 0	BB: 0	K: 0	BB: 0	K: 0	BB: 0	K: 1	BB: 0	K: 0	BB: 0	K: 0	BB: 0	K: 0	BB: 0	K: 1	BB: 0	K: 0	BB: 0	3B: 1	DP: 1	SB: 0		
S: 7	P: 14	S: 8	P: 10	S: 14	P: 21	S: 6	P: 9	S: 5	P: 8	S: 5	P: 9	S: 6	P: 13	S: 6	P: 18	S: 11	P: 18	S: 10	P: 11	S: 10	P: 11	S: 10	P: 11	S: 11	P: 18	S: 10	P: 11	HR: 1	HBP: 0	CS: 0		

PITCHER	IP	WLS	BF	H	R	ER	SO	BB	IBB	HBP	BLK	WP	HR	S	P	ERA	WHIP	PITCHER	IP	WLS	BF	H	R	ER	SO	BB	IBB	HBP	BLK	WP	HR	S	P	ERA	WHIP	
Vern Law, R ERA: 2.08 (1, 1)	9.0	W	35	8	2	2	2	0	0	0	0	1	1	72	113	2.00	0.889																			


BOTTOM

Pittsburgh Pirates @ Los Angeles Dodgers
 Los Angeles Memorial Coliseum, Los Angeles, CA

Tue May 10 1960, 10:05 PM EDT
 Att. 26,331 - Unknown

livebaseballscorecards.com

AB	35
R	2
H	8
RBI	2
BB	0
SO	2
LOB	13



Batter	1	2	3	4	5	6	7	8	9	AB R H RBI BB SO LOB	TOP											
Bob Skinner, L (1, 7) OBP: 0.463, SLG: 0.643	4-2 1B BB		3-2 G3		3-3 K		1-1 F5		3-1 1B 2B	4 2 1 0 1 1 2												
Dick Groat, R (1, 6) OBP: 0.318, SLG: 0.337	0-1 4-3 1-2		0-1 6-3			3-2 F9		4-2 BB G4-6-3	2-0 F8	4 0 0 0 1 0 2												
Roberto Clemente, R (1, 9) OBP: 0.408, SLG: 0.646	3-3 K		0-0 1-3			2-2 1B 1B		0-0 G4-6-3 1-2f	1-0 WP 1B 2-H	5 1 2 1 0 1 2												
Dick Stuart, R (1, 3) Rocky Nelson, L (8, 3) OBP: 0.312, SLG: 0.329 OBP: 0.200, SLG: 0.143	4-0 1B IBB			1-2 5-3		1-0 F7		1-2 WP 1B 1B	4-0 FC5 1B 1-2 BB	3 1 1 0 1 0 1 0 0 0 0 1 0 0												
Gene Baker, R (1, 5) Smoky Burgess, L (9, PH) Don Hoak, R (9, PR) OBP: 0.231, SLG: 0.167 OBP: 0.423, SLG: 0.583 OBP: 0.340, SLG: 0.243	3-2 1-3 2-H 1B			0-0 1-3		3-2 1-3 1B		4-2 1B 1B 1-2	2-1 1B 1-2 2-H 1B	3 1 2 1 1 0 0 1 0 1 1 0 0 0 0 0 0 0 0 0 0												
Hal Smith, R (1, 2) Roman Mejias, R (8, PR) Bob Oldis, R (8, 2)	2-1 F7			2-0 6-3		3-3 K		2-1 1B 1B 1-H 2-H	1-0 FC5 2-3f	4 0 1 2 0 1 4 0 1 0 0 0 0 0 1 0 0 0 0 0 2												
Gino Cimoli, R (1, 8) OBP: 0.333, SLG: 0.316			3-1 F7		1-0 1B		0-1 5-3	3-2 1B 2-H		4 0 2 1 0 0 0												
Bill Mazeroski, R (1, 4) OBP: 0.253, SLG: 0.442			1-1 4-3		1-2 F8		1-3 K	0-0 F5		4 0 0 0 0 1 3												
Joe Gibbon, R (1, 1) Joe Christopher, R (7, PH) Roy Face, R (7, 1)			1-3 K		1-1 F9		4-0 BB		0-3 K	2 0 0 0 0 1 1 0 0 0 0 1 0 0 1 0 0 0 0 1 0												
Inning Stats	R: 1 E: 0 K: 1 S: 12	H: 1 LOB: 2 BB: 2 P: 28	R: 0 E: 0 K: 1 S: 7	H: 0 LOB: 0 BB: 0 P: 12	R: 0 E: 0 K: 0 S: 6	H: 0 LOB: 0 BB: 0 P: 9	R: 0 E: 0 K: 0 S: 7	H: 0 LOB: 0 BB: 0 P: 10	R: 0 E: 0 K: 1 S: 10	H: 1 LOB: 1 BB: 0 P: 16	R: 0 E: 0 K: 1 S: 18	H: 2 LOB: 2 BB: 0 P: 30	R: 0 E: 0 K: 1 S: 7	H: 0 LOB: 1 BB: 1 P: 13	R: 3 E: 0 K: 0 S: 15	H: 3 LOB: 2 BB: 2 P: 29	R: 2 E: 0 K: 1 S: 10	H: 3 LOB: 2 BB: 1 P: 23	1B: 9 2B: 1 3B: 0 HR: 0	SF: 0 SAC: 0 DP: 1 HBP: 0	WP: 2 PB: 0 SB: 0 CS: 0	PA: 42
PITCHER	IP WLS BF H R ER SO BB IBB HBP BLK WP HR S P ERA WHIP																					
Sandy Koufax, L (1, 1) ERA: 6.0	7.2 L 33 6 4 4 5 4 1 0 0 1 0 77 139 4.70 1.304																					
Larry Sherry, R (8, 1) ERA: 5.54	1.0 8 4 2 2 1 1 0 0 0 1 0 14 29 18.00 5.000																					
Ed Roebuck, R (9, 1) ERA: 3.07	0.1 1 0 0 0 0 0 0 0 0 0 0 1 2 0.00 0.000																					

Pittsburgh Pirates @ Los Angeles Dodgers
Los Angeles Memorial Coliseum, Los Angeles, CA
Wed May 11 1960, 10:05 PM EDT
Att: 27,926 - Unknown

AB	36
R	6
H	10
RBI	6
BB	6
SO	6
LOB	17



Batter	1	2	3	4	5	6	7	8	9	AB R H RBI BB SO LOB	TOP											
Don Hoak, R (1, 5) OBP: 0.330, SLG: 0.238	0-0 5-3		0-0 2B 1-3 1B	0-0 P3		0-0 6-3	0-3 K 2B 1B		0-3 K	6 1 1 0 0 2 3												
Dick Groat, R (1, 6) OBP: 0.354, SLG: 0.402	0-0 7-4 2B		0-0 1-3 3-H 2B		0-0 WP 1B		0-0 HR 1B		0-0 1-3 1B	6 2 6 0 0 0 0												
Bob Skinner, L (1, 7) OBP: 0.456, SLG: 0.618	0-0 7-4 2-3f		4-0 IBB		0-0 F8		0-0 F7		0-0 G2-3	5 0 1 2 1 0 5												
Dick Stuart, R (1, 3) Rocky Nelson, L (7, 3) OBP: 0.316, SLG: 0.367 OBP: 0.200, SLG: 0.143		0-3 K	0-3 K		0-0 WP 1B		0-0 HR			5 1 2 2 0 2 4 0 0 0 0 0 0 0												
Roberto Clemente, R (1, 9) OBP: 0.407, SLG: 0.640		0-0 1B 2B	0-0 5-3		0-0 F8		4-0 2B BB		0-0 3-1	4 1 1 0 1 0 5												
Hal Smith, R (1, 2) OBP: 0.346, SLG: 0.688		0-0 F9		0-0 PB 2B	4-0 BB BB		0-0 1-H HR 2B		0-3 K	4 1 2 1 1 1 1												
Gino Cimoli, R (1, 8) OBP: 0.362, SLG: 0.333		0-0 WP 1B		4-0 2-3 BB	0-3 K		0-0 HR 1B		0-0 F9	4 1 2 0 1 1 3												
Bill Mazeroski, R (1, 4) Dick Schofield, S (9, 4) OBP: 0.260, SLG: 0.473 OBP: 0.500, SLG: 0.500		0-0 P4		0-0 F5		0-0 5-3	0-0 1-H 2-H HR		0-0 FC2-6 1B	5 1 2 3 0 0 4 0 0 0 0 0 0 0												
Bob Friend, R (1, 1) OBP: 0.095, SLG: 0.050			4-0 1B 2B BB	0-3 K		0-0 L8	0-0 F8		0-0 FC2-6 1B	4 0 0 0 1 1 3												
Inning Stats	R: 0 E: 0 K: 0 S: 3	H: 1 LOB: 0 BB: 0 P: 3	R: 0 E: 0 K: 1 S: 7	H: 2 LOB: 2 BB: 0 P: 7	R: 0 E: 0 K: 1 S: 6	H: 2 LOB: 3 BB: 2 P: 14	R: 0 E: 0 K: 1 S: 6	H: 1 LOB: 2 BB: 1 P: 10	R: 0 E: 0 K: 1 S: 7	H: 2 LOB: 3 BB: 1 P: 11	R: 0 E: 0 K: 0 S: 3	H: 0 LOB: 0 BB: 0 P: 3	R: 8 E: 0 K: 1 S: 13	H: 7 LOB: 1 BB: 1 P: 17	R: 0 E: 0 K: 1 S: 5	H: 0 LOB: 0 BB: 0 P: 5	R: 0 E: 0 K: 1 S: 7	H: 2 LOB: 2 BB: 0 P: 7	1B: 9 2B: 7 3B: 0 HR: 2	SF: 0 SAC: 0 DP: 1 HBP: 0	WP: 2 PB: 2 SB: 0 CS: 0	PA: 48
PITCHER	IP WLS BF H R ER SO BB IBB HBP BLK WP HR S P ERA WHIP																					
Carl Willey, R (1, 1) ERA: 3.51	6.1 L 32 10 3 3 4 4 1 0 0 2 1 35 55 4.26 2.211																					
Bob Rush, R (7, 1) ERA: 10.13	0.1 6 4 3 3 1 0 0 0 0 0 1 8 8 81.00 12.000																					
Joey Jay, R (7, 1) ERA: 8.31	1.1 5 1 2 0 1 0 0 0 0 0 0 7 7 0.00 0.750																					
Ken MacKenzie, L (9, 1) ERA:	1.0 5 2 0 0 1 0 0 0 0 0 0 7 7 0.00 2.000																					

Pittsburgh Pirates @ Milwaukee Braves
 Milwaukee County Stadium, Milwaukee, WI

livebaseballscorecards.com

AB	43
R	8
H	17
RBI	8
BB	5
SO	7
LOB	28



Fri May 13 1960, 8:05 PM EDT
 Att: 15,823 - Unknown

Batter	1	2	3	4	5	6	7	8	9	AB	R	H	RBI	BB	SO	LOB
Bill Bruton, L (1, 8) OBP: 0.338, SLG: 0.400	0-0 6-3		0-0 1B		0-0 4-3			0-0 F8		4	1	1	0	0	0	0
Red Schoendienst, S (1, 4) OBP: 0.359, SLG: 0.389	0-0 6-3		0-0 1B		0-0 L6			0-0 5-3		4	0	1	1	0	0	0
Eddie Mathews, L (1, 5) OBP: 0.442, SLG: 0.643	0-0 4-3		0-0 F4				0-0 1-3		0-0 4-3	4	0	0	0	0	0	1
Hank Aaron, R (1, 9) OBP: 0.388, SLG: 0.632		0-3 K		0-0 HR		0-0 F9		0-0 F9	0-0 F9	4	1	1	1	0	1	0
Frank Torre, L (1, 3) OBP: 0.280, SLG: 0.273		0-0 1B		0-0 L9		0-0 F9		0-0 F7	0-0 F7	4	0	1	0	0	0	0
Wes Covington, L (1, 7) OBP: 0.222, SLG: 0.444		0-0 P6		0-0 FC6-4 1B			0-3 K			3	0	1	0	0	1	1
Felix Mantilla, R (1, 6) OBP: 0.227, SLG: 0.238		0-3 K		0-0 FC6-4 1-2f			0-3 K			3	0	0	0	0	2	2
Del Crandall, R (1, 2) OBP: 0.254, SLG: 0.410			0-0 F8	0-0 6-3			0-3 K			3	0	0	0	0	1	1
Carl Willey, R (1, 1)			0-3 K		0-0 G3			0-0 4-3		2	0	0	0	0	1	0
Bob Rush, R (7, 1)										0	0	0	0	0	0	0
Joey Jay, S (7, 1)										0	0	0	0	0	0	0
Charlie Lau, L (8, PH)										1	0	0	0	0	0	0
Ken MacKenzie, R (9, 1)										0	0	0	0	0	0	0

Inning Stats	R: 0	H: 0	E: 0	K: 0	S: 3	H: 0	LOB: 0	BB: 0	P: 3	R: 0	H: 1	E: 0	K: 2	S: 8	H: 2	LOB: 1	BB: 0	P: 8	R: 1	H: 2	E: 0	K: 1	S: 7	H: 2	LOB: 1	BB: 0	P: 7	R: 1	H: 2	E: 0	K: 0	S: 5	H: 0	LOB: 0	BB: 0	P: 3	R: 0	H: 0	E: 0	K: 3	S: 9	H: 0	LOB: 0	BB: 0	P: 9	R: 0	H: 0	E: 0	K: 0	S: 3	H: 0	LOB: 0	BB: 0	P: 3	R: 0	H: 0	E: 0	K: 0	S: 3	H: 0	LOB: 0	BB: 0	P: 3	R: 0	H: 0	E: 0	K: 0	S: 3	H: 0	LOB: 0	BB: 0	P: 3
	1B: 4	SF: 0	2B: 0	SAC: 0	3B: 0	DP: 0	HR: 1	HBP: 0	WP: 0	PA: 32	1B: 4	SF: 0	2B: 0	SAC: 0	3B: 0	DP: 0	HR: 1	HBP: 0	WP: 0	PA: 32	1B: 4	SF: 0	2B: 0	SAC: 0	3B: 0	DP: 0	HR: 1	HBP: 0	WP: 0	PA: 32	1B: 4	SF: 0	2B: 0	SAC: 0	3B: 0	DP: 0	HR: 1	HBP: 0	WP: 0	PA: 32	1B: 4	SF: 0	2B: 0	SAC: 0	3B: 0	DP: 0	HR: 1	HBP: 0	WP: 0	PA: 32																						


PITCHER	IP	WLS	BF	H	R	ER	SO	BB	IBB	HBP	BLK	WP	HR	S	P	ERA	WHIP
Bob Friend, R (1, 1) ERA: 1.58	9.0	W	32	5	2	2	6	0	0	0	0	0	1	44	44	2.00	0.556

BOTTOM

Pittsburgh Pirates @ Milwaukee Braves
Milwaukee County Stadium, Milwaukee, WI

Fri May 13 1960, 8:05 PM EDT
 Att. 15,823 - Unknown

AB	32
R	2
H	5
RBI	2
BB	0
SO	6
LOB	5



Batter	1	2	3	4	5	6	7	8	9	10	11	AB R H RBI BB SO LOB	TOP	
Don Hoak, R OBP: 0.330, SLG: 0.256 (1, 5)												6 1 2 0 0 1 2	Pittsburgh Pirates @ Milwaukee Braves Milwaukee County Stadium, Milwaukee, WI Sat May 14 1960, 4:33 AM EDT Att. 16,865 - Unknown	
Dick Groat, R OBP: 0.353, SLG: 0.398 (1, 6)												6 0 2 0 0 0 3		
Bob Skinner, L OBP: 0.458, SLG: 0.606 (1, 7)												5 2 2 0 1 0 3		
Dick Stuart, R OBP: 0.298, SLG: 0.344 (1, 3)												6 0 0 0 0 0 5		
Roberto Clemente, R OBP: 0.404, SLG: 0.642 (1, 9)												6 0 2 2 0 0 3		
Smoky Burgess, L OBP: 0.438, SLG: 0.585 Bill Virdon, L OBP: 0.352, SLG: 0.279 Bob Oldis, R (10, 2)												5 1 3 0 0 0 0 0 0 0 0 0 0 0 1 0 0 0 0 1 1		
Gino Cimoli, R OBP: 0.365, SLG: 0.362 (1, 8)												5 1 2 0 0 0 3		
Dick Schofield, S OBP: 0.400, SLG: 0.333 (1, 4)												3 1 0 0 1 1 4		
Vern Law, R OBP: 0.192, SLG: 0.200 Rocky Nelson, L OBP: 0.188, SLG: 0.133 Roy Face, R (10, 1)												4 0 1 2 0 0 1 1 0 0 0 0 0 2 0 0 0 0 0 0 0		
Inning Stats	R: 0 H: 2 E: 0 LOB: 2 K: 0 BB: 0 S: 5 P: 5	R: 3 H: 4 E: 0 LOB: 1 K: 0 BB: 1 S: 6 P: 10	R: 0 H: 2 E: 0 LOB: 2 K: 1 BB: 0 S: 7 P: 7	R: 0 H: 0 E: 0 LOB: 0 K: 0 BB: 0 S: 3 P: 3	R: 1 H: 1 E: 1 LOB: 1 K: 0 BB: 0 S: 5 P: 5	R: 0 H: 1 E: 1 LOB: 2 K: 1 BB: 0 S: 7 P: 7	R: 0 H: 0 E: 0 LOB: 0 K: 0 BB: 0 S: 3 P: 3	R: 0 H: 0 E: 1 LOB: 1 K: 0 BB: 0 S: 4 P: 4	R: 0 H: 0 E: 0 LOB: 0 K: 0 BB: 0 S: 3 P: 3	R: 0 H: 2 E: 0 LOB: 2 K: 0 BB: 0 S: 5 P: 5	R: 2 H: 2 E: 0 LOB: 1 K: 1 BB: 1 S: 7 P: 11	1B: 11 SF: 0 2B: 2 SAC: 1 3B: 1 DP: 1 HR: 0 HBP: 0		WP: 1 PA: 51 PB: 0 SB: 1 CS: 0
PITCHER	IP WLS BF H R ER SO BB IBB HBP BLK WP HR S P ERA WHIP													
Lew Burdette, R ERA: 3.23 Don McMahon, R ERA: 7.82	(1, 1) 8.0 37 10 4 3 2 1 0 0 0 1 0 40 44 3.38 1.375													
	(9, 1) 3.0 L 14 4 2 2 1 0 1 0 0 0 0 15 19 6.00 1.333													

AB	48
R	6
H	14
RBI	4
BB	2
SO	3
LOB	27



Batter	1	2	3	4	5	6	7	8	9	AB R H RBI BB SO LOB	TOP											
Bob Skinner, L (1, 7) OBP: 0.456, SLG: 0.626										5 1 2 1 0 1 5	Pittsburgh Pirates @ Milwaukee Braves Milwaukee County Stadium, Milwaukee, WI Sun May 15 1960, 4:33 AM EDT Unknown											
Dick Groat, R (1, 6) OBP: 0.355, SLG: 0.398										5 0 2 0 0 0 2												
Roberto Clemente, R (1, 9) OBP: 0.403, SLG: 0.631										5 2 2 0 0 0 2												
Dick Stuart, R (1, 3) OBP: 0.303, SLG: 0.376										5 1 2 2 0 1 3												
Gene Baker, R (9, PR) OBP: 0.231, SLG: 0.167										0 0 0 0 0 0 0												
Rocky Nelson, L (9, 3) OBP: 0.188, SLG: 0.133										0 0 0 0 0 0 0												
Don Hoak, R (1, 5) OBP: 0.333, SLG: 0.308										5 2 2 2 0 0 1												
Smoky Burgess, L (1, 2) OBP: 0.435, SLG: 0.561										4 0 1 0 1 1 1												
Gino Cimoli, R (1, 8) OBP: 0.351, SLG: 0.365										5 0 1 1 0 0 4												
Dick Schofield, S (1, 4) OBP: 0.500, SLG: 0.417										3 0 2 0 1 0 1												
Harvey Haddix, L (1, 1) OBP: 0.286, SLG: 0.273										3 0 1 0 0 0 2												
Roy Face, R (7, 1)										0 0 0 0 0 0 0												
Fred Green, R (8, 1) OBP: 0.667, SLG: 1.667										0 0 0 0 0 0 0												
Jim Umbricht, R (8, 1) OBP: 0.333, SLG: 0.333										0 0 0 0 0 0 0												
Inning Stats	R: 4 E: 1 K: 1 S: 11	H: 5 LOB: 3 BB: 1 P: 15	R: 0 E: 0 K: 1 S: 6	H: 1 LOB: 1 BB: 0 P: 6	R: 0 E: 0 K: 0 S: 4	H: 1 LOB: 1 BB: 0 P: 4	R: 0 E: 0 K: 0 S: 4	H: 2 LOB: 1 BB: 0 P: 4	R: 0 E: 0 K: 0 S: 3	H: 0 LOB: 0 BB: 0 P: 3	R: 0 E: 0 K: 0 S: 4	H: 1 LOB: 1 BB: 0 P: 4	R: 2 E: 0 K: 1 S: 7	H: 2 LOB: 0 BB: 0 P: 7	R: 0 E: 0 K: 0 S: 4	H: 1 LOB: 1 BB: 0 P: 4	R: 0 E: 0 K: 0 S: 4	H: 2 LOB: 2 BB: 1 P: 8	1B: 10 2B: 2 3B: 0 HR: 3	SF: 0 SAC: 1 DP: 1 HBP: 0	WP: 0 PB: 0 SB: 0 CS: 1	PA: 43
PITCHER	IP WLS BF H R ER SO BB IBB HBP BLK WP HR S P ERA WHIP																					
Warren Spahn, L (1, 1) ERA: 3.67	8.0 L 38 13 6 5 3 0 0 0 0 0 0 3 43 47 5.62 1.625																					
Bob Rush, R (9, 1) ERA: 7.36	1.0 5 2 0 0 0 0 0 1 0 0 0 0 4 8 0.00 2.000																					

livebaseballscorecards.com

AB	40
R	6
H	15
RBI	6
BB	2
SO	3
LOB	21



Batter	1	2	3	4	5	6	7	8	9	AB	R	H	RBI	BB	SO	LOB
Bill Bruton, L OBP: 0.326, SLG: 0.393 (1, 8)	0-0 6-3 2B		0-0 F2			0-0 1-3		0-0 BB 1B		4	0	2	0	0	0	0
Red Schoendienst, S OBP: 0.345, SLG: 0.363 (1, 4)	0-0 6-3 2-3		0-0 6-3			0-0 F7		4-0 BB 1-2 BB		3	0	0	0	1	0	1
Eddie Mathews, L OBP: 0.411, SLG: 0.582 (1, 5)	0-0 1-3				0-0 F5		0-3 K	0-0 F9		4	0	0	0	0	1	4
Hank Aaron, R OBP: 0.372, SLG: 0.631 (1, 9)	0-0 F9				0-0 1B		0-0 HR	0-0 SF7		3	1	2	2	0	0	1
Joe Adcock, R OBP: 0.313, SLG: 0.565 (1, 3)		0-0 L9			0-0 L9		0-3 K	0-0 F5		4	0	0	0	0	1	3
Mel Roach, R OBP: 0.292, SLG: 0.455 (1, 7)		0-0 F9			0-0 P4		0-0 FC5-4 1B	0-3 K		4	0	1	0	0	1	1
Felix Mantilla, R OBP: 0.233, SLG: 0.379 (1, 6)		0-0 6-3			0-0 F3		0-0 FC5-4 1-2f 1B	0-0 P5		4	0	0	0	0	0	1
Del Crandall, R OBP: 0.267, SLG: 0.536 (1, 2)			0-0 HR		0-0 F8		0-0 L4	0-0 HR		4	2	2	2	0	0	1
Warren Spahn, L OBP: 0.188, SLG: 0.333 (1, 1)			0-0 4-3		0-0 1-3			4-0 1B SF7 BB		2	0	0	0	0	0	0
Wes Covington, L OBP: 0.261, SLG: 0.545 (8, PH)										0	0	0	0	1	0	0
Chuck Cottier, R OBP: 0.333, SLG: 0.250 (8, PR)										0	1	0	0	0	0	0
Bob Rush, R (9, 1)										0	0	0	0	0	0	0
Frank Torre, L OBP: 0.233, SLG: 0.222 (9, PH)										1	0	0	0	0	0	0

Inning Stats	R: 0	H: 1	E: 0	K: 0	S: 4	H: 1	LOB: 1	BB: 0	P: 4	R: 0	H: 0	E: 0	K: 0	S: 3	H: 1	LOB: 0	BB: 0	P: 3	R: 0	H: 1	E: 0	K: 0	S: 4	H: 1	LOB: 1	BB: 0	P: 4	R: 0	H: 0	E: 0	K: 1	S: 5	H: 2	LOB: 1	BB: 0	P: 7	R: 1	H: 1	E: 0	K: 0	S: 4	H: 1	LOB: 2	BB: 2	P: 12	R: 1	H: 1	E: 0	K: 1	S: 6	H: 1	LOB: 0	BB: 0	P: 6	1B: 3	SF: 1	2B: 1	SAC: 0	3B: 0	DP: 0	HR: 3	HBP: 0	WP: 0	PA: 36
--------------	------	------	------	------	------	------	--------	-------	------	------	------	------	------	------	------	--------	-------	------	------	------	------	------	------	------	--------	-------	------	------	------	------	------	------	------	--------	-------	------	------	------	------	------	------	------	--------	-------	-------	------	------	------	------	------	------	--------	-------	------	-------	-------	-------	--------	-------	-------	-------	--------	-------	--------


PITCHER	IP	WLS	BF	H	R	ER	SO	BB	IBB	HBP	BLK	WP	HR	S	P	ERA	WHIP
Harvey Haddix, L ERA: 5.04 (1, 1)	6.1	W	24	5	2	2	2	0	0	0	0	0	2	28	28	2.84	0.789
Roy Face, R ERA: 4.74 (7, 1)	0.2		5	1	1	1	0	2	0	0	0	0	0	3	11	13.50	4.500
Fred Green, L ERA: 3.72 (8, 1)	0.1		1	0	0	0	0	0	0	0	0	0	0	1	1	0.00	0.000
Jim Umbricht, R ERA: 6.46 (8, 1)	1.2	S	6	1	1	1	1	0	0	0	0	0	1	8	8	5.40	0.600

BOTTOM

Pittsburgh Pirates @ Milwaukee Braves
Milwaukee County Stadium, Milwaukee, WI

Sun May 15 1960, 4:33 AM EDT
Unknown

AB	33
R	4
H	7
RBI	4
BB	2
SO	3
LOB	12



Batter	1	2	3	4	5	6	7	8	9	AB R H RBI BB SO LOB	TOP											
Bob Skinner, L (1, 7) OBP: 0.462, SLG: 0.654	0-0 1B 2B	0-0 L7			0-0 4-3 E 1B		0-0 1B 3B	0-0 F7		5 2 3 0 0 0 4												
Dick Groat, R (1, 6) OBP: 0.364, SLG: 0.402	0-0 L8		0-0 6-3		4-0 1-2 4-3 BB 1B		0-0 G6-4-3 BB 1B		0-0 1B 1B	4 0 2 1 1 0 1												
Roberto Clemente, R (1, 9) OBP: 0.403, SLG: 0.617	0-0 2-H 1B		0-0 4-3		0-0 1-2 2-3 4-3		0-0 1-2 G6-4-3 BB		0-3 K	4 0 1 1 1 1 3												
Dick Stuart, R (1, 3) OBP: 0.307, SLG: 0.381	0-3 K		0-0 2B		4-0 BB		0-0 G6-4-3		0-3 K	4 0 1 0 1 2 4												
Don Hoak, R (1, 5) OBP: 0.328, SLG: 0.302	0-0 1-3		0-0 F8		0-3 K		0-3 K		0-0 1-2 1B	5 0 1 0 0 2 6												
Hal Smith, R (1, 2) OBP: 0.333, SLG: 0.660		0-0 1B 2B		0-0 F5		0-0 L9		0-0 F3	0-0 P6	5 0 1 0 0 0 2												
Gino Cimoli, R (1, 8) OBP: 0.377, SLG: 0.400		0-0 2-3 1B		0-0 4-3		0-0 2B		4-0 E BB		3 0 2 0 1 0 0												
Dick Schofield, S (1, 4) OBP: 0.412, SLG: 0.333		0-3 K		0-0 P4		0-3 K		0-0 F8		3 0 0 0 0 2 3												
Smoky Burgess, L (8, PH) OBP: 0.428, SLG: 0.552										1 0 0 0 0 0 1												
Gene Baker, R (8, 4) OBP: 0.231, SLG: 0.167										0 0 0 0 0 0 0												
Bennie Daniels, L (1, 1) OBP: 0.222, SLG: 0.222		0-3 K		0-3 K		0-0 L3		0-0 E4		3 0 0 0 0 2 3												
Bill Virdon, L (8, PH) OBP: 0.345, SLG: 0.273										1 0 0 0 0 0 1												
Paul Giel, R (8, 1)										0 0 0 0 0 0 0												
Inning Stats	R: 1 E: 0 K: 1 S: 7	H: 2 LOB: 1 BB: 0 P: 7	R: 0 E: 0 K: 2 S: 9	H: 2 LOB: 2 BB: 0 P: 9	R: 0 E: 0 K: 0 S: 4	H: 1 LOB: 1 BB: 0 P: 4	R: 0 E: 0 K: 0 S: 3	H: 0 LOB: 0 BB: 0 P: 3	R: 0 E: 1 K: 2 S: 8	H: 1 LOB: 3 BB: 2 P: 16	R: 0 E: 0 K: 1 S: 6	H: 1 LOB: 1 BB: 0 P: 6	R: 1 E: 0 K: 1 S: 6	H: 2 LOB: 1 BB: 1 P: 10	R: 0 E: 1 K: 0 S: 4	H: 0 LOB: 2 BB: 1 P: 8	R: 0 E: 0 K: 2 S: 9	H: 2 LOB: 2 BB: 0 P: 9	1B: 6 2B: 4 3B: 1 HR: 0	SF: 0 SAC: 0 DP: 1 HBP: 0	WP: 0 PB: 0 SB: 0 CS: 0	PA: 42
PITCHER	IP WLS BF H R ER SO BB IBB HBP BLK WP HR S P ERA WHIP												PITCHER	IP WLS BF H R ER SO BB IBB HBP BLK WP HR S P ERA WHIP								
Juan Pizarro, L (1, 1) ERA: 3.21	6.0 W 30 9 2 2 6 3 0 0 0 0 0 0 39 51 3.00 2.000																					
Don McMahon, R (7, 1) ERA: 6.32	3.0 S 12 2 0 0 3 1 0 0 0 0 0 0 17 21 0.00 1.000																					

Pittsburgh Pirates @ Milwaukee Braves
 Milwaukee County Stadium, Milwaukee, WI
 Sun May 15 1960, 4:38 AM EDT
 Att: 29,757 - Unknown

livebaseballscorecards.com

AB	38
R	2
H	11
RBI	2
BB	4
SO	9
LOB	28



Batter	1	2	3	4	5	6	7	8	9	AB R H RBI BB SO LOB	TOP		
Richie Ashburn, L (1, 8) OBP: 0.455, SLG: 0.364	0-0 1B 14 HR 1B		0-0 1-3		0-0 G3		0-0 4-3		0-0 4-3	5 1 1 1 0 0 1			
Bob Will, L (1, 9) OBP: 0.304, SLG: 0.354 Ben Johnson, R (7, 1)	0-0 F9		0-0 F7			0-0 1B 14 1-3 1B	0-0 5-3			4 1 1 0 0 0 2 0 0 0 0 0 0 0			
Ed Bouchee, L (1, 3) OBP: 0.333, SLG: 0.296	0-0 1B 14 HR 1B		0-0 4-3			0-0 F5	0-0 4-3			4 1 1 0 0 0 2			
14 Ernie Banks, R (1, 6) OBP: 0.355, SLG: 0.523	0-0 HR 1-H 2-H			0-0 5-3		0-0 1-3		0-3 K		4 1 1 3 0 1 1			
Walt Moryn, L (1, 7) OBP: 0.400, SLG: 0.442	0-0 F2			0-0 4-3		0-0 1B 2-H		0-0 1B		4 0 2 1 0 0 0			
Frank Thomas, R (1, 5) OBP: 0.292, SLG: 0.472	0-3 K			0-0 1B		0-3 K		0-0 F8		4 0 1 0 0 2 2			
Sammy Taylor, L (1, 2) OBP: 0.324, SLG: 0.333		0-0 3-1		0-0 4-1			0-0 2B	0-0 4-3		4 1 1 0 0 0 2			
Jerry Kindall, R (1, 4) OBP: 0.222, SLG: 0.412		0-0 F2 3B			0-3 K		0-0 2B 4-3 2B		0-0 F7	4 1 2 1 0 1 0			
Glen Hobbie, R (1, 1) OBP: 0.286, SLG: 0.091 Art Ceccarelli, R (2, 1) Art Schult, R (5, PH) Moe Drabowsky, R (5, 1) George Altman, L (7, PH) (7, 9)		0-0 F2 3-H			0-0 F9		0-0 2B 4-3 2B		0-0 F5	1 0 0 0 0 0 1 0 0 0 0 0 0 0 1 0 0 0 0 0 0 0 0 0 0 0 0 0 2 0 1 0 0 0 0			
Inning Stats	R: 3 H: 3 E: 0 LOB: 0 K: 1 BB: 0 S: 8 P: 8	R: 0 H: 1 E: 0 LOB: 0 K: 0 BB: 0 S: 3 P: 3	R: 0 H: 0 E: 0 LOB: 0 K: 0 BB: 0 S: 3 P: 3	R: 0 H: 1 E: 0 LOB: 1 K: 0 BB: 0 S: 4 P: 4	R: 0 H: 0 E: 0 LOB: 0 K: 1 BB: 0 S: 5 P: 5	R: 1 H: 2 E: 0 LOB: 1 K: 1 BB: 0 S: 7 P: 7	R: 2 H: 3 E: 0 LOB: 1 K: 0 BB: 0 S: 6 P: 6	R: 0 H: 1 E: 0 LOB: 1 K: 1 BB: 0 S: 6 P: 6	R: 0 H: 0 E: 0 LOB: 0 K: 0 BB: 0 S: 3 P: 3	1B: 6 SF: 0 2B: 3 SAC: 0 3B: 1 DP: 0 HR: 1 HBP: 0	WP: 0 PA: 37 PB: 0 SB: 0 CS: 0		
PITCHER	IP WLS BF H R ER SO BB IBB HBP BLK WP HR S P ERA WHIP											PITCHER	IP WLS BF H R ER SO BB IBB HBP BLK WP HR S P ERA WHIP
Bob Friend, R (1, 1) ERA: 2.22	8.0 W 34 11 6 6 4 0 0 0 0 0 0 1 42 42 6.75 1.375												
Roy Face, R (9, 1) ERA: 4.5	1.0 S 3 0 0 0 0 0 0 0 0 0 0 0 3 3 0.00 0.000												

Chicago Cubs @ Pittsburgh Pirates
 Forbes Field, Pittsburgh, PA
 Tue May 17 1960, 7:05 PM EDT
 Att. 16,102 - Unknown

livebaseballscorecards.com

AB	37
R	6
H	11
RBI	6
BB	0
SO	4
LOB	11



Batter	1	2	3	4	5	6	7	8	9	AB	R	H	RBI	BB	SO	LOB
Don Hoak, R OBP: 0.347, SLG: 0.340 (1, 5)	4-0 2B E BB	0-0 1-H 3B	0-0 2-H 1B		0-0 2-H 1B		0-0 F8			4	1	3	3	1	0	0
Dick Groat, R OBP: 0.351, SLG: 0.386 (1, 6)	0-0 F9	0-0 6-3	0-0 4-3		0-0 4-3		0-0 F9			5	0	0	0	0	0	4
Bob Skinner, L OBP: 0.459, SLG: 0.651 (1, 7)	0-0 E FC6-4 2B	0-0 F3		0-0 F6		0-0 2B FC4-6-2 1B		0-0 4-3		5	1	2	0	0	0	1
Dick Stuart, R OBP: 0.319, SLG: 0.400 (1, 3)	0-0 E6 FC6-4	0-0 F7		0-0 FC6-5 WP 1B		0-0 FC4-6-2 1B 2B		0-0 FC4-6 1B		5	1	3	1	0	0	2
Roberto Clemente, R OBP: 0.388, SLG: 0.592 (1, 9)	0-0 FC6-4 1B		0-3 K	0-0 FC6-5		0-0 FC4-6-2 1B		0-0 FC4-6		5	2	0	1	0	1	5
Hal Smith, R OBP: 0.339, SLG: 0.638 (1, 2)	0-0 1-H 2B 1B		0-0 F7	0-3 K2-3		0-0 2-H 3-H 1B		0-0 6-3		5	1	2	2	0	1	2
Gino Cimoli, R OBP: 0.400, SLG: 0.421 (1, 8)	0-0 1-H 2B		0-0 E6 2B		4-0 FC4 BB	4-0 FC5-4 BB				2	1	1	1	2	0	0
Bill Mazerowski, R OBP: 0.260, SLG: 0.474 (1, 4)	0-0 P4		0-0 E 2B		0-0 FC4 SH2-4 1B	0-0 FC5-4				4	2	1	1	0	0	3
Bob Friend, R OBP: 0.167, SLG: 0.091 Roy Face, R (9, 1)		4-0 3B BB	0-0 E7 1B 1B		0-0 SH2-4		0-3 K			2	2	1	1	1	1	0
										0	0	0	0	0	0	0

Inning Stats	R: 4	H: 3	E: 1	LOB: 1	K: 0	P: 11	R: 1	H: 1	E: 0	LOB: 1	K: 0	P: 8	R: 3	H: 3	E: 2	LOB: 1	K: 1	P: 9	R: 0	H: 1	E: 0	LOB: 1	K: 1	P: 6	R: 1	H: 1	E: 0	LOB: 1	K: 0	P: 8	R: 2	H: 3	E: 0	LOB: 1	K: 0	P: 9	R: 0	H: 0	E: 0	LOB: 0	K: 1	P: 5	R: 0	H: 1	E: 0	LOB: 1	K: 0	P: 4	
1B: 8	SF: 0	2B: 4	SAC: 1	3B: 1	DP: 0	HR: 0	HBP: 0	WP: 1	PA: 42	PB: 0	SB: 2	CS: 0																																					

PITCHER	IP	WLS	BF	H	R	ER	SO	BB	IBB	HBP	BLK	WP	HR	S	P	ERA	WHIP
Glen Hobbie, R ERA: 5.82 (1, 1)	1.0	L	10	4	5	2	0	2	0	0	0	0	0	8	16	18.00	6.000
Art Ceccarelli, L ERA: 5.54 (2, 1)	3.0		14	4	3	0	2	0	0	0	0	1	0	18	18	0.00	1.333
Moe Drabowsky, R ERA: 20.25 (5, 1)	2.0		11	4	3	3	0	2	0	0	0	0	0	9	17	13.50	3.000
Ben Johnson, R ERA: 3.78 (7, 1)	2.0		7	1	0	0	1	0	0	0	0	0	0	9	9	0.00	0.500

BOTTOM

Chicago Cubs @ Pittsburgh Pirates
Forbes Field, Pittsburgh, PA
Tue May 17 1960, 7:05 PM EDT
Att. 16,102 - Unknown

AB	37
R	11
H	13
RBI	10
BB	4
SO	3
LOB	17



WP	PA	ERA	WHIP
1	42		

Batter	1	2	3	4	5	6	7	8	9	AB R H RBI BB SO LOB	TOP							
Joe Cunningham, L (1, 9) OBP: 0.418, SLG: 0.387	0-0 F9		0-0 FC4-6			4-0 CS BB		0-3 K		3 0 0 0 1 1 4								
Alex Grammas, R (1, 6) Wally Shannon, L (8, PH) OBP: 0.270, SLG: 0.256 OBP: 0.333, SLG: 0.200	0-3 K		0-0 F6			0-0 1B		0-3 K		3 0 1 0 0 1 2 1 0 0 0 0 1 2								
Bill White, L (1, 7) OBP: 0.381, SLG: 0.505	0-0 4-3				0-0 G6-4-3 1B		0-0 F8		0-0 G3	4 0 1 0 0 0 1								
Ken Boyer, R (1, 5) OBP: 0.322, SLG: 0.520		0-0 5-3			0-0 G6-4-3		0-0 F9		0-0 1B E 1B	4 1 1 0 0 0 1								
George Crowe, L (1, 3) OBP: 0.261, SLG: 0.238		0-0 3-1			0-0 5-3		0-0 F6		0-0 E 4-3 1B	4 1 1 0 0 0 0								
Daryl Spencer, R (1, 4) OBP: 0.415, SLG: 0.592		0-0 F7					0-0 F2		0-0 E8 1B	4 0 1 1 0 0 0								
Curt Flood, R (1, 8) Stan Musial, L (8, PH) Bob Duliba, R (8, 1) Bob Nieman, R (9, PH) OBP: 0.167, SLG: 0.095 OBP: 0.393, SLG: 0.432 OBP: 0.500, SLG: 0.500 OBP: 0.242, SLG: 0.138			0-0 F9			0-0 5-3		0-0 1B 1B	0-0 4-3	2 0 0 0 0 0 0 1 0 1 0 0 0 0 0 0 0 0 0 0 0 1 0 0 1 0 0 1	AB 34 R 2 H 9 RBI 2 BB 1 SO 4 LOB 14							
Hal Smith, R (1, 2) Leon Wagner, L (8, PH) OBP: 0.235, SLG: 0.213 OBP: 0.355, SLG: 0.423			0-0 1B 1B			0-0 F8		0-0 1B 1B	0-3 K	2 0 1 0 0 0 0 2 0 1 0 0 1 1								
Ron Kline, R (1, 1) Marshall Bridges, S (7, 1) Carl Sawatski, L (8, PH) OBP: 0.083, SLG: 0.083 OBP: 0.348, SLG: 0.474			0-0 FC4-6 1B				0-0 L4-3	0-0 L3		2 0 1 0 0 0 0 0 0 0 0 0 0 0 1 0 0 0 0 0 2								
Inning Stats	R: 0 E: 0 K: 1 S: 5	H: 0 LOB: 0 BB: 0 P: 5	R: 0 E: 0 K: 0 S: 3	H: 0 LOB: 0 BB: 0 P: 3	R: 0 E: 0 K: 0 S: 5	H: 2 LOB: 2 BB: 0 P: 5	R: 0 E: 0 K: 0 S: 3	H: 1 LOB: 0 BB: 0 P: 3	R: 0 E: 0 K: 0 S: 3	H: 0 LOB: 0 BB: 0 P: 3	R: 0 E: 0 K: 0 S: 9	H: 2 LOB: 2 BB: 0 P: 9	R: 2 E: 1 K: 1 S: 8	H: 3 LOB: 1 BB: 0 P: 8	1B: 9 2B: 0 3B: 0 HR: 0	SF: 0 SAC: 0 DP: 1 HBP: 0	WP: 0 PB: 0 SB: 0 CS: 1	PA: 35
PITCHER Vern Law, R (1, 1) ERA: 2.31	IP 9.0 WLS W BF 35 H 9 R 2 ER 2 SO 4 BB 1 IBB 0 HBP 0 BLK 0 WP 0 HR 0 S 42 P 46 ERA 2.00 WHIP 1.111																	PITCHER IP WLS BF H R ER SO BB IBB HBP BLK WP HR S P ERA WHIP

St. Louis Cardinals @ Pittsburgh Pirates
 Forbes Field, Pittsburgh, PA
 Wed May 18 1960, 7:05 PM EDT
 Att: 14,615 - Unknown

livebaseballscorecards.com




Batter	1	2	3	4	5	6	7	8	9
Don Hoak, R OBP: 0.360, SLG: 0.350 (1, 5) X	0-0 3B 1B		0-3 K		0-0 FC4-6 1B		4-0 1B SF8 BB		
Dick Groat, R OBP: 0.348, SLG: 0.382 (1, 6) X	0-0 F8		0-0 F8		0-0 FC4-6 1-2f		0-0 1-3 2-H 1B		
Bob Skinner, L OBP: 0.460, SLG: 0.670 (1, 7) X	0-0 1-H L1-3 3B		0-0 F9		0-0 1B 1B		0-0 SF8 3-H		
Dick Stuart, R OBP: 0.317, SLG: 0.389 (1, 3) X	0-0 L1-3			4-0 BB	0-0 L8		0-0 5-3		
Roberto Clemente, R OBP: 0.383, SLG: 0.581 (1, 9) X	0-0 3-H 6-3		0-3 K	0-0 K	0-0 1-2 1B		0-0 4-3		
Smoky Burgess, L OBP: 0.428, SLG: 0.552 (1, 2)		0-3 K	0-0 F8	0-0 F8	0-0 F9		0-0 4-3		
Hal Smith, R OBP: 0.318, SLG: 0.597 (2, 2)									
Gino Cimoli, R OBP: 0.391, SLG: 0.426 (1, 8) X		0-0 2B	0-0 6-3	0-0 6-3	0-0 F9		0-0 6-3		
Bill Mazerowski, R OBP: 0.252, SLG: 0.459 (1, 4) X		0-3 K	0-0 F7	0-0 F7	0-0 K		0-0 6-3		
Vern Law, R OBP: 0.207, SLG: 0.250 (1, 1) X		0-0 F3	0-3 K	0-0 K	0-0 K		0-0 1B 2B		

Inning Stats	R: 2	H: 2	E: 0	LOB: 0	K: 0	BB: 0	S: 5	R: 0	H: 1	E: 0	LOB: 1	K: 2	BB: 0	S: 8	R: 0	H: 0	E: 0	LOB: 0	K: 1	BB: 0	S: 5	R: 0	H: 0	E: 0	LOB: 1	K: 1	BB: 1	S: 5	R: 0	H: 2	E: 0	LOB: 2	K: 0	BB: 0	S: 5	R: 2	H: 2	E: 0	LOB: 1	K: 0	BB: 1	S: 5	R: 0	H: 0	E: 0	LOB: 0	K: 0	BB: 0	S: 3
	1B: 5	SF: 1	2B: 2	SAC: 0	3B: 1	DP: 0	HR: 0	1B: 5	SF: 1	2B: 2	SAC: 0	3B: 1	DP: 0	HR: 0	1B: 5	SF: 1	2B: 2	SAC: 0	3B: 1	DP: 0	HR: 0	1B: 5	SF: 1	2B: 2	SAC: 0	3B: 1	DP: 0	HR: 0	1B: 5	SF: 1	2B: 2	SAC: 0	3B: 1	DP: 0	HR: 0	1B: 5	SF: 1	2B: 2	SAC: 0	3B: 1	DP: 0	HR: 0							

BOTTOM

St. Louis Cardinals @ Pittsburgh Pirates
 Forbes Field, Pittsburgh, PA
 Wed May 18 1960, 7:05 PM EDT
 Att. 14,615 - Unknown

AB	31
R	4
H	8
RBI	4
BB	2
SO	5
LOB	13



PITCHER	IP	WLS	BF	H	R	ER	SO	BB	IBB	HBP	BLK	WP	HR	S	P	ERA	WHIP
Ron Kline, R ERA: 5.35 (1, 1)	6.1	L	29	8	4	4	5	2	0	0	0	0	0	37	45	5.68	1.579
Marshall Bridges, L ERA: 2.92 (7, 1)	0.2		2	0	0	0	0	0	0	0	0	0	0	2	2	0.00	0.000
Bob Duliba, R ERA: 4.38 (8, 1)	1.0		3	0	0	0	0	0	0	0	0	0	0	3	3	0.00	0.000

Batter	1	2	3	4	5	6	7	8	9	AB R H RBI BB SO LOB	TOP
Don Blasingame, L (1, 4) OBP: 0.291, SLG: 0.258	0-0 F7		0-0 6-3		0-0 3B			0-0 1B 2B		4 1 2 0 0 0 0	San Francisco Giants @ Pittsburgh Pirates Forbes Field, Pittsburgh, PA Sat May 21 1960, 3:33 AM EDT Att. 28,984 - Unknown livebaseballscorecards.com
Joey Amalfitano, R (1, 5) OBP: 0.298, SLG: 0.400	0-0 4-3		0-0 1B		0-0 F9			0-0 2-H 1B		4 0 2 1 0 0 1	
Willie Mays, R (1, 8) OBP: 0.439, SLG: 0.538	0-0 6-3		0-0 4-3		0-0 F2			0-0 5-3		4 0 0 0 0 0 2	
Willie McCovey, L (1, 3) Jim Marshall, L (8, 3) OBP: 0.438, SLG: 0.652 OBP: 0.235, SLG: 0.333		4-0 HR BB		0-0 4-3		0-0 F8		0-0 4-3		3 1 0 0 1 0 0 0 0 0 0 0 0 0	
Orlando Cepeda, R (1, 7) OBP: 0.308, SLG: 0.527		0-0 1-H HR		0-0 F9		0-3 K		0-0 F8		4 1 1 2 0 1 0	
Willie Kirkland, L (1, 9) OBP: 0.353, SLG: 0.509		0-3 K		0-0 E4 1B		0-0 4-3		0-0 4-3 1B		4 0 1 0 0 1 0	
Hobie Landrith, L (1, 2) OBP: 0.302, SLG: 0.237		0-0 F4		0-0 1-3 1B		0-0 G3		0-0 4-3		4 0 1 0 0 0 1	
Eddie Bressoud, R (1, 6) OBP: 0.291, SLG: 0.383		0-0 4-3		0-0 F6		0-0 F6		0-3 K		4 0 0 0 0 1 3	
Johnny Antonelli, L (1, 1) Bud Byerly, R (9, 1) OBP: 0.273, SLG: 0.200			0-0 4-3		0-0 3-1		0-0 F8			3 0 0 0 0 0 0 0 0 0 0 0 0 0	
Inning Stats	R: 0 H: 0 E: 0 LOB: 0 K: 0 BB: 0 S: 3 P: 3	R: 2 H: 1 E: 0 LOB: 0 K: 1 BB: 1 S: 6 P: 10	R: 0 H: 1 E: 0 LOB: 1 K: 0 BB: 0 S: 4 P: 4	R: 0 H: 1 E: 1 LOB: 2 K: 0 BB: 0 S: 5 P: 5	R: 0 H: 1 E: 0 LOB: 1 K: 0 BB: 0 S: 4 P: 4	R: 0 H: 0 E: 0 LOB: 0 K: 1 BB: 0 S: 5 P: 5	R: 0 H: 0 E: 0 LOB: 0 K: 0 BB: 0 S: 3 P: 3	R: 1 H: 2 E: 0 LOB: 0 K: 0 BB: 0 S: 4 P: 4	R: 0 H: 1 E: 0 LOB: 1 K: 1 BB: 0 S: 6 P: 6	1B: 4 SF: 0 2B: 1 SAC: 0 3B: 1 DP: 0 HR: 1 HBP: 0	WP: 0 PA: 35 PB: 0 SB: 0 CS: 0
PITCHER	IP WLS BF H R ER SO BB IBB HBP BLK WP HR S P ERA WHIP										
Bob Friend, R (1, 1) ERA: 2.34	8.0 L 31 6 3 3 2 1 0 0 0 0 0 1 34 38 3.38 0.875										
Roy Face, R (9, 1) ERA: 4.43	1.0 4 1 0 0 1 0 0 0 0 0 0 0 6 6 0.00 1.000										



Batter	1	2	3	4	5	6	7	8	9	10	11	AB R H RBI BB SO LOB	TOP						
Don Blasingame, L (1, 4) OBP: 0.286, SLG: 0.254												6 1 1 0 0 1 2	San Francisco Giants @ Pittsburgh Pirates Forbes Field, Pittsburgh, PA Sun May 22 1960, 3:33 AM EDT Att. 30,123 - Unknown						
Joey Amalfitano, R (1, 5) OBP: 0.302, SLG: 0.412												6 1 2 1 0 0 2							
Willie Mays, R (1, 8) OBP: 0.431, SLG: 0.520												4 1 0 0 1 0 1							
Willie McCovey, L (1, 3) OBP: 0.437, SLG: 0.660 Jim Marshall, L (9, 3) OBP: 0.235, SLG: 0.333												5 1 2 2 0 2 1 0 0 0 0 0 0 0							
Orlando Cepeda, R (1, 7) OBP: 0.320, SLG: 0.553 Felipe Alou, R (9, 7) OBP: 0.227, SLG: 0.286												4 2 2 2 1 0 0 0 0 0 0 0 0 0							
Willie Kirkland, L (1, 9) OBP: 0.355, SLG: 0.523												5 1 2 1 0 0 2							
Hobie Landrith, L (1, 2) OBP: 0.313, SLG: 0.220												3 0 0 1 2 0 1							
Eddie Bressoud, R (1, 6) OBP: 0.280, SLG: 0.367												5 0 0 0 0 1 2							
Jack Sanford, R (1, 1) OBP: 0.273, SLG: 0.238 Stu Miller, R (4, 1) OBP: 0.455, SLG: 0.143 Billy O'Dell, S (5, 1) OBP: 0.222, SLG: 0.283 Dale Long, L (7, PH) OBP: 0.309, SLG: 0.500 Billy Loes, R (7, 1) OBP: 0.309, SLG: 0.500 Bud Byerly, R (9, 1) OBP: 0.318, SLG: 0.350												2 0 0 0 0 1 1 0 0 0 0 0 0 0 0 0 0 0 0 0 0 1 0 0 0 0 1 0 0 0 0 0 0 0 0 0 0 0 0 0 0 0 1 0 0 0 0 0 0							
Inning Stats	R: 0 H: 1 E: 0 LOB: 1 K: 0 BB: 0 S: 4 P: 4	R: 2 H: 2 E: 0 LOB: 0 K: 1 BB: 0 S: 7 P: 7	R: 0 H: 0 E: 0 LOB: 0 K: 0 BB: 0 S: 3 P: 3	R: 2 H: 2 E: 1 LOB: 1 K: 1 BB: 1 S: 7 P: 11	R: 0 H: 0 E: 0 LOB: 0 K: 0 BB: 0 S: 3 P: 3	R: 0 H: 1 E: 0 LOB: 1 K: 1 BB: 0 S: 6 P: 6	R: 3 H: 3 E: 0 LOB: 2 K: 1 BB: 2 S: 8 P: 16	R: 0 H: 0 E: 1 LOB: 2 K: 1 BB: 1 S: 6 P: 10	R: 0 H: 0 E: 0 LOB: 0 K: 1 BB: 0 S: 5 P: 5	R: 0 H: 0 E: 0 LOB: 0 K: 0 BB: 0 S: 3 P: 3	R: 0 H: 0 E: 0 LOB: 0 K: 0 BB: 0 S: 3 P: 3	1B: 4 SF: 0 2B: 3 SAC: 1 3B: 1 DP: 0 HR: 1 HBP: 0		WP: 0 PA: 47 PB: 0 SB: 0 CS: 0					
PITCHER	IP WLS BF H R ER SO BB IBB HBP BLK WP HR S P ERA WHIP																		
Vern Law, R (1, 1) ERA: 2.68	4.0		18	5	4	4	2	1	0	0	0	0	0	0	1	21	25	9.00	1.500
Jim Umbricht, R (5, 1) ERA: 6.5	2.2		11	3	2	2	2	0	0	0	0	0	0	0	0	15	15	6.75	1.125
Fred Green, L (7, 1) ERA: 4.02	1.1		9	1	1	1	1	1	2	0	0	0	0	0	0	8	20	6.75	1.500
Roy Face, R (9, 1) ERA: 3.91	3.0	W	9	0	0	0	1	0	0	0	0	0	0	0	0	11	11	0.00	0.000

livebaseballscorecards.com

AB	42
R	7
H	9
RBI	7
BB	4
SO	6
LOB	12



Batter	1	2	3	4	5	6	7	8	9	10	11	AB R H RBI BB SO LOB
Don Hoak, R OBP: 0.366, SLG: 0.355 (1, 5)	0-0 4-3 1B		0-0 F8	0-3 K		0-0 5-3			4-0 HR BB	0-0 F9		5 1 1 0 1 1 3
Dick Groat, R OBP: 0.342, SLG: 0.373 (1, 6)	0-0 4-3 1-2 1B		0-0 F6		0-0 SH1-3 3B 1B		0-0 F9		0-0 F6	0-0 1-2 1B		6 1 2 0 0 0 2
Bob Skinner, L OBP: 0.453, SLG: 0.664 (1, 7)	0-0 2B			0-0 2B 1B	0-0 SH1-3 1-2		0-0 F6		0-0 F6	0-3 K		5 2 3 2 0 1 2
Dick Stuart, R OBP: 0.306, SLG: 0.396 (1, 3)	0-3 K		0-0 1-3 2B	0-0 1B 2B	0-0 2-H 3B		0-0 F6		0-0 6-3		0-0 F4	6 1 2 1 0 1 1
Roberto Clemente, R OBP: 0.403, SLG: 0.597 (1, 9)		0-0 4-3		0-0 2-H 3-H 1B 1B	0-3 K			0-0 F8	0-0 E 1B		0-0 4-3 1B 2B	6 2 3 2 0 1 1
Smoky Burgess, L OBP: 0.417, SLG: 0.508 (1, 2)		4-0 WP BB		0-0 5-3	0-3 K			0-0 F9	0-0 E4		0-0 4-3	4 0 0 0 1 1 3
Dick Schofield, S OBP: 0.412, SLG: 0.333 (9, PR)				1-2					1-3		2-3	0 0 0 0 0 0 0
Bob Oldis, R OBP: 0.250, SLG: 0.250 (10, 2)												1 0 0 0 0 0 1
Bill Virdon, L OBP: 0.328, SLG: 0.264 (1, 8)		0-0 F5		0-0 1B 2-H 1B		0-0 4-3		0-0 1B 1B			4-0 1B IBB	4 0 2 1 0 0 1
Gino Cimoli, R OBP: 0.418, SLG: 0.426 (9, PH)				2-H				1-3 1B				1 0 0 0 1 0 2
Bill Mazerowski, R OBP: 0.248, SLG: 0.439 (1, 4)		0-0 6-3 1-2		0-0 F8		0-0 HR		0-0 1-3 1B		0-0 F9	4-0 1B IBB	5 1 2 1 1 0 2
Vern Law, R OBP: 0.200, SLG: 0.241 (1, 1)			0-0 5-3	0-0 1B		0-0 6-3		0-0 F5		0-0 E5 1B		1 0 0 0 0 0 0
Roddy Neison, L OBP: 0.235, SLG: 0.188 (4, PH)				1-3 1B							1-2 2-3 3-H 1B	1 0 1 1 0 0 0
Jim Umbricht, R OBP: 0.250, SLG: 0.250 (5, 1)												1 0 0 0 0 0 0
Fred Green, R OBP: 0.667, SLG: 1.667 (7, 1)												0 0 0 0 0 0 0
Danny Kravitz, L OBP: 0.667, SLG: 1.667 (8, PH)												1 0 0 0 0 0 2
Roy Face, R OBP: 0.329, SLG: 0.606 (9, 1)												1 0 0 0 0 0 0
Hal Smith, R OBP: 0.329, SLG: 0.606 (11, PH)												1 0 1 1 0 0 0

Inning Stats	R: 0	H: 2	R: 0	H: 0	R: 0	H: 0	R: 3	H: 5	R: 1	H: 2	R: 1	H: 1	R: 0	H: 0	R: 0	H: 2	R: 2	H: 2	R: 0	H: 1	R: 1	H: 2	1B: 11	SF: 0	
E: 0	LOB: 1	E: 0	LOB: 1	E: 0	LOB: 0	E: 0	LOB: 2	E: 0	LOB: 1	E: 0	LOB: 0	E: 0	LOB: 0	E: 0	LOB: 2	E: 1	LOB: 2	E: 0	LOB: 2	E: 0	LOB: 3	E: 0	LOB: 3	2B: 3	SAC: 1
K: 1	BB: 0	K: 0	BB: 1	K: 0	BB: 0	K: 1	BB: 0	K: 2	BB: 0	K: 0	BB: 0	K: 0	BB: 0	K: 0	BB: 0	K: 1	BB: 1	K: 0	BB: 1	K: 1	BB: 0	K: 0	BB: 2	3B: 1	DP: 0
S: 6	P: 6	S: 3	P: 7	S: 3	P: 3	S: 10	P: 10	S: 9	P: 9	S: 4	P: 4	S: 3	P: 3	S: 5	P: 5	S: 6	P: 10	S: 7	P: 7	S: 4	P: 12	S: 4	P: 12	HR: 2	HBP: 0

PITCHER	IP	WLS	BF	H	R	ER	SO	BB	IBB	HBP	BLK	WP	HR	S	P	ERA	WHIP
Jack Sanford, R ERA: 3.43 (1, 1)	3.2		18	7	3	3	1	1	0	0	0	1	0	19	23	7.36	2.182
Stu Miller, R ERA: 6.16 (4, 1)	1.0		5	2	1	1	2	0	0	0	0	0	0	9	9	9.00	2.000
Billy O'Dell, L ERA: 2.18 (5, 1)	1.1		5	1	1	1	1	0	0	0	0	0	1	7	7	6.75	0.750
Billy Loes, R ERA: 10.38 (7, 1)	2.1		11	3	2	2	0	1	0	0	0	0	1	10	14	7.71	1.714
Bud Byerly, R ERA: (9, 1)	0.1		3	1	0	0	0	0	0	0	0	0	0	3	3	0.00	3.000

PITCHER	IP	WLS	BF	H	R	ER	SO	BB	IBB	HBP	BLK	WP	HR	S	P	ERA	WHIP
Mike McCormick, L ERA: 1.7 (9, 1)	2.0		12	3	1	1	1	0	2	0	0	0	0	12	20	4.50	1.500

BOTTOM


San Francisco Giants @ Pittsburgh Pirates
 Forbes Field, Pittsburgh, PA
 Sun May 22 1960, 3:33 AM EDT
 Att. 30,123 - Unknown

livebaseballscorecards.com

AB	49
R	8
H	17
RBI	8
BB	4
SO	5
LOB	20



WP: 1	PA: 54
PB: 0	
SB: 0	
CS: 0	

Batter	1	2	3	4	5	6	7	8	9	AB R H RBI BB SO LOB	TOP
Jim Gilliam, S (1, 5) <small>OBP: 0.387, SLG: 0.304</small>	0-0 1-3		4-1 1B BB			0-2 L9		1-1 E3 SH1-4		3 0 0 0 1 0 0	
Charlie Neal, R (1, 4) <small>OBP: 0.354, SLG: 0.398</small>	1-2 1-3		0-0 5-3			1-0 F2		0-1 SH1-4		3 0 0 0 0 0 1	
Wally Moon, L (1, 7) <small>OBP: 0.370, SLG: 0.398</small>	4-0 BB		2-0 2-H 1B			2-2 L9		1-1 3-1		3 0 1 0 1 0 1	
Norm Larker, L (1, 3) Gil Hodges, R (8, 3) <small>OBP: 0.429, SLG: 0.463</small> <small>OBP: 0.271, SLG: 0.360</small>	1-0 F9		2-2 4-3			0-1 2B		1-1 4-3		4 1 1 0 0 0 2 0 0 0 0 0 0 0	
Frank Howard, R (1, 9) Joe Pignatano, R (9, PR) Don Demeter, R (9, 8) <small>OBP: 0.400, SLG: 0.531</small> <small>OBP: 0.250, SLG: 0.455</small> <small>OBP: 0.284, SLG: 0.463</small>		2-3 K	2-3 K			0-0 6-3		4-2 E S BB		3 0 0 0 1 2 1 0 0 0 0 0 0 0 0 0 0 0 0 0 0	
John Roseboro, L (1, 2) <small>OBP: 0.310, SLG: 0.354</small>		3-1 1B	0-2 4-3			0-0 L9		0-0 B2		4 0 1 0 0 0 2	
Tommy Davis, R (1, 8) <small>OBP: 0.167, SLG: 0.177</small>		1-3 K		1-1 6-3		0-1 2B		0-0 L9		4 0 1 1 0 1 2	AB 30 R 1 H 4 RBI 1 BB 5 SO 6 LOB 14
Maury Wills, S (1, 6) <small>OBP: 0.329, SLG: 0.280</small>		1-2 1-3		1-0 5-3		4-0 IBB		4-1 S IBB		2 0 0 0 2 0 1	
Sandy Koufax, R (1, 1) <small>OBP: 0.071, SLG: 0.071</small>			0-3 K		3-3 K		2-3 K	2-2 1-3		4 0 0 0 0 3 4	
Inning Stats	R: 0 H: 0 E: 0 LOB: 1 K: 0 BB: 1 S: 5 P: 11	R: 0 H: 1 E: 0 LOB: 1 K: 2 BB: 0 S: 14 P: 21	R: 0 H: 1 E: 0 LOB: 2 K: 1 BB: 1 S: 6 P: 12	R: 0 H: 0 E: 0 LOB: 0 K: 1 BB: 0 S: 10 P: 14	R: 0 H: 0 E: 0 LOB: 0 K: 1 BB: 0 S: 8 P: 13	R: 0 H: 0 E: 0 LOB: 0 K: 0 BB: 0 S: 7 P: 10	R: 1 H: 2 E: 0 LOB: 2 K: 1 BB: 1 S: 9 P: 15	R: 0 H: 0 E: 1 LOB: 1 K: 0 BB: 0 S: 8 P: 11	R: 0 H: 0 E: 0 LOB: 3 K: 0 BB: 2 S: 10 P: 19	1B: 2 SF: 0 2B: 2 SAC: 1 3B: 0 DP: 0 HR: 0 HBP: 0	WP: 0 PA: 36 PB: 0 SB: 2 CS: 0
PITCHER Bennie Daniels, R (1, 1) <small>ERA: 6.15</small> Roy Face, R (8, 1) <small>ERA: 3.62</small>	IP WLS BF H R ER SO BB IBB HBP BLK WP HR S P ERA WHIP 7.0 L 27 4 1 1 6 2 1 0 0 0 0 0 59 96 1.29 0.857 2.0 9 0 0 0 0 1 1 0 0 0 0 0 18 30 0.00 0.500	PITCHER IP WLS BF H R ER SO BB IBB HBP BLK WP HR S P ERA WHIP									

Los Angeles Dodgers @ Pittsburgh Pirates
 Forbes Field, Pittsburgh, PA
 Mon May 23 1960, 7:05 PM EDT
 Att. 16,936 - Unknown

livebaseballscorecards.com

Batter	1	2	3	4	5	6	7	8	9	AB R H RBI BB SO LOB	TOP	
Jim Gilliam, S (1, 5) OBP: 0.394, SLG: 0.318 B C C X X 	2-1 ① 		0-1 2B 		1-0 SH E 1B 		0-0 SH1-4 SH1-4 		4-2 BB 	4 1 2 0 1 0 0	Los Angeles Dodgers @ Pittsburgh Pirates Forbes Field, Pittsburgh, PA Tue May 24 1960, 7:05 PM EDT Att. 22,920 - Unknown livebaseballscorecards.com AB 31 R 4 H 7 RBI 3 BB 3 SO 5 LOB 13 	
Charlie Neal, R (1, 4) OBP: 0.346, SLG: 0.388 S C C B B X X 	2-2 ② 		0-2 ① 		0-0 SH SF8 		0-0 ① 		0-0 ③ 	3 1 0 0 0 0 2		
Wally Moon, L (1, 7) OBP: 0.359, SLG: 0.385 B X X 	1-0 ③ 		0-2 ② 		3-3 ① 		1-3 ② 		1-3 ② 	4 0 0 0 0 2 3		
Frank Howard, R (1, 9) OBP: 0.385, SLG: 0.514 S B B B B T T T S X 		3-2 C B B F F S X 	2-3 ③ 		1-2 ② 		0-2 ③ 		0-2 ③ 	3 1 1 1 0 1 2		
Gil Hodges, R (1, 3) OBP: 0.280, SLG: 0.400 X X 		0-0 1-H 		1-1 ① 		3-2 ③ 		1-1 B C C X 		1-1 B C C X 		4 1 2 2 0 0 0
Tommy Davis, R (1, 8) OBP: 0.159, SLG: 0.169 Don Demeter, R (6, 8) OBP: 0.284, SLG: 0.463 B X X 	1-0 ① 		2-0 ② 		0-3 ① 		0-0 ① 		0-0 ① 	3 0 0 0 0 1 0 0 0 0 0 0 0 0		
Joe Pignatano, R (1, 2) OBP: 0.313, SLG: 0.385 B B B B B X 		4-1 B B B B B 		4-1 B B B B B 		2-0 ② 		2-2 F B F B F X X 		2-2 F B F B F X X 		2 0 0 0 2 0 1
Maury Wills, S (1, 6) OBP: 0.337, SLG: 0.291 F B F X X 	1-1 ② 		2-2 C B B F F X X 		1-0 B X 		1-0 B X 		0-0 ① 	4 0 2 0 0 0 1		
Johnny Podres, L (1, 1) OBP: 0.182, SLG: 0.053 S B B F C X X 	1-3 ③ 		1-2 ③ 		0-0 X 		0-0 ③ 		0-0 ② 	4 0 0 0 0 1 4		
Inning Stats	R: 0 H: 0 E: 0 LOB: 0 K: 0 BB: 0 S: 7 P: 12	R: 2 H: 2 E: 0 LOB: 1 K: 1 BB: 1 S: 12 P: 22	R: 0 H: 1 E: 0 LOB: 1 K: 1 BB: 0 S: 12 P: 14	R: 0 H: 1 E: 0 LOB: 2 K: 0 BB: 1 S: 11 P: 21	R: 2 H: 1 E: 1 LOB: 0 K: 1 BB: 0 S: 13 P: 21	R: 0 H: 1 E: 0 LOB: 1 K: 1 BB: 0 S: 6 P: 9	R: 0 H: 0 E: 1 LOB: 1 K: 1 BB: 0 S: 8 P: 9	R: 0 H: 1 E: 0 LOB: 0 K: 0 BB: 0 S: 7 P: 10	R: 0 H: 0 E: 0 LOB: 1 K: 0 BB: 1 S: 5 P: 9	1B: 5 SF: 1 2B: 2 SAC: 3 3B: 0 DP: 1 HR: 1 HBP: 0	WP: 0 PA: 38 PB: 0 SB: 0 CS: 0	
PITCHER Joe Gibbon, L (1, 1) ERA: 3.47 Paul Giel, R (6, 1) ERA: 5.87 Fred Green, L (7, 1) ERA: 3.38	IP WLS BF H R ER SO BB IBB HBP BLK WP HR S P ERA WHIP 5.0 L 23 5 4 2 3 2 0 0 0 0 0 1 55 90 3.60 1.400 1.0 4 1 0 0 1 0 0 0 0 0 0 0 6 9 0.00 1.000 3.0 11 1 0 0 1 1 0 0 0 0 0 0 20 28 0.00 0.667	PITCHER IP WLS BF H R ER SO BB IBB HBP BLK WP HR S P ERA WHIP										

Batter	1	2	3	4	5	6	7	8	9	AB R H RBI BB SO LOB	TOP											
Jim Gilliam, S (1, 5) <small>OBP: 0.384, SLG: 0.308</small>	0-0 4-3		0-0 B1-3		2-2 F7			0-0 F8		4 0 0 0 0 0 0												
Charlie Neal, R (1, 4) <small>OBP: 0.343, SLG: 0.383</small>	2-1 F8		1-0 F3			0-2 4-3		0-0 S 2B 1B		4 1 1 0 0 0 0												
Wally Moon, L (1, 7) <small>OBP: 0.363, SLG: 0.384</small>	4-1 CS BB		1-2 1B			1-1 6-3		1-3 K 1-2		3 0 1 0 1 1 1												
Duke Snider, L (1, 8) Don Demeter, R (6, PH) <small>OBP: 0.321, SLG: 0.373</small> <small>OBP: 0.300, SLG: 0.524</small>	1-0 CS 1-2	3-2 F5	1-0 F8			2-0 HR		2-2 2-H 2B		2 0 0 0 0 0 1 2 1 2 2 0 0 0												
Frank Howard, R (1, 9) <small>OBP: 0.372, SLG: 0.564</small>		0-1 HR		2-3 K		0-1 6-3		0-1 F8		4 1 1 1 0 1 1												
Norm Larker, L (1, 3) Gil Hodges, R (7, PH) <small>OBP: 0.431, SLG: 0.464</small> <small>OBP: 0.284, SLG: 0.396</small>		1-0 HR 1B		3-1 F7			3-2 F8		4-1 4-3 6-3 BB	2 1 1 0 0 0 0 1 0 0 0 1 0 0												
John Roseboro, L (1, 2) Joe Pignatano, R (7, PH) <small>OBP: 0.313, SLG: 0.388</small> <small>OBP: 0.333, SLG: 0.400</small>		1-0 1-H HR		3-3 K			2-1 1B		1-0 6-3 1-2	2 1 1 2 0 1 0 2 0 1 0 0 0 1												
Maury Wills, S (1, 6) <small>OBP: 0.323, SLG: 0.277</small>		0-1 4-3		0-3 K			0-0 F9		0-0 4-3 2-3	4 0 0 0 0 1 2												
Don Drysdale, R (1, 1) <small>OBP: 0.214, SLG: 0.296</small>		1-3 K		0-3 K			0-3 K		1-3 K	4 0 0 0 0 4 2												
Inning Stats	R: 0 E: 0 K: 0 S: 4	H: 0 LOB: 0 BB: 1 P: 11	R: 3 E: 0 K: 1 S: 12	H: 3 LOB: 0 BB: 0 P: 18	R: 0 E: 0 K: 2 S: 8	H: 1 LOB: 1 BB: 0 P: 9	R: 0 E: 0 K: 2 S: 8	H: 0 LOB: 0 BB: 0 P: 16	R: 0 E: 0 K: 2 S: 9	H: 0 LOB: 0 BB: 0 P: 11	R: 1 E: 0 K: 0 S: 9	H: 1 LOB: 0 BB: 0 P: 12	R: 0 E: 0 K: 1 S: 9	H: 1 LOB: 1 BB: 0 P: 14	R: 1 E: 0 K: 1 S: 11	H: 2 LOB: 1 BB: 0 P: 14	R: 0 E: 0 K: 1 S: 6	H: 0 LOB: 1 BB: 1 P: 12	1B: 4 2B: 1 3B: 0 HR: 3	SF: 0 SAC: 0 DP: 0 HBP: 0	WP: 0 PB: 0 SB: 1 CS: 1	PA: 37
PITCHER	IP WLS BF H R ER SO BB IBB HBP BLK WP HR S P ERA WHIP																					
Jim Umbricht, R (1, 1) <small>ERA: 6.26</small>	5.0 L 19 4 3 3 5 1 0 0 0 0 2 39 65 5.40 1.000																					
Don Gross, L (6, 1) <small>ERA: 3.38</small>	2.0 8 2 1 1 1 0 0 0 0 0 1 18 26 4.50 1.000																					
Paul Giel, R (8, 1) <small>ERA: 5.71</small>	2.0 9 2 1 1 2 1 0 0 0 0 0 17 26 4.50 1.500																					

Los Angeles Dodgers @ Pittsburgh Pirates
 Forbes Field, Pittsburgh, PA
 Wed May 25 1960, 7:05 PM EDT
 Att. 23,975 - Unknown

AB	34
R	5
H	8
RBI	5
BB	2
SO	8
LOB	8



Batter	1	2	3	4	5	6	7	8	9	10	11	12	13	AB R H RBI BB SO LOB	TOP	
Johnny Callison, L (1, 8) <small>OBP: 0.385, SLG: 0.438</small>	0-0 3-1		0-0 4-3		0-0 F7			0-0 1-3		0-0 3B		4-0 BB		5 0 1 0 1 0 1	Philadelphia Phillies @ Pittsburgh Pirates Forbes Field, Pittsburgh, PA Sat May 28 1960, 3:33 AM EDT Att: 9,476 - Unknown	
Tony Taylor, R (1, 4) <small>OBP: 0.305, SLG: 0.357</small>	0-0 G3		0-3 K		0-0 6-3			0-0 5-3		0-0 5-3		0-0 F9		6 0 0 0 0 1 3		
Tony Curry, L (1, 7) <small>OBP: 0.364, SLG: 0.506</small>	0-0 2B			0-0 SH5-3 1B			0-0 F2		0-0 4-3		0-3 K		0-0 F6	6 0 2 0 0 1 1		
Harry Anderson, L (1, 3) Bobby Malkmus, R (9, PR) Alvin Dark, R (9, 5) <small>OBP: 0.379, SLG: 0.446 OBP: 0.190, SLG: 0.256 OBP: 0.317, SLG: 0.326</small>	0-0 F8		0-0 SH5-3 1B	0-0 1B		0-3 K		0-0 1B 1B		0-0 F8		0-0 6-3	4 0 2 0 0 1 1 0 1 0 0 0 0 0 2 0 0 0 0 0 1			
Ken Walters, R (1, 9) <small>OBP: 0.303, SLG: 0.395</small>		0-0 G6-4-3 1B		0-0 SH5-3	1-2 2-3	0-0 1B		0-0 1B		0-0 F4		0-0 F8	5 1 3 0 0 0 0			
Ted Lepcio, R (1, 5) Clay Dalrymple, L (9, PH) Bobby Del Greco, R (9, PR) Pancho Herrera, R (9, 3) <small>OBP: 0.263, SLG: 0.188 OBP: 0.310, SLG: 0.370 OBP: 0.380, SLG: 0.494 OBP: 0.318, SLG: 0.393</small>	0-0 G6-4-3	0-0 G6-4-3	0-0 G6-4-3	4-0 G6-4-3	0-3 IBB	0-3 K		0-0 F8 1B	1-3 7-2 1B		0-0 F6		2 0 0 0 1 1 2 1 0 1 1 0 0 0 0 0 0 0 0 0 0 1 0 0 0 0 0 0			
Jimmie Coker, R (1, 2) <small>OBP: 0.303, SLG: 0.392</small>	0-0 E3		0-0 G6-4-3	0-0 G6-4-3	1-2 		0-0 F6		0-0 1B		0-0 F8		5 0 1 1 0 0 3			
Joe Koppe, R (1, 6) <small>OBP: 0.246, SLG: 0.223</small>	0-3 K				0-0 SH2-3 1B		0-0 5-3		0-0 F8	1-2 3-H		0-0 F2	5 0 1 0 0 1 3			
Jim Owens, R (1, 1) Wally Post, R (9, PH) Turk Farrell, R (9, 1) <small>OBP: 0.298, SLG: 0.423</small>		0-3 K	0-3 K	0-0 SH2-3	1-2	0-0 K	0-3 K	0-0 7-2	0-0 3-H		0-0 3-1		2 0 0 0 0 2 0 1 0 0 0 0 0 2 1 0 0 0 0 0 0			
Inning Stats	R: 0 H: 1 E: 0 LOB: 1 K: 0 BB: 0 S: 4 P: 4	R: 0 H: 1 E: 1 LOB: 1 K: 1 BB: 0 S: 6 P: 6	R: 0 H: 0 E: 0 LOB: 0 K: 2 BB: 0 S: 7 P: 7	R: 0 H: 2 E: 0 LOB: 2 K: 0 BB: 1 S: 4 P: 8	R: 0 H: 1 E: 0 LOB: 1 K: 0 BB: 0 S: 4 P: 4	R: 0 H: 1 E: 0 LOB: 1 K: 2 BB: 0 S: 8 P: 8	R: 0 H: 0 E: 0 LOB: 0 K: 1 BB: 0 S: 5 P: 5	R: 0 H: 0 E: 0 LOB: 0 K: 0 BB: 0 S: 3 P: 3	R: 2 H: 4 E: 0 LOB: 1 K: 0 BB: 0 S: 6 P: 6	R: 0 H: 1 E: 0 LOB: 1 K: 1 BB: 0 S: 6 P: 6	R: 0 H: 0 E: 0 LOB: 0 K: 0 BB: 0 S: 3 P: 3	R: 0 H: 0 E: 0 LOB: 1 K: 0 BB: 1 S: 3 P: 7	R: 0 H: 0 E: 0 LOB: 0 K: 0 BB: 0 S: 3 P: 3	1B: 9 SF: 0 2B: 2 SAC: 2 3B: 1 DP: 3 HR: 0 HBP: 0		WP: 0 PA: 50 PB: 0 SB: 0 CS: 0
PITCHER Bob Friend, R (1, 1) <small>ERA: 2.33</small> Roy Face, R (9, 1) <small>ERA: 3.26</small> Jim Umbricht, R (12, 1) <small>ERA: 5.76</small>	IP: 8.0 WLS: 34 BF: 10 H: 2 R: 2 ER: 2 SO: 6 BB: 0 IBB: 1 HBP: 0 BLK: 0 WP: 0 HR: 0 S: 45 P: 49 ERA: 2.25 WHIP: 1.250															

livebaseballscorecards.com



Batter	1	2	3	4	5	6	7	8	9	10	11	12	13
Don Hoak, R OBP: 0.341, SLG: 0.341 (1, 5)	4-0 BB G4-6-3		0-0 1-5-3		0-0 5-3		0-0 L5		0-0 6-3		0-0 8-6		0-0 HR
Dick Groat, R OBP: 0.328, SLG: 0.343 (1, 6)	0-0 BB G4-6-3		4-0 BB			0-0 4-3	0-0 F8		0-0 F9			0-0 1B SH5-4	
Bob Skinner, L OBP: 0.446, SLG: 0.621 (1, 7)	0-0 1B		0-0 F8			4-0 2B BB		0-0 E SF8 1B	0-0 F7			0-0 SH5-4	
Rocky Nelson, L OBP: 0.269, SLG: 0.375 (1, 3)	0-0 F3			0-0 G3		0-0 1-3 2B		0-0 SH1-3		0-0 4-3		4-0 1-3 IBB	
Roberto Clemente, R OBP: 0.390, SLG: 0.575 (1, 9)		0-0 F9		0-0 F9		4-0 FC4 IBB		4-0 SF8 E WP IBB		0-0 4-3		0-0 1-3	
Hal Smith, R OBP: 0.344, SLG: 0.573 (1, 2)		0-3 K				0-0 F9		0-0 E7 WP		0-0 CS		0-0 5-3	
Dick Schofield, S OBP: 0.444, SLG: 0.375 (10, PR)						0-0 1B		1-2 2-3 3-H		0-0 1B			
Bob Oldis, R OBP: 0.200, SLG: 0.200 (11, 2)													
Gino Cimoli, R OBP: 0.387, SLG: 0.395 (1, 8)		0-0 1B		0-0 4-3		0-0 FC4		0-0 SF8		0-0 CS	0-0 8-6 SH1-4 1B		0-0 4-3
Bill Mazerowski, R OBP: 0.263, SLG: 0.442 (1, 4)		0-0 F6			0-0 5-3		0-0 SH2-4 1B	0-3 K			0-0 SH1-4		0-0 HR 1B
Bob Friend, R OBP: 0.138, SLG: 0.074 (1, 1)			0-0 6-3		0-3 K		0-0 SH2-4	0-0 6-3			4-0 BB		0-0 F7
Roy Face, R (9, 1)													
Danny Kravitz, L (11, PH)													
Jim Umbricht, R OBP: 0.400, SLG: 0.400 (12, 1)													
Smoky Burgess, L OBP: 0.397, SLG: 0.479 (13, PH)													

AB	R	H	RBI	BB	SO	LOB
6	1	1	2	1	0	3
5	0	1	0	1	0	2
4	1	2	0	1	0	1
4	0	1	0	1	0	1
4	1	0	0	2	0	2
5	0	2	0	0	1	5
0	0	0	0	0	0	0
1	0	0	0	0	0	2
5	0	2	1	0	0	4
5	1	2	0	0	1	2
3	0	0	0	0	1	2
0	0	0	0	0	0	0
0	0	0	0	1	0	0
0	0	0	0	0	0	0
1	0	0	0	0	0	1

AB	R	H	RBI	BB	SO	LOB
43	4	11	3	7	3	25

Inning Stats	R: 0	H: 1	E: 0	LOB: 1	K: 0	BB: 1	S: 3	P: 7																							
IP	8.0	WLS	36	H	6	R	2	ER	0	SO	3	BB	3	IBB	2	HBP	0	BLK	0	WP	1	HR	0	S	37	P	57	ERA	0.00	WHIP	1.125
IP	4.2	WLS	19	H	5	R	2	ER	2	SO	0	BB	1	IBB	0	HBP	0	BLK	0	WP	0	HR	1	S	17	P	25	ERA	3.86	WHIP	1.286

WP	PA
2	56



Philadelphia Phillies @ Pittsburgh Pirates
 Forbes Field, Pittsburgh, PA
 Sat May 28 1960, 3:33 AM EDT
 Att. 9,476 - Unknown

livebaseballscorecards.com

Batter	1	2	3	4	5	6	7	8	9	AB R H RBI BB SO LOB	TOP	
Johnny Callison, L (1, 8) <small>OBP: 0.383, SLG: 0.467</small> Bobby Gene Smith, R (7, PH) <small>OBP: 0.267, SLG: 0.333</small>	0-0 F5 		0-3 K 		0-0 HR 		0-3 K 		0-0 F8 	3 1 1 3 0 1 0 2 0 0 0 0 1 3		
Tony Taylor, R (1, 4) <small>OBP: 0.310, SLG: 0.357</small>	0-0 FC4-6 1B 			4-0 BB 		0-0 F9 		0-0 4-3 		3 0 1 0 1 0 2		
Tony Curry, L (1, 7) <small>OBP: 0.363, SLG: 0.535</small> Wally Post, R (8, PH) <small>OBP: 0.293, SLG: 0.415</small>	0-0 FC4-6 BLK 1-2f 			0-0 F6 		0-0 HR 		0-3 K 		3 1 1 1 0 0 2 1 0 0 0 0 1 0		
Harry Anderson, L (1, 3) <small>OBP: 0.362, SLG: 0.424</small> Ruben Gomez, R (7, 1) <small>OBP: 0.222, SLG: 0.125</small> Alvin Dark, R (8, PH) <small>OBP: 0.315, SLG: 0.323</small> Turk Farrell, R (8, 1)	0-0 4-3 1-2 			0-0 F7 		0-3 K 		0-0 F8 		3 0 0 0 0 1 2 0 0 0 0 0 0 0 1 0 0 0 0 0 0 0 0 0 0 0 0 0		
Ken Walters, R (1, 9) <small>OBP: 0.312, SLG: 0.433</small>		0-0 L1-3 1B 		0-0 F5 		0-0 F8 		0-0 HR 		4 1 2 1 0 0 1		
Ted Lepcio, R (1, 5) <small>OBP: 0.262, SLG: 0.194</small>		0-3 K 			0-0 HR 1B 		0-0 1-6-3 		0-0 F7 	4 1 1 0 0 1 1		
Jimmie Coker, R (1, 2) <small>OBP: 0.312, SLG: 0.398</small>		0-0 L1-3 1-2 			0-0 HR 1B 		0-0 1B 1B 		0-0 F8 	4 1 2 0 0 0 1		
Joe Koppe, R (1, 6) <small>OBP: 0.248, SLG: 0.224</small>			0-0 F9 		0-3 K 		0-0 1B 		0-0 F9 	4 0 1 0 0 1 2		
Robin Roberts, S (1, 1) <small>OBP: 0.211, SLG: 0.167</small> Chris Short, R (2, 1) <small>OBP: 0.390, SLG: 0.357</small> Clay Dalrymple, L (5, PH) <small>OBP: 0.250, SLG: 0.250</small> Humberto Robinson, R (5, 1) <small>OBP: 0.250, SLG: 0.250</small> Pancho Herrera, R (7, PH) <small>OBP: 0.321, SLG: 0.395</small>			0-3 K 		0-0 F5 		0-0 F9 		0-0 1B 	0 0 0 0 0 0 0 1 0 0 0 0 1 0 1 0 0 0 0 0 2 0 0 0 0 0 0 0 2 0 1 0 0 0 2		
Inning Stats	R: 0 H: 1 E: 0 LOB: 1 K: 0 BB: 0 S: 4 P: 4	R: 0 H: 1 E: 0 LOB: 0 K: 1 BB: 0 S: 5 P: 5	R: 0 H: 0 E: 0 LOB: 0 K: 2 BB: 0 S: 7 P: 7	R: 0 H: 0 E: 0 LOB: 1 K: 0 BB: 1 S: 3 P: 7	R: 3 H: 3 E: 0 LOB: 0 K: 1 BB: 0 S: 8 P: 8	R: 1 H: 1 E: 0 LOB: 0 K: 1 BB: 0 S: 6 P: 6	R: 0 H: 2 E: 0 LOB: 2 K: 1 BB: 0 S: 7 P: 7	R: 1 H: 1 E: 0 LOB: 0 K: 1 BB: 0 S: 6 P: 6	R: 0 H: 1 E: 0 LOB: 1 K: 0 BB: 0 S: 4 P: 4	1B: 7 SF: 0 2B: 1 SAC: 0 3B: 0 DP: 1 HR: 3 HBP: 0	WP: 0 PA: 37 PB: 0 SB: 0 CS: 0	
PITCHER Vern Law, R (1, 1) <small>ERA: 2.91</small> Fred Green, L (7, 1) <small>ERA: 3.38</small>	IP WLS BF H R ER SO BB IBB HBP BLK WP HR S P ERA WHIP 6.1 W 27 8 4 4 5 1 0 0 1 0 2 36 40 5.68 1.421											PITCHER IP WLS BF H R ER SO BB IBB HBP BLK WP HR S P ERA WHIP 2.2 S 10 2 1 1 2 0 0 0 0 0 1 14 14 3.38 0.750

Philadelphia Phillies @ Pittsburgh Pirates
 Forbes Field, Pittsburgh, PA
 Sun May 29 1960, 3:33 AM EDT
 Att: 15,704 - Unknown

livebaseballscorecards.com

AB	36
R	5
H	10
RBI	5
BB	1
SO	7
LOB	18



Batter	1	2	3	4	5	6	7	8	9	AB R H RBI BB SO LOB	TOP
Bill Bruton, L (1, 8) OBP: 0.344, SLG: 0.416	0-0 G3 1B		0-0 F5			0-3 K		0-0 4-3		4 0 1 0 0 1 1	
Red Schoendienst, S (1, 4) Felix Mantilla, R (9, PR) OBP: 0.311, SLG: 0.304 OBP: 0.235, SLG: 0.394	0-0 F3			0-0 F8		0-0 4-3 1B		0-0 E5 BB 1B		4 0 1 0 0 0 1 0 1 0 0 0 0 0	
Eddie Mathews, L (1, 5) OBP: 0.434, SLG: 0.643	0-0 G3 1-2			0-0 4-3		0-0 4-3 1-2 2-3		4-0 BB BB BB 1-2 2B BB		3 1 0 0 1 0 3	
Hank Aaron, R (1, 9) OBP: 0.358, SLG: 0.579	0-0 4-3			0-0 6-3		0-0 6-3		0-0 F3		4 0 0 0 0 0 5	
Joe Adcock, R (1, 3) OBP: 0.386, SLG: 0.610						0-0 5-3		0-0 F6 1B		4 1 3 1 0 0 0	
Mel Roach, R (1, 7) OBP: 0.297, SLG: 0.500								0-0 F6 1-2 2-H		4 0 2 2 0 0 1	
Johnny Logan, R (1, 6) OBP: 0.290, SLG: 0.298								0-0 F4 1-2 2-H		4 0 0 0 0 0 4	
Del Crandall, R (1, 2) OBP: 0.245, SLG: 0.427								0-0 F5		4 0 0 0 0 1 3	
Warren Spahn, L (1, 1) Joey Jay, S (3, 1) Ron Piche, R (7, 1) Stan Lopata, R (8, PH) Ken MacKenzie, R (8, 1) OBP: 0.150, SLG: 0.263 OBP: 0.600, SLG: 0.333								0-0 6-3		1 0 0 0 0 0 0 0 0 0 0 1 0 0 0 0 0 0 0 0 0 1 0 0 0 0 0 0 0 0 0 0 0 0 0	
								0-0 6-3			
								4-0 BB BB BB 4-3 1B BB			
								0-0 6-3			
Inning Stats	R: 0 H: 1 E: 0 LOB: 1 K: 0 BB: 0 S: 4 P: 4	R: 0 H: 1 E: 0 LOB: 0 K: 0 BB: 0 S: 3 P: 3	R: 0 H: 0 E: 0 LOB: 0 K: 0 BB: 0 S: 3 P: 3	R: 0 H: 0 E: 0 LOB: 0 K: 0 BB: 0 S: 3 P: 3	R: 0 H: 1 E: 0 LOB: 1 K: 0 BB: 0 S: 4 P: 4	R: 0 H: 1 E: 0 LOB: 2 K: 1 BB: 1 S: 6 P: 10	R: 0 H: 1 E: 0 LOB: 0 K: 0 BB: 0 S: 3 P: 3	R: 0 H: 0 E: 1 LOB: 2 K: 1 BB: 0 S: 6 P: 10	1B: 5 SF: 0 2B: 3 SAC: 0 3B: 0 DP: 1 HR: 0 HBP: 0	WP: 0 PA: 35 PB: 0 SB: 0 CS: 0	
PITCHER	IP WLS BF H R ER SO BB IBB HBP BLK WP HR S P ERA WHIP										
Harvey Haddix, L (1, 1) ERA: 4.08	8.1 W 33 7 3 2 2 2 2 0 0 0 0 0 0 35 43 2.16 1.080										
Roy Face, R (9, 1) ERA: 3.19	0.2 S 2 0 0 0 0 0 0 0 0 0 0 0 0 2 2 0.00 0.000										

Milwaukee Braves @ Pittsburgh Pirates
 Forbes Field, Pittsburgh, PA
 Mon May 30 1960, 3:33 AM EDT
 Att: 34,233 - Unknown

AB	33
R	3
H	7
RBI	3
BB	2
SO	2
LOB	18



Batter	1	2	3	4	5	6	7	8	9
Bob Skinner, L (1, 7) OBP: 0.441, SLG: 0.608	0-3 K	0-0 4-3	0-0 4-3			0-0 SF8		0-0 FC5-4 1B	
Dick Groat, R (1, 6) OBP: 0.348, SLG: 0.381	0-0 1B	0-0 4-3 2B		0-0 FC5-4 1B		0-0 2B 1B		0-3 K	
Roberto Clemente, R (1, 9) OBP: 0.381, SLG: 0.563	4-0 1B BB	0-0 4-3 2-3		0-0 FC5-4 1-2f		0-0 1-H 2B		0-0 FC5-4 1-2f	
Dick Stuart, R (1, 3) OBP: 0.293, SLG: 0.366	0-0 L7	0-0 F7		0-0 9-3 1-2f		0-0 F7		0-0 F7	
Don Hoak, R (1, 5) OBP: 0.353, SLG: 0.352	0-0 1B 1-3 2-H 3B 1B		4-0 1B BB		0-3 K		0-0 5-3		
Smoky Burgess, L (1, 2) OBP: 0.395, SLG: 0.468	0-0 3B 1B		0-0 FC6-4 1-3 1B 1B		0-0 F8		0-0 2B 1B		
Gino Cimoli, R (1, 8) OBP: 0.386, SLG: 0.427	0-0 1-H 3-H 3B		0-0 FC6-4 1-2 3-H 1B		0-0 F8		0-0 1-H 2B		
Bill Mazeroski, R (1, 4) OBP: 0.269, SLG: 0.452	4-0 FC4-6 IBB		0-0 FC6-4 1-2f 2-3		0-0 F2		0-3 K		
Harvey Haddix, L (1, 1) Roy Face, R (9, 1) OBP: 0.286, SLG: 0.278	0-0 FC4-6 1-2f		0-3 K		0-0 E8 SF8 1B		0-0 F7		

Inning Stats	R: 4 E: 0 K: 1 S: 9	H: 4 LOB: 2 BB: 2 P: 17	R: 0 E: 0 K: 0 S: 4	H: 1 LOB: 1 BB: 0 P: 4	R: 1 E: 0 K: 1 S: 7	H: 2 LOB: 2 BB: 1 P: 11	R: 0 E: 0 K: 0 S: 3	H: 1 LOB: 0 BB: 0 P: 3	R: 0 E: 0 K: 1 S: 5	H: 0 LOB: 0 BB: 0 P: 5	R: 2 E: 1 K: 0 S: 6	H: 3 LOB: 1 BB: 0 P: 6	R: 1 E: 0 K: 1 S: 7	H: 2 LOB: 1 BB: 0 P: 7	R: 0 E: 0 K: 1 S: 6	H: 1 LOB: 1 BB: 0 P: 6
--------------	------------------------------	----------------------------------	------------------------------	---------------------------------	------------------------------	----------------------------------	------------------------------	---------------------------------	------------------------------	---------------------------------	------------------------------	---------------------------------	------------------------------	---------------------------------	------------------------------	---------------------------------

PITCHER	IP	WLS	BF	H	R	ER	SO	BB	IBB	HBP	BLK	WP	HR	S	P	ERA	WHIP
Warren Spahn, L (1, 1) ERA: 4.35	2.0	L	15	6	5	5	1	2	1	0	0	0	0	14	26	22.50	4.000
Joey Jay, R (3, 1) ERA: 5.27	4.0		16	5	2	2	2	0	0	0	0	0	0	20	20	4.50	1.250
Ron Piche, R (7, 1) ERA: 9.0	1.0		5	2	1	1	1	0	0	0	0	0	0	7	7	9.00	2.000
Ken MacKenzie, L (8, 1) ERA: 5.68	1.0		4	1	0	0	1	0	0	0	0	0	0	6	6	0.00	1.000

BOTTOM

Milwaukee Braves @ Pittsburgh Pirates
Forbes Field, Pittsburgh, PA
 Mon May 30 1960, 3:33 AM EDT
 Att. 34,233 - Unknown

AB	R	H	RBI	BB	SO	LOB
4	0	1	1	0	1	2
5	2	4	0	0	1	1
4	1	1	1	1	0	3
5	0	0	0	0	0	6
3	2	1	1	1	1	0
4	2	3	1	0	0	0
4	0	3	4	0	0	0
3	0	0	0	1	1	3
4	1	1	0	0	1	5
0	0	0	0	0	0	0

AB	36
R	8
H	14
RBI	8
BB	3
SO	5
LOB	20

WP: 0 PA: 40
 PB: 0
 SB: 0
 CS: 0



PITCHER	IP	WLS	BF	H	R	ER	SO	BB	IBB	HBP	BLK	WP	HR	S	P	ERA	WHIP
---------	----	-----	----	---	---	----	----	----	-----	-----	-----	----	----	---	---	-----	------

Batter	1	2	3	4	5	6	7	8	9	10	11	AB R H RBI BB SO LOB
Bob Skinner L OBP: 0.438, SLG: 0.595 (1, 7)	F7	2B 1-3 1B			K		F7		B1-6-4 1-2f		1B 1B BB	5 0 1 0 1 1 1
Dick Groat R OBP: 0.363, SLG: 0.401 (1, 6)	2B 1B	1-3 2B			1B		E 1B		F8		1B 1B	6 1 5 1 0 0 0
Roberto Clemente R OBP: 0.380, SLG: 0.561 (1, 9)	1-H 2B	F9			F9		E1 FC6-4 1-2			G3	1-2 2-3 3-H 1B	6 0 2 2 0 0 4
Dick Stuart R OBP: 0.290, SLG: 0.360 (1, 3)	5-3			1B	K		K			F8		5 0 1 0 0 2 4
Don Hoak R OBP: 0.348, SLG: 0.342 (1, 5)	K			G6-4-3 BB			FC6-4 1-2f			E6 HBP		4 0 0 0 1 1 3
Hal Smith R OBP: 0.347, SLG: 0.570 (1, 2)		1B SF7 2B		G6-4-3			F4			K	HBP BB	4 1 1 0 1 1 1
Gino Cimoli R OBP: 0.396, SLG: 0.424 (1, 8)		1B 2B 1B			6-3		1B BB			1-3	1-2 2-3 HBP	3 1 1 0 1 0 0
Bill Mazerowski R OBP: 0.267, SLG: 0.446 (1, 4)		SF7			2-3		1-2 1B			6-3	F8	4 0 1 1 0 0 3
Vinegar Bend Mizell R OBP: 0.136, SLG: 0.143 (1, 1)		3-H K			4-3		K			B1-6-4 1B	1B BB BB	3 0 0 0 0 0 2 3
Fred Green R OBP: 0.720, SLG: 2.250 (9, PH)												0 0 0 0 0 0 0 0
Dick Schofield S OBP: 0.474, SLG: 0.412 (9, PH)												1 0 1 0 0 0 0 0
Roy Face R OBP: 0.474, SLG: 0.412 (10, 1)												0 0 0 0 0 0 0 0
Smoky Burgess L OBP: 0.402, SLG: 0.468 (11, PH)												0 0 0 0 0 1 0 0
Bill Virdon L OBP: 0.324, SLG: 0.250 (11, PH)												0 1 0 0 0 0 0 0

Inning Stats	R: 1	H: 2	R: 2	H: 4	R: 0	H: 1	R: 0	H: 0	R: 0	H: 1	R: 0	H: 1	R: 0	H: 0	R: 0	H: 1	R: 0	H: 0	R: 0	H: 1	R: 0	H: 0	R: 1	H: 2	1B: 10	SF: 1	WP: 0	PA: 48
E: 0	LOB: 1	E: 0	LOB: 2	E: 0	LOB: 0	E: 0	LOB: 0	E: 0	LOB: 1	E: 1	LOB: 2	E: 0	LOB: 0	E: 0	LOB: 0	E: 0	LOB: 3	E: 0	LOB: 2	E: 0	LOB: 0	E: 1	LOB: 3	2B: 3 <td>SAC: 0 <td>PB: 0 <td></td> </td></td>	SAC: 0 <td>PB: 0 <td></td> </td>	PB: 0 <td></td>		
K: 1	BB: 0	K: 1	BB: 0	K: 0	BB: 1	K: 0	BB: 0	K: 2	BB: 0	K: 1	BB: 1	K: 1	BB: 0	K: 0	BB: 0	K: 0	BB: 1	K: 0	BB: 0	K: 0	BB: 0	K: 0	BB: 2	3B: 0 <td>DP: 2 <td>SB: 0</td> <td></td> </td>	DP: 2 <td>SB: 0</td> <td></td>	SB: 0		
S: 7	P: 7	S: 9	P: 9	S: 2	P: 6	S: 3	P: 3	S: 8	P: 8	S: 6	P: 10	S: 7	P: 7	S: 5	P: 5	S: 3	P: 3	S: 4	P: 9	S: 2	P: 10	S: 2	P: 10	HR: 0 <td>HBP: 1 <td>CS: 0</td> <td></td> </td>	HBP: 1 <td>CS: 0</td> <td></td>	CS: 0		

PITCHER	IP	WLS	BF	H	R	ER	SO	BB	IBB	HBP	BLK	WP	HR	S	P	ERA	WHIP
Jim O'Toole L ERA: 3.74 (1, 1)	1.2		11	6	3	3	2	0	0	0	0	0	0	15	15	16.20	3.600
Jim Brosnan R ERA: 3.47 (2, 1)	3.1		11	2	0	0	2	1	0	0	0	0	0	14	18	0.00	0.900
Bob Grim R ERA: 5.4 (6, 1)	2.0		10	2	0	0	2	1	0	0	0	0	0	13	17	0.00	1.500
Bill Henry L ERA: 5.09 (8, 1)	1.0		3	0	0	0	1	0	0	0	0	0	0	5	5	0.00	0.000
Joe Nuxhall L ERA: 4.18 (9, 1)	1.0		3	1	0	0	0	0	0	0	0	0	0	3	3	0.00	1.000

PITCHER	IP	WLS	BF	H	R	ER	SO	BB	IBB	HBP	BLK	WP	HR	S	P	ERA	WHIP
Cal McLish R ERA: 5.52 (10, 1)	1.0	L	7	0	1	1	0	2	0	1	0	0	0	4	13	9.00	2.000
Claude Osteen L ERA: 7.71 (11, 1)	0.0		2	1	0	0	0	1	0	0	0	0	0	1	5	∞	∞
Jay Hook R ERA: 4.91 (11, 1)	0.0		1	1	0	0	0	0	0	0	0	0	0	1	1	∞	∞

BOTTOM

Cincinnati Reds @ Pittsburgh Pirates
 Forbes Field, Pittsburgh, PA
 Tue May 31 1960, 7:05 PM EDT
 Att. 20,494 - Unknown

livebaseballscores.com

AB	41
R	4
H	13
RBI	4
BB	5
SO	7
LOB	19



Batter	1	2	3	4	5	6	7	8	9	AB R H RBI BB SO LOB	TOP
Eddie Kasko, R (1, 5) OBP: 0.411, SLG: 0.435	0-0 4-3 G3 1B		0-0 FC3-6 1B			0-0 1-3		0-0 FC6 1-2f		4 0 2 0 0 0 1	
Vada Pinson, L (1, 8) OBP: 0.367, SLG: 0.508	0-0 G3 1-2		0-0 FC3-6 1-2f			0-0 4-3		0-0 F9		4 0 0 0 0 0 2	
Gus Bell, L (1, 9) OBP: 0.315, SLG: 0.411	0-0 4-3 2-3		0-0 4-3			0-0 G3		0-0 4-3		4 0 0 0 0 0 2	
Frank Robinson, R (1, 3) OBP: 0.384, SLG: 0.567	0-0 5-3			0-0 F5			0-0 3-1	0-3 K		4 0 0 0 0 1 1	
Jerry Lynch, L (1, 7) OBP: 0.472, SLG: 0.500		BB	4-0 BB	0-0 4-3			0-0 F9			2 0 0 0 1 0 0	
Ed Bailey, L (1, 2) OBP: 0.387, SLG: 0.500		SS	0-3 K	0-0 4-3			0-0 L4			1 0 0 0 0 1 1	
Frank House, L (3, 2) OBP: 0.143, SLG: 0.214										2 0 0 0 0 0 0	
Billy Martin, R (1, 4) OBP: 0.337, SLG: 0.385		X	0-0 F7		0-0 4-3			0-3 K		3 0 0 0 0 1 1	
Roy McMillan, R (1, 6) OBP: 0.278, SLG: 0.351		X	0-0 5-3		0-0 6-3			0-0 FC6 1B		3 0 1 0 0 0 1	
Bob Purkey, R (1, 1) OBP: 0.350, SLG: 0.188			0-3 K		0-3 K			0-3 K		1 0 0 0 0 1 0	
Joe Nuxhall, L (3, 1) OBP: 0.200, SLG: 0.400										1 0 0 0 0 1 0	
Tony Gonzalez, L (8, PH) OBP: 0.252, SLG: 0.381										1 0 0 0 0 1 1	
Bill Henry, L (8, 1)										0 0 0 0 0 0 0	
Inning Stats	R: 0 E: 0 K: 0 S: 4 H: 1 LOB: 1 BB: 0 P: 4	R: 0 E: 0 K: 1 S: 5 H: 0 LOB: 1 BB: 1 P: 9	R: 0 E: 0 K: 1 S: 6 H: 1 LOB: 1 BB: 0 P: 6	R: 0 E: 0 K: 0 S: 3 H: 0 LOB: 0 BB: 0 P: 3	R: 0 E: 0 K: 1 S: 5 H: 0 LOB: 0 BB: 0 P: 5	R: 0 E: 0 K: 0 S: 3 H: 0 LOB: 0 BB: 0 P: 3	R: 0 E: 0 K: 0 S: 3 H: 0 LOB: 0 BB: 0 P: 3	R: 0 E: 0 K: 2 S: 8 H: 1 LOB: 1 BB: 0 P: 8	R: 0 E: 0 K: 1 S: 5 H: 0 LOB: 0 BB: 0 P: 5	1B: 3 2B: 0 3B: 0 HR: 0 SF: 0 SAC: 0 DP: 0 HBP: 0	WP: 0 PB: 0 SB: 0 CS: 0 PA: 31
PITCHER Bob Friend, R (1, 1) ERA: 2.1	IP: 9.0 WLS: W BF: 31 H: 3 R: 0 ER: 0 SO: 6 BB: 1 IBB: 0 HBP: 0 BLK: 0 WP: 0 HR: 0 S: 42 P: 46 ERA: 0.00 WHIP: 0.444										

Cincinnati Reds @ Pittsburgh Pirates
 Forbes Field, Pittsburgh, PA
 Wed Jun 01 1960, 7:05 PM EDT
 Att: 26,791 - Unknown

livebaseballscorecards.com

AB	30
R	0
H	3
RBI	0
BB	1
SO	6
LOB	10



Batter	1	2	3	4	5	6	7	8	9	AB R H RBI BB SO LOB	TOP																							
Don Hoak, R OBP: 0.349, SLG: 0.340 (1, 5) X	0-0 6-3		4-0 1B SH5-4 1-2 1B BB	0-3 K			0-0 6-3			3 1 0 0 1 1 0																								
Dick Groat, R OBP: 0.370, SLG: 0.413 (1, 6) X	0-0 1B 1B		0-0 SH5-4			0-0 G1-6-3 1B	0-3 K			3 0 2 0 0 1 0																								
Bob Skinner, L OBP: 0.440, SLG: 0.588 (1, 7) X	0-0 1B		4-0 1B 1B IBB			0-0 G1-6-3 1-2f	0-0 G3			3 1 1 0 1 0 1																								
Rocky Nelson, L OBP: 0.342, SLG: 0.400 (1, 3) X	0-0 F9		0-0 1B 1-2 2-3 3-H			0-0 F8	0-3 K			4 0 1 1 0 1 2																								
Roberto Clemente, R OBP: 0.374, SLG: 0.552 (1, 9) X	0-0 4-3		0-0 1B 1-3 2-H 3-H			0-0 4-3	0-0 6-3			4 0 1 2 0 0 2																								
Smoky Burgess, L OBP: 0.389, SLG: 0.442 (1, 2)		0-0 F9	0-0 1B 1-3			4-0 1B 1B BB	0-0 G3			3 0 1 0 1 0 0																								
Gino Cimoli, R OBP: 0.391, SLG: 0.417 (1, 8)		0-0 4-3	0-3 K			0-0 1B 1-2 1B	0-0 4-3			4 0 1 0 0 1 2																								
Bill Mazaroski, R OBP: 0.268, SLG: 0.438 (1, 4)		0-0 6-3		0-0 F8		0-0 G6-4-3 1-2 2-3 1B	0-0 F7			4 0 1 0 0 0 0																								
Vern Law, R OBP: 0.189, SLG: 0.200 (1, 1)			0-0 E8 SH5-4 1B BB	0-0 5-3		0-0 G6-4-3 1-2f	0-3 K			4 1 0 0 0 1 3																								
Inning Stats	R: 0 E: 0 K: 0 S: 5	H: 2 LOB: 2 BB: 0 P: 5	R: 0 E: 0 K: 0 S: 3	H: 0 LOB: 0 BB: 0 P: 3	R: 3 E: 1 K: 1 S: 8	H: 3 LOB: 2 BB: 2 P: 16	R: 0 E: 0 K: 1 S: 5	H: 0 LOB: 0 BB: 0 P: 5	R: 0 E: 0 K: 0 S: 3	H: 1 LOB: 0 BB: 0 P: 3	R: 0 E: 0 K: 0 S: 4	H: 2 LOB: 2 BB: 1 P: 8	R: 0 E: 0 K: 1 S: 5	H: 0 LOB: 0 BB: 0 P: 5	R: 0 E: 0 K: 1 S: 5	H: 0 LOB: 0 BB: 0 P: 5	R: 0 E: 0 K: 1 S: 5	H: 0 LOB: 0 BB: 0 P: 5	1B: 8 2B: 0 3B: 0 HR: 0	SF: 0 SAC: 1 DP: 2 HBP: 0	WP: 0 PB: 0 SB: 0 CS: 0	PA: 36												
PITCHER John Buzhardt, R ERA: 3.3 Turk Farrell, R ERA: 2.72	IP 7.0 WLS L	BF 30	H 8	R 3	ER 2	SO 3	BB 2	IBB 1	HBP 0	BLK 0	WP 0	HR 0	S 33	P 45	ERA 2.57	WHIP 1.429	PITCHER	IP 2.0	WLS 6	BF 0	H 0	R 0	ER 0	SO 2	BB 0	IBB 0	HBP 0	BLK 0	WP 0	HR 0	S 10	P 10	ERA 0.00	WHIP 0.000

Pittsburgh Pirates @ Philadelphia Phillies
 Connie Mack Stadium, Philadelphia, PA

Fri Jun 03 1960, 7:05 PM EDT
 Att. 16,738 - Unknown

livebaseballscorecards.com

AB 32
 R 3
 H 8
 RBI 3
 BB 3
 SO 5
 LOB 10



Batter	1	2	3	4	5	6	7	8	9	AB	R	H	RBI	BB	SO	LOB
Bobby Del Greco, R OBP: 0.405, SLG: 0.519 (1, 8)	0-0 4-3 ①		0-0 F9 ①		0-3 K ③		0-0 F2 ③			4	0	0	0	0	1	4
Tony Taylor, R OBP: 0.343, SLG: 0.419 (1, 4)	0-0 1B 1B		0-0 G6-4-3 1B			0-0 1-3 ①		0-0 L9 ①		4	0	2	0	0	0	0
Tony Curry, L OBP: 0.387, SLG: 0.552 Pancho Herrera, R OBP: 0.320, SLG: 0.417 (1, 7) (3, 3)	0-0 FC6-4 1-2 1B		0-0 G6-4-3 ② ③ 1-2f			0-0 6-3 ②		0-3 K ②		1	0	1	0	0	0	0
Harry Anderson, L OBP: 0.360, SLG: 0.449 (1, 3) (3, 7)	0-0 F7 ②			0-0 G6-4-3 1B		0-0 L4 ③		0-0 F8 ③		4	0	1	0	0	0	2
Ken Walters, R OBP: 0.333, SLG: 0.440 (1, 9)	0-0 FC6-4 1-2f			0-0 F8 ①			0-0 1B 1B 1B		0-0 F9 ①	4	0	1	0	0	0	3
Alvin Dark, R OBP: 0.325, SLG: 0.351 (1, 5)		0-0 F2 ①		0-0 G6-4-3 ② ③ 1-2f			0-0 1B 1B		0-0 5-3 ②	4	0	1	0	0	0	1
Jimmie Coker, R OBP: 0.296, SLG: 0.375 (1, 2)		0-0 5-3 ②			0-0 F8 ①		0-0 F3 ①		0-0 6-3 ③	4	0	0	0	0	0	2
Joe Koppe, R OBP: 0.272, SLG: 0.221 Bobby Malkmus, R OBP: 0.196, SLG: 0.238 Clay Dalrymple, L OBP: 0.350, SLG: 0.459 Ted Lepcio, R OBP: 0.250, SLG: 0.184 (1, 6) (3, 6) (7, PH) (8, 6)		0-0 1B			4-0 BB BB BB		0-0 1B 2-3 1B			1	0	1	0	0	0	0
John Buzhardt, R OBP: 0.188, SLG: 0.188 Wally Post, R OBP: 0.279, SLG: 0.393 Turk Farrell, R (8, 1)		0-0 F8 ③			0-3 K ②		0-3 K ②			2	0	0	0	0	1	2

Inning Stats	R: 0	H: 2	E: 0	LOB: 2	K: 0	BB: 0	S: 5	P: 5	R: 0	H: 1	E: 0	LOB: 1	K: 0	BB: 0	S: 4	P: 4	R: 0	H: 1	E: 0	LOB: 0	K: 0	BB: 0	S: 3	P: 3	R: 0	H: 0	E: 0	LOB: 1	K: 2	BB: 1	S: 7	P: 11	R: 0	H: 0	E: 0	LOB: 0	K: 0	BB: 0	S: 3	P: 3	R: 0	H: 3	E: 0	LOB: 3	K: 1	BB: 0	S: 8	P: 8	R: 0	H: 0	E: 0	LOB: 0	K: 1	BB: 0	S: 5	P: 5	R: 0	H: 0	E: 0	LOB: 0	K: 0	BB: 0	S: 3	P: 3	1B: 8	2B: 0	3B: 0	HR: 0	SF: 0	SAC: 0	DP: 2	HBP: 0	WP: 0	PB: 0	SB: 0	CS: 0	PA: 34	ERA	WHIP
PITCHER Vern Law, R ERA: 2.62 (1, 1)	IP	WLS	BF	H	R	ER	SO	BB	IBB	HBP	BLK	WP	HR	S	P	ERA	WHIP	IP	WLS	BF	H	R	ER	SO	BB	IBB	HBP	BLK	WP	HR	S	P	ERA	WHIP																																													

BOTTOM

Pittsburgh Pirates @ Philadelphia Phillies
 Connie Mack Stadium, Philadelphia, PA

Fri Jun 03 1960, 7:05 PM EDT
 Att. 16,738 - Unknown

livebaseballscorecards.com

AB	33
R	0
H	8
RBI	0
BB	1
SO	4
LOB	18



Batter	1	2	3	4	5	6	7	8	9	AB R H RBI BB SO LOB	TOP										
Don Hoak, R (1, 5) OBP: 0.351, SLG: 0.342	0-0 6-3		0-3 K		0-0 S 1B		0-0 L4		0-0 FC4 1-2 1B	5 0 2 0 0 1 0	Pittsburgh Pirates @ Philadelphia Phillies Connie Mack Stadium, Philadelphia, PA Sun Jun 05 1960, 3:33 AM EDT Unknown livebaseballscorecards.com										
Dick Groat, R (1, 6) OBP: 0.366, SLG: 0.407	0-0 F7		0-0 1B 1B		0-0 L9			0-0 L9	0-0 FC4 1-2f	5 0 1 0 0 0 3											
Bob Skinner, L (1, 7) OBP: 0.436, SLG: 0.580	0-3 K		0-0 1-2 1B		0-0 6-3 1-2			0-0 F8		4 0 1 0 0 1 1											
Rocky Nelson, L (1, 3) OBP: 0.357, SLG: 0.395		4-0 FC4-6 1B BB	0-0 F3		0-0 F2			0-0 1B 1B		3 0 1 0 1 0 2											
Roberto Clemente, R (1, 9) OBP: 0.382, SLG: 0.562		0-0 L9		0-0 1B		0-0 2B		0-0 1-2 1B		4 0 3 0 0 0 1											
Smoky Burgess, L (1, 2) OBP: 0.384, SLG: 0.433		0-0 FC4-6 1-2 1B		0-0 F8		0-0 4-3		0-0 F9		4 0 1 0 0 0 4											
Gino Cimoli, R (1, 8) OBP: 0.377, SLG: 0.400		0-0 FC4-6 1-2f 2-3		0-0 L9		0-0 F9			0-0 L8	4 0 0 0 0 0 4											
Bill Mazeroski, R (1, 4) OBP: 0.267, SLG: 0.440		0-0 F7		0-0 F7			0-0 9-6 2B		0-0 6-3	4 0 1 0 0 0 3											
Bob Friend, R (1, 1) OBP: 0.152, SLG: 0.097			0-3 K		0-0 F8		0-0 9-6 2-3f		4-0 1B BB	2 0 0 0 0 1 0											
Bill Virdon, L (7, PH) OBP: 0.301, SLG: 0.230										1 0 0 0 0 0 1											
Roy Face, R (7, 1)										0 0 0 0 0 0 0											
Dick Schofield, S (9, PH) OBP: 0.500, SLG: 0.412										0 0 0 0 1 0 0											
Inning Stats	R: 0 E: 0 K: 1 S: 5	H: 0 LOB: 0 BB: 0 P: 5	R: 0 E: 0 K: 0 S: 4	H: 1 LOB: 2 BB: 1 P: 8	R: 0 E: 0 K: 2 S: 9	H: 2 LOB: 2 BB: 0 P: 9	R: 0 E: 0 K: 0 S: 4	H: 1 LOB: 1 BB: 0 P: 4	R: 0 E: 0 K: 0 S: 4	H: 1 LOB: 1 BB: 0 P: 4	R: 0 E: 0 K: 0 S: 3	H: 1 LOB: 0 BB: 0 P: 3	R: 0 E: 0 K: 0 S: 5	H: 2 LOB: 2 BB: 0 P: 5	R: 0 E: 0 K: 0 S: 4	H: 1 LOB: 2 BB: 1 P: 8	1B: 8 2B: 3 3B: 0 HR: 0	SF: 0 SAC: 0 DP: 1 HBP: 0	WP: 0 PB: 0 SB: 1 CS: 0	PA: 38	
PITCHER Gene Conley, R (1, 1) ERA: 3.69	IP 9.0	WLS W	BF 38	H 10	R 0	ER 0	SO 3	BB 2	IBB 0	HBP 0	BLK 0	WP 0	HR 0	S 42	P 50	ERA 0.00	WHIP 1.333				
PITCHER	IP	WLS	BF	H	R	ER	SO	BB	IBB	HBP	BLK	WP	HR	S	P	ERA	WHIP				



Batter	1	2	3	4	5	6	7	8	9
Bobby Del Greco, R OBP: 0.408, SLG: 0.533 (1, 8)	4-0 1B G3 BB		0-0 FC6-2 3B		0-3 K			0-3 K	
Tony Taylor, R OBP: 0.347, SLG: 0.421 (1, 4)	0-0 4-3 1-3 1B		0-0 FC6-2			0-0 FC4-6 1B		0-0 F8	
Tony Curry, L OBP: 0.374, SLG: 0.532 Bobby Gene Smith, R OBP: 0.318, SLG: 0.500 (1, 7) (9, 7)	0-0 G3 1-2 3-H		0-0 F8			0-0 FC4-6 1B 1-2f		0-0 1-3	
Harry Anderson, L OBP: 0.359, SLG: 0.444 (1, 3)	0-0 4-3 2-3			0-0 4-3		0-0 1B 1-3			
Ken Walters, R OBP: 0.333, SLG: 0.437 (1, 9)	0-0 6-3			0-0 5-3		0-0 1B 1-2 3-H			
Alvin Dark, R OBP: 0.320, SLG: 0.344 (1, 5)		0-0 L9		0-0 1-3		0-0 G1-4-6-3 1-2f			
Jimmie Coker, R OBP: 0.287, SLG: 0.363 (1, 2)		0-3 K			0-3 K		0-0 L8		
Bobby Malkmus, R OBP: 0.184, SLG: 0.222 (1, 6)		0-3 K			0-0 E5 SH2		0-0 6-3		
Gene Conley, R OBP: 0.150, SLG: 0.105 (1, 1)			0-0 5-3		0-0 SH2		0-0 F7		

Inning Stats	R: 1	H: 1	E: 0	K: 0	S: 4	LOB: 1	BB: 1	P: 8	R: 0	H: 0	E: 0	K: 2	S: 7	LOB: 0	BB: 0	P: 7	R: 0	H: 1	E: 0	K: 0	S: 4	LOB: 1	BB: 0	P: 4	R: 0	H: 0	E: 0	K: 0	S: 3	LOB: 0	BB: 0	P: 3	R: 0	H: 3	E: 0	K: 0	S: 5	LOB: 1	BB: 0	P: 5	R: 0	H: 0	E: 0	K: 0	S: 3	LOB: 0	BB: 0	P: 3	R: 0	H: 0	E: 0	K: 1	S: 5	LOB: 0	BB: 0	P: 5
--------------	------	------	------	------	------	--------	-------	------	------	------	------	------	------	--------	-------	------	------	------	------	------	------	--------	-------	------	------	------	------	------	------	--------	-------	------	------	------	------	------	------	--------	-------	------	------	------	------	------	------	--------	-------	------	------	------	------	------	------	--------	-------	------


PITCHER	IP	WLS	BF	H	R	ER	SO	BB	IBB	HBP	BLK	WP	HR	S	P	ERA	WHIP
Bob Friend, R ERA: 2.16 (1, 1)	6.0	L	24	5	2	2	4	1	0	0	0	0	0	31	35	3.00	1.000
Roy Face, R ERA: 2.83 (7, 1)	2.0		6	0	0	0	1	0	0	0	0	0	0	8	8	0.00	0.000

BOTTOM

Pittsburgh Pirates @ Philadelphia Phillies
 Connie Mack Stadium, Philadelphia, PA
 Sun Jun 05 1960, 3:33 AM EDT
 Unknown

livebaseballscorecards.com

AB	28
R	2
H	5
RBI	2
BB	1
SO	5
LOB	9



1B: 4	SF: 0	WP: 0	PA: 30
2B: 0	SAC: 1	PB: 0	
3B: 1	DP: 1	SB: 0	
HR: 0	HBP: 0	CS: 0	

Batter	1	2	3	4	5	6	7	8	9	AB R H RBI BB SO LOB	TOP	
Don Hoak, R OBP: 0.344, SLG: 0.333 (1, 5) X	0-0 L7 ①		0-3 K ②		0-0 4-3 ③		0-0 4-3 ③			4 0 0 0 0 1 3	Pittsburgh Pirates @ Philadelphia Phillies Connie Mack Stadium, Philadelphia, PA Sun Jun 05 1960, 3:38 AM EDT Att. 23,410 - Unknown livebaseballscorecards.com	
Dick Groat, R OBP: 0.364, SLG: 0.404 (1, 6) X	0-0 1B		0-0 F9 ③			0-0 4-3 ①		0-0 F8 ①		4 0 1 0 0 0 0		
Bob Skinner, L OBP: 0.433, SLG: 0.572 (1, 7) X	0-0 F7 ②			0-0 E4 CS		0-0 FC6 1B		0-0 F8 ②		4 0 1 0 0 0 1		
Dick Stuart, R OBP: 0.289, SLG: 0.377 (1, 3) S S S	0-3 K ③			0-3 K ① ② 1-2		0-3 K ②		0-0 HR		4 1 1 1 0 3 3		
Roberto Clemente, R OBP: 0.384, SLG: 0.561 (1, 9) X		0-0 F9 ①		0-0 E 1B		0-0 FC6 1-2f		0-0 1B		4 0 2 0 0 0 1		
Smoky Burgess, L OBP: 0.379, SLG: 0.426 (1, 2) X		0-0 1B		0-0 3-1 ③ 1-2			0-0 F4 ①	0-0 F6 ③		4 0 1 0 0 0 2		
Gino Cimoli, R OBP: 0.373, SLG: 0.388 (1, 8) X		0-0 F9 ②			0-0 5-3 ①		0-0 L9 ②		4-0 FC6-4 BB	3 0 0 0 1 0 1		
Bill Mazaroski, R OBP: 0.273, SLG: 0.438 (1, 4) X		0-0 L6 ③			4-0 BB 1B		0-0 BB 1B		0-0 FC6-4 G3-6 1-2f	3 0 1 0 1 0 2		
Harvey Haddix, L OBP: 0.261, SLG: 0.250 Bill Virdon, L OBP: 0.311, SLG: 0.230 Jim Umbricht, R OBP: 0.400, SLG: 0.400 Rocky Nelson, L OBP: 0.349, SLG: 0.385 (1, 1) (7, PH) (7, 1) (9, PH) X			0-0 G3 ①		0-0 L8 ②		4-0 BB 1B		0-0 G3-6 ② ③ 1-2f	2 0 0 0 0 0 1 0 0 0 0 1 0 0 0 0 0 0 0 0 0 1 0 0 0 0 0 1		
Inning Stats	R: 0 H: 1 E: 0 LOB: 1 K: 1 BB: 0 S: 6 P: 6	R: 0 H: 1 E: 0 LOB: 1 K: 0 BB: 0 S: 4 P: 4	R: 0 H: 0 E: 0 LOB: 0 K: 1 BB: 0 S: 5 P: 5	R: 0 H: 1 E: 2 LOB: 1 K: 1 BB: 0 S: 6 P: 6	R: 0 H: 0 E: 0 LOB: 1 K: 0 BB: 1 S: 3 P: 7	R: 0 H: 1 E: 0 LOB: 1 K: 1 BB: 0 S: 6 P: 6	R: 0 H: 1 E: 0 LOB: 2 K: 0 BB: 1 S: 4 P: 8	R: 1 H: 2 E: 0 LOB: 1 K: 0 BB: 0 S: 5 P: 5	R: 0 H: 0 E: 0 LOB: 0 K: 0 BB: 1 S: 2 P: 6	1B: 6 SF: 0 2B: 0 SAC: 0 3B: 0 DP: 1 HR: 1 HBP: 0	WP: 0 PA: 36 PB: 0 SB: 0 CS: 1	
PITCHER Jim Owens, R ERA: 3.18 (1, 1)	IP WLS BF H R ER SO BB IBB HBP BLK WP HR S P ERA WHIP											PITCHER IP WLS BF H R ER SO BB IBB HBP BLK WP HR S P ERA WHIP
	9.0 W 36 7 1 1 4 3 0 0 0 0 1 41 53 1.00 1.111											



Batter	1	2	3	4	5	6	7	8	9
Bobby Malkmus, R OBP: 0.192, SLG: 0.229 (1, 6)	0-3 K		0-0 F9			0-0 SH5-4		0-0 CS 1B	
Tony Taylor, R OBP: 0.339, SLG: 0.411 (1, 4)	0-0 F9			0-0 F8		0-0 6-3		0-0 1-2 F7	
Bobby Del Greco, R OBP: 0.396, SLG: 0.514 (1, 8)	0-0 5-3			0-3 K		0-0 F9		0-3 K	
Bobby Gene Smith, R OBP: 0.280, SLG: 0.440 (1, 7)		0-0 F9		0-3 K			0-0 4-3		
Ken Walters, R OBP: 0.325, SLG: 0.426 (1, 9)		0-3 K			0-0 6-3		0-0 F4		
Pancho Herrera, R OBP: 0.320, SLG: 0.415 (1, 3)		0-0 6-3			0-3 K		0-0 BB HR 1B		
Ted Lepcio, R OBP: 0.277, SLG: 0.275 (1, 5)			0-3 K		0-0 HR		4-0 BB BB BB BB 1-2 HR BB		
Cal Neeman, R OBP: 0.293, SLG: 0.444 (1, 2)			0-0 F4		0-0 F9		0-0 1-H 2-H HR		
Jim Owens, R OBP: 0.095, SLG: 0.050 (1, 1)			0-0 1B			4-0 SH5-4 BB	0-3 K		

Inning Stats	R: 0	H: 0	E: 0	K: 1	S: 5	LOB: 0	BB: 0	P: 5
	0	0	0	1	5	0	0	5
	0	0	0	1	5	0	0	5
	0	1	0	1	6	0	0	6
	0	0	0	1	6	0	0	6
	0	0	0	2	7	0	0	7
	1	1	0	1	6	0	0	6
	0	0	0	1	7	0	0	7
	3	2	0	1	11	0	1	11
	0	1	0	1	5	0	0	5

PITCHER	IP	WLS	BF	H	R	ER	SO	BB	IBB	HBP	BLK	WP	HR	S	P	ERA	WHIP
Harvey Haddix, L ERA: 3.78 (1, 1)	6.0	L	21	2	1	1	6	1	0	0	0	0	1	32	36	1.50	0.500
Jim Umbricht, R ERA: 6.33 (7, 1)	2.0		9	3	3	3	2	1	0	0	0	0	1	12	16	13.50	2.000

BOTTOM

Pittsburgh Pirates @ Philadelphia Phillies
Connie Mack Stadium, Philadelphia, PA


Sun Jun 05 1960, 3:38 AM EDT
 Att. 23,410 - Unknown

AB R H RBI BB SO LOB

3	0	1	0	0	1	1
4	0	0	0	0	0	2
4	0	0	0	0	2	1
3	0	0	0	0	1	0
3	0	0	0	0	1	0
3	1	1	0	0	1	0
2	2	1	1	1	1	0
3	1	1	3	0	0	0
2	0	1	0	1	1	0

AB 27
 R 4
 H 5
 RBI 4
 BB 2
 SO 8
 LOB 4

WP: 0 PA: 30
 PB: 0
 SB: 0
 CS: 1



livebaseballscorecards.com

Batter	1	2	3	4	5	6	7	8	9	AB R H RBI BB SO LOB	TOP	
Bob Skinner, L (1, 7) OBP: 0.429, SLG: 0.566 Joe Christopher, R (4, 7)	0-0 1-3		0-0 F7			0-0 6-3		4-0 1B BB SF8 BB	0-0 F3	2 0 0 0 0 0 1 2 1 0 0 1 0 2		
Dick Groat, R (1, 6) OBP: 0.360, SLG: 0.400 Dick Schofield, S (4, 6)	0-0 6-3		0-0 4-3			4-0 BB		4-0 1B 1-2 BB	0-0 1-3	2 0 0 0 0 0 1 1 0 0 0 2 0 2		
Roberto Clemente, R (1, 9) OBP: 0.382, SLG: 0.554	0-0 5-3			0-0 L4		0-0 F7		0-0 1B 1-2 2-3		4 0 1 0 0 0 1		
Dick Stuart, R (1, 3) OBP: 0.288, SLG: 0.376		0-0 5-3		0-0 G6-3 1B			0-0 6-3	0-0 SF8		3 0 1 1 0 0 0		
Don Hoak, R (1, 5) OBP: 0.337, SLG: 0.325		0-0 5-3		0-0 G6-3 1-2f			0-3 K	0-0 F8		4 0 0 0 0 1 3		
Hal Smith, R (1, 2) OBP: 0.354, SLG: 0.562		0-0 1B			0-0 4-3		4-0 1B BB		0-0 5-3	3 0 1 0 1 0 0		
Gino Cimoli, R (1, 8) OBP: 0.377, SLG: 0.393		0-3 K			0-0 6-3		0-0 1-2 1B		0-0 E 1B 1B	4 1 2 0 0 1 1		
Bill Mazaroski, R (1, 4) OBP: 0.272, SLG: 0.433			0-0 B1-3 1B		0-0 1-3		0-0 F7		0-0 E4 1B 1-2	4 0 1 0 0 0 3		
Vern Law, R (1, 1) OBP: 0.189, SLG: 0.200 Paul Giel, R (2, 1) Bennie Daniels, L (3, 1) OBP: 0.250, SLG: 0.250 Jim Umbricht, R (7, 1) OBP: 0.333, SLG: 0.333 Bill Virdon, L (9, PH) OBP: 0.320, SLG: 0.242			0-0 B1-3			0-3 K		0-0 5-3	0-0 1B	0 0 0 0 0 0 0 1 0 0 0 0 0 1 1 0 0 0 0 1 0 1 0 0 0 0 0 0 1 0 1 1 0 0 0		
Inning Stats	R: 0 H: 0 E: 0 LOB: 0 K: 0 BB: 0 S: 3 P: 3	R: 0 H: 1 E: 0 LOB: 1 K: 1 BB: 0 S: 6 P: 6	R: 0 H: 1 E: 0 LOB: 1 K: 0 BB: 0 S: 4 P: 4	R: 0 H: 1 E: 0 LOB: 0 K: 0 BB: 0 S: 3 P: 3	R: 0 H: 0 E: 0 LOB: 0 K: 0 BB: 0 S: 3 P: 3	R: 0 H: 0 E: 0 LOB: 1 K: 1 BB: 1 S: 5 P: 9	R: 0 H: 1 E: 0 LOB: 2 K: 1 BB: 1 S: 6 P: 10	R: 1 H: 1 E: 0 LOB: 2 K: 0 BB: 2 S: 4 P: 12	R: 1 H: 2 E: 1 LOB: 2 K: 0 BB: 0 S: 6 P: 6	1B: 7 SF: 1 2B: 0 SAC: 0 3B: 0 DP: 1 HR: 0 HBP: 0	WP: 0 PA: 38 PB: 0 SB: 0 CS: 0	
PITCHER Dick Ellsworth, L (1, 1) ERA: 2.2 Moe Drabowsky, R (9, 1) ERA: 9.53	IP WLS BF H R ER SO BB IBB HBP BLK WP HR S P ERA WHIP	8.0 W 32 5 1 1 3 4 0 0 0 0 0 0 34 50 1.12 1.125	1.0 S 6 2 1 0 0 0 0 0 0 0 0 0 0 6 6 0.00 2.000									

Pittsburgh Pirates @ Chicago Cubs
Wrigley Field, Chicago, IL
Tue Jun 07 1960, 3:33 AM CDT
Att. 8,736 - Unknown

livebaseballscorecards.com

AB	33
R	2
H	7
RBI	2
BB	4
SO	3
LOB	15



Batter	1	2	3	4	5	6	7	8	9
Richie Ashburn, L (1, 8) <small>OBP: 0.446, SLG: 0.359</small> Lou Johnson, R (7, 8) <small>OBP: 0.263, SLG: 0.333</small>	0-0 6-3	0-0 E 1B	4-0 E 1B BB	0-0 FC4-6		0-0 E5 1B		0-0 F4	
Bob Will, L (1, 9) <small>OBP: 0.346, SLG: 0.471</small>	0-0 F8	0-0 E7 14 2B	0-0 E8 14 1B 1B	0-3 K		0-0 1B		0-0 2B	
14 Ernie Banks, R (1, 6) <small>OBP: 0.372, SLG: 0.585</small> Jerry Kindall, R (7, 4) <small>OBP: 0.272, SLG: 0.346</small>	0-0 1B 2B	0-0 1B 2B	0-0 1B 1B		0-0 5-3	0-0 SF7		0-0 5-3	
Ed Bouchee, L (1, 3) <small>OBP: 0.366, SLG: 0.329</small>	0-0 1B 1B	1-0 1B HBP	0-0 1B		0-0 1-3	0-0 6-3		0-0 F4	
Walt Moryn, L (1, 7) <small>OBP: 0.384, SLG: 0.425</small>	0-0 1B	0-0 1B	0-0 G6-4-3		0-0 1B		0-3 K2-3		
Frank Thomas, R (1, 5) <small>OBP: 0.271, SLG: 0.465</small>	0-0 FC6-4 1B	0-0 F7		0-0 F4	0-0 FC6-4 1B		0-0 5-3		
Earl Averill, R (1, 2) <small>OBP: 0.408, SLG: 0.429</small> Jim Hegan, R (8, 2) <small>OBP: 0.333, SLG: 1.333</small>		0-0 F8	4-0 1-3 1B BB	4-0 BB FC4-6 BB		0-0 5-3		0-0 2B	
Don Zimmer, R (1, 4) <small>OBP: 0.327, SLG: 0.333</small> (7, 6)		0-0 1-3	0-0 1-3 1B 1B	4-0 FC4-6 BB BB		0-0 E BB 1B 1B		4-0 BB	
Dick Ellsworth, L (1, 1) <small>OBP: 0.333, SLG: 0.091</small> Moe Drabowsky, R (9, 1)		0-0 E 1B 1B	0-0 1-3	4-0 FC4-6 BB		4-0 1B E 14 SF7 BB		0-3 K	

Inning Stats	R: 1	H: 3	LOB: 2	K: 0	S: 6	P: 6	R: 4	H: 4	LOB: 2	K: 0	S: 8	P: 9	R: 5	H: 4	LOB: 0	K: 0	S: 6	R: 0	H: 1	LOB: 1	K: 0	S: 4	P: 4	R: 2	H: 2	LOB: 2	K: 0	S: 6	R: 0	H: 1	LOB: 2	K: 2	S: 8	P: 12	R: 0	H: 1	LOB: 1	K: 0	S: 4	P: 4
--------------	------	------	--------	------	------	------	------	------	--------	------	------	------	------	------	--------	------	------	------	------	--------	------	------	------	------	------	--------	------	------	------	------	--------	------	------	-------	------	------	--------	------	------	------

PITCHER	IP	WLS	BF	H	R	ER	SO	BB	IBB	HBP	BLK	WP	HR	S	P	ERA	WHIP
Vern Law, R (1, 1) <small>ERA: 2.67</small>	1.2	L	14	7	5	1	0	0	0	0	0	0	0	13	14	5.40	4.200
Paul Giel, R (2, 1) <small>ERA: 5.6</small>	0.1		1	0	0	0	0	0	0	0	0	0	0	1	1	0.00	0.000
Bennie Daniels, R (3, 1) <small>ERA: 7.42</small>	4.0		25	7	8	7	1	6	0	0	0	0	0	21	45	15.75	3.250
Jim Umbricht, R (7, 1) <small>ERA: 5.9</small>	2.0		9	2	0	0	2	1	0	0	0	0	0	12	16	0.00	1.500


BOTTOM

Pittsburgh Pirates @ Chicago Cubs
Wrigley Field, Chicago, IL
 Tue Jun 07 1960, 3:33 AM CDT
 Att. 8,736 - Unknown

AB	R	H	RBI	BB	SO	LOB
4	2	1	1	1	0	4
1	0	0	0	0	0	0
6	2	3	3	0	1	2
4	3	3	4	0	0	0
1	0	0	0	0	0	1
5	0	2	2	0	0	3
5	0	3	1	0	1	1
5	0	0	0	0	0	5
3	2	1	0	2	0	0
0	0	0	0	0	0	0
3	2	2	0	2	0	0
3	2	1	0	2	1	4
0	0	0	0	0	0	0

AB	40	R	13	H	16	RBI	11	BB	7	SO	3	LOB	20
----	----	---	----	---	----	-----	----	----	---	----	---	-----	----

livebaseballscorecards.com



WP	PA	ERA	WHIP
0	49		
0			
0			

Batter	1	2	3	4	5	6	7	8	9	AB R H RBI BB SO LOB
Richie Ashburn, L (1, 8) OBP: 0.442, SLG: 0.356	0-0 5-3		0-0 E3 1B			0-3 K	0-0 SH1-4		0-0 6-3	4 0 1 0 0 1 0
Bob Will, L (1, 9) OBP: 0.348, SLG: 0.464	0-0 6-3		0-0 4-3			0-0 1B	4-0 BB		0-0 F7	4 0 1 0 1 0 1
14 Ernie Banks, R (1, 6) OBP: 0.368, SLG: 0.579	0-0 2B			0-0 F7		0-0 F8	0-0 F4		0-0 F8	5 0 1 0 0 0 4
Ed Bouchee, L (1, 3) OBP: 0.363, SLG: 0.322	0-3 K			4-0 BB		0-0 F9	0-0 3-1			3 0 0 0 1 1 5
Walt Moryn, L (1, 7) OBP: 0.388, SLG: 0.416		4-0 FC5-4 BB		0-0 F6			4-0 1B 2B BB	0-3 K		2 1 0 0 2 1 1
Frank Thomas, R (1, 5) OBP: 0.276, SLG: 0.466		0-0 FC5-4 CS		0-0 L6			0-0 1B 2B	0-0 1B		4 1 2 0 0 0 2
Earl Averill, R (1, 2) OBP: 0.396, SLG: 0.435		0-0 F8			0-0 F5		0-0 1B 2B	0-0 F9		4 1 1 2 0 0 2
Don Zimmer, R (1, 4) OBP: 0.333, SLG: 0.340			0-0 F6		0-0 F7		0-0 SH1-4 1B	0-0 1B		4 0 2 0 0 0 0
Bob Anderson, R Moe Drabowsky, R Lou Johnson, R Elen Johnson, R Seth Morehead, L Moe Thacker, R Jerry Kindall, R Don Elston, R George Nuyken, L Dick Ortel, R			0-3 K		0-0 F9		0-0 SH1-4 1B	0-0 P6		1 0 0 0 0 0 1 0 0 0 0 0 0 0 0 0 1 0 1 0 0 1 1 0 1 0 0 0 0 0 0 0 0 0 0 0 0 0 0 0

Inning Stats	R: 0 E: 0 K: 1 S: 6	H: 1 LOB: 1 BB: 0 P: 6	R: 0 E: 0 K: 0 S: 2	H: 0 LOB: 0 BB: 1 P: 6	R: 0 E: 1 K: 1 S: 6	H: 1 LOB: 1 BB: 0 P: 6	R: 0 E: 0 K: 0 S: 3	H: 0 LOB: 1 BB: 1 P: 7	R: 0 E: 0 K: 0 S: 3	H: 0 LOB: 0 BB: 0 P: 3	R: 0 E: 0 K: 1 S: 6	H: 1 LOB: 1 BB: 0 P: 6	R: 3 E: 0 K: 0 S: 7	H: 4 LOB: 3 BB: 2 P: 15	R: 0 E: 0 K: 1 S: 7	H: 2 LOB: 2 BB: 0 P: 7	R: 0 E: 0 K: 0 S: 3	H: 0 LOB: 0 BB: 0 P: 3	1B: 7 2B: 2 3B: 0 HR: 0	SF: 0 SAC: 1 DP: 0 HBP: 0	WP: 0 PB: 0 SB: 0 CS: 1	PA: 39	
PITCHER	IP	WLS	BF	H	R	ER	SO	BB	IBB	HBP	BLK	WP	HR	S	P	ERA	WHIP						
Vinegar Bend Mizell, L (1, 1) ERA: 4.41	6.0	W	26	6	3	3	3	3	0	0	0	0	0	29	41	4.50	1.500						
Fred Green, L (7, 1) ERA: 3.18	0.1		3	1	0	0	0	1	0	0	0	0	0	2	6	0.00	6.000						
Roy Face, R (7, 1) ERA: 2.83	2.2	S	10	2	0	0	1	0	0	0	0	0	0	12	12	0.00	0.750						

BOTTOM

Pittsburgh Pirates @ Chicago Cubs
Wrigley Field, Chicago, IL
Wed Jun 08 1960, 3:33 AM CDT
Att. 9,118 - Unknown

livebaseballscores.com

AB	34
R	3
H	9
RBI	3
BB	4
SO	4
LOB	17



Batter	1	2	3	4	5	6	7	8	9	AB R H RBI BB SO LOB	TOP											
Bill Virdon, L (1, 8) OBP: 0.294, SLG: 0.211	0-0 3-1		0-0 4-3		0-3 K		0-0 L4		0-0 E3 1B S	5 1 0 1 0 1 2												
Dick Groat, R (1, 6) OBP: 0.353, SLG: 0.388	0-0 L3		0-0 L9		0-0 6-3		0-0 5-3		0-0 L7	5 0 0 0 0 0 3												
Bob Skinner, L (1, 7) OBP: 0.423, SLG: 0.565	0-0 3-1		0-3 K		0-0 P6			0-0 4-3	0-0 S 1B	5 0 1 2 0 1 0												
Dick Stuart, R (1, 3) OBP: 0.302, SLG: 0.396		0-0 BB 2B 1B		4-0 BB 1B BB		0-0 5-3		4-0 G4-3 BB	0-0 1-3	2 2 1 0 2 0 0												
Joe Christopher, R (8, PR) Fred Green, R (8, 1) OBP: 0.600, SLG: 1.800									1-2 3-H	0 0 0 0 0 0 0												
Roberto Clemente, R (1, 9) OBP: 0.382, SLG: 0.542		4-0 BB 2B BB		4-0 BB 1B BB		0-0 1B 1B		0-0 G4-3	0-3 K	1 0 0 0 0 0 1												
Hal Smith, R (1, 2) OBP: 0.379, SLG: 0.582		0-0 SH3-1 SF9 2B		4-0 1B BB		0-0 1B 1B		0-0 1B BB	4-0 1B BB E	2 1 2 2 2 0 0												
Dick Schofield, S (9, PR) OBP: 0.522, SLG: 0.389									1-2 3-H	0 1 0 0 0 0 0												
Bob Oldis, R (9, 2) OBP: 0.200, SLG: 0.200										0 0 0 0 0 0 0												
Don Hoak, R (1, 5) OBP: 0.340, SLG: 0.326		0-0 SH3-1		0-0 G3-6-1 1B		0-0 G6-4-3 1B		0-0 E BB	4-0 E BB	2 1 2 3 1 0 0												
Bill Mazeroski, R (1, 4) OBP: 0.271, SLG: 0.423		0-0 SF9		0-0 F7		0-0 G6-4-3		0-0 E5 1B 1B	0-0 E 1B 1B	3 1 1 1 0 0 4												
Bob Friend, R (1, 1) OBP: 0.139, SLG: 0.088		0-3 K		0-0 G3-6-1		0-0 1-3		4-0 E 1B BB	4-0 E 1B BB	3 0 0 0 0 1 2												
Rocky Nelson, L (8, 3) OBP: 0.364, SLG: 0.385									1-3 2-H	0 1 0 0 1 0 0												
Inning Stats	R: 0 E: 0 K: 0 S: 3	H: 0 LOB: 0 BB: 0 P: 3	R: 3 E: 0 K: 1 S: 7	H: 2 LOB: 0 BB: 1 P: 11	R: 0 E: 0 K: 1 S: 5	H: 0 LOB: 0 BB: 0 P: 5	R: 2 E: 0 K: 0 S: 3	H: 1 LOB: 1 BB: 3 P: 15	R: 0 E: 0 K: 1 S: 5	H: 0 LOB: 0 BB: 0 P: 5	R: 1 E: 0 K: 0 S: 5	H: 3 LOB: 1 BB: 0 P: 5	R: 0 E: 0 K: 0 S: 3	H: 0 LOB: 0 BB: 0 P: 3	R: 0 E: 0 K: 0 S: 2	H: 0 LOB: 1 BB: 1 P: 6	R: 5 E: 2 K: 1 S: 8	H: 2 LOB: 2 BB: 3 P: 20	1B: 7 2B: 1 3B: 0 HR: 0	SF: 1 SAC: 1 DP: 3 HBP: 0	WP: 0 PB: 0 SB: 2 CS: 0	PA: 41
PITCHER	IP WLS BF H R ER SO BB IBB HBP BLK WP HR S P ERA WHIP																					
Glen Hobbie, R (1, 1) ERA: 5.79	3.0 L 14 2 5 5 2 3 0 0 0 0 0 0 15 27 15.00 1.667																					
Seth Morehead, L (4, 1) ERA: 4.13	4.0 15 4 1 1 1 1 0 0 0 0 0 0 16 20 2.25 1.250																					
Dick Drott, R (8, 1) ERA: 6.15	2.0 12 2 5 4 1 4 0 0 0 0 0 0 10 26 18.00 3.000																					

Pittsburgh Pirates @ Chicago Cubs
Wrigley Field, Chicago, IL
Thu Jun 09 1960, 3:33 AM CDT
Att. 7,442 - Unknown

AB	31
R	11
H	8
RBI	9
BB	8
SO	4
LOB	15



Batter	1	2	3	4	5	6	7	8	9	AB R H RBI BB SO LOB
Richie Ashburn, L OBP: 0.443, SLG: 0.360 (1, 8) X	0-0 1B 14 G6-4-3 1B		0-0 1-3 14 FC6-4 1B			0-0 4-3 14 HR BB	0-0 L4			4 1 2 0 0 0 1
Bob Will, L OBP: 0.359, SLG: 0.465 (1, 9) X	0-0 1-3 14 G6-4-3 1B		0-3 K			4-0 BB		4-0 BB		2 1 1 0 2 1 2
14 Ernie Banks, R OBP: 0.365, SLG: 0.589 (1, 6) X	0-0 G6-4-3 1-2f 3-H		0-0 FC6-4 1-2f			0-0 HR		0-0 L7		4 1 1 2 0 0 4
Ed Bouchee, L OBP: 0.361, SLG: 0.321 (1, 3) X	0-0 3-1			0-0 F9		0-0 FC5-4 1B		0-0 F9		4 0 1 0 0 0 1
Walt Moryn, L OBP: 0.377, SLG: 0.402 (1, 7)		0-3 K		0-0 G3		0-0 F9		0-0 FC6-4 1-2f		3 0 0 0 0 1 1
Earl Averill, R OBP: 0.389, SLG: 0.426 (8, PH) (9, 7)		0-3 K		0-0 6-3		0-0 FC5-4 1-2f				1 0 0 0 0 0 1
Frank Thomas, R OBP: 0.270, SLG: 0.455 (1, 5)		0-3 K		0-0 4-3				0-0 5-3		4 0 0 0 0 1 1
Moe Thacker, R OBP: 0.143, SLG: 0.053 (1, 2)		0-0 4-3			0-3 K			0-0 6-3		4 0 0 0 0 1 0
Don Zimmer, R OBP: 0.339, SLG: 0.357 (1, 4)			0-0 FC2-5 2B		0-3 K			0-0 L4		1 0 1 0 0 0 0
Jerry Kindall, R OBP: 0.262, SLG: 0.333 (4, 4)					0-3 K					3 0 0 0 0 1 0
Glen Hobbie, R OBP: 0.240, SLG: 0.136 (1, 1)			0-0 FC2-5 1B							1 0 0 0 0 0 1
Seth Morehead, L OBP: 0.077, SLG: 0.077 (4, 1)										1 0 0 0 0 1 0
Dick Gernert, R OBP: 0.333, SLG: 0.303 (7, PH)										1 0 1 0 0 0 0
Dick Drott, R OBP: 0.125, SLG: 0.125 (8, 1)										0 0 0 0 0 0 0


Inning Stats	R: 1	H: 2	E: 0	K: 0	S: 4	R: 0	H: 0	E: 0	K: 2	S: 7	R: 0	H: 2	E: 0	K: 1	S: 7	R: 0	H: 0	E: 0	K: 0	S: 3	R: 0	H: 0	E: 0	K: 3	S: 9	R: 2	H: 2	E: 0	K: 0	S: 5	R: 0	H: 1	E: 0	K: 0	S: 4	R: 0	H: 0	E: 0	K: 0	S: 3	R: 0	H: 0	E: 0	K: 0	S: 3	1B: 5	2B: 1	3B: 0	HR: 1	SF: 0	SAC: 0	DP: 1	HBP: 0	WP: 0	PA: 35
--------------	------	------	------	------	------	------	------	------	------	------	------	------	------	------	------	------	------	------	------	------	------	------	------	------	------	------	------	------	------	------	------	------	------	------	------	------	------	------	------	------	------	------	------	------	------	-------	-------	-------	-------	-------	--------	-------	--------	-------	--------

PITCHER	IP	WLS	BF	H	R	ER	SO	BB	IBB	HBP	BLK	WP	HR	S	P	ERA	WHIP
Bob Friend, R ERA: 2.27 (1, 1)	7.0	W	28	7	3	3	6	1	0	0	0	0	1	39	43	3.86	1.143
Fred Green, L ERA: 2.92 (8, 1)	2.0	S	7	0	0	0	0	1	0	0	0	0	0	6	10	0.00	0.500

BOTTOM

Pittsburgh Pirates @ Chicago Cubs
Wrigley Field, Chicago, IL
 Thu Jun 09 1960, 3:33 AM CDT
 Att. 7,442 - Unknown

AB	33
R	3
H	7
RBI	2
BB	2
SO	6
LOB	12



Batter	1	2	3	4	5	6	7	8	9	AB R H RBI BB SO LOB	TOP											
Bill Virdon, L (1, 8) OBP: 0.289, SLG: 0.211	0-0 4-3		0-0 F7		0-0 4-3		0-0 6-3		0-0 1-2 2-H 1B	5 0 1 1 0 0 1												
Dick Groat, R (1, 6) OBP: 0.354, SLG: 0.388	0-0 6-3			0-0 1B 1B		0-0 1B SF9 1B	0-0 6-3		0-0 4-3	5 1 2 0 0 0 3												
Bob Skinner, L (1, 7) OBP: 0.424, SLG: 0.564	0-3 K			0-0 1-2 1B		0-0 1-3 HR 1B		0-3 K		4 1 2 0 0 2 0												
Dick Stuart, R (1, 3) OBP: 0.295, SLG: 0.389		0-0 F7		0-0 F2		0-0 SF9		0-3 K		3 0 0 1 0 1 2												
Roberto Clemente, R (1, 9) OBP: 0.377, SLG: 0.534		0-0 6-3		0-0 F2		0-0 SH5-3		0-0 F8		3 0 0 0 0 0 2												
Smoky Burgess, L (1, 2) OBP: 0.402, SLG: 0.480 Joe Christopher, R (9, PR)		0-0 F8		0-0 4-3		0-0 2-H HR			0-0 BB 1B 1B	4 1 2 2 0 0 2 0 1 0 0 0 0 0												
Don Hoak, R (1, 5) OBP: 0.348, SLG: 0.354			0-0 4-3 F7 2B		0-0 HR	0-0 6-3		4-0 BB BB BB 1B 1-2 BB		3 2 2 1 1 0 0												
Bill Mazerowski, R (1, 4) OBP: 0.271, SLG: 0.425			0-0 4-3		0-0 5-3		0-0 2B	0-3 K	0-3 K	4 0 1 0 0 1 3												
Harvey Haddix, L (1, 1) OBP: 0.240, SLG: 0.227 Bennie Daniels, L (5, 1) OBP: 0.250, SLG: 0.250 Jim Umbricht, R (5, 1) OBP: 0.333, SLG: 0.333 Dick Schofield, S (7, PH) OBP: 0.600, SLG: 0.368 Fred Green, R (7, 1) OBP: 0.600, SLG: 1.800 Rocky Nelson, L (9, PH) OBP: 0.356, SLG: 0.375			0-0 F7		0-3 K		0-3 K	0-0 F9		2 0 0 1 0 1 0 0 0 0 0 0 0 0 0 0 0 0 0 0 0 1 0 0 0 0 1 1 0 0 0 0 0 0 0 1 0 0 0 0 0 2												
Inning Stats	R: 0 E: 0 K: 1 S: 5	H: 0 LOB: 0 BB: 0 P: 5	R: 0 E: 0 K: 0 S: 3	H: 0 LOB: 0 BB: 0 P: 3	R: 1 E: 0 K: 0 S: 4	H: 1 LOB: 0 BB: 0 P: 4	R: 0 E: 0 K: 0 S: 5	H: 2 LOB: 2 BB: 0 P: 5	R: 1 E: 0 K: 1 S: 6	H: 1 LOB: 0 BB: 0 P: 6	R: 3 E: 0 K: 0 S: 6	H: 3 LOB: 0 BB: 0 P: 6	R: 0 E: 0 K: 1 S: 6	H: 1 LOB: 1 BB: 0 P: 6	R: 0 E: 0 K: 2 S: 7	H: 0 LOB: 0 BB: 0 P: 7	R: 1 E: 0 K: 1 S: 7	H: 2 LOB: 2 BB: 1 P: 11	1B: 6 2B: 2 3B: 0 HR: 2	SF: 1 SAC: 1 DP: 0 HBP: 0	WP: 0 PB: 0 SB: 0 CS: 0	PA: 38
PITCHER	IP WLS BF H R ER SO BB IBB HBP BLK WP HR S P ERA WHIP																					
Larry Jackson, R (1, 1) ERA: 3.12	6.0 W 26 8 5 5 2 0 0 0 0 0 0 2 30 30 7.50 1.333																					
Bob Duliba, R (7, 1) ERA: 3.38	2.2 11 2 1 1 4 1 0 0 0 0 0 0 18 22 3.38 1.125																					
Lindy McDaniel, R (9, 1) ERA: 3.14	0.1 S 1 0 0 0 0 0 0 0 0 0 0 0 1 1 0.00 0.000																					

Pittsburgh Pirates @ St. Louis Cardinals
 Sportsman's Park, St. Louis, MO
 Fri Jun 10 1960, 8:05 PM EDT
 Att. 19,532 - Unknown

AB	35
R	6
H	10
RBI	6
BB	1
SO	6
LOB	16



WP	0	PA	38
PB	0		
SB	0		
CS	0		

Batter	1	2	3	4	5	6	7	8	9
Julian Javier, R OBP: 0.370, SLG: 0.490 (1, 4)	0-0 L8		0-0 F9		0-0 SH1-4	0-3 K		0-0 F9	
Joe Cunningham, L OBP: 0.394, SLG: 0.402 (1, 9)	0-0 2B		0-0 1-3		0-3 K	0-0 E		0-0 E5	
Bob Nieman, R OBP: 0.404, SLG: 0.511 (1, 7)	0-0 4-3		0-0 F8		0-0 1B	0-0 E9		0-0 F5	
Ellis Burton, S OBP: 0.333, SLG: 0.261 (5, PR) (6, 7)	3-H 2B				2-H 2B	2-H 1B			
Ken Boyer, R OBP: 0.350, SLG: 0.590 (1, 5)	0-0 4-3			0-0 HR	0-0 1B	0-3 K		0-0 F8	
Daryl Spencer, R OBP: 0.383, SLG: 0.495 (1, 6)	0-0 4-3			0-3 K	0-0 1B	4-0 BB			
Bill White, L OBP: 0.367, SLG: 0.521 (1, 3)		0-0 FC1-4		0-0 F8	0-0 1B	0-0 L8			
Curt Flood, R OBP: 0.267, SLG: 0.250 (1, 8)		0-0 FC1-4		0-0 E9	0-0 1B		0-0 4-3		
Hal Smith, R OBP: 0.233, SLG: 0.214 (1, 2)		0-0 FC5-4		0-3 K	0-0 1B		0-0 F6		
Larry Jackson, R OBP: 0.237, SLG: 0.270 (1, 1)		0-3 K			0-0 SH1-4		0-0 3-1		
Bob Duliba, R OBP: 0.200, SLG: 0.200 (7, 1)					2B	1B			
Lindy McDaniel, R OBP: 0.308, SLG: 0.250 (9, 1)						K			

AB	R	H	RBI	BB	SO	LOB
4	0	0	0	0	1	0
5	2	2	0	0	1	1
3	0	2	2	0	0	0
2	1	1	1	0	0	1
5	2	2	2	0	1	3
3	1	1	1	1	1	1
4	1	2	0	0	0	2
4	1	2	1	0	0	1
4	0	1	1	0	1	1
3	1	1	0	0	2	3
1	0	0	0	0	0	0
0	0	0	0	0	0	0

BOTTOM	
Pittsburgh Pirates @ St. Louis Cardinals	
Sportsman's Park, St. Louis, MO	
Fri Jun 10 1960, 8:05 PM EDT	
Att. 19,532 - Unknown	
AB	38
R	9
H	14
RBI	8
BB	1
SO	7
LOB	13
	
WP: 0	PA: 40
PB: 1	SB: 0
CS: 0	

Inning Stats		R	H	E	K	S	P	Inning		R	H	E	K	S	P
R: 1 H: 2 E: 0 K: 0 S: 5		2	1	0	0	5		1	2	0	0	0	3		
H: 2 LOB: 1 BB: 0 P: 5		0	1	0	1	6		2	2	0	0	9			
R: 0 H: 1 E: 0 K: 1 S: 6		0	0	0	1	3		5	7	0	0	14			
H: 1 LOB: 1 BB: 0 P: 6		0	0	0	0	3		5	7	0	0	14			
R: 0 H: 0 E: 0 K: 0 S: 3		2	0	1	2	9		5	7	0	0	14			
H: 0 LOB: 0 BB: 0 P: 3		1	2	0	2	14		1	2	0	1	13			
R: 5 H: 7 E: 0 K: 2 S: 14		0	0	0	0	3		0	0	0	0	3			
H: 7 LOB: 2 BB: 0 P: 14		0	0	0	0	3		0	0	0	0	3			
R: 1 H: 2 E: 1 K: 2 S: 9		0	0	0	0	3		0	0	0	0	3			
H: 2 LOB: 2 BB: 1 P: 13		0	0	0	0	3		0	0	0	0	3			
R: 0 H: 0 E: 0 K: 0 S: 3		0	0	0	0	4		0	0	0	0	4			
H: 0 LOB: 0 BB: 0 P: 3		0	0	0	0	4		0	0	0	0	4			

PITCHER		IP	WLS	BF	H	R	ER	SO	BB	IBB	HBP	BLK	WP	HR	S	P	ERA	WHIP
Harvey Haddix, L	(1, 1)	4.2	L	21	7	5	4	4	0	0	0	0	0	1	29	29	7.71	1.500
Bennie Daniels, R	(5, 1)	0.0		3	3	1	1	0	0	0	0	0	0	0	3	3	∞	∞
Jim Umbricht, R	(5, 1)	1.1		9	4	3	3	3	1	0	0	0	0	0	14	18	20.25	3.750
Fred Green, L	(7, 1)	2.0		7	0	0	0	0	0	0	0	0	0	0	7	7	0.00	0.000

PITCHER		IP	WLS	BF	H	R	ER	SO	BB	IBB	HBP	BLK	WP	HR	S	P	ERA	WHIP
R: 0 H: 0 E: 0 K: 0 S: 3		0		0	0	0	0	0	0	0	0	0	0	0	0	0	0.00	0.000
R: 0 H: 0 E: 1 K: 0 S: 4		0		0	0	0	0	0	0	0	0	0	0	0	0	0	0.00	0.000

Batter	1	2	3	4	5	6	7	8	9	AB R H RBI BB SO LOB	TOP	
Bob Skinner, L (1, 7) X OBP: 0.424, SLG: 0.560 Bill Virdon, L (8, 8) OBP: 0.289, SLG: 0.211	0-0 6-3		0-3 K	0-0 1B		0-0 4-3		0-0 FC6-4 1B		5 0 2 1 0 1 3 0 0 0 0 0 0 0		
Dick Groat, R (1, 6) X OBP: 0.359, SLG: 0.390	0-0 E 1B		4-0 L4-3 BB	0-0 1B			0-0 6-3	0-0 FC6-4 1B		4 0 2 1 1 0 2		
Roberto Clemente, R (1, 9) X OBP: 0.373, SLG: 0.526	0-0 E6 1-2		0-0 L4-3 1-2		0-0 F4		0-0 HR 1B		0-0 4-3	5 1 1 0 0 0 3		
Dick Stuart, R (1, 3) S Rocky Nelson, L (9, 3) S	0-3 K			0-0 6-3	0-0 F7		0-0 HR 1B		0-0 6-3	5 1 1 2 0 1 2 0 0 0 0 0 0 0		
Gino Cimoli, R (1, 8) S OBP: 0.370, SLG: 0.384 (8, 7) S	0-3 K			0-0 2B 1B	0-0 F9		0-3 K		0-0 L5	5 1 1 0 0 2 2		
Hal Smith, R (1, 2) S OBP: 0.374, SLG: 0.579		0-3 K		0-0 1B F7 2B		0-0 F9	0-0 5-3			4 1 1 0 0 1 0		
Don Hoak, R (1, 5) X OBP: 0.350, SLG: 0.354		0-0 F7		0-0 1B 1B		4-0 1B BB		0-0 F7		3 1 1 1 1 0 0		
Bill Mazerowski, R (1, 4) X OBP: 0.276, SLG: 0.427		0-0 5-3		0-0 F7		0-0 1B		0-0 FC4-6 1B		4 0 2 1 0 0 1		
Joe Gibbon, R (1, 1) X OBP: 0.333, SLG: 0.143 Gene Baker, R (4, PH) X OBP: 0.235, SLG: 0.188 Bennie Daniels, L (4, 1) X OBP: 0.214, SLG: 0.214 Fred Green, R (9, 1) X OBP: 0.600, SLG: 1.800 Roy Face, R (9, 1) X			0-0 BB 1B	0-0 1B		0-3 K		0-0 FC4-6 1B		1 0 1 0 0 0 0 1 1 1 0 0 0 0 2 0 0 0 0 1 3 0 0 0 0 0 0 0 0 0 0 0 0 0 0		
Inning Stats	R: 0 H: 1 E: 1 LOB: 2 K: 2 BB: 0 S: 9 P: 9	R: 0 H: 0 E: 0 LOB: 0 K: 1 BB: 0 S: 5 P: 5	R: 0 H: 1 E: 0 LOB: 1 K: 1 BB: 1 S: 5 P: 9	R: 4 H: 6 E: 0 LOB: 2 K: 0 BB: 0 S: 8 P: 8	R: 0 H: 0 E: 0 LOB: 0 K: 0 BB: 0 S: 3 P: 3	R: 0 H: 1 E: 0 LOB: 2 K: 1 BB: 1 S: 6 P: 10	R: 2 H: 2 E: 0 LOB: 0 K: 1 BB: 0 S: 7 P: 7	R: 0 H: 2 E: 0 LOB: 2 K: 0 BB: 0 S: 5 P: 5	R: 0 H: 0 E: 0 LOB: 0 K: 0 BB: 0 S: 3 P: 3	1B: 11 SF: 0 2B: 2 SAC: 0 3B: 0 DP: 1 HR: 1 HBP: 0	WP: 0 PA: 41 PB: 0 SB: 0 CS: 0	
PITCHER	IP WLS BF H R ER SO BB IBB HBP BLK WP HR S P ERA WHIP											
Ray Sadecki, L (1, 1) ERA: 7.5 Marshall Bridges, L (4, 1) ERA: 3.57 Bob Duliba, R (8, 1) ERA: 3.14	3.2 19 7 4 4 4 1 0 0 0 0 0 0 26 30 9.82 2.182											
	3.1 14 4 2 2 2 1 0 0 0 0 0 1 17 21 5.40 1.500											
	2.0 W 8 2 0 0 0 0 0 0 0 0 0 0 8 8 0.00 1.000											

Pittsburgh Pirates @ St. Louis Cardinals
 Sportsman's Park, St. Louis, MO
 Sat Jun 11 1960, 4:33 AM EDT
 Att: 11,063 - Unknown

livebaseballscorecards.com

AB	39
R	6
H	13
RBI	6
BB	2
SO	6
LOB	16



Batter	1	2	3	4	5	6	7	8	9	AB R H RBI BB SO LOB
Julian Javier, R (1, 4) OBP: 0.362, SLG: 0.473 George Crowe, L (9, PH) OBP: 0.242, SLG: 0.323 Curt Simmons, L (9, PR)	0-0 5-3		0-0 6-3		0-3 K		0-0 1B		0-0 FC3-2 2B 1B	4 0 1 0 0 1 0 1 0 1 0 0 0 0 0 1 0 0 0 0 0
Joe Cunningham, L (1, 9) OBP: 0.385, SLG: 0.391	0-0 6-3		0-0 F7		0-0 4-3		0-0 F3		0-0 FC3-2 2B	5 0 0 0 0 0 4
Bob Nieman, R (1, 7) OBP: 0.404, SLG: 0.511	0-0 F7		4-0 HR BB		0-0 1-3			0-0 F8	0-0 2B	4 1 1 2 1 0 0
Ken Boyer, R (1, 5) OBP: 0.348, SLG: 0.599		0-3 K	0-0 HR		0-0 4-3			0-0 F8		4 1 1 2 0 1 0
Daryl Spencer, R (1, 6) OBP: 0.390, SLG: 0.522		0-0 2B 1B	0-0 HR		0-0 3-1 2B			0-3 K		4 2 3 1 0 1 0
Bill White, L (1, 3) OBP: 0.365, SLG: 0.515		0-0 F3	0-0 4-3		0-0 3-1 2B				0-0 1B 1B	4 1 1 0 0 0 2
Curt Flood, R (1, 8) OBP: 0.267, SLG: 0.263		0-0 2B		0-0 4-3		0-0 4-3			0-0 F8	4 0 1 1 0 0 2
Hal Smith, R (1, 2) OBP: 0.239, SLG: 0.212 Carl Sawatski, L (7, PH) OBP: 0.322, SLG: 0.392 (8, 2)		4-0		0-0 4-3			0-0 4-1		0-0 1B 1B 1B	1 0 0 0 1 0 0 1 0 0 0 0 0 0 1 0 1 0 0 0 0
Alex Grammas, R (9, PH) OBP: 0.259, SLG: 0.240		0-0 IBB							1-2 FC3-2 1B	1 0 0 0 0 0 2 1 0 0 0 0 0 0 1 0 0 0 0 0 0 0 0 0 0 0 0 0 1 1 1 1 0 0 0
Ray Sadecki, L (1, 1) OBP: 0.333, SLG: 0.333 Marshall Bridges, S (4, 1)		0-0 1-3		0-0 G3			0-0 L8		0-0 2B 1B	
Stan Musial, L (7, PH) OBP: 0.353, SLG: 0.388 Bob Duliba, R (8, 1) OBP: 0.200, SLG: 0.200 Ellis Burton, S (9, PH) OBP: 0.357, SLG: 0.292										

Inning Stats	R: 0 E: 0 K: 0 S: 3	H: 0 LOB: 0 BB: 0 P: 3	R: 1 E: 0 K: 1 S: 7	H: 2 LOB: 2 BB: 1 P: 11	R: 3 E: 0 K: 0 S: 5	H: 2 LOB: 0 BB: 1 P: 9	R: 0 E: 0 K: 0 S: 3	H: 0 LOB: 0 BB: 0 P: 3	R: 0 E: 0 K: 1 S: 5	H: 1 LOB: 1 BB: 0 P: 4	R: 0 E: 0 K: 0 S: 4	H: 1 LOB: 1 BB: 0 P: 4	R: 0 E: 0 K: 1 S: 5	H: 0 LOB: 0 BB: 0 P: 5	R: 3 E: 0 K: 0 S: 7	H: 5 LOB: 3 BB: 0 P: 7	1B: 6 2B: 3 3B: 0 HR: 2	SF: 0 SAC: 0 DP: 0 HBP: 0
--------------	------------------------------	---------------------------------	------------------------------	----------------------------------	------------------------------	---------------------------------	------------------------------	---------------------------------	------------------------------	---------------------------------	------------------------------	---------------------------------	------------------------------	---------------------------------	------------------------------	---------------------------------	----------------------------------	------------------------------------

PITCHER	IP	WLS	BF	H	R	ER	SO	BB	IBB	HBP	BLK	WP	HR	S	P	ERA	WHIP
Joe Gibbon, L (1, 1) ERA: 4.44	3.0		15	4	4	4	1	1	1	0	0	0	2	15	23	12.00	1.667
Bennie Daniels, R (4, 1) ERA: 7.32	5.1		19	3	1	1	2	0	0	0	0	0	0	23	23	1.69	0.562
Fred Green, L (9, 1) ERA: 3.38	0.0	L	2	2	0	0	0	0	0	0	0	0	0	2	2	∞	∞
Roy Face, R (9, 1) ERA: 2.61	0.1		3	2	2	2	0	0	0	0	0	0	0	3	3	54.00	6.000

BOTTOM

Pittsburgh Pirates @ St. Louis Cardinals
Sportsman's Park, St. Louis, MO
Sat Jun 11 1960, 4:33 AM EDT
Att. 11,063 - Unknown

livebaseballscorecards.com

AB	37
R	7
H	11
RBI	7
BB	2
SO	3
LOB	10



WP: 0	PA: 39
PB: 0	
SB: 0	
CS: 0	

Batter	1	2	3	4	5	6	7	8	9	AB R H RBI BB SO LOB	TOP											
Bill Virdon, L (1, 8) OBP: 0.292, SLG: 0.232										6 1 2 0 0 1 2												
Dick Groat, R (1, 6) OBP: 0.367, SLG: 0.402										6 3 4 1 0 0 1												
Bob Skinner, L (1, 7) OBP: 0.425, SLG: 0.561										3 2 1 2 1 0 2												
Joe Christopher, R (5, 7)										2 0 0 0 0 0 1												
Dick Stuart, R (1, 3) OBP: 0.309, SLG: 0.449										6 2 5 5 0 0 1												
Roberto Clemente, R (1, 9) OBP: 0.377, SLG: 0.523										5 2 2 1 1 1 2												
Smoky Burgess, L (1, 2) OBP: 0.415, SLG: 0.491										6 1 4 0 0 0 2												
Don Hoak, R (1, 5) OBP: 0.353, SLG: 0.373										4 2 2 3 0 0 3												
Gene Baker, R (7, PH) OBP: 0.211, SLG: 0.176										1 0 0 1 0 0 1												
Bill Mazeroski, R (1, 4) OBP: 0.286, SLG: 0.431										3 1 2 0 1 0 1												
Dick Schofield, S (6, 4) OBP: 0.480, SLG: 0.350										1 0 0 0 0 0 1												
Vern Law, R (1, 1) OBP: 0.190, SLG: 0.225										5 1 1 2 0 0 4												
Inning Stats	R: 6 E: 0 K: 0 S: 9	H: 6 LOB: 1 BB: 1 P: 13	R: 2 E: 0 K: 0 S: 6	H: 3 LOB: 3 BB: 2 P: 14	R: 1 E: 0 K: 2 S: 9	H: 2 LOB: 1 BB: 0 P: 9	R: 4 E: 0 K: 0 S: 8	H: 5 LOB: 1 BB: 0 P: 8	R: 0 E: 1 K: 0 S: 4	H: 1 LOB: 1 BB: 0 P: 4	R: 0 E: 0 K: 0 S: 3	H: 0 LOB: 0 BB: 0 P: 3	R: 2 E: 0 K: 0 S: 6	H: 3 LOB: 1 BB: 0 P: 6	R: 0 E: 0 K: 0 S: 4	H: 1 LOB: 1 BB: 0 P: 4	R: 0 E: 0 K: 0 S: 4	H: 2 LOB: 1 BB: 0 P: 4	1B: 16 2B: 4 3B: 0 HR: 3	SF: 1 SAC: 0 DP: 0 HBP: 0	WP: 0 PB: 0 SB: 1 CS: 0	PA: 52
PITCHER	IP WLS BF H R ER SO BB IBB HBP BLK WP HR S P ERA WHIP																					
Ron Kline, R (1, 1) ERA: 6.3	0.1 L 6 4 5 5 0 1 0 0 0 0 0 1 5 9 135.00 15.000																					
Cal Browning, L (1, 1) ERA: 40.5	0.2 8 5 3 3 0 1 0 0 0 0 0 1 7 11 40.50 9.000																					
Curt Simmons, L (2, 1) ERA: 7.84	8.0 38 14 7 7 2 1 0 0 0 0 0 1 41 45 7.88 1.875																					

Pittsburgh Pirates @ St. Louis Cardinals
Sportsman's Park, St. Louis, MO
Sun Jun 12 1960, 4:33 AM EDT
Unknown

AB	48
R	15
H	23
RBI	15
BB	3
SO	2
LOB	21



WP	0
PB	0
SB	1
CS	0

Batter	1	2	3	4	5	6	7	8	9	AB R H RBI BB SO LOB	TOP									
Bill Virdon, L (1, 8) OBP: 0.300, SLG: 0.244	0-3 K		0-0 4-3		0-0 1B			0-0 1B		4 0 2 0 0 1 0	Pittsburgh Pirates @ St. Louis Cardinals Sportsman's Park, St. Louis, MO Sun Jun 12 1960, 4:38 AM EDT Att: 29,605 - Unknown									
Dick Groat, R (1, 6) OBP: 0.361, SLG: 0.395	0-0 F8			0-0 L4	0-0 F9			0-0 1B		4 0 0 0 0 0 4										
Bob Skinner, L (1, 7) OBP: 0.422, SLG: 0.560	0-0 2B			0-0 F7			0-0 F9	0-0 F8		4 0 1 0 0 0 1										
Dick Stuart, R (1, 3) OBP: 0.303, SLG: 0.440	0-0 5-3			0-3 K			0-3 K	0-0 F2		4 0 0 0 0 2 2										
Gino Cimoli, R (1, 9) OBP: 0.366, SLG: 0.379		0-0 F9			0-0 L8		0-0 4-3		0-0 1B	4 0 1 0 0 0 0										
Hal Smith, R (1, 2) OBP: 0.378, SLG: 0.576		0-0 1B			0-3 K		0-0 F7		0-0 1B	4 0 2 0 0 1 0										
Don Hoak, R (1, 5) OBP: 0.351, SLG: 0.370		0-0 G3-6			0-0 2B		0-0 5-3		0-0 G6-4-3	4 1 1 0 0 0 3										
Bill Mazerowski, R (1, 4) OBP: 0.290, SLG: 0.444			0-0 6-3		0-0 2B		0-0 2B		0-0 5-3	4 1 2 0 0 0 1										
Vinegar Bend Mizell, R (1, 1) OBP: 0.160, SLG: 0.130 Smoky Burgess, L (5, PH) Joe Christopher, R (5, PR) Jim Umbricht, R (5, 1) Rocky Nelson, L (7, PH) Roy Face, R (7, 1)			0-3 K		0-0 1B		0-0 L9			1 0 0 0 0 1 0 1 0 1 2 0 0 0 0 0 0 0 0 0 0 0 0 0 0 0 0 0 1 0 0 0 0 0 1 0 0 0 0 0 0 0										
Inning Stats	R: 0 E: 0 K: 1 S: 6	H: 1 LOB: 1 BB: 0 P: 6	R: 0 E: 0 K: 0 S: 3	H: 1 LOB: 0 BB: 0 P: 3	R: 0 E: 0 K: 1 S: 5	H: 0 LOB: 0 BB: 0 P: 5	R: 0 E: 0 K: 1 S: 5	H: 0 LOB: 0 BB: 0 P: 5	R: 2 E: 0 K: 1 S: 9	H: 4 LOB: 3 BB: 0 P: 9	R: 0 E: 0 K: 0 S: 4	H: 1 LOB: 1 BB: 0 P: 4	R: 0 E: 0 K: 0 S: 4	H: 1 LOB: 1 BB: 0 P: 4	R: 0 E: 0 K: 0 S: 4	H: 2 LOB: 1 BB: 0 P: 4	1B: 6 2B: 4 3B: 0 HR: 0	SF: 0 SAC: 0 DP: 2 HBP: 0	WP: 0 PB: 0 SB: 0 CS: 0	PA: 35
PITCHER	IP WLS BF H R ER SO BB IBB HBP BLK WP HR S P ERA WHIP																			
Ernie Broglio, R (1, 1) ERA: 2.78	8.0 W 33 10 2 2 5 0 0 0 0 0 0 0 43 43 2.25 1.250																			
Lindy McDaniel, R (9, 1) ERA: 3.07	1.0 S 2 0 0 0 0 0 0 0 0 0 0 0 2 2 0.00 0.000																			

livebaseballscorecards.com

AB	35
R	2
H	10
RBI	2
BB	0
SO	5
LOB	12



Batter	1	2	3	4	5	6	7	8	9
Julian Javier, R (1, 4) OBP: 0.358, SLG: 0.469	0-0 4-3 1B 2B	0-0 F1			0-0 5-3		0-0 F3 1-2 3-H		
Joe Cunningham, L (1, 9) OBP: 0.391, SLG: 0.419	0-0 4-3 2-3		0-0 L6			0-0 HR		0-0 SH FC5-2-6 2B	
Bob Nieman, R (1, 7) OBP: 0.398, SLG: 0.500 Ellis Burton, S (7, 7) OBP: 0.333, SLG: 0.269	0-0 G6-4-3 1B 3-H		0-0 F7			0-0 F6		0-0 SH FC5-2-6 2-3	
Ken Boyer, R (1, 5) OBP: 0.344, SLG: 0.589	0-0 G6-4-3 1-2f		0-0 F9			0-0 F8		0-0 FC5-2-6 G6-4-3 1-2 3-H	
Daryl Spencer, R (1, 6) OBP: 0.384, SLG: 0.508		4-0 SH3-4 2B BB		0-3 K		0-0 5-3		0-0 G6-4-3 1-2f	
Bill White, L (1, 3) OBP: 0.372, SLG: 0.512		0-0 SH3-4 1-2		0-0 F1		4-0 FC1-6 BB			
Curt Flood, R (1, 8) OBP: 0.278, SLG: 0.287		0-0 F8 1B 2B 2-H		0-0 5-3		0-0 FC1-6 1B PB 1-2f			
Hal Smith, R (1, 2) OBP: 0.232, SLG: 0.205		0-0 F8 2-3		0-0 L9		0-0 F8			
Ernie Broglio, R (1, 1) OBP: 0.375, SLG: 0.286 Lindy McDaniel, R (9, 1) OBP: 0.308, SLG: 0.250		0-0 1B 3-H		0-0 4-3		0-0 PB 1B 1-3			

Inning Stats	R: 1	H: 2	E: 0	LOB: 0	K: 0	BB: 0	S: 4	P: 4	R: 2	H: 2	E: 0	LOB: 1	K: 0	BB: 1	S: 5	P: 9	R: 0	H: 0	E: 0	LOB: 0	K: 0	BB: 0	S: 3	P: 3	R: 0	H: 0	E: 0	LOB: 0	K: 1	BB: 0	S: 5	P: 5	R: 0	H: 0	E: 0	LOB: 0	K: 0	BB: 0	S: 3	P: 3	R: 1	H: 1	E: 0	LOB: 0	K: 0	BB: 0	S: 4	P: 4	R: 1	H: 1	E: 0	LOB: 1	K: 0	BB: 1	S: 4	P: 8	R: 0	H: 1	E: 1	LOB: 1	K: 0	BB: 0	S: 4	P: 4
--------------	------	------	------	--------	------	-------	------	------	------	------	------	--------	------	-------	------	------	------	------	------	--------	------	-------	------	------	------	------	------	--------	------	-------	------	------	------	------	------	--------	------	-------	------	------	------	------	------	--------	------	-------	------	------	------	------	------	--------	------	-------	------	------	------	------	------	--------	------	-------	------	------

PITCHER	IP	WLS	BF	H	R	ER	SO	BB	IBB	HBP	BLK	WP	HR	S	P	ERA	WHIP
Vinegar Bend Mizell, L (1, 1) ERA: 4.54	4.0	L	16	4	3	3	1	1	0	0	0	0	0	17	21	6.75	1.250
Jim Umbricht, R (5, 1) ERA: 5.85	2.0		7	1	1	1	0	0	0	0	0	0	1	7	7	4.50	0.500
Roy Face, R (7, 1) ERA: 2.48	2.0		9	2	1	0	0	1	0	0	0	0	0	8	12	0.00	1.500

AB R H RBI BB SO LOB


4	1	1	0	0	0	2
4	1	2	1	0	0	1
3	0	1	1	0	0	0
0	0	0	0	0	0	0
4	0	0	0	0	0	3
3	1	0	0	1	1	2
1	0	0	0	1	0	0
3	2	1	1	0	0	1
3	0	0	0	0	0	2
3	0	2	1	0	0	0
0	0	0	0	0	0	0

AB	28	R	5	H	7	RBI	4	BB	2	SO	1	LOB	11
1B:	3	SF:	0	2B:	3	SAC:	2	3B:	0	DP:	2	WP:	0
HR:	1	HBP:	0	CS:	0	PA:	32	SB:	0	ERA:		WHIP:	

Pittsburgh Pirates @ St. Louis Cardinals
Sportsman's Park, St. Louis, MO
Sun Jun 12 1960, 4:38 AM EDT
Att. 29,605 - Unknown

livebaseballscorecards.com



Batter	1	2	3	4	5	6	7	8	9	AB R H RBI BB SO LOB	TOP											
Bill Virdon, L (1, 8) OBP: 0.286, SLG: 0.231	0-0 E4 4-3 WP	0-0 E6 1B 1-2 2-3 3-H		0-0 F8			0-3 K		0-0 F6	5 1 0 0 0 1 3	Pittsburgh Pirates @ San Francisco Giants Candlestick Park, San Francisco, CA Tue Jun 14 1960, 10:05 PM EDT Att. 35,465 - Unknown AB 35 R 6 H 8 RBI 4 BB 2 SO 4 LOB 18 											
Dick Groat, R (1, 6) OBP: 0.362, SLG: 0.399	0-0 4-3	0-0			0-0 F8 SF9 2B		0-0 6-3		0-3 K	5 1 2 2 0 1 1												
Bob Skinner, L (1, 7) OBP: 0.413, SLG: 0.546	0-0 1-3	0-0 F6			0-0 F8		0-0 F9		0-0 G3	5 0 0 0 0 0 3												
Rocky Nelson, L (1, 3) OBP: 0.340, SLG: 0.364 Joe Christopher, R (8, PR) Dick Stuart, R (8, 3) OBP: 0.303, SLG: 0.440	0-0 F9		0-0 6-3		0-0 SF9			0-0 4-3 FC6-4 1B		3 0 1 1 0 0 0 0 1 0 0 0 0 0 0 0 0 0 0 0 0												
Roberto Clemente, R (1, 9) OBP: 0.374, SLG: 0.518		0-0 4-3	0-0 F7		0-0 4-3			0-0 FC6-4 4-3 1B		4 0 1 0 0 0 0												
Smoky Burgess, L (1, 2) OBP: 0.415, SLG: 0.496		0-0 2B E 1B	0-0 F9			0-0 F5		0-0 4-3		4 1 1 0 0 0 2												
Don Hoak, R (1, 5) OBP: 0.363, SLG: 0.385		0-0 E 1B 2B		0-0 SH1-3 1B		0-0 FC4-6 1B		4-0 FC6-4 IBB		3 1 3 0 1 0 0												
Bill Mazeroski, R (1, 4) OBP: 0.284, SLG: 0.434		0-0 F6		0-0 F4		0-0 FC4-6		0-0 FC6-4		4 0 0 1 0 0 6												
Bob Friend, R (1, 1) OBP: 0.154, SLG: 0.083		4-0 E 1B BB		0-0 SH1-3		0-3 K		0-3 K		2 1 0 0 1 2 3												
Inning Stats	R: 1 E: 1 K: 0 S: 4	H: 0 LOB: 0 BB: 0 P: 4	R: 3 E: 1 K: 0 S: 7	H: 3 LOB: 2 BB: 1 P: 11	R: 0 E: 0 K: 0 S: 3	H: 0 LOB: 0 BB: 0 P: 3	R: 0 E: 0 K: 0 S: 4	H: 1 LOB: 1 BB: 0 P: 4	R: 1 E: 0 K: 0 S: 4	H: 1 LOB: 0 BB: 0 P: 4	R: 0 E: 0 K: 1 S: 6	H: 1 LOB: 1 BB: 0 P: 6	R: 0 E: 0 K: 1 S: 5	H: 0 LOB: 0 BB: 0 P: 5	R: 1 E: 0 K: 1 S: 7	H: 2 LOB: 3 BB: 1 P: 11	R: 0 E: 0 K: 1 S: 5	H: 0 LOB: 0 BB: 0 P: 5	1B: 6 2B: 2 3B: 0 HR: 0	SF: 1 SAC: 1 DP: 0 HBP: 0	WP: 1 PB: 0 SB: 1 CS: 0	PA: 39
PITCHER	IP WLS BF H R ER SO BB IBB HBP BLK WP HR S P ERA WHIP																					
Sam Jones, R (1, 1) ERA: 2.01	5.0 L 23 5 5 1 0 1 0 0 0 0 1 0 22 26 1.80 1.200																					
Johnny Antonelli, L (6, 1) ERA: 3.78	4.0 16 3 1 1 4 0 1 0 0 0 0 0 23 27 2.25 0.750																					

Batter	1	2	3	4	5	6	7	8	9	AB	R	H	RBI	BB	SO	LOB
Don Blasingame, L (1, 4) OBP: 0.317, SLG: 0.285 Bud Byerly, R (8, 1) Willie McCovey, L (9, PH) OBP: 0.389, SLG: 0.527	0-0 F8		0-3 K			0-0 E3 1B E	0-0 F2		0-0 F9	4	1	0	0	0	1	2
Joey Amalfitano, R (1, 5) OBP: 0.308, SLG: 0.348 (8, 4)	0-0 6-3		0-0 F6			0-3 K	0-0 FC6-4 1-2f		0-0 1B 1B	5	0	1	1	0	1	3
Willie Mays, R (1, 8) OBP: 0.413, SLG: 0.538	0-0 F8		0-0 4-3			0-0 E 1-2 2B 1B		0-0 HR	0-3 K	5	2	2	1	0	1	2
Orlando Cepeda, R (1, 7) OBP: 0.319, SLG: 0.535		0-0 HR		0-0 6-3		0-3 K		0-0 1B 2B	0-0 1B	5	2	3	1	0	1	2
Willie Kirkland, L (1, 9) OBP: 0.364, SLG: 0.553		0-0 1-3		0-3 K		0-0 E3 2B		0-0 F5	0-0 F3	5	0	0	0	0	1	4
Andre Rodgers, R (1, 3) OBP: 0.387, SLG: 0.446		0-3 K		0-3 K		0-0 1-3 3-H 2B		0-0 G5-3 2-H 1B 1B		4	0	2	2	0	2	0
Bob Schmidt, R (1, 2) OBP: 0.344, SLG: 0.360 Hobie Landrith, L (7, 2) OBP: 0.265, SLG: 0.200		0-0 FC6-4 1B				0-0 FC5-4 1B	0-0 5-3		0-0 1-2 1B	3	0	2	0	0	0	2
Eddie Bressoud, R (1, 6) OBP: 0.297, SLG: 0.392		0-0 FC6-4 1-2f				0-0 FC5-4 G5-4-3 1-2f		0-0 E5 FC6-4	0-0 G5-3 2-3f	4	0	0	0	0	0	4
Billy O'Dell, S (1, 1) Joe Shipley, R (4, 1) Felipe Alou, R (5, PH) Stu Miller, R (6, 1) Georges Maranda, R (7, 1) Billy Loes, R (7, 1) Jim Davenport, R (7, PH) OBP: 0.366, SLG: 0.451			0-0 E4			0-0 G5-4-3 1-2f		0-3 K	0-0 1B 2B	1	0	0	0	0	0	0

Inning Stats	R: 0	H: 0	E: 0	K: 0	S: 3	R: 1	H: 2	E: 0	K: 1	S: 7	R: 0	H: 0	E: 1	K: 1	S: 6	R: 0	H: 0	E: 0	K: 2	S: 7	R: 0	H: 1	E: 0	K: 0	S: 3	R: 2	H: 2	E: 2	K: 2	S: 11	R: 0	H: 0	E: 1	K: 1	S: 6	R: 2	H: 4	E: 0	K: 0	S: 6	R: 1	H: 3	E: 0	K: 1	S: 8	1B: 7	2B: 3	3B: 0	HR: 2	SF: 0	SAC: 0	DP: 2	HBP: 0	WP: 0	PA: 41
PITCHER Harvey Haddix, L (1, 1) ERA: 4.09	IP	WLS	BF	H	R	ER	SO	BB	IBB	HBP	BLK	WP	HR	S	P	ERA	WHIP																																						
	9.0	W	41	12	6	4	8	0	0	0	0	0	2	57	57	4.00	1.333																																						


BOTTOM

Pittsburgh Pirates @ San Francisco Giants
Candlestick Park, San Francisco, CA

Wed Jun 15 1960, 6:33 AM EDT
Att. 19,180 - Unknown

livebaseballscorecards.com

AB 41
R 6
H 12
RBI 5
BB 0
SO 8
LOB 22



Batter	1	2	3	4	5	6	7	8	9	AB R H RBI BB SO LOB	TOP											
Bill Virdon, L (1, 8) OBP: 0.300, SLG: 0.242	0-0 CS 1B		0-0 F5		0-0 1B HR 1B	0-3 K		4-0 1B BB		4 2 2 2 1 1 2	Pittsburgh Pirates @ San Francisco Giants Candlestick Park, San Francisco, CA Thu Jun 16 1960, 6:33 AM EDT Att. 17,237 - Unknown livebaseballscorecards.com											
Dick Groat, R (1, 6) OBP: 0.377, SLG: 0.420	0-0 F4 1-2			0-0 1-3	0-0 1B HR 1B	0-0 1B		0-0 F8 1B 1B		5 1 3 2 0 0 1												
Bob Skinner, L (1, 7) OBP: 0.411, SLG: 0.556	0-0 F7			0-0 1B 1B	0-0 HR	0-0 1-3		0-0 1B		5 1 3 5 0 0 2												
Rocky Nelson, L (1, 3) OBP: 0.321, SLG: 0.360		0-0 WP 2B		0-0 F8	0-0 F9		0-0 F9	0-0 F8 2-3		5 0 1 0 0 0 3												
Roberto Clemente, R (1, 9) OBP: 0.370, SLG: 0.509		0-3 K		0-0 1B	0-3 K		0-0 F9	0-0 G3		5 0 1 0 0 2 3												
Smoky Burgess, L (1, 2) OBP: 0.398, SLG: 0.475		0-0 F9		0-0 G3	0-0 F8		0-0 F5	0-0 4-3		5 0 0 0 0 0 3												
Don Hoak, R (1, 5) OBP: 0.377, SLG: 0.435		0-3 K 2-3			4-0 SH 1B BB	0-0 1B 3B		0-0 3B 3B	0-0 1B	4 3 3 0 1 1 1												
Bill Mazaroski, R (1, 4) OBP: 0.285, SLG: 0.437			0-0 4-3		0-0 SH 1B 1B	0-0 F2		0-0 1B 3B	0-0 F8	5 2 2 1 0 0 2												
Vinegar Bend Mizell, R (1, 1) OBP: 0.172, SLG: 0.115 Roy Face, R (9, 1)			0-3 K		0-0 SH 1B HR 1B 1B	1-0 HBP		0-0 F3	0-0 4-3	3 1 0 0 0 1 2 0 0 0 0 0 0 0												
Inning Stats	R: 0 E: 0 K: 0 S: 3	H: 1 LOB: 0 BB: 0 P: 3	R: 0 E: 0 K: 2 S: 8	H: 1 LOB: 1 BB: 0 P: 8	R: 0 E: 0 K: 1 S: 5	H: 0 LOB: 0 BB: 0 P: 5	R: 0 E: 0 K: 0 S: 5	H: 2 LOB: 2 BB: 0 P: 5	R: 6 E: 1 K: 1 S: 10	H: 4 LOB: 0 BB: 1 P: 14	R: 1 E: 0 K: 1 S: 7	H: 2 LOB: 2 BB: 0 P: 8	R: 0 E: 0 K: 0 S: 3	H: 0 LOB: 0 BB: 0 P: 3	R: 3 E: 0 K: 0 S: 7	H: 4 LOB: 2 BB: 1 P: 11	R: 0 E: 0 K: 0 S: 4	H: 1 LOB: 1 BB: 0 P: 4	1B: 10 2B: 1 3B: 3 HR: 1	SF: 0 SAC: 1 DP: 0 HBP: 1	WP: 1 PB: 0 SB: 0 CS: 1	PA: 45
PITCHER	IP WLS BF H R ER SO BB IBB HBP BLK WP HR S P ERA WHIP																					
Jack Sanford, R (1, 1) ERA: 3.41	5.0 L 25 9 7 6 4 1 0 0 0 0 1 1 32 36 10.80 2.000																					
Billy Loes, R (6, 1) ERA: 9.68	1.0 5 1 0 0 1 0 0 1 0 0 0 0 6 7 0.00 1.000																					
Johnny Antonelli, L (7, 1) ERA: 4.14	2.0 11 4 3 3 0 1 0 0 0 0 0 0 10 14 13.50 2.500																					
Joe Shipley, R (9, 1) ERA: 4.58	1.0 4 1 0 0 0 0 0 0 0 0 0 0 4 4 0.00 1.000																					

AB	41
R	10
H	15
RBI	10
BB	2
SO	5
LOB	19



Batter	1	2	3	4	5	6	7	8	9	AB R H RBI BB SO LOB	TOP	
Bill Virdon, L (1, 8) <small>OBP: 0.298, SLG: 0.273</small>	1-1 		1-2 			3-1 		1-0 		4 1 1 1 0 0 1	Pittsburgh Pirates @ Los Angeles Dodgers Los Angeles Memorial Coliseum, Los Angeles, CA Fri Jun 17 1960, 10:05 PM EDT Att: 43,296 - Unknown livebaseballscorecards.com	
Dick Groat, R (1, 6) <small>OBP: 0.379, SLG: 0.421</small>	1-2 		1-1 			3-1 		2-2 	4 1 2 0 0 0 0			
Bob Skinner, L (1, 7) <small>OBP: 0.409, SLG: 0.550</small>	0-2 		3-3 			2-0 		2-2 	4 0 1 0 0 1 1			
Dick Stuart, R (1, 3) <small>OBP: 0.295, SLG: 0.424</small> Rocky Nelson, L (9, 3) <small>OBP: 0.321, SLG: 0.360</small>	2-1 			0-2 		0-0 		0-1 	4 0 0 0 0 0 2 0 0 0 0 0 0 0			
Roberto Clemente, R (1, 9) <small>OBP: 0.369, SLG: 0.506</small>	1-2 			1-3 			1-2 		3 0 1 1 0 1 0			
Smoky Burgess, L (1, 2) <small>OBP: 0.369, SLG: 0.463</small>	0-1 			1-0 			0-0 		3 0 0 0 0 0 2			
Don Hoak, R (1, 5) <small>OBP: 0.372, SLG: 0.429</small>					3-2 		1-1 		3 0 0 0 0 0 0			
Bill Mazaroski, R (1, 4) <small>OBP: 0.286, SLG: 0.435</small>					0-2 			0-1 	3 0 1 0 0 0 0			
Vern Law, R (1, 1) <small>OBP: 0.178, SLG: 0.209</small>					0-1 			1-0 	3 0 0 0 0 1 1			
Inning Stats	R: 1 H: 3 E: 0 LOB: 2 K: 0 BB: 0 S: 16 P: 21	R: 0 H: 0 E: 0 LOB: 0 K: 1 BB: 0 S: 5 P: 7	R: 0 H: 0 E: 0 LOB: 0 K: 1 BB: 0 S: 8 P: 13	R: 0 H: 0 E: 0 LOB: 0 K: 1 BB: 0 S: 7 P: 9	R: 0 H: 0 E: 0 LOB: 0 K: 0 BB: 0 S: 9 P: 12	R: 1 H: 2 E: 0 LOB: 0 K: 0 BB: 0 S: 6 P: 14	R: 0 H: 0 E: 0 LOB: 0 K: 0 BB: 0 S: 7 P: 9	R: 0 H: 1 E: 0 LOB: 0 K: 0 BB: 0 S: 4 P: 6	R: 0 H: 0 E: 0 LOB: 0 K: 0 BB: 0 S: 9 P: 13	1B: 5 SF: 0 2B: 0 SAC: 0 3B: 0 DP: 2 HR: 1 HBP: 0		WP: 0 PA: 31 PB: 0 SB: 0 CS: 0
PITCHER Stan Williams, R (1, 1) <small>ERA: 2.77</small> Larry Sherry, R (9, 1) <small>ERA: 5.14</small>	IP WLS BF H R ER SO BB IBB HBP BLK WP HR S P ERA WHIP 8.0 L 28 6 2 2 3 0 0 0 0 0 0 1 62 91 2.25 0.750 1.0 3 0 0 0 0 0 0 0 0 0 0 0 9 13 0.00 0.000											PITCHER IP WLS BF H R ER SO BB IBB HBP BLK WP HR S P ERA WHIP

AB	31
R	2
H	6
RBI	2
BB	0
SO	3
LOB	7



Batter	1	2	3	4	5	6	7	8	9	AB R H RBI BB SO LOB
Jim Gilliam, S OBP: 0.385, SLG: 0.377 (1, 5)	2-2 4-3		3-2 4-3			1-2 4-3			0-0 4-3 1B 2B	4 1 1 0 0 0 0
Norm Larker, L OBP: 0.362, SLG: 0.381 (1, 3)	2-2 1B 1B		0-1 F7			2-1 6-3			1-2 4-3 2-3	4 0 1 0 0 0 1
Wally Moon, L OBP: 0.383, SLG: 0.482 (1, 9)	1-2 1-3 1B			0-1 E 1B		1-0 F8			2-2 G4-6-3 1B 3-H	4 0 3 1 0 0 0
Duke Snider, L OBP: 0.364, SLG: 0.525 (1, 8)	1-3 K			1-3 K			4-2 G5-4-3 BB		0-1 G4-6-3 1-2	3 0 0 0 1 2 3
Frank Howard, R OBP: 0.352, SLG: 0.526 (1, 7)		0-0 L7		1-2 FC6-5 1-3		1-1 G5-4-3 1-2				3 0 0 0 0 0 2
Norm Sherry, R OBP: 0.377, SLG: 0.625 (1, 2)		2-1 2B		2-3 K		2-2 F5				3 0 1 0 0 1 1
Charlie Neal, R OBP: 0.314, SLG: 0.364 (1, 4)		1-0 F8			0-0 5-3			0-2 6-3		3 0 0 0 0 0 1
Maury Wills, S OBP: 0.342, SLG: 0.293 (1, 6)		2-0 F8			0-1 5-3			2-3 K		2 0 0 0 0 0 1
Tommy Davis, R OBP: 0.233, SLG: 0.291 (8, PH)										1 0 0 0 0 1 0
Bob Lillis, R OBP: 0.222, SLG: 0.222 (9, 6)										0 0 0 0 0 0 0
Stan Williams, R OBP: 0.048, SLG: 0.048 (1, 1)			0-3 K			3-2 5-3			2-2 5-3	2 0 0 0 0 1 0
Don Demeter, R OBP: 0.317, SLG: 0.543 (8, PH)										1 0 0 0 0 0 0
Larry Sherry, R OBP: 0.186, SLG: 0.333 (9, 1)										0 0 0 0 0 0 0


Inning Stats	R: 0	H: 2	E: 0	K: 1	S: 12	LOB: 1	BB: 0	P: 18	R: 0	H: 1	E: 0	K: 0	S: 5	LOB: 1	BB: 0	P: 10	R: 0	H: 0	E: 0	K: 1	S: 9	LOB: 0	BB: 0	P: 12	R: 0	H: 1	E: 1	K: 2	S: 11	LOB: 1	BB: 0	P: 15	R: 0	H: 0	E: 0	K: 0	S: 7	LOB: 0	BB: 0	P: 10	R: 0	H: 0	E: 0	K: 0	S: 6	LOB: 0	BB: 0	P: 10	R: 0	H: 0	E: 0	K: 0	S: 9	LOB: 0	BB: 1	P: 16	R: 0	H: 0	E: 0	K: 1	S: 10	LOB: 0	BB: 0	P: 14	R: 1	H: 2	E: 0	K: 0	S: 13	LOB: 0	BB: 0	P: 16	1B: 4	SF: 0	2B: 2	SAC: 0	3B: 0	DP: 2	HR: 0	HBP: 0	WP: 0	PA: 31
PITCHER Vern Law, R ERA: 2.56 (1, 1)	IP	WLS	BF	H	R	ER	SO	BB	IBB	HBP	BLK	WP	HR	S	P	ERA	WHIP	IP	WLS	BF	H	R	ER	SO	BB	IBB	HBP	BLK	WP	HR	S	P	ERA	WHIP																																																

BOTTOM

Pittsburgh Pirates @ Los Angeles Dodgers
Los Angeles Memorial Coliseum, Los Angeles, CA

livebaseballscorecards.com

AB	30
R	1
H	6
RBI	1
BB	1
SO	5
LOB	9



Fri Jun 17 1960, 10:05 PM EDT
Att. 43,296 - Unknown

Batter	1	2	3	4	5	6	7	8	9	10	AB R H RBI BB SO LOB	TOP										
Bob Skinner, L (1, 7) OBP: 0.412, SLG: 0.549	1-1 FC6-4 1B		3-2 FC3-6 1B		1-1 L4			2-1 6-3	4-0 IBB		4 0 2 0 1 0 0	Pittsburgh Pirates @ Los Angeles Dodgers Los Angeles Memorial Coliseum, Los Angeles, CA Sat Jun 18 1960, 10:05 PM EDT Att. 50,062 - Unknown										
Dick Groat, R (1, 6) OBP: 0.372, SLG: 0.413	2-2 FC6-4 BB		0-0 FC3-6 G5-4-3			2-2 5-3		0-1 6-3	3-2 1-3		5 0 0 0 0 0 5											
Roberto Clemente, R (1, 9) OBP: 0.370, SLG: 0.502	4-0 FC6-4 BB		1-2 G5-4-3			0-3 K			3-2 5-3	0-0 BB 1B	4 1 1 0 1 1 1											
Dick Stuart, R (1, 3) OBP: 0.292, SLG: 0.415	0-0 F3			4-0 FC6-4 BB		3-2 F8		1-0 6-3	1-0 F3	0-0 F3	4 0 0 0 1 0 3											
Rocky Nelson, L (10, 3) OBP: 0.321, SLG: 0.360											0 0 0 0 0 0 0											
Gino Cimoli, R (1, 8) OBP: 0.383, SLG: 0.403	2-2 FC6-4			0-1 FC6-4 BB			1-0 2B	1-2 HR 1B	4-2 1B BB		4 1 2 0 1 0 3											
Hal Smith, R (1, 2) OBP: 0.397, SLG: 0.611		0-0 6-3		4-1 G6-4-3 BB			1-0 5-3	1-2 HR	2-2 1B	2-2 1B	4 1 2 3 1 0 1											
Don Hoak, R (1, 5) OBP: 0.373, SLG: 0.425		4-0 BB BB		1-0 G6-4-3			0-0 6-3	0-0 BB 1B	3-1 F7		4 1 1 0 1 0 4											
Bill Mazaroski, R (1, 4) OBP: 0.290, SLG: 0.431		4-2 G4-6-3 BB		0-0 L6			1-1 4-3	4-2 E 1B BB			2 0 0 0 2 0 1											
Bob Friend, R (1, 1) OBP: 0.148, SLG: 0.079		1-0 G4-6-3		1-0 F3				0-3 K	2-2 E7 1B		2 0 0 0 0 0 2											
Dick Schofield, S (8, PH) OBP: 0.462, SLG: 0.333											1 0 0 0 0 1 0											
Jim Umbricht, R (8, 1) OBP: 0.333, SLG: 0.333											0 0 0 0 0 0 0											
Gene Baker, R (9, PH) OBP: 0.211, SLG: 0.176											0 0 0 0 0 0 0											
Smoky Burgess, L (9, PH) OBP: 0.395, SLG: 0.467											1 0 1 1 0 0 0											
Joe Christopher, R (9, PR)											0 0 0 0 0 0 0											
Roy Face, R (9, 1)											0 0 0 0 0 0 0											
Inning Stats	R: 0 E: 0 K: 0 S: 12	H: 1 LOB: 2 BB: 1 P: 21	R: 0 E: 0 K: 0 S: 4	H: 0 LOB: 1 BB: 2 P: 13	R: 0 E: 0 K: 0 S: 7	H: 1 LOB: 0 BB: 0 P: 11	R: 0 E: 0 K: 0 S: 4	H: 0 LOB: 1 BB: 2 P: 13	R: 0 E: 0 K: 1 S: 12	H: 0 LOB: 0 BB: 0 P: 17	R: 0 E: 0 K: 0 S: 5	H: 1 LOB: 1 BB: 0 P: 8	R: 0 E: 0 K: 1 S: 7	H: 0 LOB: 0 BB: 0 P: 9	R: 3 E: 1 K: 0 S: 21	H: 4 LOB: 3 BB: 2 P: 40	R: 1 E: 0 K: 0 S: 10	H: 2 LOB: 1 BB: 1 P: 19	1B: 7 2B: 1 3B: 0 HR: 1	SF: 0 SAC: 0 DP: 3 HBP: 0	WP: 0 PB: 0 SB: 0 CS: 0	PA: 43
PITCHER	IP WLS BF H R ER SO BB IBB HBP BLK WP HR S P ERA WHIP																					
Danny McDevitt, L (1, 1) ERA: 4.01	8.2	L	35	6	3	3	2	6	0	0	0	0	0	0	0	70	123	3.12	1.385			
Larry Sherry, R (9, 1) ERA: 5.18	1.1	L	8	3	1	1	0	1	1	0	0	0	0	0	16	34	6.75	3.000				

livebaseballscorecards.com

AB	35
R	4
H	9
RBI	4
BB	8
SO	2
LOB	20



Batter	1	2	3	4	5	6	7	8	9	AB R H RBI BB SO LOB	TOP											
Julian Javier, R (1, 4) OBP: 0.320, SLG: 0.404	0-3 K		0-0 FC1-2			0-0 6-3		0-0 1B 1B		4 0 1 0 0 1 2	St. Louis Cardinals @ Pittsburgh Pirates Forbes Field, Pittsburgh, PA Tue Jun 21 1960, 7:05 PM EDT Att: 21,292 - Unknown											
Joe Cunningham, L (1, 9) OBP: 0.385, SLG: 0.406	0-0 6-3		0-0 6-3			0-0 FC6-4 1B		0-0 1B		4 0 2 0 0 0 2												
Bill White, L (1, 3) OBP: 0.369, SLG: 0.509	0-0 F9				0-0 SF7 3B	0-0 F2		0-0 F1		4 1 1 0 0 0 3												
Ken Boyer, R (1, 5) OBP: 0.328, SLG: 0.550		0-0 F9			0-0 F4	0-0 FC6-4		0-0 2-3		4 0 0 0 0 0 4												
Bob Duliba, R (8, 1) OBP: 0.200, SLG: 0.200						1-2f				0 0 0 0 0 0 0												
Walt Moryn, L (1, 7) OBP: 0.338, SLG: 0.355		0-0 F6			0-0 SF7		0-0 G3		0-0 1B 1B	3 1 1 1 0 0 0												
Carl Sawatski, L (1, 2) OBP: 0.290, SLG: 0.340		0-0 F9			3-H		0-3 K		0-0 K 1B 1B	4 0 1 0 0 2 0												
Curt Simmons, L (9, PR) OBP: 0.167, SLG: 0.167									1-2 K 1B 1B	0 0 0 0 0 0 0												
Curt Flood, R (1, 8) OBP: 0.317, SLG: 0.395			0-0 FC5-2 1B		0-0 6-3		4-0 BB		0-0 1B 1B	3 0 2 1 1 0 0												
Alex Grammas, R (1, 6) OBP: 0.250, SLG: 0.231			0-0 E4 FC5-2 FC1-2		0-3 K		0-0 F7		0-3 K 2-3	2 0 0 0 0 1 1												
Daryl Spencer, R (7, PH) OBP: 0.379, SLG: 0.477			1-3 FC1-2							2 0 0 0 0 1 3												
Bob Gibson, R (1, 1) OBP: 0.400, SLG: 0.389			0-0 FC5-2 FC1-2		0-0 5-3			0-3 K	0-3 K	2 0 0 0 0 0 2												
Ernie Broglio, R (7, 1) OBP: 0.263, SLG: 0.361			2-3 3-H							0 0 0 0 0 0 0												
George Crowe, L (8, PH) OBP: 0.125, SLG: 0.143										1 0 0 0 0 1 0												
John Glenn, R (8, 8) OBP: 0.125, SLG: 0.143										0 0 0 0 0 0 0												
Stan Musial, L (9, PH) OBP: 0.353, SLG: 0.396										1 0 0 0 0 1 1												
Inning Stats	R: 0 E: 0 K: 1 S: 5	H: 0 LOB: 0 BB: 0 P: 5	R: 0 E: 0 K: 0 S: 3	H: 0 LOB: 0 BB: 0 P: 3	R: 0 E: 1 K: 0 S: 5	H: 1 LOB: 2 BB: 0 P: 5	R: 1 E: 0 K: 1 S: 6	H: 1 LOB: 0 BB: 0 P: 6	R: 0 E: 0 K: 1 S: 5	H: 0 LOB: 0 BB: 0 P: 5	R: 0 E: 0 K: 0 S: 4	H: 1 LOB: 1 BB: 0 P: 4	R: 0 E: 0 K: 1 S: 5	H: 0 LOB: 1 BB: 1 P: 9	R: 0 E: 0 K: 1 S: 7	H: 2 LOB: 2 BB: 0 P: 7	R: 1 E: 0 K: 2 S: 9	H: 3 LOB: 1 BB: 0 P: 9	1B: 7 2B: 0 3B: 1 HR: 0	SF: 1 SAC: 0 DP: 0 HBP: 0	WP: 0 PB: 0 SB: 0 CS: 0	PA: 36
PITCHER	IP WLS BF H R ER SO BB IBB HBP BLK WP HR S P ERA WHIP																					
Vern Law, R (1, 1) ERA: 2.54	8.0 W 34 8 2 2 5 1 0 0 0 0 0 0 43 47 2.25 1.125																					
Roy Face, R (9, 1) ERA: 2.6	1.0 S 2 0 0 0 2 0 0 0 0 0 0 0 6 6 0.00 0.000																					



Batter	1	2	3	4	5	6	7	8	9
Bill Virdon, L OBP: 0.303, SLG: 0.272 (1, 8)	0-0 F7		0-0 F5		0-0 1B		4-0 BB		
Dick Groat, R OBP: 0.378, SLG: 0.415 (1, 6)	0-0 4-3		0-0 FC5-4 1B		0-0 1B		0-3 K		
Bob Skinner, L OBP: 0.413, SLG: 0.541 (1, 7)	4-0 BB		0-0 FC5-4 1B		0-0 1B		0-0 F8		
Dick Stuart, R OBP: 0.285, SLG: 0.417 (1, 3)	0-0 1-3			0-0 6-3	0-0 F6		0-3 K		
Rocky Nelson, L OBP: 0.333, SLG: 0.373 (9, 3)									
Roberto Clemente, R OBP: 0.365, SLG: 0.490 (1, 9)		0-3 K		0-0 4-3		0-0 F8		0-3 K	
Smoky Burgess, L OBP: 0.382, SLG: 0.452 (1, 2)		0-0 G3		0-0 G3		0-0 F6		0-0 F5	
Don Hoak, R OBP: 0.375, SLG: 0.417 (1, 5)		0-3 K			0-0 6-3	0-0 F4			
Bill Mazaroski, R OBP: 0.299, SLG: 0.436 (1, 4)			0-0 SH1 1B		0-0 SH1-3 1B		0-0 FC1-6 1B		
Vern Law, R OBP: 0.174, SLG: 0.205 (1, 1)			0-0 SH1		0-0 SH1-3		0-0 FC1-6 BB		
Roy Face, R (9, 1)									

AB	R	H	RBI	BB	SO	LOB
3	1	1	1	1	0	1
4	0	2	2	0	1	2
3	0	1	0	1	0	3
4	0	0	0	0	1	3
0	0	0	0	0	0	0
4	0	0	0	0	2	0
4	0	0	0	0	0	0
3	0	0	0	0	1	0
3	2	3	0	0	0	0
1	0	0	0	0	0	1
0	0	0	0	0	0	0
1B: 7	SF: 0	2B: 0	SAC: 2	3B: 0	DP: 0	HR: 0
BB: 2	HBP: 0	SO: 5				


BOTTOM

St. Louis Cardinals @ Pittsburgh Pirates
 Forbes Field, Pittsburgh, PA

Tue Jun 21 1960, 7:05 PM EDT
 Att. 21,292 - Unknown

livebaseballscorecards.com

AB	29
R	3
H	7
RBI	3
BB	2
SO	5
LOB	10



WP: 0	PA: 33
PB: 0	
SB: 0	
CS: 0	

Inning Stats		R: 0	H: 0	E: 0	LOB: 1	K: 0	BB: 1	S: 3										
R: 0 H: 0 E: 0 LOB: 0 K: 2 BB: 0 S: 7		R: 0 H: 0 E: 0 LOB: 0 K: 0 BB: 0 P: 7		R: 1 H: 2 E: 0 LOB: 1 K: 0 BB: 0 S: 5		R: 0 H: 0 E: 0 LOB: 0 K: 0 BB: 0 P: 3		R: 2 H: 4 E: 0 LOB: 2 K: 0 BB: 0 S: 7		R: 0 H: 0 E: 0 LOB: 0 K: 0 BB: 0 P: 3		R: 0 H: 0 E: 0 LOB: 0 K: 1 BB: 1 P: 10		R: 0 H: 0 E: 0 LOB: 0 K: 2 BB: 0 P: 7				
PITCHER		IP	WLS	BF	H	R	ER	SO	BB	IBB	HBP	BLK	WP	HR	S	P	ERA	WHIP
Bob Gibson, R (1, 1)	ERA: 7.36	6.1	L	28	7	3	3	2	2	0	0	0	0	0	30	38	4.26	1.421
Ernie Broglio, R (7, 1)	ERA: 3.23	0.2		2	0	0	0	1	0	0	0	0	0	4	4	0.00	0.000	
Bob Duliba, R (8, 1)	ERA: 3.98	1.0		3	0	0	0	2	0	0	0	0	0	7	7	0.00	0.000	

Batter	1	2	3	4	5	6	7	8	9	AB R H RBI BB SO LOB	TOP									
Julian Javier, R (1, 4) OBP: 0.318, SLG: 0.398	0-0 6-3		0-0 6-3			0-0 G6-3 1B			0-0 4-1	4 0 1 0 0 0 0	St. Louis Cardinals @ Pittsburgh Pirates Forbes Field, Pittsburgh, PA Wed Jun 22 1960, 7:05 PM EDT Att. 21,320 - Unknown livebaseballscorecards.com									
Joe Cunningham, L (1, 9) OBP: 0.383, SLG: 0.404	0-0 4-3			0-0 5-3		0-0 G6-3 1-2f		0-0 1B 1B	4 0 1 0 0 0 1											
Bill White, L (1, 3) OBP: 0.371, SLG: 0.508	0-0 1-3			0-0 1B			0-0 F6	0-0 1-2 1B	4 0 2 0 0 0 0											
Ken Boyer, R (1, 5) OBP: 0.327, SLG: 0.544		0-0 2B 1B		0-3 K			0-3 K	0-3 K	4 0 1 0 0 3 3											
Walt Moryn, L (1, 7) OBP: 0.331, SLG: 0.346		0-0 F4		0-0 F8			0-0 F9		3 0 0 0 0 0 2											
Daryl Spencer, R (1, 6) OBP: 0.382, SLG: 0.484		0-0 1-H 2B			0-0 G6-4-3 1B			0-0 6-3	3 0 2 0 0 0 0											
Curt Flood, R (1, 8) OBP: 0.310, SLG: 0.385		0-0 4-3			0-0 G6-4-3 1-2f			0-3 K	3 0 0 0 0 1 2											
Carl Sawatski, L (1, 2) OBP: 0.291, SLG: 0.340			0-3 K		0-0 F8			0-0 1B	3 0 1 0 0 1 0											
Larry Jackson, R (1, 1) OBP: 0.217, SLG: 0.244			0-0 4-3			0-0 5-3			2 0 0 0 0 0 0											
Ernie Broglio, R (7, 1) OBP: 0.400, SLG: 0.389								0-0 F8	0 0 0 0 0 0 0											
George Crowe, L (9, PH) OBP: 0.256, SLG: 0.351									1 0 0 0 0 0 0											
Inning Stats	R: 0 E: 0 K: 0 S: 3	H: 0 LOB: 0 BB: 0 P: 3	R: 0 E: 0 K: 0 S: 4	H: 2 LOB: 1 BB: 0 P: 4	R: 0 E: 0 K: 1 S: 5	H: 0 LOB: 0 BB: 0 P: 5	R: 0 E: 0 K: 1 S: 6	H: 1 LOB: 1 BB: 0 P: 6	R: 0 E: 0 K: 0 S: 3	H: 1 LOB: 0 BB: 0 P: 3	R: 0 E: 0 K: 1 S: 5	H: 0 LOB: 0 BB: 0 P: 5	R: 0 E: 0 K: 1 S: 5	H: 1 LOB: 1 BB: 0 P: 5	R: 0 E: 0 K: 1 S: 7	H: 2 LOB: 2 BB: 0 P: 7	1B: 7 2B: 1 3B: 0 HR: 0	SF: 0 SAC: 0 DP: 2 HBP: 0	WP: 0 PB: 0 SB: 0 CS: 0	PA: 31
PITCHER Bob Friend, R (1, 1) ERA: 2.25	IP: 9.0 WLS: W BF: 31 H: 8 R: 0 ER: 0 SO: 5 BB: 0 IBB: 0 HBP: 0 BLK: 0 WP: 0 HR: 0 S: 41 P: 41 ERA: 0.00 WHIP: 0.889											PITCHER	IP: 9.0 WLS: W BF: 31 H: 8 R: 0 ER: 0 SO: 5 BB: 0 IBB: 0 HBP: 0 BLK: 0 WP: 0 HR: 0 S: 41 P: 41 ERA: 0.00 WHIP: 0.889							



Batter	1	2	3	4	5	6	7	8	9	AB R H RBI BB SO LOB
--------	---	---	---	---	---	---	---	---	---	----------------------

Bill Virdon, L <small>OBP: 0.306, SLG: 0.296</small> (1, 8) X	0-0 1B 3B		0-0 1B	0-0 L4		0-0 F7	0-3 K			5 1 2 0 0 1 5
Dick Groat, R <small>OBP: 0.386, SLG: 0.423</small> (1, 6) X	0-0 4-3		0-0 1B		0-0 BB HBP 1B		0-0 E 2B 1B	0-0 G3-6-1 1B		5 1 4 0 0 0 1
Bob Skinner, L <small>OBP: 0.413, SLG: 0.536</small> (1, 7) X	0-0 FC4-6 1B		4-0 L3 BB		0-0 F8		0-0 E1 2B	0-0 G3-6-1		4 1 1 1 1 0 3
Rocky Nelson, L <small>OBP: 0.355, SLG: 0.358</small> (1, 3) X	0-0 FC4-6 1-2f		0-0 L3		1-0 BB HBP		4-0 2B SF9 IBB	4-0 BB		2 1 0 0 2 0 4
Roberto Clemente, R <small>OBP: 0.366, SLG: 0.490</small> (1, 9) X	0-0 G3		0-0 F8		4-0 1-2 2-3 BB		0-0 SF9 1B 2B	0-0 G3		4 1 1 2 1 0 4
Hal Smith, R <small>OBP: 0.377, SLG: 0.578</small> (1, 2)		0-3 K		0-0 5-3		0-3 K	0-0 SF9			3 0 0 1 0 2 3
Don Hoak, R <small>OBP: 0.376, SLG: 0.421</small> (1, 5)		0-0 4-3		0-0 2B		0-0 F9	4-0 1B K BB			3 0 1 0 1 0 3
Bill Mazerowski, R <small>OBP: 0.302, SLG: 0.437</small> (1, 4)		0-0 1B		0-3 K		0-0 5-3	0-0 BB 1B			4 0 2 1 0 1 1
Bob Friend, R <small>OBP: 0.178, SLG: 0.075</small> (1, 1)		0-0 F8		4-0 BB		0-0 5-3	4-0 1-2 BB			2 0 0 0 2 0 1


Inning Stats	R: 1	H: 2	E: 0	K: 0	S: 5	LOB: 1	BB: 0	P: 5	R: 0	H: 1	E: 0	K: 1	S: 6	LOB: 1	BB: 0	P: 6	R: 0	H: 2	E: 0	K: 0	S: 4	LOB: 2	BB: 1	P: 8	R: 0	H: 1	E: 0	K: 1	S: 6	LOB: 2	BB: 1	P: 10	R: 0	H: 1	E: 0	K: 1	S: 6	LOB: 3	BB: 1	P: 11	R: 0	H: 0	E: 0	K: 0	S: 3	LOB: 0	BB: 0	P: 3	R: 4	H: 3	E: 1	K: 1	S: 8	LOB: 2	BB: 3	P: 20	R: 0	H: 1	E: 0	K: 0	S: 3	LOB: 1	BB: 1	P: 7
--------------	------	------	------	------	------	--------	-------	------	------	------	------	------	------	--------	-------	------	------	------	------	------	------	--------	-------	------	------	------	------	------	------	--------	-------	-------	------	------	------	------	------	--------	-------	-------	------	------	------	------	------	--------	-------	------	------	------	------	------	------	--------	-------	-------	------	------	------	------	------	--------	-------	------

PITCHER	IP	WLS	BF	H	R	ER	SO	BB	IBB	HBP	BLK	WP	HR	S	P	ERA	WHIP
Larry Jackson, R <small>ERA: 3.25</small>	(1, 1)	6.0	L	32	9	5	5	3	3	1	1	0	0	33	50	7.50	2.000
Ernie Broglio, R <small>ERA: 3.14</small>	(7, 1)	2.0		9	2	0	1	3	0	0	0	0	0	8	20	0.00	2.500

BOTTOM

St. Louis Cardinals @ Pittsburgh Pirates
 Forbes Field, Pittsburgh, PA
 Wed Jun 22 1960, 7:05 PM EDT
 Att. 21,320 - Unknown

AB	32
R	5
H	11
RBI	5
BB	7
SO	4
LOB	25



WP	PA	ERA	WHIP
0	41	0	0

Batter	1	2	3	4	5	6	7	8	9	AB R H RBI BB SO LOB	TOP											
Julian Javier, R (1, 4) OBP: 0.324, SLG: 0.411	0-0 5-3		0-0 FC6-4 1B			0-0 L9	0-0 1-3 3-H 2B			4 0 2 1 0 0 1												
Joe Cunningham, L (1, 9) OBP: 0.377, SLG: 0.396	0-0 F9		0-0 FC6-4 1-2f			0-3 K	0-3 K			4 0 0 0 0 2 4												
Curt Flood, R (1, 8) OBP: 0.308, SLG: 0.397	0-0 5-3			0-0 6-3		0-0 1-H 3B		0-0 L8		4 0 1 1 0 0 0												
Ken Boyer, R (1, 5) OBP: 0.326, SLG: 0.537		4-0 G6-4-3 BB		0-0 F8		0-3 K		0-3 K		3 0 0 0 1 2 1												
Daryl Spencer, R (1, 6) OBP: 0.376, SLG: 0.475		0-0 G6-4-3 1-2f		0-0 5-3			0-0 E6 SH3-4 1B	0-3 K		4 1 0 0 0 1 1												
Bill White, L (1, 3) OBP: 0.375, SLG: 0.519		0-0 3B		0-0 F4			0-0 SH3-4		0-0 1B	3 0 2 0 0 0 0												
John Glenn, R (1, 7) OBP: 0.167, SLG: 0.182		0-3 K		0-3 K		0-3 K	0-0 1B 2-H 1B	0-3 K		4 0 1 1 0 3 2												
Hal Smith, R (1, 2) OBP: 0.246, SLG: 0.217			0-0 5-3		0-0 F5		0-0 1B 1-3 2B 1B		0-0 F8	4 1 1 0 0 0 1												
Ron Kline, R (1, 1) OBP: 0.111, SLG: 0.111			0-0 L8			0-0 3B 1B			0-0 5-3	3 1 2 0 0 0 0												
Lindy McDaniel, R (8, 1) OBP: 0.250, SLG: 0.200										1 0 0 0 0 0 1												
Inning Stats	R: 0 E: 0 K: 0 S: 3	H: 0 LOB: 0 BB: 0 P: 3	R: 0 E: 0 K: 1 S: 5	H: 1 LOB: 1 BB: 1 P: 9	R: 0 E: 0 K: 0 S: 4	H: 1 LOB: 1 BB: 0 P: 4	R: 0 E: 0 K: 0 S: 3	H: 0 LOB: 0 BB: 0 P: 3	R: 0 E: 0 K: 1 S: 5	H: 0 LOB: 0 BB: 0 P: 5	R: 1 E: 0 K: 2 S: 9	H: 2 LOB: 1 BB: 0 P: 9	R: 2 E: 1 K: 1 S: 9	H: 4 LOB: 2 BB: 0 P: 9	R: 0 E: 0 K: 2 S: 7	H: 0 LOB: 0 BB: 0 P: 7	R: 0 E: 0 K: 1 S: 6	H: 1 LOB: 1 BB: 0 P: 6	1B: 6 2B: 1 3B: 2 HR: 0	SF: 0 SAC: 1 DP: 1 HBP: 0	WP: 0 PB: 0 SB: 0 CS: 0	PA: 36
PITCHER	IP WLS BF H R ER SO BB IBB HBP BLK WP HR S P ERA WHIP																					
Harvey Haddix, L (1, 1) ERA: 3.84	6.2 L 28 8 3 1 4 1 0 0 0 0 0 0 35 39 1.35 1.350																					
Fred Green, L (7, 1) ERA: 3.34	1.1 4 0 0 0 3 0 0 0 0 0 0 0 10 10 0.00 0.000																					
Roy Face, R (9, 1) ERA: 2.54	1.0 4 1 0 0 1 0 0 0 0 0 0 0 6 6 0.00 1.000																					

St. Louis Cardinals @ Pittsburgh Pirates
 Forbes Field, Pittsburgh, PA
 Thu Jun 23 1960, 7:05 PM EDT
 Att: 21,151 - Unknown

livebaseballscorecards.com

AB	34
R	3
H	9
RBI	3
BB	1
SO	8
LOB	11



Batter	1	2	3	4	5	6	7	8	9	AB R H RBI BB SO LOB	TOP											
Richie Ashburn, L (1, 8) OBP: 0.451, SLG: 0.374	0-0 3-1		0-0 4-3			0-0 FC6 1B		0-0 1B		4 0 2 0 0 0 1	Chicago Cubs @ Pittsburgh Pirates Forbes Field, Pittsburgh, PA Fri Jun 24 1960, 7:05 PM EDT Att: 28,137 - Unknown											
Bob Will, L (1, 9) OBP: 0.325, SLG: 0.419	0-0 4-3			0-0 L5		0-0 F5		0-0 F7		4 0 0 0 0 0 2												
14 Ernie Banks, R (1, 6) OBP: 0.376, SLG: 0.605	0-0 5-3			0-0 G5-4-3 1B		0-0 F6		0-3 K		4 0 1 0 0 1 2												
Dick Gernert, R (1, 3) OBP: 0.333, SLG: 0.327		0-0 F8		0-0 G5-4-3 1-2f		0-0 FC6 1-2f		0-0 F9		4 0 0 0 0 0 3												
Frank Thomas, R (1, 7) OBP: 0.281, SLG: 0.450 George Altman, L (7, PR) OBP: 0.333, SLG: 0.479 (7, 7)		0-0 F8			0-0 F7		0-0 BB 1B		4-0 BB BB BB BB	3 0 1 0 0 0 0 0 0 0 0 1 0 0												
Don Zimmer, R (1, 5) OBP: 0.331, SLG: 0.396		0-0 F8			0-0 F9		4-0 1-2 FC6-4 BB		0-0 F8	3 0 0 0 1 0 1												
Jim Hegan, R (1, 2) OBP: 0.231, SLG: 0.440			0-0 5-3		0-0 1B 3B		0-0 F4		0-0 F4	4 1 1 0 0 0 3												
Jerry Kindall, R (1, 4) OBP: 0.287, SLG: 0.390			0-0 K 2B		0-0 K 1B		0-3 K		0-3 K	4 0 2 1 0 2 3												
Dick Ellsworth, L (1, 1) OBP: 0.227, SLG: 0.056 Earl Averill, R (7, PH) OBP: 0.341, SLG: 0.346 Joe Schaffernoth, R (7, 1)			0-3 K		0-3 K		0-0 FC6-4 1-2f			2 0 0 0 0 2 2 1 0 0 0 0 0 2 0 0 0 0 0 0 0												
Inning Stats	R: 0 E: 0 K: 0 S: 3	H: 0 LOB: 0 BB: 0 P: 3	R: 0 E: 0 K: 0 S: 3	H: 0 LOB: 0 BB: 0 P: 3	R: 0 E: 0 K: 1 S: 6	H: 1 LOB: 1 BB: 0 P: 6	R: 0 E: 0 K: 0 S: 3	H: 1 LOB: 0 BB: 0 P: 3	R: 1 E: 0 K: 1 S: 7	H: 2 LOB: 1 BB: 0 P: 7	R: 0 E: 0 K: 0 S: 4	H: 1 LOB: 1 BB: 0 P: 4	R: 0 E: 0 K: 1 S: 6	H: 1 LOB: 2 BB: 1 P: 10	R: 0 E: 0 K: 1 S: 6	H: 1 LOB: 1 BB: 0 P: 6	R: 0 E: 0 K: 1 S: 5	H: 0 LOB: 1 BB: 1 P: 9	1B: 5 2B: 1 3B: 1 HR: 0	SF: 0 SAC: 0 DP: 1 HBP: 0	WP: 0 PB: 0 SB: 0 CS: 0	PA: 35
PITCHER Vinegar Bend Mizell, L (1, 1) ERA: 4.28	IP: 9.0 WLS: W BF: 35 H: 7 R: 1 ER: 1 SO: 5 BB: 2 IBB: 0 HBP: 0 BLK: 0 WP: 0 HR: 0 S: 43 P: 51 ERA: 1.00 WHIP: 1.000											PITCHER	IP: 9.0 WLS: W BF: 35 H: 7 R: 1 ER: 1 SO: 5 BB: 2 IBB: 0 HBP: 0 BLK: 0 WP: 0 HR: 0 S: 43 P: 51 ERA: 1.00 WHIP: 1.000									

AB	33
R	1
H	7
RBI	1
BB	2
SO	5
LOB	19



livebaseballscorecards.com

Batter	1	2	3	4	5	6	7	8	9
Joe Christopher, R (1, 7) Bill Virdon, L (8, 8) OBP: 0.302, SLG: 0.286	0-3 K	0-0 FC6-4			0-0 L6	0-3 K		0-3 K	
Dick Groat, R (1, 6) OBP: 0.385, SLG: 0.415	4-0 FC6-4 BB		0-0 4-3		0-0 F9		4-0 CS BB		
Roberto Clemente, R (1, 9) OBP: 0.370, SLG: 0.490	0-0 FC6-4 E S 1-2f		0-0 FC4-6 1B		0-0 1B		0-0 BB BB 1B		
Dick Stuart, R (1, 3) Rocky Nelson, L (8, 3) OBP: 0.279, SLG: 0.403 OBP: 0.355, SLG: 0.358	0-3 K		0-0 FC4-6		0-0 G3		0-3 K		
Gino Cimoli, R (1, 8) OBP: 0.393, SLG: 0.400 (8, 7)		0-0 BB 1B	0-0 4-3		0-0 6-3 1B		4-0 BB 1-2 BB		
Hal Smith, R (1, 2) OBP: 0.381, SLG: 0.568		4-0 1B 1-2 BB		0-3 K		0-0 6-3	4-0 FC6-4 BB 1-2 2-3		
Don Hoak, R (1, 5) OBP: 0.380, SLG: 0.425		0-0 1B 1-3 2-H		0-0 1B		4-0 1B 1B IBB	0-0 FC6-4 1-2f		
Bill Mazaroski, R (1, 4) OBP: 0.297, SLG: 0.427		0-0 L4		0-3 K		0-0 1B 1B	0-0 6-3		
Vinegar Bend Mizell, R (1, 1) OBP: 0.212, SLG: 0.167		0-0 FC6-4 2-H 1B		0-0 6-3		0-0 1B 1B 1-H 3-H	0-0 1-3		

Inning Stats	R: 0	H: 0	E: 0	K: 2	S: 7	H: 0	LOB: 1	BB: 1	P: 11	R: 2	H: 3	E: 0	K: 0	S: 5	R: 0	H: 1	E: 0	K: 0	S: 4	R: 0	H: 1	E: 0	K: 2	S: 8	R: 0	H: 1	E: 0	K: 0	S: 4	R: 2	H: 3	E: 0	K: 1	S: 7	R: 0	H: 1	E: 0	K: 1	S: 5	R: 0	H: 0	E: 0	K: 1	S: 5
	0	0	0	2	7	0	1	1	11	2	3	0	0	5	0	1	0	0	4	0	0	1	0	2	8	0	1	0	0	4	2	3	0	1	7	0	0	0	1	5	0	0	0	5

PITCHER	IP	WLS	BF	H	R	ER	SO	BB	IBB	HBP	BLK	WP	HR	S	P	ERA	WHIP
Dick Ellsworth, L (1, 1) ERA: 2.44	6.0	L	28	9	4	4	5	2	1	0	0	0	0	35	47	6.00	1.833
Joe Schaffernoth, R (7, 1) ERA: 4.66	2.0		9	1	0	0	2	3	0	0	0	0	0	10	22	0.00	2.000


BOTTOM

Chicago Cubs @ Pittsburgh Pirates
Forbes Field, Pittsburgh, PA

Fri Jun 24 1960, 7:05 PM EDT
Att. 28,137 - Unknown

AB	R	H	RBI	BB	SO	LOB
4	0	0	0	0	2	2
1	0	0	0	0	1	0
2	0	0	0	2	0	0
4	0	3	0	0	0	1
4	0	0	0	0	2	4
0	0	0	0	0	0	0
3	2	2	0	1	0	1
2	0	0	0	2	1	1
3	1	2	1	1	0	3
4	1	1	1	0	1	2
4	0	2	2	0	0	1

AB	31
R	4
H	10
RBI	4
BB	6
SO	7
LOB	15



1B:	10	SF:	0	WP:	0	PA:	37
2B:	0	SAC:	0	PB:	0		
3B:	0	DP:	0	SB:	1		
HR:	0	HBP:	0	CS:	1		

PITCHER	IP	WLS	BF	H	R	ER	SO	BB	IBB	HBP	BLK	WP	HR	S	P	ERA	WHIP
Dick Ellsworth, L (1, 1) ERA: 2.44	6.0	L	28	9	4	4	5	2	1	0	0	0	0	35	47	6.00	1.833
Joe Schaffernoth, R (7, 1) ERA: 4.66	2.0		9	1	0	0	2	3	0	0	0	0	0	10	22	0.00	2.000

Batter	1	2	3	4	5	6	7	8	9	AB R H RBI BB SO LOB	TOP														
Richie Ashburn, L (1, 8) OBP: 0.454, SLG: 0.376	0-0 F9 1B 2B	0-0 F7		0-0 1-2 3-H 1B			4-0 14 1B BB		0-0 F9	4 2 2 1 1 0 1															
Jerry Kindall, R (1, 4) OBP: 0.283, SLG: 0.382	0-0 2B 1-2 1B		0-3 K	0-0 F4			0-3 K		0-0 4-3	5 0 1 0 0 2 4															
14 Ernie Banks, R (1, 6) OBP: 0.377, SLG: 0.601	0-3 K		0-0 F8	0-0 4-3			0-0 E 1-2 1B		0-0 2-H 1B	5 0 2 1 0 1 4															
Ed Bouchee, L (1, 3) OBP: 0.357, SLG: 0.316	0-0 F9 2-3		0-0 1-3				0-0 E9 1-3 2-H 1B		0-3 K	5 0 1 1 0 1 3															
Frank Thomas, R (1, 7) OBP: 0.282, SLG: 0.453	0-0 1-3 3-H 2B			0-0 L7			0-0 F8			3 0 1 1 0 0 0															
Bob Will, L (7, PH) OBP: 0.324, SLG: 0.417							0-0 F8			1 0 0 0 0 0 1															
George Altman, L (1, 9) OBP: 0.339, SLG: 0.475	4-0 FC6-4 BB			0-0 3B 1B			0-0 F6		0-0 F8	3 1 1 0 1 0 0															
Don Zimmer, R (1, 5) OBP: 0.329, SLG: 0.405	0-0 FC6-4 1-2f			0-0 1-H 2B 3B			0-3 K		0-0 6-3	4 1 1 1 0 1 3															
Jim Hegan, R (1, 2) OBP: 0.241, SLG: 0.464				0-0 1B 2B			0-0 L4		0-0 G3	3 1 1 1 0 0 0															
Danny Murphy, L (8, PH) OBP: 0.154, SLG: 0.083				3-H 1B 2B						1 0 0 0 0 0 0															
El Tappe, R (8, 2)				0-0 2-3 1B			0-0 5-3			0 0 0 0 0 0 0															
Moe Drabowsky, R (1, 1) OBP: 0.219, SLG: 0.194				0-0 1B					4-0 14 1B BB	0 0 0 0 0 0 0															
Bob Anderson, R (1, 1) OBP: 0.083, SLG: 0.083				2-3 1B						3 0 1 0 0 0 0															
Don Elston, R (6, 1) OBP: 0.083, SLG: 0.083										0 0 0 0 0 0 0															
Earl Averill, R (9, PH) OBP: 0.348, SLG: 0.346										0 0 0 0 1 0 0															
Lou Johnson, R (9, PR) OBP: 0.283, SLG: 0.306										0 1 0 0 0 0 0															
Inning Stats	R: 1 E: 0 K: 1 S: 8	H: 3 LOB: 3 BB: 1 P: 12	R: 0 E: 0 K: 0 S: 3	H: 0 LOB: 0 BB: 0 P: 3	R: 0 E: 0 K: 1 S: 5	H: 0 LOB: 0 BB: 0 P: 5	R: 3 E: 0 K: 0 S: 8	H: 5 LOB: 2 BB: 0 P: 8	R: 0 E: 0 K: 0 S: 3	H: 0 LOB: 0 BB: 0 P: 3	R: 0 E: 0 K: 1 S: 5	H: 0 LOB: 0 BB: 0 P: 5	R: 1 E: 1 K: 1 S: 6	H: 2 LOB: 1 BB: 1 P: 10	R: 0 E: 0 K: 0 S: 3	H: 0 LOB: 0 BB: 0 P: 3	R: 1 E: 0 K: 1 S: 6	H: 1 LOB: 1 BB: 1 P: 10	1B: 8 2B: 2 3B: 1 HR: 0	SF: 0 SAC: 0 DP: 0 HBP: 0	WP: 0 PB: 0 SB: 0 CS: 0	PA: 40			
PITCHER	IP WLS BF H R ER SO BB IBB HBP BLK WP HR S P ERA WHIP																								
Joe Gibbon, L (1, 1) ERA: 5.01	3.1		19	8	4	4	2	1	0	0	0	0	0	22	26	10.80	2.700								
Paul Giel, R (4, 1) ERA: 4.87	2.2	W	8	0	0	0	1	0	0	0	0	0	0	10	10	0.00	0.000								
Fred Green, L (7, 1) ERA: 3.56	0.2		4	2	1	1	1	1	0	0	0	0	0	5	9	13.50	4.500								
Roy Face, R (7, 1) ERA: 2.61	2.1	S	9	1	1	1	1	1	0	0	0	0	0	10	14	3.86	0.857								

Chicago Cubs @ Pittsburgh Pirates
 Forbes Field, Pittsburgh, PA
 Sat Jun 25 1960, 3:33 AM EDT
 Att. 20,428 - Unknown

livebaseballscorecards.com

AB	37
R	6
H	11
RBI	6
BB	3
SO	5
LOB	16



Batter	1	2	3	4	5	6	7	8	9	AB R H RBI BB SO LOB	TOP		
Richie Ashburn, L (1, 7) OBP: 0.460, SLG: 0.383	0-0 G5-6-3 1B		0-0 FC3-6 1B		0-0 2B SF8 1B	0-0 3-1			4-0 E 14 2B S BB	4 2 3 1 1 0 0			
Danny Murphy, L (1, 8) OBP: 0.167, SLG: 0.176	0-0 G5-6-3 1-2f		0-0 FC3-6 14 FC6-4 1B		0-0 SF8 2B		0-0 G3		0-0 F9 1-3	5 1 1 1 0 0 4			
14 Ernie Banks, R (1, 6) OBP: 0.377, SLG: 0.599	0-3 K		0-0 FC6-4 1-2f		4-0 SF8 2B IBB		0-0 5-3		0-0 2B 3-H	4 1 1 1 1 1 2			
Ed Bouchee, L (1, 3) OBP: 0.354, SLG: 0.315		0-0 F7		0-0 G4-6-3 1B	0-0 SF8		0-0 G3		0-0 4-3	4 0 1 1 0 0 1			
George Altman, L (1, 9) OBP: 0.336, SLG: 0.461		0-0 L7		0-0 G4-6-3 1-2f	4-0 2B IBB			0-0 6-3		3 1 0 0 1 0 1			
Ron Santo, R (1, 5) OBP: 0.500, SLG: 0.750		0-0 1B		0-0 P4	0-0 2B			0-0 P4		4 0 2 3 0 0 0			
Jerry Kindall, R (1, 4) OBP: 0.291, SLG: 0.386		0-0 L7		0-0 1B 1B F3				0-0 1B CS 1B		4 1 2 0 0 0 2			
Jim Hegan, R (1, 2) OBP: 0.273, SLG: 0.469			0-3 K		0-0 2B 1B	0-3 K		0-0 1B		4 1 2 0 0 2 0			
Mark Freeman, R (1, 1) OBP: 0.250, SLG: 0.200			0-0 FC3-6 1B		0-3 K	0-0 P6		0-0 CS	0-3 K	4 0 1 0 0 2 2 0 0 0 0 0 0 0			
Don Elston, R (9, 1) OBP: 0.083, SLG: 0.083								3-H					
Inning Stats	R: 0 E: 0 K: 1 S: 5 H: 1 LOB: 0 BB: 0 P: 5	R: 0 E: 0 K: 0 S: 4 H: 1 LOB: 1 BB: 0 P: 4	R: 0 E: 0 K: 1 S: 7 H: 2 LOB: 2 BB: 0 P: 7	R: 0 E: 0 K: 0 S: 3 H: 1 LOB: 0 BB: 0 P: 3	R: 6 E: 0 K: 1 S: 10 H: 5 LOB: 1 BB: 2 P: 18	R: 0 E: 0 K: 1 S: 5 H: 0 LOB: 0 BB: 0 P: 5	R: 0 E: 0 K: 0 S: 3 H: 0 LOB: 0 BB: 0 P: 3	R: 0 E: 0 K: 0 S: 4 H: 2 LOB: 1 BB: 0 P: 4	R: 1 E: 0 K: 1 S: 6 H: 1 LOB: 1 BB: 1 P: 10	1B: 10 2B: 3 3B: 0 HR: 0 SF: 1 SAC: 0 DP: 2 HBP: 0	WP: 0 PB: 0 SB: 1 CS: 1 PA: 41		
PITCHER	IP WLS BF H R ER SO BB IBB HBP BLK WP HR S P ERA WHIP											PITCHER	IP WLS BF H R ER SO BB IBB HBP BLK WP HR S P ERA WHIP
Bob Friend, R (1, 1) ERA: 2.58	4.2 L 24 10 6 6 3 0 2 0 0 0 0 0 28 36 11.57 2.143												
Bennie Daniels, R (5, 1) ERA: 7.59	2.1 7 0 0 0 1 0 0 0 0 0 0 0 9 9 0.00 0.000												
Jim Umbricht, R (8, 1) ERA: 5.8	2.0 9 3 1 1 1 1 0 0 0 0 0 0 10 14 4.50 2.000												

Chicago Cubs @ Pittsburgh Pirates
Forbes Field, Pittsburgh, PA
 Sun Jun 26 1960, 3:33 AM EDT
 Unknown

livebaseballscorecards.com

AB 36
R 7
H 13
RBI 7
BB 3
SO 5
LOB 12



BOTTOM

Chicago Cubs @ Pittsburgh Pirates
Forbes Field, Pittsburgh, PA
Sun Jun 26 1960, 3:33 AM EDT
Unknown

livebaseballscorecards.com

AB	33
R	6
H	8
RBI	5
BB	4
SO	7
LOB	9



WP:	1	PA:	38
PB:	0		
SB:	1		
CS:	0		

AB R H RBI BB SO LOB

3	1	2	0	2	0	0
5	0	1	0	0	1	3
3	0	0	1	0	0	0
4	1	1	0	0	0	1
3	1	1	0	1	2	2
4	1	1	2	0	1	1
4	1	1	0	0	2	0
3	0	0	0	1	0	1
1	0	0	0	0	0	1
1	0	0	0	0	0	0
1	0	0	0	0	1	0
0	0	0	0	0	0	0
1	1	1	2	0	0	0

Batter	1	2	3	4	5	6	7	8	9
Bill Virdon, L OBP: 0.324, SLG: 0.317 (1, 8)	0-0 1B SF8 1B		4-0 L6-3 BB		4-0 BB			0-0 F7	0-0 3B
Dick Groat, R OBP: 0.386, SLG: 0.423 (1, 6)	0-0 4-3 1-3 1B		0-0 L6-3 1-2		0-3 K			0-0 5-3	0-0 F7
Bob Skinner, L OBP: 0.401, SLG: 0.518 (1, 7)	0-0 SF8		0-0 3-1					0-0 4-3	
Rocky Nelson, L OBP: 0.371, SLG: 0.417 (1, 3)	0-0 4-3 1-2			0-0 6-3 2B				0-0 L9	0-0 L9
Gino Cimoli, R OBP: 0.397, SLG: 0.396 (1, 9)	0-3 K			0-3 K 2-3				0-0 1B	4-0 2B BB
Hal Smith, R OBP: 0.377, SLG: 0.566 (1, 2)		0-3 K		0-0 6-3				0-0 5-3	0-0 1B WP 2B
Don Hoak, R OBP: 0.380, SLG: 0.424 (1, 5)		0-0 4-3		0-3 K				0-3 K	0-0 G3 WP HR 1B
Bill Mazeroski, R OBP: 0.300, SLG: 0.423 (1, 4)		4-0 BB			0-0 L5			0-0 F7	0-0 G3
Bob Friend, R OBP: 0.174, SLG: 0.073 (1, 1)		0-0 P4			0-0 3-1			0-3 K	0-0 HR
Bennie Daniels, L OBP: 0.188, SLG: 0.188 (5, 1)									
Dick Schofield, S OBP: 0.429, SLG: 0.304 (7, PH)									
Jim Umbricht, R OBP: 0.333, SLG: 0.333 (8, 1)									
Smoky Burgess, L OBP: 0.372, SLG: 0.478 (9, PH)									

Inning Stats	R: 1	H: 2	E: 0	K: 1	S: 7	R: 0	H: 0	E: 0	K: 1	S: 5	R: 0	H: 0	E: 0	K: 0	S: 2	R: 1	H: 1	E: 0	K: 2	S: 8	R: 0	H: 0	E: 0	K: 1	S: 5	R: 0	H: 1	E: 0	K: 0	S: 4	R: 0	H: 0	E: 0	K: 2	S: 7	R: 0	H: 0	E: 0	K: 0	S: 3	R: 4	H: 4	E: 0	K: 0	S: 7	1B: 4	SF: 1	2B: 3	SAC: 0	3B: 1	DP: 1	HR: 1	HBP: 0	WP: 1	PA: 38
--------------	------	------	------	------	------	------	------	------	------	------	------	------	------	------	------	------	------	------	------	------	------	------	------	------	------	------	------	------	------	------	------	------	------	------	------	------	------	------	------	------	------	------	------	------	------	-------	-------	-------	--------	-------	-------	-------	--------	-------	--------

PITCHER	IP	WLS	BF	H	R	ER	SO	BB	IBB	HBP	BLK	WP	HR	S	P	ERA	WHIP
Mark Freeman, R ERA: 4.74 (1, 1)	8.2	W	36	7	6	6	7	4	0	0	0	1	1	46	62	6.23	1.269
Don Elston, R ERA: 3.16 (9, 1)	0.1	S	2	1	0	0	0	0	0	0	0	0	0	2	2	0.00	3.000

Batter	1	2	3	4	5	6	7	8	9	AB R H RBI BB SO LOB	TOP											
Richie Ashburn, L (1, 7) OBP: 0.452, SLG: 0.374	0-0 5-3		0-0 F8		0-0 FC4-6	0-0 F7		0-0 FC6-4		5 0 0 0 0 0 4												
Danny Murphy, L (1, 8) OBP: 0.174, SLG: 0.182	0-0 4-3			0-0 1B	0-3 K		0-0 F9		0-0 F8	5 1 1 0 0 1 1												
14 Ernie Banks, R (1, 6) OBP: 0.374, SLG: 0.591	0-0 5-3			0-0 1B		0-0 F7	0-3 K		0-0 5-3	5 0 1 0 0 1 0												
Ed Bouchee, L (1, 3) OBP: 0.355, SLG: 0.311		0-0 3-1		0-3 K		4-0 1B	0-0 F7		4-0 BB	3 1 0 0 2 1 2												
George Altman, L (1, 9) OBP: 0.339, SLG: 0.458		0-0 F5		0-0 F7		0-0 BB		0-0 SH3-4	0-0 F9	5 2 2 0 0 0 3												
Ron Santo, R (1, 5) OBP: 0.429, SLG: 0.571		0-0 6-3		0-0 FC		0-0 E5		0-0 SH3-4		3 1 1 2 0 0 1												
Jerry Kindall, R (1, 4) OBP: 0.298, SLG: 0.390			0-0 B1-5-4	0-0 FC		0-3 K		0-0 1-3		4 1 2 1 0 1 4												
El Tappe, R (1, 2) OBP: 0.750, SLG: 0.500			0-0 B1-5-4		4-0 FC1-6	4-0 E		0-0 1-3		2 1 1 0 2 0 1												
Don Cardwell, R (1, 1) OBP: 0.125, SLG: 0.375			0-0 B1-5-4		0-0 FC1-6	0-0 E7		0-0 FC6-4		3 0 0 0 0 0 3												
Seth Morehead, L (6, 1) OBP: 0.167, SLG: 0.167										1 0 1 1 0 0 0												
Don Elston, R (8, 1) OBP: 0.083, SLG: 0.083										0 0 0 0 0 0 0												
Inning Stats	R: 0 E: 0 K: 0 S: 3	H: 0 LOB: 0 BB: 0 P: 3	R: 0 E: 0 K: 0 S: 3	H: 0 LOB: 0 BB: 0 P: 3	R: 0 E: 0 K: 0 S: 4	H: 2 LOB: 1 BB: 0 P: 4	R: 1 E: 0 K: 1 S: 8	H: 3 LOB: 2 BB: 0 P: 8	R: 0 E: 0 K: 1 S: 5	H: 0 LOB: 1 BB: 1 P: 9	R: 4 E: 2 K: 1 S: 8	H: 1 LOB: 1 BB: 2 P: 16	R: 0 E: 0 K: 1 S: 5	H: 0 LOB: 0 BB: 0 P: 5	R: 2 E: 0 K: 0 S: 6	H: 3 LOB: 1 BB: 0 P: 6	R: 0 E: 0 K: 0 S: 3	H: 0 LOB: 1 BB: 1 P: 7	1B: 9 2B: 0 3B: 0 HR: 0	SF: 0 SAC: 1 DP: 1 HBP: 0	WP: 0 PB: 0 SB: 0 CS: 0	PA: 41
PITCHER	IP WLS BF H R ER SO BB IBB HBP BLK WP HR S P ERA WHIP											PITCHER	IP WLS BF H R ER SO BB IBB HBP BLK WP HR S P ERA WHIP									
Vern Law, R (1, 1) ERA: 2.66	8.0 L 37 9 7 4 4 3 0 0 0 0 0 42 54 4.50 1.500											Roy Face, R (9, 1) ERA: 2.55	1.0 4 0 0 0 0 0 1 0 0 0 0 0 3 7 0.00 1.000									

Chicago Cubs @ Pittsburgh Pirates
 Forbes Field, Pittsburgh, PA
 Sun Jun 26 1960, 3:38 AM EDT
 Att. 36,378 - Unknown

livebaseballscorecards.com

AB 36
 R 7
 H 9
 RBI 4
 BB 4
 SO 4
 LOB 19



Batter	1	2	3	4	5	6	7	8	9	AB	R	H	RBI	BB	SO	LOB
Bill Virdon, L (1, 8) <small>OBP: 0.331, SLG: 0.314</small> Roberto Clemente, R (6, PH) <small>OBP: 0.368, SLG: 0.486</small> <small>(7, 9)</small>	4-0 1B BB	4-0 BB		0-3 K		0-3 K		0-0 FC5-2		1	1	0	0	2	1	0
Dick Groat, R (1, 6) <small>OBP: 0.380, SLG: 0.415</small>	0-0 4-3 1-2	0-0 F9		0-0 F3		0-0 F8		0-0 G1-2-3		5	0	0	0	0	0	6
Bob Skinner, L (1, 7) <small>OBP: 0.395, SLG: 0.508</small>	0-0 L9		0-0 G3		0-0 6-3		0-0 F8		0-0 4-3	5	0	0	0	0	0	1
Rocky Nelson, L (1, 3) <small>OBP: 0.400, SLG: 0.484</small>	4-0 1B BB		0-0 HR		0-0 G4-6-3 1B		0-0 1B		0-0 6-3	4	1	3	1	1	0	0
Gino Cimoli, R (1, 9) <small>OBP: 0.404, SLG: 0.399</small> <small>(7, 8)</small>	0-0 1-2 2-H 1B		0-0 S 1B		0-0 G4-6-3 1-2f		0-0 F8		4-0 BB	4	0	2	1	1	0	2
Smoky Burgess, L (1, 2) <small>OBP: 0.367, SLG: 0.464</small>	0-0 1-3		0-0 F7		4-0 HR BB		0-0 4-3		0-0 4-3	4	1	0	0	1	0	5
Don Hoak, R (1, 5) <small>OBP: 0.389, SLG: 0.444</small>		0-0 5-3 1B	0-0 1-2 BB		0-0 HR 1H		0-0 FC5-2 1B			3	1	3	2	1	0	0
Bill Mazeroski, R (1, 4) <small>OBP: 0.299, SLG: 0.420</small>		0-0 5-3 1-2	0-0 F5		0-3 K		0-0 FC5-2 1B			4	0	1	0	0	1	3
Vern Law, R (1, 1) <small>OBP: 0.200, SLG: 0.271</small> Dick Schofield, S (8, PR) <small>OBP: 0.429, SLG: 0.304</small> Roy Face, R (9, 1) <small>OBP: 0.167, SLG: 0.167</small>		0-0 L1		0-0 F7		0-0 WP 3B		0-0 FC5-2 1B		4	1	2	0	0	0	1

Inning Stats	R: 1	H: 1	E: 0	K: 0	S: 4	LOB: 2	BB: 2	P: 12	R: 0	H: 1	E: 0	K: 0	S: 4	LOB: 2	BB: 1	P: 8	R: 1	H: 2	E: 0	K: 0	S: 5	LOB: 2	BB: 1	P: 9	R: 0	H: 0	E: 0	K: 1	S: 5	LOB: 0	BB: 0	P: 5	R: 0	H: 1	E: 0	K: 0	S: 3	LOB: 0	BB: 0	P: 3	R: 3	H: 2	E: 0	K: 2	S: 9	LOB: 0	BB: 1	P: 13	R: 0	H: 1	E: 0	K: 0	S: 4	LOB: 1	BB: 0	P: 4	R: 0	H: 3	E: 0	K: 0	S: 5	LOB: 2	BB: 0	P: 5	R: 0	H: 0	E: 0	K: 0	S: 3	LOB: 1	BB: 1	P: 7	1B: 8	SF: 0	2B: 0	SAC: 0	3B: 1	DP: 2	HR: 2	HBP: 0	WP: 1	PA: 42
--------------	------	------	------	------	------	--------	-------	-------	------	------	------	------	------	--------	-------	------	------	------	------	------	------	--------	-------	------	------	------	------	------	------	--------	-------	------	------	------	------	------	------	--------	-------	------	------	------	------	------	------	--------	-------	-------	------	------	------	------	------	--------	-------	------	------	------	------	------	------	--------	-------	------	------	------	------	------	------	--------	-------	------	-------	-------	-------	--------	-------	-------	-------	--------	-------	--------

PITCHER	IP	WLS	BF	H	R	ER	SO	BB	IBB	HBP	BLK	WP	HR	S	P	ERA	WHIP
Don Cardwell, R (1, 1) <small>ERA: 5.13</small>	5.1		27	7	5	5	2	5	0	0	0	0	2	26	46	8.44	2.250
Seth Morehead, L (6, 1) <small>ERA: 3.79</small>	1.2	W	9	4	0	0	1	0	0	0	0	1	0	11	11	0.00	2.400
Don Elston, R (8, 1) <small>ERA: 3.06</small>	2.0	S	6	0	0	0	0	1	0	0	0	0	0	5	9	0.00	0.500

BOTTOM

Chicago Cubs @ Pittsburgh Pirates
Forbes Field, Pittsburgh, PA
 Sun Jun 26 1960, 3:38 AM EDT
 Att. 36,378 - Unknown

AB	36
R	5
H	11
RBI	4
BB	6
SO	3
LOB	21



WP	PA	ERA	WHIP
1	42		

livebaseballscorecards.com

BOTTOM

San Francisco Giants @ Pittsburgh Pirates
Forbes Field, Pittsburgh, PA

livebaseballscorecards.com

AB	37
R	7
H	10
RBI	6
BB	8
SO	6
LOB	28



WP:	1	PA:	45
PB:	0		
SB:	0		
CS:	0		

Tue Jun 28 1960, 7:05 PM EDT
Att. 30,621 - Unknown

AB R H RBI BB SO LOB

5 1 2 0 0 2 1

4 3 2 0 1 0 1

4 2 1 0 1 0 3

2 1 2 4 2 0 0

0 0 0 0 0 0 0

0 0 0 0 1 0 0

0 0 0 0 0 0 0

0 0 0 0 0 0 0

5 0 3 2 0 0 1

4 0 0 0 1 0 6

3 0 0 0 2 2 5

5 0 0 0 0 0 7

0 0 0 0 0 0 0

1 0 0 0 0 0 0

1 0 0 0 0 0 1

1 0 0 0 0 0 0

0 0 0 0 0 0 0

1 0 0 0 0 0 0

0 0 0 0 0 0 0

1 0 0 0 0 1 3

1B: 8 SF: 0

2B: 1 SAC: 0

3B: 0 DP: 1

HR: 1 HBP: 0

Batter	1	2	3	4	5	6	7	8	9
Bill Virdon, L OBP: 0.333, SLG: 0.317 (1, 8)	0-3 K		0-0 WP 1B	0-0 F7		0-0 1B		0-3 K	
Dick Groat, R OBP: 0.383, SLG: 0.417 (1, 6)	4-0 1B HR BB		0-0 WP 1B 4-3 1B		0-0 2B 1B 3-1	0-0 3-1		0-0 4-3	
Bob Skinner, L OBP: 0.395, SLG: 0.504 (1, 7)	0-0 1-2 HR 1B		0-0 4-3		0-0 3-1		0-0 4-3	4-0 BB 1B BB	
Rocky Nelson, L OBP: 0.430, SLG: 0.561 (1, 3)	0-0		4-0		0-0		4-0	4-0 BB 1B BB	4-0 BB 1B BB
Joe Christopher, R (7, PR)									
Dick Stuart, R OBP: 0.283, SLG: 0.403 (8, 3)			1B		E FC1-2 2B		BB 1B BB	E 1B BB	E 1B BB
Dick Schofield, S OBP: 0.429, SLG: 0.304 (9, PR)	1-H 2-H HR		2-3 3-H BB		2-H FC1-2 2B			1-2 FC6-2 BB	1-2 FC6-2 BB
Roberto Clemente, R OBP: 0.372, SLG: 0.489 (1, 9)	0-0 F9		0-0 G4-6-3 1B		0-0 E4 FC1-2 2B		0-0 BB 1B	0-0 FC6-2 1B	0-0 FC6-2 1B
Smoky Burgess, L OBP: 0.361, SLG: 0.451 (1, 2)	0-0 F5		0-0 G4-6-3 1B		0-0 FC1-2 2B		0-0 F7	4-0 FC6-2 IBB	4-0 FC6-2 IBB
Don Hoak, R OBP: 0.389, SLG: 0.438 (1, 5)		0-3 K		4-0 BB	0-3 K		4-0 FC6-4 BB	0-0 F3	0-0 F3
Bill Mazeroski, R OBP: 0.293, SLG: 0.410 (1, 4)		0-0 4-3		0-0 F6		0-0 F8	0-0 FC6-4	0-0 FC6-2	0-0 FC6-2
Harvey Haddix, L OBP: 0.344, SLG: 0.379 (1, 1)		0-0 6-3		0-3 K		0-0 G3		0-0 6-3	0-3 K
Paul Giel, R (1, 1)									
Gene Baker, R OBP: 0.238, SLG: 0.211 (4, PH)									
Joe Gibbon, R OBP: 0.259, SLG: 0.100 (5, 1)									
Roy Face, R OBP: 0.167, SLG: 0.167 (7, 1)									
Gino Cimoli, R OBP: 0.491, SLG: 0.396 (8, PH)									
Fred Green, R OBP: 0.609, SLG: 1.800 (9, 1)									
Hal Smith, R OBP: 0.374, SLG: 0.561 (9, PH)									

Inning Stats	R: 3	H: 2	E: 0	LOB: 0	K: 1	P: 11	R: 0	H: 0	E: 0	LOB: 0	K: 1	P: 5	R: 2	H: 3	E: 0	LOB: 1	K: 0	BB: 1	S: 5	R: 0	H: 0	E: 0	LOB: 1	K: 1	BB: 1	S: 5	R: 1	H: 2	E: 1	LOB: 2	K: 1	BB: 0	S: 8	R: 0	H: 1	E: 0	LOB: 1	K: 0	BB: 0	S: 4	R: 0	H: 1	E: 0	LOB: 3	K: 0	BB: 2	S: 4	R: 0	H: 0	E: 0	LOB: 0	K: 1	BB: 0	S: 5	R: 1	H: 1	E: 1	LOB: 3	K: 1	BB: 3	S: 6	1B: 8	SF: 0	2B: 1	SAC: 0	3B: 0	DP: 1	HR: 1	HBP: 0	WP: 1	PA: 45
--------------	------	------	------	--------	------	-------	------	------	------	--------	------	------	------	------	------	--------	------	-------	------	------	------	------	--------	------	-------	------	------	------	------	--------	------	-------	------	------	------	------	--------	------	-------	------	------	------	------	--------	------	-------	------	------	------	------	--------	------	-------	------	------	------	------	--------	------	-------	------	-------	-------	-------	--------	-------	-------	-------	--------	-------	--------

PITCHER	IP	WLS	BF	H	R	ER	SO	BB	IBB	HBP	BLK	WP	HR	S	P	ERA	WHIP
Sam Jones, R ERA: 2.65 (1, 1)	2.1		14	5	5	5	2	2	0	0	0	1	1	16	24	19.29	3.000
Johnny Antonelli, L ERA: 4.71 (3, 1)	0.2		1	0	0	0	0	0	0	0	0	0	0	1	1	0.00	0.000
Billy O'Dell, L ERA: 2.38 (4, 1)	3.0		14	3	1	1	2	1	0	0	0	0	0	17	21	3.00	1.333
Stu Miller, R ERA: 6.39 (7, 1)	2.0		10	1	1	1	1	3	0	0	0	0	0	9	21	4.50	2.000
Jack Sanford, R ERA: 3.4 (9, 1)	1.0		6	1	0	0	1	1	1	0	0	0	0	6	14	0.00	2.000

Batter	1	2	3	4	5	6	7	8	9	AB	R	H	RBI	BB	SO	LOB	TOP										
Don Blasingame, L (1, 4) OBP: 0.325, SLG: 0.314	0-0 2B SF8 1B		0-0 4-3	0-0 1-H 2-H IHR	0-0 F7-4-3		0-0 F8			5	2	2	3	0	0	3											
Jim Davenport, R (1, 5) OBP: 0.349, SLG: 0.434 Joey Amalfitano, R (4, 5) OBP: 0.318, SLG: 0.340	0-0 SF8 1-3 2B		0-0 HR 1B	0-3 K		0-0 BB SF8 1B		0-0 6-3		3	1	2	0	0	1	0											
Willie Mays, R (1, 8) OBP: 0.423, SLG: 0.629	0-0 SF8 2-3 3-H		0-0 1-H HR	0-0 1B 2B		4-0 SF8 1-2 BB		0-0 1B 2B		3	3	3	3	1	0	0											
Willie Kirkland, L (1, 9) OBP: 0.380, SLG: 0.553	0-0 4-3		0-0 F5	0-0 2-H 1B		4-0 1-2 2-3 BB		0-0 2-H 1B		4	0	2	2	1	0	1											
Orlando Cepeda, R (1, 7) OBP: 0.319, SLG: 0.537 Felipe Alou, R (8, 7) OBP: 0.193, SLG: 0.250	0-3 K		0-0 F4	0-3 K		0-0 SF8 2-3 3-H		0-0 G6-4-3 1-2f		4	0	0	1	0	2	3											
Willie McCovey, L (1, 3) OBP: 0.381, SLG: 0.495		0-0 4-3		4-0 1B 1B BB		0-0 G4-6-3 1-2f			0-0 FC6-4 1B	4	2	2	0	1	0	2											
Andre Rodgers, R (1, 6) OBP: 0.333, SLG: 0.362		4-0 CS BB		0-0 1-3 IHR 1B		4-0 1-2 FC1-5 BB		0-0 5-3	0-0 FC6-4 FC6-4 1-2f	3	1	1	0	2	0	1	AB 38 R 11 H 17 RBI 11 BB 5 SO 4 LOB 18										
Hobie Landrith, L (1, 2) OBP: 0.267, SLG: 0.221		0-0 1-2 1B		0-0 F6		0-0 1-2 2-H FC1-5 1B		0-0 FC6-4 1B	0-0 F6	5	0	3	1	0	0	3											
Jack Sanford, R (1, 1) OBP: 0.279, SLG: 0.250		0-3 K		0-0 1-2 3-H IHR 1B		0-0 1-2 2-3f FC1-5 F7-4-3		0-0 FC6-4 1-2f	0-0 FC6-4 1-2f	5	1	1	1	0	1	5	WP: 0 PA: 45 PB: 0 SB: 0 CS: 1										
Inning Stats	R: 1 E: 0 K: 1 S: 7	H: 2 LOB: 1 BB: 0 P: 7	R: 0 E: 0 K: 1 S: 5	H: 1 LOB: 1 BB: 1 P: 9	R: 2 E: 0 K: 2 S: 5	H: 2 LOB: 0 BB: 0 P: 5	R: 5 E: 0 K: 2 S: 12	H: 5 LOB: 1 BB: 1 P: 16	R: 1 E: 0 K: 0 S: 4	H: 2 LOB: 1 BB: 1 P: 8	R: 1 E: 0 K: 0 S: 3	H: 1 LOB: 1 BB: 2 P: 11	R: 0 E: 0 K: 0 S: 4	H: 1 LOB: 1 BB: 0 P: 4	R: 1 E: 0 K: 0 S: 4	H: 2 LOB: 0 BB: 0 P: 4	R: 0 E: 0 K: 0 S: 4	H: 1 LOB: 1 BB: 0 P: 4	1B: 12 2B: 4 3B: 0 HR: 2	SF: 2 SAC: 0 DP: 3 HBP: 0	WP: 0 PA: 45 PB: 0 SB: 0 CS: 1						
PITCHER	IP	WLS	BF	H	R	ER	SO	BB	IBB	HBP	BLK	WP	HR	S	P	ERA	WHIP										
Bob Friend, R (1, 1) ERA: 2.91	3.1	L	18	7	6	6	2	2	0	0	0	0	1	20	28	16.20	2.700										
Paul Giel, R (4, 1) ERA: 5.55	0.2		5	3	2	2	2	0	0	0	0	0	0	9	9	27.00	4.500										
Earl Francis, R (5, 1) ERA: 5.4	5.0		22	7	3	3	0	3	0	0	0	0	0	19	31	5.40	2.000										

San Francisco Giants @ Pittsburgh Pirates
 Forbes Field, Pittsburgh, PA
 Thu Jun 30 1960, 7:05 PM EDT
 Unknown

livebaseballscorecards.com



Batter	1	2	3	4	5	6	7	8	9	AB R H RBI BB SO LOB	TOP														
Don Blasingame, L (1, 4) OBP: 0.331, SLG: 0.329	0-0 2B 3B	0-0 1B			0-0 F5		0-0 1B		0-3 K	5 1 3 1 0 1 1															
Jim Davenport, R (1, 5) OBP: 0.351, SLG: 0.440	0-0 1B 2B	0-0 1B			0-0 F9		0-0 F7		0-0 F9	5 1 2 2 0 0 2															
Willie Mays, R (1, 8) OBP: 0.427, SLG: 0.650	0-0 1B	0-0 G6-4-3			0-0 3B			0-0 HR		4 1 3 2 0 0 2															
Orlando Cepeda, R (1, 3) OBP: 0.318, SLG: 0.533	0-3 K				0-3 K			0-0 4-3		4 0 1 0 0 2 2															
Willie Kirkland, L (1, 9) OBP: 0.374, SLG: 0.544	0-0 6-3				0-0 1-3			0-0 F4		4 0 0 0 0 1 1															
Felipe Alou, R (1, 7) OBP: 0.213, SLG: 0.268		0-0 1B 2B 1B			0-0 6-3		0-0 F9	0-0 1B		4 1 2 0 0 0 0															
Andre Rodgers, R (1, 6) OBP: 0.330, SLG: 0.357		0-0 1B			0-0 F9		0-0 6-3	0-3 K		4 1 1 0 0 1 1															
Bob Schmidt, R (1, 2) OBP: 0.331, SLG: 0.358		0-0 1B 2B			0-3 K		0-0 F2		0-0 1-3	4 1 1 1 0 1 0															
Mike McCormick, L (1, 1) OBP: 0.256, SLG: 0.268		0-0 G3			0-3 K		0-0 5-3		0-0 1B	0 0 0 0 0 0 0															
Billy Loes, R (1, 1) OBP: 0.250, SLG: 0.250										1 0 0 0 0 0 2															
Jim Marshall, L (4, PH) OBP: 0.290, SLG: 0.393										1 0 0 0 0 1 0															
Stu Miller, R (4, 1)										0 0 0 0 0 0 0															
Joey Amalfitano, R (7, PH) OBP: 0.316, SLG: 0.337										1 0 0 0 0 0 0															
Bud Byrdie, R (7, 1)										0 0 0 0 0 0 0															
Johnny Antonelli, L (8, 1) OBP: 0.211, SLG: 0.167										0 0 0 0 0 0 0															
Willie McCovey, L (9, PH) OBP: 0.363, SLG: 0.497										1 0 1 0 0 0 0															
Inning Stats	R: 2 E: 0 K: 1 S: 7	H: 3 LOB: 0 BB: 0 P: 7	R: 3 E: 1 K: 0 S: 7	H: 5 LOB: 1 BB: 0 P: 7	R: 0 E: 0 K: 1 S: 5	H: 1 LOB: 0 BB: 0 P: 5	R: 0 E: 0 K: 2 S: 7	H: 0 LOB: 0 BB: 0 P: 7	R: 0 E: 0 K: 1 S: 6	H: 1 LOB: 1 BB: 0 P: 6	R: 0 E: 0 K: 0 S: 3	H: 0 LOB: 0 BB: 0 P: 3	R: 0 E: 0 K: 0 S: 4	H: 1 LOB: 1 BB: 0 P: 4	R: 1 E: 0 K: 1 S: 7	H: 2 LOB: 1 BB: 0 P: 7	R: 0 E: 0 K: 1 S: 6	H: 1 LOB: 1 BB: 0 P: 6	1B: 9 2B: 2 3B: 2 HR: 1	SF: 0 SAC: 0 DP: 1 HBP: 0	WP: 0 PB: 0 SB: 0 CS: 0	PA: 38			
PITCHER	IP WLS BF H R ER SO BB IBB HBP BLK WP HR S P ERA WHIP																								
Vinegar Bend Mizell, L (1, 1) ERA: 4.61	1.1		11	8	5	4	1	0	0	0	0	0	0	13	13	27.00	6.000								
Joe Gibbon, L (2, 1) ERA: 4.25	7.2	W	27	6	1	1	6	0	0	0	0	0	1	39	39	1.17	0.783								

San Francisco Giants @ Pittsburgh Pirates
 Forbes Field, Pittsburgh, PA
 Thu Jun 30 1960, 7:05 PM EDT
 Att. 33,520 - Unknown

AB	38
R	6
H	14
RBI	6
BB	0
SO	7
LOB	11



BOTTOM

San Francisco Giants @ Pittsburgh Pirates
Forbes Field, Pittsburgh, PA

livebaseballscorecards.com

AB	35
R	11
H	15
RBI	11
BB	2
SO	3
LOB	14



WP:	0	PA:	42
PB:	0	SB:	0
CS:	0		

Thu Jun 30 1960, 7:05 PM EDT
Att. 33,520 - Unknown

AB	4	R	1	H	1	RBI	0	BB	0	SO	0	LOB	3
	1	1	1	1	0	0	0	0	0	0	0	0	0
	0	0	0	0	0	0	0	0	0	0	0	0	0

4	1	1	0	0	0	0	2
---	---	---	---	---	---	---	---

3	3	1	1	2	0	1
---	---	---	---	---	---	---

5	3	4	7	0	0	1
---	---	---	---	---	---	---

4	0	2	2	0	0	0
---	---	---	---	---	---	---

4	0	1	0	0	2	2
---	---	---	---	---	---	---

4	0	0	0	0	1	4
---	---	---	---	---	---	---

4	1	2	0	0	0	1
---	---	---	---	---	---	---

0	0	0	0	0	0	0
2	1	2	0	0	0	0

1B:	12	SF:	1
2B:	0	SAC:	3
3B:	0	DP:	1
HR:	3	HBP:	1

Batter	1	2	3	4	5	6	7	8	9
Joe Christopher, R (1, 7) OBP: 0.176, SLG: 0.067 Bob Skinner, L (8, PH) OBP: 0.393, SLG: 0.500 Bill Virdon, L (9, 8) OBP: 0.331, SLG: 0.315	0-0 1B 1B	0-0 FC1-6 4-6-3 1-2f		0-0 5-3		0-0 F6		0-0 SH5-4 1B 1B 1-2 2-H	
Dick Groat, R (1, 6) OBP: 0.377, SLG: 0.409	0-0 1B HR 1B 1-2	0-0 4-6-3 1-2		0-0 F8			0-0 5-3	0-0 SH5-4 1-2 2-3	
Roberto Clemente, R (1, 9) OBP: 0.372, SLG: 0.481	0-0 HR 1B 1-3 2-H	0-0 6-3			0-0 5-3		4-0 5-3 1B BB	4-0 1B SF8 IBB	
Dick Stuart, R (1, 3) OBP: 0.292, SLG: 0.452	0-0 HR 2-H 3-H		0-0 HR		0-0 HR		0-0 5-3 1-2	0-0 1B 1-3 2-H 3-H	
Gino Cimoli, R (1, 8) OBP: 0.401, SLG: 0.399 (9, 7)	0-0 1B		0-0 1-3		0-0 F9		0-0 1B 2-H 1B	0-0 SF8 3-H	
Hal Smith, R (1, 2) OBP: 0.375, SLG: 0.551	0-0 F3		1-0 G6-3 HBP		0-3 K		0-0 FC4-6 1B 1-2	0-3 K	
Don Hoak, R (1, 5) OBP: 0.380, SLG: 0.426	0-3 K		0-0 G6-3 1-2f			0-0 F5	0-0 FC4-6 1-2f		
Bill Mazerolski, R (1, 4) OBP: 0.297, SLG: 0.411	0-0 F6			0-0 SH1-4 1B		0-0 F8		0-0 SH 1B 1B	
Vinegar Bend Mizell, R (1, 1) OBP: 0.212, SLG: 0.167 Joe Gibbon, R (2, 1) OBP: 0.357, SLG: 0.250		0-0 FC1-6 1B		0-0 SH1-4 1-2		0-0 1B		0-0 SH SH5-4 1B 1B 1-2	

Inning Stats	R: 4	H: 5	E: 0	K: 1	S: 10	LOB: 1	BB: 0	P: 10	R: 0	H: 1	E: 0	K: 0	S: 4	LOB: 1	BB: 1	P: 4	R: 1	H: 1	E: 0	K: 0	S: 3	LOB: 0	BB: 0	P: 4	R: 0	H: 1	E: 0	K: 0	S: 4	LOB: 1	BB: 0	P: 4	R: 1	H: 1	E: 0	K: 1	S: 6	LOB: 0	BB: 0	P: 6	R: 0	H: 1	E: 0	K: 0	S: 4	LOB: 1	BB: 0	P: 4	R: 1	H: 2	E: 0	K: 0	S: 5	LOB: 2	BB: 1	P: 9	R: 4	H: 3	E: 1	K: 1	S: 9	LOB: 1	BB: 1	P: 13
--------------	------	------	------	------	-------	--------	-------	-------	------	------	------	------	------	--------	-------	------	------	------	------	------	------	--------	-------	------	------	------	------	------	------	--------	-------	------	------	------	------	------	------	--------	-------	------	------	------	------	------	------	--------	-------	------	------	------	------	------	------	--------	-------	------	------	------	------	------	------	--------	-------	-------

PITCHER	IP	WLS	BF	H	R	ER	SO	BB	IBB	HBP	BLK	WP	HR	S	P	ERA	WHIP
Mike McCormick, L (1, 1) ERA: 2.21	0.0		5	5	4	4	0	0	0	0	0	0	1	5	5	∞	∞
Billy Loes, R (1, 1)	3.0		11	2	1	1	1	0	0	1	0	0	1	12	13	3.00	0.667
Stu Miller, R (4, 1) ERA: 6.09	3.0	L	12	3	1	1	1	0	0	0	0	0	1	14	14	3.00	1.000
Bud Byerly, R (7, 1) ERA: 4.58	1.0		8	3	3	3	0	1	0	0	0	0	0	7	11	27.00	4.000
Johnny Antonelli, L (8, 1) ERA: 4.78	1.0		6	2	2	0	1	0	1	0	0	0	0	7	11	0.00	2.000

Batter	1	2	3	4	5	6	7	8	9	10	AB R H RBI BB SO LOB	TOP
Jim Gilliam, S <small>(1, 5) OBP: 0.401, SLG: 0.374</small>											4 0 2 0 1 0 1	Los Angeles Dodgers @ Pittsburgh Pirates Forbes Field, Pittsburgh, PA Fri Jul 01 1960, 7:05 PM EDT Att. 27,312 - Unknown
Wally Moon, L <small>(1, 7) OBP: 0.349, SLG: 0.429</small>											5 0 0 0 0 0 5	
Norm Larker, L <small>(1, 3) OBP: 0.389, SLG: 0.487</small> Gil Hodges, R <small>(10, 3) OBP: 0.252, SLG: 0.309</small>											4 0 0 0 0 0 1 0 0 0 0 0 0 0	
Frank Howard, R <small>(1, 9) OBP: 0.343, SLG: 0.515</small>											4 1 2 0 0 1 1	
Don Demeter, R <small>(1, 8) OBP: 0.292, SLG: 0.478</small>											4 0 0 0 0 1 2	
John Roseboro, L <small>(1, 2) OBP: 0.339, SLG: 0.424</small>											3 1 1 2 1 0 0	
Charlie Neal, R <small>(1, 4) OBP: 0.322, SLG: 0.389</small>											4 1 1 1 0 0 1	
Maury Wills, S <small>(1, 6) OBP: 0.356, SLG: 0.345</small>											4 0 2 0 0 0 0	
Johnny Podres, L <small>(1, 1) OBP: 0.195, SLG: 0.086</small> Larry Sherry, R <small>(10, 1) OBP: 0.176, SLG: 0.313</small>											3 0 0 0 0 1 1 0 0 0 0 0 0 0	
Inning Stats	R: 0 H: 1 E: 0 LOB: 1 K: 1 BB: 0 S: 9 P: 15	R: 0 H: 0 E: 0 LOB: 0 K: 1 BB: 0 S: 6 P: 8	R: 0 H: 1 E: 0 LOB: 1 K: 0 BB: 0 S: 9 P: 12	R: 0 H: 0 E: 0 LOB: 0 K: 0 BB: 0 S: 5 P: 7	R: 0 H: 0 E: 0 LOB: 0 K: 0 BB: 1 S: 5 P: 11	R: 0 H: 1 E: 0 LOB: 0 K: 0 BB: 0 S: 5 P: 5	R: 2 H: 2 E: 0 LOB: 0 K: 0 BB: 0 S: 11 P: 14	R: 0 H: 0 E: 0 LOB: 0 K: 0 BB: 0 S: 7 P: 10	R: 0 H: 1 E: 0 LOB: 1 K: 0 BB: 0 S: 7 P: 8	R: 1 H: 2 E: 0 LOB: 2 K: 1 BB: 1 S: 14 P: 25	1B: 5 SF: 0 2B: 1 SAC: 1 3B: 0 DP: 2 HR: 2 HBP: 0	
PITCHER Vern Law, R <small>(1, 1) ERA: 2.67</small> Fred Green, L <small>(10, 1) ERA: 3.41</small>	IP: 9.2 WLS: 37 BF: 8 H: 3 ER: 3 SO: 2 BB: 0 IBB: 0 HBP: 0 BLK: 0 WP: 0 HR: 2 S: 77 P: 113 ERA: 2.79 WHIP: 1.034						PITCHER IP: 0.1 WLS: 1 BF: 1 H: 0 ER: 0 SO: 0 BB: 0 IBB: 0 HBP: 0 BLK: 0 WP: 0 HR: 0 S: 1 P: 2 ERA: 0.00 WHIP: 0.000					

AB	35
R	3
H	8
RBI	3
BB	2
SO	3
LOB	12



BOTTOM

Los Angeles Dodgers @ Pittsburgh Pirates
Forbes Field, Pittsburgh, PA

Fri Jul 01 1960, 7:05 PM EDT
Att: 27,312 - Unknown

livebaseballscorecards.com

AB	36
R	4
H	9
RBI	4
BB	3
SO	6
LOB	12



WP	1	PA	40
PB	0		
SB	0		
CS	0		

AB R H RBI BB SO LOB

5 1 1 0 0 1 2

4 1 1 0 1 0 2

5 2 3 1 0 1 2

4 0 1 1 1 1 2

4 0 1 2 0 1 1

4 0 0 0 0 1 2

3 0 0 0 1 0 0

4 0 1 0 0 1 1

1B	6	SF	0
2B	3	SAC	1
3B	0	DP	1
HR	0	HBP	0

Batter	1	2	3	4	5	6	7	8	9	10
Joe Christopher, R OBP: 0.182, SLG: 0.150 (1, 7)	6-3		6-3			F9	K			1B
Dick Groat, R OBP: 0.377, SLG: 0.407 (1, 6)	5-3		F8			2B	1B	BB	E6	F7
Roberto Clemente, R OBP: 0.376, SLG: 0.487 (1, 9)	1B		K			1B	2B		F9	1B
Dick Stuart, R OBP: 0.295, SLG: 0.448 (1, 3)	L8			K		1B	IBB		5-3	1B
Gino Cimoli, R OBP: 0.398, SLG: 0.395 (1, 8)		F8		G3		1B	G1-4-3		K	
Hal Smith, R OBP: 0.365, SLG: 0.534 (1, 2)		F9		F3		G1-4-3			K	
Don Hoak, R OBP: 0.378, SLG: 0.420 (1, 5)		BB		6-3			5-3		6-3	
Bill Mazaroski, R OBP: 0.296, SLG: 0.408 (1, 4)		K		F3		WP	SH1-4		F8	
Vern Law, R OBP: 0.212, SLG: 0.300 (1, 1)			2B			6-3			SH1-4	
Fred Green, R OBP: 0.600, SLG: 1.800 (10, 1)										3-1
Bob Skinner, L OBP: 0.391, SLG: 0.498 (10, PH)										

Inning Stats	R: 0	H: 1	E: 0	K: 0	S: 8	R: 0	H: 0	E: 0	K: 1	S: 9	R: 0	H: 1	E: 0	K: 1	S: 9	R: 0	H: 0	E: 0	K: 0	S: 6	R: 2	H: 2	E: 0	K: 0	S: 7	R: 0	H: 1	E: 0	K: 1	S: 9	R: 0	H: 1	E: 1	K: 1	S: 8	R: 0	H: 0	E: 0	K: 1	S: 9	R: 2	H: 3	E: 0	K: 0	S: 8
	LOB: 1	BB: 0				LOB: 1	BB: 1				LOB: 0	BB: 0				LOB: 0	BB: 0				LOB: 1	BB: 2				LOB: 1	BB: 0				LOB: 0	BB: 0				LOB: 1	BB: 0				LOB: 1	BB: 0			

PITCHER	IP	WLS	BF	H	R	ER	SO	BB	IBB	HBP	BLK	WP	HR	S	P	ERA	WHIP
Johnny Podres, L ERA: 3.04 (1, 1)	9.1		37	7	3	3	6	2	1	0	0	1	0	76	116	2.89	0.964
Larry Sherry, R ERA: 4.82 (10, 1)	0.1	L	3	2	1	1	0	0	0	0	0	0	0	6	9	27.00	6.000

Batter	1	2	3	4	5	6	7	8	9	AB	R	H	RBI	BB	SO	LOB	TOP	
Jim Gilliam, S (1, 5) <small>OBP: 0.404, SLG: 0.377</small>	4-2 		1-2 	2-2 		3-3 		2-2 		3	2	2	2	1	1	0		
Wally Moon, L (1, 7) <small>OBP: 0.360, SLG: 0.446</small>	4-0 		3-2 	0-0 		2-2 		2-2 		4	0	4	3	1	0	0		
Norm Larker, L (1, 3) <small>OBP: 0.383, SLG: 0.458</small> Gil Hodges, R (8, PH) <small>OBP: 0.250, SLG: 0.306</small> (8, 3)	0-1 		0-2 	2-1 		1-1 	0-0 	1-1 		3	0	0	0	0	0	2		
Frank Howard, R (1, 9) <small>OBP: 0.339, SLG: 0.503</small>	1-3 		4-2 		1-1 		1-3 	1-3 		4	0	0	0	1	3	3		
Don Demeter, R (1, 8) <small>OBP: 0.301, SLG: 0.482</small>	3-3 		0-0 		2-2 		0-1 	1-2 		5	0	3	0	0	1	2		
John Roseboro, L (1, 2) <small>OBP: 0.335, SLG: 0.412</small>		3-2 	3-3 		4-2 		3-2 	2-3 		4	0	0	0	1	2	3		
Charlie Neal, R (1, 4) <small>OBP: 0.324, SLG: 0.386</small>		0-2 		4-2 	1-3 		2-2 	0-0 		4	2	1	0	1	1	2		
Maury Wills, S (1, 6) <small>OBP: 0.364, SLG: 0.350</small>		4-0 		2-2 	2-2 		0-0 			3	2	2	0	1	0	2		
Stan Williams, R (1, 1) <small>OBP: 0.069, SLG: 0.069</small>		2-3 		0-0 	3-3 		0-1 			2	0	0	0	0	2	1		
Inning Stats	R: 0 E: 0 K: 2 S: 13 H: 0 LOB: 2 BB: 2 P: 25	R: 0 E: 0 K: 1 S: 9 H: 0 LOB: 1 BB: 1 P: 18	R: 1 E: 0 K: 1 S: 19 H: 3 LOB: 2 BB: 1 P: 30	R: 2 E: 0 K: 0 S: 13 H: 2 LOB: 1 BB: 1 P: 23	R: 0 E: 0 K: 1 S: 16 H: 1 LOB: 2 BB: 1 P: 26	R: 0 E: 0 K: 2 S: 10 H: 1 LOB: 0 BB: 0 P: 19	R: 0 E: 0 K: 1 S: 10 H: 1 LOB: 1 BB: 0 P: 14	R: 3 E: 0 K: 1 S: 18 H: 4 LOB: 1 BB: 0 P: 26	R: 0 E: 0 K: 1 S: 7 H: 0 LOB: 0 BB: 0 P: 10	1B: 11 2B: 0 3B: 1 HR: 0 SF: 1 SAC: 3 DP: 1 HBP: 0	WP: 0 PB: 0 SB: 0 CS: 1	PA: 44						
PITCHER	IP WLS BF H R ER SO BB IBB HBP BLK WP HR S P ERA WHIP															IP WLS BF H R ER SO BB IBB HBP BLK WP HR S P ERA WHIP		
Tom Cheney, R (1, 1) <small>ERA: 7.36</small>	3.2	L	20	5	3	3	4	5	0	0	0	0	0	0	52	92	7.36	2.727
Paul Giel, R (4, 1) <small>ERA: 5.46</small>	3.2		16	5	2	2	4	1	0	0	0	0	0	0	44	71	4.91	1.636
Fred Green, L (8, 1) <small>ERA: 3.62</small>	0.2		4	2	1	1	1	0	0	0	0	0	0	0	12	18	13.50	3.000
Earl Francis, R (9, 1) <small>ERA: 4.5</small>	1.0		3	0	0	0	1	0	0	0	0	0	0	7	10	0.00	0.000	

Los Angeles Dodgers @ Pittsburgh Pirates
 Forbes Field, Pittsburgh, PA
 Sat Jul 02 1960, 3:33 AM EDT
 Att. 21,496 - Unknown

AB	33
R	6
H	12
RBI	5
BB	6
SO	10
LOB	16



WP: 0	PA: 44
PB: 0	
SB: 0	
CS: 1	

Tom Cheney, R (1, 1) <small>ERA: 7.36</small>	Paul Giel, R (4, 1) <small>ERA: 5.46</small>	Fred Green, L (8, 1) <small>ERA: 3.62</small>	Earl Francis, R (9, 1) <small>ERA: 4.5</small>
---	--	---	--

Batter	1	2	3	4	5	6	7	8	9	AB R H RBI BB SO LOB
Bill Virdon, L OBP: 0.323, SLG: 0.306 (1, 8)	2-3 K		1-0 4-3			3-3 K		0-1 F6		4 0 0 0 0 2 0
Dick Groat, R OBP: 0.375, SLG: 0.405 (1, 6)	1-1 F2		2-2 1B			0-1 4-3		2-2 5-3		4 0 1 0 0 0 0
Bob Skinner, L OBP: 0.390, SLG: 0.502 (1, 7)	0-1 1B 3B		2-1 4-3			1-3 K		1-0 4-3		4 1 1 0 0 1 1
Dick Stuart, R OBP: 0.294, SLG: 0.444 (1, 3)	0-1 1B			0-0 L6			1-3 K		3-3 K	4 0 1 1 0 2 0
Roberto Clemente, R OBP: 0.372, SLG: 0.482 (1, 9)	2-1 F9			2-2 6-3			0-0 6-3			3 0 0 0 0 0 1
Smoky Burgess, L OBP: 0.354, SLG: 0.446 (1, 2)		0-0 F8		1-0 4-3			1-1 2B			3 0 1 0 0 0 0
Bob Oldis, R OBP: 0.200, SLG: 0.200 (8, 2)										0 0 0 0 0 0 0
Don Hoak, R OBP: 0.374, SLG: 0.415 (1, 5)		1-2 F4			1-0 F7		1-2 F4			3 0 0 0 0 0 1
Bill Mazaroski, R OBP: 0.293, SLG: 0.403 (1, 4)		2-1 6-3			3-2 F8			1-2 F6		3 0 0 0 0 0 0
Tom Cheney, R (1, 1)			2-2 4-3			1-3 K		2-2 F8		1 0 0 0 0 0 0
Paul Giel, R (4, 1)										1 0 0 0 0 1 0
Fred Green, R OBP: 0.600, SLG: 1.800 (8, 1)										0 0 0 0 0 0 0
Dick Schofield, S OBP: 0.414, SLG: 0.292 (8, PH)										1 0 0 0 0 0 0
Earl Francis, R (9, 1)										0 0 0 0 0 0 0

Inning Stats	R: 1	H: 2	E: 0	K: 1	S: 11	LOB: 1	BB: 0	P: 16	R: 0	H: 0	E: 0	K: 0	S: 6	LOB: 0	BB: 0	P: 9	R: 0	H: 1	E: 0	K: 0	S: 10	LOB: 1	BB: 0	P: 17	R: 0	H: 0	E: 0	K: 0	S: 7	LOB: 0	BB: 0	P: 10	R: 0	H: 0	E: 0	K: 1	S: 7	LOB: 0	BB: 0	P: 12	R: 0	H: 0	E: 0	K: 2	S: 10	LOB: 0	BB: 0	P: 14	R: 0	H: 1	E: 0	K: 1	S: 10	LOB: 1	BB: 0	P: 13	R: 0	H: 0	E: 0	K: 0	S: 10	LOB: 0	BB: 0	P: 13	R: 0	H: 0	E: 0	K: 1	S: 7	LOB: 0	BB: 0	P: 13
--------------	------	------	------	------	-------	--------	-------	-------	------	------	------	------	------	--------	-------	------	------	------	------	------	-------	--------	-------	-------	------	------	------	------	------	--------	-------	-------	------	------	------	------	------	--------	-------	-------	------	------	------	------	-------	--------	-------	-------	------	------	------	------	-------	--------	-------	-------	------	------	------	------	-------	--------	-------	-------	------	------	------	------	------	--------	-------	-------

PITCHER	IP	WLS	BF	H	R	ER	SO	BB	IBB	HBP	BLK	WP	HR	S	P	ERA	WHIP
Stan Williams, R ERA: 2.53 (1, 1)	9.0	W	31	4	1	1	6	0	0	0	0	0	0	78	117	1.00	0.444

BOTTOM

Los Angeles Dodgers @ Pittsburgh Pirates
Forbes Field, Pittsburgh, PA
 Sat Jul 02 1960, 3:33 AM EDT
 Att. 21,496 - Unknown

AB	31
R	1
H	4
RBI	1
BB	0
SO	6
LOB	3



WP: 0	PA: 31
PB: 0	
SB: 0	
CS: 0	

Los Angeles Dodgers @ Pittsburgh Pirates

Forbes Field, Pittsburgh, PA

Sun Jul 03 1960, 3:33 AM EDT

Att. 26,346 - Unknown

livebaseballscorecards.com



AB	37
R	6
H	13
RBI	6
BB	1
SO	3
LOB	9

WP:	0	PA:	38
PB:	0		
SB:	1		
CS:	0		

Batter	1	2	3	4	5	6	7	8	9	AB	R	H	RBI	BB	SO	LOB
Jim Gilliam, S OBP: 0.401, SLG: 0.377 (1, 5)	0-0 4-3		2-1 FC4-6 1B 2B	2-2 4-3		0-0 4-3			2-1 L3	5	1	1	0	0	0	1
Charlie Neal, R OBP: 0.322, SLG: 0.383 (1, 4)	2-3 K		0-1 FC4-6 1B	0-3 K			1-0 F6		1-1 F8	5	0	1	0	0	2	0
Don Demeter, R OBP: 0.306, SLG: 0.488 Norm Sherry, R OBP: 0.362, SLG: 0.541 (1, 8) (8, 2)	0-1 2B		0-0 FC4-6 1B		2-0 G1-4-3 1B		2-2 6-3			4	1	2	1	0	0	1
Frank Howard, R OBP: 0.342, SLG: 0.500 (1, 9)	4-2 BB		2-0 1B 1B		2-0 G1-4-3 1-2f		1-1 F7			3	1	1	0	1	0	1
Gil Hodges, R OBP: 0.257, SLG: 0.336 (1, 3)	1-0 L9		0-0 1B 1B		0-1 F5			2-2 HR		4	1	2	2	0	0	2
Tommy Davis, R OBP: 0.255, SLG: 0.299 (1, 7)		2-1 F8	1-1 2B 1B		0-2 FC6 1B			1-0 6-3		4	1	2	1	0	0	0
Maury Wills, S OBP: 0.366, SLG: 0.359 (1, 6)		0-0 1B	0-0 FC5 2B		0-0 FC6 1B			1-2 6-3		4	1	2	1	0	0	1
Joe Pignatano, R OBP: 0.320, SLG: 0.333 Duke Snider, L OBP: 0.348, SLG: 0.481 (1, 2) (8, PH) (8, 8)		0-0 F8	0-1 FC5 2B		2-1 FC6 1B			1-2 6-3		3	0	1	1	0	0	2
Don Drysdale, R OBP: 0.205, SLG: 0.262 (1, 1)	0-3 K		0-3 FC5 2B		0-0 F5 2B			1-2 F4		1	0	0	0	0	0	0
			3-2 5-3		0-0 F5 2B			0-1 5-3		4	0	1	0	0	1	1

Batter	1	2	3	4	5	6	7	8	9
Jim Gilliam, S OBP: 0.401, SLG: 0.377 (1, 5)	0-0 4-3		2-1 FC4-6 1B 2B	2-2 4-3		0-0 4-3			2-1 L3
Charlie Neal, R OBP: 0.322, SLG: 0.383 (1, 4)	2-3 K		0-1 FC4-6 1B	0-3 K			1-0 F6		1-1 F8
Don Demeter, R OBP: 0.306, SLG: 0.488 Norm Sherry, R OBP: 0.362, SLG: 0.541 (1, 8) (8, 2)	0-1 2B		0-0 FC4-6 1B		2-0 G1-4-3 1B		2-2 6-3		
Frank Howard, R OBP: 0.342, SLG: 0.500 (1, 9)	4-2 BB		2-0 1B 1B		2-0 G1-4-3 1-2f		1-1 F7		
Gil Hodges, R OBP: 0.257, SLG: 0.336 (1, 3)	1-0 L9		0-0 1B 1B		0-1 F5			2-2 HR	
Tommy Davis, R OBP: 0.255, SLG: 0.299 (1, 7)		2-1 F8	1-1 2B 1B		0-2 FC6 1B			1-0 6-3	
Maury Wills, S OBP: 0.366, SLG: 0.359 (1, 6)		0-0 1B	0-0 FC5 2B		0-0 FC6 1B			1-2 6-3	
Joe Pignatano, R OBP: 0.320, SLG: 0.333 Duke Snider, L OBP: 0.348, SLG: 0.481 (1, 2) (8, PH) (8, 8)		0-0 F8	0-1 FC5 2B		2-1 FC6 1B			1-2 6-3	
Don Drysdale, R OBP: 0.205, SLG: 0.262 (1, 1)	0-3 K		0-3 FC5 2B		0-0 F5 2B			1-2 F4	
			3-2 5-3		0-0 F5 2B			0-1 5-3	

Inning Stats																	
R: 0	H: 1	R: 0	H: 1	R: 4	H: 6	R: 0	H: 0	R: 0	H: 1	R: 1	H: 3	R: 0	H: 0	R: 1	H: 1	R: 0	H: 0
E: 0	LOB: 2	E: 0	LOB: 1	E: 0	LOB: 1	E: 0	LOB: 0	E: 0	LOB: 0	E: 0	LOB: 1	E: 0	LOB: 0	E: 0	LOB: 0	E: 0	LOB: 0
K: 1	BB: 1	K: 1	BB: 0	K: 0	BB: 0	K: 1	BB: 0	K: 0	BB: 0	K: 0	BB: 0	K: 0	BB: 0	K: 0	BB: 0	K: 0	BB: 0
S: 9	P: 16	S: 8	P: 10	S: 12	P: 17	S: 9	P: 14	S: 4	P: 8	S: 8	P: 10	S: 6	P: 10	S: 12	P: 17	S: 6	P: 9

PITCHER																	
Vinegar Bend Mizell, L ERA: 4.87 (1, 1)	2.2	WLS: L	BF: 16	H: 8	R: 4	ER: 4	SO: 2	BB: 1	IBB: 0	HBP: 0	BLK: 0	WP: 0	HR: 0	S: 27	P: 41	ERA: 13.50	WHIP: 3.375
Earl Francis, R ERA: 3.48 (3, 1)	4.1		15	4	1	1	1	0	0	0	0	0	0	29	44	2.08	0.923
Roy Face, R ERA: 2.55 (8, 1)	2.0		7	1	1	1	0	0	0	0	0	0	1	18	26	4.50	0.500

BOTTOM

Los Angeles Dodgers @ Pittsburgh Pirates
Forbes Field, Pittsburgh, PA

livebaseballscorecards.com

AB	35
R	2
H	7
RBI	2
BB	1
SO	8
LOB	16



WP:	0	PA:	38
PB:	1	SB:	0
CS:	0		

Sun Jul 03 1960, 3:33 AM EDT
Att. 26,346 - Unknown

AB R H RBI BB SO LOB

5	0	1	0	0	0	2
4	0	1	0	0	0	2
4	0	2	1	0	2	3
4	0	1	0	0	2	5
4	0	0	0	0	0	1
4	1	0	0	0	0	0
3	0	1	1	1	1	0
4	1	1	0	0	1	3
0	0	0	0	0	0	0
2	0	0	0	0	2	0
0	0	0	0	0	0	0
0	0	0	0	0	0	0
1	0	0	0	0	0	0

1B: 5 SF: 0
2B: 2 SAC: 0
3B: 0 DP: 1
HR: 0 HBP: 2

WP: 0 PA: 38
PB: 1 SB: 0
CS: 0

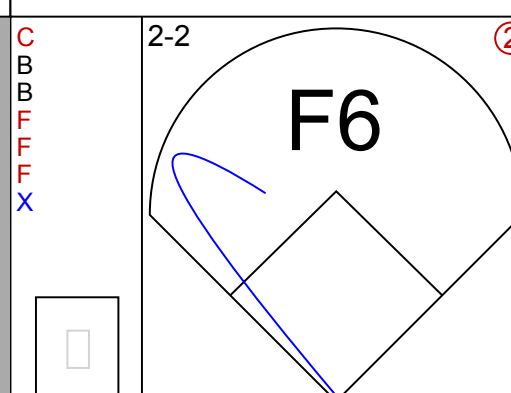
ERA: 3.47

ERA: 1.00

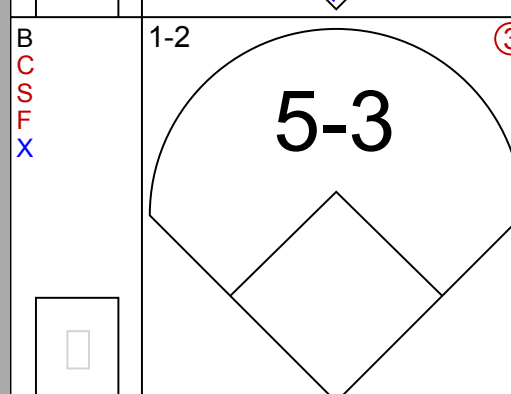
ERA: 0.889

ERA: 3.47


2-2



1-2



2-2



2-1



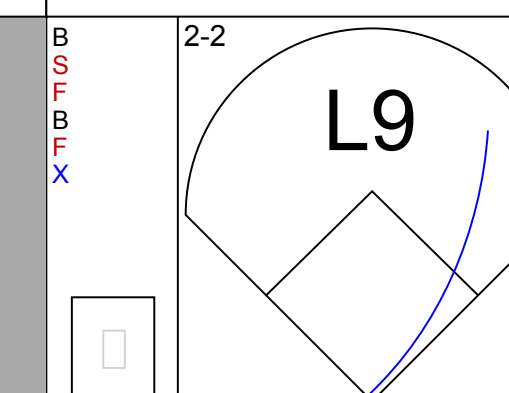
3-2



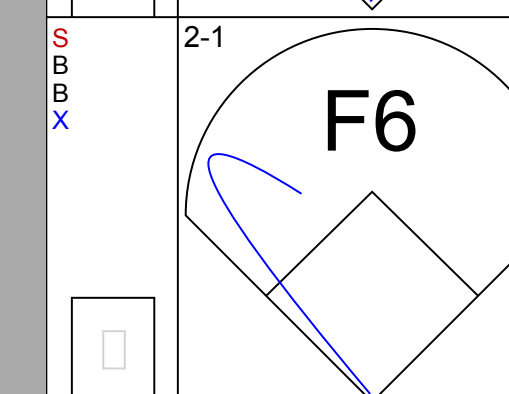
1-3 2-H



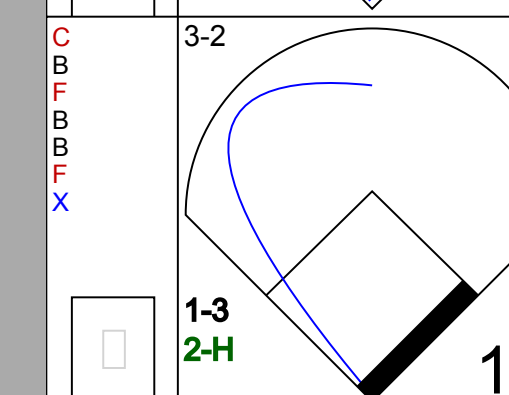
0-0



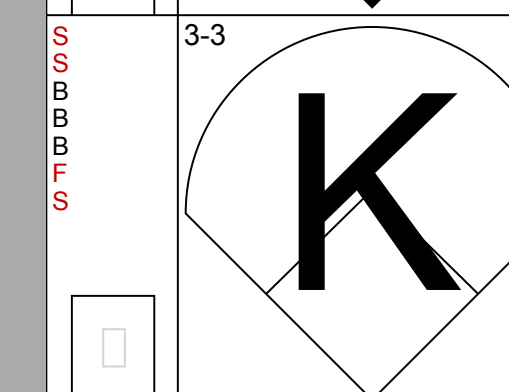
2-1



2-3




1-2



0-1




1-1



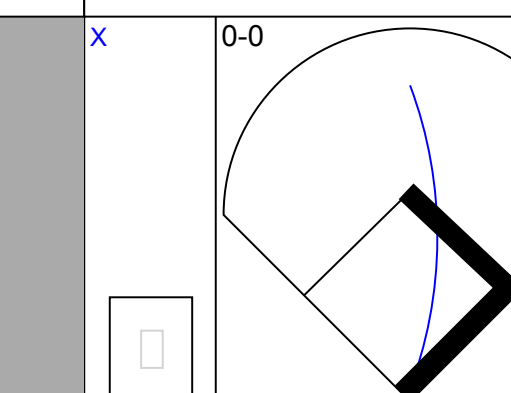
1-2



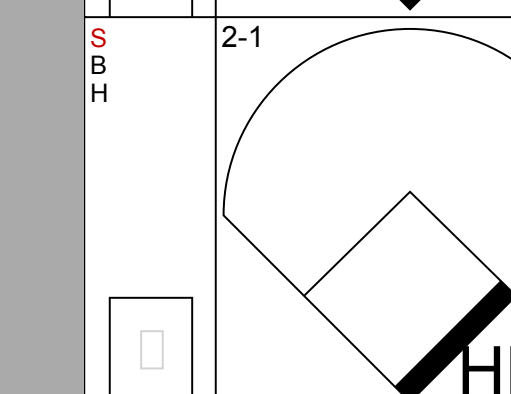
0-2



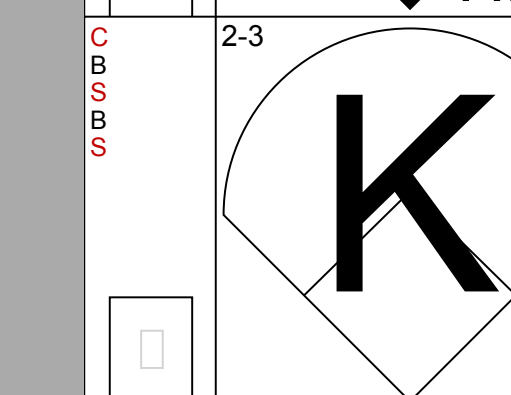
2-1



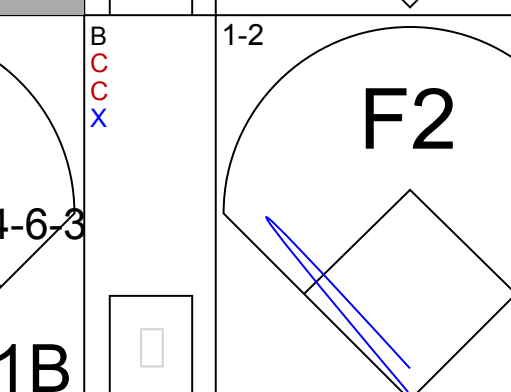
1-1



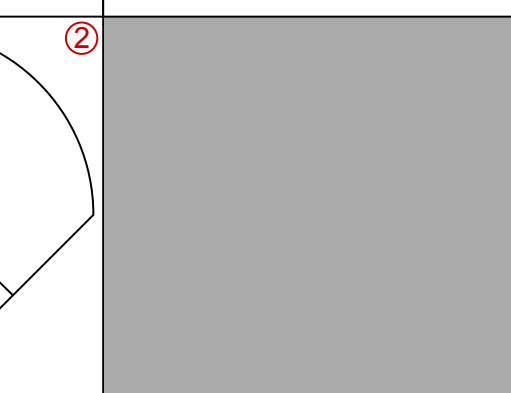
1-3



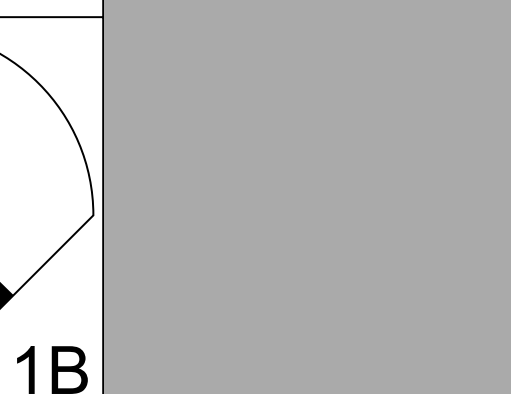
1-1



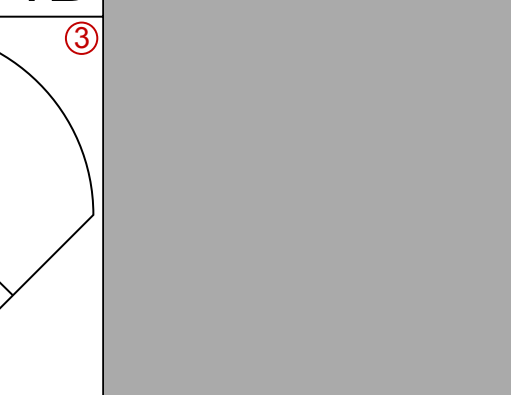
0-1



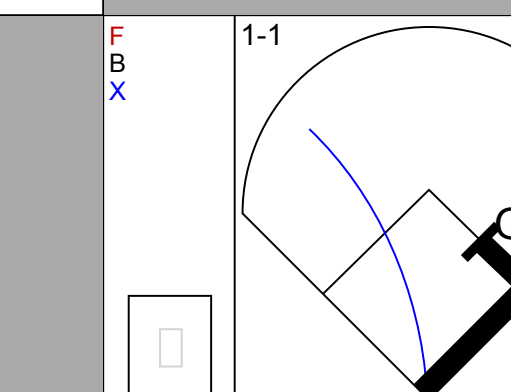
0-2



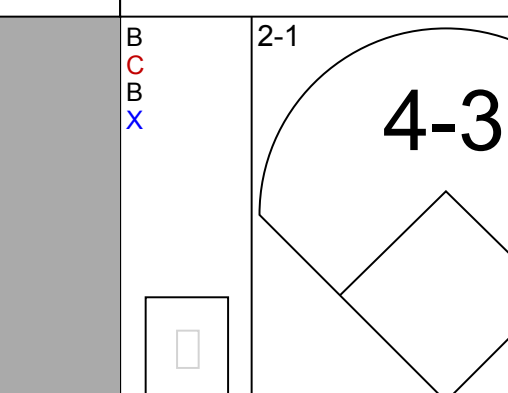
1-0



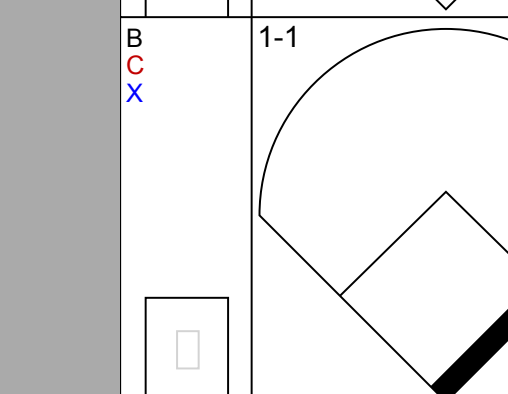
2-3



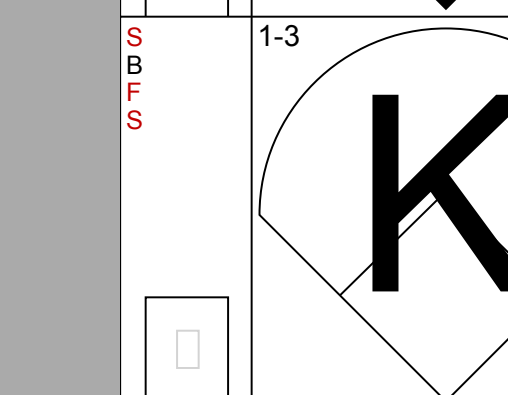
2-2




0-1



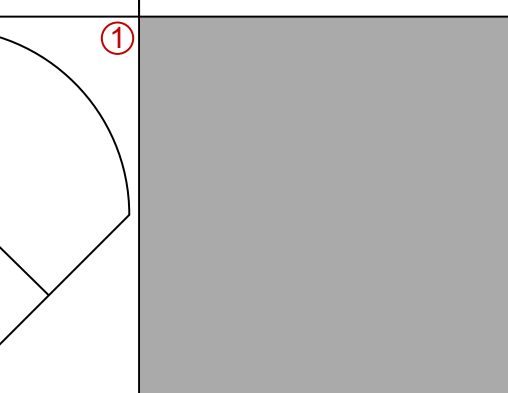
1-0



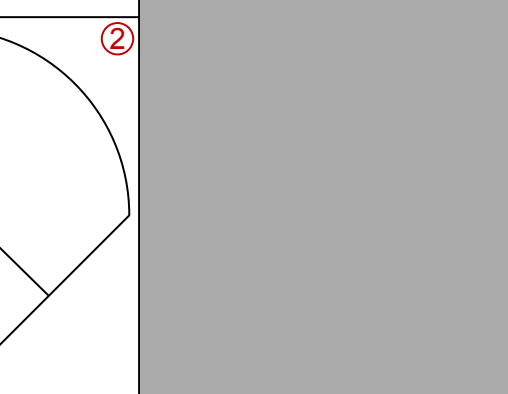
0-0



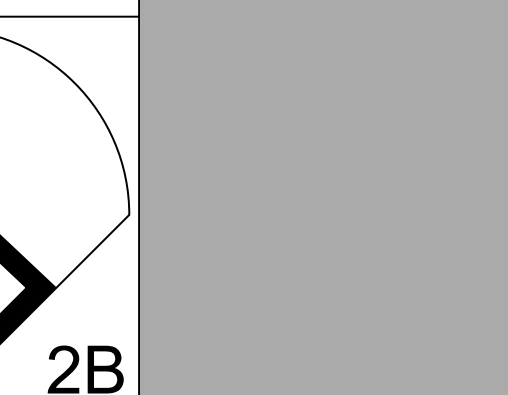
2-1



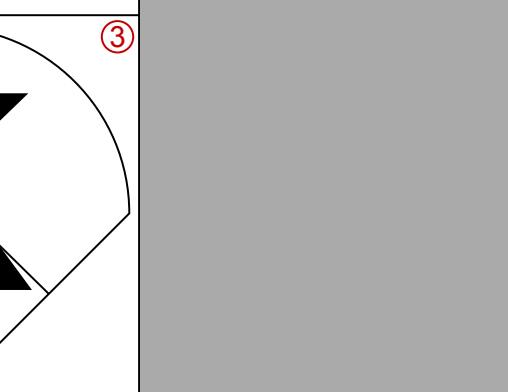
1-1



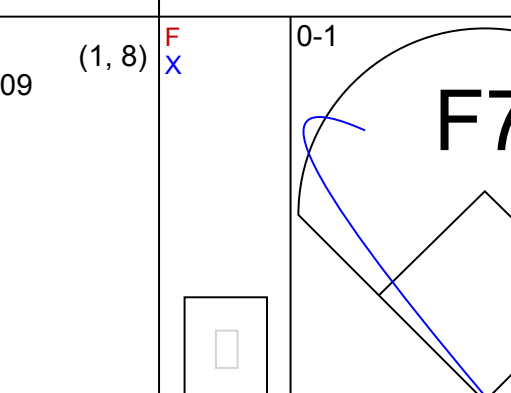
1-3



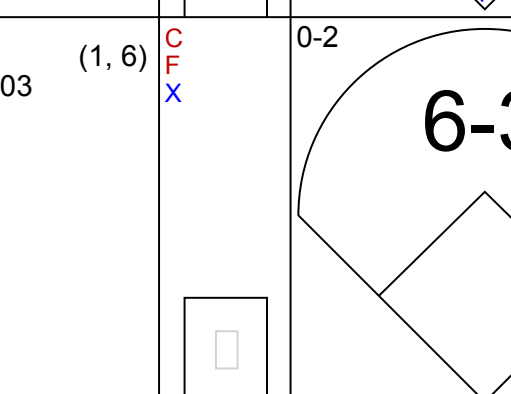
1-1



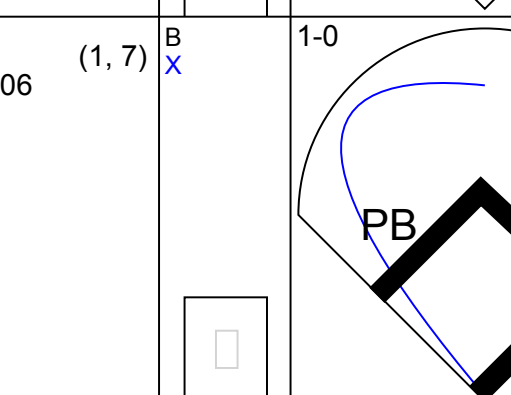
1-1



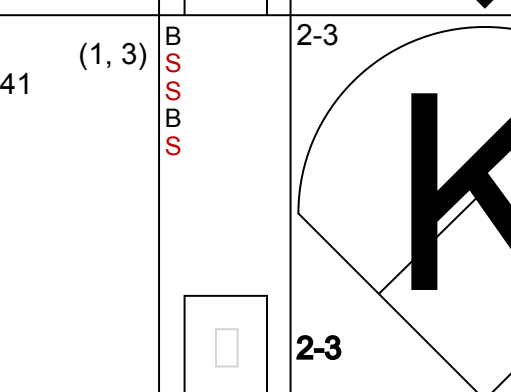
0-1



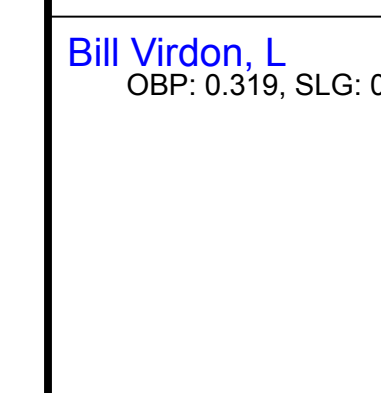
0-0



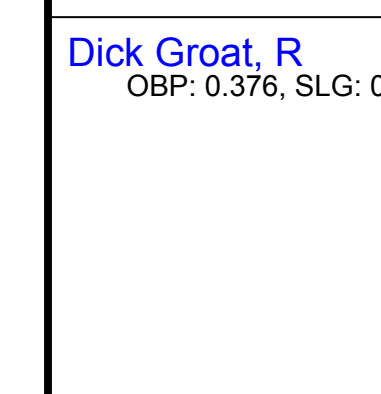
0-0



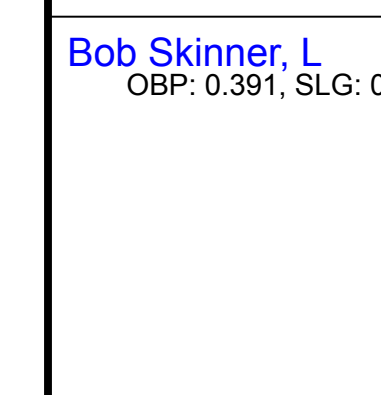
1-8



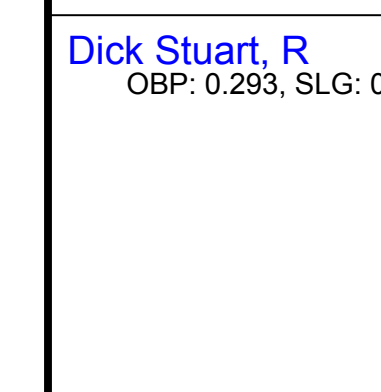
1-6



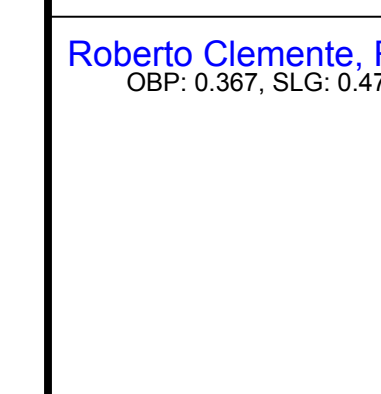
1-7



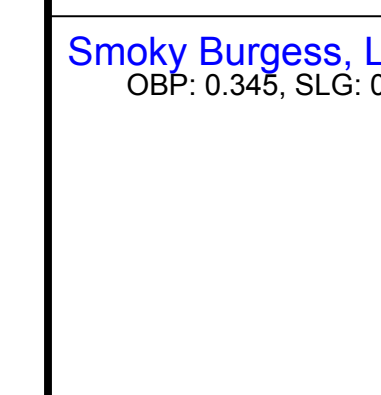
1-3



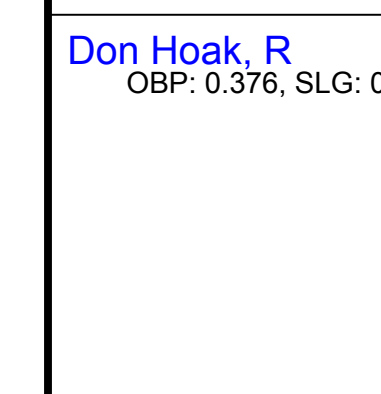
1-9



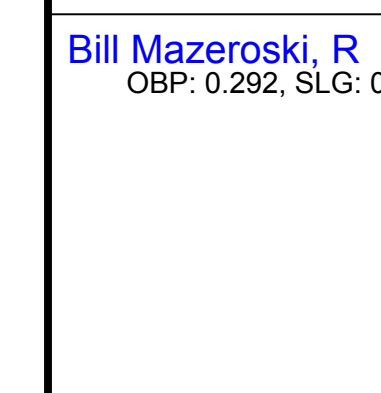
1-2



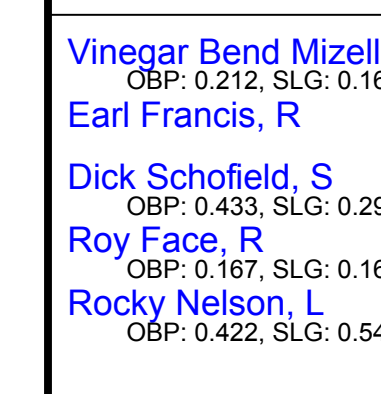
1-5



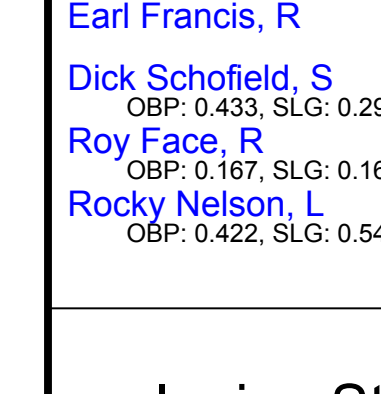
1-4



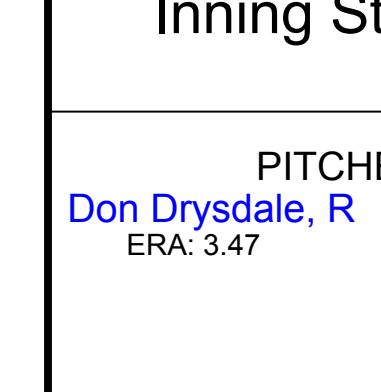
1-1



3-1



7, PH



8, 1



9, PH



9, PH

R: 0 H: 1
E: 0 LOB: 1
K: 1 BB: 0
S: 9 P: 12

R: 0 H: 0
E: 1 LOB: 1
K: 0 BB: 0
S: 9 P: 12

R: 0 H: 1
E: 0 LOB: 1
K: 2 BB: 0
S: 10 P: 16

R: 1 H: 2
E: 1 LOB: 1
K: 1 BB: 0
S: 10 P: 12

R: 0 H: 1
E: 0 LOB: 2
K: 2 BB: 0
S: 12 P: 20

R: 0 H: 0
E: 0 LOB: 0
K: 1 BB: 0
S: 9 P: 11

R: 1 H: 2
E: 0 LOB: 2
K: 1 BB: 0
S: 17 P: 30

R: 0 H: 0
E: 0 LOB: 1
K: 0 BB: 1
S: 8 P: 17

R: 0 H: 0
E: 0 LOB: 0
K: 0 BB: 0
S: 10 P: 13

R: 0 H: 1
E: 0 LOB: 1
K: 1 BB: 0
S: 9 P: 12

R: 0 H: 0
E: 0 LOB: 0
K: 0 BB: 0
S: 10 P: 13

R: 0 H: 0
E: 0 LOB: 0
K: 0 BB: 0
S: 10 P: 13

R: 0 H: 0
E: 0 LOB: 0
K: 0 BB: 0
S: 10 P: 13

PITCHER
Don Drysdale, R
ERA: 3.47

IP WLS BF H R ER SO BB IBB HBP BLK WP HR S P ERA WHIP

9.0 7 38 7 2 1 8 1 0 2 0 0 0 143 1.00 0.889

IP WLS BF H R ER SO BB IBB HBP BLK WP HR S P ERA WHIP

9.0 7 38 7 2 1 8 1 0 2 0 0 0 143 1.00 0.889

IP WLS BF H R ER SO BB IBB HBP BLK WP HR S P ERA WHIP

9.0 7 38 7 2 1 8 1 0 2 0 0 0 143 1.00 0.889

IP WLS BF H R ER SO BB IBB HBP BLK WP HR S P ERA WHIP

9.0 7 38 7 2 1 8 1 0 2 0 0 0 143 1.00 0.889

IP WLS BF H R ER SO BB IBB HBP BLK WP HR S P ERA WHIP

9.0 7 38 7 2 1 8 1 0 2 0 0 0 143 1.00 0.889

Batter	1	2	3	4	5	6	7	8	9	10	AB R H RBI BB SO LOB	TOP															
Bill Virdon, L (1, 8) OBP: 0.327, SLG: 0.319	0-0 3-1 1B		0-0 3-1 6-3 2B 1B		0-0 2B 1B		0-0 F3		0-0 F2		5 2 3 0 0 0 0	Pittsburgh Pirates @ Milwaukee Braves Milwaukee County Stadium, Milwaukee, WI Mon Jul 04 1960, 4:33 AM EDT Unknown															
Dick Groat, R (1, 6) OBP: 0.373, SLG: 0.403	0-0 F9		0-0 6-3		0-0 1-H HR 2B		0-0 F2		0-0 6-3		5 1 1 1 0 0 2																
Bob Skinner, L (1, 7) OBP: 0.394, SLG: 0.515	0-0 3-1 1-2		0-0 3-1 2-3		0-0 2-H HR		4-0 HR BB		4-0 BB BB		3 2 1 2 2 0 2																
Dick Stuart, R (1, 3) OBP: 0.295, SLG: 0.457	0-0 4-3		0-0 3-H 2B		0-0 6-3		0-0 1-H HR		0-0 F9		5 1 2 3 0 0 2																
Roberto Clemente, R (1, 9) OBP: 0.361, SLG: 0.467		0-0 4-3	0-0 4-3		0-0 K		0-0 F4		0-0 F9		5 0 0 0 0 1 2																
Hal Smith, R (1, 2) OBP: 0.366, SLG: 0.533		0-0 2B		0-0 F7		0-0 F7		0-0 F7		4-0 1-2 BB	4 0 1 0 1 0 0																
Don Hoak, R (1, 5) OBP: 0.373, SLG: 0.414		0-0 6-3		0-0 F1		0-0 2B		0-0 6-3		0-0 G3	5 0 1 0 0 0 3																
Bill Mazeroski, R (1, 4) OBP: 0.292, SLG: 0.396		1-0 HBP		0-0 1-3		0-0 F8		0-0 F6			3 0 0 0 0 0 1																
Bob Friend, R (1, 1) OBP: 0.160, SLG: 0.067		0-3 K		0-0 6-3		0-0 6-3			0-0 L7		3 0 0 0 0 1 3																
Fred Green, R (8, 1) OBP: 0.600, SLG: 1.800											0 0 0 0 0 0 0																
Roy Face, R (8, 1) OBP: 0.143, SLG: 0.143											1 0 0 0 0 0 0																
Inning Stats	R: 0 E: 0 K: 0 S: 4	H: 1 LOB: 1 BB: 0 P: 4	R: 0 E: 0 K: 1 S: 6	H: 1 LOB: 2 BB: 0 P: 7	R: 1 E: 0 K: 0 S: 5	H: 2 LOB: 1 BB: 0 P: 5	R: 0 E: 0 K: 0 S: 3	H: 0 LOB: 0 BB: 0 P: 3	R: 3 E: 0 K: 1 S: 8	H: 3 LOB: 0 BB: 0 P: 8	R: 0 E: 0 K: 0 S: 4	H: 1 LOB: 1 BB: 0 P: 4	R: 2 E: 0 K: 0 S: 4	H: 1 LOB: 0 BB: 1 P: 8	R: 0 E: 0 K: 0 S: 3	H: 0 LOB: 0 BB: 0 P: 3	R: 0 E: 0 K: 0 S: 3	H: 0 LOB: 0 BB: 0 P: 3	R: 0 E: 0 K: 0 S: 3	H: 0 LOB: 2 BB: 2 P: 11	1B: 3 2B: 4 3B: 0 HR: 2	SF: 0 SAC: 0 DP: 0 HBP: 1	WP: 0 PB: 0 SB: 0 CS: 0	PA: 43			
PITCHER	IP WLS BF H R ER SO BB IBB HBP BLK WP HR S P ERA WHIP																										
Lew Burdette, R (1, 1) ERA: 4.29	6.0	27	8	4	4	2	0	0	0	0	0	1	4	8	6.00	1.333											
Don McMahon, R (7, 1) ERA: 6.21	1.0	5	1	2	2	0	1	0	0	0	0	0	1	4	18.00	2.000											
Warren Spahn, L (8, 1) ERA: 4.24	3.0	W 11	0	0	0	0	2	0	0	0	0	0	0	9	0.00	0.667											

AB	39
R	6
H	9
RBI	6
BB	3
SO	2
LOB	15



livebaseballscorecards.com

BOTTOM

Pittsburgh Pirates @ Milwaukee Braves
Milwaukee County Stadium, Milwaukee, WI

Tue Jul 05 1960, 8:05 PM EDT
Att: 24,479 - Unknown

livebaseballscorecards.com



AB R H RBI BB SO LOB

3 1 1 0 2 0 2

3 0 1 2 0 1 2

5 0 0 0 0 0 4

4 1 1 1 0 1 0

4 0 0 0 0 0 2

1 0 0 0 0 0 1

5 0 2 1 0 1 1

4 1 2 0 1 0 1

4 1 2 0 0 1 0

0 0 0 0 1 0 0

0 0 0 0 0 0 0

AB 36
R 4
H 9
RBI 4
BB 4
SO 4
LOB 18

WP: 2 PA: 43
PB: 0
SB: 0
CS: 0

1B: 8 SF: 2
2B: 0 SAC: 0
3B: 1 DP: 1
HR: 0 HBP: 1

Batter	1	2	3	4	5	6	7	8	9	10
Bill Bruton, L (1, 8) OBP: 0.322, SLG: 0.454	4-0 BB G4-6-3		4-3 1-2		1-3			0-0 SF8 FC3-6 HBP 1B	4-0 BB 1B	
Del Crandall, R (1, 2) OBP: 0.283, SLG: 0.431	0-3 K		0-0 5-3		0-0 SF8			1-0 FC3-6 1-2 HBP	0-0 BB 1B	
Eddie Mathews, L (1, 5) OBP: 0.410, SLG: 0.520	0-0 G4-6-3 1-2f		0-0 4-3		0-0 3-1			0-0 FC3-6 1-2f 2-3		0-0 F6
Hank Aaron, R (1, 9) OBP: 0.343, SLG: 0.586		0-0 5-3		0-0 1B 1B		0-0 1-3		0-0 SF8		0-3 K 1-3 WP 1B
Wes Covington, L (1, 7) OBP: 0.329, SLG: 0.490		0-0 4-3		0-0 F5		0-0 6-3		0-0 F7		0-0 1-3
Felix Mantilla, R (9, 7) OBP: 0.255, SLG: 0.367										1-3
Joe Adcock, R (1, 3) OBP: 0.360, SLG: 0.502		0-0 BB 1B		0-3 K		0-0 F6			0-0 6-3	0-0 BB 1B
Johnny Logan, R (1, 6) OBP: 0.327, SLG: 0.340	4-0 BB BB		0-0 BB 1B		0-0 1-3 1B		0-0 6-3		0-0 BB BB 1B	0-0 4-3
Chuck Cottier, R (1, 4) OBP: 0.231, SLG: 0.189		0-0 F8		0-0 4-3			0-0 5-3		0-0 F8	
Alvin Dark, R (9, PH) OBP: 0.315, SLG: 0.321										
Carl Willey, R (1, 1) OBP: 0.111, SLG: 0.154			0-0 4-3 1B		0-0 SF8 3B		0-3 K		4-0 BB 1B	
Eddie Haas, L (9, PH) OBP: 0.500, SLG: 0.455										
Joey Jay, S (10, 1) OBP: 0.333, SLG: 0.200										

Inning Stats	R: 0	H: 0	E: 0	K: 1	S: 4	P: 8
1	0	0	0	1	0	8
2	0	1	0	0	4	8
3	0	1	0	0	4	7
4	0	2	0	0	7	7
5	1	1	0	0	4	4
6	0	0	0	0	3	3
7	0	0	0	0	5	5
8	1	1	0	0	5	5
9	1	2	0	2	12	12
10	0	1	0	0	7	7

PITCHER	IP	WLS	BF	H	R	ER	SO	BB	IBB	HBP	BLK	WP	HR	S	P	ERA	WHIP
Vern Law, R (1, 1) ERA: 2.6	7.0		27	5	1	1	3	2	0	0	0	0	0	31	39	1.29	1.000
Fred Green, L (8, 1) ERA: 3.78	1.0		5	1	1	0	0	0	0	1	0	0	0	4	5	9.00	1.000
Roy Face, R (9, 1) ERA: 2.91	0.2		4	1	1	0	1	0	0	0	0	0	0	3	7	13.50	3.000
Joe Gibbon, L (9, 1) ERA: 4.25	0.0		1	0	0	0	0	1	0	0	0	0	0	0	4	∞	∞
Paul Giel, R (9, 1) ERA: 5.65	0.2	W	3	1	1	1	1	0	0	0	0	1	0	5	5	13.50	1.500

PITCHER	IP	WLS	BF	H	R	ER	SO	BB	IBB	HBP	BLK	WP	HR	S	P	ERA	WHIP
Bob Friend, R (10, 1) ERA: 2.99	0.2		3	1	0	0	0	0	0	0	0	1	0	3	3	0.00	1.500

Batter	1	2	3	4	5	6	7	8	9	AB R H RBI BB SO LOB	TOP
Bill Virdon, L (1, 8) OBP: 0.339, SLG: 0.316	0-0 G3 S 1B		0-0 1-3			0-0 F7		4-0 IHR BB BB BB	0-3 K	4 1 1 0 1 1 1	
Dick Groat, R (1, 6) OBP: 0.370, SLG: 0.399	0-0 G3 1-3		0-0 1-3			0-0 FC9-6 1-2f		4-0 IHR BB BB BB		3 1 0 1 1 0 2	
Bob Skinner, L (1, 7) OBP: 0.396, SLG: 0.521	0-3 K		0-3 K			0-0 4-3		0-0 IHR 1-H 2-H 3-H		4 1 1 4 0 2 2	
Rocky Nelson, L (1, 3) OBP: 0.433, SLG: 0.588	0-0 P4		0-3 K			0-0 3-1		1-0 1B HBP		3 0 0 0 0 1 1	
Gino Cimoli, R (1, 9) OBP: 0.384, SLG: 0.379		0-0 4-3		0-0 E4 4-3		0-0 6-3		0-3 K		4 0 0 0 0 1 1	
Hal Smith, R (1, 2) OBP: 0.366, SLG: 0.518		0-0 P4		0-0 4-3 1-2		0-3 K		0-0 1B 1-2		4 0 1 0 0 1 1	
Don Hoak, R (1, 5) OBP: 0.373, SLG: 0.419		0-0 F9		0-0 P4				BB BB 1B F2		3 1 0 0 1 0 3	
Bill Mazaroski, R (1, 4) OBP: 0.292, SLG: 0.392			0-0 5-3		0-0 F9			BB BB IHR 1B		4 1 1 0 0 0 1	
Tom Cheney, R (1, 1) OBP: 0.333, SLG: 0.333			0-0 4-3			0-0 FC9-6 1B		0-3 K		2 0 1 0 0 0 0	
Dick Schofield, S (8, PH) OBP: 0.389, SLG: 0.241								0-3 K		1 0 0 0 0 1 2	
Paul Giel, R (8, 1)										1 0 0 0 0 1 0	
Roy Face, R (9, 1) OBP: 0.143, SLG: 0.143										0 0 0 0 0 0 0	
Inning Stats	R: 0 H: 1 E: 0 LOB: 1 K: 1 BB: 0 S: 6 P: 6	R: 0 H: 0 E: 0 LOB: 0 K: 0 BB: 0 S: 3 P: 3	R: 0 H: 0 E: 0 LOB: 0 K: 0 BB: 0 S: 3 P: 3	R: 0 H: 0 E: 0 LOB: 0 K: 2 BB: 0 S: 7 P: 7	R: 0 H: 0 E: 1 LOB: 1 K: 0 BB: 0 S: 4 P: 4	R: 0 H: 1 E: 0 LOB: 1 K: 0 BB: 0 S: 4 P: 4	R: 0 H: 0 E: 0 LOB: 0 K: 1 BB: 0 S: 5 P: 5	R: 5 H: 3 E: 0 LOB: 2 K: 2 BB: 3 S: 10 P: 23	R: 0 H: 0 E: 0 LOB: 0 K: 2 BB: 0 S: 7 P: 7	1B: 4 SF: 0 2B: 0 SAC: 0 3B: 0 DP: 0 HR: 1 HBP: 1	WP: 0 PA: 37 PB: 0 SB: 1 CS: 0
PITCHER	IP WLS BF H R ER SO BB IBB HBP BLK WP HR S P ERA WHIP										
Bob Purkey, R (1, 1) ERA: 3.83	7.1 L 29 3 4 4 5 3 0 0 0 0 0 0 36 48 4.91 0.818										
Bill Henry, L (8, 1) ERA: 3.51	1.2 8 2 1 1 3 0 0 1 0 0 0 0 13 14 5.40 1.200										

Pittsburgh Pirates @ Cincinnati Reds
 Crosley Field, Cincinnati, OH
 Wed Jul 06 1960, 7:05 PM EDT
 Att: 12,292 - Unknown

livebaseballscorecards.com

AB 33
 R 5
 H 5
 RBI 5
 BB 3
 SO 8
 LOB 14



Batter	1	2	3	4	5	6	7	8	9	AB	R	H	RBI	BB	SO	LOB
Eddie Kasko, R (1, 5) OBP: 0.390, SLG: 0.401 Frank Robinson, R (9, PH) OBP: 0.374, SLG: 0.500	4-0 FC3-6 BB BB		0-0 F7		0-0 CS 1B		0-3 K		0-0 5-3	3	0	1	0	1	1	1
Vada Pinson, L (1, 8) OBP: 0.332, SLG: 0.467	4-0 FC3-6 BB 1-2		0-0 L7		0-0 F7			0-0 6-3		3	0	0	0	1	0	1
Gus Bell, L (1, 9) OBP: 0.307, SLG: 0.388	0-0 FC3-6 G6-4-3 1-2f 2-3		0-0 HR		0-0 F8 1-2			0-0 E4 G6-4-3		4	1	1	1	0	0	3
Wally Post, R (1, 7) OBP: 0.370, SLG: 0.593	0-0 G6-4-3 1-2f		4-0 BB		0-3 K			0-0 G6-4-3 1-2f		3	0	0	0	1	1	3
Harry Anderson, L (1, 3) OBP: 0.351, SLG: 0.432		4-0 1B BB	0-0 1-3		0-3 K2-3			0-3 K		3	0	0	0	1	2	1
Ed Bailey, L (1, 2) OBP: 0.363, SLG: 0.473		0-0 F3		0-0 F5		0-0 F5		0-0 HR		4	1	1	1	0	0	1
Roy McMillan, R (1, 6) OBP: 0.300, SLG: 0.342		0-0 1-2 1B		0-0 F9			0-0 2B		0-0 5-3	4	0	2	0	0	0	0
Billy Martin, R (1, 4) OBP: 0.315, SLG: 0.375		0-0 L7		0-0 1B			0-0 5-3		0-0 BB 1B	4	0	2	0	0	0	3
Bob Purkey, R (1, 1) OBP: 0.243, SLG: 0.125 Bill Henry, L (8, 1) Jerry Lynch, L (9, PH) OBP: 0.446, SLG: 0.596		0-3 K		0-3 K			0-3 K		4-0 BB 1-2 BB	3	0	0	0	0	3	4
										0	0	0	0	0	0	0
										0	0	0	0	1	0	0

Inning Stats		R: 0	H: 0	E: 0	K: 0	S: 2	R: 0	H: 1	E: 0	K: 1	S: 6	R: 1	H: 1	E: 0	K: 0	S: 4	R: 0	H: 1	E: 0	K: 1	S: 6	R: 0	H: 0	E: 0	K: 2	S: 7	R: 0	H: 1	E: 1	K: 0	S: 3	R: 1	H: 2	E: 0	K: 1	S: 7	R: 0	H: 0	E: 1	K: 0	S: 3	R: 0	H: 2	E: 0	K: 1	S: 7	1B: 4	SF: 0	2B: 1	3B: 0	HR: 2	WP: 0	PB: 0	SB: 0	CS: 1	PA: 37
PITCHER	IP	WLS	BF	H	R	ER	SO	BB	IBB	HBP	BLK	WP	HR	S	P	ERA	WHIP																																							
Tom Cheney, R (1, 1) ERA: 3.38	7.0	W	28	5	1	1	6	4	0	0	0	0	1	36	52	1.29	1.286																																							
Paul Giel, R (8, 1) ERA: 5.64	1.2		8	2	1	1	1	1	0	0	0	0	1	9	13	5.40	1.800																																							
Roy Face, R (9, 1) ERA: 2.89	0.1	S	1	0	0	0	0	0	0	0	0	0	0	1	1	0.00	0.000																																							

BOTTOM

Pittsburgh Pirates @ Cincinnati Reds
Crosley Field, Cincinnati, OH
Wed Jul 06 1960, 7:05 PM EDT
Att. 12,292 - Unknown

livebaseballscorecards.com

AB	32
R	2
H	7
RBI	2
BB	5
SO	7
LOB	19



Batter	1	2	3	4	5	6	7	8	9	AB R H RBI BB SO LOB	TOP																
Bob Skinner, L (1, 7) OBP: 0.393, SLG: 0.519	0-3 K		0-0 4-3		0-0 FC3-6 WP PB		0-3 K		0-0 F9	5 0 1 3 0 2 2																	
Dick Groat, R (1, 6) OBP: 0.370, SLG: 0.397	0-0 F8		0-0 5-3		4-0 BB			0-0 SH	0-0 F9	4 0 1 0 1 0 3																	
Roberto Clemente, R (1, 9) OBP: 0.363, SLG: 0.466	0-3 K			0-0 CS 1B	4-0 BB			0-0 SH		2 0 1 0 1 1 0																	
Dick Stuart, R (1, 3) OBP: 0.290, SLG: 0.448		0-0 6-3		0-0 F9	0-0 F7			0-0 G5-4-3		4 0 0 0 0 0 6																	
Gino Cimoli, R (1, 8) OBP: 0.381, SLG: 0.376		0-0 5-3		0-0 1B		0-0 6-3		0-0 6-3		4 0 1 0 0 0 1																	
Hal Smith, R (1, 2) OBP: 0.364, SLG: 0.510		0-0 1B		0-3 K		0-0 F9			0-0 6-3	4 0 1 0 0 1 2																	
Don Hoak, R (1, 5) OBP: 0.372, SLG: 0.417		0-0 F7			0-0 2B 1B	0-0 F8			0-0 F8	4 0 1 0 0 0 1																	
Bill Mazaroski, R (1, 4) OBP: 0.299, SLG: 0.405			0-0 4-3 2B		0-0 FC6-2-5 2B		0-0 F5		0-0 1B 2B 1B	4 2 3 0 0 0 0																	
Vinegar Bend Mizell, R (1, 1) OBP: 0.194, SLG: 0.152			0-0 P2		0-0 FC6-2-5		0-0 6-3		0-0 2B 1B	3 0 0 0 0 0 3																	
Smoky Burgess, L (9, PH) OBP: 0.351, SLG: 0.446					2-3 3-H					1 0 1 0 0 0 0																	
Joe Christopher, R (9, PR) OBP: 0.182, SLG: 0.150										0 1 0 0 0 0 0																	
Roy Face, R (9, 1) OBP: 0.143, SLG: 0.143										0 0 0 0 0 0 0																	
Inning Stats	R: 0 E: 0 K: 2 S: 7	H: 0 LOB: 0 BB: 0 P: 7	R: 0 E: 0 K: 0 S: 4	H: 1 LOB: 1 BB: 0 P: 4	R: 0 E: 0 K: 0 S: 4	H: 1 LOB: 1 BB: 0 P: 4	R: 0 E: 0 K: 1 S: 6	H: 2 LOB: 2 BB: 0 P: 6	R: 1 E: 0 K: 0 S: 5	H: 2 LOB: 3 BB: 2 P: 13	R: 0 E: 0 K: 0 S: 3	H: 0 LOB: 0 BB: 0 P: 3	R: 0 E: 0 K: 1 S: 5	H: 0 LOB: 0 BB: 0 P: 5	R: 0 E: 1 K: 0 S: 4	H: 1 LOB: 1 BB: 0 P: 4	R: 2 E: 0 K: 0 S: 6	H: 3 LOB: 2 BB: 0 P: 6	1B: 7 2B: 4 3B: 0 HR: 0	SF: 0 SAC: 1 DP: 2 HBP: 0	WP: 1 PB: 1 SB: 0 CS: 1	PA: 38					
PITCHER	IP WLS BF H R ER SO BB IBB HBP BLK WP HR S P ERA WHIP																										
Jim O'Toole, L (1, 1) ERA: 4.17	8.0		32	7	1	1	4	2	0	0	0	1	0	38	46	1.12	1.125										
Jim Brosnan, R (9, 1) ERA: 2.59	0.2		3	1	1	1	0	0	0	0	0	0	0	3	3	13.50	1.500										
Bill Henry, L (9, 1) ERA: 3.78	0.0	L	2	2	1	1	0	0	0	0	0	0	0	2	2	∞	∞										
Bob Grim, R (9, 1) ERA: 4.18	0.1		1	0	0	0	0	0	0	0	0	0	0	1	1	0.00	0.000										

Pittsburgh Pirates @ Cincinnati Reds
 Crosley Field, Cincinnati, OH
 Thu Jul 07 1960, 7:05 PM EDT
 Att. 12,494 - Unknown

livebaseballscorecards.com

AB 35
 R 3
 H 10
 RBI 3
 BB 2
 SO 4
 LOB 18



Batter	1	2	3	4	5	6	7	8	9	AB	R	H	RBI	BB	SO	LOB
--------	---	---	---	---	---	---	---	---	---	----	---	---	-----	----	----	-----

Eddie Kasko, R OBP: 0.385, SLG: 0.395 (1, 5)	0-0 4-3		0-0 F3			0-0 F8		0-0 4-3		4	0	0	1	0	0	3
Vada Pinson, L OBP: 0.329, SLG: 0.461 (1, 8)	0-3 K		0-0 F8			0-0 5-3		0-0 1-3		4	0	0	0	0	1	4
Gus Bell, L OBP: 0.304, SLG: 0.383 (1, 9)	0-0 5-3			0-0 P2		0-0 F8			0-0 F9	4	0	0	0	0	0	0
Wally Post, R OBP: 0.363, SLG: 0.580 (1, 7)		0-0 F6		0-0 F4			0-0 5-3		0-3 K	3	0	0	0	0	0	0
Jerry Lynch, L OBP: 0.442, SLG: 0.590 (9, PH)										1	0	0	0	0	1	0
Frank Robinson, R OBP: 0.375, SLG: 0.513 (1, 3)		0-0 F7		0-0 HR			0-0 6-3		0-0 1B	4	1	2	1	0	0	0
Ed Bailey, L OBP: 0.357, SLG: 0.464 (1, 2)		0-0 4-3		0-0 F5			0-0 F9		0-0 F7	4	0	0	0	0	0	1
Roy McMillan, R OBP: 0.304, SLG: 0.350 (1, 6)			0-0 SH3-4 1B			0-0 F6		0-0 SH3-4 2B		3	1	2	0	0	0	0
Billy Martin, R OBP: 0.317, SLG: 0.376 (1, 4)			0-0 SH3-4 1B			0-0 6-3		0-0 SH3-4		2	0	1	0	0	0	0
Jim O'Toole, S OBP: 0.183, SLG: 0.118 (1, 1)			0-0 SH3-4			0-0 4-3		4-0 4-3 BB		1	0	0	0	0	0	0
Willie Jones, R OBP: 0.350, SLG: 0.327 (8, PH)										0	0	0	0	1	0	0
Joe Gaines, R OBP: 0.182, SLG: 0.400 (8, PR)										0	0	0	0	0	0	0
Jim Brosnan, R OBP: 0.182, SLG: 0.400 (9, 1)										0	0	0	0	0	0	0
Bill Henry, L OBP: 0.182, SLG: 0.400 (9, 1)										0	0	0	0	0	0	0
Bob Grim, R OBP: 0.182, SLG: 0.400 (9, 1)										0	0	0	0	0	0	0

Inning Stats	R: 0	H: 0	E: 0	LOB: 0	K: 1	BB: 0	S: 5	P: 5	R: 0	H: 0	E: 0	LOB: 0	K: 0	BB: 0	S: 3	R: 0	H: 2	E: 0	LOB: 2	K: 0	BB: 0	S: 5	R: 1	H: 1	E: 0	LOB: 0	K: 0	BB: 0	S: 4	R: 0	H: 0	E: 0	LOB: 0	K: 0	BB: 0	S: 3	R: 0	H: 0	E: 0	LOB: 0	K: 0	BB: 0	S: 3	R: 0	H: 0	E: 0	LOB: 0	K: 0	BB: 0	S: 3	R: 1	H: 1	E: 0	LOB: 2	K: 0	BB: 1	S: 4	R: 0	H: 1	E: 0	LOB: 1	K: 1	BB: 0	S: 6	P: 6	1B: 3	SF: 0	2B: 1	SAC: 2	3B: 0	DP: 0	HR: 1	HBP: 0	WP: 0	PA: 33
--------------	------	------	------	--------	------	-------	------	------	------	------	------	--------	------	-------	------	------	------	------	--------	------	-------	------	------	------	------	--------	------	-------	------	------	------	------	--------	------	-------	------	------	------	------	--------	------	-------	------	------	------	------	--------	------	-------	------	------	------	------	--------	------	-------	------	------	------	------	--------	------	-------	------	------	-------	-------	-------	--------	-------	-------	-------	--------	-------	--------

PITCHER	IP	WLS	BF	H	R	ER	SO	BB	IBB	HBP	BLK	WP	HR	S	P	ERA	WHIP
Vinegar Bend Mizell, L ERA: 4.66 (1, 1)	8.0	W	29	4	2	2	1	1	0	0	0	0	1	30	34	2.25	0.625
Roy Face, R ERA: 2.84 (9, 1)	1.0	S	4	1	0	0	1	0	0	0	0	0	0	6	6	0.00	1.000

BOTTOM

Pittsburgh Pirates @ Cincinnati Reds
 Crosley Field, Cincinnati, OH
 Thu Jul 07 1960, 7:05 PM EDT
 Att. 12,494 - Unknown

AB	30
R	2
H	5
RBI	2
BB	1
SO	2
LOB	8



1B	3	SF	0	WP	0	PA	33
2B	1	SAC	2	PB	0		
3B	0	DP	0	SB	0		
HR	1	HBP	0	CS	0		

Batter	1	2	3	4	5	6	7	8	9	10	AB R H RBI BB SO LOB	TOP
Bill Virdon, L (1, 8) OBP: 0.341, SLG: 0.344	0-3 K2-3		x 0-0 HR		x 0-0 2B		x 0-0 E3 4-3 1B 1-3 2B		x 0-0 6-3		5 2 2 1 0 1 1	Pittsburgh Pirates @ Philadelphia Phillies Connie Mack Stadium, Philadelphia, PA Fri Jul 08 1960, 7:05 PM EDT Unknown
Dick Groat, R (1, 6) OBP: 0.368, SLG: 0.394	0-3 K		x 0-0 F8		x 0-0 L9		x 0-0 4-3 1-2 2B 3-H 1B		x 0-0 F3		5 1 1 1 0 1 1	
Bob Skinner, L (1, 7) OBP: 0.393, SLG: 0.517	0-0 BB 1B		x 0-0 L7		x 0-0 G6-4-3 1B 1B		x 0-0 4-3 1-2 2-3		x 0-0 L4		5 0 2 0 0 0 2	
Dick Stuart, R (1, 3) OBP: 0.295, SLG: 0.453	4-0 FC5-4 BB		x 0-0 6-3		x 0-0 G6-4-3 1B 1-2 1B		x 0-0 4-3 2-H 2B 3-H				4 0 2 2 1 1 0	
Gino Cimoli, R (1, 9) OBP: 0.373, SLG: 0.367	0-0 FC5-4				x 0-0 G6-4-3 1B 1-2 2-3		x 0-0 4-3				4 0 0 0 0 1 5	
Fred Green, R (7, 1) OBP: 0.667, SLG: 1.800	0-0 FC5-4										0 0 0 0 1 0 0	
Smoky Burgess, L (1, 2) OBP: 0.354, SLG: 0.444											3 0 1 0 1 2 0	
Dick Schofield, S (8, PR) OBP: 0.389, SLG: 0.241											0 0 0 0 0 0 0	
Bob Oldis, R (8, 2) OBP: 0.167, SLG: 0.167											1 0 0 0 0 1 1	
Don Hoak, R (1, 5) OBP: 0.370, SLG: 0.425											4 1 1 1 0 0 3	
Bill Mazerowski, R (1, 4) OBP: 0.295, SLG: 0.399											4 0 0 0 0 1 2	
Joe Gibbon, R (1, 1) OBP: 0.333, SLG: 0.231											1 0 0 0 0 1 0	
Paul Giel, R (4, 1)											1 0 0 0 0 0 0	
Roberto Clemente, R (7, PH) OBP: 0.364, SLG: 0.464											1 1 0 0 1 0 2	
Inning Stats	R: 0 H: 1 E: 0 LOB: 2 K: 2 BB: 1 S: 8 P: 12	R: 1 H: 1 E: 0 LOB: 0 K: 2 BB: 0 S: 8 P: 8	R: 1 H: 1 E: 0 LOB: 0 K: 0 BB: 0 S: 4 P: 4	R: 0 H: 0 E: 0 LOB: 0 K: 2 BB: 0 S: 7 P: 7	R: 0 H: 1 E: 0 LOB: 1 K: 0 BB: 0 S: 4 P: 4	R: 0 H: 2 E: 0 LOB: 2 K: 0 BB: 1 S: 4 P: 8	R: 3 H: 2 E: 1 LOB: 1 K: 1 BB: 1 S: 8 P: 12	R: 0 H: 1 E: 0 LOB: 2 K: 0 BB: 0 S: 4 P: 4	R: 0 H: 0 E: 0 LOB: 0 K: 0 BB: 0 S: 3 P: 3	R: 0 H: 0 E: 0 LOB: 1 K: 2 BB: 1 S: 7 P: 11	1B: 5 SF: 0 2B: 2 SAC: 1 3B: 0 DP: 1 HR: 2 HBP: 0	WP: 0 PA: 43 PB: 0 SB: 0 CS: 0
PITCHER	IP WLS BF H R ER SO BB IBB HBP BLK WP HR S P ERA WHIP											
John Buzhardt, R (1, 1) ERA: 3.54	6.2											
Turk Farrell, R (7, 1) ERA: 2.67	3.1											

livebaseballscorecards.com

AB 38
R 5
H 9
RBI 5
BB 4
SO 9
LOB 17



Batter	1	2	3	4	5	6	7	8	9	AB R H RBI BB SO LOB	TOP											
Bill Virdon, L (1, 8) OBP: 0.347, SLG: 0.376	0-0 2-3		0-0 2B		0-0 WP 2B	0-0 FC4-6 2B		0-0 1-H 3B		5 2 3 2 0 0 2	Pittsburgh Pirates @ Philadelphia Phillies Connie Mack Stadium, Philadelphia, PA Fri Jul 08 1960, 7:05 PM EDT Att: 36,056 - Unknown											
Dick Groat, R (1, 6) OBP: 0.365, SLG: 0.394	0-0 4-3		0-0 6-3		0-0 4-3	0-0 2B		0-0 F7		5 0 1 2 0 0 3												
Bob Skinner, L (1, 7) OBP: 0.390, SLG: 0.510	0-0 4-3			4-0 2B FC1-2 BB	0-0 F4	0-0 4-3			0-0 L3	4 0 0 0 1 0 2												
Rocky Nelson, L (1, 3) OBP: 0.431, SLG: 0.583		4-0 G4-6-3 BB BB		0-0 FC1-2 2B	0-3 K		0-0 F8		0-0 1-3	4 1 1 0 1 1 0												
Roberto Clemente, R (1, 9) OBP: 0.364, SLG: 0.459		4-0 G4-6-3 BB BB		0-0 FC1-2 2B SF9		4-0 1B 6-3 1B BB	0-0 4-3		0-0 6-3	3 2 0 0 2 0 2												
Hal Smith, R (1, 2) OBP: 0.361, SLG: 0.510		0-0 G4-6-3 BB		0-0 SF9 2B		0-0 6-3	0-0 6-3			4 0 1 1 0 0 3												
Don Hoak, R (1, 5) OBP: 0.372, SLG: 0.424		0-0 4-3		4-0 IBB		0-0 1B FC4-6 1B		0-0 F9		3 1 1 0 1 0 1												
Bill Mazaroski, R (1, 4) OBP: 0.298, SLG: 0.402			0-0 G3	0-0 SF9		0-0 FC4-6 2B 1B		0-0 3B 1B		3 2 2 2 0 0 0												
Bob Friend, R (1, 1) OBP: 0.167, SLG: 0.082			0-3 K	0-0 5-3		0-0 FC4-6 1B		0-3 K		4 0 1 0 0 2 3												
Inning Stats	R: 0 E: 0 K: 0 S: 3	H: 0 LOB: 0 BB: 0 P: 3	R: 0 E: 0 K: 0 S: 2	H: 0 LOB: 1 BB: 2 P: 10	R: 0 E: 0 K: 1 S: 6	H: 1 LOB: 1 BB: 0 P: 6	R: 2 E: 0 K: 0 S: 5	H: 2 LOB: 2 BB: 2 P: 13	R: 1 E: 0 K: 1 S: 6	H: 1 LOB: 0 BB: 0 P: 6	R: 4 E: 0 K: 0 S: 7	H: 4 LOB: 1 BB: 1 P: 11	R: 0 E: 0 K: 0 S: 3	H: 0 LOB: 0 BB: 0 P: 3	R: 1 E: 0 K: 1 S: 7	H: 2 LOB: 1 BB: 0 P: 7	R: 0 E: 0 K: 0 S: 3	H: 0 LOB: 0 BB: 0 P: 3	1B: 4 2B: 5 3B: 1 HR: 0	SF: 1 SAC: 0 DP: 1 HBP: 0	WP: 1 PB: 0 SB: 0 CS: 0	PA: 41
PITCHER	IP WLS BF H R ER SO BB IBB HBP BLK WP HR S P ERA WHIP																					
Dallas Green, R (1, 1) ERA: 5.45	5.1 L 27 7 7 7 2 4 1 0 0 1 0 26 46 11.81 2.062																					
Taylor Phillips, L (6, 1) ERA: 8.36	1.2 6 1 0 0 0 0 0 0 0 0 0 6 6 0.00 0.600																					
Humberto Robinson, R (8, 1) ERA: 3.8	2.0 8 2 1 1 1 0 0 0 0 0 0 10 10 4.50 1.000																					

livebaseballscorecards.com

AB	35
R	8
H	10
RBI	7
BB	5
SO	3
LOB	16



Batter	1	2	3	4	5	6	7	8	9	AB R H RBI BB SO LOB	TOP	
Bill Virdon, L (1, 8) OBP: 0.340, SLG: 0.367	0-0 4-3		0-3 K			0-0 F8		0-0 4-3		4 0 0 0 0 1 0	Pittsburgh Pirates @ Philadelphia Phillies Connie Mack Stadium, Philadelphia, PA Sat Jul 09 1960, 7:05 PM EDT Att: 19,541 - Unknown	
Dick Groat, R (1, 6) OBP: 0.364, SLG: 0.392	0-0 F8		0-0 5-3			0-0 6-3		0-0 1B		4 0 1 0 0 0 0		
Bob Skinner, L (1, 7) OBP: 0.386, SLG: 0.503	0-0 F5				0-0 F5		0-0 4-3		0-0 F8	4 0 0 0 0 0 1		
Rocky Nelson, L (1, 3) OBP: 0.425, SLG: 0.568		0-0 L9			0-0 L8		0-0 2B 1B		0-0 4-1	4 1 1 0 0 0 1		
Roberto Clemente, R (1, 9) OBP: 0.363, SLG: 0.456		0-0 BB 1B		0-3 K		0-3 K		0-3 K		4 0 1 0 0 3 1		
Smoky Burgess, L (1, 2) OBP: 0.358, SLG: 0.448		4-0 BB			0-0 G3		0-0 1-H 2B		0-0 F7	3 0 1 1 1 0 0		
Don Hoak, R (1, 5) OBP: 0.370, SLG: 0.420		0-0 F9			0-0 E5		4-0 IBB		0-0 1-3	3 0 0 0 1 0 2		
Bill Mazaroski, R (1, 4) OBP: 0.295, SLG: 0.398		0-0 1-3			0-0 F9		0-0 F8			3 0 0 0 0 0 5		
Vern Law, R (1, 1) OBP: 0.211, SLG: 0.291			0-0 F8		0-0 F8		0-0 F8			3 0 0 0 0 0 3		
Inning Stats	R: 0 H: 0 E: 0 LOB: 0 K: 0 BB: 0 S: 3 P: 3	R: 0 H: 1 E: 0 LOB: 2 K: 0 BB: 1 S: 4 P: 8	R: 0 H: 0 E: 0 LOB: 0 K: 1 BB: 0 S: 5 P: 5	R: 0 H: 0 E: 0 LOB: 0 K: 1 BB: 0 S: 5 P: 5	R: 0 H: 0 E: 1 LOB: 1 K: 0 BB: 0 S: 4 P: 4	R: 0 H: 0 E: 0 LOB: 0 K: 0 BB: 0 S: 3 P: 3	R: 1 H: 2 E: 0 LOB: 2 K: 1 BB: 1 S: 7 P: 11	R: 0 H: 1 E: 0 LOB: 1 K: 0 BB: 0 S: 4 P: 4	R: 0 H: 0 E: 0 LOB: 0 K: 1 BB: 0 S: 5 P: 5	1B: 3 SF: 0 2B: 1 SAC: 0 3B: 0 DP: 0 HR: 0 HBP: 0	WP: 0 PA: 34 PB: 0 SB: 0 CS: 0	
PITCHER Gene Conley, R (1, 1) ERA: 3.32	IP WLS BF H R ER SO BB IBB HBP BLK WP HR S P ERA WHIP	9.0 W 34 4 1 1 4 1 1 0 0 0 0 0 40 48 1.00 0.556										

livebaseballscorecards.com

AB	32
R	1
H	4
RBI	1
BB	2
SO	4
LOB	13



Batter	1	2	3	4	5	6	7	8	9	AB R H RBI BB SO LOB
--------	---	---	---	---	---	---	---	---	---	----------------------

Bobby Del Greco, R OBP: 0.372, SLG: 0.395 (1, 8)	0-0 4-3		0-3 K			0-0 6-3		0-0 4-3		4 0 0 0 0 1 1
Lee Walls, R OBP: 0.360, SLG: 0.367 (1, 9)	0-0 2B			0-0 6-3		0-0 E5 2-H			0-0 5-3	4 0 1 0 0 0 0
Tony Taylor, R OBP: 0.351, SLG: 0.419 (1, 4)	0-0 1-3			0-0 CS 1B			0-0 FC8-5 1B		0-0 1B 3B	4 1 3 0 0 0 1
Pancho Herrera, R OBP: 0.365, SLG: 0.512 (1, 3)	0-0 4-3			0-0 F9 1-2			0-0 FC8-5 1B		0-0 1B 3-H	4 0 2 1 0 0 2
Johnny Callison, L OBP: 0.378, SLG: 0.462 (1, 7)		0-3 K			0-3 K		0-0 FC8-5 1-2 2-3			3 0 0 0 0 2 2
Clay Dalrymple, L OBP: 0.378, SLG: 0.400 (1, 2)		0-0 F6			0-0 1-3		0-0 L9			3 0 0 0 0 0 2
Joe Morgan, L OBP: 0.227, SLG: 0.244 (1, 5)		0-0 1-3			0-0 F5		0-0 3-1			3 0 0 0 0 0 2
Ruben Amaro, R OBP: 0.325, SLG: 0.292 (1, 6)			0-0 F4			0-3 K		0-0 B1-6-4 1B		3 0 1 0 0 1 0
Gene Conley, R OBP: 0.172, SLG: 0.286 (1, 1)			0-0 1-3			0-0 E 2B		0-0 B1-6-4 1-2f		3 1 1 0 0 0 1

Inning Stats	R: 0 E: 0 K: 0 S: 4	H: 1 LOB: 1 BB: 0 P: 4	R: 0 E: 0 K: 1 S: 5	H: 0 LOB: 0 BB: 0 P: 5	R: 0 E: 0 K: 1 S: 5	H: 0 LOB: 0 BB: 0 P: 5	R: 0 E: 0 K: 0 S: 3	H: 1 LOB: 0 BB: 0 P: 3	R: 0 E: 0 K: 1 S: 5	H: 0 LOB: 0 BB: 0 P: 5	R: 1 E: 1 K: 1 S: 6	H: 1 LOB: 1 BB: 0 P: 6	R: 0 E: 0 K: 0 S: 5	H: 2 LOB: 2 BB: 0 P: 5	R: 0 E: 0 K: 0 S: 3	H: 1 LOB: 0 BB: 0 P: 3	R: 1 E: 0 K: 0 S: 3	H: 2 LOB: 1 BB: 0 P: 3	1B: 5 2B: 2 3B: 1 HR: 0	SF: 0 SAC: 0 DP: 1 HBP: 0	WP: 0 PB: 0 SB: 0 CS: 1	PA: 31
--------------	------------------------------	---------------------------------	------------------------------	---------------------------------	------------------------------	---------------------------------	------------------------------	---------------------------------	------------------------------	---------------------------------	------------------------------	---------------------------------	------------------------------	---------------------------------	------------------------------	---------------------------------	------------------------------	---------------------------------	----------------------------------	------------------------------------	----------------------------------	--------

PITCHER	IP	WLS	BF	H	R	ER	SO	BB	IBB	HBP	BLK	WP	HR	S	P	ERA	WHIP	PITCHER	IP	WLS	BF	H	R	ER	SO	BB	IBB	HBP	BLK	WP	HR	S	P	ERA	WHIP		
Vern Law, R ERA: 2.52 (1, 1)	8.1	L	31	8	2	1	4	0	0	0	0	0	0	39	39	1.08	0.960																				

BOTTOM

Pittsburgh Pirates @ Philadelphia Phillies
 Connie Mack Stadium, Philadelphia, PA
 Sat Jul 09 1960, 7:05 PM EDT
 Att. 19,541 - Unknown

livebaseballscorecards.com

AB	31
R	2
H	8
RBI	1
BB	0
SO	4
LOB	11



Batter	1	2	3	4	5	6	7	8	9	AB R H RBI BB SO LOB	TOP
Bill Virdon, L (1, 8) OBP: 0.347, SLG: 0.374	0-0 FC6-4 1B		0-0 5-3 2B 1B		0-0 F7		0-0 F7		0-0 G6-4-3 1B	5 1 3 1 0 0 0	Pittsburgh Pirates @ Philadelphia Phillies Connie Mack Stadium, Philadelphia, PA Sun Jul 10 1960, 3:33 AM EDT Att: 13,012 - Unknown
Dick Groat, R (1, 6) OBP: 0.359, SLG: 0.387	0-0 FC6-4 1-2f		0-0 5-3		0-0 4-3			0-3 K	0-0 G6-4-3 1-2f	5 0 0 0 0 1 4	
Bob Skinner, L (1, 7) OBP: 0.388, SLG: 0.507	0-0 F8		0-0 2B		0-0 1B			0-0 F9		4 0 2 1 0 0 1	
Dick Stuart, R (1, 3) OBP: 0.291, SLG: 0.445	0-0 FC6-4 1-2f		0-3 K		0-3 K			0-3 K		4 0 0 0 0 3 3	
Roberto Clemente, R (1, 9) OBP: 0.368, SLG: 0.464		0-0 E1 G3 F9 1B		0-0 1B 1B		0-3 K			0-0 E 2B	4 2 3 0 0 1 0	
Smoky Burgess, L (1, 2) OBP: 0.361, SLG: 0.446		0-0 G3		0-0 F9		0-0 1B			4-0 E 1B IBB	3 0 1 0 1 0 2	
Joe Christopher, R (9, PR) OBP: 0.182, SLG: 0.150		2-3								0 1 0 0 0 0 0	
Hal Smith, R (9, 2) OBP: 0.361, SLG: 0.510										0 0 0 0 0 0 0	
Don Hoak, R (1, 5) OBP: 0.369, SLG: 0.418		0-0 F9 3-H		0-0 1-2 1B		0-0 F8			0-0 E1 E 1-3 2-H	4 1 1 1 0 0 1	
Bill Mazaroski, R (1, 4) OBP: 0.291, SLG: 0.392		0-0 F7		0-0 F9			0-0 F3		0-0 5-3	4 0 0 0 0 0 5	
Harvey Haddix, L (1, 1) OBP: 0.282, SLG: 0.306			0-0 L8		0-0 F2		0-0 G3		0-0 E2 1B 2-H 3-H	3 0 0 0 0 0 2	
Rocky Nelson, L (9, PH) OBP: 0.430, SLG: 0.573										1 0 1 1 0 0 0	
Gene Baker, R (9, PR) OBP: 0.227, SLG: 0.200										0 1 0 0 0 0 0	
Roy Face, R (9, 1) OBP: 0.143, SLG: 0.143										0 0 0 0 0 0 0	
Inning Stats	R: 0 H: 1 E: 0 LOB: 1 K: 0 BB: 0 S: 4 P: 4	R: 1 H: 1 E: 1 LOB: 0 K: 0 BB: 0 S: 4 P: 4	R: 1 H: 2 E: 0 LOB: 1 K: 1 BB: 0 S: 7 P: 7	R: 0 H: 2 E: 0 LOB: 2 K: 0 BB: 0 S: 5 P: 5	R: 0 H: 1 E: 0 LOB: 1 K: 1 BB: 0 S: 6 P: 6	R: 0 H: 1 E: 0 LOB: 0 K: 1 BB: 0 S: 5 P: 5	R: 0 H: 0 E: 0 LOB: 0 K: 0 BB: 0 S: 3 P: 3	R: 0 H: 0 E: 0 LOB: 0 K: 2 BB: 0 S: 7 P: 7	R: 4 H: 3 E: 2 LOB: 2 K: 0 BB: 1 S: 6 P: 10	1B: 9 SF: 0 2B: 2 SAC: 0 3B: 0 DP: 1 HR: 0 HBP: 0	WP: 0 PA: 38 PB: 0 SB: 0 CS: 0
PITCHER Robin Roberts, R (1, 1) ERA: 4.41 Turk Farrell, R (9, 1) ERA: 2.64	IP WLS BF H R ER SO BB IBB HBP BLK WP HR S P ERA WHIP										
	8.1 L 37 11 6 3 5 0 1 0 0 0 0 0 46 50 3.24 1.320										
	0.2 1 0 0 0 0 0 0 0 0 0 0 0 1 1 0.00 0.000										

livebaseballscorecards.com

AB	37
R	6
H	11
RBI	4
BB	1
SO	5
LOB	18



Batter	1	2	3	4	5	6	7	8	9	AB R H RBI BB SO LOB	TOP	
Eddie Kasko, R OBP: 0.383, SLG: 0.390 (1, 5) X	0-0 PB 1B		0-0 5-3		0-0 1-3		0-0 F8		0-0 F8	5 1 1 0 0 0 0		
Vada Pinson, L OBP: 0.332, SLG: 0.463 (1, 8) X	0-0 WP 1-H SF7 1B		0-0 3B		0-0 1B 1B		0-0 L7		0-0 3-1	5 1 3 1 0 0 0		
Gus Bell, L OBP: 0.302, SLG: 0.379 (1, 9) X	0-0 F8 1-2		0-0 3-4		0-0 1B 1-3			4-0 1B 2B BB	0-0 1-3	4 1 1 0 1 0 2		
Wally Post, R OBP: 0.368, SLG: 0.610 (1, 7) X	0-0 SF7 2-H		0-0 1-3		0-0 F9			0-0 1-2 2B 1B		3 1 1 1 0 0 3		
Frank Robinson, R OBP: 0.368, SLG: 0.510 (1, 3) X	0-0 L9			0-0 6-3		0-0 6-3		0-0 1-H 2-H 2B		4 0 1 2 0 0 0		
Ed Bailey, L OBP: 0.358, SLG: 0.457 (1, 2) X		0-0 3-1		0-0 1B		0-0 1B		0-3 K		4 0 2 0 0 1 1		
Roy McMillan, R OBP: 0.303, SLG: 0.358 (1, 6) X		0-0 1B 2B		0-0 F9		0-3 K		0-0 F8		4 0 1 0 0 1 3		
Billy Martin, R OBP: 0.308, SLG: 0.359 (1, 4) X		0-0 1B		0-3 K		0-3 K		4-0 IBB		3 0 1 0 1 2 2		
Jim O'Toole, S OBP: 0.128, SLG: 0.105 Jim Brosnan, R OBP: 0.182, SLG: 0.400 (1, 1) (8, 1) X		0-3 K		0-3 K			0-0 B5	0-3 K		4 0 0 0 0 3 3 0 0 0 0 0 0 0		
Inning Stats	R: 2 H: 2 E: 0 LOB: 0 K: 0 BB: 0 S: 5 P: 5	R: 0 H: 2 E: 0 LOB: 1 K: 1 BB: 0 S: 6 P: 6	R: 0 H: 1 E: 0 LOB: 1 K: 0 BB: 0 S: 4 P: 4	R: 0 H: 1 E: 0 LOB: 1 K: 1 BB: 0 S: 6 P: 6	R: 0 H: 2 E: 0 LOB: 2 K: 1 BB: 0 S: 7 P: 7	R: 0 H: 1 E: 0 LOB: 1 K: 2 BB: 0 S: 8 P: 8	R: 0 H: 0 E: 0 LOB: 0 K: 0 BB: 0 S: 3 P: 3	R: 2 H: 2 E: 0 LOB: 2 K: 2 BB: 2 S: 9 P: 17	R: 0 H: 0 E: 0 LOB: 0 K: 0 BB: 0 S: 3 P: 3	1B: 8 SF: 1 2B: 2 SAC: 0 3B: 1 DP: 0 HR: 0 HBP: 0	WP: 1 PA: 39 PB: 1 SB: 1 CS: 0	
PITCHER Bob Friend, R ERA: 2.98 Roy Face, R ERA: 3.0 (1, 1) (8, 1)	IP WLS BF H R ER SO BB IBB HBP BLK WP HR S P ERA WHIP											PITCHER IP WLS BF H R ER SO BB IBB HBP BLK WP HR S P ERA WHIP
	7.0 L 29 9 2 2 5 0 0 0 0 1 0 39 39 2.57 1.286											
	2.0 10 2 2 2 2 1 1 0 0 0 0 12 20 9.00 1.500											

Cincinnati Reds @ Pittsburgh Pirates
 Forbes Field, Pittsburgh, PA
 Fri Jul 15 1960, 7:05 PM EDT
 Att: 29,110 - Unknown

livebaseballscorecards.com

AB	36
R	4
H	11
RBI	4
BB	2
SO	7
LOB	14



BOTTOM

Cincinnati Reds @ Pittsburgh Pirates
Forbes Field, Pittsburgh, PA
Fri Jul 15 1960, 7:05 PM EDT
Att. 29,110 - Unknown

livebaseballscorecards.com

AB 34
R 1
H 7
RBI 1
BB 1
SO 6
LOB 16



WP: 0 PA: 36
PB: 1
SB: 0
CS: 0

AB R H RBI BB SO LOB

4 1 1 0 0 0 1

4 0 2 0 0 0 2

4 0 2 0 0 0 2

3 0 0 0 1 1 3

3 0 0 0 0 0 2
0 0 0 1 0 0 0
0 0 0 0 0 0 0

4 0 1 0 0 1 2

4 0 1 0 0 1 1

3 0 0 0 0 0 2
1 0 0 0 0 1 0

2 0 0 0 0 1 1
1 0 0 0 0 0 0
0 0 0 0 0 0 0
1 0 0 0 0 1 0

1B: 7 SF: 1
2B: 0 SAC: 0
3B: 0 DP: 0
HR: 0 HBP: 0

Batter	1	2	3	4	5	6	7	8	9
Bob Skinner, L (1, 7) OBP: 0.387, SLG: 0.503	0-0 F8		0-0 4-3		0-0 F8			0-0 BB G3 SF9 1B	
Dick Groat, R (1, 6) OBP: 0.362, SLG: 0.388	0-0 PB 1B 1B		0-0 FC3-6 1B		0-0 F7			0-0 G3 1-2	
Roberto Clemente, R (1, 9) OBP: 0.365, SLG: 0.458	0-0 PB 1B 1-2		0-0 FC3-6 1-2f		0-0 FC6-4 1-2f			0-0 BB 1B	
Dick Stuart, R (1, 3) OBP: 0.290, SLG: 0.437	0-3 K 1-2 2-3		0-0 F8			0-0 P6		4-0 BB BB BB 1-2 2-3 FC6-4 BB	
Gino Cimoli, R (1, 8) OBP: 0.365, SLG: 0.354	0-0 6-3			0-0 6-3		0-0 5-3		0-0 SF9 3-H	
Smoky Burgess, L (8, PH) OBP: 0.351, SLG: 0.435									
Joe Christopher, R (9, 8) OBP: 0.182, SLG: 0.150									
Hal Smith, R (1, 2) OBP: 0.358, SLG: 0.503		0-0 F7		0-0 1B		0-3 K		0-0 FC6-4 1-2f	
Don Hoak, R (1, 5) OBP: 0.366, SLG: 0.411		0-0 1B		0-0 F3		0-0 6-3		0-3 K	
Bill Mazeroski, R (1, 4) OBP: 0.288, SLG: 0.387		0-0 L4		0-0 F8		0-0 G3		0-3 K	
Bill Virdon, L (9, PH) OBP: 0.343, SLG: 0.369								0-3 K	
Bob Friend, R (1, 1) OBP: 0.161, SLG: 0.078		0-3 K					0-0 6-3		
Gene Baker, R (7, PH) OBP: 0.217, SLG: 0.190									
Roy Face, R (8, 1) OBP: 0.143, SLG: 0.143									
Rocky Nelson, L (9, PH) OBP: 0.426, SLG: 0.567					0-0 E5 FC6-4				

Inning Stats	R: 0	H: 2	E: 0	K: 1	S: 7	LOB: 2	BB: 0	P: 7	R: 0	H: 1	E: 0	K: 1	S: 6	LOB: 1	BB: 0	P: 6	R: 0	H: 1	E: 0	K: 0	S: 4	LOB: 1	BB: 0	P: 4	R: 0	H: 0	E: 1	K: 0	S: 4	LOB: 1	BB: 0	P: 4	R: 0	H: 0	E: 0	K: 1	S: 5	LOB: 0	BB: 0	P: 5	R: 0	H: 0	E: 0	K: 0	S: 3	LOB: 0	BB: 0	P: 3	R: 1	H: 2	E: 0	K: 0	S: 5	LOB: 2	BB: 1	P: 9	R: 0	H: 0	E: 0	K: 3	S: 9	LOB: 0	BB: 0	P: 9	1B: 7	2B: 0	3B: 0	HR: 0	SF: 1	SAC: 0	DP: 0	HBP: 0	WP: 0	PB: 1	SB: 0	CS: 0
--------------	------	------	------	------	------	--------	-------	------	------	------	------	------	------	--------	-------	------	------	------	------	------	------	--------	-------	------	------	------	------	------	------	--------	-------	------	------	------	------	------	------	--------	-------	------	------	------	------	------	------	--------	-------	------	------	------	------	------	------	--------	-------	------	------	------	------	------	------	--------	-------	------	-------	-------	-------	-------	-------	--------	-------	--------	-------	-------	-------	-------

PITCHER	IP	WLS	W	BF	H	R	ER	SO	BB	IBB	HBP	BLK	WP	HR	S	P	ERA	WHIP
Jim O'Toole, L (1, 1) ERA: 3.97	7.1	W	31	7	1	1	3	1	0	0	0	0	0	0	36	40	1.23	1.091
Jim Brosnan, R (8, 1) ERA: 2.4	1.2	S	5	0	0	0	3	0	0	0	0	0	0	0	11	11	0.00	0.000

Batter	1	2	3	4	5	6	7	8	9	AB R H RBI BB SO LOB	TOP																
Eddie Kasko, R (1, 5) OBP: 0.384, SLG: 0.394	0-0 F7			0-0 2B	0-0 4-3		0-0 1B			4 1 2 0 0 0 0																	
Vada Pinson, L (1, 8) OBP: 0.331, SLG: 0.463	0-0 4-3			0-0 CS 4-3 2-H	0-3 K		0-3 K			4 1 1 1 0 2 1																	
Gus Bell, L (1, 9) OBP: 0.299, SLG: 0.375	0-0 F9			0-0 4-3 2-H	0-3 K			0-0 5-3		4 0 0 1 0 1 0																	
Wally Post, R (1, 7) OBP: 0.360, SLG: 0.595		0-0 P4		0-0 F9		0-0 5-3		0-0 F8		4 0 0 0 0 0 0																	
Frank Robinson, R (1, 3) OBP: 0.369, SLG: 0.506		0-3 K		4-0 1B 2B BB		0-0 6-3		4-0 S BB		2 1 0 0 2 1 0																	
Ed Bailey, L (1, 2) OBP: 0.357, SLG: 0.453		0-0 4-3		0-0 1-2 2B 1B		0-0 F8		0-0 1-2 P5		4 1 1 0 0 0 1																	
Roy McMillan, R (1, 6) OBP: 0.306, SLG: 0.372			0-0 6-3	0-0 1-H 2-H 2B		0-0 SH1-4 3B		0-0 4-3		4 1 2 2 0 0 0																	
Billy Martin, R (1, 4) OBP: 0.308, SLG: 0.355			0-0 F8	4-0 IBB		0-3 K		0-0 3-1		2 0 0 0 1 1 1																	
Jerry Lynch, L (9, PH) OBP: 0.427, SLG: 0.567										1 0 0 0 0 0 0																	
Elio Chacon, R (9, 4) OBP: 0.288, SLG: 0.206										0 0 0 0 0 0 0																	
Jay Hook, L (1, 1) OBP: 0.119, SLG: 0.051			0-0 1-3	0-0 G3		0-0 SH1-4 3-H		0-0 6-3		2 0 0 1 0 0 2																	
Joe Nuxhall, L (8, 1) OBP: 0.111, SLG: 0.176										0 0 0 0 0 0 0																	
Jim Brosnan, R (8, 1) OBP: 0.167, SLG: 0.364										1 0 0 0 0 0 0																	
Inning Stats	R: 0 E: 0 K: 0 S: 3	H: 0 LOB: 0 BB: 0 P: 3	R: 0 E: 0 K: 1 S: 5	H: 0 LOB: 0 BB: 0 P: 5	R: 0 E: 0 K: 0 S: 3	H: 0 LOB: 0 BB: 0 P: 3	R: 4 E: 0 K: 0 S: 7	H: 4 LOB: 2 BB: 2 P: 15	R: 0 E: 0 K: 2 S: 7	H: 0 LOB: 0 BB: 0 P: 7	R: 0 E: 0 K: 0 S: 3	H: 0 LOB: 0 BB: 0 P: 3	R: 1 E: 0 K: 2 S: 9	H: 2 LOB: 1 BB: 0 P: 9	R: 0 E: 0 K: 0 S: 3	H: 0 LOB: 1 BB: 1 P: 7	R: 0 E: 0 K: 0 S: 3	H: 0 LOB: 0 BB: 0 P: 3	1B: 2 2B: 3 3B: 1 HR: 0	SF: 0 SAC: 1 DP: 0 HBP: 0	WP: 0 PB: 0 SB: 1 CS: 1	PA: 36					
PITCHER	IP WLS BF H R ER SO BB IBB HBP BLK WP HR S P ERA WHIP																										
Vinegar Bend Mizell, L (1, 1) ERA: 4.57	4.0		18	4	4	1	1	1	1	0	0	0	0	18	26	2.25	1.250										
Joe Gibbon, L (5, 1) ERA: 4.44	3.0		11	2	1	1	4	0	0	0	0	0	0	19	19	3.00	0.667										
Earl Francis, R (8, 1) ERA: 2.57	2.0	W	7	0	0	0	0	1	0	0	0	0	0	6	10	0.00	0.500										

Cincinnati Reds @ Pittsburgh Pirates
 Forbes Field, Pittsburgh, PA
 Sat Jul 16 1960, 3:33 AM EDT
 Att: 19,674 - Unknown

livebaseballscorecards.com

AB	32
R	5
H	6
RBI	5
BB	3
SO	5
LOB	5



BOTTOM

Cincinnati Reds @ Pittsburgh Pirates
Forbes Field, Pittsburgh, PA
Sat Jul 16 1960, 3:33 AM EDT
Att. 19,674 - Unknown

livebaseballscorecards.com

AB 29
R 6
H 7
RBI 6
BB 7
SO 2
LOB 10



WP: 0 PA: 36
PB: 0
SB: 1
CS: 0

AB R H RBI BB SO LOB

3 0 0 0 1 0 0

2 2 0 0 2 0 1

3 2 1 0 1 1 0

3 0 0 0 1 0 2

4 0 1 2 0 1 2

2 0 1 0 2 0 0

0 0 0 0 0 0 0

0 0 0 0 0 0 0

4 0 2 2 0 0 3

4 1 1 1 0 0 1

1 0 0 0 0 0 0

1 0 0 0 0 0 0 1

0 0 0 0 0 0 0 0

1 0 0 0 0 0 0 0

0 0 0 0 0 0 0 0

1 1 1 1 0 0 0 0

1B: 2 SF: 0

2B: 3 SAC: 0

3B: 0 DP: 1

HR: 2 HBP: 0

WP: 0 PA: 36

PB: 0

SB: 1

CS: 0

1B: 2 SF: 0

2B: 3 SAC: 0

3B: 0 DP: 1

HR: 2 HBP: 0

WP: 0 PA: 36

PB: 0

SB: 1

CS: 0

1B: 2 SF: 0

2B: 3 SAC: 0

3B: 0 DP: 1

HR: 2 HBP: 0

WP: 0 PA: 36

PB: 0

SB: 1

CS: 0

1B: 2 SF: 0

2B: 3 SAC: 0

3B: 0 DP: 1

HR: 2 HBP: 0

WP: 0 PA: 36

PB: 0

SB: 1

CS: 0

1B: 2 SF: 0

2B: 3 SAC: 0

3B: 0 DP: 1

HR: 2 HBP: 0

WP: 0 PA: 36

PB: 0

SB: 1

CS: 0

1B: 2 SF: 0

2B: 3 SAC: 0

3B: 0 DP: 1

HR: 2 HBP: 0

WP: 0 PA: 36

PB: 0

SB: 1

CS: 0

1B: 2 SF: 0

2B: 3 SAC: 0

3B: 0 DP: 1

HR: 2 HBP: 0

WP: 0 PA: 36

PB: 0

SB: 1

CS: 0

1B: 2 SF: 0

2B: 3 SAC: 0

3B: 0 DP: 1

HR: 2 HBP: 0

WP: 0 PA: 36

PB: 0

SB: 1

CS: 0

1B: 2 SF: 0

2B: 3 SAC: 0

3B: 0 DP: 1

HR: 2 HBP: 0

WP: 0 PA: 36

PB: 0

SB: 1

CS: 0

1B: 2 SF: 0

2B: 3 SAC: 0

3B: 0 DP: 1

HR: 2 HBP: 0

WP: 0 PA: 36

PB: 0

SB: 1

CS: 0

1B: 2 SF: 0

2B: 3 SAC: 0

3B: 0 DP: 1

HR: 2 HBP: 0

WP: 0 PA: 36

PB: 0

SB: 1

CS: 0

1B: 2 SF: 0

2B: 3 SAC: 0

3B: 0 DP: 1

HR: 2 HBP: 0

WP: 0 PA: 36

PB: 0

SB: 1

CS: 0

1B: 2 SF: 0

2B: 3 SAC: 0

3B: 0 DP: 1

HR: 2 HBP: 0

WP: 0 PA: 36

PB: 0

SB: 1

CS: 0

1B: 2 SF: 0

2B: 3 SAC: 0

3B: 0 DP: 1

HR: 2 HBP: 0

WP: 0 PA: 36

PB: 0

SB: 1

CS: 0

1B: 2 SF: 0

2B: 3 SAC: 0

3B: 0 DP: 1

HR: 2 HBP: 0

WP: 0 PA: 36

PB: 0

SB: 1

CS: 0

1B: 2 SF: 0

2B: 3 SAC: 0

3B: 0 DP: 1

HR: 2 HBP: 0

WP: 0 PA: 36

PB: 0

SB: 1

CS: 0

1B: 2 SF: 0

2B: 3 SAC: 0

3B: 0 DP: 1

HR: 2 HBP: 0

WP: 0 PA: 36

PB: 0

SB: 1

CS: 0

1B: 2 SF: 0

2B: 3 SAC: 0

3B: 0 DP: 1

HR: 2 HBP: 0

WP: 0 PA: 36

PB: 0

SB: 1

CS: 0

1B: 2 SF: 0

2B: 3 SAC: 0

3B: 0 DP: 1

HR: 2 HBP: 0

WP: 0 PA: 36

PB: 0

SB: 1

CS: 0

1B: 2 SF: 0

2B: 3 SAC: 0

3B: 0 DP: 1

HR: 2 HBP: 0

WP: 0 PA: 36

PB: 0

SB: 1

CS: 0

1B: 2 SF: 0

2B: 3 SAC: 0

3B: 0 DP: 1

HR: 2 HBP: 0

WP: 0 PA: 36

PB: 0

SB: 1

CS: 0

1B: 2 SF: 0

2B: 3 SAC: 0

3B: 0 DP: 1

HR: 2 HBP: 0

WP: 0 PA: 36

PB: 0

SB: 1

CS: 0

1B: 2 SF: 0

2B: 3 SAC: 0

3B: 0 DP: 1

HR: 2 HBP: 0

WP: 0 PA: 36

PB: 0

SB: 1

CS: 0

1B: 2 SF: 0

2B: 3 SAC: 0

3B: 0 DP: 1

HR: 2 HBP: 0

WP: 0 PA: 36

PB: 0

SB: 1

CS: 0

1B: 2 SF: 0

2B: 3 SAC: 0

3B: 0 DP: 1

HR: 2 HBP: 0

WP: 0 PA: 36

PB: 0

SB: 1

CS: 0

1B: 2 SF: 0

2B: 3 SAC: 0

3B: 0 DP: 1

HR: 2 HBP: 0

WP: 0 PA: 36

PB: 0

SB: 1

CS: 0

1B: 2 SF: 0

2B: 3 SAC: 0

3B: 0 DP: 1

HR: 2 HBP: 0

WP: 0 PA: 36

PB: 0

SB: 1

CS: 0

1B: 2 SF: 0

2B: 3 SAC: 0

3B: 0 DP: 1

HR: 2 HBP: 0

WP: 0 PA: 36

PB: 0

SB: 1

CS: 0

1B: 2 SF: 0

2B: 3 SAC: 0

3B: 0 DP: 1

HR: 2 HBP: 0

WP: 0 PA: 36

PB: 0

SB: 1

CS: 0

1B: 2 SF: 0

2B: 3 SAC: 0

3B: 0 DP: 1

HR: 2 HBP: 0

WP: 0 PA: 36

PB: 0

SB: 1

CS: 0

1B: 2 SF: 0

2B: 3 SAC: 0

3B: 0 DP: 1

HR: 2 HBP: 0

WP: 0 PA: 36

PB: 0

SB: 1

CS: 0

1B: 2 SF: 0

2B: 3 SAC: 0

3B: 0 DP: 1

HR: 2 HBP: 0

WP: 0 PA: 36

PB: 0

SB: 1

CS: 0

1B: 2 SF: 0

2B: 3 SAC: 0

3B: 0 DP: 1

HR: 2 HBP: 0

Batter	1	2	3	4	5	6	7	8	9	AB R H RBI BB SO LOB
Bill Virdon, L (1, 8) OBP: 0.338, SLG: 0.359	0-0 G3		0-0 F7			0-0 BB 1B E 1B		0-0 F8	0-0 L9	5 1 1 0 0 0 0
Dick Groat, R (1, 6) OBP: 0.369, SLG: 0.394	0-0 2B			0-0 6-3		0-0 E BB 1-2 1B		0-0 1B HR 1B	0-0 G3-6-3 1B	5 1 4 0 0 0 0
Bob Skinner, L (1, 7) OBP: 0.391, SLG: 0.505	0-0 F8			0-0 G3-6 1B		4-0 E 1-2 2-3 BB		0-0 1-3 HR 1B	0-0 G3-6-3 1-2f	4 1 2 0 1 0 2
Rocky Nelson, L (1, 3) OBP: 0.414, SLG: 0.567	0-0 F3			0-0 G3-6 1-2f		0-0 E4 1-2 2-3 3-H G1-6-3		0-0 1-H HR 3-H		4 1 1 4 0 0 4
Roberto Clemente, R (1, 9) OBP: 0.365, SLG: 0.457		0-0 5-3			1-0 SH1-4 HBP	0-0 G1-6-3 1-2f		0-0 E 1B 1B		3 1 1 0 0 0 3
Hal Smith, R (1, 2) OBP: 0.354, SLG: 0.497		0-0 6-3			0-0 SH1-4		0-0 F8	0-0 E4 1B		2 0 0 0 0 0 0
Smoky Burgess, L (8, PH) OBP: 0.358, SLG: 0.439					1-2			1-2		1 0 0 0 0 0 1
Dick Schofield, S (8, PR) OBP: 0.378, SLG: 0.233										0 0 0 0 0 0 0
Don Hoak, R (1, 5) OBP: 0.367, SLG: 0.411		0-3 K			0-0 F7		4-0 BB	0-0 F8		1 0 0 0 0 1 0
Gene Baker, R (3, 5) OBP: 0.240, SLG: 0.182										1 0 0 0 1 0 1
Dick Stuart, R (8, PH) OBP: 0.291, SLG: 0.449										1 0 0 0 0 0 2
Bob Oldis, R (9, 2) OBP: 0.167, SLG: 0.167										0 0 0 0 0 0 0
Bill Mazeroski, R (1, 4) OBP: 0.287, SLG: 0.394			0-3 K		0-3 K		0-0 F8	0-0 1-3 2-H 1B		4 0 1 1 0 2 2
Vern Law, R (1, 1) OBP: 0.207, SLG: 0.286			0-0 F9			0-3 K	0-0 F9	0-0 F8		1 0 0 0 0 0 0
Fred Green, R (6, 1) OBP: 0.571, SLG: 1.500										1 0 0 0 0 1 0
Gino Cimoli, R (7, PH) OBP: 0.361, SLG: 0.350										1 0 0 0 0 0 1
Joe Gibbon, R (8, 1) OBP: 0.333, SLG: 0.231										0 0 0 0 0 0 0
Joe Christopher, R (8, PH) OBP: 0.175, SLG: 0.143										1 0 0 0 0 0 2
Roy Face, R (9, 1) OBP: 0.143, SLG: 0.143										0 0 0 0 0 0 0

Inning Stats	R: 0 E: 0 K: 0 S: 4	H: 1 LOB: 1 BB: 0 P: 4	R: 0 E: 0 K: 1 S: 5	H: 0 LOB: 0 BB: 0 P: 5	R: 0 E: 0 K: 1 S: 5	H: 0 LOB: 0 BB: 0 P: 5	R: 0 E: 0 K: 0 S: 3	H: 1 LOB: 0 BB: 0 P: 3	R: 0 E: 0 K: 1 S: 5	H: 0 LOB: 1 BB: 0 P: 6	R: 1 E: 1 K: 1 S: 7	H: 2 LOB: 2 BB: 1 P: 11	R: 0 E: 0 K: 0 S: 3	H: 0 LOB: 1 BB: 1 P: 7	R: 4 E: 1 K: 0 S: 9	H: 5 LOB: 2 BB: 0 P: 9	R: 0 E: 0 K: 0 S: 3	H: 1 LOB: 0 BB: 0 P: 3	1B: 8 2B: 1 3B: 0 HR: 1	SF: 0 SAC: 1 DP: 3 HBP: 1	WP: 0 PB: 0 SB: 0 CS: 0	PA: 39
PITCHER	IP	WLS	BF	H	R	ER	SO	BB	IBB	HBP	BLK	WP	HR	S	P	ERA	WHIP					
Bob Purkey, R (1, 1) ERA: 3.95	7.1	W	32	8	5	4	4	2	0	1	0	0	1	37	46	4.91	1.364					
Bob Grim, R (8, 1) ERA: 3.71	0.2		4	1	0	0	0	0	0	0	0	0	0	4	4	0.00	1.500					
Jim Brosnan, R (9, 1) ERA: 2.47	1.0	S	3	1	0	0	0	0	0	0	0	0	0	3	3	0.00	1.000					

BOTTOM

Cincinnati Reds @ Pittsburgh Pirates
 Forbes Field, Pittsburgh, PA
 Sun Jul 17 1960, 3:33 AM EDT
 Unknown

livebaseballscorecards.com

AB	35
R	5
H	10
RBI	5
BB	2
SO	4
LOB	18



Batter	1	2	3	4	5	6	7	8	9	AB R H RBI BB SO LOB	TOP
Eddie Kasko, R OBP: 0.375, SLG: 0.383 (1, 5) X	0-0 6-3		0-0 G5-4-3 1-2f			0-0 P4		0-0 F9		4 0 0 0 0 0 1	
Vada Pinson, L OBP: 0.336, SLG: 0.467 (1, 8) B B B	4-0 CS BB			0-0 F7		0-0 G3-6-3 1B		0-0 F7		3 0 1 0 1 0 0	
Gus Bell, L OBP: 0.299, SLG: 0.377 (1, 9) X	0-0 1-2 1B			0-0 F9		0-0 G3-6-3 1-2f		0-0 2B		4 0 2 0 0 0 1	
Wally Post, R OBP: 0.355, SLG: 0.584 (1, 7) S S S	0-3 K			0-0 E5			0-0 P6	0-0 F8		4 0 0 0 0 1 2	
Frank Robinson, R OBP: 0.369, SLG: 0.500 (1, 3) X		0-0 5-3		4-0 BB			0-3 K	0-0 P6		3 0 0 0 1 1 1	
Ed Bailey, L OBP: 0.362, SLG: 0.454 (1, 2) X		0-0 G3		0-0 F9			0-0 FC5-4 1B			3 0 1 0 0 0 2	
Roy McMillan, R OBP: 0.304, SLG: 0.368 (1, 6) X		0-0 F7			0-0 F8		0-0 FC5-4 1-2f			3 0 0 0 0 0 1	
Billy Martin, R OBP: 0.307, SLG: 0.353 (1, 4) X			0-0 F8		0-0 F7			0-0 F8		3 0 0 0 0 0 0	
Don Newcombe, L OBP: 0.194, SLG: 0.176 Cal McLish, S Harry Anderson, L OBP: 0.351, SLG: 0.425 Bob Grim, R (8, 1)			4-0 G5-4-3 BB		0-0 F8			0-3 K		0 0 0 0 0 0 0 1 0 0 0 1 0 0 1 0 0 0 0 1 0 0 0 0 0 0 0 0	
Inning Stats	R: 0 E: 0 K: 1 S: 5 H: 1 LOB: 1 BB: 1 P: 9	R: 0 E: 0 K: 0 S: 3 H: 0 LOB: 0 BB: 0 P: 3	R: 0 E: 0 K: 0 S: 2 H: 0 LOB: 0 BB: 1 P: 6	R: 0 E: 1 K: 0 S: 4 H: 0 LOB: 2 BB: 1 P: 8	R: 0 E: 0 K: 0 S: 3 H: 0 LOB: 0 BB: 0 P: 3	R: 0 E: 0 K: 0 S: 3 H: 1 LOB: 0 BB: 0 P: 3	R: 0 E: 0 K: 1 S: 6 H: 1 LOB: 1 BB: 0 P: 6	R: 0 E: 0 K: 1 S: 5 H: 0 LOB: 0 BB: 0 P: 5	R: 0 E: 0 K: 0 S: 4 H: 1 LOB: 1 BB: 0 P: 4	1B: 3 2B: 1 3B: 0 HR: 0 SF: 0 SAC: 0 DP: 2 HBP: 0	WP: 0 PB: 0 SB: 0 CS: 1 PA: 32
PITCHER Tom Cheney, R ERA: 1.83 (1, 1)	IP 9.0 WLS W BF 32 H 4 R 0 ER 0 SO 3 BB 3 IBB 0 HBP 0 BLK 0 WP 0 HR 0 S 35 P 47 ERA 0.00 WHIP 0.778										

Cincinnati Reds @ Pittsburgh Pirates
 Forbes Field, Pittsburgh, PA
 Sun Jul 17 1960, 3:38 AM EDT
 Att. 36,290 - Unknown

livebaseballscorecards.com

AB 29
 R 0
 H 4
 RBI 0
 BB 3
 SO 3
 LOB 8



Batter	1	2	3	4	5	6	7	8	9
Bill Virdon, L OBP: 0.344, SLG: 0.381 (1, 8)	0-0 HR	0-0 L8		0-0 F9		0-0 1B		0-0 2-H 1B	
Dick Groat, R OBP: 0.372, SLG: 0.397 (1, 6)	0-3 K		0-0 4-3 1B		0-0 1B 2B 1B		0-0 1B 4-3 1B	0-0 P4	
Bob Skinner, L OBP: 0.369, SLG: 0.505 (1, 7)	0-0 1B FC3-2 2B		0-0 F9		0-0 F8		0-0 4-3		
Rocky Nelson, L OBP: 0.417, SLG: 0.564 (1, 3)	0-0 FC3-2 1B 1B		0-0 4-3		0-3 K		0-0 G6-3 1B		
Roberto Clemente, R OBP: 0.367, SLG: 0.458 (1, 9)	0-0 FC3-2 1-2 2-3 1B		0-0 4-3		0-0 1-2 2B 1B		0-0 G6-3 1-2f		
Don Hoak, R OBP: 0.365, SLG: 0.412 (1, 5)	0-0 FC3-2 1-2 2-3 3-H		0-3 K		0-0 1-H 2-H 2B		0-0 4-3		
Bill Mazeroski, R OBP: 0.287, SLG: 0.390 (1, 4)	0-0 F8		4-0 E BB		0-0 5-3		0-0 F9		
Bob Oldis, R OBP: 0.200, SLG: 0.200 (1, 2)		0-0 L6		0-0 E5 1-2		0-0 6-3		0-0 2B 1B	
Tom Cheney, R OBP: 0.286, SLG: 0.429 (1, 1)		0-3 K		0-3 K		0-3 K		0-0 1-H 1B 2B	

Inning Stats	R: 1	H: 4	E: 0	K: 1	S: 9	R: 0	H: 0	E: 0	K: 1	S: 5	R: 0	H: 1	E: 0	K: 0	S: 4	R: 0	H: 0	E: 1	K: 2	S: 8	R: 2	H: 3	E: 0	K: 1	S: 8	R: 0	H: 1	E: 0	K: 1	S: 5	R: 0	H: 2	E: 0	K: 0	S: 4	R: 2	H: 3	E: 0	K: 0	S: 6
	LOB: 3	BB: 0	P: 9	LOB: 0	BB: 0	LOB: 0	BB: 0	LOB: 0	BB: 0	P: 5	LOB: 2	BB: 1	LOB: 1	BB: 0	P: 4	LOB: 1	BB: 0	LOB: 1	BB: 0	P: 8	LOB: 1	BB: 0	LOB: 1	BB: 0	P: 5	LOB: 1	BB: 0	LOB: 1	BB: 0	P: 4	LOB: 1	BB: 0	LOB: 1	BB: 0	P: 6	LOB: 1	BB: 0	P: 6		

PITCHER	IP	WLS	BF	H	R	ER	SO	BB	IBB	HBP	BLK	WP	HR	S	P	ERA	WHIP
Don Newcombe, R ERA: 4.46 (1, 1)	0.0		0	0	0	0	0	0	0	0	0	0	0	0	0	∞	∞
Cal McLish, R ERA: 5.09 (1, 1)	7.0	L	32	11	3	3	6	1	0	0	0	0	1	43	47	3.86	1.714
Bob Grim, R ERA: 4.23 (8, 1)	1.0		6	3	2	2	0	0	0	0	0	0	0	6	6	18.00	3.000

BOTTOM

Cincinnati Reds @ Pittsburgh Pirates
 Forbes Field, Pittsburgh, PA
 Sun Jul 17 1960, 3:38 AM EDT
 Att. 36,290 - Unknown

AB	R	H	RBI	BB	SO	LOB
5	1	3	2	0	0	2
5	1	3	0	0	1	1
4	0	1	0	0	0	3
4	0	2	0	0	1	2
4	1	2	0	0	0	3
4	0	1	2	0	1	3
3	0	0	0	1	0	4
4	1	1	0	0	0	1
4	1	1	1	0	3	2

AB	37
R	5
H	14
RBI	5
BB	1
SO	6
LOB	21

livebaseballscores.com

WP	PA
0	38

P

1B	2B	3B	HR	SF	SAC	DP	HBP
10	3	0	1	0	1	0	0

WP	HR	S	P	ERA	WHIP
0	0	0	0	0	0

Batter	1	2	3	4	5	6	7	8	9	AB R H RBI BB SO LOB	TOP																									
Bill Virdon, L (1, 8) OBP: 0.350, SLG: 0.412	0-1 1B 2B	0-0 HR		2-2 1-H 2-H 2B			0-1 3-1		1-1 F8	5 2 3 3 0 0 1	Pittsburgh Pirates @ Los Angeles Dodgers Los Angeles Memorial Coliseum, Los Angeles, CA Tue Jul 19 1960, 10:05 PM EDT Att. 51,438 - Unknown livebaseballscorecards.com																									
Dick Groat, R (1, 6) OBP: 0.370, SLG: 0.394	0-0 1B 2-H	1-1 6-3			1-1 6-3		1-2 F9	2-2 5-3	5 0 1 1 0 0 1																											
Bob Skinner, L (1, 7) OBP: 0.387, SLG: 0.500	0-2 L8		2-0 F2		0-0 1B		2-3 K	0-2 F7	5 0 1 0 0 1 3																											
Dick Stuart, R (1, 3) OBP: 0.298, SLG: 0.454	2-0 1B		0-3 K		1-1 1B			3-0 FC7-4 1B	4 0 3 0 0 1 0																											
Roberto Clemente, R (1, 9) OBP: 0.363, SLG: 0.452	0-2 F3		2-1 F2		1-0 5-3			1-2 F7	4 0 0 0 0 0 4																											
Hal Smith, R (1, 2) OBP: 0.352, SLG: 0.491	1-0 F9		1-0 CS 1B		2-1 F9			1-1 FC7-4 BB	4 0 1 0 0 0 3																											
Joe Christopher, R (8, PR) OBP: 0.174, SLG: 0.143								1-2f	0 0 0 0 0 0 0																											
Bob Oldis, R (8, 2) OBP: 0.200, SLG: 0.200									0 0 0 0 0 0 0																											
Don Hoak, R (1, 5) OBP: 0.370, SLG: 0.414		1-3 K		3-1 BB 2B 1B		2-1 1B		4-2 BB	3 1 2 0 1 1 0																											
Bill Mazaroski, R (1, 4) OBP: 0.286, SLG: 0.388		0-1 HR 1B		2-3 K		0-0 F9		0-0 F8	4 1 1 0 0 1 4																											
Bob Friend, R (1, 1) OBP: 0.169, SLG: 0.075		0-2 4-3		4-1 2B BB		2-2 F3		0-1 5-3 1B	2 0 0 0 1 0 2																											
Fred Green, R (7, 1) OBP: 0.571, SLG: 1.500									0 0 0 0 0 0 0																											
Smoky Burgess, L (9, PH) OBP: 0.361, SLG: 0.443									1 0 1 0 0 0 0																											
Dick Schofield, S (9, PR) OBP: 0.378, SLG: 0.233									0 0 0 0 0 0 0																											
Inning Stats	R: 1 E: 0 K: 0 S: 11	H: 3 LOB: 2 BB: 0 P: 14	R: 2 E: 1 K: 1 S: 11	H: 2 LOB: 0 BB: 0 P: 13	R: 0 E: 0 K: 1 S: 6	H: 0 LOB: 0 BB: 0 P: 10	R: 1 E: 0 K: 1 S: 11	H: 3 LOB: 2 BB: 1 P: 23	R: 0 E: 0 K: 0 S: 6	H: 2 LOB: 1 BB: 0 P: 9	R: 0 E: 0 K: 0 S: 8	H: 1 LOB: 1 BB: 0 P: 14	R: 0 E: 0 K: 1 S: 8	H: 0 LOB: 0 BB: 0 P: 11	R: 0 E: 0 K: 0 S: 11	H: 1 LOB: 2 BB: 1 P: 20	R: 0 E: 0 K: 0 S: 11	H: 1 LOB: 2 BB: 0 P: 14	1B: 10 2B: 2 3B: 0 HR: 1	SF: 0 SAC: 0 DP: 0 HBP: 0	WP: 0 PB: 0 SB: 0 CS: 1	PA: 39														
PITCHER	IP WLS BF H R ER SO BB IBB HBP BLK WP HR S P ERA WHIP																																			
Don Drysdale, R (1, 1) ERA: 3.46	2.0		11	5	3	3	1	0	0	0	0	0	1	22	27	13.50	2.500																			
Larry Sherry, R (3, 1) ERA: 4.65	5.0	W	19	6	1	1	3	1	0	0	0	0	0	39	67	1.80	1.400																			
Ed Roebuck, R (8, 1) ERA: 1.79	2.0	S	9	2	0	0	0	1	0	0	0	0	0	22	34	0.00	1.500																			

AB	37
R	4
H	13
RBI	4
BB	2
SO	4
LOB	18



Batter	1	2	3	4	5	6	7	8	9
Jim Gilliam, S <small>OBP: 0.385, SLG: 0.359</small> (1, 5)	1-2 		3-2 		0-0 		0-1 		
Wally Moon, L <small>OBP: 0.365, SLG: 0.453</small> (1, 7)	0-1 		2-0 			1-1 	2-2 		
Norm Larker, L <small>OBP: 0.404, SLG: 0.490</small> (1, 3)	0-1 		2-1 			0-0 	2-0 		
Frank Howard, R <small>OBP: 0.363, SLG: 0.541</small> (1, 9)	1-3 		0-1 			1-2 	1-3 		
Duke Snider, L <small>OBP: 0.360, SLG: 0.510</small> (1, 8)		0-1 		0-0 		3-1 		0-3 	
Charlie Neal, R <small>OBP: 0.337, SLG: 0.393</small> (1, 4)		0-2 		0-0 		1-2 		0-0 	
Norm Sherry, R <small>OBP: 0.380, SLG: 0.565</small> (1, 2)		0-0 		1-3 		1-3 		3-3 	
Maury Wills, S <small>OBP: 0.356, SLG: 0.332</small> (1, 6)		0-1 			1-1 		1-2 		
Don Drysdale, R <small>OBP: 0.216, SLG: 0.292</small> Chuck Essegian, R <small>OBP: 0.333, SLG: 0.370</small> (2, PH) Larry Sherry, R <small>OBP: 0.227, SLG: 0.429</small> (3, 1) John Roseboro, L <small>OBP: 0.321, SLG: 0.391</small> (7, PH) Ed Roebuck, R <small>OBP: 0.278, SLG: 0.294</small> (8, 1)	0-0 				0-1 		1-1 		

AB	R	H	RBI	BB	SO	LOB
4	1	1	1	0	0	0
4	1	2	0	0	0	1
4	2	3	2	0	0	1
4	0	1	1	0	2	2
4	0	1	0	0	1	2
4	0	0	1	0	0	2
4	0	1	0	0	3	1
3	1	2	0	0	0	0
0	0	0	0	0	0	0
1	0	0	0	0	0	2
1	0	0	0	0	0	0
1	0	0	0	0	0	1
0	0	0	0	0	0	0

BOTTOM

Pittsburgh Pirates @ Los Angeles Dodgers
 Los Angeles Memorial Coliseum, Los Angeles, CA

livebaseballscores.com

AB	34
R	5
H	11
RBI	5
BB	0
SO	6
LOB	12



WP: 1	PA: 34
PB: 0	
SB: 0	
CS: 0	

Tue Jul 19 1960, 10:05 PM EDT
 Att. 51,438 - Unknown

Inning Stats	R: 0	H: 1	E: 0	K: 1	S: 10	H: 2	LOB: 1	BB: 0	P: 12	R: 0	H: 2	E: 0	K: 0	S: 10	R: 0	H: 1	E: 0	K: 0	S: 12	R: 0	H: 1	E: 0	K: 1	S: 5	R: 0	H: 0	E: 0	K: 0	S: 5	R: 2	H: 3	E: 0	K: 1	S: 14	R: 3	H: 3	E: 0	K: 1	S: 15	R: 0	H: 0	E: 0	K: 2	S: 7
PITCHER	IP	WLS	BF	H	R	ER	SO	BB	IBB	HBP	BLK	WP	HR	S	P	ERA	WHIP																											
Bob Friend, R <small>ERA: 3.08</small> (1, 1)	6.1		28	10	4	4	3	0	0	0	0	1	0	63	83	5.68	1.579																											
Fred Green, L <small>ERA: 3.73</small> (7, 1)	1.2	L	6	1	1	1	3	0	0	0	0	0	1	15	23	5.40	0.600																											

Batter	1	2	3	4	5	6	7	8	9	10	11	AB R H RBI BB SO LOB	TOP												
Bill Virdon, L OBP: 0.347, SLG: 0.404 (1, 8) BB X	4-0 1B BB		F8		4-3		6-3			K		4 0 0 0 1 1 1	Pittsburgh Pirates @ Los Angeles Dodgers Los Angeles Memorial Coliseum, Los Angeles, CA Wed Jul 20 1960, 10:05 PM EDT Att. 51,301 - Unknown												
Dick Groat, R OBP: 0.365, SLG: 0.389 (1, 6) C C C	0-3 K			6-3	L9			F5		5-3		5 0 0 0 0 1 2													
Bob Skinner, L OBP: 0.390, SLG: 0.500 (1, 7) B X	1-0 G6-4-3 1B			1-0 BB HR 1B				K		1B BB IBB		4 1 2 0 1 2 0													
Dick Stuart, R OBP: 0.300, SLG: 0.449 (1, 3) X	0-0 G6-4-3 1-2f			4-2 FC1-6 BB			F9		K	4-2 1-2 2-3 BB		3 0 0 0 2 1 2													
Roberto Clemente, R OBP: 0.363, SLG: 0.452 (1, 9)		3-2 3-1		0-1 FC1-6 1-2f HR			0-0 1B 1B		6-3	3-2 1-2 2-3 3-H 1B		5 1 2 1 0 0 2													
Hal Smith, R OBP: 0.359, SLG: 0.530 (1, 2)		1-3 K		0-2 1-H 2-H HR			0-1 FC4-6 1B		2-2 HR	1-3 K		5 2 3 4 0 2 3													
Don Hoak, R OBP: 0.367, SLG: 0.411 (1, 5)		2-0 F4		1-0 1B			0-0 FC4-6 1-2f		0-1 F4		2-2 F3	5 0 1 0 0 0 2													
Bill Mazerowski, R OBP: 0.282, SLG: 0.381 (1, 4)			0-0 F6		1-3 K		3-2 5-3		0-0 1-3		0-3 K	5 0 0 0 0 2 1													
George Witt, R Roy Face, R OBP: 0.222, SLG: 0.222 (1, 1) (7, 1)			2-3 K		1-3 K		1-1 4-3		2-0 BB 5-3 1B 1B	0-0 F8		3 0 0 0 0 2 0 2 1 1 0 0 0 0													
Inning Stats	R: 0 E: 0 K: 1 S: 5	H: 1 LOB: 1 BB: 1 P: 10	R: 0 E: 0 K: 1 S: 8	H: 0 LOB: 0 BB: 0 P: 14	R: 0 E: 0 K: 1 S: 8	H: 0 LOB: 0 BB: 0 P: 12	R: 3 E: 0 K: 1 S: 15	H: 3 LOB: 1 BB: 1 P: 23	R: 0 E: 0 K: 1 S: 7	H: 0 LOB: 0 BB: 0 P: 9	R: 0 E: 0 K: 1 S: 8	H: 2 LOB: 2 BB: 0 P: 12		R: 0 E: 0 K: 2 S: 10	H: 0 LOB: 0 BB: 0 P: 13	R: 1 E: 0 K: 0 S: 9	H: 1 LOB: 0 BB: 0 P: 11	R: 1 E: 0 K: 2 S: 16	H: 2 LOB: 3 BB: 2 P: 34	R: 0 E: 0 K: 1 S: 7	H: 0 LOB: 0 BB: 0 P: 9	1B: 7 2B: 0 3B: 0 HR: 2	SF: 0 SAC: 0 DP: 1 HBP: 0	WP: 0 PB: 0 SB: 0 CS: 0	PA: 45
PITCHER	IP WLS BF H R ER SO BB IBB HBP BLK WP HR S P ERA WHIP																								
Stan Williams, R ERA: 2.54 (1, 1)	9.0		35	7	4	4	8	2	0	0	0	0	0	2	77	117	4.00	1.000							
Ed Roebuck, R ERA: 1.89 (10, 1)	1.0		7	2	1	1	2	1	1	0	0	0	0	0	16	34	9.00	3.000							
Roger Craig, R ERA: 4.55 (11, 1)	1.0	W	3	0	0	0	1	0	0	0	0	0	0	0	7	9	0.00	0.000							

livebaseballscorecards.com

AB	41
R	5
H	9
RBI	5
BB	4
SO	11
LOB	13



Batter	1	2	3	4	5	6	7	8	9	AB R H RBI BB SO LOB	TOP	
Joe Christopher, R (1, 7) OBP: 0.148, SLG: 0.120 Rocky Nelson, L (9, 3) OBP: 0.417, SLG: 0.564	1-2 1-3		1-2 E5 1B		1-2 F9			3-2 6-3		4 1 0 0 0 0 1 0 0 0 0 0 0 0	Pittsburgh Pirates @ Los Angeles Dodgers Los Angeles Memorial Coliseum, Los Angeles, CA Thu Jul 21 1960, 10:05 PM EDT Att: 51,193 - Unknown	
Dick Groat, R (1, 6) OBP: 0.364, SLG: 0.387	1-2 1-3		0-0 1B		0-0 F6			0-0 F7		4 0 1 0 0 0 0		
Roberto Clemente, R (1, 9) OBP: 0.362, SLG: 0.449	1-0 6-3		0-1 G6-3 1B					0-3 K		4 0 1 2 0 1 0		
Dick Stuart, R (1, 3) OBP: 0.302, SLG: 0.453 Bill Virdon, L (9, PR) OBP: 0.347, SLG: 0.404 (9, 8)		1-0 4-3 2B	1-2 G6-3 1-2f					3-2 G4-6-3 1B		4 0 2 0 0 1 2 0 0 0 0 0 0 0		
Gino Cimoli, R (1, 8) OBP: 0.354, SLG: 0.343 (9, 7)	1-2 4-3			2-0 F4				2-2 G4-6-3 1-2f		4 0 0 0 0 0 2		
Hal Smith, R (1, 2) OBP: 0.362, SLG: 0.565	0-1 6-3			0-0 HR				2-3 K		4 2 2 2 0 1 2		
Don Hoak, R (1, 5) OBP: 0.364, SLG: 0.407	1-0 6-3			3-2 2-3				0-0 6-3 HR		3 0 0 0 0 0 1		
Bill Mazaroski, R (1, 4) OBP: 0.282, SLG: 0.381			1-0 1B	1-1 5-3				2-2 2-3		3 1 1 0 0 0 0		
Vern Law, R (1, 1) OBP: 0.197, SLG: 0.271			3-2 F3		0-0 1-3			1-3 K		3 0 0 0 0 1 1		
Inning Stats	R: 0 H: 0 E: 0 LOB: 0 K: 0 BB: 0 S: 7 P: 10	R: 0 H: 1 E: 0 LOB: 1 K: 0 BB: 0 S: 7 P: 10	R: 2 H: 3 E: 1 LOB: 1 K: 0 BB: 0 S: 13 P: 19	R: 1 H: 1 E: 0 LOB: 0 K: 0 BB: 0 S: 7 P: 13	R: 0 H: 0 E: 0 LOB: 0 K: 0 BB: 0 S: 5 P: 6	R: 0 H: 0 E: 0 LOB: 0 K: 1 BB: 0 S: 11 P: 18	R: 1 H: 1 E: 0 LOB: 0 K: 1 BB: 0 S: 10 P: 13	R: 0 H: 0 E: 0 LOB: 0 K: 1 BB: 0 S: 13 P: 16	R: 0 H: 1 E: 0 LOB: 1 K: 1 BB: 0 S: 13 P: 19	1B: 4 SF: 0 2B: 1 SAC: 0 3B: 0 DP: 2 HR: 2 HBP: 0		WP: 0 PA: 33 PB: 0 SB: 0 CS: 0
PIITCHER Johnny Podres, L (1, 1) ERA: 3.01 Sandy Koufax, L (8, 1) ERA: 4.62	IP WLS BF H R ER SO BB IBB HBP BLK WP HR S P ERA WHIP	7.0 L 27 6 4 3 2 0 0 0 0 0 0 2 60 89 3.86 0.857	2.0 6 1 0 0 2 0 0 0 0 0 0 0 26 35 0.00 0.500									PIITCHER IP WLS BF H R ER SO BB IBB HBP BLK WP HR S P ERA WHIP

AB	33
R	4
H	7
RBI	4
BB	0
SO	4
LOB	9



Batter	1	2	3	4	5	6	7	8	9	AB	R	H	RBI	BB	SO	LOB
Jim Gilliam, S OBP: 0.376, SLG: 0.350 (1, 5)	2-0 F4	1-0 G3			1-0 F9			0-1 F8		4	0	0	0	0	0	2
Wally Moon, L OBP: 0.363, SLG: 0.449 (1, 7)	1-1 3-1 2B		0-2 F7		0-1 1-3			2-1 1-3		4	0	1	0	0	0	0
Norm Larker, L OBP: 0.398, SLG: 0.478 (1, 3)	1-2 3-1		4-0 BB			1-2 F8		0-0 F8		3	0	0	0	1	0	1
Frank Howard, R OBP: 0.362, SLG: 0.532 (1, 9)	1-3 K		1-2 F5			0-1 5-3			0-0 5-3	4	0	0	0	0	1	2
Duke Snider, L OBP: 0.374, SLG: 0.534 (1, 8)		1-1 1B SH1-4 1B	2-2 F8			4-2 FC6-4 BB			0-0 2B	3	1	2	0	1	0	1
Charlie Neal, R OBP: 0.338, SLG: 0.392 (1, 4)		0-0 SH1-4		0-1 6-3		2-2 FC6-4 1-2f			0-1 6-3	3	0	0	0	0	0	2
Norm Sherry, R OBP: 0.365, SLG: 0.537 (1, 2)		2-3 K		1-3 K			0-0 F7		1-3 K	3	0	0	0	0	2	1
Irv Noren, L OBP: 0.273, SLG: 0.111 (9, PH)				2-2 5-3						1	0	0	0	0	1	1
Maury Wills, S OBP: 0.364, SLG: 0.343 (1, 6)		3-2 1B 2-3 1B					1-2 5-3			3	0	1	0	0	0	0
Johnny Podres, L OBP: 0.250, SLG: 0.146 (1, 1)		3-2 1B			2-3 K					2	0	1	1	0	1	0
Tommy Davis, R OBP: 0.264, SLG: 0.342 (7, PH)										1	0	0	0	0	0	0
Sandy Koufax, R OBP: 0.242, SLG: 0.167 (8, 1)		1-3 3-H 1B								0	0	0	0	0	0	0

Inning Stats	R: 0	H: 1	E: 0	K: 1	S: 10	R: 1	H: 3	E: 0	K: 1	S: 17	R: 0	H: 0	E: 0	K: 0	S: 12	R: 0	H: 0	E: 0	K: 1	S: 8	R: 0	H: 0	E: 0	K: 1	S: 6	R: 0	H: 0	E: 0	K: 0	S: 11	R: 0	H: 0	E: 0	K: 0	S: 6	R: 0	H: 0	E: 0	K: 0	S: 5	R: 0	H: 1	E: 0	K: 1	S: 7	1B: 3	2B: 2	3B: 0	HR: 0	SF: 0	SAC: 1	DP: 0	HBP: 0	WP: 0	PB: 0	SB: 0	CS: 0	PA: 34
--------------	------	------	------	------	-------	------	------	------	------	-------	------	------	------	------	-------	------	------	------	------	------	------	------	------	------	------	------	------	------	------	-------	------	------	------	------	------	------	------	------	------	------	------	------	------	------	------	-------	-------	-------	-------	-------	--------	-------	--------	-------	-------	-------	-------	--------

PITCHER	IP	WLS	BF	H	R	ER	SO	BB	IBB	HBP	BLK	WP	HR	S	P	ERA	WHIP
Vern Law, R ERA: 2.68 (1, 1)	9.0	W	34	5	1	1	5	2	0	0	0	0	0	82	121	1.00	0.778


BOTTOM

Pittsburgh Pirates @ Los Angeles Dodgers
Los Angeles Memorial Coliseum, Los Angeles, CA

Thu Jul 21 1960, 10:05 PM EDT
Att. 51,193 - Unknown

livebaseballscorecards.com

AB	31
R	1
H	5
RBI	1
BB	2
SO	5
LOB	10



Batter	1	2	3	4	5	6	7	8	9	AB R H RBI BB SO LOB	TOP	
Bob Skinner, L (1, 7) <small>OBP: 0.388, SLG: 0.497</small> Bill Virdon, L (7, 8) <small>OBP: 0.347, SLG: 0.404</small>	0-0 F8 			0-0 F8 	0-0 <small>2-H 3-H</small>		0-0 G3 			4 0 1 2 0 0 0 0 0 0 0 0 0 0	Pittsburgh Pirates @ San Francisco Giants Candlestick Park, San Francisco, CA Fri Jul 22 1960, 10:05 PM EDT Att: 31,878 - Unknown livebaseballscorecards.com	
Dick Groat, R (1, 6) <small>OBP: 0.366, SLG: 0.389</small>	0-0 4-3 			0-0 		0-0 SH5-4 BB E 1B 	0-0 6-3 			4 1 2 0 0 0 0		
Roberto Clemente, R (1, 9) <small>OBP: 0.361, SLG: 0.445</small>	0-0 F3 			0-0 F9 		4-0 B B B E SH5-4 1-2 BB 	0-0 4-3 			3 0 0 0 1 0 1		
Dick Stuart, R (1, 3) <small>OBP: 0.299, SLG: 0.448</small>		0-0 4-3 		0-3 K 		0-0 SH5-4 	0-0 1-3 			3 0 0 0 0 1 1		
Gino Cimoli, R (1, 8) <small>OBP: 0.357, SLG: 0.342</small> (7, 7)		0-0 E5 			0-0 FC1-4 1B 1B 	4-0 E IBB 	0-3 K 			3 1 1 0 1 1 0		
Hal Smith, R (1, 2) <small>OBP: 0.359, SLG: 0.558</small>		0-0 F9 			0-0 FC1-4 1B 	0-0 F9 				4 0 1 0 0 1 3		
Don Hoak, R (1, 5) <small>OBP: 0.363, SLG: 0.403</small>			0-0 6-3 		0-0 FC1-4 SH1-4 1B 1B 	4-0 				3 1 0 0 1 0 2		
Bill Mazaroski, R (1, 4) <small>OBP: 0.285, SLG: 0.380</small>			0-0 F9 		0-0 SH1-4 1B 1B 	0-0 F8 				3 1 1 1 1 0 3		
Vinegar Bend Mizell, R (1, 1) <small>OBP: 0.175, SLG: 0.135</small>			0-3 K 		0-0 SH1-4 		0-3 K 			3 0 0 0 0 2 1		
Inning Stats	R: 0 H: 0 E: 0 LOB: 0 K: 0 BB: 0 S: 3 P: 3	R: 0 H: 0 E: 1 LOB: 0 K: 0 BB: 0 S: 3 P: 3	R: 0 H: 0 E: 0 LOB: 0 K: 1 BB: 0 S: 5 P: 5	R: 0 H: 1 E: 0 LOB: 1 K: 1 BB: 0 S: 6 P: 6	R: 3 H: 4 E: 0 LOB: 1 K: 0 BB: 0 S: 6 P: 6	R: 1 H: 1 E: 1 LOB: 3 K: 0 BB: 3 S: 4 P: 16	R: 0 H: 0 E: 0 LOB: 0 K: 1 BB: 0 S: 5 P: 5	R: 0 H: 0 E: 0 LOB: 0 K: 1 BB: 0 S: 5 P: 5	R: 0 H: 0 E: 0 LOB: 1 K: 1 BB: 1 S: 5 P: 9	1B: 6 SF: 0 2B: 0 SAC: 2 3B: 0 DP: 0 HR: 0 HBP: 0	WP: 0 PA: 36 PB: 0 SB: 0 CS: 0	
PITCHER Mike McCormick, L (1, 1) <small>ERA: 2.64</small> Stu Miller, R (8, 1) <small>ERA: 4.67</small>	IP WLS BF H R ER SO BB IBB HBP BLK WP HR S P ERA WHIP 7.0 L 29 6 4 3 3 1 2 0 0 0 0 0 32 44 3.86 1.000											IP WLS BF H R ER SO BB IBB HBP BLK WP HR S P ERA WHIP 2.0 7 0 0 0 2 1 0 0 0 0 0 0 10 14 0.00 0.500

AB	30
R	4
H	6
RBI	3
BB	4
SO	5
LOB	11



Batter	1	2	3	4	5	6	7	8	9	AB R H RBI BB SO LOB	TOP												
Bill Virdon, L (1, 8) OBP: 0.345, SLG: 0.401 Roy Face, R (8, 1) OBP: 0.222, SLG: 0.222	0-0 1-3			0-0 CS 1B		0-0 4-3		0-0 F4		4 0 1 0 0 0 0 0 0 0 0 0 0 0													
Dick Groat, R (1, 6) OBP: 0.365, SLG: 0.386	4-0 G6-4-3 BB			0-3 1-2 K		0-0 4-3			0-0 6-3	3 0 0 0 1 1 1													
Bob Skinner, L (1, 7) OBP: 0.387, SLG: 0.493	0-0 G6-4-3 1-2f			0-3 K			0-0 3-1		4-0 G3-6-1 BB	3 0 0 0 1 1 1													
Rocky Nelson, L (1, 3) OBP: 0.419, SLG: 0.562		0-0 F3			0-0 F7 BB 1B			0-0 2B 1B	0-0 G3-6-1 1-2f	4 1 2 0 0 0 1													
Roberto Clemente, R (1, 9) OBP: 0.360, SLG: 0.442		0-0 F1			4-0 1-2 BB			0-0 F9		2 0 0 0 1 0 1													
Smoky Burgess, L (1, 2) OBP: 0.360, SLG: 0.446		0-0 F3			0-0 2-3 F7			0-0 1-H 2B		3 0 1 1 0 0 2													
Don Hoak, R (1, 5) OBP: 0.363, SLG: 0.401			4-0 G4-6-3 BB		0-3 K			0-3 K		2 0 0 0 1 2 3													
Bill Mazeroski, R (1, 4) OBP: 0.282, SLG: 0.377			0-3 K		0-0 F5			0-0 F3		3 0 0 0 0 1 3													
Harvey Haddix, L (1, 1) OBP: 0.256, SLG: 0.275 Gino Cimoli, R (8, PH) OBP: 0.355, SLG: 0.341 (8, 8)			0-0 G4-6-3 1-2f			0-0 F7		0-3 K		2 0 0 0 0 0 1 1 0 0 0 0 1 0													
Inning Stats	R: 0 E: 0 K: 0 S: 2	H: 0 LOB: 0 BB: 1 P: 6	R: 0 E: 0 K: 0 S: 3	H: 0 LOB: 0 BB: 0 P: 3	R: 0 E: 0 K: 1 S: 4	H: 0 LOB: 0 BB: 1 P: 8	R: 0 E: 0 K: 2 S: 7	H: 1 LOB: 0 BB: 0 P: 7	R: 0 E: 0 K: 1 S: 6	H: 1 LOB: 2 BB: 1 P: 10	R: 0 E: 0 K: 0 S: 3	H: 0 LOB: 0 BB: 0 P: 3	R: 1 E: 0 K: 1 S: 7	H: 2 LOB: 1 BB: 0 P: 7	R: 0 E: 0 K: 1 S: 5	H: 0 LOB: 0 BB: 0 P: 5	R: 0 E: 0 K: 0 S: 2	H: 0 LOB: 0 BB: 1 P: 6	1B: 3 2B: 2 3B: 0 HR: 0	SF: 0 SAC: 0 DP: 4 HBP: 0	WP: 0 PB: 0 SB: 0 CS: 1	PA: 31	
PITCHER Juan Marichal, R (1, 1) ERA: 0.5	IP 9.0	WLS W	BF 31	H 4	R 1	ER 1	SO 6	BB 4	IBB 0	HBP 0	BLK 0	WP 0	HR 0	S 39	P 55	ERA 1.00	WHIP 0.889						PITCHER IP WLS BF H R ER SO BB IBB HBP BLK WP HR S P ERA WHIP

Pittsburgh Pirates @ San Francisco Giants
 Candlestick Park, San Francisco, CA
 Sat Jul 23 1960, 6:33 AM EDT
 Att: 30,228 - Unknown

AB	27
R	1
H	4
RBI	1
BB	4
SO	6
LOB	13



livebaseballscorecards.com

Batter	1	2	3	4	5	6	7	8	9	AB	R	H	RBI	BB	SO	LOB
Eddie Bressoud, R OBP: 0.287, SLG: 0.390 (1, 6) X	0-0 F3 ①		0-0 1-3 ②		0-0 SH3 HR 2B		0-0 F9 ②			4	1	1	0	0	0	0
Don Blasingame, L OBP: 0.315, SLG: 0.316 (1, 4) S S S	0-3 K ②		0-0 E5 2B		0-0 SH3 2-3		0-0 1B			3	0	1	0	0	1	0
Willie Mays, R OBP: 0.408, SLG: 0.629 (1, 8) X	0-0 1B		0-0 2B 1-3		0-0 HR 3-H		0-0 F4 ③			4	1	3	2	0	0	1
Orlando Cepeda, R OBP: 0.304, SLG: 0.506 (1, 3) S S S	0-3 K ③		0-0 6-3 ③		0-0 F7 ②			0-3 K ①		4	0	0	0	0	2	3
Jim Davenport, R OBP: 0.330, SLG: 0.383 (1, 5) X		0-0 E5 G4-3		0-0 1B 1B	0-0 4-3 ③			4-0 BB BB BB BB G6-4-3 BB		3	0	1	0	1	0	0
Dave Philley, S OBP: 0.267, SLG: 0.291 Willie Kirkland, L OBP: 0.338, SLG: 0.471 (1, 7) (9, 9) X		0-0 F7 ①		0-0 1-2 1B		0-0 F8 ①		0-0 G6-4-3 ② ③ ④ ⑤ ⑥ ⑦ ⑧ ⑨ 1-2f		4	0	1	0	0	0	2
Felipe Alou, R OBP: 0.210, SLG: 0.295 (1, 9) (9, 7) X		0-0 G4-3 ② ③ 1-2f		0-3 K ①		0-0 5-3 ②				3	0	0	0	0	1	3
Bob Schmidt, R OBP: 0.328, SLG: 0.411 (1, 2) X			0-0 HR ①	0-0 F2 ②		0-0 F7 ③				3	1	1	1	0	0	2
Juan Marichal, R (1, 1) X			0-0 6-3 ① S S S	0-3 K ③			0-0 F4 ①			3	0	0	0	0	1	2

Inning Stats	R: 0	H: 1	E: 0	LOB: 1	K: 2	BB: 0	S: 8	P: 8	R: 0	H: 0	E: 1	LOB: 0	K: 0	BB: 0	S: 3	P: 3	R: 1	H: 2	E: 1	LOB: 2	K: 0	BB: 0	S: 6	P: 6	R: 0	H: 2	E: 0	LOB: 2	K: 2	BB: 0	S: 9	P: 9	R: 2	H: 2	E: 0	LOB: 0	K: 0	BB: 0	S: 5	P: 5	R: 0	H: 0	E: 0	LOB: 0	K: 0	BB: 0	S: 3	P: 3	R: 0	H: 1	E: 0	LOB: 1	K: 0	BB: 0	S: 4	P: 4	R: 0	H: 0	E: 0	LOB: 0	K: 1	BB: 1	S: 4	P: 8
--------------	------	------	------	--------	------	-------	------	------	------	------	------	--------	------	-------	------	------	------	------	------	--------	------	-------	------	------	------	------	------	--------	------	-------	------	------	------	------	------	--------	------	-------	------	------	------	------	------	--------	------	-------	------	------	------	------	------	--------	------	-------	------	------	------	------	------	--------	------	-------	------	------

PITCHER	IP	WLS	BF	H	R	ER	SO	BB	IBB	HBP	BLK	WP	HR	S	P	ERA	WHIP
Harvey Haddix, L ERA: 3.91 (1, 1)	7.0	L	30	8	3	3	4	0	0	0	0	0	2	38	38	3.86	1.143
Roy Face, R ERA: 3.14 (8, 1)	1.0		3	0	0	0	1	1	0	0	0	0	0	4	8	0.00	1.000

BOTTOM

Pittsburgh Pirates @ San Francisco Giants
Candlestick Park, San Francisco, CA

Sat Jul 23 1960, 6:33 AM EDT
Att. 30,228 - Unknown

AB	31
R	3
H	8
RBI	3
BB	1
SO	5
LOB	13

livebaseballscorecards.com

GIANTS

1B:	4	SF:	0	WP:	0	PA:	33
2B:	2	SAC:	1	PB:	0		
3B:	0	DP:	2	SB:	0		
HR:	2	HBP:	0	CS:	0		

PITCHER	IP	WLS	BF	H	R	ER	SO	BB	IBB	HBP	BLK	WP	HR	S	P	ERA	WHIP
---------	----	-----	----	---	---	----	----	----	-----	-----	-----	----	----	---	---	-----	------

Batter	1	2	3	4	5	6	7	8	9	AB R H RBI BB SO LOB	TOP											
Bob Skinner, L (1, 7) OBP: 0.383, SLG: 0.487	0-3 K		0-3 K			0-0 4-3		0-3 K		4 0 0 0 0 3 0												
Dick Groat, R (1, 6) OBP: 0.363, SLG: 0.383	0-0 F8		0-0 6-3			0-0 F9			4-0 E 1B SF8 BB	3 1 0 0 1 0 0												
Roberto Clemente, R (1, 9) OBP: 0.362, SLG: 0.442	4-0 BB				0-0 1-3		0-0 F8		0-0 SF8 1B 1-3 1B	3 1 1 0 1 0 0												
Dick Stuart, R (1, 3) OBP: 0.295, SLG: 0.443	0-0 F7				0-3 K		0-0 6-3		0-0 SF8	3 0 0 1 0 1 1												
Gino Cimoli, R (1, 8) OBP: 0.358, SLG: 0.344		0-0 F8			0-0 5-3		0-0 BB 1B		0-0 WP 1B 1B	4 1 2 1 0 0 0												
Don Hoak, R (1, 5) OBP: 0.367, SLG: 0.401		0-0 FC6-4 1B			0-0 F7		4-0 1-2 BB		4-0 3-H 1B BB	2 0 1 0 2 0 0												
Bill Mazeroski, R (1, 4) OBP: 0.280, SLG: 0.373		0-0 FC6-4			0-0 F4		0-0 F7		0-0 1-2 2-H 1B	3 0 0 0 0 0 3												
Rocky Nelson, L (9, PH) OBP: 0.424, SLG: 0.566		1-2								1 0 1 1 0 0 0												
Bob Oldis, R (1, 2) OBP: 0.154, SLG: 0.154		0-0 3-1			0-0 F3				0-0 G3	3 0 0 0 0 0 1												
Joe Christopher, R (9, PH) OBP: 0.143, SLG: 0.115									0-3 K	1 0 0 0 0 1 2												
Tom Cheney, R (1, 1) OBP: 0.222, SLG: 0.333			0-0 F9			0-0 F8			0-0 1-3	2 0 0 0 0 0 0												
Earl Francis, R (7, 1)									0-3 K	0 0 0 0 0 0 0												
Dick Schofield, S (8, PH) OBP: 0.368, SLG: 0.226										1 0 0 0 0 0 0												
Joe Gibbon, R (8, 1)										0 0 0 0 0 0 0												
Smoky Burgess, L (9, PH) OBP: 0.358, SLG: 0.444										1 0 0 0 0 1 2												
Inning Stats	R: 0 E: 0 K: 1 S: 5	H: 0 LOB: 1 BB: 1 P: 9	R: 0 E: 0 K: 0 S: 4	H: 1 LOB: 1 BB: 0 P: 4	R: 0 E: 0 K: 1 S: 5	H: 0 LOB: 0 BB: 0 P: 5	R: 0 E: 0 K: 1 S: 5	H: 0 LOB: 0 BB: 0 P: 5	R: 0 E: 0 K: 0 S: 3	H: 0 LOB: 0 BB: 0 P: 3	R: 0 E: 0 K: 0 S: 3	H: 0 LOB: 0 BB: 0 P: 3	R: 0 E: 0 K: 0 S: 4	H: 1 LOB: 2 BB: 1 P: 8	R: 0 E: 0 K: 1 S: 5	H: 0 LOB: 0 BB: 0 P: 5	R: 3 E: 1 K: 2 S: 10	H: 3 LOB: 2 BB: 2 P: 18	1B: 5 2B: 0 3B: 0 HR: 0	SF: 1 SAC: 0 DP: 0 HBP: 0	WP: 1 PB: 0 SB: 0 CS: 0	PA: 36
PITCHER	IP WLS BF H R ER SO BB IBB HBP BLK WP HR S P ERA WHIP																					
Billy O'Dell, L (1, 1) ERA: 2.5	8.0 W 29 2 1 1 4 3 0 0 0 0 0 0 34 46 1.12 0.625																					
Johnny Antonelli, L (9, 1) ERA: 4.31	0.1 3 2 1 1 0 0 0 0 0 0 0 0 3 3 27.00 6.000																					
Billy Loes, R (9, 1) ERA: 6.99	0.0 1 0 0 0 0 1 0 0 0 1 0 0 4 ∞ ∞																					
Mike McCormick, L (9, 1) ERA: 2.63	0.2 S 3 1 1 1 2 0 0 0 0 0 0 0 7 7 13.50 1.500																					

Pittsburgh Pirates @ San Francisco Giants
 Candlestick Park, San Francisco, CA
 Sun Jul 24 1960, 6:33 AM EDT
 Att: 36,447 - Unknown

AB	31
R	3
H	5
RBI	3
BB	4
SO	6
LOB	9



Batter	1	2	3	4	5	6	7	8	9	AB	R	H	RBI	BB	SO	LOB
Eddie Bressoud, R OBP: 0.290, SLG: 0.387 (1, 6)	4-0 FC4-6 BB		4-0 FC6-4 BB		0-0 F5		0-0 F8			2	0	0	0	2	0	0
Don Blasingame, L OBP: 0.315, SLG: 0.313 (1, 4)	0-0 FC4-6 1-2f HR		4-0 FC6-4 1-2 BB		0-0 G3		0-0 4-3			3	1	0	0	1	0	1
Willie Mays, R OBP: 0.406, SLG: 0.633 (1, 8)	0-0 1-H HR		0-0 FC6-4 1-2f 2-3		0-0 F5		0-3 K			4	1	1	2	0	1	2
Willie Kirkland, L OBP: 0.334, SLG: 0.465 (1, 9)	0-0 F5		0-0 F8		0-0 4-3		0-0 4-3			4	0	0	0	0	0	2
Jim Davenport, R OBP: 0.329, SLG: 0.377 (1, 5)	0-0 G3			0-0 F6		4-0 1B BB		0-0 6-3		3	1	0	0	1	0	0
Jim Marshall, L OBP: 0.279, SLG: 0.333 (1, 3)		0-0 F8		0-3 K		4-0 1B HR BB		0-0 1B		3	1	1	0	1	1	0
Felipe Alou, R OBP: 0.221, SLG: 0.313 (1, 7)		0-0 F3		0-0 E 2B		0-0 1-2 2-H HR 1B		0-0 F9		4	1	2	1	0	0	1
Bob Schmidt, R OBP: 0.333, SLG: 0.428 (1, 2)		0-3 K		4-0 3-6 BB		0-0 1-H 2-H HR				2	1	1	3	1	1	0
Billy O'Dell, S OBP: 0.316, SLG: 0.161 (1, 1)			0-0 3-1		0-0 8-6		0-0 F8			3	0	0	0	0	1	0
Johnny Antonelli, L OBP: 0.286, SLG: 0.308 (9, 1)				1-2 2-3						0	0	0	0	0	0	0
Billy Loes, R OBP: 0.250, SLG: 0.250 (9, 1)										0	0	0	0	0	0	0
Mike McCormick, L OBP: 0.264, SLG: 0.294 (9, 1)										0	0	0	0	0	0	0

Inning Stats	R: 2	H: 1	E: 0	LOB: 0	K: 0	P: 8	R: 0	H: 0	E: 0	LOB: 0	K: 1	P: 5	R: 0	H: 0	E: 0	LOB: 2	K: 0	P: 11	R: 0	H: 1	E: 1	LOB: 2	K: 1	P: 9	R: 0	H: 0	E: 0	LOB: 0	K: 0	P: 3	R: 4	H: 2	E: 0	LOB: 0	K: 1	P: 15	R: 0	H: 0	E: 0	LOB: 0	K: 1	P: 5	R: 0	H: 1	E: 0	LOB: 1	K: 0	P: 4																	
PITCHER	IP	WLS	BF	H	R	ER	SO	BB	IBB	HBP	BLK	WP	HR	S	P	ERA	WHIP																			PITCHER	IP	WLS	BF	H	R	ER	SO	BB	IBB	HBP	BLK	WP	HR	S	P	ERA	WHIP												
Tom Cheney, R ERA: 3.51 (1, 1)	6.0	L	28	4	6	6	3	6	0	0	0	0	2	27	51	9.00	1.667																																																
Earl Francis, R ERA: 2.4 (7, 1)	1.0		3	0	0	0	1	0	0	0	0	0	0	5	5	0.00	0.000																																																
Joe Gibbon, L ERA: 4.26 (8, 1)	1.0		4	1	0	0	0	0	0	0	0	0	0	4	4	0.00	1.000																																																

BOTTOM

Pittsburgh Pirates @ San Francisco Giants
Candlestick Park, San Francisco, CA

Sun Jul 24 1960, 6:33 AM EDT
Att. 36,447 - Unknown

livebaseballscorecards.com

AB	28
R	6
H	5
RBI	6
BB	6
SO	4
LOB	6



WP: 0	PA: 34
PB: 0	SB: 0
CS: 0	

Batter	1	2	3	4	5	6	7	8	9	AB R H RBI BB SO LOB	TOP																	
Bill Virdon, L (1, 8) OBP: 0.348, SLG: 0.417	0-0 L4-3 1B		0-0 4-3			0-0 HR		0-0 F5		4 1 2 1 0 0 1																		
Dick Groat, R (1, 6) OBP: 0.360, SLG: 0.379	0-0 L4-3 1-2			0-0 L7		0-0 4-3		0-0 5-3		4 0 0 0 0 0 1																		
Bob Skinner, L (1, 7) OBP: 0.382, SLG: 0.493	0-3 K			0-0 E4		0-0 1-3		0-0 HR		4 1 1 1 0 1 0 0 0 0 0 0 0 0																		
Gino Cimoli, R (8, 7) OBP: 0.356, SLG: 0.344																												
Rocky Nelson, L (1, 3) OBP: 0.419, SLG: 0.555		0-0 F8		0-0 E4		0-0 SH2-4 1B		0-0 4-3		4 1 1 0 0 0 1																		
Roberto Clemente, R (1, 9) OBP: 0.364, SLG: 0.452		0-0 L4-3 1B		0-0 G5-4-3		0-0 SH2-4			0-0 HR	3 1 2 1 0 0 2																		
Smoky Burgess, L (1, 2) OBP: 0.356, SLG: 0.436	0-0 L4-3 1-2			0-0 4-3		4-0 1B BB		0-0 L8		3 0 0 0 1 0 1																		
Don Hoak, R (1, 5) OBP: 0.366, SLG: 0.399			0-0 SH1-4 1B		0-3 K	0-3 K		0-0 L1-3		4 0 1 0 0 2 2																		
Bill Mazaroski, R (1, 4) OBP: 0.282, SLG: 0.373			0-3 K		0-0 F9	0-0 1-3 2-H 1B		4-0 BB		3 0 1 1 1 1 1																		
Bob Friend, R (1, 1) OBP: 0.161, SLG: 0.071			0-0 SH1-4		0-3 K	0-0 F9		0-3 K		3 0 0 0 0 2 3 0 0 0 0 0 0 0																		
Roy Face, R (9, 1) OBP: 0.222, SLG: 0.222																												
Inning Stats	R: 0 E: 0 K: 1 S: 5	H: 1 LOB: 0 BB: 0 P: 5	R: 0 E: 0 K: 0 S: 3	H: 1 LOB: 0 BB: 0 P: 3	R: 0 E: 0 K: 1 S: 6	H: 1 LOB: 1 BB: 0 P: 6	R: 0 E: 2 K: 0 S: 4	H: 0 LOB: 1 BB: 0 P: 4	R: 0 E: 0 K: 1 S: 5	H: 0 LOB: 0 BB: 0 P: 5	R: 1 E: 0 K: 1 S: 6	H: 1 LOB: 0 BB: 0 P: 6	R: 1 E: 0 K: 1 S: 7	H: 2 LOB: 2 BB: 1 P: 11	R: 1 E: 0 K: 0 S: 4	H: 1 LOB: 0 BB: 0 P: 4	R: 1 E: 0 K: 1 S: 6	H: 1 LOB: 1 BB: 1 P: 10	1B: 5 2B: 2 3B: 0 HR: 3	SF: 0 SAC: 2 DP: 3 HBP: 0	WP: 0 PB: 0 SB: 0 CS: 0	PA: 36						
PITCHER	IP WLS BF H R ER SO BB IBB HBP BLK WP HR S P ERA WHIP																											
Larry Jackson, R (1, 1) ERA: 2.96	7.0		27	6	2	2	5	1	0	0	0	0	0	1	36	40	2.57	1.000										
Ron Kline, R (8, 1) ERA: 5.88	2.0	L	9	2	2	2	1	1	0	0	0	0	2	10	14	9.00	1.500											

Pittsburgh Pirates @ St. Louis Cardinals
 Sportsman's Park, St. Louis, MO
 Mon Jul 25 1960, 8:05 PM EDT
 Att. 23,641 - Unknown

AB	32
R	4
H	8
RBI	4
BB	2
SO	6
LOB	12



Batter	1	2	3	4	5	6	7	8	9	AB	R	H	RBI	BB	SO	LOB
Julian Javier, R (1, 4) OBP: 0.288, SLG: 0.375	0-0 6-3		0-0 6-3			0-0 6-3		0-0 FC5-8 1B		4	0	1	0	0	0	0
Joe Cunningham, L (1, 9) OBP: 0.385, SLG: 0.419	0-0 L7			0-0 F8		0-3 K		0-0 FC5-6 FC6 1-2f		4	0	0	0	0	1	1
Bill White, L (1, 3) OBP: 0.356, SLG: 0.490	0-0 1-3			0-3 K		0-0 F7		0-0 FC6 1-2f		4	0	0	0	0	1	1
Stan Musial, L (1, 7) OBP: 0.392, SLG: 0.517		0-0 HR		0-3 K		0-0 3-1		0-0 4-3		4	1	1	1	0	1	1
Daryl Spencer, R (1, 6) OBP: 0.376, SLG: 0.469		0-3 K		0-3 K		0-0 4-3 1B		0-0 G3		4	1	1	0	0	2	0
Alex Grammas, R (1, 5) OBP: 0.280, SLG: 0.293		0-0 G6-3 1B		0-0 4-3 1B		0-0 4-3 1B		0-0 1B 1B		4	0	3	0	0	0	1
Curt Flood, R (1, 8) OBP: 0.307, SLG: 0.372		0-0 G6-3		0-0 4-3		0-0 4-3 1B		0-3 K		2	0	0	0	0	0	2
George Crowe, L (7, PH) OBP: 0.308, SLG: 0.447		1-2f		1-2		0-0 1B 2-H		0-0 1B		1	0	1	1	0	0	0
Ray Sadecki, L (7, PR) OBP: 0.286, SLG: 0.286										0	0	0	0	0	0	0
John Glenn, R (8, 8) OBP: 0.258, SLG: 0.333										0	0	0	0	0	0	0
Bob Nieman, R (9, PH) OBP: 0.367, SLG: 0.444										1	0	0	0	0	1	1
Hal Smith, R (1, 2) OBP: 0.291, SLG: 0.299			0-0 5-3		4-0 IBB		0-0 1-3 1B		0-0 1B	1	0	0	0	1	0	0
Carl Sawatski, L (7, PH) OBP: 0.312, SLG: 0.353										2	0	2	0	0	0	0
(8, 2)										0	0	0	0	0	0	0
Curt Simmons, L (9, PR) OBP: 0.263, SLG: 0.222										0	0	0	0	0	0	0
Larry Jackson, R (1, 1) OBP: 0.239, SLG: 0.234			0-0 3-1		0-3 K		0-3 K		0-0 F7	2	0	0	0	0	1	2
Walt Moryn, L (7, PH) OBP: 0.324, SLG: 0.371										1	0	0	0	0	1	2
Ron Kline, R (8, 1) OBP: 0.103, SLG: 0.103										0	0	0	0	0	0	0
Ken Boyer, R (9, PH) OBP: 0.331, SLG: 0.513										1	0	0	0	0	0	2

Inning Stats	R: 0	H: 0	E: 0	K: 0	S: 3	P: 3	R: 1	H: 2	E: 0	K: 1	S: 6	R: 0	H: 0	E: 0	K: 0	S: 3	R: 0	H: 0	E: 0	K: 2	S: 7	R: 0	H: 1	E: 0	K: 2	S: 8	R: 0	H: 0	E: 0	K: 1	S: 5	R: 1	H: 3	E: 0	K: 1	S: 8	R: 0	H: 1	E: 0	K: 0	S: 4	R: 0	H: 2	E: 0	K: 1	S: 7	1B: 8	2B: 0	3B: 0	HR: 1	SF: 0	SAC: 0	DP: 1	HBP: 0	WP: 0	PA: 36
--------------	------	------	------	------	------	------	------	------	------	------	------	------	------	------	------	------	------	------	------	------	------	------	------	------	------	------	------	------	------	------	------	------	------	------	------	------	------	------	------	------	------	------	------	------	------	------	-------	-------	-------	-------	-------	--------	-------	--------	-------	--------

PITCHER	IP	WLS	BF	H	R	ER	SO	BB	IBB	HBP	BLK	WP	HR	S	P	ERA	WHIP
Bob Friend, R (1, 1) ERA: 3.03	8.2	W	35	9	2	2	8	0	1	0	0	0	1	50	54	2.08	1.038
Roy Face, R (9, 1) ERA: 3.12	0.1	S	1	0	0	0	0	0	0	0	0	0	0	1	1	0.00	0.000

BOTTOM

Pittsburgh Pirates @ St. Louis Cardinals
Sportsman's Park, St. Louis, MO
 Mon Jul 25 1960, 8:05 PM EDT
 Att. 23,641 - Unknown

AB	35
R	2
H	9
RBI	2
BB	1
SO	8
LOB	13



WP	HR	S	P	ERA	WHIP
0	0	0	0	0	0

Batter	1	2	3	4	5	6	7	8	9	AB R H RBI BB SO LOB	TOP	
Joe Christopher, R (1, 7) OBP: 0.194, SLG: 0.207 Bill Virdon, L (7, PH) OBP: 0.349, SLG: 0.433 (7, 8)	0-0 1B FC5-2 1B		0-0 2B	0-0 6-3			0-0 2-H HR		0-3 K	3 0 2 0 0 0 1 2 1 1 2 0 1 1		
Dick Groat, R (1, 6) OBP: 0.359, SLG: 0.378	0-0 WP FC5-2 1-3 1B		0-0 6-3		0-0 5-3		0-0 F7			4 0 1 0 0 0 1		
Roberto Clemente, R (1, 9) OBP: 0.361, SLG: 0.447	0-0 FC5-2 WP 1-2 3-H		0-3 K		0-3 K		0-0 4-1			4 0 0 0 0 2 3		
Dick Stuart, R (1, 3) OBP: 0.295, SLG: 0.440 Rocky Nelson, L (9, 3) OBP: 0.419, SLG: 0.555	0-0 F9			0-0 FC5-4 1B	0-0 5-3			0-3 K		4 0 1 0 0 1 2 0 0 0 0 0 0 0		
Gino Cimoli, R (1, 8) OBP: 0.352, SLG: 0.337 (7, 7)	0-3 K 1-2 2-3			0-0 FC5-4 E 1-2f		0-0 F8		0-3 K		4 1 0 0 0 2 3		
Smoky Burgess, L (1, 2) OBP: 0.350, SLG: 0.427		0-0 4-3		0-0 F8		0-0 F7		0-0 G3		4 0 0 0 0 0 1		
Don Hoak, R (1, 5) OBP: 0.365, SLG: 0.401		0-3 K		0-0 E9 E 1-H 2B		0-0 6-3		0-0 F9		4 1 1 1 0 1 0		
Bill Mazaroski, R (1, 4) OBP: 0.288, SLG: 0.373		0-0 F4		4-0 S 3B IBB			0-0 SH3-4 HR 1B		4-0 BB	2 2 1 0 2 0 0		
Vern Law, R (1, 1) OBP: 0.206, SLG: 0.311 Fred Green, R (8, 1) OBP: 0.571, SLG: 1.500 Roy Face, R (8, 1) OBP: 0.200, SLG: 0.200			0-0 1-3	0-0 1-H 3-H 3B			0-0 SH3-4 1-2		0-3 K	2 0 1 1 0 0 0 0 0 0 0 0 0 0 1 0 0 0 0 1 1		
Inning Stats	R: 0 H: 2 E: 0 LOB: 2 K: 1 BB: 0 S: 7 P: 7	R: 0 H: 0 E: 0 LOB: 0 K: 1 BB: 0 S: 5 P: 5	R: 0 H: 1 E: 0 LOB: 1 K: 1 BB: 0 S: 6 P: 6	R: 3 H: 3 E: 1 LOB: 1 K: 0 BB: 1 S: 6 P: 10	R: 0 H: 0 E: 0 LOB: 0 K: 1 BB: 0 S: 5 P: 5	R: 0 H: 0 E: 0 LOB: 0 K: 0 BB: 0 S: 3 P: 3	R: 2 H: 2 E: 0 LOB: 0 K: 0 BB: 0 S: 5 P: 5	R: 0 H: 0 E: 0 LOB: 0 K: 2 BB: 0 S: 7 P: 7	R: 0 H: 0 E: 0 LOB: 1 K: 2 BB: 1 S: 7 P: 11	1B: 4 SF: 0 2B: 2 SAC: 1 3B: 1 DP: 0 HR: 1 HBP: 0	WP: 1 PA: 37 PB: 0 SB: 1 CS: 0	
PITCHER	IP WLS BF H R ER SO BB IBB HBP BLK WP HR S P ERA WHIP											
Curt Simmons, L (1, 1) ERA: 4.14	6.0 L 25 6 3 3 4 0 1 0 0 0 1 0 32 36 4.50 1.000											
Bob Gibson, R (7, 1) ERA: 5.9	1.0 5 2 2 2 0 0 0 0 0 0 0 1 5 5 18.00 2.000											
Lindy McDaniel, R (8, 1) ERA: 2.51	2.0 7 0 0 0 4 1 0 0 0 0 0 0 14 18 0.00 0.500											

Pittsburgh Pirates @ St. Louis Cardinals
Sportsman's Park, St. Louis, MO
Tue Jul 26 1960, 8:05 PM EDT
Att. 20,899 - Unknown

livebaseballscorecards.com

AB	34
R	5
H	8
RBI	4
BB	2
SO	8
LOB	13



Batter	1	2	3	4	5	6	7	8	9	AB	R	H	RBI	BB	SO	LOB
Julian Javier, R (1, 4) OBP: 0.288, SLG: 0.373	0-0 E6 G4-6-3			0-0 6-3		0-0 2-3 1B	0-3 K			4	0	1	0	0	1	0
Joe Cunningham, L (1, 9) OBP: 0.383, SLG: 0.417	0-0 G4-6-3 1-2f			0-0 F6		0-0 F5		0-0 SH3-4 1B		4	0	1	0	0	0	3
Bill White, L (1, 3) OBP: 0.356, SLG: 0.489	0-3 K			0-0 1B		0-0 L7		0-0 SH3-4 1-2		3	0	1	0	0	1	2
Stan Musial, L (1, 7) OBP: 0.394, SLG: 0.514		0-0 6-3		0-0 1-3			0-0 HR 1B	4-0 SH3-4 BB		3	1	1	0	1	0	1
Daryl Spencer, R (1, 6) OBP: 0.375, SLG: 0.466		0-0 G3-6-3 1B			0-0 6-3		0-0 L9	0-0 G6-4-3 1-2f		4	0	1	0	0	0	3
Carl Sawatski, L (1, 2) OBP: 0.310, SLG: 0.374		0-0 G3-6-3 1-2f			0-0 F9		0-0 1-H HR		0-0 3-1	4	1	1	2	0	0	1
Alex Grammas, R (1, 5) OBP: 0.280, SLG: 0.301			0-0 5-3		0-0 6-3		0-0 4-3 HR 2B		0-0 F4	3	1	1	0	0	0	0
Ken Boyer, R (9, PH) OBP: 0.330, SLG: 0.511									0-0 F3	1	0	0	0	0	0	0
Curt Flood, R (1, 8) OBP: 0.307, SLG: 0.376			0-3 K		0-0 1B 2B	0-0 1B 2B	0-0 4-3		0-0 F3	3	0	1	0	0	1	1
Bob Nieman, R (9, PH) OBP: 0.364, SLG: 0.440										1	0	0	0	0	0	0
Curt Simmons, L (1, 1) OBP: 0.250, SLG: 0.211			0-0 1-3			0-3 K	0-0 HR			1	0	0	0	0	0	0
Walt Moryn, L (6, PH) OBP: 0.322, SLG: 0.368										1	0	0	0	0	1	1
Bob Gibson, R (7, 1) OBP: 0.083, SLG: 0.083										0	0	0	0	0	0	0
George Crowe, L (7, PH) OBP: 0.321, SLG: 0.521										1	1	1	2	0	0	0
Lindy McDaniel, R (8, 1) OBP: 0.190, SLG: 0.150										0	0	0	0	0	0	0

Inning Stats	R: 0	H: 0	E: 1	LOB: 0	K: 1	P: 5	R: 0	H: 1	E: 0	LOB: 0	K: 0	P: 3	R: 0	H: 0	E: 0	LOB: 0	K: 1	P: 5	R: 0	H: 1	E: 0	LOB: 1	K: 0	P: 4	R: 0	H: 0	E: 0	LOB: 0	K: 0	P: 3	R: 0	H: 2	E: 0	LOB: 2	K: 1	P: 7	R: 4	H: 4	E: 0	LOB: 0	K: 1	P: 9	R: 0	H: 1	E: 0	LOB: 1	K: 0	P: 7	R: 0	H: 0	E: 0	LOB: 0	K: 0	P: 3	1B: 5	SF: 0	2B: 2	SAC: 1	3B: 0	DP: 3	HR: 2	HBP: 0	WP: 0	PA: 35
--------------	------	------	------	--------	------	------	------	------	------	--------	------	------	------	------	------	--------	------	------	------	------	------	--------	------	------	------	------	------	--------	------	------	------	------	------	--------	------	------	------	------	------	--------	------	------	------	------	------	--------	------	------	------	------	------	--------	------	------	-------	-------	-------	--------	-------	-------	-------	--------	-------	--------

PITCHER	IP	WLS	BF	H	R	ER	SO	BB	IBB	HBP	BLK	WP	HR	S	P	ERA	WHIP
Vern Law, R (1, 1) ERA: 2.78	7.0		28	8	4	4	4	0	0	0	0	0	2	36	36	5.14	1.143
Fred Green, L (8, 1) ERA: 3.7	0.1		3	1	0	0	0	1	0	0	0	0	0	2	6	0.00	6.000
Roy Face, R (8, 1) ERA: 3.04	1.2	S	4	0	0	0	0	0	0	0	0	0	0	4	4	0.00	0.000

BOTTOM

Pittsburgh Pirates @ St. Louis Cardinals
Sportsman's Park, St. Louis, MO

livebaseballscores.com

AB	33
R	4
H	9
RBI	4
BB	1
SO	4
LOB	12



Tue Jul 26 1960, 8:05 PM EDT
Att. 20,899 - Unknown

Batter	1	2	3	4	5	6	7	8	9	AB R H RBI BB SO LOB	TOP			
Joe Christopher, R (1, 7) OBP: 0.222, SLG: 0.235 Bill Virdon, L (8, 8) OBP: 0.349, SLG: 0.433	0-3 K		0-0 FC4		0-0 F8		0-0 1B FC4	0-0 SH2-3 1B		5 1 2 0 0 1 1 0 0 0 0 0 0 0	Pittsburgh Pirates @ St. Louis Cardinals Sportsman's Park, St. Louis, MO Wed Jul 27 1960, 8:05 PM EDT Att: 17,236 - Unknown			
Dick Groat, R (1, 6) OBP: 0.363, SLG: 0.381	0-0 L7			0-0 BB 1B SF7 1B		0-0 1B WP 1B	0-0 1-3 1B FC4 1B	0-0 SH2-3 1-2 3-H 1B	4 3 3 1 0 0 0					
Roberto Clemente, R (1, 9) OBP: 0.361, SLG: 0.446	0-0 F3			0-0 BB 1-2 1B		0-0 1-3 1B WP 1B	0-0 1-2 1B FC4 1B	0-0 4-3	5 2 2 1 0 0 2					
Dick Stuart, R (1, 3) OBP: 0.290, SLG: 0.433		0-0 L7		0-3 K		0-0 P4	0-0 F8		0-0 5-3	5 0 0 0 0 1 6				
Gino Cimoli, R (1, 8) OBP: 0.357, SLG: 0.337 (8, 7)		0-0 4-3		4-0 FC6-4 BB 1-2 2-3 BB		4-0 1-3 3-H BB 1B	0-0 1-3 2-H 1B		0-0 4-3	3 0 1 1 2 0 0				
Hal Smith, R (1, 2) OBP: 0.355, SLG: 0.551		0-0 F5		0-0 SF7 3-H		0-0 F3	0-0 FC4-6 1-2 3-H 1B		0-3 K	4 0 1 2 0 1 2				
Don Hoak, R (1, 5) OBP: 0.363, SLG: 0.399			0-3 K	0-0 FC6-4 1-2f		0-0 FC5-4 1-2 3-H 1B	0-0 FC4-6 1-2f			4 0 1 1 0 1 4				
Bill Mazeroski, R (1, 4) OBP: 0.290, SLG: 0.381			0-0 FC4 1B		0-0 F9	0-0 FC5-4 1-2f		0-0 SH2-3 3B		4 1 2 0 0 0 2				
George Witt, R (1, 1) Earl Francis, R (2, 1) Joe Gibbon, R (5, 1) Fred Green, R (6, 1) OBP: 0.444, SLG: 1.125			0-3 K		0-0 2-3		0-3 K	0-3 K		0 0 0 0 0 0 0 2 0 0 0 0 1 1 0 0 0 0 0 0 0 2 0 0 0 0 2 1				
Inning Stats	R: 0 H: 0 E: 0 LOB: 0 K: 1 BB: 0 S: 5 P: 5	R: 0 H: 0 E: 0 LOB: 0 K: 0 BB: 0 S: 3 P: 3	R: 0 H: 1 E: 0 LOB: 1 K: 2 BB: 0 S: 8 P: 8	R: 1 H: 2 E: 0 LOB: 2 K: 1 BB: 1 S: 7 P: 11	R: 0 H: 0 E: 0 LOB: 0 K: 0 BB: 0 S: 3 P: 3	R: 2 H: 3 E: 0 LOB: 2 K: 0 BB: 1 S: 6 P: 10	R: 3 H: 4 E: 0 LOB: 2 K: 1 BB: 0 S: 10 P: 10	R: 1 H: 2 E: 0 LOB: 1 K: 1 BB: 0 S: 7 P: 7	R: 0 H: 0 E: 0 LOB: 0 K: 1 BB: 0 S: 5 P: 5	1B: 11 SF: 1 2B: 0 SAC: 1 3B: 1 DP: 0 HR: 0 HBP: 0		WP: 2 PA: 42 PB: 0 SB: 0 CS: 0		
PITCHER	IP WLS BF H R ER SO BB IBB HBP BLK WP HR S P ERA WHIP												PITCHER	IP WLS BF H R ER SO BB IBB HBP BLK WP HR S P ERA WHIP
Ray Sadecki, L (1, 1) ERA: 3.69	6.2 L 31 8 6 6 5 2 0 0 0 0 1 0 39 47 8.10 1.500													
Marshall Bridges, L (7, 1) ERA: 3.45	0.2 6 4 1 1 1 0 0 0 0 0 0 0 8 8 13.50 6.000													
Ed Bauta, R (8, 1) ERA: 11.57	1.2 5 0 0 0 1 0 0 0 0 0 0 0 7 7 0.00 0.000													

AB	38
R	7
H	12
RBI	6
BB	2
SO	7
LOB	19



Batter	1	2	3	4	5	6	7	8	9	AB	R	H	RBI	BB	SO	LOB
Julian Javier, R (1, 4) OBP: 0.290, SLG: 0.373	0-0 CS 1B		0-0 E6 1B		0-0 2-H 1B		0-3 K		0-0 4-3	5	1	2	1	0	1	0
Joe Cunningham, L (1, 9) OBP: 0.389, SLG: 0.420	0-3 K 1-2		0-0 2-H 1B		4-0 1-2 BB		4-0 BB BB BB BB BB BB BB		0-0 BB 1B	3	0	2	1	2	1	1
Bill White, L (1, 3) OBP: 0.356, SLG: 0.486	0-0 CS 1B		0-0 4-3		0-0 F6		0-3 K		4-0 1-2 BB	4	0	1	0	1	1	4
Stan Musial, L (1, 7) OBP: 0.385, SLG: 0.500	0-0 CS 1-2	0-0 E4 5-3		0-0 F7	0-0 F8		0-0 F5		0-0 F5	5	0	0	0	0	0	5
Ken Boyer, R (1, 5) OBP: 0.331, SLG: 0.508		0-3 K		1-0 H G6-4-3 HBP		4-0 BB BB BB BB BB BB BB		0-3 K	2	0	0	0	1	2	1	
Daryl Spencer, R (1, 6) OBP: 0.376, SLG: 0.464		0-0 5-3 1-2		0-0 G6-4-3 1-2f		4-0 BB BB BB BB BB BB BB		4-0 FC6-4 BB	2	0	0	0	2	0	2	
Curt Flood, R (1, 8) OBP: 0.306, SLG: 0.378		0-0 6-3				0-0 1B 2B		0-0 FC2-5 1-2 2-3	4	1	1	0	0	0	4	
Hal Smith, R (1, 2) OBP: 0.290, SLG: 0.298			0-3 K2-3		0-0 PB 1B 2-H		0-0 P4		0-0 F9	4	1	1	1	0	1	3
Ray Sadecki, L (1, 1) OBP: 0.258, SLG: 0.258			0-3 K		0-0 F3		0-0 P5			3	0	0	0	0	1	3
Marshall Bridges, S (7, 1)										0	0	0	0	0	0	0
Ed Bauta, R (8, 1)										0	0	0	0	0	0	0
Bob Nieman, R (9, PH) OBP: 0.362, SLG: 0.437										1	0	0	0	0	1	0

Inning Stats	R: 0	H: 2	E: 0	LOB: 0	K: 1	S: 5	R: 0	H: 0	E: 1	LOB: 1	K: 1	S: 6	R: 1	H: 1	E: 1	LOB: 1	K: 2	S: 9	R: 0	H: 0	E: 0	LOB: 0	K: 0	S: 2	R: 2	H: 3	E: 0	LOB: 2	K: 0	S: 6	R: 0	H: 0	E: 0	LOB: 2	K: 2	S: 7	R: 0	H: 0	E: 0	LOB: 1	K: 1	S: 5	R: 0	H: 1	E: 0	LOB: 2	K: 1	S: 6	R: 0	H: 1	E: 0	LOB: 2	K: 1	S: 6	1B: 6	SF: 0	2B: 2	SAC: 0	3B: 0	DP: 2	HR: 0	HBP: 1	WP: 0	PA: 41
--------------	------	------	------	--------	------	------	------	------	------	--------	------	------	------	------	------	--------	------	------	------	------	------	--------	------	------	------	------	------	--------	------	------	------	------	------	--------	------	------	------	------	------	--------	------	------	------	------	------	--------	------	------	------	------	------	--------	------	------	-------	-------	-------	--------	-------	-------	-------	--------	-------	--------


PITCHER	IP	WLS	BF	H	R	ER	SO	BB	IBB	HBP	BLK	WP	HR	S	P	ERA	WHIP
George Witt, R (1, 1) ERA: 4.73	1.0		3	2	0	0	1	0	0	0	0	0	0	5	5	0.00	2.000
Earl Francis, R (2, 1) ERA: 2.0	3.0		12	1	1	0	3	0	0	1	0	0	0	17	18	0.00	0.333
Joe Gibbon, L (5, 1) ERA: 4.53	1.0		9	3	2	2	0	3	0	0	0	0	0	6	18	18.00	6.000
Fred Green, L (6, 1) ERA: 3.38	4.0	W	16	1	0	0	4	3	0	0	0	0	0	21	33	0.00	1.000

BOTTOM

Pittsburgh Pirates @ St. Louis Cardinals
Sportsman's Park, St. Louis, MO

Wed Jul 27 1960, 8:05 PM EDT
Att. 17,236 - Unknown

AB	33
R	3
H	7
RBI	3
BB	6
SO	8
LOB	23



PITCHER	IP	WLS	BF	H	R	ER	SO	BB	IBB	HBP	BLK	WP	HR	S	P	ERA	WHIP
---------	----	-----	----	---	---	----	----	----	-----	-----	-----	----	----	---	---	-----	------

Batter	1	2	3	4	5	6	7	8	9	AB R H RBI BB SO LOB	TOP									
Bob Skinner, L (1, 7) ^x OBP: 0.378, SLG: 0.487 Bill Virdon, L (8, 8) OBP: 0.349, SLG: 0.433	0-0 ① 5-3			0-0 ① 4-3		0-0 ① ^x FC4-6 1-3 1-2f	0-0 ③ 3-1			4 0 0 0 0 0 3 0 0 0 0 0 0 0	Pittsburgh Pirates @ Chicago Cubs Wrigley Field, Chicago, IL Fri Jul 29 1960, 3:33 AM CDT Att. 9,673 - Unknown									
Dick Groat, R (1, 6) ^x OBP: 0.359, SLG: 0.377	0-0 ② E4			0-0 ② 6-3		0-0 ② ^x 1-3 1-2		0-0 ① F9		4 0 0 0 0 0 1										
Roberto Clemente, R (1, 9) ^x OBP: 0.357, SLG: 0.441	0-0 ③ 4-3			0-0 ③ 6-3		0-0 ③ ^x 6-3		0-3 ② K		4 0 0 0 0 1 1										
Dick Stuart, R (1, 3) OBP: 0.293, SLG: 0.434		0-0 ① 4-3			0-0 ① ^x F3		0-0 ^x 1B 1B	0-0 FC4-6 1B		4 1 2 0 0 0 0										
Gino Cimoli, R (1, 8) (8, 7) OBP: 0.355, SLG: 0.335		0-0 ② 6-3			0-0 ② ^x F9		0-0 ^x 1B 1B	0-0 ③ FC4-6 1-2f		4 1 1 0 0 0 1										
Hal Smith, R (1, 2) OBP: 0.358, SLG: 0.556		0-0 ③ 5-3			0-0 ^x HR 2B		0-0 ^x 1B 1B		0-0 ① F3	4 1 2 1 0 0 0										
Don Hoak, R (1, 5) OBP: 0.365, SLG: 0.409			0-0 ① 6-3		0-0 ^x HR		0-0 ^x 1B 1B		0-0 ② F8	4 1 2 3 0 0 0										
Bill Mazeroski, R (1, 4) OBP: 0.287, SLG: 0.377			0-0 ② F8		0-0 ③ ^x 6-3		0-0 ① ^x F8		0-3 ③ K	4 0 0 0 0 1 2										
Vinegar Bend Mizell, R (1, 1) OBP: 0.186, SLG: 0.150			0-0 ③ 3-1			0-0 ^x FC4-6 1B	0-0 ② ^x F9			3 0 1 0 0 0 2										
Inning Stats	R: 0 E: 1 K: 0 S: 3	H: 0 LOB: 0 BB: 0 P: 3	R: 0 E: 0 K: 0 S: 3	H: 0 LOB: 0 BB: 0 P: 3	R: 0 E: 0 K: 0 S: 3	H: 0 LOB: 0 BB: 0 P: 3	R: 2 E: 0 K: 0 S: 5	H: 2 LOB: 0 BB: 0 P: 5	R: 0 E: 0 K: 0 S: 4	H: 1 LOB: 1 BB: 0 P: 4	R: 2 E: 0 K: 0 S: 7	H: 4 LOB: 2 BB: 0 P: 7	R: 0 E: 0 K: 1 S: 6	H: 1 LOB: 1 BB: 0 P: 6	R: 0 E: 0 K: 1 S: 5	H: 0 LOB: 0 BB: 0 P: 5	1B: 6 2B: 1 3B: 0 HR: 1	SF: 0 SAC: 0 DP: 0 HBP: 0	WP: 0 PB: 0 SB: 0 CS: 0	PA: 35
PITCHER	IP WLS BF H R ER SO BB IBB HBP BLK WP HR S P ERA WHIP																			
Jim Brewer, L (1, 1) ERA: 5.4 Joe Schaffernoth, R (7, 1) ERA: 4.07	6.1 L 26 7 4 4 0 0 0 0 0 0 0 1 26 26 5.68 1.105																			
	2.2 9 1 0 0 2 0 0 0 0 0 0 0 13 13 0.00 0.375																			

livebaseballscorecards.com

AB	35
R	4
H	8
RBI	4
BB	0
SO	2
LOB	10



Batter	1	2	3	4	5	6	7	8	9	AB R H RBI BB SO LOB	TOP									
Bill Virdon, L (1, 8) OBP: 0.351, SLG: 0.434	0-0 FC3-6 1B		0-0 FC4-6 1B		0-0 4-3			0-0 4-3		4 0 2 0 0 0 0										
Dick Groat, R (1, 6) OBP: 0.358, SLG: 0.375	0-0 F7		0-0 FC4-6 FC1-6 1-2f			4-0 BB		0-0 4-3		3 0 0 0 1 0 2										
Bob Skinner, L (1, 7) OBP: 0.377, SLG: 0.485	0-0 FC3-6 1B 1-2f		0-0 FC1-6 1-2f			0-3 K		0-0 1B		4 1 1 0 0 1 3										
Rocky Nelson, L (1, 3) OBP: 0.414, SLG: 0.544	0-0 1B 1-3		0-0 F7			0-0 F7		0-3 K		4 0 1 0 0 1 3										
Roberto Clemente, R (1, 9) OBP: 0.356, SLG: 0.439	0-0 FC6 1-3 3-H 1B			0-0 4-3		0-3 K			0-0 5-3	4 0 1 1 0 1 1										
Smoky Burgess, L (1, 2) OBP: 0.348, SLG: 0.423	0-0 FC6 1-2f			0-0 L4			0-0 G3		0-0 FC5-4 1B	4 0 1 0 0 0 2										
Don Hoak, R (1, 5) OBP: 0.364, SLG: 0.407		0-0 F8		0-0 F7			0-0 S 1B		0-0 F8	4 0 1 0 0 0 1										
Bill Mazaroski, R (1, 4) OBP: 0.284, SLG: 0.372		0-0 L6			0-0 6-3		0-3 K		0-0 FC5-4 1-2f	4 0 0 0 0 1 2										
Bob Friend, R (1, 1) OBP: 0.156, SLG: 0.069		0-3 K			0-0 1-3		0-3 K			2 0 0 0 0 1 0										
Gino Cimoli, R (7, PH) OBP: 0.354, SLG: 0.333										1 0 0 0 0 1 1										
Roy Face, R (7, 1) OBP: 0.200, SLG: 0.200										0 0 0 0 0 0 0										
Joe Gibbon, R (8, 1) OBP: 0.333, SLG: 0.231										0 0 0 0 0 0 0										
Inning Stats	R: 1 E: 0 K: 0 S: 6	H: 3 LOB: 2 BB: 0 P: 6	R: 0 E: 0 K: 1 S: 5	H: 0 LOB: 0 BB: 0 P: 5	R: 0 E: 0 K: 0 S: 4	H: 1 LOB: 1 BB: 0 P: 4	R: 0 E: 0 K: 0 S: 3	H: 0 LOB: 0 BB: 0 P: 3	R: 0 E: 0 K: 2 S: 7	H: 0 LOB: 1 BB: 1 P: 11	R: 0 E: 0 K: 2 S: 8	H: 1 LOB: 1 BB: 0 P: 8	R: 0 E: 0 K: 1 S: 6	H: 1 LOB: 1 BB: 0 P: 6	R: 0 E: 0 K: 0 S: 4	H: 1 LOB: 1 BB: 0 P: 4	1B: 7 2B: 0 3B: 0 HR: 0	SF: 0 SAC: 0 DP: 0 HBP: 0	WP: 0 PB: 0 SB: 1 CS: 0	PA: 35
PITCHER Glen Hobbie, R (1, 1) ERA: 4.3	IP: 9.0 WLS: W BF: 35 H: 7 R: 1 ER: 1 SO: 6 BB: 1 IBB: 0 HBP: 0 BLK: 0 WP: 0 HR: 0 S: 46 P: 50 ERA: 1.00 WHIP: 0.889																			

Pittsburgh Pirates @ Chicago Cubs
Wrigley Field, Chicago, IL
Sat Jul 30 1960, 3:33 AM CDT
Att: 13,365 - Cloudy

livebaseballscorecards.com

AB 34
R 1
H 7
RBI 1
BB 1
SO 6
LOB 15



Batter	1	2	3	4	5	6	7	8	9	AB	R	H	RBI	BB	SO	LOB
Bob Will, L OBP: 0.318, SLG: 0.398 (1, 9)	0-0 5-3		0-3 K			0-0 FC5-6 1B	0-0 HR 1B			4	1	2	1	0	1	0
Richie Ashburn, L OBP: 0.449, SLG: 0.374 (1, 7)	0-0 L7			0-0 F9		0-0 FC5-6 14 1B 2B	0-0 HR 1B			4	2	1	0	0	0	1
14 Ernie Banks, R OBP: 0.372, SLG: 0.584 (1, 6)	0-0 3B			0-0 F9		0-0 2B 1B	0-0 F8			4	1	2	0	0	0	2
George Altman, L OBP: 0.357, SLG: 0.490 (1, 8)	0-0 F8			0-0 1-3		4-0 2B FC5-2 IBB	0-0 HR			3	1	1	3	1	0	1
Ron Santo, R OBP: 0.326, SLG: 0.439 (1, 5)		0-0 6-3			0-3 K	0-0 FC5-2 2B	0-0 F8			4	0	1	2	0	1	0
Frank Thomas, R OBP: 0.302, SLG: 0.436 (1, 3)		0-0 F7			0-0 5-3	0-0 FC5-2		0-0 5-3		4	0	0	0	0	0	2
Grady Hatton, L OBP: 0.333, SLG: 0.286 (1, 4)		0-3 K			0-0 1B 1B	0-0 F7		0-3 K		3	0	1	0	0	1	2
Jerry Kindall, R OBP: 0.263, SLG: 0.337 (7, 4)										1	0	0	0	0	1	0
El Tappe, R OBP: 0.328, SLG: 0.321 (1, 2)			0-0 G3		0-0 1B		0-0 G3	0-0 F8		4	0	1	0	0	0	0
Glen Hobbie, R OBP: 0.224, SLG: 0.170 (1, 1)			0-3 K		0-3 K		0-0 1B 2B			3	1	1	0	0	2	2

Inning Stats	R: 0	H: 1	E: 0	K: 0	S: 4	R: 0	H: 0	E: 0	K: 1	S: 5	R: 0	H: 0	E: 0	K: 2	S: 7	R: 0	H: 0	E: 0	K: 0	S: 3	R: 0	H: 2	E: 0	K: 2	S: 9	R: 2	H: 3	E: 0	K: 0	S: 6	R: 4	H: 4	E: 0	K: 0	S: 7	R: 0	H: 0	E: 0	K: 1	S: 5
	LOB: 1	BB: 0	P: 4			LOB: 0	BB: 0	P: 5			LOB: 0	BB: 0	P: 7			LOB: 2	BB: 0	P: 9			LOB: 2	BB: 0	P: 10			LOB: 0	BB: 0	P: 7			LOB: 0	BB: 0	P: 5			LOB: 0	BB: 0	P: 5		


PITCHER	IP	WLS	BF	H	R	ER	SO	BB	IBB	HBP	BLK	WP	HR	S	P	ERA	WHIP
Bob Friend, R ERA: 3.03 (1, 1)	6.0	L	25	6	2	2	5	0	1	0	0	0	0	34	38	3.00	1.000
Roy Face, R ERA: 3.52 (7, 1)	1.0		7	4	4	4	0	0	0	0	0	0	1	7	7	36.00	4.000
Joe Gibbon, L ERA: 4.44 (8, 1)	1.0		3	0	0	0	1	0	0	0	0	0	0	5	5	0.00	0.000

BOTTOM

Pittsburgh Pirates @ Chicago Cubs
 Wrigley Field, Chicago, IL
 Sat Jul 30 1960, 3:33 AM CDT
 Att: 13,365 - Cloudy

livebaseballscorecards.com

AB	34
R	6
H	10
RBI	6
BB	1
SO	6
LOB	10



WP: 0	PA: 35
PB: 0	SB: 0
CS: 0	

Batter	1	2	3	4	5	6	7	8	9	AB R H RBI BB SO LOB	TOP		
Bill Virdon, L (1, 8) OBP: 0.350, SLG: 0.431	0-0 F4		0-0 1B		0-0 5-3		0-0 F8			4 0 1 0 0 0 2			
Dick Groat, R (1, 6) OBP: 0.355, SLG: 0.371	0-0 4-3		0-0 F9		0-0 1-3			0-0 4-3		4 0 0 0 0 0 1			
Bob Skinner, L (1, 7) OBP: 0.373, SLG: 0.479	0-3 K		0-0 F8			0-0 F8		0-3 K		4 0 0 0 0 2 1			
Rocky Nelson, L (1, 3) OBP: 0.409, SLG: 0.542		0-0 1B 1B 2B	0-0 F3			0-0 E4 CS		0-0 1-3		4 1 1 0 0 0 1			
Roberto Clemente, R (1, 9) OBP: 0.355, SLG: 0.437		0-0 1B SF8 1B		0-0 F9		0-3 K 1-2		0-0 F8		4 1 1 0 0 1 1			
Smoky Burgess, L (1, 2) OBP: 0.350, SLG: 0.425		0-0 1-3 1B		0-0 1B			0-0 1-3		0-0 F3	4 0 2 1 0 0 0			
Don Hoak, R (1, 5) OBP: 0.365, SLG: 0.412		0-0 SF8		0-0 F4			0-0 2B		0-0 1B	3 0 2 1 0 0 1			
Bill Mazeroski, R (1, 4) OBP: 0.283, SLG: 0.369		0-0 F8		0-0 F7			4-0 IBB		0-0 F5	3 0 0 0 1 0 3			
Harvey Haddix, L (1, 1) OBP: 0.239, SLG: 0.256		0-3 K			0-3 K					3 0 0 0 0 2 3			
Tom Cheney, R (7, 1) OBP: 0.222, SLG: 0.333										0 0 0 0 0 0 0			
Fred Green, R (7, 1) OBP: 0.444, SLG: 1.125										0 0 0 0 0 0 0			
Inning Stats	R: 0 H: 0 E: 0 LOB: 0 K: 1 BB: 0 S: 5 P: 5	R: 2 H: 3 E: 0 LOB: 1 K: 1 BB: 0 S: 8 P: 8	R: 0 H: 1 E: 0 LOB: 1 K: 0 BB: 0 S: 4 P: 4	R: 0 H: 1 E: 0 LOB: 1 K: 0 BB: 0 S: 4 P: 4	R: 0 H: 0 E: 0 LOB: 0 K: 1 BB: 0 S: 5 P: 5	R: 0 H: 0 E: 1 LOB: 1 K: 1 BB: 0 S: 5 P: 5	R: 0 H: 1 E: 0 LOB: 2 K: 0 BB: 1 S: 4 P: 8	R: 0 H: 0 E: 0 LOB: 0 K: 1 BB: 0 S: 5 P: 5	R: 0 H: 1 E: 0 LOB: 1 K: 0 BB: 0 S: 4 P: 4	1B: 5 SF: 1 2B: 3 SAC: 0 3B: 0 DP: 1 HR: 0 HBP: 0	WP: 0 PA: 35 PB: 0 SB: 0 CS: 1		
PITCHER	IP WLS BF H R ER SO BB IBB HBP BLK WP HR S P ERA WHIP											PITCHER	IP WLS BF H R ER SO BB IBB HBP BLK WP HR S P ERA WHIP
Don Cardwell, R (1, 1) ERA: 4.29	7.0 W 28 6 2 2 4 0 1 0 0 0 0 0 35 39 2.57 0.857												
Don Elston, R (8, 1) ERA: 3.1	2.0 S 7 1 0 0 1 0 0 0 0 0 0 0 9 9 0.00 0.500												

Pittsburgh Pirates @ Chicago Cubs
Wrigley Field, Chicago, IL
Sun Jul 31 1960, 3:33 AM CDT
Att: 18,297 - Unknown

livebaseballscorecards.com

AB	33
R	2
H	7
RBI	2
BB	1
SO	5
LOB	13



Batter	1	2	3	4	5	6	7	8	9
Bob Will, L OBP: 0.317, SLG: 0.401 (1, 9) X	0-0 1B 2B 2B		0-3 K			0-0 4-3	0-0 SF9		
Richie Ashburn, L OBP: 0.449, SLG: 0.376 (1, 7) X	0-0 2B 1B		0-0 1-3			0-0 6-3	0-0 14 FC6-4 1B		
14 Ernie Banks, R OBP: 0.368, SLG: 0.578 (1, 6) X	0-0 F4			0-0 5-3		0-0 E5	0-0 FC6-4		
George Altman, L OBP: 0.360, SLG: 0.495 (1, 8) X	0-0 9-4 1-H 3-H 2B			0-0 6-3			0-0 SH2-4 1B 1B	0-0 4-3	
Ron Santo, R OBP: 0.324, SLG: 0.434 (1, 5) X	0-0 9-4 2-3f			0-0 F2			0-0 SH2-4 1B 1B	0-3 K	
Frank Thomas, R OBP: 0.299, SLG: 0.431 (1, 3) X		0-0 5-3			0-0 F4		0-0 SH2-4	0-0 6-3	
Grady Hatton, L OBP: 0.417, SLG: 0.400 (1, 4) X		0-0 1-3			0-0 FC5-4 1-3 1B		0-0 S E 1B		
Jerry Kindall, R OBP: 0.263, SLG: 0.337 (7, PR) (8, 4)					0-0 1-3		0-0 E SF9 BB		
El Tappe, R OBP: 0.328, SLG: 0.310 (1, 2) X		0-3 K			0-0 1-3		0-0 E1 1B		
Don Cardwell, R OBP: 0.186, SLG: 0.349 (1, 1) X			0-3 K						
Sammy Taylor, L OBP: 0.315, SLG: 0.400 (7, PH) X					0-0 FC5-4				
Don Elston, R OBP: 0.111, SLG: 0.111 (8, 1) X									

AB	R	H	RBI	BB	SO	LOB
3	1	1	1	0	1	0
4	1	2	0	0	0	0
4	0	0	0	0	0	4
4	1	2	2	0	0	0
4	1	1	0	0	1	1
3	0	0	0	0	0	0
3	0	2	2	0	0	0
0	1	0	0	0	0	0
2	1	0	0	1	1	1
2	0	0	0	0	1	1
1	0	0	0	0	0	1
0	0	0	0	0	0	0

BOTTOM

Pittsburgh Pirates @ Chicago Cubs
Wrigley Field, Chicago, IL
Sun Jul 31 1960, 3:33 AM CDT
Att. 18,297 - Unknown

livebaseballscorecards.com

AB	30
R	6
H	8
RBI	5
BB	1
SO	4
LOB	8



1B: 6	SF: 1
2B: 3	SAC: 1
3B: 0	DP: 1
HR: 0	HBP: 0

WP: 0	PA: 33
PB: 0	
SB: 1	
CS: 0	

Inning Stats	R	H	E	K	S	P	IP	WLS	BF	H	R	ER	SO	BB	IBB	HBP	BLK	WP	HR	S	P	ERA	WHIP
Harvey Haddix, L ERA: 4.01 (1, 1)	2	3	0	5	5	31	6.1	L	25	7	5	4	3	0	0	0	0	0	0	31	31	5.68	1.105
Tom Cheney, R ERA: 3.51 (7, 1)	0	0	0	1	0	4	0.0		1	0	0	0		1	0	0	0	0	0	4		∞	∞
Fred Green, L ERA: 3.26 (7, 1)	0	0	0	0	0	9	1.2		7	1	1	0	1	0	0	0	0	0	0	9	9	0.00	0.600

PITCHER	IP	WLS	BF	H	R	ER	SO	BB	IBB	HBP	BLK	WP	HR	S	P	ERA	WHIP
Harvey Haddix, L	6.1	L	25	7	5	4	3	0	0	0	0	0	0	31	31	5.68	1.105
Tom Cheney, R	0.0		1	0	0	0		1	0	0	0	0	0	4		∞	∞
Fred Green, L	1.2		7	1	1	0	1	0	0	0	0	0	0	9	9	0.00	0.600

Batter	1	2	3	4	5	6	7	8	9	AB R H RBI BB SO LOB	TOP											
Maury Wills, S OBP: 0.352, SLG: 0.333 (1, 6)	0-2 4-3 ①		0-1 E5 1-2			1-2 SH1-3 1B		0-1 G1-4-3 1-2f		4 0 1 0 0 0 2	Los Angeles Dodgers @ Pittsburgh Pirates Forbes Field, Pittsburgh, PA Tue Aug 02 1960, 7:05 PM EDT Att: 25,876 - Unknown livebaseballscorecards.com											
Jim Gilliam, S OBP: 0.369, SLG: 0.335 (1, 5)	1-1 F6 ②		1-1 FC5 2-3f			0-0 SH1-3 1-2		2-2 3-1 ③		3 0 0 0 0 0 2												
Tommy Davis, R OBP: 0.281, SLG: 0.385 (1, 8)	1-2 6-3 ③			1-1 1B 1B		0-1 F2 ②		1-0 E1 G4-6-3		4 0 1 0 0 0 1												
Norm Larker, L OBP: 0.398, SLG: 0.456 Duke Snider, L OBP: 0.371, SLG: 0.530 (1, 3) (4, 9)		0-0 F7 ①		2-2 1B 1-3		4-0 IBB		1-2 F8 ①		2 0 1 0 0 0 0 1 0 0 0 1 0 1												
Frank Howard, R OBP: 0.344, SLG: 0.522 (1, 9) (4, 3)		0-0 2B ②		0-1 1-3 ②		1-3 K ③		1-1 G4-6-3 1-2f		4 0 1 0 0 1 4												
Wally Moon, L OBP: 0.365, SLG: 0.436 (1, 7)		2-3 K ③		1-2 4-3 ③			0-0 F8 ①			3 0 0 0 0 1 1												
Charlie Neal, R OBP: 0.332, SLG: 0.375 (1, 4)			1-0 L8 ①		0-1 6-3 ①		1-0 6-3 ②			3 0 0 0 0 0 0												
Joe Pignatano, R OBP: 0.389, SLG: 0.444 Larry Sherry, R OBP: 0.200, SLG: 0.375 (1, 2) (8, 1)			2-2 E1 FC5 E		3-1 F7 ②		3-3 K ③			3 0 0 0 0 1 0 0 0 0 0 0 0 0												
Stan Williams, R OBP: 0.176, SLG: 0.250 John Roseboro, L OBP: 0.318, SLG: 0.386 (8, PH) (8, 2)			1-3 K ②		2-2 F2 ③		1-0 G1-4-3 1B			2 0 0 0 0 1 1 1 0 1 0 0 0 0												
Inning Stats	R: 0 E: 0 K: 0 S: 9	H: 0 LOB: 0 BB: 0 P: 11	R: 0 E: 0 K: 1 S: 5	H: 1 LOB: 0 BB: 0 P: 7	R: 0 E: 2 K: 1 S: 11	H: 0 LOB: 2 BB: 0 P: 16	R: 0 E: 0 K: 0 S: 12	H: 2 LOB: 1 BB: 0 P: 16	R: 0 E: 0 K: 0 S: 7	H: 0 LOB: 0 BB: 0 P: 12		R: 0 E: 0 K: 1 S: 9	H: 1 LOB: 2 BB: 1 P: 15	R: 0 E: 0 K: 1 S: 5	H: 0 LOB: 0 BB: 0 P: 9	R: 0 E: 0 K: 0 S: 6	H: 1 LOB: 0 BB: 0 P: 9	R: 0 E: 1 K: 0 S: 8	H: 0 LOB: 0 BB: 0 P: 11	1B: 4 2B: 1 3B: 0 HR: 0	SF: 0 SAC: 1 DP: 2 HBP: 0	WP: 0 PB: 0 SB: 0 CS: 0
PITCHER Vern Law, R ERA: 2.65 (1, 1)	IP 9.0	WLS W	BF 32	H 5	R 0	ER 0	SO 4	BB 0	IBB 1	HBP 0	BLK 0	WP 0	HR 0	S 72	P 106	ERA 0.00	WHIP 0.556					

AB	30
R	0
H	5
RBI	0
BB	1
SO	4
LOB	12



Batter	1	2	3	4	5	6	7	8	9	AB R H RBI BB SO LOB	TOP
Maury Wills, S OBP: 0.350, SLG: 0.332 (1, 6) X	0-0 FC5-6 BB 1-3 1B		0-1 5-3		1-2 4-3		0-1 1-3			4 1 1 0 0 0 1	Los Angeles Dodgers @ Pittsburgh Pirates Forbes Field, Pittsburgh, PA Wed Aug 03 1960, 7:05 PM EDT Att: 24,819 - Unknown livebaseballscorecards.com
Jim Gilliam, S OBP: 0.370, SLG: 0.335 (1, 5) B C F F B B	4-2 1-2 FC5-6 BB		0-0 HR 1B		2-2 1-3		1-1 F8			3 1 1 0 1 0 1	
Wally Moon, L OBP: 0.368, SLG: 0.447 (1, 7) X	0-0 FC5-6 1-3 1-2f 2-3		1-2 1-H HR			1-0 4-3 1B				3 1 2 2 0 0 2	
Norm Larker, L OBP: 0.393, SLG: 0.450 (1, 3) C X	0-1 1-3 1-2 3-H		1-0 4-3			0-0 4-3 1-2				3 0 0 1 0 0 2	
Frank Howard, R OBP: 0.341, SLG: 0.516 (1, 9) B S F X	1-2 6-3			0-1 6-3		1-1 F6				3 0 0 0 0 0 2	
Duke Snider, L OBP: 0.375, SLG: 0.541 (1, 8) X		0-0 L8		0-0 3B		4-0 IBB				2 0 1 0 1 0 0	
Charlie Neal, R OBP: 0.329, SLG: 0.372 (1, 4) B X		1-0 F9		2-2 4-3		0-1 4-3				3 0 0 0 0 0 3	
John Roseboro, L OBP: 0.318, SLG: 0.385 (1, 2) C B B F F		2-3 K		1-0 F8			3-2 1-3 SH5-4 1B			3 0 1 0 0 1 1	
Johnny Podres, L OBP: 0.235, SLG: 0.136 (1, 1) B F F X			1-2 F9		0-1 4-3		0-0 SH5-4			2 0 0 0 0 0 0	
Inning Stats	R: 1 H: 1 E: 0 LOB: 1 K: 0 BB: 1 S: 10 P: 15	R: 0 H: 0 E: 0 LOB: 0 K: 1 BB: 0 S: 5 P: 8	R: 2 H: 2 E: 0 LOB: 0 K: 0 BB: 0 S: 10 P: 13	R: 0 H: 1 E: 0 LOB: 1 K: 0 BB: 0 S: 7 P: 10	R: 0 H: 0 E: 0 LOB: 0 K: 0 BB: 0 S: 9 P: 12	R: 0 H: 1 E: 0 LOB: 2 K: 0 BB: 1 S: 6 P: 12	R: 0 H: 1 E: 0 LOB: 1 K: 0 BB: 0 S: 8 P: 12			1B: 4 SF: 0 2B: 0 SAC: 1 3B: 1 DP: 0 HR: 1 HBP: 0	WP: 0 PA: 29 PB: 0 SB: 0 CS: 0
PITCHER Bob Friend, R (1, 1) ERA: 3.06	IP WLS BF H R ER SO BB IBB HBP BLK WP HR S P ERA WHIP	7.0 L 29 6 3 3 1 1 1 0 0 0 0 1 55 82 3.86 1.000									
PITCHER	IP WLS BF H R ER SO BB IBB HBP BLK WP HR S P ERA WHIP										

AB	26
R	3
H	6
RBI	3
BB	2
SO	1
LOB	12



Batter	1	2	3	4	5	6	7	8	9	AB R H RBI BB SO LOB
--------	---	---	---	---	---	---	---	---	---	----------------------

Bob Skinner, L <small>OBP: 0.367, SLG: 0.470</small> <small>(1, 7)</small> 			6-3 <small>(3)</small> 			4-3 <small>(1)</small> 				3 0 0 0 0 0 0
Dick Groat, R <small>OBP: 0.355, SLG: 0.373</small> <small>(1, 6)</small> 				1-3 <small>(1)</small> 						3 1 1 0 0 0 0
Roberto Clemente, R <small>OBP: 0.359, SLG: 0.438</small> <small>(1, 9)</small> 										2 0 2 0 1 0 0
Dick Stuart, R <small>OBP: 0.293, SLG: 0.433</small> <small>(1, 3)</small> 										3 0 1 0 0 0 3
Gino Cimoli, R <small>OBP: 0.353, SLG: 0.333</small> <small>(1, 8)</small> 										3 0 1 1 0 1 2
Hal Smith, R <small>OBP: 0.351, SLG: 0.543</small> <small>(1, 2)</small> 										3 0 0 0 0 0 4
Don Hoak, R <small>OBP: 0.360, SLG: 0.406</small> <small>(1, 5)</small> 										3 0 0 0 0 0 0
Bill Mazeroski, R <small>OBP: 0.284, SLG: 0.368</small> <small>(1, 4)</small> 										3 0 0 0 0 0 0
Bob Friend, R <small>OBP: 0.152, SLG: 0.067</small> Gene Baker, R <small>OBP: 0.231, SLG: 0.174</small> <small>(7, PH)</small> 										2 0 0 0 0 2 0
										1 0 0 0 0 0 0


Inning Stats	R: 0 H: 1 E: 0 K: 10 S: 10	R: 0 H: 0 E: 0 K: 7 S: 7	R: 0 H: 0 E: 0 K: 8 S: 8	R: 0 H: 2 E: 0 K: 1 S: 16	R: 0 H: 0 E: 0 K: 5 S: 5	R: 1 H: 2 E: 0 K: 12 S: 12	R: 0 H: 0 E: 0 K: 7 S: 7	R: 0 H: 0 E: 0 K: 10 S: 10	R: 0 H: 0 E: 0 K: 10 S: 10	1B: 5 2B: 0 3B: 0 HR: 0 SF: 0 SAC: 0 DP: 0 HBP: 0
--------------	----------------------------	--------------------------	--------------------------	---------------------------	--------------------------	----------------------------	--------------------------	----------------------------	----------------------------	---

PITCHER	IP	WLS	BF	H	R	ER	SO	BB	IBB	HBP	BLK	WP	HR	S	P	ERA	WHIP
Johnny Podres, L <small>ERA: 3.01</small>	(1, 1)	7.0	27	5	1	1	3	1	0	0	0	0	0	65	101	1.29	0.857

BOTTOM

Los Angeles Dodgers @ Pittsburgh Pirates
 Forbes Field, Pittsburgh, PA
 Wed Aug 03 1960, 7:05 PM EDT
 Att. 24,819 - Unknown

AB	26
R	1
H	5
RBI	1
BB	1
SO	3
LOB	9



WP: 0	PA: 27
PB: 0	SB: 0
CS: 0	

Los Angeles Dodgers @ Pittsburgh Pirates
 Forbes Field, Pittsburgh, PA
 Thu Aug 04 1960, 7:05 PM EDT
 Att: 20,748 - Unknown

livebaseballscorecards.com

AB	32
R	1
H	9
RBI	1
BB	2
SO	7
LOB	15



WP:	0	PA:	35
PB:	0		
SB:	1		
CS:	0		

Batter	1	2	3	4	5	6	7	8	9	AB	R	H	RBI	BB	SO	LOB
Maury Wills, S OBP: 0.355, SLG: 0.336 (1, 6)	1-2 3-1 SF9 1B		4-2 L4-6 1B BB		1-1 F6			0-0 4-3 1B		3	1	2	0	1	0	0
Jim Gilliam, S OBP: 0.371, SLG: 0.337 (1, 5)	1-2 3-1 1-3		1-2 1-2 1B			0-2 1-3 1B		0-1 F6 1B		4	0	2	0	0	0	2
Wally Moon, L OBP: 0.364, SLG: 0.443 (1, 7)	0-0 SF9 3-H		3-2 L4-6 2-3			0-1 1-3 1-2		0-0 4-3 1-2		3	0	0	1	0	0	4
Frank Howard, R OBP: 0.337, SLG: 0.509 (1, 9)	0-0 6-3		1-0 F7			0-3 K		1-2 F3		4	0	0	0	0	1	3
Duke Snider, L OBP: 0.373, SLG: 0.534 (1, 8)		1-3 K		0-0 G5-4-3 1B		0-0 F8		0-0 F7		4	0	1	0	0	1	1
Gil Hodges, R OBP: 0.246, SLG: 0.316 (1, 3)		2-3 K		2-2 F8		1-3 K		1-1 6-3		4	0	0	0	0	2	1
Charlie Neal, R OBP: 0.329, SLG: 0.370 Tommy Davis, R OBP: 0.286, SLG: 0.390 (9, PH)		4-2 2B BB		2-0 G5-4-3 1-2f		0-3 K		0-0 1B 1B		2	0	0	0	1	1	1
John Roseboro, L OBP: 0.327, SLG: 0.399 (1, 2)		0-0 1-3 2B		1-1 F9		3-2 1B		0-0 1-3 1B		4	0	3	0	0	0	0
Don Drysdale, R OBP: 0.197, SLG: 0.276 Ed Roebuck, R OBP: 0.278, SLG: 0.294 Irv Noren, L OBP: 0.292, SLG: 0.150 Larry Sherry, R OBP: 0.200, SLG: 0.375 (7, 1)		3-3 K		1-3 K		1-2 G1				2	0	0	0	0	2	2
										0	0	0	0	0	0	0
										1	0	0	0	0	0	1
										0	0	0	0	0	0	0

Inning Stats	R: 1	H: 1	E: 0	LOB: 0	K: 0	S: 8	P: 10	R: 0	H: 1	E: 0	LOB: 2	K: 3	BB: 1	S: 12	P: 22	R: 0	H: 1	E: 0	LOB: 1	K: 0	BB: 1	S: 12	P: 21	R: 0	H: 1	E: 0	LOB: 0	K: 0	BB: 0	S: 6	P: 10	R: 0	H: 0	E: 0	LOB: 0	K: 1	BB: 0	S: 7	P: 10	R: 0	H: 1	E: 0	LOB: 1	K: 1	BB: 0	S: 9	P: 9	R: 0	H: 1	E: 0	LOB: 1	K: 2	BB: 0	S: 14	P: 19	R: 0	H: 1	E: 0	LOB: 1	K: 0	BB: 0	S: 7	P: 8	R: 0	H: 2	E: 0	LOB: 2	K: 0	BB: 0	S: 5	P: 6	1B: 8	SF: 1	2B: 2	SAC: 0	3B: 0	DP: 2	HR: 0	HBP: 0	WP: 0	PA: 35
--------------	------	------	------	--------	------	------	-------	------	------	------	--------	------	-------	-------	-------	------	------	------	--------	------	-------	-------	-------	------	------	------	--------	------	-------	------	-------	------	------	------	--------	------	-------	------	-------	------	------	------	--------	------	-------	------	------	------	------	------	--------	------	-------	-------	-------	------	------	------	--------	------	-------	------	------	------	------	------	--------	------	-------	------	------	-------	-------	-------	--------	-------	-------	-------	--------	-------	--------

PITCHER	IP	WLS	BF	H	R	ER	SO	BB	IBB	HBP	BLK	WP	HR	S	P	ERA	WHIP
George Witt, R ERA: 3.72 (1, 1)	6.0	W	23	5	1	1	5	2	0	0	0	0	0	54	82	1.50	1.167
Roy Face, R ERA: 3.38 (7, 1)	3.0	S	12	4	0	0	2	0	0	0	0	0	0	26	33	0.00	1.333

PITCHER	IP	WLS	BF	H	R	ER	SO	BB	IBB	HBP	BLK	WP	HR	S	P	ERA	WHIP
---------	----	-----	----	---	---	----	----	----	-----	-----	-----	----	----	---	---	-----	------

Batter	1	2	3	4	5	6	7	8	9	AB R H RBI BB SO LOB	TOP
Don Blasingame, L (1, 4) <small>OBP: 0.308, SLG: 0.302</small> Willie McCovey, L (9, PH) <small>OBP: 0.373, SLG: 0.481</small>	0-0 G6-4-3 1B		0-0 F3			0-0 F8		0-3 K	3 0 1 0 0 0 2 1 0 0 0 0 1 0	San Francisco Giants @ Pittsburgh Pirates Forbes Field, Pittsburgh, PA Fri Aug 05 1960, 7:05 PM EDT Att. 33,301 - Unknown livebaseballscorecards.com	
Felipe Alou, R (1, 9) <small>OBP: 0.252, SLG: 0.312</small>	0-0 F8			0-0 F8		0-0 F8		0-0 F9	4 0 0 0 0 0 2		
Willie Mays, R (1, 8) <small>OBP: 0.407, SLG: 0.612</small>	0-0 G6-4-3 1-2f			0-0 F9			0-0 F9		3 0 0 0 0 0 1		
Orlando Cepeda, R (1, 7) <small>OBP: 0.304, SLG: 0.506</small>		0-0 F4		0-0 F8			0-0 6-3		3 0 0 0 0 0 0		
Jim Davenport, R (1, 5) <small>OBP: 0.324, SLG: 0.362</small>		0-0 G1-6-3 1B			0-3 K		0-0 F9		3 0 1 0 0 1 0		
Jim Marshall, L (1, 3) <small>OBP: 0.333, SLG: 0.367</small>		0-0 G1-6-3 1-2f			0-0 F3		0-3 K		3 0 0 0 0 1 1		
Bob Schmidt, R (1, 2) <small>OBP: 0.314, SLG: 0.396</small>			0-0 F5		0-0 F4		0-0 F8		3 0 0 0 0 0 0		
Andre Rodgers, R (1, 6) <small>OBP: 0.312, SLG: 0.305</small>			0-0 F7			0-0 1B		0-0 2B	3 0 2 0 0 0 0		
Sam Jones, R (1, 1) <small>OBP: 0.182, SLG: 0.204</small> Joey Amalfitano, R (9, PH) <small>OBP: 0.322, SLG: 0.342</small>			0-0 1B			0-0 F7		0-0 5-3	2 0 1 0 0 0 1 1 0 0 0 0 0 0		
Inning Stats	R: 0 H: 1 E: 0 LOB: 0 K: 0 BB: 0 S: 3 P: 3	R: 0 H: 1 E: 0 LOB: 0 K: 0 BB: 0 S: 3 P: 3	R: 0 H: 1 E: 0 LOB: 1 K: 0 BB: 0 S: 4 P: 4	R: 0 H: 0 E: 0 LOB: 0 K: 0 BB: 0 S: 3 P: 3	R: 0 H: 0 E: 0 LOB: 0 K: 1 BB: 0 S: 5 P: 5	R: 0 H: 1 E: 0 LOB: 1 K: 0 BB: 0 S: 4 P: 4	R: 0 H: 0 E: 0 LOB: 0 K: 0 BB: 0 S: 3 P: 3	R: 0 H: 1 E: 0 LOB: 1 K: 1 BB: 0 S: 5 P: 5	R: 0 H: 0 E: 0 LOB: 0 K: 1 BB: 0 S: 5 P: 5	1B: 4 SF: 0 2B: 1 SAC: 0 3B: 0 DP: 2 HR: 0 HBP: 0	WP: 0 PA: 29 PB: 0 SB: 0 CS: 0
PITCHER Vinegar Bend Mizell, L (1, 1) <small>ERA: 3.71</small>	IP WLS BF H R ER SO BB IBB HBP BLK 9.0 W 29 5 0 0 3 0 0 0 0									ERA WHIP 0.00 0.556	

AB	29
R	0
H	5
RBI	0
BB	0
SO	3
LOB	7



Batter	1	2	3	4	5	6	7	8	9
Bill Virdon, L OBP: 0.349, SLG: 0.429 (1, 8) X	0-0 G3 ①		0-0 F9 ③		0-0 G3 ③			4-0 SH BB	
Dick Groat, R OBP: 0.354, SLG: 0.372 (1, 6) X	0-0 6-3 ②			0-0 F8 ①		0-0 F9 SH1-4 1B		0-0 SH 1B 1-H	
Bob Skinner, L OBP: 0.368, SLG: 0.469 (1, 7) X	0-0 S 1B			0-3 S S S K ②		0-0 SH1-4 ①		0-0 1-3 1B	
Rocky Nelson, L OBP: 0.409, SLG: 0.551 (1, 3) X	0-0 1-2 F7 ③			0-0 B B B B BB		0-0 F9 ②		0-3 K ①	
Roberto Clemente, R OBP: 0.355, SLG: 0.433 (1, 9)		0-0 6-3 ①		0-0 F8 ③		0-3 S S S S K ③		0-3 K ②	
Gino Cimoli, R OBP: 0.352, SLG: 0.332 (8, 9)									
Smoky Burgess, L OBP: 0.351, SLG: 0.413 (1, 2)		0-0 F7 ②			0-0 1B 1B		0-0 B B B B FC4-6 BB	0-0 4-3 ③	
Don Hoak, R OBP: 0.357, SLG: 0.399 (1, 5)		0-0 F9 ③			0-3 S S S S K ①		0-0 FC4-6 1B 1-2f		
Bill Mazeroski, R OBP: 0.288, SLG: 0.370 (1, 4)			0-0 5-3 ①		0-0 1-3 1B		0-0 1-3 1B		
Vinegar Bend Mizell, R OBP: 0.174, SLG: 0.140 (1, 1)			0-3 S S S S K ②		0-3 S S S S K ②		0-3 S S S S K ③		

AB	R	H	RBI	BB	SO	LOB
3	1	0	0	1	0	2
3	0	1	0	0	0	0
3	0	2	0	0	1	0
3	0	0	0	1	1	4
3	0	0	0	0	1	2
1	0	0	0	0	1	2
3	0	1	0	1	0	2
3	0	0	0	0	1	2
3	0	2	0	0	0	0
3	0	0	0	0	3	3

BOTTOM

San Francisco Giants @ Pittsburgh Pirates
Forbes Field, Pittsburgh, PA
 Fri Aug 05 1960, 7:05 PM EDT
 Att. 33,301 - Unknown

livebaseballscorecards.com

AB	28
R	1
H	6
RBI	0
BB	3
SO	8
LOB	17



1B: 6	SF: 0
2B: 0	SAC: 2
3B: 0	DP: 0
HR: 0	HBP: 0

WP: 0	PA: 33
PB: 0	
SB: 1	
CS: 0	

Inning Stats	R: 0	H: 1	E: 0	LOB: 1	K: 0	BB: 0	S: 4	P: 4
	R: 0	H: 0	E: 0	LOB: 0	K: 0	BB: 0	S: 3	P: 3
	R: 0	H: 0	E: 0	LOB: 0	K: 1	BB: 0	S: 5	P: 5
	R: 0	H: 0	E: 0	LOB: 1	K: 1	BB: 1	S: 5	P: 9
	R: 0	H: 2	E: 0	LOB: 2	K: 2	BB: 0	S: 9	P: 9
	R: 0	H: 1	E: 0	LOB: 1	K: 1	BB: 0	S: 6	P: 6
	R: 0	H: 1	E: 0	LOB: 1	K: 1	BB: 1	S: 5	P: 9
	R: 1	H: 1	E: 1	LOB: 2	K: 2	BB: 1	S: 9	P: 13

PITCHER	IP	WLS	BF	H	R	ER	SO	BB	IBB	HBP	BLK	WP	HR	S	P	ERA	WHIP
Sam Jones, R ERA: 2.88 (1, 1)	8.0	L	33	6	1	1	8	3	0	0	0	0	0	46	58	1.12	1.125

Batter	1	2	3	4	5	6	7	8	9	10	AB R H RBI BB SO LOB	TOP												
Don Blasingame, L (1, 4) OBP: 0.310, SLG: 0.307	0-0 G3		0-0 1B 3B		4-0 1B G4-6-3 BB		0-0 4-3		0-0 F7		4 2 1 1 1 0 1	San Francisco Giants @ Pittsburgh Pirates Forbes Field, Pittsburgh, PA Sat Aug 06 1960, 3:33 AM EDT Att. 28,246 - Unknown livebaseballscorecards.com												
Jim Davenport, R (1, 5) OBP: 0.326, SLG: 0.363	0-0 5-3		0-0 BB 1B		0-0 1-3 G4-6-3 1B		0-0 F9		0-0 5-3		5 0 2 1 0 0 0													
Willie Mays, R (1, 8) OBP: 0.407, SLG: 0.608	0-3 K		4-0 1-2 BB		0-0 1-2f 3-H G4-6-3		0-0 F4		0-0 HR 1B		4 1 1 0 1 1 1													
Willie Kirkland, L (1, 9) OBP: 0.326, SLG: 0.445		0-3 K	0-0 F4		0-0 F6		0-0 F9		0-0 F9		5 0 0 0 0 1 3													
Orlando Cepeda, R (1, 3) OBP: 0.306, SLG: 0.512	0-0 5-3		0-0 F4		0-0 1B G5-3 1B		0-3 K		0-0 HR		5 1 2 2 0 1 0													
Felipe Alou, R (1, 7) OBP: 0.252, SLG: 0.310	0-0 F6		0-0 S 1B		0-0 F7		0-0 6-3		0-0 F5		4 0 1 0 0 0 1													
Hobie Landrith, L (9, 2) OBP: 0.312, SLG: 0.279											1 0 0 0 0 0 0													
Bob Schmidt, R (1, 2) OBP: 0.318, SLG: 0.400			0-0 3B 1B		0-3 K		0-0 1B		0-0 HR 1B		3 1 2 0 0 1 1													
Dave Philley, S (9, PH) OBP: 0.281, SLG: 0.305											1 0 1 0 0 0 0													
Billy O'Dell, S (9, PR) OBP: 0.300, SLG: 0.152											0 1 0 0 0 0 0													
Joey Amalfitano, R (9, 5) OBP: 0.322, SLG: 0.342											0 0 0 0 0 0 0													
Andre Rodgers, R (1, 6) OBP: 0.313, SLG: 0.301			0-3 K		4-0 E: 0 LOB: 2		0-0 G5-3		0-3 K		2 0 0 0 1 1 3													
Willie McCovey, L (9, PH) OBP: 0.371, SLG: 0.479											1 0 0 0 0 1 1													
Johnny Antonelli, L (9, 1) OBP: 0.276, SLG: 0.296			1-2 IBB								0 0 0 0 0 0 0													
Stu Miller, R (10, 1) OBP: 0.182, SLG: 0.100											0 0 0 0 0 0 0													
Juan Marichal, R (1, 1) OBP: 0.143, SLG: 0.077			0-3 K		0-0 F6		0-0 F8		0-0 HR		2 0 0 0 0 1 3													
Jim Marshall, L (7, PH) OBP: 0.330, SLG: 0.363											1 0 0 0 0 0 0													
Sherman Jones, L (7, 1) OBP: 0.330, SLG: 0.363											0 0 0 0 0 0 0													
Dale Long, L (9, PH) OBP: 0.267, SLG: 0.340											1 1 1 2 0 0 0													
Inning Stats	R: 0 E: 0 K: 1 S: 5	H: 0 LOB: 0 BB: 0 P: 5	R: 0 E: 0 K: 1 S: 5	H: 0 LOB: 0 BB: 0 P: 5	R: 2 E: 0 K: 2 S: 10	H: 3 LOB: 2 BB: 1 P: 14	R: 0 E: 0 K: 1 S: 6	H: 1 LOB: 2 BB: 1 P: 10	R: 1 E: 0 K: 0 S: 3	H: 1 LOB: 0 BB: 1 P: 7	R: 0 E: 0 K: 0 S: 4	H: 2 LOB: 1 BB: 0 P: 4	R: 0 E: 0 K: 0 S: 3	H: 0 LOB: 0 BB: 0 P: 3	R: 0 E: 0 K: 1 S: 5	H: 0 LOB: 0 BB: 0 P: 5	R: 2 E: 0 K: 1 S: 7	H: 2 LOB: 1 BB: 0 P: 7	R: 2 E: 0 K: 0 S: 5	H: 2 LOB: 0 BB: 0 P: 5	1B: 8 2B: 0 3B: 1 HR: 2	SF: 0 SAC: 0 DP: 2 HBP: 0	WP: 0 PB: 0 SB: 1 CS: 0	PA: 42
PITCHER Vern Law, R (1, 1) ERA: 2.84	IP 10.0	WLS W	BF 42	H 11	R 7	ER 7	SO 7	BB 2	IBB 1	HBP 0	BLK 0	WP 0	HR 2	S 53	P 65	ERA 6.30	WHIP 1.300							



BOTTOM

San Francisco Giants @ Pittsburgh Pirates
Forbes Field, Pittsburgh, PA
Sat Aug 06 1960, 3:33 AM EDT
Att: 28,246 - Unknown

livebaseballscorecards.com

AB 39
R 8
H 13
RBI 8
BB 5
SO 4
LOB 20



WP: 0 PA: 47
PB: 0
SB: 2
CS: 0

AB R H RBI BB SO LOB

4 2 1 1 1 0 0

6 0 1 1 0 0 2

5 1 2 2 0 2 2

4 2 1 0 1 1 2

4 1 3 2 0 0 1

4 0 3 0 1 0 1

0 1 0 0 0 0 0

5 1 1 1 0 0 5

3 0 1 1 1 0 2

4 0 0 0 0 1 5

0 0 0 0 1 0 0

1B: 11 SF: 1
2B: 0 SAC: 2
3B: 1 DP: 1
HR: 1 HBP: 0

Batter	1	2	3	4	5	6	7	8	9	10
Bill Virdon, L OBP: 0.349, SLG: 0.426 (1, 8)	4-3		4-3 3B BB		0-0 1B 1B		0-0 F9		0-0 G3	0-0 SF9
Dick Groat, R OBP: 0.352, SLG: 0.369 (1, 6)	6-3		4-3 1-2		4-3 1-2		0-0 F9		0-0 E5	0-0 1B
Bob Skinner, L OBP: 0.368, SLG: 0.476 (1, 7)	HR		K		2-H 1B		0-0 F4		0-3 K	
Rocky Nelson, L OBP: 0.409, SLG: 0.542 (1, 3)	4-3		3B BB		0-3 1-2 K			0-0 FC5-4 1B 1B	0-0 F3	
Gino Cimoli, R OBP: 0.359, SLG: 0.349 (1, 9)		FC5 1B	1-H 2-H 3B		0-0 F8			0-0 SH3-4		E 1B
Smoky Burgess, L OBP: 0.361, SLG: 0.420 (1, 2)		1-2 1B	1-3			0-0 G5-4-3 1B		4-0 FC5-4 IBB		E8 SH5-4 1B
Dick Schofield, S OBP: 0.368, SLG: 0.226 (10, PR)										
Don Hoak, R OBP: 0.355, SLG: 0.397 (1, 5)				6-3		0-0 G5-4-3 1-2f		0-0 FC5-4 1B		SH5-4 1B
Bill Mazerowski, R OBP: 0.290, SLG: 0.370 (1, 4)						4-0 BB		0-0 1-2 3-H 1B		SH5-4
Vern Law, R OBP: 0.203, SLG: 0.299 (1, 1)						0-0 5-3		0-3 K		1B
Dick Stuart, R OBP: 0.294, SLG: 0.431 (10, PH)										IBB

Inning Stats	R: 1	H: 1	R: 0	H: 2	R: 2	H: 1	R: 0	H: 0	R: 1	H: 2	R: 0	H: 1	R: 0	H: 0	R: 1	H: 2	R: 0	H: 0	R: 3	H: 4	1B: 11	SF: 1
E: 0	LOB: 0	E: 0	LOB: 2	E: 0	LOB: 1	E: 0	LOB: 0	E: 0	LOB: 1	E: 0	LOB: 0	E: 0	LOB: 1	E: 0	LOB: 0	E: 1	LOB: 2	E: 1	LOB: 1	2B: 0	SAC: 2	
K: 0	BB: 0	K: 0	BB: 0	K: 1	BB: 2	K: 0	BB: 0	K: 0	BB: 1	K: 0	BB: 0	K: 0	BB: 1	K: 1	BB: 0	K: 1	BB: 1	K: 0	BB: 1	3B: 1	DP: 1	
S: 4	P: 4	S: 5	P: 5	S: 6	P: 14	S: 3	P: 3	S: 7	P: 7	S: 3	P: 3	S: 7	P: 7	S: 7	P: 11	S: 6	P: 6	S: 6	P: 10	HR: 1	HBP: 0	

PITCHER	IP	WLS	BF	H	R	ER	SO	BB	IBB	HBP	BLK	WP	HR	S	P	ERA	WHIP
Juan Marichal, R ERA: 2.21 (1, 1)	6.0		27	7	4	4	2	3	0	0	0	0	1	28	40	6.00	1.667
Sherman Jones, R ERA: 2.7 (7, 1)	2.0		9	2	1	1	1	0	1	0	0	0	0	10	14	4.50	1.000
Johnny Antonelli, L ERA: 4.37 (9, 1)	1.0	L	7	3	3	3	1	0	0	0	0	0	0	9	9	27.00	3.000
Stu Miller, R ERA: 4.37 (10, 1)	0.2		4	1	0	0	0	0	1	0	0	0	0	3	7	0.00	1.500

Batter	1	2	3	4	5	6	7	8	9	AB R H RBI BB SO LOB	TOP											
Don Blasingame, L (1, 4) OBP: 0.309, SLG: 0.305	0-3 K		0-0 F7		4-0 FC6-4 BB		0-0 F8			3 0 0 0 1 1 2	San Francisco Giants @ Pittsburgh Pirates Forbes Field, Pittsburgh, PA Sun Aug 07 1960, 3:33 AM EDT Unknown											
Jim Davenport, R (1, 5) OBP: 0.324, SLG: 0.365 (7, 6)	0-0 F4		0-0 2B		0-0 FC6-4 1-2f			0-3 K		4 0 1 0 0 1 1												
Willie Mays, R (1, 8) OBP: 0.406, SLG: 0.603	0-0 F7		4-0 IBB			0-0 5-3		0-0 F5		3 0 0 0 1 0 0												
Willie Kirkland, L (1, 9) OBP: 0.324, SLG: 0.443 Willie McCovey, L (6, PH) OBP: 0.368, SLG: 0.474 (6, 3)		0-0 1-3	0-0 F8			0-3 K		0-0 F3		2 0 0 0 0 0 3 2 0 0 0 0 1 0												
Orlando Cepeda, R (1, 3) OBP: 0.305, SLG: 0.509 (6, 7)		0-0 F9		0-0 6-3		0-0 F7		0-0 E5 1B		4 0 1 0 0 0 0												
Felipe Alou, R (1, 7) OBP: 0.298, SLG: 0.315 (6, 9)		0-0 1B		0-0 G1-6-3 1B		0-0 F9		0-0 F9		4 0 2 0 0 0 1												
Hobie Landrith, L (1, 2) OBP: 0.310, SLG: 0.304		0-3 K		0-0 G1-6-3 1-2f		0-0 HR		0-0 3-1		4 1 1 1 0 1 3												
Andre Rodgers, R (1, 6) OBP: 0.315, SLG: 0.304 Dave Philley, S (7, PH) OBP: 0.273, SLG: 0.295 (7, 5)			0-0 2B 1B		0-3 K		0-0 F7		0-0 6-3	2 0 1 0 0 1 0 2 0 0 0 0 0 1												
Jack Sanford, R (1, 1) OBP: 0.250, SLG: 0.226 Stu Miller, R (7, 1) OBP: 0.182, SLG: 0.100			0-3 K		0-0 G3		0-0 1B			3 0 1 0 0 1 1 0 0 0 0 0 0 0												
Inning Stats	R: 0 E: 0 K: 1 S: 5	H: 0 LOB: 0 BB: 0 P: 5	R: 0 E: 0 K: 1 S: 6	H: 1 LOB: 1 BB: 0 P: 6	R: 0 E: 0 K: 1 S: 7	H: 2 LOB: 3 BB: 1 P: 11	R: 0 E: 0 K: 0 S: 3	H: 1 LOB: 0 BB: 0 P: 3	R: 0 E: 0 K: 1 S: 5	H: 0 LOB: 1 BB: 1 P: 9		R: 0 E: 0 K: 1 S: 5	H: 0 LOB: 0 BB: 0 P: 5	R: 1 E: 0 K: 0 S: 5	H: 2 LOB: 1 BB: 0 P: 5	R: 0 E: 0 K: 1 S: 5	H: 0 LOB: 0 BB: 0 P: 5	R: 0 E: 1 K: 0 S: 4	H: 1 LOB: 1 BB: 0 P: 4	1B: 5 2B: 1 3B: 0 HR: 1	SF: 0 SAC: 0 DP: 1 HBP: 0	WP: 0 PB: 0 SB: 0 CS: 0
PITCHER Bob Friend, R (1, 1) ERA: 2.96	IP: 9.0 WLS: W BF: 35 H: 7 R: 1 ER: 1 SO: 6 BB: 1 IBB: 1 HBP: 0 BLK: 0 WP: 0 HR: 1 S: 45 P: 53 ERA: 1.00 WHIP: 0.889											PITCHER	IP: 9.0 WLS: W BF: 35 H: 7 R: 1 ER: 1 SO: 6 BB: 1 IBB: 1 HBP: 0 BLK: 0 WP: 0 HR: 1 S: 45 P: 53 ERA: 1.00 WHIP: 0.889									

livebaseballscorecards.com

AB	33
R	1
H	7
RBI	1
BB	2
SO	6
LOB	12




Batter	1	2	3	4	5	6	7	8	9	AB	R	H	RBI	BB	SO	LOB
Bill Virdon, L OBP: 0.347, SLG: 0.421 (1, 8) X	0-0 F7 ①		0-0 F8 ③		0-0 F9 ②		4-0 1B BB			3	1	0	0	1	0	1
Dick Groat, R OBP: 0.355, SLG: 0.372 (1, 6) X	0-0 4-3 ②			0-0 3B 1B	0-0 1B		0-0 1B 1-3 2-H			4	1	3	1	0	0	0
Bob Skinner, L OBP: 0.367, SLG: 0.474 (1, 7) X	0-0 1-3 ③			0-0 F8 ①	0-0 F7 ③		0-0 1B 1-2 3-H			4	0	1	1	0	0	2
Rocky Nelson, L OBP: 0.399, SLG: 0.526 (1, 3) X		0-0 F4 ①		0-0 F7 ②		0-0 F9 ①	0-0 F1 ③			4	0	0	0	0	0	3
Gino Cimoli, R OBP: 0.361, SLG: 0.358 (1, 9) X		4-0 BB G4-6-3		0-0 1B 3B 1-H		0-0 F8 ②		0-0 F9 ①		3	1	1	1	1	0	0
Smoky Burgess, L OBP: 0.359, SLG: 0.413 (1, 2) X		0-0 G4-6-3 ② ③ 1-2f		4-0 1B BB		0-0 4-3 ③		0-0 F8 ②		3	0	0	0	1	0	1
Don Hoak, R OBP: 0.354, SLG: 0.395 (1, 5) X			0-0 F7 ①	0-0 1B 1-2 3-H			0-0 6-3 ①	0-0 F6 ③		4	0	1	1	0	0	0
Bill Mazaroski, R OBP: 0.293, SLG: 0.372 (1, 4) X			0-0 FC1-6 1B	0-0 F7 ③			0-0 SH1-4 1B			3	1	2	0	0	0	2
Bob Friend, R OBP: 0.147, SLG: 0.065 (1, 1) X			0-0 FC1-6 1-2f		0-0 6-3 ①		0-0 SH1-4 1-2			2	0	0	0	0	0	1

Inning Stats	R: 0	H: 0	E: 0	LOB: 0	K: 0	S: 3	P: 3	R: 0	H: 0	E: 0	LOB: 0	K: 0	BB: 1	P: 6	R: 0	H: 1	E: 0	LOB: 1	K: 0	BB: 0	S: 4	P: 4	R: 2	H: 3	E: 0	LOB: 2	K: 0	BB: 1	S: 6	P: 10	R: 0	H: 1	E: 0	LOB: 1	K: 0	BB: 0	S: 4	P: 4	R: 0	H: 0	E: 0	LOB: 0	K: 0	BB: 0	S: 3	P: 3	R: 2	H: 3	E: 0	LOB: 2	K: 0	BB: 1	S: 6	P: 10	R: 0	H: 0	E: 0	LOB: 0	K: 0	BB: 0	S: 3	P: 3
PITCHER	IP	WLS	BF	H	R	ER	SO	BB	IBB	HBP	BLK	WP	HR	S	P	ERA	WHIP																																													
Jack Sanford, R ERA: 3.8 (1, 1)	6.2	L	30	8	4	4	0	3	0	0	0	0	0	0	0	5.40	1.650																																													
Stu Miller, R ERA: 4.27 (7, 1)	1.1		4	0	0	0	0	0	0	0	0	0	0	0	0	0.00	0.000																																													

BOTTOM

San Francisco Giants @ Pittsburgh Pirates
 Forbes Field, Pittsburgh, PA
 Sun Aug 07 1960, 3:33 AM EDT
 Unknown

AB	30
R	4
H	8
RBI	4
BB	3
SO	0
LOB	10



1B	2B	3B	HR	SF	SAC	DP	HBP	WP	HR	S	P	ERA	WHIP
7	0	1	0	0	1	1	0	0	0	0	0	0.00	0.000

Batter	1	2	3	4	5	6	7	8	9	AB R H RBI BB SO LOB	TOP																
Don Blasingame, L (1, 4) OBP: 0.308, SLG: 0.311	0-0 F7	0-0 HR		0-0 F4		0-3 K		0-0 F3		5 1 1 2 0 1 3																	
Joey Amalfitano, R (1, 5) OBP: 0.329, SLG: 0.349	0-0 1B HR	0-0 1B			0-0 1B G6-4-3		0-0 5-3		0-0 5-3	5 1 3 0 0 0 0																	
Willie Mays, R (1, 8) OBP: 0.404, SLG: 0.598	0-0 1-2 HR	0-0 F6			0-0 1-2f G6-4-3		0-0 4-3		0-0 F8	5 1 1 0 0 0 2																	
Orlando Cepeda, R (1, 3) OBP: 0.311, SLG: 0.516	0-0 F9				0-0 1B CS		0-0 1B		0-0 2B	5 0 4 0 0 0 2																	
Felipe Alou, R (1, 9) OBP: 0.274, SLG: 0.346	0-0 1-1 2-H HR			4-0 1-2 BB G4-6-3		0-0 1-2 1B		0-0 1-2 FC4-6 1B	0-0 6-3	4 1 3 3 1 0 1																	
Dave Philley, S (1, 7) OBP: 0.257, SLG: 0.277	0-0 F9			0-0 1-2f G4-6-3		0-3 K		0-0 1-2f FC4-6		4 0 0 0 0 1 5																	
Bob Schmidt, R (1, 2) OBP: 0.321, SLG: 0.402		0-0 E5			0-0 1B		0-0 F4		0-0 FC4 1B	4 0 2 0 0 0 0																	
Jim Davenport, R (8, PR) OBP: 0.324, SLG: 0.365										0 0 0 0 0 0 0	AB 38																
Andre Rodgers, R (1, 6) OBP: 0.308, SLG: 0.298		0-0 G6-4-3			0-3 K		0-3 K		0-0 FC4 1B	3 0 0 0 0 2 2	R 5																
Jim Marshall, L (8, PH) OBP: 0.337, SLG: 0.370									0-0 FC4 1B	1 0 1 0 0 0 0	H 15																
Hobie Landrith, L (8, 2) OBP: 0.310, SLG: 0.304									1-2 FC4 1B	0 0 0 0 0 0 0	RBI 5																
Billy O'Dell, S (1, 1) OBP: 0.326, SLG: 0.147		4-0 BB			0-0 F5		4-0 BB		0-0 FC4	0 0 0 0 0 0 0	SO 4																
Billy Loes, R (7, 1) OBP: 0.250, SLG: 0.250									1-2f 2-3	1 0 0 0 0 0 2	LOB 18																
Willie McCovey, L (8, PH) OBP: 0.367, SLG: 0.472										0 0 0 0 0 0 0																	
Sherman Jones, L (8, 1)										0 0 0 0 0 0 0																	
Inning Stats	R: 3 E: 0 K: 0 S: 6	H: 3 LOB: 0 BB: 0 P: 6	R: 2 E: 1 K: 0 S: 5	H: 2 LOB: 1 BB: 1 P: 9	R: 0 E: 0 K: 0 S: 2	H: 1 LOB: 0 BB: 1 P: 6	R: 0 E: 0 K: 1 S: 6	H: 1 LOB: 1 BB: 0 P: 6	R: 0 E: 0 K: 1 S: 7	H: 3 LOB: 2 BB: 0 P: 7	R: 0 E: 0 K: 2 S: 7	H: 0 LOB: 1 BB: 1 P: 11	R: 0 E: 0 K: 0 S: 5	H: 2 LOB: 2 BB: 0 P: 5	R: 0 E: 0 K: 0 S: 4	H: 2 LOB: 1 BB: 0 P: 4	R: 0 E: 0 K: 0 S: 4	H: 1 LOB: 1 BB: 0 P: 4	1B: 12 2B: 1 3B: 0 HR: 2	SF: 0 SAC: 0 DP: 3 HBP: 0	WP: 0 PB: 0 SB: 0 CS: 1	PA: 41					
PITCHER	IP WLS BF H R ER SO BB IBB HBP BLK WP HR S P ERA WHIP																										
Harvey Haddix, L (1, 1) ERA: 4.35	1.2		11	5	5	5	0	1	0	0	0	0	2	10	14	27.00	3.600										
Tom Cheney, R (2, 1) ERA: 3.21	2.1		8	2	0	0	1	1	0	0	0	0	0	9	13	0.00	1.286										
Fred Green, L (5, 1) ERA: 3.12	2.0		9	3	0	0	3	1	0	0	0	0	0	14	18	0.00	2.000										
Roy Face, R (7, 1) ERA: 3.24	3.0	W	13	5	0	0	0	0	0	0	0	0	0	13	13	0.00	1.667										


San Francisco Giants @ Pittsburgh Pirates
Forbes Field, Pittsburgh, PA
Sun Aug 07 1960, 3:38 AM EDT
Att: 35,708 - Unknown

AB	38
R	5
H	15
RBI	5
BB	3
SO	4
LOB	18



WP: 0	PA: 41
PB: 0	
SB: 0	
CS: 1	

ERA	WHIP

Batter	1	2	3	4	5	6	7	8	9	AB R H RBI BB SO LOB	TOP											
Bob Will, L (1, 9) OBP: 0.324, SLG: 0.401	0-3 K		0-0 4-3 1-2f			0-0 F8			0-0 F7	4 0 0 0 0 1 2	Chicago Cubs @ Pittsburgh Pirates Forbes Field, Pittsburgh, PA Tue Aug 09 1960, 7:05 PM EDT Att: 26,797 - Unknown livebaseballscorecards.com AB 28 R 1 H 5 RBI 1 BB 2 SO 3 LOB 10 											
Richie Ashburn, L (1, 7) OBP: 0.440, SLG: 0.364	4-0 PO BB			0-0 14 G6-4-3 1B		0-0 4-3			0-0 F7	3 0 1 0 1 0 0												
14 Ernie Banks, R (1, 6) OBP: 0.362, SLG: 0.578	0-0 F4			0-0 G6-4-3 1-2f		0-0 F7			0-0 F8	4 0 0 0 0 0 2												
Frank Thomas, R (1, 3) OBP: 0.301, SLG: 0.439	0-0 PO 1-2	0-0 F8		0-0 6-3		0-0 F3				3 0 0 0 0 0 0												
Al Heist, R (1, 8) OBP: 0.304, SLG: 0.250		0-3 K			0-0 1B 2B	4-0 G6-4-3 BB				2 1 1 0 1 1 0												
Ron Santo, R (1, 5) OBP: 0.309, SLG: 0.387		0-0 F9			0-0 FC6-4 1B 2-H	0-0 G6-4-3 1-2f				3 0 1 1 0 0 1												
Sammy Taylor, L (1, 2) OBP: 0.274, SLG: 0.348			0-0 1B 1B		0-0 F9		0-0 4-3			3 0 1 0 0 0 1												
Jerry Kindall, R (1, 4) OBP: 0.271, SLG: 0.333			0-0 1-3 1B		0-0 F3		0-0 F3			3 0 1 0 0 0 1												
Moe Drabowsky, R (1, 1) Joe Schaffernoth, R (3, 1) Dick Gernert, R (5, PH) Dick Ellsworth, L (5, 1) Don Zimmer, R (8, PH) Mark Freeman, R (8, 1)		0-3 K		0-0 FC6-4 1-2f		0-0 1-3		0-0 1-3		1 0 0 0 0 0 1 2 0 0 0 0 0 0 0 0 1 0 0 0 0 0 0 1 0 0 0 0 0 0 0 0 1 0 0 0 0 0 0 0 0 0 0 0 0 0 0 0												
Inning Stats	R: 0 E: 0 K: 1 S: 4	H: 0 LOB: 0 BB: 1 P: 8	R: 0 E: 0 K: 1 S: 5	H: 0 LOB: 0 BB: 0 P: 5	R: 0 E: 0 K: 1 S: 6	H: 2 LOB: 1 BB: 0 P: 6	R: 0 E: 0 K: 0 S: 3	H: 1 LOB: 0 BB: 0 P: 3	R: 1 E: 0 K: 0 S: 5	H: 2 LOB: 1 BB: 0 P: 5	R: 0 E: 0 K: 0 S: 3	H: 0 LOB: 0 BB: 0 P: 3	R: 0 E: 0 K: 0 S: 2	H: 0 LOB: 0 BB: 1 P: 6	R: 0 E: 0 K: 0 S: 3	H: 0 LOB: 0 BB: 0 P: 3	R: 0 E: 0 K: 0 S: 3	H: 0 LOB: 0 BB: 0 P: 3	1B: 4 2B: 2 3B: 0 HR: 0	SF: 0 SAC: 0 DP: 3 HBP: 0	WP: 0 PB: 0 SB: 0 CS: 0	PA: 31
PITCHER Vinegar Bend Mizell, L (1, 1) ERA: 3.54	IP 9.0 WLS W BF 30 H 5 R 1 ER 1 SO 3 BB 2 IBB 0 HBP 0 BLK 0 WP 0 HR 0 S 34 P 42 ERA 1.00 WHIP 0.778											PITCHER IP WLS BF H R ER SO BB IBB HBP BLK WP HR S P ERA WHIP										

Batter	1	2	3	4	5	6	7	8	9
Bill Virdon, L OBP: 0.349, SLG: 0.422 (1, 8)	0-0 6-3		0-0 BB 2B 1B		0-0 G3 1B		0-0 G4-6-3 1-2f		
Dick Groat, R OBP: 0.356, SLG: 0.371 (1, 6)	0-3 K		4-0 1-2 2B BB		0-0 G3 1-2		0-0 6-3		
Bob Skinner, L OBP: 0.364, SLG: 0.471 (1, 7)	0-0 F7		0-0 1-H 2-H 1B 2B		0-3 K		0-0 4-3		
Rocky Nelson, L OBP: 0.395, SLG: 0.518 (1, 3)		0-0 F4	0-0 G4-6-3 2-H 1B		0-0 5-3		0-0 F9		
Gino Cimoli, R OBP: 0.359, SLG: 0.365 (1, 9)		0-0 5-3	0-0 G4-6-3 1-2f		0-0 4-3		0-3 K		
Smoky Burgess, L OBP: 0.353, SLG: 0.406 (1, 2)		0-0 F8		0-0 L9		0-0 4-3			
Don Hoak, R OBP: 0.360, SLG: 0.401 (1, 5)			0-0 2B 1B	0-0 1-3		0-0 3B 1B			
Bill Mazerowski, R OBP: 0.298, SLG: 0.385 (1, 4)			0-0 1-H 1B 2B	0-0 F4		0-0 1-H 1B 3B			
Vinegar Bend Mizell, R OBP: 0.184, SLG: 0.152 (1, 1)			0-0 F2		0-0 3-1		0-0 3-H G4-6-3 1B		

Inning Stats	R: 0	H: 0	E: 0	K: 1	S: 5	LOB: 0	BB: 0	P: 5	R: 0	H: 0	E: 0	K: 0	S: 3	LOB: 0	BB: 0	P: 3	R: 5	H: 5	E: 0	K: 0	S: 7	LOB: 0	BB: 1	P: 11	R: 0	H: 0	E: 0	K: 0	S: 3	LOB: 0	BB: 0	P: 3	R: 0	H: 1	E: 0	K: 1	S: 6	LOB: 1	BB: 0	P: 6	R: 0	H: 0	E: 0	K: 0	S: 3	LOB: 0	BB: 0	P: 3	R: 2	H: 3	E: 0	K: 0	S: 5	LOB: 0	BB: 0	P: 5	R: 0	H: 0	E: 0	K: 1	S: 5	LOB: 0	BB: 0	P: 5
1B: 6	SF: 0	2B: 2	SAC: 0	3B: 1	DP: 2	HR: 0	HBP: 0	WP: 0	PA: 32																																																							

BOTTOM

Chicago Cubs @ Pittsburgh Pirates
Forbes Field, Pittsburgh, PA
 Tue Aug 09 1960, 7:05 PM EDT
 Att. 26,797 - Unknown

livebaseballscorecards.com

AB	31
R	7
H	9
RBI	7
BB	1
SO	3
LOB	5



PITCHER	IP	WLS	BF	H	R	ER	SO	BB	IBB	HBP	BLK	WP	HR	S	P	ERA	WHIP
Moe Drabowsky, R ERA: 10.65 (1, 1)	2.1	L	12	4	5	5	1	1	0	0	0	0	0	13	17	19.29	2.143
Joe Schaffernoth, R ERA: 3.34 (3, 1)	1.2		5	1	0	0	0	0	0	0	0	0	0	5	5	0.00	0.600
Dick Ellsworth, L ERA: 3.27 (5, 1)	3.0		12	4	2	2	1	0	0	0	0	0	0	14	14	6.00	1.333
Mark Freeman, R ERA: 5.57 (8, 1)	1.0		3	0	0	0	1	0	0	0	0	0	0	5	5	0.00	0.000

Batter	1	2	3	4	5	6	7	8	9	AB R H RBI BB SO LOB	TOP													
Bob Will, L OBP: 0.323, SLG: 0.399 (1, 9) X	0-0 4-3 ①		0-0 CS 1B X			0-0 F7 ②			0-0 F7 ②	4 0 1 0 0 0 0														
Richie Ashburn, L OBP: 0.438, SLG: 0.366 (1, 7) S S S	0-3 K ②		0-0 CS 1-2 ③ X	0-0 SF8 2B ①		0-0 F7 ③			0-0 F8 ③	4 1 1 0 0 1 0														
14 Ernie Banks, R OBP: 0.364, SLG: 0.578 (1, 6) B B B	4-0 BB X			0-0 F9 2-3 X			0-0 G6-4-3 1B X			2 0 1 0 1 0 1														
George Altman, L OBP: 0.341, SLG: 0.454 (1, 8) S S S	0-3 K ③			0-0 SF8 3-H X			0-0 F8 ①			2 0 0 1 0 1 2														
Frank Thomas, R OBP: 0.302, SLG: 0.438 (1, 3)		0-0 G6-4-3 1B X		0-0 5-3 ③			0-0 G6-4-3 1-2f ② ③			3 0 1 0 0 0 1														
Sammy Taylor, L OBP: 0.263, SLG: 0.333 (1, 2)		0-0 F7 ①			0-0 F7 ①			0-0 G1 ①		3 0 0 0 0 0 1														
Ron Santo, R OBP: 0.304, SLG: 0.380 (1, 5)		0-0 G6-4-3 1-2f ② ③			0-0 6-3 ②			0-0 6-3 ②		3 0 0 0 0 0 1														
Jerry Kindall, R OBP: 0.269, SLG: 0.330 (1, 4)			0-0 F5 ①			0-0 F7 ③		0-0 4-3 ③		2 0 0 0 0 0 0														
Ed Bouchee, L OBP: 0.340, SLG: 0.303 (8, PH)										1 0 0 0 0 0 0														
Don Zimmer, R OBP: 0.305, SLG: 0.346 (8, 4)										0 0 0 0 0 0 0														
Don Cardwell, R OBP: 0.174, SLG: 0.326 (1, 1)			0-0 F7 ②			0-3 K ①			0-0 4-3 ①	2 0 0 0 0 1 0														
Seth Morehead, L OBP: 0.190, SLG: 0.150 (6, 1)										0 0 0 0 0 0 0														
Grady Hatton, L OBP: 0.333, SLG: 0.320 (9, PH)										1 0 0 0 0 0 0														
Inning Stats	R: 0 E: 0 K: 2 S: 7	H: 0 LOB: 1 BB: 1 P: 11	R: 0 E: 0 K: 0 S: 3	H: 1 LOB: 0 BB: 0 P: 3	R: 0 E: 0 K: 0 S: 3	H: 1 LOB: 0 BB: 0 P: 3	R: 1 E: 0 K: 0 S: 4	H: 1 LOB: 0 BB: 0 P: 4	R: 0 E: 0 K: 0 S: 3	H: 0 LOB: 0 BB: 0 P: 3	R: 0 E: 0 K: 1 S: 5	H: 0 LOB: 0 BB: 0 P: 5	R: 0 E: 0 K: 0 S: 3	H: 1 LOB: 0 BB: 0 P: 3	R: 0 E: 0 K: 0 S: 3	H: 0 LOB: 0 BB: 0 P: 3	R: 0 E: 0 K: 0 S: 3	H: 0 LOB: 0 BB: 0 P: 3	R: 0 E: 0 K: 0 S: 3	H: 0 LOB: 0 BB: 0 P: 3	1B: 3 2B: 1 3B: 0 HR: 0	SF: 1 SAC: 0 DP: 2 HBP: 0	WP: 0 PB: 0 SB: 0 CS: 1	PA: 30
PITCHER Vern Law, R ERA: 2.75 (1, 1)	IP: 9.0 WLS: W BF: 29 H: 4 R: 1 ER: 1 SO: 3 BB: 1 IBB: 0 HBP: 0 BLK: 0 WP: 0 HR: 0 S: 34 P: 38 ERA: 1.00 WHIP: 0.556																				PITCHER	IP: 9.0 WLS: W BF: 29 H: 4 R: 1 ER: 1 SO: 3 BB: 1 IBB: 0 HBP: 0 BLK: 0 WP: 0 HR: 0 S: 34 P: 38 ERA: 1.00 WHIP: 0.556		

Chicago Cubs @ Pittsburgh Pirates
 Forbes Field, Pittsburgh, PA
 Wed Aug 10 1960, 7:05 PM EDT
 Att: 20,074 - Unknown

livebaseballscorecards.com

AB	27
R	1
H	4
RBI	1
BB	1
SO	3
LOB	6



Batter	1	2	3	4	5	6	7	8	9	AB	R	H	RBI	BB	SO	LOB
Bill Virdon, L OBP: 0.350, SLG: 0.426 (1, 8)	0-0 2-3 1B 2B		0-0 6-3	0-0 F7		0-0 L9		0-0 1B 1B		5	1	2	0	0	0	3
Dick Groat, R OBP: 0.358, SLG: 0.374 (1, 6)	0-0 2-3		0-0 6-3 1B		0-3 K	0-0 1-2 1B		0-0 1-2 1B		5	0	3	0	0	1	1
Bob Skinner, L OBP: 0.364, SLG: 0.469 (1, 7)	0-0 FC3-6 1B		0-0 6-3 1-2		4-0 CS BB	0-0 G3		0-0 F7		4	0	1	1	1	0	5
Rocky Nelson, L OBP: 0.398, SLG: 0.511 (1, 3)	0-0 FC3-6 CS		4-0 IBB		4-0 1-2 BB		0-0 F4			2	0	0	0	2	0	1
Gino Cimoli, R OBP: 0.353, SLG: 0.359 (1, 9)	0-0 CS	0-3 K	0-0 G3		0-0 1-3		0-3 K			4	0	0	0	0	2	3
Smoky Burgess, L OBP: 0.360, SLG: 0.417 (1, 2)		0-0 2B		0-0 F8		0-0 3B 1B	0-0 BLK 1B			4	1	3	0	0	0	0
Don Hoak, R OBP: 0.361, SLG: 0.410 (1, 5)		0-3 K		0-0 2B		0-0 1B 3B	0-0 F7			4	1	2	1	0	1	2
Bill Mazeroski, R OBP: 0.303, SLG: 0.385 (1, 4)		4-0 IBB		4-0 IBB		0-0 1B 1B		0-0 6-3		2	0	1	1	2	0	0
Vern Law, R OBP: 0.192, SLG: 0.282 (1, 1)		0-0 4-3		0-0 F7		0-3 K		0-0 6-3		4	0	0	0	0	1	5

Inning Stats	R: 1	H: 2	E: 0	K: 0	S: 4	H: 2	LOB: 0	BB: 0	P: 4	R: 0	H: 1	E: 0	K: 2	S: 8	H: 1	LOB: 2	BB: 1	P: 12	R: 0	H: 1	E: 0	K: 0	S: 4	H: 1	LOB: 2	BB: 1	P: 8	R: 0	H: 0	E: 0	K: 1	S: 4	H: 4	LOB: 2	BB: 0	P: 9	R: 0	H: 1	E: 0	K: 1	S: 6	H: 2	LOB: 2	BB: 0	P: 5	R: 0	H: 2	E: 0	K: 0	S: 5
--------------	------	------	------	------	------	------	--------	-------	------	------	------	------	------	------	------	--------	-------	-------	------	------	------	------	------	------	--------	-------	------	------	------	------	------	------	------	--------	-------	------	------	------	------	------	------	------	--------	-------	------	------	------	------	------	------

PITCHER	IP	WLS	BF	H	R	ER	SO	BB	IBB	HBP	BLK	WP	HR	S	P	ERA	WHIP
Don Cardwell, R ERA: 4.61 (1, 1)	5.2	L	29	9	3	3	4	2	3	0	0	0	0	32	52	4.76	1.941
Seth Morehead, L ERA: 3.73 (6, 1)	2.1		10	3	0	0	1	0	0	0	1	0	0	12	12	0.00	1.286

BOTTOM

Chicago Cubs @ Pittsburgh Pirates
Forbes Field, Pittsburgh, PA
 Wed Aug 10 1960, 7:05 PM EDT
 Att. 20,074 - Unknown

livebaseballscorecards.com

AB	34
R	3
H	12
RBI	3
BB	5
SO	5
LOB	20



WP: 0	PA: 40
PB: 0	
SB: 0	
CS: 2	

Batter	1	2	3	4	5	6	7	8	9	10	11	12	AB R H RBI BB SO LOB	TOP
Julian Javier, R (1, 4) OBP: 0.270, SLG: 0.354 George Crowe, L (8, PH) OBP: 0.288, SLG: 0.463 Hal Smith, R (8, 2) OBP: 0.282, SLG: 0.294	0-0 6-3		0-0 F7			0-0 5-3		0-3 K			0-0 L7		3 0 0 0 0 0 0 1 0 0 0 0 1 3 1 0 0 0 0 0 0	St. Louis Cardinals @ Pittsburgh Pirates Forbes Field, Pittsburgh, PA Thu Aug 11 1960, 7:05 PM EDT Att. 34,212 - Unknown
Daryl Spencer, R (1, 6) OBP: 0.368, SLG: 0.433	0-0 6-3			0-0 5-3			0-0 6-3		0-0 1-4-3		0-0 F7		5 0 0 0 0 0 0	
Bill White, L (1, 3) OBP: 0.352, SLG: 0.496	0-3 K			0-0 L8		0-3 K		0-0 4-3			0-0 HR 1B	5 1 1 0 0 2 0		
Ken Boyer, R (1, 5) OBP: 0.359, SLG: 0.551		0-0 L8		0-0 F8		0-0 6-3		0-0 2B 1B			0-0 F8	5 0 1 0 0 0 1		
Stan Musial, L (1, 7) OBP: 0.379, SLG: 0.536 Joe Cunningham, L (12, 9) OBP: 0.383, SLG: 0.407		0-0 F8 2B		0-0 F8		0-0 F9		0-0 1-H 2B			0-0 HR	5 1 3 2 0 0 0 0 0 0 0 0 0 0		
Walt Moryn, L (1, 9) OBP: 0.332, SLG: 0.435 Charlie James, R (8, PR) OBP: 0.143, SLG: 0.286 (8, 9) (12, 7)		0-0 F8 2-3		0-3 K		0-0 1B 3B		0-3 K		0-0 L4	3 0 1 0 0 1 1 2 1 0 0 0 1 0			
Carl Sawatski, L (1, 2) OBP: 0.327, SLG: 0.371 Bob Gibson, R (8, PR) OBP: 0.188, SLG: 0.250 Alex Grammas, R (8, 4) OBP: 0.282, SLG: 0.293		0-0 F8		0-0 4-3		0-0 3-H BB 1B		0-0 6-3		0-0 F8	3 0 1 1 0 0 1 0 0 0 0 0 0 0 2 0 0 0 0 0 0			
Curt Flood, R (1, 8) OBP: 0.316, SLG: 0.389			0-0 6-3			0-3 K		0-3 K		0-0 F8		4 0 0 0 0 2 2		
Ernie Broglio, R (1, 1) OBP: 0.340, SLG: 0.357			0-3 K			0-3 K		4-0 1-2 BB			0-0 L9	3 0 0 0 1 2 0		
Inning Stats	R: 0 H: 0 E: 0 LOB: 0 K: 1 BB: 0 S: 5 P: 5	R: 0 H: 1 E: 0 LOB: 1 K: 0 BB: 0 S: 4 P: 4	R: 0 H: 0 E: 0 LOB: 0 K: 1 BB: 0 S: 5 P: 5	R: 0 H: 0 E: 0 LOB: 0 K: 0 BB: 0 S: 3 P: 3	R: 0 H: 0 E: 0 LOB: 0 K: 1 BB: 0 S: 5 P: 5	R: 0 H: 0 E: 0 LOB: 0 K: 2 BB: 0 S: 7 P: 7	R: 0 H: 0 E: 0 LOB: 0 K: 1 BB: 0 S: 5 P: 5	R: 1 H: 2 E: 0 LOB: 3 K: 2 BB: 1 S: 9 P: 13	R: 0 H: 2 E: 0 LOB: 2 K: 0 BB: 0 S: 4 P: 4	R: 0 H: 0 E: 0 LOB: 0 K: 1 BB: 0 S: 5 P: 5	R: 0 H: 0 E: 0 LOB: 0 K: 0 BB: 0 S: 3 P: 3	R: 2 H: 2 E: 0 LOB: 0 K: 0 BB: 0 S: 5 P: 5	1B: 3 SF: 0 2B: 2 SAC: 0 3B: 1 DP: 0 HR: 1 HBP: 0	
PITCHER Bob Friend, R (1, 1) ERA: 2.92	IP 12.0 WLS L BF 43 H 7 R 3 ER 3 SO 9 BB 1 IBB 0 HBP 0 BLK 0 WP 0 HR 1 S 60 P 64 ERA 2.25 WHIP 0.667													

AB	42
R	3
H	7
RBI	3
BB	1
SO	9
LOB	8



Batter	1	2	3	4	5	6	7	8	9	10	11	12	AB R H RBI BB SO LOB
Bill Virdon, L OBP: 0.351, SLG: 0.425 (1, 8) X	0-0 G3-6-1 1B		0-0 F8 2-3			0-3 K			0-0 F7			0-0 3-1 2B 1B	5 1 2 0 0 1 1
Dick Groat, R OBP: 0.355, SLG: 0.369 (1, 6) S S	0-3 K		0-0 1-3			0-3 K			0-3 K			0-3 K	5 0 0 0 0 4 3
Bob Skinner, L OBP: 0.360, SLG: 0.463 (1, 7) X	0-0 G3-6-1 1-2f			0-0 E4 CS		0-0 L3			0-0 F8			0-0 3-1 1-2	5 0 0 0 0 0 2
Rocky Nelson, L OBP: 0.398, SLG: 0.514 (1, 3)		0-0 G1-6-3 1B				0-0 F5			0-0 G3			0-0 2B	5 0 2 1 0 0 1
Joe Christopher, R OBP: 0.244, SLG: 0.316 (12, PR)													0 0 0 0 0 0 0
Gino Cimoli, R OBP: 0.348, SLG: 0.352 (1, 9)		0-0 G1-6-3 1-2f		0-3 K 1-2					0-0 L9			0-3 K 2-H	4 0 0 0 0 2 2
Dick Stuart, R OBP: 0.293, SLG: 0.427 (12, PH)													1 0 0 0 0 1 1
Smoky Burgess, L OBP: 0.362, SLG: 0.432 (1, 2)		0-0 FC6-4 1B							0-0 4-1				4 1 2 1 0 0 0
Don Hoak, R OBP: 0.360, SLG: 0.408 (1, 5)		0-0 FC6-4 1-2f							0-3 K				4 0 1 0 0 1 1
Bill Mazerowski, R OBP: 0.302, SLG: 0.384 (1, 4)			0-0 F8 SH3-4 1B			0-0 G6-3 1-2f 1B			0-0 F5			0-0 5-3	4 0 1 0 0 0 1
Bob Friend, R OBP: 0.141, SLG: 0.062 (1, 1)			0-0 SH3-4 1-2			0-0 5-3			0-0 F8			0-0 5-3	3 0 0 0 0 0 0

Inning Stats	R: 0	H: 1	E: 0	LOB: 0	K: 1	BB: 0	S: 5	R: 0	H: 2	E: 0	LOB: 1	K: 0	BB: 0	S: 4	R: 0	H: 1	E: 0	LOB: 1	K: 0	BB: 0	S: 4	R: 0	H: 0	E: 1	LOB: 1	K: 1	BB: 0	S: 5	R: 1	H: 2	E: 0	LOB: 0	K: 0	BB: 0	S: 4	R: 0	H: 0	E: 0	LOB: 0	K: 2	BB: 0	S: 7	R: 0	H: 0	E: 0	LOB: 0	K: 0	BB: 0	S: 3	R: 0	H: 0	E: 0	LOB: 0	K: 1	BB: 0	S: 5	R: 0	H: 0	E: 0	LOB: 0	K: 0	BB: 0	S: 3	R: 0	H: 0	E: 0	LOB: 0	K: 1	BB: 0	S: 5	R: 0	H: 0	E: 0	LOB: 0	K: 0	BB: 0	S: 3	R: 0	H: 0	E: 0	LOB: 0	K: 0	BB: 0	S: 3	R: 1	H: 2	E: 0	LOB: 1	K: 2	BB: 0	S: 9	1B: 6	2B: 2	3B: 0	HR: 1	SF: 0	SAC: 1	DP: 4	HBP: 0	WP: 0	PA: 41
--------------	------	------	------	--------	------	-------	------	------	------	------	--------	------	-------	------	------	------	------	--------	------	-------	------	------	------	------	--------	------	-------	------	------	------	------	--------	------	-------	------	------	------	------	--------	------	-------	------	------	------	------	--------	------	-------	------	------	------	------	--------	------	-------	------	------	------	------	--------	------	-------	------	------	------	------	--------	------	-------	------	------	------	------	--------	------	-------	------	------	------	------	--------	------	-------	------	------	------	------	--------	------	-------	------	-------	-------	-------	-------	-------	--------	-------	--------	-------	--------


PITCHER	IP	WLS	BF	H	R	ER	SO	BB	IBB	HBP	BLK	WP	HR	S	P	ERA	WHIP
Ernie Broglio, R ERA: 2.85 (1, 1)	12.0	W	41	8	2	2	9	0	0	0	0	0	1	59	59	1.50	0.667

BOTTOM

St. Louis Cardinals @ Pittsburgh Pirates
Forbes Field, Pittsburgh, PA
 Thu Aug 11 1960, 7:05 PM EDT
 Att: 34,212 - Unknown

livebaseballscorecards.com

AB	40
R	2
H	8
RBI	2
BB	0
SO	9
LOB	12



Batter	1	2	3	4	5	6	7	8	9	AB R H RBI BB SO LOB
Bill Virdon, L (1, 8) OBP: 0.352, SLG: 0.422	0-0 F7 BB	4-0 BB BB			0-0 F2 1B		0-0 G3 1B		0-0 1B	4 0 1 0 1 0 0
Dick Groat, R (1, 6) OBP: 0.357, SLG: 0.377	0-0 HR	4-0 1-2 2-3 BB			0-0 1B		0-3 K 1B		0-0 F9	4 1 2 1 1 1 1
Bob Skinner, L (1, 7) OBP: 0.357, SLG: 0.458	0-0 F8	0-0 F5			0-3 K 1B		0-3 K			4 0 0 0 0 2 4
Rocky Nelson, L (1, 3) OBP: 0.400, SLG: 0.513	0-0 1B		0-0 G6-3 1B		0-0 4-3		0-0 G3			4 0 2 0 0 0 1
Roberto Clemente, R (1, 9) OBP: 0.352, SLG: 0.428	0-3 K		0-0 G6-3 1-2f		0-0 4-3		0-0 G3			4 0 0 0 0 1 2
Smoky Burgess, L (1, 2) OBP: 0.368, SLG: 0.438		0-0 1B FC6-4 1B	0-0 F7		0-0 1B 1B		0-0 1B 1B	0-0 FC6 1B		4 1 3 0 0 0 0
Don Hoak, R (1, 5) OBP: 0.361, SLG: 0.409		0-0 FC6-4 1-3 1B		0-3 K	0-0 1B		0-0 1B	0-0 FC6 1-2f		4 0 2 0 0 1 1
Bill Mazeroski, R (1, 4) OBP: 0.299, SLG: 0.380		0-0 FC6-4 BB SH1-4 1-2f 3-H		0-0 F4	0-0 1B		0-0 F8		0-0 5-3	4 0 0 1 0 0 3
George Witt, R (1, 1)		0-0 SH1-4		0-3 K	0-3 K		0-3 K		0-0 3-1	0 0 0 0 0 0 0
Joe Gibbon, R (1, 1) OBP: 0.313, SLG: 0.214										1 0 0 0 0 1 0
Dick Stuart, R (6, PH) OBP: 0.292, SLG: 0.426										1 0 0 0 0 1 2
Fred Green, R (7, 1) OBP: 0.444, SLG: 1.125										0 0 0 0 0 0 0
Dick Schofield, S (9, PH) OBP: 0.359, SLG: 0.219										1 0 0 0 0 0 0

Inning Stats	R: 1	H: 2	E: 0	K: 1	S: 7	R: 1	H: 2	E: 0	K: 0	S: 5	R: 0	H: 1	E: 0	K: 0	S: 3	R: 0	H: 0	E: 0	K: 2	S: 7	R: 0	H: 1	E: 0	K: 1	S: 6	R: 0	H: 2	E: 0	K: 1	S: 7	R: 0	H: 0	E: 0	K: 2	S: 7	R: 0	H: 1	E: 0	K: 0	S: 4	R: 0	H: 1	E: 0	K: 0	S: 4	R: 0	H: 1	E: 0	K: 0	S: 4
	LOB: 1	BB: 0	P: 7	LOB: 3	BB: 2	LOB: 0	BB: 0	LOB: 0	BB: 0	P: 3	LOB: 0	BB: 0	LOB: 1	BB: 0	P: 6	LOB: 2	BB: 0	LOB: 0	BB: 0	P: 7	LOB: 0	BB: 0	LOB: 1	BB: 0	P: 7	LOB: 0	BB: 0	LOB: 1	BB: 0	P: 4	LOB: 1	BB: 0	P: 4	LOB: 1	BB: 0	P: 4	1B: 9	SF: 0	2B: 0	SAC: 1	3B: 0	DP: 1	HR: 1	HBP: 0	WP: 0	PA: 38				

PITCHER	IP	WLS	BF	H	R	ER	SO	BB	IBB	HBP	BLK	WP	HR	S	P	ERA	WHIP
Bob Gibson, R (1, 1) ERA: 4.97	9.0	W	38	10	2	2	7	2	0	0	0	0	1	50	58	2.00	1.333

BOTTOM

St. Louis Cardinals @ Pittsburgh Pirates
 Forbes Field, Pittsburgh, PA
 Fri Aug 12 1960, 7:05 PM EDT
 Att. 35,439 - Unknown

livebaseballscorecards.com

AB	35
R	2
H	10
RBI	2
BB	2
SO	7
LOB	14



Batter	1	2	3	4	5	6	7	8	9	AB R H RBI BB SO LOB	TOP									
Julian Javier, R (1, 4) OBP: 0.278, SLG: 0.359	0-0 F9 1B 2B	4-0 FC6-4 BB			0-0 6-3		0-0 F8			3 1 1 0 1 0 0										
Curt Flood, R (1, 8) OBP: 0.322, SLG: 0.394	0-0 F9 2-3	0-0 FC6-4 1-2f			0-0 HBP 1B		0-3 K			4 0 1 0 0 1 3										
Bob Nieman, R (1, 7) OBP: 0.361, SLG: 0.429	0-0 1B 3-H 1B		0-0 F5		1-0 HBP 1-2		0-0 F9			3 0 1 1 0 0 0										
Ken Boyer, R (1, 5) OBP: 0.359, SLG: 0.552	0-0 F3		0-0 F8		0-0 5-3		0-0 G6-4-3 1B			4 0 1 0 0 0 3										
Daryl Spencer, R (1, 6) OBP: 0.370, SLG: 0.430	0-0 1-2 1B		0-0 F3		0-0 5-3		0-0 G6-4-3 1-2f			4 0 1 0 0 0 1										
Bill White, L (1, 3) OBP: 0.354, SLG: 0.494	0-3 K		4-0 L1-3 BB		0-0 1B		0-0 L3			3 0 1 0 1 1 2										
Charlie James, R (1, 9) OBP: 0.250, SLG: 0.333		0-0 BB 1B	0-0 L1-3 1-2		0-3 K		0-0 F2			4 0 1 0 0 1 2										
Hal Smith, R (1, 2) OBP: 0.282, SLG: 0.291		0-0 F7	0-0 5-3		0-3 K		0-0 1-3			4 0 0 0 0 1 2										
Ray Sadecki, L (1, 1) OBP: 0.275, SLG: 0.275		0-3 K			0-0 L3		0-0 F9			1 0 0 0 0 1 1										
Ron Kline, R (4, 1) OBP: 0.152, SLG: 0.152										1 0 0 0 0 0 0										
Alex Grammas, R (7, PH) OBP: 0.287, SLG: 0.293										1 0 0 0 0 0 0										
Bob Grim, R (7, 1)										0 0 0 0 0 0 0										
Inning Stats	R: 1 E: 0 K: 1 S: 8	H: 3 LOB: 2 BB: 0 P: 8	R: 0 E: 0 K: 1 S: 6	H: 1 LOB: 2 BB: 1 P: 10	R: 0 E: 0 K: 0 S: 3	H: 0 LOB: 0 BB: 1 P: 6	R: 0 E: 0 K: 0 S: 2	H: 0 LOB: 0 BB: 1 P: 6	R: 0 E: 0 K: 2 S: 8	H: 1 LOB: 1 BB: 0 P: 8	R: 0 E: 0 K: 1 S: 5	H: 0 LOB: 0 BB: 0 P: 5	R: 0 E: 0 K: 0 S: 3	H: 1 LOB: 0 BB: 0 P: 3	R: 0 E: 0 K: 0 S: 3	H: 0 LOB: 0 BB: 0 P: 3	1B: 6 2B: 2 3B: 0 HR: 0	SF: 0 SAC: 0 DP: 2 HBP: 1	WP: 0 PB: 0 SB: 0 CS: 0	PA: 35
PITCHER Harvey Haddix, L (1, 1) ERA: 4.1	IP: 9.0 WLS: W BF: 35 H: 7 R: 1 ER: 1 SO: 5 BB: 2 IBB: 0 HBP: 1 BLK: 0 WP: 0 HR: 0 S: 42 P: 51 ERA: 1.00 WHIP: 1.000																			

St. Louis Cardinals @ Pittsburgh Pirates
 Forbes Field, Pittsburgh, PA
 Sat Aug 13 1960, 3:33 AM EDT
 Att: 24,620 - Unknown

AB	32
R	1
H	7
RBI	1
BB	2
SO	5
LOB	14



WP: 0	PA: 35
PB: 0	
SB: 0	
CS: 0	

Batter	1	2	3	4	5	6	7	8	9	AB R H RBI BB SO LOB	TOP
Julian Javier, R (1, 4) <small>OBP: 0.274, SLG: 0.354</small> George Crowe, L (9, PH) <small>OBP: 0.300, SLG: 0.463</small> Bob Gibson, R (9, PR) <small>OBP: 0.143, SLG: 0.190</small>	0-3 K		0-0 1-3	0-0 L7			0-0 6-3		4-0 BB 1B BB	4 0 0 0 0 1 0 0 0 0 0 1 0 0 0 0 0 0 0 0 0	St. Louis Cardinals @ Pittsburgh Pirates Forbes Field, Pittsburgh, PA Sun Aug 14 1960, 3:33 AM EDT Unknown
Curt Flood, R (1, 8) <small>OBP: 0.323, SLG: 0.398</small>	0-0 6-3		0-0 6-3		0-0 1B 2B		0-0 4-3	0-0 1-2 1B	5 1 2 0 0 0 0		
Bill White, L (1, 3) <small>OBP: 0.359, SLG: 0.512</small>	0-0 3B		0-0 1B 2B		0-0 2-H 1B FC6-4		0-0 HR	0-0 4-3	5 1 4 2 0 0 2		
Ken Boyer, R (1, 5) <small>OBP: 0.358, SLG: 0.549</small>	0-0 4-3		0-0 2B 1B		0-0 1-2f FC6-4 2B		0-0 F8		4 0 1 0 0 0 2		
Stan Musial, L (1, 7) <small>OBP: 0.379, SLG: 0.535</small>		0-0 F8 1B	0-0 F3		0-0 1-3 FC6-4-3 2B		0-0 E6 G5-4-3		4 0 2 0 0 0 2		
Walt Moryn, L (1, 9) <small>OBP: 0.321, SLG: 0.420</small>		0-0 1-2 F8		0-3 K	0-0 2-3 FC6-4-3		0-0 G5-4-3	0-0 1-2f	4 0 0 0 0 1 4		
Daryl Spencer, R (1, 6) <small>OBP: 0.371, SLG: 0.431</small>		0-0 1-3		0-0 HR 1B		0-0 G4-6-3 1B	0-0 F5		4 1 2 0 0 0 1		
Hal Smith, R (1, 2) <small>OBP: 0.286, SLG: 0.304</small>		4-0 FC4-6 IBB		0-0 1-H HR		0-0 F9	0-0 1-3	0-0 1-3	3 1 1 2 1 0 1		
Larry Jackson, R (1, 1) <small>OBP: 0.250, SLG: 0.247</small> Ron Kline, R (4, 1) <small>OBP: 0.152, SLG: 0.152</small> Tim McCarver, L (6, PH) Bob Grim, R (6, 1) Joe Cunningham, L (9, PH) <small>OBP: 0.381, SLG: 0.405</small>		0-0 1-2f FC4-6	0-3 K		0-0 G4-6-3		0-0 G3		2 0 0 0 0 1 2 0 0 0 0 0 0 0 1 0 0 0 0 0 1 0 0 0 0 0 0 0 1 0 0 0 0 0 0		
Inning Stats	R: 0 E: 0 K: 1 S: 6 H: 1 LOB: 1 BB: 0 P: 6	R: 0 E: 0 K: 0 S: 4 H: 1 LOB: 2 BB: 1 P: 8	R: 0 E: 0 K: 0 S: 5 H: 2 LOB: 2 BB: 0 P: 5	R: 2 E: 0 K: 2 S: 9 H: 2 LOB: 0 BB: 0 P: 9	R: 1 E: 0 K: 0 S: 5 H: 3 LOB: 1 BB: 0 P: 5	R: 0 E: 0 K: 0 S: 3 H: 1 LOB: 0 BB: 0 P: 3	R: 1 E: 0 K: 0 S: 4 H: 1 LOB: 0 BB: 0 P: 4	R: 0 E: 1 K: 0 S: 3 H: 0 LOB: 0 BB: 0 P: 3	R: 0 E: 0 K: 0 S: 4 H: 1 LOB: 2 BB: 1 P: 8	1B: 6 2B: 4 3B: 1 HR: 2 SF: 0 SAC: 0 DP: 3 HBP: 0	WP: 0 PB: 0 SB: 0 CS: 0 PA: 39
PITCHER Vern Law, R (1, 1) <small>ERA: 2.81</small>	IP: 9.0 WLS: W BF: 39 H: 12 R: 4 ER: 4 SO: 3 BB: 1 IBB: 1 HBP: 0 BLK: 0 WP: 0 HR: 2 S: 43 P: 51 ERA: 4.00 WHIP: 1.444										

livebaseballscorecards.com

AB	37
R	4
H	12
RBI	4
BB	2
SO	3
LOB	15



Batter	1	2	3	4	5	6	7	8	9	AB	R	H	RBI	BB	SO	LOB
Bill Virdon, L OBP: 0.361, SLG: 0.429 (1, 8)	0-0 6-3 1B		0-0 1B 1B	4-0 2B SF9 IBB	0-0 F8		0-0 2B 2-H			4	2	3	1	1	0	2
Dick Groat, R OBP: 0.364, SLG: 0.391 (1, 6)	0-0 6-3 1-2		0-0 1B 1B	0-0 SF9 2B	0-0 FC6-4 1-2f		0-0 1-3			5	1	2	2	0	0	4
Bob Skinner, L OBP: 0.360, SLG: 0.457 (1, 7)	0-0 E5 FC6-4		0-0 E 1B	4-0 IBB		4-0 1B BB		0-3 K		3	1	1	1	2	1	1
Rocky Nelson, L OBP: 0.394, SLG: 0.513 (1, 3)	0-0 F8		0-0 E6 2B	0-0 SF9		0-0 L9		0-0 G3		4	1	1	3	0	0	3
Roberto Clemente, R OBP: 0.353, SLG: 0.435 (1, 9)	0-0 FC6-4 1-2f		0-3 K	0-3 K		0-0 G4-6-3 1B		0-3 K		5	0	1	0	0	3	4
Smoky Burgess, L OBP: 0.366, SLG: 0.439 (1, 2)		0-0 F7	0-0 4-3		0-0 E 2B		0-0 G4-6-3			4	1	1	0	0	0	2
Don Hoak, R OBP: 0.357, SLG: 0.404 (1, 5)		0-0 6-3		0-0 2B 1B		0-0 E4 1B 2-H		0-0 4-3		4	1	1	0	0	0	0
Bill Mazerowski, R OBP: 0.296, SLG: 0.380 (1, 4)		0-0 F8		0-0 2B 2B		0-3 K		0-0 6-3		4	1	1	0	0	1	1
Vern Law, R OBP: 0.208, SLG: 0.307 (1, 1)			0-0 1-3	0-0 6-3		0-0 FC6-4 1B		0-0 2B 2B		4	1	2	0	0	0	2


Inning Stats	R: 0	H: 1	E: 1	K: 0	S: 5	LOB: 2	BB: 0	P: 5	R: 0	H: 0	E: 0	K: 0	S: 3	LOB: 0	BB: 0	P: 3	R: 4	H: 4	E: 1	K: 1	S: 9	LOB: 0	BB: 0	P: 9	R: 3	H: 3	E: 0	K: 1	S: 8	LOB: 2	BB: 2	P: 16	R: 1	H: 2	E: 1	K: 1	S: 8	LOB: 2	BB: 0	P: 8	R: 0	H: 1	E: 0	K: 0	S: 3	LOB: 1	BB: 1	P: 7	R: 1	H: 2	E: 0	K: 0	S: 5	LOB: 1	BB: 0	P: 5	R: 0	H: 0	E: 0	K: 2	S: 7	LOB: 0	BB: 0	P: 7
--------------	------	------	------	------	------	--------	-------	------	------	------	------	------	------	--------	-------	------	------	------	------	------	------	--------	-------	------	------	------	------	------	------	--------	-------	-------	------	------	------	------	------	--------	-------	------	------	------	------	------	------	--------	-------	------	------	------	------	------	------	--------	-------	------	------	------	------	------	------	--------	-------	------

PITCHER	IP	WLS	BF	H	R	ER	SO	BB	IBB	HBP	BLK	WP	HR	S	P	ERA	WHIP
Larry Jackson, R ERA: 3.67 (1, 1)	3.1	L	20	8	7	6	1	0	0	0	0	0	0	21	25	16.20	2.400
Ron Kline, R ERA: 6.22 (4, 1)	1.2		9	2	1	1	2	0	1	0	0	0	0	12	16	5.40	1.200
Bob Grim, R ERA: 4.4 (6, 1)	3.0		12	3	1	1	2	1	0	0	0	0	0	15	19	3.00	1.333

BOTTOM

St. Louis Cardinals @ Pittsburgh Pirates
Forbes Field, Pittsburgh, PA
 Sun Aug 14 1960, 3:33 AM EDT
 Unknown

AB	37
R	9
H	13
RBI	7
BB	3
SO	5
LOB	19



WP: 0	PA: 41
PB: 0	
SB: 0	
CS: 0	

livebaseballscorecards.com

Batter	1	2	3	4	5	6	7	8	9	10	11	AB R H RBI BB SO LOB	TOP				
Julian Javier, R (1, 4) OBP: 0.280, SLG: 0.356	4-0 1B BB		X 0-0 E 1B 1B		X 0-0 5-3		X 0-0 G5-6-4 1B		X 0-0 F3			4 0 2 0 1 0 0	St. Louis Cardinals @ Pittsburgh Pirates Forbes Field, Pittsburgh, PA Sun Aug 14 1960, 3:38 AM EDT Att. 36,775 - Unknown				
Joe Cunningham, L (1, 9) OBP: 0.379, SLG: 0.402	0-0 F4		X 0-0 E 1B		X 0-0 F5		X 0-0 G5-6-4 1B		X 0-0 F7			5 0 1 0 0 0 3					
Bill White, L (1, 3) OBP: 0.357, SLG: 0.508	0-3 K		S 0-3 K		X 0-0 4-3		X 0-0 L4		X 0-0 1B			5 0 1 0 0 2 4					
Ken Boyer, R (1, 5) OBP: 0.361, SLG: 0.555	0-0 1B		X 0-0 5-3		X 0-0 2B		X 0-0 2B		X 0-0 F8			5 1 3 0 0 0 3					
Walt Moryn, L (1, 7) OBP: 0.320, SLG: 0.421 Charlie James, R (10, PH) OBP: 0.231, SLG: 0.308	0-0 F7		X 0-0 F7		X 0-0 1B 2B		X 0-3 K		X 0-0 F7			4 1 1 1 0 1 3 1 0 0 0 0 0 1					
Daryl Spencer, R (1, 6) OBP: 0.371, SLG: 0.429		X 0-0 F2		B 4-0 BB BB		X 0-0 G6-4-3 1B		X 0-0 F6		X 0-0 F6		4 0 1 1 1 0 1					
Curt Flood, R (1, 8) OBP: 0.318, SLG: 0.391		S 0-3 K		X 0-0 F9		X 0-0 F9		X 0-3 K		X 0-0 F7		5 0 0 0 0 2 3					
Del Rice, R (1, 2) OBP: 0.259, SLG: 0.278 Stan Musial, L (9, PH) OBP: 0.377, SLG: 0.532 Hal Smith, R (9, 2) OBP: 0.285, SLG: 0.303		X 0-0 F9		B 4-0 BB BB		X 0-0 G6-4-3		X 0-0 1-3		X 0-0 F4		2 0 0 0 1 0 1 1 0 0 0 0 0 0 1 0 0 0 0 0 0					
Curt Simmons, L (1, 1) OBP: 0.273, SLG: 0.258 George Crowe, L (9, PH) OBP: 0.295, SLG: 0.455 Lindy McDaniel, R (9, 1) OBP: 0.250, SLG: 0.261		X 0-0 6-3		X 0-0 F7		B 4-0 G5-6-4 1B BB		X 0-0 F8				2 0 0 0 1 0 2 1 0 0 0 0 0 0 0 0 0 0 0 0 0					
Inning Stats	R: 0 H: 1 E: 0 LOB: 2 K: 1 BB: 1 S: 6 P: 10	R: 0 H: 0 E: 0 LOB: 0 K: 1 BB: 0 S: 5 P: 5	R: 0 H: 2 E: 1 LOB: 2 K: 1 BB: 0 S: 7 P: 7	R: 0 H: 0 E: 0 LOB: 2 K: 0 BB: 2 S: 3 P: 11	R: 0 H: 0 E: 0 LOB: 0 K: 0 BB: 0 S: 3 P: 3	R: 2 H: 3 E: 0 LOB: 0 K: 0 BB: 0 S: 5 P: 5	R: 0 H: 1 E: 0 LOB: 1 K: 0 BB: 1 S: 3 P: 7	R: 0 H: 1 E: 0 LOB: 1 K: 2 BB: 0 S: 8 P: 8	R: 0 H: 0 E: 0 LOB: 0 K: 0 BB: 0 S: 3 P: 3	R: 0 H: 1 E: 0 LOB: 1 K: 0 BB: 0 S: 4 P: 4	R: 0 H: 0 E: 0 LOB: 0 K: 0 BB: 0 S: 3 P: 3	1B: 6 SF: 0 2B: 3 SAC: 0 3B: 0 DP: 2 HR: 0 HBP: 0		WP: 0 PA: 44 PB: 0 SB: 0 CS: 0			
PITCHER	IP WLS BF H R ER SO BB IBB HBP BLK WP HR S P ERA WHIP																
Tom Cheney, R (1, 1) ERA: 3.18	6.0	28	7	2	2	3	4	0	0	0	0	0	0	30	46	3.00	1.833
Joe Gibbon, L (7, 1) ERA: 4.1	1.0	2	0	0	0	0	0	0	0	0	0	0	0	2	2	0.00	0.000
Roy Face, R (8, 1) ERA: 3.16	2.0	7	1	0	0	2	0	0	0	0	0	0	0	11	11	0.00	0.500
Fred Green, L (10, 1) ERA: 3.67	2.0	W 7	1	0	0	0	0	0	0	0	0	0	0	7	7	0.00	0.500

livebaseballscorecards.com

AB	40
R	2
H	9
RBI	2
BB	4
SO	5
LOB	21



Batter	1	2	3	4	5	6	7	8	9	10	11	AB R H RBI BB SO LOB	BOTTOM				
Bill Virdon, L (1, 8) OBP: 0.355, SLG: 0.420	4-3		5-3		G4-6-3		K			K		5 0 0 0 0 2 2	St. Louis Cardinals @ Pittsburgh Pirates Forbes Field, Pittsburgh, PA Sun Aug 14 1960, 3:38 AM EDT Att. 36,775 - Unknown				
Dick Groat, R (1, 6) OBP: 0.362, SLG: 0.389	E9 2B		F2						F9	F8		5 1 1 1 0 0 0					
Gino Cimoli, R (1, 9) OBP: 0.340, SLG: 0.343	4-3				F3				F8	G3		5 0 1 0 0 0 2					
Dick Stuart, R (1, 3) OBP: 0.293, SLG: 0.422 Dick Schofield, S (11, PR) OBP: 0.359, SLG: 0.219	2B			F4		F4			L7		FC1-5 1B BB	4 0 1 1 1 0 1 0 0 0 0 0 0 0					
Joe Christopher, R (1, 7) OBP: 0.227, SLG: 0.293 Bob Skinner, L (9, PH) OBP: 0.361, SLG: 0.457	F9			E5		F3			4-3		FC1-5 1B	3 0 0 0 0 0 2 2 1 1 0 0 0 0					
Hal Smith, R (1, 2) OBP: 0.358, SLG: 0.533		F8		K					5-3		FC1-5 1B	5 0 1 0 0 1 4					
Don Hoak, R (1, 5) OBP: 0.355, SLG: 0.401		F7		F6		FC5-4 1B			E5 WP 1B		1B	5 0 1 1 0 0 3					
Bill Mazerowski, R (1, 4) OBP: 0.300, SLG: 0.381		6-3			G4-6-3 1B SH				F8		WP 1B	4 1 2 0 0 0 0					
Tom Cheney, R (1, 1) OBP: 0.187, SLG: 0.273 Joe Gibbon, R (7, 1) OBP: 0.313, SLG: 0.214 Roberto Clemente, R (7, PH) OBP: 0.382, SLG: 0.434 Roy Face, R (8, 1) OBP: 0.273, SLG: 0.273 Smoky Burgess, L (9, PH) OBP: 0.325, SLG: 0.437 Fred Green, R (10, 1) OBP: 0.444, SLG: 1.125			5-3						4-3		1-3	1 0 0 0 0 0 0 0 0 0 0 0 0 0 1 0 0 0 0 0 0 0 0 0 0 0 0 0 1 0 0 0 0 0 2 0 0 0 0 0 0 0					
Inning Stats	R: 1 H: 1 E: 1 LOB: 1 K: 0 BB: 0 S: 5 P: 5	R: 0 H: 0 E: 0 LOB: 0 K: 0 BB: 0 S: 3 P: 3	R: 0 H: 0 E: 0 LOB: 0 K: 0 BB: 0 S: 3 P: 3	R: 0 H: 1 E: 1 LOB: 2 K: 1 BB: 0 S: 7 P: 7	R: 1 H: 2 E: 1 LOB: 1 K: 0 BB: 0 S: 5 P: 5	R: 0 H: 1 E: 0 LOB: 1 K: 0 BB: 0 S: 4 P: 4	R: 0 H: 0 E: 0 LOB: 0 K: 1 BB: 0 S: 5 P: 5	R: 0 H: 0 E: 0 LOB: 0 K: 0 BB: 0 S: 3 P: 3	R: 0 H: 1 E: 1 LOB: 2 K: 0 BB: 0 S: 5 P: 5	R: 0 H: 0 E: 0 LOB: 0 K: 1 BB: 0 S: 5 P: 5	R: 1 H: 2 E: 0 LOB: 2 K: 0 BB: 1 S: 3 P: 7	1B: 7 SF: 0 2B: 1 SAC: 1 3B: 0 DP: 1 HR: 0 HBP: 0		WP: 1 PA: 43 PB: 0 SB: 0 CS: 0			
PITCHER	IP WLS BF H R ER SO BB IBB HBP BLK WP HR S P ERA WHIP																
Curt Simmons, L (1, 1) ERA: 3.07	8.0	31	5	2	1	2	0	0	0	0	0	0	0	35	35	1.12	0.625
Lindy McDaniel, R (9, 1) ERA: 2.3	2.1	L	12	3	1	1	1	0	0	0	1	0	13	17	3.86	1.714	

AB	41
R	3
H	8
RBI	3
BB	1
SO	3
LOB	16



Batter	1	2	3	4	5	6	7	8	9	AB R H RBI BB SO LOB	TOP													
Tony Taylor, R (1, 4) OBP: 0.346, SLG: 0.395	0-0 5-3		H 1-0 BB HBP		X 0-0 SH1-3 1B		0-0 K		X 0-0 6-3	4 1 1 0 0 1 2														
Ken Walters, R (1, 9) OBP: 0.290, SLG: 0.359	0-0 G6-4-3 1B		B B B 4-0 1-2 BB		X 0-0 SH1-3		X 0-0	X 0-0 F8	3 0 2 0 1 0 2															
Lee Walls, R (1, 5) OBP: 0.324, SLG: 0.353	0-0 G6-4-3		X 0-0 F8		X 0-0		X 0-0 F2			4 0 1 1 0 0 4														
Ted Lepcio, R (7, 5) OBP: 0.308, SLG: 0.310	1-2f				X 2-H 1B					0 0 0 0 0 0 0														
Pancho Herrera, R (1, 3) OBP: 0.367, SLG: 0.491		X 0-0 F8		B B B 4-0 2B 1B	X 0-3 K		S S S 0-3 K			3 1 0 0 1 2 1														
Bobby Gene Smith, R (1, 7) OBP: 0.292, SLG: 0.371		B B B 4-0 CS BB		X 0-0 1B 2B	X 0-0 F8		S S S 0-3 K			2 1 1 0 1 0 1														
Tony Curry, L (8, PH) OBP: 0.333, SLG: 0.470										1 0 0 0 0 1 0														
Jimmie Coker, R (1, 2) OBP: 0.291, SLG: 0.359		B B B 4-0 1-2 BB		X 0-0 SH1-3 1B	X 0-0 6-3		X 0-0 F3			3 0 1 2 1 0 0														
Bobby Del Greco, R (1, 8) OBP: 0.355, SLG: 0.397		X 0-0 F2		X 0-0 SH1-3	X 0-0 F7		X 0-0 FC3-6 1B			2 0 0 0 0 0 1														
Clay Dalrymple, L (9, PH) OBP: 0.361, SLG: 0.457										1 0 1 0 0 0 0														
Bobby Malkmus, R (9, PR) OBP: 0.215, SLG: 0.222										0 0 0 0 0 0 0														
Chris Short, R (9, 1)										0 0 0 0 0 0 0														
Ruben Amaro, R (1, 6) OBP: 0.314, SLG: 0.286		X 0-0 B5-6-4 1B		X 0-0 F9	X 0-3 K		X 0-0 FC3-6 E			4 1 1 0 0 1 2														
Art Mahaffey, R (1, 1)										1-2f														
Tony Gonzalez, L (9, PH) OBP: 0.291, SLG: 0.466		X 0-0 B5-6-4		X 0-0 F7	X 0-0 F8		X 0-0 E6 2B			3 0 0 0 0 0 2														
										1 0 1 1 0 0 0														
Inning Stats	R: 0 E: 0 K: 0 S: 3	H: 1 LOB: 0 BB: 0 P: 3	R: 0 E: 0 K: 0 S: 2	H: 0 LOB: 1 BB: 2 P: 10	R: 0 E: 0 K: 0 S: 3	H: 1 LOB: 2 BB: 1 P: 8	R: 2 E: 0 K: 0 S: 5	H: 2 LOB: 1 BB: 1 P: 9	R: 1 E: 1 K: 1 S: 7	H: 2 LOB: 1 BB: 0 P: 7	R: 0 E: 0 K: 1 S: 5	H: 0 LOB: 0 BB: 0 P: 5	R: 0 E: 0 K: 1 S: 6	H: 1 LOB: 1 BB: 0 P: 6	R: 0 E: 0 K: 2 S: 7	H: 0 LOB: 0 BB: 0 P: 7	R: 1 E: 1 K: 0 S: 5	H: 2 LOB: 2 BB: 0 P: 5	1B: 7 2B: 2 3B: 0 HR: 0	SF: 0 SAC: 2 DP: 2 HBP: 1	WP: 0 PB: 0 SB: 1 CS: 1	PA: 38		
PITCHER	IP	WLS	BF	H	R	ER	SO	BB	IBB	HBP	BLK	WP	HR	S	P	ERA	WHIP							
Vinegar Bend Mizell, L (1, 1) ERA: 3.56	7.0		30	7	3	3	3	4	0	1	0	0	0	31	48	3.86	1.571							
Roy Face, R (8, 1) ERA: 3.19	2.0	L	8	2	1	1	2	0	0	0	0	0	0	12	12	4.50	1.000							

Philadelphia Phillies @ Pittsburgh Pirates
 Forbes Field, Pittsburgh, PA
 Mon Aug 15 1960, 7:05 PM EDT
 Att: 19,912 - Unknown

livebaseballscorecards.com

AB 31
 R 4
 H 9
 RBI 4
 BB 4
 SO 5
 LOB 15



Batter	1	2	3	4	5	6	7	8	9	AB R H RBI BB SO LOB	TOP
Johnny Callison, L (1, 9) <small>OBP: 0.381, SLG: 0.467</small>	0-0 	0-0 			0-3 			4-0 		3 0 0 0 1 1 1	
Tony Taylor, R (1, 4) <small>OBP: 0.347, SLG: 0.395</small> Bobby Malkmus, R (3, 4) <small>OBP: 0.213, SLG: 0.219</small> Ken Walters, R (8, PH) <small>OBP: 0.289, SLG: 0.358</small> Ted Lepcio, R (8, 4) <small>OBP: 0.308, SLG: 0.310</small>	0-0 		0-0 		0-3 		0-0 		2 1 1 0 0 0 0 1 0 0 0 0 1 0 1 0 0 0 0 0 2 0 0 0 0 0 0 0		
Tony Curry, L (1, 7) <small>OBP: 0.327, SLG: 0.460</small>	0-0 		0-0 		0-0 		0-0 		4 0 0 0 0 0 3		
Pancho Herrera, R (1, 3) <small>OBP: 0.368, SLG: 0.493</small> Joe Koppe, R (3, 5) <small>OBP: 0.273, SLG: 0.224</small>	0-0 		0-3 		0-0 			0-0 	2 0 1 1 0 1 0 2 1 1 0 0 0 0		
Tony Gonzalez, L (1, 8) <small>OBP: 0.291, SLG: 0.463</small>	0-0 			0-0 		0-0 		0-0 	4 0 1 0 0 0 1		
Lee Walls, R (1, 5) <small>OBP: 0.319, SLG: 0.346</small>	0-0 			0-0 		0-3 		0-0 	4 0 0 0 0 1 4		
Clay Dalrymple, L (1, 2) <small>OBP: 0.358, SLG: 0.451</small>		0-0 		0-0 		0-0 		0-0 	4 0 1 1 0 0 0		
Ruben Amaro, R (1, 6) <small>OBP: 0.308, SLG: 0.279</small>		0-0 			0-0 		0-0 	0-0 	4 0 0 0 0 0 2		
Jim Owens, R (1, 1) <small>OBP: 0.083, SLG: 0.029</small> Al Neiger, L (1, 1) <small>OBP: 0.500, SLG: 0.500</small> Bobby Gene Smith, R (8, PH) <small>OBP: 0.297, SLG: 0.376</small> Dallas Green, L (8, 1) <small>OBP: 0.207, SLG: 0.214</small> Jimmie Coker, R (9, PH) <small>OBP: 0.289, SLG: 0.357</small>		0-0 		0-0 		0-0 	0-3 	0 0 0 0 0 0 0 2 0 1 0 0 0 0 1 0 1 0 0 0 0 0 0 0 0 0 0 0 1 0 0 0 0 1 2			
Inning Stats	R: 1 H: 2 E: 2 LOB: 2 K: 0 BB: 0 S: 6 P: 6	R: 0 H: 1 E: 0 LOB: 1 K: 0 BB: 0 S: 4 P: 4	R: 0 H: 0 E: 0 LOB: 0 K: 1 BB: 0 S: 5 P: 5	R: 0 H: 0 E: 0 LOB: 0 K: 0 BB: 0 S: 3 P: 3	R: 0 H: 0 E: 0 LOB: 0 K: 1 BB: 0 S: 5 P: 5	R: 0 H: 0 E: 0 LOB: 0 K: 1 BB: 0 S: 5 P: 5	R: 0 H: 0 E: 0 LOB: 0 K: 1 BB: 0 S: 5 P: 5	R: 0 H: 1 E: 0 LOB: 2 K: 0 BB: 1 S: 4 P: 8	R: 1 H: 3 E: 0 LOB: 2 K: 1 BB: 0 S: 8 P: 8	1B: 6 SF: 0 2B: 1 SAC: 0 3B: 0 DP: 0 HR: 0 HBP: 0	WP: 0 PA: 36 PB: 0 SB: 0 CS: 0
PITCHER Bob Friend, R (1, 1) <small>ERA: 2.84</small>	IP WLS BF H R ER SO BB IBB HBP BLK WP HR S P ERA WHIP 9.0 W 36 7 2 1 5 1 0 0 0 0 0 0 45 49 1.00 0.889						PITCHER IP WLS BF H R ER SO BB IBB HBP BLK WP HR S P ERA WHIP				

Philadelphia Phillies @ Pittsburgh Pirates
 Forbes Field, Pittsburgh, PA
 Tue Aug 16 1960, 7:05 PM EDT
 Unknown

livebaseballscorecards.com



Batter	1	2	3	4	5	6	7	8	9	AB R H RBI BB SO LOB	TOP																		
Tony Taylor, R (1, 4) OBP: 0.345, SLG: 0.393	0-0 6-3		0-0 6-3 SH1-3 1B		0-3 K		0-0 L4		0-0 F9	5 1 1 0 0 1 0																			
Ken Walters, R (1, 9) OBP: 0.286, SLG: 0.354	0-3 K		0-0 6-3		0-0 F8		0-0 6-3		0-3 K	4 0 0 0 0 1 2 1 0 0 0 0 1 0																			
Tony Curry, L (9, PH) OBP: 0.325, SLG: 0.458																													
Lee Walls, R (1, 5) OBP: 0.323, SLG: 0.348	4-0 2B BB		0-0 SH1-3		0-0 1B		0-0 6-3			2 1 1 1 1 0 0																			
Pancho Herrera, R (1, 3) OBP: 0.369, SLG: 0.495	0-0 2B		0-0 F8		0-0 L4			4-0 SH5-3 BB		3 0 1 1 1 0 1																			
Bobby Gene Smith, R (1, 7) OBP: 0.303, SLG: 0.375	4-0 BB			0-0 1B		0-0 L9		0-0 F9		3 1 1 0 1 0 1 0 0 0 0 0 0 0																			
Bobby Malkmus, R (8, 6) OBP: 0.213, SLG: 0.219																													
Jimmie Coker, R (1, 2) OBP: 0.286, SLG: 0.352	0-0 G3			0-0 SH5-3		0-0 6-3		0-0 SH5-3		2 0 0 0 0 0 2																			
Bobby Del Greco, R (1, 8) OBP: 0.352, SLG: 0.393		0-3 K		0-3 K		0-0 E6		4-0 IBB		3 0 0 0 0 2 1 0 0 0 0 0 1 0 0																			
Johnny Callison, L (8, PH) OBP: 0.384, SLG: 0.467																													
Ruben Amaro, R (1, 6) OBP: 0.313, SLG: 0.282		0-3 K		0-0 1B		4-0 IBB		0-0 F8		2 0 1 1 1 1 0 1 0 0 0 0 0 2																			
Tony Gonzalez, L (8, PH) OBP: 0.290, SLG: 0.461																													
Robin Roberts, S (1, 1) OBP: 0.226, SLG: 0.175			0-0 F8		0-0 1-3		0-0 F8		0-3 K	3 0 0 0 0 0 3 1 0 0 0 0 1 0																			
Clay Dalrymple, L (9, PH) OBP: 0.355, SLG: 0.448																													
Inning Stats	R: 1 E: 0 K: 1 S: 6	H: 1 LOB: 2 BB: 2 P: 14	R: 0 E: 0 K: 2 S: 7	H: 0 LOB: 0 BB: 0 P: 7	R: 1 E: 0 K: 1 S: 4	H: 1 LOB: 1 BB: 0 P: 7	R: 1 E: 0 K: 1 S: 6	H: 2 LOB: 1 BB: 0 P: 6	R: 0 E: 1 K: 0 S: 4	H: 0 LOB: 2 BB: 1 P: 8	R: 0 E: 0 K: 0 S: 3	H: 0 LOB: 0 BB: 0 P: 3	R: 0 E: 0 K: 0 S: 3	H: 0 LOB: 2 BB: 2 P: 11	R: 0 E: 0 K: 2 S: 7	H: 0 LOB: 0 BB: 0 P: 7	1B: 4 2B: 1 3B: 0 HR: 0	SF: 0 SAC: 3 DP: 0 HBP: 0	WP: 0 PB: 1 SB: 0 CS: 0	PA: 38									
PITCHER	IP WLS BF H R ER SO BB IBB HBP BLK WP HR S P ERA WHIP																												
Joe Gibbon, L (1, 1) ERA: 4.07	7.0		31	5	3	3	5	3	1	0	0	0	0	0	37	53	3.86	1.143											
Roy Face, R (8, 1) ERA: 3.11	2.0	W	7	0	0	0	2	0	1	0	0	0	0	10	14	0.00	0.000												

Philadelphia Phillies @ Pittsburgh Pirates
 Forbes Field, Pittsburgh, PA
 Tue Aug 16 1960, 7:05 PM EDT
 Att: 34,673 - Unknown

livebaseballscorecards.com

AB	30
R	3
H	5
RBI	3
BB	5
SO	7
LOB	12



Batter	1	2	3	4	5	6	7	8	9	AB R H RBI BB SO LOB	TOP	
Bill Virdon, L (1, 8) <small>OBP: 0.349, SLG: 0.426</small>	0-3 		0-0 			0-0 		0-0 		4 0 0 0 0 1 2		
Dick Groat, R (1, 6) <small>OBP: 0.374, SLG: 0.399</small>	0-0 			0-0 		4-0 		0-0 		3 0 1 0 1 0 0		
Bob Skinner, L (1, 7) <small>OBP: 0.357, SLG: 0.458</small>	0-0 			0-0 		0-0 		0-0 		4 0 0 0 0 0 3		
Rocky Nelson, L (1, 3) <small>OBP: 0.385, SLG: 0.485</small>		0-0 		0-0 			0-0 		0-0 	4 0 0 0 0 0 0		
Roberto Clemente, R (1, 9) <small>OBP: 0.353, SLG: 0.435</small>		0-0 			0-0 		0-0 		0-0 	4 0 0 0 0 0 0		
Smoky Burgess, L (1, 2) <small>OBP: 0.354, SLG: 0.424</small>		0-0 			0-0 		0-0 		0-0 	4 0 0 0 0 0 0		
Don Hoak, R (1, 5) <small>OBP: 0.355, SLG: 0.412</small>			0-0 		0-0 			0-0 		3 1 1 0 0 0 0		
Bill Mazaroski, R (1, 4) <small>OBP: 0.309, SLG: 0.383</small>			0-0 			0-0 		0-0 		3 1 2 0 0 0 0		
Vern Law, R (1, 1) <small>OBP: 0.218, SLG: 0.316</small> Dick Stuart, R (8, PH) <small>OBP: 0.293, SLG: 0.433</small> Roy Face, R (8, 1) <small>OBP: 0.333, SLG: 0.333</small>			0-0 			0-0 		0-0 		1 0 1 0 0 0 0		
Inning Stats	R: 0 H: 0 E: 0 LOB: 0 K: 1 BB: 0 S: 5 P: 5	R: 0 H: 0 E: 0 LOB: 0 K: 0 BB: 0 S: 3 P: 3	R: 0 H: 1 E: 0 LOB: 1 K: 0 BB: 0 S: 4 P: 4	R: 0 H: 0 E: 0 LOB: 0 K: 0 BB: 0 S: 3 P: 3	R: 0 H: 0 E: 0 LOB: 0 K: 0 BB: 0 S: 3 P: 3	R: 0 H: 1 E: 0 LOB: 2 K: 0 BB: 1 S: 4 P: 8	R: 0 H: 0 E: 0 LOB: 0 K: 0 BB: 0 S: 3 P: 3	R: 3 H: 4 E: 0 LOB: 0 K: 0 BB: 0 S: 6 P: 6	R: 0 H: 0 E: 0 LOB: 0 K: 0 BB: 0 S: 3 P: 3	1B: 4 SF: 0 2B: 1 SAC: 1 3B: 0 DP: 1 HR: 1 HBP: 0	WP: 0 PA: 33 PB: 0 SB: 0 CS: 0	
PITCHER	IP WLS BF H R ER SO BB IBB HBP BLK WP HR S P ERA WHIP Cal McLish, R (1, 1) <small>ERA: 4.35</small> Marshall Bridges, L (8, 1) <small>ERA: 3.6</small> Jim Brosnan, R (9, 1) <small>ERA: 2.45</small>											PITCHER IP WLS BF H R ER SO BB IBB HBP BLK WP HR S P ERA WHIP

Pittsburgh Pirates @ Cincinnati Reds
 Crosley Field, Cincinnati, OH
 Thu Aug 18 1960, 7:05 PM EDT
 Att: 11,668 - Unknown

livebaseballscorecards.com

AB	31
R	3
H	6
RBI	3
BB	1
SO	1
LOB	5



Batter	1	2	3	4	5	6	7	8	9	AB R H RBI BB SO LOB	TOP											
Bill Virdon, L (1, 8) OBP: 0.350, SLG: 0.429	0-0 4-3 4-1 2B	0-0 4-3			0-0 4-3		0-0 1-2 1B		0-0 F8	5 1 2 0 0 0 4												
Dick Groat, R (1, 6) OBP: 0.370, SLG: 0.395	0-0 4-3 2-3	0-0 6-3			0-0 5-3		0-0 F8		0-0 F9	5 0 0 0 0 0 7												
Bob Skinner, L (1, 7) OBP: 0.358, SLG: 0.461	0-0 4-1 3-H				0-0 G4-3 1B		0-0 P6		0-0 3-1 1B 2B	4 1 2 1 0 0 0												
Rocky Nelson, L (1, 3) OBP: 0.382, SLG: 0.486	0-0 2B 2B				0-0 F7		0-0 F8		0-0 3-1 2-3	4 1 1 0 0 0 2												
Roberto Clemente, R (1, 9) OBP: 0.357, SLG: 0.439	0-0 2B 2B				0-0 G4-3 1-2f		4-0 WP BB		0-0 G3-6-3 1B 3-H	3 0 2 2 1 0 1												
Smoky Burgess, L (1, 2) OBP: 0.349, SLG: 0.418	0-0 4-3				0-0 F7		0-0 F7 1-2		0-0 G3-6-3 1-2f	4 0 0 0 0 0 3												
Don Hoak, R (1, 5) OBP: 0.354, SLG: 0.410					0-0 L8		0-0 5-3		0-0 P4	4 0 1 0 0 0 0												
Bill Mazeroski, R (1, 4) OBP: 0.313, SLG: 0.387					0-0 4-3		0-0 1B 1B		0-0 1B 1B	4 0 3 0 0 0 0												
Vinegar Bend Mizell, R (1, 1) OBP: 0.189, SLG: 0.143							0-0 4-3		0-0 P5	2 0 0 0 0 0 2												
Dick Stuart, R (7, PH) OBP: 0.293, SLG: 0.431									0-0 1B	1 0 0 0 0 0 1												
Clem Labine, R (7, 1) OBP: 0.167, SLG: 0.333									1-3 1B	0 0 0 0 0 0 0												
Gino Cimoli, R (9, PH) OBP: 0.341, SLG: 0.344									1-2 1B	1 0 1 0 0 0 0												
Inning Stats	R: 2 E: 0 K: 0 S: 6	H: 3 LOB: 1 BB: 0 P: 6	R: 0 E: 0 K: 0 S: 5	H: 2 LOB: 2 BB: 0 P: 5	R: 0 E: 0 K: 0 S: 3	H: 1 LOB: 0 BB: 0 P: 3	R: 0 E: 0 K: 0 S: 3	H: 0 LOB: 0 BB: 0 P: 3	R: 0 E: 0 K: 0 S: 3	H: 0 LOB: 1 BB: 1 P: 7	R: 0 E: 0 K: 0 S: 5	H: 2 LOB: 2 BB: 0 P: 5	R: 1 E: 0 K: 0 S: 4	H: 2 LOB: 0 BB: 0 P: 4	R: 0 E: 0 K: 0 S: 5	H: 2 LOB: 2 BB: 0 P: 5	1B: 8 2B: 4 3B: 0 HR: 0	SF: 0 SAC: 0 DP: 2 HBP: 0	WP: 1 PB: 0 SB: 0 CS: 0	PA: 38		
PITCHER	IP WLS BF H R ER SO BB IBB HBP BLK WP HR S P ERA WHIP	IP WLS BF H R ER SO BB IBB HBP BLK WP HR S P ERA WHIP	IP WLS BF H R ER SO BB IBB HBP BLK WP HR S P ERA WHIP	IP WLS BF H R ER SO BB IBB HBP BLK WP HR S P ERA WHIP	IP WLS BF H R ER SO BB IBB HBP BLK WP HR S P ERA WHIP	IP WLS BF H R ER SO BB IBB HBP BLK WP HR S P ERA WHIP	IP WLS BF H R ER SO BB IBB HBP BLK WP HR S P ERA WHIP	IP WLS BF H R ER SO BB IBB HBP BLK WP HR S P ERA WHIP	IP WLS BF H R ER SO BB IBB HBP BLK WP HR S P ERA WHIP	IP WLS BF H R ER SO BB IBB HBP BLK WP HR S P ERA WHIP	IP WLS BF H R ER SO BB IBB HBP BLK WP HR S P ERA WHIP	IP WLS BF H R ER SO BB IBB HBP BLK WP HR S P ERA WHIP	IP WLS BF H R ER SO BB IBB HBP BLK WP HR S P ERA WHIP	IP WLS BF H R ER SO BB IBB HBP BLK WP HR S P ERA WHIP	IP WLS BF H R ER SO BB IBB HBP BLK WP HR S P ERA WHIP	IP WLS BF H R ER SO BB IBB HBP BLK WP HR S P ERA WHIP	IP WLS BF H R ER SO BB IBB HBP BLK WP HR S P ERA WHIP	IP WLS BF H R ER SO BB IBB HBP BLK WP HR S P ERA WHIP	IP WLS BF H R ER SO BB IBB HBP BLK WP HR S P ERA WHIP	IP WLS BF H R ER SO BB IBB HBP BLK WP HR S P ERA WHIP	IP WLS BF H R ER SO BB IBB HBP BLK WP HR S P ERA WHIP	
Bob Purkey, R (1, 1) ERA: 3.58	8.1 W 36 12 3 3 0 1 0 0 0 1 0 35 39 3.24 1.560	0.2 S 2 0 0 0 0 0 0 0 0 0 0 2 2 0.00 0.000																				
Jim Brosnan, R (9, 1) ERA: 2.44																						

Pittsburgh Pirates @ Cincinnati Reds
 Crosley Field, Cincinnati, OH
 Fri Aug 19 1960, 7:05 PM EDT
 Att: 16,347 - Unknown

livebaseballscorecards.com

AB	37
R	3
H	12
RBI	3
BB	1
SO	0
LOB	20



Batter	1	2	3	4	5	6	7	8	9	AB	R	H	RBI	BB	SO	LOB	
Billy Martin, R OBP: 0.313, SLG: 0.350 (1, 4)	0-0 F7		0-0 F7		0-0 HR 1B		0-0 1B			4	1	2	1	0	0	1	
Vada Pinson, L OBP: 0.332, SLG: 0.449 (1, 8)	0-3 K		0-0 G3		0-0 HR		0-0 4-3			4	1	1	2	0	1	2	
Frank Robinson, R OBP: 0.369, SLG: 0.579 (1, 7)	0-0 F7			0-0 F7	0-0 P6			0-3 K		4	0	0	0	0	1	0	
Wally Post, R OBP: 0.364, SLG: 0.562 (1, 9)		0-0 1B		0-0 HR		4-0 6-3 BB		0-0 FC6-4 1B		3	1	3	1	1	0	0	
Cliff Cook, R OBP: 0.245, SLG: 0.281 (1, 5)		0-3 K		0-0 E5 G3-6-3		0-3 K		0-0 FC6-4 1B		4	0	0	0	0	2	3	
Ed Bailey, L OBP: 0.354, SLG: 0.403 (1, 2)		0-3 K		0-0 G3-6-3		0-0 6-3		0-0 1B		4	0	1	0	0	1	3	
Gordy Coleman, L OBP: 0.278, SLG: 0.373 (1, 3)		0-0 F7			4-0 SH1-4 1B BB		0-0 1-3			2	1	0	0	1	0	2	
Leo Cardenas, R OBP: 0.220, SLG: 0.239 (1, 6)			0-0 5-3		0-0 L5		0-0 P6			3	0	0	0	0	0	1	
Bob Purkey, R OBP: 0.217, SLG: 0.130 (1, 1)				4-0 BB		0-0 SH1-4		0-3 K		1	0	0	0	1	1	0	
Jim Brosnan, R OBP: 0.267, SLG: 0.571 (9, 1)										0	0	0	0	0	0	0	
Inning Stats	R: 0 E: 0 K: 1 S: 5	H: 0 LOB: 0 BB: 0 P: 5	R: 0 E: 0 K: 2 S: 8	H: 1 LOB: 1 BB: 0 P: 8	R: 0 E: 0 K: 0 S: 3	H: 0 LOB: 1 BB: 1 P: 7	R: 1 E: 1 K: 0 S: 4	H: 1 LOB: 0 BB: 0 P: 4	R: 3 E: 0 K: 0 S: 5	H: 2 LOB: 0 BB: 1 P: 9	R: 0 E: 0 K: 1 S: 5	H: 0 LOB: 1 BB: 1 P: 9	R: 0 E: 0 K: 1 S: 6	H: 1 LOB: 1 BB: 0 P: 6	R: 0 E: 0 K: 1 S: 6	H: 2 LOB: 2 BB: 0 P: 6	
PITCHER	IP	WLS	BF	H	R	ER	SO	BB	IBB	HBP	BLK	WP	HR	S	P	ERA	WHIP
Vinegar Bend Mizell, L ERA: 3.65 (1, 1)	6.0	L	25	4	4	4	4	3	0	0	0	0	2	30	42	6.00	1.167
Clem Labine, R ERA: 4.71 (7, 1)	2.0		8	3	0	0	2	0	0	0	0	0	0	12	12	0.00	1.500

BOTTOM

Pittsburgh Pirates @ Cincinnati Reds
Crosley Field, Cincinnati, OH
Fri Aug 19 1960, 7:05 PM EDT
Att. 16,347 - Unknown

livebaseballscorecards.com

AB	29
R	4
H	7
RBI	4
BB	3
SO	6
LOB	12



WP: 0	PA: 33
PB: 0	
SB: 0	
CS: 0	

Batter	1	2	3	4	5	6	7	8	9	AB R H RBI BB SO LOB	TOP	
Bill Virdon, L (1, 8) OBP: 0.347, SLG: 0.425	0-0 F8	0-0 1B 2B 1B	0-0 P1		0-0 G3		0-0 G3			5 1 1 1 0 0 3		
Dick Groat, R (1, 6) OBP: 0.371, SLG: 0.395	0-0 P4	0-0 1B 2B 1B		0-0 1B SF7 1B	0-0 6-3			0-0 4-3		5 2 2 1 0 0 0		
Bob Skinner, L (1, 7) OBP: 0.358, SLG: 0.463	0-0 1-3	0-0 1B 2B		0-3 K		0-0 6-3		0-0 1B		5 0 2 2 0 1 1		
Dick Stuart, R (1, 3) Rocky Nelson, L (8, 3) OBP: 0.297, SLG: 0.432 OBP: 0.382, SLG: 0.486		0-0 1B BB		0-0 1B		0-0 1B 1B		0-0 P4		4 1 2 0 1 0 2 0 0 0 0 0 0 0		
Roberto Clemente, R (1, 9) OBP: 0.357, SLG: 0.440		0-0 1B 1B	0-3 K	0-0 SF7		0-0 1B		0-0 4-3		4 1 2 1 0 1 1		
Smoky Burgess, L (1, 2) OBP: 0.346, SLG: 0.413		0-0 1B	0-0 4-3	0-0 F9		0-0 F7		0-0 4-3		5 0 1 0 0 0 2		
Don Hoak, R (1, 5) OBP: 0.357, SLG: 0.418		0-0 G6-4-3 1B	4-0 3B BB		0-0 HR		0-0 1B		0-3 K	4 2 2 1 1 1 2		
Bill Mazaroski, R (1, 4) OBP: 0.317, SLG: 0.396		4-0 1B 1B IBB	0-0 3B		0-0 1-3 WP 2B		0-0 F8		0-0 F5	4 2 2 1 1 0 1		
Tom Cheney, R (1, 1) Clem Labine, R (5, 1) Roy Face, R (7, 1) OBP: 0.286, SLG: 0.308 OBP: 0.143, SLG: 0.286 OBP: 0.333, SLG: 0.333		0-0 1B 1B	4-0 3B BB		0-0 1-3		0-3 K			2 1 1 1 1 0 1 1 0 0 0 0 1 1 0 0 0 0 0 0 0		
Inning Stats	R: 0 E: 0 K: 0 S: 3 H: 0 LOB: 0 P: 3	R: 6 E: 0 K: 0 S: 8 H: 6 LOB: 1 BB: 2 P: 16	R: 1 E: 0 K: 1 S: 6 H: 1 LOB: 2 BB: 2 P: 14	R: 1 E: 0 K: 1 S: 7 H: 2 LOB: 1 BB: 0 P: 7	R: 2 E: 0 K: 0 S: 5 H: 2 LOB: 0 BB: 0 P: 5	R: 0 E: 0 K: 0 S: 4 H: 2 LOB: 1 BB: 0 P: 4	R: 0 E: 0 K: 1 S: 6 H: 1 LOB: 1 BB: 0 P: 6	R: 0 E: 0 K: 0 S: 4 H: 1 LOB: 1 BB: 0 P: 4	R: 0 E: 0 K: 1 S: 5 H: 0 LOB: 0 BB: 0 P: 5	1B: 11 2B: 2 3B: 1 HR: 1 SF: 1 SAC: 0 DP: 1 HBP: 0	WP: 1 PB: 0 SB: 0 CS: 0 PA: 44	
PITCHER	IP WLS BF H R ER SO BB IBB HBP BLK WP HR S P ERA WHIP											
Jim Maloney, R (1, 1) ERA: 4.93	1.2 L 10 4 5 5 0 1 1 0 0 0 0 0 8 16 27.00 3.000											
Joe Nuxhall, L (2, 1) ERA: 4.63	2.1 16 7 5 5 2 2 0 0 0 0 0 1 18 26 19.29 3.857											
Claude Osteen, L (5, 1) ERA: 3.86	2.0 7 2 0 0 0 0 0 0 0 0 1 0 7 7 0.00 1.000											
Bill Henry, L (7, 1) ERA: 3.51	2.0 8 2 0 0 1 0 0 0 0 0 0 0 10 10 0.00 1.000											
Marshall Bridges, L (9, 1) ERA: 3.5	1.0 3 0 0 0 1 0 0 0 0 0 0 0 5 5 0.00 0.000											

Pittsburgh Pirates @ Cincinnati Reds
Crosley Field, Cincinnati, OH
Sat Aug 20 1960, 3:33 AM EDT
Att. 8,287 - Unknown

livebaseballscorecards.com

AB	39
R	10
H	15
RBI	8
BB	4
SO	4
LOB	14



Batter	1	2	3	4	5	6	7	8	9	AB	R	H	RBI	BB	SO	LOB
Billy Martin, R OBP: 0.307, SLG: 0.343 (1, 4)	0-0 F8		0-0 G5-4-3						0-0 F9	5	0	0	0	0	0	2
Vada Pinson, L OBP: 0.336, SLG: 0.454 (1, 8)	4-0 BB			0-0 HR	0-0 HR				0-0 L4	4	3	3	1	1	0	0
Gus Bell, L OBP: 0.309, SLG: 0.388 (1, 9)	0-0 F8			0-0 3-1	0-0 HR				0-0	5	1	3	2	0	0	2
Frank Robinson, R OBP: 0.389, SLG: 0.575 (1, 7)	0-0 L8			4-0 HR	0-3 K				0-0 4-3	4	1	1	1	1	1	2
Gordy Coleman, L OBP: 0.277, SLG: 0.395 (1, 3)		0-0 L8		0-0 HR					0-0 K	4	1	1	3	0	1	2
Ed Bailey, L OBP: 0.353, SLG: 0.404 (1, 2)		0-0 P5		0-0 G3					0-3 K	4	0	1	0	0	1	2
Cliff Cook, R OBP: 0.238, SLG: 0.273 (1, 5)		0-0 5-3		0-3 K					0-0 6-3	3	0	0	0	0	1	1
Willie Jones, R OBP: 0.341, SLG: 0.382 (8, PH) (9, 5)										1	0	0	0	0	0	0
Leo Cardenas, R OBP: 0.242, SLG: 0.264 (1, 6)			4-0 BB		0-0 1B	0-0 2B			0-0 4-3	3	1	2	0	1	0	0
Jim Maloney, L (1, 1)			0-0 F8		0-3 K	0-0 4-3			0-3 K	0	0	0	0	0	0	0
Joe Nuxhall, L (2, 1)										1	0	0	0	0	0	1
Claude Osteen, L (5, 1)										1	0	0	0	0	1	1
Jerry Lynch, L (6, PH)										1	0	0	0	0	0	2
Bill Henry, L (7, 1)										0	0	0	0	0	0	0
Harry Anderson, L (8, PH)										1	0	0	0	0	1	0
Marshall Bridges, S (9, 1)										0	0	0	0	0	0	0

Inning Stats	R: 0	H: 0	E: 0	K: 0	S: 3	LOB: 1	BB: 1	P: 7	R: 0	H: 0	E: 0	K: 0	S: 3	LOB: 0	BB: 0	P: 3	R: 0	H: 0	E: 0	K: 0	S: 2	LOB: 0	BB: 1	P: 6	R: 3	H: 2	E: 0	K: 1	S: 7	LOB: 0	BB: 1	P: 11	R: 3	H: 3	E: 0	K: 2	S: 10	LOB: 0	BB: 0	P: 10	R: 0	H: 2	E: 0	K: 0	S: 5	LOB: 2	BB: 0	P: 5	R: 1	H: 3	E: 0	K: 2	S: 10	LOB: 2	BB: 0	P: 10	R: 0	H: 0	E: 0	K: 1	S: 5	LOB: 0	BB: 0	P: 5	R: 0	H: 1	E: 0	K: 0	S: 4	LOB: 1	BB: 0	P: 4	1B: 6	SF: 0	2B: 3	SAC: 0	3B: 0	DP: 1	HR: 2	HBP: 0	WP: 0	PA: 40
--------------	------	------	------	------	------	--------	-------	------	------	------	------	------	------	--------	-------	------	------	------	------	------	------	--------	-------	------	------	------	------	------	------	--------	-------	-------	------	------	------	------	-------	--------	-------	-------	------	------	------	------	------	--------	-------	------	------	------	------	------	-------	--------	-------	-------	------	------	------	------	------	--------	-------	------	------	------	------	------	------	--------	-------	------	-------	-------	-------	--------	-------	-------	-------	--------	-------	--------

PITCHER	IP	WLS	BF	H	R	ER	SO	BB	IBB	HBP	BLK	WP	HR	S	P	ERA	WHIP
Tom Cheney, R (1, 1) ERA: 4.19	4.2		21	5	6	6	2	3	0	0	0	0	2	22	34	11.57	1.714
Clem Labine, R (5, 1) ERA: 4.74	1.2		10	5	1	1	1	0	0	0	0	0	0	12	12	5.40	3.000
Roy Face, R (7, 1) ERA: 3.05	2.2	W	9	1	0	0	3	0	0	0	0	0	0	15	15	0.00	0.375


BOTTOM

Pittsburgh Pirates @ Cincinnati Reds
Crosley Field, Cincinnati, OH

Sat Aug 20 1960, 3:33 AM EDT
Att. 8,287 - Unknown

livebaseballscores.com

AB	37
R	7
H	11
RBI	7
BB	3
SO	6
LOB	15



Batter	1	2	3	4	5	6	7	8	9	AB R H RBI BB SO LOB	TOP									
Bill Virdon, L (1, 8) OBP: 0.346, SLG: 0.426	0-0 1-3		0-0 6-3 2B		0-0 L7		0-0 F5			4 0 1 0 0 0 2										
Dick Groat, R (1, 6) OBP: 0.370, SLG: 0.392	4-0 3-1 1B BB		0-0 6-3			0-0 4-3		0-0 L8		3 1 0 0 1 0 1										
Bob Skinner, L (1, 7) OBP: 0.355, SLG: 0.458	0-0 3-1		0-0 5-3			0-0 4-3		0-0 P4		4 0 0 0 0 0 2										
Dick Stuart, R (1, 3) OBP: 0.302, SLG: 0.455	0-0 FC6-4 1B		0-0 6-3			0-0 HR		0-0 HR		4 2 3 3 0 0 1										
Roberto Clemente, R (1, 9) OBP: 0.356, SLG: 0.445	0-0 FC6-4			0-0 L6		0-3 K		0-0 HR		4 1 1 1 0 1 1										
Smoky Burgess, L (1, 2) OBP: 0.345, SLG: 0.411		0-0 F9		0-0 L1-3 1B			0-0 4-3	0-0 G3		4 0 1 0 0 0 0										
Don Hoak, R (1, 5) OBP: 0.356, SLG: 0.416		0-0 F2		0-0 L1-3			0-0 1B 1B	0-0 6-3		4 0 1 0 0 0 1										
Bill Mazaroski, R (1, 4) OBP: 0.316, SLG: 0.397		0-0 2B			0-0 F7		0-0 L7	0-0 P4		4 0 1 0 0 0 1										
Bob Friend, R (1, 1) OBP: 0.133, SLG: 0.058		0-0 G3			0-0 P4		0-0 1B	0-0 3-1		2 0 0 0 0 0 1										
Fred Green, R (5, 1) OBP: 0.444, SLG: 1.125										0 0 0 0 0 0 0										
Gino Cimoli, R (7, PH) OBP: 0.343, SLG: 0.347										1 0 1 0 0 0 0										
Joe Gibbon, R (7, 1) OBP: 0.333, SLG: 0.250										0 0 0 0 0 0 0										
Rocky Nelson, L (9, PH) OBP: 0.380, SLG: 0.483										1 0 0 0 0 0 0										
Inning Stats	R: 1 E: 0 K: 0 S: 4	H: 1 LOB: 1 BB: 1 P: 8	R: 0 E: 0 K: 0 S: 4	H: 1 LOB: 1 BB: 0 P: 4	R: 0 E: 0 K: 0 S: 4	H: 1 LOB: 1 BB: 0 P: 4	R: 0 E: 0 K: 0 S: 3	H: 0 LOB: 0 BB: 0 P: 3	R: 1 E: 0 K: 1 S: 6	H: 1 LOB: 0 BB: 0 P: 6	R: 0 E: 0 K: 0 S: 5	H: 2 LOB: 2 BB: 0 P: 5	R: 2 E: 0 K: 0 S: 5	H: 2 LOB: 0 BB: 0 P: 5	R: 0 E: 0 K: 0 S: 3	H: 0 LOB: 0 BB: 0 P: 3	1B: 4 2B: 3 3B: 0 HR: 3	SF: 0 SAC: 0 DP: 1 HBP: 0	WP: 0 PB: 0 SB: 0 CS: 0	PA: 36
PITCHER	IP WLS BF H R ER SO BB IBB HBP BLK WP HR S P ERA WHIP																			
Jay Hook, R (1, 1) ERA: 4.12	8.0 W 33 9 4 4 1 1 0 0 0 0 3 34 38 4.50 1.250																			
Jim Brosnan, R (9, 1) ERA: 2.41	1.0 S 3 0 0 0 0 0 0 0 0 0 0 0 3 3 0.00 0.000																			

Pittsburgh Pirates @ Cincinnati Reds
 Crosley Field, Cincinnati, OH
 Sun Aug 21 1960, 3:33 AM EDT
 Att: 15,596 - Unknown

livebaseballscorecards.com

AB	35
R	4
H	9
RBI	4
BB	1
SO	1
LOB	10



Batter	1	2	3	4	5	6	7	8	9	AB R H RBI BB SO LOB	TOP									
Bill Virdon, L (1, 8) OBP: 0.344, SLG: 0.421	0-0 3-4-1		0-0 F8		0-0 G4-3		0-0 1B 5-3 BB		0-0 L3	4 1 0 1 1 0 1										
Dick Groat, R (1, 6) OBP: 0.372, SLG: 0.393	0-0 1-3		0-0 G6-4-3 1B			4-0 G4-3 BB	0-0 1-3 2-3 3-H 1B		0-0 F5	4 0 2 2 1 0 0										
Roberto Clemente, R (1, 9) OBP: 0.357, SLG: 0.448	4-0 BB BB		0-0 G6-4-3			0-0 G4-3	0-0 5-3		0-0 BB 3B	4 1 1 1 1 0 4										
Dick Stuart, R (1, 3) Joe Christopher, R (9, PR) Rocky Nelson, L (9, 3) OBP: 0.307, SLG: 0.454 OBP: 0.222, SLG: 0.286 OBP: 0.380, SLG: 0.483	4-0 1-2 BB			0-0 6-3		0-0 1B	0-3 K		4-0 BB S E BB	3 0 1 0 2 1 2 0 1 0 0 0 0 0 0 0 0 0 0 0 0										
Gino Cimoli, R (1, 7) OBP: 0.344, SLG: 0.346	0-0 L4			0-0 F8		0-3 K2-3		0-0 F9 SH1-3 1B	4-0 1-2 E BB	4 2 1 0 1 1 3										
Hal Smith, R (1, 2) Dick Schofield, S (7, PR) Bob Oldis, R (7, 2) OBP: 0.367, SLG: 0.535 OBP: 0.350, SLG: 0.212 OBP: 0.267, SLG: 0.214		0-0 4-3		0-0 FC6-4 1B			0-0 BB 1B BB 1B	0-0 SH1-3 1B	4-0 E BB	3 0 2 0 0 0 0 0 1 0 0 0 0 0 1 0 1 1 1 0 0										
Don Hoak, R (1, 5) OBP: 0.352, SLG: 0.412		0-0 1-3		0-0 FC6-4			0-0 F9	0-0 F9	0-0 E4	5 0 0 0 0 0 5										
Bill Mazaroski, R (1, 4) OBP: 0.318, SLG: 0.398		0-0 1B			0-0 F8		0-0 BB 1B BB 1B	0-0 SH1-3	0-0 F7	4 1 2 1 0 0 3										
Harvey Haddix, L (1, 1) Smoky Burgess, L (7, PH) Gene Baker, R (7, PR) Clem Labine, R (7, 1) Roy Face, R (8, 1) OBP: 0.259, SLG: 0.294 OBP: 0.347, SLG: 0.411 OBP: 0.222, SLG: 0.167 OBP: 0.125, SLG: 0.250 OBP: 0.333, SLG: 0.333		0-3 K			0-0 G4-3 1B		4-0 1-2 2-3 BB 1B BB	0-3 K		2 0 1 0 0 1 1 0 0 0 0 1 0 0 0 1 0 0 0 0 0 1 0 0 0 0 1 1 0 0 0 0 0 0 0										
Inning Stats	R: 0 E: 0 K: 0 S: 3	H: 0 LOB: 2 BB: 2 P: 11	R: 0 E: 0 K: 1 S: 6	H: 1 LOB: 1 BB: 0 P: 6	R: 0 E: 0 K: 0 S: 3	H: 1 LOB: 1 BB: 0 P: 3	R: 0 E: 0 K: 0 S: 4	H: 1 LOB: 1 BB: 0 P: 4	R: 0 E: 0 K: 1 S: 5	H: 1 LOB: 1 BB: 1 P: 9	R: 4 E: 0 K: 1 S: 8	H: 3 LOB: 2 BB: 2 P: 16	R: 1 E: 0 K: 1 S: 7	H: 2 LOB: 1 BB: 0 P: 7	R: 3 E: 1 K: 0 S: 5	H: 1 LOB: 3 BB: 3 P: 17	1B: 10 2B: 0 3B: 1 HR: 0	SF: 0 SAC: 1 DP: 3 HBP: 0	WP: 0 PB: 0 SB: 1 CS: 0	PA: 44
PITCHER	IP WLS BF H R ER SO BB IBB HBP BLK WP HR S P ERA WHIP																			
Dick Ellsworth, L (1, 1) ERA: 3.09	6.1 L 27 7 3 3 2 4 0 0 0 0 0 0 27 43 4.26 1.737																			
Seth Morehead, L (7, 1) ERA: 3.68	0.0 1 0 0 0 0 1 0 0 0 0 0 0 0 4 ∞ ∞																			
Don Elston, R (7, 1) ERA: 3.12	0.2 3 1 1 1 1 0 0 0 0 0 0 0 5 5 13.50 1.500																			
Mark Freeman, R (8, 1) ERA: 5.57	1.0 5 2 1 1 1 0 0 0 0 0 0 0 7 7 9.00 2.000																			
Moe Drabowsky, R (9, 1) ERA: 8.1	1.0 8 1 3 1 0 3 0 0 0 0 0 0 5 17 9.00 4.000																			

Pittsburgh Pirates @ Chicago Cubs
 Wrigley Field, Chicago, IL
 Tue Aug 23 1960, 3:33 AM CDT
 Att: 13,943 - Unknown

AB	35
R	8
H	11
RBI	6
BB	8
SO	4
LOB	20



livebaseballscorecards.com

BOTTOM

Pittsburgh Pirates @ Chicago Cubs
Wrigley Field, Chicago, IL
Tue Aug 23 1960, 3:33 AM CDT
Att. 13,943 - Unknown

livebaseballscorecards.com

AB	31
R	3
H	5
RBI	2
BB	5
SO	3
LOB	13



WP	1	PA	37
PB	0		
SB	1		
CS	0		

AB R H RBI BB SO LOB

5	1	1	0	0	0	1
3	0	0	0	1	1	0
4	1	1	0	0	1	2
4	0	1	1	0	0	1
3	1	1	0	1	0	2
3	0	0	0	0	0	3
0	0	0	0	0	0	0
1	0	1	1	0	0	0
0	0	0	0	0	0	0
3	0	0	0	1	0	2
0	0	0	0	2	0	0
1	0	0	0	0	0	0
0	0	0	0	0	0	0
1	0	0	0	0	1	2
0	0	0	0	0	0	0
0	0	0	0	0	0	0
2	0	0	0	0	0	0

1B	2	SF	0
2B	3	SAC	1
3B	0	DP	0
HR	0	HBP	0

Batter	1	2	3	4	5	6	7	8	9
Bob Will, L OBP: 0.321, SLG: 0.379 (1, 9)	0-0 4-3 ①		0-0 3-1 ①		0-0 F4 ③			0-0 FC5-4 1B 2B	0-0 F8 ③
Richie Ashburn, L OBP: 0.427, SLG: 0.349 (1, 7) (8, 8)	0-0 L6 ②		0-3 K ②			0-0 4-3 ①		4-0 FC5-4 BB	
14 Ernie Banks, R OBP: 0.363, SLG: 0.591 (1, 6)	0-0 G3 ③		0-3 K2-3 ③			0-0 2B		0-0 FC5-4 1B 1-2f 2-3	
Frank Thomas, R OBP: 0.297, SLG: 0.434 (1, 3)		0-0 1-3 ①		0-0 1-3 ①		0-0 5-3 ②		0-0 1B 1-2 3-H	0-0 1B ②
Ron Santo, R OBP: 0.314, SLG: 0.445 (1, 5)		0-0 WP 2B		0-0 4-3 ②		4-0 IBB		0-0 F4	
Al Heist, R OBP: 0.217, SLG: 0.209 (1, 8)		0-0 1-3 ②		0-0 1-3 ③		0-0 1-3 ③		0-0 FC6-4 1B 1-2 2-H	
Mark Freeman, R OBP: 0.190, SLG: 0.150 (8, 1)									
Grady Hatton, L OBP: 0.406, SLG: 0.400 (8, PH)									
Moe Drabowsky, R (9, 1)		2-3							
Don Zimmer, R OBP: 0.314, SLG: 0.364 (1, 4)		4-0 S BB			0-0 1-3 ①		0-0 F7	0-0 FC6-4 1-2f	
Moe Thacker, R OBP: 0.267, SLG: 0.154 (1, 2)		4-0			4-0		0-0 F4 ②		0-0 6-3 ①
Ed Bouchee, L OBP: 0.340, SLG: 0.314 (7, PH)					SH5-4 BB				
El Tappe, R OBP: 0.323, SLG: 0.326 (8, 2)		1-2 IBB							
Sammy Taylor, L OBP: 0.277, SLG: 0.337 (9, PH)									
Dick Ellsworth, L OBP: 0.211, SLG: 0.063 (1, 1)		0-3 K ③			0-0 SH5-4 ②		0-0 4-3 ③		0-0 6-3 ②
Seth Morehead, L OBP: 0.208, SLG: 0.217 (7, 1)									
Don Elston, R OBP: 0.143, SLG: 0.143 (7, 1)									
George Altman, L OBP: 0.338, SLG: 0.448 (7, PH) (8, 7)					1-2				

Inning Stats	R: 0	H: 0	E: 0	LOB: 0	K: 0	BB: 0	S: 3	P: 3
	R: 1	H: 1	E: 0	LOB: 2	K: 1	BB: 2	S: 6	P: 14
	R: 0	H: 0	E: 0	LOB: 0	K: 2	BB: 0	S: 7	P: 7
	R: 0	H: 0	E: 0	LOB: 0	K: 0	BB: 0	S: 3	P: 3
	R: 0	H: 0	E: 0	LOB: 1	K: 0	BB: 1	S: 3	P: 7
	R: 0	H: 1	E: 0	LOB: 2	K: 0	BB: 1	S: 4	P: 8
	R: 0	H: 0	E: 0	LOB: 0	K: 0	BB: 0	S: 3	P: 3
	R: 2	H: 3	E: 0	LOB: 2	K: 0	BB: 1	S: 6	P: 10
	R: 0	H: 0	E: 0	LOB: 0	K: 0	BB: 0	S: 3	P: 3
	R: 0	H: 0	E: 0	LOB: 0	K: 0	BB: 0	S: 3	P: 3

PITCHER	IP	WLS	BF	H	R	ER	SO	BB	IBB	HBP	BLK	WP	HR	S	P	ERA	WHIP
Harvey Haddix, L ERA: 4.02 (1, 1)	6.0	W	24	2	1	1	3	2	2	0	0	1	0	26	42	1.50	0.667
Clem Labine, R ERA: 5.0 (7, 1)	1.1		7	2	2	2	0	1	0	0	0	0	0	6	10	13.50	2.250
Roy Face, R ERA: 2.99 (8, 1)	1.2	S	6	1	0	0	0	0	0	0	0	0	0	6	6	0.00	0.600

ERA WHIP

Batter	1	2	3	4	5	6	7	8	9	AB	R	H	RBI	BB	SO	LOB	TOP										
Bill Virdon, L (1, 8) OBP: 0.351, SLG: 0.430	0-0 5-3 1B	0-0 E4 1-3 2-H 1B			0-0 1-3 1B 2B	0-0 FC6-4 1B		0-0 4-3		5	1	4	0	0	0	0											
Dick Groat, R (1, 6) OBP: 0.370, SLG: 0.391	0-0 5-3 1-2	0-0 1B 2-H 3-H			0-0 1-3 2-3	0-0 FC6-4 1-2f			0-0 6-3	5	0	1	1	0	0	3											
Bob Skinner, L (1, 7) OBP: 0.358, SLG: 0.464 Joe Christopher, R (9, PR) OBP: 0.222, SLG: 0.286 Gino Cimoli, R (9, 7) OBP: 0.344, SLG: 0.346	0-0 F7		0-0 6-3		0-0 1B 3-H 1B		0-0 1B 2B		0-0 HR 2B	5	1	3	1	0	0	1											
Dick Stuart, R (1, 3) OBP: 0.305, SLG: 0.460	0-3 K		0-0 F7		0-0 F8		0-3 K		0-0 HR 2-H	5	1	1	2	0	2	3											
Roberto Clemente, R (1, 9) OBP: 0.361, SLG: 0.459		0-0 3B 1B	0-3 K		0-0 1-3 1B		0-0 BB 1B 2-H		0-0 HR	5	2	4	2	0	1	0											
Smoky Burgess, L (1, 2) OBP: 0.352, SLG: 0.420 Gene Baker, R (9, PR) OBP: 0.222, SLG: 0.167 Bob Oldis, R (9, 2) OBP: 0.267, SLG: 0.214		0-0 FC4-2 1-H 3B		0-0 1B	0-0 F9		4-0 BB BB BB BB 1-2 BB G3-6-3		0-0 E3 3-1 BB WP	4	0	2	1	1	0	3											
Don Hoak, R (1, 5) OBP: 0.353, SLG: 0.417		0-0 P4		0-3 K		0-0 HR	0-0 G3-6-3 1-2f		4-0 WP 1-2 3-1 BB	4	1	1	1	1	1	4											
Bill Mazeroski, R (1, 4) OBP: 0.314, SLG: 0.393		0-0 FC4-2 1B E 1B		0-0 F6		0-0 6-3		0-0 F4	0-0 3-1	5	1	0	0	0	0	4											
Vern Law, R (1, 1) OBP: 0.222, SLG: 0.316 Fred Green, R (7, 1) OBP: 0.444, SLG: 1.125 Clem Labine, R (7, 1) OBP: 0.125, SLG: 0.250 Rocky Nelson, L (8, PH) OBP: 0.379, SLG: 0.480 Roy Face, R (8, 1) OBP: 0.308, SLG: 0.308		0-0 E 1B 3-H 1B		0-0 F6		0-3 K		0-0 F6	0-3 K 2-3 3-H	3	1	1	0	0	1	1											
Inning Stats	R: 0 E: 0 K: 1 S: 6	H: 1 LOB: 1 BB: 0 P: 6	R: 3 E: 1 K: 0 S: 7	H: 5 LOB: 3 BB: 0 P: 7	R: 0 E: 0 K: 1 S: 5	H: 0 LOB: 0 BB: 0 P: 5	R: 0 E: 0 K: 1 S: 6	H: 1 LOB: 1 BB: 0 P: 6	R: 1 E: 0 K: 0 S: 6	H: 3 LOB: 2 BB: 0 P: 6	R: 1 E: 0 K: 1 S: 7	H: 2 LOB: 1 BB: 0 P: 7	R: 1 E: 0 K: 1 S: 6	H: 2 LOB: 1 BB: 1 P: 10	R: 0 E: 0 K: 0 S: 3	H: 0 LOB: 0 BB: 0 P: 3	R: 4 E: 1 K: 1 S: 9	H: 3 LOB: 3 BB: 1 P: 13	1B: 10 2B: 3 3B: 1 HR: 3	SF: 0 SAC: 0 DP: 1 HBP: 0	WP: 1 PB: 0 SB: 0 CS: 0	PA: 45					
PITCHER	IP	WLS	BF	H	R	ER	SO	BB	IBB	HBP	BLK	WP	HR	S	P	ERA	WHIP										
Don Cardwell, R (1, 1) ERA: 4.81	5.0		25	11	5	5	3	0	0	0	0	0	1	31	31	9.00	2.200										
Joe Schaffernoth, R (6, 1) ERA: 3.49	2.0		9	3	1	1	2	1	0	0	0	0	0	12	16	4.50	2.000										
Don Elston, R (8, 1) ERA: 3.32	1.1	L	9	3	4	3	0	1	0	0	0	0	2	8	12	20.25	3.000										
Moe Drabowsky, R (9, 1) ERA: 7.96	0.2		2	0	0	0	1	0	0	0	0	1	0	4	4	0.00	0.000										

Pittsburgh Pirates @ Chicago Cubs
Wrigley Field, Chicago, IL
Wed Aug 24 1960, 3:33 AM CDT
Att: 15,268 - Unknown

AB	43
R	10
H	17
RBI	8
BB	2
SO	6
LOB	21



Batter	1	2	3	4	5	6	7	8	9	AB	R	H	RBI	BB	SO	LOB
Richie Ashburn, L (1, 8) OBP: 0.427, SLG: 0.355	0-0 P4		0-0 2B		0-0 3B 2B		0-0 4-3	0-0 1-3		5	1	2	0	0	0	1
Bob Will, L (1, 9) OBP: 0.322, SLG: 0.385	0-0 F7		0-0 F8		0-0 1B 3B		0-0 BB 14 BB 2B 1B	0-0 3-1		5	2	2	2	0	0	2
14 Ernie Banks, R (1, 6) OBP: 0.362, SLG: 0.586	0-0 P6		0-0 6-3		0-0 F3		4-0 BB BB 1-2 2B BB		0-0 F4	4	1	0	0	1	0	2
George Altman, L (1, 7) OBP: 0.342, SLG: 0.449		0-0 E 1B		0-0 F7	0-0 1B		4-0 BB BB 1-2 2-3 2B BB		0-0 F7	4	1	2	1	1	0	0
Ron Santo, R (1, 5) OBP: 0.321, SLG: 0.453		0-0 E9 1B		0-0 1B	0-0 1-3		0-0 1-1 2-3 1-1 2-3 2B		0-0 P1	5	0	3	3	0	0	1
Frank Thomas, R (1, 3) OBP: 0.296, SLG: 0.431		0-0 5-3		0-0 F4		0-0 F8	4-0 IBB			3	0	0	0	1	0	3
Don Zimmer, R (1, 4) OBP: 0.309, SLG: 0.358		0-0 5-3		0-3 K		0-0 5-3	0-0 F7			4	0	0	0	0	1	5
Moe Thacker, R (1, 2) OBP: 0.274, SLG: 0.167	0-3 K				0-0 FC5-4 1B		0-0 F8		4-0 SH1 BB	2	0	1	0	0	1	2
Ed Bouchee, L (6, PH) OBP: 0.339, SLG: 0.313										1	0	0	0	0	0	0
El Tappe, R (7, 2) OBP: 0.330, SLG: 0.326										0	0	0	0	1	0	0
Don Cardwell, R (1, 1) OBP: 0.192, SLG: 0.385			0-0 6-3		0-0 FC5-4 2B 3B		0-0 3-1		0-0 SH1	2	1	0	0	0	0	1
Joe Schaffernoth, R (6, 1) OBP: 0.500, SLG: 0.500										0	0	0	0	0	0	0
Sammy Taylor, L (7, PH) OBP: 0.274, SLG: 0.333										1	0	0	0	0	0	0
Don Elston, R (8, 1) OBP: 0.143, SLG: 0.143										0	0	0	0	0	0	0
Moe Drabowsky, R (9, 1)										0	0	0	0	0	0	0


Inning Stats	R: 0	H: 0	E: 0	K: 0	S: 3	H: 0	LOB: 0	BB: 0	P: 3	R: 0	H: 2	E: 1	K: 1	S: 7	H: 1	LOB: 2	BB: 7	P: 7	R: 0	H: 1	E: 0	K: 0	S: 4	H: 1	LOB: 1	BB: 0	P: 4	R: 0	H: 1	E: 0	K: 1	S: 6	H: 4	LOB: 1	BB: 0	P: 7	R: 0	H: 0	E: 0	K: 0	S: 3	H: 0	LOB: 0	BB: 0	P: 3	R: 3	H: 2	E: 0	K: 0	S: 5	H: 2	LOB: 2	BB: 3	P: 17	R: 0	H: 0	E: 0	K: 0	S: 3	H: 0	LOB: 1	BB: 1	P: 7	R: 0	H: 0	E: 0	K: 0	S: 3	H: 0	LOB: 0	BB: 0	P: 3	1B: 6	SF: 0	2B: 3	SAC: 1	3B: 1	DP: 0	HR: 0	HBP: 0	WP: 0	PA: 41
--------------	------	------	------	------	------	------	--------	-------	------	------	------	------	------	------	------	--------	-------	------	------	------	------	------	------	------	--------	-------	------	------	------	------	------	------	------	--------	-------	------	------	------	------	------	------	------	--------	-------	------	------	------	------	------	------	------	--------	-------	-------	------	------	------	------	------	------	--------	-------	------	------	------	------	------	------	------	--------	-------	------	-------	-------	-------	--------	-------	-------	-------	--------	-------	--------

PITCHER	IP	WLS	BF	H	R	ER	SO	BB	IBB	HBP	BLK	WP	HR	S	P	ERA	WHIP
Vern Law, R (1, 1) ERA: 2.88	6.2		30	9	5	5	2	1	0	0	0	0	0	33	37	6.75	1.500
Fred Green, L (7, 1) ERA: 3.7	0.0		1	0	0	0	0	1	0	0	0	0	0	4	4	∞	∞
Clem Labine, R (7, 1) ERA: 4.96	0.1		3	1	1	1	0	0	1	0	0	0	0	2	6	27.00	3.000
Roy Face, R (8, 1) ERA: 2.92	2.0	W	7	0	0	0	0	1	0	0	0	0	0	6	10	0.00	0.500

BOTTOM

Pittsburgh Pirates @ Chicago Cubs
Wrigley Field, Chicago, IL
Wed Aug 24 1960, 3:33 AM CDT
Att. 15,268 - Unknown

AB	36
R	6
H	10
RBI	6
BB	4
SO	2
LOB	17



PITCHER	IP	WLS	BF	H	R	ER	SO	BB	IBB	HBP	BLK	WP	HR	S	P	ERA	WHIP
Vern Law, R (1, 1) ERA: 2.88	6.2		30	9	5	5	2	1	0	0	0	0	0	33	37	6.75	1.500
Fred Green, L (7, 1) ERA: 3.7	0.0		1	0	0	0	0	1	0	0	0	0	0	4	4	∞	∞
Clem Labine, R (7, 1) ERA: 4.96	0.1		3	1	1	1	0	0	1	0	0	0	0	2	6	27.00	3.000
Roy Face, R (8, 1) ERA: 2.92	2.0	W	7	0	0	0	0	1	0	0	0	0	0	6	10	0.00	0.500

Batter	1	2	3	4	5	6	7	8	9	AB R H RBI BB SO LOB	TOP											
Bill Virdon, L (1, 8) OBP: 0.350, SLG: 0.434	0-0 L8		0-0 6-3		0-0 3B		0-0 F9			4 0 1 0 0 0 0	Pittsburgh Pirates @ Chicago Cubs Wrigley Field, Chicago, IL Thu Aug 25 1960, 3:33 AM CDT Att: 11,701 - Unknown											
Dick Groat, R (1, 6) OBP: 0.369, SLG: 0.389	0-0 4-3		0-0 1-3		0-0 F4			4-0 SH BB	3 0 0 0 1 0 1													
Gino Cimoli, R (1, 7) OBP: 0.351, SLG: 0.351	4-0 1B 1B BB		0-0 1B		0-0 G1-2-3 1B			0-0 SH 1-2	2 1 2 0 1 0 0													
Dick Stuart, R (1, 3) OBP: 0.307, SLG: 0.463	0-0 1B 1-3 1B		0-0 L8		0-0 2B			0-0 P4	4 0 2 0 0 0 3													
Roberto Clemente, R (1, 9) OBP: 0.362, SLG: 0.458	0-0 1-2 3-H 1B		0-3 K		4-0 IBB			0-0 P4	3 0 1 1 1 1 2													
Hal Smith, R (1, 2) OBP: 0.361, SLG: 0.524	0-3 K		0-3 K		0-0 P4			0-3 K	4 0 0 0 0 3 7													
Don Hoak, R (1, 5) OBP: 0.350, SLG: 0.413		0-3 K		0-3 K		0-0 G1-2-3		0-3 K	4 0 0 0 0 3 3													
Bill Mazaroski, R (1, 4) OBP: 0.311, SLG: 0.389		0-0 P3		0-3 K		0-0 F8		0-0 F8	4 0 0 0 0 1 0													
Vinegar Bend Mizell, R (1, 1) OBP: 0.175, SLG: 0.132		0-3 K		0-0 F9		0-0 F9		0-0 F3	4 0 0 0 0 1 0													
Inning Stats	R: 1 E: 0 K: 1 S: 7	H: 2 LOB: 2 BB: 1 P: 11	R: 0 E: 0 K: 2 S: 7	H: 0 LOB: 0 BB: 0 P: 7	R: 0 E: 0 K: 3 S: 4	H: 1 LOB: 1 BB: 0 P: 4	R: 0 E: 0 K: 3 S: 9	H: 0 LOB: 0 BB: 0 P: 9	R: 0 E: 0 K: 1 S: 6	H: 1 LOB: 1 BB: 0 P: 6	R: 0 E: 0 K: 0 S: 4	H: 2 LOB: 2 BB: 1 P: 8	R: 0 E: 0 K: 0 S: 3	H: 0 LOB: 0 BB: 0 P: 3	R: 0 E: 0 K: 1 S: 6	H: 0 LOB: 2 BB: 1 P: 10	R: 0 E: 0 K: 1 S: 5	H: 0 LOB: 0 BB: 0 P: 5	1B: 4 2B: 1 3B: 1 HR: 0	SF: 0 SAC: 1 DP: 1 HBP: 0	WP: 0 PB: 0 SB: 0 CS: 0	PA: 36
PITCHER Glen Hobbie, R (1, 1) ERA: 4.11	IP: 9.0 WLS: W BF: 36 H: 6 R: 1 ER: 1 SO: 9 BB: 2 IBB: 1 HBP: 0 BLK: 0 WP: 0 HR: 0 S: 51 P: 63 ERA: 1.00 WHIP: 0.889											PITCHER IP: WLS: BF: H: R: ER: SO: BB: IBB: HBP: BLK: WP: HR: S: P: ERA: WHIP										

AB	32
R	1
H	6
RBI	1
BB	3
SO	9
LOB	16



Batter	1	2	3	4	5	6	7	8	9	AB R H RBI BB SO LOB	TOP											
Bill Virdon, L (1, 8) OBP: 0.346, SLG: 0.430	0-0 6-3		0-0 4-3		0-0 SF7			0-0 F7		3 0 0 1 0 0 0												
Dick Groat, R (1, 6) OBP: 0.369, SLG: 0.388	0-0 L9		0-0 1B		0-0 FC6-4			0-0 F9		4 0 1 0 0 0 1												
Gino Cimoli, R (1, 7) OBP: 0.350, SLG: 0.347	4-0 FC5-4 BB		0-0 G3			0-0 L7		0-0 5-3		3 0 0 0 1 0 1												
Dick Stuart, R (1, 3) OBP: 0.304, SLG: 0.458	0-0 FC5-4			0-3 K		0-3 K		0-0 F9		4 0 0 0 0 2 1												
Roberto Clemente, R (1, 9) OBP: 0.359, SLG: 0.454		0-0 E6 FC5-4		0-0 1-3		0-0 F7		0-0 6-3		4 0 0 0 0 0 0												
Smoky Burgess, L (1, 2) OBP: 0.347, SLG: 0.414		0-0 F8		0-0 F5			0-0 4-3		0-0 1-3	4 0 0 0 0 0 1												
Don Hoak, R (1, 5) OBP: 0.350, SLG: 0.415		0-0 F3			0-0 1B SF7 2B		0-3 K			3 1 1 0 0 1 1												
Bill Mazaroski, R (1, 4) OBP: 0.314, SLG: 0.391		0-0 FC5-4			0-0 FC2-6 1B		0-0 1B			3 0 2 0 0 0 1												
Bob Friend, R (1, 1) OBP: 0.128, SLG: 0.056			0-0 F9		0-0 FC2-6 FC6-4		0-3 K			3 0 0 0 0 1 3												
Inning Stats	R: 0 E: 0 K: 0 S: 3	H: 0 LOB: 1 BB: 1 P: 7	R: 0 E: 1 K: 0 S: 4	H: 0 LOB: 1 BB: 0 P: 4	R: 0 E: 0 K: 0 S: 4	H: 1 LOB: 1 BB: 0 P: 4	R: 0 E: 0 K: 1 S: 5	H: 0 LOB: 0 BB: 0 P: 5	R: 1 E: 0 K: 0 S: 5	H: 2 LOB: 1 BB: 0 P: 5	R: 0 E: 0 K: 1 S: 5	H: 0 LOB: 0 BB: 0 P: 5	R: 0 E: 0 K: 2 S: 8	H: 1 LOB: 1 BB: 0 P: 8	R: 0 E: 0 K: 0 S: 3	H: 0 LOB: 0 BB: 0 P: 3	R: 0 E: 0 K: 0 S: 3	H: 0 LOB: 0 BB: 0 P: 3	1B: 3 2B: 1 3B: 0 HR: 0	SF: 1 SAC: 0 DP: 0 HBP: 0	WP: 0 PB: 0 SB: 0 CS: 0	PA: 33
PITCHER Ernie Broglio, R (1, 1) ERA: 2.72	IP 9.0	WLS W	BF 33	H 4	R 1	ER 1	SO 4	BB 1	IBB 0	HBP 0	BLK 0	WP 0	HR 0	S 40	P 44	ERA 1.00	WHIP 0.556					
											PITCHER											
											IP WLS BF H R ER SO BB IBB HBP BLK WP HR S P ERA WHIP											

Pittsburgh Pirates @ St. Louis Cardinals
 Sportsman's Park, St. Louis, MO
 Fri Aug 26 1960, 8:05 PM EDT
 Att. 24,436 - Unknown

AB	31
R	1
H	4
RBI	1
BB	1
SO	4
LOB	9



WP: 0	PA: 33
PB: 0	
SB: 0	
CS: 0	


Batter	1	2	3	4	5	6	7	8	9
Curt Flood, R OBP: 0.309, SLG: 0.371 (1, 8) X	0-0 6-3 ①		0-0 4-3 ①		0-0 F6 ①		0-0 F2 ① X	0-0 5-3 ②	
Joe Cunningham, L OBP: 0.376, SLG: 0.393 (1, 3) X	0-0 6-3 ②		0-3 K ②		0-0 F9 ②		0-0 HR 1B ②	4-0 FC6-4 IBB ②	
Stan Musial, L OBP: 0.379, SLG: 0.518 (1, 7) X Charlie James, R OBP: 0.261, SLG: 0.409 (8, 7) X	0-0 5-3 ③		0-3 K ③		0-0 F2 ③		0-0 HR 1-H ③	0-0 FC6-4 1-2f ③	
Ken Boyer, R OBP: 0.354, SLG: 0.542 (1, 5) X		0-0 F2 ①		0-0 E 1B 1B ①		0-0 5-3 ① X	0-0 F8 ②		
Walt Moryn, L OBP: 0.347, SLG: 0.468 (1, 9) X		0-0 BB 1B 1B ①		0-0 E8 5-3 1B 1-3 ①		0-0 1B 1B ① X	0-0 1B 1B ①		
Daryl Spencer, R OBP: 0.376, SLG: 0.431 (1, 6) X		4-0 BB BB BB 1B 1-2 BB ②		0-3 K ①		0-0 1B 1B 1-3 ① X	0-0 1B 1B 1-2 ①		
Julian Javier, R OBP: 0.266, SLG: 0.335 (1, 4) X George Crowe, L OBP: 0.281, SLG: 0.431 (6, PH) X Alex Grammas, R OBP: 0.284, SLG: 0.290 (7, 4) X		0-0 F8 ②		0-0 5-3 1-2 ②		0-0 F4 ② X	0-0 6-3 ③		
Hal Smith, R OBP: 0.289, SLG: 0.295 (1, 2) X		0-0 FC6-4 1B 1-3 2-H ②		4-0 IBB ②		4-0 1B 1B 1-2 IBB ② X		0-0 5-3 1B ②	
Ernie Broglio, R OBP: 0.304, SLG: 0.314 (1, 1) X		0-0 FC6-4 1-2f ③		0-3 K ③		0-0 F3 ③ X		0-0 F2 ①	

AB	R	H	RBI	BB	SO	LOB
5	0	0	0	0	0	1
4	1	1	0	1	1	0
4	1	1	2	0	1	0
1	0	0	0	0	0	2
4	0	1	0	0	0	0
4	1	4	0	0	0	0
3	0	2	0	1	1	2
2	0	0	0	0	0	4
1	0	0	0	0	0	2
1	0	0	0	0	0	2
2	0	2	1	2	0	0
4	0	0	0	0	1	9

BOTTOM	
AB	35
R	3
H	11
RBI	3
BB	4
SO	4
LOB	22

Inning Stats	R: 0	H: 0	E: 0	LOB: 0	K: 0	BB: 0	S: 3	P: 3									
Bob Friend, R ERA: 2.97 (1, 1)	IP: 8.0	WLS: L	BF: 39	H: 11	R: 3	ER: 3	SO: 4	BB: 1	IBB: 3	HBP: 0	BLK: 0	WP: 0	HR: 1	S: 43	P: 59	ERA: 3.38	WHIP: 1.500

WP: 0 PA: 39
PB: 0
SB: 0
CS: 0



Pittsburgh Pirates @ St. Louis Cardinals
Sportsman's Park, St. Louis, MO
Fri Aug 26 1960, 8:05 PM EDT
Att. 24,436 - Unknown

livebaseballscorecards.com

Batter	1	2	3	4	5	6	7	8	9	AB R H RBI BB SO LOB	TOP																	
Bill Virdon, L (1, 8) OBP: 0.347, SLG: 0.431	0-0 FC4-6 1B		0-0 F2			0-0 1B	0-0 4-3			4 0 2 0 0 0 1																		
Dick Groat, R (1, 6) OBP: 0.368, SLG: 0.387	0-0 FC4-6 CS 1-2f			0-3 K		0-3 K		0-0 1B		4 0 1 0 0 2 2																		
Bob Skinner, L (1, 7) OBP: 0.357, SLG: 0.465	0-3 K 1-2			0-3 K			0-0 G3 1B 2B	0-0 F2		4 1 1 0 0 2 2																		
Rocky Nelson, L (1, 3) OBP: 0.371, SLG: 0.470		0-0 L4		0-0 F8			0-0 G3 2-3	0-3 K		4 0 0 0 0 1 2																		
Roberto Clemente, R (1, 9) OBP: 0.358, SLG: 0.451		0-0 F4			0-3 K		4-0 1B SF8 BB	0-3 K		3 1 0 0 1 2 1																		
Smoky Burgess, L (1, 2) OBP: 0.349, SLG: 0.413		4-0 BB			0-0 F8		0-0 1B 2B 1B	0-0 P6		3 1 1 1 1 0 0																		
Don Hoak, R (1, 5) OBP: 0.349, SLG: 0.413		0-0 P6			0-0 1-6-3		0-0 2B 1B	0-0 6-3		4 1 1 0 0 0 1																		
Bill Mazaroski, R (1, 4) OBP: 0.311, SLG: 0.388			0-0 5-3			0-0 P4	0-0 SF8	0-0 6-3		3 0 0 1 0 0 0																		
Tom Cheney, R (1, 1) OBP: 0.287, SLG: 0.286			0-0 4-3			0-0 G3	0-0 2B			1 0 0 0 0 0 0																		
Fred Green, R (3, 1) OBP: 0.444, SLG: 1.125										0 0 0 0 0 0 0																		
Dick Schofield, S (6, PH) OBP: 0.341, SLG: 0.206										1 0 0 0 0 0 0																		
Joe Gibbon, R (6, 1) OBP: 0.353, SLG: 0.250										0 0 0 0 0 0 0																		
Dick Stuart, R (7, PH) OBP: 0.306, SLG: 0.462										1 0 1 2 0 0 0																		
Joe Christopher, R (7, PR) OBP: 0.222, SLG: 0.286										0 0 0 0 0 0 0																		
Roy Face, R (7, 1) OBP: 0.308, SLG: 0.308							1-H 2-H			0 0 0 0 0 0 0																		
Inning Stats	R: 0 E: 0 K: 1 S: 5	H: 1 LOB: 1 BB: 0 P: 5	R: 0 E: 0 K: 0 S: 3	H: 0 LOB: 1 BB: 1 P: 7	R: 0 E: 0 K: 0 S: 3	H: 0 LOB: 0 BB: 0 P: 3	R: 0 E: 0 K: 2 S: 7	H: 0 LOB: 0 BB: 0 P: 7	R: 0 E: 0 K: 1 S: 5	H: 0 LOB: 0 BB: 0 P: 5	R: 0 E: 0 K: 1 S: 6	H: 1 LOB: 1 BB: 0 P: 6	R: 4 E: 0 K: 0 S: 7	H: 4 LOB: 1 BB: 1 P: 11	R: 0 E: 0 K: 2 S: 8	H: 1 LOB: 1 BB: 0 P: 8	R: 0 E: 0 K: 0 S: 3	H: 0 LOB: 0 BB: 0 P: 3	1B: 5 2B: 3 3B: 0 HR: 0	SF: 1 SAC: 0 DP: 1 HBP: 0	WP: 0 PB: 0 SB: 0 CS: 1	PA: 35						
PITCHER	IP WLS BF H R ER SO BB IBB HBP BLK WP HR S P ERA WHIP																											
Bob Gibson, R (1, 1) ERA: 4.97	6.1		25	5	4	4	5	2	0	0	0	0	0	0	33	41	5.68	1.105										
Lindy McDaniel, R (7, 1) ERA: 2.26	1.2		7	2	0	0	2	0	0	0	0	0	0	0	11	11	0.00	1.200										
Ron Kline, R (9, 1) ERA: 6.08	1.0	W	3	0	0	0	0	0	0	0	0	0	0	0	3	3	0.00	0.000										

Pittsburgh Pirates @ St. Louis Cardinals
 Sportsman's Park, St. Louis, MO
 Sat Aug 27 1960, 8:05 PM EDT
 Att: 30,712 - Unknown

livebaseballscorecards.com

AB	32
R	4
H	7
RBI	4
BB	2
SO	7
LOB	9



Batter	1	2	3	4	5	6	7	8	9	AB	R	H	RBI	BB	SO	LOB
Curt Flood, R OBP: 0.304, SLG: 0.366 (1, 8)	0-3 K	0-0 6-3		0-0 5-3		0-0 6-3			0-0 4-3	5	0	0	0	0	1	2
Joe Cunningham, L OBP: 0.376, SLG: 0.396 (1, 3)	0-0 1B		0-0 1B		0-0 F8		0-3 K		0-3 K	5	2	2	0	0	2	0
Stan Musial, L OBP: 0.383, SLG: 0.529 (1, 7)	0-0 F5		0-0 1B		4-0 1B		0-0 3-1		0-0 HR	4	2	2	2	1	0	1
Ken Boyer, R OBP: 0.356, SLG: 0.541 (1, 5)	4-0 1B		0-0 F8		0-0 SF8		0-3 K			3	1	1	0	1	1	1
Walt Moryn, L OBP: 0.350, SLG: 0.468 (1, 9)	0-0 FC5		0-0 F8		0-0 SF8			4-0 SH1-4		2	0	1	2	1	0	1
Daryl Spencer, R OBP: 0.375, SLG: 0.430 (1, 6)	0-0 FC6		0-0 5-3		0-0 F8			0-0 SH1-4		1	0	0	0	0	0	1
Alex Grammas, R OBP: 0.281, SLG: 0.287 (3, 6)	1-2 FC6							1-2 SH1-4		2	0	0	0	0	0	2
Julian Javier, R OBP: 0.263, SLG: 0.331 (1, 4)	0-0 FC5			0-0 1-3		0-0 6-3		0-0 4-3		4	0	0	0	0	0	3
Hal Smith, R OBP: 0.295, SLG: 0.303 (1, 2)			0-0 5-3		0-0 SH3-4		0-0 2B		4-0 IBB	3	0	2	0	1	0	0
Bob Gibson, R OBP: 0.120, SLG: 0.160 (1, 1)		0-3 K			0-0 SH3-4		0-3 K		0-3 K	2	0	0	0	0	2	1
Lindy McDaniel, R OBP: 0.250, SLG: 0.261 (7, 1)										0	0	0	0	0	0	0
George Crowe, L OBP: 0.277, SLG: 0.424 (8, PH)										1	0	0	0	0	1	2
Ron Kline, R OBP: 0.147, SLG: 0.147 (9, 1)										0	0	0	0	0	0	0

Inning Stats	R: 2	H: 2	E: 1	LOB: 2	K: 1	BB: 1	S: 8	P: 12	R: 0	H: 0	E: 0	LOB: 0	K: 1	BB: 0	S: 5	P: 5	R: 1	H: 2	E: 0	LOB: 1	K: 0	BB: 0	S: 5	P: 5	R: 0	H: 1	E: 0	LOB: 1	K: 0	BB: 0	S: 4	P: 4	R: 1	H: 1	E: 0	LOB: 1	K: 0	BB: 1	S: 4	P: 8	R: 0	H: 1	E: 0	LOB: 1	K: 1	BB: 0	S: 6	P: 6	R: 0	H: 0	E: 0	LOB: 0	K: 2	BB: 0	S: 7	P: 7	R: 0	H: 0	E: 0	LOB: 2	K: 1	BB: 2	S: 5	P: 13	R: 1	H: 1	E: 0	LOB: 0	K: 1	BB: 0	S: 5	P: 5	1B: 5	SF: 1	2B: 2	SAC: 2	3B: 0	DP: 0	HR: 1	HBP: 0
--------------	------	------	------	--------	------	-------	------	-------	------	------	------	--------	------	-------	------	------	------	------	------	--------	------	-------	------	------	------	------	------	--------	------	-------	------	------	------	------	------	--------	------	-------	------	------	------	------	------	--------	------	-------	------	------	------	------	------	--------	------	-------	------	------	------	------	------	--------	------	-------	------	-------	------	------	------	--------	------	-------	------	------	-------	-------	-------	--------	-------	-------	-------	--------

PITCHER	IP	WLS	BF	H	R	ER	SO	BB	IBB	HBP	BLK	WP	HR	S	P	ERA	WHIP
Tom Cheney, R ERA: 4.39 (1, 1)	2.1		13	4	3	2	2	1	0	0	0	0	0	16	20	7.71	2.143
Fred Green, L ERA: 3.68 (3, 1)	2.2		11	2	1	1	0	1	0	0	0	0	0	10	14	3.38	1.125
Joe Gibbon, L ERA: 4.15 (6, 1)	1.0		4	1	0	0	1	0	0	0	0	0	0	6	6	0.00	1.000
Roy Face, R ERA: 2.93 (7, 1)	2.2	L	11	1	1	1	4	1	1	0	0	0	1	17	25	3.38	0.750

BOTTOM

Pittsburgh Pirates @ St. Louis Cardinals
Sportsman's Park, St. Louis, MO

Sat Aug 27 1960, 8:05 PM EDT
Att. 30,712 - Unknown

AB	32
R	5
H	8
RBI	4
BB	4
SO	7
LOB	14



WP	PA	ERA	WHIP
0	39		
0			
0			

Batter	1	2	3	4	5	6	7	8	9	AB R H RBI BB SO LOB	TOP											
Bill Virdon, L (1, 8) OBP: 0.345, SLG: 0.427	0-0 4-3		0-0 4-3		0-0 1B 1B		0-3 K	0-0 6-3		5 1 1 0 0 1 1												
Dick Groat, R (1, 6) OBP: 0.370, SLG: 0.389	0-0 1-3		0-0 G3 1B		0-0 1B 1-2 1B		0-0 6-3		0-0 G6-4-3 1B	5 0 3 0 0 0 0												
Roberto Clemente, R (1, 9) OBP: 0.361, SLG: 0.454	4-0 1B E BB		0-0 G3 1-2		0-0 1-3 2-H 1B		0-0 1B 2B		0-3 K	4 2 2 1 1 1 2												
Dick Stuart, R (1, 3) OBP: 0.307, SLG: 0.461	0-0 E4 1-H 1B		0-0 6-3		0-3 K		0-0 2-H 1B		0-0 G6-4-3 1-2f	5 0 2 1 0 1 4												
Gino Cimoli, R (1, 7) OBP: 0.345, SLG: 0.341	0-0 4-3			0-0 5-3		0-0 4-3	0-0 6-3			4 0 0 0 0 0 2												
Hal Smith, R (1, 2) OBP: 0.359, SLG: 0.519		0-0 F6		0-0 F4		0-0 BB 1B		0-0 F6		4 0 1 0 0 0 0												
Don Hoak, R (1, 5) OBP: 0.346, SLG: 0.410		0-0 6-3		0-0 6-3		0-0 F4		0-0 4-3		4 0 0 0 0 0 1												
Bill Mazeroski, R (1, 4) OBP: 0.315, SLG: 0.393		0-0 2B			0-0 4-3	4-0 1-2 BB		0-0 2B 1B		3 1 2 0 1 0 0												
Harvey Haddix, L Clem Labine, R Gene Baker, R Joe Gibbon, R Bob Skinner, L Fred Green, R Smoky Burgess, L Dick Schofield, S Roy Face, R		0-3 K			0-0 5-3	0-0 4-3		0-0 1-H 2B		1 0 0 0 0 0 1 1 0 0 0 0 0 0 0 0 1 0 0 0 0 0 0 0 0 0 0 0 0 0 0 0 0 0 1 0 0 0 0 0 0 0 2 0 0 0 0 0 0 0 0 0 1 0 0 1 1 0												
Inning Stats	R: 1 E: 1 K: 0 S: 4	H: 1 LOB: 1 BB: 1 P: 8	R: 0 E: 0 K: 1 S: 6	H: 1 LOB: 1 BB: 0 P: 6	R: 0 E: 0 K: 0 S: 4	H: 1 LOB: 1 BB: 0 P: 4	R: 0 E: 0 K: 0 S: 3	H: 0 LOB: 0 BB: 0 P: 3	R: 1 E: 0 K: 1 S: 8	H: 3 LOB: 2 BB: 0 P: 8	R: 0 E: 0 K: 0 S: 4	H: 1 LOB: 2 BB: 1 P: 8	R: 1 E: 0 K: 1 S: 7	H: 2 LOB: 1 BB: 0 P: 7	R: 1 E: 0 K: 0 S: 5	H: 2 LOB: 1 BB: 0 P: 5	R: 0 E: 0 K: 1 S: 5	H: 1 LOB: 0 BB: 0 P: 5	1B: 9 2B: 3 3B: 0 HR: 0	SF: 0 SAC: 0 DP: 1 HBP: 0	WP: 0 PB: 0 SB: 0 CS: 0	PA: 40
PITCHER	IP WLS BF H R ER SO BB IBB HBP BLK WP HR S P ERA WHIP																					
Curt Simmons, L (1, 1) ERA: 2.99	6.2 W 31 9 3 2 3 2 0 0 0 0 0 0 35 43 2.70 1.650																					
Lindy McDaniel, R (7, 1) ERA: 2.29	2.1 S 9 3 1 1 1 0 0 0 0 0 0 0 11 11 3.86 1.286																					

Pittsburgh Pirates @ St. Louis Cardinals
 Sportsman's Park, St. Louis, MO
 Sun Aug 28 1960, 4:33 AM EDT
 Att: 28,579 - Unknown

livebaseballscorecards.com

AB	38
R	4
H	12
RBI	3
BB	2
SO	4
LOB	13



Batter	1	2	3	4	5	6	7	8	9	AB R H RBI BB SO LOB	TOP		
Bob Skinner, L (1, 7) OBP: 0.355, SLG: 0.461 Bill Virdon, L (8, 8) OBP: 0.344, SLG: 0.426	 2-3 ①		 0-0 ②	 0-3 ③		 3-1 1B 1-2 2-H		 0-3 ①	 3-2 ③	5 0 1 1 0 3 3 1 0 0 0 0 0 0	Pittsburgh Pirates @ Los Angeles Dodgers Los Angeles Memorial Coliseum, Los Angeles, CA Mon Aug 29 1960, 10:05 PM EDT Att: 37,369 - Unknown livebaseballscorecards.com		
Dick Groat, R (1, 6) OBP: 0.370, SLG: 0.388	 1-1 1B		 0-0 ③		 1-2 ①	 1-0 1B 1-2 2-3		 1-0 ②		4 0 1 0 0 0 1			
Roberto Clemente, R (1, 9) OBP: 0.361, SLG: 0.453	 1-2 1B 1-3			 1-3 ①	 3-1 1B 1-2	 1-0 ②		 0-0 ③		5 0 2 1 0 1 2			
Dick Stuart, R (1, 3) OBP: 0.308, SLG: 0.459	 1-0 5-3 ③			 4-0 1B HR BB	 2-0 1B 1-2	 3-0 5-3 ③		 2-3 K ①		4 1 1 0 1 1 3			
Gino Cimoli, R (1, 8) OBP: 0.346, SLG: 0.342 (8, 7)		 0-0 G3 ①		 1-0 1B HR 1-2	 3-3 K ②		 0-0 1-3 ①		 0-1 1B HR BB	5 2 2 0 0 1 2			
Hal Smith, R (1, 2) OBP: 0.364, SLG: 0.533		 2-2 6-3 ②		 1-0 1B HR 1-H 2-H	 2-3 K ③		 2-2 3B 1B		 4-1 1B HR BB 1-2	4 3 2 3 1 1 2			
Don Hoak, R (1, 5) OBP: 0.349, SLG: 0.423		 0-2 1-3 ③		 2-2 4-3 ②		 1-1 1B 1B FC2-5	 2-1 3B 1-H		 1-0 1B HR 1-H 2-H	5 1 3 4 0 0 0			
Bill Mazeroski, R (1, 4) OBP: 0.318, SLG: 0.395			 1-1 1B 1-1	 0-0 1B CI		 2-0 1B 1B FC2-5	 0-0 F3 ②		 2-2 F8 ②	5 1 3 0 0 0 1			
Vern Law, R (1, 1) OBP: 0.224, SLG: 0.349			 1-3 K ①	 0-0 CI 1-2		 2-2 1B 1B FC2-5 HBP FC6-4	 2-2 4-3 ③		 2-2 1B HR	4 2 1 1 0 1 4			
Inning Stats	R: 0 H: 2 E: 0 LOB: 1 K: 1 BB: 0 S: 10 P: 15	R: 0 H: 0 E: 0 LOB: 0 K: 0 BB: 0 S: 7 P: 9	R: 0 H: 1 E: 0 LOB: 1 K: 1 BB: 0 S: 7 P: 9	R: 3 H: 3 E: 1 LOB: 2 K: 2 BB: 1 S: 13 P: 22	R: 0 H: 2 E: 0 LOB: 2 K: 2 BB: 0 S: 13 P: 24	R: 2 H: 3 E: 0 LOB: 2 K: 0 BB: 0 S: 10 P: 23	R: 1 H: 2 E: 0 LOB: 1 K: 0 BB: 0 S: 11 P: 17	R: 0 H: 0 E: 0 LOB: 0 K: 1 BB: 0 S: 6 P: 7	R: 4 H: 3 E: 0 LOB: 0 K: 1 BB: 1 S: 19 P: 33	1B: 12 SF: 0 2B: 0 SAC: 0 3B: 1 DP: 0 HR: 3 HBP: 1	WP: 0 PA: 46 PB: 0 SB: 0 CS: 0		
PITCHER	IP WLS BF H R ER SO BB IBB HBP BLK WP HR S P ERA WHIP											PITCHER	IP WLS BF H R ER SO BB IBB HBP BLK WP HR S P ERA WHIP
Johnny Podres, L (1, 1) ERA: 3.06 Larry Sherry, R (5, 1) ERA: 3.62 Ed Palmquist, R (8, 1) ERA: 2.88	4.1 L 22 8 3 3 4 1 0 0 0 0 0 1 43 67 6.23 2.077												

Batter	1	2	3	4	5	6	7	8	9	AB	R	H	RBI	BB	SO	LOB
Maury Wills, S OBP: 0.343, SLG: 0.326 (1, 6)	0-0 3-1 1B 2B	2-2 FC4 1-2f			0-0 L9 1-3		1-0 FC1-4 1-2f 2-3		0-1 F7	5	1	1	0	0	0	6
Jim Gilliam, S OBP: 0.359, SLG: 0.323 (1, 4)	1-2 3-1 2-3		2-2 1B		1-0 F7 1-3		0-0 F6			4	0	1	0	0	0	4
Wally Moon, L OBP: 0.374, SLG: 0.459 (1, 7)	1-0 5-3		1-3 K		2-3 K		2-2 L6 1-2			4	0	0	0	0	2	5
Norm Larker, L OBP: 0.390, SLG: 0.450 (1, 3)	1-1 FC6-4 1B 3-H		1-2 F2		0-0 4-3		1-2 G3			4	0	1	1	0	0	1
Tommy Davis, R OBP: 0.298, SLG: 0.432 (1, 8)	0-1 FC6-4 1-2f		0-0 F7		1-0 HR		0-1 F3			4	1	1	1	0	0	2
Frank Howard, R OBP: 0.324, SLG: 0.491 (1, 9)		1-0 1B 1B		3-2 1-3		1-2 6-3		2-2 5-3		4	0	1	0	0	0	0
John Roseboro, L OBP: 0.316, SLG: 0.377 (1, 2)		1-2 P6		2-3 K		1-3 K			0-0 F6	4	0	0	0	0	2	1
Bob Lillis, R OBP: 0.302, SLG: 0.341 (1, 5)		0-0 FC4 1-2 1B		0-1 F3		4-0 FC1-4 1B BB		1-0 E6 5-3		3	0	1	0	1	0	0
Johnny Podres, L OBP: 0.226, SLG: 0.145 (1, 1)		2-2 F4			0-0 E 1B		1-2 FC1-4 1B		1-2 5-3	1	0	0	0	0	0	2
Larry Sherry, R OBP: 0.189, SLG: 0.306 (5, 1)										1	0	1	0	0	0	0
Irv Noren, L OBP: 0.313, SLG: 0.321 (7, PH)										1	0	1	0	0	0	0
Ed Palmquist, R (8, 1)										0	0	0	0	0	0	0
Chuck Essegian, R OBP: 0.297, SLG: 0.348 (9, PH)										1	0	0	0	0	0	1

Inning Stats	R: 1	H: 2	E: 0	K: 0	S: 9	R: 0	H: 2	E: 0	K: 0	S: 13	R: 0	H: 1	E: 0	K: 1	S: 10	R: 0	H: 0	E: 0	K: 1	S: 8	R: 0	H: 1	E: 1	K: 1	S: 6	R: 1	H: 1	E: 0	K: 1	S: 8	R: 0	H: 1	E: 0	K: 0	S: 8	R: 0	H: 0	E: 0	K: 0	S: 10	R: 0	H: 0	E: 1	K: 0	S: 7	R: 0	H: 0	E: 1	K: 0	S: 7	1B: 6	2B: 1	3B: 0	HR: 1	SF: 0	SAC: 0	DP: 0	HBP: 0	WP: 0	PB: 0	SB: 1	CS: 0	PA: 37
--------------	------	------	------	------	------	------	------	------	------	-------	------	------	------	------	-------	------	------	------	------	------	------	------	------	------	------	------	------	------	------	------	------	------	------	------	------	------	------	------	------	-------	------	------	------	------	------	------	------	------	------	------	-------	-------	-------	-------	-------	--------	-------	--------	-------	-------	-------	-------	--------

PITCHER	IP	WLS	BF	H	R	ER	SO	BB	IBB	HBP	BLK	WP	HR	S	P	ERA	WHIP
Vern Law, R ERA: 2.84 (1, 1)	9.0	W	37	8	2	2	4	1	0	0	0	0	1	79	116	2.00	1.000


BOTTOM

Pittsburgh Pirates @ Los Angeles Dodgers
Los Angeles Memorial Coliseum, Los Angeles, CA

Mon Aug 29 1960, 10:05 PM EDT
Att. 37,369 - Unknown

livebaseballscorecards.com

AB 36
R 2
H 8
RBI 2
BB 1
SO 4
LOB 22



Batter	1	2	3	4	5	6	7	8	9	AB R H RBI BB SO LOB	TOP											
Bob Skinner, L (1, 7) OBP: 0.355, SLG: 0.459 Bill Virdon, L (9, 8) OBP: 0.344, SLG: 0.426	1-2 6-3	3-2 F4			2-2 F9		4-0 BB		3-2 WP 2-H 1B	4 0 1 1 1 0 2 0 0 0 0 0 0 0	Pittsburgh Pirates @ Los Angeles Dodgers Los Angeles Memorial Coliseum, Los Angeles, CA Tue Aug 30 1960, 10:05 PM EDT Att: 40,143 - Unknown livebaseballscorecards.com											
Dick Groat, R (1, 6) OBP: 0.370, SLG: 0.394	0-1 1-3		0-2 FC4-6 1B		0-0 HR		0-0 F9		1-0 4-3 1-2	5 1 2 1 0 0 2												
Roberto Clemente, R (1, 9) OBP: 0.360, SLG: 0.458	1-2 L9		2-2 FC4-6 1B 1-2f		3-2 HR		0-1 F9			4 1 1 1 0 0 2												
Dick Stuart, R (1, 3) OBP: 0.313, SLG: 0.461 Rocky Nelson, L (8, 3) OBP: 0.371, SLG: 0.470		0-0 G5-4-3 1B 1B	1-1 1-3 1B		4-2 G4-6-3 BB		1-3 K			3 1 2 0 1 1 0 0 0 0 0 0 0 0												
Gino Cimoli, R (1, 8) OBP: 0.345, SLG: 0.341 (9, 7)		0-0 G5-4-3 1B	0-0 1-3		0-1 G4-6-3 1-2f		3-3 K			4 0 1 0 0 1 2												
Hal Smith, R (1, 2) OBP: 0.362, SLG: 0.528		1-1 G5-4-3 1-2f 2-3		1-0 6-3		2-2 G6-4-3 1B		2-2 6-3		4 0 1 0 0 0 2												
Don Hoak, R (1, 5) OBP: 0.350, SLG: 0.421		4-1 1B BB		4-0 WP BB		0-0 G6-4-3 1-2f		2-1 5-3		2 1 0 0 2 0 1												
Bill Mazeroski, R (1, 4) OBP: 0.317, SLG: 0.394		1-0 1B 1-2 3-H 1B		3-2 F3		0-3 K		0-1 6-3		4 0 1 1 0 1 1												
Bob Friend, R (1, 1) OBP: 0.136, SLG: 0.067 Roy Face, R (8, 1) OBP: 0.357, SLG: 0.429		0-2 1-3 2-H 1B		2-3 K 1-2		2-3 K		0-0 1B 2B		3 0 1 1 0 2 1 1 1 1 0 0 0 0												
Inning Stats	R: 0 E: 0 K: 0 S: 9	H: 0 LOB: 0 BB: 0 P: 11	R: 2 E: 0 K: 0 S: 12	H: 4 LOB: 2 BB: 1 P: 21	R: 0 E: 0 K: 0 S: 12	H: 2 LOB: 1 BB: 0 P: 15	R: 0 E: 0 K: 1 S: 7	H: 0 LOB: 1 BB: 1 P: 17	R: 2 E: 0 K: 0 S: 13	H: 2 LOB: 0 BB: 1 P: 22	R: 0 E: 0 K: 1 S: 7	H: 1 LOB: 0 BB: 0 P: 9	R: 0 E: 0 K: 1 S: 6	H: 0 LOB: 1 BB: 1 P: 12	R: 0 E: 0 K: 2 S: 10	H: 0 LOB: 0 BB: 0 P: 16	R: 1 E: 0 K: 0 S: 10	H: 2 LOB: 1 BB: 0 P: 16	1B: 8 2B: 1 3B: 0 HR: 2	SF: 0 SAC: 0 DP: 3 HBP: 0	WP: 2 PB: 0 SB: 0 CS: 0	PA: 38
PITCHER	IP WLS BF H R ER SO BB IBB HBP BLK WP HR S P ERA WHIP																					
Sandy Koufax, L (1, 1) ERA: 4.28	4.1 L 21 8 4 4 1 2 0 0 0 1 2 49 78 8.31 2.308																					
Ed Roebuck, R (5, 1) ERA: 2.49	0.2 2 0 0 0 0 1 0 0 0 0 0 4 8 0.00 1.500																					
Larry Sherry, R (6, 1) ERA: 3.56	2.0 7 1 0 0 2 1 0 0 0 0 0 13 21 0.00 1.000																					
Danny McDevitt, L (8, 1) ERA: 3.98	2.0 8 2 1 1 2 0 0 0 0 1 0 20 32 4.50 1.000																					

AB	34
R	5
H	11
RBI	5
BB	4
SO	5
LOB	13



Batter	1	2	3	4	5	6	7	8	9	AB R H RBI BB SO LOB
Maury Wills, S OBP: 0.342, SLG: 0.324 (1, 6)	1-1 CS 4-3 1B		2-1 F8		0-0 4-3		0-1 F3		2-1 F6	5 0 1 0 0 0 3
Jim Gilliam, S OBP: 0.357, SLG: 0.320 (1, 4)	0-0 4-3 1-2		0-0 G5-4-3 1-2f			1-0 F8		4-1 1B 1B BB	0-1 4-3	4 1 0 0 1 0 2
Wally Moon, L OBP: 0.377, SLG: 0.462 (1, 7)	2-1 2-3 1B			1-3 K		1-1 1B 1B		0-1 1B 1-2 1B 1B		4 1 3 0 0 1 0
Norm Larker, L OBP: 0.389, SLG: 0.448 (1, 3)	3-2 4-3			0-0 G3		0-0 FC5-4 1B		2-2 L9		4 0 1 0 0 0 3
Tommy Davis, R OBP: 0.301, SLG: 0.433 (1, 8)		2-3 K		1-0 1B		0-3 K		0-1 1-3 2-H 1B 1B		4 0 2 1 0 2 2
Frank Howard, R OBP: 0.323, SLG: 0.489 (1, 9)		0-0 F4		3-2 6-3		0-1 FC5-4 1-2f		1-2 3-H FC6-4 1B		4 0 1 1 0 0 3
John Roseboro, L OBP: 0.322, SLG: 0.382 (1, 2)		4-2 BB			4-1 FC6-4 BB		1-0 2B	0-3 K		2 0 1 0 2 1 2
Bob Lillis, R OBP: 0.283, SLG: 0.318 (1, 5)		0-3 K			3-2 FC6-4 1-2f		0-0 5-3	2-0 FC6-4 1-2f		3 0 0 0 0 1 3 1 0 0 0 0 0 2
Gil Hodges, R OBP: 0.264, SLG: 0.357 (8, PH) (9, 5)										
Sandy Koufax, R OBP: 0.208, SLG: 0.156 (1, 1)			1-2 G5-4-3 1B		0-3 K		3-3 K		3-3 K	1 0 1 0 0 0 0 0 0 0 0 0 0 0 1 0 0 0 0 1 1 0 0 0 0 0 0 0 1 0 0 0 0 1 1 0 0 0 0 0 0 0 1 0 0 0 0 1 0
Ed Roebuck, S OBP: 0.217, SLG: 0.227 (5, PH)										
Duke Snider, R OBP: 0.365, SLG: 0.516 (8, 1)										
Larry Sherry, R OBP: 0.189, SLG: 0.306 (7, PH)										
Chuck Essegian, R OBP: 0.290, SLG: 0.343 (8, 1)										
Danny McDevitt, L OBP: 0.333, SLG: 0.250 (9, PH)										
Irv Noren, L OBP: 0.303, SLG: 0.310 (9, PH)										

BOTTOM

Pittsburgh Pirates @ Los Angeles Dodgers
Los Angeles Memorial Coliseum, Los Angeles, CA

Tue Aug 30 1960, 10:05 PM EDT
Att. 40,143 - Unknown

livebaseballscorecards.com

AB	35
R	2
H	10
RBI	2
BB	3
SO	8
LOB	22



Inning Stats	R: 0	H: 2	E: 0	K: 8	H: 0	LOB: 1	BB: 0	P: 14	R: 0	H: 0	E: 0	K: 2	S: 10	R: 0	H: 1	E: 0	K: 0	S: 6	R: 0	H: 1	E: 0	K: 1	S: 9	R: 0	H: 0	E: 0	K: 1	S: 11	R: 0	H: 2	E: 0	K: 1	S: 9	R: 0	H: 1	E: 0	K: 1	S: 7	R: 2	H: 3	E: 0	K: 1	S: 15	R: 0	H: 0	E: 0	K: 1	S: 7	1B: 9	2B: 1	3B: 0	HR: 0	SF: 0	SAC: 0	DP: 1	HBP: 0	WP: 0	PB: 0	SB: 0	CS: 1	PA: 38
--------------	------	------	------	------	------	--------	-------	-------	------	------	------	------	-------	------	------	------	------	------	------	------	------	------	------	------	------	------	------	-------	------	------	------	------	------	------	------	------	------	------	------	------	------	------	-------	------	------	------	------	------	-------	-------	-------	-------	-------	--------	-------	--------	-------	-------	-------	-------	--------

PITCHER	IP	WLS	BF	H	R	ER	SO	BB	IBB	HBP	BLK	WP	HR	S	P	ERA	WHIP
Bob Friend, R ERA: 2.95 (1, 1)	7.1	W	32	9	2	2	6	3	0	0	0	0	0	68	107	2.46	1.636
Roy Face, R ERA: 2.85 (8, 1)	1.2	S	6	1	0	0	2	0	0	0	0	0	0	14	22	0.00	0.600

Batter	1	2	3	4	5	6	7	8	9	AB	R	H	RBI	BB	SO	LOB	TOP					
Bob Skinner, L (1, 7) OBP: 0.356, SLG: 0.457	0-0 F3	0-0 G3			4-0 FC4-6 BB	0-0 FC6-4 1-2 2-H 1B	0-0 F8			4	0	1	1	1	0	4						
Dick Groat, R (1, 6) OBP: 0.370, SLG: 0.394	0-3 K		0-0 FC4-6 1B		0-0 FC4-6 1-2f HR	0-0 FC6-4 1-2f		0-0 G4-6-3 1B		5	1	2	0	0	1	3						
Roberto Clemente, R (1, 9) OBP: 0.363, SLG: 0.466	0-0 2B 1B		0-0 FC4-6 1-2f G6-4-3		0-0 1-H HR		0-0 1B E SF8 1B	0-0 G4-6-3 1-2f		5	2	3	2	0	0	2						
Dick Stuart, R (1, 3) OBP: 0.312, SLG: 0.460	0-0 1-3 2B		0-0 G6-4-3 1-2f		0-3 K		0-0 E6 BB 1-2 SF7 1B	0-3 K		5	1	1	0	0	2	2						
Gino Cimoli, R (1, 8) OBP: 0.346, SLG: 0.346	0-3 K			0-0 4-3		0-0 6-3	0-0 1-2 2-3 E 1B		0-0 2B	5	1	2	0	0	1	2						
Hal Smith, R (1, 2) Joe Christopher, R (6, PR) Fred Green, R (6, 1) Rocky Nelson, L (7, PH) Joe Gibbon, R (7, 1) Roy Face, R (7, 1)		0-0 F2		4-0 FC6-4 BB		0-0 1B 1B	0-0 SF8		0-0 1-3	2	0	1	0	1	0	0						
Don Hoak, R (1, 5) OBP: 0.352, SLG: 0.420		4-0 1B BB		0-0 F9		0-0 1-2 1B 1B	4-0 E 1-2 2-3 BB		0-0 F7	3	1	1	0	2	0	2						
Bill Mazeroski, R (1, 4) OBP: 0.316, SLG: 0.392		0-3 K		0-0 FC6-4 1-2f		0-0 1-2 2-H 1B 1B	0-0 3-H SF7		0-0 5-3	4	0	1	2	0	1	3						
Vinegar Bend Mizell, R (1, 1) Gene Baker, R (5, PH) Clem Labine, R (5, 1) Smoky Burgess, L (6, PH)		0-0 1-2 1B		0-0 6-3		0-0 F2	0-0 3-H E4			1	0	1	0	0	0	0						
										1	0	0	0	0	0	0						
										0	0	0	0	0	0	0						
										2	0	0	0	0	0	3						
Inning Stats	R: 0 E: 0 K: 2 S: 9	H: 2 LOB: 2 BB: 0 P: 9	R: 0 E: 0 K: 1 S: 6	H: 1 LOB: 2 BB: 1 P: 10	R: 0 E: 0 K: 0 S: 3	H: 1 LOB: 0 BB: 0 P: 3	R: 0 E: 0 K: 0 S: 3	H: 0 LOB: 1 BB: 1 P: 7	R: 2 E: 0 K: 1 S: 6	H: 1 LOB: 0 BB: 1 P: 10	R: 2 E: 0 K: 0 S: 7	H: 4 LOB: 2 BB: 0 P: 7	R: 3 E: 2 K: 0 S: 7	H: 2 LOB: 2 BB: 1 P: 11	R: 0 E: 0 K: 1 S: 5	H: 1 LOB: 0 BB: 0 P: 5	R: 0 E: 0 K: 0 S: 4	H: 1 LOB: 1 BB: 0 P: 4	1B: 10 2B: 2 3B: 0 HR: 1	SF: 2 SAC: 0 DP: 2 HBP: 0	WP: 0 PB: 0 SB: 0 CS: 0	PA: 44
PITCHER	IP	WLS	BF	H	R	ER	SO	BB	IBB	HBP	BLK	WP	HR	S	P	ERA	WHIP					
Billy O'Dell, L (1, 1) ERA: 3.08	5.1	L	26	8	4	4	4	3	0	0	0	0	1	31	43	6.75	2.062					
Sherman Jones, R (6, 1) ERA: 2.6	0.2		6	3	3	0	0	0	0	0	0	0	0	6	6	0.00	4.500					
Stu Miller, R (7, 1) ERA: 4.56	1.0		5	0	0	0	0	1	0	0	0	0	0	4	8	0.00	1.000					
Billy Loes, R (8, 1) ERA: 5.54	2.0		7	2	0	0	1	0	0	0	0	0	0	9	9	0.00	1.000					

Pittsburgh Pirates @ San Francisco Giants
 Candlestick Park, San Francisco, CA
 Wed Aug 31 1960, 6:33 AM EDT
 Att: 16,202 - Unknown

AB	38
R	7
H	13
RBI	6
BB	4
SO	5
LOB	22



livebaseballscorecards.com

Batter	1	2	3	4	5	6	7	8	9
Joey Amalfitano, R (1, 4) <small>OBP: 0.330, SLG: 0.346</small> Dave Philley, S (9, PH) <small>OBP: 0.282, SLG: 0.263</small>									
Jim Davenport, R (1, 5) <small>OBP: 0.313, SLG: 0.361</small> Billy Loes, R (8, 1) <small>OBP: 0.250, SLG: 0.250</small>									
Willie Mays, R (1, 8) <small>OBP: 0.390, SLG: 0.586</small>									
Felipe Alou, R (1, 7) <small>OBP: 0.300, SLG: 0.422</small>									
Orlando Cepeda, R (1, 3) <small>OBP: 0.331, SLG: 0.512</small>									
Willie Kirkland, L (1, 9) <small>OBP: 0.314, SLG: 0.448</small>									
Bob Schmidt, R (1, 2) <small>OBP: 0.316, SLG: 0.378</small>									
Eddie Bressoud, R (1, 6) <small>OBP: 0.289, SLG: 0.378</small>									
Billy O'Dell, S (1, 1) <small>OBP: 0.309, SLG: 0.136</small> Sherman Jones, L (6, 1) <small>OBP: 0.500, SLG: 0.500</small> Stu Miller, R (7, 1) <small>OBP: 0.235, SLG: 0.188</small> Andre Rodgers, R (7, PH) <small>OBP: 0.312, SLG: 0.316</small>									

AB	R	H	RBI	BB	SO	LOB
4	0	1	0	0	0	2
1	0	0	0	0	1	0
4	0	1	1	0	0	1
0	0	0	0	0	0	0
4	1	2	0	0	1	2
4	1	1	0	0	2	3
4	0	1	1	0	1	0
3	1	1	0	0	2	0
4	0	1	1	0	0	3
3	1	1	1	0	2	1
2	0	0	0	0	1	2
0	0	0	0	0	0	0
0	0	0	0	0	0	0
2	0	1	0	0	0	0

BOTTOM

Pittsburgh Pirates @ San Francisco Giants
 Candlestick Park, San Francisco, CA

livebaseballscorecards.com

AB	35
R	4
H	10
RBI	4
BB	0
SO	10
LOB	14



WP : 0	PA : 37
PB : 0	
SB : 0	
CS : 1	

PITCHER	IP	WLS	BF	H	R	ER	SO	BB	IBB	HBP	BLK	WP	HR	S	P	ERA	WHIP
Vinegar Bend Mizell, L <small>ERA: 3.59</small>	(1, 1)	4.0	18	6	3	2	3	0	0	0	0	0	0	4	4	4.50	1.500
Clem Labine, R <small>ERA: 4.75</small>	(5, 1)	1.0	4	1	0	0	0	0	0	0	0	0	0	4	4	0.00	1.000
Fred Green, L <small>ERA: 3.5</small>	(6, 1)	1.0	3	0	0	0	1	0	0	0	0	0	0	5	5	0.00	0.000
Joe Gibbon, L <small>ERA: 4.2</small>	(7, 1)	0.1	4	3	1	1	0	0	0	0	0	0	0	4	4	27.00	9.000
Roy Face, R <small>ERA: 2.77</small>	(7, 1)	2.2	8	0	0	0	6	0	0	0	0	0	0	20	20	0.00	0.000

Wed Aug 31 1960, 6:33 AM EDT
 Att. 16,202 - Unknown

Batter	1	2	3	4	5	6	7	8	9	AB R H RBI BB SO LOB	TOP									
Bill Virdon, L (1, 8) <small>OBP: 0.342, SLG: 0.421</small>	0-0 4-3	0-0 F7			4-0 SH3-4 BB		0-0 F8	0-0 F8		4 0 0 0 1 0 3	Pittsburgh Pirates @ San Francisco Giants Candlestick Park, San Francisco, CA Thu Sep 01 1960, 6:33 AM EDT Att: 13,436 - Unknown livebaseballscorecards.com									
Dick Groat, R (1, 6) <small>OBP: 0.370, SLG: 0.394</small>	0-3 K		0-0 5-3		0-0 SH3-4		0-3 K		0-0 1B 2B	4 1 1 0 0 2 0										
Bob Skinner, L (1, 7) <small>OBP: 0.356, SLG: 0.456</small> Gino Cimoli, R (9, 7) <small>OBP: 0.346, SLG: 0.346</small>	0-0 2B HR 1B		0-0 6-3		4-0 IBB		0-0 F3		0-0 F2	4 1 1 0 1 0 1 0 0 0 0 0 0 0										
Rocky Nelson, L (1, 3) <small>OBP: 0.375, SLG: 0.476</small>	0-0 1-3 HR 2B		0-3 K		0-0 F6			4-0 F9 1B E BB	0-0 1B 2-H 1B	4 2 2 1 1 1 3										
Roberto Clemente, R (1, 9) <small>OBP: 0.365, SLG: 0.474</small>	0-0 2-H 3-H HR			0-0 6-3	0-3 K			0-0 E SH3-4 1B	0-0 1-3 1B	5 2 3 3 0 1 3										
Smoky Burgess, L (1, 2) <small>OBP: 0.346, SLG: 0.409</small>	0-0 1-3			4-0 1-3 BB		0-0 F5		0-0 F9	0-3 K	4 0 0 0 1 1 4										
Don Hoak, R (1, 5) <small>OBP: 0.349, SLG: 0.416</small>		0-0 G3		0-0 1-3		0-3 K		0-0 E1	0-0 F3	5 0 0 1 0 1 4										
Bill Mazeroski, R (1, 4) <small>OBP: 0.318, SLG: 0.392</small>		0-0 6-3		0-0 F8		0-0 1B		4-0 SH3-4 IBB		3 0 1 0 1 0 1										
Harvey Haddix, L (1, 1) <small>OBP: 0.276, SLG: 0.309</small> Clem Labine, R (6, 1) <small>OBP: 0.125, SLG: 0.250</small>		0-0 1B			0-0 SH3-4 BB 1B		0-0 F8		0-0 SH3-4	3 0 2 0 0 0 1 0 0 0 1 0 0 0										
Inning Stats	R: 3 E: 0 K: 1 S: 8	H: 3 LOB: 0 BB: 0 P: 8	R: 0 E: 0 K: 0 S: 4	H: 1 LOB: 1 BB: 0 P: 4	R: 0 E: 0 K: 1 S: 5	H: 0 LOB: 0 BB: 0 P: 5	R: 0 E: 0 K: 0 S: 3	H: 0 LOB: 1 BB: 1 P: 7	R: 0 E: 0 K: 1 S: 6	H: 1 LOB: 3 BB: 2 P: 14	R: 0 E: 0 K: 1 S: 5	H: 0 LOB: 0 BB: 0 P: 5	R: 2 E: 1 K: 0 S: 5	H: 1 LOB: 2 BB: 2 P: 13	R: 1 E: 0 K: 1 S: 8	H: 3 LOB: 2 BB: 0 P: 8	1B: 7 2B: 2 3B: 0 HR: 1	SF: 0 SAC: 2 DP: 0 HBP: 0	WP: 0 PB: 0 SB: 0 CS: 0	PA: 43
PITCHER	IP WLS BF H R ER SO BB IBB HBP BLK WP HR S P ERA WHIP																			
Georges Maranda, R (1, 1) <small>ERA: 4.21</small> Stu Miller, R (9, 1) <small>ERA: 4.62</small>	8.0 L 37 7 5 4 5 3 2 0 0 0 1 42 62 4.50 1.250																			

AB	36
R	6
H	10
RBI	6
BB	5
SO	6
LOB	20



Batter	1	2	3	4	5	6	7	8	9	AB R H RBI BB SO LOB	TOP	
Tony Taylor, R OBP: 0.343, SLG: 0.396 (1, 4) X	0-0 BB E HBP 1B	0-0 1-2 1B		0-0 2-H 1B			0-0 CS 1B		0-3 K	5 1 4 1 0 1 0		
Lee Walls, R OBP: 0.313, SLG: 0.347 Ted Lepcio, R OBP: 0.307, SLG: 0.311 (1, 5) X (7, 5)	0-0 E5 HBP BB 1-2 G6-4-3	0-0 L6		0-0 6-3			0-3 K		0-3 K	4 1 0 0 0 1 5 0 0 0 0 0 0 0		
Johnny Callison, L OBP: 0.373, SLG: 0.443 (1, 7) B B B	4-0 G6-4-3 1-2 2-3 BB		0-0 G3		0-0 1-3		0-3 K		0-3 K	3 0 0 0 1 1 1		
Tony Gonzalez, L OBP: 0.302, SLG: 0.452 (1, 8) H	1-0 G6-4-3 1-2 2-3 3-H HBP		0-3 K		0-0 F8		0-3 K		0-3 K	3 0 0 1 0 2 0		
Pancho Herrera, R OBP: 0.346, SLG: 0.453 (1, 3) X	0-0 G6-4-3 1-2f 2-3 3-H		4-0 BB		0-0 F9		0-0 1-3		0-0 1-3	3 0 0 0 1 0 2		
Ken Walters, R OBP: 0.279, SLG: 0.341 (1, 9) X	0-0 F4		0-0 F8		0-0 F8		0-0 F8		0-0 E6	4 0 0 0 0 0 2		
Jimmie Coker, R OBP: 0.276, SLG: 0.341 (1, 2) S S S		0-3 K		0-0 F2		0-0 1-3 1B		0-3 K		4 0 1 0 0 2 1		
Ruben Amaro, R OBP: 0.296, SLG: 0.276 (1, 6) X		0-0 1B 1B		0-0 SH2-4 1B 1B		0-0 1-3		0-0 F9		4 1 2 0 0 0 1		
Art Mahaffey, R (1, 1) S S S		0-3 K		0-0 SH2-4 1-2		0-3 K		0-0 5-3		3 0 0 0 0 2 2		
Inning Stats	R: 2 H: 1 E: 1 LOB: 1 K: 0 BB: 1 S: 4 P: 9	R: 0 H: 2 E: 0 LOB: 2 K: 2 BB: 0 S: 9 P: 9	R: 0 H: 0 E: 0 LOB: 1 K: 1 BB: 1 S: 5 P: 9	R: 1 H: 2 E: 0 LOB: 1 K: 0 BB: 0 S: 5 P: 5	R: 0 H: 0 E: 0 LOB: 0 K: 0 BB: 0 S: 3 P: 3	R: 0 H: 1 E: 0 LOB: 1 K: 1 BB: 0 S: 6 P: 6	R: 0 H: 1 E: 0 LOB: 1 K: 2 BB: 0 S: 7 P: 7	R: 0 H: 0 E: 1 LOB: 1 K: 2 BB: 0 S: 8 P: 8	R: 0 H: 0 E: 0 LOB: 0 K: 1 BB: 0 S: 5 P: 5	1B: 7 SF: 0 2B: 1 SAC: 1 3B: 0 DP: 2 HR: 0 HBP: 1	WP: 0 PA: 37 PB: 0 SB: 0 CS: 1	
PITCHER Vern Law, R ERA: 2.81 (1, 1) Roy Face, R ERA: 2.69 (7, 1)	IP WLS BF H R ER SO BB IBB HBP BLK WP HR S P ERA WHIP											PITCHER IP WLS BF H R ER SO BB IBB HBP BLK WP HR S P ERA WHIP
	6.0 L 27 6 3 1 4 2 0 1 0 0 0 0 32 41 1.50 1.333											

Philadelphia Phillies @ Pittsburgh Pirates
 Forbes Field, Pittsburgh, PA
 Sat Sep 03 1960, 3:33 AM EDT
 Att: 18,487 - Unknown

livebaseballscorecards.com

AB	33
R	3
H	7
RBI	2
BB	2
SO	9
LOB	14



Batter	1	2	3	4	5	6	7	8	9	AB R H RBI BB SO LOB	TOP											
Johnny Callison, L (1, 7) OBP: 0.375, SLG: 0.439	0-0 5-3		4-0 BB		4-0 BB		0-3 K			2 0 0 0 2 1 0												
Tony Taylor, R (1, 4) OBP: 0.341, SLG: 0.393	0-0 5-3		0-0 F8		0-0 FC6-4			0-0 5-3		4 0 0 0 0 0 3												
Ken Walters, R (1, 9) OBP: 0.279, SLG: 0.343	0-0 F6		0-0 L6			0-0 1B 2B		0-0 5-3		4 1 1 0 0 0 1												
Lee Walls, R (1, 5) OBP: 0.308, SLG: 0.342		0-0 6-3		0-0 F8		0-0 5-3		0-3 K		4 0 0 0 0 1 1												
Pancho Herrera, R (1, 3) OBP: 0.347, SLG: 0.455		0-0 HR 2B		0-0 F8		0-0 2-H 1B		0-3 K		4 1 2 1 0 1 0												
Jimmie Coker, R (1, 2) OBP: 0.271, SLG: 0.335		0-0 F7		0-0 5-3		0-0 L7		0-3 K		4 0 0 0 0 1 2												
Tony Gonzalez, L (1, 8) OBP: 0.308, SLG: 0.466		0-0 2-H HR			0-0 6-3 4-3 1B	0-0 G3		0-0 1B		4 1 3 2 0 0 1												
Ruben Amaro, R (1, 6) OBP: 0.292, SLG: 0.273 Clay Dalrymple, L (9, PH) OBP: 0.350, SLG: 0.439		0-0 F2			0-0 4-3		0-0 5-3	0-0 4-3		3 0 0 0 0 0 1 1 0 0 0 0 0 1												
Jim Owens, R (1, 1) OBP: 0.077, SLG: 0.027 Turk Farrell, R (7, 1) OBP: 0.250, SLG: 0.267			0-0 1-3		0-0 6-3		0-3 K			3 0 0 0 0 1 1 0 0 0 0 0 0 0												
Inning Stats	R: 0 E: 0 K: 0 S: 3	H: 0 LOB: 0 BB: 0 P: 3	R: 2 E: 0 K: 0 S: 5	H: 2 LOB: 0 BB: 0 P: 5	R: 0 E: 0 K: 0 S: 3	H: 0 LOB: 1 BB: 1 P: 7	R: 0 E: 0 K: 0 S: 3	H: 0 LOB: 0 BB: 0 P: 3	R: 0 E: 0 K: 0 S: 4	H: 1 LOB: 2 BB: 1 P: 8	R: 1 E: 0 K: 0 S: 5	H: 2 LOB: 1 BB: 0 P: 5	R: 0 E: 0 K: 2 S: 7	H: 0 LOB: 0 BB: 0 P: 7	R: 0 E: 0 K: 1 S: 5	H: 0 LOB: 0 BB: 0 P: 5	R: 0 E: 0 K: 2 S: 8	H: 1 LOB: 1 BB: 0 P: 8	1B: 3 2B: 2 3B: 0 HR: 1	SF: 0 SAC: 0 DP: 0 HBP: 0	WP: 0 PB: 0 SB: 0 CS: 0	PA: 35
PITCHER	IP WLS BF H R ER SO BB IBB HBP BLK WP HR S P ERA WHIP																					
Vinegar Bend Mizell, L (1, 1) ERA: 3.63	5.1 W 23 5 3 3 0 2 0 0 0 0 1 21 29 5.06 1.312																					
Clem Labine, R (6, 1) ERA: 4.14	3.2 S 12 1 0 0 5 0 0 0 0 0 0 22 22 0.00 0.273																					

Philadelphia Phillies @ Pittsburgh Pirates
 Forbes Field, Pittsburgh, PA
 Sun Sep 04 1960, 3:33 AM EDT
 Att: 17,856 - Unknown

livebaseballscorecards.com

AB	33
R	3
H	6
RBI	3
BB	2
SO	5
LOB	11



Batter	1	2	3	4	5	6	7	8	9	AB	R	H	RBI	BB	SO	LOB
Bill Virdon, L (1, 8) OBP: 0.341, SLG: 0.420 	4-0 	0-0 F3 		0-0 F6 		0-0 	0-3 K 			4	0	1	0	1	1	3
Dick Groat, R (1, 6) OBP: 0.372, SLG: 0.395 	0-0 	0-0 		4-0 		0-3 K 		0-0 F4 		4	1	2	0	1	1	1
Bob Skinner, L (1, 7) Gino Cimoli, R (9, 7) OBP: 0.354, SLG: 0.453 OBP: 0.346, SLG: 0.346 	0-0 F2 	0-0 		0-0 F9 		0-0 1-3 		0-0 F6 		5	1	1	2	0	0	4
Rocky Nelson, L (1, 3) OBP: 0.378, SLG: 0.469 	1-0 	0-0 		0-0 4-3 		0-0 6-3 		0-3 K 		4	0	1	1	0	1	2
Roberto Clemente, R (1, 9) OBP: 0.365, SLG: 0.479 	0-3 K 	0-0 1-3 			0-0 		0-0 			4	1	2	1	0	1	4
Smoky Burgess, L (1, 2) OBP: 0.344, SLG: 0.410 	0-0 F5 		0-0 F8 		0-0 F7 		0-0 			4	0	1	0	0	0	4
Don Hoak, R (1, 5) OBP: 0.355, SLG: 0.429 		0-0 		0-0 		4-0 		0-0 F7 		3	1	2	1	1	0	1
Bill Mazerowski, R (1, 4) OBP: 0.316, SLG: 0.388 		0-0 F6 		0-0 F9 		0-0 F7 		0-0 		4	0	1	0	0	0	3
Vinegar Bend Mizell, R (1, 1) Clem Labine, R (6, 1) OBP: 0.197, SLG: 0.143 OBP: 0.111, SLG: 0.222 		4-0 		0-0 F8 		0-0 F7 		0-0 F3 		2	1	0	0	1	0	3
Inning Stats	R: 0 H: 1 E: 0 LOB: 3 K: 1 BB: 1 S: 6 P: 11	R: 4 H: 4 E: 0 LOB: 1 K: 0 BB: 1 S: 7 P: 11	R: 0 H: 1 E: 0 LOB: 1 K: 0 BB: 0 S: 4 P: 4	R: 0 H: 0 E: 0 LOB: 1 K: 0 BB: 1 S: 3 P: 7	R: 0 H: 1 E: 0 LOB: 2 K: 0 BB: 1 S: 4 P: 8	R: 0 H: 1 E: 0 LOB: 1 K: 1 BB: 0 S: 6 P: 6	R: 1 H: 3 E: 0 LOB: 2 K: 1 BB: 0 S: 8 P: 8	R: 0 H: 0 E: 0 LOB: 0 K: 1 BB: 0 S: 5 P: 5	1B: 7 SF: 0 2B: 1 SAC: 0 3B: 1 DP: 0 HR: 2 HBP: 1	WP: 0 PA: 40 PB: 0 SB: 0 CS: 0						
PITCHER Jim Owens, R (1, 1) ERA: 4.98 Turk Farrell, R (7, 1) ERA: 2.42	IP WLS BF H R ER SO BB IBB HBP BLK WP HR S P ERA WHIP 6.0 L 33 10 5 5 2 3 1 1 0 0 2 32 49 7.50 2.167 2.0 7 1 0 0 2 0 0 0 0 0 0 11 11 0.00 0.500	PITCHER IP WLS BF H R ER SO BB IBB HBP BLK WP HR S P ERA WHIP														

BOTTOM

Philadelphia Phillies @ Pittsburgh Pirates
 Forbes Field, Pittsburgh, PA
 Sun Sep 04 1960, 3:33 AM EDT
 Att. 17,856 - Unknown

livebaseballscorecards.com

AB	35
R	5
H	11
RBI	5
BB	4
SO	4
LOB	27



Batter	1	2	3	4	5	6	7	8	9	AB R H RBI BB SO LOB	TOP																
Al Spangler, L (1, 7) OBP: 0.356, SLG: 0.359	4-0 1B HR BB	0-0 FC6-4 1-2f		0-3 K			0-0 1-3 1B		4-0 3B BB	3 2 1 0 2 1 2																	
Del Crandall, R (1, 2) OBP: 0.319, SLG: 0.429	0-0 1-3 HR 1B		0-0 5-3		0-0 P4		0-0 SF9		0-0 1-H 2-H 3B	4 1 2 3 0 0 0																	
Eddie Mathews, L (1, 5) OBP: 0.393, SLG: 0.546	0-0 1-H 3-H HR		0-0 F7		0-0 4-3		0-3 K		0-0 L4	5 1 1 3 0 1 2																	
Hank Aaron, R (1, 9) OBP: 0.346, SLG: 0.556	0-0 F7		0-0 1B		0-3 K		0-3 K			4 0 1 0 0 2 0																	
Joe Adcock, R (1, 3) OBP: 0.354, SLG: 0.503	0-0 5-3		0-0 G3		0-0 6-3		0-0 F3			4 0 0 0 0 0 1																	
Bill Bruton, L (1, 8) OBP: 0.323, SLG: 0.422	0-0 F8			0-0 1B 3B		0-0 F9		0-0 F9		4 1 1 0 0 0 0																	
Johnny Logan, R (1, 6) OBP: 0.316, SLG: 0.346		0-0 P4		0-0 SH1-4 1B		0-0 P6		0-0 6-3		4 0 1 1 0 0 0																	
Chuck Cottier, R (1, 4) OBP: 0.263, SLG: 0.305		0-0 6-3		0-0 SH1-4 1-2		4-0 1B SF9 BB		0-0 G3 3B 1B	1 1 0 0 1 0 0 1 1 1 0 0 0 0																		
Mel Roach, R (9, PH) OBP: 0.338, SLG: 0.463																											
Warren Spahn, L (1, 1) OBP: 0.172, SLG: 0.213		0-0 FC6-4 1B		0-0 F6		0-0 P4		0-0 G3		2 0 1 0 0 0 1 0 0 0 0 0 0 0 0 0 0 0 0 0 0 1 0 0 0 0 0 1 0 0 0 0 0 0 0 1 0 0 0 0 0 1																	
Joey Jay, S (4, 1) OBP: 0.205, SLG: 0.143																											
Terry Fox, R (5, 1) OBP: 0.389, SLG: 0.408																											
Lee Maye, L (7, PH) OBP: 0.174, SLG: 0.205																											
Carl Willey, R (7, 1) OBP: 0.174, SLG: 0.205																											
Wes Covington, L (9, PH) OBP: 0.292, SLG: 0.455																											
Inning Stats	R: 3 E: 0 K: 0 S: 5	H: 2 LOB: 0 BB: 1 P: 9	R: 0 E: 0 K: 0 S: 4	H: 1 LOB: 1 BB: 0 P: 4	R: 0 E: 0 K: 0 S: 4	H: 1 LOB: 1 BB: 0 P: 4	R: 1 E: 0 K: 1 S: 7	H: 2 LOB: 1 BB: 0 P: 7	R: 0 E: 0 K: 1 S: 5	H: 0 LOB: 0 BB: 0 P: 5	R: 0 E: 0 K: 0 S: 3	H: 0 LOB: 0 BB: 0 P: 3	R: 1 E: 0 K: 1 S: 6	H: 1 LOB: 1 BB: 1 P: 10	R: 0 E: 0 K: 1 S: 5	H: 0 LOB: 0 BB: 0 P: 5	R: 2 E: 0 K: 0 S: 5	H: 2 LOB: 1 BB: 1 P: 9	1B: 6 2B: 0 3B: 2 HR: 1	SF: 1 SAC: 1 DP: 0 HBP: 0	WP: 0 PB: 0 SB: 0 CS: 0	PA: 39					
PITCHER	IP WLS BF H R ER SO BB IBB HBP BLK WP HR S P ERA WHIP																										
Bob Friend, R (1, 1) ERA: 3.07	3.0		16	6	4	4	0	1	0	0	0	0	1	15	19	12.00	2.333										
Fred Green, L (4, 1) ERA: 3.45	1.0	W	3	0	0	0	1	0	0	0	0	0	0	5	5	0.00	0.000										
George Witt, R (5, 1) ERA: 4.91	2.1		9	1	1	1	1	1	0	0	0	0	0	10	14	3.86	0.857										
Roy Face, R (7, 1) ERA: 2.8	2.2	S	11	2	2	2	2	1	0	0	0	0	0	14	18	6.75	1.125										

Milwaukee Braves @ Pittsburgh Pirates
 Forbes Field, Pittsburgh, PA
 Mon Sep 05 1960, 3:33 AM EDT
 Unknown

livebaseballscorecards.com

AB 34
 R 7
 H 9
 RBI 7
 BB 3
 SO 4
 LOB 8



Batter	1	2	3	4	5	6	7	8	9	AB R H RBI BB SO LOB	TOP											
Bill Bruton, L (1, 8) OBP: 0.323, SLG: 0.422	0-0 3-1		0-0 2B	0-3 K		0-0 E8		0-0 5-3		5 1 2 1 0 1 3												
Del Crandall, R (1, 2) OBP: 0.322, SLG: 0.432	0-0 P6		0-0 3-1	4-0 1B		0-0 5-3		0-0 1B		4 0 2 1 1 0 1												
Eddie Mathews, L (1, 5) OBP: 0.391, SLG: 0.542	0-3 K		0-0 3-1	0-0 1B		0-3 K		0-0 F7		5 0 1 2 0 2 2												
Hank Aaron, R (1, 9) OBP: 0.345, SLG: 0.552		0-0 4-3	0-0 1-3	0-0 P4		4-0 F7		0-0 L5		4 0 0 0 1 0 4												
Alvin Dark, R (1, 7) OBP: 0.324, SLG: 0.338		0-0 1B		0-0 SH	4-0 BB	0-0 F7		0-0 1B		4 1 3 0 1 0 1												
Joe Adcock, R (1, 3) OBP: 0.355, SLG: 0.506		0-0 F9		4-0 SH	0-0 F8		0-0 2B	0-0 P6		4 2 1 0 1 0 4												
Johnny Logan, R (1, 6) OBP: 0.316, SLG: 0.343		0-0 1-3		0-0 SH	0-0 9-3		0-0 F8			3 1 0 0 0 0 3												
Chuck Cottier, R (1, 4) OBP: 0.275, SLG: 0.335			0-0 4-3	0-0 1B		0-0 5-3		0-0 2B		4 2 3 3 0 0 0												
Bob Buhl, R (1, 1) OBP: 0.143, SLG: 0.143			0-0 4-3	0-0 4-3		0-3 K		0-3 K		4 0 0 0 0 2 4												
Inning Stats	R: 0 E: 0 K: 1 S: 5	H: 0 LOB: 0 BB: 0 P: 5	R: 0 E: 0 K: 0 S: 4	H: 1 LOB: 1 BB: 0 P: 4	R: 2 E: 0 K: 0 S: 6	H: 3 LOB: 1 BB: 0 P: 6	R: 4 E: 1 K: 1 S: 9	H: 3 LOB: 2 BB: 2 P: 17	R: 0 E: 0 K: 0 S: 2	H: 0 LOB: 0 BB: 1 P: 6	R: 0 E: 0 K: 1 S: 6	H: 1 LOB: 1 BB: 0 P: 6	R: 0 E: 0 K: 1 S: 4	H: 0 LOB: 0 BB: 1 P: 8	R: 1 E: 0 K: 1 S: 7	H: 2 LOB: 1 BB: 0 P: 7	R: 0 E: 0 K: 0 S: 5	H: 2 LOB: 2 BB: 0 P: 5	1B: 7 2B: 5 3B: 1 HR: 0	SF: 0 SAC: 1 DP: 1 HBP: 0	WP: 0 PB: 0 SB: 1 CS: 0	PA: 42
PITCHER	IP WLS BF H R ER SO BB IBB HBP BLK WP HR S P ERA WHIP																					
Harvey Haddix, L (1, 1) ERA: 4.32	3.0 L 17 6 6 4 1 1 0 0 0 0 0 0 18 22 12.00 2.333																					
Diomedes Olivo, L (4, 1) ERA:	2.0 8 1 0 0 1 1 1 0 0 0 0 0 8 16 0.00 1.000																					
Tom Cheney, R (6, 1) ERA: 4.19	2.0 7 1 0 0 2 1 0 0 0 0 0 0 10 14 0.00 1.000																					
Fred Green, L (8, 1) ERA: 3.48	2.0 10 4 1 1 1 0 0 0 0 0 0 0 12 12 4.50 2.000																					

Milwaukee Braves @ Pittsburgh Pirates
 Forbes Field, Pittsburgh, PA
 Mon Sep 05 1960, 3:38 AM EDT
 Att: 34,310 - Unknown

AB	37
R	7
H	12
RBI	7
BB	4
SO	5
LOB	22



livebaseballscorecards.com

BOTTOM

Milwaukee Braves @ Pittsburgh Pirates
Forbes Field, Pittsburgh, PA
Mon Sep 05 1960, 3:38 AM EDT
Att. 34,310 - Unknown

livebaseballscorecards.com

AB	33
R	1
H	7
RBI	1
BB	3
SO	4
LOB	18



WP:	0	PA:	36
PB:	0		
SB:	0		
CS:	0		

AB R H RBI BB SO LOB

4 0 1 0 0 0 1

4 1 1 0 0 0 1

3 0 0 0 1 0 1

2 0 0 0 2 0 2

4 0 0 0 0 0 4

4 0 2 1 0 1 1

2 0 0 0 0 0 3

2 0 1 0 0 1 2

4 0 2 0 0 0 0

1B:	7	SF:	0
2B:	2	SAC:	0
3B:	0	DP:	2
HR:	0	HBP:	0

1B:	7	SF:	0
2B:	2	SAC:	0
3B:	0	DP:	2
HR:	0	HBP:	0

WP: 0 PA: 36

PB: 0

SB: 0

CS: 0

ERA: 3.18

WHIP: 1.111

Batter

Bill Virdon, L (1, 8)



Dick Groat, R (1, 6)



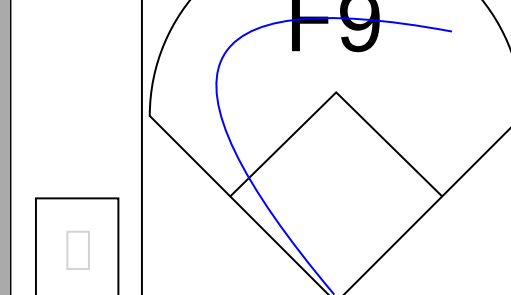
Bob Skinner, L (1, 7)



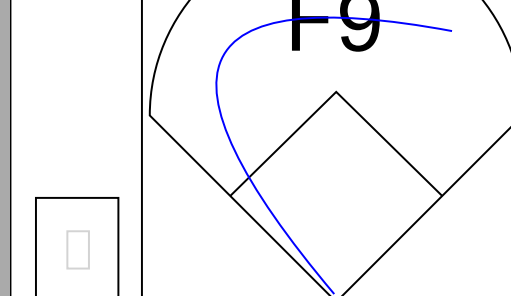
Dick Stuart, R (1, 3)



Roberto Clemente, R (1, 9)

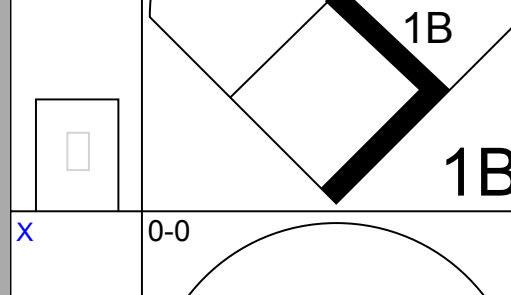


Smoky Burgess, L (1, 2)

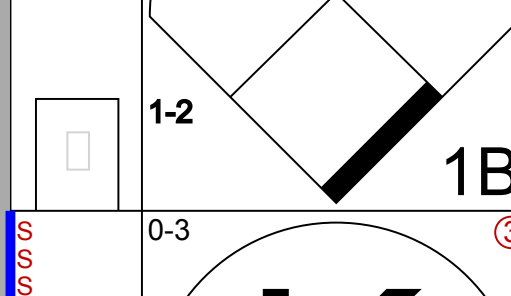


Don Hoak, R (1, 5)

Gene Baker, R (5, 5)



Bill Mazeroski, R (1, 4)



Harvey Haddix, L (1, 1)

Diomedes Olivo, L (4, 1)

Joe Christopher, R (5, PH)

Tom Cheney, R (6, 1)

Mickey Vernon, L (7, PH)

Fred Green, R (8, 1)

Dick Schofield, S (9, PH)

IP: 9.0

WLS: 0

BF: 36

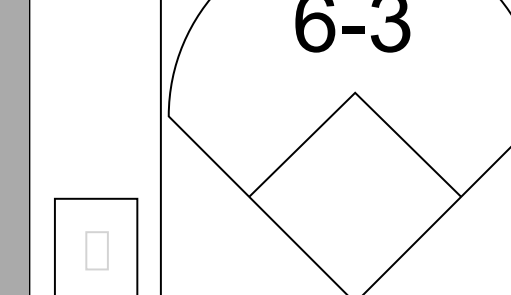
H: 7

Batter

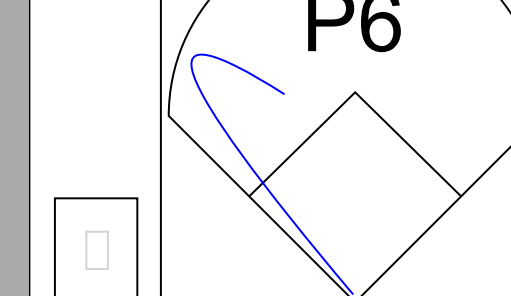
Bill Virdon, L (1, 8)



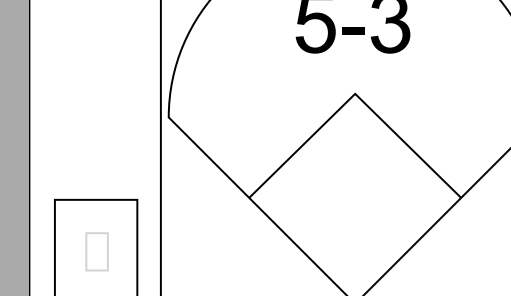
Dick Groat, R (1, 6)



Bob Skinner, L (1, 7)



Dick Stuart, R (1, 3)



Roberto Clemente, R (1, 9)



Smoky Burgess, L (1, 2)



Don Hoak, R (1, 5)

Gene Baker, R (5, 5)



Bill Mazeroski, R (1, 4)



Harvey Haddix, L (1, 1)

Diomedes Olivo, L (4, 1)

Joe Christopher, R (5, PH)

Tom Cheney, R (6, 1)

Mickey Vernon, L (7, PH)

Fred Green, R (8, 1)

Dick Schofield, S (9, PH)

IP: 9.0

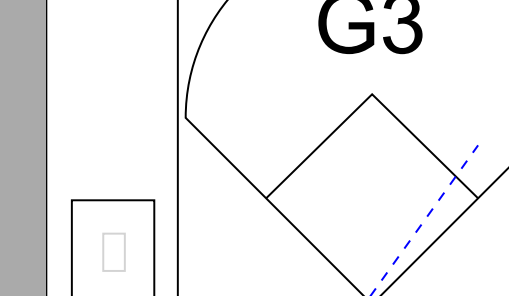
WLS: 0

BF: 36

H: 7

Batter

Bill Virdon, L (1, 8)



Dick Groat, R (1, 6)



Bob Skinner, L (1, 7)



Dick Stuart, R (1, 3)



Roberto Clemente, R (1, 9)

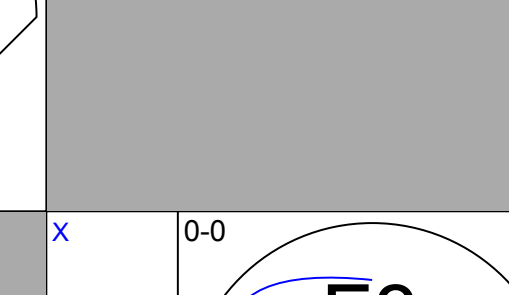


Smoky Burgess, L (1, 2)

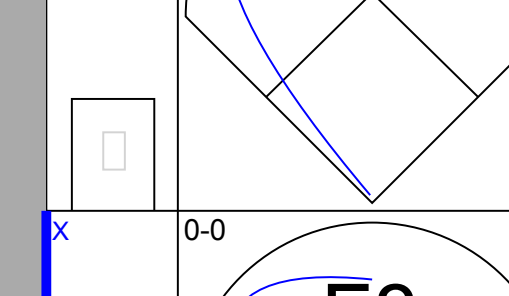


Don Hoak, R (1, 5)

Gene Baker, R (5, 5)



Bill Mazeroski, R (1, 4)



Harvey Haddix, L (1, 1)

Diomedes Olivo, L (4, 1)

Joe Christopher, R (5, PH)

Tom Cheney, R (6, 1)

Mickey Vernon, L (7, PH)

Fred Green, R (8, 1)

Dick Schofield, S (9, PH)

IP: 9.0

WLS: 0

BF: 36

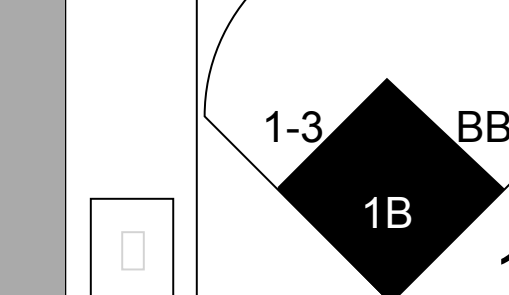
H: 7

Batter

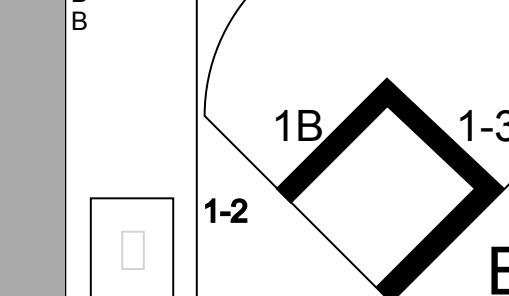
Bill Virdon, L (1, 8)



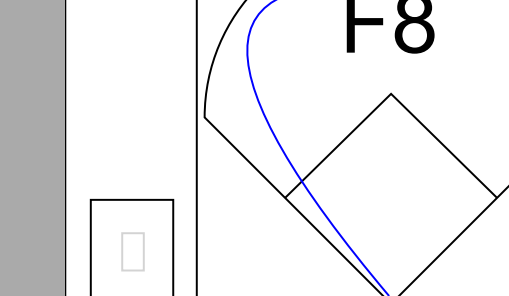
Dick Groat, R (1, 6)



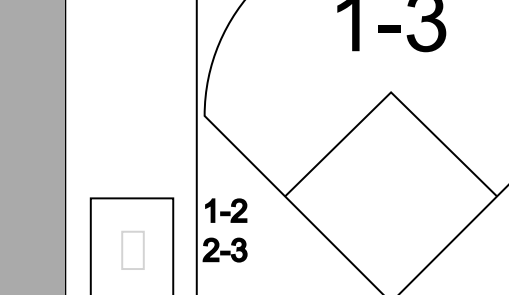
Bob Skinner, L (1, 7)



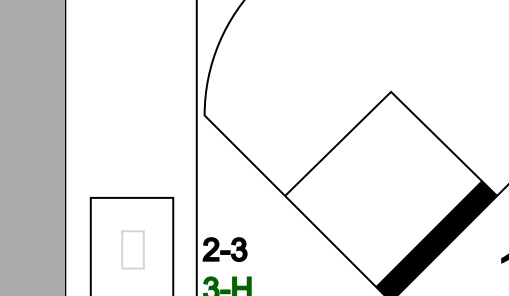
Dick Stuart, R (1, 3)



Roberto Clemente, R (1, 9)

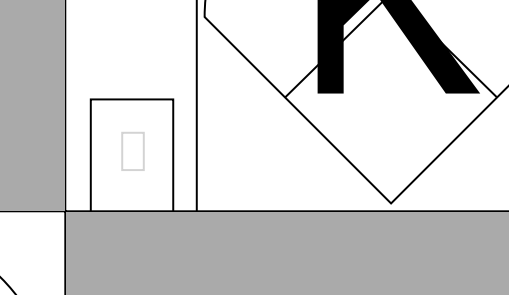


Smoky Burgess, L (1, 2)



Don Hoak, R (1, 5)

Gene Baker, R (5, 5)



Bill Mazeroski, R (1, 4)



Harvey Haddix, L (1, 1)

Diomedes Olivo, L (4, 1)

Joe Christopher, R (5, PH)

Tom Cheney, R (6, 1)

Mickey Vernon, L (7, PH)

Fred Green, R (8, 1)

Dick Schofield, S (9, PH)

IP: 9.0

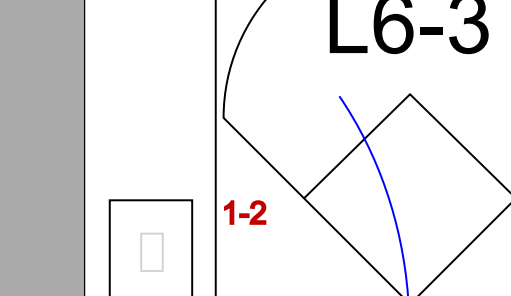
WLS: 0

BF: 36

H: 7

Batter

Bill Virdon, L (1, 8)



Dick Groat, R (1, 6)



Bob Skinner, L (1, 7)



Dick Stuart, R (1, 3)



Roberto Clemente, R (1, 9)

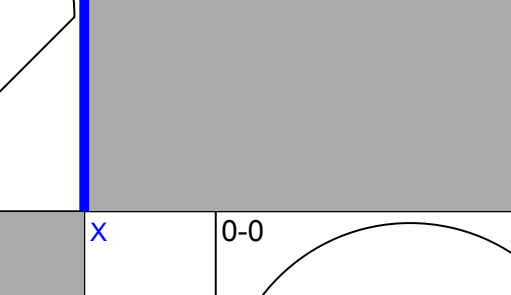


Smoky Burgess, L (1, 2)

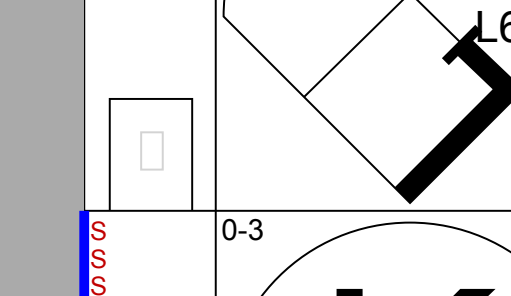


Don Hoak, R (1, 5)

Gene Baker, R (5, 5)



Bill Mazeroski, R (1, 4)



Harvey Haddix, L (1, 1)

Diomedes Olivo, L (4, 1)

Joe Christopher, R (5, PH)

Tom Cheney, R (6, 1)

Mickey Vernon, L (7, PH)

Fred Green, R (8, 1)

Dick Schofield, S (9, PH)

IP: 9.0

WLS: 0

BF: 36

H: 7

Batter

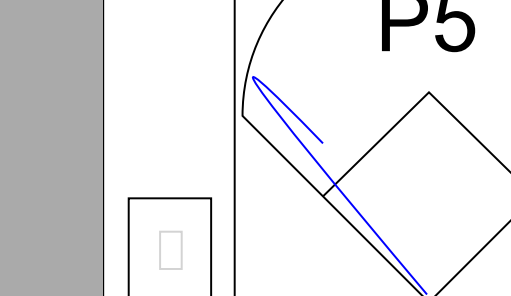
Bill Virdon, L (1, 8)



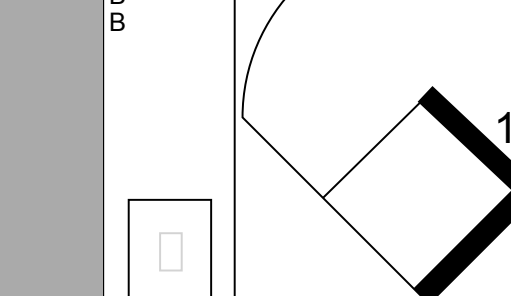
Dick Groat, R (1, 6)



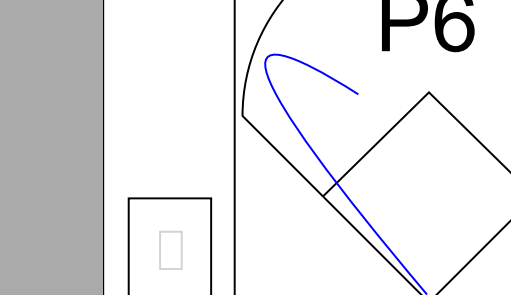
Bob Skinner, L (1, 7)



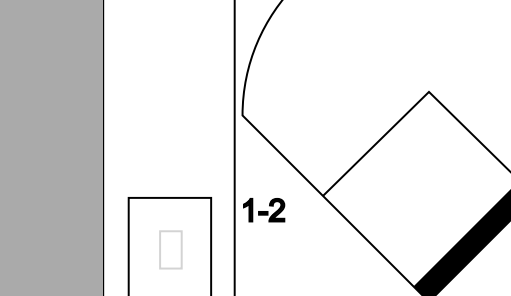
Dick Stuart, R (1, 3)



Roberto Clemente, R (1, 9)

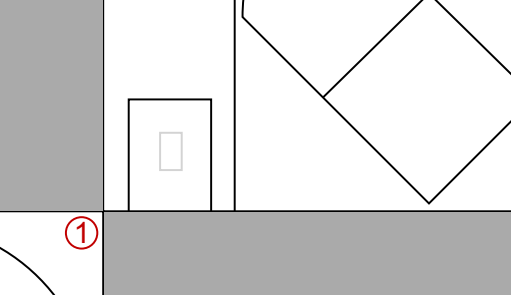


Smoky Burgess, L (1, 2)



Don Hoak, R (1, 5)

Gene Baker, R (5, 5)



Bill Mazeroski, R (1, 4)



Harvey Haddix, L (1, 1)

Diomedes Olivo, L (4, 1)

Joe Christopher, R (5, PH)

Tom Cheney, R (6, 1)

Mickey Vernon, L (7, PH)

Fred Green, R (8, 1)

Dick Schofield, S (9, PH)

IP: 9.0

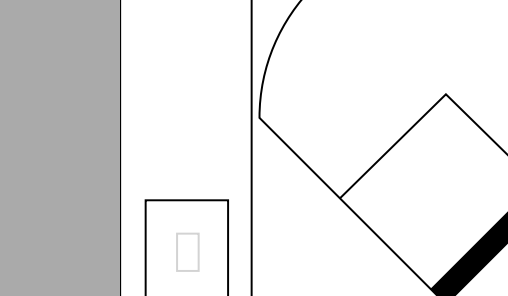
WLS: 0

BF: 36

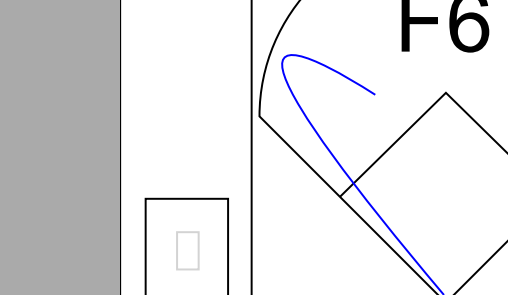
H: 7

Batter

Bill Virdon, L (1, 8)




Dick Groat, R (1, 6)




Bob Skinner, L (1, 7)




Dick Stuart, R (1, 3)



Roberto Clemente, R (1, 9)

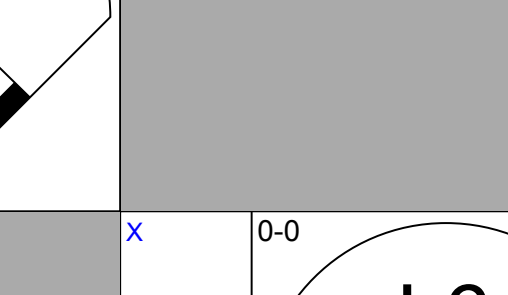


Smoky Burgess, L (1, 2)

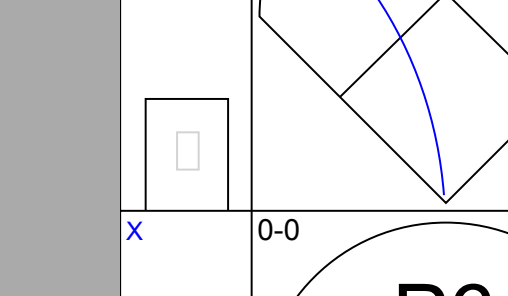


Don Hoak, R (1, 5)

Gene Baker, R (5, 5)



Bill Mazeroski, R (1, 4)



Harvey Haddix, L (1, 1)

Diomedes Olivo, L (4, 1)

Joe Christopher, R (5, PH)

Tom Cheney, R (6, 1)

Mickey Vernon, L (7, PH)

Fred Green, R (8, 1)

Dick Schofield, S (9, PH)

IP: 9.0

WLS: 0

BF: 36

H: 7

Batter

Bill Virdon, L (1, 8)



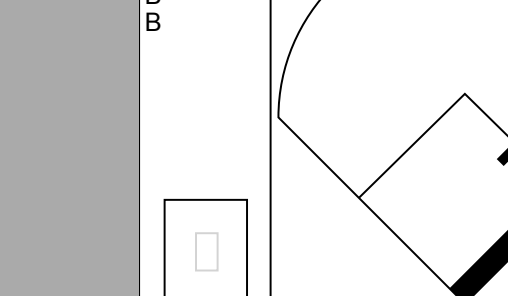
Dick Groat, R (1, 6)



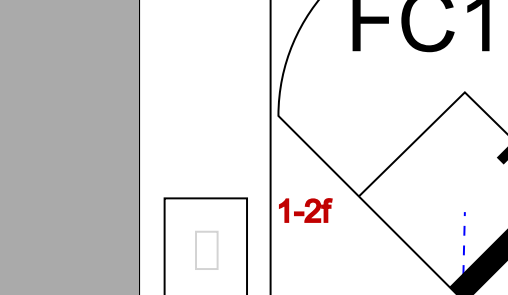
Bob Skinner, L (1, 7)



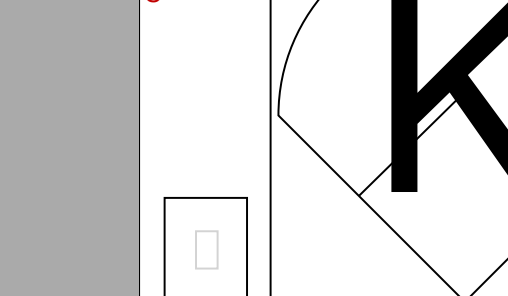
Dick Stuart, R (1, 3)



Roberto Clemente, R (1, 9)

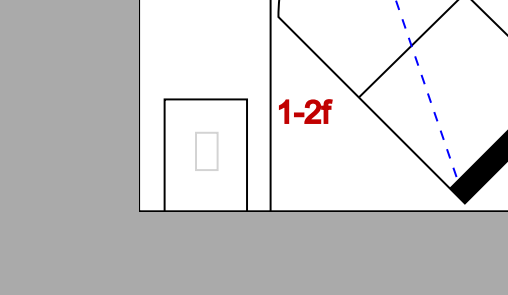


Smoky Burgess, L (1, 2)



Don Hoak, R (1, 5)

Gene Baker, R (5, 5)



Bill Mazeroski, R (1, 4)



Harvey Haddix, L (1, 1)

Diomedes Olivo, L (4, 1)

Joe Christopher, R (5, PH)

Tom Cheney, R (6, 1)

Mickey Vernon, L (7, PH)

Fred Green, R (8, 1)

Dick Schofield, S (9, PH)

IP: 9.0

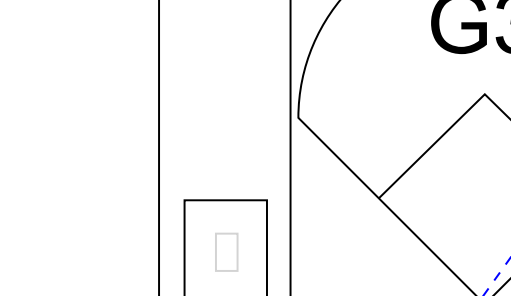
WLS: 0

BF: 36

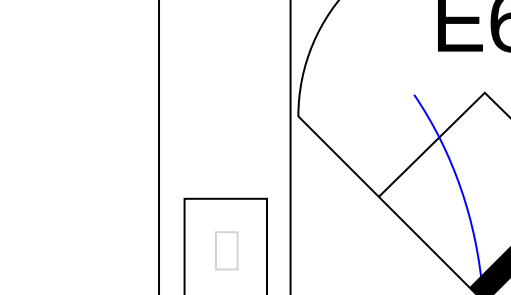
H: 7

Batter

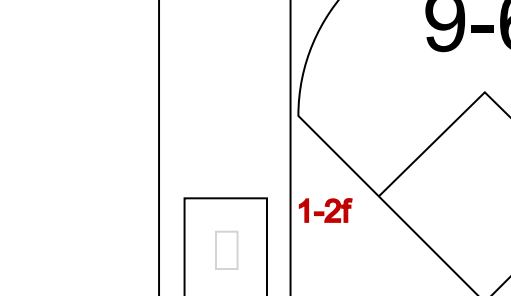
Bill Virdon, L (1, 8)



Dick Groat, R (1, 6)



Bob Skinner, L (1, 7)



Batter	1	2	3	4	5	6	7	8	9	AB R H RBI BB SO LOB	TOP																	
Bill Bruton, L (1, 8) OBP: 0.324, SLG: 0.422	0-3 K		0-0 FC1-6 S			0-0 G6-4-3 1B		0-0 1B 1B	0-0 L3	5 1 2 0 0 1 2																		
Del Crandall, R (1, 2) OBP: 0.321, SLG: 0.430	0-0 F9		0-0 F9			0-0 G6-4-3 1-2f		0-0 1B 1B		4 1 1 0 0 0 2																		
Eddie Mathews, L (1, 5) OBP: 0.392, SLG: 0.542	0-0 1B			0-3 K		0-0 F8		0-0 1B 1B		4 1 2 1 0 1 0																		
Hank Aaron, R (1, 9) OBP: 0.346, SLG: 0.551	0-0 F3			0-0 CS 1B			0-0 F9	0-0 E 1B 1B		4 0 2 1 0 0 1																		
Alvin Dark, R (1, 7) OBP: 0.326, SLG: 0.341		0-0 F6		0-3 K			0-0 1B	0-0 E8 1B		4 0 2 1 0 1 1																		
Al Spangler, L (8, PR) OBP: 0.356, SLG: 0.359				1-2				1-3 2-H 1B		0 0 0 0 0 0 0																		
Joe Adcock, R (1, 3) OBP: 0.352, SLG: 0.501		0-0 F8			0-3 K		0-3 K	0-0 4-3		4 0 0 0 0 2 3																		
Johnny Logan, R (1, 6) OBP: 0.313, SLG: 0.340			0-0 5-3		0-0 F8		0-0 F9		0-0 1-3	4 0 0 0 0 0 1																		
Chuck Cottier, R (1, 4) OBP: 0.276, SLG: 0.335			0-0 F9		0-0 1B			0-0 F8		3 0 1 0 0 0 0																		
Wes Covington, L (9, PH) OBP: 0.295, SLG: 0.457									0-0 1B	1 0 1 0 0 0 0																		
Lew Burdette, R (1, 1) OBP: 0.238, SLG: 0.311			4-0 BB		0-0 F8			0-0 F8		1 0 0 0 1 0 1																		
Mel Roach, R (8, PH) OBP: 0.336, SLG: 0.460									0-0 F9	1 0 0 0 0 0 0																		
Warren Spahn, L (8, 1) OBP: 0.172, SLG: 0.213			FC1-6							0 0 0 0 0 0 0																		
Ron Piche, R (8, 1)			BB							0 0 0 0 0 0 0																		
Lee Maye, L (9, PH) OBP: 0.384, SLG: 0.403										1 0 0 0 0 0 1																		
Inning Stats	R: 0 E: 0 K: 1 S: 6	H: 1 LOB: 1 BB: 0 P: 6	R: 0 E: 0 K: 0 S: 3	H: 0 LOB: 0 BB: 0 P: 3	R: 0 E: 0 K: 0 S: 3	H: 0 LOB: 1 BB: 1 P: 7	R: 0 E: 0 K: 2 S: 7	H: 1 LOB: 1 BB: 0 P: 7	R: 0 E: 0 K: 1 S: 6	H: 1 LOB: 1 BB: 0 P: 6	R: 0 E: 0 K: 0 S: 3	H: 1 LOB: 0 BB: 0 P: 3	R: 0 E: 0 K: 1 S: 6	H: 1 LOB: 1 BB: 0 P: 6	R: 3 E: 1 K: 0 S: 8	H: 5 LOB: 2 BB: 0 P: 8	R: 0 E: 0 K: 0 S: 4	H: 1 LOB: 1 BB: 0 P: 4	1B: 11 2B: 1 3B: 0 HR: 0	SF: 0 SAC: 0 DP: 2 HBP: 0	WP: 0 PB: 0 SB: 1 CS: 1	PA: 37						
PITCHER	IP WLS BF H R ER SO BB IBB HBP BLK WP HR S P ERA WHIP																											
Joe Gibbon, L (1, 1) ERA: 4.14	7.2		30	8	3	3	5	1	0	0	0	0	0	0	39	43	3.52	1.174										
Clem Labine, R (8, 1) ERA: 4.12	0.1	W	3	2	0	0	0	0	0	0	0	0	0	3	3	0.00	6.000											
Roy Face, R (9, 1) ERA: 2.77	1.0	S	4	1	0	0	0	0	0	0	0	0	0	4	4	0.00	1.000											

Milwaukee Braves @ Pittsburgh Pirates
 Forbes Field, Pittsburgh, PA
 Tue Sep 06 1960, 3:33 AM EDT
 Att: 28,793 - Unknown

livebaseballscorecards.com

AB	36
R	3
H	11
RBI	3
BB	1
SO	5
LOB	12



Batter	1	2	3	4	5	6	7	8	9
Bill Virdon, L (1, 8) <small>OBP: 0.334, SLG: 0.409</small>	0-0 F4		0-0 F8	0-0 1B			0-0 6-3	0-0 4-3	
Dick Groat, R (1, 6) <small>OBP: 0.372, SLG: 0.396</small> Dick Schofield, S (3, PH) <small>OBP: 0.378, SLG: 0.263</small>	1-0 FC6 HBP		0-0 2B	0-0 1B			0-0 G3-6		
Bob Skinner, L (1, 7) <small>OBP: 0.353, SLG: 0.452</small>	0-0 FC6		0-0 1B	0-0 F4			0-0 G3-6		
Dick Stuart, R (1, 3) <small>OBP: 0.318, SLG: 0.466</small>	0-3 K		0-0 2B		0-0 F4			0-0 2B	
Roberto Clemente, R (1, 9) <small>OBP: 0.364, SLG: 0.478</small>		0-0 1B	0-0 2B		0-3 K			0-0 2B	
Smoky Burgess, L (1, 2) <small>OBP: 0.348, SLG: 0.410</small> Joe Christopher, R (8, PR) <small>OBP: 0.217, SLG: 0.279</small> Hal Smith, R (9, 2) <small>OBP: 0.367, SLG: 0.533</small>		0-0 G3	4-0 2B		0-0 F8			0-0 1B	
Don Hoak, R (1, 5) <small>OBP: 0.356, SLG: 0.433</small>		0-0 1B	0-0 G5-3			0-0 L6		0-0 4-3	
Bill Mazerowski, R (1, 4) <small>OBP: 0.319, SLG: 0.386</small>		4-0 IBB		0-0 6-3		0-0 F8		0-0 3-4-1	
Joe Gibbon, R (1, 1) <small>OBP: 0.286, SLG: 0.211</small> Clem Labine, R (8, 1) <small>OBP: 0.111, SLG: 0.222</small> Mickey Vernon, L (8, PH) <small>OBP: 0.333, SLG: 0.333</small> Roy Face, R (9, 1) <small>OBP: 0.375, SLG: 0.438</small>		0-3 K		0-0 5-3		0-0 1-3		0-0 1B	

Inning Stats	R: 0	H: 0	E: 0	K: 1	S: 5	LOB: 1	BB: 0	P: 6
	R: 0	H: 2	E: 0	K: 1	S: 6	LOB: 2	BB: 1	P: 10
	R: 2	H: 4	E: 0	K: 0	S: 6	LOB: 2	BB: 1	P: 10
	R: 0	H: 2	E: 0	K: 0	S: 5	LOB: 2	BB: 0	P: 5
	R: 0	H: 0	E: 0	K: 1	S: 5	LOB: 0	BB: 0	P: 5
	R: 0	H: 0	E: 0	K: 0	S: 3	LOB: 0	BB: 0	P: 3
	R: 0	H: 1	E: 0	K: 0	S: 3	LOB: 0	BB: 0	P: 3
	R: 3	H: 4	E: 0	K: 0	S: 7	LOB: 1	BB: 0	P: 7

PITCHER	IP	WLS	BF	H	R	ER	SO	BB	IBB	HBP	BLK	WP	HR	S	P	ERA	WHIP
Lew Burdette, R (1, 1) <small>ERA: 3.34</small>	7.0		30	9	2	2	3	0	2	1	0	0	0	33	42	2.57	1.286
Warren Spahn, L (8, 1) <small>ERA: 3.68</small>	0.0	L	3	3	3	3	0	0	0	0	0	0	0	3	3	∞	∞
Ron Piche, R (8, 1) <small>ERA: 4.07</small>	1.0		4	1	0	0	0	0	0	0	0	0	0	4	4	0.00	1.000

BOTTOM

Milwaukee Braves @ Pittsburgh Pirates
Forbes Field, Pittsburgh, PA
 Tue Sep 06 1960, 3:33 AM EDT
 Att. 28,793 - Unknown

AB	R	H	RBI	BB	SO	LOB
5	0	1	0	0	0	1
0	0	0	0	0	0	0
3	1	3	0	0	0	0
4	1	1	1	0	0	4
4	1	2	1	0	1	1
4	1	3	1	0	1	0
3	0	1	1	1	0	1
0	1	0	0	0	0	0
0	0	0	0	0	0	0
4	0	1	0	0	0	4
3	0	0	0	1	0	2
3	0	0	0	0	1	2
0	0	0	0	0	0	0
1	0	1	1	0	0	0
0	0	0	0	0	0	0

AB	34
R	5
H	13
RBI	5
BB	2
SO	3
LOB	15

livebaseballscorecards.com

AB 34
R 5
H 13
RBI 5
BB 2
SO 3
LOB 15

P

WP	PA
0	37
0	0
0	0


Batter	1	2	3	4	5	6	7	8	9	AB R H RBI BB SO LOB	TOP											
Julian Javier, R (1, 4) OBP: 0.272, SLG: 0.345	0-0 1B 1B	0-0 F6			0-0 F4		0-0 F6		0-3 K	5 0 1 0 0 1 2												
Joe Cunningham, L (1, 3) OBP: 0.372, SLG: 0.396	0-0 1-3 1B		0-0 F5			0-0 F4		0-0 HBP 1B 1B		4 1 2 0 0 0 0												
Stan Musial, L (1, 7) OBP: 0.361, SLG: 0.483	0-0 F5		0-0 F4			4-0 3-1 1B BB		0-0 F6		3 0 0 0 1 0 2												
Charlie James, R (8, 7) OBP: 0.233, SLG: 0.345										0 0 0 0 0 0 0												
Ken Boyer, R (1, 5) OBP: 0.357, SLG: 0.550	0-0 5-3		0-0 F8			0-0 1-2 3-1 1B		1-0 1-2 1B HBP		3 0 1 0 0 0 1												
Walt Moryn, L (1, 9) OBP: 0.353, SLG: 0.476					0-0 F8		0-0 3-1	0-0 F8		4 0 0 0 0 0 4												
Daryl Spencer, R (1, 6) OBP: 0.363, SLG: 0.412		0-3 K			0-0 F9		4-0	0-0		3 0 1 1 1 1 0												
Gary Kolb, L (8, PR)										0 0 0 0 0 0 0												
Alex Grammas, R (8, 6) OBP: 0.284, SLG: 0.305								1-3 2-H 1B		0 0 0 0 0 0 0												
Curt Flood, R (1, 8) OBP: 0.307, SLG: 0.363		0-0 1B 1B 1B			0-3 K		0-0 F8	0-0 F7		4 1 1 0 0 1 5												
Hal Smith, R (1, 2) OBP: 0.287, SLG: 0.288		0-0 1-2 1B 1B			0-0 L7		0-0 F9		0-0 6-3	4 0 1 0 0 0 0												
Ernie Broglio, R (1, 1) OBP: 0.277, SLG: 0.283																						
Lindy McDaniel, R (9, 1) OBP: 0.231, SLG: 0.240		0-0 1-2 2-H 1B			0-3 K		0-0 5-3		0-0 6-3	4 0 1 1 0 1 0												
										0 0 0 0 0 0 0												
Inning Stats	R: 0 E: 0 K: 0 S: 4	H: 2 LOB: 1 BB: 0 P: 4	R: 1 E: 0 K: 1 S: 8	H: 3 LOB: 2 BB: 0 P: 8	R: 0 E: 0 K: 0 S: 3	H: 0 LOB: 0 BB: 0 P: 3	R: 0 E: 0 K: 1 S: 5	H: 0 LOB: 0 BB: 0 P: 5	R: 0 E: 0 K: 1 S: 5	H: 0 LOB: 0 BB: 0 P: 5	R: 0 E: 0 K: 0 S: 4	H: 1 LOB: 3 BB: 2 P: 12	R: 0 E: 0 K: 0 S: 3	H: 0 LOB: 0 BB: 0 P: 3	R: 1 E: 0 K: 0 S: 5	H: 2 LOB: 2 BB: 0 P: 6	R: 0 E: 0 K: 1 S: 5	H: 0 LOB: 0 BB: 0 P: 5	1B: 8 2B: 0 3B: 0 HR: 0	SF: 0 SAC: 0 DP: 0 HBP: 1	WP: 0 PB: 0 SB: 0 CS: 0	PA: 37
PITCHER Vern Law, R (1, 1) ERA: 2.78	IP: 9.0 WLS: L BF: 37 H: 8 R: 2 ER: 2 SO: 4 BB: 1 IBB: 1 HBP: 1 BLK: 0 WP: 0 HR: 0 S: 42 P: 51 ERA: 2.00 WHIP: 1.000											PITCHER	IP: 9.0 WLS: L BF: 37 H: 8 R: 2 ER: 2 SO: 4 BB: 1 IBB: 1 HBP: 1 BLK: 0 WP: 0 HR: 0 S: 42 P: 51 ERA: 2.00 WHIP: 1.000									

St. Louis Cardinals @ Pittsburgh Pirates
 Forbes Field, Pittsburgh, PA
 Wed Sep 07 1960, 7:05 PM EDT
 Att: 31,831 - Unknown

livebaseballscorecards.com

AB	34
R	2
H	8
RBI	2
BB	2
SO	4
LOB	14



Batter	1	2	3	4	5	6	7	8	9	AB R H RBI BB SO LOB	TOP											
Richie Ashburn, L (1, 7) OBP: 0.421, SLG: 0.347	0-3 K		4-0 FC6-4 BB		4-0 SH BB		0-0 3-1		0-0 1B 2B	3 1 1 0 2 1 0												
Don Zimmer, R (1, 4) OBP: 0.309, SLG: 0.374	0-0 G3		0-0 FC6-4 5-3 1-2f		0-0 SH 1-2		0-0 F7		0-0 FC6-4 1B 2-H 3-H	4 0 1 2 0 0 1												
Ron Santo, R (1, 5) OBP: 0.304, SLG: 0.413	0-0 F7		0-0 5-3 1-2		0-0 F9			0-0 5-3	0-0 FC6-4 1B 1-2f	5 0 0 0 0 0 4												
14 Ernie Banks, R (1, 6) OBP: 0.359, SLG: 0.582		0-0 P4	0-0 6-3		0-0 F9			0-0 E7 1B		4 0 1 0 0 0 3												
Frank Thomas, R (1, 3) OBP: 0.288, SLG: 0.410		0-0 5-3		0-0 F8	0-0 6-3			0-0 F7		4 0 0 0 0 0 3												
Al Heist, R (1, 8) OBP: 0.329, SLG: 0.385		0-0 1B S 1B		4-0 4-3 BB		0-0 6-3		0-0 F7		3 1 1 0 1 0 1												
Bob Will, L (1, 9) OBP: 0.315, SLG: 0.374		0-0 1B 1-3 1B		0-0 4-3 1-2		0-3 K			0-0 6-3	4 0 1 0 0 1 1	AB 34 R 3 H 7 RBI 3 BB 4 SO 4 LOB 17											
Moe Thacker, R (1, 2) OBP: 0.276, SLG: 0.176		0-0 1B 1-2 3-H 1B		4-0 IBB		0-0 5-3			0-0 6-3	3 0 1 1 1 0 0												
Dick Ellsworth, L (1, 1) OBP: 0.170, SLG: 0.049	0-3 K		0-3 K		0-3 K		0-0 F7		0-0 2B 1B	2 0 0 0 0 2 4 1 0 0 0 0 0 0 0 0 0 0 0 0 0 1 1 1 0 0 0 0												
Jerry Kindall, R (7, PH) OBP: 0.264, SLG: 0.356																						
Mel Wright, R (7, 1)																						
Nelson Mathews, R (9, PH) OBP: 1.000, SLG: 1.000																						
Inning Stats	R: 0 E: 0 K: 1 S: 5	H: 0 LOB: 0 BB: 0 P: 5	R: 1 E: 0 K: 1 S: 8	H: 3 LOB: 2 BB: 0 P: 8	R: 0 E: 0 K: 0 S: 3	H: 0 LOB: 1 BB: 1 P: 7	R: 0 E: 0 K: 1 S: 5	H: 0 LOB: 2 BB: 2 P: 13	R: 0 E: 0 K: 0 S: 4	H: 0 LOB: 2 BB: 1 P: 8	R: 0 E: 0 K: 1 S: 5	H: 0 LOB: 0 BB: 0 P: 5	R: 0 E: 0 K: 0 S: 3	H: 0 LOB: 0 BB: 0 P: 3	R: 0 E: 1 K: 0 S: 4	H: 1 LOB: 1 BB: 0 P: 4	R: 2 E: 0 K: 0 S: 6	H: 3 LOB: 1 BB: 0 P: 6	1B: 6 2B: 1 3B: 0 HR: 0	SF: 0 SAC: 1 DP: 0 HBP: 0	WP: 0 PB: 0 SB: 1 CS: 0	PA: 39
PITCHER	IP WLS BF H R ER SO BB IBB HBP BLK WP HR S P ERA WHIP																					
Vinegar Bend Mizell, L (1, 1) ERA: 3.61	8.2 W 38 7 3 3 4 3 1 0 0 0 0 42 58 3.12 1.154																					
Roy Face, R (9, 1) ERA: 2.76	0.1 S 1 0 0 0 0 0 0 0 0 0 0 0 1 1 0.00 0.000																					

Chicago Cubs @ Pittsburgh Pirates
 Forbes Field, Pittsburgh, PA
 Fri Sep 09 1960, 7:05 PM EDT
 Att. 24,831 - Unknown

livebaseballscorecards.com

Batter	1	2	3	4	5	6	7	8	9
Bill Virdon, L OBP: 0.337, SLG: 0.415 (1, 8)	0-0 1-3 1B	0-0 4-3			0-3 K		0-0 F8		
Gino Cimoli, R OBP: 0.339, SLG: 0.338 (1, 7)	0-0 1-3 1-2		0-0 6-3		0-0 FC1-6 1-2f		0-3 K		
Roberto Clemente, R OBP: 0.364, SLG: 0.476 (1, 9)	4-0 G4-6-3 BB		0-0 6-3		0-0 6-3		0-0 1B		
Dick Stuart, R OBP: 0.312, SLG: 0.456 (1, 3)	0-0 G4-6-3 1-2f		0-3 K		0-3 K		0-0 L1		
Hal Smith, R OBP: 0.363, SLG: 0.526 (1, 2)		0-0 P4		0-0 FC4 1B		0-0 F8		0-3 K	
Don Hoak, R OBP: 0.360, SLG: 0.436 (1, 5)		4-0 1B E BB		0-0 FC4 1-2f		0-0 3B 2B		0-0 F8	
Bill Mazeroski, R OBP: 0.322, SLG: 0.387 (1, 4)		0-0 E 1-2 1B		0-0 F7		4-0 3B IBB		0-0 4-3	
Dick Schofield, S OBP: 0.385, SLG: 0.318 (1, 6)		0-0 E6 FC4-6 1-2 2-H		0-0 6-3		0-0 3B 1-H 2-H			
Vinegar Bend Mizell, R OBP: 0.203, SLG: 0.153 (1, 1)		0-0 FC4-6			0-0 FC1-6 1B		0-0 F9		
Roy Face, R OBP: 0.375, SLG: 0.438 (9, 1)									


Inning Stats	R: 0 E: 0 K: 0 S: 3	H: 1 LOB: 1 BB: 1 P: 7	R: 2 E: 2 K: 0 S: 5	H: 1 LOB: 1 BB: 1 P: 9	R: 0 E: 0 K: 1 S: 5	H: 0 LOB: 0 BB: 0 P: 5	R: 0 E: 0 K: 0 S: 4	H: 1 LOB: 1 BB: 0 P: 4	R: 0 E: 0 K: 1 S: 6	H: 1 LOB: 1 BB: 0 P: 6	R: 2 E: 0 K: 1 S: 7	H: 2 LOB: 1 BB: 1 P: 11	R: 0 E: 0 K: 1 S: 6	H: 1 LOB: 1 BB: 0 P: 6	R: 0 E: 0 K: 1 S: 5	H: 0 LOB: 0 BB: 0 P: 5
1B: 5 2B: 1 3B: 1 HR: 0	SF: 0 SAC: 0 DP: 1 HBP: 0	WP: 0 PB: 0 SB: 0 CS: 0														

PITCHER	IP	WLS	BF	H	R	ER	SO	BB	IBB	HBP	BLK	WP	HR	S	P	ERA	WHIP
Dick Ellsworth, L ERA: 3.34 (1, 1)	6.0	L	27	6	4	2	3	2	1	0	0	0	0	30	42	3.00	1.333
Mel Wright, R ERA: 5.4 (7, 1)	2.0		7	1	0	0	2	0	0	0	0	0	0	11	11	0.00	0.500

BOTTOM

Chicago Cubs @ Pittsburgh Pirates
Forbes Field, Pittsburgh, PA
 Fri Sep 09 1960, 7:05 PM EDT
 Att. 24,831 - Unknown

AB	31
R	4
H	7
RBI	2
BB	3
SO	5
LOB	14



1B: 5	SF: 0	WP: 0	PA: 34
2B: 1	SAC: 0	PB: 0	
3B: 1	DP: 1	SB: 0	
HR: 0	HBP: 0	CS: 0	

Batter	1	2	3	4	5	6	7	8	9	AB R H RBI BB SO LOB	TOP	
Richie Ashburn, L OBP: 0.422, SLG: 0.347 (1, 7) X	0-0 6-3 ①		X 0-0 F8 ②		X 0-0 4-3 1B		X 0-0 4-3 1B	B B B B 4-0 G4-6-3 BB		3 0 1 0 1 0 0		
Bob Will, L OBP: 0.313, SLG: 0.371 (1, 9) S S S	0-3 K 1B		X 0-0 P4 ③		X 0-0 4-3 ①		X 0-0 4-3 ①	0-0 G4-6-3 ① ② 1-2f		4 0 0 0 0 1 2		
Ron Santo, R OBP: 0.307, SLG: 0.414 (1, 5) X	0-0 FC6 1-2 1B			X 0-0 14 G5-4-3 1B		X 0-0 P6		X 0-0 F7 ③		4 0 2 0 0 0 1		
14 Ernie Banks, R OBP: 0.357, SLG: 0.577 (1, 6) S S S	0-3 K ②		X 0-0 G5-4-3 ① ② 1-2f		X 0-0 P4 ③		X 0-0 P4 ③		S S S 0-3 K ①	4 0 0 0 0 2 4		
Ed Bouchee, L OBP: 0.345, SLG: 0.326 (1, 3) X	0-0 FC6 1-2f			X 0-0 G3 ③		X 0-0 1B 1B		X 0-0 G4-3 1B		4 1 2 0 0 0 2		
Al Heist, R OBP: 0.330, SLG: 0.383 (1, 8)		S S S 0-3 K ①			S S S 0-3 K ①		X 0-0 G4-6-3 1B 1-2 1B		X 0-0 G4-3 ② ③	3 0 1 0 0 2 0		
Joe Schaffernoth, R OBP: 0.333, SLG: 0.333 (7, 1)									X 0-0 G4-3 ② ③ 1-2f	0 0 0 0 0 0 0		
Grady Hatton, L OBP: 0.361, SLG: 0.353 (9, PH)										1 0 0 0 0 0 1		
Don Zimmer, R OBP: 0.315, SLG: 0.380 (1, 4) X		X 0-0 G5-4-3 1B		X 0-0 S 1B		X 0-0 G4-6-3 1B		X 0-0 1-2 2-H 1B		3 0 3 1 0 0 0		
Moe Thacker, R OBP: 0.273, SLG: 0.174 (1, 2)		X 0-0 G5-4-3 ② ③ 1-2f		X 0-0 1-3 ②		X 0-0 1-3 ②		X 0-0 G4-6-3 ① ② 1-2f 2-3		1 0 0 0 0 0 1		
Sammy Taylor, L OBP: 0.257, SLG: 0.308 (5, PH) (5, 2)										2 0 0 0 0 0 3		
Bob Anderson, R OBP: 0.229, SLG: 0.172 (1, 1)			X 0-0 P4 ①		X 0-0 1-3 ③		X 0-0 1-3 ③			1 0 0 0 0 0 0		
Seth Morehead, L OBP: 0.200, SLG: 0.208 (4, 1)										0 0 0 0 0 0 0		
Jerry Kindall, R OBP: 0.253, SLG: 0.354 (5, PH)										1 0 0 0 0 0 1		
Moe Drabowsky, R (5, 1)										0 0 0 0 0 0 0		
George Altman, L OBP: 0.322, SLG: 0.417 (7, PH) (7, 8)										1 0 0 0 0 1 1		
Inning Stats	R: 0 H: 1 E: 0 LOB: 2 K: 2 BB: 0 S: 9 P: 9	R: 0 H: 1 E: 0 LOB: 0 K: 1 BB: 0 S: 5 P: 5	R: 0 H: 0 E: 0 LOB: 0 K: 0 BB: 0 S: 3 P: 3	R: 0 H: 1 E: 0 LOB: 0 K: 0 BB: 0 S: 3 P: 3	R: 0 H: 1 E: 0 LOB: 1 K: 1 BB: 0 S: 6 P: 6	R: 0 H: 1 E: 0 LOB: 1 K: 0 BB: 0 S: 4 P: 4	R: 1 H: 3 E: 0 LOB: 1 K: 1 BB: 0 S: 7 P: 7	R: 0 H: 0 E: 0 LOB: 0 K: 0 BB: 1 S: 2 P: 6	R: 0 H: 1 E: 0 LOB: 0 K: 1 BB: 0 S: 5 P: 5	1B: 9 SF: 0 2B: 0 SAC: 0 3B: 0 DP: 5 HR: 0 HBP: 0	WP: 1 PA: 33 PB: 0 SB: 1 CS: 0	
PITCHER Bob Friend, R ERA: 2.99 (1, 1)	IP WLS BF H R ER SO BB IBB HBP BLK WP HR S P ERA WHIP	9.0 W 33 9 1 1 6 1 0 0 0 1 0 44 48 1.00 1.111										

Chicago Cubs @ Pittsburgh Pirates
Forbes Field, Pittsburgh, PA
Sat Sep 10 1960, 3:33 AM EDT
Att: 19,701 - Unknown

livebaseballscorecards.com

AB	32
R	1
H	9
RBI	1
BB	1
SO	6
LOB	16



Batter	1	2	3	4	5	6	7	8	9
Bill Virdon, L OBP: 0.336, SLG: 0.413 (1, 8)	0-0 G3		0-0 1B		0-0 F9		0-0 3-1		
Bob Skinner, L OBP: 0.352, SLG: 0.446 (1, 7)	0-0 F7		0-3 K		4-0 CS BB		0-0 F7		
Roberto Clemente, R OBP: 0.363, SLG: 0.473 (1, 9)	0-0 4-3			0-0 E6 F8 1B 1B	4-0 1B BB		0-0 4-3		
Dick Stuart, R OBP: 0.316, SLG: 0.468 (1, 3)		0-0 HR		0-0 1B 1-2 E 1B	0-0 1B		0-0 F7		
Smoky Burgess, L OBP: 0.342, SLG: 0.403 (1, 2)		0-0 F7		0-0 F8 2-3	0-0 1-3		0-0 FC6-4 1B		
Don Hoak, R OBP: 0.359, SLG: 0.435 (1, 5)		0-3 K		0-0 E 1-2 2B 1B 3-H		0-0 5-3		0-0 F9	
Bill Mazeroski, R OBP: 0.321, SLG: 0.386 (1, 4)		0-0 6-3		0-0 E1 1-3 2B 2-H		0-0 FC4-6 1B		0-0 FC6-4 1-2f	
Dick Schofield, S OBP: 0.382, SLG: 0.340 (1, 6)			0-0 4-3	0-0 1B 1-H 2B 3-H		0-0 FC4-6			
Bob Friend, R OBP: 0.129, SLG: 0.063 (1, 1)			0-0 4-3	0-0 L1		0-3 K			

AB	R	H	RBI	BB	SO	LOB
4	0	1	0	0	0	0
3	0	0	0	1	1	1
3	1	0	0	1	0	0
4	2	3	1	0	0	0
4	0	1	0	0	0	4
4	1	1	1	0	1	1
4	0	1	0	0	0	2
3	0	1	1	0	0	1
3	0	0	0	0	1	2

Chicago Cubs @ Pittsburgh Pirates
Forbes Field, Pittsburgh, PA
 Sat Sep 10 1960, 3:33 AM EDT
 Att. 19,701 - Unknown

AB	32
R	4
H	8
RBI	3
BB	2
SO	3
LOB	11



Inning	R	H	E	K	S	P	IP	WLS	BF	H	R	ER	SO	BB	IBB	HBP	BLK	WP	HR	S	P	ERA	WHIP
1	0	0	0	0	3	0	3.2	L	17	5	4	1	2	0	0	0	0	0	1	21	21	2.46	1.364
2	1	1	0	1	6	0	0.1		1	0	0	0	0	0	0	0	0	0	0	1	1	0.00	0.000
3	0	0	0	1	6	0	2.0		9	2	0	0	1	2	0	0	0	0	0	9	17	0.00	2.000
4	0	0	0	1	6	0	2.0		7	1	0	0	0	0	0	0	0	0	0	7	7	0.00	0.500

PITCHER	IP	WLS	BF	H	R	ER	SO	BB	IBB	HBP	BLK	WP	HR	S	P	ERA	WHIP
Bob Anderson, R ERA: 4.05	(1, 1)	3.2	L	17	5	4	1	2	0	0	0	0	1	21	21	2.46	1.364
Seth Morehead, L ERA: 3.82	(4, 1)	0.1		1	0	0	0	0	0	0	0	0	0	1	1	0.00	0.000
Moe Drabowsky, R ERA: 6.8	(5, 1)	2.0		9	2	0	1	2	0	0	0	0	0	9	17	0.00	2.000
Joe Schaffernoth, R ERA: 2.98	(7, 1)	2.0		7	1	0	0	0	0	0	0	0	0	7	7	0.00	0.500

WP	HR	S	P	ERA	WHIP
0	1	21	21	2.46	1.364
0	0	1	1	0.00	0.000
0	0	9	17	0.00	2.000
0	0	7	7	0.00	0.500

Batter	1	2	3	4	5	6	7	8	9	AB R H RBI BB SO LOB	TOP	
Joey Amalfitano, R (1, 4) <small>OBP: 0.335, SLG: 0.349</small>	0-0 5-3		0-0 F9			0-0 F8 1B		0-0 5-3		4 0 1 0 0 0 1	San Francisco Giants @ Pittsburgh Pirates Forbes Field, Pittsburgh, PA Mon Sep 12 1960, 7:05 PM EDT Att: 21,261 - Unknown livebaseballscorecards.com	
Jim Davenport, R (1, 5) <small>OBP: 0.307, SLG: 0.350</small>	0-0 F2		4-0 BB			0-0 G3-6 1B		0-0 2B 1B	3 1 2 0 1 0 0			
Willie Mays, R (1, 8) <small>OBP: 0.379, SLG: 0.550</small>	0-0 F8		0-0 1-3			0-0 F8		0-0 F3	4 0 0 0 0 0 5			
Orlando Cepeda, R (1, 7) <small>OBP: 0.336, SLG: 0.506</small>		0-0 S 1B			0-0 F9	0-0 G3-6		0-0 3-1 2B	4 0 2 1 0 0 2			
Willie McCovey, L (1, 3) <small>OBP: 0.345, SLG: 0.462</small>		0-0 F5		0-3 K			0-0 F8	0-0 3-1	4 0 0 0 0 1 2			
Bob Schmidt, R (1, 2) <small>OBP: 0.306, SLG: 0.370</small>		0-0 F7		0-0 4-3			0-0 5-3	0-3 K	4 0 0 0 0 1 2			
Willie Kirkland, L (1, 9) <small>OBP: 0.312, SLG: 0.439</small>		0-0 4-3			0-0 G6-4-3 1B		0-0 1-3		3 0 1 0 0 0 1			
Eddie Bressoud, R (1, 6) <small>OBP: 0.289, SLG: 0.369</small>			0-0 2B		0-0 F8			0-0 6-3	3 0 1 0 0 0 1			
Jack Sanford, R (1, 1) <small>OBP: 0.240, SLG: 0.200</small> Billy Loes, R (4, 1) <small>OBP: 0.250, SLG: 0.250</small> Jose Pagan, R (5, PH) Don Choate, R (5, 1) Andre Rodgers, R (8, PH) Georges Maranda, R (8, 1) <small>OBP: 0.167, SLG: 0.167</small>			0-0 1-3		0-0 G6-4-3		0-0 F8		1 0 0 0 0 0 0 1 0 0 0 0 0 0 0 0 1 0 0 0 0 0 0 1 0 0 0 0 0 0 0 0 1 0 0 0 0 0 0 0 0 0 0 0 0 0 0 0			
Inning Stats	R: 0 H: 0 E: 0 LOB: 0 K: 0 BB: 0 S: 3 P: 3	R: 0 H: 1 E: 0 LOB: 1 K: 0 BB: 0 S: 4 P: 4	R: 0 H: 1 E: 0 LOB: 2 K: 0 BB: 1 S: 4 P: 8	R: 0 H: 0 E: 0 LOB: 0 K: 1 BB: 0 S: 5 P: 5	R: 0 H: 1 E: 0 LOB: 0 K: 0 BB: 0 S: 3 P: 3	R: 0 H: 2 E: 0 LOB: 1 K: 0 BB: 0 S: 4 P: 4	R: 0 H: 0 E: 0 LOB: 0 K: 0 BB: 0 S: 3 P: 3	R: 0 H: 0 E: 0 LOB: 0 K: 1 BB: 0 S: 7 P: 7	R: 1 H: 2 E: 0 LOB: 1 K: 1 BB: 0 S: 7 P: 7	1B: 5 SF: 0 2B: 2 SAC: 0 3B: 0 DP: 2 HR: 0 HBP: 0	WP: 0 PA: 33 PB: 0 SB: 1 CS: 0	
PITCHER Harvey Haddix, L (1, 1) <small>ERA: 4.13</small>	IP WLS BF H R ER SO BB IBB HBP BLK WP HR S P ERA WHIP 9.0 W 33 7 1 1 2 1 0 0 0 0 0 0 36 40 1.00 0.889											PITCHER IP WLS BF H R ER SO BB IBB HBP BLK WP HR S P ERA WHIP



Batter	1	2	3	4	5	6	7	8	9
Bill Virdon, L (1, 8) <small>OBP: 0.341, SLG: 0.419</small> Gino Cimoli, R (4, PR) <small>OBP: 0.337, SLG: 0.336</small> (5, 8)	0-0 1B	4-0 1B BB		0-0 1B	0-0 1B 2B		0-3 K		
Bob Skinner, L (1, 7) <small>OBP: 0.351, SLG: 0.444</small>	0-0 G4-6-3 1B	0-0 1B		0-0 F2	0-3 K		0-0 G4-6-3		
Roberto Clemente, R (1, 9) <small>OBP: 0.364, SLG: 0.472</small>	0-0 1B	0-0 E4 1B		0-0 HR 1B		0-0 5-3		0-0 F9	
Dick Stuart, R (1, 3) <small>OBP: 0.322, SLG: 0.484</small> R C Stevens, R (8, PR) (9, 3)	0-0 1B	0-0 F7		0-0 HR 1B		0-0 2B 3B		4-0 FC3-2 BB	
Smoky Burgess, L (1, 2) <small>OBP: 0.346, SLG: 0.409</small>	0-0 1B		0-0 F6	0-0 1B		0-0 1-3		0-0 FC3-2 2B	
Don Hoak, R (1, 5) <small>OBP: 0.361, SLG: 0.437</small>	0-0 F6		0-0 F8	0-0 1B		0-0 2B		4-0 FC3-2 IBB	
Bill Mazeroski, R (1, 4) <small>OBP: 0.320, SLG: 0.382</small>		0-0 F8	4-0 1B BB	0-0 F2		0-0 6-3		0-0 FC3-2	
Dick Schofield, S (1, 6) <small>OBP: 0.400, SLG: 0.353</small>		4-0 FC6-4 BB	0-0 1B	0-3 K			0-0 1B 1B	0-0 4-3	
Harvey Haddix, L (1, 1) <small>OBP: 0.286, SLG: 0.305</small>		0-0 FC6-4 WP 1B	0-0 F7		4-0 G5-4-3 BB		0-0 G4-6-3 1B		

AB	R	H	RBI	BB	SO	LOB
2	0	2	0	1	0	0
2	1	0	0	0	1	3
5	0	1	1	0	1	4
5	2	2	1	0	0	2
4	2	3	2	1	0	3
0	0	0	0	0	0	0
5	0	3	1	0	0	1
4	0	2	1	1	0	2
4	0	0	0	1	0	6
4	0	2	0	1	1	5
3	1	1	0	1	0	3

BOTTOM	
San Francisco Giants @ Pittsburgh Pirates Forbes Field, Pittsburgh, PA Mon Sep 12 1960, 7:05 PM EDT Att. 21,261 - Unknown	AB 38 R 6 H 16 RBI 6 BB 6 SO 3 LOB 29
	WP: 2 PA: 44 PB: 0 SB: 0 CS: 0

Inning Stats		R	H	E	K	S	P																																
R: 1	H: 4	E: 0	LOB: 2	K: 0	BB: 0	S: 6	P: 6																																
R: 1	H: 1	E: 1	LOB: 3	K: 0	BB: 2	S: 5	P: 13	R: 0	H: 1	E: 0	LOB: 2	K: 0	BB: 1	S: 4	P: 8																								
R: 3	H: 5	E: 0	LOB: 2	K: 1	BB: 0	S: 10	P: 10	R: 0	H: 0	E: 0	LOB: 0	K: 1	BB: 1	S: 4	P: 8	R: 1	H: 2	E: 0	LOB: 1	K: 0	BB: 0	S: 5	P: 5	R: 0	H: 2	E: 0	LOB: 1	K: 1	BB: 0	S: 6	P: 6	R: 0	H: 1	E: 0	LOB: 3	K: 0	BB: 2	S: 4	P: 12

PITCHER		IP	WLS	BF	H	R	ER	SO	BB	IBB	HBP	BLK	WP	HR	S	P	ERA	WHIP										
Jack Sanford, R	(1, 1)	3.1	L	24	11	5	5	0	3	0	0	0	1	1	21	33	13.50	4.200										
Billy Loes, R	(4, 1)	0.2		2	0	0	0	1	0	0	0	0	0	0	4	4	0.00	0.000										
Don Choate, R	(5, 1)	3.0		12	4	1	1	2	1	0	0	0	0	0	15	19	3.00	1.667										
Georges Maranda, R	(8, 1)	1.0		6	1	0	0	0	1	1	0	0	0	0	4	12	0.00	2.000										

Batter	1	2	3	4	5	6	7	8	9	AB R H RBI BB SO LOB	TOP											
Joey Amalfitano, R (1, 4) <small>OBP: 0.334, SLG: 0.348</small> Don Blasingame, L (7, 4) <small>OBP: 0.296, SLG: 0.288</small>	0-0 F7		0-0 F4		0-0 F8		0-0 F9 SH3 1B		0-0 4-3	4 0 1 0 0 0 1 1 0 0 0 0 0 0	San Francisco Giants @ Pittsburgh Pirates Forbes Field, Pittsburgh, PA Tue Sep 13 1960, 7:05 PM EDT Att. 21,313 - Unknown livebaseballscorecards.com											
Jim Davenport, R (1, 5) <small>OBP: 0.304, SLG: 0.346</small>	0-0 F7		0-0 F9		0-0 F8	0-0 SH3	0-0 SH3	0-0 3-1	4 0 0 0 0 0 0													
Willie Mays, R (1, 8) <small>OBP: 0.381, SLG: 0.554</small>	0-0 1B		0-0 4-3		0-0 WP	0-0 3B	0-0 F9	0-0 WP 1B	5 2 3 0 0 0 1													
Felipe Alou, R (1, 7) <small>OBP: 0.311, SLG: 0.457</small>	0-0 F6		0-0 G5-4-3 1B		0-0 BB 1B	0-0 6-3	0-0 6-3	4-0 1B 1B	4 2 2 0 1 0 2													
Orlando Cepeda, R (1, 3) <small>OBP: 0.338, SLG: 0.505</small>		4-0 S 2B BB	0-0 G5-4-3		4-0 BB 1B IBB		0-0 F7	0-0 1B 1B	3 2 1 1 2 0 1													
Bob Schmidt, R (1, 2) <small>OBP: 0.305, SLG: 0.367</small>		0-0 6-3	0-3 K		0-0 F6		0-0 F8	0-0 1B	5 0 1 1 0 1 3													
Willie Kirkland, L (1, 9) <small>OBP: 0.315, SLG: 0.444</small>		0-0 2B	0-0 G3		0-0 1B BB		0-0 2B	0-0 6-3	4 0 2 1 1 0 2													
Eddie Bressoud, R (1, 6) <small>OBP: 0.293, SLG: 0.374</small>		0-0 F8	0-0 2B		0-0 2B		4-0 1B IBB		3 0 2 2 1 0 1													
Mike McCormick, L (1, 1) <small>OBP: 0.183, SLG: 0.200</small>		0-3 K	0-3 K		0-3 K		0-0 4-3		4 0 0 0 0 3 6													
Inning Stats	R: 0 E: 0 K: 0 S: 4	H: 1 LOB: 1 BB: 0 P: 4	R: 1 E: 0 K: 1 S: 6	H: 1 LOB: 1 BB: 1 P: 10	R: 0 E: 0 K: 0 S: 3	H: 0 LOB: 0 BB: 0 P: 3	R: 0 E: 0 K: 1 S: 5	H: 1 LOB: 0 BB: 0 P: 5	R: 0 E: 0 K: 1 S: 6	H: 1 LOB: 1 BB: 0 P: 6	R: 3 E: 0 K: 1 S: 8	H: 3 LOB: 2 BB: 2 P: 16	R: 0 E: 0 K: 0 S: 4	H: 1 LOB: 1 BB: 0 P: 4	R: 0 E: 0 K: 0 S: 4	H: 1 LOB: 2 BB: 1 P: 8	R: 2 E: 0 K: 0 S: 6	H: 3 LOB: 2 BB: 1 P: 10	1B: 7 2B: 4 3B: 1 HR: 0	SF: 0 SAC: 1 DP: 1 HBP: 0	WP: 2 PB: 0 SB: 1 CS: 0	PA: 43
PITCHER	IP WLS BF H R ER SO BB IBB HBP BLK WP HR S P ERA WHIP																					
Vinegar Bend Mizell, L (1, 1) <small>ERA: 3.69</small>	6.0 L 27 7 4 4 4 2 1 0 0 1 0 32 44 6.00 1.500																					
Clem Labine, R (7, 1) <small>ERA: 3.97</small>	2.0 9 2 0 0 0 0 1 0 0 0 0 8 12 0.00 1.000																					
Roy Face, R (9, 1) <small>ERA: 2.91</small>	1.0 7 3 2 2 0 1 0 0 0 1 0 6 10 18.00 4.000																					



Batter	1	2	3	4	5	6	7	8	9	AB R H RBI BB SO LOB	TOP
Maury Wills, S OBP: 0.351, SLG: 0.338 (1, 6)	1-3 			2-2 SH1-3 1B 	1-2 		0-1 E8 1B 			4 3 3 0 0 1 0	Los Angeles Dodgers @ Pittsburgh Pirates Forbes Field, Pittsburgh, PA Wed Sep 14 1960, 7:05 PM EDT Att: 28,547 - Unknown livebaseballscorecards.com
Jim Gilliam, S OBP: 0.355, SLG: 0.318 (1, 4) (9, 5)	0-0 F4 			2-0 SH1-3 1-3 	4-1 		2-2 			2 1 1 1 1 0 0	
Wally Moon, L OBP: 0.383, SLG: 0.458 (1, 7)	3-2 L7 			0-1 1B 4-3 1B 	1-1 		3-3 K 			4 1 2 3 0 1 1	
Norm Larker, L OBP: 0.372, SLG: 0.434 (1, 3)		0-0 3-1 		2-0 4-3 1-3 1B 	3-0 F6 		0-3 K 			4 0 1 0 0 1 1	
Ron Fairly, L OBP: 0.167, SLG: 0.273 (1, 9)		1-2 1-3 		0-0 4-3 1-2 		0-1 G3 		2-3 K 		4 0 0 1 0 1 1	
Willie Davis, L OBP: 0.233, SLG: 0.414 (1, 8)		0-1 G3 		4-0 IBB 		1-2 F4 		0-1 4-3 		3 0 0 0 1 0 0	
Charley Smith, R OBP: 0.148, SLG: 0.125 Charlie Neal, R OBP: 0.320, SLG: 0.357 (1, 5) (9, 4)			0-0 6-3 	0-1 F5 		2-1 F9 		1-2 F9 		4 0 0 0 0 0 2 0 0 0 0 0 0 0	
John Roseboro, L OBP: 0.326, SLG: 0.376 (1, 2)		0-3 K 			1-1 F8 		0-1 F8 		0-0 1B 	4 0 1 0 0 1 0	
Stan Williams, R OBP: 0.185, SLG: 0.258 (1, 1)			0-0 F9 		1-3 K 		2-3 K 		0-0 L6 	4 0 0 0 0 2 0	
Inning Stats	R: 0 E: 0 K: 1 S: 10 H: 0 LOB: 0 BB: 0 P: 14	R: 0 E: 0 K: 0 S: 6 H: 0 LOB: 0 BB: 0 P: 7	R: 0 E: 0 K: 1 S: 5 H: 0 LOB: 0 BB: 0 P: 5	R: 2 E: 0 K: 0 S: 11 H: 3 LOB: 2 BB: 1 P: 21	R: 2 E: 0 K: 1 S: 12 H: 2 LOB: 1 BB: 1 P: 23	R: 0 E: 0 K: 0 S: 7 H: 0 LOB: 0 BB: 0 P: 10	R: 1 E: 1 K: 2 S: 15 H: 2 LOB: 1 BB: 0 P: 22	R: 0 E: 0 K: 2 S: 8 H: 0 LOB: 0 BB: 0 P: 10	R: 0 E: 0 K: 0 S: 5 H: 1 LOB: 0 BB: 0 P: 6	1B: 7 2B: 1 3B: 0 HR: 0 SF: 0 SAC: 1 DP: 0 HBP: 0	
PITCHER Vern Law, R ERA: 2.87 Fred Green, L ERA: 3.38 Diomedes Olivo, L ERA:	IP WLS BF H R ER SO BB IBB HBP BLK WP HR S P ERA WHIP	IP WLS BF H R ER SO BB IBB HBP BLK WP HR S P ERA WHIP	IP WLS BF H R ER SO BB IBB HBP BLK WP HR S P ERA WHIP	IP WLS BF H R ER SO BB IBB HBP BLK WP HR S P ERA WHIP	IP WLS BF H R ER SO BB IBB HBP BLK WP HR S P ERA WHIP	IP WLS BF H R ER SO BB IBB HBP BLK WP HR S P ERA WHIP	IP WLS BF H R ER SO BB IBB HBP BLK WP HR S P ERA WHIP	IP WLS BF H R ER SO BB IBB HBP BLK WP HR S P ERA WHIP	IP WLS BF H R ER SO BB IBB HBP BLK WP HR S P ERA WHIP	IP WLS BF H R ER SO BB IBB HBP BLK WP HR S P ERA WHIP	IP WLS BF H R ER SO BB IBB HBP BLK WP HR S P ERA WHIP

AB	33
R	5
H	8
RBI	5
BB	2
SO	7
LOB	5




Batter	1	2	3	4	5	6	7	8	9	AB R H RBI BB SO LOB
Gino Cimoli, R OBP: 0.345, SLG: 0.344 (1, 8)	1-3 K		0-0 2B		4-1 BB		4-2 1B BB		0-3 K	3 0 1 0 2 2 0
Bob Skinner, L OBP: 0.348, SLG: 0.439 (1, 7)	3-2 F6		3-3 K		0-0 F8		2-2 1B		2-3 K	5 0 1 0 0 2 3
Roberto Clemente, R OBP: 0.365, SLG: 0.476 (1, 9)	2-2 2-3		1-0 L9		0-0 1B		0-3 K			4 0 1 0 0 1 3
Dick Stuart, R OBP: 0.321, SLG: 0.478 (1, 3)		2-2 F2		2-1 F4		0-1 1B		2-2 F4		4 0 1 0 0 0 0
Smoky Burgess, L OBP: 0.345, SLG: 0.407 (1, 2)		1-0 4-3		2-3 K		0-0 F6		0-2 HR 1B		4 1 1 0 0 1 2
Don Hoak, R OBP: 0.360, SLG: 0.432 (1, 5)		4-1 1B BB		0-3 K		0-3 K		1-3 K		3 0 0 0 1 3 3
Bill Mazeroski, R OBP: 0.321, SLG: 0.388 (1, 4)		1-0 1B		0-3 K		0-0 L7		3-2 HR		4 1 2 2 0 1 2
Dick Schofield, S OBP: 0.397, SLG: 0.345 (1, 6)		0-3 K		4-2 BB BB		1-2 L8		3-2 F2		3 0 0 0 1 1 2
Vern Law, R OBP: 0.209, SLG: 0.326 (5, PH)			1-0 6-3		1-3 K		3-3 K		1-2 5-3	1 0 0 0 0 0 0 1 0 0 0 0 1 1 0 0 0 0 0 0 0 1 0 0 0 0 1 0 0 0 0 0 0 0 0 1 0 0 0 0 0 0


Inning Stats	R: 0	H: 0	E: 0	K: 1	S: 15	LOB: 0	BB: 0	P: 21	R: 0	H: 1	E: 0	K: 1	S: 10	LOB: 2	BB: 1	P: 18	R: 0	H: 1	E: 0	K: 1	S: 6	LOB: 1	BB: 0	P: 11	R: 0	H: 0	E: 0	K: 2	S: 8	LOB: 0	BB: 0	P: 12	R: 0	H: 2	E: 0	K: 1	S: 8	LOB: 2	BB: 0	P: 8	R: 0	H: 1	E: 0	K: 2	S: 15	LOB: 1	BB: 1	P: 25	R: 2	H: 2	E: 0	K: 1	S: 16	LOB: 0	BB: 0	P: 25	R: 0	H: 0	E: 0	K: 2	S: 9	LOB: 0	BB: 0	P: 12	1B: 5	SF: 0	2B: 1	SAC: 0	3B: 0	DP: 0	HR: 1	HBP: 0	WP: 0	PA: 38
--------------	------	------	------	------	-------	--------	-------	-------	------	------	------	------	-------	--------	-------	-------	------	------	------	------	------	--------	-------	-------	------	------	------	------	------	--------	-------	-------	------	------	------	------	------	--------	-------	------	------	------	------	------	-------	--------	-------	-------	------	------	------	------	-------	--------	-------	-------	------	------	------	------	------	--------	-------	-------	-------	-------	-------	--------	-------	-------	-------	--------	-------	--------

PITCHER	IP	WLS	BF	H	R	ER	SO	BB	IBB	HBP	BLK	WP	HR	S	P	ERA	WHIP
Stan Williams, R ERA: 2.86 (1, 1)	9.0	W	38	7	2	2	13	4	0	0	0	0	1	97	151	2.00	1.222

Los Angeles Dodgers @ Pittsburgh Pirates
Forbes Field, Pittsburgh, PA
 Wed Sep 14 1960, 7:05 PM EDT
 Att. 28,547 - Unknown

AB	34
R	2
H	7
RBI	2
BB	4
SO	13
LOB	16



Batter	1	2	3	4	5	6	7	8	9	AB R H RBI BB SO LOB	TOP	
Maury Wills, S OBP: 0.352, SLG: 0.339 (1, 6) C C B B X	1-2 FC6-4 1B		3-1 4-3		2-2 4-3			0-1 1B		4 0 2 0 0 0 1		
Jim Gilliam, S OBP: 0.356, SLG: 0.318 (1, 4) (7, 5) C C C X	1-2 FC6-4 L6 1B 1-2f			4-1 3B BB		2-2 G3		1-0 1B G4-6-3		3 1 1 0 1 0 1		
Wally Moon, L OBP: 0.382, SLG: 0.456 (1, 7) S B X	1-1 1-2 1B			1-1 F7		2-3 K		0-1 1B G4-6-3 1-2f		4 0 1 0 0 1 3		
Norm Larker, L OBP: 0.371, SLG: 0.433 (1, 3) B B C F F X	3-2 L6 2-3			0-0 4-3 1-2		0-0 1B			1-0 4-3	4 0 1 0 0 0 3		
Ron Fairly, L OBP: 0.188, SLG: 0.400 (1, 9) F B C X		2-2 6-3		2-0 3B 2-H		3-1 4-3			0-0 4-3	4 0 1 1 0 0 1		
Willie Davis, L OBP: 0.206, SLG: 0.364 (1, 8) B C X		1-1 F8		0-2 F7			1-2 G3		0-2 F7	4 0 0 0 0 0 1		
Charley Smith, R OBP: 0.138, SLG: 0.115 (1, 5) Irv Noren, L OBP: 0.263, SLG: 0.265 (7, PH) Charlie Neal, R OBP: 0.320, SLG: 0.357 (7, 4) B X		1-0 5-3				1-2 6-3		1-3 K		2 0 0 0 0 0 0 1 0 0 0 0 1 0 0 0 0 0 0 0 0	AB 32 R 1 H 6 RBI 1 BB 1 SO 5 LOB 11	
John Roseboro, L OBP: 0.323, SLG: 0.372 (1, 2) F B X			1-1 4-3		3-2 E3		1-3 K			3 0 0 0 0 1 0		
Roger Craig, R OBP: 0.156, SLG: 0.069 (1, 1) Duke Snider, L OBP: 0.366, SLG: 0.528 (8, PH) Ed Roebuck, R OBP: 0.217, SLG: 0.227 (8, 1) S C C B B S			2-3 K		0-0 F5		1-3 K			2 0 0 0 0 1 1 1 0 0 0 0 1 0 0 0 0 0 0 0 0		
Inning Stats	R: 0 H: 2 E: 0 LOB: 1 K: 0 BB: 0 S: 12 P: 18	R: 0 H: 0 E: 0 LOB: 0 K: 0 BB: 0 S: 6 P: 10	R: 0 H: 0 E: 0 LOB: 0 K: 1 BB: 0 S: 7 P: 13	R: 1 H: 1 E: 0 LOB: 1 K: 0 BB: 1 S: 8 P: 15	R: 0 H: 0 E: 1 LOB: 1 K: 0 BB: 0 S: 13 P: 19	R: 0 H: 1 E: 0 LOB: 1 K: 1 BB: 0 S: 9 P: 16	R: 0 H: 0 E: 0 LOB: 0 K: 2 BB: 0 S: 9 P: 12	R: 0 H: 2 E: 0 LOB: 1 K: 1 BB: 0 S: 8 P: 10	R: 0 H: 0 E: 0 LOB: 0 K: 0 BB: 0 S: 5 P: 6	1B: 5 SF: 0 2B: 1 SAC: 0 3B: 1 DP: 2 HR: 0 HBP: 0	WP: 0 PA: 33 PB: 0 SB: 0 CS: 0	
PITCHER Bob Friend, R ERA: 2.92 (1, 1)	IP WLS BF H R ER SO BB IBB HBP BLK WP HR S P ERA WHIP	9.0 W 33 6 1 1 5 1 0 0 0 0 0 0 77 119 1.00 0.778										

Los Angeles Dodgers @ Pittsburgh Pirates
 Forbes Field, Pittsburgh, PA
 Thu Sep 15 1960, 3:33 AM EDT
 Att: 12,511 - Unknown

livebaseballscorecards.com

Batter	1	2	3	4	5	6	7	8	9
Gino Cimoli, R OBP: 0.344, SLG: 0.342 (1, 8)	3-2 HR 1B	2-2 6-3		0-0 F8			0-1 4-3		
Bob Skinner, L OBP: 0.349, SLG: 0.446 (1, 7)	2-2 HR 1B		2-2 L8		1-3 K			0-0 SH1-4 2B 1B	
Roberto Clemente, R OBP: 0.365, SLG: 0.475 (1, 9)	2-2 5-3		2-1 1B 1B		0-0 4-3			0-1 SH1-4 1-2	
Dick Stuart, R OBP: 0.320, SLG: 0.478 (1, 3)	0-0 5-3		0-3 K		0-0 1-3			2-2 L5-4 2B	
Joe Christopher, R OBP: 0.217, SLG: 0.279 (8, PR)									
R C Stevens, R (9, 3)									
Smoky Burgess, L OBP: 0.350, SLG: 0.410 (1, 2)	1-0 BB 1B		0-0 1B		0-1 F5			4-0 IBB	
Don Hoak, R OBP: 0.360, SLG: 0.431 (1, 5)	4-1 FC6-4 BB			0-0 FC3-6 1B FC2 1B		3-3 K		0-0 L5-4 2-3	
Bill Mazerowski, R OBP: 0.321, SLG: 0.388 (1, 4)	2-1 FC6-4 1-2f			0-0 FC3-6 1B		1-2 F7			
Dick Schofield, S OBP: 0.380, SLG: 0.328 (1, 6)		1-1 2-3		3-1 FC3-6 FC2 1-2f 2-3			1-2 L8		
Bob Friend, R OBP: 0.125, SLG: 0.061 (1, 1)			1-3 K		0-0 FC2 1-2 3-H		2-3 K		

Inning Stats	R: 2	H: 3	E: 0	K: 0	S: 18	LOB: 2	BB: 1	P: 32	R: 0	H: 0	E: 0	K: 1	S: 11	LOB: 0	BB: 0	P: 15	R: 0	H: 2	E: 0	K: 1	S: 10	LOB: 2	BB: 0	P: 14	R: 0	H: 0	E: 0	K: 1	S: 5	LOB: 0	BB: 0	P: 6	R: 0	H: 0	E: 0	K: 1	S: 10	LOB: 0	BB: 0	P: 14	R: 0	H: 0	E: 0	K: 1	S: 8	LOB: 0	BB: 0	P: 11	R: 1	H: 2	E: 0	K: 0	S: 7	LOB: 2	BB: 1	P: 13
--------------	------	------	------	------	-------	--------	-------	-------	------	------	------	------	-------	--------	-------	-------	------	------	------	------	-------	--------	-------	-------	------	------	------	------	------	--------	-------	------	------	------	------	------	-------	--------	-------	-------	------	------	------	------	------	--------	-------	-------	------	------	------	------	------	--------	-------	-------

PITCHER	IP	WLS	BF	H	R	ER	SO	BB	IBB	HBP	BLK	WP	HR	S	P	ERA	WHIP
Roger Craig, R ERA: 3.8 (1, 1)	7.0	L	28	7	2	2	5	1	0	0	0	0	1	68	101	2.57	1.143
Ed Roebuck, R ERA: 2.94 (8, 1)	1.0		5	2	1	1	0	0	1	0	0	0	0	7	13	9.00	2.000

BOTTOM

Los Angeles Dodgers @ Pittsburgh Pirates
Forbes Field, Pittsburgh, PA

Thu Sep 15 1960, 3:33 AM EDT
Att. 12,511 - Unknown

AB	R	H	RBI	BB	SO	LOB
4	1	1	0	0	0	2
4	2	2	2	0	1	0
3	0	1	0	0	0	0
4	0	1	1	0	1	1
0	0	0	0	0	0	0
0	0	0	0	0	0	0
3	0	2	0	1	0	0
3	0	1	0	1	1	2
3	0	1	0	0	0	2
3	0	0	0	0	0	2
3	0	0	0	0	2	2

AB	30
R	3
H	9
RBI	3
BB	2
SO	5
LOB	11

WP: 0 PA: 33
PB: 0 SB: 0
CS: 0



PITCHER	IP	WLS	BF	H	R	ER	SO	BB	IBB	HBP	BLK	WP	HR	S	P	ERA	WHIP
---------	----	-----	----	---	---	----	----	----	-----	-----	-----	----	----	---	---	-----	------

Batter	1	2	3	4	5	6	7	8	9	AB	R	H	RBI	BB	SO	LOB
Eddie Kasko, R OBP: 0.368, SLG: 0.391 (1, 4) (9, 5)	0-0 G3 2B	0-0 2B			0-0 FC6-4 1B		0-0 G5-4-3 1B			4	0	4	3	0	0	0
Vada Pinson, L OBP: 0.342, SLG: 0.478 (1, 8)	0-0 F8	0-0 F8			0-0 FC6-4 BB 1-2f		0-3 K			4	0	0	0	0	1	4
Frank Robinson, R OBP: 0.407, SLG: 0.585 (1, 7)	0-0 G3 2-3		0-0 F8		4-0 BB 1-2		0-0 G5-4-3 1-2f			3	0	0	0	1	0	2
Wally Post, R OBP: 0.360, SLG: 0.542 Gus Bell, L OBP: 0.306, SLG: 0.393 (1, 9) (8, 9)	0-0 F7		0-0 F6		0-0 F7			0-0 5-3		3	0	0	0	0	0	3
Willie Jones, R OBP: 0.383, SLG: 0.356 Elio Chacon, R OBP: 0.274, SLG: 0.194 (1, 5) (8, PR) (9, 4)		0-0 SH1-4 FC6-2 1B	0-0 F8		0-0 F7			0-0 4-3 1B 2B		4	0	2	0	0	0	0
Ed Bailey, L OBP: 0.355, SLG: 0.418 (1, 2)		4-0 FC6-2 SH1-4 2B BB		0-0 L9		0-0 FC4-6 1B		0-0 4-3		3	1	1	0	1	0	1
Gordy Coleman, L OBP: 0.304, SLG: 0.394 (1, 3)		0-0 SH1-4		1-0 G1-4-3 HBP		0-0 FC4-6 1B 1-2f		0-0 1B		2	0	1	1	0	0	1
Roy McMillan, R OBP: 0.300, SLG: 0.351 (1, 6)		4-0 FC6-2 2B IBB		0-0 G1-4-3 1-2f		0-0 FC6-4 1B 1-2		0-0 F8		3	1	1	0	1	0	3
Jim O'Toole, S OBP: 0.138, SLG: 0.111 Jim Brosnan, R OBP: 0.250, SLG: 0.533 (1, 1) (9, 1)		0-0 FC6-2 2B 1-2 2-3 3-Hf		0-0 G3		0-0 FC6-4 1-2f				3	1	0	0	0	0	5
										0	0	0	0	0	0	0

Inning Stats	R: 0	H: 1	E: 0	K: 0	S: 4	H: 1	LOB: 1	BB: 0	P: 4	R: 3	H: 2	E: 0	K: 0	S: 5	R: 0	H: 0	E: 0	K: 0	S: 3	R: 0	H: 0	E: 0	K: 0	S: 2	R: 0	H: 1	E: 0	K: 0	S: 4	R: 0	H: 2	E: 0	K: 1	S: 5	R: 0	H: 1	E: 0	K: 1	S: 5	R: 1	H: 2	E: 0	K: 0	S: 5	R: 0	H: 2	E: 0	K: 0	S: 5
--------------	------	------	------	------	------	------	--------	-------	------	------	------	------	------	------	------	------	------	------	------	------	------	------	------	------	------	------	------	------	------	------	------	------	------	------	------	------	------	------	------	------	------	------	------	------	------	------	------	------	------


PITCHER																	PITCHER																																									
IP	WLS	BF	H	R	ER	SO	BB	IBB	HBP	BLK	WP	HR	S	P	ERA	WHIP	IP	WLS	BF	H	R	ER	SO	BB	IBB	HBP	BLK	WP	HR	S	P	ERA	WHIP																									
Harvey Haddix, L ERA: 4.25 (1, 1)	2.0	L	11	3	3	3	0	1	1	0	0	0	9	17	13.50	2.000																																										
George Witt, R ERA: 4.7 (3, 1)	1.0		3	0	0	0	0	0	0	0	0	0	3	3	0.00	0.000																																										
Clem Labine, R ERA: 3.77 (4, 1)	3.0		13	3	0	0	1	0	1	0	0	0	11	16	0.00	1.333																																										
Roy Face, R ERA: 2.93 (7, 1)	2.0		8	3	1	1	1	0	0	0	0	0	10	10	4.50	1.500																																										

BOTTOM

Pittsburgh Pirates @ Cincinnati Reds
Crosley Field, Cincinnati, OH

Fri Sep 16 1960, 7:05 PM EDT
Att. 9,352 - Unknown

AB	30
R	4
H	9
RBI	4
BB	3
SO	1
LOB	19



1B: 6	SF: 0	WP: 0	PA: 35
2B: 3	SAC: 1	PB: 0	
3B: 0	DP: 2	SB: 0	
HR: 0	HBP: 1	CS: 0	

Batter	1	2	3	4	5	6	7	8	9	AB	R	H	RBI	BB	SO	LOB	TOP								
Bill Virdon, L (1, 8) OBP: 0.337, SLG: 0.414	0-0 F8		0-0 4-1	0-0 F9		0-0 4-3		0-0 F4		5	0	0	0	0	0	3									
Bob Skinner, L (1, 7) OBP: 0.344, SLG: 0.438	0-0 G3		0-3 K		0-0 F7	0-3 K		0-0 F7	5	0	0	0	0	0	2	1									
Roberto Clemente, R (1, 9) OBP: 0.363, SLG: 0.470	4-0 BB		0-0 6-3		0-0 2B		0-0 L9	0-3 K	4	1	1	0	1	1	0										
Dick Stuart, R (1, 3) OBP: 0.320, SLG: 0.485 R C Stevens, R (9, 3)	0-3 K			0-0 HR	0-0 3-1 HR		0-0 L9	0-0 F9	5	2	2	2	0	1	1										
Smoky Burgess, L (1, 2) OBP: 0.351, SLG: 0.411		0-0 4-3		0-0 E5 2B	0-0 3-1		4-0 BB		3	1	0	0	1	0	1										
Don Hoak, R (1, 5) OBP: 0.366, SLG: 0.442		0-0 2B		0-0 L7	0-0 HR		4-0 BB	4-0 FC6-4 BB	3	1	2	2	1	0	1										
Bill Mazeroski, R (1, 4) OBP: 0.322, SLG: 0.390		0-0 F3		0-0 2B	0-0 F5		0-0 FC6-4		4	0	1	0	0	0	3										
Dick Schofield, S (1, 6) OBP: 0.418, SLG: 0.364		4-0 BB		4-0 IBB		0-0 SH2-3 1B		0-0 B1-6 2B	2	0	2	0	2	0	0										
Vern Law, R (1, 1) OBP: 0.202, SLG: 0.319		0-3 K		0-0 SF8		0-0 SH2-3		0-0 B1-6	2	0	0	1	0	1	3										
Inning Stats	R: 0 E: 0 K: 1 S: 5	H: 0 LOB: 1 BB: 1 P: 9	R: 0 E: 0 K: 1 S: 6	H: 1 LOB: 2 BB: 1 P: 10	R: 0 E: 0 K: 1 S: 5	H: 0 LOB: 0 BB: 0 P: 5	R: 2 E: 1 K: 0 S: 6	H: 2 LOB: 2 BB: 1 P: 10	R: 3 E: 0 K: 0 S: 6	H: 3 LOB: 0 BB: 0 P: 6	R: 0 E: 0 K: 1 S: 6	H: 1 LOB: 1 BB: 0 P: 6	R: 0 E: 0 K: 0 S: 3	H: 0 LOB: 2 BB: 2 P: 11	R: 0 E: 0 K: 0 S: 3	H: 1 LOB: 0 BB: 0 P: 3	R: 0 E: 0 K: 1 S: 5	H: 0 LOB: 0 BB: 0 P: 5	1B: 2 2B: 5 3B: 0 HR: 2	SF: 1 SAC: 1 DP: 1 HBP: 0	WP: 0 PB: 0 SB: 0 CS: 0	PA: 40			
PITCHER	IP	WLS	BF	H	R	ER	SO	BB	IBB	HBP	BLK	WP	HR	S	P	ERA	WHIP								
Cal McLish, R (1, 1) ERA: 4.34	5.0	L	25	6	5	4	3	2	1	0	0	0	2	28	40	7.20	1.600								
Jim Maloney, R (6, 1) ERA: 5.33	2.0		9	1	0	0	1	2	0	0	0	0	0	9	17	0.00	1.500								
Bill Henry, L (8, 1) ERA: 3.02	2.0		6	1	0	0	1	0	0	0	0	0	0	8	8	0.00	0.500								

Pittsburgh Pirates @ Cincinnati Reds
 Crosley Field, Cincinnati, OH
 Sun Sep 18 1960, 3:33 AM EDT
 Unknown

livebaseballscorecards.com

AB	33
R	5
H	8
RBI	5
BB	5
SO	5
LOB	13



Batter	1	2	3	4	5	6	7	8	9	AB	R	H	RBI	BB	SO	LOB
Eddie Kasko, R (1, 4) OBP: 0.367, SLG: 0.390	0-0 F3		0-3 K		0-0 G3			0-0 FC3-8 1B		4	0	1	0	0	1	1
Vada Pinson, L (1, 8) OBP: 0.340, SLG: 0.475	0-0 L7		0-0 6-3		0-0 F6			0-0 FC3-6 HR		4	1	0	0	0	0	2
Gus Bell, L (1, 9) OBP: 0.303, SLG: 0.390	0-0 3-1		0-0 F5					0-0 F5		4	0	0	0	0	0	1
Frank Robinson, R (1, 7) OBP: 0.407, SLG: 0.591		0-0 6-3		0-0 CS 1B				0-0 F9		4	1	2	2	0	0	0
Ed Bailey, L (1, 2) OBP: 0.354, SLG: 0.416		0-0 2B 1B		0-3 K 1-2				0-0 4-3		4	0	1	0	0	2	1
Gordy Coleman, L (1, 3) OBP: 0.307, SLG: 0.406		0-0 1-3 2B		0-0 2B				0-0 6-3		4	0	2	0	0	0	0
Willie Jones, R (1, 5) OBP: 0.392, SLG: 0.385		4-0 1B		0-0 F8				0-0 HR		3	1	2	1	1	0	1
Elio Chacon, R (9, PR) OBP: 0.274, SLG: 0.194		0-0 IBB		0-0 F8				0-0 4-3 1B		0	0	0	0	0	0	0
Roy McMillan, R (1, 6) OBP: 0.297, SLG: 0.348		0-0 L8		0-0 F4				0-0 4-3		4	0	0	0	0	0	4
Cal McLish, S (1, 1) OBP: 0.083, SLG: 0.050		0-3 K		0-0 G3 1B				0-3 K		1	0	0	0	0	1	3
Joe Garney, F (5, PH) OBP: 0.500, SLG: 0.500										1	0	1	0	0	0	0
Jim Maloney, L (6, 1) OBP: 0.133, SLG: 0.071										0	0	0	0	0	0	0
Jerry Lynch, L (7, PH) OBP: 0.359, SLG: 0.497										1	0	0	0	0	1	0
Bill Henry, L (8, 1) OBP: 0.359, SLG: 0.497										0	0	0	0	0	0	0
Wally Post, R (9, PH) OBP: 0.359, SLG: 0.540										1	0	0	0	0	0	2

Inning Stats	R: 0	H: 0	E: 0	K: 0	S: 3	R: 0	H: 2	E: 0	K: 1	S: 7	R: 0	H: 0	E: 0	K: 1	S: 5	R: 0	H: 2	E: 0	K: 1	S: 6	R: 0	H: 1	E: 0	K: 0	S: 4	R: 0	H: 0	E: 0	K: 0	S: 3	R: 1	H: 1	E: 0	K: 1	S: 6	R: 2	H: 2	E: 0	K: 1	S: 7	R: 0	H: 1	E: 0	K: 0	S: 4		
	LOB: 0	BB: 0	P: 3	LOB: 3	BB: 1	LOB: 0	BB: 0	LOB: 1	BB: 0	P: 6	LOB: 1	BB: 0	LOB: 0	BB: 0	P: 3	LOB: 0	BB: 0	LOB: 0	BB: 0	P: 6	LOB: 0	BB: 0	LOB: 0	BB: 0	P: 6	LOB: 0	BB: 0	LOB: 2	BB: 0	P: 4	LOB: 0	BB: 0	P: 7	LOB: 0	BB: 0	P: 7	LOB: 2	BB: 0	P: 4	1B: 5	SF: 0	2B: 3	SAC: 0	3B: 0	DP: 1	HR: 2	HBP: 0

PITCHER	IP	WLS	BF	H	R	ER	SO	BB	IBB	HBP	BLK	WP	HR	S	P	ERA	WHIP
Vern Law, R (1, 1) ERA: 2.87	9.0	W	36	9	3	3	5	0	1	0	0	0	2	45	49	3.00	1.000


BOTTOM

Pittsburgh Pirates @ Cincinnati Reds
Crosley Field, Cincinnati, OH

Sun Sep 18 1960, 3:33 AM EDT
Unknown

livebaseballscorecards.com

AB	35
R	3
H	9
RBI	3
BB	1
SO	5
LOB	15



WP	PA
0	36

Batter	1	2	3	4	5	6	7	8	9	AB R H RBI BB SO LOB	TOP											
Bill Virdon, L (1, 8) OBP: 0.333, SLG: 0.409	0-0 L3		0-0 F9		0-0 F3		0-0 4-3			4 0 0 0 0 0 1												
Bob Skinner, L (1, 7) OBP: 0.343, SLG: 0.438	0-0 4-3		0-0 4-1			0-0 2B		0-0 F9		4 0 1 0 0 0 0												
Roberto Clemente, R (1, 9) OBP: 0.360, SLG: 0.466	0-0 4-3		0-0 4-3			0-0 F9		0-0 5-3		4 0 0 0 0 0 1												
Dick Stuart, R (1, 3) OBP: 0.322, SLG: 0.484 Gene Baker, R (8, PR) OBP: 0.212, SLG: 0.167 R C Stevens, R (8, 3)		0-0 F5		0-0 4-3 1B		0-0 F7		4-0 BB		3 0 1 0 1 0 1 0 0 0 0 0 0 0 0 0 0 0 0 0 0												
Hal Smith, R (1, 2) OBP: 0.351, SLG: 0.504		0-0 L7		0-0 4-3 1-2		0-3 K		0-0 F2		4 0 0 0 0 1 3												
Don Hoak, R (1, 5) OBP: 0.368, SLG: 0.444		4-0 2B BB		0-0 F8			0-0 4-3 2B		4-0 CS BB	2 1 1 0 2 0 1												
Bill Mazeroski, R (1, 4) OBP: 0.321, SLG: 0.391		0-0 1-3 2B		0-0 F8			0-0 4-3		0-0 F9	4 0 1 0 0 0 3												
Dick Schofield, S (1, 6) OBP: 0.434, SLG: 0.391		4-0 IBB			0-0 B3-6-4 1B		0-0 2-3 2B		0-0 3-1	3 0 2 1 1 0 1												
Vinegar Bend Mizell, R (1, 1) OBP: 0.203, SLG: 0.156		0-0 F5			0-0 B3-6-4 1-2f		0-0 3-H F9			3 0 0 0 0 0 5												
Inning Stats	R: 0 E: 0 K: 0 S: 3	H: 0 LOB: 0 BB: 0 P: 3	R: 0 E: 0 K: 0 S: 4	H: 1 LOB: 3 BB: 2 P: 12	R: 0 E: 0 K: 0 S: 3	H: 0 LOB: 0 BB: 0 P: 3	R: 0 E: 0 K: 0 S: 4	H: 1 LOB: 1 BB: 0 P: 4	R: 0 E: 0 K: 1 S: 6	H: 1 LOB: 1 BB: 0 P: 6	R: 1 E: 0 K: 0 S: 5	H: 2 LOB: 1 BB: 0 P: 5	R: 0 E: 0 K: 0 S: 3	H: 0 LOB: 1 BB: 1 P: 7	R: 0 E: 0 K: 0 S: 2	H: 0 LOB: 0 BB: 1 P: 6	1B: 2 2B: 4 3B: 0 HR: 0	SF: 0 SAC: 0 DP: 1 HBP: 0	WP: 0 PB: 0 SB: 0 CS: 1	PA: 35		
PITCHER Bob Purkey, R (1, 1) ERA: 3.41	IP 9.0	WLS L	BF 35	H 6	R 1	ER 1	SO 1	BB 3	IBB 1	HBP 0	BLK 0	WP 0	HR 0	S 33	P 49	ERA 1.00	WHIP 1.000					
											PITCHER											
											IP WLS BF H R ER SO BB IBB HBP BLK WP HR S P ERA WHIP											

Pittsburgh Pirates @ Cincinnati Reds
 Crosley Field, Cincinnati, OH
 Sun Sep 18 1960, 3:38 AM EDT
 Att: 14,438 - Unknown

livebaseballscorecards.com

AB 31
 R 1
 H 6
 RBI 1
 BB 4
 SO 1
 LOB 16



Batter	1	2	3	4	5	6	7	8	9	AB R H RBI BB SO LOB
Eddie Kasko, R OBP: 0.364, SLG: 0.387 (1, 4)	0-0 B1-3			0-0 F9			0-0 6-3		0-0 F9	4 0 0 0 0 0 0
Vada Pinson, L OBP: 0.341, SLG: 0.475 (1, 8)	0-0 CS 1B			0-0 F7			0-0 1B		0-0 F7	4 0 2 0 0 0 0
Frank Robinson, R OBP: 0.405, SLG: 0.587 (1, 7)	0-0 F3 1-2			0-0 F5			0-0 L9			3 0 0 0 0 0 2
Wally Post, R OBP: 0.362, SLG: 0.540 (1, 9)		4-0 BB G6-4-3			0-0 1B G6-4-3		0-0 F9			2 0 1 0 1 0 1
Willie Jones, R OBP: 0.385, SLG: 0.377 (1, 5)		0-0 G6-4-3 1-2f		0-0 G6-4-3 1-2f			0-3 K			3 0 0 0 0 1 2
Ed Bailey, L OBP: 0.352, SLG: 0.413 (1, 2)		0-0 4-3		0-3 K			0-3 K			3 0 0 0 0 2 0
Gordy Coleman, L OBP: 0.307, SLG: 0.402 (1, 3)			0-3 K		0-3 K		4-0 BB			2 0 0 0 1 2 0
Roy McMillan, R OBP: 0.295, SLG: 0.345 (1, 6)			0-0 6-3		0-0 F2		0-0 F7			3 0 0 0 0 0 1
Bob Purkey, R OBP: 0.193, SLG: 0.118 (1, 1) Rogelio Alvarez, R (9, PH)			0-0 F7		0-3 K			0-3 K		2 0 0 0 0 1 0 1 0 0 0 0 1 0

BOTTOM

Pittsburgh Pirates @ Cincinnati Reds
 Crosley Field, Cincinnati, OH
 Sun Sep 18 1960, 3:38 AM EDT
 Att. 14,438 - Unknown

livebaseballscorecards.com

AB	27
R	0
H	3
RBI	0
BB	2
SO	7
LOB	6



Inning Stats	R: 0	H: 1	E: 0	K: 0	S: 3	P: 3	R: 0	H: 0	E: 0	K: 0	S: 2	R: 0	H: 0	E: 0	K: 1	S: 5	R: 0	H: 0	E: 0	K: 0	S: 3	R: 0	H: 1	E: 0	K: 1	S: 5	R: 0	H: 0	E: 0	K: 2	S: 7	R: 0	H: 0	E: 0	K: 0	S: 4	R: 0	H: 0	E: 0	K: 2	S: 7	R: 0	H: 0	E: 0	K: 1	S: 5	1B: 3	2B: 0	3B: 0	HR: 0	SF: 0	SAC: 0	DP: 2	HBP: 0	WP: 0	PB: 0	SB: 0	CS: 1	PA: 29
PITCHER Vinegar Bend Mizell, L (1, 1) ERA: 3.52	IP	WLS	BF	H	R	ER	SO	BB	IBB	HBP	BLK	WP	HR	S	P	ERA	WHIP																			PITCHER	IP	WLS	BF	H	R	ER	SO	BB	IBB	HBP	BLK	WP	HR	S	P	ERA	WHIP						

Batter	1	2	3	4	5	6	7	8	9	AB R H RBI BB SO LOB
Bill Virdon, L (1, 8) OBP: 0.336, SLG: 0.422	0-0 F9		0-0 1B			0-0 HR	0-0 E8	0-0 F5		5 2 3 3 0 0 3
Bob Skinner, L (1, 7) OBP: 0.343, SLG: 0.438	0-0 F9		0-0 1B			0-0 3-1	0-0 FC6-4	0-0 FC6-4		5 0 2 1 0 0 3
Roberto Clemente, R (1, 9) OBP: 0.359, SLG: 0.464	0-0 4-3		0-0 1-3			0-0 1B	0-0 FC6-4			5 0 1 0 0 0 3
Dick Stuart, R (1, 3) Joe Christopher, R (8, PR) R C Stevens, R (8, 3) OBP: 0.321, SLG: 0.481 OBP: 0.217, SLG: 0.279		0-0 5-3		0-3 K		0-0 L9		0-0 1B BB		4 0 1 0 0 1 1 0 1 0 0 0 0 0 1 0 0 0 0 0 0
Smoky Burgess, L (1, 2) OBP: 0.348, SLG: 0.406		0-0 6-3		0-0 4-3		0-0 F7		0-0 1B 1B		4 1 0 0 1 0 1
Don Hoak, R (1, 5) OBP: 0.368, SLG: 0.443		0-0 L9		0-0 6-3			0-0 6-3	0-0 1B 1B		4 0 1 0 0 0 0
Bill Mazeroski, R (1, 4) OBP: 0.324, SLG: 0.394			0-0 SH2-4		0-0 L3		0-0 F9	0-0 4-3		4 1 3 1 0 0 0
Dick Schofield, S (1, 6) OBP: 0.425, SLG: 0.384			0-0 F6		0-0 L3		0-0 E8	0-0 4-3		4 1 1 1 0 0 4
Bob Friend, R (1, 1) OBP: 0.132, SLG: 0.082			0-0 SH2-4		0-0 F3		0-0 E	0-0 E6		3 1 1 1 0 0 3

Inning Stats	R: 0	H: 0	E: 0	K: 0	S: 3	R: 0	H: 0	E: 0	K: 0	S: 3	R: 2	H: 3	E: 0	K: 0	S: 6	R: 0	H: 0	E: 0	K: 1	S: 5	R: 0	H: 1	E: 0	K: 0	S: 3	R: 1	H: 2	E: 0	K: 0	S: 5	R: 2	H: 4	E: 2	K: 0	S: 7	R: 2	H: 3	E: 1	K: 0	S: 7	R: 0	H: 0	E: 0	K: 0	S: 3	1B: 10	SF: 0	2B: 3	SAC: 1	3B: 0	DP: 1	HR: 1	HBP: 0	WP: 0	PA: 41
--------------	------	------	------	------	------	------	------	------	------	------	------	------	------	------	------	------	------	------	------	------	------	------	------	------	------	------	------	------	------	------	------	------	------	------	------	------	------	------	------	------	------	------	------	------	------	--------	-------	-------	--------	-------	-------	-------	--------	-------	--------


PITCHER	IP	WLS	BF	H	R	ER	SO	BB	IBB	HBP	BLK	WP	HR	S	P	ERA	WHIP
Robin Roberts, R (1, 1) ERA: 4.07	6.2	L	28	9	5	5	1	0	0	0	0	0	1	30	30	6.75	1.350
Chris Short, L (7, 1) ERA: 4.06	1.1		10	4	2	2	0	1	0	0	0	0	0	9	13	13.50	3.750
Dallas Green, R (9, 1) ERA: 4.24	1.0		3	0	0	0	0	0	0	0	0	0	0	3	3	0.00	0.000

TOP

Pittsburgh Pirates @ Philadelphia Phillies
 Connie Mack Stadium, Philadelphia, PA
 Tue Sep 20 1960, 7:05 PM EDT
 Unknown

livebaseballscorecards.com

AB 39
R 7
H 13
RBI 7
BB 1
SO 1
LOB 18



Batter	1	2	3	4	5	6	7	8	9	AB	R	H	RBI	BB	SO	LOB
--------	---	---	---	---	---	---	---	---	---	----	---	---	-----	----	----	-----

Johnny Callison, L <small>(1, 9)</small> <small>OBP: 0.362, SLG: 0.429</small>	0-0 		0-0 G3			0-3 K		0-0 F8		4	0	1	0	0	1	2
Tony Taylor, R <small>(1, 4)</small> <small>OBP: 0.329, SLG: 0.382</small>	0-0 4-3			0-3 K		0-0 G4-6-3		0-3 K		4	0	0	0	0	2	3
Tony Curry, L <small>(1, 7)</small> <small>OBP: 0.305, SLG: 0.402</small>	0-0 3-1			0-0 F9			0-0 4-3		0-0 F6	4	0	0	0	0	0	1
Pancho Herrera, R <small>(1, 3)</small> <small>OBP: 0.347, SLG: 0.456</small>	0-0 F8			0-0 L4			0-0 2B		0-0 E6	4	0	1	0	0	0	1
Bobby Del Greco, R <small>(1, 8)</small> <small>OBP: 0.355, SLG: 0.412</small>		0-0 L6			0-0 4-3		0-3 K		0-0 1B	4	0	1	0	0	1	1
Cal Neeman, R <small>(1, 2)</small> <small>OBP: 0.253, SLG: 0.312</small>		0-0 F6			0-0 F9		0-0 F3		0-0 F4	4	0	0	0	0	0	3
Jim Woods, R <small>(1, 5)</small> <small>OBP: 0.259, SLG: 0.320</small>		0-0 F9			0-0 FC5-4			0-0 HR	0-3 K	4	1	2	1	0	1	2
Joe Koppe, R <small>(1, 6)</small> <small>OBP: 0.273, SLG: 0.217</small>			0-0 F3		0-0 FC5-4			0-0 1B		3	0	1	0	0	0	1
Robin Roberts, S <small>(1, 1)</small> <small>OBP: 0.215, SLG: 0.164</small> Chris Short, R <small>(7, 1)</small>			0-3 K			0-0 G4-6-3		0-0 F8		2	0	1	0	0	1	0
Clay Dalrymple, L <small>(8, PH)</small> <small>OBP: 0.343, SLG: 0.422</small> Dallas Green, L <small>(9, 1)</small> <small>OBP: 0.235, SLG: 0.242</small>						0-0 1B				0	0	0	0	0	0	0
										1	0	0	0	0	0	1
										0	0	0	0	0	0	0

Inning Stats	R: 0	H: 1	E: 0	K: 0	S: 4	R: 0	H: 0	E: 0	K: 0	S: 3	R: 0	H: 0	E: 0	K: 1	S: 5	R: 0	H: 0	E: 0	K: 1	S: 5	R: 0	H: 1	E: 0	K: 0	S: 4	R: 0	H: 1	E: 0	K: 1	S: 5	R: 0	H: 2	E: 1	K: 1	S: 7	R: 0	H: 1	E: 1	K: 1	S: 7	1B: 5	SF: 0	2B: 1	SAC: 0	3B: 0	DP: 1	HR: 1	HBP: 0	WP: 0	PA: 34
--------------	------	------	------	------	------	------	------	------	------	------	------	------	------	------	------	------	------	------	------	------	------	------	------	------	------	------	------	------	------	------	------	------	------	------	------	------	------	------	------	------	-------	-------	-------	--------	-------	-------	-------	--------	-------	--------

PITCHER	IP	WLS	BF	H	R	ER	SO	BB	IBB	HBP	BLK	WP	HR	S	P	ERA	WHIP	PITCHER	IP	WLS	BF	H	R	ER	SO	BB	IBB	HBP	BLK	WP	HR	S	P	ERA	WHIP														
Bob Friend, R <small>(1, 1)</small> <small>ERA: 2.86</small>	9.0	W	34	7	1	1	6	0	0	0	0	0	1	46	46	1.00	0.778																																

BOTTOM

Pittsburgh Pirates @ Philadelphia Phillies
 Connie Mack Stadium, Philadelphia, PA
 Tue Sep 20 1960, 7:05 PM EDT
 Unknown

livebaseballscorecards.com

AB	34
R	1
H	7
RBI	1
BB	0
SO	6
LOB	15



Batter	1	2	3	4	5	6	7	8	9	AB R H RBI BB SO LOB	TOP
Bill Virdon, L (1, 8) <small>OBP: 0.337, SLG: 0.422</small>	0-0 3-1		0-0 1B 1B		0-0 1B		0-0 G3		0-0 F8	5 0 2 0 0 0 2	Pittsburgh Pirates @ Philadelphia Phillies Connie Mack Stadium, Philadelphia, PA Tue Sep 20 1960, 7:05 PM EDT Att: 17,216 - Unknown
Bob Skinner, L (1, 7) Gino Cimoli, R (7, 7) <small>OBP: 0.344, SLG: 0.438</small> <small>OBP: 0.343, SLG: 0.343</small>	0-0 6-3		0-0 FC4-6 1B		0-0 F8		0-0 1B		4-0 IBB	4 0 2 2 0 0 2 0 0 0 0 1 0 0	
Roberto Clemente, R (1, 9) <small>OBP: 0.357, SLG: 0.461</small>	0-3 K		0-0 FC4-6 1-2f			0-0 1B 1B	0-0 4-3		0-3 K	5 0 1 0 0 2 5	
Dick Stuart, R (1, 3) R C Stevens, R (8, 3) <small>OBP: 0.318, SLG: 0.477</small>		0-0 F8		0-0 5-3		0-0 F8		0-0 F5		4 0 0 0 0 0 1 0 0 0 0 0 0 0	
Hal Smith, R (1, 2) <small>OBP: 0.349, SLG: 0.512</small>		0-0 F9		0-0 6-3		0-0 F6		0-0 HR		4 1 1 1 0 0 1	
Don Hoak, R (1, 5) <small>OBP: 0.367, SLG: 0.441</small>		0-0 F9		0-0 F8		0-0 FC5-4 1B		0-0 F8		4 0 1 0 0 0 0	
Bill Mazeroski, R (1, 4) <small>OBP: 0.322, SLG: 0.391</small>			0-0 F3		0-0 5-3	0-0 FC5-4 1-2f		0-0 5-3		4 0 0 0 0 0 2	
Dick Schofield, S (1, 6) <small>OBP: 0.440, SLG: 0.408</small>			0-0 6-3		4-0 F7 BB		0-0 G3 1B 2B		0-0 SH1-4 1B	3 1 2 0 1 0 0	
Harvey Haddix, L (1, 1) Smoky Burgess, L (7, PH) Clem Labine, R (7, 1) <small>OBP: 0.292, SLG: 0.311</small> <small>OBP: 0.347, SLG: 0.404</small> <small>OBP: 0.111, SLG: 0.222</small>			0-0 1B 1B		0-0 F7		0-3 K		0-0 SH1-4	2 1 1 0 0 0 1 1 0 0 0 0 1 1 0 0 0 0 0 0 0	
Inning Stats	R: 0 H: 0 E: 0 LOB: 0 K: 1 BB: 0 S: 5 P: 5	R: 0 H: 0 E: 0 LOB: 0 K: 0 BB: 0 S: 3 P: 3	R: 1 H: 3 E: 0 LOB: 2 K: 0 BB: 0 S: 6 P: 6	R: 0 H: 0 E: 0 LOB: 0 K: 0 BB: 0 S: 3 P: 3	R: 0 H: 1 E: 0 LOB: 2 K: 0 BB: 1 S: 4 P: 8	R: 0 H: 2 E: 0 LOB: 2 K: 0 BB: 0 S: 5 P: 5	R: 1 H: 2 E: 0 LOB: 1 K: 1 BB: 0 S: 7 P: 7	R: 1 H: 1 E: 0 LOB: 0 K: 0 BB: 0 S: 4 P: 4	R: 0 H: 1 E: 0 LOB: 2 K: 1 BB: 1 S: 6 P: 10	1B: 8 SF: 0 2B: 1 SAC: 1 3B: 0 DP: 0 HR: 1 HBP: 0	WP: 0 PA: 39 PB: 0 SB: 0 CS: 0
PITCHER Jim Owens, R (1, 1) <small>ERA: 4.85</small>	IP WLS BF H R ER SO BB IBB HBP BLK WP HR S P ERA WHIP 9.0 L 39 10 3 3 3 1 1 0 0 0 1 43 51 3.00 1.222										

livebaseballscorecards.com

AB	36
R	3
H	10
RBI	3
BB	2
SO	3
LOB	15



Batter	1	2	3	4	5	6	7	8	9	AB R H RBI BB SO LOB
Tony Taylor, R (1, 4) OBP: 0.328, SLG: 0.380	0-3 K		0-0 G6-4-3		0-0 F9		4-0 BB		0-0 6-3	4 0 0 0 1 1 1
Ken Walters, R (1, 9) OBP: 0.269, SLG: 0.323 Johnny Callison, L (9, PH) OBP: 0.361, SLG: 0.427	0-0 F8		0-0 1B		0-0 5-3		0-0 F9		0-3 K	4 0 1 0 0 0 1 1 0 0 0 0 1 0
Bobby Gene Smith, R (1, 7) OBP: 0.302, SLG: 0.375	0-0 L6		0-0 1B			0-0 1B	0-0 L7			4 1 2 0 0 0 1
Pancho Herrera, R (1, 3) OBP: 0.350, SLG: 0.456		0-0 E5	4-0 1B			0-0 1B	4-0 1B			2 0 1 0 2 0 0
Bobby Del Greco, R (1, 8) OBP: 0.351, SLG: 0.406		0-0 G5-4-3	0-0 L8			0-0 F9	0-0 5-3			4 0 0 0 0 0 8
Jimmie Coker, R (1, 2) OBP: 0.285, SLG: 0.332		0-0 WP		0-0 4-3		0-0 E		4-0 BB		3 1 2 1 1 0 0
Jim Woods, R (1, 5) OBP: 0.290, SLG: 0.321		4-0 1B		0-0 6-3		0-0 E		0-0 B3-4		3 0 1 0 1 0 1
Bobby Wine, R (1, 6)		0-0 BB		0-0 8-3		0-0 E6		0-0 5-3		4 0 0 0 0 0 3
Jim Owens, R (1, 1) OBP: 0.109, SLG: 0.068 Clay Dalrymple, L (9, PH) OBP: 0.341, SLG: 0.419			0-0 1B		0-0 5-3		0-0 F8		0-0 4-3	3 0 1 0 0 0 2 1 0 0 0 0 0 0

BOTTOM

Pittsburgh Pirates @ Philadelphia Phillies
Connie Mack Stadium, Philadelphia, PA

Tue Sep 20 1960, 7:05 PM EDT
 Att. 17,216 - Unknown

livebaseballscorecards.com

AB	33
R	2
H	8
RBI	1
BB	5
SO	2
LOB	17



Inning Stats	R: 0	H: 0	E: 0	K: 1	S: 5	LOB: 0	BB: 0	P: 5	R: 0	H: 1	E: 1	K: 0	S: 4	LOB: 2	BB: 1	P: 8	R: 0	H: 3	E: 0	K: 0	S: 5	LOB: 3	BB: 1	P: 9	R: 0	H: 0	E: 0	K: 0	S: 3	LOB: 0	BB: 0	P: 3	R: 2	H: 4	E: 2	K: 0	S: 7	LOB: 2	BB: 0	P: 7	R: 0	H: 0	E: 1	K: 0	S: 3	LOB: 2	BB: 2	P: 11	R: 0	H: 0	E: 0	K: 1	S: 5	LOB: 0	BB: 0	P: 5	1B: 8	SF: 0	2B: 1	SAC: 0	3B: 0	DP: 3	HR: 0	HBP: 0	WP: 1	PA: 38
--------------	------	------	------	------	------	--------	-------	------	------	------	------	------	------	--------	-------	------	------	------	------	------	------	--------	-------	------	------	------	------	------	------	--------	-------	------	------	------	------	------	------	--------	-------	------	------	------	------	------	------	--------	-------	-------	------	------	------	------	------	--------	-------	------	-------	-------	-------	--------	-------	-------	-------	--------	-------	--------

PITCHER	IP	WLS	BF	H	R	ER	SO	BB	IBB	HBP	BLK	WP	HR	S	P	ERA	WHIP
Harvey Haddix, L (1, 1) ERA: 4.15	6.0		27	8	2	1	1	1	1	0	0	1	0	27	35	1.50	1.500
Clem Labine, R (7, 1) ERA: 3.59	3.0	W	11	0	0	0	1	2	1	0	0	0	0	10	22	0.00	0.667

Batter	1	2	3	4	5	6	7	8	9	10	11	AB R H RBI BB SO LOB	TOP	
Richie Ashburn, L (1, 8) <small>OBP: 0.413, SLG: 0.341</small> Al Heist, R (8, 8) <small>OBP: 0.317, SLG: 0.366</small>												4 0 2 0 0 0 1 1 0 0 0 0 0 0	Chicago Cubs @ Pittsburgh Pirates Forbes Field, Pittsburgh, PA Thu Sep 22 1960, 3:33 AM EDT Unknown	
Don Zimmer, R (1, 4) <small>OBP: 0.313, SLG: 0.389</small>												5 1 1 0 0 1 2		
Billy Williams, L (1, 7) <small>OBP: 0.333, SLG: 0.556</small>												5 0 2 1 0 1 1		
14 Ernie Banks, R (1, 6) <small>OBP: 0.351, SLG: 0.563</small>												5 0 0 0 0 0 3		
Ron Santo, R (1, 5) <small>OBP: 0.309, SLG: 0.420</small>												4 1 1 0 0 0 0		
George Altman, L (1, 3) <small>OBP: 0.333, SLG: 0.444</small>												4 0 2 0 0 1 0		
Bob Will, L (1, 9) <small>OBP: 0.314, SLG: 0.366</small> Danny Murphy, L (8, 9) <small>OBP: 0.138, SLG: 0.190</small>												3 0 0 0 0 0 2 1 0 0 0 0 0 0		
Sammy Taylor, L (1, 2) <small>OBP: 0.243, SLG: 0.295</small>												4 0 1 0 0 0 1		
Don Cardwell, R (1, 1) <small>OBP: 0.208, SLG: 0.431</small> Dick Ellsworth, L (11, 1) <small>OBP: 0.160, SLG: 0.045</small> Don Elston, R (11, 1) <small>OBP: 0.130, SLG: 0.130</small>												4 0 0 0 0 0 1 0 0 0 0 0 0 0 0 0 0 0 0 0 0		
Inning Stats	R: 0 H: 1 E: 0 LOB: 1 K: 1 BB: 0 S: 6 P: 6	R: 0 H: 1 E: 0 LOB: 1 K: 0 BB: 0 S: 4 P: 4	R: 1 H: 2 E: 0 LOB: 1 K: 0 BB: 0 S: 5 P: 5	R: 1 H: 2 E: 0 LOB: 0 K: 0 BB: 0 S: 4 P: 4	R: 0 H: 0 E: 1 LOB: 0 K: 0 BB: 0 S: 3 P: 3	R: 0 H: 0 E: 0 LOB: 0 K: 0 BB: 0 S: 3 P: 3	R: 0 H: 0 E: 0 LOB: 0 K: 0 BB: 0 S: 3 P: 3	R: 0 H: 1 E: 0 LOB: 0 K: 0 BB: 0 S: 3 P: 3	R: 0 H: 0 E: 0 LOB: 0 K: 1 BB: 0 S: 5 P: 5	R: 0 H: 1 E: 0 LOB: 1 K: 1 BB: 0 S: 6 P: 6	R: 0 H: 1 E: 0 LOB: 1 K: 0 BB: 0 S: 4 P: 4	1B: 5 SF: 0 2B: 3 SAC: 0 3B: 1 DP: 3 HR: 0 HBP: 0		WP: 0 PA: 40 PB: 0 SB: 1 CS: 0
PITCHER	IP WLS BF H R ER SO BB IBB HBP BLK WP HR S P ERA WHIP Vern Law, R (1, 1) <small>ERA: 2.84</small> Roy Face, R (10, 1) <small>ERA: 2.88</small>													

livebaseballscores.com

AB	40
R	2
H	9
RBI	1
BB	0
SO	3
LOB	11



Batter	1	2	3	4	5	6	7	8	9	10	11	AB R H RBI BB SO LOB	BOTTOM														
Bill Virdon, L (1, 8) OBP: 0.336, SLG: 0.418 Gene Baker, R (11, PH) OBP: 0.235, SLG: 0.194	0-0 3-1		4-0 FC6-4 1B BB	0-0 F6			0-0 F7		0-0 F9		0-0 1-2 2-3 3-H 1B	4 1 0 0 1 0 2 1 0 1 1 0 0 0	Chicago Cubs @ Pittsburgh Pirates Forbes Field, Pittsburgh, PA Thu Sep 22 1960, 3:33 AM EDT Unknown														
Bob Skinner, L (1, 7) OBP: 0.343, SLG: 0.436	0-3 K		0-0 FC6-4 1-2 1B			0-0 F8	0-0 F8		0-0 4-3			5 0 1 0 0 1 2															
Roberto Clemente, R (1, 9) OBP: 0.356, SLG: 0.459	0-0 1B		0-0 FC6-4 1B 1-2f 2-3			0-0 6-3		0-0 F9		0-0 F9		5 0 1 0 0 0 2															
Dick Stuart, R (1, 3) OBP: 0.315, SLG: 0.471	0-0 F4		0-0 F2			0-3 K		0-0 F2		0-0 F7		5 0 0 0 0 1 3															
Smoky Burgess, L (1, 2) OBP: 0.348, SLG: 0.406 Joe Christopher, R (8, PR) OBP: 0.217, SLG: 0.279 Hal Smith, R (9, 2) OBP: 0.348, SLG: 0.510		0-0 6-3	0-0 BB 1-3 3-H 1B			0-0 FC6 1B		0-0 E8		0-3 K		4 0 2 1 0 0 0 0 0 0 0 0 0 0 1 0 0 0 0 1 0															
Don Hoak, R (1, 5) OBP: 0.369, SLG: 0.446		0-0 SF9 3B	4-0 1-2 BB 1B			0-0 FC6 L4-6 1-2f 1B		0-0 F8			0-0 2B 1B 1B	4 2 2 0 1 0 2															
Bill Mazaroski, R (1, 4) OBP: 0.323, SLG: 0.393		0-0 SF9 3-H	0-3 K			0-0 E6 1-2		0-0 F9 SH2-4 1B		0-0 1B 1-3 2B		4 0 2 1 0 1 4															
Dick Schofield, S (1, 6) OBP: 0.442, SLG: 0.405		0-0 1B				0-0 G3		0-0 L4-6 2-3		0-0 SH2-4 1-2	0-0 1B IBB	3 0 1 0 1 0 2															
Vern Law, R (1, 1) OBP: 0.196, SLG: 0.309 Mickey Vernon, L (9, PH) OBP: 0.333, SLG: 0.200 Dick Barone, R (9, PR) Roy Face, R (10, 1) OBP: 0.375, SLG: 0.438 Rocky Nelson, L (11, PH) OBP: 0.379, SLG: 0.469 Gino Cimoli, R (11, PH) OBP: 0.342, SLG: 0.342		0-0 F2				0-0 F9		0-0 F3		4-0 IBB	0-0 F4	3 0 0 0 0 0 1 0 0 0 0 0 1 0 1 0 0 0 0 0 0 3															
Inning Stats	R: 0 E: 0 K: 1 S: 6	H: 1 LOB: 1 BB: 0 P: 6	R: 1 E: 0 K: 0 S: 5	H: 2 LOB: 1 BB: 0 P: 5	R: 1 E: 0 K: 1 S: 7	H: 2 LOB: 3 BB: 2 P: 15	R: 0 E: 0 K: 0 S: 3	H: 0 LOB: 0 BB: 0 P: 3	R: 0 E: 0 K: 1 S: 5	H: 0 LOB: 0 BB: 0 P: 5	R: 0 E: 1 K: 0 S: 4	H: 0 LOB: 1 BB: 0 P: 4		R: 0 E: 0 K: 0 S: 3	H: 0 LOB: 0 BB: 0 P: 3	R: 0 E: 1 K: 0 S: 4	H: 0 LOB: 1 BB: 0 P: 4	R: 0 E: 0 K: 0 S: 4	H: 1 LOB: 2 BB: 1 P: 8	R: 0 E: 0 K: 1 S: 5	H: 0 LOB: 0 BB: 0 P: 5	R: 1 E: 0 K: 0 S: 4	H: 3 LOB: 3 BB: 1 P: 8	1B: 8 2B: 2 3B: 1 HR: 0	SF: 1 SAC: 1 DP: 1 HBP: 0	WP: 0 PB: 0 SB: 0 CS: 0	PA: 46
PITCHER	IP WLS BF H R ER SO BB IBB HBP BLK WP HR S P ERA WHIP															IP WLS BF H R ER SO BB IBB HBP BLK WP HR S P ERA WHIP											
Don Cardwell, R (1, 1) ERA: 4.59 Dick Ellsworth, L (11, 1) ERA: 3.63 Don Elston, R (11, 1) ERA: 3.42	10.0 L 44 9 3 3 4 2 2 0 0 0 0 0 1 1 2.70 1.100																										

livebaseballscores.com

AB	40
R	3
H	10
RBI	3
BB	4
SO	4
LOB	21



Batter	1	2	3	4	5	6	7	8	9	AB R H RBI BB SO LOB	TOP	
Nelson Mathews, R (1, 9) OBP: 0.250, SLG: 0.250	0-3 K		0-0 5-3			0-0 G4-3 1B		0-0 F8		4 0 1 0 0 1 0		
Don Zimmer, R (1, 4) OBP: 0.313, SLG: 0.388	0-0 14 FC5 1B		0-0 F7			0-0 F8		0-0 F9	4 0 1 0 0 0 1			
Billy Williams, L (1, 7) OBP: 0.308, SLG: 0.462	0-0 14 FC5 1-2 1B		0-3 K			0-0 G4-3 1-2f		0-0 F4	4 0 1 0 0 1 1			
14 Ernie Banks, R (1, 6) OBP: 0.350, SLG: 0.561	0-0 FC5 1-2 2-3f			0-0 F6		0-0 G5-4-3 1B		0-0 1-3	4 0 1 0 0 0 2			
Ron Santo, R (1, 5) OBP: 0.306, SLG: 0.416	0-0 F7			0-0 F9		0-0 G5-4-3 1-2f			3 0 0 0 0 0 3			
Frank Thomas, R (1, 3) OBP: 0.284, SLG: 0.402		0-0 F7		0-0 F6		0-0 2B			3 0 1 0 0 0 0			
Al Heist, R (1, 8) OBP: 0.317, SLG: 0.385					0-0 F5		0-0 6-3		3 1 1 0 0 0 1			
Dick Bertell, R (1, 2)					0-0 SF7 3B		0-0 F7		2 0 0 1 0 0 0			
Bob Anderson, R (1, 1) Joe Schaffernoth, R (3, 1) Jim McKnight, R (5, PH) Moe Drabowsky, R (5, 1) Lou Johnson, R (8, PH) Dick Drott, R (8, 1)					0-0 F5		0-0 F5		1 0 0 0 0 0 0 0 0 0 0 0 0 0 1 0 0 0 0 0 0 0 0 0 0 0 0 0 1 0 0 0 0 0 0 0 0 0 0 0 0 0			
Inning Stats	R: 0 H: 2 E: 0 LOB: 2 K: 1 BB: 0 S: 7 P: 7	R: 1 H: 1 E: 0 LOB: 0 K: 0 BB: 0 S: 4 P: 4	R: 0 H: 0 E: 0 LOB: 0 K: 1 BB: 0 S: 5 P: 5	R: 0 H: 0 E: 0 LOB: 0 K: 0 BB: 0 S: 3 P: 3	R: 0 H: 0 E: 0 LOB: 0 K: 0 BB: 0 S: 3 P: 3	R: 0 H: 1 E: 0 LOB: 0 K: 0 BB: 0 S: 3 P: 3	R: 0 H: 2 E: 0 LOB: 1 K: 0 BB: 0 S: 4 P: 4	R: 0 H: 0 E: 0 LOB: 0 K: 0 BB: 0 S: 3 P: 3	R: 0 H: 0 E: 0 LOB: 0 K: 0 BB: 0 S: 3 P: 3	1B: 4 SF: 1 2B: 1 SAC: 0 3B: 1 DP: 2 HR: 0 HBP: 0	WP: 0 PA: 31 PB: 0 SB: 0 CS: 0	
PITCHER Vinegar Bend Mizell, L (1, 1) ERA: 3.41	IP WLS BF H R ER SO BB IBB HBP BLK WP HR S P ERA WHIP	9.0 W 31 6 1 1 2 0 0 0 0 0 0 0 35 35 1.00 0.667										

Chicago Cubs @ Pittsburgh Pirates
Forbes Field, Pittsburgh, PA
 Thu Sep 22 1960, 3:38 AM EDT
 Att: 19,566 - Unknown

livebaseballscorecards.com

AB	30
R	1
H	6
RBI	1
BB	0
SO	2
LOB	8



Batter	1	2	3	4	5	6	7	8	9
Bill Virdon, L OBP: 0.334, SLG: 0.415 (1, 8)	0-0 FC4-6 1B		P6 FC6-4			4-3		0-0 F8	
Bob Skinner, L OBP: 0.346, SLG: 0.439 Gino Cimoli, R OBP: 0.342, SLG: 0.342 (1, 7) (8, 7)	0-0 FC4-6 FC5 S 1-2f		0-0 1B 1B	4-0 BB		0-0 G1-6-3 BB		0-0 2B	
Roberto Clemente, R OBP: 0.357, SLG: 0.458 (1, 9)	4-0 1-2 BB		0-0 1B 2B 1B		0-0 G1-6-3 1-2f		0-0 4-3		
Dick Stuart, R OBP: 0.314, SLG: 0.469 (1, 3)	0-3 K		0-0 1-2 2-H 1B 1B		0-0 4-3		0-0 F9		
Hal Smith, R OBP: 0.350, SLG: 0.508 (1, 2)	0-0 FC5 2-3f		0-0 2B 1B 1B		4-0 BB BB BB 1B BB		0-0 6-3		
Don Hoak, R OBP: 0.370, SLG: 0.448 (1, 5)		0-3 K	0-0 1B 2B		0-0 1-3 2-H 3-H 1B		0-0 6-3-4-5 1-H 1B		0-0 4-3
Bill Mazerowski, R OBP: 0.324, SLG: 0.393 (1, 4)		4-0 BB	0-0 FC6-5 2-3 3-H 1B		0-0 F4		0-0 4-3		
Dick Schofield, S OBP: 0.444, SLG: 0.410 (1, 6)		0-0 F7	0-0 FC6-5 1-2 3-H 1B		0-0 6-3-4-5-4 2-3f		0-0 SH2-4 1B		
Vinegar Bend Mizell, R OBP: 0.194, SLG: 0.149 (1, 1)		0-0 1-3	0-0 FC6-5 FC6-4 1-2 2-3f			0-3 K		0-0 SH2-4	

Inning Stats	R: 0	H: 1	E: 0	K: 1	S: 6	LOB: 2	BB: 1	P: 10	R: 0	H: 0	E: 0	K: 1	S: 5	LOB: 1	BB: 1	P: 9	R: 5	H: 7	E: 0	K: 0	S: 10	LOB: 2	BB: 0	P: 10	R: 0	H: 0	E: 0	K: 0	S: 2	LOB: 0	BB: 1	P: 6	R: 1	H: 1	E: 0	K: 0	S: 3	LOB: 0	BB: 1	P: 7	R: 0	H: 1	E: 0	K: 1	S: 6	LOB: 1	BB: 0	P: 6	R: 0	H: 0	E: 0	K: 0	S: 3	LOB: 0	BB: 0	P: 3	R: 0	H: 1	E: 0	K: 0	S: 4	LOB: 1	BB: 0	P: 4
--------------	------	------	------	------	------	--------	-------	-------	------	------	------	------	------	--------	-------	------	------	------	------	------	-------	--------	-------	-------	------	------	------	------	------	--------	-------	------	------	------	------	------	------	--------	-------	------	------	------	------	------	------	--------	-------	------	------	------	------	------	------	--------	-------	------	------	------	------	------	------	--------	-------	------

AB	R	H	RBI	BB	SO	LOB
5	0	1	0	0	0	3
3	1	2	0	1	0	1
0	0	0	0	0	0	0
3	1	1	0	1	0	2
4	1	1	1	0	1	2
3	2	1	0	1	0	2
4	1	2	3	0	1	0
3	0	1	1	1	0	1
4	0	2	1	0	0	2
3	0	0	0	0	1	3

WP	HR	S	P	ERA	WHIP
0	0	18	26	19.29	3.857
0	0	5	9	0.00	1.200
0	0	12	16	3.00	1.000
0	0	4	4	0.00	1.000

Chicago Cubs @ Pittsburgh Pirates
Forbes Field, Pittsburgh, PA
 Thu Sep 22 1960, 3:38 AM EDT
 Att. 19,566 - Unknown

AB	32
R	6
H	11
RBI	6
BB	4
SO	3
LOB	16



PITCHER	IP	WLS	BF	H	R	ER	SO	BB	IBB	HBP	BLK	WP	HR	S	P	ERA	WHIP
Bob Anderson, R ERA: 4.18 (1, 1)	2.1	L	16	7	5	5	2	2	0	0	0	0	0	18	26	19.29	3.857
Joe Schaffernoth, R ERA: 2.72 (3, 1)	1.2		6	1	0	0	0	1	0	0	0	0	0	5	9	0.00	1.200
Moe Drabowsky, R ERA: 6.57 (5, 1)	3.0		11	2	1	1	1	1	0	0	0	0	0	12	16	3.00	1.000
Dick Drott, R ERA: 6.92 (8, 1)	1.0		4	1	0	0	0	0	0	0	0	0	0	4	4	0.00	1.000

Batter	1	2	3	4	5	6	7	8	9	AB R H RBI BB SO LOB	TOP									
Bill Virdon, L (1, 8) OBP: 0.333, SLG: 0.416	0-0 G3		0-0 4-3		0-0 1-3 3-H 2B			0-0 F7		4 0 1 1 0 0 1	Pittsburgh Pirates @ Milwaukee Braves Milwaukee County Stadium, Milwaukee, WI Fri Sep 23 1960, 8:05 PM EDT Att. 17,576 - Unknown livebaseballscorecards.com									
Bob Skinner, L (1, 7) OBP: 0.345, SLG: 0.438	0-0 G3		0-0 F9		0-0 6-3			0-0 1-3 G6-4-3 1B		4 0 1 0 0 0 2										
Roberto Clemente, R (1, 9) OBP: 0.356, SLG: 0.457	0-0 BB 1B			0-0 6-3		0-0 6-3		0-0 G6-4-3 1-2f		4 0 1 0 0 0 2										
Dick Stuart, R (1, 3) OBP: 0.314, SLG: 0.465	4-0 FC6-4 1-2 BB		0-0 F3		0-3 K			0-0 F8		3 0 0 0 1 1 0										
Smoky Burgess, L (1, 2) OBP: 0.345, SLG: 0.401	0-0 FC6-4 1-2f		0-0 4-3		0-0 F3			0-0 3-1		4 0 0 0 0 0 2										
Don Hoak, R (1, 5) OBP: 0.369, SLG: 0.446		0-0 F7		0-0 FC3-6 2B 1B		0-3 K		0-0 4-3		4 1 1 0 0 1 0										
Bill Mazerowski, R (1, 4) OBP: 0.322, SLG: 0.391		0-0 F8		0-0 F5		0-3 K				3 0 0 0 0 1 1										
Dick Schofield, S (1, 6) OBP: 0.441, SLG: 0.407		0-3 K		0-0 FC3-6 1-2 1B		0-3 K				3 0 1 0 0 2 0										
George Witt, R (1, 1)			0-0 4-3		0-0 FC3-6 2B 1-2f 2-3			0-0 E5 1B		2 0 0 0 0 0 2										
Mickey Vernon, L (8, PH) OBP: 0.286, SLG: 0.167										1 0 0 0 0 0 0										
Joe Christopher, R (8, PR) OBP: 0.217, SLG: 0.279										0 0 0 0 0 0 0										
Roy Face, R (8, 1) OBP: 0.375, SLG: 0.438										0 0 0 0 0 0 0										
Inning Stats	R: 0 E: 0 K: 0 S: 4	H: 1 LOB: 2 BB: 1 P: 8	R: 0 E: 0 K: 1 S: 5	H: 0 LOB: 0 BB: 0 P: 5	R: 0 E: 0 K: 0 S: 3	H: 0 LOB: 0 BB: 0 P: 3	R: 0 E: 0 K: 0 S: 3	H: 0 LOB: 0 BB: 0 P: 3	R: 0 E: 0 K: 1 S: 5	H: 0 LOB: 0 BB: 0 P: 5	R: 0 E: 0 K: 3 S: 9	H: 0 LOB: 0 BB: 0 P: 9	R: 0 E: 1 K: 0 S: 4	H: 1 LOB: 2 BB: 0 P: 4	R: 0 E: 0 K: 0 S: 3	H: 0 LOB: 0 BB: 0 P: 3	1B: 4 2B: 1 3B: 0 HR: 0	SF: 0 SAC: 0 DP: 1 HBP: 0	WP: 0 PB: 0 SB: 0 CS: 0	PA: 33
PITCHER Bob Buhl, R (1, 1) ERA: 3.13	IP: 9.0 WLS: W BF: 33 H: 5 R: 1 ER: 1 SO: 5 BB: 1 IBB: 0 HBP: 0 BLK: 0 WP: 0 HR: 0 S: 42 P: 46 ERA: 1.00 WHIP: 0.667																			

Pittsburgh Pirates @ Milwaukee Braves
Milwaukee County Stadium, Milwaukee, WI
 Fri Sep 23 1960, 8:05 PM EDT
 Att. 17,576 - Unknown

AB	32
R	1
H	5
RBI	1
BB	1
SO	5
LOB	10



Batter	1	2	3	4	5	6	7	8	9	AB R H RBI BB SO LOB	TOP
Bill Virdon, L (1, 8) OBP: 0.333, SLG: 0.414	0-0 G6-3 1B		0-0 F8		0-0 4-3			0-0 F8		4 0 1 0 0 0 0	
Bob Skinner, L (1, 7) OBP: 0.345, SLG: 0.437	0-0 G6-3 1-2f		0-0 G3		0-0 P4			0-0 G1-6-3 1B		4 0 1 0 0 0 1	
Roberto Clemente, R (1, 9) OBP: 0.359, SLG: 0.464	0-0 1B 1B		0-0 HR			0-0 1B 1B		0-0 G1-6-3 1-2f		4 1 3 1 0 0 1	
Dick Stuart, R (1, 3) OBP: 0.315, SLG: 0.473	0-0 1-3 1B		0-3 K2-3			0-0 P6			0-0 HR	4 1 2 1 0 1 1	
Smoky Burgess, L (1, 2) OBP: 0.350, SLG: 0.405 Joe Christopher, R (9, PR) OBP: 0.217, SLG: 0.279	0-0 5-3			0-0 FC6-4 1B		0-0 G4-3 1B			0-0 G6-4-3 1B	4 0 3 0 0 0 2 0 0 0 0 0 0 0	
Don Hoak, R (1, 5) OBP: 0.366, SLG: 0.443		0-0 3-1		0-0 F8		0-0 G4-3 1-2f			0-0 G6-4-3 1-2f	4 0 0 0 0 0 4	
Bill Mazerowski, R (1, 4) OBP: 0.322, SLG: 0.392		0-0 2B		0-0 FC6-4 1-2f			0-0 6-3		0-3 K	4 0 1 0 0 1 2	
Dick Schofield, S (1, 6) OBP: 0.429, SLG: 0.393		0-0 6-3		0-0 6-3			0-0 4-3			3 0 0 0 0 0 2	
Bob Friend, R (1, 1) OBP: 0.132, SLG: 0.082 Harry Bright, R (2, PH) OBP: 0.333, SLG: 0.333 Jim Umbricht, R (2, 1) OBP: 0.341, SLG: 0.341 Gino Cimoli, R (5, PH) OBP: 0.111, SLG: 0.222 Clem Labine, R (5, 1) OBP: 0.111, SLG: 0.222 Mickey Vernon, L (7, PH) OBP: 0.250, SLG: 0.143 Fred Green, R (7, 1) OBP: 0.444, SLG: 1.125		0-0 F9			0-0 F9		0-0 4-3			0 0 0 0 0 0 0 1 0 0 0 0 0 0 1 0 0 0 0 0 0 0 0 1 0 0 0 0 0 0 0 0 0 0 0 0 0 0 0 1 0 0 0 0 0 0 0 0 0 0 0 0 0 0 0	
Inning Stats	R: 0 E: 0 K: 0 S: 5 H: 3 LOB: 2 BB: 0 P: 5	R: 0 E: 0 K: 0 S: 4 H: 1 LOB: 1 BB: 0 P: 4	R: 1 E: 0 K: 1 S: 6 H: 1 LOB: 0 BB: 0 P: 6	R: 0 E: 0 K: 0 S: 4 H: 1 LOB: 1 BB: 0 P: 4	R: 0 E: 0 K: 0 S: 3 H: 0 LOB: 0 BB: 0 P: 3	R: 0 E: 0 K: 0 S: 4 H: 2 LOB: 1 BB: 0 P: 4	R: 0 E: 0 K: 0 S: 3 H: 0 LOB: 0 BB: 0 P: 3	R: 0 E: 0 K: 0 S: 3 H: 1 LOB: 0 BB: 0 P: 3	R: 1 E: 0 K: 1 S: 6 H: 2 LOB: 1 BB: 0 P: 6	1B: 8 2B: 1 3B: 0 HR: 2 SF: 0 SAC: 0 DP: 4 HBP: 0	WP: 0 PB: 0 SB: 0 CS: 0 PA: 34
PITCHER Lew Burdette, R (1, 1) ERA: 3.2	IP WLS BF H R ER SO BB IBB HBP BLK WP HR S P ERA WHIP	IP WLS BF H R ER SO BB IBB HBP BLK WP HR S P ERA WHIP	IP WLS BF H R ER SO BB IBB HBP BLK WP HR S P ERA WHIP	IP WLS BF H R ER SO BB IBB HBP BLK WP HR S P ERA WHIP	IP WLS BF H R ER SO BB IBB HBP BLK WP HR S P ERA WHIP	IP WLS BF H R ER SO BB IBB HBP BLK WP HR S P ERA WHIP	IP WLS BF H R ER SO BB IBB HBP BLK WP HR S P ERA WHIP	IP WLS BF H R ER SO BB IBB HBP BLK WP HR S P ERA WHIP	IP WLS BF H R ER SO BB IBB HBP BLK WP HR S P ERA WHIP	ERA WHIP	ERA WHIP

Pittsburgh Pirates @ Milwaukee Braves
 Milwaukee County Stadium, Milwaukee, WI
 Sat Sep 24 1960, 4:33 AM EDT
 Att: 20,626 - Unknown

livebaseballscorecards.com

AB	34
R	2
H	11
RBI	2
BB	0
SO	2
LOB	14



Batter	1	2	3	4	5	6	7	8	9
Bill Bruton, L OBP: 0.330, SLG: 0.428 (1, 8) X	0-0 4-3 BB	4-0 4-3 BB		0-3 K		0-0 SH1-4 1B		0-0 4-3	
Del Crandall, R OBP: 0.325, SLG: 0.419 (1, 2) B B B	4-0 FC4-6 BB	0-0 4-3		0-0 BB 1B		0-0 SH1-4 1-2			
Eddie Mathews, L OBP: 0.394, SLG: 0.542 (1, 5) X	0-0 FC4-6 2B	4-0 FC6-4 BB		4-0 FC5-4 BB		0-3 K			
Hank Aaron, R OBP: 0.349, SLG: 0.552 (1, 9) X	0-0 1B 2B	0-0 FC6-4		0-0 FC5-4		0-0 6-3			
Wes Covington, L OBP: 0.296, SLG: 0.443 (1, 7) X	0-0 HR 1B		0-0 4-3		0-0 F9		0-0 1-3		
Joe Adcock, R OBP: 0.357, SLG: 0.509 (1, 3) X	0-0 HR		0-0 1B		4-0 FC6-4 BB		0-0 5-3		
Felix Mantilla, R OBP: 0.278, SLG: 0.368 (1, 6) X	0-0 1-3		4-0 FC6-4 BB		0-0 FC6-4 1B		0-0 4-3		
Chuck Cottier, R OBP: 0.281, SLG: 0.316 (1, 4) X		0-0 6-3	0-0 FC6-4		0-0 E6 1B		0-0 F5		
Lew Burdette, R OBP: 0.228, SLG: 0.274 (1, 1) B B B		4-0 4-3 PB BB		0-0 P6		0-0 5-3		0-3 K	

Inning Stats	R: 4	H: 3	E: 0	K: 0	S: 6	LOB: 0	BB: 1	P: 10	R: 0	H: 0	E: 0	K: 0	S: 3	LOB: 3	BB: 3	P: 15	R: 0	H: 1	E: 0	K: 0	S: 3	LOB: 1	BB: 1	P: 7	R: 0	H: 1	E: 0	K: 1	S: 6	LOB: 2	BB: 1	P: 10	R: 0	H: 1	E: 1	K: 0	S: 4	LOB: 2	BB: 1	P: 8	R: 0	H: 1	E: 0	K: 1	S: 6	LOB: 1	BB: 0	P: 6	R: 0	H: 0	E: 0	K: 0	S: 3	LOB: 0	BB: 0	P: 3	R: 0	H: 0	E: 0	K: 1	S: 5	LOB: 0	BB: 0	P: 5
--------------	------	------	------	------	------	--------	-------	-------	------	------	------	------	------	--------	-------	-------	------	------	------	------	------	--------	-------	------	------	------	------	------	------	--------	-------	-------	------	------	------	------	------	--------	-------	------	------	------	------	------	------	--------	-------	------	------	------	------	------	------	--------	-------	------	------	------	------	------	------	--------	-------	------

PITCHER	IP	WLS	BF	H	R	ER	SO	BB	IBB	HBP	BLK	WP	HR	S	P	ERA	WHIP
Bob Friend, R ERA: 2.98 (1, 1)	1.0	L	7	3	4	4	0	1	0	0	0	0	1	6	10	36.00	4.000
Jim Umbricht, R ERA: 5.35 (2, 1)	3.0		15	2	0	0	1	5	0	0	0	0	0	12	32	0.00	2.333
Clem Labine, R ERA: 3.48 (5, 1)	2.0		9	2	0	0	1	1	0	0	0	0	0	10	14	0.00	1.500
Fred Green, L ERA: 3.28 (7, 1)	2.0		6	0	0	0	1	0	0	0	0	0	0	8	8	0.00	0.000

AB R H RBI BB SO LOB

4	0	1	0	1	1	0
2	0	1	0	1	0	2
2	1	0	0	2	1	2
4	1	1	1	0	0	6
4	1	1	1	0	0	0
3	1	2	2	1	0	0
3	0	0	0	1	0	1
4	0	1	0	0	0	1
3	0	0	0	1	1	2

AB	29
R	4
H	7
RBI	4
BB	7
SO	3
LOB	14



WP	PA	ERA	WHIP
0	37		

Pittsburgh Pirates @ Milwaukee Braves
Milwaukee County Stadium, Milwaukee, WI
Sat Sep 24 1960, 4:33 AM EDT
Att. 20,626 - Unknown

livebaseballscorecards.com

BOTTOM

Pittsburgh Pirates @ Milwaukee Braves
 Milwaukee County Stadium, Milwaukee, WI

Sun Sep 25 1960, 4:33 AM EDT
 Att: 38,109 - Unknown

livebaseballscorecards.com

AB	35
R	4
H	7
RBI	3
BB	3
SO	5
LOB	13



WP	1	PA	39
PB	0		
SB	0		
CS	0		

AB R H RBI BB SO LOB

5	1	1	0	0	1	0
3	1	1	1	1	0	0
4	1	1	2	1	2	1
4	0	0	0	0	0	2
4	0	1	0	0	0	2
4	0	0	0	0	1	1
3	0	2	0	1	0	1
2	0	0	0	0	0	3
2	0	0	0	0	0	2
2	0	0	0	0	1	1
1	0	1	0	0	0	0
0	1	0	0	0	0	0
1	0	0	0	0	0	0

Batter	1	2	3	4	5	6	7	8	9	10
Bill Bruton, L (1, 8) OBP: 0.329, SLG: 0.426	F8		F8			K		SF7 E 1B		F7
Del Crandall, R (1, 2) OBP: 0.326, SLG: 0.420	6-3		1-3			2B		SF7		HR BB
Eddie Mathews, L (1, 5) OBP: 0.394, SLG: 0.545	K				K	F9		E BB		HR
Hank Aaron, R (1, 9) OBP: 0.347, SLG: 0.548		F2		6-3		1-3		6-3		
Alvin Dark, R (1, 7) OBP: 0.323, SLG: 0.354		E 2B		4-3			6-3	4-3		
Joe Adcock, R (1, 3) OBP: 0.354, SLG: 0.505		6-3			5-3		1-3		K	
Felix Mantilla, R (1, 6) OBP: 0.292, SLG: 0.375		E6 FC3-6			3-1 1B		WP 1B		G6-4-3 BB	
Chuck Cottier, R (1, 4) OBP: 0.278, SLG: 0.313		FC3-6			3-1		5-3		G6-4-3	
Mel Roach, R (7, PH) OBP: 0.331, SLG: 0.453		1-2f			1-2		1-2		1-2f	
Warren Spahn, L (1, 1) OBP: 0.178, SLG: 0.255			K							6-3
Joe Torre, R (8, PH) OBP: 1.000, SLG: 1.000										
Lee Maye, L (8, PR) OBP: 0.363, SLG: 0.378								1B SF7 1B		
Ron Piche, R (9, 1)										

Inning Stats	R: 0	H: 0	E: 0	K: 1	S: 5	R: 1	H: 1	E: 1	K: 0	S: 5	R: 0	H: 0	E: 0	K: 1	S: 5	R: 0	H: 0	E: 0	K: 1	S: 4	R: 0	H: 1	E: 0	K: 0	S: 6	R: 0	H: 1	E: 0	K: 0	S: 4	R: 2	H: 2	E: 1	K: 0	S: 5	R: 0	H: 0	E: 0	K: 1	S: 4	R: 2	H: 1	E: 0	K: 0	S: 3	RBI: 4	SF: 1	2B: 2	3B: 0	HR: 1	WP: 1	PA: 39
--------------	------	------	------	------	------	------	------	------	------	------	------	------	------	------	------	------	------	------	------	------	------	------	------	------	------	------	------	------	------	------	------	------	------	------	------	------	------	------	------	------	------	------	------	------	------	--------	-------	-------	-------	-------	-------	--------

PITCHER	IP	WLS	BF	H	R	ER	SO	BB	IBB	HBP	BLK	WP	HR	S	P	ERA	WHIP
Harvey Haddix, L (1, 1) ERA: 4.02	7.1		30	6	2	1	4	1	0	0	0	1	0	37	41	1.23	0.955
Roy Face, R (8, 1) ERA: 2.96	2.1	L	9	1	2	2	1	2	0	0	0	0	1	9	17	7.71	1.286

Batter	1	2	3	4	5	6	7	8	9	10	11	12	13	14	15	16	AB R H RBI BB SO LOB	TOP														
Eddie Kasko, R OBP: 0.365, SLG: 0.385 (1, 4)	0-3 K		0-0 6-3		0-0 F8		0-0 F9			0-0 BB 1B		0-0 F4			0-0 CS 1B		7 0 2 0 0 1 2															
Vada Pinson, L OBP: 0.336, SLG: 0.462 (1, 8)	0-0 6-3			4-0 BB 1B BB		0-0 G3		0-0 S 1B		0-3 K		0-0 F8			0-3 K 1-2		6 1 1 0 1 2 2															
Frank Robinson, R OBP: 0.408, SLG: 0.585 (1, 7)	0-0 E5 CS			4-0 1B 1-2 BB		4-0 G5-4-3 BB		0-0 F6		4-0 1-2 BB		0-3 K			0-0 1B		4 0 1 0 3 1 1															
Wally Post, R OBP: 0.351, SLG: 0.521 (1, 9)	0-0 CS 1-2	0-0 F7		0-3 K		0-0 G5-4-3 1-2		0-0 F7		0-0 F9				0-3 K		0-3 K	7 0 0 0 0 3 7															
Ed Bailey, L OBP: 0.350, SLG: 0.410 (1, 2)				0-0 FC5-4 BB		0-0 1-3 2-H 1B		0-0 F3		0-0 F4 1-2		0-0 G3			0-0 G3		6 0 1 1 1 1 3															
Rogelio Alvarez, R OBP: 0.111, SLG: 0.111 (1, 3)				0-0 FC5-4		0-3 K		0-0 1B 2B 1B		0-3 K				0-0 F4		0-3 K	6 1 1 0 0 2 2 1 0 0 0 0 1 0															
Gordy Coleman, L OBP: 0.311, SLG: 0.399 (14, 3)				0-3 K 1-2																												
Cliff Cook, R OBP: 0.255, SLG: 0.329 (1, 5)																																
Roy McMillan, R OBP: 0.303, SLG: 0.352 (1, 6)					0-0 F7		0-0 1B			0-0 F6				0-0 G3			6 0 3 1 0 0 1															
Bob Purkey, R OBP: 0.163, SLG: 0.123 (1, 1)					0-3 K		0-3 K			0-3 K				0-0 F8			2 0 0 0 0 2 1 1 0 0 0 0 0 1 1 0 0 0 0 1 1 1 0 0 0 0 1 1 1 0 0 0 0 0 0															
Jerry Lynch, L OBP: 0.356, SLG: 0.484 (7, PH)																																
Orlando Pena, R ERA: (7, 1)																																
Willie Jones, R OBP: 0.376, SLG: 0.363 (11, PH)																																
Cal McLish, S OBP: 0.091, SLG: 0.049 (11, 1)																																
Inning Stats	R: 0 E: 1 K: 1 S: 5	H: 0 LOB: 0 BB: 0 P: 5	R: 0 E: 0 K: 1 S: 5	H: 0 LOB: 1 BB: 1 P: 9	R: 0 E: 0 K: 1 S: 5	H: 0 LOB: 0 BB: 0 P: 5	R: 1 E: 0 K: 2 S: 7	H: 1 LOB: 1 BB: 2 P: 15	R: 0 E: 0 K: 2 S: 8	H: 1 LOB: 1 BB: 0 P: 8	R: 0 E: 0 K: 0 S: 2	H: 0 LOB: 0 BB: 1 P: 6	R: 2 E: 0 K: 0 S: 6	H: 3 LOB: 1 BB: 0 P: 6	R: 0 E: 0 K: 0 S: 4	H: 1 LOB: 1 BB: 0 P: 4	R: 0 E: 0 K: 2 S: 8	H: 1 LOB: 1 BB: 0 P: 8	R: 0 E: 0 K: 1 S: 5	H: 0 LOB: 0 BB: 0 P: 5	R: 0 E: 0 K: 2 S: 7	H: 0 LOB: 0 BB: 0 P: 7	R: 0 E: 0 K: 1 S: 5	H: 0 LOB: 0 BB: 0 P: 5	R: 0 E: 0 K: 2 S: 8	H: 2 LOB: 1 BB: 0 P: 8	R: 0 E: 0 K: 1 S: 5	H: 0 LOB: 0 BB: 0 P: 5	1B: 10 2B: 1 3B: 0 HR: 0	SF: 0 SAC: 0 DP: 1 HBP: 0	WP: 1 PB: 0 SB: 1 CS: 2	PA: 62
PITCHER	IP WLS BF H R ER SO BB IBB HBP BLK WP HR S P ERA WHIP																	IP WLS BF H R ER SO BB IBB HBP BLK WP HR S P ERA WHIP														
Tom Cheney, R ERA: 3.98 (1, 1)	9.0																															
Diomedes Olivo, L ERA: (10, 1)	4.0																															
Jim Umbricht, R ERA: 5.09 (14, 1)	2.0																															
Fred Green, L ERA: 3.23 (16, 1)	1.0																															

Cincinnati Reds @ Pittsburgh Pirates
 Forbes Field, Pittsburgh, PA
 Tue Sep 27 1960, 7:05 PM EDT
 Att. 22,162 - Unknown

AB 56
 R 3
 H 11
 RBI 2
 BB 5
 SO 19
 LOB 23



Batter	1	2	3	4	5	6	7	8	9	10	11	12	13	14	15	16	AB	R	H	RBI	BB	SO	LOB	BOTTOM						
Joe Christopher, R OBP: 0.296, SLG: 0.340 (1, 8)	0-0 HR 1B	0-0 1B		4-0 1-2 BB			0-0 L5		0-0 1B 1B			0-3 K		0-0 FC5 SH1-4 1B	0-0 1-2 2-3 1B		7	1	5	0	1	1	0							
Bob Skinner, L OBP: 0.343, SLG: 0.434 (1, 7)	0-0 F8	0-3 K		0-3 K			4-0 FC6-4 BB		0-0 1-3 1B			0-0 G3		0-0 SH1-4	0-0 F7		6	0	1	0	1	2	7							
Roberto Clemente, R OBP: 0.358, SLG: 0.461 (1, 9)	0-0 1-2 HR 1B	0-0 F5			0-0 6-3		0-0 FC6-4 1-2f		0-3 K			0-0 F8		4-0 FC5 BB		0-0 5-3		7	1	1	0	1	1	4						
Dick Stuart, R OBP: 0.312, SLG: 0.473 Gino Cimoli, R OBP: 0.337, SLG: 0.337 (1, 3)	0-0 HR		0-0 F8		0-3 K		0-0 F9		0-3 K				0-3 K	0-0 FC5		0-0 WP 1B 2B		8	1	2	3	0	3	2						
Bob Oldis, R OBP: 0.238, SLG: 0.250 Dick Groat, R OBP: 0.372, SLG: 0.396 Dick Schofield, S OBP: 0.423, SLG: 0.389 (1, 2)	0-0 E6 1B		0-0 F8		0-0 4-3		0-0 4-3		0-0 5-3				0-0 6-3 2B	0-3 K		0-0 2B 1B		6	0	1	0	0	0	0						
Don Hoak, R OBP: 0.365, SLG: 0.440 Gene Baker, R OBP: 0.256, SLG: 0.222 (1, 5)	0-0 FC1-5-2 1-3 1B		0-0 6-3			0-0 6-3		0-0 FC6-4 1B		0-0 5-3			0-0 6-3			0-0 1B SH1-4 1B		2	0	1	0	0	0	0						
Bill Mazerowski, R OBP: 0.321, SLG: 0.394 (1, 4)	0-0 FC1-5-2 1-3 3-H			0-0 BB 1B		0-0 6-3		0-0 FC6-4 1-2f		0-0 4-3			4-0 IBB IBB		0-0 SH1-4		5	0	1	0	1	0	3							
Dick Barone, R Smoky Burgess, L OBP: 0.353, SLG: 0.405 (1, 6)	0-3 K		0-0 F7		0-0 6-3		0-0 F4		0-0 6-3				4-0 1-2 IBB		4-0 1B IBB		5	0	0	0	0	1	3							
Tom Cheney, R Mickey Vernon, L Dionmedes Alvarez, L Rocky Nelson, L Jim Umbricht, R Bill Vardon, L Fred Green, R OBP: 0.444, SLG: 1.125 (1, 1)		0-0 F3		0-3 K		0-0 F2		0-0 4-3		0-0 F9			0-0 F7		0-0 F4		3	0	0	0	0	0	1	1						
Inning Stats	R: 3 E: 1 K: 10 S: 10	H: 4 LOB: 2 BB: 0 P: 10	R: 0 E: 0 K: 1 S: 6	H: 1 LOB: 1 BB: 0 P: 6	R: 0 E: 0 K: 1 S: 3	H: 0 LOB: 0 BB: 0 P: 3	R: 0 E: 0 K: 2 S: 8	H: 1 LOB: 2 BB: 1 P: 12	R: 0 E: 0 K: 1 S: 5	H: 0 LOB: 0 BB: 0 P: 5	R: 0 E: 0 K: 0 S: 3	H: 0 LOB: 0 BB: 0 P: 3	R: 0 E: 0 K: 0 S: 4	H: 1 LOB: 1 BB: 0 P: 4	R: 0 E: 0 K: 1 S: 7	H: 2 LOB: 2 BB: 0 P: 7	R: 0 E: 0 K: 0 S: 5	H: 0 LOB: 0 BB: 0 P: 5	R: 0 E: 0 K: 1 S: 5	H: 0 LOB: 0 BB: 0 P: 5	R: 0 E: 0 K: 1 S: 6	H: 1 LOB: 3 BB: 2 P: 14	R: 0 E: 0 K: 0 S: 5	H: 2 LOB: 3 BB: 1 P: 9	R: 1 E: 0 K: 0 S: 3	H: 2 LOB: 2 BB: 0 P: 3	1B: 12 2B: 2 3B: 0 HR: 1	SF: 0 SAC: 2 DP: 0 HBP: 0	WP: 1 PB: 0 SB: 0 CS: 0	PA: 68

Cincinnati Reds @ Pittsburgh Pirates
 Forbes Field, Pittsburgh, PA
 Tue Sep 27 1960, 7:05 PM EDT
 Att. 22,162 - Unknown

AB 60
 R 4
 H 15
 RBI 4
 BB 6
 SO 10
 LOB 28



PITCHER	IP	WLS	BF	H	R	ER	SO	BB	IBB	HBP	BLK	WP	HR	S	P	ERA	WHIP
Bob Purkey, R ERA: 3.5 (1, 1)	6.0		26	3	3	3	5	1	0	0	0	0	1	35	39	4.50	1.167
Orlando Pena, R ERA: (7, 1)	4.0		16	3	0	0	2	1	0	0	0	0	0	19	23	0.00	1.000
Cal McLish, R ERA: 4.22 (11, 1)	5.1	L	26	6	1	1	3	1	3	0	0	1	0	28	44	1.69	1.312

Batter	1	2	3	4	5	6	7	8	9	AB R H RBI BB SO LOB	TOP											
Bill Bruton, L (1, 8) OBP: 0.330, SLG: 0.431	0-0 1B 3B	0-3 K2-3	0-0 1B 2B		0-0 FC1-6 2B		0-3 K		0-3 K	6 3 2 1 0 3 2												
Del Crandall, R (1, 2) OBP: 0.331, SLG: 0.430	0-0 HR 1B	0-0 F4	0-0 BB 1B		0-0 F9			4-0 HR BB	0-0 BB 2B 1B	5 3 3 3 1 0 2												
Eddie Mathews, L (1, 5) OBP: 0.393, SLG: 0.544	0-3 K	0-0 1-3	4-0 1B BB		0-0 2B			0-0 F6 BB	4-0 2B BB	4 0 1 2 2 1 2												
Hank Aaron, R (1, 9) OBP: 0.353, SLG: 0.570	0-0 HR		1-2 BB		0-0 4-3 2B			0-0 HR	0-0 2B	6 3 4 5 0 0 3												
Wes Covington, L (1, 7) OBP: 0.285, SLG: 0.421	0-0 F5		0-3 K	0-3 K		0-3 K		0-0 G3	0-0 1-3	6 0 0 0 0 3 3												
Joe Adcock, R (1, 3) OBP: 0.356, SLG: 0.505	0-0 E5 2B		0-0 FC4-6 1B 1B	0-0 5-3		0-0 6-3		0-0 E 1B		5 1 2 1 0 0 0												
Felix Mantilla, R (1, 6) OBP: 0.289, SLG: 0.371	0-0 2B		0-0 FC4-6 1B	0-0 E5		0-0 F4		0-0 E6		5 0 2 0 0 0 1												
Chuck Cottier, R (1, 4) OBP: 0.277, SLG: 0.306	4-0 IBB		0-0 FC4-6 1B 2B		0-0 FC1-6 1B 2B 1B		0-3 K	0-0 F7		4 2 1 0 1 1 4												
Bob Buhl, R (1, 1) OBP: 0.157, SLG: 0.157	0-0 F9		0-0 2B 1B 1B		0-0 FC1-6 1B		0-3 K		0-0 6-3	5 1 2 1 0 1 3												
Inning Stats	R: 3 E: 1 K: 1 S: 10	H: 4 LOB: 3 BB: 1 P: 14	R: 0 E: 0 K: 1 S: 5	H: 0 LOB: 0 BB: 0 P: 5	R: 5 E: 0 K: 1 S: 11	H: 6 LOB: 2 BB: 1 P: 15	R: 0 E: 1 K: 1 S: 5	H: 0 LOB: 1 BB: 0 P: 5	R: 2 E: 0 K: 0 S: 6	H: 3 LOB: 1 BB: 0 P: 6	R: 0 E: 0 K: 1 S: 5	H: 0 LOB: 0 BB: 0 P: 5	R: 0 E: 0 K: 3 S: 9	H: 0 LOB: 0 BB: 0 P: 9	R: 2 E: 1 K: 0 S: 6	H: 2 LOB: 2 BB: 1 P: 10	R: 1 E: 0 K: 1 S: 7	H: 2 LOB: 2 BB: 1 P: 11	1B: 9 2B: 5 3B: 1 HR: 2	SF: 0 SAC: 0 DP: 0 HBP: 0	WP: 0 PB: 0 SB: 0 CS: 0	PA: 50
PITCHER	IP WLS BF H R ER SO BB IBB HBP BLK WP HR S P ERA WHIP																					
Vern Law, R (1, 1) ERA: 3.08	2.2 L 20 10 8 8 3 0 0 0 0 0 0 1 25 29 27.00 3.750																					
Fred Green, L (3, 1) ERA: 3.21	0.1 2 0 0 0 0 0 1 0 0 0 0 0 0 1 5 0.00 3.000																					
Clem Labine, R (4, 1) ERA: 3.65	2.0 9 3 2 2 1 0 0 0 0 0 0 0 0 11 11 9.00 1.500																					
Joe Gibbon, L (6, 1) ERA: 4.03	2.0 6 0 0 0 0 4 0 0 0 0 0 0 0 14 14 0.00 0.000																					
Diomedes Olivo, L (8, 1) ERA: 2.7	2.0 13 4 3 3 1 2 0 0 0 0 0 0 1 13 21 13.50 3.000																					

Milwaukee Braves @ Pittsburgh Pirates
 Forbes Field, Pittsburgh, PA
 Fri Sep 30 1960, 3:33 AM EDT
 Att. 25,148 - Unknown

AB	46
R	13
H	17
RBI	13
BB	4
SO	9
LOB	20



Batter	1	2	3	4	5	6	7	8	9	AB	R	H	RBI	BB	SO	LOB
Bill Virdon, L (1, 8) <small>OBP: 0.330, SLG: 0.410</small> Joe Gibbon, R (6, 1) <small>OBP: 0.286, SLG: 0.211</small> Dick Stuart, R (7, PH) <small>OBP: 0.311, SLG: 0.472</small> Diomedes Olivo, L (8, 1)	0-3 K		0-0 3-1		0-3 K		0-0 5-3			3	0	0	0	0	2	2
Bob Skinner, L (1, 7) <small>OBP: 0.341, SLG: 0.431</small>	0-3 K		0-0 L8		0-0 F6			0-0 F3		4	0	0	0	0	1	2
Roberto Clemente, R (1, 9) <small>OBP: 0.357, SLG: 0.458</small>	0-0 E5			0-0 6-3		0-0 F5		4-0 1B BB		3	1	0	0	1	0	0
Rocky Nelson, L (1, 3) <small>OBP: 0.374, SLG: 0.462</small>	0-0 G3			0-0 F7		0-0 4-3		0-0 1B 1-2 1B		4	0	1	0	0	0	1
Smoky Burgess, L (1, 2) <small>OBP: 0.358, SLG: 0.416</small>		0-0 4-3		0-0 HR		4-0 FC4 BB		0-0 1-3 2-H 1B		3	1	2	2	1	0	0
Don Hoak, R (1, 5) <small>OBP: 0.362, SLG: 0.437</small>	0-3 K		0-3 K		0-0 FC4		0-0 L3		0-0 L3	4	0	0	0	0	2	3
Bill Mazaroski, R (1, 4) <small>OBP: 0.321, SLG: 0.394</small> Dick Barone, R (8, 6)		0-0 1B			0-0 5-3		0-0 5-3		0-0 F8	3	0	1	0	0	0	0
Dick Schofield, S (1, 6) <small>OBP: 0.417, SLG: 0.378</small>	0-3 K				4-0 1B BB		0-0 F3		0-0 F8	3	0	0	0	1	1	1
Vern Law, R (1, 1) <small>OBP: 0.186, SLG: 0.309</small> Fred Green, R (3, 1) <small>OBP: 0.444, SLG: 1.125</small> Dick Groat, R (3, PH) <small>OBP: 0.372, SLG: 0.395</small> Clem Labine, R (4, 1) <small>OBP: 0.111, SLG: 0.222</small> Gene Baker, R (5, PH) <small>OBP: 0.275, SLG: 0.243</small> Joe Christopher, R (6, 8) <small>OBP: 0.304, SLG: 0.333</small>			0-0 4-3		0-0 1-2 1B		4-0 BB		0-0 6-3	0	0	0	0	0	0	0

Inning Stats	R: 0	H: 0	R: 0	H: 1	R: 0	H: 0	R: 1	H: 1	R: 0	H: 1	R: 0	H: 0	R: 1	H: 2	R: 0	H: 0	R: 0	H: 0	R: 0	H: 0	1B: 4	SF: 0	WP: 0	PA: 36
	E: 1	LOB: 1	E: 0	LOB: 1	E: 0	LOB: 0	E: 0	LOB: 0	E: 0	LOB: 2	E: 0	LOB: 1	E: 0	LOB: 1	E: 0	LOB: 0	E: 0	LOB: 0	E: 0	LOB: 0	2B: 1 <td>SAC: 0 <td>PB: 0 <td></td> </td></td>	SAC: 0 <td>PB: 0 <td></td> </td>	PB: 0 <td></td>	
	K: 2	BB: 0	K: 2	BB: 0	K: 0	BB: 0	K: 1	BB: 0	K: 0	BB: 1	K: 0	BB: 1	K: 0	BB: 1	K: 0	BB: 1	K: 0	BB: 0	K: 0	BB: 0	3B: 0	DP: 1	SB: 0	
	S: 8	P: 8	S: 8	P: 8	S: 3	P: 3	S: 6	P: 6	S: 6	P: 10	S: 3	P: 7	S: 3	P: 7	S: 4	P: 8	S: 3	P: 3	S: 3	P: 3	HR: 1	HBP: 0	CS: 0	

PITCHER	IP	WLS	BF	H	R	ER	SO	BB	IBB	HBP	BLK	WP	HR	S	P	ERA	WHIP	PITCHER	IP	WLS	BF	H	R	ER	SO	BB	IBB	HBP	BLK	WP	HR	S	P	ERA	WHIP	
Bob Buhl, R (1, 1) <small>ERA: 3.09</small>	9.0	W	36	5	2	2	6	4	0	0	0	0	1	44	60	2.00	1.000																			

BOTTOM

Milwaukee Braves @ Pittsburgh Pirates
 Forbes Field, Pittsburgh, PA
 Fri Sep 30 1960, 3:33 AM EDT
 Att. 25,148 - Unknown

livebaseballscorecards.com

AB	32
R	2
H	5
RBI	2
BB	4
SO	6
LOB	10



Batter	1	2	3	4	5	6	7	8	9	AB R H RBI BB SO LOB	TOP											
Bill Bruton, L (1, 8) OBP: 0.331, SLG: 0.429	0-3 K		0-0 1B 1-2 1B		0-0 E3		4-0 2B 1B BB		0-0 F8	4 1 1 0 1 1 0												
Del Crandall, R (1, 2) OBP: 0.332, SLG: 0.430	0-0 6-3		0-3 K		0-0 F7		0-0 2B 1B		0-0 1B	5 1 2 0 0 1 3												
Eddie Mathews, L (1, 5) OBP: 0.393, SLG: 0.545	0-0 F6		0-0 1B 1-3 2-H		0-0 4-3		0-0 2B		0-0 4-3	5 0 2 3 0 0 2												
Hank Aaron, R (1, 9) OBP: 0.352, SLG: 0.568		0-0 PB 1B	0-0 F8		0-0 5-3		0-0 F4			4 0 1 0 0 0 3												
Wes Covington, L (1, 7) OBP: 0.288, SLG: 0.420		0-0 F7		4-0 BB G4-6-3		0-0 1B 1B		0-3 K		3 0 1 0 1 1 1												
Joe Adcock, R (1, 3) OBP: 0.357, SLG: 0.505		0-0 F8		0-0 1-2f G4-6-3		0-0 1B G6-4-3		0-0 1B		4 0 2 0 0 0 2												
Felix Mantilla, R (1, 6) OBP: 0.288, SLG: 0.368		0-0 5-3		0-0 FC6-4 1B		0-0 G6-4-3 1-2f		0-0 F8		4 0 1 0 0 0 4												
Chuck Cottier, R (1, 4) OBP: 0.273, SLG: 0.302			0-0 1-3		0-0 FC6-4		0-0 6-3		0-0 F9	3 0 0 0 0 0 1												
Mel Roach, R (8, PH) OBP: 0.329, SLG: 0.450				0-0 1-2f						1 0 0 0 0 0 1												
Warren Spahn, L (1, 1) OBP: 0.186, SLG: 0.263			0-0 1B 1B		0-3 K		0-3 K		0-0 4-3	1 1 1 0 0 0 0												
Carl Willey, R (4, 1) OBP: 0.180, SLG: 0.271										0 0 0 0 0 0 0												
Joe Torre, R (5, PH) OBP: 0.500, SLG: 0.500										1 0 0 0 0 0 1												
Don McMahon, R (5, 1)										0 0 0 0 0 0 0												
Eddie Haas, L (7, PH) OBP: 0.324, SLG: 0.375										1 0 0 0 0 0 1												
Terry Fox, R (7, 1)										0 0 0 0 0 0 0												
Alvin Dark, R (9, PH) OBP: 0.322, SLG: 0.353										1 0 0 0 0 0 0												
Inning Stats	R: 0 E: 0 K: 1 S: 5	H: 0 LOB: 0 BB: 0 P: 5	R: 0 E: 0 K: 0 S: 4	H: 1 LOB: 1 BB: 0 P: 4	R: 1 E: 0 K: 1 S: 8	H: 3 LOB: 2 BB: 0 P: 8	R: 0 E: 0 K: 0 S: 3	H: 1 LOB: 1 BB: 1 P: 7	R: 0 E: 1 K: 1 S: 6	H: 0 LOB: 1 BB: 0 P: 6	R: 0 E: 0 K: 1 S: 4	H: 2 LOB: 1 BB: 0 P: 4	R: 2 E: 0 K: 1 S: 7	H: 2 LOB: 1 BB: 1 P: 11	R: 0 E: 0 K: 1 S: 6	H: 1 LOB: 1 BB: 0 P: 6	R: 0 E: 0 K: 0 S: 4	H: 1 LOB: 1 BB: 0 P: 4	1B: 10 2B: 1 3B: 0 HR: 0	SF: 0 SAC: 0 DP: 2 HBP: 0	WP: 0 PB: 1 SB: 0 CS: 0	PA: 39
PITCHER	IP WLS BF H R ER SO BB IBB HBP BLK WP HR S P ERA WHIP																				ERA WHIP	
Bob Friend, R (1, 1) ERA: 3.0	7.0 W 31 9 3 3 4 2 0 0 0 0 0 37 45 3.86 1.571																					
Roy Face, R (8, 1) ERA: 2.9	2.0 S 8 2 0 0 1 0 0 0 0 0 0 10 10 0.00 1.000																					

Milwaukee Braves @ Pittsburgh Pirates
 Forbes Field, Pittsburgh, PA
 Sat Oct 01 1960, 3:33 AM EDT
 Att: 20,842 - Unknown

livebaseballscorecards.com

AB	37
R	3
H	11
RBI	3
BB	2
SO	5
LOB	17



Batter	1	2	3	4	5	6	7	8	9
Bill Virdon, L OBP: 0.326, SLG: 0.406 (1, 8)	0-3 K	0-0 L9		0-0 SF 1B	0-0 G3			0-0 F8	
Dick Groat, R OBP: 0.372, SLG: 0.395 (1, 6)	0-0 4-3		0-0 5-3	0-0 1B 1B		0-0 4-3		0-0 1-3 1B	
Roberto Clemente, R OBP: 0.358, SLG: 0.458 (1, 9)	0-0 3B 1B		0-0 L4	0-0 1B 2B 1B		0-0 6-3		0-0 1-3	
Dick Stuart, R OBP: 0.316, SLG: 0.478 (1, 3)	0-0 1-H 3B		4-0 BB	0-0 1-3 1B		4-0 BB		0-3 K	
Gino Cimoli, R OBP: 0.336, SLG: 0.339 (1, 7)	0-0 4-1		0-3 K	0-0 1-3 2B		0-0 F4			
Hal Smith, R OBP: 0.351, SLG: 0.508 (1, 2)		0-0 FC1-5 1B		0-0 1B SF 1B	0-3 K		0-3 K		
Don Hoak, R OBP: 0.363, SLG: 0.437 (1, 5)		0-0 1-2 FC1-5 1B		0-0 SF 1B 1B	0-0 L9		0-0 F9		
Bill Mazaroski, R OBP: 0.321, SLG: 0.393 (1, 4)		0-0 F3		0-0 1-2 2-3 SF 1B	0-0 1-3		0-0 F5		
Bob Friend, R OBP: 0.128, SLG: 0.080 (1, 1)		0-0 FC1-5		0-0 F6	0-3 K			0-0 1-3 1B	
Roy Face, R OBP: 0.412, SLG: 0.471 (8, 1)		1-2 2-3f							

Inning Stats	R: 1	H: 2	E: 0	K: 1	S: 7	H: 2	LOB: 1	BB: 0	P: 7	R: 0	H: 0	E: 0	K: 1	S: 5	H: 2	LOB: 2	BB: 0	P: 5	R: 0	H: 0	E: 0	K: 1	S: 5	R: 0	H: 0	E: 0	K: 1	S: 5	R: 0	H: 0	E: 0	K: 1	S: 5	R: 0	H: 2	LOB: 2	BB: 0	P: 7
--------------	------	------	------	------	------	------	--------	-------	------	------	------	------	------	------	------	--------	-------	------	------	------	------	------	------	------	------	------	------	------	------	------	------	------	------	------	------	--------	-------	------

PITCHER	IP	WLS	BF	H	R	ER	SO	BB	IBB	HBP	BLK	WP	HR	S	P	ERA	WHIP
Warren Spahn, L ERA: 3.5 (1, 1)	3.1	L	22	10	7	6	2	1	0	0	0	0	0	25	29	16.20	3.300
Carl Willey, R ERA: 4.35 (4, 1)	0.2		3	1	0	0	1	0	0	0	0	0	0	5	5	0.00	1.500
Don McMahon, R ERA: 5.94 (5, 1)	2.0		7	0	0	0	1	1	0	0	0	0	0	8	12	0.00	0.500
Terry Fox, R ERA: 4.32 (7, 1)	2.0		8	2	0	0	2	0	0	0	0	0	0	12	12	0.00	1.000

BOTTOM

AB	R	H	RBI	BB	SO	LOB
4	1	0	1	0	1	3
5	1	2	2	0	0	0
5	2	2	1	0	0	2
3	0	2	2	2	1	2
4	0	1	1	0	1	3
4	1	2	0	0	2	2
4	1	2	0	0	0	2
4	1	1	0	0	0	2
3	0	0	0	0	1	5
1	0	1	0	0	0	0

Milwaukee Braves @ Pittsburgh Pirates
Forbes Field, Pittsburgh, PA
 Sat Oct 01 1960, 3:33 AM EDT
 Att. 20,842 - Unknown

AB	37
R	7
H	13
RBI	7
BB	2
SO	6
LOB	21



WP	PA	ERA	WHIP
0	40		
0			
0			

Batter	1	2	3	4	5	6	7	8	9	AB R H RBI BB SO LOB	TOP											
Bill Bruton, L (1, 8) OBP: 0.330, SLG: 0.428	0-0 P6	0-0 BB 1-2 1B		X 0-0 L7		X 0-0 F3		0-0 K		5 1 1 0 0 1 1												
Del Crandall, R (1, 2) OBP: 0.334, SLG: 0.430	0-0 BB 1B	4-0 1B BB		X 0-0 FC5-4		X 0-0 1B 1B		0-0 6-3		4 1 2 0 1 0 1												
Eddie Mathews, L (1, 5) OBP: 0.397, SLG: 0.551	4-0 BB 1-2 BB	0-0 1B			4-0 BB 1B 1B	X 0-0 1B 1B		0-0 3B		3 1 3 2 2 0 0												
Hank Aaron, R (1, 9) OBP: 0.352, SLG: 0.566	4-0 1-2 2-3 BB	0-0 F8		X 0-0 P4		X 0-0 1-2 2-H 1B		0-0 5-3		4 0 1 1 1 0 4												
Alvin Dark, R (1, 7) OBP: 0.321, SLG: 0.351	0-3 K		X 0-0 P6		X 0-0 1-2 1B 1B	X 0-3 K		0-0 F7		5 1 1 0 0 2 5												
Joe Adcock, R (1, 3) OBP: 0.354, SLG: 0.500	0-0 G3		X 0-0 2-3		X 0-0 F8	X 0-0 6-3		0-0 6-3		5 0 0 0 0 0 7												
Felix Mantilla, R (1, 6) OBP: 0.291, SLG: 0.365		4-0 BB 1B 1B BB	X 0-0 5-3		X 0-0 1-2 2-3 1B 1B		X 0-0 F8	X 0-0 P5		4 1 1 0 1 0 0												
Chuck Cottier, R (1, 4) OBP: 0.273, SLG: 0.301		X 0-0 P4		X 0-0 F7	X 0-0 1-2 2-H 3-H 1B		X 0-0 F9			4 0 1 2 0 0 1												
Lew Burdette, R (1, 1) OBP: 0.240, SLG: 0.275		X 0-0 L7		BB BB BB BB X 4-0 FC5-4 BB	X 0-3 K		X 0-0 6-3			3 0 0 0 1 1 3												
Inning Stats	R: 0 E: 0 K: 1 S: 6	H: 1 LOB: 3 BB: 2 P: 14	R: 2 E: 0 K: 0 S: 5	H: 2 LOB: 2 BB: 2 P: 13	R: 0 E: 0 K: 0 S: 3	H: 0 LOB: 0 BB: 0 P: 3	R: 0 E: 0 K: 0 S: 3	H: 0 LOB: 1 BB: 1 P: 7	R: 2 E: 0 K: 1 S: 8	H: 3 LOB: 2 BB: 1 P: 12	R: 1 E: 0 K: 1 S: 8	H: 3 LOB: 2 BB: 0 P: 8	R: 0 E: 0 K: 0 S: 3	H: 0 LOB: 0 BB: 0 P: 3	R: 0 E: 0 K: 1 S: 6	H: 1 LOB: 1 BB: 0 P: 6	R: 0 E: 0 K: 0 S: 3	H: 0 LOB: 0 BB: 0 P: 3	1B: 9 2B: 0 3B: 1 HR: 0	SF: 0 SAC: 0 DP: 0 HBP: 0	WP: 0 PB: 0 SB: 0 CS: 0	PA: 43
PITCHER	IP WLS BF H R ER SO BB IBB HBP BLK WP HR S P ERA WHIP																					
Vinegar Bend Mizell, L (1, 1) ERA: 3.5	5.0 W 27 6 4 4 2 6 0 0 0 0 0 0 25 49 7.20 2.400																					
Harvey Haddix, L (6, 1) ERA: 3.98	4.0 S 16 4 1 1 2 0 0 0 0 0 0 0 20 20 2.25 1.000																					

Milwaukee Braves @ Pittsburgh Pirates
 Forbes Field, Pittsburgh, PA
 Sun Oct 02 1960, 3:33 AM EDT
 Att: 34,578 - Unknown

livebaseballscorecards.com

AB	37
R	5
H	10
RBI	5
BB	6
SO	4
LOB	22



Batter	1	2	3	4	5	6	7	8	9
Joe Christopher, R OBP: 0.295, SLG: 0.321 (1, 8)	0-0 3-1 6-3 1B		0-0 L5	0-0 F9		0-0 P4		0-0 6-3	
Dick Groat, R OBP: 0.371, SLG: 0.394 Bill Mazerowski, R OBP: 0.320, SLG: 0.392 (8, PH) (9, 4)	0-0 6-3 1-2		0-0 L9		0-0 E9 1B	0-0 F9		0-0 F8	
Bob Skinner, L OBP: 0.340, SLG: 0.431 (1, 7)	0-0 3-1 2-3		0-0 L3		0-0 F7		0-0 1B 2B	0-0 E8	
Rocky Nelson, L OBP: 0.382, SLG: 0.470 Dick Stuart, R OBP: 0.317, SLG: 0.479 R C Stevens, R (8, 3)	0-0 2B 3-H 1B			0-0 4-3 WP 1B	0-0 5-3 2-H 1B		0-0 1B 1B 2-H		
Roberto Clemente, R OBP: 0.357, SLG: 0.458 (1, 9)	0-0 1-H 2B		0-0 4-3 1-2	0-0 5-3 1-2		0-0 F7		0-0 F9	
Smoky Burgess, L OBP: 0.356, SLG: 0.412 Bob Oldis, R OBP: 0.238, SLG: 0.250 (8, 2)	0-0 F7		4-0 3B 2-H BB	0-0 F9		0-0 F9		0-0 F9	
Don Hoak, R OBP: 0.366, SLG: 0.445 (1, 5)		0-0 F8		0-0 1B 1-H 3B		0-0 2B 2B	0-0 1B 1B 1-2		
Dick Schofield, S OBP: 0.429, SLG: 0.392 (9, 6)		0-0 G4-6-3 1B		0-0 1B 3-H		0-0 6-3	0-0 1B 1-2 2-H		
Vinegar Bend Mizell, R OBP: 0.189, SLG: 0.145 Harvey Haddix, L OBP: 0.286, SLG: 0.318 (6, 1)		0-0 G4-6-3 1-2f		0-0 F8		0-0 2B 2-H	0-0 4-3		


AB	R	H	RBI	BB	SO	LOB
5	1	1	0	0	0	2
4	1	1	0	0	0	2
1	0	0	0	0	0	0
5	1	1	0	0	0	2
3	2	3	2	0	0	0
1	0	1	1	0	0	0
0	1	0	0	0	0	0
4	0	1	1	0	0	3
3	1	0	0	1	0	3
0	0	0	0	0	0	0
4	2	3	1	0	0	0
4	0	3	2	0	0	1
2	0	0	0	0	0	2
2	0	1	1	0	0	2

Inning Stats	R	H	E	K	S	R	H	E	K	S	R	H	E	K	S	R	H	E	K	S	R	H	E	K	S	R	H	E	K	S	R	H	E	K	S		
	2	3	0	6	6	0	1	0	0	3	0	0	0	0	3	1	2	1	5	5	0	0	0	0	0	0	0	0	0	0	0	0	0	0	0	0	0

BOTTOM

Milwaukee Braves @ Pittsburgh Pirates
Forbes Field, Pittsburgh, PA
 Sun Oct 02 1960, 3:33 AM EDT
 Att. 34,578 - Unknown

AB	38
R	9
H	15
RBI	8
BB	1
SO	0
LOB	17



1B	10	SF	0	WP	2	PA	39
2B	4	SAC	0	PB	0		
3B	1	DP	1	SB	0		
HR	0	HBP	0	CS	0		

PITCHER	IP	WLS	BF	H	R	ER	SO	BB	IBB	HBP	BLK	WP	HR	S	P	ERA	WHIP
Lew Burdette, R ERA: 3.36 (1, 1)	8.0	L	39	15	9	8	0	1	0	0	0	1	0	38	42	9.00	2.000

Batter	1	2	3	4	5	6	7	8	9	AB R H RBI BB SO LOB	TOP
Tony Kubek, L (1, 6) OBP: 0.600, SLG: 0.600	0-0 G4-3 1B		0-0 G1-3		0-0 1B		0-0 F7 1-2		0-0 G4-6-3 1B	5 0 3 0 0 0 1	
Hector Lopez, R (1, 7) OBP: 0.200, SLG: 0.200	0-0 G4-3 1-2f		0-0 1-3		0-0 P3			0-0 1B 1B	0-0 G4-6-3 1-2f	5 0 1 0 0 0 3	
Roger Maris, L (1, 9) OBP: 0.750, SLG: 1.500	0-0 HR			0-0 F8 BB 1B	0-0 F3			0-0 1-2 1B		4 2 3 1 0 0 1	
Mickey Mantle, S (1, 8)	0-0 F8			4-0 BB BB BB 1B 1-2 BB	0-0 F8 1-2 BB	0-3 K		0-3 K		3 0 0 0 1 2 2	
Yogi Berra, L (1, 2) OBP: 0.250, SLG: 0.250		0-0 L7-4 1B 1B		0-0 F8 2-3	0-0 F7	0-0 F7		0-0 F9		4 0 1 0 0 0 4	
Bill Skowron, R (1, 3) OBP: 0.500, SLG: 0.500		0-0 1-2 1B		0-0 1-2 3-H 1B	0-3 K	0-3 K		0-3 K		4 0 2 1 0 2 2	
Clete Boyer, R (1, 5) Dale Long, L (2, PH) Gil McDougald, R (2, 5) OBP: 0.333, SLG: 0.333		0-0 F9		0-0 F5	0-0 6-3		0-0 6-3		0-0 FC4-6 1B	0 0 0 0 0 0 0 1 0 0 0 0 0 2 3 0 1 0 0 0 2	AB 37 R 4 H 13 RBI 4 BB 1 SO 5 LOB 22
Bobby Richardson, R (1, 4)		0-0 L7-4 2-3		0-0 F8	0-0 6-3		0-0 6-3		0-0 FC4-6 HR	4 1 0 0 0 0 5	
Art Ditmar, R (1, 1) Jim Coates, R (1, 1) Johnny Blanchard, L (5, PH) Duke Maas, R (5, 1) Bob Cerv, R (7, PH) Ryne Duren, R (7, 1) Elston Howard, R (9, PH) OBP: 1.000, SLG: 1.000 OBP: 1.000, SLG: 4.000			0-3 K		0-0 G3		0-0 WP 1B		0-0 HR	0 0 0 0 0 0 0 1 0 0 0 0 0 1 0 1 0 0 0 0 0 0 0 0 0 0 0 0 0 0 0 1 0 1 0 0 0 0 0 0 0 0 0 0 0 0 0 1 1 1 2 0 0 0 0	
Inning Stats	R: 1 H: 2 E: 0 LOB: 0 K: 0 BB: 0 S: 4 P: 4	R: 0 H: 2 E: 0 LOB: 1 K: 0 BB: 0 S: 4 P: 4	R: 0 H: 0 E: 0 LOB: 0 K: 1 BB: 0 S: 5 P: 5	R: 1 H: 2 E: 0 LOB: 2 K: 0 BB: 1 S: 5 P: 9	R: 0 H: 1 E: 0 LOB: 1 K: 0 BB: 0 S: 4 P: 4	R: 0 H: 0 E: 0 LOB: 0 K: 2 BB: 0 S: 7 P: 7	R: 0 H: 1 E: 0 LOB: 1 K: 0 BB: 0 S: 4 P: 4	R: 0 H: 2 E: 0 LOB: 2 K: 2 BB: 0 S: 9 P: 9	R: 2 H: 3 E: 0 LOB: 0 K: 0 BB: 0 S: 5 P: 5	1B: 11 SF: 0 2B: 1 SAC: 0 3B: 0 DP: 3 HR: 2 HBP: 0	WP: 1 PA: 38 PB: 0 SB: 0 CS: 0
PITCHER Vern Law, R (1, 1) ERA: 2.57 Roy Face, R (8, 1) ERA: 9.0	IP WLS BF H R ER SO BB IBB HBP BLK WP HR S P ERA WHIP	7.0 W 30 10 2 2 3 1 0 0 0 1 1 35 39 2.57 1.571	2.0 S 8 3 2 2 2 0 0 0 0 0 0 1 12 12 9.00 1.500								

New York Yankees @ Pittsburgh Pirates
 Forbes Field, Pittsburgh, PA
 Wed Oct 05 1960, 3:33 AM EDT
 Att: 36,676 - Unknown

livebaseballscorecards.com



BOTTOM

New York Yankees @ Pittsburgh Pirates
Forbes Field, Pittsburgh, PA
Wed Oct 05 1960, 3:33 AM EDT
Att. 36,676 - Unknown

livebaseballscorecards.com

AB 30
R 6
H 8
RBI 6
BB 3
SO 4
LOB 16



WP: 0 PA: 36
PB: 0
SB: 2
CS: 1

AB R H RBI BB SO LOB

3 1 1 1 1 1 1

4 1 2 1 0 0 2

3 1 1 1 0 0 1

0 0 0 0 0 0 0

4 0 1 0 0 1 3

4 0 1 1 0 0 3

4 0 0 0 0 1 3

2 1 0 0 2 0 1

4 2 2 2 0 1 1

1 0 0 0 0 0 0

1 0 0 0 0 0 1

1B: 5 SF: 0
2B: 2 SAC: 1
3B: 0 DP: 0
HR: 1 HBP: 2

Batter	1	2	3	4	5	6	7	8	9
Bill Virdon, L OBP: 0.500, SLG: 0.667 (1, 8)	4-0 E S 2B BB	0-3 K		0-0 F3		0-0 2H 2B			
Dick Groat, R OBP: 0.500, SLG: 0.750 (1, 6)	0-0 1H 1B 2B		0-0 1B 1B	0-0 L8		0-0 6-3			
Bob Skinner, L OBP: 0.500, SLG: 0.333 Gino Cimoli, R (8, 7)	0-0 2H 1B 1B		0-0 L8		0-0 FC6-4 E4		1-0 HBP		
Dick Stuart, R OBP: 0.250, SLG: 0.250 (1, 3)	0-0 L9 1-2		0-0 1B 1-3		0-0 6-3		0-3 K		
Roberto Clemente, R OBP: 0.250, SLG: 0.250 (1, 9)	0-0 2H FC4-6 1B		0-0 F9		0-0 FC6-4 2-3		0-0 F4		
Smoky Burgess, L (1, 2)	0-0 FC4-6 1-2f			0-0 F8		0-3 K		0-0 4-3	
Don Hoak, R (1, 5)	0-0 6-3			4-0 HR BB		0-0 F9		4-0 CS BB	
Bill Mazeroski, R OBP: 0.500, SLG: 1.250 (1, 4)		0-3 K		0-0 1H HR		0-0 SH3 2B 1B		0-0 F3	
Vern Law, R Roy Face, R (8, 1)		0-0 5-3		1-0 HBP		0-0 SH3 1-2		0-0 G1-3 1-2	

Inning Stats	R: 3	H: 3	E: 0	K: 0	S: 6	LOB: 1	BB: 1	P: 10	R: 0	H: 0	E: 0	K: 2	S: 7	LOB: 0	BB: 0	P: 7	R: 0	H: 2	E: 0	K: 0	S: 4	LOB: 1	BB: 0	P: 4	R: 2	H: 1	E: 0	K: 0	S: 4	LOB: 1	BB: 1	P: 9	R: 0	H: 0	E: 1	K: 1	S: 6	LOB: 1	BB: 0	P: 6	R: 1	H: 2	E: 0	K: 0	S: 5	LOB: 1	BB: 0	P: 5	R: 0	H: 0	E: 0	K: 1	S: 5	LOB: 1	BB: 0	P: 6	R: 0	H: 0	E: 0	K: 0	S: 2	LOB: 0	BB: 1	P: 6
--------------	------	------	------	------	------	--------	-------	-------	------	------	------	------	------	--------	-------	------	------	------	------	------	------	--------	-------	------	------	------	------	------	------	--------	-------	------	------	------	------	------	------	--------	-------	------	------	------	------	------	------	--------	-------	------	------	------	------	------	------	--------	-------	------	------	------	------	------	------	--------	-------	------

PITCHER	IP	WLS	BF	H	R	ER	SO	BB	IBB	HBP	BLK	WP	HR	S	P	ERA	WHIP
Art Ditmar, R ERA: 81.0 (1, 1)	0.1	L	5	3	3	3	0	1	0	0	0	0	0	4	8	81.00	12.000
Jim Coates, R ERA: 4.91 (1, 1)	3.2		15	3	2	2	2	1	0	1	0	0	1	17	22	4.91	1.091
Duke Maas, R ERA: 4.5 (5, 1)	2.0		9	2	1	1	1	0	0	0	0	0	0	11	11	4.50	1.000
Ryne Duren, R ERA: (7, 1)	2.0		7	0	0	0	1	1	0	1	0	0	0	7	12	0.00	0.500

Batter	1	2	3	4	5	6	7	8	9	AB R H RBI BB SO LOB	TOP
Bill Virdon, L (1, 8) OBP: 0.231, SLG: 0.333	0-0 G1-3			x 0-0 2B		x 0-0 4-3			x 0-0 3-1	4 0 1 0 0 0 1	
Dick Groat, R (1, 6) OBP: 0.250, SLG: 0.333	0-0 4-3			x 0-0 G1-3		x 0-0 5-3			x 0-0 3-1	4 0 0 0 0 0 2	
Roberto Clemente, R (1, 9) OBP: 0.308, SLG: 0.308	0-3 K			x 0-0 5-3			x 0-0 F9		x 0-0 E 1B	4 0 1 0 0 1 1	
Dick Stuart, R (1, 3) OBP: 0.250, SLG: 0.250		0-3 K		x 0-0 F9			x 0-0 BB 1B		x 0-0 E6 1-2	4 0 1 0 0 1 2	
Gino Cimoli, R (1, 7) OBP: 0.444, SLG: 0.286		x 0-0 F7			x 0-0 4-3		BB BB BB x 4-0 1-2 G1-4-3 BB		SS SS x 0-3 K	3 0 0 0 1 1 2	
Hal Smith, R (1, 2)		x 0-0 F7			x 0-0 6-3		x 0-0 G1-4-3 1-2f			3 0 0 0 0 0 2	
Don Hoak, R (1, 5) OBP: 0.333, SLG: 0.400			x 0-0 F8		x 0-0 F7			x 0-0 5-3		3 0 0 0 0 0 0	
Bill Mazerowski, R (1, 4) OBP: 0.364, SLG: 0.727			x 0-0 G1-3			x 0-0 4-3 3-1 1B		x 0-0 F8		3 0 1 0 0 0 0	
Vinegar Bend Mizell, R (1, 1) Clem Labine, R (1, 1) Fred Green, R (1, 1) George Witt, R (4, 1) Gene Baker, R (6, PH) Tom Cheney, R (6, 1) Dick Schofield, S (8, PH) Joe Gibbon, R (8, 1)			x 0-0 L6			x 0-0 3-1		x 0-0 L6		0 0 0 0 0 0 0 0 0 0 0 0 0 0 1 0 0 0 0 0 0 0 0 0 0 0 0 0 1 0 0 0 0 0 1 0 0 0 0 0 0 0 1 0 0 0 0 0 0 0 0 0 0 0 0 0	
Inning Stats	R: 0 H: 0 E: 0 LOB: 0 K: 1 BB: 0 S: 5 P: 5	R: 0 H: 0 E: 0 LOB: 0 K: 1 BB: 0 S: 5 P: 5	R: 0 H: 0 E: 0 LOB: 0 K: 0 BB: 0 S: 3 P: 3	R: 0 H: 1 E: 0 LOB: 1 K: 0 BB: 0 S: 4 P: 4	R: 0 H: 0 E: 0 LOB: 0 K: 0 BB: 0 S: 3 P: 3	R: 0 H: 1 E: 0 LOB: 1 K: 0 BB: 0 S: 4 P: 4	R: 0 H: 1 E: 0 LOB: 1 K: 0 BB: 1 S: 3 P: 7	R: 0 H: 0 E: 0 LOB: 0 K: 0 BB: 0 S: 3 P: 3	R: 0 H: 1 E: 1 LOB: 2 K: 1 BB: 0 S: 7 P: 7	1B: 3 SF: 0 2B: 1 SAC: 0 3B: 0 DP: 1 HR: 0 HBP: 0	WP: 0 PA: 32 PB: 0 SB: 0 CS: 0
PITCHER Whitey Ford, L (1, 1) ERA:	IP WLS BF H R ER SO BB IBB HBP BLK WP HR S P ERA WHIP										
	9.0 W 32 4 0 0 3 1 0 0 0 0 0 0 37 41 0.00 0.556										

Pittsburgh Pirates @ New York Yankees
 Yankee Stadium, Bronx, NY
 Sat Oct 08 1960, 3:33 AM EDT
 Att: 70,001 - Unknown

livebaseballscores.com

AB	31
R	0
H	4
RBI	0
BB	1
SO	3
LOB	11



Batter	1	2	3	4	5	6	7	8	9	AB	R	H	RBI	BB	SO	LOB
Bob Cerv, R OBP: 0.500, SLG: 0.500 (1, 7)										5	1	2	0	0	1	1
Roger Maris, L OBP: 0.429, SLG: 0.583 (1, 9)										3	0	0	0	1	0	4
Yogi Berra, L OBP: 0.333, SLG: 0.333 (7, 9)										1	0	1	0	0	0	0
Mickey Mantle, S OBP: 0.600, SLG: 1.333 (1, 8)										5	2	4	2	0	1	1
Bill Skowron, R OBP: 0.400, SLG: 0.400 (1, 3)										5	2	2	1	0	1	3
Gil McDougald, R OBP: 0.500, SLG: 0.500 (1, 5)										4	2	1	0	1	1	3
Elston Howard, R OBP: 0.545, SLG: 1.000 (1, 2)										4	1	2	1	1	1	0
Bobby Richardson, R OBP: 0.429, SLG: 0.692 (1, 4)										5	1	2	6	0	1	1
Tony Kubek, L OBP: 0.533, SLG: 0.500 (1, 6)										3	0	1	0	1	0	0
Whitey Ford, L OBP: 0.250, SLG: 0.250 (1, 1)										4	1	1	0	0	1	4

Inning Stats	R: 6	H: 7	LOB: 2	E: 0	K: 10	S: 14	R: 0	H: 1	LOB: 0	E: 0	K: 7	S: 7	R: 0	H: 0	LOB: 0	E: 0	K: 5	S: 5	R: 4	H: 6	LOB: 3	E: 0	K: 9	S: 9	R: 0	H: 1	LOB: 2	E: 0	K: 6	S: 10	R: 0	H: 1	LOB: 1	E: 0	K: 8	S: 8	R: 0	H: 0	LOB: 0	E: 0	K: 5	S: 8	R: 0	H: 0	LOB: 1	E: 0	K: 7	S: 7
--------------	------	------	--------	------	-------	-------	------	------	--------	------	------	------	------	------	--------	------	------	------	------	------	--------	------	------	------	------	------	--------	------	------	-------	------	------	--------	------	------	------	------	------	--------	------	------	------	------	------	--------	------	------	------

PITCHER	IP	WLS	BF	H	R	ER	SO	BB	IBB	HBP	BLK	WP	HR	S	P	ERA	WHIP
Vinegar Bend Mizell, L ERA: 108.0	(1, 1)	0.1	L	5	3	4	0	1	0	0	0	0	0	4	8	108.00	12.000
Clem Labine, R ERA: 18.0	(1, 1)	0.1		5	4	2	0	0	0	0	0	0	1	5	5	54.00	12.000
Fred Green, L ERA: 18.0	(1, 1)	3.0		13	5	4	3	0	0	0	0	1	1	19	19	12.00	1.667
George Witt, R ERA:	(4, 1)	1.1		9	3	0	1	1	1	0	0	1	0	9	17	0.00	3.000
Tom Cheney, R ERA: 3.0	(6, 1)	2.0		7	1	0	3	0	0	0	0	0	0	13	13	0.00	0.500

BOTTOM

Pittsburgh Pirates @ New York Yankees
 Yankee Stadium, Bronx, NY

Sat Oct 08 1960, 3:33 AM EDT
 Att. 70,001 - Unknown

AB	39
R	10
H	16
RBI	10
BB	4
SO	7
LOB	17

1B: 13	SF: 0	WP: 2	PA: 43
2B: 1	SAC: 0	PB: 0	
3B: 0	DP: 0	SB: 0	
HR: 2	HBP: 0	CS: 1	

Batter	1	2	3	4	5	6	7	8	9	AB R H RBI BB SO LOB	TOP											
Bill Virdon, L (1, 8) OBP: 0.235, SLG: 0.313	0-3 K		0-0 4-3		0-0 2-H 3-H 1B		0-3 K			4 0 1 2 0 2 2	Pittsburgh Pirates @ New York Yankees Yankee Stadium, Bronx, NY Sun Oct.09 1960, 3:33 AM EDT Att: 67,812 - Unknown livebaseballscorecards.com											
Dick Groat, R (1, 6) OBP: 0.188, SLG: 0.250	0-0 P4			0-0 F8	0-0 P4		0-0 FC6-4			4 0 0 0 0 0 3												
Roberto Clemente, R (1, 9) OBP: 0.294, SLG: 0.294	0-3 K			0-3 K		0-0 4-3 5-3 1B		0-0 4-3		4 0 1 0 0 2 0												
Dick Stuart, R (1, 3) OBP: 0.167, SLG: 0.167		0-0 P5		0-0 1-6-3		0-0 5-3		0-0 P4		4 0 0 0 0 0 1												
Gino Cimoli, R (1, 7) OBP: 0.385, SLG: 0.273		0-0 G1-3			0-0 FC3 2B 1B	0-0 4-3		0-0 G1-3		4 1 1 0 0 0 1												
Smoky Burgess, L (1, 2) OBP: 0.308, SLG: 0.182 Bob Oldis, R (9, 2)		4-0 BB			0-0 FC3 2B 1B	0-0 F9		0-0 3-1		3 1 0 0 1 0 2 0 0 0 0 0 0 0												
Don Hoak, R (1, 5) OBP: 0.313, SLG: 0.357		0-0 L7			0-0 B4		0-0 1B SH1-4 1B		0-0 F8	4 0 1 0 0 0 3												
Bill Mazaroski, R (1, 4) OBP: 0.357, SLG: 0.643			0-3 K		0-0 P3		0-0 SH1-4		0-0 K 1B	3 0 1 0 0 1 2												
Vern Law, R (1, 1) OBP: 0.600, SLG: 0.750 Roy Face, R (7, 1)			0-3 K		0-0 1-3 2-H 1B 2B		0-0 FC6-4 1B		0-3 K	3 1 2 1 0 1 0 1 0 0 0 0 1 1												
Inning Stats	R: 0 E: 0 K: 2 S: 7	H: 0 LOB: 0 BB: 0 P: 7	R: 0 E: 0 K: 0 S: 3	H: 0 LOB: 1 BB: 1 P: 7	R: 0 E: 0 K: 2 S: 7	H: 0 LOB: 0 BB: 0 P: 7	R: 0 E: 0 K: 1 S: 5	H: 0 LOB: 0 BB: 0 P: 5	R: 3 E: 0 K: 0 S: 7	H: 3 LOB: 1 BB: 0 P: 7	R: 0 E: 0 K: 0 S: 4	H: 1 LOB: 1 BB: 0 P: 4	R: 0 E: 0 K: 1 S: 7	H: 2 LOB: 2 BB: 0 P: 7	R: 0 E: 0 K: 0 S: 3	H: 0 LOB: 0 BB: 0 P: 3	R: 0 E: 0 K: 1 S: 6	H: 1 LOB: 1 BB: 0 P: 6	1B: 6 2B: 1 3B: 0 HR: 0	SF: 0 SAC: 1 DP: 0 HBP: 0	WP: 0 PB: 0 SB: 0 CS: 0	PA: 36
PITCHER	IP WLS BF H R ER SO BB IBB HBP BLK WP HR S P ERA WHIP																					
Ralph Terry, R (1, 1) ERA: 4.26	6.1 L 27 6 3 3 5 1 0 0 0 0 0 0 36 40 4.26 1.105																					
Bobby Shantz, L (7, 1) ERA:	0.2 2 0 0 0 1 0 0 0 0 0 0 4 4 0.00 0.000																					
Jim Coates, R (8, 1) ERA: 3.18	2.0 7 1 0 0 1 0 0 0 0 0 0 9 9 0.00 0.500																					



Batter	1	2	3	4	5	6	7	8	9	AB	R	H	RBI	BB	SO	LOB
Bob Cerv, R OBP: 0.400, SLG: 0.400 (1, 7)	0-0 2B 1B		0-0 6-3		0-3 K		0-0 F8			4	0	1	0	0	1	3
Tony Kubek, L OBP: 0.474, SLG: 0.500 (1, 6)	0-0 G5-3 1-3 2B		0-0 P4		0-3 K		0-0 G1-3			4	0	1	0	0	1	3
Roger Maris, L OBP: 0.333, SLG: 0.438 (1, 9)	0-0 F9		0-0 4-3			0-0 4-3		0-0 F8		4	0	0	0	0	0	2
Mickey Mantle, S OBP: 0.526, SLG: 1.067 (1, 8)	4-0 IBB			0-3 K		0-0 F9		0-3 K2-3		3	0	0	0	1	2	0
Yogi Berra, L OBP: 0.231, SLG: 0.231 (1, 2)	0-0 G5-3 2-3f			0-0 1-3		0-0 4-3		0-0 5-3		4	0	0	0	0	0	3
Bill Skowron, R OBP: 0.421, SLG: 0.632 (1, 3)		0-0 1-3		0-0 HR			0-0 1B FC4 2B		0-0 5-3	4	2	2	1	0	0	0
Gil McDougald, R OBP: 0.438, SLG: 0.429 (1, 5)		0-0 L9		0-3 K			0-0 FC4 2-3 1B		0-0 L6	4	0	1	0	0	1	0
Bobby Richardson, R Dale Long, L (9, PH) OBP: 0.471, SLG: 0.750		0-0 2B			0-0 1B		0-0 FC4 F8 1B 1-2f 3-H		0-0 F9	3	0	2	1	0	0	1
Ralph Terry, R Bobby Shantz, R Johnny Blanchard, L Joe Demaestri, R Jim Coates, R		0-0 1-3			0-3 K		0-0 1B			1	0	0	0	0	0	0

Inning Stats	R: 0	H: 2	E: 0	K: 0	S: 4	R: 0	H: 1	E: 0	K: 0	S: 4	R: 0	H: 0	E: 0	K: 0	S: 3	R: 1	H: 1	E: 0	K: 2	S: 8	R: 0	H: 1	E: 0	K: 3	S: 10	R: 0	H: 0	E: 0	K: 0	S: 3	R: 1	H: 3	E: 0	K: 0	S: 6	R: 0	H: 0	E: 0	K: 1	S: 5	R: 0	H: 0	E: 0	K: 0	S: 3	R: 0	H: 0	E: 0	K: 0	S: 3	1B: 4	2B: 3	3B: 0	HR: 1	SF: 0	SAC: 0	DP: 1	HBP: 0	WP: 0	PB: 0	SB: 0	CS: 0	PA: 35
--------------	------	------	------	------	------	------	------	------	------	------	------	------	------	------	------	------	------	------	------	------	------	------	------	------	-------	------	------	------	------	------	------	------	------	------	------	------	------	------	------	------	------	------	------	------	------	------	------	------	------	------	-------	-------	-------	-------	-------	--------	-------	--------	-------	-------	-------	-------	--------

PITCHER	IP	WLS	BF	H	R	ER	SO	BB	IBB	HBP	BLK	WP	HR	S	P	ERA	WHIP
Vern Law, R ERA: 2.7 (1, 1)	6.1	W	27	8	2	2	5	0	0	0	0	0	1	36	40	2.84	1.263
Roy Face, R ERA: 3.86 (7, 1)	2.2	S	8	0	0	0	1	0	0	0	0	0	0	10	10	0.00	0.000

BOTTOM

Pittsburgh Pirates @ New York Yankees
Yankee Stadium, Bronx, NY
 Sun Oct 09 1960, 3:33 AM EDT
 Att. 67,812 - Unknown

livebaseballscores.com


AB	34
R	2
H	8
RBI	2
BB	1
SO	6
LOB	14



Batter	1	2	3	4	5	6	7	8	9	AB R H RBI BB SO LOB	TOP	
Bill Virdon, L (1, 8) OBP: 0.227, SLG: 0.333	0-0 F2	0-0 F5			0-0 4-3		0-0 1-3 2B		0-0 G1-3	5 0 1 0 0 0 3	Pittsburgh Pirates @ New York Yankees Yankee Stadium, Bronx, NY Mon Oct 10 1960, 3:33 AM EDT Att: 62,753 - Unknown	
Dick Groat, R (1, 6) OBP: 0.200, SLG: 0.300	0-0 F7		0-0 1B 2B		0-0 6-3		0-0 F7			4 1 1 0 0 0 2		
Roberto Clemente, R (1, 9) OBP: 0.286, SLG: 0.286	0-0 6-3		0-0 2-H 1B		0-0 6-3			0-3 K		4 0 1 1 0 1 0		
Dick Stuart, R (1, 3) Rocky Nelson, L (8, 3) OBP: 0.188, SLG: 0.188 OBP: 0.400, SLG: 0.400		0-0 FC4 1B	0-0 P5		0-0 5-3			0-0 F7		4 0 1 0 0 0 1 0 0 0 0 0 0 0		
Gino Cimoli, R (1, 7) OBP: 0.294, SLG: 0.200		0-0 FC4 2B E 1-2f	0-0 F9		0-3 K			0-3 K		4 1 0 0 0 2 2		
Smoky Burgess, L (1, 2) Joe Christopher, R (9, PR) Bob Oldis, R (9, 2)		0-0 E 2B 1-3	0-0 4-3		0-0 F8				0-0 WP 1B	4 1 2 0 0 0 1 0 1 0 0 0 0 0 0 0 0 0 0 0 0		
Don Hoak, R (1, 5) OBP: 0.350, SLG: 0.389		0-0 E5 2B 2-3 3-H		0-0 FC5-4 1B		0-3 K			0-0 2-H 1B	4 1 2 2 0 1 1		
Bill Mazeroski, R (1, 4) OBP: 0.333, SLG: 0.611				0-0 FC5-4 G1-6-3 1-2f		0-0 F7			0-3 K	4 0 1 2 0 1 3		
Harvey Haddix, L (1, 1) Roy Face, R (7, 1)				0-0 G1-6-3 1-2f		0-0 2B 1B			0-3 K	3 0 1 0 0 1 2 1 0 0 0 0 1 2		
Inning Stats	R: 0 H: 0 E: 0 K: 0 S: 3	R: 3 H: 3 E: 1 K: 1 S: 9	R: 1 H: 2 E: 0 K: 0 S: 5	R: 0 H: 1 E: 0 K: 0 S: 3	R: 0 H: 0 E: 0 K: 0 S: 3	R: 0 H: 0 E: 0 K: 1 S: 5	R: 0 H: 2 E: 0 K: 1 S: 7	R: 0 H: 0 E: 0 K: 2 S: 7	R: 1 H: 2 E: 1 K: 2 S: 9	1B: 6 SF: 0 2B: 4 SAC: 0 3B: 0 DP: 1 HR: 0 HBP: 0		WP: 1 PA: 37 PB: 0 SB: 0 CS: 0
PITCHER	IP WLS BF H R ER SO BB IBB HBP BLK WP HR S P ERA WHIP											
Art Ditmar, R (1, 1) ERA: 21.6	1.1 L 8 3 3 1 0 0 0 0 0 0 0 0 8 8 6.75 2.250											
Luis Arroyo, L (2, 1) ERA: 13.5	0.2 4 2 1 1 1 0 0 0 0 0 0 0 6 6 13.50 3.000											
Bill Stafford, R (3, 1) ERA:	5.0 17 3 0 0 2 0 0 0 0 0 0 0 21 21 0.00 0.600											
Ryne Duren, R (8, 1) ERA: 2.25	2.0 8 2 1 1 4 0 0 0 0 1 0 0 16 16 4.50 1.000											

AB	37
R	5
H	10
RBI	5
BB	0
SO	7
LOB	17



Batter	1	2	3	4	5	6	7	8	9	AB R H RBI BB SO LOB	TOP		
Clete Boyer, R OBP: 0.250, SLG: 0.625 (1, 5) X	0-0 G1-3	0-3 K	0-0 F8			0-0 1B 3B	0-0 G5-4-3		0-0 4-3	6 1 1 0 0 1 5			
Tony Kubek, L OBP: 0.414, SLG: 0.407 (1, 6) X (8, 7)	0-0 4-3		1-0 2B 1B HBP		0-0 F9	0-0 1B 1B	0-0 L8		0-0 L9	5 2 1 1 0 0 0			
Roger Maris, L OBP: 0.370, SLG: 0.600 (1, 9) X	0-0 F8		0-0 1B 2B		0-3 K	0-0 1B 1B		0-0 FC4-6 1B		5 1 3 0 0 1 0			
Mickey Mantle, S OBP: 0.536, SLG: 0.850 (1, 8)		0-0 G1-3	0-0 1B SF9 1B		4-0 BB	0-3 K		0-0 FC4-6 WP E		4 2 1 2 1 1 3			
Yogi Berra, L OBP: 0.368, SLG: 0.333 (1, 7) X Joe Demaestri, R OBP: 0.500, SLG: 0.500 (8, 6)		4-0 1B 1B BB	0-0 1B 3B 1B		0-0 G3	0-0 G6-4-3 1B		0-0 E8 4-3 2B 1B		4 3 3 2 1 0 1 0 0 0 0 0 0 0			
Bill Skowron, R OBP: 0.357, SLG: 0.556 (1, 3) X		0-0 1B HBP 1B	0-0 SF9		0-0 F9 2B	0-0 G6-4-3		0-0 4-3		4 0 2 1 0 0 3			
Elston Howard, R OBP: 0.533, SLG: 0.923 (1, 2) X Eli Grba, R (2, PR) Johnny Blanchard, L OBP: 0.571, SLG: 0.857 (2, 2)		1-0 1B HBP	0-0 3B 1B		0-0 F9		0-0 3B 2B	0-0 2B		0 0 0 0 0 0 0 0 0 0 0 0 0 0 4 2 3 1 0 0 1	AB 41 R 12 H 17 RBI 12 BB 2 SO 4 LOB 20		
Bobby Richardson, R OBP: 0.385, SLG: 0.720 (1, 4) X		0-0 F8	0-0 3B		0-0 L5		0-0 SH 3B	0-0 F7		5 1 2 3 0 0 5			
Whitey Ford, L OBP: 0.250, SLG: 0.250 (1, 1) X		0-0 1B	0-3 K		0-0 4-3		0-0 SH G5-4-3		0-0 G3	4 0 1 2 0 1 2			
Inning Stats	R: 0 H: 0 E: 0 LOB: 0 K: 0 BB: 0 S: 3 P: 3	R: 1 H: 2 E: 0 LOB: 3 K: 1 BB: 1 S: 7 P: 12	R: 5 H: 5 E: 0 LOB: 1 K: 1 BB: 0 S: 10 P: 11	R: 0 H: 0 E: 0 LOB: 1 K: 1 BB: 1 S: 5 P: 9	R: 0 H: 1 E: 0 LOB: 1 K: 0 BB: 0 S: 4 P: 4	R: 2 H: 4 E: 0 LOB: 1 K: 1 BB: 0 S: 8 P: 8	R: 2 H: 2 E: 0 LOB: 0 K: 0 BB: 0 S: 5 P: 5	R: 2 H: 3 E: 1 LOB: 1 K: 0 BB: 0 S: 6 P: 6	R: 0 H: 0 E: 0 LOB: 0 K: 0 BB: 0 S: 3 P: 3	1B: 10 SF: 1 2B: 4 SAC: 1 3B: 3 DP: 2 HR: 0 HBP: 2	WP: 1 PA: 47 PB: 0 SB: 0 CS: 0		
PITCHER	IP WLS BF H R ER SO BB IBB HBP BLK WP HR S P ERA WHIP											PITCHER	IP WLS BF H R ER SO BB IBB HBP BLK WP HR S P ERA WHIP
Bob Friend, R ERA: 10.5 (1, 1)	2.0 L 14 5 5 5 1 1 0 2 0 0 0 0 13 19 22.50 3.000											George Witt, R ERA: (9, 1)	1.0 3 0 0 0 0 0 0 0 0 0 0 0 3 3 0.00 0.000
Tom Cheney, R ERA: 4.5 (3, 1)	1.0 5 2 1 1 1 0 0 0 0 0 0 0 7 7 9.00 2.000												
Vinegar Bend Mizell, L ERA: 15.43 (4, 1)	2.0 8 1 0 0 1 1 0 0 0 0 0 0 9 13 0.00 1.000												
Fred Green, L ERA: 22.5 (6, 1)	0.0 3 3 2 2 0 0 0 0 0 0 0 0 3 3 ∞ ∞												
Clem Labine, R ERA: 13.5 (6, 1)	3.0 14 6 4 4 1 0 0 0 0 0 1 0 16 16 12.00 2.000												

New York Yankees @ Pittsburgh Pirates
Forbes Field, Pittsburgh, PA
 Wed Oct 12 1960, 3:33 AM EDT
 Att: 38,580 - Unknown

livebaseballscorecards.com

BOTTOM

New York Yankees @ Pittsburgh Pirates
Forbes Field, Pittsburgh, PA
Wed Oct 12 1960, 3:33 AM EDT
Att. 38,580 - Unknown

livebaseballscorecards.com

AB 32
R 0
H 7
RBI 0
BB 1
SO 5
LOB 13



WP: 0 PA: 33
PB: 0
SB: 0
CS: 0

AB R H RBI BB SO LOB

4 0 1 0 0 0 0

4 0 1 0 0 1 1
0 0 0 0 0 0 0

4 0 2 0 0 0 1

4 0 0 0 0 1 2

4 0 1 0 0 1 0

4 0 2 0 0 0 2

2 0 0 0 1 0 2

3 0 0 0 0 0 4

0 0 0 0 0 0 0
0 0 0 0 0 0 0
1 0 0 0 0 0 1
0 0 0 0 0 0 0
1 0 0 0 0 0 1
0 0 0 0 0 0 0
0 0 0 0 0 0 0
1 0 0 0 0 0 0

1B: 7 SF: 0
2B: 0 SAC: 0
3B: 0 DP: 3
HR: 0 HBP: 0

Batter	1	2	3	4	5	6	7	8	9
Bill Virdon, L OBP: 0.231, SLG: 0.320 (1, 8)	0-0 G4-6-3 1B		0-0 4-3			0-0 4-3		0-0 4-3	
Dick Groat, R OBP: 0.208, SLG: 0.292 George Witt, R (9, 1)	0-0 G4-6-3 1-2f		0-3 K			0-0 F9		0-0 1B	
Roberto Clemente, R OBP: 0.320, SLG: 0.320 (1, 9)	0-0 1B			0-0 6-3		0-0 1B		0-0 6-3	
Dick Stuart, R OBP: 0.150, SLG: 0.150 (1, 3)	0-3 K			0-0 6-3		0-0 G1-3		0-0 6-3	
Gino Cimoli, R OBP: 0.286, SLG: 0.211 (1, 7)		0-0 5-3		0-3 K			0-0 E6 FC6-4		0-0 G5-4-3 1B
Hal Smith, R OBP: 0.286, SLG: 0.286 (1, 2)		0-0 FC5-4 1B			0-0 G5-4-3 BB 1B		0-0 FC6-4 FC2-6 1-2f		0-0 G5-4-3 1-2f
Don Hoak, R OBP: 0.348, SLG: 0.350 (1, 5)		0-0 FC5-4 1-2f			4-0 G5-4-3 BB 1-2		0-0 FC2-6 1-2f		
Bill Mazerowski, R OBP: 0.286, SLG: 0.524 (1, 4)		0-0 L8			0-0 G5-4-3 1-2f 2-3		0-0 F8		
Bob Friend, R Tom Cheney, R Gene Baker, R Vinegar Bend Mizell, R Rocky Nelson, L Fred Green, R Clem Labine, R Dick Schofield, S			0-3 K		0-3 K			0-0 5-3	

Inning Stats

PITCHER
Whitey Ford, L
ERA: 0.00

IP WLS BF H R ER SO BB IBB HBP BLK WP HR S P ERA WHIP

9.0 W 33 7 0 0 5 1 0 0 0 0 0 0 42 46 0.00 0.889

