

Pittsburgh Pirates - 1963

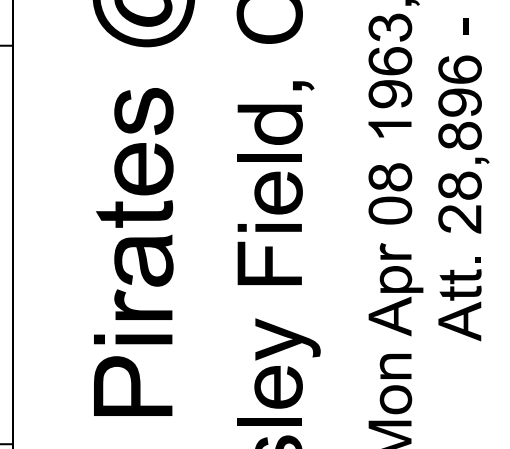
Batter	1	2	3	4	5	6	7	8	9	AB	R	H	RBI	BB	SO	LOB	TOP					
Dick Schofield, S (1.6)	5-3		G6-3			F7	F7			4	0	0	0	0	0	4	Pittsburgh Pirates @ Cincinnati Reds Crosley Field, Cincinnati, OH Mon Apr 08 1963, 3:33 AM EST Att: 28,896 - Unknown					
Bob Skinner, L (1.7)	G6-4-3 1B			G4-6-3 BB		F8		E4		3	0	1	0	1	0							
Roberto Clemente, R (1.9)	G6-4-3			G4-6-3			PB HBP	L7		3	0	0	0	0	3							
Donn Clendenon, R (1.3)		FC5-4 1B			HR			F9		4	1	2	1	0	2							
Bill Mazerowski, R (1.4)	FC5-4 1-2			5-3				1-3		4	0	0	0	0	2							
Bob Bailey, R (1.5)	G5-4-3				5-3		BLK E 1B	5-3		4	1	1	0	0	1							
Bill Virdon, L (1.8)			F7			F5		4-3		4	0	1	0	0	1							
Jim Pagliaroni, R (1.2)			E6 1B			F7				2	0	0	0	2	0							
Earl Francis, R (1.1)										0	0	0	0	0	0							
Johnny Logan, R (3. PH)										1	0	1	0	0	0							
Harvey Haddix, L (3.1)										0	0	0	0	0	0							
Ted Savage, R (5. PH)										1	0	0	0	0	1							
Tommie Sisk, R (5.1)										0	0	0	0	0	0							
Elmo Plaskett, R (7. PH)										1	0	0	0	0	1							
Joe Gibbon, R (7.1)										0	0	0	0	0	0							
Smoky Burgess, L (9. PH)										1	0	0	0	0	1							
Inning Stats	R: 0 E: 0 K: 0 S: 3	H: 1 LOB: 0 BB: 0 P: 3	R: 0 E: 0 K: 0 S: 3	H: 1 LOB: 0 BB: 0 P: 3	R: 0 E: 1 K: 0 S: 4	H: 1 LOB: 1 BB: 0 P: 4	R: 1 E: 0 K: 0 S: 3	H: 0 LOB: 1 BB: 0 P: 7	R: 0 E: 0 K: 1 S: 6	H: 1 LOB: 1 BB: 0 P: 6	R: 0 E: 0 K: 0 S: 3	H: 0 LOB: 1 BB: 0 P: 4	R: 1 E: 1 K: 0 S: 5	H: 1 LOB: 2 BB: 1 P: 9	R: 0 E: 1 K: 0 S: 4	H: 0 LOB: 1 BB: 0 P: 4	R: 0 E: 0 K: 0 S: 3	H: 0 LOB: 1 BB: 1 P: 7	1B: 5 2B: 0 3B: 0 HR: 1	SF: 0 SAC: 0 DP: 4 HBP: 1	WP: 0 PB: 1 SB: 0 CS: 0	PA: 36
PITCHER	IP WLS BF H R ER SO BB IBB HBP BLK WP HR S P ERA WHIP																					
Jim O'Toole, L (1.1)	9.0 W 36 6 2 1 1 3 0 1 1 0 1 34 47 1.00 1.000																					

AB	32
R	2
H	6
RBI	1
BB	3
SO	1
LOB	17



Batter	1	2	3	4	5	6	7	8	9	AB	R	H	RBI	BB	SO	LOB	BOTTOM			
Leo Cardenas, R (1.6)	F7				6-3					4	0	1	2	0	0					
Pete Rose, S (1.4)	HR BB	4-3 1B			E4 BB		K			3	1	0	0	1	1					
Vada Pinson, L (1.9)	L7				G6-4-3 BB			K		3	0	1	0	1	1					
Frank Robinson, R (1.7)	HR			K	G6-4-3			S BB		3	1	1	2	1	1					
Gordy Coleman, L (1.3)	4-3									3	1	1	1	0	0					
Harry Bright, R (8. PH)										1	0	0	0	0	1					
Johnny Edwards, L (1.2)		SH1-4 1B			F8		HR			3	1	1	0	1	1					
Gene Freese, R (1.5)		SH1-4 1B			G6-4-3 HBP		K			3	1	1	0	0	1					
Tommy Harper, R (1.8)					G6-4-3		K			3	0	0	0	0	2					
Jim O'Toole, S (1.1)		SH1-4			4-3					2	0	0	0	0	0					
Inning Stats	R: 2 E: 0 K: 0 S: 4	H: 3 LOB: 1 BB: 0 P: 8	R: 0 E: 0 K: 1 S: 8	H: 3 LOB: 1 BB: 0 P: 8	R: 0 E: 0 K: 0 S: 6	H: 1 LOB: 1 BB: 0 P: 6	R: 0 E: 0 K: 0 S: 2	H: 0 LOB: 0 BB: 0 P: 3	R: 0 E: 1 K: 0 S: 3	H: 0 LOB: 1 BB: 1 P: 7	R: 1 E: 0 K: 3 S: 10	H: 1 LOB: 0 BB: 0 P: 10	R: 0 E: 0 K: 1 S: 5	H: 0 LOB: 0 BB: 0 P: 5	R: 0 E: 0 K: 2 S: 7	H: 0 LOB: 2 BB: 2 P: 15	1B: 3 2B: 1 3B: 0 HR: 2	SF: 0 SAC: 1 DP: 2 HBP: 1	WP: 0 PB: 0 SB: 1 CS: 0	PA: 34
PITCHER	IP WLS BF H R ER SO BB IBB HBP BLK WP HR S P ERA WHIP																			
Earl Francis, R (1.1)	2.0 L 11 4 4 0 0 1 0 0 0 0 0 0 8 9 0.00 0.500																			
Harvey Haddix, L (3.1)	2.0 7 1 0 0 1 0 0 1 0 0 0 8 9 0.00 0.500																			
Tommie Sisk, R (5.1)	2.0 8 1 1 1 3 1 0 0 0 0 1 13 17 4.50 1.000																			
Joe Gibbon, L (7.1)	2.0 8 0 0 0 3 2 0 0 0 0 0 0 12 20 0.00 1.000																			

AB	28
R	5
H	6
RBI	5
BB	4
SO	8
LOB	13



Batter	1	2	3	4	5	6	7	8	9	AB	R	H	RBI	BB	SO	LOB	TOP										
Ty Cline, L OBP: 0.500, SLG: 0.500 (1, 8)										4	0	2	0	0	0	0	Milwaukee Braves @ Pittsburgh Pirates Forbes Field, Pittsburgh, PA Tue Apr 09 1963, 3:33 AM EST Att: 29,615 - Unknown										
Frank Bolling, R (1, 4)										4	0	0	0	0	0	2											
Hank Aaron, R OBP: 0.250, SLG: 0.250 (1, 9)										4	1	1	0	0	0	1											
Eddie Mathews, L OBP: 0.500, SLG: 0.500 (1, 5)										4	0	2	0	0	0	1											
Mack Jones, L OBP: 0.500, SLG: 0.667 (1, 7)										3	1	1	1	0	0	1											
Norm Larker, L OBP: 0.333, SLG: 0.333 Tommye Aaron, R (9, PH) (9, 3)										3	0	1	0	0	0	1											
Del Crandall, R (1, 2)										4	0	0	1	0	0	5											
Roy McMillan, R Gus Bell, L Amado Samuel, R (1, 6) (9, PH) (9, 6)										3	0	0	0	0	0	1											
Lew Burdette, R Lee Maye, L Bob Hendley, R (1, 1) (8, PH) (8, 1)										2	0	0	0	0	1	1											
Inning Stats	R: 0 E: 0 K: 0 S: 4	H: 1 LOB: 1 BB: 0 P: 4	R: 1 E: 0 K: 0 S: 4	H: 1 LOB: 1 BB: 0 P: 5	R: 0 E: 0 K: 0 S: 3	H: 0 LOB: 0 BB: 0 P: 3	R: 0 E: 0 K: 0 S: 4	H: 1 LOB: 1 BB: 0 P: 4	R: 0 E: 0 K: 1 S: 6	H: 1 LOB: 1 BB: 0 P: 6	R: 0 E: 0 K: 0 S: 3	H: 0 LOB: 0 BB: 0 P: 3	R: 0 E: 0 K: 0 S: 5	H: 0 LOB: 0 BB: 0 P: 5	R: 1 E: 0 K: 0 S: 5	H: 3 LOB: 2 BB: 1 P: 9		1B: 6 2B: 2 3B: 0 HR: 0	SF: 0 SAC: 0 DP: 1 HBP: 1	WP: 0 PB: 0 CS: 1	PA: 35						
PITCHER	IP	WLS	BF	H	R	ER	SO	BB	IBB	HBP	BLK	WP	HR	S	P	ERA	WHIP										
Bob Friend, R ERA: 2.25 (1, 1)	8.0		31	6	2	2	2	0	0	1	2	0	0	34	35	2.25	0.750										
Bob Veale, L ERA: (9, 1)	0.0		1	1	0	0	0	0	0	0	0	0	0	1	1	∞	∞										
Roy Face, R ERA: (9, 1)	1.0	W	3	0	0	0	0	0	1	0	0	0	0	2	6	0.00	0.000										



Batter	1	2	3	4	5	6	7	8	9	AB	R	H	RBI	BB	SO	LOB	BOTTOM										
Dick Schofield, S OBP: 0.250, SLG: 0.143 (1, 6)										3	0	1	0	1	0	0	Milwaukee Braves @ Pittsburgh Pirates Forbes Field, Pittsburgh, PA Tue Apr 09 1963, 3:33 AM EST Att: 29,615 - Unknown										
Bob Stinner, L OBP: 0.375, SLG: 0.167 (1, 7)										3	0	0	0	1	0	1											
Roberto Clemente, R OBP: 0.250, SLG: 0.143 (1, 9)										4	0	1	0	0	0	2											
Smoky Burgess, L OBP: 0.200, SLG: 0.800 (1, 2)										4	1	1	1	0	1	1											
Donn Clendenon, R OBP: 0.375, SLG: 1.000 (1, 3)										4	0	1	0	0	2	0											
Bill Mazeroski, R OBP: 0.250, SLG: 0.429 (1, 4)										3	0	1	0	1	0	1											
Bill Virdon, L OBP: 0.375, SLG: 0.375 (1, 8)										4	1	2	0	0	0	2											
Bob Bailey, R OBP: 0.375, SLG: 0.750 (1, 5)										4	1	2	1	0	0	1											
Bob Friend, R Bob Veale, S Roy Face, R Ted Savage, R (1, 1) (9, 1) (9, 1) (9, PH) OBP: 0.500, SLG: 0.500										3	0	0	0	0	0	0											
Inning Stats	R: 0 E: 0 K: 0 S: 3	H: 1 LOB: 1 BB: 1 P: 7	R: 0 E: 0 K: 1 S: 6	H: 1 LOB: 1 BB: 0 P: 6	R: 0 E: 0 K: 0 S: 3	H: 0 LOB: 1 BB: 1 P: 7	R: 0 E: 0 K: 0 S: 3	H: 0 LOB: 0 BB: 0 P: 3	R: 1 E: 0 K: 0 S: 5	H: 2 LOB: 1 BB: 0 P: 5	R: 1 E: 0 K: 0 S: 4	H: 2 LOB: 0 BB: 0 P: 4	R: 0 E: 0 K: 1 S: 5	H: 0 LOB: 0 BB: 0 P: 5	R: 1 E: 0 K: 1 S: 7	H: 3 LOB: 2 BB: 0 P: 7		1B: 6 2B: 0 3B: 2 HR: 2	SF: 0 SAC: 0 DP: 2 HBP: 0	WP: 0 PB: 0 CS: 1	PA: 36						
PITCHER	IP	WLS	BF	H	R	ER	SO	BB	IBB	HBP	BLK	WP	HR	S	P	ERA	WHIP										
Lew Burdette, R ERA: 2.57 (1, 1)	7.0		28	7	2	2	1	3	0	0	0	0	2	27	39	2.57	1.429										
Bob Hendley, L ERA: 5.4 (8, 1)	1.2	L	8	3	1	1	2	0	0	0	0	0	0	12	12	5.40	1.800										



Batter	1	2	3	4	5	6	7	8	9	AB	R	H	RBI	BB	SO	LOB	TOP				
Ty Cline, L OBP: 0.250, SLG: 0.250 Tommy Aaron, R (9, PH)	L1-3	L7		L3			K		L9	4	0	0	0	0	1	3					
Frank Bolling, R (1, 4)	F9		F9		6-3		6-3			4	0	0	0	0	0	0					
Hank Aaron, R OBP: 0.250, SLG: 0.250 (1, 9)	1B		F8		1-3			P6		4	0	1	0	0	0	0					
Eddie Mathews, L OBP: 0.500, SLG: 0.333 (1, 5)	BB		K		E1			G6-4-3 BB		2	0	0	0	2	1	0					
Mack Jones, L OBP: 0.375, SLG: 0.429 (1, 7)	F9			G3	CS		S 1B	G6-4-3 BB		4	0	1	0	0	0	3					
Norm Larker, L OBP: 0.286, SLG: 0.167 (1, 3)		K		6-3 1B HBP		K		4-3		3	1	0	0	0	2	1					
Joe Torre, R OBP: 1.000, SLG: 1.000 Lee Maye, L (9, PH)	BB BB	BB BB		6-3 1B		G6-4-3 IBB		4-3		1	1	1	0	2	0	0					
Roy McMillan, R (1, 6)		BB BB		1-2 1B						1	0	0	0	0	0	0					
Gus Bell, L OBP: 0.500, SLG: 0.500 Amado Samuel, R (9, PR)	F9			6-3		G6-4-3		BB 1B		3	0	0	0	0	0	5					
Bob Shaw, R OBP: 0.667, SLG: 0.500 Denny Lemaster, R (8, 1)				1-2 2-3						1	0	1	0	0	0	0					
Tony Cloninger, R (8, 1)										0	0	0	0	0	0	0					
Don Dillard, L (9, PH)	1-2 BB			2-H 3-H 1B				BB		0	0	0	0	0	0	0					
Inning Stats	R: 0 E: 0 K: 0 S: 4	H: 1 LOB: 2 BB: 1 P: 8	R: 0 E: 0 K: 1 S: 5	H: 0 LOB: 2 BB: 2 P: 13	R: 0 E: 0 K: 1 S: 5	H: 0 LOB: 0 BB: 0 P: 5	R: 2 E: 0 K: 0 S: 5	H: 2 LOB: 1 BB: 0 P: 6	R: 0 E: 1 K: 0 S: 3	H: 0 LOB: 0 BB: 0 P: 3	R: 0 E: 0 K: 1 S: 5	H: 1 LOB: 1 BB: 1 P: 9	R: 0 E: 0 K: 2 S: 7	H: 0 LOB: 0 BB: 0 P: 7	R: 0 E: 0 K: 0 S: 2	H: 0 LOB: 0 BB: 1 P: 6	R: 0 E: 0 K: 0 S: 4	H: 1 LOB: 2 BB: 1 P: 8	1B: 5 2B: 0 3B: 0 HR: 0	SF: 0 SAC: 0 DP: 2 HBP: 1	WP: 0 PA: 38 CS: 1
PITCHER	IP	WLS	BF	H	R	ER	SO	BB	IBB	HBP	BLK	WP	HR	S	P	ERA	WHIP				
Don Cardwell, R ERA: 2.08 Bob Veale, L ERA:	(1, 1) (9, 1)	8.2 S	36 1	5 0	2 0	2 0	5 0	5 0	1 0	1 0	0 0	0 0	0 0	39 1	64 1	2.08 0.00	1.154 0.000				

Milwaukee Braves @ Pittsburgh Pirates
Forbes Field, Pittsburgh, PA
Wed Apr 10 1963, 3:33 AM EST
Att: 3,601 - Unknown

AB 30
R 2
H 5
RBI 2
BB 6
SO 5
LOB 14

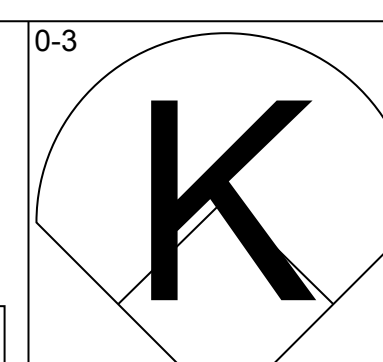
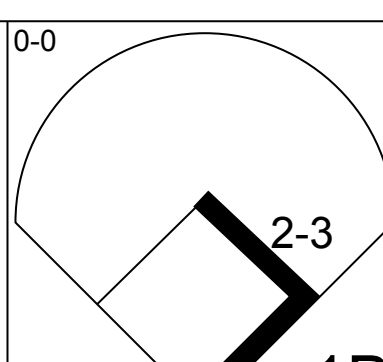
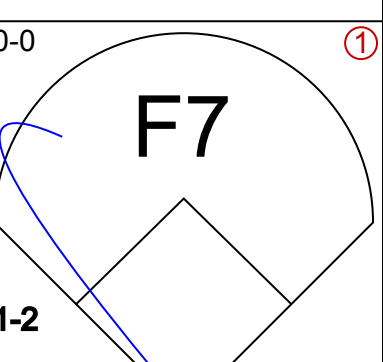
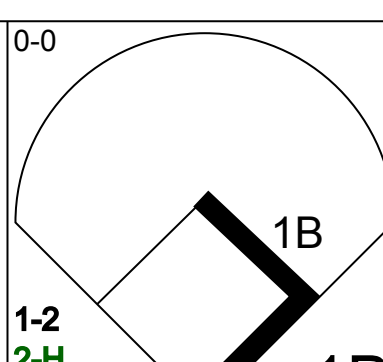
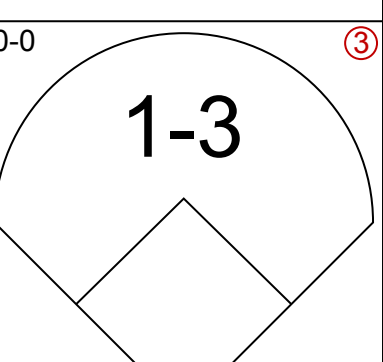
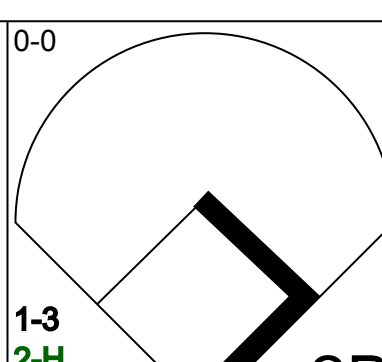
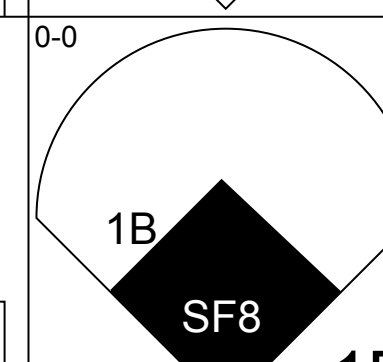
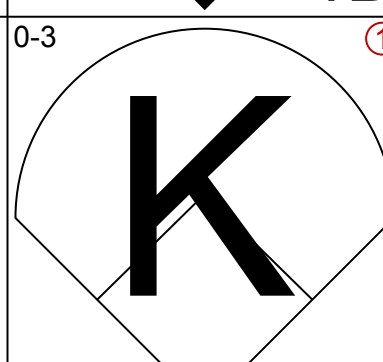
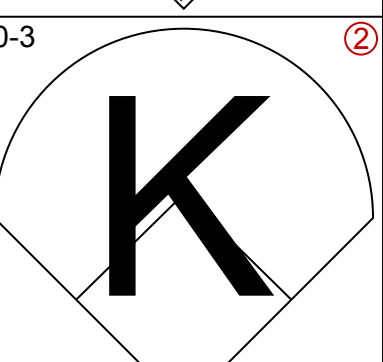
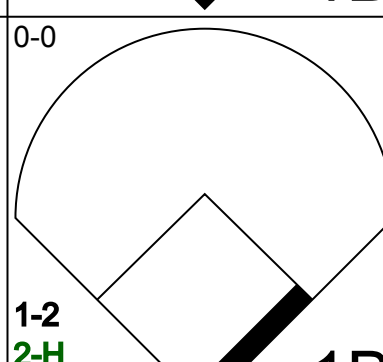
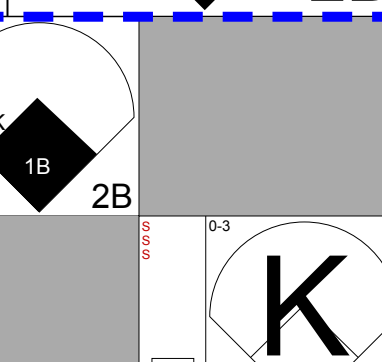
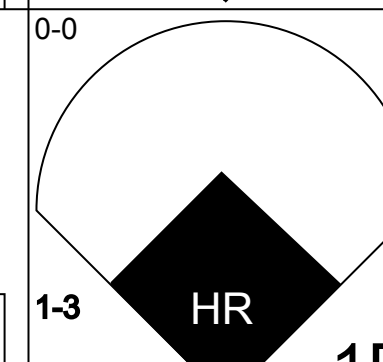
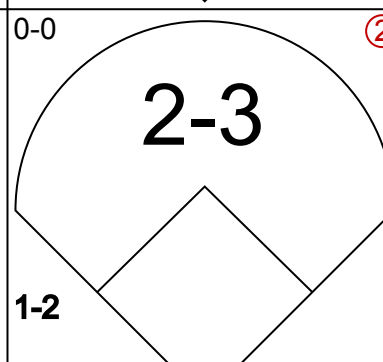
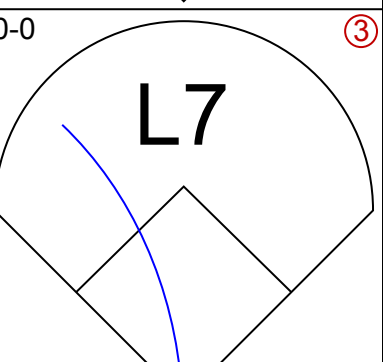
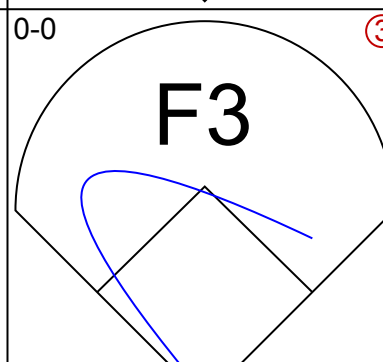
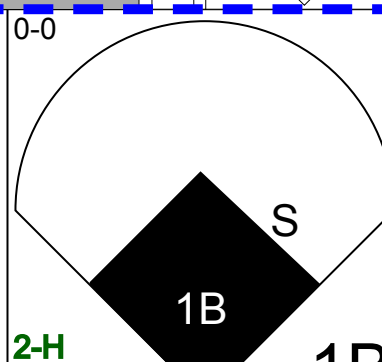
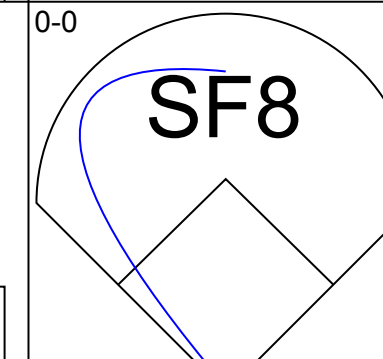
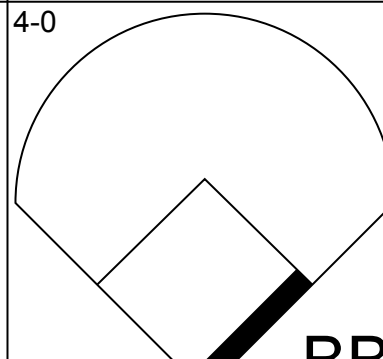
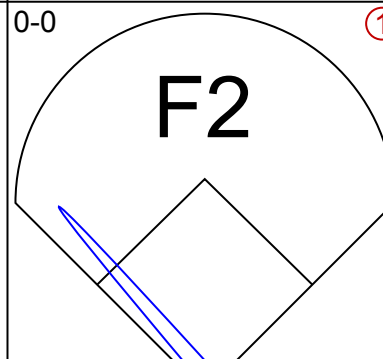
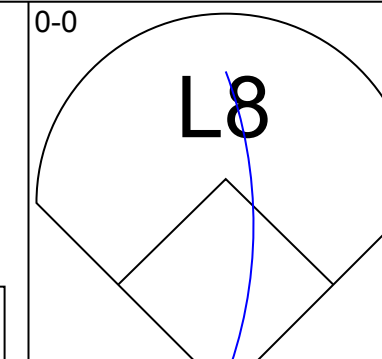
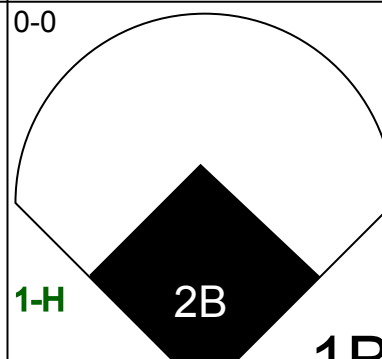
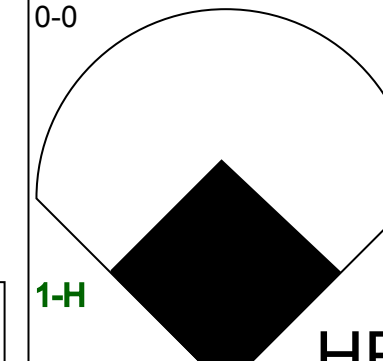
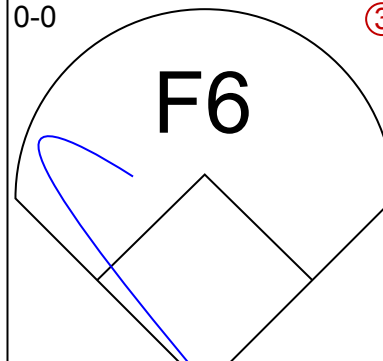
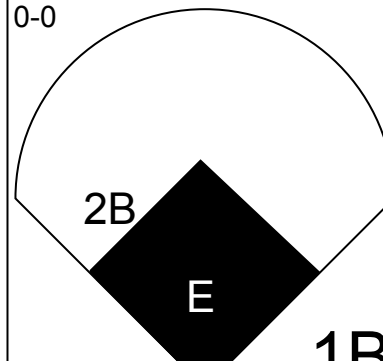
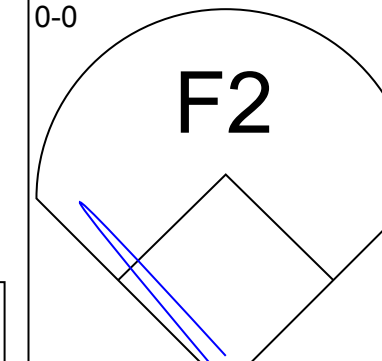
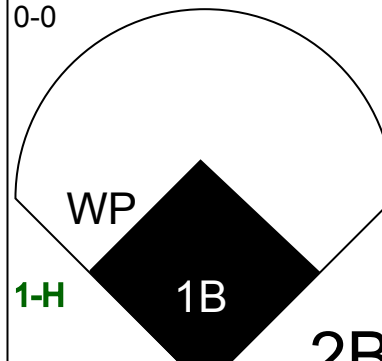
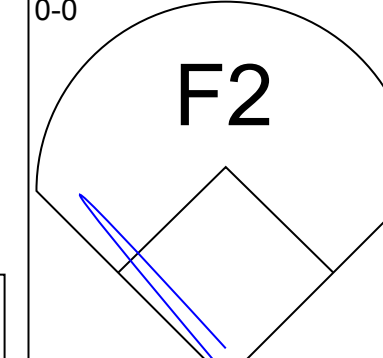
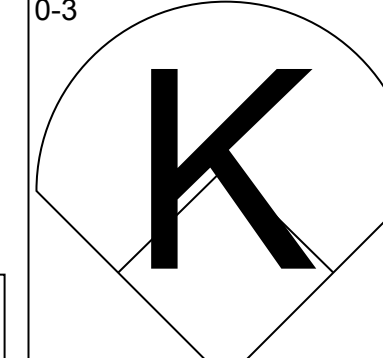
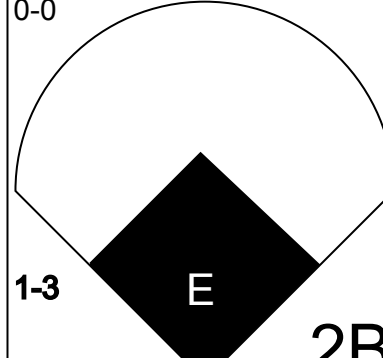
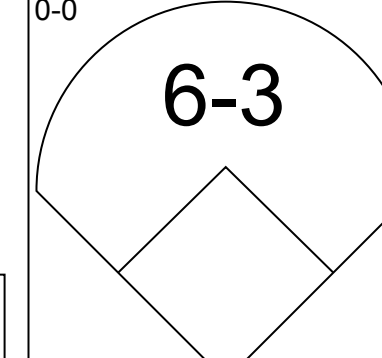
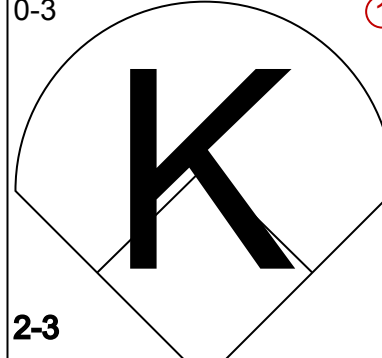
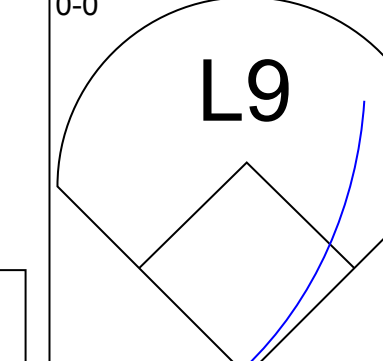
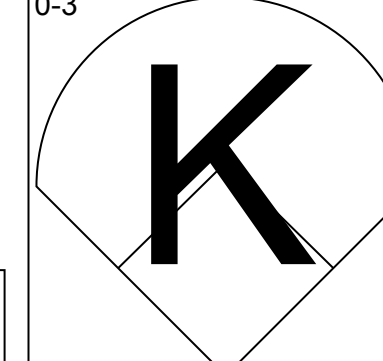
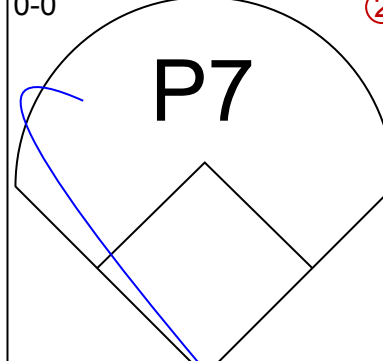
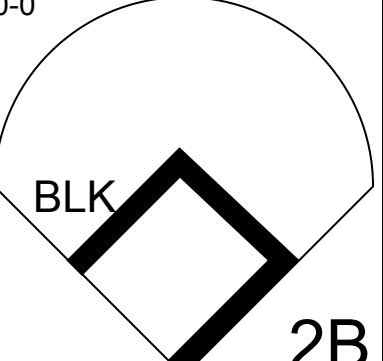
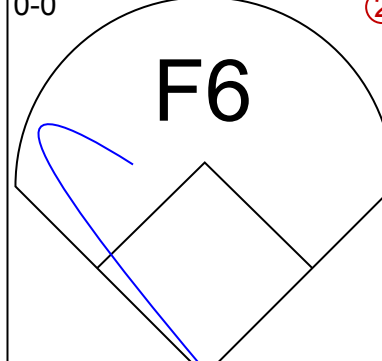
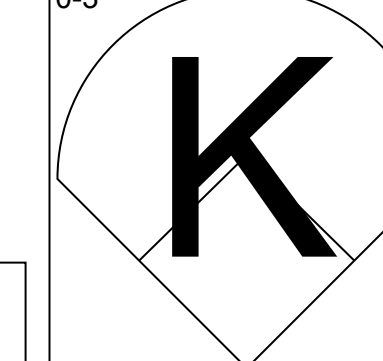
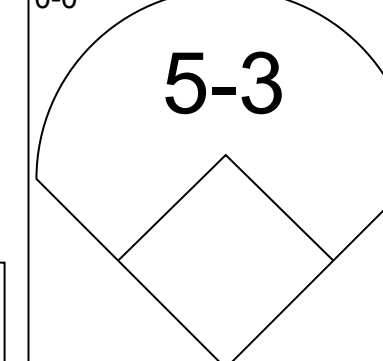
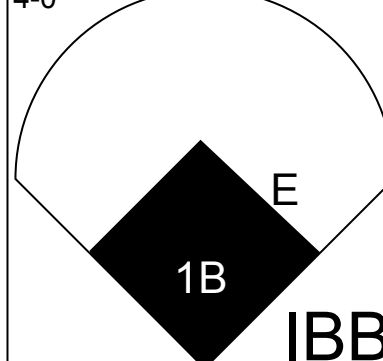
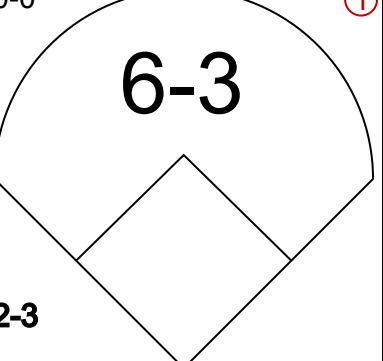
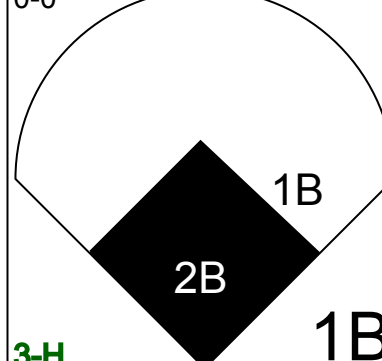
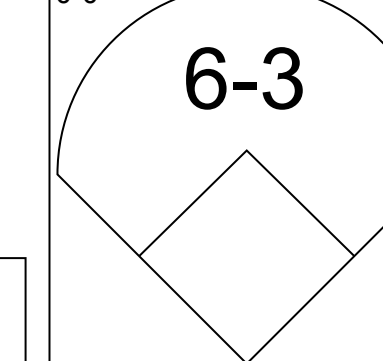
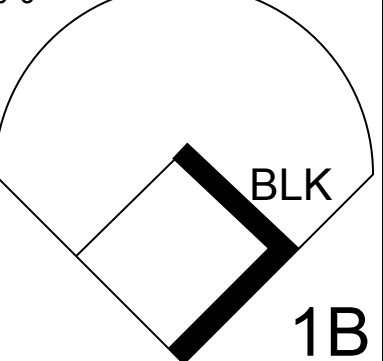
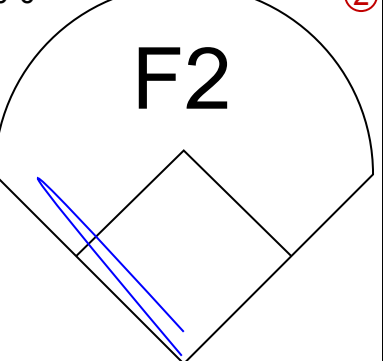
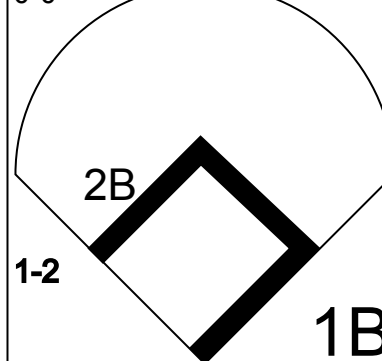


Batter	1	2	3	4	5	6	7	8	9	AB	R	H	RBI	BB	SO	LOB	BOTTOM				
Dick Schofield, S OBP: 0.308, SLG: 0.182 (1, 6)	K		F9 1B BB		4-3		G3	1-2 2-3 1B		4	0	1	1	1	1	0					
Bob Skinner, L OBP: 0.308, SLG: 0.182 (1, 7)	K		G1-6-3 1B		P3		G3	F7		5	0	1	0	0	1	3					
Roberto Clemente, R OBP: 0.333, SLG: 0.364 (1, 9)	6-3		F9				SH5-4 SF7 2B	1B		4	1	2	0	0	0	2					
Smoky Burgess, L OBP: 0.333, SLG: 0.625 (1, 2)		1-4-3	G1-6-3				BB SH5-4 BB	1B		3	0	1	0	1	0	2					
Don Clendenon, R OBP: 0.455, SLG: 1.182 (1, 3)		E 1B		L8		SH5-4		HR		3	1	2	1	0	0	0					
Bill Mazeroski, R OBP: 0.250, SLG: 0.400 (1, 4)		E6 1-3		K		SF7		1B SH3-4 1B		3	0	1	1	0	1	1					
Bill Virdon, L OBP: 0.455, SLG: 0.333 (1, 8)				F7		3-H 4-0		SH3-4		1	0	0	0	2	0	0					
Bob Bailey, R OBP: 0.500, SLG: 0.800 (1, 5)		K			4-3 2B		1-2 2-3 BB	1B BB		2	1	1	0	2	1	3					
Don Cardwell, R Bob Veale, S (1, 1) (9, 1)		L7			4-3		K	K		4	0	0	0	0	2	9					
Inning Stats	R: 0 E: 0 K: 2 S: 7	H: 0 LOB: 0 BB: 0 P: 7	R: 0 E: 1 K: 1 S: 7	H: 1 LOB: 3 BB: 1 P: 11	R: 0 E: 0 K: 1 S: 5	H: 1 LOB: 0 BB: 1 P: 7	R: 0 E: 0 K: 1 S: 5	H: 0 LOB: 0 BB: 0 P: 5	R: 1 E: 0 K: 0 S: 4	H: 1 LOB: 0 BB: 0 P: 4	R: 1 E: 0 K: 1 S: 6	H: 1 LOB: 3 BB: 3 P: 18	R: 0 E: 0 K: 0 S: 4	H: 2 LOB: 2 BB: 0 P: 4	R: 1 E: 0 K: 1 S: 8	H: 3 LOB: 3 BB: 1 P: 12	1B: 6 2B: 2 3B: 0 HR: 1	SF: 1 SAC: 2 DP: 1 HBP: 0	WP: 0 PA: 38 CS: 0		
PITCHER	IP	WLS	BF	H	R	ER	SO	BB	IBB	HBP	BLK	WP	HR	S	P	ERA	WHIP				
Bob Shaw, R ERA: 3.86 Denny Lemaster, L ERA: Tony Cloninger, R ERA:	(1, 1) (8, 1) (8, 1)	7.0 L	33 1	8 0	3 0	3 0	3 0	3 0	2 0	0 0	0 0	0 0	0 0	1 5	1 9	3.86 0.00 0.00	1.571 0.000 3.000				

Milwaukee Braves @ Pittsburgh Pirates
Forbes Field, Pittsburgh, PA
Wed Apr 10 1963, 3:33 AM EST
Att: 3,601 - Unknown

AB 29
R 3
H 9
RBI 3
BB 6
SO 6
LOB 20

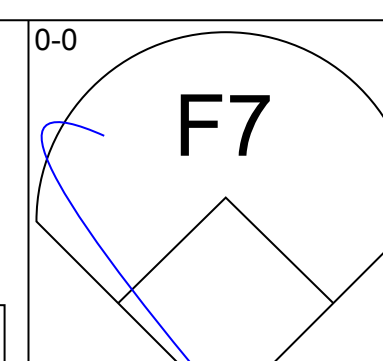
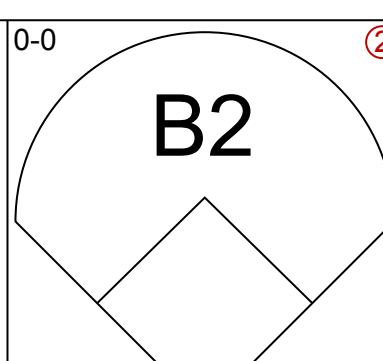
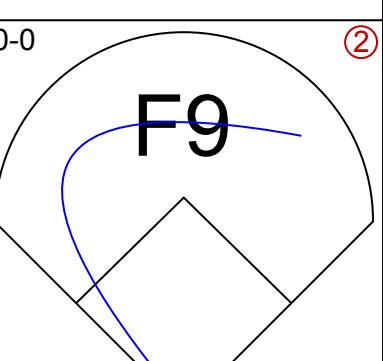
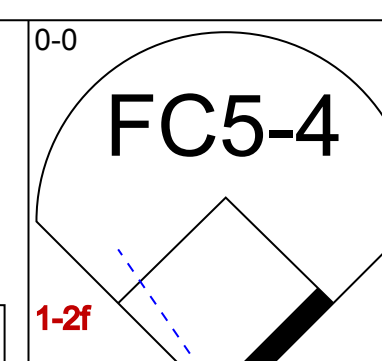
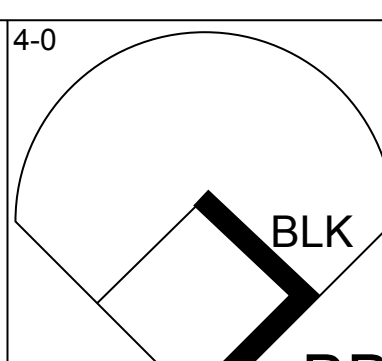
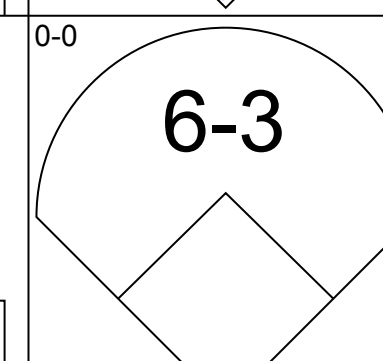
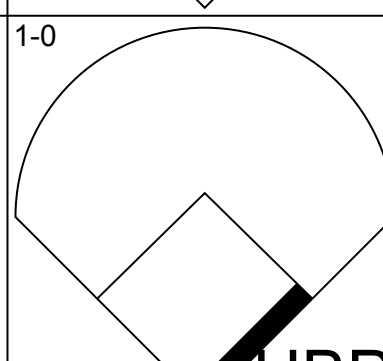
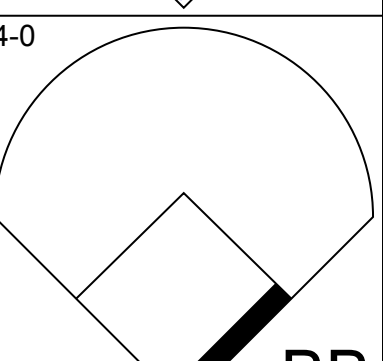
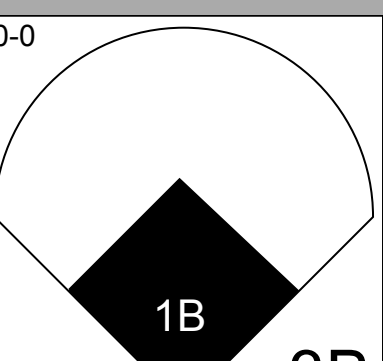
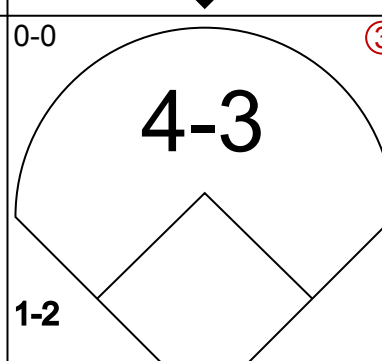
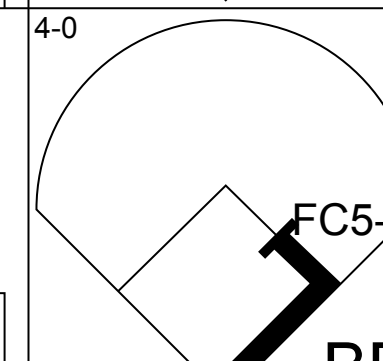
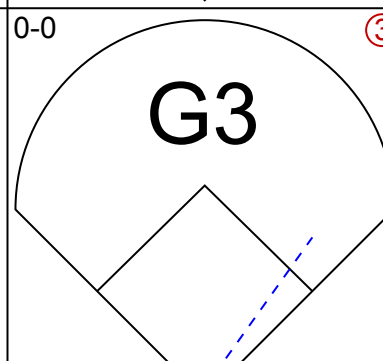
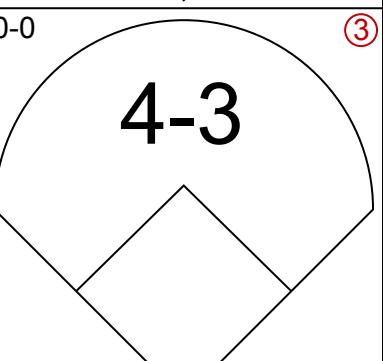
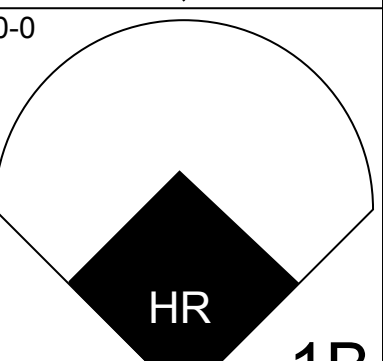
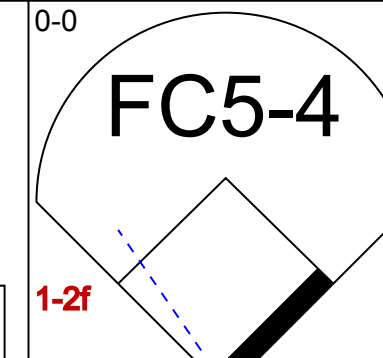
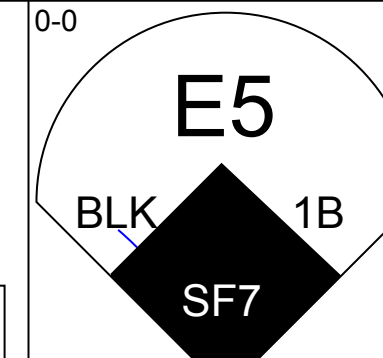
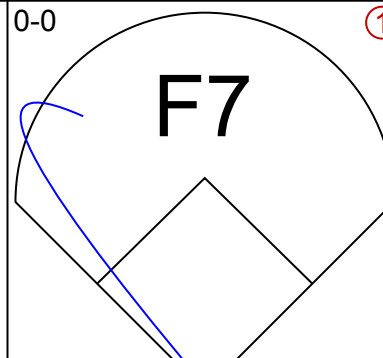
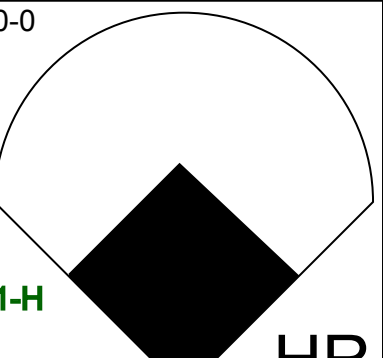
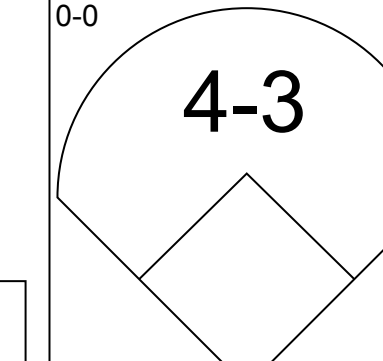
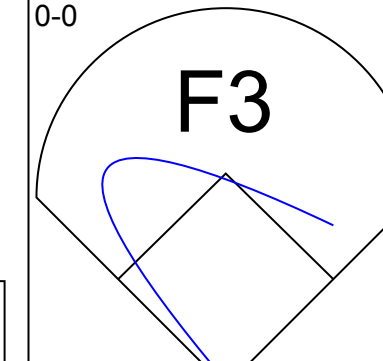
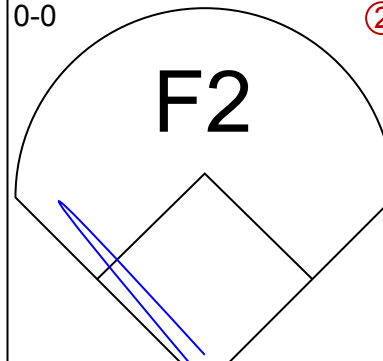
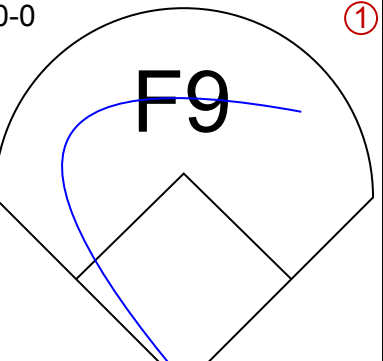
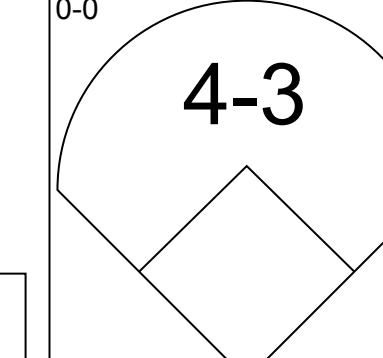
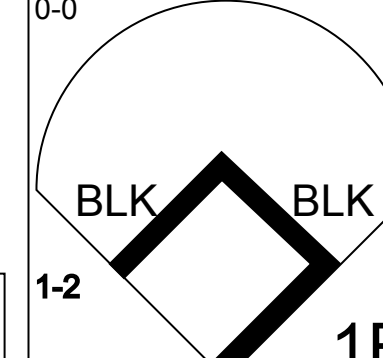
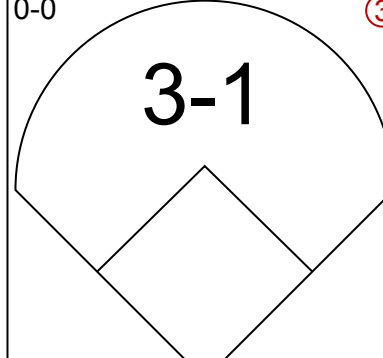
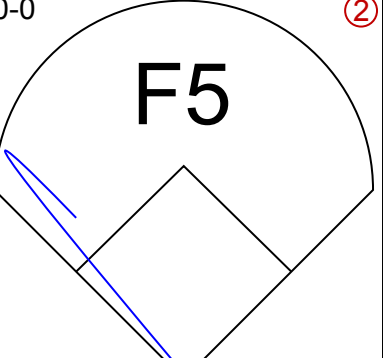
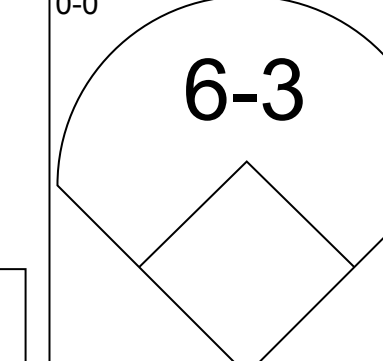
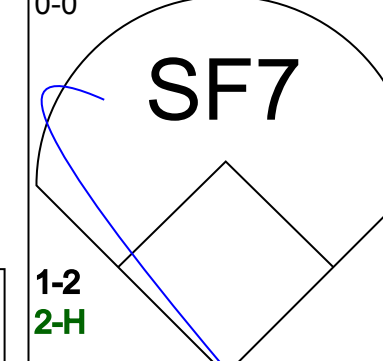
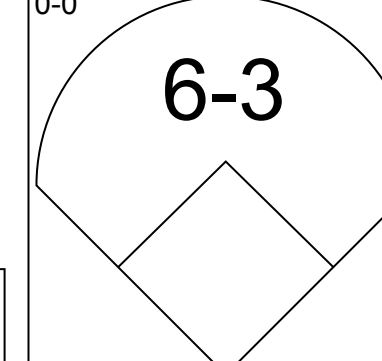
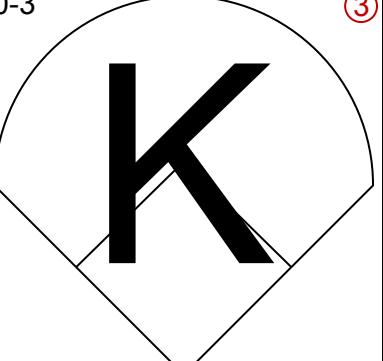
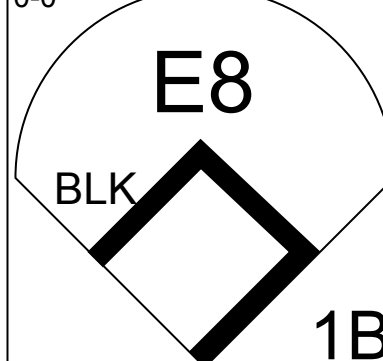
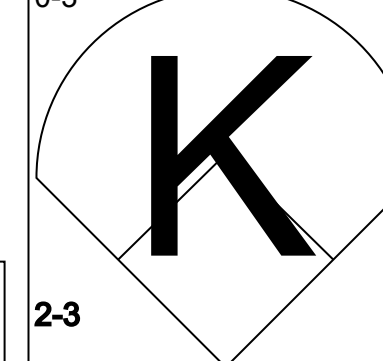
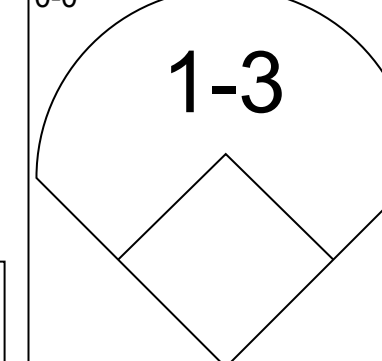
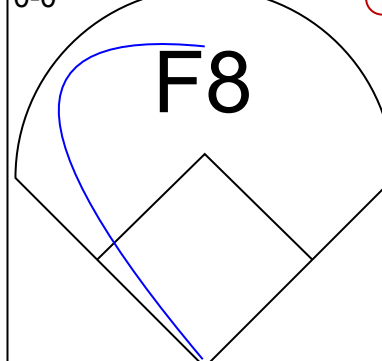
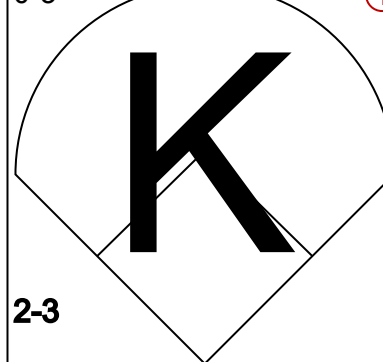
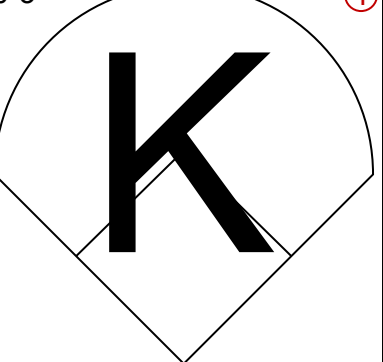

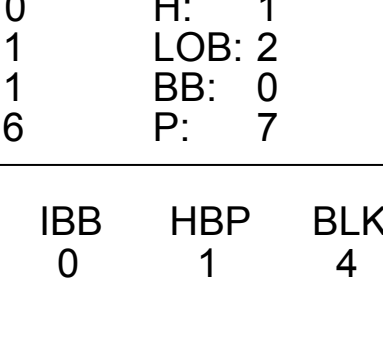
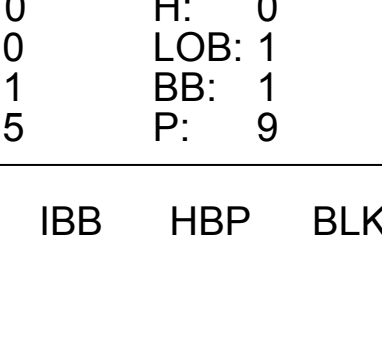
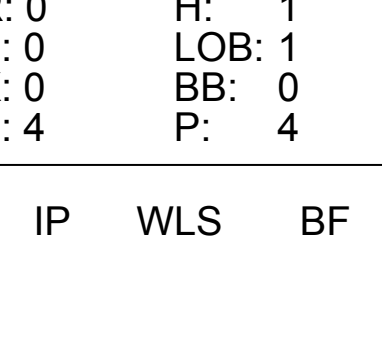


Batter	1	2	3	4	5	6	7	8	9	AB	R	H	RBI	BB	SO	LOB	TOP					
Dick Schofield, S OBP: 0.368, SLG: 0.353										6	0	3	2	0	1	2						
Bob Skinner, L OBP: 0.366, SLG: 0.353										6	2	3	1	0	3	4						
Roberto Clemente, R OBP: 0.353, SLG: 0.375										5	2	2	1	0	0	4						
Donn Clendenon, R OBP: 0.438, SLG: 1.000										3	1	1	2	1	0	0						
Bill Mazerowski, R OBP: 0.353, SLG: 0.733										5	3	3	3	0	0	2						
Bob Bailey, R OBP: 0.412, SLG: 0.667										5	1	1	0	0	2	1						
Bill Virdon, L OBP: 0.375, SLG: 0.357										5	0	1	0	0	1	3						
Jim Pagliaroni, R OBP: 0.444, SLG: 0.167										4	2	1	1	1	1	1						
Bob Friend, R OBP: 0.250, SLG: 0.250										5	1	2	0	0	0	2						
Inning Stats	R: 3 E: 0 K: 1 S: 8	H: 3 LOB: 0 BB: 0 P: 8	R: 0 E: 0 K: 1 S: 5	H: 0 LOB: 0 BB: 0 P: 5	R: 0 E: 0 K: 1 S: 6	H: 1 LOB: 2 BB: 1 P: 10	R: 0 E: 0 K: 2 S: 7	H: 0 LOB: 0 BB: 0 P: 7	R: 0 E: 0 K: 1 S: 6	H: 1 LOB: 1 BB: 0 P: 6	R: 4 E: 1 K: 0 S: 8	H: 4 LOB: 2 BB: 1 P: 12	R: 0 E: 0 K: 0 S: 3	H: 0 LOB: 0 BB: 0 P: 3	R: 0 E: 0 K: 0 S: 4	H: 1 LOB: 1 BB: 0 P: 4	R: 5 E: 0 K: 2 S: 14	H: 7 LOB: 2 BB: 0 P: 14	1B: 11 2B: 5 3B: 0 HR: 1	SF: 1 SAC: 0 DP: 0 HBP: 0	WP: 1 PB: 0 SB: 1 CS: 0	PA: 47
PITCHER	IP WLS BF H R ER SO BB IBB HBP BLK WP HR S P ERA WHIP																					
Jim O'Toole, L ERA: 2.25	(1, 1) 7.0 L 33 9 7 3 6 1 1 0 0 0 1 43 51 3.86 1.429																					
John Tsitouris, R ERA: 27.0	(8, 1) 1.2 13 8 5 5 1 0 0 0 2 1 0 15 15 27.00 4.800																					
Bill Henry, L ERA: 27.0	(9, 1) 0.1 1 0 0 0 1 0 0 0 0 0 0 0 3 3 0.00 0.000																					

Pittsburgh Pirates @ Cincinnati Reds
Crosley Field, Cincinnati, OH
Sat Apr 13 1963, 3:33 AM EST
Att: 4,481 - Unknown

AB 44
R 12
H 17
RBI 10
BB 2
SO 8
LOB 19



Batter	1	2	3	4	5	6	7	8	9	AB	R	H	RBI	BB	SO	LOB	BOTTOM					
Leo Cardenas, R OBP: 0.389, SLG: 0.333										4	0	0	0	1	0	2						
Pete Rose, S OBP: 0.278, SLG: 0.214										3	1	1	0	1	0	1						
Vada Pinson, L OBP: 0.353, SLG: 0.357										3	1	1	1	1	0	3						
Frank Robinson, R OBP: 0.353, SLG: 0.733										4	2	1	2	0	0	1						
Gordy Coleman, L OBP: 0.188, SLG: 0.625										4	0	0	0	0	0	1						
Johnny Edwards, L OBP: 0.375, SLG: 0.467										4	0	1	0	0	0	0						
Gene Freese, R OBP: 0.313, SLG: 0.167										3	0	0	1	0	1	0						
Tommy Harper, R OBP: 0.200, SLG: 0.143										4	0	1	0	0	1	1						
Jim O'Toole, S	(1, 1)									2	0	0	0	0	2	1						
Marty Keough, L OBP: 1.000, SLG: 1.000	(7, PH)									1	0	1	0	0	0	0						
John Tsitouris, R	(8, 1)									0	0	0	0	0	0	0						
Bill Henry, L	(9, 1)									0	0	0	0	0	0	0						
Jerry Lynch, L	(9, PH)									1	0	0	0	0	1	0						
Inning Stats	R: 0 E: 0 K: 0 S: 3	H: 0 LOB: 0 BB: 1 P: 7	R: 0 E: 0 K: 0 S: 3	H: 0 LOB: 0 BB: 0 P: 3	R: 0 E: 1 K: 1 S: 6	H: 1 LOB: 2 BB: 0 P: 7	R: 1 E: 1 K: 1 S: 7	H: 1 LOB: 1 BB: 0 P: 7	R: 0 E: 0 K: 0 S: 5	H: 0 LOB: 0 BB: 1 P: 9	R: 0 E: 0 K: 0 S: 3	H: 0 LOB: 0 BB: 0 P: 3	R: 0 E: 0 K: 0 S: 4	H: 1 LOB: 1 BB: 0 P: 4	R: 3 E: 0 K: 1 S: 8	H: 3 LOB: 0 BB: 0 P: 8	R: 0 E: 0 K: 1 S: 5	H: 0 LOB: 1 BB: 1 P: 9	1B: 4 2B: 0 3B: 1 HR: 1	SF: 1 SAC: 0 DP: 0 HBP: 1	WP: 0 PB: 0 SB: 0 CS: 0	PA: 38
PITCHER	IP WLS BF H R ER SO BB IBB HBP BLK WP HR S P ERA WHIP																					
Bob Friend, R ERA: 2.65	(1, 1) 9.0 W 38 6 4 3 5 3 0 1 4 0 1 44 57 3.00 1.000																					

Pittsburgh Pirates @ Cincinnati Reds
Crosley Field, Cincinnati, OH
Sat Apr 13 1963, 3:33 AM EST
Att: 4,481 - Unknown

AB 33
R 4
H 6
RBI 4
BB 3
SO 5
LOB 10



Batter	1	2	3	4	5	6	7	8	9	AB	R	H	RBI	BB	SO	LOB	TOP			
Dick Schofield, S OBP: 0.348, SLG: 0.300										3	0	0	0	1	0	2				
Bob Skinner, L OBP: 0.348, SLG: 0.300										3	1	0	0	1	1	1				
Roberto Clemente, R OBP: 0.333, SLG: 0.350										4	0	1	0	0	0	1				
Smoky Burgess, L OBP: 0.385, SLG: 0.545										3	0	1	0	1	0	1				
Donn Clendenon, R OBP: 0.450, SLG: 0.882										3	0	1	0	1	2	1				
Bill Mazerowski, R OBP: 0.333, SLG: 0.632										4	0	1	0	0	1	5				
Bill Virdon, L OBP: 0.368, SLG: 0.353										3	0	1	1	0	0	2				
Bob Bailey, R OBP: 0.381, SLG: 0.579										4	0	1	0	0	0	4				
Al McBean, R OBP: 0.333, SLG: 0.632										4	0	0	0	0	1	3				
Inning Stats	R: 0 E: 0 K: 0 S: 2	H: 0 LOB: 0 BB: 1 P: 6	R: 0 E: 0 K: 2 S: 7	H: 0 LOB: 0 BB: 0 P: 7	R: 0 E: 1 K: 1 S: 6	H: 0 LOB: 1 BB: 0 P: 6	R: 1 E: 0 K: 0 S: 6	H: 3 LOB: 3 BB: 1 P: 10	R: 0 E: 0 K: 0 S: 3	H: 0 LOB: 0 BB: 2 P: 11	R: 0 E: 0 K: 0 S: 3	H: 1 LOB: 0 BB: 0 P: 3	R: 0 E: 0 K: 2 S: 8	H: 1 LOB: 1 BB: 0 P: 8	R: 0 E: 0 K: 0 S: 4	H: 1 LOB: 1 BB: 0 P: 4	1B: 6 2B: 1 3B: 0 HR: 0	SF: 0 SAC: 1 DP: 2 HBP: 0	WP: 1 PB: 0 SB: 1 CS: 0	PA: 36
PITCHER	IP: 8.0 WLS: L BF: 32	H: 5 R: 1 ER: 1 SO: 5	BB: 4 IBB: 0 HBP: 0 BLK: 0	WP: 0 HR: 0 S: 38 P: 54	ERA: 1.12 WHIP: 1.125															
Joey Jay, R ERA: 1.2																				
Jim Brosnan, R ERA: 10.8	IP: 1.0 WLS: 4 BF: 1	H: 0 R: 0 ER: 0 SO: 0	BB: 0 IBB: 0 HBP: 0 BLK: 0	WP: 1 HR: 0 S: 4 P: 4	ERA: 0.00 WHIP: 1.000															

Pittsburgh Pirates @ Cincinnati Reds
Crosley Field, Cincinnati, OH
Sun Apr 14 1963, 3:33 AM EST
Att. 4,864 - Unknown

AB 31
R 1
H 6
RBI 1
BB 4
SO 5
LOB 20

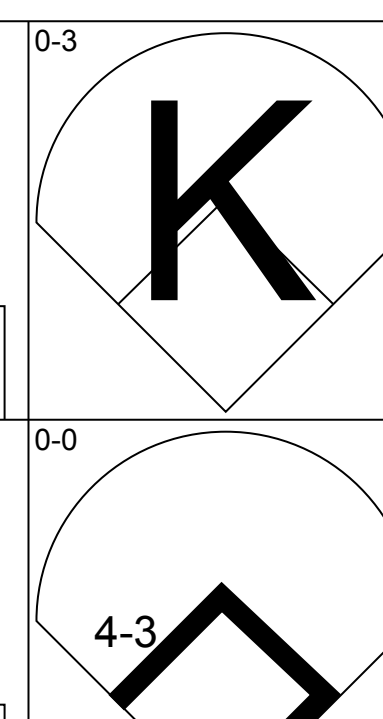
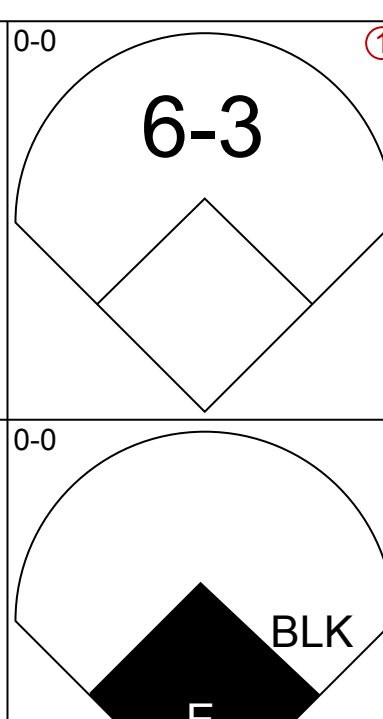
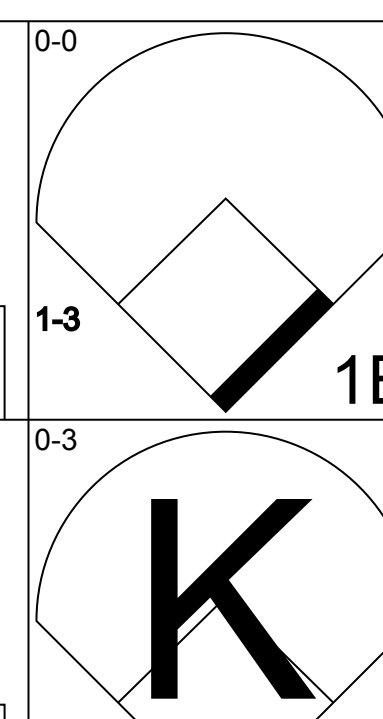
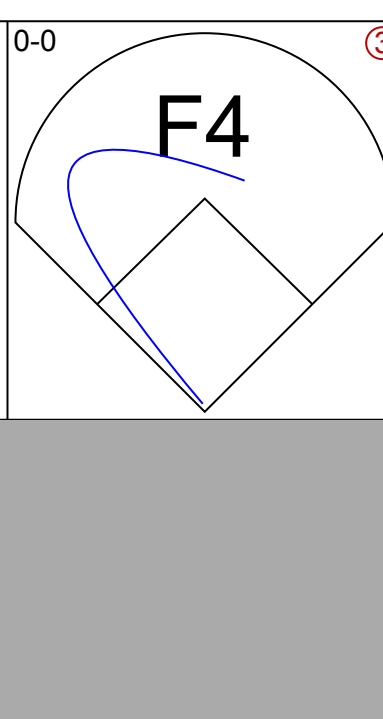
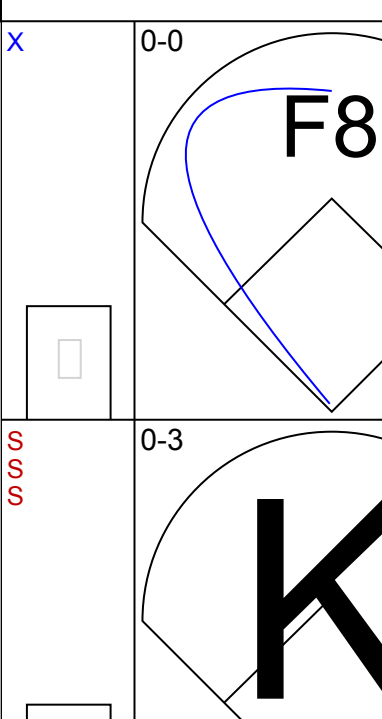
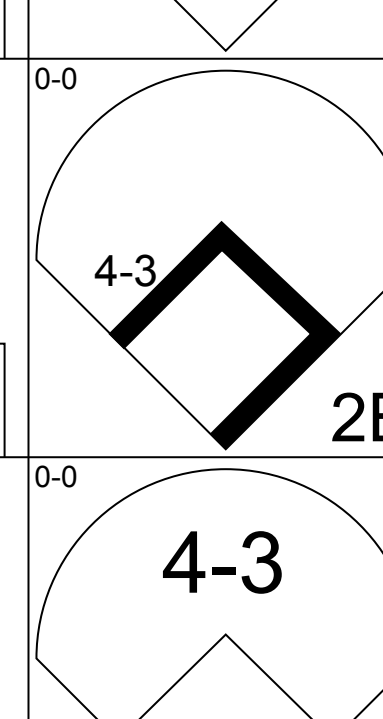
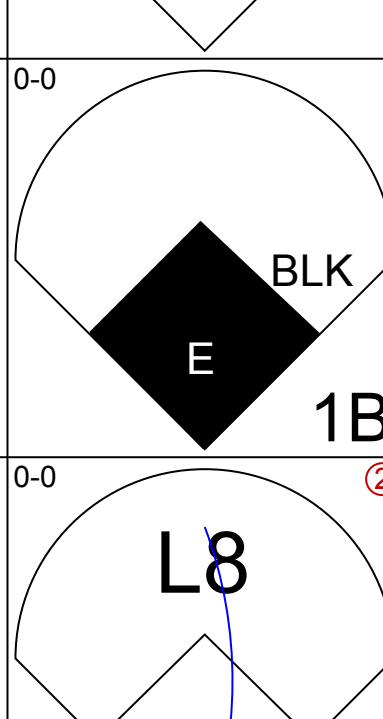
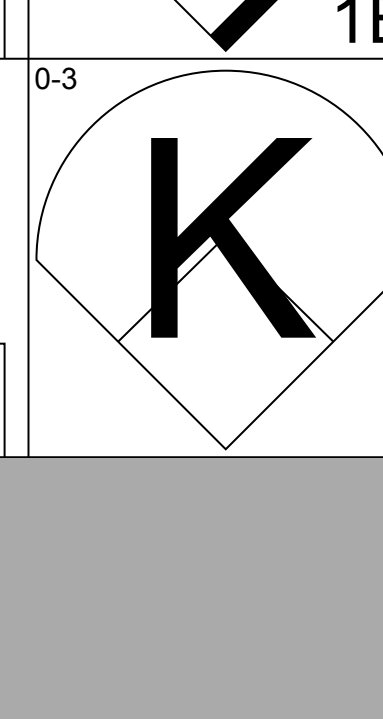
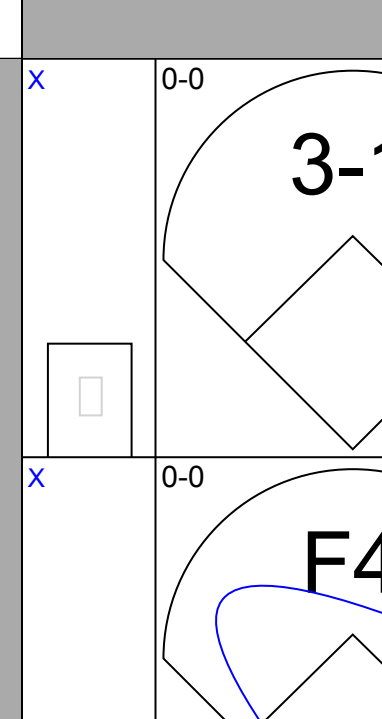
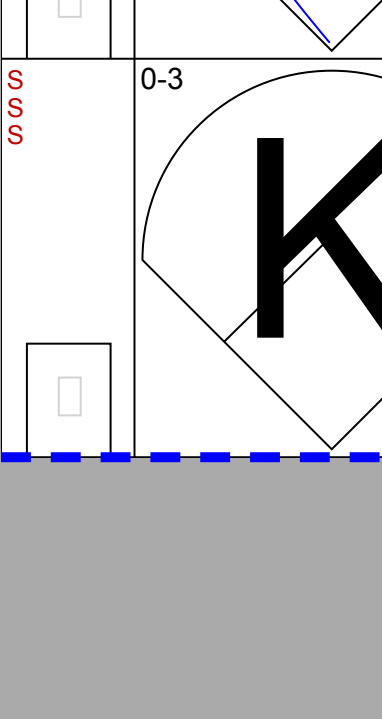
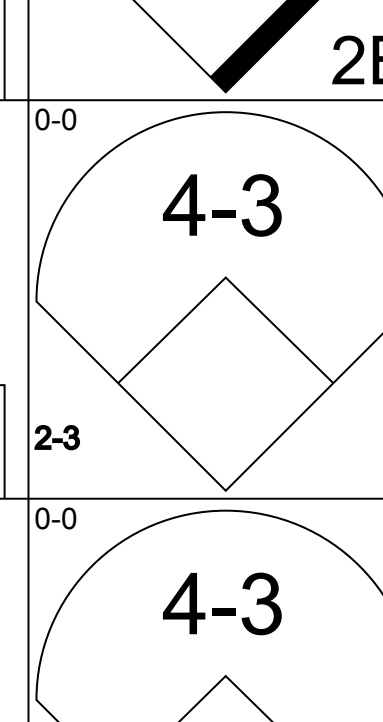
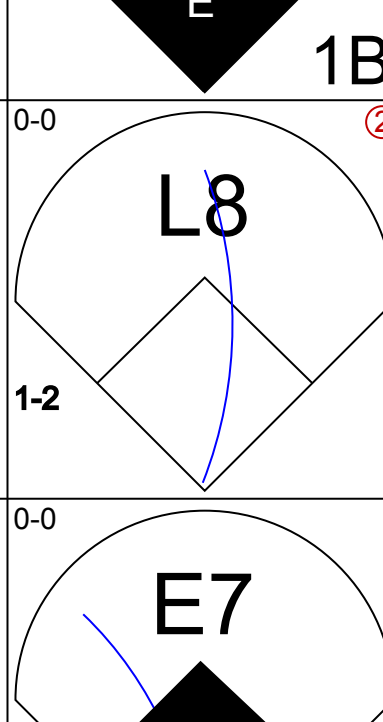
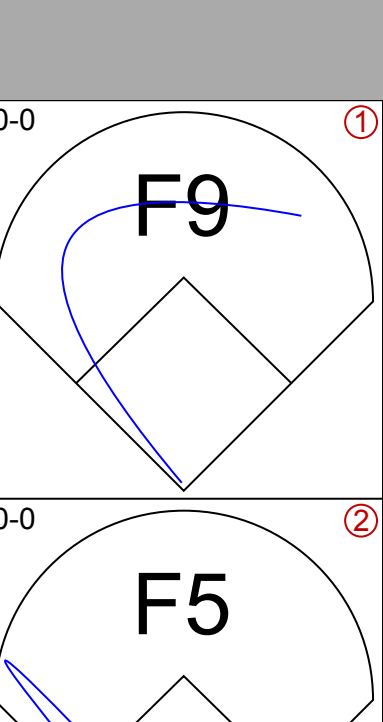
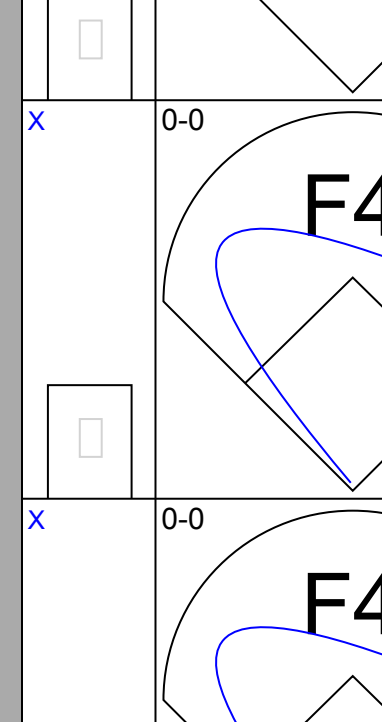
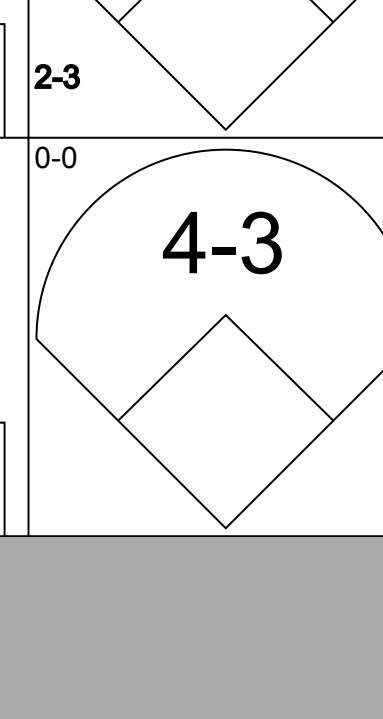
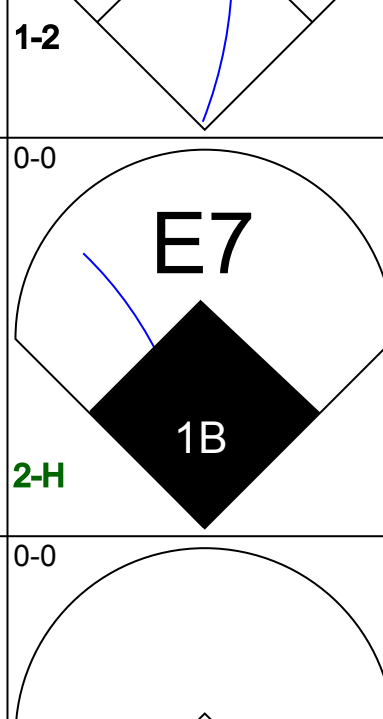
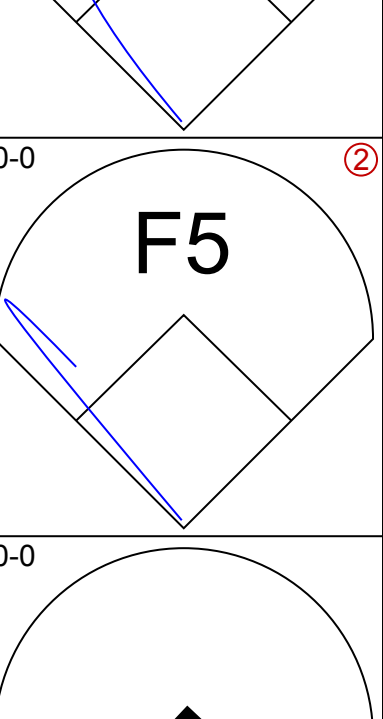
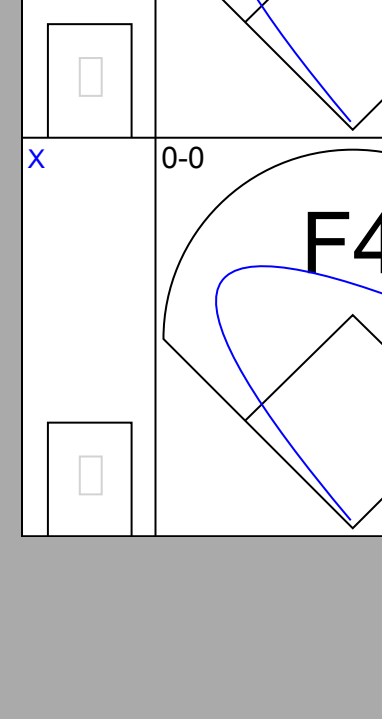
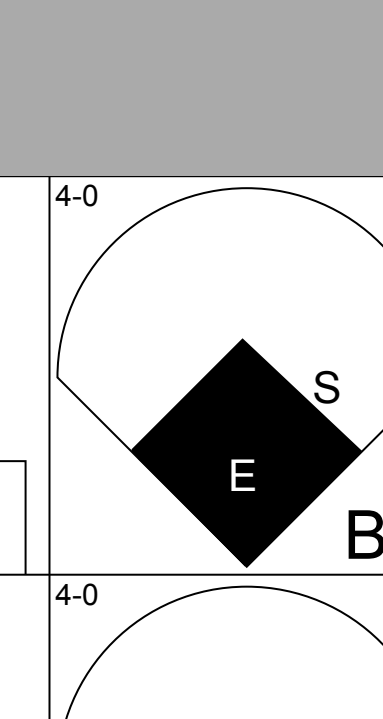
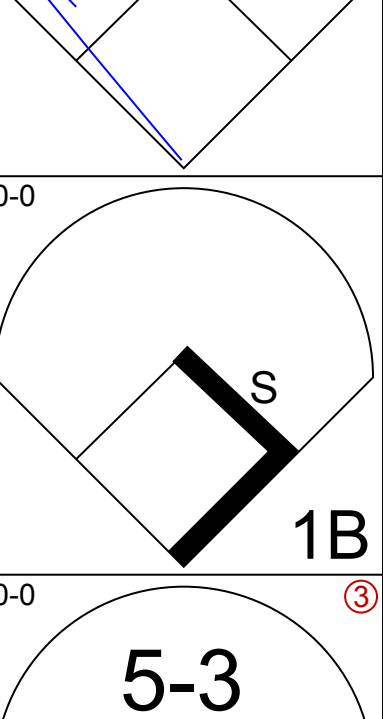
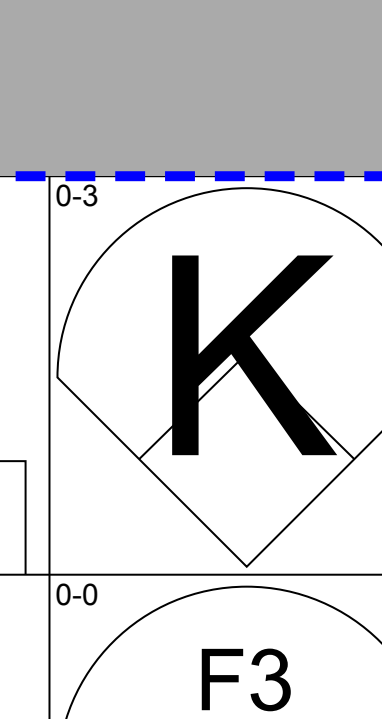
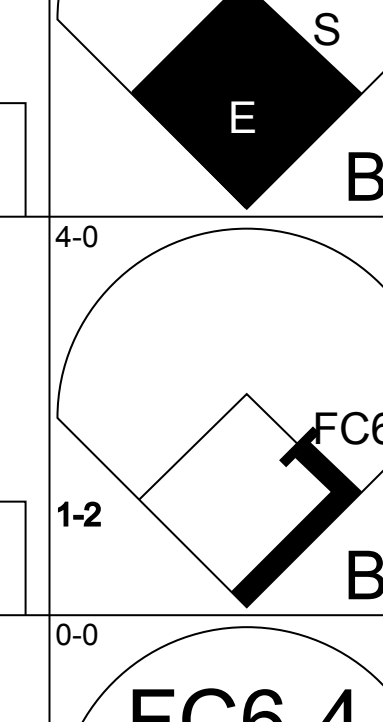
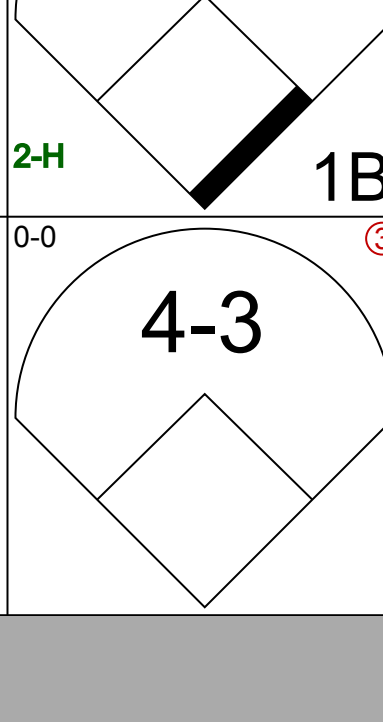
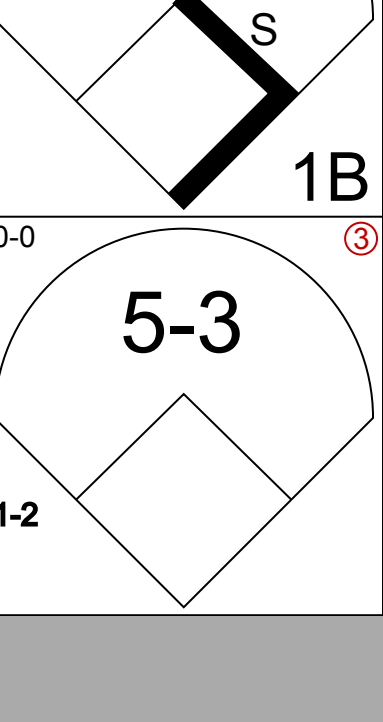
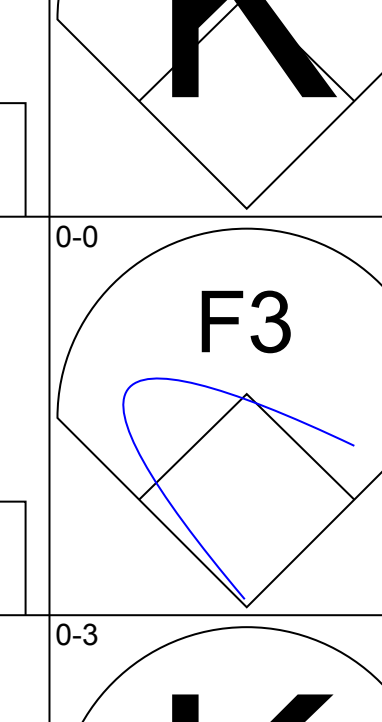
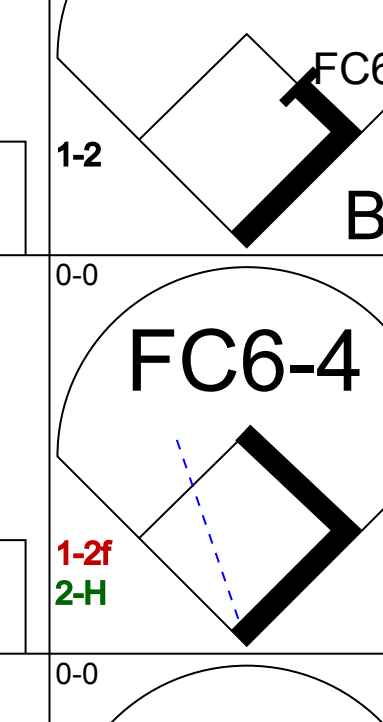
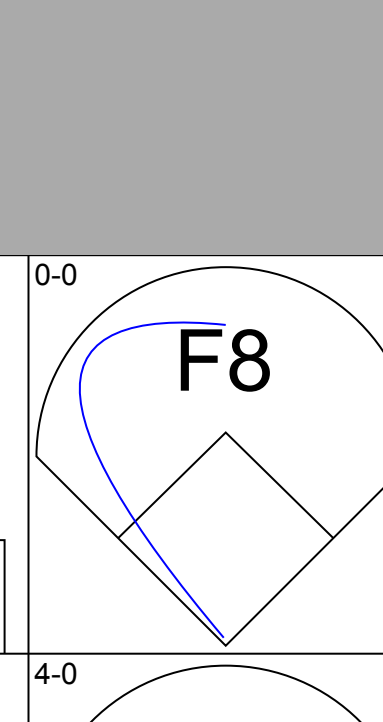
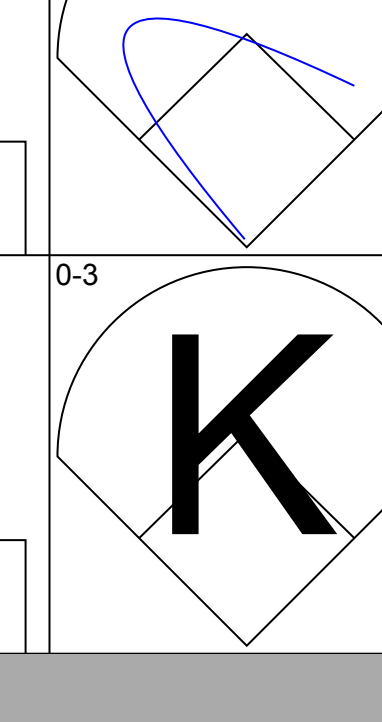
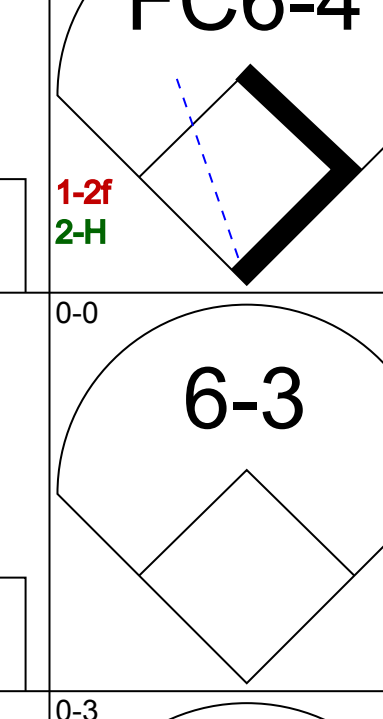
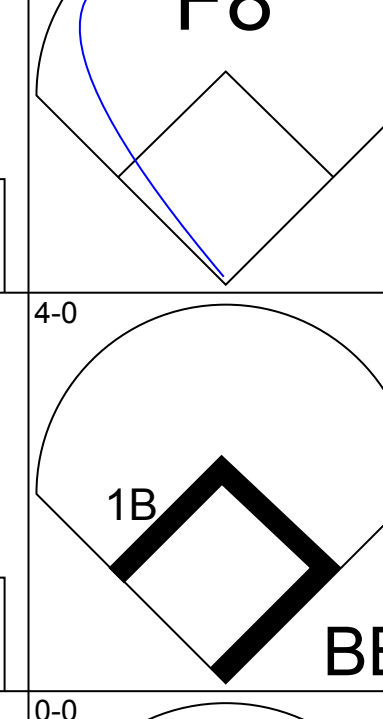
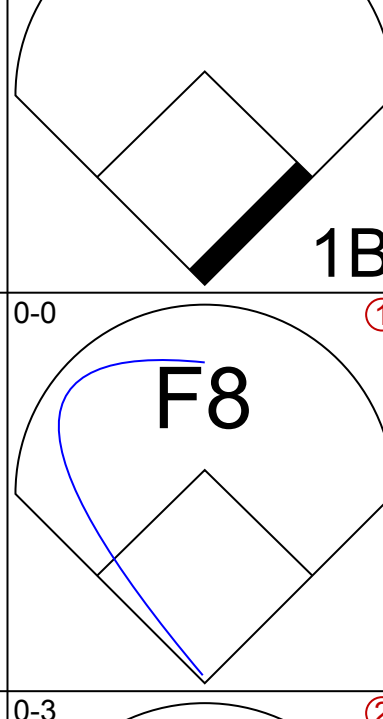
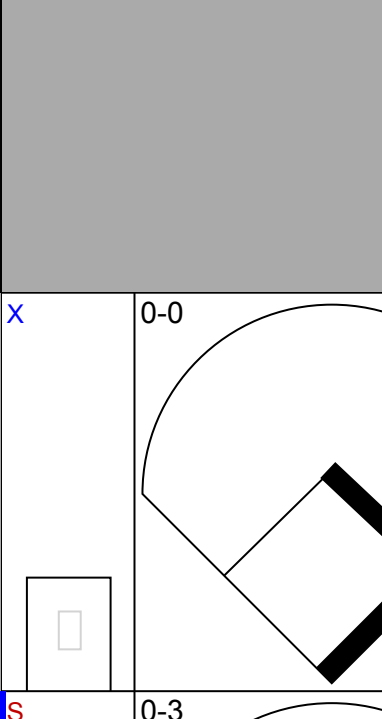
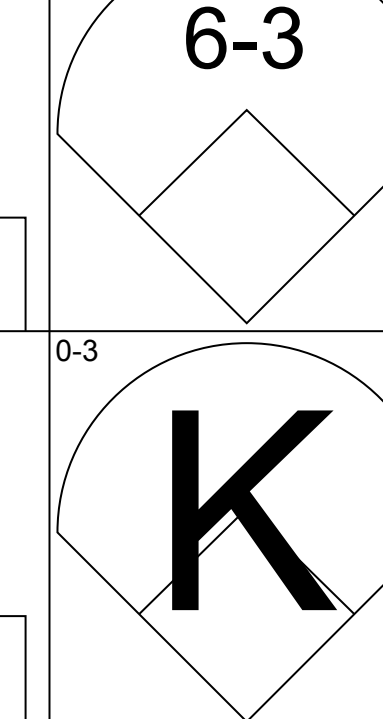
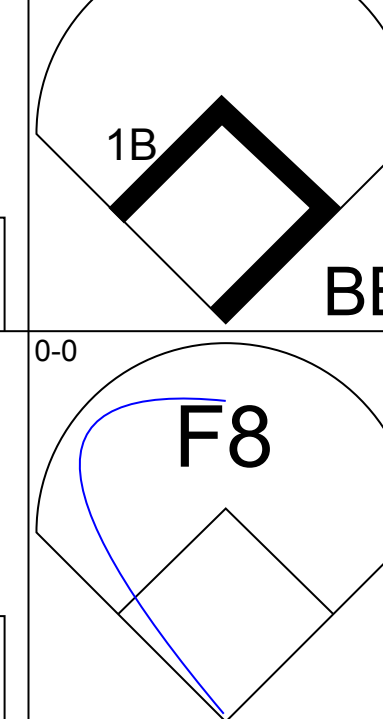
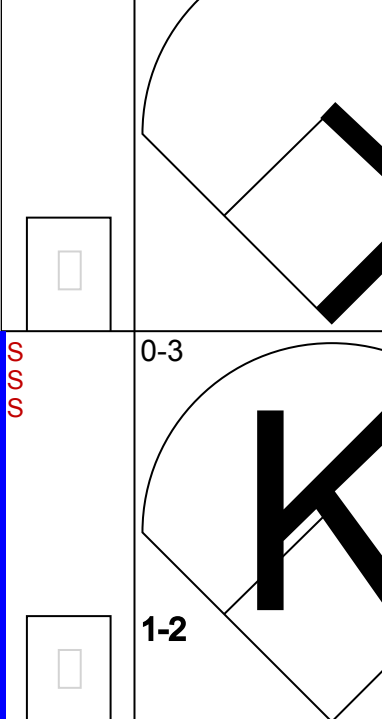


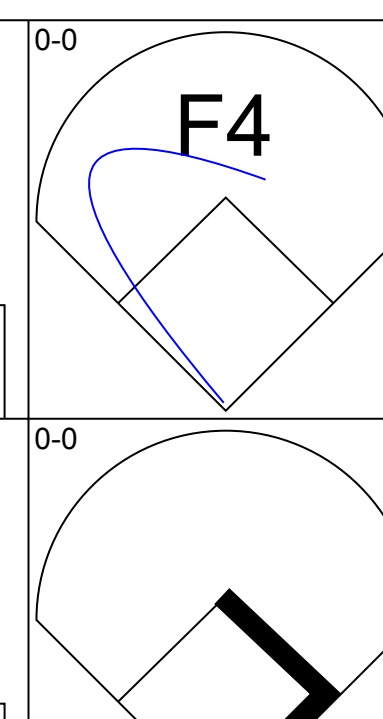
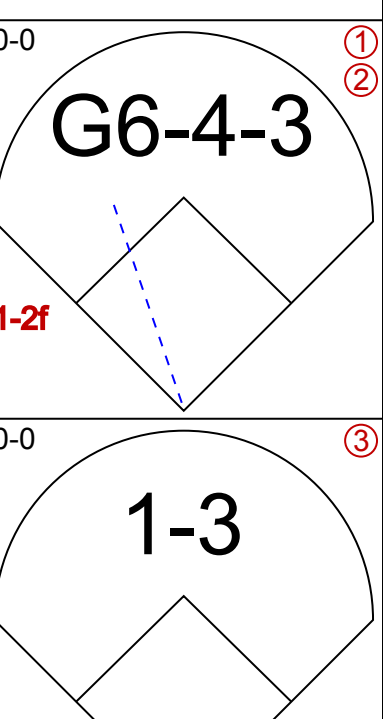
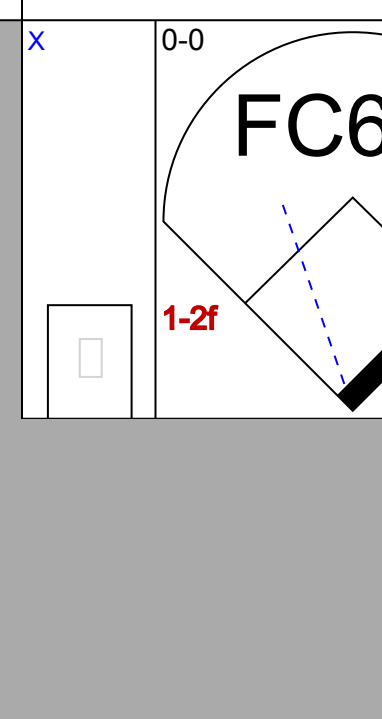
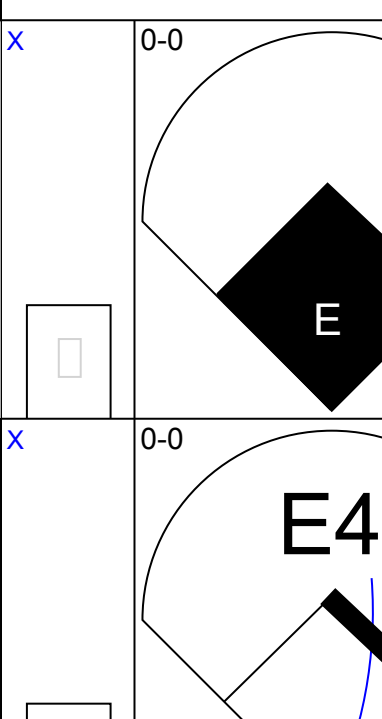
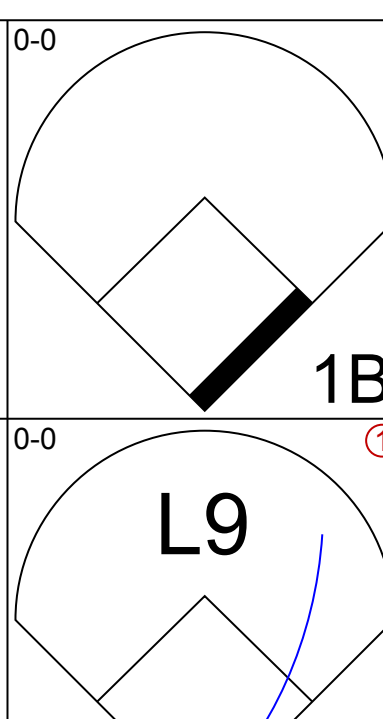
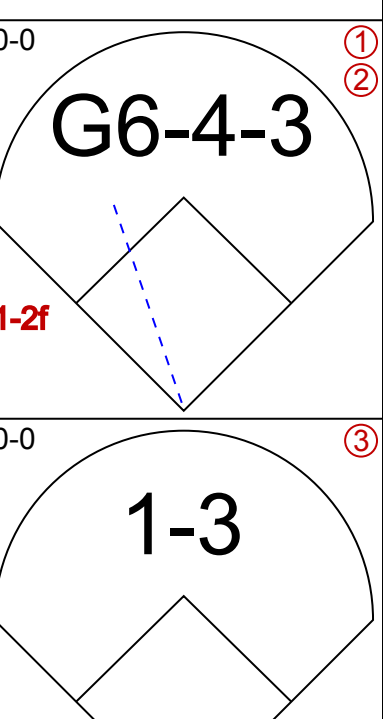
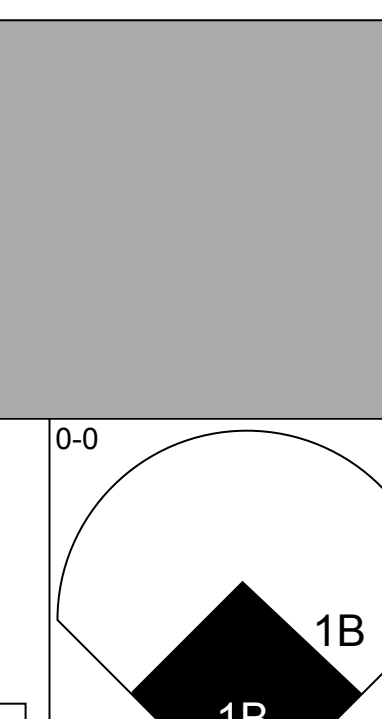
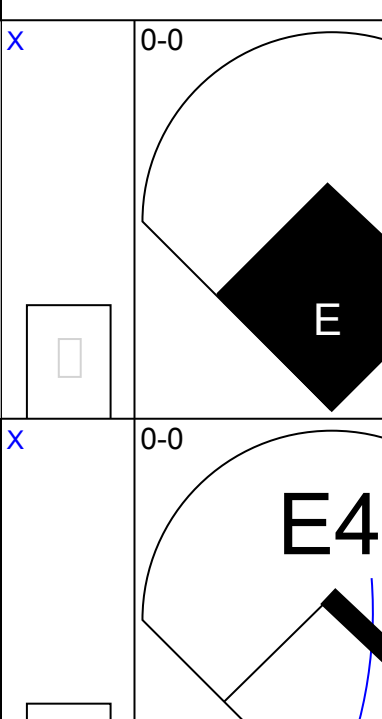
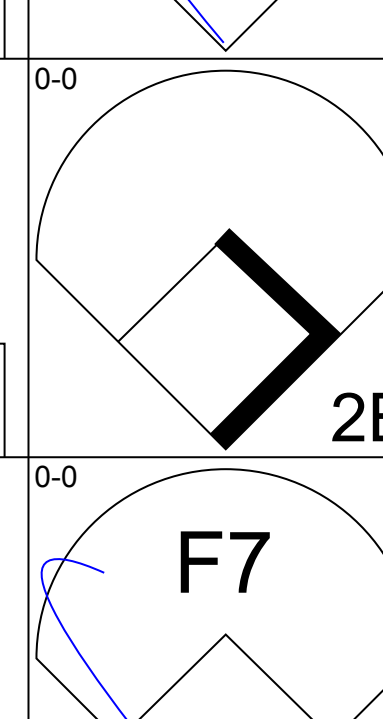
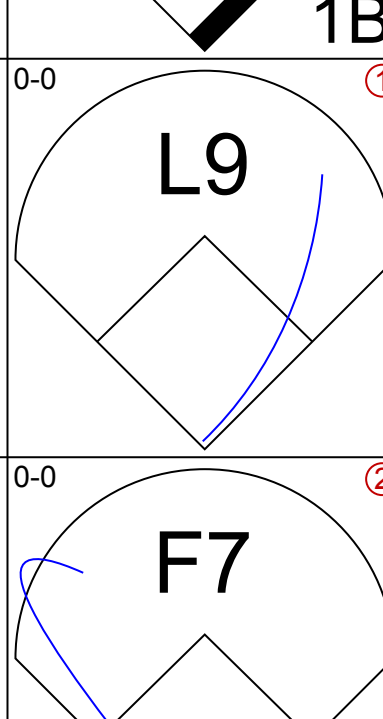
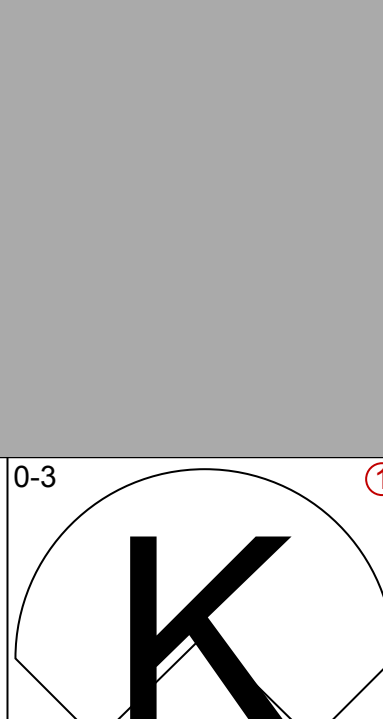
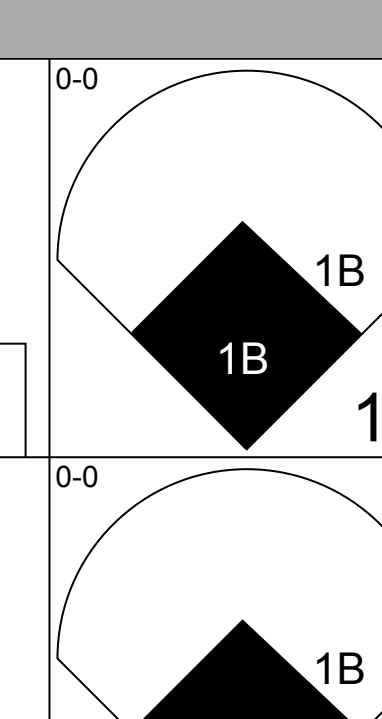
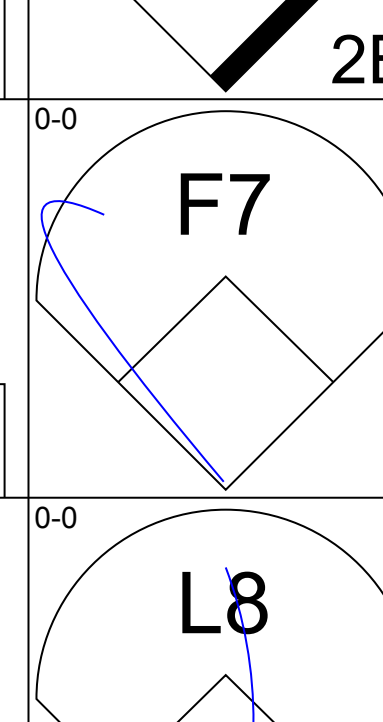
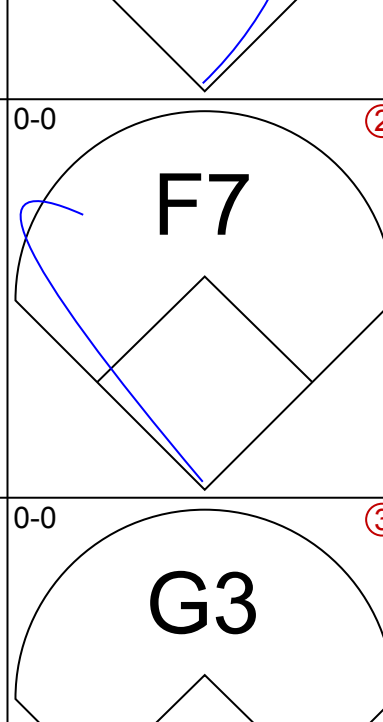
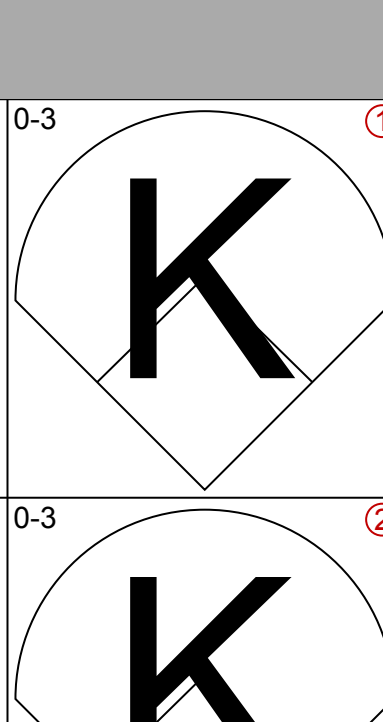
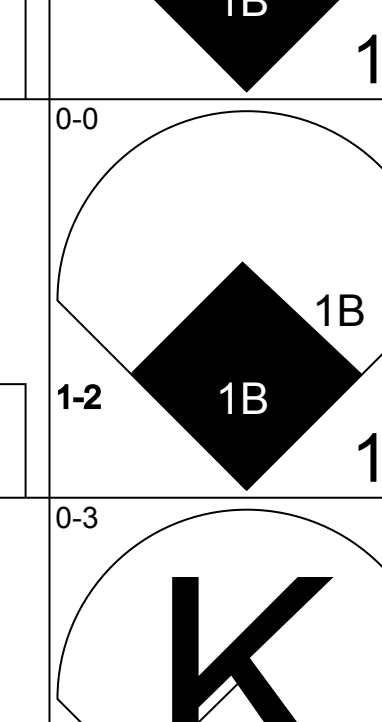


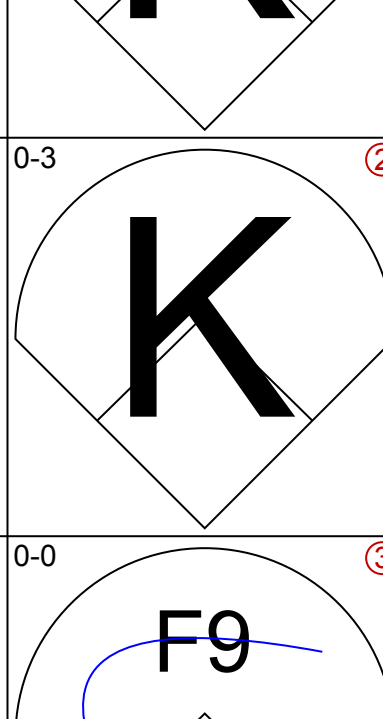
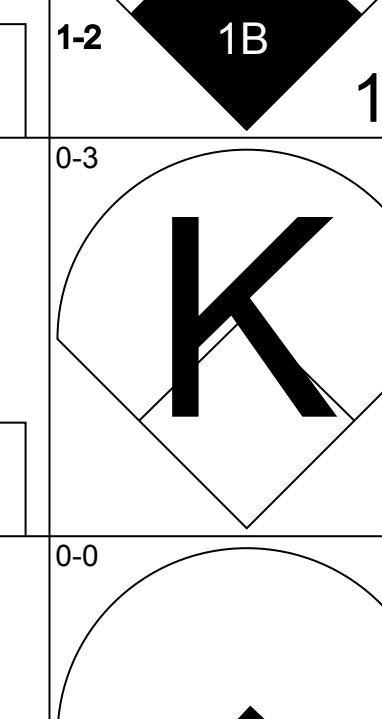
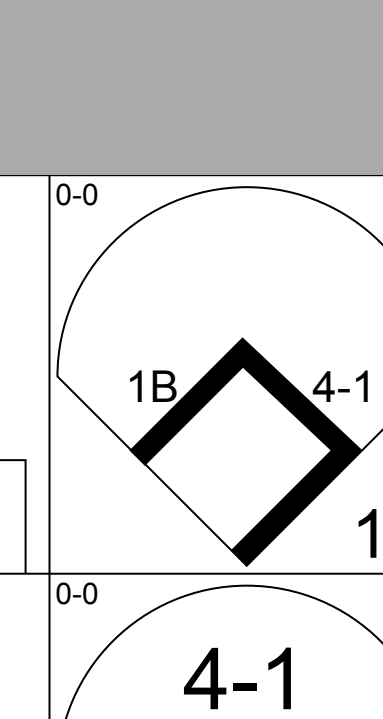
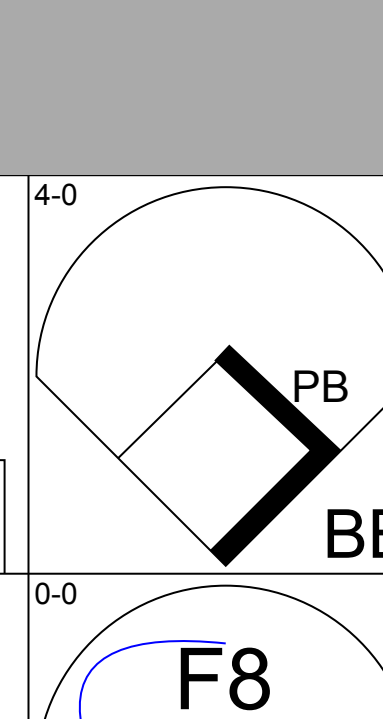


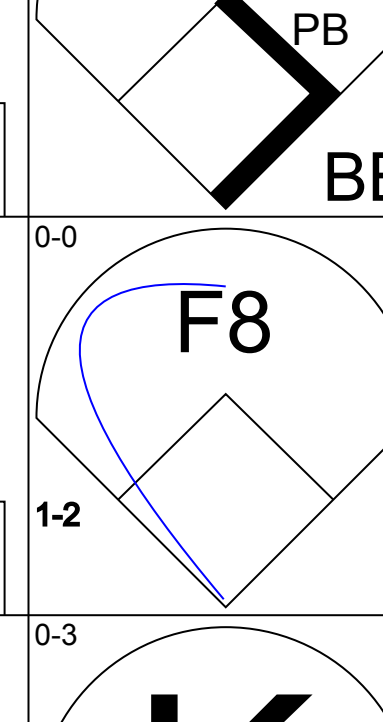
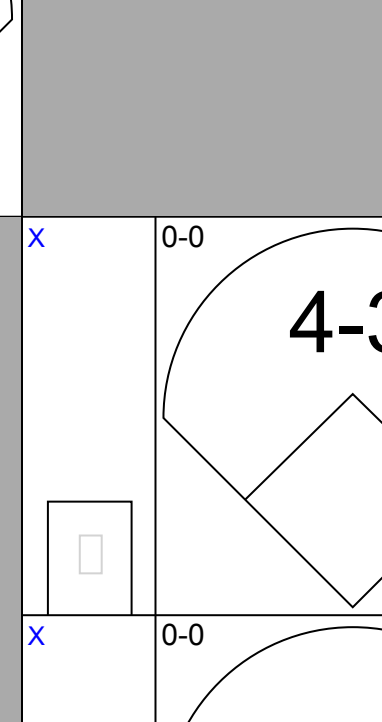
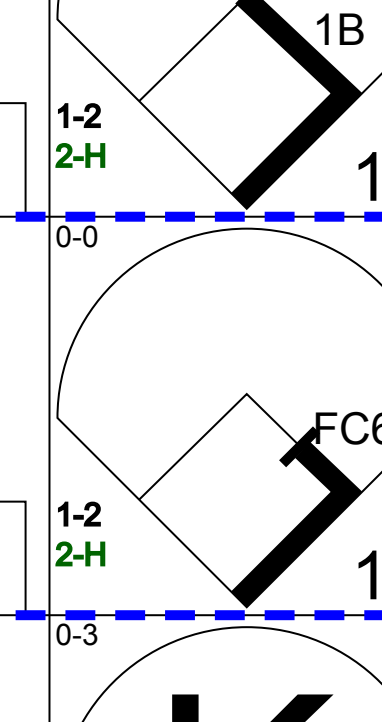
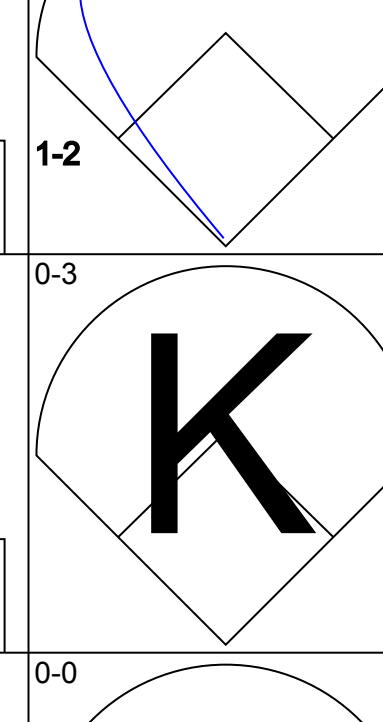
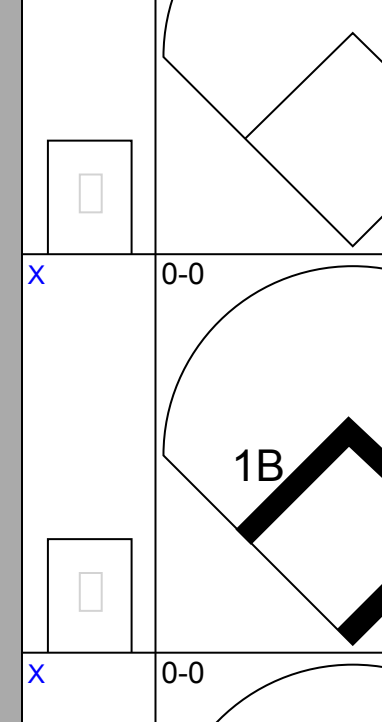
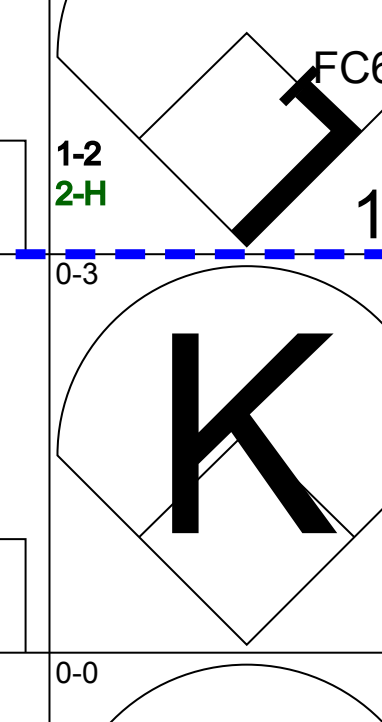
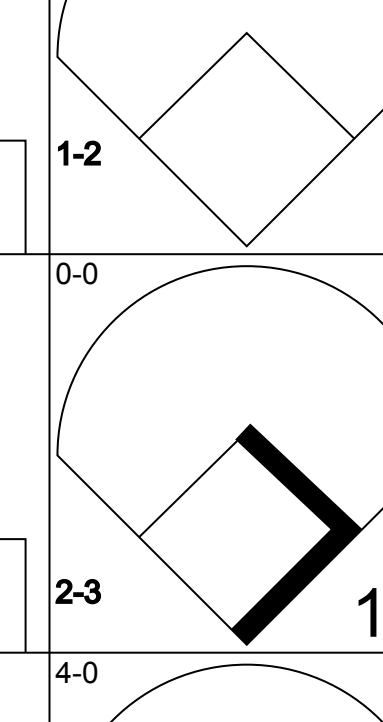

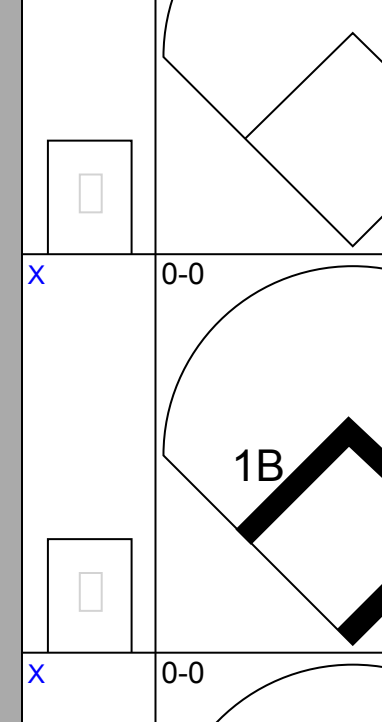
Batter	1	2	3	4	5	6	7	8	9	AB	R	H	RBI	BB	SO	LOB	BOTTOM					
Leo Cardenas, R OBP: 0.348, SLG: 0.350										5	0	1	0	0	0	1						
Pete Rose, S OBP: 0.281, SLG: 0.211										5	0	1	0	0	0	4						
Vada Pinson, L OBP: 0.273, SLG: 0.263										5	0	0	0	0	1	3						
Frank Robinson, R OBP: 0.381, SLG: 0.684										4	0	2	0	0	1	0						
Gordy Coleman, L OBP: 0.250, SLG: 0.600										4	0	2	0	0	1	1						
Johnny Edwards, L OBP: 0.400, SLG: 0.526										4	0	2	0	0	0	3						
Gene Freese, R OBP: 0.316, SLG: 0.200										3	0	1	0	0	0	2						
Jerry Lynch, L OBP: 0.222, SLG: 0.125										1	0	0	0	0	0	0						
Eddie Kasko, R										0	0	0	0	0	0	0						
Tommy Harper, R OBP: 0.222, SLG: 0.125										2	0	0	0	1	1	3						
Jesse Gonder, L OBP: 0.500, SLG: 0.500										1	0	0	0	0	1	0						
Jim Brosnan, R										0	0	0	0	0	0	0						
Joey Jay, S OBP: 0.333, SLG: 0.333										2	0	1	0	0	0	3						
Marty Keough, L										1	0	0	0	0	0	0						
Inning Stats	R: 0 E: 0 K: 0 S: 3	H: 0 LOB: 0 BB: 0 P: 3	R: 0 E: 0 K: 1 S: 5	H: 0 LOB: 0 BB: 0 P: 5	R: 0 E: 0 K: 0 S: 5	H: 2 LOB: 2 BB: 0 P: 5	R: 0 E: 0 K: 0 S: 5	H: 2 LOB: 2 BB: 0 P: 5	R: 0 E: 1 K: 0 S: 4	H: 0 LOB: 1 BB: 2 P: 8	R: 0 E: 0 K: 2 S: 10	H: 3 LOB: 3 BB: 0 P: 10	R: 0 E: 0 K: 1 S: 8	H: 3 LOB: 3 BB: 0 P: 8	R: 0 E: 0 K: 1 S: 5	H: 0 LOB: 0 BB: 0 P: 5	R: 0 E: 0 K: 0 S: 3	H: 0 LOB: 0 BB: 0 P: 3	1B: 8 2B: 2 3B: 0 HR: 0	SF: 0 SAC: 1 DP: 0 HBP: 0	WP: 0 PB: 0 SB: 0 CS: 0	PA: 39
PITCHER	IP: 9.0 WLS: W BF: 39	H: 10 R: 0 ER: 0 SO: 5	BB: 1 IBB: 0 HBP: 0 BLK: 0	WP: 0 HR: 0 S: 48 P: 52	ERA: 0.00 WHIP: 1.222																	
Al McBean, R ERA:																						

Pittsburgh Pirates @ Cincinnati Reds
Crosley Field, Cincinnati, OH
Sun Apr 14 1963, 3:33 AM EST
Att. 4,864 - Unknown

AB 37
R 0
H 10
RBI 0
BB 1
SO 5
LOB 20



Batter	1	2	3	4	5	6	7	8	9	AB	R	H	RBI	BB	SO	LOB	TOP										
Dick Schofield, S OBP: 0.321, SLG: 0.280 (1, 6)			6-3 			F4 			F8 	5	0	1	0	0	1	2	Pittsburgh Pirates @ St. Louis Cardinals Sportsman's Park, St. Louis, MO Tue Apr 16 1963, 7:05 PM EST Att. 8,301 - Unknown - 73 F										
Bob Skinner, L OBP: 0.357, SLG: 0.360 (1, 7)	4-3 		BLK E 	K 			3-1 		K 	5	1	2	0	0	2	3											
Roberto Clemente, R OBP: 0.280, SLG: 0.292 (1, 9)	4-3 		L8 		F9 		F4 			4	0	0	0	0	0	2											
Smoky Burgess, L OBP: 0.294, SLG: 0.400 (1, 2)	4-3 		E7 		F5 		F4 			4	1	0	0	0	0	1											
Donn Clendenon, R OBP: 0.500, SLG: 0.850 (1, 3)		S E 				S 		K 		3	1	2	1	1	1	0											
Bill Mazerowski, R OBP: 0.333, SLG: 0.571 Julio Gotay, R (7, 4)		FC6-4 BB 	4-3 		5-3 			F3 		2	0	0	0	1	0	2											
Bill Virdon, L OBP: 0.348, SLG: 0.333 (1, 8)		FC6-4 			F8 			K 		4	0	1	0	0	1	1											
Bob Bailey, R OBP: 0.400, SLG: 0.545 (1, 5)		6-3 		1B 		F8 			BLK 1B 	3	0	1	0	1	0	2											
Earl Francis, R Joe Gibbon, R Roy Face, R (1, 1) (8, 1) (8, 1)		K 			F8 				K 	3	0	0	0	0	0	2		3									
										0	0	0	0	0	0	0		P									
Inning Stats	R: 0 E: 0 K: 1 S: 6	H: 1 LOB: 1 BB: 0 P: 6	R: 1 E: 1 K: 1 S: 5	H: 0 LOB: 1 BB: 2 P: 13	R: 2 E: 1 K: 0 S: 6	H: 2 LOB: 1 BB: 0 P: 6	R: 0 E: 0 K: 1 S: 6	H: 1 LOB: 2 BB: 1 P: 10	R: 0 E: 0 K: 0 S: 4	H: 1 LOB: 1 BB: 0 P: 4	R: 0 E: 0 K: 1 S: 6	H: 0 LOB: 0 BB: 0 P: 3	R: 0 E: 0 K: 2 S: 7	H: 0 LOB: 0 BB: 0 P: 7	R: 0 E: 0 K: 2 S: 8	H: 1 LOB: 1 BB: 0 P: 8	1B: 6 2B: 1 3B: 0 HR: 0		SF: 0 SAC: 0 DP: 0 HBP: 0	WP: 0 PB: 0 SB: 2 CS: 0	PA: 38						
PITCHER	IP	WLS	BF	H	R	ER	SO	BB	IBB	HBP	BLK	WP	HR	S	P	ERA	WHIP										
Bob Gibson, R ERA: 1.29 Harry Fanok, R ERA:	(1, 1) (8, 1)	7.0 W	31 7	6 1	3 0	1 0	4 4	3 0	0 0	0 0	1 1	0 0	0 15	36 15	48 15	1.29 0.00	1.286 0.500										

Batter	1	2	3	4	5	6	7	8	9	AB	R	H	RBI	BB	SO	LOB	BOTTOM										
Curt Flood, R OBP: 0.276, SLG: 0.200 (1, 8)	F4 				G6-4-3 		FC6-4 		E 2B 	5	1	2	0	0	0	3	Pittsburgh Pirates @ St. Louis Cardinals Sportsman's Park, St. Louis, MO Tue Apr 16 1963, 7:05 PM EST Att. 8,301 - Unknown - 73 F										
Dick Groat, R OBP: 0.446, SLG: 0.800 (1, 6)			L9 		1-3 			1B 1B 	E4 	5	1	2	0	0	0	1											
Bill White, L OBP: 0.357, SLG: 0.435 (1, 3)	F7 		F7 			K 		1B 1B 		4	1	1	0	0	1	2											
George Altman, L OBP: 0.400, SLG: 0.450 (1, 9)	L8 		G3 			K 		K 		4	0	0	0	0	2	4											
Ken Boyer, R OBP: 0.370, SLG: 0.333 (1, 5)		1B 4-1 1B 		PB BB 		F9 		1B 1B 		3	0	2	1	1	0	0											
Stan Musial, L OBP: 0.188, SLG: 0.133 Gary Kolb, L (1, 7) (8, PR) (9, 7)		4-1 		F8 			4-3 		FC6-4 1B 	4	0	1	1	0	0	2											
Tim McCarver, L OBP: 0.667, SLG: 0.667 Charlie James, R OBP: 0.200, SLG: 0.400 Gene Oliver, R OBP: 0.273, SLG: 0.200 (1, 2) (8, PH) (9, 2)					K 			1B 1B 	K 	3	0	2	0	0	1	1											
Julian Javier, R OBP: 0.292, SLG: 0.455 (1, 4)					5-3 			F7 	FC6-4 	3	0	0	0	1	0	4											
Bob Gibson, R Carl Sawatski, L Phil Gagliano, R Harry Fanok, S Duke Carmel, L OBP: 0.500, SLG: 4.000 (1, 1) (7, PH) (7, PR) (8, 1) (8, PH)			G6-4-3 		E1 			FC6-4 1B 		2	0	0	0	0	0	3											
										1	0	1	0	0	0	0		Cardinals									
Inning Stats	R: 0 E: 0 K: 0 S: 4	H: 1 LOB: 1 BB: 0 P: 4	R: 0 E: 0 K: 0 S: 4	H: 2 LOB: 2 BB: 1 P: 8	R: 0 E: 0 K: 0 S: 4	H: 1 LOB: 1 BB: 0 P: 4	R: 0 E: 0 K: 1 S: 5	H: 0 LOB: 0 BB: 1 P: 9	R: 0 E: 0 K: 2 S: 7	H: 0 LOB: 0 BB: 0 P: 7	R: 0 E: 0 K: 0 S: 5	H: 2 LOB: 2 BB: 0 P: 5	R: 2 E: 0 K: 2 S: 11	H: 4 LOB: 2 BB: 0 P: 11	R: 2 E: 1 K: 0 S: 3	H: 2 LOB: 1 BB: 0 P: 3	1B: 9 2B: 2 3B: 0 HR: 1		SF: 0 SAC: 0 DP: 2 HBP: 0	WP: 0 PB: 1 SB: 0 CS: 0	PA: 38						
PITCHER	IP	WLS	BF	H	R	ER	SO	BB	IBB	HBP	BLK	WP	HR	S	P	ERA	WHIP										
Earl Francis, R Joe Gibbon, L Roy Face, R ERA: 5.4	(1, 1) (8, 1) (8, 1)	7.1 1 0.2	32 5	9 2	2 1	2 1	4 1	1 0	0 0	0 0	0 0	0 1	7 7	38 46	1 1	2.46 13.50	1.364 3.000										

Batter	1	2	3	4	5	6	7	8	9	AB	R	H	RBI	BB	SO	LOB	TOP
Dick Schofield, S OBP: 0.344, SLG: 0.286	1-3		1-2 1B		HBP			F8		3	0	1	0	0	0	0	Pittsburgh Pirates @ St. Louis Cardinals Sportsman's Park, St. Louis, MO Wed Apr 17 1963, 7:05 PM EST Att. 7,481 - Unknown - 87 F
Bob Skinner, L OBP: 0.313, SLG: 0.310	K		F8		K			K		4	0	0	0	0	3	3	
Roberto Clemente, R OBP: 0.276, SLG: 0.393	6-3			HR				F3		4	1	1	1	0	0	0	
Smoky Burgess, L OBP: 0.333, SLG: 0.579 Julio Gotay, R (9, PR)		4-3		4-3				FC5-4 1B		4	1	2	1	0	0	0	
Donn Clendenon, R OBP: 0.464, SLG: 0.875		L6		HR				FC5-4 G6-4-3		4	1	1	1	0	1	1	
Bill Mazerowski, R OBP: 0.286, SLG: 0.480		K		K				G6-4-3		4	0	0	0	0	2	1	
Bill Virdon, L OBP: 0.308, SLG: 0.292			F8	L7						3	0	0	0	0	0	0	
Bob Bailey, R OBP: 0.393, SLG: 0.520			FC6-4 1B		6-3			F6		3	0	1	0	0	0	0	
Don Cardwell, R Tom Sturdivant, L Larry Elliot, L Harvey Haddix, L Elmo Plaskett, R Tommie Sisk, R			FC6-4 1B		K			K		0	0	0	0	0	0	0	
Inning Stats	R: 0 E: 0 K: 1 S: 5	H: 0 LOB: 0 BB: 0 P: 5	R: 0 E: 0 K: 1 S: 5	H: 0 LOB: 0 BB: 0 P: 5	R: 0 E: 0 K: 0 S: 5	H: 2 LOB: 2 BB: 0 P: 5	R: 2 E: 0 K: 1 S: 7	H: 2 LOB: 0 BB: 0 P: 7	R: 0 E: 0 K: 1 S: 6	H: 0 LOB: 1 BB: 0 P: 8	R: 0 E: 0 K: 1 S: 5	H: 0 LOB: 0 BB: 0 P: 5	R: 0 E: 0 K: 0 S: 3	H: 1 LOB: 1 BB: 0 P: 3	1B: 3 2B: 0 3B: 0 HR: 3	SF: 0 SAC: 0 DP: 1 HBP: 1	WP: 0 PA: 33 SB: 0 CS: 0
PITCHER Ray Washburn, R ERA: 1.5	IP: 9.0 WLS: W BF: 33 H: 6 R: 3 ER: 3 SO: 8 BB: 0 IBB: 0 HBP: 1 BLK: 0 WP: 0 HR: 3 S: 48 P: 49 ERA: 3.00 WHIP: 0.667																

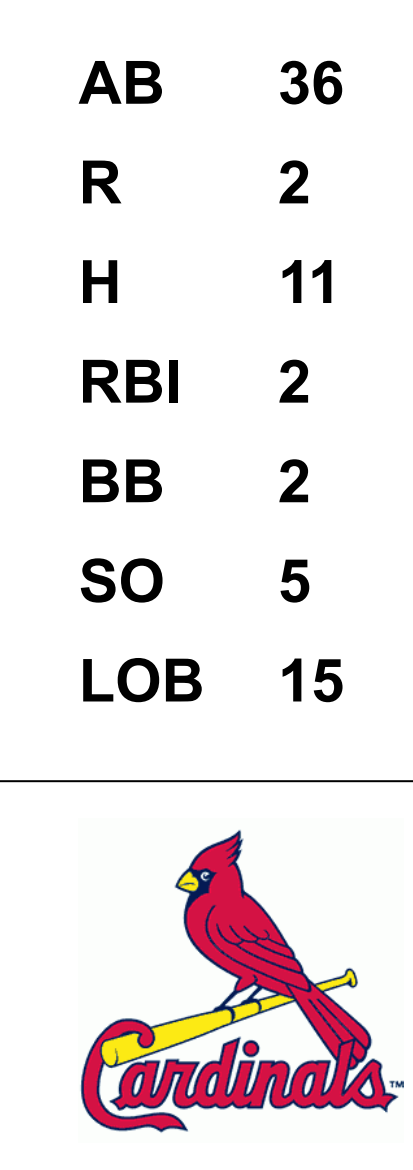
Batter	1	2	3	4	5	6	7	8	9	AB	R	H	RBI	BB	SO	LOB	BOTTOM		
Curt Flood, R OBP: 0.273, SLG: 0.207	F8			K				F8		4	0	1	1	0	1	0	Pittsburgh Pirates @ St. Louis Cardinals Sportsman's Park, St. Louis, MO Wed Apr 17 1963, 7:05 PM EST Att. 7,481 - Unknown - 87 F		
Dick Groat, R OBP: 0.455, SLG: 0.793	4-3	2-6 2H		6-3						4	1	2	0	0	0	0			
Bill White, L OBP: 0.323, SLG: 0.385	F6		SH1-3 1B		L9			K		3	0	0	0	0	1	1			
George Altman, L OBP: 0.417, SLG: 0.435		F8	WP 1B BB		L9-3 1B			F8		3	1	1	0	1	0	0			
Ken Boyer, R OBP: 0.387, SLG: 0.357		HR 1B	BLK 1B 1B		L9-3			F4		4	2	2	2	0	0	1			
Stan Musial, L OBP: 0.222, SLG: 0.353 Charlie James, R OBP: 0.235, SLG: 0.412		HR 1B	L9		K			1B 1B		2	1	1	2	0	0	1			
Carl Sawatski, L OBP: 0.600, SLG: 1.000		HR						1-3 1B		4	1	3	2	0	0	0			
Julian Javier, R OBP: 0.286, SLG: 0.400		HR 1B HBP	SH3-4 1B		F8			1-3		3	1	0	0	0	3	3			
Ray Washburn, R OBP: 0.250, SLG: 0.250		SH3-4 1B			K			4-3		2	0	0	0	0	1	0			
Inning Stats	R: 0 E: 0 K: 0 S: 3	H: 4 LOB: 1 BB: 0 P: 7	R: 4 E: 0 K: 0 S: 6	H: 4 LOB: 1 BB: 0 P: 7	R: 3 E: 0 K: 0 S: 6	H: 3 LOB: 1 BB: 1 P: 10	R: 0 E: 0 K: 2 S: 7	H: 0 LOB: 0 BB: 0 P: 7	R: 0 E: 0 K: 1 S: 5	H: 1 LOB: 0 BB: 0 P: 5	R: 0 E: 0 K: 1 S: 6	H: 1 LOB: 1 BB: 0 P: 6	R: 0 E: 0 K: 0 S: 5	H: 2 LOB: 2 BB: 0 P: 5	1B: 8 2B: 2 3B: 0 HR: 2	SF: 0 SAC: 2 DP: 1 HBP: 1	WP: 1 PA: 35 SB: 0 CS: 0		
PITCHER Don Cardwell, R ERA: 5.23 Tom Sturdivant, R ERA: 11.57 Harvey Haddix, L ERA: Tommie Sisk, R ERA: 2.25	IP: 1.2 WLS: L BF: 10 H: 4 R: 4 ER: 4 SO: 4 BB: 0 IBB: 0 HBP: 0 BLK: 0 WP: 0 HR: 2 S: 9 P: 10 ERA: 21.60 WHIP: 2.400	IP: 2.1 WLS: L BF: 11 H: 3 R: 3 ER: 3 SO: 2 BB: 1 IBB: 0 HBP: 0 BLK: 1 WP: 1 HR: 0 S: 13 P: 17 ERA: 11.57 WHIP: 1.714	IP: 2.0 WLS: L BF: 6 H: 1 R: 0 ER: 0 SO: 1 BB: 0 IBB: 0 HBP: 0 BLK: 0 WP: 0 HR: 0 S: 8 P: 8 ERA: 0.00 WHIP: 0.500	IP: 2.0 WLS: L BF: 9 H: 3 R: 0 ER: 0 SO: 1 BB: 0 IBB: 0 HBP: 0 BLK: 0 WP: 0 HR: 0 S: 11 P: 11 ERA: 0.00 WHIP: 1.500															

Batter	1	2	3	4	5	6	7	8	9	AB	R	H	RBI	BB	SO	LOB	TOP																					
Dick Schofield, S OBP: 0.333, SLG: 0.258	F7			F4	BB			F2		3	0	0	0	1	0	0	Pittsburgh Pirates @ St. Louis Cardinals Sportsman's Park, St. Louis, MO Thu Apr 18 1963, 7:05 PM EST Alt. 6,497 - Unknown - 78 F																					
Bob Skinner, L OBP: 0.333, SLG: 0.313	F8			WP 1B BB	F8			FC6-4 1B		3	1	1	0	1	0	1																						
Roberto Clemente, R OBP: 0.273, SLG: 0.375	6-3			1B 1B				FC6-4		4	1	1	1	0	0	1																						
Donn Clendenon, R OBP: 0.438, SLG: 0.821		K		F6				SH3 1B		4	1	1	0	0	1	1																						
Bill Mazaroski, R OBP: 0.290, SLG: 0.444	F8			FC5 1B BB				SH3		2	0	0	0	1	1	0																						
Bill Virdon, L OBP: 0.333, SLG: 0.321	F8							FC6-4 1B		4	0	2	2	0	0	0																						
Bob Bailey, R OBP: 0.375, SLG: 0.483				5-3	FC5			FC6-4 CS		4	0	1	0	0	0	3																						
Jim Pagliaroni, R OBP: 0.333, SLG: 0.111				F5				CS		3	0	0	0	0	0	1																						
Don Schwall, R Roy Face, R	6-3				F8			F8		3	0	0	0	0	0	0																						
Inning Stats	R: 0 E: 0 K: 0 S: 3	H: 0 LOB: 0 BB: 0 P: 3	R: 0 E: 0 K: 1 S: 5	H: 0 LOB: 0 BB: 0 P: 5	R: 0 E: 0 K: 0 S: 3	H: 0 LOB: 0 BB: 0 P: 3	R: 2 E: 0 K: 0 S: 5	H: 2 LOB: 2 BB: 2 P: 13	R: 0 E: 0 K: 0 S: 3	H: 0 LOB: 1 BB: 1 P: 7	R: 0 E: 0 K: 0 S: 3	H: 1 LOB: 0 BB: 0 P: 3	R: 0 E: 0 K: 0 S: 4	H: 1 LOB: 1 BB: 0 P: 4	R: 1 E: 0 K: 0 S: 4	H: 2 LOB: 0 BB: 0 P: 4	1B: 5 2B: 1 3B: 0 HR: 0	SF: 0 SAC: 1 DP: 1 HBP: 0	WP: 1 PB: 0 SB: 2 CS: 1	PA: 35																		
PITCHER	IP	WLS	BF	H	R	ER	SO	BB	IBB	HBP	BLK	WP	HR	S	P	ERA	WHIP	PITCHER				IP	WLS	BF	H	R	ER	SO	BB	IBB	HBP	BLK	WP	HR	S	P	ERA	WHIP
Ernie Broglio, R ERA: 1.13	(1, 1)	7.0	26	3	2	2	2	3	0	0	0	1	0	27	39	2.57	0.857																					
Diomedes Olivo, L ERA: 8.75	(8, 1)	1.0	L	5	2	1	1	0	0	0	0	0	0	5	5	9.00	2.000																					
Ed Bauta, R ERA:	(9, 1)	1.0		3	1	0	0	0	0	0	0	0	0	3	3	0.00	1.000																					

AB	30
R	3
H	6
RBI	3
BB	3
SO	2
LOB	7



Batter	1	2	3	4	5	6	7	8	9	AB	R	H	RBI	BB	SO	LOB	BOTTOM																					
Curt Flood, R OBP: 0.263, SLG: 0.206	6-3 1B		1-3		K			E5	FC5-6	5	1	1	0	0	1	2	Pittsburgh Pirates @ St. Louis Cardinals Sportsman's Park, St. Louis, MO Thu Apr 18 1963, 7:05 PM EST Alt. 6,497 - Unknown - 78 F																					
Dick Groat, R OBP: 0.421, SLG: 0.706	6-3		K				3-1		G6-4-3	5	0	1	0	0	1	4																						
Bill White, L OBP: 0.343, SLG: 0.400	1B BLK		4-3		6-3				G4-6-3 1B	4	0	2	1	0	0	1																						
George Altman, L OBP: 0.393, SLG: 0.407				K					G4-6-3	4	0	1	0	0	1	1																						
Ken Boyer, R OBP: 0.400, SLG: 0.452				4-3			F8		HR	3	1	1	1	1	0	0																						
Stan Musial, L OBP: 0.273, SLG: 0.429										4	0	2	0	0	0	3																						
Duke Carmel, L OBP: 1.000, SLG: 4.000	G6-4-3				1B		3-1			0	0	0	0	0	0	0																						
Carl Sawatski, L OBP: 0.667, SLG: 0.882			K					F8	FC5-4	3	0	1	0	1	1	0																						
Tim McCarver, L OBP: 0.667, SLG: 0.667					FC6-4 1B				IBB	0	0	0	0	0	0	0																						
Julian Javier, R OBP: 0.250, SLG: 0.345			F4		FC6-4			5-3	FC5-4	4	0	0	0	0	0	4																						
Ernie Broglio, R Charlie James, R Phil Cagliostro, R Diomedes Olivo, L Ed Bauta, R Gene Oliver, R Gary Kofb, L	(1, 1) (7, PR) (7, PR) (8, 1) (9, 1) (9, PR) (9, PR)								F9		2	0	0	0	0	1	0																					
Inning Stats	R: 1 E: 0 K: 0 S: 5	H: 3 LOB: 2 BB: 1 P: 9	R: 0 E: 0 K: 2 S: 7	H: 0 LOB: 0 BB: 0 P: 7	R: 0 E: 0 K: 1 S: 7	H: 0 LOB: 0 BB: 0 P: 5	R: 0 E: 0 K: 1 S: 7	H: 2 LOB: 2 BB: 0 P: 7	R: 0 E: 0 K: 1 S: 6	H: 1 LOB: 1 BB: 0 P: 6	R: 0 E: 0 K: 0 S: 3	H: 0 LOB: 0 BB: 0 P: 3	R: 0 E: 1 K: 0 S: 5	H: 1 LOB: 2 BB: 0 P: 5	R: 0 E: 0 K: 0 S: 5	H: 3 LOB: 2 BB: 1 P: 9	R: 0 E: 0 K: 0 S: 3	H: 1 LOB: 1 BB: 0 P: 3	1B: 9 2B: 1 3B: 0 HR: 1	SF: 0 SAC: 0 DP: 3 HBP: 0	WP: 0 PB: 0 SB: 2 CS: 0	PA: 38																
PITCHER	IP	WLS	BF	H	R	ER	SO	BB	IBB	HBP	BLK	WP	HR	S	P	ERA	WHIP	PITCHER				IP	WLS	BF	H	R	ER	SO	BB	IBB	HBP	BLK	WP	HR	S	P	ERA	WHIP
Don Schwall, R ERA: 2.25	(1, 1)	8.0	W	35	10	2	5	1	0	0	1	1	0	43	51	2.25	1.375																					
Roy Face, R ERA: 3.35	(9, 1)	1.0	S	3	1	0	0	0	0	0	0	0	0	3	3	0.00	1.000																					



Batter	1	2	3	4	5	6	7	8	9	AB	R	H	RBI	BB	SO	LOB	TOP					
Eddie Kasko, R (1.5)	0-3 K		0-0 4-3		0-3 K			0-0 F8		4	0	0	0	0	2	1	Cincinnati Reds @ Pittsburgh Pirates Forbes Field, Pittsburgh, PA Sat Apr 20 1963, 3:33 AM EST Att: 12,235 - Unknown					
Don Blasingame, L (1.4) OBP: 0.500, SLG: 0.500	0-0 4-3 E		0-0 F9			0-0 F5		0-0 E5		4	1	1	0	0	0	0						
Gordy Coleman, L (1.3) OBP: 0.375, SLG: 0.633	0-0 4-3		0-0 F8			0-0 1B		0-0 4-3		4	0	1	0	0	0	2						
Frank Robinson, R (1.7) OBP: 0.441, SLG: 0.621	0-0 E7			0-0 6-3		0-0 F6			0-0 F6	4	0	1	1	0	0	1						
Johnny Edwards, L (1.2) OBP: 0.406, SLG: 0.697	0-0 3-1			0-0 6-3		0-0 4-3			4-0 SH5-3 BB	3	0	0	0	1	0	2						
Leo Cardenas, R (1.6) OBP: 0.343, SLG: 0.438		0-0 4-3		0-0 1-3					0-0 SH5-3	3	0	0	0	0	0	0						
Marty Keough, L (1.9) OBP: 0.182, SLG: 0.100		0-0 4-3			1-0 HBP				0-0 F8	3	0	0	0	0	0	1						
Vada Pinson, L (1.8) OBP: 0.235, SLG: 0.300		0-0 HR				0-0 F8			0-0 F6	3	1	1	1	0	0	1						
Joey Jay, S (1.1) OBP: 0.200, SLG: 0.200			0-0 G1			0-0 F2			0-0 F7	2	0	0	0	0	0	1						
Jerry Lynch, L (8, PH)										0	0	0	0	0	0	0						
Jim Brosnan, R (8, 1)										0	0	0	0	0	0	0						
Inning Stats	R: 1 E: 1 K: 1 S: 7	H: 2 LOB: 1 BB: 0 P: 7	R: 1 E: 0 K: 0 S: 4	H: 1 LOB: 0 BB: 0 P: 4	R: 0 E: 0 K: 0 S: 3	H: 0 LOB: 0 BB: 0 P: 3	R: 0 E: 0 K: 0 S: 3	H: 0 LOB: 0 BB: 0 P: 3	R: 0 E: 0 K: 1 S: 5	H: 1 LOB: 1 BB: 0 P: 6	R: 0 E: 0 K: 0 S: 3	H: 0 LOB: 0 BB: 0 P: 3	R: 0 E: 1 K: 0 S: 4	H: 0 LOB: 1 BB: 0 P: 4	R: 0 E: 0 K: 0 S: 3	H: 0 LOB: 0 BB: 0 P: 4	R: 0 E: 0 K: 0 S: 3	H: 0 LOB: 0 BB: 0 P: 7	1B: 1 2B: 2 3B: 0 HR: 1	SF: 0 SAC: 1 DP: 0 HBP: 1	WP: 0 PB: 0 SB: 0 CS: 0	PA: 34
PITCHER Bob Friend, R (1.1) ERA: 2.42	IP: 9.0 WLS: W BF: 34 H: 4 R: 2 ER: 2 SO: 2 BB: 1 IBB: 0 HBP: 1 BLK: 0 WP: 0 HR: 1 S: 36 P: 41 ERA: 2.00 WHIP: 0.556															PITCHER	IP: 9.0 WLS: W BF: 34 H: 4 R: 2 ER: 2 SO: 2 BB: 1 IBB: 0 HBP: 1 BLK: 0 WP: 0 HR: 1 S: 36 P: 41 ERA: 2.00 WHIP: 0.556					

AB	30
R	2
H	4
RBI	2
BB	1
SO	2
LOB	9



Batter	1	2	3	4	5	6	7	8	9	AB	R	H	RBI	BB	SO	LOB	BOTTOM	
Dick Schofield, S (1.6) OBP: 0.350, SLG: 0.265	4-0 3B BB		0-0 4-3	0-0 G3			0-0 1B SF8	0-0 SH1-4		3	2	1	0	1	0	1	Cincinnati Reds @ Pittsburgh Pirates Forbes Field, Pittsburgh, PA Sat Apr 20 1963, 3:33 AM EST Att: 12,235 - Unknown	
Bob Skinner, L (1.7) OBP: 0.386, SLG: 0.389	0-0 1-H SF9		0-0 L8		0-0 5-3 1B		0-0 F4	4-0 IBB		4	1	2	1	1	0	1		
Roberto Clemente, R (1.9) Willie Stargelt, L (9, 9)	0-0 SF9		0-0 E4 1B		0-0 5-3 1-2		0-0 1B BB	0-3 K		4	1	1	1	0	1	4		
Donn Clendenon, R (1.3) OBP: 0.432, SLG: 0.750	0-0 E7		0-0 BB 1B		0-0 5-3		4-0 1B BB	0-0 F2		4	0	1	0	1	0	4		
Bill Mazerowski, R (1.4) OBP: 0.286, SLG: 0.414	0-3 K		4-0 1-2 BB		0-0 L4		0-0 SF8			2	0	0	1	1	1	2		
Bill Virdon, L (1.8) OBP: 0.353, SLG: 0.344	0-0 4-3		0-0 F9			0-0 G6-4-3 1B	0-0 1-3 2-H 1B			4	0	2	1	0	0	4		
Bob Bailey, R (1.5) OBP: 0.333, SLG: 0.424		0-0 6-3		0-0 6-3		0-0 G6-4-3 1-2 1B	0-0 F8			4	0	0	0	0	0	3		
Jim Pagliaroni, R (1.2) OBP: 0.438, SLG: 0.308		0-0 1-3		0-0 SH2-4 1B		0-0 1B		0-0 SH1-4 BB 1B		4	0	3	0	0	0	0		
Bob Friend, R (1.1) OBP: 0.273, SLG: 0.200		0-3 K		0-0 SH2-4		0-0 1-3		4-0 SH1-4 BB		2	0	0	0	1	1	1		
Inning Stats	R: 2 E: 1 K: 1 S: 7	H: 1 LOB: 1 BB: 1 P: 11	R: 0 E: 0 K: 1 S: 5	H: 0 LOB: 0 BB: 0 P: 5	R: 0 E: 0 K: 0 S: 5	H: 1 LOB: 3 BB: 1 P: 9	R: 0 E: 0 K: 0 S: 4	H: 1 LOB: 1 BB: 0 P: 4	R: 0 E: 0 K: 0 S: 4	H: 2 LOB: 1 BB: 0 P: 4	R: 2 E: 0 K: 0 S: 6	H: 3 LOB: 2 BB: 1 P: 10	R: 0 E: 0 K: 1 S: 6	H: 1 LOB: 3 BB: 2 P: 14	1B: 9 2B: 0 3B: 1 HR: 0	SF: 2 SAC: 2 DP: 1 HBP: 0		WP: 0 PB: 0 SB: 0 CS: 0
PITCHER Joey Jay, R (1.1) ERA: 2.45	IP: 7.0 WLS: L BF: 34 H: 9 R: 4 ER: 4 SO: 2 BB: 3 IBB: 0 HBP: 0 BLK: 0 WP: 0 HR: 0 S: 35 P: 47 ERA: 5.14 WHIP: 1.714															PITCHER Jim Brosnan, R (8, 1) ERA: 6.75	IP: 1.0 WLS: L BF: 6 H: 1 R: 0 ER: 0 SO: 1 BB: 1 IBB: 0 HBP: 0 BLK: 0 WP: 0 HR: 0 S: 6 P: 14 ERA: 0.00 WHIP: 2.000	



Batter	1	2	3	4	5	6	7	8	9	AB	R	H	RBI	BB	SO	LOB	TOP			
Eddie Kasko, R OBP: 0.308, SLG: 0.308 (1,5)										5	1	4	0	0	0	0	Cincinnati Reds @ Pittsburgh Pirates Forbes Field, Pittsburgh, PA Sun Apr 21 1963, 3:33 AM EST Att: 18,070 - Unknown			
Don Blasingame, L OBP: 0.308, SLG: 0.273 (1,4)										5	0	0	0	0	0	6				
Gordy Coleman, L OBP: 0.378, SLG: 0.618 (1,3)										4	1	1	2	1	1	2				
Frank Robinson, R OBP: 0.462, SLG: 0.618 (1,7)										5	1	3	0	0	0	1				
Johnny Edwards, L OBP: 0.459, SLG: 0.625 (1,2)										4	2	3	1	0	0	2				
Leo Cardenas, R OBP: 0.350, SLG: 0.486 (1,6)										5	1	2	2	0	1	5				
Vada Pinson, L OBP: 0.256, SLG: 0.364 (1,8)										3	1	1	2	1	1	1				
Marty Keough, L OBP: 0.188, SLG: 0.133 (1,9)										5	0	1	0	0	1	3				
Jim Maloney, L OBP: 0.200, SLG: 0.200 (1,1)										5	1	1	0	0	1	1				
Inning Stats	R: 2 E: 0 K: 0 S: 7	H: 4 LOB: 3 BB: 1 P: 11	R: 1 E: 0 K: 0 S: 5	H: 2 LOB: 1 BB: 0 P: 5	R: 2 E: 1 K: 1 S: 9	H: 4 LOB: 2 BB: 0 P: 9	R: 3 E: 0 K: 1 S: 8	H: 3 LOB: 0 BB: 0 P: 8	R: 0 E: 0 K: 0 S: 4	H: 1 LOB: 1 BB: 0 P: 4	R: 0 E: 0 K: 1 S: 6	H: 0 LOB: 0 BB: 0 P: 6	R: 0 E: 0 K: 0 S: 3	H: 1 LOB: 2 BB: 1 P: 8	R: 0 E: 0 K: 2 S: 7	H: 0 LOB: 0 BB: 0 P: 7		1B: 13 2B: 1 3B: 2 HR: 0	SF: 1 SAC: 0 DP: 1 HBP: 1	WP: 0 PB: 1 SB: 0 CS: 1
PITCHER	IP WLS BF H R ER SO BB IBB HBP BLK WP HR S P ERA WHIP																			
Al McBean, R ERA: 3.18 (1,1)	2.1 L 16 8 5 4 0 0 0 1 0 0 0 0 0 15 19 15.43 3.429																			
Harvey Haddix, L ERA: 4.05 (3,1)	2.2 6 3 3 2 0 0 0 0 0 0 0 0 18 18 10.12 2.250																			
Tommie Sisk, R ERA: 1.5 (6,1)	2.0 7 1 0 0 1 0 0 0 0 0 0 0 9 9 0.00 0.500																			
Joe Gibbon, L ERA: (8,1)	2.0 8 1 0 0 2 1 0 1 0 0 0 0 10 15 0.00 1.000																			

Batter	1	2	3	4	5	6	7	8	9	AB	R	H	RBI	BB	SO	LOB	BOTTOM					
Dick Schofield, S OBP: 0.400, SLG: 0.342 (1,6)										4	1	3	0	1	0	0	Cincinnati Reds @ Pittsburgh Pirates Forbes Field, Pittsburgh, PA Sun Apr 21 1963, 3:33 AM EST Att: 18,070 - Unknown					
Bob Stinner, L OBP: 0.370, SLG: 0.390 (1,7)										5	0	2	1	0	0	2						
Roberto Clemente, R OBP: 0.230, SLG: 0.325 (1,9)										4	0	0	0	0	0	3						
Donn Clendenon, R OBP: 0.415, SLG: 0.778 (1,3)										4	1	1	1	0	0	0						
Bill Mazerowski, R OBP: 0.333, SLG: 0.455 (1,4)										4	0	3	0	0	0	0						
Bill Virdon, L OBP: 0.342, SLG: 0.361 (1,8)										4	0	1	0	0	1	3						
Bob Bailey, R OBP: 0.325, SLG: 0.405 (1,5)										4	0	1	0	0	0	3						
Jim Pagliaroni, R OBP: 0.400, SLG: 0.471 (1,2)										4	1	1	1	0	1	2						
Al McBean, R ERA: (1,1)										0	0	0	0	0	0	0						
Harvey Haddix, L ERA: (3,1)										1	0	0	0	0	1	0						
Larry Elliot, L ERA: (5,PH)										1	0	0	0	0	0	0						
Tommie Sisk, R ERA: (6,1)										0	0	0	0	0	0	0						
Willie Stargel, L ERA: (7,PH)										1	0	0	0	0	1	0						
Joe Gibbon, R ERA: (8,1)										0	0	0	0	0	0	0						
Smoky Burgess, L ERA: (9,PH)										1	0	0	0	0	0	0						
Inning Stats	R: 1 E: 0 K: 0 S: 4	H: 1 LOB: 0 BB: 0 P: 4	R: 0 E: 0 K: 1 S: 5	H: 1 LOB: 0 BB: 0 P: 5	R: 0 E: 0 K: 1 S: 7	H: 2 LOB: 2 BB: 0 P: 7	R: 0 E: 0 K: 0 S: 5	H: 2 LOB: 2 BB: 0 P: 5	R: 0 E: 0 K: 0 S: 2	H: 0 LOB: 0 BB: 1 P: 6	R: 1 E: 0 K: 0 S: 5	H: 2 LOB: 1 BB: 0 P: 5	R: 1 E: 0 K: 1 S: 7	H: 2 LOB: 1 BB: 0 P: 7	R: 0 E: 0 K: 0 S: 4	H: 1 LOB: 1 BB: 0 P: 4	R: 0 E: 0 K: 1 S: 6	H: 1 LOB: 1 BB: 0 P: 6	1B: 8 2B: 3 3B: 0 HR: 2	SF: 0 SAC: 0 DP: 2 HBP: 0	WP: 0 PB: 0 SB: 0 CS: 0	PA: 38
PITCHER	IP WLS BF H R ER SO BB IBB HBP BLK WP HR S P ERA WHIP																					
Jim Maloney, R ERA: 3.43 (1,1)	9.0 W 38 12 3 3 4 1 0 0 0 0 2 45 49 3.00 1.444																					

Batter	1	2	3	4	5	6	7	8	9	AB	R	H	RBI	BB	SO	LOB	TOP										
Don Landrum, L (1.8) OBP: 0.353, SLG: 0.323	F8		4-3			FC1-6 1B		1-2 1B		4	0	2	0	0	0	0	Chicago Cubs @ Pittsburgh Pirates Forbes Field, Pittsburgh, PA Mon Apr 22 1963, 6:05 PM EST Att: 5,289 - Unknown										
Andre Rodgers, R (1.6) OBP: 0.291, SLG: 0.250	K			G3		FC1-6 G4-6-3 1-2		K		4	0	0	0	0	2	3											
Billy Williams, L (1.7) OBP: 0.255, SLG: 0.220	K			F5		G4-6-3 1-2		F9		4	0	0	0	0	1	3											
Ron Santo, R (1.5) OBP: 0.241, SLG: 0.352		K		K			5-3		E 1B	4	0	1	0	0	2	0											
14 Ernie Banks, R (1.3) OBP: 0.245, SLG: 0.347		FC6-4 1B			6-3		K2-3		L9	4	0	1	0	0	1	1											
Lou Brock, L (1.9) OBP: 0.288, SLG: 0.306		F8			F8		1B		E1 1-2	4	0	1	0	0	0	2											
Ken Hubbs, R (1.4) OBP: 0.429, SLG: 0.550		FC6-4 1-2			S 1B		K		P6	4	0	1	0	0	1	4											
Jimmie Schaffer, R (1.2) OBP: 0.333, SLG: 0.200 Bob Will, L (9, PH)			5-3		4-0 1-2 IBB			F8	4-3	2	0	0	0	1	0	0											
Glen Hobbie, R (1.1) Richard LeMay, L (6.1) Merritt Ranew, L (8, PH) Lindy McDaniel, R (8.1)			4-3		K			1B 1B		2	0	0	0	0	1	2											
Inning Stats	R: 0 E: 0 K: 2 S: 7	H: 0 LOB: 0 BB: 0 P: 7	R: 0 E: 0 K: 1 S: 6	H: 1 LOB: 1 BB: 0 P: 6	R: 0 E: 0 K: 0 S: 3	H: 0 LOB: 0 BB: 0 P: 3	R: 0 E: 0 K: 1 S: 5	H: 0 LOB: 0 BB: 0 P: 5	R: 0 E: 0 K: 1 S: 6	H: 1 LOB: 2 BB: 1 P: 10	R: 0 E: 0 K: 2 S: 8	H: 1 LOB: 1 BB: 0 P: 8	R: 0 E: 0 K: 1 S: 7	H: 2 LOB: 2 BB: 0 P: 7	R: 0 E: 1 K: 0 S: 5	H: 1 LOB: 2 BB: 0 P: 5		1B: 7 2B: 0 3B: 0 HR: 0	SF: 0 SAC: 0 DP: 1 HBP: 0	WP: 0 PB: 0 SB: 1 CS: 0	PA: 35						
PITCHER	IP	WLS	BF	H	R	ER	SO	BB	IBB	HBP	BLK	WP	HR	S	P	ERA	WHIP										
Earl Francis, R (1.1) ERA: 3.24	7.1	W	28	6	0	0	7	0	1	0	0	0	0	41	45	0.00	0.818										
Bob Veale, L (8.1) ERA:	1.0		5	1	0	0	1	0	0	0	0	0	0	7	7	0.00	1.000										
Roy Face, R (9.1) ERA: 2.7	0.2	S	2	0	0	0	0	0	0	0	0	0	0	2	2	0.00	0.000										


AB	34
R	0
H	7
RBI	0
BB	1
SO	8
LOB	17




Batter	1	2	3	4	5	6	7	8	9	AB	R	H	RBI	BB	SO	LOB	BOTTOM										
Dick Schofield, S (1.6) OBP: 0.408, SLG: 0.325	L3 BB		BB			3-1	5-3			2	0	0	0	2	0	1	Chicago Cubs @ Pittsburgh Pirates Forbes Field, Pittsburgh, PA Mon Apr 22 1963, 6:05 PM EST Att: 5,289 - Unknown										
Bob Skinner, L (1.7) OBP: 0.340, SLG: 0.356	L3 1-2		1-3			3-1		F9		4	0	0	0	0	0	2											
Willie Stargell, L (1.9) OBP: 0.406, SLG: 0.250	F8			4-3		WP E 1B		FC6-4 E BB		3	1	1	0	1	0	0											
Donn Clendenon, R (1.3) OBP: 0.400, SLG: 0.718		K		K		E IBB		E6 FC6-4		3	1	0	0	1	2	1											
Bill Mazerowski, R (1.4) OBP: 0.302, SLG: 0.405		K		5-3		E7 1-H 2-H		FC6-4		4	0	0	0	0	1	2											
Bill Virdon, L (1.8) OBP: 0.357, SLG: 0.400		1B			CS 2B	4-3		F7		4	0	2	0	0	0	3											
Bob Bailey, R (1.5) OBP: 0.349, SLG: 0.410		K			CS BB					2	0	1	0	1	1	1											
Jim Pagliaroni, R (1.2) OBP: 0.391, SLG: 0.450			F7		F6 1-2 2-3					3	0	1	0	0	0	2											
Earl Francis, R (1.1) Bob Veale, S (8.1) Roy Face, R (9.1)			K		K			P3		3	0	0	0	0	2	2											
Inning Stats	R: 0 E: 0 K: 0 S: 2	H: 0 LOB: 0 BB: 1 P: 6	R: 0 E: 0 K: 3 S: 10	H: 1 LOB: 0 BB: 0 P: 10	R: 0 E: 0 K: 1 S: 5	H: 0 LOB: 1 BB: 1 P: 9	R: 0 E: 0 K: 1 S: 5	H: 0 LOB: 0 BB: 0 P: 5	R: 0 E: 1 K: 0 S: 5	H: 1 LOB: 1 BB: 1 P: 9	R: 2 E: 1 K: 0 S: 4	H: 1 LOB: 1 BB: 0 P: 4	R: 0 E: 1 K: 0 S: 4	H: 0 LOB: 2 BB: 1 P: 8	R: 0 E: 1 K: 0 S: 4	H: 0 LOB: 2 BB: 1 P: 8		1B: 4 2B: 2 3B: 0 HR: 0	SF: 0 SAC: 0 DP: 1 HBP: 0	WP: 1 PB: 0 SB: 0 CS: 3	PA: 33						
PITCHER	IP	WLS	BF	H	R	ER	SO	BB	IBB	HBP	BLK	WP	HR	S	P	ERA	WHIP										
Glen Hobbie, R (1.1) ERA: 0.95	5.2	L	23	3	2	0	6	3	1	0	0	0	0	31	47	0.00	1.059										
Richard LeMay, L (6.1) ERA:	1.1		5	2	0	0	0	0	0	0	0	0	0	5	5	0.00	1.500										
Lindy McDaniel, R (8.1) ERA:	1.0		5	0	0	0	0	1	0	0	0	0	0	4	8	0.00	1.000										

AB	28
R	2
H	5
RBI	0
BB	5
SO	6
LOB	14



Batter	1	2	3	4	5	6	7	8	9	AB	R	H	RBI	BB	SO	LOB	TOP				
Don Landrum, L (1, 8) OBP: 0.342, SLG: 0.314	1-3			1B SF8	K2-3		G3			4	1	1	0	0	1	1	Chicago Cubs @ Pittsburgh Pirates Forbes Field, Pittsburgh, PA Tue Apr 23 1963, 3:33 AM EST Att: 968 - Unknown				
Andre Rodgers, R (1, 6) OBP: 0.305, SLG: 0.269	G6-3			1B 14	5-3		1-3			4	1	2	0	0	0	1					
Billy Williams, L (1, 7) OBP: 0.254, SLG: 0.222	G6-3			1B 14	3-1			F8		4	1	1	0	0	0	1					
Ron Santo, R (1, 5) OBP: 0.241, SLG: 0.368		1-3		SF8		P2		14 WP		3	0	1	1	0	0	0					
14 Ernie Banks, R (1, 3) OBP: 0.246, SLG: 0.340	P5			1B HR		6-3		L5		4	1	1	1	0	0	1					
Lou Brock, L (1, 9) OBP: 0.304, SLG: 0.377	4-3			1B HR				K		4	2	2	1	0	1	1					
Ken Hubbs, R (1, 4) OBP: 0.360, SLG: 0.478			6-3	SF7		K			F9	3	0	0	1	0	1	0					
Jimmie Schaffer, R (1, 2) OBP: 0.400, SLG: 0.625			4-3	HR			G3 SH3-4		F8	3	1	1	3	1	0	0					
Larry Jackson, R (1, 1) OBP: 0.100, SLG: 0.100			K	6-3			SH3-4		6-3	3	0	0	0	0	1	0	 AB 32 R 7 H 9 RBI 7 BB 1 SO 4 LOB 5				
Inning Stats	R: 0 E: 0 K: 0 S: 3	H: 1 LOB: 0 BB: 0 P: 3	R: 0 E: 0 K: 0 S: 3	H: 0 LOB: 0 BB: 0 P: 3	R: 0 E: 0 K: 1 S: 5	H: 0 LOB: 0 BB: 0 P: 5	R: 6 E: 0 K: 0 S: 9	H: 6 LOB: 0 BB: 0 P: 9	R: 0 E: 0 K: 1 S: 5	H: 1 LOB: 0 BB: 0 P: 6	R: 0 E: 0 K: 0 S: 3	H: 1 LOB: 1 BB: 0 P: 6	R: 0 E: 0 K: 0 S: 3	H: 0 LOB: 0 BB: 0 P: 3	R: 0 E: 0 K: 0 S: 3	H: 0 LOB: 0 BB: 0 P: 3		1B: 6 2B: 1 3B: 0 HR: 2	SF: 2 SAC: 1 DP: 1 HBP: 0	WP: 1 PB: 0 SB: 0 CS: 0	PA: 36
PITCHER	IP WLS BF H R ER SO BB IBB HBP BLK WP HR S P ERA WHIP																				
Don Cardwell, R (1, 1) ERA: 7.53	4.0 L 18 7 6 6 1 0 0 0 0 0 1 20 20 13.50 1.750																				
Tom Sturdivant, R (5, 1) ERA: 6.75	3.0 11 1 1 1 2 1 0 0 0 0 1 14 18 3.00 0.667																				
Harvey Haddix, L (8, 1) ERA: 3.12	2.0 7 1 0 0 1 0 0 0 0 1 0 9 9 0.00 0.500																				

Batter	1	2	3	4	5	6	7	8	9	AB	R	H	RBI	BB	SO	LOB	BOTTOM					
Dick Schofield, S (1, 6) OBP: 0.389, SLG: 0.311	F9		K		FC4-6		3-1		P5	5	0	1	0	0	1	0	Chicago Cubs @ Pittsburgh Pirates Forbes Field, Pittsburgh, PA Tue Apr 23 1963, 3:33 AM EST Att: 968 - Unknown					
Bob Stinner, L (1, 7) OBP: 0.333, SLG: 0.347	1-3				FC4-6		F8			4	1	1	0	0	0	1						
Willie Stargell, L (1, 9) OBP: 0.556, SLG: 0.500			K		E9			1B 5-3		4	1	3	0	0	1	1						
Donn Clendenon, R (1, 3) OBP: 0.388, SLG: 0.667	F9		K					5-3		3	0	0	0	1	1	3						
Bill Mazerolski, R (1, 4) OBP: 0.340, SLG: 0.439		FC6-4		WP	P3			FC3-6		4	0	3	0	0	0	2						
Bill Virdon, L (1, 8) OBP: 0.326, SLG: 0.364	FC6-4		K		G3			FC3-6		4	0	0	1	0	1	3						
Bob Bailey, R (1, 5) OBP: 0.319, SLG: 0.372	F5		K		K			L6		4	0	0	0	0	2	3						
Jim Pagliaroni, R (1, 2) OBP: 0.417, SLG: 0.450									6-3	0	0	0	0	1	0	0	 AB 35 R 2 H 8 RBI 1 BB 2 SO 10 LOB 16					
Elmo Plaskett, R (4, PH) (5, 2)										3	0	0	0	0	1	1						
Don Cardwell, R (1, 1)										1	0	0	0	0	1	2						
Tom Sturdivant, L (5, 1)					5-3					1	0	0	0	0	0	0						
Larry Elliot, L (7, PH)										1	0	0	0	0	1	0						
Harvey Haddix, L (8, 1)										0	0	0	0	0	0	0						
Ted Savage, R (9, PH) OBP: 0.333, SLG: 0.333										1	0	0	0	0	1	0						
Inning Stats	R: 0 E: 0 K: 0 S: 4	H: 1 LOB: 1 BB: 0 P: 4	R: 0 E: 0 K: 1 S: 6	H: 1 LOB: 1 BB: 1 P: 10	R: 0 E: 0 K: 3 S: 10	H: 1 LOB: 1 BB: 0 P: 10	R: 0 E: 0 K: 3 S: 10	H: 1 LOB: 1 BB: 0 P: 10	R: 1 E: 1 K: 0 S: 5	H: 2 LOB: 2 BB: 1 P: 9	R: 0 E: 0 K: 1 S: 5	H: 0 LOB: 0 BB: 0 P: 5	R: 0 E: 0 K: 0 S: 5	H: 0 LOB: 0 BB: 0 P: 5	R: 1 E: 0 K: 0 S: 5	H: 2 LOB: 1 BB: 0 P: 5	R: 0 E: 0 K: 1 S: 5	H: 0 LOB: 0 BB: 0 P: 5	1B: 8 2B: 0 3B: 0 HR: 0	SF: 0 SAC: 0 DP: 0 HBP: 0	WP: 1 PB: 0 SB: 0 CS: 0	PA: 37
PITCHER	IP WLS BF H R ER SO BB IBB HBP BLK WP HR S P ERA WHIP																					
Larry Jackson, R (1, 1) ERA: 1.99	9.0 W 37 8 2 1 10 2 0 0 0 1 0 55 63 1.00 1.111																					

Batter	1	2	3	4	5	6	7	8	9	AB	R	H	RBI	BB	SO	LOB	TOP			
Dick Schofield, S OBP: 0.424, SLG: 0.347 (1, 6)										4	1	3	0	1	0	1	Pittsburgh Pirates @ Philadelphia Phillies Connie Mack Stadium, Philadelphia, PA Wed Apr 24 1963, 6:05 PM EST Att. 4,485 - Unknown			
Ted Savage, R OBP: 0.250, SLG: 0.250 (1, 7)										5	1	1	0	0	0	4				
Roberto Clemente, R OBP: 0.304, SLG: 0.429 (1, 9)										2	1	2	2	2	0	0				
Donn Clendenon, R OBP: 0.358, SLG: 0.609 (1, 3)										4	0	0	0	0	1	4				
Bill Mazerowski, R OBP: 0.333, SLG: 0.409 (1, 4)										3	0	0	0	1	1	2				
Elmo Plaskett, R OBP: 0.311, SLG: 0.111 (1, 2)										4	1	1	1	0	0	1				
Bill Virdon, L OBP: 0.320, SLG: 0.354 (1, 8)										4	1	1	0	0	1	1				
Bob Bailey, R OBP: 0.333, SLG: 0.447 (1, 5)										4	1	2	3	0	1	1				
Bob Friend, R OBP: 0.250, SLG: 0.182 (1, 1)										1	0	0	0	0	1	0				
Julio Gotay, R OBP: 0.500, SLG: 0.500 (7, PH)										1	0	1	0	0	0	0				
Joe Gibbon, R (7, 1)										0	0	0	0	0	0	0				
Tommie Sisk, R (7, 1)										0	0	0	0	0	0	0				
Roy Face, R (8, 1)										1	0	0	0	0	0	0				
Inning Stats	R: 0 E: 0 K: 0 S: 7	H: 2 LOB: 1 BB: 0 P: 13	R: 0 E: 0 K: 2 S: 8	H: 0 LOB: 0 BB: 0 P: 10	R: 0 E: 0 K: 0 S: 8	H: 1 LOB: 1 BB: 0 P: 10	R: 4 E: 0 K: 1 S: 13	H: 3 LOB: 0 BB: 1 P: 20	R: 0 E: 0 K: 1 S: 9	H: 0 LOB: 1 BB: 1 P: 19	R: 2 E: 0 K: 0 S: 10	H: 4 LOB: 1 BB: 0 P: 15	R: 0 E: 0 K: 1 S: 11	H: 0 LOB: 0 BB: 0 P: 16	R: 0 E: 0 K: 0 S: 10	H: 1 LOB: 0 BB: 0 P: 14	1B: 8 2B: 2 3B: 1 HR: 1	SF: 0 SAC: 1 DP: 2 HBP: 0	WP: 0 PB: 0 SB: 0 CS: 1	PA: 38
PITCHER	IP WLS BF H R ER SO	IP WLS BF H R ER SO	IP WLS BF H R ER SO	IP WLS BF H R ER SO	IP WLS BF H R ER SO	IP WLS BF H R ER SO	IP WLS BF H R ER SO	IP WLS BF H R ER SO	IP WLS BF H R ER SO	IP WLS BF H R ER SO	IP WLS BF H R ER SO	IP WLS BF H R ER SO	IP WLS BF H R ER SO	IP WLS BF H R ER SO	IP WLS BF H R ER SO	IP WLS BF H R ER SO	ERA WHIP	ERA WHIP	ERA WHIP	
Chris Short, L ERA: 3.98 (1, 1)	6.1 L 29 9 6 6 4																8.53 2.053			
Johnny Klippstein, R ERA: 0.93 (7, 1)	1.2 6 1 0 0 1																0.00 0.600			
Jack Baldschun, R ERA: 2.31 (9, 1)	1.0 3 1 0 0 0																0.00 1.000			

AB 33
R 6
H 11
RBI 6
BB 4
SO 5
LOB 14



Batter	1	2	3	4	5	6	7	8	9	AB	R	H	RBI	BB	SO	LOB	BOTTOM					
Tony Taylor, R OBP: 0.439, SLG: 0.446 (1, 4)										5	0	1	0	0	0	3	Pittsburgh Pirates @ Philadelphia Phillies Connie Mack Stadium, Philadelphia, PA Wed Apr 24 1963, 6:05 PM EST Att. 4,485 - Unknown					
Johnny Callison, L OBP: 0.354, SLG: 0.446 (1, 9)										5	0	0	0	0	2	2						
Tony Gonzalez, L OBP: 0.349, SLG: 0.278 (1, 8)										2	3	1	0	1	0	1						
Roy Sievers, R OBP: 0.292, SLG: 0.364 (8, 3)										2	0	0	0	0	0	1						
Wes Covington, L OBP: 0.484, SLG: 0.821 (7, PH)										3	1	3	2	0	0	0						
Earl Averill, R OBP: 0.304, SLG: 0.300 (7, PH)										0	0	0	0	1	0	0						
Billy Klaus, L (9, PH)										1	0	0	0	0	0	0						
Don Demeter, R OBP: 0.475, SLG: 0.685 (8, 8)										4	0	1	1	0	1	3						
Don Hoak, R OBP: 0.339, SLG: 0.396 (1, 5)										3	0	1	0	1	0	0						
Clay Dalrymple, L OBP: 0.303, SLG: 0.367 (1, 2)										4	0	1	0	0	0	4						
Bobby Wine, R OBP: 0.286, SLG: 0.250 (1, 6)										3	0	2	0	0	0	1						
Frank Torre, L (8, PH)										1	0	0	0	0	1							
Ruben Amaro, R OBP: 0.273, SLG: 0.158 (9, 6)										0	0	0	0	0	0	0						
Chris Short, R (1, 1)										3	0	0	0	0	1	2						
Johnny Klippstein, R (7, 1)										0	0	0	0	0	0	0						
John Herrnstein, L (8, PH)										0	0	0	0	1	0	0						
Jack Baldschun, R (9, 1)										0	0	0	0	0	0	0						
Inning Stats	R: 1 E: 1 K: 0 S: 15	H: 2 LOB: 3 BB: 1 P: 26	R: 0 E: 0 K: 2 S: 11	H: 1 LOB: 1 BB: 0 P: 14	R: 1 E: 0 K: 0 S: 5	H: 1 LOB: 0 BB: 1 P: 10	R: 0 E: 0 K: 0 S: 7	H: 1 LOB: 0 BB: 0 P: 9	R: 2 E: 0 K: 0 S: 12	H: 2 LOB: 0 BB: 0 P: 17	R: 0 E: 0 K: 1 S: 9	H: 1 LOB: 1 BB: 0 P: 12	R: 0 E: 0 K: 1 S: 12	H: 1 LOB: 2 BB: 1 P: 25	R: 0 E: 0 K: 0 S: 8	H: 1 LOB: 2 BB: 1 P: 13	R: 0 E: 0 K: 1 S: 10	H: 0 LOB: 0 BB: 0 P: 14	1B: 8 2B: 1 3B: 0 HR: 1	SF: 0 SAC: 0 DP: 2 HBP: 0	WP: 2 PB: 0 SB: 0 CS: 0	PA: 40
PITCHER	IP WLS BF H R ER SO	IP WLS BF H R ER SO	IP WLS BF H R ER SO	IP WLS BF H R ER SO	IP WLS BF H R ER SO	IP WLS BF H R ER SO	IP WLS BF H R ER SO	IP WLS BF H R ER SO	IP WLS BF H R ER SO	IP WLS BF H R ER SO	IP WLS BF H R ER SO	IP WLS BF H R ER SO	IP WLS BF H R ER SO	IP WLS BF H R ER SO	IP WLS BF H R ER SO	IP WLS BF H R ER SO	ERA WHIP	ERA WHIP	ERA WHIP			
Bob Friend, R ERA: 2.81 (7, 1)	6.0 W 27 4 4 3 2																4.50 1.667					
Joe Gibbon, L ERA: (7, 1)	0.2 4 1 0 0 0																0.00 3.000					
Tommie Sisk, R ERA: 1.29 (7, 1)	1.0 5 1 0 0 1																0.00 2.000					
Roy Face, R ERA: 1.93 (8, 1)	1.1 S 4 0 0 0																0.00 0.000					

AB 36
R 4
H 10
RBI 3
BB 4
SO 4
LOB 18



Batter	1	2	3	4	5	6	7	8	9	AB	R	H	RBI	BB	SO	LOB	TOP				
Jim Hickman, R (1.8) OBP: 0.407, SLG: 0.667	4-0 BLK BB 1-3 BB	4-0 BB		4-0 SF9 BB BB		0-3 K			0-0 F8	2	1	0	0	3	1	1					
Ron Hunt, R (1.4) OBP: 0.364, SLG: 0.459	0-0 1-3 1-2	0-0 F9		4-0 BB		0-0 5-3			0-0 5-3	4	0	0	0	1	0	4					
Duke Snider, L (1.9) OBP: 0.259, SLG: 0.385	0-0 1-3 2-3	0-3 K		0-0 SF9					0-3 K	3	0	0	1	0	2	3					
Frank Thomas, R (1.7) OBP: 0.308, SLG: 0.404	4-0 BB BB BB		0-0 6-3	0-0 F3					0-0 P6	3	0	0	0	1	0	2					
Ed Kranepool, L (1.3) OBP: 0.324, SLG: 0.485	4-0 BB 1-2		0-0 BB		0-0 1-3				0-3 K	3	0	1	0	1	1	0					
Charlie Neal, R (1.5) OBP: 0.254, SLG: 0.214	4-0 BB 1-2 2-3 3-H		0-0 6-3		0-0 F8				0-0 4-3	3	0	0	1	1	0	1					
Choo-Choo Coleman, L (1.2) OBP: 0.269, SLG: 0.167	0-3 K		0-0 L3		0-0 P4				0-0 G3	4	0	0	0	0	1	4					
Al Moran, R (1.6) OBP: 0.231, SLG: 0.289		0-0 SH5-4 1B		0-0 4-3 BLK SF9 1B		0-0 E7			0-0 5-3	4	1	2	0	0	0	0					
Al Jackson, L (1.1) OBP: 0.222, SLG: 0.222		0-0 SH5-4		0-0 4-3		0-3 K			0-0 F8	2	0	0	0	0	1	2					
Tracy Stallard, R (8.1) OBP: 0.200, SLG: 0.300		1-2		1-3						0	0	0	0	0	0	0					
Inning Stats	R: 1 E: 0 K: 1 S: 5	H: 0 LOB: 3 BB: 4 P: 21	R: 0 E: 0 K: 1 S: 6	H: 1 LOB: 2 BB: 1 P: 10	R: 0 E: 0 K: 0 S: 4	H: 1 LOB: 1 BB: 0 P: 4	R: 1 E: 0 K: 0 S: 4	H: 1 LOB: 2 BB: 2 P: 12	R: 0 E: 1 K: 2 S: 8	H: 0 LOB: 1 BB: 0 P: 8	R: 0 E: 0 K: 2 S: 7	H: 0 LOB: 0 BB: 0 P: 7	R: 0 E: 0 K: 0 S: 3	H: 0 LOB: 0 BB: 0 P: 3	R: 0 E: 0 K: 0 S: 3	H: 0 LOB: 0 BB: 0 P: 3	1B: 2 2B: 1 3B: 0 HR: 0	SF: 1 SAC: 1 DP: 0 HBP: 0	WP: 0 PB: 0 SB: 0 CS: 0	PA: 38	
PITCHER	IP ERA WHIP	WLS BF W S	BF H R ER SO	H R ER SO	BB IBB HBP BLK WP HR S P	BB IBB HBP BLK WP HR S P	BB IBB HBP BLK WP HR S P	BB IBB HBP BLK WP HR S P	BB IBB HBP BLK WP HR S P	BB IBB HBP BLK WP HR S P	BB IBB HBP BLK WP HR S P	BB IBB HBP BLK WP HR S P	BB IBB HBP BLK WP HR S P	BB IBB HBP BLK WP HR S P	BB IBB HBP BLK WP HR S P	BB IBB HBP BLK WP HR S P	ERA WHIP	ERA WHIP			
Al McBean, R (1.1) ERA: 3.75	0.2	6	0	1	1	0	4	0	0	0	1	0	0	2	18	13.50	6.000				
Harvey Haddix, L (1.1) ERA: 2.4	6.1	26	3	1	1	6	3	0	0	1	0	0	0	35	47	1.42	0.947				
Tommie Sisk, R (8.1) ERA: 1.0	2.0	6	0	0	0	0	0	0	0	0	0	0	0	6	6	0.00	0.000				

New York Mets @ Pittsburgh Pirates
Forbes Field, Pittsburgh, PA
Fri Apr 26 1963, 6:05 PM EST
Att: 10,531 - Unknown

AB	29
R	2
H	3
RBI	2
BB	7
SO	6
LOB	17



Batter	1	2	3	4	5	6	7	8	9	AB	R	H	RBI	BB	SO	LOB	BOTTOM				
Dick Schofield, S (1.6) OBP: 0.422, SLG: 0.340	4-0 HR BB	0-0 6-3		0-0 FC6-4 1B		0-0 F9			0-0 G3	4	1	1	0	1	0	3					
Ted Savage, R (1.7) OBP: 0.333, SLG: 0.667	0-0 HR	0-0 F7		0-0 FC6-4 1-2					0-0 E8 SF9 2B	4	2	2	2	0	0	1					
Roberto Clemente, R (1.9) OBP: 0.280, SLG: 0.400	0-0 1-3		0-3 K		0-0 4-3				0-0 SF9	3	0	0	1	0	1	0					
Donn Clendenon, R (1.3) OBP: 0.368, SLG: 0.612	4-0 S BB 1B BB		0-0 BB		0-0 6-3				0-3 K	3	1	1	0	1	1	0					
Bill Mazerolski, R (1.4) OBP: 0.345, SLG: 0.391	4-0 1B 1-2 BB		4-0 BB		0-0 L9				0-0 5-3	2	0	0	0	2	0	0					
Elmo Plaskett, R (1.2) OBP: 0.354, SLG: 0.154	0-0 1-2 2-H 1B		0-0 P3		0-0 6-3				0-3 K	4	0	1	1	0	1	2					
Bill Virdon, L (1.8) OBP: 0.315, SLG: 0.333	0-0 F7		0-3 K		0-0 F8				4-0 BB BB	3	0	0	0	1	1	4					
Bob Bailey, R (1.5) OBP: 0.327, SLG: 0.420	0-0 5-3		0-0 5-3		4-0 2B BB				0-3 K	3	1	0	0	1	1	3					
Al McBean, R (1.1) ERA: 2.87		0-0 1-3		0-0 4-3		0-0 2B			4-0 BB	0	0	0	0	0	0	0					
Harvey Haddix, L (1.1) ERA: 9.95						1-H 2B			1-2 BB	3	0	1	1	0	0	0					
Tommie Sisk, R (8.1) ERA: 9.95										0	0	0	0	1	0	0					
Inning Stats	R: 3 E: 0 K: 0 S: 5	H: 2 LOB: 3 BB: 3 P: 17	R: 0 E: 0 K: 0 S: 3	H: 0 LOB: 0 BB: 0 P: 3	R: 0 E: 0 K: 2 S: 8	H: 1 LOB: 2 BB: 1 P: 12	R: 0 E: 0 K: 0 S: 4	H: 1 LOB: 1 BB: 0 P: 4	R: 0 E: 0 K: 0 S: 3	H: 0 LOB: 0 BB: 0 P: 3	R: 1 E: 0 K: 1 S: 6	H: 1 LOB: 1 BB: 0 P: 6	R: 0 E: 1 K: 1 S: 7	H: 0 LOB: 2 BB: 2 P: 15	R: 0 E: 0 K: 2 S: 7	H: 0 LOB: 2 BB: 2 P: 15	1B: 2 2B: 3 3B: 0 HR: 1	SF: 1 SAC: 0 DP: 0 HBP: 0	WP: 0 PB: 0 SB: 1 CS: 0	PA: 37	
PITCHER	IP ERA WHIP	WLS BF W S	BF H R ER SO	H R ER SO	BB IBB HBP BLK WP HR S P	BB IBB HBP BLK WP HR S P	BB IBB HBP BLK WP HR S P	BB IBB HBP BLK WP HR S P	BB IBB HBP BLK WP HR S P	BB IBB HBP BLK WP HR S P	BB IBB HBP BLK WP HR S P	BB IBB HBP BLK WP HR S P	BB IBB HBP BLK WP HR S P	BB IBB HBP BLK WP HR S P	BB IBB HBP BLK WP HR S P	BB IBB HBP BLK WP HR S P	ERA WHIP	ERA WHIP			
Al Jackson, L (1.1) ERA: 2.87	7.0	32	6	5	4	3	5	0	0	0	0	0	0	33	53	5.14	1.571				
Tracy Stallard, R (8.1) ERA: 9.95	1.0	5	0	0	0	2	2	0	0	0	0	0	0	7	15	0.00	2.000				

New York Mets @ Pittsburgh Pirates
Forbes Field, Pittsburgh, PA
Fri Apr 26 1963, 6:05 PM EST
Att: 10,531 - Unknown

AB	29
R	5
H	6
RBI	5
BB	7
SO	5
LOB	13



Batter	1	2	3	4	5	6	7	8	9	AB	R	H	RBI	BB	SO	LOB	TOP					
Jim Hickman, R (1, 8) OBP: 0.397, SLG: 0.625	0-3 K		0-3 K		0-3 K2-3			4-0 E BB		3	0	0	0	1	3	2	<p>New York Mets @ Pittsburgh Pirates Forbes Field, Pittsburgh, PA Sat Apr 27 1963, 3:33 AM EST Att: 8,011 - Unknown</p>					
Ron Hunt, R (1, 4) OBP: 0.354, SLG: 0.439	0-3 K		0-0 FC 1B		0-0 1-3			0-0 F2		4	0	1	1	0	1	2						
Cliff Cook, R (1, 9) OBP: 0.133, SLG: 0.071	0-0 F8		0-0 FC		0-0 F8			0-0 E5 FC6-4		4	0	0	0	0	0	2						
Frank Thomas, R (1, 7) OBP: 0.286, SLG: 0.373		0-0 F7	0-0 F7		0-0 L6			0-0 FC6-4		4	0	0	0	0	0	4						
Gil Hodges, R (1, 3) OBP: 0.250, SLG: 0.200		0-0 6-3		0-0 4-3		0-0 4-3			0-0 G1-6-3 1B	4	0	1	0	0	0	0						
Rod Kanehl, R (9, PR) OBP: 0.333, SLG: 0.250										0	0	0	0	0	0	0						
Charlie Neal, R (1, 5) OBP: 0.254, SLG: 0.233				0-3 K			0-0 F8		0-0 F9	4	0	1	0	0	1	1						
Norm Sherry, R (1, 2) OBP: 0.154, SLG: 0.269		0-3 K		0-0 L7			0-0 F9		0-0 G1-6-3 1-2	4	0	0	0	0	1	2						
Al Moran, R (1, 6) OBP: 0.238, SLG: 0.275			0-0 F7		4-0 S BB		0-0 1-3			2	0	0	0	1	0	0						
Jay Hook, L (1, 1) OBP: 0.429, SLG: 0.200			4-0 E 1B BB		0-0 F9			0-0 6-3		1	1	0	0	1	0	1						
Ed Kranepool, L (8, PH) OBP: 0.314, SLG: 0.471										1	0	0	0	0	0	0						
Ken Mackenzie, R (8, 1)										0	0	0	0	0	0	0						
Inning Stats	R: 0 E: 0 K: 2 S: 7	H: 0 LOB: 0 BB: 0 P: 7	R: 0 E: 0 K: 1 S: 6	H: 1 LOB: 1 BB: 0 P: 6	R: 1 E: 1 K: 1 S: 7	H: 1 LOB: 2 BB: 1 P: 11	R: 0 E: 0 K: 1 S: 5	H: 0 LOB: 0 BB: 0 P: 5	R: 0 E: 0 K: 1 S: 5	H: 0 LOB: 0 BB: 0 P: 9	R: 0 E: 0 K: 0 S: 3	H: 0 LOB: 0 BB: 0 P: 3	R: 0 E: 0 K: 0 S: 3	H: 0 LOB: 0 BB: 0 P: 3	R: 0 E: 1 K: 0 S: 4	H: 0 LOB: 2 BB: 1 P: 8	R: 0 E: 0 K: 0 S: 3	H: 1 LOB: 1 BB: 0 P: 3	1B: 2 2B: 1 3B: 0 HR: 0	SF: 0 SAC: 0 DP: 1 HBP: 0	WP: 0 PB: 0 SB: 1 CS: 0	PA: 34
PITCHER Joe Gibbon, L (1, 1) ERA:	IP: 9.0 WLS: W BF: 34 H: 3 R: 1 ER: 0 SO: 6 BB: 3 IBB: 0 HBP: 0 BLK: 0 WP: 0 HR: 0 S: 43 P: 55 ERA: 0.00 WHIP: 0.667															PITCHER						

livebaseballscores.com



Batter	1	2	3	4	5	6	7	8	9	AB	R	H	RBI	BB	SO	LOB	BOTTOM			
Dick Schofield, S (1, 6) OBP: 0.397, SLG: 0.316	0-0 G3		0-0 F9		0-0 4-3	0-0 4-3				4	0	0	0	0	0	2	<p>New York Mets @ Pittsburgh Pirates Forbes Field, Pittsburgh, PA Sat Apr 27 1963, 3:33 AM EST Att: 8,011 - Unknown</p>			
Bob Stinner, L (1, 7) OBP: 0.345, SLG: 0.333	4-0 F8 BB		0-3 K		4-0 E BB		0-0 6-3			2	0	0	0	2	1	0				
Roberto Clemente, R (1, 9) OBP: 0.296, SLG: 0.396	0-0 F8 1-2		4-0 2B BB		0-0 F3 1-2		0-0 CS 1B			3	0	1	0	1	0	2				
Donn Clendenon, R (1, 3) OBP: 0.377, SLG: 0.623		0-0 1B 1B	0-0 1B	1-3 2B	0-0 5-3		0-3 K 1-2			4	1	2	0	0	1	2				
Bill Mazerowski, R (1, 4) OBP: 0.373, SLG: 0.396		0-0 G5-4-3 1B	0-0 1B	4-0 BB		4-0 SH1-3 2B BB		0-3 K		2	1	1	0	2	1	0				
Bill Virdon, L (1, 8) OBP: 0.316, SLG: 0.333		0-0 G5-4-3 1B	0-0 4-3		0-0 SH1-3		0-0 L6			3	0	1	1	0	0	3				
Bob Bailey, R (1, 5) OBP: 0.356, SLG: 0.463		0-0 G5-4-3 1-2 2-3		0-0 1B	0-0 K	0-0 1B 2B		0-0 1B 1B		4	0	3	1	0	0	2				
Jim Pagliaroni, R (1, 2) OBP: 0.429, SLG: 0.435		4-0 BB		0-3 K		0-0 1-3		0-0 1B		3	0	1	0	1	1	1				
Joe Gibbon, R (1, 1) OBP: 0.250, SLG: 0.250		0-0 4-3		0-3 K		0-0 K		0-3 K		4	0	1	0	0	2	4				
Inning Stats	R: 0 E: 0 K: 0 S: 2	H: 0 LOB: 0 BB: 1 P: 6	R: 1 E: 0 K: 0 S: 5	H: 3 LOB: 2 BB: 1 P: 9	R: 0 E: 0 K: 1 S: 6	H: 1 LOB: 3 BB: 2 P: 14	R: 0 E: 0 K: 2 S: 7	H: 1 LOB: 0 BB: 0 P: 7	R: 0 E: 0 K: 0 S: 3	H: 0 LOB: 1 BB: 1 P: 7	R: 1 E: 0 K: 0 S: 5	H: 2 LOB: 2 BB: 1 P: 9	R: 0 E: 0 K: 1 S: 5	H: 1 LOB: 1 BB: 0 P: 5	R: 0 E: 0 K: 2 S: 9	H: 2 LOB: 2 BB: 0 P: 9		1B: 8 2B: 3 3B: 0 HR: 0	SF: 0 SAC: 1 DP: 2 HBP: 0	WP: 0 PB: 0 SB: 0 CS: 1
PITCHER Jay Hook, R (1, 1) ERA: 6.46	IP: 7.0 WLS: L BF: 31 H: 8 R: 2 ER: 2 SO: 4 BB: 8 IBB: 0 HBP: 0 BLK: 0 WP: 0 HR: 0 S: 33 P: 57 ERA: 2.57 WHIP: 2.000															PITCHER				
Ken Mackenzie, L (8, 1) ERA:	IP: 1.0 WLS: L BF: 5 H: 2 R: 0 ER: 0 SO: 2 BB: 0 IBB: 0 HBP: 0 BLK: 0 WP: 0 HR: 0 S: 9 P: 9 ERA: 0.00 WHIP: 2.000															PITCHER				

livebaseballscores.com



Batter	1	2	3	4	5	6	7	8	9	AB	R	H	RBI	BB	SO	LOB	TOP			
Harvey Kuenn, R OBP: 0.250, SLG: 0.217 Ernie Bowman, R OBP: 0.500, SLG: 0.750	6-3		G4-6-3 1B	F8			F5	F9		5	0	1	0	0	0	5				
Chuck Hiller, L OBP: 0.171, SLG: 0.127 Joey Amalfitano, R OBP: 0.095, SLG: 0.050	1-3		G4-6-3 1-2		6-3		1B BLK	1B	5-3	1	0	0	0	0	0	0				
Willie Mays, R OBP: 0.359, SLG: 0.468					K		K			4	1	2	0	1	2	2				
Willie McCovey, L OBP: 0.443, SLG: 0.606					1B		BLK		K	4	1	3	2	1	1	1				
Orlando Cepeda, R OBP: 0.375, SLG: 0.566	K				1B		F7		P3	5	1	1	1	0	1	5				
Felipe Alou, R OBP: 0.440, SLG: 0.590		F7								4	0	2	0	0	0	0				
Tom Haller, L OBP: 0.309, SLG: 0.293	4-3				F8-3					4	0	1	0	0	0	3				
Jose Pagan, R OBP: 0.232, SLG: 0.231	F8				SF8		F9			2	0	0	1	1	0	0				
Jack Sanford, R OBP: 0.286, SLG: 0.389			K		K				FC1-5	4	1	1	0	0	2	4				
Inning Stats	R: 0 E: 0 K: 1 S: 6	H: 1 LOB: 2 BB: 1 P: 10	R: 0 E: 0 K: 0 S: 3	H: 0 LOB: 0 BB: 0 P: 3	R: 0 E: 0 K: 1 S: 5	H: 1 LOB: 0 BB: 0 P: 5	R: 3 E: 1 K: 1 S: 10	H: 4 LOB: 2 BB: 0 P: 10	R: 0 E: 0 K: 0 S: 3	H: 1 LOB: 0 BB: 0 P: 3	R: 2 E: 0 K: 1 S: 8	H: 3 LOB: 1 BB: 0 P: 8	R: 0 E: 0 K: 0 S: 4	H: 1 LOB: 2 BB: 1 P: 8	R: 0 E: 0 K: 1 S: 5	H: 0 LOB: 1 BB: 1 P: 9	1B: 11 2B: 2 3B: 0 HR: 0	SF: 1 SAC: 0 DP: 2 HBP: 0	WP: 0 PB: 1 CS: 2	PA: 41
PITCHER	IP	WLS	BF	H	R	ER	SO	BB	IBB	HBP	BLK	WP	HR	S	P	ERA	WHIP			
Bob Friend, R ERA: 3.25	4.0	L	19	6	3	3	3	1	0	0	0	0	0	24	28	6.75	1.750			
Tommye Sisk, R ERA: 0.92	2.0		7	2	0	0	1	0	0	0	0	0	0	9	9	0.00	1.000			
Tom Sturdivant, R ERA: 6.48	3.0		15	4	2	2	2	2	0	0	1	0	0	17	25	6.00	2.000			

San Francisco Giants @ Pittsburgh Pirates
Forbes Field, Pittsburgh, PA
Wed May 01 1963, 7:05 PM EDT
Att: 6,122 - Unknown

AB	37
R	5
H	12
RBI	4
BB	3
SO	6
LOB	21



Batter	1	2	3	4	5	6	7	8	9	AB	R	H	RBI	BB	SO	LOB	BOTTOM			
Dick Schofield, S OBP: 0.377, SLG: 0.303	1B FC3-6	G3		FC6-4			P6		K	5	1	1	0	0	1	5				
Bob Stinner, L OBP: 0.354, SLG: 0.333	FC3-6 1B		1-3		F7		4-3			4	0	1	0	0	0	0				
Roberto Clemente, R OBP: 0.274, SLG: 0.357	FC3-6 1-2 3-H		4-3		6-3		F4			4	0	0	1	0	0	1				
Donn Clendenon, R OBP: 0.362, SLG: 0.574	F8		K						K	4	0	1	0	0	2	1				
Bill Mazerowski, R OBP: 0.373, SLG: 0.393	P5			6-3	4-3				1B	4	0	1	0	0	0	2				
Bill Virdon, L OBP: 0.323, SLG: 0.339		SH3-4 E 1B		BB BB 1B		FC6-4 1B		F5		4	0	3	0	0	0	1				
Bob Bailey, R OBP: 0.364, SLG: 0.431	P6			BB BB		FC6-4 BLK		P4		3	0	0	0	1	0	3				
Jim Pagliaroni, R OBP: 0.429, SLG: 0.500	SH3-4 BB			FC6-4 BB		K			F7	2	0	0	0	2	1	1				
Bob Friend, R ERA: 3.25 Willie Stargell, L OBP: 0.505, SLG: 0.644 Tommye Sisk, R ERA: 0.92 Larry Elliot, L Tom Sturdivant, L Johnny Logan, R OBP: 0.500, SLG: 0.500	SH3-4			F2		K			6-3	0	0	0	0	0	0	0				
Inning Stats	R: 1 E: 0 K: 0 S: 5	H: 2 LOB: 1 BB: 0 P: 5	R: 0 E: 1 K: 0 S: 4	H: 1 LOB: 2 BB: 1 P: 8	R: 0 E: 0 K: 1 S: 5	H: 0 LOB: 0 BB: 0 P: 5	R: 0 E: 0 K: 0 S: 4	H: 1 LOB: 3 BB: 2 P: 12	R: 0 E: 0 K: 0 S: 4	H: 1 LOB: 1 BB: 0 P: 4	R: 0 E: 0 K: 2 S: 8	H: 1 LOB: 0 BB: 0 P: 8	R: 0 E: 0 K: 1 S: 6	H: 1 LOB: 1 BB: 0 P: 6	R: 0 E: 0 K: 1 S: 5	H: 0 LOB: 0 BB: 0 P: 5	1B: 7 2B: 0 3B: 0 HR: 0	SF: 0 SAC: 1 DP: 0 HBP: 0	WP: 0 PB: 0 CS: 0	PA: 37
PITCHER	IP	WLS	BF	H	R	ER	SO	BB	IBB	HBP	BLK	WP	HR	S	P	ERA	WHIP			
Jack Sanford, R ERA: 2.88	9.0	W	37	7	1	1	5	3	0	0	0	0	0	44	56	1.00	1.111			

San Francisco Giants @ Pittsburgh Pirates
Forbes Field, Pittsburgh, PA
Wed May 01 1963, 7:05 PM EDT
Att: 6,122 - Unknown

AB	33
R	1
H	7
RBI	1
BB	3
SO	5
LOB	18



Batter	1	2	3	4	5	6	7	8	9	AB	R	H	RBI	BB	SO	LOB	TOP					
Maury Wills, S OBP: 0.329, SLG: 0.269 Dick Tracewski, R OBP: 0.200, SLG: 0.158	5-3		G6-4-3					1-3		2	0	0	0	1	0	1	Los Angeles Dodgers @ Pittsburgh Pirates Forbes Field, Pittsburgh, PA Fri May 03 1963, 7:05 PM EDT Att: 16,960 - Unknown					
Jim Gilliam, S OBP: 0.273, SLG: 0.282 Don Zimmer, R	2B			F7		G3		1B		3	0	1	0	0	0	1						
Ron Fairly, L OBP: 0.367, SLG: 0.542	L8			4-3		4-3		1B		4	0	1	1	0	0	1						
Tommy Davis, R OBP: 0.333, SLG: 0.333		6-3						K		2	1	0	0	1	1	2						
Frank Howard, R OBP: 0.451, SLG: 0.580		6-3								4	0	2	0	0	0	1						
John Roseboro, L OBP: 0.235, SLG: 0.397 Ken Rowe, R										3	0	1	0	0	0	1						
Wally Moon, L OBP: 0.259, SLG: 0.280	1B									1	0	0	0	0	0	1						
Bill Skowron, R OBP: 0.260, SLG: 0.286	K									4	0	0	0	0	3	2						
Willie Davis, L OBP: 0.238, SLG: 0.308			2-3							4	1	1	0	0	0	1						
Larry Sherry, R Pete Richert, L Ken McMullen, R Jack Smith, R Doug Camilli, R										0	0	0	0	1	0	0						
Inning Stats	R: 0 E: 0 K: 0 S: 6	H: 1 LOB: 0 BB: 0 P: 7	R: 0 E: 0 K: 1 S: 10	H: 1 LOB: 1 BB: 0 P: 16	R: 0 E: 0 K: 0 S: 6	H: 0 LOB: 0 BB: 1 P: 12	R: 0 E: 0 K: 0 S: 7	H: 0 LOB: 1 BB: 1 P: 16	R: 0 E: 0 K: 1 S: 5	H: 0 LOB: 0 BB: 0 P: 6	R: 0 E: 0 K: 1 S: 8	H: 0 LOB: 0 BB: 1 P: 15	R: 1 E: 0 K: 0 S: 4	H: 1 LOB: 0 BB: 0 P: 6	R: 1 E: 0 K: 2 S: 14	H: 2 LOB: 2 BB: 1 P: 22	R: 0 E: 0 K: 1 S: 7	H: 1 LOB: 1 BB: 0 P: 14	1B: 5 2B: 1 3B: 0 HR: 0	SF: 0 SAC: 0 DP: 2 HBP: 1	WP: 1 PB: 0 SB: 1 CS: 0	PA: 35
PITCHER Al McBean, R ERA: 3.0	IP: 9.0 WLS: W BF: 35 H: 6 R: 2 ER: 2 SO: 6 BB: 4 IBB: 0 HBP: 1 BLK: 0 WP: 1 HR: 0 S: 67 P: 114 ERA: 2.00 WHIP: 1.111											PITCHER	IP: 9.0 WLS: W BF: 35 H: 6 R: 2 ER: 2 SO: 6 BB: 4 IBB: 0 HBP: 1 BLK: 0 WP: 1 HR: 0 S: 67 P: 114 ERA: 2.00 WHIP: 1.111									

Batter	1	2	3	4	5	6	7	8	9	AB	R	H	RBI	BB	SO	LOB	BOTTOM	
Dick Schofield, S OBP: 0.391, SLG: 0.311	1B		1B	E9	6-3			6-3		5	1	3	1	0	0	2	Los Angeles Dodgers @ Pittsburgh Pirates Forbes Field, Pittsburgh, PA Fri May 03 1963, 7:05 PM EDT Att: 16,960 - Unknown	
Bill Virdon, L OBP: 0.343, SLG: 0.373 Ted Savage, R	1B		1B	1B	1B					3	1	2	1	0	0	1		
Bob Skinner, L OBP: 0.338, SLG: 0.379	K		1B	1B	2B					5	0	1	1	0	1	7		
Willie Stargell, L OBP: 0.438, SLG: 0.429	BB									4	1	1	0	1	1	3		
Roberto Clemente, R OBP: 0.288, SLG: 0.369	K									5	2	2	0	0	1	5		
Smoky Burgess, L OBP: 0.323, SLG: 0.500	4-3									4	1	1	2	0	0	3		
Bill Mazerowski, R OBP: 0.382, SLG: 0.371										2	2	0	0	3	0	0		
Bob Bailey, R OBP: 0.365, SLG: 0.515		6-3								5	4	3	5	0	0	1		
Al McBean, R OBP: 0.111, SLG: 0.111	K									5	1	1	0	0	2	2		
Inning Stats	R: 0 E: 1 K: 2 S: 11	H: 1 LOB: 3 BB: 1 P: 18	R: 0 E: 0 K: 1 S: 9	H: 0 LOB: 0 BB: 0 P: 15	R: 0 E: 0 K: 0 S: 6	H: 2 LOB: 2 BB: 0 P: 9	R: 4 E: 1 K: 1 S: 15	H: 4 LOB: 1 BB: 1 P: 28	R: 4 E: 0 K: 0 S: 15	H: 3 LOB: 2 BB: 1 P: 34	R: 0 E: 0 K: 0 S: 6	H: 0 LOB: 0 BB: 0 P: 6	R: 1 E: 0 K: 1 S: 9	H: 1 LOB: 0 BB: 0 P: 15	1B: 9 2B: 2 3B: 2 HR: 2	SF: 1 SAC: 0 DP: 0 HBP: 2		WP: 2 PB: 0 SB: 0 CS: 0
PITCHER Larry Sherry, R ERA: 2.4 Pete Richert, L ERA: 12.15 Jack Smith, R ERA: 7.56 Ken Rowe, R ERA: 3.24	IP: 3.2 WLS: L BF: 21 H: 7 R: 4 ER: 4 SO: 3 BB: 2 IBB: 0 HBP: 0 BLK: 0 WP: 0 HR: 0 S: 38 P: 67 ERA: 9.82 WHIP: 2.455											PITCHER	IP: 3.2 WLS: L BF: 21 H: 7 R: 4 ER: 4 SO: 3 BB: 2 IBB: 0 HBP: 0 BLK: 0 WP: 0 HR: 0 S: 38 P: 67 ERA: 9.82 WHIP: 2.455					


Batter	1	2	3	4	5	6	7	8	9	AB	R	H	RBI	BB	SO	LOB	TOP			
Willie Davis, L OBP: 0.227, SLG: 0.293 (1, 8)										4	0	0	0	0	1	1	Los Angeles Dodgers @ Pittsburgh Pirates Forbes Field, Pittsburgh, PA Sat May 04 1963, 3:33 AM EDT Att: 12,037 - Unknown livebaseballscorecards.com			
Maury Wills, S OBP: 0.325, SLG: 0.268 (1, 6)										4	0	1	0	0	0	1				
Ron Fairly, L OBP: 0.361, SLG: 0.526 (1, 7)										4	0	1	0	0	0	0				
Tommy Davis, R OBP: 0.300, SLG: 0.296 (1, 5)										3	0	0	0	0	0	2				
Frank Howard, R OBP: 0.436, SLG: 0.560 (1, 9)										3	0	0	0	0	3	0				
John Roseboro, L OBP: 0.226, SLG: 0.383 (1, 2)										3	0	0	0	0	0	0				
Bill Skowron, R OBP: 0.263, SLG: 0.288 (1, 3)										3	0	1	0	0	0	0				
Nate Oliver, R OBP: 0.295, SLG: 0.263 (1, 4)										2	0	1	0	1	0	1				
Bob Miller, R (1, 1)										0	0	0	0	0	0	0				
Ron Perranoski, L (4, 1)										1	0	0	0	0	1	1				
Wally Moon, L OBP: 0.250, SLG: 0.269 (8, PH)										1	0	0	0	0	0	1				
Ed Roebuck, R (8, 1)										0	0	0	0	0	0	0				
Inning Stats	R: 0 E: 0 K: 1 S: 9	H: 2 LOB: 1 BB: 0 P: 13	R: 0 E: 0 K: 1 S: 5	H: 0 LOB: 1 BB: 0 P: 7	R: 0 E: 0 K: 0 S: 8	H: 0 LOB: 1 BB: 1 P: 14	R: 0 E: 0 K: 1 S: 6	H: 1 LOB: 1 BB: 0 P: 13	R: 0 E: 0 K: 0 S: 6	H: 0 LOB: 0 BB: 0 P: 6	R: 0 E: 0 K: 1 S: 9	H: 0 LOB: 0 BB: 0 P: 13	R: 0 E: 0 K: 0 S: 5	H: 1 LOB: 0 BB: 0 P: 6	R: 0 E: 0 K: 0 S: 6	H: 0 LOB: 0 BB: 0 P: 9	1B: 4 2B: 0 3B: 0 HR: 0	SF: 0 SAC: 1 DP: 2 HBP: 0	WP: 0 PB: 0 SB: 0 CS: 0	PA: 30
PITCHER Don Schwall, R ERA: 1.48 (1, 1)	IP: 9.0 WLS: W BF: 30 H: 4 R: 0 ER: 0 SO: 5 BB: 1 IBB: 0 HBP: 0 BLK: 0 WP: 0 HR: 0 S: 63 P: 91 ERA: 0.00 WHIP: 0.556															PITCHER IP: 9.0 WLS: W BF: 30 H: 4 R: 0 ER: 0 SO: 5 BB: 1 IBB: 0 HBP: 0 BLK: 0 WP: 0 HR: 0 S: 63 P: 91 ERA: 0.00 WHIP: 0.556				

Batter	1	2	3	4	5	6	7	8	9	AB	R	H	RBI	BB	SO	LOB	BOTTOM	
Dick Schofield, S OBP: 0.418, SLG: 0.329 (1, 6)										2	1	2	2	2	0	0	Los Angeles Dodgers @ Pittsburgh Pirates Forbes Field, Pittsburgh, PA Sat May 04 1963, 3:33 AM EDT Att: 12,037 - Unknown livebaseballscorecards.com	
Ted Savage, R OBP: 0.412, SLG: 0.667 (1, 8)										2	0	0	0	1	0	2		
Bob Skinner, L OBP: 0.321, SLG: 0.357 (1, 7)										4	1	0	0	0	0	5		
Willie Stargell, L OBP: 0.474, SLG: 0.500 (1, 3)										2	0	1	0	1	0	1		
Donn Clendenon, R OBP: 0.336, SLG: 0.539 (7, PH) (8, 3)										0	0	0	1	0	0	0		
Roberto Clemente, R OBP: 0.280, SLG: 0.406 (1, 9)										4	1	2	1	0	1	2		
Bill Mazerowski, R OBP: 0.363, SLG: 0.348 (1, 4)										4	0	0	0	0	1	3		
Bob Bailey, R OBP: 0.359, SLG: 0.500 (1, 5)										4	0	1	0	0	0	1		
Jim Pagliaroni, R OBP: 0.436, SLG: 0.516 (1, 2)										3	1	1	0	1	2	1		
Don Schwall, R OBP: 0.200, SLG: 0.111 (1, 1)										3	1	0	0	1	0	2		
Inning Stats	R: 0 E: 0 K: 0 S: 7	H: 0 LOB: 1 BB: 1 P: 11	R: 3 E: 1 K: 0 S: 14	H: 2 LOB: 1 BB: 2 P: 24	R: 0 E: 0 K: 0 S: 6	H: 1 LOB: 1 BB: 0 P: 13	R: 0 E: 0 K: 0 S: 14	H: 1 LOB: 3 BB: 2 P: 27	R: 0 E: 0 K: 1 S: 8	H: 0 LOB: 0 BB: 1 P: 13	R: 2 E: 1 K: 0 S: 8	H: 2 LOB: 1 BB: 0 P: 10	R: 0 E: 0 K: 2 S: 9	H: 1 LOB: 1 BB: 0 P: 11	1B: 3 2B: 4 3B: 0 HR: 0	SF: 1 SAC: 1 DP: 1 HBP: 0	WP: 0 PB: 0 SB: 0 CS: 0	PA: 36
PITCHER Bob Miller, R ERA: 2.01 (1, 1)	IP: 3.2 WLS: L BF: 19 H: 4 R: 3 ER: 2 SO: 3 BB: 3 IBB: 1 HBP: 0 BLK: 0 WP: 0 HR: 0 S: 36 P: 64 ERA: 4.91 WHIP: 1.909															PITCHER IP: 3.2 WLS: L BF: 19 H: 4 R: 3 ER: 2 SO: 3 BB: 3 IBB: 1 HBP: 0 BLK: 0 WP: 0 HR: 0 S: 36 P: 64 ERA: 4.91 WHIP: 1.909		
Ron Perranoski, L ERA: 2.55 (4, 1)	IP: 3.1 WLS: L BF: 13 H: 2 R: 2 ER: 0 SO: 2 BB: 2 IBB: 0 HBP: 0 BLK: 0 WP: 0 HR: 0 S: 27 P: 44 ERA: 0.00 WHIP: 1.200															PITCHER IP: 3.1 WLS: L BF: 13 H: 2 R: 2 ER: 0 SO: 2 BB: 2 IBB: 0 HBP: 0 BLK: 0 WP: 0 HR: 0 S: 27 P: 44 ERA: 0.00 WHIP: 1.200		
Ed Roebuck, R ERA: 3.07 (8, 1)	IP: 1.0 WLS: L BF: 4 H: 1 R: 0 ER: 0 SO: 2 BB: 0 IBB: 0 HBP: 0 BLK: 0 WP: 0 HR: 0 S: 9 P: 11 ERA: 0.00 WHIP: 1.000															PITCHER IP: 1.0 WLS: L BF: 4 H: 1 R: 0 ER: 0 SO: 2 BB: 0 IBB: 0 HBP: 0 BLK: 0 WP: 0 HR: 0 S: 9 P: 11 ERA: 0.00 WHIP: 1.000		

Batter	1	2	3	4	5	6	7	8	9	AB	R	H	RBI	BB	SO	LOB	TOP			
Maury Wills, S OBP: 0.329, SLG: 0.289	3-2 4-3		1-2 1-3		0-0 F2			1-1 SF8	0-0 E1	5	2	2	0	0	0	1				
Jim Gilliam, S OBP: 0.285, SLG: 0.295	0-0 4-3		0-2 G3		3-2 F6			1-1 3-1	1-1 2B	5	0	1	1	0	0	2				
Ron Fairly, L OBP: 0.364, SLG: 0.519	1-0 FC6-4			4-1 FC6-4	1-1 4-3			2-1 SF8	3-H 2-2 G3	3	1	1	1	1	0	1				
Tommy Davis, R OBP: 0.294, SLG: 0.290	1-2 FC6-4			0-0 FC6-4	0-0 F3			3-H 2-2 1-3		4	0	1	0	0	0	1				
Frank Howard, R OBP: 0.418, SLG: 0.534		2-2 G3		1-0 FC6-4	2-0 F4				1-3 K	4	1	0	0	0	1	2				
John Roseboro, L OBP: 0.227, SLG: 0.381		3-1 4-3		0-0 SF7	1-0 F9				2-0 1B	3	1	1	1	0	0	0				
Bill Skowron, R OBP: 0.275, SLG: 0.299		2-0 6-3		3-H 1-0 1B	1-2 6-3				0-1 HR	4	1	2	0	0	0	0				
Willie Davis, L OBP: 0.231, SLG: 0.294			0-1 F8	0-0 1B	1-1 L4				0-0 HR	3	0	1	1	0	0	0				
Lee Walls, R OBP: 0.297, SLG: 0.467				1-3 2-H 1B					1-H 2-H HR	1	1	1	3	0	0	0				
Don Zimmer, R OBP: 0.297, SLG: 0.467										0	0	0	0	0	0	0				
Pete Richert, L OBP: 0.333, SLG: 0.667					0-0 F9				2-3 K	2	0	1	0	0	0	2				
Ed Roebuck, R OBP: 0.333, SLG: 0.667										0	0	0	0	0	0	0				
Daryl Spencer, R OBP: 0.333, SLG: 0.111										1	0	0	0	0	0	0				
Ron Perranoski, L OBP: 0.333, SLG: 0.111										1	0	0	0	0	1	0				
Inning Stats	R: 0 E: 0 K: 0 S: 10	H: 1 LOB: 1 BB: 0 P: 15	R: 0 E: 0 K: 0 S: 7	H: 0 LOB: 0 BB: 0 P: 14	R: 0 E: 0 K: 0 S: 9	H: 1 LOB: 1 BB: 0 P: 10	R: 2 E: 0 K: 0 S: 7	H: 3 LOB: 2 BB: 1 P: 13	R: 0 E: 0 K: 0 S: 6	H: 0 LOB: 0 BB: 0 P: 10	R: 0 E: 0 K: 0 S: 6	H: 0 LOB: 0 BB: 0 P: 9	R: 1 E: 0 K: 0 S: 9	H: 1 LOB: 0 BB: 0 P: 15	R: 4 E: 1 K: 2 S: 16	H: 5 LOB: 1 BB: 0 P: 24	1B: 7 2B: 3 3B: 0 HR: 1	SF: 2 SAC: 0 DP: 0 HBP: 0	WP: 0 PB: 0 SB: 0 CS: 0	PA: 39
PITCHER	IP WLS BF H R ER SO BB IBB HBP BLK WP HR S P ERA WHIP	8.1 L 34 8 5 5 1 1 0 0 0 0 0 1 63 101 5.40 1.080	0.2 5 3 2 2 1 0 0 0 0 0 0 0 1 10 15 27.00 4.500																	

Los Angeles Dodgers @ Pittsburgh Pirates
Forbes Field, Pittsburgh, PA
Sun May 05 1963, 3:33 AM EDT
Att: 18,743 - Unknown


AB	36
R	7
H	11
RBI	7
BB	1
SO	2
LOB	9



Batter	1	2	3	4	5	6	7	8	9	AB	R	H	RBI	BB	SO	LOB	BOTTOM					
Dick Schofield, S OBP: 0.396, SLG: 0.309	0-0 F9		2-2 F9		1-1 FC6-4		0-1 6-3		2-2 FC6-4	5	0	0	0	0	0	3						
Ted Savage, R OBP: 0.333, SLG: 0.526	1-1 CI		1-2 6-3			1-0 F9	1-0 F9		2-2 G6-4-3	4	0	0	0	0	0	2						
Bob Skinner, L OBP: 0.317, SLG: 0.351	1-1 FC4-6			2-2 FC5-4	1-1 F7		2-1 E6			4	0	1	0	0	0	1						
Donn Clendenon, R OBP: 0.333, SLG: 0.515	0-0 F3			2-1 L8	4-1 1B		1-2 FC5-4			3	1	0	0	1	0	3						
Roberto Clemente, R OBP: 0.278, SLG: 0.397		1-1 G3		1-0 FC5-4	1-1 3B			1-0 4-3		4	1	1	0	0	0	1						
Bill Mazerowski, R OBP: 0.369, SLG: 0.386		0-0 5-3		2-1 F8	0-0 WP			2-2 FC5-4		4	1	2	2	0	0	1						
Smoky Burgess, L OBP: 0.314, SLG: 0.469		0-0 F8			2-1 F8			2-2 F9		4	0	1	0	0	0	1						
Bob Bailey, R OBP: 0.366, SLG: 0.493			0-0 F9	0-0 SH1-4	1-1 L8			0-0 FC5-4		3	0	1	0	1	0	1						
Vern Law, R OBP: 0.500, SLG: 0.500					0-0 SH1-4				0-1 FC6-4	2	0	1	0	0	0	2						
Harvey Haddix, L OBP: 0.250, SLG: 0.500										0	0	0	0	0	0	0						
Johnny Logan, R OBP: 0.667, SLG: 0.667										1	0	1	0	0	0	0						
Inning Stats	R: 0 E: 1 K: 0 S: 6	H: 0 LOB: 1 BB: 0 P: 8	R: 0 E: 0 K: 0 S: 4	H: 0 LOB: 0 BB: 0 P: 5	R: 0 E: 0 K: 0 S: 10	H: 1 LOB: 1 BB: 0 P: 13	R: 0 E: 0 K: 0 S: 8	H: 1 LOB: 1 BB: 0 P: 15	R: 0 E: 0 K: 0 S: 7	H: 1 LOB: 1 BB: 0 P: 11	R: 3 E: 0 K: 0 S: 10	H: 3 LOB: 2 BB: 2 P: 23	R: 0 E: 1 K: 0 S: 8	H: 0 LOB: 1 BB: 0 P: 12	R: 0 E: 0 K: 0 S: 8	H: 1 LOB: 1 BB: 0 P: 13	R: 0 E: 0 K: 0 S: 10	H: 1 LOB: 0 BB: 0 P: 14	1B: 7 2B: 0 3B: 1 HR: 0	SF: 0 SAC: 1 DP: 1 HBP: 0	WP: 1 PB: 0 SB: 0 CS: 0	PA: 38
PITCHER	IP WLS BF H R ER SO BB IBB HBP BLK WP HR S P ERA WHIP	5.2 25 2 0 0 0 0 1 0 0 1 0 0 2 6 0.00 0.000	0.1 2 0 0 0 0 0 0 0 0 0 0 0 2 6 0.00 0.000	3.0 W 11 2 0 0 0 0 0 0 0 0 0 26 39 0.00 0.667																		

Los Angeles Dodgers @ Pittsburgh Pirates
Forbes Field, Pittsburgh, PA
Sun May 05 1963, 3:33 AM EDT
Att: 18,743 - Unknown

AB	34
R	3
H	8
RBI	2
BB	2
SO	0
LOB	15



Batter	1	2	3	4	5	6	7	8	9	AB	R	H	RBI	BB	SO	LOB	TOP					
Maury Wills, S OBP: 0.344, SLG: 0.309	0-1 4-3		0-2 S 1B	0-0 1-2 1B			1-1 1B S 1B		3-2 6-3	5	1	3	0	0	0	0						
Jim Gilliam, S OBP: 0.259, SLG: 0.286	2-1 4-3		0-0 1B S G6-3	2-1 F8			0-0 F8		0-0 3-1	5	1	1	0	0	0	3						
Ron Fairly, L OBP: 0.370, SLG: 0.518	1-2 3-1		2-0 G6-3	1-3 2-H 1B		1-1 1-4-3 1B		2-2 F8		4	0	2	1	0	0	1						
Tommy Davis, R OBP: 0.316, SLG: 0.314		2-1 1B WP 1B	1-2 G6-3	2-0 F9			2-2 FC5-4 1B			4	0	2	0	0	0	2						
Frank Howard, R OBP: 0.412, SLG: 0.554		1-3 K	0-1 HR	3-1 L4-3			0-0 FC5-4 1B			4	1	1	1	0	1	4						
John Roseboro, L OBP: 0.250, SLG: 0.398	1-1 1B		0-1 CS 1B			0-1 F6		0-2 G6-4-3 1B		4	1	3	0	0	0	0						
Bill Skowron, R OBP: 0.274, SLG: 0.296	3-2 1B		0-1 CS	0-0 6-3		0-1 L6		0-0 G6-4-3		4	0	1	0	0	0	1						
Willie Davis, L OBP: 0.242, SLG: 0.315	1-1 1B		0-1 1-3			0-0 1-3		0-2 F8		4	0	2	1	0	0	0						
Don Drysdale, R OBP: 0.278, SLG: 0.333	2-3 K		1-1 1B			1-3 K		2-0 F9		3	0	1	0	0	2	3						
Ed Roebuck, R OBP: 0.241, SLG: 0.259										0	0	0	0	0	0	0						
Wally Moon, L OBP: 0.241, SLG: 0.259										1	0	0	0	0	0	0						
Inning Stats	R: 0 E: 0 K: 0 S: 7	H: 0 LOB: 0 BB: 0 P: 10	R: 1 E: 0 K: 2 S: 15	H: 4 LOB: 2 BB: 0 P: 25	R: 3 E: 0 K: 0 S: 13	H: 5 LOB: 0 BB: 0 P: 16	R: 0 E: 0 K: 0 S: 8	H: 2 LOB: 2 BB: 0 P: 11	R: 0 E: 0 K: 1 S: 9	H: 1 LOB: 0 BB: 0 P: 10	R: 0 E: 0 K: 0 S: 13	H: 2 LOB: 0 BB: 0 P: 18	R: 0 E: 0 K: 0 S: 7	H: 1 LOB: 0 BB: 0 P: 7	R: 0 E: 0 K: 0 S: 5	H: 0 LOB: 0 BB: 0 P: 10	1B: 14 2B: 2 3B: 0 HR: 1	SF: 0 SAC: 0 DP: 3 HBP: 0	WP: 1 PB: 0 SB: 3 CS: 1	PA: 39		
PITCHER	IP WLS BF H R ER SO BB IBB HBP BLK WP HR S P ERA WHIP	IP WLS BF H R ER SO BB IBB HBP BLK WP HR S P ERA WHIP	IP WLS BF H R ER SO BB IBB HBP BLK WP HR S P ERA WHIP	IP WLS BF H R ER SO BB IBB HBP BLK WP HR S P ERA WHIP	IP WLS BF H R ER SO BB IBB HBP BLK WP HR S P ERA WHIP	IP WLS BF H R ER SO BB IBB HBP BLK WP HR S P ERA WHIP	IP WLS BF H R ER SO BB IBB HBP BLK WP HR S P ERA WHIP	IP WLS BF H R ER SO BB IBB HBP BLK WP HR S P ERA WHIP	IP WLS BF H R ER SO BB IBB HBP BLK WP HR S P ERA WHIP	IP WLS BF H R ER SO BB IBB HBP BLK WP HR S P ERA WHIP	IP WLS BF H R ER SO BB IBB HBP BLK WP HR S P ERA WHIP	IP WLS BF H R ER SO BB IBB HBP BLK WP HR S P ERA WHIP	IP WLS BF H R ER SO BB IBB HBP BLK WP HR S P ERA WHIP	IP WLS BF H R ER SO BB IBB HBP BLK WP HR S P ERA WHIP	IP WLS BF H R ER SO BB IBB HBP BLK WP HR S P ERA WHIP	IP WLS BF H R ER SO BB IBB HBP BLK WP HR S P ERA WHIP	IP WLS BF H R ER SO BB IBB HBP BLK WP HR S P ERA WHIP	IP WLS BF H R ER SO BB IBB HBP BLK WP HR S P ERA WHIP	IP WLS BF H R ER SO BB IBB HBP BLK WP HR S P ERA WHIP	IP WLS BF H R ER SO BB IBB HBP BLK WP HR S P ERA WHIP	IP WLS BF H R ER SO BB IBB HBP BLK WP HR S P ERA WHIP	IP WLS BF H R ER SO BB IBB HBP BLK WP HR S P ERA WHIP

Los Angeles Dodgers @ Pittsburgh Pirates
 Forbes Field, Pittsburgh, PA
 Mon May 06 1963, 3:33 AM EDT
 Att: 5,376 - Unknown

AB	38
R	4
H	16
RBI	3
BB	0
SO	3
LOB	14




Batter	1	2	3	4	5	6	7	8	9	AB	R	H	RBI	BB	SO	LOB	BOTTOM					
Dick Schofield, S OBP: 0.386, SLG: 0.294	4-2 3B		3-3 K		1-1 FC6-4	0-0 FC4-6		2-1 F7		4	0	0	0	1	1	4						
Ted Savage, R OBP: 0.360, SLG: 0.609	2-2 1B		1-1 4-3			2-2 E4 2B		2-2 SH1-3 2B		4	3	2	0	0	0	0						
Bob Skinner, L OBP: 0.329, SLG: 0.377	1-2 1B		2-1 3-1			2-1 1B 3-1 2B		2-1 SH1-3		3	2	2	2	0	0	0						
Willie Stargell, L OBP: 0.565, SLG: 0.632	2-1 1B				1-1 G4-6-3 1B		4-2 3-1 FC5-2 BB		0-0 2H 2B	3	0	3	1	1	0	0						
Roberto Clemente, R OBP: 0.289, SLG: 0.403	0-2 1B				1-2 L9		0-0 FC5-2 1B		0-1 5-3	4	1	2	1	0	0	2						
Smoky Burgess, L OBP: 0.282, SLG: 0.417	0-0 G1-6-4-3				2-0 G4-6-3		0-0 3-1		0-0 G3	4	0	0	1	0	0	6						
Bill Mazerowski, R OBP: 0.386, SLG: 0.397		3-2 F8			0-0 FC6-4 1B		1-2 FC5-2 1B IBB		1-0 1-3 1B	3	1	2	0	1	0	0						
Bob Bailey, R OBP: 0.360, SLG: 0.506		3-2 K2-5-2 3B			0-1 F5		1-2 FC5-2 1B		3-2 1-3 2H 3-H 1B	4	0	1	0	0	0	5						
Bob Friend, R OBP: 0.231, SLG: 0.167		0-3 K2-5-2			2-3 K		2-3 FC4-6 1B		0-1 L9	1	0	0	0	0	1	1						
Joe Gibbon, R OBP: 0.200, SLG: 0.200										1	0	0	0	0	1	1						
Johnny Logan, R OBP: 0.750, SLG: 0.750										1	0	1	2	0	0	0						
Tommie Sisk, R										0	0	0	0	0	0	0						
Roy Face, R										1	0	0	0	0	0	1						
Inning Stats	R: 2 E: 0 K: 0 S: 14	H: 4 LOB: 1 BB: 1 P: 23	R: 0 E: 0 K: 1 S: 12	H: 1 LOB: 0 BB: 0 P: 18	R: 0 E: 0 K: 1 S: 7	H: 0 LOB: 0 BB: 0 P: 13	R: 0 E: 0 K: 0 S: 6	H: 1 LOB: 0 BB: 0 P: 10	R: 0 E: 0 K: 1 S: 8	H: 1 LOB: 1 BB: 0 P: 11	R: 4 E: 1 K: 0 S: 23	H: 3 LOB: 2 BB: 2 P: 39	R: 1 E: 0 K: 0 S: 11	H: 2 LOB: 1 BB: 0 P: 14	R: 0 E: 0 K: 0 S: 8	H: 1 LOB: 1 BB: 0 P: 14	1B: 9 2B: 3 3B: 2 HR: 0	SF: 0 SAC: 1 DP: 3 HBP: 0	WP: 0 PB: 0 SB: 0 CS: 0	PA: 37		
PITCHER	IP WLS BF H R ER SO BB IBB HBP BLK WP HR S P ERA WHIP	IP WLS BF H R ER SO BB IBB HBP BLK WP HR S P ERA WHIP	IP WLS BF H R ER SO BB IBB HBP BLK WP HR S P ERA WHIP	IP WLS BF H R ER SO BB IBB HBP BLK WP HR S P ERA WHIP	IP WLS BF H R ER SO BB IBB HBP BLK WP HR S P ERA WHIP	IP WLS BF H R ER SO BB IBB HBP BLK WP HR S P ERA WHIP	IP WLS BF H R ER SO BB IBB HBP BLK WP HR S P ERA WHIP	IP WLS BF H R ER SO BB IBB HBP BLK WP HR S P ERA WHIP	IP WLS BF H R ER SO BB IBB HBP BLK WP HR S P ERA WHIP	IP WLS BF H R ER SO BB IBB HBP BLK WP HR S P ERA WHIP	IP WLS BF H R ER SO BB IBB HBP BLK WP HR S P ERA WHIP	IP WLS BF H R ER SO BB IBB HBP BLK WP HR S P ERA WHIP	IP WLS BF H R ER SO BB IBB HBP BLK WP HR S P ERA WHIP	IP WLS BF H R ER SO BB IBB HBP BLK WP HR S P ERA WHIP	IP WLS BF H R ER SO BB IBB HBP BLK WP HR S P ERA WHIP	IP WLS BF H R ER SO BB IBB HBP BLK WP HR S P ERA WHIP	IP WLS BF H R ER SO BB IBB HBP BLK WP HR S P ERA WHIP	IP WLS BF H R ER SO BB IBB HBP BLK WP HR S P ERA WHIP	IP WLS BF H R ER SO BB IBB HBP BLK WP HR S P ERA WHIP	IP WLS BF H R ER SO BB IBB HBP BLK WP HR S P ERA WHIP	IP WLS BF H R ER SO BB IBB HBP BLK WP HR S P ERA WHIP	IP WLS BF H R ER SO BB IBB HBP BLK WP HR S P ERA WHIP

Los Angeles Dodgers @ Pittsburgh Pirates
 Forbes Field, Pittsburgh, PA
 Mon May 06 1963, 3:33 AM EDT
 Att: 5,376 - Unknown

AB	33
R	7
H	13
RBI	7
BB	3
SO	3
LOB	20




Batter	1	2	3	4	5	6	7	8	9	AB	R	H	RBI	BB	SO	LOB	TOP			
Dick Schofield, S (1.6)	G3		K			5-3 1B		F8		4	0	1	0	0	1	1	Pittsburgh Pirates @ Chicago Cubs Wrigley Field, Chicago, IL Tue May 07 1963, 3:33 AM CDT Att: 6,012 - Unknown			
Ted Savage, R (1.8)	K		4-3			5-3 1-2		G1-6-3		4	0	0	0	0	1	2				
Bob Skinner, L (1.7)	G3-6-3			K		K			PB 4-3 2B	4	1	1	0	0	2	2				
Willie Stargell, L (1.3)		G3		F9			3-1		4-3 2H	4	0	0	1	0	0	0				
Roberto Clemente, R (1.9)		HR		P4			HR BB		F9	3	2	1	1	1	0	0				
Smoky Burgess, L (1.2)		4-3			3-1		HR		F9	4	1	1	2	0	0	0				
Bill Mazerowski, R (1.4)		FC6-4 BB		1-3			K			2	0	0	0	1	1	0				
Bob Bailey, R (1.5)		FC6-4		K			6-3			3	0	0	0	0	1	1				
Don Cardwell, R (1.1)			1-6-3			K				2	0	0	0	0	1	0				
Elmo Plaskett, R (8, PH) Al McBean, R (8, PR) Tommye Sisk, R (8, 1)								G1-6-3 1B		1	0	1	0	0	0	0				
Inning Stats	R: 0 E: 0 K: 1 S: 5	H: 0 LOB: 0 BB: 0 P: 5	R: 1 E: 0 K: 0 S: 4	H: 1 LOB: 1 BB: 1 P: 8	R: 0 E: 0 K: 1 S: 5	H: 0 LOB: 0 BB: 0 P: 5	R: 0 E: 0 K: 1 S: 5	H: 0 LOB: 0 BB: 0 P: 5	R: 0 E: 0 K: 2 S: 8	H: 1 LOB: 1 BB: 0 P: 8	R: 2 E: 0 K: 1 S: 6	H: 1 LOB: 0 BB: 1 P: 10	R: 0 E: 0 K: 0 S: 3	H: 1 LOB: 1 BB: 0 P: 3	R: 1 E: 0 K: 0 S: 4	H: 1 LOB: 0 BB: 0 P: 4	1B: 2 2B: 1 3B: 0 HR: 2		SF: 0 SAC: 0 DP: 2 HBP: 0	WP: 0 PB: 2 SB: 0 CS: 0
PITCHER Larry Jackson, R (1.1) ERA: 2.72	IP: 9.0 WLS: W BF: 33	H: 5 R: 4 ER: 4 SO: 7	BB: 2 IBB: 0 HBP: 0 BLK: 0	WP: 0 HR: 2 S: 45 P: 53	ERA: 4.00 WHIP: 0.778															

Batter	1	2	3	4	5	6	7	8	9	AB	R	H	RBI	BB	SO	LOB	BOTTOM			
Lou Brock, L (1.9)	1-3		F8		SH3-4 1-2 2-3		E8 E 2B			3	1	1	1	0	0	0	Pittsburgh Pirates @ Chicago Cubs Wrigley Field, Chicago, IL Tue May 07 1963, 3:33 AM CDT Att: 6,012 - Unknown			
Ken Hubbs, R (1.4)	P4		2B		F9		FC2			4	1	1	0	0	0	2				
Billy Williams, L (1.7)	4-3		PB 2B			IBB	14 FC6-4 IBB			2	0	1	1	2	0	0				
Ron Santo, R (1.5)		4-3	F9		P3		F8			4	0	0	0	0	0	6				
14 Ernie Banks, R (1.3)		HR		G4-6-3 HBP		G6-4-3 1B	FC6-4 1-2			3	1	2	1	0	0	2				
Andre Rodgers, R (1.6)		5-3		G4-6-3 1-2		F9		2B 1B		4	1	1	0	0	0	2				
Nelson Mathews, R (1.8)			P4		P4	G6-4-3 1-2		F5		4	0	1	0	0	0	2				
Merritt Ranew, L (1.2)		4-3			SH3-4 1B		SH1-4 E 1B			4	1	3	1	0	0	1				
Larry Jackson, R (1.1)			6-3		SH3-4 1-2 1B		SH1-4 1-2 1B		4-3	3	0	1	0	0	0	0				
Inning Stats	R: 0 E: 0 K: 0 S: 3	H: 0 LOB: 0 BB: 0 P: 3	R: 1 E: 0 K: 0 S: 5	H: 2 LOB: 1 BB: 0 P: 5	R: 1 E: 0 K: 0 S: 5	H: 2 LOB: 1 BB: 0 P: 5	R: 0 E: 0 K: 0 S: 2	H: 0 LOB: 0 BB: 0 P: 3	R: 0 E: 0 K: 0 S: 5	H: 2 LOB: 3 BB: 1 P: 9	R: 0 E: 0 K: 0 S: 3	H: 1 LOB: 0 BB: 0 P: 3	R: 2 E: 2 K: 0 S: 6	H: 2 LOB: 2 BB: 1 P: 10	R: 1 E: 0 K: 0 S: 4	H: 2 LOB: 0 BB: 0 P: 4		1B: 6 2B: 4 3B: 0 HR: 1	SF: 0 SAC: 2 DP: 2 HBP: 1	WP: 0 PB: 1 SB: 1 CS: 0
PITCHER Don Cardwell, R (1.1) ERA: 5.08 Tommye Sisk, R (8, 1) ERA: 1.42	IP: 7.0 WLS: L BF: 32	H: 9 R: 4 ER: 2 SO: 4	BB: 0 IBB: 2 HBP: 1 BLK: 0	WP: 0 HR: 1 S: 29 P: 38	ERA: 2.57 WHIP: 1.286															

Batter	1	2	3	4	5	6	7	8	9	AB	R	H	RBI	BB	SO	LOB	TOP		
Dick Schofield, S OBP: 0.373, SLG: 0.287	G3			K		G3		G5-3 HR	4-3	5	1	1	1	0	1	0			
Ted Savage, R OBP: 0.303, SLG: 0.484	K			1B		4-3		G5-3		4	0	1	0	0	1	2			
Bob Skinner, L OBP: 0.344, SLG: 0.386	4-3			1B				HR		2	1	1	0	2	0	0			
Willie Stargell, L OBP: 0.484, SLG: 0.630		P4		G1-6-3				HR		4	1	2	3	0	0	2			
Roberto Clemente, R OBP: 0.319, SLG: 0.446								HR		3	1	2	0	1	0	2			
Smoky Burgess, L OBP: 0.318, SLG: 0.512										3	0	2	1	1	0	1			
Vern Law, R OBP: 0.500, SLG: 0.500										0	0	0	0	0	0	0			
Roy Face, R OBP: 0.500, SLG: 0.500										0	0	0	0	0	0	0			
Earl Francis, R OBP: 0.500, SLG: 0.500										0	0	0	0	0	0	0			
Bill Mazerolski, R OBP: 0.368, SLG: 0.367			F7		F8		L7	1-3		4	0	0	0	0	0	5			
Bob Bailey, R OBP: 0.333, SLG: 0.464			5-3		L7-4			E6 1B	K	4	1	0	0	0	1	2			
Al McBean, R OBP: 0.100, SLG: 0.100			4-3						F7	1	0	0	0	0	0	0			
Elmo Plaskett, R OBP: 0.200, SLG: 0.200										1	0	0	0	0	0	0			
Joe Gibbon, R OBP: 0.200, SLG: 0.200										0	0	0	0	0	0	0			
Johnny Logan, R OBP: 0.800, SLG: 0.800										1	0	1	0	0	0	0			
Jim Pagliaroni, R OBP: 0.425, SLG: 0.500										1	0	0	0	0	0	0			
Inning Stats	R: 0 E: 0 K: 1 S: 5	H: 0 LOB: 0 BB: 0 P: 5	R: 0 E: 0 K: 0 S: 3	H: 1 LOB: 0 BB: 0 P: 3	R: 0 E: 0 K: 0 S: 3	H: 0 LOB: 0 BB: 0 P: 3	R: 0 E: 0 K: 1 S: 6	H: 2 LOB: 1 BB: 0 P: 6	R: 0 E: 0 K: 0 S: 3	H: 0 LOB: 0 BB: 0 P: 3	R: 0 E: 0 K: 0 S: 3	H: 1 LOB: 2 BB: 2 P: 11	R: 5 E: 1 K: 0 S: 8	H: 5 LOB: 1 BB: 1 P: 12	R: 0 E: 0 K: 1 S: 5	H: 0 LOB: 0 BB: 0 P: 5	1B: 8 2B: 2 3B: 0 HR: 1	SF: 0 SAC: 0 DP: 5 HBP: 0	WP: 0 PA: 37 PB: 0 SB: 0 CS: 0
PITCHER	IP WLS BF H R ER SO BB IBB HBP BLK WP HR S P ERA WHIP																		
Bob Buhl, R ERA: 1.97	(1, 1) 7.0 27 6 2 0 2 3 0 0 0 0 0 0 28 40 0.00 1.286																		
Lindy McDaniel, R ERA:	(8, 1) 0.2 4 2 2 0 0 1 0 0 0 0 0 1 3 7 0.00 4.500																		
Don Elston, R ERA:	(8, 1) 1.1 W 6 2 1 0 1 0 0 0 0 0 0 0 8 8 0.00 1.500																		

Pittsburgh Pirates @ Chicago Cubs
Wrigley Field, Chicago, IL
Wed May 08 1963, 3:33 AM CDT
Att: 6,350 - Unknown


AB 33
R 5
H 10
RBI 5
BB 4
SO 3
LOB 14



Batter	1	2	3	4	5	6	7	8	9	AB	R	H	RBI	BB	SO	LOB	BOTTOM		
Lou Brock, L OBP: 0.333, SLG: 0.386	E 3B		S 2B	4-3			E4 1B	2B		5	4	3	1	0	0	1			
Ken Hubbs, R OBP: 0.289, SLG: 0.431	6-3		PB	5-3			F3	6-3		5	0	1	0	0	0	5			
Billy Williams, L OBP: 0.333, SLG: 0.358			PB IBB			G3	14 1B	2B IBB		3	0	2	2	2	0	0			
Ron Santo, R OBP: 0.309, SLG: 0.495	1-3		K				K			5	1	2	3	0	2	4			
14 Ernie Banks, R OBP: 0.296, SLG: 0.465	F8									3	0	1	0	2	1	1			
Andre Rodgers, R OBP: 0.312, SLG: 0.263		6-3	4-3		F8		F9	G5-4-3		5	0	0	0	0	0	8			
Nelson Mathews, R OBP: 0.302, SLG: 0.383		F7								4	2	2	1	0	1	0			
Jimmie Schaffer, R OBP: 0.318, SLG: 0.500		K		1-3			P4	SH 2B		4	1	1	0	0	1	1			
Bob Buhl, R OBP: 0.059, SLG: 0.059			4-3					SH 2B		3	0	1	1	0	1	0			
Lindy McDaniel, R ERA:	(8, 1)									0	0	0	0	0	0	0			
Don Elston, R ERA:	(8, 1)									0	1	0	0	0	0	0			
Inning Stats	R: 1 E: 1 K: 0 S: 5	H: 2 LOB: 1 BB: 0 P: 5	R: 0 E: 0 K: 1 S: 5	H: 0 LOB: 0 BB: 0 P: 5	R: 1 E: 0 K: 1 S: 7	H: 2 LOB: 3 BB: 2 P: 15	R: 1 E: 0 K: 0 S: 5	H: 2 LOB: 1 BB: 0 P: 5	R: 1 E: 0 K: 2 S: 7	H: 1 LOB: 0 BB: 0 P: 7	R: 0 E: 0 K: 2 S: 7	H: 0 LOB: 0 BB: 0 P: 7	R: 1 E: 1 K: 1 S: 8	H: 2 LOB: 2 BB: 0 P: 8	R: 4 E: 0 K: 0 S: 7	H: 4 LOB: 2 BB: 2 P: 15	1B: 5 2B: 4 3B: 2 HR: 2	SF: 0 SAC: 1 DP: 1 HBP: 0	WP: 0 PA: 42 PB: 1 SB: 2 CS: 0
PITCHER	IP WLS BF H R ER SO BB IBB HBP BLK WP HR S P ERA WHIP																		
Al McBean, R ERA: 3.46	(1, 1) 5.0 24 7 4 3 3 0 0 0 0 0 0 0 15 15 0.00 1.000																		
Joe Gibbon, L ERA:	(6, 1) 2.0 9 2 1 0 3 0 0 0 0 0 0 0 15 15 0.00 1.000																		
Roy Face, R ERA: 5.19	(8, 1) 0.0 L 4 3 4 4 0 0 0 0 0 0 0 1 4 4 ∞ ∞																		
Earl Francis, R ERA: 3.06	(8, 1) 1.0 5 1 0 0 0 0 0 2 0 0 0 0 0 3 11 0.00 1.000																		

Pittsburgh Pirates @ Chicago Cubs
Wrigley Field, Chicago, IL
Wed May 08 1963, 3:33 AM CDT
Att: 6,350 - Unknown


AB 37
R 9
H 13
RBI 8
BB 4
SO 6
LOB 20



Batter	1	2	3	4	5	6	7	8	9	AB	R	H	RBI	BB	SO	LOB	TOP		
Dick Schofield, S OBP: 0.368, SLG: 0.286 (1, 6)	0-0 6-3		0-0 1-3			0-0 5-3			0-0 2-3 1B	4	0	1	0	0	0	0			
Ted Savage, R OBP: 0.270, SLG: 0.429 (1, 7)	0-0 1-3			0-0 6-3			0-0 4-3		0-0 2-3	4	0	0	0	0	0	1			
Roberto Clemente, R OBP: 0.305, SLG: 0.425 (1, 9)	0-0 4-3			0-0 6-3			0-0 4-3		0-0 P5	4	0	0	0	0	0	1			
Donn Clendenon, R OBP: 0.346, SLG: 0.514 (1, 3)		0-0 FC4-6 1B		0-0 1-3			4-0 BB			2	0	1	0	1	0	0			
Bill Mazerowski, R OBP: 0.357, SLG: 0.354 (1, 4)		0-0 FC4-6 G5-4-3 1-2f			0-0 6-3		0-0 5-3			3	0	0	0	0	0	2			
Bob Bailey, R OBP: 0.323, SLG: 0.448 (1, 5)		0-0 G5-4-3 1-2f			0-0 5-3				0-0 5-3	3	0	0	0	0	0	1			
Jim Pagliaroni, R OBP: 0.419, SLG: 0.471 (1, 2)			4-0 E G3 SF9 BB		0-0 5-3				0-0 5-3	2	1	0	0	1	0	0			
Bill Virdon, L OBP: 0.329, SLG: 0.357 (1, 8)			0-0 G3		0-0 4-3				0-3 K2-3	3	0	0	0	0	1	1			
Don Schwall, R OBP: 0.167, SLG: 0.100 Bob Veale, S (8, 1)			0-0 SF9		0-0 6-3				0-0 F7	1	0	0	1	0	0	0			
Johnny Logan, R OBP: 0.667, SLG: 0.667 (9, PH)			3-H							0	0	0	0	0	0	0			
										1	0	0	0	0	0	0			
										0	0	0	0	0	0	0			
										1	0	0	0	0	0	0			
Inning Stats	R: 0 E: 0 K: 0 S: 3	H: 0 LOB: 0 BB: 0 P: 3	R: 0 E: 0 K: 0 S: 3	H: 1 LOB: 0 BB: 0 P: 3	R: 1 E: 1 K: 0 S: 3	H: 0 LOB: 0 BB: 1 P: 7	R: 0 E: 0 K: 0 S: 3	H: 0 LOB: 0 BB: 0 P: 3	R: 0 E: 0 K: 0 S: 3	H: 0 LOB: 0 BB: 0 P: 3	R: 0 E: 0 K: 0 S: 3	H: 0 LOB: 1 BB: 1 P: 7	R: 0 E: 0 K: 1 S: 5	H: 0 LOB: 0 BB: 0 P: 5	R: 0 E: 0 K: 0 S: 4	H: 1 LOB: 1 BB: 0 P: 4	1B: 2 2B: 0 3B: 0 HR: 0	SF: 1 SAC: 0 DP: 1 HBP: 0	WP: 0 PA: 30 PB: 0 SB: 0 CS: 0
PITCHER Dick Ellsworth, L ERA: 0.86 (1, 1)	IP: 9.0 WLS: W BF: 30 H: 2 R: 1 ER: 0 SO: 1 BB: 2 IBB: 0 HBP: 0 BLK: 0 WP: 0 HR: 0 S: 30 P: 38 ERA: 0.00 WHIP: 0.444																		

Pittsburgh Pirates @ Chicago Cubs
Wrigley Field, Chicago, IL
Thu May 09 1963, 3:33 AM CDT
Att: 5,961 - Unknown


AB 27
R 1
H 2
RBI 1
BB 2
SO 1
LOB 6



Batter	1	2	3	4	5	6	7	8	9	AB	R	H	RBI	BB	SO	LOB	BOTTOM		
Lou Brock, L OBP: 0.339, SLG: 0.385 (1, 9)	0-3 K		0-0 G5-4-3 1B		0-0 F9			1-0 7-5 S HBP		3	0	1	0	0	1	1			
Ken Hubbs, R OBP: 0.300, SLG: 0.427 (1, 4)	0-3 K 3B		0-0 G5-4-3 1-2f		0-0 1B 3-H			4-0 1B 1-2 BB		3	1	1	1	1	1	1			
Billy Williams, L OBP: 0.339, SLG: 0.384 (1, 7)	0-0 14 SF5 3B		0-0 1B		0-0 1-3			0-0 7-5 2-3f		4	1	2	1	0	0	3			
Ron Santo, R OBP: 0.325, SLG: 0.500 (1, 5)	4-0 BB		0-0 1B 1-3			0-0 6-3		0-0 1-3 1B		3	0	2	0	1	0	0			
14 Ernie Banks, R OBP: 0.286, SLG: 0.451 (1, 3)	0-0 SF5			0-0 1-3		0-0 F8		0-0 P6		3	0	0	1	0	0	2			
Andre Rodgers, R OBP: 0.304, SLG: 0.255 (1, 6)	0-3 K			0-0 6-3		0-0 1-3				3	0	0	0	0	1	1			
Nelson Mathews, R OBP: 0.286, SLG: 0.360 (1, 8)		0-3 K		0-3 K			0-0 5-3			3	0	0	0	0	2	0			
Jimmie Schaffer, R OBP: 0.320, SLG: 0.455 (1, 2)		0-0 4-3			4-0 F9 SH3-4 1B BB		0-3 K			2	1	0	0	1	1	0			
Dick Ellsworth, L OBP: 0.077, SLG: 0.077 (1, 1)		0-3 K			0-0 SH3-4 1-2		0-0 1-3			2	0	0	0	0	1	0			
Inning Stats	R: 2 E: 0 K: 3 S: 11	H: 1 LOB: 1 BB: 1 P: 15	R: 0 E: 0 K: 2 S: 7	H: 0 LOB: 0 BB: 0 P: 7	R: 0 E: 0 K: 1 S: 5	H: 3 LOB: 2 BB: 0 P: 4	R: 0 E: 0 K: 1 S: 5	H: 0 LOB: 0 BB: 0 P: 5	R: 1 E: 0 K: 0 S: 4	H: 1 LOB: 1 BB: 1 P: 8	R: 0 E: 0 K: 0 S: 3	H: 0 LOB: 0 BB: 0 P: 3	R: 0 E: 0 K: 1 S: 5	H: 0 LOB: 0 BB: 0 P: 5	R: 0 E: 0 K: 0 S: 3	H: 1 LOB: 2 BB: 1 P: 8	1B: 5 2B: 1 3B: 1 HR: 0	SF: 1 SAC: 1 DP: 2 HBP: 1	WP: 0 PA: 32 PB: 1 SB: 1 CS: 0
PITCHER Don Schwall, R ERA: 1.44 Bob Veale, L ERA: (8, 1)	IP: 7.0 WLS: L BF: 29 H: 5 R: 3 ER: 1 SO: 7 BB: 3 IBB: 0 HBP: 1 BLK: 0 WP: 0 HR: 0 S: 39 P: 52 ERA: 1.29 WHIP: 1.143																		

Pittsburgh Pirates @ Chicago Cubs
Wrigley Field, Chicago, IL
Thu May 09 1963, 3:33 AM CDT
Att: 5,961 - Unknown

AB 26
R 3
H 6
RBI 3
BB 3
SO 7
LOB 8



Batter	1	2	3	4	5	6	7	8	9	AB	R	H	RBI	BB	SO	LOB	TOP		
Curt Flood, R OBP: 0.313, SLG: 0.374 (1, 8)	0-0 4-3		0-0 1-3			0-0 F5		0-0 4-3		4	0	0	0	0	0	1			
Dick Groat, R OBP: 0.401, SLG: 0.476 (1, 6)	0-0 4-3		0-0 1-3			0-0 4-3			0-0 5-3	4	0	0	0	0	0	1			
Bill White, L OBP: 0.383, SLG: 0.462 (1, 3)	0-0 4-3			0-0 2-3			0-0 E3 1B		0-0 F8	4	0	0	0	0	0	0			
George Altman, L OBP: 0.382, SLG: 0.404 (1, 9)		0-3 K		0-0 4-3			0-0 F8		0-0 HR	4	1	1	1	0	1	1			
Ken Boyer, R OBP: 0.356, SLG: 0.443 (1, 5)		0-0 1B		0-3 K			0-0 1B		0-0 1B	4	0	3	0	0	1	0			
Stan Mustaj, L OBP: 0.300, SLG: 0.359 (1, 7)		0-0 F8				0-0 L8			0-3 K	4	0	0	0	0	1	4			
Duke Carmel, L OBP: 0.375, SLG: 0.364 (9, 7)										0	0	0	0	0	0	0			
Carl Sawatski, L OBP: 0.340, SLG: 0.447 (1, 2)		0-0 G3				0-0 F8				3	0	0	0	0	0	3			
Julian Javier, R OBP: 0.270, SLG: 0.336 (1, 4)			0-0 5-3			0-3 K			0-0 6-3	3	0	0	0	0	1	0			
Curt Simmons, L OBP: 0.211, SLG: 0.167 (1, 1)				0-0 1-3 1B			0-3 K		0-0 3-1	3	0	1	0	0	1	0			
Inning Stats	R: 0 E: 0 K: 0 S: 3	H: 0 LOB: 0 BB: 0 P: 3	R: 0 E: 0 K: 1 S: 6	H: 1 LOB: 1 BB: 0 P: 6	R: 0 E: 0 K: 0 S: 4	H: 1 LOB: 0 BB: 0 P: 4	R: 0 E: 0 K: 1 S: 5	H: 0 LOB: 0 BB: 0 P: 5	R: 0 E: 0 K: 0 S: 5	H: 1 LOB: 2 BB: 0 P: 5	R: 0 E: 0 K: 0 S: 3	H: 0 LOB: 0 BB: 0 P: 3	R: 1 E: 0 K: 1 S: 7	H: 2 LOB: 1 BB: 0 P: 7	1B: 4 2B: 0 3B: 0 HR: 1	SF: 0 SAC: 0 DP: 0 HBP: 0	WP: 0 PB: 0 SB: 0 CS: 0	PA: 33	
PITCHER Bob Friend, R ERA: 3.33 (1, 1)	IP: 9.0 WLS: L BF: 33	H: 5 R: 1 ER: 1 SO: 5	BB: 0 IBB: 0 HBP: 0 BLK: 0	WP: 0 HR: 1 S: 43 P: 43	ERA: 1.00 WHIP: 0.556														

St. Louis Cardinals @ Pittsburgh Pirates
Forbes Field, Pittsburgh, PA
Fri May 10 1963, 7:05 PM EDT
Att: 16,739 - Unknown

AB 33
R 1
H 5
RBI 1
BB 0
SO 5
LOB 10



Batter	1	2	3	4	5	6	7	8	9	AB	R	H	RBI	BB	SO	LOB	BOTTOM			
Dick Schofield, S OBP: 0.373, SLG: 0.294 (1, 6)	0-0 F8		0-0 G4-3 1B			0-0 1B		0-0 F9		4	0	2	0	0	0	0				
Ted Savage, R OBP: 0.283, SLG: 0.417 (1, 7)	0-0 F8		0-0 G4-3			0-0 F7			0-0 4-3	1	0	0	0	0	0	0				
Bob Skinner, L OBP: 0.333, SLG: 0.372 (3, 7)			0-0 G4-3							3	0	0	0	0	0	2				
Roberto Clemente, R OBP: 0.313, SLG: 0.440 (1, 9)	0-0 F6			0-0 2B		0-0 1B			0-0 4-3	4	0	2	0	0	0	0				
Donn Clendenon, R OBP: 0.341, SLG: 0.500 (1, 3)		0-0 F8		0-0 FC6-5-4-5 CS		0-0 F9			0-0 1B	4	0	1	0	0	0	3				
Bill Mazerowski, R OBP: 0.363, SLG: 0.360 (1, 4)		0-0 1B		0-0 4-3			0-0 F3		0-0 1B	4	0	2	0	0	0	1				
Bob Bailey, R OBP: 0.320, SLG: 0.440 (1, 5)		0-0 F8			0-0 F7		0-0 G6-4-3 1B		0-0 F9	4	0	1	0	0	0	3				
Jim Pagliaroni, R OBP: 0.413, SLG: 0.459 (1, 2)		0-0 1B			0-0 6-3		0-0 G6-4-3			3	0	1	0	0	0	1				
Bill Virdon, L OBP: 0.316, SLG: 0.342 (1, 8)		0-3 K			0-0 F5			0-0 L7		3	0	0	0	0	1	2				
Bob Friend, R OBP: 0.188, SLG: 0.133 (1, 1)			0-3 K			0-0 6-3			0-0 F9	3	0	0	0	0	1	0				
Inning Stats	R: 0 E: 0 K: 0 S: 3	H: 0 LOB: 0 BB: 0 P: 3	R: 0 E: 0 K: 1 S: 7	H: 2 LOB: 2 BB: 0 P: 7	R: 0 E: 0 K: 1 S: 5	H: 1 LOB: 0 BB: 0 P: 5	R: 0 E: 0 K: 0 S: 3	H: 1 LOB: 0 BB: 0 P: 3	R: 0 E: 0 K: 0 S: 3	H: 2 LOB: 2 BB: 0 P: 5	R: 0 E: 0 K: 0 S: 3	H: 1 LOB: 0 BB: 0 P: 3	R: 0 E: 0 K: 0 S: 3	H: 0 LOB: 0 BB: 0 P: 3	R: 0 E: 0 K: 0 S: 5	H: 2 LOB: 2 BB: 0 P: 5	1B: 8 2B: 1 3B: 0 HR: 0	SF: 0 SAC: 0 DP: 2 HBP: 0	WP: 0 PB: 0 SB: 0 CS: 1	PA: 33
PITCHER Curt Simmons, L ERA: 1.24 (1, 1)	IP: 9.0 WLS: W BF: 33	H: 9 R: 0 ER: 0 SO: 2	BB: 0 IBB: 0 HBP: 0 BLK: 0	WP: 0 HR: 0 S: 37 P: 37	ERA: 0.00 WHIP: 1.000															

St. Louis Cardinals @ Pittsburgh Pirates
Forbes Field, Pittsburgh, PA
Fri May 10 1963, 7:05 PM EDT
Att: 16,739 - Unknown

AB 33
R 0
H 9
RBI 0
BB 0
SO 2
LOB 12



Batter	1	2	3	4	5	6	7	8	9	AB	R	H	RBI	BB	SO	LOB	TOP			
Curt Flood, R OBP: 0.304, SLG: 0.363 (1, 8)	1-3		F8		F6		K			4	0	0	0	0	1	1	St. Louis Cardinals @ Pittsburgh Pirates Forbes Field, Pittsburgh, PA Sat May 11 1963, 3:33 AM EDT Att. 7,743 - Unknown - 48 F			
Dick Groat, R OBP: 0.397, SLG: 0.469 (1, 6)	F8		6-3			1B		L7		4	0	1	0	0	0	0				
Bill White, L OBP: 0.387, SLG: 0.484 (1, 3)	HR		BB			F9		F6		3	1	1	1	1	0	1				
George Altman, L OBP: 0.394, SLG: 0.417 (1, 9)	1B		F2					1B		4	0	3	0	0	0	1				
Ken Boyer, R OBP: 0.352, SLG: 0.436 (1, 5)	6-3				6-3			1B		4	0	1	0	0	0	3				
Stan Musial, L OBP: 0.297, SLG: 0.397 (1, 7)		HR			F7			F8		4	1	1	1	0	0	4				
Carl Sawatski, L OBP: 0.316, SLG: 0.412 (1, 2)		F6			F2			G3		4	0	0	0	0	0	0				
Julian Javier, R OBP: 0.265, SLG: 0.330 (7, PH)	1-3				F7			F6		2	0	0	0	0	0	0				
Charlie James, R OBP: 0.343, SLG: 0.462 (7, 1)										1	0	0	0	0	0	0				
Ron Taylor, R OBP: 0.280, SLG: 0.520 (9, PH)										1	0	1	0	0	0	0				
Ray Washburn, R OBP: 0.118, SLG: 0.063 (7, PH)										2	0	0	0	0	2	0				
Duke Carmel, L OBP: 0.412, SLG: 0.417 (7, 4)										1	0	1	0	0	0	0				
Dal Maxvill, R OBP: 0.286, SLG: 0.167 (9, PH)										0	0	0	0	0	0	0				
Gene Oliver, R OBP: 0.281, SLG: 0.375 (9, PH)										1	0	0	0	0	1	0				
Inning Stats	R: 1 E: 0 K: 0 S: 5	H: 2 LOB: 1 BB: 0 P: 5	R: 1 E: 0 K: 1 S: 6	H: 1 LOB: 0 BB: 0 P: 6	R: 0 E: 0 K: 0 S: 3	H: 0 LOB: 1 BB: 1 P: 7	R: 0 E: 0 K: 0 S: 3	H: 0 LOB: 0 BB: 0 P: 3	R: 0 E: 0 K: 1 S: 5	H: 2 LOB: 2 BB: 0 P: 5	R: 0 E: 0 K: 1 S: 6	H: 1 LOB: 1 BB: 0 P: 6	R: 0 E: 0 K: 0 S: 5	H: 2 LOB: 2 BB: 0 P: 5	R: 0 E: 0 K: 0 S: 3	H: 1 LOB: 0 BB: 0 P: 3	1B: 7 2B: 0 3B: 0 HR: 2	SF: 0 SAC: 0 DP: 1 HBP: 0	WP: 0 PB: 0 SB: 0 CS: 0	PA: 36
PITCHER	IP WLS BF H R ER SO BB IBB HBP BLK WP HR S P ERA WHIP																			
Vern Law, R ERA: 3.94 (1, 1)	7.2 W 32 8 2 2 3 1 0 0 0 0 2 37 41 2.35 1.174																			
Bob Veale, L ERA: (8, 1)	0.1 1 0 0 0 0 0 0 0 0 0 0 1 1 0.00 0.000																			
Roy Face, R ERA: 4.66 (9, 1)	1.0 S 3 1 0 0 0 0 0 0 0 0 0 3 3 0.00 1.000																			

AB	35
R	2
H	9
RBI	2
BB	1
SO	3
LOB	11



Batter	1	2	3	4	5	6	7	8	9	AB	R	H	RBI	BB	SO	LOB	BOTTOM			
Dick Schofield, S OBP: 0.361, SLG: 0.283 (1, 6)	F8			K	K			6-3		4	0	0	0	0	2	1	St. Louis Cardinals @ Pittsburgh Pirates Forbes Field, Pittsburgh, PA Sat May 11 1963, 3:33 AM EDT Att. 7,743 - Unknown - 48 F			
Bill Virdon, L OBP: 0.300, SLG: 0.325 (1, 8)	1-3			F9			F9	F4		4	0	0	0	0	0	0				
Bob Skinner, L OBP: 0.333, SLG: 0.371 (1, 7)	G3			4-3			E S	1B		3	0	1	0	0	0	0				
Donn Clendenon, R OBP: 0.341, SLG: 0.506 (1, 3)		1-3			BB	2B	K			3	1	1	0	0	1	1				
Roberto Clemente, R OBP: 0.314, SLG: 0.430 (1, 9)		G3			BB	2B	BB	1-3		2	1	0	0	1	0	1				
Smoky Burgess, L OBP: 0.320, SLG: 0.489 (1, 2)	F8				BB	2B	G6-4-3	BB		2	1	0	0	1	0	0				
Bill Mazerowski, R OBP: 0.362, SLG: 0.371 (1, 4)				6-3			G6-4-3	2B		3	0	1	2	0	0	0				
Bob Bailey, R OBP: 0.320, SLG: 0.436 (1, 5)				4-3			E5	G6-4-3		3	0	1	0	0	0	2				
Vern Law, R OBP: 0.250, SLG: 0.250 (8, 1)										2	0	0	0	0	0	2				
Bob Veale, S OBP: 0.489, SLG: 0.607 (8, PH)										0	0	0	0	0	0	0				
Willie Stargell, L OBP: 0.489, SLG: 0.607 (9, 1)										1	0	0	0	1	1	0				
Roy Face, R ERA: 2.42 (9, 1)										0	0	0	0	0	0	0				
Inning Stats	R: 0 E: 0 K: 0 S: 3	H: 0 LOB: 0 BB: 0 P: 3	R: 0 E: 0 K: 0 S: 3	H: 0 LOB: 0 BB: 0 P: 3	R: 0 E: 0 K: 1 S: 5	H: 0 LOB: 0 BB: 0 P: 5	R: 3 E: 1 K: 1 S: 7	H: 2 LOB: 1 BB: 2 P: 15	R: 0 E: 0 K: 1 S: 6	H: 1 LOB: 1 BB: 0 P: 6	R: 0 E: 0 K: 0 S: 3	H: 1 LOB: 1 BB: 0 P: 3	R: 0 E: 0 K: 1 S: 5	H: 0 LOB: 0 BB: 0 P: 5	R: 0 E: 0 K: 1 S: 5	H: 0 LOB: 0 BB: 0 P: 5	1B: 2 2B: 2 3B: 0 HR: 0	SF: 0 SAC: 0 DP: 1 HBP: 0	WP: 0 PB: 0 SB: 1 CS: 0	PA: 29
PITCHER	IP WLS BF H R ER SO BB IBB HBP BLK WP HR S P ERA WHIP																			
Ray Washburn, R ERA: 2.19 (1, 1)	6.0 L 23 3 3 3 3 2 0 0 0 0 0 0 27 35 4.50 0.833																			
Ron Taylor, R ERA: 2.42 (7, 1)	2.0 6 1 0 0 1 0 0 0 0 0 0 0 8 8 0.00 0.500																			

AB	27
R	3
H	4
RBI	2
BB	2
SO	4
LOB	7



Batter	1	2	3	4	5	6	7	8	9	AB	R	H	RBI	BB	SO	LOB	TOP					
Curt Flood, R OBP: 0.299, SLG: 0.354 (1, 8)	0-0 5-3		0-0 F9		0-0 4-3		0-0 L1-3 1B			4	0	1	0	0	0	0						
Dick Groat, R OBP: 0.393, SLG: 0.452 (1, 6)	0-0 4-3		0-0 4-3		0-0 6-3		0-0 L1-3 1-2			4	0	0	0	0	0	1						
Bill White, L OBP: 0.361, SLG: 0.466 (1, 3)	0-0 4-3			0-0 F1		0-0 FC3-6 1B		0-0 6-3		4	0	1	0	0	0	0						
George Altman, L OBP: 0.372, SLG: 0.390 (1, 9)		0-0 1-3		0-0 E3 1B 5-3 2B		0-0 FC3-6 1B 1-2		0-0 F7		4	2	0	0	0	1							
Ken Boyer, R OBP: 0.356, SLG: 0.433 (1, 5)		0-0 1B 1B		0-0 5-3		0-0 1B 1-2 1B		0-0 F4		4	0	2	0	0	1							
Stan Musial, L OBP: 0.295, SLG: 0.380 (1, 7)		0-3 K		4-0 1B 2B IBB		0-3 K		0-0 F8		3	1	0	0	1	2	3						
Tim McCarver, L OBP: 0.444, SLG: 0.588 (1, 2)		0-0 1-2 1B		0-0 1-2 2-3 1B		0-0 1-3 2-H 1B FC5-4		0-0 F5		4	0	3	1	0	0	0						
Julian Javier, R OBP: 0.273, SLG: 0.350 (1, 4)		0-3 K		0-0 1-4 2-H 3-H 2B		0-0 FC5-4 1-2		0-0 F6		3	0	1	2	0	1	4						
Carl Sawatski, L OBP: 0.310, SLG: 0.404 (9, PH)										1	0	0	0	0	0	0						
Ray Sadecki, L OBP: 0.286, SLG: 0.286 (1, 1)			0-0 4-3		0-0 4-3		0-0 4-3			3	0	0	0	0	0	0						
Inning Stats	R: 0 E: 0 K: 0 S: 3	H: 0 LOB: 0 BB: 0 P: 3	R: 0 E: 0 K: 2 S: 9	H: 2 LOB: 2 BB: 0 P: 9	R: 0 E: 0 K: 0 S: 3	H: 0 LOB: 0 BB: 0 P: 3	R: 2 E: 1 K: 0 S: 5	H: 2 LOB: 2 BB: 1 P: 9	R: 0 E: 0 K: 0 S: 3	H: 0 LOB: 0 BB: 0 P: 3	R: 1 E: 0 K: 1 S: 8	H: 3 LOB: 2 BB: 0 P: 8	R: 0 E: 0 K: 0 S: 3	H: 1 LOB: 0 BB: 0 P: 3	R: 0 E: 0 K: 0 S: 3	H: 0 LOB: 0 BB: 0 P: 3	R: 0 E: 0 K: 0 S: 3	H: 0 LOB: 0 BB: 0 P: 3	1B: 7 2B: 2 3B: 0 HR: 0	SF: 0 SAC: 0 DP: 1 HBP: 0	WP: 0 PB: 0 SB: 0 CS: 0	PA: 35
PITCHER	IP	WLS	BF	H	R	ER	SO	BB	IBB	HBP	BLK	WP	HR	S	P	ERA	WHIP					
Earl Francis, R ERA: 2.7 (1, 1)	5.2		25	7	3	1	3	0	1	0	0	0	0	30	34	1.59	1.235					
Tommie Sisk, R ERA: 1.33 (6, 1)	0.1		1	0	0	0	0	0	0	0	0	0	0	1	1	0.00	0.000					
Al McBean, R ERA: 3.1 (7, 1)	3.0	W	9	1	0	0	0	0	0	0	0	0	0	9	9	0.00	0.333					

St. Louis Cardinals @ Pittsburgh Pirates
Forbes Field, Pittsburgh, PA
Sun May 12 1963, 7:05 PM EDT
Att: 22,280 - Unknown

AB 34
R 3
H 8
RBI 3
BB 1
SO 3
LOB 10



Batter	1	2	3	4	5	6	7	8	9	AB	R	H	RBI	BB	SO	LOB	BOTTOM					
Dick Schofield, S OBP: 0.341, SLG: 0.261 (1, 6)	0-0 4-3		0-0 4-3			0-3 K		0-0 F8		4	0	0	0	0	1	1						
Ted Savage, R OBP: 0.310, SLG: 0.525 (1, 7)		0-0 CS 1B		0-3 K		0-0 E8 1B		0-0 HR		4	2	3	1	0	1	0						
Roberto Clemente, R OBP: 0.324, SLG: 0.431 (1, 9)		0-0 F8		0-0 6-3		0-0 2-H 2B 1B		0-0 F8 BB 1B		4	1	2	1	0	0	1						
Donn Clendenon, R OBP: 0.340, SLG: 0.494 (1, 3)	0-0 CS 1-2	0-0 5-3		0-0 WP 1B		0-0 1-H 1B 2B		4-0 1-2 BB		3	1	2	1	1	0	0						
Bill Mazerowski, R OBP: 0.377, SLG: 0.368 (1, 4)		0-0 5-3		0-0 L8		0-0 2-H 1B		0-0 F8		4	0	1	1	0	0	3						
Bob Bailey, R OBP: 0.315, SLG: 0.410 (1, 5)		0-0 F8			0-0 1-3	0-3 K		0-0 5-3		4	0	0	0	0	1	3						
Elmo Plaskett, R OBP: 0.167, SLG: 0.167 (1, 2)			0-0 5-3		0-3 K		0-0 6-3			3	0	0	0	0	1	0						
Bill Virdon, L OBP: 0.281, SLG: 0.314 (1, 8)			0-0 4-3		0-0 G3		0-0 6-3			3	0	0	0	0	0	0						
Earl Francis, R OBP: 0.143, SLG: 0.143 (1, 1)			0-0 E9			0-3 K		0-3 K		1	0	1	0	0	0	0						
Tommie Sisk, R (6, 1)										0	0	0	0	0	0	0						
Bob Skinner, L OBP: 0.340, SLG: 0.362 (6, PH)										1	0	0	0	0	1	0						
Al McBean, R OBP: 0.091, SLG: 0.091 (7, 1)										1	0	0	0	0	1	0						
Inning Stats	R: 0 E: 0 K: 0 S: 3	H: 1 LOB: 0 BB: 0 P: 3	R: 0 E: 0 K: 0 S: 3	H: 0 LOB: 0 BB: 0 P: 3	R: 0 E: 1 K: 1 S: 4	H: 1 LOB: 1 BB: 0 P: 4	R: 0 E: 0 K: 1 S: 6	H: 1 LOB: 1 BB: 0 P: 6	R: 0 E: 0 K: 0 S: 5	H: 0 LOB: 0 BB: 0 P: 5	R: 1 E: 0 K: 0 S: 5	H: 2 LOB: 2 BB: 1 P: 9	R: 0 E: 0 K: 0 S: 3	H: 0 LOB: 0 BB: 0 P: 3	R: 0 E: 0 K: 0 S: 3	H: 0 LOB: 0 BB: 0 P: 3	1B: 7 2B: 1 3B: 0 HR: 1	SF: 0 SAC: 0 DP: 0 HBP: 0	WP: 1 PB: 0 SB: 0 CS: 1	PA: 34		
PITCHER	IP	WLS	BF	H	R	ER	SO	BB	IBB	HBP	BLK	WP	HR	S	P	ERA	WHIP					
Ray Sadecki, L ERA: 6.81 (1, 1)	8.0	L	33	9	4	4	6	1	0	0	0	1	1	44	48	4.50	1.250					

St. Louis Cardinals @ Pittsburgh Pirates
Forbes Field, Pittsburgh, PA
Sun May 12 1963, 7:05 PM EDT
Att: 22,280 - Unknown


AB 32
R 4
H 9
RBI 4
BB 1
SO 6
LOB 8



Batter	1	2	3	4	5	6	7	8	9	AB	R	H	RBI	BB	SO	LOB	TOP				
Dick Schofield, S (1,6) OBP: 0.331, SLG: 0.252	F8		F8			1-3			4-3	4	0	0	0	0	0	0					
Bill Virdon, L (1,8) OBP: 0.290, SLG: 0.315	K					F8			5-3 1B	3	0	1	0	1	1	0					
Bob Skinner, L (1,7) OBP: 0.336, SLG: 0.357	P4		F8			5-3			5-3 1B	4	0	1	0	0	0	1					
Willie Stargell, L (1,3) OBP: 0.444, SLG: 0.563 Donn Clendenon, R (9, PH) OBP: 0.327, SLG: 0.488		4-3 SH5-3 1B		F9				P6	5-3 1B	3	1	1	0	0	0	0					
Roberto Clemente, R (1,9) OBP: 0.325, SLG: 0.423		SH5-3		4-3				G4-3 HBP	4-3	2	0	0	0	0	0	2					
Smoky Burgess, L (1,2) OBP: 0.310, SLG: 0.453		4-3		K				G4-3		3	0	0	0	0	1	2					
Bill Mazerolski, R (1,4) OBP: 0.376, SLG: 0.367						F4			1-3	3	0	1	1	0	0	0					
Bob Bailey, R (1,5) OBP: 0.307, SLG: 0.398						F9			5-3	3	0	0	0	0	0	1					
Bob Friend, R (1,1) OBP: 0.167, SLG: 0.118 Ted Savage, R (8, PH) OBP: 0.302, SLG: 0.512 Harvey Haddix, L (8,1) OBP: 0.250, SLG: 0.500			K			K			K	2	0	0	0	0	2	0					
Inning Stats	R: 0 E: 0 K: 1 S: 5	H: 0 LOB: 0 BB: 0 P: 5	R: 1 E: 0 K: 0 S: 5	H: 2 LOB: 1 BB: 0 P: 5	R: 0 E: 0 K: 1 S: 5	H: 0 LOB: 1 BB: 1 P: 9	R: 0 E: 0 K: 1 S: 5	H: 0 LOB: 0 BB: 0 P: 5	R: 0 E: 0 K: 1 S: 3	H: 0 LOB: 0 BB: 0 P: 3	R: 0 E: 0 K: 0 S: 2	H: 0 LOB: 0 BB: 0 P: 3	R: 0 E: 0 K: 1 S: 5	H: 0 LOB: 0 BB: 0 P: 5	R: 0 E: 0 K: 0 S: 5	H: 2 LOB: 2 BB: 0 P: 5	1B: 4 2B: 0 3B: 0 HR: 0	SF: 0 SAC: 1 DP: 1 HBP: 1	WP: 0 PB: 0 SB: 0 CS: 0	PA: 32	
PITCHER	IP	WLS	BF	H	R	ER	SO	BB	IBB	HBP	BLK	WP	HR	S	P	ERA	WHIP				
Jack Sanford, R (1,1) ERA: 2.4	8.1	W	29	3	1	1	5	1	0	1	0	0	0	37	42	1.08	0.480				
Billy Pierce, L (9,1) ERA: 3.91	0.0		1	1	0	0	0	0	0	0	0	0	0	1	1	∞	∞				
Bobby Bolin, R (9,1) ERA: 3.55	0.2	S	2	0	0	0	0	0	0	0	0	0	0	2	2	0.00	0.000				

Pittsburgh Pirates @ San Francisco Giants
 Candlestick Park, San Francisco, CA
 Tue May 14 1963, 10:05 PM EDT
 Att: 14,847 - Unknown


AB 29
R 1
H 4
RBI 1
BB 1
SO 5
LOB 8



Batter	1	2	3	4	5	6	7	8	9	AB	R	H	RBI	BB	SO	LOB	BOTTOM				
Jim Davenport, R (1,5) OBP: 0.298, SLG: 0.351	F8		K		4-3				F2	4	0	0	0	0	1	2					
Felipe Alou, R (1,9) OBP: 0.388, SLG: 0.617	K				L6				K	4	0	0	0	0	2	1					
Willie Mays, R (1,8) OBP: 0.350, SLG: 0.423	P3				1B E				4-3	3	2	1	0	1	0	0					
Willie McCovey, L (1,7) OBP: 0.403, SLG: 0.536					G4-6-3 BB				SH1-4 1B	2	1	2	0	1	0	0					
Orlando Cepeda, R (1,3) OBP: 0.371, SLG: 0.558		G4-6-3			E9 SF9 1B				G3	3	0	1	1	1	0	2					
Tom Haller, L (1,2) OBP: 0.329, SLG: 0.382 Ed Bailey, L (3,2) OBP: 0.387, SLG: 0.667		K			1B				E3	1	0	0	0	0	1	0					
Joey Amalfitano, R (1,4) OBP: 0.254, SLG: 0.186 Matty Alou, L (6, PH) OBP: 0.125, SLG: 0.125 Ernie Bowman, R (7,4) OBP: 0.286, SLG: 0.429			K		SF9				K	1	0	0	1	0	1	0					
Jose Pagan, R (1,6) OBP: 0.266, SLG: 0.273					K				F8	3	0	1	0	1	1	4					
Jack Sanford, R (1,1) OBP: 0.207, SLG: 0.269 Billy Pierce, L (9,1) Bobby Bolin, R (9,1)			K						SH3	2	0	0	0	0	2	1					
Inning Stats	R: 0 E: 0 K: 1 S: 5	H: 0 LOB: 0 BB: 0 P: 5	R: 0 E: 0 K: 1 S: 4	H: 0 LOB: 0 BB: 1 P: 8	R: 0 E: 0 K: 3 S: 9	H: 0 LOB: 1 BB: 1 P: 13	R: 2 E: 1 K: 1 S: 7	H: 2 LOB: 2 BB: 2 P: 15	R: 0 E: 0 K: 1 S: 5	H: 0 LOB: 0 BB: 0 P: 5	R: 0 E: 0 K: 0 S: 4	H: 1 LOB: 2 BB: 1 P: 8	R: 0 E: 0 K: 1 S: 6	H: 1 LOB: 1 BB: 0 P: 6	R: 1 E: 1 K: 1 S: 7	H: 1 LOB: 2 BB: 1 P: 11	1B: 5 2B: 0 3B: 0 HR: 0	SF: 1 SAC: 2 DP: 1 HBP: 0	WP: 0 PB: 0 SB: 0 CS: 0	PA: 35	
PITCHER	IP	WLS	BF	H	R	ER	SO	BB	IBB	HBP	BLK	WP	HR	S	P	ERA	WHIP				
Bob Friend, R (1,1) ERA: 3.23	7.0	L	29	4	2	2	8	3	2	0	0	0	0	40	60	2.57	1.000				
Harvey Haddix, L (8,1) ERA: 2.61	1.0		6	1	1	0	1	0	1	0	0	0	0	7	11	0.00	1.000				

Pittsburgh Pirates @ San Francisco Giants
 Candlestick Park, San Francisco, CA
 Tue May 14 1963, 10:05 PM EDT
 Att: 14,847 - Unknown

AB 26
R 3
H 5
RBI 2
BB 6
SO 9
LOB 15



Batter	1	2	3	4	5	6	7	8	9	AB	R	H	RBI	BB	SO	LOB	TOP					
Dick Schofield, S OBP: 0.333, SLG: 0.258										5	0	2	0	0	0	1						
Bill Virdon, L OBP: 0.296, SLG: 0.323										4	1	1	0	1	0	2						
Bob Skinner, L OBP: 0.342, SLG: 0.382										4	2	2	1	0	0	2						
Willie Stargell, L OBP: 0.425, SLG: 0.543										3	0	1	1	0	0	1						
Roberto Clemente, R OBP: 0.322, SLG: 0.417										4	0	1	1	0	0	1						
Bill Mazaroski, R OBP: 0.380, SLG: 0.382										4	0	2	0	0	0	2						
Bob Bailey, R OBP: 0.305, SLG: 0.387										3	0	0	0	1	0	2						
Jim Pagliaroni, R OBP: 0.380, SLG: 0.415										4	0	0	0	0	1	2						
Don Cardwell, R Tommye Sisk, R Ted Savage, R Al McBean, R Smoky Burgess, L										2	0	0	0	0	0	0						
Inning Stats	R: 0 E: 0 K: 0 S: 4	H: 1 LOB: 1 BB: 0 P: 4	R: 0 E: 0 K: 0 S: 3	H: 1 LOB: 1 BB: 1 P: 7	R: 0 E: 0 K: 0 S: 3	H: 0 LOB: 1 BB: 1 P: 7	R: 0 E: 0 K: 0 S: 4	H: 1 LOB: 1 BB: 0 P: 4	R: 0 E: 0 K: 0 S: 3	H: 0 LOB: 0 BB: 0 P: 3	R: 1 E: 1 K: 0 S: 5	H: 2 LOB: 1 BB: 0 P: 5	R: 0 E: 0 K: 0 S: 3	H: 0 LOB: 1 BB: 1 P: 7	R: 2 E: 0 K: 0 S: 6	H: 3 LOB: 1 BB: 0 P: 6	R: 0 E: 0 K: 1 S: 6	H: 1 LOB: 1 BB: 0 P: 6	1B: 6 2B: 2 3B: 1 HR: 0	SF: 1 SAC: 0 DP: 1 HBP: 0	WP: 0 PB: 0 SB: 0 CS: 0	PA: 38
PITCHER	IP WLS BF H R ER SO BB IBB HBP BLK WP HR S P ERA WHIP																					
Juan Marichal, R ERA: 2.67	(1, 1) 7.2 W 33 8 3 3 0 3 0 0 0 0 0 0 30 42 3.52 1.435																					
Bobby Bolin, R ERA: 3.21	(8, 1) 1.1 S 5 1 0 0 1 0 0 0 0 0 0 0 7 7 0.00 0.750																					

Pittsburgh Pirates @ San Francisco Giants
Candlestick Park, San Francisco, CA
Wed May 15 1963, 6:33 AM EDT
Att: 10,386 - Unknown

AB 34
R 3
H 9
RBI 3
BB 3
SO 1
LOB 13

Batter	1	2	3	4	5	6	7	8	9	AB	R	H	RBI	BB	SO	LOB	BOTTOM			
Jim Davenport, R OBP: 0.288, SLG: 0.339										4	0	0	0	0	0	3				
Felipe Alou, R OBP: 0.385, SLG: 0.603										3	0	0	1	0	0	0				
Willie Mays, R OBP: 0.347, SLG: 0.417										4	0	1	0	0	1	1				
Willie McCovey, L OBP: 0.391, SLG: 0.518										4	0	0	0	0	1	3				
Orlando Cepeda, R OBP: 0.378, SLG: 0.561										3	1	2	0	0	1	0				
Ed Bailey, L OBP: 0.400, SLG: 0.661										2	1	1	0	1	0	0				
Joey Amalfitano, R OBP: 0.246, SLG: 0.180										2	0	0	0	0	2					
Jose Pagan, R OBP: 0.267, SLG: 0.268										2	1	0	0	1	1	0				
Juan Marichal, R Bobby Bolin, R										2	1	0	1	1	0	0				
Inning Stats	R: 0 E: 0 K: 1 S: 6	H: 1 LOB: 1 BB: 0 P: 6	R: 0 E: 0 K: 1 S: 5	H: 0 LOB: 0 BB: 0 P: 5	R: 0 E: 0 K: 0 S: 3	H: 0 LOB: 0 BB: 0 P: 3	R: 0 E: 0 K: 0 S: 3	H: 0 LOB: 0 BB: 0 P: 3	R: 4 E: 1 K: 0 S: 5	H: 1 LOB: 2 BB: 3 P: 18	R: 0 E: 0 K: 0 S: 3	H: 2 LOB: 0 BB: 0 P: 3	R: 0 E: 0 K: 1 S: 5	H: 0 LOB: 0 BB: 0 P: 5	R: 0 E: 0 K: 1 S: 5	H: 0 LOB: 0 BB: 0 P: 5	1B: 4 2B: 0 3B: 0 HR: 0	SF: 0 SAC: 1 DP: 0 HBP: 1	WP: 0 PB: 0 SB: 0 CS: 1	PA: 32
PITCHER	IP WLS BF H R ER SO BB IBB HBP BLK WP HR S P ERA WHIP																			
Don Cardwell, R ERA: 4.91	(1, 1) 4.2 L 21 2 4 2 2 2 2 0 0 0 0 0 4 4 0.00 1.500																			
Tommye Sisk, R ERA: 1.29	(5, 1) 1.1 4 2 0 0 0 0 0 0 0 0 0 0 4 4 0.00 1.500																			
Al McBean, R ERA: 2.9	(7, 1) 2.0 6 0 0 0 0 2 0 0 0 0 0 0 10 10 0.00 0.000																			

Pittsburgh Pirates @ San Francisco Giants
Candlestick Park, San Francisco, CA
Wed May 15 1963, 6:33 AM EDT
Att: 10,386 - Unknown

AB 26
R 4
H 4
RBI 2
BB 3
SO 4
LOB 9

Batter	1	2	3	4	5	6	7	8	9	AB	R	H	RBI	BB	SO	LOB	TOP					
Dick Schofield, S OBP: 0.324, SLG: 0.250	0-3 K		0-2 L8			0-0 4-3		0-0 FC5-4		4	0	0	0	0	1	1						
Ted Savage, R OBP: 0.313, SLG: 0.489	1-1 4-3		0-1 F3			3-2 F3			0-0 SH1-4 1B	4	0	1	0	0	0	0						
Roberto Clemente, R OBP: 0.322, SLG: 0.414	2-1 2-3			0-0 G5-4-3 1B		1-1 F8			0-0 SH1-4	3	0	1	0	0	0	0						
Donn Clendenon, R OBP: 0.333, SLG: 0.472		3-3 K		0-1 G5-4-3 1-2			0-1 4-3		4-0 1B IBB	3	0	0	0	1	1	1						
Bill Mazerowski, R OBP: 0.384, SLG: 0.387		1-1 1B BLK 1B		0-2 F8			3-2 F8		0-1 1-3 2-H 1B	4	0	2	0	0	0	0						
Bob Bailey, R OBP: 0.295, SLG: 0.373		0-3 K 1-2			1-2 5-3		2-0 4-3		0-2 F8	4	0	0	0	0	1	3						
Jim Pagliaroni, R OBP: 0.377, SLG: 0.409		0-0 2-3 1B			0-3 K			0-0 5-3		3	0	1	0	0	1	0						
Bill Virdon, L OBP: 0.297, SLG: 0.344		0-1 4-3			1-1 3B			2-1 L7		3	0	1	0	0	0	2						
Don Schwall, R OBP: 0.200, SLG: 0.154			0-3 K		0-2 F9			0-0 FC5-4 1B		3	0	1	0	0	1	1						
Inning Stats	R: 0 E: 0 K: 1 S: 7	H: 0 LOB: 0 BB: 0 P: 10	R: 0 E: 0 K: 2 S: 11	H: 2 LOB: 2 BB: 0 P: 15	R: 0 E: 0 K: 1 S: 8	H: 0 LOB: 0 BB: 0 P: 8	R: 0 E: 0 K: 0 S: 6	H: 1 LOB: 1 BB: 0 P: 6	R: 0 E: 0 K: 1 S: 12	H: 1 LOB: 1 BB: 0 P: 14	R: 0 E: 0 K: 0 S: 6	H: 0 LOB: 0 BB: 0 P: 10	R: 0 E: 0 K: 0 S: 8	H: 0 LOB: 0 BB: 0 P: 13	R: 0 E: 0 K: 0 S: 5	H: 1 LOB: 1 BB: 0 P: 7	R: 0 E: 0 K: 0 S: 7	H: 2 LOB: 2 BB: 1 P: 11	1B: 6 2B: 0 3B: 1 HR: 0	SF: 0 SAC: 1 DP: 1 HBP: 0	WP: 0 PB: 0 SB: 0 CS: 0	PA: 33
PITCHER Johnny Podres, L ERA: 2.57	IP: 9.0 W: 7 L: 0 BF: 33 ER: 0 SO: 5 BB: 0 IBB: 1 HBP: 0 BLK: 1 WP: 0 HR: 0 S: 70 P: 94 ERA: 0.00 WHIP: 0.778															PITCHER	IP: 9.0 W: 7 L: 0 BF: 33 ER: 0 SO: 5 BB: 0 IBB: 1 HBP: 0 BLK: 1 WP: 0 HR: 0 S: 70 P: 94 ERA: 0.00 WHIP: 0.778					

Pittsburgh Pirates @ Los Angeles Dodgers
Dodger Stadium, Los Angeles, CA
Thu May 16 1963, 7:05 PM PDT
Att: 21,287 - Unknown

AB 31
R 0
H 7
RBI 0
BB 1
SO 5
LOB 8



Batter	1	2	3	4	5	6	7	8	9	AB	R	H	RBI	BB	SO	LOB	BOTTOM					
Maury Wills, S OBP: 0.344, SLG: 0.330	0-1 CS 1B		1-0 1-6-3			3-1 G3		0-0 L4		4	0	1	0	0	0	0						
Jim Gilliam, S OBP: 0.375, SLG: 0.440	4-1 1-2 BB			2-2 G6-4-3 1B		2-1 1B			1-0 6-3 SH1-4 1B	3	1	3	0	1	0	0						
Ron Fairly, L OBP: 0.391, SLG: 0.508	1-1 F6			0-0 G6-4-3 1B		0-0 1-3 1B			0-0 SH1-4	3	0	2	0	0	0	1						
Tommy Davis, R OBP: 0.321, SLG: 0.400	0-1 F9			2-1 G6-4-3 1-2 2-3		0-3 K			1-0 6-3	4	0	0	0	0	1	6						
Wally Moon, L OBP: 0.381, SLG: 0.418		2-2 4-3		2-3 K			1-2 CS HBP		4-0 1B IBB	2	0	0	0	1	1	1						
John Roseboro, L OBP: 0.282, SLG: 0.398		2-0 F7			0-0 B3		0-2 F8		0-1 1-2 1B	4	0	1	1	0	0	1						
Willie Davis, L OBP: 0.231, SLG: 0.366		2-3 K			3-2 4-3		0-2 L9			3	0	0	0	0	1	1						
Dick Tracewski, R OBP: 0.262, SLG: 0.162			2-1 6-3		1-0 6-3			1-0 L5		3	0	0	0	0	0	0						
Johnny Podres, L OBP: 0.091, SLG: 0.100			1-1 4-3			0-0 6-3		1-1 F5		3	0	0	0	0	0	0						
Inning Stats	R: 0 E: 0 K: 0 S: 7	H: 1 LOB: 1 BB: 1 P: 12	R: 0 E: 0 K: 1 S: 7	H: 0 LOB: 0 BB: 0 P: 13	R: 0 E: 0 K: 0 S: 5	H: 0 LOB: 0 BB: 0 P: 9	R: 0 E: 0 K: 1 S: 10	H: 2 LOB: 1 BB: 0 P: 16	R: 0 E: 0 K: 0 S: 5	H: 0 LOB: 0 BB: 0 P: 9	R: 0 E: 0 K: 1 S: 9	H: 2 LOB: 2 BB: 0 P: 14	R: 0 E: 0 K: 0 S: 8	H: 0 LOB: 0 BB: 0 P: 9	R: 0 E: 0 K: 0 S: 4	H: 0 LOB: 0 BB: 0 P: 6	R: 1 E: 0 K: 0 S: 5	H: 2 LOB: 2 BB: 1 P: 11	1B: 7 2B: 0 3B: 0 HR: 0	SF: 0 SAC: 1 DP: 1 HBP: 1	WP: 0 PB: 0 SB: 0 CS: 2	PA: 33
PITCHER Don Schwall, R ERA: 1.35	IP: 8.2 W: 1 L: 1 BF: 33 ER: 1 SO: 3 BB: 1 IBB: 1 HBP: 1 BLK: 0 WP: 0 HR: 0 S: 60 P: 99 ERA: 1.04 WHIP: 0.923															PITCHER	IP: 8.2 W: 1 L: 1 BF: 33 ER: 1 SO: 3 BB: 1 IBB: 1 HBP: 1 BLK: 0 WP: 0 HR: 0 S: 60 P: 99 ERA: 1.04 WHIP: 0.923					

Pittsburgh Pirates @ Los Angeles Dodgers
Dodger Stadium, Los Angeles, CA
Thu May 16 1963, 7:05 PM PDT
Att: 21,287 - Unknown

AB 29
R 1
H 7
RBI 1
BB 2
SO 3
LOB 10



Batter	1	2	3	4	5	6	7	8	9	AB	R	H	RBI	BB	SO	LOB	TOP					
Dick Schofield, S (1, 6) OBP: 0.322, SLG: 0.244 Tommie Sisk, R (7, 1) Ted Savage, R (9, PH) OBP: 0.306, SLG: 0.478	4-3		1-3		F4		4-0		1-3	3	0	0	0	1	0	2	Pittsburgh Pirates @ Los Angeles Dodgers Dodger Stadium, Los Angeles, CA Fri May 17 1963, 7:05 PM PDT Att: 34,216 - Unknown					
Bill Virdon, L (1, 8) OBP: 0.292, SLG: 0.337	F6		K		G3		4-3		1B	5	0	1	0	0	1	3						
Bob Skinner, L (1, 7) OBP: 0.345, SLG: 0.383	K				FC5-4		L9		4-3	5	0	2	0	0	1	0						
Bill Mazerowski, R (1, 4) OBP: 0.385, SLG: 0.405		E5		FC5-4		G3		2B	L7	5	2	2	0	0	0	3						
Roberto Clemente, R (1, 9) OBP: 0.320, SLG: 0.409	1-3				F8		G3		2B	4	1	1	0	0	0	3						
Donn Clendenon, R (1, 3) OBP: 0.340, SLG: 0.495	K				4-3				1B	4	0	2	3	0	1	2						
Bob Bailey, R (1, 5) OBP: 0.302, SLG: 0.372							L5		F8	3	0	1	0	1	0	2						
Jim Pagliaroni, R (1, 2) OBP: 0.351, SLG: 0.375	K				E6		F7		5-3	4	0	0	0	0	1	4						
Joe Gibbon, R (1, 1) OBP: 0.111, SLG: 0.111 Willie Stargell, L (5, PH) OBP: 0.415, SLG: 0.528 Earl Francis, R (5, 1) OBP: 0.143, SLG: 0.143 Johnny Logan, R (7, PH) OBP: 0.444, SLG: 0.444			1-3		FC4-6		F9		K	1	0	0	0	0	0	0						
Inning Stats	R: 0 E: 0 K: 1 S: 10	H: 0 LOB: 0 BB: 0 P: 17	R: 0 E: 1 K: 2 S: 15	H: 1 LOB: 2 BB: 0 P: 24	R: 0 E: 0 K: 1 S: 6	H: 0 LOB: 0 BB: 0 P: 10	R: 0 E: 0 K: 0 S: 7	H: 1 LOB: 1 BB: 0 P: 14	R: 0 E: 1 K: 0 S: 9	H: 0 LOB: 2 BB: 1 P: 18	R: 1 E: 0 K: 0 S: 9	H: 2 LOB: 1 BB: 0 P: 12	R: 0 E: 0 K: 0 S: 7	H: 0 LOB: 1 BB: 1 P: 15	R: 2 E: 0 K: 0 S: 13	H: 3 LOB: 1 BB: 0 P: 19		R: 0 E: 0 K: 1 S: 13	H: 2 LOB: 2 BB: 0 P: 17	1B: 5 2B: 4 3B: 0 HR: 0	SF: 0 SAC: 0 DP: 0 HBP: 0	WP: 0 PB: 0 SB: 0 CS: 0
PITCHER	IP	WLS	BF	H	R	ER	SO	BB	IBB	HBP	BLK	WP	HR	S	P	ERA	WHIP					
Bob Miller, R (1, 1) ERA: 2.85 Dick Scott, L (9, 1) ERA: 9.82	8.0	W	35	7	3	3	4	2	0	0	0	0	0	76	129	3.38	1.125					
1.0	S	5	2	0	0	1	0	0	0	0	0	0	0	13	17	0.00	2.000					

Batter	1	2	3	4	5	6	7	8	9	AB	R	H	RBI	BB	SO	LOB	BOTTOM					
Nate Oliver, R (1, 4) OBP: 0.313, SLG: 0.299	F9	FC3-6		E6				F4		4	2	2	2	1	0	1	Pittsburgh Pirates @ Los Angeles Dodgers Dodger Stadium, Los Angeles, CA Fri May 17 1963, 7:05 PM PDT Att: 34,216 - Unknown					
Jim Gilliam, S (1, 5) OBP: 0.380, SLG: 0.443 Don Zimmer, R (9, 5)	FC6-4	CS		G3						4	0	2	1	0	1	0						
Ron Fairly, L (1, 8) OBP: 0.387, SLG: 0.496	F9			4-3						3	1	0	0	1	0	4						
Tommy Davis, R (1, 7) OBP: 0.305, SLG: 0.378	FC6-4			6-3						4	1	0	1	0	0	2						
Frank Howard, R (1, 9) OBP: 0.358, SLG: 0.487				5-3						4	1	2	3	0	0	0						
Bill Skowron, R (1, 3) OBP: 0.290, SLG: 0.295										2	1	1	0	2	0	0						
John Roseboro, L (1, 2) OBP: 0.281, SLG: 0.394	F3									4	1	1	0	0	0	3						
Dick Tracewski, R (1, 6) OBP: 0.326, SLG: 0.225										3	2	3	1	1	0	0						
Bob Miller, R (1, 1) Wally Moon, L (8, PH) OBP: 0.375, SLG: 0.411 Dick Scott, R (9, 1)		FC3-6		K						2	0	0	0	0	1	3						
Inning Stats	R: 2 E: 0 K: 0 S: 16	H: 2 LOB: 2 BB: 2 P: 28	R: 0 E: 0 K: 0 S: 6	H: 1 LOB: 0 BB: 0 P: 9	R: 0 E: 0 K: 0 S: 9	H: 0 LOB: 0 BB: 0 P: 13	R: 4 E: 1 K: 2 S: 18	H: 3 LOB: 0 BB: 1 P: 28	R: 2 E: 0 K: 0 S: 8	H: 3 LOB: 1 BB: 0 P: 17	R: 0 E: 0 K: 0 S: 9	H: 1 LOB: 1 BB: 0 P: 13	R: 0 E: 0 K: 0 S: 4	H: 0 LOB: 0 BB: 1 P: 11	1B: 8 2B: 1 3B: 1 HR: 1	SF: 0 SAC: 1 DP: 2 HBP: 0		WP: 0 PB: 0 SB: 2 CS: 1	PA: 38			
PITCHER	IP	WLS	BF	H	R	ER	SO	BB	IBB	HBP	BLK	WP	HR	S	P	ERA	WHIP					
Joe Gibbon, L (1, 1) ERA: 1.74 Earl Francis, R (5, 1) ERA: 3.55 Tommie Sisk, R (7, 1) ERA: 1.1	4.0	L	20	6	6	5	2	2	1	0	0	0	0	1	23	45	13.50	2.500				
2.0			4	3	3	0	1	0	0	0	0	0	0	13	24	0.00	1.000					

Batter	1	2	3	4	5	6	7	8	9	AB	R	H	RBI	BB	SO	LOB	TOP					
Dick Schofield, S OBP: 0.325, SLG: 0.257	2-2 FC6-4 1B WP		1-0 2B		0-0 L9		2-3 K		1-3 K	5	1	2	0	0	2	2						
Bill Virdon, L OBP: 0.297, SLG: 0.340	3-2 FC6-4 1B		0-1 L7			0-1 2B 1B		0-2 E4 1B 1B	3-1	5	2	2	0	0	0	1						
Bob Skinner, L OBP: 0.341, SLG: 0.387	2-0 FC6-4 WP		0-3 K			0-0 4-3 1-H 2B		1-3 K		4	0	1	1	1	0	2	4					
Willie Stargell, L OBP: 0.400, SLG: 0.500	1-2 F2			1-2 4-3		0-0 4-3		0-0 1B 1B		4	1	1	0	0	0	3						
Roberto Clemente, R OBP: 0.319, SLG: 0.403	1-2 1-3			0-0 4-3		1-3 K		1-1 1B 1B		4	0	1	0	0	1	2						
Smoky Burgess, L OBP: 0.302, SLG: 0.431		0-1 F7		0-1 3-1		0-1 F8		0-0 1B		4	0	1	2	0	0	1						
Bob Bailey, R OBP: 0.300, SLG: 0.376		3-1 6-3			3-2 2B		0-3 K	1-2 K		4	0	1	0	0	2	2						
Johnny Logan, R OBP: 0.400, SLG: 0.400		3-2 6-3			2-3 K		1-0 F8	1-2 F7		1	0	0	0	0	0	0						
Elmo Plaskett, R OBP: 0.143, SLG: 0.143										3	0	0	0	0	1	3						
Vern Law, R Harvey Haddix, L Ted Savage, R Earl Francis, R Jim Paglatoni, R Tommy Sisk, R Donn Clendenon, R			1-1 F5		1-3 K		0-1 K	1-2 G3		0	0	0	0	0	0	0						
Inning Stats	R: 1 E: 0 K: 0 S: 14	H: 2 LOB: 1 BB: 0 P: 23	R: 0 E: 0 K: 0 S: 8	H: 0 LOB: 0 BB: 0 P: 14	R: 0 E: 0 K: 1 S: 8	H: 1 LOB: 1 BB: 0 P: 10	R: 0 E: 0 K: 0 S: 6	H: 0 LOB: 0 BB: 0 P: 7	R: 0 E: 0 K: 2 S: 16	H: 1 LOB: 1 BB: 0 P: 22	R: 1 E: 0 K: 1 S: 9	H: 2 LOB: 1 BB: 0 P: 10	R: 0 E: 0 K: 2 S: 11	H: 1 LOB: 1 BB: 0 P: 14	R: 2 E: 1 K: 2 S: 17	H: 3 LOB: 2 BB: 0 P: 22	R: 0 E: 0 K: 1 S: 9	H: 0 LOB: 0 BB: 0 P: 11	1B: 7 2B: 3 3B: 0 HR: 0	SF: 0 SAC: 0 DP: 0 HBP: 0	WP: 1 PB: 0 SB: 0 CS: 0	PA: 38
PITCHER Don Drysdale, R ERA: 2.99	IP: 9.0 WLS: W BF: 38 H: 10 R: 4 ER: 3 SO: 9 BB: 0 IBB: 0 HBP: 0 BLK: 0 WP: 1 HR: 0 S: 98 P: 133 ERA: 3.00 WHIP: 1.111											PITCHER	IP: 9.0 WLS: W BF: 38 H: 10 R: 4 ER: 3 SO: 9 BB: 0 IBB: 0 HBP: 0 BLK: 0 WP: 1 HR: 0 S: 98 P: 133 ERA: 3.00 WHIP: 1.111									

Pittsburgh Pirates @ Los Angeles Dodgers
 Dodger Stadium, Los Angeles, CA
 Sat May 18 1963, 3:33 AM PDT
 Att: 21,140 - Unknown

AB	38
R	4
H	10
RBI	3
BB	0
SO	9
LOB	19



Batter	1	2	3	4	5	6	7	8	9	AB	R	H	RBI	BB	SO	LOB	BOTTOM			
Nate Oliver, R OBP: 0.317, SLG: 0.326	0-0 3B		1-0 F6		2-2 F9 SH1-4 1B		1-2 L5		2-1 F9	5	2	2	0	0	0	3				
Jim Gilliam, S OBP: 0.379, SLG: 0.467	0-0 3B		1-0 SF7		0-1 SH1-4		2-2 F8			2	0	1	2	0	0	0				
Ron Fairly, L OBP: 0.390, SLG: 0.496	1-1 F5		1-1 1B		1-2 F9		3-2 G3 1B			4	1	2	0	0	0	2				
Tommy Davis, R OBP: 0.314, SLG: 0.385	0-1 F4		0-0 1B		1-1 S 1B		3-1 G3		1-2 G3	4	0	2	3	0	0	2				
Frank Howard, R OBP: 0.362, SLG: 0.484	4-2 BB		0-1 1B		1-3 K		1-3 K			3	0	1	1	1	2	2				
John Roseboro, L OBP: 0.281, SLG: 0.385	1-1 F7		1-1 F8		2-2 G3		4-0 FC4-6 1B			3	0	0	0	1	0	4				
Willie Davis, L Bill Skowron, R		1-2 1B		2-2 G3		4-2 G6-3 BB		3-0 FC4-6		2	1	1	0	0	0	0				
Dick Tracewski, R OBP: 0.320, SLG: 0.227		1-0 1B		0-2 F7		1-0 G6-3		2-1 5-3		4	1	1	0	0	0	1				
Don Drysdale, R OBP: 0.231, SLG: 0.261		1-0 SH 1B		3-3 K		1-2 6-3		0-1 F7		3	1	0	0	0	1	0				
Inning Stats	R: 1 E: 0 K: 0 S: 10	H: 2 LOB: 2 BB: 1 P: 16	R: 4 E: 0 K: 0 S: 14	H: 5 LOB: 2 BB: 0 P: 21	R: 0 E: 0 K: 1 S: 12	H: 0 LOB: 0 BB: 0 P: 17	R: 1 E: 0 K: 1 S: 13	H: 2 LOB: 1 BB: 0 P: 18	R: 0 E: 0 K: 0 S: 6	H: 0 LOB: 0 BB: 1 P: 13	R: 0 E: 0 K: 0 S: 10	H: 0 LOB: 0 BB: 0 P: 14	R: 0 E: 0 K: 1 S: 9	H: 1 LOB: 2 BB: 1 P: 23	R: 0 E: 0 K: 0 S: 6	H: 0 LOB: 0 BB: 0 P: 10	1B: 8 2B: 0 3B: 2 HR: 0	SF: 1 SAC: 2 DP: 1 HBP: 0	WP: 0 PB: 0 SB: 1 CS: 0	PA: 37
PITCHER Vern Law, R Harvey Haddix, L Earl Francis, R Tommy Sisk, R	IP: 1.2 WLS: L BF: 14 H: 7 R: 5 ER: 5 SO: 0 BB: 1 IBB: 0 HBP: 0 BLK: 0 WP: 0 HR: 0 S: 27 P: 34 ERA: 27.00 WHIP: 4.800											PITCHER	IP: 1.2 WLS: L BF: 14 H: 7 R: 5 ER: 5 SO: 0 BB: 1 IBB: 0 HBP: 0 BLK: 0 WP: 0 HR: 0 S: 27 P: 34 ERA: 27.00 WHIP: 4.800							

Pittsburgh Pirates @ Los Angeles Dodgers
 Dodger Stadium, Los Angeles, CA
 Sat May 18 1963, 3:33 AM PDT
 Att: 21,140 - Unknown

AB	31
R	6
H	10
RBI	6
BB	3
SO	3
LOB	16



Batter	1	2	3	4	5	6	7	8	9	AB	R	H	RBI	BB	SO	LOB	TOP								
Dick Schofield, S OBP: 0.323, SLG: 0.264 (1, 6)	G3			G3	F8			1B 1B		4	1	1	0	0	0	1	Pittsburgh Pirates @ Houston Colt 45's Colt Stadium, Houston, TX Sun May 19 1963, 4:33 AM EDT Att: 8,847 - Cloudy - 87 F								
Bill Virdon, L OBP: 0.296, SLG: 0.336 (1, 8)	4-3			F8			F9	BB 1B		4	1	1	0	0	0	0									
Bob Skinner, L OBP: 0.346, SLG: 0.386 (1, 7)	K			1B	4-1			1B BB		3	1	1	0	1	1	0									
Bill Mazerowski, R OBP: 0.388, SLG: 0.409 (1, 4)		F9		1B	6-3			1B		4	0	2	3	0	0	0									
Willie Stargell, L OBP: 0.386, SLG: 0.488 Roberto Clemente, R OBP: 0.316, SLG: 0.400 (1, 9) (8, PH) (8, 9)	G3-6-3 1B			K			F8	F8		3	0	1	0	0	0	1									
Smoky Burgess, L OBP: 0.313, SLG: 0.452 (1, 2)	G3-6-3 1-2				E		G6-4-3 1B	F9		4	1	2	0	0	0	1									
Donn Clendenon, R OBP: 0.333, SLG: 0.510 (1, 3)			6-3	F3			G6-4-3 1-2	HR		4	1	1	1	0	0	2									
Bob Bailey, R OBP: 0.299, SLG: 0.372 (1, 5)			K	E7 1B				5-3 5-3		4	0	1	1	0	1	0									
Bob Friend, R OBP: 0.136, SLG: 0.095 (1, 1)			K	F7				F8 F9		4	0	0	0	0	1	1									
Inning Stats	R: 0 E: 0 K: 1 S: 5	H: 0 LOB: 0 BB: 0 P: 5	R: 0 E: 0 K: 0 S: 3	H: 1 LOB: 0 BB: 0 P: 3	R: 0 E: 0 K: 2 S: 7	H: 0 LOB: 0 BB: 0 P: 7	R: 1 E: 0 K: 1 S: 7	H: 2 LOB: 1 BB: 0 P: 7	R: 1 E: 1 K: 0 S: 5	H: 2 LOB: 1 BB: 0 P: 5	R: 0 E: 0 K: 0 S: 3	H: 0 LOB: 0 BB: 0 P: 3	R: 0 E: 0 K: 0 S: 3	H: 1 LOB: 0 BB: 0 P: 3	R: 2 E: 0 K: 0 S: 6	H: 3 LOB: 2 BB: 1 P: 10		R: 1 E: 0 K: 0 S: 4	H: 1 LOB: 0 BB: 0 P: 4	1B: 7 2B: 2 3B: 0 HR: 1	SF: 0 SAC: 0 DP: 2 HBP: 0	WP: 0 PB: 0 SB: 1 CS: 0	PA: 36		
PITCHER	IP	WLS	BF	H	R	ER	SO	BB	IBB	HBP	BLK	WP	HR	S	P	ERA	WHIP								
Turk Farrell, R ERA: 2.63 (1, 1)	7.0	L	25	6	2	2	4	0	0	0	0	0	0	33	33	2.57	0.857								
Don McMahon, R ERA: 5.51 (8, 1)	0.2		6	3	2	2	0	1	0	0	0	0	0	5	9	27.00	6.000								
Hal Woodeshick, L ERA: 1.42 (8, 1)	1.1		5	1	1	1	0	0	0	0	0	0	1	5	5	6.75	0.750								

Batter	1	2	3	4	5	6	7	8	9	AB	R	H	RBI	BB	SO	LOB	BOTTOM								
Johnny Temple, R OBP: 0.362, SLG: 0.347 Don McMahon, R (8, 1)	6-3						K			4	0	2	0	0	0	1	Pittsburgh Pirates @ Houston Colt 45's Colt Stadium, Houston, TX Sun May 19 1963, 4:33 AM EDT Att: 8,847 - Cloudy - 87 F								
Hal Woodeshick, R OBP: 0.500, SLG: 0.500 (8, 1)			1-2 1B							0	0	0	0	0	0	0									
Al Spangler, L OBP: 0.294, SLG: 0.276 (1, 7)	4-3		P4		P4			F9		4	0	0	0	0	0	4									
Pete Runnels, L OBP: 0.288, SLG: 0.263 (1, 3)	F7		F8		F7			1B 1B		4	0	1	0	0	0	4									
Carl Warwick, R OBP: 0.388, SLG: 0.455 (1, 9)		F7		2B		E6 G5-4-3		1-2 1B		4	0	2	0	0	0	0									
Howie Goss, R OBP: 0.272, SLG: 0.366 (1, 8)				P6		K		K		4	0	1	0	0	2	4									
John Bateman, R OBP: 0.233, SLG: 0.379 (1, 2)				F8		F8		P6		4	0	0	0	0	0	5									
Bob Lillis, R OBP: 0.298, SLG: 0.283 (1, 4)			1-3		F9			BB		3	0	1	0	1	0	2									
J C Hartman, R OBP: 0.175, SLG: 0.164 (1, 6)				1B 1B		G3		P4		4	0	1	0	0	0	2									
Turk Farrell, R OBP: 0.250, SLG: 0.222 Bob Aspromonte, R OBP: 0.257, SLG: 0.286 (1, 1) (7, PH) (8, 5)			K			1B 2B		K		2	0	1	0	0	1	1									
Inning Stats	R: 0 E: 0 K: 0 S: 3	H: 0 LOB: 0 BB: 0 P: 3	R: 0 E: 0 K: 0 S: 4	H: 1 LOB: 1 BB: 0 P: 4	R: 0 E: 0 K: 1 S: 7	H: 2 LOB: 2 BB: 0 P: 7	R: 0 E: 0 K: 0 S: 4	H: 1 LOB: 1 BB: 0 P: 4	R: 0 E: 0 K: 0 S: 5	H: 2 LOB: 2 BB: 0 P: 5	R: 0 E: 1 K: 1 S: 5	H: 0 LOB: 1 BB: 0 P: 5	R: 0 E: 0 K: 2 S: 7	H: 0 LOB: 1 BB: 1 P: 11	R: 0 E: 0 K: 1 S: 7	H: 2 LOB: 2 BB: 0 P: 7	R: 0 E: 0 K: 0 S: 3	H: 1 LOB: 0 BB: 0 P: 3	1B: 7 2B: 2 3B: 0 HR: 0	SF: 0 SAC: 0 DP: 2 HBP: 0	WP: 0 PB: 0 SB: 0 CS: 0	PA: 36			
PITCHER	IP	WLS	BF	H	R	ER	SO	BB	IBB	HBP	BLK	WP	HR	S	P	ERA	WHIP								
Bob Friend, R ERA: 2.78 (1, 1)	9.0	W	36	9	0	0	5	1	0	0	0	0	0	45	49	0.00	1.111								

Batter	1	2	3	4	5	6	7	8	9	AB	R	H	RBI	BB	SO	LOB	TOP			
Dick Schofield, S (1, 6) OBP: 0.321, SLG: 0.271										4	0	1	0	0	0	2	Pittsburgh Pirates @ Houston Colt 45's Colt Stadium, Houston, TX Mon May 20 1963, 8:05 PM EDT Att: 5,281 - Cloudy - 75 F			
Bill Virdon, L (1, 8) OBP: 0.294, SLG: 0.327										3	0	0	0	1	0	3				
Bob Skinner, L (1, 7) OBP: 0.344, SLG: 0.381										4	0	1	0	0	1	2				
Bill Mazerowski, R (1, 4) OBP: 0.377, SLG: 0.395										4	0	0	0	0	2	3				
Willie Stargell, L (1, 9) OBP: 0.365, SLG: 0.447										4	0	0	0	0	1	0				
Smoky Burgess, L (1, 2) OBP: 0.310, SLG: 0.439										4	0	1	0	0	0	0				
Donn Clendenon, R (1, 3) OBP: 0.333, SLG: 0.505										3	0	1	0	0	2	1				
Bob Bailey, R (1, 5) OBP: 0.299, SLG: 0.371										3	0	1	0	0	0	1				
Don Cardwell, R (1, 1) Ted Savage, R (8, PH) Roy Face, R (8, 1)										1	0	0	0	1	1	1				
Inning Stats	R: 0 E: 0 K: 2 S: 8	H: 1 LOB: 1 BB: 0 P: 8	R: 0 E: 0 K: 1 S: 5	H: 1 LOB: 1 BB: 0 P: 5	R: 0 E: 0 K: 1 S: 6	H: 0 LOB: 0 BB: 0 P: 6	R: 0 E: 0 K: 1 S: 5	H: 0 LOB: 0 BB: 0 P: 5	R: 0 E: 0 K: 0 S: 4	H: 1 LOB: 2 BB: 1 P: 8	R: 0 E: 0 K: 1 S: 6	H: 1 LOB: 1 BB: 0 P: 6	R: 0 E: 0 K: 0 S: 3	H: 0 LOB: 1 BB: 1 P: 7	R: 0 E: 0 K: 0 S: 3	H: 0 LOB: 0 BB: 0 P: 3	1B: 4 2B: 2 3B: 0 HR: 0	SF: 0 SAC: 0 DP: 1 HBP: 0	WP: 0 PB: 0 SB: 1 CS: 1	PA: 33
PITCHER Dick Drott, R (1, 1) ERA: 1.8	IP: 9.0 WLS: W BF: 33 H: 5 R: 0 ER: 0 SO: 7 BB: 2 IBB: 0 HBP: 0 BLK: 0 WP: 0 HR: 0 S: 45 P: 53 ERA: 0.00 WHIP: 0.778															PITCHER				

Batter	1	2	3	4	5	6	7	8	9	AB	R	H	RBI	BB	SO	LOB	BOTTOM			
Johnny Temple, R (1, 4) OBP: 0.358, SLG: 0.360										4	0	1	1	0	0	1	Pittsburgh Pirates @ Houston Colt 45's Colt Stadium, Houston, TX Mon May 20 1963, 8:05 PM EDT Att: 5,281 - Cloudy - 75 F			
Al Spangler, L (1, 7) OBP: 0.301, SLG: 0.284										4	0	2	0	0	0	1				
Pete Runnels, L (1, 3) OBP: 0.287, SLG: 0.256										3	0	0	0	1	0	3				
Carl Warwick, R (1, 9) OBP: 0.383, SLG: 0.446										4	0	1	0	0	1	1				
Howie Goss, R (1, 8) OBP: 0.265, SLG: 0.356										4	0	0	0	0	1	2				
Bob Lillis, R (1, 6) OBP: 0.299, SLG: 0.284										3	1	1	0	0	1	0				
Bob Aspromonte, R (1, 5) OBP: 0.259, SLG: 0.287										3	1	1	0	0	1	1				
John Bateman, R (1, 2) OBP: 0.237, SLG: 0.375										1	0	0	1	1	1	1				
Dick Drott, R (1, 1) OBP: 0.200, SLG: 0.200										2	0	0	0	0	0	1				
Inning Stats	R: 0 E: 0 K: 1 S: 5	H: 0 LOB: 0 BB: 1 P: 9	R: 0 E: 0 K: 1 S: 5	H: 0 LOB: 0 BB: 0 P: 5	R: 0 E: 0 K: 0 S: 4	H: 1 LOB: 2 BB: 1 P: 8	R: 0 E: 0 K: 0 S: 3	H: 0 LOB: 0 BB: 0 P: 3	R: 1 E: 0 K: 1 S: 6	H: 2 LOB: 1 BB: 0 P: 7	R: 0 E: 0 K: 0 S: 3	H: 0 LOB: 0 BB: 0 P: 3	R: 1 E: 0 K: 1 S: 6	H: 1 LOB: 0 BB: 0 P: 6	R: 0 E: 0 K: 1 S: 7	H: 2 LOB: 2 BB: 0 P: 7	1B: 5 2B: 0 3B: 1 HR: 0	SF: 1 SAC: 1 DP: 0 HBP: 0	WP: 0 PB: 0 SB: 1 CS: 0	PA: 32
PITCHER Don Cardwell, R (1, 1) ERA: 4.28 Roy Face, R (8, 1) ERA: 4.09	IP: 7.0 WLS: L BF: 27 H: 4 R: 2 ER: 1 SO: 4 BB: 2 IBB: 0 HBP: 0 BLK: 0 WP: 0 HR: 0 S: 33 P: 41 ERA: 1.29 WHIP: 0.857															PITCHER				

Batter	1	2	3	4	5	6	7	8	9	AB	R	H	RBI	BB	SO	LOB	TOP								
Dick Schofield, S OBP: 0.317, SLG: 0.268 (1, 6)	6-3	G3					1-3		G1-6-3	5	0	1	1	0	0	4	Pittsburgh Pirates @ Houston Colt 45's Colt Stadium, Houston, TX Tue May 21 1963, 8:05 PM EDT Att: 6,329 - Cloudy - 79 F								
Bill Virdon, L OBP: 0.290, SLG: 0.322 (1, 8)	1-3		K		K		1-3		1B	5	0	1	1	0	2	1									
Ted Savage, R OBP: 0.296, SLG: 0.451 Al McBean, R OBP: 0.154, SLG: 0.154 Roy Face, R (9, 1)			4-3		5-3				P6	3	0	1	0	0	0	1									
Bill Mazerowski, R OBP: 0.366, SLG: 0.382 (1, 4)	P6		F7				P4		FC6-4	4	0	0	0	0	0	2									
Willie Stargell, L OBP: 0.375, SLG: 0.451 Smoky Burgess, L OBP: 0.310, SLG: 0.439 (9, 2)		1B		K					K	4	1	2	0	0	2	0									
Don Clendenen, R OBP: 0.331, SLG: 0.490 (1, 3)		K		F8			FC5-4		1B	3	1	0	0	1	1	2									
Bob Bailey, R OBP: 0.312, SLG: 0.378 (1, 5)		1B					HR		K	3	1	2	0	1	1	1									
Jim Pagliaroni, R OBP: 0.387, SLG: 0.462 Roberto Clemente, R OBP: 0.315, SLG: 0.400 (9, PR) (9, 9)			5-3						CS	3	1	2	4	0	0	1									
Don Schwall, R OBP: 0.188, SLG: 0.143 Tommye Sisk, R (4, 1)		K					3-1		E5	1	0	0	0	0	1	2									
Bob Skinner, L OBP: 0.343, SLG: 0.397 (5, PH) (5, 7)					1B				G1-6-3	3	1	1	0	0	0	1									
Inning Stats	R: 0 E: 0 K: 0 S: 4	H: 1 LOB: 1 BB: 0 P: 4	R: 1 E: 0 K: 2 S: 10	H: 3 LOB: 2 BB: 0 P: 10	R: 0 E: 0 K: 1 S: 5	H: 0 LOB: 0 BB: 0 P: 5	R: 0 E: 0 K: 1 S: 6	H: 1 LOB: 1 BB: 0 P: 6	R: 1 E: 0 K: 0 S: 6	H: 2 LOB: 0 BB: 0 P: 6	R: 3 E: 0 K: 0 S: 5	H: 2 LOB: 0 BB: 1 P: 9	R: 0 E: 0 K: 0 S: 4	H: 1 LOB: 1 BB: 0 P: 4	R: 0 E: 0 K: 2 S: 6	H: 0 LOB: 0 BB: 1 P: 10	R: 1 E: 1 K: 0 S: 4	H: 1 LOB: 1 BB: 0 P: 5	1B: 9 2B: 0 3B: 1 HR: 1	SF: 0 SAC: 0 DP: 1 HBP: 1	WP: 0 PB: 0 SB: 0 CS: 2	PA: 40			
PITCHER	IP	WLS	BF	H	R	ER	SO	BB	IBB	HBP	BLK	WP	HR	S	P	ERA	WHIP								
Ken Johnson, R ERA: 3.22 (1, 1)	5.2		25	8	4	4	5	1	0	0	0	0	0	34	38	6.35	1.588								
Jim Umbricht, R ERA: 13.5 (6, 1)	0.1	L	2	1	1	1	0	0	0	0	0	0	1	2	2	27.00	3.000								
Hal Woodeshick, L ERA: 1.27 (7, 1)	3.0		12	2	1	0	2	1	0	1	0	0	0	14	19	0.00	1.000								

Batter	1	2	3	4	5	6	7	8	9	AB	R	H	RBI	BB	SO	LOB	BOTTOM								
Johnny Temple, R OBP: 0.355, SLG: 0.352 (1, 4)	6-3	4-3		1B					SH1-3	3	0	0	0	1	0	1	Pittsburgh Pirates @ Houston Colt 45's Colt Stadium, Houston, TX Tue May 21 1963, 8:05 PM EDT Att: 6,329 - Cloudy - 79 F								
Al Spangler, L OBP: 0.297, SLG: 0.283 (1, 7)	4-3			SF7					G3	4	0	1	1	0	0	2									
Pete Runnels, L OBP: 0.306, SLG: 0.279 (1, 3)	1B			1B					1B	5	0	4	2	0	0	0									
Carl Warwick, R OBP: 0.375, SLG: 0.433 (1, 9)	1B			L6					FC6-4	5	0	1	0	0	1	5									
Howie Goss, R OBP: 0.265, SLG: 0.373 (1, 8)	6-3			K					F8	4	1	1	1	0	1	4									
Bob Lillis, R OBP: 0.298, SLG: 0.310 (1, 6)				FC6-4					E6	4	1	1	1	0	0	2									
Bob Aspromonte, R OBP: 0.259, SLG: 0.280 (1, 5)				6-3					G6-4-3	3	0	0	0	1	0	1									
John Bateman, R OBP: 0.227, SLG: 0.359 (1, 2)				E5					P6	4	1	0	0	0	1	1									
Ken Johnson, R OBP: 0.271, SLG: 0.271 Jim Umbricht, R (6, PH) Brock Davis, L OBP: 0.275, SLG: 0.222 Hal Woodeshick, R OBP: 0.302, SLG: 0.359 Rusty Staub, R OBP: 0.367 Ernie Fazio, R OBP: 0.225, SLG: 0.233 (9, PH)		FC1-6		SH					1-3	1	1	0	0	0	0	1									
Inning Stats	R: 0 E: 0 K: 0 S: 5	H: 2 LOB: 2 BB: 0 P: 5	R: 1 E: 0 K: 1 S: 6	H: 1 LOB: 1 BB: 1 P: 10	R: 0 E: 0 K: 2 S: 9	H: 2 LOB: 2 BB: 0 P: 9	R: 2 E: 1 K: 0 S: 6	H: 1 LOB: 2 BB: 1 P: 10	R: 1 E: 0 K: 0 S: 4	H: 1 LOB: 0 BB: 0 P: 4	R: 0 E: 0 K: 0 S: 3	H: 0 LOB: 0 BB: 0 P: 3	R: 0 E: 0 K: 0 S: 3	H: 0 LOB: 0 BB: 0 P: 3	R: 0 E: 0 K: 0 S: 3	H: 0 LOB: 0 BB: 0 P: 3		R: 1 E: 0 K: 0 S: 4	H: 1 LOB: 1 BB: 1 P: 8	1B: 6 2B: 0 3B: 0 HR: 2	SF: 1 SAC: 2 DP: 1 HBP: 0	WP: 0 PB: 0 SB: 0 CS: 0	PA: 40		
PITCHER	IP	WLS	BF	H	R	ER	SO	BB	IBB	HBP	BLK	WP	HR	S	P	ERA	WHIP								
Don Schwall, R ERA: 1.44 (1, 1)	3.2		21	6	3	1	3	2	0	0	0	0	0	25	33	2.46	2.182								
Tommye Sisk, R ERA: 0.98 (4, 1)	0.1		1	0	0	0	0	0	0	0	0	0	0	1	1	0.00	0.000								
Al McBean, R ERA: 3.09 (5, 1)	4.0	W	14	1	2	2	0	1	0	0	0	0	1	13	17	4.50	0.500								
Roy Face, R ERA: 3.75 (9, 1)	1.0	S	4	1	0	0	0	0	0	0	0	0	0	4	4	0.00	1.000								

Batter	1	2	3	4	5	6	7	8	9	AB	R	H	RBI	BB	SO	LOB	TOP			
Dick Schofield, S OBP: 0.316, SLG: 0.268 (1, 6)										4	0	1	0	0	1	1				
Bill Virdon, L OBP: 0.287, SLG: 0.311 (1, 8)										4	0	0	0	1	0	2				
Ted Savage, R OBP: 0.305, SLG: 0.436 (1, 7)										4	0	1	0	1	1	5				
Bill Mazerowski, R OBP: 0.367, SLG: 0.391 (1, 4)										5	1	2	0	0	1	5				
Willie Stargell, L OBP: 0.367, SLG: 0.426 Jim Pagliaroni, R OBP: 0.387, SLG: 0.462 (1, 9) (9, 2)										3	1	0	0	0	1	2	1			
Smoky Burgess, L OBP: 0.320, SLG: 0.443 Al McBean, R OBP: 0.154, SLG: 0.154 Harvey Haddix, L OBP: 0.200, SLG: 0.400 Roy Face, R (9, 1) (9, 1)										4	0	2	1	0	0	1				
Donn Clendenon, R OBP: 0.336, SLG: 0.491 (1, 3)										4	1	2	1	0	1	1				
Bob Bailey, R OBP: 0.306, SLG: 0.369 (1, 5)										3	0	0	0	0	1	2				
Vern Law, R OBP: 0.167, SLG: 0.167 Bob Skinner, L OBP: 0.341, SLG: 0.393 Earl Francis, R OBP: 0.143, SLG: 0.143 Roberto Clemente, R OBP: 0.321, SLG: 0.405 (1, 1) (8, PH) (8, 1) (9, PH) (9, 9)										2	0	0	0	0	0	0				
Inning Stats	R: 0 E: 0 K: 1 S: 5	H: 0 LOB: 1 BB: 1 P: 9	R: 0 E: 0 K: 3 S: 10	H: 1 LOB: 1 BB: 0 P: 10	R: 0 E: 1 K: 0 S: 3	H: 0 LOB: 0 BB: 0 P: 3	R: 0 E: 0 K: 0 S: 4	H: 1 LOB: 1 BB: 0 P: 4	R: 0 E: 0 K: 0 S: 3	H: 0 LOB: 0 BB: 0 P: 3	R: 0 E: 0 K: 0 S: 4	H: 1 LOB: 1 BB: 0 P: 4	R: 0 E: 1 K: 1 S: 6	H: 1 LOB: 1 BB: 0 P: 6	R: 0 E: 1 K: 0 S: 4	H: 1 LOB: 3 BB: 2 P: 20	1B: 8 2B: 1 3B: 0 HR: 0	SF: 0 SAC: 2 DP: 2 HBP: 0	WP: 0 PB: 0 SB: 0 CS: 0	PA: 40
PITCHER	IP WLS BF H R ER SO BB IBB HBP BLK WP HR S P ERA WHIP																			
Don Nottebart, R ERA: 2.97 Don McMahon, R ERA: 5.19 (1, 1) (9, 1)	8.0 L 34 8 4 4 5 2 0 0 0 0 0 0 0 0 42 50 4.50 1.250																			

Pittsburgh Pirates @ Houston Colt 45's
Colt Stadium, Houston, TX
Wed May 22 1963, 8:05 PM EDT
Att. 5,577 - Overcast - 70 F

AB	35
R	4
H	9
RBI	4
BB	3
SO	7
LOB	18





Batter	1	2	3	4	5	6	7	8	9	AB	R	H	RBI	BB	SO	LOB	BOTTOM					
Ernie Fazio, R OBP: 0.231, SLG: 0.235 (1, 4)										4	0	1	0	0	2	0						
Johnny Temple, R OBP: 0.352, SLG: 0.348 Bob Aspromonte, R OBP: 0.259, SLG: 0.280 (1, 5) (9, 5)										4	0	1	0	0	0	2						
Pete Runnels, L OBP: 0.297, SLG: 0.270 (1, 3)										4	0	0	0	0	1							
Carl Warwick, R OBP: 0.388, SLG: 0.450 (1, 9)										3	2	2	0	1	0	0						
Al Spangler, L OBP: 0.320, SLG: 0.309 (1, 7)										4	1	4	1	0	0	0						
Howie Goss, R OBP: 0.259, SLG: 0.366 Rusty Staub, L OBP: 0.346, SLG: 0.364 (1, 8) (9, PH)										3	0	0	0	0	0	3						
Bob Lillis, R OBP: 0.296, SLG: 0.308 (1, 6)										4	0	1	1	0	1	2						
John Bateman, R OBP: 0.230, SLG: 0.351 (1, 2)										2	0	0	0	0	1	1						
Don Nottebart, R OBP: 0.136, SLG: 0.095 Don McMahon, R (1, 1) (9, 1)										3	0	0	0	0	1	1						
Inning Stats	R: 0 E: 0 K: 1 S: 5	H: 2 LOB: 1 BB: 0 P: 5	R: 1 E: 1 K: 1 S: 7	H: 2 LOB: 1 BB: 0 P: 7	R: 0 E: 0 K: 1 S: 5	H: 0 LOB: 0 BB: 0 P: 5	R: 1 E: 0 K: 0 S: 4	H: 2 LOB: 0 BB: 0 P: 4	R: 0 E: 0 K: 0 S: 3	H: 0 LOB: 0 BB: 0 P: 3	R: 0 E: 0 K: 0 S: 3	H: 1 LOB: 0 BB: 0 P: 3	R: 1 E: 0 K: 0 S: 4	H: 2 LOB: 0 BB: 0 P: 4	R: 0 E: 0 K: 1 S: 5	H: 1 LOB: 2 BB: 0 P: 6	R: 0 E: 0 K: 1 S: 6	H: 1 LOB: 2 BB: 1 P: 10	1B: 8 2B: 2 3B: 0 HR: 0	SF: 0 SAC: 0 DP: 2 HBP: 1	WP: 0 PB: 0 SB: 0 CS: 2	PA: 35
PITCHER	IP WLS BF H R ER SO BB IBB HBP BLK WP HR S P ERA WHIP																					
Vern Law, R ERA: 5.11 Earl Francis, R ERA: 3.18 Harvey Haddix, L ERA: 2.7 Roy Face, R ERA: 3.55 (1, 1) (8, 1) (9, 1) (9, 1)	7.0 W 25 7 1 0 2 3 0 0 0 0 0 0 0 5 6 2.57 1.000																					

Pittsburgh Pirates @ Houston Colt 45's
Colt Stadium, Houston, TX
Wed May 22 1963, 8:05 PM EDT
Att. 5,577 - Overcast - 70 F

AB	32
R	3
H	9
RBI	2
BB	1
SO	5
LOB	12



Batter	1	2	3	4	5	6	7	8	9	AB	R	H	RBI	BB	SO	LOB	TOP					
Dick Schofield, S (1,6) X	0-0 1-3		0-0 1B		0-0 4-3	0-0 HR 1B		4-0 3-1 WP BB		4	1	2	2	1	0	0	Pittsburgh Pirates @ Milwaukee Braves Milwaukee County Stadium, Milwaukee, WI Fri May 24 1963, 8:05 PM EDT Att: 7,731 - Unknown					
Ted Savage, R (1,7) B	4-0		0-0 P4		0-0 5-3	0-0 HR		0-0 3-1		2	0	0	0	1	0	1						
Willie Stargell, L (6,PH) B	0-0 1-3 BB							0-0 3-1		2	1	1	3	0	0	1						
Roberto Clemente, R (1,9) X	0-0 1-3			0-0 BB 2B		0-0 BB 2B		4-0 BB		4	1	2	0	1	0	1						
Bill Mazaroski, R (1,4) X	0-0 F8			0-0 F9		4-0 1B BB FC5-2 BB	0-0 SH1-3 1B	0-3 K		4	0	1	0	1	1	4						
Donn Clendenon, R (1,3) X		0-0 F8		4-0 BB BB		4-0 FC5-2 1B BB	0-0 SH1-3	0-3 K		2	1	0	0	2	1	0						
Bob Bailey, R (1,5) X		0-0 G2		4-0 BB		0-0 1-2 2-3 BB	0-0 F7	0-3 K		4	1	1	1	1	1	1						
Jim Pagliaroni, R (1,2) X		0-0 F8		0-3 K		0-0 FC5-2 1B	4-0 BB	4-0 BB		3	1	0	0	2	1	6						
Bill Virdon, L (1,8) X			0-0 1-3	0-0 4-3		0-0 1-2 2-3 3-H HR 1B	0-0 F2	0-0 P6		5	1	1	1	0	0	6						
Bob Friend, R (1,1) X			0-3 K		0-0 5-3	0-3 K		0-3 K		4	0	0	0	0	3	3						
Inning Stats	R: 0 E: 0 K: 0 S: 3	H: 0 LOB: 1 BB: 1 P: 7	R: 0 E: 0 K: 0 S: 3	H: 0 LOB: 0 BB: 0 P: 3	R: 0 E: 0 K: 1 S: 6	H: 1 LOB: 1 BB: 0 P: 6	R: 0 E: 0 K: 1 S: 6	H: 1 LOB: 3 BB: 2 P: 14	R: 0 E: 0 K: 0 S: 3	H: 0 LOB: 0 BB: 0 P: 3	R: 7 E: 0 K: 1 S: 10	H: 5 LOB: 0 BB: 2 P: 18	R: 0 E: 0 K: 0 S: 4	H: 1 LOB: 2 BB: 1 P: 8	R: 0 E: 0 K: 2 S: 7	H: 0 LOB: 2 BB: 2 P: 15		R: 0 E: 0 K: 2 S: 7	H: 0 LOB: 1 BB: 1 P: 11	1B: 5 2B: 2 3B: 0 HR: 1	SF: 0 SAC: 1 DP: 0 HBP: 0	WP: 1 PB: 0 SB: 0 CS: 0
PITCHER	IP WLS BF H R ER SO BB IBB HBP BLK WP HR S P ERA WHIP																					
Warren Spahn, L (1,1) ERA: 3.27	5.2 L 28 6 6 6 3 5 0 0 0 0 0 0 29 49 9.53 1.941																					
Tony Cloninger, R (6,1) ERA: 3.75	2.1 12 2 1 1 2 3 0 0 0 1 1 13 25 3.86 2.143																					
Ron Piche, R (9,1) ERA: 4.38	1.0 4 0 0 0 2 1 0 0 0 0 0 0 7 11 0.00 1.000																					

Batter	1	2	3	4	5	6	7	8	9	AB	R	H	RBI	BB	SO	LOB	BOTTOM			
Mack Jones, L (1,8) X	0-0 4-3		0-0 4-3		0-0 6-3			0-0 4-3		4	0	0	0	0	0	1	Pittsburgh Pirates @ Milwaukee Braves Milwaukee County Stadium, Milwaukee, WI Fri May 24 1963, 8:05 PM EDT Att: 7,731 - Unknown			
Norm Larker, L (1,3) X	0-0 F9		0-0 G3			0-0 4-1		0-0 P6		4	0	0	0	0	0	0				
Hank Aaron, R (1,9) X	0-0 HR			0-0 E1 G3 SF9		0-0 5-3		0-0 4-3 1B		4	2	2	1	0	0	0				
Eddie Mathews, L (1,5) X	0-0 2B			0-0 G3		0-0 FC4-6 1B		0-0 4-3		4	0	2	0	0	0	2				
Lee Maye, L (1,7) X	0-0 3-1			0-0 SF9		0-0 FC4-6		0-0 F8		3	0	0	1	0	0	3				
Joe Torre, R (1,2) X		0-0 5-3		0-0 P3			0-0 F8	0-3 K		4	0	0	0	0	1	1				
Denis Menke, R (1,6) X		0-0 G1			0-0 FC4 1B		0-3 K			3	0	1	0	0	1	0				
Frank Bolling, R (1,4) X		0-0 3-1			0-0 FC4 G3		0-0 4-3			3	0	0	0	0	0	1				
Warren Spahn, L (1,1) B			0-0 4-3					0-0 F8		2	0	0	0	0	0	1				
Tony Cloninger, R (6,1) B										0	0	0	0	0	0	0				
Don Dillard, L (6,PH) B										1	0	0	0	0	0	0				
Ron Piche, R (9,1) B										0	0	0	0	0	0	0				
Inning Stats	R: 1 E: 0 K: 0 S: 5	H: 2 LOB: 1 BB: 0 P: 5	R: 0 E: 0 K: 0 S: 3	H: 0 LOB: 0 BB: 0 P: 3	R: 0 E: 0 K: 0 S: 3	H: 0 LOB: 0 BB: 0 P: 3	R: 1 E: 1 K: 0 S: 4	H: 0 LOB: 0 BB: 0 P: 4	R: 0 E: 0 K: 0 S: 4	H: 1 LOB: 1 BB: 0 P: 4	R: 0 E: 0 K: 1 S: 5	H: 0 LOB: 0 BB: 0 P: 5	R: 0 E: 0 K: 0 S: 3	H: 0 LOB: 0 BB: 0 P: 3	R: 0 E: 0 K: 1 S: 6	H: 1 LOB: 1 BB: 0 P: 6	1B: 3 2B: 1 3B: 0 HR: 1	SF: 1 SAC: 0 DP: 0 HBP: 0	WP: 0 PB: 0 SB: 0 CS: 0	PA: 33
PITCHER	IP WLS BF H R ER SO BB IBB HBP BLK WP HR S P ERA WHIP																			
Bob Friend, R (1,1) ERA: 2.57	9.0 W 33 5 2 1 2 0 0 0 0 0 1 37 37 1.00 0.556																			

Batter	1	2	3	4	5	6	7	8	9	AB	R	H	RBI	BB	SO	LOB	TOP					
Dick Schofield, S OBP: 0.322, SLG: 0.269 (1, 6)	K		FC4-6					4-3		3	0	0	0	1	1	2	Pittsburgh Pirates @ Milwaukee Braves Milwaukee County Stadium, Milwaukee, WI Sat May 25 1963, 4:33 AM EDT Att: 7,981 - Unknown					
Bill Virdon, L OBP: 0.275, SLG: 0.298 (1, 8)	K		G3		L1			F7		4	0	0	0	0	1	3						
Willie Stargell, L OBP: 0.364, SLG: 0.458 (1, 7)	E1			4-3				K	L6-3 BB	3	0	0	0	1	1	0						
Bill Mazerowski, R OBP: 0.365, SLG: 0.382 (1, 4)	P6			F8				G5-4-3 1B	L6-3 1-2	4	0	1	0	0	0	2						
Roberto Clemente, R OBP: 0.336, SLG: 0.426 (1, 9)		G4-6-3 1B		S 1B				G5-4-3 1-2	4-3	4	0	2	0	0	0	1						
Smoky Burgess, L OBP: 0.308, SLG: 0.425 (1, 2)	G4-6-3 1-2			4-3 1-2				4-3		3	0	0	0	0	0	2						
Donn Clendenon, R OBP: 0.341, SLG: 0.478 (1, 3)	6-3					K		CS 1B		3	0	1	0	0	1	0						
Bob Bailey, R OBP: 0.316, SLG: 0.363 (1, 5)			CS E BB		SH3 BB			K 1-2		1	0	0	0	2	1	1						
Joe Gibbon, R OBP: 0.091, SLG: 0.091 Roy Face, R (8, 1)	E3 FC4-6			SH3				5-3		2	0	0	0	0	0	1						
										0	0	0	0	0	0	0	P					
Inning Stats	R: 0 E: 1 K: 2 S: 8	H: 0 LOB: 1 BB: 0 P: 8	R: 0 E: 0 K: 0 S: 3	H: 1 LOB: 0 BB: 0 P: 3	R: 0 E: 1 K: 0 S: 3	H: 0 LOB: 1 BB: 1 P: 7	R: 0 E: 0 K: 0 S: 4	H: 1 LOB: 1 BB: 0 P: 4	R: 0 E: 0 K: 1 S: 5	H: 0 LOB: 2 BB: 2 P: 13	R: 0 E: 0 K: 1 S: 5	H: 1 LOB: 0 BB: 0 P: 5	R: 0 E: 0 K: 1 S: 5	H: 1 LOB: 0 BB: 0 P: 5	R: 0 E: 0 K: 0 S: 3	H: 0 LOB: 0 BB: 1 P: 6		R: 0 E: 0 K: 0 S: 2	H: 0 LOB: 0 BB: 1 P: 6	1B: 4 2B: 1 3B: 0 HR: 0	SF: 0 SAC: 1 DP: 3 HBP: 0	WP: 0 PB: 0 SB: 1 CS: 2
PITCHER Bob Shaw, R ERA: 3.93 (1, 1)	IP: 9.0 WLS: W BF: 32 H: 4 R: 0 ER: 0 SO: 5 BB: 4 IBB: 0 HBP: 0 BLK: 0 WP: 0 HR: 0 S: 38 P: 54 ERA: 0.00 WHIP: 0.889															PITCHER						

Batter	1	2	3	4	5	6	7	8	9	AB	R	H	RBI	BB	SO	LOB	BOTTOM			
Denis Menke, R OBP: 0.296, SLG: 0.389 (1, 6)	K		F8					FC5-6 FC5-4		4	0	0	0	0	1	2	Pittsburgh Pirates @ Milwaukee Braves Milwaukee County Stadium, Milwaukee, WI Sat May 25 1963, 4:33 AM EDT Att: 7,981 - Unknown			
Eddie Mathews, L OBP: 0.420, SLG: 0.468 (1, 5)	F7		K		3-1			F8		4	0	0	0	0	1	2				
Hank Aaron, R OBP: 0.410, SLG: 0.626 (1, 9)	BB		S BB			BB WP 1B		FC5-4 1-2		2	0	1	0	2	0	1				
Joe Torre, R OBP: 0.359, SLG: 0.420 (1, 3)	G3		F9			F3		HR		4	1	1	1	0	0	3				
Frank Bolling, R OBP: 0.274, SLG: 0.308 (1, 4)		E BB		P4		F9		F9		3	0	0	0	1	0	1				
Bubba Morton, R OBP: 0.267, SLG: 0.120 (1, 7)		E1 1-2		5-3		BB IBB		1B HBP		2	0	0	0	1	0	1				
Mack Jones, L OBP: 0.234, SLG: 0.265 (1, 8)		K		L6		FC4 BB		FC6-4 1-2		3	0	1	0	1	1	2				
Del Crandall, R OBP: 0.224, SLG: 0.197 (1, 2)		F9				F8 FC4		F3		4	0	0	0	0	0	7				
Bob Shaw, R OBP: 0.389, SLG: 0.267 (1, 1)		F9				BB		FC6-4 1-2		3	0	1	0	1	0	4				
										1B: 3 2B: 0 3B: 0 HR: 1	SF: 0 SAC: 0 DP: 0 HBP: 1	WP: 1 PB: 0 SB: 1 CS: 0	PA: 36							
Inning Stats	R: 0 E: 0 K: 1 S: 5	H: 0 LOB: 2 BB: 1 P: 9	R: 0 E: 1 K: 1 S: 6	H: 0 LOB: 2 BB: 1 P: 10	R: 0 E: 0 K: 1 S: 5	H: 0 LOB: 1 BB: 1 P: 9	R: 0 E: 0 K: 0 S: 3	H: 0 LOB: 0 BB: 0 P: 3	R: 0 E: 0 K: 0 S: 3	H: 0 LOB: 1 BB: 1 P: 7	R: 0 E: 0 K: 0 S: 4	H: 1 LOB: 3 BB: 2 P: 12	R: 0 E: 0 K: 0 S: 4	H: 1 LOB: 1 BB: 0 P: 4	R: 0 E: 0 K: 0 S: 5	H: 2 LOB: 2 BB: 0 P: 6	1B: 3 2B: 0 3B: 0 HR: 1	SF: 0 SAC: 0 DP: 0 HBP: 1	WP: 1 PB: 0 SB: 1 CS: 0	PA: 36
PITCHER Joe Gibbon, L ERA: 1.64 Roy Face, R ERA: 3.35 (8, 1)	IP: 7.1 WLS: L BF: 34 H: 4 R: 1 ER: 1 SO: 3 BB: 5 IBB: 1 HBP: 1 BLK: 0 WP: 1 HR: 1 S: 33 P: 58 ERA: 1.23 WHIP: 1.227															PITCHER				

Batter	1	2	3	4	5	6	7	8	9	10	11	AB	R	H	RBI	BB	SO	LOB	TOP	
Dick Schofield, S OBP: 0.323, SLG: 0.262	6-3		G3			K		4-3				4	0	0	0	2	1	2		
Bill Virdon, L OBP: 0.270, SLG: 0.291 Johnny Logan, R OBP: 0.455, SLG: 0.400 Al McBean, R OBP: 0.133, SLG: 0.133 Bob Veale, S (11, 1)	4-3		4-3			4-3				K	FC6-4	3	0	0	0	0	0	0		
Jerry Lynch, L OBP: 0.270, SLG: 0.486 Ted Savage, R OBP: 0.297, SLG: 0.407	3-1			6-3			G3	5-3		K		3	0	0	0	0	0	0		
Bill Mazerowski, R OBP: 0.366, SLG: 0.404		1B		5-3			5-3			HR	P6	5	1	2	1	0	0	1		
Roberto Clemente, R OBP: 0.345, SLG: 0.455		P4		1-6-3			HR			FC3-6	1B	5	2	3	1	0	0	1		
Donn Clendenon, R OBP: 0.343, SLG: 0.466		BB				K	P3			FC3-6	1B	3	1	0	0	2	1	1		
Bob Bailey, R OBP: 0.318, SLG: 0.386		P2		6-3				4-3		FC5-4	HR	5	1	2	3	0	0	3		
Jim Pagliaroni, R OBP: 0.377, SLG: 0.421 Willie Stargell, L OBP: 0.377, SLG: 0.459			K	5-3				K			CS	2	0	0	0	0	1	2		
Don Schwall, R OBP: 0.330, SLG: 0.125 Harvey Haddix, L OBP: 0.260, SLG: 0.400 Tommy Sisk, R OBP: 0.338, SLG: 0.425 Smoky Burgess, L OBP: 0.318, SLG: 0.425 Ron Brandt, R (8, 2)			1-3				P4	4-3		K		2	0	0	0	0	0	0		
Inning Stats	R: 0 E: 0 K: 0 S: 3	H: 0 LOB: 0 BB: 0 P: 3	R: 0 E: 0 K: 1 S: 6	H: 1 LOB: 1 BB: 1 P: 10	R: 0 E: 0 K: 0 S: 3	H: 0 LOB: 0 BB: 0 P: 3	R: 0 E: 0 K: 0 S: 3	H: 0 LOB: 0 BB: 0 P: 3	R: 0 E: 0 K: 1 S: 5	H: 1 LOB: 3 BB: 2 P: 14	R: 1 E: 0 K: 2 S: 7	H: 2 LOB: 1 BB: 1 P: 11	R: 0 E: 0 K: 2 S: 7	H: 0 LOB: 1 BB: 1 P: 11	R: 3 E: 0 K: 1 S: 7	H: 3 LOB: 1 BB: 2 P: 15	1B: 5 2B: 0 3B: 0 HR: 3	SF: 0 SAC: 0 DP: 0 HBP: 0	WP: 0 PB: 0 SB: 0 CS: 1	PA: 47
PITCHER	IP ERA: 4.16	WLS 24	BF 4	H 1	R 0	ER 0	SO 3	BB 1	IBB 0	HBP 0	BLK 0	WP 0	HR 0	S 29	P 33	ERA 1.29	WHIP 0.429			
Claude Raymond, R ERA: 3.1	0.2	4	1	0	0	1	1	0	0	0	0	0	0	5	9	0.00	3.000			
Dan Schneider, L ERA: 1.69	0.0	1	0	0	0	0	0	1	0	0	0	0	0	0	4	∞	∞			
Hank Fischer, R ERA: 3.22	0.1	3	2	1	1	0	0	0	0	0	0	0	1	3	3	27.00	6.000			
Ron Piche, R ERA: 4.06	1.0	4	0	0	0	1	1	0	0	0	0	0	0	5	9	0.00	1.000			

Pittsburgh Pirates @ Milwaukee Braves
Milwaukee County Stadium, Milwaukee, WI

AB 40
R 5
H 8
RBI 5
BB 7
SO 8
LOB 20



Sun May 26 1963, 4:33 AM EDT
Att: 9,794 - Unknown

livebaseballscorecards.com

Batter	1	2	3	4	5	6	7	8	9	10	11	AB	R	H	RBI	BB	SO	LOB	BOTTOM	
Mack Jones, L OBP: 0.250, SLG: 0.275 Frank Funk, R			6-3		6-3							4	1	2	0	0	0	0		
Bubba Morton, R OBP: 0.258, SLG: 0.115							E	FC4-6				0	0	0	0	0	0	0		
Norm Larker, L OBP: 0.350, SLG: 0.337			6-3		K		F5	FC4-6				6	0	1	0	0	2	4		
Hank Aaron, R OBP: 0.402, SLG: 0.609					F8		E5					6	0	1	0	0	2	5		
Eddie Mathews, L OBP: 0.428, SLG: 0.469												4	0	2	2	2	1	2		
Don Dillard, L OBP: 0.330, SLG: 0.482 Joe Torre, R OBP: 0.330, SLG: 0.420 Claude Raymond, R OBP: 0.455, SLG: 0.400 Dan Schneider, L OBP: 0.377, SLG: 0.459 Hank Fischer, R OBP: 0.377, SLG: 0.459 Ron Piche, R OBP: 0.318, SLG: 0.386 Len Gabrielson, L OBP: 0.255, SLG: 0.322			FC3-6		F8		F3					3	0	0	0	0	0	1		
Frank Bolling, R OBP: 0.272, SLG: 0.311												5	0	1	0	0	0	5		
Denis Menke, R OBP: 0.300, SLG: 0.385 Roy McMillan, R OBP: 0.301, SLG: 0.418												4	0	1	0	1	2	4		
Del Crandall, R OBP: 0.235, SLG: 0.189												3	0	0	0	2	0	1		
Lew Burdette, R OBP: 0.200, SLG: 0.176 Lee Maye, L OBP: 0.274, SLG: 0.309												2	0	0	0	0	2	5		
												3	1	1	0	0	0	0		
Inning Stats	R: 0 E: 0 K: 2 S: 7	H: 1 LOB: 1 BB: 0 P: 7	R: 0 E: 0 K: 1 S: 6	H: 1 LOB: 3 BB: 2 P: 14	R: 0 E: 0 K: 0 S: 4	H: 1 LOB: 1 BB: 1 P: 4	R: 0 E: 0 K: 1 S: 6	H: 1 LOB: 2 BB: 1 P: 10	R: 0 E: 0 K: 2 S: 8	H: 1 LOB: 1 BB: 0 P: 8	R: 0 E: 0 K: 2 S: 8	H: 1 LOB: 1 BB: 0 P: 8	R: 0 E: 0 K: 1 S: 5	H: 0 LOB: 0 BB: 1 P: 5	R: 0 E: 0 K: 1 S: 6	H: 1 LOB: 2 BB: 1 P: 10	1B: 8 2B: 2 3B: 0 HR: 0	SF: 0 SAC: 0 DP: 1 HBP: 1	WP: 1 PB: 0 SB: 0 CS: 1	PA: 50
PITCHER	IP ERA: 1.63	WLS 3	BF 28	H 1	R 0	ER 0	SO 6	BB 3	IBB 1	HBP 0	BLK 0	WP 1	HR 0	S 36	P 52	ERA 3.00	WHIP 1.500			
Harvey Haddix, L ERA: 2.66	0.1	3	1	0	0	0	0	0	0	0	0	0	0	3	3	0.00	3.000			
Tommy Sisk, R ERA: 0.93	0.2	3	0	0	0	1	1	0	0	0	0	0	0	4	8	0.00	1.500			
Al McBean, R ERA: 2.79	3.2	W	15	2	0	0	3	1	0	1	0	0	0	19	24	0.00	0.818			
Bob Veale, L ERA:	0.1	S	1	0	0	0	1	0	0	0	0	0	0	3	3	0.00	0.000			

Pittsburgh Pirates @ Milwaukee Braves
Milwaukee County Stadium, Milwaukee, WI

AB 43
R 2
H 9
RBI 2
BB 6
SO 11
LOB 30



Sun May 26 1963, 4:33 AM EDT
Att: 9,794 - Unknown

livebaseballscorecards.com

Batter	1	2	3	4	5	6	7	8	9	AB	R	H	RBI	BB	SO	LOB	TOP					
Tony Taylor, R OBP: 0.373, SLG: 0.407 (1, 4)	E3		HR		FC4-6		1-3			3	1	1	0	1	0	0	Philadelphia Phillies @ Pittsburgh Pirates Forbes Field, Pittsburgh, PA Tue May 28 1963, 7:05 PM EDT Att: 8,497 - Unknown					
Johnny Callison, L OBP: 0.306, SLG: 0.374 (1, 9)	1-3		HR		FC4-6		K			4	2	1	2	0	1	3						
Tony Gonzalez, L OBP: 0.403, SLG: 0.413 (1, 8)	F9				1B		K			4	1	2	2	0	1	1						
Wes Covington, L OBP: 0.408, SLG: 0.636 Ruben Amaro, R OBP: 0.222, SLG: 0.125 (5, PR) (5, 5)	3-1		G3		1B			6-3		3	0	1	1	0	0	2						
Don Demeter, R OBP: 0.360, SLG: 0.487 (5, 7)		K			E5			K		4	0	1	0	0	2	0						
Frank Torre, L OBP: 0.237, SLG: 0.121 (1, 3)					L8			4-3		4	0	1	0	0	1	3						
Clay Dalrymple, L OBP: 0.312, SLG: 0.336 (1, 2)		G3-6-3			G4-6-3		F2		F8	4	0	0	0	0	2	2						
Bobby Wine, R OBP: 0.292, SLG: 0.350 (1, 6)			5-3				K		F9	4	0	0	0	0	2	0						
Cal McLish, S OBP: 0.320, SLG: 0.318 (1, 1)			K		E3		K		K	4	1	0	0	0	3	0						
Inning Stats	R: 0 E: 1 K: 0 S: 9	H: 0 LOB: 1 BB: 0 P: 14	R: 0 E: 0 K: 1 S: 9	H: 1 LOB: 0 BB: 0 P: 12	R: 2 E: 0 K: 1 S: 15	H: 2 LOB: 1 BB: 1 P: 23	R: 0 E: 1 K: 0 S: 4	H: 0 LOB: 0 BB: 0 P: 6	R: 3 E: 1 K: 2 S: 21	H: 4 LOB: 2 BB: 0 P: 27	R: 0 E: 0 K: 2 S: 9	H: 0 LOB: 0 BB: 0 P: 12	R: 0 E: 0 K: 1 S: 5	H: 0 LOB: 0 BB: 0 P: 7	R: 0 E: 0 K: 1 S: 7	H: 0 LOB: 0 BB: 0 P: 8	R: 0 E: 0 K: 1 S: 7	H: 0 LOB: 0 BB: 0 P: 8	1B: 5 2B: 0 3B: 1 HR: 1	SF: 0 SAC: 0 DP: 2 HBP: 0	WP: 0 PB: 0 CS: 0	PA: 36
PITCHER	IP	WLS	BF	H	R	ER	SO	BB	IBB	HBP	BLK	WP	HR	S	P	ERA	WHIP					
Bob Friend, R ERA: 2.64 (1, 1)	4.2	L	21	5	5	2	3	1	0	0	0	0	1	50	71	3.86	1.286					
Harvey Haddix, L ERA: 2.42 (5, 1)	2.1		9	2	0	0	5	0	0	0	0	0	0	24	31	0.00	0.857					
Tommie Sisk, R ERA: 0.84 (8, 1)	2.0		6	0	0	0	2	0	0	0	0	0	0	12	15	0.00	0.000					

AB	35
R	5
H	7
RBI	5
BB	1
SO	10
LOB	11



Batter	1	2	3	4	5	6	7	8	9	AB	R	H	RBI	BB	SO	LOB	BOTTOM					
Dick Schofield, S OBP: 0.321, SLG: 0.262 (1, 6)	K		L4-3		6-3		4-3			4	0	1	0	0	1	1	Philadelphia Phillies @ Pittsburgh Pirates Forbes Field, Pittsburgh, PA Tue May 28 1963, 7:05 PM EDT Att: 8,497 - Unknown					
Bill Virdon, L OBP: 0.269, SLG: 0.290 (1, 8)	L6		L4-3				P5			4	0	1	0	0	0	1						
Roberto Clemente, R OBP: 0.346, SLG: 0.453 Willie Stargell, L OBP: 0.371, SLG: 0.452 (6, 9)			1-3		G5-4-3		6-3			3	0	1	0	0	0	1						
Bill Mazerowski, R OBP: 0.364, SLG: 0.407 (1, 4)	L7				F9		5-3			4	1	1	0	0	1	1						
Jerry Lynch, L OBP: 0.268, SLG: 0.447 (1, 7)			FC3-6		F9		4-3		G3	3	0	0	0	1	0	1						
Smoky Burgess, L OBP: 0.313, SLG: 0.416 (1, 2)		FC3-6					4-3		1-3	4	0	1	1	0	0	1						
Donn Clendenon, R OBP: 0.341, SLG: 0.467 (1, 3)		F9			4-1				F8	4	0	1	0	0	2	2						
Bob Bailey, R OBP: 0.325, SLG: 0.387 (1, 5)							L8			2	0	1	0	1	0	1						
Bob Friend, R OBP: 0.107, SLG: 0.074 Harvey Haddix, L OBP: 0.200, SLG: 0.400 Johnny Logan, R OBP: 0.417, SLG: 0.364 Tommie Sisk, R (8, 1)		1-3			K		K			2	0	0	0	0	1	4						
Inning Stats	R: 0 E: 0 K: 1 S: 9	H: 1 LOB: 1 BB: 0 P: 13	R: 0 E: 1 K: 0 S: 18	H: 1 LOB: 2 BB: 1 P: 29	R: 0 E: 0 K: 0 S: 6	H: 1 LOB: 0 BB: 0 P: 11	R: 1 E: 0 K: 1 S: 11	H: 2 LOB: 2 BB: 1 P: 20	R: 0 E: 0 K: 0 S: 5	H: 1 LOB: 0 BB: 0 P: 7	R: 0 E: 0 K: 0 S: 6	H: 0 LOB: 0 BB: 0 P: 8	R: 0 E: 0 K: 1 S: 9	H: 1 LOB: 1 BB: 0 P: 13	R: 0 E: 0 K: 1 S: 8	H: 0 LOB: 0 BB: 0 P: 11	R: 0 E: 0 K: 0 S: 5	H: 0 LOB: 0 BB: 0 P: 9	1B: 5 2B: 3 3B: 0 HR: 0	SF: 0 SAC: 0 DP: 2 HBP: 0	WP: 0 PB: 0 CS: 0	PA: 34
PITCHER	IP	WLS	BF	H	R	ER	SO	BB	IBB	HBP	BLK	WP	HR	S	P	ERA	WHIP					
Cal McLish, R ERA: 2.86 (1, 1)	9.0	W	34	7	1	1	4	2	0	0	0	0	0	77	121	1.00	1.000					



Batter	1	2	3	4	5	6	7	8	9	AB	R	H	RBI	BB	SO	LOB	TOP			
Tony Taylor, R OBP: 0.365, SLG: 0.396 (1, 4)										4	0	0	0	0	2	2	Philadelphia Phillies @ Pittsburgh Pirates Forbes Field, Pittsburgh, PA Thu May 30 1963, 3:33 AM EDT Unknown			
Johnny Callison, L OBP: 0.305, SLG: 0.371 (1, 9)										4	0	1	0	0	0	0				
Tony Gonzalez, L OBP: 0.405, SLG: 0.415 (1, 8)										4	1	2	0	0	1	1				
Wes Covington, L OBP: 0.418, SLG: 0.636 (1, 7)										3	0	2	1	1	0	0				
Don Demeter, R OBP: 0.357, SLG: 0.481 (1, 5)										4	0	1	0	0	1	3				
Frank Torre, L OBP: 0.214, SLG: 0.108 (1, 3)										4	0	0	0	0	0	4				
Clay Dalrymple, L OBP: 0.318, SLG: 0.336 (1, 2)										3	0	1	0	0	0	3				
Bobby Wine, R OBP: 0.293, SLG: 0.349 (1, 6)										3	0	1	0	0	0	0				
Ryne Duren, R (7, 1)										0	0	0	0	0	0	0				
Roy Sievers, R OBP: 0.289, SLG: 0.414 (9, PH)										1	0	0	0	0	1	2				
Art Mahaffey, R OBP: 0.105, SLG: 0.105 (5, PH)										1	0	0	0	0	0	2				
Jim Lemon, R OBP: 0.178, SLG: 0.190 (5, PH)										1	0	0	0	0	1	0				
Jack Hamilton, R (5, 1)										0	0	0	0	0	0	0				
Dallas Green, L (5, 1)										0	0	0	0	0	0	0				
Ruben Amaro, R OBP: 0.214, SLG: 0.120 (7, 6)										1	0	0	0	0	0	0				
Inning Stats	R: 0 E: 0 K: 2 S: 12	H: 0 LOB: 0 BB: 0 P: 17	R: 0 E: 0 K: 1 S: 6	H: 0 LOB: 0 BB: 0 P: 7	R: 0 E: 0 K: 1 S: 9	H: 1 LOB: 1 BB: 0 P: 13	R: 0 E: 0 K: 0 S: 17	H: 3 LOB: 3 BB: 0 P: 20	R: 0 E: 0 K: 2 S: 10	H: 0 LOB: 0 BB: 0 P: 10	R: 0 E: 0 K: 0 S: 8	H: 0 LOB: 0 BB: 0 P: 11	R: 0 E: 0 K: 0 S: 5	H: 0 LOB: 0 BB: 0 P: 5	R: 1 E: 1 K: 1 S: 13	H: 3 LOB: 2 BB: 0 P: 19	1B: 8 2B: 0 3B: 0 HR: 0	SF: 0 SAC: 0 DP: 2 HBP: 1	WP: 0 PB: 0 CS: 0	PA: 35
PITCHER Don Cardwell, R ERA: 3.67 (1, 1)	IP: 9.0 WLS: W BF: 35 H: 8 R: 1 ER: 1 SO: 6 BB: 1 IBB: 0 HBP: 1 BLK: 0 WP: 0 HR: 0 S: 87 P: 118 ERA: 1.00 WHIP: 1.000																			

Batter	1	2	3	4	5	6	7	8	9	AB	R	H	RBI	BB	SO	LOB	BOTTOM			
Dick Schofield, S OBP: 0.318, SLG: 0.256 (1, 6)										4	0	0	0	1	0	2	Philadelphia Phillies @ Pittsburgh Pirates Forbes Field, Pittsburgh, PA Thu May 30 1963, 3:33 AM EDT Unknown			
Bill Virdon, L OBP: 0.280, SLG: 0.291 (1, 8)										3	2	1	0	2	0	0				
Willie Stargell, L OBP: 0.387, SLG: 0.485 (1, 9)										4	1	2	2	1	0	3				
Bill Mazerowski, R OBP: 0.357, SLG: 0.399 (1, 4)										3	0	0	0	0	0	2				
Jerry Lynch, L OBP: 0.289, SLG: 0.512 (1, 7)										3	2	1	1	1	0	1				
Smoky Burgess, L OBP: 0.322, SLG: 0.413 (1, 2)										3	1	1	2	1	0	0				
Donn Clendenon, R OBP: 0.345, SLG: 0.467 (1, 3)										2	0	1	1	1	1	0				
Bob Bailey, R OBP: 0.329, SLG: 0.389 (1, 5)										2	0	1	1	1	0	1				
Don Cardwell, R (1, 1)										3	1	0	0	1	3	4				
Inning Stats	R: 0 E: 0 K: 0 S: 6	H: 0 LOB: 0 BB: 0 P: 8	R: 1 E: 0 K: 0 S: 8	H: 1 LOB: 1 BB: 1 P: 15	R: 2 E: 0 K: 0 S: 12	H: 2 LOB: 1 BB: 1 P: 24	R: 1 E: 1 K: 1 S: 9	H: 1 LOB: 1 BB: 1 P: 17	R: 3 E: 0 K: 1 S: 12	H: 2 LOB: 2 BB: 3 P: 30	R: 0 E: 0 K: 0 S: 4	H: 1 LOB: 1 BB: 0 P: 4	R: 0 E: 0 K: 1 S: 6	H: 0 LOB: 0 BB: 0 P: 8	R: 0 E: 0 K: 1 S: 4	H: 0 LOB: 2 BB: 3 P: 16		1B: 5 2B: 0 3B: 1 HR: 1	SF: 2 SAC: 1 DP: 1 HBP: 0	WP: 1 PB: 0 CS: 0
PITCHER Art Mahaffey, R ERA: 4.63 Jack Hamilton, R ERA: 6.65 Dallas Green, R ERA: 1.71 Ryne Duren, R ERA: 4.4 (1, 1)	IP: 4.0 WLS: L BF: 19 H: 4 R: 4 ER: 3 SO: 1 BB: 3 IBB: 0 HBP: 0 BLK: 0 WP: 0 HR: 1 S: 35 P: 64 ERA: 6.75 WHIP: 1.750																			

AB 33
R 1
H 8
RBI 1
BB 1
SO 6
LOB 17



AB 27
R 7
H 7
RBI 7
BB 9
SO 4
LOB 13



Batter	1	2	3	4	5	6	7	8	9	AB	R	H	RBI	BB	SO	LOB	TOP			
Dick Schofield, S (1, 6) OBP: 0.319, SLG: 0.261	0-3 K		4-0 BB			0-3 K		0-0 G6-3 BB 1B		3	0	1	0	1	2	0				
Bill Virdon, L (1, 8) OBP: 0.285, SLG: 0.286	0-0 4-3		0-0 P6			0-0 3-1		4-0 G6-3 BB 1-2 BB		3	0	0	0	1	0	3				
Willie Stargell, L (1, 9) OBP: 0.361, SLG: 0.459	0-3 K		0-3 K			0-0 L9		0-0 G6-3 1-2 2-3		4	0	0	0	0	2	5				
Bill Mazerowski, R (1, 4) OBP: 0.358, SLG: 0.394		0-0 G6-4-3 1B		0-0 6-3			4-0 WP HR BB	0-0 P1		3	1	1	0	1	0	1				
Jerry Lynch, L (1, 7) OBP: 0.288, SLG: 0.532	0-3 K		0-0 F9				0-0 1-H HR		0-0 1-3	3	1	1	2	0	1	1				
Ted Savage, R (7, 7) OBP: 0.288, SLG: 0.393										1	0	0	0	0	0	0				
Donn Clendenen, R (1, 3) OBP: 0.347, SLG: 0.492	0-0 G6-4-3 1-2			0-3 K			0-0 E5 WP CS 1-3		0-0 2B	4	0	1	0	0	1	1				
Bob Bailey, R (1, 5) OBP: 0.331, SLG: 0.376			4-0 1B FC6-2 BB		0-0 L8		0-0 1-3 1-2		0-0 5-3	3	0	0	0	1	0	2	AB 30			
Jim Pagliaroni, R (1, 2) OBP: 0.395, SLG: 0.419			0-0 BB FC6-2 1B		0-0 5-3		4-0 CS BB 2-3		4-0 IBB	2	0	1	0	2	0	0	R 2			
Don Schwall, R (1, 1) OBP: 0.136, SLG: 0.100			0-0 FC6-2 BB 1-2 3-H		0-3 K		0-3 K 1-2 3-H		0-3 K	4	0	0	0	0	3	6	H 5			
Inning Stats	R: 0 E: 0 K: 2 S: 7	H: 0 LOB: 0 BB: 0 P: 7	R: 0 E: 0 K: 1 S: 5	H: 1 LOB: 0 BB: 0 P: 5	R: 0 E: 0 K: 1 S: 6	H: 1 LOB: 3 BB: 2 P: 14	R: 0 E: 0 K: 1 S: 5	H: 0 LOB: 0 BB: 0 P: 5	R: 0 E: 0 K: 1 S: 5	H: 0 LOB: 0 BB: 0 P: 5	R: 2 E: 1 K: 1 S: 6	H: 1 LOB: 1 BB: 2 P: 14	R: 0 E: 0 K: 0 S: 3	H: 1 LOB: 1 BB: 1 P: 7	R: 0 E: 0 K: 1 S: 6	H: 1 LOB: 2 BB: 1 P: 10	1B: 3 2B: 1 3B: 0 HR: 1	SF: 0 SAC: 0 DP: 2 HBP: 0	WP: 2 PB: 0 SB: 0 CS: 2	PA: 36
PITCHER	IP WLS BF H R ER SO BB IBB HBP BLK WP HR S P ERA WHIP																			
Carl Willey, R (1, 1) ERA: 2.25	7.0 L 29 4 2 2 8 5 0 0 0 0 2 1 40 60 2.57 1.286																			
Larry Bearnarth, R (8, 1) ERA: 3.0	1.0 2 0 0 0 0 0 0 0 0 0 0 0 2 2 0.00 0.000																			
Ken MacKenzie, L (9, 1) ERA: 5.68	1.0 5 1 0 0 1 0 1 0 0 0 0 0 6 10 0.00 1.000																			

Pittsburgh Pirates @ New York Mets
Polo Grounds, New York, NY
Fri May 31 1963, 7:05 PM EDT
Att: 16,236 - Unknown

AB	30
R	2
H	5
RBI	2
BB	6
SO	9
LOB	19



Batter	1	2	3	4	5	6	7	8	9	AB	R	H	RBI	BB	SO	LOB	BOTTOM			
Jim Piersall, R (1, 8) OBP: 0.295, SLG: 0.294	0-0 3-1		0-0 1-3			0-3 K		0-0 5-3		4	0	0	0	0	1	1				
Choo-Choo Coleman, L (1, 2) OBP: 0.277, SLG: 0.264	0-0 1B		4-0 G1-6-3 BB			0-0 3-1		0-3 K		3	0	1	0	1	1	2				
Ron Hunt, R (1, 4) OBP: 0.379, SLG: 0.408	0-0 1-3 1B		0-0 G1-6-3 1-2			0-0 5-3			0-0 4-3	4	0	1	0	0	0	1				
Duke Snider, L (1, 9) OBP: 0.336, SLG: 0.449	4-0 G4-6-3 IBB			0-0 2-3			0-0 E4		0-0 G3	3	0	0	0	1	0	0				
Frank Thomas, R (1, 7) OBP: 0.258, SLG: 0.312	0-0 G4-6-3 1-2			0-3 K			0-0 F7		0-0 6-3	4	0	0	0	0	1	4				
Tim Larkness, L (1, 3) OBP: 0.327, SLG: 0.430		0-3 K		0-0 3-1			0-0 F8			3	0	0	0	0	1	1				
Chico Fernandez, R (1, 6) OBP: 0.240, SLG: 0.234		0-0 1-3 1B			0-0 5-3		0-0 4-3			3	0	1	0	0	0	1	AB 30			
Rod Kanehl, R (1, 5) OBP: 0.208, SLG: 0.217		0-0 1-3			0-0 P4			0-0 6-3		2	0	0	0	0	0	1	R 0			
Ed Kravetz, L (8, PH) OBP: 0.265, SLG: 0.308										1	0	0	0	0	0	0	H 4			
Ken MacKenzie, R (9, 1) OBP: 0.324, SLG: 0.305										0	0	0	0	0	0	0	RBI 0			
Carl Willey, R (1, 1) OBP: 0.182, SLG: 0.143		0-3 K			0-0 F8			0-0 5-3 1B		2	0	0	0	0	1	1	BB 2			
Larry Bearnarth, R (8, 1)										0	0	0	0	0	0	0	SO 5			
Sammy Taylor, L (8, PH) OBP: 0.697, SLG: 0.500										1	0	1	0	0	0	0	LOB 12			
Charlie Neal, R (8, FR) OBP: 0.324, SLG: 0.305										0	0	0	0	0	0	0				
Inning Stats	R: 0 E: 0 K: 0 S: 4	H: 2 LOB: 2 BB: 1 P: 8	R: 0 E: 0 K: 2 S: 8	H: 1 LOB: 1 BB: 0 P: 8	R: 0 E: 0 K: 1 S: 2	H: 0 LOB: 0 BB: 1 P: 6	R: 0 E: 0 K: 1 S: 5	H: 0 LOB: 0 BB: 0 P: 5	R: 0 E: 0 K: 1 S: 5	H: 0 LOB: 0 BB: 0 P: 5	R: 0 E: 1 K: 0 S: 4	H: 0 LOB: 1 BB: 0 P: 4	R: 0 E: 0 K: 1 S: 6	H: 1 LOB: 2 BB: 0 P: 6	R: 0 E: 0 K: 0 S: 3	H: 0 LOB: 0 BB: 0 P: 3	1B: 4 2B: 0 3B: 0 HR: 0	SF: 0 SAC: 0 DP: 2 HBP: 0	WP: 0 PB: 0 SB: 0 CS: 0	PA: 32
PITCHER	IP WLS BF H R ER SO BB IBB HBP BLK WP HR S P ERA WHIP																			
Don Schwall, R (1, 1) ERA: 1.38	9.0 W 32 4 0 0 5 1 1 0 0 0 0 0 40 48 0.00 0.556																			

Pittsburgh Pirates @ New York Mets
Polo Grounds, New York, NY
Fri May 31 1963, 7:05 PM EDT
Att: 16,236 - Unknown

AB	30
R	0
H	4
RBI	0
BB	2
SO	5
LOB	12



Batter	1	2	3	4	5	6	7	8	9	AB	R	H	RBI	BB	SO	LOB	TOP					
Dick Schofield, S OBP: 0.328, SLG: 0.270		6-3								5	2	3	0	1	0	1						
Bill Virdon, L OBP: 0.287, SLG: 0.303		4-3			1-3					5	1	1	2	1	1	5						
Willie Stargell, L OBP: 0.348, SLG: 0.475										6	2	1	1	0	3	3						
Bill Mazerolski, R OBP: 0.359, SLG: 0.413			6-3							5	2	2	1	0	0	0						
Jerry Lynch, L OBP: 0.316, SLG: 0.596										5	2	3	1	0	1	1						
Ted Savage, R OBP: 0.288, SLG: 0.393										0	0	0	0	0	0	0						
Donn Clendenon, R OBP: 0.361, SLG: 0.519									5-3	5	0	4	2	0	0	0						
Bob Bailey, R OBP: 0.328, SLG: 0.370										5	0	1	1	0	2	4						
Jim Pagliaroni, R OBP: 0.395, SLG: 0.400										3	0	0	0	1	2	2						
Bob Friend, R OBP: 0.121, SLG: 0.094										5	1	1	0	0	2	5						
Inning Stats	R: 3 E: 0 K: 3 S: 14	H: 5 LOB: 3 BB: 0 P: 15	R: 0 E: 0 K: 1 S: 5	H: 0 LOB: 0 BB: 0 P: 5	R: 0 E: 0 K: 0 S: 5	H: 2 LOB: 2 BB: 0 P: 5	R: 2 E: 1 K: 0 S: 5	H: 1 LOB: 1 BB: 1 P: 9	R: 0 E: 0 K: 1 S: 6	H: 1 LOB: 3 BB: 2 P: 14	R: 1 E: 0 K: 0 S: 5	H: 2 LOB: 1 BB: 0 P: 5	R: 0 E: 0 K: 1 S: 6	H: 1 LOB: 1 BB: 0 P: 6	R: 2 E: 0 K: 2 S: 9	H: 2 LOB: 0 BB: 0 P: 9	R: 2 E: 0 K: 3 S: 11	H: 2 LOB: 2 BB: 0 P: 11	1B: 11 2B: 0 3B: 1 HR: 4	SF: 0 SAC: 0 DP: 0 HBP: 1	WP: 2 PB: 0 CS: 0	PA: 48
PITCHER	IP WLS BF H R ER SO BB IBB HBP BLK WP HR S P ERA WHIP	IP WLS BF H R ER SO BB IBB HBP BLK WP HR S P ERA WHIP																				
Galen Cisco, R ERA: 4.05	(1, 1)	6.0	L	34	11	6	4	5	3	0	1	0	1	1	40	53	6.00	2.333				
Ken MacKenzie, L ERA: 9.0	(7, 1)	2.0		9	3	2	2	3	0	0	0	0	0	2	15	15	9.00	1.500				
Don Rowe, L ERA: 3.89	(9, 1)	1.0		5	2	2	2	3	0	0	0	0	1	1	11	11	18.00	2.000				

Pittsburgh Pirates @ New York Mets
Polo Grounds, New York, NY
Sat Jun 01 1963, 3:33 AM EDT
Att: 11,800 - Unknown

AB 44
R 10
H 16
RBI 8
BB 3
SO 11
LOB 21



Batter	1	2	3	4	5	6	7	8	9	AB	R	H	RBI	BB	SO	LOB	BOTTOM			
Jim Piersall, R OBP: 0.287, SLG: 0.285										4	0	0	0	0	0	1				
Tim Harkness, L OBP: 0.315, SLG: 0.412										4	0	0	0	0	1	0				
Ron Hunt, R OBP: 0.370, SLG: 0.397										4	0	0	0	0	1	0				
Frank Thomas, R OBP: 0.252, SLG: 0.304										3	0	0	0	0	2	0				
Duke Snider, L OBP: 0.329, SLG: 0.438										3	0	0	0	0	2	0				
Chico Fernandez, R OBP: 0.243, SLG: 0.237										3	1	1	0	0	0	0				
Charlie Neal, R OBP: 0.319, SLG: 0.299										3	0	0	0	0	1	1				
Norm Sherry, R OBP: 0.136, SLG: 0.194										1	0	0	0	0	1	0				
Sammy Taylor, L OBP: 0.400, SLG: 0.333										1	0	0	1	0	0	0				
Galen Cisco, R OBP: 0.176, SLG: 0.143	(1, 1)									1	0	0	0	0	0	0				
Ed Kraneppol, L OBP: 0.259, SLG: 0.313	(6, PH)									1	0	1	0	0	0	0				
Ken MacKenzie, R	(7, 1)									0	0	0	0	0	0	0				
Choo-Choo Coleman, L OBP: 0.274, SLG: 0.202	(8, PH)									1	0	0	0	0	0	1				
Don Rowe, L OBP: 0.222, SLG: 0.222	(9, 1)									0	0	0	0	0	0	0				
Inning Stats	R: 0 E: 0 K: 1 S: 5	H: 0 LOB: 0 BB: 0 P: 5	R: 0 E: 0 K: 1 S: 5	H: 0 LOB: 0 BB: 0 P: 5	R: 0 E: 0 K: 2 S: 7	H: 0 LOB: 0 BB: 0 P: 7	R: 0 E: 0 K: 1 S: 5	H: 0 LOB: 0 BB: 0 P: 5	R: 0 E: 0 K: 1 S: 5	H: 1 LOB: 1 BB: 0 P: 4	R: 0 E: 0 K: 1 S: 5	H: 0 LOB: 0 BB: 0 P: 5	R: 0 E: 0 K: 1 S: 7	H: 1 LOB: 1 BB: 0 P: 7	R: 0 E: 0 K: 0 S: 3	H: 0 LOB: 0 BB: 0 P: 3	1B: 2 2B: 0 3B: 0 HR: 0	SF: 1 SAC: 0 DP: 0 HBP: 0	WP: 0 PB: 0 CS: 0	PA: 30
PITCHER	IP WLS BF H R ER SO BB IBB HBP BLK WP HR S P ERA WHIP	IP WLS BF H R ER SO BB IBB HBP BLK WP HR S P ERA WHIP																		
Bob Friend, R ERA: 2.37	(1, 1)	9.0	W	30	2	1	0	8	0	0	0	0	0	0	46	46	0.00	0.222		


Pittsburgh Pirates @ New York Mets
Polo Grounds, New York, NY
Sat Jun 01 1963, 3:33 AM EDT
Att: 11,800 - Unknown

AB 29
R 1
H 2
RBI 1
BB 0
SO 8
LOB 3




Batter	1	2	3	4	5	6	7	8	9	10	AB	R	H	RBI	BB	SO	LOB	TOP	
Dick Schofield, S (1.6) OBP: 0.326, SLG: 0.265	K		K			1-3		FC4-6 BB		6-3	4	0	0	0	1	2	1	Pittsburgh Pirates @ New York Mets Polo Grounds, New York, NY Sun Jun 02 1963, 3:33 AM EDT Unknown	
Bill Virdon, L (1.8) OBP: 0.290, SLG: 0.306	CS 1B		1-3			1B		FC4-6 1-2 2-3		E6 PO	5	0	2	0	0	0	3		
Willie Stargell, L (1.9) OBP: 0.344, SLG: 0.464	K					K		G3		PO	4	0	1	0	0	2	4		
Bill Mazerowski, R (1.4) OBP: 0.357, SLG: 0.409		F8				6-3		K		G3 WP 1B	4	1	1	0	0	1	2		
Jerry Lynch, L (1.7) OBP: 0.295, SLG: 0.554		G3				K		1-4-3		G3	4	0	0	0	0	1	1		
Smoky Burgess, L (1.2) OBP: 0.328, SLG: 0.424						4-3		4-3			4	0	2	1	0	0	0		
Ron Brand, R (9, PR)											0	0	0	0	0	0	0		
Ron Brand, R (9, 2)		2B								1B	4	0	1	0	0	1	2		
Donn Clendenon, R (1.3) OBP: 0.358, SLG: 0.511		1-3				G3 1B		K		F9	4	0	1	0	0	1	2		
Bob Bailey, R (1.5) OBP: 0.326, SLG: 0.367						G3		FC4-6 BB 1B		F3	4	0	1	0	0	0	2		
Vern Law, R (1.1) OBP: 0.250, SLG: 0.250						P6		L8			2	0	1	0	0	0	1		
Johnny Logan, R (8, PH) OBP: 0.355, SLG: 0.333										K	1	0	0	0	0	0	1		
Roy Face, R (8, 1)						1B					1	0	0	0	0	1	0		
Inning Stats	R: 0 E: 0 K: 2 S: 7	H: 1 LOB: 1 BB: 0 P: 7	R: 0 E: 0 K: 0 S: 4	H: 1 LOB: 1 BB: 0 P: 4	R: 0 E: 0 K: 1 S: 6	H: 1 LOB: 1 BB: 0 P: 6	R: 0 E: 0 K: 1 S: 5	H: 1 LOB: 0 BB: 0 P: 5	R: 0 E: 0 K: 2 S: 8	H: 0 LOB: 0 BB: 0 P: 8	R: 0 E: 0 K: 1 S: 5	H: 1 LOB: 2 BB: 1 P: 8	R: 1 E: 0 K: 0 S: 5	H: 2 LOB: 1 BB: 0 P: 5	R: 0 E: 1 K: 1 S: 5	H: 0 LOB: 0 BB: 0 P: 5	1B: 8 2B: 2 3B: 0 HR: 0	SF: 0 SAC: 0 DP: 1 HBP: 0	WP: 1 PA: 39 PB: 0 SB: 0 CS: 1
PITCHER	IP 8.1	WLS 33	H 9	R 1	ER 1	SO 7	BB 1	IBB 0	HBP 0	BLK 0	WP 1	HR 0	S 46	P 50	ERA 1.08	WHIP 1.200			
Roger Craig, R (1.1) ERA: 3.6																			
Larry Bearmarth, R (9, 1) ERA: 2.78	IP 1.2	WLS 5	H 0	R 0	ER 0	SO 1	BB 0	IBB 0	HBP 0	BLK 0	WP 0	HR 0	S 7	P 7	ERA 0.00	WHIP 0.000			

AB	37
R	1
H	9
RBI	1
BB	1
SO	8
LOB	17



Batter	1	2	3	4	5	6	7	8	9	10	AB	R	H	RBI	BB	SO	LOB	BOTTOM			
Jim Piersall, R (1.8) OBP: 0.279, SLG: 0.276	L9		1-6-3			G3		4-3		SH1-4	4	0	0	0	0	0	0	Pittsburgh Pirates @ New York Mets Polo Grounds, New York, NY Sun Jun 02 1963, 3:33 AM EDT Unknown			
Tim Harkness, L (1.3) OBP: 0.319, SLG: 0.406	F5		1B			3-1		K		E IBB	4	0	1	0	1	1	0				
Ron Hunt, R (1.4) OBP: 0.360, SLG: 0.385	1-3		1-3			F7		G1		E7	5	0	0	0	0	0	2				
Duke Snider, L (1.9) OBP: 0.329, SLG: 0.460			F5			K				5-3	3	1	1	1	0	1	0				
Jim Hickman, R (9, 7) OBP: 0.337, SLG: 0.431						HR					1	0	0	0	0	0	0				
Frank Thomas, R (1, 7) OBP: 0.259, SLG: 0.301						K					1	0	0	0	1	1	0				
Ed Kranepool, L (5, 9) OBP: 0.278, SLG: 0.322			1B BB					1-3 1B		1B	2	0	2	0	0	0	0				
Chico Fernandez, R (1, 6) OBP: 0.270, SLG: 0.260										1B	3	0	3	0	1	0	0				
Charlie Neal, R (1, 5) OBP: 0.318, SLG: 0.294						G1-6-3 BB		1-2 1B		F8	3	0	0	0	1	0	5				
Norm Sherry, R (1, 2) OBP: 0.132, SLG: 0.188											2	0	0	0	0	1	2				
Sammy Taylor, L (7, PH) OBP: 0.353, SLG: 0.250											1	0	0	0	0	0	2				
Choo-Choo Coleman, L (9, 2) OBP: 0.272, SLG: 0.200											1	0	0	0	0	0	3				
Roger Craig, R (1, 1) OBP: 0.125, SLG: 0.067											3	0	0	0	0	2	2				
Larry Bearmarth, R (9, 1) OBP: 0.143, SLG: 0.143											1	0	1	0	0	0	0				
Rod Kanehl, R (10, PR) OBP: 0.208, SLG: 0.217						6-3		K		SH1-4 E 1B	0	1	0	0	0	0	0				
Inning Stats	R: 0 E: 0 K: 0 S: 3	H: 0 LOB: 0 BB: 0 P: 3	R: 0 E: 0 K: 0 S: 4	H: 1 LOB: 2 BB: 1 P: 8	R: 0 E: 0 K: 1 S: 6	H: 1 LOB: 1 BB: 0 P: 6	R: 1 E: 0 K: 1 S: 5	H: 1 LOB: 0 BB: 1 P: 9	R: 0 E: 0 K: 1 S: 5	H: 0 LOB: 0 BB: 0 P: 5	R: 0 E: 0 K: 1 S: 7	H: 2 LOB: 2 BB: 0 P: 7	R: 0 E: 0 K: 1 S: 5	H: 0 LOB: 0 BB: 0 P: 5	R: 0 E: 0 K: 0 S: 4	H: 2 LOB: 2 BB: 1 P: 8	R: 1 E: 1 K: 0 S: 3	H: 1 LOB: 2 BB: 1 P: 7	1B: 7 2B: 1 3B: 0 HR: 1	SF: 0 SAC: 1 DP: 2 HBP: 0	WP: 0 PA: 39 PB: 0 SB: 0 CS: 0
PITCHER	IP 7.0	WLS 27	H 5	R 1	ER 1	SO 5	BB 2	IBB 0	HBP 0	BLK 0	WP 0	HR 1	S 35	P 43	ERA 1.29	WHIP 1.000					
Vern Law, R (1, 1) ERA: 4.26																					
Roy Face, R (8, 1) ERA: 2.67	IP 2.1	WLS 12	H 3	R 1	ER 0	SO 1	BB 0	IBB 0	HBP 0	BLK 0	WP 0	HR 0	S 12	P 20	ERA 0.00	WHIP 1.286					

AB	34
R	2
H	8
RBI	1
BB	4
SO	6
LOB	16




Batter	1	2	3	4	5	6	7	8	9	AB	R	H	RBI	BB	SO	LOB	TOP			
Pete Rose, S OBP: 0.330, SLG: 0.321	4-0 BB G6-4-3			0-3 K		0-3 K	1-3		0-0 6-3	4	0	0	0	1	2	2	Cincinnati Reds @ Pittsburgh Pirates Forbes Field, Pittsburgh, PA Wed Jun 05 1963, 7:05 PM EDT Unknown			
Bob Skinner, L OBP: 0.339, SLG: 0.369	0-0 G6-4-3 1-2			0-0 F7		0-0 E3 1B		0-0 1B E	0-0 4-3	5	2	1	0	0	0	1				
Vada Pinson, L OBP: 0.327, SLG: 0.438	0-0 F9			0-0 3B		0-0 G3		0-0 1B E		4	1	2	0	0	0	1				
Frank Robinson, R OBP: 0.394, SLG: 0.442		0-0 L8-4 2B		1-0 HBP		0-0 1B		0-0 F6		3	0	2	1	0	0	2				
Gordy Coleman, L OBP: 0.247, SLG: 0.355	0-0 L8-4			0-0 1-3		0-0 F2		0-0 E1 1B		4	0	0	1	0	0	5				
Tommy Harper, R OBP: 0.321, SLG: 0.232								1-2 3H SF7		0	1	0	0	0	0	0				
Don Pavletich, R OBP: 0.314, SLG: 0.290	0-0 2-3							0-0 1B		0	0	0	0	0	0	0				
Daryl Spencer, R OBP: 0.382, SLG: 0.323	0-3 K					0-0 6-3		0-0 E5 1B	0-0 1B	4	0	1	1	0	1	0				
Johnny Edwards, L OBP: 0.333, SLG: 0.376			0-0 4-3			0-0 F8		0-3 K	0-0 SF7	3	0	0	1	0	1	1				
Leo Cardenas, R OBP: 0.274, SLG: 0.390			0-3 K			0-0 1B		0-0 F6	0-3 K	4	0	1	0	0	2	3				
Joe Nuxhall, L OBP: 0.096, SLG: 0.096			0-3 K			0-3 K			0-3 K	0	0	0	0	0	0	0				
Jim Owens, R OBP: 0.288, SLG: 0.364										1	0	0	0	0	1	0				
Marty Keough, L OBP: 0.287, SLG: 0.447										1	0	0	0	0	1	1				
Dom Zanni, R OBP: 0.287, SLG: 0.295										0	0	0	0	0	0	0				
Jesse Gonder, L OBP: 0.275, SLG: 0.375										1	0	1	0	0	0	0				
John Tsitouris, R OBP: 0.275, SLG: 0.375										0	0	0	0	0	0	0				
Al Worthington, R OBP: 0.275, SLG: 0.375										0	0	0	0	0	0	0				
Ken Walters, R OBP: 0.281, SLG: 0.310										1	0	0	0	0	1	0				
Inning Stats	R: 0 E: 0 K: 0 S: 2	H: 0 LOB: 0 BB: 1 P: 6	R: 0 E: 0 K: 1 S: 5	H: 1 LOB: 0 BB: 0 P: 5	R: 0 E: 0 K: 2 S: 7	H: 0 LOB: 0 BB: 0 P: 7	R: 0 E: 0 K: 1 S: 6	H: 1 LOB: 2 BB: 0 P: 7	R: 1 E: 0 K: 1 S: 7	H: 1 LOB: 1 BB: 0 P: 7	R: 0 E: 1 K: 1 S: 7	H: 1 LOB: 2 BB: 0 P: 7	R: 3 E: 1 K: 1 S: 9	H: 3 LOB: 2 BB: 0 P: 9	R: 0 E: 0 K: 1 S: 5	H: 0 LOB: 0 BB: 0 P: 5	1B: 6 2B: 2 3B: 1 HR: 0	SF: 1 SAC: 0 DP: 2 HBP: 1	WP: 0 PB: 0 SB: 0 CS: 0	PA: 38
PITCHER	IP WLS BF H R ER SO BB IBB HBP BLK WP HR S P ERA WHIP																			
Don Cardwell, R ERA: 3.51	(1, 1) 7.1 33 8 4 2 7 1 0 1 0 0 0 45 50 2.46 1.227																			
Bob Veale, L ERA: 2.1	(8, 1) 0.2 W 2 0 0 0 1 0 0 0 0 0 0 4 4 0.00 0.000																			
Harvey Haddix, L ERA: 2.1	(9, 1) 1.0 S 3 0 0 0 1 0 0 0 0 0 0 5 5 0.00 0.000																			


AB	35
R	4
H	8
RBI	4
BB	1
SO	9
LOB	16




Batter	1	2	3	4	5	6	7	8	9	AB	R	H	RBI	BB	SO	LOB	BOTTOM			
Dick Schofield, S OBP: 0.333, SLG: 0.269	0-0 FC1-6 1B	0-0 4-3			0-0 FC8-4 1B	4-0 1-2 2-3 BB		4-0 1-2 BB		3	0	2	0	2	0	1	Cincinnati Reds @ Pittsburgh Pirates Forbes Field, Pittsburgh, PA Wed Jun 05 1963, 7:05 PM EDT Unknown			
Ted Savage, R OBP: 0.288, SLG: 0.364	0-0 FC1-6		0-0 F8		0-0 FC8-4 BB	4-3		0-0 FC3-6 1B		4	1	0	0	0	5					
Smoky Burgess, L OBP: 0.337, SLG: 0.425								0-0 FC3-6 1B		1	0	1	1	0	0					
Al McBean, R OBP: 0.125, SLG: 0.125	1-2 HR				1-2 HBP			1-2 2H		0	0	0	0	0	0					
Harvey Haddix, L OBP: 0.167, SLG: 0.333								1-2 2H		0	0	0	0	0	0					
Roberto Clemente, R OBP: 0.346, SLG: 0.447	0-0 1-2 HR		0-0 F9		1-0 1-2 HBP		0-0 G3	0-0 FC3-6		4	1	1	0	0	2					
Bill Mazerowski, R OBP: 0.364, SLG: 0.428	0-0 1-2 HR		0-0 F9		4-0 1-2 2-3 BB		0-0 1B	0-0 F8		4	1	2	3	1	3					
Donn Clendenon, R OBP: 0.347, SLG: 0.486	0-0 F9			0-0 F6	0-3 K		0-0 F8			4	0	0	0	0	1					
Bob Bailey, R OBP: 0.333, SLG: 0.376	0-0 CS			0-0 5-3		0-3 K	0-0 1B			4	0	2	0	0	1					
Jim Pagliaroni, R OBP: 0.388, SLG: 0.435	0-0 CS	0-0 L7		0-0 HR		0-0 6-3	0-0 5-3			4	1	1	1	0	2					
Bill Virdon, L OBP: 0.298, SLG: 0.309			0-0 1B		0-0 4-3		0-0 BB HBP 1B	0-0 4-3		4	0	2	0	0	0					
Don Cardwell, R ERA: 2.86	(1, 1) 0.1									2	0	0	0	0	1	1				
Bob Veale, L ERA: 2.1	(8, 1) 0.2									0	0	0	0	0	0	0				
Jerry Lynch, L ERA: 7.94	(5, 1) 2.0									0	0	0	0	1	0	0				
Vern Law, R ERA: 6.86	(7, 1) 1.1									0	0	0	0	0	0	0				
Willie Stargell, L ERA: 2.16	(9, 7) 0.2									1	0	0	0	0	0	0				
Inning Stats	R: 3 E: 0 K: 0 S: 6	H: 4 LOB: 0 BB: 0 P: 6	R: 0 E: 0 K: 0 S: 4	H: 1 LOB: 1 BB: 0 P: 4	R: 0 E: 0 K: 0 S: 3	H: 0 LOB: 0 BB: 0 P: 3	R: 1 E: 0 K: 0 S: 4	H: 1 LOB: 0 BB: 0 P: 4	R: 0 E: 0 K: 2 S: 8	H: 1 LOB: 3 BB: 1 P: 13	R: 0 E: 0 K: 1 S: 6	H: 1 LOB: 2 BB: 1 P: 11	R: 0 E: 0 K: 0 S: 5	H: 2 LOB: 2 BB: 0 P: 5	R: 1 E: 0 K: 0 S: 4	H: 1 LOB: 3 BB: 2 P: 12	1B: 9 2B: 0 3B: 0 HR: 2	SF: 0 SAC: 0 DP: 0 HBP: 2	WP: 0 PB: 0 SB: 0 CS: 1	PA: 41
PITCHER	IP WLS BF H R ER SO BB IBB HBP BLK WP HR S P ERA WHIP																			
Joe Nuxhall, L ERA: 2.86	(1, 1) 0.1																			
Jim Owens, R ERA: 8.31	(1, 1) 3.2																			
Dom Zanni, R ERA: 7.94	(5, 1) 2.0																			
John Tsitouris, R ERA: 6.86	(7, 1) 1.1																			
Al Worthington, R ERA: 2.16	(8, 1) 0.2																			

AB	34
R	5
H	11
RBI	5
BB	4
SO	3
LOB	18



Batter	1	2	3	4	5	6	7	8	9	AB	R	H	RBI	BB	SO	LOB	TOP											
Pete Rose, S OBP: 0.346, SLG: 0.335 (1, 4)	0-0 BB SF9 1B		0-0 2B 1B	4-0 WP BB			0-0 G4-6-3 1B		0-0 1B	4	2	4	0	1	0	0	Cincinnati Reds @ Pittsburgh Pirates Forbes Field, Pittsburgh, PA Thu Jun 06 1963, 7:05 PM EDT Unknown											
Tommy Harper, R OBP: 0.326, SLG: 0.247 (1, 9)	0-0 F4		0-0 1B 2B	4-0 G4-3 BB			0-3 K		0-3 K	4	1	1	1	1	2	2												
Vada Pinson, L OBP: 0.333, SLG: 0.441 (1, 8)	0-0 BB 1-2 1B		0-0 HR 1B	0-0 G4-3			0-0 G4-6-3			4	1	2	1	0	0	3												
Frank Robinson, R OBP: 0.403, SLG: 0.518 (1, 7)	4-0 FC6-4 BB 1-2 2-3		0-0 HR		0-3 K			0-0 HR		3	2	2	3	1	1	0												
Daryl Spencer, R OBP: 0.393, SLG: 0.347 (1, 5)	0-0 SF9		0-0 BB 1B		0-0 6-3			0-0 SH1 1B		3	1	2	1	0	0	0												
Don Pavletich, R OBP: 0.316, SLG: 0.273 (1, 3)	0-0 FC6-4 1-2		0-0 BB 1-2	4-0 G1-6-3 BB			0-0 3-1		0-0 SH1	2	0	0	0	1	0	2												
Leo Cardenas, R OBP: 0.273, SLG: 0.384 (1, 6)		0-3 K	0-3 K			0-3 K		0-0 2H 1B		4	0	1	1	0	3	2												
Johnny Edwards, L OBP: 0.323, SLG: 0.362 (1, 2)	0-0 F7		0-0 G1-6-3			0-0 4-3		0-0 G3		4	0	0	0	0	0	2												
Jim Maloney, L OBP: 0.100, SLG: 0.069 Bill Henry, L (7, 1)	0-0 G3			0-0 1-3		0-0 4-3			0-0 1-3	3	0	0	0	0	0	0												
Inning Stats	R: 1 E: 0 K: 0 S: 5	H: 2 LOB: 2 BB: 1 P: 9	R: 0 E: 0 K: 1 S: 5	H: 0 LOB: 0 BB: 0 P: 5	R: 4 E: 0 K: 1 S: 9	H: 5 LOB: 1 BB: 1 P: 13	R: 0 E: 0 K: 0 S: 2	H: 0 LOB: 1 BB: 2 P: 10	R: 0 E: 0 K: 1 S: 5	H: 0 LOB: 0 BB: 0 P: 5	R: 0 E: 0 K: 1 S: 5	H: 1 LOB: 0 BB: 0 P: 5	R: 2 E: 0 K: 0 S: 5	H: 3 LOB: 0 BB: 0 P: 5	R: 0 E: 0 K: 1 S: 5	H: 1 LOB: 0 BB: 0 P: 5		1B: 9 2B: 1 3B: 0 HR: 2	SF: 1 SAC: 1 DP: 3 HBP: 0	WP: 2 PB: 0 SB: 0 CS: 0	PA: 38							
PITCHER	IP	WLS	BF	H	R	ER	SO	BB	IBB	HBP	BLK	WP	HR	S	P	ERA	WHIP											
Joe Gibbon, L ERA: 2.82 Earl Francis, R ERA: 3.39 Tommie Sisk, R ERA: 1.61 Roy Face, R ERA: 3.86	(1, 1)	2.0	L	12	5	4	3	1	1	0	0	0	0	13	17	13.50	3.000											
	(3, 1)	1.0		5	2	1	1	1	1	0	0	0	0	1	6	10	9.00	3.000										
	(4, 1)	4.0		13	1	0	0	3	2	0	0	0	1	0	17	25	0.00	0.750										
	(8, 1)	2.0		8	4	2	2	1	0	0	0	0	0	1	10	10	9.00	2.000										


Batter	1	2	3	4	5	6	7	8	9	AB	R	H	RBI	BB	SO	LOB	BOTTOM											
Dick Schofield, S OBP: 0.338, SLG: 0.266 (1, 6)	0-0 F9		0-0 G3		0-0 F7		4-0 5-3 BB		0-0 2H 1B	4	0	1	1	1	0	2	Cincinnati Reds @ Pittsburgh Pirates Forbes Field, Pittsburgh, PA Thu Jun 06 1963, 7:05 PM EDT Unknown											
Bill Virdon, L OBP: 0.297, SLG: 0.326 Jim Pagliaroni, R OBP: 0.384, SLG: 0.429 Roy Face, R Ron Brand, R (9, PH)	0-0 F4		0-0 F7		0-0 G3		0-0 5-3		0-0 P9	3	0	0	0	0	0	2												
Roberto Clemente, R OBP: 0.335, SLG: 0.430 (1, 9)	0-0 4-3			0-0 4-3		0-0 6-3		0-0 F9		4	0	0	0	0	0	2												
Bill Mazerowski, R OBP: 0.369, SLG: 0.459 (1, 4)		0-0 6-3		0-3 K		0-0 HR		0-3 K		4	1	1	1	0	2	0												
Jerry Lynch, L OBP: 0.288, SLG: 0.567 (1, 7)		0-0 F4		0-0 HR		0-0 1-3		0-0 1-3		4	0	1	1	0	0	0												
Smoky Burgess, L OBP: 0.330, SLG: 0.453 (1, 2)		0-0 F4		0-0 HR		0-0 P7		0-0 F7		4	1	1	1	0	0	0												
Donn Clendenon, R OBP: 0.360, SLG: 0.490 (1, 3)			0-0 G3 BB 1B	0-0 WP 1B		0-0 SH1-4 5-3 1B		0-0 4-3		4	1	3	0	0	0	0												
Bob Bailey, R OBP: 0.342, SLG: 0.382 (1, 5)			4-0 G3 BB 1-2	0-3 K 1-2		4-0 5-3 SH1-4 BB		0-0 1B 2B		2	1	1	0	2	1	1												
Joe Gibbon, R OBP: 0.077, SLG: 0.077 Earl Francis, R OBP: 0.143, SLG: 0.143 Johnny Ligon, R OBP: 0.333, SLG: 0.296 Tommie Sisk, R OBP: 0.360, SLG: 0.353 Ted Savage, R (8, 8)	(1, 1)		0-3 K		0-3 K		0-0 SH1-4		0-3 K	0	0	0	0	0	0	0												
Inning Stats	R: 0 E: 0 K: 0 S: 3	H: 0 LOB: 0 BB: 0 P: 3	R: 0 E: 0 K: 0 S: 3	H: 0 LOB: 0 BB: 0 P: 3	R: 0 E: 0 K: 1 S: 6	H: 1 LOB: 2 BB: 1 P: 10	R: 2 E: 0 K: 2 S: 10	H: 3 LOB: 1 BB: 0 P: 10	R: 0 E: 0 K: 1 S: 5	H: 0 LOB: 0 BB: 0 P: 5	R: 1 E: 0 K: 0 S: 4	H: 1 LOB: 2 BB: 2 P: 4	R: 1 E: 0 K: 1 S: 5	H: 0 LOB: 0 BB: 0 P: 5	R: 1 E: 0 K: 1 S: 7	H: 2 LOB: 1 BB: 0 P: 7		1B: 4 2B: 1 3B: 0 HR: 3	SF: 0 SAC: 1 DP: 0 HBP: 0	WP: 1 PB: 0 SB: 0 CS: 0	PA: 38							
PITCHER	IP	WLS	BF	H	R	ER	SO	BB	IBB	HBP	BLK	WP	HR	S	P	ERA	WHIP											
Jim Maloney, R ERA: 3.05 Bill Henry, L ERA: 6.23	(1, 1)	6.1	W	28	6	4	4	4	3	0	0	0	0	3	33	45	5.68	1.421										
	(7, 1)	2.2	S	10	2	1	1	2	0	0	0	0	0	14	14	3.38	0.750											

Batter	1	2	3	4	5	6	7	8	9	AB	R	H	RBI	BB	SO	LOB	TOP					
Pete Rose, S OBP: 0.342, SLG: 0.331 (1.4)	1-3		1B BB	4-3		K	FC6-4			5	1	1	0	0	1	3	Cincinnati Reds @ Pittsburgh Pirates Forbes Field, Pittsburgh, PA Thu Jun 06 1963, 7:05 PM EDT Att: 12,309 - Unknown					
Bob Skinner, L OBP: 0.344, SLG: 0.388 (1.7)	BB		F8		F3		3B	2B		4	1	2	0	1	0	1						
Vada Pinson, L OBP: 0.341, SLG: 0.456 (1.8)	F7		BB 3B 1B		2B SF8 1B		BB 3B	K2-3		4	3	3	1	0	0	1						
Tommy Harper, R OBP: 0.322, SLG: 0.243 (7.8)			BB 3B 1B		SF8 1B 2B		BB S BB HBP	5-3		1	0	0	0	0	1	1						
Frank Robinson, R OBP: 0.409, SLG: 0.523 (1.9)	K		BB 3B IBB		SF8 1B 2B		BB S BB HBP			2	3	1	0	1	1	1						
Ken Walters, R OBP: 0.233, SLG: 0.300 (7.9)			BB 3B IBB		SF8 1B 2B		BB S BB HBP			1	0	0	0	0	0	1						
Daryl Spencer, R OBP: 0.398, SLG: 0.342 (1.5)			BB 3B IBB		SF8 1B 2B		BB S BB HBP			1	2	0	2	2	1	0						
Don Blasingame, L OBP: 0.297, SLG: 0.200 (7.5)	K		BB 3B IBB		SF8 1B 2B		BB S BB HBP	K		1	0	0	0	0	1	1						
Gordy Coleman, L OBP: 0.251, SLG: 0.363 (1.3)	3-1		BB 3B IBB		SF8 1B 2B		BB S BB HBP	K		4	0	2	5	1	1	0						
Johnny Edwards, L OBP: 0.327, SLG: 0.368 (1.2)			BB 3B IBB		SF8 1B 2B		BB S BB HBP	K		3	0	1	1	1	0	2						
Jesse Gonder, L OBP: 0.421, SLG: 0.778 (7.2)	2B		L8		4-3		FC6-4 BB	4-3		1	0	0	0	0	0	0						
Leo Cardenas, R OBP: 0.272, SLG: 0.380 (1.6)	5-3				4-3		SF8	F9		2	0	0	1	1	0	1						
Eddie Kasko, R OBP: 0.333, SLG: 0.292 (7.6)					4-3		SF8			1	0	0	0	0	0	0						
Joey Jay, S OBP: 0.095, SLG: 0.095 (1.1)			K		4-3		K	K		4	0	0	0	0	3	3						
Inning Stats	R: 0 E: 0 K: 1 S: 5	H: 0 LOB: 1 BB: 1 P: 9	R: 0 E: 0 K: 1 S: 6	H: 1 LOB: 1 BB: 0 P: 6	R: 4 E: 0 K: 1 S: 8	H: 3 LOB: 1 BB: 2 P: 16	R: 0 E: 0 K: 0 S: 3	H: 0 LOB: 0 BB: 0 P: 3	R: 2 E: 0 K: 0 S: 6	H: 3 LOB: 1 BB: 0 P: 6	R: 0 E: 0 K: 2 S: 6	H: 0 LOB: 1 BB: 1 P: 10	R: 4 E: 0 K: 1 S: 7	H: 2 LOB: 2 BB: 3 P: 20	R: 0 E: 0 K: 2 S: 8	H: 1 LOB: 1 BB: 0 P: 8	R: 0 E: 0 K: 1 S: 5	H: 0 LOB: 0 BB: 0 P: 5	1B: 4 2B: 4 3B: 3 HR: 0	SF: 2 SAC: 0 DP: 1 HBP: 1	WP: 0 PB: 0 SB: 1 CS: 1	PA: 44
PITCHER	IP WLS BF H R ER SO BB IBB HBP BLK WP HR S P ERA WHIP																					
Don Schwall, R ERA: 2.13 (1.1)	4.2 L 23 6 6 0 0 3 2 1 0 0 0 0 0 26 38 11.57 1.714																					
Harvey Haddix, L ERA: 2.09 (5.1)	0.1 2 1 0 0 0 0 0 0 0 0 0 0 0 2 2 0.00 3.000																					
Earl Francis, R ERA: 4.45 (6.1)	1.0 7 2 4 4 2 2 0 0 1 0 0 0 0 8 17 36.00 4.000																					
Bob Veale, L ERA: 1.5 (7.1)	1.0 5 0 0 0 1 2 0 0 0 0 0 0 5 13 0.00 2.000																					
Tommie Sisk, R ERA: 1.5 (8.1)	2.0 7 1 0 0 3 0 0 0 0 0 0 0 13 13 0.00 0.500																					

Batter	1	2	3	4	5	6	7	8	9	AB	R	H	RBI	BB	SO	LOB	BOTTOM					
Dick Schofield, S OBP: 0.339, SLG: 0.274 (1.6)	K		1-3		F6			G1-6-3 1B		5	0	2	2	0	1	0	Cincinnati Reds @ Pittsburgh Pirates Forbes Field, Pittsburgh, PA Thu Jun 06 1963, 7:05 PM EDT Att: 12,309 - Unknown					
Bill Virdon, L OBP: 0.289, SLG: 0.316 (1.8)	5-3		K		F7			G1-6-3 1B	L6	5	0	0	0	0	1	2						
Roberto Clemente, R OBP: 0.339, SLG: 0.431 (1.9)					F4		FC6-4 1B	G3		4	0	2	0	0	0	0						
Bill Mazerowski, R OBP: 0.372, SLG: 0.465 (1.4)	F4				1B 2B		F9		1B FC6-4 1B	4	1	2	0	0	0	2						
Jerry Lynch, L OBP: 0.312, SLG: 0.565 (1.7)							K		BB FC6-4 1B	2	0	1	0	2	1	1						
Donn Clendenen, R OBP: 0.363, SLG: 0.490 (1.3)	K						FC6-4		FC6-4 1B	4	0	2	0	0	1	2						
Bob Bailey, R OBP: 0.335, SLG: 0.374 (1.5)	FC6-4				G5-4-3			F8	FC6-4 1B 2B	4	1	0	1	0	0	6						
Jim Pagliaroni, R OBP: 0.378, SLG: 0.459 (1.2)	F8						F7		F4	4	1	1	1	0	0	3						
Don Schwall, R OBP: 0.130, SLG: 0.095 (5.1)					F3					1	0	0	0	0	0	0						
Harvey Haddix, L OBP: 0.167, SLG: 0.333 (5.1)					F9					0	0	0	0	0	0	0						
Johnny Ligon, R OBP: 0.195, SLG: 0.287 (6.1)										0	0	0	0	0	0	0						
Earl Francis, R OBP: 0.142, SLG: 0.143 (7.1)										0	0	0	0	0	0	0						
Bob Veale, S OBP: 0.253, SLG: 0.433 (7.1)										0	0	0	0	0	0	0						
Willie Stargatt, L OBP: 0.253, SLG: 0.433 (7.1)										0	0	0	0	0	0	0						
Tommie Sisk, R OBP: 0.253, SLG: 0.433 (7.1)										0	0	0	0	0	0	0						
Smoky Burgess, L OBP: 0.253, SLG: 0.433 (7.1)										0	0	0	0	0	0	0						
Inning Stats	R: 0 E: 0 K: 1 S: 6	H: 1 LOB: 1 BB: 0 P: 6	R: 0 E: 0 K: 1 S: 6	H: 1 LOB: 1 BB: 0 P: 6	R: 0 E: 0 K: 1 S: 5	H: 0 LOB: 0 BB: 0 P: 5	R: 0 E: 0 K: 0 S: 4	H: 2 LOB: 2 BB: 1 P: 8	R: 1 E: 0 K: 0 S: 4	H: 1 LOB: 0 BB: 0 P: 4	R: 0 E: 0 K: 1 S: 6	H: 1 LOB: 1 BB: 0 P: 6	R: 0 E: 0 K: 1 S: 5	H: 0 LOB: 0 BB: 0 P: 5	R: 0 E: 0 K: 0 S: 3	H: 1 LOB: 0 BB: 0 P: 3	R: 4 E: 0 K: 0 S: 7	H: 4 LOB: 1 BB: 1 P: 11	1B: 8 2B: 2 3B: 0 HR: 1	SF: 0 SAC: 0 DP: 2 HBP: 0	WP: 0 PB: 0 SB: 0 CS: 0	PA: 38
PITCHER	IP WLS BF H R ER SO BB IBB HBP BLK WP HR S P ERA WHIP																					
Joey Jay, R ERA: 3.66 (1.1)	9.0 W 38 11 5 5 5 2 0 0 0 0 0 1 46 54 5.00 1.444																					

AB	34
R	10
H	10
RBI	10
BB	7
SO	9
LOB	15




Batter	1	2	3	4	5	6	7	8	9	AB	R	H	RBI	BB	SO	LOB	TOP															
Roy McMillan, R (1, 6) OBP: 0.284, SLG: 0.356 Norm Larker, L (9, PH) OBP: 0.324, SLG: 0.309	F9		4-3 1B	1-2 3H 1B			P3		F9	4	1	2	1	0	0	0																
Lee Mays, L (1, 7) OBP: 0.252, SLG: 0.309	HR 1B		F8	L4			3-1			4	1	1	0	0	0	3																
Hank Aaron, R (1, 9) OBP: 0.406, SLG: 0.620	P6		4-3 1-2 WP 1B				F2			4	0	2	0	0	0	1																
Eddie Mathews, L (1, 5) OBP: 0.423, SLG: 0.453	1-H HR		4-3				F2		F9	4	1	1	3	0	0	2																
Joe Torre, R (1, 2) OBP: 0.361, SLG: 0.397	P3		F2				G4-6-3		F8	4	0	0	0	0	0	2																
Mack Jones, L (1, 8) OBP: 0.290, SLG: 0.336			F9				G3		K	4	0	1	0	0	1	0																
Tommie Aaron, R (1, 3) OBP: 0.266, SLG: 0.333			L1-3				K		P6	4	0	1	0	0	1	1	AB 36															
Denis Menke, R (1, 4) OBP: 0.322, SLG: 0.395			1-2 1B				BB			3	1	3	0	1	0	0	R 4															
Lew Burdette, R (1, 1) OBP: 0.160, SLG: 0.136 Tony Cloninger, R (2, 1) OBP: 0.333, SLG: 0.333 Don Dillard, L (9, PH) OBP: 0.300, SLG: 0.419	F7		1-3 1B				K		F9	1	0	0	0	0	0	1	H 12															
										2	0	1	0	0	1	1	RBI 4															
										1	0	0	0	0	0	1	BB 1															
																	SO 3															
																	LOB 13															
																																
Inning Stats	R: 2 E: 0 K: 0 S: 5	H: 2 LOB: 0 BB: 0 P: 5	R: 0 E: 0 K: 0 S: 4	H: 2 LOB: 1 BB: 0 P: 4	R: 1 E: 0 K: 0 S: 5	H: 2 LOB: 1 BB: 0 P: 5	R: 1 E: 0 K: 0 S: 6	H: 4 LOB: 2 BB: 0 P: 6	R: 0 E: 0 K: 2 S: 3	H: 0 LOB: 1 BB: 1 P: 11	R: 0 E: 0 K: 0 S: 3	H: 0 LOB: 0 BB: 0 P: 3	R: 0 E: 0 K: 1 S: 5	H: 0 LOB: 0 BB: 0 P: 5	R: 0 E: 0 K: 0 S: 4	H: 1 LOB: 1 BB: 0 P: 4	1B: 11 2B: 1 3B: 0 HR: 1	SF: 0 SAC: 0 DP: 2 HBP: 0	WP: 1 PB: 0 CS: 1	PA: 37												
PITCHER	IP WLS BF H R ER SO BB IBB HBP BLK WP HR S P ERA WHIP																	ERA WHIP														
Vern Law, R (1, 1) ERA: 4.84	3.2		10	4	4	0	0	0	0	0	1	1	19	19	9.82	2.727																
Al McBean, R (4, 1) ERA: 2.7	5.1	W	18	2	0	0	3	1	0	0	0	0	23	27	0.00	0.562																

AB	36
R	4
H	12
RBI	4
BB	1
SO	3
LOB	13



WP: 1
PB: 0
CS: 1
PA: 37

Batter	1	2	3	4	5	6	7	8	9	AB	R	H	RBI	BB	SO	LOB	BOTTOM															
Dick Schofield, S (1, 6) OBP: 0.345, SLG: 0.279	4-3 1B	2B BB		F8			F7	E4		4	1	1	1	1	0	1																
Willie Stargell, L (1, 8) OBP: 0.324, SLG: 0.432	4-3	2-3 3H 2B					F3	G3		4	1	1	2	1	0	3																
Roberto Clemente, R (1, 9) OBP: 0.345, SLG: 0.438	2-3	1-3					1B BB			4	0	3	1	0	0	2																
Bill Mazerowski, R (1, 4) OBP: 0.372, SLG: 0.461	3H G5-4-3						1-2 1B			4	0	1	1	0	0	2																
Jerry Lynch, L (1, 7) OBP: 0.318, SLG: 0.545 Ted Savage, R (8, 7) OBP: 0.260, SLG: 0.353							F7	F9		4	1	1	0	0	1	3																
Smoky Burgess, L (1, 2) OBP: 0.330, SLG: 0.442		2B BB 1B					F9	K		0	0	0	0	0	0	0																
Donn Clendenon, R (1, 3) OBP: 0.369, SLG: 0.503		F7					5-3	G3		4	0	1	0	0	0	1																
Johnny Logan, R (1, 5) OBP: 0.292, SLG: 0.227		F7					L8	4-3 1B		4	2	2	0	0	0	1	AB 35															
Vern Law, R (1, 1) ERA: 4.06 Al McBean, R (4, 1) OBP: 0.158, SLG: 0.158		BB 2B IBB					4-3	4-3		3	1	0	0	1	1	1	H 11															
										1	0	0	0	0	1	3	RBI 6															
										3	0	1	1	0	1	0	BB 3															
																	SO 4															
																	LOB 17															
																																
Inning Stats	R: 1 E: 0 K: 0 S: 4	H: 2 LOB: 0 BB: 0 P: 4	R: 3 E: 0 K: 1 S: 8	H: 3 LOB: 2 BB: 2 P: 16	R: 0 E: 0 K: 0 S: 4	H: 1 LOB: 1 BB: 0 P: 4	R: 0 E: 0 K: 1 S: 5	H: 0 LOB: 0 BB: 0 P: 5	R: 0 E: 0 K: 0 S: 4	H: 1 LOB: 1 BB: 0 P: 4	R: 0 E: 0 K: 1 S: 5	H: 0 LOB: 0 BB: 0 P: 5	R: 1 E: 0 K: 1 S: 7	H: 2 LOB: 2 BB: 1 P: 11	R: 1 E: 1 K: 0 S: 6	H: 2 LOB: 2 BB: 0 P: 6	1B: 7 2B: 4 3B: 0 HR: 0	SF: 0 SAC: 0 DP: 1 HBP: 0	WP: 0 PB: 0 CS: 0	PA: 38												
PITCHER	IP WLS BF H R ER SO BB IBB HBP BLK WP HR S P ERA WHIP																	ERA WHIP														
Lew Burdette, R (1, 1) ERA: 4.06	1.2		11	5	4	4	1	1	0	0	0	0	11	19	21.60	3.600																
Tony Cloninger, R (2, 1) ERA: 3.21	6.1	L	27	6	2	2	3	1	0	0	0	0	32	36	2.84	1.105																

AB	35
R	6
H	11
RBI	6
BB	3
SO	4
LOB	17



WP: 0
PB: 0
CS: 0
PA: 38

Sat Jun 08 1963, 3:33 AM EDT
Att: 9,650 - Unknown

livebaseballscores.com

Batter	1	2	3	4	5	6	7	8	9	AB	R	H	RBI	BB	SO	LOB	TOP					
Denis Menke, R OBP: 0.320, SLG: 0.391 (1, 4)	F4		F7					6-3		4	0	1	0	0	0	1						
Lee Mays, L OBP: 0.248, SLG: 0.302 Norm Larker, L OBP: 0.319, SLG: 0.302 (6, PH) (6, 3)	F2		4-3						F8	2	0	0	0	0	0	1						
Hank Aaron, R OBP: 0.403, SLG: 0.618 (1, 9)	F7			F7		G3				4	0	1	0	0	0	1						
Eddie Mathews, L OBP: 0.416, SLG: 0.443 (1, 5)		F4		K				F6		4	0	0	0	0	2	1						
Joe Torre, R OBP: 0.353, SLG: 0.387 (1, 2)		K		F9				E5		4	0	0	0	0	1	1						
Mack Jones, L OBP: 0.291, SLG: 0.336 (1, 8)					3-1			F7		3	0	1	0	0	0	1						
Tommie Aaron, R OBP: 0.254, SLG: 0.317 (6, 7) (1, 3)					5-3			6-3		3	0	0	0	0	1	2						
Roy McMillan, R OBP: 0.286, SLG: 0.356 (1, 6)						F3		F6		3	0	1	0	0	0	0						
Denny Lemaster, R OBP: 0.143, SLG: 0.143 Ron Piche, R OBP: 0.296, SLG: 0.413 Don Dillard, L OBP: 0.296, SLG: 0.413 Dan Schneider, L OBP: 0.296, SLG: 0.413 (8, 1)									K	1	0	1	0	0	0	0						
Inning Stats	R: 0 E: 0 K: 0 S: 3	H: 0 LOB: 0 BB: 0 P: 3	R: 0 E: 0 K: 2 S: 8	H: 1 LOB: 1 BB: 0 P: 8	R: 0 E: 0 K: 1 S: 4	H: 1 LOB: 1 BB: 0 P: 4	R: 0 E: 0 K: 1 S: 5	H: 0 LOB: 0 BB: 0 P: 5	R: 0 E: 0 K: 0 S: 3	H: 0 LOB: 0 BB: 0 P: 3	R: 0 E: 0 K: 0 S: 4	H: 2 LOB: 1 BB: 0 P: 4	R: 0 E: 1 K: 0 S: 4	H: 0 LOB: 1 BB: 0 P: 4	R: 0 E: 0 K: 1 S: 5	H: 0 LOB: 0 BB: 0 P: 5	R: 0 E: 0 K: 1 S: 6	H: 1 LOB: 1 BB: 0 P: 6	1B: 4 2B: 1 3B: 0 HR: 0	SF: 0 SAC: 1 DP: 0 HBP: 0	WP: 0 PB: 0 CS: 1	PA: 32
PITCHER Bob Friend, R ERA: 2.24 (1, 1)	IP: 9.0 WLS: W BF: 32 H: 5 R: 0 ER: 0 SO: 5 BB: 0 IBB: 0 HBP: 0 BLK: 0 WP: 0 HR: 0 S: 42 P: 42 ERA: 0.00 WHIP: 0.556															PITCHER						

Milwaukee Braves @ Pittsburgh Pirates
Forbes Field, Pittsburgh, PA
Sun Jun 09 1963, 3:33 AM EDT
Unknown

AB 31
R 0
H 5
RBI 0
BB 0
SO 5
LOB 9



Batter	1	2	3	4	5	6	7	8	9	AB	R	H	RBI	BB	SO	LOB	BOTTOM			
Dick Schofield, S OBP: 0.348, SLG: 0.288 (1, 6)	F3									4	1	2	0	0	1	0				
Ted Savage, R OBP: 0.286, SLG: 0.408 (1, 7)										3	2	2	1	1	1	1				
Roberto Clemente, R OBP: 0.343, SLG: 0.440 (1, 9)	F9		G3							4	0	1	2	0	0	2				
Bill Mazerowski, R OBP: 0.370, SLG: 0.457 (1, 4)										4	0	1	0	0	0	1				
Donn Clendenon, R OBP: 0.372, SLG: 0.521 (1, 3)	F7									4	1	2	1	0	0	3				
Bob Bailey, R OBP: 0.332, SLG: 0.385 (1, 5)										4	0	0	0	0	3	2				
Jim Pagliaroni, R OBP: 0.368, SLG: 0.443 (1, 2)	F2									4	0	1	0	0	1	1				
Willie Stargell, L OBP: 0.315, SLG: 0.418 (1, 8)										3	0	0	0	0	2	2				
Bob Friend, R OBP: 0.128, SLG: 0.105 (1, 1)										3	0	0	0	0	2	0				
Inning Stats	R: 0 E: 0 K: 0 S: 4	H: 1 LOB: 2 BB: 1 P: 8	R: 0 E: 0 K: 2 S: 7	H: 0 LOB: 0 BB: 0 P: 7	R: 0 E: 0 K: 2 S: 8	H: 1 LOB: 1 BB: 0 P: 8	R: 0 E: 1 K: 2 S: 9	H: 1 LOB: 2 BB: 0 P: 9	R: 1 E: 0 K: 0 S: 6	H: 1 LOB: 0 BB: 0 P: 8	R: 1 E: 0 K: 1 S: 6	H: 3 LOB: 1 BB: 0 P: 6	R: 2 E: 0 K: 0 S: 6	H: 0 LOB: 1 BB: 0 P: 6	R: 0 E: 0 K: 1 S: 5	H: 1 LOB: 0 BB: 0 P: 5	1B: 5 2B: 2 3B: 0 HR: 2	SF: 0 SAC: 0 DP: 0 HBP: 0	WP: 0 PB: 0 CS: 1	PA: 35
PITCHER Denny Lemaster, L ERA: 1.7 Ron Piche, R ERA: 3.93 Dan Schneider, L ERA: 7.11 (7, 1) (8, 1)	IP: 6.2 WLS: L BF: 30 H: 8 R: 4 ER: 4 SO: 9 BB: 1 IBB: 0 HBP: 0 BLK: 0 WP: 1 HR: 0 S: 47 P: 51 ERA: 5.40 WHIP: 1.350															PITCHER				

Milwaukee Braves @ Pittsburgh Pirates
Forbes Field, Pittsburgh, PA
Sun Jun 09 1963, 3:33 AM EDT
Unknown

AB 33
R 4
H 9
RBI 4
BB 1
SO 10
LOB 12



Batter	1	2	3	4	5	6	7	8	9	AB	R	H	RBI	BB	SO	LOB	TOP		
Denis Menke, R (1, 4) <small>OBP: 0.322, SLG: 0.398</small> 										5	2	2	0	0	0	1	Milwaukee Braves @ Pittsburgh Pirates Forbes Field, Pittsburgh, PA Sun Jun 09 1963, 3:38 AM EDT Att: 18,209 - Unknown		
Norm Larker, L (1, 3) <small>OBP: 0.310, SLG: 0.293</small> Frank Bolling, R (8, FR) <small>OBP: 0.272, SLG: 0.311</small> Don Dillard, L (8, 7) <small>OBP: 0.296, SLG: 0.413</small> Bubba Morton, R (9, PH) <small>OBP: 0.256, SLG: 0.158</small> 										3	0	0	0	0	0	2			
Hank Aaron, R (1, 9) <small>OBP: 0.401, SLG: 0.611</small> 										4	1	1	1	0	2	1			
Eddie Mathews, L (1, 5) <small>OBP: 0.413, SLG: 0.450</small> 										4	1	1	1	0	0	1			
Mack Jones, L (1, 8) <small>OBP: 0.305, SLG: 0.353</small> 										3	0	2	2	0	0	0			
Tommie Aaron, R (1, 7) <small>OBP: 0.239, SLG: 0.299</small> 										4	0	0	0	0	0	4			
Roy McMillan, R (1, 6) Amado Samuel, R (9, 4) <small>OBP: 0.352, SLG: 0.352</small> <small>OBP: 0.176, SLG: 0.235</small> 										4	0	1	0	0	0	1			
Del Crandall, R (1, 2) <small>OBP: 0.237, SLG: 0.188</small> 										4	0	0	0	0	0	1			
Warren Spahn, L (1, 1) Bob Shaw, R (8, 1) <small>OBP: 0.257, SLG: 0.250</small> <small>OBP: 0.364, SLG: 0.222</small> 										2	0	0	0	0	1	0			
Inning Stats R: 3 H: 4 E: 0 LOB: 1 K: 0 BB: 0 S: 7 R: 0 H: 0 E: 0 LOB: 0 K: 0 BB: 0 S: 3 R: 0 H: 0 E: 0 LOB: 0 K: 1 BB: 0 S: 5 R: 0 H: 0 E: 0 LOB: 0 K: 0 BB: 0 S: 3 R: 0 H: 0 E: 1 LOB: 1 K: 0 BB: 0 S: 4 R: 0 H: 0 E: 0 LOB: 0 K: 0 BB: 0 S: 3 R: 0 H: 0 E: 0 LOB: 0 K: 1 BB: 0 S: 5 R: 2 H: 1 E: 0 LOB: 2 K: 1 BB: 1 S: 8 R: 0 H: 2 E: 0 LOB: 2 K: 1 BB: 1 S: 6										1B: 4 SF: 0 2B: 2 SAC: 2 3B: 1 DP: 0 HR: 0 HBP: 1	WP: 0 PA: 38 PB: 0 SB: 1 CS: 1								
PITCHER Don Cardwell, R (1, 1) <small>ERA: 3.61</small> Roy Face, R (7, 1) <small>ERA: 3.39</small> Tommie Sisk, R (9, 1) <small>ERA: 2.32</small> Bob Veale, L (9, 1) <small>ERA:</small>	IP	WLS	BF	H	R	ER	SO	BB	IBB	HBP	BLK	WP	HR	S	P	ERA	WHIP		
	6.0	L	24	4	3	3	1	0	0	1	0	0	0	25	26	4.50	0.667		
	2.0		9	1	2	0	2	0	0	0	0	0	0	13	13	0.00	0.500		
	0.2		3	1	0	0	0	1	0	0	0	0	0	2	6	0.00	3.000		
	0.1		2	1	0	0	1	0	0	0	0	0	0	4	4	0.00	3.000		

Batter	1	2	3	4	5	6	7	8	9	AB	R	H	RBI	BB	SO	LOB	BOTTOM		
Dick Schofield, S (1, 6) <small>OBP: 0.350, SLG: 0.300</small> 										4	1	2	0	0	0	1	Milwaukee Braves @ Pittsburgh Pirates Forbes Field, Pittsburgh, PA Sun Jun 09 1963, 3:38 AM EDT Att: 18,209 - Unknown		
Ted Savage, R (1, 7) <small>OBP: 0.284, SLG: 0.392</small> 										3	0	0	0	1	3	1			
Roberto Clemente, R (1, 9) <small>OBP: 0.346, SLG: 0.499</small> 										4	1	2	2	0	0	1			
Bill Mazerowski, R (1, 4) <small>OBP: 0.363, SLG: 0.448</small> 										4	0	0	0	0	3				
Donn Clendenon, R (1, 3) <small>OBP: 0.369, SLG: 0.514</small> 										4	0	1	0	0	0	0			
Bob Bailey, R (1, 5) <small>OBP: 0.325, SLG: 0.377</small> 										4	0	0	0	0	1	1			
Jim Pagliaroni, R (1, 2) <small>OBP: 0.374, SLG: 0.458</small> 										4	1	2	0	0	1	0			
Willie Stargell, L (1, 8) <small>OBP: 0.306, SLG: 0.406</small> 										3	0	0	0	0	1	2			
Don Cardwell, R (1, 1) Johnny Logan, R (6, PH) Roy Face, R (7, 1) Smoky Burgess, L (8, PH) Al McBean, R (8, PH) Tommie Sisk, R (9, 1) Bob Veale, S (9, 1)										0	0	0	0	1	0	0			
Inning Stats R: 0 H: 1 E: 0 LOB: 1 K: 1 BB: 0 S: 6 R: 0 H: 0 E: 0 LOB: 0 K: 0 BB: 0 S: 3 R: 0 H: 0 E: 0 LOB: 0 K: 0 BB: 1 S: 2 R: 0 H: 0 E: 0 LOB: 0 K: 1 BB: 0 S: 5 R: 0 H: 0 E: 0 LOB: 0 K: 1 BB: 0 S: 6 R: 0 H: 1 E: 0 LOB: 1 K: 1 BB: 0 S: 6 R: 1 H: 2 E: 0 LOB: 0 K: 0 BB: 0 S: 4 R: 2 H: 4 E: 0 LOB: 2 K: 0 BB: 1 S: 6 R: 0 H: 0 E: 0 LOB: 0 K: 2 BB: 0 S: 7										1B: 4 SF: 0 2B: 3 SAC: 0 3B: 0 DP: 2 HR: 1 HBP: 0	WP: 0 PA: 34 PB: 0 SB: 0 CS: 0								
PITCHER Warren Spahn, L (1, 1) <small>ERA: 3.21</small> Bob Shaw, R (8, 1) <small>ERA: 3.69</small>	IP	WLS	BF	H	R	ER	SO	BB	IBB	HBP	BLK	WP	HR	S	P	ERA	WHIP		
	7.2	W	30	8	3	3	4	2	0	0	0	0	0	36	44	3.52	1.304		
	1.1	S	4	0	0	0	2	0	0	0	0	0	0	8	8	0.00	0.000		

Batter	1	2	3	4	5	6	7	8	9	AB	R	H	RBI	BB	SO	LOB	TOP								
Curt Flood, R OBP: 0.314, SLG: 0.380 (1, 8)	6-3		4-3		FC5-4 1B 1-2		F8			4	0	1	0	0	0	0									
Bill White, L OBP: 0.387, SLG: 0.523 (1, 3)	HR		4-3		FC5-4 1B 1-2 2-3			6-3		4	1	2	1	0	0	0									
Dick Groat, R OBP: 0.411, SLG: 0.488 (1, 6)	1B		6-3		FC5-4 1B 1-2 2-3 3-H			PB 1B		4	0	2	1	0	0	2									
Ken Boyer, R OBP: 0.374, SLG: 0.444 (1, 5)	BB 1B				F8 4-3			F8		4	0	1	0	0	0	3									
George Altman, L OBP: 0.360, SLG: 0.387 (1, 9)	G4-6-3 BB				G3 1B G6-4-3			K		3	0	1	0	1	1	1									
Charlie James, R OBP: 0.323, SLG: 0.430 (1, 7)	G4-6-3				1-3			G6-4-3 1B		4	0	1	0	0	0	4									
Duke Carmel, L OBP: 0.433, SLG: 0.409 (9, 7)	1-2				1-3			G6-4-3 1B		0	0	0	0	0	0	0									
Julian Javier, R OBP: 0.293, SLG: 0.405 (1, 4)			6-3		1B 2B			6-3		4	1	1	0	0	0	1									
Tim McCarver, L OBP: 0.324, SLG: 0.409 (1, 2)			F8		6-3			6-3		4	0	0	0	0	0	2									
Bob Gibson, R OBP: 0.321, SLG: 0.385 (1, 1)			K		1B FC5-4 1B 2-H			6-3		4	1	1	1	0	1	1									
Inning Stats	R: 1 E: 0 K: 0 S: 5	H: 3 LOB: 2 BB: 1 P: 9	R: 0 E: 0 K: 1 S: 5	H: 0 LOB: 0 BB: 0 P: 5	R: 0 E: 0 K: 0 S: 3	H: 0 LOB: 0 BB: 0 P: 3	R: 0 E: 0 K: 0 S: 3	H: 0 LOB: 0 BB: 0 P: 3	R: 2 E: 0 K: 0 S: 7	H: 4 LOB: 2 BB: 0 P: 7	R: 0 E: 0 K: 0 S: 3	H: 1 LOB: 0 BB: 0 P: 3	R: 0 E: 0 K: 0 S: 3	H: 0 LOB: 0 BB: 0 P: 3	R: 0 E: 0 K: 1 S: 6	H: 1 LOB: 1 BB: 0 P: 6	R: 0 E: 0 K: 0 S: 4	H: 1 LOB: 1 BB: 0 P: 4	1B: 8 2B: 1 3B: 0 HR: 1	SF: 0 SAC: 0 DP: 2 HBP: 0	WP: 0 PB: 1 SB: 0 CS: 0	PA: 36			
PITCHER	IP	WLS	BF	H	R	ER	SO	BB	IBB	HBP	BLK	WP	HR	S	P	ERA	WHIP								
Don Schwalt, R ERA: 2.3 (1, 1)	7.0	L	28	8	3	3	1	1	0	0	0	0	1	29	33	3.86	1.286								
Bob Veale, L ERA: (8, 1)	2.0		8	2	0	0	1	0	0	0	0	0	0	10	10	0.00	1.000								

St. Louis Cardinals @ Pittsburgh Pirates
Forbes Field, Pittsburgh, PA
Tue Jun 11 1963, 7:05 PM EDT
Att: 17,098 - Unknown

AB 35
R 3
H 10
RBI 3
BB 1
SO 2
LOB 14



Batter	1	2	3	4	5	6	7	8	9	AB	R	H	RBI	BB	SO	LOB	BOTTOM								
Dick Schofield, S OBP: 0.344, SLG: 0.294 (1, 6)	F8		K		F7		F7		G3	5	0	0	0	0	1	3									
Willie Stargell, L OBP: 0.394, SLG: 0.400 (1, 8)	K		E9 F8 1B		K			F7		4	0	1	0	0	2	1									
Roberto Clemente, R OBP: 0.349, SLG: 0.457 (1, 9)	S 2B BB		F8		FC6-4 1B 1-2			1B		3	1	1	0	1	0	2									
Bill Mazerowski, R OBP: 0.361, SLG: 0.441 (1, 4)	2B BB		F7		F8			F3		3	0	0	0	1	0	2									
Jerry Lynch, L OBP: 0.326, SLG: 0.550 (1, 7)	1-3 2-H 2B				F2		6-3 BB	G3		3	0	1	1	1	0	1									
Donn Clendenen, R OBP: 0.367, SLG: 0.508 (1, 3)	K				S 1B		6-3	F8		4	0	1	0	0	1	3									
Bob Bailey, R OBP: 0.324, SLG: 0.371 (1, 5)			F5		F4		F2		1B BB	3	0	0	0	1	0	2									
Jim Pagliaroni, R OBP: 0.363, SLG: 0.442 (1, 2)			F6		K					3	0	0	0	0	2	1									
Smoky Burgess, L OBP: 0.342, SLG: 0.453 (9, PH)							K			1	0	1	0	0	0	0									
Ron Brand, R OBP: 0.289, SLG: 0.208 (9, FR)										0	0	0	0	0	0	0									
Don Schwalt, R OBP: 0.160, SLG: 0.130 (1, 1)										2	0	1	0	0	1	0									
Johnny Logan, R OBP: 0.289, SLG: 0.208 (7, PH)										1	0	0	0	0	0	0									
Bob Veale, S OBP: 0.289, SLG: 0.208 (8, 1)										0	0	0	0	0	0	0									
Ted Savage, R OBP: 0.280, SLG: 0.387 (9, PH)										1	0	0	0	0	1	2									
Inning Stats	R: 1 E: 0 K: 2 S: 8	H: 1 LOB: 2 BB: 2 P: 16	R: 0 E: 0 K: 1 S: 5	H: 0 LOB: 0 BB: 0 P: 5	R: 0 E: 1 K: 1 S: 6	H: 1 LOB: 1 BB: 0 P: 6	R: 0 E: 0 K: 1 S: 6	H: 1 LOB: 1 BB: 0 P: 6	R: 0 E: 0 K: 0 S: 3	H: 0 LOB: 1 BB: 1 P: 7	R: 0 E: 0 K: 1 S: 5	H: 0 LOB: 0 BB: 0 P: 5	R: 0 E: 0 K: 0 S: 4	H: 1 LOB: 1 BB: 0 P: 4	R: 0 E: 0 K: 1 S: 6	H: 1 LOB: 2 BB: 1 P: 10	1B: 5 2B: 1 3B: 0 HR: 0	SF: 0 SAC: 0 DP: 0 HBP: 0	WP: 0 PB: 0 SB: 2 CS: 0	PA: 37					
PITCHER	IP	WLS	BF	H	R	ER	SO	BB	IBB	HBP	BLK	WP	HR	S	P	ERA	WHIP								
Bob Gibson, R ERA: 4.92 (1, 1)	9.0	W	37	6	1	1	8	4	0	0	0	0	0	49	65	1.00	1.111								

St. Louis Cardinals @ Pittsburgh Pirates
Forbes Field, Pittsburgh, PA
Tue Jun 11 1963, 7:05 PM EDT
Att: 17,098 - Unknown

AB 33
R 1
H 6
RBI 1
BB 4
SO 8
LOB 17



Batter	1	2	3	4	5	6	7	8	9	AB	R	H	RBI	BB	SO	LOB	TOP			
Dick Schofield, S OBP: 0.338, SLG: 0.289										4	0	0	0	0	1	0				
Ted Savage, R OBP: 0.276, SLG: 0.380										4	0	1	0	0	0	1				
Roberto Clemente, R OBP: 0.347, SLG: 0.458										4	0	1	0	0	1	2				
Bill Mazerowski, R OBP: 0.355, SLG: 0.433										4	0	0	0	0	0	2				
Donn Clendenon, R OBP: 0.365, SLG: 0.503										4	0	1	0	0	0	1				
Bob Bailey, R OBP: 0.324, SLG: 0.367										2	0	0	0	0	0	1				
Jim Pagliaroni, R OBP: 0.352, SLG: 0.427										3	0	0	0	0	0	2				
Willie Stargell, L OBP: 0.297, SLG: 0.389										3	0	0	0	0	1	1				
Earl Francis, R OBP: 0.222, SLG: 0.333										1	0	0	0	0	0	0				
Johnny Logan, R OBP: 0.259, SLG: 0.200										1	0	0	0	0	0	0				
Joe Gibbon, R OBP: 0.077, SLG: 0.077										0	0	0	0	0	0	0				
Smoky Burgess, L OBP: 0.339, SLG: 0.449										1	0	0	0	0	0	0				
Roy Face, R OBP: 0.339, SLG: 0.449										0	0	0	0	0	0	0				
Inning Stats	R: 0 E: 0 K: 1 S: 6	H: 1 LOB: 1 BB: 0 P: 6	R: 0 E: 0 K: 0 S: 3	H: 0 LOB: 0 BB: 0 P: 3	R: 0 E: 0 K: 1 S: 5	H: 0 LOB: 0 BB: 0 P: 5	R: 0 E: 0 K: 0 S: 3	H: 0 LOB: 0 BB: 0 P: 3	R: 0 E: 1 K: 1 S: 6	H: 0 LOB: 1 BB: 0 P: 6	R: 0 E: 0 K: 0 S: 4	H: 1 LOB: 1 BB: 0 P: 4	R: 0 E: 0 K: 0 S: 3	H: 0 LOB: 0 BB: 0 P: 3	R: 0 E: 0 K: 0 S: 4	H: 1 LOB: 1 BB: 0 P: 4	1B: 2 2B: 1 3B: 0 HR: 0	SF: 0 SAC: 0 DP: 0 HBP: 1	WP: 0 PB: 0 SB: 0 CS: 0	PA: 32
PITCHER Jim O'Toole, L ERA: 2.08	IP: 9.0 WLS: W BF: 32 H: 3 R: 0 ER: 0 SO: 3 BB: 0 IBB: 0 HBP: 1 BLK: 0 WP: 0 HR: 0 S: 37 P: 38 ERA: 0.00 WHIP: 0.333															PITCHER				

Pittsburgh Pirates @ Cincinnati Reds
Crosley Field, Cincinnati, OH
Wed Jun 12 1963, 7:05 PM EDT
Att: 8,472 - Unknown

AB	31
R	0
H	3
RBI	0
BB	0
SO	3
LOB	10



Batter	1	2	3	4	5	6	7	8	9	AB	R	H	RBI	BB	SO	LOB	BOTTOM			
Pete Rose, S OBP: 0.339, SLG: 0.349										4	1	2	0	0	0	0				
Bob Stinner, L OBP: 0.337, SLG: 0.371										4	0	1	0	0	0	3				
Vada Pinson, L OBP: 0.358, SLG: 0.507										4	1	2	1	0	0	1				
Frank Robinson, R OBP: 0.407, SLG: 0.497										3	1	2	1	1	0	0				
Daryl Spencer, R OBP: 0.412, SLG: 0.344										3	0	0	0	1	0	3				
Gordy Coleman, L OBP: 0.258, SLG: 0.370										2	0	0	0	0	1	2				
Don Pavletich, R OBP: 0.300, SLG: 0.257										2	0	0	0	0	0	0				
Johnny Edwards, L OBP: 0.314, SLG: 0.341										3	0	0	1	0	2	1				
Leo Cardenas, R OBP: 0.275, SLG: 0.377										3	0	2	0	0	0	1				
Jim O'Toole, S OBP: 0.108, SLG: 0.108										3	0	0	0	0	1	2				
Inning Stats	R: 0 E: 0 K: 0 S: 3	H: 1 LOB: 0 BB: 0 P: 3	R: 0 E: 0 K: 0 S: 3	H: 1 LOB: 0 BB: 0 P: 3	R: 0 E: 0 K: 2 S: 9	H: 2 LOB: 2 BB: 0 P: 9	R: 2 E: 0 K: 1 S: 7	H: 2 LOB: 1 BB: 1 P: 11	R: 1 E: 0 K: 0 S: 5	H: 2 LOB: 2 BB: 1 P: 9	R: 0 E: 0 K: 1 S: 6	H: 1 LOB: 1 BB: 0 P: 6	R: 0 E: 0 K: 0 S: 3	H: 0 LOB: 0 BB: 0 P: 3	R: 0 E: 0 K: 0 S: 3	H: 0 LOB: 0 BB: 0 P: 3	1B: 8 2B: 1 3B: 0 HR: 0	SF: 0 SAC: 0 DP: 1 HBP: 0	WP: 0 PB: 0 SB: 3 CS: 1	PA: 33
PITCHER Earl Francis, R ERA: 4.46 Joe Gibbon, L ERA: 2.64 Roy Face, R ERA: 3.22	IP: 5.0 WLS: L BF: 23 H: 8 R: 3 ER: 3 SO: 3 BB: 1 IBB: 0 HBP: 0 BLK: 0 WP: 0 HR: 0 S: 27 P: 35 ERA: 5.40 WHIP: 1.800															PITCHER				

Pittsburgh Pirates @ Cincinnati Reds
Crosley Field, Cincinnati, OH
Wed Jun 12 1963, 7:05 PM EDT
Att: 8,472 - Unknown

AB	31
R	3
H	9
RBI	3
BB	2
SO	4
LOB	13



Batter	1	2	3	4	5	6	7	8	9	AB	R	H	RBI	BB	SO	LOB	TOP			
Dick Schofield, S OBP: 0.337, SLG: 0.285	4-0 2B SF9 BB	0-0 G3			0-0 4-3		0-3 K			3	1	0	0	1	1	1	Pittsburgh Pirates @ Cincinnati Reds Crosley Field, Cincinnati, OH Thu Jun 13 1963, 7:05 PM EDT Att: 7,053 - Unknown			
Willie Stargell, L OBP: 0.395, SLG: 0.396	0-0 SF9 WP 2B	0-3 K			0-0 4-3			1-0 FC4-6 HBP		3	1	1	0	0	1	1				
Roberto Clemente, R OBP: 0.351, SLG: 0.461	0-0 SF9		0-0 S 1B		0-0 1B			0-3 K		3	0	2	1	0	1	1				
Bill Mazerowski, R OBP: 0.349, SLG: 0.425	0-0 F7		0-0 F8		0-0 F2			0-0 FC4-6		4	0	0	0	0	0	3				
Jerry Lynch, L OBP: 0.323, SLG: 0.530	4-0 BB		0-0 F8		0-0 F7			0-0 F7		0	0	0	0	0	0	0				
Smoky Burgess, L OBP: 0.336, SLG: 0.441	0-0 1-2 1B		0-0 F8		0-0 G3			0-0 F7		4	0	1	0	0	0	1				
Donn Clendenon, R OBP: 0.357, SLG: 0.492	0-0 F9			0-0 6-3		0-0 5-3		0-3 K		4	0	0	0	0	1	2				
Johnny Logan, R OBP: 0.256, SLG: 0.207		0-0 G3 SH3-4 1B		0-0 F7		0-0 1-6-3		0-0 F8		4	0	1	0	0	0	0				
Don Cardwell, R Joe Gibbon, R Jim Pagliarini, R Al McBean, R		0-0 SH3-4 1-2		0-3 K		0-3 K				1	0	0	0	0	1	0				
Inning Stats	R: 2 E: 0 K: 0 S: 5	H: 2 LOB: 2 BB: 2 P: 13	R: 0 E: 0 K: 1 S: 6	H: 1 LOB: 1 BB: 0 P: 6	R: 0 E: 0 K: 0 S: 4	H: 1 LOB: 0 BB: 0 P: 4	R: 0 E: 0 K: 1 S: 5	H: 0 LOB: 0 BB: 0 P: 5	R: 0 E: 0 K: 0 S: 3	H: 0 LOB: 0 BB: 0 P: 3	R: 0 E: 0 K: 1 S: 7	H: 0 LOB: 0 BB: 0 P: 7	R: 0 E: 0 K: 1 S: 5	H: 0 LOB: 1 BB: 0 P: 6	R: 0 E: 0 K: 1 S: 5	H: 0 LOB: 0 BB: 0 P: 5		1B: 4 2B: 1 3B: 0 HR: 0	SF: 1 SAC: 1 DP: 0 HBP: 1	WP: 2 PB: 0 SB: 1 CS: 0
PITCHER John Tsitouris, R ERA: 4.46	IP: 9.0 WLS: W BF: 35	H: 5 R: 2 ER: 2 SO: 6	BB: 2 IBB: 0 HBP: 1 BLK: 0	WP: 2 HR: 0 S: 44 P: 53	ERA: 2.00 WHIP: 0.778															

Batter	1	2	3	4	5	6	7	8	9	AB	R	H	RBI	BB	SO	LOB	BOTTOM			
Pete Rose, S OBP: 0.342, SLG: 0.349	4-0 G4-6-3 BB		0-0 4-3		0-0 4-3			0-0 E3 G6-3		3	0	1	0	1	0	1	Pittsburgh Pirates @ Cincinnati Reds Crosley Field, Cincinnati, OH Thu Jun 13 1963, 7:05 PM EDT Att: 7,053 - Unknown			
Bob Stinner, L OBP: 0.330, SLG: 0.363	0-0 G4-6-3 1-2		0-0 4-3		0-0 G4-3		0-0 G6-3 1-2		4	0	0	0	0	0	5					
Vada Pinson, L OBP: 0.352, SLG: 0.498	0-3 K		0-0 4-3		0-0 F7		0-0 6-3		4	0	0	0	0	1	1					
Frank Robinson, R OBP: 0.406, SLG: 0.495		0-0 L8		0-0 HR 1B		0-3 K			3	1	1	0	0	1	0					
Gordy Coleman, L OBP: 0.259, SLG: 0.386		0-0 F6		0-0 HR		0-0 3-1			3	1	1	2	0	0	0					
Leo Cardenas, R OBP: 0.276, SLG: 0.390		0-0 HR		0-3 K		0-3 K			3	1	1	1	0	2	0					
Daryl Spencer, R OBP: 0.402, SLG: 0.333		0-3 K		0-3 K			0-0 5-6-3		3	0	0	0	0	2	0					
Johnny Edwards, L OBP: 0.320, SLG: 0.358			0-0 4-3 1B		0-0 1B 3B		0-0 F7		3	1	2	0	0	0	0					
John Tsitouris, R OBP: 0.091, SLG: 0.091			0-3 K		0-0 G4-3 1B		0-3 K		3	0	1	1	0	2	1					
Inning Stats	R: 0 E: 0 K: 1 S: 4	H: 0 LOB: 0 BB: 1 P: 8	R: 1 E: 0 K: 1 S: 6	H: 1 LOB: 0 BB: 0 P: 6	R: 0 E: 0 K: 1 S: 6	H: 1 LOB: 1 BB: 0 P: 6	R: 2 E: 0 K: 2 S: 9	H: 2 LOB: 0 BB: 0 P: 9	R: 1 E: 0 K: 0 S: 5	H: 3 LOB: 1 BB: 0 P: 5	R: 0 E: 0 K: 2 S: 7	H: 0 LOB: 0 BB: 0 P: 7	R: 0 E: 0 K: 1 S: 5	H: 0 LOB: 0 BB: 0 P: 5	R: 0 E: 1 K: 0 S: 3	H: 0 LOB: 0 BB: 0 P: 3		1B: 4 2B: 0 3B: 1 HR: 2	SF: 0 SAC: 0 DP: 3 HBP: 0	WP: 0 PB: 0 SB: 0 CS: 0
PITCHER Don Cardwell, R Joe Gibbon, L Al McBean, R	IP: 4.0 WLS: L BF: 19	H: 7 R: 4 ER: 4 SO: 5	BB: 1 IBB: 0 HBP: 0 BLK: 0	WP: 0 HR: 2 S: 28 P: 32	ERA: 9.00 WHIP: 2.000															

AB	27
R	2
H	5
RBI	1
BB	1
SO	6
LOB	9



AB	29
R	4
H	7
RBI	4
BB	1
SO	8
LOB	8



Batter	1	2	3	4	5	6	7	8	9	AB	R	H	RBI	BB	SO	LOB	TOP				
Dick Schofield, S OBP: 0.336, SLG: 0.285	F6		F9		G3			FC5-4 1B		4	0	1	0	0	0	2	Pittsburgh Pirates @ St. Louis Cardinals Sportsman's Park, St. Louis, MO Fri Jun 14 1963, 8:05 PM EDT Att: 20,874 - Unknown - 86 F				
Willie Stargell, L OBP: 0.296, SLG: 0.386 Ted Savage, R OBP: 0.276, SLG: 0.375	4-3			K		F2		FC5-4 E S 1-2		3	0	0	0	0	1	0					
Roberto Clemente, R OBP: 0.354, SLG: 0.456	K			CS BB		5-3		G6-4-3 BB		2	0	0	0	2	1	0					
Bill Mazerowski, R OBP: 0.347, SLG: 0.421		6-3			1B		F9	G6-4-3 1-2		4	0	1	0	0	0	2					
Jerry Lynch, L OBP: 0.330, SLG: 0.529		1B		G3			HR 1B	F3		4	1	2	0	0	0	1					
Smoky Burgess, L OBP: 0.333, SLG: 0.435		G6-4-3 1B			K		F8	3-1		4	0	1	0	0	1	1					
Donn Clendenon, R OBP: 0.365, SLG: 0.519		G6-4-3 1-2		SH1-4 BB 1B			HR	2B		4	1	3	2	0	0	2					
Bob Bailey, R OBP: 0.323, SLG: 0.361		4-3		SH1-4 BB			F8	K		3	0	0	0	1	1	1					
Bob Friend, R Harvey Haddix, L Tommie Sisk, R Roy Face, R Bob Veale, S Al McBean, R		K		SH1-4			K			2	0	0	0	0	0	2	P				
				1-2 2-3						0	0	0	0	0	0	0					
Inning Stats	R: 0 E: 0 K: 1 S: 5	H: 0 LOB: 0 BB: 0 P: 5	R: 0 E: 0 K: 0 S: 4	H: 2 LOB: 1 BB: 0 P: 4	R: 0 E: 0 K: 1 S: 5	H: 0 LOB: 0 BB: 0 P: 5	R: 0 E: 0 K: 1 S: 5	H: 1 LOB: 1 BB: 1 P: 9	R: 0 E: 0 K: 1 S: 6	H: 1 LOB: 2 BB: 1 P: 10	R: 0 E: 0 K: 0 S: 3	H: 0 LOB: 0 BB: 0 P: 3	R: 2 E: 0 K: 1 S: 7	H: 2 LOB: 0 BB: 0 P: 7	R: 0 E: 0 K: 0 S: 3	H: 1 LOB: 1 BB: 0 P: 7	R: 0 E: 0 K: 1 S: 6	H: 1 LOB: 1 BB: 0 P: 6	1B: 6 2B: 1 3B: 0 HR: 1	SF: 0 SAC: 1 DP: 2 HBP: 0	WP: 0 PA: 35 PB: 0 SB: 1 CS: 1
PITCHER	IP WLS BF H R ER SO BB IBB HBP BLK WP HR S P ERA WHIP																				
Ray Washburn, R ERA: 3.08	0.1		0	0	0	0	0	0	0	0	0	0	0	0	0	0	0	0.00	0.000		
Ray Sadecki, L ERA: 5.47	6.2	W	27	7	2	2	5	2	0	0	0	0	0	1	35	43	2.70	1.350			
Bob Humphreys, R ERA: 5.14	0.1		1	0	0	0	0	0	0	0	0	0	0	0	1	1	0.00	0.000			
Ed Bauta, R ERA: 1.69	0.2		2	0	0	0	0	1	0	0	0	0	0	0	1	5	0.00	1.500			
Bobby Shantz, L ERA: 2.29	1.0	S	4	1	0	0	1	0	0	0	0	0	0	0	6	6	0.00	1.000			

Batter	1	2	3	4	5	6	7	8	9	AB	R	H	RBI	BB	SO	LOB	BOTTOM				
Curt Flood, R OBP: 0.313, SLG: 0.373	L4		G6-3 1B		F9		BB 1B	BB HBP		4	0	2	1	0	0	0	Pittsburgh Pirates @ St. Louis Cardinals Sportsman's Park, St. Louis, MO Fri Jun 14 1963, 8:05 PM EDT Att: 20,874 - Unknown - 86 F				
Bill White, L OBP: 0.387, SLG: 0.522	1B 3B		G6-3 1-2		G3		F8	BB		4	1	1	1	1	0	3					
Dick Groat, R OBP: 0.413, SLG: 0.480	G6-4-3 1B		4-3		L9		FC6-4 BB	K		4	0	1	1	1	1	3					
Ken Boyer, R OBP: 0.370, SLG: 0.436	G6-4-3 1-2				F3		F6	FC6-4		4	0	0	0	0	0	4					
George Altman, L OBP: 0.360, SLG: 0.392		K		F7		F3		2B 3B		4	1	1	0	0	1	0					
Charlie James, R OBP: 0.344, SLG: 0.445		1B 1B 1B		1B 1B		5-3		F2		4	1	2	0	0	0	1					
Julian Javier, R OBP: 0.308, SLG: 0.427		1B 1B		1B 1B			SH2-4 1B	HBP BB 2B		4	2	4	1	0	0	0					
Tim McCarver, L OBP: 0.355, SLG: 0.432		1B 1B		1B 1B			1B SH2-4 1B	L8		4	0	3	1	0	0	1					
Ray Washburn, R Harvey Haddix, L Bob Humphreys, R Ed Bauta, R Stan Musial, L Dal Maxvill, R Bobby Shantz, R		6-3		F7			SH2-4	BB HBP IBB		0	0	0	0	0	0	0	Cardinals				
							1-2 2-3			0	0	0	0	0	0	0					
Inning Stats	R: 1 E: 0 K: 0 S: 4	H: 2 LOB: 0 BB: 0 P: 4	R: 0 E: 0 K: 1 S: 7	H: 3 LOB: 2 BB: 0 P: 7	R: 0 E: 0 K: 0 S: 3	H: 1 LOB: 0 BB: 0 P: 3	R: 1 E: 0 K: 0 S: 6	H: 3 LOB: 2 BB: 0 P: 6	R: 0 E: 0 K: 0 S: 3	H: 0 LOB: 0 BB: 0 P: 3	R: 0 E: 0 K: 0 S: 3	H: 0 LOB: 0 BB: 0 P: 3	R: 1 E: 0 K: 0 S: 6	H: 3 LOB: 3 BB: 1 P: 10	R: 2 E: 0 K: 1 S: 7	H: 2 LOB: 2 BB: 2 P: 16	R: 0 E: 0 K: 1 S: 6	H: 2 LOB: 3 BB: 2 P: 16	1B: 11 2B: 1 3B: 2 HR: 0	SF: 0 SAC: 1 DP: 2 HBP: 1	WP: 0 PA: 39 PB: 0 SB: 0 CS: 0
PITCHER	IP WLS BF H R ER SO BB IBB HBP BLK WP HR S P ERA WHIP																				
Bob Friend, R ERA: 2.36	6.1		12	3	3	1	0	0	0	0	0	0	0	0	0	0	4.26	1.895			
Harvey Haddix, L ERA: 2.53	0.1		1	0	0	0	0	0	0	0	0	1	1	0.00	0.000						
Tommie Sisk, R ERA: 2.32	0.0		1	0	0	0	0	1	0	0	0	0	4	∞	∞						
Roy Face, R ERA: 3.86	1.0		7	2	2	2	0	0	1	1	0	0	0	5	10	18.00	2.000				
Bob Veale, L ERA:	0.0		1	0	0	0	0	1	0	0	0	0	4	∞	∞						

Batter	1	2	3	4	5	6	7	8	9	AB	R	H	RBI	BB	SO	LOB	TOP					
Bob Bailey, R OBP: 0.326, SLG: 0.368 (1, 5)	E4 G6-3		6-3					F8		5	0	2	0	0	0	1	Pittsburgh Pirates @ St. Louis Cardinals Sportsman's Park, St. Louis, MO Sun Jun 16 1963, 4:38 AM EDT Att: 26,020 - Unknown					
Dick Schofield, S OBP: 0.335, SLG: 0.285 (1, 6)	G6-3 1-2f		6-3				F9		5	0	1	0	0	0	3							
Roberto Clemente, R OBP: 0.351, SLG: 0.458 (1, 8)	E8 1B			4-3		E3 BB HR	6-3		5	2	2	0	0	0	1							
Bill Mazerolski, R OBP: 0.349, SLG: 0.425 (1, 4)	FC4-8 1B			FC5 2B		F9		1B HR 1B	5	1	3	1	0	1	3							
Donn Clendenon, R OBP: 0.357, SLG: 0.500 (1, 3)	FC4-6 1-2f			BB		K		1B HR 1B	4	1	1	0	1	2	4							
Ted Savage, R OBP: 0.290, SLG: 0.412 (1, 7)		K		K		HR BB		HR	4	2	1	3	1	3	4							
Jim Pagliaroni, R OBP: 0.333, SLG: 0.429 Ron Brand, R OBP: 0.286, SLG: 0.167 (1, 2) (7, 2)	F8		FC5 2-3f			HR		1B	3	1	1	3	0	0	2							
Willie Stargell, L OBP: 0.289, SLG: 0.366 (1, 9)		K		L7		K		K	4	0	0	0	0	3	1							
Vern Law, R Joe Gibbon, L Johnny Joseph, R Tommie Sisk, R Harvey Haddix, L Earl Francis, R Roy Face, R (1, 1) (6, 1) (7, PH) (7, 1) (7, 1) (8, PH) (8, 1)			4-3		5-3			K	2	0	0	0	0	0	0							
Inning Stats	R: 1 E: 2 K: 0 S: 5	H: 2 LOB: 1 BB: 0 P: 5	R: 0 E: 0 K: 2 S: 7	H: 0 LOB: 0 BB: 0 P: 7	R: 0 E: 0 K: 0 S: 3	H: 0 LOB: 0 BB: 0 P: 3	R: 0 E: 0 K: 1 S: 6	H: 1 LOB: 2 BB: 1 P: 10	R: 0 E: 0 K: 0 S: 4	H: 1 LOB: 1 BB: 0 P: 4	R: 3 E: 1 K: 2 S: 9	H: 1 LOB: 1 BB: 1 P: 13	R: 0 E: 0 K: 1 S: 6	H: 1 LOB: 1 BB: 0 P: 6	R: 3 E: 0 K: 2 S: 11	H: 4 LOB: 1 BB: 0 P: 11		R: 0 E: 0 K: 3 S: 11	H: 2 LOB: 2 BB: 0 P: 11	1B: 8 2B: 2 3B: 0 HR: 2	SF: 0 SAC: 0 DP: 1 HBP: 0	WP: 0 PB: 0 SB: 0 CS: 0
PITCHER	IP	WLS	BF	H	R	ER	SO	BB	IBB	HBP	BLK	WP	HR	S	P	ERA	WHIP					
Curt Simmons, L ERA: 2.87 Ron Taylor, R ERA: 2.75 (1, 1) (9, 1)	8.0	W	38	11	7	3	8	2	0	0	0	0	2	52	60	3.38	1.625					

Batter	1	2	3	4	5	6	7	8	9	AB	R	H	RBI	BB	SO	LOB	BOTTOM				
Curt Flood, R OBP: 0.315, SLG: 0.372 (1, 8)	F2		F8		5-3		4-3	1-3 1B		5	0	1	0	0	0	0	Pittsburgh Pirates @ St. Louis Cardinals Sportsman's Park, St. Louis, MO Sun Jun 16 1963, 4:38 AM EDT Att: 26,020 - Unknown				
Bill White, L OBP: 0.391, SLG: 0.533 (1, 3)	F8			HR 3B		F9	PB FC5-2-5 2B	L7	5	1	2	0	0	0	1						
Dick Groat, R OBP: 0.408, SLG: 0.471 (1, 6)	F7			4-3		1B 2B	FC5-2-5 2B BB	1-3	4	2	1	0	1	0	2						
Ken Boyer, R OBP: 0.369, SLG: 0.428 (1, 5)		K		HR BB		2B 1B	FC5-2-5 2B HBP	1-3	4	3	1	1	1	1	3						
George Altman, L OBP: 0.372, SLG: 0.421 Duke Carmel, L OBP: 0.412, SLG: 0.385 (1, 9) (8, 9)	FC6-4 1B			HR		2B 1B	2B HBP	2B	3	3	3	3	0	0	0						
Charlie James, R OBP: 0.343, SLG: 0.455 (1, 7)	FC6-4 1-2f			F5		E9	1B 2B	2B	4	1	2	4	0	0	1						
Julian Javier, R OBP: 0.302, SLG: 0.416 (1, 4)	6-3			4-3		K	2B 1B	2B	4	1	1	0	0	1	2						
Tim McCarver, L OBP: 0.358, SLG: 0.436 (1, 2)			6-3		K		1B 2B	2B	3	0	1	2	1	1	0						
Curt Simmons, L OBP: 0.176, SLG: 0.182 Ron Taylor, R (1, 1) (9, 1)	F8			3-1		K	K	K	4	0	0	0	0	2	3						
Inning Stats	R: 0 E: 0 K: 0 S: 3	H: 0 LOB: 0 BB: 0 P: 3	R: 0 E: 1 K: 1 S: 6	H: 1 LOB: 1 BB: 0 P: 6	R: 0 E: 0 K: 0 S: 3	H: 0 LOB: 0 BB: 0 P: 3	R: 3 E: 0 K: 0 S: 5	H: 2 LOB: 1 BB: 1 P: 9	R: 0 E: 0 K: 1 S: 5	H: 0 LOB: 0 BB: 0 P: 5	R: 3 E: 1 K: 2 S: 11	H: 4 LOB: 2 BB: 1 P: 15	R: 5 E: 0 K: 1 S: 9	H: 4 LOB: 1 BB: 1 P: 14	R: 0 E: 0 K: 0 S: 4	H: 1 LOB: 1 BB: 0 P: 4		1B: 5 2B: 5 3B: 1 HR: 1	SF: 0 SAC: 0 DP: 0 HBP: 1	WP: 0 PB: 1 SB: 0 CS: 0	PA: 40
PITCHER	IP	WLS	BF	H	R	ER	SO	BB	IBB	HBP	BLK	WP	HR	S	P	ERA	WHIP				
Vern Law, R ERA: 5.31 Joe Gibbon, L ERA: 2.5 Tommie Sisk, R ERA: 2.84 Harvey Haddix, L ERA: 3.24 Roy Face, R ERA: 3.7 (1, 1) (6, 1) (7, 1) (7, 1) (8, 1)	5.1	L	22	5	5	5	2	1	0	0	0	0	0	8	12	0.00	3.000				



Batter	1	2	3	4	5	6	7	8	9	AB	R	H	RBI	BB	SO	LOB	TOP						
Bob Bailey, R OBP: 0.328, SLG: 0.383										5	1	2	1	0	1	2							
Dick Schofield, S OBP: 0.339, SLG: 0.289										4	2	2	0	1	1	1							
Roberto Clemente, R OBP: 0.347, SLG: 0.452										5	2	1	0	0	1	4							
Bill Mazerowski, R OBP: 0.350, SLG: 0.437										5	2	2	2	0	0	3							
Jerry Lynch, L OBP: 0.321, SLG: 0.495										4	0	1	0	0	1	3							
Ted Savage, R OBP: 0.287, SLG: 0.407										1	0	0	0	0	0	2							
Willie Stargell, L OBP: 0.330, SLG: 0.422										5	2	3	6	0	1	1							
Donn Clendenon, R OBP: 0.350, SLG: 0.488										5	0	0	0	0	3	2							
Ron Brand, R OBP: 0.364, SLG: 0.222										3	0	1	0	1	0	0							
Don Cardwell, R (1, 1)										4	0	0	0	0	2	2							
Inning Stats	R: 2 E: 1 K: 1 S: 8	H: 2 LOB: 2 BB: 1 P: 12	R: 0 E: 0 K: 1 S: 7	H: 2 LOB: 2 BB: 0 P: 7	R: 1 E: 0 K: 0 S: 4	H: 1 LOB: 0 BB: 0 P: 4	R: 0 E: 0 K: 2 S: 8	H: 1 LOB: 1 BB: 0 P: 8	R: 0 E: 0 K: 1 S: 5	H: 0 LOB: 1 BB: 1 P: 9	R: 3 E: 0 K: 1 S: 8	H: 3 LOB: 0 BB: 0 P: 8	R: 0 E: 0 K: 1 S: 5	H: 0 LOB: 0 BB: 0 P: 5	R: 3 E: 1 K: 1 S: 8	H: 2 LOB: 0 BB: 0 P: 8	1B: 8 2B: 0 3B: 0 HR: 4	SF: 0 SAC: 0 DP: 0 HBP: 0	WP: 1 PB: 0 SB: 0 CS: 0	PA: 43			
PITCHER	IP WLS BF H R ER SO BB IBB HBP BLK WP HR S P ERA WHIP																						
Ron Piche, R ERA: 5.24	(1, 1) 3.0	L 17	6 3 2 2	1 0 0 0	0 0 0 0	0 2 20 24	6.00 2.333																
Tony Cloninger, R ERA: 3.09	(4, 1) 4.0	L 17	4 3 3 6	1 0 0 1	1 1 28 32	6.75 1.250																	
Claude Raymond, R ERA: 3.97	(8, 1) 2.0	9	2 3 0 2	0 0 0 0	0 1 13 13	0.00 1.000																	

Pittsburgh Pirates @ Milwaukee Braves
Milwaukee County Stadium, Milwaukee, WI
Mon Jun 17 1963, 8:05 PM EDT
Att: 8,631 - Unknown

AB	41
R	9
H	12
RBI	9
BB	2
SO	10
LOB	20



Batter	1	2	3	4	5	6	7	8	9	AB	R	H	RBI	BB	SO	LOB	BOTTOM					
Lee Maye, L OBP: 0.297, SLG: 0.384										3	0	1	0	0	0	0						
Frank Bolling, R OBP: 0.278, SLG: 0.314										3	1	1	0	0	0	0						
Hank Aaron, R OBP: 0.394, SLG: 0.597										4	2	2	2	0	0	1						
Eddie Mathews, L OBP: 0.389, SLG: 0.425										4	0	0	0	0	1	2						
Mack Jones, L OBP: 0.333, SLG: 0.350										3	0	1	0	0	1	0						
Joe Torre, R OBP: 0.382, SLG: 0.387										4	0	1	1	0	0	2						
Gene Oliver, R OBP: 0.314, SLG: 0.443										4	0	2	0	0	0	2						
Denis Menke, R OBP: 0.318, SLG: 0.379										4	0	0	0	0	0	5						
Ron Piche, R OBP: 0.167, SLG: 0.167	(1, 1) 0.3									1	0	0	0	0	1	0						
Don Dillard, L OBP: 0.294, SLG: 0.405	(7, PH)									1	0	0	0	0	0	0						
Claude Raymond, R OBP: 0.800, SLG: 1.333	(8, 1)									0	0	0	0	0	0	0						
Inning Stats	R: 2 E: 0 K: 0 S: 5	H: 3 LOB: 1 BB: 0 P: 6	R: 0 E: 0 K: 1 S: 5	H: 0 LOB: 0 BB: 0 P: 5	R: 0 E: 0 K: 0 S: 3	H: 0 LOB: 1 BB: 0 P: 4	R: 0 E: 0 K: 1 S: 6	H: 2 LOB: 1 BB: 0 P: 6	R: 0 E: 0 K: 0 S: 3	H: 0 LOB: 0 BB: 0 P: 3	R: 1 E: 1 K: 1 S: 8	H: 2 LOB: 2 BB: 0 P: 8	R: 0 E: 0 K: 0 S: 3	H: 0 LOB: 0 BB: 0 P: 3	R: 0 E: 0 K: 0 S: 3	H: 1 LOB: 0 BB: 0 P: 3	1B: 6 2B: 1 3B: 0 HR: 1	SF: 0 SAC: 1 DP: 2 HBP: 2	WP: 0 PB: 0 SB: 0 CS: 0	PA: 35		
PITCHER	IP WLS BF H R ER SO BB IBB HBP BLK WP HR S P ERA WHIP																					
Don Cardwell, R ERA: 3.82	(1, 1) 9.0	W 35	8 3 3 3	0 0 2 0	0 1 39 41	3.00 0.889																

Pittsburgh Pirates @ Milwaukee Braves
Milwaukee County Stadium, Milwaukee, WI
Mon Jun 17 1963, 8:05 PM EDT
Att: 8,631 - Unknown

AB	32
R	3
H	8
RBI	3
BB	0
SO	3
LOB	12



Batter	1	2	3	4	5	6	7	8	9	10	AB	R	H	RBI	BB	SO	LOB	TOP			
Bob Bailey, R OBP: 0.329, SLG: 0.384 (1.5)											5	1	2	0	0	0	3				
Dick Schofield, S OBP: 0.341, SLG: 0.292 (1.6)											4	1	2	2	0	1	0				
Roberto Clemente, R OBP: 0.353, SLG: 0.450 (1.8)											3	1	1	0	2	1	1				
Bill Mazerowski, R OBP: 0.351, SLG: 0.449 (1.4)											5	1	2	3	0	0	3				
Donn Clendenon, R OBP: 0.345, SLG: 0.476 (1.3)											4	0	0	0	1	1	5				
Ted Savage, R OBP: 0.293, SLG: 0.407 (1.7)												5	0	2	0	0	1				
Willie Stargell, L OBP: 0.290, SLG: 0.406 (1.9)												5	0	0	0	0	3				
Ron Brand, R OBP: 0.375, SLG: 0.286 (1.2)												5	1	2	0	0	1				
Bob Friend, R OBP: 0.140, SLG: 0.119 Roy Face, R (7.1)												2	0	1	0	0	0				
Al McBean, R OBP: 0.190, SLG: 0.333 (9.1)												1	0	0	0	0	1				
												0	0	0	0	0	0				
Inning Stats	R: 3 E: 1 K: 0 S: 6	H: 3 LOB: 1 BB: 1 P: 10	R: 2 E: 0 K: 1 S: 9	H: 4 LOB: 2 BB: 0 P: 9	R: 0 E: 0 K: 1 S: 7	H: 2 LOB: 2 BB: 0 P: 7	R: 0 E: 0 K: 2 S: 7	H: 0 LOB: 0 BB: 0 P: 7	R: 0 E: 0 K: 0 S: 3	H: 0 LOB: 0 BB: 0 P: 3	R: 0 E: 1 K: 0 S: 4	H: 1 LOB: 1 BB: 0 P: 4	R: 0 E: 0 K: 1 S: 6	H: 1 LOB: 1 BB: 0 P: 6	R: 0 E: 0 K: 0 S: 4	H: 1 LOB: 2 BB: 1 P: 5	R: 0 E: 0 K: 1 S: 5	1B: 11 2B: 0 3B: 0 HR: 1	SF: 0 SAC: 2 DP: 0 HBP: 0	WP: 0 PB: 0 SB: 0 CS: 1	PA: 44
PITCHER	IP 1.2	WLS 1.1	BF 12	H 6	R 5	ER 5	SO 0	BB 1	IBB 0	HBP 0	BLK 0	WP 0	HR 1	S 11	P 15	ERA 27.00	WHIP 4.200				
Warren Spahn, L ERA: 3.31 (1.1)	1.2	1.1	7	3	0	0	2	0	0	0	0	0	0	11	11	0.00	2.250				
Frank Funk, R ERA: 4.22 (2.1)	1.1	7	3	0	0	0	2	0	0	0	0	0	0	0	0	0.00	2.250				
Ron Piche, R ERA: 4.81 (4.1)	2.0	6	0	0	0	0	2	1	0	0	0	0	0	9	13	0.00	0.500				
Bob Hendley, L ERA: 3.55 (6.1)	2.0	7	1	0	0	0	0	0	0	0	0	0	0	7	7	0.00	0.500				
Claude Raymond, R ERA: 3.95 (8.1)	1.0	4	1	0	0	0	1	0	0	0	0	0	0	6	6	0.00	1.000				
PITCHER	IP 2.0	WLS 2.0	BF 8	H 1	R 0	ER 0	SO 1	BB 0	IBB 1	HBP 0	BLK 0	WP 0	HR 0	S 9	P 13	ERA 0.00	WHIP 0.500				
Bob Shaw, R ERA: 3.71 (9.1)	2.0	2.0	8	1	0	0	1	0	1	0	0	0	0	9	13	0.00	0.500				

Pittsburgh Pirates @ Milwaukee Braves
Milwaukee County Stadium, Milwaukee, WI
Tue Jun 18 1963, 8:05 PM EDT
Att: 7,397 - Unknown

AB 39
R 5
H 12
RBI 5
BB 3
SO 6
LOB 18





Batter	1	2	3	4	5	6	7	8	9	10	AB	R	H	RBI	BB	SO	LOB	BOTTOM	
Eddie Mathews, L OBP: 0.385, SLG: 0.420 (1.5)											5	0	1	1	0	1	2		
Frank Bolling, R OBP: 0.276, SLG: 0.311 (1.4)											5	0	1	1	0	0	2		
Hank Aaron, R OBP: 0.367, SLG: 0.585 (1.9)											5	0	0	0	0	0	5		
Lee Maye, L OBP: 0.301, SLG: 0.385 (1.7)											5	1	2	0	0	1	2		
Mack Jones, L OBP: 0.324, SLG: 0.336 (1.8)												5	1	0	0	2	2		
Joe Torre, R OBP: 0.368, SLG: 0.423 (1.2)												5	2	3	3	0	1	1	
Gene Oliver, R OBP: 0.320, SLG: 0.445 (1.3)												4	1	2	0	0	2		
Denis Menke, R OBP: 0.321, SLG: 0.392 (1.6)												4	2	2	0	0	1	2	
Warren Spahn, L ERA: 3.31 (1.1)	1.2	1.1	7	3	0	0	2	0	0	0	0	0	0	11	11	0.00	2.250		
Frank Funk, R ERA: 4.22 (2.1)	1.1	7	3	0	0	0	2	0	0	0	0	0	0	0	0	0.00	2.250		
Ron Piche, R ERA: 4.81 (4.1)	2.0	6	0	0	0	0	2	1	0	0	0	0	0	9	13	0.00	0.500		
Bob Hendley, L ERA: 3.55 (6.1)	2.0	7	1	0	0	0	0	0	0	0	0	0	0	7	7	0.00	0.500		
Claude Raymond, R ERA: 3.95 (8.1)	1.0	4	1	0	0	0	1	0	0	0	0	0	0	6	6	0.00	1.000		
PITCHER	IP 6.1	WLS 1.2	BF 29	H 7	R 3	ER 2	SO 7	BB 0	IBB 0	HBP 0	BLK 0	WP 0	HR 0	S 43	P 43	ERA 1.42	WHIP 1.105		
Bob Friend, R ERA: 2.31 (1.1)	6.1	1.2	29	7	3	2	7	0	0	0	0	0	0	43	43	1.42	1.105		
Roy Face, R ERA: 4.15 (7.1)	1.2	7	3	2	2	2	2	0	0	0	0	0	0	11	11	10.80	1.800		
Al McBean, R ERA: 2.44 (9.1)	1.0	4	1	0	0	0	1	0	0	0	0	0	0	6	6	9.00	2.000		
PITCHER	IP 2.31	WLS 1.2	BF 6	H 1	R 0	ER 0	SO 6	BB 1	IBB 0	HBP 0	BLK 0	WP 0	HR 0	S 6	P 6	ERA 0.00	WHIP 0.500		
Bob Shaw, R ERA: 3.71 (9.1)	2.0	2.0	8	1	0	0	1	0	1	0	0	0	0	9	13	0.00	0.500		
PITCHER	IP 6.1	WLS 1.2	BF 29	H 7	R 3	ER 2	SO 7	BB 0	IBB 0	HBP 0	BLK 0	WP 0	HR 0	S 43	P 43	ERA 1.42	WHIP 1.105		
Bob Friend, R ERA: 2.31 (1.1)	6.1	1.2	29	7	3	2	7	0	0	0	0	0	0	43	43	1.42	1.105		
Roy Face, R ERA: 4.15 (7.1)	1.2	7	3	2	2	2	2	0	0	0	0	0	0	11	11	10.80	1.800		
Al McBean, R ERA: 2.44 (9.1)	1.0	4	1	0	0	0	1	0	0	0	0	0	0	6	6	9.00	2.000		

Pittsburgh Pirates @ Milwaukee Braves
Milwaukee County Stadium, Milwaukee, WI
Tue Jun 18 1963, 8:05 PM EDT
Att: 7,397 - Unknown

AB 42
R 7
H 12
RBI 6
BB 0
SO 10
LOB 19



Batter	1	2	3	4	5	6	7	8	9	AB	R	H	RBI	BB	SO	LOB	TOP																		
Bob Bailey, R (1, 5) OBP: 0.329, SLG: 0.384											0	0	0	0	0	0	0	Pittsburgh Pirates @ Milwaukee Braves Milwaukee County Stadium, Milwaukee, WI Wed Jun 19 1963, 8:05 PM EDT Att: 6,715 - Unknown livebaseballscorecards.com																	
Dick Schofield, S (1, 4) OBP: 0.341, SLG: 0.292											0	0	0	0	0	0	0																		
Roberto Clemente, R (1, 8) OBP: 0.353, SLG: 0.450											0	0	0	0	0	0	0																		
Jerry Lynch, L (1, 7) OBP: 0.321, SLG: 0.495											0	0	0	0	0	0	0																		
Willie Stargell, L (1, 9) OBP: 0.280, SLG: 0.406											0	0	0	0	0	0	0																		
Donn Clendenen, R (1, 3) OBP: 0.346, SLG: 0.478											0	0	0	0	0	0	0																		
Johnny Logan, R (1, 6) OBP: 0.273, SLG: 0.200											0	0	0	0	0	0	0																		
Ron Brand, R (1, 2) OBP: 0.375, SLG: 0.286											0	0	0	0	0	0	0																		
Earl Francis, R (1, 1) OBP: 0.200, SLG: 0.300											0	0	0	0	0	0	0																		
Inning Stats											1B: 0	SF: 0	WP: 0	PA: 0	2B: 0	SAC: 0	FB: 0		3B: 0	DP: 0	SB: 0	CS: 0	HR: 0	HBP: 0											
PITCHER Bob Sadowski, R (1, 1) ERA: ∞	IP	WLS	BF	H	R	ER	SO	BB	IBB	HBP	BLK	WP	HR	S	P	ERA	WHIP	PITCHER	IP	WLS	BF	H	R	ER	SO	BB	IBB	HBP	BLK	WP	HR	S	P	ERA	WHIP

Batter	1	2	3	4	5	6	7	8	9	AB	R	H	RBI	BB	SO	LOB	BOTTOM																		
Eddie Mathews, L (1, 5) OBP: 0.385, SLG: 0.420											0	0	0	0	0	0	0	Pittsburgh Pirates @ Milwaukee Braves Milwaukee County Stadium, Milwaukee, WI Wed Jun 19 1963, 8:05 PM EDT Att: 6,715 - Unknown livebaseballscorecards.com																	
Frank Bolling, R (1, 4) OBP: 0.276, SLG: 0.311											0	0	0	0	0	0	0																		
Hank Aaron, R (1, 9) OBP: 0.387, SLG: 0.585											0	0	0	0	0	0	0																		
Lee Maye, L (1, 7) OBP: 0.301, SLG: 0.385											0	0	0	0	0	0	0																		
Joe Torre, R (1, 2) OBP: 0.368, SLG: 0.423											0	0	0	0	0	0	0																		
Mack Jones, L (1, 8) OBP: 0.324, SLG: 0.338											0	0	0	0	0	0	0																		
Gene Oliver, R (1, 3) OBP: 0.320, SLG: 0.445											0	0	0	0	0	0	0																		
Denis Menke, R (1, 6) OBP: 0.321, SLG: 0.392											0	0	0	0	0	0	0																		
Bob Sadowski, R (1, 1)											0	0	0	0	0	0	0																		
Inning Stats											1B: 0	SF: 0	WP: 0	PA: 0	2B: 0	SAC: 0	FB: 0		3B: 0	DP: 0	SB: 0	CS: 0	HR: 0	HBP: 0											
PITCHER Earl Francis, R (1, 1) ERA: 4.46	IP	WLS	BF	H	R	ER	SO	BB	IBB	HBP	BLK	WP	HR	S	P	ERA	WHIP	PITCHER	IP	WLS	BF	H	R	ER	SO	BB	IBB	HBP	BLK	WP	HR	S	P	ERA	WHIP

Batter	1	2	3	4	5	6	7	8	9	AB	R	H	RBI	BB	SO	LOB	TOP
Bob Bailey, R (1, 5) OBP: 0.321, SLG: 0.370										3	0	0	0	1	1	0	Pittsburgh Pirates @ Milwaukee Braves Milwaukee County Stadium, Milwaukee, WI Thu Jun 20 1963, 4:33 AM EDT Att: 6,496 - Unknown
Dick Schofield, S (1, 4) OBP: 0.338, SLG: 0.291										4	0	1	0	0	1	1	
Roberto Clemente, R (1, 8) OBP: 0.370, SLG: 0.462										3	0	3	0	1	0	0	
Donn Clendenon, R (1, 3) OBP: 0.347, SLG: 0.479										4	0	0	0	0	0	5	
Ted Savage, R (1, 7) OBP: 0.279, SLG: 0.385										4	0	0	0	0	1	2	
Johnny Logan, R (1, 6) OBP: 0.244, SLG: 0.211										4	0	0	0	0	1	1	
Willie Stargell, L (1, 9) OBP: 0.289, SLG: 0.410										2	0	0	0	1	2	0	
Ron Brand, R (1, 2) OBP: 0.391, SLG: 0.450										3	1	1	1	0	0	1	
Don Schwall, R (1, 1) OBP: 0.143, SLG: 0.115										2	0	0	0	0	0	0	
Tommie Sisk, R (6, 1) Jerry Lynch, L (8, PH) Harvey Haddix, L (8, 1) OBP: 0.324, SLG: 0.495 OBP: 0.167, SLG: 0.333										0	0	0	0	0	0	0	
Inning Stats	R: 0 E: 0 K: 0 S: 4	H: 1 LOB: 1 BB: 0 P: 4	R: 0 E: 0 K: 2 S: 7	H: 0 LOB: 0 BB: 0 P: 7	R: 1 E: 0 K: 2 S: 8	H: 1 LOB: 0 BB: 0 P: 8	R: 0 E: 0 K: 0 S: 3	H: 1 LOB: 2 BB: 1 P: 3	R: 0 E: 0 K: 0 S: 3	H: 0 LOB: 1 BB: 1 P: 7	R: 0 E: 0 K: 0 S: 2	H: 0 LOB: 0 BB: 1 P: 6	R: 0 E: 0 K: 0 S: 4	H: 1 LOB: 1 BB: 0 P: 4	1B: 3 2B: 1 3B: 0 HR: 1	SF: 0 SAC: 0 DP: 0 HBP: 0	WP: 1 PA: 33 CS: 1
PITCHER Denny Lemaster, L (1, 1) ERA: 1.96	IP: 9.0 WLS: W BF: 33 H: 5 R: 1 ER: 1 SO: 6 BB: 2 IBB: 1 HBP: 0 BLK: 0 WP: 1 HR: 1 S: 42 P: 54 ERA: 1.00 WHIP: 0.778																

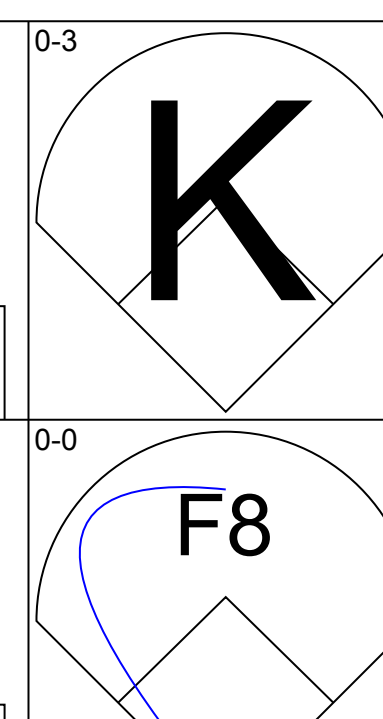
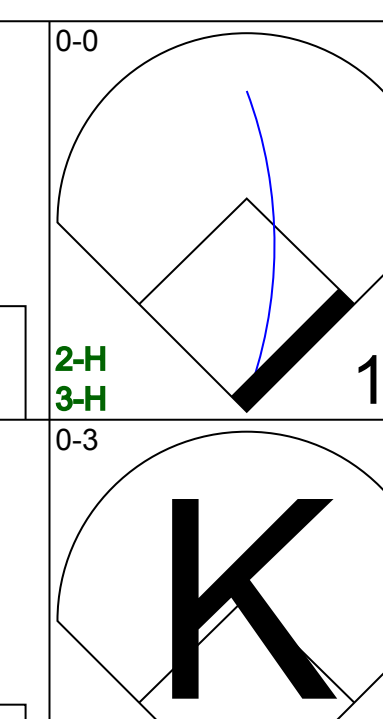
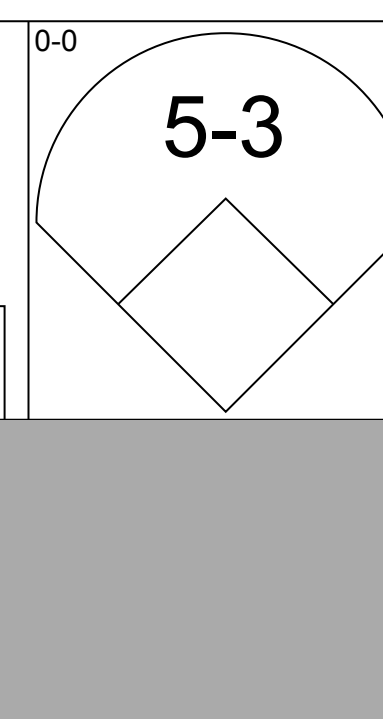
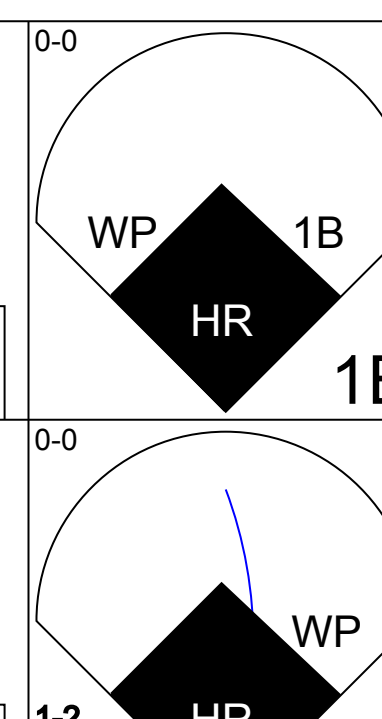
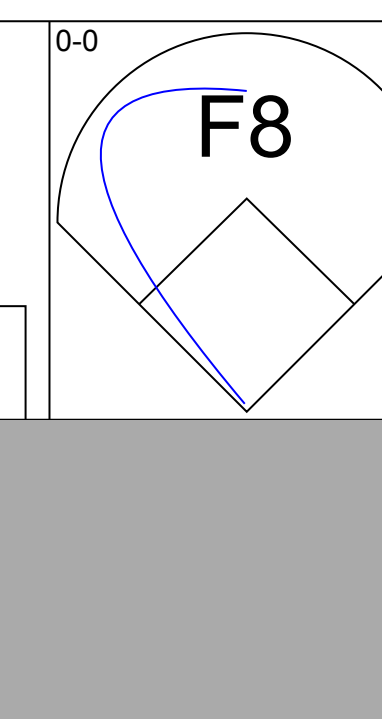
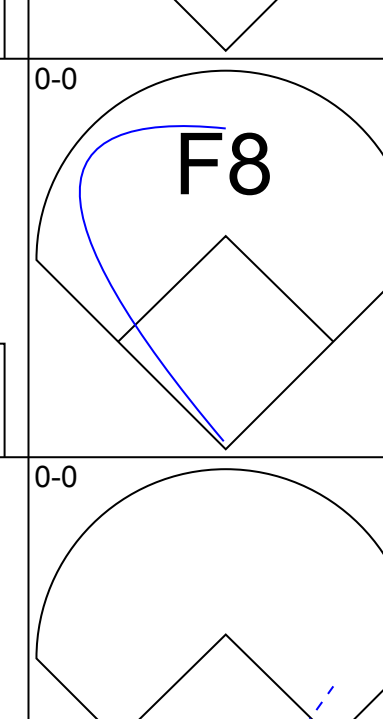
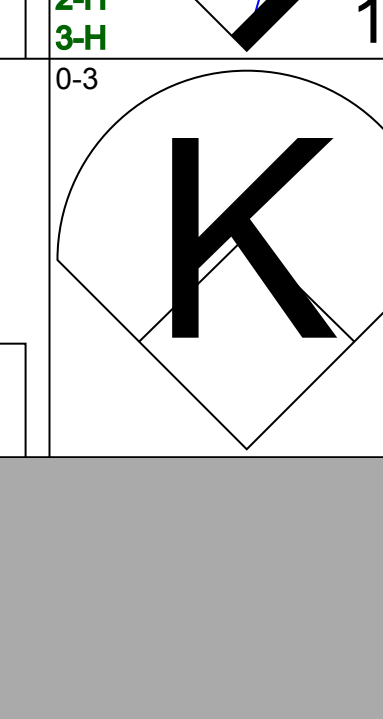
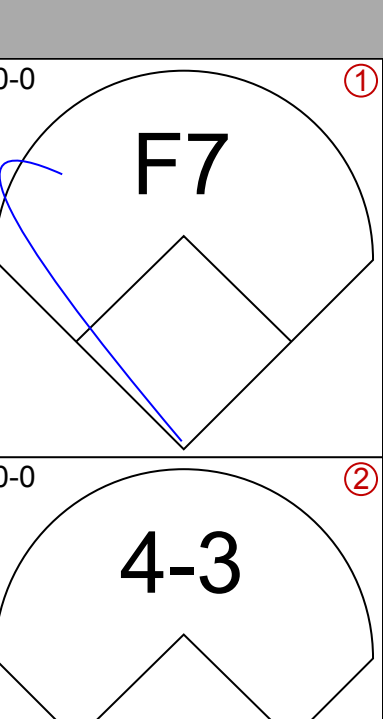
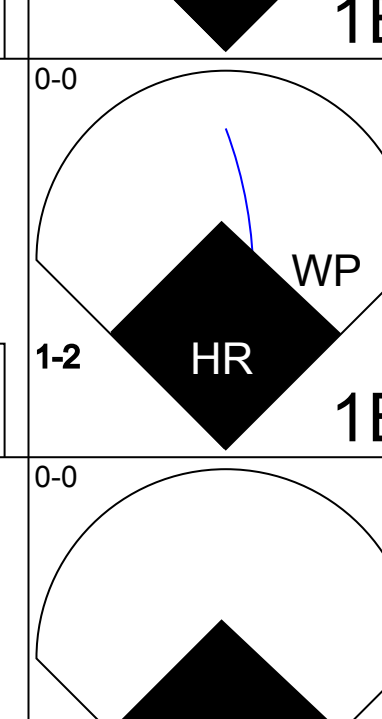
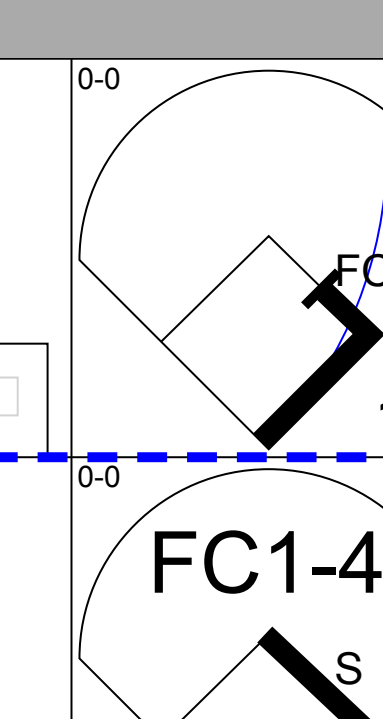
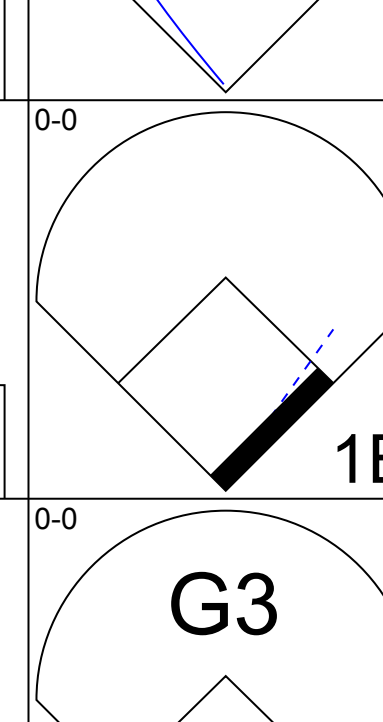
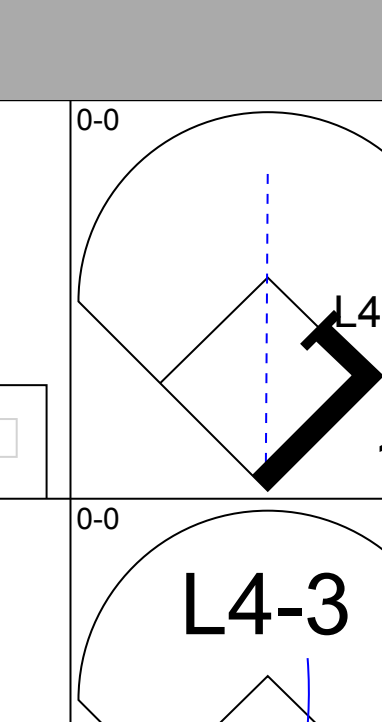
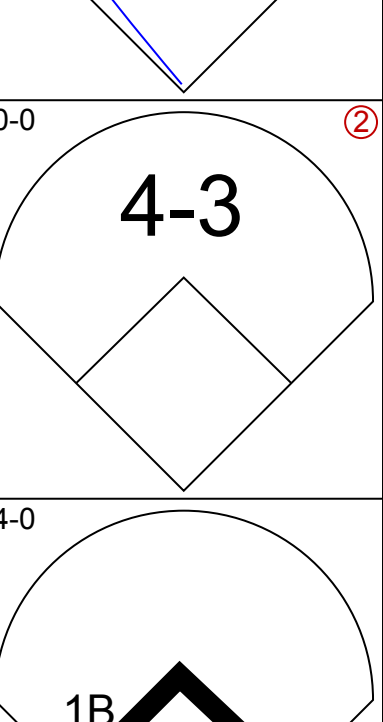
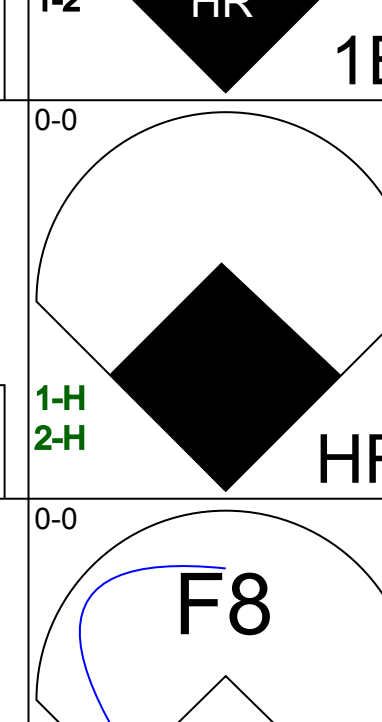
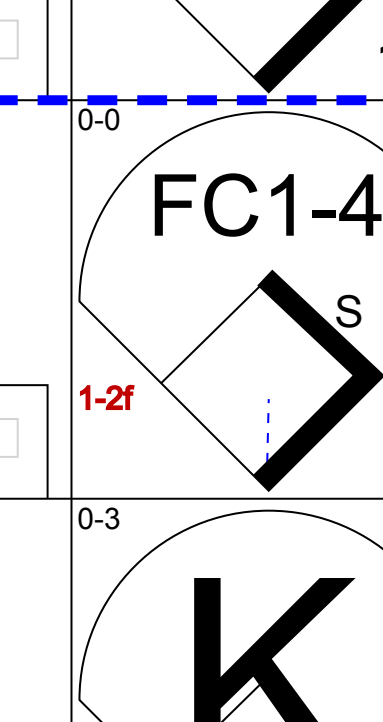
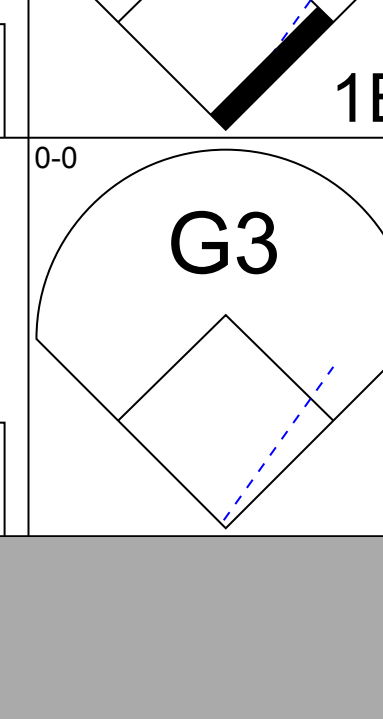
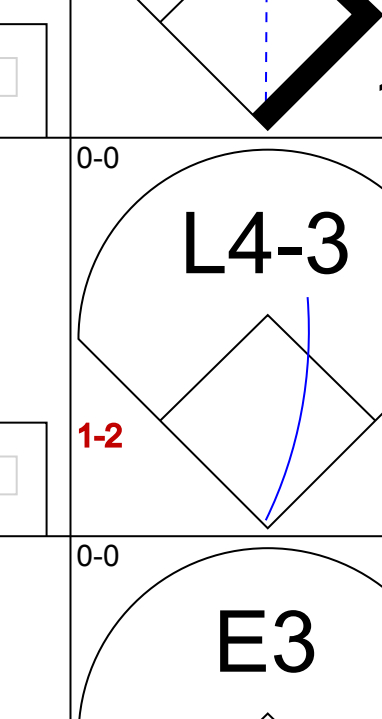
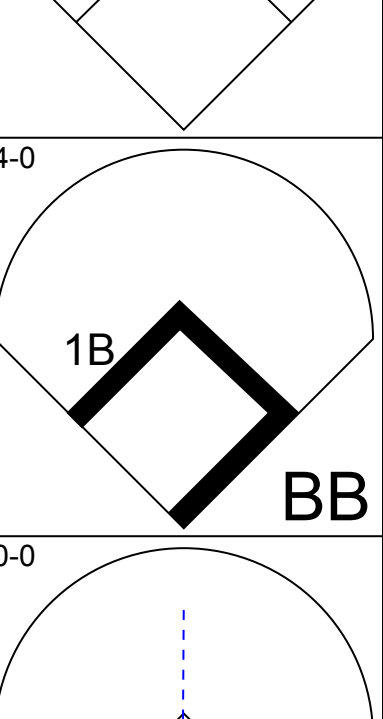
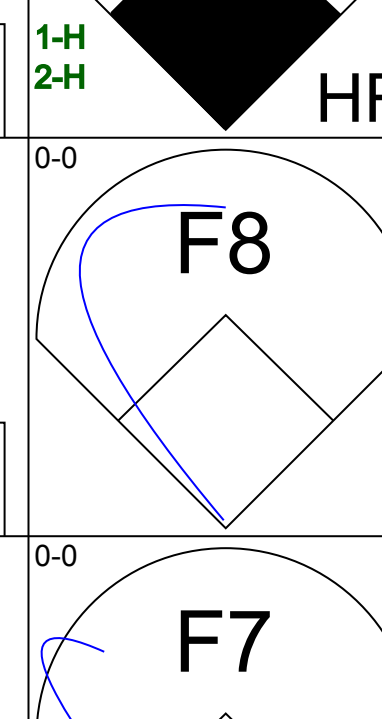
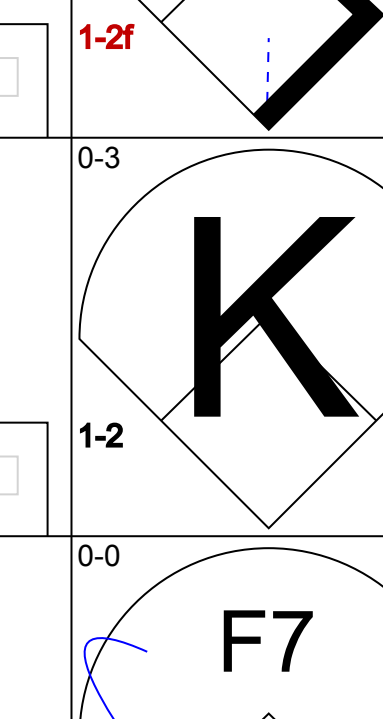
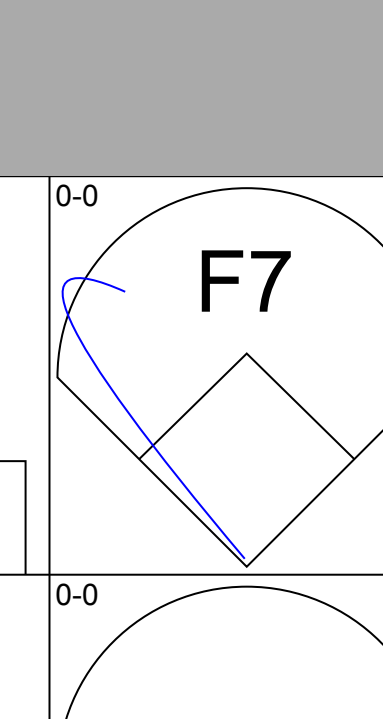
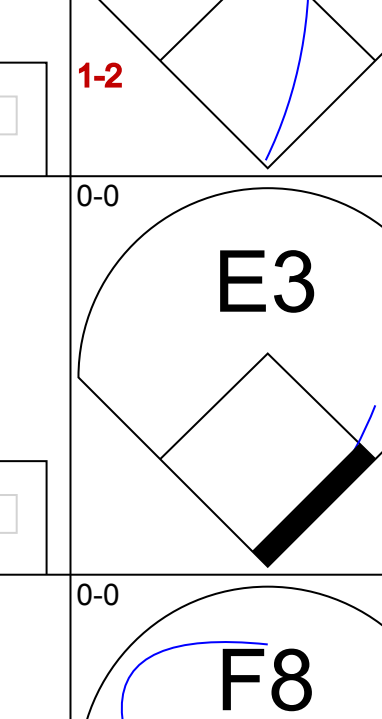
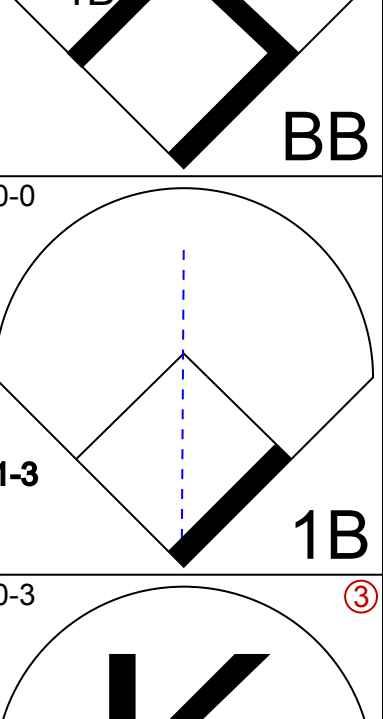
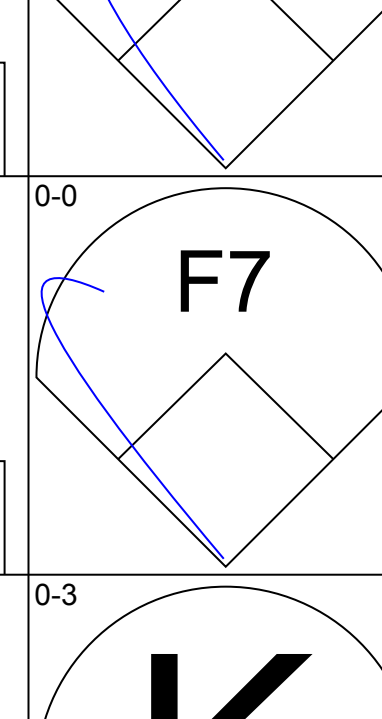
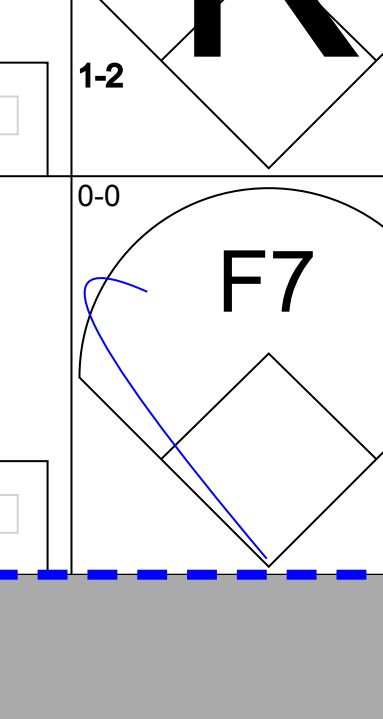
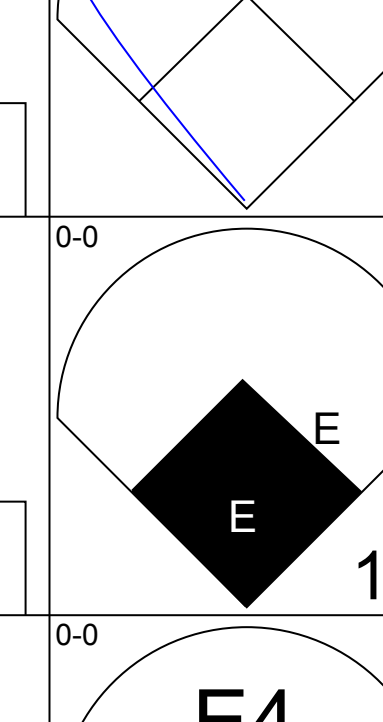
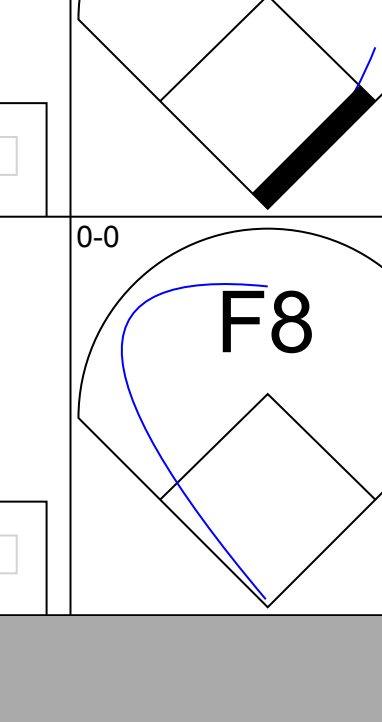
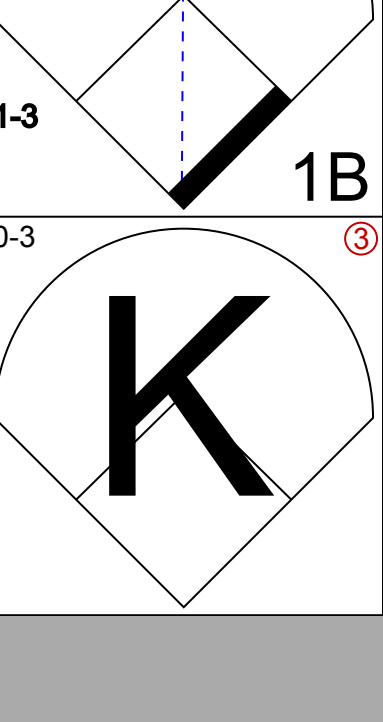
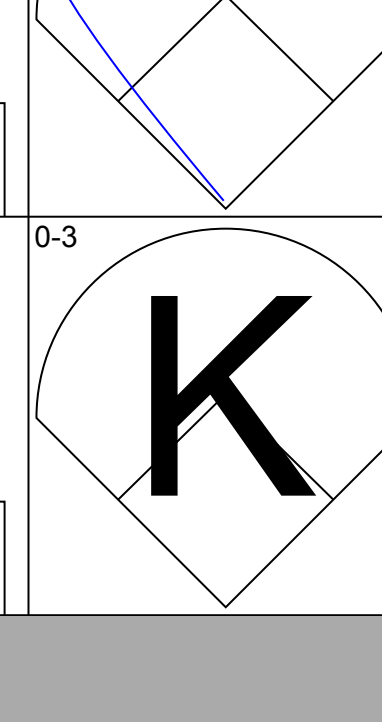
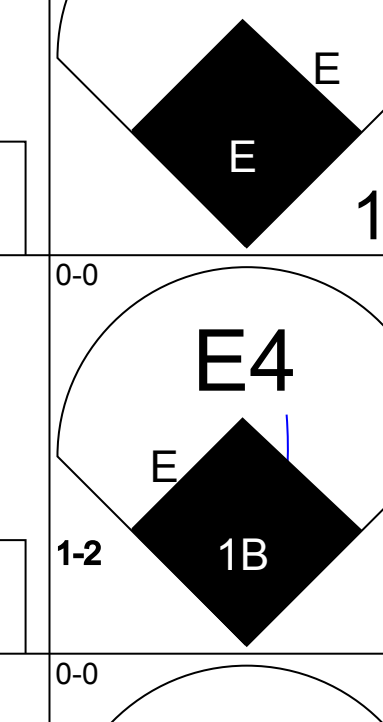
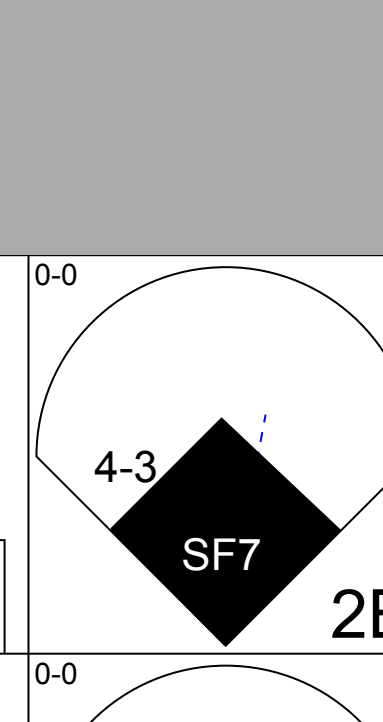
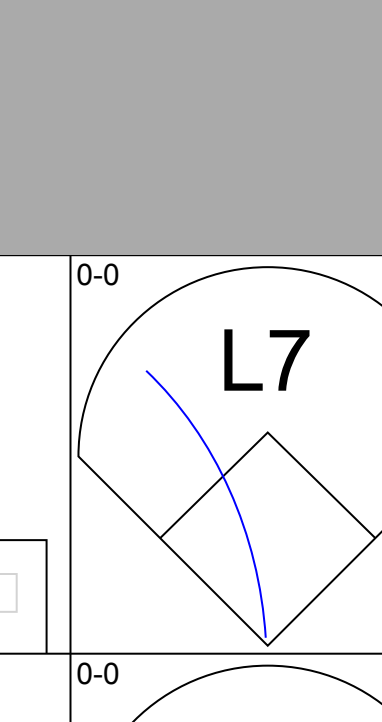
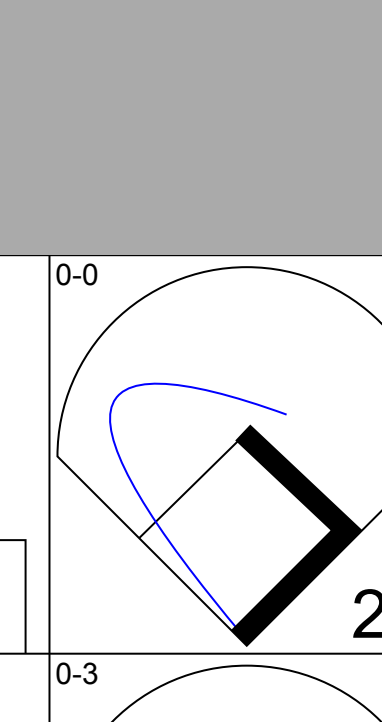
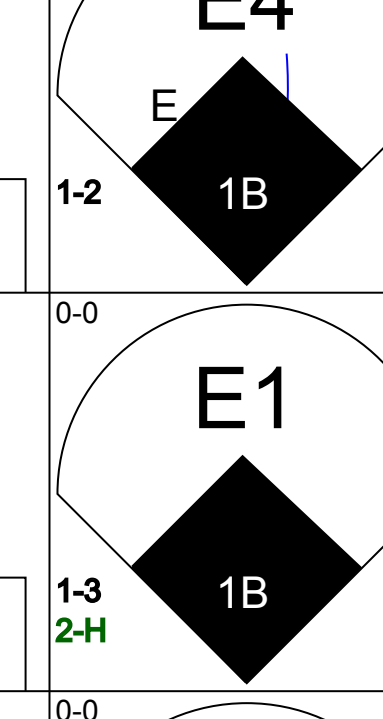
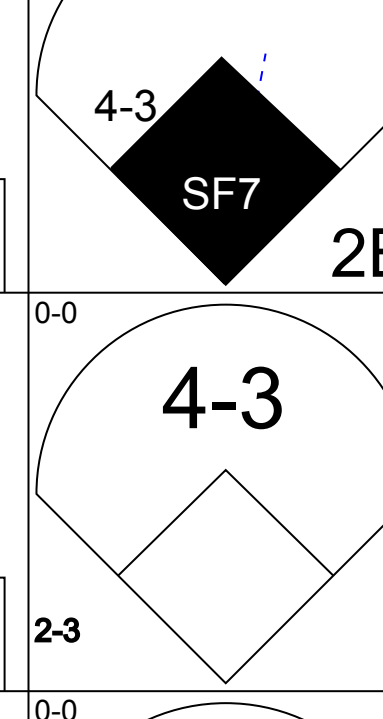
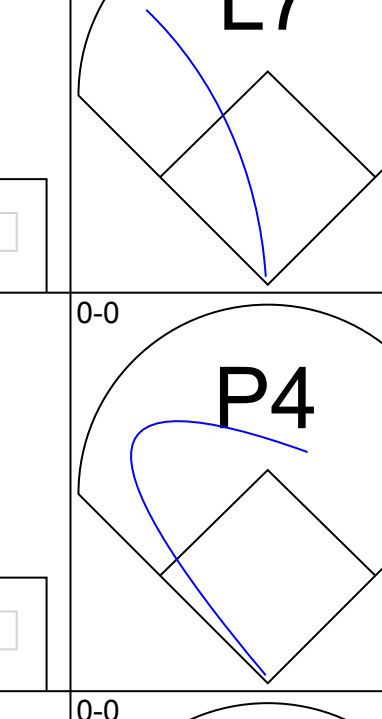
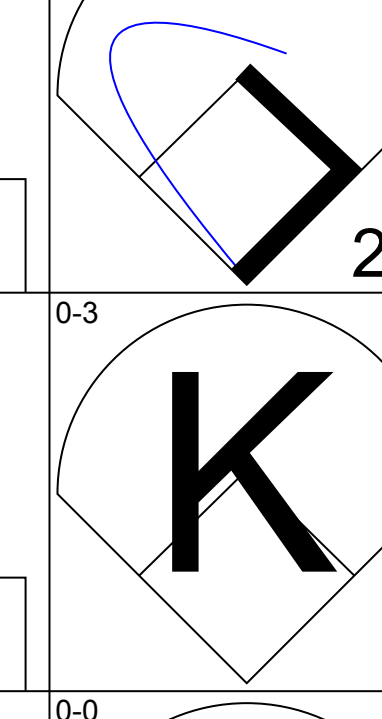
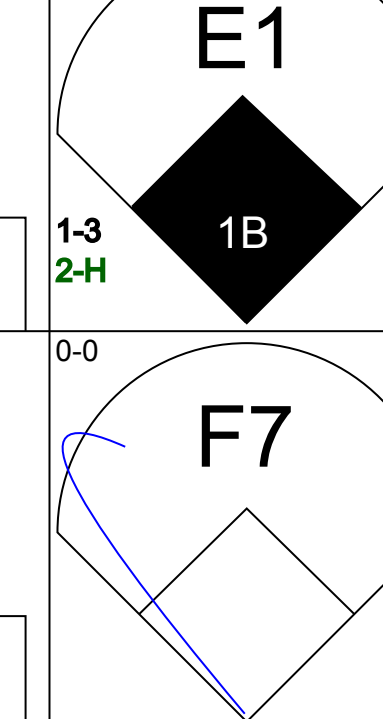
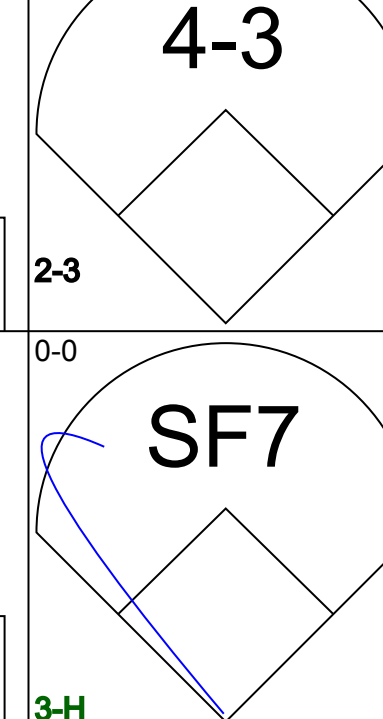
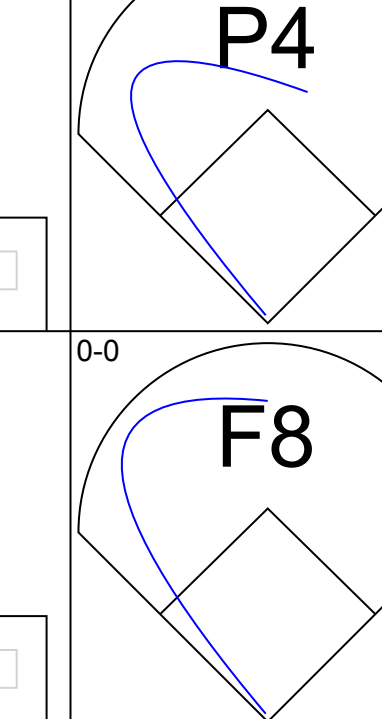
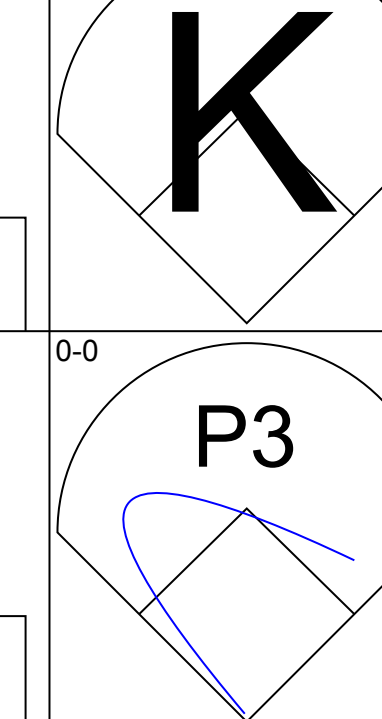
AB	30
R	1
H	5
RBI	1
BB	3
SO	6
LOB	10



Batter	1	2	3	4	5	6	7	8	9	AB	R	H	RBI	BB	SO	LOB	BOTTOM
Eddie Mathews, L (1, 5) OBP: 0.385, SLG: 0.426										4	1	1	1	0	2	0	Pittsburgh Pirates @ Milwaukee Braves Milwaukee County Stadium, Milwaukee, WI Thu Jun 20 1963, 4:33 AM EDT Att: 6,496 - Unknown
Frank Bolling, R (1, 4) OBP: 0.271, SLG: 0.300										3	0	0	0	1	0	0	
Hank Aaron, R (1, 9) OBP: 0.381, SLG: 0.585										3	0	0	0	0	1	1	
Lee Maye, L (1, 7) OBP: 0.293, SLG: 0.372										3	0	0	0	0	0	1	
Joe Torre, R (1, 2) OBP: 0.360, SLG: 0.411										3	0	0	0	0	1	0	
Mack Jones, L (1, 8) OBP: 0.333, SLG: 0.359										2	0	1	0	1	0	1	
Gene Oliver, R (1, 3) Tommy Aaron, R (8, 3) OBP: 0.318, SLG: 0.436 OBP: 0.281, SLG: 0.333										3	0	0	0	0	2	3	
Denis Menke, R (1, 6) OBP: 0.316, SLG: 0.383										3	0	0	0	0	0	1	
Denny Lemaster, R (1, 1) OBP: 0.185, SLG: 0.407										3	1	1	1	0	1	0	
Inning Stats	R: 0 E: 0 K: 1 S: 5	H: 0 LOB: 1 BB: 1 P: 9	R: 0 E: 0 K: 1 S: 5	H: 1 LOB: 0 BB: 0 P: 5	R: 0 E: 0 K: 0 S: 3	H: 0 LOB: 0 BB: 0 P: 3	R: 0 E: 0 K: 1 S: 5	H: 0 LOB: 1 BB: 0 P: 6	R: 1 E: 0 K: 1 S: 6	H: 1 LOB: 0 BB: 0 P: 6	R: 0 E: 0 K: 1 S: 5	H: 0 LOB: 1 BB: 1 P: 9	R: 1 E: 0 K: 1 S: 6	H: 1 LOB: 0 BB: 0 P: 6	1B: 1 2B: 0 3B: 0 HR: 2	SF: 0 SAC: 0 DP: 0 HBP: 0	
PITCHER Don Schwall, R (1, 1) ERA: 2.34 Tommy Sisk, R (6, 1) ERA: 2.97 Harvey Haddix, L (8, 1) ERA: 3.41	IP: 5.1 WLS: L BF: 18 H: 1 R: 0 ER: 0 SO: 5 BB: 1 IBB: 0 HBP: 0 BLK: 0 WP: 0 HR: 0 S: 27 P: 31 ERA: 0.00 WHIP: 0.375																


AB	27
R	2
H	3
RBI	2
BB	2
SO	7
LOB	7

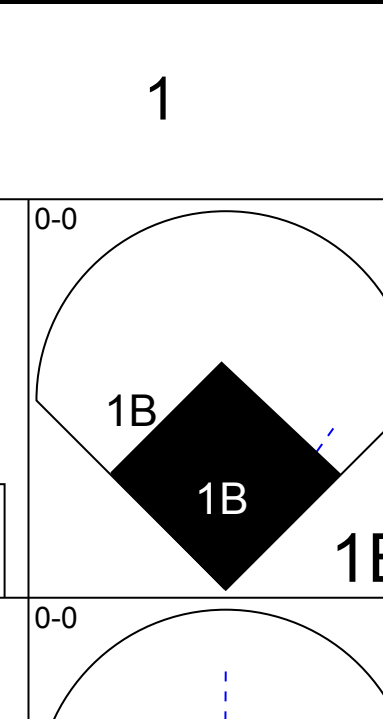
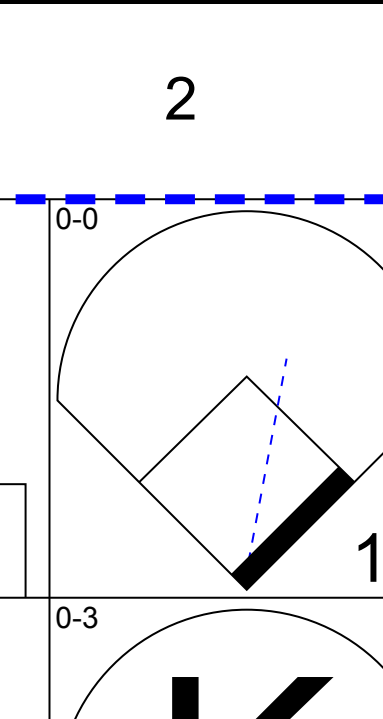
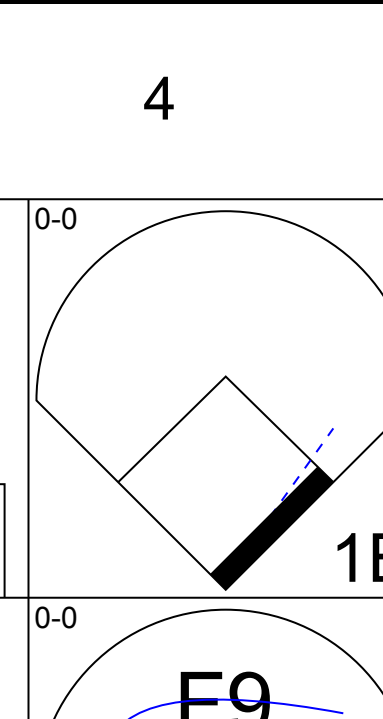
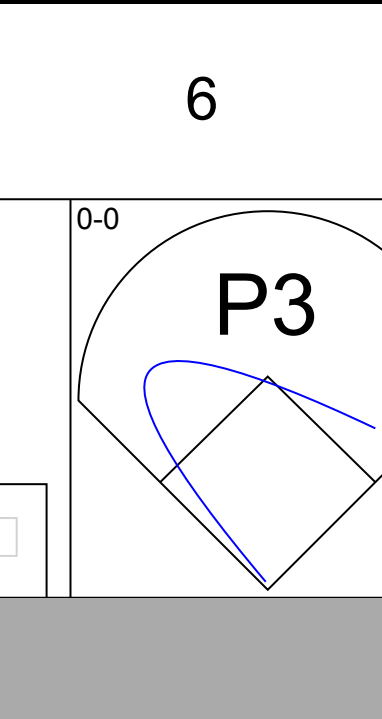
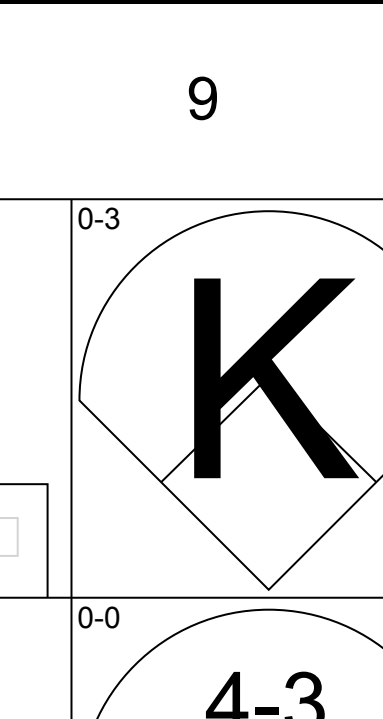
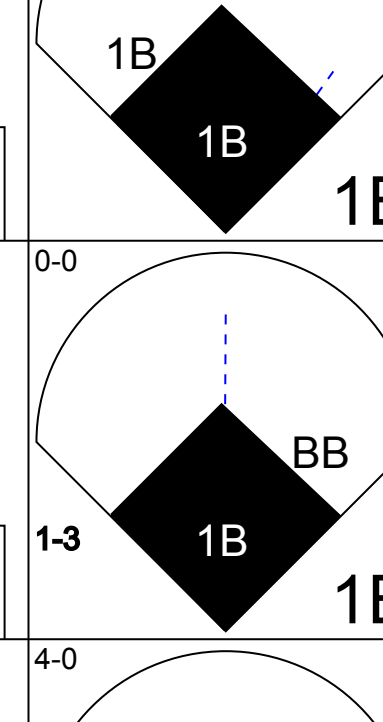
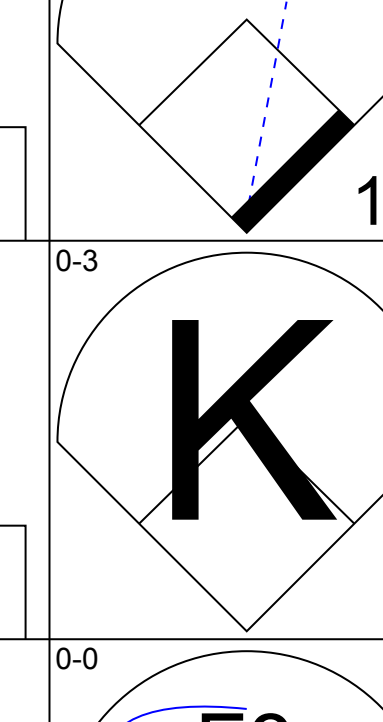
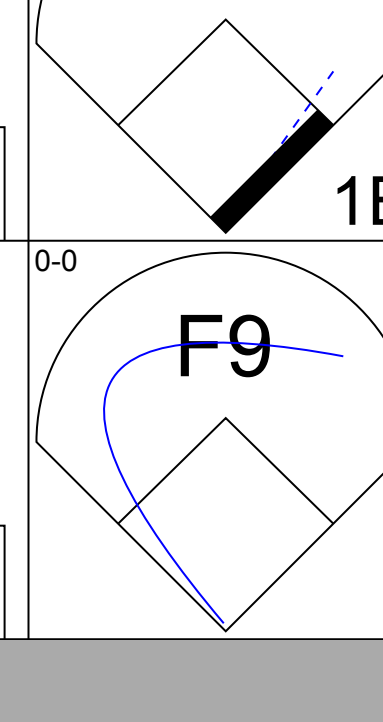
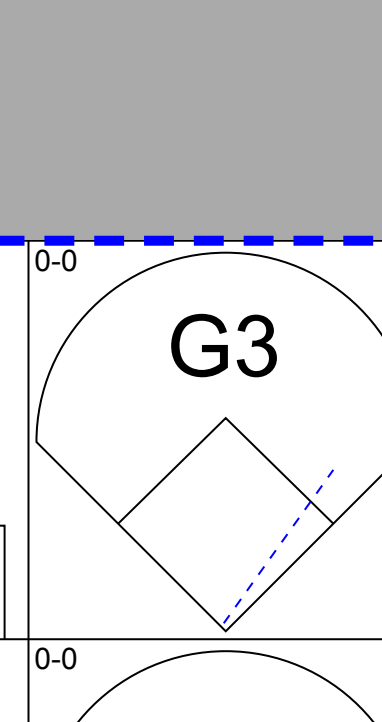
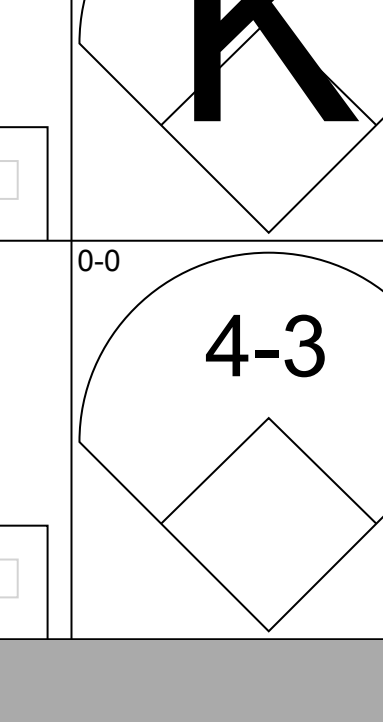
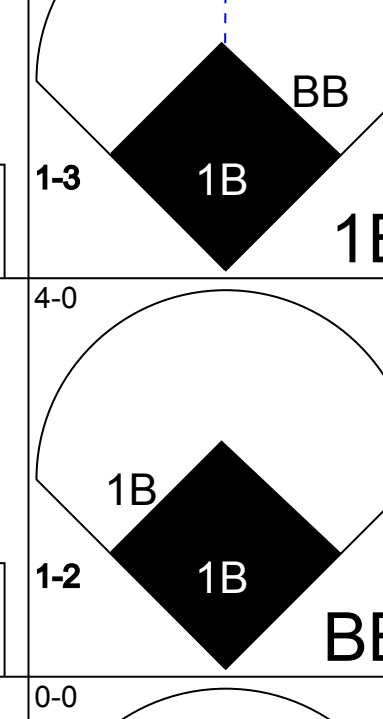
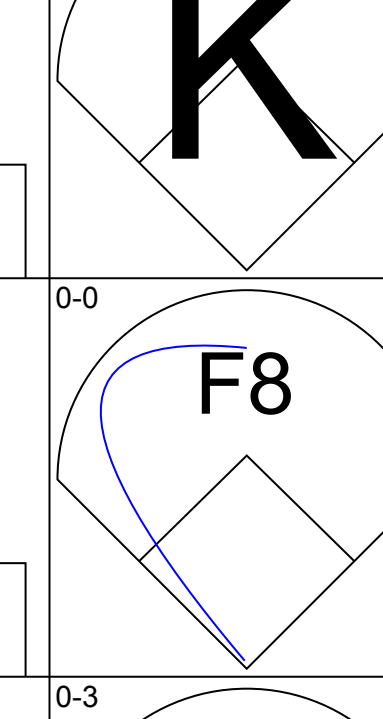
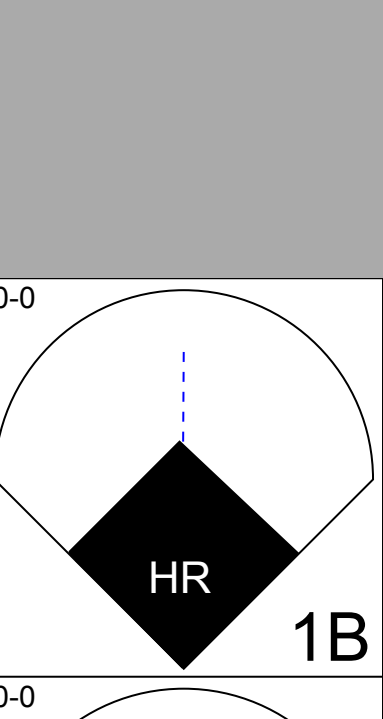
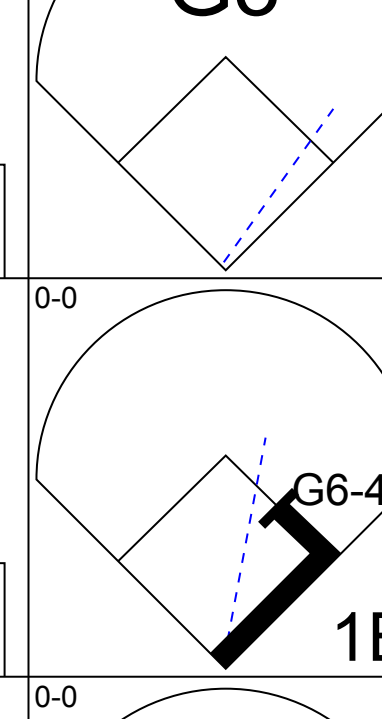
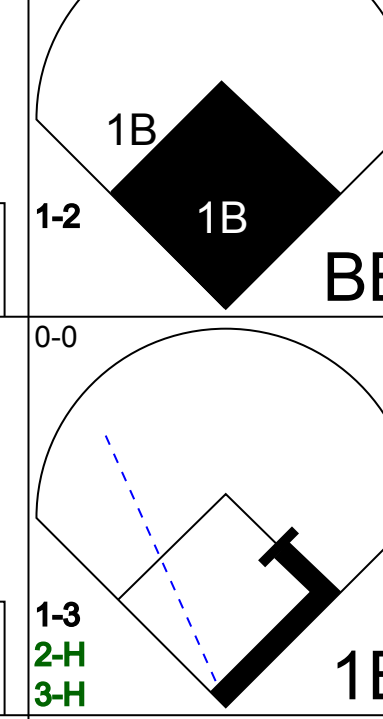
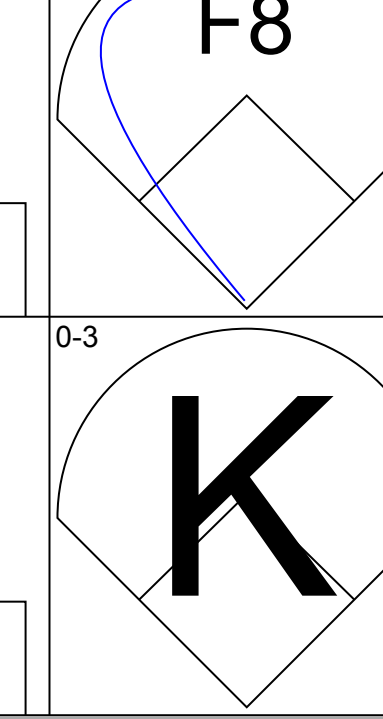
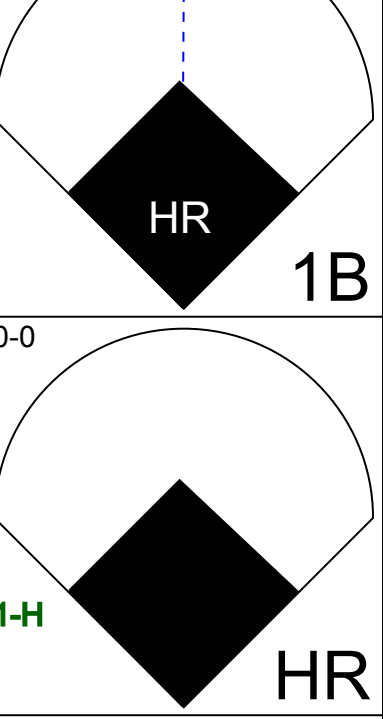
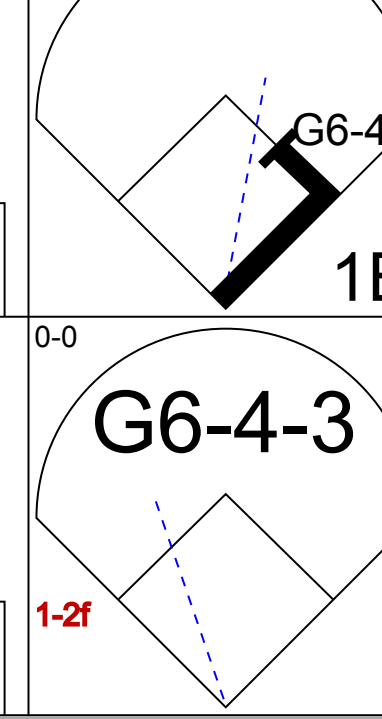
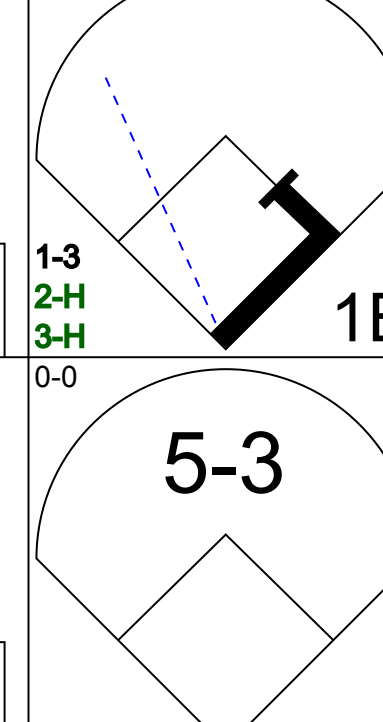
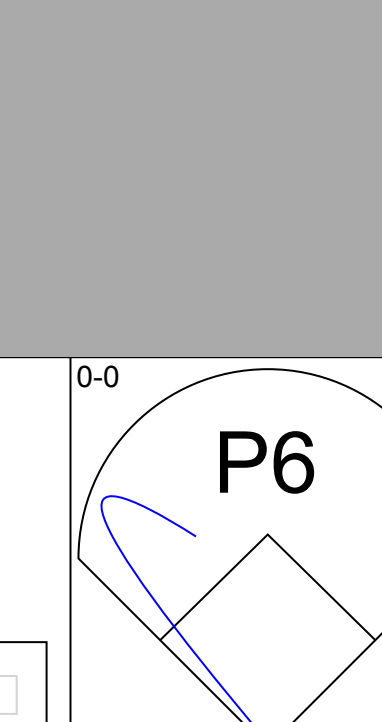
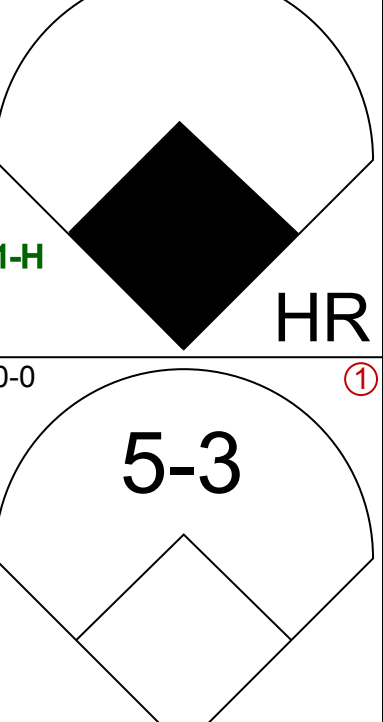
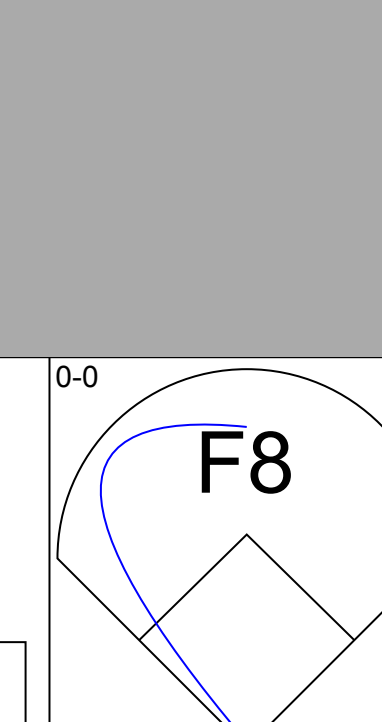
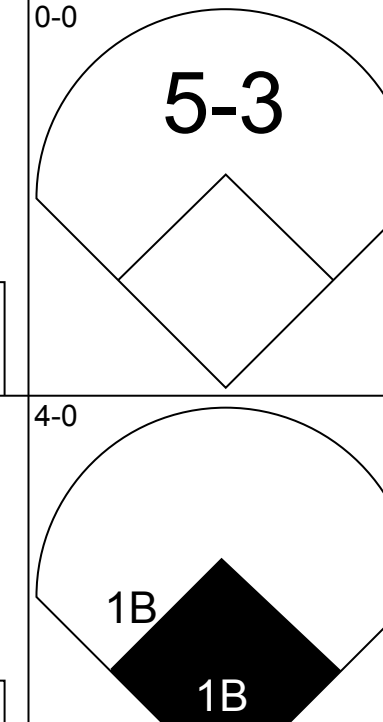
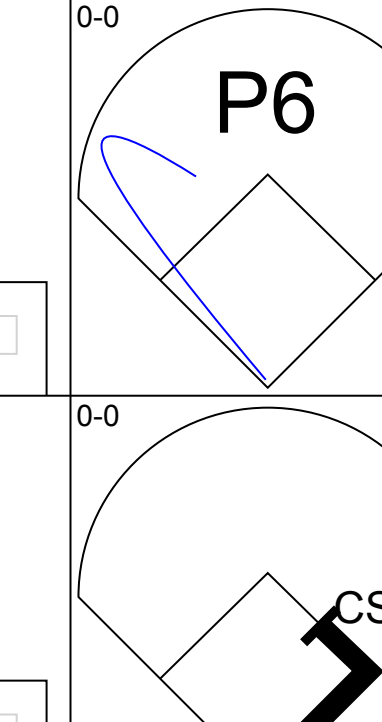
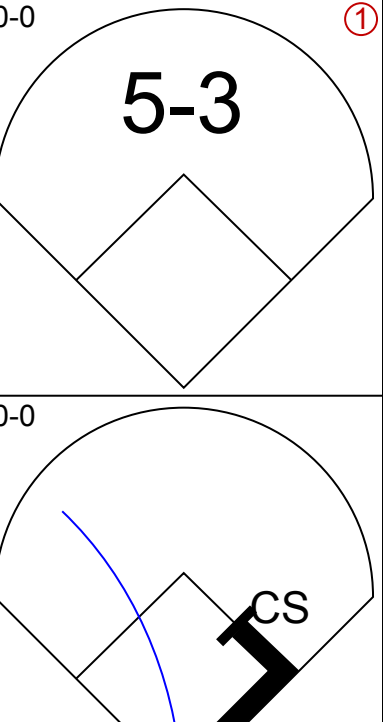
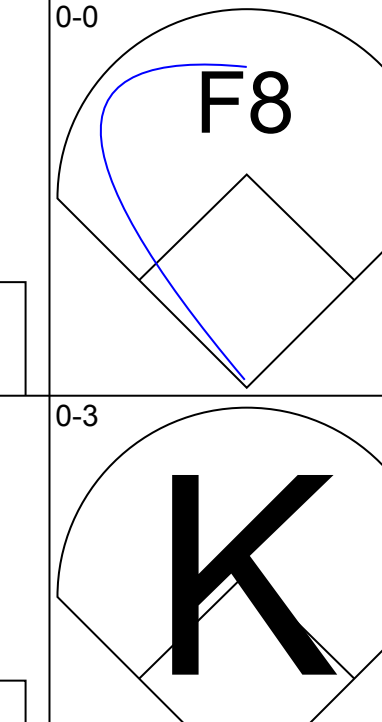
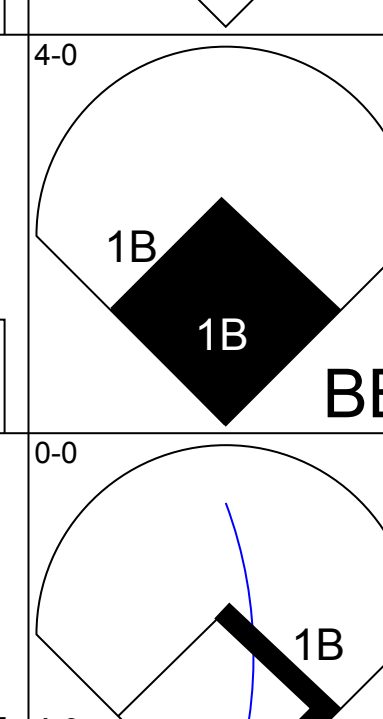
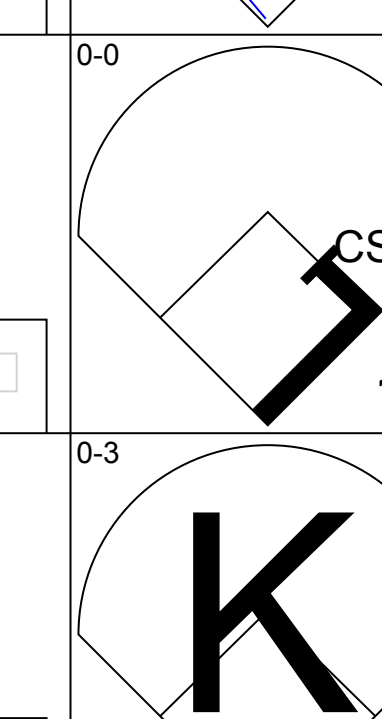
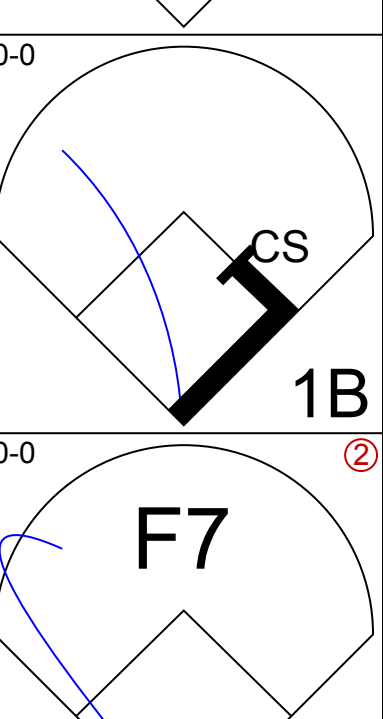
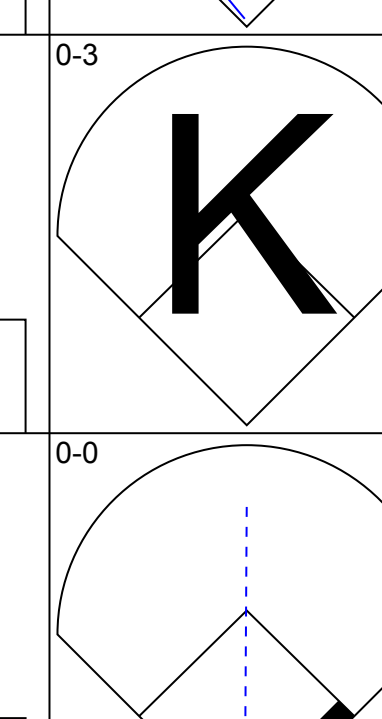
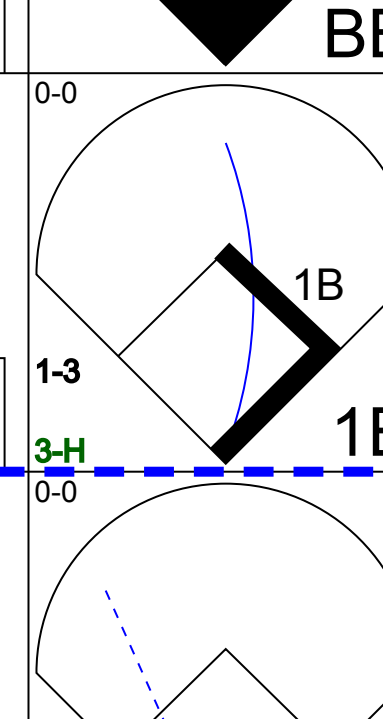
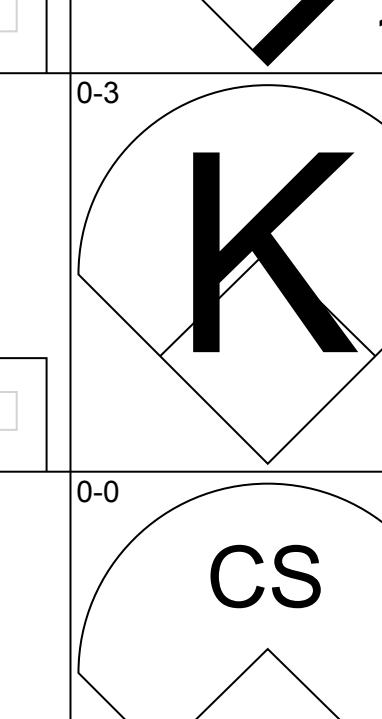

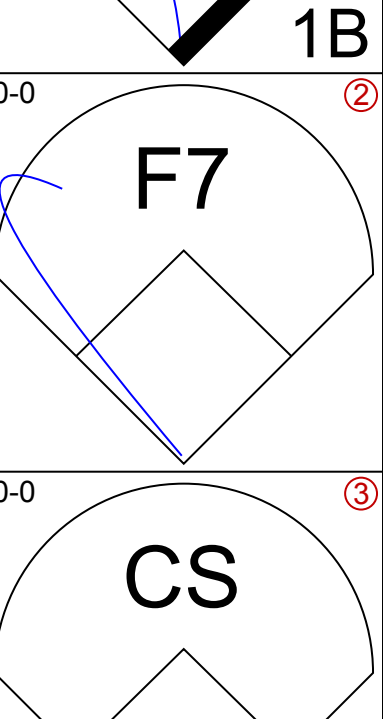
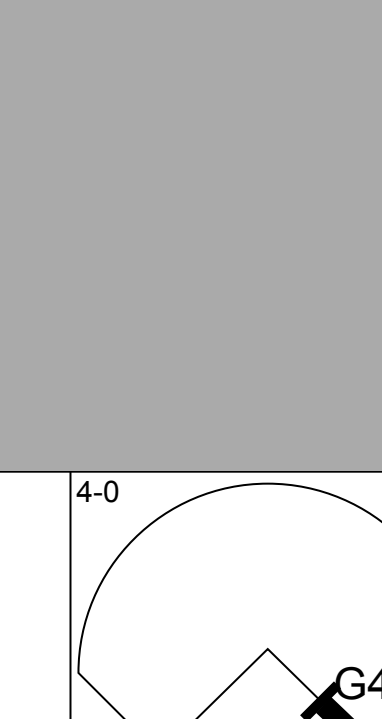
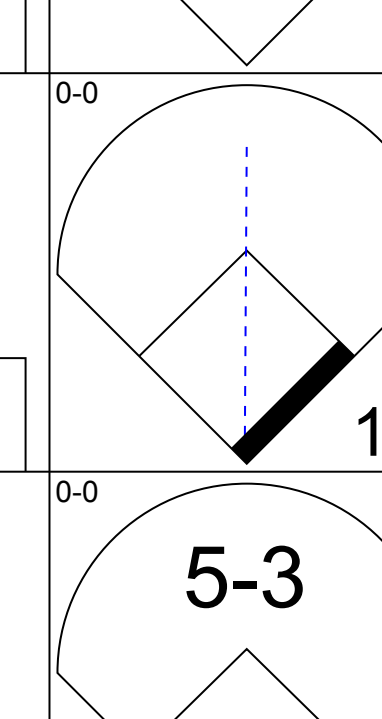
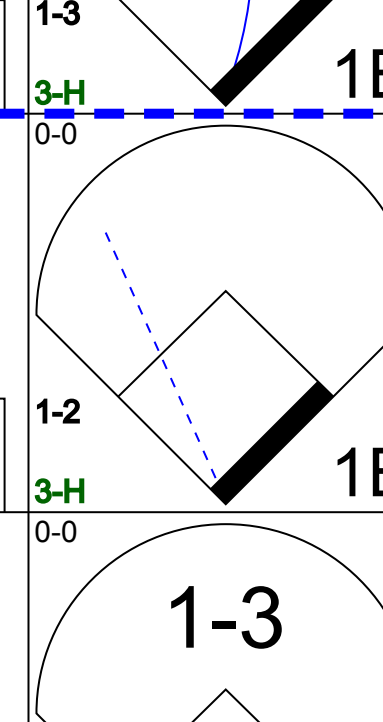
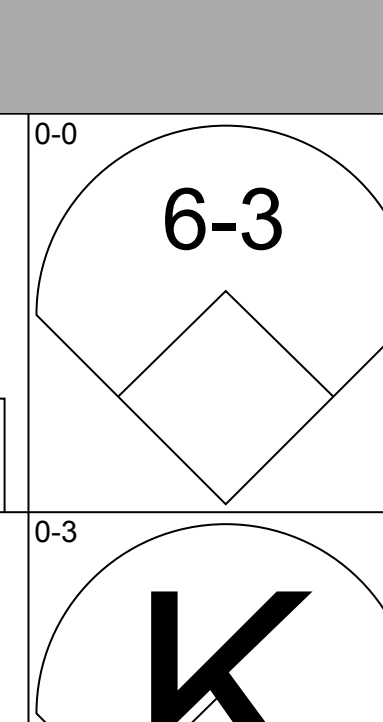
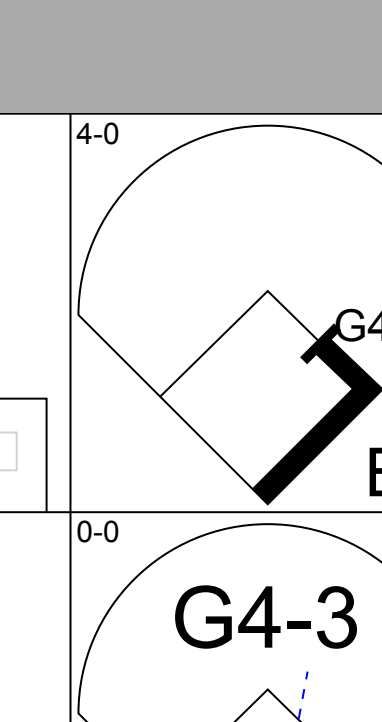
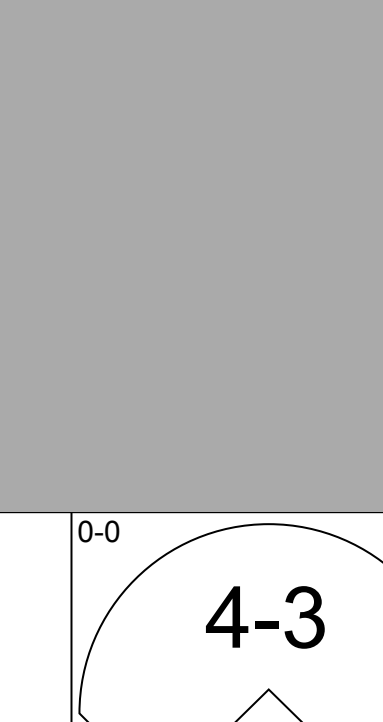


Batter	1	2	3	4	5	6	7	8	9	AB	R	H	RBI	BB	SO	LOB	TOP			
Bob Bailey, R OBP: 0.321, SLG: 0.364 (1, 5)										5	1	2	2	0	1	1				
Dick Schofield, S OBP: 0.341, SLG: 0.304 (1, 4)										5	1	2	0	0	1	1				
Roberto Clemente, R OBP: 0.379, SLG: 0.475 (1, 9)										5	1	3	3	0	0	1				
Jerry Lynch, L OBP: 0.328, SLG: 0.481 Al McBean, R OBP: 0.182, SLG: 0.318 (7, 1)										3	0	0	0	1	0	2				
Smoky Burgess, L OBP: 0.331, SLG: 0.434 (1, 2)										5	0	1	0	0	0	1				
Don Clendenen, R OBP: 0.339, SLG: 0.467 (1, 3)										4	1	1	0	0	2	3				
Bill Virdon, L OBP: 0.279, SLG: 0.313 (1, 8)										4	2	2	0	0	0	1				
Johnny Logan, R OBP: 0.226, SLG: 0.167 (1, 6)										4	1	0	0	0	1	3				
Vern Law, R OBP: 0.182, SLG: 0.182 Tommie Sisk, R OBP: 0.286, SLG: 0.404 Willie Stargell, L OBP: 0.286, SLG: 0.404 Harvey Haddix, L OBP: 0.125, SLG: 0.286 Ted Savage, R OBP: 0.273, SLG: 0.373 (1, 1)										0	0	0	0	0	0	0				
Inning Stats	R: 0 E: 0 K: 1 S: 6	H: 1 LOB: 1 BB: 0 P: 6	R: 3 E: 2 K: 1 S: 9	H: 2 LOB: 1 BB: 0 P: 9	R: 0 E: 1 K: 0 S: 4	H: 1 LOB: 1 BB: 0 P: 4	R: 0 E: 0 K: 0 S: 4	H: 1 LOB: 2 BB: 1 P: 10	R: 0 E: 0 K: 0 S: 3	H: 0 LOB: 0 BB: 0 P: 3	R: 3 E: 0 K: 1 S: 8	H: 3 LOB: 0 BB: 0 P: 8	R: 0 E: 0 K: 1 S: 6	H: 1 LOB: 1 BB: 0 P: 6	R: 0 E: 0 K: 1 S: 6	H: 1 LOB: 1 BB: 0 P: 6	1B: 8 2B: 3 3B: 0 HR: 1	SF: 1 SAC: 0 DP: 1 HBP: 0	WP: 1 PB: 0 SB: 1 CS: 0	PA: 41
PITCHER	IP	WLS	BF	H	R	ER	SO	BB	IBB	HBP	BLK	WP	HR	S	P	ERA	WHIP			
Glen Hobbie, R ERA: 3.01	8.0	L	38	11	7	4	5	1	0	0	0	1	1	47	51	4.50	1.500			
Lindy McDaniel, R ERA: 3.16	1.0		3	0	0	0	1	0	0	0	0	0	0	5	5	0.00	0.000			

Pittsburgh Pirates @ Chicago Cubs
Wrigley Field, Chicago, IL
Sun Jun 23 1963, 3:33 AM CDT
Att: 26,158 - Unknown


AB 39
R 7
H 11
RBI 6
BB 1
SO 6
LOB 17



Batter	1	2	3	4	5	6	7	8	9	AB	R	H	RBI	BB	SO	LOB	BOTTOM			
Don Landrum, L OBP: 0.291, SLG: 0.284 (1, 8)										5	1	3	0	0	1	0				
Andra Rodgers, R OBP: 0.269, SLG: 0.269 (1, 6)										5	1	1	0	0	1	2				
Billy Williams, L OBP: 0.391, SLG: 0.520 (1, 7)										3	2	2	0	1	0	1				
Ron Santo, R OBP: 0.358, SLG: 0.511 (1, 5)										4	1	2	4	0	1	2				
14 Ernie Banks, R OBP: 0.293, SLG: 0.476 (1, 3)										4	0	0	0	0	0	1				
Ken Hubbs, R OBP: 0.288, SLG: 0.357 (1, 4)										3	1	2	0	1	1	0				
Ellis Burton, S OBP: 0.296, SLG: 0.431 (1, 9)										4	0	2	1	0	1	2				
Dick Bertell, R OBP: 0.317, SLG: 0.333 Merritt Ranew, L OBP: 0.500, SLG: 0.683 (8, PH) (9, 2)										2	0	1	1	1	0	0				
Glen Hobbie, R OBP: 0.100, SLG: 0.069 Lindy McDaniel, R OBP: 0.200, SLG: 0.800 Lou Brock, L OBP: 0.298, SLG: 0.380 (9, PH) (9, 1)										3	0	0	0	0	1	3				
Inning Stats	R: 4 E: 0 K: 0 S: 7	H: 5 LOB: 2 BB: 2 P: 15	R: 0 E: 0 K: 2 S: 8	H: 1 LOB: 0 BB: 0 P: 8	R: 0 E: 0 K: 1 S: 5	H: 1 LOB: 0 BB: 0 P: 5	R: 0 E: 0 K: 1 S: 6	H: 3 LOB: 0 BB: 0 P: 5	R: 0 E: 0 K: 0 S: 2	H: 0 LOB: 0 BB: 1 P: 6	R: 0 E: 0 K: 0 S: 3	H: 1 LOB: 0 BB: 0 P: 3	R: 0 E: 0 K: 1 S: 6	H: 1 LOB: 0 BB: 0 P: 6	R: 0 E: 0 K: 1 S: 5	H: 0 LOB: 0 BB: 0 P: 5	1B: 12 2B: 0 3B: 0 HR: 1	SF: 0 SAC: 0 DP: 2 HBP: 0	WP: 0 PB: 0 SB: 0 CS: 2	PA: 40
PITCHER	IP	WLS	BF	H	R	ER	SO	BB	IBB	HBP	BLK	WP	HR	S	P	ERA	WHIP			
Vern Law, R ERA: 6.1	0.2		4	4	4	4	0	2	0	0	0	0	0	2	2	0.00	3.000			
Tommie Sisk, R ERA: 2.94	0.1	2	1	0	0	0	0	0	0	0	0	0	0	2	2	0.00	3.000			
Harvey Haddix, L ERA: 3.43	5.0	W	19	6	2	2	4	1	0	0	0	0	1	26	30	3.60	1.400			
Al McBean, R ERA: 2.26	3.0	S	10	2	0	0	2	0	0	0	0	0	0	14	14	0.00	0.667			

Pittsburgh Pirates @ Chicago Cubs
Wrigley Field, Chicago, IL
Sun Jun 23 1963, 3:33 AM CDT
Att: 26,158 - Unknown

AB 35
R 6
H 13
RBI 6
BB 3
SO 6
LOB 12



Batter	1	2	3	4	5	6	7	8	9	10	AB	R	H	RBI	BB	SO	LOB	TOP			
Tony Taylor, R OBP: 0.337, SLG: 0.352 (1, 4)											3	2	1	0	2	1	0				
Johnny Callison, L OBP: 0.318, SLG: 0.413 (1, 9)											5	0	1	1	0	2	2				
Tony Gonzalez, L OBP: 0.372, SLG: 0.410 (1, 7)											4	1	2	1	1	0	1				
Roy Sievers, R OBP: 0.279, SLG: 0.361 Frank Torre, L OBP: 0.237, SLG: 0.118 (1, 3) (9, 3)											4	0	0	0	0	0	4				
Don Demeter, R OBP: 0.332, SLG: 0.480 (1, 8)											5	1	1	2	0	1	3				
Clay Dalrymple, L OBP: 0.344, SLG: 0.353 (1, 2)											5	0	1	0	0	2	0				
Bobby Wine, R OBP: 0.251, SLG: 0.302 (1, 6)											5	0	2	0	0	2	2				
Ruben Amaro, R OBP: 0.221, SLG: 0.206 (1, 5)											4	0	0	0	1	1	2				
Art Mahaffey, R OBP: 0.152, SLG: 0.156 Chris Short, R OBP: 0.087, SLG: 0.174 Jack Baldschun, R OBP: 0.118, SLG: 0.118 Johnny Klippstein, R OBP: 0.118, SLG: 0.118 Dennis Bennett, L OBP: 0.118, SLG: 0.118 (1, 1) (5, 1) (5, 1) (8, 1) (10, 1)											2	1	1	0	0	0	1				
Inning Stats	R: 0 E: 1 K: 1 S: 15	H: 1 LOB: 2 BB: 0 P: 19	R: 0 E: 0 K: 2 S: 8	H: 1 LOB: 1 BB: 0 P: 14	R: 2 E: 0 K: 2 S: 16	H: 3 LOB: 2 BB: 0 P: 21	R: 2 E: 1 K: 2 S: 10	H: 2 LOB: 1 BB: 0 P: 19	R: 0 E: 0 K: 1 S: 5	H: 0 LOB: 0 BB: 0 P: 5	R: 0 E: 0 K: 2 S: 3	H: 0 LOB: 0 BB: 1 P: 7	R: 0 E: 0 K: 2 S: 10	H: 0 LOB: 1 BB: 1 P: 15	R: 0 E: 0 K: 0 S: 6	H: 0 LOB: 1 BB: 1 P: 11	R: 1 E: 0 K: 2 S: 8	H: 1 LOB: 0 BB: 0 P: 8	1B: 6 2B: 2 3B: 0 HR: 1	SF: 0 SAC: 0 DP: 1 HBP: 1	WP: 0 PA: 44
PITCHER	IP	WLS	BF	H	R	ER	SO	BB	IBB	HBP	BLK	WP	HR	S	P	ERA	WHIP				
Earl Francis, R ERA: 4.5 Bob Veale, L ERA: 4.5 Tommy Sisk, R ERA: 2.78 Joe Gibbon, L ERA: 2.43 Al McBean, R ERA: 2.23 (1, 1) (4, 1) (5, 1) (7, 1) (9, 1)	3.2		20	7	4	3	3	1	0	0	0	0	0	45	64	7.36	2.182				
PITCHER	IP	WLS	BF	H	R	ER	SO	BB	IBB	HBP	BLK	WP	HR	S	P	ERA	WHIP				
Harvey Haddix, L ERA: 3.57 (10, 1)	1.0	L	4	1	1	1	2	0	0	0	0	0	0	1	2	9.00	1.000				

Philadelphia Phillies @ Pittsburgh Pirates
Forbes Field, Pittsburgh, PA
Tue Jun 25 1963, 7:05 PM EDT
Att: 12,365 - Unknown

AB	39
R	5
H	9
RBI	4
BB	4
SO	10
LOB	16



Batter	1	2	3	4	5	6	7	8	9	10	AB	R	H	RBI	BB	SO	LOB	BOTTOM					
Bob Bailey, R OBP: 0.317, SLG: 0.363 (1, 5)											6	0	1	0	0	3	4						
Dick Schofield, S OBP: 0.344, SLG: 0.317 (1, 4)											5	1	2	1	1	1	4						
Roberto Clemente, R OBP: 0.377, SLG: 0.471 (1, 9)											6	0	2	0	0	2	2						
Jerry Lynch, L OBP: 0.336, SLG: 0.482 (1, 7)											6	1	3	0	0	0	2						
Smoky Burgess, L OBP: 0.338, SLG: 0.433 (1, 2)											5	1	2	0	1	0	5						
Donn Clendenon, R OBP: 0.340, SLG: 0.468 (1, 3)											4	0	1	0	1	0	5						
Bill Virdon, L OBP: 0.282, SLG: 0.320 (1, 8)											5	1	2	2	0	0	0						
Johnny Logan, R OBP: 0.283, SLG: 0.231 (1, 6)											4	0	4	0	1	0	0						
Inning Stats	R: 1 E: 0 K: 1 S: 12	H: 3 LOB: 2 BB: 0 P: 18	R: 0 E: 0 K: 1 S: 7	H: 1 LOB: 1 BB: 0 P: 11	R: 0 E: 0 K: 1 S: 11	H: 0 LOB: 1 BB: 1 P: 15	R: 1 E: 0 K: 0 S: 9	H: 2 LOB: 1 BB: 0 P: 13	R: 0 E: 0 K: 0 S: 11	H: 2 LOB: 2 BB: 1 P: 17	R: 0 E: 0 K: 1 S: 8	H: 2 LOB: 2 BB: 0 P: 13	R: 0 E: 0 K: 0 S: 7	H: 2 LOB: 2 BB: 0 P: 12	R: 0 E: 0 K: 1 S: 14	H: 2 LOB: 2 BB: 0 P: 21	R: 2 E: 0 K: 0 S: 17	H: 3 LOB: 2 BB: 0 P: 26	R: 0 E: 1 K: 2 S: 14	H: 1 LOB: 2 BB: 0 P: 19	1B: 14 2B: 3 3B: 0 HR: 1	SF: 0 SAC: 0 DP: 1 HBP: 0	WP: 1 PA: 50
PITCHER	IP	WLS	BF	H	R	ER	SO	BB	IBB	HBP	BLK	WP	HR	S	P	ERA	WHIP						
Art Mahaffey, R ERA: 4.53 Chris Short, L ERA: 3.35 Jack Baldschun, R ERA: 2.97 Johnny Klippstein, R ERA: 2.65 Dennis Bennett, L ERA: 2.65 (1, 1) (5, 1) (5, 1) (8, 1) (10, 1)	4.1		22	8	2	2	3	1	0	0	0	0	0	45	64	4.15	2.077						
PITCHER	IP	WLS	BF	H	R	ER	SO	BB	IBB	HBP	BLK	WP	HR	S	P	ERA	WHIP						
Earl Francis, R Bob Veale, L Tommy Sisk, R Joe Gibbon, L Al McBean, R Harvey Haddix, L (1, 1) (4, 1) (5, 1) (7, 1) (9, 1) (10, 1)	0.0		0	0	0	0	0	1	0	0	0	0	0	3	7								

Philadelphia Phillies @ Pittsburgh Pirates
Forbes Field, Pittsburgh, PA
Tue Jun 25 1963, 7:05 PM EDT
Att: 12,365 - Unknown

AB	45
R	4
H	18
RBI	4
BB	4
SO	7
LOB	27



Batter	1	2	3	4	5	6	7	8	9	AB	R	H	RBI	BB	SO	LOB	TOP			
Tony Taylor, R OBP: 0.333, SLG: 0.347 (1, 4)	G3		SH3-4		SH5-4		K		1-3	3	0	0	0	0	1	0	Philadelphia Phillies @ Pittsburgh Pirates Forbes Field, Pittsburgh, PA Wed Jun 26 1963, 7:05 PM EDT Att: 9,153 - Unknown livebaseballscorecards.com			
Johnny Callison, L OBP: 0.319, SLG: 0.424 (1, 9)	HR		F7		F8			1B S 1B	4-3	5	2	2	1	0	0	2				
Tony Gonzalez, L OBP: 0.374, SLG: 0.417 (1, 7)	6-3		6-3		F7			1B 1B		3	2	1	0	1	0	2				
Don Demeter, R OBP: 0.331, SLG: 0.477 (1, 8)	6-3			E5 1B		K		1B E 1B		4	2	1	1	0	1	0				
Frank Torre, L OBP: 0.254, SLG: 0.182 (1, 3)	L9		1B FC6-2 1B			3B		K		4	0	2	0	0	1	3				
Clay Dalrymple, L OBP: 0.344, SLG: 0.352 Wes Covington, L OBP: 0.391, SLG: 0.575 Bob Oldis, R OBP: 0.217, SLG: 0.261 (8, PH) (8, PR) (8, 2)	6-3		L6-4 FC6-2 1B		4-3			E K2-5-2 1B		3	0	1	1	0	0	1				
Bobby Wine, R OBP: 0.247, SLG: 0.296 (1, 6)	K		1-2 FC6-2 1B		5-3			E3		4	0	0	0	0	1	4				
Ruben Amaro, R OBP: 0.208, SLG: 0.194 (1, 5)	6-3		L6-4				F9	K2-5-2		4	0	0	0	0	1	4				
Cal McLish, S OBP: 0.359, SLG: 0.389 (1, 1)			SH3-4 1B		SH5-4 1B		8-4-3		K	4	0	2	0	0	1	0				
Inning Stats	R: 2 E: 0 K: 0 S: 13	H: 2 LOB: 0 BB: 0 P: 18	R: 0 E: 0 K: 1 S: 5	H: 0 LOB: 0 BB: 7	R: 0 E: 0 K: 0 S: 9	H: 1 LOB: 1 BB: 0 P: 12	R: 1 E: 1 K: 0 S: 10	H: 2 LOB: 1 BB: 0 P: 14	R: 0 E: 0 K: 1 S: 12	H: 1 LOB: 1 BB: 0 P: 14	R: 0 E: 0 K: 1 S: 10	H: 0 LOB: 0 BB: 0 P: 12	R: 3 E: 1 K: 2 S: 17	H: 3 LOB: 2 BB: 1 P: 29	R: 0 E: 0 K: 1 S: 5	H: 0 LOB: 0 BB: 0 P: 5		1B: 7 2B: 2 3B: 2 HR: 1	SF: 0 SAC: 2 DP: 2 HBP: 0	WP: 0 PB: 0 SB: 1 CS: 0
PITCHER	IP WLS BF H R ER SO BB IBB HBP BLK WP HR S P ERA WHIP	IP WLS BF H R ER SO BB IBB HBP BLK WP HR S P ERA WHIP	IP WLS BF H R ER SO BB IBB HBP BLK WP HR S P ERA WHIP	IP WLS BF H R ER SO BB IBB HBP BLK WP HR S P ERA WHIP	IP WLS BF H R ER SO BB IBB HBP BLK WP HR S P ERA WHIP	IP WLS BF H R ER SO BB IBB HBP BLK WP HR S P ERA WHIP	IP WLS BF H R ER SO BB IBB HBP BLK WP HR S P ERA WHIP	IP WLS BF H R ER SO BB IBB HBP BLK WP HR S P ERA WHIP	IP WLS BF H R ER SO BB IBB HBP BLK WP HR S P ERA WHIP	IP WLS BF H R ER SO BB IBB HBP BLK WP HR S P ERA WHIP	IP WLS BF H R ER SO BB IBB HBP BLK WP HR S P ERA WHIP	IP WLS BF H R ER SO BB IBB HBP BLK WP HR S P ERA WHIP	IP WLS BF H R ER SO BB IBB HBP BLK WP HR S P ERA WHIP	IP WLS BF H R ER SO BB IBB HBP BLK WP HR S P ERA WHIP	IP WLS BF H R ER SO BB IBB HBP BLK WP HR S P ERA WHIP	IP WLS BF H R ER SO BB IBB HBP BLK WP HR S P ERA WHIP	IP WLS BF H R ER SO BB IBB HBP BLK WP HR S P ERA WHIP			
Bob Friend, R ERA: 2.18 Vern Law, R ERA: 5.95 Bob Veale, L ERA: 0.87 Tommie Sisk, R ERA: 3.0 Earl Francis, R ERA: 4.35	6.0 L 25 7 3 2 2 0 0 0 0 0 1 55 71 3.00 1.167	1.0 3 0 0 0 1 0 0 0 0 0 0 0 10 12 0.00 0.000	0.0 1 1 1 1 1 0 0 0 0 0 0 0 4 5 ∞ ∞	0.1 5 2 2 1 1 1 0 0 0 0 0 0 10 19 27.00 9.000	1.2 4 0 0 0 2 0 0 0 0 0 0 8 10 0.00 0.000															

AB 35
R 6
H 10
RBI 4
BB 1
SO 6
LOB 16



Batter	1	2	3	4	5	6	7	8	9	AB	R	H	RBI	BB	SO	LOB	BOTTOM					
Bob Bailey, R OBP: 0.313, SLG: 0.357 (1, 5) (8, 6)	6-3			F9		F9		6-3		4	0	0	0	0	0	1	Philadelphia Phillies @ Pittsburgh Pirates Forbes Field, Pittsburgh, PA Wed Jun 26 1963, 7:05 PM EDT Att: 9,153 - Unknown livebaseballscorecards.com					
Dick Schofield, S OBP: 0.340, SLG: 0.312 (1, 4)	4-3			4-3		F8		3-1		4	0	0	0	0	0	1						
Roberto Clemente, R OBP: 0.371, SLG: 0.463 (1, 9)	5-3			5-3		6-3		F8		4	0	0	0	0	0	1						
Jerry Lynch, L OBP: 0.336, SLG: 0.482 Willie Stargell, L OBP: 0.277, SLG: 0.393 (2, 7)	L9			G3		K		3-1		0	0	0	0	0	0	0						
Smoky Burgess, L OBP: 0.328, SLG: 0.420 (1, 2)	L4			G3		4-3		6-3		4	0	0	0	0	0	0						
Donn Clendenen, R OBP: 0.346, SLG: 0.474 (1, 3)	5-3			1B BB		1B 2B		1B		3	1	2	0	1	0	0						
Bill Virdon, L OBP: 0.286, SLG: 0.324 (1, 8)			4-3		1B		1B	5-3		4	1	2	1	0	0	1						
Johnny Logan, R OBP: 0.295, SLG: 0.236 Ron Brand, R OBP: 0.367, SLG: 0.385 (8, 5)			1-3		F8		1B			3	0	1	1	0	0	2						
Bob Friend, R ERA: 2.18 Harvey Haddix, L ERA: 2.22 Vern Law, R ERA: 5.95 Ted Savage, S ERA: 0.162 Bob Veale, L ERA: 0.87 Tommie Sisk, R ERA: 3.0 Earl Francis, R ERA: 4.35 (1, 1) (6, PH) (7, 1) (7, PH) (8, 1) (8, 1) (8, 1)	5-3					4-3				1	0	0	0	0	0	0						
Inning Stats	R: 0 E: 0 K: 0 S: 11	H: 0 LOB: 0 BB: 0 P: 17	R: 0 E: 0 K: 0 S: 5	H: 0 LOB: 0 BB: 0 P: 8	R: 0 E: 0 K: 0 S: 6	H: 0 LOB: 0 BB: 0 P: 9	R: 0 E: 0 K: 0 S: 7	H: 0 LOB: 0 BB: 0 P: 12	R: 0 E: 0 K: 1 S: 17	H: 1 LOB: 2 BB: 1 P: 12	R: 0 E: 0 K: 0 S: 7	H: 1 LOB: 1 BB: 0 P: 10	R: 2 E: 0 K: 1 S: 17	H: 3 LOB: 1 BB: 0 P: 27	R: 0 E: 0 K: 0 S: 7	H: 0 LOB: 0 BB: 0 P: 10		R: 0 E: 0 K: 0 S: 5	H: 1 LOB: 1 BB: 0 P: 6	1B: 4 2B: 2 3B: 0 HR: 0	SF: 0 SAC: 0 DP: 0 HBP: 0	WP: 0 PB: 0 SB: 0 CS: 0
PITCHER	IP WLS BF H R ER SO BB IBB HBP BLK WP HR S P ERA WHIP	IP WLS BF H R ER SO BB IBB HBP BLK WP HR S P ERA WHIP	IP WLS BF H R ER SO BB IBB HBP BLK WP HR S P ERA WHIP	IP WLS BF H R ER SO BB IBB HBP BLK WP HR S P ERA WHIP	IP WLS BF H R ER SO BB IBB HBP BLK WP HR S P ERA WHIP	IP WLS BF H R ER SO BB IBB HBP BLK WP HR S P ERA WHIP	IP WLS BF H R ER SO BB IBB HBP BLK WP HR S P ERA WHIP	IP WLS BF H R ER SO BB IBB HBP BLK WP HR S P ERA WHIP	IP WLS BF H R ER SO BB IBB HBP BLK WP HR S P ERA WHIP	IP WLS BF H R ER SO BB IBB HBP BLK WP HR S P ERA WHIP	IP WLS BF H R ER SO BB IBB HBP BLK WP HR S P ERA WHIP	IP WLS BF H R ER SO BB IBB HBP BLK WP HR S P ERA WHIP	IP WLS BF H R ER SO BB IBB HBP BLK WP HR S P ERA WHIP	IP WLS BF H R ER SO BB IBB HBP BLK WP HR S P ERA WHIP	IP WLS BF H R ER SO BB IBB HBP BLK WP HR S P ERA WHIP	IP WLS BF H R ER SO BB IBB HBP BLK WP HR S P ERA WHIP	IP WLS BF H R ER SO BB IBB HBP BLK WP HR S P ERA WHIP					
Cal McLish, R ERA: 3.49 (1, 1)	9.0 W 34 6 2 2 1 1 0 0 0 0 0 71 111 2.00 0.778																					



Batter	1	2	3	4	5	6	7	8	9	AB	R	H	RBI	BB	SO	LOB	TOP								
Jim Piersall, R (1, 8) OBP: 0.285, SLG: 0.293	0-3 K		4-0 IBB		0-0 FC6		0-0 1-3			3	0	0	0	1	1	2									
Charlie Neal, R (1, 5) OBP: 0.302, SLG: 0.315	0-3 K		0-3 K		0-3 K		0-0 4-3			3	0	0	0	0	3	4									
Duke Snider, L (7, PH) OBP: 0.355, SLG: 0.466	0-3 K		0-3 K		0-3 K		0-0 4-3			1	0	0	0	0	0	1									
Ron Hunt, R (1, 4) OBP: 0.343, SLG: 0.372	0-0 F9		0-0 F7		0-0 F8			0-0 6-3		4	0	0	0	0	0	4									
Frank Thomas, R (1, 7) OBP: 0.333, SLG: 0.382		0-0 5-3		0-0 L7		0-0 2B		0-0 6-3		4	0	1	0	0	0	0									
Jim Hickman, R (1, 9) OBP: 0.323, SLG: 0.404		0-0 5-3		0-0 2-3		0-0 6-3		0-3 K		4	0	0	0	0	1	1									
Tim Harkness, L (1, 3) OBP: 0.320, SLG: 0.391		0-0 L7		4-0 BB		0-3 K			0-0 F7	3	0	0	0	1	1	1									
Norm Sherry, R (1, 2) OBP: 0.145, SLG: 0.170			0-0 E6		0-3 K		0-0 P6		0-0 2-3	3	0	0	0	0	1	2									
Sammy Taylor, L (9, PH) OBP: 0.368, SLG: 0.344			WP 1B						1B	1	0	1	0	0	0	0									
Al Moran, R (1, 6) OBP: 0.239, SLG: 0.221					0-0 E6		0-0 SH1-4		0-0 2-3	2	1	1	0	0	0	0									
Cliff Cook, R (7, PH) OBP: 0.245, SLG: 0.273			WP 1B		1-2 E				1-2 1B	1	0	1	0	0	0	0									
Chico Fernandez, R (7, 6) OBP: 0.262, SLG: 0.250										1	0	0	0	0	0	1									
Roger Craig, R (1, 1) OBP: 0.154, SLG: 0.108					0-0 1-3		0-0 E5		0-0 SH1-4	2	0	1	0	0	0	2									
Ed Kranepool, L (9, PH) OBP: 0.252, SLG: 0.302			1-2 2-3		1-2 1B				1-2 1-3	1	0	0	0	0	0	1									
Inning Stats	R: 0 E: 0 K: 2 S: 7	H: 0 LOB: 0 BB: 0 P: 7	R: 0 E: 0 K: 0 S: 3	H: 0 LOB: 0 BB: 0 P: 3	R: 0 E: 1 K: 1 S: 7	H: 1 LOB: 3 BB: 1 P: 11	R: 0 E: 0 K: 1 S: 5	H: 0 LOB: 1 BB: 1 P: 9	R: 1 E: 2 K: 1 S: 7	H: 1 LOB: 1 BB: 0 P: 7	R: 0 E: 0 K: 1 S: 6	H: 1 LOB: 1 BB: 0 P: 6	R: 0 E: 0 K: 0 S: 4	H: 1 LOB: 0 BB: 0 P: 4	R: 0 E: 0 K: 1 S: 5	H: 0 LOB: 0 BB: 0 P: 5	R: 0 E: 0 K: 0 S: 4	H: 1 LOB: 1 BB: 0 P: 4	1B: 4 2B: 1 3B: 0 HR: 0	SF: 0 SAC: 1 DP: 0 HBP: 0	WP: 1 PB: 0 SB: 1 CS: 0	PA: 36			
PITCHER	IP	WLS	BF	H	R	ER	SO	BB	IBB	HBP	BLK	WP	HR	S	P	ERA	WHIP								
Joe Gibbon, L (1, 1) ERA: 2.18	6.1	W	27	4	1	0	6	1	1	0	0	1	0	37	45	0.00	0.789								
Al McBean, R (7, 1) ERA: 2.14	2.2	S	9	1	0	0	1	0	0	0	0	0	0	11	11	0.00	0.375								

New York Mets @ Pittsburgh Pirates
Forbes Field, Pittsburgh, PA
Fri Jun 28 1963, 7:05 PM EDT
Att: 10,073 - Unknown

AB 33
R 1
H 5
RBI 0
BB 2
SO 7
LOB 19





Batter	1	2	3	4	5	6	7	8	9	AB	R	H	RBI	BB	SO	LOB	BOTTOM								
Dick Schofield, S (1, 4) OBP: 0.342, SLG: 0.311	0-0 F5		0-0 FC6-5		4-0 BB		0-0 2H			3	1	1	1	1	0	1									
Bill Virdon, L (1, 8) OBP: 0.301, SLG: 0.349	0-0 FC1-6		0-0 1B		0-0 F9		0-3 K			4	1	2	2	0	1	3									
Roberto Clemente, R (1, 9) OBP: 0.363, SLG: 0.452	0-0 FC1-6		0-0 F9		0-0 F9		0-0 FC5-4		0-0 F9	4	0	1	0	0	0	1									
Jerry Lynch, L (1, 7) OBP: 0.331, SLG: 0.458	0-0 3-1				0-0 F8		0-0 F8		4-0 BB	3	0	0	0	0	0	2									
Ted Savage, R (7, 7) OBP: 0.296, SLG: 0.381	0-0 3-1				0-0 F8		0-0 F8		0-0 BB	0	0	0	0	1	0	0									
Smoky Burgess, L (1, 2) OBP: 0.320, SLG: 0.401		0-0 3-1		0-0 F5		0-0 F7		0-0 L8		4	0	0	0	0	0	2									
Donn Clendenen, R (1, 3) OBP: 0.338, SLG: 0.459		0-0 L7		0-3 K		0-0 FC5-4		0-0 F9		4	0	0	0	0	1	2									
Bob Bailey, R (1, 5) OBP: 0.314, SLG: 0.357		0-0 F7			0-0 F2		0-0 SH1-3			3	1	1	0	0	0	0									
Johnny Logan, R (1, 6) OBP: 0.328, SLG: 0.254			4-0 FC6-5		0-0 SH1-4		0-0 SH1-3			1	0	1	0	1	0	0									
Joe Gibbon, R (1, 1) OBP: 0.067, SLG: 0.067			0-0 BB		0-0 FC5-4		0-0 1B			1	0	0	0	0	0	1									
Al McBean, R (7, 1) OBP: 0.174, SLG: 0.304			0-0 SH1-4		1-2 BB		0-0 FC5-4		0-0 1-3	1	0	0	0	0	0	1									
Inning Stats	R: 0 E: 1 K: 0 S: 4	H: 1 LOB: 1 BB: 0 P: 4	R: 0 E: 0 K: 0 S: 3	H: 0 LOB: 0 BB: 0 P: 3	R: 2 E: 0 K: 0 S: 4	H: 1 LOB: 0 BB: 1 P: 8	R: 0 E: 0 K: 1 S: 5	H: 0 LOB: 0 BB: 0 P: 5	R: 0 E: 0 K: 0 S: 4	H: 1 LOB: 2 BB: 1 P: 8	R: 0 E: 0 K: 0 S: 4	H: 1 LOB: 1 BB: 0 P: 4	R: 1 E: 0 K: 1 S: 7	H: 2 LOB: 1 BB: 0 P: 7	R: 0 E: 0 K: 0 S: 3	H: 0 LOB: 1 BB: 1 P: 7	1B: 5 2B: 0 3B: 0 HR: 1	SF: 0 SAC: 2 DP: 0 HBP: 0	WP: 0 PB: 0 SB: 0 CS: 0	PA: 33					
PITCHER	IP	WLS	BF	H	R	ER	SO	BB	IBB	HBP	BLK	WP	HR	S	P	ERA	WHIP								
Roger Craig, R (1, 1) ERA: 3.8	8.0	L	33	6	3	3	2	3	0	0	0	0	1	34	46	3.38	1.125								

New York Mets @ Pittsburgh Pirates
Forbes Field, Pittsburgh, PA
Fri Jun 28 1963, 7:05 PM EDT
Att: 10,073 - Unknown

AB 28
R 3
H 6
RBI 3
BB 3
SO 2
LOB 13



Batter	1	2	3	4	5	6	7	8	9	AB	R	H	RBI	BB	SO	LOB	TOP										
Jim Hickman, R (1,8) OBP: 0.325, SLG: 0.402	P4			K		BB			FC3-6 1B	3	0	1	0	1	1	0	New York Mets @ Pittsburgh Pirates Forbes Field, Pittsburgh, PA Sun Jun 30 1963, 3:33 AM EDT Att: 12,429 - Unknown livebaseballscorecards.com AB 29 R 0 H 3 RBI 0 BB 1 SO 7 LOB 8 										
Ron Hunt, R (1,4) OBP: 0.348, SLG: 0.374 Rod Kanehl, R (1,4) OBP: 0.296, SLG: 0.265 Choo-Choo Coleman, L (9,PH) OBP: 0.282, SLG: 0.214	P6			1B					FC3-6 1-2	1	0	0	0	0	0	0											
Duke Snider, L (1,9) OBP: 0.349, SLG: 0.456	K			K			4-3		P5	4	0	0	0	0	2	2											
Frank Thomas, R (1,7) OBP: 0.330, SLG: 0.372		4-3		P6			4-3		1-3	4	0	0	0	0	0	2											
Tim Harkness, L (1,3) OBP: 0.317, SLG: 0.382					4-3		G3			2	0	0	0	0	0	0											
Sammy Taylor, L (1,2) OBP: 0.341, SLG: 0.314					4-3				K	3	0	0	0	0	1	1											
Charlie Neal, R (1,5) OBP: 0.302, SLG: 0.316 Ed Kranepool, L (8,PH) OBP: 0.249, SLG: 0.297 Jay Hook, L (8,1) OBP: 0.231, SLG: 0.208				F8					K	2	0	0	0	0	1	0											
Al Moran, R (1,6) OBP: 0.232, SLG: 0.214 Cliff Cook, R (8,PH) OBP: 0.253, SLG: 0.281				5-3			6-3			2	0	0	0	0	0	0											
Tracy Stallard, R (1,1) Chico Fernandez, R (8,PH) OBP: 0.261, SLG: 0.248				6-3			K		5-3	2	0	0	0	0	1	0											
Inning Stats	R: 0 E: 0 K: 1 S: 5	H: 0 LOB: 0 BB: 0 P: 5	R: 0 E: 0 K: 0 S: 2	H: 0 LOB: 0 BB: 0 P: 3	R: 0 E: 0 K: 0 S: 3	H: 0 LOB: 0 BB: 0 P: 3	R: 0 E: 0 K: 2 S: 8	H: 1 LOB: 1 BB: 0 P: 8	R: 0 E: 0 K: 1 S: 5	H: 0 LOB: 0 BB: 1 P: 9	R: 0 E: 0 K: 0 S: 3	H: 0 LOB: 0 BB: 0 P: 3	R: 0 E: 0 K: 2 S: 8	H: 1 LOB: 1 BB: 0 P: 8	R: 0 E: 0 K: 0 S: 4	H: 1 LOB: 1 BB: 0 P: 4		1B: 3 2B: 0 3B: 0 HR: 0	SF: 0 SAC: 0 DP: 1 HBP: 1	WP: 0 PB: 0 SB: 0 CS: 0	PA: 31						
PITCHER	IP	WLS	BF	H	R	ER	SO	BB	IBB	HBP	BLK	WP	HR	S	P	ERA	WHIP										
Bob Friend, R (1,1) ERA: 2.06	8.0	W	27	2	0	0	7	1	0	1	0	0	0	39	44	0.00	0.375										
Al McBean, R (9,1) ERA: 2.09	1.0	S	4	1	0	0	0	0	0	0	0	0	0	4	4	0.00	1.000										

Batter	1	2	3	4	5	6	7	8	9	AB	R	H	RBI	BB	SO	LOB	BOTTOM										
Dick Schofield, S (1,4) OBP: 0.348, SLG: 0.312	L8									2	0	0	0	2	0	1	New York Mets @ Pittsburgh Pirates Forbes Field, Pittsburgh, PA Sun Jun 30 1963, 3:33 AM EDT Att: 12,429 - Unknown livebaseballscorecards.com AB 29 R 3 H 7 RBI 2 BB 4 SO 7 LOB 12 										
Bill Virdon, L (1,8) OBP: 0.299, SLG: 0.342	K			4-3						4	0	0	0	0	2	3											
Roberto Clemente, R (1,9) OBP: 0.363, SLG: 0.457	P6				1B SF8-4				G3	4	2	2	0	0	0	0											
Jerry Lynch, L (1,7) OBP: 0.340, SLG: 0.472 Ted Savage, R (7,7) OBP: 0.291, SLG: 0.374		L8								3	0	2	0	0	0	0											
Smoky Burgess, L (1,2) OBP: 0.327, SLG: 0.399 Ron Brand, R (8,PR) OBP: 0.375, SLG: 0.429										1	0	0	0	0	0	0											
Donn Clendenen, R (1,3) OBP: 0.342, SLG: 0.454										1	0	1	1	2	0	0											
Bob Bailey, R (1,5) OBP: 0.319, SLG: 0.357										0	1	1	0	3	1												
Johnny Logan, R (1,6) OBP: 0.333, SLG: 0.269										4	0	1	0	0	0	1											
Bob Friend, R (1,1) ERA: 3.58 Al McBean, R (9,1) ERA: 5.73										2	0	0	0	0	1	1											
Inning Stats	R: 0 E: 0 K: 1 S: 5	H: 0 LOB: 0 BB: 0 P: 5	R: 0 E: 0 K: 1 S: 6	H: 1 LOB: 1 BB: 0 P: 6	R: 0 E: 0 K: 1 S: 5	H: 0 LOB: 1 BB: 1 P: 9	R: 1 E: 0 K: 1 S: 6	H: 2 LOB: 0 BB: 0 P: 6	R: 0 E: 0 K: 1 S: 6	H: 1 LOB: 1 BB: 0 P: 6	R: 0 E: 0 K: 1 S: 6	H: 1 LOB: 2 BB: 1 P: 10	R: 0 E: 1 K: 0 S: 5	H: 0 LOB: 2 BB: 1 P: 10	R: 2 E: 1 K: 0 S: 5	H: 2 LOB: 1 BB: 1 P: 9		1B: 5 2B: 1 3B: 2 HR: 0	SF: 1 SAC: 1 DP: 1 HBP: 0	WP: 0 PB: 0 SB: 0 CS: 0	PA: 35						
PITCHER	IP	WLS	BF	H	R	ER	SO	BB	IBB	HBP	BLK	WP	HR	S	P	ERA	WHIP										
Tracy Stallard, R (1,1) ERA: 3.58	7.0	L	29	5	1	1	7	2	0	0	0	0	0	40	52	1.29	1.000										
Jay Hook, R (8,1) ERA: 5.73	1.0		6	2	2	0	0	0	1	0	0	0	0	5	9	0.00	2.000										

Batter	1	2	3	4	5	6	7	8	9	AB	R	H	RBI	BB	SO	LOB	TOP					
Dick Schofield, S OBP: 0.343, SLG: 0.307	G3		K		K		P6		P3	5	0	0	0	0	2	4						
Bill Virdon, L OBP: 0.305, SLG: 0.350	FC6-4 BB		6-3		L9				2B	4	0	2	1	1	0	2						
Roberto Clemente, R OBP: 0.357, SLG: 0.448	FC6-4 1-2			K		6-3		K	F9	5	0	0	0	0	2	5						
Willie Stargell, L OBP: 0.291, SLG: 0.396	P3			1B		2B		K		3	1	1	0	1	1	2						
Don Clendenon, R OBP: 0.348, SLG: 0.458		K		1B		2B		FC6-4 BB		2	0	1	1	2	1	0						
Bob Bailey, R OBP: 0.318, SLG: 0.355	F5			BB		1B		FC6-4 BB		4	0	1	0	0	1	3						
Jim Pagliaroni, R OBP: 0.347, SLG: 0.441						1B				4	0	3	0	0	1	1						
Ron Brand, R OBP: 0.375, SLG: 0.429		1B				1B		BB	1B	0	1	0	0	0	0	0						
Johnny Logan, R OBP: 0.329, SLG: 0.257	F3								1B	3	0	0	0	1	1	2						
Don Cardwell, R OBP: 0.147, SLG: 0.033			F7				4-3		K	4	0	1	0	0	1	2						
Inning Stats	R: 0 E: 0 K: 0 S: 8	H: 0 LOB: 1 BB: 0 P: 16	R: 0 E: 0 K: 1 S: 9	H: 1 LOB: 1 BB: 0 P: 17	R: 0 E: 0 K: 1 S: 12	H: 0 LOB: 0 BB: 0 P: 18	R: 0 E: 0 K: 2 S: 11	H: 1 LOB: 1 BB: 1 P: 20	R: 0 E: 0 K: 1 S: 9	H: 2 LOB: 2 BB: 0 P: 12	R: 1 E: 0 K: 1 S: 12	H: 2 LOB: 1 BB: 1 P: 21	R: 0 E: 0 K: 2 S: 7	H: 0 LOB: 0 BB: 0 P: 11	R: 0 E: 0 K: 2 S: 13	H: 1 LOB: 2 BB: 1 P: 19	R: 1 E: 0 K: 1 S: 14	H: 2 LOB: 3 BB: 1 P: 24	1B: 7 2B: 2 3B: 0 HR: 0	SF: 0 SAC: 0 DP: 0 HBP: 0	WP: 0 PB: 0 SB: 2 CS: 1	PA: 39
PITCHER Ray Culp, R ERA: 2.48	IP: 9.0 WLS: L BF: 39	H: 9 R: 2 ER: 2 SO: 10	BB: 5 IBB: 0 HBP: 0 BLK: 0	WP: 0 HR: 0 S: 95 P: 158	ERA: 2.00 WHIP: 1.556																	

Pittsburgh Pirates @ Philadelphia Phillies
 Connie Mack Stadium, Philadelphia, PA
 Mon Jul 01 1963, 7:05 PM EDT
 Unknown

AB 34
 R 2
 H 9
 RBI 2
 BB 5
 SO 10
 LOB 21



Batter	1	2	3	4	5	6	7	8	9	AB	R	H	RBI	BB	SO	LOB	BOTTOM			
Tony Taylor, R OBP: 0.334, SLG: 0.345	6-3		5-3		FC3-6		K			4	0	0	0	0	1	1				
Johnny Callison, L OBP: 0.326, SLG: 0.440	HBP 1B		4-3		BB			L6		3	0	1	0	1	0	0				
Tony Gonzalez, L OBP: 0.367, SLG: 0.410	K		F7		4-3			K		4	0	0	0	0	2	3				
Don Demeter, R OBP: 0.339, SLG: 0.478	HBP			K		SH3-4 1B		F7		2	1	0	0	1	1	0				
Frank Torre, L OBP: 0.280, SLG: 0.227	F7			L8		SH3-4		F8		3	0	0	0	0	0	2				
Clay Dalrymple, L OBP: 0.353, SLG: 0.375			K		1B		G5-4-3 1B		P4	4	0	2	1	0	1	0				
Bobby Wine, R OBP: 0.255, SLG: 0.306										3	0	0	0	0	0	2				
Wes Covington, L OBP: 0.388, SLG: 0.571	6-3			L8		G5-4-3		F9		1	0	0	0	0	0	0				
Ruben Amaro, R OBP: 0.227, SLG: 0.232					FC3-6 BB			F8		2	0	1	0	1	0	0				
Ray Culp, R OBP: 0.205, SLG: 0.190			K		K			K		3	0	0	0	0	3	2				
Inning Stats	R: 0 E: 0 K: 1 S: 15	H: 1 LOB: 2 BB: 0 P: 26	R: 0 E: 0 K: 2 S: 10	H: 1 LOB: 1 BB: 0 P: 11	R: 0 E: 0 K: 1 S: 9	H: 0 LOB: 0 BB: 0 P: 9	R: 0 E: 0 K: 1 S: 9	H: 1 LOB: 1 BB: 0 P: 11	R: 0 E: 0 K: 2 S: 6	H: 1 LOB: 0 BB: 1 P: 12	R: 0 E: 0 K: 2 S: 10	H: 0 LOB: 0 BB: 0 P: 13	R: 0 E: 0 K: 1 S: 7	H: 0 LOB: 0 BB: 0 P: 10	R: 0 E: 0 K: 0 S: 6	H: 0 LOB: 0 BB: 0 P: 10	1B: 4 2B: 0 3B: 0 HR: 0	SF: 0 SAC: 1 DP: 1 HBP: 1	WP: 0 PB: 0 SB: 1 CS: 0	PA: 34
PITCHER Don Cardwell, R ERA: 4.18	IP: 9.0 WLS: W BF: 34	H: 4 R: 1 ER: 1 SO: 8	BB: 3 IBB: 0 HBP: 1 BLK: 0	WP: 0 HR: 0 S: 86 P: 129	ERA: 1.00 WHIP: 0.778															

Pittsburgh Pirates @ Philadelphia Phillies
 Connie Mack Stadium, Philadelphia, PA
 Mon Jul 01 1963, 7:05 PM EDT
 Unknown

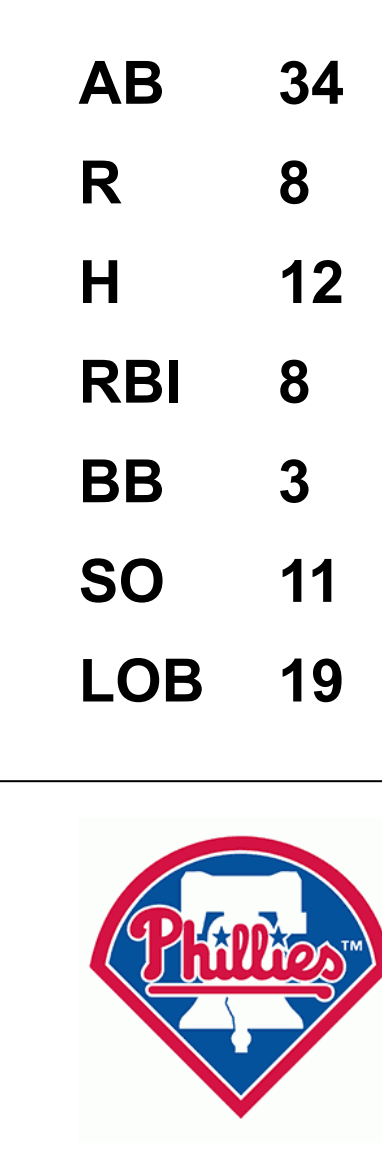
AB 29
 R 1
 H 4
 RBI 1
 BB 3
 SO 8
 LOB 10



Batter	1	2	3	4	5	6	7	8	9	AB	R	H	RBI	BB	SO	LOB	TOP		
Dick Schofield, S (1,4) OBP: 0.342, SLG: 0.304	1-3 K			2-3 K		0-0 G3		4-2 BB		3	0	0	0	1	2	0	Pittsburgh Pirates @ Philadelphia Phillies Connie Mack Stadium, Philadelphia, PA Mon Jul 01 1963, 7:05 PM EDT Att: 21,661 - Unknown		
Bill Virdon, L (1,8) OBP: 0.300, SLG: 0.344	2-1 L3			2-1 F8		0-0 1-3		0-0 4-3		4	0	0	0	0	0	2			
Roberto Clemente, R (1,9) OBP: 0.351, SLG: 0.441	1-0 2-3			2-3 K			0-0 4-3		1-3 K	4	0	0	0	0	2	0			
Jerry Lynch, L (1,7) OBP: 0.338, SLG: 0.488		2-1 F8			3-2 G3		2-2 F7		1-1 HR	4	1	1	1	0	0	0			
Donn Clendenon, R (1,3) OBP: 0.346, SLG: 0.455		0-1 5-3			3-3 K		0-0 E1		0-0 6-3	4	0	1	0	0	1	0			
Bob Bailey, R (1,5) OBP: 0.318, SLG: 0.354		0-1 F9			3-1 1B		1-3 K		0-3 K	4	0	1	0	0	2	1			
Johnny Logan, R (1,6) OBP: 0.329, SLG: 0.260			2-0 1-3		2-2 1B			0-0 6-3		3	0	1	0	0	0	0			
Ron Brand, R (1,2) OBP: 0.343, SLG: 0.387		1-0 P6			1-1 F7			0-0 F8		3	0	0	0	0	0	2			
Earl Francis, R (1,1) OBP: 0.333, SLG: 0.467			2-3 K			0-3 K		1-1 BB		1	0	0	0	0	1	0			
Bob Veale, S (5,1)										1	0	0	0	0	1	0			
Willie Stargell, L (8, PH) OBP: 0.285, SLG: 0.396										0	0	0	0	0	0	0			
Tommie Sisk, R (8,1)										0	0	0	0	0	0	0			
Inning Stats	R: 0 H: 0 E: 0 K: 1 S: 7	H: 0 LOB: 0 BB: 0 P: 11	R: 0 H: 0 E: 0 K: 0 S: 6	H: 0 LOB: 0 BB: 0 P: 8	R: 0 H: 0 E: 0 K: 1 S: 5	H: 0 LOB: 0 BB: 0 P: 10	R: 0 H: 0 E: 0 K: 2 S: 9	H: 2 LOB: 2 BB: 0 P: 15	R: 0 H: 0 E: 0 K: 1 S: 5	H: 0 LOB: 0 BB: 0 P: 5	R: 0 H: 1 E: 1 K: 1 S: 8	H: 1 LOB: 1 BB: 0 P: 11	R: 0 H: 0 E: 0 K: 0 S: 6	H: 0 LOB: 2 BB: 1 P: 11	R: 1 H: 1 E: 0 K: 2 S: 9	H: 1 LOB: 0 BB: 0 P: 11	1B: 3 2B: 0 3B: 0 HR: 1	SF: 0 SAC: 0 DP: 0 HBP: 1	WP: 0 PA: 33 PB: 0 SB: 0 CS: 0
PITCHER Cal McLish, R (1,1) ERA: 3.3	IP: 9.0 WLS: W BF: 33 H: 4 R: 1 ER: 1 SO: 9 BB: 1 IBB: 0 HBP: 1 BLK: 0 WP: 0 HR: 1 S: 68 P: 107 ERA: 1.00 WHIP: 0.556																		

Batter	1	2	3	4	5	6	7	8	9	AB	R	H	RBI	BB	SO	LOB	BOTTOM		
Tony Taylor, R (1,4) OBP: 0.335, SLG: 0.345	3-3 K		4-0 CS		0-0 SF8	3-2 5-3		0-0 2B		3	1	1	1	1	1	1	Pittsburgh Pirates @ Philadelphia Phillies Connie Mack Stadium, Philadelphia, PA Mon Jul 01 1963, 7:05 PM EDT Att: 21,661 - Unknown		
Johnny Callison, L (1,9) OBP: 0.330, SLG: 0.450	2-3 K		1-0 CS	2-3 K	1-1 F8	2-3 2B	3-2 2B	3-2 2B		5	1	3	2	0	2	0			
Tony Gonzalez, L (1,7) OBP: 0.371, SLG: 0.417	0-3 K			0-0 1B	0-0 F8	1-2 2B	1-1 2B	0-0 1-3		5	1	3	2	0	1	1			
Don Demeter, R (1,8) OBP: 0.334, SLG: 0.471		0-3 K		0-0 5-3	2-1 F8	2-3 K				4	0	0	0	0	2	5			
Frank Torre, L (1,3) OBP: 0.291, SLG: 0.257		0-2 FC6-4		0-0 4-3	0-1 2B		1-0 P6			4	0	2	2	0	0	3			
Clay Dalrymple, L (1,2) OBP: 0.351, SLG: 0.373		2-1 FC6-4			2-3 K		3-3 K			4	1	1	0	0	2	5			
Bobby Wine, R (1,6) OBP: 0.255, SLG: 0.302		2-2 L7			1-0 E1	4-0 FC5-4		1-3 K		3	1	0	0	1	1	2			
Ruben Amaro, R (1,5) OBP: 0.225, SLG: 0.229			3-2 F9		4-0 1B	0-0 FC5-4		2-0 1B		1	0	0	0	0	0	0			
Wes Covington, L (6, PH) OBP: 0.392, SLG: 0.571					1-2 2B	1-2 2B		1-3 1B		0	0	0	0	1	0	0			
Cookie Rojas, R (6, FR) OBP: 0.256, SLG: 0.200					1-2 2B	1-2 2B		1-3 1B		2	2	1	0	0	0	1			
Cal McLish, S (1,1) OBP: 0.357, SLG: 0.385			0-3 K		0-0 1B	2-0 SH1		0-3 K		3	1	1	1	0	2	1			
Inning Stats	R: 0 H: 0 E: 0 K: 3 S: 11	H: 1 LOB: 1 BB: 0 P: 16	R: 0 H: 1 E: 0 K: 1 S: 11	H: 0 LOB: 0 BB: 1 P: 15	R: 0 H: 0 E: 0 K: 1 S: 6	H: 0 LOB: 0 BB: 1 P: 14	R: 0 H: 1 E: 0 K: 1 S: 6	H: 1 LOB: 1 BB: 0 P: 8	R: 6 H: 5 E: 1 K: 1 S: 15	H: 5 LOB: 2 BB: 1 P: 29	R: 0 H: 0 E: 0 K: 0 S: 5	H: 0 LOB: 1 BB: 1 P: 14	R: 0 H: 2 E: 0 K: 2 S: 14	H: 2 LOB: 2 BB: 0 P: 24	R: 2 H: 3 E: 0 K: 2 S: 13	H: 3 LOB: 1 BB: 0 P: 19	1B: 8 2B: 4 3B: 0 HR: 0	SF: 1 SAC: 1 DP: 0 HBP: 0	WP: 1 PA: 40 PB: 0 SB: 0 CS: 1
PITCHER Earl Francis, R (1,1) ERA: 4.5	IP: 4.1 WLS: L BF: 20 H: 5 R: 5 ER: 5 SO: 6 BB: 1 IBB: 1 HBP: 0 BLK: 0 WP: 0 HR: 0 S: 41 P: 69 ERA: 6.23 WHIP: 1.385																		
Bob Veale, L (5,1) ERA: 1.2	2.2 13 4 1 0 3 1 0 0 0 1 0 27 51 0.00 1.875																		
Tommie Sisk, R (8,1) ERA: 3.79	1.0 6 3 2 2 2 0 0 0 0 0 0 13 19 18.00 3.000																		

AB	31
R	1
H	4
RBI	1
BB	1
SO	9
LOB	5



Batter	1	2	3	4	5	6	7	8	9	AB	R	H	RBI	BB	SO	LOB	TOP
Dick Schofield, S OBP: 0.344, SLG: 0.306 (1, 4)			1-4-3							4	0	2	0	0	1	0	
Bill Virdon, L OBP: 0.297, SLG: 0.339 (1, 8)										3	1	0	0	0	1	1	
Roberto Clemente, R OBP: 0.354, SLG: 0.444 (1, 9)			5-3							3	0	1	1	1	0	0	
Jerry Lynch, L OBP: 0.333, SLG: 0.481 Ted Savage, R OBP: 0.296, SLG: 0.367 (6, PH) (6, 7)										2	0	0	0	0	0	0	
Smoky Burgess, L OBP: 0.331, SLG: 0.408 Jim Pagliaroni, R OBP: 0.347, SLG: 0.441 (9, 2)										4	1	2	0	0	0	1	
Donn Clendenen, R OBP: 0.345, SLG: 0.459 (1, 3)										4	1	1	1	0	1	3	
Bob Bailey, R OBP: 0.317, SLG: 0.352 (1, 5)										4	0	1	1	0	0	0	
Johnny Logan, R OBP: 0.326, SLG: 0.260 (1, 6)										4	0	1	0	0	1	1	
Vern Law, R OBP: 0.133, SLG: 0.133 Harvey Haddix, L OBP: 0.200, SLG: 0.444 Al McBean, R OBP: 0.167, SLG: 0.292 (8, 1) (8, 1)										3	0	0	0	0	0	2	
Inning Stats	R: 0 E: 0 K: 1 S: 6	H: 0 LOB: 0 BB: 0 P: 10	R: 2 E: 0 K: 1 S: 14	H: 3 LOB: 1 BB: 0 P: 18	R: 0 E: 0 K: 1 S: 6	H: 0 LOB: 0 BB: 0 P: 10	R: 0 E: 0 K: 0 S: 5	H: 0 LOB: 0 BB: 0 P: 10	R: 0 E: 0 K: 1 S: 7	H: 1 LOB: 1 BB: 0 P: 12	R: 0 E: 0 K: 0 S: 9	H: 2 LOB: 3 BB: 1 P: 14	R: 0 E: 0 K: 0 S: 8	H: 0 LOB: 0 BB: 0 P: 11	1B: 5 2B: 2 3B: 1 HR: 0	SF: 0 SAC: 1 DP: 0 HBP: 0	WP: 0 PA: 36 PB: 0 SB: 0 CS: 0
PITCHER	IP WLS BF H R ER SO BB IBB HBP BLK WP HR S P ERA WHIP																
Dallas Green, R ERA: 2.45 (1, 1)	5.1 L 21 5 3 3 3 0 0 0 0 0 0 39 60 5.06 0.938																
Dennis Bennett, L ERA: 8.75 (6, 1)	1.2 6 1 0 0 2 0 0 0 0 0 0 12 19 0.00 0.600																
Jack Baldschun, R ERA: 2.55 (8, 1)	2.0 9 2 0 0 0 0 1 0 0 0 0 17 25 0.00 1.000																

Pittsburgh Pirates @ Philadelphia Phillies
 Connie Mack Stadium, Philadelphia, PA
 Tue Jul 02 1963, 7:05 PM EDT
 Att: 6,844 - Unknown

AB 34
 R 3
 H 8
 RBI 3
 BB 1
 SO 5
 LOB 11



Batter	1	2	3	4	5	6	7	8	9	AB	R	H	RBI	BB	SO	LOB	BOTTOM				
Tony Taylor, R OBP: 0.340, SLG: 0.347 (1, 4)										4	1	2	0	1	0	1					
Johnny Callison, L OBP: 0.331, SLG: 0.452 (1, 9)										5	0	2	0	0	1	2					
Tony Gonzalez, L OBP: 0.369, SLG: 0.425 (1, 8)										4	1	1	1	0	1	4					
Wes Covington, L OBP: 0.389, SLG: 0.570 (1, 7)										4	0	1	0	0	2	2					
Frank Torre, L OBP: 0.293, SLG: 0.288 Roy Sievers, R OBP: 0.280, SLG: 0.353 (8, PH) (9, 3)										3	0	1	0	0	0	1					
Clay Dalrymple, L OBP: 0.346, SLG: 0.366 (1, 2)										4	0	0	0	0	0	4					
Bobby Wine, R OBP: 0.253, SLG: 0.300 Don Demeter, R OBP: 0.332, SLG: 0.468 (7, PH) (8, 5)										2	0	0	0	0	0	1					
Ruben Amaro, R OBP: 0.226, SLG: 0.221 (8, 6)										3	0	0	0	1	0	0					
Dallas Green, L OBP: 0.077, SLG: 0.077 Dennis Bennett, L (6, 1)										2	0	0	0	0	2	1					
Earl Averill, R OBP: 0.302, SLG: 0.324 Jack Baldschun, R (8, 1)										1	0	0	0	0	0	0					
Don Hoak, R OBP: 0.254, SLG: 0.260 (9, PH)										1	0	1	0	0	0	0					
Inning Stats	R: 0 E: 0 K: 0 S: 6	H: 0 LOB: 0 BB: 0 P: 10	R: 0 E: 0 K: 0 S: 11	H: 1 LOB: 1 BB: 0 P: 13	R: 0 E: 0 K: 1 S: 13	H: 1 LOB: 2 BB: 1 P: 21	R: 0 E: 0 K: 1 S: 6	H: 0 LOB: 0 BB: 0 P: 9	R: 0 E: 0 K: 1 S: 7	H: 0 LOB: 1 BB: 1 P: 14	R: 1 E: 0 K: 1 S: 12	H: 2 LOB: 1 BB: 0 P: 14	R: 0 E: 0 K: 0 S: 5	H: 0 LOB: 0 BB: 0 P: 5	R: 1 E: 1 K: 2 S: 14	H: 2 LOB: 2 BB: 0 P: 20	R: 0 E: 0 K: 0 S: 11	H: 2 LOB: 2 BB: 0 P: 16	1B: 4 2B: 2 3B: 1 HR: 1	SF: 0 SAC: 0 DP: 0 HBP: 0	WP: 0 PA: 38 PB: 0 SB: 0 CS: 0
PITCHER	IP WLS BF H R ER SO BB IBB HBP BLK WP HR S P ERA WHIP																				
Vern Law, R ERA: 5.26 (8, 1)	0.2 2 0 0 0 2 0 0 0 0 0 0 7 11 0.00 0.000																				
Harvey Haddix, L ERA: 3.89 (8, 1)	1.1 S 7 2 0 0 0 0 0 0 0 0 0 13 18 0.00 1.500																				

Pittsburgh Pirates @ Philadelphia Phillies
 Connie Mack Stadium, Philadelphia, PA
 Tue Jul 02 1963, 7:05 PM EDT
 Att: 6,844 - Unknown

AB 36
 R 2
 H 8
 RBI 1
 BB 2
 SO 6
 LOB 17



Batter	1	2	3	4	5	6	7	8	9	10	AB	R	H	RBI	BB	SO	LOB	TOP	
Dick Schofield, S OBP: 0.345, SLG: 0.303 (1.4)	4-3 ①		F7 ①					SH3-4 BB ①		G3 ③	3	0	0	0	2	0	0	Pittsburgh Pirates @ Philadelphia Phillies Connie Mack Stadium, Philadelphia, PA Thu Jul 04 1963, 3:33 AM EDT Unknown livebaseballscorecards.com	
Bill Virdon, L OBP: 0.297, SLG: 0.336 (1.8)	P6 ②				P6 ③			SH3-4 ①			2	0	0	0	1	0	1		
Roberto Clemente, R OBP: 0.352, SLG: 0.449 (1.9)	6-3 ③				BB ②			F7 ②			4	0	1	0	0	1	2		
Willie Stargell, L OBP: 0.294, SLG: 0.388 (1.7)								L6-5 3B ①		4-1 ③	3	0	0	0	1	1	3		
Donn Clendenon, R OBP: 0.344, SLG: 0.456 (1.3)								L6-5 ③		L6 ①	4	0	1	0	0	0	2		
Bob Bailey, R OBP: 0.319, SLG: 0.349 (1.5)								F9 SH1-4 BB ①		F8 ②	2	0	0	0	1	0	1		
Jim Paoliaroni, R OBP: 0.339, SLG: 0.429 (1.2)								SH1-4 ①		P5 ③	3	0	0	0	0	2	2		
Johnny Logan, R OBP: 0.322, SLG: 0.250 (1.6)								F8 ①		F9 ②	3	0	0	0	1	0	1		
Bob Friend, R OBP: 0.113, SLG: 0.096 (1.1)								P6 ③		P6 ①	4	0	0	0	0	2	4		
Inning Stats	R: 0 E: 0 K: 0 S: 4	H: 0 LOB: 0 BB: 0 P: 8	R: 0 E: 0 K: 2 S: 10	H: 0 LOB: 3 BB: 2 P: 20	R: 0 E: 0 K: 1 S: 8	H: 0 LOB: 1 BB: 1 P: 12	R: 0 E: 0 K: 1 S: 9	H: 1 LOB: 0 BB: 0 P: 13	R: 0 E: 0 K: 1 S: 8	H: 0 LOB: 1 BB: 1 P: 11	R: 0 E: 0 K: 0 S: 7	H: 0 LOB: 1 BB: 1 P: 12	R: 0 E: 0 K: 0 S: 8	H: 0 LOB: 0 BB: 0 P: 11	R: 0 E: 0 K: 0 S: 8	H: 0 LOB: 0 BB: 0 P: 11	1B: 1 2B: 1 3B: 1 HR: 0		SF: 0 SAC: 2 DP: 1 HBP: 1
PITCHER Art Mahaffey, R ERA: 3.95 (1.1)	IP: 10.0 W: 10 L: 3 BF: 37 H: 2 R: 0 ER: 0 SO: 6 BB: 6 IBB: 0 HBP: 1 BLK: 0 WP: 0 HR: 0 S: 75 P: 124 ERA: 0.00 WHIP: 0.800																		

Batter	1	2	3	4	5	6	7	8	9	10	AB	R	H	RBI	BB	SO	LOB	BOTTOM			
Tony Taylor, R OBP: 0.337, SLG: 0.345 (1.4)	5-3 ①		L8 ②					6-3 ①		F9 ①	5	0	1	0	0	0	2	Pittsburgh Pirates @ Philadelphia Phillies Connie Mack Stadium, Philadelphia, PA Thu Jul 04 1963, 3:33 AM EDT Unknown livebaseballscorecards.com			
Johnny Callison, L OBP: 0.329, SLG: 0.446 (1.9)	F8 ②							6-3 ②			4	0	0	0	1	1	2				
Tony Gonzalez, L OBP: 0.363, SLG: 0.418 (1.7)	4-3 ③							F8 ③		FC5-4 1B ②	5	0	0	0	0	0	2				
Don Demeter, R OBP: 0.337, SLG: 0.470 (1.8)								G3 ①		FC5-4 1B ②	5	0	3	1	0	1	0				
Frank Torre, L OBP: 0.302, SLG: 0.303 (1.3)								K ②		FC5-6 1B ③	3	0	1	0	1	0	1				
Cookie Rojas, R OBP: 0.256, SLG: 0.200 (9, PR) (10.4)								E4 ①		FC5-6 1B ②	0	0	0	0	0	0	0				
Clay Dalrymple, L OBP: 0.348, SLG: 0.368 (1.2)								4-3 ③		FC5-6 1B ②	4	0	2	0	0	0	3				
Bobby Wine, R OBP: 0.250, SLG: 0.296 (1.6)								4-3 ③		FC5-6 1B ②	3	0	0	0	0	0	4				
Wes Covington, L OBP: 0.302, SLG: 0.570 (9, PH) (10.7)								F7 ①		FC5-6 1B ②	0	0	0	0	1	0	0				
Ruben Amaro, R OBP: 0.216, SLG: 0.211 (1.5)								F8 ②		B3-5 ③	4	0	0	0	0	0	3				
Art Mahaffey, R OBP: 0.175, SLG: 0.231 (1.1)								1-3 ③		FC5-4 1B ②	4	1	2	0	0	1	0				
Inning Stats	R: 0 E: 0 K: 0 S: 5	H: 0 LOB: 0 BB: 0 P: 9	R: 0 E: 0 K: 0 S: 7	H: 2 LOB: 1 BB: 0 P: 11	R: 0 E: 0 K: 1 S: 10	H: 1 LOB: 1 BB: 1 P: 15	R: 0 E: 0 K: 0 S: 9	H: 1 LOB: 2 BB: 1 P: 17	R: 0 E: 0 K: 1 S: 11	H: 1 LOB: 1 BB: 1 P: 19	R: 0 E: 1 K: 0 S: 9	H: 0 LOB: 1 BB: 0 P: 14	R: 0 E: 0 K: 0 S: 4	H: 0 LOB: 0 BB: 0 P: 5	R: 0 E: 0 K: 0 S: 10	H: 2 LOB: 2 BB: 1 P: 15	R: 1 E: 0 K: 0 S: 12	H: 2 LOB: 2 BB: 1 P: 19	1B: 6 2B: 4 3B: 0 HR: 0	SF: 0 SAC: 0 DP: 2 HBP: 0	WP: 2 PA: 40 PB: 0 SB: 0 CS: 0
PITCHER Bob Friend, R ERA: 1.98 (1.1)	IP: 9.2 W: 9 L: 4 BF: 40 H: 9 R: 1 ER: 1 SO: 3 BB: 1 IBB: 2 HBP: 0 BLK: 0 WP: 2 HR: 0 S: 85 P: 133 ERA: 0.93 WHIP: 1.034																				

Batter	1	2	3	4	5	6	7	8	9	AB	R	H	RBI	BB	SO	LOB	TOP					
Dick Schofield, S OBP: 0.341, SLG: 0.299	F7		K					G3		4	0	0	0	0	1	0	Pittsburgh Pirates @ Philadelphia Phillies Connie Mack Stadium, Philadelphia, PA Thu Jul 04 1963, 3:38 AM EDT Att: 16,198 - Unknown					
Bill Virdon, L OBP: 0.304, SLG: 0.338	4-3		5-3 BB					BB 1B		2	0	1	0	2	0	0						
Roberto Clemente, R OBP: 0.351, SLG: 0.457	HR		5-3					F9		4	1	1	1	0	1	3						
Jerry Lynch, L OBP: 0.331, SLG: 0.470	L8		4-3					F2		3	0	0	0	1	0	2						
Smoky Burgess, L OBP: 0.323, SLG: 0.397		G3						G4-3		4	0	0	0	0	0	2						
Don Clendenon, R OBP: 0.342, SLG: 0.457				K				5-3		4	0	1	0	0	2	0						
Bob Bailey, R OBP: 0.315, SLG: 0.344		2B						F9		4	0	0	0	0	1	1						
Johnny Logan, R OBP: 0.333, SLG: 0.247								F5		1	0	0	0	2	0	0						
Joe Gibbon, R ERA: 3.08								6-3		1	0	0	0	2	0	0						
Ted Savage, R ERA: 3.72								F8		1	0	0	0	0	0	0						
Roy Face, R ERA: 3.72								K		0	0	0	0	0	0	0						
Willie Stargell, L ERA: 3.86								K		0	0	0	0	0	0	0						
Tommie Sisk, R ERA: 3.86								K		0	0	0	0	0	0	0						
Bob Veale, S ERA: 1.17								K		0	0	0	0	0	0	0						
Inning Stats	R: 1 E: 0 K: 0 S: 7	H: 1 LOB: 0 BB: 0 P: 10	R: 0 E: 0 K: 1 S: 8	H: 1 LOB: 2 BB: 1 P: 14	R: 0 E: 0 K: 1 S: 7	H: 0 LOB: 1 BB: 1 P: 11	R: 0 E: 0 K: 2 S: 7	H: 0 LOB: 0 BB: 0 P: 7	R: 0 E: 0 K: 0 S: 6	H: 1 LOB: 0 BB: 0 P: 12	R: 0 E: 0 K: 0 S: 5	H: 0 LOB: 1 BB: 1 P: 9	R: 0 E: 0 K: 2 S: 9	H: 0 LOB: 1 BB: 1 P: 17	R: 0 E: 0 K: 1 S: 8	H: 0 LOB: 0 BB: 0 P: 16	R: 0 E: 0 K: 0 S: 8	H: 0 LOB: 0 BB: 0 P: 14	1B: 1 2B: 1 3B: 0 HR: 1	SF: 0 SAC: 0 DP: 1 HBP: 0	WP: 0 PB: 0 SB: 0 CS: 0	PA: 34
PITCHER Ryne Duren, R ERA: 3.08	IP: 9.0 WLS: W BF: 34 H: 3 R: 1 ER: 1 SO: 7 BB: 4 IBB: 1 HBP: 0 BLK: 0 WP: 0 HR: 1 S: 65 P: 110 ERA: 1.00 WHIP: 0.778															PITCHER	IP: 9.0 WLS: W BF: 34 H: 3 R: 1 ER: 1 SO: 7 BB: 4 IBB: 1 HBP: 0 BLK: 0 WP: 0 HR: 1 S: 65 P: 110 ERA: 1.00 WHIP: 0.778					

AB 29
R 1
H 3
RBI 1
BB 5
SO 7
LOB 11



Batter	1	2	3	4	5	6	7	8	9	AB	R	H	RBI	BB	SO	LOB	BOTTOM					
Tony Taylor, R OBP: 0.341, SLG: 0.353	K		SH5-3 1B	6-3				1B		5	1	3	1	0	1	0	Pittsburgh Pirates @ Philadelphia Phillies Connie Mack Stadium, Philadelphia, PA Thu Jul 04 1963, 3:38 AM EDT Att: 16,198 - Unknown					
Johnny Callison, L OBP: 0.331, SLG: 0.447	4-3 BB 1B		SH5-3	S 1B				2B		4	0	2	0	0	2	3						
Tony Gonzalez, L OBP: 0.365, SLG: 0.417	4-3 BB		2B FC6-4 1B	K				K		3	1	1	1	1	2	1						
Don Demeter, R OBP: 0.335, SLG: 0.470	4-3		FC6-4 2B	F8				F9		4	1	1	0	0	0	3						
Roy Sievers, R OBP: 0.285, SLG: 0.349								F7		2	0	0	0	2	1	0						
Frank Torre, L OBP: 0.302, SLG: 0.303								K		0	0	0	0	0	0	0						
Bob Oldis, R OBP: 0.222, SLG: 0.296	F8		FC6-4 2B	6-3				1B 2B		4	2	1	1	0	0	5						
Bobby Wine, R OBP: 0.250, SLG: 0.299								F7		4	0	1	2	0	2	1						
Ruben Amaro, R OBP: 0.228, SLG: 0.215								F8		3	0	1	0	1	0	0						
Ryne Duren, R OBP: 0.267, SLG: 0.214								K		4	0	1	0	0	3	4						
Inning Stats	R: 0 E: 0 K: 1 S: 17	H: 1 LOB: 3 BB: 2 P: 30	R: 0 E: 0 K: 2 S: 7	H: 0 LOB: 0 BB: 0 P: 10	R: 4 E: 0 K: 1 S: 15	H: 4 LOB: 2 BB: 2 P: 25	R: 0 E: 0 K: 1 S: 10	H: 1 LOB: 1 BB: 0 P: 12	R: 0 E: 0 K: 0 S: 3	H: 0 LOB: 0 BB: 0 P: 3	R: 0 E: 0 K: 1 S: 6	H: 2 LOB: 1 BB: 0 P: 6	R: 0 E: 0 K: 2 S: 7	H: 0 LOB: 0 BB: 0 P: 12	R: 1 E: 0 K: 3 S: 13	H: 3 LOB: 2 BB: 0 P: 16	R: 0 E: 0 K: 0 S: 8	H: 0 LOB: 0 BB: 0 P: 14	1B: 7 2B: 4 3B: 0 HR: 0	SF: 0 SAC: 1 DP: 0 HBP: 0	WP: 0 PB: 0 SB: 1 CS: 0	PA: 38
PITCHER Joe Gibbon, L ERA: 2.59	IP: 4.0 WLS: L BF: 22 H: 6 R: 4 ER: 4 SO: 5 BB: 1 IBB: 3 HBP: 0 BLK: 0 WP: 0 HR: 0 S: 49 P: 77 ERA: 9.00 WHIP: 1.750															PITCHER	IP: 4.0 WLS: L BF: 22 H: 6 R: 4 ER: 4 SO: 5 BB: 1 IBB: 3 HBP: 0 BLK: 0 WP: 0 HR: 0 S: 49 P: 77 ERA: 9.00 WHIP: 1.750					
Roy Face, R ERA: 3.72	2.0 7 2 0 0 1 0 0 0 0 0 0 9 9 0.00 1.000																					
Tommie Sisk, R ERA: 3.86	1.2 8 3 1 1 4 0 0 0 0 0 0 17 25 5.40 1.800																					
Bob Veale, L ERA: 1.17	0.1 1 0 0 0 1 0 0 0 0 0 0 3 3 0.00 0.000																					

AB 33
R 5
H 11
RBI 5
BB 4
SO 11
LOB 17



Batter	1	2	3	4	5	6	7	8	9	AB	R	H	RBI	BB	SO	LOB	TOP																					
Dick Schofield, S OBP: 0.340, SLG: 0.297	F8		4-3			K		BLK P4 1-2 HR BB		3	1	0	0	1	1	1																						
Bill Virdon, L OBP: 0.300, SLG: 0.332	6-3			4-3		3-1		P4		4	0	0	0	0	0	2																						
Roberto Clemente, R OBP: 0.349, SLG: 0.465	4-3			F7			1-3	HR		4	1	1	2	0	0	0																						
Jerry Lynch, L OBP: 0.331, SLG: 0.463		K			K			F7		2	0	0	0	1	2	0																						
Ted Savage, R OBP: 0.291, SLG: 0.360								BB 1B SF9 BB		1	1	0	0	0	0	0																						
Don Clendenon, R OBP: 0.348, SLG: 0.461		K							3-1 S 1B	4	0	3	0	0	1	0																						
Bob Bailey, R OBP: 0.314, SLG: 0.341	6-3				FC1-5-6 S 1-3				5-3	3	0	0	0	1	0	2																						
Jim Pagliaroni, R OBP: 0.341, SLG: 0.425						P6				1	0	0	0	1	0	1																						
Smoky Burgess, L OBP: 0.325, SLG: 0.397						1-2 2-3 3-H			3-1 IBB	0	0	0	1	1	0	0																						
Johnny Logan, R OBP: 0.320, SLG: 0.235						5-3			3-1	4	0	0	0	0	1	7																						
Don Cardwell, R OBP: 0.135, SLG: 0.030									1-2 2-3	3	0	0	0	0	1	1																						
Al McBean, R OBP: 0.160, SLG: 0.280						F2			E6 P4 E	1	0	0	0	0	2																							
Inning Stats	R: 0 E: 0 K: 0 S: 3	H: 0 LOB: 0 BB: 0 P: 3	R: 0 E: 0 K: 2 S: 7	H: 0 LOB: 0 BB: 0 P: 7	R: 0 E: 0 K: 2 S: 7	H: 0 LOB: 1 BB: 1 P: 11	R: 0 E: 0 K: 1 S: 5	H: 0 LOB: 0 BB: 0 P: 5	R: 0 E: 0 K: 1 S: 5	H: 1 LOB: 1 BB: 0 P: 4	R: 0 E: 0 K: 1 S: 5	H: 0 LOB: 3 BB: 0 P: 5	R: 1 E: 0 K: 0 S: 4	H: 1 LOB: 3 BB: 2 P: 12	R: 2 E: 2 K: 0 S: 4	H: 1 LOB: 0 BB: 1 P: 8	R: 0 E: 0 K: 0 S: 4	H: 1 LOB: 2 BB: 1 P: 8	1B: 3 2B: 0 3B: 0 HR: 1	SF: 1 SAC: 0 DP: 0 HBP: 0	WP: 0 PB: 0 SB: 3 CS: 0	PA: 36																
PITCHER	IP	WLS	BF	H	R	ER	SO	BB	IBB	HBP	BLK	WP	HR	S	P	ERA	WHIP	PITCHER				IP	WLS	BF	H	R	ER	SO	BB	IBB	HBP	BLK	WP	HR	S	P	ERA	WHIP
Tracy Stallard, R ERA: 3.57	7.2	L	30	3	3	3	6	4	0	0	1	0	1	38	54	3.52	0.913																					
Larry Bearnarth, R ERA: 3.29	0.1		1	0	0	0	0	0	0	0	0	0	0	1	1	0.00	0.000																					
Galen Cisco, R ERA: 4.75	1.0		5	1	0	0	0	0	1	0	0	0	0	4	8	0.00	1.000																					

Pittsburgh Pirates @ New York Mets
Polo Grounds, New York, NY

AB 30
R 3
H 4
RBI 3
BB 5
SO 6
LOB 16



WP: 0 PA: 36
PB: 0
SB: 3
CS: 0

Pittsburgh Pirates @ New York Mets
Polo Grounds, New York, NY

AB 32
R 1
H 5
RBI 1
BB 0
SO 8
LOB 8



WP: 0 PA: 32
PB: 0
SB: 0
CS: 0

Batter	1	2	3	4	5	6	7	8	9	AB	R	H	RBI	BB	SO	LOB	BOTTOM																					
Jim Hickman, R OBP: 0.318, SLG: 0.412	K			K						4	0	2	0	0	2	0																						
Chico Fernandez, R OBP: 0.247, SLG: 0.234	F9			F7		3B		1B		4	0	0	0	0	1	3																						
Ron Hunt, R OBP: 0.348, SLG: 0.379	L6			F9		6-3				4	0	0	0	0	0	1																						
Duke Snider, L OBP: 0.342, SLG: 0.443		K2-3			2B 1B					4	1	1	0	0	1	0																						
Frank Thomas, R OBP: 0.315, SLG: 0.349		5-3			L5		K			4	0	0	0	0	1	1																						
Tim Lincecum, L OBP: 0.300, SLG: 0.361					4-3 1-H 2B		4-3			3	0	1	1	0	1	0																						
Larry Burdett, R OBP: 0.250, SLG: 0.333					5-3					3	0	0	0	0	0	1																						
Norm Sherry, R OBP: 0.183, SLG: 0.196										3	0	1	0	0	0	1																						
Choo-Choo Coleman, L OBP: 0.281, SLG: 0.211										0	0	0	0	0	0	0																						
Tracy Stallard, R ERA: 3.96										2	0	0	0	0	2	0																						
Larry Bearnarth, R OBP: 0.167, SLG: 0.091										0	0	0	0	0	0	0																						
Ed Kranepool, L OBP: 0.243, SLG: 0.286										1	0	0	0	0	0	1																						
Galen Cisco, R OBP: 0.130, SLG: 0.100										0	0	0	0	0	0	0																						
Inning Stats	R: 0 E: 0 K: 1 S: 5	H: 0 LOB: 0 BB: 0 P: 5	R: 0 E: 0 K: 2 S: 7	H: 0 LOB: 0 BB: 0 P: 7	R: 0 E: 0 K: 1 S: 5	H: 0 LOB: 0 BB: 0 P: 5	R: 0 E: 0 K: 1 S: 5	H: 0 LOB: 0 BB: 0 P: 5	R: 0 E: 0 K: 1 S: 6	H: 1 LOB: 1 BB: 0 P: 6	R: 0 E: 0 K: 1 S: 5	H: 0 LOB: 0 BB: 0 P: 5	R: 0 E: 0 K: 1 S: 7	H: 2 LOB: 2 BB: 0 P: 7	R: 0 E: 0 K: 1 S: 3	H: 0 LOB: 0 BB: 0 P: 3	1B: 3 2B: 1 3B: 1 HR: 0	SF: 0 SAC: 0 DP: 0 HBP: 0	WP: 0 PB: 0 SB: 0 CS: 0	PA: 32																		
PITCHER	IP	WLS	BF	H	R	ER	SO	BB	IBB	HBP	BLK	WP	HR	S	P	ERA	WHIP	PITCHER				IP	WLS	BF	H	R	ER	SO	BB	IBB	HBP	BLK	WP	HR	S	P	ERA	WHIP
Don Cardwell, R ERA: 3.96	7.2	W	28	5	1	1	7	0	0	0	0	0	0	42	42	1.17	0.652																					
Al McBean, R ERA: 2.01	1.1	S	4	0	0	0	1	0	0	0	0	0	0	6	6	0.00	0.000																					

WP: 0 PA: 32
PB: 0
SB: 0
CS: 0

Batter	1	2	3	4	5	6	7	8	9	AB	R	H	RBI	BB	SO	LOB	TOP								
Dick Schofield, S OBP: 0.341, SLG: 0.298 Harvey Haddix, L OBP: 0.182, SLG: 0.400 Roy Face, R	F3		E 1-2 1B		K			K 1B	G3	5	1	2	1	0	2	4									
Bill Virdon, L OBP: 0.296, SLG: 0.342	K		E1 G6-3					K F5		5	1	1	3	0	2	4									
Roberto Clemente, R OBP: 0.354, SLG: 0.478	FC5-4 1B		G6-3					E4 G6-4-3	WP BB 2B 1B	5	2	3	1	0	0	2									
Ted Savage, R OBP: 0.278, SLG: 0.348	FC5-4 1-2				6-3			G6-4-3 1-2	WP 2B BB	4	1	0	0	1	1	2									
Don Clendenon, R OBP: 0.349, SLG: 0.464		5-3						K 1B E 2B	F9	5	1	2	2	0	1	0									
Bob Bailey, R OBP: 0.319, SLG: 0.345		E5			K 1-2			SH3-4 E 1B	1B PB 1B	5	1	3	0	0	1	1									
Jim Pagliaroni, R OBP: 0.336, SLG: 0.414		F9						L7 E5 SH3-4	PB 1B	5	1	1	0	0	1	2									
Johnny Logan, R OBP: 0.317, SLG: 0.236			6-3					E6 1B	SH3-4 1B	4	1	1	1	0	0	0									
Don Schwall, R OBP: 0.200, SLG: 0.179 Bill Mazerowski, R OBP: 0.350, SLG: 0.457 Willie Stargell, L OBP: 0.297, SLG: 0.386 Ron Brand, R OBP: 0.361, SLG: 0.406			6-3					SH3-4 1B	1B	2	1	2	0	0	0	0									
Inning Stats	R: 0 E: 0 K: 1 S: 6	H: 1 LOB: 1 BB: 0 P: 6	R: 0 E: 1 K: 0 S: 3	H: 0 LOB: 0 BB: 0 P: 3	R: 1 E: 1 K: 0 S: 5	H: 2 LOB: 1 BB: 0 P: 5	R: 0 E: 0 K: 1 S: 5	H: 1 LOB: 0 BB: 0 P: 5	R: 0 E: 0 K: 2 S: 8	H: 1 LOB: 0 BB: 0 P: 8	R: 0 E: 1 K: 1 S: 5	H: 0 LOB: 0 BB: 0 P: 5	R: 0 E: 0 K: 1 S: 5	H: 1 LOB: 0 BB: 0 P: 5	R: 7 E: 2 K: 1 S: 13	H: 6 LOB: 3 BB: 2 P: 21	R: 3 E: 0 K: 1 S: 10	H: 5 LOB: 2 BB: 0 P: 10	1B: 13 2B: 2 3B: 0 HR: 2	SF: 0 SAC: 1 DP: 2 HBP: 0	WP: 1 PB: 1 CS: 0	PA: 46			
PITCHER	IP	WLS	BF	H	R	ER	SO	BB	IBB	HBP	BLK	WP	HR	S	P	ERA	WHIP								
Al Jackson, L ERA: 3.77	7.0	L	29	9	6	4	6	0	0	0	0	0	1	41	41	5.14	1.286								
Larry Bearnarth, R ERA: 4.06	1.2		15	7	5	4	2	2	0	0	0	1	1	17	25	21.60	5.400								
Galen Cisco, R ERA: 4.73	0.1	S	2	1	0	0	0	0	0	0	0	0	0	2	2	0.00	3.000								

Pittsburgh Pirates @ New York Mets
Polo Grounds, New York, NY
Sat Jul 06 1963, 3:33 AM EDT
Att: 22,698 - Unknown

AB	43
R	11
H	17
RBI	8
BB	2
SO	8
LOB	17



Batter	1	2	3	4	5	6	7	8	9	AB	R	H	RBI	BB	SO	LOB	BOTTOM								
Jim Hickman, R OBP: 0.316, SLG: 0.407	K		5-3		3-1 1-3 1B			P4	P6	5	0	1	0	0	1	2									
Tim Lincecum, L OBP: 0.299, SLG: 0.356	F8		3-1		3-1 2-3			2B WP BB		3	1	0	0	1	0	2									
Ron Hunt, R OBP: 0.347, SLG: 0.381	F8				6-3			WP 1-3 2B		4	0	1	0	0	1	1									
Duke Snider, L OBP: 0.342, SLG: 0.442 Cliff Cook, R OBP: 0.226, SLG: 0.243		4-3			1B 1B			F8 P4	P4	3	1	1	0	0	0	0									
Jesse Gonder, L OBP: 0.378, SLG: 0.657					1B 1-2 1B			2-3 3-H K	K	3	1	2	0	1	1	1									
Frank Thomas, R OBP: 0.318, SLG: 0.352					1-2 2-H 1B			WP 1-3 2B	5-3	4	0	2	1	0	0	2									
Chico Fernandez, R OBP: 0.247, SLG: 0.235		4-3			F5			P5		4	0	1	0	0	0	3									
Al Moran, R OBP: 0.240, SLG: 0.224 Jim Piersall, R OBP: 0.263, SLG: 0.294					SH5-4 1B			F9	F9	3	0	1	0	0	1	2									
Al Jackson, L OBP: 0.225, SLG: 0.211 Larry Bearnarth, R OBP: 0.167, SLG: 0.091 Galen Cisco, R OBP: 0.130, SLG: 0.100 Rod Kanehl, R OBP: 0.247, SLG: 0.256					SH5-4 1B			1B 1-2 1B	K	2	0	1	0	0	0	0									
Inning Stats	R: 0 E: 0 K: 1 S: 5	H: 0 LOB: 0 BB: 0 P: 5	R: 0 E: 0 K: 0 S: 3	H: 0 LOB: 1 BB: 1 P: 7	R: 0 E: 0 K: 0 S: 4	H: 1 LOB: 1 BB: 0 P: 4	R: 1 E: 0 K: 2 S: 10	H: 3 LOB: 2 BB: 0 P: 10	R: 0 E: 0 K: 0 S: 4	H: 2 LOB: 0 BB: 0 P: 4	R: 1 E: 1 K: 0 S: 4	H: 2 LOB: 0 BB: 0 P: 4	R: 0 E: 0 K: 0 S: 3	H: 0 LOB: 0 BB: 0 P: 3	R: 1 E: 0 K: 1 S: 6	H: 1 LOB: 1 BB: 1 P: 10	R: 0 E: 0 K: 1 S: 6	H: 1 LOB: 1 BB: 0 P: 6	1B: 9 2B: 1 3B: 0 HR: 0	SF: 0 SAC: 1 DP: 0 HBP: 0	WP: 1 PB: 0 SB: 0 CS: 0	PA: 37			
PITCHER	IP	WLS	BF	H	R	ER	SO	BB	IBB	HBP	BLK	WP	HR	S	P	ERA	WHIP								
Don Schwall, R ERA: 2.26	1.1		5	1	1	1	1	1	0	0	0	1	0	6	10	9.00	2.000								
Harvey Haddix, L ERA: 4.0	1.0	S	4	1	0	0	1	0	0	0	0	0	0	6	6	0.00	1.000								
Roy Face, R ERA: 3.6	1.0		4	1	0	0	1	0	0	0	0	0	0	6	6	0.00	1.000								

Pittsburgh Pirates @ New York Mets
Polo Grounds, New York, NY
Sat Jul 06 1963, 3:33 AM EDT
Att: 22,698 - Unknown

AB	34
R	3
H	10
RBI	1
BB	2
SO	5
LOB	16



Batter	1	2	3	4	5	6	7	8	9	AB	R	H	RBI	BB	SO	LOB	TOP			
Dick Schofield, S OBP: 0.338, SLG: 0.294 (1, 4)										5	0	0	0	1	2	2				
Bill Virdon, L OBP: 0.302, SLG: 0.340 (1, 8)										4	2	1	0	2	0	2				
Roberto Clemente, R OBP: 0.356, SLG: 0.452 (1, 9)										6	2	3	1	0	0	2				
Jerry Lynch, L OBP: 0.340, SLG: 0.464 Ted Savage, R OBP: 0.276, SLG: 0.348 (8, PR) (8, 7)										4	1	2	3	1	0	1				
Smoky Burgess, L OBP: 0.338, SLG: 0.426 (1, 2)										4	1	3	2	1	0	1				
Donn Clendenen, R OBP: 0.353, SLG: 0.477 (1, 3)										5	2	3	3	0	0	4				
Bob Bailey, R OBP: 0.320, SLG: 0.354 (1, 5)										4	1	1	2	1	1	2				
Johnny Logan, R OBP: 0.302, SLG: 0.223 (1, 6)										5	0	0	0	0	1	1				
Vern Law, R OBP: 0.167, SLG: 0.167 Al McBean, R OBP: 0.185, SLG: 0.296 (6, 1)										3	1	1	0	0	0	0				
Inning Stats	R: 0 E: 0 K: 1 S: 6	H: 1 LOB: 1 BB: 0 P: 6	R: 5 E: 0 K: 2 S: 13	H: 6 LOB: 3 BB: 2 P: 21	R: 0 E: 0 K: 1 S: 5	H: 0 LOB: 0 BB: 2 P: 5	R: 2 E: 0 K: 0 S: 5	H: 2 LOB: 2 BB: 2 P: 13	R: 0 E: 0 K: 0 S: 4	H: 1 LOB: 1 BB: 0 P: 4	R: 0 E: 0 K: 0 S: 3	H: 0 LOB: 0 BB: 0 P: 3	R: 4 E: 0 K: 0 S: 7	H: 4 LOB: 1 BB: 1 P: 11	R: 0 E: 0 K: 0 S: 4	H: 1 LOB: 1 BB: 0 P: 4	1B: 11 2B: 1 3B: 0 HR: 3	SF: 0 SAC: 0 DP: 0 HBP: 0	WP: 0 PB: 1 SB: 0 CS: 0	PA: 48
PITCHER	IP WLS BF H R ER SO BB IBB HBP BLK WP HR S P ERA WHIP																			
Jay Hook, R ERA: 6.45 (1, 1)	1.2 L 12 6 5 5 3 1 0 0 0 0 0 2 17 23 27.00 4.200																			
Don Rowe, L ERA: 4.14 (2, 1)	2.0 12 3 2 2 1 3 0 0 0 0 0 0 11 23 9.00 3.000																			
Galen Cisco, R ERA: 4.55 (4, 1)	3.1 12 1 0 2 0 1 0 0 0 0 0 0 11 15 0.00 0.600																			
Roger Craig, R ERA: 3.79 (8, 1)	2.0 12 5 4 4 0 1 0 0 0 0 0 1 11 15 18.00 3.000																			

Pittsburgh Pirates @ New York Mets
Polo Grounds, New York, NY
Sun Jul 07 1963, 3:33 AM EDT
Att: 9,741 - Unknown


AB 42
R 11
H 15
RBI 11
BB 6
SO 4
LOB 15



Batter	1	2	3	4	5	6	7	8	9	AB	R	H	RBI	BB	SO	LOB	BOTTOM					
Jim Hickman, R OBP: 0.311, SLG: 0.400 (1, 5)										4	0	0	0	0	1	0						
Ron Hunt, R OBP: 0.342, SLG: 0.375 (1, 4)										4	1	0	0	0	0	0						
Duke Snider, L OBP: 0.349, SLG: 0.445 (1, 9)										3	2	2	0	1	0	0						
Jesse Gonder, L OBP: 0.390, SLG: 0.667 (1, 2)										4	1	2	0	0	1	3						
Frank Thomas, R OBP: 0.321, SLG: 0.370 (1, 7)										4	1	2	4	0	0	1						
Tim Larkness, L OBP: 0.298, SLG: 0.354 (1, 3)										4	0	1	0	0	1	0						
Jim Piersall, R OBP: 0.278, SLG: 0.290 (1, 8)										3	0	0	1	0	0	0						
Larry Burright, R OBP: 0.233, SLG: 0.310 Cliff Cook, R OBP: 0.226, SLG: 0.240 (9, PH)										3	0	0	0	0	1	2						
Jay Hook, L OBP: 0.222, SLG: 0.200 Don Rowe, L OBP: 0.200, SLG: 0.200 Galen Cisco, R OBP: 0.125, SLG: 0.095 Ed Kranepool, L OBP: 0.242, SLG: 0.284 Roger Craig, R OBP: 0.143, SLG: 0.100 (8, 1)										0	0	0	0	0	0	0						
Inning Stats	R: 0 E: 0 K: 1 S: 6	H: 1 LOB: 1 BB: 0 P: 6	R: 0 E: 0 K: 1 S: 5	H: 0 LOB: 0 BB: 0 P: 5	R: 0 E: 0 K: 1 S: 5	H: 0 LOB: 0 BB: 0 P: 5	R: 2 E: 1 K: 0 S: 7	H: 3 LOB: 2 BB: 0 P: 7	R: 0 E: 0 K: 2 S: 7	H: 0 LOB: 0 BB: 0 P: 7	R: 3 E: 0 K: 0 S: 5	H: 2 LOB: 0 BB: 1 P: 9	R: 0 E: 0 K: 0 S: 3	H: 0 LOB: 0 BB: 0 P: 3	R: 0 E: 0 K: 0 S: 3	H: 1 LOB: 0 BB: 0 P: 3	R: 0 E: 0 K: 0 S: 3	H: 0 LOB: 0 BB: 0 P: 3	1B: 5 2B: 1 3B: 0 HR: 1	SF: 1 SAC: 0 DP: 1 HBP: 0	WP: 0 PB: 0 SB: 0 CS: 0	PA: 35
PITCHER	IP WLS BF H R ER SO BB IBB HBP BLK WP HR S P ERA WHIP																					
Vern Law, R ERA: 5.43 (1, 1)	5.0 W 23 6 5 4 5 1 0 0 0 0 0 0 12 12 0.00 0.250																					
Al McBean, R ERA: 1.91 (6, 1)	4.0 S 12 1 0 0 0 0 0 0 0 0 0 0 12 12 0.00 0.250																					

Pittsburgh Pirates @ New York Mets
Polo Grounds, New York, NY
Sun Jul 07 1963, 3:33 AM EDT
Att: 9,741 - Unknown

AB 33
R 5
H 7
RBI 5
BB 1
SO 5
LOB 6



Batter	1	2	3	4	5	6	7	8	9	AB	R	H	RBI	BB	SO	LOB	TOP
Ernie Fazio, R OBP: 0.297, SLG: 0.294 (1, 4)										4	1	1	0	1	3	3	Houston Colt 45's @ Pittsburgh Pirates Forbes Field, Pittsburgh, PA Wed Jul 10 1963, 7:05 PM EDT Att: 6,517 - Cloudy - 64 F
Al Spangler, L OBP: 0.336, SLG: 0.351 (1, 8) (8, 7)										4	1	2	0	0	0	3	
Pete Runnels, L OBP: 0.293, SLG: 0.243 (1, 3)										3	0	1	1	1	0	1	
Carl Warwick, R OBP: 0.354, SLG: 0.379 (1, 7) (8, 9)										4	0	0	1	0	1	3	
Rusty Staub, L OBP: 0.292, SLG: 0.316 Hal Woodeshick, R OBP: 0.267, SLG: 0.214 (1, 9) (8, 1)										4	0	0	0	0	0	4	
Jimmy Wynn, R OBP: 0.250, SLG: 0.250 (1, 6)										4	0	1	0	0	0	1	
Bob Lillis, R OBP: 0.229, SLG: 0.235 (1, 5)										4	0	0	0	0	0	1	
John Bateman, R OBP: 0.223, SLG: 0.283 (1, 2)										4	0	0	0	0	1	1	
Ken Johnson, R OBP: 0.105, SLG: 0.056 Howie Coss, R OBP: 0.267, SLG: 0.360 (1, 1) (8, 8)										3	0	1	0	0	1	1	
Inning Stats	R: 2 E: 0 K: 0 S: 6	H: 3 LOB: 1 BB: 0 P: 6	R: 0 E: 1 K: 0 S: 4	H: 0 LOB: 2 BB: 1 P: 8	R: 0 E: 0 K: 1 S: 5	H: 0 LOB: 0 BB: 0 P: 5	R: 0 E: 0 K: 0 S: 3	H: 0 LOB: 0 BB: 0 P: 3	R: 0 E: 0 K: 2 S: 7	H: 0 LOB: 0 BB: 0 P: 7	R: 0 E: 0 K: 1 S: 6	H: 1 LOB: 2 BB: 1 P: 10	R: 0 E: 0 K: 1 S: 6	H: 1 LOB: 2 BB: 1 P: 10	1B: 4 2B: 2 3B: 0 HR: 0	SF: 0 SAC: 0 DP: 1 HBP: 0	WP: 0 PA: 37 PB: 0 SB: 1 CS: 0
PITCHER Bob Friend, R ERA: 1.99 (1, 1)	IP: 9.0 WLS: L BF: 37 H: 6 R: 2 ER: 2 SO: 6 BB: 2 IBB: 1 HBP: 0 BLK: 0 WP: 0 HR: 0 S: 46 P: 58 ERA: 2.00 WHIP: 0.889											PITCHER	IP: 9.0 WLS: L BF: 37 H: 6 R: 2 ER: 2 SO: 6 BB: 2 IBB: 1 HBP: 0 BLK: 0 WP: 0 HR: 0 S: 46 P: 58 ERA: 2.00 WHIP: 0.889				

AB 34
R 2
H 6
RBI 2
BB 3
SO 6
LOB 18




Batter	1	2	3	4	5	6	7	8	9	AB	R	H	RBI	BB	SO	LOB	BOTTOM				
Dick Schofield, S OBP: 0.342, SLG: 0.295 (1, 6)										2	0	1	0	2	0	0	Houston Colt 45's @ Pittsburgh Pirates Forbes Field, Pittsburgh, PA Wed Jul 10 1963, 7:05 PM EDT Att: 6,517 - Cloudy - 64 F				
Bill Virdon, L OBP: 0.305, SLG: 0.340 (1, 8)										3	0	1	0	1	1	2					
Roberto Clemente, R OBP: 0.352, SLG: 0.476 (1, 9)										4	0	0	0	0	0	6					
Bill Mazerolski, R OBP: 0.348, SLG: 0.457 (1, 4)										4	0	1	0	0	0	1					
Willie Stargell, L OBP: 0.301, SLG: 0.391 (1, 7)										3	0	1	0	1	1	0					
Smoky Burgess, L OBP: 0.337, SLG: 0.418 (1, 2)										3	0	0	0	1	1	5					
Donn Clendenon, R OBP: 0.351, SLG: 0.472 (1, 3)										3	0	0	0	1	0	1					
Bob Bailey, R OBP: 0.319, SLG: 0.353 (1, 5)										4	0	1	0	0	1	1					
Bob Friend, R OBP: 0.107, SLG: 0.091 Jim Pagliaroni, R OBP: 0.333, SLG: 0.411 (1, 1) (8, PH)										3	0	0	0	0	1	1					
Inning Stats	R: 0 E: 0 K: 0 S: 3	H: 1 LOB: 0 BB: 0 P: 3	R: 0 E: 0 K: 0 S: 3	H: 0 LOB: 1 BB: 1 P: 7	R: 0 E: 0 K: 2 S: 7	H: 0 LOB: 0 BB: 0 P: 7	R: 0 E: 0 K: 0 S: 5	H: 2 LOB: 2 BB: 0 P: 5	R: 0 E: 0 K: 0 S: 4	H: 1 LOB: 3 BB: 2 P: 12	R: 0 E: 0 K: 1 S: 5	H: 0 LOB: 0 BB: 0 P: 5	R: 0 E: 0 K: 0 S: 3	H: 0 LOB: 0 BB: 0 P: 3	R: 0 E: 0 K: 2 S: 8	H: 1 LOB: 3 BB: 2 P: 16	R: 0 E: 0 K: 0 S: 2	H: 0 LOB: 0 BB: 1 P: 6	1B: 3 2B: 2 3B: 0 HR: 0	SF: 0 SAC: 0 DP: 2 HBP: 0	WP: 0 PA: 36 PB: 0 SB: 0 CS: 0
PITCHER Ken Johnson, R ERA: 2.83 Hal Woodeshick, L ERA: 1.36 (1, 1) (8, 1)	IP: 7.2 WLS: W BF: 32 H: 5 R: 0 ER: 0 SO: 4 BB: 5 IBB: 0 HBP: 0 BLK: 0 WP: 0 HR: 0 S: 35 P: 55 ERA: 0.00 WHIP: 1.304											PITCHER	IP: 1.1 WLS: S BF: 4 H: 0 R: 0 ER: 0 SO: 1 BB: 1 IBB: 0 HBP: 0 BLK: 0 WP: 0 HR: 0 S: 5 P: 9 ERA: 0.00 WHIP: 0.750								



Batter	1	2	3	4	5	6	7	8	9	AB	R	H	RBI	BB	SO	LOB	TOP			
Ernie Fazio, R (1, 4) OBP: 0.291, SLG: 0.287	0-0 2-3		0-3 K			0-0 F8			0-3 K	4	0	0	0	0	2	0				
Al Spangler, L (1, 8) OBP: 0.333, SLG: 0.346	0-0 4-3			0-0 F8		0-0 F8			0-0 3-1	4	0	0	0	0	0	0				
Pete Runnels, L (1, 3) OBP: 0.288, SLG: 0.238	0-0 6-3			0-0 3-1		0-0 6-3			0-0 F8	4	0	0	0	0	0	0				
Carl Warwick, R (1, 7) OBP: 0.350, SLG: 0.375		0-3 K		0-0 G3			0-0 F8			3	0	0	0	0	1	0				
Rusty Staub, L (1, 9) OBP: 0.289, SLG: 0.312		0-0 4-3			0-3 K		0-0 4-3			3	0	0	0	0	1	0				
Jimmy Wynn, R (1, 6) OBP: 0.429, SLG: 0.429		0-0 1B			0-0 1B		0-0 P5			3	0	2	0	0	0	0				
Jim Campbell, R (1, 2) OBP: 0.250, SLG: 0.267		0-3 K			0-0 5-3			0-0 P6		3	0	0	0	0	1	2				
Bob Lillis, R (1, 5) OBP: 0.230, SLG: 0.233			0-0 4-3		1-0 HBP			0-0 4-3		2	0	0	0	0	0	0				
Turk Farrell, R (1, 1) OBP: 0.200, SLG: 0.148			0-0 F8		0-0 5-3			0-0 F9		2	0	0	0	0	0	2				
John Bateman, R (8, PH) OBP: 0.222, SLG: 0.281										1	0	0	0	0	0	0				
Don Nottebart, R (8, 1) OBP: 0.161, SLG: 0.133										0	0	0	0	0	0	0				
Inning Stats	R: 0 E: 0 K: 0 S: 3	H: 0 LOB: 0 BB: 0 P: 3	R: 0 E: 0 K: 2 S: 8	H: 1 LOB: 1 BB: 0 P: 8	R: 0 E: 0 K: 1 S: 5	H: 0 LOB: 0 BB: 0 P: 5	R: 0 E: 0 K: 0 S: 3	H: 0 LOB: 0 BB: 0 P: 3	R: 0 E: 0 K: 1 S: 6	H: 1 LOB: 2 BB: 0 P: 7	R: 0 E: 0 K: 0 S: 3	H: 0 LOB: 0 BB: 0 P: 3	R: 0 E: 0 K: 0 S: 3	H: 0 LOB: 0 BB: 0 P: 3	R: 0 E: 0 K: 1 S: 5	H: 0 LOB: 0 BB: 0 P: 5	1B: 2 2B: 0 3B: 0 HR: 0	SF: 0 SAC: 0 DP: 0 HBP: 1	WP: 0 PB: 0 SB: 0 CS: 0	PA: 30
PITCHER Don Cardwell, R (1, 1) ERA: 3.64	IP: 9.0 WLS: W BF: 30 H: 2 R: 0 ER: 0 SO: 5 BB: 0 IBB: 0 HBP: 1 BLK: 0 WP: 0 HR: 0 S: 39 P: 40 ERA: 0.00 WHIP: 0.222															PITCHER				

Houston Colt 45's @ Pittsburgh Pirates
Forbes Field, Pittsburgh, PA
 Thu Jul 11 1963, 7:05 PM EDT
 Att: 6,896 - Cloudy - 75 F


AB 29
 R 0
 H 2
 RBI 0
 BB 0
 SO 5
 LOB 4



Batter	1	2	3	4	5	6	7	8	9	AB	R	H	RBI	BB	SO	LOB	BOTTOM			
Dick Schofield, S (1, 6) OBP: 0.344, SLG: 0.297	0-0 F9			0-0 1B FC4-6 1B		0-0 1B	0-0 F9			4	1	2	0	0	0	2				
Bill Virdon, L (1, 8) OBP: 0.308, SLG: 0.343	0-0 F8			0-0 FC4-6 1B		0-0 1B		0-0 F7		4	0	2	0	0	0	0				
Roberto Clemente, R (1, 9) OBP: 0.350, SLG: 0.476	0-0 6-3			0-0 FC4-6		0-3 K		0-0 2B		4	1	1	1	0	1	4				
Bill Mazerowski, R (1, 4) OBP: 0.343, SLG: 0.450		0-0 6-3		0-0 K		0-0 F2		0-0 E6		4	1	0	0	0	1	5				
Willie Stargell, L (1, 7) OBP: 0.284, SLG: 0.381		0-0 F7		0-0 P5		0-3 K		0-0 3-1		4	0	0	0	0	1	6				
Don Clendenen, R (1, 3) OBP: 0.350, SLG: 0.472		0-3 K			0-0 F9		0-0 6-3	0-0 2B		4	0	1	2	0	1	0				
Bob Bailey, R (1, 5) OBP: 0.315, SLG: 0.348			0-0 F8		0-0 F2		0-0 1-3	0-0 4-3		4	0	0	0	0	0	1				
Jim Pagliaroni, R (1, 2) OBP: 0.333, SLG: 0.409			0-3 K		0-3 K		0-0 BB 1B			3	0	1	0	0	2	0				
Don Cardwell, R (1, 1) OBP: 0.175, SLG: 0.057			0-3 K			0-0 1B 1B 1B	4-0 BB			2	0	1	0	1	1	0				
Inning Stats	R: 0 E: 0 K: 0 S: 3	H: 0 LOB: 0 BB: 0 P: 3	R: 0 E: 0 K: 1 S: 5	H: 0 LOB: 0 BB: 0 P: 5	R: 0 E: 0 K: 2 S: 7	H: 0 LOB: 0 BB: 0 P: 7	R: 1 E: 0 K: 1 S: 7	H: 2 LOB: 1 BB: 0 P: 7	R: 0 E: 0 K: 1 S: 5	H: 0 LOB: 0 BB: 0 P: 5	R: 0 E: 0 K: 2 S: 10	H: 3 LOB: 3 BB: 0 P: 10	R: 0 E: 0 K: 0 S: 4	H: 1 LOB: 2 BB: 1 P: 8	R: 2 E: 1 K: 0 S: 6	H: 2 LOB: 1 BB: 0 P: 6	1B: 6 2B: 2 3B: 0 HR: 0	SF: 0 SAC: 0 DP: 0 HBP: 0	WP: 0 PB: 0 SB: 0 CS: 0	PA: 34
PITCHER Turk Farrell, R (1, 1) ERA: 2.69	IP: 7.0 WLS: L BF: 28 H: 6 R: 1 ER: 1 SO: 7 BB: 1 IBB: 0 HBP: 0 BLK: 0 WP: 0 HR: 0 S: 41 P: 45 ERA: 1.29 WHIP: 1.000															PITCHER				
Don Nottebart, R (8, 1) ERA: 3.65	IP: 1.0 WLS: L BF: 6 H: 2 R: 2 ER: 0 SO: 0 BB: 0 IBB: 0 HBP: 0 BLK: 0 WP: 0 HR: 0 S: 6 P: 6 ERA: 0.00 WHIP: 2.000															PITCHER				

Houston Colt 45's @ Pittsburgh Pirates
Forbes Field, Pittsburgh, PA
 Thu Jul 11 1963, 7:05 PM EDT
 Att: 6,896 - Cloudy - 75 F

AB 33
 R 3
 H 8
 RBI 3
 BB 1
 SO 7
 LOB 18



Batter	1	2	3	4	5	6	7	8	9	AB	R	H	RBI	BB	SO	LOB	TOP				
Ernie Fazio, R (1,4) OBP: 0.290, SLG: 0.281 Bob Aspromonte, R (7,5) OBP: 0.259, SLG: 0.278	F8		F7		FC4-6 BB		F8		FC6-5	3	0	0	0	1	0	2	Houston Colt 45's @ Pittsburgh Pirates Forbes Field, Pittsburgh, PA Fri Jul 12 1963, 7:05 PM EDT Att: 8,997 - Cloudy - 80 F				
Al Spangler, L (1,8) OBP: 0.331, SLG: 0.343	4-3		FC3-6		FC4-6		BB		K	5	0	1	0	0	1	4					
Pete Runnels, L (1,3) OBP: 0.291, SLG: 0.236	6-3		4-3				1B			2	1	0	0	2	0	1					
Carl Warwick, R (1,7) OBP: 0.346, SLG: 0.369		4-3		4-3		P6			K	4	0	0	0	0	1	4					
Rusty Staub, L (1,9) OBP: 0.288, SLG: 0.311		6-3		4-3		1B			4-3	4	0	1	0	0	0	0					
Jimmy Wynn, R (1,6) OBP: 0.455, SLG: 0.375		1B BB		K		SF7			CS BB	1	0	0	1	2	1	0					
John Bateman, R (1,2) OBP: 0.227, SLG: 0.286		1B		3-1 5-3 1B		4-3			P4	4	0	2	0	0	0	2					
Bob Lillis, R (1,5) OBP: 0.228, SLG: 0.231 Johnny Temple, R (8,4) OBP: 0.347, SLG: 0.311		F7		5-3		6-3		CS	FC6-5 SH1-4 BB	3	0	0	0	0	0	3					
Bob Bruce, R (1,1) OBP: 0.200, SLG: 0.175 Jim Dickson, L (7,1) Jim Campbell, R (9, PH) OBP: 0.250, SLG: 0.267				3-1		BB 1B			SH1-4	1	0	0	0	2	0	1					
Inning Stats	R: 0 E: 0 K: 0 S: 3	H: 0 LOB: 0 BB: 0 P: 3	R: 0 E: 0 K: 0 S: 4	H: 1 LOB: 2 BB: 1 P: 8	R: 0 E: 0 K: 0 S: 3	H: 0 LOB: 1 BB: 1 P: 7	R: 0 E: 0 K: 1 S: 5	H: 0 LOB: 0 BB: 0 P: 5	R: 0 E: 0 K: 0 S: 4	H: 1 LOB: 2 BB: 1 P: 8	R: 0 E: 0 K: 1 S: 6	H: 1 LOB: 3 BB: 2 P: 14	R: 0 E: 0 K: 0 S: 2	H: 0 LOB: 0 BB: 1 P: 6	R: 0 E: 0 K: 1 S: 5	H: 0 LOB: 1 BB: 1 P: 9		1B: 4 2B: 0 3B: 0 HR: 0	SF: 1 SAC: 1 DP: 0 HBP: 0	WP: 0 PB: 0 SB: 0 CS: 1	PA: 39
PITCHER	IP	WLS	BF	H	R	ER	SO	BB	IBB	HBP	BLK	WP	HR	S	P	ERA	WHIP				
Don Schwall, R (1,1) ERA: 2.19 Roy Face, R (7,1) ERA: 3.34	6.2	W	30	4	1	1	1	6	0	0	0	0	0	26	50	1.35	1.500				
	2.1	S	8	0	0	0	2	2	0	0	0	0	0	10	18	0.00	0.857				

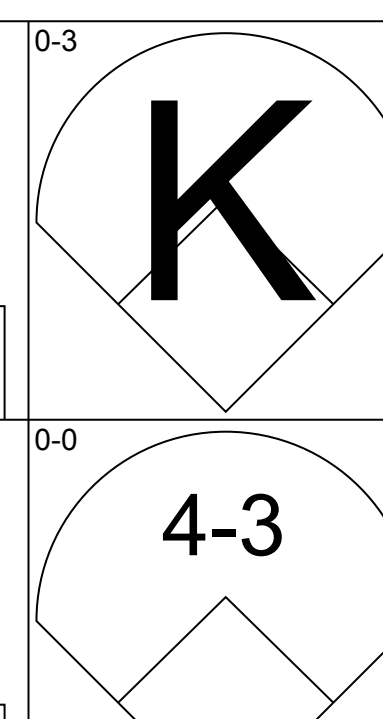
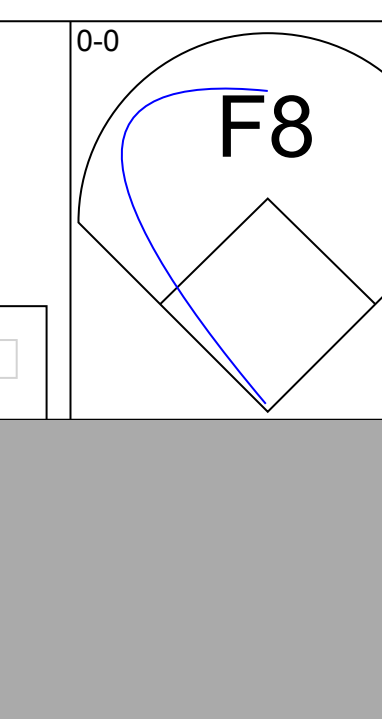
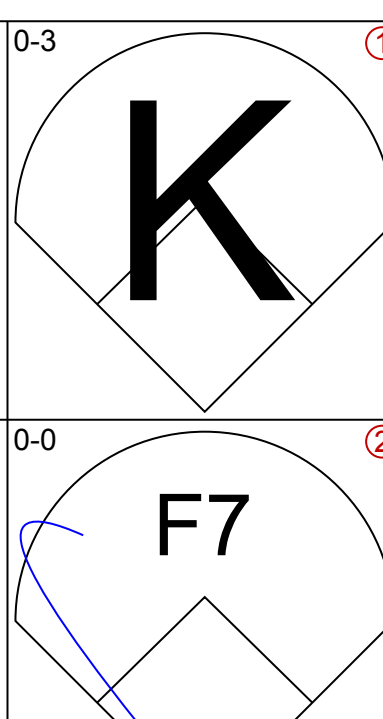
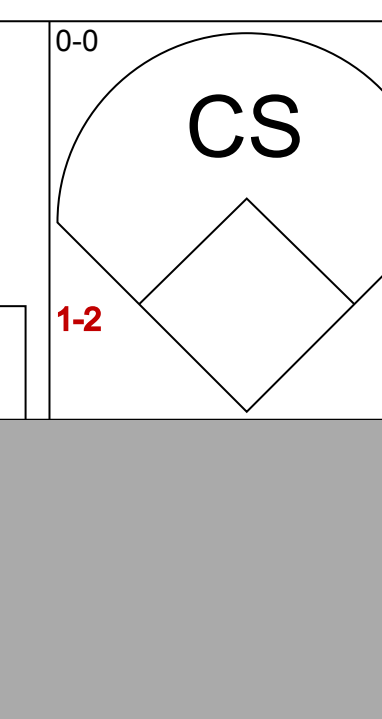
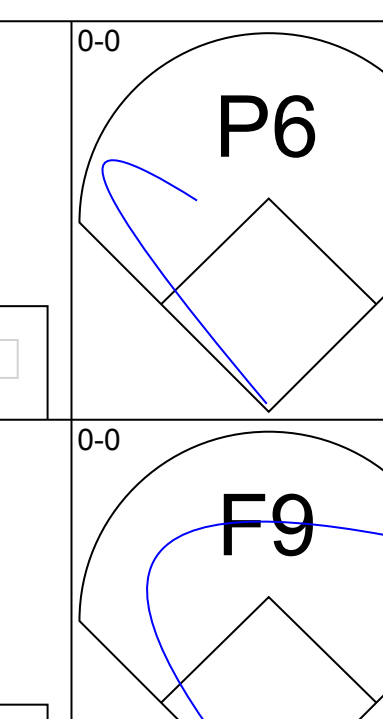
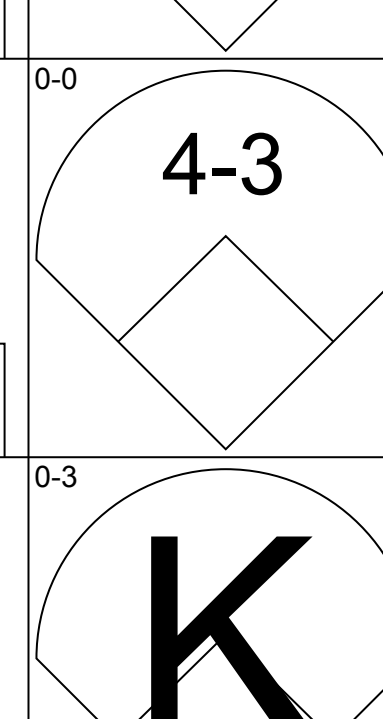

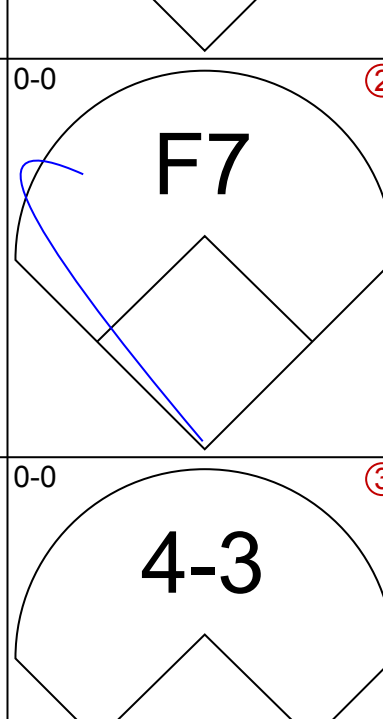
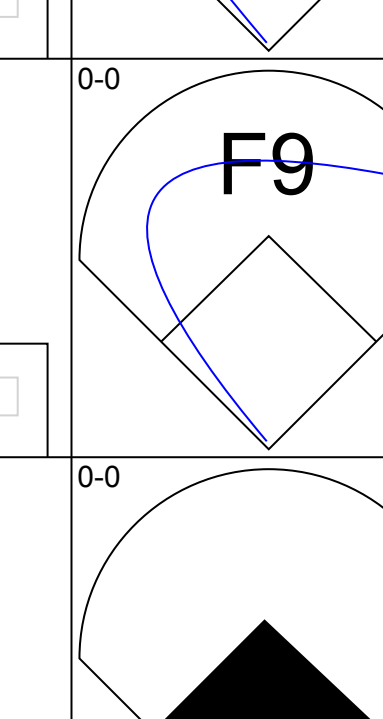
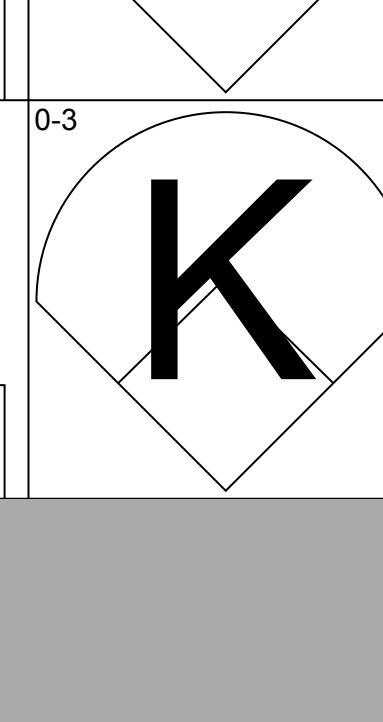
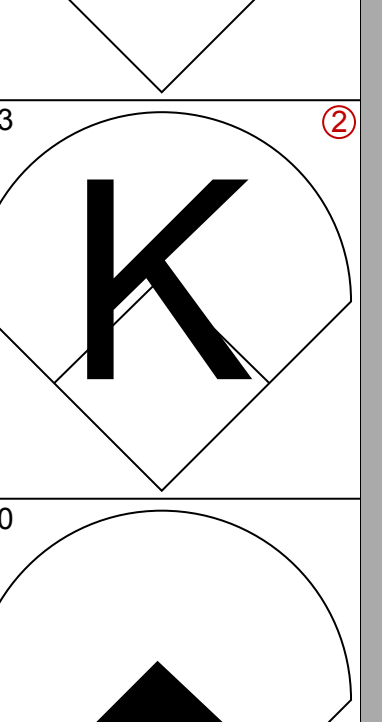
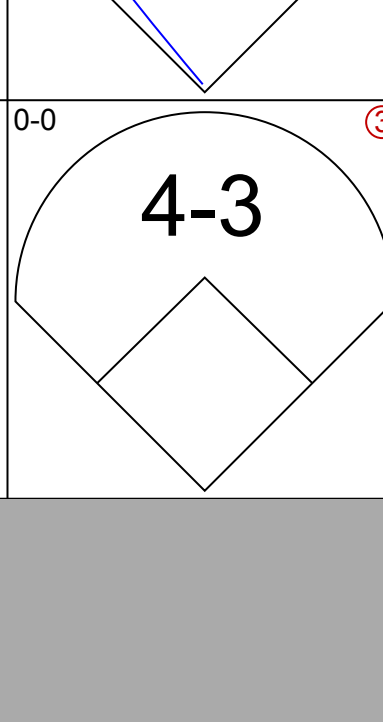
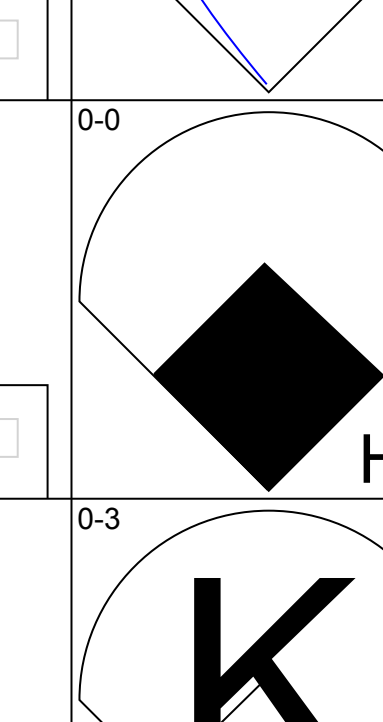
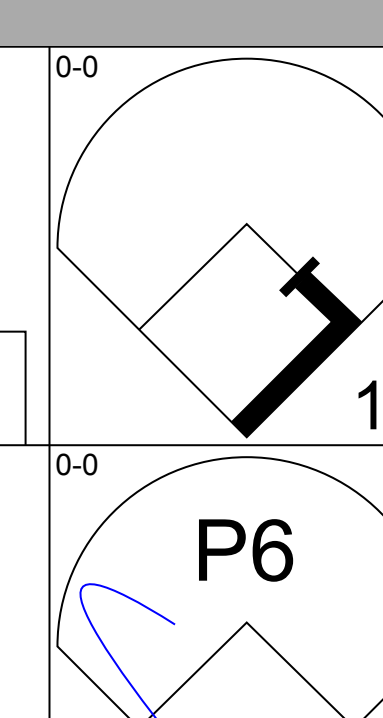
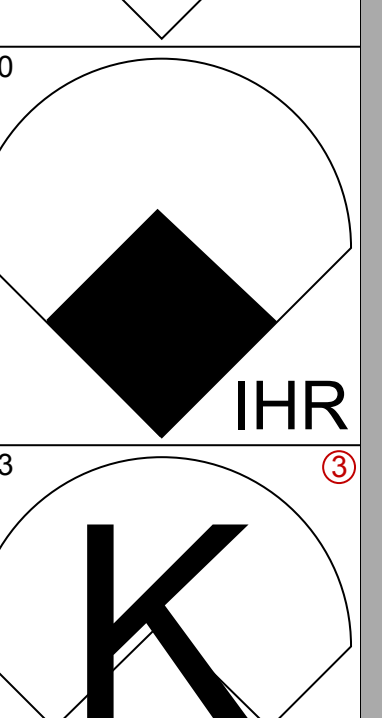
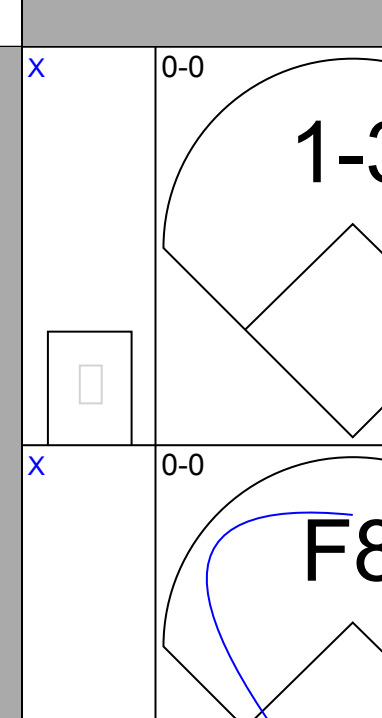
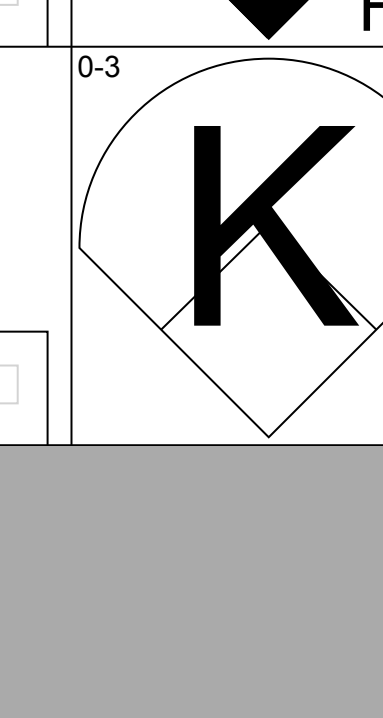
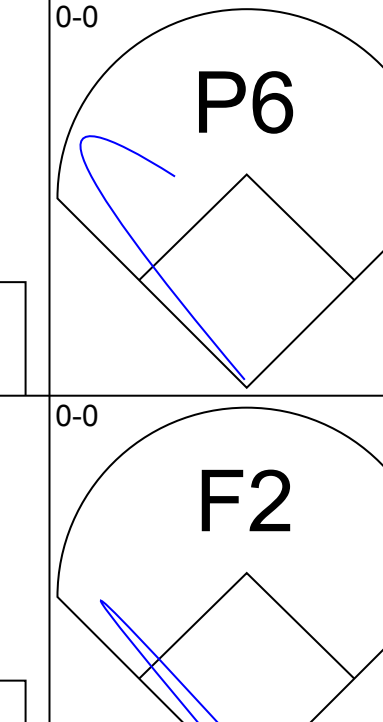
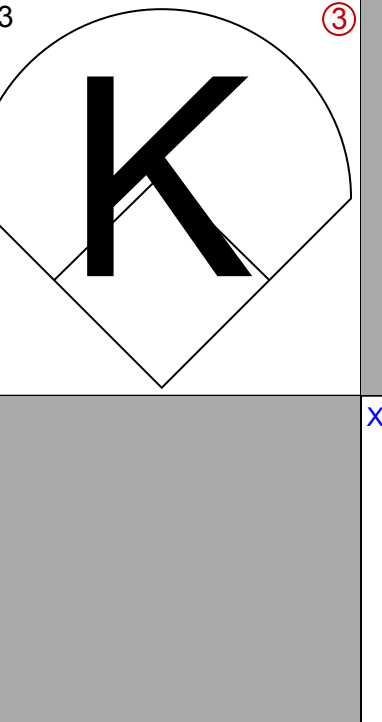
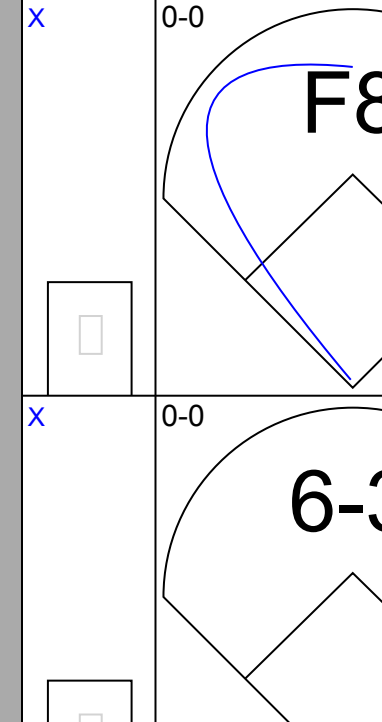
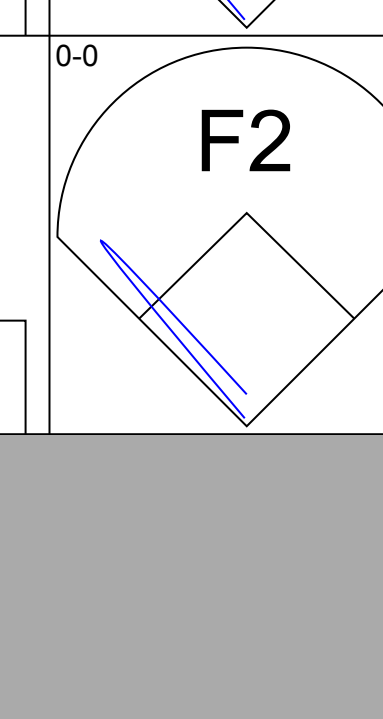
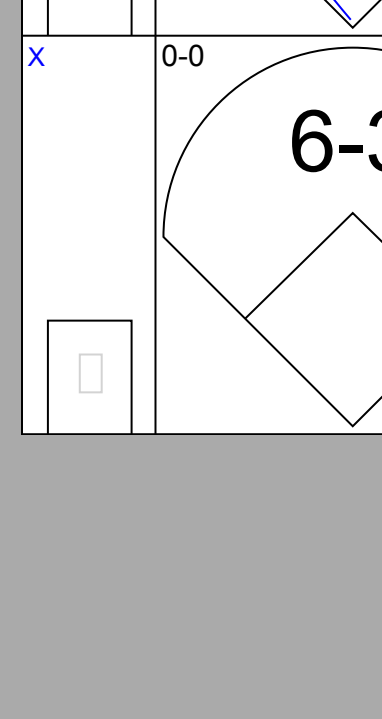
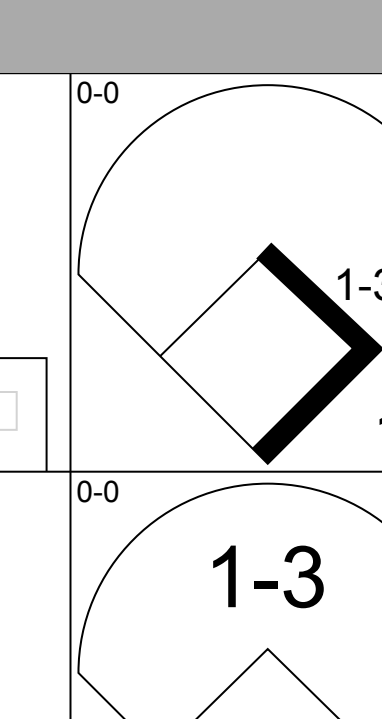
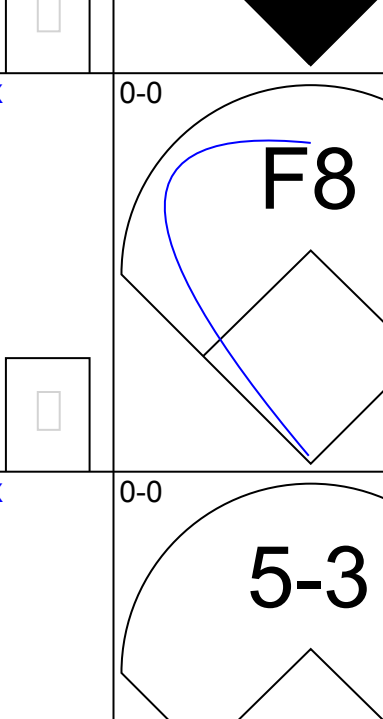
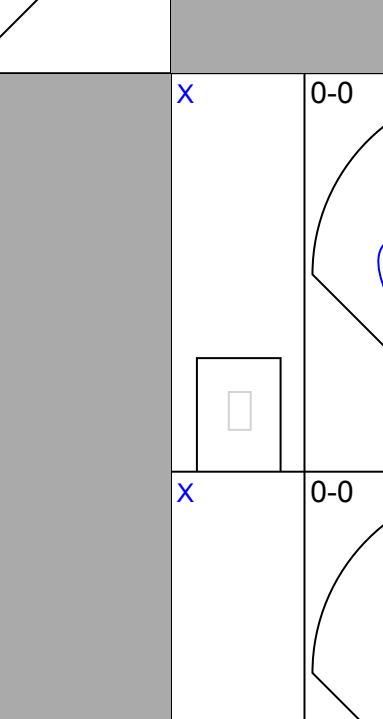
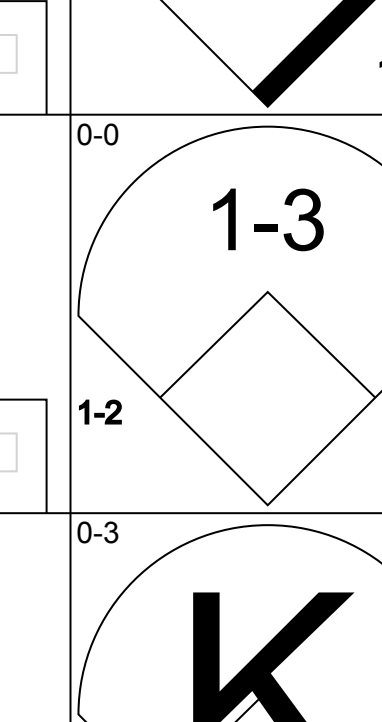
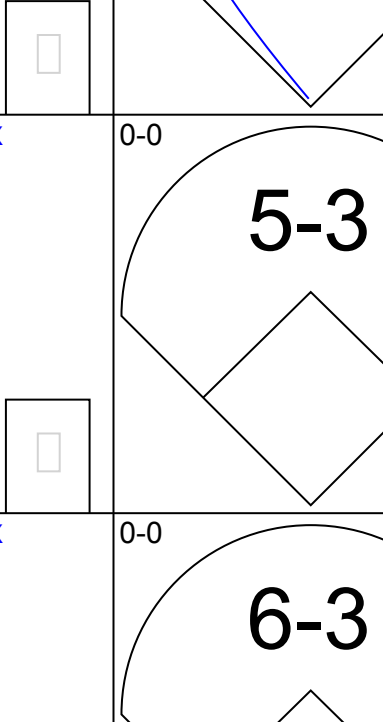
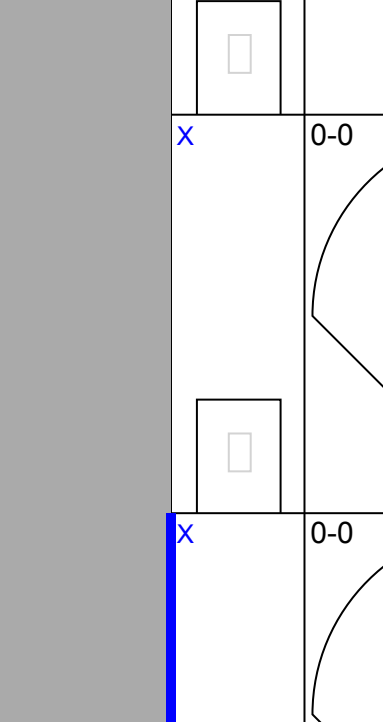
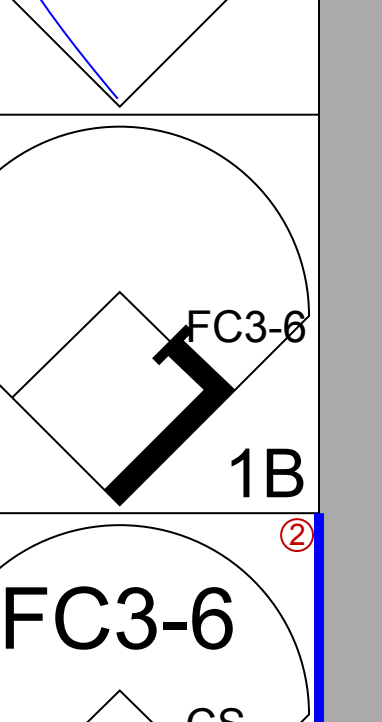
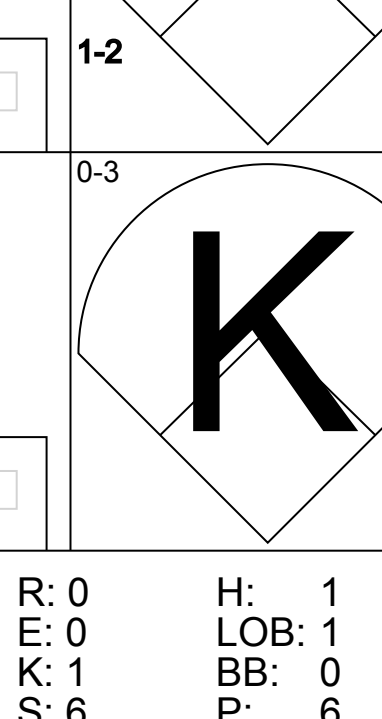
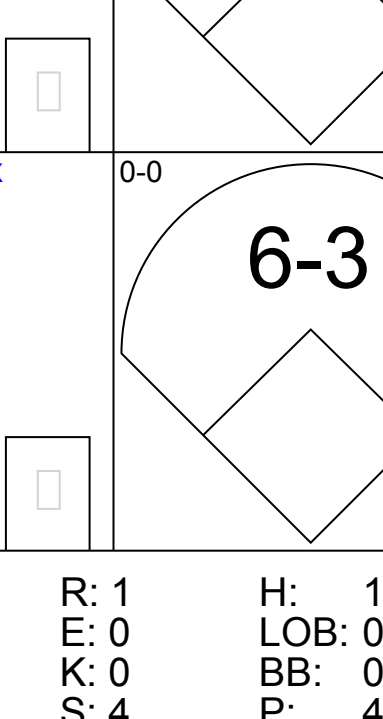
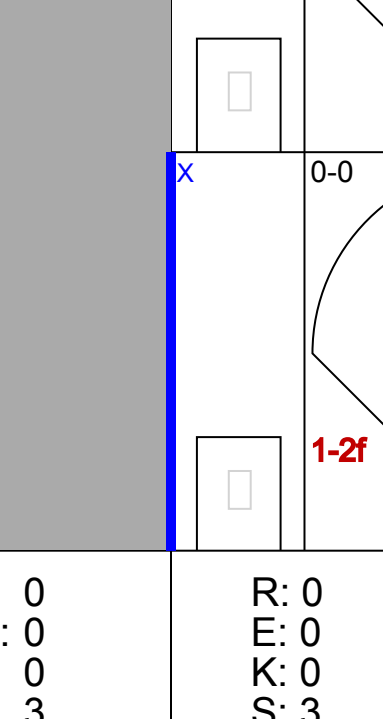
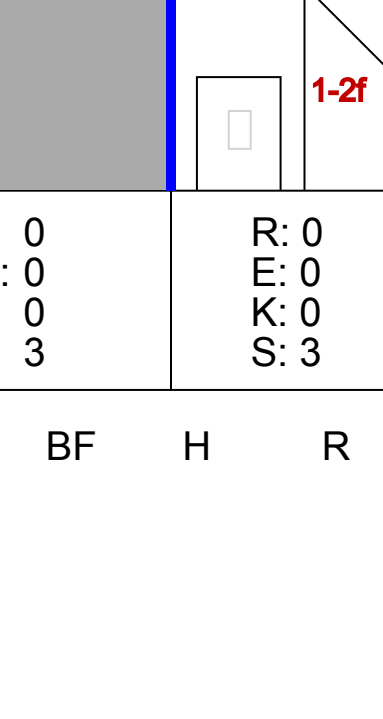
Batter	1	2	3	4	5	6	7	8	9	AB	R	H	RBI	BB	SO	LOB	BOTTOM				
Dick Schofield, S (1,6) OBP: 0.345, SLG: 0.307	F8			F8		HR				3	1	1	1	1	0	0	Houston Colt 45's @ Pittsburgh Pirates Forbes Field, Pittsburgh, PA Fri Jul 12 1963, 7:05 PM EDT Att: 8,997 - Cloudy - 80 F				
Bill Virdon, L (1,8) OBP: 0.311, SLG: 0.342	G3			FC6-4 1B		K2-3				3	0	1	0	1	1	0					
Roberto Clemente, R (1,9) OBP: 0.349, SLG: 0.473	L6			FC6-4 E		1B			4-3	4	1	1	0	0	0	4					
Bill Mazerowski, R (1,4) OBP: 0.342, SLG: 0.447		P6		E6		1B			6-3	4	0	1	0	0	0	1					
Willie Stargell, L (1,7) OBP: 0.293, SLG: 0.378		P4		2-3		1B			K	4	0	1	1	0	1	2					
Don Clendenen, R (1,3) OBP: 0.346, SLG: 0.466		6-3				F7			F9	4	0	0	0	0	1	2					
Bob Bailey, R (1,5) OBP: 0.315, SLG: 0.346				K		PO BB			6-3	2	0	0	0	1	1	0					
Jim Pagliaroni, R (1,2) OBP: 0.326, SLG: 0.398				K		P6			K	3	0	0	0	0	2	1					
Don Schwall, R (1,1) ERA: 3.09 Roy Face, R (7,1) ERA				K		PO			5-3 K BB	2	0	0	0	0	1	0					
Inning Stats	R: 0 E: 0 K: 0 S: 3	H: 0 LOB: 0 BB: 0 P: 3	R: 0 E: 0 K: 0 S: 3	H: 0 LOB: 0 BB: 0 P: 3	R: 0 E: 1 K: 0 S: 5	H: 1 LOB: 2 BB: 0 P: 5	R: 0 E: 0 K: 0 S: 2	H: 0 LOB: 0 BB: 1 P: 6	R: 2 E: 0 K: 2 S: 11	H: 4 LOB: 2 BB: 0 P: 11	R: 0 E: 0 K: 2 S: 8	H: 0 LOB: 3 BB: 2 P: 16	R: 0 E: 0 K: 1 S: 5	H: 0 LOB: 0 BB: 0 P: 5	R: 0 E: 0 K: 1 S: 5	H: 0 LOB: 0 BB: 0 P: 5		1B: 4 2B: 0 3B: 0 HR: 1	SF: 0 SAC: 0 DP: 0 HBP: 0	WP: 1 PB: 0 SB: 0 CS: 0	PA: 34
PITCHER	IP	WLS	BF	H	R	ER	SO	BB	IBB	HBP	BLK	WP	HR	S	P	ERA	WHIP				
Bob Bruce, R (1,1) ERA: 3.09 Jim Dickson, R (7,1) ERA	6.2	L	29	5	2	2	7	3	0	0	0	0	0	40	52	2.70	1.200				
	1.1		4	0	0	0	1	0	0	0	0	0	0	6	6	0.00	0.000				

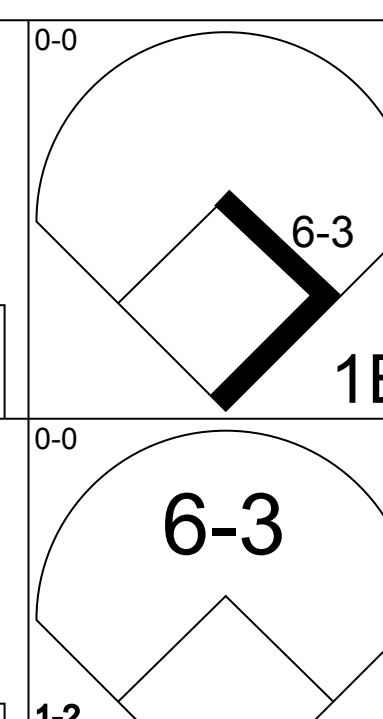
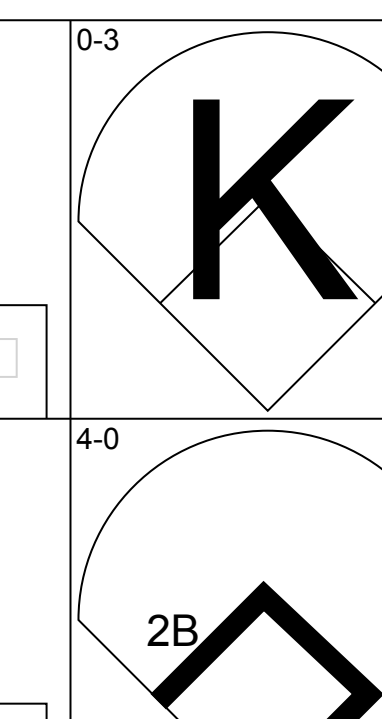
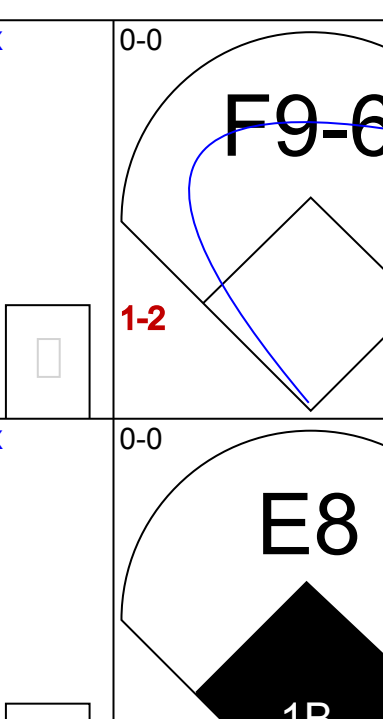
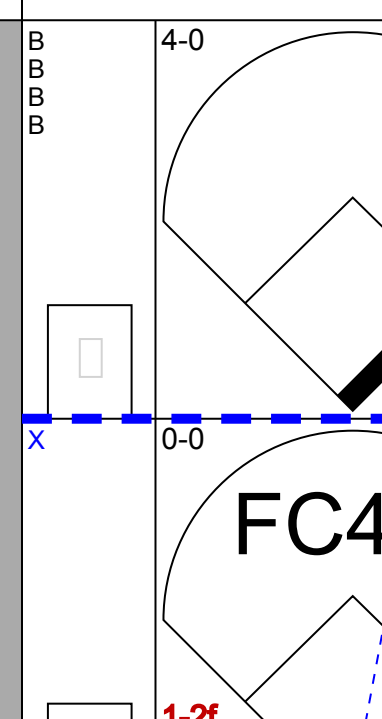
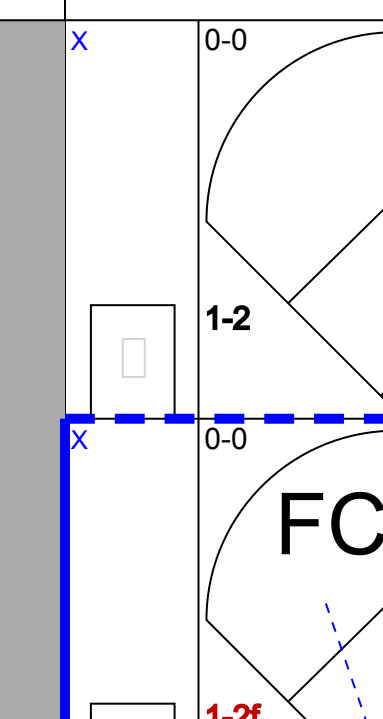
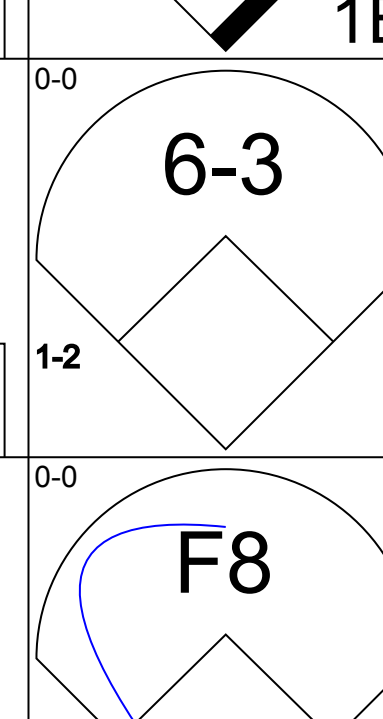
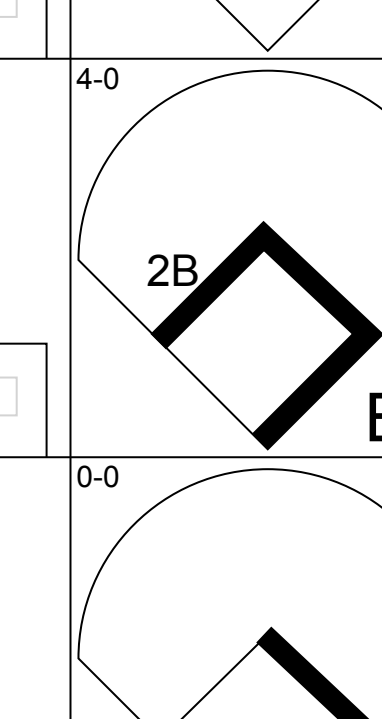
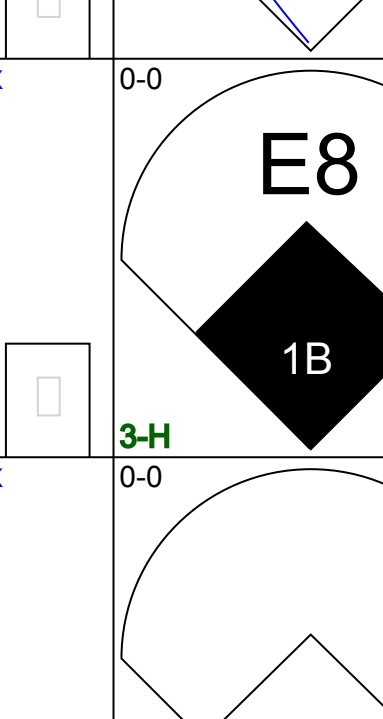
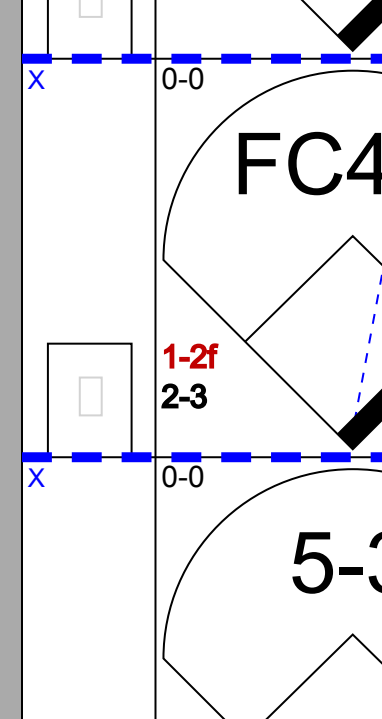
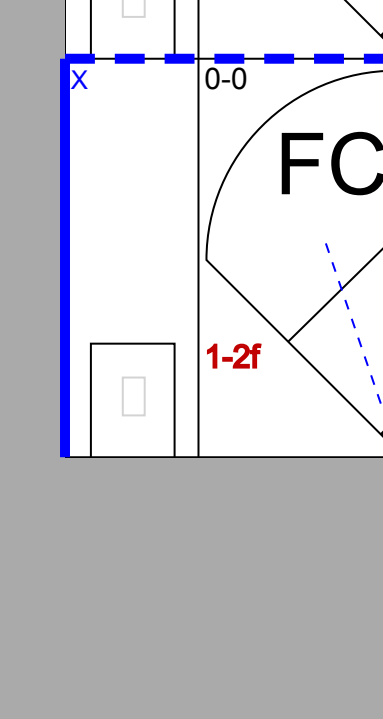
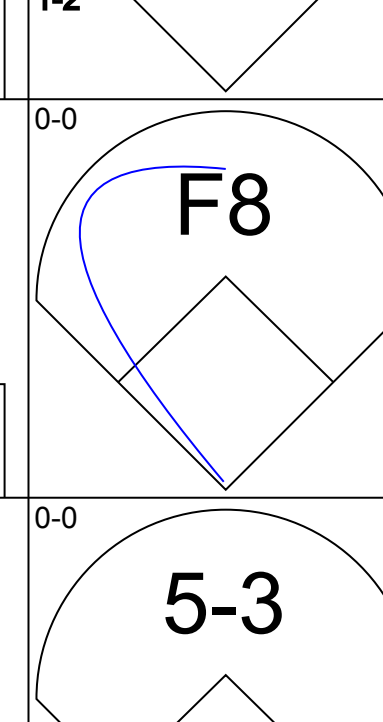
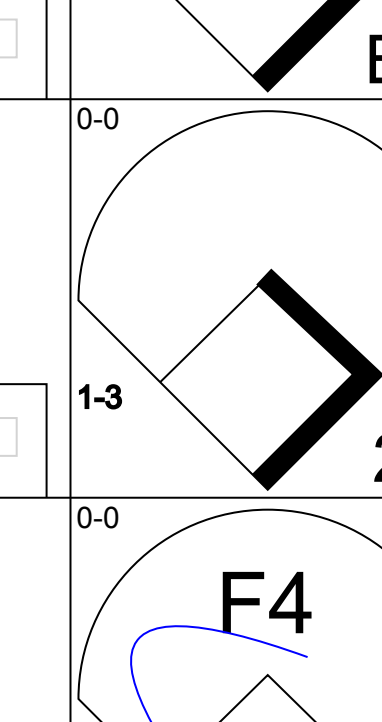
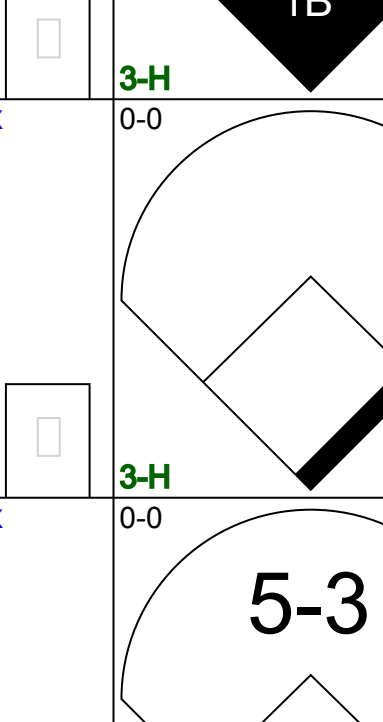
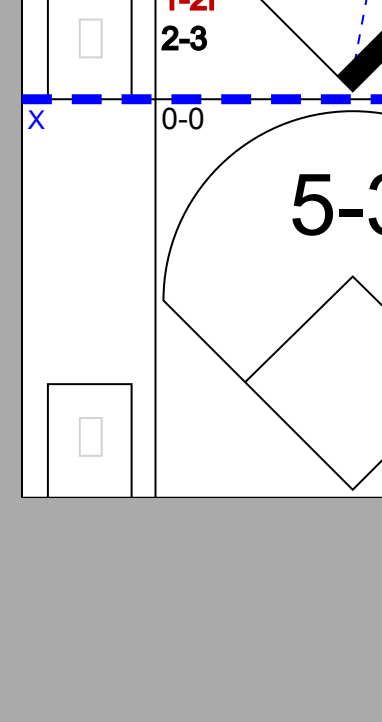
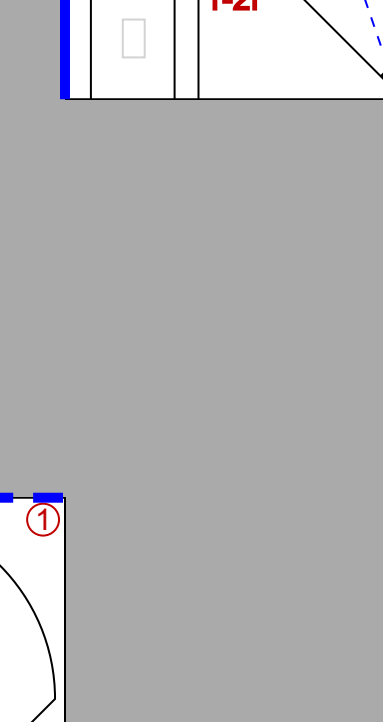
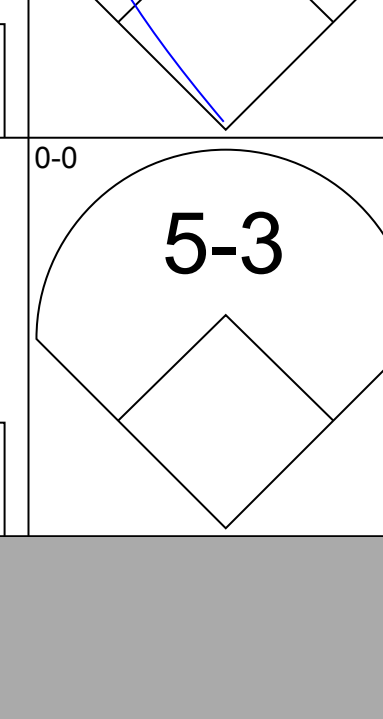
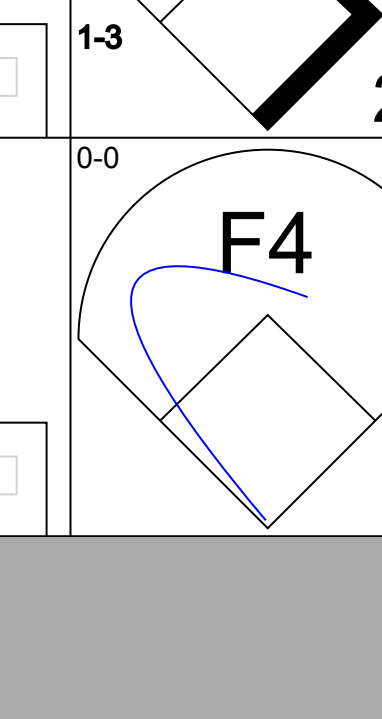
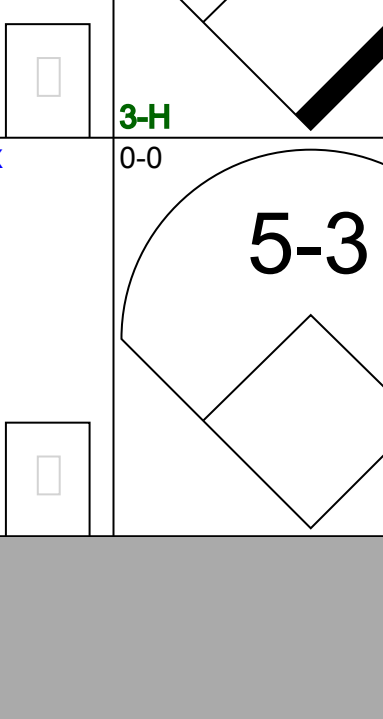




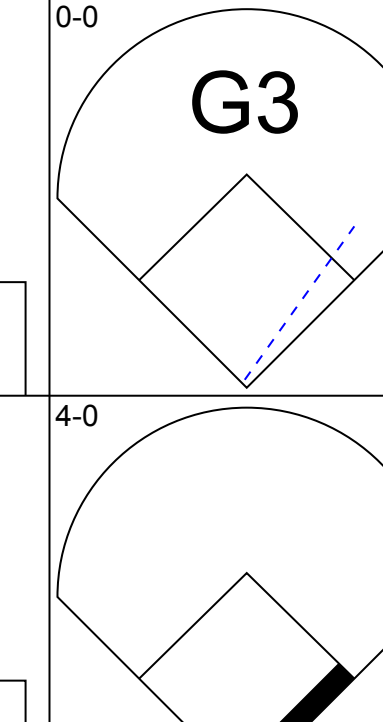
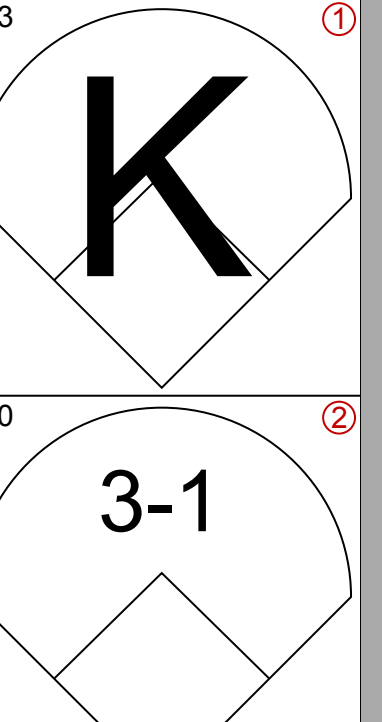
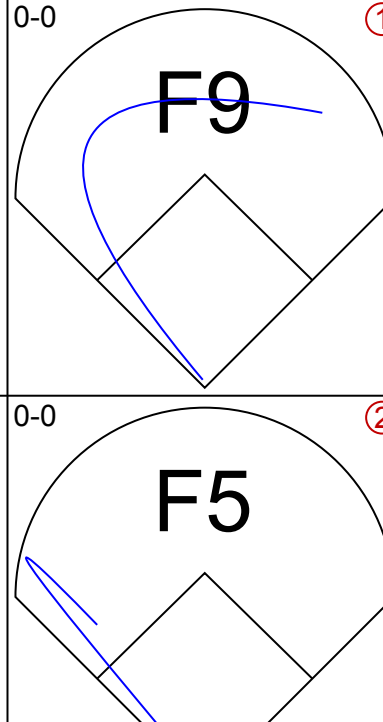
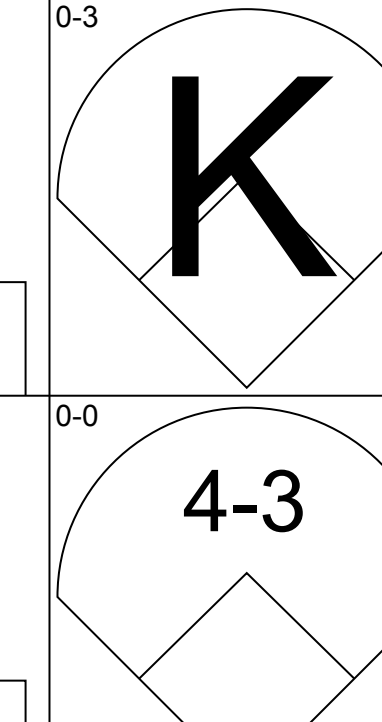
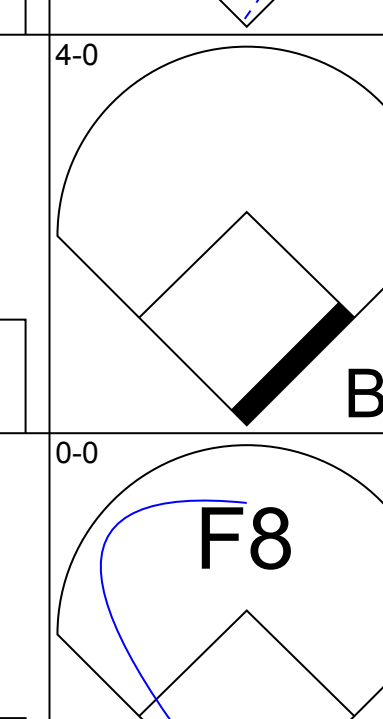

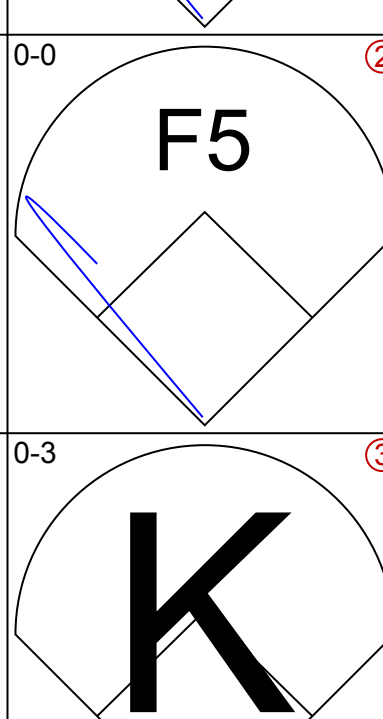

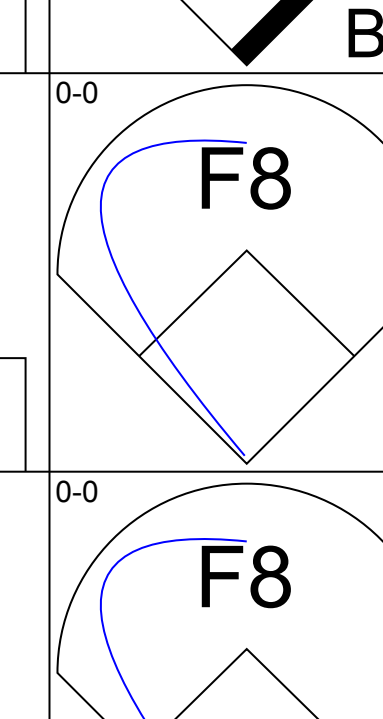
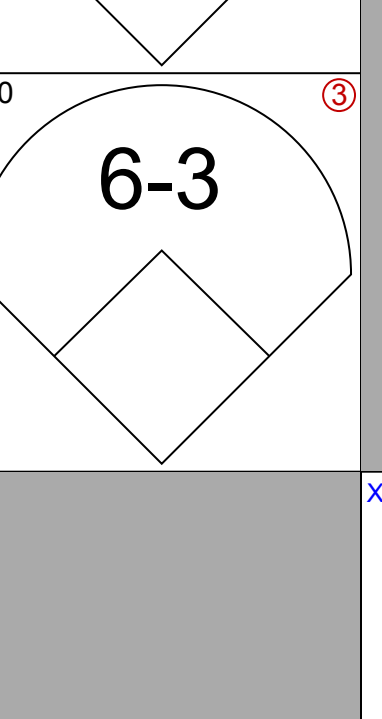
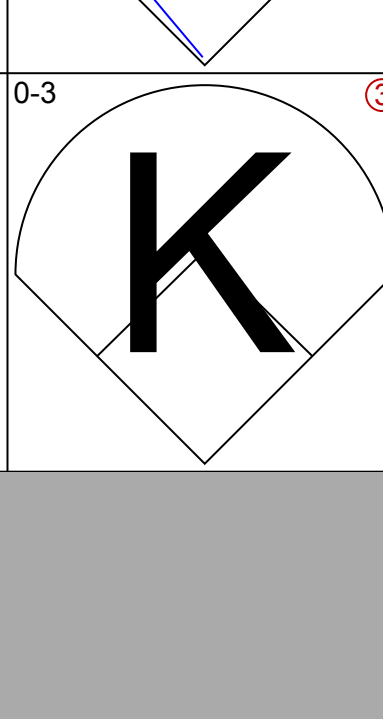
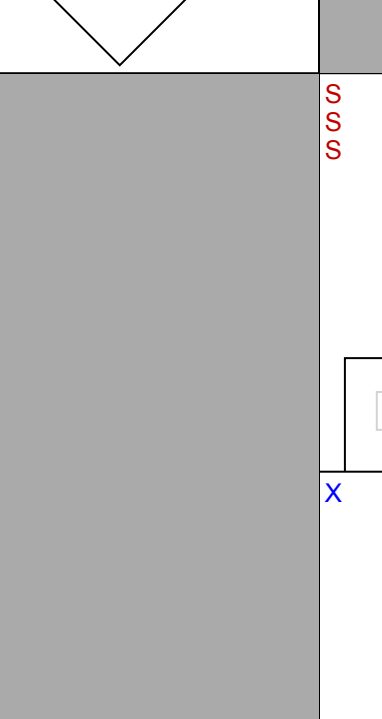
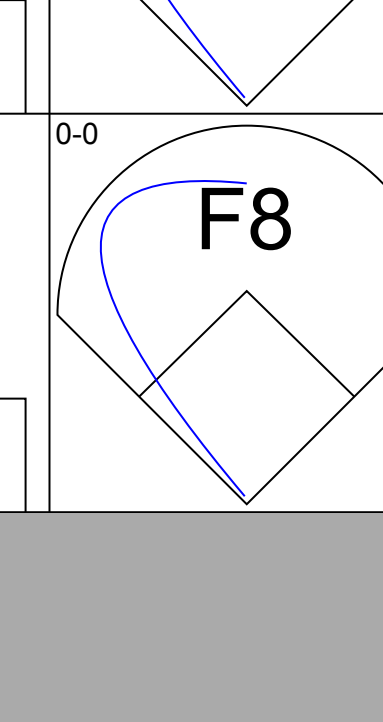
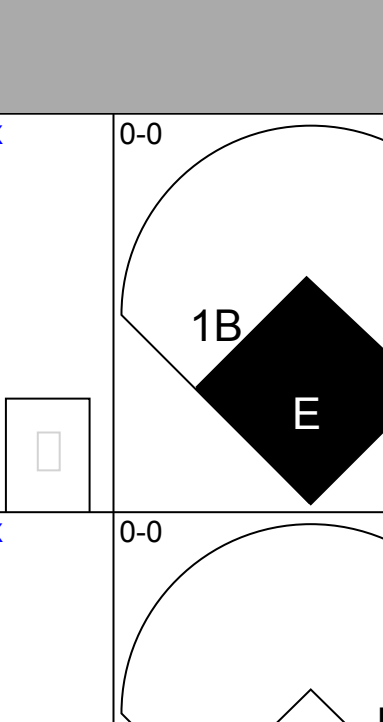
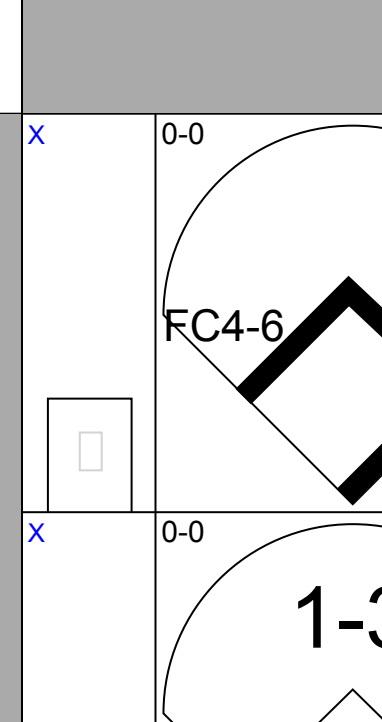
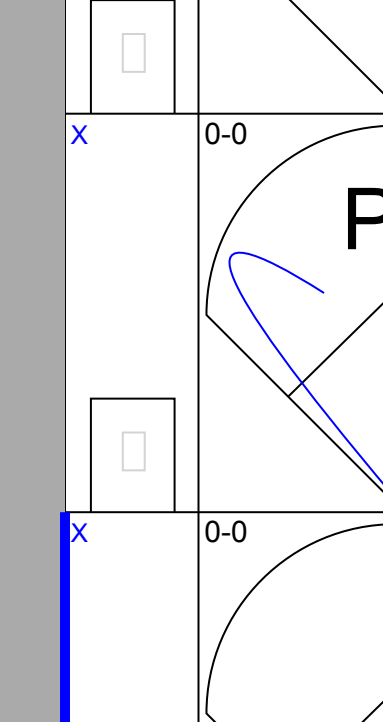
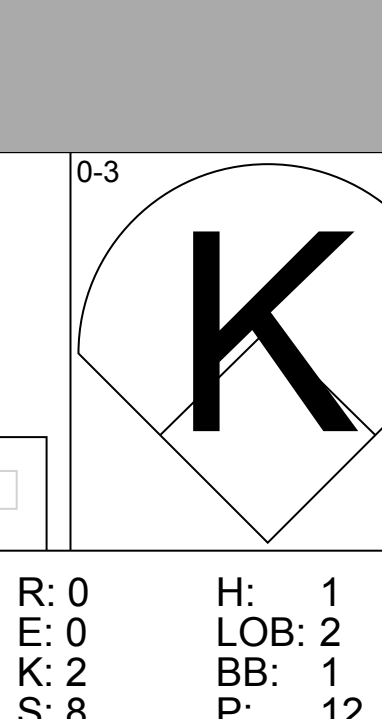
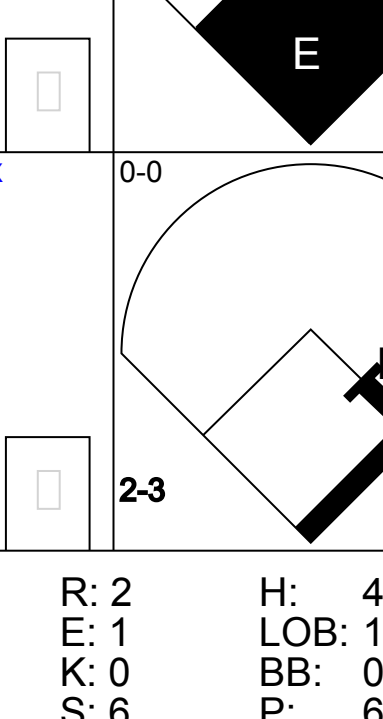
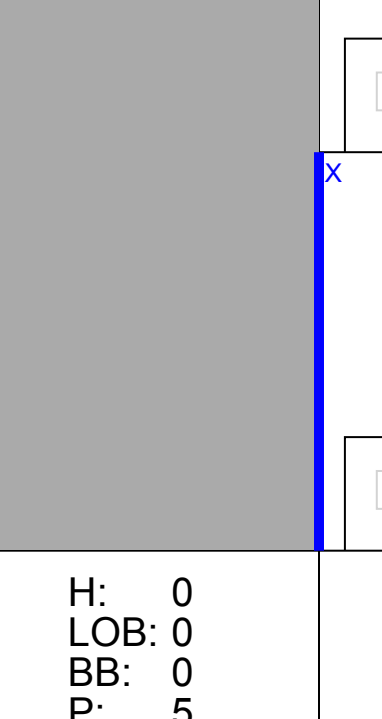
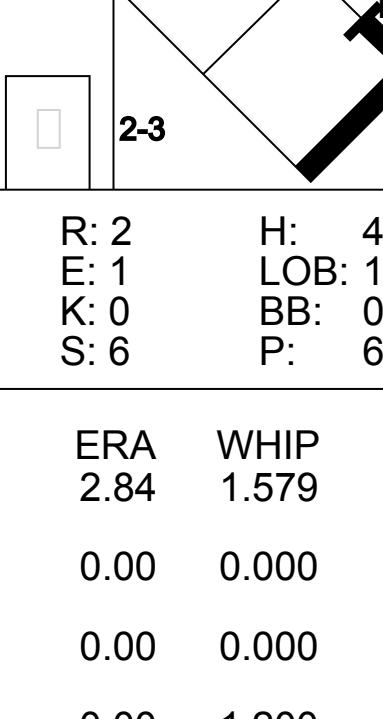
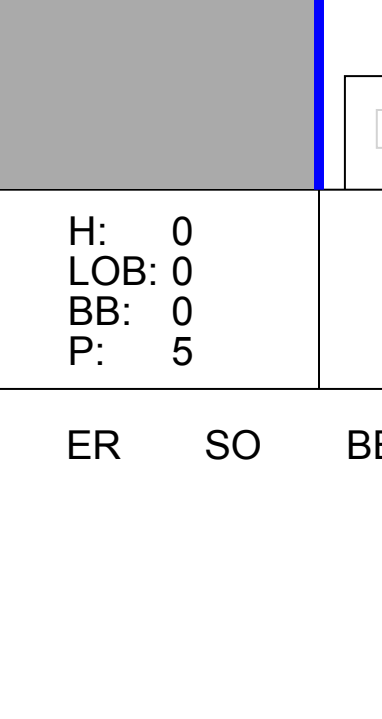

Batter	1	2	3	4	5	6	7	8	9	AB	R	H	RBI	BB	SO	LOB	TOP																				
Matty Alou, L OBP: 0.155, SLG: 0.158 (1, 9)	5-3			1B 6-3		F8		K		4	0	1	0	0	1	0	San Francisco Giants @ Pittsburgh Pirates Forbes Field, Pittsburgh, PA Mon Jul 15 1963, 7:05 PM EDT Unknown livebaseballscorecards.com																				
Chuck Hiller, L OBP: 0.240, SLG: 0.233 (1, 4)	F3			6-3				1B 2B	6-3	4	1	1	0	0	0	1																					
Willie McCovey, L OBP: 0.371, SLG: 0.589 Felipe Alou, R OBP: 0.315, SLG: 0.474 (9, PR)	F8			2-3				P3	G6-4-3 1B	4	0	2	0	0	0	1																					
Willie Mays, R OBP: 0.352, SLG: 0.465 (1, 8)				F7				6-3	G6-4-3 1-2	4	0	0	0	0	0	3																					
Ed Bailey, L OBP: 0.371, SLG: 0.512 (1, 2)				G5-4-3 1B		K		1B		3	0	2	1	0	1	0																					
Orlando Cepeda, R OBP: 0.337, SLG: 0.503 (1, 3)				G5-4-3 1-2		5-3		2H 1B		3	0	1	0	0	0	1																					
Jim Davenport, R OBP: 0.263, SLG: 0.306 (1, 5)				K		F9		F9		3	0	0	0	0	1	2																					
Ernie Bowman, R OBP: 0.190, SLG: 0.220 (1, 6)				5-3		4-3		F6		3	0	0	0	0	0	0																					
Juan Marichal, R OBP: 0.169, SLG: 0.172 (1, 1)				5-3		4-3		K		3	0	0	0	0	1	0																					
Inning Stats	R: 0 E: 0 K: 0 S: 3	H: 0 LOB: 0 BB: 0 P: 3	R: 0 E: 0 K: 0 S: 3	H: 1 LOB: 0 BB: 0 P: 3	R: 0 E: 0 K: 1 S: 5	H: 0 LOB: 0 BB: 0 P: 5	R: 0 E: 0 K: 0 S: 4	H: 2 LOB: 1 BB: 0 P: 4	R: 0 E: 0 K: 1 S: 5	H: 0 LOB: 0 BB: 0 P: 5	R: 1 E: 0 K: 0 S: 6	H: 3 LOB: 2 BB: 0 P: 6	R: 0 E: 0 K: 2 S: 7	H: 0 LOB: 0 BB: 0 P: 7	R: 0 E: 0 K: 0 S: 3	H: 1 LOB: 1 BB: 0 P: 3	1B: 6 2B: 1 3B: 0 HR: 0	SF: 0 SAC: 0 DP: 2 HBP: 0	WP: 0 PA: 31 PB: 0 SB: 0 CS: 0																		
PITCHER	IP	WLS	BF	H	R	ER	SO	BB	IBB	HBP	BLK	WP	HR	S	P	ERA	WHIP	PITCHER		IP	WLS	BF	H	R	ER	SO	BB	IBB	HBP	BLK	WP	HR	S	P	ERA	WHIP	
Bob Friend, R ERA: 1.94 Al McBean, R ERA: 1.89	(1, 1)	8.0	28	6	1	1	4	0	0	0	0	0	0	0	36	36	1.12	0.750			(9, 1)	1.0	W	3	1	0	0	0	0	0	0	0	0	3	3	0.00	1.000

Batter	1	2	3	4	5	6	7	8	9	AB	R	H	RBI	BB	SO	LOB	BOTTOM																						
Dick Schofield, S OBP: 0.343, SLG: 0.301 (1, 6)	K			F8		F4		P4		4	0	0	0	0	1	0	San Francisco Giants @ Pittsburgh Pirates Forbes Field, Pittsburgh, PA Mon Jul 15 1963, 7:05 PM EDT Unknown livebaseballscorecards.com																						
Bill Virdon, L OBP: 0.306, SLG: 0.336 (1, 8)	6-3			5-3		2-3			2B 1B	4	1	1	0	0	0	0																							
Roberto Clemente, R OBP: 0.356, SLG: 0.480 (1, 9)	K			1B				SH1-4 1B	1-3 1B 2B	4	1	3	0	0	1	0																							
Bill Mazerowski, R OBP: 0.340, SLG: 0.441 (1, 4)				G4-6-3 1B		K		SH1-4	4-0 1B	2	0	1	0	1	1	1																							
Willie Stargell, L OBP: 0.282, SLG: 0.378 (1, 7)				K		K		P5	1-2 1B	4	0	1	2	0	2	2																							
Smoky Burgess, L OBP: 0.341, SLG: 0.415 Ron Brand, R OBP: 0.361, SLG: 0.406 (7, PR)				G4-6-3 1-2		PB 1B		4-0 1B	1-2 2H 3H	2	0	1	0	1	0	1																							
Donn Clendenon, R OBP: 0.347, SLG: 0.483 (1, 3)				FC5-4 BB		F9		1-2 1B	IBB	2	0	0	0	1	1	3																							
Bob Bailey, R OBP: 0.309, SLG: 0.338 (1, 5)				FC5-4 P1-4		F8		P6		3	0	0	0	0	2																								
Bob Friend, R OBP: 0.103, SLG: 0.088 Jerry Lynch, L OBP: 0.338, SLG: 0.461 Al McBean, R OBP: 0.185, SLG: 0.296 (8, PH)				P1-4		6-3		K		2	0	0	0	0	0	1																							
Inning Stats	R: 0 E: 0 K: 2 S: 7	H: 0 LOB: 0 BB: 0 P: 7	R: 0 E: 0 K: 1 S: 5	H: 1 LOB: 0 BB: 0 P: 5	R: 0 E: 0 K: 0 S: 2	H: 0 LOB: 1 BB: 1 P: 6	R: 0 E: 0 K: 1 S: 6	H: 1 LOB: 1 BB: 0 P: 6	R: 0 E: 0 K: 1 S: 6	H: 1 LOB: 2 BB: 1 P: 10	R: 0 E: 0 K: 1 S: 5	H: 0 LOB: 0 BB: 0 P: 5	R: 2 E: 0 K: 0 S: 3	H: 3 LOB: 2 BB: 1 P: 7	1B: 6 2B: 2 3B: 0 HR: 0	SF: 0 SAC: 1 DP: 2 HBP: 0		WP: 0 PA: 32 PB: 1 SB: 0 CS: 0																					
PITCHER	IP	WLS	BF	H	R	ER	SO	BB	IBB	HBP	BLK	WP	HR	S	P	ERA		WHIP	PITCHER		IP	WLS	BF	H	R	ER	SO	BB	IBB	HBP	BLK	WP	HR	S	P	ERA	WHIP		
Juan Marichal, R ERA: 2.22	(1, 1)	8.0	L	32	7	2	2	7	1	2	0	0	0	0	43	55		2.25	1.000			(1, 1)	8.0	L	32	7	2	2	7	1	2	0	0	0	0	43	55	2.25	1.000

Batter	1	2	3	4	5	6	7	8	9	AB	R	H	RBI	BB	SO	LOB	TOP					
Jose Pagan, R (1, 6) OBP: 0.248, SLG: 0.242	5-3			1-3		F9				4	0	1	0	0	0	0	San Francisco Giants @ Pittsburgh Pirates Forbes Field, Pittsburgh, PA Mon Jul 15 1963, 7:05 PM EDT Att: 24,357 - Unknown livebaseballscores.com					
Jim Davenport, R (1, 5) OBP: 0.297, SLG: 0.309	K			1B				F3		4	0	2	0	0	1	2						
Willie McCovey, L (1, 7) OBP: 0.370, SLG: 0.585	K			1B		G3-6-3		F8		4	0	1	0	0	1	3						
Willie Mays, R (1, 8) OBP: 0.348, SLG: 0.460		F3		K				K		4	0	0	0	0	3	2						
Orlando Cepeda, R (1, 3) OBP: 0.336, SLG: 0.503		4-3		FC6-4				F7		4	1	1	0	0	0	2						
Felipe Alou, R (1, 9) OBP: 0.317, SLG: 0.474		F6				K				4	0	2	1	0	1	0						
Tom Haller, L (1, 2) OBP: 0.351, SLG: 0.466				F7		F4		K		4	0	1	0	0	1	1						
Chuck Hiller, L (1, 4) OBP: 0.242, SLG: 0.236				6-3						2	0	1	0	0	0	0						
Joey Amalfitano, R (8, PH) OBP: 0.253, SLG: 0.227								F5		2	0	0	0	0	1	2						
Billy O'Dell, S (1, 1) OBP: 0.222, SLG: 0.250				G3						2	0	0	0	0	0	1						
Harvey Kuenn, R (8, PH) OBP: 0.346, SLG: 0.414						1-3				1	0	1	0	0	0	0						
Gaylord Perry, R (8, PR) OBP: 0.200, SLG: 0.300								1B		0	0	0	0	0	0	0						
Don Larsen, R (8, 1) OBP: 0.250, SLG: 0.250								1B		1	0	0	0	0	0	2						
Inning Stats	R: 0 E: 0 K: 2 S: 7	H: 0 LOB: 0 BB: 0 P: 7	R: 0 E: 0 K: 0 S: 3	H: 0 LOB: 0 BB: 0 P: 3	R: 0 E: 0 K: 0 S: 3	H: 0 LOB: 0 BB: 0 P: 3	R: 0 E: 0 K: 1 S: 7	H: 2 LOB: 2 BB: 0 P: 7	R: 0 E: 0 K: 1 S: 6	H: 1 LOB: 1 BB: 0 P: 6	R: 0 E: 0 K: 0 S: 3	H: 1 LOB: 0 BB: 0 P: 3	R: 0 E: 0 K: 2 S: 8	H: 1 LOB: 1 BB: 0 P: 8	R: 0 E: 0 K: 1 S: 7	H: 2 LOB: 2 BB: 0 P: 7	R: 1 E: 0 K: 1 S: 8	H: 3 LOB: 2 BB: 0 P: 8	1B: 8 2B: 2 3B: 0 HR: 0	SF: 0 SAC: 0 DP: 1 HBP: 0	WP: 0 PB: 0 SB: 0 CS: 0	PA: 36
PITCHER Joe Gibbon, L (1, 1) ERA: 2.4	IP: 9.0 WLS: W BF: 36 H: 10 R: 1 ER: 1 SO: 8 BB: 0 IBB: 0 HBP: 0 BLK: 0 WP: 0 HR: 0 S: 52 P: 52 ERA: 1.00 WHIP: 1.111															PITCHER						

Batter	1	2	3	4	5	6	7	8	9	AB	R	H	RBI	BB	SO	LOB	BOTTOM			
Dick Schofield, S (1, 6) OBP: 0.345, SLG: 0.306	F8		6-3							4	1	2	0	0	0	0	San Francisco Giants @ Pittsburgh Pirates Forbes Field, Pittsburgh, PA Mon Jul 15 1963, 7:05 PM EDT Att: 24,357 - Unknown livebaseballscores.com			
Bill Virdon, L (1, 8) OBP: 0.305, SLG: 0.342	6-3		6-3							4	0	1	1	0	0	1				
Roberto Clemente, R (1, 9) OBP: 0.355, SLG: 0.475	F9		6-3							3	0	0	0	1	0	1				
Bill Mazerowski, R (1, 4) OBP: 0.339, SLG: 0.442		F9		F9	F6					4	1	1	0	0	0	2				
Donn Clendenon, R (1, 3) OBP: 0.349, SLG: 0.483		1B		6-3						4	0	2	1	0	1	0				
Bob Bailey, R (1, 5) OBP: 0.308, SLG: 0.337				K						4	0	1	0	0	2	1				
Manny Mota, R (1, 7) OBP: 0.345, SLG: 0.429		5-3								4	0	0	0	0	0	3				
Jim Pagliaroni, R (1, 2) OBP: 0.345, SLG: 0.429										1	2	1	1	3	0	0				
Joe Gibbon, R (1, 1) OBP: 0.053, SLG: 0.053										3	0	0	0	0	1	5				
Inning Stats	R: 0 E: 0 K: 0 S: 3	H: 0 LOB: 0 BB: 0 P: 3	R: 0 E: 0 K: 1 S: 7	H: 2 LOB: 3 BB: 1 P: 11	R: 0 E: 0 K: 0 S: 3	H: 0 LOB: 0 BB: 0 P: 3	R: 0 E: 0 K: 1 S: 5	H: 0 LOB: 0 BB: 0 P: 5	R: 2 E: 0 K: 0 S: 6	H: 3 LOB: 2 BB: 1 P: 10	R: 0 E: 0 K: 1 S: 5	H: 0 LOB: 0 BB: 0 P: 5	R: 1 E: 1 K: 0 S: 4	H: 1 LOB: 1 BB: 1 P: 8	R: 1 E: 0 K: 1 S: 7	H: 2 LOB: 2 BB: 1 P: 11		1B: 4 2B: 2 3B: 1 HR: 1	SF: 0 SAC: 1 DP: 0 HBP: 0	WP: 1 PB: 0 SB: 0 CS: 0
PITCHER Billy O'Dell, L (1, 1) ERA: 2.96	IP: 7.0 WLS: L BF: 30 H: 6 R: 3 ER: 3 SO: 3 BB: 2 IBB: 1 HBP: 0 BLK: 0 WP: 0 HR: 1 S: 33 P: 45 ERA: 3.86 WHIP: 1.143															PITCHER				
Don Larsen, R (8, 1) ERA: 2.67	IP: 1.0 WLS: L BF: 6 H: 2 R: 1 ER: 1 SO: 1 BB: 0 IBB: 1 HBP: 0 BLK: 0 WP: 0 HR: 0 S: 7 P: 11 ERA: 9.00 WHIP: 2.000															PITCHER				

Batter	1	2	3	4	5	6	7	8	9	AB	R	H	RBI	BB	SO	LOB	TOP					
Felipe Alou, R OBP: 0.314, SLG: 0.468 (1, 9)										4	0	0	0	0	2	1	San Francisco Giants @ Pittsburgh Pirates Forbes Field, Pittsburgh, PA Tue Jul 16 1963, 7:05 PM EDT Unknown livebaseballscorecards.com					
Chuck Hiller, L OBP: 0.235, SLG: 0.231 (1, 4)										4	0	0	0	0	0	0						
Willie McCovey, L OBP: 0.368, SLG: 0.590 (1, 7)										4	1	1	1	0	2	0						
Willie Mays, R OBP: 0.350, SLG: 0.469 (1, 8)										4	1	2	1	0	1	0						
Ed Bailey, L OBP: 0.365, SLG: 0.503 (1, 2)										3	0	0	0	0	1	0						
Orlando Cepeda, R OBP: 0.336, SLG: 0.511 (1, 3)										3	1	1	1	0	0	0						
Jim Davenport, R OBP: 0.267, SLG: 0.309 (1, 5)										3	0	1	0	0	0	0						
Jose Pagan, R OBP: 0.249, SLG: 0.243 (1, 6)										3	0	1	0	0	0	1						
Bobby Bolin, R OBP: 0.236, SLG: 0.071 (7, 1)										2	0	0	0	0	0	1						
Billy Hoelt, L OBP: 0.250, SLG: 0.155 (8, PH)										0	0	0	0	0	0	0						
Inning Stats	R: 0 E: 0 K: 2 S: 7	H: 0 LOB: 0 BB: 0 P: 7	R: 0 E: 0 K: 0 S: 3	H: 1 LOB: 0 BB: 0 P: 3	R: 0 E: 0 K: 1 S: 6	H: 1 LOB: 1 BB: 0 P: 6	R: 1 E: 0 K: 2 S: 8	H: 1 LOB: 0 BB: 0 P: 8	R: 1 E: 0 K: 0 S: 4	H: 1 LOB: 0 BB: 0 P: 4	R: 0 E: 0 K: 1 S: 5	H: 0 LOB: 0 BB: 0 P: 5	R: 0 E: 0 K: 0 S: 3	H: 0 LOB: 0 BB: 0 P: 3	R: 0 E: 0 K: 0 S: 3	H: 1 LOB: 0 BB: 0 P: 3	R: 1 E: 0 K: 1 S: 6	H: 1 LOB: 0 BB: 0 P: 6	1B: 3 2B: 0 3B: 0 HR: 3	SF: 0 SAC: 0 DP: 0 HBP: 0	WP: 0 PB: 0 SB: 0 CS: 1	PA: 32
PITCHER Don Cardwell, R ERA: 3.59 (1, 1)	IP: 9.0 WLS: L BF: 31 H: 6 R: 3 ER: 3 SO: 7 BB: 0 IBB: 0 HBP: 0 BLK: 0 WP: 0 HR: 2 S: 45 P: 45 ERA: 3.00 WHIP: 0.667															PITCHER Don Cardwell, R ERA: 3.59 (1, 1)	IP: 9.0 WLS: L BF: 31 H: 6 R: 3 ER: 3 SO: 7 BB: 0 IBB: 0 HBP: 0 BLK: 0 WP: 0 HR: 2 S: 45 P: 45 ERA: 3.00 WHIP: 0.667					

Batter	1	2	3	4	5	6	7	8	9	AB	R	H	RBI	BB	SO	LOB	BOTTOM			
Dick Schofield, S OBP: 0.348, SLG: 0.309 (1, 6)										4	0	2	0	1	1	2	San Francisco Giants @ Pittsburgh Pirates Forbes Field, Pittsburgh, PA Tue Jul 16 1963, 7:05 PM EDT Unknown livebaseballscorecards.com			
Bill Virdon, L OBP: 0.307, SLG: 0.346 (1, 8)										3	1	1	1	1	0	3				
Jim Pagliaroni, R OBP: 0.343, SLG: 0.425 (9, PH)										1	0	0	0	0	0	2				
Roberto Clemente, R OBP: 0.356, SLG: 0.479 (1, 9)										4	0	2	1	0	0	3				
Bill Mazerowski, R OBP: 0.334, SLG: 0.435 (1, 4)										4	0	0	0	0	0	4				
Willie Stargell, L OBP: 0.286, SLG: 0.369 (1, 7)										4	0	0	0	0	2	0				
Smoky Burgess, L OBP: 0.338, SLG: 0.407 (1, 2)										3	0	0	0	1	0	0				
Don Clendenon, R OBP: 0.345, SLG: 0.477 (1, 3)										4	0	0	0	0	2	1				
Bob Bailey, R OBP: 0.310, SLG: 0.345 (1, 5)										4	1	2	0	0	0	1				
Don Cardwell, R OBP: 0.186, SLG: 0.079 (1, 1)										3	0	1	0	0	1	1				
Jerry Lynch, L OBP: 0.342, SLG: 0.465 (9, PH)										1	0	1	0	0	0	0				
Manny Mota, R OBP: 0.349 (9, PR)										0	0	0	0	0	0	0				
Inning Stats	R: 0 E: 0 K: 0 S: 4	H: 1 LOB: 1 BB: 0 P: 4	R: 0 E: 0 K: 0 S: 3	H: 0 LOB: 1 BB: 1 P: 7	R: 0 E: 0 K: 2 S: 8	H: 1 LOB: 2 BB: 1 P: 12	R: 0 E: 0 K: 1 S: 5	H: 0 LOB: 0 BB: 0 P: 5	R: 0 E: 0 K: 1 S: 5	H: 0 LOB: 0 BB: 0 P: 5	R: 0 E: 0 K: 1 S: 4	H: 1 LOB: 2 BB: 1 P: 8	R: 0 E: 0 K: 1 S: 5	H: 0 LOB: 0 BB: 0 P: 5	R: 0 E: 0 K: 1 S: 7	H: 2 LOB: 2 BB: 0 P: 7	1B: 5 2B: 5 3B: 0 HR: 0	SF: 0 SAC: 0 DP: 1 HBP: 0	WP: 0 PB: 0 SB: 0 CS: 0	PA: 38
PITCHER Bobby Bolin, R ERA: 1.96 (1, 1)	IP: 6.1 WLS: L BF: 28 H: 7 R: 2 ER: 2 SO: 4 BB: 3 IBB: 0 HBP: 0 BLK: 0 WP: 0 HR: 0 S: 33 P: 45 ERA: 2.84 WHIP: 1.579															PITCHER Bobby Bolin, R ERA: 1.96 (1, 1)	IP: 6.1 WLS: L BF: 28 H: 7 R: 2 ER: 2 SO: 4 BB: 3 IBB: 0 HBP: 0 BLK: 0 WP: 0 HR: 0 S: 33 P: 45 ERA: 2.84 WHIP: 1.579			
Billy Hoelt, L ERA: 4.5 (7, 1)	0.1	1	0	0	0	0	0	0	0	0	0	1	1	0.00	0.000					
Don Larsen, R ERA: 2.63 (7, 1)	0.1	1	0	0	0	0	0	0	0	0	0	1	1	0.00	0.000					
Jack Fisher, R ERA: 3.95 (8, 1)	1.2	W	7	2	0	0	2	0	0	0	0	11	11	0.00	1.200					
Billy Pierce, L ERA: 3.49 (9, 1)	0.1	S	1	0	0	0	0	0	0	0	0	1	1	0.00	0.000					

Batter	1	2	3	4	5	6	7	8	9	AB	R	H	RBI	BB	SO	LOB	TOP		
Felipe Alou, R OBP: 0.313, SLG: 0.466 Don Larsen, R OBP: 0.250, SLG: 0.250	0-0 6-3		0-0 1B		0-0 5-3			0-3 K		4	1	1	0	0	1	0	San Francisco Giants @ Pittsburgh Pirates Forbes Field, Pittsburgh, PA Tue Jul 16 1963, 7:05 PM EDT Att: 23,251 - Unknown livebaseballscorecards.com		
Chuck Hiller, L OBP: 0.235, SLG: 0.231	0-0 6-3		0-0 1B		0-0 F8			0-0 F7		4	0	1	0	0	0	0			
Willie McCovey, L OBP: 0.370, SLG: 0.599	0-0 HR		0-0 1B		0-0 1-3			0-0 F9		4	1	2	2	0	0	0			
Orlando Cepeda, R OBP: 0.338, SLG: 0.509	4-0 BB		0-0 G6-4-3		0-0 F9			0-0 G6-3		3	0	1	0	1	0	2			
Tom Haller, L OBP: 0.349, SLG: 0.456	0-0 F8				0-0 F8			4-0 FC6-4		3	0	0	0	1	0	2			
Matty Alou, L OBP: 0.145, SLG: 0.148			0-0 1-3		0-0 4-3			0-0 FC6-4		3	0	0	0	0	0	1			
Jim Davenport, R OBP: 0.268, SLG: 0.309			0-0 4-3		0-0 4-3			0-0 FC4-6		3	0	1	0	0	0	0			
Jose Pagan, R OBP: 0.251, SLG: 0.245 Ed Bailey, L OBP: 0.394, SLG: 0.500 Ernie Bowman, R OBP: 0.190, SLG: 0.220			0-0 F7					0-0 FC4-6		2	0	1	0	0	0	0			
Jack Sanford, R OBP: 0.194, SLG: 0.193 Willie Mays, R OBP: 0.349, SLG: 0.468			0-0 4-3		0-0 F8			0-3 K		2	0	0	0	0	0	1			
Inning Stats	R: 1 E: 0 K: 0 S: 4	H: 1 LOB: 1 BB: 1 P: 8	R: 0 E: 0 K: 0 S: 3	H: 0 LOB: 0 BB: 0 P: 3	R: 1 E: 0 K: 0 S: 5	H: 3 LOB: 1 BB: 0 P: 5	R: 0 E: 0 K: 0 S: 3	H: 0 LOB: 0 BB: 0 P: 3	R: 0 E: 0 K: 0 S: 3	H: 1 LOB: 0 BB: 1 P: 7	R: 0 E: 0 K: 2 S: 7	H: 0 LOB: 0 BB: 0 P: 7	R: 0 E: 0 K: 0 S: 3	H: 1 LOB: 0 BB: 0 P: 3	1B: 6 2B: 0 3B: 0 HR: 1	SF: 0 SAC: 0 DP: 2 HBP: 0		WP: 0 PA: 32 PB: 0 CS: 1	
PITCHER	IP	WLS	BF	H	R	ER	SO	BB	IBB	HBP	BLK	WP	HR	S	P	ERA	WHIP		
Don Schwalt, R ERA: 2.24 Al McBean, R ERA: 1.83	(1, 1) 6.1	W 25	6	2	2	0	0	2	0	0	0	0	1	23	31	2.84	1.263		

Batter	1	2	3	4	5	6	7	8	9	AB	R	H	RBI	BB	SO	LOB	BOTTOM		
Dick Schofield, S OBP: 0.350, SLG: 0.322	0-0 F8		0-3 K		0-3 K			0-0 3B		4	0	2	1	0	1	1	San Francisco Giants @ Pittsburgh Pirates Forbes Field, Pittsburgh, PA Tue Jul 16 1963, 7:05 PM EDT Att: 23,251 - Unknown livebaseballscorecards.com		
Bill Virdon, L OBP: 0.310, SLG: 0.355	0-0 1B		0-0 6-3		0-0 1B			0-0 6-3		4	1	2	0	0	0	1			
Roberto Clemente, R OBP: 0.350, SLG: 0.482	0-3 K		0-0 2B		0-0 SH1-4			0-0 F3		4	1	2	1	0	1	2			
Bill Mazerowski, R OBP: 0.338, SLG: 0.441	0-0 E8		0-0 2B		0-0 SH1-4			0-0 F4		3	0	2	1	0	0	1			
Jerry Lynch, L OBP: 0.345, SLG: 0.458 Manny Mota, R	4-0 1B		0-0 F6		4-0 BB			0-0 P4		2	0	0	0	2	0	1			
Donn Clendenen, R OBP: 0.341, SLG: 0.471	0-0 1-3		0-0 F4		0-0 G1-4-3			0-0 F8		4	0	0	0	0	0	6			
Bob Bailey, R OBP: 0.310, SLG: 0.344			0-3 K		0-0 1B			0-0 F4		4	0	1	0	0	1	0			
Jim Pagliaroni, R OBP: 0.343, SLG: 0.418			4-0 3B		0-3 K			0-3 K		2	1	0	0	1	2	1			
Don Schwalt, R OBP: 0.171, SLG: 0.152 Al McBean, R OBP: 0.185, SLG: 0.296			0-0 F8		0-0 F9			0-0 P1		3	0	0	0	0	0	2			
Inning Stats	R: 0 E: 1 K: 1 S: 7	H: 2 LOB: 3 BB: 1 P: 11	R: 1 E: 0 K: 1 S: 5	H: 1 LOB: 1 BB: 1 P: 9	R: 1 E: 0 K: 0 S: 5	H: 2 LOB: 1 BB: 0 P: 5	R: 0 E: 0 K: 2 S: 8	H: 1 LOB: 1 BB: 0 P: 8	R: 1 E: 0 K: 0 S: 4	H: 2 LOB: 1 BB: 1 P: 8	R: 0 E: 0 K: 1 S: 5	H: 0 LOB: 0 BB: 0 P: 5	R: 0 E: 0 K: 0 S: 4	H: 1 LOB: 1 BB: 0 P: 4	R: 0 E: 0 K: 0 S: 3	H: 0 LOB: 0 BB: 0 P: 3		1B: 4 2B: 2 3B: 3 HR: 0	SF: 0 SAC: 1 DP: 1 HBP: 0
PITCHER	IP	WLS	BF	H	R	ER	SO	BB	IBB	HBP	BLK	WP	HR	S	P	ERA	WHIP		
Jack Sanford, R ERA: 3.51 Don Larsen, R ERA: 2.54	(1, 1) 7.0	L 31	3	0	0	0	0	0	0	0	0	0	0	3	3	0.00	0.000		

Batter	1	2	3	4	5	6	7	8	9	AB	R	H	RBI	BB	SO	LOB	TOP								
Maury Wills, S (1, 6) OBP: 0.373, SLG: 0.358	1-2 L8		2-2 6-3		0-0 SH5-3		3-1 1B			3	0	1	0	0	0	0	Los Angeles Dodgers @ Pittsburgh Pirates Forbes Field, Pittsburgh, PA Wed Jul 17 1963, 7:05 PM EDT Att: 16,658 - Unknown livebaseballscorecards.com								
Jim Gilliam, S (1, 4) OBP: 0.357, SLG: 0.412	3-2 1B		3-1 3-1		4-2 FC6-4 BB		2-2 6-3			3	0	1	0	1	0	1									
Wally Moon, L (1, 9) OBP: 0.364, SLG: 0.405	3-1 F8		0-3 K		0-0 F7			0-1 4-1		4	0	0	0	0	1	3									
Tommy Davis, R (1, 7) OBP: 0.367, SLG: 0.460	1-3 K			0-0 1B 3B	0-0 FC6-4			2-0 3-1		4	1	1	0	0	1	3									
Ron Fairly, L (1, 3) OBP: 0.355, SLG: 0.411		3-2 HR		2-2 FC4-6 1B		4-1 G4-6-3 BB		1-3 K		3	1	2	2	1	1	0									
John Roseboro, L (1, 2) OBP: 0.287, SLG: 0.341	0-0 L8		3-1 FC4-6 G3		0-0 G4-6-3			3-3 K		4	0	0	0	0	1	2									
Willie Davis, L (1, 8) OBP: 0.257, SLG: 0.366	2-2 HR		2-2 G3		0-0 F2			0-1 L8		4	1	1	1	0	0	1									
Ken McMullen, R (1, 5) OBP: 0.256, SLG: 0.296	1-2 4-3		3-0 4-3			0-3 K		1-1 1B		4	0	1	0	0	1	1									
Bob Miller, R (1, 1) OBP: 0.079, SLG: 0.056	3-2 F5				0-1 SH5-3 1B		0-3 K		0-3 K	3	0	1	0	0	1	0									
Ron Perranoski, L (7, 1) OBP: 0.188, SLG: 0.071									0-3 K	1	0	0	0	0	1	1									
Inning Stats	R: 0 E: 0 K: 1 S: 13	H: 1 LOB: 1 BB: 0 P: 21	R: 2 E: 0 K: 0 S: 16	H: 2 LOB: 0 BB: 0 P: 25	R: 0 E: 0 K: 1 S: 8	H: 0 LOB: 0 BB: 0 P: 13	R: 1 E: 0 K: 0 S: 10	H: 2 LOB: 1 BB: 0 P: 20	R: 0 E: 0 K: 0 S: 7	H: 1 LOB: 2 BB: 1 P: 11	R: 0 E: 0 K: 0 S: 3	H: 0 LOB: 0 BB: 0 P: 7	R: 0 E: 0 K: 2 S: 11	H: 1 LOB: 1 BB: 0 P: 16	R: 0 E: 0 K: 1 S: 6	H: 0 LOB: 0 BB: 0 P: 9	R: 0 E: 0 K: 2 S: 10	H: 1 LOB: 1 BB: 0 P: 14	1B: 5 2B: 0 3B: 1 HR: 2	SF: 0 SAC: 1 DP: 1 HBP: 0	WP: 0 PB: 0 SB: 1 CS: 1	PA: 36			
PITCHER	IP	WLS	BF	H	R	ER	SO	BB	IBB	HBP	BLK	WP	HR	S	P	ERA	WHIP								
Vern Law, R (1, 1) ERA: 4.89	3.0	L	14	5	3	3	2	0	0	0	0	0	2	41	65	9.00	1.667								
Tommie Sisk, R (4, 1) ERA: 3.52	4.0		15	2	0	0	2	2	0	0	0	0	0	27	48	0.00	1.000								
Harvey Haddix, L (8, 1) ERA: 3.83	2.0		7	1	0	0	3	0	0	0	0	0	0	16	23	0.00	0.500								

Batter	1	2	3	4	5	6	7	8	9	AB	R	H	RBI	BB	SO	LOB	BOTTOM								
Dick Schofield, S (1, 6) OBP: 0.350, SLG: 0.323	0-0 F7		2-2 FC4-6 1B		1-2 L7		0-0 FC1-2 1B		1-0 L8	5	0	2	2	0	0	1	Los Angeles Dodgers @ Pittsburgh Pirates Forbes Field, Pittsburgh, PA Wed Jul 17 1963, 7:05 PM EDT Att: 16,658 - Unknown livebaseballscorecards.com								
Bill Virdon, L (1, 8) OBP: 0.308, SLG: 0.352	2-1 1B		0-0 FC4-6 1B		2-3 K		1-2 FC1-2		1-1 F8	5	0	1	0	0	1	5									
Roberto Clemente, R (1, 9) OBP: 0.357, SLG: 0.479	2-2 F8		1-1 E9		2-2 3-1		1-2 4-3			4	0	1	0	0	0	4									
Bill Mazerowski, R (1, 4) OBP: 0.333, SLG: 0.435	2-1 L8		0-2 G1-4-3		0-0 5-3		1-2 E6			4	0	0	0	0	0	3									
Willie Stargell, L (1, 7) OBP: 0.290, SLG: 0.383		0-2 G4-6-3 1B		0-0 F8		0-1 3B		0-3 K		4	0	2	0	0	1	1									
Smoky Burgess, L (1, 2) OBP: 0.332, SLG: 0.398	1-0 G4-6-3		1-1 F8		1-0 F8		0-0 FC3-6			4	0	0	0	0	0	3									
Ron Brand, R (8, FR) OBP: 0.361, SLG: 0.406			1-2 1B				1-2 1B			0	0	0	0	0	0	0									
Donn Clendenon, R (1, 3) OBP: 0.343, SLG: 0.471			3-3 K		0-0 1B		1-1 1B FC1-2		1-2 4-3	4	0	2	0	0	1	1									
Bob Bailey, R (1, 5) OBP: 0.312, SLG: 0.346			1-0 WP 1B		1-1 F5		1-2 FC1-2 1B		0-0 F6	4	1	2	0	0	0	1									
Vern Law, R (1, 1) ERA: 5.23, SLG: 0.227			2-1 E6		1-3 K		0-0 B1		2-2 1B	1	1	0	0	0	0	1									
Tommie Sisk, R (4, 1) ERA: 3.42										1	0	0	0	0	1	0									
Manny Mota, R (7, PH) OBP: 0.192, SLG: 0.000										1	0	0	0	0	0	2									
Harvey Haddix, L (8, PH) OBP: 0.192, SLG: 0.000										0	0	0	0	0	0	0									
Jim Paganoni, R (8, PH) OBP: 0.147, SLG: 0.423										1	0	1	0	0	0	0									
Bob Veate, S (8, PH) OBP: 0.147, SLG: 0.423										0	0	0	0	0	0	0									
Inning Stats	R: 0 E: 0 K: 0 S: 10	H: 1 LOB: 1 BB: 0 P: 16	R: 0 E: 0 K: 1 S: 7	H: 1 LOB: 0 BB: 0 P: 11	R: 2 E: 2 K: 0 S: 12	H: 3 LOB: 1 BB: 0 P: 18	R: 0 E: 0 K: 0 S: 6	H: 1 LOB: 1 BB: 0 P: 8	R: 0 E: 0 K: 2 S: 11	H: 0 LOB: 0 BB: 0 P: 15	R: 0 E: 0 K: 0 S: 7	H: 1 LOB: 1 BB: 0 P: 10	R: 0 E: 0 K: 0 S: 12	H: 3 LOB: 3 BB: 0 P: 16	R: 0 E: 1 K: 1 S: 12	H: 0 LOB: 1 BB: 0 P: 14	R: 0 E: 0 K: 0 S: 7	H: 1 LOB: 1 BB: 0 P: 11	1B: 10 2B: 0 3B: 1 HR: 0	SF: 0 SAC: 0 DP: 2 HBP: 0	WP: 1 PB: 0 SB: 0 CS: 0	PA: 38			
PITCHER	IP	WLS	BF	H	R	ER	SO	BB	IBB	HBP	BLK	WP	HR	S	P	ERA	WHIP								
Bob Miller, R (1, 1) ERA: 3.42	6.1	W	27	9	2	1	3	0	0	0	0	0	0	60	87	1.42	1.421								
Ron Perranoski, L (7, 1) ERA: 1.77	2.2	S	11	2	0	0	1	0	0	0	0	0	0	24	32	0.00	0.750								

Batter	1	2	3	4	5	6	7	8	9	AB	R	H	RBI	BB	SO	LOB	TOP					
Maury Wills, S OBP: 0.373, SLG: 0.362 Nate Oliver, R OBP: 0.294, SLG: 0.306	L8		K			S 1B		K 1B	L4	5	1	2	4	0	2	1	1 0 0 0 0 0 0					
Jim Gilliam, S OBP: 0.358, SLG: 0.412 Dick Tracewski, R OBP: 0.290, SLG: 0.258	6-3					K 1B		E6 1B		5	2	2	0	0	1	2	0 0 0 0 0 0 0					
Wally Moon, L OBP: 0.370, SLG: 0.407	K									4	1	2	2	1	1	1						
Tommy Davis, R OBP: 0.368, SLG: 0.459		K								5	0	2	2	0	2	3						
Ron Fairly, L OBP: 0.353, SLG: 0.408	G3									5	1	1	0	0	0	3						
John Roseboro, L OBP: 0.286, SLG: 0.338	F8									5	1	1	0	0	1	2						
Willie Davis, L OBP: 0.262, SLG: 0.367										4	2	2	0	1	0	3						
Ken McMullen, R OBP: 0.254, SLG: 0.292										5	1	1	0	0	0	4						
Johnny Podres, L OBP: 0.073, SLG: 0.105 Larry Sherry, R (7, 1)										2	1	1	2	0	0	1						
Inning Stats	R: 0 E: 0 K: 1 S: 9	H: 0 LOB: 0 BB: 0 P: 13	R: 0 E: 0 K: 1 S: 9	H: 0 LOB: 0 BB: 0 P: 10	R: 0 E: 0 K: 1 S: 11	H: 0 LOB: 1 BB: 1 P: 19	R: 0 E: 0 K: 1 S: 8	H: 1 LOB: 1 BB: 0 P: 11	R: 3 E: 0 K: 1 S: 16	H: 4 LOB: 2 BB: 1 P: 23	R: 5 E: 2 K: 0 S: 25	H: 5 LOB: 2 BB: 0 P: 45	R: 0 E: 0 K: 1 S: 7	H: 0 LOB: 0 BB: 0 P: 12	R: 2 E: 1 K: 2 S: 18	H: 4 LOB: 3 BB: 0 P: 22	R: 0 E: 0 K: 0 S: 7	H: 0 LOB: 0 BB: 0 P: 9	1B: 12 2B: 2 3B: 0 HR: 0	SF: 1 SAC: 0 DP: 0 HBP: 0	WP: 1 PB: 0 SB: 2 CS: 0	PA: 46
PITCHER	IP	WLS	BF	H	R	ER	SO	BB	IBB	HBP	BLK	WP	HR	S	P	ERA	WHIP					
Earl Francis, R ERA: 4.63	4.1	L	19	5	3	3	4	1	0	0	0	0	0	49	68	6.23	1.385					
Tommy Sisk, R ERA: 3.42	1.1		9	3	4	0	1	0	1	0	0	0	0	18	34	0.00	2.250					
Bob Veale, L ERA: 1.15	0.1		4	2	1	0	0	0	0	0	0	0	0	11	19	0.00	6.000					
Roy Face, R ERA: 3.67	2.0		11	4	2	2	3	0	0	0	0	1	0	25	34	9.00	2.000					
Harvey Haddix, L ERA: 3.75	1.0		3	0	0	0	0	0	0	0	0	0	0	7	9	0.00	0.000					

Los Angeles Dodgers @ Pittsburgh Pirates
 Forbes Field, Pittsburgh, PA
 Thu Jul 18 1963, 7:05 PM EDT
 Att: 15,863 - Unknown

AB	43
R	10
H	14
RBI	10
BB	2
SO	8
LOB	20



Batter	1	2	3	4	5	6	7	8	9	AB	R	H	RBI	BB	SO	LOB	BOTTOM					
Dick Schofield, S OBP: 0.348, SLG: 0.321	5-3									5	1	1	0	0	1	4						
Bill Virdon, L OBP: 0.303, SLG: 0.346	F8									5	0	0	0	0	0	1						
Roberto Clemente, R OBP: 0.360, SLG: 0.491										5	1	3	2	0	0	0						
Bill Mazerowski, R OBP: 0.331, SLG: 0.431	F2									5	1	1	0	0	0	3						
Donn Clendenon, R OBP: 0.347, SLG: 0.473										5	1	3	0	0	0	2						
Bob Bailey, R OBP: 0.316, SLG: 0.351										4	1	2	0	1	0	2						
Manny Mota, R OBP: 0.250, SLG: 0.250 Jerry Lynch, L OBP: 0.347, SLG: 0.458										3	0	2	1	0	0	1						
Jim Pagliaroni, R OBP: 0.349, SLG: 0.425										4	0	1	0	1	1	4						
Earl Francis, R Tommy Sisk, R Bob Veale, S Johnny Logan, R Roy Face, R Willie Stargatt, L Harvey Haddix, L										2	0	1	0	0	1	3						
Inning Stats	R: 0 E: 0 K: 0 S: 10	H: 1 LOB: 1 BB: 0 P: 14	R: 0 E: 0 K: 2 S: 12	H: 2 LOB: 3 BB: 1 P: 18	R: 0 E: 1 K: 0 S: 10	H: 0 LOB: 1 BB: 0 P: 13	R: 1 E: 0 K: 1 S: 13	H: 3 LOB: 1 BB: 0 P: 21	R: 0 E: 0 K: 0 S: 9	H: 1 LOB: 1 BB: 0 P: 13	R: 0 E: 0 K: 0 S: 8	H: 2 LOB: 1 BB: 0 P: 15	R: 2 E: 0 K: 0 S: 10	H: 3 LOB: 3 BB: 2 P: 26	R: 0 E: 0 K: 0 S: 10	H: 0 LOB: 0 BB: 0 P: 14	R: 2 E: 1 K: 0 S: 14	H: 2 LOB: 1 BB: 0 P: 21	1B: 11 2B: 2 3B: 0 HR: 1	SF: 1 SAC: 0 DP: 1 HBP: 0	WP: 0 PB: 0 SB: 0 CS: 0	PA: 44
PITCHER	IP	WLS	BF	H	R	ER	SO	BB	IBB	HBP	BLK	WP	HR	S	P	ERA	WHIP					
Johnny Podres, L ERA: 2.85	6.2	W	32	12	3	3	3	1	0	0	0	0	0	69	106	4.05	1.950					
Larry Sherry, R ERA: 2.75	2.1	S	12	2	2	0	0	2	0	0	0	0	0	27	49	0.00	1.714					

Los Angeles Dodgers @ Pittsburgh Pirates
 Forbes Field, Pittsburgh, PA
 Thu Jul 18 1963, 7:05 PM EDT
 Att: 15,863 - Unknown

AB	40
R	5
H	14
RBI	4
BB	3
SO	3
LOB	21



Batter	1	2	3	4	5	6	7	8	9	AB	R	H	RBI	BB	SO	LOB	TOP		
Don Landrum, L (1, 8) OBP: 0.300, SLG: 0.293	K		1B 3B		L1			F8	K	5	1	1	0	0	2	2	Chicago Cubs @ Pittsburgh Pirates Forbes Field, Pittsburgh, PA Fri Jul 19 1963, 7:05 PM EDT Att: 13,670 - Unknown		
Lou Brock, L (1, 9) OBP: 0.291, SLG: 0.359	F8		1B 3B			6-3		6-3 1B		4	1	2	0	0	0	0			
Billy Williams, L (1, 7) OBP: 0.370, SLG: 0.489	P6		1B 3B				2B	6-3		4	0	2	3	0	0	1			
Ron Santo, R (1, 5)		K	6-3			P3		P6		4	0	0	0	0	1	3			
14 Ernie Banks, R (1, 3) OBP: 0.287, SLG: 0.437	K			K				K		3	0	0	0	1	3	0			
Ken Hubbs, R (1, 4) OBP: 0.279, SLG: 0.332	P4			5-3		IBB		K		4	0	0	0	0	1	2			
Dick Bertell, R (1, 2) OBP: 0.329, SLG: 0.338			5-3	1-4-3				5-3	1B BLK 1B	4	1	1	0	0	0	0			
Andre Rodgers, R (1, 6) OBP: 0.318, SLG: 0.294			6-3		4-3		3-1		1B 1B	4	0	1	0	0	0	0			
Dick Ellsworth, L (1, 1) OBP: 0.158, SLG: 0.111					4-3					2	1	1	0	0	0	0			
Ellis Burton, S (7, PH) OBP: 0.272, SLG: 0.411			1B 1B 3B					F9	1-2 3-H 1B	1	0	0	0	0	0	0			
Don Elston, R (7, 1)										0	0	0	0	0	0	0			
Jack Warner, R (8, 1)										0	0	0	0	0	0	0			
Merritt Ranew, L (9, PH) OBP: 0.443, SLG: 0.632										1	0	1	1	0	0	0			
Inning Stats	R: 0 E: 0 K: 1 S: 5	H: 0 LOB: 0 BB: 0 P: 5	R: 0 E: 0 K: 2 S: 7	H: 0 LOB: 0 BB: 0 P: 7	R: 3 E: 0 K: 0 S: 7	H: 4 LOB: 1 BB: 0 P: 7	R: 0 E: 0 K: 1 S: 5	H: 0 LOB: 0 BB: 0 P: 5	R: 0 E: 0 K: 0 S: 3	H: 1 LOB: 2 BB: 1 P: 8	R: 0 E: 0 K: 0 S: 3	H: 0 LOB: 0 BB: 0 P: 3	R: 0 E: 0 K: 0 S: 4	H: 1 LOB: 1 BB: 0 P: 4	R: 1 E: 0 K: 3 S: 12	H: 3 LOB: 2 BB: 0 P: 12		1B: 7 2B: 1 3B: 1 HR: 0	SF: 0 SAC: 0 DP: 0 HBP: 0
PITCHER	IP WLS BF H R ER SO BB IBB HBP BLK WP HR S P ERA WHIP																		
Bob Friend, R (1, 1) ERA: 2.01	8.0 W 31 6 3 3 4 0 1 0 0 0 0 0 38 42 3.38 0.750																		
Al McBean, R (9, 1) ERA: 1.91	1.0 S 6 3 1 1 3 0 0 0 0 1 0 0 12 12 9.00 3.000																		

Batter	1	2	3	4	5	6	7	8	9	AB	R	H	RBI	BB	SO	LOB	BOTTOM	
Dick Schofield, S (1, 6) OBP: 0.347, SLG: 0.320	4-3		1-3 1B		4-3		1-6-3	P4		5	0	1	1	0	0	3	Chicago Cubs @ Pittsburgh Pirates Forbes Field, Pittsburgh, PA Fri Jul 19 1963, 7:05 PM EDT Att: 13,670 - Unknown	
Bill Virdon, L (1, 8) OBP: 0.305, SLG: 0.347	4-3		1-2 2-H 1B		2-3 1B			1B F2		5	1	2	1	0	1	4		
Roberto Clemente, R (1, 9) OBP: 0.359, SLG: 0.488	3-1		1-3 1B		P4			1B 1B		4	1	1	0	0	0	3		
Bill Mazerowski, R (1, 4) OBP: 0.333, SLG: 0.432		G5-4-3 1B	6-3		F8			1B SF8 1B		4	1	2	1	0	0	2		
Donn Clendenon, R (1, 3) OBP: 0.348, SLG: 0.480	K			K		1B 3B		1B 1B		4	2	2	1	0	2	1		
Bob Bailey, R (1, 5) OBP: 0.315, SLG: 0.351	G5-4-3 1-2			K		CS 1B		SF8		3	0	1	2	0	1	1		
Manny Mota, R (1, 7) OBP: 0.333, SLG: 0.417			1B 2B		4-3		6-3	1B E 1B		4	2	2	0	0	0	1		
Jim Pagliaroni, R (1, 2) OBP: 0.359, SLG: 0.435			1B 1B		4-3 SH1-4 1B			K E 1B		4	2	3	1	0	1	0		
Bob Friend, R (1, 1) OBP: 0.117, SLG: 0.102			1-2 2-H 1B		SH1-4			E7		2	0	1	1	0	0	0		
Jerry Lynch, L (8, PH) OBP: 0.351, SLG: 0.462			1-3 1B				5-3			1	0	1	1	0	0	0		
Al McBean, R (9, 1) OBP: 0.185, SLG: 0.296			1-2 3-H 1B					1-3 2-H 1B		0	0	0	0	0	0	0		
Inning Stats	R: 0 E: 0 K: 0 S: 3	H: 1 LOB: 0 BB: 0 P: 5	R: 2 E: 0 K: 1 S: 9	H: 4 LOB: 2 BB: 0 P: 9	R: 0 E: 0 K: 2 S: 7	H: 0 LOB: 0 BB: 0 P: 7	R: 1 E: 0 K: 0 S: 4	H: 2 LOB: 1 BB: 0 P: 4	R: 0 E: 0 K: 1 S: 5	H: 0 LOB: 0 BB: 0 P: 5	R: 5 E: 1 K: 0 S: 10	H: 7 LOB: 2 BB: 0 P: 10	1B: 14 2B: 1 3B: 1 HR: 0	SF: 1 SAC: 1 DP: 1 HBP: 0	WP: 0 PA: 38 PB: 0 SB: 0 CS: 1			
PITCHER	IP WLS BF H R ER SO BB IBB HBP BLK WP HR S P ERA WHIP																	
Dick Ellsworth, L (1, 1) ERA: 1.95	6.0 L 25 9 4 4 4 0 0 0 0 0 0 0 33 33 6.00 1.500																	
Don Elston, R (7, 1) ERA: 1.7	1.0 7 4 4 4 1 0 0 0 0 0 0 9 9 36.00 4.000																	
Jack Warner, R (8, 1) ERA: 4.05	1.0 6 3 1 1 0 0 0 0 0 0 0 6 6 9.00 3.000																	

Batter	1	2	3	4	5	6	7	8	9	AB	R	H	RBI	BB	SO	LOB	TOP								
Lou Brock, L OBP: 0.290, SLG: 0.368 (1, 9)	4-3		IHR			F7	K			4	1	1	2	0	1	1	Chicago Cubs @ Pittsburgh Pirates Forbes Field, Pittsburgh, PA Sun Jul 21 1963, 3:33 AM EDT Unknown								
Ellis Burton, S OBP: 0.271, SLG: 0.406 (1, 8)	P3		K			1B SF7		G3		4	1	1	0	0	1	0									
Billy Williams, L OBP: 0.371, SLG: 0.492 (1, 7)	F9				E7	1B SF7				4	2	2	0	0	0	0									
Ron Santo, R OBP: 0.336, SLG: 0.496 (1, 5)		F8			F8	SF7		1-3		3	0	0	1	0	0	2									
14 Ernie Banks, R OBP: 0.286, SLG: 0.436 (1, 3)		4-3			SF7			5-3		3	0	1	2	0	0	1									
Ken Hubbs, R OBP: 0.279, SLG: 0.329 (1, 4)		6-3			CS	FC6-4				3	0	0	0	1	0	1									
Merritt Ranew, L OBP: 0.477, SLG: 0.672 (1, 2)			IHR	CS		G5-4-3				4	1	4	0	0	0	0									
Andre Rodgers, R OBP: 0.315, SLG: 0.290 (1, 6)			K			G5-4-3		F9		4	0	0	0	0	1	4									
Paul Toth, R (1, 1)			SH1-4			K		K		3	0	0	0	0	2	2									
Inning Stats	R: 0 E: 0 K: 0 S: 3	H: 0 LOB: 0 BB: 0 P: 3	R: 0 E: 0 K: 0 S: 3	H: 0 LOB: 0 BB: 0 P: 3	R: 2 E: 0 K: 2 S: 9	H: 2 LOB: 0 BB: 0 P: 9	R: 1 E: 1 K: 0 S: 3	H: 0 LOB: 0 BB: 1 P: 7	R: 0 E: 0 K: 1 S: 5	H: 1 LOB: 0 BB: 0 P: 5	R: 2 E: 0 K: 0 S: 6	H: 3 LOB: 1 BB: 0 P: 6	R: 0 E: 0 K: 2 S: 8	H: 1 LOB: 1 BB: 0 P: 8	R: 0 E: 0 K: 0 S: 4	H: 1 LOB: 1 BB: 0 P: 4	R: 0 E: 0 K: 0 S: 4	H: 1 LOB: 1 BB: 0 P: 4	1B: 6 2B: 2 3B: 0 HR: 1	SF: 2 SAC: 1 DP: 1 HBP: 0	WP: 0 PB: 0 SB: 0 CS: 1	PA: 37			
PITCHER	IP	WLS	BF	H	R	ER	SO	BB	IBB	HBP	BLK	WP	HR	S	P	ERA	WHIP								
Don Cardwell, R ERA: 3.59 (1, 1)	5.0	L	18	3	3	2	3	1	0	0	0	0	0	23	27	3.60	0.800								
Tommie Sisk, R ERA: 3.75 (6, 1)	0.2		5	3	2	2	0	0	0	0	0	0	0	5	5	27.00	4.500								
Roy Face, R ERA: 3.53 (6, 1)	1.1		5	1	0	0	2	0	0	0	0	0	0	9	9	0.00	0.750								
Vern Law, R ERA: 4.75 (8, 1)	2.0		8	2	0	0	0	0	0	0	0	0	0	8	8	0.00	1.000								

AB	32
R	5
H	9
RBI	5
BB	1
SO	5
LOB	11



Batter	1	2	3	4	5	6	7	8	9	AB	R	H	RBI	BB	SO	LOB	BOTTOM								
Dick Schofield, S OBP: 0.345, SLG: 0.316 (1, 6)	K		BB			4-3			F8	4	0	0	0	1	1	5	Chicago Cubs @ Pittsburgh Pirates Forbes Field, Pittsburgh, PA Sun Jul 21 1963, 3:33 AM EDT Unknown								
Bill Virdon, L OBP: 0.301, SLG: 0.342 (1, 8)	4-3		F7			L4		3-1		4	0	0	0	0	0	2									
Roberto Clemente, R OBP: 0.350, SLG: 0.485 (1, 9)	K		1-3			4-3		FC5-4		4	0	1	0	0	1	2									
Bill Mazerowski, R OBP: 0.329, SLG: 0.426 (1, 4)		F2			6-3	E6		FC5-4		4	0	0	0	0	0	1									
Willie Stargell, L OBP: 0.283, SLG: 0.373 (1, 7)		F8			K	K		P6		4	0	0	0	0	2	2									
Smoky Burgess, L OBP: 0.330, SLG: 0.394 (1, 2)										4	0	1	0	0	1	0									
Ron Brand, R OBP: 0.361, SLG: 0.406 (9, FR)					F8					0	0	0	0	0	0	0									
Donn Clendenon, R OBP: 0.353, SLG: 0.492 (1, 3)			HR			E8		F9		4	1	3	1	0	0	1									
Bob Bailey, R OBP: 0.317, SLG: 0.351 (1, 5)			SH1-4			F8		F7		3	0	1	0	1	0	2									
Don Cardwell, R OBP: 0.188, SLG: 0.079 (5, PH)			SH1-4			F7				0	0	0	0	0	0	0									
Johnny Loscutoff, R OBP: 0.286, SLG: 0.219 (8, 1)										1	0	0	0	0	0	0									
Tommie Sisk, R OBP: 0.286, SLG: 0.219 (8, 1)										0	0	0	0	0	0	0									
Roy Face, R OBP: 0.286, SLG: 0.219 (8, 1)										0	0	0	0	0	0	0									
Jerry Lynch, R OBP: 0.340, SLG: 0.459 (7, PH)										1	0	0	0	0	0	2									
Vern Law, R OBP: 0.227, SLG: 0.227 (8, 1)										0	0	0	0	0	0	0									
Manny Mota, R OBP: 0.280, SLG: 0.462 (9, PH)										1	0	1	0	0	0	0									
Inning Stats	R: 0 E: 0 K: 2 S: 7	H: 0 LOB: 0 BB: 0 P: 7	R: 0 E: 0 K: 1 S: 5	H: 0 LOB: 0 BB: 0 P: 5	R: 1 E: 0 K: 0 S: 4	H: 1 LOB: 2 BB: 2 P: 12	R: 0 E: 0 K: 1 S: 5	H: 0 LOB: 0 BB: 0 P: 5	R: 0 E: 1 K: 0 S: 4	H: 1 LOB: 1 BB: 0 P: 4	R: 0 E: 1 K: 1 S: 6	H: 0 LOB: 1 BB: 0 P: 6	R: 0 E: 0 K: 0 S: 5	H: 2 LOB: 2 BB: 0 P: 5	R: 0 E: 0 K: 0 S: 4	H: 1 LOB: 1 BB: 0 P: 4	R: 0 E: 0 K: 0 S: 5	H: 2 LOB: 2 BB: 0 P: 5	1B: 6 2B: 0 3B: 0 HR: 1	SF: 0 SAC: 1 DP: 0 HBP: 0	WP: 0 PB: 0 SB: 0 CS: 0	PA: 37			
PITCHER	IP	WLS	BF	H	R	ER	SO	BB	IBB	HBP	BLK	WP	HR	S	P	ERA	WHIP								
Paul Toth, R ERA: 2.88 (1, 1)	9.0	W	37	7	1	1	5	2	0	0	0	0	1	45	53	1.00	1.000								

AB	34
R	1
H	7
RBI	1
BB	2
SO	5
LOB	18



Batter	1	2	3	4	5	6	7	8	9	AB	R	H	RBI	BB	SO	LOB	TOP					
Dick Schofield, S OBP: 0.343, SLG: 0.313										4	0	1	0	0	0	2						
Manny Mota, R OBP: 0.455, SLG: 0.500										4	0	2	0	0	0	3						
Roberto Clemente, R OBP: 0.394, SLG: 0.487										4	0	2	0	0	0	4						
Bill Mazerowski, R OBP: 0.325, SLG: 0.416										3	0	0	0	0	1	2						
Donn Clendenon, R OBP: 0.356, SLG: 0.488										3	0	0	0	1	0	1						
Bob Bailey, R OBP: 0.313, SLG: 0.345										4	0	0	0	0	3	3						
Bill Virdon, L OBP: 0.303, SLG: 0.350										4	0	1	0	0	1	3						
Ron Brand, R OBP: 0.366, SLG: 0.389										3	0	1	0	1	1	1						
Bob Friend, R OBP: 0.115, SLG: 0.100										1	0	0	0	0	0	0						
Inning Stats	R: 0 E: 0 K: 0 S: 7	H: 2 LOB: 1 BB: 0 P: 12	R: 0 E: 0 K: 2 S: 8	H: 1 LOB: 1 BB: 0 P: 13	R: 0 E: 2 K: 0 S: 11	H: 0 LOB: 1 BB: 0 P: 16	R: 0 E: 0 K: 2 S: 7	H: 0 LOB: 0 BB: 0 P: 9	R: 0 E: 0 K: 1 S: 7	H: 1 LOB: 3 BB: 1 P: 10	R: 0 E: 0 K: 0 S: 11	H: 2 LOB: 3 BB: 1 P: 17	R: 0 E: 0 K: 0 S: 9	H: 0 LOB: 2 BB: 1 P: 17	R: 0 E: 0 K: 0 S: 4	H: 1 LOB: 0 BB: 0 P: 5	R: 0 E: 0 K: 1 S: 13	H: 0 LOB: 1 BB: 1 P: 22	1B: 7 2B: 0 3B: 0 HR: 0	SF: 0 SAC: 2 DP: 3 HBP: 0	WP: 1 PB: 0 SB: 0 CS: 0	PA: 36
PITCHER Johnny Podres, L ERA: 2.66	IP: 9.0 WLS: W BF: 36 H: 7 R: 0 ER: 0 SO: 6 BB: 2 IBB: 1 HBP: 0 BLK: 0 WP: 1 HR: 0 S: 77 P: 121 ERA: 0.00 WHIP: 1.000															PITCHER						

Pittsburgh Pirates @ Los Angeles Dodgers
Dodger Stadium, Los Angeles, CA
Tue Jul 23 1963, 7:05 PM PDT
Att: 33,167 - Unknown

AB	31
R	0
H	7
RBI	0
BB	3
SO	6
LOB	20



Batter	1	2	3	4	5	6	7	8	9	AB	R	H	RBI	BB	SO	LOB	BOTTOM			
Maury Wills, S OBP: 0.358, SLG: 0.346										4	0	0	0	0	1	3				
Jim Gilliam, S OBP: 0.354, SLG: 0.401										3	2	1	0	1	0	3				
Wally Moon, L OBP: 0.385, SLG: 0.439										3	1	2	1	1	0	1				
Tommy Davis, R OBP: 0.359, SLG: 0.446										4	1	2	2	0	0	4				
Ron Fairly, L OBP: 0.363, SLG: 0.437										3	0	1	0	0	0	0				
John Roseboro, L OBP: 0.282, SLG: 0.330										3	0	0	0	1	0	3				
Willie Davis, L OBP: 0.258, SLG: 0.358										4	1	1	1	0	0	2				
Ken McMullen, R OBP: 0.275, SLG: 0.331										3	1	1	2	1	0	1				
Johnny Podres, L OBP: 0.111, SLG: 0.143										4	0	2	0	0	1	0				
Inning Stats	R: 0 E: 0 K: 0 S: 7	H: 0 LOB: 0 BB: 1 P: 11	R: 0 E: 0 K: 0 S: 12	H: 2 LOB: 1 BB: 0 P: 16	R: 0 E: 1 K: 1 S: 14	H: 1 LOB: 2 BB: 2 P: 24	R: 0 E: 0 K: 0 S: 8	H: 0 LOB: 1 BB: 1 P: 13	R: 1 E: 0 K: 0 S: 15	H: 2 LOB: 1 BB: 0 P: 24	R: 0 E: 0 K: 0 S: 7	H: 0 LOB: 0 BB: 0 P: 10	R: 0 E: 0 K: 0 S: 7	H: 0 LOB: 0 BB: 0 P: 10	R: 5 E: 1 K: 1 S: 17	H: 5 LOB: 0 BB: 0 P: 25	1B: 8 2B: 1 3B: 0 HR: 1	SF: 0 SAC: 1 DP: 2 HBP: 0	WP: 1 PB: 0 SB: 1 CS: 0	PA: 36
PITCHER Bob Friend, R ERA: 1.99 Al McBean, R ERA: 2.29 Harvey Haddix, L ERA: 4.01	IP: 6.0 WLS: L BF: 25 H: 5 R: 1 ER: 1 SO: 1 BB: 4 IBB: 0 HBP: 0 BLK: 0 WP: 0 HR: 0 S: 63 P: 98 ERA: 1.50 WHIP: 1.500															PITCHER				

Pittsburgh Pirates @ Los Angeles Dodgers
Dodger Stadium, Los Angeles, CA
Tue Jul 23 1963, 7:05 PM PDT
Att: 33,167 - Unknown

AB	31
R	6
H	10
RBI	6
BB	4
SO	2
LOB	17



Batter	1	2	3	4	5	6	7	8	9	AB	R	H	RBI	BB	SO	LOB	TOP					
Dick Schofield, S OBP: 0.344, SLG: 0.314	F7		PO	K	K			HBP		2	0	1	0	0	0	0	Pittsburgh Pirates @ Los Angeles Dodgers Dodger Stadium, Los Angeles, CA Wed Jul 24 1963, 7:05 PM PDT Att: 30,462 - Unknown					
Joe Gibbon, R OBP: 0.053, SLG: 0.053										0	0	0	0	0	0	0						
Ron Brand, R OBP: 0.372, SLG: 0.378										1	0	0	0	0	1	1						
Roy Face, R OBP: 0.372, SLG: 0.378										0	0	0	0	0	0	0						
Bill Virdon, L OBP: 0.302, SLG: 0.348	L9									4	1	1	0	0	0	1						
Roberto Clemente, R OBP: 0.362, SLG: 0.484	3-1									4	0	1	0	0	0	1						
Willie Stargell, L OBP: 0.276, SLG: 0.365										3	0	0	1	0	1	0						
Smoky Burgess, L OBP: 0.325, SLG: 0.383										3	0	0	0	1	0	0						
Donn Clendenon, R OBP: 0.353, SLG: 0.484										3	0	0	0	0	1	2						
Bob Bailey, R OBP: 0.313, SLG: 0.345										3	0	1	0	0	2	0						
Johnny Logan, R OBP: 0.292, SLG: 0.210										3	0	0	0	0	1	1						
Earl Francis, R OBP: 0.368, SLG: 0.526										2	0	1	0	0	1	1						
Bob Veale, S OBP: 0.435, SLG: 0.478										0	0	0	0	0	0	0						
Manny Mota, R OBP: 0.435, SLG: 0.478										1	0	0	0	0	0	0						
Inning Stats	R: 0 E: 0 K: 0 S: 8	H: 0 LOB: 0 BB: 0 P: 12	R: 0 E: 0 K: 2 S: 7	H: 0 LOB: 0 BB: 0 P: 10	R: 0 E: 0 K: 1 S: 8	H: 1 LOB: 0 BB: 0 P: 13	R: 1 E: 0 K: 0 S: 8	H: 3 LOB: 2 BB: 1 P: 17	R: 0 E: 0 K: 3 S: 13	H: 1 LOB: 0 BB: 0 P: 18	R: 0 E: 0 K: 1 S: 7	H: 0 LOB: 0 BB: 0 P: 7	R: 0 E: 0 K: 1 S: 9	H: 0 LOB: 0 BB: 0 P: 10	R: 0 E: 0 K: 0 S: 7	H: 0 LOB: 1 BB: 0 P: 13	R: 0 E: 0 K: 0 S: 6	H: 0 LOB: 0 BB: 0 P: 6	1B: 4 2B: 1 3B: 0 HR: 0	SF: 1 SAC: 0 DP: 0 HBP: 1	WP: 0 PB: 0 SB: 0 CS: 0	PA: 33
PITCHER Don Drysdale, R ERA: 2.74	IP: 9.0 WLS: W BF: 32 H: 5 R: 1 ER: 1 SO: 8 BB: 0 IBB: 1 HBP: 1 BLK: 0 WP: 0 HR: 0 S: 73 P: 106 ERA: 1.00 WHIP: 0.556															PITCHER						

Batter	1	2	3	4	5	6	7	8	9	AB	R	H	RBI	BB	SO	LOB	BOTTOM					
Maury Wills, S OBP: 0.363, SLG: 0.347			FC6-4							2	1	1	0	2	0	1	Pittsburgh Pirates @ Los Angeles Dodgers Dodger Stadium, Los Angeles, CA Wed Jul 24 1963, 7:05 PM PDT Att: 30,462 - Unknown					
Jim Gilliam, S OBP: 0.356, SLG: 0.405										4	1	2	0	0	0	1						
Wally Moon, L OBP: 0.387, SLG: 0.438										3	1	1	1	1	1	2						
Tommy Davis, R OBP: 0.358, SLG: 0.441										3	1	0	0	1	1	5						
Ron Fairly, L OBP: 0.362, SLG: 0.433										3	1	0	1	1	0	2						
John Roseboro, L OBP: 0.285, SLG: 0.332										4	0	2	2	0	0	1						
Willie Davis, L OBP: 0.255, SLG: 0.354										4	0	0	0	0	0	3						
Ken McMullen, R OBP: 0.274, SLG: 0.328										4	0	1	0	0	0	1						
Don Drysdale, R OBP: 0.217, SLG: 0.177										2	0	0	0	1	2	0						
Inning Stats	R: 0 E: 0 K: 1 S: 10	H: 2 LOB: 1 BB: 0 P: 12	R: 0 E: 1 K: 0 S: 6	H: 0 LOB: 1 BB: 0 P: 8	R: 1 E: 0 K: 0 S: 10	H: 1 LOB: 2 BB: 2 P: 20	R: 0 E: 0 K: 0 S: 6	H: 0 LOB: 0 BB: 0 P: 9	R: 4 E: 0 K: 1 S: 13	H: 2 LOB: 1 BB: 3 P: 31	R: 0 E: 0 K: 1 S: 11	H: 0 LOB: 0 BB: 1 P: 17	R: 0 E: 0 K: 1 S: 6	H: 0 LOB: 0 BB: 0 P: 9	R: 0 E: 0 K: 0 S: 8	H: 2 LOB: 2 BB: 0 P: 12	R: 0 E: 0 K: 0 S: 8	H: 0 LOB: 0 BB: 0 P: 12	1B: 6 2B: 1 3B: 0 HR: 0	SF: 0 SAC: 0 DP: 1 HBP: 0	WP: 1 PB: 0 SB: 1 CS: 1	PA: 36
PITCHER Earl Francis, R ERA: 5.0	IP: 2.1 WLS: L BF: 7 H: 0 R: 0 ER: 0 SO: 2 BB: 1 IBB: 0 HBP: 0 BLK: 0 WP: 1 HR: 0 S: 19 P: 30 ERA: 0.00 WHIP: 0.429															PITCHER						
Bob Veale, L ERA: 1.0	IP: 1.0 WLS: W BF: 4 H: 2 R: 0 ER: 0 SO: 0 BB: 0 IBB: 0 HBP: 0 BLK: 0 WP: 0 HR: 0 S: 8 P: 12 ERA: 0.00 WHIP: 2.000															PITCHER						



Batter	1	2	3	4	5	6	7	8	9	AB	R	H	RBI	BB	SO	LOB	TOP					
Bill Virdon, L OBP: 0.302, SLG: 0.347 (1, 8)										5	0	2	2	0	0	0	Pittsburgh Pirates @ San Francisco Giants Candlestick Park, San Francisco, CA Fri Jul 26 1963, 10:05 PM EDT Att: 27,017 - Unknown					
Manny Mota, R OBP: 0.384, SLG: 0.355 Roy Face, R (8, 1)										5	0	0	0	0	1	3						
Roberto Clemente, R OBP: 0.363, SLG: 0.499 (1, 9)										4	0	0	0	1	1	2						
Bill Mazerowski, R OBP: 0.324, SLG: 0.412 (1, 4)										5	0	2	0	0	0	1						
Donn Clendenon, R OBP: 0.354, SLG: 0.478 (1, 3)									3	1	2	0	1	1	0							
Bob Bailey, R OBP: 0.310, SLG: 0.339 (1, 5)									5	0	0	0	0	0	8							
Smoky Burgess, L OBP: 0.340, SLG: 0.395 (1, 2)									3	1	1	0	2	0	0							
Johnny Logan, R OBP: 0.303, SLG: 0.241 (1, 6)									5	2	2	1	0	1	6							
Don Cardwell, R OBP: 0.178, SLG: 0.075 Willie Stargell, L OBP: 0.275, SLG: 0.363 Al McBean, R OBP: 0.185, SLG: 0.296 Jerry Lynch, L OBP: 0.353, SLG: 0.480 (8, 7)									1	0	0	0	0	1	0							
Inning Stats	R: 0 E: 0 K: 0 S: 4	H: 1 LOB: 3 BB: 2 P: 12	R: 0 E: 0 K: 1 S: 5	H: 0 LOB: 0 BB: 0 P: 5	R: 0 E: 1 K: 0 S: 4	H: 0 LOB: 1 BB: 0 P: 4	R: 3 E: 1 K: 1 S: 9	H: 4 LOB: 1 BB: 0 P: 9	R: 0 E: 1 K: 2 S: 9	H: 1 LOB: 3 BB: 1 P: 13	R: 0 E: 0 K: 1 S: 5	H: 0 LOB: 0 BB: 0 P: 5	R: 0 E: 0 K: 0 S: 5	H: 0 LOB: 1 BB: 0 P: 5	R: 1 E: 0 K: 0 S: 5	H: 2 LOB: 1 BB: 0 P: 5	R: 0 E: 0 K: 0 S: 4	H: 1 LOB: 3 BB: 1 P: 9	1B: 8 2B: 0 3B: 1 HR: 0	SF: 0 SAC: 1 DP: 0 HBP: 1	WP: 0 PB: 0 SB: 1 CS: 0	PA: 44
PITCHER	IP WLS BF H R ER SO BB IBB HBP BLK WP HR S P ERA WHIP																					
Billy O'Dell, L ERA: 3.05	4.0	20	5	3	2	2	2	0	0	0	0	0	0	0	22	30	4.50	1.750				
Jim Duffalo, R ERA: 3.3	3.1	15	2	1	1	4	0	1	0	0	0	0	0	22	26	2.70	0.600					
Billy Hoelt, L ERA: 4.35	0.1	2	1	0	0	0	0	0	0	0	0	2	2	0.00	3.000							
Jack Fisher, R ERA: 3.67	1.1	W	7	1	0	0	0	1	0	1	0	0	5	10	0.00	1.500						

Batter	1	2	3	4	5	6	7	8	9	AB	R	H	RBI	BB	SO	LOB	BOTTOM			
Harvey Kuenn, R OBP: 0.367, SLG: 0.439 (1, 7)										5	0	2	0	0	0	2	Pittsburgh Pirates @ San Francisco Giants Candlestick Park, San Francisco, CA Fri Jul 26 1963, 10:05 PM EDT Att: 27,017 - Unknown			
Chuck Hillier, L OBP: 0.241, SLG: 0.248 (1, 4)										4	1	2	2	0	0	0				
Willie McCovey, L OBP: 0.375, SLG: 0.605 (1, 3)										4	1	1	1	0	0	4				
Willie Mays, R OBP: 0.355, SLG: 0.501 (1, 8)										4	0	0	0	0	0	3				
Ed Bailey, L OBP: 0.370, SLG: 0.500 Jose Pagan, R OBP: 0.248, SLG: 0.243 (8, 6)										3	1	2	0	1	0	2				
Felipe Alou, R OBP: 0.308, SLG: 0.464 (1, 9)										4	0	0	0	0	0	3				
Jim Davenport, R OBP: 0.280, SLG: 0.340 (1, 5)									2	2	1	2	2	1	0					
Ernie Bowman, R OBP: 0.190, SLG: 0.211 Tom Haller, L OBP: 0.332, SLG: 0.414 (8, 2)										3	0	0	0	0	0	1				
Billy O'Dell, S OBP: 0.246, SLG: 0.259 Matty Alou, L OBP: 0.194, SLG: 0.154 Jim Duffalo, R OBP: 0.175, SLG: 0.125 Billy Hoelt, L OBP: 0.250, SLG: 0.292 Jack Fisher, R OBP: 0.353, SLG: 0.480 Orlando Cepeda, R OBP: 0.334, SLG: 0.500 (8, 1)									1	1	1	0	0	0	0					
Inning Stats	R: 0 E: 1 K: 0 S: 4	H: 1 LOB: 1 BB: 0 P: 4	R: 2 E: 0 K: 0 S: 5	H: 3 LOB: 0 BB: 0 P: 5	R: 0 E: 0 K: 0 S: 5	H: 2 LOB: 2 BB: 0 P: 5	R: 1 E: 0 K: 0 S: 4	H: 1 LOB: 1 BB: 1 P: 8	R: 1 E: 0 K: 1 S: 5	H: 2 LOB: 1 BB: 0 P: 5	R: 0 E: 0 K: 0 S: 3	H: 0 LOB: 0 BB: 0 P: 3	R: 0 E: 0 K: 0 S: 3	H: 0 LOB: 2 BB: 2 P: 11	R: 2 E: 0 K: 0 S: 3	H: 2 LOB: 0 BB: 0 P: 3	1B: 8 2B: 0 3B: 0 HR: 3	SF: 0 SAC: 1 DP: 1 HBP: 0	WP: 0 PB: 0 SB: 0 CS: 1	PA: 39
PITCHER	IP WLS BF H R ER SO BB IBB HBP BLK WP HR S P ERA WHIP																			
Don Cardwell, R ERA: 3.65	5.0	24	9	4	4	0	1	0	0	0	0	8	8	0.00	0.000					
Al McBean, R ERA: 2.21	2.0	6	0	0	0	1	0	0	0	0	0	8	8	0.00	0.000					
Roy Face, R ERA: 3.6	1.1	L	8	2	2	2	0	1	1	0	0	1	6	14	13.50	2.250				



Batter	1	2	3	4	5	6	7	8	9	AB	R	H	RBI	BB	SO	LOB	TOP			
Bob Bailey, R (1.5) OBP: 0.314, SLG: 0.343	0-0 5-3 1B		0-0 FC1-5 1B		0-0 F5			0-0 F6		4	1	2	0	0	0	0				
Bill Virdon, L (1.8) OBP: 0.296, SLG: 0.341	0-0 5-3		0-0 FC1-5 G6-3		0-0			0-0 F7		4	0	1	0	0	0	3				
Roberto Clemente, R (1.9) OBP: 0.391, SLG: 0.483	0-0 FC4-6 2H 1B		0-0 G6-3		0-0 4-3			0-0 FC6-4 1B		4	0	2	1	0	0	3				
Bill Mazerolski, R (1.4) OBP: 0.317, SLG: 0.402	0-0 FC4-6 1-2			0-0 F8				0-0 FC6-4 1-2		4	0	0	0	0	0	2				
Willie Stargell, L (1.7) OBP: 0.271, SLG: 0.371	0-3 K			0-0 F9					0-3 K	4	0	0	0	0	2	1				
Smoky Burgess, L (1.2) OBP: 0.338, SLG: 0.388		0-0 FC5-4 1B		4-0 1B BB				0-0 F7		3	0	1	0	1	0	0				
Donn Clendenon, R (1.3) OBP: 0.353, SLG: 0.477		0-0 FC5-4 CS 1-2		0-0 FC6-4 1B				0-0 F3		4	0	1	0	0	1	1				
Johnny Logan, R (1.6) OBP: 0.305, SLG: 0.246		0-3 K		0-0 FC6-4				0-0 F7		3	0	0	0	0	1	3				
Don Schwall, R (1.1) OBP: 0.200, SLG: 0.184					0-0 6-3					3	0	1	0	0	0	0				
Harvey Haddix, L (7.1) OBP: 0.162, SLG: 0.400				0-0 FC1-5 1B						0	0	0	0	0	0	0				
Roy Face, R (7.1)				0-0 1B				0-0 6-3		0	0	0	0	0	0	0				
Inning Stats	R: 1 E: 0 K: 1 S: 7	H: 2 LOB: 1 BB: 0 P: 7	R: 0 E: 0 K: 1 S: 5	H: 1 LOB: 1 BB: 0 P: 5	R: 0 E: 0 K: 0 S: 4	H: 2 LOB: 1 BB: 0 P: 4	R: 0 E: 0 K: 0 S: 4	H: 1 LOB: 2 BB: 1 P: 8	R: 0 E: 0 K: 0 S: 3	H: 0 LOB: 0 BB: 0 P: 3	R: 0 E: 0 K: 0 S: 3	H: 0 LOB: 0 BB: 0 P: 3	R: 0 E: 0 K: 2 S: 4	H: 1 LOB: 1 BB: 0 P: 4	R: 0 E: 0 K: 2 S: 7	H: 0 LOB: 0 BB: 0 P: 7	1B: 8 2B: 1 3B: 0 HR: 0	SF: 0 SAC: 0 DP: 2 HBP: 0	WP: 0 PB: 0 SB: 0 CS: 1	PA: 34
PITCHER Jack Sanford, R (1.1) ERA: 3.4	IP: 9.0 WLS: W BF: 34 H: 8 R: 1 ER: 1 SO: 4 BB: 1 IBB: 0 HBP: 0 BLK: 0 WP: 0 HR: 0 S: 41 P: 45 ERA: 1.00 WHIP: 1.000															PITCHER				

Pittsburgh Pirates @ San Francisco Giants
Candlestick Park, San Francisco, CA
Sun Jul 28 1963, 6:33 AM EDT
Att: 32,412 - Unknown

AB 33
R 1
H 8
RBI 1
BB 1
SO 4
LOB 13



Batter	1	2	3	4	5	6	7	8	9	AB	R	H	RBI	BB	SO	LOB	BOTTOM	
Harvey Kuenn, R (1.9) OBP: 0.365, SLG: 0.435	0-0 6-3		0-0 L6 WP 1B		0-0 F9			1-0 SH3-4 HBP		3	0	1	0	0	0	0		
Felipe Alou, R (8.9) OBP: 0.310, SLG: 0.464										0	0	0	0	0	0	0		
Chuck Hillier, L (1.4) OBP: 0.252, SLG: 0.256	0-0 BB 1B		4-0 1-2 BB			0-0 F7		0-0 BB 1B		4	0	2	0	1	0	2		
Willie McCovey, L (1.7) OBP: 0.375, SLG: 0.596	4-0 G6-4-3 1-2 BB		0-0 L6 2-3			1-0 HR HBP		0-0 F6		2	1	0	0	1	0	4		
Willie Mays, R (1.8) OBP: 0.353, SLG: 0.503	0-0 G6-4-3 1-2		0-0 F7			0-0 HR HBP		4-0 BB IBB		3	1	1	2	1	0	3		
Orlando Cepeda, R (1.3) OBP: 0.341, SLG: 0.503		0-0 4-1 1B		1-0 G6-4-3 HBP		0-0 L5		4-0 1-2 2-3 3-H BB		2	0	1	1	1	0	0		
Tom Haller, L (1.2) OBP: 0.330, SLG: 0.416		0-0 4-1		0-0 F7		0-0 2B		0-3 K		4	0	1	0	0	1	5		
Jim Davenport, R (1.5) OBP: 0.280, SLG: 0.337		0-0 F4		0-0 G6-4-3		4-0 FC5-4 IBB		0-0 G3 1B		3	0	1	0	1	0	2		
Jose Pagan, R (1.6) OBP: 0.249, SLG: 0.242		4-0 BB			0-0 6-3		0-0 FC5-4		0-0 G3	3	0	0	0	1	0	3		
Jack Sanford, R (1.1) OBP: 0.200, SLG: 0.188		0-0 4-3			0-0 6-3		4-0 1B SH3-4 BB		0-0 5-3	3	1	0	0	1	0	3		
Inning Stats	R: 0 E: 0 K: 0 S: 3	H: 1 LOB: 1 BB: 1 P: 7	R: 0 E: 0 K: 0 S: 4	H: 1 LOB: 2 BB: 1 P: 8	R: 0 E: 0 K: 0 S: 2	H: 0 LOB: 0 BB: 0 P: 3	R: 0 E: 0 K: 0 S: 3	H: 0 LOB: 0 BB: 0 P: 3	R: 2 E: 0 K: 0 S: 5	H: 2 LOB: 2 BB: 1 P: 10	R: 1 E: 0 K: 1 S: 6	H: 1 LOB: 3 BB: 3 P: 18	R: 0 E: 0 K: 0 S: 4	H: 1 LOB: 2 BB: 0 P: 5	1B: 5 2B: 2 3B: 0 HR: 1	SF: 0 SAC: 1 DP: 3 HBP: 3	WP: 1 PB: 0 SB: 0 CS: 0	PA: 38
PITCHER Don Schwall, R (1.1) ERA: 2.53	IP: 6.1 WLS: L BF: 29 H: 6 R: 3 ER: 3 SO: 3 BB: 3 IBB: 1 HBP: 2 BLK: 0 WP: 1 HR: 1 S: 22 P: 44 ERA: 4.26 WHIP: 1.579															PITCHER		
Harvey Haddix, L (7.1) ERA: 3.99	0.1 1 0 0 0 0 0 0 0 0 0 0 1 1 0.00 0.000																	
Roy Face, R (7.1) ERA: 3.48	1.1 8 1 0 0 1 1 1 1 0 0 0 7 16 0.00 1.500																	

Pittsburgh Pirates @ San Francisco Giants
Candlestick Park, San Francisco, CA
Sun Jul 28 1963, 6:33 AM EDT
Att: 32,412 - Unknown

AB 27
R 3
H 7
RBI 3
BB 7
SO 1
LOB 22



Batter	1	2	3	4	5	6	7	8	9	AB	R	H	RBI	BB	SO	LOB	TOP										
Bob Bailey, R OBP: 0.315, SLG: 0.340 (1, 5)	0-0 6-3	4-0 1B 1-2 1B BB		0-0 F9		4-0 1B 1-2 BB		0-0 F9		3	1	0	0	2	0	0											
Bill Virdon, L OBP: 0.303, SLG: 0.345 (1, 8)	0-0 2B 1B	0-0 1B 1-2 2-3 3-H		0-0 F7		0-0 1B 1-2 2-H		0-0 F8		5	0	3	2	0	0	0											
Roberto Clemente, R OBP: 0.364, SLG: 0.488 (1, 9)	0-0 1-3 2B	0-0 1-3 2-H 3-H		0-0 FC6-4 1B		4-3		0-0 6-3		5	0	3	2	0	0	2											
Jerry Lynch, L OBP: 0.346, SLG: 0.468 (1, 7)	0-3 K	0-0 F7		0-3 K		0-0 P6		0-0 1B		5	0	1	0	0	2	5											
Smoky Burgess, L OBP: 0.338, SLG: 0.388 (1, 2)	0-0 4-3		0-0 1B		0-0 F9		0-0 1B		0-0 F8		5	0	2	0	0	4											
Bill Mazerowski, R OBP: 0.313, SLG: 0.397 (1, 4)		0-0 6-3	0-0 F8		0-0 FC6-4 1-2		0-0 P3			4	0	0	0	0	0	3											
Donn Clendenon, R OBP: 0.349, SLG: 0.472 (1, 3)		0-0 6-3	0-0 F8		0-0 6-3		0-0 F7			4	0	0	0	0	0	2											
Johnny Logan, R OBP: 0.303, SLG: 0.239 (1, 6)		4-0 1B 1B BB	0-0 2-3		0-0 6-3		0-0 6-3			3	1	0	0	1	0	1											
Earl Francis, R OBP: 0.402, SLG: 0.550 Vern Law, R OBP: 0.317, SLG: 0.217 Tommie Sisk, R OBP: 0.352, SLG: 0.375 Manny Mota, R OBP: 0.345, SLG: 0.375 Bob Veale, S OBP: 0.304, SLG: 0.368 Ron Brand, R OBP: 0.365, SLG: 0.296 (1, 1) (3, 1) (5, 1) (6, PH) (6, 1) (6, PH) (8, 1)		0-0 1B 1B BB	0-0 4-3		0-0 4-3		0-0 F7			1	1	1	0	0	0	0											
Inning Stats	R: 0 E: 0 K: 1 S: 7	H: 2 LOB: 2 BB: 0 P: 7	R: 3 E: 0 K: 0 S: 6	H: 3 LOB: 2 BB: 2 P: 14	R: 0 E: 0 K: 0 S: 4	H: 1 LOB: 1 BB: 0 P: 4	R: 0 E: 0 K: 0 S: 3	H: 0 LOB: 0 BB: 0 P: 3	R: 0 E: 0 K: 1 S: 6	H: 1 LOB: 1 BB: 0 P: 6	R: 1 E: 0 K: 0 S: 5	H: 2 LOB: 2 BB: 1 P: 9	R: 0 E: 0 K: 0 S: 4	H: 1 LOB: 1 BB: 0 P: 4	R: 0 E: 0 K: 0 S: 3	H: 0 LOB: 0 BB: 0 P: 3	R: 0 E: 0 K: 0 S: 4	H: 1 LOB: 1 BB: 0 P: 4	1B: 10 2B: 1 3B: 0 HR: 0	SF: 0 SAC: 0 DP: 0 HBP: 0	WP: 0 PB: 0 SB: 0 CS: 0	PA: 41					
PITCHER	IP	WLS	BF	H	R	ER	SO	BB	IBB	HBP	BLK	WP	HR	S	P	ERA	WHIP										
Gaylord Perry, R ERA: 4.05 Jim Duffalo, R ERA: 3.09 Jack Fisher, R ERA: 3.72 Billy Pierce, L ERA: 3.86	2.0		14	6	3	3	1	2	0	0	0	0	0	14	22	13.50	4.000										

Pittsburgh Pirates @ San Francisco Giants
Candlestick Park, San Francisco, CA
Mon Jul 29 1963, 6:33 AM EDT
Att: 12,089 - Unknown

AB	38
R	4
H	11
RBI	4
BB	3
SO	2
LOB	17

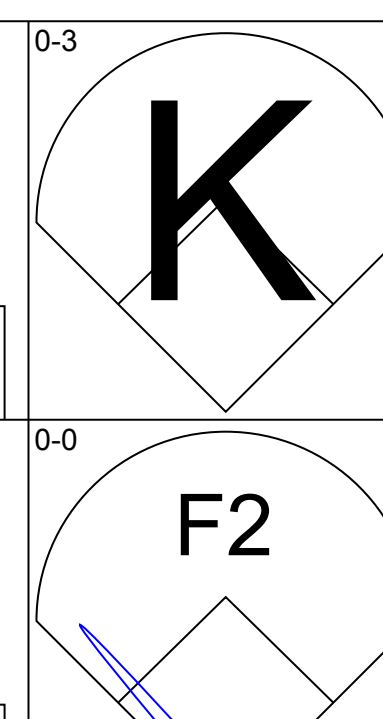
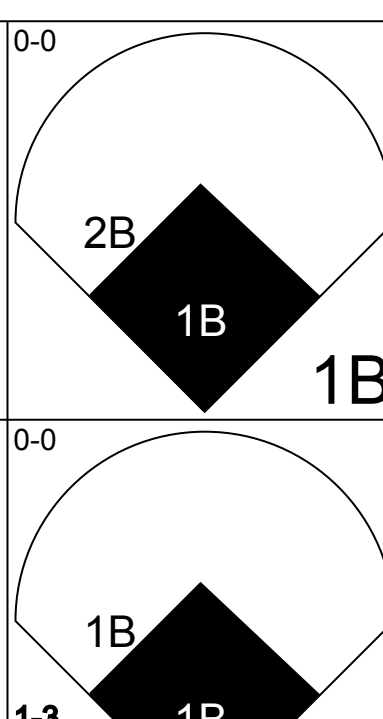
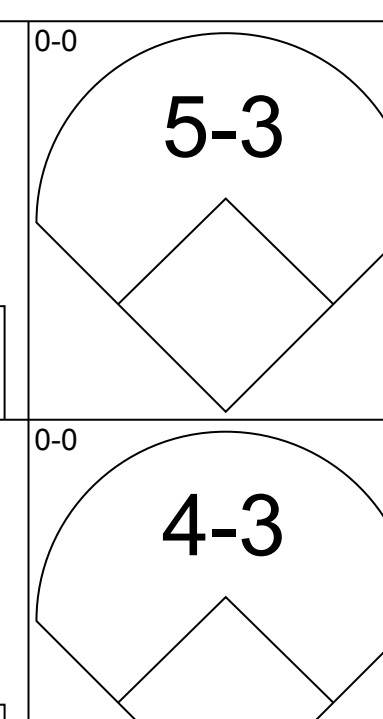
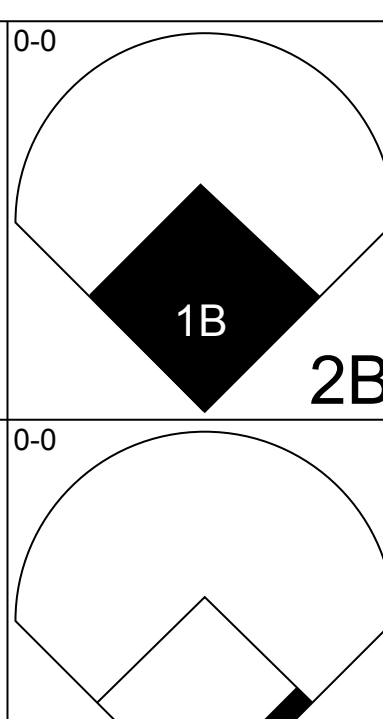
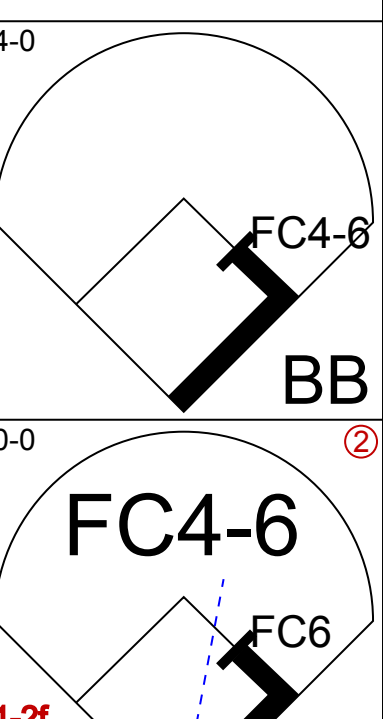
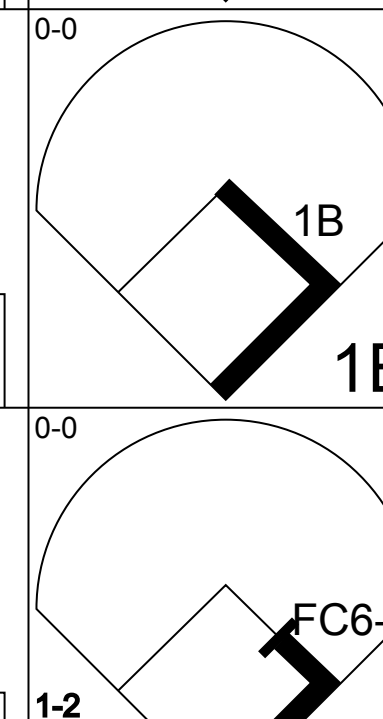
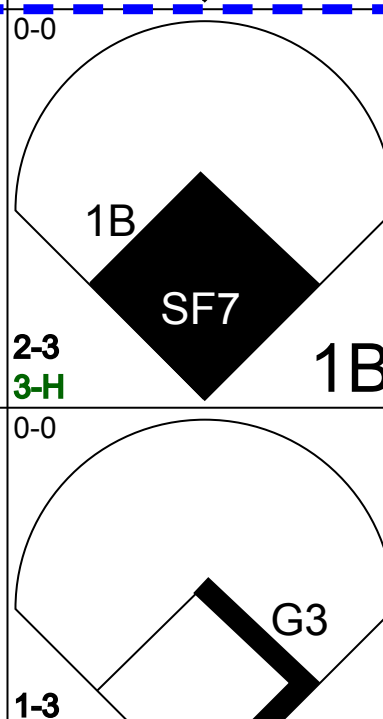

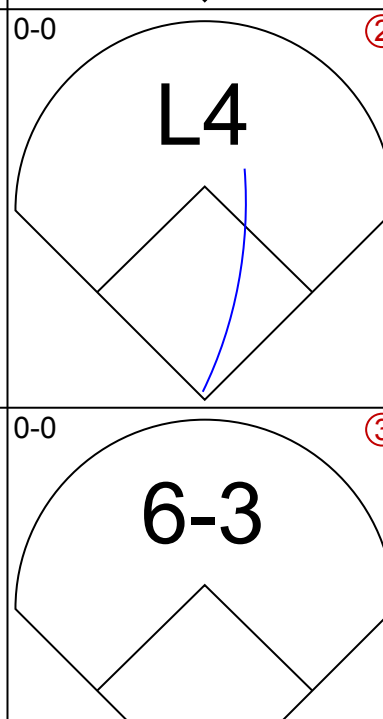
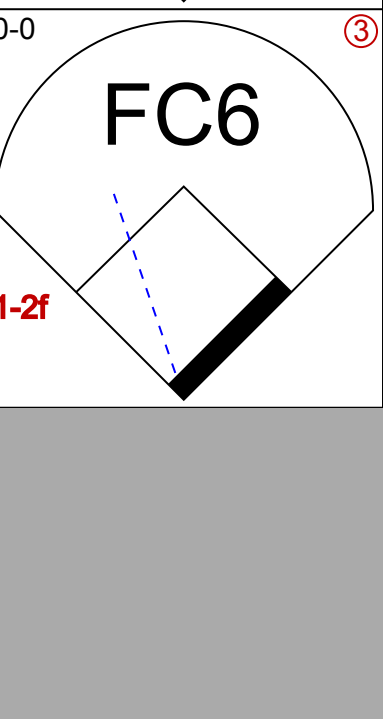
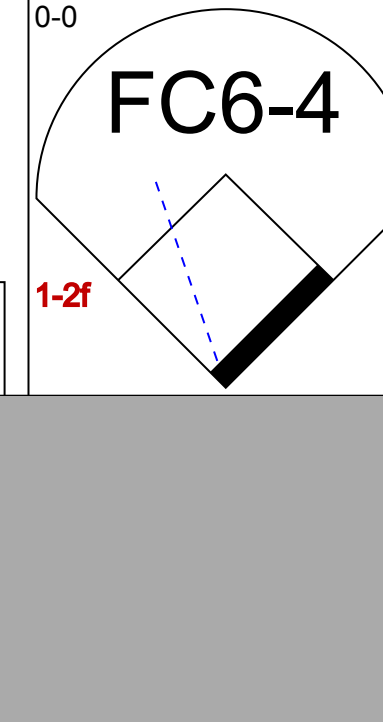
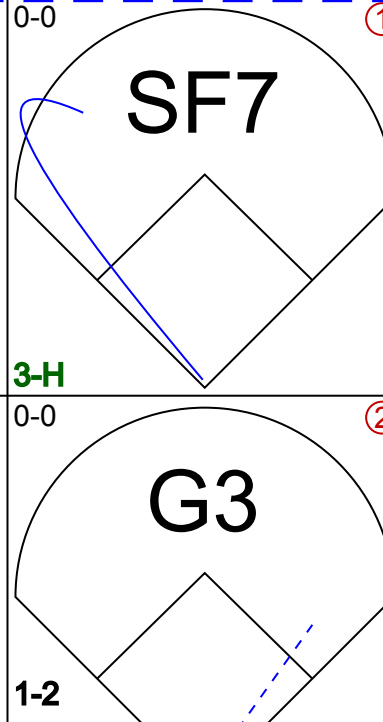
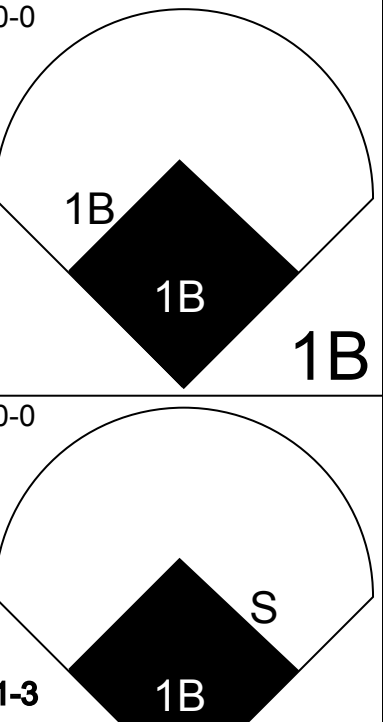



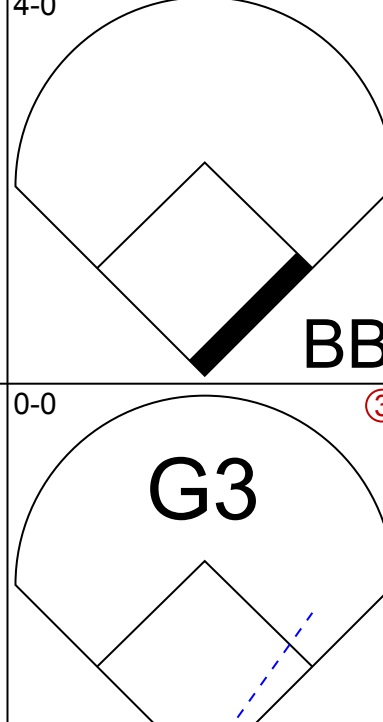
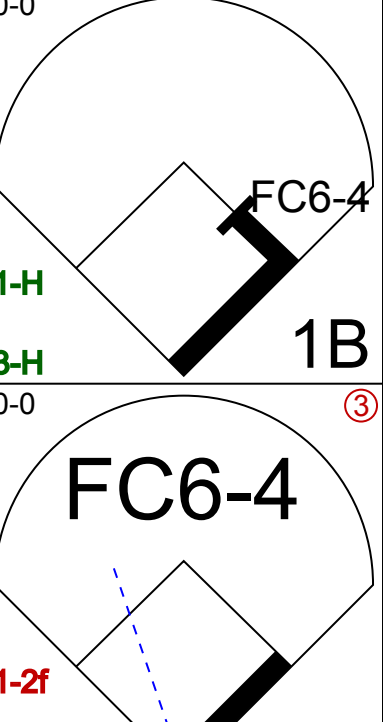

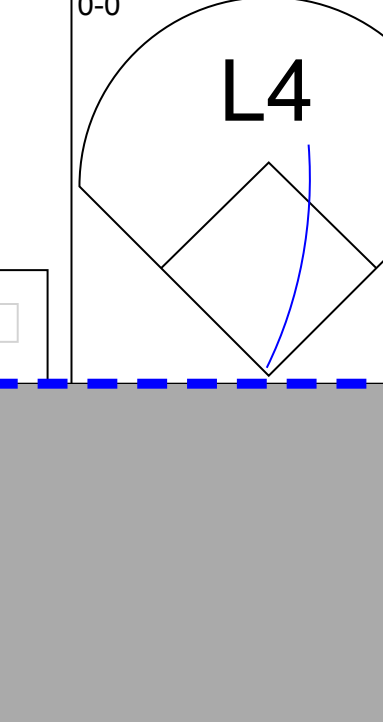
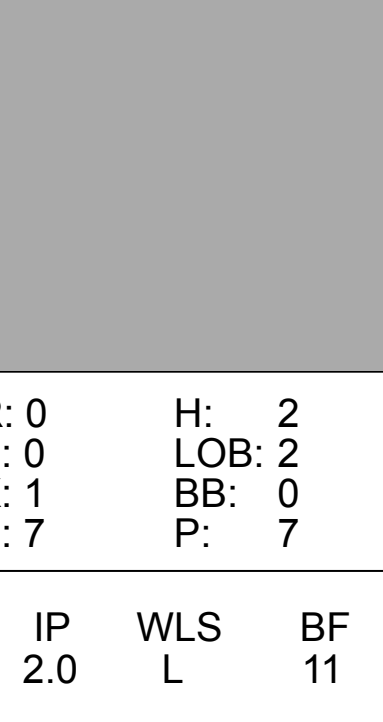
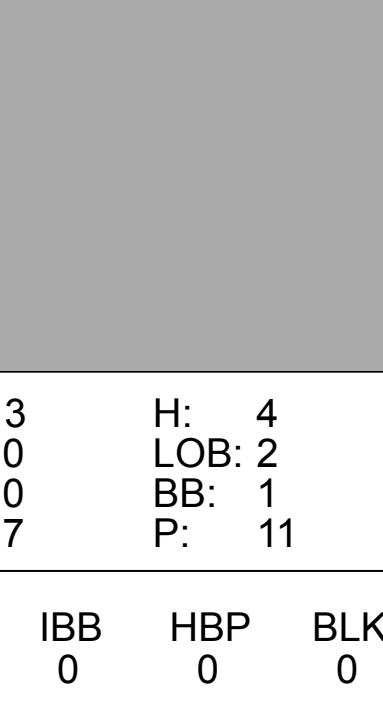


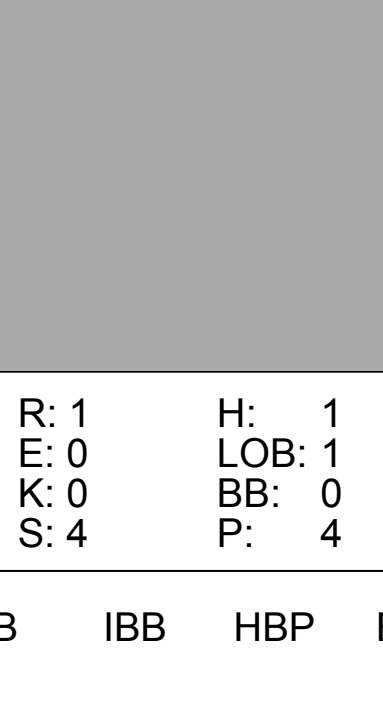
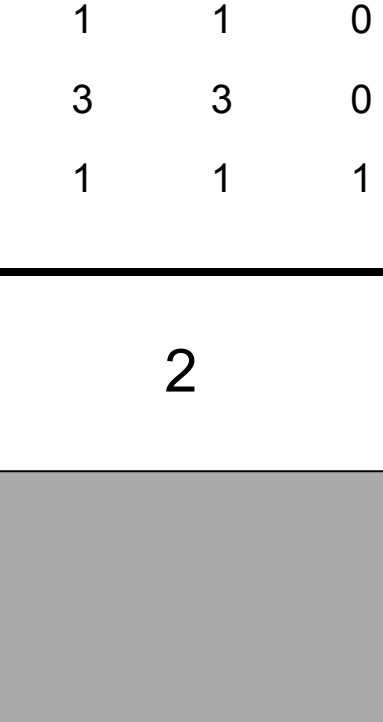
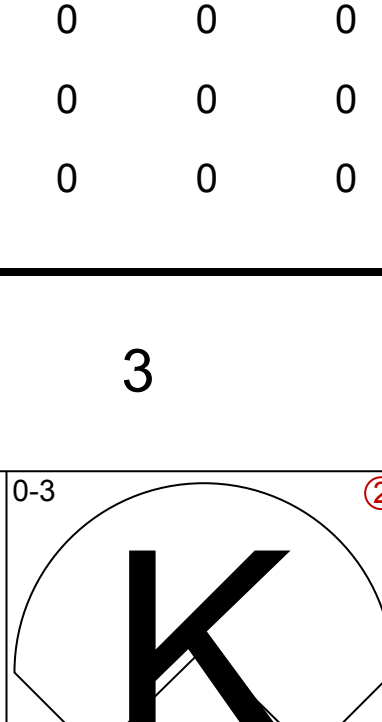
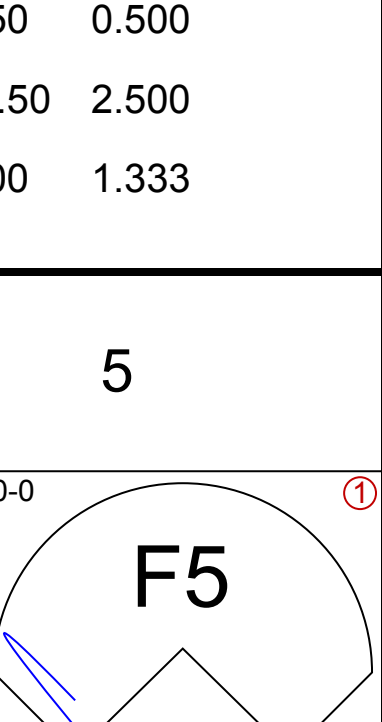
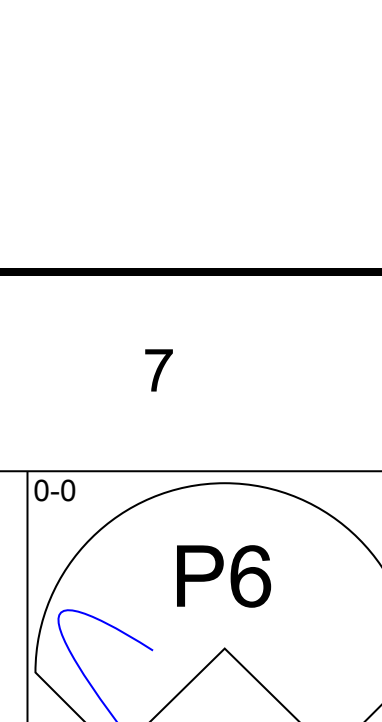
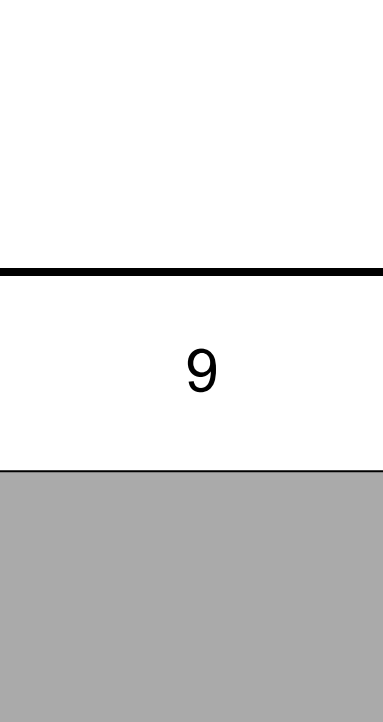

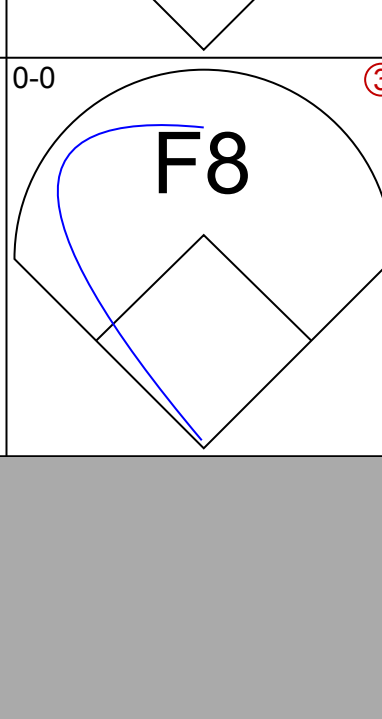
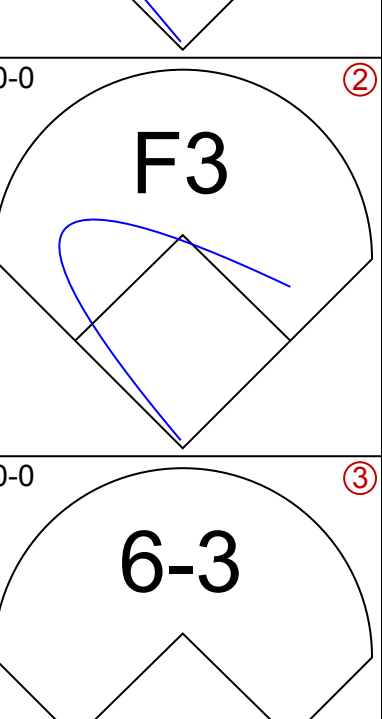


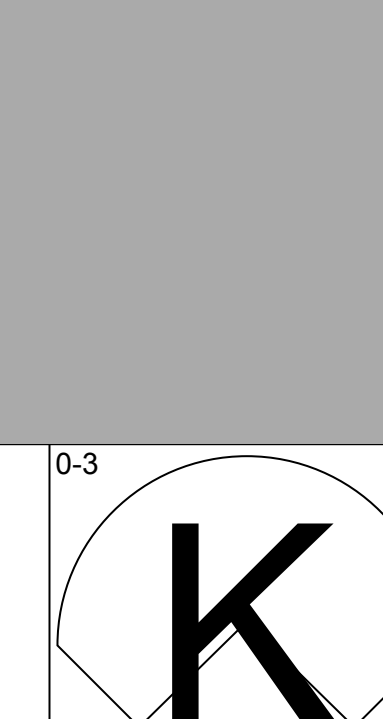



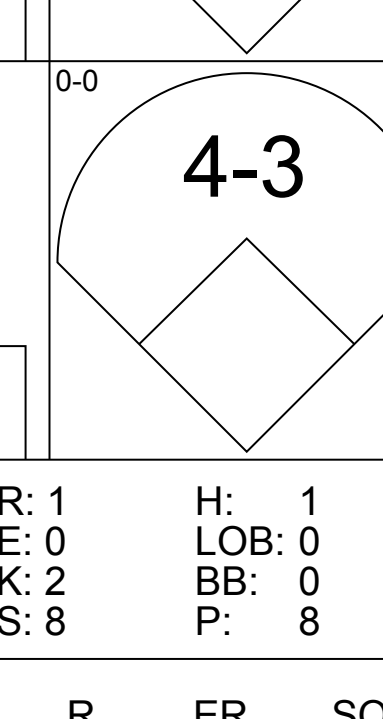
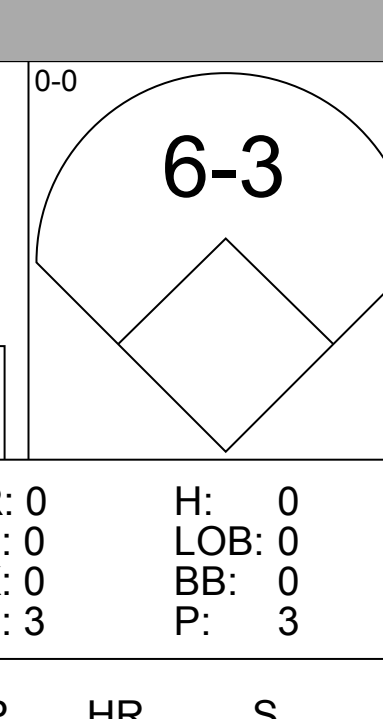
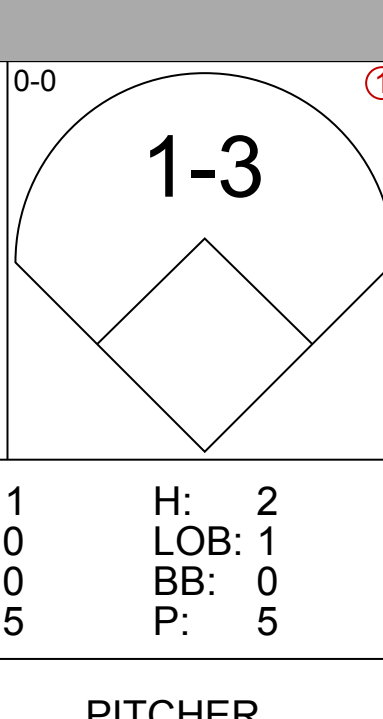
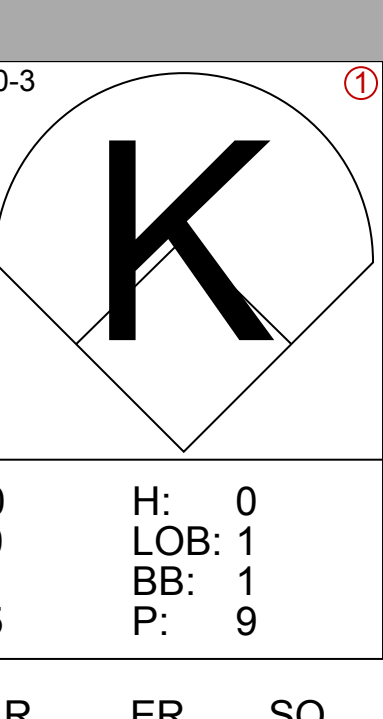


Batter	1	2	3	4	5	6	7	8	9	AB	R	H	RBI	BB	SO	LOB	BOTTOM										
Harvey Kuenn, R OBP: 0.363, SLG: 0.432 Billy Pierce, L OBP: 0.192, SLG: 0.125 (1, 9) (7, 1)	0-0 5-3		0-0 F8		0-0 BB HR 1B	0-0 FC5		0-0 4-3		4	1	1	0	0	0	2											
Chuck Hiller, L OBP: 0.252, SLG: 0.268 (1, 4)	0-0 F8		0-0 HR		0-0 F8	0-0 F9				4	1	1	1	0	0	3											
Willie McCovey, L OBP: 0.376, SLG: 0.594 (1, 7)	0-0 FC6-4 1B		0-0 F9		4-0 1-2 HR BB	0-3 K				3	1	1	0	1	1	2											
Willie Mays, R OBP: 0.355, SLG: 0.509 (1, 8)	0-0 FC6-4 1-2		0-0 F7		0-0 1-2 HR 2-H 2-H	0-0 K BB				3	1	1	3	1	0	1											
Ed Bailey, L OBP: 0.371, SLG: 0.498 (1, 2)		0-0 G5-3 BB 1B		0-0 4-3	0-0 1B 1B	0-3 K				4	0	2	0	0	1	1											
Orlando Cepeda, R OBP: 0.345, SLG: 0.504 (1, 3)		4-0 G5-3 1B BB		0-0 F8	0-0 1-2 1B	0-0 1B				3	1	2	0	1	0	0											
Jim Davenport, R OBP: 0.279, SLG: 0.339 (1, 5)		0-0 G5-3		0-0 2B	0-0 5-3	0-0 4-3				4	0	1	0	0	0	5											
Jose Pagan, R OBP: 0.255, SLG: 0.249 (1, 6)		0-0 2-H 1B		0-0 6-3		0-0 1B FC5 2B		4-0 G5-4-3 BB		3	0	2	1	1	0	1											
Gaylord Perry, R OBP: 0.221, SLG: 0.308 Jim Duffalo, R OBP: 0.125, SLG: 0.125 Matty Alou, R OBP: 0.152, SLG: 0.152 Jack Fisher, R OBP: 0.351, SLG: 0.464 (1, 1) (3, 1) (5, PH) (6, 1) (6, PH) (7, 9)		0-3 K		0-0 P3		0-0 FC5 1B		0-0 G5-4-3		1	0	0	0	0	1	1											
Inning Stats	R: 0 E: 0 K: 0 S: 4	H: 1 LOB: 1 BB: 0 P: 4	R: 1 E: 0 K: 1 S: 6	H: 2 LOB: 1 BB: 1 P: 10	R: 1 E: 0 K: 0 S: 4	H: 1 LOB: 0 BB: 0 P: 4	R: 0 E: 0 K: 0 S: 4	H: 1 LOB: 1 BB: 0 P: 4	R: 3 E: 0 K: 0 S: 7	H: 4 LOB: 2 BB: 1 P: 11	R: 0 E: 0 K: 1 S: 5	H: 2 LOB: 2 BB: 0 P: 7	R: 0 E: 0 K: 1 S: 5	H: 1 LOB: 1 BB: 1 P: 9	R: 0 E: 0 K: 0 S: 2	H: 0 LOB: 0 BB: 1 P: 6	R: 0 E: 0 K: 0 S: 4	H: 1 LOB: 1 BB: 0 P: 4	1B: 8 2B: 2 3B: 0 HR: 2	SF: 0 SAC: 0 DP: 2 HBP: 0	WP: 0 PB: 0 SB: 0 CS: 0	PA: 37					
PITCHER	IP	WLS	BF	H	R	ER	SO	BB	IBB	HBP	BLK	WP	HR	S	P	ERA	WHIP										
Earl Francis, R ERA: 4.98 Vern Law, R ERA: 5.06 Tommie Sisk, R ERA: 3.33 Bob Veale, L ERA: 0.5 Al McBean, R ERA: 2.27	2.0	L	14	5	4	4	0	1	0	0	0	0	2	13	17	13.50	2.250										

Pittsburgh Pirates @ San Francisco Giants
Candlestick Park, San Francisco, CA
Mon Jul 29 1963, 6:33 AM EDT
Att: 12,089 - Unknown


AB	33
R	5
H	12
RBI	5
BB	4
SO	3
LOB	17

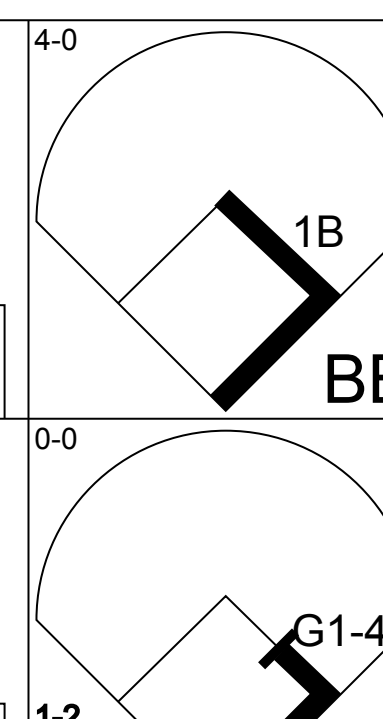
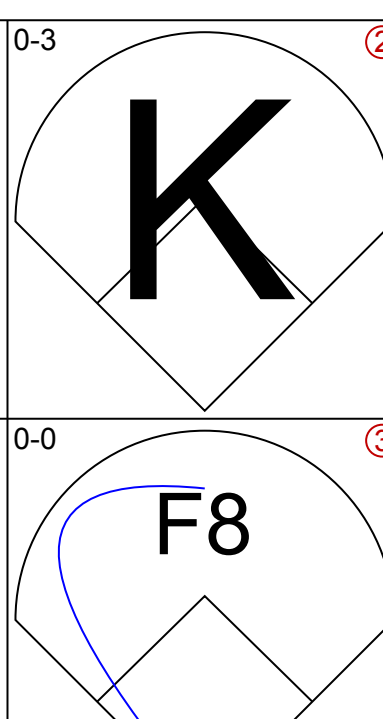
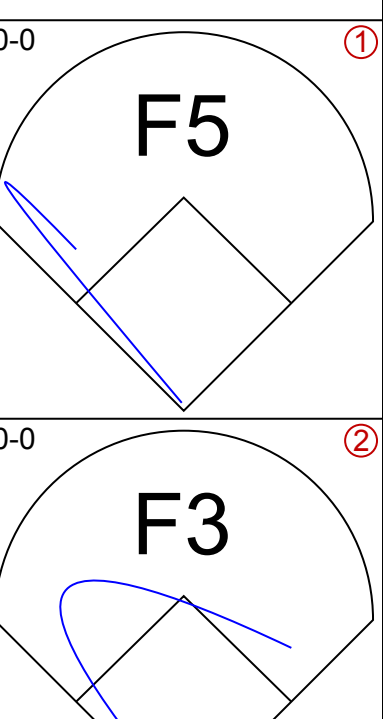
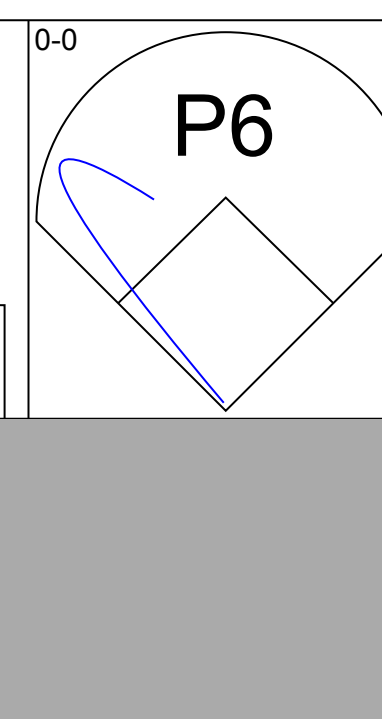
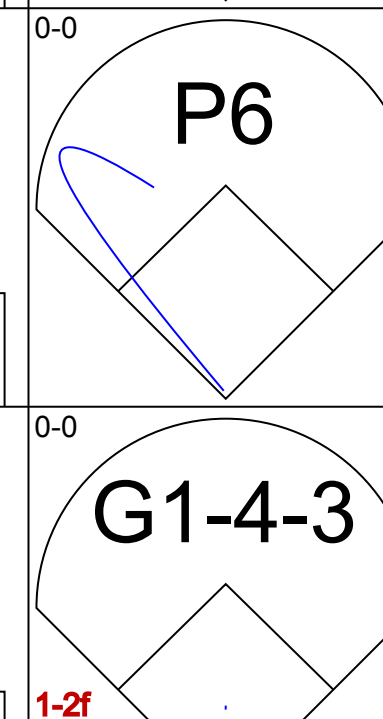

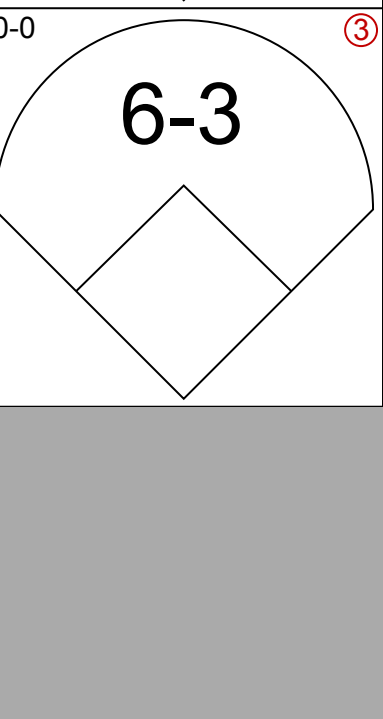
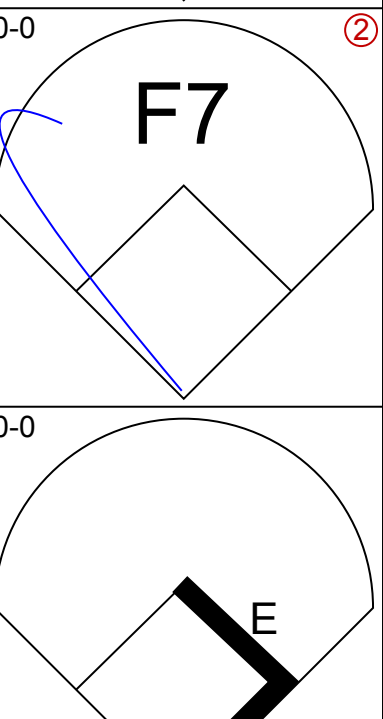

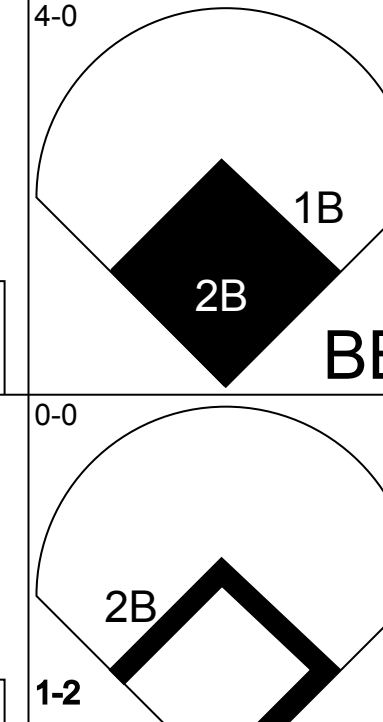

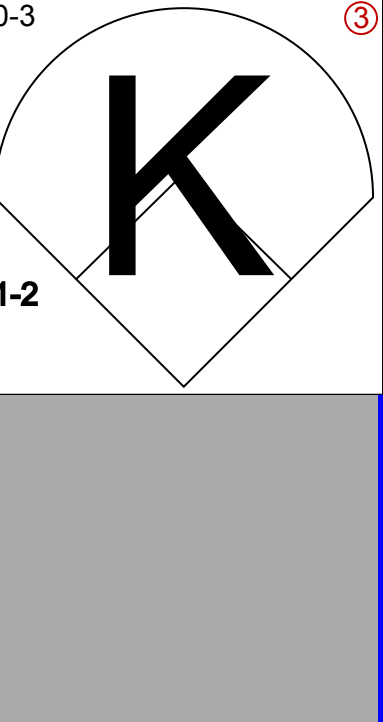

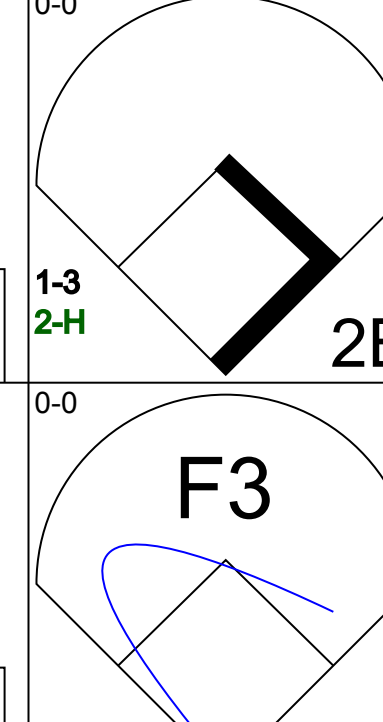


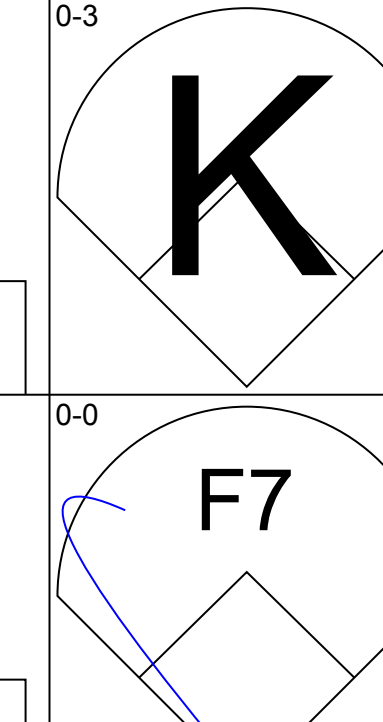
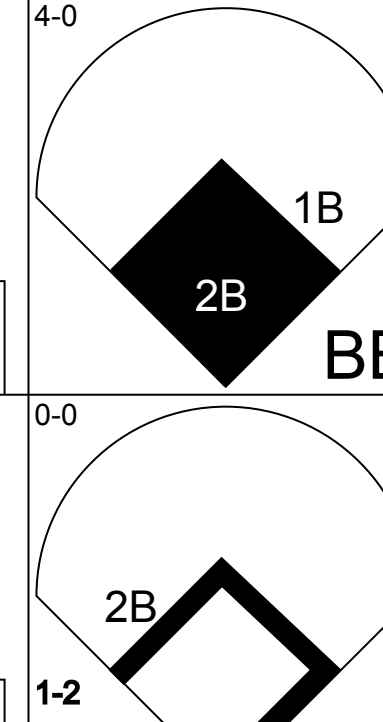
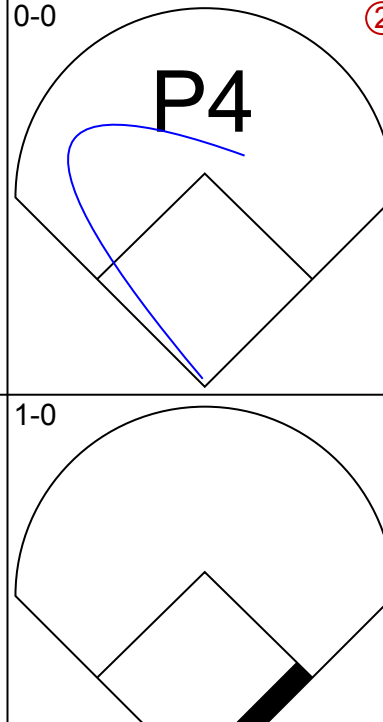
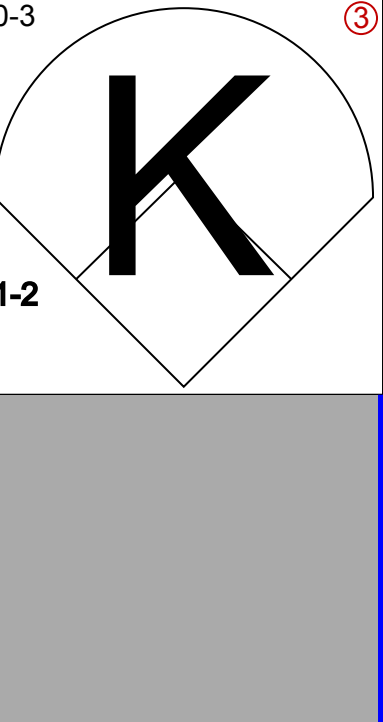
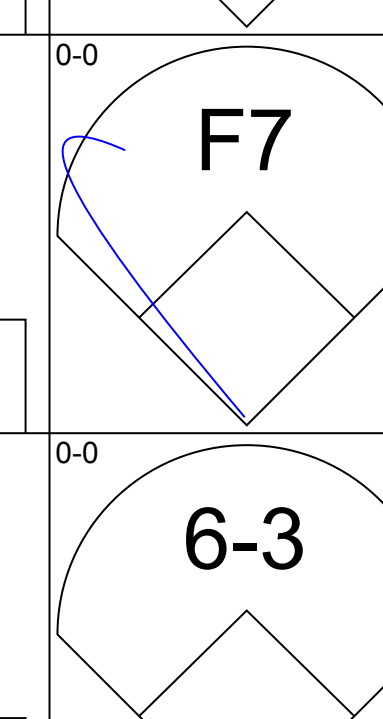
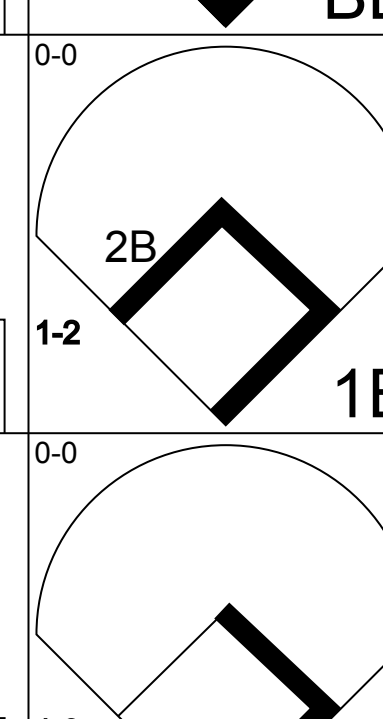




Batter	1	2	3	4	5	6	7	8	9	AB	R	H	RBI	BB	SO	LOB	TOP					
Bob Bailey, R OBP: 0.319, SLG: 0.344 (1, 5)										4	2	2	0	1	1	0						
Bill Virdon, L OBP: 0.304, SLG: 0.349 (1, 8)										5	1	2	1	0	0	1						
Roberto Clemente, R OBP: 0.365, SLG: 0.487 (1, 9)										5	1	2	1	0	0	2						
Jerry Lynch, L OBP: 0.353, SLG: 0.478 (9, PR) Manny Mota, R OBP: 0.392, SLG: 0.375 (9, 7)										5	0	3	1	0	0	1						
Bill Mazerowski, R OBP: 0.314, SLG: 0.396 (1, 4)										3	1	1	1	1	0	2						
Donn Clendenen, R OBP: 0.350, SLG: 0.471 (1, 3)										5	1	2	0	0	1	2						
Jim Pagliaroni, R OBP: 0.369, SLG: 0.460 (1, 2)										4	1	2	3	1	0	3						
Johnny Logan, R OBP: 0.294, SLG: 0.231 (1, 6)										4	0	0	0	0	1	4						
Joe Gibbon, R OBP: 0.040, SLG: 0.040 (1, 1)										4	0	0	0	0	1	0						
Inning Stats	R: 0 E: 0 K: 1 S: 7	H: 2 LOB: 2 BB: 0 P: 7	R: 1 E: 0 K: 2 S: 8	H: 1 LOB: 0 BB: 0 P: 8	R: 3 E: 0 K: 0 S: 7	H: 4 LOB: 2 BB: 1 P: 11	R: 0 E: 0 K: 0 S: 3	H: 0 LOB: 0 BB: 0 P: 3	R: 2 E: 0 K: 0 S: 6	H: 3 LOB: 1 BB: 0 P: 6	R: 1 E: 0 K: 0 S: 5	H: 2 LOB: 1 BB: 0 P: 5	R: 0 E: 0 K: 0 S: 3	H: 1 LOB: 1 BB: 1 P: 7	R: 0 E: 0 K: 1 S: 5	H: 0 LOB: 1 BB: 1 P: 9	R: 1 E: 0 K: 0 S: 4	H: 1 LOB: 1 BB: 0 P: 4	1B: 10 2B: 3 3B: 0 HR: 1	SF: 1 SAC: 0 DP: 1 HBP: 0	WP: 1 PB: 1 CS: 1 CS: 0	PA: 43
PITCHER	IP	WLS	BF	H	R	ER	SO	BB	IBB	HBP	BLK	WP	HR	S	P	ERA	WHIP					
Hal Brown, R ERA: 3.63 (1, 1)	2.0	L	11	5	3	3	3	0	0	0	0	0	1	17	17	13.50	2.500					
Jim Umbricht, R ERA: 3.55 (3, 1)	0.0		2	2	0	0	0	0	0	0	0	0	0	2	2	∞	∞					
Don McMahon, R ERA: 4.15 (3, 1)	2.0		7	0	1	1	0	1	0	0	0	0	0	6	10	4.50	0.500					
Jim Dickson, R ERA: 9.31 (5, 1)	2.0		11	5	3	3	0	0	0	0	0	0	0	11	11	13.50	2.500					
Dick Drott, R ERA: 3.5 (7, 1)	3.0		12	2	1	1	1	2	0	0	0	1	0	12	20	3.00	1.333					

Pittsburgh Pirates @ Houston Colt 45's
Colt Stadium, Houston, TX
Tue Jul 30 1963, 8:05 PM EDT
Att: 6,976 - Cloudy - 85 F


AB	39
R	8
H	14
RBI	7
BB	3
SO	4
LOB	15

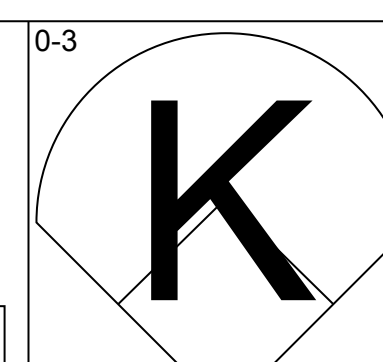
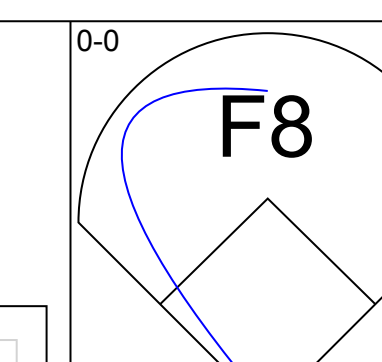
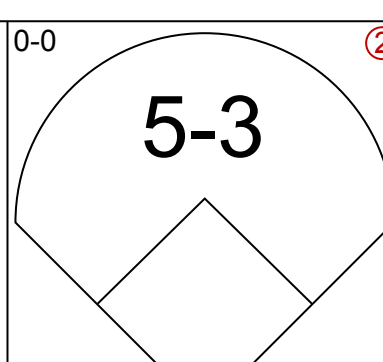
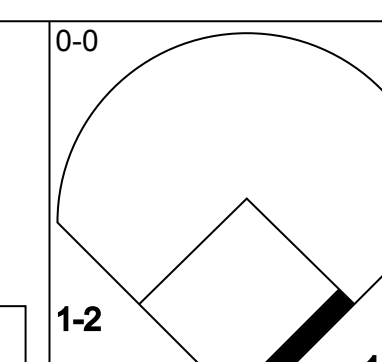
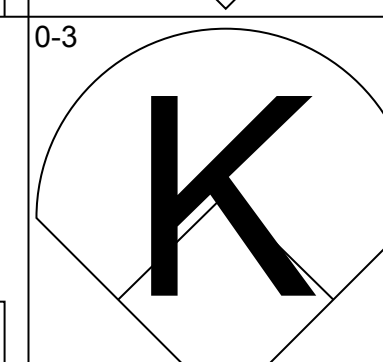
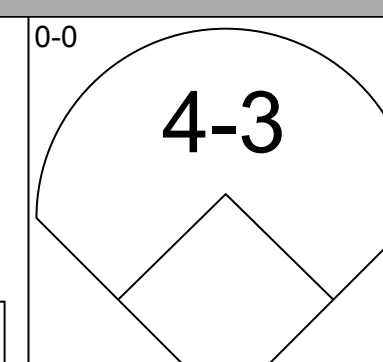
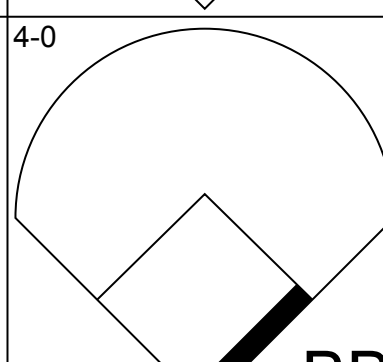
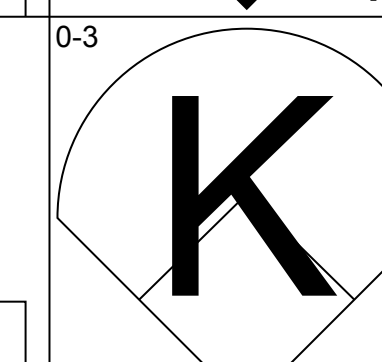
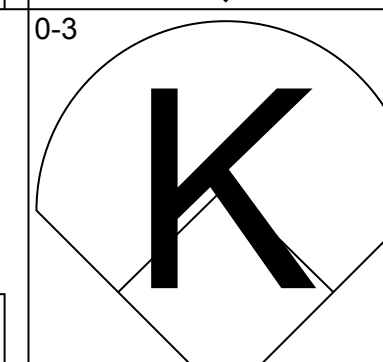
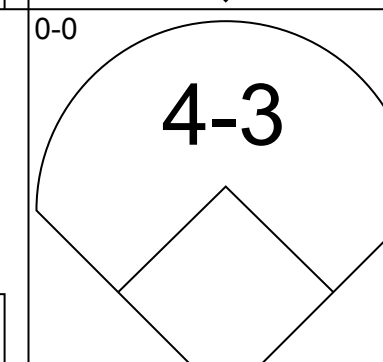
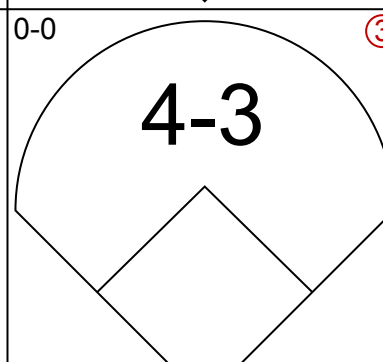
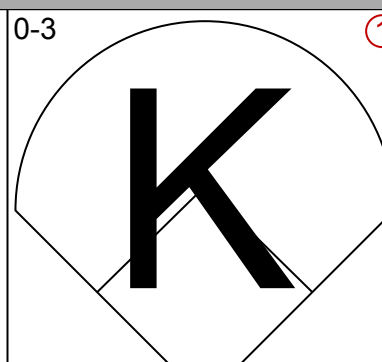
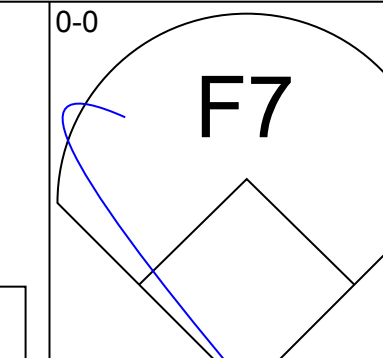
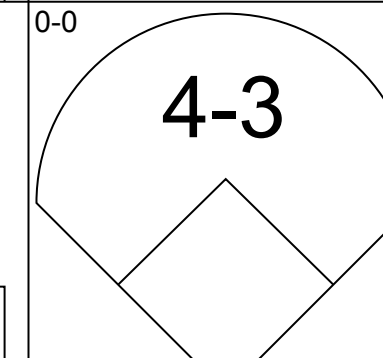
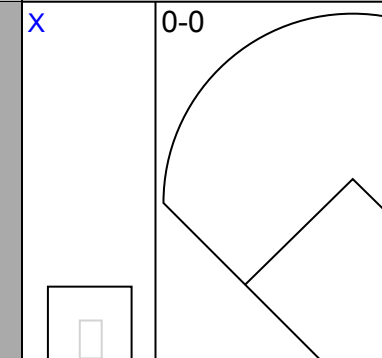
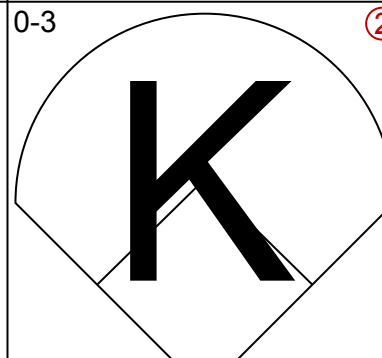
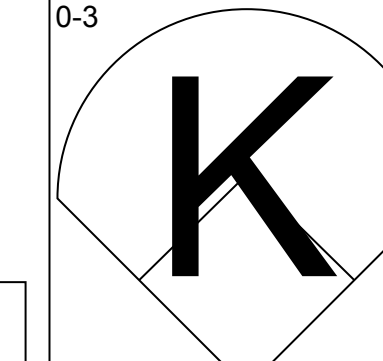
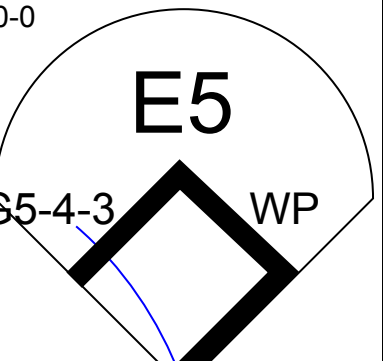
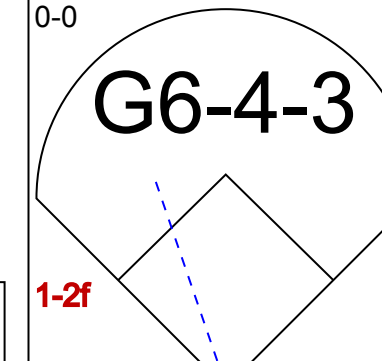
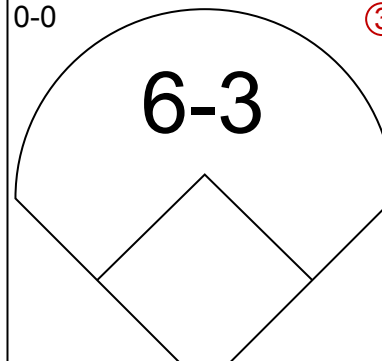
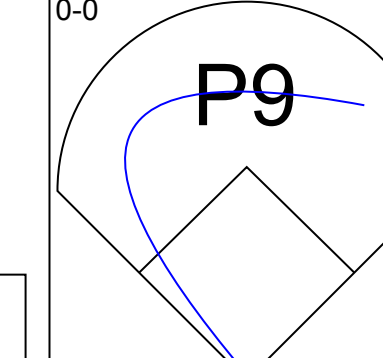
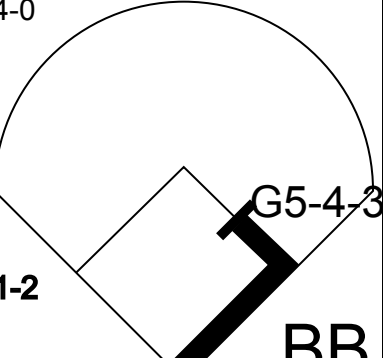
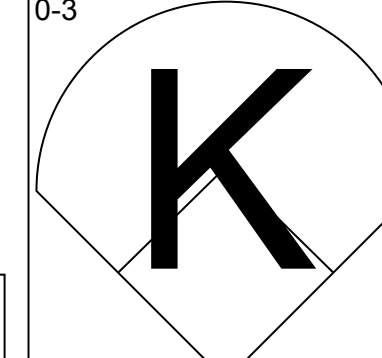
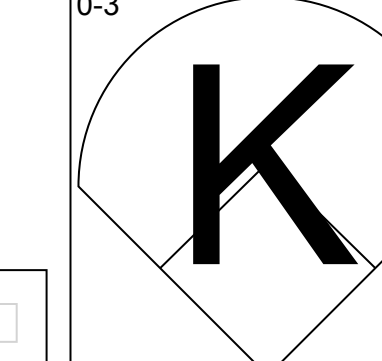
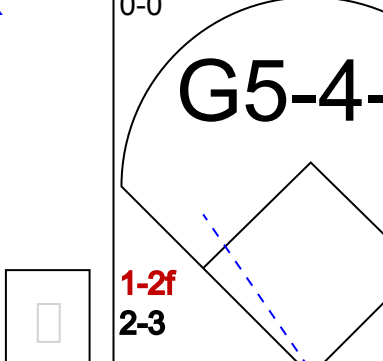
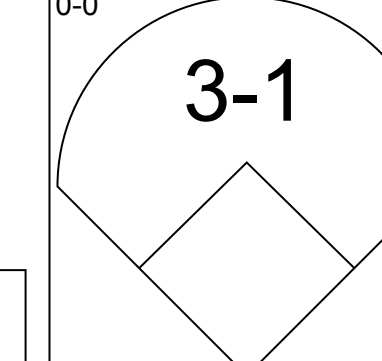
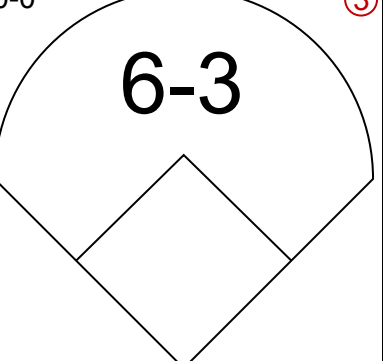
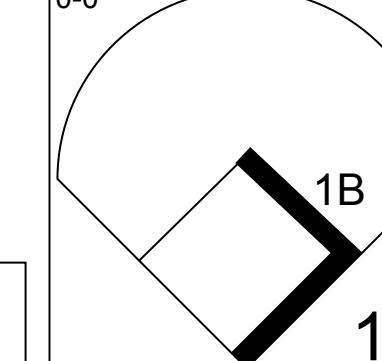
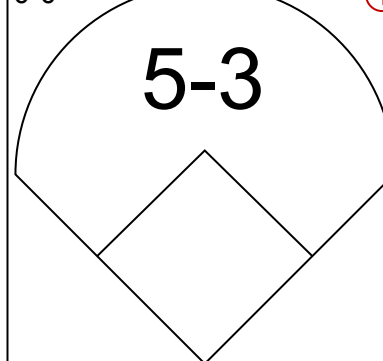
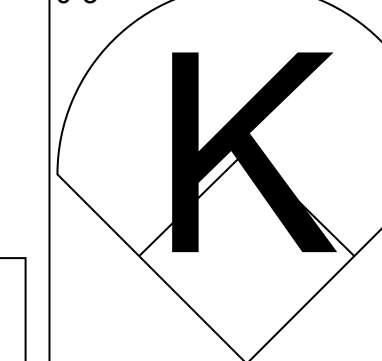


Batter	1	2	3	4	5	6	7	8	9	AB	R	H	RBI	BB	SO	LOB	BOTTOM					
Al Spangler, L OBP: 0.334, SLG: 0.348 (1, 7)										3	0	0	0	1	1	2						
Johnny Temple, R OBP: 0.356, SLG: 0.330 (1, 4)										4	0	1	0	0	0	2						
Bob Aspromonte, R OBP: 0.253, SLG: 0.271 (1, 5)										4	0	0	0	0	0	3						
Carl Warwick, R OBP: 0.332, SLG: 0.355 (1, 9)										4	0	1	0	0	0	2						
Jimmy Wynn, R OBP: 0.341, SLG: 0.394 (1, 8)										3	1	0	0	1	2	1						
Pete Runnels, L OBP: 0.320, SLG: 0.263 (1, 3) Dick Drott, R OBP: 0.125, SLG: 0.125 (7, 1) Ernie Fazio, R OBP: 0.291, SLG: 0.268 (9, PH)										2	0	1	0	0	0	0						
John Bateman, R OBP: 0.237, SLG: 0.329 (1, 2) Jim Dickson, L (5, 1) Rusty Staub, L (6, PH) OBP: 0.293, SLG: 0.308 (7, 3)										1	0	0	0	0	0	0						
Bob Lillis, R OBP: 0.221, SLG: 0.221 (1, 6)										4	0	1	0	0	0	2						
Hal Brown, R OBP: 0.125, SLG: 0.125 (1, 1) Jim Umbricht, R (3, 1) Don McMahon, R OBP: 0.167, SLG: 0.182 (3, 1) Hal Smith, R OBP: 0.385, SLG: 0.417 (3, 2) Howie Coss, R OBP: 0.272, SLG: 0.356 (4, PH)										0	0	0	0	0	0	0						
Inning Stats	R: 0 E: 0 K: 0 S: 3	H: 1 LOB: 1 BB: 1 P: 7	R: 0 E: 0 K: 1 S: 5	H: 0 LOB: 0 BB: 0 P: 5	R: 0 E: 0 K: 1 S: 6	H: 2 LOB: 1 BB: 0 P: 6	R: 1 E: 0 K: 0 S: 5	H: 2 LOB: 2 BB: 1 P: 9	R: 0 E: 0 K: 0 S: 4	H: 1 LOB: 1 BB: 0 P: 4	R: 0 E: 0 K: 1 S: 5	H: 0 LOB: 0 BB: 0 P: 6	R: 0 E: 0 K: 0 S: 3	H: 0 LOB: 0 BB: 0 P: 3	R: 0 E: 1 K: 1 S: 6	H: 1 LOB: 1 BB: 0 P: 6	R: 0 E: 0 K: 0 S: 3	H: 0 LOB: 0 BB: 0 P: 3	1B: 5 2B: 2 3B: 0 HR: 0	SF: 0 SAC: 0 DP: 1 HBP: 1	WP: 0 PB: 0 CS: 0 CS: 0	PA: 35
PITCHER	IP	WLS	BF	H	R	ER	SO	BB	IBB	HBP	BLK	WP	HR	S	P	ERA	WHIP					
Joe Gibbon, L ERA: 2.25 (1, 1)	9.0	W	35	7	1	1	4	2	0	1	0	0	0	40	49	1.00	1.000					

Pittsburgh Pirates @ Houston Colt 45's
Colt Stadium, Houston, TX
Tue Jul 30 1963, 8:05 PM EDT
Att: 6,976 - Cloudy - 85 F

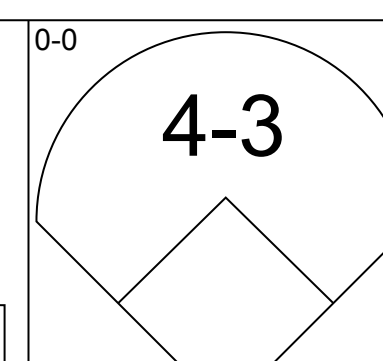
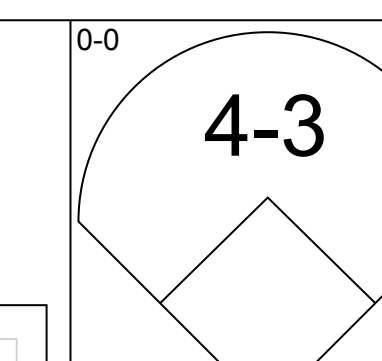
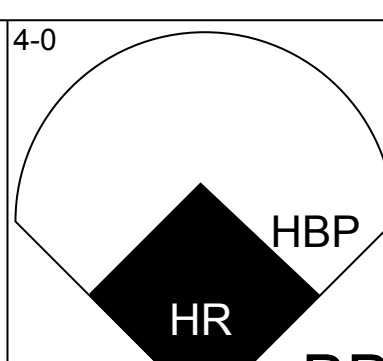
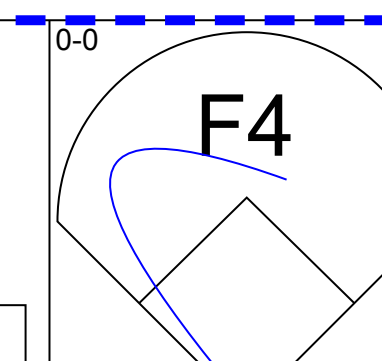
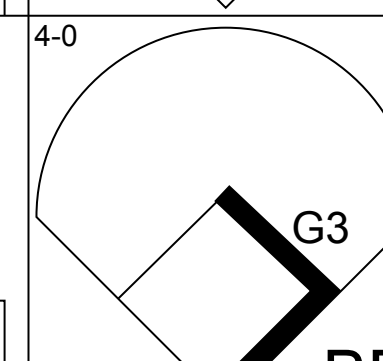
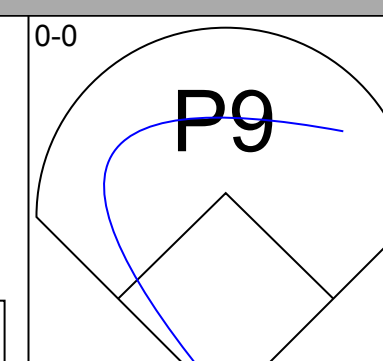
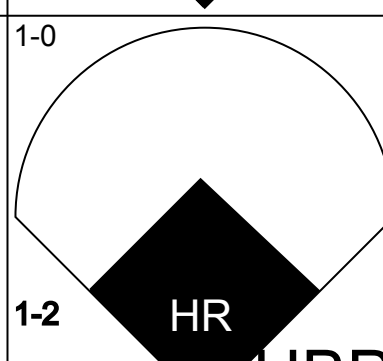
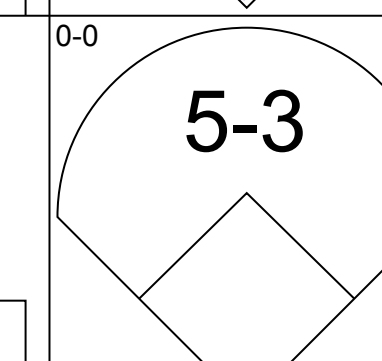
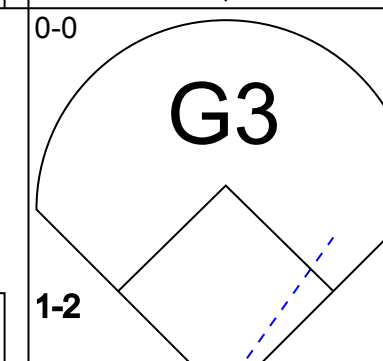
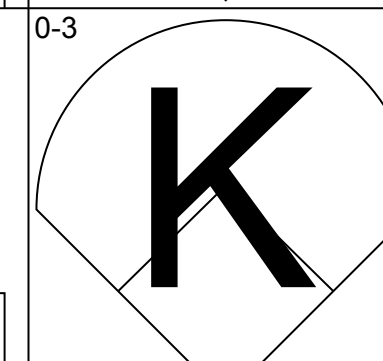
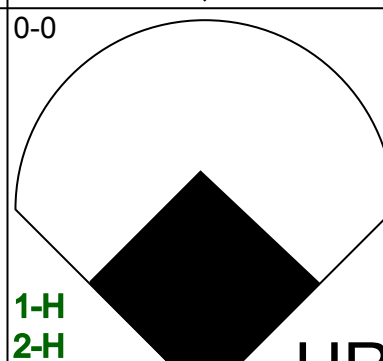
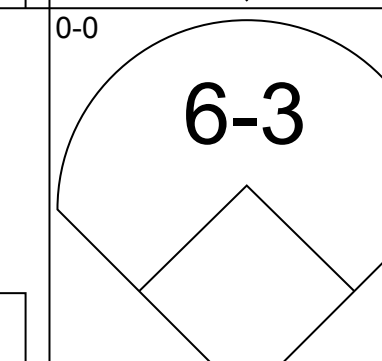
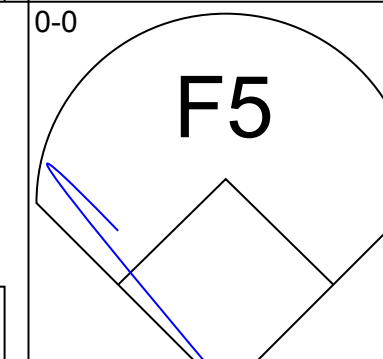
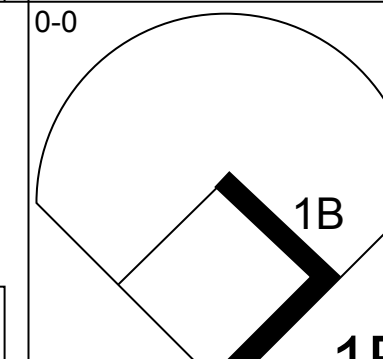
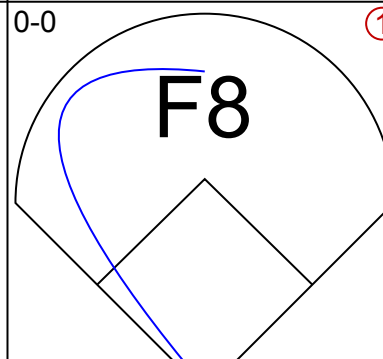
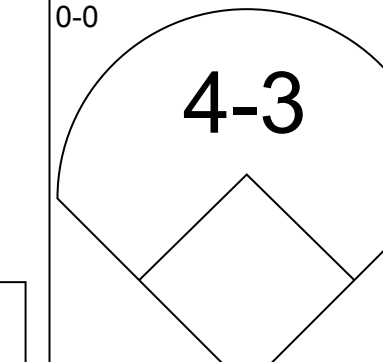
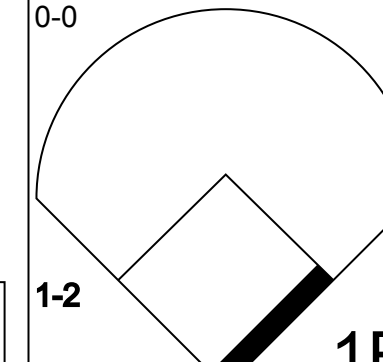
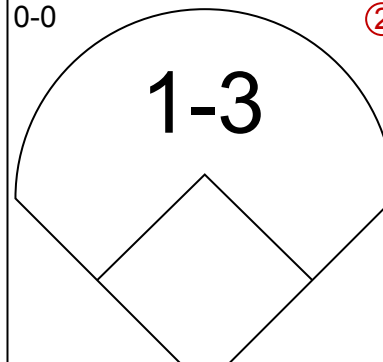
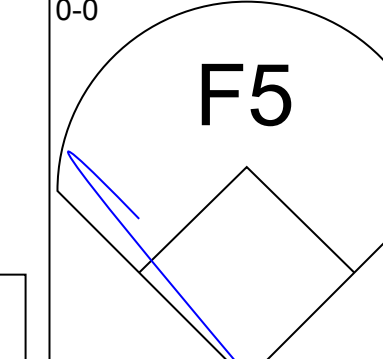
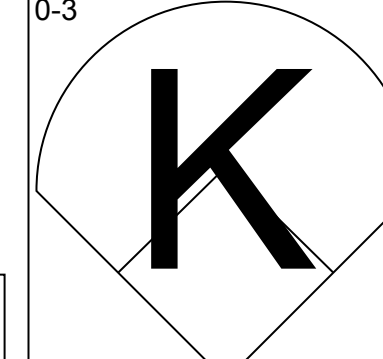
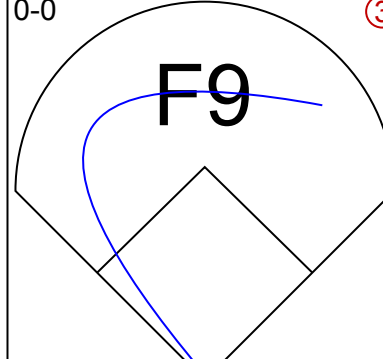
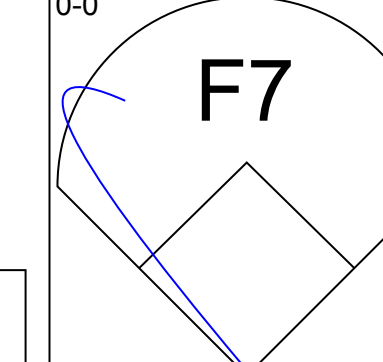
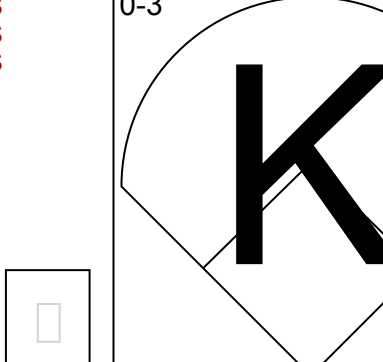
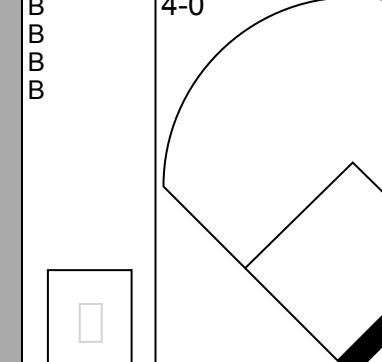
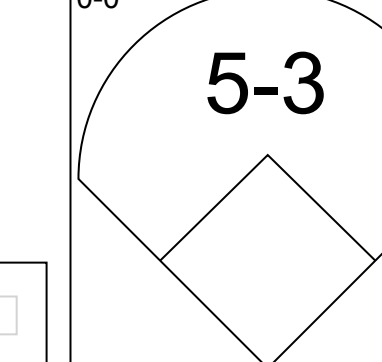
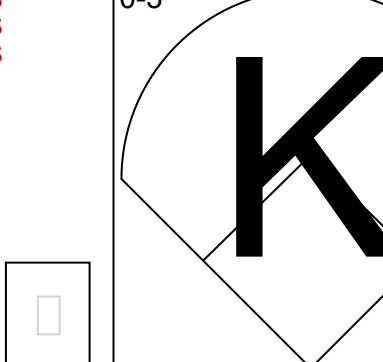
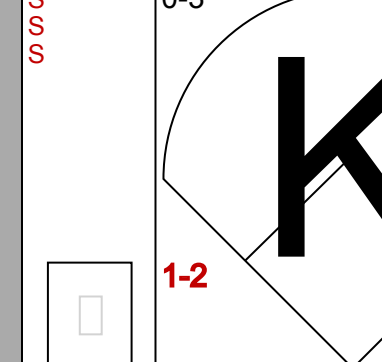
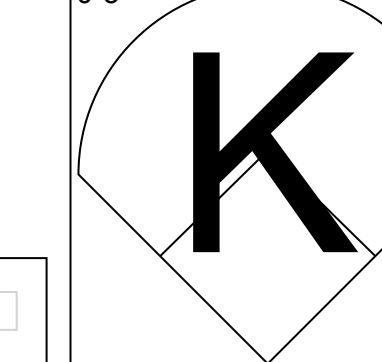
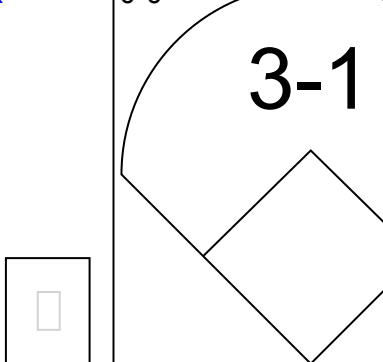
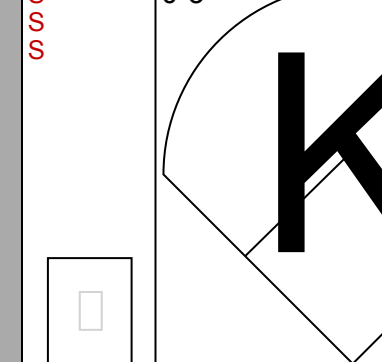
AB	32
R	1
H	7
RBI	1
BB	2
SO	4
LOB	13



Batter	1	2	3	4	5	6	7	8	9	AB	R	H	RBI	BB	SO	LOB	TOP			
Bob Bailey, R OBP: 0.317, SLG: 0.341 (1, 5)										4	0	1	0	0	1	1	Pittsburgh Pirates @ Cincinnati Reds Crosley Field, Cincinnati, OH Fri Aug 02 1963, 7:05 PM EDT Att: 14,807 - Unknown			
Bill Virdon, L OBP: 0.305, SLG: 0.347 (1, 8)										3	0	0	0	1	2	2				
Roberto Clemente, R OBP: 0.361, SLG: 0.462 (1, 9)										4	0	0	0	0	2	1				
Jerry Lynch, L OBP: 0.351, SLG: 0.470 (1, 7)										0	0	0	0	0	0	0				
Bill Mazaroski, R OBP: 0.312, SLG: 0.390 (1, 4)										4	0	0	0	0	1	1				
Don Clendenon, R OBP: 0.346, SLG: 0.462 (1, 3)										2	0	0	0	1	1	0				
Jim Pagliaroni, R OBP: 0.371, SLG: 0.455 (1, 2)										3	0	0	0	0	1	2				
Johnny Logan, R OBP: 0.308, SLG: 0.238 (1, 6)										3	0	2	0	0	0	1				
Don Cardwell, R OBP: 0.170, SLG: 0.071 (1, 1)										2	0	0	0	0	1	1				
Willie Stargell, L OBP: 0.276, SLG: 0.385 (8, PH)										1	0	0	0	0	1	1				
Harvey Haddix, L OBP: 0.182, SLG: 0.400 (8, 1)										0	0	0	0	0	0	0				
Inning Stats	R: 0 E: 0 K: 3 S: 9	H: 0 LOB: 0 BB: 0 P: 9	R: 0 E: 0 K: 1 S: 5	H: 0 LOB: 0 BB: 0 P: 5	R: 0 E: 0 K: 2 S: 8	H: 1 LOB: 1 BB: 0 P: 8	R: 0 E: 0 K: 0 S: 3	H: 0 LOB: 0 BB: 0 P: 3	R: 0 E: 1 K: 0 S: 3	H: 0 LOB: 1 BB: 1 P: 7	R: 0 E: 0 K: 1 S: 5	H: 1 LOB: 0 BB: 0 P: 5	R: 0 E: 0 K: 2 S: 9	H: 2 LOB: 2 BB: 0 P: 9	R: 0 E: 0 K: 2 S: 7	H: 0 LOB: 0 BB: 0 P: 7	1B: 4 2B: 0 3B: 0 HR: 0	SF: 0 SAC: 0 DP: 2 HBP: 0	WP: 1 PB: 0 SB: 0 CS: 0	PA: 32
PITCHER Jim Maloney, R ERA: 2.72 (1, 1)	IP: 9.0 WLS: W BF: 32 H: 4 R: 0 ER: 0 SO: 11 BB: 2 IBB: 0 HBP: 0 BLK: 0 WP: 1 HR: 0 S: 52 P: 60 ERA: 0.00 WHIP: 0.667															PITCHER Jim Maloney, R ERA: 2.72 (1, 1)	IP: 9.0 WLS: W BF: 32 H: 4 R: 0 ER: 0 SO: 11 BB: 2 IBB: 0 HBP: 0 BLK: 0 WP: 1 HR: 0 S: 52 P: 60 ERA: 0.00 WHIP: 0.667			

AB	26
R	0
H	3
RBI	0
BB	2
SO	10
LOB	10



Batter	1	2	3	4	5	6	7	8	9	AB	R	H	RBI	BB	SO	LOB	BOTTOM			
Pete Rose, S OBP: 0.345, SLG: 0.362 (1, 4)										3	1	0	0	1	0	0	Pittsburgh Pirates @ Cincinnati Reds Crosley Field, Cincinnati, OH Fri Aug 02 1963, 7:05 PM EDT Att: 14,807 - Unknown			
Tommy Harper, R OBP: 0.355, SLG: 0.404 (1, 9)										2	1	0	0	1	0	0				
Vada Pinson, L OBP: 0.350, SLG: 0.511 (1, 8)										4	1	1	3	0	1	1				
Frank Robinson, R OBP: 0.393, SLG: 0.444 (1, 7)										3	0	1	0	0	0	1				
Marty Keough, L OBP: 0.353, SLG: 0.449 (1, 3)										3	0	1	0	0	0	0				
Gene Freese, R OBP: 0.314, SLG: 0.364 (1, 5)										3	0	0	0	0	1	2				
Johnny Edwards, L OBP: 0.323, SLG: 0.372 (1, 2)										2	0	0	0	1	1	0				
Eddie Kasko, R OBP: 0.302, SLG: 0.282 (1, 6)										3	0	0	0	0	2	1				
Jim Maloney, L OBP: 0.188, SLG: 0.148 (1, 1)										3	0	0	0	0	2	0				
Inning Stats	R: 0 E: 0 K: 0 S: 3	H: 0 LOB: 1 BB: 1 P: 7	R: 0 E: 0 K: 0 S: 3	H: 0 LOB: 0 BB: 0 P: 3	R: 0 E: 0 K: 1 S: 5	H: 0 LOB: 0 BB: 0 P: 5	R: 0 E: 0 K: 2 S: 9	H: 2 LOB: 2 BB: 0 P: 9	R: 0 E: 0 K: 2 S: 7	H: 0 LOB: 0 BB: 0 P: 7	R: 3 E: 0 K: 0 S: 4	H: 1 LOB: 0 BB: 1 P: 9	R: 0 E: 0 K: 2 S: 6	H: 0 LOB: 0 BB: 1 P: 10	R: 0 E: 0 K: 0 S: 3	H: 0 LOB: 0 BB: 0 P: 3	1B: 2 2B: 0 3B: 0 HR: 1	SF: 0 SAC: 0 DP: 0 HBP: 1	WP: 0 PB: 0 SB: 0 CS: 1	PA: 30
PITCHER Don Cardwell, R ERA: 3.66 (1, 1)	IP: 7.0 WLS: L BF: 27 H: 3 R: 3 ER: 3 SO: 7 BB: 3 IBB: 0 HBP: 1 BLK: 0 WP: 0 HR: 1 S: 37 P: 50 ERA: 3.86 WHIP: 0.857															PITCHER Harvey Haddix, L ERA: 3.91 (8, 1)	IP: 1.0 WLS: L BF: 3 H: 0 R: 0 ER: 0 SO: 0 BB: 0 IBB: 0 HBP: 0 BLK: 0 WP: 0 HR: 0 S: 3 P: 3 ERA: 0.00 WHIP: 0.000			



Batter	1	2	3	4	5	6	7	8	9	AB	R	H	RBI	BB	SO	LOB	TOP
Bob Bailey, R OBP: 0.314, SLG: 0.338 (1, 5)	F4	6-3			F2			2B 1B	6-3	5	1	1	0	0	0	4	Pittsburgh Pirates @ Cincinnati Reds Crosley Field, Cincinnati, OH Sun Aug 04 1963, 3:33 AM EDT Unknown
Bill Virdon, L OBP: 0.305, SLG: 0.352 (1, 8)	1-3		K		F9			1B 2B		4	1	1	0	0	1	0	
Roberto Clemente, R OBP: 0.367, SLG: 0.487 (1, 9)	1B		6-3					G6-4-3 1B		4	0	3	2	0	0	0	
Jerry Lynch, L OBP: 0.347, SLG: 0.457 (1, 7)	1B		F9		F2			P9		0	0	0	0	0	0	0	
Bill Mazerowski, R OBP: 0.311, SLG: 0.389 (1, 4)	FC6-4				P8			G6-4-3		4	0	1	0	0	0	4	
Smoky Burgess, L OBP: 0.338, SLG: 0.385 (1, 2)		SH3-4 1B			F2			P9		4	0	1	0	0	0	2	
Donn Clendenon, R OBP: 0.346, SLG: 0.460 (1, 3)		SH3-4 1B			P8			3-1 BB		4	0	2	0	0	0	1	
Johnny Logan, R OBP: 0.311, SLG: 0.241 (1, 6)		F7			L8			3-1 BB		3	0	0	0	1	0	3	
Bob Friend, R OBP: 0.108, SLG: 0.094 Bob Veale, S (2, 1)		SH3-4			K			3-1		0	0	0	0	0	0	0	
Manny Mota, R OBP: 0.389, SLG: 0.382 Vern Law, R OBP: 0.217, SLG: 0.217 Willie Stargell, L OBP: 0.274, SLG: 0.381 (9, PH)		1-2 2-3						1-2 2-3		1	0	0	0	0	0	1	
										1	0	0	0	0	0	0	
										1	0	0	0	0	0	2	
Inning Stats	R: 0 E: 0 K: 0 S: 5	H: 2 LOB: 2 BB: 0 P: 5	R: 0 E: 0 K: 0 S: 5	H: 2 LOB: 0 BB: 0 P: 5	R: 0 E: 0 K: 1 S: 4	H: 1 LOB: 1 BB: 0 P: 4	R: 0 E: 0 K: 0 S: 4	H: 0 LOB: 0 BB: 0 P: 5	R: 0 E: 0 K: 0 S: 3	H: 0 LOB: 0 BB: 0 P: 3	R: 2 E: 0 K: 0 S: 5	H: 3 LOB: 0 BB: 0 P: 5	R: 0 E: 0 K: 0 S: 4	H: 1 LOB: 2 BB: 1 P: 8	1B: 9 2B: 1 3B: 0 HR: 0	SF: 0 SAC: 1 DP: 1 HBP: 0	
PITCHER Bob Purkey, R ERA: 3.51 (1, 1)	IP: 9.0 WLS: W BF: 37 H: 10 R: 2 ER: 2 SO: 2 BB: 1 IBB: 0 HBP: 0 BLK: 0 WP: 0 HR: 0 S: 40 P: 44 ERA: 2.00 WHIP: 1.222																

Batter	1	2	3	4	5	6	7	8	9	AB	R	H	RBI	BB	SO	LOB	BOTTOM	
Pete Rose, S OBP: 0.346, SLG: 0.364 (1, 4)	S 1B	2B 2B		FC5-4 BB		K		FC6-4 G6-4-3		4	2	2	1	1	1	1	Pittsburgh Pirates @ Cincinnati Reds Crosley Field, Cincinnati, OH Sun Aug 04 1963, 3:33 AM EDT Unknown	
Tommy Harper, R OBP: 0.356, SLG: 0.393 (1, 9)	K	2B BB		FC5-4 BB		S BB		G6-4-3		3	1	0	0	2	1	3		
Vada Pinson, L OBP: 0.355, SLG: 0.512 (1, 8)	2B 1B	K		1-2 BB		F8				3	1	1	1	1	1	3		
Frank Robinson, R OBP: 0.395, SLG: 0.448 (1, 7)	FC5-4 2B	2B		F4		BB				3	0	2	3	1	0	1		
Marty Keough, L OBP: 0.367, SLG: 0.443 (1, 3)	FC5-4 IBB	BB		1B BB		K				1	0	0	0	3	1	2		
Gene Freese, R OBP: 0.310, SLG: 0.380 (1, 5)	FC5-4	4-3		E 1B		F5				4	0	1	0	0	0	4		
Johnny Edwards, L OBP: 0.316, SLG: 0.364 (1, 2)	F6		K		K			4-3		4	0	0	0	0	2	4		
Eddie Kasko, R OBP: 0.288, SLG: 0.267 (1, 6)		E6 2B		F9		K		1-3		4	1	0	0	0	1	2		
Bob Purkey, R OBP: 0.179, SLG: 0.086 (1, 1)	K	K		F7		FC6-4 1B				4	0	1	0	0	2	3		
Inning Stats	R: 2 E: 0 K: 1 S: 8	H: 3 LOB: 2 BB: 1 P: 12	R: 3 E: 1 K: 2 S: 10	H: 2 LOB: 2 BB: 2 P: 18	R: 0 E: 0 K: 2 S: 7	H: 0 LOB: 0 BB: 0 P: 7	R: 0 E: 0 K: 0 S: 2	H: 0 LOB: 1 BB: 2 P: 10	R: 0 E: 1 K: 2 S: 8	H: 1 LOB: 2 BB: 1 P: 12	R: 0 E: 0 K: 2 S: 7	H: 0 LOB: 2 BB: 2 P: 15	R: 0 E: 0 K: 0 S: 3	H: 1 LOB: 0 BB: 0 P: 3	1B: 4 2B: 3 3B: 0 HR: 0	SF: 0 SAC: 0 DP: 1 HBP: 0		WP: 0 PA: 38 PB: 0 SB: 2 CS: 0
PITCHER Bob Friend, R ERA: 2.12 Bob Veale, L ERA: 0.73 Vern Law, R ERA: 4.93	IP: 1.1 WLS: L BF: 11 H: 4 R: 5 ER: 2 SO: 2 BB: 1 IBB: 1 HBP: 0 BLK: 0 WP: 0 HR: 0 S: 13 P: 21 ERA: 13.50 WHIP: 3.750																	

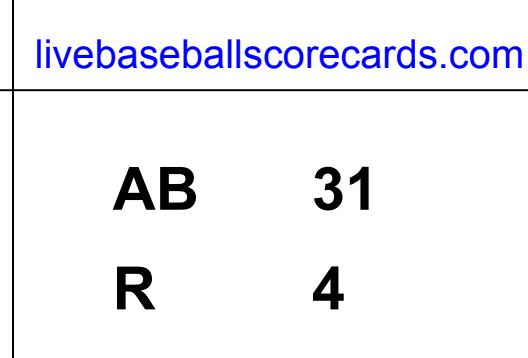
Batter	1	2	3	4	5	6	7	8	9	AB	R	H	RBI	BB	SO	LOB	TOP		
Bob Bailey, R (1.5) OBP: 0.313, SLG: 0.344										4	1	1	1	0	1	0	Pittsburgh Pirates @ Cincinnati Reds Crosley Field, Cincinnati, OH Sun Aug 04 1963, 3:38 AM EDT Att: 18,380 - Unknown		
Manny Mota, R (1.7) OBP: 0.375, SLG: 0.351										3	0	0	0	1	0	0			
Roberto Clemente, R (1.9) OBP: 0.365, SLG: 0.485										4	0	1	0	0	0	1			
Bill Mazerowski, R (1.4) OBP: 0.310, SLG: 0.388										4	0	1	0	0	0	2			
Donn Clendenon, R (1.3) OBP: 0.345, SLG: 0.457										3	0	0	0	1	2	1			
Jim Papillon, R (1.2) OBP: 0.366, SLG: 0.440										4	0	1	0	0	0	0			
Bill Virdon, L (1.8) OBP: 0.305, SLG: 0.349										3	0	0	0	1	1	2			
Johnny Logan, R (1.6) OBP: 0.305, SLG: 0.235										3	0	0	0	0	0	3			
Joe Gibbon, R (1.1) OBP: 0.037, SLG: 0.037										2	0	0	0	0	0	0			
Smoky Burgess, L (7, PH) OBP: 0.336, SLG: 0.383										1	0	0	0	0	1	0			
Roy Face, R (7, 1) OBP: 0.143, SLG: 0.143										0	0	0	0	0	0	0			
Inning Stats	R: 1 E: 0 K: 1 S: 7	H: 2 LOB: 1 BB: 0 P: 7	R: 0 E: 0 K: 0 S: 2	H: 0 LOB: 0 BB: 1 P: 6	R: 0 E: 1 K: 1 S: 6	H: 0 LOB: 1 BB: 0 P: 6	R: 0 E: 0 K: 1 S: 6	H: 1 LOB: 2 BB: 1 P: 10	R: 0 E: 0 K: 0 S: 4	H: 0 LOB: 0 BB: 0 P: 3	R: 0 E: 0 K: 1 S: 5	H: 0 LOB: 0 BB: 0 P: 5	R: 0 E: 0 K: 0 S: 3	H: 0 LOB: 0 BB: 0 P: 3	R: 0 E: 0 K: 1 S: 5	H: 0 LOB: 0 BB: 0 P: 5	1B: 3 2B: 0 3B: 0 HR: 1	SF: 0 SAC: 0 DP: 1 HBP: 0	WP: 0 PA: 34 PB: 0 SB: 0 CS: 0
PITCHER Joe Nuxhall, L (1.1) ERA: 2.47	IP: 9.0 WLS: W BF: 34 H: 4 R: 1 ER: 1 SO: 5 BB: 3 IBB: 0 HBP: 0 BLK: 0 WP: 0 HR: 1 S: 41 P: 53 ERA: 1.00 WHIP: 0.778															PITCHER			

livebaseballscores.com

AB	31
R	1
H	4
RBI	1
BB	3
SO	5
LOB	9



Batter	1	2	3	4	5	6	7	8	9	AB	R	H	RBI	BB	SO	LOB	BOTTOM		
Pete Rose, S (1.4) OBP: 0.345, SLG: 0.363										4	1	1	0	0	1	1	Pittsburgh Pirates @ Cincinnati Reds Crosley Field, Cincinnati, OH Sun Aug 04 1963, 3:38 AM EDT Att: 18,380 - Unknown		
Tommy Harper, R (1.9) OBP: 0.364, SLG: 0.417										4	3	3	2	0	0	0			
Vada Pinson, L (1.8) OBP: 0.352, SLG: 0.508										4	0	0	1	0	1	1			
Frank Robinson, R (1.7) OBP: 0.391, SLG: 0.443										4	0	0	0	0	0	1			
Gene Freese, R (1.5) OBP: 0.318, SLG: 0.386										3	0	2	1	0	1	0			
Gene Green, R (1.2) OBP: 0.247, SLG: 0.305										3	0	0	0	0	1	2			
Don Pavletich, R (1.3) OBP: 0.269, SLG: 0.271										3	0	0	0	0	1	0			
Leo Cardenas, R (1.6) OBP: 0.246, SLG: 0.298										3	0	0	0	0	1	1			
Joe Nuxhall, L (1.1) OBP: 0.184, SLG: 0.208										3	0	0	0	0	1	1			
Inning Stats	R: 2 E: 0 K: 0 S: 6	H: 3 LOB: 1 BB: 0 P: 6	R: 0 E: 1 K: 3 S: 10	H: 0 LOB: 1 BB: 0 P: 10	R: 1 E: 0 K: 2 S: 9	H: 2 LOB: 1 BB: 0 P: 9	R: 0 E: 0 K: 0 S: 3	H: 0 LOB: 0 BB: 0 P: 3	R: 1 E: 0 K: 0 S: 4	H: 1 LOB: 0 BB: 0 P: 4	R: 0 E: 0 K: 2 S: 7	H: 0 LOB: 0 BB: 0 P: 7	R: 0 E: 0 K: 0 S: 3	H: 0 LOB: 0 BB: 0 P: 3	R: 0 E: 0 K: 0 S: 3	H: 0 LOB: 0 BB: 0 P: 3		1B: 4 2B: 1 3B: 0 HR: 1	SF: 0 SAC: 0 DP: 0 HBP: 0
PITCHER Joe Gibbon, L (1.1) ERA: 2.49	IP: 6.0 WLS: L BF: 25 H: 6 R: 4 ER: 4 SO: 7 BB: 0 IBB: 0 HBP: 0 BLK: 0 WP: 0 HR: 1 S: 39 P: 39 ERA: 6.00 WHIP: 1.000															PITCHER			
Roy Face, R (7, 1) ERA: 3.11	IP: 2.0 WLS: L BF: 6 H: 0 R: 0 ER: 0 SO: 0 BB: 0 IBB: 0 HBP: 0 BLK: 0 WP: 0 HR: 0 S: 6 P: 6 ERA: 0.00 WHIP: 0.000															PITCHER			



Batter	1	2	3	4	5	6	7	8	9	AB	R	H	RBI	BB	SO	LOB	TOP										
Lee Mays, L OBP: 0.328, SLG: 0.432 (1, 8)	4-0 BB BB		4-0 G4-6-3 BB		0-0 G			0-0 F		2	0	0	0	2	0	1	Milwaukee Braves @ Pittsburgh Pirates Forbes Field, Pittsburgh, PA Tue Aug 06 1963, 7:05 PM EDT Att: 9,992 - Unknown										
Eddie Mathews, L OBP: 0.377, SLG: 0.433 (1, 5)	0-0 P		0-0 G4-6-3 1-2				0-0 P	0-3 K		4	0	0	0	0	1	2											
Hank Aaron, R OBP: 0.384, SLG: 0.584 (1, 9)	0-3 K			4-0 E BB			0-0 F		0-0 BB 1B	3	0	1	0	1	1	1											
Joe Torre, R OBP: 0.365, SLG: 0.443 Ty Cline, L OBP: 0.242, SLG: 0.205 (9, PR)	4-0 BB 1-2			0-0 F 1-2			0-3 K		4-0 BB G4-6-3 1-2	2	0	0	0	2	1	1											
Gene Oliver, R OBP: 0.312, SLG: 0.429 (1, 7)	0-0 L			0-0 G			0-0 F		0-0 F	4	0	0	0	0	0	5											
Denis Menke, R OBP: 0.288, SLG: 0.376 (1, 6)		0-0 CS 1B		0-0 L			0-0 G		0-0 G4-6-3 1-2	4	0	1	0	0	0	3											
Frank Bolling, R OBP: 0.310, SLG: 0.319 (1, 4)		0-3 K 1-2					0-0 2B			3	0	2	0	0	1	1											
Del Crandall, R OBP: 0.265, SLG: 0.279 (1, 2)		0-0 F					0-3 K		0-0 G	3	0	0	0	0	1	2											
Denny Lemaster, R OBP: 0.189, SLG: 0.321 Bob Sadowski, R (7, 1)			0-0 P				0-0 F		0-0 F	2	0	0	0	0	0	1											
Norm Larker, L OBP: 0.303, SLG: 0.240 Claude Raymond, R OBP: 0.667, SLG: 1.000 (8, PH)									0-0 F	1	0	0	0	0	0	0											
Inning Stats	R: 0 E: 0 K: 1 S: 5	H: 0 LOB: 2 BB: 2 P: 13	R: 0 E: 0 K: 1 S: 5	H: 1 LOB: 0 BB: 0 P: 5	R: 0 E: 0 K: 0 S: 2	H: 0 LOB: 0 BB: 1 P: 6	R: 0 E: 1 K: 0 S: 3	H: 0 LOB: 1 BB: 1 P: 7	R: 0 E: 0 K: 1 S: 6	H: 1 LOB: 1 BB: 0 P: 6	R: 0 E: 0 K: 0 S: 5	H: 0 LOB: 0 BB: 0 P: 5	R: 0 E: 0 K: 0 S: 4	H: 1 LOB: 1 BB: 0 P: 4	R: 0 E: 0 K: 1 S: 5	H: 0 LOB: 0 BB: 1 P: 5	R: 0 E: 0 K: 0 S: 3	H: 1 LOB: 2 BB: 1 P: 7	1B: 3 2B: 1 3B: 0 HR: 0	SF: 0 SAC: 0 DP: 2 HBP: 0	WP: 0 PB: 0 CS: 1	PA: 33					
PITCHER	IP	WLS	BF	H	R	ER	SO	BB	IBB	HBP	BLK	WP	HR	S	P	ERA	WHIP										
Don Cardwell, R ERA: 3.46 (1, 1)	8.0	W	31	4	0	0	5	5	0	0	0	0	0	36	56	0.00	1.125										
Al McBean, R ERA: 2.16 (9, 1)	1.0	S	2	0	0	0	0	0	0	0	0	0	0	2	2	0.00	0.000										

AB 28
R 0
H 4
RBI 0
BB 5
SO 5
LOB 17



Batter	1	2	3	4	5	6	7	8	9	AB	R	H	RBI	BB	SO	LOB	BOTTOM										
Bob Bailey, R OBP: 0.311, SLG: 0.341 (1, 5)	0-0 G		0-0 G			0-0 G	0-0 G			4	0	0	0	0	0	2	Milwaukee Braves @ Pittsburgh Pirates Forbes Field, Pittsburgh, PA Tue Aug 06 1963, 7:05 PM EDT Att: 9,992 - Unknown										
Manny Mota, R OBP: 0.341, SLG: 0.317 (1, 7)	0-0 G		0-0 G			0-0 P		0-0 G		4	0	0	0	0	0	0											
Roberto Clemente, R OBP: 0.387, SLG: 0.485 (1, 9)	0-0 1B			0-0 G			0-0 2B 1B	0-0 G		4	1	2	0	0	0	0											
Bill Mazerowski, R OBP: 0.307, SLG: 0.383 (1, 4)	0-0 F			0-0 G			0-0 P	0-3 K		4	0	0	0	0	1	2											
Donn Clendenon, R OBP: 0.345, SLG: 0.458 (1, 3)		0-0 E5 S		0-3 K			0-0 S 1B 2B			3	1	1	1	0	1	0											
Jim Pagliaroni, R OBP: 0.365, SLG: 0.438 (1, 2)		0-0 P 1-2			0-0 P		0-0 BB 1B			3	1	1	1	0	0	1											
Bill Virdon, L OBP: 0.307, SLG: 0.350 (1, 8)		0-0 G			0-0 G4-6-3 1B		4-0 BB 1B 1B			2	0	1	0	1	0	1											
Johnny Logan, R OBP: 0.306, SLG: 0.237 (1, 6)		0-0 F			0-0 G4-6-3 1-2		0-0 BB 1B			3	0	1	1	0	0	2											
Don Cardwell, R OBP: 0.160, SLG: 0.067 Al McBean, R OBP: 0.185, SLG: 0.296 (9, 1)			0-0 F			0-3 K		0-0 F		3	0	0	0	0	1	2											
Inning Stats	R: 0 E: 0 K: 0 S: 4	H: 1 LOB: 1 BB: 0 P: 4	R: 0 E: 1 K: 0 S: 4	H: 0 LOB: 0 BB: 0 P: 4	R: 0 E: 0 K: 0 S: 3	H: 0 LOB: 0 BB: 0 P: 3	R: 0 E: 0 K: 1 S: 5	H: 0 LOB: 0 BB: 0 P: 5	R: 0 E: 0 K: 0 S: 3	H: 1 LOB: 0 BB: 0 P: 3	R: 0 E: 0 K: 1 S: 5	H: 0 LOB: 0 BB: 0 P: 5	R: 3 E: 0 K: 0 S: 7	H: 4 LOB: 2 BB: 1 P: 11	R: 0 E: 0 K: 1 S: 5	H: 0 LOB: 0 BB: 0 P: 5		R: 0 E: 0 K: 0 S: 5	H: 0 LOB: 0 BB: 0 P: 5	1B: 5 2B: 1 3B: 0 HR: 0	SF: 0 SAC: 0 DP: 1 HBP: 0	WP: 0 PB: 0 CS: 0	PA: 31				
PITCHER	IP	WLS	BF	H	R	ER	SO	BB	IBB	HBP	BLK	WP	HR	S	P	ERA	WHIP										
Denny Lemaster, L ERA: 2.74 (1, 1)	6.1	L	25	5	3	3	2	1	0	0	0	0	0	28	32	4.26	0.947										
Bob Sadowski, R ERA: 3.04 (7, 1)	0.2		3	1	0	0	0	0	0	0	0	0	0	3	3	0.00	1.500										
Claude Raymond, R ERA: 4.62 (8, 1)	1.0		3	0	0	0	1	0	0	0	0	0	0	5	5	0.00	0.000										

AB 30
R 3
H 6
RBI 3
BB 1
SO 3
LOB 10



Batter	1	2	3	4	5	6	7	8	9	AB	R	H	RBI	BB	SO	LOB	TOP					
Roy McMillan, R (1.6) OBP: 0.263, SLG: 0.327	F2		P5			FC6-4 1B	F9			4	0	1	0	0	0	3	Milwaukee Braves @ Pittsburgh Pirates Forbes Field, Pittsburgh, PA Thu Aug 08 1963, 7:05 PM EDT Att: 9,110 - Unknown					
Lee Mays, L (1.8) OBP: 0.331, SLG: 0.439	F5		F7			FC6-4 BB 1-2		G3		4	0	0	0	0	0	2						
Hank Aaron, R (1.9) OBP: 0.383, SLG: 0.580	F7			F8		P6		F7		4	0	0	0	0	0	1						
Eddie Mathews, L (1.7) OBP: 0.380, SLG: 0.430		F9		3-1				4-3		3	0	0	0	1	0	0						
Joe Torre, R (1.3) OBP: 0.360, SLG: 0.437		1-3		F9					F7	4	0	0	0	0	0	2						
Denis Menke, R (1.5) OBP: 0.295, SLG: 0.371					4-3			P5	F3	4	0	1	0	0	0	0						
Frank Bolling, R (1.4) OBP: 0.308, SLG: 0.320		FC6-4 1B				6-3 2B			F7	4	0	2	0	0	0	1						
Del Crandall, R (1.2) OBP: 0.267, SLG: 0.277			5-3		6-3					3	0	1	0	0	0	1						
Bob Sadowski, R (1.1) OBP: 0.053, SLG: 0.053					2-3	K			1-3	3	0	1	0	0	1	3						
Inning Stats	R: 0 E: 0 K: 0 S: 3	H: 0 LOB: 0 BB: 0 P: 3	R: 0 E: 0 K: 0 S: 4	H: 1 LOB: 1 BB: 0 P: 4	R: 0 E: 0 K: 0 S: 4	H: 1 LOB: 0 BB: 0 P: 4	R: 0 E: 0 K: 0 S: 3	H: 0 LOB: 0 BB: 0 P: 3	R: 0 E: 0 K: 1 S: 6	H: 1 LOB: 1 BB: 0 P: 6	R: 0 E: 0 K: 0 S: 4	H: 1 LOB: 2 BB: 0 P: 8	R: 0 E: 0 K: 0 S: 5	H: 2 LOB: 2 BB: 0 P: 5	R: 0 E: 0 K: 0 S: 3	H: 0 LOB: 0 BB: 0 P: 3	R: 0 E: 0 K: 0 S: 3	H: 0 LOB: 0 BB: 0 P: 3	1B: 5 2B: 1 3B: 0 HR: 0	SF: 0 SAC: 0 DP: 0 HBP: 0	WP: 0 PB: 0 CS: 0	PA: 34
PITCHER Bob Friend, R (1.1) ERA: 2.03	IP: 9.0 WLS: W BF: 34 H: 6 R: 0 ER: 0 SO: 1 BB: 1 IBB: 0 HBP: 0 BLK: 0 WP: 0 HR: 0 S: 35 P: 39 ERA: 0.00 WHIP: 0.778															PITCHER						

livebaseballscores.com

AB 33
R 0
H 6
RBI 0
BB 1
SO 1
LOB 13



Batter	1	2	3	4	5	6	7	8	9	AB	R	H	RBI	BB	SO	LOB	BOTTOM			
Bob Bailey, R (1.5) OBP: 0.306, SLG: 0.336	5-3		5-3		K			FC1-4 6-3 1-2		4	0	0	0	0	1	2	Milwaukee Braves @ Pittsburgh Pirates Forbes Field, Pittsburgh, PA Thu Aug 08 1963, 7:05 PM EDT Att: 9,110 - Unknown			
Bill Virdon, L (1.8) OBP: 0.308, SLG: 0.350			4-3			F7		6-3		4	0	1	0	0	0	1				
Roberto Clemente, R (1.9) OBP: 0.366, SLG: 0.479	K		K			4-3		4-3		4	0	0	0	0	2	2				
Jerry Lynch, L (1.7) OBP: 0.341, SLG: 0.462	4-3			4-3			FC5-4 1B		4-3	4	0	1	0	0	0	1				
Bill Mazeroski, R (1.4) OBP: 0.311, SLG: 0.386				K		FC5-4 1-2			2B 1B	4	1	2	0	0	1	1				
Donn Clendenen, R (1.3) OBP: 0.346, SLG: 0.464		P6		6-3						4	0	1	1	0	1	1				
Jim Pagliaroni, R (1.2) OBP: 0.362, SLG: 0.428		K			P5		L5			3	0	0	0	0	1	1				
Johnny Logan, R (1.6) OBP: 0.305, SLG: 0.229					6-3		K2-3			2	0	0	0	0	1	0				
Bob Friend, R (1.1) OBP: 0.132, SLG: 0.119		P6						FC1-4 1B		3	0	2	0	0	0	2				
Inning Stats	R: 0 E: 0 K: 1 S: 6	H: 1 LOB: 1 BB: 0 P: 6	R: 0 E: 0 K: 1 S: 6	H: 1 LOB: 2 BB: 0 P: 7	R: 0 E: 0 K: 1 S: 5	H: 0 LOB: 0 BB: 0 P: 5	R: 0 E: 0 K: 1 S: 5	H: 0 LOB: 0 BB: 0 P: 5	R: 0 E: 0 K: 2 S: 7	H: 0 LOB: 0 BB: 0 P: 7	R: 0 E: 0 K: 0 S: 4	H: 1 LOB: 1 BB: 0 P: 4	R: 0 E: 0 K: 0 S: 4	H: 1 LOB: 1 BB: 0 P: 4	R: 1 E: 0 K: 0 S: 3	H: 2 LOB: 1 BB: 0 P: 3	1B: 6 2B: 1 3B: 0 HR: 0	SF: 0 SAC: 0 DP: 0 HBP: 1	WP: 0 PB: 0 CS: 0	PA: 33
PITCHER Bob Sadowski, R (1.1) ERA: 2.76	IP: 8.1 WLS: L BF: 33 H: 7 R: 1 ER: 1 SO: 7 BB: 0 IBB: 0 HBP: 1 BLK: 0 WP: 0 HR: 0 S: 46 P: 47 ERA: 1.08 WHIP: 0.840															PITCHER				

livebaseballscores.com

AB 32
R 1
H 7
RBI 1
BB 0
SO 7
LOB 11



Batter	1	2	3	4	5	6	7	8	9	10	11	AB	R	H	RBI	BB	SO	LOB	TOP					
Al Spangler, L OBP: 0.342, SLG: 0.361 (1, 8) (8, 7)	F7		3B 2B	1-3		FC6-4 1-2f		1B 1B		P6		6	1	2	0	0	0	3						
Pete Runnels, L OBP: 0.249, SLG: 0.254 Ernie Fazio, R OBP: 0.282, SLG: 0.265 (8, PR) (8, 4)	6-3		E6 3B			1-3		1B 1B			L1	4	1	1	1	1	0	3						
Bob Aspromonte, R OBP: 0.253, SLG: 0.274 (1, 5)	K		9-2 3B			6-3		K			F9	6	1	2	3	0	2	3						
Hal Smith, R OBP: 0.296, SLG: 0.280 (1, 2)		E6 BB	9-2			FC6-2-5 WP		5-3			K	6	1	1	0	0	1	3						
Rusty Staub, L OBP: 0.300, SLG: 0.302 (1, 3)		4-0 BB	1-2 BB			1-2 BB		F7			F9	3	0	1	0	3	0	1						
Carl Warwick, R OBP: 0.339, SLG: 0.347 (1, 9)	K		P6			K		6-3			G6-4-3	5	0	0	0	0	2	5						
Jimmy Wynn, R OBP: 0.525, SLG: 0.402 (8, 6)	K					P5					E6 1B	4	1	0	0	1	1	2						
Bob Lillis, R OBP: 0.217, SLG: 0.214 Howie Gosz, R OBP: 0.271, SLG: 0.354 (8, PH) (8, 8)	1-3					5-3		5-3			FC3-6	3	0	0	0	0	0	4						
Bob Bruce, R OBP: 0.223, SLG: 0.216 Don McMahon, R OBP: 0.167, SLG: 0.182 John Bateman, R OBP: 0.240, SLG: 0.337 Jim Umbricht, R (8, 1) Dick Drott, R OBP: 0.118, SLG: 0.118 (8, 1)			2B 3B 1B					FC6-4 1B			K	3	1	3	0	0	0	0						
Inning Stats	R: 0 E: 0 K: 1 S: 5	H: 0 LOB: 0 BB: 0 P: 5	R: 0 E: 1 K: 2 S: 8	H: 0 LOB: 2 BB: 1 P: 12	R: 3 E: 1 K: 0 S: 6	H: 3 LOB: 1 BB: 1 P: 10	R: 0 E: 0 K: 0 S: 4	H: 1 LOB: 1 BB: 0 P: 4	R: 2 E: 0 K: 1 S: 6	H: 1 LOB: 2 BB: 3 P: 18	R: 0 E: 0 K: 0 S: 4	H: 0 LOB: 0 BB: 0 P: 3	R: 1 E: 1 K: 3 S: 12	H: 2 LOB: 2 BB: 0 P: 12	R: 0 E: 0 K: 1 S: 5	H: 1 LOB: 0 BB: 0 P: 5	R: 0 E: 1 K: 1 S: 6	H: 0 LOB: 1 BB: 0 P: 6	R: 0 E: 0 K: 0 S: 4	H: 1 LOB: 1 BB: 0 P: 4	1B: 6 2B: 4 3B: 1 HR: 0	SF: 0 SAC: 0 DP: 2 HBP: 0	WP: 3 PB: 0 SB: 0 CS: 0	PA: 50
PITCHER	IP ERA WLS BF H R ER SO BB IBB HBP BLK WP HR S P ERA WHIP	4.0 5.12 0.2 4 0 0 0 1 2 0 0 0 1 0 4 12 0.00 3.000	2.1 8 1 0 0 0 0 0 0 0 0 0 0 0 8 8 0.00 0.429	4.0 W 17 4 1 0 5 0 0 0 0 0 0 0 27 27 0.00 1.000	PITCHER										IP WLS BF H R ER SO BB IBB HBP BLK WP HR S P ERA WHIP	6.2 3.46 0.1 2 0 0 0 1 0 0 0 0 0 0 1 1 41 54 8.10 1.650								

Houston Colt 45's @ Pittsburgh Pirates
Forbes Field, Pittsburgh, PA
Fri Aug 09 1963, 7:05 PM EDT
Att. 9,420 - Cloudy - 74 F


AB 45
R 6
H 10
RBI 4
BB 5
SO 9
LOB 28



Batter	1	2	3	4	5	6	7	8	9	10	11	AB	R	H	RBI	BB	SO	LOB	BOTTOM					
Bob Bailey, R OBP: 0.311, SLG: 0.337 (1, 5)	5-3	L6				FC1-6 1B		1-3 2B BB		6-3		5	1	2	0	1	0	2						
Bill Virdon, L OBP: 0.309, SLG: 0.363 (1, 8)	1B 2B					F7		1-3		4-3		6	2	2	1	0	0	6						
Roberto Clemente, R OBP: 0.371, SLG: 0.476 (1, 9)	1B 1B					FC1-6		BB 2B BB		4-3		5	2	3	2	1	0	1						
Jerry Lynch, L OBP: 0.329, SLG: 0.438 Al McBean, R OBP: 0.172, SLG: 0.276 (8, 1)	F8		G3-6-3			K		2B BB		K		3	0	0	0	1	1	3						
Bill Mazerowski, R OBP: 0.307, SLG: 0.383 (1, 4)	FC5 HBP 1B		L3			5-3		2B		P6		5	0	2	3	0	0	0						
Donn Clendenon, R OBP: 0.341, SLG: 0.454 (1, 3)	HBP		6-3			K		F8		K		4	0	0	0	0	2	2						
Jim Pagliaroni, R OBP: 0.381, SLG: 0.419 Ron Brand, R OBP: 0.348, SLG: 0.350 (8, PR) (9, 2)	FC5		K			K		SH1-4 BB		F8		3	0	0	0	1	2	2						
Johnny Logan, R OBP: 0.374, SLG: 0.247 (1, 6)		F8				1B		K		SH1-4		3	0	1	0	1	1	0						
Earl Francis, R OBP: 0.348, SLG: 0.478 Bob Veale, S (5, 1)	K					K		1-3 WP 1B		F8		2	0	0	0	0	2	1						
Roy Face, R OBP: 0.250, SLG: 0.250 Manny Mota, R OBP: 0.367, SLG: 0.348 (8, 7)						K		1-3 WP 1B		FC3-2 1B		3	2	2	0	0	0	2						
Inning Stats	R: 2 E: 0 K: 0 S: 6	H: 3 LOB: 2 BB: 0 P: 7	R: 0 E: 0 K: 1 S: 5	H: 0 LOB: 0 BB: 0 P: 5	R: 1 E: 0 K: 0 S: 4	H: 2 LOB: 0 BB: 0 P: 4	R: 0 E: 0 K: 2 S: 8	H: 1 LOB: 1 BB: 0 P: 8	R: 0 E: 0 K: 1 S: 6	H: 1 LOB: 1 BB: 0 P: 6	R: 0 E: 0 K: 0 S: 7	H: 2 LOB: 2 BB: 3 P: 19	R: 0 E: 0 K: 0 S: 3	H: 0 LOB: 0 BB: 0 P: 7	R: 0 E: 0 K: 1 S: 5	H: 0 LOB: 0 BB: 0 P: 5	R: 0 E: 0 K: 1 S: 5	H: 0 LOB: 0 BB: 0 P: 5	R: 1 E: 0 K: 0 S: 4	H: 3 LOB: 3 BB: 1 P: 8	1B: 9 2B: 2 3B: 0 HR: 1	SF: 0 SAC: 1 DP: 1 HBP: 1	WP: 1 PB: 0 SB: 0 CS: 0	PA: 48
PITCHER	IP ERA WLS BF H R ER SO BB IBB HBP BLK WP HR S P ERA WHIP	6.2 3.46 0.1 2 0 0 0 1 0 0 0 0 0 0 1 1 41 54 8.10 1.650	0.1 2 0 0 0 0 1 0 0 0 0 0 0 0 1 5 0.00 3.000	0.1 2 0 0 0 0 1 0 0 0 0 0 0 0 16 20 3.00 1.333	PITCHER										IP WLS BF H R ER SO BB IBB HBP BLK WP HR S P ERA WHIP	6.2 3.46 0.1 2 0 0 0 1 0 0 0 0 0 0 1 1 41 54 8.10 1.650								

Houston Colt 45's @ Pittsburgh Pirates
Forbes Field, Pittsburgh, PA
Fri Aug 09 1963, 7:05 PM EDT
Att. 9,420 - Cloudy - 74 F

AB 41
R 7
H 12
RBI 6
BB 5
SO 9
LOB 19



Batter	1	2	3	4	5	6	7	8	9	AB	R	H	RBI	BB	SO	LOB	TOP										
Al Spangler, L (1, 8) OBP: 0.345, SLG: 0.361										3	0	1	0	2	0	0	Houston Colt 45's @ Pittsburgh Pirates Forbes Field, Pittsburgh, PA Sat Aug 10 1963, 7:05 PM EDT Att: 7,951 - Unknown - 76 F										
Pete Runnels, L (1, 4) OBP: 0.313, SLG: 0.250										5	0	0	0	0	2	4											
Bob Aspromonte, R (1, 5) OBP: 0.250, SLG: 0.271										4	0	0	0	0	1	2											
John Bateman, R (1, 2) OBP: 0.237, SLG: 0.332										4	0	0	0	0	0	2											
Rusty Staub, L (1, 3) OBP: 0.305, SLG: 0.303										2	1	1	0	2	0	0											
Carl Warwick, R (1, 9) OBP: 0.327, SLG: 0.346										4	0	1	0	0	0	2											
Jimmy Wynn, R (1, 7) OBP: 0.339, SLG: 0.404										2	0	1	1	2	0	1											
Bob Lillis, R (1, 6) OBP: 0.218, SLG: 0.215										3	0	1	0	0	0	4											
Hal Smith, R (8, PH) OBP: 0.286, SLG: 0.269										1	0	0	0	0	1	1											
Ernie Fazio, R (8, 6) OBP: 0.282, SLG: 0.265										0	0	0	0	0	0	0											
Don Nottebart, R (1, 1) OBP: 0.163, SLG: 0.143										3	1	0	0	0	0	1											
Howie Coss, R (8, PH) OBP: 0.270, SLG: 0.353										1	0	0	0	0	1	0											
Inning Stats	R: 0 E: 0 K: 1 S: 5	H: 1 LOB: 0 BB: 0 P: 5	R: 0 E: 0 K: 0 S: 3	H: 0 LOB: 2 BB: 2 P: 11	R: 0 E: 0 K: 0 S: 3	H: 0 LOB: 0 BB: 0 P: 3	R: 1 E: 0 K: 0 S: 5	H: 2 LOB: 2 BB: 1 P: 9	R: 0 E: 0 K: 1 S: 5	H: 0 LOB: 1 BB: 1 P: 9	R: 0 E: 0 K: 0 S: 4	H: 1 LOB: 1 BB: 0 P: 4	R: 1 E: 1 K: 0 S: 5	H: 1 LOB: 2 BB: 1 P: 9	R: 0 E: 0 K: 1 S: 5	H: 0 LOB: 1 BB: 1 P: 9	R: 0 E: 0 K: 2 S: 7	H: 0 LOB: 0 BB: 0 P: 7	R: 0 E: 0 K: 1 S: 7	H: 0 LOB: 0 BB: 0 P: 7	1B: 5 2B: 0 3B: 0 HR: 0	SF: 0 SAC: 0 DP: 1 HBP: 0	WP: 0 PB: 0 SB: 0 CS: 0	PA: 38			
PITCHER	IP	WLS	BF	H	R	ER	SO	BB	IBB	HBP	BLK	WP	HR	S	P	ERA	WHIP										
Don Cardwell, R (1, 1) ERA: 3.35	7.2	W	34	5	2	1	2	6	0	0	0	0	0	32	56	1.17	1.435										
Roy Face, R (8, 1) ERA: 2.65	1.1	S	4	0	0	0	3	0	0	0	0	0	0	10	10	0.00	0.000										

AB	32
R	2
H	5
RBI	1
BB	6
SO	5
LOB	17



Batter	1	2	3	4	5	6	7	8	9	AB	R	H	RBI	BB	SO	LOB	BOTTOM										
Bob Bailey, R (1, 5) OBP: 0.308, SLG: 0.333										4	0	0	0	0	0	0	Houston Colt 45's @ Pittsburgh Pirates Forbes Field, Pittsburgh, PA Sat Aug 10 1963, 7:05 PM EDT Att: 7,951 - Unknown - 76 F										
Bill Virdon, L (1, 8) OBP: 0.313, SLG: 0.368										3	1	2	0	1	0	0											
Roberto Clemente, R (1, 9) OBP: 0.370, SLG: 0.478										4	1	1	1	0	2	2											
Jerry Lynch, L (1, 7) OBP: 0.324, SLG: 0.434										2	0	0	1	0	0	1											
Manny Mota, R (7, 7) OBP: 0.387, SLG: 0.348										0	0	0	0	0	0	0											
Bill Mazeroski, R (1, 4) OBP: 0.310, SLG: 0.385										3	0	2	0	0	0	0											
Donn Clendenen, R (1, 3) OBP: 0.341, SLG: 0.453										3	1	1	0	0	0	2											
Jim Pagliaroni, R (1, 2) OBP: 0.355, SLG: 0.412										3	0	0	0	0	1	2											
Johnny Logan, R (1, 6) OBP: 0.315, SLG: 0.248										3	0	1	1	0	1	1											
Don Cardwell, R (1, 1) OBP: 0.151, SLG: 0.063										3	0	0	0	0	3	0											
Roy Face, R (8, 1) OBP: 0.250, SLG: 0.250										0	0	0	0	0	0	0											
Inning Stats	R: 0 E: 0 K: 1 S: 6	H: 1 LOB: 1 BB: 0 P: 6	R: 0 E: 0 K: 1 S: 6	H: 1 LOB: 1 BB: 0 P: 6	R: 0 E: 0 K: 2 S: 7	H: 0 LOB: 1 BB: 1 P: 11	R: 0 E: 0 K: 0 S: 3	H: 1 LOB: 0 BB: 0 P: 3	R: 0 E: 0 K: 1 S: 5	H: 0 LOB: 0 BB: 0 P: 5	R: 2 E: 0 K: 0 S: 5	H: 2 LOB: 0 BB: 0 P: 5	R: 1 E: 0 K: 2 S: 8	H: 2 LOB: 0 BB: 0 P: 8	R: 0 E: 0 K: 0 S: 3	H: 0 LOB: 0 BB: 0 P: 3	R: 0 E: 0 K: 1 S: 3	H: 0 LOB: 0 BB: 0 P: 3	1B: 5 2B: 1 3B: 1 HR: 0	SF: 1 SAC: 0 DP: 1 HBP: 0	WP: 0 PB: 0 SB: 1 CS: 0	PA: 30					
PITCHER	IP	WLS	BF	H	R	ER	SO	BB	IBB	HBP	BLK	WP	HR	S	P	ERA	WHIP										
Don Nottebart, R (1, 1) ERA: 3.48	8.0	L	30	7	3	3	7	1	0	0	0	0	0	43	47	3.38	1.000										

AB	28
R	3
H	7
RBI	3
BB	1
SO	7
LOB	8



Batter	1	2	3	4	5	6	7	8	9	AB	R	H	RBI	BB	SO	LOB	TOP					
Ernie Fazio, R OBP: 0.281, SLG: 0.264 (1, 4)	1-3			P6		SH3-4 1B	5-3			4	0	1	0	0	0	2	Houston Colt 45's @ Pittsburgh Pirates Forbes Field, Pittsburgh, PA Sun Aug 11 1963, 3:33 AM EDT Att: 8,093 - Cloudy - 80 F					
Carl Warwick, R OBP: 0.329, SLG: 0.348 (1, 9)	F9			E 1-3 1B		SH3-4 1-2		SH1-4 1B		3	0	2	0	0	0	0						
Bob Aspromonte, R OBP: 0.248, SLG: 0.269 (1, 5)	F8			1-3 1-2		F9		SH1-4 1-2		3	0	0	0	0	0	2						
John Bateman, R OBP: 0.234, SLG: 0.327 (1, 2)		F3		E5 2-3		F5		K		4	0	0	0	0	1	3						
Jimmy Wynn, R OBP: 0.344, SLG: 0.411 (1, 7)	F7			F8			1B SF9 2B	IBB		3	1	1	0	1	0	2						
Rusty Staub, L OBP: 0.304, SLG: 0.302 (1, 3)	K				K		2B 2-3 1B	4-3		4	0	1	0	0	2	2						
Howie Goss, R OBP: 0.266, SLG: 0.350 (1, 8)			6-3		K		SF9	F8		3	0	0	1	0	1	0						
Bob Lillis, R OBP: 0.223, SLG: 0.224 (1, 6)				G6-4-3 1B			3-H 1-3 2B	K		4	0	3	0	0	1	0						
Hal Brown, R OBP: 0.100, SLG: 0.100 (1, 1)			G6-4-3 1-2		P6		F3	6-3		4	0	0	0	0	0	4						
Inning Stats	R: 0 E: 0 K: 0 S: 3	H: 0 LOB: 0 BB: 0 P: 3	R: 0 E: 0 K: 1 S: 5	H: 0 LOB: 0 BB: 0 P: 5	R: 0 E: 0 K: 0 S: 3	H: 1 LOB: 0 BB: 0 P: 3	R: 0 E: 1 K: 0 S: 5	H: 1 LOB: 2 BB: 0 P: 5	R: 0 E: 0 K: 2 S: 8	H: 1 LOB: 1 BB: 0 P: 8	R: 0 E: 0 K: 0 S: 4	H: 1 LOB: 1 BB: 0 P: 4	R: 1 E: 0 K: 0 S: 6	H: 3 LOB: 2 BB: 0 P: 6	R: 0 E: 0 K: 1 S: 6	H: 1 LOB: 2 BB: 1 P: 10	R: 0 E: 0 K: 1 S: 5	H: 0 LOB: 0 BB: 0 P: 5	1B: 6 2B: 2 3B: 0 HR: 0	SF: 1 SAC: 2 DP: 1 HBP: 0	WP: 0 PB: 0 SB: 0 CS: 0	PA: 36
PITCHER	IP	WLS	BF	H	R	ER	SO	BB	IBB	HBP	BLK	WP	HR	S	P	ERA	WHIP					
Joe Gibbon, L ERA: 2.64 (1, 1)	8.0		33	8	1	1	4	0	1	0	0	0	0	40	44	1.12	1.000					
Roy Face, R ERA: 2.6 (9, 1)	1.0	W	3	0	0	0	1	0	0	0	0	0	0	5	5	0.00	0.000					

AB	32
R	1
H	8
RBI	1
BB	1
SO	5
LOB	15



Batter	1	2	3	4	5	6	7	8	9	AB	R	H	RBI	BB	SO	LOB	BOTTOM				
Bob Bailey, R OBP: 0.306, SLG: 0.330 (1, 5)	K			6-3		F7			F8	4	0	0	0	0	1	0	Houston Colt 45's @ Pittsburgh Pirates Forbes Field, Pittsburgh, PA Sun Aug 11 1963, 3:33 AM EDT Att: 8,093 - Cloudy - 80 F				
Bill Virdon, L OBP: 0.310, SLG: 0.364 (1, 8)	F8			G1		4-3		4-3		4	0	0	0	0	0	0					
Roberto Clemente, R OBP: 0.371, SLG: 0.479 (1, 9)	K			6-3			G4-6-3 1B	HR 1B		4	1	2	0	0	1	0					
Jerry Lynch, L OBP: 0.323, SLG: 0.445 (1, 7)		F7			F7		G4-6-3 1-2	HR		4	1	1	2	0	0	1					
Bill Mazerolski, R OBP: 0.313, SLG: 0.390 (1, 4)		P5			FC6-4 1B			1B 2B		3	0	2	0	0	0	0					
Donn Clendenen, R OBP: 0.339, SLG: 0.450 (1, 3)		P4			F9			K		3	0	0	0	0	1	2					
Jim Pagliaroni, R OBP: 0.360, SLG: 0.416 (1, 2)					FC6-4			1B		3	0	2	0	0	0	1					
Ted Savage, R OBP: 0.278, SLG: 0.348 (8, PR)										0	0	0	0	0	0	0					
Dick Schofield, S OBP: 0.344, SLG: 0.314 (9, 6)				G6-3 1B				2-3 1B		0	0	0	0	0	0	0					
Johnny Logan, R OBP: 0.317, SLG: 0.252 (1, 6)				G6-3				P6		2	0	1	0	0	0	1					
Smoky Burgess, L OBP: 0.335, SLG: 0.381 (8, PH) (9, 2)				1-2		L3-4 1B		1-2 P6		1	0	0	0	0	0	2					
Joe Gibbon, R OBP: 0.034, SLG: 0.034 (1, 1)								F3		2	0	0	0	0	0	1					
Manny Mota, R OBP: 0.360, SLG: 0.340 (8, PH)										1	0	0	0	0	0	3					
Roy Face, R OBP: 0.250, SLG: 0.250 (9, 1)										0	0	0	0	0	0	0					
Inning Stats	R: 0 E: 0 K: 2 S: 7	H: 0 LOB: 0 BB: 0 P: 7	R: 0 E: 0 K: 0 S: 3	H: 0 LOB: 0 BB: 0 P: 3	R: 0 E: 0 K: 0 S: 3	H: 1 LOB: 0 BB: 0 P: 3	R: 0 E: 0 K: 0 S: 3	H: 0 LOB: 0 BB: 0 P: 3	R: 0 E: 0 K: 0 S: 3	H: 1 LOB: 1 BB: 0 P: 4	R: 0 E: 0 K: 0 S: 3	H: 1 LOB: 0 BB: 0 P: 3	R: 0 E: 0 K: 1 S: 7	H: 2 LOB: 2 BB: 0 P: 7	R: 2 E: 0 K: 0 S: 4	H: 2 LOB: 0 BB: 0 P: 4	1B: 6 2B: 2 3B: 0 HR: 1	SF: 0 SAC: 0 DP: 3 HBP: 0	WP: 0 PB: 0 SB: 1 CS: 0	PA: 31	
PITCHER	IP	WLS	BF	H	R	ER	SO	BB	IBB	HBP	BLK	WP	HR	S	P	ERA	WHIP				
Hal Brown, R ERA: 3.56 (1, 1)	8.2	L	31	8	2	2	3	0	0	0	0	0	1	37	37	2.08	0.923				




Batter	1	2	3	4	5	6	7	8	9	AB	R	H	RBI	BB	SO	LOB	TOP								
Al Spangler, L OBP: 0.391, SLG: 0.372 (1, 8)										5	1	4	1	0	0	0	Houston Colt 45's @ Pittsburgh Pirates Forbes Field, Pittsburgh, PA Mon Aug 12 1963, 7:05 PM EDT Att: 7,240 - Cloudy - 74 F								
Pete Runnels, L OBP: 0.313, SLG: 0.250 (1, 4)										4	0	1	0	0	1	5									
Bob Aspromonte, R OBP: 0.247, SLG: 0.267 (1, 5)										5	0	1	1	0	1	5									
John Bateman, R OBP: 0.234, SLG: 0.330 (1, 2)										4	0	1	0	0	0	1									
Rusty Staub, L OBP: 0.304, SLG: 0.302 (1, 3)										4	0	1	0	0	0	2									
Jimmy Wynn, R OBP: 0.341, SLG: 0.405 (1, 7)										4	0	1	0	0	0	3									
Carl Warwick, R OBP: 0.329, SLG: 0.347 (1, 9)										4	1	1	0	0	1	2									
Bob Lillis, R OBP: 0.222, SLG: 0.222 (9, PH)										3	0	0	0	0	0	4									
Hal Smith, R OBP: 0.310, SLG: 0.296 (9, FR)										1	0	1	0	0	0	0									
Ernie Fazio, R OBP: 0.281, SLG: 0.264 (9, FR)										0	0	0	0	0	0	0									
Turk Farrell, R OBP: 0.255, SLG: 0.233 (1, 1)										3	0	0	0	0	1	2									
Johnny Weekly, R OBP: 0.160, SLG: 0.125 (9, PH)										1	0	0	0	0	0	2									
Inning Stats	R: 0 E: 0 K: 0 S: 4	H: 1 LOB: 1 BB: 0 P: 4	R: 0 E: 0 K: 0 S: 5	H: 2 LOB: 2 BB: 0 P: 5	R: 1 E: 0 K: 0 S: 6	H: 3 LOB: 2 BB: 0 P: 6	R: 0 E: 0 K: 2 S: 7	H: 0 LOB: 0 BB: 0 P: 7	R: 0 E: 0 K: 0 S: 3	H: 1 LOB: 0 BB: 0 P: 3	R: 0 E: 0 K: 1 S: 6	H: 1 LOB: 1 BB: 0 P: 6	R: 0 E: 0 K: 0 S: 3	H: 0 LOB: 0 BB: 0 P: 3	R: 0 E: 0 K: 0 S: 3	H: 0 LOB: 0 BB: 0 P: 3	R: 1 E: 1 K: 1 S: 8	H: 2 LOB: 3 BB: 0 P: 8	1B: 8 2B: 3 3B: 0 HR: 0	SF: 0 SAC: 1 DP: 1 HBP: 0	WP: 0 PB: 0 SB: 0 CS: 0	PA: 39			
PITCHER	IP	WLS	BF	H	R	ER	SO	BB	IBB	HBP	BLK	WP	HR	S	P	ERA	WHIP								
Bob Friend, R ERA: 2.0 (1, 1)	8.0	W	35	10	2	1	3	0	0	0	0	0	0	41	41	1.12	1.250								
Roy Face, R ERA: 2.96 (9, 1)	1.0	S	4	1	0	0	1	0	0	0	0	0	0	6	6	0.00	1.000								


AB	38
R	2
H	11
RBI	2
BB	0
SO	4
LOB	26



Batter	1	2	3	4	5	6	7	8	9	AB	R	H	RBI	BB	SO	LOB	BOTTOM								
Bob Bailey, R OBP: 0.307, SLG: 0.330 (1, 5)										3	2	1	0	1	1	0	Houston Colt 45's @ Pittsburgh Pirates Forbes Field, Pittsburgh, PA Mon Aug 12 1963, 7:05 PM EDT Att: 7,240 - Cloudy - 74 F								
Bill Virdon, L OBP: 0.313, SLG: 0.369 (1, 8)										3	1	2	0	0	0	0									
Roberto Clemente, R OBP: 0.370, SLG: 0.476 (1, 9)										4	1	1	0	0	1	2									
Jerry Lynch, L OBP: 0.323, SLG: 0.443 (1, 7)										3	0	1	2	0	1	1									
Manny Mota, R OBP: 0.373, SLG: 0.354 (8, 7)										1	0	1	1	0	0	0									
Bill Mazeroski, R OBP: 0.312, SLG: 0.388 (1, 4)										4	0	1	0	0	0	3									
Donn Clendenen, R OBP: 0.338, SLG: 0.448 (1, 3)										4	0	1	1	0	0	2									
Jim Pagliaroni, R OBP: 0.355, SLG: 0.409 (1, 2)										3	0	0	0	0	0	2									
Johnny Logan, R OBP: 0.317, SLG: 0.253 (1, 6)										3	0	1	0	0	0	0									
Bob Friend, R OBP: 0.127, SLG: 0.114 (1, 1)										3	0	0	0	0	2	1									
Roy Face, R OBP: 0.250, SLG: 0.250 (9, 1)										0	0	0	0	0	0	0									
Inning Stats	R: 3 E: 0 K: 0 S: 6	H: 4 LOB: 1 BB: 1 P: 10	R: 0 E: 0 K: 0 S: 3	H: 0 LOB: 0 BB: 0 P: 3	R: 0 E: 0 K: 1 S: 6	H: 1 LOB: 1 BB: 0 P: 6	R: 0 E: 0 K: 0 S: 3	H: 0 LOB: 0 BB: 0 P: 3	R: 0 E: 0 K: 2 S: 7	H: 0 LOB: 0 BB: 0 P: 7	R: 0 E: 0 K: 0 S: 3	H: 0 LOB: 0 BB: 0 P: 3	R: 0 E: 0 K: 1 S: 6	H: 1 LOB: 1 BB: 0 P: 6	R: 0 E: 0 K: 1 S: 8	H: 3 LOB: 2 BB: 0 P: 8	1B: 8 2B: 1 3B: 0 HR: 0	SF: 0 SAC: 1 DP: 1 HBP: 0	WP: 0 PB: 0 SB: 0 CS: 0	PA: 33					
PITCHER	IP	WLS	BF	H	R	ER	SO	BB	IBB	HBP	BLK	WP	HR	S	P	ERA	WHIP								
Turk Farrell, R ERA: 2.77 (1, 1)	8.0	L	33	9	4	4	5	1	0	0	0	0	0	42	46	4.50	1.250								



Batter	1	2	3	4	5	6	7	8	9	AB	R	H	RBI	BB	SO	LOB	TOP					
Bob Bailey, R (1, 5) OBP: 0.305, SLG: 0.327	E5 FC6-4		K		F3		K			4	0	0	0	0	2	4	Pittsburgh Pirates @ New York Mets Polo Grounds, New York, NY Wed Aug 14 1963, 3:33 AM EDT Att: 9,406 - Unknown AB 31 R 2 H 5 RBI 2 BB 4 SO 6 LOB 13 					
Manny Mota, R (1, 7) OBP: 0.364, SLG: 0.365	FC6-4 G5-4-3			5-3		L9		4-3 2B		4	1	1	0	0	0	1						
Roberto Clemente, R (1, 9) OBP: 0.387, SLG: 0.472	G5-4-3			F8		F5		4-3		4	0	0	0	0	0	2						
Bill Mazerowski, R (1, 4) OBP: 0.311, SLG: 0.387		6-3		BB 1B		F8		6-3		4	0	1	1	0	0	0						
Donn Clendenon, R (1, 3) OBP: 0.341, SLG: 0.455		CS BB		FC5-4 BB			HR	5-3		2	1	1	1	2	0	0						
Jim Paolironi, R (1, 2) OBP: 0.350, SLG: 0.402				FC5-4						3	0	0	0	0	2	3						
Willie Stargell, L (9, PH) OBP: 0.272, SLG: 0.379	K			FC5-4			K		6-3	1	0	0	0	0	0	0						
Bill Virdon, L (1, 8) OBP: 0.312, SLG: 0.368				1B		K		G3		4	0	1	0	0	1	0						
Johnny Logan, R (1, 6) OBP: 0.323, SLG: 0.256				L8					4-3	2	0	1	0	1	0	1						
Smoky Burgess, L (9, PH) OBP: 0.333, SLG: 0.379										1	0	0	0	0	0	0						
Don Schwall, R (1, 1) OBP: 0.170, SLG: 0.156				K						2	0	0	0	0	1	2						
Tommie Sisk, R (6, 1)										0	0	0	0	0	0	0						
Bob Veale, S (6, 1)										0	0	0	0	0	0	0						
Ted Savage, R (7, PH) OBP: 0.283, SLG: 0.348										0	0	0	0	1	0	0						
Al McBean, R (7, 1) OBP: 0.172, SLG: 0.276										0	0	0	0	0	0	0						
Inning Stats	R: 0 E: 1 K: 0 S: 3	H: 0 LOB: 0 BB: 0 P: 3	R: 0 E: 0 K: 1 S: 4	H: 0 LOB: 0 BB: 1 P: 8	R: 0 E: 0 K: 2 S: 8	H: 1 LOB: 1 BB: 0 P: 8	R: 0 E: 0 K: 0 S: 4	H: 1 LOB: 2 BB: 1 P: 8	R: 0 E: 0 K: 1 S: 5	H: 0 LOB: 1 BB: 1 P: 9	R: 0 E: 0 K: 0 S: 3	H: 0 LOB: 0 BB: 0 P: 3	R: 1 E: 0 K: 2 S: 9	H: 2 LOB: 2 BB: 1 P: 13	R: 1 E: 0 K: 0 S: 4	H: 1 LOB: 0 BB: 0 P: 4	R: 0 E: 0 K: 0 S: 3	H: 0 LOB: 0 BB: 0 P: 3	1B: 3 2B: 1 3B: 0 HR: 1	SF: 0 SAC: 0 DP: 1 HBP: 0	WP: 0 PB: 0 SB: 0 CS: 1	PA: 35
PITCHER	IP WLS BF H R ER SO BB IBB HBP BLK WP HR S P ERA WHIP																					
Al Jackson, L (1, 1) ERA: 4.41	7.0 W 28 4 1 1 6 4 0 0 0 0 1 36 52 1.29 1.143																					
Larry Bearnarth, R (8, 1) ERA: 3.44	2.0 S 7 1 1 1 0 0 0 0 0 0 0 7 7 4.50 0.500																					

Batter	1	2	3	4	5	6	7	8	9	AB	R	H	RBI	BB	SO	LOB	BOTTOM				
Jim Hickman, R (1, 5) OBP: 0.302, SLG: 0.409	F8					G3				4	0	2	1	1	0	0	Pittsburgh Pirates @ New York Mets Polo Grounds, New York, NY Wed Aug 14 1963, 3:33 AM EDT Att: 9,406 - Unknown AB 33 R 4 H 9 RBI 3 BB 5 SO 4 LOB 19 				
Duke Carmel, L (1, 3) OBP: 0.357, SLG: 0.340	F7				1-3	E3		F8		5	0	0	0	0	1	4					
Ron Hunt, R (1, 4) OBP: 0.326, SLG: 0.366	F3			5-3						4	0	1	0	0	1	3					
Duke Snider, L (1, 9) OBP: 0.348, SLG: 0.441		FC1-2 3B		4-3		F8				4	0	2	0	0	0	3					
Frank Thomas, R (1, 7) OBP: 0.331, SLG: 0.413										4	1	1	1	0	1	3					
Rod Kanehl, R (9, 7) OBP: 0.239, SLG: 0.235		K			HR	FC6-4		6-3		0	0	0	0	0	0	0					
Joe Hicks, L (1, 8) OBP: 0.298, SLG: 0.443		FC1-2 1B BB		4-3		1-3		F7		3	1	0	0	1	0	0					
Choo-Choo Coleman, L (1, 2) OBP: 0.294, SLG: 0.227		FC1-2 1B						G3		3	1	1	0	1	0	2					
Al Moran, R (1, 6) OBP: 0.276, SLG: 0.234										2	1	1	1	2	1	0					
Al Jackson, L (1, 1) OBP: 0.204, SLG: 0.212										3	0	1	0	0	0	4					
Larry Bearnarth, R (8, 1) OBP: 0.136, SLG: 0.143		4-3						1-3		1	0	0	0	0	0	0					
Inning Stats	R: 0 E: 0 K: 0 S: 3	H: 0 LOB: 0 BB: 0 P: 3	R: 1 E: 0 K: 1 S: 7	H: 2 LOB: 2 BB: 1 P: 11	R: 0 E: 0 K: 1 S: 5	H: 1 LOB: 0 BB: 0 P: 5	R: 1 E: 0 K: 0 S: 4	H: 1 LOB: 2 BB: 2 P: 12	R: 0 E: 0 K: 0 S: 5	H: 2 LOB: 2 BB: 0 P: 5	R: 2 E: 1 K: 1 S: 8	H: 2 LOB: 3 BB: 2 P: 16	R: 0 E: 0 K: 0 S: 3	H: 0 LOB: 0 BB: 0 P: 3	R: 0 E: 0 K: 1 S: 6	H: 1 LOB: 1 BB: 0 P: 6		1B: 7 2B: 0 3B: 1 HR: 1	SF: 0 SAC: 0 DP: 0 HBP: 0	WP: 0 PB: 0 SB: 1 CS: 0	PA: 38
PITCHER	IP WLS BF H R ER SO BB IBB HBP BLK WP HR S P ERA WHIP																				
Don Schwall, R (1, 1) ERA: 2.74	5.1 L 27 8 4 3 2 4 0 0 0 0 0 0 27 43 5.06 2.250																				
Tommie Sisk, R (6, 1) ERA: 2.97	0.1 3 0 0 0 1 1 0 0 0 0 0 0 4 8 0.00 3.000																				
Bob Veale, L (6, 1) ERA: 0.7	0.1 1 0 0 0 0 0 0 0 0 0 0 0 1 1 0.00 0.000																				
Al McBean, R (7, 1) ERA: 2.18	2.0 7 1 0 0 1 0 0 0 0 0 0 0 9 9 0.00 0.500																				

Batter	1	2	3	4	5	6	7	8	9	AB R H RBI BB SO LOB	TOP											
Bob Bailey, R (1, 5) OBP: 0.307, SLG: 0.331	0-0 4-3		0-3 K	4-0 FC3-2 BB		4-0 1B BB	0-0 1B 3B		0-0 FC6-4	4 2 1 0 2 1 1	Pittsburgh Pirates @ New York Mets Polo Grounds, New York, NY Thu Aug 15 1963, 7:05 PM EDT Att: 7,822 - Unknown											
Bill Virdon, L (1, 8) OBP: 0.312, SLG: 0.368	0-3 K		0-0 F7	0-0 FC3-2 FC4-6		0-0 2B 1B	0-0 1B BB E		0-0 F8	6 2 2 1 0 1 4												
Roberto Clemente, R (1, 9) OBP: 0.371, SLG: 0.476	4-0 BB			1-2 2-3 3-H		0-0 E 2B	4-0 E BB			3 1 2 1 2 0 3												
Jerry Lynch, L (1, 7) Manny Mota, R (6, PH) OBP: 0.323, SLG: 0.447 OBP: 0.336, SLG: 0.377	0-0 L9			0-0 1B 2B	0-0 F8	4-0 E BB	0-0 E1 PO 1B			3 1 1 0 0 0 1 1 0 1 0 1 0 0												
Bill Mazerowski, R (1, 4) OBP: 0.312, SLG: 0.390		0-3 K		0-0 BB 1B	0-0 E 2B	0-0 E5 G5-4-3	0-0 PO		0-0 F8	5 1 2 2 0 1 2												
Donn Clendenon, R (1, 3) OBP: 0.340, SLG: 0.451		0-0 5-3		0-3 K	4-0 E BB	0-3 K			0-0 F8	4 0 0 0 1 2 5												
Jim Pagliaroni, R (1, 2) OBP: 0.351, SLG: 0.402		0-0 WP 1B		0-0 BB 1B	0-3 K	0-0 G5-4-3			0-3 K	5 1 2 1 0 2 5												
Johnny Logan, R (1, 6) OBP: 0.325, SLG: 0.251	0-0 6-3			4-0 BB 1B	0-0 E5		0-3 K		4-0 FC6-4 BB	3 0 0 0 2 1 3												
Don Cardwell, R (1, 1) OBP: 0.155, SLG: 0.075			0-0 F9	0-0 FC3-2 BB 1B	0-3 K		0-0 6-3		0-0 F7	5 0 1 2 0 1 4												
Inning Stats	R: 0 E: 0 K: 1 S: 5	H: 0 LOB: 1 BB: 1 P: 9	R: 0 E: 0 K: 1 S: 6	H: 1 LOB: 1 BB: 0 P: 6	R: 0 E: 0 K: 1 S: 5	H: 0 LOB: 0 BB: 0 P: 5	R: 4 E: 0 K: 1 S: 10	H: 5 LOB: 3 BB: 2 P: 18	R: 0 E: 1 K: 2 S: 9	H: 1 LOB: 3 BB: 1 P: 13	R: 2 E: 1 K: 1 S: 7	H: 2 LOB: 2 BB: 2 P: 15	R: 2 E: 1 K: 1 S: 7	H: 3 LOB: 1 BB: 1 P: 11	R: 0 E: 0 K: 1 S: 5	H: 0 LOB: 0 BB: 0 P: 5	R: 0 E: 0 K: 0 S: 3	H: 0 LOB: 1 BB: 1 P: 7	1B: 8 2B: 3 3B: 1 HR: 0	SF: 0 SAC: 0 DP: 1 HBP: 0	WP: 1 PB: 0 SB: 0 CS: 0	PA: 48
PITCHER	IP WLS BF H R ER SO BB IBB HBP BLK WP HR S P ERA WHIP											PITCHER	IP WLS BF H R ER SO BB IBB HBP BLK WP HR S P ERA WHIP									
Galen Cisco, R (1, 1) ERA: 4.49	3.1 L 18 6 4 4 4 2 0 0 0 0 1 0 24 32 10.80 2.400																					
Ed Bauta, R (4, 1) ERA: 4.12	1.2 12 3 2 2 2 3 0 0 0 0 0 0 13 25 10.80 3.600																					
Grover Powell, L (6, 1) ERA: 1.88	2.0 10 3 2 1 2 2 0 0 0 0 0 0 12 20 4.50 2.500																					
Jay Hook, R (8, 1) ERA: 5.96	2.0 7 0 0 0 1 1 0 0 0 0 0 0 8 12 0.00 0.500																					

AB 39
R 8
H 12
RBI 7
BB 8
SO 9
LOB 28



Batter	1	2	3	4	5	6	7	8	9	AB R H RBI BB SO LOB	BOTTOM											
Jim Hickman, R (1, 5) OBP: 0.299, SLG: 0.404	0-0 P3	0-0 PO	0-3 K		0-0 5-3			0-0 6-3		4 0 0 0 0 1 0	Pittsburgh Pirates @ New York Mets Polo Grounds, New York, NY Thu Aug 15 1963, 7:05 PM EDT Att: 7,822 - Unknown											
Duke Carmel, L (1, 3) OBP: 0.362, SLG: 0.357	0-0 G6-3 1B		0-0 4-3 2B		0-0 F8			0-0 3-1		4 0 2 0 0 0 0												
Ron Hunt, R (1, 4) OBP: 0.328, SLG: 0.367	0-0 G6-3		0-0 4-3			0-0 G5-4-3 1B		0-0 BB 1B		4 0 2 0 0 0 2												
Duke Snider, L (1, 9) OBP: 0.350, SLG: 0.440		0-0 1B 6-3 1B	0-0 G3			0-0 F5		4-0 BB	0-0 BB	3 1 1 0 1 0 2												
Frank Thomas, R (1, 7) OBP: 0.327, SLG: 0.408		0-0 6-3		0-3 K		0-0 G5-4-3		0-0 P6		4 0 0 0 0 1 4												
Joe Hicks, L (1, 8) OBP: 0.315, SLG: 0.455		0-0 1B 1B		0-0 1B FC5-2 1B			0-0 G3 1B		0-0 4-3	4 1 3 0 0 0 0												
Choo-Choo Coleman, L (1, 2) OBP: 0.298, SLG: 0.229		4-0 PO 1B IBB		0-0 1B			0-3 K		0-0 4-3	3 0 1 0 1 1 1												
Al Moran, R (1, 6) OBP: 0.272, SLG: 0.230		0-0 P6		0-0 FC5-2			0-0 G3		0-0 1-3	4 0 0 0 0 0 5												
Galen Cisco, R (1, 1) Ed Bauta, R (4, 1) Grover Powell, L (6, 1) Tim Harkness, L (7, PH) Jay Hook, L (8, 1) OBP: 0.175, SLG: 0.139 OBP: 0.293, SLG: 0.325 OBP: 0.342, SLG: 0.233		0-0 1B		0-0 K			0-0 4-3			1 0 1 2 0 0 0 1 0 0 0 0 1 0 0 0 0 0 0 0 0 1 0 0 0 0 0 1 0 0 0 0 0 0 1												
Inning Stats	R: 0 E: 0 K: 0 S: 3	H: 1 LOB: 0 BB: 0 P: 3	R: 2 E: 0 K: 0 S: 5	H: 3 LOB: 1 BB: 1 P: 9	R: 0 E: 0 K: 1 S: 6	H: 1 LOB: 1 BB: 0 P: 6	R: 0 E: 0 K: 1 S: 6	H: 2 LOB: 1 BB: 0 P: 6	R: 0 E: 0 K: 1 S: 5	H: 0 LOB: 0 BB: 0 P: 5	R: 0 E: 0 K: 0 S: 3	H: 1 LOB: 0 BB: 0 P: 3	R: 0 E: 0 K: 1 S: 6	H: 1 LOB: 1 BB: 0 P: 6	R: 0 E: 0 K: 0 S: 4	H: 1 LOB: 2 BB: 1 P: 8	R: 0 E: 0 K: 0 S: 3	H: 0 LOB: 0 BB: 0 P: 3	1B: 9 2B: 1 3B: 0 HR: 0	SF: 0 SAC: 0 DP: 2 HBP: 0	WP: 0 PB: 0 SB: 0 CS: 0	PA: 36
PITCHER	IP WLS BF H R ER SO BB IBB HBP BLK WP HR S P ERA WHIP											PITCHER	IP WLS BF H R ER SO BB IBB HBP BLK WP HR S P ERA WHIP									
Don Cardwell, R (1, 1) ERA: 3.27	9.0 W 35 10 2 2 4 1 1 0 0 0 0 0 41 49 2.00 1.222																					



Batter	1	2	3	4	5	6	7	8	9	AB	R	H	RBI	BB	SO	LOB	TOP			
Tony Taylor, R OBP: 0.339, SLG: 0.372 (1, 4)	G3	K		6-3		1-3			6-3	5	0	0	0	0	1	1	Philadelphia Phillies @ Pittsburgh Pirates Forbes Field, Pittsburgh, PA Sun Aug 18 1963, 3:33 AM EDT Att: 10,696 - Unknown			
Johnny Callison, L OBP: 0.348, SLG: 0.497 (1, 9)	G3 1B BB	4-3			K				4-3	4	1	1	0	1	1	0				
Wes Covington, L OBP: 0.368, SLG: 0.540 Ruben Amaro, R OBP: 0.280, SLG: 0.304 (7, 5)	G3			6-3		2B 1B			4-3	4	0	1	0	0	0	2				
Tony Gonzalez, L OBP: 0.394, SLG: 0.465 (7, 7)	1B E BB			E 1B BB		F8				2	2	1	0	2	0	1				
Roy Sievers, R OBP: 0.320, SLG: 0.438 (1, 3)	E 1B			E5 CS 1B						4	0	2	1	0	1	3				
Don Demeter, R OBP: 0.319, SLG: 0.440 (7, 8)	E9 1B									4	0	2	2	0	2	4				
Clay Dalrymple, L OBP: 0.336, SLG: 0.365 (1, 2)										3	0	1	0	1	2	2				
Bobby Wine, R OBP: 0.225, SLG: 0.269 (1, 6)	K									3	0	1	0	0	2	3				
Ray Culp, R OBP: 0.196, SLG: 0.185 Johnny Klippstein, R OBP: 0.040, SLG: 0.040 (3, 1)										1	0	0	0	0	1	0				
Inning Stats	R: 2 H: 2 E: 1 K: 1 S: 18	H: 2 LOB: 3 BB: 3 P: 34	R: 0 H: 0 E: 0 K: 2 S: 8	H: 0 LOB: 0 BB: 0 P: 13	R: 1 H: 1 E: 1 K: 1 S: 8	H: 1 LOB: 2 BB: 1 P: 15	R: 0 H: 0 E: 0 K: 2 S: 8	H: 0 LOB: 0 BB: 0 P: 15	R: 0 H: 2 E: 0 K: 1 S: 13	H: 1 LOB: 1 BB: 0 P: 10	R: 0 H: 2 E: 0 K: 2 S: 13	H: 2 LOB: 0 BB: 0 P: 15	R: 0 H: 1 E: 0 K: 1 S: 8	H: 1 LOB: 1 BB: 0 P: 11	R: 0 H: 0 E: 0 K: 0 S: 4	H: 0 LOB: 0 BB: 0 P: 7	1B: 7 2B: 3 3B: 0 HR: 0	SF: 0 SAC: 2 DP: 1 HBP: 0	WP: 0 PB: 0 CS: 1	PA: 39
PITCHER	IP WLS BF H R ER SO BB IBB HBP BLK WP HR S P ERA WHIP	IP WLS BF H R ER SO BB IBB HBP BLK WP HR S P ERA WHIP																		
Don Schwall, R ERA: 2.89 (1, 1)	2.1 L 15 3 3 3 3	3 3 3 3	3 3 3 3	3 3 3 3	3 3 3 3	3 3 3 3	3 3 3 3	3 3 3 3	3 3 3 3	3 3 3 3	3 3 3 3	3 3 3 3	3 3 3 3	3 3 3 3	3 3 3 3	3 3 3 3	11.57 2.571			
Tommie Sisk, R ERA: 2.97 (3, 1)	1.2 4 0 0 0 3	0 0 0 0	0 0 0 0	0 0 0 0	0 0 0 0	0 0 0 0	0 0 0 0	0 0 0 0	0 0 0 0	0 0 0 0	0 0 0 0	0 0 0 0	0 0 0 0	0 0 0 0	0 0 0 0	0 0 0 0	0.00 0.000			
Earl Francis, R ERA: 4.91 (5, 1)	3.0 14 5 0 0 5	0 0 0 0	0 0 0 0	0 0 0 0	0 0 0 0	0 0 0 0	0 0 0 0	0 0 0 0	0 0 0 0	0 0 0 0	0 0 0 0	0 0 0 0	0 0 0 0	0 0 0 0	0 0 0 0	0 0 0 0	0.00 1.667			
Al McBean, R ERA: 2.1 (8, 1)	2.0 6 1 0 0 1	0 0 0 0	0 0 0 0	0 0 0 0	0 0 0 0	0 0 0 0	0 0 0 0	0 0 0 0	0 0 0 0	0 0 0 0	0 0 0 0	0 0 0 0	0 0 0 0	0 0 0 0	0 0 0 0	0 0 0 0	0.00 0.500			


Batter	1	2	3	4	5	6	7	8	9	AB	R	H	RBI	BB	SO	LOB	BOTTOM					
Bob Bailey, R OBP: 0.308, SLG: 0.330 (1, 5)	G1-6-3 BB		FC6-4 2B		4-3				5-3	3	0	0	0	1	0	2	Philadelphia Phillies @ Pittsburgh Pirates Forbes Field, Pittsburgh, PA Sun Aug 18 1963, 3:33 AM EDT Att: 10,696 - Unknown					
Bill Virdon, L OBP: 0.315, SLG: 0.376 (1, 8)	F9									3	0	2	1	1	0	1						
Roberto Clemente, R OBP: 0.366, SLG: 0.474 (1, 9)	G1-6-3		4-3		FC4-6 BB				G6-4-3 1B	4	0	0	0	0	0	5						
Jerry Lynch, L OBP: 0.325, SLG: 0.444 (1, 7)		F8								4	0	1	0	0	1	1						
Willie Stargell, L OBP: 0.283, SLG: 0.365 (1, 3)		K			F8					4	0	0	0	0	2	1						
Bill Mazeroski, R OBP: 0.318, SLG: 0.394 (1, 4)		F8								4	0	2	0	0	0	0						
Jim Pagliaroni, R OBP: 0.352, SLG: 0.395 (1, 2)			F7							3	0	0	0	1	1	1						
Dick Schofield, S OBP: 0.339, SLG: 0.311 (1, 6)			FC6-4 BB 2B 1B		F6				G3	4	1	1	0	0	0	4						
Don Schwall, R ERA: 2.91 Tommie Sisk, R ERA: 2.97 Ted Savage, R ERA: 4.91 Earl Francis, R ERA: 4.91 Manny Mota, R ERA: 3.37 Al McBean, R ERA: 2.1 (1, 1) (3, 1) (4, PH) (5, 1) (7, PH) (8, 1)			FC6-4 BB						F7	0	0	0	0	0	0	0						
Inning Stats	R: 0 H: 0 E: 0 K: 0 S: 5	H: 0 LOB: 1 BB: 1 P: 12	R: 0 H: 0 E: 0 K: 1 S: 6	H: 0 LOB: 0 BB: 0 P: 7	R: 1 H: 2 E: 0 K: 0 S: 13	H: 2 LOB: 2 BB: 1 P: 24	R: 0 H: 2 E: 0 K: 1 S: 13	H: 0 LOB: 3 BB: 1 P: 18	R: 0 H: 0 E: 0 K: 1 S: 10	H: 0 LOB: 0 BB: 0 P: 20	R: 0 H: 0 E: 0 K: 1 S: 8	H: 0 LOB: 0 BB: 0 P: 14	R: 0 H: 0 E: 0 K: 0 S: 9	H: 0 LOB: 0 BB: 0 P: 15	R: 0 H: 1 E: 0 K: 1 S: 10	H: 1 LOB: 0 BB: 0 P: 15	R: 0 H: 1 E: 0 K: 1 S: 13	H: 1 LOB: 1 BB: 0 P: 18	1B: 4 2B: 2 3B: 0 HR: 0	SF: 0 SAC: 0 DP: 2 HBP: 0	WP: 0 PB: 0 CS: 0	PA: 35
PITCHER	IP WLS BF H R ER SO BB IBB HBP BLK WP HR S P ERA WHIP	IP WLS BF H R ER SO BB IBB HBP BLK WP HR S P ERA WHIP																				
Ray Culp, R ERA: 1.65 (1, 1)	2.1 9 1 1 1	1 1 1	1 1 1	1 1 1	2 0 0	0 0 0	0 0 0	0 0 0	0 0 0	0 0 0	0 0 0	0 0 0	0 0 0	0 0 0	0 0 0	0 0 0	0.00 1.286					
Johnny Klippstein, R ERA: 1.65 (3, 1)	6.2 W 26 5 0 0 4	0 0 0 0	0 0 0 0	0 0 0 0	0 0 0	0 0 0	0 0 0	0 0 0	0 0 0	0 0 0	0 0 0	0 0 0	0 0 0	0 0 0	0 0 0	0 0 0	0.00 1.050					



Batter	1	2	3	4	5	6	7	8	9	AB	R	H	RBI	BB	SO	LOB	TOP	
Bob Bailey, R OBP: 0.305, SLG: 0.327 (1, 5)	F9		4-3		F7		6-3			4	0	0	0	0	0	1		
Bill Virdon, L OBP: 0.315, SLG: 0.374 (1, 8)	WP HR 1B		L9			F9		F8		4	1	1	0	0	0	0		
Roberto Clemente, R OBP: 0.367, SLG: 0.472 (1, 9)	HR BB 1-2					F9		4-3		2	1	0	0	2	0	0		
Jerry Lynch, L OBP: 0.328, SLG: 0.459 (8, PR)			4-3							4	1	2	3	0	0	1		
Manny Mota, R OBP: 0.391, SLG: 0.373 (8, 7)	HR					F3				0	0	0	0	0	0	0		
Willie Stargell, L OBP: 0.258, SLG: 0.358 (1, 3)	F8									4	0	0	0	0	0	1		
Bill Mazeroski, R OBP: 0.317, SLG: 0.400 (1, 4)	1-3				F7					4	1	1	1	0	0	0		
Jim Pagliaroni, R OBP: 0.350, SLG: 0.407 (1, 2)					F5					4	1	1	1	0	1	0		
Dick Schofield, S OBP: 0.341, SLG: 0.313 (1, 6)			3-1							3	0	1	0	1	0	0		
Don Cardwell, R OBP: 0.145, SLG: 0.070 (9, 1)										4	0	0	0	0	3	2		
Al McBean, R OBP: 0.172, SLG: 0.276 (9, 1)					P6					0	0	0	0	0	0	0		
Roy Face, R OBP: 0.250, SLG: 0.250 (9, 1)										0	0	0	0	0	0	0		
Inning Stats	R: 3 E: 0 K: 0 S: 5	H: 2 LOB: 0 BB: 1 P: 9	R: 0 E: 0 K: 1 S: 5	H: 0 LOB: 0 BB: 0 P: 5	R: 0 E: 0 K: 0 S: 3	H: 0 LOB: 1 BB: 1 P: 7	R: 0 E: 0 K: 0 S: 3	H: 0 LOB: 0 BB: 0 P: 3	R: 0 E: 0 K: 1 S: 8	H: 3 LOB: 1 BB: 0 P: 8	R: 0 E: 0 K: 0 S: 4	H: 1 LOB: 1 BB: 0 P: 4	R: 0 E: 0 K: 2 S: 7	H: 0 LOB: 1 BB: 1 P: 11	1B: 2 2B: 1 3B: 0 HR: 3	SF: 0 SAC: 0 DP: 0 HBP: 0	WP: 1 PB: 0 SB: 0 CS: 0	PA: 36
PITCHER	IP WLS BF H R ER SO BB IBB HBP BLK WP HR S P ERA WHIP	IP WLS BF H R ER SO BB IBB HBP BLK WP HR S P ERA WHIP	IP WLS BF H R ER SO BB IBB HBP BLK WP HR S P ERA WHIP	IP WLS BF H R ER SO BB IBB HBP BLK WP HR S P ERA WHIP	IP WLS BF H R ER SO BB IBB HBP BLK WP HR S P ERA WHIP	IP WLS BF H R ER SO BB IBB HBP BLK WP HR S P ERA WHIP	IP WLS BF H R ER SO BB IBB HBP BLK WP HR S P ERA WHIP	IP WLS BF H R ER SO BB IBB HBP BLK WP HR S P ERA WHIP	IP WLS BF H R ER SO BB IBB HBP BLK WP HR S P ERA WHIP	IP WLS BF H R ER SO BB IBB HBP BLK WP HR S P ERA WHIP	IP WLS BF H R ER SO BB IBB HBP BLK WP HR S P ERA WHIP	IP WLS BF H R ER SO BB IBB HBP BLK WP HR S P ERA WHIP	IP WLS BF H R ER SO BB IBB HBP BLK WP HR S P ERA WHIP	IP WLS BF H R ER SO BB IBB HBP BLK WP HR S P ERA WHIP	IP WLS BF H R ER SO BB IBB HBP BLK WP HR S P ERA WHIP	IP WLS BF H R ER SO BB IBB HBP BLK WP HR S P ERA WHIP	IP WLS BF H R ER SO BB IBB HBP BLK WP HR S P ERA WHIP	IP WLS BF H R ER SO BB IBB HBP BLK WP HR S P ERA WHIP

Pittsburgh Pirates @ Chicago Cubs
Wrigley Field, Chicago, IL
Tue Aug 20 1963, 3:33 AM CDT
Att: 15,161 - Unknown


AB 33
R 5
H 6
RBI 5
BB 3
SO 4
LOB 5



Batter	1	2	3	4	5	6	7	8	9	AB	R	H	RBI	BB	SO	LOB	BOTTOM	
Lou Brock, L OBP: 0.314, SLG: 0.417 (1, 9)	4-3		1-3			F8				4	0	1	0	0	0	1		
Ken Hubbs, R OBP: 0.286, SLG: 0.329 (1, 4)	F7					G5-4-3		P6		4	0	1	0	0	0	2		
Billy Williams, L OBP: 0.375, SLG: 0.524 (1, 7)	P4									4	1	1	0	0	0	1		
Ron Santo, R OBP: 0.338, SLG: 0.497 (1, 5)										3	2	2	1	1	0	1		
Ellis Burton, S OBP: 0.309, SLG: 0.446 (1, 8)	L9									4	0	2	0	0	0	2		
14 Ernie Banks, R OBP: 0.284, SLG: 0.412 (1, 3)										3	0	1	2	0	1	0		
Merritt Ranew, L OBP: 0.386, SLG: 0.519 (1, 2)										4	0	0	0	0	0	3		
Andre Rodgers, R OBP: 0.313, SLG: 0.282 (8, PH)										2	0	0	0	0	0	0		
Don Landrum, L OBP: 0.296, SLG: 0.290 (8, PH)										1	0	0	0	0	0	0		
Alex Grammas, R OBP: 0.083, SLG: 0.083 (8, PH)										0	0	0	0	0	0	0		
Leo Burke, R OBP: 0.226, SLG: 0.316 (8, PH)										1	0	0	0	0	1	2		
Bob Buhl, R OBP: 0.111, SLG: 0.111 (7, 1)										2	0	1	0	0	1	0		
Don Elston, R OBP: 0.284, SLG: 0.389 (8, PH)										0	0	0	0	0	0	0		
Glen Hobbie, R OBP: 0.105, SLG: 0.081 (8, PH)										1	0	0	0	0	1	0		
Inning Stats	R: 0 E: 0 K: 0 S: 3	H: 0 LOB: 0 BB: 0 P: 3	R: 1 E: 0 K: 0 S: 4	H: 1 LOB: 0 BB: 0 P: 4	R: 0 E: 0 K: 1 S: 5	H: 0 LOB: 0 BB: 0 P: 5	R: 0 E: 0 K: 0 S: 3	H: 1 LOB: 1 BB: 0 P: 3	R: 0 E: 0 K: 1 S: 6	H: 2 LOB: 1 BB: 0 P: 6	R: 0 E: 0 K: 1 S: 8	H: 1 LOB: 2 BB: 0 P: 8	R: 1 E: 0 K: 1 S: 8	H: 3 LOB: 2 BB: 0 P: 8	1B: 4 2B: 4 3B: 0 HR: 1	SF: 1 SAC: 0 DP: 2 HBP: 0	WP: 0 PB: 0 SB: 0 CS: 0	PA: 35
PITCHER	IP WLS BF H R ER SO BB IBB HBP BLK WP HR S P ERA WHIP	IP WLS BF H R ER SO BB IBB HBP BLK WP HR S P ERA WHIP	IP WLS BF H R ER SO BB IBB HBP BLK WP HR S P ERA WHIP	IP WLS BF H R ER SO BB IBB HBP BLK WP HR S P ERA WHIP	IP WLS BF H R ER SO BB IBB HBP BLK WP HR S P ERA WHIP	IP WLS BF H R ER SO BB IBB HBP BLK WP HR S P ERA WHIP	IP WLS BF H R ER SO BB IBB HBP BLK WP HR S P ERA WHIP	IP WLS BF H R ER SO BB IBB HBP BLK WP HR S P ERA WHIP	IP WLS BF H R ER SO BB IBB HBP BLK WP HR S P ERA WHIP	IP WLS BF H R ER SO BB IBB HBP BLK WP HR S P ERA WHIP	IP WLS BF H R ER SO BB IBB HBP BLK WP HR S P ERA WHIP	IP WLS BF H R ER SO BB IBB HBP BLK WP HR S P ERA WHIP	IP WLS BF H R ER SO BB IBB HBP BLK WP HR S P ERA WHIP	IP WLS BF H R ER SO BB IBB HBP BLK WP HR S P ERA WHIP	IP WLS BF H R ER SO BB IBB HBP BLK WP HR S P ERA WHIP	IP WLS BF H R ER SO BB IBB HBP BLK WP HR S P ERA WHIP	IP WLS BF H R ER SO BB IBB HBP BLK WP HR S P ERA WHIP	IP WLS BF H R ER SO BB IBB HBP BLK WP HR S P ERA WHIP

Pittsburgh Pirates @ Chicago Cubs
Wrigley Field, Chicago, IL
Tue Aug 20 1963, 3:33 AM CDT
Att: 15,161 - Unknown

AB 33
R 3
H 9
RBI 3
BB 1
SO 4
LOB 12




Batter	1	2	3	4	5	6	7	8	9	AB	R	H	RBI	BB	SO	LOB	TOP				
Bob Bailey, R OBP: 0.306, SLG: 0.330 (1, 5)	4-3		K						K	5	2	1	0	2	0		Pittsburgh Pirates @ Chicago Cubs Wrigley Field, Chicago, IL Wed Aug 21 1963, 3:33 AM CDT Att: 15,341 - Unknown				
Manny Mota, R OBP: 0.412, SLG: 0.397 (1, 7)	5-3			FC1-6 1B		SH1-4 E 1B	3-1 2B 1B		G4-3 BB	4	2	3	0	1	0	0					
Roberto Clemente, R OBP: 0.369, SLG: 0.469 (1, 9)				FC1-6 G5-4-3 1B		E6 SF9 SH1-4 1B	3-1		G4-3	5	0	1	2	0	0	5					
Bill Mazerowski, R OBP: 0.317, SLG: 0.402 (1, 4)	F9			G5-4-3		SH1-4				3	0	1	2	0	0	2					
Donn Clendenon, R OBP: 0.338, SLG: 0.449 (1, 3)		K			K	SF9	F2			3	0	0	1	0	2	1					
Jim Pagliaroni, R OBP: 0.352, SLG: 0.406 (1, 2)		G4-6-3 1B			K			6-3		3	0	1	0	1	1	0					
Bill Virdon, L OBP: 0.314, SLG: 0.372 (1, 8)		G4-6-3				IBB		K		3	0	0	0	1	2	3					
Dick Schofield, S OBP: 0.340, SLG: 0.313 (1, 6)			F8		F8		1B 3-1 1B	K		4	1	1	0	0	1	1					
Joe Gibbon, R OBP: 0.031, SLG: 0.031 (5, PH)			K							1	0	0	0	0	1	0					
Tommie Sisk, R OBP: 0.335, SLG: 0.254 (6, 1)										1	1	1	0	0	0	0					
Harvey Haddix, L OBP: 0.192, SLG: 0.450 (7, PH)										0	0	0	0	0	0	0					
Ted Savage, R OBP: 0.262, SLG: 0.336 (7, 1)										0	0	0	0	0	0	1					
Al McBean, R OBP: 0.172, SLG: 0.278 (9, PH)										0	0	0	0	0	0	0					
Jerry Lynch, L OBP: 0.331, SLG: 0.475 (9, 1)										1	1	1	1	0	0	0					
Roy Face, R OBP: 0.220, SLG: 0.250 (9, 1)										0	0	0	0	0	0	0					
Inning Stats	R: 0 E: 0 K: 0 S: 4	H: 1 LOB: 1 BB: 0 P: 4	R: 0 E: 0 K: 1 S: 5	H: 1 LOB: 0 BB: 0 P: 5	R: 0 E: 0 K: 2 S: 7	H: 0 LOB: 0 BB: 0 P: 7	R: 0 E: 0 K: 0 S: 3	H: 1 LOB: 1 BB: 1 P: 3	R: 0 E: 0 K: 2 S: 7	H: 0 LOB: 1 BB: 1 P: 11	R: 3 E: 1 K: 1 S: 9	H: 3 LOB: 2 BB: 1 P: 13	R: 3 E: 0 K: 0 S: 7	H: 4 LOB: 1 BB: 0 P: 7	R: 0 E: 0 K: 2 S: 7	H: 0 LOB: 0 BB: 0 P: 7	R: 1 E: 0 K: 1 S: 5	H: 1 LOB: 0 BB: 1 P: 9	1B: 8 2B: 2 3B: 0 HR: 1	SF: 1 SAC: 1 DP: 3 HBP: 0	WP: 0 PA: 39 PB: 0 SB: 0 CS: 0
PITCHER	IP WLS BF H R ER SO BB IBB HBP BLK WP HR S P ERA WHIP	6.1 L 29 9 6 5 6 1 1 0 0 0 0 39 47 7.11 1.579	2.2 L 10 2 1 1 3 1 0 0 0 0 1 15 3.38 1.125	PITCHER																	
Dick Ellsworth, L ERA: 2.07 (1, 1)																					
Lindy McDaniel, R ERA: 3.53 (7, 1)																					

AB	34
R	7
H	11
RBI	7
BB	3
SO	9
LOB	13



Batter	1	2	3	4	5	6	7	8	9	AB	R	H	RBI	BB	SO	LOB	BOTTOM				
Steve Boros, R OBP: 0.294, SLG: 0.395 (1, 9)	G5-4-3 1B		K		6-3				F9	4	0	2	1	0	1	0	Pittsburgh Pirates @ Chicago Cubs Wrigley Field, Chicago, IL Wed Aug 21 1963, 3:33 AM CDT Att: 15,341 - Unknown				
Alex Grammas, R OBP: 0.077, SLG: 0.077 (7, 6)						2H 1B				1	0	0	0	0	0	0					
Ken Hubbs, R OBP: 0.285, SLG: 0.327 (1, 4)	G5-4-3			F3	E S 1B	F9			6-3	5	0	1	0	0	0	2					
Billy Williams, L OBP: 0.375, SLG: 0.522 (1, 7)	G3			1B 1B	P5		1B 14 G5-4-3 BB		4-3	4	2	1	0	1	0	1					
Ron Santo, R OBP: 0.342, SLG: 0.499 (1, 5)		14 G6-4-3 CI 1B		1B FC5-2 1B	4-3		14 G5-4-3 1B		S BB	4	0	3	0	1	0	1					
Ellis Burton, S OBP: 0.315, SLG: 0.451 (1, 8)		CI 14 G6-4-3		FC5-2 PB 1B		14 WP 1B	14 G5-4-3 1B		K	4	2	3	1	0	1	1					
14 Ernie Banks, R OBP: 0.286, SLG: 0.412 (1, 3)		G6-4-3		PB FC5-2 IBB		WP 1B	G5-4-3			3	1	1	0	1	0	4					
Dick Bertell, R OBP: 0.309, SLG: 0.314 (1, 2)				FC5-2 PB		K	5-3			2	0	0	0	0	0	4					
Merritt Ranew, L OBP: 0.379, SLG: 0.509 (6, PH) (7, 2)	5-3			1-2 2-3 3-H			5-3			2	0	0	0	0	1	3					
Andre Rodgers, R OBP: 0.313, SLG: 0.281 (6, PH)					5-3				1-3	1	0	0	0	1	0	0					
Don Landrum, L OBP: 0.296, SLG: 0.290 (6, PH)						WP 1B BB			1-3	0	0	0	0	0	0	0					
Leo Burke, R OBP: 0.235, SLG: 0.316 (6, PH)										0	1	0	0	1	0	0					
Lou Brock, L OBP: 0.313, SLG: 0.416 (7, 9)										1	0	0	0	0	0	0					
Dick Ellsworth, L OBP: 0.190, SLG: 0.111 (1, 1)										3	0	0	0	0	3	4					
Lindy McDaniel, R OBP: 0.059, SLG: 0.235 (7, 1)										1	0	0	0	0	0	0					
Inning Stats	R: 0 E: 0 K: 0 S: 3	H: 1 LOB: 0 BB: 0 P: 3	R: 0 E: 0 K: 0 S: 4	H: 1 LOB: 1 BB: 0 P: 4	R: 0 E: 0 K: 2 S: 7	H: 0 LOB: 0 BB: 0 P: 7	R: 2 E: 0 K: 1 S: 8	H: 3 LOB: 2 BB: 2 P: 16	R: 0 E: 0 K: 0 S: 4	H: 1 LOB: 1 BB: 0 P: 4	R: 3 E: 0 K: 2 S: 10	H: 3 LOB: 1 BB: 1 P: 14	R: 1 E: 0 K: 0 S: 4	H: 2 LOB: 1 BB: 1 P: 8	R: 0 E: 0 K: 0 S: 3	H: 0 LOB: 0 BB: 0 P: 3	R: 0 E: 0 K: 1 S: 5	H: 0 LOB: 1 BB: 1 P: 9	1B: 11 2B: 0 3B: 0 HR: 0	SF: 0 SAC: 0 DP: 3 HBP: 0	WP: 3 PA: 41 PB: 1 SB: 2 CS: 0
PITCHER	IP WLS BF H R ER SO BB IBB HBP BLK WP HR S P ERA WHIP	5.0 0.1 0.2 2.0 1.0	22 3 4 8 4	H: 6 R: 2 ER: 2 SO: 3 BB: 0 IBB: 0 HBP: 0 BLK: 0 WP: 0 HR: 0 S: 26 P: 34	PITCHER																
Joe Gibbon, L ERA: 2.76 (6, 1)																					
Tommie Sisk, R ERA: 3.29 (6, 1)																					
Harvey Haddix, L ERA: 3.67 (7, 1)																					
Al McBean, R ERA: 2.14 (9, 1)																					
Roy Face, R ERA: 2.4 (9, 1)																					

AB	35
R	6
H	11
RBI	2
BB	5
SO	6
LOB	20



Batter	1	2	3	4	5	6	7	8	9	AB	R	H	RBI	BB	SO	LOB	TOP																		
Bob Bailey, R OBP: 0.309, SLG: 0.342 (1, 5)										4	3	2	1	1	0	0																			
Bill Virdon, L OBP: 0.317, SLG: 0.375 (1, 8)										4	1	3	1	0	0	0																			
Roberto Clemente, R OBP: 0.364, SLG: 0.473 (1, 9)										5	1	1	4	0	1	2																			
Jerry Lynch, L OBP: 0.325, SLG: 0.466 Manny Mota, R OBP: 0.406, SLG: 0.391 (8, 7)										4	0	0	0	0	0	1																			
Bill Mazerowski, R OBP: 0.318, SLG: 0.400 (1, 4)										4	1	1	0	1	0	0																			
Donn Clendenen, R OBP: 0.340, SLG: 0.452 (1, 3)										4	1	2	0	0	0	1																			
Jim Pagliaroni, R OBP: 0.351, SLG: 0.403 (1, 2)										4	0	1	1	0	0	2																			
Dick Schofield, S OBP: 0.341, SLG: 0.314 (1, 6)										4	1	2	1	0	1	1																			
Bob Friend, R OBP: 0.118, SLG: 0.107 Al McBean, R OBP: 0.200, SLG: 0.333 (7, 1)										3	0	0	0	0	0	3																			
Inning Stats	R: 1 E: 0 K: 1 S: 6	H: 1 LOB: 0 BB: 0 P: 6	R: 0 E: 0 K: 0 S: 3	H: 0 LOB: 0 BB: 0 P: 3	R: 1 E: 0 K: 1 S: 7	H: 2 LOB: 1 BB: 0 P: 7	R: 1 E: 0 K: 0 S: 5	H: 2 LOB: 2 BB: 1 P: 9	R: 0 E: 0 K: 0 S: 4	H: 1 LOB: 1 BB: 0 P: 5	R: 0 E: 0 K: 0 S: 3	H: 0 LOB: 0 BB: 0 P: 3	R: 0 E: 0 K: 0 S: 3	H: 1 LOB: 0 BB: 0 P: 3	R: 5 E: 0 K: 1 S: 9	H: 4 LOB: 0 BB: 1 P: 13	1B: 8 2B: 2 3B: 1 HR: 2	SF: 1 SAC: 0 DP: 1 HBP: 0	WP: 0 PA: 41 PB: 0 SB: 0 CS: 0																
PITCHER	IP WLS BF H R ER SO BB IBB HBP BLK WP HR S P ERA WHIP																																		
Larry Jackson, R ERA: 2.17 Don Elston, R ERA: 2.79	(1, 1)	8.0	L	33	9	4	4	2	1	0	0	0	0	0	1	36	40	4.50	1.250																
(9, 1)	1.0	8	4	5	5	1	1	0	0	0	0	0	0	0	1	9	13	45.00	5.000																

Pittsburgh Pirates @ Chicago Cubs
Wrigley Field, Chicago, IL
Thu Aug 22 1963, 3:33 AM CDT
Att: 9,310 - Unknown

AB 38
R 9
H 13
RBI 9
BB 2
SO 3
LOB 10

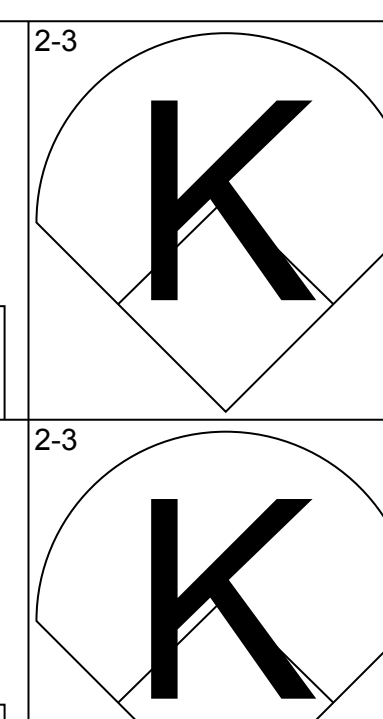
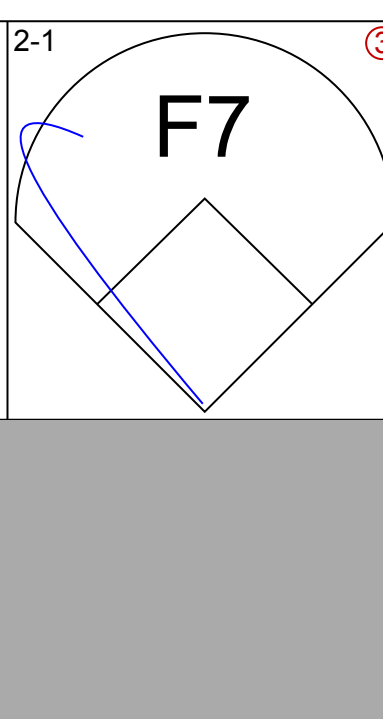
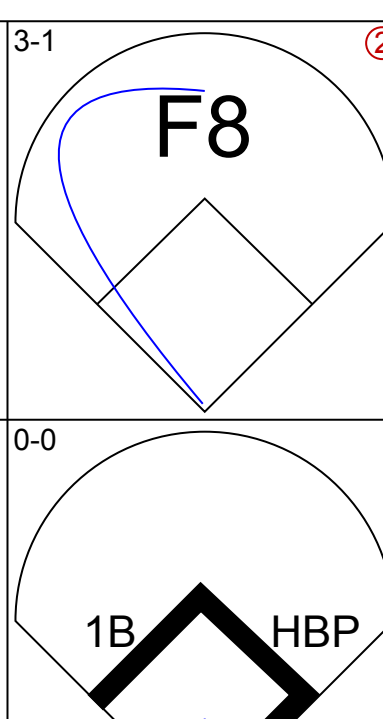
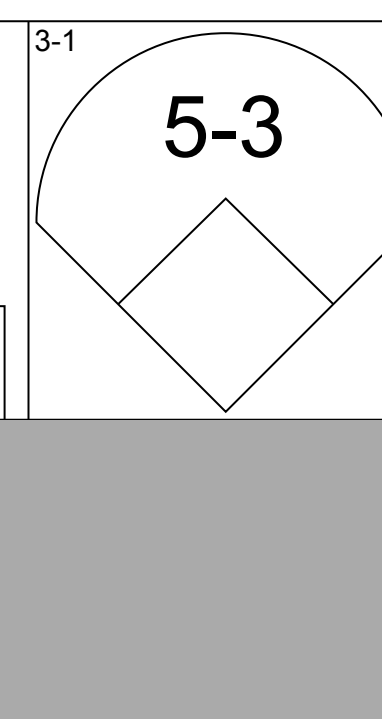
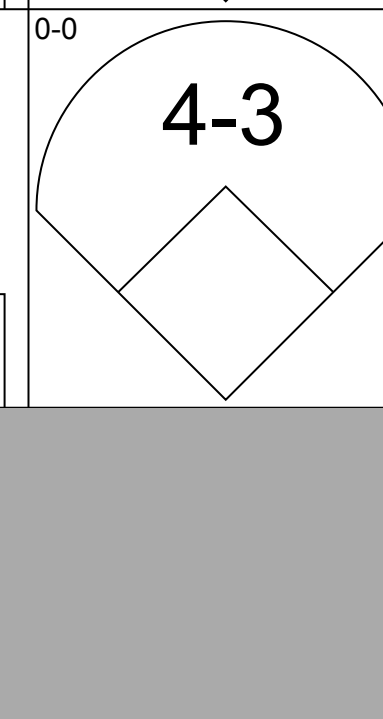
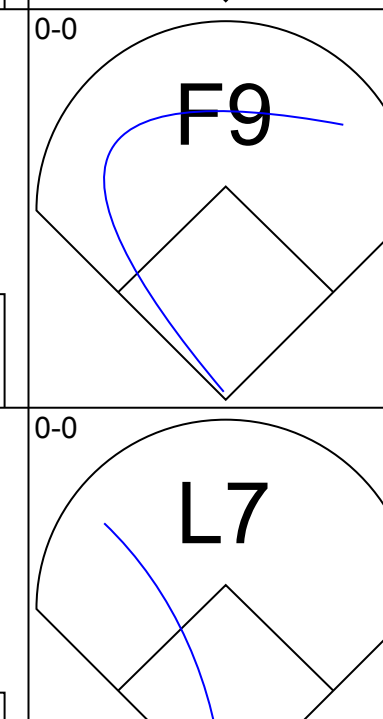
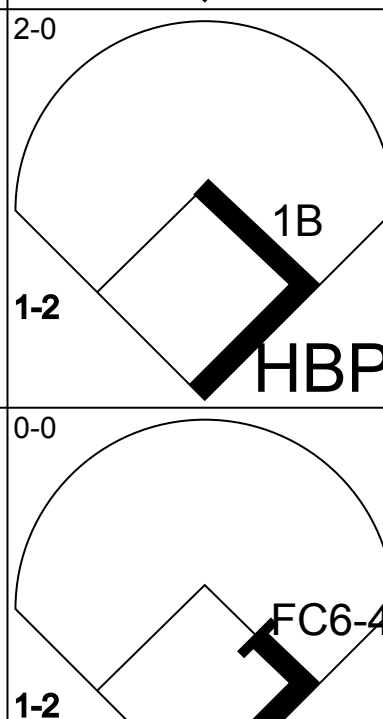
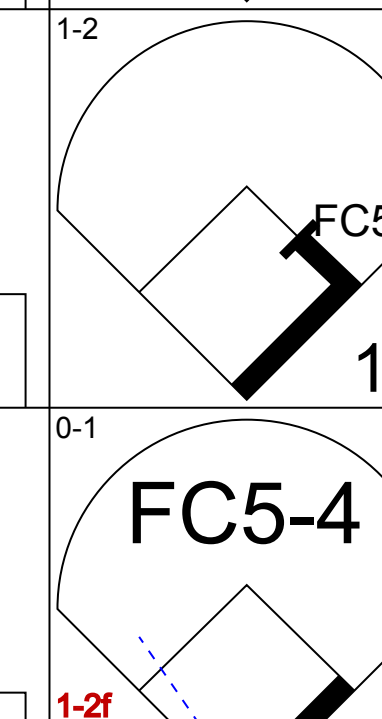


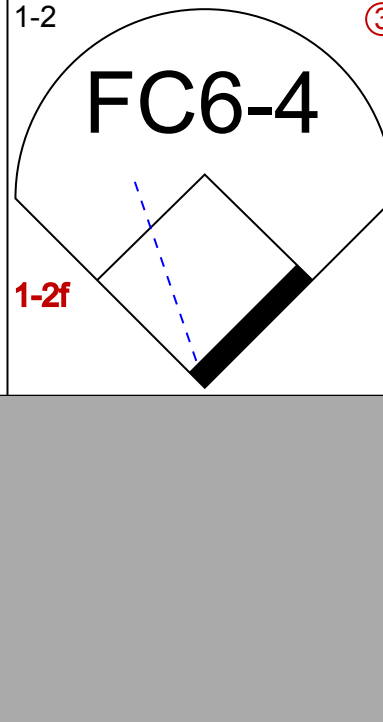

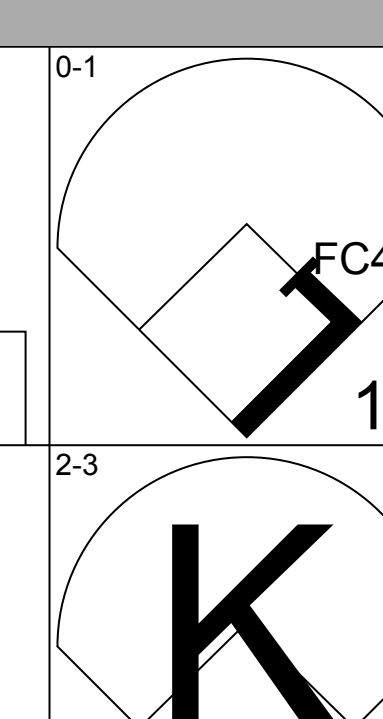
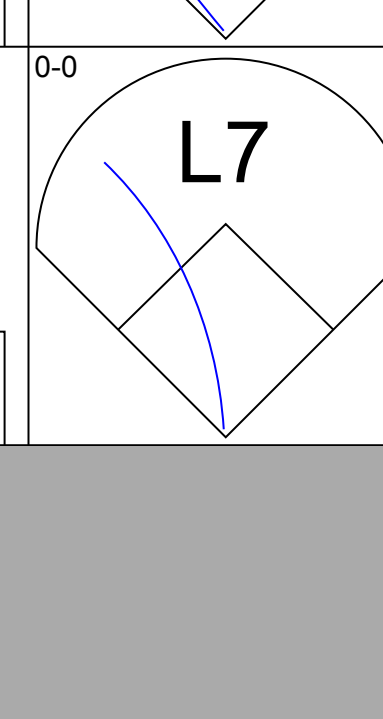
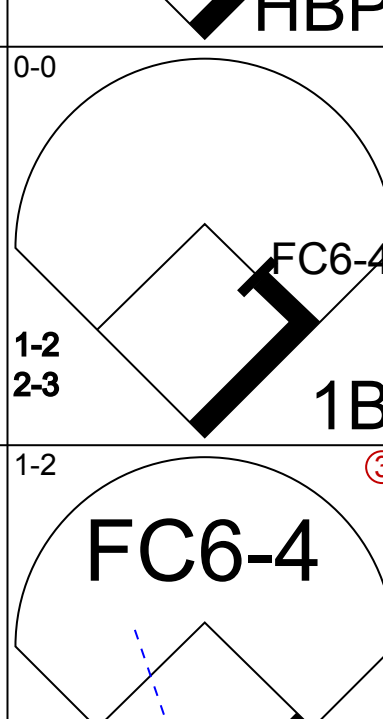
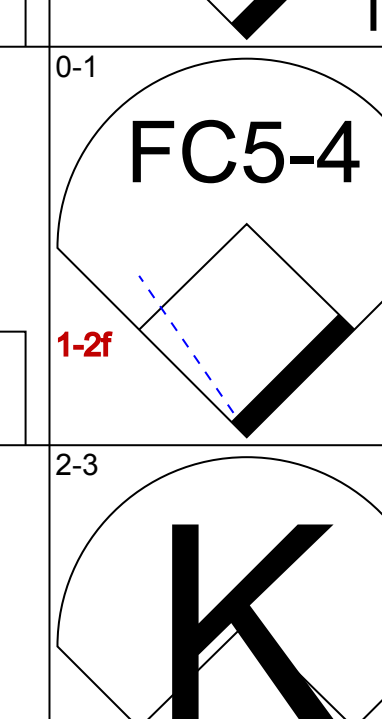
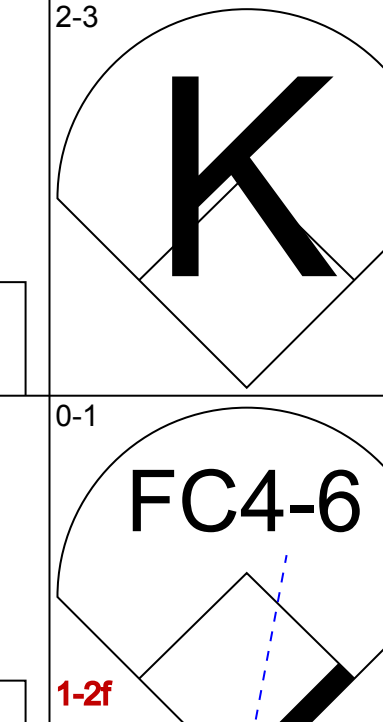
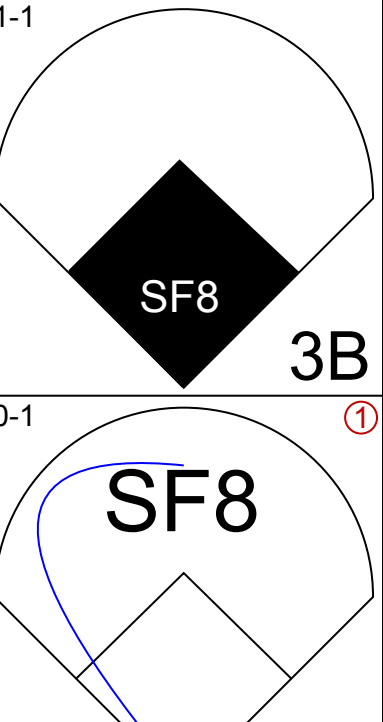
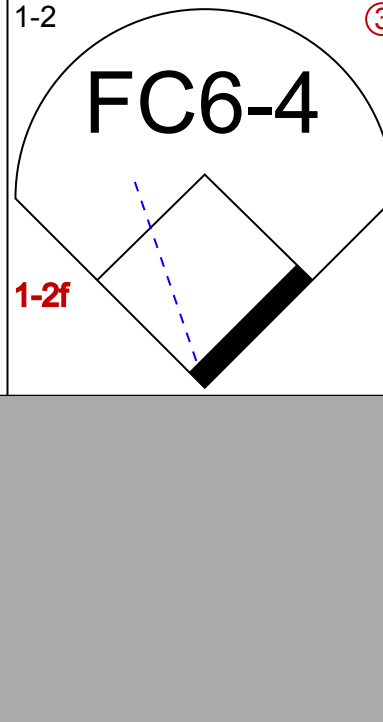

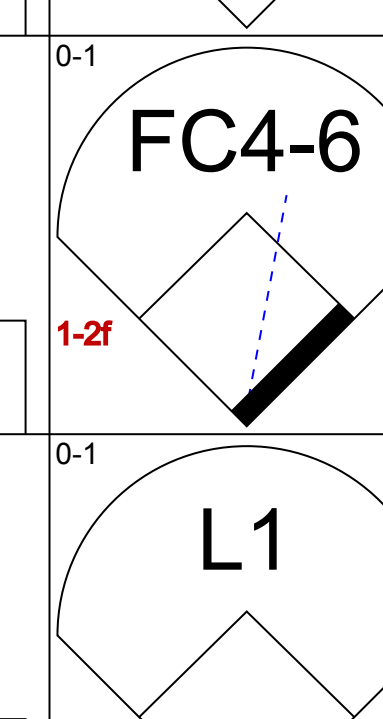
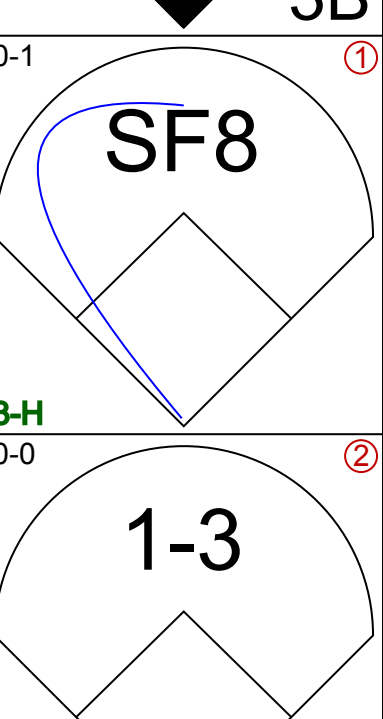
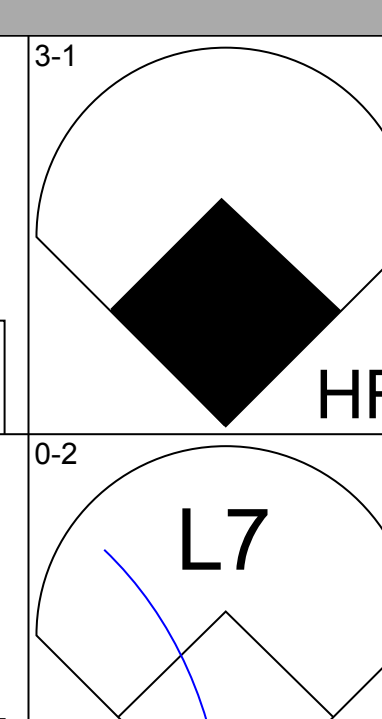
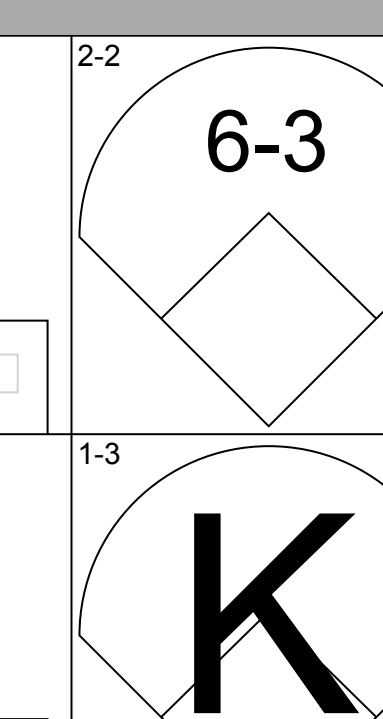
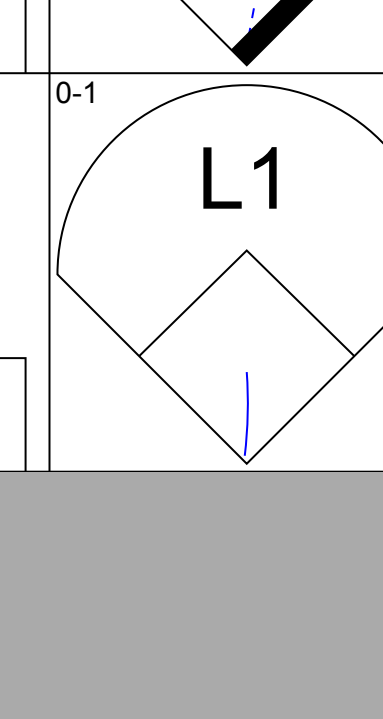
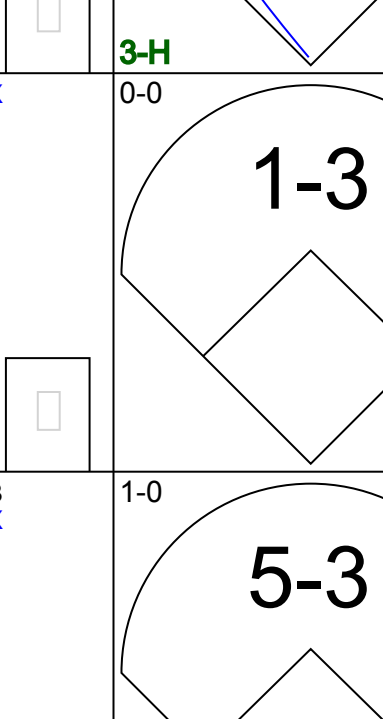
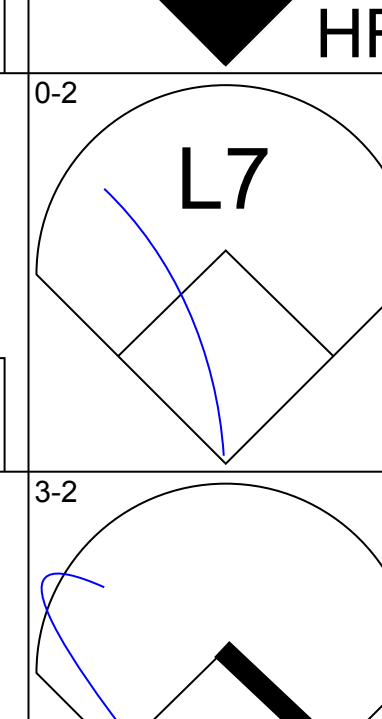
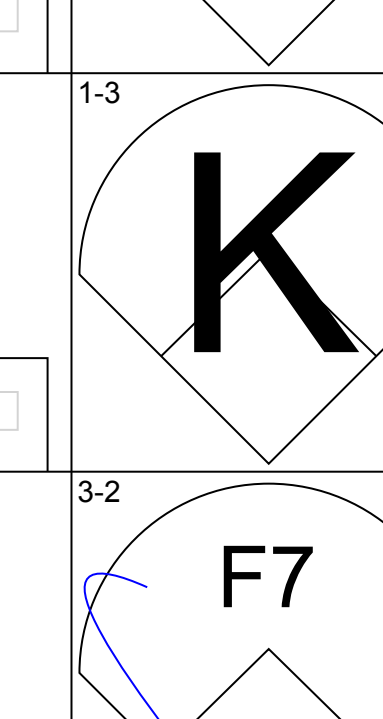
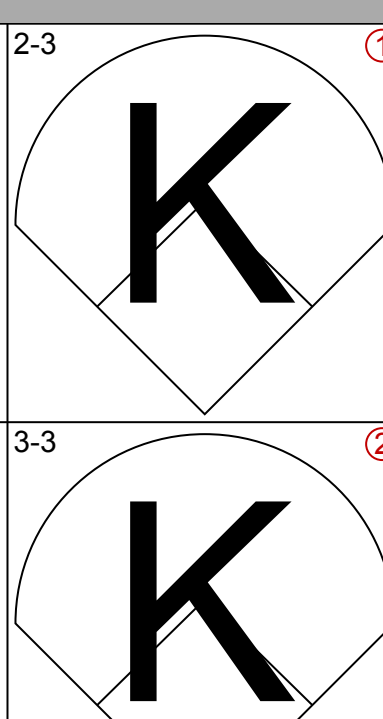
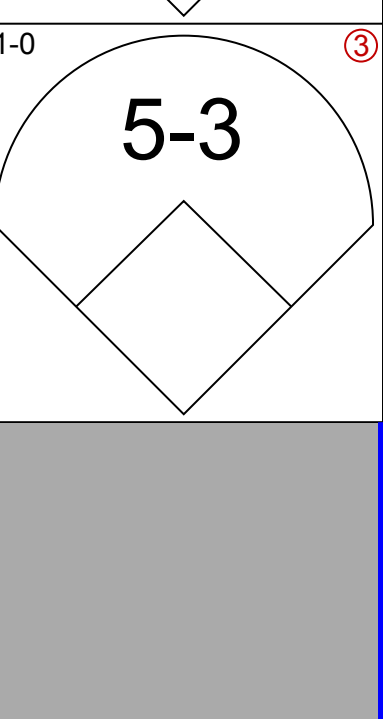
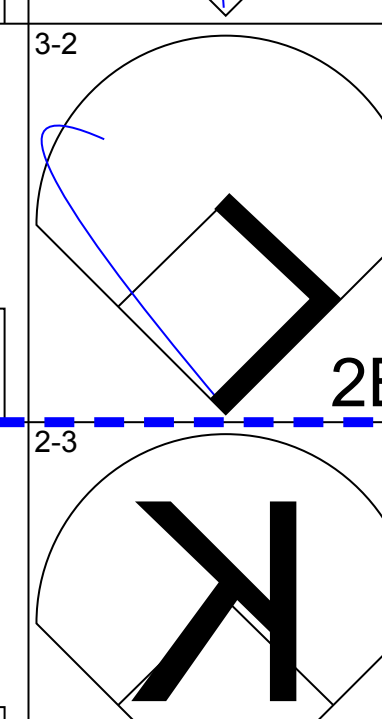
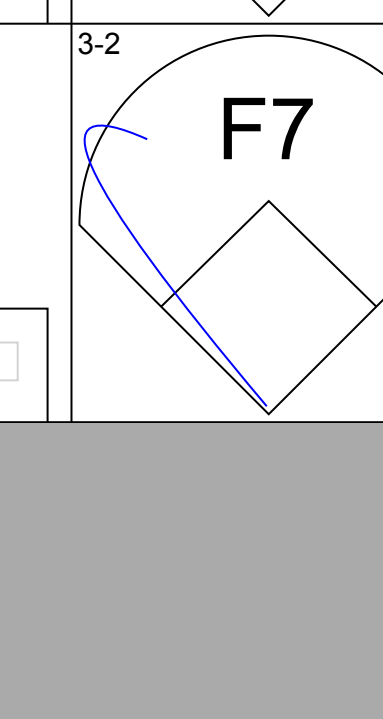
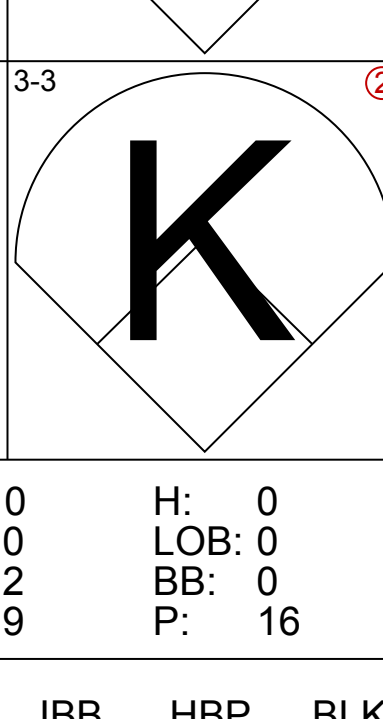
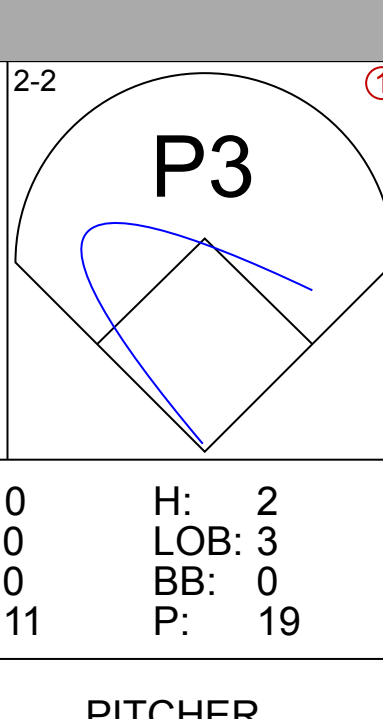


Batter	1	2	3	4	5	6	7	8	9	AB	R	H	RBI	BB	SO	LOB	BOTTOM																			
Lou Brock, L OBP: 0.314, SLG: 0.415 (1, 9)										4	0	1	1	0	1	2																				
Ken Hubbs, R OBP: 0.286, SLG: 0.330 (1, 4)										5	0	2	1	0	1	2																				
Billy Williams, L OBP: 0.372, SLG: 0.516 (1, 7)										5	0	0	0	0	2	3																				
Ron Santo, R OBP: 0.344, SLG: 0.499 (1, 5)										4	0	2	0	1	1	0																				
Ellis Burton, S OBP: 0.313, SLG: 0.444 (1, 8)										4	0	0	0	1	0	4																				
Steve Boros, R OBP: 0.303, SLG: 0.405 (1, 3)										3	1	1	0	1	0	1																				
Jimmie Schaffer, R OBP: 0.327, SLG: 0.505 Don Landrum, L OBP: 0.295, SLG: 0.289 Don Elston, R (9, 1)										3	0	1	1	0	1	2																				
Alex Grammas, R OBP: 0.235, SLG: 0.235 (1, 6)										4	1	3	0	0	0	0																				
Larry Jackson, R OBP: 0.203, SLG: 0.250 Merritt Ranew, L OBP: 0.385, SLG: 0.514 (8, PH) (9, 2)										2	1	1	0	0	0	2																				
Inning Stats	R: 0 E: 0 K: 1 S: 4	H: 0 LOB: 0 BB: 0 P: 5	R: 1 E: 0 K: 0 S: 6	H: 3 LOB: 2 BB: 0 P: 6	R: 0 E: 0 K: 2 S: 8	H: 1 LOB: 2 BB: 1 P: 12	R: 2 E: 0 K: 1 S: 9	H: 4 LOB: 2 BB: 0 P: 9	R: 0 E: 0 K: 0 S: 4	H: 1 LOB: 1 BB: 0 P: 4	R: 0 E: 0 K: 1 S: 5	H: 0 LOB: 1 BB: 1 P: 9	R: 0 E: 0 K: 0 S: 4	H: 1 LOB: 1 BB: 0 P: 4	R: 0 E: 0 K: 1 S: 6	H: 1 LOB: 1 BB: 0 P: 6	1B: 9 2B: 3 3B: 0 HR: 0	SF: 0 SAC: 1 DP: 2 HBP: 1	WP: 0 PA: 41 PB: 0 SB: 2 CS: 0																	
PITCHER	IP WLS BF H R ER SO BB IBB HBP BLK WP HR S P ERA WHIP																																			
Bob Friend, R ERA: 2.19 Al McBean, R ERA: 2.06	(1, 1)	6.0	W	29	10	3	3	4	2	0	0	0	0	0	0	0	34	43	4.50	2.000																
(7, 1)	3.0	S	12	2	0	0	2	1	0	0	0	0	0	0	0	15	19	0.00	1.000																	

Pittsburgh Pirates @ Chicago Cubs
Wrigley Field, Chicago, IL
Thu Aug 22 1963, 3:33 AM CDT
Att: 9,310 - Unknown

AB 36
R 3
H 12
RBI 3
BB 3
SO 6
LOB 16

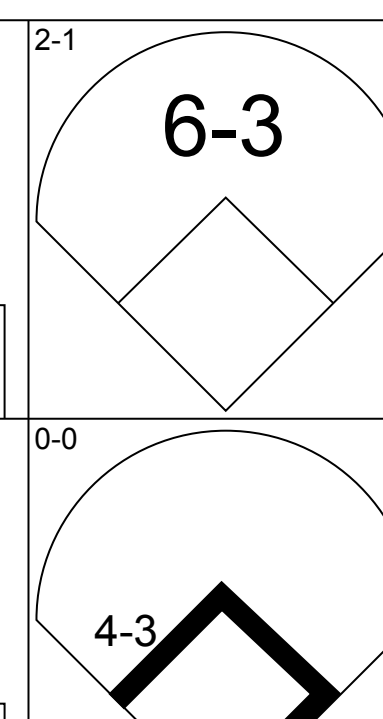
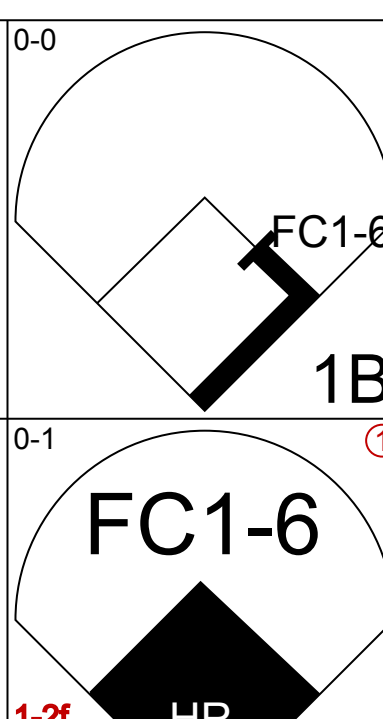
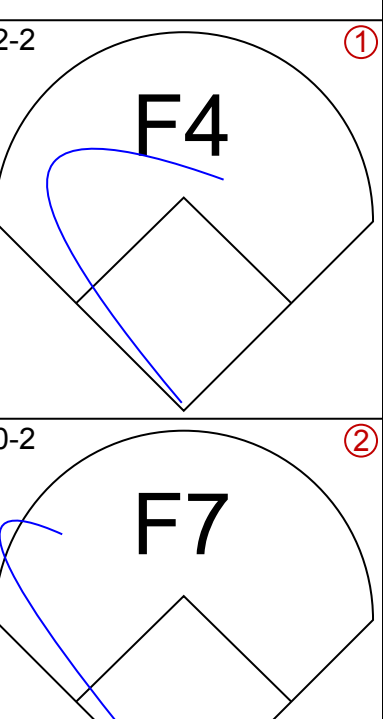
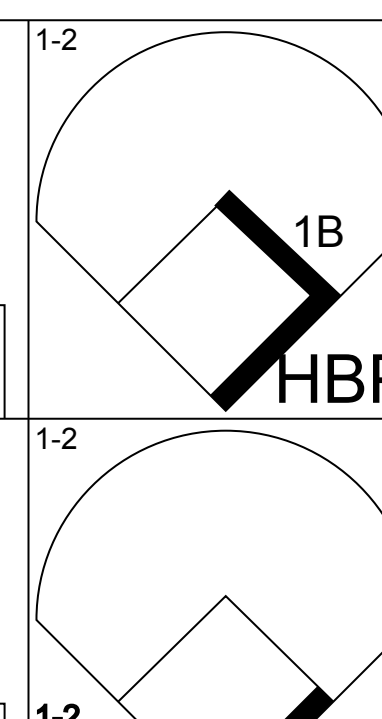
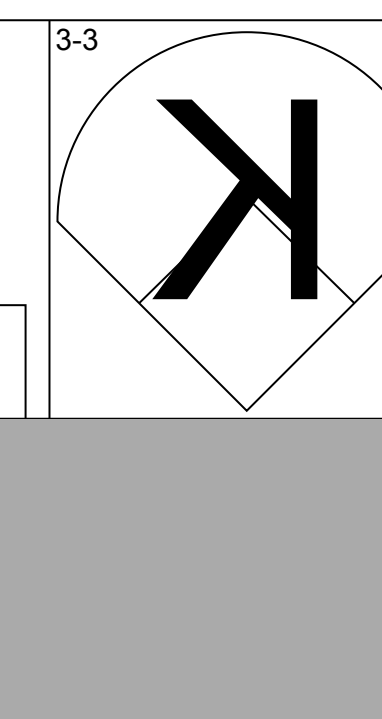
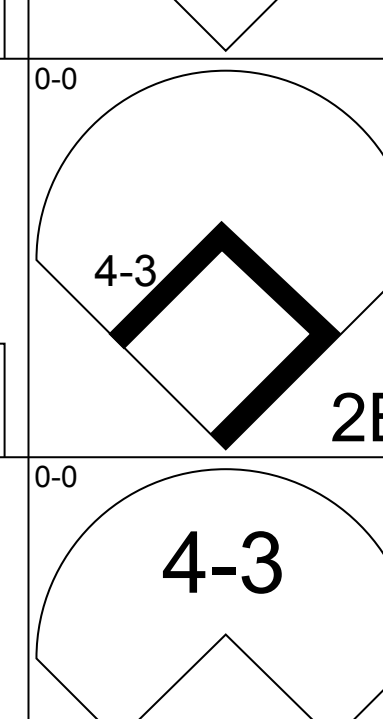
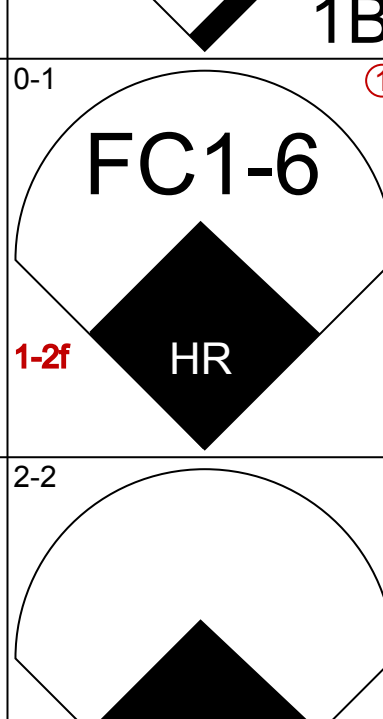
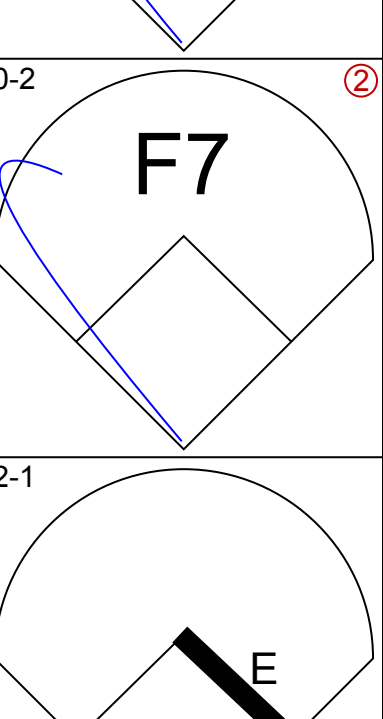
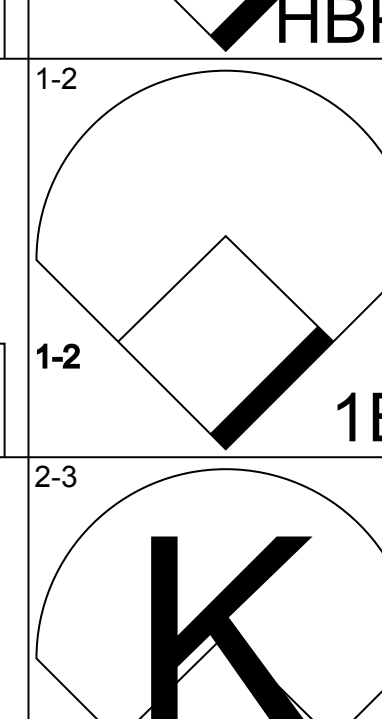
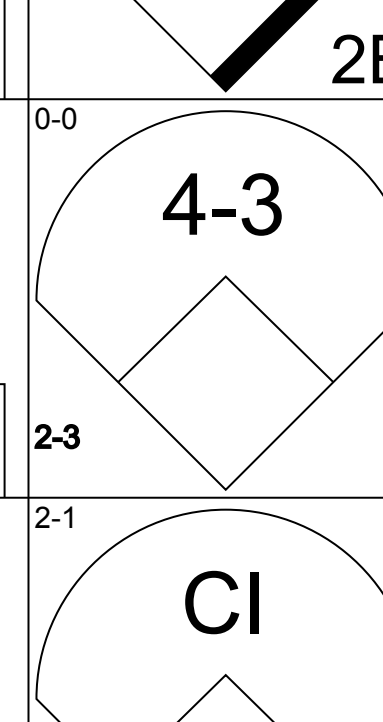
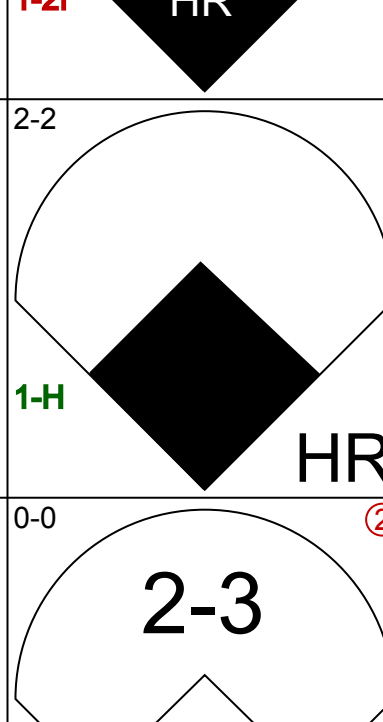
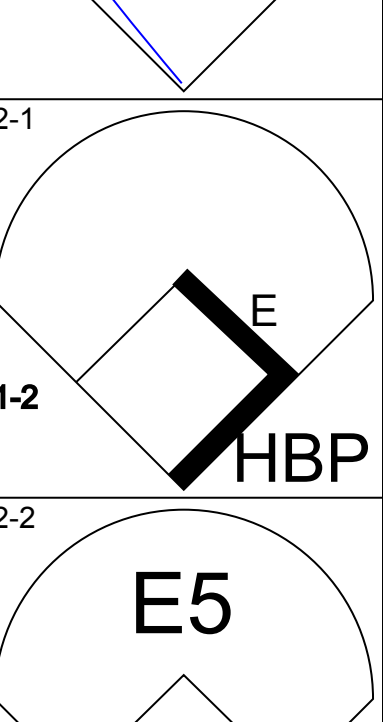
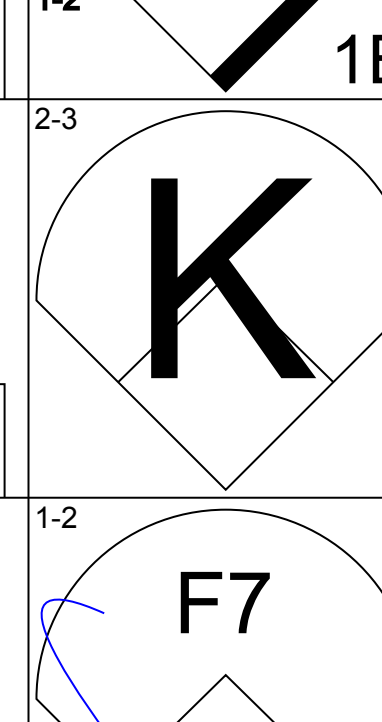
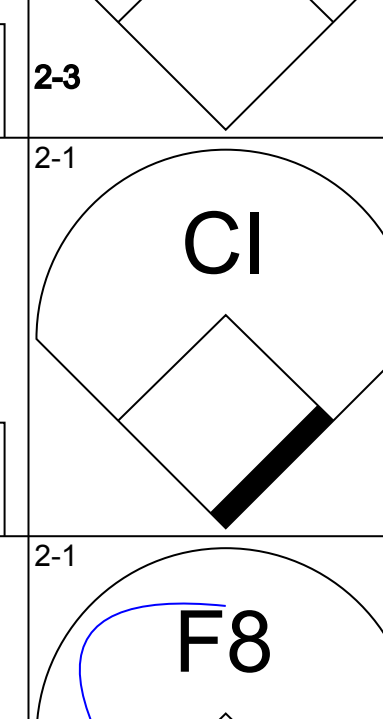
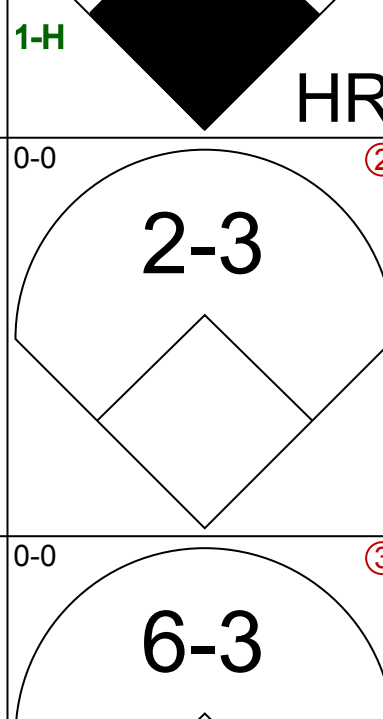
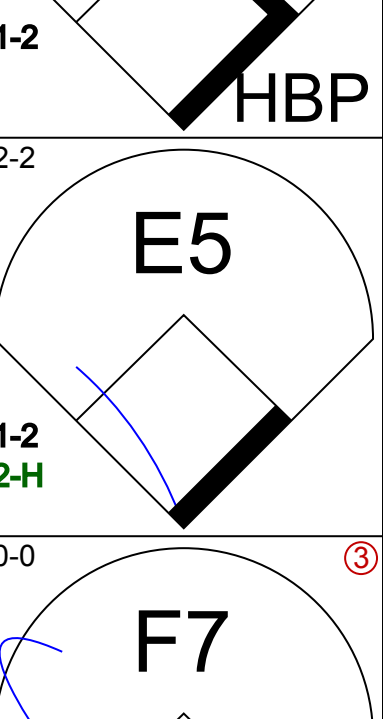
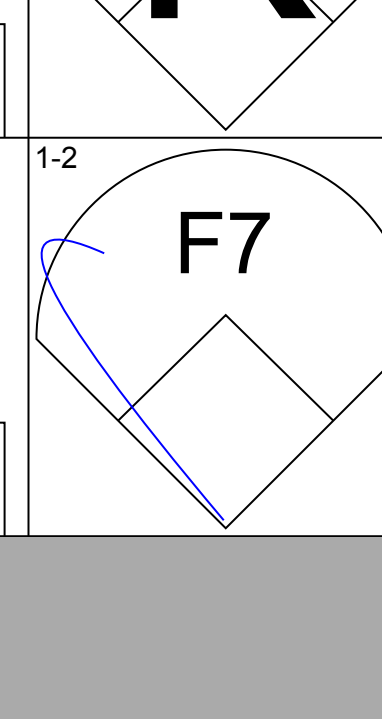
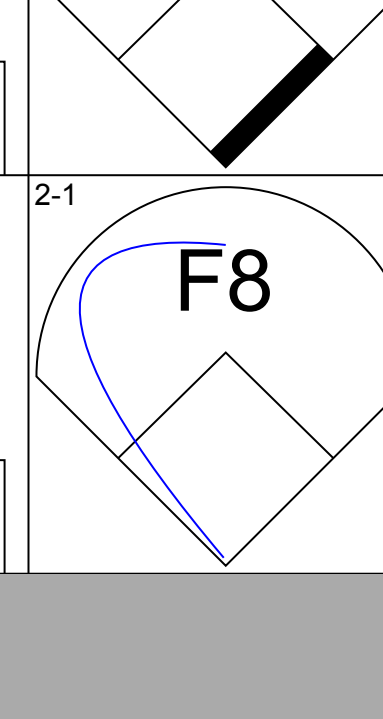
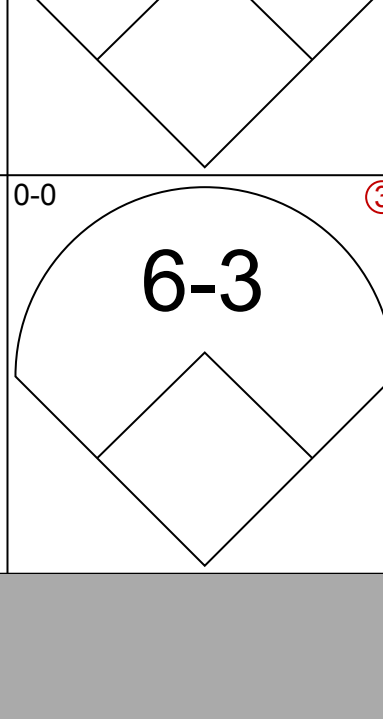
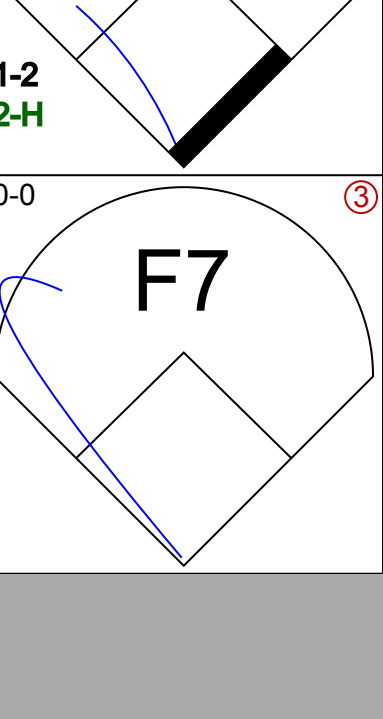
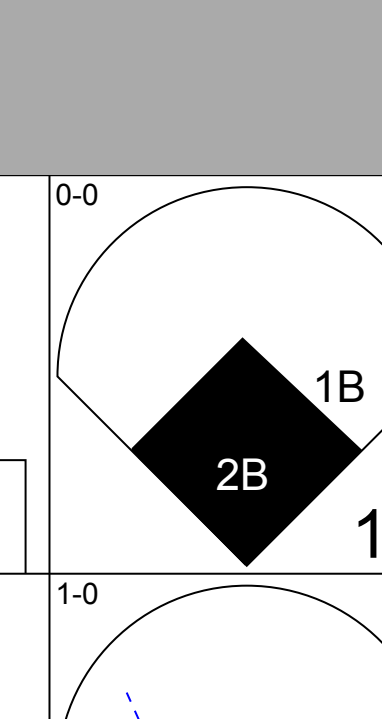
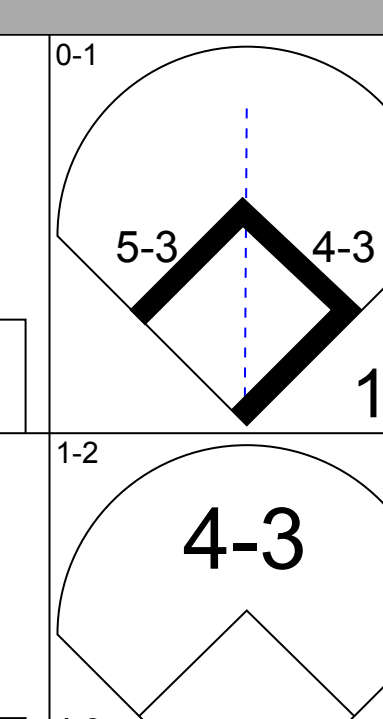
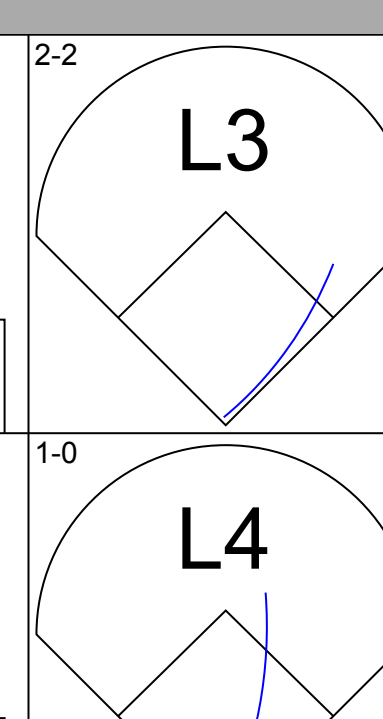
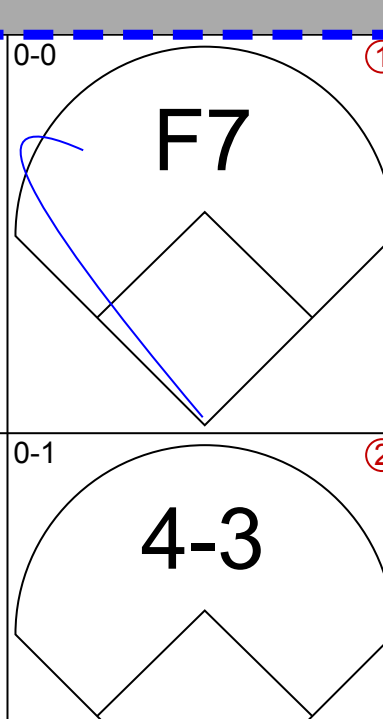
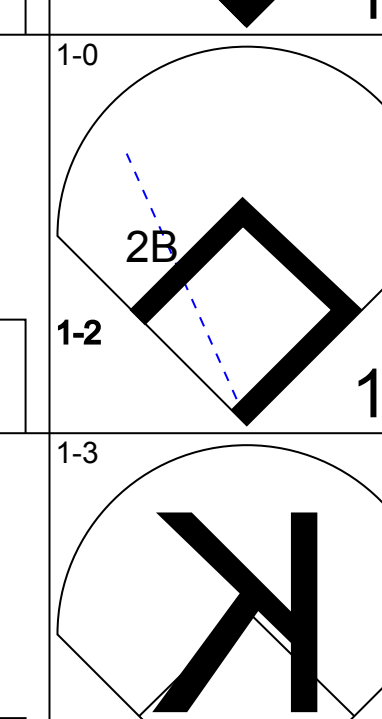
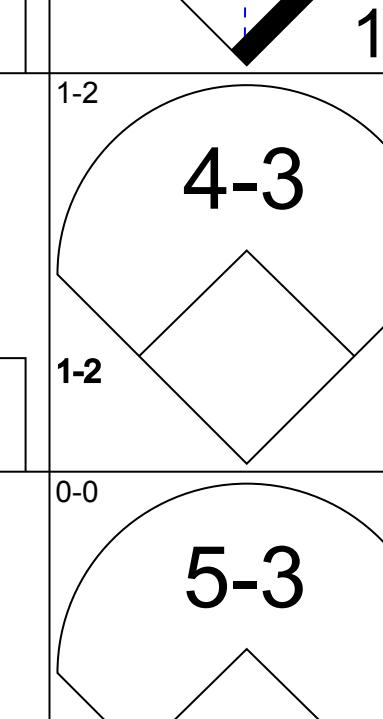
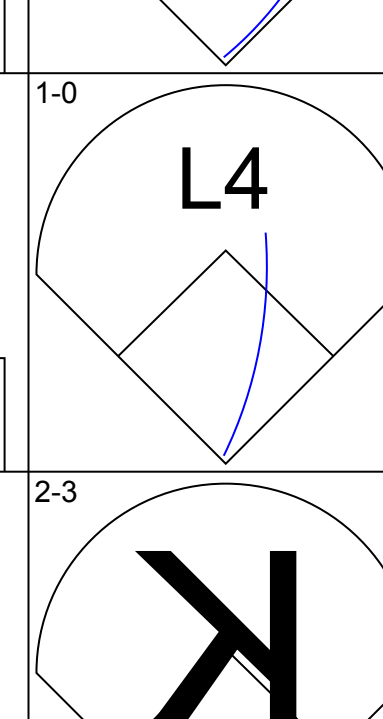
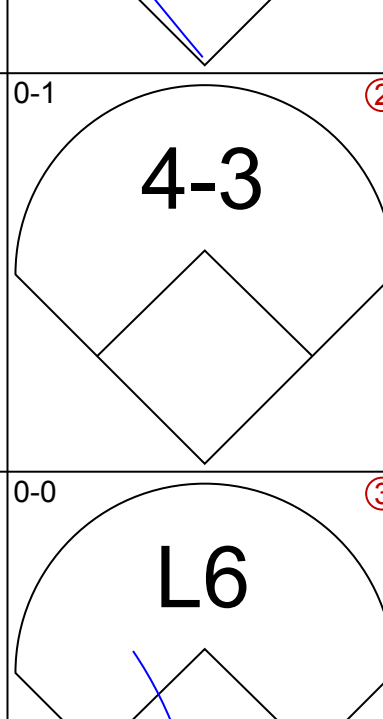
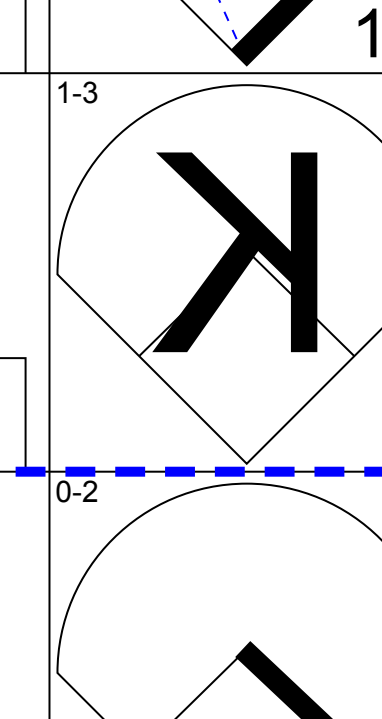
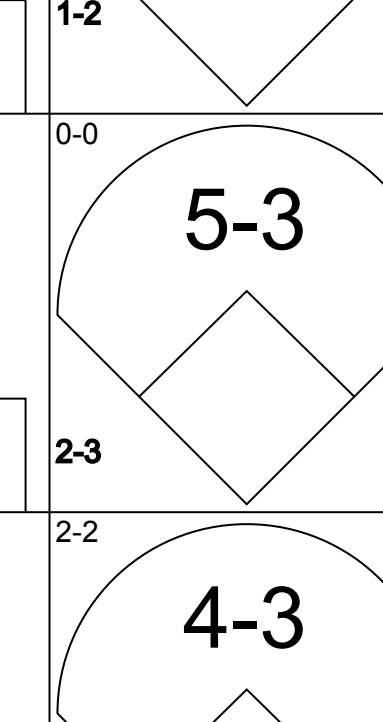
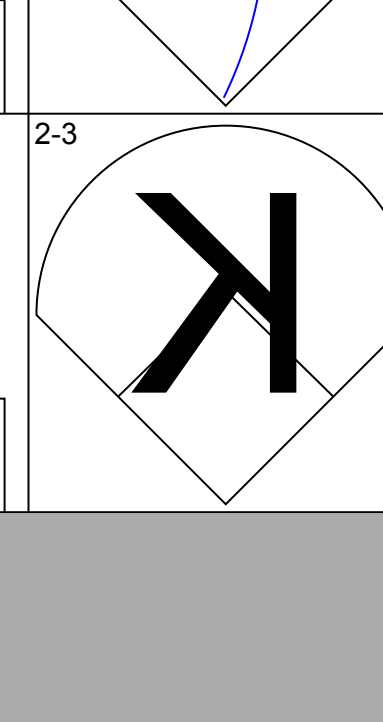
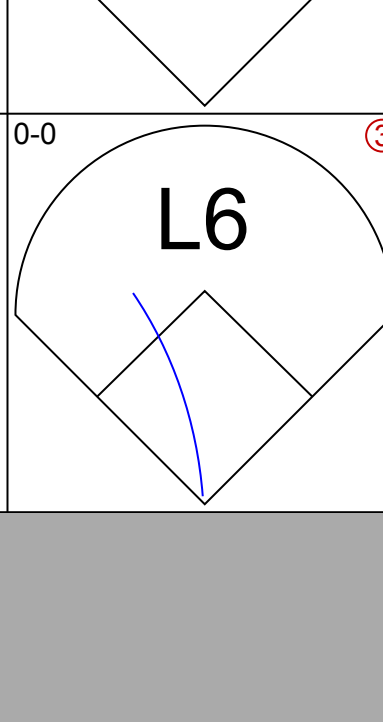
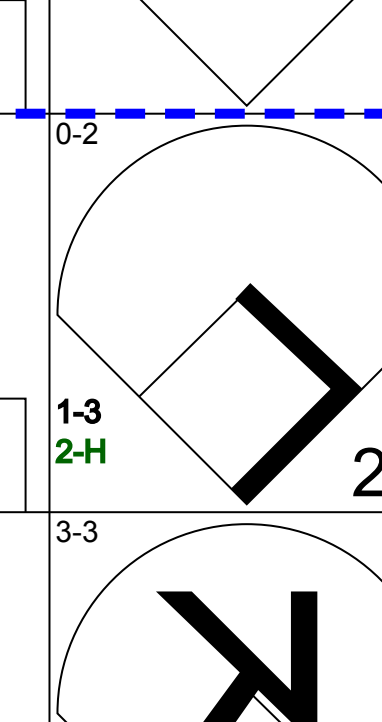
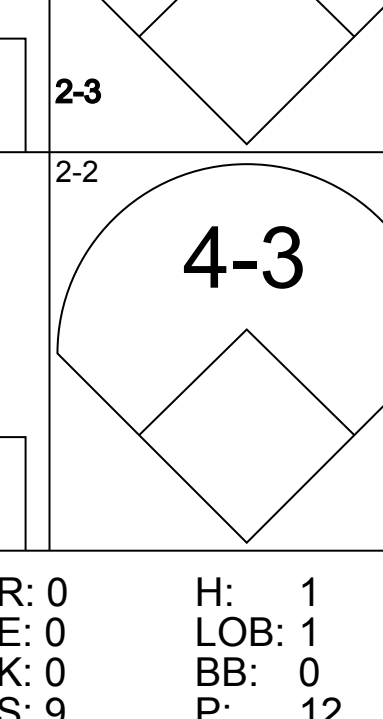
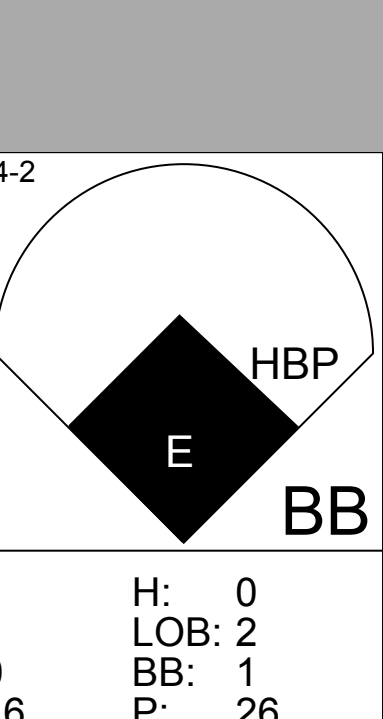
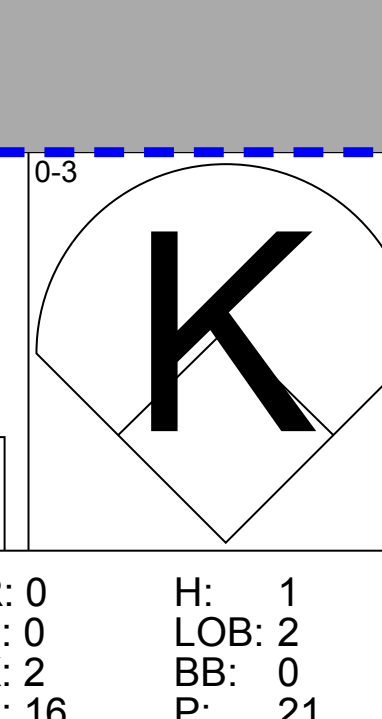
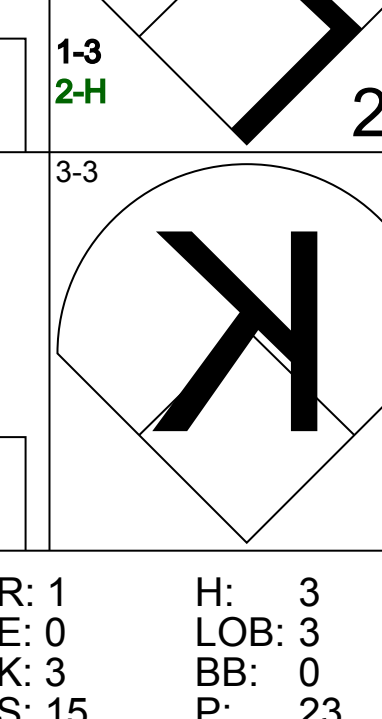


Batter	1	2	3	4	5	6	7	8	9	AB	R	H	RBI	BB	SO	LOB	TOP								
Bob Bailey, R OBP: 0.307, SLG: 0.339 (1, 5)										4	0	0	0	0	1	1									
Manny Mota, R OBP: 0.397, SLG: 0.382 (1, 7)										4	0	1	0	0	2	0									
Roberto Clemente, R OBP: 0.365, SLG: 0.472 (1, 9)										3	0	1	0	0	0	0									
Bill Mazerowski, R OBP: 0.320, SLG: 0.401 (1, 4)										4	0	2	0	0	0	1									
Donn Clendenon, R OBP: 0.339, SLG: 0.455 (1, 3)										4	1	1	0	0	2	5									
Jim Pagliaroni, R OBP: 0.348, SLG: 0.417 (1, 2)										3	1	1	2	0	0	1									
Bill Virdon, L OBP: 0.314, SLG: 0.372 (1, 8)										4	0	0	0	0	1	1									
Dick Schofield, S OBP: 0.340, SLG: 0.316 (1, 6)										4	0	1	0	0	1	0									
Don Schwall, R OBP: 0.167, SLG: 0.152 (5, PH)										1	0	0	0	0	0	0									
Johnny L. ... Earl Francis, ... Ted Savage, ... Jerry Lynch, ... Harvey Haddix, ... Tommy Sisk, ...										0	0	0	0	0	0	0									
Inning Stats	R: 0 E: 0 K: 2 S: 9	H: 0 LOB: 0 BB: 0 P: 13	R: 0 E: 0 K: 1 S: 11	H: 1 LOB: 1 BB: 0 P: 13	R: 0 E: 0 K: 2 S: 9	H: 0 LOB: 0 BB: 0 P: 16	R: 0 E: 0 K: 0 S: 3	H: 0 LOB: 0 BB: 0 P: 3	R: 1 E: 0 K: 0 S: 6	H: 1 LOB: 0 BB: 0 P: 8	R: 0 E: 0 K: 0 S: 11	H: 2 LOB: 3 BB: 0 P: 19	R: 1 E: 0 K: 1 S: 14	H: 2 LOB: 1 BB: 0 P: 25	R: 0 E: 0 K: 2 S: 11	H: 1 LOB: 1 BB: 0 P: 15	R: 0 E: 0 K: 1 S: 10	H: 0 LOB: 0 BB: 0 P: 16	1B: 4 2B: 1 3B: 1 HR: 1	SF: 1 SAC: 0 DP: 0 HBP: 1	WP: 0 PA: 35 PB: 0 SB: 0 CS: 0				
PITCHER	IP WLS BF H R ER SO BB IBB HBP BLK WP HR S P ERA WHIP																								
Dennis Bennett, L ERA: 2.29	(1, 1)	6.1 W 26	H 6 R 2 ER 2 SO 5	BB 0 IBB 0 HBP 1 BLK 0	WP 0 HR 1 S 58 P 87	ERA 2.84 WHIP 0.947																			
Jack Baldschun, R ERA: 2.28	(7, 1)	2.2 S 9	H 1 R 0 ER 0 SO 4	BB 0 IBB 0 HBP 0 BLK 0	WP 0 HR 0 S 26 P 41	ERA 0.00 WHIP 0.375																			

Pittsburgh Pirates @ Philadelphia Phillies
 Connie Mack Stadium, Philadelphia, PA
 Fri Aug 23 1963, 7:05 PM EDT
 Att: 18,126 - Unknown

AB 33
 R 2
 H 7
 RBI 2
 BB 0
 SO 9
 LOB 10



Batter	1	2	3	4	5	6	7	8	9	AB	R	H	RBI	BB	SO	LOB	BOTTOM								
Tony Taylor, R OBP: 0.338, SLG: 0.368 (1, 4)										4	0	1	0	0	1	4									
Johnny Callison, L OBP: 0.350, SLG: 0.493 (1, 9)										4	1	2	0	0	0	2									
Wes Covington, L OBP: 0.375, SLG: 0.547 Ruben Amaro, R OBP: 0.281, SLG: 0.305										3	1	1	2	0	1	3									
Tony Gonzalez, L OBP: 0.389, SLG: 0.452 (8, 7)										3	0	0	0	0	0	3									
Roy Sievers, R OBP: 0.321, SLG: 0.438 Cookie Rojas, R OBP: 0.245, SLG: 0.196										4	0	1	0	0	0	4									
Don Demeter, R OBP: 0.323, SLG: 0.438 (8, 8)										4	0	2	0	0	0	0									
Clay Dalrymple, L OBP: 0.328, SLG: 0.355 (1, 2)										4	0	0	0	0	1	3									
Bobby Wine, R OBP: 0.223, SLG: 0.263 Frank Torre, L OBP: 0.308, SLG: 0.333										3	0	0	0	0	1	1									
Dennis Bennett, L OBP: 0.174, SLG: 0.136 Jack Baldschun, R										1	1	0	0	1	0	1									
Inning Stats	R: 0 E: 1 K: 0 S: 8	H: 1 LOB: 2 BB: 0 P: 14	R: 0 E: 0 K: 0 S: 9	H: 1 LOB: 1 BB: 0 P: 12	R: 2 E: 0 K: 0 S: 8	H: 2 LOB: 0 BB: 0 P: 10	R: 0 E: 0 K: 1 S: 8	H: 0 LOB: 0 BB: 0 P: 13	R: 1 E: 1 K: 0 S: 16	H: 0 LOB: 2 BB: 1 P: 26	R: 0 E: 0 K: 0 S: 4	H: 0 LOB: 0 BB: 0 P: 4	R: 0 E: 0 K: 2 S: 16	H: 1 LOB: 2 BB: 0 P: 21	R: 1 E: 0 K: 3 S: 15	H: 3 LOB: 3 BB: 0 P: 23	1B: 5 2B: 2 3B: 0 HR: 1	SF: 0 SAC: 0 DP: 0 HBP: 2	WP: 0 PA: 37 PB: 0 SB: 0 CS: 0						
PITCHER	IP WLS BF H R ER SO BB IBB HBP BLK WP HR S P ERA WHIP																								
Don Schwall, R ERA: 2.92	(1, 1)	5.0 L 23	H 4 R 3 ER 2 SO 1	BB 1 IBB 0 HBP 1 BLK 0	WP 0 HR 1 S 49 P 75	ERA 3.60 WHIP 1.000																			
Earl Francis, R ERA: 4.64	(6, 1)	1.0	H 0 R 0 ER 0 SO 0	BB 0 IBB 0 HBP 0 BLK 0	WP 0 HR 0 S 4 P 4	ERA 0.00 WHIP 0.000																			
Harvey Haddix, L ERA: 3.74	(7, 1)	1.1	H 3 R 1 ER 1 SO 3	BB 0 IBB 1 HBP 0 BLK 0	WP 0 HR 0 S 21 P 28	ERA 6.75 WHIP 2.250																			
Tommy Sisk, R ERA: 3.25	(8, 1)	0.2	H 3 R 0 ER 0 SO 2	BB 0 IBB 0 HBP 0 BLK 0	WP 0 HR 0 S 10 P 16	ERA 0.00 WHIP 1.500																			

Pittsburgh Pirates @ Philadelphia Phillies
 Connie Mack Stadium, Philadelphia, PA
 Fri Aug 23 1963, 7:05 PM EDT
 Att: 18,126 - Unknown

AB 33
 R 4
 H 8
 RBI 3
 BB 1
 SO 6
 LOB 24



Batter	1	2	3	4	5	6	7	8	9	AB	R	H	RBI	BB	SO	LOB	TOP				
Bob Bailey, R OBP: 0.306, SLG: 0.336 (1, 5)	2-2 4-3		0-0 F9		0-0 6-3		2-1 5-3		4-2 1B FC4-2 BB	4	0	0	0	1	0	0					
Manny Mota, R OBP: 0.377, SLG: 0.361 (1, 7)	0-3 K		0-1 E6		1-2 3-1		0-3 K		1-0 F8 FC4-2 E 1B	4	1	0	0	0	2	0					
Jerry Lynch, L OBP: 0.327, SLG: 0.467 (9, PH)										1	0	1	2	0	0	0					
Ted Savage, R OBP: 0.275, SLG: 0.336 (9, 7)										0	1	0	0	0	0	0					
Roberto Clemente, R OBP: 0.367, SLG: 0.478 (1, 9)	2-1 WP BB 1B		2-0 1-H HR		4-1 FC1-6 BB		0-0 4-3		0-0 FC4-2 S S	4	1	2	2	1	0	2					
Bill Mazerowski, R OBP: 0.321, SLG: 0.400 (1, 4)	4-1 WP BB		0-0 F9		0-2 FC1-6 3B		0-0 4-3 1B		3-H F8	4	1	1	0	1	0	3					
Donn Clendenon, R OBP: 0.338, SLG: 0.453 (1, 3)	3-3 K				1-3 K		0-0 4-3 1B		0-0 S	5	0	1	0	0	3	4					
Smoky Burgess, L OBP: 0.335, SLG: 0.388 (1, 2)		2-2 L9		1-0 F5		0-0 1B 3B		3-2 4-3		4	1	1	1	0	0	2					
Bill Virdon, L OBP: 0.316, SLG: 0.373 (1, 8)		1-0 F7		1-0 1B		1-0 1B		0-0 L8		4	0	2	1	0	0	2					
Dick Schofield, S OBP: 0.340, SLG: 0.318 (1, 6)		1-2 F8		0-0 5-3		0-0 F9			0-0 BB 1B 2B	4	1	1	0	0	0	2					
Don Cardwell, R OBP: 0.152, SLG: 0.067 (1, 1)			1-2 6-3		2-3 K		2-3 K		4-0 BB 1B BB	3	1	0	0	1	2	0					
Inning Stats	R: 0 E: 0 K: 2 S: 16	H: 1 LOB: 2 BB: 1 P: 27	R: 0 E: 0 K: 0 S: 10	H: 0 LOB: 0 BB: 0 P: 14	R: 2 E: 1 K: 0 S: 8	H: 1 LOB: 0 BB: 0 P: 11	R: 0 E: 0 K: 1 S: 8	H: 1 LOB: 1 BB: 0 P: 11	R: 0 E: 0 K: 1 S: 12	H: 2 LOB: 1 BB: 1 P: 18	R: 0 E: 0 K: 0 S: 8	H: 0 LOB: 0 BB: 0 P: 12	R: 0 E: 0 K: 0 S: 7	H: 2 LOB: 2 BB: 0 P: 10	R: 3 E: 1 K: 0 S: 7	H: 2 LOB: 3 BB: 2 P: 16	1B: 6 2B: 1 3B: 1 HR: 1	SF: 0 SAC: 0 DP: 0 HBP: 0	WP: 1 PB: 0 SB: 1 CS: 0	PA: 41	
PITCHER	IP WLS BF H R ER SO BB IBB HBP BLK WP HR S P ERA WHIP	IP WLS BF H R ER SO BB IBB HBP BLK WP HR S P ERA WHIP	IP WLS BF H R ER SO BB IBB HBP BLK WP HR S P ERA WHIP	IP WLS BF H R ER SO BB IBB HBP BLK WP HR S P ERA WHIP	IP WLS BF H R ER SO BB IBB HBP BLK WP HR S P ERA WHIP	IP WLS BF H R ER SO BB IBB HBP BLK WP HR S P ERA WHIP	IP WLS BF H R ER SO BB IBB HBP BLK WP HR S P ERA WHIP	IP WLS BF H R ER SO BB IBB HBP BLK WP HR S P ERA WHIP	IP WLS BF H R ER SO BB IBB HBP BLK WP HR S P ERA WHIP	IP WLS BF H R ER SO BB IBB HBP BLK WP HR S P ERA WHIP	IP WLS BF H R ER SO BB IBB HBP BLK WP HR S P ERA WHIP	IP WLS BF H R ER SO BB IBB HBP BLK WP HR S P ERA WHIP	IP WLS BF H R ER SO BB IBB HBP BLK WP HR S P ERA WHIP	IP WLS BF H R ER SO BB IBB HBP BLK WP HR S P ERA WHIP	IP WLS BF H R ER SO BB IBB HBP BLK WP HR S P ERA WHIP	IP WLS BF H R ER SO BB IBB HBP BLK WP HR S P ERA WHIP	IP WLS BF H R ER SO BB IBB HBP BLK WP HR S P ERA WHIP	IP WLS BF H R ER SO BB IBB HBP BLK WP HR S P ERA WHIP	IP WLS BF H R ER SO BB IBB HBP BLK WP HR S P ERA WHIP	IP WLS BF H R ER SO BB IBB HBP BLK WP HR S P ERA WHIP	IP WLS BF H R ER SO BB IBB HBP BLK WP HR S P ERA WHIP

Pittsburgh Pirates @ Philadelphia Phillies
 Connie Mack Stadium, Philadelphia, PA
 Sat Aug 24 1963, 7:05 PM EDT
 Att: 18,276 - Unknown

AB 37
 R 7
 H 9
 RBI 6
 BB 4
 SO 7
 LOB 15



Batter	1	2	3	4	5	6	7	8	9	AB	R	H	RBI	BB	SO	LOB	BOTTOM					
Tony Taylor, R OBP: 0.335, SLG: 0.365 (1, 4)	2-2 5-3		0-0 1-3			1-0 5-3	0-0 F3			4	0	0	0	0	0	2						
Johnny Callison, L OBP: 0.347, SLG: 0.489 (1, 9)	2-2 F6		0-3 K			1-2 F7		2-1 6-3		4	0	0	0	0	1	0						
Wes Covington, L OBP: 0.373, SLG: 0.543 (1, 7)	1-1 4-3				1-0 F8	1-2 BB 1B		0-0 G3		4	0	1	0	0	0	0						
Tony Gonzalez, L OBP: 0.389, SLG: 0.450 (1, 8)		4-2 6-3 BB		1-3 K		4-2 1B	1-2 BB	1-1 4-3		2	0	0	0	2	1	0						
Roy Sievers, R OBP: 0.318, SLG: 0.433 (1, 3)		0-2 6-3		2-3 K		0-0 F8			0-0 5-3	4	0	0	0	0	1	4						
Don Demeter, R OBP: 0.320, SLG: 0.434 (1, 5)		1-0 F7		0-2 F5			0-0 F2		0-0 F9	4	0	0	0	0	0	2						
Clay Dalrymple, L OBP: 0.329, SLG: 0.354 (1, 2)		4-0 IBB			1-0 4-3		0-0 E1 2B		0-0 1B 1B	3	0	1	0	1	0	0						
Bobby Wine, R OBP: 0.221, SLG: 0.261 (1, 6)		1-3 K			0-0 F2		3-2 P3		0-0 1B	2	0	0	0	0	1	2						
Frank Torre, L OBP: 0.306, SLG: 0.330 (7, PH)										1	0	0	0	0	0	1						
Johnny Klippstein, R OBP: 0.046, SLG: 0.040 (8, 1)										0	0	0	0	0	0	0						
Bobby Locke, R OBP: 0.323, SLG: 0.340 (8, PH)									1-2 1B	1	0	1	0	0	0	0						
Chris Short, R OBP: 0.085, SLG: 0.128 (1, 1)			0-0 4-3		0-0 F8		2-1 2B		0-0 F9	2	0	0	0	0	0	0						
Cal Emery, L OBP: 0.214, SLG: 0.286 (7, PH)										1	0	1	0	0	0	0						
Ruben Amaro, R OBP: 0.280, SLG: 0.303 (8, 6)										1	0	0	0	0	0	2						
Inning Stats	R: 0 E: 0 K: 0 S: 9	H: 0 LOB: 0 BB: 0 P: 14	R: 0 E: 0 K: 1 S: 9	H: 0 LOB: 2 BB: 2 P: 19	R: 0 E: 0 K: 1 S: 5	H: 0 LOB: 0 BB: 0 P: 5	R: 0 E: 0 K: 2 S: 10	H: 0 LOB: 1 BB: 0 P: 14	R: 0 E: 0 K: 0 S: 3	H: 0 LOB: 0 BB: 0 P: 4	R: 0 E: 0 K: 0 S: 11	H: 1 LOB: 2 BB: 1 P: 18	R: 0 E: 1 K: 0 S: 8	H: 1 LOB: 2 BB: 0 P: 13	R: 0 E: 0 K: 0 S: 5	H: 0 LOB: 0 BB: 0 P: 8	R: 0 E: 0 K: 0 S: 5	H: 2 LOB: 2 BB: 0 P: 5	1B: 3 2B: 1 3B: 0 HR: 0	SF: 0 SAC: 0 DP: 0 HBP: 0	WP: 1 PB: 0 SB: 0 CS: 0	PA: 36
PITCHER	IP WLS BF H R ER SO BB IBB HBP BLK WP HR S P ERA WHIP	IP WLS BF H R ER SO BB IBB HBP BLK WP HR S P ERA WHIP	IP WLS BF H R ER SO BB IBB HBP BLK WP HR S P ERA WHIP	IP WLS BF H R ER SO BB IBB HBP BLK WP HR S P ERA WHIP	IP WLS BF H R ER SO BB IBB HBP BLK WP HR S P ERA WHIP	IP WLS BF H R ER SO BB IBB HBP BLK WP HR S P ERA WHIP	IP WLS BF H R ER SO BB IBB HBP BLK WP HR S P ERA WHIP	IP WLS BF H R ER SO BB IBB HBP BLK WP HR S P ERA WHIP	IP WLS BF H R ER SO BB IBB HBP BLK WP HR S P ERA WHIP	IP WLS BF H R ER SO BB IBB HBP BLK WP HR S P ERA WHIP	IP WLS BF H R ER SO BB IBB HBP BLK WP HR S P ERA WHIP	IP WLS BF H R ER SO BB IBB HBP BLK WP HR S P ERA WHIP	IP WLS BF H R ER SO BB IBB HBP BLK WP HR S P ERA WHIP	IP WLS BF H R ER SO BB IBB HBP BLK WP HR S P ERA WHIP	IP WLS BF H R ER SO BB IBB HBP BLK WP HR S P ERA WHIP	IP WLS BF H R ER SO BB IBB HBP BLK WP HR S P ERA WHIP	IP WLS BF H R ER SO BB IBB HBP BLK WP HR S P ERA WHIP	IP WLS BF H R ER SO BB IBB HBP BLK WP HR S P ERA WHIP	IP WLS BF H R ER SO BB IBB HBP BLK WP HR S P ERA WHIP	IP WLS BF H R ER SO BB IBB HBP BLK WP HR S P ERA WHIP	IP WLS BF H R ER SO BB IBB HBP BLK WP HR S P ERA WHIP	

Pittsburgh Pirates @ Philadelphia Phillies
 Connie Mack Stadium, Philadelphia, PA
 Sat Aug 24 1963, 7:05 PM EDT
 Att: 18,276 - Unknown

AB 33
 R 0
 H 4
 RBI 0
 BB 3
 SO 4
 LOB 13



Batter	1	2	3	4	5	6	7	8	9	10	11	AB	R	H	RBI	BB	SO	LOB	TOP							
Bob Bailey, R OBP: 0.305, SLG: 0.334 (1, 5)	4-1 G1-6-3 BB		1-2 SF8			0-0 5-3		0-1 F9			0-0 F8	3	0	0	1	1	0	0								
Bill Virdon, L OBP: 0.315, SLG: 0.371 (1, 8)	0-0 G1-6-3		2-3 3-H F9			0-0 F7		2-2 L9			0-0 FC6-4 1B	5	0	1	0	0	0	2								
Roberto Clemente, R OBP: 0.366, SLG: 0.475 (1, 9)	1-2 E5					1-3 K2-3		0-2 P4			1-1 FC6-4 1B	5	0	1	0	0	1	1								
Jerry Lynch, L OBP: 0.325, SLG: 0.465 Willie Stargell, L OBP: 0.254, SLG: 0.352 (1, 7) (4, PH) (4, 7)		1-2 F7				1-3 K		1-3 K			0-0 F2	1	0	0	0	0	0	0								
Smoky Burgess, L OBP: 0.333, SLG: 0.386 (1, 2)		1-3 K				0-1 P4		1-0 2B 4-3 1B			1-0 F8	4	1	1	0	0	1	1								
Bill Mazeroski, R OBP: 0.329, SLG: 0.401 (1, 4)		0-3 K				0-1 F2		1-2 1-3 2B			0-0 F9	4	0	1	0	0	1	1								
Donn Clendenon, R OBP: 0.335, SLG: 0.449 (1, 3)						0-0 F3		0-0 4-3			1-3 K	4	0	0	1	0	1	1								
Dick Schofield, S OBP: 0.341, SLG: 0.317 (1, 6)			4-2 2B SF8 BB			1-1 4-3		3-H 4-0 IBB			2-3 K	2	1	0	0	2	1	0								
Bob Veale, S OBP: 0.290, SLG: 0.400 Al McBean, R OBP: 0.200, SLG: 0.333 Harvey Haddix, L OBP: 0.197, SLG: 0.364 Roy Face, R OBP: 0.250, SLG: 0.250 (1, 1) (8, 1) (8, 1) (10, 1)			0-0 SF8 2B			1-3 K		2-3 K			0-0 F2	3	0	1	0	0	2	2								
Inning Stats	R: 0 E: 1 K: 0 S: 5	H: 0 LOB: 1 BB: 1 P: 10	R: 0 E: 0 K: 2 S: 9	H: 0 LOB: 0 BB: 0 P: 11	R: 1 E: 0 K: 0 S: 11	H: 1 LOB: 1 BB: 1 P: 18	R: 0 E: 0 K: 1 S: 10	H: 1 LOB: 1 BB: 0 P: 13	R: 0 E: 0 K: 1 S: 8	H: 0 LOB: 0 BB: 0 P: 6	R: 1 E: 0 K: 2 S: 12	H: 2 LOB: 2 BB: 1 P: 21	R: 0 E: 0 K: 0 S: 8	H: 0 LOB: 0 BB: 0 P: 10	R: 0 E: 0 K: 1 S: 5	H: 0 LOB: 0 BB: 0 P: 7	R: 0 E: 0 K: 2 S: 7	H: 0 LOB: 0 BB: 0 P: 10	R: 0 E: 0 K: 0 S: 5	H: 1 LOB: 1 BB: 0 P: 6	1B: 3 2B: 2 3B: 0 HR: 0	SF: 1 SAC: 0 DP: 1 HBP: 0	WP: 0 PB: 0 SB: 0 CS: 0	PA: 40		
PITCHER	IP ERA WLS BF H R ER SO BB IBB HBP BLK WP HR S P ERA WHIP	Cal McLish, R ERA: 2.97 John Boozer, R ERA: 3.23 Ryne Duren, R ERA: 3.33 Jack Baldschun, R ERA: 2.21	(1, 1) (2, 1) (8, 1) (9, 1)	7.0 6.0 1.0 3.0	0 24 3 10	0 4 0 1	0 2 0 0	0 7 0 3	0 1 0 0	0 1 0 0	0 0 0 0	0 0 0 0	0 0 0 0	0 0 0 0	0 0 0 0	0 0 0 0	0 0 0 0	0 0 0 0	0 0 0 0	0 0 0 0	0 0 0 0	0 0 0 0	0 0 0 0	0 0 0 0	0 0 0 0	0 0 0 0

Pittsburgh Pirates @ Philadelphia Phillies
 Connie Mack Stadium, Philadelphia, PA
 Sun Aug 25 1963, 3:33 AM EDT
 Att: 10,183 - Unknown


AB 36
 R 2
 H 5
 RBI 2
 BB 3
 SO 10
 LOB 10



Batter	1	2	3	4	5	6	7	8	9	10	11	AB	R	H	RBI	BB	SO	LOB	BOTTOM						
Tony Taylor, R OBP: 0.339, SLG: 0.372 (1, 4) (5, 5) (9, 4)	4-2 4-3 S BB		3-2 4-3			2-3 K		4-2 BB BB			0-0 HR	4	2	2	1	2	1	1							
Johnny Callison, L OBP: 0.347, SLG: 0.492 (1, 9)	2-1 4-3		3-1 F8			1-3 K		4-1 BB BB			0-0 G3	5	1	1	2	1	1	2							
Tony Gonzalez, L OBP: 0.386, SLG: 0.445 (1, 8)	1-3 K					0-2 6-3		2-2 4-3			0-0 F8	5	0	0	0	0	1	3							
Roy Sievers, R OBP: 0.319, SLG: 0.431 (1, 3)	1-3 K					4-1 1B BB		2-2 4-3			1-1 F8	4	1	1	0	1	1	1							
Don Demeter, R OBP: 0.319, SLG: 0.432 Cookie Rojas, R OBP: 0.260, SLG: 0.213 Wes Covington, L OBP: 0.377, SLG: 0.546 (1, 5) (5, 4) (8, PH) (9, 7)		2-3 K				0-3 K		1-0 1B			0-2 FC6-4 1B	2	0	0	0	2	1								
Earl Averill, R OBP: 0.348, SLG: 0.368 (1, 7) (9, 2)		2-2 L5				1-0 1B		2-0 1B			0-1 SH1-4 1B	4	0	3	0	0	0	0							
Bob Oldis, R OBP: 0.245, SLG: 0.255 Cal Emery, L OBP: 0.214, SLG: 0.286 Ruben Amaro, R OBP: 0.282, SLG: 0.302 (1, 2) (8, PH) (8, PH) (9, 5)		4-2 FC6-4 BB				2-0 4-3		0-2 4-3			0-0 FC6-4 1B	2	0	0	0	1	0	4							
Bobby Wine, R OBP: 0.218, SLG: 0.257 (1, 6)		1-1 FC6-4				0-2 5-3		2-2 6-3			0-1 G6-4-3 IBB	5	0	0	0	0	0	5							
Cal McLish, S ERA: 0.55 Al McBean, R ERA: 2.16 Harvey Haddix, L ERA: 3.73 Roy Face, R ERA: 2.64 (1, 1) (8, 1) (8, 1) (10, 1)			1-3 K			1-0 1B		2-2 4-3			0-0 5-3	0	0	0	0	0	0	0							
Inning Stats	R: 0 E: 0 K: 2 S: 11	H: 0 LOB: 1 BB: 1 P: 19	R: 0 E: 0 K: 1 S: 16	H: 0 LOB: 1 BB: 1 P: 25	R: 0 E: 0 K: 1 S: 8	H: 0 LOB: 0 BB: 0 P: 15	R: 0 E: 0 K: 1 S: 9	H: 1 LOB: 2 BB: 1 P: 16	R: 0 E: 0 K: 1 S: 10	H: 2 LOB: 2 BB: 0 P: 15	R: 0 E: 0 K: 0 S: 14	H: 0 LOB: 0 BB: 2 P: 28	R: 1 E: 0 K: 0 S: 14	H: 1 LOB: 3 BB: 0 P: 17	R: 0 E: 0 K: 0 S: 7	H: 1 LOB: 1 BB: 0 P: 8	R: 0 E: 0 K: 0 S: 6	H: 1 LOB: 1 BB: 1 P: 11	R: 2 E: 0 K: 0 S: 4	H: 2 LOB: 0 BB: 0 P: 4	1B: 9 2B: 0 3B: 0 HR: 2	SF: 0 SAC: 1 DP: 1 HBP: 0	WP: 0 PB: 0 SB: 0 CS: 0	PA: 47	
PITCHER	IP ERA WLS BF H R ER SO BB IBB HBP BLK WP HR S P ERA WHIP	Cal McLish, S ERA: 0.55 Al McBean, R ERA: 2.16 Harvey Haddix, L ERA: 3.73 Roy Face, R ERA: 2.64	(1, 1) (8, 1) (8, 1) (10, 1)	7.0 0.0 2.0 1.1	30 3 8 6	4 3 2 2	0 1 1 2	0 0 0 2	0 0 0 0	0 0 0 1	0 0 0 0	0 0 0 0	0 0 0 0	0 0 0 0	0 0 0 0	0 0 0 0	0 0 0 0	0 0 0 0	0 0 0 0	0 0 0 0	0 0 0 0	0 0 0 0	0 0 0 0	0 0 0 0	0 0 0 0

Pittsburgh Pirates @ Philadelphia Phillies
 Connie Mack Stadium, Philadelphia, PA
 Sun Aug 25 1963, 3:33 AM EDT
 Att: 10,183 - Unknown

AB 40
 R 4
 H 11
 RBI 4
 BB 6
 SO 7
 LOB 21



Batter	1	2	3	4	5	6	7	8	9	AB	R	H	RBI	BB	SO	LOB	TOP					
Duke Carmel, L (1, 8) OBP: 0.366, SLG: 0.372										4	0	1	0	0	1	4	<p>New York Mets @ Pittsburgh Pirates Forbes Field, Pittsburgh, PA Tue Aug 27 1963, 7:05 PM EDT Att: 7,819 - Unknown</p> <p>AB 32 R 1 H 7 RBI 1 BB 1 SO 6 LOB 16</p>					
Tim Harkness, L (1, 3) OBP: 0.282, SLG: 0.305										3	0	1	0	1	0	2						
Ron Hunt, R (1, 4) OBP: 0.331, SLG: 0.379										4	0	1	0	0	1	3						
Jesse Gonder, L (1, 2) OBP: 0.368, SLG: 0.522										4	0	0	0	0	1	2						
Duke Snider, L (1, 9) OBP: 0.347, SLG: 0.424											4	0	1	0	0	2						
Joe Christopher, R (9, 9) OBP: 0.291, SLG: 0.283										0	0	0	0	0	0	0						
Frank Thomas, R (1, 7) OBP: 0.320, SLG: 0.395											4	1	0	0	0	1						
Rod Kanehl, R (9, 7) OBP: 0.244, SLG: 0.266										0	0	0	0	0	0	0						
Jim Hickman, R (1, 5) OBP: 0.296, SLG: 0.399										3	0	0	0	0	0	1						
Al Moran, R (1, 6) OBP: 0.268, SLG: 0.229										3	0	1	1	0	0	0						
Grover Powell, L (1, 1) OBP: 0.143, SLG: 0.143										2	0	1	0	0	1	2						
Galen Cisco, R (6, 1) OBP: 0.209, SLG: 0.158										1	0	1	0	0	0	0						
Inning Stats	R: 0 E: 0 K: 1 S: 5	H: 1 LOB: 1 BB: 1 P: 9	R: 1 E: 1 K: 1 S: 8	H: 2 LOB: 2 BB: 0 P: 8	R: 0 E: 0 K: 1 S: 5	H: 1 LOB: 0 BB: 0 P: 5	R: 0 E: 0 K: 1 S: 5	H: 0 LOB: 0 BB: 0 P: 5	R: 0 E: 0 K: 1 S: 6	H: 1 LOB: 1 BB: 0 P: 6	R: 0 E: 0 K: 0 S: 3	H: 0 LOB: 0 BB: 0 P: 3	R: 0 E: 0 K: 0 S: 3	H: 0 LOB: 0 BB: 0 P: 3	R: 0 E: 0 K: 0 S: 4	H: 1 LOB: 1 BB: 0 P: 4	R: 0 E: 0 K: 1 S: 5	H: 0 LOB: 0 BB: 0 P: 5	1B: 7 2B: 0 3B: 0 HR: 0	SF: 0 SAC: 0 DP: 2 HBP: 0	WP: 0 PB: 0 SB: 0 CS: 1	PA: 33
PITCHER Bob Friend, R (1, 1) ERA: 2.1	IP: 9.0 WLS: W BF: 33 H: 7 R: 1 ER: 0 SO: 6 BB: 1 IBB: 0 HBP: 0 BLK: 0 WP: 0 HR: 0 S: 44 P: 48 ERA: 0.00 WHIP: 0.889																					

Batter	1	2	3	4	5	6	7	8	9	AB	R	H	RBI	BB	SO	LOB	BOTTOM					
Dick Schofield, S (1, 6) OBP: 0.340, SLG: 0.314										3	1	0	0	1	1	2	<p>New York Mets @ Pittsburgh Pirates Forbes Field, Pittsburgh, PA Tue Aug 27 1963, 7:05 PM EDT Att: 7,819 - Unknown</p> <p>AB 27 R 2 H 4 RBI 0 BB 2 SO 2 LOB 6</p>					
Manny Mota, R (1, 7) OBP: 0.370, SLG: 0.355										4	1	1	0	0	0	0						
Roberto Clemente, R (1, 9) OBP: 0.364, SLG: 0.472										3	0	0	0	0	0	0						
Bill Mazerowski, R (1, 4) OBP: 0.318, SLG: 0.398										3	0	0	0	0	0	0						
Donn Clendenon, R (1, 3) OBP: 0.333, SLG: 0.446										3	0	0	0	0	0	0						
Bob Bailey, R (1, 5) OBP: 0.305, SLG: 0.334										3	0	1	0	0	0	0						
Bill Virdon, L (1, 8) OBP: 0.317, SLG: 0.373										3	0	2	0	0	0	1						
Ron Brand, R (1, 2) OBP: 0.354, SLG: 0.341										1	0	0	0	1	0	0						
Jerry Lynch, L (8, PH) OBP: 0.324, SLG: 0.463										1	0	0	0	0	0	1						
Jim Pagliaroni, R (9, 2) OBP: 0.349, SLG: 0.417										0	0	0	0	0	0	0						
Bob Friend, R (1, 1) OBP: 0.115, SLG: 0.104										2	0	0	0	0	1	2						
Willie Stargell, L (8, PH) OBP: 0.253, SLG: 0.350										1	0	0	0	0	0	0						
Inning Stats	R: 0 E: 0 K: 0 S: 3	H: 0 LOB: 0 BB: 0 P: 3	R: 0 E: 0 K: 0 S: 3	H: 0 LOB: 0 BB: 0 P: 3	R: 0 E: 0 K: 1 S: 5	H: 1 LOB: 1 BB: 1 P: 9	R: 0 E: 0 K: 0 S: 3	H: 0 LOB: 0 BB: 0 P: 3	R: 0 E: 0 K: 0 S: 3	H: 0 LOB: 0 BB: 0 P: 3	R: 0 E: 0 K: 1 S: 5	H: 0 LOB: 0 BB: 0 P: 5	R: 0 E: 0 K: 0 S: 3	H: 0 LOB: 0 BB: 0 P: 3	R: 0 E: 0 K: 0 S: 4	H: 1 LOB: 1 BB: 0 P: 4	R: 2 E: 1 K: 0 S: 2	H: 1 LOB: 0 BB: 1 P: 6	1B: 4 2B: 2 3B: 0 HR: 0	SF: 0 SAC: 0 DP: 2 HBP: 0	WP: 2 PB: 0 SB: 0 CS: 0	PA: 29
PITCHER Grover Powell, L (1, 1) ERA: 0.95	IP: 5.0 WLS: L BF: 16 H: 2 R: 0 ER: 0 SO: 1 BB: 1 IBB: 0 HBP: 0 BLK: 0 WP: 2 HR: 0 S: 17 P: 21 ERA: 0.00 WHIP: 0.600																					
PITCHER Galen Cisco, R (6, 1) ERA: 4.23	IP: 3.1 WLS: L BF: 13 H: 2 R: 2 ER: 0 SO: 1 BB: 1 IBB: 0 HBP: 0 BLK: 0 WP: 0 HR: 0 S: 14 P: 18 ERA: 0.00 WHIP: 0.900																					

Batter	1	2	3	4	5	6	7	8	9	AB	R	H	RBI	BB	SO	LOB	TOP										
Duke Carmel, L (1, 8) OBP: 0.354, SLG: 0.357	4-1		K		K			F3	K	5	0	0	0	0	3	4											
Ron Hunt, R (1, 4) OBP: 0.333, SLG: 0.381	P3			K		2B 5-3 HBP				3	1	1	0	0	1	0											
Duke Snider, L (1, 9) OBP: 0.351, SLG: 0.429	K			1B		4-3 1-3 2B		G5-4-3 BB		3	0	2	0	1	1	0											
Frank Thomas, R (1, 7)		F8		1B		5-3		G5-4-3		4	0	1	1	0	0	3											
Tim Harkness, L (1, 3) OBP: 0.285, SLG: 0.308		1B		L8		4-3			FC6-4 1B 1B	4	1	2	0	0	0	3											
Jim Hickman, R (1, 5) OBP: 0.296, SLG: 0.397	K		K		5-3				FC6-4 1B	4	0	1	0	0	2	4											
Choo-Choo Coleman, L (1, 2) OBP: 0.299, SLG: 0.224 Jesse Gonder, L (9, PH) OBP: 0.366, SLG: 0.518	G3				F2			F5	FC6-4 1B	3	0	0	0	0	0	1	AB 33										
Al Moran, R (1, 6) OBP: 0.272, SLG: 0.228 Joe Hicks, L (9, PH) OBP: 0.292, SLG: 0.416			FC1-4 BB		WP BB		P4		1B	1	0	0	0	2	0	0	R 2										
Al Jackson, L (1, 1) OBP: 0.190, SLG: 0.196 Ed Bauta, R (5, 1) Jay Hook, L (8, 1) OBP: 0.257, SLG: 0.250 Joe Christopher, R (9, PH) OBP: 0.288, SLG: 0.280	FC1-4 CS			K		4-3			K	2	0	0	0	0	1	2	H 8										
Inning Stats	R: 0 E: 0 K: 1 S: 5	H: 0 LOB: 0 BB: 0 P: 5	R: 0 E: 0 K: 1 S: 6	H: 1 LOB: 1 BB: 0 P: 6	R: 0 E: 0 K: 1 S: 4	H: 0 LOB: 1 BB: 1 P: 8	R: 0 E: 0 K: 2 S: 9	H: 2 LOB: 2 BB: 0 P: 9	R: 0 E: 0 K: 2 S: 7	H: 0 LOB: 1 BB: 1 P: 11	R: 1 E: 0 K: 0 S: 4	H: 1 LOB: 1 BB: 0 P: 5	R: 0 E: 0 K: 0 S: 3	H: 0 LOB: 0 BB: 0 P: 3	R: 0 E: 0 K: 0 S: 3	H: 1 LOB: 1 BB: 1 P: 7	R: 1 E: 0 K: 2 S: 10	H: 3 LOB: 2 BB: 0 P: 10	1B: 6 2B: 3 3B: 0 HR: 0	SF: 0 SAC: 0 DP: 2 HBP: 1	WP: 1 PB: 0 SB: 0 CS: 1	PA: 37					
PITCHER	IP	WLS	BF	H	R	ER	SO	BB	IBB	HBP	BLK	WP	HR	S	P	ERA	WHIP										
Don Cardwell, R (1, 1) ERA: 3.07	8.1	W	35	8	2	2	7	3	0	1	0	1	0	45	58	2.16	1.320										
Roy Face, R (9, 1) ERA: 2.61	0.2	S	2	0	0	0	2	0	0	0	0	0	0	6	6	0.00	0.000										

New York Mets @ Pittsburgh Pirates
Forbes Field, Pittsburgh, PA
Wed Aug 28 1963, 7:05 PM EDT
Att: 6,123 - Unknown

AB 33
R 2
H 8
RBI 2
BB 3
SO 9
LOB 21



Batter	1	2	3	4	5	6	7	8	9	AB	R	H	RBI	BB	SO	LOB	BOTTOM										
Ron Brand, R (1, 2) OBP: 0.365, SLG: 0.378	K		FC1-6-5-4 2B		E2 G3 1B 1B		F3			4	1	2	0	0	1	0											
Manny Mota, R (1, 7) OBP: 0.365, SLG: 0.342	6-3		FC1-6-5-4-1 HR		G3 1B BB		P3			3	2	0	0	1	0	1											
Roberto Clemente, R (1, 9) OBP: 0.367, SLG: 0.491	FC6-4 1B		1-H HR		G3					4	1	3	3	0	0	2											
Bill Mazerowski, R (1, 4) OBP: 0.319, SLG: 0.399	FC6-4		6-3		1B					4	1	2	2	0	0	1											
Donn Clendenon, R (1, 3) OBP: 0.333, SLG: 0.443		K		F8	F8					3	1	0	0	1	1	1											
Bob Bailey, R (1, 5) OBP: 0.306, SLG: 0.333		BB		4-3		F8				2	0	0	0	2	0	0											
Bill Virdon, L (1, 8) OBP: 0.314, SLG: 0.370	K			4-3		1-3				4	0	0	1	0	1	2	AB 32										
Johnny Logan, R (1, 6) OBP: 0.323, SLG: 0.253	L9				F7	1-3				4	0	1	0	0	0	1	R 7										
Don Cardwell, R (1, 1) OBP: 0.143, SLG: 0.063 Roy Face, R (9, 1) OBP: 0.250, SLG: 0.250	F3				E5 G3		K		P3	4	1	0	0	0	1	2	H 8										
Inning Stats	R: 0 E: 0 K: 1 S: 6	H: 1 LOB: 1 BB: 0 P: 6	R: 0 E: 0 K: 2 S: 7	H: 0 LOB: 1 BB: 1 P: 11	R: 2 E: 0 K: 0 S: 5	H: 2 LOB: 0 BB: 0 P: 5	R: 0 E: 0 K: 0 S: 3	H: 0 LOB: 0 BB: 0 P: 3	R: 3 E: 2 K: 0 S: 6	H: 2 LOB: 1 BB: 1 P: 10	R: 0 E: 0 K: 0 S: 3	H: 0 LOB: 0 BB: 0 P: 3	R: 0 E: 0 K: 1 S: 5	H: 0 LOB: 0 BB: 0 P: 5	R: 2 E: 1 K: 0 S: 5	H: 3 LOB: 2 BB: 2 P: 13	1B: 6 2B: 1 3B: 0 HR: 1	SF: 0 SAC: 0 DP: 0 HBP: 0	WP: 0 PB: 0 SB: 0 CS: 0	PA: 36							
PITCHER	IP	WLS	BF	H	R	ER	SO	BB	IBB	HBP	BLK	WP	HR	S	P	ERA	WHIP										
Al Jackson, L (1, 1) ERA: 4.41	4.2	L	22	5	5	2	3	2	0	0	0	0	0	26	34	6.00	1.667										
Ed Bauta, R (5, 1) ERA: 4.14	3.0		13	3	2	2	1	2	0	0	0	0	0	13	21	6.00	1.667										
Jay Hook, R (8, 1) ERA: 5.78	0.1		1	0	0	0	0	0	0	0	0	0	0	1	1	0.00	0.000										

New York Mets @ Pittsburgh Pirates
Forbes Field, Pittsburgh, PA
Wed Aug 28 1963, 7:05 PM EDT
Att: 6,123 - Unknown

AB 32
R 7
H 8
RBI 6
BB 4
SO 4
LOB 10



Batter	1	2	3	4	5	6	7	8	9	AB	R	H	RBI	BB	SO	LOB	TOP					
Joe Christopher, R (1.9)	4-3		CS 1B		6-3 1B BB	6-3		F9		4	1	1	0	1	0	2						
Rod Kasehl, R (1.8)	6-3		CS 1-2	BLK SH 2B	6-3		1B BB	HBP 1B		4	1	2	0	1	0	1						
Ron Hunt, R (1.4)	E3			SH HR 2-H	F7		CS 1B	G6-4-3 HBP		3	1	1	1	0	0	1						
Frank Thomas, R (1.7)	F3			HR 1-H	1B IBB		K 1-2	G6-4-3 1-2		4	1	1	2	1	1	6						
Jim Hickman, R (1.5)		K		L8			K	P6		5	0	1	1	0	2	1						
Tim Harkness, L (1.3)	4-3			K	K			1B 1B		5	1	2	0	0	2	2						
Norm Sherry, R (1.2)	6-3							1B 1B		2	0	1	0	1	0	0						
Duke Snider, L (8. PH)								F8		1	1	1	0	0	0	0	AB 37					
Ted Schreiber, R (8. 6)								E 1B 1B		1	0	0	0	0	0	1	R 7					
Al Moran, R (1.6)								E5 1B 1B		2	0	0	0	1	0	1	H 12					
Jesse Gonder, L (8. PH)				F3			FC5-4 1-2	F8		2	1	1	1	0	0	1	RBI 6					
Ted Schreiber, R (8. 6)										2	1	1	1	0	0	1	BB 5					
Roger Craig, R (1.1)										3	0	0	0	0	2	3	SO 7					
Larry Bearnarth, R (6. 1)				K	K		4-3	HBP 1B 1B		1	0	1	1	0	0	0	LOB 19					
Inning Stats	R: 0 E: 1 K: 0 S: 4	H: 0 LOB: 1 BB: 0 P: 4	R: 0 E: 0 K: 1 S: 5	H: 0 LOB: 0 BB: 0 P: 5	R: 0 E: 0 K: 1 S: 5	H: 1 LOB: 0 BB: 0 P: 5	R: 3 E: 0 K: 2 S: 11	H: 3 LOB: 2 BB: 1 P: 15	R: 1 E: 0 K: 1 S: 6	H: 1 LOB: 1 BB: 2 P: 14	R: 0 E: 0 K: 0 S: 3	H: 0 LOB: 1 BB: 1 P: 7	R: 0 E: 0 K: 2 S: 7	H: 1 LOB: 1 BB: 1 P: 11	R: 3 E: 1 K: 0 S: 7	H: 5 LOB: 2 BB: 0 P: 8	R: 0 E: 0 K: 0 S: 4	H: 1 LOB: 1 BB: 0 P: 4	1B: 10 2B: 1 3B: 0 HR: 1	SF: 0 SAC: 1 DP: 1 HBP: 1	WP: 0 PB: 0 SB: 0 CS: 2	PA: 45
PITCHER	IP WLS BF H R ER SO BB IBB HBP BLK WP HR S P ERA WHIP																					
Joe Gibbon, L (1.1)	3.2 L 17 4 3 3 3 1 0 0 0 1 0 1 22 26 7.36 1.364																					
Tommie Sisk, R (4.1)	1.1 7 1 1 1 2 1 1 0 0 0 0 0 9 17 6.75 1.500																					
Earl Francis, R (6.1)	1.0 4 0 0 0 0 1 0 0 0 0 0 0 3 7 0.00 1.000																					
Al McBean, R (7.1)	1.0 8 5 3 3 2 1 0 0 0 0 0 0 11 15 27.00 6.000																					
Harvey Haddix, L (8.1)	2.0 8 2 0 0 0 0 0 0 1 0 0 0 7 8 0.00 1.000																					

New York Mets @ Pittsburgh Pirates
Forbes Field, Pittsburgh, PA
Thu Aug 29 1963, 7:05 PM EDT
Att: 10,148 - Unknown

AB	37
R	7
H	12
RBI	6
BB	5
SO	7
LOB	19



Batter	1	2	3	4	5	6	7	8	9	AB	R	H	RBI	BB	SO	LOB	BOTTOM			
Bob Bailey, R (1.5)	6-3		6-3		1B		1-3		1B 1-2	5	0	2	0	0	0	0				
Bill Virdon, L (1.8)	4-3				G3		4-3		1B 1-2 2-H	5	0	3	1	0	0	1				
Roberto Clemente, R (1.9)			4-3				G3		K	5	0	1	0	0	1	4				
Jerry Lynch, L (1.7)	4-3				FC3-6 1B		4-3		5-3	5	1	2	0	0	0	4				
Willie Stargell, L (1.3)			E8 1B 1B		FC3-6 1-2		IHR 1B		4-3	4	1	2	2	0	0	1				
Bill Mazeroski, R (1.4)					P6		6-3		F3	4	0	1	0	0	0	1				
Jim Pagliaroni, R (1.2)			FC5-2-5 G4-6-3 1-2		F6		HR		6-3	4	1	1	1	0	0	3				
Dick Schofield, S (1.6)			G4-6-3 1-2				4-3		1-3	4	0	1	0	0	0	2				
Joe Gibbon, R (1.1)										1	0	0	0	0	0	0				
Tommie Sisk, R (4.1)										0	0	0	0	0	0	0				
Ted Savage, R (5. PH)										1	0	0	0	0	0	0				
Earl Francis, R (6.1)										0	0	0	0	0	0	0				
Donn Clendenen, R (8. PH)										1	0	0	0	0	0	1				
Al McBean, R (7.1)										0	0	0	0	0	0	0				
Harvey Haddix, L (8.1)										0	0	0	0	0	0	0				
Manny Mota, R (9. PH)										1	1	1	0	0	0	0				
Inning Stats	R: 0 E: 0 K: 0 S: 4	H: 1 LOB: 1 BB: 0 P: 4	R: 0 E: 1 K: 0 S: 4	H: 2 LOB: 1 BB: 0 P: 4	R: 0 E: 0 K: 0 S: 4	H: 1 LOB: 1 BB: 0 P: 4	R: 0 E: 0 K: 0 S: 4	H: 1 LOB: 1 BB: 0 P: 4	R: 0 E: 0 K: 0 S: 7	H: 4 LOB: 1 BB: 0 P: 7	R: 0 E: 0 K: 0 S: 4	H: 1 LOB: 1 BB: 0 P: 4	R: 0 E: 0 K: 0 S: 3	H: 0 LOB: 0 BB: 0 P: 3	R: 1 E: 0 K: 1 S: 8	H: 3 LOB: 2 BB: 0 P: 8	1B: 11 2B: 1 3B: 0 HR: 2	SF: 0 SAC: 0 DP: 1 HBP: 0	WP: 0 PB: 0 SB: 0 CS: 0	PA: 40
PITCHER	IP WLS BF H R ER SO BB IBB HBP BLK WP HR S P ERA WHIP																			
Roger Craig, R (1.1)	5.2 W 26 10 3 3 0 0 0 0 0 0 0 1 26 26 4.76 1.765																			
Larry Bearnarth, R (6.1)	3.1 S 14 4 1 1 1 0 0 0 0 0 0 0 16 16 2.70 1.200																			

New York Mets @ Pittsburgh Pirates
Forbes Field, Pittsburgh, PA
Thu Aug 29 1963, 7:05 PM EDT
Att: 10,148 - Unknown

AB	40
R	4
H	14
RBI	4
BB	0
SO	1
LOB	17



Batter	1	2	3	4	5	6	7	8	9	AB	R	H	RBI	BB	SO	LOB	TOP			
Pete Rose, S OBP: 0.333, SLG: 0.369 (1,4)	4-3	L6					K			4	0	1	0	0	1	0	Cincinnati Reds @ Pittsburgh Pirates Forbes Field, Pittsburgh, PA Fri Aug 30 1963, 7:05 PM EDT Att: 10,924 - Unknown			
Tommy Harper, R OBP: 0.344, SLG: 0.390 (1,9)	1B WP BB		F7		F9		F4			3	1	0	0	1	0	1				
Vada Pinson, L OBP: 0.353, SLG: 0.512 (1,8)	F7		K		FC5-4 1B		4-3			4	0	1	0	0	1	1				
Frank Robinson, R OBP: 0.383, SLG: 0.448 (1,7)	WP 1B 1B		L5		FC5-4 1-2		5-3			4	1	1	0	0	0	2				
Gordy Coleman, L OBP: 0.291, SLG: 0.393 (1,3)										4	0	1	1	0	1	0				
Marty Keough, L OBP: 0.355, SLG: 0.405 (9,3)	2H 3H 1B		K		G3		G3			0	0	0	0	0	0	0				
Johnny Edwards, L OBP: 0.324, SLG: 0.387 (1,2)	1-2 BB		F9		K		G5-4-3 1B			3	0	1	0	1	1	0				
Gene Freese, R OBP: 0.303, SLG: 0.381 (1,5)	F3				F3		G5-4-3 1-2			4	0	1	0	0	0	3				
Leo Cardenas, R OBP: 0.259, SLG: 0.307 (1,6)		4-3		4-3			K			3	0	0	0	0	1	1				
Joe Nuxhall, L OBP: 0.183, SLG: 0.203 (1,1)					4-3					3	0	0	0	0	2	0				
Al Worthington, R OBP: 0.100, SLG: 0.200 (8,1)							K			0	0	0	0	0	0	0				
Bill Henry, L OBP: 0.167, SLG: 0.200 (9,1)										0	0	0	0	0	0	0				
Inning Stats	R: 2 E: 0 K: 0 S: 5	H: 2 LOB: 2 BB: 2 P: 13	R: 0 E: 0 K: 1 S: 5	H: 0 LOB: 0 BB: 0 P: 5	R: 0 E: 0 K: 1 S: 5	H: 0 LOB: 0 BB: 0 P: 5	R: 0 E: 0 K: 1 S: 6	H: 1 LOB: 1 BB: 0 P: 6	R: 0 E: 0 K: 0 S: 5	H: 2 LOB: 2 BB: 0 P: 5	R: 0 E: 0 K: 3 S: 9	H: 0 LOB: 0 BB: 0 P: 9	R: 0 E: 0 K: 0 S: 3	H: 0 LOB: 0 BB: 0 P: 3	R: 0 E: 0 K: 0 S: 3	H: 1 LOB: 0 BB: 0 P: 3	1B: 5 2B: 1 3B: 0 HR: 0	SF: 0 SAC: 0 DP: 1 HBP: 0	WP: 1 PB: 0 SB: 0 CS: 0	PA: 34
PITCHER	IP WLS BF H R ER SO BB IBB HBP BLK WP HR S P ERA WHIP																			
Don Schwall, R ERA: 3.03 (1,1)	0.2 L 6 2 2 2 0 2 0 0 0 0 1 0 4 12 27.00 6.000																			
Tommie Sisk, R ERA: 2.99 (1,1)	7.1 25 3 0 0 7 0 0 0 0 0 0 39 39 0.00 4.009																			
Roy Face, R ERA: 2.57 (9,1)	1.0 3 1 0 0 0 0 0 0 0 0 0 3 3 0.00 1.000																			



Batter	1	2	3	4	5	6	7	8	9	AB	R	H	RBI	BB	SO	LOB	BOTTOM					
Bob Bailey, R OBP: 0.307, SLG: 0.331 (1,5)	6-3		K			L8		1B 1-2 BB		3	0	0	0	1	1	1	Cincinnati Reds @ Pittsburgh Pirates Forbes Field, Pittsburgh, PA Fri Aug 30 1963, 7:05 PM EDT Att: 10,924 - Unknown					
Manny Mota, R OBP: 0.356, SLG: 0.333 (1,7)	4-3		K			6-3		B2 2-3		4	0	0	0	0	1	3						
Roberto Clemente, R OBP: 0.364, SLG: 0.476 (1,9)	L9				F9		4-3	1-3 3H 1B		4	0	1	1	0	0	0						
Bill Mazerowski, R OBP: 0.316, SLG: 0.394 (1,4)		F8		1-3		L8		1-3		4	0	0	0	0	0	2						
Donn Clendenon, R OBP: 0.333, SLG: 0.445 (1,3)						F9		K		4	0	2	0	0	1	0						
Jim Pagliaroni, R OBP: 0.351, SLG: 0.433 (1,2)										2	0	1	0	1	1	1						
Jerry Lynch, L OBP: 0.326, SLG: 0.461 (9, PH)										0	0	0	0	0	0	0						
Johnny Logan, R OBP: 0.327, SLG: 0.257 (9, PH)										1	0	1	0	0	0	0						
Willie Stargell, L OBP: 0.257, SLG: 0.366 (9, PR)	1-2 BB									0	0	0	0	0	0	0						
Bill Virdon, L OBP: 0.317, SLG: 0.373 (1,8)	F8				F9		F9			4	0	1	0	0	0	2						
Dick Schofield, S OBP: 0.337, SLG: 0.311 (1,6)					F4		K			4	0	0	0	0	1	2						
Don Schwall, R OBP: 0.167, SLG: 0.152 (1,1)					E1		F4			0	0	0	0	0	0	0						
Tommie Sisk, R OBP: 0.276, SLG: 0.333 (1,1)										2	0	0	0	0	0	0						
Ted Savage, R OBP: 0.276, SLG: 0.333 (9, PH)								S BB 1B BB		0	1	0	0	1	0	0						
Roy Face, R OBP: 0.250, SLG: 0.250 (9,1)										0	0	0	0	0	0	0						
Inning Stats	R: 0 E: 0 K: 0 S: 3	H: 0 LOB: 0 BB: 0 P: 3	R: 0 E: 0 K: 0 S: 3	H: 1 LOB: 1 BB: 1 P: 7	R: 0 E: 1 K: 2 S: 8	H: 0 LOB: 1 BB: 0 P: 8	R: 0 E: 0 K: 1 S: 6	H: 1 LOB: 1 BB: 0 P: 6	R: 0 E: 0 K: 1 S: 5	H: 0 LOB: 0 BB: 0 P: 5	R: 0 E: 0 K: 0 S: 3	H: 0 LOB: 0 BB: 0 P: 3	R: 0 E: 0 K: 0 S: 4	H: 1 LOB: 1 BB: 0 P: 4	R: 1 E: 0 K: 0 S: 4	H: 1 LOB: 2 BB: 2 P: 12	R: 0 E: 0 K: 1 S: 6	H: 2 LOB: 2 BB: 0 P: 6	1B: 4 2B: 2 3B: 0 HR: 0	SF: 0 SAC: 0 DP: 1 HBP: 0	WP: 0 PB: 0 SB: 1 CS: 1	PA: 35
PITCHER	IP WLS BF H R ER SO BB IBB HBP BLK WP HR S P ERA WHIP																					
Joe Nuxhall, L ERA: 2.77 (1,1)	7.2 W 30 4 1 1 4 3 0 0 0 0 0 35 47 1.17 0.913																					
Al Worthington, R ERA: 2.99 (8,1)	0.2 S 2 0 0 0 1 0 0 0 0 0 0 4 4 0.00 0.000																					
Bill Henry, L ERA: 4.78 (9,1)	0.2 S 3 2 0 0 0 0 0 0 0 0 0 3 3 0.00 3.000																					



Batter	1	2	3	4	5	6	7	8	9	AB	R	H	RBI	BB	SO	LOB	TOP		
Pete Rose, S OBP: 0.330, SLG: 0.366 (1.4)	F8		5-3	G4-6-3		4-3		1-3		5	0	0	0	0	0	6	Cincinnati Reds @ Pittsburgh Pirates Forbes Field, Pittsburgh, PA Sat Aug 31 1963, 3:33 AM EDT Att: 7,759 - Unknown		
Tommy Harper, R OBP: 0.347, SLG: 0.403 (1.9)	E6		1B		5-3		IHR	2B	1B	5	1	3	2	0	0				
Vada Pinson, L OBP: 0.354, SLG: 0.513 (1.8)	G6-4-3		1B		F7		G3	FC1-2	2B	5	1	2	0	0	1				
Frank Robinson, R OBP: 0.385, SLG: 0.448 (1.7)		FC3-6	F8		FC6-4		5-3	4-3	FC1-2	4	0	2	0	1	0	2			
Gordy Coleman, L OBP: 0.291, SLG: 0.391 (1.3) Dom Zanni, R (7.1)	F3			E	FC6-4		F7	FC1-2	4-3	4	1	1	0	0	0	2			
Johnny Edwards, L OBP: 0.325, SLG: 0.390 (1.2)	FC3-6			L8		HBP		SH	FC4-2	5	0	2	1	0	0	4			
Gene Freese, R OBP: 0.296, SLG: 0.372 (1.5)	FC6			E5		F7		SH	FC4-2	4	2	0	0	0	1	5			
Leo Cardenas, R OBP: 0.263, SLG: 0.308 (1.6)			5-3	1B	IBB		HBP	FC4-2		2	1	1	0	1	0	2			
Jim O'Toole, S OBP: 0.153, SLG: 0.141 (1.1) Marty Keough, L OBP: 0.353, SLG: 0.403 (7.3)			K			K		K		3	0	1	2	0	2	3			
Inning Stats	R: 0 E: 1 K: 0 S: 3	H: 0 LOB: 0 BB: 0 P: 3	R: 0 E: 0 K: 0 S: 4	H: 1 LOB: 1 BB: 0 P: 4	R: 1 E: 0 K: 1 S: 8	H: 3 LOB: 2 BB: 0 P: 8	R: 2 E: 1 K: 0 S: 5	H: 2 LOB: 1 BB: 1 P: 9	R: 0 E: 0 K: 1 S: 6	H: 1 LOB: 2 BB: 0 P: 7	R: 1 E: 0 K: 0 S: 4	H: 1 LOB: 0 BB: 0 P: 4	R: 1 E: 2 K: 1 S: 7	H: 1 LOB: 1 BB: 0 P: 7	R: 1 E: 0 K: 1 S: 7	H: 2 LOB: 2 BB: 1 P: 11		1B: 9 2B: 2 3B: 0 HR: 1	SF: 0 SAC: 1 DP: 2 HBP: 1
PITCHER	IP	WLS	BF	H	R	ER	SO	BB	IBB	HBP	BLK	WP	HR	S	P	ERA	WHIP		
Bob Friend, R ERA: 2.13 (1.1)	5.0	L	23	7	3	2	1	0	1	0	0	0	0	24	28	3.60	1.400		
Al McBean, R ERA: 2.38 (6.1)	0.0		1	1	0	0	0	0	0	0	0	0	0	1	1	∞	∞		
Earl Francis, R ERA: 4.77 (6.1)	2.0		8	1	1	1	1	0	0	1	0	0	0	9	10	4.50	0.500		
Don Schwall, R ERA: 3.05 (8.1)	2.0		11	3	2	1	2	0	1	0	0	0	0	14	18	4.50	1.500		

AB	39
R	6
H	12
RBI	5
BB	2
SO	4
LOB	29



Batter	1	2	3	4	5	6	7	8	9	AB	R	H	RBI	BB	SO	LOB	BOTTOM		
Bob Bailey, R OBP: 0.306, SLG: 0.331 (1.5)	F7		6-3			1B		K		4	0	1	0	0	1	1	Cincinnati Reds @ Pittsburgh Pirates Forbes Field, Pittsburgh, PA Sat Aug 31 1963, 3:33 AM EDT Att: 7,759 - Unknown		
Manny Mota, R OBP: 0.382, SLG: 0.364 (1.7)	6-3			K		FC6-4				4	0	2	0	0	1	0			
Roberto Clemente, R OBP: 0.361, SLG: 0.472 (1.9)	K			F4		K		K		4	0	0	0	0	3	3			
Bill Mazerowski, R OBP: 0.313, SLG: 0.390 (1.4)		F6		F8		F6		4-3		4	0	0	0	0	0	3			
Don Clendenon, R OBP: 0.331, SLG: 0.441 (1.3)		6-3			6-3	FC6-4		E6	E	4	0	0	0	0	0	2			
Jim Pagliaroni, R OBP: 0.346, SLG: 0.425 (1.2)		F8			F9		F7	E5	FC3-6	4	0	0	0	0	0	1			
Bill Virdon, L OBP: 0.316, SLG: 0.371 (1.8)			4-3		E4			FC3-6		3	0	0	0	1	0	2			
Dick Schofield, S OBP: 0.338, SLG: 0.313 (1.6)			SH5-4				F8	K		4	0	2	0	0	1	3			
Bob Friend, R OBP: 0.115, SLG: 0.104 (5. Ph) Ted Savage, R OBP: 0.279, SLG: 0.331 (5. Ph) Al McBean, R OBP: 0.209, SLG: 0.333 (5. Ph) Earl Francis, R OBP: 0.326, SLG: 0.478 (7. Ph) Jerry Lynch, R OBP: 0.107, SLG: 0.152 (8. Ph) Don Schwall, R OBP: 0.325, SLG: 0.384 (9. Ph)		SH5-4			F7		F9	G3		0	0	0	0	0	0	0			
Inning Stats	R: 0 E: 0 K: 1 S: 5	H: 0 LOB: 0 BB: 0 P: 5	R: 0 E: 0 K: 0 S: 3	H: 0 LOB: 0 BB: 0 P: 3	R: 0 E: 0 K: 1 S: 4	H: 1 LOB: 1 BB: 0 P: 4	R: 0 E: 0 K: 1 S: 5	H: 0 LOB: 0 BB: 0 P: 5	R: 0 E: 1 K: 0 S: 7	H: 2 LOB: 2 BB: 0 P: 7	R: 0 E: 0 K: 0 S: 3	H: 0 LOB: 1 BB: 1 P: 7	R: 0 E: 2 K: 2 S: 8	H: 1 LOB: 1 BB: 0 P: 8	R: 0 E: 1 K: 1 S: 7	H: 0 LOB: 2 BB: 0 P: 7		1B: 4 2B: 0 3B: 1 HR: 0	SF: 0 SAC: 1 DP: 0 HBP: 0
PITCHER	IP	WLS	BF	H	R	ER	SO	BB	IBB	HBP	BLK	WP	HR	S	P	ERA	WHIP		
Jim O'Toole, L ERA: 2.6 (1.1)	6.0	W	23	4	0	0	3	0	0	0	0	0	0	29	29	0.00	0.667		
Dom Zanni, R ERA: 3.85 (7.1)	3.0	S	13	1	0	0	3	1	0	0	0	0	0	18	22	0.00	0.667		



Batter	1	2	3	4	5	6	7	8	9	AB	R	H	RBI	BB	SO	LOB	TOP										
Pete Rose, S OBP: 0.328, SLG: 0.363 (1,4)	0-0 6-3		0-0 1-3		0-0 4-3			0-0 F6		4	0	0	0	0	0	0	Cincinnati Reds @ Pittsburgh Pirates Forbes Field, Pittsburgh, PA Sun Sep 01 1963, 3:33 AM EDT Att: 8,820 - Unknown										
Tommy Harper, R OBP: 0.344, SLG: 0.398 (1,9)	0-0 4-3		0-0 5-3		0-0 6-3			0-0 5-3		4	0	0	0	0	0												
Vada Pinson, L OBP: 0.355, SLG: 0.512 (1,8)	0-0 F8								0-0 1B BB	4	1	2	0	0	0												
Frank Robinson, R OBP: 0.386, SLG: 0.447 (1,7)		0-3 K	0-0 5-3					1-0 HBP	0-0 1B BB	3	0	1	0	0	1												
Gordy Coleman, L OBP: 0.290, SLG: 0.390 (1,3)		0-0 4-3						0-0 5-3	0-0 1B BB	4	0	1	0	0	1												
Marty Keough, L OBP: 0.353, SLG: 0.403 (9, PR) (9, 3)									1-2 1B BB	0	0	0	0	0	0												
Johnny Edwards, L OBP: 0.326, SLG: 0.388 (1,2)		4-0 E HR BB							4-0 G6-4-3 BB	2	1	0	1	2	0												
Gene Freese, R OBP: 0.296, SLG: 0.370 (1,5)		0-0 E5 HR							0-0 L4	4	1	1	0	0	1												
Leo Cardenas, R OBP: 0.263, SLG: 0.313 (1,6)		0-0 HR							0-0 G6-4-3	4	1	1	3	0	0												
John Tsitouris, R OBP: 0.063, SLG: 0.064 (1,1)		0-0 G3							0-0 F9	3	0	0	0	0	0												
Bill Henry, L OBP: 0.167, SLG: 0.200 (9, 1)										0	0	0	0	0	0												
Al Worthington, R OBP: 0.100, SLG: 0.200 (9, 1)										0	0	0	0	0	0												
Inning Stats	R: 0 E: 0 K: 0 S: 3	H: 0 LOB: 0 BB: 0 P: 3	R: 3 E: 1 K: 1 S: 7	H: 1 LOB: 0 BB: 1 P: 11	R: 0 E: 0 K: 2 S: 4	H: 1 LOB: 0 BB: 0 P: 4	R: 0 E: 0 K: 2 S: 7	H: 0 LOB: 0 BB: 0 P: 7	R: 0 E: 0 K: 0 S: 3	H: 0 LOB: 1 BB: 0 P: 4	R: 0 E: 0 K: 0 S: 3	H: 1 LOB: 0 BB: 0 P: 3	R: 0 E: 0 K: 0 S: 3	H: 0 LOB: 0 BB: 0 P: 3	R: 1 E: 0 K: 0 S: 5	H: 3 LOB: 3 BB: 1 P: 9	1B: 5 2B: 0 3B: 0 HR: 1	SF: 0 SAC: 0 DP: 2 HBP: 1	WP: 0 PB: 0 SB: 0 CS: 0	PA: 35							
PITCHER	IP	WLS	BF	H	R	ER	SO	BB	IBB	HBP	BLK	WP	HR	S	P	ERA	WHIP										
Don Cardwell, R ERA: 2.96 (1, 1)	7.0		26	3	3	0	3	1	0	1	0	0	1	30	35	0.00	0.571										
Roy Face, R ERA: 2.97 (8, 1)	1.0		7	3	1	1	0	1	0	0	0	0	0	6	10	9.00	4.000										
Earl Francis, R ERA: 4.71 (9, 1)	1.0	W	2	0	0	0	0	0	0	0	0	0	0	2	2	0.00	0.000										

AB	32
R	4
H	6
RBI	4
BB	2
SO	3
LOB	10




Batter	1	2	3	4	5	6	7	8	9	AB	R	H	RBI	BB	SO	LOB	BOTTOM										
Dick Schofield, S OBP: 0.339, SLG: 0.312 (1,6)	0-0 5-3		0-0 1B		0-0 FC4-6 WP		0-0 G3		4-0 HR BB	4	1	1	0	1	0	1	Cincinnati Reds @ Pittsburgh Pirates Forbes Field, Pittsburgh, PA Sun Sep 01 1963, 3:33 AM EDT Att: 8,820 - Unknown										
Bill Virdon, L OBP: 0.331, SLG: 0.376 (1,8)	0-0 4-3		0-0 F8		4-0 BB			0-0 HR	4	1	1	4	1	0	2												
Roberto Clemente, R OBP: 0.361, SLG: 0.475 (1,9)	0-0 G3		0-0 1-3		0-0 F9			0-0 4-3 3B	4	1	1	0	0	0	4												
Willie Stargell, L OBP: 0.265, SLG: 0.390 (1,7)		0-0 FC5-4 1B		0-0 HR		0-0 4-3 2B		0-0 4-3	4	1	3	2	0	0	0												
Bill Mazerowski, R OBP: 0.311, SLG: 0.387 (1,4)		0-0 FC5-4		0-3 K		0-0 4-3		0-0 F6	4	0	0	0	0	1	2												
Donn Clendenen, R OBP: 0.328, SLG: 0.437 (1,3)		0-3 K		0-0 6-3		0-3 K		0-0 1-3	4	0	0	0	0	2	2												
Bob Bailey, R OBP: 0.306, SLG: 0.329 (1,5)		0-3 K		0-3 K		0-0 F7		4-0 FC6-4 1B HR BB	3	1	0	0	1	2	2												
Jim Pagliaroni, R OBP: 0.345, SLG: 0.421 (1,2)			4-0 1B BB		0-3 K		0-3 K	0-0 FC6-4 BB	2	0	0	0	1	2	0												
Jerry Lynch, L OBP: 0.324, SLG: 0.459 (9, PH)					0-0 K		0-0 K	0-0 FC6-4 1B	0	0	0	0	0	0	0												
Ted Savage, R OBP: 0.281, SLG: 0.336 (9, PH)					0-0 K		0-0 6-3	0-0 FC6-4 HR	1	0	1	0	0	0	0												
Don Cardwell, R OBP: 0.153, SLG: 0.076 (1,1)			0-3 K		0-0 FC4-6 1B		0-0 6-3	0-0 FC6-4 BB	2	0	1	0	0	1	1												
Smoky Burgess, L OBP: 0.331, SLG: 0.382 (7, PH)								1-2 2-3 HR	1	0	0	0	0	0	0												
Roy Face, R OBP: 0.250, SLG: 0.250 (8, 1)									0	0	0	0	0	0	0												
Earl Francis, R OBP: 0.348, SLG: 0.478 (9, 1)									1-2 2-3 HR	1	1	0	0	0	2												
Manny Mota, R OBP: 0.358, SLG: 0.360 (9, PH)										0	0	0	0	0	0												
Inning Stats	R: 0 E: 0 K: 0 S: 3	H: 0 LOB: 0 BB: 0 P: 3	R: 0 E: 0 K: 2 S: 8	H: 1 LOB: 1 BB: 0 P: 8	R: 0 E: 0 K: 1 S: 6	H: 1 LOB: 2 BB: 1 P: 10	R: 1 E: 0 K: 2 S: 8	H: 1 LOB: 0 BB: 0 P: 8	R: 0 E: 0 K: 1 S: 6	H: 1 LOB: 1 BB: 0 P: 6	R: 0 E: 0 K: 1 S: 5	H: 0 LOB: 0 BB: 0 P: 5	R: 1 E: 0 K: 0 S: 4	H: 1 LOB: 0 BB: 0 P: 4	R: 4 E: 0 K: 0 S: 4	H: 2 LOB: 2 BB: 2 P: 12	1B: 4 2B: 1 3B: 1 HR: 2	SF: 0 SAC: 0 DP: 0 HBP: 0	WP: 1 PB: 0 SB: 0 CS: 0	PA: 38							
PITCHER	IP	WLS	BF	H	R	ER	SO	BB	IBB	HBP	BLK	WP	HR	S	P	ERA	WHIP										
John Tsitouris, R ERA: 3.56 (1, 1)			34	6	3	3	8	3	0	0	0	0	1	47	59	3.24	1.080										
Bill Henry, L ERA: 4.98 (9, 1)	0.0		1	1	0	0	0	0	0	0	0	0	0	1	1	∞	∞										
Al Worthington, R ERA: 3.23 (9, 1)	0.1	L	3	1	3	3	0	1	0	0	0	0	1	2	6	81.00	6.000										




Batter	1	2	3	4	5	6	7	8	9	AB	R	H	RBI	BB	SO	LOB	TOP			
Dick Schofield, S OBP: 0.338, SLG: 0.310	G3		S		4-3		3-1			3	0	0	0	1	0	0	Pittsburgh Pirates @ St. Louis Cardinals Sportsman's Park, St. Louis, MO Mon Sep 02 1963, 4:33AM EDT Unknown - 81 F			
Bill Virdon, L OBP: 0.319, SLG: 0.380	F2		F5		WP		4-3			4	0	2	0	0	0	1				
Roberto Clemente, R OBP: 0.360, SLG: 0.479	HR		K		5-3		F8			4	1	1	1	0	1	3				
Willie Stargell, L OBP: 0.269, SLG: 0.390	1B				K2-3		4-3			3	0	1	0	1	1	2				
Bill Mazerowski, R OBP: 0.308, SLG: 0.383	6-3		L4				F3			4	0	0	0	0	0	4				
Donn Clendenen, R OBP: 0.327, SLG: 0.435			K		S		5-3			4	0	1	0	0	2	0				
Bob Bailey, R OBP: 0.307, SLG: 0.330			S		F6		K			4	0	2	0	0	1	1				
Jim Pagliaroni, R OBP: 0.340, SLG: 0.414	1-3		1-2		F5		F7			4	0	0	0	0	0	3				
Bob Veale, S OBP: 0.125, SLG: 0.250			K		K		6-3			3	0	0	0	0	2	2				
Don Schwall, R OBP: 0.167, SLG: 0.152										0	0	0	0	0	0	0				
Jerry Lynch, L OBP: 0.323, SLG: 0.457										1	0	0	0	0	0	1				
Inning Stats	R: 1 E: 0 K: 0 S: 5	H: 2 LOB: 1 BB: 0 P: 5	R: 0 E: 0 K: 2 S: 8	H: 1 LOB: 1 BB: 0 P: 8	R: 0 E: 0 K: 1 S: 5	H: 0 LOB: 2 BB: 2 P: 13	R: 0 E: 0 K: 1 S: 6	H: 1 LOB: 1 BB: 0 P: 6	R: 0 E: 0 K: 1 S: 6	H: 0 LOB: 0 BB: 0 P: 5	R: 0 E: 0 K: 0 S: 3	H: 0 LOB: 0 BB: 0 P: 3	R: 0 E: 0 K: 0 S: 4	H: 1 LOB: 1 BB: 0 P: 4	R: 0 E: 0 K: 1 S: 6	H: 1 LOB: 1 BB: 0 P: 6	1B: 5 2B: 1 3B: 0 HR: 1	SF: 0 SAC: 0 DP: 0 HBP: 0	WP: 1 PB: 0 SB: 3 CS: 0	PA: 36
PITCHER Bob Gibson, R ERA: 3.64	IP: 9.0 WLS: W BF: 36 H: 7 R: 1 ER: 1 SO: 7 BB: 2 IBB: 0 HBP: 0 BLK: 0 WP: 1 HR: 1 S: 48 P: 56 ERA: 1.00 WHIP: 1.000															PITCHER				

Batter	1	2	3	4	5	6	7	8	9	AB	R	H	RBI	BB	SO	LOB	BOTTOM			
Julian Javier, R OBP: 0.315, SLG: 0.402	E6				5-3		G3			4	1	1	1	1	0	0	Pittsburgh Pirates @ St. Louis Cardinals Sportsman's Park, St. Louis, MO Mon Sep 02 1963, 4:33AM EDT Unknown - 81 F			
Dick Groat, R OBP: 0.388, SLG: 0.461	1B		4-3		5-3		G3			4	1	1	1	0	0	4				
Bill White, L OBP: 0.355, SLG: 0.484	L4		K		4-3		IBB			3	0	0	0	1	1	1				
Ken Boyer, R OBP: 0.360, SLG: 0.455	F9		5-3		5-3		K			4	0	0	0	0	1	4				
Curt Flood, R OBP: 0.343, SLG: 0.398	FC6-4				G3					3	1	2	1	1	0	0				
Gary Kolb, L OBP: 0.404, SLG: 0.500	FC6-4		K		K					4	1	1	1	0	2	2				
Tim McCarver, L OBP: 0.324, SLG: 0.366					FC1-6		K			3	0	2	1	0	1	0				
George Altman, L OBP: 0.339, SLG: 0.410	K		FC1-6		CS		1B			4	1	1	0	0	1	2				
Bob Gibson, R OBP: 0.280, SLG: 0.362	4-3		L6		L6		1B			4	1	2	1	0	0	2				
Inning Stats	R: 2 E: 1 K: 0 S: 6	H: 2 LOB: 1 BB: 0 P: 6	R: 0 E: 0 K: 1 S: 6	H: 1 LOB: 2 BB: 1 P: 10	R: 0 E: 0 K: 2 S: 7	H: 0 LOB: 1 BB: 1 P: 11	R: 0 E: 0 K: 0 S: 3	H: 1 LOB: 0 BB: 0 P: 3	R: 0 E: 0 K: 0 S: 3	H: 0 LOB: 0 BB: 0 P: 3	R: 0 E: 0 K: 1 S: 5	H: 0 LOB: 0 BB: 0 P: 5	R: 1 E: 0 K: 2 S: 10	H: 3 LOB: 3 BB: 1 P: 14	R: 3 E: 0 K: 0 S: 6	H: 3 LOB: 0 BB: 0 P: 6	1B: 7 2B: 1 3B: 1 HR: 1	SF: 1 SAC: 0 DP: 0 HBP: 0	WP: 0 PB: 0 SB: 0 CS: 1	PA: 37
PITCHER Bob Veale, L ERA: 0.69	IP: 6.1 WLS: L BF: 28 H: 7 R: 3 ER: 3 SO: 5 BB: 2 IBB: 0 HBP: 0 BLK: 0 WP: 0 HR: 0 S: 36 P: 44 ERA: 1.42 WHIP: 1.421															PITCHER				
PITCHER Don Schwall, R ERA: 3.2	IP: 1.2 WLS: 9 BF: 3 H: 3 R: 3 ER: 3 SO: 1 BB: 0 IBB: 0 HBP: 0 BLK: 0 WP: 0 HR: 1 S: 10 P: 14 ERA: 16.20 WHIP: 1.800															PITCHER				

AB 34
R 1
H 7
RBI 1
BB 2
SO 7
LOB 17

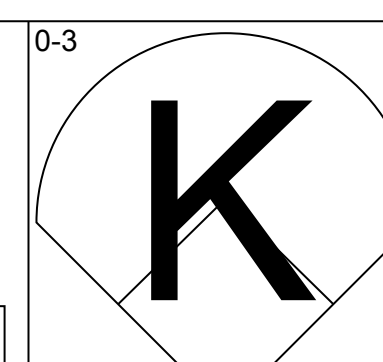
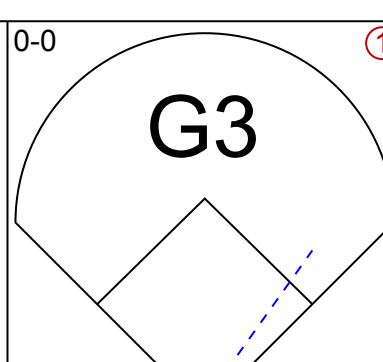
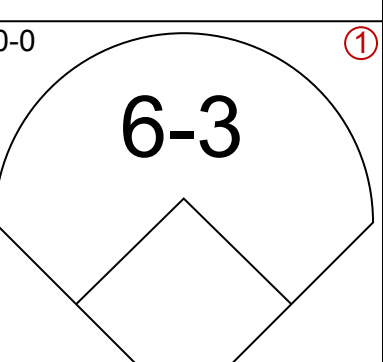
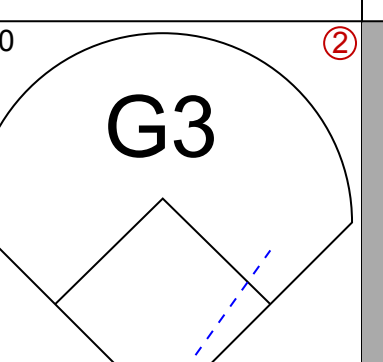
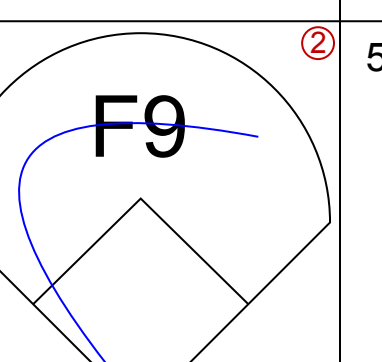
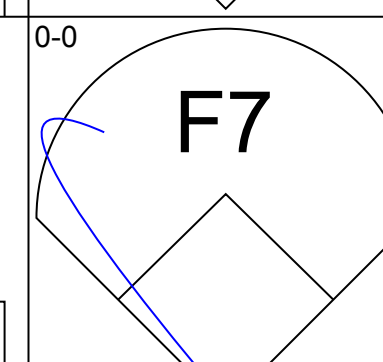
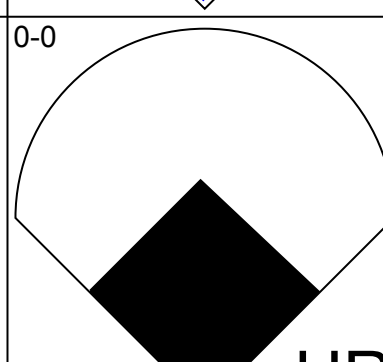
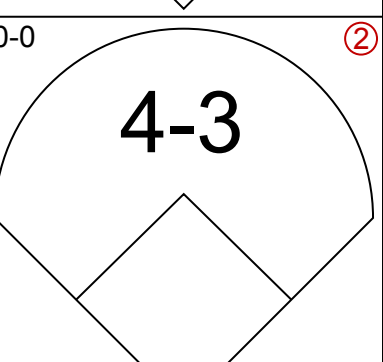
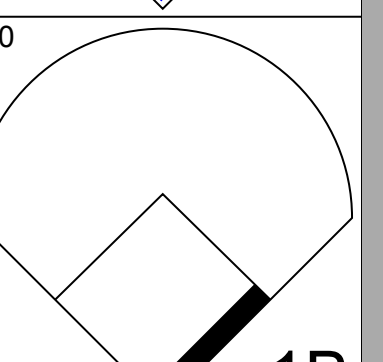
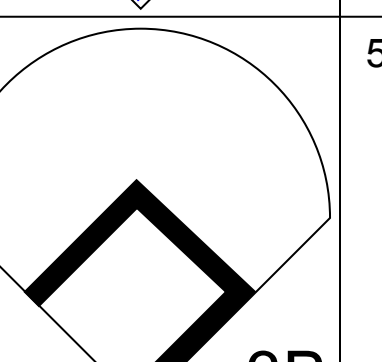
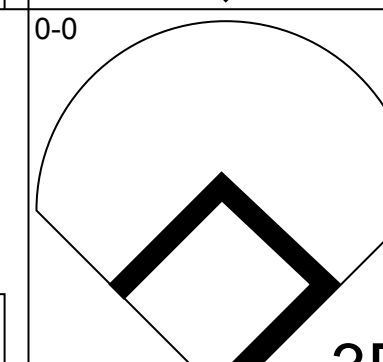
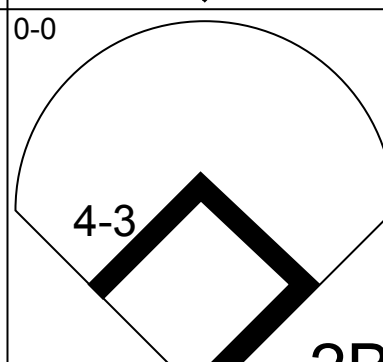
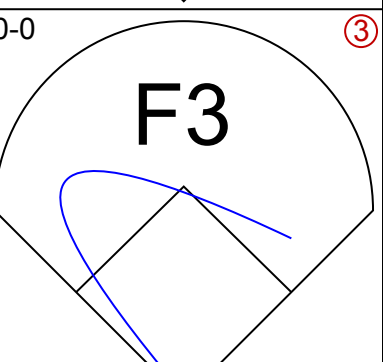
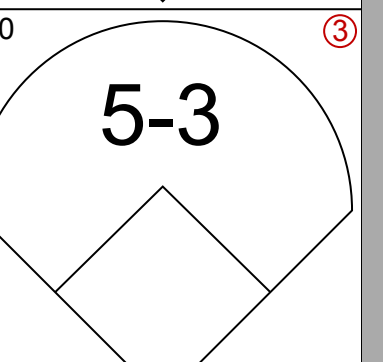
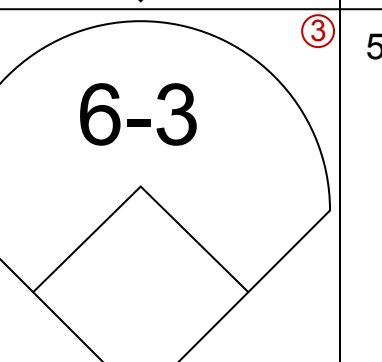
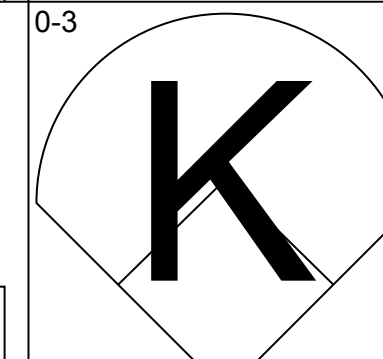
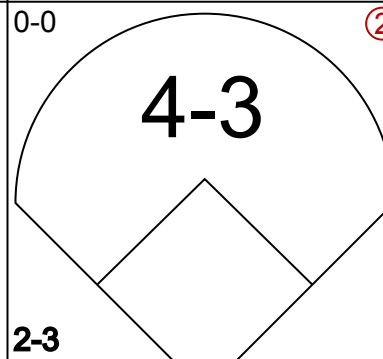



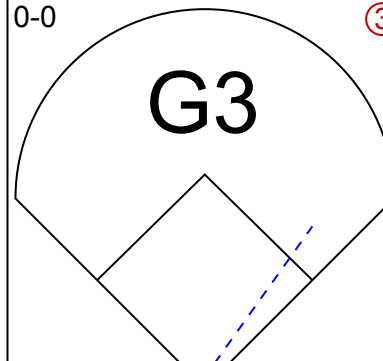



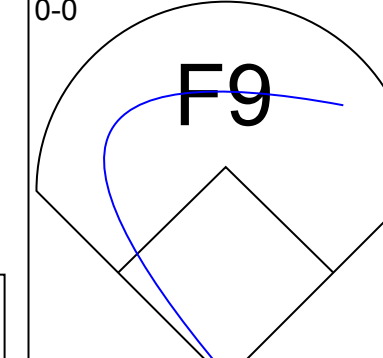
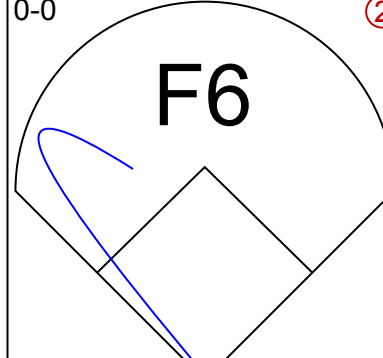
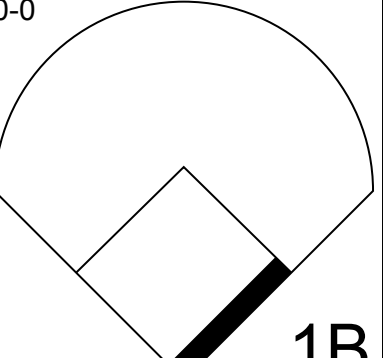

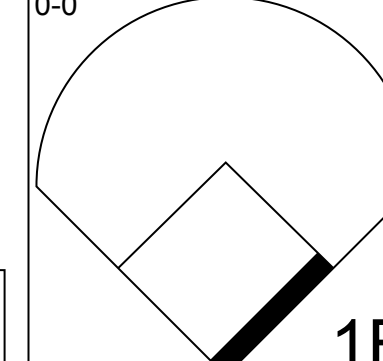
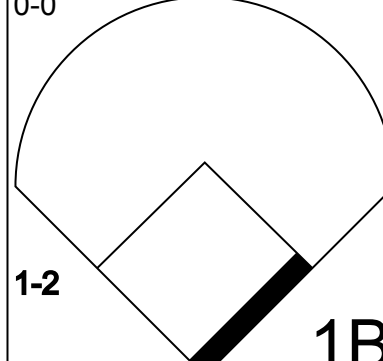
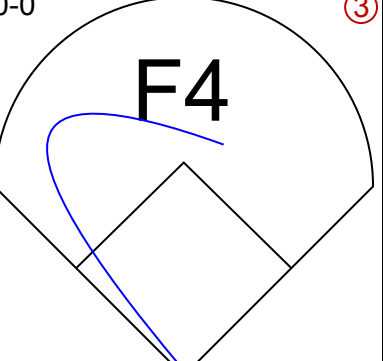


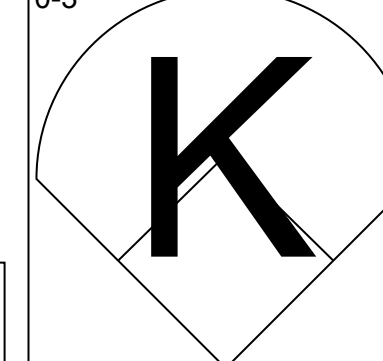
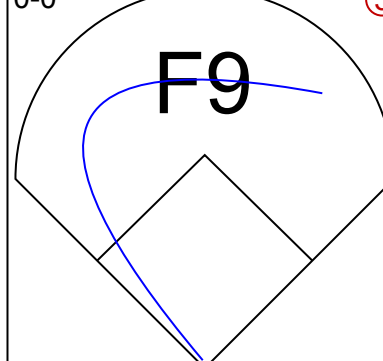


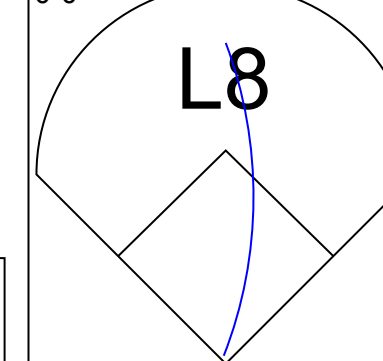




AB 33
R 6
H 10
RBI 6
BB 3
SO 6
LOB 15



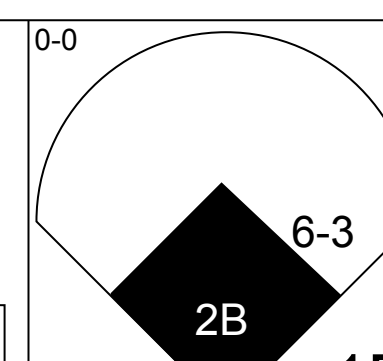
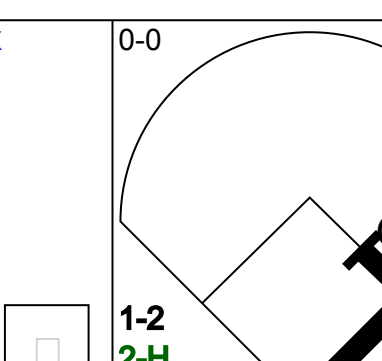
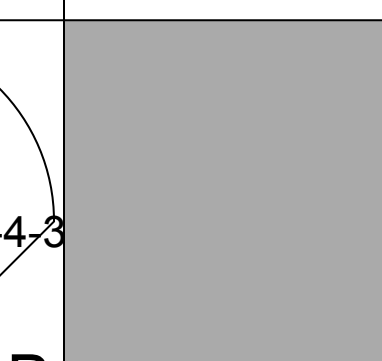
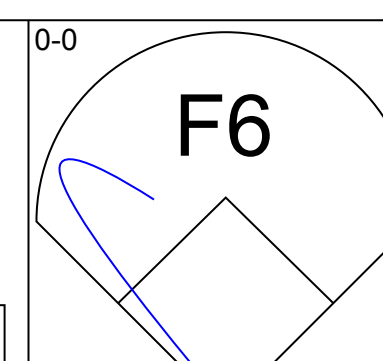
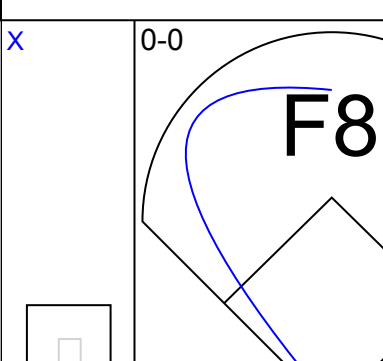
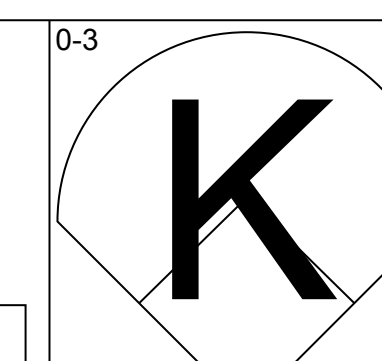
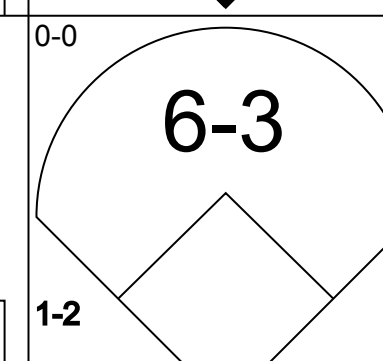
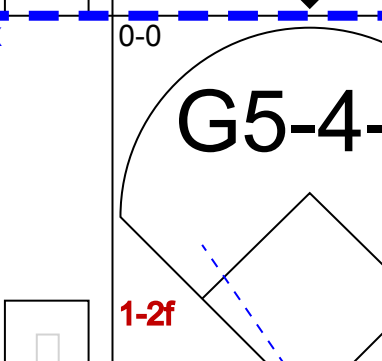
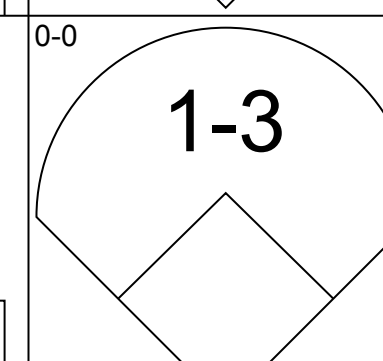
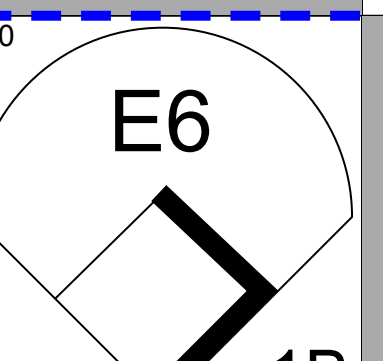
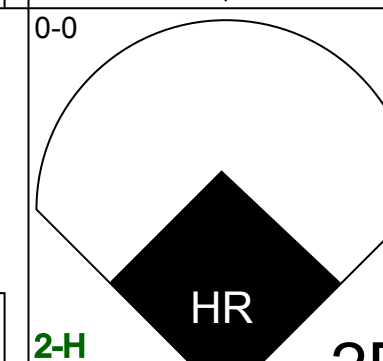
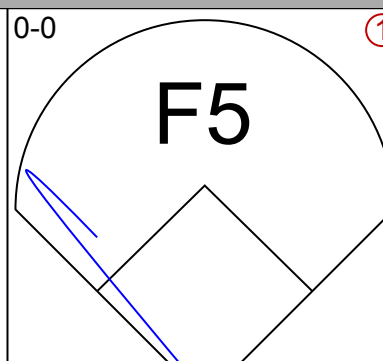
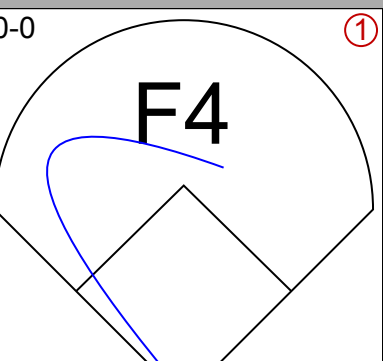
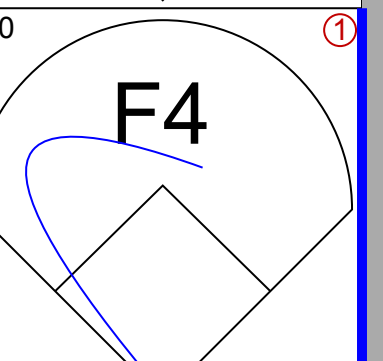
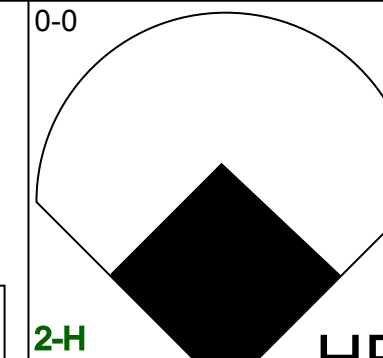
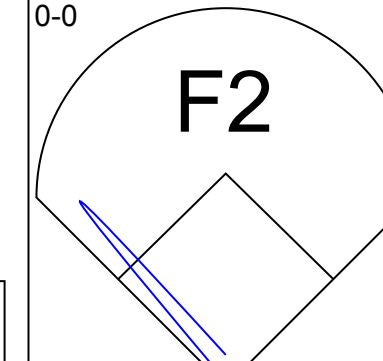
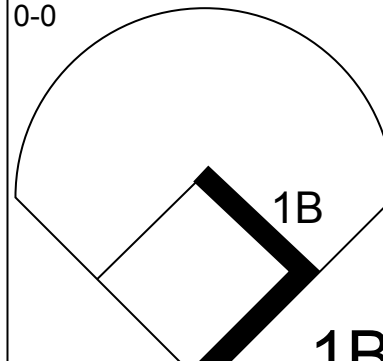
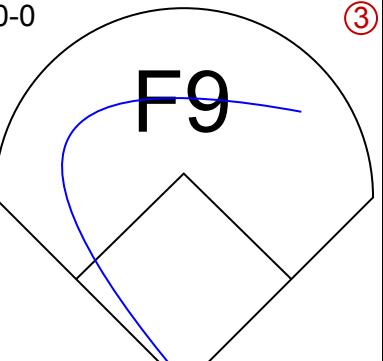

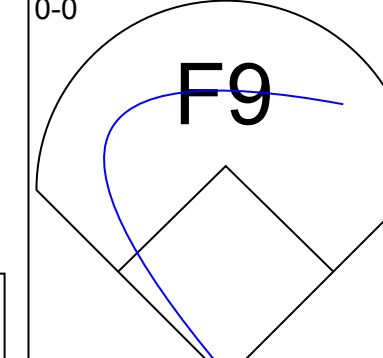
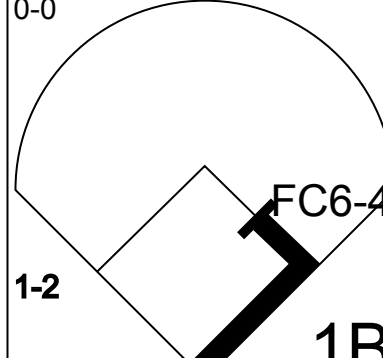

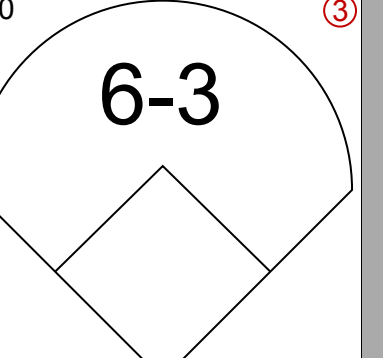

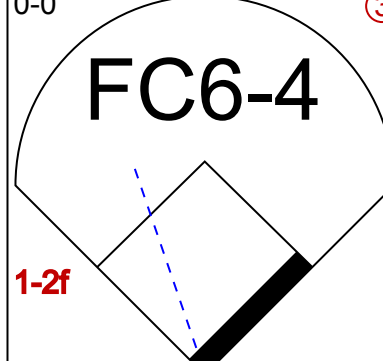

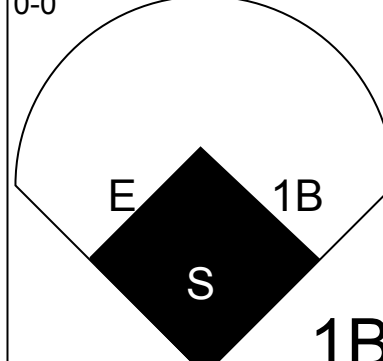

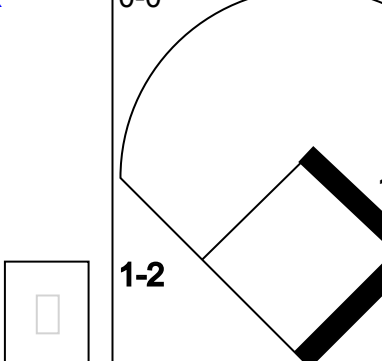
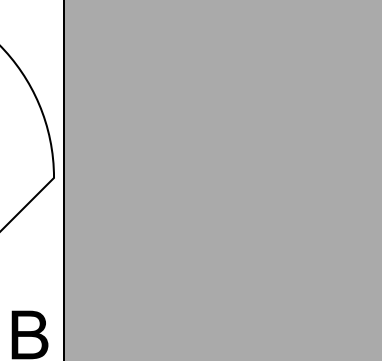
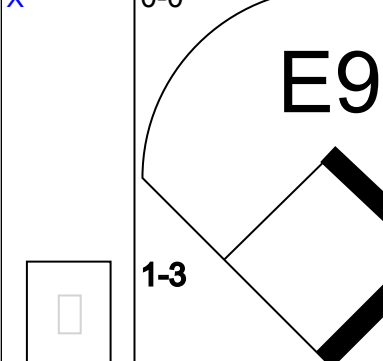
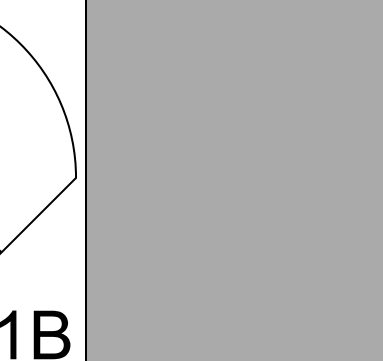
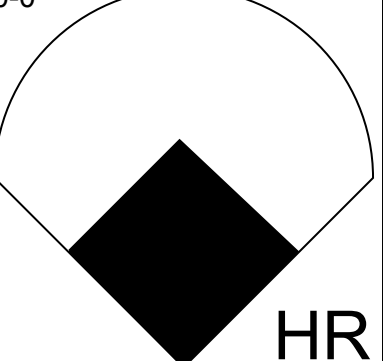

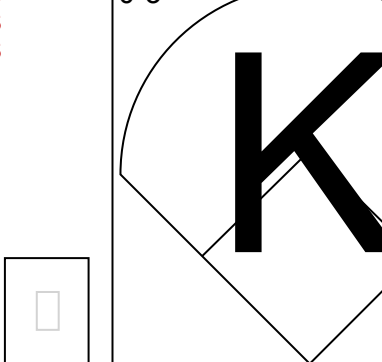
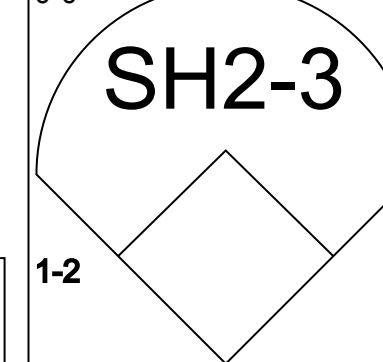

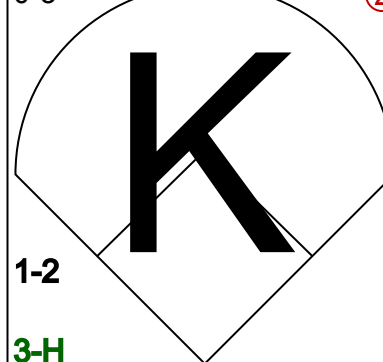

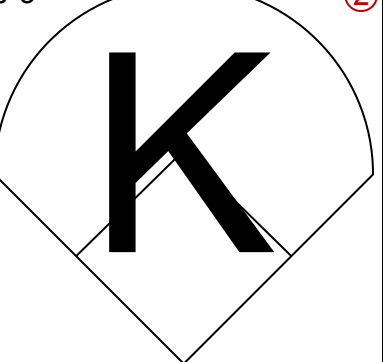
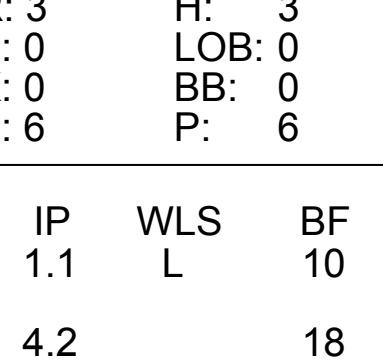
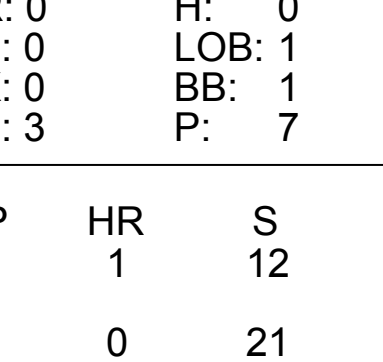
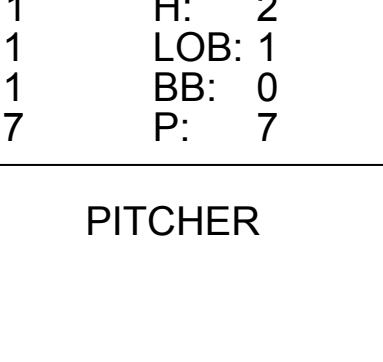
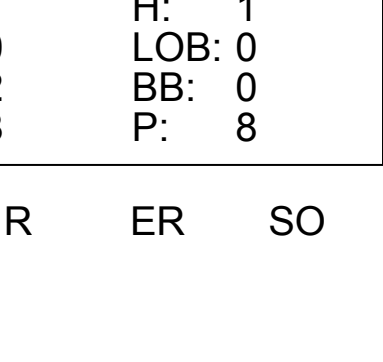
livebaseballscores.com

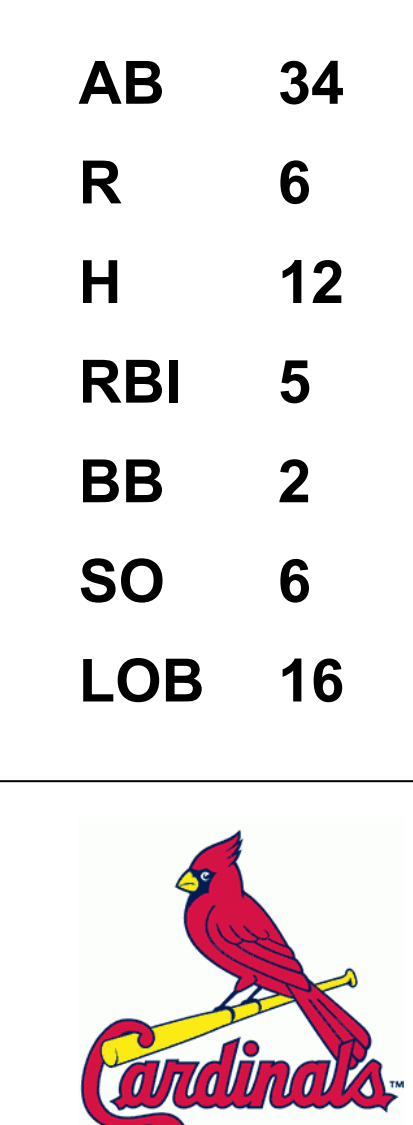
livebaseballscores.com

Batter	1	2	3	4	5	6	7	8	9	AB	R	H	RBI	BB	SO	LOB	TOP					
Dick Schofield, S OBP: 0.335, SLG: 0.306 (1, 6)										5	0	0	0	0	1	1	Pittsburgh Pirates @ St. Louis Cardinals Sportsman's Park, St. Louis, MO Mon Sep 02 1963, 4:38 AM EDT Att: 22,458 - Unknown					
Bill Virdon, L OBP: 0.321, SLG: 0.393 (1, 8)										5	1	3	2	0	0	0						
Roberto Clemente, R OBP: 0.360, SLG: 0.454 (1, 9)										5	0	2	0	0	0	3						
Smoky Burgess, L OBP: 0.329, SLG: 0.380 (1, 2)										4	0	1	0	0	1	2						
Willie Stargell, L OBP: 0.285, SLG: 0.383 (1, 7)										4	0	0	0	0	1	2						
Bill Mazaroski, R OBP: 0.308, SLG: 0.382 (1, 4)										4	0	1	0	0	0	1						
Donn Clendenon, R OBP: 0.331, SLG: 0.440 (1, 3)										4	0	3	0	0	0	1						
Bob Bailey, R OBP: 0.307, SLG: 0.328 (1, 5)										3	0	0	0	1	1	3						
Joe Gibbon, R OBP: 0.029, SLG: 0.029 (2, 1)										1	0	0	0	0	1	2						
Earl Francis, R OBP: 0.333, SLG: 0.456 (7, PH)										1	0	0	0	0	1	1						
Ted Savage, R OBP: 0.329, SLG: 0.333 (7, PH)										0	0	0	0	0	0	0						
Harvey Haddix, L OBP: 0.326, SLG: 0.394 (9, PH)										1	0	1	0	0	0	0						
Jerry Lynch, R OBP: 0.326, SLG: 0.460 (9, PH)										0	1	0	0	0	0	0						
Ron Brand, R OBP: 0.301, SLG: 0.370 (9, PH)										0	1	0	0	0	0	0						
Inning Stats	R: 0 E: 0 K: 2 S: 8	H: 1 LOB: 1 BB: 0 P: 8	R: 0 E: 0 K: 2 S: 8	H: 1 LOB: 2 BB: 1 P: 12	R: 1 E: 0 K: 0 S: 5	H: 2 LOB: 1 BB: 0 P: 5	R: 0 E: 0 K: 1 S: 6	H: 1 LOB: 0 BB: 0 P: 6	R: 0 E: 0 K: 0 S: 3	H: 0 LOB: 0 BB: 0 P: 3	R: 0 E: 0 K: 0 S: 5	H: 2 LOB: 2 BB: 0 P: 5	R: 0 E: 0 K: 0 S: 4	H: 1 LOB: 1 BB: 0 P: 4	R: 0 E: 0 K: 0 S: 4	H: 1 LOB: 1 BB: 0 P: 4	R: 1 E: 0 K: 0 S: 5	H: 2 LOB: 2 BB: 0 P: 5	1B: 6 2B: 2 3B: 2 HR: 1	SF: 0 SAC: 0 DP: 0 HBP: 0	WP: 0 PB: 0 SB: 0 CS: 0	PA: 39
PITCHER Ron Taylor, R ERA: 2.84 (1, 1)	IP: 9.0 WLS: W BF: 39 H: 11 R: 2 ER: 2 SO: 5 BB: 1 IBB: 0 HBP: 0 BLK: 0 WP: 0 HR: 1 S: 48 P: 52 ERA: 2.00 WHIP: 1.333																					

AB	38
R	2
H	11
RBI	2
BB	1
SO	5
LOB	16




Batter	1	2	3	4	5	6	7	8	9	AB	R	H	RBI	BB	SO	LOB	BOTTOM					
Julian Javier, R OBP: 0.316, SLG: 0.402 (1, 4)										5	1	2	1	0	1	2	Pittsburgh Pirates @ St. Louis Cardinals Sportsman's Park, St. Louis, MO Mon Sep 02 1963, 4:38 AM EDT Att: 22,458 - Unknown					
Dick Groat, R OBP: 0.387, SLG: 0.459 (1, 6)										4	0	1	0	0	0	4						
Stan Musial, L OBP: 0.325, SLG: 0.394 (1, 7)										4	1	1	1	0	0	1						
Gary Kolb, L OBP: 0.404, SLG: 0.500 (8, 7)										0	0	0	0	0	0	0						
Ken Boyer, R OBP: 0.361, SLG: 0.460 (1, 5)										3	1	1	2	1	1	0						
Bill White, L OBP: 0.354, SLG: 0.482 (1, 3)										4	0	1	0	0	1	2						
Curt Flood, R OBP: 0.342, SLG: 0.396 (1, 8)										4	0	1	0	0	0	2						
Tim McCarver, L OBP: 0.326, SLG: 0.367 (1, 2)										4	2	2	0	0	0	2						
George Altman, L OBP: 0.345, SLG: 0.421 (1, 9)										3	1	3	1	1	0	0						
Ron Taylor, R OBP: 0.033, SLG: 0.033 (1, 1)										3	0	0	0	0	3	3						
Inning Stats	R: 3 E: 0 K: 0 S: 6	H: 3 LOB: 0 BB: 0 P: 6	R: 1 E: 0 K: 1 S: 7	H: 3 LOB: 1 BB: 0 P: 7	R: 0 E: 0 K: 0 S: 5	H: 2 LOB: 2 BB: 0 P: 5	R: 0 E: 0 K: 0 S: 3	H: 0 LOB: 1 BB: 1 P: 7	R: 0 E: 0 K: 1 S: 5	H: 0 LOB: 0 BB: 0 P: 5	R: 1 E: 1 K: 1 S: 7	H: 2 LOB: 1 BB: 0 P: 7	R: 0 E: 1 K: 1 S: 6	H: 1 LOB: 2 BB: 1 P: 10	R: 1 E: 0 K: 2 S: 8	H: 1 LOB: 0 BB: 0 P: 8	R: 1 E: 0 K: 0 S: 5	H: 2 LOB: 0 BB: 0 P: 5	1B: 9 2B: 1 3B: 0 HR: 2	SF: 0 SAC: 1 DP: 1 HBP: 0	WP: 0 PB: 0 SB: 2 CS: 0	PA: 37
PITCHER Joe Gibbon, L ERA: 3.18 (1, 1)	IP: 1.1 WLS: L BF: 10 H: 6 R: 4 ER: 4 SO: 0 BB: 0 IBB: 0 HBP: 0 BLK: 0 WP: 0 HR: 1 S: 12 P: 12 ERA: 27.00 WHIP: 4.500																					
Earl Francis, R ERA: 4.45 (2, 1)	IP: 4.2 WLS: 18 BF: 4 H: 1 R: 0 ER: 0 SO: 2 BB: 1 IBB: 0 HBP: 0 BLK: 0 WP: 0 HR: 0 S: 21 P: 25 ERA: 0.00 WHIP: 1.071																					
Harvey Haddix, L ERA: 3.67 (7, 1)	IP: 2.0 WLS: 9 BF: 2 H: 1 R: 1 ER: 1 SO: 3 BB: 0 IBB: 1 HBP: 0 BLK: 0 WP: 0 HR: 1 S: 14 P: 18 ERA: 4.50 WHIP: 1.000																					



Batter	1	2	3	4	5	6	7	8	9	AB	R	H	RBI	BB	SO	LOB	TOP		
Bob Bailey, R OBP: 0.306, SLG: 0.333 (1.5)										5	2	1	1	0	0	0	Pittsburgh Pirates @ St. Louis Cardinals Sportsman's Park, St. Louis, MO Tue Sep 03 1963, 4:33 AM EDT Att: 3,925 - Unknown		
Manny Mota, R OBP: 0.360, SLG: 0.383 (1.7)										5	0	2	1	0	0	0			
Roberto Clemente, R OBP: 0.360, SLG: 0.453 (1.9)										5	0	2	0	0	0	2			
Bill Mazerowski, R OBP: 0.305, SLG: 0.379 (1.4)										4	0	0	0	0	0	4			
Donn Clendenon, R OBP: 0.330, SLG: 0.439 (1.3)										4	0	1	0	0	2	2			
Jim Pagliaroni, R OBP: 0.342, SLG: 0.415 (1.2)										4	0	2	0	0	1	1			
Bill Virdon, L OBP: 0.319, SLG: 0.389 (1.8)										4	1	0	0	0	1	3			
Dick Schofield, S OBP: 0.332, SLG: 0.304 (1.6)										4	1	0	0	0	0	4			
Tommie Sisk, R (1.1)										2	0	0	0	0	1	1			
Ted Savage, R OBP: 0.276, SLG: 0.363 (5. PH)										1	1	1	3	0	0	0			
Roy Face, R OBP: 0.250, SLG: 0.250 (6.1)										0	0	0	0	0	0	0			
Joe Gibbon, L OBP: 0.300, SLG: 0.300 (6.1)										0	0	0	0	0	0	0			
Ron Brand, R OBP: 0.350, SLG: 0.370 (6. PH)										1	0	0	0	0	0	0			
Don Schwall, R OBP: 0.107, SLG: 0.152 (8.1)										0	0	0	0	0	0	0			
Inning Stats	R: 0 E: 0 K: 0 S: 4	H: 1 LOB: 1 BB: 0 P: 4	R: 0 E: 0 K: 2 S: 8	H: 1 LOB: 1 BB: 0 P: 8	R: 1 E: 1 K: 2 S: 10	H: 2 LOB: 2 BB: 0 P: 10	R: 0 E: 1 K: 0 S: 4	H: 1 LOB: 1 BB: 0 P: 4	R: 0 E: 0 K: 0 S: 4	H: 0 LOB: 0 BB: 0 P: 5	R: 0 E: 0 K: 0 S: 3	H: 0 LOB: 0 BB: 0 P: 3	R: 0 E: 0 K: 0 S: 3	H: 0 LOB: 0 BB: 0 P: 3	R: 0 E: 0 K: 0 S: 3	H: 0 LOB: 0 BB: 0 P: 3	1B: 6 2B: 0 3B: 1 HR: 2	SF: 0 SAC: 0 DP: 1 HBP: 0	WP: 0 PA: 39 PB: 0 SB: 0 CS: 0
PITCHER	IP WLS BF H R ER SO BB IBB HBP BLK WP HR S P ERA WHIP																		
Ray Sadecki, L ERA: 4.58 (1.1)	5.2	27	8	4	1	4	0	0	0	0	0	0	2	35	35	1.59	1.412		
Sam Jones, R ERA: 9.0 (6.1)	0.1	3	1	1	0	0	0	0	0	0	0	0	0	3	3	0.00	3.000		
Bobby Shantz, L ERA: 2.64 (7.1)	3.0	W	9	0	0	0	1	0	0	0	0	0	0	11	11	0.00	0.000		

Batter	1	2	3	4	5	6	7	8	9	AB	R	H	RBI	BB	SO	LOB	BOTTOM		
Julian Javier, R OBP: 0.316, SLG: 0.401 (1.4)										4	1	1	0	0	0	3	Pittsburgh Pirates @ St. Louis Cardinals Sportsman's Park, St. Louis, MO Tue Sep 03 1963, 4:33 AM EDT Att: 3,925 - Unknown		
Dick Groat, R OBP: 0.387, SLG: 0.460 (1.6)										5	2	2	1	0	0	4			
Stan Musial, L OBP: 0.324, SLG: 0.391 (1.7)										2	0	0	1	1	2	1			
Mike Shannon, R OBP: 0.333, SLG: 0.333 (7.7)										1	0	0	0	0	0	2			
Gary Kolb, L OBP: 0.404, SLG: 0.500 (9.7)										0	0	0	0	0	0	0			
Ken Boyer, R OBP: 0.365, SLG: 0.463 (1.5)										1	2	1	1	3	0	0			
Bill White, L OBP: 0.358, SLG: 0.490 (1.3)										3	1	2	3	2	0	1			
Curt Flood, R OBP: 0.344, SLG: 0.396 (1.8)										3	1	1	0	2	0	2			
Tim McCarver, L OBP: 0.327, SLG: 0.377 (1.2)										5	1	2	3	0	0	6			
George Altman, L OBP: 0.347, SLG: 0.422 (1.9)										4	1	2	0	1	0	0			
Ray Sadecki, L OBP: 0.182, SLG: 0.208 (1.1)										1	0	0	0	0	0	1			
Sam Jones, R ERA: 2.8 (6.1)										0	0	0	0	0	0	0			
Carl Sawatski, L OBP: 0.336, SLG: 0.413 (6. PH)										1	0	1	0	0	0	0			
Dal Maxvill, R OBP: 0.344, SLG: 0.250 (6. PR)										0	1	0	0	0	0	0			
Bobby Shantz, R OBP: 0.333, SLG: 0.143 (7.1)										0	0	0	0	1	0	0			
Inning Stats	R: 1 E: 0 K: 0 S: 4	H: 2 LOB: 2 BB: 2 P: 12	R: 0 E: 0 K: 0 S: 2	H: 0 LOB: 0 BB: 1 P: 6	R: 1 E: 1 K: 0 S: 5	H: 1 LOB: 3 BB: 2 P: 13	R: 0 E: 0 K: 1 S: 4	H: 1 LOB: 1 BB: 0 P: 4	R: 2 E: 0 K: 1 S: 6	H: 2 LOB: 0 BB: 1 P: 10	R: 3 E: 1 K: 1 S: 9	H: 3 LOB: 3 BB: 2 P: 17	R: 0 E: 0 K: 0 S: 4	H: 1 LOB: 2 BB: 1 P: 8	R: 3 E: 1 K: 0 S: 6	H: 2 LOB: 1 BB: 1 P: 10	1B: 7 2B: 3 3B: 0 HR: 2	SF: 2 SAC: 3 DP: 0 HBP: 0	WP: 0 PA: 48 PB: 1 SB: 1 CS: 3
PITCHER	IP WLS BF H R ER SO BB IBB HBP BLK WP HR S P ERA WHIP																		
Tommie Sisk, R ERA: 3.14 (1.1)	5.0	L	4	2	3	1	0	0	0	0	0	4	4	27.00	6.000				
Roy Face, R ERA: 2.8 (6.1)	0.1	L	4	2	3	1	0	0	0	0	0	4	4	27.00	6.000				
Joe Gibbon, L ERA: 3.13 (6.1)	1.2	10	2	0	0	1	1	2	0	0	0	9	21	0.00	1.800				
Don Schwall, R ERA: 3.36 (8.1)	1.0	7	2	3	3	0	1	0	0	0	1	6	10	27.00	3.000				

Batter	1	2	3	4	5	6	7	8	9	AB	R	H	RBI	BB	SO	LOB	TOP
Bob Bailey, R OBP: 0.304, SLG: 0.330 (1, 5)	4-3		F8			F8		G1-2-3		4	0	0	0	0	0	3	Pittsburgh Pirates @ Milwaukee Braves Milwaukee County Stadium, Milwaukee, WI Wed Sep 04 1963, 8:05 PM EDT Att: 6,219 - Unknown livebaseballscorecards.com
Manny Mota, R OBP: 0.365, SLG: 0.381 (1, 7)	FC6-4 1B				F9	CS BB			L8	3	0	1	0	1	0	0	
Roberto Clemente, R OBP: 0.360, SLG: 0.461 (1, 9)	FC6-4 1-2					CS	4-3		P3	4	0	1	0	0	0	1	
Jim Pagliaroni, R OBP: 0.337, SLG: 0.408 (1, 2)	F4								4-3	4	0	0	0	0	1	2	
Bill Mazerowski, R OBP: 0.303, SLG: 0.376 (1, 4)										3	0	0	0	0	2	1	
Donn Clendenen, R OBP: 0.330, SLG: 0.438 (1, 3)										3	0	1	0	0	0	0	
Bill Virdon, L OBP: 0.319, SLG: 0.389 (1, 8)										3	0	1	0	0	0	0	
Gene Alley, R (1, 6)										2	0	0	0	0	0	0	
Bob Friend, R OBP: 0.113, SLG: 0.101 (1, 1)										2	0	0	0	0	1	0	
Ted Savage, R OBP: 0.290, SLG: 0.363 (8, PH)										0	0	0	0	1	0	0	
Tom Butters, R (8, 1)										0	0	0	0	0	0	0	
Inning Stats	R: 0 E: 0 K: 0 S: 4	H: 1 LOB: 1 BB: 0 P: 4	R: 0 E: 0 K: 1 S: 5	H: 0 LOB: 0 BB: 0 P: 5	R: 0 E: 0 K: 1 S: 6	H: 1 LOB: 1 BB: 0 P: 6	R: 0 E: 0 K: 0 S: 3	H: 0 LOB: 0 BB: 0 P: 3	R: 0 E: 0 K: 1 S: 5	H: 0 LOB: 0 BB: 0 P: 5	R: 0 E: 0 K: 0 S: 4	H: 2 LOB: 2 BB: 1 P: 8	R: 0 E: 0 K: 0 S: 3	H: 0 LOB: 0 BB: 0 P: 3	1B: 4 2B: 0 3B: 0 HR: 0	SF: 0 SAC: 1 DP: 1 HBP: 0	WP: 0 PA: 32 SB: 0 CS: 1
PITCHER Warren Spahn, L ERA: 2.42 (1, 1)	IP: 9.0 WLS: W BF: 31 H: 4 R: 0 ER: 0 SO: 4 BB: 1 IBB: 1 HBP: 0 BLK: 0 WP: 0 HR: 0 S: 37 P: 45 ERA: 0.00 WHIP: 0.556																

Batter	1	2	3	4	5	6	7	8	9	AB	R	H	RBI	BB	SO	LOB	BOTTOM
Lee Maye, L OBP: 0.332, SLG: 0.433 (1, 8)	S BB					4-3		F6		3	1	1	1	1	0	0	Pittsburgh Pirates @ Milwaukee Braves Milwaukee County Stadium, Milwaukee, WI Wed Sep 04 1963, 8:05 PM EDT Att: 6,219 - Unknown livebaseballscorecards.com
Frank Bolling, R OBP: 0.306, SLG: 0.324 (1, 4)	F4 1-2		HR 6-3			BB 1B		1B HBP		3	0	1	0	0	0	1	
Hank Aaron, R OBP: 0.395, SLG: 0.577 (1, 9)	K				5-3	F7		FC6-4 1B		4	0	1	0	0	1	2	
Eddie Mathews, L OBP: 0.393, SLG: 0.449 (1, 7)	P2				4-3	FC5-4 BB		F6		3	0	0	0	1	0	3	
Ty Cline, L OBP: 0.243, SLG: 0.202 (9, 8)					4-3	1-2		F6		0	0	0	0	0	0	0	
Joe Torre, R OBP: 0.355, SLG: 0.434 (1, 2)					F4	F8		FC6-4 1-2		4	0	0	0	0	0	4	
Gene Oliver, R OBP: 0.327, SLG: 0.444 (1, 3)					6-3			5-3		3	0	0	0	0	0	0	
Denis Menke, R OBP: 0.294, SLG: 0.359 (1, 5)					F9					3	0	1	0	0	1	0	
Roy McMillan, R OBP: 0.273, SLG: 0.321 (1, 6)					K					2	0	0	0	1	1	1	
Warren Spahn, L OBP: 0.185, SLG: 0.237 (1, 1)					F2					3	0	0	0	0	0	2	
Inning Stats	R: 0 E: 0 K: 1 S: 5	H: 0 LOB: 1 BB: 1 P: 9	R: 0 E: 0 K: 0 S: 3	H: 0 LOB: 0 BB: 0 P: 3	R: 1 E: 0 K: 1 S: 6	H: 1 LOB: 0 BB: 0 P: 6	R: 0 E: 0 K: 0 S: 3	H: 0 LOB: 0 BB: 0 P: 3	R: 0 E: 0 K: 0 S: 4	H: 1 LOB: 2 BB: 1 P: 8	R: 0 E: 0 K: 1 S: 5	H: 0 LOB: 1 BB: 1 P: 9	R: 0 E: 0 K: 0 S: 4	H: 1 LOB: 2 BB: 0 P: 5	1B: 3 2B: 0 3B: 0 HR: 1	SF: 0 SAC: 0 DP: 0 HBP: 1	WP: 0 PA: 32 SB: 0 CS: 0
PITCHER Bob Friend, R ERA: 2.11 (1, 1)	IP: 7.0 WLS: L BF: 27 H: 3 R: 1 ER: 1 SO: 1 BB: 3 IBB: 0 HBP: 0 BLK: 0 WP: 0 HR: 1 S: 30 P: 42 ERA: 1.29 WHIP: 0.857																
PITCHER Tom Butters, R ERA: (8, 1)	IP: 1.0 WLS: L BF: 5 H: 1 R: 0 ER: 0 SO: 0 BB: 0 IBB: 0 HBP: 1 BLK: 0 WP: 0 HR: 0 S: 4 P: 5 ERA: 0.00 WHIP: 1.000																

Batter	1	2	3	4	5	6	7	8	9	AB	R	H	RBI	BB	SO	LOB	TOP					
Dick Schofield, S OBP: 0.333, SLG: 0.305										4	0	2	0	0	0	0	Pittsburgh Pirates @ Milwaukee Braves Milwaukee County Stadium, Milwaukee, WI Thu Sep 05 1963, 8:05 PM EDT Att: 4,699 - Unknown					
Bill Virdon, L OBP: 0.316, SLG: 0.388										4	0	1	0	0	0	2						
Roberto Clemente, R OBP: 0.339, SLG: 0.479 Donn Clendenon, R OBP: 0.331, SLG: 0.438										2	0	0	0	0	2	1						
Jerry Lynch, L OBP: 0.325, SLG: 0.456										4	0	1	0	0	2	2						
Smoky Burgess, L OBP: 0.332, SLG: 0.386 Joe Gibbon, R OBP: 0.029, SLG: 0.029									4	0	2	0	0	0	0	1						
Willie Stargell, L OBP: 0.284, SLG: 0.381									4	0	1	0	0	2	3							
Bill Mazerowski, R OBP: 0.301, SLG: 0.373									4	0	0	0	0	2	5							
Gene Alley, R									3	0	0	0	0	2	1							
Tom Parsons, R									2	0	0	0	0	1	0							
Earl Francis, R OBP: 0.333, SLG: 0.458 Johnny Logan, R OBP: 0.325, SLG: 0.256 Don Schwall, R OBP: 0.167, SLG: 0.152									0	0	0	0	0	0	0							
Inning Stats	R: 0 E: 0 K: 1 S: 6	H: 1 LOB: 1 BB: 0 P: 6	R: 0 E: 1 K: 3 S: 10	H: 0 LOB: 1 BB: 0 P: 10	R: 0 E: 0 K: 0 S: 3	H: 1 LOB: 0 BB: 0 P: 3	R: 0 E: 0 K: 3 S: 11	H: 2 LOB: 2 BB: 0 P: 11	R: 0 E: 0 K: 2 S: 7	H: 0 LOB: 0 BB: 0 P: 7	R: 0 E: 0 K: 1 S: 6	H: 1 LOB: 1 BB: 0 P: 6	R: 0 E: 0 K: 1 S: 5	H: 0 LOB: 0 BB: 0 P: 5	R: 0 E: 0 K: 1 S: 6	H: 1 LOB: 1 BB: 0 P: 6	R: 0 E: 0 K: 0 S: 4	H: 2 LOB: 2 BB: 0 P: 4	1B: 7 2B: 1 3B: 0 HR: 0	SF: 0 SAC: 0 DP: 1 HBP: 0	WP: 0 PB: 0 SB: 0 CS: 0	PA: 34
PITCHER Bob Sadowski, R ERA: 2.38	IP: 9.0 WLS: W BF: 34 H: 8 R: 0 ER: 0 SO: 12 BB: 0 IBB: 0 HBP: 0 BLK: 0 WP: 0 HR: 0 S: 58 P: 58 ERA: 0.00 WHIP: 0.889											PITCHER	IP: 9.0 WLS: W BF: 34 H: 8 R: 0 ER: 0 SO: 12 BB: 0 IBB: 0 HBP: 0 BLK: 0 WP: 0 HR: 0 S: 58 P: 58 ERA: 0.00 WHIP: 0.889									

AB 34
R 0
H 8
RBI 0
BB 0
SO 12
LOB 16



Batter	1	2	3	4	5	6	7	8	9	AB	R	H	RBI	BB	SO	LOB	BOTTOM			
Lee Maye, L OBP: 0.330, SLG: 0.429										4	1	0	0	1	1	0	Pittsburgh Pirates @ Milwaukee Braves Milwaukee County Stadium, Milwaukee, WI Thu Sep 05 1963, 8:05 PM EDT Att: 4,699 - Unknown			
Frank Bolling, R OBP: 0.309, SLG: 0.332										4	2	3	0	0	0	0				
Hank Aaron, R OBP: 0.396, SLG: 0.576 Hawk Taylor, R OBP: 0.120, SLG: 0.083										4	2	2	0	0	1	2				
Eddie Mathews, L OBP: 0.398, SLG: 0.460 Ty Cline, L OBP: 0.243, SLG: 0.202										2	2	2	4	2	0	0				
Joe Torre, R OBP: 0.354, SLG: 0.432										2	1	0	1	1	0	2				
Gene Oliver, R OBP: 0.326, SLG: 0.440 Lou Klimchok, L OBP: 0.191, SLG: 0.213										3	0	0	1	1	0	2				
Denis Menke, R OBP: 0.294, SLG: 0.358										4	0	1	0	0	1	3				
Roy McMillan, R OBP: 0.269, SLG: 0.316										4	0	0	0	0	0	2				
Bob Sadowski, R OBP: 0.071, SLG: 0.071										4	0	0	0	0	2	3				
Inning Stats	R: 0 E: 0 K: 2 S: 8	H: 1 LOB: 2 BB: 1 P: 12	R: 0 E: 0 K: 0 S: 4	H: 1 LOB: 1 BB: 0 P: 4	R: 3 E: 0 K: 0 S: 5	H: 2 LOB: 0 BB: 1 P: 9	R: 0 E: 0 K: 0 S: 3	H: 0 LOB: 0 BB: 0 P: 3	R: 4 E: 1 K: 2 S: 11	H: 3 LOB: 2 BB: 2 P: 19	R: 1 E: 1 K: 0 S: 5	H: 1 LOB: 1 BB: 1 P: 9	R: 0 E: 0 K: 1 S: 5	H: 0 LOB: 0 BB: 0 P: 5	R: 0 E: 0 K: 1 S: 5	H: 0 LOB: 0 BB: 0 P: 5		1B: 4 2B: 3 3B: 0 HR: 1	SF: 1 SAC: 1 DP: 0 HBP: 0	WP: 0 PB: 0 SB: 0 CS: 0
PITCHER Tom Parsons, R ERA: 10.38 Earl Francis, R ERA: 4.31 Don Schwall, R ERA: 3.34	IP: 4.1 WLS: L BF: 22 H: 7 R: 6 ER: 5 SO: 2 BB: 2 IBB: 0 HBP: 0 BLK: 0 WP: 1 HR: 1 S: 24 P: 32 ERA: 10.38 WHIP: 2.077											PITCHER	IP: 4.1 WLS: L BF: 22 H: 7 R: 6 ER: 5 SO: 2 BB: 2 IBB: 0 HBP: 0 BLK: 0 WP: 1 HR: 1 S: 24 P: 32 ERA: 10.38 WHIP: 2.077							

AB 32
R 8
H 8
RBI 6
BB 5
SO 6
LOB 14



Batter	1	2	3	4	5	6	7	8	9	AB	R	H	RBI	BB	SO	LOB	TOP										
Julian Javier, R OBP: 0.311, SLG: 0.393	G3		4-3			6-3			G1-6-3 1B	4	0	1	0	0	0	1											
Bill White, L OBP: 0.359, SLG: 0.493	FC3-6 1B				1-3	1-3			G1-6-3 1-2f	4	0	1	0	0	0	2											
Curt Flood, R OBP: 0.352, SLG: 0.498	FC3-6 1-2f				G4-3 1B			F4	2B BB	3	0	1	0	1	0	1											
Ken Boyer, R OBP: 0.363, SLG: 0.460	5-3				G4-3 1-2f			5-3	2B	4	0	1	0	0	0	2											
Tim McCarver, L OBP: 0.328, SLG: 0.380		5-3				G3		5-3	K	4	0	0	0	0	1	2											
Mike Shannon, R OBP: 0.333, SLG: 0.333		K				1-3			G1-6-3 1B	3	0	1	0	0	1	0											
George Altman, L OBP: 0.344, SLG: 0.416		F8				F4			G1-6-3 1-2f	3	0	0	0	0	0	1											
Dal Maxvill, R OBP: 0.333, SLG: 0.265					6-3				2B BB	2	0	1	0	1	0	0											
Ron Taylor, R OBP: 0.032, SLG: 0.032									BB	1	0	0	0	0	1	0											
Corky Withrow, R (6, PH)									BB	1	0	0	0	0	1	1											
Ken MacKenzie, R (6, 1)									K	0	0	0	0	0	0	0											
Stan Musial, L OBP: 0.322, SLG: 0.394									K	1	0	0	0	0	1	1											
Barney Schultz, R (8, 1)									K	0	0	0	0	0	0	0											
Inning Stats	R: 0 E: 0 K: 0 S: 4	H: 1 LOB: 1 BB: 0 P: 4	R: 0 E: 0 K: 1 S: 5	H: 0 LOB: 0 BB: 0 P: 5	R: 0 E: 0 K: 1 S: 5	H: 0 LOB: 0 BB: 0 P: 5	R: 0 E: 0 K: 0 S: 3	H: 1 LOB: 0 BB: 0 P: 3	R: 0 E: 0 K: 0 S: 3	H: 0 LOB: 0 BB: 0 P: 3	R: 0 E: 0 K: 1 S: 6	H: 1 LOB: 1 BB: 0 P: 6	R: 0 E: 0 K: 0 S: 3	H: 0 LOB: 0 BB: 0 P: 3	R: 0 E: 0 K: 1 S: 5	H: 1 LOB: 1 BB: 1 P: 9	R: 0 E: 0 K: 1 S: 6	H: 2 LOB: 2 BB: 1 P: 10	1B: 4 2B: 2 3B: 0 HR: 0	SF: 0 SAC: 0 DP: 3 HBP: 0	WP: 0 PB: 0 SB: 0 CS: 0	PA: 32					
PITCHER	IP	WLS	BF	H	R	ER	SO	BB	IBB	HBP	BLK	WP	HR	S	P	ERA	WHIP										
Bob Veale, L ERA: 0.56	9.0	W	32	6	0	0	5	2	0	0	0	0	0	40	48	0.00	0.889										

St. Louis Cardinals @ Pittsburgh Pirates
Forbes Field, Pittsburgh, PA
Fri Sep 06 1963, 7:05 PM EDT
Att: 11,825 - Unknown

AB	30
R	0
H	6
RBI	0
BB	2
SO	5
LOB	11



Batter	1	2	3	4	5	6	7	8	9	AB	R	H	RBI	BB	SO	LOB	BOTTOM										
Bill Mazerowski, R OBP: 0.298, SLG: 0.369	F4				F4				F3	4	0	1	0	0	0	0											
Dick Schofield, S OBP: 0.342, SLG: 0.314	1B 2B	1-2 2-H			1B				F9	4	2	3	0	0	0	0											
Jerry Lynch, L OBP: 0.326, SLG: 0.457					F7				PB E 1B	4	0	2	1	0	1	2											
Donn Clendenon, R OBP: 0.328, SLG: 0.435	K				1B				1B	0	1	0	0	0	0	0											
Bill Virdon, L OBP: 0.321, SLG: 0.390					4-3				PB E 1B	4	1	3	1	0	0	1											
Smoky Burgess, L OBP: 0.327, SLG: 0.380	2H 1B				2-3				1-2 E 1B	4	0	0	0	0	1	6											
Willie Stargell, L OBP: 0.287, SLG: 0.381					F7				1-2 2-S K	4	1	2	2	0	1	1											
Manny Mota, R OBP: 0.352, SLG: 0.366					BB 1B 1B				2H 3H K	4	0	0	0	0	3	3											
Bob Bailey, R OBP: 0.301, SLG: 0.327					F9				K	4	0	1	1	0	1	1											
Bob Veale, S OBP: 0.167, SLG: 0.182					F8				K	3	0	0	0	1	2	1											
Inning Stats	R: 1 E: 0 K: 1 S: 7	H: 2 LOB: 1 BB: 0 P: 7	R: 0 E: 0 K: 0 S: 4	H: 2 LOB: 2 BB: 1 P: 8	R: 1 E: 0 K: 0 S: 5	H: 2 LOB: 1 BB: 0 P: 5	R: 0 E: 0 K: 2 S: 7	H: 0 LOB: 0 BB: 0 P: 7	R: 0 E: 0 K: 0 S: 5	H: 2 LOB: 2 BB: 0 P: 5	R: 0 E: 0 K: 3 S: 9	H: 0 LOB: 0 BB: 0 P: 9	R: 0 E: 0 K: 1 S: 5	H: 0 LOB: 0 BB: 0 P: 5	R: 3 E: 1 K: 2 S: 11	H: 4 LOB: 1 BB: 0 P: 11	1B: 10 2B: 2 3B: 0 HR: 0	SF: 0 SAC: 0 DP: 0 HBP: 0	WP: 0 PB: 1 SB: 0 CS: 0	PA: 36							
PITCHER	IP	WLS	BF	H	R	ER	SO	BB	IBB	HBP	BLK	WP	HR	S	P	ERA	WHIP										
Ron Taylor, R ERA: 2.87	5.0	L	23	8	2	2	3	1	0	0	0	0	0	28	32	3.60	1.800										
Ken MacKenzie, L ERA: 4.93	2.0		6	0	0	0	4	0	0	0	0	0	0	14	14	0.00	0.000										
Barney Schultz, R ERA: 3.6	1.0		7	4	3	2	2	0	0	0	0	0	0	11	11	18.00	4.000										

St. Louis Cardinals @ Pittsburgh Pirates
Forbes Field, Pittsburgh, PA
Fri Sep 06 1963, 7:05 PM EDT
Att: 11,825 - Unknown


AB	35
R	5
H	12
RBI	5
BB	1
SO	9
LOB	15



Batter	1	2	3	4	5	6	7	8	9	AB	R	H	RBI	BB	SO	LOB	TOP						
Julian Javier, R OBP: 0.310, SLG: 0.391 (1, 4)	0-0 4-3	0-0 5-3			0-0 5-3		0-0 G4-6-3		0-0 2B 1B 1B	5	0	1	0	0	0	1							
Curt Flood, R OBP: 0.353, SLG: 0.408 (1, 8)	0-0 1B 1B	0-0 5-3			0-0 1-3		0-3 K		0-0 1-2 3-H 1B	5	1	2	1	0	1	0							
Bill White, L OBP: 0.363, SLG: 0.497 (1, 3)	0-0 1B 1-3 FC5-4 1B		0-0 4-3		0-0 1B 1B			0-0 1B 1B	0-0 2-3 2B	5	2	4	0	0	0	0							
Ken Boyer, R OBP: 0.367, SLG: 0.462 (1, 5)	0-0 FC5-4 1-3 3-H 1B		0-0 5-3		0-0 1-2 1B			0-0 FC4-6 1-2 SF8 1B	4-0 1B IBB	4	2	3	1	1	0	0							
Charlie James, R OBP: 0.293, SLG: 0.414 (1, 7)																							
Mike Shannon, R OBP: 0.333, SLG: 0.333 (9, 7)	1-2 FC5-4 HBP				0-0 1-3			0-0 1-2 2-H 1B	0-3 K	4	0	2	1	0	1	5							
Corky Withrow, R (1, 9)	0-0 FC5-4 1B																						
George Altman, L OBP: 0.342, SLG: 0.413 (6, PH) (6, 9)	1-2 2-3 3-H 1B				0-3 K		0-0 F6		0-0 FC4-6 1-2 2-3 SF8	2	0	0	1	0	1	3							
Tim McCarver, L OBP: 0.327, SLG: 0.379 (1, 2)	0-0 1-2 FC6 1B				0-0 K		0-0 F7		0-0 SF8	3	0	1	2	0	1	0							
Dal Maxvill, R OBP: 0.302, SLG: 0.237 (1, 6)	0-0 1-2 FC6				0-0 F9		0-0 6-3		0-0 L3	4	0	0	0	0	0	3							
Ray Sadecki, L OBP: 0.175, SLG: 0.200 (5, 1)		0-0 4-3			0-0 1-3				4-0 G4-6-3 BB	2	0	0	0	0	0	0							
Bobby Shantz, R OBP: 0.333, SLG: 0.143 (7, PH)									4-0 1B E 1B BB	0	0	0	0	0	0	0							
Stan Musial, L OBP: 0.324, SLG: 0.354 (9, PH)										0	0	0	0	0	0	0							
Bob Gibson, R OBP: 0.276, SLG: 0.356 (9, PH)										0	0	0	0	0	0	0							
Lew Burdette, R OBP: 0.126, SLG: 0.137 (9, 1)										0	0	0	0	0	0	0							
Inning Stats	R: 3 E: 0 K: 0 S: 7	H: 4 LOB: 2 BB: 0 P: 8	R: 0 E: 0 K: 0 S: 3	H: 0 LOB: 0 BB: 0 P: 3	R: 0 E: 0 K: 1 S: 6	H: 1 LOB: 1 BB: 0 P: 6	R: 0 E: 0 K: 1 S: 5	H: 0 LOB: 0 BB: 0 P: 5	R: 0 E: 0 K: 0 S: 5	H: 2 LOB: 2 BB: 0 P: 5	R: 0 E: 0 K: 0 S: 3	H: 0 LOB: 0 BB: 1 P: 3	R: 0 E: 0 K: 1 S: 4	H: 0 LOB: 0 BB: 1 P: 8	R: 2 E: 0 K: 0 S: 6	H: 3 LOB: 1 BB: 0 P: 6	R: 1 E: 1 K: 2 S: 9	H: 3 LOB: 3 BB: 2 P: 17	1B: 12 2B: 1 3B: 0 HR: 0	SF: 1 SAC: 0 DP: 1 HBP: 1	WP: 0 PB: 0 SB: 0 CS: 0	PA: 42	
PITCHER	IP	WLS	BF	H	R	ER	SO	BB	IBB	HBP	BLK	WP	HR	S	P	ERA	WHIP						
Joe Gibson, L ERA: 3.34 (1, 1)	0.2		7	4	3	3	0	0	0	1	0	0	0	6	7	40.50	6.000						
Earl Francis, R ERA: 4.19 (4, 1)	2.1		8	1	0	0	1	0	0	0	0	0	0	10	10	0.00	0.429						
Tommye Sisk, R ERA: 3.01 (7, 1)	3.0		11	2	0	0	1	0	0	0	0	0	0	13	13	0.00	0.667						
Al McBean, R ERA: 2.52 (8, 1)	1.0	L	4	0	1	1	0	1	0	0	0	0	0	3	7	9.00	1.000						
PITCHER	IP	WLS	BF	H	R	ER	SO	BB	IBB	HBP	BLK	WP	HR	S	P	ERA	WHIP						
Roy Face, R ERA: 2.71 (9, 1)	1.0		6	3	0	0	2	0	1	0	0	0	0	9	13	0.00	3.000						

St. Louis Cardinals @ Pittsburgh Pirates
Forbes Field, Pittsburgh, PA
Sat Sep 07 1963, 3:33 AM EDT
Att: 8,427 - Unknown

AB 37
R 6
H 13
RBI 6
BB 3
SO 5
LOB 17



WP: 0 PA: 42
PB: 0
SB: 0
CS: 0


Batter	1	2	3	4	5	6	7	8	9	AB	R	H	RBI	BB	SO	LOB	BOTTOM						
Dick Schofield, S OBP: 0.346, SLG: 0.320 (1, 6)	0-0 G4-6-3 1B		0-0 1-2 2-H 1B		0-0 6-3 1B		0-0 1-2 1B		0-3 K	5	0	4	1	0	1	0							
Manny Mota, R OBP: 0.345, SLG: 0.358 (1, 9)	0-0 G4-6-3		0-0 F9		0-0 6-3		0-0 F8		0-0 FC4-6 1B	5	0	1	0	0	0	6							
Ted Savage, R OBP: 0.260, SLG: 0.349 (1, 7)	0-3 K		0-3 K		0-3 K		0-0 F4		0-0 FC4-6	4	0	0	0	0	3	3							
Smoky Burgess, L OBP: 0.328, SLG: 0.378 (9, PH)									1-2 1B	1	0	0	0	0	0	1							
Donn Clendenon, R OBP: 0.328, SLG: 0.439 (1, 3)		0-3 K		0-0 HR		0-0 F9		0-0 5-3		4	1	1	1	0	1	1							
Bill Mazerowski, R OBP: 0.298, SLG: 0.368 (1, 4)		0-0 F8		0-0 F8		0-0 WP 1B 1B		0-0 6-3		4	1	1	0	0	0	0							
Jim Pagliaroni, R OBP: 0.328, SLG: 0.396 (1, 2)		0-0 4-3		0-0 F8		0-0 G3		0-0 5-3		4	0	0	0	0	0	1							
Ron Brand, R OBP: 0.358, SLG: 0.370 (9, 2)										0	0	0	0	0	0	0							
Bill Virdon, L OBP: 0.323, SLG: 0.391 (1, 8)			0-0 6-3		0-0 2B 1B		0-0 WP 1B 1B		0-0 F8	4	2	2	0	0	0	0							
Bob Bailey, R OBP: 0.303, SLG: 0.330 (1, 5)			0-0 1B 1B		0-0 1-1 2B		0-3 K		0-0 F4	4	1	2	1	0	1	2							
Inning Stats	R: 0 E: 0 K: 1 S: 5	H: 1 LOB: 0 BB: 0 P: 5	R: 0 E: 0 K: 1 S: 5	H: 0 LOB: 0 BB: 0 P: 5	R: 1 E: 0 K: 1 S: 8	H: 3 LOB: 2 BB: 0 P: 8	R: 2 E: 0 K: 0 S: 6	H: 3 LOB: 1 BB: 0 P: 6	R: 0 E: 0 K: 1 S: 9	H: 4 LOB: 1 BB: 0 P: 9	R: 0 E: 0 K: 0 S: 3	H: 0 LOB: 0 BB: 0 P: 3	R: 0 E: 0 K: 0 S: 3	H: 0 LOB: 0 BB: 0 P: 3	R: 0 E: 0 K: 1 S: 6	H: 1 LOB: 1 BB: 0 P: 6	1B: 11 2B: 1 3B: 0 HR: 1	SF: 0 SAC: 0 DP: 1 HBP: 0	WP: 1 PB: 0 SB: 0 CS: 0	PA: 39			
PITCHER	IP	WLS	BF	H	R	ER	SO	BB	IBB	HBP	BLK	WP	HR	S	P	ERA	WHIP						
Ray Sadecki, L ERA: 4.63 (5, 1)	1.2		8	3	2	2	2	0	0	0	0	1	0	12	12	10.80	1.800						
Sam Jones, R ERA: 9.0 (6, 1)	0.1		3	2	0	0	0	0	0	0	0	0	0	3	3	0.00	6.000						
Barney Schultz, R ERA: 3.48 (7, 1)	2.0	W	6	0	0	0	0	0	0	0	0	0	0	6	6	0.00	0.000						
Lew Burdette, R ERA: 3.9 (9, 1)	1.0	S	4	1	0	0	1	0	0	0	0	0	0	6	6	0.00	1.000						


St. Louis Cardinals @ Pittsburgh Pirates
Forbes Field, Pittsburgh, PA
Sat Sep 07 1963, 3:33 AM EDT
Att: 8,427 - Unknown

AB 39
R 5
H 13
RBI 5
BB 0
SO 6
LOB 15




WP: 1 PA: 39
PB: 0
SB: 0
CS: 0


Batter	1	2	3	4	5	6	7	8	9	AB	R	H	RBI	BB	SO	LOB	TOP											
Julian Javier, R OBP: 0.311, SLG: 0.396 (1, 4)	0-0 5-3		0-0 HR		0-0 F6			4-0 L6 SH BB		3	1	2	1	0	0		St. Louis Cardinals @ Pittsburgh Pirates Forbes Field, Pittsburgh, PA Sun Sep 08 1963, 3:33 AM EDT Att: 14,866 - Unknown AB 31 R 3 H 7 RBI 3 BB 1 SO 4 LOB 9 											
Curt Flood, R OBP: 0.353, SLG: 0.409 (1, 8)	0-0 6-3		0-0 F8 1B 2B		0-3 K			0-0 SH		3	1	1	0	0	1	0												
Bill White, L OBP: 0.360, SLG: 0.494 (1, 3)	0-0 F5		0-0 F8 2-3		0-0 F4			0-0 L6 2-3		4	0	0	0	0	0	3												
Ken Boyer, R OBP: 0.366, SLG: 0.461 (1, 5)		0-3 K	0-0 1B		0-0 6-3			0-0 F9		4	0	1	1	0	1	1												
Stan Musial, L OBP: 0.321, SLG: 0.390 Gary Kolb, L OBP: 0.410, SLG: 0.494 (6, 7)		0-3 K	0-0 4-3 3-H		0-0 F7			0-0 3-4 1B		3	0	0	0	0	1	1												
George Altman, L OBP: 0.341, SLG: 0.411 (1, 9)		0-0 E3		0-0 F8		0-0 1B		0-0 3-4 1-2		4	0	1	0	0	0	1												
Tim McCarver, L OBP: 0.326, SLG: 0.378 (1, 2)		0-0 F9		0-0 FC5-4 1B		0-0 4-3		0-0 F9		4	0	1	0	0	0	1												
Dal Maxvill, R OBP: 0.304, SLG: 0.244 (1, 6)			0-0 SH1-4 HR 1B		0-0 FC5-4 1-2		0-0 5-3			3	1	1	0	0	0	1												
Ernie Broglio, R OBP: 0.122, SLG: 0.127 Bobby Shantz, R OBP: 0.333, SLG: 0.143 Ron Taylor, R OBP: 0.032, SLG: 0.032 (9, 1)			0-0 SH1-4 1-2		0-0 F8		0-3 K			2	0	0	0	0	1	1												
Inning Stats	R: 0 E: 0 K: 0 S: 3	H: 0 LOB: 0 BB: 0 P: 3	R: 0 E: 1 K: 2 S: 8	H: 0 LOB: 1 BB: 0 P: 8	R: 3 E: 0 K: 0 S: 7	H: 4 LOB: 1 BB: 0 P: 7	R: 0 E: 0 K: 0 S: 4	H: 1 LOB: 1 BB: 0 P: 4	R: 0 E: 0 K: 1 S: 5	H: 0 LOB: 0 BB: 0 P: 5	R: 0 E: 0 K: 0 S: 3	H: 0 LOB: 1 BB: 0 P: 3	R: 0 E: 0 K: 1 S: 5	H: 0 LOB: 1 BB: 0 P: 5	R: 0 E: 0 K: 0 S: 3	H: 1 LOB: 1 BB: 0 P: 3		1B: 5 2B: 3 3B: 0 HR: 1	SF: 0 SAC: 2 DP: 2 HBP: 0	WP: 0 PB: 0 SB: 0 CS: 0	PA: 34							
PITCHER	IP	WLS	BF	H	R	ER	SO	BB	IBB	HBP	BLK	WP	HR	S	P	ERA	WHIP											
Bob Friend, R ERA: 2.16 Don Schwall, R ERA: 3.29	(1, 1)	7.0	L	27	6	3	3	4	0	0	0	0	0	1	35	35	3.86	0.857										
(8, 1)	2.0	7	1	0	0	0	0	1	0	0	0	0	0	0	6	10	0.00	1.000										

Batter	1	2	3	4	5	6	7	8	9	AB	R	H	RBI	BB	SO	LOB	BOTTOM											
Bill Mazerowski, R OBP: 0.297, SLG: 0.366 (1, 4)	0-0 F4		0-0 F4		0-3 K		0-0 FC4-6 1B		0-0 F2	5	0	1	0	0	1	1	St. Louis Cardinals @ Pittsburgh Pirates Forbes Field, Pittsburgh, PA Sun Sep 08 1963, 3:33 AM EDT Att: 14,866 - Unknown AB 36 R 2 H 11 RBI 2 BB 1 SO 1 LOB 11 											
Dick Schofield, S OBP: 0.343, SLG: 0.316 (1, 6)	0-0 6-3		0-0 3-1		0-0 F8		0-0 FC4-6 1-2		0-0 4-3	5	0	0	0	0	2	0												
Jerry Lynch, L OBP: 0.327, SLG: 0.464 (1, 7)	0-0 3B		0-0 F8		0-0 F7		0-0 F2		0-0 F2	4	0	1	0	0	0	0												
Bill Virdon, L OBP: 0.324, SLG: 0.390 (1, 8)	4-0 BB		0-0 F8		0-0 1B		0-0 1-3		0-0 1-3	3	0	1	0	1	0	0												
Roberto Clemente, R OBP: 0.358, SLG: 0.477 (1, 9)	0-0 G3		0-0 6-3		0-0 6-3		0-0 1B 1-2		0-0 1B	4	1	2	0	0	0	2												
Smoky Burgess, L OBP: 0.332, SLG: 0.393 Ron Brand, R OBP: 0.358, SLG: 0.370 (8, FR) (9, 2)		0-0 5-3		0-0 1B 2B		0-0 1B 1-H		0-0 1B 1-2		4	1	3	1	0	0	0												
Willie Stargell, L OBP: 0.327, SLG: 0.385 Don Clendenon, R OBP: 0.327, SLG: 0.438 (6, PH) (9, 3)		0-0 FC5-4 1B		0-0 2B 2-H		0-0 G3		0-0 F7		3	0	2	1	0	0	1												
Bob Bailey, R OBP: 0.302, SLG: 0.329 (1, 5)		0-0 FC5-4 1-2		0-0 5-3		0-0 5-3		0-0 SH1-4 1B		4	0	1	0	0	0	2												
Bob Friend, R OBP: 0.110, SLG: 0.099 Manny Mota, R OBP: 0.342, SLG: 0.355 Don Schwall, R OBP: 0.167, SLG: 0.152 Gene Alley, R (9, PH)		0-0 1-3		0-0 5-3		0-0 5-3		0-0 SH1-4 1-2		2	0	0	0	0	0	1												
Inning Stats	R: 0 E: 0 K: 0 S: 4	H: 1 LOB: 2 BB: 1 P: 8	R: 0 E: 0 K: 0 S: 4	H: 1 LOB: 1 BB: 0 P: 4	R: 0 E: 0 K: 0 S: 3	H: 0 LOB: 0 BB: 0 P: 3	R: 1 E: 0 K: 0 S: 5	H: 2 LOB: 1 BB: 0 P: 5	R: 0 E: 0 K: 1 S: 5	H: 0 LOB: 0 BB: 0 P: 5	R: 1 E: 0 K: 0 S: 5	H: 3 LOB: 1 BB: 0 P: 5	R: 0 E: 0 K: 0 S: 4	H: 1 LOB: 1 BB: 0 P: 4	R: 0 E: 0 K: 0 S: 5	H: 2 LOB: 2 BB: 0 P: 5		R: 0 E: 0 K: 0 S: 4	H: 1 LOB: 1 BB: 0 P: 4	1B: 8 2B: 2 3B: 1 HR: 0	SF: 0 SAC: 1 DP: 0 HBP: 0	WP: 0 PB: 0 SB: 0 CS: 0	PA: 38					
PITCHER	IP	WLS	BF	H	R	ER	SO	BB	IBB	HBP	BLK	WP	HR	S	P	ERA	WHIP											
Ernie Broglio, R ERA: 3.15 Bobby Shantz, L ERA: 2.57 Ron Taylor, R ERA: 2.85	(1, 1)	7.0	W	29	8	2	2	1	1	0	0	0	0	0	7	7	0.00	2.250										
(8, 1)	1.1	7	3	0	0	0	0	0	0	0	0	0	0	0	7	7	0.00	2.250										
(9, 1)	0.2	S	2	0	0	0	0	0	0	0	0	0	0	2	2	0.00	0.000											

Batter	1	2	3	4	5	6	7	8	9	AB	R	H	RBI	BB	SO	LOB	TOP			
Maury Wills, S OBP: 0.350, SLG: 0.342 (1, 6)	0-0 4-3		0-1 4-3	1-1 PO	1-0 6-3		1-0 4-3		1-2 4-3	5	0	0	0	0	0	0	Los Angeles Dodgers @ Pittsburgh Pirates Forbes Field, Pittsburgh, PA Tue Sep 10 1963, 7:05 PM EDT Att: 11,152 - Unknown livebaseballscorecards.com			
Jim Gilliam, S OBP: 0.362, SLG: 0.400 (1, 4) (7, 5)	1-0 F8		1-0 1B	2-3	2-0 4-3		0-0 HR		3-3 K	5	1	2	0	0	1	0				
Wally Moon, L OBP: 0.352, SLG: 0.409 (1, 7) (7, 9)	1-2 1B		3-2 F9		1-2 F7		0-1 HR		4-1 BB	4	2	2	2	1	0	1				
Tommy Davis, R OBP: 0.358, SLG: 0.450 (1, 5) (7, 7)	0-0 1B		0-2 1B			2-1 F3	1-1 4-3		0-3 K	5	0	2	0	0	1	1				
Ron Fairly, L OBP: 0.351, SLG: 0.399 (1, 3)	0-1 FC5-4		1-1 G3			4-0 E	1-2 F2			3	1	1	1	1	0	2				
Frank Howard, R OBP: 0.320, SLG: 0.503 Dick Tracewski, R OBP: 0.296, SLG: 0.264 (1, 9) (7, 4)	0-1 FC5-4			2-2 F6		1-0 E5		2-3 K		3	0	0	0	0	0	2				
John Roseboro, L OBP: 0.301, SLG: 0.360 (1, 2)		0-0 L3		2-1 PO		0-0 F8		4-2 BB		3	0	1	0	1	0	1				
Willie Davis, L OBP: 0.263, SLG: 0.350 (1, 8)		1-1 4-3		0-3 K		4-0 IBB		0-3 K		3	0	0	0	1	2	2				
Sandy Koufax, R OBP: 0.112, SLG: 0.090 (1, 1)		1-3 K		1-0 1B		0-3 K		2-3 K		4	0	1	0	0	3	3				
Inning Stats	R: 1 E: 0 K: 0 S: 10	H: 3 LOB: 2 BB: 0 P: 12	R: 0 E: 0 K: 0 S: 7	H: 0 LOB: 0 BB: 0 P: 9	R: 0 E: 0 K: 0 S: 11	H: 2 LOB: 1 BB: 0 P: 19	R: 0 E: 0 K: 0 S: 5	H: 0 LOB: 0 BB: 0 P: 9	R: 1 E: 1 K: 1 S: 7	H: 0 LOB: 2 BB: 2 P: 18	R: 2 E: 0 K: 0 S: 9	H: 2 LOB: 0 BB: 0 P: 12	R: 0 E: 0 K: 3 S: 13	H: 0 LOB: 1 BB: 1 P: 21	R: 0 E: 0 K: 2 S: 10	H: 0 LOB: 1 BB: 1 P: 18	1B: 8 2B: 0 3B: 0 HR: 1	SF: 0 SAC: 0 DP: 0 HBP: 0	WP: 0 PB: 0 SB: 0 CS: 0	PA: 41
PITCHER	IP	WLS	BF	H	R	ER	SO	BB	IBB	HBP	BLK	WP	HR	S	P	ERA	WHIP			
Don Cardwell, R ERA: 3.13 Harvey Haddix, L ERA: 3.49	(1, 1) 7.0	L 32	9	4	3	3	3	1	1	0	0	0	1	62	95	3.86	1.429			

Batter	1	2	3	4	5	6	7	8	9	AB	R	H	RBI	BB	SO	LOB	BOTTOM			
Dick Schofield, S OBP: 0.340, SLG: 0.314 (1, 6)	1-2 F6		3-1 E5			1-0 F9		1-1 F9		4	0	0	0	0	0	0	Los Angeles Dodgers @ Pittsburgh Pirates Forbes Field, Pittsburgh, PA Tue Sep 10 1963, 7:05 PM EDT Att: 11,152 - Unknown livebaseballscorecards.com			
Manny Mota, R OBP: 0.331, SLG: 0.342 (1, 7) (6, 8)	2-3 K		1-0 6-3			2-3 K		1-1 6-3		4	0	0	0	0	2	1				
Roberto Clemente, R OBP: 0.361, SLG: 0.485 (1, 9)	2-1 5-3			2-2 SH3-4		3-2 1B		1-0 HR		4	1	3	1	0	0	0				
Jim Pagliaroni, R OBP: 0.325, SLG: 0.391 (1, 2)		3-2 F8		0-1 SH3-4		0-0 6-3		1-2 6-3		3	0	0	0	0	0	1				
Donn Clendenon, R OBP: 0.326, SLG: 0.437 (1, 3)		1-0 1B		1-3 K		1-3 K		3-3 K		4	0	1	0	0	3	1				
Bill Mazerowski, R OBP: 0.294, SLG: 0.363 (1, 4)		2-2 F4		0-0 F8		1-1 5-3		2-2 F8		4	0	0	0	0	0	2				
Bill Virdon, L OBP: 0.323, SLG: 0.389 Ted Savage, R OBP: 0.281, SLG: 0.348 (1, 8) (5, PH) (6, 7)		1-2 4-3			1-2 F3		1-1 E7		0-2 5-3	1	0	0	0	0	0	1				
Bob Bailey, R OBP: 0.302, SLG: 0.330 (1, 5)			2-3 K		3-1 5-3		1-0 1B			3	0	1	1	0	1	0				
Don Cardwell, R OBP: 0.149, SLG: 0.074 Johnny Logan, R OBP: 0.330, SLG: 0.258 Harvey Haddix, L OBP: 0.167, SLG: 0.364 (1, 1) (7, PH) (8, 1)			1-3 K		1-3 K		3-H 1B			2	0	0	0	0	0	2				
Inning Stats	R: 0 E: 0 K: 1 S: 8	H: 0 LOB: 0 BB: 0 P: 13	R: 0 E: 0 K: 0 S: 12	H: 1 LOB: 0 BB: 0 P: 18	R: 0 E: 1 K: 2 S: 9	H: 0 LOB: 1 BB: 0 P: 16	R: 0 E: 0 K: 1 S: 10	H: 1 LOB: 1 BB: 0 P: 13	R: 0 E: 0 K: 1 S: 11	H: 1 LOB: 1 BB: 0 P: 17	R: 1 E: 1 K: 2 S: 11	H: 2 LOB: 1 BB: 0 P: 16	R: 1 E: 0 K: 0 S: 8	H: 1 LOB: 0 BB: 0 P: 12	R: 0 E: 0 K: 1 S: 9	H: 0 LOB: 0 BB: 0 P: 14	1B: 5 2B: 0 3B: 0 HR: 1	SF: 0 SAC: 1 DP: 0 HBP: 0	WP: 0 PB: 0 SB: 0 CS: 0	PA: 34
PITCHER	IP	WLS	BF	H	R	ER	SO	BB	IBB	HBP	BLK	WP	HR	S	P	ERA	WHIP			
Sandy Koufax, L ERA: 1.94	(1, 1) 9.0	W 34	6	2	1	1	9	0	0	0	0	0	1	86	132	1.00	0.667			

Batter	1	2	3	4	5	6	7	8	9	AB	R	H	RBI	BB	SO	LOB	TOP										
Maury Wills, S (1,6) OBP: 0.351, SLG: 0.346	3-1	2-3			1-3			5-3		4	0	0	0	0	0	1	Los Angeles Dodgers @ Pittsburgh Pirates Forbes Field, Pittsburgh, PA Thu Sep 12 1963, 7:05 PM EDT Alt: 2,644 - Overcast AB 30 R 5 H 6 RBI 5 BB 3 SO 5 LOB 7 										
Jim Gilliam, S (1,4) OBP: 0.362, SLG: 0.398	1-2 HR	3-2 F8			0-1 F5			2-0 G3		4	1	1	0	0	0	1											
Wally Moon, L (1,9) OBP: 0.357, SLG: 0.410	1-1 HR				1-0 G3			4-1 BB		2	2	1	0	2	0	0											
Tommy Davis, R (1,7) OBP: 0.354, SLG: 0.446	1-3				0-1 SH5-3			1-3 K		3	0	0	0	0	1	3											
Ron Fairly, L (1,3) OBP: 0.350, SLG: 0.396	4-0 HR				2-1 4-3			2-0 4-3		3	1	0	0	1	0	1											
John Roseboro, L (1,2) OBP: 0.300, SLG: 0.366	1-1 HR				0-1 CS			0-1 G3		4	1	2	5	0	1	0											
Ken McMullen, R (1,5) OBP: 0.275, SLG: 0.323	1-3 K				3-1 CS			2-3 K		4	0	1	0	0	2	0											
Willie Davis, L (1,8) OBP: 0.265, SLG: 0.351		1-1 SH1-4			3-2 1-3			1-2 G3		4	0	1	0	0	1	1											
Johnny Podres, L (1,1) OBP: 0.156, SLG: 0.233		0-1 SH1-4			0-1 F6			1-1 F7		2	0	0	0	0	0	0											
Ron Perranoski, L (8,1) OBP: 0.174, SLG: 0.095		1-2								0	0	0	0	0	0	0											
Inning Stats	R: 4 E: 0 K: 1 S: 12	H: 3 LOB: 0 BB: 1 P: 23	R: 0 E: 0 K: 0 S: 8	H: 1 LOB: 1 BB: 0 P: 12	R: 1 E: 0 K: 0 S: 8	H: 1 LOB: 0 BB: 1 P: 17	R: 0 E: 0 K: 0 S: 7	H: 0 LOB: 0 BB: 0 P: 10	R: 0 E: 0 K: 0 S: 5	H: 0 LOB: 0 BB: 0 P: 9	R: 0 E: 0 K: 1 S: 8	H: 0 LOB: 0 BB: 0 P: 12	R: 0 E: 0 K: 1 S: 7	H: 0 LOB: 1 BB: 1 P: 14	R: 0 E: 0 K: 2 S: 11	H: 1 LOB: 1 BB: 0 P: 16	1B: 5 2B: 0 3B: 0 HR: 1	SF: 0 SAC: 2 DP: 0 HBP: 0	WP: 0 PB: 0 SB: 0 CS: 1	PA: 36							
PITCHER	IP	WLS	BF	H	R	ER	SO	BB	IBB	HBP	BLK	WP	HR	S	P	ERA	WHIP										
Bob Friend, R (1,1) ERA: 2.31	3.0	L	15	5	5	5	1	2	0	0	0	0	1	28	52	15.00	2.333										
Tommie Sisk, R (4,1) ERA: 2.93	3.0	9	0	0	0	0	0	0	0	0	0	0	0	20	31	0.00	0.000										
Al McBean, R (7,1) ERA: 2.48	2.0	7	0	0	0	2	2	1	0	0	0	0	0	15	26	0.00	0.500										
Roy Face, R (9,1) ERA: 2.67	1.0	4	1	0	0	0	2	0	0	0	0	0	0	11	16	0.00	1.000										

Batter	1	2	3	4	5	6	7	8	9	AB	R	H	RBI	BB	SO	LOB	BOTTOM										
Dick Schofield, S (1,6) OBP: 0.346, SLG: 0.322	1-1 1B		1-2 5-3			0-0 FC6-4		0-1 FC6-4	1-2 G3	5	1	3	1	0	0	1	Los Angeles Dodgers @ Pittsburgh Pirates Forbes Field, Pittsburgh, PA Thu Sep 12 1963, 7:05 PM EDT Alt: 2,644 - Overcast AB 32 R 3 H 6 RBI 3 BB 5 SO 1 LOB 14 										
Manny Mota, R (1,7) OBP: 0.320, SLG: 0.330	1-0 L9				0-1 5-3	2-2 FC6-4		2-0 4-3		4	0	0	1	0	0	3											
Roy Face, R (9,1) OBP: 0.250, SLG: 0.250						1-2 FC6-4		2-3 4-3		0	0	0	0	0	0	0											
Roberto Clemente, R (1,9) OBP: 0.363, SLG: 0.485	1-0 F9				0-2 BB	1-2 1B		4-2 FC6-4		3	0	2	0	1	0	1											
Jim Pagliaroni, R (1,2) OBP: 0.327, SLG: 0.388	0-1 F8				4-2 BB	1-0 1B		4-2 FC6-4		2	0	0	0	2	0	3											
Ron Brand, R (8, PR) OBP: 0.356, SLG: 0.370					1-2 BB			1-2 BB		0	0	0	0	0	0	0											
Donn Clendenon, R (1,3) OBP: 0.322, SLG: 0.431		0-0 5-3			0-1 G6-4-3			2-2 FC6-4		4	0	0	1	0	0	4											
Bill Mazerowski, R (1,4) OBP: 0.291, SLG: 0.358		2-1 F8			0-1 F6			1-2 F8		4	0	0	0	0	0	2											
Bill Virdon, L (1,8) OBP: 0.322, SLG: 0.386		0-1 F5			2-2 5-3			2-1 F8		4	0	0	0	0	0	0											
Bob Bailey, R (1,5) OBP: 0.303, SLG: 0.326			1-2 F7		0-0 F3			4-2 1B	1-3 K	3	1	0	0	1	1	0											
Bob Friend, R (1,1) OBP: 0.110, SLG: 0.099			1-2 F3			1-2 F4		0-0 1B	4-2 BB	0	0	0	0	0	0	0											
Johnny L. Scott, R (3, PR) OBP: 0.387, SLG: 0.256										1	0	0	0	0	0	0											
Tommie Sisk, R (4,1) OBP: 0.357, SLG: 0.256										0	0	0	0	0	0	0											
Ted Savage, R (6, PR) OBP: 0.297, SLG: 0.343										1	0	0	0	0	0	0											
Al McBean, R (7,1) OBP: 0.260, SLG: 0.333										0	0	0	0	0	0	0											
Jerry Lynch, R (8, PR) OBP: 0.333, SLG: 0.471										1	1	1	0	1	0	0											
Gene Alley, R (9, PR) OBP: 0.333, SLG: 0.471										0	0	0	0	0	0	0											
Inning Stats	R: 0 E: 0 K: 0 S: 6	H: 1 LOB: 0 BB: 0 P: 9	R: 0 E: 0 K: 0 S: 5	H: 0 LOB: 0 BB: 0 P: 7	R: 0 E: 0 K: 0 S: 11	H: 0 LOB: 0 BB: 0 P: 14	R: 0 E: 0 K: 0 S: 9	H: 1 LOB: 1 BB: 1 P: 13	R: 0 E: 0 K: 0 S: 8	H: 0 LOB: 0 BB: 0 P: 10	R: 0 E: 0 K: 0 S: 13	H: 2 LOB: 2 BB: 0 P: 18	R: 0 E: 0 K: 0 S: 5	H: 0 LOB: 0 BB: 0 P: 10	R: 3 E: 0 K: 0 S: 16	H: 2 LOB: 2 BB: 3 P: 33	R: 0 E: 0 K: 1 S: 10	H: 0 LOB: 1 BB: 1 P: 17	1B: 5 2B: 1 3B: 0 HR: 0	SF: 0 SAC: 0 DP: 1 HBP: 0	WP: 0 PB: 0 SB: 0 CS: 0	PA: 37					
PITCHER	IP	WLS	BF	H	R	ER	SO	BB	IBB	HBP	BLK	WP	HR	S	P	ERA	WHIP										
Johnny Podres, L (1,1) ERA: 3.3	7.0	W	28	6	3	3	0	2	0	0	0	0	0	62	90	3.86	1.143										
Ron Perranoski, L (8,1) ERA: 1.69	2.0	S	9	0	0	0	1	3	0	0	0	0	0	21	41	0.00	1.500										

Batter	1	2	3	4	5	6	7	8	9	10	11	12	13	AB	R	H	RBI	BB	SO	LOB	TOP									
Harvey Kuenn, R (1, 5) OBP: 0.360, SLG: 0.386	K	K			F8							F8		3	0	0	2	2	1	0										
Billy O'Dell, S (9, PR) OBP: 0.233, SLG: 0.232	K				FC5-4									0	0	0	0	0	0	0										
Gaylord Perry, R (9, 1) OBP: 0.222, SLG: 0.278														0	0	0	0	0	0	0										
Chuck Hiller, L (11, 4) OBP: 0.257, SLG: 0.291														1	0	0	0	0	0	0										
Jesus Alou, R (1, 7) OBP: 0.250, SLG: 0.250	1B SF8		K											6	1	2	1	0	1	3										
Orlando Cepeda, R (1, 3) OBP: 0.359, SLG: 0.552			4-3		4-3									6	0	2	0	0	1	3										
Wille Mays, R (1, 8) OBP: 0.370, SLG: 0.562														5	0	1	1	0	2	1										
Felipe Alou, R (1, 9) OBP: 0.322, SLG: 0.475			5-3											6	0	0	0	0	0	3										
Jim Davenport, R (1, 4) OBP: 0.288, SLG: 0.326														6	0	0	0	0	1	1										
Ed Bailey, L (1, 2) OBP: 0.361, SLG: 0.475														2	0	0	0	0	1	0										
Cap Peterson, R (7, PH) OBP: 0.295, SLG: 0.365	K				F1									1	0	0	0	0	0	0										
Don Larsen, R (7, 1) OBP: 0.162, SLG: 0.182														0	0	0	0	0	0	0										
Matty Alou, L (9, PH) OBP: 0.173, SLG: 0.153														1	0	0	0	0	1	0										
Tom Haller, L (9, 2) OBP: 0.340, SLG: 0.446														1	0	1	0	0	0	0										
Jose Pagan, R (1, 6) OBP: 0.273, SLG: 0.282					K									4	1	0	0	1	3	1										
Bobby Bolin, R (1, 1) OBP: 0.257, SLG: 0.256														2	1	2	2	0	0	0										
Billy Pierce, L (8, 1) OBP: 0.250, SLG: 0.293														0	0	0	0	0	0	0										
Jimmie Coakley, R (7, PH) OBP: 0.150, SLG: 0.233														1	0	1	0	1	0	0										
Ernie Bowman, R (8, PH) OBP: 0.186, SLG: 0.213														0	1	0	0	0	0	0										
Wille McCovey, L (11, PH) OBP: 0.265, SLG: 0.365														1	0	0	0	0	1	0										
Bob Garibaldi, L (11, 1) OBP: 0.257, SLG: 0.256														0	0	0	0	0	0	0										
Inning Stats	R: 1 E: 0 K: 1 S: 7	H: 2 LOB: 1 BB: 0 P: 7	R: 2 E: 0 K: 2 S: 8	H: 1 LOB: 0 BB: 1 P: 12	R: 0 E: 0 K: 1 S: 5	H: 1 LOB: 1 BB: 0 P: 6	R: 0 E: 0 K: 0 S: 4	H: 0 LOB: 0 BB: 0 P: 5	R: 0 E: 0 K: 0 S: 4	H: 1 LOB: 2 BB: 1 P: 10	R: 0 E: 0 K: 1 S: 6	H: 1 LOB: 2 BB: 2 P: 14	R: 0 E: 0 K: 2 S: 7	H: 1 LOB: 0 BB: 0 P: 5	R: 0 E: 0 K: 0 S: 3	H: 0 LOB: 0 BB: 0 P: 3	R: 0 E: 0 K: 0 S: 3	H: 0 LOB: 0 BB: 0 P: 3	R: 0 E: 0 K: 0 S: 3	H: 0 LOB: 0 BB: 0 P: 3	R: 0 E: 0 K: 0 S: 3	H: 0 LOB: 0 BB: 0 P: 3	1B: 7 2B: 1 3B: 0 HR: 1	SF: 0 SAC: 0 DP: 0 HBP: 0	WP: 0 PB: 0 SB: 0 CS: 1	PA: 51				
PITCHER	IP 8.2	WLS 37	H 7	R 4	ER 4	SO 10	BB 4	IBB 0	HBP 0	BLK 0	WP 0	HR 1	S 53	P 69	ERA 4.15	WHIP 1.269														
Joe Gibbon, L (1, 1) ERA: 3.39																														
Harvey Hadck, L (9, 1) ERA: 3.48																														
Tommie Sisk, R (9, 1) ERA: 2.84																														
Roy Face, R (11, 1) ERA: 2.66																														
Earl Francis, R (11, 1) ERA: 4.37																														

San Francisco Giants @ Pittsburgh Pirates
Forbes Field, Pittsburgh, PA
Fri Sep 13 1963, 7:05 PM EDT
Att: 6,100 - Unknown

AB 46
R 4
H 9
RBI 4
BB 4
SO 13
LOB 13



Batter	1	2	3	4	5	6	7	8	9	10	11	12	13	AB	R	H	RBI	BB	SO	LOB	BOTTOM									
Gene Alley, R (1, 6) OBP: 0.154, SLG: 0.231	F7			F7				K					F9	7	0	2	0	0	1	1										
Dick Schofield, S (1, 4) OBP: 0.347, SLG: 0.321	K2-3		FC3-6		F6			K						5	2	1	0	2	2	2										
Wille Stargell, L (1, 7) OBP: 0.274, SLG: 0.402	K													6	2	2	4	1	1	3										
Bill Virdon, L (1, 8) OBP: 0.320, SLG: 0.385														6	0	1	0	0	0	2										
Roberto Clemente, R (1, 9) OBP: 0.366, SLG: 0.487														6	0	4	0	0	1	0										
Donn Clendenon, R (1, 3) OBP: 0.324, SLG: 0.431														6	0	3	1	0	2	3										
Bob Bailey, R (1, 5) OBP: 0.300, SLG: 0.323														6	0	0	0	0	2	6										
Jim Pagliaroni, R (1, 2) OBP: 0.326, SLG: 0.386														1	0	0	0	0	1	0										
Smoky Burgess, L (4, 2) OBP: 0.330, SLG: 0.406														3	0	0	0	2	1	0										
Joe Gibbon, R (1, 1) OBP: 0.257, SLG: 0.256														3	1	1	0	1	1	3										
Harvey Hadck, L (9, 1) OBP: 0.250, SLG: 0.293														0	0	0	0	0	0	0										
Tommie Sisk, R (9, 1) OBP: 0.162, SLG: 0.182														1	0	0	0	0	0	0										
Jerry Lynch, L (10, PH) OBP: 0.150, SLG: 0.233														0	0	0	0	0	0	0										
Roy Face, R (11, 1) OBP: 0.266, SLG: 0.366														1	0	0	0	0	0	0										
Earl Francis, R (11, 1) ERA: 4.37														1	0	0	0	0	0	0										
Matty Alou, L (9, PH) OBP: 0.173, SLG: 0.153														1	0	0	0	0	0	0										
Tom Haller, L (9, 2) OBP: 0.340, SLG: 0.446														1	0	0	0	0	0	0										
Bob Garibaldi, L (11, 1) OBP: 0.257, SLG: 0.256														0	0	0	0	0	0	0										
Inning Stats	R: 0 E: 0 K: 2 S: 7	H: 0 LOB: 0 BB: 0 P: 7	R: 0 E: 0 K: 1 S: 6	H: 1 LOB: 1 BB: 0 P: 6	R: 3 E: 0 K: 2 S: 11	H: 4 LOB: 2 BB: 1 P: 15	R: 0 E: 0 K: 0 S: 4	H: 1 LOB: 1 BB: 0 P: 5	R: 1 E: 0 K: 0 S: 5	H: 2 LOB: 2 BB: 1 P: 9	R: 0 E: 0 K: 2 S: 8	H: 1 LOB: 2 BB: 1 P: 12	R: 0 E: 0 K: 1 S: 7	H: 2 LOB: 3 BB: 1 P: 11	R: 0 E: 0 K: 0 S: 3	H: 0 LOB: 0 BB: 0 P: 3	R: 0 E: 0 K: 0 S: 3	H: 1 LOB: 1 BB: 0 P: 4	R: 0 E: 0 K: 2 S: 8	H: 1 LOB: 2 BB: 1 P: 12	R: 1 E: 0 K: 0 S: 2	H: 1 LOB: 1 BB: 1 P: 6	1B: 10 2B: 2 3B: 1 HR: 1	SF: 0 SAC: 0 DP: 0 HBP: 0	WP: 0 PB: 0 SB: 2 CS: 0	PA: 57				
PITCHER	IP 5.2	WLS 29	H 9	R 4	ER 4	SO 7	BB 3	IBB 0	HBP 0	BLK 0	WP 0	HR 1	S 40	P 52	ERA 6.35	WHIP 2.118														
Bobby Bolin, R (1, 1) ERA: 3.19																														
Billy Pierce, L (8, 1) ERA: 4.2																														
Don Larsen, R (7, 1) ERA: 2.76																														
Gaylord Perry, R (9, 1) ERA: 4.25																														
Bob Garibaldi, R (11, 1) ERA: 1.89																														

San Francisco Giants @ Pittsburgh Pirates
Forbes Field, Pittsburgh, PA
Fri Sep 13 1963, 7:05 PM EDT
Att: 6,100 - Unknown

AB 51
R 5
H 14
RBI 5
BB 6
SO 12
LOB 22



Batter	1	2	3	4	5	6	7	8	9	AB	R	H	RBI	BB	SO	LOB	TOP							
Harvey Kuenn, R (1, 5) OBP: 0.363, SLG: 0.390 Jim Davenport, R (8, 5) OBP: 0.288, SLG: 0.326										4	1	3	2	0	0	1								
Chuck Hiller, L (1, 4) OBP: 0.255, SLG: 0.288										4	0	0	0	0	0	2								
Willie McCovey, L (1, 7) OBP: 0.347, SLG: 0.551 Jesus Alou, R (9, 7) OBP: 0.250, SLG: 0.250										5	0	1	0	0	1	1								
Willie Mays, R (1, 8) OBP: 0.371, SLG: 0.560										5	1	2	0	0	0	0								
Orlando Cepeda, R (1, 3) OBP: 0.360, SLG: 0.550										5	1	2	0	0	0	3								
Tom Haller, L (1, 2) OBP: 0.339, SLG: 0.444										4	1	1	1	0	1	3								
Felipe Alou, R (1, 9) OBP: 0.321, SLG: 0.474										4	1	1	0	0	1	4								
Jose Pagan, R (1, 6) OBP: 0.277, SLG: 0.295										4	2	3	3	0	0	1								
Jack Sanford, R (1, 1) OBP: 0.250, SLG: 0.195 Billy Pierce, L (9, 1) OBP: 0.182, SLG: 0.129										4	0	1	0	0	2	3								
Inning Stats	R: 0 E: 0 K: 1 S: 5	H: 1 LOB: 0 BB: 0 P: 5	R: 3 E: 1 K: 0 S: 7	H: 3 LOB: 1 BB: 0 P: 7	R: 0 E: 1 K: 0 S: 5	H: 2 LOB: 2 BB: 0 P: 5	R: 1 E: 0 K: 1 S: 7	H: 2 LOB: 1 BB: 0 P: 7	R: 0 E: 0 K: 0 S: 3	H: 1 LOB: 0 BB: 0 P: 3	R: 0 E: 0 K: 1 S: 6	H: 1 LOB: 1 BB: 0 P: 6	R: 2 E: 1 K: 1 S: 9	H: 3 LOB: 2 BB: 0 P: 9	R: 1 E: 0 K: 1 S: 6	H: 1 LOB: 0 BB: 0 P: 6	R: 0 E: 0 K: 0 S: 3	H: 0 LOB: 0 BB: 0 P: 3	1B: 12 2B: 1 3B: 0 HR: 1	SF: 1 SAC: 1 DP: 2 HBP: 0	WP: 1 PB: 0 SB: 1 CS: 0	PA: 41		
PITCHER	IP WLS BF H R ER SO BB IBB HBP BLK WP HR S P ERA WHIP	IP WLS BF H R ER SO BB IBB HBP BLK WP HR S P ERA WHIP	IP WLS BF H R ER SO BB IBB HBP BLK WP HR S P ERA WHIP	IP WLS BF H R ER SO BB IBB HBP BLK WP HR S P ERA WHIP	IP WLS BF H R ER SO BB IBB HBP BLK WP HR S P ERA WHIP	IP WLS BF H R ER SO BB IBB HBP BLK WP HR S P ERA WHIP	IP WLS BF H R ER SO BB IBB HBP BLK WP HR S P ERA WHIP	IP WLS BF H R ER SO BB IBB HBP BLK WP HR S P ERA WHIP	IP WLS BF H R ER SO BB IBB HBP BLK WP HR S P ERA WHIP	IP WLS BF H R ER SO BB IBB HBP BLK WP HR S P ERA WHIP	IP WLS BF H R ER SO BB IBB HBP BLK WP HR S P ERA WHIP	IP WLS BF H R ER SO BB IBB HBP BLK WP HR S P ERA WHIP	IP WLS BF H R ER SO BB IBB HBP BLK WP HR S P ERA WHIP	IP WLS BF H R ER SO BB IBB HBP BLK WP HR S P ERA WHIP	IP WLS BF H R ER SO BB IBB HBP BLK WP HR S P ERA WHIP	IP WLS BF H R ER SO BB IBB HBP BLK WP HR S P ERA WHIP	IP WLS BF H R ER SO BB IBB HBP BLK WP HR S P ERA WHIP	IP WLS BF H R ER SO BB IBB HBP BLK WP HR S P ERA WHIP	IP WLS BF H R ER SO BB IBB HBP BLK WP HR S P ERA WHIP	IP WLS BF H R ER SO BB IBB HBP BLK WP HR S P ERA WHIP	IP WLS BF H R ER SO BB IBB HBP BLK WP HR S P ERA WHIP	IP WLS BF H R ER SO BB IBB HBP BLK WP HR S P ERA WHIP	IP WLS BF H R ER SO BB IBB HBP BLK WP HR S P ERA WHIP	IP WLS BF H R ER SO BB IBB HBP BLK WP HR S P ERA WHIP

San Francisco Giants @ Pittsburgh Pirates
 Forbes Field, Pittsburgh, PA
 Sat Sep 14 1963, 3:33 AM EDT
 Att: 5,489 - Unknown

AB	39
R	7
H	14
RBI	6
BB	0
SO	5
LOB	18

Batter	1	2	3	4	5	6	7	8	9	AB	R	H	RBI	BB	SO	LOB	BOTTOM							
Gene Alley, R (1, 6) OBP: 0.278, SLG: 0.294										4	2	2	0	1	0	2								
Dick Schofield, S (1, 5) OBP: 0.347, SLG: 0.322										5	0	2	0	0	1	4								
Willie Stargell, L (1, 7) OBP: 0.277, SLG: 0.405										5	0	2	1	0	0	4								
Bill Virdon, L (1, 8) OBP: 0.323, SLG: 0.385										3	0	1	1	2	1	4								
Roberto Clemente, R (1, 9) OBP: 0.365, SLG: 0.484										5	0	1	1	0	2	8								
Smoky Burgess, L (1, 2) OBP: 0.333, SLG: 0.398										5	0	0	0	0	1	4								
Donn Clendenon, R (1, 3) OBP: 0.325, SLG: 0.432										4	0	2	0	0	1	0								
Bill Mazerowski, R (1, 4) OBP: 0.291, SLG: 0.358										4	0	1	0	0	0	1								
Don Cardwell, R (1, 1) OBP: 0.156, SLG: 0.085 Tom Butters, R (7, 1) Manny Mota, R (9, PH) OBP: 0.315, SLG: 0.325										3	0	1	0	0	0	0								
Inning Stats	R: 0 E: 1 K: 1 S: 6	H: 0 LOB: 2 BB: 1 P: 10	R: 0 E: 0 K: 0 S: 3	H: 0 LOB: 0 BB: 0 P: 3	R: 1 E: 0 K: 1 S: 7	H: 2 LOB: 1 BB: 1 P: 11	R: 0 E: 0 K: 0 S: 5	H: 3 LOB: 2 BB: 0 P: 5	R: 0 E: 0 K: 2 S: 9	H: 2 LOB: 2 BB: 0 P: 9	R: 0 E: 0 K: 1 S: 5	H: 0 LOB: 0 BB: 0 P: 5	R: 0 E: 0 K: 1 S: 6	H: 1 LOB: 2 BB: 1 P: 10	R: 0 E: 0 K: 0 S: 3	H: 1 LOB: 0 BB: 0 P: 3	R: 2 E: 1 K: 0 S: 7	H: 3 LOB: 2 BB: 0 P: 7	1B: 11 2B: 1 3B: 0 HR: 0	SF: 0 SAC: 0 DP: 1 HBP: 0	WP: 0 PB: 0 SB: 0 CS: 0	PA: 42		
PITCHER	IP WLS BF H R ER SO BB IBB HBP BLK WP HR S P ERA WHIP	IP WLS BF H R ER SO BB IBB HBP BLK WP HR S P ERA WHIP	IP WLS BF H R ER SO BB IBB HBP BLK WP HR S P ERA WHIP	IP WLS BF H R ER SO BB IBB HBP BLK WP HR S P ERA WHIP	IP WLS BF H R ER SO BB IBB HBP BLK WP HR S P ERA WHIP	IP WLS BF H R ER SO BB IBB HBP BLK WP HR S P ERA WHIP	IP WLS BF H R ER SO BB IBB HBP BLK WP HR S P ERA WHIP	IP WLS BF H R ER SO BB IBB HBP BLK WP HR S P ERA WHIP	IP WLS BF H R ER SO BB IBB HBP BLK WP HR S P ERA WHIP	IP WLS BF H R ER SO BB IBB HBP BLK WP HR S P ERA WHIP	IP WLS BF H R ER SO BB IBB HBP BLK WP HR S P ERA WHIP	IP WLS BF H R ER SO BB IBB HBP BLK WP HR S P ERA WHIP	IP WLS BF H R ER SO BB IBB HBP BLK WP HR S P ERA WHIP	IP WLS BF H R ER SO BB IBB HBP BLK WP HR S P ERA WHIP	IP WLS BF H R ER SO BB IBB HBP BLK WP HR S P ERA WHIP	IP WLS BF H R ER SO BB IBB HBP BLK WP HR S P ERA WHIP	IP WLS BF H R ER SO BB IBB HBP BLK WP HR S P ERA WHIP	IP WLS BF H R ER SO BB IBB HBP BLK WP HR S P ERA WHIP	IP WLS BF H R ER SO BB IBB HBP BLK WP HR S P ERA WHIP	IP WLS BF H R ER SO BB IBB HBP BLK WP HR S P ERA WHIP	IP WLS BF H R ER SO BB IBB HBP BLK WP HR S P ERA WHIP	IP WLS BF H R ER SO BB IBB HBP BLK WP HR S P ERA WHIP	IP WLS BF H R ER SO BB IBB HBP BLK WP HR S P ERA WHIP	IP WLS BF H R ER SO BB IBB HBP BLK WP HR S P ERA WHIP

San Francisco Giants @ Pittsburgh Pirates
 Forbes Field, Pittsburgh, PA
 Sat Sep 14 1963, 3:33 AM EDT
 Att: 5,489 - Unknown

AB	39
R	3
H	12
RBI	3
BB	3
SO	6
LOB	27



Batter	1	2	3	4	5	6	7	8	9	AB	R	H	RBI	BB	SO	LOB	TOP					
Felipe Alou, R OBP: 0.321, SLG: 0.471 (1, 9)										5	3	1	1	1	1	1						
Chuck Hiller, L OBP: 0.281, SLG: 0.294 (1, 4)										6	3	4	1	0	0	0						
Willie McCovey, L OBP: 0.349, SLG: 0.551 Jesus Alou, R OBP: 0.214, SLG: 0.214 (1, 7)										4	1	2	1	0	0	2						
Willie Mays, R OBP: 0.373, SLG: 0.565 Matty Alou, L OBP: 0.173, SLG: 0.153 (1, 8)										4	3	2	4	1	0	1						
Orlando Cepeda, R OBP: 0.363, SLG: 0.556 Norm Larker, L OBP: 0.293, SLG: 0.225 (1, 3)										5	1	4	1	0	0	0						
Ed Bailey, L OBP: 0.367, SLG: 0.477 (1, 2)										3	0	2	3	2	0	0						
Jim Davenport, R OBP: 0.289, SLG: 0.326 (1, 5)										4	0	1	0	1	1	5						
Jose Pagan, R OBP: 0.278, SLG: 0.296 (1, 6)										5	2	2	0	0	0	4						
Billy O'Dell, S OBP: 0.221, SLG: 0.219 (1, 1)										4	0	0	0	0	3	1						
Inning Stats	R: 3 E: 0 K: 1 S: 8	H: 3 LOB: 1 BB: 1 P: 12	R: 0 E: 1 K: 1 S: 5	H: 0 LOB: 0 BB: 0 P: 5	R: 0 E: 0 K: 0 S: 3	H: 1 LOB: 1 BB: 0 P: 3	R: 0 E: 0 K: 0 S: 4	H: 1 LOB: 1 BB: 0 P: 4	R: 0 E: 0 K: 1 S: 5	H: 0 LOB: 0 BB: 0 P: 5	R: 0 E: 0 K: 0 S: 4	H: 1 LOB: 3 BB: 2 P: 12	R: 5 E: 1 K: 2 S: 10	H: 4 LOB: 1 BB: 2 P: 18	R: 4 E: 1 K: 0 S: 9	H: 6 LOB: 2 BB: 0 P: 9	R: 1 E: 0 K: 0 S: 5	H: 2 LOB: 1 BB: 0 P: 5	1B: 15 2B: 3 3B: 0 HR: 1	SF: 0 SAC: 1 DP: 3 HBP: 0	WP: 0 PB: 1 SB: 2 CS: 2	PA: 49
PITCHER	IP WLS BF H R ER SO BB IBB HBP BLK WP HR S P ERA WHIP	IP WLS BF H R ER SO BB IBB HBP BLK WP HR S P ERA WHIP																				
Don Schwall, R ERA: 3.4 (1, 1)	6.1 L 30 8 6 5 4 3 1 0 0 0 1 34 50 7.11 1.737																					
Earl Francis, R ERA: 4.53 (7, 1)	0.2 4 2 2 2 1 0 1 0 0 0 0 0 5 9 27.00 3.000																					
Roy Face, R ERA: 3.16 (8, 1)	0.2 8 6 4 4 0 0 0 0 0 0 0 0 8 8 54.00 9.000																					
Tom Butters, R ERA: 4.15 (8, 1)	1.1 6 2 1 1 0 0 0 0 0 0 0 0 6 6 6.75 1.500																					

San Francisco Giants @ Pittsburgh Pirates
 Forbes Field, Pittsburgh, PA
 Sun Sep 15 1963, 3:33 AM EDT
 Att: 18,916 - Unknown

AB	42
R	13
H	18
RBI	11
BB	5
SO	5
LOB	17

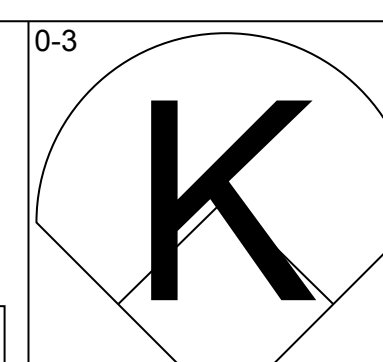
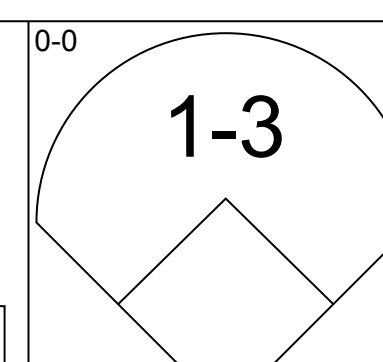
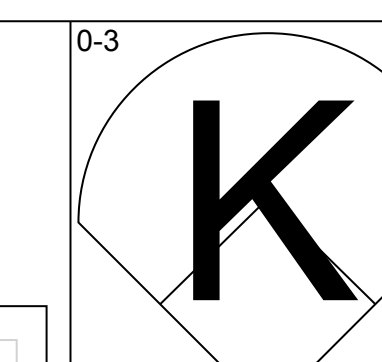
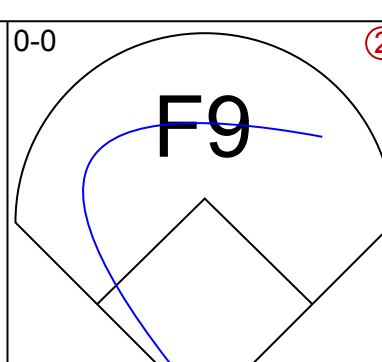
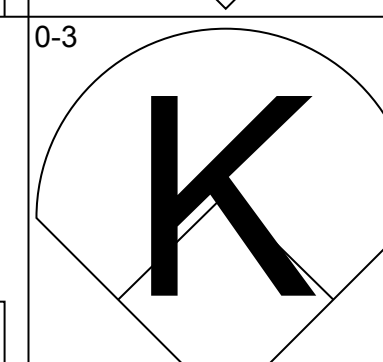
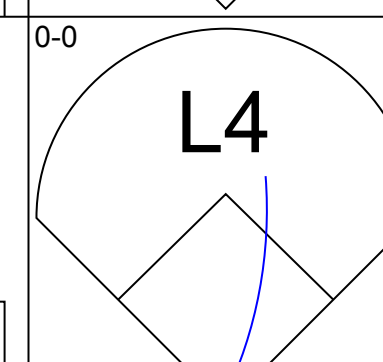
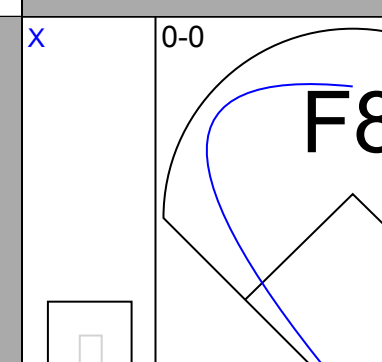
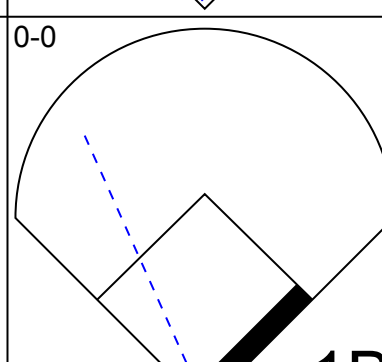
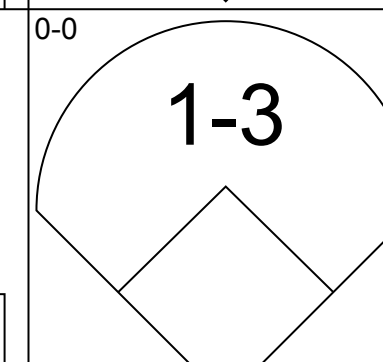
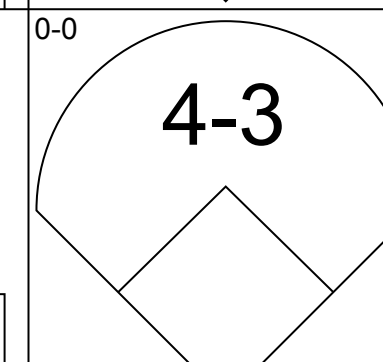
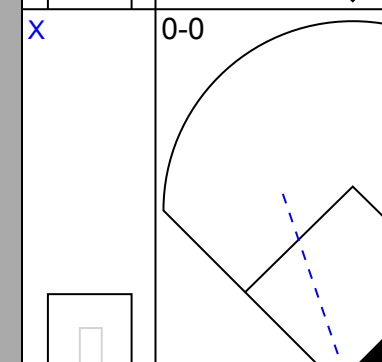
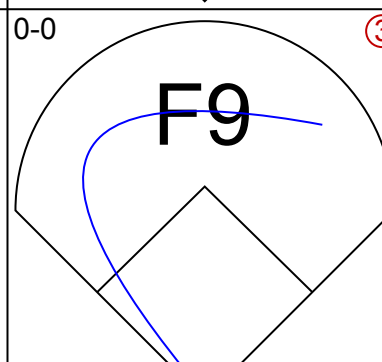
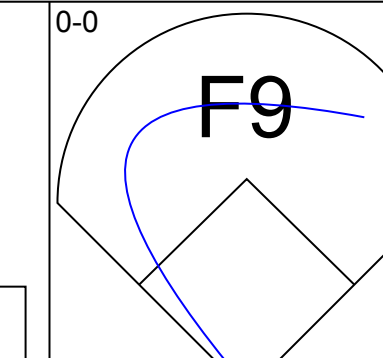
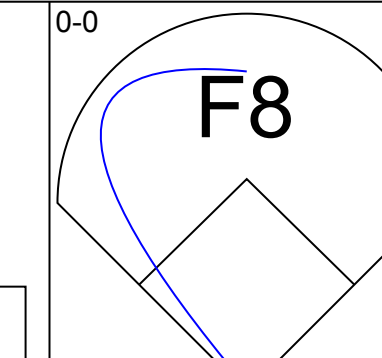
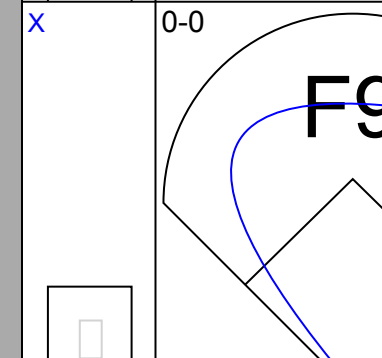
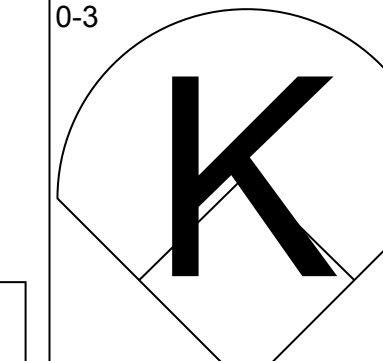
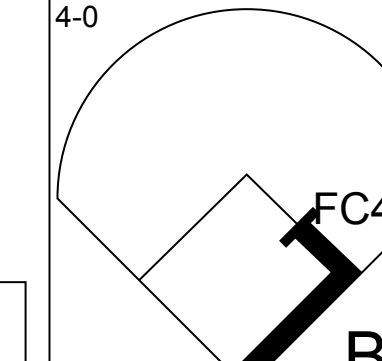
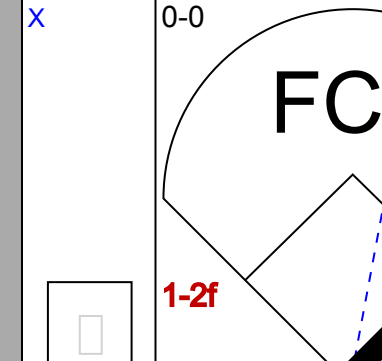

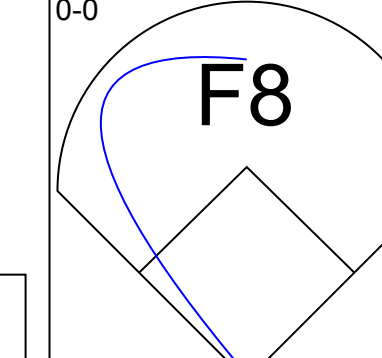
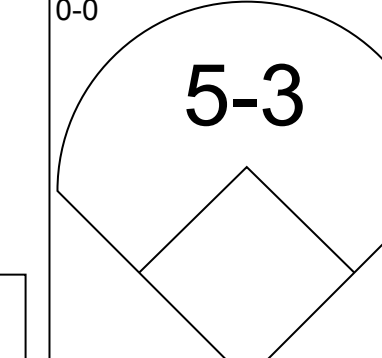
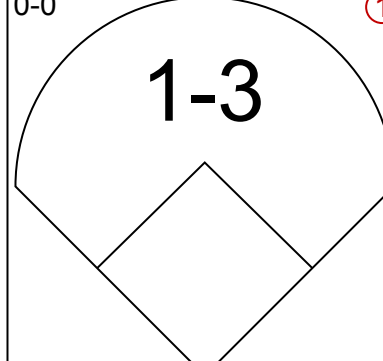
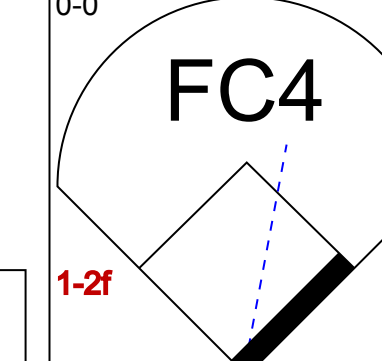
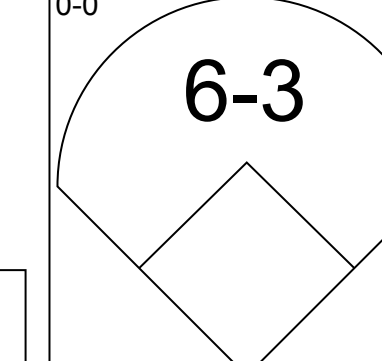
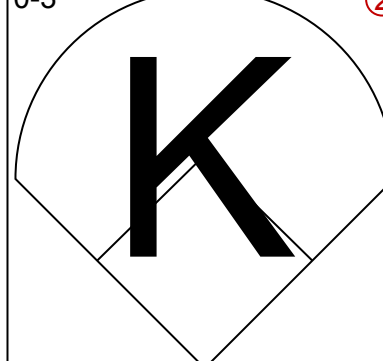
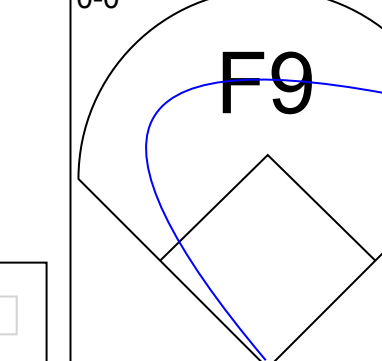
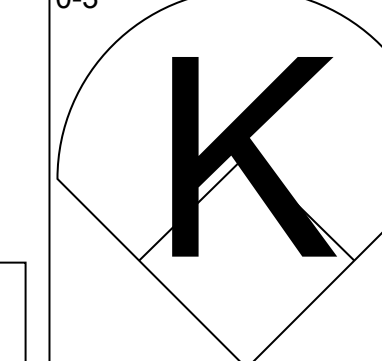

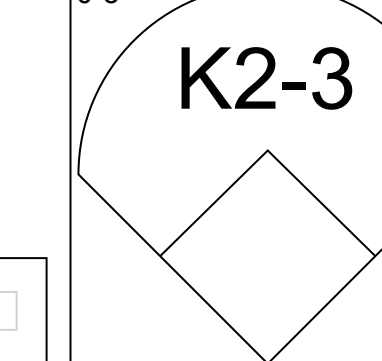
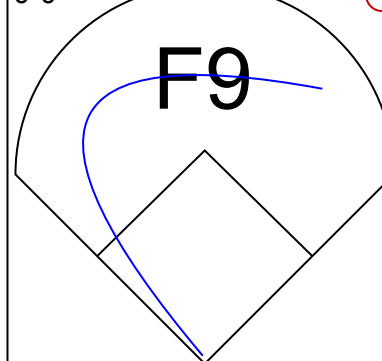


Batter	1	2	3	4	5	6	7	8	9	AB	R	H	RBI	BB	SO	LOB	BOTTOM					
Gene Alley, R OBP: 0.304, SLG: 0.286 (1, 6)										4	0	1	0	1	1	2						
Manny Mota, R OBP: 0.320, SLG: 0.347 (1, 8)										4	1	2	1	0	0	2						
Willie Stargell, L OBP: 0.280, SLG: 0.407 (1, 7)										4	1	2	1	0	1	1						
Roberto Clemente, R OBP: 0.383, SLG: 0.481 (1, 9)										4	0	0	0	0	0	3						
Donn Clendenon, R OBP: 0.323, SLG: 0.429 (1, 3)										4	0	0	0	0	0	1						
Smoky Burgess, L OBP: 0.332, SLG: 0.395 (1, 2)										4	1	1	1	0	0	0						
Bob Bailey, R OBP: 0.298, SLG: 0.320 (1, 5)										4	1	0	0	0	0	2						
Bill Mazerowski, R OBP: 0.291, SLG: 0.357 (1, 4)										4	0	1	2	0	0	0						
Don Schwall, R OBP: 0.180, SLG: 0.167 Earl Francis, R OBP: 0.333, SLG: 0.408 Ted Savage, R OBP: 0.226, SLG: 0.241 Roy Face, R OBP: 0.226, SLG: 0.290 Tom Butters, R OBP: 0.133, SLG: 0.467 (1, 1)										2	1	1	0	0	0	0						
Inning Stats	R: 0 E: 0 K: 0 S: 4	H: 1 LOB: 1 BB: 0 P: 4	R: 0 E: 0 K: 0 S: 3	H: 0 LOB: 0 BB: 0 P: 3	R: 0 E: 0 K: 0 S: 4	H: 1 LOB: 1 BB: 0 P: 4	R: 1 E: 0 K: 0 S: 5	H: 2 LOB: 1 BB: 0 P: 5	R: 2 E: 0 K: 1 S: 8	H: 3 LOB: 1 BB: 0 P: 8	R: 0 E: 0 K: 0 S: 3	H: 0 LOB: 0 BB: 0 P: 3	R: 0 E: 0 K: 0 S: 3	H: 0 LOB: 1 BB: 1 P: 7	R: 0 E: 0 K: 1 S: 5	H: 0 LOB: 0 BB: 0 P: 5	R: 2 E: 2 K: 1 S: 7	H: 1 LOB: 0 BB: 0 P: 7	1B: 7 2B: 0 3B: 1 HR: 0	SF: 0 SAC: 0 DP: 1 HBP: 0	WP: 1 PB: 0 SB: 0 CS: 0	PA: 37
PITCHER	IP WLS BF H R ER SO BB IBB HBP BLK WP HR S P ERA WHIP	IP WLS BF H R ER SO BB IBB HBP BLK WP HR S P ERA WHIP																				
Billy O'Dell, L ERA: 3.03 (1, 1)	9.0 W 37 8 5 3 3 1 0 0 0 1 0 42 46 3.00 1.000																					

San Francisco Giants @ Pittsburgh Pirates
 Forbes Field, Pittsburgh, PA
 Sun Sep 15 1963, 3:33 AM EDT
 Att: 18,916 - Unknown

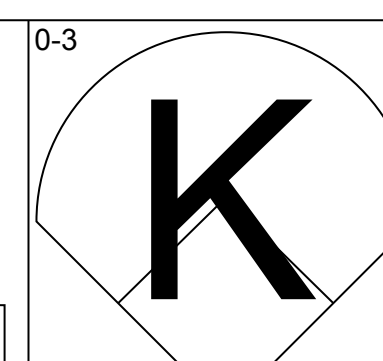
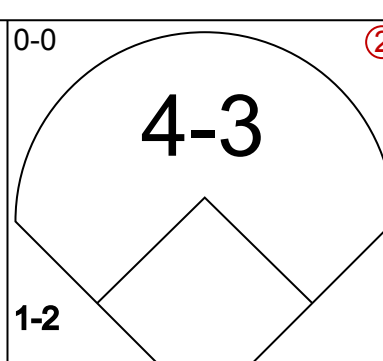
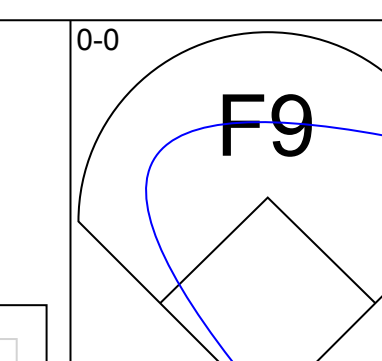
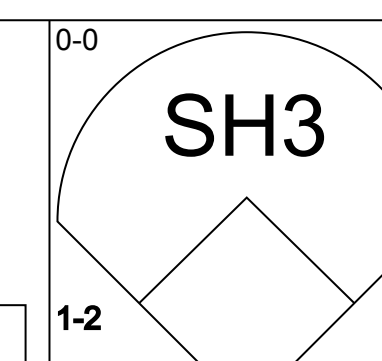
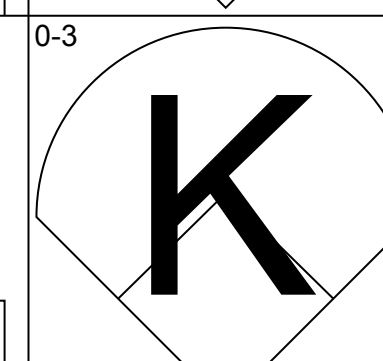
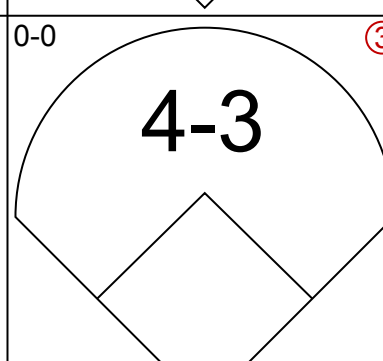

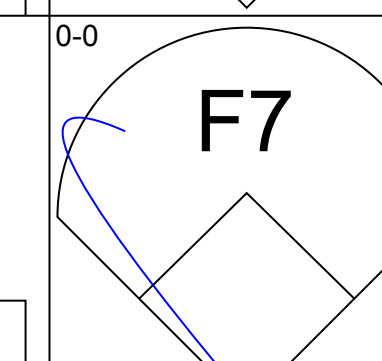
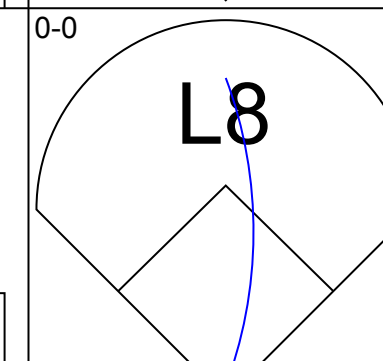
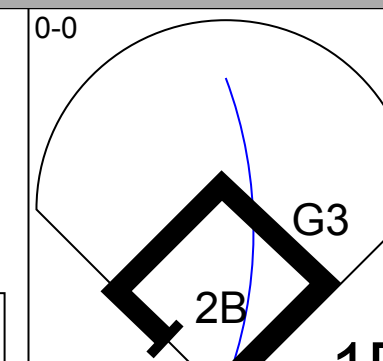
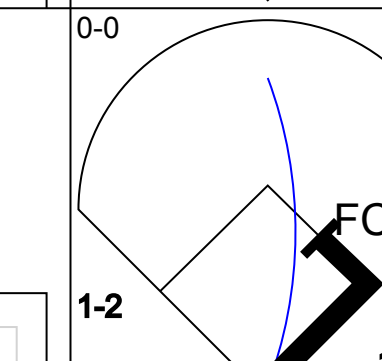
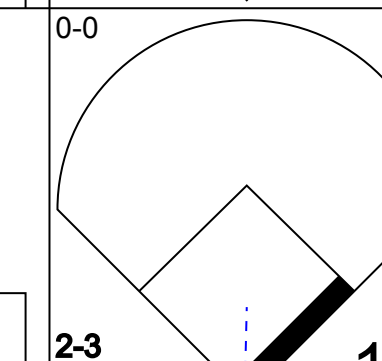
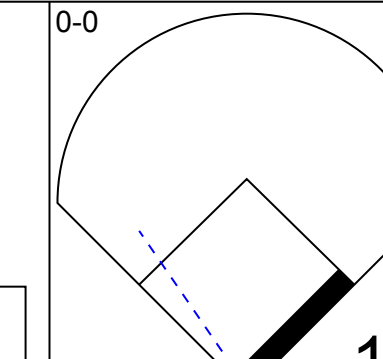
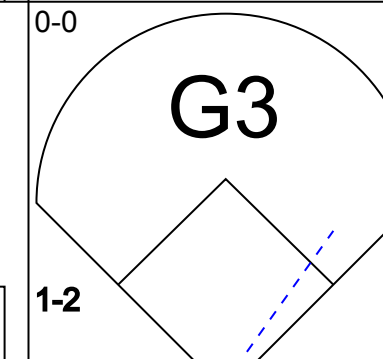
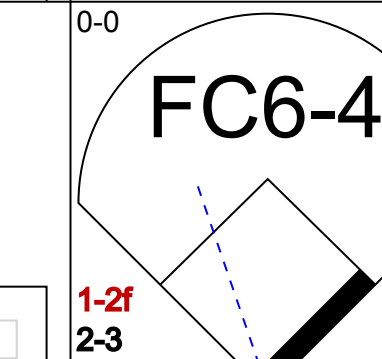
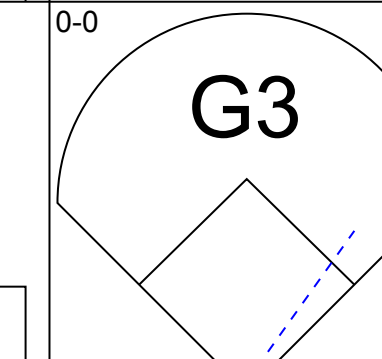
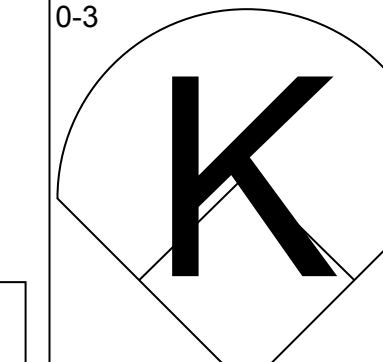
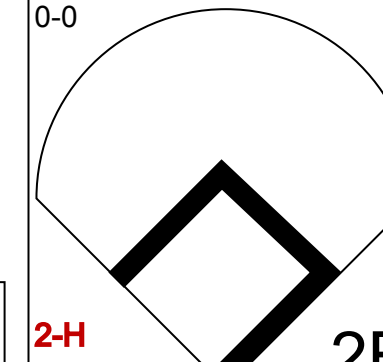
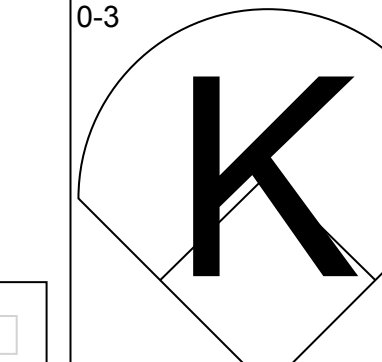

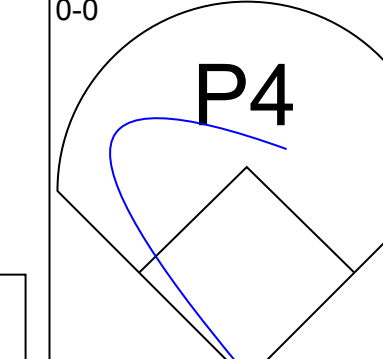
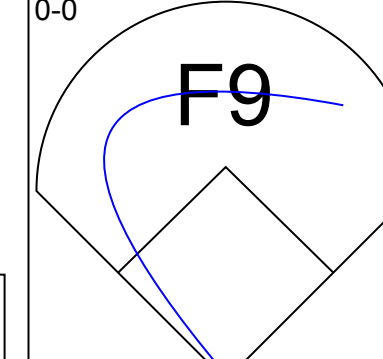


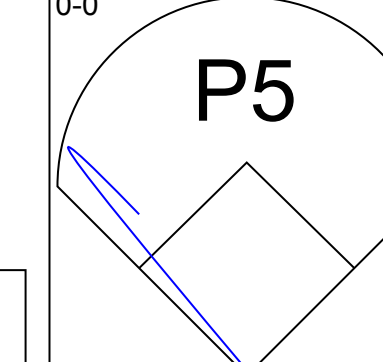
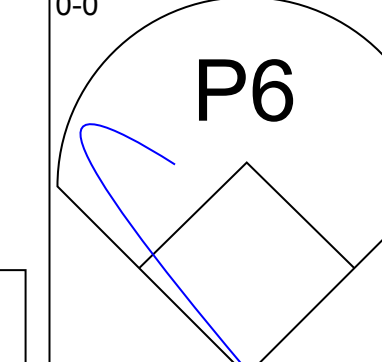
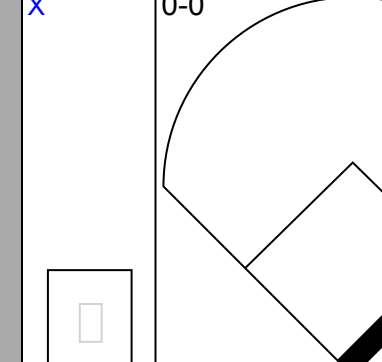
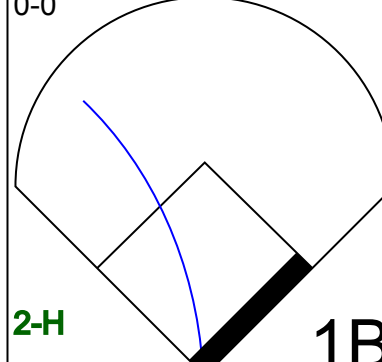
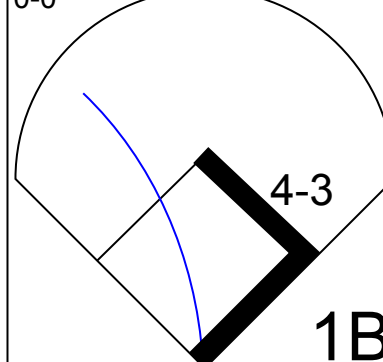
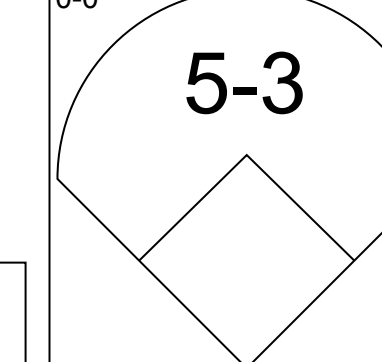
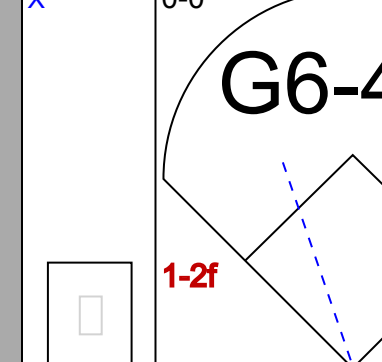

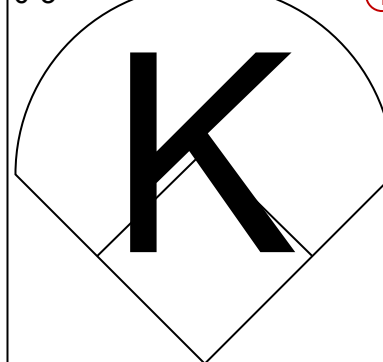
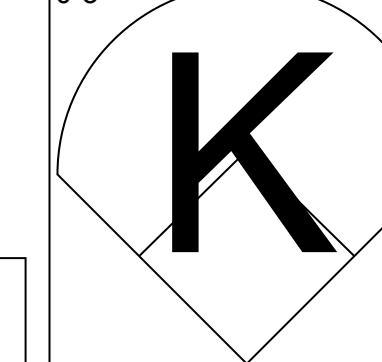
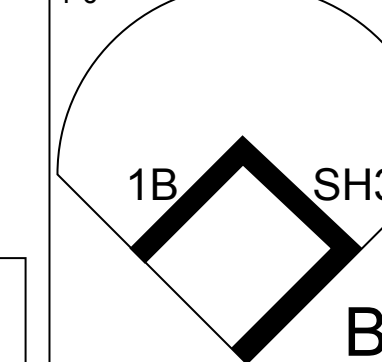
AB	36
R	5
H	8
RBI	5
BB	1
SO	3
LOB	12



Batter	1	2	3	4	5	6	7	8	9	AB	R	H	RBI	BB	SO	LOB	TOP
Lou Brock, L OBP: 0.310, SLG: 0.395 (1, 9)										4	0	0	0	0	2	0	Chicago Cubs @ Pittsburgh Pirates Forbes Field, Pittsburgh, PA Mon Sep 16 1963, 7:05 PM EDT Att: 2,917 - Unknown
Jimmy Stewart, S OBP: 0.294, SLG: 0.353 (1, 6)										4	0	1	0	0	1	0	
Billy Williams, L OBP: 0.361, SLG: 0.504 (1, 7)										4	0	1	0	0	0	1	
Ron Santo, R OBP: 0.339, SLG: 0.493 (1, 5)										3	0	0	0	0	0	1	
Ken Hubbs, R OBP: 0.291, SLG: 0.328 (1, 4)										2	0	0	0	1	1	1	
Billy Cowan, R OBP: 0.294, SLG: 0.353 Ellis Burton, S OBP: 0.311, SLG: 0.408 (1, 8) (9, 8)										3	0	0	0	0	1	1	
John Boccabella, R OBP: 0.268, SLG: 0.447 (1, 3)										3	0	0	0	0	0	0	
Jimmie Schaffer, R OBP: 0.321, SLG: 0.484 (1, 2)										3	0	0	0	0	2	0	
Larry Jackson, R OBP: 0.212, SLG: 0.253 (1, 1)										3	0	0	0	0	2	0	
Inning Stats	R: 0 H: 0 E: 0 K: 2 S: 7	H: 0 LOB: 0 BB: 0 P: 7	R: 0 H: 0 E: 0 K: 2 S: 7	H: 0 LOB: 0 BB: 0 P: 7	R: 0 H: 0 E: 0 K: 2 S: 7	H: 0 LOB: 0 BB: 0 P: 7	R: 0 H: 0 E: 0 K: 0 S: 3	H: 0 LOB: 1 BB: 1 P: 7	R: 0 H: 1 E: 0 K: 0 S: 4	H: 0 LOB: 0 BB: 0 P: 5	R: 0 H: 1 E: 0 K: 0 S: 4	H: 1 LOB: 1 BB: 0 P: 4	R: 0 H: 1 E: 0 K: 0 S: 5	H: 1 LOB: 1 BB: 0 P: 4	1B: 2 2B: 0 3B: 0 HR: 0	SF: 0 SAC: 0 DP: 0 HBP: 0	WP: 0 PA: 30 PB: 0 SB: 0 CS: 0
PITCHER Bob Veale, L ERA: 1.19 (1, 1)	IP: 9.0 WLS: W BF: 30 H: 2 R: 0 ER: 0 SO: 9 BB: 1 IBB: 0 HBP: 0 BLK: 0 WP: 0 HR: 0 S: 47 P: 51 ERA: 0.00 WHIP: 0.333																

AB	29
R	0
H	2
RBI	0
BB	1
SO	9
LOB	5



Batter	1	2	3	4	5	6	7	8	9	AB	R	H	RBI	BB	SO	LOB	BOTTOM
Gene Alley, R OBP: 0.269, SLG: 0.250 (1, 5)										3	0	0	0	0	1	1	Chicago Cubs @ Pittsburgh Pirates Forbes Field, Pittsburgh, PA Mon Sep 16 1963, 7:05 PM EDT Att: 2,917 - Unknown
Dick Schofield, S OBP: 0.345, SLG: 0.319 (1, 6)										4	0	0	0	0	1	2	
Willie Stargell, L OBP: 0.286, SLG: 0.412 (1, 7)										4	0	3	0	0	0	0	
Bill Virdon, L OBP: 0.322, SLG: 0.384 (1, 8)										4	0	1	0	0	0	5	
Roberto Clemente, R OBP: 0.362, SLG: 0.481 (1, 9)										4	1	1	0	0	2	3	
Donn Clendenen, R OBP: 0.321, SLG: 0.426 (1, 3)										3	0	0	0	0	0	2	
Bill Mazerowski, R OBP: 0.292, SLG: 0.358 (1, 4)										4	0	2	1	0	0	1	
Jim Pagliaroni, R OBP: 0.326, SLG: 0.385 (1, 2)										3	0	1	0	0	0	1	
Bob Veale, S OBP: 0.188, SLG: 0.143 (1, 1)										2	0	0	0	1	2	1	
Inning Stats	R: 0 H: 0 E: 0 K: 2 S: 7	H: 1 LOB: 1 BB: 0 P: 6	R: 0 H: 1 E: 0 K: 1 S: 6	H: 1 LOB: 1 BB: 0 P: 6	R: 0 H: 2 E: 0 K: 0 S: 4	H: 0 LOB: 0 BB: 0 P: 5	R: 0 H: 1 E: 1 K: 1 S: 7	H: 0 LOB: 2 BB: 0 P: 7	R: 0 H: 1 E: 0 K: 0 S: 3	H: 1 LOB: 2 BB: 1 P: 8	R: 0 H: 1 E: 0 K: 0 S: 4	H: 1 LOB: 1 BB: 0 P: 3	R: 1 H: 1 E: 1 K: 0 S: 3	H: 1 LOB: 1 BB: 0 P: 3	1B: 7 2B: 1 3B: 0 HR: 0	SF: 0 SAC: 2 DP: 1 HBP: 0	WP: 0 PA: 34 PB: 0 SB: 0 CS: 0
PITCHER Larry Jackson, R ERA: 2.43 (1, 1)	IP: 8.1 WLS: L BF: 34 H: 8 R: 1 ER: 0 SO: 6 BB: 1 IBB: 0 HBP: 0 BLK: 0 WP: 0 HR: 0 S: 45 P: 49 ERA: 0.00 WHIP: 1.080																

AB	31
R	1
H	8
RBI	1
BB	1
SO	6
LOB	16



Batter	1	2	3	4	5	6	7	8	9	AB	R	H	RBI	BB	SO	LOB	TOP										
Lou Brock, L OBP: 0.309, SLG: 0.398 (1, 9)	0-0 1-3		0-0 3B		0-0 P5			0-3 K		4	1	1	1	0	1	2	Chicago Cubs @ Pittsburgh Pirates Forbes Field, Pittsburgh, PA Tue Sep 17 1963, 7:05 PM EDT Unknown										
Andre Rodgers, R OBP: 0.324, SLG: 0.298 (1, 6)	0-0 4-3		0-0 3B			0-0 G3-6-3 1B		0-0 2H 1B		4	0	3	2	0	0	0											
Billy Williams, L OBP: 0.360, SLG: 0.502 (1, 7)	0-0 F9		0-0 1-3			0-0 G3-6-3 1-2		4-0 IBB		3	0	0	0	1	0	2											
Ron Santo, R OBP: 0.337, SLG: 0.490 (1, 5)		0-0 6-3		0-0 L3		0-3 K		0-3 K		4	0	0	0	0	2	2											
Ellis Burton, S OBP: 0.308, SLG: 0.403 (1, 8)		0-0 F8		0-0 F9			0-0 3-1		0-0 F7	4	0	0	0	0	0	0											
Ken Hubbs, R OBP: 0.289, SLG: 0.325 (1, 4)		0-3 K		0-0 L3			0-0 F8		0-0 6-3	4	0	0	0	0	1	0											
John Boccabella, R OBP: 0.289, SLG: 0.463 (1, 3)			0-0 3B		0-3 K			4-0 BB		3	1	1	0	1	2	0											
Merritt Ranew, L OBP: 0.364, SLG: 0.458 (1, 2)			0-0 1-3		4-0 SH2-4 BB		0-0 SH1-4 1B		0-0 F7	3	1	1	0	1	0	2											
Bob Buhl, R OBP: 0.101, SLG: 0.101 (1, 1)			0-3 K		0-0 SH2-4		0-0 SH1-4			1	0	0	0	0	1	1											
Lindy McDaniel, R OBP: 0.095, SLG: 0.238 (8, 1)					1-2					0	0	0	0	0	0	0											
Inning Stats	R: 0 E: 0 K: 0 S: 3	H: 0 LOB: 0 BB: 0 P: 3	R: 0 E: 0 K: 1 S: 5	H: 0 LOB: 0 BB: 0 P: 5	R: 2 E: 0 K: 1 S: 8	H: 3 LOB: 1 BB: 0 P: 8	R: 0 E: 0 K: 0 S: 3	H: 0 LOB: 0 BB: 0 P: 3	R: 0 E: 0 K: 1 S: 5	H: 1 LOB: 0 BB: 0 P: 5	R: 0 E: 0 K: 1 S: 5	H: 0 LOB: 0 BB: 0 P: 5	R: 1 E: 0 K: 2 S: 9	H: 2 LOB: 2 BB: 1 P: 13	R: 0 E: 0 K: 0 S: 3	H: 0 LOB: 1 BB: 1 P: 7	1B: 3 2B: 1 3B: 2 HR: 0	SF: 0 SAC: 2 DP: 1 HBP: 0	WP: 0 PB: 0 SB: 0 CS: 0	PA: 35							
PITCHER	IP	WLS	BF	H	R	ER	SO	BB	IBB	HBP	BLK	WP	HR	S	P	ERA	WHIP										
Bob Friend, R ERA: 2.33 (1, 1)	8.0	L	31	6	3	3	7	1	1	0	0	0	0	43	51	3.38	0.875										
Al McBean, R ERA: 2.45 (9, 1)	1.0	S	4	0	0	0	0	1	0	0	0	0	0	3	7	0.00	1.000										

AB	30
R	3
H	6
RBI	3
BB	3
SO	7
LOB	9



Batter	1	2	3	4	5	6	7	8	9	AB	R	H	RBI	BB	SO	LOB	BOTTOM										
Gene Alley, R OBP: 0.300, SLG: 0.286 (1, 5)	0-0 CS 1B	0-0 1-3			0-3 K			0-0 BB 1B		4	0	2	0	0	1	1	Chicago Cubs @ Pittsburgh Pirates Forbes Field, Pittsburgh, PA Tue Sep 17 1963, 7:05 PM EDT Unknown										
Dick Schofield, S OBP: 0.344, SLG: 0.317 (1, 6)	0-3 K		0-0 4-3			0-0 1-3		4-0 1-2 BB		3	0	0	0	1	1	1											
Willie Stargell, L OBP: 0.293, SLG: 0.424 (1, 7)	0-0 3B		0-0 L3 1B			0-0 G4-6-3 1B		0-0 P6		4	0	3	0	0	0	2											
Al McBean, R OBP: 0.200, SLG: 0.333 (9, 1)										0	0	0	0	0	0	0											
Bill Virdon, L OBP: 0.322, SLG: 0.382 (1, 8)	4-0 BB		0-0 L3			0-0 G4-6-3 1-2			0-0 4-3	3	0	0	0	1	0	2											
Roberto Clemente, R OBP: 0.359, SLG: 0.477 (1, 9)	0-0 5-3			0-0 6-3			0-3 K		0-0 4-3	4	0	0	0	0	1	2											
Donn Clendenen, R OBP: 0.323, SLG: 0.427 (1, 3)				0-0 1-3			0-0 4-3		0-0 BB 1B	4	1	2	0	0	0	0											
Bill Mazerowski, R OBP: 0.292, SLG: 0.357 (1, 4)		0-0 F7		0-0 F7			0-0 P4		0-0 BB 1B	4	0	1	0	0	0	1											
Jim Pagliaroni, R OBP: 0.324, SLG: 0.382 (1, 2)		0-3 K			0-3 K			0-0 6-3	4-0 BB	2	0	0	0	0	2	1											
Manny Mota, R OBP: 0.318, SLG: 0.344 (8, PH)										1	0	0	0	0	0	0											
Ron Brand, R OBP: 0.358, SLG: 0.370 (9, 2)										0	0	0	0	0	0	0											
Smoky Burgess, L OBP: 0.335, SLG: 0.395 (9, PH)									1-2 BB	0	0	0	0	1	0	0											
Bob Friend, R OBP: 0.119, SLG: 0.108 (1, 1)		0-0 2H 1B								2	0	1	1	0	0	0											
Jerry Lynch, L OBP: 0.330, SLG: 0.464 (8, PH)										2	0	0	0	0	0	3											
Inning Stats	R: 0 E: 0 K: 1 S: 6	H: 2 LOB: 2 BB: 1 P: 10	R: 1 E: 0 K: 1 S: 7	H: 2 LOB: 1 BB: 0 P: 7	R: 0 E: 0 K: 0 S: 3	H: 1 LOB: 0 BB: 0 P: 3	R: 0 E: 0 K: 0 S: 3	H: 0 LOB: 0 BB: 0 P: 3	R: 0 E: 0 K: 2 S: 7	H: 0 LOB: 0 BB: 0 P: 7	R: 0 E: 0 K: 0 S: 3	H: 1 LOB: 0 BB: 0 P: 3	R: 0 E: 0 K: 1 S: 5	H: 0 LOB: 0 BB: 0 P: 5	R: 0 E: 0 K: 0 S: 4	H: 1 LOB: 2 BB: 1 P: 8	R: 0 E: 0 K: 0 S: 5	H: 2 LOB: 3 BB: 1 P: 9	1B: 8 2B: 2 3B: 1 HR: 0	SF: 0 SAC: 0 DP: 3 HBP: 0	WP: 0 PB: 0 SB: 1 CS: 1	PA: 36					
PITCHER	IP	WLS	BF	H	R	ER	SO	BB	IBB	HBP	BLK	WP	HR	S	P	ERA	WHIP										
Bob Buhl, R ERA: 3.47 (1, 1)	7.2	W	29	7	1	1	5	2	0	0	0	0	0	37	45	1.17	1.174										
Lindy McDaniel, R ERA: 2.99 (8, 1)	1.1	S	7	2	0	0	0	1	0	0	0	0	0	6	10	0.00	2.250										

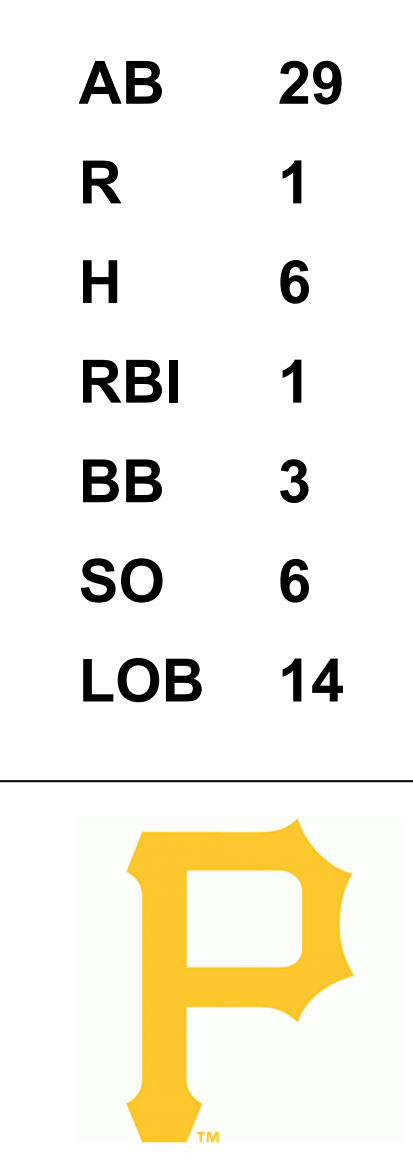
AB	33
R	1
H	9
RBI	1
BB	3
SO	5
LOB	13



Batter	1	2	3	4	5	6	7	8	9	AB	R	H	RBI	BB	SO	LOB	TOP			
Lou Brock, L OBP: 0.305, SLG: 0.392 Leo Burke, R OBP: 0.245, SLG: 0.298 Don Elston, R (8, 1)	0-3 K		0-0 3-1			0-3 K		0-0 1B		3	0	0	0	0	2	1	Chicago Cubs @ Pittsburgh Pirates Forbes Field, Pittsburgh, PA Wed Sep 18 1963, 7:05 PM EDT Att: 5,891 - Unknown			
Andre Rodgers, R OBP: 0.323, SLG: 0.298	0-0 5-3			0-0 FC1-6 1B		0-0 FC5-4 1-2		0-0 1-3		4	0	1	0	0	0	2				
Billy Williams, L OBP: 0.357, SLG: 0.495	0-0 1-3			0-0 FC1-6 1B 1-2		0-0 3-1			0-0 P6	4	0	0	0	0	0	2				
Ron Santo, R OBP: 0.338, SLG: 0.489		0-0 F8		0-0 G1-6-3 1B		0-0 1-3			4-0 HR BB	3	1	1	0	1	0	0				
Ken Hubbs, R OBP: 0.288, SLG: 0.324	0-0 4-3			0-0 G1-6-3 1-2		0-0 1B		0-0 1B	0-0 F8	4	0	1	0	0	0	3				
Billy Cowan, R OBP: 0.333, SLG: 0.524	0-0 E4				0-0 6-3		0-0 G4-6-3 1B		0-0 1-H HR	4	1	2	2	0	0	0				
John Boccabella, R OBP: 0.283, SLG: 0.417	0-3 K				0-0 5-3		0-0 G4-6-3 1-2		0-3 K	4	0	0	0	0	2	3				
Jimmie Schaffer, R OBP: 0.308, SLG: 0.462			0-0 P4		0-0 4-3			0-3 K		3	0	0	0	0	1	0				
Cal Koonce, R OBP: 0.211, SLG: 0.118 Steve Boros, R OBP: 0.307, SLG: 0.393 (8, PH)			0-3 K			4-0 FC5-4 BB		0-3 K		1	0	0	0	1	1	0				
Ellis Burton, S OBP: 0.312, SLG: 0.409										1	0	0	0	0	1	0				
Inning Stats	R: 0 E: 0 K: 1 S: 5	H: 0 LOB: 0 BB: 0 P: 5	R: 0 E: 1 K: 1 S: 6	H: 0 LOB: 1 BB: 0 P: 6	R: 0 E: 0 K: 1 S: 5	H: 2 LOB: 1 BB: 0 P: 4	R: 0 E: 0 K: 0 S: 3	H: 0 LOB: 0 BB: 0 P: 3	R: 0 E: 0 K: 1 S: 5	H: 0 LOB: 1 BB: 1 P: 9	R: 0 E: 0 K: 0 S: 4	H: 2 LOB: 1 BB: 0 P: 4	R: 0 E: 0 K: 2 S: 8	H: 1 LOB: 0 BB: 0 P: 8	R: 2 E: 0 K: 1 S: 6	H: 1 LOB: 0 BB: 1 P: 10	1B: 5 2B: 0 3B: 0 HR: 1	SF: 0 SAC: 0 DP: 2 HBP: 0	WP: 0 PB: 0 SB: 1 CS: 0	PA: 34
PITCHER Joe Gibbon, L ERA: 3.3	IP: 9.0 WLS: L BF: 34 H: 6 R: 2 ER: 2 SO: 7 BB: 2 IBB: 0 HBP: 0 BLK: 0 WP: 0 HR: 1 S: 46 P: 54 ERA: 2.00 WHIP: 0.889																			

Batter	1	2	3	4	5	6	7	8	9	AB	R	H	RBI	BB	SO	LOB	BOTTOM					
Bob Bailey, R OBP: 0.300, SLG: 0.326	0-0 HR		0-0 F8		4-0 BB			0-3 K		3	1	1	1	1	1	1	Chicago Cubs @ Pittsburgh Pirates Forbes Field, Pittsburgh, PA Wed Sep 18 1963, 7:05 PM EDT Att: 5,891 - Unknown					
Dick Schofield, S OBP: 0.346, SLG: 0.317	4-0 G4-6-3 BB		4-0 1-2 BB		0-0 F9		0-0 1B			2	0	1	0	2	0	1						
Willie Stargell, L OBP: 0.291, SLG: 0.423 Manny Mota, R OBP: 0.318, SLG: 0.344	0-0 G4-6-3 1-2		0-3 K			0-0 FC3-6 1B		0-0 6-3		4	0	1	0	0	1	4						
Bill Virdon, L OBP: 0.321, SLG: 0.380	0-0 3-1			0-0 1-3 1B		0-0 FC3-6 1-2		0-0 G4-6-3		4	0	1	0	0	0	1						
Roberto Clemente, R OBP: 0.358, SLG: 0.476		0-0 6-3		0-0 1-3 1-2		0-0 G4-6-3 1-2			0-0 3-1	4	0	0	0	0	0	2						
Donn Clendenen, R OBP: 0.327, SLG: 0.432		0-0 L1-3 1B		0-0 P5		1-0 FC2-6 HBP			0-0 F9	3	0	1	0	0	0	1						
Bill Mazerowski, R OBP: 0.288, SLG: 0.352	0-0 L1-3 1-2			0-0 1-3		0-0 FC2-6 CS				3	0	0	0	0	0	3						
Jim Pagliaroni, R OBP: 0.328, SLG: 0.384			0-3 K		0-3 K		0-3 K			3	0	0	0	0	3	1						
Joe Gibbon, R OBP: 0.098, SLG: 0.075			0-0 BB 1B		0-0 1-3			0-3 K		3	0	1	0	0	1	0						
Inning Stats	R: 1 E: 0 K: 0 S: 3	H: 1 LOB: 0 BB: 1 P: 7	R: 0 E: 0 K: 0 S: 3	H: 1 LOB: 0 BB: 0 P: 3	R: 0 E: 0 K: 2 S: 8	H: 1 LOB: 2 BB: 1 P: 12	R: 0 E: 0 K: 0 S: 4	H: 1 LOB: 1 BB: 0 P: 4	R: 0 E: 0 K: 1 S: 5	H: 0 LOB: 1 BB: 1 P: 9	R: 0 E: 0 K: 0 S: 3	H: 1 LOB: 0 BB: 0 P: 3	R: 0 E: 0 K: 1 S: 4	H: 0 LOB: 1 BB: 0 P: 5	R: 0 E: 0 K: 2 S: 8	H: 1 LOB: 0 BB: 0 P: 8		R: 0 E: 0 K: 0 S: 3	H: 0 LOB: 0 BB: 0 P: 3	1B: 5 2B: 2 3B: 0 HR: 1	SF: 0 SAC: 0 DP: 4 HBP: 1	WP: 0 PB: 0 SB: 0 CS: 1
PITCHER Cal Koonce, R ERA: 4.86 Don Elston, R ERA: 2.91	IP: 7.0 WLS: W BF: 26 H: 5 R: 1 ER: 1 SO: 4 BB: 3 IBB: 0 HBP: 1 BLK: 0 WP: 0 HR: 1 S: 30 P: 43 ERA: 1.29 WHIP: 1.143																					

AB	32
R	2
H	6
RBI	2
BB	2
SO	7
LOB	11



Batter	1	2	3	4	5	6	7	8	9	AB	R	H	RBI	BB	SO	LOB	TOP			
Bob Bailey, R (1, 5) OBP: 0.301, SLG: 0.327	L8		1-1 S		1-0 G1-6-3			1-0 6-3		4	0	2	0	0	0	0	Pittsburgh Pirates @ Los Angeles Dodgers Dodger Stadium, Los Angeles, CA Fri Sep 20 1963, 7:05 PM PDT Att: 40,476 - Unknown			
Dick Schofield, S (1, 6) OBP: 0.345, SLG: 0.317	2-1 E		3-2 F6		0-0 G1-6-3			0-1 4-3		4	0	1	0	0	0	3				
Willie Stargell, L (1, 7) OBP: 0.288, SLG: 0.417	SAFE 1-2 F7				0-0 F8			0-0 F3		4	0	0	0	0	0	1				
Bill Virdon, L (1, 8) OBP: 0.320, SLG: 0.379	0-2 F4				1-2 F6			3-2 G3		4	0	1	0	0	0	1				
Roberto Clemente, R (1, 9) OBP: 0.357, SLG: 0.474			1-1 4-3		1-2 1B			0-0 6-3		4	0	1	0	0	0	1				
Donn Clendenen, R (1, 3) OBP: 0.326, SLG: 0.431			0-3 K		2-2 FC6-4			1-3 K		4	0	1	0	0	3	1				
Bill Mazerolski, R (1, 4) OBP: 0.286, SLG: 0.350			0-2 1-3		0-0 FC6-4			1-2 6-3		3	0	0	0	0	0	2				
Jim Pagliaroni, R (1, 2) OBP: 0.328, SLG: 0.384					0-0 F9			2-2 6-3		0	0	0	0	0	0	0				
Smoky Burgess, L (2, 2) OBP: 0.333, SLG: 0.395					1-2 1B					3	0	1	0	0	0	0				
Don Cardwell, R (1, 1) OBP: 0.156, SLG: 0.085					1-0 G3			1-0 4-3		0	0	0	0	0	0	0				
Don Schwall, R (1, 1) OBP: 0.173, SLG: 0.160										2	0	0	0	0	0	1				
Manny Mota, R (6, PH) OBP: 0.315, SLG: 0.341										1	0	0	0	0	0	0				
Harvey Haddix, L (8, 1) OBP: 0.167, SLG: 0.364										0	0	0	0	0	0	0				
Inning Stats	R: 0 E: 1 K: 0 S: 8	H: 1 LOB: 1 BB: 0 P: 12	R: 0 E: 0 K: 1 S: 9	H: 0 LOB: 0 BB: 0 P: 10	R: 0 E: 0 K: 0 S: 9	H: 1 LOB: 1 BB: 0 P: 13	R: 0 E: 0 K: 0 S: 11	H: 2 LOB: 2 BB: 0 P: 15	R: 0 E: 0 K: 0 S: 10	H: 0 LOB: 0 BB: 0 P: 9	R: 0 E: 0 K: 1 S: 12	H: 0 LOB: 0 BB: 0 P: 16	R: 0 E: 0 K: 0 S: 4	H: 0 LOB: 0 BB: 0 P: 6	R: 0 E: 0 K: 1 S: 15	H: 1 LOB: 1 BB: 0 P: 21	1B: 7 2B: 0 3B: 0 HR: 0	SF: 0 SAC: 0 DP: 1 HBP: 0	WP: 0 PB: 0 SB: 1 CS: 1	PA: 33
PITCHER Don Drysdale, R (1, 1) ERA: 2.7	IP: 9.0 WLS: W BF: 33 H: 7 R: 0 ER: 0 SO: 3 BB: 0 IBB: 0 HBP: 0 BLK: 0 WP: 0 HR: 0 S: 84 P: 115 ERA: 0.00 WHIP: 0.778																			

Batter	1	2	3	4	5	6	7	8	9	AB	R	H	RBI	BB	SO	LOB	BOTTOM			
Maury Wills, S (1, 6) OBP: 0.347, SLG: 0.344	0-0 1B	2-2 6-3			1-2 S			0-1 SH3-4		3	1	2	0	0	0	3	Pittsburgh Pirates @ Los Angeles Dodgers Dodger Stadium, Los Angeles, CA Fri Sep 20 1963, 7:05 PM PDT Att: 40,476 - Unknown			
Jim Gilliam, S (1, 4) OBP: 0.333, SLG: 0.383	0-0 G1-6-4-3		2-2 CS		0-0 SH2-3			3-1 F8		3	0	1	0	0	0	2				
Wally Moon, L (1, 9) OBP: 0.348, SLG: 0.387	2-2 4-3		4-2 1B		0-2 5-3			1-1 G3		3	0	0	0	1	0	2				
Tommy Davis, R (1, 7) OBP: 0.358, SLG: 0.454			0-0 4-3		0-2 1B			0-1 F9		4	1	3	0	0	0	0				
Ron Fairly, L (1, 3) OBP: 0.345, SLG: 0.389			1-3 K		2-2 6-3			2-3 K		4	0	0	0	0	2	4				
Willie Davis, L (1, 8) OBP: 0.276, SLG: 0.359			4-0 S		1-0 G3			3-2 F8		3	0	1	0	1	0	0				
John Roseboro, L (1, 2) OBP: 0.293, SLG: 0.358			0-0 4-3		0-3 K			0-1 FC3-6		3	0	0	0	0	1	3				
Ken McMullen, R (1, 5) OBP: 0.290, SLG: 0.335			4-0 S		1-1 1B			1-1 G5-4-3		2	0	1	0	1	0	1				
Dick Tracewski, R (9, 4) OBP: 0.236, SLG: 0.266			1-2 2-3					1-2 G5-4-3		0	0	0	0	0	0	0				
Don Drysdale, R (1, 1) OBP: 0.240, SLG: 0.196			4-0 1-2		0-3 K			0-0 SH3-4		2	0	1	0	1	1	1				
Inning Stats	R: 0 E: 0 K: 0 S: 5	H: 1 LOB: 3 BB: 0 P: 7	R: 1 E: 0 K: 1 S: 8	H: 1 LOB: 3 BB: 3 P: 23	R: 0 E: 0 K: 2 S: 11	H: 2 LOB: 1 BB: 1 P: 19	R: 0 E: 0 K: 2 S: 9	H: 1 LOB: 1 BB: 0 P: 11	R: 1 E: 0 K: 0 S: 12	H: 2 LOB: 1 BB: 0 P: 14	R: 0 E: 0 K: 0 S: 5	H: 1 LOB: 0 BB: 0 P: 7	R: 0 E: 0 K: 0 S: 7	H: 1 LOB: 1 BB: 0 P: 11	R: 0 E: 0 K: 1 S: 11	H: 0 LOB: 0 BB: 0 P: 16	1B: 9 2B: 0 3B: 0 HR: 0	SF: 0 SAC: 2 DP: 2 HBP: 0	WP: 0 PB: 0 SB: 5 CS: 1	PA: 33
PITCHER Don Cardwell, R (1, 1) ERA: 3.07	IP: 7.0 WLS: L BF: 29 H: 8 R: 2 ER: 2 SO: 3 BB: 3 IBB: 1 HBP: 0 BLK: 0 WP: 0 HR: 0 S: 56 P: 91 ERA: 2.57 WHIP: 1.571																			
PITCHER Don Schwall, R (1, 1) ERA: 3.37	IP: 1.0 WLS: 3 BF: 0 H: 0 R: 0 ER: 0 SO: 1 BB: 0 IBB: 0 HBP: 0 BLK: 0 WP: 0 HR: 0 S: 11 P: 16 ERA: 0.00 WHIP: 0.000																			

AB	33
R	0
H	7
RBI	0
BB	0
SO	3
LOB	10

AB	27
R	2
H	9
RBI	0
BB	4
SO	4
LOB	16

Batter	1	2	3	4	5	6	7	8	9	AB	R	H	RBI	BB	SO	LOB	TOP					
Bob Bailey, R OBP: 0.300, SLG: 0.326 (1, 5)	F6		1B			6-3		L8	K	5	0	1	0	0	1	1						
Dick Schofield, S OBP: 0.345, SLG: 0.314 (1, 6)	6-3		5-3			L8		F8		4	0	0	0	0	0	1						
Roberto Clemente, R OBP: 0.356, SLG: 0.473 (1, 9)	K			4-3		K		1B	1B	4	1	1	0	0	2	0						
Donn Clendenon, R OBP: 0.329, SLG: 0.439 (1, 3)		1-3		HR				F8	1B	4	1	3	1	0	0	0						
Ted Savage, R OBP: 0.281, SLG: 0.345 (1, 7)		1-3		6-3				S	1B	4	1	2	1	0	0	1						
Bill Mazerowski, R OBP: 0.286, SLG: 0.348 (1, 4)		6-3		K				K	IBB	3	0	0	0	1	2	2						
Bill Virdon, L OBP: 0.320, SLG: 0.378 (1, 8)		K				K		1-3		4	0	1	1	0	2	4						
Jim Pagliaroni, R OBP: 0.328, SLG: 0.381 (1, 2)			K							2	0	0	0	0	1	1	0					
Smoky Burgess, L OBP: 0.326, SLG: 0.395 (9, PH)						F7				0	0	0	0	0	0	0	0					
Manny Mota, R OBP: 0.315, SLG: 0.341 (9, PR)										0	0	0	0	0	0	0	0					
Ron Brand, R OBP: 0.358, SLG: 0.370 (9, 2)								IBB	CS	0	0	0	0	0	0	0	0					
Bob Friend, R OBP: 0.115, SLG: 0.105 (7, 1)										3	0	0	0	0	0	3	2					
Harvey Haddix, L OBP: 0.167, SLG: 0.364 (8, 1)										0	0	0	0	0	0	0	0					
Al McBean, R OBP: 0.200, SLG: 0.333 (8, 1)										0	0	0	0	0	0	0	0					
Joe Gibbon, L OBP: 0.152, SLG: 0.075 (8, 1)										0	0	0	0	0	0	0	0					
Johnny Logan, R OBP: 0.142, SLG: 0.254 (9, PH)										1	0	0	0	0	0	1	0					
Tommie Sisk, R (9, 1)										0	0	0	0	0	0	0	0					
Inning Stats	R: 0 E: 0 K: 1 S: 9	H: 0 LOB: 0 BB: 0 P: 16	R: 0 E: 0 K: 1 S: 12	H: 1 LOB: 1 BB: 0 P: 18	R: 0 E: 0 K: 2 S: 13	H: 1 LOB: 1 BB: 0 P: 19	R: 1 E: 0 K: 1 S: 7	H: 1 LOB: 0 BB: 0 P: 11	R: 0 E: 0 K: 2 S: 9	H: 0 LOB: 0 BB: 0 P: 12	R: 0 E: 0 K: 1 S: 6	H: 0 LOB: 0 BB: 0 P: 7	R: 1 E: 0 K: 2 S: 16	H: 2 LOB: 2 BB: 1 P: 26	R: 1 E: 0 K: 0 S: 17	H: 3 LOB: 3 BB: 1 P: 28	R: 0 E: 0 K: 1 S: 8	H: 0 LOB: 1 BB: 0 P: 12	1B: 7 2B: 0 3B: 0 HR: 1	SF: 0 SAC: 0 DP: 0 HBP: 1	WP: 0 PB: 0 SB: 3 CS: 1	PA: 37
PITCHER	IP	WLS	BF	H	R	ER	SO	BB	IBB	HBP	BLK	WP	HR	S	P	ERA	WHIP					
Sandy Koufax, L ERA: 1.91 (1, 1)	7.2		33	8	3	3	10	0	2	0	0	0	1	87	134	3.52	1.043					
Ron Perranoski, L ERA: 1.73 (8, 1)	0.1		1	0	0	0	0	0	0	0	0	0	0	2	3	0.00	0.000					
Bob Miller, R ERA: 3.01 (9, 1)	1.0	W	3	0	0	0	1	0	0	1	0	0	0	8	12	0.00	0.000					

Pittsburgh Pirates @ Los Angeles Dodgers
 Dodger Stadium, Los Angeles, CA
 Sat Sep 21 1963, 7:05 PM PDT
 Att: 48,038 - Unknown

AB	34
R	3
H	8
RBI	3
BB	2
SO	11
LOB	12



Batter	1	2	3	4	5	6	7	8	9	AB	R	H	RBI	BB	SO	LOB	BOTTOM					
Maury Wills, S OBP: 0.346, SLG: 0.343 (1, 6)	L7		FC6			3-1		1B		4	0	1	0	0	0	1						
Jim Gilliam, S OBP: 0.355, SLG: 0.386 (1, 4) (9, 5)	G1-6-3			F3				1B		4	1	3	0	0	0	0						
Wally Moon, L OBP: 0.348, SLG: 0.387 (1, 9)	G1-6-3			1-3				1B		3	1	1	0	0	0	1						
Lee Walls, R OBP: 0.268, SLG: 0.303 (8, PH) (9, 9)	G1-6-3			1-3				CS		1	0	0	0	0	1	0						
Tommy Davis, R OBP: 0.357, SLG: 0.453 (1, 7)		K		1-3						4	1	1	0	0	1	2						
Ron Fairly, L OBP: 0.346, SLG: 0.390 (1, 3)		4-3				F5		1B		4	1	2	1	0	0	0						
Willie Davis, L OBP: 0.279, SLG: 0.366 (1, 8)		F6				3-1		1B		4	1	2	4	0	0	0						
John Roseboro, L OBP: 0.291, SLG: 0.356 (1, 2)				1-4-3		F5		4-3		3	0	0	0	0	0	2						
Ken McMullen, R OBP: 0.288, SLG: 0.332 (1, 5)										2	0	0	0	0	1	0						
Frank Howard, R OBP: 0.327, SLG: 0.519 (8, PH)										1	0	1	0	0	0	0						
Dick Tracewski, R OBP: 0.298, SLG: 0.266 (9, 4)										0	0	0	0	0	0	0						
Sandy Koufax, R OBP: 0.113, SLG: 0.093 (1, 1)										2	0	1	0	0	0	0						
Ron Perranoski, L OBP: 0.192, SLG: 0.125 (8, 1)										0	0	0	0	0	0	0						
Dick Nen, L OBP: 0.400, SLG: 1.000 (8, PH)										1	0	0	0	0	0	1						
Bob Miller, R OBP: 0.103, SLG: 0.073 (9, 1)										0	0	0	0	0	0	0						
Inning Stats	R: 0 E: 0 K: 0 S: 7	H: 1 LOB: 0 BB: 0 P: 13	R: 0 E: 0 K: 1 S: 8	H: 0 LOB: 0 BB: 0 P: 11	R: 0 E: 0 K: 1 S: 6	H: 1 LOB: 1 BB: 0 P: 9	R: 0 E: 0 K: 0 S: 9	H: 0 LOB: 0 BB: 0 P: 16	R: 0 E: 0 K: 0 S: 5	H: 0 LOB: 0 BB: 0 P: 8	R: 0 E: 0 K: 0 S: 8	H: 0 LOB: 0 BB: 0 P: 12	R: 2 E: 0 K: 0 S: 9	H: 4 LOB: 1 BB: 0 P: 12	R: 0 E: 0 K: 0 S: 13	H: 3 LOB: 1 BB: 0 P: 17	R: 3 E: 0 K: 1 S: 9	H: 3 LOB: 0 BB: 0 P: 15	1B: 11 2B: 1 3B: 0 HR: 1	SF: 0 SAC: 0 DP: 3 HBP: 0	WP: 0 PB: 0 SB: 0 CS: 1	PA: 34
PITCHER	IP	WLS	BF	H	R	ER	SO	BB	IBB	HBP	BLK	WP	HR	S	P	ERA	WHIP					
Bob Friend, R ERA: 2.34 (1, 1)	6.1		23	5	2	2	2	0	0	0	0	0	0	2	7	2.84	0.789					
Harvey Haddix, L ERA: 3.34 (7, 1)	0.2		2	1	0	0	0	0	0	0	0	0	0	2	3	0.00	1.500					
Al McBean, R ERA: 2.42 (8, 1)	0.2		4	3	0	0	0	0	0	0	0	0	0	11	12	0.00	4.500					
Joe Gibbon, L ERA: 3.29 (8, 1)	0.1		0	0	0	0	0	0	0	0	0	0	0	2	5	0.00	0.000					
Tommie Sisk, R ERA: 3.19 (9, 1)	0.1	L	4	3	3	3	1	0	0	0	0	0	1	9	15	81.00	9.000					

Pittsburgh Pirates @ Los Angeles Dodgers
 Dodger Stadium, Los Angeles, CA
 Sat Sep 21 1963, 7:05 PM PDT
 Att: 48,038 - Unknown


AB	33
R	5
H	12
RBI	5
BB	0
SO	3
LOB	7



Batter	1	2	3	4	5	6	7	8	9	AB	R	H	RBI	BB	SO	LOB	TOP			
Bob Bailey, R OBP: 0.303, SLG: 0.327 (1, 5)	1-2 FC4-6 1B 1B	0-1 5-3			1-0 6-3		4-1 CS BB		0-0 E 1B	4	2	2	0	1	0	0				
Dick Schofield, S OBP: 0.345, SLG: 0.316 (1, 6)	0-0 FC4-6 1B		1-0 5-3 1B		1-3 K		4-2 FC6-4 BB		0-0 FC2 FC5-4 E 1B	4	1	2	0	1	1	1				
Roberto Clemente, R OBP: 0.353, SLG: 0.470 (1, 9)	0-1 FC4-6 1B 1-2 2-3		1-1 5-3 1B		0-2 6-3		1-1 FC6-4		0-0 FC5-4 1B 1-2 2-H	5	0	1	1	0	0	4				
Donn Clendenon, R OBP: 0.332, SLG: 0.442 (1, 3)	1-0 1B		0-3 K		1-0 5-3 1B		0-0 WP 2B		1-0 FC5-4 E S FC3-2	5	1	3	1	0	1	3				
Ted Savage, R OBP: 0.278, SLG: 0.336 (1, 7)	0-3 K		0-3 5-3		0-2 5-3 1B		0-2 F7		4-2 FC3-2 BB	4	0	0	0	1	1	5				
Bill Mazerowski, R OBP: 0.287, SLG: 0.346 (1, 4)	4-0 IBB			1-2 F7		4-0 1B IBB		0-3 K	3	0	0	0	2	1	3					
Bill Virdon, L OBP: 0.321, SLG: 0.377 (1, 8)	1-3 K		1-1 4-3		1-1 4-3		1-2 2-H 1B		0-0 4-3	4	0	1	1	1	1	5				
Ron Brand, R OBP: 0.351, SLG: 0.347 (1, 2)		1-3 K		1-1 5-3		0-2 G3		4-2 1-2 2-3 BB	3	0	0	0	1	1	2					
Bob Veale, S OBP: 0.150, SLG: 0.111 (1, 1)		1-3 K			0-3 K		2-3 K		1-3 K	4	0	0	0	0	4	3				
Roy Face, R OBP: 0.250, SLG: 0.250 (9, 1)										0	0	0	0	0	0	0				
Inning Stats	R: 1 E: 0 K: 2 S: 14	H: 3 LOB: 3 BB: 1 P: 21	R: 0 E: 0 K: 2 S: 8	H: 0 LOB: 0 BB: 0 P: 10	R: 0 E: 0 K: 1 S: 7	H: 1 LOB: 1 BB: 0 P: 10	R: 0 E: 0 K: 0 S: 7	H: 0 LOB: 0 BB: 0 P: 10	R: 0 E: 0 K: 0 S: 12	H: 2 LOB: 2 BB: 1 P: 18	R: 0 E: 0 K: 1 S: 11	H: 0 LOB: 1 BB: 2 P: 22	R: 0 E: 0 K: 2 S: 12	H: 1 LOB: 3 BB: 2 P: 21	R: 2 E: 1 K: 0 S: 8	H: 2 LOB: 2 BB: 1 P: 13	1B: 8 2B: 1 3B: 0 HR: 0	SF: 0 SAC: 0 DP: 0 HBP: 0	WP: 1 PB: 0 CS: 1 SB: 1	PA: 43
PITCHER	IP	WLS	BF	H	R	ER	SO	BB	IBB	HBP	BLK	WP	HR	S	P	ERA	WHIP			
Johanny Podres, L ERA: 3.2 (1, 1)	6.0	L	26	6	2	2	7	0	2	0	0	0	0	55	78	3.00	1.000			
Bob Miller, R ERA: 2.96 (7, 1)	3.0		17	3	2	0	3	4	1	0	0	1	0	31	56	0.00	2.333			

Pittsburgh Pirates @ Los Angeles Dodgers
Dodger Stadium, Los Angeles, CA
Sun Sep 22 1963, 3:33 AM PDT
Att: 36,878 - Unknown


AB 36
R 4
H 9
RBI 3
BB 7
SO 10
LOB 26



Batter	1	2	3	4	5	6	7	8	9	AB	R	H	RBI	BB	SO	LOB	BOTTOM			
Maury Wills, S OBP: 0.349, SLG: 0.344 (1, 6)	4-2 CS BB			1-1 CS 1B		0-1 6-3			4-1 1B BB	2	0	1	0	2	0	0				
Jim Gilliam, S OBP: 0.355, SLG: 0.385 (1, 4)	SAFE K		2-2 E6 L6-4 BLK		0-0 6-3			2-1 1B BB	4	0	1	0	0	1	2					
Tommy Davis, R OBP: 0.356, SLG: 0.451 (1, 7)	1-2 6-3		0-1 L6-4		0-1 G6-4-3 1B			1-1 F4	4	0	1	0	0	0	4					
Frank Howard, R OBP: 0.329, SLG: 0.516 (1, 9)		4-1 G5-4-3 BB		4-2 G5-4-3 BB		0-1 G6-4-3		1-0 F6	2	0	0	0	2	0	4					
Bill Skowron, R OBP: 0.255, SLG: 0.294 (1, 3)		3-3 K		0-1 G5-4-3		2-2 4-3			3	0	0	0	0	1	2					
Ken McMullen, R OBP: 0.289, SLG: 0.329 (1, 5)		1-0 G5-4-3		4-0 BB		1-3 K			2	0	0	0	1	1	1					
Willie Davis, L OBP: 0.276, SLG: 0.364 (1, 8)			1-0 4-3		0-0 L9			1-0 F9	3	0	0	0	0	0	1					
Doug Camilli, R OBP: 0.237, SLG: 0.284 (1, 2)			2-2 F8		3-3 K			1-3 K	3	0	0	0	0	2	0					
Johanny Podres, L OBP: 0.147, SLG: 0.219 (1, 1)			1-2 6-3		2-2 F9			4-2 1B BB	1	0	0	0	0	0	0					
Al Ferrara, R OBP: 0.266, SLG: 0.250 (6, PH)									1	0	0	0	0	0	0					
Bob Miller, R OBP: 0.103, SLG: 0.073 (7, 1)									0	0	0	0	0	0	0					
Lee Walls, R OBP: 0.277, SLG: 0.303 (9, PH)									0	0	0	0	1	0	0					
Inning Stats	R: 0 E: 0 K: 1 S: 9	H: 0 LOB: 0 BB: 1 P: 16	R: 0 E: 0 K: 1 S: 5	H: 0 LOB: 0 BB: 1 P: 13	R: 0 E: 0 K: 0 S: 7	H: 0 LOB: 0 BB: 0 P: 11	R: 0 E: 1 K: 0 S: 7	H: 1 LOB: 0 BB: 0 P: 10	R: 0 E: 0 K: 0 S: 5	H: 0 LOB: 0 BB: 0 P: 5	R: 0 E: 0 K: 1 S: 9	H: 0 LOB: 0 BB: 0 P: 13	R: 0 E: 0 K: 1 S: 9	H: 0 LOB: 3 BB: 2 P: 13	R: 0 E: 0 K: 1 S: 12	H: 1 LOB: 3 BB: 2 P: 25	1B: 3 2B: 1 3B: 0 HR: 0	SF: 0 SAC: 0 DP: 4 HBP: 0	WP: 0 PB: 0 CS: 2 SB: 0	PA: 31
PITCHER	IP	WLS	BF	H	R	ER	SO	BB	IBB	HBP	BLK	WP	HR	S	P	ERA	WHIP			
Bob Veale, L ERA: 1.05 (1, 1)	8.1	W	28	2	0	0	5	6	0	0	0	0	0	62	110	0.00	0.960			
Roy Face, R ERA: 3.13 (9, 1)	0.2	S	3	1	0	0	0	0	0	0	0	0	0	5	9	0.00	1.500			

Pittsburgh Pirates @ Los Angeles Dodgers
Dodger Stadium, Los Angeles, CA
Sun Sep 22 1963, 3:33 AM PDT
Att: 36,878 - Unknown

AB 25
R 0
H 3
RBI 0
BB 6
SO 5
LOB 14



Batter	1	2	3	4	5	6	7	8	9	AB	R	H	RBI	BB	SO	LOB	TOP				
Dick Schofield, S OBP: 0.342, SLG: 0.313 (1, 6)										5	0	0	0	0	0	4	Pittsburgh Pirates @ Houston Colt 45's Colt Stadium, Houston, TX Tue Sep 24 1963, 8:05 PM EDT Att. 3,144 - Unknown - 76 F				
Bill Virdon, L OBP: 0.320, SLG: 0.378 (1, 8)										4	1	1	0	0	0	1					
Roberto Clemente, R OBP: 0.356, SLG: 0.470 (1, 9)										3	0	1	0	1	1	0					
Willie Stargell, L OBP: 0.288, SLG: 0.416 (8, PH) Manny Mota, R OBP: 0.313, SLG: 0.339 (8, 7)										3	0	1	0	0	0	3					
Donn Clendenon, R OBP: 0.329, SLG: 0.439 (1, 3)										4	0	0	0	0	2	3					
Bob Bailey, R OBP: 0.302, SLG: 0.326 (1, 5)										3	1	0	0	1	0	0					
Gene Alley, R OBP: 0.265, SLG: 0.250 (1, 4)										4	0	0	0	0	1	1					
Ron Brand, R OBP: 0.361, SLG: 0.346 (1, 2)										3	0	1	1	1	0	0					
Earl Francis, R OBP: 0.308, SLG: 0.423 (7, PH) Jerry Lynch, L OBP: 0.332, SLG: 0.466 (7, PH) Ted Savage, R OBP: 0.277, SLG: 0.333 (7, PH) Don Schwall, R OBP: 0.173, SLG: 0.160 (9, PH) Bill Mazerowski, R OBP: 0.297, SLG: 0.345 (9, PH)										2	0	0	0	0	1	0					
Inning Stats	R: 0 E: 0 K: 1 S: 6	H: 1 LOB: 2 BB: 1 P: 10	R: 0 E: 0 K: 0 S: 3	H: 0 LOB: 0 BB: 0 P: 3	R: 0 E: 1 K: 0 S: 5	H: 1 LOB: 2 BB: 0 P: 5	R: 0 E: 0 K: 0 S: 3	H: 0 LOB: 0 BB: 0 P: 3	R: 0 E: 0 K: 1 S: 5	H: 0 LOB: 0 BB: 0 P: 5	R: 0 E: 1 K: 1 S: 6	H: 0 LOB: 1 BB: 0 P: 6	R: 1 E: 0 K: 1 S: 6	H: 1 LOB: 1 BB: 1 P: 10	R: 1 E: 0 K: 2 S: 8	H: 1 LOB: 0 BB: 0 P: 8		R: 0 E: 1 K: 1 S: 6	H: 0 LOB: 2 BB: 1 P: 10	1B: 3 2B: 1 3B: 0 HR: 0	SF: 0 SAC: 0 DP: 0 HBP: 0
PITCHER	IP WLS BF H R ER SO BB IBB HBP BLK WP HR S P ERA WHIP																				
Chris Zachary, R ERA: 4.53 Hal Woodeshick, L ERA: 2.01	(1, 1) 6.1 W 26 3 1 1 3 2 0 0 0 0 0 0 30 38 1.42 0.789	(7, 1) 2.2 S 11 1 1 1 4 1 0 0 0 1 0 18 22 3.38 0.750																			

AB 34
R 2
H 4
RBI 1
BB 3
SO 7
LOB 14



Batter	1	2	3	4	5	6	7	8	9	AB	R	H	RBI	BB	SO	LOB	BOTTOM		
Glenn Vaughan, S OBP: 0.200, SLG: 0.077 (1, 6)										3	1	0	0	1	0	0	Pittsburgh Pirates @ Houston Colt 45's Colt Stadium, Houston, TX Tue Sep 24 1963, 8:05 PM EDT Att. 3,144 - Unknown - 76 F		
Joe Morgan, L OBP: 0.333, SLG: 0.333 (1, 4)										4	1	1	0	0	0	0			
Johnny Weekly, R OBP: 0.277, SLG: 0.390 (1, 9)										4	0	1	0	0	0	2			
Carl Warwick, R OBP: 0.321, SLG: 0.353 (1, 7)										2	1	1	0	2	0	0			
Rusty Staub, L OBP: 0.303, SLG: 0.304 (1, 3)										2	0	1	1	0	0	2			
Howie Goss, R OBP: 0.284, SLG: 0.331 (1, 8)										3	0	2	1	1	1	1			
Bob Aspromonte, R OBP: 0.264, SLG: 0.293 (1, 5)										3	0	0	0	0	2	4			
John Bateman, R OBP: 0.246, SLG: 0.332 (1, 2)										3	0	0	0	0	1	2			
Chris Zachary, L Hal Woodeshick, R OBP: 0.167, SLG: 0.130 (7, 1)										2	0	0	0	0	0	1			
Inning Stats	R: 2 E: 0 K: 1 S: 7	H: 2 LOB: 2 BB: 2 P: 15	R: 0 E: 0 K: 0 S: 3	H: 0 LOB: 0 BB: 0 P: 3	R: 0 E: 0 K: 0 S: 3	H: 1 LOB: 1 BB: 1 P: 7	R: 0 E: 0 K: 0 S: 3	H: 0 LOB: 1 BB: 1 P: 7	R: 0 E: 0 K: 0 S: 3	H: 0 LOB: 0 BB: 0 P: 3	R: 1 E: 0 K: 2 S: 9	H: 2 LOB: 1 BB: 0 P: 9	R: 0 E: 0 K: 1 S: 5	H: 0 LOB: 0 BB: 0 P: 5	R: 0 E: 0 K: 1 S: 6	H: 1 LOB: 1 BB: 0 P: 6		1B: 5 2B: 1 3B: 0 HR: 0	SF: 1 SAC: 1 DP: 1 HBP: 0
PITCHER	IP WLS BF H R ER SO BB IBB HBP BLK WP HR S P ERA WHIP																		
Earl Francis, R ERA: 4.53 Don Schwall, R ERA: 3.33	(1, 1) 6.0 L 26 5 3 3 3 4 0 0 0 0 0 0 30 44 4.50 1.500	(7, 1) 2.0 7 1 0 0 2 0 0 0 0 0 0 0 11 11 0.00 0.500																	

AB 27
R 3
H 6
RBI 2
BB 4
SO 5
LOB 12



Batter	1	2	3	4	5	6	7	8	9	AB	R	H	RBI	BB	SO	LOB	TOP								
Bob Bailey, R OBP: 0.302, SLG: 0.325 (1, 5)										4	1	1	0	0	0	2	Pittsburgh Pirates @ Houston Colt 45's Colt Stadium, Houston, TX Wed Sep 25 1963, 8:05 PM EDT Att: 3,118 - Cloudy - 74 F								
Dick Schofield, S OBP: 0.342, SLG: 0.312 (1, 6)										4	0	1	1	0	2	2									
Willie Stargell, L OBP: 0.284, SLG: 0.410 (1, 7)										4	0	0	0	0	2	1									
Bill Virdon, L OBP: 0.318, SLG: 0.375 (1, 8)										4	0	0	0	0	0	0									
Roberto Clemente, R OBP: 0.355, SLG: 0.468 (1, 9)										4	0	1	0	0	0	0									
Smoky Burgess, L OBP: 0.338, SLG: 0.394 (1, 2)										3	0	1	0	1	0	0									
Ted Savage, R OBP: 0.277, SLG: 0.333 (9, PR)										0	0	0	0	0	0	0									
Donn Clendenon, R OBP: 0.329, SLG: 0.438 (1, 3)										4	0	1	0	0	1	3									
Gene Alley, R OBP: 0.270, SLG: 0.257 (1, 4)										3	0	1	0	0	0	0									
Jerry Lynch, L OBP: 0.331, SLG: 0.464 (9, PH)										1	0	0	0	0	1	3									
Tommie Sisk, R OBP: 0.188, SLG: 0.071 (1, 1)										2	0	1	0	0	0	0									
Bill Mazerowski, R OBP: 0.287, SLG: 0.345 (9, PH)										0	0	0	0	0	0	0									
Inning Stats	R: 0 E: 1 K: 1 S: 5	H: 0 LOB: 0 BB: 0 P: 5	R: 0 E: 0 K: 0 S: 4	H: 1 LOB: 1 BB: 0 P: 4	R: 0 E: 0 K: 1 S: 6	H: 1 LOB: 0 BB: 0 P: 6	R: 0 E: 0 K: 0 S: 4	H: 1 LOB: 2 BB: 1 P: 8	R: 1 E: 0 K: 0 S: 5	H: 2 LOB: 1 BB: 0 P: 5	R: 0 E: 0 K: 0 S: 3	H: 0 LOB: 0 BB: 0 P: 3	R: 0 E: 0 K: 1 S: 6	H: 1 LOB: 1 BB: 0 P: 6	R: 0 E: 0 K: 2 S: 7	H: 0 LOB: 0 BB: 0 P: 7	R: 0 E: 1 K: 1 S: 6	H: 1 LOB: 1 BB: 0 P: 6	1B: 7 2B: 0 3B: 0 HR: 0	SF: 0 SAC: 1 DP: 1 HBP: 0	WP: 0 PB: 0 SB: 2 CS: 1	PA: 36			
PITCHER	IP	WLS	BF	H	R	ER	SO	BB	IBB	HBP	BLK	WP	HR	S	P	ERA	WHIP								
Ken Johnson, R ERA: 2.66 (1, 1)	8.1	W	34	7	1	1	5	1	0	0	0	0	0	43	47	1.08	0.960								
Turk Farrell, R ERA: 3.07 (9, 1)	0.2	S	1	0	0	0	1	0	0	0	0	0	0	3	3	0.00	0.000								

AB	33
R	1
H	7
RBI	1
BB	1
SO	6
LOB	11



Batter	1	2	3	4	5	6	7	8	9	AB	R	H	RBI	BB	SO	LOB	BOTTOM								
Glenn Vaughan, S OBP: 0.211, SLG: 0.118 (1, 6)										4	0	1	0	0	0	0	Pittsburgh Pirates @ Houston Colt 45's Colt Stadium, Houston, TX Wed Sep 25 1963, 8:05 PM EDT Att: 3,118 - Cloudy - 74 F								
Bob Lillis, R OBP: 0.225, SLG: 0.234 (9, 6)										0	0	0	0	0	0	0									
Joe Morgan, L OBP: 0.200, SLG: 0.200 (1, 4)										4	0	0	0	0	0	1									
Johnny Weekly, R OBP: 0.276, SLG: 0.375 (1, 9)										3	0	0	0	1	2	1									
Carl Warwick, R OBP: 0.319, SLG: 0.351 (1, 7)										3	1	0	0	0	0	1									
Rusty Staub, L OBP: 0.303, SLG: 0.304 (1, 3)										3	0	1	0	0	0	0									
Howie Goss, R OBP: 0.284, SLG: 0.329 (1, 8)										2	1	0	0	1	0	3									
Bob Aspromonte, R OBP: 0.266, SLG: 0.295 (1, 5)										3	0	2	1	0	0	0									
John Bateman, R OBP: 0.244, SLG: 0.329 (1, 2)										3	0	0	0	0	1	3									
Ken Johnson, R OBP: 0.092, SLG: 0.068 (1, 1)										3	0	0	0	0	0	2									
Turk Farrell, R OBP: 0.200, SLG: 0.197 (9, 1)										0	0	0	0	0	0	0									
Inning Stats	R: 0 E: 0 K: 0 S: 3	H: 1 LOB: 0 BB: 0 P: 3	R: 0 E: 0 K: 1 S: 6	H: 1 LOB: 2 BB: 1 P: 10	R: 0 E: 0 K: 0 S: 3	H: 0 LOB: 0 BB: 0 P: 3	R: 0 E: 0 K: 1 S: 5	H: 0 LOB: 0 BB: 0 P: 5	R: 0 E: 0 K: 0 S: 3	H: 0 LOB: 0 BB: 0 P: 3	R: 2 E: 2 K: 0 S: 6	H: 2 LOB: 2 BB: 1 P: 10	R: 0 E: 0 K: 1 S: 5	H: 0 LOB: 0 BB: 0 P: 5	1B: 4 2B: 0 3B: 0 HR: 0	SF: 0 SAC: 0 DP: 1 HBP: 0	WP: 0 PB: 0 SB: 0 CS: 0	PA: 30							
PITCHER	IP	WLS	BF	H	R	ER	SO	BB	IBB	HBP	BLK	WP	HR	S	P	ERA	WHIP								
Tommie Sisk, R ERA: 3.03 (1, 1)	8.0	L	30	4	2	1	3	2	0	0	0	0	0	34	42	1.12	0.750								

AB	28
R	2
H	4
RBI	1
BB	2
SO	3
LOB	11




Batter	1	2	3	4	5	6	7	8	9	10	11	AB	R	H	RBI	BB	SO	LOB
Dick Schofield, S OBP: 0.339, SLG: 0.310	4-3	P6			E4	SF8			6-3		SH5-4	4	0	0	1	0	0	2
Roberto Clemente, R OBP: 0.352, SLG: 0.463	4-3		6-3		FC1-6	K			E1		G3	6	0	0	0	0	1	3
Willie Stargell, L OBP: 0.285, SLG: 0.409			F5				P4		K		K	6	0	2	0	0	2	2
Ted Savage, R OBP: 0.268, SLG: 0.322	1-3		4-3		P6		K		5-3			5	0	0	0	0	1	4
Donn Clendenon, R OBP: 0.329, SLG: 0.436					F7	F8		6-3			4-3	5	1	1	0	0	0	2
Bob Bailey, R OBP: 0.303, SLG: 0.327								6-3			P4	5	2	2	0	0	1	1
Gene Alley, R OBP: 0.262, SLG: 0.250					F8	E5		5-3				5	1	1	0	0	1	3
Ron Brand, R OBP: 0.379, SLG: 0.345					E6						K	3	0	1	1	2	1	1
Tom Butters, R OBP: 0.250, SLG: 0.333												4	0	1	1	0	3	4
Al McBean, R OBP: 0.200, SLG: 0.333												0	0	0	0	0	0	0
Manny Mota, R OBP: 0.319, SLG: 0.339												0	0	0	0	1	0	0
Roy Face, R OBP: 0.250, SLG: 0.250												0	0	0	0	0	0	0

Pittsburgh Pirates @ Houston Colt 45's
 Colt Stadium, Houston, TX
 Thu Sep 26 1963, 8:05 PM EDT
 Att: 2,762 - Unknown - 75 F

livebaseballscores.com

AB	43
R	4
H	8
RBI	3
BB	3
SO	10
LOB	22



Inning Stats	R	H	E	K	S	IP	WLS	BF	H	R	ER	SO	BB	IBB	HBP	BLK	WP	HR	S	P	ERA	WHIP		
	0	1	0	2	0	0	0	0	0	0	0	0	0	0	0	0	0	0	0	0	0	0	0	0


PITCHER	IP	WLS	BF	H	R	ER	SO	BB	IBB	HBP	BLK	WP	HR	S	P	ERA	WHIP	
Larry Yellen, R ERA: 3.6	5.0	26	7	4	0	0	4	1	0	0	0	0	0	0	17	21	0.00	0.333
Jim Umbricht, R ERA: 2.63	6.1	10	0	0	0	0	4	1	0	0	0	0	0	12	12	0.00	0.500	
Hal Woodeshick, L ERA: 1.97	2.0	8	1	0	0	2	0	0	0	0	0	0	0	1	5	0.00	3.000	
Turk Farrell, R ERA: 3.07	0.1	2	0	0	0	0	1	0	0	0	0	0	0	0	4	4	0.00	0.000
Don McMahon, R ERA: 4.05	0.2	W	2	0	0	0	1	0	0	0	0	0	0	0	4	4	0.00	0.000

Batter	1	2	3	4	5	6	7	8	9	10	11	AB	R	H	RBI	BB	SO	LOB
Glenn Vaughan, S OBP: 0.365, SLG: 0.505	F8	K			K			L5	1-3		K	4	0	0	0	0	2	0
Johnny Temple, R OBP: 0.317, SLG: 0.130												1	0	0	0	0	0	3
Hal Woodeshick, L OBP: 0.276, SLG: 0.276												0	0	0	0	0	0	0
Turk Farrell, R OBP: 0.250, SLG: 0.197												1	0	0	0	0	1	1
Don McMahon, R OBP: 0.214, SLG: 0.197												0	0	0	0	0	0	0
Joe Morgan, L OBP: 0.313, SLG: 0.267					4-3			F9			SH1-4	5	2	2	0	1	1	0
Johnny Weekly, R OBP: 0.284, SLG: 0.375												0	0	0	0	0	0	0
Al Spangler, L OBP: 0.354, SLG: 0.387					3-1			F8			SH1-4	4	0	1	0	0	0	1
Carl Warwick, R OBP: 0.320, SLG: 0.349												5	0	1	0	1	1	2
Howie Goss, R OBP: 0.265, SLG: 0.331								L7				5	0	1	0	1	1	2
Bob Aspromonte, R OBP: 0.273, SLG: 0.298												4	0	1	1	1	2	2
Jimmy Wynn, R OBP: 0.306, SLG: 0.364												3	2	2	1	3	0	2
Jerry Grote, R OBP: 0.304, SLG: 0.304												4	1	2	3	1	1	5
Rusty Staub, L OBP: 0.244, SLG: 0.329												2	0	0	0	1	1	0
Larry Yellen, R OBP: 0.111, SLG: 0.111												1	0	0	0	0	1	0
Pete Runnels, L OBP: 0.331, SLG: 0.296												0	0	0	0	1	0	0
Ernie Fazio, R OBP: 0.273, SLG: 0.283												0	0	0	0	0	0	0
Bob Lillis, R OBP: 0.225, SLG: 0.234												1	0	0	0	0	0	1

Pittsburgh Pirates @ Houston Colt 45's
 Colt Stadium, Houston, TX
 Thu Sep 26 1963, 8:05 PM EDT
 Att: 2,762 - Unknown - 75 F

livebaseballscores.com

AB	37
R	5
H	9
RBI	5
BB	10
SO	11
LOB	20



Inning Stats	R	H	E	K	S	IP	WLS	BF	H	R	ER	SO	BB	IBB	HBP	BLK	WP	HR	S	P	ERA	WHIP	
	0	3	0	0	0	0	0	0	0	0	0	0	0	0	0	0	0	0	0	0	0	0	0

PITCHER	IP	WLS	BF	H	R	ER	SO	BB	IBB	HBP	BLK	WP	HR	S	P	ERA	WHIP	
Tom Butters, R ERA: 4.41	7.2	36	6	4	0	2	6	1	0	0	0	0	0	1	44	73	4.70	1.565
Al McBean, R ERA: 2.37	2.1	10	1	0	0	8	2	0	0	0	0	0	0	12	20	0.00	1.286	
Roy Face, R ERA: 3.23	0.2	L	5	2	1	1	1	0	1	0	0	0	0	6	10	13.50	3.000	

Batter	1	2	3	4	5	6	7	8	9	AB	R	H	RBI	BB	SO	LOB	TOP			
Bob Bailey, R OBP: 0.303, SLG: 0.328 Gene Alley, R OBP: 0.267, SLG: 0.256	0-0 1B		0-3 K	0-3 K			0-0 6-3	0-0 1B		2	0	1	0	0	1	0	Pittsburgh Pirates @ San Francisco Giants Candlestick Park, San Francisco, CA Fri Sep 27 1963, 10:05 PM EDT Att: 10,725 - Unknown			
Dick Schofield, S OBP: 0.338, SLG: 0.308	0-3 K		4-0 BB 1B	0-3 K			0-0 3-1	0-0 G4-6-3 1B		4	1	0	0	1	2	4				
Roberto Clemente, R OBP: 0.350, SLG: 0.466	0-0 1B		0-0 BB 1B	0-0 F4			0-0 PB S 1B	0-0 FC1-5 1B		5	1	4	0	0	0	0				
Bill Virdon, L OBP: 0.320, SLG: 0.375	0-0 F5		4-0 1B E	0-0 4-3			4-0 BB 1B	0-0 BB FC1-5 1B		3	2	1	0	2	0	1				
Willie Stargell, L OBP: 0.291, SLG: 0.421 Manny Mota, R OBP: 0.316, SLG: 0.336		0-0 HR	0-0 E 4-3 1B	0-0 F6			4-0 BB	0-0 FC1-5 BB 1B		3	2	2	3	1	0	0				
Donn Clendenen, R OBP: 0.327, SLG: 0.432	0-3 K		0-0 E3 4-3 1B	0-0 6-3			0-0 BB	4-0 FC5 1B BB		4	1	0	0	1	1	4				
Bill Mazaroski, R Jerry Lynch, L OBP: 0.330, SLG: 0.462 Johnny Logan, R OBP: 0.325, SLG: 0.254	4-0 BB		0-0 4-3	0-0 F8			0-0 K	0-0 F5		3	0	0	1	1	1	1				
Ron Brand, R OBP: 0.394, SLG: 0.367	0-0 F4		0-0 2H 3H 1B	0-0 4-3			0-0 1B 1B	0-0 1-2 2H 3H 1B		5	0	3	3	0	0	1				
Bob Veale, S OBP: 0.160, SLG: 0.130	0-3 K		0-3 K	0-0 6-3			0-0 1B 1B	0-0 FC5		5	0	1	0	0	2	4				
Inning Stats	R: 0 E: 0 K: 1 S: 6	H: 2 LOB: 1 BB: 0 P: 6	R: 1 E: 0 K: 2 S: 8	H: 1 LOB: 1 BB: 1 P: 12	R: 5 E: 1 K: 2 S: 11	H: 3 LOB: 1 BB: 2 P: 19	R: 0 E: 0 K: 2 S: 7	H: 0 LOB: 0 BB: 0 P: 7	R: 0 E: 0 K: 0 S: 3	H: 0 LOB: 0 BB: 0 P: 3	R: 0 E: 0 K: 0 S: 4	H: 1 LOB: 3 BB: 2 P: 12	R: 0 E: 0 K: 1 S: 7	H: 3 LOB: 2 BB: 0 P: 7	R: 2 E: 0 K: 0 S: 6	H: 3 LOB: 2 BB: 1 P: 10		1B: 12 2B: 0 3B: 0 HR: 1	SF: 0 SAC: 0 DP: 1 HBP: 0	WP: 0 PB: 1 SB: 1 CS: 0
PITCHER	IP WLS BF H R ER SO BB IBB HBP BLK WP HR S P ERA WHIP	3.0 L 18 6 6 3 5 3 0 0 0 0 1 25 37 9.00 3.000	1.0 3 0 0 0 2 0 0 0 0 0 0 0 7 7 0.00 0.000	2.0 6 0 0 0 0 0 0 0 0 0 0 0 6 6 0.00 0.000	2.0 11 4 0 0 1 2 0 0 0 0 0 0 11 19 0.00 3.000	0.1 4 2 2 2 0 1 0 0 0 0 0 0 3 7 54.00 9.000	PITCHER	IP WLS BF H R ER SO BB IBB HBP BLK WP HR S P ERA WHIP	0.2 3 3 1 0 0 0 0 0 0 0 0 0 0 3 3 0.00 1.500											

AB	39
R	8
H	13
RBI	7
BB	6
SO	8
LOB	20



Batter	1	2	3	4	5	6	7	8	9	AB	R	H	RBI	BB	SO	LOB	BOTTOM			
Harvey Kuenn, R OBP: 0.361, SLG: 0.378	4-0 BB		4-0 BB 1B	0-0 2B 1B			4-0 BB		0-0 F9	2	0	1	1	3	0	0	Pittsburgh Pirates @ San Francisco Giants Candlestick Park, San Francisco, CA Fri Sep 27 1963, 10:05 PM EDT Att: 10,725 - Unknown			
Willie McCovey, L OBP: 0.352, SLG: 0.570	0-3 K		0-3 K	0-0 2B			0-0 F2		0-3 K	5	0	1	1	0	3	3				
Orlando Cepeda, R OBP: 0.364, SLG: 0.565	0-3 K		4-0 FC6-4 BB	0-0 6-3			0-3 K		0-0 4-3	4	0	0	0	1	2	3				
Willie Mays, R OBP: 0.380, SLG: 0.586	0-3 K		0-0 FC6-4	4-0 FC5-4 E BB			0-0 G4-6-3 1B			3	0	1	0	1	1	3				
Felipe Alou, R OBP: 0.319, SLG: 0.471	4-0 BB		0-0 F2	0-0 E6 FC5-4			0-0 G4-6-3			3	0	0	0	1	0	2				
Jim Davenport, R OBP: 0.295, SLG: 0.328	0-0 F9		0-0 F8	0-0 FC5-4 FC6-4			0-0 2B			4	0	1	0	0	0	3				
Jose Pagan, R OBP: 0.276, SLG: 0.301	0-3 K		0-0 E 2B	0-0 FC6-4			0-0 1B			4	1	2	0	0	1	2				
Tom Haller, L OBP: 0.333, SLG: 0.432 Frank Linzy, R	0-0 1-3		4-0 2B	0-0 4-3			0-0 F6			2	1	0	0	1	0	1				
Jesus Alou, R OBP: 0.333, SLG: 0.350 Al Stanek, L	0-0 1-3		0-0 E 1B BB	0-3 K			0-3 K			0	0	0	0	0	0	0				
Bobby Bolin, R OBP: 0.244, SLG: 0.222 Jose Cardenal, R OBP: 0.333, SLG: 0.200 Jim Duffalo, L OBP: 0.116, SLG: 0.119 Cap Peterson, L OBP: 0.266, SLG: 0.352 Gaylord Perry, R OBP: 0.222, SLG: 0.278 Jimmie Coker, R OBP: 0.333, SLG: 0.200	0-0 1-3 2B		0-0 E5 1B	0-3 K			0-3 K			0	0	0	0	0	0	0				
Inning Stats	R: 0 E: 0 K: 3 S: 9	H: 0 LOB: 1 BB: 1 P: 13	R: 0 E: 0 K: 1 S: 5	H: 0 LOB: 1 BB: 1 P: 9	R: 0 E: 0 K: 1 S: 5	H: 0 LOB: 2 BB: 2 P: 13	R: 3 E: 1 K: 0 S: 7	H: 3 LOB: 2 BB: 1 P: 11	R: 0 E: 0 K: 0 S: 3	H: 0 LOB: 1 BB: 1 P: 7	R: 0 E: 0 K: 1 S: 5	H: 1 LOB: 0 BB: 0 P: 5	R: 0 E: 0 K: 1 S: 6	H: 2 LOB: 1 BB: 0 P: 6	R: 0 E: 0 K: 1 S: 5	H: 0 LOB: 0 BB: 0 P: 5	1B: 3 2B: 3 3B: 0 HR: 0	SF: 0 SAC: 0 DP: 2 HBP: 0	WP: 0 PB: 0 SB: 0 CS: 0	PA: 39
PITCHER	IP WLS BF H R ER SO BB IBB HBP BLK WP HR S P ERA WHIP	9.0 W 39 6 3 0 9 7 0 0 0 0 0 50 78 0.00 1.444				PITCHER	IP WLS BF H R ER SO BB IBB HBP BLK WP HR S P ERA WHIP													

AB	32
R	3
H	6
RBI	2
BB	7
SO	9
LOB	20



Batter	1	2	3	4	5	6	7	8	9	AB	R	H	RBI	BB	SO	LOB	TOP		
Gene Alley, R OBP: 0.265, SLG: 0.255 (1, 5)										4	0	1	0	0	2	2	Pittsburgh Pirates @ San Francisco Giants Candlestick Park, San Francisco, CA Sat Sep 28 1963, 6:33 AM EDT Att: 10,332 - Unknown		
Dick Schofield, S OBP: 0.336, SLG: 0.305 (1, 6)										4	0	0	0	0	0	1			
Roberto Clemente, R OBP: 0.353, SLG: 0.463 (1, 9)										4	0	0	0	0	1	1			
Bill Virdon, L OBP: 0.320, SLG: 0.374 (1, 8)										4	1	1	0	0	0	0			
Willie Stargell, L OBP: 0.291, SLG: 0.429 (1, 7)										4	1	1	2	0	3	1			
Donn Clendenen, R OBP: 0.326, SLG: 0.431 (1, 3)										4	0	1	0	0	1	1			
Bill Mazerowski, R OBP: 0.287, SLG: 0.343 Jerry Lynch, L OBP: 0.329, SLG: 0.460 (0, PH)										3	0	1	0	0	0	0			
Ron Brand, R OBP: 0.392, SLG: 0.365 (1, 2)										3	0	1	0	0	0	1			
Joe Gibbon, R OBP: 0.114, SLG: 0.093 (1, 1)										3	0	1	0	0	0	0			
Inning Stats	R: 0 E: 0 K: 0 S: 3	H: 1 LOB: 0 BB: 0 P: 3	R: 2 E: 1 K: 1 S: 9	H: 3 LOB: 2 BB: 0 P: 9	R: 0 E: 0 K: 1 S: 5	H: 0 LOB: 0 BB: 0 P: 5	R: 0 E: 0 K: 1 S: 6	H: 1 LOB: 1 BB: 0 P: 6	R: 0 E: 0 K: 0 S: 3	H: 0 LOB: 0 BB: 0 P: 3	R: 0 E: 0 K: 0 S: 3	H: 0 LOB: 0 BB: 0 P: 3	R: 0 E: 0 K: 1 S: 5	H: 0 LOB: 0 BB: 0 P: 5	R: 0 E: 0 K: 1 S: 6	H: 1 LOB: 1 BB: 0 P: 6		1B: 6 2B: 0 3B: 0 HR: 1	SF: 0 SAC: 0 DP: 1 HBP: 0
PITCHER Juan Marichal, R ERA: 2.41 (1, 1)	IP: 9.0 WLS: W BF: 34 H: 7 R: 2 ER: 1 SO: 7 BB: 0 IBB: 0 HBP: 0 BLK: 0 WP: 0 HR: 1 S: 48 P: 48 ERA: 1.00 WHIP: 0.778																		

Batter	1	2	3	4	5	6	7	8	9	AB	R	H	RBI	BB	SO	LOB	BOTTOM		
Harvey Kuenn, R OBP: 0.358, SLG: 0.374 Ernie Bowman, R OBP: 0.181, SLG: 0.208 (9, 4)										4	0	0	0	0	0	2	Pittsburgh Pirates @ San Francisco Giants Candlestick Park, San Francisco, CA Sat Sep 28 1963, 6:33 AM EDT Att: 10,332 - Unknown		
Jesus Alou, R OBP: 0.280, SLG: 0.292 (1, 7)										4	0	0	0	0	1	1			
Orlando Cepeda, R OBP: 0.365, SLG: 0.565 Norm Larker, L OBP: 0.292, SLG: 0.224 (9, 3)										4	0	2	0	0	0	0			
Willie Mays, R OBP: 0.378, SLG: 0.582 (1, 8)										4	0	0	0	0	0	2			
Felipe Alou, R OBP: 0.318, SLG: 0.469 (1, 9)										3	0	0	0	0	0	0			
Jim Davenport, R OBP: 0.299, SLG: 0.335 (9, 5)										3	2	3	0	0	0	0			
Ed Bailey, L OBP: 0.366, SLG: 0.494 (1, 2)										3	1	1	2	0	0	2			
Jose Pagan, R OBP: 0.275, SLG: 0.299 (1, 6)										3	0	0	0	0	0	1			
Juan Marichal, R OBP: 0.200, SLG: 0.223 (1, 1)										3	0	2	0	0	0	0			
Inning Stats	R: 0 E: 0 K: 0 S: 4	H: 1 LOB: 1 BB: 0 P: 4	R: 0 E: 0 K: 0 S: 4	H: 1 LOB: 1 BB: 0 P: 4	R: 0 E: 0 K: 1 S: 5	H: 0 LOB: 0 BB: 0 P: 5	R: 0 E: 0 K: 0 S: 3	H: 0 LOB: 0 BB: 0 P: 3	R: 2 E: 0 K: 0 S: 6	H: 3 LOB: 1 BB: 0 P: 6	R: 0 E: 0 K: 0 S: 3	H: 1 LOB: 0 BB: 0 P: 3	R: 1 E: 0 K: 0 S: 5	H: 2 LOB: 1 BB: 0 P: 5	R: 0 E: 0 K: 0 S: 3	H: 0 LOB: 0 BB: 0 P: 3		1B: 6 2B: 1 3B: 0 HR: 1	SF: 0 SAC: 0 DP: 1 HBP: 0
PITCHER Joe Gibbon, L ERA: 3.3 (1, 1)	IP: 8.0 WLS: L BF: 31 H: 8 R: 3 ER: 3 SO: 1 BB: 0 IBB: 0 HBP: 0 BLK: 0 WP: 1 HR: 1 S: 33 P: 33 ERA: 3.38 WHIP: 1.000																		

Batter	1	2	3	4	5	6	7	8	9	AB	R	H	RBI	BB	SO	LOB	TOP										
Gene Alley, R OBP: 0.245, SLG: 0.235 (1, 5)	0-0 6-3		0-0 F9			0-3 K		0-0 F4		4	0	0	0	0	1	1											
Dick Schofield, S OBP: 0.333, SLG: 0.303 (1, 6)	0-0 6-3		0-3 K			0-3 K		0-0 G3		4	0	0	0	0	2	1											
Roberto Clemente, R OBP: 0.350, SLG: 0.470 (1, 9)	0-0 1B					0-3 K				4	1	3	1	0	1	0											
Bill Virdon, L OBP: 0.321, SLG: 0.374 (1, 8)	0-0 1B					0-0 F8				3	1	1	0	1	1	1											
Jerry Lynch, L OBP: 0.324, SLG: 0.454 (1, 7)	0-0 6-3					0-0 F4		0-0 F8		4	0	0	0	0	0	4											
Donn Clendenen, R OBP: 0.326, SLG: 0.430 (1, 3)			0-0 F9			0-0 F8				4	0	1	0	0	0	2											
Bill Mazerowski, R OBP: 0.286, SLG: 0.343 (1, 4)			0-0 1-3			0-0 F8				4	0	1	1	0	0	1											
Ron Brand, R OBP: 0.390, SLG: 0.364 Jim Pagliaroni, R OBP: 0.330, SLG: 0.381 (8, 2)	0-3 K					0-0 F9				3	0	1	0	0	1	0											
Tommie Sisk, R OBP: 0.167, SLG: 0.063 Willie Stargell, L OBP: 0.290, SLG: 0.428 Al McBean, R OBP: 0.200, SLG: 0.333 Manny Mota, R OBP: 0.313, SLG: 0.333 (9, PH)			0-0 F8			0-0 F5				2	0	0	0	0	0	0											
Inning Stats	R: 0 E: 0 K: 0 S: 5	H: 2 LOB: 2 BB: 0 P: 5	R: 0 E: 0 K: 1 S: 5	H: 0 LOB: 0 BB: 0 P: 5	R: 0 E: 0 K: 1 S: 5	H: 0 LOB: 0 BB: 0 P: 5	R: 0 E: 0 K: 0 S: 4	H: 1 LOB: 1 BB: 0 P: 4	R: 0 E: 0 K: 0 S: 3	H: 0 LOB: 0 BB: 0 P: 3	R: 0 E: 0 K: 3 S: 9	H: 0 LOB: 0 BB: 0 P: 9	R: 0 E: 0 K: 1 S: 6	H: 1 LOB: 1 BB: 0 P: 6	R: 0 E: 0 K: 1 S: 6	H: 1 LOB: 1 BB: 2 P: 6	R: 2 E: 0 K: 0 S: 5	H: 2 LOB: 2 BB: 2 P: 13	1B: 6 2B: 0 3B: 0 HR: 1	SF: 0 SAC: 0 DP: 0 HBP: 0	WP: 0 PB: 0 SB: 0 CS: 0	PA: 36					
PITCHER	IP	WLS	BF	H	R	ER	SO	BB	IBB	HBP	BLK	WP	HR	S	P	ERA	WHIP										
Jack Sanford, R ERA: 3.51 Billy O'Dell, L ERA: 3.16 (1, 1) (9, 1)	8.0	W	31	6	2	2	7	1	0	0	0	0	1	44	48	2.25	0.875										

Pittsburgh Pirates @ San Francisco Giants
Candlestick Park, San Francisco, CA
Sun Sep 29 1963, 6:33 AM EDT
Att: 33,301 - Unknown

AB	34
R	2
H	7
RBI	2
BB	2
SO	7
LOB	13



Batter	1	2	3	4	5	6	7	8	9	AB	R	H	RBI	BB	SO	LOB	BOTTOM										
Chuck Hillier, L OBP: 0.261, SLG: 0.300 Ernie Bowman, R OBP: 0.181, SLG: 0.208 (1, 4) (9, 4)	0-0 4-3		0-0 F9					0-0 3-1		4	0	0	0	0	0	0											
Willie McCovey, L OBP: 0.350, SLG: 0.566 Jesus Alou, R OBP: 0.280, SLG: 0.292 (8, FR) (9, 7)	0-3 K		0-0 F5					0-0 E1		4	0	0	0	0	1	0											
Orlando Cepeda, R OBP: 0.366, SLG: 0.563 (1, 3)	0-3 K		4-0 WP					4-0 1B		2	1	0	0	2	1	0											
Willie Mays, R OBP: 0.380, SLG: 0.582 (1, 8)			0-0 1B					0-0 HR		3	2	2	0	1	0	0											
Felipe Alou, R OBP: 0.319, SLG: 0.474 (1, 9)			0-0 1B					0-0 HR		4	1	2	3	0	0	2											
Tom Haller, L OBP: 0.332, SLG: 0.430 (1, 2)			0-0 WP					0-0 3-1		4	0	1	1	0	0	1											
Jim Davenport, R OBP: 0.297, SLG: 0.333 (1, 5)			0-3 K					0-0 F8		3	0	0	0	0	2	2											
Jose Pagan, R OBP: 0.277, SLG: 0.300 (1, 6)			4-0 IBB					0-0 5-3		2	0	1	0	1	0	0											
Jack Sanford, R OBP: 0.234, SLG: 0.181 Billy O'Dell, S OBP: 0.244, SLG: 0.244 (1, 1) (9, 1)			0-0 G4-6-3					0-0 6-3		3	0	0	0	0	1	4											
Inning Stats	R: 0 E: 0 K: 2 S: 7	H: 0 LOB: 0 BB: 0 P: 7	R: 1 E: 0 K: 1 S: 7	H: 3 LOB: 2 BB: 1 P: 11	R: 0 E: 0 K: 0 S: 3	H: 0 LOB: 2 BB: 2 P: 11	R: 0 E: 0 K: 2 S: 8	H: 1 LOB: 1 BB: 0 P: 8	R: 0 E: 0 K: 0 S: 3	H: 0 LOB: 0 BB: 0 P: 3	R: 0 E: 0 K: 0 S: 3	H: 0 LOB: 0 BB: 0 P: 3	R: 0 E: 1 K: 0 S: 5	H: 2 LOB: 1 BB: 1 P: 9	R: 3 E: 0 K: 0 S: 5	H: 2 LOB: 1 BB: 1 P: 9	1B: 5 2B: 0 3B: 0 HR: 1	SF: 0 SAC: 0 DP: 1 HBP: 0	WP: 2 PB: 0 SB: 0 CS: 1	PA: 33							
PITCHER	IP	WLS	BF	H	R	ER	SO	BB	IBB	HBP	BLK	WP	HR	S	P	ERA	WHIP										
Tommie Sisk, R ERA: 2.92 Al McBean, R ERA: 2.57 (1, 1) (8, 1)	7.0	L	27	4	1	1	5	2	1	0	0	0	1	5	9	1.29	0.857										

Pittsburgh Pirates @ San Francisco Giants
Candlestick Park, San Francisco, CA
Sun Sep 29 1963, 6:33 AM EDT
Att: 33,301 - Unknown

AB	29
R	4
H	6
RBI	4
BB	4
SO	5
LOB	9

