

Pittsburgh Pirates - 1964

Batter	1	2	3	4	5	6	7	8	9	10	AB R H RBI BB SO LOB
Jimmy Stewart, S (1, 4) OBP: 0.600, SLG: 0.750	4-0 2B BB		x 0-0 L9		x 0-0 G3		x 0-0 1B		x 0-0	x 0-0 1B 2B	4 2 2 0 1 0 1
Lou Brock, L (1, 9) OBP: 0.200, SLG: 0.200	0-3 K		x 0-0 4-3			x 0-0 F8	x 0-3 K			x 0-0 2-H HR 1B	5 1 1 1 0 2 2
Billy Williams, L (1, 7) OBP: 0.400, SLG: 1.000	0-3 K			x 0-0 F5		x 0-0 1B		x 0-0 1-3		x 0-0 1-H HR	5 1 2 2 0 1 1
Ron Santo, R (1, 5) OBP: 0.600, SLG: 1.000	0-0 1-H 2B			BBB 4-0 14 G6-4-3 BB		x 0-0 F8		x 0-0 E5 14 CS		x 0-0 14 F8 2B 2B	4 1 2 1 1 0 1
14 Ernie Banks, R (1, 3) OBP: 0.600, SLG: 1.000	0-0 F3			x 0-0 G6-4-3 1-2f		x 0-3 K		x 0-3 K 1-2		x 0-0 F8 2-3	5 0 0 0 0 2 5
Andre Rodgers, R (1, 6) OBP: 0.600, SLG: 1.600		x 0-0 F5			x 0-0 WP 1B 2B		x 0-0 HR		x 0-0 F8	x 0-0 3-H 2B	5 2 3 2 0 0 0
Billy Cowan, R (1, 8) OBP: 0.400, SLG: 0.500		x 0-0 F4			SS 0-3 K 2-3		x 0-0 F9		x 0-0 WP 2B	4-0 IBB	4 0 1 0 1 1 1
Dick Bertell, R (1, 2) OBP: 0.400, SLG: 1.000		x 0-0 6-3			x 0-0 SH3-4 1B		x 0-0 HR		x 0-0 1-3 2-3	x 0-0 F8	5 1 2 2 0 0 3
Larry Jackson, R (1, 1) Lindy McDaniel, R (10, 1)			SS 0-3 K		x 0-0 SH3-4 1-2		SS 0-3 K		x 0-0 4-3	x 0-0 1-3	4 0 0 0 0 2 3 0 0 0 0 0 0 0

TOP	
Chicago Cubs @ Pittsburgh Pirates Forbes Field, Pittsburgh, PA Tue Apr 14 1964, 3:33 AM EST Att. 26,377 - Unknown	
AB 41 R 8 H 13 RBI 8 BB 3 SO 8 LOB 17	
WP: 2 PA: 45 PB: 0 SB: 0 CS: 1	

Inning Stats	
R: 1 E: 0 K: 2 S: 8	H: 1 LOB: 1 BB: 1 P: 12
R: 0 E: 0 K: 0 S: 3	H: 0 LOB: 0 BB: 0 P: 3
R: 0 E: 0 K: 1 S: 5	H: 0 LOB: 0 BB: 0 P: 5
R: 0 E: 0 K: 0 S: 2	H: 0 LOB: 0 BB: 1 P: 6
R: 1 E: 0 K: 1 S: 7	H: 2 LOB: 1 BB: 0 P: 7
R: 0 E: 0 K: 1 S: 6	H: 1 LOB: 1 BB: 0 P: 6
R: 2 E: 0 K: 2 S: 10	H: 3 LOB: 1 BB: 0 P: 10
R: 0 E: 1 K: 1 S: 5	H: 0 LOB: 0 BB: 0 P: 5
R: 0 E: 0 K: 0 S: 4	H: 1 LOB: 1 BB: 0 P: 4
R: 4 E: 0 K: 0 S: 8	H: 5 LOB: 2 BB: 1 P: 12
1B: 4 2B: 6 3B: 0 HR: 3	SF: 0 SAC: 1 DP: 1 HBP: 0

PITCHER		IP	WLS	BF	H	R	ER	SO	BB	IBB	HBP	BLK	WP	HR	S	P	ERA	WHIP
Bob Veale, L (1, 1) ERA: 5.14		7.0		29	7	4	4	7	2	0	0	0	1	2	41	49	5.14	1.286
Al McBean, R (8, 1) ERA:		2.0		7	1	0	0	1	0	0	0	0	1	0	9	9	0.00	0.500
Roy Face, R (10, 1) ERA:		0.0	L	4	4	4	4	0	0	0	0	0	0	1	4	4	∞	∞
Tommie Sisk, R (10, 1) ERA:		1.0		5	1	0	0	0	0	1	0	0	0	0	4	8	0.00	1.000




Batter	1	2	3	4	5	6	7	8	9	10	AB	R	H	RBI	BB	SO	LOB
Dick Schofeld, S OBP: 0.400, SLG: 0.250 (1, 6)	0-0 3-1			0-0 5-3 1B	4-0 FC1-6 BB		0-0 5-3		0-0 FC6-4		4	1	1	0	1	0	2
Bill Virdon, L OBP: 0.200, SLG: 0.200 (1, 8)	0-3 K			0-0 5-3 1-2	0-0 FC1-6 1-2f			0-0 6-3		0-0 2B 1B	5	0	1	0	0	1	2
Roberto Clemente, R OBP: 0.400, SLG: 0.600 (1, 9)	0-0 1-3			0-0 2B 1B	0-0 4-3			0-0 5-3		0-0 1-3 2B	5	1	2	1	0	0	1
Willie Stargell, L OBP: 0.400, SLG: 0.800 (1, 7)		0-0 G3		0-0 1B 2B		0-0 FC1-5 2B		0-0 5-3		0-3 K	5	1	2	0	0	1	2
Donn Clendenon, R OBP: 0.400, SLG: 0.600 (1, 3)		0-0 1-3		0-0 FC5-4 1B		0-0 FC1-5 CS		0-0 1B 2B		0-0 F2	5	1	2	2	0	0	3
Bob Bailey, R OBP: 0.200, SLG: 0.200 (1, 5)		0-3 K		0-0 FC5-4 1-2f		0-0 1-2 1B		0-0 1-3		0-3 K	5	0	1	0	0	2	4
Bill Mazeroski, R OBP: 0.500, SLG: 0.333 (1, 4)			0-0 F8	4-0 1-2 BB		0-0 6-3		0-0 S 1B			3	0	1	1	1	0	1
Jim Pagliaroni, R (1, 2)			0-0 F7	0-0 G3			0-0 6-3		0-3 K		3	0	0	0	0	0	2
Jerry Lynch, L (9, PH)									1-2 K		1	0	0	0	0	1	1
Roy Face, R (10, 1)											0	0	0	0	0	0	0
Tommie Sisk, R (10, 1)											0	0	0	0	0	0	0
Bob Veale, S (1, 1)			0-0 4-3		0-3 K		0-0 F8		4-0 FC6-4 IBB		2	0	0	0	0	1	0
Gene Freese, R (7, PH)											1	0	0	0	0	0	0
Al McBean, R (8, 1)											0	0	0	0	0	0	0
Smoky Burgess, L (9, PH)											0	0	0	0	1	0	0
Orlando McFarlane, R (9, PR) (10, 2)											0	0	0	0	0	0	0

Inning Stats	R: 0	H: 0	E: 0	K: 1	S: 5	R: 0	H: 0	E: 0	K: 1	S: 5	R: 0	H: 0	E: 0	K: 0	S: 3	R: 3	H: 4	E: 0	K: 0	S: 7	R: 0	H: 0	E: 0	K: 1	S: 5	R: 0	H: 2	E: 0	K: 0	S: 4	R: 0	H: 0	E: 0	K: 0	S: 3	R: 0	H: 0	E: 0	K: 1	S: 7	R: 1	H: 2	E: 0	K: 1	S: 7	R: 0	H: 2	E: 0	K: 2	S: 9	1B: 6	SF: 0	2B: 4	3B: 0	HR: 0	SO: 6	BB: 3	RBI: 4	LOB: 18
IP	9.0	WLS	W	BF	38	H	9	R	4	ER	4	SO	4	BB	2	IBB	1	HBP	0	BLK	0	WP	0	HR	0	S	43	P	55	ERA	4.00	WHIP	1.222																										
PITCHER	Larry Jackson, R (1, 1)	ERA:	4.0	Lindy McDaniel, R (10, 1)	ERA:																																																						

**BOTTOM**

**Chicago Cubs @ Pittsburgh Pirates**  
**Forbes Field, Pittsburgh, PA**  
 Tue Apr 14 1964, 3:33 AM EST  
 Att: 26,377 - Unknown

**AB 39**  
**R 4**  
**H 10**  
**RBI 4**  
**BB 3**  
**SO 6**  
**LOB 18**



WP: 0 PA: 42  
 PB: 0  
 SB: 2  
 CS: 1

[livebaseballscorecards.com](http://livebaseballscorecards.com)

Batter	1	2	3	4	5	6	7	8	9	10	11	12	AB	R	H	RBI	BB	SO	LOB	TOP	
<b>Jimmy Stewart, S</b> (1, 4) <small>OBP: 0.444, SLG: 0.429</small> <b>Joey Amalfitano, R</b> (10, 4) <b>Ellis Burton, S</b> (12, PH) <b>Leo Burke, R</b> (12, 4)	0-3 K			x 0-0 F9		x 0-0 6-3		B B B 4-0 1B BB		x 0-0 SH3-4		x 0-0 G4-3	3	0	0	0	1	1	0		
<b>Lou Brock, L</b> (1, 9) <small>OBP: 0.300, SLG: 0.400</small>	0-3 K			x 0-0 CS 2B			x 0-0 4-3	x 0-0 1-2 1B		0-3 K			5	0	2	0	0	2	1		
<b>Billy Williams, L</b> (1, 7) <small>OBP: 0.400, SLG: 0.667</small>	0-0 4-3			0-3 K			x 0-0 BB 14 HR 1B	x 0-0 3-1		4-0 IBB			4	1	1	0	1	1	3		
<b>Ron Santo, R</b> (1, 5) <small>OBP: 0.600, SLG: 1.000</small>		x 0-0 F2			x 0-0 SF9 3B		x 4-0 1-2 14 HR BB		x 0-0 5-3 1B				4	2	2	0	1	1	2		
<b>14 Ernie Banks, R</b> (1, 3) <small>OBP: 0.200, SLG: 0.500</small>		x 0-0 F9			x 0-0 5-3		x 0-0 1-H 2-H HR		x 0-0 F8				5	1	2	3	0	0	2		
<b>Andre Rodgers, R</b> (1, 6) <small>OBP: 0.400, SLG: 1.000</small>		x 0-0 F8			x 0-0 SF9		B B B 4-0 G4-3 BB		x 0-0 5-3				3	0	0	1	1	0	2		
<b>Billy Cowan, R</b> (1, 8) <small>OBP: 0.300, SLG: 0.250</small>			x 0-0 5-3		x 0-0 1-3		x 0-0 G4-3		x 4-0 1-2 IBB				4	0	0	0	1	1	1		
<b>Dick Bertell, R</b> (1, 2) <small>OBP: 0.300, SLG: 0.556</small> <b>Jimmie Schaffer, R</b> (12, PR) (12, 2)			0-3 K		x 0-0 F8		x 0-0 5-3	x 0-0 5-3		x 0-0 6-3			4	0	0	0	1	1	2		
<b>Fred Norman, S</b> (1, 1) <b>Lindy McDaniel, R</b> (9, 1) <b>Wayne Schurr, R</b> (9, 1) <b>Don Landrum, L</b> (12, PH) <b>Don Elston, R</b> (12, 1)			0-3 K		0-3 K		0-3 K			4-0 SH3-4 BB			3	0	0	0	0	3	0		
<b>Inning Stats</b>	R: 0 E: 0 K: 2 S: 7 H: 0 LOB: 0 BB: 0 P: 7	R: 0 E: 0 K: 0 S: 3 H: 0 LOB: 0 BB: 0 P: 3	R: 0 E: 0 K: 2 S: 7 H: 0 LOB: 0 BB: 7 P: 7	R: 0 E: 0 K: 1 S: 5 H: 1 LOB: 0 BB: 0 P: 5	R: 1 E: 0 K: 0 S: 4 H: 1 LOB: 0 BB: 0 P: 4	R: 0 E: 0 K: 1 S: 5 H: 0 LOB: 0 BB: 0 P: 5	R: 3 E: 0 K: 0 S: 4 H: 2 LOB: 0 BB: 2 P: 12	R: 0 E: 0 K: 1 S: 6 H: 1 LOB: 2 BB: 1 P: 10	R: 0 E: 0 K: 0 S: 4 H: 1 LOB: 2 BB: 1 P: 8	R: 0 E: 0 K: 2 S: 7 H: 0 LOB: 2 BB: 2 P: 15	R: 0 E: 0 K: 1 S: 5 H: 1 LOB: 0 BB: 0 P: 5	R: 0 E: 0 K: 1 S: 4 H: 0 LOB: 1 BB: 1 P: 8	1B: 4 2B: 1 3B: 1 HR: 1 SF: 1 SAC: 1 DP: 3 HBP: 0	WP: 0 PB: 0 SB: 0 CS: 1	PA: 46						
<b>PITCHER</b>	IP WLS BF H R ER SO BB IBB HBP BLK WP HR S P ERA WHIP	IP WLS BF H R ER SO BB IBB HBP BLK WP HR S P ERA WHIP	IP WLS BF H R ER SO BB IBB HBP BLK WP HR S P ERA WHIP	IP WLS BF H R ER SO BB IBB HBP BLK WP HR S P ERA WHIP	IP WLS BF H R ER SO BB IBB HBP BLK WP HR S P ERA WHIP	IP WLS BF H R ER SO BB IBB HBP BLK WP HR S P ERA WHIP	IP WLS BF H R ER SO BB IBB HBP BLK WP HR S P ERA WHIP	IP WLS BF H R ER SO BB IBB HBP BLK WP HR S P ERA WHIP	IP WLS BF H R ER SO BB IBB HBP BLK WP HR S P ERA WHIP	IP WLS BF H R ER SO BB IBB HBP BLK WP HR S P ERA WHIP	IP WLS BF H R ER SO BB IBB HBP BLK WP HR S P ERA WHIP	IP WLS BF H R ER SO BB IBB HBP BLK WP HR S P ERA WHIP	<b>Joe Gibbon, L</b> (1, 1) <small>ERA: 4.26</small>	<b>Tommie Sisk, R</b> (7, 1) <small>ERA: 5.4</small>	<b>Frank Bork, L</b> (8, 1) <small>ERA: 5.4</small>	<b>Al McBean, R</b> (10, 1) <small>ERA: 5.4</small>	<b>Tom Butters, R</b> (10, 1) <small>ERA: 5.4</small>	<b>Roy Face, R</b> (11, 1) <small>ERA: 18.0</small>			

**Chicago Cubs @ Pittsburgh Pirates**  
**Forbes Field, Pittsburgh, PA**  
 Wed Apr 15 1964, 6:05 PM EST  
 Att: 7,009 - Unknown

[livebaseballscorecards.com](http://livebaseballscorecards.com)

AB	37
R	4
H	7
RBI	4
BB	7
SO	11
LOB	15



Batter	1	2	3	4	5	6	7	8	9	10	11	12	AB	R	H	RBI	BB	SO	LOB
Dick Schofield, S <small>(1, 6) OBP: 0.250, SLG: 0.100</small>	1-3	4-0 BB			6-3		6-3		FC5	4-3		F5	6	0	0	1	1	0	9
Bill Virdon, L <small>(1, 8) OBP: 0.250, SLG: 0.182</small>	F9	L6			F4		4-3		1-2 2-3 1B		F8	6	0	1	2	1	0	4	
Roberto Clemente, R <small>(1, 9) OBP: 0.364, SLG: 0.455</small>					4-3				6-3		F8	6	0	2	0	0	1	2	
Willie Stargell, L <small>(1, 7) OBP: 0.364, SLG: 0.545</small>	3-1								F5				6	0	2	0	0	2	3
Donn Clendenon, R <small>(1, 3) OBP: 0.182, SLG: 0.273</small>									5-3				6	0	0	0	0	2	3
Bob Bailey, R <small>(1, 5) OBP: 0.455, SLG: 0.400</small>		WP BB							1B				5	3	3	0	1	2	2
Bill Mazaroski, R <small>(1, 4) OBP: 0.222, SLG: 0.125</small>									F8				5	1	0	0	0	0	3
Jim Pagliaroni, R <small>(1, 2) OBP: 0.500, SLG: 0.500</small>									E4				2	0	0	0	1	2	0
Jerry Lynch, L <small>(9, PH) OBP: 0.500, SLG: 0.500</small>									1B				1	0	1	0	0	0	0
Manny Mota, R <small>(9, PR) OBP: 1.000, SLG: 1.000</small>									1B				0	0	0	0	0	0	0
Orlando McFarlane, R <small>(10, 2) OBP: 1.000, SLG: 1.000</small>									1B				1	0	1	0	1	0	0
Joe Gibbon, R Tomnie Sisk, R Gene Farnsworth, R Frank Glick, R Smoky Burgess, L Gene Alky, R Al McBean, R Tom Butler, R Julio Gotay, R Roy Face, R Rex Johnston, S									1B				1	0	0	0	1	1	0

Inning Stats	R: 0	H: 1	E: 0	LOB: 1	K: 0	PB: 0	S: 4	R: 1	H: 1	E: 0	LOB: 3	K: 0	PB: 3	S: 4	R: 0	H: 2	E: 0	LOB: 2	K: 2	PB: 0	S: 8	R: 0	H: 0	E: 0	LOB: 0	K: 2	PB: 0	S: 7	R: 0	H: 1	E: 0	LOB: 1	K: 0	PB: 0	S: 4	R: 0	H: 1	E: 0	LOB: 1	K: 1	PB: 0	S: 6	R: 0	H: 0	E: 0	LOB: 0	K: 2	PB: 0	S: 7	R: 3	H: 3	E: 1	LOB: 2	K: 1	PB: 1	S: 9	R: 0	H: 2	E: 1	LOB: 3	K: 1	PB: 0	S: 8	R: 0	H: 1	E: 0	LOB: 1	K: 0	PB: 0	S: 3	R: 1	H: 1	E: 0	LOB: 3	K: 0	PB: 3	S: 3	1B: 12	SF: 0	2B: 2	SAC: 1	3B: 0	DP: 1	HR: 0	HBP: 0	WP: 3	PA: 56
--------------	------	------	------	--------	------	-------	------	------	------	------	--------	------	-------	------	------	------	------	--------	------	-------	------	------	------	------	--------	------	-------	------	------	------	------	--------	------	-------	------	------	------	------	--------	------	-------	------	------	------	------	--------	------	-------	------	------	------	------	--------	------	-------	------	------	------	------	--------	------	-------	------	------	------	------	--------	------	-------	------	------	------	------	--------	------	-------	------	--------	-------	-------	--------	-------	-------	-------	--------	-------	--------

PITCHER	IP	WLS	BF	H	R	ER	SO	BB	IBB	HBP	BLK	WP	HR	S	P	ERA	WHIP
Fred Norman, L <small>(1, 1) ERA: 2.25</small>	8.0		34	6	3	3	7	3	1	0	0	1	0	44	60	3.38	1.125
Lindy McDaniel, R <small>(9, 1) ERA: 6.75</small>	0.1		4	3	1	0	0	0	0	0	0	0	0	4	4	0.00	9.000
Wayne Schurr, R <small>(9, 1) ERA:</small>	2.2		12	3	0	0	3	0	0	0	0	0	0	18	18	0.00	1.125
Don Elston, R <small>(12, 1) ERA: 13.5</small>	0.2	L	6	1	1	1	0	1	2	0	0	1	0	3	15	13.50	3.000

**Chicago Cubs @ Pittsburgh Pirates**  
 Forbes Field, Pittsburgh, PA  
 Wed Apr 15 1964, 6:05 PM EST  
 Att. 7,009 - Unknown

AB	R	H	RBI	BB	SO	LOB
48	5	13	5	7	10	26

**P**

Batter	1	2	3	4	5	6	7	8	9	AB R H RBI BB SO LOB	TOP																	
Dick Schofield, S (1, 6) OBP: 0.235, SLG: 0.071	0-0 F4		0-0 1-3		4-0 BB G4-6-3		0-3 K	0-3 K		4 0 0 0 1 2 1																		
Bill Virdon, L (1, 8) OBP: 0.235, SLG: 0.188	0-0 5-3		0-0 1B		0-0 G4-6-3		0-0 4-3	0-0 4-3		5 0 1 0 0 0 2																		
Roberto Clemente, R (1, 9) OBP: 0.438, SLG: 0.500	0-3 K		0-0 1B		0-0 2B		0-0 1B		0-0 1-3	5 2 3 0 0 1 0																		
Willie Stargell, L (1, 7) OBP: 0.500, SLG: 0.875		0-0 HR	0-0 4-3		0-0 2B		0-0 1B		0-0 1B	5 2 4 2 0 0 2																		
Donn Clendenon, R (1, 3) OBP: 0.313, SLG: 0.375		0-0 F3		0-0 F9		0-0 1B		0-0 1B	0-0 1B	5 0 3 1 0 0 0																		
Bob Bailey, R (1, 5) OBP: 0.500, SLG: 0.429		0-0 1B		0-0 1B		0-0 5-3		0-0 BB	0-0 L5	4 0 2 0 1 0 4																		
Bill Mazaroski, R (1, 4) OBP: 0.286, SLG: 0.231		0-0 FC5-4		0-0 FC5-2		0-3 K		0-0 5-3	0-0 1B	5 0 2 1 0 1 4																		
Jim Pagliaroni, R (1, 2) Orlando McFarlane, R (4, 2) OBP: 0.600, SLG: 0.500		0-0 4-3		0-0 FC5-2		0-0 F3		0-0 SH2-4	0-0 FC5-4	2 0 0 0 0 0 3 3 0 1 0 0 0 2																		
Bob Friend, R (1, 1)			0-3 K		0-0 F7		0-0 F8		0-0 SH2-4	3 0 0 0 0 1 2																		
<b>Inning Stats</b>	R: 0 E: 0 K: 1 S: 5	H: 0 LOB: 0 BB: 0 P: 5	R: 1 E: 0 K: 0 S: 5	H: 2 LOB: 1 BB: 0 P: 5	R: 0 E: 0 K: 1 S: 7	H: 2 LOB: 2 BB: 0 P: 7	R: 1 E: 0 K: 0 S: 5	H: 3 LOB: 2 BB: 1 P: 9	R: 0 E: 0 K: 1 S: 5	H: 0 LOB: 0 BB: 0 P: 5	R: 1 E: 0 K: 1 S: 8	H: 3 LOB: 3 BB: 1 P: 12	R: 0 E: 0 K: 1 S: 6	H: 1 LOB: 1 BB: 0 P: 6	R: 1 E: 0 K: 0 S: 6	H: 3 LOB: 2 BB: 0 P: 6	1B: 14 2B: 1 3B: 0 HR: 1	SF: 0 SAC: 1 DP: 1 HBP: 0	WP: 0 PB: 0 SB: 0 CS: 0	PA: 44								
<b>PITCHER</b>	IP WLS BF H R ER SO BB IBB HBP BLK WP HR S P ERA WHIP																											
Jack Fisher, R (1, 1) ERA: 4.05	6.2		31	11	3	3	4	1	0	0	0	0	1	38	42	4.05	1.800											
Ed Bauta, R (7, 1) ERA: 3.86	2.1	L	13	5	1	1	1	1	0	0	0	0	0	14	18	3.86	2.571											

Pittsburgh Pirates @ New York Mets  
Shea Stadium, Flushing, NY  
Fri Apr 17 1964, 3:33 AM EST  
Att. 50,312 - Sunny

livebaseballscorecards.com

AB	41
R	4
H	16
RBI	4
BB	2
SO	5
LOB	20





Batter	1	2	3	4	5	6	7	8	9	AB R H RBI BB SO LOB	TOP	
Dick Schofield, S (1, 6) OBP: 0.273, SLG: 0.059	0-0 4-3		0-0 G3		4-0 1B 2B BB	0-0 F7		4-0 FC6-4 BB		3 1 0 0 2 0 1		
Bill Virdon, L (1, 8) OBP: 0.318, SLG: 0.286	0-0 F8		0-0 1B		0-0 1B 2B	0-0 3B 1B		0-0 FC6-4 FC6-4		5 2 3 0 0 0 1		
Roberto Clemente, R (1, 9) OBP: 0.476, SLG: 0.600	4-0 PB BB		0-0 4-3		0-0 1B 2B	0-0 1B 3B		0-0 FC6-4		4 1 2 3 1 0 2		
Willie Stargell, L (1, 7) Rex Johnston, S (9, 7) OBP: 0.429, SLG: 0.762	0-0 F5			0-0 4-3	0-0 1B 2B	0-0 F9			0-0 4-3	5 1 1 2 0 0 2 0 0 0 0 0 0 0		
Donn Clendenon, R (1, 3) OBP: 0.381, SLG: 0.571		0-0 1B G6-4-3 1B		0-0 HR	0-0 L5		0-0 FC6-4 1B		0-0 5-3	5 2 3 1 0 0 2		
Bob Bailey, R (1, 5) OBP: 0.571, SLG: 0.526		0-0 1B G6-4-3		0-0 5-3	0-0 FC6-4 1B		0-0 FC6-4 1B		0-0 1B	5 0 4 2 0 0 0		
Bill Mazerowski, R (1, 4) OBP: 0.211, SLG: 0.167		0-0 G6-4-3		0-0 F5	0-0 FC6-4		0-0 FC6-4		0-0 F7	5 0 0 0 0 0 5		
Jim Pagliaroni, R (1, 2) OBP: 0.167, SLG: 0.091		0-0 F8			0-0 1B BB 1B	0-0 6-3		0-0 G6-4-3		4 1 1 0 0 0 2		
Don Schwall, R (1, 1) Tommie Sisk, R (8, 1) Frank Bork, R (8, 1) Roy Face, R (9, 1) OBP: 0.250, SLG: 0.250		0-0 K		0-0 F7	0-0 F7	0-0 1B 3B 1B		0-0 1-3		4 1 1 0 0 1 1 0		
<b>Inning Stats</b>	R: 0 H: 0 E: 0 LOB: 1 K: 0 BB: 1 S: 3 P: 7	R: 1 H: 2 E: 0 LOB: 0 K: 0 BB: 0 S: 4 P: 4	R: 0 H: 1 E: 0 LOB: 1 K: 1 BB: 0 S: 6 P: 6	R: 1 H: 1 E: 0 LOB: 0 K: 0 BB: 0 S: 4 P: 4	R: 5 H: 5 E: 0 LOB: 1 K: 0 BB: 1 S: 8 P: 12	R: 2 H: 3 E: 0 LOB: 1 K: 0 BB: 0 S: 6 P: 6	R: 0 H: 2 E: 0 LOB: 1 K: 0 BB: 0 S: 4 P: 4	R: 0 H: 0 E: 0 LOB: 1 K: 0 BB: 1 S: 3 P: 7	R: 0 H: 1 E: 0 LOB: 1 K: 0 BB: 0 S: 4 P: 4	1B: 12 SF: 0 2B: 1 SAC: 0 3B: 1 DP: 2 HR: 1 HBP: 0	WP: 0 PA: 43 PB: 1 SB: 0 CS: 0	
<b>PITCHER</b>	IP WLS BF H R ER SO BB IBB HBP BLK WP HR S P ERA WHIP											
Larry Bearnarth, R (1, 1) ERA: 12.6	4.1 L 22 8 7 7 1 2 0 0 0 0 0 1 22 30 14.54 2.308											
Galen Cisco, R (5, 1) ERA:	0.2 3 1 0 0 0 0 0 0 0 0 0 0 3 3 0.00 1.500											
Jerry Hinsley, R (6, 1) ERA: 9.0	2.0 10 5 2 2 0 0 0 0 0 0 0 0 10 10 9.00 2.500											
Bill Wakefield, R (8, 1) ERA:	2.0 8 1 0 0 0 0 1 0 0 0 0 0 7 11 0.00 1.000											

Pittsburgh Pirates @ New York Mets  
 Shea Stadium, Flushing, NY  
 Sat Apr 18 1964, 3:33 AM EST  
 Att: 31,480 - Unknown


livebaseballscorecards.com

AB	40
R	9
H	15
RBI	8
BB	3
SO	1
LOB	16







Batter	1	2	3	4	5	6	7	8	9	AB R H RBI BB SO LOB	TOP	
Dick Schofield, S (1, 6) OBP: 0.308, SLG: 0.100	0-3 K			0-0 5-3		0-0 1-4-3 1B		4-0 1-2 FC4-6 BB		3 0 1 0 1 1 0	<b>Pittsburgh Pirates @ New York Mets</b> Shea Stadium, Flushing, NY Sun Apr 19 1964, 3:33 AM EST Att. 30,185 - Overcast  livebaseballscorecards.com  <b>AB 31</b> <b>R 0</b> <b>H 6</b> <b>RBI 0</b> <b>BB 2</b> <b>SO 6</b> <b>LOB 11</b>  	
Bill Virdon, L (1, 8) OBP: 0.269, SLG: 0.240	0-0 F9			0-0 F8		0-0 1-4-3 1-2		0-0 F5		4 0 0 0 0 0 3		
Roberto Clemente, R (1, 9) OBP: 0.440, SLG: 0.583	0-0 F8			0-0 2B		0-0 4-3		0-0 FC4-6 1-2f		4 0 1 0 0 0 3		
Willie Stargell, L (1, 7) OBP: 0.360, SLG: 0.640		0-3 K		0-0 1-3			0-3 K		0-3 K	4 0 0 0 0 3 1		
Donn Clendenon, R (1, 3) OBP: 0.360, SLG: 0.520		0-3 K			0-3 K		0-0 1B 1B		0-0 F3	4 0 1 0 0 2 0		
Bob Bailey, R (1, 5) OBP: 0.520, SLG: 0.478		0-0 6-3			0-0 F9		0-0 1-2 G4-3 1B		0-0 F8	4 0 1 0 0 0 0		
Bill Mazeroski, R (1, 4) OBP: 0.273, SLG: 0.238					0-0 1B		0-0 1B			3 0 2 0 0 0 2		
Jim Pagliaroni, R (1, 2) OBP: 0.133, SLG: 0.071					0-0 G5-4-3 1B		0-0 F8		0-0 F4	3 0 0 0 0 0 2		
Bob Veale, S (1, 1) Tom Butters, R (4, 1) Rex Johnston, S (6, PH) Tommy Sisk, R (6, 1) Gene Alley, R (8, PH) Frank Bork, R (8, 1)					0-0 6-3		0-0 1-3		4-0 BB BB	1 0 0 0 0 0 0 0 0 0 0 0 0 0 1 0 0 0 0 0 0 0 0 0 0 0 0 0 0 0 0 0 1 0 0 0 0 0 0 0 0 0		
<b>Inning Stats</b>	R: 0 E: 0 K: 1 S: 5 H: 0 LOB: 0 BB: 0 P: 5	R: 0 E: 0 K: 2 S: 7 H: 0 LOB: 0 BB: 0 P: 7	R: 0 E: 0 K: 0 S: 3 H: 1 LOB: 0 BB: 0 P: 3	R: 0 E: 0 K: 0 S: 4 H: 1 LOB: 1 BB: 0 P: 4	R: 0 E: 0 K: 1 S: 6 H: 1 LOB: 1 BB: 0 P: 6	R: 0 E: 0 K: 0 S: 4 H: 1 LOB: 1 BB: 0 P: 4	R: 0 E: 0 K: 1 S: 6 H: 2 LOB: 1 BB: 0 P: 6	R: 0 E: 0 K: 0 S: 3 H: 0 LOB: 2 BB: 2 P: 11	R: 0 E: 0 K: 1 S: 5 H: 0 LOB: 0 BB: 0 P: 5	1B: 5 2B: 1 3B: 0 HR: 0 SF: 0 SAC: 0 DP: 2 HBP: 0	WP: 0 PB: 0 SB: 0 CS: 0 PA: 33	
<b>PITCHER</b> Al Jackson, L (1, 1) ERA: 2.76	IP WLS BF H R ER SO BB IBB HBP BLK WP HR S P ERA WHIP											<b>PITCHER</b> IP WLS BF H R ER SO BB IBB HBP BLK WP HR S P ERA WHIP


Batter	1	2	3	4	5	6	7	8	9
Dick Smith, R OBP: 0.300, SLG: 0.400 (1, 3)	0-3 K		0-0 6-3	0-0 4-3		0-0 2B		0-3 K	
Ron Hunt, R OBP: 0.348, SLG: 0.409 (1, 4)	0-0 L9		0-0 2B	0-0 1B		0-0 F5		0-0 6-3	
Jim Hickman, R OBP: 0.700, SLG: 0.500 (1, 8)	0-0 F9		4-0 BB	0-0 CS		0-0 1B		0-0 1B	
Frank Thomas, R OBP: 0.286, SLG: 0.250 (1, 7)		0-0 6-3	0-0 F8		0-0 F8		0-0 1B		
Hawk Taylor, R OBP: 0.417, SLG: 0.455 (1, 2)		0-0 1B		0-0 1B		0-0 1B		0-0 1B	
Joe Christopher, R OBP: 0.625, SLG: 1.167 (1, 9)		4-0 BB		0-0 2B		0-0 1B		1-0 HBP	
Rod Kanehl, R OBP: 0.600, SLG: 0.600 (1, 5)		0-0 F8		0-0 1B		0-0 1-3		0-0 1B	
Al Moran, R OBP: 0.364, SLG: 0.222 (1, 6)		0-0 L9		0-0 1B		0-0 1B		0-0 F9	
Al Jackson, L (1, 1)			0-3 K	0-0 1B		0-0 1B		0-3 K	

AB	R	H	RBI	BB	SO	LOB
5	0	1	1	0	2	2
5	0	2	2	0	0	1
3	0	2	0	1	0	0
4	0	1	0	0	0	3
4	1	2	0	0	0	3
2	2	2	0	1	0	0
4	0	2	2	0	0	3
4	2	1	1	0	0	6
3	1	0	0	0	2	2

**BOTTOM**

**Pittsburgh Pirates @ New York Mets**  
 Shea Stadium, Flushing, NY  
 Sun Apr 19 1964, 3:33 AM EST  
 Att. 30,185 - Overcast

AB	34
R	6
H	13
RBI	6
BB	2
SO	4
LOB	20



Inning Stats	R	H	E	K	S	P	BB	IBB	HBP	BLK	WP	HR	S	P	ERA	WHIP
Rod Kanehl, R	0	0	0	1	5	5	0	0	0	0	0	0	22	30	4.91	2.182
Al Moran, R	0	1	0	1	6	8	0	0	0	0	0	0	7	7	0.00	0.000
Al Jackson, L	0	0	0	0	4	3	0	0	0	0	0	0	6	6	0.00	0.750
Al Moran, R	0	0	0	0	2	2	0	0	0	0	0	0	11	12	9.00	3.000
Al Jackson, L	0	0	0	0	2	2	0	0	0	0	0	0	7	7	0.00	0.000

WP	HR	S	P	ERA	WHIP
0	0	0	0	0.00	0.750
0	0	0	0	9.00	3.000
0	0	0	0	0.00	0.000

Batter	1	2	3	4	5	6	7	8	9	AB R H RBI BB SO LOB	TOP
Dick Schofield, S OBP: 0.323, SLG: 0.280 (1, 6) X	0-0 F8		0-3 K		0-0 HR		0-0 6-3		0-0 WP HR 1B	5 2 2 1 0 1 1	
Bill Virdon, L OBP: 0.258, SLG: 0.207 (1, 8) S S S	0-3 K		0-0 F8		4-0 BLK WP BB		0-0 F5		0-0 F5 1-2	4 0 0 0 1 1 2	
Roberto Clemente, R OBP: 0.500, SLG: 0.692 (1, 9) X	0-0 F4				4-0 HR 1-2 IBB		4-0 IBB		4-0 HR IBB	2 2 1 1 3 0 0	
Willie Stargell, L OBP: 0.345, SLG: 0.571 (1, 7)					1-0 HBP G5-4-3		0-0 5-3		0-0 HR 1-H 2-H	3 0 0 0 0 2 4 1 1 1 3 0 0 0 0 0 0 0 0 0 0	
Gene Freese, R OBP: 0.667, SLG: 2.000 (9, PH)											
Rex Johnston, S (9, 7)											
Donn Clendenon, R OBP: 0.333, SLG: 0.448 (1, 3) B B B B					0-0 F8		0-0 F8		0-3 K 6-3	4 0 0 0 1 1 1	
Bob Bailey, R OBP: 0.500, SLG: 0.444 (1, 5) B B B B					0-0 G5-4-3 1-2f		0-0 6-3		0-0 FC9-6 1B	4 0 1 0 1 0 1	
Bill Mazeroski, R OBP: 0.269, SLG: 0.320 (1, 4) X							0-0 6-3		0-0 FC9-6 1B	4 2 1 0 0 0 3	
Jim Pagliaroni, R OBP: 0.263, SLG: 0.389 (1, 2) X							0-0 HR 3B		0-0 1B 1-H	4 1 3 3 0 0 2	
Vern Law, R OBP: 0.333, SLG: 0.667 (1, 1)							0-0 G6-4-3 1-2f		0-3 K 6-3 2B	3 0 1 0 0 1 1 1 0 0 0 0 1 1 0 0 0 0 0 0 0	
Frank Bork, R (7, 1)											
Roy Face, R (8, 1)											
<b>Inning Stats</b>	R: 0 E: 0 K: 1 S: 5 H: 0 LOB: 0 BB: 0 P: 5	R: 0 E: 0 K: 1 S: 5 H: 0 LOB: 2 BB: 2 P: 13	R: 0 E: 0 K: 2 S: 7 H: 0 LOB: 0 BB: 0 P: 7	R: 1 E: 0 K: 0 S: 3 H: 1 LOB: 0 BB: 0 P: 4	R: 2 E: 0 K: 0 S: 5 H: 3 LOB: 2 BB: 2 P: 13	R: 0 E: 0 K: 0 S: 3 H: 0 LOB: 0 BB: 0 P: 3	R: 1 E: 0 K: 1 S: 7 H: 2 LOB: 2 BB: 1 P: 11	R: 1 E: 0 K: 2 S: 9 H: 2 LOB: 1 BB: 0 P: 9	R: 3 E: 0 K: 0 S: 5 H: 2 LOB: 0 BB: 1 P: 9	1B: 4 2B: 1 3B: 1 HR: 4 SF: 0 SAC: 0 DP: 2 HBP: 1	WP: 2 PB: 0 SB: 1 CS: 0 PA: 42
<b>PITCHER</b>	IP WLS BF H R ER SO BB IBB HBP BLK WP HR S P ERA WHIP										
Fred Norman, L ERA: 5.51 (1, 1)	8.1 L 40 10 8 8 7 3 3 1 1 2 4 47 72 8.64 1.560										
Wayne Schurr, R ERA: (9, 1)	0.2 2 0 0 0 0 0 0 0 0 0 0 2 2 0.00 0.000										

Pittsburgh Pirates @ Chicago Cubs

Wrigley Field, Chicago, IL

Tue Apr 21 1964, 3:33 AM CST

Att. 3,222 - Unknown

livebaseballscorecards.com

AB	35
R	8
H	10
RBI	8
BB	6
SO	7
LOB	16



Batter	1	2	3	4	5	6	7	8	9	AB R H RBI BB SO LOB
Jimmy Stewart, S OBP: 0.483, SLG: 0.600 (1, 4)	0-0 HR		0-3 K		0-0 L7				0-0 4-3	5 1 2 1 0 1 1
Lou Brock, L OBP: 0.379, SLG: 0.500 (1, 9)	0-0 F7		0-0 2B			0-0 1B	0-0 4-3			4 0 2 0 0 0 1
Billy Williams, L OBP: 0.517, SLG: 1.154 (1, 7)	0-0 6-3		0-0 F8			0-0 1-3		0-0 HR		4 1 1 1 0 0 2
Ron Santo, R OBP: 0.550, SLG: 1.188 (1, 5)	0-3 K			0-0 HR		0-0 F2		4-0 BB		3 1 1 1 1 1 1
14 Ernie Banks, R OBP: 0.286, SLG: 0.600 (1, 3)		0-0 F7		0-0 F8		4-0 IBB		0-0 F8		3 0 0 0 1 0 1
Andre Rodgers, R OBP: 0.321, SLG: 0.680 (1, 6)		0-0 HR		0-0 L3		0-0 F9		0-0 1		4 1 1 1 0 0 3
Merritt Ranew, L OBP: 0.111, SLG: 0.111 (1, 2)		0-3 K		0-0 5-3			0-0 F7		0-0 5-3	4 0 0 0 0 1 0
Billy Cowan, R OBP: 0.286, SLG: 0.538 (1, 8)		0-0 L7			0-0 5-3		0-0 HR		0-0 FC4-6 1B	4 1 2 1 0 0 0
Fred Norman, S Wayne Schurr, R Lee Gregory, L (9, PH)			0-0 L9		0-0 1-3		0-0 F5		0-0 FC4-6	3 0 0 0 0 0 0 0 0 0 0 0 0 0 1 0 0 0 0 0 1

BOTTOM

Pittsburgh Pirates @ Chicago Cubs  
Wrigley Field, Chicago, IL  
Tue Apr 21 1964, 3:33 AM CST  
Att. 3,222 - Unknown

livebaseballscores.com

AB	35
R	5
H	9
RBI	5
BB	2
SO	3
LOB	10



Inning Stats	R: 1	H: 1	R: 1	H: 1	R: 0	H: 1	R: 1	H: 1	R: 0	H: 0	R: 0	H: 1	R: 1	H: 2	R: 1	H: 1	R: 0	H: 1
	E: 0	LOB: 0	E: 0	LOB: 0	E: 0	LOB: 1	E: 0	LOB: 0	E: 0	LOB: 0	E: 0	LOB: 2	E: 0	LOB: 1	E: 0	LOB: 0	E: 0	LOB: 1
	K: 1	BB: 0	K: 1	BB: 0	K: 1	BB: 0	K: 0	BB: 0	K: 0	BB: 0	K: 0	BB: 1	K: 0	BB: 0	K: 0	BB: 1	K: 0	BB: 0
	S: 6	P: 6	S: 6	P: 6	S: 6	P: 6	S: 4	P: 4	S: 3	P: 3	S: 4	P: 8	S: 5	P: 5	S: 3	P: 7	S: 4	P: 4

PITCHER	IP	WLS	BF	H	R	ER	SO	BB	IBB	HBP	BLK	WP	HR	S	P	ERA	WHIP
Vern Law, R ERA: 5.4 (1, 1)	6.2		28	7	4	4	3	0	0	0	0	0	4	33	37	5.40	1.050
Frank Bork, L ERA: 3.86 (7, 1)	0.1		2	1	1	1	0	0	0	0	0	0	1	2	2	27.00	3.000
Roy Face, R ERA: 7.71 (8, 1)	2.0	W	7	1	0	0	0	1	0	0	0	0	0	6	10	0.00	1.000

WP: 0	PA: 37
PB: 0	
SB: 0	
CS: 0	

WP	HR	S	P	ERA	WHIP
1B: 3	SF: 0				
2B: 2	SAC: 0				
3B: 0	DP: 1				
HR: 5	HBP: 0				

Batter	1	2	3	4	5	6	7	8	9	AB R H RBI BB SO LOB	TOP														
Dick Schofield, S (1, 6) OBP: 0.333, SLG: 0.310	0-0 2B	4-0 2B BB		0-3 K			0-0 L6		0-0 F2	4 2 1 0 1 1 1															
Bill Virdon, L (1, 8) OBP: 0.278, SLG: 0.212	4-0 2B BB	0-0 F8		0-0 4-3			0-0 6-3		0-0 1B	4 1 1 0 1 0 2															
Roberto Clemente, R (1, 9) OBP: 0.457, SLG: 0.645	0-0 P4	0-0 BB 2B		0-3 K			0-0 5-3		0-0 FC5	5 0 1 2 0 1 4															
Willie Stargell, L (1, 7) OBP: 0.364, SLG: 0.581	0-0 2B	4-0 BB IBB				0-0 F3		0-0 4-3		3 1 1 2 1 0 0															
Donn Clendenon, R (1, 3) OBP: 0.412, SLG: 0.516	0-0 2B	4-0 BB				0-0 CS 1B		4-0 BB		2 0 2 1 2 0 0															
Bob Bailey, R (1, 5) OBP: 0.441, SLG: 0.387	0-3 K	0-0 1-3				0-0 F8		0-3 K		4 0 0 0 0 2 6															
Bill Mazerowski, R (1, 4) OBP: 0.233, SLG: 0.276	0-0 F8			0-0 F8			0-0 5-3		0-0 P4	4 0 0 0 0 0 2															
Jim Pagliaroni, R (1, 2) OBP: 0.261, SLG: 0.364		0-0 SH1-4 2B 1B		0-0 1-3			0-0 1-3		0-0 P6	4 1 1 0 0 0 0															
Joe Gibbon, R (1, 1) Tom Butters, R (9, 1) Frank Bork, R (9, 1) Roy Face, R (9, 1)		0-0 SH1-4		0-3 K			0-0 F9		0-0 E3 FC5 1B	3 0 0 0 0 1 0															
<b>Inning Stats</b>	R: 3 E: 0 K: 1 S: 8	H: 3 LOB: 1 BB: 1 P: 12	R: 2 E: 0 K: 0 S: 5	H: 2 LOB: 3 BB: 3 P: 17	R: 0 E: 0 K: 1 S: 5	H: 0 LOB: 0 BB: 0 P: 5	R: 0 E: 0 K: 2 S: 7	H: 0 LOB: 0 BB: 0 P: 7	R: 0 E: 0 K: 0 S: 3	H: 1 LOB: 0 BB: 0 P: 3	R: 0 E: 0 K: 0 S: 3	H: 0 LOB: 0 BB: 0 P: 3	R: 0 E: 0 K: 0 S: 3	H: 0 LOB: 0 BB: 0 P: 3	R: 0 E: 0 K: 1 S: 5	H: 0 LOB: 1 BB: 1 P: 9	R: 0 E: 1 K: 0 S: 5	H: 1 LOB: 2 BB: 0 P: 5	1B: 3 2B: 4 3B: 0 HR: 0	SF: 0 SAC: 1 DP: 0 HBP: 0	WP: 0 PB: 0 SB: 0 CS: 1	PA: 39			
<b>PITCHER</b>	IP WLS BF H R ER SO BB IBB HBP BLK WP HR S P ERA WHIP																								
Art Mahaffey, R (1, 1) ERA: 17.47	1.2		5	5	5	1	2	0	0	0	0	0	0	12	20	27.00	4.200								
John Boozer, R (2, 1) ERA:	1.1		6	0	0	0	1	1	1	0	0	0	0	6	14	0.00	0.750								
Rick Wise, R (4, 1) ERA: 1.8	2.0		6	1	0	0	2	0	0	0	0	0	0	10	10	0.00	0.500								
Dallas Green, R (6, 1) ERA:	3.0		10	0	0	0	1	1	0	0	0	0	0	11	15	0.00	0.333								
Jack Baldschun, R (9, 1) ERA:	1.0	W	5	1	0	0	0	0	0	0	0	0	0	5	5	0.00	1.000								

Pittsburgh Pirates @ Philadelphia Phillies  
 Connie Mack Stadium, Philadelphia, PA

Thu Apr 23 1964, 6:05 PM EST  
 Att. 12,851 - Unknown

livebaseballscorecards.com

AB	33
R	5
H	7
RBI	5
BB	5
SO	5
LOB	15



Batter	1	2	3	4	5	6	7	8	9	AB	R	H	RBI	BB	SO	LOB
Tony Taylor, R (1, 4) OBP: 0.231, SLG: 0.308	0-0 F9		0-0 P3			0-0 4-3		0-0 1-2 1B		4	0	1	0	0	0	1
Johnny Callison, L (1, 9) OBP: 0.269, SLG: 0.280	0-0 1-3			0-0 HR 1B		0-0 1-4-3		0-3 K		4	1	1	0	0	1	2
Dick Allen, R (1, 5) OBP: 0.462, SLG: 0.960	0-0 4-3			0-0 1-H HR		0-0 F3		0-0 BB 1B		4	2	2	2	0	0	0
Roy Sievers, R (1, 3) OBP: 0.238, SLG: 0.500 John Briggs, L (9, PR)		0-0 F7		0-0 F9		0-3 K		4-0 BB 1B SF7 BB		3	0	0	0	1	1	0
Tony Gonzalez, L (1, 8) OBP: 0.316, SLG: 0.333		0-0 F7		0-3 K		0-0 6-3		0-0 BB 2B		4	1	1	1	0	1	0
Danny Cater, R (1, 7) OBP: 0.333, SLG: 0.467		0-0 F9		0-0 1-4-3		0-0 4-3		0-3 BB 1-3 2-H 2B 1B		4	0	0	0	0	1	2
Gus Triandos, R (1, 2) OBP: 0.375, SLG: 0.375 Clay Dalrymple, L (9, PH) OBP: 0.125, SLG: 0.133			0-3 K		0-3 K			0-0 F8	0-0 SF7	3	0	0	0	0	2	0
Bobby Wine, R (1, 6) OBP: 0.455, SLG: 0.500			0-0 1B		0-0 G3			0-0 BB 1B	0-0 BB 1-3 2B	4	1	3	0	0	0	0
Arl Mahaffey, R John Boozer, R Don Hoak, R Rock Wise, R Cookie Rojas, R Dallas Green, L Wes Covington, L Jack Baldschun, R John Hermstein, L			0-3 K		0-0 5-3			0-0 F5	0-0 BB 2-H 3-H 2B	0	0	0	0	0	0	0

Inning Stats	R: 0	H: 0	E: 0	LOB: 0	K: 0	BB: 0	S: 3	P: 3	R: 0	H: 0	E: 0	LOB: 0	K: 0	BB: 0	S: 3	P: 3	R: 0	H: 1	E: 0	LOB: 1	K: 2	BB: 0	S: 8	P: 8	R: 2	H: 2	E: 0	LOB: 0	K: 1	BB: 0	S: 7	P: 7	R: 0	H: 0	E: 0	LOB: 0	K: 1	BB: 0	S: 5	P: 5	R: 0	H: 0	E: 0	LOB: 0	K: 0	BB: 0	S: 3	P: 3	R: 0	H: 0	E: 0	LOB: 0	K: 1	BB: 0	S: 5	P: 5	R: 0	H: 2	E: 0	LOB: 2	K: 1	BB: 0	S: 7	P: 7	R: 4	H: 4	E: 0	LOB: 2	K: 1	BB: 1	S: 8	P: 12	1B: 6	SF: 1	2B: 2	SAC: 0	3B: 0	DP: 0	HR: 1	HBP: 0	WP: 0	PA: 36
--------------	------	------	------	--------	------	-------	------	------	------	------	------	--------	------	-------	------	------	------	------	------	--------	------	-------	------	------	------	------	------	--------	------	-------	------	------	------	------	------	--------	------	-------	------	------	------	------	------	--------	------	-------	------	------	------	------	------	--------	------	-------	------	------	------	------	------	--------	------	-------	------	------	------	------	------	--------	------	-------	------	-------	-------	-------	-------	--------	-------	-------	-------	--------	-------	--------

PITCHER	IP	WLS	BF	H	R	ER	SO	BB	IBB	HBP	BLK	WP	HR	S	P	ERA	WHIP
Joe Gibbon, L (1, 1) ERA: 3.77	8.0		30	6	3	3	6	0	0	0	0	0	1	42	42	3.38	0.750
Tom Butters, R (9, 1) ERA: 3.86	0.0		1	0	0	0	0	1	0	0	0	0	0	0	4	∞	∞
Frank Bork, L (9, 1) ERA: 5.79	0.0		1	1	0	0	0	0	0	0	0	0	0	1	1	∞	∞
Roy Face, R (9, 1) ERA: 8.44	0.2	L	4	2	3	3	1	0	0	0	0	0	0	6	6	40.50	3.000

BOTTOM

Pittsburgh Pirates @ Philadelphia Phillies  
 Connie Mack Stadium, Philadelphia, PA

Thu Apr 23 1964, 6:05 PM EST  
 Att. 12,851 - Unknown

livebaseballscores.com

AB	34
R	6
H	9
RBI	6
BB	1
SO	7
LOB	7



Batter	1	2	3	4	5	6	7	8	9	AB R H RBI BB SO LOB	TOP									
Tim Harkness, L (1, 3) OBP: 0.400, SLG: 0.450	0-0 1-3		0-0 2-H 2B		0-0 3-1			0-0 1-3		4 0 1 1 0 0 1										
Ron Hunt, R (1, 4) OBP: 0.323, SLG: 0.448	0-0 4-3		0-0 6-3		0-3 K			0-3 K		4 0 0 0 0 2 2										
Larry Elliot, L (1, 8) OBP: 0.357, SLG: 0.462	0-0 F7		0-0 F8				0-0 1-3	0-0 E3 2-H 1B		4 0 1 0 0 0 1										
Jesse Gonder, L (1, 2) OBP: 0.294, SLG: 0.353		0-0 F4		0-0 F8 1B 2B		0-0 G3		0-0 E1 1-2		4 1 1 0 0 0 1										
George Altman, L (1, 9)		0-0 G3		0-0 F8 2-3		0-3 K		0-0 6-3		4 0 0 0 0 1 3										
Frank Thomas, R (1, 7) OBP: 0.345, SLG: 0.321		0-0 4-3		0-0 FC6-4 1B			0-0 5-3	0-0 G5-4-3 1B		4 0 2 1 0 0 0										
Rod Kanehl, R (1, 5) OBP: 0.583, SLG: 0.667			0-0 2B 1B	0-0 FC6-4 S		0-0 F4		0-0 F5	3 1 1 0 0 0 1		AB 35									
Charley Smith, R (8, 5) OBP: 0.222, SLG: 0.375				1-2f					1 0 0 0 0 0 1		R 4									
Amado Samuel, R (1, 6) OBP: 0.250, SLG: 0.313			0-3 K 1B	0-0 F7		0-3 K2-3		0-0 G5-4-3	2 0 0 0 0 1 2		H 8									
Ed Kranepool, L (7, PH) OBP: 0.182, SLG: 0.100				1-2					1 0 0 0 0 1 0		RBI 3									
Al Moran, R (7, 6) OBP: 0.308, SLG: 0.182									0 0 0 0 0 0 0		BB 0									
Jim Hickman, R (9, PH) OBP: 0.533, SLG: 0.364									1 0 0 0 0 0 1		SO 5									
Al Jackson, L (1, 1) OBP: 0.111, SLG: 0.222			0-0 1-H 2B 2B		0-0 3-1			0-0 E 2B	2 1 1 1 0 0 0		LOB 13									
Ed Bauta, R (6, 1)									0 0 0 0 0 0 0											
Hawk Taylor, R (8, PH) OBP: 0.412, SLG: 0.467									1 1 1 0 0 0 0											
Steve Dillon, L (8, 1)									0 0 0 0 0 0 0											
<b>Inning Stats</b>	R: 0 E: 0 K: 0 S: 3	H: 0 LOB: 0 BB: 0 P: 3	R: 0 E: 0 K: 0 S: 3	H: 0 LOB: 0 BB: 0 P: 3	R: 2 E: 0 K: 1 S: 8	H: 3 LOB: 1 BB: 0 P: 8	R: 1 E: 0 K: 0 S: 5	H: 2 LOB: 1 BB: 0 P: 5	R: 0 E: 0 K: 1 S: 5	H: 0 LOB: 0 BB: 0 P: 5	R: 0 E: 0 K: 1 S: 5	H: 0 LOB: 0 BB: 0 P: 5	R: 0 E: 2 K: 1 S: 8	H: 2 LOB: 2 BB: 0 P: 8	R: 0 E: 0 K: 0 S: 3	H: 1 LOB: 0 BB: 0 P: 3	1B: 4 2B: 4 3B: 0 HR: 0	SF: 0 SAC: 0 DP: 1 HBP: 0	WP: 0 PB: 0 SB: 1 CS: 0	PA: 35
<b>PITCHER</b> Bob Friend, R (1, 1) ERA: 3.0	IP 9.0 WLS W BF 35 H 8 R 4 ER 3 SO 5 BB 0 IBB 0 HBP 0 BLK 0 WP 0 HR 0 S 45 P 45 ERA 3.00 WHIP 0.889																			
<b>PITCHER</b>	IP	WLS	BF	H	R	ER	SO	BB	IBB	HBP	BLK	WP	HR	S	P	ERA	WHIP			

**New York Mets @ Pittsburgh Pirates**  
 Forbes Field, Pittsburgh, PA  
 Fri Apr 24 1964, 6:05 PM EST  
 Att. 7,903 - Unknown

[livebaseballscorecards.com](http://livebaseballscorecards.com)





BOTTOM

New York Mets @ Pittsburgh Pirates  
Forbes Field, Pittsburgh, PA  
Fri Apr 24 1964, 6:05 PM EST  
Att. 7,903 - Unknown

livebaseballscorecards.com

AB	38
R	9
H	15
RBI	9
BB	2
SO	4
LOB	22



WP:	1	PA:	41
PB:	1	SB:	0
CS:	0		

AB R H RBI BB SO LOB

5 2 1 0 0 0 3

4 3 4 2 1 0 0

5 1 2 1 0 0 3

4 1 2 2 0 1 2

5 0 0 1 0 1 4

4 1 2 2 0 0 1

0 0 0 0 0 0 0

3 0 1 0 1 0 2

4 0 1 0 0 2 4

1B:	8	SF:	1
2B:	6	SAC:	0
3B:	0	DP:	3
HR:	2	HBP:	0

Batter	1	2	3	4	5	6	7	8	9
Dick Schofield, S (1, 6) OBP: 0.317, SLG: 0.324	0-0 6-3	0-0 F8		0-0 F9		0-0 E5 HR		0-0 F7 SF8 2B	
Bill Virdon, L (1, 8) OBP: 0.366, SLG: 0.378	0-0 G4-6-3 1B		0-0 1B PB E 1B		0-0 2B	0-0 1B 2-H HR		4-0 BB	
Roberto Clemente, R (1, 9) OBP: 0.450, SLG: 0.639	0-0 G4-6-3 1-2f		0-0 1-3 E 1B		0-0 1-H 2B	0-0 1-3		0-0 F7 2-3	
Donn Clendenon, R (1, 3) OBP: 0.410, SLG: 0.571		0-0 6-3	0-3 K		0-0 2-H 1B 2B	0-0 2B		0-0 SF8	
Bob Bailey, R (1, 5) OBP: 0.385, SLG: 0.333		0-0 3-1	0-0 FC4 G4-6-3		0-0 4-3	0-3 K		0-0 3-H F9	
Bill Mazeroski, R (1, 4) OBP: 0.265, SLG: 0.303		0-0 HR 1B	0-0 G4-6-3		0-0 2-H FC5 1B	0-0 1-3			
Willie Stargell, L (1, 7) OBP: 0.378, SLG: 0.686 Rex Johnston, S (8, 7)		0-0 1-H HR		0-0 4-3	0-0 L8		0-0 6-3 F9-2-5 2B		
Jim Pagliaroni, R (1, 2) OBP: 0.296, SLG: 0.360		0-0 1B		4-0 WP BB	0-0 FC5	1-2 1B	0-0 6-3	0-0 2-3	
Bob Friend, R (1, 1) OBP: 0.143, SLG: 0.143		0-0 1B		0-3 K	0-3 K		0-0 F9-2-5 3-H		

Inning Stats	R: 0	H: 1	E: 0	K: 0	S: 3	LOB: 0	BB: 0	P: 3
	R: 2	H: 4	E: 0	K: 0	S: 7	LOB: 2	BB: 0	P: 7
	R: 1	H: 2	E: 1	K: 1	S: 7	LOB: 1	BB: 0	P: 7
	R: 0	H: 0	E: 0	K: 1	S: 5	LOB: 1	BB: 1	P: 9
	R: 3	H: 4	E: 0	K: 1	S: 10	LOB: 2	BB: 0	P: 10
	R: 2	H: 2	E: 1	K: 1	S: 8	LOB: 1	BB: 0	P: 8
	R: 0	H: 1	E: 0	K: 0	S: 3	LOB: 0	BB: 0	P: 3
	R: 1	H: 1	E: 0	K: 0	S: 4	LOB: 1	BB: 1	P: 8

PITCHER	IP	WLS	BF	H	R	ER	SO	BB	IBB	HBP	BLK	WP	HR	S	P	ERA	WHIP
Al Jackson, L (1, 1) ERA: 4.64	5.0	L	29	12	8	6	3	1	0	0	0	1	2	34	38	10.80	2.600
Ed Bauta, R (6, 1) ERA: 2.08	2.0		7	2	0	0	1	0	0	0	0	0	0	9	9	0.00	1.000
Steve Dillon, L (8, 1) ERA: 9.0	1.0		5	1	1	1	0	1	0	0	0	0	0	4	8	9.00	2.000

Batter	1	2	3	4	5	6	7	8	9	AB R H RBI BB SO LOB	TOP	
Dick Smith, R (1, 3) OBP: 0.167, SLG: 0.222	0-3 K	0-0 F8		0-3 K			0-0 6-3			4 0 0 0 0 2 2		
Ron Hunt, R (1, 4) OBP: 0.343, SLG: 0.469	0-0 6-3		0-0 WP 1B 2B		0-3 K			4-0 G6-3 BB		3 1 1 0 1 1 0		
Joe Christopher, R (1, 9) OBP: 0.438, SLG: 0.643	0-0 FC6-4 1B		0-0 2B 1B		0-0 F9			0-0 G6-3 1-2f		4 1 2 1 0 0 1		
Hawk Taylor, R (1, 2) OBP: 0.381, SLG: 0.474	0-0 FC6-4 1-2f		0-0 4-3 1-H 6-3 2B		0-3 K			0-0 6-3		4 1 1 1 0 1 1		
Frank Thomas, R (1, 7) OBP: 0.333, SLG: 0.313		0-0 WP 2B 1B	0-0 4-3		0-0 5-3			0-0 F7		4 1 1 0 0 0 1		
Jim Hickman, R (1, 8) OBP: 0.471, SLG: 0.308		0-3 K	0-0 6-3		0-0 4-3			0-0 4-3		2 0 0 1 0 1 1		
Rod Kanehl, R (3, 8) OBP: 0.500, SLG: 0.571										2 0 0 0 0 0 0		
Charley Smith, R (1, 5) OBP: 0.154, SLG: 0.250		0-0 5-3	0-0 F8		0-0 6-3			0-0 1-3		4 0 0 0 0 0 1		
Amado Samuel, R (1, 6) OBP: 0.263, SLG: 0.368		0-0 2-H 2B		0-0 F2		0-3 K				3 0 1 1 0 1 0		
Jack Fisher, R (1, 1) Jesse Gonder, L (7, PH) Larry Bearnarth, R (7, 1) Ed Bauta, R (8, 1)		4-0 BB	0-0 5-3		0-0 1-3					1 0 0 0 1 0 0		
										1 0 0 0 0 0 0		
										0 0 0 0 0 0 0		
										0 0 0 0 0 0 0		
<b>Inning Stats</b>	R: 0 H: 1 E: 0 LOB: 1 K: 1 BB: 0 S: 6 P: 6	R: 1 H: 2 E: 0 LOB: 2 K: 1 BB: 1 S: 7 P: 11	R: 3 H: 3 E: 0 LOB: 0 K: 0 BB: 0 S: 6 P: 6	R: 0 H: 0 E: 0 LOB: 0 K: 1 BB: 0 S: 5 P: 5	R: 0 H: 0 E: 0 LOB: 0 K: 2 BB: 0 S: 7 P: 7	R: 0 H: 0 E: 0 LOB: 0 K: 0 BB: 0 S: 3 P: 3	R: 0 H: 0 E: 0 LOB: 0 K: 1 BB: 0 S: 5 P: 5	R: 0 H: 0 E: 0 LOB: 0 K: 0 BB: 1 S: 2 P: 6	R: 0 H: 0 E: 0 LOB: 0 K: 0 BB: 0 S: 3 P: 3	1B: 3 SF: 0 2B: 3 SAC: 0 3B: 0 DP: 1 HR: 0 HBP: 0	WP: 2 PA: 34 PB: 0 SB: 0 CS: 0	
<b>PITCHER</b> Bob Veale, L (1, 1) ERA: 4.58	IP WLS BF H R ER SO BB IBB HBP BLK WP HR S P ERA WHIP	9.0 W 34 6 4 4 6 2 0 0 0 2 0 44 52 4.00 0.889										

**New York Mets @ Pittsburgh Pirates**  
**Forbes Field, Pittsburgh, PA**  
 Sat Apr 25 1964, 3:33 AM EST  
 Att. 5,470 - Unknown

livebaseballscorecards.com

<b>AB</b>	32
<b>R</b>	4
<b>H</b>	6
<b>RBI</b>	4
<b>BB</b>	2
<b>SO</b>	6
<b>LOB</b>	7



Batter	1	2	3	4	5	6	7	8	9	AB	R	H	RBI	BB	SO	LOB
Dick Schofield, S OBP: 0.356, SLG: 0.368 (1, 6)	0-0 1-3 1B	0-0 1B			0-0 G1-6-3 1B		0-0 CS 1B			4	0	3	0	0	0	0
Bill Virdon, L OBP: 0.378, SLG: 0.375 (1, 8)	4-0 4-3 WP 1B BB	0-0 4-3			0-0 G1-6-3 1-2f		0-0 1B 1-2			3	1	1	0	1	0	2
Roberto Clemente, R OBP: 0.432, SLG: 0.600 (1, 9)	0-0 4-3 1-3		0-0 1-3		0-3 K		0-0 1-3 1B			4	0	1	0	0	1	1
Jerry Lynch, L OBP: 0.500, SLG: 0.500 Rex Johnston, S (8, 7)	0-0 HR HBP 1B		0-0 F9		0-0 1B SF7		0-0 F7			4	2	2	1	0	0	2
Donn Clendenon, R OBP: 0.465, SLG: 0.595 (1, 3)	1-0 HR HBP		1-0 1B		0-0 1-3 1B		1-0 CS SH1-3 HBP			2	1	2	0	0	0	0
Bob Bailey, R OBP: 0.381, SLG: 0.421 (1, 5)	0-0 HR		0-0 5-3		0-0 SF7		0-0 SH1-3			2	1	1	4	0	0	1
Bill Mazaroski, R OBP: 0.263, SLG: 0.297 (1, 4)	0-0 L7		0-0 6-3		0-0 G6-4-3 1B		0-0 E5 CS			4	0	1	0	0	0	1
Jim Pagliaroni, R OBP: 0.290, SLG: 0.321 (1, 2)		0-3 K		0-0 F8		0-0 G6-4-3 1-2f		4-0 1-2 2-3 IBB		3	0	0	0	1	1	2
Bob Veale, S (1, 1)		0-3 K		0-0 1-3			0-0 F7		0-0 1-3	4	0	0	0	0	1	2

Inning Stats	R: 4	H: 2	E: 0	K: 5	LOB: 0	BB: 1	P: 10	R: 0	H: 1	E: 0	K: 2	S: 8	LOB: 1	BB: 0	P: 8	R: 0	H: 1	E: 0	K: 0	S: 4	R: 0	H: 0	E: 0	K: 0	S: 3	R: 0	H: 1	E: 0	K: 1	S: 5	R: 1	H: 3	E: 0	K: 0	S: 5	R: 0	H: 3	E: 0	K: 0	S: 5	R: 0	H: 0	E: 1	K: 0	S: 3	R: 0	H: 0	E: 0	K: 0	S: 3
--------------	------	------	------	------	--------	-------	-------	------	------	------	------	------	--------	-------	------	------	------	------	------	------	------	------	------	------	------	------	------	------	------	------	------	------	------	------	------	------	------	------	------	------	------	------	------	------	------	------	------	------	------	------

PITCHER	IP	WLS	BF	H	R	ER	SO	BB	IBB	HBP	BLK	WP	HR	S	P	ERA	WHIP
Jack Fisher, R ERA: 5.68 (1, 1)	6.0	L	26	8	5	5	3	1	0	1	0	1	1	30	35	7.50	1.500
Larry Bearnarth, R ERA: 9.95 (7, 1)	1.1		7	3	0	0	0	0	0	1	0	0	0	6	7	0.00	2.250
Ed Bauta, R ERA: 1.8 (8, 1)	0.2		3	0	0	0	0	0	1	0	0	0	0	2	6	0.00	0.000

**BOTTOM**


**New York Mets @ Pittsburgh Pirates**  
**Forbes Field, Pittsburgh, PA**  
 Sat Apr 25 1964, 3:33 AM EST  
 Att. 5,470 - Unknown

<b>AB</b>	<b>30</b>
<b>R</b>	<b>5</b>
<b>H</b>	<b>11</b>
<b>RBI</b>	<b>5</b>
<b>BB</b>	<b>2</b>
<b>SO</b>	<b>3</b>
<b>LOB</b>	<b>11</b>



WP	HR	S	P	ERA	WHIP
1B: 10	SF: 1	WP: 1	PA: 36		
2B: 0	SAC: 1	PB: 0			
3B: 0	DP: 2	SB: 0			
HR: 1	HBP: 2	CS: 3			

livebaseballscorecards.com

Batter	1	2	3	4	5	6	7	8	9	AB R H RBI BB SO LOB	TOP											
<b>Charley Smith, R</b> (1, 5) <small>OBP: 0.118, SLG: 0.188</small> <b>Joe Christopher, R</b> (9, PH) <small>OBP: 0.471, SLG: 0.667</small> <b>Larry Bearmarth, R</b> (9, 1) <small>OBP: 1.000, SLG: 1.000</small>	0-3 K		0-0 1-3		0-0 6-3		0-0 F8		0-0 BB 1B	4 0 0 0 0 1 1 1 1 1 0 0 0 0 0 0 0 0 0 0 0												
<b>Ron Hunt, R</b> (1, 4) <small>OBP: 0.325, SLG: 0.417</small>	0-0 6-3		0-0 G3		0-0 F8			0-0 6-3	4-0 BB BB BB 1B BB	4 0 0 0 1 0 0												
<b>Tim Harkness, L</b> (1, 3) <small>OBP: 0.440, SLG: 0.560</small>	0-3 K			0-0 FC5-4 1B		0-0 4-3		0-0 1B 3B	0-0 1-3 2-H 1B	5 2 3 1 0 1 0												
<b>George Altman, L</b> (1, 9) <small>OBP: 0.154, SLG: 0.154</small>		0-0 1-3		0-0 E3 FC5-4 1-2		0-0 1B		0-0 BB 1B	0-0 G3	5 0 2 1 0 0 3												
<b>Frank Thomas, R</b> (1, 7) <small>OBP: 0.297, SLG: 0.278</small>		0-0 1-3		0-0 FC5-4 1B 1-2f 2-3		0-0 F9		0-0 F9		4 0 0 0 0 0 4												
<b>Jesse Gonder, L</b> (1, 2) <small>OBP: 0.364, SLG: 0.350</small> <b>Rod Kanehl, R</b> (8, PR) <small>OBP: 0.500, SLG: 0.571</small> <b>Hawk Taylor, R</b> (8, 2) <small>OBP: 0.381, SLG: 0.474</small>		4-0 BB BB		0-0 FC5-4 1B 1-2 3-H		0-0 G3		4-0 BB BB		2 0 1 1 2 0 1 0 0 0 0 0 0 0 0 0 0 0 0 0 0												
<b>Larry Elliot, L</b> (1, 8) <small>OBP: 0.333, SLG: 0.375</small>		4-0 BB BB BB		0-3 K 1-2		0-0 G3		0-0 F2		3 0 0 0 1 1 4												
<b>Amado Samuel, R</b> (1, 6) <small>OBP: 0.227, SLG: 0.318</small> <b>Jim Hickman, R</b> (9, PH) <small>OBP: 0.444, SLG: 0.286</small> <b>Al Moran, R</b> (9, 6) <small>OBP: 0.308, SLG: 0.182</small>		0-0 FC6-4 BB		0-0 FC5-4 1-2f		0-0 5-3		0-3 K	0-3 K	3 0 0 0 0 0 4 1 0 0 0 0 1 0 0 0 0 0 0 0 0												
<b>Jay Hook, L</b> (1, 1) <b>Galen Cisco, R</b> (4, 1) <b>Ed Kranepool, L</b> (7, PH) <small>OBP: 0.250, SLG: 0.182</small> <b>Bill Wakefield, R</b> (7, 1) <b>John Stephenson, L</b> (9, PH) <small>OBP: 0.308, SLG: 0.182</small>			0-3 K		0-0 F9		0-0 1B		0-3 K	1 0 0 0 0 0 1 0 1 0 0 0 0 0 0 0 1 0 1 0 0 0 0 0 0 0 0 0 0 0 0 0 1 0 0 0 0 0 1 0												
<b>Inning Stats</b>	R: 0 E: 0 K: 2 S: 7	H: 0 LOB: 0 BB: 0 P: 7	R: 0 E: 0 K: 0 S: 3	H: 0 LOB: 2 BB: 2 P: 11	R: 0 E: 0 K: 1 S: 5	H: 0 LOB: 0 BB: 0 P: 5	R: 1 E: 1 K: 1 S: 8	H: 2 LOB: 2 BB: 0 P: 8	R: 0 E: 0 K: 0 S: 3	H: 0 LOB: 0 BB: 0 P: 3	R: 0 E: 0 K: 0 S: 4	H: 1 LOB: 1 BB: 0 P: 4	R: 0 E: 0 K: 0 S: 4	H: 1 LOB: 1 BB: 0 P: 4	R: 1 E: 0 K: 0 S: 5	H: 2 LOB: 2 BB: 1 P: 9	R: 1 E: 0 K: 2 S: 9	H: 2 LOB: 2 BB: 1 P: 13	1B: 7 2B: 0 3B: 1 HR: 0	SF: 0 SAC: 0 DP: 0 HBP: 0	WP: 0 PB: 0 SB: 0 CS: 0	PA: 40
<b>PITCHER</b>	IP WLS BF H R ER SO BB IBB HBP BLK WP HR S P ERA WHIP																					
<b>Vern Law, R</b> (1, 1) <small>ERA: 3.52</small> <b>Frank Bork, L</b> (9, 1) <small>ERA: 5.4</small>	8.2		38	7	3	2	6	4	0	0	0	0	0	0	46	62	2.08	1.269				
	0.1	W	2	1	0	0	0	0	0	0	0	0	0	2	2	0.00	3.000					

**New York Mets @ Pittsburgh Pirates**  
 Forbes Field, Pittsburgh, PA  
 Sun Apr 26 1964, 3:33 AM EDT  
 Unknown

<b>AB</b>	36
<b>R</b>	3
<b>H</b>	8
<b>RBI</b>	3
<b>BB</b>	4
<b>SO</b>	6
<b>LOB</b>	17



**BOTTOM**

**New York Mets @ Pittsburgh Pirates**  
 Forbes Field, Pittsburgh, PA  
 Sun Apr 26 1964, 3:33 AM EDT  
 Unknown

[livebaseballscorecards.com](http://livebaseballscorecards.com)

<b>AB</b>	<b>32</b>
<b>R</b>	<b>4</b>
<b>H</b>	<b>11</b>
<b>RBI</b>	<b>4</b>
<b>BB</b>	<b>5</b>
<b>SO</b>	<b>2</b>
<b>LOB</b>	<b>16</b>



WP:	1	PA:	39
PB:	0		
SB:	0		
CS:	0		

AB	R	H	RBI	BB	SO	LOB
3	0	1	0	2	0	3

3	0	0	1	1	0	3
---	---	---	---	---	---	---

5	0	2	1	0	0	3
---	---	---	---	---	---	---

2	0	1	0	2	0	1
0	0	0	0	0	0	0

4	0	1	0	0	1	3
---	---	---	---	---	---	---

4	1	1	1	0	1	2
---	---	---	---	---	---	---

4	2	2	1	0	0	0
---	---	---	---	---	---	---

4	1	0	0	0	0	1
---	---	---	---	---	---	---

3	0	3	0	0	0	0
0	0	0	0	0	0	0
0	0	0	0	0	0	0

1B:	9	SF:	1
2B:	0	SAC:	1
3B:	0	DP:	4
HR:	2	HBP:	0

Batter	1	2	3	4	5	6	7	8	9
Dick Schofield, S OBP: 0.380, SLG: 0.366 (1, 6)	0-0 WP 1-3 1B	4-0 1-2 2-3 BB		4-0 1-2 G4-6-3 BB		0-0 4-3			0-0 5-3
Bill Virdon, L OBP: 0.360, SLG: 0.349 (1, 8)	0-0 1-3 1-2	0-0 SF7 2-3 3-H		0-0 G4-6-3 1-2f			0-0 F7		4-0 1B BB
Roberto Clemente, R OBP: 0.429, SLG: 0.578 (1, 9)	0-0 L7 2-3	0-0 1-3			0-0 4-3		0-0 G4-6-3 1B		0-0 1B 1-2 2-3 3-H
Willie Stargell, L OBP: 0.415, SLG: 0.676 Rex Johnston, S (8, 7)	4-0 BB		0-0 G4-6-3 1B		4-0 1B BB		0-0 G4-6-3 1-2f		
Donn Clendenon, R OBP: 0.447, SLG: 0.561 (1, 3)	0-0 L8		0-0 G4-6-3 1-2f		0-0 G6-4-3 1B			0-3 K	
Bob Bailey, R OBP: 0.370, SLG: 0.476 (1, 5)		0-0 HR	0-0 5-3		0-0 G6-4-3 1-2f			0-3 K	
Bill Mazeroski, R OBP: 0.286, SLG: 0.390 (1, 4)		0-0 BB SF7 1B 1B		0-0 HR		0-0 5-3		0-0 F6	
Orlando McFarlane, R OBP: 0.333, SLG: 0.250 (1, 2)		0-0 F7		0-0 F8		0-0 F8			0-0 E6 SH 1B
Vern Law, R OBP: 0.667, SLG: 0.833 Frank Bork, R (9, 1) Manny Mota, R (9, PH)		0-0 SF7 BB 1-2 1B		0-0 BB 1B		0-0 1B			0-0 SH 1B 5-3 2-3

Inning Stats	R: 0	H: 1	E: 0	K: 0	S: 4	LOB: 2	BB: 1	P: 8
	R: 2	H: 3	E: 0	K: 0	S: 6	LOB: 2	BB: 1	P: 10
	R: 0	H: 1	E: 0	K: 0	S: 3	LOB: 0	BB: 0	P: 3
	R: 1	H: 2	E: 0	K: 0	S: 4	LOB: 1	BB: 1	P: 8
	R: 0	H: 1	E: 0	K: 0	S: 3	LOB: 1	BB: 1	P: 7
	R: 0	H: 1	E: 0	K: 0	S: 4	LOB: 1	BB: 0	P: 4
	R: 0	H: 1	E: 0	K: 0	S: 3	LOB: 0	BB: 0	P: 3
	R: 0	H: 0	E: 0	K: 2	S: 7	LOB: 0	BB: 0	P: 7
	R: 1	H: 1	E: 2	K: 0	S: 4	LOB: 3	BB: 1	P: 8

PITCHER	IP	WLS	BF	H	R	ER	SO	BB	IBB	HBP	BLK	WP	HR	S	P	ERA	WHIP
Jay Hook, R ERA: 8.1 (1, 1)	3.1		19	7	3	3	0	3	0	0	0	1	2	16	28	8.10	3.000
Galen Cisco, R ERA: (4, 1)	2.2		9	2	0	0	0	1	0	0	0	0	0	8	12	0.00	1.125
Bill Wakefield, R ERA: 1.35 (7, 1)	2.0		6	1	0	0	2	0	0	0	0	0	0	10	10	0.00	0.500
Larry Bearmarth, R ERA: 9.45 (9, 1)	0.1	L	5	1	1	0	0	1	0	0	0	0	0	4	8	0.00	6.000

Batter	1	2	3	4	5	6	7	8	9	AB R H RBI BB SO LOB	TOP											
Charley Smith, R (1, 5) OBP: 0.091, SLG: 0.143	0-0 6-3	0-3 K			0-0 B1-3	0-3 K			0-0 G5-4-3	5 0 0 0 0 2 4												
Ron Hunt, R (1, 4) OBP: 0.364, SLG: 0.525	0-0 1B E 1B		0-0 6-3 3B		0-0 1B 2B		0-0 5-3			4 3 3 0 0 0 0												
Tim Harkness, L (1, 3) OBP: 0.483, SLG: 0.571	0-0 E3 1-3 1B		0-0 6-3		0-0 1B 1B		4-0 G4-6-3 BB			3 0 2 2 1 0 0												
George Altman, L (1, 9) OBP: 0.176, SLG: 0.176	0-0 E3 WP 1-3 3-H		0-0 F8		0-0 1B 1B		0-0 G4-6-3 1-2f			4 0 1 0 0 0 2												
Frank Thomas, R (1, 7) OBP: 0.341, SLG: 0.308	4-0 WP 1-2 BB		0-3 K		0-0 1B		0-0 G4-6-3 1B			3 0 2 0 1 1 0												
Rod Kanehl, R (9, 7) OBP: 0.500, SLG: 0.571					1-2 2-3 1B					0 0 0 0 0 0 0												
Jesse Gonder, L (1, 2) OBP: 0.308, SLG: 0.292	0-0 4-3 1-2 2-3		0-0 4-3		0-3 K		0-0 G4-6-3 1-2f			4 0 0 0 0 1 6												
Larry Elliot, L (1, 8) OBP: 0.364, SLG: 0.333		4-0 FC4-6 BB		0-0 6-3		4-0 E S BB		0-0 5-3		2 0 0 0 2 0 0												
Amado Samuel, R (1, 6) OBP: 0.231, SLG: 0.308		0-0 FC4-6 CS 1-2f 1B		0-0 5-3		0-3 K 1-3		0-0 1B		4 0 1 0 0 1 2												
Tracy Stallard, R (1, 1) OBP: 0.429, SLG: 0.571		0-0 1B			0-0 1-3					4 0 2 0 0 1 1												
Ron Locke, R (9, 1)										0 0 0 0 0 0 0												
Ed Bauta, R (9, 1)										0 0 0 0 0 0 0												
<b>Inning Stats</b>	R: 1 E: 1 K: 0 S: 5	H: 2 LOB: 2 BB: 1 P: 9	R: 0 E: 0 K: 1 S: 5	H: 1 LOB: 2 BB: 1 P: 9	R: 1 E: 0 K: 1 S: 6	H: 1 LOB: 0 BB: 0 P: 6	R: 0 E: 0 K: 0 S: 3	H: 0 LOB: 0 BB: 0 P: 3	R: 1 E: 0 K: 1 S: 9	H: 4 LOB: 3 BB: 0 P: 9	R: 0 E: 0 K: 3 S: 9	H: 0 LOB: 1 BB: 1 P: 13	R: 0 E: 0 K: 0 S: 2	H: 0 LOB: 0 BB: 1 P: 6	R: 0 E: 0 K: 0 S: 3	H: 1 LOB: 0 BB: 0 P: 3	R: 0 E: 0 K: 0 S: 3	H: 2 LOB: 0 BB: 0 P: 3	1B: 9 2B: 2 3B: 1 HR: 0	SF: 0 SAC: 0 DP: 4 HBP: 0	WP: 1 PB: 0 SB: 2 CS: 1	PA: 37
<b>PITCHER</b>	IP WLS BF H R ER SO BB IBB HBP BLK WP HR S P ERA WHIP																					
Don Schwall, R (1, 1) ERA: 3.38	1.0 L 6 2 1 0 0 1 0 0 0 0 1 0 5 9 0.00 3.000																					
Tom Butters, R (2, 1) ERA: 3.68	5.0 22 6 2 2 6 2 0 0 0 0 0 0 32 40 3.60 1.600																					
Tommie Sisk, R (7, 1) ERA: 5.4	3.0 9 3 0 0 0 1 0 0 0 0 0 0 8 12 0.00 1.333																					

**New York Mets @ Pittsburgh Pirates**  
**Forbes Field, Pittsburgh, PA**  
 Sun Apr 26 1964, 3:38 AM EDT  
 Att. 13,524 - Unknown

AB	33
R	3
H	11
RBI	2
BB	4
SO	6
LOB	15



WP: 1	PA: 37
-------	--------

ERA	WHIP
-----	------

livebaseballscorecards.com

**BOTTOM**

**New York Mets @ Pittsburgh Pirates**  
 Forbes Field, Pittsburgh, PA  
 Sun Apr 26 1964, 3:38 AM EDT  
 Att. 13,524 - Unknown

livebaseballscorecards.com

<b>AB</b>	<b>32</b>
<b>R</b>	<b>2</b>
<b>H</b>	<b>6</b>
<b>RBI</b>	<b>2</b>
<b>BB</b>	<b>1</b>
<b>SO</b>	<b>3</b>
<b>LOB</b>	<b>9</b>



WP:	0	PA:	33
PB:	0		
SB:	0		
CS:	0		

AB R H RBI BB SO LOB

4	1	1	0	0	0	2
4	1	1	0	0	0	2
4	0	1	1	0	1	0
3	0	0	0	0	0	0
1	0	0	0	0	0	2
4	0	1	1	0	1	0
3	0	1	0	0	0	0
1	0	0	0	0	0	2
3	0	1	0	0	0	0
1	0	0	0	0	0	2
3	0	0	0	0	1	1
2	0	0	0	1	0	0
0	0	0	0	0	0	0
1	0	1	0	0	0	0
1	0	0	0	0	0	0
0	0	0	0	0	0	0
0	0	0	0	0	0	0
1	0	0	0	0	0	0

Batter	1	2	3	4	5	6	7	8	9
Dick Schofield, S (1, 6) OBP: 0.370, SLG: 0.356	0-0 F9		0-0 F7			0-0 F9			0-0 1B
Bill Virdon, L (1, 8) OBP: 0.352, SLG: 0.340	0-0 F8		0-0 G4-6-3			0-0 F4			0-0 1B
Roberto Clemente, R (1, 9) OBP: 0.415, SLG: 0.551	0-3 K			0-0 4-3			0-0 F3		0-0 1B
Willie Stargell, L (1, 7) OBP: 0.386, SLG: 0.625		0-0 F9		0-0 G3			0-0 F7		0-0 F7
Gene Freese, R (9, PH) OBP: 0.500, SLG: 1.500									
Donn Clendenon, R (1, 3) OBP: 0.431, SLG: 0.533		0-0 F7		0-3 K2-3			0-0 F8		0-0 1B
Bob Bailey, R (1, 5) OBP: 0.367, SLG: 0.489					0-0 5-3			0-0 5-3	0-0 F8
Jerry Lynch, L (9, PH) OBP: 0.428, SLG: 0.429		0-0 2B							
Bill Mazaroski, R (1, 4) OBP: 0.267, SLG: 0.364		0-3 K			0-0 6-3			0-0 F9	
Jim Pagliaroni, R (1, 2) OBP: 0.294, SLG: 0.300			4-0 1B		0-0 6-3			0-0 L5	
Don Schwall, R (1, 1) OBP: 0.250, SLG: 0.250									0-0 F2
Tom Butters, R (2, 1) OBP: 1.000, SLG: 1.000									
Julio Gotay, R (6, PH) OBP: 0.500, SLG: 0.500			0-0 G4-6-3						
Tommie Sisk, R (7, 1)									
Smoky Burgess, L (9, PH) OBP: 0.667, SLG: 0.500			1-2 1B						

Inning Stats	R: 0	H: 0	E: 0	K: 1	S: 5	H: 1	LOB: 1	BB: 0	P: 5	R: 0	H: 1	E: 0	K: 1	S: 3	H: 0	LOB: 0	BB: 0	P: 5	R: 0	H: 0	E: 0	K: 1	S: 5	R: 0	H: 0	E: 0	K: 0	S: 3	H: 0	LOB: 0	BB: 0	P: 3	R: 0	H: 0	E: 0	K: 0	S: 3	R: 0	H: 0	E: 0	K: 0	S: 3	R: 2	H: 4	E: 0	K: 0	S: 7	H: 1	LOB: 2	BB: 0	P: 7
--------------	------	------	------	------	------	------	--------	-------	------	------	------	------	------	------	------	--------	-------	------	------	------	------	------	------	------	------	------	------	------	------	--------	-------	------	------	------	------	------	------	------	------	------	------	------	------	------	------	------	------	------	--------	-------	------

PITCHER	IP	WLS	BF	H	R	ER	SO	BB	IBB	HBP	BLK	WP	HR	S	P	ERA	WHIP
Tracy Stallard, R (1, 1) ERA: 1.93	8.1	W	30	5	2	2	3	1	0	0	0	0	0	35	39	2.16	0.720
Ron Locke, L (9, 1) ERA:	0.1		1	0	0	0	0	0	0	0	0	0	0	1	1	0.00	0.000
Ed Bauta, R (9, 1) ERA: 1.69	0.1	S	2	1	0	0	0	0	0	0	0	0	0	2	2	0.00	3.000

1B:	5	SF:	0
2B:	1	SAC:	0
3B:	0	DP:	1
HR:	0	HBP:	0

WP:	0	PA:	33
PB:	0		
SB:	0		
CS:	0		


Batter	1	2	3	4	5	6	7	8	9	AB	R	H	RBI	BB	SO	LOB	TOP	
Dick Schofield, S (1, 6) OBP: 0.370, SLG: 0.356										0	0	0	0	0	0	0	<b>Pittsburgh Pirates @ Milwaukee Braves</b> Milwaukee County Stadium, Milwaukee, WI Tue Apr 28 1964, 8:05 PM EDT Att. 3,782 - Unknown  <a href="http://livebaseballscorecards.com">livebaseballscorecards.com</a>	
Bill Virdon, L (1, 8) OBP: 0.352, SLG: 0.340										0	0	0	0	0	0	0		
Roberto Clemente, R (1, 9) OBP: 0.415, SLG: 0.551										0	0	0	0	0	0	0		
Donn Clendenon, R (1, 3) OBP: 0.431, SLG: 0.533										0	0	0	0	0	0	0		
Bob Bailey, R (1, 5) OBP: 0.367, SLG: 0.489										0	0	0	0	0	0	0		
Bill Mazeroski, R (1, 4) OBP: 0.267, SLG: 0.364										0	0	0	0	0	0	0		
Willie Stargell, L (1, 7) OBP: 0.386, SLG: 0.625										0	0	0	0	0	0	0		
Jim Pagliaroni, R (1, 2) OBP: 0.294, SLG: 0.300										0	0	0	0	0	0	0		
Bob Friend, R (1, 1) OBP: 0.143, SLG: 0.143										0	0	0	0	0	0	0	<b>P</b>	
<b>Inning Stats</b>										1B: 0	SF: 0	WP: 0	PA: 0	2B: 0	SAC: 0	PB: 0		
<b>PITCHER</b> Denny Lemaster, L (1, 1) ERA: 6.75	IP	WLS	BF	H	R	ER	SO	BB	IBB	HBP	BLK	WP	HR	S	P	ERA	WHIP	<b>PITCHER</b> IP WLS BF H R ER SO BB IBB HBP BLK WP HR S P ERA WHIP

**AB** 0  
**R** 0  
**H** 0  
**RBI** 0  
**BB** 0  
**SO** 0  
**LOB** 0







Batter	1	2	3	4	5	6	7	8	9	AB R H RBI BB SO LOB	TOP							
Dick Schofield, S (1, 6) OBP: 0.365, SLG: 0.340	0-0 F8			4-0 FC1-6 BB		0-0 F9			0-0 F8	3 0 0 0 1 0 0	<b>Pittsburgh Pirates @ Milwaukee Braves</b> <b>Milwaukee County Stadium, Milwaukee, WI</b> Wed Apr 29 1964, 8:05 PM EDT Att. 4,337 - Unknown  <b>livebaseballscorecards.com</b> <b>AB 28</b> <b>R 0</b> <b>H 1</b> <b>RBI 0</b> <b>BB 1</b> <b>SO 5</b> <b>LOB 4</b>  							
Bill Virdon, L (1, 8) OBP: 0.317, SLG: 0.304	0-0 F3			0-0 FC1-6 1-2f		0-0 F9			0-3 K	4 0 0 0 0 1 1								
Roberto Clemente, R (1, 9) OBP: 0.410, SLG: 0.544	0-0 6-3			0-3 K		0-0 6-3				3 0 0 0 0 1 1								
Willie Stargell, L (1, 7) OBP: 0.373, SLG: 0.638		0-3 K		0-0 L9		0-0 1B				3 0 1 0 0 1 1								
Donn Clendenon, R (1, 3) OBP: 0.390, SLG: 0.472		0-0 F8			0-0 F8		0-0 F7			3 0 0 0 0 0 1								
Bob Bailey, R (1, 5) OBP: 0.339, SLG: 0.442		0-0 F6			0-0 F6		0-0 F5			3 0 0 0 0 0 0								
Bill Mazaroski, R (1, 4) OBP: 0.231, SLG: 0.314			0-0 F3		0-0 F8		0-0 5-3			3 0 0 0 0 0 0								
Jim Pagliaroni, R (1, 2) OBP: 0.341, SLG: 0.294			0-3 K		0-0 F3		0-0 F8			3 0 0 0 0 1 0								
Bob Veale, S (1, 1) Jerry Lynch, L (9, PH) OBP: 0.333, SLG: 0.333			0-0 6-3		0-3 K			0-0 F4		2 0 0 0 0 1 0 1 0 0 0 0 0 0								
<b>Inning Stats</b>	R: 0 E: 0 K: 0 S: 3	H: 0 LOB: 0 BB: 0 P: 3	R: 0 E: 0 K: 1 S: 5	H: 0 LOB: 0 BB: 0 P: 5	R: 0 E: 0 K: 1 S: 5	H: 0 LOB: 1 BB: 1 P: 9	R: 0 E: 0 K: 0 S: 3	H: 0 LOB: 0 BB: 0 P: 3	R: 0 E: 0 K: 0 S: 4	H: 1 LOB: 1 BB: 0 P: 4	R: 0 E: 0 K: 0 S: 3	H: 0 LOB: 0 BB: 0 P: 3	R: 0 E: 0 K: 1 S: 5	H: 0 LOB: 0 BB: 0 P: 5	1B: 1 2B: 0 3B: 0 HR: 0	SF: 0 SAC: 0 DP: 0 HBP: 0	WP: 0 PB: 0 SB: 0 CS: 0	PA: 29
<b>PITCHER</b> Tony Cloninger, R (1, 1) ERA: 2.55	IP 9.0 WLS W BF 29 H 1 R 0 ER 0 SO 5 BB 1 IBB 0 HBP 0 BLK 0 WP 0 HR 0 S 38 P 42 ERA 0.00 WHIP 0.222											<b>PITCHER</b> IP WLS BF H R ER SO BB IBB HBP BLK WP HR S P ERA WHIP						

Batter	1	2	3	4	5	6	7	8	9
<b>Felipe Alou, R</b> OBP: 0.262, SLG: 0.263 (1, 8) X	0-0 F8		0-0 BB 1B		4-0 IBB		4-0 BB 1-2		
<b>Eddie Mathews, L</b> OBP: 0.322, SLG: 0.271 (1, 5) X	0-0 1-3		4-0 G6-4-3 BB		0-3 K		0-3 K		
<b>Hank Aaron, R</b> OBP: 0.411, SLG: 0.409 (1, 9) X	0-0 2B		0-0 G6-4-3 1-2f		0-0 F6		0-0 6-4-3 1B		
<b>Joe Torre, R</b> OBP: 0.370, SLG: 0.540 (1, 2) X	0-0 5-3			0-0 4-3		0-0 4-3		0-0 F9	
<b>Gene Oliver, R</b> OBP: 0.375, SLG: 0.435 (1, 3) X		0-0 5-3		0-3 K		4-0 BB		0-0 6-4-3	
<b>Len Gabrielson, L</b> OBP: 0.111, SLG: 0.111 (9, 3)								1-2	
<b>Lee Maye, L</b> OBP: 0.373, SLG: 0.527 (1, 7) X		0-0 4-3		0-0 F7		0-0 4-3		0-3 K	
<b>Frank Bolling, R</b> OBP: 0.352, SLG: 0.500 (1, 4) X		0-3 K			0-0 CS BB 1B		0-0 BB 1B		
<b>Denis Menke, R</b> OBP: 0.438, SLG: 0.360 (1, 6) X			0-0 SH1-4-3 1B 2B		4-0 CS BB		0-3 K		
<b>Tony Cloninger, R</b> OBP: 0.200, SLG: 0.200 (1, 1) X			0-0 SH1-4-3 2-3		0-3 K		0-3 K		

<b>Inning Stats</b>	R: 0 E: 0 K: 0 S: 4	H: 1 LOB: 1 BB: 0 P: 4	R: 0 E: 0 K: 1 S: 5	H: 0 LOB: 0 BB: 0 P: 5	R: 1 E: 0 K: 0 S: 4	H: 2 LOB: 1 BB: 1 P: 8	R: 0 E: 0 K: 1 S: 5	H: 0 LOB: 0 BB: 0 P: 5	R: 0 E: 0 K: 2 S: 7	H: 1 LOB: 2 BB: 2 P: 15	R: 0 E: 0 K: 0 S: 3	H: 0 LOB: 1 BB: 1 P: 7	R: 0 E: 0 K: 3 S: 10	H: 1 LOB: 2 BB: 1 P: 14	R: 0 E: 0 K: 1 S: 6	H: 1 LOB: 1 BB: 0 P: 6
---------------------	------------------------------	---------------------------------	------------------------------	---------------------------------	------------------------------	---------------------------------	------------------------------	---------------------------------	------------------------------	----------------------------------	------------------------------	---------------------------------	-------------------------------	----------------------------------	------------------------------	---------------------------------

<b>PITCHER</b> <b>Bob Veale, L</b> ERA: 3.58 (1, 1)	IP: 8.0 WLS: L BF: 33 H: 6 R: 1 ER: 1 SO: 8 BB: 4 IBB: 1 HBP: 0 BLK: 0 WP: 0 HR: 0 S: 44 P: 64 ERA: 1.12 WHIP: 1.250	<b>PITCHER</b>	IP: 8.0 WLS: L BF: 33 H: 6 R: 1 ER: 1 SO: 8 BB: 4 IBB: 1 HBP: 0 BLK: 0 WP: 0 HR: 0 S: 44 P: 64 ERA: 1.12 WHIP: 1.250
---	--	----------------	--

**BOTTOM**

AB	R	H	RBI	BB	SO	LOB
2	0	1	1	2	0	0
3	0	0	0	1	2	4
4	0	2	0	0	0	2
4	0	0	0	0	0	2
3	0	0	0	1	1	1
0	0	0	0	0	0	0
4	0	0	0	0	1	2
3	0	2	0	0	1	0
2	1	1	0	1	1	1
2	0	0	0	0	2	3

<b>AB</b>	27
<b>R</b>	1
<b>H</b>	6
<b>RBI</b>	1
<b>BB</b>	5
<b>SO</b>	8
<b>LOB</b>	15



WP: 0	PA: 33
PB: 0	
SB: 0	
CS: 2	
1B: 4	SF: 0
2B: 2	SAC: 1
3B: 0	DP: 1
HR: 0	HBP: 0

**Pittsburgh Pirates @ Milwaukee Braves**  
**Milwaukee County Stadium, Milwaukee, WI**  
 Wed Apr 29 1964, 8:05 PM EDT  
 Att. 4,337 - Unknown

[livebaseballscores.com](http://livebaseballscores.com)

Batter	1	2	3	4	5	6	7	8	9	AB R H RBI BB SO LOB	TOP																						
Dick Schofield, S (1, 6) OBP: 0.358, SLG: 0.333	0-0 4-3		0-0 E4		0-0 4-3			0-0 1-2 G4-6-3 1B		4 0 1 0 0 0 0	<b>Pittsburgh Pirates @ St. Louis Cardinals</b> Sportsman's Park, St. Louis, MO Fri May 01 1964, 8:05 PM EDT Att. 14,701 - Unknown																						
Bill Virdon, L (1, 8) OBP: 0.299, SLG: 0.283	0-0 F4		0-0 FC6-4			0-0 1-3		0-0 G4-6-3 1-2f 2-3		4 0 0 0 0 0 3																							
Roberto Clemente, R (1, 9) OBP: 0.400, SLG: 0.525	0-3 K			0-0 1-3		0-0 6-3		0-0 1B 1B		4 0 1 1 0 1 0																							
Willie Stargell, L (1, 7) OBP: 0.400, SLG: 0.640		4-0 G3 BB		0-0 E9 1B SF7 1B		0-0 4-1		0-0 1-3 1B		3 1 2 0 1 0 0																							
Donn Clendenon, R (1, 3) OBP: 0.381, SLG: 0.456		0-0 G3 1-2		0-0 1B			0-0 5-3	0-0 F8		4 0 1 0 0 0 3																							
Bob Bailey, R (1, 5) OBP: 0.333, SLG: 0.436		0-3 K		0-0 SF7			0-0 FC5-4 1B	0-0 F8		3 0 1 1 0 1 1																							
Bill Mazeroski, R (1, 4) OBP: 0.214, SLG: 0.291		0-0 6-3		0-3 K			0-0 FC5-4 1-2f	0-0 5-3		4 0 0 0 0 1 3																							
Orlando McFarlane, R (1, 2) OBP: 0.231, SLG: 0.167			0-0 5-3		0-3 K		0-3 K	0-3 K		4 0 0 0 0 3 1																							
Vern Law, R (1, 1) OBP: 0.571, SLG: 0.714			0-0 F8		0-0 5-3			0-0 G4-6-3 1B 1B		1 0 0 0 0 0 0																							
Tom Butters, R (4, 1) OBP: 0.500, SLG: 0.500										1 0 0 0 0 0 0																							
Smoky Burgess, L (8, PH) OBP: 0.750, SLG: 0.667										1 0 1 0 0 0 0																							
Manny Mota, R (8, PR)										0 1 0 0 0 0 0																							
Tommie Sisk, R (8, 1)										0 0 0 0 0 0 0																							
<b>Inning Stats</b>	R: 0 E: 0 K: 1 S: 5	H: 0 LOB: 0 BB: 0 P: 5	R: 0 E: 0 K: 1 S: 5	H: 0 LOB: 1 BB: 1 P: 9	R: 0 E: 1 K: 0 S: 4	H: 0 LOB: 1 BB: 0 P: 4	R: 1 E: 1 K: 1 S: 7	H: 2 LOB: 1 BB: 0 P: 7	R: 0 E: 0 K: 1 S: 5	H: 0 LOB: 0 BB: 0 P: 5	R: 0 E: 0 K: 0 S: 3	H: 0 LOB: 0 BB: 0 P: 3	R: 0 E: 0 K: 1 S: 6	H: 1 LOB: 1 BB: 0 P: 6	R: 1 E: 0 K: 0 S: 6	H: 4 LOB: 2 BB: 0 P: 6	R: 0 E: 0 K: 1 S: 5	H: 0 LOB: 0 BB: 0 P: 5	1B: 7 2B: 0 3B: 0 HR: 0	SF: 1 SAC: 0 DP: 1 HBP: 0	WP: 0 PB: 0 SB: 0 CS: 0	PA: 35											
<b>PITCHER</b> Roger Craig, R (1, 1) ERA: 2.39	IP 9.0	WLS W	BF 35	H 7	R 2	ER 1	SO 6	BB 1	IBB 0	HBP 0	BLK 0	WP 0	HR 0	S 46	P 50	ERA 1.00	WHIP 0.889																
											<b>PITCHER</b>	IP	WLS	BF	H	R	ER	SO	BB	IBB	HBP	BLK	WP	HR	S	P	ERA	WHIP					

livebaseballscorecards.com

<b>AB</b>	33
<b>R</b>	2
<b>H</b>	7
<b>RBI</b>	2
<b>BB</b>	1
<b>SO</b>	6
<b>LOB</b>	11



Batter	1	2	3	4	5	6	7	8	9	AB	R	H	RBI	BB	SO	LOB
<b>Curt Flood, R</b> OBP: 0.292, SLG: 0.387 (1, 8) X	0-0 G6-4-3 1B		0-0 L7	0-0 FC6-4 1-2f			0-0 2B 1B	0-0 F2		5	1	2	0	0	0	5
<b>Dick Groat, R</b> OBP: 0.269, SLG: 0.262 (1, 6) X	0-0 G6-4-3 1-2f			0-0 1B 1B	0-0 6-3		0-0 1-H 1B 2B	0-0 F9		5	2	2	1	0	0	3
<b>Bill White, L</b> OBP: 0.328, SLG: 0.484 (1, 3) X	0-0 F8			0-0 1B 2B 1B	0-0 1B		0-3 K			4	1	2	0	0	1	1
<b>Ken Boyer, R</b> OBP: 0.387, SLG: 0.536 (1, 5) X		0-0 5-3		0-0 2B 1B 1B	0-0 F7		0-0 F8			4	1	1	1	0	0	2
<b>Tim McCarver, L</b> OBP: 0.375, SLG: 0.467 (1, 2) X		0-0 F5		0-0 F9	0-0 1-3		0-0 2-H 1B			4	0	1	1	0	0	3
<b>Charlie James, R</b> OBP: 0.271, SLG: 0.391 (1, 7) X		0-0 5-3		0-0 1-3 2-H 1B 2B		0-0 F9	0-0 5-3			4	1	1	1	0	0	1
<b>Johnny Lewis, L</b> OBP: 0.278, SLG: 0.333 (1, 9) X			0-0 F7	0-0 2-H 3-H 1B 1B		0-3 K		0-0 5-3 1B		4	0	2	2	0	1	0
<b>Julian Javier, R</b> OBP: 0.196, SLG: 0.260 (1, 4) X			0-0 1-3	0-0 F9		0-0 WP 1B		0-0 5-3		4	0	1	0	0	0	2
<b>Roger Craig, R</b> OBP: 0.556, SLG: 0.571 (1, 1) X			4-0 BB	0-0 FC6-4 1-2 1B		0-3 K		4-0 BB BB		2	0	1	0	2	1	1

Inning Stats	R: 0	H: 1	E: 0	K: 0	S: 3	LOB: 0	BB: 0	P: 3	R: 0	H: 0	E: 0	K: 0	S: 3	LOB: 0	BB: 0	P: 3	R: 0	H: 0	E: 0	K: 0	S: 3	LOB: 1	BB: 1	P: 7	R: 4	H: 6	E: 0	K: 0	S: 9	LOB: 2	BB: 0	P: 9	R: 0	H: 1	E: 0	K: 0	S: 4	LOB: 1	BB: 0	P: 4	R: 0	H: 1	E: 0	K: 2	S: 8	LOB: 1	BB: 0	P: 8	R: 2	H: 3	E: 0	K: 1	S: 8	LOB: 1	BB: 0	P: 8	R: 0	H: 1	E: 0	K: 0	S: 4	LOB: 2	BB: 1	P: 8	1B: 11	SF: 0	2B: 2	SAC: 0	3B: 0	DP: 1	HR: 0	HBP: 0
--------------	------	------	------	------	------	--------	-------	------	------	------	------	------	------	--------	-------	------	------	------	------	------	------	--------	-------	------	------	------	------	------	------	--------	-------	------	------	------	------	------	------	--------	-------	------	------	------	------	------	------	--------	-------	------	------	------	------	------	------	--------	-------	------	------	------	------	------	------	--------	-------	------	--------	-------	-------	--------	-------	-------	-------	--------

PITCHER	IP	WLS	BF	H	R	ER	SO	BB	IBB	HBP	BLK	WP	HR	S	P	ERA	WHIP
<b>Vern Law, R</b> ERA: 4.82 (1, 1)	3.1	L	16	6	4	4	0	0	1	0	0	0	0	15	19	10.80	2.100
<b>Tom Butters, R</b> ERA: 4.09 (4, 1)	3.2		17	6	2	2	3	0	0	0	0	1	0	23	23	4.91	1.636
<b>Tommie Sisk, R</b> ERA: 7.0 (8, 1)	1.0		5	1	0	0	0	1	0	0	0	0	0	4	8	0.00	2.000


**BOTTOM**

**Pittsburgh Pirates @ St. Louis Cardinals**  
Sportsman's Park, St. Louis, MO

Fri May 01 1964, 8:05 PM EDT  
Att. 14,701 - Unknown

AB	36
R	6
H	13
RBI	6
BB	2
SO	3
LOB	18

livebaseballscores.com



WP	HR	S	P	ERA	WHIP
1	0	1	38		

Batter	1	2	3	4	5	6	7	8	9	AB R H RBI BB SO LOB	TOP	
Dick Schofield, S OBP: 0.375, SLG: 0.377 (1, 6) X	0-0 FC5-4 E 1B 1B		0-0 1-6-3 ①		0-0 BB 1B		0-0 SF7 1-2 2-H		0-0 1-3 2B	4 2 3 1 0 0 0		
Rex Johnston, S (1, 8) (9, 7) X	0-0 E6 FC5-4 1-2		0-0 5-3 ②		4-0 BB 1B		0-0 1-3 ②		0-0 F3 ②	4 0 0 0 1 0 4		
Roberto Clemente, R OBP: 0.400, SLG: 0.508 (1, 9) X	0-0 FC5-4 FC5 1-2f 2-3 1B		0-0 1B		0-0 L7 ③		0-0 1-3 ③		4-0 1B IBB	4 0 1 0 1 0 5		
Gene Freese, R OBP: 0.556, SLG: 1.333 (1, 5) X	0-0 F9 ②		0-0 1-3 ③		0-0 HR		0-0 FC6-4-2 1B 1B		0-0 1-2 2-H 3-H 1B	5 1 3 3 0 0 3		
Donn Clendenon, R OBP: 0.368, SLG: 0.435 (1, 3) X	0-0 1-2 3-H 1B		0-0 F4 ①		0-0 L4 ①		0-3 K SS		0-3 K SS	5 0 1 1 0 2 3		
Bob Bailey, R OBP: 0.328, SLG: 0.424 (1, 7) X	0-0 FC5 ③		0-0 F8 ②		0-0 1-3 ②		0-0 FC6-4-2 1B 1-2			4 0 1 0 0 0 2		
Bill Virdon, L OBP: 0.299, SLG: 0.283 (9, 8) X	0-0 2-3f		0-0 F9 ③		0-0 5-3 ③		0-0 FC6-4-2 1-2 2-3			0 0 0 0 0 0 0		
Bill Mazeroski, R OBP: 0.200, SLG: 0.271 (1, 4) X		0-0 4-3 ①		0-0 F9 ③		0-0 5-3 ③		0-0 FC6-4-2 1-2 2-3		4 0 0 0 0 0 2		
Jim Pagliaroni, R OBP: 0.333, SLG: 0.289 (1, 2) X		0-3 K ②		0-0 F8 ①		0-0 WP SF7 1B 1B		0-0 F8 ①		4 1 1 0 0 1 0		
Bob Friend, R OBP: 0.091, SLG: 0.091 (1, 1) Manny Mota, R OBP: 1.000, SLG: 1.000 (7, PH) Tommy Sisk, R (7, 1) Julio Gotay, R OBP: 0.667, SLG: 0.500 (9, PH) Tom Butters, R OBP: 0.500, SLG: 0.500 (9, 1) Frank Bork, R (9, 1)		0-0 5-3 ③		0-0 L7 ②		0-0 WP 1B		4-0 2B 1B BB		2 0 0 0 0 0 0 1 0 1 0 0 0 0 0 0 0 0 0 0 0 0 1 0 0 1 0 0 0 0 0 0 0 0 0 0 0 0 0 0 0 0		
<b>Inning Stats</b>	R: 1 E: 1 K: 0 S: 6 H: 2 LOB: 2 BB: 0 P: 6	R: 0 E: 0 K: 1 S: 5 H: 0 LOB: 0 BB: 0 P: 5	R: 0 E: 0 K: 0 S: 4 H: 1 LOB: 1 BB: 0 P: 4	R: 0 E: 0 K: 0 S: 3 H: 0 LOB: 0 BB: 0 P: 3	R: 0 E: 0 K: 0 S: 4 H: 1 LOB: 2 BB: 1 P: 8	R: 1 E: 0 K: 0 S: 4 H: 1 LOB: 0 BB: 0 P: 4	R: 1 E: 0 K: 0 S: 5 H: 2 LOB: 1 BB: 0 P: 5	R: 0 E: 0 K: 1 S: 6 H: 2 LOB: 1 BB: 0 P: 6	R: 2 E: 0 K: 1 S: 7 H: 2 LOB: 2 BB: 2 P: 15	1B: 9 2B: 1 3B: 0 HR: 1 SF: 1 SAC: 0 DP: 1 HBP: 0	WP: 1 PB: 0 SB: 0 CS: 0 PA: 41	
<b>PITCHER</b>	IP WLS BF H R ER SO BB IBB HBP BLK WP HR S P ERA WHIP											
Curt Simmons, L ERA: 3.48 (1, 1)	8.1 L 37 10 5 4 2 2 2 0 0 0 1 1 39 47 4.32 1.440											
Bobby Shantz, L ERA: 4.05 (9, 1)	0.1 3 1 0 0 0 0 0 1 0 0 0 0 2 6 0.00 3.000											
Ron Taylor, R ERA: 6.43 (9, 1)	0.1 1 0 0 0 0 1 0 0 0 0 0 0 3 3 0.00 0.000											

Pittsburgh Pirates @ St. Louis Cardinals  
Sportsman's Park, St. Louis, MO  
Sat May 02 1964, 8:05 PM EDT  
Att. 12,534 - Unknown

livebaseballscorecards.com

AB	37
R	5
H	11
RBI	5
BB	3
SO	3
LOB	19



Batter	1	2	3	4	5	6	7	8	9	AB R H RBI BB SO LOB
Curt Flood, R OBP: 0.300, SLG: 0.403 (1, 8)	0-0 G3 1B 2B		0-0 5-3		0-3 K	0-0 FC5 2-3f			0-0 BB S 1B	5 1 2 0 0 1 2
Dick Groat, R OBP: 0.292, SLG: 0.277 (1, 6)	0-0 1-3		0-0 5-3		0-0 E9 1B		0-0 1B 1B		4-0 BB BB 1-2 BB	4 0 2 0 1 0 1
Bill White, L OBP: 0.304, SLG: 0.448 (1, 3)	0-0 G3 2-3		0-0 L3		0-3 K		0-0 F7		0-3 K	5 0 0 0 0 2 5
Ken Boyer, R OBP: 0.418, SLG: 0.550 (1, 5)	0-0 1B 3-H			0-0 1-3		0-0 SH5-3 1B	0-0 G6-4-3 1B		4-0 BB BB BB 1-2 2-3 BB	4 1 3 1 1 0 0
Tim McCarver, L OBP: 0.346, SLG: 0.429 (1, 2)	0-3 K			0-0 4-3		0-0 SH5-3 1-2	0-0 G6-4-3 1-2f		0-0 G6-4-3 1-2f	4 0 0 0 0 1 6
Charlie James, R OBP: 0.269, SLG: 0.380 (1, 7)		0-0 5-3		0-0 E 1B		0-0 6-3		0-0 F8		4 0 1 0 0 0 1
Mike Shannon, R (9, 7)										0 0 0 0 0 0 0
Johnny Lewis, L OBP: 0.300, SLG: 0.417 (1, 9)		0-0 HR		0-0 E6 1-2		4-0 1B 1B IBB		0-0 3-1		3 2 1 1 1 0 1
Julian Javier, R OBP: 0.189, SLG: 0.250 (1, 4)		0-0 6-3		0-3 K		0-0 FC5 1B 1-3 2-H		0-0 FC5-4 1B		2 0 0 0 0 1 2
Doug Clemens, L OBP: 0.154, SLG: 0.231 (6, PH)										1 0 1 1 0 0 0
Dal Maxvill, R OBP: 0.500, SLG: 0.500 (6, PR) (7, 4)										1 0 1 0 0 0 0
Curt Simmons, L OBP: 0.091, SLG: 0.091 (1, 1)		0-0 4-3			0-0 1-3			0-0 FC5-4 1-2f		4 0 1 1 0 0 1
Bobby Shantz, R (9, 1)										0 0 0 0 0 0 0
Ron Taylor, R (9, 1)										0 0 0 0 0 0 0

Inning Stats	R: 1	H: 2	E: 0	K: 1	S: 7	H: 1	LOB: 1	BB: 0	P: 7	R: 1	H: 1	E: 0	K: 0	S: 4	R: 0	H: 0	E: 0	K: 0	S: 3	R: 0	H: 1	E: 1	K: 1	S: 7	R: 0	H: 1	E: 1	K: 2	S: 8	R: 2	H: 3	E: 0	K: 0	S: 6	R: 0	H: 2	E: 0	K: 0	S: 4	R: 0	H: 1	E: 0	K: 1	S: 5	R: 0	H: 1	E: 0	K: 1	S: 5	1B: 10	SF: 0	2B: 1	SAC: 1	3B: 0	DP: 2	HR: 1	HBP: 0	WP: 0	PA: 41
--------------	------	------	------	------	------	------	--------	-------	------	------	------	------	------	------	------	------	------	------	------	------	------	------	------	------	------	------	------	------	------	------	------	------	------	------	------	------	------	------	------	------	------	------	------	------	------	------	------	------	------	--------	-------	-------	--------	-------	-------	-------	--------	-------	--------

PITCHER	IP	WLS	BF	H	R	ER	SO	BB	IBB	HBP	BLK	WP	HR	S	P	ERA	WHIP
Bob Friend, R ERA: 4.34 (1, 1)	6.0		28	8	4	4	4	0	0	0	0	0	1	35	39	6.00	1.333
Tommie Sisk, R ERA: 5.73 (7, 1)	2.0	W	8	3	0	0	0	0	0	0	0	0	0	8	8	0.00	1.500
Tom Butters, R ERA: 4.09 (9, 1)	0.0		2	1	0	0	0	1	0	0	0	0	0	1	5	∞	∞
Frank Bork, L ERA: 4.05 (9, 1)	1.0	S	3	0	0	0	1	1	0	0	0	0	0	4	8	0.00	1.000

BOTTOM

Pittsburgh Pirates @ St. Louis Cardinals  
Sportsman's Park, St. Louis, MO  
Sat May 02 1964, 8:05 PM EDT  
Att. 12,534 - Unknown

livebaseballscorecards.com

AB	37
R	4
H	12
RBI	4
BB	3
SO	5
LOB	19



Batter	1	2	3	4	5	6	7	8	9	AB R H RBI BB SO LOB	TOP																									
Dick Schofield, S (1, 6) OBP: 0.378, SLG: 0.381 Gene Alley, R (3, 6) OBP: 0.500, SLG: 1.000	0-0 G3		0-0 FC5-4 1B		0-0 HR	0-0 E4 2B 1B	0-3 K		0-0 1-3	2 0 1 0 0 0 0 4 2 2 1 0 1 3																										
Bill Virdon, L (1, 8) OBP: 0.306, SLG: 0.281	0-0 BB HR 1B		0-3 K		4-0 2B E BB	0-0 6-3	0-0 6-3			4 2 1 0 1 1 3																										
Roberto Clemente, R (1, 9) OBP: 0.413, SLG: 0.536	4-0 1-2 HR BB		0-0 FC5-4 1B		0-0 1-3 E 2B	0-0 2H 2B 2B		0-3 K		4 3 2 1 1 1 1																										
Willie Stargell, L (1, 3) OBP: 0.417, SLG: 0.691 (6, 7)	0-0 1-H 2-H HR		0-0 1-2 1B		0-0 WP 1B 1B	0-0 F6		0-0 F7		5 2 3 5 0 0 1																										
Jerry Lynch, L (1, 7) OBP: 0.333, SLG: 0.273 Donn Clendenon, R (6, PH) OBP: 0.371, SLG: 0.453 (6, 3)	0-0 F5		0-3 K		4-0 WP 1B BB	0-0 2H 2B		0-0 F8		2 1 0 0 1 1 2 2 0 1 1 0 0 0																										
Gene Freese, R (1, 5) OBP: 0.357, SLG: 0.857 Bob Bailey, R (9, PR) OBP: 0.328, SLG: 0.424 (9, 5)	0-3 K				0-0 F7	0-0 F4	0-0 4-3		0-0 E1 SF8	5 0 0 0 0 1 3 0 1 0 0 0 0 0																										
Bill Mazerowski, R (1, 4) OBP: 0.215, SLG: 0.302			0-3 K		0-0 6-3	0-0 2H 3-H 1B 1B		0-0 1B 2B	0-0 SF8	4 1 2 3 0 1 0																										
Jim Pagliaroni, R (1, 2) OBP: 0.360, SLG: 0.326			0-0 F8		0-0 4-3	0-0 1-2 1B		0-0 FC3-6 1B	0-0 WP 1B	5 0 3 1 0 0 0																										
Bob Veale, S (1, 1) Don Schwall, R (2, 1) OBP: 0.333, SLG: 0.333 Manny Mota, R (7, PH) OBP: 0.500, SLG: 0.500 Roy Face, R (7, 1)			0-3 K					0-0 FC3-6 1-2f	0-3 K	1 0 0 0 0 1 0 2 0 1 0 0 0 2 1 0 0 0 0 0 1 1 0 0 0 0 1 2																										
<b>Inning Stats</b>	R: 3 E: 0 K: 1 S: 7	H: 2 LOB: 0 BB: 1 P: 11	R: 0 E: 0 K: 2 S: 7	H: 0 LOB: 0 BB: 0 P: 7	R: 0 E: 0 K: 2 S: 9	H: 2 LOB: 2 BB: 0 P: 9	R: 0 E: 0 K: 0 S: 3	H: 0 LOB: 0 BB: 0 P: 3	R: 5 E: 1 K: 0 S: 8	H: 6 LOB: 2 BB: 2 P: 16	R: 2 E: 1 K: 0 S: 6	H: 3 LOB: 1 BB: 0 P: 6	R: 1 E: 0 K: 1 S: 7	H: 2 LOB: 1 BB: 0 P: 7	R: 0 E: 0 K: 1 S: 5	H: 0 LOB: 0 BB: 0 P: 5	R: 1 E: 1 K: 1 S: 7	H: 1 LOB: 2 BB: 0 P: 7	1B: 10 2B: 4 3B: 0 HR: 2	SF: 1 SAC: 0 DP: 0 HBP: 0	WP: 2 PB: 0 SB: 1 CS: 0	PA: 46														
<b>PITCHER</b>	IP WLS BF H R ER SO BB IBB HBP BLK WP HR S P ERA WHIP																				<b>PITCHER</b>	IP WLS BF H R ER SO BB IBB HBP BLK WP HR S P ERA WHIP														
Ernie Broglio, R (1, 1) ERA: 4.19	4.1		23	8	8	8	5	3	0	0	0	0	2	30	42	16.61	2.538																			
Lew Burdette, R (5, 1) ERA:	0.2		4	2	0	0	0	0	0	0	0	1	0	4	4	0.00	3.000																			
Ray Sadecki, L (6, 1) ERA: 11.57	0.2	L	5	3	2	2	0	0	0	0	0	0	0	5	5	27.00	4.500																			
Ron Taylor, R (6, 1) ERA: 6.48	1.1		6	2	1	1	1	0	0	0	0	0	0	8	8	6.75	1.500																			
Harry Fanok, R (8, 1) ERA: 5.87	2.0		8	1	1	0	2	0	0	0	0	1	0	12	12	0.00	0.500																			

Pittsburgh Pirates @ St. Louis Cardinals  
 Sportsman's Park, St. Louis, MO  
 Sun May 03 1964, 4:33 AM EDT  
 Att: 11,051 - Unknown

AB	42
R	12
H	16
RBI	12
BB	3
SO	8
LOB	18

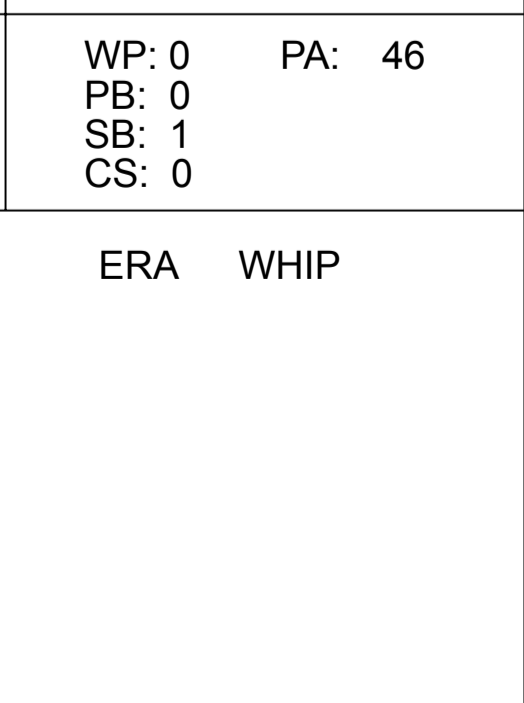




Batter	1	2	3	4	5	6	7	8	9	AB	R	H	RBI	BB	SO	LOB
<b>Curt Flood, R</b> (1, 8) OBP: 0.303, SLG: 0.417	1-0 FC6-4 1B HBP	0-0 SH1-3 3B	0-3 K		0-0 FC5-4 BB 1B		0-0 F5		0-0 6-3	5	2	1	3	0	1	5
<b>Dick Groat, R</b> (1, 6) OBP: 0.303, SLG: 0.290	0-0 FC6-4 1B	0-0 SH1-3		0-3 K	0-0 BB 1B		0-0 5-3			4	0	2	2	0	1	0
<b>Carl Warwick, R</b> (1, 9) OBP: 0.276, SLG: 0.385 <b>Johnny Lewis, L</b> (5, PH) OBP: 0.310, SLG: 0.405	0-0 FC6-4 G6-4-3 1-2f 3-H	0-0 F8		0-3 K	4-0 BB 1B		4-0 BB		0-0 G3	3	0	0	1	0	1	1
<b>Ken Boyer, R</b> (1, 5) OBP: 0.417, SLG: 0.538	0-0 G6-4-3 1-2f		0-0 E5 1B BB 1B	0-0 S 1B	0-0 L8			0-0 1B 1B		5	1	2	0	0	0	4
<b>Charlie James, R</b> (1, 7) OBP: 0.316, SLG: 0.407		0-0 1B BB 1B	0-3 K	4-0 1-2 BB		0-0 FC6-4 1B		0-0 1-2 1B		4	1	3	0	1	1	1
<b>Bill White, L</b> (1, 3) OBP: 0.311, SLG: 0.429		4-0 BB 1B 3B BB	4-0 1B 1B BB	0-0 F5		0-0 F4		0-0 F5		3	1	0	0	2	0	5
<b>Julian Javier, R</b> (1, 4) OBP: 0.207, SLG: 0.263		0-0 BB 1B 3B 1B	0-0 1-2 2-3 1B 1B		0-0 1-3	0-0 FC6-4 1-2f		0-0 1-3		5	1	2	0	0	0	3
<b>Tim McCarver, L</b> (1, 2) OBP: 0.351, SLG: 0.426		0-3 K	0-0 1-2 2-3 3-H 1B		0-0 FC5-4 1B 1B	0-3 K			0-0 F8	5	1	2	1	0	2	4
<b>Ernie Broglio, R</b> (1, 1) OBP: 0.162, SLG: 0.200 <b>Lew Burdette, R</b> (5, 1) OBP: 0.500, SLG: 0.400 <b>Ray Sadecki, L</b> (6, 1) <b>Ron Taylor, R</b> (6, 1) <b>Doug Clemens, L</b> (7, PH) OBP: 0.143, SLG: 0.214 <b>Harry Fanok, S</b> (8, 1) <b>Phil Gagliano, R</b> (9, PH) OBP: 0.429, SLG: 0.538		4-0 BB 1B 3B BB	0-0 F2		0-0 FC5-4 1B		0-0 F9		0-0 F3	1	1	0	1	1	0	3

BOTTOM																
<b>Pittsburgh Pirates @ St. Louis Cardinals</b> Sportsman's Park, St. Louis, MO Sun May 03 1964, 4:33 AM EDT Att. 11,051 - Unknown																
<b>AB</b>	<b>39</b>	<b>R</b>	<b>8</b>	<b>H</b>	<b>13</b>	<b>RBI</b>	<b>8</b>	<b>BB</b>	<b>5</b>	<b>SO</b>	<b>6</b>	<b>LOB</b>	<b>26</b>			
<b>WP: 0</b>	<b>PA: 46</b>															

Inning Stats	R: 1	H: 1	E: 0	LOB: 0	K: 0	S: 3	R: 5	H: 3	E: 0	LOB: 0	K: 1	S: 8	R: 1	H: 2	E: 1	LOB: 3	K: 2	S: 10	R: 0	H: 1	E: 0	LOB: 2	K: 2	S: 8	R: 1	H: 3	E: 0	LOB: 3	K: 0	S: 6	R: 0	H: 1	E: 0	LOB: 1	K: 1	S: 6	R: 0	H: 0	E: 0	LOB: 0	K: 0	S: 3	R: 0	H: 2	E: 0	LOB: 2	K: 0	S: 5	R: 0	H: 0	E: 0	LOB: 0	K: 0	S: 3	R: 0	H: 0	E: 0	LOB: 0	K: 0	S: 3	1B: 12	SF: 0	2B: 0	SAC: 1	3B: 1	DP: 1	HR: 0	HBP: 1	WP: 0	PA: 46
<b>PITCHER</b>	<b>IP</b>	<b>WLS</b>	<b>BF</b>	<b>H</b>	<b>R</b>	<b>ER</b>	<b>SO</b>	<b>BB</b>	<b>IBB</b>	<b>HBP</b>	<b>BLK</b>	<b>WP</b>	<b>HR</b>	<b>S</b>	<b>P</b>	<b>ERA</b>	<b>WHIP</b>																																																					
<b>Bob Veale, L</b> (1, 1) ERA: 5.28	1.1		10	4	6	6	1	2	0	1	0	0	0	9	18	40.50	4.500																																																					
<b>Don Schwall, R</b> (2, 1) ERA: 2.84	4.2	W	25	7	2	1	5	3	0	0	0	0	0	32	44	1.93	2.143																																																					
<b>Roy Face, R</b> (7, 1) ERA: 5.79	3.0	S	11	2	0	0	0	0	0	0	0	0	0	11	11	0.00	0.667																																																					



Batter	1	2	3	4	5	6	7	8	9	AB R H RBI BB SO LOB	TOP																													
Gene Alley, R (1, 6) OBP: 0.364, SLG: 0.600	0-3 K		0-0 1B		0-0 F8		0-0 6-3		0-3 K	5 0 1 0 0 2 2																														
Bill Virdon, L (1, 8) OBP: 0.312, SLG: 0.290	0-0 L4		0-0 1B		0-0 4-3			0-0 L3	0-0 FC5-4 1B	5 0 2 0 0 0 1																														
Roberto Clemente, R (1, 9) OBP: 0.400, SLG: 0.514	0-0 F8		0-0 4-3			0-3 K2-3		0-0 1B	0-0 FC5-4 1-2f	5 1 1 0 0 1 4																														
Willie Stargell, L (1, 7) OBP: 0.422, SLG: 0.746		0-0 F9		0-0 SH3 1B 2B		0-0 HR		0-0 F3		4 2 2 1 0 0 1																														
Donn Clendenon, R (1, 3) OBP: 0.370, SLG: 0.448		0-0 6-3		0-0 SH3 2-3		0-3 K		0-0 1B		3 0 1 1 0 1 0																														
Gene Freese, R (1, 5) OBP: 0.444, SLG: 0.833		0-3 K		0-0 G5-4-3 1B		0-0 FC6-4 1B		0-0 1B		4 0 3 1 0 1 0																														
Bill Mazeroski, R (1, 4) OBP: 0.217, SLG: 0.343			0-0 HR		0-0 G5-4-3 1-2f		0-0 FC6-4 1-2f		0-0 6-3	4 1 1 1 0 0 4																														
Jim Pagliaroni, R (1, 2) OBP: 0.352, SLG: 0.319			0-3 K			0-0 PB 1B		0-0 6-3	0-0 F7	4 0 1 0 0 1 0																														
Joe Gibbon, R (1, 1) OBP: 0.222, SLG: 0.125			0-0 3-1			0-0 1-3		0-3 K	0-0 E8 1B	4 0 1 0 0 1 1																														
<b>Inning Stats</b>	R: 0 E: 0 K: 1 S: 5	H: 0 LOB: 0 BB: 0 P: 5	R: 0 E: 0 K: 1 S: 5	H: 0 LOB: 0 BB: 0 P: 5	R: 1 E: 0 K: 1 S: 8	H: 3 LOB: 2 BB: 0 P: 8	R: 1 E: 0 K: 0 S: 4	H: 2 LOB: 0 BB: 0 P: 4	R: 0 E: 0 K: 0 S: 4	H: 1 LOB: 1 BB: 0 P: 4	R: 1 E: 0 K: 2 S: 9	H: 2 LOB: 1 BB: 0 P: 9	R: 0 E: 0 K: 1 S: 5	H: 0 LOB: 0 BB: 0 P: 5	R: 1 E: 0 K: 0 S: 6	H: 3 LOB: 2 BB: 0 P: 6	R: 0 E: 1 K: 1 S: 7	H: 2 LOB: 2 BB: 0 P: 7	1B: 10 2B: 1 3B: 0 HR: 2	SF: 0 SAC: 1 DP: 1 HBP: 0	WP: 0 PB: 1 SB: 2 CS: 0	PA: 39																		
<b>PITCHER</b> Joey Jay, R (1, 1) ERA: 3.67	IP 9.0	WLS L	BF 39	H 13	R 4	ER 4	SO 7	BB 0	IBB 0	HBP 0	BLK 0	WP 0	HR 2	S 53	P 53	ERA 4.00	WHIP 1.444						<b>PITCHER</b>	IP 9.0	WLS L	BF 39	H 13	R 4	ER 4	SO 7	BB 0	IBB 0	HBP 0	BLK 0	WP 0	HR 2	S 53	P 53	ERA 4.00	WHIP 1.444

Pittsburgh Pirates @ Cincinnati Reds  
 Crosley Field, Cincinnati, OH  
 Mon May 04 1964, 7:05 PM EDT  
 Att. 3,355 - Unknown

livebaseballscorecards.com

AB	38
R	4
H	13
RBI	4
BB	0
SO	7
LOB	13



Batter 1 2 3 4 5 6 7 8 9 AB R H RBI BB SO LOB

<b>Giraldo Ruiz, S</b> OBP: 0.241, SLG: 0.329 (1, 5)	0-0 3-1		0-0 5-3		0-0 5-3 1B		0-3 K		0-0 4-3	5 1 1 1 0 1 1
<b>Bobby Klaus, R</b> OBP: 0.333, SLG: 0.286 (1, 4)	4-0 FC4-6 BB		0-0 2B		0-0 5-3 1-2		0-0 F8			3 0 1 0 1 0 1
<b>Vada Pinson, L</b> OBP: 0.387, SLG: 0.544 (1, 8)	0-3 K		0-0 L9		0-0 2-H 1B		0-0 4-3			4 0 1 1 0 1 2
<b>Deron Johnson, R</b> OBP: 0.419, SLG: 0.595 (1, 3)	0-0 FC4-6 1-2f			0-0 2B		0-3 K		0-0 5-3		4 0 1 0 0 1 2
<b>Frank Robinson, R</b> OBP: 0.270, SLG: 0.228 (1, 9)		0-0 6-3		0-0 F8		0-0 F2		0-0 F7		4 0 0 0 0 0 1
<b>Tommy Harper, R</b> OBP: 0.333, SLG: 0.189 (1, 7)		4-0 BB BB		0-0 F8		4-0 BB S		0-0 5-3		2 0 0 0 2 0 1
<b>Leo Cardenas, R</b> OBP: 0.394, SLG: 0.500 (1, 6)		4-0 G4-6-3 BB 1-2		0-0 5-3		0-3 K 1-2			0-0 1B	3 0 1 0 1 1 2
<b>Hal Smith, R</b> OBP: 0.364, SLG: 0.400 (1, 2)		0-0 G4-6-3 1-2f			0-0 SH1-4 1B 2B		4-0 IBB		0-0 F3	3 1 1 0 1 0 3
<b>Joey Jay, S</b> <b>Pete Rose, S</b> OBP: 0.257, SLG: 0.224 (9, PH)			0-3 K		0-0 SH1-4 2-3		0-0 L8		0-3 K	2 0 0 0 0 1 2 1 0 0 0 0 1 1

BOTTOM

**Pittsburgh Pirates @ Cincinnati Reds**  
Crosley Field, Cincinnati, OH  
Mon May 04 1964, 7:05 PM EDT  
Att. 3,355 - Unknown

<b>AB</b>	<b>31</b>
<b>R</b>	<b>2</b>
<b>H</b>	<b>6</b>
<b>RBI</b>	<b>2</b>
<b>BB</b>	<b>5</b>
<b>SO</b>	<b>6</b>
<b>LOB</b>	<b>16</b>

<b>Inning Stats</b>	R: 0 E: 0 K: 1 S: 5	H: 0 LOB: 1 BB: 1 P: 9	R: 0 E: 0 K: 0 S: 2	H: 0 LOB: 1 BB: 2 P: 10	R: 0 E: 0 K: 1 S: 6	H: 1 LOB: 1 BB: 0 P: 6	R: 0 E: 0 K: 0 S: 4	H: 1 LOB: 1 BB: 0 P: 4	R: 2 E: 0 K: 1 S: 8	H: 3 LOB: 1 BB: 0 P: 8	R: 0 E: 0 K: 1 S: 5	H: 0 LOB: 2 BB: 2 P: 13	R: 0 E: 0 K: 1 S: 5	H: 0 LOB: 0 BB: 0 P: 5	R: 0 E: 0 K: 0 S: 3	H: 0 LOB: 0 BB: 0 P: 3	R: 0 E: 0 K: 1 S: 6	H: 1 LOB: 1 BB: 0 P: 6	1B: 3 2B: 3 3B: 0 HR: 0	SF: 0 SAC: 1 DP: 1 HBP: 0	WP: 0 PB: 0 SB: 1 CS: 0	PA: 37
---------------------	------------------------------	---------------------------------	------------------------------	----------------------------------	------------------------------	---------------------------------	------------------------------	---------------------------------	------------------------------	---------------------------------	------------------------------	----------------------------------	------------------------------	---------------------------------	------------------------------	---------------------------------	------------------------------	---------------------------------	----------------------------------	------------------------------------	----------------------------------	--------

<b>PITCHER</b> <b>Joe Gibbon, L</b> ERA: 3.09 (1, 1)	IP	WLS	BF	H	R	ER	SO	BB	IBB	HBP	BLK	WP	HR	S	P	ERA	WHIP	<b>PITCHER</b>	IP	WLS	BF	H	R	ER	SO	BB	IBB	HBP	BLK	WP	HR	S	P	ERA	WHIP			
	9.0	W	37	6	2	2	6	4	1	0	0	0	0	44	64	2.00	1.111																					



Batter	1	2	3	4	5	6	7	8	9	AB R H RBI BB SO LOB	TOP
Gene Alley, R OBP: 0.333, SLG: 0.500 (1, 6) X	0-0 1B HR 1B		0-0 F3		0-0 6-3		0-3 K			4 1 1 0 0 1 1	
Bill Virdon, L OBP: 0.296, SLG: 0.274 (1, 8) X	0-0 F6		0-3 K		0-0 F7		0-3 K			4 0 0 0 0 2 1	
Roberto Clemente, R OBP: 0.405, SLG: 0.526 (1, 9) X	0-0 1-3 HR 1B		0-0 2B		0-0 1-3		0-0 F9			4 1 2 0 0 0 0	
Gene Freese, R OBP: 0.409, SLG: 0.864 (1, 5) X	0-0 1-H 3-H HR		0-0 L7		0-0 5-3		0-3 K			4 1 1 3 0 1 1	
Donn Clendenon, R OBP: 0.364, SLG: 0.479 (1, 3) X	0-0 F8			0-0 HR		0-0 F7		0-0 G3		4 1 1 1 0 0 0	
Bob Bailey, R OBP: 0.353, SLG: 0.426 Rex Johnston, S (9, 7) B	4-0 CS BB			0-0 1B 1B		0-3 K		4-0 K 1B BB		2 0 1 0 2 1 0 0 0 0 0 0 0 0	
Bill Mazeroski, R OBP: 0.233, SLG: 0.352 (1, 4) X	0-0 CS 1-2	0-0 4-3		0-0 G1-6-3 1B		0-0 F3		0-0 1-2 K 1B		4 0 2 0 0 0 0	
Jim Pagliaroni, R OBP: 0.345, SLG: 0.314 (1, 2) X			0-0 F7		0-3 K		0-0 1B		0-3 K 1-2 2-3	4 0 1 0 0 2 4	
Vern Law, R OBP: 0.400, SLG: 0.500 Roy Face, R (9, 1) X			0-0 F8		0-0 G1-6-3 1-2f		0-3 K			3 0 0 0 0 1 3 0 0 0 0 0 0 0	
<b>Inning Stats</b>	R: 3 E: 0 K: 0 S: 5 H: 3 LOB: 0 BB: 1 P: 9	R: 0 E: 0 K: 0 S: 3 H: 0 LOB: 0 BB: 0 P: 3	R: 0 E: 0 K: 1 S: 6 H: 1 LOB: 1 BB: 0 P: 6	R: 1 E: 0 K: 1 S: 7 H: 3 LOB: 1 BB: 0 P: 7	R: 0 E: 0 K: 0 S: 3 H: 0 LOB: 0 BB: 0 P: 3	R: 0 E: 0 K: 1 S: 5 H: 0 LOB: 0 BB: 0 P: 5	R: 0 E: 0 K: 2 S: 8 H: 1 LOB: 1 BB: 0 P: 8	R: 0 E: 0 K: 2 S: 7 H: 0 LOB: 0 BB: 0 P: 7	R: 0 E: 0 K: 1 S: 5 H: 1 LOB: 1 BB: 1 P: 9	1B: 6 2B: 1 3B: 0 HR: 2 SF: 0 SAC: 0 DP: 1 HBP: 0	WP: 0 PB: 0 SB: 0 CS: 1 PA: 36
<b>PITCHER</b> Joe Nuxhall, L ERA: 4.23 Al Worthington, R ERA: 6.0 Jim Dickson, R ERA: 3.6	IP WLS BF H R ER SO BB IBB HBP BLK WP HR S P ERA WHIP	IP WLS BF H R ER SO BB IBB HBP BLK WP HR S P ERA WHIP	IP WLS BF H R ER SO BB IBB HBP BLK WP HR S P ERA WHIP	IP WLS BF H R ER SO BB IBB HBP BLK WP HR S P ERA WHIP	IP WLS BF H R ER SO BB IBB HBP BLK WP HR S P ERA WHIP	IP WLS BF H R ER SO BB IBB HBP BLK WP HR S P ERA WHIP	IP WLS BF H R ER SO BB IBB HBP BLK WP HR S P ERA WHIP	IP WLS BF H R ER SO BB IBB HBP BLK WP HR S P ERA WHIP	IP WLS BF H R ER SO BB IBB HBP BLK WP HR S P ERA WHIP	ERA WHIP	ERA WHIP

Pittsburgh Pirates @ Cincinnati Reds  
Crosley Field, Cincinnati, OH  
Tue May 05 1964, 7:05 PM EDT  
Att. 4,096 - Unknown

livebaseballscorecards.com

AB	33
R	4
H	9
RBI	4
BB	2
SO	8
LOB	10



Batter	1	2	3	4	5	6	7	8	9	AB R H RBI BB SO LOB
<b>Pete Rose, S</b> (1, 4) OBP: 0.253, SLG: 0.222	0-0 F7		0-0 G3		0-0 4-3			0-0 G3	0-0 1B	5 0 1 1 0 0 0
<b>Tommy Harper, R</b> (1, 7) OBP: 0.327, SLG: 0.195	0-0 4-3 1B		0-3 K			0-0 1-3		0-3 K		4 0 1 0 0 2 0
<b>Vada Pinson, L</b> (1, 8) OBP: 0.379, SLG: 0.525	0-0 4-3 1-2			0-0 L7		0-0 G3		0-0 3-1 HR 1B		4 1 1 0 0 0 1
<b>Gordy Coleman, L</b> (1, 3) OBP: 0.333, SLG: 0.394	0-3 K			0-0 BB 1B		0-0 3-1		0-0 3-1		4 0 1 0 0 1 2
<b>Frank Robinson, R</b> (1, 9) OBP: 0.299, SLG: 0.361		0-0 HR		0-3 K		0-0 F9 PB 6-3 1B		0-0 HR		4 3 3 3 0 1 1
<b>Johnny Edwards, L</b> (1, 2) OBP: 0.303, SLG: 0.317		0-0 L8		4-0 1-2 BB		0-0 F9		0-0 1B FC4-2 2B		3 0 1 0 1 0 1
<b>Leo Cardenas, R</b> (1, 6) OBP: 0.386, SLG: 0.484		0-3 K		0-0 6-3		0-0 6-3		0-0 FC4-2 1B 1B		4 1 1 1 0 1 2
<b>Giraldo Ruiz, S</b> (1, 5) OBP: 0.241, SLG: 0.318		0-0 4-3			0-0 4-3		0-0 F9	4-0 1B FC4-2 IBB		3 0 0 0 1 0 0
<b>Joe Nuxhall, L</b> (1, 1) OBP: 0.111, SLG: 0.111 <b>Bob Skinner, L</b> (5, PH) OBP: 0.233, SLG: 0.296 <b>Al Worthington, R</b> (6, 1) <b>Marty Keough, L</b> (8, PH) OBP: 0.259, SLG: 0.455 <b>Jim Dickson, L</b> (9, 1) <b>Mel Queen, L</b> (9, PH) OBP: 0.143, SLG: 0.143			0-3 K		0-3 K		0-0 4-3	0-0 FC4-2 1B	1-2 2-3 3-H	1 0 0 0 0 0 1 0 1 0 0 0 0 0 1 0 0 0 0 0 0 0 0 0 1 0 0 0 0 0 0 0 0 0 0 0 0 0 0 0 1 0 0 0 0 0 0 3

Inning Stats	R: 0 E: 0 K: 1 S: 6	H: 1 LOB: 1 BB: 0 P: 6	R: 1 E: 0 K: 1 S: 6	H: 1 LOB: 0 BB: 0 P: 6	R: 0 E: 0 K: 2 S: 7	H: 0 LOB: 0 BB: 0 P: 7	R: 0 E: 0 K: 1 S: 6	H: 1 LOB: 2 BB: 1 P: 10	R: 0 E: 0 K: 1 S: 5	H: 0 LOB: 0 BB: 0 P: 5	R: 0 E: 0 K: 0 S: 3	H: 0 LOB: 0 BB: 0 P: 3	R: 1 E: 0 K: 0 S: 4	H: 1 LOB: 0 BB: 0 P: 4	R: 0 E: 0 K: 1 S: 5	H: 0 LOB: 0 BB: 0 P: 5	R: 3 E: 0 K: 0 S: 7	H: 5 LOB: 3 BB: 1 P: 11	1B: 6 2B: 1 3B: 0 HR: 2	SF: 0 SAC: 0 DP: 0 HBP: 0	WP: 0 PB: 1 SB: 0 CS: 0	PA: 37		
<b>PITCHER</b>	IP	WLS	BF	H	R	ER	SO	BB	IBB	HBP	BLK	WP	HR	S	P	ERA	WHIP							
<b>Vern Law, R</b> (1, 1) ERA: 4.67	8.1	L	33	7	5	4	7	1	0	0	0	0	2	46	50	4.32	0.960							
<b>Roy Face, R</b> (9, 1) ERA: 5.59	0.1		4	2	0	0	0	0	1	0	0	0	0	3	7	0.00	6.000							


**BOTTOM**

**Pittsburgh Pirates @ Cincinnati Reds**  
Crosley Field, Cincinnati, OH

Tue May 05 1964, 7:05 PM EDT  
Att. 4,096 - Unknown

livebaseballscorecards.com

<b>AB</b>	<b>35</b>
<b>R</b>	<b>5</b>
<b>H</b>	<b>9</b>
<b>RBI</b>	<b>5</b>
<b>BB</b>	<b>2</b>
<b>SO</b>	<b>7</b>
<b>LOB</b>	<b>10</b>



Batter	1	2	3	4	5	6	7	8	9	AB R H RBI BB SO LOB	TOP																						
Julian Javier, R (1, 4) OBP: 0.197, SLG: 0.246	0-0 5-3		0-0 6-3			0-0 P1-4 1B		0-0 FC3-5 1-3		4 0 1 0 0 0 1	<b>St. Louis Cardinals @ Pittsburgh Pirates</b> <b>Forbes Field, Pittsburgh, PA</b> Wed May 06 1964, 7:05 PM EDT Att. 8,659 - Unknown <a href="http://livebaseballscorecards.com">livebaseballscorecards.com</a>																						
Dick Groat, R (1, 6) OBP: 0.303, SLG: 0.305	0-0 1-3			0-0 5-3		0-0 P1-4 1-2f		0-0 1-3		4 0 0 0 0 0 2																							
Bill White, L (1, 3) OBP: 0.322, SLG: 0.420	0-0 4-3			0-0 1-3		0-0 1-3		0-0 6-3		4 0 0 0 0 0 1																							
Ken Boyer, R (1, 5) OBP: 0.424, SLG: 0.590		0-0 6-3		0-0 1B 2B		0-0 3B		0-0 5-3		4 0 2 0 0 0 0																							
Curt Flood, R (1, 8) OBP: 0.330, SLG: 0.458		4-0 BB		0-0 2-H 1B		0-0 1-3		0-0 F7		3 0 1 0 1 0 1																							
Tim McCarver, L (1, 2) OBP: 0.362, SLG: 0.492		0-0 F5			0-0 F7		4-0 BB	0-0 6-3		3 0 0 0 1 0 1																							
Charlie James, R (1, 7) OBP: 0.284, SLG: 0.349		0-3 K			0-0 F7		0-0 F5			3 0 0 0 0 1 3																							
Johnny Lewis, L (1, 9) OBP: 0.327, SLG: 0.432			0-3 K		0-0 1B		0-0 G3			3 0 1 0 0 1 2																							
Ray Sadecki, L (1, 1) OBP: 0.333, SLG: 0.667 Bob Gibson, R (9, 1) OBP: 0.214, SLG: 0.154			0-0 4-3		0-0 4-3			0-0 FC3-5 2B		3 0 1 0 0 0 1 0 0 0 0 0 0 0																							
<b>Inning Stats</b>	R: 0 E: 0 K: 0 S: 3	H: 0 LOB: 0 BB: 0 P: 3	R: 0 E: 0 K: 1 S: 5	H: 0 LOB: 1 BB: 1 P: 9	R: 0 E: 0 K: 1 S: 5	H: 0 LOB: 0 BB: 0 P: 5	R: 0 E: 0 K: 0 S: 4	H: 2 LOB: 2 BB: 0 P: 4	R: 0 E: 0 K: 0 S: 4	H: 1 LOB: 1 BB: 0 P: 4	R: 0 E: 0 K: 0 S: 3	H: 1 LOB: 0 BB: 0 P: 3	R: 0 E: 0 K: 0 S: 4	H: 1 LOB: 2 BB: 1 P: 8	R: 0 E: 0 K: 0 S: 4	H: 1 LOB: 1 BB: 0 P: 4	R: 0 E: 0 K: 0 S: 3	H: 0 LOB: 0 BB: 0 P: 3	1B: 3 2B: 3 3B: 1 HR: 0	SF: 0 SAC: 0 DP: 1 HBP: 0	WP: 0 PB: 0 SB: 0 CS: 0	PA: 33											
<b>PITCHER</b> Bob Friend, R (1, 1) ERA: 3.32	IP 9.0	WLS W	BF 33	H 6	R 0	ER 0	SO 2	BB 2	IBB 0	HBP 0	BLK 0	WP 0	HR 0	S 35	P 43	ERA 0.00	WHIP 0.889																
											<b>PITCHER</b>	IP	WLS	BF	H	R	ER	SO	BB	IBB	HBP	BLK	WP	HR	S	P	ERA	WHIP					



Batter	1	2	3	4	5	6	7	8	9	AB R H RBI BB SO LOB
Gene Alley, R OBP: 0.368, SLG: 0.588 (1, 6)	0-0 3B		0-0 L9			0-3 K		4-0 IBB		3 0 1 0 1 1 1
Bill Virdon, L OBP: 0.294, SLG: 0.263 (1, 8)	4-0 BB		0-3 K			0-0 6-3		0-0 6-3		3 0 0 0 1 1 3
Roberto Clemente, R OBP: 0.409, SLG: 0.537 (1, 9)	0-3 K				0-3 K		0-0 1B		0-0 1B 2B	4 1 2 0 0 2 2
Donn Clendenon, R OBP: 0.358, SLG: 0.459 (1, 3)	0-0 G4-6-3				0-0 E6		0-3 K		4-0 IBB	3 0 0 0 1 1 3
Bob Bailey, R OBP: 0.361, SLG: 0.431 (1, 5)		0-0 1B			0-0 6-3		0-0 1-3		0-0 E1	4 0 2 0 0 0 2
Manny Mota, R OBP: 0.200, SLG: 0.200 (1, 7)		0-3 K			0-0 6-3		0-0 F9			3 0 0 0 0 1 2
Bill Mazeroski, R OBP: 0.237, SLG: 0.351 (1, 4)		0-0 G6-4-3			0-0 6-3				0-0 SH1-4	3 0 1 0 0 0 1
Jim Pagliaroni, R OBP: 0.350, SLG: 0.321 (1, 2)			0-0 1B		0-3 K				0-0 SH1-4	2 0 1 0 0 1 0
Bob Friend, R OBP: 0.071, SLG: 0.071 (1, 1)			0-0 F8			0-3 K			0-3 K	3 0 0 0 0 2 2


Inning Stats	R: 0	H: 1	E: 0	LOB: 1	K: 1	S: 5	P: 9	R: 0	H: 1	E: 0	LOB: 0	K: 1	S: 5	P: 5	R: 0	H: 0	E: 1	LOB: 0	K: 1	S: 5	P: 5	R: 0	H: 0	E: 0	LOB: 0	K: 1	S: 5	P: 5	R: 0	H: 1	E: 0	LOB: 1	K: 1	S: 6	P: 6	R: 0	H: 1	E: 0	LOB: 2	K: 1	S: 6	P: 10	R: 1	H: 2	E: 1	LOB: 2	K: 0	S: 2	P: 6	1B: 5	SF: 0	2B: 1	SAC: 1	3B: 1	DP: 2	HR: 0	HBP: 0	WP: 0	PA: 32
--------------	------	------	------	--------	------	------	------	------	------	------	--------	------	------	------	------	------	------	--------	------	------	------	------	------	------	--------	------	------	------	------	------	------	--------	------	------	------	------	------	------	--------	------	------	-------	------	------	------	--------	------	------	------	-------	-------	-------	--------	-------	-------	-------	--------	-------	--------

PITCHER	IP	WLS	BF	H	R	ER	SO	BB	IBB	HBP	BLK	WP	HR	S	P	ERA	WHIP
Ray Sadecki, L ERA: 4.26 (1, 1)	8.0	L	30	6	1	0	9	1	1	0	0	0	0	46	54	0.00	0.875
Bob Gibson, R ERA: 2.19 (9, 1)	0.0		2	1	0	0	0	0	1	0	0	0	0	1	5	∞	∞

**BOTTOM**

**St. Louis Cardinals @ Pittsburgh Pirates**  
**Forbes Field, Pittsburgh, PA**  
 Wed May 06 1964, 7:05 PM EDT  
 Att. 8,659 - Unknown

<b>AB</b>	<b>28</b>
<b>R</b>	<b>1</b>
<b>H</b>	<b>7</b>
<b>RBI</b>	<b>0</b>
<b>BB</b>	<b>3</b>
<b>SO</b>	<b>9</b>
<b>LOB</b>	<b>16</b>



PITCHER	IP	WLS	BF	H	R	ER	SO	BB	IBB	HBP	BLK	WP	HR	S	P	ERA	WHIP
---------	----	-----	----	---	---	----	----	----	-----	-----	-----	----	----	---	---	-----	------

Batter	1	2	3	4	5	6	7	8	9	AB R H RBI BB SO LOB	TOP											
Julian Javier, R (1, 4) OBP: 0.200, SLG: 0.246	0-3 K			X 0-0 1B 1B	X 0-0 G1-6-3		0-3 K			4 1 1 0 0 2 1												
Curt Flood, R (1, 8) OBP: 0.337, SLG: 0.471	0-3 K			X 0-0 5-3 1B 1-2 1B	X 0-0 WP 2B		0-0 6-3			4 1 2 0 0 1 0												
Dick Groat, R (1, 6) OBP: 0.312, SLG: 0.306	0-0 4-3			X 0-0 1B 5-3 1-2 2-H 1-3 1B	X 4-0 WP BB		0-0 4-3			3 1 1 1 1 0 0												
Ken Boyer, R (1, 5) OBP: 0.416, SLG: 0.568		X 0-0 4-3		X 0-0 5-3	X 4-0 BB BB		X 0-0 F7			3 0 0 0 1 0 2												
Charlie James, R (1, 7) OBP: 0.296, SLG: 0.358		X 0-0 6-3		X 0-0 1-3 E 1B	X 0-3 K		X 0-0 1B			4 1 2 1 0 1 3												
Bill White, L (1, 3) OBP: 0.319, SLG: 0.405		X 0-0 4-3		X 0-0 1-3	X 4-0 BB BB BB		X 0-0 4-3			3 0 0 1 1 0 2												
Jeoff Long, R (1, 9) OBP: 0.333, SLG: 0.250			X 0-0 6-3	X 0-0 E5 FC6-4	X 0-0 F8		BB BB BB 4-0 G4-6-3 BB			3 0 0 0 0 0 1												
Johnny Lewis, L (6, 9) OBP: 0.340, SLG: 0.432										0 0 0 0 1 0 0	AB 31											
Bob Uecker, R (1, 2) OBP: 0.154, SLG: 0.154			X 0-0 F3	X 0-0 FC6-4	X 0-0 6-3					4 0 0 0 0 1 2	R 4											
Curt Simmons, L (1, 1) OBP: 0.133, SLG: 0.071			0-3 K							3 0 0 0 1 2 1	H 6											
Roger Craig, R (9, 1) OBP: 0.545, SLG: 0.500							0-3 K			0 0 0 0 0 0 0	RBI 3											
											SO 7											
											LOB 12											
Inning Stats	R: 0 E: 0 K: 2 S: 7	H: 0 LOB: 0 BB: 0 P: 7	R: 0 E: 0 K: 0 S: 3	H: 0 LOB: 0 BB: 0 P: 3	R: 0 E: 0 K: 1 S: 5	H: 0 LOB: 0 BB: 0 P: 5	R: 4 E: 1 K: 0 S: 8	H: 4 LOB: 1 BB: 0 P: 8	R: 0 E: 0 K: 1 S: 5	H: 1 LOB: 3 BB: 3 P: 17	R: 0 E: 0 K: 0 S: 2	H: 0 LOB: 0 BB: 1 P: 6	R: 0 E: 0 K: 2 S: 7	H: 0 LOB: 0 BB: 0 P: 7	R: 0 E: 0 K: 0 S: 4	H: 1 LOB: 1 BB: 0 P: 4	R: 0 E: 0 K: 1 S: 4	H: 0 LOB: 0 BB: 1 P: 8	1B: 5 2B: 1 3B: 0 HR: 0	SF: 0 SAC: 0 DP: 2 HBP: 0	WP: 1 PB: 0 SB: 0 CS: 1	PA: 36
PITCHER	IP WLS BF H R ER SO BB IBB HBP BLK WP HR S P ERA WHIP																					
Bob Veale, L (1, 1) ERA: 5.35	4.2 L 21 5 4 3 3 2 0 0 0 0 0 0 25 33 5.79 1.500																					
Tom Butters, R (5, 1) ERA: 3.38	2.1 8 0 0 0 3 2 0 0 0 1 0 12 20 0.00 0.857																					
Al McBean, R (8, 1) ERA:	2.0 7 1 0 0 1 1 0 0 0 0 0 8 12 0.00 1.000																					

St. Louis Cardinals @ Pittsburgh Pirates  
 Forbes Field, Pittsburgh, PA  
 Thu May 07 1964, 7:05 PM EDT  
 Att. 7,219 - Unknown

livebaseballscorecards.com





BOTTOM

St. Louis Cardinals @ Pittsburgh Pirates  
Forbes Field, Pittsburgh, PA  
Thu May 07 1964, 7:05 PM EDT  
Att. 7,219 - Unknown

livebaseballscorecards.com

AB 32  
R 2  
H 7  
RBI 2  
BB 1  
SO 5  
LOB 12



WP: 0 PA: 34  
PB: 0  
SB: 0  
CS: 0

AB R H RBI BB SO LOB

3	0	0	0	1	1	2
4	1	0	0	0	0	1
4	1	3	2	0	0	0
4	0	1	0	0	0	2
0	0	0	0	0	0	0
4	0	0	0	0	1	2
3	0	0	0	0	0	0
1	0	0	0	0	0	0
1	0	0	0	0	0	1
4	0	2	0	0	0	2
2	0	1	0	0	0	0
1	0	0	0	0	0	1
1	0	0	0	0	1	1
0	0	0	0	0	0	0

Batter	1	2	3	4	5	6	7	8	9
Gene Alley, R (1, 6) OBP: 0.348, SLG: 0.500	4-0 FC3-6 BB	0-3 K			0-0 4-3			0-0 3-1	
Bill Virdon, L (1, 8) OBP: 0.281, SLG: 0.250	0-0 FC3-6 1-2f HR		0-0 L8		0-0 L5			0-0 3-1	
Roberto Clemente, R (1, 9) OBP: 0.424, SLG: 0.581	0-0 1-H HR		0-0 1B			0-0 G6-4-3 1B		0-0 6-3	
Gene Freese, R (1, 5) OBP: 0.385, SLG: 0.769 Rex Johnston, S (9, PR)	0-0 F8		0-0 F9			0-0 G6-4-3 1-2f		0-0 G1 1B	
Donn Clendenon, R (1, 3) OBP: 0.341, SLG: 0.436	0-0 F8		0-0 1-3			0-0 F9		0-3 K	
Bob Bailey, R (1, 7) OBP: 0.347, SLG: 0.412 Jerry Lynch, L (9, PH) OBP: 0.308, SLG: 0.250		0-0 4-3		0-0 L1			0-0 6-3	0-0 G1 1-2	
Bill Mazaroski, R (1, 4) OBP: 0.250, SLG: 0.385		0-0 SH5-4 1B 1B		0-0 4-3			0-0 3B	0-0 6-3	
Jim Pagliaroni, R (1, 2) OBP: 0.355, SLG: 0.327 Orlando McFarlane, R (6, 2) OBP: 0.214, SLG: 0.154		0-0 SH5-4 1-2 1B		0-0 F9			0-3 K		
Bob Veale, S (1, 1) Tom Butters, R (5, 1) OBP: 0.333, SLG: 0.333 Manny Mota, R (7, PH) OBP: 0.167, SLG: 0.167 Al McBean, R (8, 1)		0-0 SH5-4 1-2 2-3			0-3 K		0-3 K		

Inning Stats	R: 2	H: 1	E: 0	K: 0	S: 4	LOB: 0	BB: 1	P: 8	R: 0	H: 2	E: 0	K: 1	S: 7	LOB: 2	BB: 0	P: 7	R: 0	H: 0	E: 0	K: 0	S: 3	LOB: 0	BB: 0	P: 3	R: 0	H: 1	E: 0	K: 1	S: 5	LOB: 0	BB: 0	P: 5	R: 0	H: 1	E: 0	K: 2	S: 8	LOB: 1	BB: 0	P: 8	R: 0	H: 0	E: 0	K: 0	S: 3	LOB: 0	BB: 0	P: 3	R: 0	H: 0	E: 0	K: 0	S: 3	LOB: 0	BB: 0	P: 3	R: 0	H: 1	E: 0	K: 1	S: 6	LOB: 2	BB: 0	P: 6
--------------	------	------	------	------	------	--------	-------	------	------	------	------	------	------	--------	-------	------	------	------	------	------	------	--------	-------	------	------	------	------	------	------	--------	-------	------	------	------	------	------	------	--------	-------	------	------	------	------	------	------	--------	-------	------	------	------	------	------	------	--------	-------	------	------	------	------	------	------	--------	-------	------

PITCHER	IP	WLS	BF	H	R	ER	SO	BB	IBB	HBP	BLK	WP	HR	S	P	ERA	WHIP
Curt Simmons, L (1, 1) ERA: 3.23	8.0	W	31	7	2	2	4	1	0	0	0	0	0	38	42	2.25	1.000
Roger Craig, R (9, 1) ERA: 2.23	1.0	S	3	0	0	0	1	0	0	0	0	0	0	5	5	0.00	0.000

1B: 5 SF: 0  
2B: 0 SAC: 1  
3B: 1 DP: 1  
HR: 1 HBP: 0

WP: 0 PA: 34  
PB: 0  
SB: 0  
CS: 0

ERA WHIP


Batter	1	2	3	4	5	6	7	8	9	AB	R	H	RBI	BB	SO	LOB	TOP																					
<b>Felipe Alou, R</b> (1, 8) OBP: 0.262, SLG: 0.295											0	0	0	0	0	0	0																					
<b>Eddie Mathews, L</b> (1, 5) OBP: 0.363, SLG: 0.400											0	0	0	0	0	0	0	0																				
<b>Hank Aaron, R</b> (1, 9) OBP: 0.395, SLG: 0.425											0	0	0	0	0	0	0	0																				
<b>Joe Torre, R</b> (1, 2) OBP: 0.369, SLG: 0.588											0	0	0	0	0	0	0	0																				
<b>Gene Oliver, R</b> (1, 3) OBP: 0.300, SLG: 0.345											0	0	0	0	0	0	0	0																				
<b>Rico Carty, R</b> (1, 7) OBP: 0.167, SLG: 0.333											0	0	0	0	0	0	0	0																				
<b>Frank Bolling, R</b> (1, 4) OBP: 0.336, SLG: 0.437											0	0	0	0	0	0	0	0																				
<b>Denis Menke, R</b> (1, 6) OBP: 0.415, SLG: 0.357											0	0	0	0	0	0	0	0																				
<b>Tony Cloninger, R</b> (1, 1) OBP: 0.200, SLG: 0.200	0	0	0	0	0	0	0	0																														
<b>Inning Stats</b>											1B: 0	SF: 0	WP: 0	PA: 0																								
											2B: 0	SAC: 0	PB: 0																									
											3B: 0	DP: 0	SB: 0																									
											HR: 0	HBP: 0	CS: 0																									
<b>PITCHER</b> <b>Joe Gibbon, L</b> (1, 1) ERA: 3.09	IP	WLS	BF	H	R	ER	SO	BB	IBB	HBP	BLK	WP	HR	S	P	ERA	WHIP	<b>PITCHER</b>	IP	WLS	BF	H	R	ER	SO	BB	IBB	HBP	BLK	WP	HR	S	P	ERA	WHIP			
	0.0	L	0	0	0	0	0	0	0	0	0	0	0	0	0	∞	∞																					

**Milwaukee Braves @ Pittsburgh Pirates**  
 Forbes Field, Pittsburgh, PA  
 Fri May 08 1964, 7:05 PM EDT  
 Att. 11,508 - Unknown

**AB** 0  
**R** 0  
**H** 0  
**RBI** 0  
**BB** 0  
**SO** 0  
**LOB** 0





Batter	1	2	3	4	5	6	7	8	9	AB R H RBI BB SO LOB	TOP
<b>Len Gabrielson, L</b> (1, 3) <small>OBP: 0.118, SLG: 0.118</small>	0-0 <b>3-1</b>		0-0 <b>FC1-6</b> <small>1-2f</small>			0-0 <b>F9</b>		0-0 <b>F9</b>		4 0 0 0 0 0 2	
<b>Eddie Mathews, L</b> (1, 5) <small>OBP: 0.354, SLG: 0.386</small>	0-3 <b>K</b>		0-0 <b>F2</b>			0-0 <b>1B</b>		0-0 <b>F9</b>	0-0 <b>F9</b>	4 0 1 0 0 1 1	
<b>Hank Aaron, R</b> (1, 9) <small>OBP: 0.394, SLG: 0.405</small>	0-0 <b>F2</b>			0-0 <b>6-3</b>		0-0 <b>F2</b>		0-0 <b>G1-6-3</b> <b>1B</b>	0-0 <b>G1-6-3</b> <b>1B</b>	4 0 1 0 0 0 1	
<b>Joe Torre, R</b> (1, 2) <small>OBP: 0.370, SLG: 0.575</small>		0-3 <b>K</b>		0-0 <b>4-3</b>			0-0 <b>F9</b>		0-0 <b>G1-6-3</b> <small>1-2f</small>	4 0 0 0 0 1 1	
<b>Lee Maye, L</b> (1, 7) <small>OBP: 0.368, SLG: 0.471</small>		0-0 <b>2B</b>		0-0 <b>6-3</b>			0-0 <b>4-3</b>			3 0 1 0 0 0 0	
<b>Felipe Alou, R</b> (1, 8) <small>OBP: 0.272, SLG: 0.329</small>		1-0 <b>G6-3</b> <b>HBP</b>			0-0 <b>6-3</b>		0-0 <b>1-3</b>			2 0 0 0 0 0 0	
<b>Frank Bolling, R</b> (1, 4) <small>OBP: 0.333, SLG: 0.416</small>		0-0 <b>G6-3</b> <small>1-2f</small>			0-0 <b>F8</b>			0-0 <b>6-3</b>		3 0 0 0 0 0 2	
<b>Denis Menke, R</b> (1, 6) <small>OBP: 0.400, SLG: 0.367</small>			0-0 <b>FC1-6</b> <b>1B</b>		0-0 <b>1-3</b>			0-0 <b>5-3</b>		3 0 1 0 0 0 0	
<b>Denny Lemaster, R</b> (1, 1) <b>Jack Smith, R</b> (1, 1) <b>Rico Carty, R</b> (3, PH) <b>Phil Niekro, R</b> (3, 1) <b>Miguel de la Hoz, R</b> (6, PH) <b>Billy Hoist, L</b> (6, 1) <b>Ty Cline, L</b> (8, PH) <b>Bobby Tiefenauer, R</b> (8, 1)			0-0 <b>F6</b>			0-0 <b>5-3</b>		0-0 <b>1B</b>		0 0 0 0 0 0 0 0 0 0 0 0 0 0 1 0 0 0 0 0 1 0 0 0 0 0 0 0 1 0 0 0 0 0 0 0 0 0 0 0 0 0 1 0 1 0 0 0 0 0 0 0 0 0 0 0	
<b>Inning Stats</b>	R: 0 H: 0 E: 0 LOB: 0 K: 1 BB: 0 S: 5 P: 5	R: 0 H: 1 E: 0 LOB: 1 K: 1 BB: 0 S: 5 P: 6	R: 0 H: 1 E: 0 LOB: 1 K: 0 BB: 0 S: 4 P: 4	R: 0 H: 0 E: 0 LOB: 0 K: 0 BB: 0 S: 3 P: 3	R: 0 H: 0 E: 0 LOB: 0 K: 0 BB: 0 S: 3 P: 3	R: 0 H: 1 E: 0 LOB: 1 K: 0 BB: 0 S: 4 P: 4	R: 0 H: 0 E: 0 LOB: 0 K: 0 BB: 0 S: 3 P: 3	R: 0 H: 1 E: 0 LOB: 1 K: 0 BB: 0 S: 4 P: 4	R: 0 H: 1 E: 0 LOB: 0 K: 0 BB: 0 S: 3 P: 3	1B: 4 SF: 0 2B: 1 SAC: 0 3B: 0 DP: 2 HR: 0 HBP: 1	WP: 0 PA: 31 PB: 0 SB: 0 CS: 0
<b>PITCHER</b> <b>Vern Law, R</b> (1, 1) <small>ERA: 3.5</small>	IP: 9.0 WLS: W BF: 31 H: 5 R: 0 ER: 0 SO: 2 BB: 0 IBB: 0 HBP: 1 BLK: 0 WP: 0 HR: 0 S: 34 P: 35 ERA: 0.00 WHIP: 0.556										

**Milwaukee Braves @ Pittsburgh Pirates**  
 Forbes Field, Pittsburgh, PA  
 Sat May 09 1964, 3:33 AM EDT  
 Att. 6,536 - Unknown

AB	30
R	0
H	5
RBI	0
BB	0
SO	2
LOB	8





Batter	1	2	3	4	5	6	7	8	9	AB R H RBI BB SO LOB	TOP	
<b>Lee Mays, L</b> (1, 7) <small>OBP: 0.384, SLG: 0.484</small> <b>Felipe Alou, R</b> (7, PH) <small>OBP: 0.266, SLG: 0.322</small> (7, 7)	0-0 	0-0 			0-0 	0-0 4-3 	0-0 E9 		0-0 6-3 	4 2 3 0 0 0 2 2 1 0 0 0 0 2		
<b>Ty Cline, L</b> (1, 8) <small>OBP: 0.417, SLG: 0.364</small>	0-0 L6-3 	0-0 L1-3 			0-0 L6-3 				0-0 L1-3 	6 0 1 2 0 0 4		
<b>Hank Aaron, R</b> (1, 9) <small>OBP: 0.414, SLG: 0.464</small>	0-0 HR 		0-0 1-3 		0-0 					5 2 4 3 0 0 0		
<b>Eddie Mathews, L</b> (1, 3) <b>Len Gabrielson, L</b> (7, 3) <small>OBP: 0.365, SLG: 0.419</small> <small>OBP: 0.118, SLG: 0.118</small>	0-0 		0-0 G3 		4-0 FC5-4 IBB 					3 2 1 3 2 1 2 0 0 0 0 0 0 0		
<b>Joe Torre, R</b> (1, 2) <small>OBP: 0.371, SLG: 0.576</small>	0-3 K 		0-3 K 		0-0 FC5-4 		0-0 1B 	0-0 		5 1 2 0 0 2 2		
<b>Miguel de la Hoz, R</b> (1, 5) <small>OBP: 0.417, SLG: 0.563</small>	0-0 F8 			0-0 F3 		0-0 1B 	0-0 1B 	0-0 F3 		5 1 2 1 0 0 0		
<b>Frank Bolling, R</b> (1, 4) <small>OBP: 0.337, SLG: 0.407</small>		0-3 K 		0-0 1-3 		0-0 6-3 	1-0 E 	0-0 		4 1 1 0 0 1 1		
<b>Denis Menke, R</b> (1, 6) <small>OBP: 0.385, SLG: 0.352</small>		0-3 K 		0-0 5-3 		0-0 F8 	0-0 E6 	0-3 K 		5 1 1 1 0 2 2		
<b>Warren Spahn, L</b> (1, 1) <b>Denny Lemaster, R</b> (6, 1) <small>OBP: 0.235, SLG: 0.294</small> <small>OBP: 0.235, SLG: 0.294</small>		0-0 		0-0 G3 		0-0 	0-3 K 		0-3 K 	3 0 2 0 0 0 0 2 0 0 0 0 2 2		
<b>Inning Stats</b>	R: 3 H: 3 E: 0 LOB: 0 K: 1 BB: 0 S: 8 P: 8	R: 0 H: 2 E: 0 LOB: 2 K: 2 BB: 0 S: 9 P: 9	R: 0 H: 0 E: 0 LOB: 0 K: 1 BB: 0 S: 5 P: 5	R: 0 H: 0 E: 0 LOB: 0 K: 0 BB: 0 S: 3 P: 3	R: 1 H: 2 E: 0 LOB: 2 K: 0 BB: 1 S: 5 P: 9	R: 0 H: 2 E: 0 LOB: 2 K: 0 BB: 0 S: 5 P: 5	R: 7 H: 6 E: 2 LOB: 2 K: 2 BB: 1 S: 14 P: 19	R: 0 H: 2 E: 0 LOB: 1 K: 1 BB: 0 S: 6 P: 6	R: 0 H: 0 E: 0 LOB: 0 K: 1 BB: 0 S: 5 P: 5	1B: 13 SF: 0 2B: 2 SAC: 0 3B: 0 DP: 0 HR: 2 HBP: 1	WP: 0 PA: 47 PB: 0 SB: 1 CS: 0	
<b>PITCHER</b>	IP WLS BF H R ER SO BB IBB HBP BLK WP HR S P ERA WHIP <b>Bob Friend, R</b> (1, 1) ERA: 4.06 <b>Al McBean, R</b> (7, 1) ERA: 2.25 <b>Frank Bork, L</b> (7, 1) ERA: 3.86 <b>Tom Butters, R</b> (7, 1) ERA: 2.87											IP WLS BF H R ER SO BB IBB HBP BLK WP HR S P ERA WHIP (Pitcher stats for the rest of the game)

**Milwaukee Braves @ Pittsburgh Pirates**  
 Forbes Field, Pittsburgh, PA  
 Sun May 10 1964, 3:33 AM EDT  
 Unknown

<b>AB</b>	44
<b>R</b>	11
<b>H</b>	17
<b>RBI</b>	10
<b>BB</b>	2
<b>SO</b>	8
<b>LOB</b>	17

Batter	1	2	3	4	5	6	7	8	9	AB	R	H	RBI	BB	SO	LOB
Gene Alley, R OBP: 0.303, SLG: 0.379 (1, 6)	0-3 K		0-0 F7		4-0 3B BB	0-3 K			0-3 K	4	1	0	0	1	3	3
Manny Mota, R OBP: 0.467, SLG: 0.643 (1, 8)	4-0 FC4-6 BB		0-0 6-3		0-0 1B 3B			0-3 K	0-0 4-3	4	1	1	1	1	1	1
Roberto Clemente, R OBP: 0.429, SLG: 0.586 (1, 9)	0-0 FC4-6 1-2f			0-0 1B 1B	0-0 1B 1B			0-0 F9		4	1	2	1	0	0	1
Gene Freese, R OBP: 0.368, SLG: 0.600 (1, 5)	0-0 6-3			0-0 1B 1B	0-0 1B 1B			0-0 5-3		4	0	1	0	0	0	2
Willie Stargell, L OBP: 0.403, SLG: 0.708 (1, 7)		0-0 F7		0-0 1B 1B		0-0 SF8 3B		0-3 K		4	2	1	0	0	1	2
Donn Clendenon, R OBP: 0.323, SLG: 0.402 (1, 3)		4-0 FC6-4 BB		0-0 1B 1B		0-0 SF8		0-0 1-3		2	0	1	2	1	0	0
Bill Mazerowski, R OBP: 0.250, SLG: 0.400 (1, 4)		0-0 L8		0-0 1B 1B		0-0 6-3		0-0 F3		4	0	1	1	0	0	1
Jim Pagliaroni, R OBP: 0.371, SLG: 0.328 (1, 2)		0-0 FC6-4 1-2f		0-0 1B 1B		4-0 BB BB			0-0 1B	3	0	1	0	1	0	3
Bob Friend, R OBP: 0.118, SLG: 0.063 (7, 1)			0-3 K						0-0 P4	2	0	0	0	1	1	0
Al McBean, R (7, 1)										0	0	0	0	0	0	0
Frank Bork, R (7, 1)										0	0	0	0	0	0	0
Tom Butters, R OBP: 0.333, SLG: 0.333 (7, 1)										0	0	0	0	0	0	0
Rex Johnston, S (9, PH)										1	0	0	0	0	0	1

Inning Stats	R: 0	H: 0	E: 0	K: 1	S: 5	R: 0	H: 0	E: 0	K: 0	S: 3	R: 0	H: 0	E: 0	K: 1	S: 5	R: 2	H: 4	E: 0	K: 0	S: 6	R: 2	H: 2	E: 0	K: 0	S: 4	R: 1	H: 1	E: 0	K: 1	S: 6	R: 0	H: 0	E: 0	K: 1	S: 5	R: 0	H: 0	E: 0	K: 1	S: 5	R: 0	H: 1	E: 0	K: 1	S: 6	1B: 6	SF: 1	2B: 0	3B: 2	HR: 0
--------------	------	------	------	------	------	------	------	------	------	------	------	------	------	------	------	------	------	------	------	------	------	------	------	------	------	------	------	------	------	------	------	------	------	------	------	------	------	------	------	------	------	------	------	------	------	-------	-------	-------	-------	-------

PITCHER	IP	WLS	BF	H	R	ER	SO	BB	IBB	HBP	BLK	WP	HR	S	P	ERA	WHIP
Warren Spahn, L ERA: 3.48 (1, 1)	5.0		23	7	5	5	2	3	0	0	0	0	0	24	36	9.00	2.000
Denny Lemaster, L ERA: 5.87 (6, 1)	4.0	W	15	1	0	0	4	2	0	0	0	0	0	21	29	0.00	0.750

**BOTTOM**

**Milwaukee Braves @ Pittsburgh Pirates**  
**Forbes Field, Pittsburgh, PA**  
 Sun May 10 1964, 3:33 AM EDT  
 Unknown

AB	32
R	5
H	8
RBI	5
BB	5
SO	6
LOB	14



WP	PA	ERA	WHIP
0	38		

WP	HR	S	P	ERA	WHIP
0	0	0	0		

Batter	1	2	3	4	5	6	7	8	9	AB R H RBI BB SO LOB	TOP																									
<b>Felipe Alou, R</b> OBP: 0.273, SLG: 0.326 (1, 7) X	0-0 BB SH 2B 1B	0-0 FC6-5 WP 1B		0-0 5-3			0-3 K		0-0 6-3	5 1 2 0 0 1 0																										
<b>Ty Cline, L</b> OBP: 0.333, SLG: 0.286 (1, 8) X	0-0 SH 2B	0-0 L1		0-0 L4-3			0-0 L8			3 1 0 0 0 0 1																										
<b>Hank Aaron, R</b> OBP: 0.408, SLG: 0.448 (1, 9) B B B	4-0 2B 1-2 2-3 BB	0-0 FC6-5 S 2-3			0-0 F4		0-0 6-3			3 1 0 0 1 0 1																										
<b>Eddie Mathews, L</b> OBP: 0.370, SLG: 0.427 <b>Len Gabrielson, L</b> OBP: 0.118, SLG: 0.118 (1, 3) X (8, 3)	0-0 2B 1-3 2-H 3-H	4-0 BB			0-3 K		0-3 K			3 1 1 2 1 2 0 0 0 0 0 0 0 0																										
<b>Joe Torre, R</b> OBP: 0.366, SLG: 0.558 (1, 2) X	4-0 2B SF8-2-5 IBB	0-0 4-3			0-0 4-3			0-0 5-3		3 1 0 0 1 0 2																										
<b>Miguel de la Hoz, R</b> OBP: 0.500, SLG: 0.688 (1, 5) X	0-0 SF8-2-5 1-3 2-H 3-H 2B		0-0 G6-3 1B			0-0 F8		0-0 FC6-4 1B		4 0 3 2 0 0 0																										
<b>Frank Bolling, R</b> OBP: 0.323, SLG: 0.393 (1, 4) X	0-0 SF8-2-5 2-3 3-H		0-0 G6-3 1-2f			0-0 F1		0-0 FC6-4 1-2f		3 0 0 1 0 0 2																										
<b>Denis Menke, R</b> OBP: 0.391, SLG: 0.386 (1, 6) B B B	4-0 BB		0-0 F8			0-0 3B			0-0 F9	3 0 1 0 1 0 0																										
<b>Bob Sadowski, R</b> OBP: 0.067, SLG: 0.067 <b>Bobby Tiefenauer, R</b> (8, 1) X	0-0 F3			0-3 K		0-3 K			0-0 6-3	3 0 0 0 0 2 2 1 0 0 0 0 0 0																										
<b>Inning Stats</b>	R: 5 E: 1 K: 0 S: 6	H: 3 LOB: 1 BB: 3 P: 18	R: 0 E: 0 K: 0 S: 4	H: 1 LOB: 2 BB: 1 P: 8	R: 0 E: 0 K: 0 S: 3	H: 1 LOB: 0 BB: 0 P: 3	R: 0 E: 0 K: 1 S: 5	H: 0 LOB: 0 BB: 0 P: 5	R: 0 E: 0 K: 1 S: 6	H: 1 LOB: 1 BB: 0 P: 6	R: 0 E: 0 K: 1 S: 5	H: 0 LOB: 0 BB: 0 P: 5	R: 0 E: 0 K: 1 S: 6	H: 1 LOB: 1 BB: 0 P: 6	R: 0 E: 0 K: 0 S: 3	H: 0 LOB: 0 BB: 0 P: 3	1B: 4 2B: 3 3B: 1 HR: 0	SF: 1 SAC: 1 DP: 2 HBP: 0	WP: 1 PB: 0 SB: 1 CS: 0	PA: 37																
<b>PITCHER</b>	IP WLS BF H R ER SO BB IBB HBP BLK WP HR S P ERA WHIP																																			
<b>Tommie Sisk, R</b> ERA: 9.0 (1, 1)	0.0		6	3	5	4	0	1	1	0	0	0	0	4	12	∞	∞																			
<b>Steve Blass, R</b> ERA: (1, 1)	5.0		17	2	0	0	2	2	0	0	0	1	0	19	27	0.00	0.800																			
<b>Roy Face, R</b> ERA: 3.68 (6, 1)	3.0		11	2	0	0	3	0	0	0	0	0	0	17	17	0.00	0.667																			
<b>Al McBean, R</b> ERA: 1.8 (9, 1)	1.0	W	3	0	0	0	0	0	0	0	0	0	0	3	3	0.00	0.000																			

**Milwaukee Braves @ Pittsburgh Pirates**  
**Forbes Field, Pittsburgh, PA**  
 Sun May 10 1964, 3:38 AM EDT  
 Att. 16,430 - Unknown

AB	31
R	5
H	7
RBI	5
BB	4
SO	5
LOB	8





Batter	1	2	3	4	5	6	7	8	9	AB R H RBI BB SO LOB
--------	---	---	---	---	---	---	---	---	---	----------------------

<b>Bob Bailey, R</b> <small>OBP: 0.370, SLG: 0.446</small> <small>(1, 5)</small>	 <small>0-0</small>		 <small>0-0</small>			 <small>0-0</small>		 <small>0-0</small>	 <small>0-0</small>	5 2 3 2 0 0 0
<b>Bill Virdon, L</b> <small>OBP: 0.265, SLG: 0.227</small> <small>(1, 8)</small>	 <small>0-0</small>		 <small>0-0</small>			 <small>0-0</small>		 <small>0-0</small>	 <small>0-3</small>	4 0 0 0 1 1 2
<b>Roberto Clemente, R</b> <small>OBP: 0.436, SLG: 0.612</small> <small>(1, 9)</small>	 <small>0-0</small>			 <small>0-0</small>		 <small>0-3</small>		 <small>0-0</small>	 <small>4-0</small>	4 1 2 3 1 1 1
<b>Willie Stargell, L</b> <small>OBP: 0.390, SLG: 0.675</small> <small>(1, 7)</small>	 <small>0-0</small>			 <small>0-0</small>		 <small>0-0</small>		 <small>0-3</small>	 <small>0-0</small>	5 0 1 1 0 1 3
<b>Smoky Burgess, L</b> <small>OBP: 0.417, SLG: 0.300</small> <b>Orlando McFarlane, R</b> <small>OBP: 0.214, SLG: 0.154</small> <small>(8, PR) (9, 2)</small>		 <small>0-0</small>		 <small>0-0</small>			 <small>0-0</small>	 <small>0-0</small>		4 0 0 0 0 0 2 0 0 0 0 0 0 0
<b>Donn Clendenon, R</b> <small>OBP: 0.330, SLG: 0.400</small> <small>(1, 3)</small>		 <small>0-0</small>			 <small>0-0</small>		 <small>4-0</small>	 <small>0-3</small>		3 0 1 0 1 1 2
<b>Bill Mazeroski, R</b> <small>OBP: 0.250, SLG: 0.394</small> <small>(1, 4)</small>		 <small>0-0</small>			 <small>0-0</small>		 <small>0-0</small>		 <small>0-3</small>	4 1 1 0 0 1 2
<b>Gene Alley, R</b> <small>OBP: 0.297, SLG: 0.364</small> <small>(1, 6)</small>		 <small>0-3</small>			 <small>0-0</small>		 <small>0-0</small>		 <small>0-0</small>	4 1 1 0 0 1 3
<b>Tommie Sisk, R</b> <b>Steve Blass, R</b> <b>Manny Mota, R</b> <small>OBP: 0.438, SLG: 0.600</small> <b>Roy Face, R</b> <b>Rex Johnston, S</b> <b>Al McBean, R</b> <b>Gene Freese, R</b> <small>OBP: 0.368, SLG: 0.600</small>			 <small>0-0</small>		 <small>0-0</small>		 <small>4-0</small>	 <small>0-0</small>	<small>1-2, 2-3</small>	0 0 0 0 0 0 0 1 0 0 0 0 0 0 1 0 0 0 0 0 1 0 0 0 0 0 0 0 0 0 1 0 0 1 0 0 0 0 0 0 0 0 0 0 0 0 0 0 0

Inning Stats	R: 1 H: 1 E: 0 LOB: 0 K: 0 BB: 0 S: 4 P: 4	R: 0 H: 1 E: 0 LOB: 1 K: 1 BB: 0 S: 6 P: 6	R: 0 H: 0 E: 0 LOB: 0 K: 0 BB: 0 S: 3 P: 3	R: 0 H: 0 E: 0 LOB: 0 K: 0 BB: 0 S: 3 P: 3	R: 0 H: 1 E: 0 LOB: 1 K: 0 BB: 0 S: 4 P: 4	R: 0 H: 1 E: 0 LOB: 1 K: 1 BB: 0 S: 6 P: 6	R: 2 H: 2 E: 0 LOB: 2 K: 2 BB: 2 S: 9 P: 17	R: 3 H: 3 E: 0 LOB: 2 K: 2 BB: 1 S: 10 P: 14	1B: 7 SF: 0 2B: 1 SAC: 1 3B: 0 DP: 0 HR: 1 HBP: 0
--------------	---	---	---	---	---	---	--	---	--

PITCHER	IP	WLS	BF	H	R	ER	SO	BB	IBB	HBP	BLK	WP	HR	S	P	ERA	WHIP
Bob Sadowski, R <small>ERA: 4.17</small> <small>(1, 1)</small>	7.0		29	5	3	2	2	3	0	0	0	0	1	30	42	3.86	1.143
Bobby Tiefenauer, R <small>ERA: 2.7</small> <small>(8, 1)</small>	1.2	L	11	4	3	1	4	0	1	0	0	0	0	18	22	5.40	2.400

BOTTOM

Milwaukee Braves @ Pittsburgh Pirates  
 Forbes Field, Pittsburgh, PA

AB	35
R	6
H	9
RBI	6
BB	4
SO	6
LOB	16



WP: 0 PA: 40  
 PB: 1  
 SB: 1  
 CS: 0

ERA WHIP

Sun May 10 1964, 3:38 AM EDT  
 Att. 16,430 - Unknown

Batter	1	2	3	4	5	6	7	8	9	AB R H RBI BB SO LOB	TOP																
<b>Pete Rose, S</b> (1, 4) OBP: 0.271, SLG: 0.286	0-0 5-3	0-0 F8		0-0 1-2 2-H 1B			0-0 4-3	0-0 1-H 2-H HR		5 1 2 4 0 0 0	<b>Cincinnati Reds @ Pittsburgh Pirates</b> <b>Forbes Field, Pittsburgh, PA</b> Mon May 11 1964, 7:05 PM EDT Att. 5,902 - Unknown																
<b>Bobby Klaus, R</b> (1, 5) OBP: 0.222, SLG: 0.240	0-0 6-3		0-0 1-3	0-0 4-3			0-0 G3 WP 1B	0-3 K		5 1 1 0 0 1 2																	
<b>Vada Pinson, L</b> (1, 8) OBP: 0.337, SLG: 0.471	0-0 1B 2B		0-0 4-3		0-0 FC5-4 1B		0-0 G3	0-0 F9		5 1 2 0 0 0 1																	
<b>Deron Johnson, R</b> (1, 3) OBP: 0.435, SLG: 0.558	0-0 1B E 1B		4-0 BB		0-0 FC5-4 FC6-4 1-2f		4-0 1B BB		0-3 K	3 1 1 1 2 1 1																	
<b>Frank Robinson, R</b> (1, 9) OBP: 0.348, SLG: 0.464	0-0 E 1-3 1B		0-0 F7		0-0 FC6-4 1-2f		0-0 1-2 1B		0-0 G1-6-3 1B	5 0 3 1 0 0 2																	
<b>Tommy Harper, R</b> (1, 7) OBP: 0.292, SLG: 0.177	0-0 E5 1-3 3-H			0-3 K	0-3 K		0-0 4-3		0-0 G1-6-3	5 0 0 0 0 2 5																	
<b>Leo Cardenas, R</b> (1, 6) OBP: 0.404, SLG: 0.523	0-0 1-3			0-0 E9 1B		0-0 G4-6-3 1B		0-0 E7 HR 1B		4 2 2 0 0 0 2																	
<b>Hal Smith, R</b> (1, 2) OBP: 0.333, SLG: 0.357		0-0 F8		0-0 1B		0-0 G4-6-3		4-0 HR BB		3 0 1 0 0 0 1																	
<b>Gordy Coleman, L</b> (8, PH) OBP: 0.349, SLG: 0.436				1-2 1B		1-2f				0 1 0 0 1 0 0																	
<b>Jim Dickson, L</b> (8, 1)										0 0 0 0 0 0 0																	
<b>Bill Henry, L</b> (8, 1)										0 0 0 0 0 0 0																	
<b>Sammy Ellis, L</b> (1, 1)		0-0 G3		0-3 K		0-0 F7		0-3 K		3 0 0 0 0 1 2																	
<b>Johnny Edwards, L</b> (8, PH) OBP: 0.287, SLG: 0.338										1 0 0 0 0 1 2																	
<b>Inning Stats</b>	R: 2 E: 1 K: 0 S: 7	H: 3 LOB: 2 BB: 0 P: 7	R: 0 E: 0 K: 0 S: 3	H: 0 LOB: 0 BB: 0 P: 3	R: 0 E: 0 K: 0 S: 3	H: 0 LOB: 1 BB: 1 P: 7	R: 1 E: 1 K: 2 S: 10	H: 2 LOB: 2 BB: 0 P: 10	R: 0 E: 0 K: 1 S: 6	H: 1 LOB: 1 BB: 0 P: 6	R: 0 E: 0 K: 0 S: 3	H: 1 LOB: 0 BB: 0 P: 3	R: 1 E: 0 K: 0 S: 5	H: 2 LOB: 2 BB: 1 P: 9	R: 3 E: 1 K: 2 S: 9	H: 2 LOB: 0 BB: 1 P: 13	R: 0 E: 0 K: 1 S: 5	H: 1 LOB: 0 BB: 0 P: 5	1B: 10 2B: 1 3B: 0 HR: 1	SF: 0 SAC: 0 DP: 2 HBP: 0	WP: 1 PB: 0 SB: 0 CS: 0	PA: 42					
<b>PITCHER</b>	IP WLS BF H R ER SO BB IBB HBP BLK WP HR S P ERA WHIP																										
<b>Bob Veale, L</b> (1, 1) ERA: 4.87	7.0		33	9	4	2	3	2	0	0	0	1	0	37	45	2.57	1.571										
<b>Tommie Sisk, R</b> (8, 1) ERA: 10.64	0.0	L	2	1	2	2	0	1	0	0	0	0	0	1	5	∞	∞										
<b>Frank Bork, L</b> (8, 1) ERA: 4.5	1.0		4	1	1	1	2	0	0	0	0	0	1	8	8	9.00	1.000										
<b>Al McBean, R</b> (9, 1) ERA: 1.5	1.0		3	1	0	0	1	0	0	0	0	0	0	5	5	0.00	1.000										

livebaseballscorecards.com

<b>AB</b>	<b>39</b>
<b>R</b>	<b>7</b>
<b>H</b>	<b>12</b>
<b>RBI</b>	<b>6</b>
<b>BB</b>	<b>3</b>
<b>SO</b>	<b>6</b>
<b>LOB</b>	<b>18</b>



Batter	1	2	3	4	5	6	7	8	9	AB R H RBI BB SO LOB
Bob Bailey, R OBP: 0.360, SLG: 0.430 (1, 5)	0-0 F9		0-0 5-3	0-3 K			0-0 1B	0-0 FC6-4		5 0 1 1 0 1 3
Bill Virdon, L OBP: 0.275, SLG: 0.250 Gene Freese, R OBP: 0.359, SLG: 0.583 Al McBean, R (8, PH) (9, 1)	0-0 F4		4-3 HR 2B		0-0 L8		0-0 1B	0-0 FC5-4		4 1 2 0 0 0 0 1 0 0 0 0 0 3 0 0 0 0 0 0 0
Roberto Clemente, R OBP: 0.417, SLG: 0.583 (1, 9)	0-3 K		0-0 4-3		0-0 F3		0-3 K		0-0 5-3	5 0 0 0 0 2 3
Willie Stargell, L OBP: 0.391, SLG: 0.695 (1, 7)		0-0 BB FC5-4 1B	0-0 HR		0-3 K		0-0 F7		0-0 F6	5 2 2 2 0 1 2
Smoky Burgess, L OBP: 0.563, SLG: 0.538 Orlando McFarlane, R OBP: 0.200, SLG: 0.143 (8, PR) (9, 2)		4-0 FC5-4 BB 1-2 BB	0-0 1B			0-0 G6-3 1B		0-0 3B 2B	0-0 6-3	3 0 3 0 1 0 0 1 1 0 0 0 0 0
Donn Clendenon, R OBP: 0.327, SLG: 0.415 (1, 3)		0-3 K	0-3 K			0-0 F9		0-0 2B 3B		4 1 1 1 0 2 4
Bill Mazeroski, R OBP: 0.260, SLG: 0.402 (1, 4)		4-0 FC5-4 BB 1-2 2-3		0-0 G3		0-0 G6-3		0-0 FC1-5 2B		3 0 1 1 1 0 1
Gene Alley, R OBP: 0.317, SLG: 0.343 (1, 6)		0-0 FC5-4		0-3 K			4-0 SH1-4 1B BB	4-0 FC6-4 FC1-5 BB		2 1 0 1 2 1 2
Bob Veale, S OBP: 0.083, SLG: 0.083 Manny Mota, R OBP: 0.438, SLG: 0.600 Tommye Sisk, R Frank Bork, R Rex Johnston, S (7, PH) (8, 1) (8, 1) (8, PH) (9, 8)		0-3 K		0-0 1B			0-0 SH1-4	0-0 FC1-5		2 0 1 0 0 1 2 0 1 0 0 0 0 0 2

Inning Stats	R: 0 E: 0 K: 1 S: 5	H: 0 LOB: 0 BB: 0 P: 5	R: 1 E: 0 K: 2 S: 8	H: 1 LOB: 2 BB: 2 P: 16	R: 2 E: 0 K: 1 S: 8	H: 3 LOB: 1 BB: 0 P: 8	R: 0 E: 0 K: 2 S: 8	H: 1 LOB: 1 BB: 0 P: 8	R: 0 E: 0 K: 1 S: 5	H: 0 LOB: 0 BB: 0 P: 5	R: 0 E: 0 K: 0 S: 3	H: 1 LOB: 0 BB: 0 P: 3	R: 1 E: 0 K: 1 S: 7	H: 2 LOB: 2 BB: 1 P: 11	R: 2 E: 0 K: 0 S: 6	H: 3 LOB: 3 BB: 1 P: 10	R: 0 E: 0 K: 0 S: 3	H: 0 LOB: 0 BB: 0 P: 3	1B: 6 2B: 3 3B: 1 HR: 1	SF: 0 SAC: 1 DP: 1 HBP: 0	WP: 0 PB: 0 SB: 0 CS: 0	PA: 41
--------------	------------------------------	---------------------------------	------------------------------	----------------------------------	------------------------------	---------------------------------	------------------------------	---------------------------------	------------------------------	---------------------------------	------------------------------	---------------------------------	------------------------------	----------------------------------	------------------------------	----------------------------------	------------------------------	---------------------------------	----------------------------------	------------------------------------	----------------------------------	--------

PITCHER	IP	WLS	BF	H	R	ER	SO	BB	IBB	HBP	BLK	WP	HR	S	P	ERA	WHIP
Sammy Ellis, R ERA: 4.13 (1, 1)	7.0	W	31	8	4	4	8	3	0	0	0	0	1	44	56	5.14	1.571
Jim Dickson, R ERA: 7.2 (8, 1)	0.0		3	3	2	2	0	0	0	0	0	0	0	3	3	∞	∞
Bill Henry, L ERA: 0.93 (8, 1)	2.0	S	7	0	0	0	0	1	0	0	0	0	0	6	10	0.00	0.500

**BOTTOM**

**Cincinnati Reds @ Pittsburgh Pirates**  
**Forbes Field, Pittsburgh, PA**  
 Mon May 11 1964, 7:05 PM EDT  
 Att. 5,902 - Unknown

<b>AB</b>	<b>36</b>
<b>R</b>	<b>6</b>
<b>H</b>	<b>11</b>
<b>RBI</b>	<b>6</b>
<b>BB</b>	<b>4</b>
<b>SO</b>	<b>8</b>
<b>LOB</b>	<b>22</b>



PITCHER	IP	WLS	BF	H	R	ER	SO	BB	IBB	HBP	BLK	WP	HR	S	P	ERA	WHIP
---------	----	-----	----	---	---	----	----	----	-----	-----	-----	----	----	---	---	-----	------

Batter	1	2	3	4	5	6	7	8	9	AB R H RBI BB SO LOB	TOP											
<b>Pete Rose, S</b> (1, 4) OBP: 0.268, SLG: 0.275	0-0 F9		4-0 FC6-4 BB	0-0 F9		0-0 6-3		0-0 F9		4 0 0 0 1 0 6												
<b>Tommy Harper, R</b> (1, 7) OBP: 0.273, SLG: 0.164	0-0 F8		0-0 FC6-4 2B		0-3 K		0-0 L3	0-0 FC6-4		5 1 0 0 0 1 4												
<b>Vada Pinson, L</b> (1, 8) OBP: 0.330, SLG: 0.467	0-0 G3		0-0 2B		0-0 G3		0-0 4-3		0-0 F8	5 0 1 1 0 0 0												
<b>Deron Johnson, R</b> (1, 3) OBP: 0.439, SLG: 0.545 <b>Gordy Coleman, L</b> (9, PH) OBP: 0.341, SLG: 0.425		0-0 L7	0-0 L4		0-0 HBP 1B		4-0 BB		0-0 1-3	3 0 1 0 1 0 1 1 0 0 0 0 0 0												
<b>Frank Robinson, R</b> (1, 9) OBP: 0.361, SLG: 0.477		0-0 2B		0-0 5-3	1-0 HBP 1B		0-0 F7		0-0 1B	4 0 2 0 0 0 1												
<b>Leo Cardenas, R</b> (1, 6) OBP: 0.404, SLG: 0.516		0-3 K		0-0 5-3 1B		0-0 L9		0-0 SH WP FC3-2 1B	0-0 F8	5 1 2 0 0 1 4												
<b>Steve Boros, R</b> (1, 5) OBP: 0.750, SLG: 0.500		4-0 IBB		0-0 5-3		0-0 G4-6-3 1B		4-0 FC3-2 SH 1-2 BB		2 0 1 0 2 0 1	<b>AB 34</b>											
<b>Johnny Edwards, L</b> (1, 2) OBP: 0.289, SLG: 0.329		0-3 K		4-0 1B IBB		0-0 G4-6-3		0-0 SH FC3-2		2 0 0 0 1 1 3	<b>R 2</b>											
<b>Jim Maloney, L</b> (1, 1) OBP: 0.400, SLG: 0.308			0-0 F6	0-0 1-3 2-H 1B		4-0 S BB		0-0 FC3-2 FC6-4		3 0 1 1 1 0 3	<b>H 8</b>											
<b>Inning Stats</b>	R: 0 E: 0 K: 0 S: 3	H: 0 LOB: 0 BB: 0 P: 3	R: 0 E: 0 K: 2 S: 8	H: 1 LOB: 2 BB: 1 P: 12	R: 1 E: 0 K: 0 S: 4	H: 1 LOB: 1 BB: 1 P: 8	R: 1 E: 0 K: 0 S: 5	H: 2 LOB: 2 BB: 1 P: 9	R: 0 E: 0 K: 1 S: 6	H: 1 LOB: 2 BB: 0 P: 7	R: 0 E: 0 K: 0 S: 3	H: 1 LOB: 1 BB: 1 P: 7	R: 0 E: 0 K: 0 S: 3	H: 0 LOB: 1 BB: 1 P: 7	R: 0 E: 1 K: 0 S: 5	H: 1 LOB: 3 BB: 1 P: 9	R: 0 E: 0 K: 0 S: 4	H: 1 LOB: 1 BB: 0 P: 4	1B: 6 2B: 2 3B: 0 HR: 0	SF: 0 SAC: 1 DP: 1 HBP: 1	WP: 1 PB: 0 SB: 1 CS: 0	PA: 42
<b>PITCHER</b>	IP WLS BF H R ER SO BB IBB HBP BLK WP HR S P ERA WHIP																					
<b>Joe Gibbon, L</b> (1, 1) ERA: 2.79	8.1 W 39 7 2 2 3 4 2 1 0 1 0 38 63 2.16 1.320																					
<b>Al McBean, R</b> (9, 1) ERA: 1.35	0.2 S 3 1 0 0 0 0 0 0 0 0 0 0 3 3 0.00 1.500																					

Cincinnati Reds @ Pittsburgh Pirates  
 Forbes Field, Pittsburgh, PA  
 Tue May 12 1964, 7:05 PM EDT  
 Att. 5,811 - Unknown

<b>AB</b>	34
<b>R</b>	2
<b>H</b>	8
<b>RBI</b>	2
<b>BB</b>	6
<b>SO</b>	3
<b>LOB</b>	23



livebaseballscorecards.com


Batter	1	2	3	4	5	6	7	8	9	AB	R	H	RBI	BB	SO	LOB
Dick Schofield, S OBP: 0.346, SLG: 0.343 (1, 6) X	0-0 4-3 ①			0-3 K ① X	0-0 F6 ③		0-3 K ②			4	0	0	0	0	2	3
Bill Virdon, L OBP: 0.264, SLG: 0.240 (1, 8) X	0-0 6-3 ②			0-3 K2-3 ②		0-0 4-3 ① X	0-0 4-3 ③			4	0	0	0	0	1	1
Roberto Clemente, R OBP: 0.412, SLG: 0.571 (1, 9) S S S	0-3 K ③			0-0 L9 ③		0-0 BB BB 1B		0-0 E3 SH5-3 SH BB		4	1	1	0	0	1	0
Willie Stargell, L OBP: 0.378, SLG: 0.671 (1, 7) X		0-0 L3 ①			0-0 G3 ① X	0-0 F9 ②		0-0 SH BB SH5-3 1-2		3	0	0	0	0	0	1
Smoky Burgess, L OBP: 0.578, SLG: 0.533 (1, 2) X		0-0 4-3 ②			0-0 HR 1B BB BB BB	4-0 BB BB BB 1-2		0-0 SH5-3 ① 1-2 2-3		2	1	1	0	1	0	0
Gene Freese, R OBP: 0.395, SLG: 0.658 (1, 5) X		0-0 F8 ③			0-0 HR 1B 1-H BB BB BB	4-0 BB BB BB 1-2 2-3		4-0 BB BB IBB		2	1	1	2	2	0	0
Donn Clendenon, R OBP: 0.324, SLG: 0.402 (1, 3) X			0-0 4-3 ①		0-3 K ② X	0-0 F9 ③		4-0 BB BB BB 1-2 2-3 3-H		3	0	0	1	1	1	3
Bill Mazaroski, R OBP: 0.260, SLG: 0.396 (1, 4) X			0-0 6-3 ②		0-0 1B 1B		0-3 K ① X	0-0 G6-4-3 ② ③		4	0	1	0	0	1	3
Joe Gibbon, R OBP: 0.286, SLG: 0.231 Al McBean, R (9, 1) S S S			0-3 K ③		0-0 1B 1-2		0-0 1B			3	0	2	0	0	1	0
										0	0	0	0	0	0	0

<b>Inning Stats</b>	R: 0 E: 0 K: 1 S: 5	H: 0 LOB: 0 BB: 0 P: 5	R: 0 E: 0 K: 0 S: 3	H: 0 LOB: 0 BB: 0 P: 3	R: 0 E: 0 K: 1 S: 5	H: 0 LOB: 0 BB: 0 P: 5	R: 0 E: 0 K: 2 S: 7	H: 0 LOB: 0 BB: 0 P: 7	R: 2 E: 0 K: 1 S: 9	H: 4 LOB: 2 BB: 0 P: 9	R: 0 E: 0 K: 2 S: 4	H: 1 LOB: 3 BB: 2 P: 12	R: 0 E: 0 K: 2 S: 8	H: 1 LOB: 1 BB: 0 P: 8	R: 1 E: 1 K: 0 S: 4	H: 0 LOB: 2 BB: 2 P: 12	1B: 5 2B: 0 3B: 0 HR: 1	SF: 0 SAC: 2 DP: 1 HBP: 0	WP: 0 PB: 0 SB: 0 CS: 0	PA: 35
<b>PITCHER</b> Jim Maloney, R ERA: 2.0 (1, 1)	IP: 8.0 WLS: L BF: 35 H: 6 R: 3 ER: 2 SO: 7 BB: 3 IBB: 1 HBP: 0 BLK: 0 WP: 0 HR: 1 S: 45 P: 61 ERA: 2.25 WHIP: 1.125																			

**BOTTOM**

**Cincinnati Reds @ Pittsburgh Pirates**  
 Forbes Field, Pittsburgh, PA  
 Tue May 12 1964, 7:05 PM EDT  
 Att. 5,811 - Unknown

AB	29
R	3
H	6
RBI	3
BB	4
SO	7
LOB	11



Batter	1	2	3	4	5	6	7	8	9	AB R H RBI BB SO LOB	TOP											
Gene Alley, R (1, 6) OBP: 0.289, SLG: 0.308	2-2 L7		0-1 5-3		1-2 5-3		1-2 FC5-4			4 0 0 0 0 0 1	<b>Pittsburgh Pirates @ Los Angeles Dodgers</b> <b>Dodger Stadium, Los Angeles, CA</b> Fri May 15 1964, 7:05 PM PDT Att: 33,507 - Unknown											
Bill Virdon, L (1, 8) OBP: 0.282, SLG: 0.280	2-1 FC6 1B		1-0 3B		1-2 5-3			2-1 1B		4 0 3 0 0 0 0												
Roberto Clemente, R (1, 9) OBP: 0.398, SLG: 0.552	0-0 FC6 1-2f		1-1 F9		2-2 6-3			1-3 K		4 0 0 0 0 1 3												
Willie Stargell, L (1, 7) OBP: 0.372, SLG: 0.652	0-3 K			0-2 1B 1B		0-1 L7		1-2 2-3		4 0 1 0 0 1 2												
Gene Freese, R (1, 5) OBP: 0.400, SLG: 0.650		1-2 5-3		1-2 1-3 1B		1-0 F8		0-0 F5		2 0 1 0 0 0 0												
Bob Bailey, R (4, 5) OBP: 0.352, SLG: 0.420										2 0 0 0 0 0 1												
Donn Clendenon, R (1, 3) OBP: 0.321, SLG: 0.390		2-2 6-3		0-0 1-3		2-3 K			4-2 G5-4-3 BB	3 0 0 0 1 1 2												
Bill Mazerolski, R (1, 4) OBP: 0.278, SLG: 0.392		4-2 BB		4-0 IBB			4-1 FC5-4 BB		1-3 K	1 0 0 0 3 1 1												
Jim Pagliaroni, R (1, 2) OBP: 0.351, SLG: 0.308		0-0 F3		2-2 K		2-3 K		3-2 G5-4-3 1-2f		4 0 0 0 0 2 6												
Bob Friend, R (1, 1) OBP: 0.105, SLG: 0.056			2-3 K		1-3 K		0-0 F9			2 0 0 0 0 2 3												
Tom Butters, R (5, 1) OBP: 0.333, SLG: 0.333										0 0 0 0 0 0 0												
Dick Schofield, S (7, PH) OBP: 0.341, SLG: 0.338										1 0 0 0 0 0 1												
Bob Priddy, R (7, 1)										0 0 0 0 0 0 0												
<b>Inning Stats</b>	R: 0 E: 0 K: 1 S: 12	H: 1 LOB: 1 BB: 0 P: 16	R: 0 E: 0 K: 0 S: 10	H: 0 LOB: 1 BB: 1 P: 17	R: 0 E: 0 K: 1 S: 8	H: 1 LOB: 1 BB: 0 P: 12	R: 0 E: 0 K: 2 S: 13	H: 2 LOB: 3 BB: 1 P: 21	R: 0 E: 0 K: 0 S: 11	H: 0 LOB: 0 BB: 0 P: 15	R: 0 E: 0 K: 1 S: 6	H: 0 LOB: 0 BB: 0 P: 9	R: 0 E: 0 K: 1 S: 9	H: 0 LOB: 1 BB: 1 P: 16	R: 0 E: 0 K: 1 S: 9	H: 1 LOB: 1 BB: 0 P: 13	R: 0 E: 0 K: 1 S: 9	H: 0 LOB: 0 BB: 1 P: 17	1B: 4 2B: 0 3B: 1 HR: 0	SF: 0 SAC: 0 DP: 1 HBP: 0	WP: 0 PB: 0 SB: 0 CS: 0	PA: 35
<b>PITCHER</b> Phil Ortega, R (1, 1) ERA: 1.67	IP 9.0 WLS W BF 35 H 5 R 0 ER 0 SO 8 BB 3 IBB 1 HBP 0 BLK 0 WP 0 HR 0 S 87 P 136 ERA 0.00 WHIP 0.889																					

AB	31
R	0
H	5
RBI	0
BB	4
SO	8
LOB	20



Batter	1	2	3	4	5	6	7	8	9	AB R H RBI BB SO LOB
Maury Wills, S OBP: 0.344, SLG: 0.369 (1, 6)	L8 2-2		4-3 1-0	FC6 0-0		K 3-3		CS BB 4-2		4 0 0 1 1 1 3
Jim Gilliam, S OBP: 0.253, SLG: 0.247 (1, 5)	G3 1-1		F7 1-0	F7 0-0		5-3 BB 4-1		K 0-3		4 0 0 0 1 1 4
Tommy Davis, R OBP: 0.308, SLG: 0.344 (1, 7)	CS BB 4-1			1-4-3 1B 2-1	BB 1B 2-2	5-3 1-2		L9 2-1		4 2 2 0 1 0 2
Ron Fairly, L OBP: 0.406, SLG: 0.368 (1, 3)	CS 1-2	K 3-3		1-4-3 1-2	K 0-3	BB 4-2		CS 1-0		3 0 0 0 1 2 2
Frank Howard, R OBP: 0.301, SLG: 0.586 (1, 9)		5-3 2-2		E 1B 2-H 1B 0-0	BB 1B 1-2	6-3 2-2				4 2 2 1 0 0 2
John Roseboro, L OBP: 0.344, SLG: 0.414 (1, 2)		BB 4-1		E7 SF 1B 1-3	BB 1B 1-2 2-3	BB 1B 4-2		6-3 1-2		2 1 1 0 2 0 0
Willie Davis, L OBP: 0.245, SLG: 0.337 (1, 8)		F3 2-0		SF E FC6 1B 1-3	BB 1B 1-2 2-H 3-H	BB 1B 0-0		3-1 1-2		4 1 2 3 0 0 1
Dick Tracewski, R OBP: 0.369, SLG: 0.400 (1, 4)			5-3 3-2	FC6 SF 1B 1-2	BB IBB 3-3	K 0-3		BB 4-2		2 0 0 0 2 1 2
Phil Ortega, R OBP: 0.133, SLG: 0.077 (1, 1)			E5 4-3	SF FC6 1B 1-2	K 2-3			3-1 2-1		3 0 1 1 0 1 3

Inning Stats	R: 0	H: 0	E: 0	K: 13	S: 13	R: 0	H: 0	E: 0	K: 1	S: 10	R: 0	H: 1	E: 1	K: 0	S: 8	R: 4	H: 4	E: 3	K: 0	S: 11	R: 2	H: 3	E: 0	K: 3	S: 17	R: 0	H: 0	E: 0	K: 1	S: 14	R: 0	H: 0	E: 0	K: 0	S: 10	R: 0	H: 0	E: 0	K: 1	S: 11	1B: 8	2B: 0	3B: 0	HR: 0	SF: 1	SAC: 0	DP: 0	HBP: 0	WP: 0	PB: 0	SB: 0	CS: 2
--------------	------	------	------	-------	-------	------	------	------	------	-------	------	------	------	------	------	------	------	------	------	-------	------	------	------	------	-------	------	------	------	------	-------	------	------	------	------	-------	------	------	------	------	-------	-------	-------	-------	-------	-------	--------	-------	--------	-------	-------	-------	-------

PITCHER	IP	WLS	BF	H	R	ER	SO	BB	IBB	HBP	BLK	WP	HR	S	P	ERA	WHIP
Bob Friend, R ERA: 4.44 (1, 1)	4.1	L	25	8	6	4	2	3	1	0	0	0	0	52	92	8.31	2.538
Tom Butters, R ERA: 2.6 (5, 1)	1.2		7	0	0	0	3	2	0	0	0	0	0	21	37	0.00	1.200
Bob Priddy, R ERA: (7, 1)	2.0		7	0	0	0	1	2	0	0	0	0	0	21	35	0.00	1.000

BOTTOM

Pittsburgh Pirates @ Los Angeles Dodgers  
 Dodger Stadium, Los Angeles, CA  
 Fri May 15 1964, 7:05 PM PDT  
 Att. 33,507 - Unknown

livebaseballscorecards.com

AB	30
R	6
H	8
RBI	6
BB	8
SO	6
LOB	19



WP: 0	PA: 41
PB: 0	
SB: 0	
CS: 2	

Batter	1	2	3	4	5	6	7	8	9	AB R H RBI BB SO LOB	TOP											
Dick Schofield, S (1, 6) OBP: 0.333, SLG: 0.329	0-1 5-3		1-2 FC6-4			1-2 1B		1-3 K		5 1 1 0 0 1 4												
Manny Mota, R (1, 8) OBP: 0.524, SLG: 0.611	0-1 6-3			1-2 WP 1B		1-2 1B	4-2 1B BB		4-1 1B G1 BB	3 3 2 0 2 0 0												
Roberto Clemente, R (1, 9) OBP: 0.398, SLG: 0.562	1-0 4-3			2-3 K		0-0 1B	1-1 1B		1-2 G1	5 2 2 1 0 1 2												
Willie Stargell, L (1, 7) OBP: 0.378, SLG: 0.645		0-2 1-3		0-0 F5		0-2 2B	1-0 1B		0-2 1B	4 1 2 4 0 0 1												
Bill Virdon, L (7, PR) OBP: 0.288, SLG: 0.287						2-H 3-H 2B	2-H 3-H 1B		2-3 1B	1 0 1 0 0 0 0												
Gene Freese, R (1, 5) OBP: 0.396, SLG: 0.643		0-0 FC1-6 1B		1-3 K		2-1 SH1-4	0-0 SH2-3		2-0 SF9	2 0 1 1 0 1 1												
Donn Clendenon, R (1, 3) OBP: 0.308, SLG: 0.371		1-1 FC1-6 PO		1-3 K		0-0 5-3	1-3 K		1-3 K	5 0 0 0 0 3 4												
Bill Mazeroski, R (1, 4) OBP: 0.277, SLG: 0.396		2-0 PO	0-0 F8		2-2 F8	0-2 2B	2-2 F8			4 0 1 1 0 0 1												
Orlando McFarlane, R (1, 2) OBP: 0.263, SLG: 0.125			2-3 K		4-2 BB	4-0 IBB		0-0 F4		2 0 0 0 2 1 0												
Bob Veale, S (1, 1) OBP: 0.188, SLG: 0.133			0-1 FC6-4 1B		0-3 K	4-0 BB		1-3 K		3 0 1 0 1 2 1												
Al McBean, R (8, 1)										0 0 0 0 0 0 0												
<b>Inning Stats</b>	R: 0 E: 0 K: 0 S: 5	H: 0 LOB: 0 BB: 0 P: 6	R: 0 E: 0 K: 0 S: 6	H: 1 LOB: 0 BB: 0 P: 9	R: 0 E: 0 K: 1 S: 9	H: 1 LOB: 1 BB: 0 P: 12	R: 0 E: 0 K: 2 S: 13	H: 1 LOB: 1 BB: 0 P: 17	R: 0 E: 0 K: 2 S: 11	H: 0 LOB: 1 BB: 1 P: 18	R: 4 E: 0 K: 0 S: 17	H: 5 LOB: 3 BB: 2 P: 28	R: 2 E: 0 K: 1 S: 13	H: 2 LOB: 1 BB: 1 P: 22	R: 0 E: 0 K: 2 S: 8	H: 0 LOB: 0 BB: 0 P: 10	R: 1 E: 0 K: 1 S: 11	H: 1 LOB: 1 BB: 1 P: 19	1B: 8 2B: 3 3B: 0 HR: 0	SF: 1 SAC: 2 DP: 0 HBP: 0	WP: 1 PB: 0 SB: 1 CS: 0	PA: 43
<b>PITCHER</b>	IP WLS BF H R ER SO BB IBB HBP BLK WP HR S P ERA WHIP												<b>PITCHER</b>	IP WLS BF H R ER SO BB IBB HBP BLK WP HR S P ERA WHIP								
Nick Willhite, L (1, 1) ERA: 5.26	5.2 L 27 8 4 4 5 2 1 0 0 0 1 0 59 88 6.35 1.765																					
Bob Miller, R (6, 1) ERA: 4.76	1.1 7 2 2 2 1 1 0 0 0 0 0 0 15 24 13.50 2.250																					
Jim Brewer, L (8, 1) ERA: 5.19	2.0 8 1 1 1 3 1 0 0 0 0 0 0 19 29 4.50 1.000																					

Pittsburgh Pirates @ Los Angeles Dodgers  
 Dodger Stadium, Los Angeles, CA  
 Sat May 16 1964, 3:33 AM PDT  
 Att: 21,992 - Unknown

AB	34
R	7
H	11
RBI	7
BB	5
SO	9
LOB	14





Batter	1	2	3	4	5	6	7	8	9	AB	R	H	RBI	BB	SO	LOB
Maury Wills, S OBP: 0.338, SLG: 0.357 (1, 6)	4-2 WP 3-1 4-3 BB		3-3 K		0-1 L8		1-2 1-3		1-2 L9	4	1	0	0	1	1	3
Jim Gilliam, S OBP: 0.242, SLG: 0.235 (1, 5)	1-1 3-1 1-2		2-3 K		2-2 F3			2-1 6-3		4	0	0	0	0	1	2
Tommy Davis, R OBP: 0.306, SLG: 0.333 (1, 7)	1-0 4-3 2-H		1-1 6-3					4-1 WP 1B BB		3	1	0	1	1	0	0
Frank Howard, R OBP: 0.315, SLG: 0.580 (1, 9)	4-2 FC6-4 BB			4-1 1B G6-4-3 BB		3-2 F9		4-2 WP 1B BB		1	2	0	0	3	0	0
Doug Camilli, R OBP: 0.304, SLG: 0.273 (1, 2)	1-2 FC6-4 1-2f			0-0 1-3 1B G6-4-3		0-1 5-3		1-2 1-H 2-H 1B		4	0	2	2	0	0	1
Wes Parker, S OBP: 0.278, SLG: 0.250 (1, 3)		1-2 5-3		0-2 G6-4-3 1-2f 3-H			4-2 1B BB	1-0 F6		2	0	0	0	1	0	1
Ron Fairly, L OBP: 0.402, SLG: 0.364 (8, PH) (9, 3)				0-1 F6			1-3 K	0-0 4-3		1	0	0	0	0	0	1
Willie Davis, L OBP: 0.246, SLG: 0.327 (1, 8)		4-1 BB BB		0-1 F6			1-3 K	0-0 4-3		3	0	0	0	1	1	2
Dick Tracewski, R OBP: 0.382, SLG: 0.404 (1, 4)		4-1 SAFE BB			1-0 L3		0-0 1-2 1B		1-3 K	2	0	1	0	1	0	0
Wally Moon, L OBP: 0.226, SLG: 0.214 (9, PH)		1-2 BB			4-0 BB		0-1 F4		1-0 4-3	1	0	0	0	1	1	1
Nick Willhite, L OBP: 0.500, SLG: 0.500 (1, 1)		1-3 K								0	0	0	0	0	0	0
Bob Miller, R OBP: 0.500, SLG: 0.500 (6, 1)										1	0	0	0	0	0	0
Lee Walls, R OBP: 0.500, SLG: 0.571 (7, PH)										0	0	0	0	0	0	2
Jim Brewer, L OBP: 0.500, SLG: 0.571 (8, 1)										0	0	0	0	0	0	0
John Roseboro, L OBP: 0.340, SLG: 0.409 (9, PH)										1	0	0	0	0	0	0

Inning Stats	R: 1	H: 0	E: 0	K: 0	S: 11	H: 0	LOB: 1	BB: 2	P: 22	R: 0	H: 0	E: 0	K: 1	S: 9	H: 0	LOB: 1	BB: 2	P: 19	R: 0	H: 0	E: 0	K: 2	S: 8	H: 0	LOB: 0	BB: 0	P: 14	R: 1	H: 1	E: 0	K: 0	S: 7	H: 0	LOB: 1	BB: 1	P: 14	R: 0	H: 0	E: 0	K: 0	S: 7	H: 0	LOB: 0	BB: 0	P: 17	R: 0	H: 1	E: 0	K: 1	S: 13	H: 1	LOB: 2	BB: 1	P: 19	R: 2	H: 1	E: 0	K: 0	S: 11	H: 1	LOB: 1	BB: 2	P: 23	R: 0	H: 0	E: 0	K: 1	S: 7	H: 0	LOB: 0	BB: 0	P: 10	1B: 3	SF: 0	2B: 0	SAC: 0	3B: 0	DP: 1	HR: 0	HBP: 0	WP: 2	PA: 37
--------------	------	------	------	------	-------	------	--------	-------	-------	------	------	------	------	------	------	--------	-------	-------	------	------	------	------	------	------	--------	-------	-------	------	------	------	------	------	------	--------	-------	-------	------	------	------	------	------	------	--------	-------	-------	------	------	------	------	-------	------	--------	-------	-------	------	------	------	------	-------	------	--------	-------	-------	------	------	------	------	------	------	--------	-------	-------	-------	-------	-------	--------	-------	-------	-------	--------	-------	--------


PITCHER	IP	WLS	BF	H	R	ER	SO	BB	IBB	HBP	BLK	WP	HR	S	P	ERA	WHIP
Bob Veale, L ERA: 4.88 (1, 1)	7.1	W	32	3	4	4	4	9	0	0	0	2	0	75	136	4.91	1.636
Al McBean, R ERA: 1.08 (8, 1)	1.2	S	5	0	0	0	1	0	0	0	0	0	0	9	13	0.00	0.000

**BOTTOM**

**Pittsburgh Pirates @ Los Angeles Dodgers**  
**Dodger Stadium, Los Angeles, CA**  
 Sat May 16 1964, 3:33 AM PDT  
 Att. 21,992 - Unknown

livebaseballscorecards.com

<b>AB</b>	<b>28</b>
<b>R</b>	<b>4</b>
<b>H</b>	<b>3</b>
<b>RBI</b>	<b>3</b>
<b>BB</b>	<b>9</b>
<b>SO</b>	<b>5</b>
<b>LOB</b>	<b>13</b>



Batter	1	2	3	4	5	6	7	8	9	AB R H RBI BB SO LOB	TOP											
Dick Schofield, S (1, 6) OBP: 0.326, SLG: 0.321	2-0 F8		0-0 F5		0-1 1B			2-1 F2	0-0 5-3	5 0 1 0 0 0 1	<b>Pittsburgh Pirates @ Los Angeles Dodgers</b> <b>Dodger Stadium, Los Angeles, CA</b> Sun May 17 1964, 3:33 AM PDT Unknown											
Manny Mota, R (1, 8) OBP: 0.440, SLG: 0.500	1-3 K		1-2 4-3		0-2 5-3			1-2 5-3		4 0 0 0 0 1 2												
Roberto Clemente, R (1, 9) OBP: 0.409, SLG: 0.592	2-2 3B			0-0 F9		1-2 G5-4-3 1B		0-2 2B		4 1 3 0 0 0 0												
Gene Freese, R (1, 5) OBP: 0.385, SLG: 0.630	0-2 2-3			1-3 K		1-0 G5-4-3 1-2f		1-1 1B 2B		4 1 1 1 0 1 2												
Bob Bailey, R (1, 7) OBP: 0.359, SLG: 0.424		1-3 K		0-0 1B		3-2 F2		0-2 1B		4 0 2 1 0 1 0												
Donn Clendenon, R (1, 3) OBP: 0.314, SLG: 0.376		2-2 1B		1-3 K			0-0 1B	1-1 1-3		4 0 2 0 0 1 2												
Bill Mazerowski, R (1, 4) OBP: 0.267, SLG: 0.382		0-1 F9			2-2 4-3		0-2 F3		2-3 K	4 0 0 0 0 1 2												
Orlando McFarlane, R (1, 2) OBP: 0.261, SLG: 0.105		3-3 K			2-3 K		3-2 F2		4-2 FC4-6 BB	3 0 0 0 1 2 2												
Vern Law, R (1, 1) OBP: 0.467, SLG: 0.533			2-3 K		0-2 1B		2-3 K		3-1 FC4-6	2 0 1 0 0 1 0												
Gene Alley, R (7, PH) OBP: 0.283, SLG: 0.300									1-2f	1 0 0 0 0 1 1												
Roy Face, R (7, 1)										0 0 0 0 0 0 0												
Bill Virdon, L (9, PH) OBP: 0.286, SLG: 0.284										1 0 0 0 0 0 1												
<b>Inning Stats</b>	R: 0 E: 0 K: 1 S: 10	H: 1 LOB: 1 BB: 0 P: 15	R: 0 E: 0 K: 2 S: 12	H: 1 LOB: 1 BB: 0 P: 18	R: 0 E: 0 K: 1 S: 7	H: 0 LOB: 0 BB: 0 P: 10	R: 0 E: 0 K: 2 S: 10	H: 1 LOB: 1 BB: 0 P: 12	R: 0 E: 0 K: 1 S: 14	H: 2 LOB: 2 BB: 0 P: 18	R: 0 E: 0 K: 0 S: 7	H: 1 LOB: 0 BB: 0 P: 12	R: 0 E: 0 K: 1 S: 15	H: 1 LOB: 1 BB: 0 P: 20	R: 2 E: 0 K: 0 S: 18	H: 3 LOB: 1 BB: 0 P: 23	R: 0 E: 0 K: 1 S: 8	H: 0 LOB: 1 BB: 1 P: 17	1B: 7 2B: 2 3B: 1 HR: 0	SF: 0 SAC: 0 DP: 1 HBP: 0	WP: 0 PB: 0 SB: 0 CS: 0	PA: 37
<b>PITCHER</b>	IP WLS BF H R ER SO BB IBB HBP BLK WP HR S P ERA WHIP																					
Sandy Koufax, L (1, 1) ERA: 3.15	7.2 W 32 10 2 2 8 0 0 0 0 0 0 0 91 125 2.35 1.304																					
Ron Perranoski, L (8, 1) ERA: 1.99	1.1 S 5 0 0 0 1 1 0 0 0 0 0 0 10 20 0.00 0.750																					

<b>AB</b>	36
<b>R</b>	2
<b>H</b>	10
<b>RBI</b>	2
<b>BB</b>	1
<b>SO</b>	9
<b>LOB</b>	13



Batter	1	2	3	4	5	6	7	8	9
Maury Wills, S OBP: 0.343, SLG: 0.362 (1, 6)	1-2 G3-6-3 1B		0-1 G5-6-3 1B			0-1 F7		1-0 1-3	
Jim Gilliam, S OBP: 0.234, SLG: 0.226 (1, 5)	0-1 G3-6-3 1-2f		2-1 G5-6-3 1-2f			1-1 F9			
Tommy Davis, R OBP: 0.297, SLG: 0.324 (1, 7)	1-0 5-3		1-2 6-3			0-3 K			
Ron Fairly, L OBP: 0.410, SLG: 0.413 (1, 3)		0-0 F7 6-3 2B		2-2 6-3			0-0 SF9 3B		
Frank Howard, R OBP: 0.308, SLG: 0.565 (1, 9)		0-0 F7 2-3		1-1 5-3			1-2 F6		
John Roseboro, L OBP: 0.330, SLG: 0.400 (1, 2)		1-0 6-3 3-H		1-0 G3			3-1 SF9 3-H		
Willie Davis, L OBP: 0.256, SLG: 0.345 (1, 8)		1-2 1B 1B 2B			0-0 F9		0-2 1B		
Dick Tracewski, R OBP: 0.380, SLG: 0.400 (1, 4)		1-0 1B 2-3 1B			0-1 6-3			1-1 F5	
Sandy Koufax, R OBP: 0.250, SLG: 0.100 (1, 1)		0-0 1-3 3-H 1B			0-0 6-3			2-3 K	
Ron Perranoski, L (8, 1)									

AB	R	H	RBI	BB	SO	LOB
4	0	2	0	0	0	0
3	0	0	0	0	0	2
3	0	0	0	0	1	0
3	2	2	0	0	0	0
3	0	0	0	0	0	2
2	0	0	2	0	0	0
3	1	2	0	0	0	0
3	0	1	0	0	0	0
2	0	1	1	0	0	0
1	0	0	0	0	1	0
1B: 5	SF: 1					
2B: 2	SAC: 0					
3B: 1	DP: 2					
HR: 0	HBP: 0					

**BOTTOM**

**Pittsburgh Pirates @ Los Angeles Dodgers**  
**Dodger Stadium, Los Angeles, CA**  
 Sun May 17 1964, 3:33 AM PDT  
 Unknown

<b>AB</b>	<b>27</b>
<b>R</b>	<b>3</b>
<b>H</b>	<b>8</b>
<b>RBI</b>	<b>3</b>
<b>BB</b>	<b>0</b>
<b>SO</b>	<b>2</b>
<b>LOB</b>	<b>4</b>



Inning Stats		R: 0	H: 1	E: 0	LOB: 0	K: 0	BB: 0	S: 6	P: 8									
R: 2 H: 4 E: 0 LOB: 2 K: 0 BB: 0 S: 8 P: 11		R: 0 H: 1 E: 0 LOB: 0 K: 0 BB: 0 S: 7 P: 10		R: 0 H: 0 E: 0 LOB: 0 K: 0 BB: 0 S: 4 P: 4		R: 0 H: 0 E: 0 LOB: 0 K: 1 BB: 0 S: 7 P: 8		R: 1 H: 2 E: 0 LOB: 1 K: 0 BB: 0 S: 9 P: 13		R: 0 H: 0 E: 0 LOB: 0 K: 1 BB: 0 S: 6 P: 10								
PITCHER		IP	WLS	BF	H	R	ER	SO	BB	IBB	HBP	BLK	WP	HR	S	P	ERA	WHIP
Vern Law, R ERA: 3.43 (1, 1)	6.0	L	21	6	2	2	2	1	0	0	0	0	0	0	38	51	3.00	1.000
Roy Face, R ERA: 3.78 (7, 1)	2.0		7	2	1	1	1	1	0	0	0	0	0	0	15	23	4.50	1.000

WP	PA	ERA	WHIP
WP: 0	PA: 28	ERA: 0	WHIP: 0
PB: 0	CS: 0		

Batter	1	2	3	4	5	6	7	8	9	AB R H RBI BB SO LOB	TOP											
Dick Schofield, S OBP: 0.327, SLG: 0.322 (1, 6)	F5 K		F8			6-3	BB 1B		FC4-6 1B	6 0 2 0 0 1 3												
Manny Mota, R OBP: 0.452, SLG: 0.519 (1, 8) (8, 7)	0-0 SH5-3 WP 1B	0-1 FC4-6 1B		0-0 L7		F8	BB BB BB		FC4-6 G6-4-3 1-2f	5 2 2 0 1 0 1												
Roberto Clemente, R OBP: 0.409, SLG: 0.581 (1, 9)	1-0 SH5-3	0-2 FC4-6 1B		0-0 6-3		4-0 BB 1B E BB	1-2 F6		0-1 G6-4-3 1-2f	4 1 1 0 1 0 3												
Gene Freese, R OBP: 0.404, SLG: 0.620 (1, 5)	4-1 WP 1B BB	1-1 FC4-6 BB		0-2 FC5-4 1B		0-2 BB E 1B		0-0 F7		4 2 2 1 1 0 1												
Bob Bailey, R OBP: 0.381, SLG: 0.432 Bill Virdon, L OBP: 0.286, SLG: 0.284 (1, 7) (8, 8)	2-1 HR 1B	4-2 BB		0-1 FC5-4 1-2f		4-1 E BB		2-1 S E 1B		3 2 2 1 2 0 1 0 0 0 0 0 0 0												
Donn Clendenon, R OBP: 0.317, SLG: 0.404 (1, 3)	0-0 HR 1B	1-3 K			2-1 SH1-4 1B	2-2 E6		0-3 K		5 1 2 2 0 2 4												
Smoky Burgess, L OBP: 0.565, SLG: 0.471 (1, 2)	4-0 1B 1B BB	1-0 4-3			0-0 SH1-4	0-0 4-3		4-0 E IBB		2 0 0 0 2 0 4												
Bill Mazaroski, R OBP: 0.273, SLG: 0.377 (1, 4)	1-1 1B 1B		1-1 F3		4-0 L4-3 IBB		2-2 F7	0-1 E1		4 0 1 0 1 0 1												
Joe Gibbon, R OBP: 0.294, SLG: 0.250 Bob Priddy, R (6, 1)	0-1 1B		2-3 K		0-0 L4-3		0-3 K	0-0 F8		3 0 1 0 0 1 2 2 0 0 0 0 1 2												
<b>Inning Stats</b>	R: 4 E: 0 K: 1 S: 14	H: 5 LOB: 3 BB: 2 P: 27	R: 1 E: 0 K: 1 S: 14	H: 2 LOB: 2 BB: 1 P: 21	R: 0 E: 0 K: 1 S: 8	H: 0 LOB: 0 BB: 0 P: 13	R: 0 E: 0 K: 0 S: 10	H: 1 LOB: 1 BB: 0 P: 10	R: 0 E: 0 K: 0 S: 4	H: 1 LOB: 1 BB: 1 P: 10	R: 2 E: 1 K: 0 S: 12	H: 1 LOB: 2 BB: 2 P: 25	R: 0 E: 0 K: 1 S: 12	H: 1 LOB: 2 BB: 1 P: 20	R: 1 E: 1 K: 1 S: 9	H: 1 LOB: 2 BB: 1 P: 15	R: 0 E: 0 K: 0 S: 5	H: 1 LOB: 0 BB: 0 P: 7	1B: 11 2B: 2 3B: 0 HR: 1	SF: 0 SAC: 2 DP: 2 HBP: 0	WP: 3 PB: 0 SB: 1 CS: 0	PA: 48
<b>PITCHER</b>	IP WLS BF H R ER SO BB IBB HBP BLK WP HR S P ERA WHIP											<b>PITCHER</b>	IP WLS BF H R ER SO BB IBB HBP BLK WP HR S P ERA WHIP									
Johnny Podres, L ERA: 16.88 (1, 1)	0.2 L 7 3 4 4 0 2 0 0 0 1 1 7 19 54.00 7.500																					
Jim Brewer, L ERA: 4.15 (1, 1)	4.1 20 6 1 1 3 1 1 0 0 0 0 0 43 62 2.08 1.615																					
Bob Miller, R ERA: 4.21 (6, 1)	3.0 18 3 3 0 2 3 1 0 0 0 0 0 33 60 0.00 2.000																					
Ron Perranoski, L ERA: 1.9 (9, 1)	1.0 3 1 0 0 0 0 0 0 0 0 0 0 5 7 0.00 1.000																					

Pittsburgh Pirates @ Los Angeles Dodgers  
Dodger Stadium, Los Angeles, CA  
Sun May 17 1964, 3:38 AM PDT  
Att: 48,077 - Unknown

AB	38
R	8
H	13
RBI	4
BB	8
SO	5
LOB	22



Batter	1	2	3	4	5	6	7	8	9	AB	R	H	RBI	BB	SO	LOB
Willie Davis, L OBP: 0.256, SLG: 0.342 (1, 8)	0-0 HR 1B		1-0 B1-3		0-0 1-3			1-2 5-3		4	1	1	0	0	0	1
Maury Wills, S OBP: 0.347, SLG: 0.366 (1, 6)	2-3 K		1-1 F9 1B		0-2 F9			1-0 F9 1B		4	0	2	0	0	1	2
Tommy Davis, R OBP: 0.296, SLG: 0.321 (1, 7)	0-0 L8		1-0 F8			0-1 G5-4-3 1B		0-0 F5		4	0	1	0	0	0	3
Frank Howard, R OBP: 0.306, SLG: 0.580 (1, 9)	1-0 HR			0-0 F9		0-3 K			0-0 6-3	4	1	1	2	0	1	1
Doug Camilli, R OBP: 0.259, SLG: 0.231 (1, 2)	1-0 F6			2-2 6-3		0-0 G5-4-3			0-3 K	4	0	0	0	0	1	1
Ron Fairly, L OBP: 0.394, SLG: 0.393 (1, 3)		0-0 F4		1-2 4-3			1-1 G3		3-2 4-3	4	0	0	0	0	0	0
Johnny Werhas, R OBP: 0.287, SLG: 0.219 (1, 5)		1-1 6-3			1-1 E8 3B		1-1 F7			3	1	1	0	0	0	0
Dick Tracewski, R OBP: 0.378, SLG: 0.397 (1, 4)		1-2 6-3			0-0 1-3 1B		0-0 6-3			3	0	1	0	0	0	0
Johnny Podres, L (1, 1) Jim Brewer, L (1, 1) Ken McMullen, R (5, PH) Bob Miller, R (6, 1) Wes Parker, S (8, PH) Ron Perranoski, L (9, 1)			0-3 K		0-0 F9			0-0 G3		0	0	0	0	0	0	0

Inning Stats	R: 2	H: 2	E: 0	LOB: 0	K: 1	BB: 0	S: 7	P: 11	R: 0	H: 0	E: 0	LOB: 0	K: 0	BB: 0	S: 6	P: 8	R: 0	H: 1	E: 0	LOB: 1	K: 1	BB: 0	S: 7	P: 10	R: 0	H: 0	E: 0	LOB: 0	K: 0	BB: 0	S: 9	P: 12	R: 1	H: 2	E: 1	LOB: 1	K: 0	BB: 0	S: 9	P: 10	R: 0	H: 1	E: 0	LOB: 0	K: 1	BB: 0	S: 6	P: 6	R: 0	H: 0	E: 0	LOB: 0	K: 0	BB: 0	S: 5	P: 7	R: 0	H: 1	E: 0	LOB: 1	K: 0	BB: 0	S: 7	P: 9	R: 0	H: 0	E: 0	LOB: 0	K: 1	BB: 0	S: 10	P: 13	1B: 5	SF: 0	2B: 0	SAC: 0	3B: 1	DP: 1	HR: 1	HBP: 0	WP: 0	PA: 33	PB: 0	SB: 0	CS: 0
--------------	------	------	------	--------	------	-------	------	-------	------	------	------	--------	------	-------	------	------	------	------	------	--------	------	-------	------	-------	------	------	------	--------	------	-------	------	-------	------	------	------	--------	------	-------	------	-------	------	------	------	--------	------	-------	------	------	------	------	------	--------	------	-------	------	------	------	------	------	--------	------	-------	------	------	------	------	------	--------	------	-------	-------	-------	-------	-------	-------	--------	-------	-------	-------	--------	-------	--------	-------	-------	-------

PITCHER	IP	WLS	BF	H	R	ER	SO	BB	IBB	HBP	BLK	WP	HR	S	P	ERA	WHIP
Joe Gibbon, L (1, 1) ERA: 3.09	5.0	W	20	5	3	3	2	0	0	0	0	0	1	38	51	5.40	1.000
Bob Priddy, R (6, 1) ERA:	4.0	S	13	2	0	0	2	0	0	0	0	0	0	28	35	0.00	0.500


**BOTTOM**

**Pittsburgh Pirates @ Los Angeles Dodgers**  
**Dodger Stadium, Los Angeles, CA**

Sun May 17 1964, 3:38 AM PDT  
 Att. 48,077 - Unknown

livebaseballscorecards.com

<b>AB</b>	<b>33</b>
<b>R</b>	<b>3</b>
<b>H</b>	<b>7</b>
<b>RBI</b>	<b>2</b>
<b>BB</b>	<b>0</b>
<b>SO</b>	<b>4</b>
<b>LOB</b>	<b>9</b>



Batter	1	2	3	4	5	6	7	8	9	AB R H RBI BB SO LOB	TOP											
<b>Dick Schofield, S</b> (1, 6) OBP: 0.353, SLG: 0.348	1-2 L6-3 1B		4-1 PB 4-3 BB			0-0 1B 2B	4-2 1B BB		0-0 SH5-3	2 1 2 1 2 0 0	<b>Pittsburgh Pirates @ Los Angeles Dodgers</b> Dodger Stadium, Los Angeles, CA Mon May 18 1964, 7:05 PM PDT Att. 23,621 - Unknown											
<b>Bill Virdon, L</b> (1, 8) OBP: 0.299, SLG: 0.299	0-1 L6-3 1-2		0-0 4-3			0-0 BB 1B SF8 1B	0-1 L5-4 1B		0-1 3-H 1B	5 1 3 1 0 0 2												
<b>Roberto Clemente, R</b> (1, 9) OBP: 0.415, SLG: 0.582	0-0 1B		2-3 K			0-2 F7 1B 1B	3-2 L5-4		1-2 1B	5 1 3 0 0 1 3												
<b>Smoky Burgess, L</b> (1, 2) OBP: 0.500, SLG: 0.381	1-2 F4		2-3			4-2 1B 1-2 2-3 BB			0-0 F4	4 0 0 0 1 0 3												
<b>Gene Freese, R</b> (1, 5) OBP: 0.410, SLG: 0.623						1-0 SF8			0-1 L9	3 0 2 1 0 0 0												
<b>Bob Bailey, R</b> (1, 7) OBP: 0.396, SLG: 0.429						2-2 F7			4-2 BB	3 0 1 0 1 0 3												
<b>Manny Mota, R</b> (8, 7) OBP: 0.452, SLG: 0.519						2-3				0 0 0 0 0 0 0												
<b>Donn Clendenon, R</b> (1, 3) OBP: 0.315, SLG: 0.398						1-1 L4			0-0 5-3	4 0 1 1 0 1 3												
<b>Bill Mazaroski, R</b> (1, 4) OBP: 0.264, SLG: 0.364						0-0 5-3			2-1 E5 SH1-4 SH5-3	4 1 0 0 0 0 4												
<b>Steve Blass, R</b> (1, 1)						0-1 L4			0-0 SH1-4	3 0 0 0 0 2 0												
<b>Inning Stats</b>	R: 0 E: 0 K: 0 S: 11	H: 2 LOB: 1 BB: 0 P: 13	R: 0 E: 0 K: 1 S: 8	H: 2 LOB: 1 BB: 0 P: 10	R: 0 E: 0 K: 2 S: 8	H: 0 LOB: 1 BB: 1 P: 14	R: 0 E: 0 K: 0 S: 4	H: 1 LOB: 0 BB: 0 P: 4	R: 0 E: 0 K: 0 S: 5	H: 0 LOB: 0 BB: 0 P: 6	R: 3 E: 0 K: 0 S: 16	H: 4 LOB: 2 BB: 1 P: 23	R: 0 E: 0 K: 1 S: 13	H: 1 LOB: 1 BB: 1 P: 23	R: 0 E: 0 K: 0 S: 6	H: 0 LOB: 1 BB: 1 P: 10	R: 1 E: 1 K: 0 S: 13	H: 2 LOB: 2 BB: 0 P: 18	1B: 11 2B: 4 3B: 0 HR: 0	SF: 1 SAC: 2 DP: 4 HBP: 0	WP: 0 PB: 1 SB: 0 CS: 0	PA: 40
<b>PITCHER</b>	IP WLS BF H R ER SO BB IBB HBP BLK WP HR S P ERA WHIP																					
<b>Don Drysdale, R</b> (1, 1) ERA: 2.42	5.0 L 22 8 3 3 3 2 0 0 0 0 0 0 45 60 5.40 2.000																					
<b>Ron Perranoski, L</b> (6, 1) ERA: 1.63	4.0 18 4 1 0 1 2 0 0 0 0 0 0 39 61 0.00 1.500																					

AB	33
R	4
H	12
RBI	4
BB	4
SO	4
LOB	18



Batter	1	2	3	4	5	6	7	8	9	AB R H RBI BB SO LOB
Willie Davis, L OBP: 0.270, SLG: 0.353 (1, 8)	2-3 K		0-2 WP FC6-2-5-2 2-H 1B		0-1 BB 2-H 1B		0-0 WP SH1-4 1B		1-1 4-3 1-2	5 0 3 2 0 1 1
Jim Gilliam, S OBP: 0.245, SLG: 0.230 (1, 4)	2-1 1B		2-1 FC6-2-5-2 2-H		4-2 BB BB		0-0 SH1-4 1-2		2-3 K2-3	3 0 1 0 1 1 2
Tommy Davis, R OBP: 0.286, SLG: 0.309 (1, 7)	2-3 K		0-2 5-3		2-3 K		1-1 F7			4 0 0 0 0 2 5
Ron Fairly, L OBP: 0.398, SLG: 0.402 (1, 3)	1-2 F8			2-1 F8 2B	4-1 BB		2-1 F9			3 0 1 0 1 0 2
Frank Howard, R OBP: 0.297, SLG: 0.561 (1, 9)		2-3 K		0-1 F8 2-3	1-3 K		0-0 F3			4 0 0 0 0 2 4
John Roseboro, L OBP: 0.327, SLG: 0.394 (1, 2)		2-0 F6		0-0 1-3		2-2 1B		2-0 4-3		4 0 1 0 0 0 1
Johnny Werhas, R OBP: 0.275, SLG: 0.208 (1, 5)		0-1 5-3		2-2 6-3		1-1 F8		0-1 F3		4 0 0 0 0 0 2
Dick Tracewski, R OBP: 0.377, SLG: 0.385 (1, 6)			4-2 SH3-4 1B BB		2-1 E6 6-3 1B		3-2 F3		2-2 1-3	2 2 0 0 1 0 1 1 0 0 0 0 0 0
Maury Wills, S OBP: 0.345, SLG: 0.363 (9, PH)										
Don Drysdale, R OBP: 0.167, SLG: 0.174 (1, 1)			0-0 SH3-4		0-0 6-3		0-3 K		0-0 4-3 1B	1 0 0 0 0 0 1 1 0 0 0 0 1 1 1 0 1 0 0 0 0
Ron Perranoski, L (6, 1)										
Wally Moon, L OBP: 0.250, SLG: 0.241 (9, PH)										

Inning Stats	R: 0	H: 1	E: 0	K: 2	S: 12	LOB: 1	BB: 0	P: 19	R: 0	H: 0	E: 0	K: 1	S: 6	LOB: 0	BB: 0	P: 10	R: 1	H: 1	E: 0	K: 0	S: 11	LOB: 1	BB: 1	P: 17	R: 0	H: 1	E: 0	K: 0	S: 8	LOB: 1	BB: 0	P: 12	R: 1	H: 1	E: 1	K: 2	S: 15	LOB: 3	BB: 2	P: 28	R: 0	H: 1	E: 0	K: 1	S: 14	LOB: 1	BB: 0	P: 20	R: 0	H: 1	E: 0	K: 0	S: 6	LOB: 1	BB: 0	P: 9	R: 0	H: 0	E: 0	K: 0	S: 4	LOB: 0	BB: 0	P: 6	R: 0	H: 1	E: 0	K: 1	S: 9	LOB: 1	BB: 0	P: 14	1B: 6	SF: 0	2B: 1	SAC: 2	3B: 0	DP: 0	HR: 0	HBP: 0	WP: 2	PA: 38
PITCHER Steve Blass, R ERA: 0.64 (1, 1)	IP	WLS	BF	H	R	ER	SO	BB	IBB	HBP	BLK	WP	HR	S	P	ERA	WHIP	IP	WLS	BF	H	R	ER	SO	BB	IBB	HBP	BLK	WP	HR	S	P	ERA	WHIP	IP	WLS	BF	H	R	ER	SO	BB	IBB	HBP	BLK	WP	HR	S	P	ERA	WHIP																															


**BOTTOM**


**Pittsburgh Pirates @ Los Angeles Dodgers**  
**Dodger Stadium, Los Angeles, CA**

Mon May 18 1964, 7:05 PM PDT  
 Att. 23,621 - Unknown

livebaseballscores.com

AB	33
R	2
H	7
RBI	2
BB	3
SO	7
LOB	20



Batter	1	2	3	4	5	6	7	8	9	AB R H RBI BB SO LOB	TOP									
Dick Schofield, S (1, 6) OBP: 0.340, SLG: 0.333	0-0 F9		0-0 F8			0-0 6-3	0-0 FC			4 0 0 1 0 0 3										
Bill Virdon, L (1, 8) OBP: 0.298, SLG: 0.297	0-0 F9		0-0 4-1			0-0 BLK 1B	0-0 FC6-4			4 0 1 0 0 0 4										
Roberto Clemente, R (1, 9) Manny Mota, R (4, 9) OBP: 0.410, SLG: 0.574 OBP: 0.455, SLG: 0.517	0-0 5-3			0-0 E5 G6-3		0-0 F7		0-0 FC4-8 1B		2 0 0 0 0 0 0 2 0 1 0 0 0 1										
Smoky Burgess, L (1, 2) Orlando McFarlane, R (8, PR) OBP: 0.469, SLG: 0.360 OBP: 0.261, SLG: 0.105		0-0 FC5-4 1B		0-0 G6-3		0-0 L3		0-0 FC4-6		4 0 1 0 0 0 3 0 0 0 0 0 0 0										
Gene Freese, R (1, 5) OBP: 0.415, SLG: 0.632		0-0 FC5-4			0-0 1B		0-0 E FC 2B	0-3 K		4 1 2 0 0 1 2										
Bob Bailey, R (1, 7) OBP: 0.371, SLG: 0.411		0-3 K		0-0 F9			0-0 F8	0-0 L5		4 0 0 0 0 1 4										
Donn Clendenon, R (1, 3) OBP: 0.313, SLG: 0.393		0-3 K			0-0 G6-3 1B		0-0 E5 FC BB		0-0 4-3	4 0 1 0 0 1 2	AB 35 R 1 H 7 RBI 1 BB 1 SO 5 LOB 22									
Bill Mazaroski, R (1, 4) OBP: 0.256, SLG: 0.352			0-0 5-3		0-0 G6-3		0-3 K		0-0 5-3	4 0 0 0 0 1 3										
Bob Friend, R (1, 1) Jerry Lynch, L (7, PH) Bob Veale, S (7, PR) Gene Alley, R (7, PR) Tom Butters, R (7, 1) Jim Paganoni, R (8, PH) OBP: 0.143, SLG: 0.100 OBP: 0.333, SLG: 0.231 OBP: 0.159, SLG: 0.133 OBP: 0.283, SLG: 0.300 OBP: 0.353, SLG: 0.333 OBP: 0.347, SLG: 0.303			0-0 1B		0-0 F9		4-0 FC BB		0-3 K	2 0 1 0 0 0 0 0 0 0 0 1 0 1 0 0 0 0 1 0										
<b>Inning Stats</b>	R: 0 E: 0 K: 0 S: 3	H: 0 LOB: 0 BB: 0 P: 3	R: 0 E: 0 K: 2 S: 8	H: 1 LOB: 1 BB: 0 P: 8	R: 0 E: 0 K: 0 S: 4	H: 1 LOB: 1 BB: 0 P: 4	R: 0 E: 1 K: 0 S: 4	H: 1 LOB: 1 BB: 0 P: 4	R: 0 E: 0 K: 0 S: 3	H: 1 LOB: 0 BB: 0 P: 3	R: 1 E: 1 K: 1 S: 8	H: 1 LOB: 3 BB: 1 P: 12	R: 0 E: 0 K: 1 S: 6	H: 1 LOB: 1 BB: 0 P: 6	R: 0 E: 0 K: 1 S: 5	H: 0 LOB: 0 BB: 0 P: 5	1B: 6 2B: 1 3B: 0 HR: 0	SF: 0 SAC: 0 DP: 2 HBP: 0	WP: 0 PB: 0 SB: 0 CS: 0	PA: 36
<b>PITCHER</b>	IP WLS BF H R ER SO BB IBB HBP BLK WP HR S P ERA WHIP																			
Bob Bruce, R (1, 1) ERA: 2.39	6.2 W 28 6 1 0 3 1 0 0 1 0 0 33 37 0.00 1.050																			
Hal Woodeshick, L (7, 1) ERA: 1.62	2.1 S 8 1 0 0 2 0 0 0 0 0 0 12 12 0.00 0.429																			

Pittsburgh Pirates @ Houston Colt 45's  
Colt Stadium, Houston, TX  
Tue May 19 1964, 8:05 PM EDT  
Att. 6,199 - Unknown

livebaseballscorecards.com



Batter	1	2	3	4	5	6	7	8	9
<b>Al Spangler, L</b> (1, 7) OBP: 0.229, SLG: 0.259	0-0 6-3		0-0 4-3		0-0 1B		0-0 F9		
<b>Nellie Fox, L</b> (1, 4) OBP: 0.350, SLG: 0.354	0-0 4-3			0-0 SH5-4 1B	0-0 4-3			0-0 F7	
<b>Jimmy Wynn, R</b> (1, 8) OBP: 0.317, SLG: 0.384	0-3 K			0-0 SH5-4 1-2		0-0 F3		4-0 BB	
<b>Walt Bond, L</b> (1, 9) OBP: 0.288, SLG: 0.484		0-3 K		0-0 F6		0-0 HR		0-0 F9	
<b>Bob Aspromonte, R</b> (1, 5) OBP: 0.282, SLG: 0.306		0-0 4-3		0-0 6-3		0-3 K		0-0 F8	
<b>Rusty Staub, L</b> (1, 3) OBP: 0.265, SLG: 0.295		0-0 6-3			0-0 G3	0-0 1B			
<b>John Bateman, R</b> (1, 2) OBP: 0.287, SLG: 0.260			0-0 G3		0-0 E6 1B	0-3 K			
<b>Eddie Kasko, R</b> (1, 6) OBP: 0.256, SLG: 0.280			0-0 1B		0-0 1B		0-0 F4		
<b>Bob Bruce, R</b> (1, 1) OBP: 0.444, SLG: 0.286			0-3 K		0-0 1-3		0-3 K		
<b>Hal Woodeshick, R</b> (7, 1)					1-2 K				

Inning Stats	R: 0	H: 0	E: 0	K: 1	S: 5	R: 0	H: 0	E: 0	K: 1	S: 5	R: 0	H: 1	E: 0	K: 1	S: 6	R: 0	H: 1	E: 0	K: 0	S: 4	R: 2	H: 3	E: 1	K: 0	S: 6	R: 1	H: 2	E: 0	K: 2	S: 9	R: 0	H: 0	E: 0	K: 1	S: 5	R: 0	H: 0	E: 0	K: 0	S: 3
	LOB: 0	BB: 0	P: 5	LOB: 0	BB: 0	P: 5	LOB: 1	BB: 0	P: 6	LOB: 1	BB: 0	P: 4	LOB: 1	BB: 0	P: 6	LOB: 1	BB: 0	P: 9	LOB: 1	BB: 0	P: 7	LOB: 1	BB: 1	P: 7	LOB: 1	BB: 1	P: 7	LOB: 1	BB: 0	P: 5	LOB: 1	BB: 1	P: 7	LOB: 1	BB: 1	P: 7	LOB: 1	BB: 0	P: 7	

PITCHER	IP	WLS	BF	H	R	ER	SO	BB	IBB	HBP	BLK	WP	HR	S	P	ERA	WHIP
<b>Bob Friend, R</b> (1, 1) ERA: 4.28	6.0	L	25	7	3	2	5	0	0	0	0	0	1	35	35	3.00	1.167
<b>Tom Butters, R</b> (7, 1) ERA: 2.33	2.0		7	0	0	0	1	1	0	0	0	0	0	8	12	0.00	0.500

**BOTTOM**

AB	R	H	RBI	BB	SO	LOB
4	0	1	2	0	0	1
4	0	1	0	0	0	1
2	0	0	0	1	1	0
4	1	1	1	0	1	2
4	0	0	0	0	1	2
3	0	1	0	0	0	0
3	1	1	0	0	1	1
3	1	2	0	0	0	0
2	0	0	0	0	1	3
1	0	0	0	0	1	0

<b>AB</b>	<b>30</b>
<b>R</b>	<b>3</b>
<b>H</b>	<b>7</b>
<b>RBI</b>	<b>3</b>
<b>BB</b>	<b>1</b>
<b>SO</b>	<b>6</b>
<b>LOB</b>	<b>10</b>



WP	HR	S	P	ERA	WHIP
0	0	0	32	0.00	0.500

**Pittsburgh Pirates @ Houston Colt 45's**  
**Colt Stadium, Houston, TX**  
 Tue May 19 1964, 8:05 PM EDT  
 Att. 6,199 - Unknown

[livebaseballscorecards.com](http://livebaseballscorecards.com)

Batter	1	2	3	4	5	6	7	8	9	AB R H RBI BB SO LOB	TOP											
Dick Schofield, S OBP: 0.345, SLG: 0.333 (1, 6)	4-0 HR BB	0-0 6-3		0-0 2-H 1B			0-0 4-3			3 1 1 1 1 0 1												
Bill Virdon, L OBP: 0.296, SLG: 0.296 (1, 8)	0-0 F9	0-0 2-H 1B		0-0 1-3			0-0 F5			4 0 1 1 0 0 1												
Jerry Lynch, L OBP: 0.316, SLG: 0.412 Manny Mota, R OBP: 0.455, SLG: 0.517 (1, 7) (8, 7) (9, 9)	0-0 1-H HR	0-3 K				0-0 F2		0-0 F9		4 1 1 2 0 1 1 0 0 0 0 0 0 0												
Smoky Burgess, L OBP: 0.444, SLG: 0.345 (1, 2)	0-0 1B 1B		0-0 3-1			0-0 1-3		0-0 4-3		4 0 1 0 0 0 0												
Gene Freese, R OBP: 0.406, SLG: 0.607 (1, 5)	0-3 K		0-0 1B			0-0 4-3		0-0 6-3		4 0 1 0 0 1 1												
Bob Bailey, R OBP: 0.376, SLG: 0.414 (1, 9) (9, 7)	0-0 1-2 1B		0-0 F5			0-0 G6-4-3 1B		0-0 F3		4 0 2 0 0 0 1												
Donn Clendenon, R OBP: 0.304, SLG: 0.381 (1, 3)	0-0 F7		0-0 F9			0-0 G6-4-3 1-2f		0-0 L9		4 0 0 0 0 0 4												
Bill Mazaroski, R OBP: 0.263, SLG: 0.360 (1, 4)		4-0 SH3-4 1B BB		0-0 1B 2B		0-0 6-3		0-0 F8		3 2 1 0 1 0 0												
Bob Veale, S OBP: 0.167, SLG: 0.118 Al McBean, R (1, 1) (8, 1)		0-0 SH3-4		0-3 K			0-0 4-3			2 0 0 0 0 1 1 0 0 0 0 0 0 0												
<b>Inning Stats</b>	R: 2 E: 0 K: 1 S: 8	H: 3 LOB: 2 BB: 1 P: 12	R: 1 E: 0 K: 1 S: 6	H: 1 LOB: 1 BB: 1 P: 10	R: 0 E: 0 K: 0 S: 4	H: 1 LOB: 1 BB: 0 P: 4	R: 1 E: 0 K: 1 S: 6	H: 2 LOB: 0 BB: 0 P: 6	R: 0 E: 0 K: 0 S: 3	H: 0 LOB: 0 BB: 0 P: 3	R: 0 E: 0 K: 0 S: 3	H: 1 LOB: 0 BB: 0 P: 3	R: 0 E: 0 K: 0 S: 3	H: 0 LOB: 0 BB: 0 P: 3	R: 0 E: 0 K: 0 S: 3	H: 0 LOB: 0 BB: 0 P: 3	R: 0 E: 0 K: 0 S: 3	H: 0 LOB: 0 BB: 0 P: 3	1B: 6 2B: 1 3B: 0 HR: 1	SF: 0 SAC: 1 DP: 1 HBP: 0	WP: 0 PB: 0 SB: 0 CS: 0	PA: 35
<b>PITCHER</b>	IP WLS BF H R ER SO BB IBB HBP BLK WP HR S P ERA WHIP																				<b>PITCHER</b>	IP WLS BF H R ER SO BB IBB HBP BLK WP HR S P ERA WHIP
Don Nottebart, R ERA: 5.52 (1, 1)	4.0 L 20 7 4 4 3 2 0 0 0 0 1 24 32 9.00 2.250																					
Claude Raymond, R ERA: 1.15 (5, 1)	2.0 6 1 0 0 0 0 0 0 0 0 0 0 6 6 0.00 0.500																					
Gordon Jones, R ERA: (7, 1)	2.0 6 0 0 0 0 0 0 0 0 0 0 0 6 6 0.00 0.000																					
Jim Owens, R ERA: 3.82 (9, 1)	1.0 3 0 0 0 0 0 0 0 0 0 0 0 3 3 0.00 0.000																					

Pittsburgh Pirates @ Houston Colt 45's  
Colt Stadium, Houston, TX  
Wed May 20 1964, 8:05 PM EDT  
Att. 5,715 - Unknown

livebaseballscorecards.com

AB	32
R	4
H	8
RBI	4
BB	2
SO	3
LOB	10



**BOTTOM**

**Pittsburgh Pirates @ Houston Colt 45's**  
 Colt Stadium, Houston, TX  
 Wed May 20 1964, 8:05 PM EDT  
 Att. 5,715 - Unknown

[livebaseballscorecards.com](http://livebaseballscorecards.com)

<b>AB</b>	<b>32</b>
<b>R</b>	<b>3</b>
<b>H</b>	<b>5</b>
<b>RBI</b>	<b>2</b>
<b>BB</b>	<b>2</b>
<b>SO</b>	<b>8</b>
<b>LOB</b>	<b>8</b>



WP: 0	PA: 34
PB: 0	
SB: 0	
CS: 0	

AB	R	H	RBI	BB	SO	LOB
3	0	0	0	1	1	0
4	0	1	0	0	0	1
0	0	0	0	0	0	0
4	1	0	0	0	1	2
0	0	0	0	0	0	0
4	1	1	2	0	0	1
4	0	1	0	0	0	0
4	0	1	0	0	1	1
4	0	1	0	0	1	1
2	1	0	0	1	1	1
1	0	0	0	0	1	0
0	0	0	0	0	0	0
1	0	0	0	0	1	0
0	0	0	0	0	0	0
1	0	0	0	0	1	1

R	H	ER	SO	BB	IBB	HBP	BLK	WP	HR	S	P	ERA	WHIP
0	0	0	0	0	0	0	0	0	0	0	0	1.23	0.682
0	0	0	0	0	0	0	0	0	0	6	6	0.00	1.200

R	H	ER	SO	BB	IBB	HBP	BLK	WP	HR	S	P	ERA	WHIP
1	0	0	0	1	0	0	0	0	0	0	0	1.23	0.682
1	0	0	0	1	0	0	0	0	0	6	6	0.00	1.200

R	H	ER	SO	BB	IBB	HBP	BLK	WP	HR	S	P	ERA	WHIP
2	1	0	0	0	0	0	0	0	0	0	0	1.23	0.682
2	1	0	0	0	0	0	0	0	0	6	6	0.00	1.200

R	H	ER	SO	BB	IBB	HBP	BLK	WP	HR	S	P	ERA	WHIP
0	0	0	0	0	0	0	0	0	0	0	0	1.23	0.682
0	0	0	0	0	0	0	0	0	0	6	6	0.00	1.200

R	H	ER	SO	BB	IBB	HBP	BLK	WP	HR	S	P	ERA	WHIP
0	0	0	0	0	0	0	0	0	0	0	0	1.23	0.682
0	0	0	0	0	0	0	0	0	0	6	6	0.00	1.200

R	H	ER	SO	BB	IBB	HBP	BLK	WP	HR	S	P	ERA	WHIP
0	0	0	0	0	0	0	0	0	0	0	0	1.23	0.682
0	0	0	0	0	0	0	0	0	0	6	6	0.00	1.200

R	H	ER	SO	BB	IBB	HBP	BLK	WP	HR	S	P	ERA	WHIP
0	0	0	0	0	0	0	0	0	0	0	0	1.23	0.682
0	0	0	0	0	0	0	0	0	0	6	6	0.00	1.200

R	H	ER	SO	BB	IBB	HBP	BLK	WP	HR	S	P	ERA	WHIP
0	0	0	0	0	0	0	0	0	0	0	0	1.23	0.682
0	0	0	0	0	0	0	0	0	0	6	6	0.00	1.200

R	H	ER	SO	BB	IBB	HBP	BLK	WP	HR	S	P	ERA	WHIP
0	0	0	0	0	0	0	0	0	0	0	0	1.23	0.682
0	0	0	0	0	0	0	0	0	0	6	6	0.00	1.200

R	H	ER	SO	BB	IBB	HBP	BLK	WP	HR	S	P	ERA	WHIP
0	0	0	0	0	0	0	0	0	0	0	0	1.23	0.682
0	0	0	0	0	0	0	0	0	0	6	6	0.00	1.200

Batter	1	2	3	4	5	6	7	8	9											
<b>Al Spangler, L</b> (1, 7) OBP: 0.230, SLG: 0.250	0-0 4-3			0-3 K		0-0 4-3		4-0 FC4-8 BB												
<b>Nellie Fox, L</b> (1, 4) OBP: 0.346, SLG: 0.350 <b>Bob Lillis, R</b> (8, PR) OBP: 0.231, SLG: 0.211	0-0 1-3			0-0 FC5-4 1B		0-0 F8		0-0 FC4-6 1-2f 2-H												
<b>Jimmy Wynn, R</b> (1, 8) OBP: 0.308, SLG: 0.371 <b>Jim Owens, R</b> (9, 1) OBP: 0.125, SLG: 0.125	0-3 K			0-0 FC5-4 1-2f		0-0 E6 HR		0-0 F6												
<b>Walt Bond, L</b> (1, 9) OBP: 0.287, SLG: 0.505		0-0 3-1		0-0 F5		0-0 1-H HR		0-0 F9												
<b>Bob Aspromonte, R</b> (1, 5) OBP: 0.281, SLG: 0.305		0-0 6-3			0-0 1B		0-0 F9		0-0 4-3											
<b>Rusty Staub, L</b> (1, 3) OBP: 0.265, SLG: 0.294		0-0 G3		0-3 K		0-0 F8		0-0 1B 1B												
<b>John Bateman, R</b> (1, 2) OBP: 0.286, SLG: 0.259			0-0 2-3		0-0 L8		0-3 K		0-0 1-3 1B											
<b>Eddie Kasko, R</b> (1, 6) OBP: 0.258, SLG: 0.276		0-0 6-3		0-3 K				4-0 BB E BB												
<b>Don Nottebart, R</b> (1, 1) <b>Claude Raymond, R</b> (5, 1) <b>Steve Hertz, R</b> (6, PH) <b>Gordon Jones, R</b> (7, 1) <b>Mike White, R</b> (8, PH) OBP: 0.297, SLG: 0.294			0-3 K			0-3 K		0-3 K												
<b>Inning Stats</b>	R: 0 E: 0 K: 1 S: 5	H: 0 LOB: 0 BB: 0 P: 5	R: 0 E: 0 K: 0 S: 3	H: 0 LOB: 0 BB: 0 P: 3	R: 0 E: 0 K: 1 S: 5	H: 0 LOB: 0 BB: 0 P: 5	R: 0 E: 0 K: 2 S: 8	H: 1 LOB: 1 BB: 0 P: 8	R: 0 E: 0 K: 1 S: 5	H: 0 LOB: 0 BB: 0 P: 5	R: 2 E: 1 K: 1 S: 7	H: 1 LOB: 0 BB: 0 P: 7	R: 1 E: 1 K: 1 S: 5	H: 0 LOB: 1 BB: 2 P: 13	R: 0 E: 0 K: 0 S: 4	H: 2 LOB: 2 BB: 0 P: 4	1B: 4 2B: 0 3B: 0 HR: 1	SF: 0 SAC: 0 DP: 0 HBP: 0	WP: 0 PB: 0 SB: 0 CS: 0	PA: 34
<b>PITCHER</b>	IP WLS BF H R ER SO	WLS W 28 3 3	BF 28 3 3	H 3 3	R 3 3	ER 1 1	SO 8 8	BB 2 2	IBB 0 0	HBP 0 0	BLK 0 0	WP 0 0	HR 1 0	S 42 6	P 50 6	ERA 1.23 0.00	WHIP 0.682 1.200			
<b>Bob Veale, L</b> (1, 1) ERA: 4.39	7.1	W	28	3	3	1	8	2	0	0	0	0	1	42	50	1.23	0.682			
<b>Al McBean, R</b> (8, 1) ERA: 0.9	1.2	S	6	2	0	0	0	0	0	0	0	0	0	6	6	0.00	1.200			

Batter	1	2	3	4	5	6	7	8	9	AB R H RBI BB SO LOB	TOP									
Dick Schofield, S (1, 6) OBP: 0.333, SLG: 0.320	0-0 F8			0-0 F9		0-3 K		0-0 L9		4 0 0 0 0 1 0										
Bill Virdon, L (1, 8) OBP: 0.295, SLG: 0.294	0-0 G3			0-0 4-3		0-0 F8			0-0 1B	4 0 1 0 0 0 0										
Jerry Lynch, L (1, 7) OBP: 0.348, SLG: 0.429	0-0 F5			0-0 1B			0-0 5-3		0-0 1B	4 0 2 0 0 0 0										
Smoky Burgess, L (1, 2) OBP: 0.462, SLG: 0.375 Roberto Clemente, R (9, PH) OBP: 0.407, SLG: 0.569		0-0 F5		0-0 1B			0-0 1B		0-0 L3	3 1 2 0 0 0 0 1 0 0 0 0 0 2										
Gene Freese, R (1, 5) OBP: 0.384, SLG: 0.569		0-0 F1		0-0 F3			0-0 F7		0-3 K	4 0 0 0 0 1 4										
Bob Bailey, R (1, 9) OBP: 0.375, SLG: 0.412		0-0 F8			0-0 F9		0-0 FC4-6			3 0 1 1 0 0 0										
Donn Clendenon, R (1, 3) OBP: 0.298, SLG: 0.372			0-0 F4		0-0 4-3		0-0 FC4-6			3 0 0 0 0 0 1										
Bill Mazeroski, R (1, 4) OBP: 0.257, SLG: 0.352			0-3 K		0-0 F7			0-0 5-3		3 0 0 0 0 1 0										
Vern Law, R (1, 1) OBP: 0.412, SLG: 0.471 Manny Mota, R (8, PH) OBP: 0.441, SLG: 0.500 Fred Green, R (8, 1)			0-0 G3			0-0 F6		0-0 6-3		2 0 0 0 0 0 0 1 0 0 0 0 0 0 0 0 0 0 0 0 0										
<b>Inning Stats</b>	R: 0 E: 0 K: 0 S: 3	H: 0 LOB: 0 BB: 0 P: 3	R: 0 E: 0 K: 0 S: 3	H: 0 LOB: 0 BB: 0 P: 3	R: 0 E: 0 K: 1 S: 5	H: 0 LOB: 0 BB: 0 P: 5	R: 0 E: 0 K: 0 S: 3	H: 0 LOB: 0 BB: 0 P: 3	R: 0 E: 0 K: 1 S: 5	H: 0 LOB: 0 BB: 0 P: 5	R: 1 E: 0 K: 0 S: 5	H: 2 LOB: 1 BB: 0 P: 5	R: 0 E: 0 K: 0 S: 3	H: 0 LOB: 0 BB: 0 P: 3	R: 0 E: 0 K: 1 S: 6	H: 2 LOB: 1 BB: 0 P: 6	1B: 6 2B: 1 3B: 0 HR: 0	SF: 0 SAC: 0 DP: 1 HBP: 0	WP: 0 PB: 0 SB: 1 CS: 0	PA: 32
<b>PITCHER</b>	IP WLS BF H R ER SO BB IBB HBP BLK WP HR S P ERA WHIP																			
Turk Farrell, R (1, 1) ERA: 2.16	8.0 W 30 6 1 1 2 0 0 0 0 0 0 0 34 34 1.12 0.750																			
Hal Woodeshick, L (9, 1) ERA: 1.53	1.0 S 2 0 0 0 1 0 0 0 0 0 0 0 4 4 0.00 0.000																			

Pittsburgh Pirates @ Houston Colt 45's  
Colt Stadium, Houston, TX  
Thu May 21 1964, 8:05 PM EDT  
Att. 5,880 - Unknown

livebaseballscorecards.com

AB	32
R	1
H	6
RBI	1
BB	0
SO	3
LOB	7





Batter	1	2	3	4	5	6	7	8	9	AB R H RBI BB SO LOB	TOP		
Dick Schofield, S (1, 6) OBP: 0.345, SLG: 0.337	0-3 K		0-3 K		4-0 BB			0-0 1B 2B	0-0 E9 SF8 1B	4 1 2 1 1 2 0	<b>Pittsburgh Pirates @ San Francisco Giants</b> Candlestick Park, San Francisco, CA Fri May 22 1964, 10:05 PM EDT Att. 18,873 - Unknown <a href="http://livebaseballscorecards.com">livebaseballscorecards.com</a>		
Bill Virdon, L (1, 8) OBP: 0.299, SLG: 0.301	0-0 FC3-6 1B		0-0 F7		0-0 F6			0-0 WP 1B	0-0 SF8	4 0 2 1 0 0 3			
Roberto Clemente, R (1, 9) OBP: 0.393, SLG: 0.549	0-0 FC3-6 1-2f			0-0 1-3		0-3 K		0-0 L4	0-0 F8	5 0 0 0 0 1 4			
Willie Stargell, L (1, 7) OBP: 0.373, SLG: 0.629	0-0 F5			0-3 K		0-0 3-1		0-0 WP 1B		4 0 1 1 0 1 1			
Smoky Burgess, L (1, 2) OBP: 0.419, SLG: 0.333		0-0 F4		0-3 K		0-0 F4		0-0 F7		4 0 0 0 0 1 2			
Gene Freese, R (1, 5) OBP: 0.390, SLG: 0.559		0-0 1B		4-0 BB E BB		0-3 K		0-3 K		3 0 1 0 1 2 2			
Donn Clendenon, R (1, 3) OBP: 0.290, SLG: 0.361		0-3 K		0-3 K		0-0 F9			0-0 F8	4 0 0 0 0 2 2			
Bill Mazaroski, R (1, 4) OBP: 0.264, SLG: 0.359		0-0 F3		0-3 K		0-0 2B		4-0 1B BB		3 1 1 0 1 1 2			
Steve Blass, R (1, 1) Bob Priddy, R (3, 1) Bob Bailey, R (5, PH) Roy Face, R (5, 1) Manny Mota, R (7, PH) Fred Green, R (7, 1) Jerry Lynch, L (9, PH) OBP: 0.375, SLG: 0.455		0-3 K		0-0 E6 BB		0-0 6-3		0-0 E 1B SF8 1B		1 0 0 0 0 0 1 0 0 0 0 0 0 0 0 0 1 0 0 0 0 0 0 1 0 0 0 0 0 0 0 0 1 0 0 0 0 0 0 1 0 0 0 0 0 0 0 0 1 1 1 0 0 0 0 0			
<b>Inning Stats</b>	R: 0 H: 1 E: 0 LOB: 1 K: 1 BB: 0 S: 6 P: 6	R: 0 H: 1 E: 0 LOB: 1 K: 1 BB: 0 S: 6 P: 6	R: 0 H: 0 E: 0 LOB: 0 K: 2 BB: 0 S: 7 P: 7	R: 0 H: 0 E: 0 LOB: 0 K: 2 BB: 0 S: 7 P: 7	R: 0 H: 0 E: 1 LOB: 3 K: 2 BB: 2 S: 8 P: 16	R: 0 H: 0 E: 0 LOB: 0 K: 1 BB: 0 S: 5 P: 5	R: 0 H: 1 E: 0 LOB: 1 K: 1 BB: 0 S: 6 P: 6	R: 1 H: 3 E: 0 LOB: 2 K: 1 BB: 0 S: 8 P: 8	R: 2 H: 2 E: 1 LOB: 1 K: 0 BB: 1 S: 5 P: 9	1B: 6 SF: 1 2B: 2 SAC: 0 3B: 0 DP: 0 HR: 0 HBP: 0	WP: 1 PA: 39 PB: 0 SB: 0 CS: 0		
<b>PITCHER</b>	IP WLS BF H R ER SO BB IBB HBP BLK WP HR S P ERA WHIP											<b>PITCHER</b>	IP WLS BF H R ER SO BB IBB HBP BLK WP HR S P ERA WHIP
Ron Herbel, R (1, 1) ERA: 2.05	8.1 W 37 8 3 3 11 3 0 0 0 1 0 56 68 3.24 1.320												
Ken MacKenzie, L (9, 1) ERA:	0.2 S 2 0 0 0 0 0 0 0 0 0 0 0 2 2 0.00 0.000												

AB	35
R	3
H	8
RBI	3
BB	3
SO	11
LOB	18



Batter	1	2	3	4	5	6	7	8	9	AB	R	H	RBI	BB	SO	LOB
Jim Ray Hart, R OBP: 0.304, SLG: 0.379 (1, 5)	0-0 4-3 S 1B	0-0 6-3		0-0 1B		0-0 F5		0-0 1B E 1B		5	1	3	0	0	0	1
Jesus Alou, R OBP: 0.289, SLG: 0.310 (1, 9)	0-0 4-3 1-3		0-0 F9	0-0 1-2 1B		0-0 F4		0-3 K		5	0	1	0	0	1	2
Willie Mays, R OBP: 0.445, SLG: 0.889 (1, 8)	0-0 4-3 1B		0-0 S HR 1B	0-0 F9		0-0 HR		0-0 E4 1B		5	2	3	2	0	0	3
Willie McCovey, L OBP: 0.302, SLG: 0.462 (1, 7)	0-0 4-3 1-2		0-0 HR	0-3 K		0-0 1-3		0-0 1-2 2-3 1B		5	1	2	2	0	1	3
Matty Alou, L OBP: 0.295, SLG: 0.276 (9, 7)	0-0 4-3 1-2		0-0 HR	0-3 K		0-0 1-3		0-0 1-2 2-3 1B		0	0	0	0	0	0	0
Orlando Cepeda, R OBP: 0.403, SLG: 0.532 (1, 3)	0-0 6-3		0-0 HR			0-0 HR 2B		0-3 K		5	2	2	1	0	1	4
Tom Haller, L OBP: 0.322, SLG: 0.372 (1, 2)		0-0 F4	4-0 BB		0-0 HR		0-0 1B	0-0 F2		4	1	2	2	1	0	3
Jim Davenport, R OBP: 0.294, SLG: 0.394 (1, 4)		0-0 E 2B	0-0 F7		0-0 1-6-3		0-0 1-2 1B			4	1	2	0	0	0	1
Jose Pagan, R OBP: 0.254, SLG: 0.235 (1, 6)		0-0 E8 1B	0-0 F4		0-0 F8		0-0 F9			4	0	1	1	0	0	3
Ron Herbel, R (1, 1)		0-3 K		0-3 K		0-0 5-3		0-0 F4		4	0	0	0	0	2	3
Ken MacKenzie, R (9, 1)										0	0	0	0	0	0	0

Inning Stats	R: 1	H: 2	E: 0	K: 0	S: 5	LOB: 1	BB: 0	P: 5	R: 1	H: 2	E: 1	K: 1	S: 7	LOB: 1	BB: 0	P: 7	R: 3	H: 3	E: 0	K: 0	S: 6	LOB: 1	BB: 1	P: 10	R: 0	H: 2	E: 0	K: 2	S: 9	LOB: 2	BB: 0	P: 9	R: 2	H: 2	E: 0	K: 0	S: 5	LOB: 0	BB: 0	P: 5	R: 1	H: 1	E: 0	K: 0	S: 4	LOB: 0	BB: 0	P: 4	R: 0	H: 2	E: 0	K: 0	S: 5	LOB: 2	BB: 0	P: 5	R: 0	H: 2	E: 1	K: 2	S: 10	LOB: 3	BB: 0	P: 10
--------------	------	------	------	------	------	--------	-------	------	------	------	------	------	------	--------	-------	------	------	------	------	------	------	--------	-------	-------	------	------	------	------	------	--------	-------	------	------	------	------	------	------	--------	-------	------	------	------	------	------	------	--------	-------	------	------	------	------	------	------	--------	-------	------	------	------	------	------	-------	--------	-------	-------

PITCHER	IP	WLS	BF	H	R	ER	SO	BB	IBB	HBP	BLK	WP	HR	S	P	ERA	WHIP
Steve Blass, R ERA: 3.31 (1, 1)	2.1	L	15	7	5	5	1	1	0	0	0	0	2	16	20	19.29	3.429
Bob Priddy, R ERA: (3, 1)	1.2		7	2	0	0	2	0	0	0	0	0	0	11	11	0.00	1.200
Roy Face, R ERA: 4.82 (5, 1)	2.0		9	3	3	3	0	0	0	0	0	0	2	9	9	13.50	1.500
Fred Green, L ERA: (7, 1)	2.0		11	4	0	0	2	0	0	0	0	0	0	15	15	0.00	2.000

**BOTTOM**

**Pittsburgh Pirates @ San Francisco Giants**  
Candlestick Park, San Francisco, CA

Fri May 22 1964, 10:05 PM EDT  
Att. 18,873 - Unknown

livebaseballscorecards.com

AB	41
R	8
H	16
RBI	8
BB	1
SO	5
LOB	23

**GIANTS**

WP: 0	PA: 42
PB: 0	
SB: 2	
CS: 0	





Batter	1	2	3	4	5	6	7	8	9	AB	R	H	RBI	BB	SO	LOB
Jim Ray Hart, R OBP: 0.302, SLG: 0.383 (1, 5)	0-0 5-3		0-0 F4		0-0 2B		0-0 6-3			4	0	1	0	0	0	0
Jesus Alou, R OBP: 0.280, SLG: 0.300 (1, 9)	0-0 F9		0-0 F7		0-0 6-3			0-0 F5		4	0	0	0	0	0	1
Willie Mays, R OBP: 0.440, SLG: 0.877 (1, 8)	0-0 6-3		0-0 6-3			0-0 1B 2B		0-0 6-3		4	1	1	0	0	0	0
Willie McCovey, L OBP: 0.301, SLG: 0.451 (1, 7)		4-0 1B 1B BB		0-0 3-1		0-0 4-3		0-0 E8		3	1	0	0	1	0	1
Orlando Cepeda, R OBP: 0.408, SLG: 0.530 (1, 3)		0-0 1B 1-2 FC5-2 1B		0-0 4-3		0-0 FC6-4 2-H 1B		0-0 4-3		4	0	2	1	0	0	1
Tom Haller, L OBP: 0.319, SLG: 0.358 (1, 2)		0-0 F9		4-0 FC6-4 BB		0-0 F8		0-0 6-3		3	0	0	0	1	0	3
Jim Davenport, R OBP: 0.296, SLG: 0.391 (1, 4)		0-0 FC5-2 1-3 2-H 1B		0-0 FC6-4 1-2f		0-0 FC6-4 1-2f			0-0 F8	3	0	1	1	0	0	2
Chuck Hiller, L OBP: 0.236, SLG: 0.232 (9, PH)										1	0	0	0	0	0	0
Jose Pagan, R OBP: 0.248, SLG: 0.229 (1, 6)		0-0 FC5-2 1-2 3-H		0-0 F8		0-3 K		0-0 F7		3	0	0	0	0	1	2
Duke Snider, L OBP: 0.326, SLG: 0.316 (9, PH)										1	0	0	0	0	0	0
Gaylord Perry, R (1, 1)		0-3 K		0-0 6-3						2	0	0	0	0	1	2
Matty Alou, L OBP: 0.290, SLG: 0.271 (7, PH)										1	0	0	0	0	0	0
Ken MacKenzie, R (8, 1)										0	0	0	0	0	0	0

**BOTTOM**

**Pittsburgh Pirates @ San Francisco Giants**  
 Candlestick Park, San Francisco, CA  
 Sat May 23 1964, 6:33 AM EDT  
 Att. 20,113 - Unknown

[livebaseballscorecards.com](http://livebaseballscorecards.com)

<b>AB</b>	<b>33</b>
<b>R</b>	<b>2</b>
<b>H</b>	<b>5</b>
<b>RBI</b>	<b>2</b>
<b>BB</b>	<b>2</b>
<b>SO</b>	<b>2</b>
<b>LOB</b>	<b>12</b>



Inning Stats	R: 0	H: 0	E: 0	K: 0	S: 3	R: 1	H: 2	E: 0	K: 1	S: 7	R: 0	H: 0	E: 0	K: 0	S: 3	R: 0	H: 0	E: 0	K: 0	S: 3	R: 0	H: 1	E: 0	K: 0	S: 4	R: 1	H: 2	E: 0	K: 0	S: 5	R: 0	H: 0	E: 0	K: 1	S: 5	R: 0	H: 0	E: 1	K: 0	S: 4	R: 0	H: 0	E: 0	K: 0	S: 3	1B: 3	2B: 2	3B: 0	HR: 0	SF: 0	SAC: 0	DP: 0	HBP: 0	WP: 0	PB: 0	SB: 0	CS: 0	PA: 35
<b>PITCHER</b> Bob Friend, R ERA: 3.96 (1, 1)	IP	WLS	BF	H	R	ER	SO	BB	IBB	HBP	BLK	WP	HR	S	P	ERA	WHIP													IP	WLS	BF	H	R	ER	SO	BB	IBB	HBP	BLK	WP	HR	S	P	ERA	WHIP												

Batter	1	2	3	4	5	6	7	8	9	AB R H RBI BB SO LOB
Dick Schofield, S (1, 6) OBP: 0.364, SLG: 0.348	0-0 1-3		4-0 1B BB	4-0 4-1 BB		0-0 1B			0-0 4-3	3 1 1 0 2 0 0
Bill Virdon, L (1, 8) OBP: 0.299, SLG: 0.301	0-0 F6		0-0 1B 2B 1B	0-0 4-1 BB		0-0 1-3			0-0 4-3	5 1 1 0 0 0 2
Roberto Clemente, R (1, 9) OBP: 0.390, SLG: 0.556	0-0 6-3		0-0 2B 1B 1-3 2-H	0-0 4-3					0-0 F9	4 0 1 1 0 0 1
Jerry Lynch, L (1, 7) Manny Mota, R (8, 7) OBP: 0.375, SLG: 0.586 OBP: 0.417, SLG: 0.469		0-3 K	0-0 2B 1-3 3-H		0-0 FC1-4 1B				0-0 G1	4 0 2 1 0 1 0 0 0 0 0 0 0 0
Gene Freese, R (1, 5) OBP: 0.395, SLG: 0.533		4-0 1B 6-3 BB	0-0 5-3		0-0 FC1-4 1-2f				0-0 F5	3 1 0 0 1 0 3
Bill Mazeroski, R (1, 4) OBP: 0.264, SLG: 0.353		0-0 6-3 1B 1-3	0-0 F2		0-0 F2				0-0 G6-4-3 1B	4 0 2 0 0 0 3
Donn Clendenon, R (1, 3) OBP: 0.288, SLG: 0.350		0-0 6-3 1-2 3-H IBB	4-0 IBB		0-0 1-3				0-0 G6-4-3 1-2f	3 0 0 1 1 0 3
Jim Pagliaroni, R (1, 2) Smoky Burgess, L (5, 2) OBP: 0.346, SLG: 0.296 OBP: 0.400, SLG: 0.316		4-0 IBB	0-0 F4			0-3 K			0-0 F3	1 0 0 0 1 0 3 2 0 0 0 0 1 0
Bob Veale, S (1, 1) OBP: 0.136, SLG: 0.095		0-3 K		0-3 K		0-3 K			0-0 4-3	4 0 0 0 0 3 2

TOP	
<b>Pittsburgh Pirates @ San Francisco Giants</b> Candlestick Park, San Francisco, CA Sun May 24 1964, 6:33 AM EDT Unknown	
<b>AB</b> 33 <b>R</b> 3 <b>H</b> 7 <b>RBI</b> 3 <b>BB</b> 5 <b>SO</b> 5 <b>LOB</b> 17	

Inning Stats	R: 0	H: 0	E: 0	K: 0	S: 3	P: 3	R: 1	H: 1	E: 0	K: 2	S: 8	P: 16	R: 2	H: 3	E: 0	K: 0	S: 6	P: 14	R: 0	H: 0	E: 0	K: 1	S: 5	P: 9	R: 0	H: 1	E: 0	K: 0	S: 4	P: 4	R: 0	H: 1	E: 0	K: 2	S: 8	P: 8	R: 0	H: 0	E: 0	K: 0	S: 3	P: 3	R: 0	H: 1	E: 0	K: 0	S: 3	P: 3	R: 0	H: 0	E: 0	K: 0	S: 3	P: 3	1B: 6	2B: 1	3B: 0	HR: 0	SF: 0	SAC: 0	DP: 1	HBP: 0	WP: 0	PB: 0	SB: 0	CS: 0	PA: 38
--------------	------	------	------	------	------	------	------	------	------	------	------	-------	------	------	------	------	------	-------	------	------	------	------	------	------	------	------	------	------	------	------	------	------	------	------	------	------	------	------	------	------	------	------	------	------	------	------	------	------	------	------	------	------	------	------	-------	-------	-------	-------	-------	--------	-------	--------	-------	-------	-------	-------	--------

PITCHER	IP	WLS	BF	H	R	ER	SO	BB	IBB	HBP	BLK	WP	HR	S	P	ERA	WHIP
Jack Sanford, R (1, 1) ERA: 3.21	6.0	L	29	6	3	3	5	3	2	0	0	0	0	34	54	4.50	1.500
Ken MacKenzie, L (7, 1) ERA: 1.93	2.0		6	1	0	0	0	0	0	0	0	0	0	6	6	0.00	0.500
Billy Pierce, L (9, 1) ERA: 1.93	1.0		3	0	0	0	0	0	0	0	0	0	0	3	3	0.00	0.000

PITCHER	IP	WLS	BF	H	R	ER	SO	BB	IBB	HBP	BLK	WP	HR	S	P	ERA	WHIP
---------	----	-----	----	---	---	----	----	----	-----	-----	-----	----	----	---	---	-----	------



Batter	1	2	3	4	5	6	7	8	9	AB R H RBI BB SO LOB	TOP									
Dick Schofield, S OBP: 0.351, SLG: 0.333 (1, 6)	0-0 4-3	0-0 FC4-2-5 1B	0-0 4-3			0-0 G3		0-3 K		5 0 0 0 0 1 6										
Bill Virdon, L OBP: 0.302, SLG: 0.299 (1, 8)	4-0 CS BB	0-0 1-2 2-H 1B			0-0 F9	0-0 G3		0-0 1-3		4 0 1 1 1 0 1										
Roberto Clemente, R OBP: 0.396, SLG: 0.555 (1, 9)	0-0 1-2 1B	0-0 6-3			0-3 K		4-0 BB	0-0 1B		4 0 2 0 1 1 2										
Jerry Lynch, L OBP: 0.333, SLG: 0.515 (1, 7)	0-0 F5		0-3 K		0-0 F8		0-0 F7	0-3 K		4 0 0 0 0 1 2 1 0 0 0 0 1 1										
Al McBean, R (7, 1)																				
Smoky Burgess, L OBP: 0.400, SLG: 0.326 (1, 2)		0-0 1B 1B	0-0 F9			0-0 G4-3 1B		0-0 F8	0-0 G3	5 1 2 0 0 0 2										
Gene Freese, R OBP: 0.400, SLG: 0.532 (1, 5)		0-0 E 1B 6-3 1B	0-0 2B 1B			0-0 G4-3 1-2f		0-0 F3		4 2 2 0 0 0 2										
Donn Clendenon, R OBP: 0.293, SLG: 0.361 (1, 3)		0-0 6-3 E 1B	0-0 1-3 1B 2B			0-0 F8		0-3 K		4 1 2 1 0 1 0										
Bill Mazaroski, R OBP: 0.263, SLG: 0.345 (1, 4)		0-0 E5 1B 6-3 1-2 2-3	4-0 1B IBB			0-0 4-3		0-0 E6 FC6-4		3 1 0 0 1 0 2										
Tom Butters, R OBP: 0.400, SLG: 0.400 (1, 1)		0-0 6-3	0-0			4-0 G3 S BB		0-0 FC6-4 1-2f		2 0 1 3 0 0 2										
Bob Bailey, R OBP: 0.377, SLG: 0.408 (6, PH)										0 0 0 0 1 0 0										
Bob Priddy, R (6, 1)										0 0 0 0 0 0 0										
Manny Mota, R OBP: 0.405, SLG: 0.455 (7, 7)		1-2 2-3 3-H	1-2 2-H 3-H 1B							1 0 0 0 0 0 1										
<b>Inning Stats</b>	R: 0 E: 0 K: 0 S: 3	H: 1 LOB: 1 BB: 1 P: 7	R: 3 E: 1 K: 0 S: 8	H: 4 LOB: 2 BB: 0 P: 8	R: 2 E: 0 K: 1 S: 8	H: 3 LOB: 2 BB: 1 P: 12	R: 0 E: 0 K: 1 S: 5	H: 0 LOB: 0 BB: 0 P: 5	R: 0 E: 0 K: 0 S: 3	H: 1 LOB: 0 BB: 0 P: 3	R: 0 E: 0 K: 0 S: 3	H: 0 LOB: 1 BB: 1 P: 7	R: 0 E: 1 K: 2 S: 8	H: 0 LOB: 1 BB: 0 P: 8	R: 0 E: 0 K: 1 S: 6	H: 1 LOB: 1 BB: 0 P: 6	1B: 9 2B: 1 3B: 0 HR: 0	SF: 0 SAC: 0 DP: 1 HBP: 0	WP: 0 PB: 0 SB: 1 CS: 1	PA: 41
<b>PITCHER</b>	IP WLS BF H R ER SO BB IBB HBP BLK WP HR S P ERA WHIP																			ERA WHIP
Bob Shaw, R ERA: 2.51 (1, 1)	6.0 L 29 9 5 4 2 2 1 0 0 0 0 30 42 6.00 1.833																			
Billy Pierce, L ERA: 1.65 (7, 1)	2.1 10 1 0 0 2 1 0 0 0 0 0 13 17 0.00 0.857																			
Bobby Bolin, R ERA: 2.18 (9, 1)	0.2 2 0 0 0 0 1 0 0 0 0 0 4 4 0.00 0.000																			

**Pittsburgh Pirates @ San Francisco Giants**  
 Candlestick Park, San Francisco, CA  
 Sun May 24 1964, 6:38 AM EDT  
 Att: 40,441 - Unknown

AB	37
R	5
H	10
RBI	5
BB	4
SO	5
LOB	21



WP: 0	PA: 41
PB: 0	
SB: 1	
CS: 1	

PITCHER	IP	WLS	BF	H	R	ER	SO	BB	IBB	HBP	BLK	WP	HR	S	P	ERA	WHIP
Bob Shaw, R	6.0	L	29	9	5	4	2	2	1	0	0	0	0	30	42	6.00	1.833
Billy Pierce, L	2.1		10	1	0	0	2	1	0	0	0	0	0	13	17	0.00	0.857
Bobby Bolin, R	0.2		2	0	0	0	1	0	0	0	0	0	0	4	4	0.00	0.000

Batter	1	2	3	4	5	6	7	8	9	AB	R	H	RBI	BB	SO	LOB
Matty Alou, L OBP: 0.279, SLG: 0.262 (1, 9)	0-0 F5	0-0 F5			0-0 1B	0-3 K			0-3 K	5	0	1	0	0	2	3
Chuck Hiller, L OBP: 0.245, SLG: 0.233 (1, 4)	0-0 E4		4-0 1B BB		0-0 1B FC3-6	0-0 6-3			0-0 4-3	4	2	1	0	1	0	2
Willie Mays, R OBP: 0.443, SLG: 0.852 (1, 8)	4-0 BB BB		4-0 1B 1-3		0-0 1B FC3-6				0-0 F8	2	0	1	0	2	0	0
Willie McCovey, L OBP: 0.306, SLG: 0.448 (1, 7)	4-0 BB		0-0 1-3		0-0 FC3-6				0-0 G5-4-3	3	0	1	1	1	0	3
Orlando Cepeda, R OBP: 0.386, SLG: 0.493 (1, 3)	0-3 K		0-0 L3		0-0 F9				0-0 G5-4-3	4	0	1	1	0	1	5
Tom Haller, L OBP: 0.316, SLG: 0.353 (1, 2)	0-0 G3		0-0 L3		0-0 1B				0-0 F5	4	1	1	0	0	0	5
Jim Davenport, R OBP: 0.282, SLG: 0.368 (1, 5)		0-0 1B		0-0 F5		0-0 F8			0-0 F5	4	0	1	0	0	0	1
Bobby Bolin, R (9, 1)										0	0	0	0	0	0	0
Jose Pagan, R OBP: 0.258, SLG: 0.241 (1, 6)		0-0 1B		0-0 F9		0-0 1B			0-0 1-3	4	0	2	0	0	0	0
Bob Shaw, R (1, 1)		0-0 F6		0-3 K		0-0 1B			0-0 6-3	2	0	0	0	0	1	1
Duke Snider, L (6, PH)										1	0	1	1	0	0	0
Billy O'Dell, S (6, PR)										0	0	0	0	0	0	0
Billy Pierce, L (7, 1)										0	0	0	0	0	0	0
Harvey Kuenn, R (9, 5)										1	0	0	0	0	0	0

Inning Stats	R: 0	H: 0	E: 1	K: 1	S: 6	LOB: 3	BB: 2	P: 14	R: 0	H: 2	E: 0	K: 0	S: 4	LOB: 1	BB: 0	P: 4	R: 1	H: 1	E: 0	K: 0	S: 3	LOB: 1	BB: 2	P: 11	R: 0	H: 0	E: 0	K: 1	S: 5	LOB: 0	BB: 0	P: 5	R: 1	H: 3	E: 0	K: 0	S: 5	LOB: 1	BB: 0	P: 5	R: 1	H: 3	E: 0	K: 1	S: 8	LOB: 2	BB: 0	P: 8	R: 0	H: 1	E: 0	K: 0	S: 3	LOB: 0	BB: 0	P: 3	R: 0	H: 0	E: 0	K: 0	S: 3	LOB: 0	BB: 0	P: 3	R: 0	H: 0	E: 0	K: 1	S: 5	LOB: 0	BB: 0	P: 5	1B: 10	2B: 1	3B: 0	HR: 0	SF: 0	SAC: 0	DP: 2	HBP: 0	WP: 0	PB: 0	SB: 0	CS: 0	PA: 38
--------------	------	------	------	------	------	--------	-------	-------	------	------	------	------	------	--------	-------	------	------	------	------	------	------	--------	-------	-------	------	------	------	------	------	--------	-------	------	------	------	------	------	------	--------	-------	------	------	------	------	------	------	--------	-------	------	------	------	------	------	------	--------	-------	------	------	------	------	------	------	--------	-------	------	------	------	------	------	------	--------	-------	------	--------	-------	-------	-------	-------	--------	-------	--------	-------	-------	-------	-------	--------

PITCHER	IP	WLS	BF	H	R	ER	SO	BB	IBB	HBP	BLK	WP	HR	S	P	ERA	WHIP
Tom Butters, R (1, 1)	5.0	W	23	6	2	2	2	4	0	0	0	0	0	23	39	3.60	2.000
Bob Priddy, R (6, 1)	1.0		6	3	1	1	1	0	0	0	0	0	0	8	8	9.00	3.000
Al McBean, R (7, 1)	3.0	S	9	1	0	0	1	0	0	0	0	0	0	11	11	0.00	0.333


**BOTTOM**

**Pittsburgh Pirates @ San Francisco Giants**  
Candlestick Park, San Francisco, CA

Sun May 24 1964, 6:38 AM EDT  
Att. 40,441 - Unknown

livebaseballscorecards.com

<b>AB</b>	<b>34</b>
<b>R</b>	<b>3</b>
<b>H</b>	<b>10</b>
<b>RBI</b>	<b>3</b>
<b>BB</b>	<b>4</b>
<b>SO</b>	<b>4</b>
<b>LOB</b>	<b>20</b>



Batter	1	2	3	4	5	6	7	8	9	AB R H RBI BB SO LOB	TOP	
<b>Tony Taylor, R</b> (1, 4) <small>OBP: 0.297, SLG: 0.262</small> <b>Ray Culp, R</b> (3, 1) <small>OBP: 0.182, SLG: 0.100</small> <b>Danny Cater, R</b> (8, PH) <small>OBP: 0.377, SLG: 0.460</small> <b>Johnny Klippstein, R</b> (8, 1)	0-0 1-3		0-0 1-3		0-3 K			0-0 G5-4-3		2 0 0 0 0 0 0 1 0 0 0 0 1 0 1 0 0 0 0 0 1 0 0 0 0 0 0 0	<b>Philadelphia Phillies @ Pittsburgh Pirates</b> <b>Forbes Field, Pittsburgh, PA</b> Tue May 26 1964, 7:05 PM EDT Att. 12,183 - Unknown	
<b>Dick Allen, R</b> (1, 5) <small>OBP: 0.350, SLG: 0.589</small>	4-0 1B BB		0-0 6-3			0-0 F7		0-0 6-3		3 0 0 0 1 0 0		
<b>Johnny Callison, L</b> (1, 9) <small>OBP: 0.333, SLG: 0.448</small>	0-0 1-2 1B			0-3 K		0-0 P3			0-0 HR	4 1 2 1 0 1 0		
<b>Wes Covington, L</b> (1, 7) <small>OBP: 0.320, SLG: 0.453</small>	0-3 K			0-0 3-1		0-0 F8			0-0 1-3	4 0 0 0 0 1 2		
<b>Tony Gonzalez, L</b> (1, 8) <small>OBP: 0.385, SLG: 0.381</small>	0-3 K			0-3 K			0-0 P4		0-0 P4	4 0 0 0 0 2 2		
<b>John Herrnstein, L</b> (1, 3) <small>OBP: 0.323, SLG: 0.398</small>		0-3 K		0-3 K			0-0 F9		0-0 4-3	4 0 0 0 0 2 0		
<b>Clay Dalrymple, L</b> (1, 2) <small>OBP: 0.209, SLG: 0.214</small>		0-0 G3		0-0 G3			0-0 F8			3 0 0 0 0 0 0		
<b>Bobby Wine, R</b> (1, 6) <small>OBP: 0.254, SLG: 0.263</small> <b>Ruben Amaro, R</b> (3, 6) <small>OBP: 0.357, SLG: 0.250</small>		0-0 F7			0-0 IHR 1B			0-0 E7 1B 1B		1 0 0 0 0 0 0 2 2 2 0 0 0 0		
<b>Chris Short, R</b> (1, 1) <b>Dallas Green, L</b> (1, 1) <b>Cookie Rojas, R</b> (3, PH) <small>OBP: 0.500, SLG: 0.700</small> (3, 4)			0-0 6-3		0-0 IHR			0-0 G5-4-3 1B		0 0 0 0 0 0 0 0 0 0 0 0 0 0 3 1 2 3 0 0 0		
<b>Inning Stats</b>	R: 0 H: 1 E: 0 LOB: 2 K: 2 BB: 1 S: 8 P: 12	R: 0 H: 0 E: 0 LOB: 0 K: 1 BB: 0 S: 5 P: 5	R: 0 H: 0 E: 0 LOB: 0 K: 0 BB: 0 S: 3 P: 3	R: 0 H: 0 E: 0 LOB: 0 K: 2 BB: 0 S: 7 P: 7	R: 2 H: 2 E: 0 LOB: 0 K: 2 BB: 0 S: 9 P: 9	R: 0 H: 0 E: 0 LOB: 0 K: 0 BB: 0 S: 3 P: 3	R: 0 H: 0 E: 0 LOB: 0 K: 0 BB: 0 S: 3 P: 3	R: 1 H: 2 E: 1 LOB: 0 K: 0 BB: 0 S: 4 P: 4	R: 1 H: 1 E: 0 LOB: 0 K: 0 BB: 0 S: 4 P: 4	1B: 4 SF: 0 2B: 0 SAC: 0 3B: 0 DP: 1 HR: 2 HBP: 0		WP: 0 PA: 33 PB: 0 SB: 0 CS: 0
<b>PITCHER</b> <b>Vern Law, R</b> (1, 1) <small>ERA: 3.26</small>	IP WLS BF H R ER SO BB IBB HBP BLK WP HR S P ERA WHIP	9.0 W 33 6 4 3 7 1 0 0 0 0 0 1 46 50 3.00 0.778										

livebaseballscorecards.com

<b>AB</b>	<b>32</b>
<b>R</b>	<b>4</b>
<b>H</b>	<b>6</b>
<b>RBI</b>	<b>4</b>
<b>BB</b>	<b>1</b>
<b>SO</b>	<b>7</b>
<b>LOB</b>	<b>5</b>



Batter	1	2	3	4	5	6	7	8	9	AB	R	H	RBI	BB	SO	LOB
Dick Schofield, S OBP: 0.343, SLG: 0.320	F2		F9		6-3		1-0 1B 1-2 1B HBP	F7		5	1	0	0	0	0	4
Manny Mota, R OBP: 0.405, SLG: 0.526	HR	4-3	F8		WP 1B		F8			5	2	2	1	0	0	2
Roberto Clemente, R OBP: 0.408, SLG: 0.581	6-3 E 2B	2B	4-3		FC5-4 1B		1B 1-2 2-H			5	2	4	2	0	0	0
Gene Freese, R OBP: 0.400, SLG: 0.536 Gene Alley, R OBP: 0.263, SLG: 0.300	6-3	BB HR 2B		5-3	FC5-4		FC6-4 1B			5	1	2	2	0	0	2
Bob Bailey, R OBP: 0.378, SLG: 0.402	E6 3B	BB HR BB		1B 1B		K	FC6-4			4	2	1	0	1	1	2
Donn Clendenon, R OBP: 0.309, SLG: 0.392	3B	HR BB		1B		K		WP FC4-2 2B		4	2	3	1	1	1	0
Bill Mazaroski, R OBP: 0.261, SLG: 0.354	1B	K		F2		F5		6-3		5	1	1	1	0	1	6
Jim Pagliaroni, R OBP: 0.360, SLG: 0.347	1B	HR		K		K	FC1-6 BB	FC4-2 1B		4	1	2	5	1	1	3
Vern Law, R OBP: 0.409, SLG: 0.455	1B	K		K		F7	FC1-6 HBP 1B	1B		5	1	2	0	0	1	1

Inning Stats	R: 5	H: 6	E: 1	LOB: 2	K: 0	P: 10	R: 5	H: 3	E: 0	LOB: 0	K: 2	P: 18	R: 0	H: 0	E: 0	LOB: 0	K: 0	P: 3	R: 0	H: 2	E: 0	LOB: 2	K: 1	P: 7	R: 1	H: 2	E: 0	LOB: 1	K: 0	P: 5	R: 0	H: 0	E: 0	LOB: 0	K: 2	P: 7	R: 2	H: 2	E: 0	LOB: 2	K: 0	P: 10	R: 0	H: 2	E: 0	LOB: 2	K: 0	P: 5
--------------	------	------	------	--------	------	-------	------	------	------	--------	------	-------	------	------	------	--------	------	------	------	------	------	--------	------	------	------	------	------	--------	------	------	------	------	------	--------	------	------	------	------	------	--------	------	-------	------	------	------	--------	------	------

PITCHER	IP	WLS	BF	H	R	ER	SO	BB	IBB	HBP	BLK	WP	HR	S	P	ERA	WHIP
Chris Short, L ERA: 0.55	(1, 1)	0.2	L	6	3	4	1	0	0	0	0	0	1	6	6	13.50	4.500
Dallas Green, R ERA: 3.95	(1, 1)	1.1		12	6	5	2	2	0	0	0	0	1	14	22	33.75	6.000
Ray Culp, R ERA: 5.67	(3, 1)	5.0		23	6	3	3	1	0	1	0	1	0	27	32	5.40	1.400
Johnny Klippstein, R ERA: 4.2	(8, 1)	1.0		5	2	0	0	0	0	0	0	1	0	5	5	0.00	2.000

**BOTTOM**

Philadelphia Phillies @ Pittsburgh Pirates  
 Forbes Field, Pittsburgh, PA  
 Tue May 26 1964, 7:05 PM EDT  
 Att. 12,183 - Unknown

AB	42
R	13
H	17
RBI	12
BB	3
SO	5
LOB	20



WP	HR	S	P	ERA	WHIP
WP: 2	HR: 2	S: 0	P: 46	ERA: 2	WHIP: 0
PB: 0	SAC: 0	DP: 0	CS: 0	BB: 0	HBP: 1

Batter	1	2	3	4	5	6	7	8	9	AB R H RBI BB SO LOB	TOP											
Cookie Rojas, R (1, 4) OBP: 0.500, SLG: 0.714	0-3 K		0-0 1B		0-0 1B		0-0 F7			4 1 2 1 0 1 2												
Dick Allen, R (1, 5) OBP: 0.348, SLG: 0.580	0-3 K		0-0 1B		0-3 K			0-0 6-3		4 0 1 1 0 2 1												
Johnny Callison, L (1, 9) OBP: 0.331, SLG: 0.443	0-0 1-3		0-0 1B			0-0 4-3		0-0 F5		4 0 1 0 0 0 0												
Wes Covington, L (1, 7) OBP: 0.308, SLG: 0.434		0-3 K	0-0 G3			0-0 F8		0-0 4-3		4 0 0 0 0 1 2												
Bobby Wine, R (8, 6) OBP: 0.254, SLG: 0.263										0 0 0 0 0 0 0												
Tony Gonzalez, L (1, 8) OBP: 0.374, SLG: 0.368		0-0 F7		0-0 4-3		0-3 K			0-0 6-3	4 0 0 0 0 1 0												
John Herrnstein, L (1, 3) OBP: 0.320, SLG: 0.391		0-0 3-1		0-0 F8			0-3 K		0-0 1B	4 0 1 0 0 1 0												
Clay Dalrymple, L (1, 2) OBP: 0.221, SLG: 0.230			0-0 2B	0-0 3-1		4-0 SH1-3		0-0 P6		3 1 1 0 1 0 1												
Ruben Amaro, R (1, 6) OBP: 0.389, SLG: 0.313			0-0 6-3		0-0 6-3		0-0 SH1-3		0-0 1B	4 0 2 0 0 0 1												
Art Mahaffey, R (1, 1) OBP: 0.200, SLG: 0.429			0-3 K		0-0 6-3		0-0 SH1-3		0-3 K	3 0 0 0 0 2 3												
<b>Inning Stats</b>	R: 0 E: 0 K: 2 S: 7	H: 0 LOB: 0 BB: 0 P: 7	R: 0 E: 0 K: 1 S: 5	H: 0 LOB: 0 BB: 0 P: 5	R: 2 E: 0 K: 1 S: 9	H: 4 LOB: 2 BB: 0 P: 9	R: 0 E: 0 K: 0 S: 3	H: 0 LOB: 0 BB: 0 P: 3	R: 0 E: 0 K: 1 S: 6	H: 1 LOB: 1 BB: 0 P: 6	R: 0 E: 0 K: 1 S: 5	H: 0 LOB: 0 BB: 0 P: 5	R: 0 E: 0 K: 1 S: 6	H: 1 LOB: 2 BB: 1 P: 10	R: 0 E: 0 K: 0 S: 3	H: 0 LOB: 0 BB: 0 P: 3	R: 0 E: 0 K: 1 S: 7	H: 2 LOB: 2 BB: 0 P: 7	1B: 6 2B: 2 3B: 0 HR: 0	SF: 0 SAC: 1 DP: 0 HBP: 0	WP: 0 PB: 0 SB: 0 CS: 0	PA: 36
<b>PITCHER</b>	IP WLS BF H R ER SO BB IBB HBP BLK WP HR S P ERA WHIP																					
Bob Friend, R (1, 1) ERA: 3.77	8.0 L 31 6 2 2 7 1 0 0 0 0 0 0 44 48 2.25 0.875																					
Al McBean, R (9, 1) ERA: 0.64	1.0 5 2 0 0 1 0 0 0 0 0 0 0 7 7 0.00 2.000																					

Philadelphia Phillies @ Pittsburgh Pirates  
 Forbes Field, Pittsburgh, PA  
 Wed May 27 1964, 7:05 PM EDT  
 Att: 10,914 - Unknown

livebaseballscorecards.com

AB	34
R	2
H	8
RBI	2
BB	1
SO	8
LOB	10






Batter	1	2	3	4	5	6	7	8	9	AB	R	H	RBI	BB	SO	LOB
Dick Schofield, S (1, 6) OBP: 0.354, SLG: 0.344	0-0 2B		4-0 BB		0-0 P6			0-0 2B		3	0	2	0	1	0	1
Bill Virdon, L (1, 8) OBP: 0.294, SLG: 0.291	0-0 F8		0-0 P6					0-3 K		4	0	0	0	0	1	3
Roberto Clemente, R (1, 9) OBP: 0.399, SLG: 0.567	0-0 P4		0-0 F9					0-0 L8		4	0	0	0	0	0	3
Jerry Lynch, L (1, 7) OBP: 0.325, SLG: 0.472	4-0 FC6 BB			0-3 K				0-0 F8		3	0	0	0	1	1	0
Smoky Burgess, L (1, 2) OBP: 0.388, SLG: 0.319	0-0 FC6 1-2f			0-0 P4				0-0 F3		4	0	1	0	0	0	2
Gene Freese, R (1, 5) OBP: 0.384, SLG: 0.511		0-0 5-3		0-0 5-3				0-0 F7		4	0	0	0	0	0	1
Donn Clendenon, R (1, 3) OBP: 0.309, SLG: 0.391		0-0 F4			0-0 1B			0-3 K		3	0	1	0	0	1	1
Bill Mazerowski, R (1, 4) OBP: 0.256, SLG: 0.347		0-3 K			0-0 F9			0-0 L6		3	0	0	0	0	1	2
Bob Friend, R (1, 1) OBP: 0.154, SLG: 0.120			0-0 6-3					0-0 P4		2	0	0	0	0	0	1
Bob Bailey, R (8, PH) OBP: 0.375, SLG: 0.398										1	0	0	0	0	0	0
Al McBean, R (9, 1)										0	0	0	0	0	0	0

<b>Inning Stats</b>	R: 0 E: 0 K: 0 S: 4	H: 1 LOB: 2 BB: 1 P: 8	R: 0 E: 0 K: 1 S: 5	H: 0 LOB: 0 BB: 0 P: 5	R: 0 E: 0 K: 0 S: 3	H: 0 LOB: 1 BB: 1 P: 7	R: 0 E: 0 K: 1 S: 5	H: 0 LOB: 0 BB: 0 P: 5	R: 0 E: 0 K: 0 S: 4	H: 1 LOB: 1 BB: 0 P: 4	R: 0 E: 0 K: 0 S: 3	H: 0 LOB: 0 BB: 0 P: 3	R: 0 E: 0 K: 1 S: 6	H: 1 LOB: 1 BB: 0 P: 6	R: 0 E: 0 K: 1 S: 6	H: 1 LOB: 1 BB: 0 P: 6	R: 0 E: 0 K: 0 S: 3	H: 0 LOB: 0 BB: 0 P: 3	1B: 2 2B: 2 3B: 0 HR: 0	SF: 0 SAC: 0 DP: 0 HBP: 0	WP: 0 PB: 0 SB: 0 CS: 0	PA: 33
<b>PITCHER</b> Art Mahaffey, R (1, 1) ERA: 5.23	IP: 9.0 WLS: W BF: 33 H: 4 R: 0 ER: 0 SO: 4 BB: 2 IBB: 0 HBP: 0 BLK: 0 WP: 0 HR: 0 S: 39 P: 47 ERA: 0.00 WHIP: 0.667																					

**BOTTOM**

Philadelphia Phillies @ Pittsburgh Pirates  
 Forbes Field, Pittsburgh, PA  
 Wed May 27 1964, 7:05 PM EDT  
 Att. 10,914 - Unknown

<b>AB</b>	<b>31</b>
<b>R</b>	<b>0</b>
<b>H</b>	<b>4</b>
<b>RBI</b>	<b>0</b>
<b>BB</b>	<b>2</b>
<b>SO</b>	<b>4</b>
<b>LOB</b>	<b>14</b>



livebaseballscores.com

Batter	1	2	3	4	5	6	7	8	9	AB R H RBI BB SO LOB	TOP																
Cookie Rojas, R OBP: 0.550, SLG: 0.722 (1, 8)	0-0 F2		0-0 1B 2B 1B		0-0 1B		0-0 SH2-4		0-0 SH1-4 1B	4 1 3 0 0 0 0																	
Johnny Callison, L OBP: 0.335, SLG: 0.451 (1, 9)	0-0 4-3 2B		0-0 1-3 2B 1B		0-0 F9		0-3 K		0-0 SH1-4	4 1 2 0 0 1 2																	
Dick Allen, R OBP: 0.343, SLG: 0.565 (1, 5)	0-0 4-3		4-0 2B 1B BB		0-3 K		0-0 6-3		0-0 6-3	4 1 0 0 1 1 4																	
Danny Cater, R OBP: 0.382, SLG: 0.481 (1, 7)	0-0 4-3		0-0 1-3 2B		0-3 K			0-0 E 1B SF8 1B	4-0 IBB	2 1 1 2 0 0 1 2 1 1 0 1 1 1																	
Wes Covington, L OBP: 0.318, SLG: 0.436 (5, PH) (5, 7)			1-3 2-H 3-H 2B																								
Gus Triandos, R OBP: 0.458, SLG: 0.432 (1, 2)		0-0 F7	0-0 1B		0-0 F9		0-3 K		0-3 K	4 0 1 2 0 1 1 1 0 0 0 0 0 2																	
Clay Dalrymple, L OBP: 0.219, SLG: 0.227 (9, PH) (9, 2)			2-H 3-H 1B																								
Tony Taylor, R OBP: 0.296, SLG: 0.262 (1, 4)		0-0 1-3	0-3 K		0-3 K		0-0 K		0-0 SF8 E 1B	4 0 1 0 0 2 1																	
Ruben Amaro, R OBP: 0.364, SLG: 0.263 (1, 3) (8, 6)		0-0 L3		0-3 K		4-0 BB		0-0 E3		3 0 0 0 1 1 2																	
Bobby Wine, R OBP: 0.248, SLG: 0.256 (1, 6)			0-0 4-3		0-3 K		0-0 F8		0-0 SF8	3 0 0 0 0 1 1 0 0 0 0 0 0 0 0 0 0 1 0 0 0																	
Tony Gonzalez, L OBP: 0.374, SLG: 0.368 (8, PH)																											
Roy Sievers, R OBP: 0.241, SLG: 0.333 (8, PH) (8, 3)																											
Dennis Bennett, L OBP: 0.300, SLG: 0.259 (1, 1)			0-3 K		0-3 K		0-0 SH2-4 2B		0-0 F2	1 0 0 0 0 1 0 1 0 0 0 0 1 0 0 0 0 0 0 0 0 0 0 0 0 0 0 0 1 0 1 0 0 0 0 1 0 0 0 0 0 2																	
Ed Roebuck, R (3, 1)																											
Rick Wise, R (4, 1)																											
Dallas Green, L (4, 1)																											
John Herrnstein, L (7, PH)																											
Jack Saltschurn, R (7, 1)																											
<b>Inning Stats</b>	R: 0 E: 0 K: 0 S: 4	H: 1 LOB: 1 BB: 0 P: 4	R: 0 E: 0 K: 0 S: 3	H: 0 LOB: 0 BB: 0 P: 3	R: 4 E: 0 K: 2 S: 11	H: 4 LOB: 1 BB: 1 P: 15	R: 0 E: 0 K: 3 S: 9	H: 0 LOB: 0 BB: 0 P: 9	R: 0 E: 0 K: 1 S: 5	H: 1 LOB: 1 BB: 1 P: 9	R: 0 E: 0 K: 1 S: 6	H: 1 LOB: 1 BB: 0 P: 6	R: 1 E: 1 K: 1 S: 8	H: 2 LOB: 2 BB: 0 P: 8	R: 0 E: 0 K: 0 S: 4	H: 1 LOB: 2 BB: 1 P: 8	1B: 7 2B: 3 3B: 0 HR: 0	SF: 1 SAC: 2 DP: 0 HBP: 0	WP: 0 PB: 0 SB: 0 CS: 0	PA: 41							
<b>PITCHER</b>	IP	WLS	BF	H	R	ER	SO	BB	IBB	HBP	BLK	WP	HR	S	P	ERA	WHIP										
Bob Veale, L (1, 1) ERA: 4.08	4.0		18	5	4	4	5	1	0	0	0	0	0	27	31	9.00	1.500										
Bob Priddy, R (5, 1) ERA: 0.84	2.0		8	1	0	0	3	1	0	0	0	0	0	13	17	0.00	1.000										
Roy Face, R (7, 1) ERA: 4.5	1.1		8	3	1	0	2	0	0	0	0	0	0	12	12	0.00	2.250										
Fred Green, L (8, 1) ERA:	0.2		2	0	0	0	0	0	0	0	0	0	0	2	2	0.00	0.000										
Al McBean, R (9, 1) ERA: 0.6	1.0	W	5	1	0	0	0	0	1	0	0	0	0	4	8	0.00	1.000										

Philadelphia Phillies @ Pittsburgh Pirates  
 Forbes Field, Pittsburgh, PA  
 Thu May 28 1964, 7:05 PM EDT  
 Att. 8,649 - Unknown

livebaseballscorecards.com

AB	35
R	5
H	10
RBI	5
BB	3
SO	10
LOB	17



BOTTOM

Philadelphia Phillies @ Pittsburgh Pirates  
Forbes Field, Pittsburgh, PA  
Thu May 28 1964, 7:05 PM EDT  
Att. 8,649 - Unknown

livebaseballscorecards.com

AB 38  
R 6  
H 15  
RBI 6  
BB 5  
SO 5  
LOB 25



WP: 1 PA: 47  
PB: 1  
SB: 0  
CS: 1

AB R H RBI BB SO LOB

3 1 1 1 2 0 2

3 0 2 2 0 0 0

4 0 3 1 1 0 1

3 0 0 0 0 0 3  
0 0 0 0 0 0 0  
1 0 0 0 0 1 2  
0 0 0 0 0 0 0  
0 0 0 0 0 0 0  
1 0 0 0 0 0 2  
0 0 0 0 0 0 0

5 0 1 0 0 0 4

5 1 2 0 0 1 2

4 1 1 0 1 0 2

4 2 3 1 1 1 1

1B: 11 SF: 0  
2B: 3 SAC: 2  
3B: 0 DP: 0  
HR: 1 HBP: 1

Batter	1	2	3	4	5	6	7	8	9
Dick Schofield, S OBP: 0.367, SLG: 0.344 (1, 6)	0-0 6-3 1B	0-0 5-3 1B		1-0 1B 1-2 FC6-4 HBP		4-0 PB SH2-4 BB		4-0 SH1-4 BB	0-0 1-2 3-H 1B
Manny Mota, R OBP: 0.422, SLG: 0.537 (1, 8)	0-0 L9		0-0 1B	0-0 1B 1-3 2-H 3-H		0-0 SH2-4 1-2		0-0 SH1-4 1-2	
Roberto Clemente, R OBP: 0.410, SLG: 0.577 (1, 9)	0-0 2B		0-0 1B 2B	0-0 1B 1-2f 3-H		4-0 PB BB		0-0 1B	
Gene Freese, R OBP: 0.373, SLG: 0.495 Bob Priddy, R OBP: 0.312, SLG: 0.459 Jerry Lynch, L OBP: 0.385, SLG: 0.313 Roy Face, R Fred Green, R Smoky Burgess, L Al McBean, R	0-0 6-3		0-0 F7	0-0 F9		0-3 K		0-0 F9	
Bob Bailey, R OBP: 0.368, SLG: 0.398 (1, 7) (5, 5)		0-0 L7	0-0 2B		0-0 1-3	0-0 4-3		0-0 F8	
Donn Clendenon, R OBP: 0.312, SLG: 0.397 (1, 3)		0-0 1B 2B	0-3 K		0-0 1B 1B		0-0 E6 CS	0-0 6-3	
Bill Mazaroski, R OBP: 0.261, SLG: 0.344 (1, 4)		4-0 1B IBB		0-0 WP 1B 1B	0-0 F8		0-0 B2	0-0 6-3	
Jim Pagliaroni, R OBP: 0.385, SLG: 0.367 (1, 2)		0-0 1B		0-0 1B HBP 1B	0-0 1B		0-3 K	4-0 1B BB	
Bob Veale, S OBP: 0.130, SLG: 0.091 Willie Stargell, L OBP: 0.377, SLG: 0.653	0-0 K	0-3 K		0-3 K	0-0 L4		0-0 CS	0-0 HR	0-0 1B

Inning Stats	R: 0	H: 1	E: 0	K: 0	S: 4	H: 1	LOB: 1	BB: 0	P: 4	R: 1	H: 2	E: 0	K: 1	S: 7	H: 2	LOB: 2	BB: 1	P: 11	R: 0	H: 3	E: 0	K: 1	S: 7	R: 3	H: 3	E: 0	K: 1	S: 8	R: 0	H: 2	E: 0	K: 0	S: 5	R: 0	H: 0	E: 0	K: 1	S: 5	R: 0	H: 0	E: 1	K: 1	S: 5	R: 1	H: 2	E: 0	K: 0	S: 5	R: 1	H: 2	E: 0	K: 0	S: 4	R: 1	H: 2	E: 0	K: 0	S: 4	1B: 11	2B: 3	3B: 0	HR: 1	SF: 0	SAC: 2	DP: 0	HBP: 1	WP: 1	PA: 47	PB: 1	SB: 0	CS: 1
--------------	------	------	------	------	------	------	--------	-------	------	------	------	------	------	------	------	--------	-------	-------	------	------	------	------	------	------	------	------	------	------	------	------	------	------	------	------	------	------	------	------	------	------	------	------	------	------	------	------	------	------	------	------	------	------	------	------	------	------	------	------	--------	-------	-------	-------	-------	--------	-------	--------	-------	--------	-------	-------	-------

PITCHER	IP	WLS	BF	H	R	ER	SO	BB	IBB	HBP	BLK	WP	HR	S	P	ERA	WHIP
Dennis Bennett, L ERA: 2.55	(1, 1)	2.2	14	6	1	1	1	0	0	0	0	0	0	3	3	0.00	0.000
Ed Roebuck, R ERA: 0.79	(3, 1)	0.1	1	0	0	0	1	0	0	0	0	0	0	3	3	0.00	0.000
Rick Wise, R ERA: 6.1	(4, 1)	0.1	5	3	3	3	1	0	0	1	0	1	0	6	7	81.00	9.000
Dallas Green, R ERA: 3.31	(4, 1)	2.2	12	2	0	0	1	2	0	0	0	0	0	12	20	0.00	1.500
Jack Baldschun, R ERA: 2.59	(7, 1)	2.2	L 14	4	2	2	1	2	0	0	0	0	1	14	22	6.75	2.250

Batter	1	2	3	4	5	6	7	8	9	AB R H RBI BB SO LOB	TOP									
Willie Davis, L OBP: 0.279, SLG: 0.342 (1, 8)	2-0 G4-6-3 1B 2B 1B		0-0 F8 1B		0-1 E 1B 1B		2-1 F5 1B		0-0 4-3	5 2 2 1 0 0 0	<b>Los Angeles Dodgers @ Pittsburgh Pirates</b> Forbes Field, Pittsburgh, PA Fri May 29 1964, 7:05 PM EDT Att. 16,114 - Unknown <a href="http://livebaseballscorecards.com">livebaseballscorecards.com</a>									
Maury Wills, S OBP: 0.335, SLG: 0.335 (1, 6)	0-0 G4-6-3 1-2 1B		2-1 B1-3 1B		0-2 SAFE 1-H 1B		4-2 S 1B BB		0-0 4-3	4 1 2 1 1 0 0										
Tommy Davis, R OBP: 0.305, SLG: 0.329 (1, 7)	2-2 G4-6-3 1-2f 2-3 1B		0-0 5-3 1B		0-1 F3 1B		1-2 1B S 1B			4 0 1 1 0 0 3										
Ron Fairly, L OBP: 0.407, SLG: 0.389 (1, 3)	0-0 3-H 2B			0-0 G4-6-3 1B		3-2 F5 1B		1-2 1-3 1B		4 0 3 1 0 0 0										
Frank Howard, R OBP: 0.302, SLG: 0.503 (1, 9)	4-2 BB			1-3 K		2-3 K		2-3 K		3 0 0 0 1 3 3 0 0 0 0 0 0 0										
Wes Parker, S OBP: 0.276, SLG: 0.407 (7, 9)																				
John Roseboro, L OBP: 0.308, SLG: 0.367 (1, 2)	0-0 4-3			0-1 G4-6-3 1-2f 1B		1-1 1B 2B		2-2 F7		4 0 1 0 0 0 3										
Ken McMullen, R OBP: 0.214, SLG: 0.185 (1, 5)		0-1 6-3			1-0 F8	0-0 FC5-4 1B		2-3 K		4 0 1 0 0 1 0										
Dick Tracewski, R OBP: 0.325, SLG: 0.350 (1, 4)		2-1 L4			4-2 SH3 1B BB	2-1 FC5-4		1-0 F8		3 1 0 0 1 0 2										
Joe Moeller, R OBP: 0.056, SLG: 0.056 (1, 1)		2-3 K			0-0 SH3		0-3 K		1-3 K	3 0 0 0 0 3 0										
<b>Inning Stats</b>	R: 1 E: 0 K: 0 S: 12	H: 3 LOB: 2 BB: 1 P: 20	R: 0 E: 0 K: 1 S: 7	H: 0 LOB: 0 BB: 0 P: 11	R: 0 E: 0 K: 0 S: 4	H: 1 LOB: 0 BB: 0 P: 6	R: 0 E: 1 K: 0 S: 13	H: 2 LOB: 1 BB: 1 P: 18	R: 0 E: 0 K: 1 S: 12	H: 2 LOB: 2 BB: 0 P: 20	R: 1 E: 0 K: 2 S: 18	H: 2 LOB: 2 BB: 1 P: 28	R: 0 E: 0 K: 1 S: 9	H: 0 LOB: 0 BB: 0 P: 14	R: 0 E: 0 K: 1 S: 5	H: 0 LOB: 0 BB: 0 P: 6	1B: 8 2B: 2 3B: 0 HR: 0	SF: 0 SAC: 1 DP: 2 HBP: 0	WP: 0 PB: 0 SB: 2 CS: 0	PA: 38
<b>PITCHER</b>	IP WLS BF H R ER SO BB IBB HBP BLK WP HR S P ERA WHIP																			
Steve Blass, R ERA: 3.22 (1, 1)	6.0 L 26 8 3 2 3 2 0 0 0 0 0 0 54 82 3.00 1.667																			
Tom Butters, R ERA: 2.73 (7, 1)	2.0 9 2 1 1 3 1 0 0 0 0 0 0 27 42 4.50 1.500																			
Roy Face, R ERA: 4.29 (9, 1)	1.0 3 0 0 0 1 0 0 0 0 0 0 0 5 6 0.00 0.000																			



Batter	1	2	3	4	5	6	7	8	9	AB	R	H	RBI	BB	SO	LOB
Dick Schofield, S OBP: 0.364, SLG: 0.341 (1, 6)	2-1 G3			0-1 F6		1-0 1B		2-1 3-1		4	0	1	0	0	0	0
Bill Virdon, L OBP: 0.293, SLG: 0.290 (1, 8)	1-2 CS 1B			2-1 F8		0-3 K			1-2 1-3	4	0	1	0	0	1	2
Roberto Clemente, R OBP: 0.407, SLG: 0.570 (1, 9)	1-2 F8			1-1 F3			0-0 4-3		3-2 1B FC6-4 1B	4	1	1	0	0	0	1
Willie Stargell, L OBP: 0.382, SLG: 0.648 (1, 7)		0-0 G3-6-3 1B			0-0 F7		2-1 F4		0-0 FC6-4 1B	4	0	2	0	0	0	0
Smoky Burgess, L OBP: 0.373, SLG: 0.308 Orlando McFarlane, R OBP: 0.261, SLG: 0.105 (1, 2) (9, PR)		0-0 G3-6-3			0-3 K		1-1 E 1B		0-1 FC6-4 E	4	0	1	1	0	1	2
Bob Bailey, R OBP: 0.357, SLG: 0.385 (1, 5)		0-1 3-1			2-2 L8		0-0 E6		0-0 FC6	4	0	0	0	0	0	2
Donn Clendenon, R OBP: 0.306, SLG: 0.390 Jerry Lynch, L OBP: 0.310, SLG: 0.447 (1, 3) (9, PH)			0-3 K			0-0 F3		0-3 K		0-3 K	3	0	0	0	0	2
Bill Mazeroski, R OBP: 0.256, SLG: 0.338 (1, 4)			1-1 6-3			2-1 F4		0-3 K		3	0	0	0	0	1	0
Steve Blass, R (1, 1) Gene Freese, R OBP: 0.369, SLG: 0.489 (6, PH) Tom Butters, R OBP: 0.400, SLG: 0.400 (7, 1) Gene Alley, R OBP: 0.277, SLG: 0.293 (8, PH) Roy Face, R (9, 1)			1-1 1-3			0-2 E5 1B		1-3 K		1	0	0	0	0	0	0

Inning Stats	R: 0	H: 1	R: 0	H: 1	R: 0	H: 0	R: 0	H: 0	R: 0	H: 1	R: 0	H: 1	R: 0	H: 0	R: 1	H: 2	1B: 6	SF: 0	WP: 0	PA: 34	
	E: 0	LOB: 0	E: 0	LOB: 0	E: 0	LOB: 0	E: 0	LOB: 0	E: 1	LOB: 2	E: 1	LOB: 2	E: 0	LOB: 0	E: 1	LOB: 2	2B: 0	SAC: 0	PB: 0		
	K: 0	BB: 0	K: 0	BB: 0	K: 1	BB: 0	K: 0	BB: 0	K: 1	BB: 0	K: 1	BB: 0	K: 2	BB: 0	K: 1	BB: 0	3B: 0	DP: 1	SB: 0		
	S: 9	P: 13	S: 4	P: 4	S: 7	P: 9	S: 6	P: 9	S: 11	P: 14	S: 9	P: 12	S: 8	P: 11	S: 13	P: 17	HR: 0	HBP: 0	CS: 1		
PITCHER Joe Moeller, R ERA: 2.7 (1, 1)	IP: 9.0	WLS: W	BF: 34	H: 6	R: 1	ER: 1	SO: 7	BB: 0	IBB: 0	HBP: 0	BLK: 0	WP: 0	HR: 0	S: 74	P: 98	ERA: 1.00	WHIP: 0.667				
PITCHER	IP	WLS	BF	H	R	ER	SO	BB	IBB	HBP	BLK	WP	HR	S	P	ERA	WHIP				

BOTTOM

Los Angeles Dodgers @ Pittsburgh Pirates

Forbes Field, Pittsburgh, PA

Fri May 29 1964, 7:05 PM EDT

Att. 16,114 - Unknown

AB	34
R	1
H	6
RBI	1
BB	0
SO	7
LOB	11



**Los Angeles Dodgers @ Pittsburgh Pirates**  
 Forbes Field, Pittsburgh, PA

Sat May 30 1964, 3:33 AM EDT  
 Att. 14,359 - Unknown

AB	35
R	10
H	11
RBI	10
BB	6
SO	4
LOB	12



AB R H RBI BB SO LOB

4	3	3	2	1	0	0
4	2	3	2	0	0	1
1	0	0	0	0	0	0
4	2	2	2	0	0	1
1	0	0	0	0	0	0
3	1	1	2	1	1	1
4	1	0	0	1	1	1
4	0	0	0	0	0	2
0	0	0	0	1	0	0
3	0	2	1	0	0	0
2	0	0	0	0	1	2
1	1	0	1	2	1	1
4	0	0	0	0	0	3

Batter 1 2 3 4 5 6 7 8 9

Maury Wills, S OBP: 0.347, SLG: 0.361 (1, 6)	0-0 S 2B 1B	2-2 S 4-3 1B	4-0 S 1B BB	1-0 F2	0-1 1-H HR	4-3 S 4-3 1B	3-0 1B	0-2 5-3
Jim Gilliam, S OBP: 0.302, SLG: 0.273 Johnny Werhas, R OBP: 0.299, SLG: 0.244 (1, 5) (6, 5)	0-2 1-H 1B 2B	2-0 4-3	1-0 1-H 3B 1B	3-0 1B	0-2 6-3	2-1 F6	4-1 BB BB	0-2 5-3
Willie Davis, L OBP: 0.284, SLG: 0.358 Wes Parker, S OBP: 0.267, SLG: 0.393 (1, 8) (6, 8)	0-0 2-H E 1B	0-2 4-3	0-0 1-H SF8 3B	0-2 6-3	0-0 F8	4-1 BB BB	2-1 F6	0-2 6-3
Tommy Davis, R OBP: 0.308, SLG: 0.335 (1, 7)	2-1 2-H E7 1B 2B	1-3 K	1-0 SF8	0-0 F8	4-1 BB BB	2-1 F6	1-0 F4	1-0 F2
Ron Fairly, L OBP: 0.400, SLG: 0.376 (1, 3)	4-1 E 1B SF7 BB	0-0 4-3	2-2 4-3	2-2 6-3	4-1 K	0-0 4-3	2-2 6-3	2-2 6-3
Frank Howard, R OBP: 0.295, SLG: 0.491 Ken McMullen, R OBP: 0.228, SLG: 0.185 (1, 9) (7, 9)	0-0 F3	1-1 5-3	2-2 6-3	1-2 5-3	4-1 BB	0-0 F3	2-2 6-3	1-2 5-3
John Roseboro, L OBP: 0.316, SLG: 0.374 Jeff Torborg, R (1, 2) (7, 2)	1-0 1-3 3-H 1B	0-2 1B	0-1 F9	0-3 K	0-0 G3	1-0 E9	0-1 F4	0-1 F4
Dick Tracewski, R OBP: 0.331, SLG: 0.347 (1, 4)	0-0 SF7	1-3 K	4-1 WP BB	4-2 HR BB	0-0 SF7	0-0 SF7	4-1 WP BB	4-2 HR BB
Don Drysdale, R OBP: 0.156, SLG: 0.161 (1, 1)	0-1 F4	2-2 6-3	2-2 6-3	1-2 6-3	1-0 F6	0-1 F4	2-2 6-3	1-2 6-3

<b>Inning Stats</b>	R: 5 E: 2 K: 0 S: 13	H: 5 LOB: 1 BB: 1 P: 20	R: 0 E: 0 K: 1 S: 11	H: 1 LOB: 1 BB: 0 P: 16	R: 0 E: 0 K: 1 S: 9	H: 1 LOB: 1 BB: 0 P: 11	R: 3 E: 0 K: 0 S: 9	H: 2 LOB: 0 BB: 1 P: 19	R: 0 E: 0 K: 0 S: 10	H: 0 LOB: 1 BB: 1 P: 18	R: 0 E: 0 K: 0 S: 5	H: 1 LOB: 0 BB: 0 P: 9	R: 0 E: 0 K: 0 S: 7	H: 0 LOB: 0 BB: 0 P: 10	R: 2 E: 0 K: 1 S: 11	H: 1 LOB: 0 BB: 1 P: 16	R: 0 E: 0 K: 1 S: 10	H: 0 LOB: 2 BB: 2 P: 21	1B: 7 2B: 2 3B: 1 HR: 1	SF: 2 SAC: 0 DP: 0 HBP: 0	WP: 1 PB: 0 SB: 3 CS: 0	PA: 43
---------------------	-------------------------------	----------------------------------	-------------------------------	----------------------------------	------------------------------	----------------------------------	------------------------------	----------------------------------	-------------------------------	----------------------------------	------------------------------	---------------------------------	------------------------------	----------------------------------	-------------------------------	----------------------------------	-------------------------------	----------------------------------	----------------------------------	------------------------------------	----------------------------------	--------

<b>PITCHER</b>	IP	WLS	BF	H	R	ER	SO	BB	IBB	HBP	BLK	WP	HR	S	P	ERA	WHIP
Vern Law, R ERA: 3.88 (1, 1)	0.0	L	4	4	4	4	0	0	0	0	0	0	0	7	9	∞	∞
Bob Priddy, R ERA: 2.3 (1, 1)	5.0		23	5	4	3	2	3	0	0	0	1	0	45	75	5.40	1.600
Fred Green, L ERA: (6, 1)	2.0		6	1	0	0	0	0	0	0	0	0	0	12	19	0.00	0.500
Roy Face, R ERA: 4.7 (8, 1)	2.0		10	1	2	2	2	3	0	0	0	0	1	21	37	9.00	2.000

BOTTOM

Los Angeles Dodgers @ Pittsburgh Pirates  
Forbes Field, Pittsburgh, PA  
Sat May 30 1964, 3:33 AM EDT  
Att. 14,359 - Unknown

livebaseballscorecards.com

AB 35  
R 3  
H 8  
RBI 3  
BB 2  
SO 9  
LOB 16



WP: 1 PA: 38  
PB: 1  
SB: 0  
CS: 0

AB R H RBI BB SO LOB

4 1 1 2 0 1 0

4 0 1 1 1 0 0

4 0 2 0 0 1 2

4 0 2 0 0 0 3

4 0 1 0 0 0 4

4 0 0 0 0 1 4

4 1 1 0 0 1 1

2 0 0 0 0 0 0

2 0 0 0 0 2 2

1B: 7 SF: 0  
2B: 0 SAC: 0  
3B: 1 DP: 0  
HR: 0 HBP: 1

Batter	1	2	3	4	5	6	7	8	9
Dick Schofield, S OBP: 0.365, SLG: 0.353 (1, 6)	1-2 1B BB HBP		0-2 6-3		2-2 1-3		1-2 1B 1-H 2-H 3B		3-3 K
Bill Virdon, L OBP: 0.296, SLG: 0.289 (1, 8)	4-0 1B 1-2 BB		0-1 F7			0-1 4-3	1-2 1B 3-H 1B		0-1 4-3
Roberto Clemente, R OBP: 0.409, SLG: 0.568 (1, 9)	3-3 K		1-1 1B			1-1 6-3	0-1 1B 1-2		
Willie Stargell, L OBP: 0.386, SLG: 0.642 (1, 7)	0-1 1-2 2-3 1B		1-2 F4			0-0 1B	1-1 3-1		
Smoky Burgess, L OBP: 0.365, SLG: 0.304 (1, 2)	1-2 F5			0-0 G3		0-1 4-3		0-0 1B PB	
Bob Bailey, R OBP: 0.346, SLG: 0.372 (1, 5)	0-0 1-3			2-2 F2			1-2 L8	1-3 K	
Donn Clendenon, R OBP: 0.305, SLG: 0.387 (1, 3)		0-3 K		1-0 F9			1-1 WP BB 3B 1B	1-2 F9	
Bill Mazeroski, R OBP: 0.253, SLG: 0.333 Gene Alley, R OBP: 0.265, SLG: 0.279 (1, 4) (6, 4)		0-2 F6			0-0 F6		0-3 K	1-3 K	
Vern Law, R OBP: 0.449, SLG: 0.455 Bob Priddy, R Gene Freese, R OBP: 0.365, SLG: 0.484 Fred Green, R Manny Mota, R OBP: 0.435, SLG: 0.537 Roy Face, R Jerry Lynch, L OBP: 0.302, SLG: 0.436 (1, 1) (1, 1) (5, PH) (6, 1) (7, PH) (8, 1) (9, PH)		0-3 K			1-3 K		4-1 WP 3B BB	2-3 K	

Inning Stats	R: 0	H: 1	E: 0	K: 1	S: 12	H: 1	LOB: 3	BB: 1	P: 21	R: 0	H: 0	E: 0	K: 2	S: 9	H: 0	LOB: 0	BB: 0	P: 9	R: 0	H: 1	E: 0	K: 0	S: 10	H: 0	LOB: 0	BB: 0	P: 12	R: 0	H: 0	E: 0	K: 1	S: 8	H: 0	LOB: 0	BB: 0	P: 11	R: 0	H: 1	E: 0	K: 0	S: 7	H: 1	LOB: 1	BB: 0	P: 8	R: 3	H: 4	E: 0	K: 1	S: 23	H: 2	LOB: 2	BB: 1	P: 32	R: 0	H: 1	E: 0	K: 2	S: 11	H: 1	LOB: 1	BB: 0	P: 14	R: 0	H: 0	E: 0	K: 2	S: 8	H: 0	LOB: 0	BB: 0	P: 13	1B: 7	SF: 0	2B: 0	SAC: 0	3B: 1	DP: 0	HR: 0	HBP: 1	WP: 1	PA: 38
--------------	------	------	------	------	-------	------	--------	-------	-------	------	------	------	------	------	------	--------	-------	------	------	------	------	------	-------	------	--------	-------	-------	------	------	------	------	------	------	--------	-------	-------	------	------	------	------	------	------	--------	-------	------	------	------	------	------	-------	------	--------	-------	-------	------	------	------	------	-------	------	--------	-------	-------	------	------	------	------	------	------	--------	-------	-------	-------	-------	-------	--------	-------	-------	-------	--------	-------	--------

PITCHER	IP	WLS	BF	H	R	ER	SO	BB	IBB	HBP	BLK	WP	HR	S	P	ERA	WHIP
Don Drysdale, R ERA: 2.4 (1, 1)	9.0	W	38	8	3	3	9	2	0	1	0	1	0	94	129	3.00	1.111

Batter	1	2	3	4	5	6	7	8	9	AB R H RBI BB SO LOB	TOP	
Maury Wills, S OBP: 0.345, SLG: 0.359 (1, 6) B X	1-0 L8		1-0 S 1B 1B		1-2 F4			0-1 F4		4 1 1 0 0 0 0	<b>Los Angeles Dodgers @ Pittsburgh Pirates</b> Forbes Field, Pittsburgh, PA Sun May 31 1964, 3:33 AM EDT Att. 9,354 - Unknown <a href="http://livebaseballscorecards.com">livebaseballscorecards.com</a>	
Jim Gilliam, S OBP: 0.308, SLG: 0.280 (1, 5) B X	1-1 4-3		1-2 E 1B		3-2 4-3			1-2 1B 1B		4 2 2 2 0 0 0		
Willie Davis, L OBP: 0.289, SLG: 0.362 (1, 8) X	0-0 4-3		0-0 E8 1B		3-1 G3			0-0 1B E 1B		4 2 2 0 0 0 0		
Tommy Davis, R OBP: 0.312, SLG: 0.340 (1, 7) L B M X		1-2 G3-6-3 1B	2-2 3-1			1-1 5-3		2-1 E 1B		4 0 2 1 0 0 0		
Ron Fairly, L OBP: 0.396, SLG: 0.367 (1, 3) X		0-0 G3-6-3		4-1 FC6-4 BB		1-1 4-3		1-1 F7		3 0 0 0 1 0 2		
Frank Howard, R OBP: 0.289, SLG: 0.479 (1, 9) Wes Parker, S OBP: 0.267, SLG: 0.393 (8, 9) S B T L X		0-3 K		0-0 FC6-4 FC6-4		1-2 F2		3-3 1-3 K		4 0 0 0 0 2 2 0 0 0 0 0 0 0		
Doug Camilli, R OBP: 0.265, SLG: 0.292 (1, 2) X O B T L S			1-2 P1	0-0 FC6-4 1B		2-2 5-3		0-0 F3		4 0 0 0 0 0 1		
Dick Tracewski, R OBP: 0.344, SLG: 0.356 (1, 4) X			0-0 1B 1B	3-1 1-2 1B		4-2 G5-6-4 BB		2-2 F8		3 1 2 0 1 0 0		
Sandy Koufax, R OBP: 0.182, SLG: 0.100 (1, 1) Bob Miller, R OBP: 0.333, SLG: 0.333 (8, 1) Ron Perranoski, L OBP: 0.167, SLG: 0.167 (8, 1) S B T L S			2-3 K	0-0 L8		0-0 G5-6-4		3-2 4-3		3 0 0 0 0 1 4 0 0 0 0 0 0 0 1 0 0 0 0 0 0		
<b>Inning Stats</b>	R: 0 E: 0 K: 0 S: 4 H: 0 LOB: 0 BB: 0 P: 6	R: 0 E: 0 K: 1 S: 7 H: 1 LOB: 0 BB: 0 P: 8	R: 4 E: 1 K: 1 S: 18 H: 4 LOB: 0 BB: 0 P: 25	R: 0 E: 0 K: 0 S: 6 H: 1 LOB: 2 BB: 1 P: 13	R: 0 E: 0 K: 0 S: 8 H: 0 LOB: 0 BB: 0 P: 15	R: 0 E: 0 K: 0 S: 9 H: 0 LOB: 0 BB: 0 P: 12	R: 0 E: 0 K: 0 S: 7 H: 0 LOB: 0 BB: 1 P: 13	R: 2 E: 1 K: 1 S: 13 H: 3 LOB: 1 BB: 0 P: 18	R: 0 E: 0 K: 0 S: 10 H: 0 LOB: 0 BB: 0 P: 15	1B: 9 2B: 0 3B: 0 HR: 0 SF: 0 SAC: 0 DP: 2 HBP: 0	WP: 0 PB: 0 SB: 1 CS: 0 PA: 36	
<b>PITCHER</b>	IP WLS BF H R ER SO BB IBB HBP BLK WP HR S P ERA WHIP											
Bob Friend, R ERA: 3.76 (1, 1)	7.1 L 31 9 6 3 2 2 0 0 0 0 0 0 67 103 3.68 1.500											
Fred Green, L ERA: (8, 1)	0.1 1 0 0 0 0 0 0 0 0 0 0 0 2 3 0.00 0.000											
Al McBean, R ERA: 0.59 (8, 1)	0.1 1 0 0 0 0 1 0 0 0 0 0 0 3 4 0.00 0.000											
Bob Priddy, R ERA: 2.16 (9, 1)	1.0 3 0 0 0 0 0 0 0 0 0 0 0 10 15 0.00 0.000											

AB	34
R	6
H	9
RBI	3
BB	2
SO	3
LOB	9





Batter	1	2	3	4	5	6	7	8	9	AB R H RBI BB SO LOB
Dick Schofield, S OBP: 0.360, SLG: 0.348 (1, 6)	1-2 PB E 2B 1B	2-3 K		2-1 F7		1-0 FC5 2-3f		1-0 FC6-4 1-2f		5 1 1 0 0 1 8
Manny Mota, R OBP: 0.392, SLG: 0.478 (1, 8)	0-1 E6 PB 2B	0-0 L8			2-3 K		0-0 1-3	1-0 1-3	5 1 0 0 0 1 3	
Roberto Clemente, R OBP: 0.414, SLG: 0.581 (1, 9)	4-2 2B 2-3 BB		1-2 HR		4-2 BB		1-1 F8	3-2 F9	3 2 1 1 2 0 0	
Willie Stargell, L OBP: 0.370, SLG: 0.614 (1, 7)	1-1 F4		0-3 K		0-2 F8		1-3 K	3-3 K	5 0 0 0 0 3 4	
Gene Freese, R OBP: 0.370, SLG: 0.495 (1, 5)	0-0 CS 1-H 2-H 3-H 2B		1-2 G6-4-3 1B		1-3 K			0-2 E5 SH3-4 1B	4 0 2 3 0 1 1	
Donn Clendenon, R OBP: 0.304, SLG: 0.383 (1, 3)	1-2 F8 2-3		0-0 G6-4-3 1-2f			1-2 F9		0-0 SH3-4 1-2 1B	4 0 1 0 0 0 2	
Bill Mazaroski, R OBP: 0.260, SLG: 0.340 (1, 4)		2-1 BB 1B		1-0 1B		0-0 F8		1-0 SH3-4 1-2 2-3 1B	3 0 2 0 0 0 0	
Jim Pagliaroni, R OBP: 0.394, SLG: 0.370 (1, 2)		4-1 BB 1B		1-3 K		0-0 FC5 BB 1B		2-1 1-3	2 0 1 0 1 1 1	
Jerry Lynch, L OBP: 0.302, SLG: 0.436 (8, PH)									0 0 0 0 0 0 0	
Bob Bailey, R OBP: 0.343, SLG: 0.369 (8, PH)		1-2 BB							1 0 0 0 0 0 2	
Bob Priddy, R (9, 1)									0 0 0 0 0 0 0	
Bob Friend, R OBP: 0.172, SLG: 0.111 (8, 1)		1-3 K		1-3 K		4-0 BB		4-1 FC6-4 BB	2 0 0 0 0 1 2 3	
Fred Green, R (8, 1)									0 0 0 0 0 0 0 0	
Al McBean, R (8, PH)									0 0 0 0 0 0 0 0	
Smoky Burgess, L OBP: 0.378, SLG: 0.304 (8, PR)									0 0 0 0 0 1 0 0	
Orlando McFarlane, R OBP: 0.261, SLG: 0.105 (9, 2)									0 0 0 0 0 0 0 0	

Inning Stats	R: 3	H: 2	E: 1	LOB: 0	K: 0	P: 20	R: 0	H: 1	E: 0	LOB: 2	K: 2	P: 19	R: 1	H: 2	E: 0	LOB: 0	K: 1	P: 13	R: 0	H: 1	E: 0	LOB: 1	K: 2	P: 14	R: 0	H: 0	E: 0	LOB: 1	K: 13	P: 20	R: 0	H: 1	E: 0	LOB: 2	K: 0	P: 13	R: 0	H: 0	E: 0	LOB: 0	K: 1	P: 8	R: 0	H: 1	E: 1	LOB: 3	K: 0	P: 18	R: 0	H: 0	E: 0	LOB: 0	K: 1	P: 15	1B: 6	SF: 0	2B: 1	SAC: 1	3B: 0	DP: 1	HR: 1	HBP: 0
--------------	------	------	------	--------	------	-------	------	------	------	--------	------	-------	------	------	------	--------	------	-------	------	------	------	--------	------	-------	------	------	------	--------	-------	-------	------	------	------	--------	------	-------	------	------	------	--------	------	------	------	------	------	--------	------	-------	------	------	------	--------	------	-------	-------	-------	-------	--------	-------	-------	-------	--------

PITCHER	IP	WLS	BF	H	R	ER	SO	BB	IBB	HBP	BLK	WP	HR	S	P	ERA	WHIP
Sandy Koufax, L ERA: 2.64 (1, 1)	7.0	W	33	8	4	3	8	4	0	0	0	0	1	74	112	3.86	1.714
Bob Miller, R ERA: 3.0 (8, 1)	0.1		1	0	0	0	0	0	0	0	0	0	0	1	2	0.00	0.000
Ron Perranoski, L ERA: 2.23 (8, 1)	1.2	S	6	0	0	0	1	1	0	0	0	0	0	12	26	0.00	0.600

**BOTTOM**

**Los Angeles Dodgers @ Pittsburgh Pirates**  
**Forbes Field, Pittsburgh, PA**  
 Sun May 31 1964, 3:33 AM EDT  
 Att. 9,354 - Unknown

AB	34
R	4
H	8
RBI	4
BB	5
SO	9
LOB	24



WP	PA	ERA	WHIP
1	40		
1			
0			
0			

Batter	1	2	3	4	5	6	7	8	9	AB R H RBI BB SO LOB	TOP											
Harvey Kuenn, R OBP: 0.288, SLG: 0.211 (1, 7) (6, 3)	0-0 3-1		0-0 F9		4-0 1B BB		0-0 G4-6-3 1-2f			3 0 0 0 1 0 2	<b>San Francisco Giants @ Pittsburgh Pirates</b> Forbes Field, Pittsburgh, PA Tue Jun 02 1964, 7:05 PM EDT Att. 9,357 - Unknown											
Jim Davenport, R OBP: 0.290, SLG: 0.360 (1, 4)	0-0 1-3			0-0 1B 1B	0-0 FC6-4 1-2 2-H 1B		4-0 BB			3 0 2 1 1 0 0												
Jesus Alou, R OBP: 0.297, SLG: 0.311 (1, 9)	0-0 1-3			0-3 K	0-0 FC6-4 1-2f		0-0 F9			4 0 0 0 0 1 4												
Willie Mays, R OBP: 0.429, SLG: 0.774 (1, 8)		0-0 5-3		0-0 1-2 1B		4-0 2B K BB		4-0 G6-3 BB		2 0 1 0 2 0 0												
Jim Ray Hart, R OBP: 0.276, SLG: 0.347 (1, 5)		0-3 K		0-3 K		0-0 K 1-3 2B		0-0 G6-3 1-2f		4 0 1 0 0 2 3												
Willie McCovey, L OBP: 0.291, SLG: 0.415 Cap Peterson, R OBP: 0.217, SLG: 0.143 (1, 3) (6, PH) (6, 7)		0-3 K		0-3 K		0-0 3-1		0-0 1-3		2 0 0 0 0 2 2 2 0 0 0 0 0 2												
Del Crandall, R OBP: 0.323, SLG: 0.218 (1, 2)			0-0 6-3		0-0 BB 1B 1B		4-0 IBB		0-0 F9	3 1 1 0 1 0 0												
Gil Garrido, R OBP: 0.250, SLG: 0.182 (1, 6)			0-3 K		0-0 F9		0-3 K 2-3 3-H		0-0 4-3	4 0 0 0 0 2 4												
Bob Hendley, R OBP: 0.111, SLG: 0.059 Matty Alou, L OBP: 0.260, SLG: 0.233 Bob Shaw, R OBP: 0.237, SLG: 0.241 (1, 1) (7, PH) (7, 1) (9, PH)			0-0 E2		0-3 K		1-0 G4-6-3 HBP		0-3 K	2 0 0 0 0 1 1 0 0 0 0 0 0 0 0 0 0 0 0 0 0 1 0 0 0 0 1 0												
<b>Inning Stats</b>	R: 0 E: 0 K: 0 S: 3	H: 0 LOB: 0 BB: 0 P: 3	R: 0 E: 0 K: 2 S: 7	H: 0 LOB: 0 BB: 0 P: 7	R: 0 E: 1 K: 1 S: 6	H: 0 LOB: 1 BB: 0 P: 6	R: 0 E: 0 K: 3 S: 11	H: 2 LOB: 2 BB: 0 P: 11	R: 1 E: 0 K: 1 S: 7	H: 2 LOB: 2 BB: 1 P: 11		R: 0 E: 0 K: 1 S: 5	H: 1 LOB: 3 BB: 2 P: 13	R: 0 E: 0 K: 0 S: 2	H: 0 LOB: 1 BB: 1 P: 7	R: 0 E: 0 K: 0 S: 2	H: 0 LOB: 0 BB: 1 P: 6	R: 0 E: 0 K: 1 S: 5	H: 0 LOB: 0 BB: 0 P: 5	1B: 4 2B: 1 3B: 0 HR: 0	SF: 0 SAC: 0 DP: 2 HBP: 1	WP: 0 PB: 0 SB: 0 CS: 0
<b>PITCHER</b> Bob Veale, L ERA: 3.72 (1, 1)	IP 9.0	WLS W	BF 36	H 5	R 1	ER 1	SO 9	BB 4	IBB 1	HBP 1	BLK 0	WP 0	HR 0	S 48	P 69	ERA 1.00	WHIP 1.000					

<b>AB</b>	30
<b>R</b>	1
<b>H</b>	5
<b>RBI</b>	1
<b>BB</b>	5
<b>SO</b>	9
<b>LOB</b>	18



livebaseballscorecards.com

Batter	1	2	3	4	5	6	7	8	9	AB	R	H	RBI	BB	SO	LOB
Dick Schofield, S OBP: 0.351, SLG: 0.338 (1, 6)	0-0 F9 ①		0-0 FC5-6 1-2f ①		0-0 F8 ③		0-0 FC4-2 1B 1-2 2-3 3-Hf ②			4	0	0	0	0	0	4
Manny Mota, R OBP: 0.382, SLG: 0.460 (1, 8) (9, 7)	0-0 F9 ②		0-3 K SS ②			0-0 6-3 ①	0-0 1B 1-2 2-H 3-H ③			4	0	1	1	0	1	1
Roberto Clemente, R OBP: 0.410, SLG: 0.574 (1, 9)	0-0 F8 ③		0-0 6-3 ③			0-0 1B SS ②		0-3 K SS ①		4	0	1	0	0	1	1
Willie Stargell, L OBP: 0.386, SLG: 0.619 Bill Virdon, L OBP: 0.296, SLG: 0.289 (1, 7) (9, 8)		0-0 2B 3B ①		0-0 6-3 ①		0-3 K SS ②		0-0 F7 ②		4	1	1	0	0	1	1
Gene Freese, R OBP: 0.366, SLG: 0.495 (1, 5)		0-0 1B 2B 3-H ①		0-0 F7 ②		0-3 K SS ③		0-0 E5 1B ①		4	1	1	1	0	1	1
Donn Clendenon, R OBP: 0.319, SLG: 0.394 (1, 3)		0-0 1B 2-H ①		4-0 FC6-4 BB ①			0-0 1B 1B FC4-2 1B ①	0-0 1B 1-2 ①		3	0	3	1	1	0	0
Bill Mazaroski, R OBP: 0.260, SLG: 0.337 (1, 4)		0-0 6-3 ②		0-0 FC6-4 1-2f ③			0-0 FC4-2 1B 1B ①	0-3 K SS ③		4	1	1	0	0	1	3
Jim Pagliaroni, R OBP: 0.389, SLG: 0.366 Orlando McFarlane, R OBP: 0.240, SLG: 0.095 (1, 2) (5, 2)		0-0 5-3 ③		0-0 6-3 ①			0-3 K SS ①			1	0	0	0	0	0	0
Bob Veale, S OBP: 0.192, SLG: 0.125 (1, 1)			4-0 FC5-8 BB ②		0-3 K SS ②		0-0 FC4-2 1B 1B 1-2 2-3 ①			2	0	0	0	0	1	2
										2	0	1	0	1	1	0


Inning Stats	R: 0	H: 0	E: 0	K: 0	S: 3	P: 3	R: 2	H: 3	E: 0	K: 0	S: 5	R: 0	H: 0	E: 0	K: 1	S: 5	R: 0	H: 0	E: 0	K: 0	S: 3	R: 0	H: 0	E: 0	K: 1	S: 5	R: 0	H: 1	E: 0	K: 2	S: 8	R: 1	H: 4	E: 0	K: 1	S: 8	R: 0	H: 1	E: 1	K: 2	S: 9
	0	0	0	0	3	3	2	3	0	0	5	0	0	0	1	5	0	0	0	0	1	7	0	0	0	1	5	0	1	0	1	8	4	0	1	8	0	1	1	2	9

PITCHER	IP	WLS	BF	H	R	ER	SO	BB	IBB	HBP	BLK	WP	HR	S	P	ERA	WHIP
Bob Hendley, L ERA: 3.03 (1, 1)	6.0	L	23	4	2	2	4	2	0	0	0	0	0	29	37	3.00	1.000
Bob Shaw, R ERA: 2.58 (7, 1)	2.0		11	5	1	1	3	0	0	0	0	0	0	17	17	4.50	2.500

**BOTTOM**

**San Francisco Giants @ Pittsburgh Pirates**  
 Forbes Field, Pittsburgh, PA  
 Tue Jun 02 1964, 7:05 PM EDT  
 Att. 9,357 - Unknown


AB	32
R	3
H	9
RBI	3
BB	2
SO	7
LOB	13




WP	PA	ERA	WHIP
0	34		

Batter	1	2	3	4	5	6	7	8	9	AB R H RBI BB SO LOB	TOP																	
Jesus Alou, R (1, 9) OBP: 0.296, SLG: 0.309	0-0 G3		0-0 FC6 1B		0-0 6-3		0-0 F7			4 0 1 0 0 0 2	<b>San Francisco Giants @ Pittsburgh Pirates</b> Forbes Field, Pittsburgh, PA Wed Jun 03 1964, 7:05 PM EDT Att: 10,184 - Unknown <a href="http://livebaseballscorecards.com">livebaseballscorecards.com</a>																	
Chuck Hiller, L (1, 4) OBP: 0.238, SLG: 0.250	0-0 FC6 2B		0-0 FC6 1-2f			0-0 6-3		0-0 6-3		4 0 1 0 0 0 1																		
Willie Mays, R (1, 8) OBP: 0.431, SLG: 0.778	0-0 FC6 2-3			0-0 F9		0-0 HR 3B		4-0 1B SF7 BB		3 2 1 0 1 0 1																		
Willie McCovey, L (1, 7) OBP: 0.290, SLG: 0.410 Billy O'Dell, S (8, PR) Gil Garrido, R (8, 6) OBP: 0.250, SLG: 0.182	0-0 FC6 1-2f			0-3 K		0-3 K		0-0 1-3 1B		4 0 1 0 0 2 2 0 0 0 0 0 0 0 0 0 0 0 0 0 0																		
Orlando Cepeda, R (1, 3) OBP: 0.393, SLG: 0.544		0-3 K		0-0 3B		0-0 HR		0-0 SF7		3 1 2 3 0 1 0																		
Tom Haller, L (1, 2) OBP: 0.298, SLG: 0.336		0-0 4-3		0-0 F9		0-3 3-H K		0-0 F8		4 0 0 0 0 1 2																		
Jim Davenport, R (1, 6) OBP: 0.288, SLG: 0.356		0-0 1-3			0-0 S 1B		0-0 F7		0-0 G1	4 0 1 0 0 0 0																		
Jim Ray Hart, R (1, 5) OBP: 0.277, SLG: 0.347 Harvey Kuenn, R (8, 7) OBP: 0.284, SLG: 0.207			0-3 K		0-3 K 1-2		0-0 SH3-4 1B		0-0 4-3	3 0 1 0 0 2 1 1 0 0 0 0 0 0																		
Ron Herbel, R (1, 1)		0-0 4-3		0-0 1-3		0-0 SH3-4 1-2		0-3 K		3 0 0 0 0 1 1																		
<b>Inning Stats</b>	R: 0 E: 0 K: 0 S: 4	H: 1 LOB: 1 BB: 0 P: 4	R: 0 E: 0 K: 1 S: 5	H: 0 LOB: 0 BB: 0 P: 5	R: 0 E: 0 K: 1 S: 6	H: 1 LOB: 1 BB: 0 P: 6	R: 0 E: 0 K: 1 S: 6	H: 1 LOB: 1 BB: 0 P: 6	R: 2 E: 0 K: 2 S: 9	H: 2 LOB: 0 BB: 0 P: 9		R: 0 E: 0 K: 0 S: 4	H: 1 LOB: 1 BB: 0 P: 4	R: 1 E: 0 K: 0 S: 4	H: 1 LOB: 1 BB: 1 P: 8	R: 0 E: 0 K: 1 S: 5	H: 0 LOB: 0 BB: 0 P: 5	1B: 4 2B: 1 3B: 2 HR: 1	SF: 1 SAC: 1 DP: 0 HBP: 0	WP: 0 PB: 0 SB: 1 CS: 0	PA: 36							
<b>PITCHER</b>	IP WLS BF H R ER SO BB IBB HBP BLK WP HR S P ERA WHIP																											
Vern Law, R (1, 1) ERA: 3.57	5.0		19	4	0	0	4	0	0	0	0	0	27	27	0.00	0.800												
Bob Priddy, R (6, 1) ERA: 3.32	2.1	L	12	4	3	3	2	1	0	0	0	0	1	15	19	11.57	2.143											
Tom Butters, R (8, 1) ERA: 2.67	0.2		2	0	0	0	0	0	0	0	0	0	0	2	2	0.00	0.000											
Roy Face, R (9, 1) ERA: 4.5	1.0		3	0	0	0	1	0	0	0	0	0	0	5	5	0.00	0.000											



Batter	1	2	3	4	5	6	7	8	9	AB	R	H	RBI	BB	SO	LOB	BOTTOM																			
Dick Schofield, S OBP: 0.349, SLG: 0.331 (1, 6) BB	4-0 BB		0-0 4-3		0-0 L8-4 2-3			0-0 F9		3	0	0	0	1	0	2	<b>San Francisco Giants @ Pittsburgh Pirates</b> Forbes Field, Pittsburgh, PA Wed Jun 03 1964, 7:05 PM EDT Att. 10,184 - Unknown  <a href="http://livebaseballscorecards.com">livebaseballscorecards.com</a>  <b>AB 30</b> <b>R 0</b> <b>H 4</b> <b>RBI 0</b> <b>BB 1</b> <b>SO 5</b> <b>LOB 10</b>  																			
Bill Virdon, L OBP: 0.289, SLG: 0.281 Roy Face, R (1, 8) (9, 1)	0-0 F5		0-0 4-3					0-0 F8		4	0	0	0	0	0	1																				
Roberto Clemente, R OBP: 0.402, SLG: 0.561 (1, 9)	0-0 F8		0-0 F4					0-3 K		4	0	0	0	0	1	1																				
Willie Stargell, L OBP: 0.354, SLG: 0.598 (1, 7)	0-0 4-3			0-0 P5				0-0 F7		4	0	0	0	0	0	1																				
Smoky Burgess, L OBP: 0.388, SLG: 0.300 Gene Alley, R OBP: 0.265, SLG: 0.279 (1, 2) (9, PR)		0-0 4-3		0-0 F8				0-0 1B		4	0	1	0	0	0	0																				
Gene Freese, R OBP: 0.362, SLG: 0.486 (1, 5)		0-0 1B 1B		0-0 5-3				0-3 K		4	0	1	0	0	1	1																				
Donn Clendenon, R OBP: 0.319, SLG: 0.393 (1, 3)		0-3 K			0-0 L8-4 SH1 1B			0-0 E8		3	0	1	0	0	1	1																				
Bill Mazeroski, R OBP: 0.263, SLG: 0.339 (1, 4)		0-0 1B		0-0 SH1				0-3 K		2	0	1	0	0	1	1																				
Vern Law, R OBP: 0.417, SLG: 0.435 Joe Gibbon, R OBP: 0.294, SLG: 0.250 Bob Priddy, R OBP: 0.400, SLG: 0.400 Manny Mota, R OBP: 0.376, SLG: 0.451 (1, 1) (5, PR) (6, 1) (8, 1) (8, PH) (9, 8)		0-3 K			1-0 HBP			0-0 F8		1	0	0	0	0	1	2																				
<b>Inning Stats</b>	R: 0 E: 0 K: 0 S: 3	H: 0 LOB: 1 BB: 1 P: 7	R: 0 E: 0 K: 2 S: 9	H: 2 LOB: 2 BB: 0 P: 9	R: 0 E: 0 K: 0 S: 3	H: 0 LOB: 0 BB: 0 P: 3	R: 0 E: 0 K: 0 S: 3	H: 1 LOB: 1 BB: 0 P: 4	R: 0 E: 0 K: 0 S: 3	H: 0 LOB: 0 BB: 0 P: 3	R: 0 E: 1 K: 2 S: 8	H: 0 LOB: 1 BB: 0 P: 8	R: 0 E: 0 K: 0 S: 3	H: 0 LOB: 0 BB: 0 P: 3	R: 0 E: 0 K: 1 S: 6	H: 1 LOB: 1 BB: 0 P: 6		1B: 4 2B: 1 3B: 0 HR: 0	SF: 0 SAC: 1 DP: 1 HBP: 1	WP: 0 PB: 0 SB: 0 CS: 0	PA: 33															
<b>PITCHER</b> Ron Herbel, R ERA: 2.28 (1, 1)	IP 9.0	WLS W	BF 33	H 4	R 0	ER 0	SO 5	BB 1	IBB 0	HBP 1	BLK 0	WP 0	HR 0	S 41	P 46	ERA 0.00		WHIP 0.556	<b>PITCHER</b>	IP 9.0	WLS W	BF 33	H 4	R 0	ER 0	SO 5	BB 1	IBB 0	HBP 1	BLK 0	WP 0	HR 0	S 41	P 46	ERA 0.00	WHIP 0.556

Batter	1	2	3	4	5	6	7	8	9	AB R H RBI BB SO LOB	TOP											
Jesus Alou, R (1, 9) OBP: 0.293, SLG: 0.306	0-0 F9		0-0 3-1		0-0 1-2 2-H 1B 1B		0-0 F9		0-0 4-3	5 0 1 1 0 0 1												
Willie McCovey, L (1, 7) OBP: 0.295, SLG: 0.408	4-0 G1-6-3 BB			0-0 3-1	0-0 F6			0-0 WP 1B		3 0 1 0 1 0 2												
Willie Mays, R (1, 8) OBP: 0.438, SLG: 0.775	0-0 G1-6-3 1-2f			4-0 WP BB	0-0 1-2 2-H 1B			4-0 1-2 BB		2 0 1 1 2 0 1												
Orlando Cepeda, R (1, 3) OBP: 0.380, SLG: 0.523		0-0 6-3		0-0 F3	0-3 K			0-0 F7		4 0 0 0 0 1 5												
Tom Haller, L (1, 2) OBP: 0.297, SLG: 0.327		0-3 K		4-0 1-2 BB		0-0 4-3		0-3 K		3 0 0 0 1 2 2												
Chuck Hiller, L (1, 4) OBP: 0.238, SLG: 0.250		0-0 1B		0-0 F6		0-0 F6		0-0 F8		4 0 1 0 0 0 4												
Jim Davenport, R (1, 6) OBP: 0.278, SLG: 0.343		0-0 F8			0-0 F7	0-0 6-3			0-3 K	4 0 0 0 0 1 1	AB 31 R 2 H 5 RBI 2 BB 6 SO 5 LOB 16											
Jim Ray Hart, R (1, 5) OBP: 0.276, SLG: 0.340			0-0 5-3		4-0 1B 1B BB		0-0 F4		0-0 4-3	3 1 0 0 1 0 0												
Bobby Bolin, R (1, 1) OBP: 0.308, SLG: 0.100 Cap Peterson, R (5, PH) OBP: 0.250, SLG: 0.182 Gaylord Perry, R (5, 1) Harvey Kuenn, R (7, PH) OBP: 0.279, SLG: 0.203 Billy O'Dell, S (7, 1) Bob Shaw, R (8, 1) Duke Snider, L (9, PH) OBP: 0.316, SLG: 0.354			0-3 K		0-0 1-2 1B 1B		0-0 6-3		4-0 BB	1 0 0 0 0 1 0 1 1 1 0 0 0 0 0 0 0 0 0 0 0 1 0												
<b>Inning Stats</b>	R: 0 E: 0 K: 0 S: 2	H: 0 LOB: 0 BB: 1 P: 6	R: 0 E: 0 K: 1 S: 6	H: 1 LOB: 1 BB: 0 P: 6	R: 0 E: 0 K: 1 S: 5	H: 0 LOB: 0 BB: 0 P: 5	R: 0 E: 0 K: 0 S: 3	H: 0 LOB: 2 BB: 2 P: 11	R: 2 E: 0 K: 1 S: 8	H: 3 LOB: 2 BB: 1 P: 12	R: 0 E: 0 K: 0 S: 3	H: 0 LOB: 0 BB: 0 P: 3	R: 0 E: 0 K: 0 S: 3	H: 0 LOB: 0 BB: 0 P: 3	R: 0 E: 0 K: 1 S: 6	H: 1 LOB: 2 BB: 1 P: 10	R: 0 E: 0 K: 1 S: 5	H: 0 LOB: 1 BB: 1 P: 9	1B: 5 2B: 0 3B: 0 HR: 0	SF: 0 SAC: 0 DP: 1 HBP: 0	WP: 2 PB: 0 SB: 0 CS: 0	PA: 37
<b>PITCHER</b> Steve Blass, R (1, 1) ERA: 2.87	IP 9.0 WLS W BF 37 H 5 R 2 ER 2 SO 5 BB 6 IBB 0 HBP 0 BLK 0 WP 2 HR 0 S 41 P 65 ERA 2.00 WHIP 1.222											<b>PITCHER</b>	IP WLS BF H R ER SO BB IBB HBP BLK WP HR S P ERA WHIP									

**San Francisco Giants @ Pittsburgh Pirates**  
**Forbes Field, Pittsburgh, PA**  
 Thu Jun 04 1964, 7:05 PM EDT  
 Att. 10,574 - Unknown

[livebaseballscorecards.com](http://livebaseballscorecards.com)

BOTTOM

San Francisco Giants @ Pittsburgh Pirates  
Forbes Field, Pittsburgh, PA

livebaseballscorecards.com

AB	31
R	4
H	8
RBI	4
BB	3
SO	6
LOB	17



WP:	0	PA:	37
PB:	0	SB:	0
CS:	1		

Thu Jun 04 1964, 7:05 PM EDT  
Att. 10,574 - Unknown

AB	R	H	RBI	BB	SO	LOB
3	0	0	1	1	0	0
3	1	1	0	1	0	3
2	1	1	0	1	1	1
4	1	1	1	0	1	2
0	0	0	0	0	0	0
3	0	0	0	0	2	0
4	0	2	0	0	0	2
4	1	2	2	0	0	2
4	0	1	0	0	1	2
4	0	0	0	0	1	5
1B:	7	SF:	0			
2B:	1	SAC:	1			
3B:	0	DP:	1			
HR:	0	HBP:	1			

Batter	1	2	3	4	5	6	7	8	9
Dick Schofield, S OBP: 0.347, SLG: 0.325 (1, 6)	0-0 6-3 ①		0-0 F8 ③	4-0 BB 1-2 2-3 3-H			0-0 F3 ①		
Bill Virdon, L OBP: 0.294, SLG: 0.282 (1, 8)	4-0 CS BB			0-0 HBP 1B			0-0 F4 ②		
Roberto Clemente, R OBP: 0.409, SLG: 0.561 (1, 9)	0-3 K ②			1-0 SH2-4 1B 1-2 HBP	0-0 G4-6-3 1B		4-0 BB		
Willie Stargell, L OBP: 0.351, SLG: 0.587 Manny Mota, R OBP: 0.375, SLG: 0.451 (1, 7) (8, 7)	0-0 CS 1-2 ③	0-3 K ①		0-0 SH2-4 1B 1-2 2-H	0-0 G4-6-3 1-2f ① ②		0-0 4-3 ③		
Gene Freese, R OBP: 0.353, SLG: 0.472 (1, 5)		0-3 K ②		0-0 SH2-4 1-2 2-3	0-3 K ③		0-0 5-3 ①		
Donn Clendenon, R OBP: 0.323, SLG: 0.401 (1, 3)		0-0 2B		0-0 6-3 ②		0-0 2-3 1B	0-0 F8 ②		
Bill Mazaroski, R OBP: 0.268, SLG: 0.343 (1, 4)		0-0 5-3 ③		0-0 E 1B BB 2-H 3-H		0-0 2-3 1-2	0-0 E 1B		
Jim Pagliaroni, R OBP: 0.384, SLG: 0.360 (1, 2)			0-3 K ①	0-0 BB E 1B 1-2		0-0 F9 ②	0-0 E5 1-2		
Steve Blass, R (1, 1)			0-0 4-3 ②	0-0 E6 BB 1-2 2-3		0-3 K ③	0-0 4-3 ③		

Inning	R	H	E	K	S	P	IP	WLS	BF	H	R	ER	SO	BB	IBB	HBP	BLK	WP	HR	S	P	ERA	WHIP
1	0	0	0	4	8	5	4.0		20	5	4	3	4	2	0	1	0	0	0	25	34	6.75	1.750
2	0	1	0	0	8	4	2.0		7	2	0	0	2	0	0	0	0	0	0	11	11	0.00	1.000
3	0	1	0	0	8	4	1.0		4	0	0	0	0	1	0	0	0	0	0	3	7	0.00	1.000
4	0	1	0	0	8	4	1.0		5	1	0	0	0	0	0	0	0	0	0	5	5	0.00	1.000

PITCHER	IP	WLS	BF	H	R	ER	SO	BB	IBB	HBP	BLK	WP	HR	S	P	ERA	WHIP
Bobby Bolin, R ERA: 3.2 (1, 1)	4.0		20	5	4	3	4	2	0	1	0	0	0	25	34	6.75	1.750
Gaylord Perry, R ERA: 2.79 (5, 1)	2.0		7	2	0	0	2	0	0	0	0	0	0	11	11	0.00	1.000
Billy O'Dell, L ERA: 8.76 (7, 1)	1.0		4	0	0	0	0	1	0	0	0	0	0	3	7	0.00	1.000
Bob Shaw, R ERA: 2.52 (8, 1)	1.0		5	1	0	0	0	0	0	0	0	0	0	5	5	0.00	1.000

Houston Colt 45's @ Pittsburgh Pirates  
 Forbes Field, Pittsburgh, PA  
 Fri Jun 05 1964, 7:05 PM EDT  
 Att. 8,693 - Unknown

livebaseballscorecards.com

AB	33
R	3
H	7
RBI	3
BB	1
SO	4
LOB	14



WP:	0	PA:	35
PB:	0		
SB:	0		
CS:	0		

AB R H RBI BB SO LOB

4	0	1	2	0	0	0
3	0	0	0	0	0	0
4	1	2	0	0	0	3
4	0	1	1	0	1	4
4	0	0	0	0	1	1
4	1	2	0	0	0	0
4	1	1	0	0	0	2
3	0	0	0	1	0	1
3	0	0	0	0	2	3
0	0	0	0	0	0	0
0	0	0	0	0	0	0

1B:	5	SF:	0
2B:	2	SAC:	0
3B:	1	DP:	2
HR:	0	HBP:	1

1B:	5	SF:	0
2B:	2	SAC:	0
3B:	1	DP:	2
HR:	0	HBP:	1

Batter	1	2	3	4	5	6	7	8	9																
Al Spangler, L (1, 7) OBP: 0.242, SLG: 0.270	0-0 G3		0-0 F3		0-0 HBP 1B		0-0 L9																		
Nellie Fox, L (1, 4) OBP: 0.357, SLG: 0.348	0-0 4-3		0-0 6-3		1-0 HBP		0-0 5-3																		
Mike White, R (1, 8) OBP: 0.379, SLG: 0.422	0-0 3B 1B		0-0 4-3-6 1B		0-0 F3		0-0 6-3																		
Walt Bond, L (1, 9) OBP: 0.333, SLG: 0.503	0-0 1-H 3B		0-0 4-3-6 1-2f		0-3 K		0-0 4-3																		
Bob Aspromonte, R (1, 5) OBP: 0.298, SLG: 0.306	0-0 F9		0-0 6-3		0-3 K		0-0 6-3																		
Rusty Staub, L (1, 3) OBP: 0.276, SLG: 0.284		0-0 G6-4-3 1B			0-0 2B 1B		0-0 E4		0-0 4-3																
John Bateman, R (1, 2) OBP: 0.255, SLG: 0.256		0-0 G6-4-3 1-2f			0-0 1B 2B		0-0 F3		0-0 F9																
Eddie Kasko, R (1, 6) OBP: 0.268, SLG: 0.266		0-0 F3			4-0 HBP 1B IBB		0-0 F5		0-0 F8																
Don Nottebart, R (1, 1) Hal Woodeshick, R (8, 1) Gordon Jones, R (9, 1) OBP: 1.000, SLG: 1.000			0-3 K		0-0 F3		0-3 K																		
Inning Stats	R: 1 E: 0 K: 0 S: 5	H: 2 LOB: 1 BB: 0 P: 5	R: 0 E: 0 K: 0 S: 3	H: 1 LOB: 0 BB: 0 P: 3	R: 0 E: 0 K: 1 S: 5	H: 0 LOB: 0 BB: 0 P: 5	R: 0 E: 0 K: 0 S: 3	H: 1 LOB: 0 BB: 0 P: 3	R: 2 E: 0 K: 1 S: 8	H: 3 LOB: 3 BB: 1 P: 13	R: 0 E: 1 K: 1 S: 6	H: 0 LOB: 1 BB: 0 P: 6	R: 0 E: 0 K: 1 S: 5	H: 0 LOB: 0 BB: 0 P: 5	R: 0 E: 0 K: 0 S: 3	H: 0 LOB: 0 BB: 0 P: 3	R: 0 E: 0 K: 0 S: 3	H: 0 LOB: 0 BB: 0 P: 3	R: 0 E: 0 K: 0 S: 3	H: 0 LOB: 0 BB: 0 P: 3	1B: 5 2B: 2 3B: 1 HR: 0	SF: 0 SAC: 0 DP: 2 HBP: 1	WP: 0 PA: 35		
PITCHER	IP	WLS	BF	H	R	ER	SO	BB	IBB	HBP	BLK	WP	HR	S	P	ERA	WHIP								
Bob Friend, R (1, 1) ERA: 3.77	7.0		29	7	3	3	4	0	1	1	0	0	0	35	40	3.86	1.000								
Bob Priddy, R (8, 1) ERA: 3.0	2.0	W	6	0	0	0	0	0	0	0	0	0	0	6	6	0.00	0.000								



Batter	1	2	3	4	5	6	7	8	9	AB R H RBI BB SO LOB
Dick Schofield, S (1, 6) OBP: 0.354, SLG: 0.329	0-0 F7		0-0 4-3		0-0 1B			4-0 BB	0-0 1B	4 1 2 0 1 0 0
Bill Virdon, L (1, 8) Manny Mota, R (9, PH) OBP: 0.293, SLG: 0.281 OBP: 0.386, SLG: 0.462	0-0 L8		0-0 F9		0-0 5-3			0-0 1B	0-0 1B	4 0 1 0 0 0 1 1 0 1 1 0 0 0
Roberto Clemente, R (1, 9) OBP: 0.409, SLG: 0.554	4-0 BB			0-0 5-3		0-0 1-3		0-0 F2	0-0 1B	4 0 1 1 1 0 2
Willie Stargell, L (1, 3) OBP: 0.348, SLG: 0.600	0-3 K			0-0 HR		0-0 6-3		0-0 F7		4 1 1 1 0 1 3
Jerry Lynch, L (1, 7) Bob Bailey, R (8, PH) OBP: 0.304, SLG: 0.429 OBP: 0.341, SLG: 0.366				0-3 K		0-0 1-3		0-0 6-3		3 0 1 0 0 1 0 1 0 0 0 0 0 2
Gene Freese, R (1, 5) OBP: 0.350, SLG: 0.464				0-0 FC4		0-3 K			0-0 5-3	4 0 1 0 0 1 1
Bill Mazaroski, R (1, 4) OBP: 0.267, SLG: 0.341				0-0 FC4		0-0 L1			0-0 4-3	4 0 1 0 0 0 1
Jim Pagliaroni, R (1, 2) OBP: 0.398, SLG: 0.411				0-0 1B		0-0 3B			0-0 1B	4 1 3 0 0 0 1
Bob Friend, R (1, 1) Smoky Burgess, L (7, PH) Bob Priddy, R (8, 1) Donn Clendenon, R (9, PH) OBP: 0.161, SLG: 0.103 OBP: 0.362, SLG: 0.295 OBP: 0.326, SLG: 0.404				0-0 5-3		0-0 G2-6-4		0-0 1-3	0-0 1B	2 0 0 0 0 0 1 1 0 0 0 0 0 1 0 0 0 0 0 0 0 1 1 1 1 0 0 0


Inning Stats	R: 0	H: 0	E: 0	K: 1	S: 5	R: 0	H: 2	E: 0	K: 0	S: 4	R: 0	H: 0	E: 0	K: 0	S: 3	R: 1	H: 2	E: 0	K: 1	S: 7	R: 0	H: 2	E: 0	K: 0	S: 4	R: 0	H: 0	E: 0	K: 1	S: 3	R: 0	H: 1	E: 0	K: 1	S: 6	R: 0	H: 1	E: 0	K: 0	S: 4	R: 3	H: 5	E: 0	K: 0	S: 7	1B: 10	SF: 0	2B: 1	SAC: 0	3B: 1	DP: 2	HR: 1	HBP: 0	WP: 0	PA: 39
--------------	------	------	------	------	------	------	------	------	------	------	------	------	------	------	------	------	------	------	------	------	------	------	------	------	------	------	------	------	------	------	------	------	------	------	------	------	------	------	------	------	------	------	------	------	------	--------	-------	-------	--------	-------	-------	-------	--------	-------	--------

PITCHER	IP	WLS	BF	H	R	ER	SO	BB	IBB	HBP	BLK	WP	HR	S	P	ERA	WHIP
Don Nottebart, R (1, 1) ERA: 4.99	7.1		30	8	1	1	3	2	0	0	0	0	1	34	42	1.23	1.364
Hal Woodeshick, L (8, 1) ERA: 2.96	1.1	L	8	4	3	3	0	0	0	0	0	0	0	8	8	20.25	3.000
Gordon Jones, R (9, 1) ERA: 1.0	0.0		1	1	0	0	0	0	0	0	0	0	0	1	1	∞	∞


**BOTTOM**

**Houston Colt 45's @ Pittsburgh Pirates**  
 Forbes Field, Pittsburgh, PA  
 Fri Jun 05 1964, 7:05 PM EDT  
 Att. 8,693 - Unknown

AB	37
R	4
H	13
RBI	4
BB	2
SO	3
LOB	13



PITCHER	IP	WLS	BF	H	R	ER	SO	BB	IBB	HBP	BLK	WP	HR	S	P	ERA	WHIP
---------	----	-----	----	---	---	----	----	----	-----	-----	-----	----	----	---	---	-----	------

Batter	1	2	3	4	5	6	7	8	9	AB R H RBI BB SO LOB	TOP																	
Bob Lillis, R (1, 4) OBP: 0.316, SLG: 0.310	0-3 K		0-3 K			4-0 1B BB		0-0 6-3	0-0 S 1B	4 1 1 0 1 2 0	<p>Houston Colt 45's @ Pittsburgh Pirates Forbes Field, Pittsburgh, PA Sun Jun 07 1964, 3:33 AM EDT Unknown</p> <p>livebaseballscorecards.com</p> <table border="1"> <tr><td>AB</td><td>36</td></tr> <tr><td>R</td><td>6</td></tr> <tr><td>H</td><td>10</td></tr> <tr><td>RBI</td><td>5</td></tr> <tr><td>BB</td><td>2</td></tr> <tr><td>SO</td><td>12</td></tr> <tr><td>LOB</td><td>7</td></tr> </table> 	AB	36	R	6	H	10	RBI	5	BB	2	SO	12	LOB	7			
AB	36																											
R	6																											
H	10																											
RBI	5																											
BB	2																											
SO	12																											
LOB	7																											
Eddie Kasko, R (1, 6) OBP: 0.266, SLG: 0.260	0-3 K			0-3 K		4-0 1B BB		0-0 F9	0-0 F2	4 0 0 0 1 2 1																		
Mike White, R (1, 8) OBP: 0.384, SLG: 0.447	0-3 K			0-0 F7		0-0 1B			0-0 1B	4 1 2 1 0 1 0																		
Walt Bond, L (1, 9) OBP: 0.331, SLG: 0.497		0-0 F4		0-3 K		0-3 K			0-0 1B 1B 1B	4 1 1 1 0 2 2																		
Bob Aspromonte, R (1, 5) OBP: 0.303, SLG: 0.311		0-0 FC5-4 1B			0-0 6-3		0-0 4-3		0-0 1B 1B	4 1 2 0 0 0 0																		
Jimmy Wynn, R (1, 7) OBP: 0.319, SLG: 0.358		0-0 FC5-4 1-2f			0-3 K		0-0 2B		0-0 1B E 1B	4 1 2 0 0 1 1																		
Rusty Staub, L (1, 3) OBP: 0.276, SLG: 0.283		0-0 F9			0-0 F8		0-3 K		0-0 E7 1B	4 0 1 2 0 1 2																		
John Bateman, R (1, 2) OBP: 0.255, SLG: 0.279			0-0 F9			0-0 F9		0-3 K	0-0 HR	4 1 1 1 0 1 1																		
Ken Johnson, R (1, 1) OBP: 0.161, SLG: 0.138 Gordon Jones, R (4, 1) OBP: 1.000, SLG: 1.000 Steve Hertz, R (6, PH) Larry Yellen, R (6, 1) Nellie Fox, L (8, PH) Claude Raymond, R (8, 1)			0-3 K			0-3 K		0-0 F4	0-0 6-3	1 0 0 0 0 0 1 0 0 0 0 0 0 0 0 0 1 0 0 0 0 0 1 0 0 0 0 0 0 0 0 0 1 0 0 0 0 0 0 0 1 0 0 0 0 0 0 0																		
<b>Inning Stats</b>	R: 0 E: 0 K: 3 S: 9	H: 0 LOB: 0 BB: 0 P: 9	R: 0 E: 0 K: 0 S: 4	H: 1 LOB: 1 BB: 0 P: 4	R: 0 E: 0 K: 2 S: 7	H: 0 LOB: 0 BB: 0 P: 7	R: 0 E: 0 K: 2 S: 7	H: 0 LOB: 0 BB: 0 P: 7	R: 0 E: 0 K: 1 S: 5	H: 0 LOB: 0 BB: 0 P: 5	R: 1 E: 0 K: 2 S: 8	H: 1 LOB: 2 BB: 2 P: 16	R: 0 E: 0 K: 2 S: 8	H: 1 LOB: 1 BB: 0 P: 8	R: 0 E: 0 K: 0 S: 3	H: 0 LOB: 0 BB: 0 P: 3	R: 5 E: 1 K: 0 S: 9	H: 7 LOB: 1 BB: 0 P: 9	1B: 7 2B: 1 3B: 1 HR: 1	SF: 0 SAC: 0 DP: 0 HBP: 0	WP: 0 PB: 0 SB: 1 CS: 0	PA: 38						
<b>PITCHER</b>	IP WLS BF H R ER SO BB IBB HBP BLK WP HR S P ERA WHIP																											
Bob Veale, L (1, 1) ERA: 3.69	8.0		31	5	3	3	12	2	0	0	0	0	0	0	53	61	3.38	0.875										
Bob Priddy, R (9, 1) ERA: 3.86	0.0	L	2	2	0	0	0	0	0	0	0	0	0	2	2	∞	∞											
Fred Green, L (9, 1) ERA: 1.35	0.2		4	3	3	3	0	0	0	0	0	0	1	4	4	40.50	4.500											
Tom Butters, R (9, 1) ERA: 2.63	0.1		1	0	0	0	0	0	0	0	0	0	0	1	1	0.00	0.000											



Batter	1	2	3	4	5	6	7	8	9	AB R H RBI BB SO LOB	TOP									
Bob Lillis, R (1, 6) OBP: 0.325, SLG: 0.320	0-0 F9			0-0 1B		0-0 F7		0-0 G1-6-3 1B		4 0 2 0 0 0 1	<b>Houston Colt 45's @ Pittsburgh Pirates</b> Forbes Field, Pittsburgh, PA Sun Jun 07 1964, 3:38 AM EDT Att. 13,149 - Unknown <a href="http://livebaseballscorecards.com">livebaseballscorecards.com</a>									
Nellie Fox, L (1, 4) OBP: 0.347, SLG: 0.338	0-0 4-3			0-0 F8		0-0 G4-6-3 1-2f		0-0 G1-6-3 1-2f		4 0 0 0 0 0 3										
Mike White, R (1, 8) OBP: 0.398, SLG: 0.459	0-0 F8			0-0 1-2 1B			0-0 BB 1B		0-0 FC4-6 1B	4 1 3 0 0 0 0										
Walt Bond, L (1, 9) OBP: 0.324, SLG: 0.484		0-0 3-1		0-3 K			0-0 F6		0-0 FC4-6 1-2f G4-6-3	4 0 0 0 0 1 4										
Bob Aspromonte, R (1, 5) OBP: 0.296, SLG: 0.304		0-0 5-3		0-0 F6			0-3 K		0-0 G4-6-3 1-2f	4 0 0 0 0 1 4										
Jimmy Wynn, R (1, 7) OBP: 0.317, SLG: 0.356			0-3 K		0-0 L7		4-0 WP 1-2 1B BB			1 0 0 0 0 1 0										
Al Spangler, L (4, 7) OBP: 0.246, SLG: 0.268										1 0 0 0 1 0 0										
Dave Roberts, L (1, 3) OBP: 0.118, SLG: 0.118			0-0 F4		0-0 F5		0-0 WP 1-2 2-H 1B			3 0 1 1 0 0 0										
John Bateman, R (1, 2) OBP: 0.250, SLG: 0.273			0-3 K		0-0 5-3		0-3 K 1-2 2-3			3 0 0 0 0 2 2										
Bob Bruce, R (1, 1) OBP: 0.400, SLG: 0.308			0-0 F8			0-0 G4-6-3 1B		0-0 F9		2 0 1 0 0 0 0										
Claude Raymond, R (7, 1)										0 0 0 0 0 0 0										
Rusty Staub, L (8, PH) OBP: 0.274, SLG: 0.281										1 0 0 0 0 0 0										
Gordon Jones, R (8, 1)										0 0 0 0 0 0 0										
Larry Yellen, R (8, 1)										0 0 0 0 0 0 0										
<b>Inning Stats</b>	R: 0 E: 0 K: 0 S: 3	H: 0 LOB: 0 BB: 0 P: 3	R: 0 E: 0 K: 1 S: 5	H: 0 LOB: 0 BB: 0 P: 5	R: 0 E: 0 K: 1 S: 5	H: 0 LOB: 0 BB: 0 P: 5	R: 0 E: 0 K: 1 S: 7	H: 2 LOB: 2 BB: 0 P: 7	R: 0 E: 0 K: 0 S: 3	H: 1 LOB: 0 BB: 0 P: 3	R: 1 E: 0 K: 2 S: 9	H: 2 LOB: 2 BB: 1 P: 13	R: 0 E: 0 K: 0 S: 3	H: 1 LOB: 0 BB: 0 P: 3	R: 0 E: 0 K: 0 S: 3	H: 1 LOB: 0 BB: 0 P: 3	1B: 7 2B: 0 3B: 0 HR: 0	SF: 0 SAC: 0 DP: 3 HBP: 0	WP: 1 PB: 0 SB: 0 CS: 0	PA: 32
<b>PITCHER</b> Vern Law, R (1, 1) ERA: 3.25	IP: 9.0 WLS: W BF: 32 H: 7 R: 1 ER: 1 SO: 5 BB: 1 IBB: 0 HBP: 0 BLK: 0 WP: 1 HR: 0 S: 41 P: 45 ERA: 1.00 WHIP: 0.889																			

Houston Colt 45's @ Pittsburgh Pirates  
 Forbes Field, Pittsburgh, PA  
 Sun Jun 07 1964, 3:38 AM EDT  
 Att. 13,149 - Unknown

AB	31
R	1
H	7
RBI	1
BB	1
SO	5
LOB	14



Batter	1	2	3	4	5	6	7	8	9
Dick Schofield, S OBP: 0.353, SLG: 0.325 (1, 6)	0-0 G3		0-0 4-3			0-0 6-3		0-0 1B	
Bill Virdon, L OBP: 0.301, SLG: 0.290 (1, 8)	0-0 4-3		0-0 G3			0-0 1-3 1B		0-0 1-3 1B	
Roberto Clemente, R OBP: 0.396, SLG: 0.535 (1, 9)	0-0 5-3		0-0 6-3			0-0 1-3		0-0 1-3	
Willie Stargell, L OBP: 0.347, SLG: 0.583 (1, 3)		0-0 4-3		0-0 F8		0-0 3-1		0-0 1-3 1B	
Jerry Lynch, L OBP: 0.340, SLG: 0.458 (1, 7)		0-0 BB		0-0 F5			0-0 1B	0-0 1-3	
Manny Mota, R OBP: 0.373, SLG: 0.444 (7, PR) (8, 7)		HR 1B					2B	1-2	
Smoky Burgess, L OBP: 0.356, SLG: 0.292 (1, 2)		0-0 F8		0-3 K			0-0 SH2-4 1B	0-0 6-3	
Bob Bailey, R OBP: 0.348, SLG: 0.368 (1, 5)		4-0 1-2 HR BB			0-0 5-3		0-0 SH2-4 1B		
Bill Mazaroski, R OBP: 0.269, SLG: 0.363 (1, 4)		0-0 1-H 2-H HR			0-0 F4		0-0 SH2-4		
Vern Law, R OBP: 0.370, SLG: 0.385 (1, 1)		0-0 4-3			0-0 6-3		0-0 6-3		

AB	R	H	RBI	BB	SO	LOB
4	1	1	0	0	0	0
4	1	2	1	0	0	0
4	0	0	0	0	0	2
4	0	1	1	0	0	1
3	1	2	0	0	0	0
1	1	0	0	0	0	1
4	0	1	1	0	1	2
2	1	1	0	1	0	0
2	1	1	3	0	0	0
3	0	0	0	0	0	2

**BOTTOM**

**Houston Colt 45's @ Pittsburgh Pirates**  
**Forbes Field, Pittsburgh, PA**  
 Sun Jun 07 1964, 3:38 AM EDT  
 Att. 13,149 - Unknown

AB	31
R	6
H	9
RBI	6
BB	1
SO	1
LOB	8



1B:	7	SF:	0
2B:	1	SAC:	1
3B:	0	DP:	0
HR:	1	HBP:	0

WP:	0	PA:	33
PB:	0		
SB:	1		
CS:	0		

Inning	R	H	E	K	S	P
1	0	0	0	3	3	
2	3	2	0	5	9	
3	0	0	0	3	5	
4	0	0	0	1	5	
5	0	0	0	3	3	
6	0	1	0	4	4	
7	1	3	0	5	5	
8	2	3	0	6	6	
9	0	0	0	0	0	

PITCHER	IP	WLS	BF	H	R	ER	SO	BB	IBB	HBP	BLK	WP	HR	S	P	ERA	WHIP
Bob Bruce, R ERA: 2.68 (1, 1)	6.0	L	24	5	4	4	1	1	0	0	0	0	1	25	29	6.00	1.000
Claude Raymond, R ERA: 0.83 (7, 1)	1.0		3	1	0	0	0	0	0	0	0	0	0	3	3	0.00	1.000
Gordon Jones, R ERA: 2.53 (8, 1)	0.1		4	3	2	2	0	0	0	0	0	0	0	4	4	54.00	9.000
Larry Yellen, R ERA: 3.55 (8, 1)	0.2		2	0	0	0	0	0	0	0	0	0	0	2	2	0.00	0.000

Batter	1	2	3	4	5	6	7	8	9	AB R H RBI BB SO LOB	TOP		
Dick Schofield, S (1, 6) OBP: 0.361, SLG: 0.327	4-0 CS BB		x 0-0 L9			x 0-0 1B		4-0 BB BB BB FC4-6 BB		2 0 1 0 2 0 1	Pittsburgh Pirates @ Philadelphia Phillies Connie Mack Stadium, Philadelphia, PA Tue Jun 09 1964, 7:05 PM EDT Unknown		
Bill Virdon, L (1, 8) OBP: 0.299, SLG: 0.285	x 0-0 F7 1-2			4-0 BB BB BB BB G1-6-3 BB		x 0-0 L8		x 0-0 FC4-6 FC4-6 1-2f	3 0 0 0 1 0 3				
Roberto Clemente, R (1, 9) OBP: 0.394, SLG: 0.527	x 0-0 P4			x 0-0 G1-6-3 1-2f			4-0 BB BB BB 1B HR BB	x 0-0 FC4-6 1-2f	3 1 0 0 1 0 2				
Willie Stargell, L (1, 3) OBP: 0.345, SLG: 0.573		x 0-0 L8		x 0-0 6-3			0-0 1-3 HR 1B	0-3 K	4 1 1 0 0 1 1				
Jerry Lynch, L (1, 7) OBP: 0.351, SLG: 0.519		x 0-0 G4-6-3 1B			x 0-0 3-1		x 0-0 1-H 3-H HR	x 0-0 F8	4 1 2 3 0 0 0				
Smoky Burgess, L (1, 2) OBP: 0.359, SLG: 0.309		x 0-0 G4-6-3 1-2f			x 0-0 F9		x 0-0 SH1-3 2B	x 0-0 F8	3 0 1 0 0 0 1				
Orlando McFarlane, R (7, PR) OBP: 0.231, SLG: 0.091									1 0 0 0 0 0 0				
Gene Freese, R (1, 5) OBP: 0.338, SLG: 0.445			x 0-0 F7		x 0-0 3-1		x 0-0 SH1-3 2-3	x 0-0 5-3	3 0 0 0 0 0 0				
Bill Mazaroski, R (1, 4) OBP: 0.270, SLG: 0.359			4-0 BB BB BB BB			0-3 K	0-0 6-3		2 0 0 0 1 1 2				
Joe Gibbon, R (1, 1) OBP: 0.278, SLG: 0.235			x 0-0 F8			x 0-0 6-3	x 0-0 6-3		1 0 0 0 0 0 1				
Tom Butters, R (4, 1) OBP: 0.400, SLG: 0.400									0 0 0 0 0 0 0				
Bob Bailey, R (6, PH) OBP: 0.445, SLG: 0.365									1 0 0 0 0 0 0				
Roy Face, R (6, 1)									0 0 0 0 0 0 0				
Donn Clendenon, R (7, PH) OBP: 0.329, SLG: 0.402									1 0 0 0 0 0 2				
Al McBean, R (7, 1)									0 0 0 0 0 0 0				
<b>Inning Stats</b>	R: 0 H: 0 E: 0 LOB: 0 K: 0 BB: 1 S: 2 P: 6	R: 0 H: 1 E: 0 LOB: 0 K: 0 BB: 0 S: 3 P: 3	R: 0 H: 0 E: 0 LOB: 1 K: 0 BB: 1 S: 3 P: 7	R: 0 H: 0 E: 0 LOB: 0 K: 0 BB: 1 S: 2 P: 6	R: 0 H: 0 E: 0 LOB: 0 K: 0 BB: 0 S: 3 P: 3	R: 0 H: 1 E: 0 LOB: 1 K: 1 BB: 0 S: 6 P: 6	R: 3 H: 3 E: 0 LOB: 2 K: 0 BB: 1 S: 6 P: 10	R: 0 H: 0 E: 0 LOB: 1 K: 1 BB: 1 S: 5 P: 9	R: 0 H: 0 E: 0 LOB: 0 K: 0 BB: 0 S: 3 P: 3	1B: 3 SF: 0 2B: 1 SAC: 1 3B: 0 DP: 2 HR: 1 HBP: 0	WP: 0 PA: 34 PB: 0 SB: 0 CS: 1		
<b>PITCHER</b>	IP WLS BF H R ER SO BB IBB HBP BLK WP HR S P ERA WHIP											<b>PITCHER</b>	IP WLS BF H R ER SO BB IBB HBP BLK WP HR S P ERA WHIP
Art Mahaffey, R (1, 1) ERA: 4.62	6.0 W 23 4 3 3 1 4 0 0 0 0 0 1 21 37 4.50 1.333												
Ed Roebuck, R (7, 1) ERA: 1.5	3.0 S 11 1 0 0 1 1 0 0 0 0 0 0 12 16 0.00 0.667												

livebaseballscorecards.com

AB	28
R	3
H	5
RBI	3
BB	5
SO	2
LOB	13



Batter	1	2	3	4	5	6	7	8	9
Tony Taylor, R OBP: 0.305, SLG: 0.261 (1, 4)	0-0 F9		0-0 1B		4-0 SH3 2B BB		0-0 G6-3 1-2f		
Cookie Rojas, R OBP: 0.484, SLG: 0.636 (1, 8)	0-0 G4-6-3 1B		0-0 F7		0-0 SH3 1-2		0-0 1-3		
Johnny Callison, L OBP: 0.340, SLG: 0.461 (1, 9)	0-0 G4-6-3 1-2f			0-0 HR 1B	0-0 2B 2-H			0-0 1B 1B	
Dick Allen, R OBP: 0.351, SLG: 0.558 (1, 5)		0-0 1B SF8 1B		0-0 HR 1-H	0-0 F9			0-0 1B 1-2	
Danny Cater, R OBP: 0.354, SLG: 0.435 (1, 7)		0-0 E S 2-1 1B		0-0 F9	0-0 4-3			0-3 K	
Roy Sievers, R OBP: 0.222, SLG: 0.274 (1, 3)		0-0 P3		0-0 5-3		0-3 K		0-0 F4	
Ruben Amaro, R OBP: 0.255, SLG: 0.279 (7, 3) (7, 6)									
Gus Triandos, R OBP: 0.375, SLG: 0.353 (1, 2)		0-0 SF8 3-H		4-0 WP BB		0-3 K		0-0 1-3	
Bobby Wine, R OBP: 0.248, SLG: 0.244 (1, 6)		0-0 2-1 1-H	0-0 L9	4-0 1-2 IBB		0-0 F8			
Art Mahaffey, R OBP: 0.182, SLG: 0.333 (1, 1)			0-3 K	0-3 K			0-0 G6-3 1B		
Ed Roebuck, R (7, 1)									
John Herrnstein, L (7, 3)									


Inning Stats	R: 0 E: 0 K: 0 S: 3	H: 1 LOB: 0 BB: 0 P: 3	R: 1 E: 0 K: 0 S: 4	H: 2 LOB: 1 BB: 0 P: 4	R: 0 E: 0 K: 1 S: 6	H: 1 LOB: 1 BB: 0 P: 6	R: 2 E: 0 K: 1 S: 7	H: 2 LOB: 2 BB: 2 P: 15	R: 1 E: 0 K: 0 S: 4	H: 1 LOB: 1 BB: 1 P: 8	R: 0 E: 0 K: 2 S: 7	H: 0 LOB: 0 BB: 0 P: 7	R: 0 E: 0 K: 0 S: 3	H: 1 LOB: 0 BB: 0 P: 3	R: 0 E: 0 K: 1 S: 7	H: 2 LOB: 2 BB: 0 P: 7
1B: 8	SF: 1	WP: 1	PA: 34	2B: 1	SAC: 1	PB: 0	SB: 1	3B: 0	DP: 2	HR: 1	HBP: 0	CS: 0				

PITCHER	IP	WLS	BF	H	R	ER	SO	BB	IBB	HBP	BLK	WP	HR	S	P	ERA	WHIP
Joe Gibbon, L (1, 1) ERA: 3.42	3.2	L	18	6	3	3	3	1	1	0	0	1	1	17	25	7.36	1.909
Tom Butters, R (4, 1) ERA: 2.83	1.1		6	1	1	1	1	1	0	0	0	0	0	7	11	6.75	1.500
Roy Face, R (6, 1) ERA: 4.32	1.0		3	0	0	0	2	0	0	0	0	0	0	7	7	0.00	0.000
Al McBean, R (7, 1) ERA: 0.52	2.0		8	3	0	0	1	0	0	0	0	0	0	10	10	0.00	1.500

**BOTTOM**

Pittsburgh Pirates @ Philadelphia Phillies  
 Connie Mack Stadium, Philadelphia, PA  
 Tue Jun 09 1964, 7:05 PM EDT  
 Unknown

AB	29
R	4
H	10
RBI	4
BB	3
SO	5
LOB	15



Batter	1	2	3	4	5	6	7	8	9	AB R H RBI BB SO LOB	TOP											
Dick Schofield, S (1, 6) OBP: 0.362, SLG: 0.325	0-0 1B 1B	4-0 BB		0-0 3-1		0-3 K			0-0 5-3	4 1 1 0 1 1 1												
Bill Virdon, L (1, 8) OBP: 0.302, SLG: 0.284	0-0 FC1-6 1B	0-0 F5			4-0 2B BB		0-0 G3		0-0 F7	4 1 1 0 1 0 1												
Roberto Clemente, R (1, 9) OBP: 0.400, SLG: 0.534	0-0 FC1-6 BB 1B 1-2f FC6-2		0-0 G6-4-3 1B		4-0 2B BB		0-0 CS 2B			3 1 2 0 1 0 2												
Willie Stargell, L (1, 3) OBP: 0.349, SLG: 0.568	0-0 FC6-2 BB 1B 1-2 3-H		0-0 F8		0-0 P6		4-0 BB			3 0 1 1 1 0 3												
Jerry Lynch, L (1, 7) OBP: 0.361, SLG: 0.527 Manny Mota, R (7, 7) OBP: 0.373, SLG: 0.444	4-0 FC6-2 BB 1-2 2-3		0-0 G6-4-3		0-0 2B		0-3 K 2-3			3 0 1 2 1 1 3 0 0 0 0 0 0 0												
Bob Bailey, R (1, 5) OBP: 0.350, SLG: 0.388	0-0 FC6-2 1-2 2-3 3-Hf			0-0 HR		0-0 4-3		4-0 CS BB		3 1 1 1 1 0 4												
Bill Mazerowski, R (1, 4) OBP: 0.270, SLG: 0.356	0-0 F7			0-0 1B		0-0 F9		0-0 F9 1-2		4 0 1 0 0 0 5												
Jim Pagliaroni, R (1, 2) OBP: 0.387, SLG: 0.385		0-0 F7		0-0 L6		0-3 K		0-0 5-3		4 0 0 0 0 1 1												
Steve Blass, R (1, 1)		0-0 L8		0-3 K		0-3 K		0-3 K2-3		4 0 0 0 0 3 1												
<b>Inning Stats</b>	R: 1 E: 0 K: 0 S: 6	H: 3 LOB: 3 BB: 1 P: 10	R: 0 E: 0 K: 0 S: 3	H: 0 LOB: 1 BB: 1 P: 7	R: 0 E: 0 K: 0 S: 3	H: 1 LOB: 0 BB: 0 P: 3	R: 1 E: 0 K: 1 S: 7	H: 2 LOB: 1 BB: 0 P: 7	R: 2 E: 0 K: 0 S: 4	H: 1 LOB: 1 BB: 2 P: 12	R: 0 E: 0 K: 3 S: 9	H: 0 LOB: 0 BB: 0 P: 9	R: 0 E: 0 K: 1 S: 5	H: 1 LOB: 2 BB: 1 P: 9	R: 0 E: 0 K: 0 S: 2	H: 0 LOB: 0 BB: 1 P: 6	R: 0 E: 0 K: 1 S: 5	H: 0 LOB: 0 BB: 0 P: 5	1B: 5 2B: 3 3B: 0 HR: 1	SF: 0 SAC: 0 DP: 2 HBP: 0	WP: 0 PB: 0 SB: 0 CS: 2	PA: 38
<b>PITCHER</b>	IP WLS BF H R ER SO BB IBB HBP BLK WP HR S P ERA WHIP																					
Ray Culp, R (1, 1) ERA: 5.67	4.1 L 23 7 4 4 1 4 0 0 0 0 0 1 21 37 8.31 2.538																					
Johnny Klippstein, R (5, 1) ERA: 4.02	0.2 2 0 0 0 0 0 0 0 0 0 0 0 2 2 0.00 0.000																					
Dallas Green, R (6, 1) ERA: 2.89	2.0 7 1 0 0 4 1 0 0 0 0 0 0 14 18 0.00 1.000																					
Jack Baldschun, R (8, 1) ERA: 2.7	2.0 6 0 0 0 1 1 0 0 0 0 0 0 7 11 0.00 0.500																					

Pittsburgh Pirates @ Philadelphia Phillies  
 Connie Mack Stadium, Philadelphia, PA

Tue Jun 09 1964, 7:05 PM EDT  
 Att. 32,155 - Unknown

livebaseballscorecards.com

AB	32
R	4
H	8
RBI	4
BB	6
SO	6
LOB	21





Batter	1	2	3	4	5	6	7	8	9	AB	R	H	RBI	BB	SO	LOB
Tony Taylor, R (1, 4) OBP: 0.298, SLG: 0.255	0-0 1-3			0-0 E4	0-0 FC5-4			0-0 5-3		4	0	0	0	0	0	1
Cookie Rojas, R (1, 7) OBP: 0.470, SLG: 0.603	0-0 F6			0-0 G5-4-3				4-0 P3		3	0	0	0	1	0	1
Johnny Callison, L (1, 9) OBP: 0.338, SLG: 0.454	0-0 P6			1-0 1B				0-0 L4		3	0	0	0	0	0	1
Dick Allen, R (1, 5) OBP: 0.349, SLG: 0.552		0-3 K		0-0 WP				0-0 F7		4	0	1	0	0	2	1
Tony Gonzalez, L (1, 8) OBP: 0.360, SLG: 0.350		0-0 1-3		4-0 1B				0-0 F9		3	0	1	0	1	0	0
John Herrnstein, L (1, 3) OBP: 0.321, SLG: 0.413		0-3 K		1-2 BB				0-0 4-3		3	0	0	0	1	0	0
Clay Dalrymple, L (1, 2) OBP: 0.244, SLG: 0.250		0-3 K		0-3 K				4-0 BB		3	0	0	0	1	3	3
Bobby Wine, R (1, 6) OBP: 0.245, SLG: 0.241		0-3 K		0-0 FC5-4				0-0 BB		4	0	2	0	0	2	2
Wes Covington, L (7, PH) OBP: 0.331, SLG: 0.434		0-0 4-3		0-0 1B				0-0 K		2	0	0	0	0	0	1
Ruben Amaro, R (8, 6) OBP: 0.250, SLG: 0.273		0-0 4-3		0-0 P5				0-0 F5		1	0	0	0	0	0	2
Ray Culp, R (1, 1) OBP: 0.187, SLG: 0.091		0-0 1-3		0-0 F2				0-0 F8		1	0	0	0	0	0	0
Johnny Klippstein, R (5, 1) OBP: 0.219, SLG: 0.270										0	0	0	0	0	0	0
Roy Sievers, R (5, PH) OBP: 0.219, SLG: 0.270										1	0	0	0	0	0	1
Dallas Green, L (8, 1) OBP: 0.200, SLG: 0.200										0	0	0	0	0	0	0
Danny Cater, R (7, PH) OBP: 0.346, SLG: 0.429										1	0	0	0	0	0	2
Jack Baldschun, R (8, 1) OBP: 0.200, SLG: 0.200										0	0	0	0	0	0	0

Inning Stats	R: 0	H: 0	E: 0	K: 0	S: 3	R: 0	H: 0	E: 0	K: 2	S: 7	R: 0	H: 0	E: 0	K: 1	S: 5	R: 0	H: 1	E: 1	K: 1	S: 6	R: 0	H: 1	E: 0	K: 0	S: 4	R: 0	H: 0	E: 0	K: 1	S: 5	R: 0	H: 1	E: 0	K: 1	S: 6	R: 0	H: 0	E: 0	K: 0	S: 3	R: 0	H: 0	E: 0	K: 0	S: 3	R: 0	H: 1	E: 0	K: 1	S: 6	R: 0	H: 1	E: 0	K: 1	S: 6	1B: 2	2B: 2	3B: 0	HR: 0	SF: 0	SAC: 0	DP: 1	HBP: 1	WP: 1	PA: 35
PITCHER Steve Blass, R (1, 1) ERA: 2.23	IP	WLS	BF	H	R	ER	SO	BB	IBB	HBP	BLK	WP	HR	S	P	ERA	WHIP																		IP	WLS	BF	H	R	ER	SO	BB	IBB	HBP	BLK	WP	HR	S	P	ERA	WHIP														

BOTTOM

Pittsburgh Pirates @ Philadelphia Phillies  
 Connie Mack Stadium, Philadelphia, PA

Tue Jun 09 1964, 7:05 PM EDT  
 Att. 32,155 - Unknown

livebaseballscores.com

AB	31
R	0
H	4
RBI	0
BB	3
SO	7
LOB	16



Batter	1	2	3	4	5	6	7	8	9	AB R H RBI BB SO LOB	TOP
Dick Schofield, S (1, 6) OBP: 0.360, SLG: 0.320	0-0 5-3		0-0 F2		0-0 5-3			4-0 BB G4-6-3		3 0 0 0 1 0 2	Pittsburgh Pirates @ Philadelphia Phillies Connie Mack Stadium, Philadelphia, PA Wed Jun 10 1964, 7:05 PM EDT Att. 15,352 - Unknown
Manny Mota, R (1, 8) OBP: 0.349, SLG: 0.414	0-3 K		0-3 K			0-0 3-1		0-0 G4-6-3 1-2f		4 0 0 0 0 2 2	
Roberto Clemente, R (1, 9) OBP: 0.397, SLG: 0.528	0-0 4-3		0-0 5-3			0-0 1B		0-3 K		4 0 1 0 0 1 1	
Gene Freese, R (1, 5) OBP: 0.328, SLG: 0.431		0-0 6-3		0-0 1-3		0-0 F7		0-0 1-3		4 0 0 0 0 0 1	
Donn Clendenon, R (1, 3) OBP: 0.318, SLG: 0.393		0-0 1-6-3		0-0 6-3		0-0 L4		0-3 K		4 0 0 0 0 1 1	
Bob Bailey, R (1, 7) OBP: 0.349, SLG: 0.394		0-0 1B 2B		0-3 K			0-0 6-3			3 1 1 0 0 1 0	
Bill Mazerowski, R (1, 4) OBP: 0.276, SLG: 0.361		0-0 2-H 1B		0-0 FC6-4 1B		0-0 4-3				3 0 2 1 0 0 0	
Jim Pagliaroni, R (1, 2) OBP: 0.377, SLG: 0.374		0-3 K		0-0 FC6-4 1-2f		0-3 K		0-3 K		3 0 0 0 0 2 2	
Bob Friend, R (1, 1) OBP: 0.188, SLG: 0.103 Gene Alley, R (5, PH) OBP: 0.260, SLG: 0.273 Bob Priddy, R (5, 1) Willie Stargell, L (8, PH) OBP: 0.546, SLG: 0.565 Fred Green, R (8, 1) Roy Face, R (8, 1)			4-0 BB		0-3 K			0-3 K		0 0 0 0 1 0 0 1 0 0 0 0 1 1 0 0 0 0 0 0 0 1 0 0 0 0 1 0 0 0 0 0 0 0 0 0 0 0 0 0 0 0	
<b>Inning Stats</b>	R: 0 H: 0 E: 0 LOB: 0 K: 1 BB: 0 S: 5 P: 5	R: 1 H: 2 E: 0 LOB: 1 K: 1 BB: 0 S: 7 P: 7	R: 0 H: 0 E: 0 LOB: 1 K: 1 BB: 1 S: 5 P: 9	R: 0 H: 0 E: 0 LOB: 0 K: 1 BB: 0 S: 5 P: 5	R: 0 H: 1 E: 0 LOB: 1 K: 1 BB: 0 S: 6 P: 6	R: 0 H: 1 E: 0 LOB: 1 K: 0 BB: 0 S: 4 P: 4	R: 0 H: 0 E: 0 LOB: 0 K: 1 BB: 0 S: 5 P: 5	R: 0 H: 0 E: 0 LOB: 0 K: 1 BB: 1 S: 4 P: 8	R: 0 H: 0 E: 0 LOB: 0 K: 2 BB: 0 S: 7 P: 7	1B: 3 SF: 0 2B: 1 SAC: 0 3B: 0 DP: 1 HR: 0 HBP: 0	
<b>PITCHER</b> Chris Short, L (1, 1) ERA: 1.09	IP WLS BF H R ER SO BB IBB HBP BLK WP HR S P ERA WHIP										
	9.0 W 32 4 1 1 9 2 0 0 0 0 0 0 48 56 1.00 0.667										

livebaseballscorecards.com

<b>AB</b>	30
<b>R</b>	1
<b>H</b>	4
<b>RBI</b>	1
<b>BB</b>	2
<b>SO</b>	9
<b>LOB</b>	10



Batter	1	2	3	4	5	6	7	8	9	AB	R	H	RBI	BB	SO	LOB
Cookie Rojas, R OBP: 0.457, SLG: 0.581 (1, 6) (6, 7)	0-0 6-3	0-0 G5-2-3			0-0 BB SH5-4 1B		0-3 K			4	0	1	0	0	1	3
Dick Allen, R OBP: 0.344, SLG: 0.543 (1, 5)	0-3 K		0-0 E5		0-0 SH5-4		0-3 K			3	0	0	0	0	2	0
Johnny Callison, L OBP: 0.332, SLG: 0.444 (1, 9)	0-0 F7		0-0 G1-6-3		0-3 K		0-0 F8			4	0	0	0	0	1	2
Wes Covington, L OBP: 0.338, SLG: 0.431 Bobby Wine, R OBP: 0.250, SLG: 0.246 (1, 7) (5, PR) (6, 6)		4-0 E 1B 1B BB	0-3 K		4-0 BB BB		0-0 IBB E 1B			1	1	0	0	2	1	0
Tony Gonzalez, L OBP: 0.369, SLG: 0.363 (1, 8)		0-0 E 1B 1B		0-0 HR 2B	4-0 BB BB		0-0 E1 IBB			3	2	2	0	1	0	1
John Herrnstein, L OBP: 0.321, SLG: 0.435 Roy Sievers, R OBP: 0.219, SLG: 0.270 Ruben Amaro, R OBP: 0.245, SLG: 0.267 (1, 3) (8, PH) (8, PH) (9, 3)		0-0 E3 E 1B G5-2-3		0-0 HR	0-3 K		0-0 F3			3	1	1	2	0	1	5
Clay Dalrymple, L OBP: 0.244, SLG: 0.250 (1, 2)		0-0 E7 1-3 2-H 3-H 1B		0-0 4-3		0-0 L3		0-0 F8		4	0	1	2	0	0	2
Tony Taylor, R OBP: 0.302, SLG: 0.252 (1, 4)		4-0 IBB		0-3 K		0-0 B3		4-0 FC6-4 IBB		2	0	0	0	2	1	0
Chris Short, R (1, 1)		0-3 K		0-3 K		0-0 1-3		0-0 FC6-4		4	0	0	0	0	2	6

Inning Stats	R: 0	H: 0	E: 0	K: 1	S: 5	LOB: 0	BB: 0	P: 5	R: 2	H: 2	E: 2	K: 1	S: 7	LOB: 2	BB: 2	P: 15	R: 0	H: 0	E: 1	K: 1	S: 5	LOB: 0	BB: 0	P: 5	R: 2	H: 2	E: 0	K: 2	S: 9	LOB: 0	BB: 0	P: 9	R: 0	H: 1	E: 0	K: 2	S: 8	LOB: 3	BB: 2	P: 16	R: 0	H: 0	E: 0	K: 0	S: 3	LOB: 0	BB: 0	P: 3	R: 0	H: 0	E: 0	K: 2	S: 7	LOB: 0	BB: 0	P: 7	R: 0	H: 1	E: 1	K: 0	S: 5	LOB: 3	BB: 1	P: 9
--------------	------	------	------	------	------	--------	-------	------	------	------	------	------	------	--------	-------	-------	------	------	------	------	------	--------	-------	------	------	------	------	------	------	--------	-------	------	------	------	------	------	------	--------	-------	-------	------	------	------	------	------	--------	-------	------	------	------	------	------	------	--------	-------	------	------	------	------	------	------	--------	-------	------


PITCHER	IP	WLS	BF	H	R	ER	SO	BB	IBB	HBP	BLK	WP	HR	S	P	ERA	WHIP
Bob Friend, R ERA: 3.9 (1, 1)	4.0	L	18	4	4	3	5	1	1	0	0	0	1	26	34	6.75	1.250
Bob Priddy, R ERA: 3.38 (5, 1)	3.0		12	1	0	0	4	2	0	0	0	0	0	18	26	0.00	1.000
Fred Green, L ERA: 1.35 (8, 1)	0.0		2	1	0	0	0	0	0	0	0	0	0	2	2	∞	∞
Roy Face, R ERA: 4.15 (8, 1)	1.0		4	0	0	0	0	0	1	0	0	0	0	3	7	0.00	0.000

**BOTTOM**

**Pittsburgh Pirates @ Philadelphia Phillies**  
**Connie Mack Stadium, Philadelphia, PA**

Wed Jun 10 1964, 7:05 PM EDT  
 Att. 15,352 - Unknown

AB	30
R	4
H	6
RBI	4
BB	5
SO	9
LOB	21



WP	HR	S	P	ERA	WHIP
0	0	0	36	0	0

Batter	1	2	3	4	5	6	7	8	9	AB R H RBI BB SO LOB	TOP									
Gene Alley, R (1, 6) OBP: 0.259, SLG: 0.271	0-0 4-3		0-0 4-3			0-0 G1-6-3 1B			0-3 K	4 0 1 0 0 1 0	<b>Pittsburgh Pirates @ Chicago Cubs</b> Wrigley Field, Chicago, IL Fri Jun 12 1964, 3:33 AM CDT Att. 7,575 - Unknown									
Bill Virdon, L (1, 8) OBP: 0.301, SLG: 0.283	0-0 4-3			0-0 G3		0-0 G1-6-3			0-0 2B G3 1B	4 1 1 0 0 0 2										
Roberto Clemente, R (1, 9) OBP: 0.399, SLG: 0.530	4-0 BB			0-0 6-3			0-0 F9		0-0 G3 1-3 2B	3 0 1 0 1 0 0										
Jerry Lynch, L (1, 7) OBP: 0.338, SLG: 0.492	0-0 F8			0-0 G3			0-0 3-1		0-0 G3	4 0 0 1 0 0 2										
Gene Freese, R (1, 5) OBP: 0.326, SLG: 0.421		0-0 F9			0-0 6-3			0-0 4-3	0-0 BB	3 0 0 0 1 0 0										
Donn Clendenon, R (1, 3) OBP: 0.312, SLG: 0.385		0-3 K			0-0 F9			0-0 5-3	0-0 5-3	4 0 0 0 0 1 2										
Bill Mazeroski, R (1, 4) OBP: 0.272, SLG: 0.356		0-0 4-3			0-0 F3			0-0 F8		3 0 0 0 0 0 0										
Jim Pagliaroni, R (1, 2) OBP: 0.376, SLG: 0.373			0-0 F5			0-0 F9		0-0 1B		3 0 1 0 0 0 0										
Bob Veale, S (1, 1) OBP: 0.188, SLG: 0.133			0-0 6-3			0-0 1B 1B		0-0 F9		2 0 1 0 0 0 0										
Roy Face, R (6, 1)										0 0 0 0 0 0 0										
Bob Bailey, R (8, PH) OBP: 0.347, SLG: 0.391										1 0 0 0 0 0 1										
Tom Butters, R (8, 1) OBP: 0.400, SLG: 0.400										0 0 0 0 0 0 0										
<b>Inning Stats</b>	R: 0 E: 0 K: 0 S: 3	H: 0 LOB: 1 BB: 1 P: 7	R: 0 E: 0 K: 1 S: 5	H: 0 LOB: 0 BB: 0 P: 5	R: 0 E: 0 K: 0 S: 3	H: 0 LOB: 0 BB: 0 P: 3	R: 0 E: 0 K: 0 S: 3	H: 0 LOB: 0 BB: 0 P: 3	R: 0 E: 0 K: 0 S: 4	H: 2 LOB: 1 BB: 0 P: 4	R: 0 E: 0 K: 0 S: 3	H: 0 LOB: 0 BB: 0 P: 3	R: 0 E: 0 K: 0 S: 4	H: 1 LOB: 1 BB: 0 P: 4	R: 1 E: 0 K: 1 S: 7	H: 2 LOB: 2 BB: 1 P: 11	1B: 4 2B: 1 3B: 0 HR: 0	SF: 0 SAC: 0 DP: 1 HBP: 0	WP: 0 PB: 0 SB: 0 CS: 0	PA: 33
<b>PITCHER</b> Bob Buhl, R (1, 1) ERA: 3.4	IP: 9.0 WLS: W BF: 33 H: 5 R: 1 ER: 1 SO: 2 BB: 2 IBB: 0 HBP: 0 BLK: 0 WP: 0 HR: 0 S: 35 P: 43 ERA: 1.00 WHIP: 0.778																			

livebaseballscorecards.com

<b>AB</b>	31
<b>R</b>	1
<b>H</b>	5
<b>RBI</b>	1
<b>BB</b>	2
<b>SO</b>	2
<b>LOB</b>	7



Batter	1	2	3	4	5	6	7	8	9	AB	R	H	RBI	BB	SO	LOB
Jimmy Stewart, S (1, 6) OBP: 0.314, SLG: 0.287	0-0 F8		0-0 F3			4-0 BB 1B 14 WP BB	0-0 F9			3	1	0	0	1	0	0
Lou Brock, L (1, 9) OBP: 0.303, SLG: 0.333	0-0 6-3			0-0 3-1		0-0 F8		0-0 S 14 SF7 1B		4	1	1	0	0	0	2
Billy Williams, L (1, 7) OBP: 0.456, SLG: 0.695	0-0 WP 1B			0-3 K		0-0 14 WP BB HR 1B		0-0 F9		4	1	2	1	0	1	1
Ron Santo, R (1, 5) OBP: 0.405, SLG: 0.553	0-3 K 1-2			0-3 K		4-0 14 WP HR BB		4-0 BB BB		2	1	0	0	2	2	1
14 Ernie Banks, R (1, 3) OBP: 0.314, SLG: 0.464		0-0 4-3			0-0 6-3	4-0 HR IBB		0-0 SF7		2	1	0	1	1	0	0
Joey Amalfitano, R (1, 4) OBP: 0.370, SLG: 0.462		0-0 6-3			0-0 5-3	0-0 HR		4-0 BB		3	1	1	4	1	0	0
Dick Bertell, R (1, 2) OBP: 0.324, SLG: 0.344		0-3 K			0-3 K	0-0 6-3		0-0 F9		4	0	0	0	0	2	2
Billy Cowan, R (1, 8) OBP: 0.292, SLG: 0.427			0-3 K			0-3 K	0-0 F8			3	0	0	0	0	2	0
Bob Buhl, R (1, 1) OBP: 0.138, SLG: 0.038			0-3 K			4-0 F8 BB 1B BB	0-0 F4			2	1	0	0	1	1	0

Inning Stats	R: 0	H: 1	E: 0	K: 1	S: 6	LOB: 1	BB: 0	P: 6	R: 0	H: 0	E: 0	K: 1	S: 5	LOB: 0	BB: 0	P: 5	R: 0	H: 0	E: 0	K: 2	S: 7	LOB: 0	BB: 0	P: 7	R: 0	H: 0	E: 0	K: 1	S: 5	LOB: 0	BB: 0	P: 5	R: 6	H: 2	E: 0	K: 1	S: 7	LOB: 0	BB: 4	P: 23	R: 0	H: 0	E: 0	K: 0	S: 3	LOB: 0	BB: 0	P: 3	R: 1	H: 1	E: 0	K: 0	S: 4	LOB: 2	BB: 2	P: 12
--------------	------	------	------	------	------	--------	-------	------	------	------	------	------	------	--------	-------	------	------	------	------	------	------	--------	-------	------	------	------	------	------	------	--------	-------	------	------	------	------	------	------	--------	-------	-------	------	------	------	------	------	--------	-------	------	------	------	------	------	------	--------	-------	-------


PITCHER	IP	WLS	BF	H	R	ER	SO	BB	IBB	HBP	BLK	WP	HR	S	P	ERA	WHIP
Bob Veale, L (1, 1) ERA: 3.86	5.2	L	22	2	4	4	8	3	0	0	0	1	0	35	47	6.35	0.882
Roy Face, R (6, 1) ERA: 4.61	1.1		6	1	2	2	0	0	1	0	0	1	1	5	9	13.50	0.750
Tom Butters, R (8, 1) ERA: 3.03	1.0		6	1	1	1	0	2	0	0	0	0	0	4	12	9.00	3.000

**BOTTOM**

**Pittsburgh Pirates @ Chicago Cubs**  
 Wrigley Field, Chicago, IL  
 Fri Jun 12 1964, 3:33 AM CDT  
 Att. 7,575 - Unknown

livebaseballscorecards.com

AB	27
R	7
H	4
RBI	6
BB	6
SO	8
LOB	6



WP: 2	PA: 34
PB: 0	
SB: 2	
CS: 0	

Batter	1	2	3	4	5	6	7	8	9	AB R H RBI BB SO LOB	TOP											
Bill Virdon, L (1, 8) OBP: 0.303, SLG: 0.303	0-0 4-3		0-0 2B		0-0 2B	0-0 3B	0-0 3-1		0-3 K	5 2 2 0 0 1 0												
Bob Bailey, R (1, 5) OBP: 0.362, SLG: 0.431	0-3 K2-3		0-0 1B		0-0 1B		0-0 SF8	4-0 BB		4 3 3 2 1 1 0												
Roberto Clemente, R (1, 9) OBP: 0.403, SLG: 0.534	0-0 1B		0-0 1B		0-0 HR		0-0 SF8	0-0 F7		4 1 3 3 0 0 1												
Jerry Lynch, L (1, 7) Manny Mota, R (7, 7) OBP: 0.348, SLG: 0.492 OBP: 0.344, SLG: 0.407	0-0 1B		0-0 L3-6		0-0 HR		0-0 6-3		0-0 F3	4 1 2 0 0 0 1 1 0 0 0 0 0 0												
Smoky Burgess, L (1, 2) OBP: 0.358, SLG: 0.347	0-0 FC6			0-0 4-3	0-0 HR		4-0 2B	0-0 E1	0-0 FC5-4	4 2 1 3 1 0 2												
Donn Clendenon, R (1, 3) OBP: 0.309, SLG: 0.377		0-3 K		0-0 5-3	0-0 5-3		4-0 2B	0-0 F3		4 1 0 0 1 1 1												
Bill Mazaroski, R (1, 4) OBP: 0.275, SLG: 0.362		0-0 F3		0-0 1B		0-3 K	0-0 2B	0-0 FC5-4		5 0 2 2 0 1 1												
Gene Alley, R (1, 6) OBP: 0.241, SLG: 0.250		0-3 K		0-0 F8		0-0 5-3	0-3 K			4 0 0 0 0 2 2												
Vern Law, R (1, 1) Al McBean, R (6, 1) OBP: 0.333, SLG: 0.345			0-0 4-3		0-0 6-3	0-0 F3		0-0 1-3		3 0 0 0 0 0 0 1 0 0 0 0 0 0												
<b>Inning Stats</b>	R: 0 E: 0 K: 1 S: 7	H: 2 LOB: 2 BB: 0 P: 7	R: 0 E: 0 K: 2 S: 7	H: 0 LOB: 0 BB: 0 P: 7	R: 2 E: 0 K: 0 S: 5	H: 3 LOB: 0 BB: 0 P: 5	R: 0 E: 0 K: 0 S: 4	H: 1 LOB: 1 BB: 0 P: 4	R: 5 E: 0 K: 1 S: 10	H: 5 LOB: 0 BB: 0 P: 10	R: 0 E: 0 K: 0 S: 3	H: 0 LOB: 0 BB: 0 P: 3	R: 3 E: 0 K: 1 S: 7	H: 2 LOB: 1 BB: 2 P: 15	R: 0 E: 0 K: 1 S: 5	H: 0 LOB: 1 BB: 1 P: 9	R: 0 E: 1 K: 0 S: 4	H: 0 LOB: 1 BB: 0 P: 4	1B: 6 2B: 5 3B: 2 HR: 1	SF: 1 SAC: 0 DP: 1 HBP: 0	WP: 0 PB: 0 SB: 0 CS: 0	PA: 43
<b>PITCHER</b>	IP WLS BF H R ER SO BB IBB HBP BLK WP HR S P ERA WHIP																					
Lew Burdette, R (1, 1) ERA: 3.72	4.1 L 22 10 6 6 3 0 0 0 0 0 0 0 28 28 12.46 2.308																					
Wayne Schurr, R (5, 1) ERA: 2.83	1.2 6 1 1 1 1 0 0 0 0 0 0 1 8 8 5.40 0.600																					
Jack Spring, L (7, 1) ERA: 4.82	0.2 4 1 2 2 0 1 0 0 0 0 0 0 3 7 27.00 3.000																					
Lindy McDaniel, R (7, 1) ERA: 4.5	2.1 11 1 1 1 2 2 0 0 0 0 0 0 13 21 3.86 1.286																					

Pittsburgh Pirates @ Chicago Cubs  
Wrigley Field, Chicago, IL  
Sat Jun 13 1964, 3:33 AM CDT  
Att. 14,960 - Unknown

AB	39
R	10
H	13
RBI	10
BB	3
SO	6
LOB	8



Batter	1	2	3	4	5	6	7	8	9	AB R H RBI BB SO LOB
Jimmy Stewart, S (1, 6) OBP: 0.311, SLG: 0.281	0-0 F8		0-0 6-3	0-0 L8		0-0 F6			4-0 FC5-4 BB	4 0 0 0 1 0 1
Lou Brock, L (1, 8) OBP: 0.301, SLG: 0.327	4-0 S BB		0-3 K		0-0 1-3	0-0 6-3			0-0 FC5-4 1-2f 3-H	4 0 0 1 1 1 1
Billy Williams, L (1, 7) OBP: 0.451, SLG: 0.683	0-3 K 1-2		0-0 K E 14 1B		0-3 K		0-0 G3		0-0 F7	5 1 1 0 0 2 2
Ron Santo, R (1, 5) OBP: 0.396, SLG: 0.538	0-0 5-3		0-0 E8 14 1B		0-3 K		0-0 G3		0-0 F5	5 1 0 0 0 1 3
14 Ernie Banks, R (1, 3) OBP: 0.318, SLG: 0.465		0-0 F8	0-0 E5 1-H 3-H 1B			0-0 FC4-6 1B	0-0 F3			4 0 2 1 0 0 0
Joey Amalfitano, R (1, 4) OBP: 0.360, SLG: 0.442		0-0 FC3-6 1B	0-0 5-3			0-0 FC4-6 1B 1-2f		0-0 6-3		4 1 1 0 0 0 2
Len Gabrielson, L (1, 9) OBP: 0.192, SLG: 0.216		0-0 FC3-6 1B 1-2f		0-0 1-3		0-0 1B HR 1B		0-3 K		4 1 1 0 0 1 1
Jimmie Schaffer, R (1, 2) OBP: 0.429, SLG: 0.605		0-0 1B SH3-4 1B		0-0 1B SH3-4		0-0 1B HR 1B 1-2 3-H		0-3 K		4 1 3 1 0 1 0
Lew Burdette, R (1, 1) Wayne Schurr, R (5, 1) Leo Burke, R (6, PH) OBP: 0.364, SLG: 0.483 Jack Spring, R (7, 1) Lindy McDaniel, R (7, 1) Billy Cowan, R (9, PH) OBP: 0.296, SLG: 0.441		0-0 6-3		0-0 1B SH3-4 1-2		0-0 HR 1-H 2-H			0-0 FC5-4 3B	1 0 0 0 0 0 2 0 0 0 0 0 0 0 1 1 1 3 0 0 0 0 0 0 0 0 0 0 0 0 0 0 0 0 0 1 1 1 0 0 0 0


Inning Stats	R: 0	H: 0	E: 0	K: 1	S: 5	LOB: 1	BB: 1	P: 9	R: 0	H: 2	E: 0	K: 0	S: 5	LOB: 2	BB: 0	P: 5	R: 2	H: 2	E: 2	K: 1	S: 8	LOB: 1	BB: 0	P: 8	R: 0	H: 1	E: 0	K: 0	S: 4	LOB: 1	BB: 0	P: 4	R: 0	H: 0	E: 0	K: 2	S: 7	LOB: 0	BB: 0	P: 7	R: 4	H: 4	E: 0	K: 0	S: 7	LOB: 0	BB: 0	P: 7	R: 0	H: 0	E: 0	K: 0	S: 3	LOB: 0	BB: 0	P: 3	R: 0	H: 0	E: 0	K: 2	S: 7	LOB: 0	BB: 0	P: 7	R: 1	H: 1	E: 0	K: 0	S: 4	LOB: 1	BB: 1	P: 8	1B: 8	SF: 0	2B: 0	SAC: 1	3B: 1	DP: 0	HR: 1	HBP: 0	WP: 0	PA: 40
--------------	------	------	------	------	------	--------	-------	------	------	------	------	------	------	--------	-------	------	------	------	------	------	------	--------	-------	------	------	------	------	------	------	--------	-------	------	------	------	------	------	------	--------	-------	------	------	------	------	------	------	--------	-------	------	------	------	------	------	------	--------	-------	------	------	------	------	------	------	--------	-------	------	------	------	------	------	------	--------	-------	------	-------	-------	-------	--------	-------	-------	-------	--------	-------	--------


PITCHER	IP	WLS	BF	H	R	ER	SO	BB	IBB	HBP	BLK	WP	HR	S	P	ERA	WHIP
Vern Law, R (1, 1) ERA: 3.49	5.1	W	27	9	6	4	4	1	0	0	0	0	1	34	38	6.75	1.875
Al McBean, R (6, 1) ERA: 0.86	3.2	S	13	1	1	1	2	1	0	0	0	0	0	16	20	2.46	0.545

**BOTTOM**

**Pittsburgh Pirates @ Chicago Cubs**  
 Wrigley Field, Chicago, IL  
 Sat Jun 13 1964, 3:33 AM CDT  
 Att. 14,960 - Unknown

AB	37
R	7
H	10
RBI	6
BB	2
SO	6
LOB	12



Batter	1	2	3	4	5	6	7	8	9	AB R H RBI BB SO LOB	TOP
Gene Alley, R (1, 6) OBP: 0.226, SLG: 0.232	0-0 4-3			0-0 4-3		0-0 6-3		0-0 L6		4 0 0 0 0 0 1	
Bob Bailey, R (1, 7) OBP: 0.359, SLG: 0.433	0-0 4-3			0-0 4-3		0-0 2B		0-0 6-3		4 0 1 0 0 0 0	
Roberto Clemente, R (1, 9) OBP: 0.405, SLG: 0.538	0-0 4-3			0-0 2B		0-0 6-3		0-0 HR 1B		4 1 2 0 0 0 1	
Gene Freese, R (1, 5) OBP: 0.324, SLG: 0.438		0-0 1-3		0-3 K		0-0 6-3		0-0 HR 1-H		4 1 1 2 0 1 1	
Donn Clendenon, R (1, 3) OBP: 0.308, SLG: 0.374		0-0 G5-4-3 1B		0-0 F7		0-3 K		0-0 1-6-3		4 0 1 0 0 1 0	
Bill Mazaroski, R (1, 4) OBP: 0.270, SLG: 0.355		0-0 G5-4-3 1-2f		0-0 G3		0-0 F9		0-0 F8		4 0 0 0 0 0 1	
Jim Pagliaroni, R (1, 2) OBP: 0.383, SLG: 0.375			0-3 K		0-0 1B		4-0 FC5-8 BB			2 0 1 0 1 1 0	AB 32 R 2 H 6 RBI 2 BB 1 SO 6 LOB 7
Bill Virdon, L (1, 8) OBP: 0.299, SLG: 0.298			0-3 K2-3		0-3 K		0-0 F8			3 0 0 0 0 2 2	
Steve Blass, R (1, 1) Fred Green, R (7, 1) Manny Mota, R (8, PH) Tom Butters, R (8, 1) OBP: 0.338, SLG: 0.400 OBP: 0.400, SLG: 0.400			0-3 K2-3		0-0 1-3		0-0 FC5-6 1-2f			2 0 0 0 0 1 0 0 0 0 0 0 0 0 1 0 0 0 0 0 1 0 0 0 0 0 0 0	
<b>Inning Stats</b>	R: 0 E: 0 K: 0 S: 3 H: 0 LOB: 0 BB: 0 P: 3	R: 0 E: 0 K: 3 S: 3 H: 1 LOB: 0 BB: 0 P: 3	R: 0 E: 0 K: 3 S: 9 H: 0 LOB: 0 BB: 0 P: 9	R: 0 E: 0 K: 1 S: 6 H: 1 LOB: 1 BB: 0 P: 6	R: 0 E: 0 K: 1 S: 6 H: 1 LOB: 1 BB: 0 P: 6	R: 0 E: 0 K: 0 S: 4 H: 1 LOB: 1 BB: 0 P: 4	R: 0 E: 0 K: 1 S: 5 H: 0 LOB: 0 BB: 0 P: 5	R: 0 E: 0 K: 0 S: 3 H: 0 LOB: 1 BB: 1 P: 7	R: 2 E: 0 K: 0 S: 5 H: 2 LOB: 0 BB: 0 P: 5	1B: 3 2B: 2 3B: 0 HR: 1 SF: 0 SAC: 0 DP: 1 HBP: 0	WP: 0 PB: 0 SB: 0 CS: 0 PA: 33
PITCHER Dick Ellsworth, L (1, 1) ERA: 3.05	IP 9.0 WLS W BF 33 H 6 R 2 ER 2 SO 6 BB 1 IBB 0 HBP 0 BLK 0 WP 0 HR 1 S 44 P 48 ERA 2.00 WHIP 0.778	PITCHER IP WLS BF H R ER SO BB IBB HBP BLK WP HR S P ERA WHIP									

Pittsburgh Pirates @ Chicago Cubs  
Wrigley Field, Chicago, IL  
Sun Jun 14 1964, 3:33 AM CDT  
Att. 27,901 - Unknown

livebaseballscorecards.com



Batter	1	2	3	4	5	6	7	8	9	AB	R	H	RBI	BB	SO	LOB
Jimmy Stewart, S OBP: 0.310, SLG: 0.280 (1, 6)	0-0 F6		0-0 FC4-6		0-0 F9		0-0 HR			4	1	1	0	0	0	1
Lou Brock, L OBP: 0.300, SLG: 0.340 (1, 9)	0-3 K		0-0 CS	0-0 3-1	0-3 K2-3		0-0 HR			4	1	1	2	0	2	0
Billy Williams, L OBP: 0.447, SLG: 0.675 (1, 7)	0-0 1B			0-0 3-1		0-0 F9	0-0 L8			4	0	1	0	0	0	0
Ron Santo, R OBP: 0.397, SLG: 0.538 (1, 5)		0-0 1B		0-0 14 1B		0-0 E6 FC5-4 1B	0-0 5-3			4	1	2	0	0	0	0
14 Ernie Banks, R OBP: 0.321, SLG: 0.463 (1, 3)		0-3 K		0-0 1B		4-0 FC5-4 IBB		0-0 6-3		3	0	1	0	1	1	1
Joey Amalfitano, R OBP: 0.333, SLG: 0.404 (1, 4)		0-0 F7		0-0 F4		0-0 FC5-4 1B		0-3 K		4	0	0	0	0	1	5
Dick Bertell, R OBP: 0.329, SLG: 0.344 (1, 2)		0-3 K				4-0 HR	0-0 FC6-4 1B	0-0 F2		3	1	1	1	1	1	1
Billy Cowan, R OBP: 0.296, SLG: 0.455 (1, 8)			0-3 K			0-0 HR	0-0 FC6-4			3	1	1	2	0	1	2
Dick Ellsworth, L OBP: 0.106, SLG: 0.068 (1, 1)			0-0 FC4-6 1B		0-0 F9		0-3 K			3	0	1	0	0	1	0

Inning Stats	R: 0	H: 1	E: 0	K: 1	S: 5	LOB: 1	BB: 0	P: 5	R: 0	H: 1	E: 0	K: 2	S: 8	LOB: 1	BB: 0	P: 8	R: 0	H: 1	E: 0	K: 1	S: 5	LOB: 0	BB: 0	P: 5	R: 0	H: 2	E: 0	K: 0	S: 5	LOB: 2	BB: 0	P: 5	R: 2	H: 1	E: 0	K: 1	S: 6	LOB: 0	BB: 1	P: 10	R: 1	H: 1	E: 1	K: 0	S: 5	LOB: 2	BB: 1	P: 9	R: 2	H: 2	E: 0	K: 1	S: 7	LOB: 0	BB: 0	P: 7	R: 0	H: 0	E: 0	K: 1	S: 5	LOB: 0	BB: 0	P: 5
--------------	------	------	------	------	------	--------	-------	------	------	------	------	------	------	--------	-------	------	------	------	------	------	------	--------	-------	------	------	------	------	------	------	--------	-------	------	------	------	------	------	------	--------	-------	-------	------	------	------	------	------	--------	-------	------	------	------	------	------	------	--------	-------	------	------	------	------	------	------	--------	-------	------


PITCHER	IP	WLS	BF	H	R	ER	SO	BB	IBB	HBP	BLK	WP	HR	S	P	ERA	WHIP
Steve Blass, R ERA: 2.7 (1, 1)	6.1	L	29	9	5	4	6	1	1	0	0	0	2	39	47	5.68	1.579
Fred Green, L ERA: 1.23 (7, 1)	0.2		2	0	0	0	0	0	0	0	0	0	0	2	2	0.00	0.000
Tom Butters, R ERA: 2.93 (8, 1)	1.0		3	0	0	0	1	0	0	0	0	0	0	5	5	0.00	0.000

**BOTTOM**

**Pittsburgh Pirates @ Chicago Cubs**  
Wrigley Field, Chicago, IL  
Sun Jun 14 1964, 3:33 AM CDT  
Att. 27,901 - Unknown

AB	32
R	5
H	9
RBI	5
BB	2
SO	7
LOB	10

livebaseballscorecards.com



WP: 0	PA: 35
PB: 0	SB: 0
CS: 1	

Batter	1	2	3	4	5	6	7	8	9	AB R H RBI BB SO LOB	TOP																								
Jim Hickman, R OBP: 0.299, SLG: 0.369 (1, 8)	0-3 K	4-0 BB			0-0 G4-6-3		0-0 1-3		0-0 L8	4 0 0 0 1 1 1																									
Ed Kranepool, L OBP: 0.310, SLG: 0.406 (1, 3)	0-0 E 1B BB 1B	0-3 K			0-0 E3		0-0 1B 1B		0-3 K	5 1 2 0 0 2 1																									
Ron Hunt, R OBP: 0.391, SLG: 0.447 (1, 4)	0-0 BB E 1-2 1B			0-0 5-3	0-0 1-2 1B		0-0 F8		0-0 1B 1B	5 0 3 0 0 0 1																									
Joe Christopher, R OBP: 0.371, SLG: 0.474 (1, 9)	0-0 E6 1-2 2-3 BB		4-0 CS BB		0-0 F4		0-0 1-3 1B		0-0 1-2 1B	4 0 2 0 1 0 4																									
Charley Smith, R OBP: 0.277, SLG: 0.407 (1, 5)	0-3 K		0-3 K		0-0 F4		0-0 1-3		0-0 F3	5 0 0 0 0 2 8																									
Chris Cannizzaro, R OBP: 0.333, SLG: 0.314 (1, 2)	4-0 1-2 2-3 3-H BB			0-0 F9		0-0 1B 1B		4-0 E BB		2 0 1 1 2 0 0																									
Amado Samuel, R OBP: 0.218, SLG: 0.216 (1, 6)	0-3 K			0-0 3-1		0-0 1-2 1B		0-3 K		4 0 1 0 0 2 4																									
Dick Smith, R OBP: 0.250, SLG: 0.315 Hawk Taylor, R OBP: 0.255, SLG: 0.250 (8, PH) (8, 7)		0-3 K		0-3 K		0-3 K		0-3 K		3 0 0 0 0 3 2 1 0 0 0 0 1 1																									
Jack Fisher, R OBP: 0.179, SLG: 0.167 Rod Kanehl, R OBP: 0.296, SLG: 0.348 Larry Bearnarth, R OBP: 0.182, SLG: 0.182 (1, 1) (8, PH) (8, 1)		0-0 6-3			4-0 G4-6-3 BB		0-3 K		0-0 F8	2 0 0 0 1 1 2 1 0 0 0 0 0 1 0 0 0 0 0 0 0																									
<b>Inning Stats</b>	R: 1 E: 1 K: 3 S: 12	H: 2 LOB: 3 BB: 1 P: 16	R: 0 E: 0 K: 2 S: 7	H: 0 LOB: 1 BB: 1 P: 11	R: 0 E: 0 K: 1 S: 4	H: 0 LOB: 0 BB: 1 P: 8	R: 0 E: 0 K: 1 S: 5	H: 0 LOB: 0 BB: 0 P: 5	R: 0 E: 1 K: 0 S: 4	H: 1 LOB: 2 BB: 1 P: 8	R: 0 E: 0 K: 2 S: 9	H: 2 LOB: 2 BB: 0 P: 9	R: 0 E: 0 K: 0 S: 5	H: 2 LOB: 2 BB: 0 P: 5	R: 0 E: 1 K: 2 S: 7	H: 0 LOB: 1 BB: 1 P: 11	R: 0 E: 0 K: 1 S: 7	H: 2 LOB: 2 BB: 0 P: 7	1B: 9 2B: 0 3B: 0 HR: 0	SF: 0 SAC: 0 DP: 1 HBP: 0	WP: 0 PB: 0 SB: 0 CS: 1	PA: 41													
<b>PITCHER</b> Bob Veale, L ERA: 3.51 (1, 1)	IP 9.0	WLS W	BF 41	H 9	R 1	ER 0	SO 12	BB 5	IBB 0	HBP 0	BLK 0	WP 0	HR 0	S 60	P 80	ERA 0.00	WHIP 1.556	<b>PITCHER</b>	IP 9.0	WLS W	BF 41	H 9	R 1	ER 0	SO 12	BB 5	IBB 0	HBP 0	BLK 0	WP 0	HR 0	S 60	P 80	ERA 0.00	WHIP 1.556

**New York Mets @ Pittsburgh Pirates**  
**Forbes Field, Pittsburgh, PA**  
 Tue Jun 16 1964, 7:05 PM EDT  
 Att. 7,187 - Unknown

[livebaseballscorecards.com](http://livebaseballscorecards.com)

<b>AB</b>	<b>36</b>
<b>R</b>	<b>1</b>
<b>H</b>	<b>9</b>
<b>RBI</b>	<b>1</b>
<b>BB</b>	<b>5</b>
<b>SO</b>	<b>12</b>
<b>LOB</b>	<b>25</b>



Batter	1	2	3	4	5	6	7	8	9	AB	R	H	RBI	BB	SO	LOB
Dick Schofield, S OBP: 0.362, SLG: 0.320 (1, 6)	1-0 FC6-4 HBP	0-0 G3			0-0 FC5-4 1B			0-0 1-3		3	0	1	0	0	0	1
Bob Bailey, R OBP: 0.350, SLG: 0.421 (1, 5)	0-0 F4		0-0 6-3		0-0 FC5-4 1-2f			0-0 F9		4	0	0	0	0	0	2
Roberto Clemente, R OBP: 0.398, SLG: 0.529 (1, 9)	0-0 FC6-4 1-2f 3B		0-0 4-3					0-3 K		4	1	0	0	0	1	1
Willie Stargell, L OBP: 0.346, SLG: 0.573 (1, 3) (8, 7)	0-0 1-H 3B		0-0 F5				0-0 G1-6-3 1-2f			3	0	1	1	0	0	1
Jerry Lynch, L OBP: 0.333, SLG: 0.470 Donn Clendenon, R OBP: 0.308, SLG: 0.374 (1, 7) (8, 3)	0-0 1-3			0-0 G3			0-0 F8			3	0	0	0	0	0	1
Bill Virdon, L OBP: 0.295, SLG: 0.293 (1, 8)		0-0 L6		0-0 4-3				0-0 F4		3	0	0	0	0	0	0
Bill Mazaroski, R OBP: 0.271, SLG: 0.359 (1, 4)		0-0 1B 2B		0-0 F9				0-0 F7		3	1	1	0	0	0	0
Jim Pagliaroni, R OBP: 0.382, SLG: 0.368 (1, 2)		0-0 5-3			0-0 F7			1-0 FC6 HBP		2	0	0	0	0	0	1
Bob Veale, S OBP: 0.200, SLG: 0.152 (1, 1)		0-0 2-H 1B			0-3 K			0-0 FC6 1-2f		3	0	1	1	0	1	1

Inning Stats	R: 1	H: 1	E: 0	K: 0	S: 4	LOB: 1	BB: 0	P: 5	R: 1	H: 2	E: 0	K: 0	S: 5	LOB: 1	BB: 0	P: 5	R: 0	H: 0	E: 0	K: 0	S: 3	LOB: 0	BB: 0	P: 3	R: 0	H: 0	E: 0	K: 1	S: 6	LOB: 1	BB: 0	P: 6	R: 0	H: 0	E: 1	K: 0	S: 3	LOB: 0	BB: 0	P: 3	R: 0	H: 0	E: 0	K: 0	S: 3	LOB: 1	BB: 0	P: 4	R: 0	H: 0	E: 0	K: 1	S: 5	LOB: 0	BB: 0	P: 5
PITCHER	IP	WLS	BF	H	R	ER	SO	BB	IBB	HBP	BLK	WP	HR	S	P	ERA	WHIP																																							
Jack Fisher, R ERA: 3.82 (1, 1)	7.0	L	27	4	2	2	1	0	0	2	0	0	0	27	29	2.57	0.571																																							
Larry Bearnarth, R ERA: 2.87 (8, 1)	1.0		3	0	0	0	1	0	0	0	0	0	0	5	5	0.00	0.000																																							

**BOTTOM**

**New York Mets @ Pittsburgh Pirates**  
**Forbes Field, Pittsburgh, PA**  
 Tue Jun 16 1964, 7:05 PM EDT  
 Att. 7,187 - Unknown

livebaseballscorecards.com

<b>AB</b>	<b>28</b>
<b>R</b>	<b>2</b>
<b>H</b>	<b>4</b>
<b>RBI</b>	<b>2</b>
<b>BB</b>	<b>0</b>
<b>SO</b>	<b>2</b>
<b>LOB</b>	<b>8</b>



WP: 0	PA: 30
PB: 0	SB: 0
CS: 0	

Batter	1	2	3	4	5	6	7	8	9	AB R H RBI BB SO LOB	TOP											
Jim Hickman, R (1, 8) OBP: 0.296, SLG: 0.364	0-0 F8		0-0 2B 1-2 1B		0-0 1-2f		0-3 K		0-0 1-2 L5-3	5 0 1 0 0 1 2												
Ron Hunt, R (1, 4) OBP: 0.397, SLG: 0.458	0-0 6-3		0-0 1-3 2-H 2B			0-0 E FC5-2 1B		0-0 1-3 SH 1B		4 0 3 1 0 0 0												
Ed Kranepool, L (1, 3) OBP: 0.302, SLG: 0.394	0-0 6-3		0-0 1-3			0-0 1-3 E3 FC5-2 2B		0-0 1-2 SH 1-3		3 1 0 0 0 0 3												
Joe Christopher, R (1, 9) OBP: 0.362, SLG: 0.462		0-0 6-3	0-0 F5			0-0 1-2 3-H FC5-2 2B		0-3 K		4 0 0 0 0 1 6												
Jesse Gonder, L (1, 2) OBP: 0.329, SLG: 0.364		0-3 K		0-0 3-1		0-3 K		0-0 1-2 2-3 1-3		4 0 0 0 0 2 4												
Hawk Taylor, R (1, 7) OBP: 0.272, SLG: 0.271		0-0 1B		0-0 F6		0-0 1-3 2-H 2B		4-0 IBB		3 0 2 1 1 0 0												
Charley Smith, R (1, 6) OBP: 0.272, SLG: 0.400		0-0 F8		0-0 5-3		0-0 4-3		0-0 1-3		3 0 0 0 0 0 3												
George Altman, L (8, PH) OBP: 0.257, SLG: 0.316										1 0 0 0 0 0 3												
Rod Kanehl, R (8, 5) OBP: 0.296, SLG: 0.348										0 0 0 0 0 0 0												
Amado Samuel, R (1, 5) OBP: 0.207, SLG: 0.205			0-0 G6-3		0-3 K		0-0 F7		0-0 F4	4 0 0 0 0 1 0												
Tracy Stallard, R (1, 1) OBP: 0.242, SLG: 0.250			0-0 K 1B		0-0 G5-4-3 1B		0-3 K		4-0 L5-3 BB	3 1 2 0 0 1 0												
John Stephenson, L (9, PH) OBP: 0.192, SLG: 0.087										0 0 0 0 1 0 0												
Dick Smith, R (9, PR) OBP: 0.250, SLG: 0.315										0 0 0 0 0 0 0												
<b>Inning Stats</b>	R: 0 E: 0 K: 0 S: 3	H: 0 LOB: 0 BB: 0 P: 3	R: 0 E: 0 K: 1 S: 6	H: 1 LOB: 1 BB: 0 P: 6	R: 1 E: 0 K: 0 S: 6	H: 3 LOB: 2 BB: 0 P: 6	R: 0 E: 0 K: 0 S: 3	H: 0 LOB: 0 BB: 0 P: 3	R: 0 E: 0 K: 1 S: 5	H: 1 LOB: 0 BB: 0 P: 5	R: 1 E: 1 K: 1 S: 8	H: 2 LOB: 2 BB: 0 P: 8	R: 0 E: 0 K: 2 S: 7	H: 0 LOB: 0 BB: 0 P: 7	R: 0 E: 0 K: 1 S: 7	H: 1 LOB: 3 BB: 1 P: 11	R: 0 E: 0 K: 0 S: 2	H: 0 LOB: 1 BB: 1 P: 6	1B: 6 2B: 3 3B: 0 HR: 0	SF: 0 SAC: 1 DP: 2 HBP: 0	WP: 0 PB: 0 SB: 0 CS: 0	PA: 37
<b>PITCHER</b> Bob Friend, R (1, 1) ERA: 3.64	IP: 9.0 WLS: W BF: 37 H: 8 R: 2 ER: 1 SO: 6 BB: 1 IBB: 1 HBP: 0 BLK: 0 WP: 0 HR: 0 S: 47 P: 55 ERA: 1.00 WHIP: 1.000											<b>PITCHER</b>	IP: 9.0 WLS: W BF: 37 H: 8 R: 2 ER: 1 SO: 6 BB: 1 IBB: 1 HBP: 0 BLK: 0 WP: 0 HR: 0 S: 47 P: 55 ERA: 1.00 WHIP: 1.000									

**New York Mets @ Pittsburgh Pirates**  
**Forbes Field, Pittsburgh, PA**  
 Wed Jun 17 1964, 7:05 PM EDT  
 Att. 9,931 - Unknown

livebaseballscorecards.com

<b>AB</b>	<b>34</b>
<b>R</b>	<b>2</b>
<b>H</b>	<b>8</b>
<b>RBI</b>	<b>2</b>
<b>BB</b>	<b>2</b>
<b>SO</b>	<b>6</b>
<b>LOB</b>	<b>21</b>



Batter	1	2	3	4	5	6	7	8	9	AB	R	H	RBI	BB	SO	LOB
Dick Schofield, S OBP: 0.360, SLG: 0.324 (1, 6)	0-0 4-3 1B 2B	0-3 K		0-0 F7			0-0 4-3			4	1	1	0	0	1	3
Bob Bailey, R OBP: 0.348, SLG: 0.412 (1, 5)	0-0 4-3 2-3		4-0 S BB		0-0 5-3		0-3 K			3	0	0	0	1	1	1
Jerry Lynch, L OBP: 0.329, SLG: 0.457 (1, 7)	0-0 HR 1B		0-0 F9		0-0 4-3		0-3 K			4	1	1	1	0	1	1
Manny Mota, R OBP: 0.338, SLG: 0.400 (8, 7)										0	0	0	0	0	0	0
Willie Stargell, L OBP: 0.350, SLG: 0.591 (1, 9)	0-0 HR 1B		0-0 L4		0-0 WP 1B		0-0 4-3			4	1	2	2	0	0	1
Bill Virdon, L OBP: 0.294, SLG: 0.289 (1, 8)	0-0 1-3		0-0 5-3		4-0 BB 1-2		0-0 F9			3	0	0	0	1	0	1
Donn Clendenon, R OBP: 0.302, SLG: 0.367 (1, 3)	0-0 F9		0-3 K		0-0 F8		0-0 5-3			4	0	0	0	0	1	2
Bill Mazeroski, R OBP: 0.271, SLG: 0.364 (1, 4)		0-0 F8		0-0 2B		0-0 5-3				3	0	1	0	0	0	0
Jim Pagliaroni, R OBP: 0.389, SLG: 0.370 (1, 2)		0-0 FC1-6 1B		4-0 BB		0-0 G5-3				2	0	1	0	1	0	0
Bob Friend, R OBP: 0.171, SLG: 0.094 (1, 1)		0-0 FC1-6		0-0 F8		0-0 F4				3	0	0	0	0	0	3


Inning Stats	R: 3	H: 3	E: 0	LOB: 0	K: 0	P: 6	R: 0	H: 1	E: 0	LOB: 1	K: 1	P: 6	R: 0	H: 0	E: 0	LOB: 1	K: 0	P: 7	R: 0	H: 1	E: 0	LOB: 2	K: 0	P: 8	R: 0	H: 0	E: 0	LOB: 0	K: 2	P: 7	R: 0	H: 0	E: 0	LOB: 0	K: 0	P: 3
	S: 6	BB: 0	S: 6	BB: 0	S: 6	BB: 1	S: 6	BB: 10	S: 4	BB: 1	S: 3	BB: 3	S: 7	BB: 0	S: 3	BB: 0	S: 3	BB: 0	S: 3	BB: 0	S: 3	BB: 0	S: 3	BB: 0	S: 3	BB: 0	S: 3	BB: 0	S: 3	BB: 0	S: 3	BB: 0	S: 3	BB: 0	S: 3	BB: 0

PITCHER	IP	WLS	BF	H	R	ER	SO	BB	IBB	HBP	BLK	WP	HR	S	P	ERA	WHIP
Tracy Stallard, R ERA: 3.86 (1, 1)	8.0	L	33	6	3	3	4	3	0	0	0	1	1	38	50	3.38	1.125

**BOTTOM**

**New York Mets @ Pittsburgh Pirates**  
**Forbes Field, Pittsburgh, PA**  
 Wed Jun 17 1964, 7:05 PM EDT  
 Att. 9,931 - Unknown

<b>AB</b>	<b>30</b>
<b>R</b>	<b>3</b>
<b>H</b>	<b>6</b>
<b>RBI</b>	<b>3</b>
<b>BB</b>	<b>3</b>
<b>SO</b>	<b>4</b>
<b>LOB</b>	<b>12</b>



WP: 1	PA: 33
PB: 0	SB: 1
CS: 0	

livebaseballscorecards.com

Batter	1	2	3	4	5	6	7	8	9	AB R H RBI BB SO LOB	TOP											
Jim Hickman, R (1, 8) OBP: 0.290, SLG: 0.355	0-0 6-3			0-0 1-3		0-0 F7			0-3 K	4 0 0 0 0 1 0												
Ron Hunt, R (1, 4) OBP: 0.399, SLG: 0.459	0-0 1B			0-0 E6 4-3 1B		0-0 6-3			0-0 F8	4 0 2 0 0 0 0												
Ed Kranepool, L (1, 3) OBP: 0.294, SLG: 0.384	0-0 1-3			0-0 4-3			0-0 4-3			3 0 0 0 0 0 1												
Joe Christopher, R (1, 9) OBP: 0.356, SLG: 0.453		0-0 L5		0-0 L4			0-3 K			3 0 0 0 0 1 1												
Hawk Taylor, R (1, 2) OBP: 0.265, SLG: 0.264		0-3 K			0-0 6-3		0-0 6-3			3 0 0 0 0 1 0												
Charley Smith, R (1, 6) OBP: 0.273, SLG: 0.399		0-0 5-3			0-0 4-3 1B			0-0 F9		3 0 1 0 0 0 0												
John Stephenson, L (1, 7) OBP: 0.172, SLG: 0.077			0-0 F5		0-0 4-3		0-0 4-3			3 0 0 0 0 0 1												
Amado Samuel, R (1, 5) OBP: 0.200, SLG: 0.198			0-3 K		0-0 F8		0-0 F6			3 0 0 0 0 1 1												
Al Jackson, L (1, 1) OBP: 0.067, SLG: 0.100			0-3 K			0-0 3-1			0-0 4-3	1 0 0 0 0 1 0												
Bill Wakefield, R (5, 1) OBP: 0.100, SLG: 0.100										1 0 0 0 0 0 0												
Tom Sturdivant, L (7, 1) OBP: 0.500, SLG: 0.500										0 0 0 0 0 0 0												
Willard Hunter, R (8, 1)										0 0 0 0 0 0 0												
Jesse Gonder, L (9, PH) OBP: 0.327, SLG: 0.362										1 0 0 0 0 0 0												
<b>Inning Stats</b>	R: 0 E: 0 K: 0 S: 3	H: 1 LOB: 0 BB: 0 P: 3	R: 0 E: 0 K: 1 S: 5	H: 0 LOB: 0 BB: 0 P: 5	R: 0 E: 0 K: 2 S: 7	H: 0 LOB: 0 BB: 0 P: 7	R: 0 E: 1 K: 0 S: 4	H: 1 LOB: 1 BB: 0 P: 4	R: 0 E: 0 K: 0 S: 4	H: 1 LOB: 1 BB: 0 P: 4	R: 0 E: 0 K: 1 S: 5	H: 0 LOB: 0 BB: 0 P: 5	R: 0 E: 0 K: 0 S: 3	H: 0 LOB: 0 BB: 0 P: 3	R: 0 E: 0 K: 1 S: 5	H: 0 LOB: 0 BB: 0 P: 5	R: 0 E: 0 K: 1 S: 5	H: 0 LOB: 0 BB: 0 P: 5	1B: 3 2B: 0 3B: 0 HR: 0	SF: 0 SAC: 0 DP: 0 HBP: 0	WP: 0 PB: 0 SB: 0 CS: 0	PA: 29
<b>PITCHER</b> Vern Law, R (1, 1) ERA: 3.13	IP: 9.0 WLS: W BF: 29 H: 3 R: 0 ER: 0 SO: 5 BB: 0 IBB: 0 HBP: 0 BLK: 0 WP: 0 HR: 0 S: 39 P: 39 ERA: 0.00 WHIP: 0.333																				<b>PITCHER</b> IP: WLS: BF: H: R: ER: SO: BB: IBB: HBP: BLK: WP: HR: S: P: ERA: WHIP	

**New York Mets @ Pittsburgh Pirates**  
 Forbes Field, Pittsburgh, PA  
 Thu Jun 18 1964, 7:05 PM EDT  
 Att. 7,110 - Unknown

[livebaseballscorecards.com](http://livebaseballscorecards.com)

<b>AB</b>	29
<b>R</b>	0
<b>H</b>	3
<b>RBI</b>	0
<b>BB</b>	0
<b>SO</b>	5
<b>LOB</b>	4





Chicago Cubs @ Pittsburgh Pirates  
 Forbes Field, Pittsburgh, PA  
 Sat Jun 20 1964, 3:33 AM EDT  
 Att. 7,455 - Unknown

livebaseballscorecards.com

AB	30
R	0
H	3
RBI	0
BB	2
SO	5
LOB	13



Batter	1	2	3	4	5	6	7	8	9	AB	R	H	RBI	BB	SO	LOB
Joey Amalfitano, R (1, 4) OBP: 0.324, SLG: 0.397	0-0 F4			0-0 5-3		0-0 SH3		0-0 F2		3	0	0	0	0	0	1
Andre Rodgers, R (1, 6) OBP: 0.318, SLG: 0.405	0-0 6-3			0-0 6-3		0-0 F9		0-0 FC6-4		4	0	0	0	0	0	2
Billy Williams, L (1, 7) OBP: 0.437, SLG: 0.678	0-0 1-3			0-3 K		1-0 HBP			0-0 F5	3	0	0	0	0	1	0
Ron Santo, R (1, 5) OBP: 0.402, SLG: 0.566		4-0 BB		4-0 1B		0-3 K			0-3 K	2	0	0	0	2	2	2
14 Ernie Banks, R (1, 3) OBP: 0.323, SLG: 0.463		0-0 L4-3		0-0 F8		0-0 5-3			0-0 E1	4	0	0	0	0	0	2
Billy Cowan, R (1, 8) OBP: 0.294, SLG: 0.441		0-0 F4		0-0 1B		0-0 1-3			0-0 1B	3	0	1	0	0	0	0
Jimmy Stewart, S (9, PH) OBP: 0.320, SLG: 0.296				0-3 K		0-0 1-3			0-0 1B	1	0	1	0	0	0	0
Billy Ott, S (1, 9) OBP: 0.133, SLG: 0.143			0-0 6-3		0-3 K		0-0 1-3		0-0 1-3	3	0	0	0	0	1	2
Len Gabrielson, L (9, PH) OBP: 0.218, SLG: 0.212				0-0 1-3		0-0 F8			0-0 G3	3	0	0	0	0	0	2
Jimmie Schaffer, R (1, 2) OBP: 0.396, SLG: 0.553				0-3 K		0-0 E1			0-0 FC6-4	3	0	1	0	0	1	0
Ernie Broglio, R (1, 1) OBP: 0.192, SLG: 0.167										0	0	0	0	0	0	0
Lindy McDaniel, R (8, 1)																

Inning Stats	R: 0	H: 0	E: 0	K: 0	S: 3	P: 3	R: 0	H: 0	E: 0	K: 0	S: 2	P: 6	R: 0	H: 0	E: 0	K: 1	S: 5	P: 5	R: 0	H: 0	E: 0	K: 1	S: 5	P: 5	R: 0	H: 1	E: 0	K: 1	S: 6	P: 10	R: 0	H: 0	E: 1	K: 1	S: 6	P: 7	R: 0	H: 0	E: 0	K: 0	S: 3	P: 3	R: 0	H: 1	E: 0	K: 0	S: 4	P: 4	R: 0	H: 1	E: 1	K: 1	S: 7	P: 7	1B: 3	SF: 0	2B: 1	SAC: 1	3B: 0	DP: 1	HR: 0	HBP: 1	WP: 0	PA: 34
--------------	------	------	------	------	------	------	------	------	------	------	------	------	------	------	------	------	------	------	------	------	------	------	------	------	------	------	------	------	------	-------	------	------	------	------	------	------	------	------	------	------	------	------	------	------	------	------	------	------	------	------	------	------	------	------	-------	-------	-------	--------	-------	-------	-------	--------	-------	--------

PITCHER	IP	WLS	BF	H	R	ER	SO	BB	IBB	HBP	BLK	WP	HR	S	P	ERA	WHIP
Joe Gibbon, L (1, 1) ERA: 2.89	8.2	W	32	2	0	0	5	2	0	1	0	0	0	39	48	0.00	0.462
Al McBean, R (9, 1) ERA: 0.84	0.1	S	2	1	0	0	0	0	0	0	0	0	0	2	2	0.00	3.000



Batter	1	2	3	4	5	6	7	8	9
<b>Dick Schofield, S</b> (1, 6) OBP: 0.361, SLG: 0.339	0-0 F8		0-0 4-3			0-0 F7		0-0 3B	
<b>Bob Bailey, R</b> (1, 5) OBP: 0.343, SLG: 0.400	0-3 K			0-0 F3		0-0 F8		4-0 BB	
<b>Roberto Clemente, R</b> (1, 9) OBP: 0.396, SLG: 0.519	0-0 F7			0-0 L8		0-0 F4		0-0 3-6	
<b>Willie Stargell, L</b> (1, 3) OBP: 0.347, SLG: 0.596 (8, 7)		0-3 K		0-0 F7		0-0 F7			
<b>Jerry Lynch, L</b> (1, 7) OBP: 0.329, SLG: 0.452 <b>Donn Clendenon, R</b> (7, PR) OBP: 0.311, SLG: 0.394 (8, 3)		0-0 F5			0-0 F8		0-0 1B		
<b>Bill Virdon, L</b> (1, 8) OBP: 0.293, SLG: 0.288		0-3 K			0-0 1B		0-0 1-3		
<b>Bill Mazaroski, R</b> (1, 4) OBP: 0.276, SLG: 0.372			0-0 3-1		0-0 F7		0-0 1B 3B		
<b>Jim Pagliaroni, R</b> (1, 2) OBP: 0.376, SLG: 0.351			4-0 FC1-6 BB		0-3 K		0-0 F6		
<b>Joe Gibbon, R</b> (1, 1) OBP: 0.286, SLG: 0.250 <b>Al McBean, R</b> (9, 1)			0-0 FC1-6			0-0 6-3		0-0 3B 1B	

Inning Stats	R: 0	H: 0	E: 0	K: 1	S: 5	LOB: 0	BB: 0	P: 5
	0	0	0	1	5	0	0	5
	0	0	0	2	7	0	0	7
	0	0	0	0	7	1	1	7
	0	0	0	0	3	0	0	3
	0	1	0	1	6	0	0	6
	0	0	0	0	4	0	0	4
	2	3	0	0	9	1	1	9

PITCHER	IP	WLS	BF	H	R	ER	SO	BB	IBB	HBP	BLK	WP	HR	S	P	ERA	WHIP
<b>Ernie Broglio, R</b> (1, 1) ERA: 3.4	7.1	L	28	5	2	2	4	1	0	0	0	0	0	35	39	2.46	0.818
<b>Lindy McDaniel, R</b> (8, 1) ERA: 4.13	0.2		2	0	0	0	0	1	0	0	0	0	0	1	5	0.00	1.500

AB	R	H	RBI	BB	SO	LOB
4	0	1	1	0	0	1
3	0	0	0	1	1	0
4	0	0	0	0	0	2
3	0	0	0	0	1	0
3	0	1	0	0	0	0
0	0	0	0	0	0	0
3	0	1	0	0	1	1
3	1	1	0	0	0	1
2	0	0	0	1	1	2
3	1	1	1	0	0	1
0	0	0	0	0	0	0

**Chicago Cubs @ Pittsburgh Pirates**  
**Forbes Field, Pittsburgh, PA**  
 Sat Jun 20 1964, 3:33 AM EDT  
 Att. 7,455 - Unknown

<b>AB</b>	<b>28</b>
<b>R</b>	<b>2</b>
<b>H</b>	<b>5</b>
<b>RBI</b>	<b>2</b>
<b>BB</b>	<b>2</b>
<b>SO</b>	<b>4</b>
<b>LOB</b>	<b>8</b>



WP	PA	ERA	WHIP
0	30		
0			
0			

Batter	1	2	3	4	5	6	7	8	9	AB R H RBI BB SO LOB	TOP	
<b>Joey Amalfitano, R</b> (1, 4) <small>OBP: 0.316, SLG: 0.373</small>	0-0 <b>5-3</b>		0-0 <b>F6</b>			4-0 <b>1B</b> <b>BB</b>	0-0 <b>4-3</b>		0-0 <b>G4-6-3</b> <small>1-2f</small>	4 0 0 0 1 0 4	<b>Chicago Cubs @ Pittsburgh Pirates</b> Forbes Field, Pittsburgh, PA Sun Jun 21 1964, 3:33 AM EDT Unknown	
<b>Andre Rodgers, R</b> (1, 6) <small>OBP: 0.312, SLG: 0.397</small>	0-0 <b>4-3</b>		0-3 <b>K</b>			0-0 <b>L5</b>		0-0 <b>6-3</b>		4 0 0 0 0 1 2		
<b>Billy Williams, L</b> (1, 7) <small>OBP: 0.434, SLG: 0.671</small>	0-0 <b>3-1</b>			0-0 <b>E4</b> <small>S</small>		0-0 <b>14 BB</b> <b>1B</b>		0-0 <b>G3</b>		4 0 1 0 0 0 0		
<b>Ron Santo, R</b> (1, 5) <small>OBP: 0.400, SLG: 0.558</small>		0-3 <b>K</b>		0-0 <b>F8</b> <small>1-2</small>		0-0 <b>F8</b>		4-0 <b>BB</b>		3 0 0 0 1 1 3		
<b>14 Ernie Banks, R</b> (1, 3) <small>OBP: 0.322, SLG: 0.457</small>		0-0 <b>5-3</b>		0-0 <b>F9</b>		4-0 <b>FC6-4</b> <b>BB</b>		0-0 <b>F6</b>		3 0 0 0 1 0 2		
<b>Billy Cowan, R</b> (1, 8) <small>OBP: 0.289, SLG: 0.433</small>		0-3 <b>K</b>		0-3 <b>K</b>		0-0 <b>FC6-4</b> <small>1-2f</small>		0-0 <b>F9</b>		4 0 0 0 0 2 4		
<b>Billy Ott, S</b> (1, 9) <small>OBP: 0.211, SLG: 0.278</small>			0-0 <b>1B</b> <b>2B</b>		0-0 <b>4-3</b>		0-0 <b>F3</b>		0-0 <b>BB</b> <b>1B</b>			4 2 2 0 0 0 0
<b>Jimmie Schaffer, R</b> (1, 2) <small>OBP: 0.386, SLG: 0.520</small>			0-0 <b>6-3</b>		0-0 <b>3-1</b>		0-0 <b>E5</b> <small>CS</small>		4-0 <b>1B</b> <b>BB</b>			3 0 0 0 1 0 1
<b>Larry Jackson, R</b> (1, 1) <small>OBP: 0.163, SLG: 0.190</small>			0-0 <small>2-H</small> <b>1B</b>		0-0 <b>6-3</b>		0-0 <small>1-2</small> <b>1B</b>		0-0 <small>1-2</small> <small>2-H</small> <b>G4-6-3</b> <b>1B</b>			4 0 3 2 0 0 0
<b>Inning Stats</b>	R: 0 H: 0 E: 0 LOB: 0 K: 0 BB: 0 S: 3 P: 3	R: 0 H: 0 E: 0 LOB: 0 K: 2 BB: 0 S: 7 P: 7	R: 1 H: 2 E: 0 LOB: 1 K: 1 BB: 0 S: 7 P: 7	R: 0 H: 0 E: 1 LOB: 1 K: 1 BB: 0 S: 6 P: 6	R: 0 H: 0 E: 0 LOB: 0 K: 0 BB: 0 S: 3 P: 3	R: 0 H: 1 E: 0 LOB: 3 K: 0 BB: 2 S: 4 P: 12	R: 0 H: 1 E: 1 LOB: 1 K: 0 BB: 0 S: 4 P: 4	R: 0 H: 0 E: 0 LOB: 1 K: 0 BB: 1 S: 3 P: 7	R: 1 H: 2 E: 0 LOB: 1 K: 0 BB: 1 S: 4 P: 8	1B: 5 SF: 0 2B: 1 SAC: 0 3B: 0 DP: 1 HR: 0 HBP: 0	WP: 0 PA: 37 PB: 0 SB: 1 CS: 1	
<b>PITCHER</b> <b>Bob Veale, L</b> (1, 1) <small>ERA: 3.41</small> <b>Al McBean, R</b> (9, 1) <small>ERA: 0.82</small>	IP WLS BF H R ER SO BB IBB HBP BLK WP HR S P ERA WHIP 8.1 L 36 6 2 2 4 4 0 0 0 0 0 0 40 56 2.16 1.200 0.2 1 0 0 0 0 0 0 0 0 0 0 0 1 1 0.00 0.000	IP WLS BF H R ER SO BB IBB HBP BLK WP HR S P ERA WHIP 0.2 1 0 0 0 0 0 0 0 0 0 0 0 1 1 0.00 0.000										

livebaseballscorecards.com

<b>AB</b>	<b>33</b>
<b>R</b>	<b>2</b>
<b>H</b>	<b>6</b>
<b>RBI</b>	<b>2</b>
<b>BB</b>	<b>4</b>
<b>SO</b>	<b>4</b>
<b>LOB</b>	<b>16</b>



Batter	1	2	3	4	5	6	7	8	9	AB R H RBI BB SO LOB
<b>Dick Schofield, S</b> OBP: 0.359, SLG: 0.337 (1, 6)	0-0 G3 5-3 1B		0-0 F6			0-0 F1			0-0 4-3	4 0 1 0 0 0 0
<b>Bill Virdon, L</b> OBP: 0.288, SLG: 0.282 (1, 8)	0-0 5-3 1-2		0-0 4-3			0-0 3-1			0-0 4-3	4 0 0 0 0 0 1
<b>Roberto Clemente, R</b> OBP: 0.390, SLG: 0.510 (1, 9)	0-0 G3 2-3		0-0 F9			0-0 4-3			0-0 4-3	4 0 0 0 0 0 1
<b>Willie Stargell, L</b> OBP: 0.341, SLG: 0.585 (1, 3)	0-0 F3			0-0 3-1			0-0 5-3			3 0 0 0 0 0 1
<b>Jerry Lynch, L</b> OBP: 0.317, SLG: 0.434 (1, 7)		0-3 K		0-0 F7			0-0 F3			3 0 0 0 0 1 0
<b>Gene Freese, R</b> OBP: 0.317, SLG: 0.429 (1, 5)		0-0 F4		0-0 5-3			0-0 F7			3 0 0 0 0 0 0
<b>Bill Mazaroski, R</b> OBP: 0.277, SLG: 0.372 (1, 4)		0-0 2B 1B			0-0 F3			0-0 F7		3 1 1 0 0 0 0
<b>Jim Pagliaroni, R</b> OBP: 0.375, SLG: 0.359 (1, 2)		0-0 1-H 2B			0-3 K			0-0 F8		3 0 1 1 0 1 0
<b>Bob Veale, S</b> OBP: 0.184, SLG: 0.139 (1, 1) <b>Al McBean, R</b> (9, 1)		0-3 K			0-3 K			0-0 6-3		3 0 0 0 0 2 1 0 0 0 0 0 0 0

Inning Stats	R: 0	H: 1	E: 0	LOB: 1	K: 0	BB: 0	S: 4	P: 4
	R: 1	H: 2	E: 0	LOB: 1	K: 2	BB: 0	S: 9	P: 9
	R: 0	H: 0	E: 0	LOB: 0	K: 0	BB: 0	S: 3	P: 3
	R: 0	H: 0	E: 0	LOB: 0	K: 2	BB: 0	S: 7	P: 7
	R: 0	H: 0	E: 0	LOB: 0	K: 0	BB: 0	S: 3	P: 3
	R: 0	H: 0	E: 0	LOB: 0	K: 0	BB: 0	S: 3	P: 3
	R: 0	H: 0	E: 0	LOB: 0	K: 0	BB: 0	S: 3	P: 3
	R: 0	H: 0	E: 0	LOB: 0	K: 0	BB: 0	S: 3	P: 3

PITCHER	IP	WLS	BF	H	R	ER	SO	BB	IBB	HBP	BLK	WP	HR	S	P	ERA	WHIP
<b>Larry Jackson, R</b> ERA: 3.29 (1, 1)	9.0	W	30	3	1	1	4	0	0	0	0	0	0	38	38	1.00	0.333

**BOTTOM**

**Chicago Cubs @ Pittsburgh Pirates**  
Forbes Field, Pittsburgh, PA  
Sun Jun 21 1964, 3:33 AM EDT  
Unknown

AB	30
R	1
H	3
RBI	1
BB	0
SO	4
LOB	4



WP	PA	30
PB	0	
SB	0	
CS	0	

Batter	1	2	3	4	5	6	7	8	9	AB R H RBI BB SO LOB	TOP											
Jimmy Stewart, S (1, 4) OBP: 0.322, SLG: 0.297	0-0 F7		0-0 SF8		0-0 CS 1B		0-0 FC4 1B 1-2f 1B		4-0 WP S 1B BB	3 2 1 1 1 0 1												
Andre Rodgers, R (1, 6) OBP: 0.319, SLG: 0.399	0-0 4-3		0-0 F9		4-0 1-2 BB		0-0 1B 1-3 1B		0-0 1B 14 2B 1B 1-H	4 1 2 1 1 0 1												
Billy Williams, L (1, 7) OBP: 0.437, SLG: 0.674	0-0 F9			0-0 2B	0-0 F4		0-0 BB 1-3 1B		0-0 14 2B 1B 1-3	5 2 3 1 0 0 1												
Ron Santo, R (1, 5) OBP: 0.400, SLG: 0.557		0-0 5-3		0-0 2B 2-H		0-0 F8	4-0 1-2 BB		0-0 F8	4 0 1 1 1 0 2												
14 Ernie Banks, R (1, 3) OBP: 0.320, SLG: 0.456		0-0 F9		0-0 5-3		0-0 F7	0-3 K		0-0 WP 2B 1-H 3-H	5 0 1 2 0 1 4												
Billy Cowan, R (1, 8) OBP: 0.287, SLG: 0.427		0-0 1-3		0-3 K		0-0 F2		0-0 1B	0-3 K 2-3	5 0 1 0 0 2 2												
Doug Clemens, L (1, 9) OBP: 0.308, SLG: 0.432			0-0 SH1-3 SF8 2B	4-0 IBB			0-0 HR			3 2 2 1 1 1 0												
Dick Bertell, R (1, 2) OBP: 0.325, SLG: 0.329			4-0 SH1-3 BB	0-0 F8			0-0 F9	0-0 F8		3 0 0 0 1 0 2												
Lew Burdette, R (1, 1) OBP: 0.125, SLG: 0.125			0-0 SH1-3		0-0 1-3		0-0 FC4 1B		0-3 K	2 0 1 0 0 0 0												
Lindy McDaniel, R (8, 1)			1-2 2-3							1 0 0 0 0 1 0												
<b>Inning Stats</b>	R: 0 E: 0 K: 0 S: 3	H: 0 LOB: 0 BB: 0 P: 3	R: 0 E: 0 K: 0 S: 3	H: 0 LOB: 0 BB: 0 P: 3	R: 1 E: 0 K: 0 S: 4	H: 1 LOB: 1 BB: 1 P: 8	R: 1 E: 0 K: 1 S: 7	H: 2 LOB: 2 BB: 1 P: 11	R: 0 E: 0 K: 0 S: 3	H: 1 LOB: 1 BB: 1 P: 7	R: 0 E: 0 K: 0 S: 3	H: 0 LOB: 0 BB: 0 P: 3	R: 2 E: 0 K: 1 S: 9	H: 4 LOB: 3 BB: 1 P: 13	R: 0 E: 0 K: 1 S: 5	H: 1 LOB: 0 BB: 0 P: 5	R: 3 E: 0 K: 2 S: 10	H: 3 LOB: 1 BB: 1 P: 14	1B: 7 2B: 4 3B: 0 HR: 1	SF: 1 SAC: 1 DP: 0 HBP: 0	WP: 2 PB: 0 SB: 1 CS: 1	PA: 42
<b>PITCHER</b>	IP WLS BF H R ER SO BB IBB HBP BLK WP HR S P ERA WHIP																				<b>PITCHER</b>	IP WLS BF H R ER SO BB IBB HBP BLK WP HR S P ERA WHIP
Steve Blass, R (1, 1) ERA: 2.73	6.0 L 24 4 2 2 1 2 1 0 0 0 0 23 35 3.00 1.000																					
Roy Face, R (7, 1) ERA: 5.14	0.2 5 3 2 2 0 0 0 0 0 0 0 1 5 5 27.00 4.500																					
Bob Priddy, R (7, 1) ERA: 3.2	1.1 6 2 0 0 2 1 1 0 0 0 0 0 9 13 0.00 2.250																					
Tommie Sisk, R (9, 1) ERA: 12.34	0.2 6 3 3 3 1 1 0 0 0 1 0 7 11 40.50 6.000																					
Tom Butters, R (9, 1) ERA: 2.9	0.1 1 0 0 0 1 0 0 0 0 1 0 3 3 0.00 0.000																					

Chicago Cubs @ Pittsburgh Pirates  
 Forbes Field, Pittsburgh, PA  
 Sun Jun 21 1964, 3:38 AM EDT  
 Att. 16,250 - Unknown

livebaseballscorecards.com

AB	35
R	7
H	12
RBI	7
BB	5
SO	5
LOB	13






Batter	1	2	3	4	5	6	7	8	9	AB R H RBI BB SO LOB	TOP			
Dick Schofield, S OBP: 0.366, SLG: 0.359 (1, 6) X	0-0 4-3		0-0 HR 1-H 2-H		0-0 SH2-3 1B		4-0 B2-6-4 BB		0-0 2-H 1B	4 1 3 4 1 0 0				
Bob Bailey, R OBP: 0.339, SLG: 0.399 (1, 5) X	0-0 6-3		0-0 6-3		0-0 SH2-3 1-2		0-0 B2-6-4 1-2f		0-0 F8	4 0 0 0 0 0 2				
Roberto Clemente, R OBP: 0.381, SLG: 0.500 (1, 9) X	0-0 6-3		0-0 2B		0-0 5-3		0-0 F6		0-0 F9	5 0 1 0 0 0 2				
Willie Stargell, L OBP: 0.337, SLG: 0.587 (1, 3) X		0-0 F5	0-0 3-1		0-0 E3 2-3		0-0 1-3			4 0 0 0 0 0 2				
Jerry Lynch, L OBP: 0.299, SLG: 0.407 Manny Mota, R OBP: 0.343, SLG: 0.400 (1, 7) (8, 7)		0-0 F6		0-3 K	0-0 4-3		0-0 F7			4 0 0 0 0 1 2 0 0 0 0 0 0 0				
Smoky Burgess, L OBP: 0.348, SLG: 0.338 (1, 2) X		0-0 F9		0-0 1B S 1B		0-0 4-3		0-0 3-1		4 0 1 0 0 0 0				
Bill Virdon, L OBP: 0.292, SLG: 0.287 (1, 8) X			0-0 G3	0-0 1-3 1B		0-0 1B			0-0 2B 1B	4 1 3 0 0 0 0				
Bill Mazeroski, R OBP: 0.277, SLG: 0.373 (1, 4) X			0-0 1B HR 1B	0-0 L6		0-0 F7			0-0 1B 2B 1-H	4 2 2 1 0 0 3				
Vern Law, R OBP: 0.324, SLG: 0.314 Al McBean, R (1, 1) (8, 1)			0-0 1-2 HR 1B	0-0 F9		0-0 F8			0-3 K	3 1 1 0 0 0 3 1 0 0 0 0 1 1				
<b>Inning Stats</b>	R: 0 E: 0 K: 0 S: 3 H: 0 LOB: 0 BB: 0 P: 3	R: 0 E: 0 K: 0 S: 3 H: 0 LOB: 0 BB: 0 P: 3	R: 3 E: 0 K: 0 S: 7 H: 4 LOB: 1 BB: 0 P: 7	R: 0 E: 0 K: 1 S: 7 H: 2 LOB: 2 BB: 0 P: 7	R: 0 E: 1 K: 0 S: 5 H: 1 LOB: 2 BB: 0 P: 5	R: 0 E: 0 K: 0 S: 4 H: 1 LOB: 1 BB: 0 P: 4	R: 0 E: 0 K: 0 S: 2 H: 0 LOB: 0 BB: 1 P: 6	R: 0 E: 0 K: 0 S: 3 H: 0 LOB: 0 BB: 0 P: 3	R: 2 E: 0 K: 1 S: 8 H: 3 LOB: 1 BB: 0 P: 8	1B: 8 2B: 2 3B: 0 HR: 1 SF: 0 SAC: 1 DP: 1 HBP: 0	WP: 0 PB: 0 SB: 1 CS: 0 PA: 39			
<b>PITCHER</b>	IP WLS BF H R ER SO BB IBB HBP BLK WP HR S P ERA WHIP												<b>PITCHER</b>	IP WLS BF H R ER SO BB IBB HBP BLK WP HR S P ERA WHIP
Carl Willey, R ERA: 2.65 (1, 1)	7.0 L 30 8 3 3 1 1 0 0 0 0 0 1 31 35 3.86 1.286													
Al Jackson, L ERA: 4.55 (8, 1)	1.1 7 3 2 2 1 0 0 0 0 0 0 0 9 9 13.50 2.250													
Jack Fisher, R ERA: 3.81 (9, 1)	0.2 2 0 0 0 0 0 0 0 0 0 0 0 2 2 0.00 0.000													

Pittsburgh Pirates @ New York Mets  
Shea Stadium, Flushing, NY  
Tue Jun 23 1964, 7:05 PM EDT  
Att: 25,764 - Unknown

livebaseballscorecards.com

AB	37
R	5
H	11
RBI	5
BB	1
SO	2
LOB	15



Batter	1	2	3	4	5	6	7	8	9	AB	R	H	RBI	BB	SO	LOB	BOTTOM			
<b>Jim Hickman, R</b> (1, 8) <small>OBP: 0.295, SLG: 0.340</small>										3	0	0	0	2	1	0				
<b>Ron Hunt, R</b> (1, 4) <small>OBP: 0.379, SLG: 0.433</small>										4	0	1	0	0	0	3				
<b>Ed Kranepool, L</b> (1, 3) <small>OBP: 0.313, SLG: 0.391</small>										4	0	2	0	0	1	1				
<b>Joe Christopher, R</b> (1, 9) <small>OBP: 0.342, SLG: 0.451</small>										4	1	0	0	0	0	2				
<b>George Altman, L</b> (1, 7) <small>OBP: 0.248, SLG: 0.302</small>										4	0	1	0	0	0	2				
<b>Charley Smith, R</b> (1, 6) <small>OBP: 0.272, SLG: 0.387</small>										4	0	2	1	0	1	1				
<b>Jesse Gonder, L</b> (1, 2) <small>OBP: 0.333, SLG: 0.364</small>										4	0	2	0	0	0	3				
<b>Amado Samuel, R</b> (1, 5) <small>OBP: 0.198, SLG: 0.206</small> <b>John Stephenson, L</b> (9, PH) <small>OBP: 0.182, SLG: 0.069</small>										3	0	0	0	0	2	4				
<b>Carl Willey, R</b> (1, 1) <b>Hawk Taylor, R</b> (7, PH) <small>OBP: 0.282, SLG: 0.331</small> <b>Al Jackson, L</b> (8, 1) <small>OBP: 0.065, SLG: 0.097</small> <b>Jack Fisher, R</b> (9, 1) <small>OBP: 0.171, SLG: 0.158</small> <b>Rod Kanehl, R</b> (9, PH) <small>OBP: 0.282, SLG: 0.325</small>										1	0	0	0	0	0	0				
<b>Inning Stats</b>	R: 0 H: 1 E: 0 LOB: 1 K: 0 BB: 1 S: 3 P: 7	R: 0 H: 1 E: 0 LOB: 1 K: 1 BB: 0 S: 6 P: 6	R: 0 H: 1 E: 0 LOB: 1 K: 1 BB: 0 S: 6 P: 6	R: 0 H: 0 E: 0 LOB: 0 K: 1 BB: 0 S: 5 P: 5	R: 0 H: 1 E: 0 LOB: 2 K: 1 BB: 1 S: 6 P: 10	R: 1 H: 2 E: 1 LOB: 2 K: 0 BB: 0 S: 6 P: 6	R: 0 H: 0 E: 0 LOB: 0 K: 0 BB: 0 S: 3 P: 3	R: 0 H: 2 E: 0 LOB: 2 K: 0 BB: 0 S: 5 P: 5	R: 0 H: 0 E: 0 LOB: 0 K: 1 BB: 0 S: 5 P: 5	1B: 5 SF: 0 2B: 4 SAC: 1 3B: 0 DP: 1 HR: 0 HBP: 0	WP: 0 PA: 37 PB: 0 SB: 0 CS: 0									
<b>PITCHER</b> <b>Vern Law, R</b> (1, 1) <small>ERA: 2.87</small> <b>Al McBean, R</b> (8, 1) <small>ERA: 0.77</small>	IP: 7.2 WLS: W BF: 33 H: 8 R: 1 ER: 0 SO: 4													IP: 1.1 WLS: S BF: 4 H: 0 R: 0 ER: 0 SO: 1						
<div style="display: flex; justify-content: space-between;"> <div> <p><b>Pittsburgh Pirates @ New York Mets</b>            Shea Stadium, Flushing, NY            Tue Jun 23 1964, 7:05 PM EDT            Att. 25,764 - Unknown</p> </div> <div> <p><b>AB 34</b>  <b>R 1</b>  <b>H 8</b>  <b>RBI 1</b>  <b>BB 2</b>  <b>SO 5</b>  <b>LOB 16</b></p> </div> </div>																				

Batter	1	2	3	4	5	6	7	8	9	AB R H RBI BB SO LOB	TOP						
Dick Schofield, S OBP: 0.367, SLG: 0.361 (1, 6) <small>BBB</small>	4-0 1B BB 4-3	0-0 G3			0-0 1-3		0-0 1B 2B		0-0 F8	4 1 1 1 1 0 2							
Bob Bailey, R OBP: 0.342, SLG: 0.401 (1, 5) <small>X</small>	0-0 4-3 1-2		0-0 1B FC4-6		0-0 F7		0-0 2-3 1B			4 1 2 0 0 0 1							
Roberto Clemente, R OBP: 0.379, SLG: 0.496 (1, 9) <small>X</small>	0-0 F3		0-0 1B FC4-6		0-0 F9		0-0 L7			4 0 1 0 0 0 3							
Willie Stargell, L OBP: 0.341, SLG: 0.585 (1, 3) <small>X</small>	0-0 1B 2-H		0-0 1B FC4-6 1-2f 3-H		0-0 L9		0-0 1B			4 0 2 2 0 0 1							
Jerry Lynch, L OBP: 0.300, SLG: 0.398 Manny Mota, R OBP: 0.338, SLG: 0.394 (1, 7) <small>SS</small> (6, 7) <small>SS</small>	0-3 K		4-0 1B BB G4-6-3		0-0 F5		0-0 L9			2 0 0 0 1 1 1 1 0 0 0 0 0 1							
Smoky Burgess, L OBP: 0.333, SLG: 0.321 (1, 2) <small>X</small>		0-0 F5	0-0 1B G4-6-3 1-2f		0-0 L3		0-0 F4			4 0 0 0 0 0 3							
Bill Virdon, L OBP: 0.287, SLG: 0.282 (1, 8) <small>SS</small>		0-3 K		0-0 4-3		0-0 F8		0-0 4-3		4 0 0 0 0 1 1							
Bill Mazaroski, R OBP: 0.281, SLG: 0.373 (1, 4) <small>SS</small>		4-0 1B BB		0-0 F7		0-0 WP PB 2B 1B		0-0 5-3		3 1 1 0 1 0 0							
Bob Friend, R OBP: 0.179, SLG: 0.111 Al McBean, R (9, 1)		0-0 1B 1-2		0-0 F3		0-3 K 1-3		0-3 K		4 0 1 0 0 2 1 0 0 0 0 0 0 0							
<b>Inning Stats</b>	R: 1 E: 0 K: 1 S: 6 H: 1 LOB: 1 BB: 1 P: 10	R: 0 E: 0 K: 1 S: 6 H: 1 LOB: 2 BB: 1 P: 10	R: 1 E: 0 K: 0 S: 4 H: 2 LOB: 1 BB: 1 P: 8	R: 0 E: 0 K: 0 S: 3 H: 0 LOB: 0 BB: 0 P: 3	R: 0 E: 0 K: 0 S: 3 H: 0 LOB: 0 BB: 0 P: 3	R: 0 E: 0 K: 0 S: 3 H: 0 LOB: 0 BB: 0 P: 3	R: 1 E: 0 K: 1 S: 8 H: 3 LOB: 2 BB: 0 P: 8	R: 0 E: 0 K: 0 S: 4 H: 1 LOB: 1 BB: 0 P: 4	R: 0 E: 0 K: 1 S: 5 H: 0 LOB: 0 BB: 0 P: 5	1B: 7 2B: 1 3B: 0 HR: 0 SF: 0 SAC: 0 DP: 1 HBP: 0	WP: 1 PB: 1 SB: 0 CS: 0 PA: 37						
<b>PITCHER</b> Galen Cisco, R ERA: 3.54 Willard Hunter, L ERA:	IP 7.0 (1, 1)	WLS L (8, 1)	BF 30 7	H 7 1	R 3 0	ER 3 0	SO 3 1	BB 3 0	IBB 0 0	HBP 0 0	BLK 0 0	WP 1 0	HR 0 0	S 33 9	P 45 9	ERA 3.86 0.00	WHIP 1.429 0.500

Pittsburgh Pirates @ New York Mets  
Shea Stadium, Flushing, NY  
Wed Jun 24 1964, 3:33 AM EDT  
Att. 10,652 - Unknown

livebaseballscorecards.com

AB 34  
R 3  
H 8  
RBI 3  
BB 3  
SO 4  
LOB 14





BOTTOM

Pittsburgh Pirates @ New York Mets  
Shea Stadium, Flushing, NY  
Wed Jun 24 1964, 3:33 AM EDT  
Att. 10,652 - Unknown

livebaseballscorecards.com

AB 35  
R 1  
H 10  
RBI 1  
BB 1  
SO 5  
LOB 18



WP: 0 PA: 36  
PB: 0  
SB: 0  
CS: 1

AB R H RBI BB SO LOB

4 0 1 0 0 0 2

4 0 0 0 0 0 2

4 0 1 0 0 0 0

4 0 2 0 0 0 0

4 1 1 1 0 1 3

4 0 3 0 0 0 0  
0 0 0 0 0 0 0

4 0 0 0 0 2 4

3 0 2 0 0 1 0  
1 0 0 0 0 0 2

1 0 0 0 1 0 1  
1 0 0 0 0 0 1  
0 0 0 0 0 0 0  
1 0 0 0 0 1 3

1B: 9 SF: 0  
2B: 0 SAC: 0  
3B: 0 DP: 2  
HR: 1 HBP: 0

Batter	1	2	3	4	5	6	7	8	9
Jim Hickman, R (1, 8) OBP: 0.294, SLG: 0.338	0-0 CS 1B		0-0 FC5-4 1-2f		0-0 G2-4-3 1-2f			0-0 F8	
Ed Kranepool, L (1, 3) OBP: 0.304, SLG: 0.380	0-0 F7 1-2		0-0 1-3			0-0 L8		0-0 F8	
Ron Hunt, R (1, 4) OBP: 0.377, SLG: 0.430	0-0 L9			0-0 B1-3		0-0 1B 1B		0-0 5-3	
George Altman, L (1, 7) OBP: 0.257, SLG: 0.309		0-0 6-3		0-0 1B 1B		0-0 1-2 G6-4-3 1B		0-0 G3	
Joe Christopher, R (1, 9) OBP: 0.340, SLG: 0.463		0-0 G3		0-3 K		0-0 1-2f G6-4-3		0-0 HR	
Jesse Gonder, L (1, 2) OBP: 0.342, SLG: 0.373 Al Jackson, L (9, PR) OBP: 0.065, SLG: 0.097		0-0 1B		0-0 1-2 FC6-4 1B		0-0 F8		0-0 E E 1B	
Charley Smith, R (1, 5) OBP: 0.267, SLG: 0.380		0-3 K		0-0 1-2f FC6-4		0-3 K		0-0 1-3 E6	
Amado Samuel, R (1, 6) OBP: 0.212, SLG: 0.220 Hawk Taylor, R (9, PH) OBP: 0.280, SLG: 0.328			0-0 FC1-6 1B		0-3 K		0-0 1B	0-0 1-2 1-3	
Galen Cisco, R (1, 1) OBP: 0.200, SLG: 0.136 Rod Kanehl, R (7, PH) OBP: 0.280, SLG: 0.322 Willard Hunter, R (8, 1) Chris Cannizzaro, R (9, PH) OBP: 0.349, SLG: 0.321			0-0 FC1-6 FC5-4 1-2f		4-0 G2-4-3 BB		0-0 4-3	0-3 K	

Inning Stats	R: 0	H: 1	E: 0	LOB: 0	K: 0	S: 3	P: 3	R: 0	H: 1	E: 0	LOB: 1	K: 1	S: 6	R: 0	H: 1	E: 0	LOB: 1	K: 0	S: 4	R: 0	H: 2	E: 0	LOB: 2	K: 1	S: 7	R: 0	H: 0	E: 0	LOB: 0	K: 1	S: 4	R: 0	H: 2	E: 0	LOB: 1	K: 0	S: 4	R: 0	H: 1	E: 0	LOB: 1	K: 1	S: 6	R: 0	H: 0	E: 0	LOB: 0	K: 0	S: 3	R: 1	H: 2	E: 1	LOB: 3	K: 1	S: 8	1B: 9	SF: 0	2B: 0	SAC: 0	3B: 0	DP: 2	HR: 1	HBP: 0	WP: 0	PA: 36
--------------	------	------	------	--------	------	------	------	------	------	------	--------	------	------	------	------	------	--------	------	------	------	------	------	--------	------	------	------	------	------	--------	------	------	------	------	------	--------	------	------	------	------	------	--------	------	------	------	------	------	--------	------	------	------	------	------	--------	------	------	-------	-------	-------	--------	-------	-------	-------	--------	-------	--------

PITCHER	IP	WLS	BF	H	R	ER	SO	BB	IBB	HBP	BLK	WP	HR	S	P	ERA	WHIP
Bob Friend, R (1, 1) ERA: 3.44	8.1	W	33	10	1	1	4	1	0	0	0	0	1	40	44	1.08	1.320
Al McBean, R (9, 1) ERA: 0.75	0.2	S	3	0	0	0	1	0	0	0	0	0	0	5	5	0.00	0.000

PITCHER	IP	WLS	BF	H	R	ER	SO	BB	IBB	HBP	BLK	WP	HR	S	P	ERA	WHIP
---------	----	-----	----	---	---	----	----	----	-----	-----	-----	----	----	---	---	-----	------

Batter	1	2	3	4	5	6	7	8	9	AB R H RBI BB SO LOB	TOP																
Dick Schofield, S OBP: 0.372, SLG: 0.364 (1, 6)	0-3 K	4-0 E BB		0-0 1B		0-0 1B		0-0 G1-6-3 1-2f		4 1 2 0 1 1 1																	
Bob Bailey, R OBP: 0.333, SLG: 0.390 (1, 5)	0-0 5-3	0-0 F5		0-0 F3		0-0 F9		0-0 F9	5 0 0 0 0 0 5																		
Roberto Clemente, R OBP: 0.379, SLG: 0.502 (1, 9)	0-0 2B	0-0 E5 1-H 2-H		0-0 1-3		0-0 L9		0-0 1B	5 1 2 0 0 0 3																		
Willie Stargell, L OBP: 0.342, SLG: 0.586 (1, 3)	0-0 1B 2B 3-H	0-0 F8			0-0 F8		0-0 F8	0-0 1B 1-3	5 1 2 1 0 0 1																		
Jerry Lynch, L OBP: 0.330, SLG: 0.488 (1, 7)	0-0 1B 2-H		0-0 HR		0-0 HR		4-0 WP BB	0-0 L1-3 1-2	3 2 3 3 1 0 0 1 0 0 0 0 0 2																		
Manny Mota, R OBP: 0.333, SLG: 0.388 (7, PR) (7, 7)																											
Smoky Burgess, L OBP: 0.320, SLG: 0.307 (1, 2)		0-0 4-3	0-0 4-3		0-0 F5		0-0 F8 1-2		4 0 0 0 0 0 1																		
Bill Virdon, L OBP: 0.282, SLG: 0.276 (1, 8)		0-0 E3 HR	0-0 6-3		0-0 5-3		0-0 F9		4 1 0 0 0 0 2																		
Bill Mazaroski, R OBP: 0.280, SLG: 0.384 (1, 4)		0-0 HR 1-H	0-0 4-3		0-0 5-3		0-0 F3		4 1 1 2 0 0 0																		
Joe Gibbon, R OBP: 0.360, SLG: 0.333 (1, 1)		0-0 E BB 1B		0-0 6-3		0-0 1B		0-0 G1-6-3 1B	4 1 3 0 0 0 0																		
Inning Stats	R: 2 E: 0 K: 1 S: 7	H: 3 LOB: 1 BB: 0 P: 7	R: 4 E: 2 K: 0 S: 7	H: 2 LOB: 1 BB: 1 P: 11	R: 1 E: 0 K: 0 S: 4	H: 1 LOB: 0 BB: 0 P: 4	R: 0 E: 0 K: 0 S: 4	H: 1 LOB: 1 BB: 0 P: 4	R: 1 E: 0 K: 0 S: 4	H: 1 LOB: 0 BB: 0 P: 4	R: 0 E: 0 K: 0 S: 5	H: 2 LOB: 2 BB: 0 P: 5	R: 0 E: 0 K: 0 S: 3	H: 0 LOB: 2 BB: 1 P: 7	R: 0 E: 0 K: 0 S: 3	H: 1 LOB: 0 BB: 0 P: 3	R: 0 E: 0 K: 0 S: 4	H: 2 LOB: 1 BB: 0 P: 4	1B: 8 2B: 2 3B: 1 HR: 3	SF: 0 SAC: 0 DP: 2 HBP: 0	WP: 1 PB: 0 SB: 0 CS: 0	PA: 41					
PITCHER	IP	WLS	BF	H	R	ER	SO	BB	IBB	HBP	BLK	WP	HR	S	P	ERA	WHIP										
Jack Fisher, R ERA: 4.02 (1, 1)	1.1	L	10	5	6	3	1	1	0	0	0	0	1	11	15	20.25	4.500										
Bill Wakefield, R ERA: 3.86 (2, 1)	6.2		27	6	2	2	0	1	0	0	0	1	2	26	30	2.70	1.050										
Frank Lary, R ERA: 6.08 (9, 1)	1.0		4	2	0	0	0	0	0	0	0	0	0	4	4	0.00	2.000										

Pittsburgh Pirates @ New York Mets  
Shea Stadium, Flushing, NY  
Thu Jun 25 1964, 3:33 AM EDT  
Att. 12,834 - Unknown

livebaseballscorecards.com

AB	39
R	8
H	13
RBI	6
BB	2
SO	1
LOB	15





Batter	1	2	3	4	5	6	7	8	9	AB R H RBI BB SO LOB	TOP																													
<b>Pete Rose, S</b> (1, 4) OBP: 0.277, SLG: 0.253	0-0 F8		0-0 6-3		0-0 1B BB E 1B		0-0 F8		0-0 4-3	5 1 1 0 0 0 0	<b>Cincinnati Reds @ Pittsburgh Pirates</b> <b>Forbes Field, Pittsburgh, PA</b> Fri Jun 26 1964, 7:05 PM EDT Att. 19,197 - Unknown																													
<b>Tommy Harper, R</b> (1, 7) OBP: 0.324, SLG: 0.307	0-0 E6		0-0 S 1B		4-0 E 1-2 BB		0-0 5-3			3 0 1 0 1 0 0																														
<b>Vada Pinson, L</b> (1, 8) OBP: 0.343, SLG: 0.472	0-3 K		0-3 K		0-0 E1 G1-4-3 1-3 2-H 1B		4-0 1B FC4-6 BB			3 1 1 0 1 2 2																														
<b>Deron Johnson, R</b> (1, 3) OBP: 0.387, SLG: 0.538	0-0 F8			0-3 K	0-0 G1-4-3 1-2f		0-0 FC4-6 1-3 1B			4 0 1 0 0 1 3																														
<b>Frank Robinson, R</b> (1, 9) OBP: 0.385, SLG: 0.538		0-0 1B		0-0 4-3		0-0 CS 1B	0-0 FC4-6 1-2f 3-H FC6-4			4 0 2 1 0 0 1																														
<b>Leo Cardenas, R</b> (1, 6) OBP: 0.317, SLG: 0.402		0-0 F8		0-0 2B 1B		0-3 K 1-2	0-0 FC6-4 1-2f			4 1 1 0 0 1 3																														
<b>Johnny Edwards, L</b> (1, 2) OBP: 0.354, SLG: 0.425		0-3 K		0-0 1-H 2B		0-0 E4 FC6-4	0-0 F6			4 0 1 1 0 1 2																														
<b>Steve Boros, R</b> (1, 5) OBP: 0.331, SLG: 0.333		0-0 F8		0-0 1-3		0-0 FC6-4 1-2f		0-0 6-3		4 0 0 0 0 0 3																														
<b>Joey Jay, S</b> (1, 1) <b>Johnny Temple, R</b> (5, PH) <b>Billy McCool, R</b> (5, 1) <b>Bobby Klaus, R</b> (7, PH) <b>Ryne Duren, R</b> (7, 1) <b>Hal Smith, R</b> (8, PH)			0-0 4-3		0-3 K		0-0 6-3		0-3 K	1 0 0 0 0 0 0 1 0 0 0 0 1 0 0 0 0 0 0 0 0 1 0 0 0 0 0 0 0 0 0 0 0 0 0 1 0 0 0 0 1 0																														
<b>Inning Stats</b>	R: 0 E: 1 K: 1 S: 6	H: 0 LOB: 1 BB: 0 P: 6	R: 0 E: 0 K: 1 S: 6	H: 1 LOB: 1 BB: 0 P: 6	R: 0 E: 0 K: 1 S: 6	H: 1 LOB: 1 BB: 0 P: 6	R: 1 E: 0 K: 1 S: 7	H: 2 LOB: 1 BB: 0 P: 7	R: 1 E: 1 K: 1 S: 6	H: 2 LOB: 1 BB: 1 P: 10	R: 0 E: 1 K: 1 S: 6	H: 1 LOB: 1 BB: 0 P: 6	R: 0 E: 0 K: 0 S: 3	H: 0 LOB: 0 BB: 0 P: 3	R: 1 E: 0 K: 0 S: 4	H: 1 LOB: 1 BB: 1 P: 8	R: 0 E: 0 K: 1 S: 5	H: 0 LOB: 0 BB: 0 P: 5	1B: 7 2B: 1 3B: 0 HR: 0	SF: 0 SAC: 0 DP: 1 HBP: 0	WP: 0 PB: 0 SB: 1 CS: 1	PA: 37																		
<b>PITCHER</b> <b>Bob Veale, L</b> (1, 1) ERA: 3.3	IP 9.0	WLS W	BF 37	H 8	R 3	ER 2	SO 7	BB 2	IBB 0	HBP 0	BLK 0	WP 0	HR 0	S 49	P 57	ERA 2.00	WHIP 1.111						PITCHER	IP	WLS	BF	H	R	ER	SO	BB	IBB	HBP	BLK	WP	HR	S	P	ERA	WHIP

livebaseballscorecards.com

<b>AB</b>	<b>35</b>
<b>R</b>	<b>3</b>
<b>H</b>	<b>8</b>
<b>RBI</b>	<b>2</b>
<b>BB</b>	<b>2</b>
<b>SO</b>	<b>7</b>
<b>LOB</b>	<b>14</b>



Batter	1	2	3	4	5	6	7	8	9
Dick Schofield, S (1, 6) OBP: 0.364, SLG: 0.355	0-0 6-3	0-0 4-3		0-0 FC4-6 2B		0-3 K		0-3 K	
Bill Virdon, L (1, 8) OBP: 0.290, SLG: 0.299	0-0 4-3		0-0 1B	0-0 1B			0-0 2B		
Roberto Clemente, R (1, 9) OBP: 0.384, SLG: 0.513	0-0 2B		0-0 G3	0-0 1B			0-0 1B		
Willie Stargell, L (1, 3) OBP: 0.340, SLG: 0.578	0-0 F9		0-0 1B	0-0 F6			0-3 K		
Jerry Lynch, L (1, 7) OBP: 0.320, SLG: 0.472		0-0 F6	0-0 L6-3		0-0 F8		0-0 BB		
Manny Mota, R (7, 7) OBP: 0.342, SLG: 0.397							2-H 1B		
Gene Freese, R (1, 5) OBP: 0.333, SLG: 0.434		0-0 1B		4-0 1B	0-0 CS		4-0 BB	0-0 BB	
Bill Mazeroski, R (1, 4) OBP: 0.280, SLG: 0.381		0-0 1B		0-0 F8	0-0 F9		0-0 G6-4-3		
Jim Pagliaroni, R (1, 2) OBP: 0.379, SLG: 0.358		0-0 1B		4-0 FC4-6		0-0 F9		0-0 6-3	
Bob Veale, S (1, 1) OBP: 0.190, SLG: 0.150		0-3 K		0-0 1B		0-3 K		0-3 K	

AB	R	H	RBI	BB	SO	LOB
5	1	0	1	0	2	4
4	3	3	2	0	0	0
4	1	3	2	0	0	1
4	0	1	1	0	1	3
3	0	0	0	0	0	1
1	0	1	1	0	0	0
2	2	2	0	2	0	0
4	0	1	0	0	0	4
3	1	1	1	1	0	0
4	0	1	0	0	3	2

**BOTTOM**

**Cincinnati Reds @ Pittsburgh Pirates**  
 Forbes Field, Pittsburgh, PA  
 Fri Jun 26 1964, 7:05 PM EDT  
 Att. 19,197 - Unknown

[livebaseballscorecards.com](http://livebaseballscorecards.com)

<b>AB</b>	<b>34</b>
<b>R</b>	<b>8</b>
<b>H</b>	<b>13</b>
<b>RBI</b>	<b>8</b>
<b>BB</b>	<b>3</b>
<b>SO</b>	<b>6</b>
<b>LOB</b>	<b>15</b>



Inning	R	H	E	K	S	P	BB	IBB	HBP	BLK	WP	HR	S	P	ERA	WHIP
1	0	1	0	0	4	0	0	0	0	0	0	0	22	30	13.50	2.750
2	1	3	0	1	6	0	0	0	0	0	0	0	10	10	0.00	0.500
3	1	2	0	0	4	0	0	0	0	0	0	0	14	18	9.00	2.000
4	0	1	0	2	0	0	0	0	0	0	0	0	7	7		
5	0	1	0	0	0	0	0	0	0	0	0	0	11	11		
6	0	0	0	2	0	0	0	0	0	0	0	0	7	7		
7	2	3	0	1	0	0	0	0	0	0	0	0	7	7		
8	0	0	0	2	0	0	0	0	0	0	0	0	7	7		
9	0	0	0	0	0	0	0	0	0	0	0	0	7	7		

PITCHER	IP	WLS	BF	H	R	ER	SO	BB	IBB	HBP	BLK	WP	HR	S	P	ERA	WHIP
Joey Jay, R (1, 1) ERA: 3.99	4.0	L	22	9	6	6	1	2	0	0	0	0	0	22	30	13.50	2.750
Billy McCool, L (5, 1) ERA: 1.88	2.0		6	1	0	0	2	0	0	0	0	0	0	10	10	0.00	0.500
Ryne Duren, R (7, 1) ERA: 3.32	2.0		9	3	2	2	3	1	0	0	0	0	0	14	18	9.00	2.000

WP	PA
0	37

1B	2B	3B	HR	SF	SAC	DP	HBP
9	4	1	0	0	2	0	0

WP	HR	S	P	ERA	WHIP
0	0	0	0		

Batter	1	2	3	4	5	6	7	8	9	AB R H RBI BB SO LOB	TOP	
<b>Pete Rose, S</b> (1, 4) OBP: 0.289, SLG: 0.266	0-0 BB 1B		0-0 G4-6-3 1B		0-0 2-H 1B		0-0 1-3 1B			4 0 4 1 0 0 0	<b>Cincinnati Reds @ Pittsburgh Pirates</b> Forbes Field, Pittsburgh, PA Sat Jun 27 1964, 3:33 AM EDT Att. 8,460 - Unknown <a href="http://livebaseballscorecards.com">livebaseballscorecards.com</a>	
<b>Tommy Harper, R</b> (1, 7) OBP: 0.322, SLG: 0.303	4-0 1-2 BB		0-0 F8		0-3 K		0-3 K			3 0 0 0 1 2 3		
<b>Vada Pinson, L</b> (1, 8) OBP: 0.338, SLG: 0.465 <b>Marty Keough, L</b> (8, 8) OBP: 0.271, SLG: 0.400	0-3 K		0-0 G4-6-3 1-2f		0-0 4-3		0-0 4-3			4 0 0 0 0 1 3 0 0 0 0 0 0 0		
<b>Gordy Coleman, L</b> (1, 3) OBP: 0.314, SLG: 0.404	0-0 F5			0-0 G3		0-3 K		0-0 FC4-8 1B		4 0 1 0 0 1 2		
<b>Frank Robinson, R</b> (1, 9) OBP: 0.383, SLG: 0.546	0-0 6-3			0-0 F9		0-0 HR		0-3 K		4 1 1 1 0 1 3		
<b>Johnny Edwards, L</b> (1, 2) OBP: 0.352, SLG: 0.422		0-0 3-1		0-0 3-1		0-0 FC6-4 1B		0-0 FC4-6 1-2f		4 0 1 0 0 0 1		
<b>Leo Cardenas, R</b> (1, 6) OBP: 0.316, SLG: 0.398		0-0 5-3			4-0 SH5-3 1B BB	0-0 FC6-4		0-0 6-3		3 1 0 0 1 0 1		
<b>Steve Boros, R</b> (1, 5) OBP: 0.335, SLG: 0.333		4-0 BB			0-0 F8		0-0 E6 FC1-5 1B		0-0 1-3	3 0 1 0 1 0 1		
<b>Bob Purkey, R</b> (1, 1) OBP: 0.069, SLG: 0.071 <b>Bill Henry, L</b> (8, 1) <b>Mel Queen, L</b> (9, PH) OBP: 0.167, SLG: 0.167		0-3 K			0-0 SH5-3		0-0 FC1-5 1B		0-0 G3	2 0 0 0 0 1 2 0 0 0 0 0 0 0 1 0 0 0 0 0 0		
<b>Inning Stats</b>	R: 0 E: 0 K: 1 S: 6 H: 1 LOB: 2 BB: 1 P: 10	R: 0 E: 0 K: 1 S: 5 H: 0 LOB: 1 BB: 1 P: 9	R: 0 E: 0 K: 0 S: 3 H: 1 LOB: 0 BB: 0 P: 3	R: 0 E: 0 K: 0 S: 3 H: 0 LOB: 0 BB: 0 P: 3	R: 1 E: 0 K: 1 S: 6 H: 1 LOB: 1 BB: 1 P: 10	R: 1 E: 0 K: 1 S: 7 H: 2 LOB: 1 BB: 0 P: 7	R: 0 E: 1 K: 1 S: 6 H: 2 LOB: 1 BB: 0 P: 6	R: 0 E: 0 K: 1 S: 6 H: 1 LOB: 1 BB: 0 P: 6	R: 0 E: 0 K: 0 S: 3 H: 0 LOB: 0 BB: 0 P: 3	1B: 7 2B: 0 3B: 0 HR: 1 SF: 0 SAC: 1 DP: 1 HBP: 0	WP: 0 PB: 0 SB: 0 CS: 0 PA: 36	
<b>PITCHER</b> <b>Steve Blass, R</b> (1, 1) ERA: 2.72 <b>Al McBean, R</b> (8, 1) ERA: 0.69	IP WLS BF H R ER SO BB IBB HBP BLK WP HR S P ERA WHIP	7.0 29 7 2 2 5 3 0 0 0 0 0 1 36 48 2.57 1.429	2.0 7 1 0 0 1 0 0 0 0 0 0 0 9 9 0.00 0.500									IP WLS BF H R ER SO BB IBB HBP BLK WP HR S P ERA WHIP





Batter	1	2	3	4	5	6	7	8	9	AB R H RBI BB SO LOB	TOP		
<b>Pete Rose, S</b> OBP: 0.298, SLG: 0.277 (1, 4) X	0-0 FC5-4 BB 1B	0-0 BB 1B 1-2 2-H 1B		0-0 1B 2B 1B	0-3 K			0-0 CS 1B		5 1 4 1 0 1 0			
<b>Marty Keough, L</b> OBP: 0.313, SLG: 0.414 (1, 9) B B B	4-0 FC5-4 BB 1-2 BB	0-0 BB 1-2 2-3 1B		0-0 2B 4-3 1B		4-0 WP CS BB		0-3 K 1-2		3 1 2 0 2 1 1			
<b>Vada Pinson, L</b> OBP: 0.339, SLG: 0.465 (1, 8) X	0-0 FC5-4 1-2f 2-3	4-0 BB 1-2 2-3 3-H BB		0-0 4-3 1B 2B		0-0 5-3 1-3		0-0 F8		4 1 1 2 1 0 3			
<b>Gordy Coleman, L</b> OBP: 0.306, SLG: 0.393 (1, 3) X	0-0 F7	0-0 F6		0-0 4-3 2B		0-3 K		4-0 CS BB		4 0 0 1 0 1 7 0 0 0 0 1 0 0			
<b>Deron Johnson, R</b> OBP: 0.391, SLG: 0.538 (6, 3)				2-3 3-H									
<b>Frank Robinson, R</b> OBP: 0.384, SLG: 0.541 (1, 7) X	0-0 L6	0-0 F8		0-0 S 1B		4-0 BB		0-0 F6 1-2		4 0 1 1 1 0 6			
<b>Leo Cardenas, R</b> OBP: 0.319, SLG: 0.401 (1, 6)		0-0 2B	0-3 K	4-0 FC6-4 BB		0-0 CS	0-0 4-3			3 1 1 0 1 1 0			
<b>Steve Boros, R</b> OBP: 0.333, SLG: 0.338 (1, 5)		0-0 1B 2B 2-H	0-0 F9	0-0 FC6-4 1-2f		0-0 F9				4 1 1 1 0 0 2			
<b>Hal Smith, R</b> OBP: 0.261, SLG: 0.175 (1, 2)		0-0 5-3	0-3 K		0-0 F6		0-3 K			4 0 0 0 0 2 1			
<b>John Tsitouris, R</b> OBP: 0.250, SLG: 0.261 (1, 1) X		0-0 1B 1B BB 1B		0-0 6-3	0-3 K			0-0 F9		4 1 1 0 0 1 0			
<b>Inning Stats</b>	R: 0 H: 1 E: 0 LOB: 2 K: 0 BB: 1 S: 4 P: 8	R: 3 H: 5 E: 0 LOB: 3 K: 0 BB: 1 S: 8 P: 12	R: 0 H: 0 E: 0 LOB: 0 K: 2 BB: 0 S: 7 P: 7	R: 3 H: 4 E: 0 LOB: 2 K: 0 BB: 1 S: 7 P: 11	R: 0 H: 0 E: 0 LOB: 0 K: 2 BB: 0 S: 7 P: 7	R: 0 H: 0 E: 0 LOB: 1 K: 1 BB: 2 S: 4 P: 12	R: 0 H: 0 E: 0 LOB: 0 K: 1 BB: 0 S: 5 P: 5	R: 0 H: 1 E: 0 LOB: 0 K: 1 BB: 0 S: 5 P: 5	R: 0 H: 0 E: 0 LOB: 0 K: 0 BB: 1 S: 2 P: 6	1B: 8 SF: 0 2B: 3 SAC: 0 3B: 0 DP: 0 HR: 0 HBP: 0	WP: 2 PA: 42 PB: 0 SB: 1 CS: 3		
<b>PITCHER</b>	IP WLS BF H R ER SO BB IBB HBP BLK WP HR S P ERA WHIP											<b>PITCHER</b>	IP WLS BF H R ER SO BB IBB HBP BLK WP HR S P ERA WHIP
<b>Vern Law, R</b> ERA: 3.12 (1, 1)	1.1 L 11 6 3 3 0 1 0 0 0 0 0 0 10 14 20.25 5.250												
<b>Tom Butters, R</b> ERA: 2.78 (2, 1)	1.2 6 0 0 0 2 1 0 0 0 0 0 0 9 13 0.00 0.600												
<b>Tommie Sisk, R</b> ERA: 13.86 (4, 1)	0.2 7 4 3 3 0 1 0 0 0 0 0 0 6 10 40.50 7.500												
<b>Roy Face, R</b> ERA: 4.75 (4, 1)	2.1 8 0 0 0 3 2 0 0 0 1 0 0 12 20 0.00 0.857												
<b>Bob Priddy, R</b> ERA: 2.86 (7, 1)	3.0 9 1 0 0 2 1 0 0 0 0 0 0 12 16 0.00 0.667												

**Cincinnati Reds @ Pittsburgh Pirates**  
 Forbes Field, Pittsburgh, PA  
 Sun Jun 28 1964, 3:33 AM EDT  
 Unknown

[livebaseballscorecards.com](http://livebaseballscorecards.com)

<b>AB</b>	35
<b>R</b>	6
<b>H</b>	11
<b>RBI</b>	6
<b>BB</b>	6
<b>SO</b>	7
<b>LOB</b>	20





Batter	1	2	3	4	5	6	7	8	9	AB	R	H	RBI	BB	SO	LOB
Dick Schofield, S (1, 6) OBP: 0.367, SLG: 0.359	0-3 K ①		0-0 1B ①		0-0 FC3-6 1B ①	0-0 F9 ③			0-0 1B ①	5	0	3	0	0	1	2
Bill Virdon, L (1, 8) OBP: 0.287, SLG: 0.300	0-3 K ②		0-3 K ②		0-0 FC3-6 1B ②			0-0 3-1 ①	0-0 F4 ②	5	0	1	0	0	2	3
Roberto Clemente, R (1, 9) OBP: 0.390, SLG: 0.517	0-0 F9 ③		0-3 K2-3 ③		0-0 F6 ①			0-0 1B ②	0-0 1B ①	5	0	2	0	0	1	4
Willie Stargell, L (1, 3) OBP: 0.330, SLG: 0.554		0-0 3-1 ①		0-3 K ①	0-0 FC3-6 ②			0-0 L8 ②	0-3 K ③	5	0	0	0	0	2	5
Jerry Lynch, L (1, 7) OBP: 0.317, SLG: 0.500		0-0 3-1 ②		0-0 HR ③	0-0 1-3 ③			0-0 F8 ③		4	1	1	1	0	0	3
Smoky Burgess, L (1, 2) OBP: 0.327, SLG: 0.315		0-0 1B ③		0-0 3-1 ②		0-0 WP 1B ①		0-3 K2-3 ①		4	0	2	0	0	1	0
Gene Freese, R (1, 5) OBP: 0.323, SLG: 0.424		0-0 1-3 ③		0-0 1B ②		0-0 F3 ①		0-0 F1 ②		4	1	1	0	0	0	2
Bill Mazaroski, R (1, 4) OBP: 0.283, SLG: 0.381			0-0 1B ①	0-0 2-H 1B ③		0-0 F3 ②		0-0 F6 ③		4	0	2	1	0	0	1
Vern Law, R (1, 1) OBP: 0.324, SLG: 0.314			0-0 F9 ①		0-0 F7 ③		0-0 WP 1B ①		0-3 K ①	0	0	0	0	0	0	0
Tom Butters, R (2, 1) OBP: 0.400, SLG: 0.400										0	0	0	0	0	0	0
Bob Bailey, R (3, PH) OBP: 0.330, SLG: 0.385										1	0	0	0	0	0	1
Tommie Sisk, R (4, 1) OBP: 0.330, SLG: 0.385										0	0	0	0	0	0	0
Roy Face, R (4, 1) OBP: 0.330, SLG: 0.385										1	0	0	0	0	0	1
Donn Clendenon, R (6, PH) OBP: 0.330, SLG: 0.389										1	0	1	0	0	0	0
Bob Priddy, R (7, 1) OBP: 0.330, SLG: 0.389										0	0	0	0	0	0	0
Gene Alley, R (9, PH) OBP: 0.254, SLG: 0.228										1	0	0	0	0	1	0

Inning Stats	R: 0	H: 0	E: 0	K: 2	S: 7	H: 0	LOB: 0	BB: 0	P: 7	R: 0	H: 1	E: 0	K: 0	S: 4	H: 2	LOB: 1	BB: 0	P: 4	R: 0	H: 2	E: 0	K: 2	S: 9	H: 2	LOB: 2	BB: 0	P: 9	R: 2	H: 3	E: 0	K: 1	S: 8	H: 2	LOB: 1	BB: 0	P: 8	R: 0	H: 2	E: 0	K: 0	S: 5	H: 2	LOB: 2	BB: 0	P: 5	R: 0	H: 2	E: 0	K: 0	S: 5	H: 2	LOB: 2	BB: 0	P: 5	R: 0	H: 1	E: 0	K: 0	S: 4	H: 0	LOB: 0	BB: 0	P: 5	R: 0	H: 2	E: 0	K: 2	S: 9	H: 2	LOB: 2	BB: 0	P: 9	1B: 11	SF: 0	2B: 1	SAC: 0	3B: 0	DP: 0	HR: 1	HBP: 0	WP: 1	PA: 40
--------------	------	------	------	------	------	------	--------	-------	------	------	------	------	------	------	------	--------	-------	------	------	------	------	------	------	------	--------	-------	------	------	------	------	------	------	------	--------	-------	------	------	------	------	------	------	------	--------	-------	------	------	------	------	------	------	------	--------	-------	------	------	------	------	------	------	------	--------	-------	------	------	------	------	------	------	------	--------	-------	------	--------	-------	-------	--------	-------	-------	-------	--------	-------	--------


PITCHER	IP	WLS	BF	H	R	ER	SO	BB	IBB	HBP	BLK	WP	HR	S	P	ERA	WHIP
John Tsitouris, R (1, 1) ERA: 4.05	9.0	W	40	13	2	2	8	0	0	0	0	1	1	56	56	2.00	1.444

**BOTTOM**

**Cincinnati Reds @ Pittsburgh Pirates**  
 Forbes Field, Pittsburgh, PA  
 Sun Jun 28 1964, 3:33 AM EDT  
 Unknown

livebaseballscorecards.com

<b>AB</b>	<b>40</b>
<b>R</b>	<b>2</b>
<b>H</b>	<b>13</b>
<b>RBI</b>	<b>2</b>
<b>BB</b>	<b>0</b>
<b>SO</b>	<b>8</b>
<b>LOB</b>	<b>22</b>



Batter	1	2	3	4	5	6	7	8	9	AB	R	H	RBI	BB	SO	LOB	TOP										
<b>Pete Rose, S</b> (1, 4) OBP: 0.300, SLG: 0.277	0-0 1B 1B		0-0 4-3 BB	4-0 3-6 BB		0-0 4-3		0-0 F7		4	0	1	0	1	0	0											
<b>Marty Keough, L</b> (1, 9) OBP: 0.319, SLG: 0.429	0-0 F5		0-0 1B 2B	0-0 3-6 1-2f		0-0 F9		0-0 E 1B		5	1	2	0	0	0	2											
<b>Vada Pinson, L</b> (1, 8) OBP: 0.344, SLG: 0.466	0-0 CS 1B		4-0 1B 2B BB	0-0 F8			0-0 1B SF8 1B	0-0 E4 G4-6-3		4	2	2	0	1	0	1											
<b>Frank Robinson, R</b> (1, 7) OBP: 0.384, SLG: 0.538	0-3 K 1-2		0-0 1-2 2-3 2B 1B		0-3 K		0-0 SF8 1-3 1B	0-0 G4-6-3 1-2f		5	1	2	0	0	2	4											
<b>Deron Johnson, R</b> (1, 3) OBP: 0.385, SLG: 0.533		0-0 F8	0-3 K		0-0 4-3 2B		0-0 F3		0-0 5-3	5	0	1	0	0	1	5											
<b>Johnny Edwards, L</b> (1, 2) OBP: 0.353, SLG: 0.423		0-0 F7	0-0 1-H 2-H 3-H 2B		0-0 4-3		4-0 HBP IBB		0-0 6-3	4	1	1	3	1	0	1											
<b>Leo Cardenas, R</b> (1, 6) OBP: 0.324, SLG: 0.408		0-0 1B 1B	0-0 S 2-H 1B 2B		4-0 BB		0-0 SF8 2-3 3-H		0-0 6-3	3	1	2	2	1	0	0											
<b>Steve Boros, R</b> (1, 5) OBP: 0.343, SLG: 0.344		0-0 1-3 1B	0-0 2-H 1B		0-3 K		0-0 1-0 HBP			3	0	2	1	0	1	2											
<b>Jim Maloney, L</b> (1, 1) OBP: 0.211, SLG: 0.118		0-0 F8	0-3 K			0-0 4-3		0-0 4-3		4	0	0	0	0	1	6											
<b>Sammy Ellis, L</b> (8, 1)										0	0	0	0	0	0	0											
<b>Billy McCool, R</b> (9, 1)										0	0	0	0	0	0	0											
<b>Inning Stats</b>	R: 0 E: 0 K: 1 S: 6	H: 2 LOB: 2 BB: 0 P: 6	R: 0 E: 0 K: 0 S: 5	H: 2 LOB: 2 BB: 0 P: 5	R: 5 E: 0 K: 2 S: 12	H: 5 LOB: 1 BB: 1 P: 16	R: 0 E: 0 K: 0 S: 2	H: 0 LOB: 0 BB: 1 P: 6	R: 0 E: 0 K: 2 S: 8	H: 1 LOB: 2 BB: 1 P: 12	R: 0 E: 0 K: 0 S: 3	H: 0 LOB: 0 BB: 0 P: 3	R: 1 E: 0 K: 0 S: 5	H: 2 LOB: 3 BB: 1 P: 10	R: 0 E: 1 K: 0 S: 4	H: 1 LOB: 1 BB: 0 P: 4	R: 0 E: 0 K: 0 S: 3	H: 0 LOB: 0 BB: 0 P: 3	1B: 9 2B: 6 3B: 0 HR: 0	SF: 1 SAC: 0 DP: 3 HBP: 1	WP: 0 PB: 0 SB: 1 CS: 1	PA: 43					
<b>PITCHER</b>	IP	WLS	BF	H	R	ER	SO	BB	IBB	HBP	BLK	WP	HR	S	P	ERA	WHIP										
<b>Bob Friend, R</b> (1, 1) ERA: 3.75	3.0	L	18	9	5	5	3	1	0	0	0	0	0	23	27	15.00	3.333										
<b>Tom Butters, R</b> (4, 1) ERA: 2.52	3.0		11	1	0	0	2	2	0	0	0	0	0	13	21	0.00	1.000										
<b>Al McBean, R</b> (7, 1) ERA: 0.93	3.0		14	3	1	1	0	0	1	1	0	0	0	12	17	3.00	1.000										

**Cincinnati Reds @ Pittsburgh Pirates**  
 Forbes Field, Pittsburgh, PA  
 Sun Jun 28 1964, 3:38 AM EDT  
 Att. 21,788 - Unknown

[livebaseballscorecards.com](http://livebaseballscorecards.com)

<b>AB</b>	37
<b>R</b>	6
<b>H</b>	13
<b>RBI</b>	6
<b>BB</b>	4
<b>SO</b>	5
<b>LOB</b>	21



BOTTOM

Cincinnati Reds @ Pittsburgh Pirates

Forbes Field, Pittsburgh, PA

Sun Jun 28 1964, 3:38 AM EDT

Att. 21,788 - Unknown

livebaseballscorecards.com

AB	38
R	5
H	12
RBI	5
BB	1
SO	9
LOB	19



WP:	1	PA:	40
PB:	0	SB:	0
CS:	0		

AB R H RBI BB SO LOB

5 1 2 0 0 1 1

5 0 2 0 0 2 3

4 0 2 2 0 2 2

5 1 2 1 0 1 4

4 1 2 0 0 0 3

4 0 0 0 0 1 2

4 0 0 0 0 0 2

3 1 1 2 1 0 0

1B:	9	SF:	1
2B:	0	SAC:	0
3B:	1	DP:	0
HR:	2	HBP:	0

0	0	0	0	0	0	0	0
1	0	0	0	0	1	0	0
1	0	0	0	0	1	0	0
1	0	0	0	0	0	2	0
0	0	0	0	0	0	0	0
1	1	1	0	0	0	0	0

Batter	1	2	3	4	5	6	7	8	9
Dick Schofield, S OBP: 0.368, SLG: 0.369 (1, 6)	0-0 SF7 3B		0-3 K		0-0 F4		0-0 FC5-4 1B		0-0 G3
Manny Mota, R OBP: 0.354, SLG: 0.446 (1, 8)	0-3 K		0-0 WP 1B		0-0 1B		0-0 FC5-4 1B		0-3 K
Roberto Clemente, R OBP: 0.390, SLG: 0.516 (1, 9)	0-0 SF7		0-3 K		0-3 K		0-0 1-2 1B		0-0 2-H 1B
Willie Stargell, L OBP: 0.332, SLG: 0.566 (1, 3)	0-0 1B			0-0 HR	0-0 F7		0-0 F9		0-3 K
Jerry Lynch, L OBP: 0.324, SLG: 0.500 (1, 7)	0-0 G3			0-0 HR 1B		0-0 BB 1B	0-0 F7		
Bob Bailey, R OBP: 0.323, SLG: 0.376 (1, 5)		0-0 4-3		0-3 K		0-0 F2		0-0 6-3	
Bill Mazaroski, R OBP: 0.279, SLG: 0.375 (1, 4)		0-0 F9		0-0 F4		0-0 F7		0-0 4-3	
Jim Pagliaroni, R OBP: 0.381, SLG: 0.389 (1, 2)		0-0 F6		0-0 1-H HR		4-0 1-2 BB		0-0 6-3	
Bob Friend, R OBP: 0.179, SLG: 0.111 (3, PH)			0-3 K		0-3 K		0-0 G3		0-0 G3 1B
Gene Alley, R OBP: 0.251, SLG: 0.224 (4, 1)									
Tom Butters, R OBP: 0.333, SLG: 0.333 (6, PH)									
Smoky Burgess, L OBP: 0.359, SLG: 0.312 (7, 1)									
Al McBean, R OBP: 0.290, SLG: 0.303 (9, PH)									

Inning Stats	R: 1	H: 2	E: 0	K: 1	S: 7	R: 0	H: 0	E: 0	K: 0	S: 3	R: 0	H: 1	E: 0	K: 3	S: 10	R: 3	H: 3	E: 0	K: 2	S: 10	R: 0	H: 1	E: 0	K: 1	S: 6	R: 0	H: 1	E: 0	K: 0	S: 4	R: 0	H: 2	E: 0	K: 0	S: 5	R: 0	H: 0	E: 0	K: 0	S: 3	R: 1	H: 2	E: 0	K: 2	S: 9	1B: 9	2B: 0	3B: 1	HR: 2	SF: 1	SAC: 0	DP: 0	HBP: 0	WP: 1	PA: 40
--------------	------	------	------	------	------	------	------	------	------	------	------	------	------	------	-------	------	------	------	------	-------	------	------	------	------	------	------	------	------	------	------	------	------	------	------	------	------	------	------	------	------	------	------	------	------	------	-------	-------	-------	-------	-------	--------	-------	--------	-------	--------

PITCHER	IP	WLS	BF	H	R	ER	SO	BB	IBB	HBP	BLK	WP	HR	S	P	ERA	WHIP
Jim Maloney, R ERA: 2.67 (1, 1)	7.0	W	32	10	4	4	7	1	0	0	0	1	2	45	49	5.14	1.571
Sammy Ellis, R ERA: 4.18 (8, 1)	1.2		7	2	1	1	1	0	0	0	0	0	0	9	9	5.40	1.200
Billy McCool, L ERA: 1.85 (9, 1)	0.1	S	1	0	0	0	1	0	0	0	0	0	0	3	3	0.00	0.000

Batter	1	2	3	4	5	6	7	8	9	AB R H RBI BB SO LOB	TOP																									
Gene Alley, R (1, 6) OBP: 0.229, SLG: 0.210	0-1 L8		2-1 FC5-4 FC6-4 1-2f		2-2 FC6-4 1-2f		0-3 K	4-2 FC6-4 BB		4 0 0 0 1 1 5	<b>Pittsburgh Pirates @ Los Angeles Dodgers</b> Dodger Stadium, Los Angeles, CA Mon Jun 29 1964, 7:05 PM PDT Att. 29,946 - Unknown																									
Manny Mota, R (1, 8) OBP: 0.357, SLG: 0.443	0-0 E5 1B		2-0 FC6-4 1-2f			0-1 L4	0-0 WP 1-3 2-H 3-H 1B	1-2 FC6-4 1-2f		5 0 2 2 0 0 4																										
Roberto Clemente, R (1, 9) OBP: 0.390, SLG: 0.513	0-1 5-3		1-2 1-3			0-1 6-3	4-1 1-3 3-H BB		1-2 BB 1B	4 0 1 0 1 0 2																										
Willie Stargell, L (1, 7) OBP: 0.324, SLG: 0.552	0-0 5-3			1-1 6-3		2-3 K	1-1 4-3		0-0 F7	5 0 0 0 0 1 4																										
Donn Clendenon, R (1, 3) OBP: 0.314, SLG: 0.392		2-1 6-3 WP SF9 1B		2-1 1-3			1-1 E5 1B	1-1 F7	4-1 FC6-4 BB	4 2 2 0 1 0 0																										
Gene Freese, R (1, 5) OBP: 0.319, SLG: 0.416		2-1 6-3 1-3		0-1 5-3			1-0 E5 1B	2-2 2B 1B	1-3 K	5 2 1 0 0 1 4																										
Bill Mazerowski, R (1, 4) OBP: 0.281, SLG: 0.381		1-0 SF9			2-1 5-3		1-1 1B 1B	0-0 1B 2B	2-0 FC6-4	4 1 2 2 0 0 2																										
Jim Pagliaroni, R (1, 2) OBP: 0.380, SLG: 0.388		3-3 K			1-2 FC6-4 1B		2-2 F8	0-0 BB 1B		3 0 1 0 0 1 2																										
Jerry Lynch, L (8, PH) OBP: 0.330, SLG: 0.505										1 0 1 1 0 0 0																										
Vern Law, R (8, 1) OBP: 0.324, SLG: 0.314										0 0 0 0 0 0 0																										
Joe Gibbon, R (1, 1) OBP: 0.360, SLG: 0.333			4-2 FC5-4 BB		1-3 K		0-0 1B WP 1B	2-3 3-H K		0 0 0 0 0 0 0																										
Bob Priddy, R (1, 1) OBP: 0.250, SLG: 0.302										0 0 0 0 0 1 0 0																										
Bill Virdon, L (5, PH) OBP: 0.250, SLG: 0.302										1 0 0 0 0 0 1 1																										
Tommie Sisk, R (5, 1) OBP: 0.322, SLG: 0.380										0 0 0 0 0 0 0 0																										
Bob Bailey, R (7, PH) OBP: 0.322, SLG: 0.380										1 1 1 0 0 0 0 0																										
Roy Fegan, R (7, 1) OBP: 0.222, SLG: 0.087										0 0 0 0 0 0 0 0																										
Orlando McFarlane, R (8, PH) OBP: 0.222, SLG: 0.087										1 0 0 0 0 0 1 2																										
<b>Inning Stats</b>	R: 0 E: 1 K: 0 S: 6	H: 1 LOB: 1 BB: 0 P: 6	R: 1 E: 0 K: 1 S: 8	H: 1 LOB: 0 BB: 0 P: 16	R: 0 E: 0 K: 0 S: 8	H: 0 LOB: 1 BB: 1 P: 17	R: 0 E: 0 K: 0 S: 6	H: 0 LOB: 0 BB: 0 P: 9	R: 0 E: 0 K: 1 S: 11	H: 1 LOB: 1 BB: 0 P: 17	R: 0 E: 0 K: 1 S: 7	H: 0 LOB: 0 BB: 0 P: 9	R: 4 E: 2 K: 1 S: 16	H: 4 LOB: 2 BB: 1 P: 26	R: 1 E: 0 K: 1 S: 16	H: 3 LOB: 3 BB: 1 P: 26	R: 0 E: 0 K: 1 S: 9	H: 1 LOB: 2 BB: 1 P: 17	1B: 10 2B: 1 3B: 0 HR: 0	SF: 1 SAC: 0 DP: 0 HBP: 0	WP: 3 PB: 0 SB: 0 CS: 0	PA: 43														
<b>PITCHER</b>	IP WLS BF H R ER SO BB IBB HBP BLK WP HR S P ERA WHIP																																			
Larry Miller, L (1, 1) ERA: 2.77	6.2		29	7	5	2	4	1	0	0	0	1	0	59	92	2.70	1.200																			
Bob Miller, R (7, 1) ERA: 1.98	0.2		5	2	1	1	0	1	0	0	0	1	0	9	17	13.50	4.500																			
Ron Perranoski, L (8, 1) ERA: 2.65	1.2	W	9	2	0	0	2	2	0	0	0	0	0	19	34	0.00	2.400																			

AB	38
R	6
H	11
RBI	5
BB	4
SO	6
LOB	26



Batter	1	2	3	4	5	6	7	8	9
Maury Wills, S OBP: 0.329, SLG: 0.338 (1, 6)	3-2 BB SH1-3 SF8-6-4 1B		0-1 FC6-2 S 2B	3-2 L4-5			2-2 BB 1B	1-3 K	
Wes Parker, S OBP: 0.284, SLG: 0.324 (1, 8)	0-0 SH1-3 1-2		2-3 K 1-2		1-2 SH1-3 1B		4-1 1B SF9 BB	0-0 L8	
Ron Fairly, L OBP: 0.385, SLG: 0.387 (1, 3)	4-1 SF8-6-4 BB BB		0-0 2B		0-0 SH1-3 1-2		0-1 SF9 1B		
Tommy Davis, R OBP: 0.314, SLG: 0.348 (1, 7)	4-0 SF8-6-4 BB		0-2 F8		0-1 1-3 2-H 1B		4-0 SF9 IBB		
Frank Howard, R OBP: 0.298, SLG: 0.485 (1, 9)	1-2 SF8-6-4 1-2 2-3 3-H			1-0 HR	1-1 1-3 2-3		2-2 SF9		
John Roseboro, L OBP: 0.350, SLG: 0.402 (1, 2)		0-0 G3		1-0 SH1 1B HBP		2-0 3-1	4-0 IBB		
Derrell Griffith, L OBP: 0.326, SLG: 0.391 (1, 5)		0-1 F9		0-0 SH1 1-2		0-1 4-3	1-1 1-3		
Jim Gilliam, S OBP: 0.296, SLG: 0.271 (8, 5)									
Nate Oliver, R OBP: 0.370, SLG: 0.313 (1, 4)		0-0 6-3		2-1 L4-5 2-H 1B		1-0 6-3		2-2 1B	
Larry Miller, L OBP: 1.000, SLG: 1.000 (1, 1)			0-2 E7 FC6-2 1B		0-2 1B		1-3 K	1-3 K	
Bob Miller, R OBP: 0.125, SLG: 0.125 (7, 1)									
Ron Perranoski, L OBP: 0.111, SLG: 0.111 (8, 1)									

AB	R	H	RBI	BB	SO	LOB
5	3	2	0	0	1	4
3	2	1	0	1	1	2
2	0	2	2	1	0	0
2	0	1	1	2	0	1
2	1	1	3	0	0	1
2	1	0	0	1	0	0
3	0	0	0	0	0	3
0	0	0	0	0	0	0
4	0	2	1	0	0	0
2	0	2	0	0	0	0
1	0	0	0	0	1	0
1	0	0	0	0	1	1

**BOTTOM**

**Pittsburgh Pirates @ Los Angeles Dodgers**  
**Dodger Stadium, Los Angeles, CA**

Mon Jun 29 1964, 7:05 PM PDT  
 Att. 29,946 - Unknown

livebaseballscorecards.com

<b>AB</b>	<b>27</b>
<b>R</b>	<b>7</b>
<b>H</b>	<b>11</b>
<b>RBI</b>	<b>7</b>
<b>BB</b>	<b>5</b>
<b>SO</b>	<b>4</b>
<b>LOB</b>	<b>12</b>



1B: 9	SF: 2	WP: 0	PA: 38
2B: 3	SAC: 3	PB: 0	
3B: 0	DP: 2	SB: 1	
HR: 1	HBP: 1	CS: 0	

Inning Stats	R	H	E	K	S	R	H	E	K	S	R	H	E	K	S	R	H	E	K	S	R	H	E	K	S	R	H	E	K	S															
	1	1	0	10	22	0	0	0	4	4	1	2	1	12	14	0	0	0	8	10	2	2	0	10	14	0	0	0	7	14	0	0	0	8	10	0	0	0	14	14	0	0	0	14	14

PITCHER	IP	WLS	BF	H	R	ER	SO	BB	IBB	HBP	BLK	WP	HR	S	P	ERA	WHIP
Joe Gibbon, L ERA: 2.62 (1, 1)	0.1		3	1	1	1	0	1	0	0	0	0	0	7	14	27.00	6.000
Bob Priddy, R ERA: 3.38 (1, 1)	3.2		16	5	3	3	1	1	0	1	0	0	1	29	43	7.36	1.636
Tommie Sisk, R ERA: 12.56 (5, 1)	2.0		7	2	1	1	0	0	0	0	0	0	0	12	17	4.50	1.000
Roy Face, R ERA: 5.17 (7, 1)	1.0	L	8	2	2	2	1	1	2	0	0	0	0	14	32	18.00	3.000
Vern Law, R ERA: 3.08 (8, 1)	1.0		4	1	0	0	2	0	0	0	0	0	0	10	14	0.00	1.000

Batter	1	2	3	4	5	6	7	8	9	AB R H RBI BB SO LOB	TOP									
Gene Alley, R (1, 6) OBP: 0.230, SLG: 0.212	0-0 G6-3 1B		0-3 K		0-3 K		0-0 F4			4 0 1 0 0 2 3	<b>Pittsburgh Pirates @ San Francisco Giants</b> Candlestick Park, San Francisco, CA Wed Jul 01 1964, 6:33 AM EDT Att: 10,221 - Unknown <a href="http://livebaseballscorecards.com">livebaseballscorecards.com</a>									
Bill Virdon, L (1, 8) OBP: 0.289, SLG: 0.301	0-0 G6-3 1-2f		0-0 6-3		0-0 1B 1-2 2-3		0-0 3-1			4 0 1 0 0 0 2										
Roberto Clemente, R (1, 9) OBP: 0.391, SLG: 0.512	0-0 F4			0-0 4-3	0-0 1B 1-2 2-3 3-H			0-0 FC4-8 1B		4 0 2 1 0 0 0										
Willie Stargell, L (1, 3) OBP: 0.322, SLG: 0.546		0-3 K		0-0 1B BB	0-3 K			0-0 FC4-6 1-2f		4 0 1 0 0 2 4										
Jerry Lynch, L (1, 7) OBP: 0.336, SLG: 0.500		0-0 1B FC1-4		4-0 1-2 BB	0-3 K			0-3 K		3 0 1 0 1 2 4										
Gene Freese, R (1, 5) OBP: 0.311, SLG: 0.405		0-0 FC1-4 1-2f		0-0 F8		0-0 F2		0-0 6-3		4 0 0 0 0 0 4										
Bill Mazeroski, R (1, 4) OBP: 0.280, SLG: 0.379		0-0 F8		0-0 F9		0-0 1B G5-4-3			0-0 F8	4 0 1 0 0 0 3										
Jim Pagliaroni, R (1, 2) OBP: 0.383, SLG: 0.386			0-0 1B 6-3		4-0 1B 1B E BB	0-0 G5-4-3 1-2f			0-0 F4	3 1 1 0 1 0 1										
Bob Veale, S (1, 1) OBP: 0.182, SLG: 0.143			0-0 6-3		0-0 FC5 1B 1B		0-0 F7		0-0 6-3	2 0 0 0 0 0 2										
Tom Butters, R (5, 1) OBP: 0.333, SLG: 0.333										0 0 0 0 0 0 0										
Bob Bailey, R (7, PH) OBP: 0.325, SLG: 0.378										1 0 0 0 0 0 0										
Al McBean, R (7, 1)										0 0 0 0 0 0 0										
Manny Mota, R (9, PH) OBP: 0.353, SLG: 0.438										1 0 0 0 0 0 0										
<b>Inning Stats</b>	R: 0 E: 0 K: 0 S: 3	H: 1 LOB: 0 BB: 0 P: 3	R: 0 E: 0 K: 1 S: 6	H: 1 LOB: 1 BB: 0 P: 6	R: 0 E: 0 K: 1 S: 6	H: 1 LOB: 2 BB: 1 P: 8	R: 0 E: 0 K: 0 S: 4	H: 1 LOB: 0 BB: 0 P: 3	R: 0 E: 0 K: 0 S: 3	H: 0 LOB: 0 BB: 0 P: 3	R: 0 E: 0 K: 1 S: 6	H: 1 LOB: 1 BB: 0 P: 6	R: 0 E: 0 K: 0 S: 3	H: 0 LOB: 0 BB: 0 P: 3	R: 0 E: 0 K: 0 S: 3	H: 0 LOB: 0 BB: 0 P: 3	1B: 8 2B: 0 3B: 0 HR: 0	SF: 0 SAC: 0 DP: 2 HBP: 0	WP: 0 PB: 0 SB: 0 CS: 0	PA: 36
<b>PITCHER</b> Juan Marichal, R (1, 1) ERA: 2.38	IP: 9.0 WLS: W BF: 36 H: 8 R: 1 ER: 0 SO: 6 BB: 2 IBB: 0 HBP: 0 BLK: 0 WP: 0 HR: 0 S: 46 P: 54 ERA: 0.00 WHIP: 1.111																			

AB	34
R	1
H	8
RBI	1
BB	2
SO	6
LOB	23



Batter	1	2	3	4	5	6	7	8	9	AB	R	H	RBI	BB	SO	LOB
Jesus Alou, R OBP: 0.290, SLG: 0.301 (1, 9)	0-0 G6-4-3 1B	0-0 4-3			0-0 F7		0-0 F8			4	0	1	0	0	0	2
Hal Lanier, R OBP: 0.309, SLG: 0.423 (1, 4)	0-0 G6-4-3 1-2f		4-0 BB BB		0-3 K		0-0 SH1-3			2	0	0	0	1	1	1
Willie Mays, R OBP: 0.429, SLG: 0.679 (1, 8)	0-0 HR		4-0 BB		4-0 WP PB BB		4-0 FC6-4 IBB			1	1	1	1	3	0	0
Orlando Cepeda, R OBP: 0.370, SLG: 0.555 (1, 3)	0-0 FC6-4 1B		0-0 F9		4-0 WP BB		0-0 FC6-4			3	0	1	0	1	0	4
Jim Ray Hart, R OBP: 0.336, SLG: 0.460 (1, 5)	0-0 FC6-4 1-2f		0-0 F8		0-3 K		0-0 G3-6 1B			4	0	1	0	0	1	5
Cap Peterson, R OBP: 0.250, SLG: 0.244 Duke Snider, L OBP: 0.336, SLG: 0.370 (8, PH) (9, 7)		0-0 4-3	0-0 4-3		0-3 K		0-0 G3-6 1-2f			3	0	0	0	0	1	2
Del Crandall, R OBP: 0.313, SLG: 0.263 (1, 2)		0-0 2B 2B		0-0 F9		0-0 F8		0-0 1-3		4	1	1	0	0	0	0
Jose Pagan, R OBP: 0.276, SLG: 0.262 (1, 6)		0-0 4-3 2-H 2B		0-0 4-3		0-0 F8				3	0	1	1	0	0	0
Juan Marichal, R OBP: 0.185, SLG: 0.137 (1, 1)		0-0 4-3		0-3 K		0-0 SH1-3 1B				3	0	1	0	0	1	1

Inning Stats	R: 1	H: 3	E: 0	K: 0	S: 5	H: 3	LOB: 1	BB: 0	P: 5	R: 1	H: 2	E: 0	K: 0	S: 5	H: 2	LOB: 1	BB: 0	P: 5	R: 0	H: 0	E: 0	K: 0	S: 3	H: 0	LOB: 2	BB: 2	P: 11	R: 0	H: 0	E: 0	K: 1	S: 5	H: 0	LOB: 0	BB: 0	P: 5	R: 0	H: 0	E: 0	K: 2	S: 7	H: 0	LOB: 2	BB: 2	P: 15	R: 0	H: 1	E: 0	K: 0	S: 4	H: 1	LOB: 2	BB: 1	P: 8	R: 0	H: 1	E: 0	K: 0	S: 3	H: 1	LOB: 0	BB: 0	P: 3
1B: 4	SF: 0	2B: 2	SAC: 1	3B: 0	DP: 2	HR: 1	HBP: 0	WP: 1	PA: 34																																																						

PITCHER	IP	WLS	BF	H	R	ER	SO	BB	IBB	HBP	BLK	WP	HR	S	P	ERA	WHIP
Bob Veale, L ERA: 3.34 (1, 1)	4.0	L	18	5	2	2	1	2	0	0	0	0	1	18	26	4.50	1.750
Tom Butters, R ERA: 2.39 (5, 1)	2.0		8	0	0	0	3	2	0	0	0	1	0	12	20	0.00	1.000
Al McBean, R ERA: 0.87 (7, 1)	2.0		8	2	0	0	0	0	1	0	0	0	0	7	11	0.00	1.000

BOTTOM

Pittsburgh Pirates @ San Francisco Giants  
Candlestick Park, San Francisco, CA

Wed Jul 01 1964, 6:33 AM EDT  
Att. 10,221 - Unknown

livebaseballscores.com

AB	28
R	2
H	7
RBI	2
BB	5
SO	4
LOB	16



Batter	1	2	3	4	5	6	7	8	9	AB R H RBI BB SO LOB	TOP											
Gene Alley, R (1, 6) OBP: 0.228, SLG: 0.254	0-0 4-3		0-0 5-3		0-0 F9		0-0 HR		0-0 6-3	5 1 1 1 0 0 1												
Manny Mota, R (1, 8) OBP: 0.337, SLG: 0.417	0-0 F8			0-3 K		0-0 4-3	0-0 F9			4 0 0 0 0 1 0												
Roberto Clemente, R (1, 9) OBP: 0.393, SLG: 0.514	0-0 6-3			0-0 1B 2B		0-0 6-3		4-0 2B BB		3 2 1 0 1 0 0												
Donn Clendenon, R (1, 3) OBP: 0.326, SLG: 0.407		0-0 FC5-4 1B		0-0 S 1B		0-0 BB 1B		0-0 WP SF8 2B		4 2 4 2 0 0 0												
Bob Bailey, R (1, 5) OBP: 0.323, SLG: 0.372		0-0 FC5-4 1-2f		0-0 F8		4-0 1B FC1-2 BB		0-3 K		3 0 0 0 1 1 3												
Willie Stargell, L (1, 7) OBP: 0.321, SLG: 0.543		0-3 K 1-2		0-3 K 1-2		0-0 FC1-2 1B		0-0 SF8		3 0 1 2 0 2 2												
Bill Mazeroski, R (1, 4) OBP: 0.280, SLG: 0.377		0-3 K			0-0 FC1-5-6 BB 1B	0-0 FC1-2 1-2 3-H		0-0 F5		4 0 1 0 0 1 3												
Jim Pagliaroni, R (1, 2) OBP: 0.382, SLG: 0.381			0-0 6-3		4-0 FC1-5-6 BB		0-0 F7		0-0 4-3	2 0 0 0 1 0 0 1 0 0 0 0 0 0												
Smoky Burgess, L (9, PH) OBP: 0.320, SLG: 0.309																						
Steve Blass, R (1, 1)			0-3 K		0-0 FC1-5-6		0-3 K		0-3 K	2 0 0 0 0 1 2 0 0 0 0 0 0 0 1 0 0 0 0 1 0 0 0 0 0 0 0 0 1 0 0 0 0 1 0												
Bob Priddy, R (6, 1)																						
Gene Freese, R (7, PH) OBP: 0.310, SLG: 0.403																						
Tommie Sisk, R (7, 1)																						
Jerry Lynch, L (9, PH) OBP: 0.333, SLG: 0.495																						
<b>Inning Stats</b>	R: 0 E: 0 K: 0 S: 3	H: 0 LOB: 0 BB: 0 P: 3	R: 0 E: 0 K: 2 S: 8	H: 1 LOB: 1 BB: 0 P: 8	R: 0 E: 0 K: 1 S: 5	H: 0 LOB: 0 BB: 0 P: 5	R: 1 E: 0 K: 2 S: 9	H: 2 LOB: 1 BB: 0 P: 9	R: 0 E: 0 K: 0 S: 3	H: 1 LOB: 1 BB: 1 P: 7	R: 1 E: 0 K: 0 S: 5	H: 2 LOB: 2 BB: 1 P: 9	R: 1 E: 0 K: 1 S: 6	H: 1 LOB: 0 BB: 0 P: 6	R: 2 E: 0 K: 1 S: 6	H: 1 LOB: 0 BB: 1 P: 10	R: 0 E: 0 K: 1 S: 5	H: 0 LOB: 0 BB: 0 P: 5	1B: 5 2B: 2 3B: 0 HR: 1	SF: 1 SAC: 0 DP: 1 HBP: 0	WP: 1 PB: 0 SB: 2 CS: 0	PA: 37
<b>PITCHER</b>	IP WLS BF H R ER SO BB IBB HBP BLK WP HR S P ERA WHIP																					
Bob Hendley, L (1, 1) ERA: 2.96	6.2 W 28 7 3 3 6 2 0 0 0 0 1 38 46 4.05 1.350																					
Bob Shaw, R (7, 1) ERA: 2.58	2.1 S 9 1 2 2 2 1 0 0 0 1 0 12 16 7.71 0.857																					

Pittsburgh Pirates @ San Francisco Giants  
 Candlestick Park, San Francisco, CA  
 Thu Jul 02 1964, 6:33 AM EDT  
 Att: 11,166 - Unknown

AB	33
R	5
H	8
RBI	5
BB	3
SO	8
LOB	11





Batter	1	2	3	4	5	6	7	8	9
Jesus Alou, R OBP: 0.292, SLG: 0.300 (1, 9) (2, 8)	0-0 F7		0-0 G3		4-0 IBB	0-0 1B		0-0 E3	
Hal Lanier, R OBP: 0.300, SLG: 0.404 (1, 4)	0-0 F7		0-0 6-3		0-0 G1-2-3	0-0 1B		0-0 FC4-6	
Willie Mays, R OBP: 0.431, SLG: 0.679 Duke Snider, L OBP: 0.327, SLG: 0.358 (1, 8) (2, 9)	4-0 2B			0-0 4-3		0-0 F9			
Willie McCovey, L OBP: 0.312, SLG: 0.448 (1, 7)	0-0 2B			0-0 F5		0-0 HR	0-0 2B		
Orlando Cepeda, R OBP: 0.372, SLG: 0.568 (1, 3)	0-0 P3			0-0 1B		0-0 HR	0-0 P3		
Jim Ray Hart, R OBP: 0.335, SLG: 0.456 (1, 5)		0-0 F3		0-0 5-3		0-0 BB	0-0 6-3		
Tom Haller, L OBP: 0.314, SLG: 0.390 (1, 2)		0-0 3-1			0-0 1B	0-0 F8	0-0 1-3		
Jose Pagan, R OBP: 0.287, SLG: 0.273 (1, 6)		0-0 4-3			0-0 1B	0-0 WP	0-0 1B	0-0 S	
Bob Hendley, R OBP: 0.156, SLG: 0.069 Bob Shaw, R (7, 1)			0-3 K		0-0 F7	4-0 1B	0-3 K		

Inning Stats	R: 1	H: 1	E: 0	K: 0	S: 4	LOB: 1	BB: 1	P: 8	R: 0	H: 0	E: 0	K: 0	S: 3	LOB: 0	BB: 0	P: 3	R: 0	H: 0	E: 0	K: 1	S: 5	LOB: 0	BB: 0	P: 5	R: 0	H: 1	E: 0	K: 0	S: 4	LOB: 1	BB: 0	P: 4	R: 0	H: 2	E: 0	K: 0	S: 4	LOB: 2	BB: 1	P: 8	R: 5	H: 6	E: 0	K: 0	S: 9	LOB: 2	BB: 1	P: 13	R: 0	H: 1	E: 0	K: 0	S: 4	LOB: 1	BB: 0	P: 4	R: 0	H: 1	E: 1	K: 1	S: 6	LOB: 1	BB: 0	P: 6	R: 2	H: 0	E: 0	K: 0	S: 1	LOB: 0	BB: 0	P: 1
1B: 9	SF: 0	2B: 2	SAC: 0	3B: 0	DP: 1	HR: 1	HBP: 0	WP: 1	PA: 38																																																															

**BOTTOM**

**Pittsburgh Pirates @ San Francisco Giants**  
Candlestick Park, San Francisco, CA

Thu Jul 02 1964, 6:33 AM EDT  
Att. 11,166 - Unknown

AB	35
R	6
H	12
RBI	5
BB	3
SO	2
LOB	15



PITCHER	IP	WLS	BF	H	R	ER	SO	BB	IBB	HBP	BLK	WP	HR	S	P	ERA	WHIP
Steve Blass, R ERA: 3.31 (1, 1)	5.2	L	27	8	6	6	1	2	1	0	0	0	1	26	38	9.53	1.765
Bob Priddy, R ERA: 3.34 (6, 1)	0.1		3	2	0	0	0	0	0	0	0	1	0	3	3	0.00	6.000
Tommie Sisk, R ERA: 11.02 (7, 1)	2.0		8	2	0	0	1	0	0	0	0	0	0	10	10	0.00	1.000

Batter	1	2	3	4	5	6	7	8	9	AB R H RBI BB SO LOB	TOP																
Bob Bailey, R (1, 5) OBP: 0.330, SLG: 0.380	0-0 6-3		0-0 2B		0-0 1B		0-3 K		4-0 1B BB	4 0 2 1 1 1 0																	
Manny Mota, R (1, 8) (8, 7) OBP: 0.351, SLG: 0.427	0-0 F8		0-0 6-3		0-0 1B		0-0 1B		0-0 1B WP	5 0 3 0 0 0 1																	
Roberto Clemente, R (1, 9) OBP: 0.393, SLG: 0.509	0-3 K 1B		0-0 4-3		4-0 1B		0-0 F9		4-0 1B IBB	3 0 0 0 2 1 2																	
Willie Stargell, L (1, 7) Bill Virdon, L (8, PR) OBP: 0.287, SLG: 0.300	0-0 1B			0-0 F7	0-3 K			0-0 WP 3B 2B	0-0 1-3	4 0 2 0 0 1 3 1 1 0 0 0 0 3																	
Smoky Burgess, L (1, 2) OBP: 0.327, SLG: 0.330	0-0 F9			4-0 FC5-4 BB	0-0 F8			0-0 F4 3B		3 0 1 1 1 0 5																	
Donn Clendenon, R (1, 3) OBP: 0.321, SLG: 0.400		0-3 K		0-0 FC5-4 S		0-3 K		0-0 6-3		4 0 0 0 0 2 3																	
Bill Mazerowski, R (1, 4) OBP: 0.276, SLG: 0.371		0-0 6-3		0-0 F2		0-0 L9		0-0 F4		4 0 0 0 0 0 3																	
Gene Alley, R (1, 6) OBP: 0.229, SLG: 0.253		0-0 L5			0-0 SH2-4 1B	0-0 1-3			0-3 K	4 1 1 0 0 1 0																	
Vern Law, R (1, 1) Al McBean, R (9, 1) OBP: 0.300, SLG: 0.289			0-0 4-3		0-0 SH2-4		0-0 L8		0-3 K	3 0 0 0 0 1 0 0 0 0 0 0 0 0																	
<b>Inning Stats</b>	R: 0 E: 1 K: 1 S: 7	H: 1 LOB: 2 BB: 0 P: 7	R: 0 E: 0 K: 1 S: 5	H: 0 LOB: 0 BB: 0 P: 5	R: 0 E: 0 K: 0 S: 4	H: 1 LOB: 1 BB: 0 P: 4	R: 0 E: 0 K: 0 S: 3	H: 0 LOB: 1 BB: 1 P: 7	R: 1 E: 0 K: 1 S: 8	H: 3 LOB: 3 BB: 1 P: 12	R: 0 E: 0 K: 1 S: 5	H: 0 LOB: 0 BB: 0 P: 5	R: 0 E: 0 K: 1 S: 6	H: 1 LOB: 1 BB: 0 P: 6	R: 1 E: 0 K: 0 S: 4	H: 2 LOB: 1 BB: 0 P: 4	R: 0 E: 0 K: 2 S: 8	H: 1 LOB: 3 BB: 2 P: 16	1B: 6 2B: 2 3B: 1 HR: 0	SF: 0 SAC: 1 DP: 0 HBP: 0	WP: 2 PB: 0 SB: 2 CS: 0	PA: 40					
<b>PITCHER</b>	IP WLS BF H R ER SO BB IBB HBP BLK WP HR S P ERA WHIP																										
Hal Brown, R (1, 1) ERA: 4.18	4.1		20	5	1	1	2	1	0	0	0	0	0	23	27	2.08	1.385										
Jim Owens, R (5, 1) ERA: 3.95	2.2	L	12	3	1	1	3	0	1	0	0	1	0	17	21	3.38	1.125										
Claude Raymond, R (8, 1) ERA: 1.41	1.0		2	0	0	0	0	0	0	0	0	0	0	2	2	0.00	0.000										
Hal Woodeshick, L (9, 1) ERA: 2.68	1.0		6	1	0	0	2	1	1	0	0	1	0	8	16	0.00	2.000										

Pittsburgh Pirates @ Houston Colt 45's  
Colt Stadium, Houston, TX  
Fri Jul 03 1964, 8:05 PM EDT  
Att. 8,740 - Unknown

livebaseballscorecards.com

AB	35
R	2
H	9
RBI	2
BB	4
SO	7
LOB	20



Batter	1	2	3	4	5	6	7	8	9	AB	R	H	RBI	BB	SO	LOB
Eddie Kasko, R OBP: 0.282, SLG: 0.266 (1, 6)	0-0 F9		0-0 4-3			0-0 3-1 1B			0-0 F5	4	0	1	0	0	0	0
Nellie Fox, L OBP: 0.313, SLG: 0.329 (1, 4)	0-0 6-3			0-0 4-3		0-0 3-1 1-2			0-0 4-3	4	0	0	0	0	0	1
Mike White, R OBP: 0.366, SLG: 0.381 (1, 8)	0-0 L7			0-3 K		0-0 F8			0-0 BB 1B	4	0	1	0	0	1	1
Walt Bond, L OBP: 0.326, SLG: 0.500 (1, 7)		0-0 4-3		0-0 3-1			0-0 F6		0-0 BB 1B	4	0	1	0	0	0	0
Joe Gaines, R OBP: 0.347, SLG: 0.460 (1, 9)		0-0 5-3			0-0 HR		0-0 G4-6-3 1B		4-0 BB 1B	3	1	2	1	1	0	0
Rusty Staub, L OBP: 0.265, SLG: 0.296 (1, 3)		4-0 BB		0-0 4-3		0-0 G4-6-3 1-2f			0-0 F8	3	0	0	0	1	0	4
Bob Aspromonte, R OBP: 0.319, SLG: 0.420 (1, 5)		0-0 1-3		0-0 F8				0-0 B3-6-4 1B		3	0	1	0	0	0	1
Jerry Grote, R OBP: 0.224, SLG: 0.258 (1, 2)			0-0 1-3		0-0 6-3			0-0 1-2f B3-6-4		3	0	0	0	0	0	1
Hal Brown, R (1, 1)			0-0 6-3			0-3 K		0-0 F2		1	0	0	0	0	0	0
Jim Owens, R OBP: 0.188, SLG: 0.250 (5, 1)										1	0	0	0	0	1	0
Claude Raymond, R (8, 1)										0	0	0	0	0	0	0
Al Spangler, L OBP: 0.246, SLG: 0.265 (8, PH)										1	0	0	0	0	0	0
Hal Woodeshick, R (9, 1)										0	0	0	0	0	0	0

Inning Stats	R: 0	H: 0	E: 0	LOB: 0	K: 0	S: 3	P: 3	R: 0	H: 0	E: 0	LOB: 1	K: 0	BB: 1	S: 3	P: 7	R: 0	H: 0	E: 0	LOB: 0	K: 1	BB: 0	S: 5	P: 5	R: 1	H: 1	E: 0	LOB: 0	K: 0	BB: 0	S: 4	P: 4	R: 0	H: 1	E: 0	LOB: 1	K: 1	BB: 0	S: 6	P: 6	R: 0	H: 1	E: 0	LOB: 0	K: 0	BB: 0	S: 3	P: 3	R: 0	H: 1	E: 0	LOB: 0	K: 0	BB: 0	S: 3	P: 3	R: 0	H: 2	E: 0	LOB: 3	K: 0	BB: 1	S: 5	P: 9	1B: 5	SF: 0	2B: 0	SAC: 0	3B: 0	DP: 2	HR: 1	HBP: 0	WP: 0	PA: 33
--------------	------	------	------	--------	------	------	------	------	------	------	--------	------	-------	------	------	------	------	------	--------	------	-------	------	------	------	------	------	--------	------	-------	------	------	------	------	------	--------	------	-------	------	------	------	------	------	--------	------	-------	------	------	------	------	------	--------	------	-------	------	------	------	------	------	--------	------	-------	------	------	-------	-------	-------	--------	-------	-------	-------	--------	-------	--------

PITCHER	IP	WLS	BF	H	R	ER	SO	BB	IBB	HBP	BLK	WP	HR	S	P	ERA	WHIP
Vern Law, R ERA: 2.91 (1, 1)	8.2	W	31	6	1	1	2	1	0	0	0	0	1	34	38	1.04	0.808
Al McBean, R ERA: 0.86 (9, 1)	0.1	S	2	0	0	0	0	1	0	0	0	0	0	1	5	0.00	3.000

**BOTTOM**

**Pittsburgh Pirates @ Houston Colt 45's**  
**Colt Stadium, Houston, TX**  
 Fri Jul 03 1964, 8:05 PM EDT  
 Att. 8,740 - Unknown

AB	31
R	1
H	6
RBI	1
BB	2
SO	2
LOB	8



WP	HR	S	P	ERA	WHIP
0	0	0	0	0	0

livebaseballscorecards.com

Batter	1	2	3	4	5	6	7	8	9	AB R H RBI BB SO LOB	TOP									
Bob Bailey, R (1, 5) OBP: 0.324, SLG: 0.372	0-0 6-3		0-0 5-3			0-0 F3		0-0 F7		4 0 0 0 0 0 2										
Manny Mota, R (1, 8) OBP: 0.337, SLG: 0.409	0-3 K			0-0 F4			0-3 K		0-0 L5	4 0 0 0 0 2 0										
Roberto Clemente, R (1, 9) OBP: 0.391, SLG: 0.505	0-3 K			0-0 3-1			0-0 1B		0-0 5-3	4 0 1 0 0 1 0										
Willie Stargell, L (1, 7) OBP: 0.319, SLG: 0.537		0-0 F6		0-0 4-3			0-3 K		0-0 F9	4 0 0 0 0 1 1										
Smoky Burgess, L (1, 2) OBP: 0.318, SLG: 0.320		0-0 1-3			0-3 K		0-0 4-3			3 0 0 0 0 1 1										
Donn Clendenon, R (1, 3) OBP: 0.317, SLG: 0.395		0-0 F4			0-0 4-3			0-3 K		3 0 0 0 0 1 0										
Bill Mazaroski, R (1, 4) OBP: 0.280, SLG: 0.382			0-0 FC6-4 1B		0-0 F8			0-0 1B 3B		3 1 2 0 0 0 0										
Gene Alley, R (1, 6) OBP: 0.233, SLG: 0.256			0-0 FC6-4 SH1-4 1-2f			0-0 6-3		0-0 G3 1B		3 0 1 1 0 0 1										
Bob Friend, R (1, 1) OBP: 0.179, SLG: 0.111			0-0 SH1-4			0-0 1-3		0-0 G3 1-2		0 0 0 0 0 0 0										
Bill Virdon, L (6, PH) OBP: 0.286, SLG: 0.298										1 0 0 0 0 0 0										
Tom Butters, R (6, 1) OBP: 0.333, SLG: 0.333										0 0 0 0 0 0 0										
Jerry Lynch, L (8, PH) OBP: 0.330, SLG: 0.491										1 0 0 0 0 0 1										
Roy Face, R (8, 1)										0 0 0 0 0 0 0										
<b>Inning Stats</b>	R: 0 E: 0 K: 2 S: 7	H: 0 LOB: 0 BB: 0 P: 7	R: 0 E: 0 K: 0 S: 3	H: 0 LOB: 0 BB: 0 P: 3	R: 0 E: 0 K: 0 S: 4	H: 1 LOB: 1 BB: 0 P: 4	R: 0 E: 0 K: 0 S: 3	H: 0 LOB: 0 BB: 0 P: 3	R: 0 E: 0 K: 1 S: 5	H: 0 LOB: 0 BB: 0 P: 5	R: 0 E: 0 K: 2 S: 8	H: 1 LOB: 1 BB: 0 P: 8	R: 1 E: 0 K: 2 S: 7	H: 2 LOB: 1 BB: 0 P: 7	R: 0 E: 0 K: 0 S: 3	H: 0 LOB: 0 BB: 0 P: 3	1B: 3 2B: 0 3B: 1 HR: 0	SF: 0 SAC: 1 DP: 0 HBP: 0	WP: 0 PB: 0 SB: 0 CS: 0	PA: 31
<b>PITCHER</b> Bob Bruce, R (1, 1) ERA: 2.74	IP: 9.0 WLS: W BF: 31 H: 4 R: 1 ER: 1 SO: 6 BB: 0 IBB: 0 HBP: 0 BLK: 0 WP: 0 HR: 0 S: 43 P: 43 ERA: 1.00 WHIP: 0.444																			

Pittsburgh Pirates @ Houston Colt 45's  
Colt Stadium, Houston, TX  
Sat Jul 04 1964, 8:05 PM EDT  
Att. 13,692 - Unknown

AB	30
R	1
H	4
RBI	1
BB	0
SO	6
LOB	6



Batter	1	2	3	4	5	6	7	8	9	AB	R	H	RBI	BB	SO	LOB
<b>Al Spangler, L</b> OBP: 0.251, SLG: 0.280 (1, 7) X	0-0 1-3 ①		0-0 4-3 2B		0-0 F5		0-0 2B			4	0	2	0	0	0	0
<b>Nellie Fox, L</b> OBP: 0.308, SLG: 0.323 (1, 4) X	0-0 L6		0-0 4-3 2-3		0-0 4-3		0-0 F5			4	0	0	0	0	0	2
<b>Mike White, R</b> OBP: 0.364, SLG: 0.378 (1, 8) X	0-0 1B		0-0 F6			0-3 K		0-0 5-3		4	0	1	0	0	1	1
<b>Walt Bond, L</b> OBP: 0.324, SLG: 0.494 (1, 3) S S S	0-3 K			0-0 4-3 ①		4-0 FC1-6 BB		0-0 3-1		3	0	0	0	1	1	1
<b>Joe Gaines, R</b> OBP: 0.373, SLG: 0.506 (1, 9) X		0-0 HR		4-0 3B BB		4-0 FC1-6 BB		0-0 CS 1B		2	2	2	1	2	0	0
<b>Bob Aspromonte, R</b> OBP: 0.323, SLG: 0.431 (1, 5) X		0-0 G1-6-3 1B		0-0 SH1-3 3B		0-0 FC1-6 1-2f 2-3		0-0 CS 1-2		3	1	2	1	0	0	2
<b>Eddie Kasko, R</b> OBP: 0.280, SLG: 0.264 (1, 6) X		0-0 G1-6-3 1-2f		0-0 SH1-3 3-H		0-0 4-3				2	0	0	1	0	0	3
<b>Jerry Grote, R</b> OBP: 0.218, SLG: 0.250 (1, 2) X		0-0 1-3		0-3 K			0-3 K			3	0	0	0	0	2	0
<b>Bob Bruce, R</b> OBP: 0.290, SLG: 0.276 (1, 1) S S S			0-3 K		0-0 6-3		0-0 F9			3	0	0	0	0	1	0

Inning Stats	R: 0	H: 1	E: 0	K: 1	S: 6	LOB: 1	BB: 0	P: 6	R: 1	H: 2	E: 0	K: 0	S: 4	LOB: 0	BB: 0	P: 4	R: 0	H: 1	E: 0	K: 1	S: 6	LOB: 1	BB: 0	P: 6	R: 2	H: 1	E: 0	K: 1	S: 6	LOB: 0	BB: 1	P: 10	R: 0	H: 0	E: 0	K: 0	S: 3	LOB: 2	BB: 2	P: 13	R: 0	H: 1	E: 0	K: 1	S: 6	LOB: 1	BB: 0	P: 6	R: 0	H: 1	E: 0	K: 0	S: 3	LOB: 0	BB: 0	P: 3
--------------	------	------	------	------	------	--------	-------	------	------	------	------	------	------	--------	-------	------	------	------	------	------	------	--------	-------	------	------	------	------	------	------	--------	-------	-------	------	------	------	------	------	--------	-------	-------	------	------	------	------	------	--------	-------	------	------	------	------	------	------	--------	-------	------

PITCHER	IP	WLS	BF	H	R	ER	SO	BB	IBB	HBP	BLK	WP	HR	S	P	ERA	WHIP
<b>Bob Friend, R</b> ERA: 3.82 (1, 1)	5.0	L	20	5	3	3	3	1	0	0	0	0	1	25	29	5.40	1.200
<b>Tom Butters, R</b> ERA: 2.27 (6, 1)	2.0		9	1	0	0	2	2	0	0	0	0	0	11	19	0.00	1.500
<b>Roy Face, R</b> ERA: 5.01 (8, 1)	1.0		3	1	0	0	0	0	0	0	0	0	0	3	3	0.00	1.000

**BOTTOM**

**Pittsburgh Pirates @ Houston Colt 45's**  
Colt Stadium, Houston, TX  
Sat Jul 04 1964, 8:05 PM EDT  
Att. 13,692 - Unknown

livebaseballscorecards.com

<b>AB</b>	<b>28</b>
<b>R</b>	<b>3</b>
<b>H</b>	<b>7</b>
<b>RBI</b>	<b>3</b>
<b>BB</b>	<b>3</b>
<b>SO</b>	<b>5</b>
<b>LOB</b>	<b>9</b>



1B: 3	SF: 0	WP: 0	PA: 33
2B: 2	SAC: 1	PB: 0	
3B: 1	DP: 1	SB: 0	
HR: 1	HBP: 0	CS: 1	

PITCHER	IP	WLS	BF	H	R	ER	SO	BB	IBB	HBP	BLK	WP	HR	S	P	ERA	WHIP
---------	----	-----	----	---	---	----	----	----	-----	-----	-----	----	----	---	---	-----	------

Batter	1	2	3	4	5	6	7	8	9	AB R H RBI BB SO LOB	TOP									
Bob Bailey, R (1, 5) OBP: 0.316, SLG: 0.362	0-3 K		0-0 5-3		0-0 G6-4-3			0-0 F8	0-3 K	5 0 0 0 0 2 3										
Manny Mota, R (1, 8) OBP: 0.340, SLG: 0.439	0-0 1B		0-0 4-3			0-0 F9		0-0 4-3	0-0 HR	5 1 2 3 0 0 0										
Roberto Clemente, R (1, 9) OBP: 0.391, SLG: 0.503	0-0 1B		0-3 K			0-0 L9		0-0 1B	0-0 L9	5 0 2 0 0 1 1										
Willie Stargell, L (1, 7) OBP: 0.317, SLG: 0.529	0-3 K			4-0 BB		0-0 L8		0-3 K		3 0 0 0 1 2 3										
Al McBean, R (8, 1)	1-2 K									0 0 0 0 0 0 0										
Smoky Burgess, L (1, 2) OBP: 0.318, SLG: 0.311	4-0 BB			0-0 G1-6-3		0-0 F4			0-0 E4	3 0 0 0 1 0 1										
Orlando McFarlane, R (9, PR) OBP: 0.222, SLG: 0.087	BB			1-2f					1B	0 1 0 0 0 0 0										
Donn Clendenon, R (1, 3) OBP: 0.320, SLG: 0.396	0-0 4-3			0-0 S		0-3 K			0-0 1B	4 1 2 0 0 1 3										
Bill Mazerowski, R (1, 4) OBP: 0.276, SLG: 0.376		0-0 F3		0-0 1B		0-0 F7			0-3 K	4 0 0 0 0 1 3										
Gene Alley, R (1, 6) OBP: 0.244, SLG: 0.268		0-0 1-3			0-0 F9			0-0 HR	0-0 1B	4 2 2 1 0 0 0										
Joe Gibbon, R (1, 1) OBP: 0.370, SLG: 0.346		0-3 K			0-0 1B			0-0 HR	0-0 1B	2 0 1 0 0 1 0										
Jerry Lynch, L (8, PH) OBP: 0.336, SLG: 0.523								1-H	1-2	1 1 1 2 0 0 0										
Bill Virdon, L (8, 8) OBP: 0.289, SLG: 0.301								HR	HR	1 1 1 1 0 0 0										
<b>Inning Stats</b>	R: 0 E: 0 K: 2 S: 9	H: 2 LOB: 3 BB: 1 P: 13	R: 0 E: 0 K: 1 S: 5	H: 0 LOB: 0 BB: 0 P: 5	R: 0 E: 0 K: 1 S: 5	H: 0 LOB: 0 BB: 0 P: 5	R: 0 E: 0 K: 0 S: 3	H: 1 LOB: 1 BB: 1 P: 7	R: 0 E: 0 K: 0 S: 3	H: 1 LOB: 0 BB: 0 P: 3	R: 0 E: 0 K: 1 S: 5	H: 0 LOB: 0 BB: 0 P: 5	R: 0 E: 0 K: 1 S: 8	H: 3 LOB: 1 BB: 0 P: 8	R: 5 E: 1 K: 2 S: 12	H: 4 LOB: 1 BB: 0 P: 12	1B: 9 2B: 0 3B: 0 HR: 2	SF: 0 SAC: 0 DP: 2 HBP: 0	WP: 0 PB: 0 SB: 2 CS: 0	PA: 39
<b>PITCHER</b>	IP WLS BF H R ER SO BB IBB HBP BLK WP HR S P ERA WHIP																			
Turk Farrell, R (1, 1) ERA: 3.11	8.0 L 33 8 4 3 6 2 0 0 0 0 0 1 43 51 3.38 1.250																			
Hal Woodeshick, L (9, 1) ERA: 2.61	1.0 6 3 3 0 2 0 0 0 0 0 0 1 10 10 0.00 3.000																			

Pittsburgh Pirates @ Houston Colt 45's  
 Colt Stadium, Houston, TX  
 Sun Jul 05 1964, 8:05 PM EDT  
 Att: 11,042 - Unknown

livebaseballscorecards.com

AB	37
R	7
H	11
RBI	7
BB	2
SO	8
LOB	14



Batter	1	2	3	4	5	6	7	8	9	AB	R	H	RBI	BB	SO	LOB
<b>Al Spangler, L</b> OBP: 0.256, SLG: 0.281 (1, 7)										3	0	1	0	1	1	0
<b>Nellie Fox, L</b> OBP: 0.309, SLG: 0.324 (1, 4)										3	0	1	0	0	1	3
<b>Mike White, R</b> OBP: 0.366, SLG: 0.379 (1, 8)										2	0	1	1	1	1	1
<b>Walt Bond, L</b> OBP: 0.323, SLG: 0.488 (1, 3)										3	0	0	0	0	1	5
<b>Joe Gaines, R</b> OBP: 0.358, SLG: 0.484 (1, 9)										4	0	0	0	0	1	4
<b>Bob Aspromonte, R</b> OBP: 0.322, SLG: 0.428 (1, 5)										4	0	1	0	0	0	2
<b>Eddie Kasko, R</b> OBP: 0.275, SLG: 0.259 (1, 6)										4	0	0	0	0	0	1
<b>John Bateman, R</b> OBP: 0.260, SLG: 0.301 (1, 2)										4	1	1	0	0	1	0
<b>Turk Farrell, R</b> OBP: 0.143, SLG: 0.100 (1, 1) <b>Hal Woodeshick, R</b> (9, 1)										3	0	0	0	0	1	1
										0	0	0	0	0	0	0

BOTTOM	
<b>Pittsburgh Pirates @ Houston Colt 45's</b> Colt Stadium, Houston, TX Sun Jul 05 1964, 8:05 PM EDT Att. 11,042 - Unknown	
<b>AB 30</b>	
<b>R 1</b>	
<b>H 5</b>	
<b>RBI 1</b>	
<b>BB 2</b>	
<b>SO 7</b>	
<b>LOB 17</b>	

Inning Stats		R: 0	H: 1	E: 0	LOB: 1	K: 1	BB: 0	S: 6	P: 6																								
<b>Joe Gibbon, L</b> ERA: 2.36 (1, 1)	IP	7.0	WLS	W	27	H	4	R	1	ER	0	SO	7	BB	1	IBB	0	HBP	1	BLK	0	WP	0	HR	0	S	39	P	44	ERA	0.00	WHIP	0.714
<b>Al McBean, R</b> ERA: 0.81 (8, 1)	IP	2.0	S	8	1	0	0	0	0	0	0	0	0	1	0	0	0	0	0	0	0	0	0	0	7	11	0.00	1.000					

Batter	1	2	3	4	5	6	7	8	9	AB R H RBI BB SO LOB	TOP									
<b>Pete Rose, S</b> (1, 4) OBP: 0.299, SLG: 0.289	0-0 1-3		0-3 K		0-0 4-3		0-0 4-3			4 0 0 0 0 1 3										
<b>Tommy Harper, R</b> (1, 7) OBP: 0.327, SLG: 0.300 <b>Marty Keough, L</b> (6, 9) OBP: 0.337, SLG: 0.446	0-0 3-1		0-0 F6			0-0 L9		0-0 F8		3 0 0 0 0 0 0 1 0 0 0 0 0 0										
<b>Vada Pinson, L</b> (1, 8) OBP: 0.352, SLG: 0.478	0-3 K		0-0 4-3			0-3 K		0-0 6-3 3B		4 1 1 0 0 2 0										
<b>Frank Robinson, R</b> (1, 9) OBP: 0.379, SLG: 0.515		0-0 F4		0-0 F2		0-0 6-3		0-0 6-3		4 0 0 1 0 0 0										
<b>Deron Johnson, R</b> (1, 3) OBP: 0.378, SLG: 0.503		4-0 BB 1B BB		0-0 1B			0-3 K	0-0 1-3		3 0 1 0 1 1 0										
<b>Leo Cardenas, R</b> (1, 6) OBP: 0.327, SLG: 0.406		0-3 K		0-3 K			4-0 FC1-6 BB	0-0 F8		3 0 0 0 1 2 2										
<b>Johnny Edwards, L</b> (1, 2) OBP: 0.331, SLG: 0.387		0-0 BB 1B		0-0 1-3			0-0 FC1-6 1B 1-2f	0-0 4-3		4 0 1 0 0 0 2										
<b>Steve Boros, R</b> (1, 5) OBP: 0.330, SLG: 0.339		4-0 1-2 2-3 BB			0-0 G3		0-0 BB 1B	0-0 5-3		3 0 1 0 1 0 0										
<b>Jim Maloney, L</b> (1, 1) OBP: 0.186, SLG: 0.103 <b>Johnny Temple, R</b> (7, PH) <b>Ryne Duren, R</b> (7, 1)		0-3 K		0-3 K			4-0 BB			2 0 0 0 0 2 3 0 0 0 0 1 0 0 0 0 0 0 0 0 0										
<b>Inning Stats</b>	R: 0 E: 0 K: 1 S: 5	H: 0 LOB: 0 BB: 0 P: 5	R: 0 E: 0 K: 2 S: 8	H: 1 LOB: 3 BB: 2 P: 16	R: 0 E: 0 K: 1 S: 5	H: 0 LOB: 0 BB: 0 P: 5	R: 0 E: 0 K: 1 S: 6	H: 1 LOB: 1 BB: 0 P: 6	R: 0 E: 0 K: 1 S: 5	H: 0 LOB: 0 BB: 0 P: 5	R: 0 E: 0 K: 1 S: 6	H: 1 LOB: 3 BB: 2 P: 14	R: 1 E: 0 K: 0 S: 4	H: 1 LOB: 0 BB: 0 P: 4	R: 0 E: 0 K: 0 S: 3	H: 0 LOB: 0 BB: 0 P: 3	1B: 3 2B: 0 3B: 1 HR: 0	SF: 0 SAC: 0 DP: 0 HBP: 0	WP: 0 PB: 0 SB: 0 CS: 0	PA: 35
<b>PITCHER</b>	IP WLS BF H R ER SO BB IBB HBP BLK WP HR S P ERA WHIP																			
<b>Bob Veale, L</b> (1, 1) ERA: 3.16 <b>Al McBean, R</b> (7, 1) ERA: 1.01	6.2 W 27 3 0 0 8 4 0 0 0 0 0 0 39 55 0.00 1.050																			
	2.1 S 8 1 1 1 0 0 0 0 0 0 0 0 8 8 3.86 0.429																			

Cincinnati Reds @ Pittsburgh Pirates  
 Forbes Field, Pittsburgh, PA  
 Wed Jul 08 1964, 7:05 PM EDT  
 Att. 7,031 - Unknown

livebaseballscorecards.com

AB	31
R	1
H	4
RBI	1
BB	4
SO	8
LOB	10





Batter	1	2	3	4	5	6	7	8	9
Bob Bailey, R OBP: 0.318, SLG: 0.368 (1, 5) X	0-0 HR 1B		0-0 WP 3B 2B			0-3 K	0-3 K	0-0 F2	
Manny Mota, R OBP: 0.355, SLG: 0.470 (1, 8) X	0-0 HR 1-H		0-0 4-3 2-3			4-0 1B HR BB	1-0 1B HBP 1-2 2-3 3-H		
Roberto Clemente, R OBP: 0.396, SLG: 0.513 (1, 9) X	0-0 F4		0-0 3B 3-H			0-0 1B HR	0-0 1B 1-2 2-H 3-H		
Willie Stargell, L OBP: 0.316, SLG: 0.538 (1, 7) S S S	0-3 K			0-0 F7		0-0 HR 1-H 2-H	0-3 K		
Smoky Burgess, L OBP: 0.305, SLG: 0.299 (1, 2) X	0-0 6-3			0-0 4-3		0-0 F2	0-0 1-3		
Donn Clendenon, R OBP: 0.323, SLG: 0.398 (1, 3)		X		0-3 K		0-0 4-3		0-0 FC5-4 1B	
Bill Mazaroski, R OBP: 0.279, SLG: 0.376 (1, 4)		X			4-0 CS BB		0-0 SH HBP 1B	0-0 FC5-4 1B 1-2f	
Gene Alley, R OBP: 0.245, SLG: 0.267 (1, 6)		X			0-3 K 1-2		0-0 HBP SH 1B	0-3 K	
Bob Veale, S OBP: 0.174, SLG: 0.136 (1, 1) S S S			0-3 K				0-0 SH HBP 1B	0-0 1B	
Al McBean, R OBP: 0.250, SLG: 0.250 (7, 1) S S S							1-2 2-3 1B	1-2 1B	

Inning Stats	R: 2	H: 2	R: 0	H: 1	R: 1	H: 2	R: 0	H: 0	R: 3	H: 2	R: 0	H: 3	R: 0	H: 2
	E: 0	LOB: 0	E: 0	LOB: 0	E: 0	LOB: 1	E: 0	LOB: 0	E: 0	LOB: 0	E: 0	LOB: 2	E: 0	LOB: 2
	K: 1	BB: 0	K: 0	BB: 0	K: 1	BB: 0	K: 1	BB: 0	K: 2	BB: 1	K: 2	BB: 0	K: 1	BB: 0
	S: 7	P: 7	S: 3	P: 3	S: 6	P: 6	S: 5	P: 5	S: 7	P: 11	S: 11	P: 12	S: 7	P: 7

PITCHER	IP	WLS	BF	H	R	ER	SO	BB	IBB	HBP	BLK	WP	HR	S	P	ERA	WHIP
Jim Maloney, R ERA: 2.78 (1, 1)	6.0	L	24	7	6	6	6	2	0	0	0	1	2	34	42	9.00	1.500
Ryne Duren, R ERA: 4.09 (7, 1)	2.0		13	5	3	3	3	0	0	1	0	0	0	18	19	13.50	2.500

**BOTTOM**

**Cincinnati Reds @ Pittsburgh Pirates**  
 Forbes Field, Pittsburgh, PA  
 Wed Jul 08 1964, 7:05 PM EDT  
 Att. 7,031 - Unknown


AB	R	H	RBI	BB	SO	LOB
5	2	2	0	0	2	5
2	2	1	3	1	0	1
4	1	3	3	0	0	0
4	1	1	3	0	2	2
4	0	0	0	0	0	2
4	0	2	0	0	1	0
3	1	1	0	1	0	2
4	1	1	0	0	2	3
2	0	0	0	0	2	0
1	1	1	0	0	0	0

AB	33
R	9
H	12
RBI	9
BB	2
SO	9
LOB	15



1B	2B	3B	HR	SF	SAC	DP	HBP	WP	PA
8	2	1	2	0	1	1	1	1	37

WP	HR	S	P	ERA	WHIP
1	2	3	3	13.50	2.500

Batter	1	2	3	4	5	6	7	8	9	AB	R	H	RBI	BB	SO	LOB	TOP	
<a href="#">Eddie Mathews, L</a> (1, 5) OBP: 0.335, SLG: 0.370										0	0	0	0	0	0	0	<b>Milwaukee Braves @ Pittsburgh Pirates</b> <b>Forbes Field, Pittsburgh, PA</b> Thu Jul 09 1964, 7:05 PM EDT Att. 9,295 - Unknown  <a href="http://livebaseballscorecards.com">livebaseballscorecards.com</a>	
<a href="#">Denis Menke, R</a> (1, 6) OBP: 0.350, SLG: 0.409										0	0	0	0	0	0	0		
<a href="#">Hank Aaron, R</a> (1, 9) OBP: 0.381, SLG: 0.477										0	0	0	0	0	0	0		
<a href="#">Lee Maye, L</a> (1, 8) OBP: 0.330, SLG: 0.453										0	0	0	0	0	0	0		
<a href="#">Joe Torre, R</a> (1, 3) OBP: 0.372, SLG: 0.505										0	0	0	0	0	0	0		
<a href="#">Rico Carty, R</a> (1, 7) OBP: 0.387, SLG: 0.565										0	0	0	0	0	0	0		
<a href="#">Ed Bailey, L</a> (1, 2) OBP: 0.311, SLG: 0.381										0	0	0	0	0	0	0		
<a href="#">Frank Bolling, R</a> (1, 4) OBP: 0.276, SLG: 0.326										0	0	0	0	0	0	0		
<a href="#">Warren Spahn, L</a> (1, 1) OBP: 0.209, SLG: 0.262										0	0	0	0	0	0	0		
<b>Inning Stats</b>																		1B: 0 SF: 0 2B: 0 SAC: 0 3B: 0 DP: 0 HR: 0 HBP: 0
<b>PITCHER</b> <a href="#">Vern Law, R</a> (1, 1) ERA: 2.91	IP	WLS	BF	H	R	ER	SO	BB	IBB	HBP	BLK	WP	HR	S	P	ERA	WHIP	<b>PITCHER</b> IP WLS BF H R ER SO BB IBB HBP BLK WP HR S P ERA WHIP



Batter	1	2	3	4	5	6	7	8	9	AB R H RBI BB SO LOB	TOP											
<b>Eddie Mathews, L</b> (1, 5) OBP: 0.342, SLG: 0.382	0-0 E7 FC5-4 1B		0-0 4-3			4-0 1B BB		0-0 G1		3 0 0 0 1 0 0												
<b>Denis Menke, R</b> (1, 6) OBP: 0.353, SLG: 0.410	0-0 FC5-4 1-2 1B			0-0 F9		0-0 F7		0-0 E5 1B		4 0 1 0 0 0 2												
<b>Hank Aaron, R</b> (1, 9) OBP: 0.383, SLG: 0.476	0-0 FC5-4 1-2f 2-3			0-0 5-3		0-0 FC6-4 1-2 2-H 1B		0-0 FC6-4 1-2 1B		4 0 2 1 0 0 2												
<b>Lee Maye, L</b> (1, 8) OBP: 0.333, SLG: 0.459	0-0 G6-3 1-2f			0-0 G1		0-0 FC6-4 1-2f		0-0 FC6-4 1-2f		4 0 0 0 0 0 6												
<b>Joe Torre, R</b> (1, 3) OBP: 0.371, SLG: 0.503		0-0 5-3			0-0 G6-4-3 1B		0-0 6-3		0-0 6-3	4 0 1 0 0 0 0												
<b>Rico Carty, R</b> (1, 7) OBP: 0.378, SLG: 0.542		0-3 K			0-0 G6-4-3 1-2f		0-0 F6		0-0 F9	4 0 0 0 0 1 1												
<b>Ed Bailey, L</b> (1, 2) OBP: 0.299, SLG: 0.362		0-0 F7			0-0 F9		0-0 1B		0-0 F9	4 0 1 0 0 0 0												
<b>Frank Bolling, R</b> (1, 4) OBP: 0.275, SLG: 0.323			0-0 G3			0-0 FC5-4 1B		0-0 G3		3 0 1 0 0 0 1												
<b>Tony Cloninger, R</b> (1, 1) OBP: 0.186, SLG: 0.189			0-3 K			0-0 FC5-4 1B		0-0 6-3		1 0 0 0 0 0 1 0												
<b>Chi-Chi Olivo, R</b> (3, 1) OBP: 0.349, SLG: 0.379										0 0 0 0 0 0 0 0												
<b>Ty Cline, L</b> (6, PH)										1 1 0 0 0 0 0 1												
<b>Billy Hoelt, L</b> (6, 1)										0 0 0 0 0 0 0 0												
<b>Bob Sadowski, R</b> (7, 1) OBP: 0.185, SLG: 0.222										0 0 0 0 0 0 0 0												
<b>Merrill Raney, L</b> (8, PH) OBP: 0.157, SLG: 0.194										1 0 0 0 0 0 0 0												
<b>Bobby Telenauer, R</b> (8, 1)										0 0 0 0 0 0 0 0												
<b>Inning Stats</b>	R: 0 E: 1 K: 0 S: 4	H: 1 LOB: 1 BB: 0 P: 4	R: 0 E: 0 K: 1 S: 5	H: 0 LOB: 0 BB: 0 P: 5	R: 0 E: 0 K: 1 S: 5	H: 0 LOB: 0 BB: 0 P: 5	R: 0 E: 0 K: 0 S: 3	H: 0 LOB: 0 BB: 0 P: 3	R: 0 E: 0 K: 0 S: 3	H: 1 LOB: 0 BB: 0 P: 3	R: 1 E: 0 K: 0 S: 5	H: 2 LOB: 2 BB: 1 P: 9	R: 0 E: 0 K: 0 S: 4	H: 1 LOB: 1 BB: 0 P: 4	R: 0 E: 1 K: 0 S: 5	H: 1 LOB: 2 BB: 0 P: 5	R: 0 E: 0 K: 0 S: 3	H: 0 LOB: 0 BB: 0 P: 3	1B: 6 2B: 0 3B: 0 HR: 0	SF: 0 SAC: 0 DP: 2 HBP: 0	WP: 0 PB: 0 SB: 0 CS: 0	PA: 34
<b>PITCHER</b> <b>Bob Friend, R</b> (1, 1) ERA: 3.62	IP 9.0 WLS W BF 34 H 6 R 1 ER 1 SO 2 BB 1 IBB 0 HBP 0 BLK 0 WP 0 HR 0 S 37 P 41 ERA 1.00 WHIP 0.778											<b>PITCHER</b>	IP WLS BF H R ER SO BB IBB HBP BLK WP HR S P ERA WHIP									

Milwaukee Braves @ Pittsburgh Pirates  
 Forbes Field, Pittsburgh, PA  
 Fri Jul 10 1964, 7:05 PM EDT  
 Att: 13,148 - Unknown

livebaseballscorecards.com

AB	33
R	1
H	6
RBI	1
BB	1
SO	2
LOB	13



Batter	1	2	3	4	5	6	7	8	9
Bob Bailey, R OBP: 0.326, SLG: 0.373 (1, 5)	0-0 F3	0-0 2B		0-0 5-3			4-0 SH1-3 1B BB	4-0 BB	
Manny Mota, R OBP: 0.336, SLG: 0.454 (1, 8) (8, 7)	0-3 K	0-0 SF8		0-0 6-3			0-0 SH1-3 1-2	0-0 F5	
Roberto Clemente, R OBP: 0.392, SLG: 0.507 (1, 9)	0-0 1B BB 1B	0-0 6-3		0-0 6-3			4-0 1B IBB		
Willie Stargell, L OBP: 0.314, SLG: 0.524 (1, 7) Bill Virdon, L OBP: 0.288, SLG: 0.300 (8, 8)	4-0 1B BB 1-2		0-0 3-1		0-0 F8		0-0 F9		
Donn Clendenon, R OBP: 0.324, SLG: 0.395 (1, 3)	0-0 1B 1-2 2-3		4-0 1B BB 1B		0-3 K		0-0 1B 1-3 2-H		
Bill Mazeroski, R OBP: 0.285, SLG: 0.388 (1, 4)		0-0 1B WP 1B 1B	0-0 5-3 1B 1B		0-0 F6		0-0 F8		
Gene Alley, R OBP: 0.265, SLG: 0.319 (1, 6)		0-3 K 1-2	0-0 5-3 1B 1-2 3-H		0-3 K		0-0 SH 1B		
Jim Pagliaroni, R OBP: 0.382, SLG: 0.371 (1, 2)		0-0 1B 2B 1B 2-3	0-0 5-3 1-2 2-3		0-0 F2		0-3 K		
Bob Friend, R OBP: 0.190, SLG: 0.128 (1, 1)		0-0 2B SF8 1B 1-2 3-H	0-0 F5		0-3 K		0-0 SH 1-2		

Inning Stats	R: 0	H: 2	E: 0	LOB: 2	K: 1	BB: 1	S: 6	R: 3	H: 4	E: 0	LOB: 1	K: 1	BB: 0	S: 9	R: 1	H: 2	E: 0	LOB: 2	K: 0	BB: 1	S: 5	R: 0	H: 0	E: 0	LOB: 0	K: 0	BB: 0	S: 3	R: 0	H: 0	E: 0	LOB: 0	K: 1	BB: 0	S: 5	R: 0	H: 0	E: 0	LOB: 0	K: 2	BB: 0	S: 7	R: 1	H: 1	E: 0	LOB: 2	K: 0	BB: 2	S: 4	R: 0	H: 1	E: 0	LOB: 2	K: 1	BB: 1	S: 6	1B: 9	SF: 1	2B: 1	SAC: 2	3B: 0	DP: 0	HR: 0	HBP: 0
--------------	------	------	------	--------	------	-------	------	------	------	------	--------	------	-------	------	------	------	------	--------	------	-------	------	------	------	------	--------	------	-------	------	------	------	------	--------	------	-------	------	------	------	------	--------	------	-------	------	------	------	------	--------	------	-------	------	------	------	------	--------	------	-------	------	-------	-------	-------	--------	-------	-------	-------	--------

PITCHER	IP	WLS	BF	H	R	ER	SO	BB	IBB	HBP	BLK	WP	HR	S	P	ERA	WHIP
Tony Cloninger, R ERA: 3.26 (1, 1)	2.1	L	16	8	4	4	2	2	0	0	0	1	0	18	26	15.43	4.286
Chi-Chi Olivo, R ERA: 7.88 (3, 1)	2.2		8	0	0	0	1	0	0	0	0	0	0	10	10	0.00	0.000
Billy Hoelt, L ERA: 4.35 (6, 1)	1.2		7	0	1	1	2	1	1	0	0	0	0	9	17	5.40	0.600
Bob Sadowski, R ERA: 3.98 (7, 1)	0.1		2	1	0	0	0	0	0	0	0	0	0	2	2	0.00	3.000
Bobby Tiefenauer, R ERA: 2.4 (8, 1)	1.0		5	1	0	0	1	1	0	0	0	0	0	6	10	0.00	2.000

**BOTTOM**

**Milwaukee Braves @ Pittsburgh Pirates**  
**Forbes Field, Pittsburgh, PA**  
 Fri Jul 10 1964, 7:05 PM EDT  
 Att. 13,148 - Unknown

AB	30
R	5
H	10
RBI	5
BB	5
SO	6
LOB	13



PITCHER	IP	WLS	BF	H	R	ER	SO	BB	IBB	HBP	BLK	WP	HR	S	P	ERA	WHIP
---------	----	-----	----	---	---	----	----	----	-----	-----	-----	----	----	---	---	-----	------

Batter	1	2	3	4	5	6	7	8	9	10	11	AB R H RBI BB SO LOB	TOP												
Miguel de la Hoz, R OBP: 0.337, SLG: 0.429 (1, 5) (8, 6)	F8		G6-4-3			HR		K	SF7 BB		1B 1B	5 2 2 1 1 1 1	<b>Milwaukee Braves @ Pittsburgh Pirates</b> Forbes Field, Pittsburgh, PA Sat Jul 11 1964, 3:33 AM EDT Att: 7,874 - Unknown												
Denis Menke, R OBP: 0.353, SLG: 0.417 Woody Woodward, R OBP: 0.237, SLG: 0.216 Eddie Mathews, L OBP: 0.342, SLG: 0.383 (1, 6) (6, 6) (8, PH) (8, 5)	5-3			F4		SF8 3B		K	SF7		1B 1B	3 1 1 0 0 0 0 0 0 0 0 0 0 0 2 0 1 2 0 1 0													
Hank Aaron, R OBP: 0.382, SLG: 0.473 (1, 9) (9, 4)	F8			F7		SF8		K	FC6-4 IBB		1B 1B	4 0 1 2 1 1 0													
Joe Torre, R OBP: 0.376, SLG: 0.512 (1, 2)		SF8 3B				FC6-4 1B					F4	5 2 3 0 1 0 5													
Gene Oliver, R OBP: 0.302, SLG: 0.444 (1, 3)		F6				F8		K		6-3	FC5-4	6 0 0 0 0 2 6													
Rico Carty, R OBP: 0.373, SLG: 0.541 (1, 7)		SF8			L4	FC6-4					F8	4 1 1 1 0 0 1													
Lee Maye, L OBP: 0.331, SLG: 0.454 (1, 8)		K				K		F9			4-3	5 1 1 1 0 2 0													
Frank Bolling, R OBP: 0.276, SLG: 0.323 Ed Bailey, L OBP: 0.303, SLG: 0.367 Cary Kolb, L OBP: 0.185, SLG: 0.222 Bob Sadowski, R OBP: 0.185, SLG: 0.222 Tony Cloninger, R OBP: 0.185, SLG: 0.184 Chi-Chi Olivo, R (1, 4) (9, PH) (9, PH) (9, 1) (9, 1) (11, 1)			6-3			1B		F6			G3	3 0 1 0 0 0 0 1 0 1 1 0 0 0 0 1 0 0 0 0 0 0 0 0 0 0 0 0 1 0 0 0 0 0 0 0 0 0 0 0 0 0													
Denny Lemaster, R OBP: 0.135, SLG: 0.097 Bobby Tiefenauer, R (1, 1) (8, 1)						F4		K			1B 1B	3 0 1 0 0 0 1 0 0 0 0 0 0 0 2 1 2 1 0 0 0													
Ty Cline, L OBP: 0.369, SLG: 0.400 (9, PH) (9, 9)			G6-4-3 1B						SF7 BB		1B 1B														
<b>Inning Stats</b>	R: 0 E: 0 S: 3	H: 0 LOB: 0 BB: 0 P: 3	R: 1 E: 0 S: 6	H: 1 LOB: 0 BB: 0 P: 6	R: 0 E: 0 S: 3	H: 1 LOB: 0 BB: 0 P: 3	R: 0 E: 0 S: 5	H: 0 LOB: 1 BB: 1 P: 9	R: 0 E: 0 S: 6	H: 1 LOB: 1 BB: 0 P: 6	R: 2 E: 0 S: 6	H: 3 LOB: 1 BB: 0 P: 6		R: 0 E: 0 S: 9	H: 0 LOB: 0 BB: 0 P: 9	R: 4 E: 0 S: 10	H: 5 LOB: 3 BB: 2 P: 18	R: 0 E: 0 S: 3	H: 0 LOB: 0 BB: 0 P: 3	R: 2 E: 0 S: 7	H: 4 LOB: 2 BB: 0 P: 7	1B: 11 2B: 1 3B: 2 HR: 1	SF: 3 SAC: 0 DP: 1 HBP: 0	WP: 0 PB: 0 SB: 0 CS: 0	PA: 50
<b>PITCHER</b>	IP	WLS	BF	H	R	ER	SO	BB	IBB	HBP	BLK	WP	HR	S	P	ERA	WHIP								
Joe Gibbon, L ERA: 2.53 (1, 1)	6.0		24	6	3	3	3	1	0	0	0	0	1	29	33	4.50	1.167								
Roy Face, R ERA: 4.46 (7, 1)	2.0		6	0	0	0	4	0	0	0	0	0	0	14	14	0.00	0.000								
Al McBean, R ERA: 2.0 (9, 1)	0.1		5	4	4	4	1	0	0	0	0	0	0	7	7	108.00	12.000								
Tom Butters, R ERA: 2.32 (9, 1)	0.0		2	1	0	0	0	1	0	0	0	0	0	1	5	∞	∞								
Bob Priddy, R ERA: 3.97 (9, 1)	0.2		3	0	0	0	0	0	1	0	0	0	0	2	6	0.00	0.000								
<b>PITCHER</b>	IP	WLS	BF	H	R	ER	SO	BB	IBB	HBP	BLK	WP	HR	S	P	ERA	WHIP								
Tommie Sisk, R ERA: 10.71 (10, 1)	2.0	L	10	4	4	2	0	0	0	0	0	0	0	10	10	9.00	2.000								

livebaseballscorecards.com

AB	44
R	9
H	15
RBI	9
BB	3
SO	8
LOB	14



Batter	1	2	3	4	5	6	7	8	9	10	11	AB	R	H	RBI	BB	SO	LOB									
<b>Bob Bailey, R</b> OBP: 0.335, SLG: 0.380 (1, 5) (7, 7) (9, 5)	F8			E9 SF9		1B G6-3 BB		1B 2B	E G3-2-3 1B		1B BB	4	3	2	1	2	0	0									
<b>Manny Mota, R</b> OBP: 0.336, SLG: 0.447 (1, 8) (9, 7)	6-3			F9		1B G6-3		1B 1B	E5		L9	6	1	2	1	0	0	4									
<b>Roberto Clemente, R</b> OBP: 0.394, SLG: 0.506 (1, 9)	3-1			SF9		G6-3 1-2f 3-H		1B 1B	4-0 IBB		1B 1-2 2-H	4	1	2	2	1	0	1									
<b>Willie Stargell, L</b> OBP: 0.335, SLG: 0.447 (1, 5) (7, 7) (9, 5)			K	K		4-3		K	G3-2-3		1-3	3	0	0	0	0	2	0									
<b>Donn Clendenon, R</b> OBP: 0.326, SLG: 0.395 (1, 3)		F9			5-3			4-3 SH1-4 1B	1-1 2-H		F7	5	0	2	2	0	0	0									
<b>Bill Mazeroski, R</b> OBP: 0.288, SLG: 0.387 (1, 4)		F5				FC5-4 1B		SH1-4 1-2	4-0 BB		1-3	3	0	1	0	1	0	0									
<b>Gene Alley, R</b> OBP: 0.252, SLG: 0.303 (1, 6)			K		F9			4-3 2-3	F8		F6	5	0	0	0	0	1	4									
<b>Jim Pagliaroni, R</b> OBP: 0.379, SLG: 0.364 (9, PR)			K			FC5-4 1-2f		K	4-0 SH1-4 BB		1B 1B	3	0	0	0	1	2	2									
<b>Orlando McFarlane, R</b> OBP: 0.250, SLG: 0.125 (10, 2)			K					K	4-0 SH1-4 BB		1B 1B	1	1	1	0	0	0	0									
<b>Joe Gibbon, R</b> OBP: 0.357, SLG: 0.333 (6, PH)			K						0-0 SH1-4			1	0	0	0	0	1	0									
<b>Gene Freese, R</b> OBP: 0.310, SLG: 0.420 (7, 5)									0-0 SH1-4		1B 1B	2	1	1	1	0	0	0									
<b>Bill Virdon, L</b> OBP: 0.291, SLG: 0.303 (9, 8)								HR	0-0 SH1-4		1B 1B	1	1	1	0	0	0	0									
<b>Inning Stats</b>	R: 0 E: 0 K: 0 S: 3	H: 0 LOB: 0 BB: 0 P: 3	R: 0 E: 0 K: 1 S: 5	H: 0 LOB: 0 BB: 0 P: 5	R: 0 E: 0 K: 3 S: 9	H: 0 LOB: 0 BB: 0 P: 9	R: 1 E: 1 K: 1 S: 6	H: 0 LOB: 0 BB: 0 P: 6	R: 0 E: 0 K: 0 S: 4	H: 1 LOB: 1 BB: 0 P: 4	R: 2 E: 0 K: 0 S: 4	H: 2 LOB: 0 BB: 1 P: 8	R: 0 E: 0 K: 1 S: 6	H: 1 LOB: 1 BB: 0 P: 6	R: 3 E: 0 K: 1 S: 9	H: 4 LOB: 2 BB: 1 P: 13	R: 1 E: 1 K: 0 S: 4	H: 1 LOB: 2 BB: 2 P: 12	R: 0 E: 0 K: 0 S: 3	H: 0 LOB: 0 BB: 0 P: 3	R: 1 E: 0 K: 0 S: 5	H: 3 LOB: 2 BB: 1 P: 9	1B: 10 2B: 1 3B: 0 HR: 1	SF: 1 SAC: 2 DP: 2 HBP: 0	WP: 0 PB: 0 SB: 0 CS: 0	PA: 49	
<b>PITCHER</b>	IP	WLS	BF	H	R	ER	SO	BB	IBB	HBP	BLK	WP	HR	S	P	ERA	WHIP										
<b>Denny Lemaster, L</b> ERA: 4.51	(1, 1)	7.1	29	6	5	4	6	1	0	0	0	0	1	40	44	4.91	0.955										
<b>Bobby Tiefenauer, R</b> ERA: 2.95	(8, 1)	0.2	5	2	1	1	1	1	0	0	0	0	0	6	10	13.50	4.500										
<b>Bob Sadowski, R</b> ERA: 4.08	(9, 1)	0.0	1	0	1	1	0	1	0	0	0	0	0	0	4	∞	∞										
<b>Tony Cloninger, R</b> ERA: 3.27	(9, 1)	2.2	W	13	4	1	1	0	1	1	0	0	0	11	19	3.38	1.875										
<b>Chi-Chi Ojivo, R</b> ERA: 7.56	(11, 1)	0.1	S	1	0	0	0	0	0	0	0	0	0	1	1	0.00	0.000										

**BOTTOM**

**Milwaukee Braves @ Pittsburgh Pirates**  
Forbes Field, Pittsburgh, PA  
Sat Jul 11 1964, 3:33 AM EDT  
Att: 7,874 - Unknown

AB	41
R	8
H	12
RBI	7
BB	5
SO	7
LOB	18



Batter	1	2	3	4	5	6	7	8	9	10	11	12	AB R H RBI BB SO LOB	TOP										
<b>Curt Flood, R</b> OBP: 0.358, SLG: 0.377 (1, 8)	0-0 G3		0-0 1B		0-0 SH5-3 1B BB		0-0 1-3		0-3 K		4-0 F9 BB	0-0 G3	6 1 2 0 1 1 2	<b>St. Louis Cardinals @ Pittsburgh Pirates</b> <b>Forbes Field, Pittsburgh, PA</b> Mon Jul 13 1964, 3:33 AM EDT Unknown										
<b>Lou Brock, L</b> OBP: 0.321, SLG: 0.390 (1, 7)	0-0 CS 1B		0-0 F7		4-0 SH5-3 1B BB		0-0 IHR		0-0 E FC3-2 2B		0-0 F4		5 2 3 1 1 0 3											
<b>Dick Groat, R</b> OBP: 0.324, SLG: 0.376 (1, 6)	0-0 1-2 1B		0-0 FC6-4 1B		0-0 SH5-3		0-0 3B		0-0 FC3-2 2-H		0-0 F9		5 0 3 0 0 0 3											
<b>Ken Boyer, R</b> OBP: 0.349, SLG: 0.459 (1, 5)	0-3 K		0-0 FC6-4 1-2f		0-0 1-2 2-3 1B		0-0 F4		0-0 1-3		0-3 K		6 0 1 2 0 2 8											
<b>Bill White, L</b> OBP: 0.314, SLG: 0.404 (1, 3)		0-0 6-3		0-0 1B 1B		0-0 F6		4-0 IBB		0-0 HR		0-0 PB 1B 1B	5 2 3 1 1 0 1											
<b>Mike Shannon, R</b> OBP: 0.381, SLG: 0.278 (1, 9)		4-0 1-3 BB		0-0 F9		0-3 K		0-0 1-3		0-0 F8		0-0 1B PB 1B	5 0 1 0 1 1 4											
<b>Julian Javier, R</b> OBP: 0.281, SLG: 0.413 (1, 4)		0-0 1-3 1-2		0-0 F9		0-0 F5		0-0 F8		0-3 K		0-0 FC4-6 1B	6 0 2 1 0 2 1											
<b>Bob Uecker, R</b> OBP: 0.208, SLG: 0.176 (1, 2)		0-0 F9		0-0 F3		0-0 F3		0-3 K		0-3 K		0-0 FC4-6	5 0 0 0 0 2 3											
<b>Tim McCarver, L</b> OBP: 0.314, SLG: 0.372 (12, PH)				0-0 F5		0-0 F3		0-3 K		0-3 K		0-0 FC4-6	1 0 0 0 0 0 2											
<b>Roger Craig, R</b> OBP: 0.324, SLG: 0.290 (1, 1)			0-3 K		0-3 K		0-3 K		0-3 K		4-0 F9 PB	0-3 K	4 0 0 0 0 4 2											
<b>Bob Humphreys, R</b> (9, 1)											BB		0 0 0 0 0 0 0											
<b>Bob Skinner, L</b> OBP: 0.286, SLG: 0.364 (11, PH)													0 0 0 0 1 0 0											
<b>Phil Gagliano, R</b> OBP: 0.296, SLG: 0.400 (11, PR)													0 0 0 0 0 0 0											
<b>Ron Taylor, R</b> (11, 1)													1 0 0 0 0 1 2											
<b>Inning Stats</b>	R: 0 E: 0 K: 1 S: 6	H: 2 LOB: 1 BB: 0 P: 6	R: 0 E: 0 K: 0 S: 3	H: 0 LOB: 1 BB: 1 P: 7	R: 0 E: 0 K: 1 S: 7	H: 2 LOB: 2 BB: 0 P: 7	R: 0 E: 0 K: 1 S: 7	H: 2 LOB: 1 BB: 1 P: 11	R: 0 E: 0 K: 1 S: 5	H: 0 LOB: 0 BB: 0 P: 5	R: 0 E: 0 K: 3 S: 9	H: 0 LOB: 0 BB: 0 P: 9	R: 0 E: 1 K: 1 S: 6	H: 1 LOB: 1 BB: 0 P: 6	R: 1 E: 0 K: 2 S: 8	H: 1 LOB: 0 BB: 0 P: 8	R: 0 E: 0 K: 1 S: 5	H: 0 LOB: 3 BB: 2 P: 13	R: 1 E: 0 K: 1 S: 8	H: 3 LOB: 2 BB: 0 P: 8	1B: 11 2B: 1 3B: 1 HR: 2	SF: 0 SAC: 1 DP: 0 HBP: 0	WP: 0 PA: 55 PB: 2 SB: 0 CS: 1	
<b>PITCHER</b>	IP WLS BF H R ER SO BB IBB HBP BLK WP HR S P ERA WHIP																							
<b>Steve Blass, R</b> ERA: 3.39 (1, 1)	6.1		30	10	3	3	5	2	0	0	0	0	0	0	0	0	4.26	1.895						
<b>Roy Face, R</b> ERA: 4.28 (7, 1)	1.2		6	0	0	0	3	0	1	0	0	0	0	0	0	0	0.00	0.000						
<b>Al McBean, R</b> ERA: 2.13 (9, 1)	2.0		8	2	1	1	3	0	0	0	0	0	0	0	1	14	4.50	1.000						
<b>Bob Priddy, R</b> ERA: 3.97 (11, 1)	0.0		2	0	0	0	0	2	0	0	0	0	0	0	0	8	∞	∞						
<b>Tommie Sisk, R</b> ERA: 10.13 (11, 1)	2.0	L	9	3	1	1	2	0	0	0	0	0	0	0	0	13	4.50	1.500						

AB	49
R	5
H	15
RBI	5
BB	5
SO	13
LOB	31





Batter	1	2	3	4	5	6	7	8	9	10	11	12	AB	R	H	RBI	BB	SO	LOB
Bob Bailey, R OBP: 0.335, SLG: 0.393 (1, 5) (11, 7)	0-0 5-3		0-0 F8		0-0 CS 1B			0-0 6-3		0-0 HR		0-3 K	6	1	2	2	0	1	1
Bill Virdon, L OBP: 0.285, SLG: 0.297 (1, 8) (10, 7)	0-0 4-3		0-0 1-3		0-0 CS 1-2		0-0 4-3	0-0 F8		0-0 6-3			5	0	0	0	0	0	1
Roberto Clemente, R OBP: 0.391, SLG: 0.505 (1, 9) (10, 3)	0-0 5-3			0-0 F8 2B		0-3 K		0-0 6-3		0-0 F9			5	0	1	0	0	1	0
Willie Stargell, L OBP: 0.309, SLG: 0.521 Donn Clendenon, R OBP: 0.324, SLG: 0.393 (1, 3) (9, PR) (10, 3)		0-3 K		0-0 F8 2-3		0-0 6-3		0-0 2B 3B		0-3 K			4	0	1	0	0	1	1
Jerry Lynch, L OBP: 0.344, SLG: 0.527 Manny Mota, R OBP: 0.341, SLG: 0.461 (1, 7) (9, PR) (10, 7) (11, 2)		0-0 2B 1B		0-0 4-3			0-0 F7		0-0 2B		0-0 2B		4	1	2	1	0	0	1
Bill Mazeroski, R OBP: 0.293, SLG: 0.390 (1, 4) (10, 7)		0-0 WP 1-H 2B		0-3 K			0-0 5-3		3-H 4-0 2B IBB		4-0 IBB		3	0	1	1	2	1	1
Gene Alley, R OBP: 0.250, SLG: 0.298 (1, 6) (10, 7)		0-3 K		0-0 6-3 5-3 1B 1B		0-0 F8		0-0 G4-6-3 1-2f		0-3 K			5	1	1	0	0	2	6
Jim Pagliaroni, R OBP: 0.378, SLG: 0.370 Orlando McFarlane, R OBP: 0.250, SLG: 0.125 Gene Freese, R OBP: 0.306, SLG: 0.415 (1, 2) (8, PR) (9, 2) (10, PH) (11, 5)		0-0 5-3		0-0 5-3		0-0 5-3		0-0 2B		0-3 K		0-3 K	3	0	1	0	0	0	2
Steve Blass, R Roy Face, R Smoky Burgess, L Al McLamb, R Dick Schofield, S Bob Fiddy, R Tommie Sisk, R Vern Law, R OBP: 0.293, SLG: 0.282 (1, 1) (7, 1) (8, PH) (8, 1) (9, 1) (10, PH) (11, 1) (11, 1) (12, PH)			0-0 F8		0-0 6-3			0-3 K		0-3 K		0-0 6-3	2	0	0	0	0	0	1

Inning Stats	R: 0	H: 0	E: 0	K: 3	S: 3	R: 1	H: 2	E: 0	K: 2	S: 9	R: 0	H: 0	E: 0	K: 0	S: 3	R: 0	H: 1	E: 0	K: 1	S: 6	R: 1	H: 2	E: 0	K: 0	S: 4	R: 0	H: 0	E: 0	K: 1	S: 5	R: 0	H: 0	E: 0	K: 0	S: 3	R: 0	H: 1	E: 0	K: 1	S: 6	R: 1	H: 2	E: 0	K: 0	S: 4	R: 0	H: 1	E: 0	K: 2	S: 8	R: 0	H: 1	E: 0	K: 2	S: 8	R: 0	H: 1	E: 0	K: 2	S: 8	R: 0	H: 0	E: 0	K: 2	S: 7	R: 0	H: 0	E: 0	K: 2	S: 7	1B: 3	2B: 5	3B: 1	HR: 1	SF: 0	SAC: 0	DP: 1	HBP: 0	WP: 1	PA: 47
--------------	------	------	------	------	------	------	------	------	------	------	------	------	------	------	------	------	------	------	------	------	------	------	------	------	------	------	------	------	------	------	------	------	------	------	------	------	------	------	------	------	------	------	------	------	------	------	------	------	------	------	------	------	------	------	------	------	------	------	------	------	------	------	------	------	------	------	------	------	------	------	-------	-------	-------	-------	-------	--------	-------	--------	-------	--------

PITCHER	IP	WLS	BF	H	R	ER	SO	BB	IBB	HBP	BLK	WP	HR	S	P	ERA	WHIP
Roger Craig, R ERA: 2.61 (1, 1)	8.1		32	8	3	3	5	0	0	0	0	1	0	42	42	3.24	0.960
Bob Humphreys, R ERA: 1.59 (9, 1)	1.2		6	1	1	1	2	0	1	0	0	0	1	9	13	5.40	0.600
Ron Taylor, R ERA: 4.89 (11, 1)	2.0	W	8	1	0	0	4	0	1	0	0	0	0	15	19	0.00	0.500

**BOTTOM**

**St. Louis Cardinals @ Pittsburgh Pirates**  
 Forbes Field, Pittsburgh, PA  
 Mon Jul 13 1964, 3:33 AM EDT  
 Unknown

AB	44
R	4
H	10
RBI	4
BB	2
SO	11
LOB	15



WP: 1	PA: 47
PB: 0	
SB: 0	
CS: 1	

livebaseballscorecards.com

Batter	1	2	3	4	5	6	7	8	9	AB	R	H	RBI	BB	SO	LOB	TOP								
<b>Curt Flood, R</b> OBP: 0.355, SLG: 0.373 (1, 8) X	0-0 SH1-3 1B	0-0 G4-6-3 1B		0-0 F2		0-0 F9	0-0 4-3	0-0 6-3		6	0	1	0	0	0	3									
<b>Lou Brock, L</b> OBP: 0.327, SLG: 0.411 (1, 7) X	0-0 SH1-3 1B		0-0 E 4-3 1B		0-0 3B	0-3 K 1B	0-0 E4		0-0 HR	6	3	4	1	0	1	0									
<b>Dick Groat, R</b> OBP: 0.326, SLG: 0.377 (1, 6) X	0-0 SH1-3 1B		0-0 4-3		0-0 HR 1B	0-0 E 1B	0-0 F3		0-0 F9	4	2	2	0	0	0	2									
<b>Jerry Buchek, R</b> OBP: 0.385, SLG: 0.400 (7, 6)	1-2 2-3		1-2							1	0	0	0	0	0	0									
<b>Ken Boyer, R</b> OBP: 0.352, SLG: 0.460 (1, 5) S S	0-3 K		0-0 E5 G3 1B		0-0 HR 1B	0-0 E6 PB WP 1B		0-0 E 1B	0-0 6-3	6	3	3	1	0	1	3									
<b>Bill White, L</b> OBP: 0.317, SLG: 0.416 (1, 3) X	0-0 4-3		0-0 G3 1B		0-0 HR	0-3 K		0-0 E 1B	0-0 E3 FC6-4	6	2	3	4	0	1	2									
<b>Bob Skinner, L</b> OBP: 0.287, SLG: 0.358 (1, 9)		4-0 BB	0-0 G3 1B		0-0 F9	0-0 1B		0-0 E7 1B	0-0 FC6-4	2	1	0	0	1	0	2									
<b>Mike Shannon, R</b> OBP: 0.375, SLG: 0.286 (5, 9)		BB	1-2 2-3		0-0 1B	0-0 1B		1-2 2-3	1-2	3	1	1	0	0	0	3									
<b>Julian Javier, R</b> OBP: 0.290, SLG: 0.420 (1, 4) X	0-0 1B		0-0 F8		0-0 1B	0-0 1B		0-0 E 1B		5	0	4	2	0	0	2									
<b>Tim McCarver, L</b> OBP: 0.316, SLG: 0.372 (1, 2) X	0-0 G4-6-3 1B		0-0 F7		0-0 1B	0-0 F2		0-0 E6		5	0	2	1	0	0	3									
<b>Mike Cuellar, L</b> OBP: 0.133, SLG: 0.200 (1, 1) S S	0-3 K		0-0 F8		0-3 K		0-3 K	0-3 K		5	0	0	0	0	4	5									
<b>Ray Washburn, R</b> OBP: 0.133, SLG: 0.200 (8, 1)										0	0	0	0	0	0	0									
<b>Inning Stats</b>	R: 0 E: 0 K: 1 S: 7	H: 2 LOB: 2 BB: 0 P: 7	R: 1 E: 0 K: 1 S: 6	H: 2 LOB: 1 BB: 1 P: 10	R: 1 E: 1 K: 0 S: 6	H: 2 LOB: 2 BB: 0 P: 6	R: 0 E: 0 K: 0 S: 3	H: 0 LOB: 0 BB: 0 P: 3	R: 3 E: 0 K: 1 S: 10	H: 6 LOB: 2 BB: 0 P: 10	R: 3 E: 1 K: 2 S: 12	H: 4 LOB: 2 BB: 0 P: 12	R: 0 E: 1 K: 1 S: 6	H: 0 LOB: 1 BB: 0 P: 6	R: 3 E: 2 K: 1 S: 9	H: 3 LOB: 1 BB: 0 P: 9	R: 1 E: 1 K: 0 S: 5	H: 1 LOB: 1 BB: 0 P: 5	1B: 17 2B: 0 3B: 1 HR: 2	SF: 0 SAC: 1 DP: 1 HBP: 0	WP: 2 PB: 1 SB: 0 CS: 0	PA: 51			
<b>PITCHER</b>	IP	WLS	BF	H	R	ER	SO	BB	IBB	HBP	BLK	WP	HR	S	P	ERA	WHIP								
<b>Vern Law, R</b> ERA: 3.53 (1, 1)	4.2	L	26	12	5	5	2	1	0	0	0	0	1	29	33	9.64	2.786								
<b>Tom Butters, R</b> ERA: 2.27 (5, 1)	1.0		7	3	3	0	3	0	0	0	0	2	0	13	13	0.00	3.000								
<b>Bob Priddy, R</b> ERA: 3.93 (6, 1)	0.1		2	1	0	0	0	0	0	0	0	0	0	2	2	0.00	3.000								
<b>Tommie Sisk, R</b> ERA: 9.64 (7, 1)	2.0		11	3	3	1	2	0	0	0	0	0	0	15	15	4.50	1.500								
<b>Roy Face, R</b> ERA: 4.39 (9, 1)	1.0		5	1	1	1	0	0	0	0	0	0	1	5	5	9.00	1.000								

**St. Louis Cardinals @ Pittsburgh Pirates**  
**Forbes Field, Pittsburgh, PA**  
 Mon Jul 13 1964, 7:05 PM EDT  
 Att: 14,773 - Unknown

<b>AB</b>	<b>49</b>
<b>R</b>	<b>12</b>
<b>H</b>	<b>20</b>
<b>RBI</b>	<b>9</b>
<b>BB</b>	<b>1</b>
<b>SO</b>	<b>7</b>
<b>LOB</b>	<b>25</b>



WP: 2 PA: 51  
 PB: 1  
 SB: 0  
 CS: 0

WP: 2	PA: 51
PB: 1	
SB: 0	
CS: 0	

livebaseballscorecards.com

Batter	1	2	3	4	5	6	7	8	9	AB	R	H	RBI	BB	SO	LOB
Bob Bailey, R OBP: 0.336, SLG: 0.393 (1, 7) (9, 8)	0-0 F8	0-0 FC5-4		0-0 FC4-6			0-0 WP 1B	0-0 G4-6-3 1B		5	0	2	0	0	0	2
Manny Mota, R OBP: 0.336, SLG: 0.458 Roy Face, R (1, 8) (9, 1)	0-0 E5 BB E		0-0 4-3 1B 2B	0-0 1-3			0-0 5-3 1-2	0-0 G4-6-3 1-2f		5	1	1	0	0	0	4
Roberto Clemente, R OBP: 0.386, SLG: 0.497 (1, 9)	0-0 E4 BB 1-2		0-0 4-3 2-3		0-0 F8		0-0 1-3		0-0 4-3	5	0	0	0	0	0	3
Gene Freese, R OBP: 0.303, SLG: 0.409 (1, 5)	0-3 K		0-0 3-H 1B		0-0 6-3		0-0 6-3		0-0 4-3	5	0	1	1	0	1	3
Donn Clendenon, R OBP: 0.326, SLG: 0.391 (1, 3)	4-0 1-2 2-3 BB		0-0 F8		0-0 6-3			0-0 BB 1B	0-0 F4	4	1	1	0	1	0	1
Bill Mazeroski, R OBP: 0.293, SLG: 0.392 (1, 4)	0-0 6-3		0-0 F8			0-0 G6-4-3 2B		0-0 F6		4	0	1	0	0	0	5
Jim Pagliaroni, R OBP: 0.381, SLG: 0.389 (1, 2)		0-3 K		0-0 HR		0-0 E5 G6-4-3 1B		4-0 BB BB BB 1-2 2B BB		3	2	1	1	1	1	1
Gene Alley, R OBP: 0.250, SLG: 0.296 (1, 6)		0-3 K		0-3 K		0-0 G6-4-3 1-2f 2-3		0-0 1-2 2-H 2B 1B		4	1	1	1	0	2	2
Vern Law, R OBP: 0.326, SLG: 0.317 Tom Butters, R OBP: 0.333, SLG: 0.333 Bob Priddy, R OBP: 0.284, SLG: 0.296 Bill Virdon, L OBP: 0.284, SLG: 0.296 Tommie Sisk, R OBP: 0.350, SLG: 0.540 (1, 1) (5, 1) (6, 1) (6, PH) (7, 1) (8, PH) (8, 7)		0-0 FC5-4 1B		0-0 FC4-6 1B		0-3 K		0-0 1B 1-H 2-H 2B		2	0	2	0	0	0	0

Inning Stats	R: 0	H: 0	E: 2	K: 1	S: 7	H: 0	LOB: 3	BB: 1	P: 11	R: 0	H: 1	E: 0	K: 2	S: 8	H: 1	LOB: 1	BB: 0	P: 8	R: 1	H: 2	E: 0	K: 0	S: 5	H: 2	LOB: 1	BB: 0	P: 5	R: 1	H: 2	E: 0	K: 1	S: 7	R: 0	H: 0	E: 0	K: 0	S: 3	R: 0	H: 1	E: 1	K: 1	S: 6	H: 1	LOB: 1	BB: 0	P: 6	R: 0	H: 1	E: 0	K: 0	S: 4	R: 3	H: 4	E: 0	K: 0	S: 6	H: 1	LOB: 1	BB: 1	P: 10	R: 0	H: 0	E: 0	K: 0	S: 3	H: 0	LOB: 0	BB: 0	P: 3	1B: 7	2B: 3	3B: 0	HR: 1	SF: 0	SAC: 0	DP: 2	HBP: 0	WP: 1	PB: 0	SB: 0	CS: 0	PA: 41
--------------	------	------	------	------	------	------	--------	-------	-------	------	------	------	------	------	------	--------	-------	------	------	------	------	------	------	------	--------	-------	------	------	------	------	------	------	------	------	------	------	------	------	------	------	------	------	------	--------	-------	------	------	------	------	------	------	------	------	------	------	------	------	--------	-------	-------	------	------	------	------	------	------	--------	-------	------	-------	-------	-------	-------	-------	--------	-------	--------	-------	-------	-------	-------	--------


PITCHER	IP	WLS	BF	H	R	ER	SO	BB	IBB	HBP	BLK	WP	HR	S	P	ERA	WHIP
Mike Cuellar, L ERA: 5.4 (1, 1)	7.1	W	36	10	5	5	5	2	0	0	0	1	1	44	52	6.14	1.636
Ray Washburn, R ERA: 3.19 (8, 1)	1.2	S	5	1	0	0	0	0	0	0	0	0	0	5	5	0.00	0.600

**BOTTOM**

**St. Louis Cardinals @ Pittsburgh Pirates**  
Forbes Field, Pittsburgh, PA

Mon Jul 13 1964, 7:05 PM EDT  
Att. 14,773 - Unknown

AB	39
R	5
H	11
RBI	5
BB	2
SO	5
LOB	22



Batter	1	2	3	4	5	6	7	8	9	AB R H RBI BB SO LOB	TOP
Tony Taylor, R (1, 4) OBP: 0.326, SLG: 0.298 John Herrnstein, L (9, PH) OBP: 0.315, SLG: 0.407	0-0 G3		0-0 BB E 1B		4-0 BB		0-3 K		0-0 1B 1B	3 0 1 0 1 1 0 1 0 1 0 0 0 0	
Cookie Rojas, R (1, 8) OBP: 0.357, SLG: 0.438 Wes Covington, L (9, PH) OBP: 0.341, SLG: 0.435 John Briggs, L (9, PR) OBP: 0.326, SLG: 0.342	0-0 1B		0-0 E6 BB 1-2		0-0 L8		0-0 F8		0-0 1B 1B	4 0 1 0 0 0 2 1 0 1 0 0 0 0 0 0 0 0 0 0 0	
Johnny Callison, L (1, 9) OBP: 0.314, SLG: 0.465	0-3 K		4-0 G6-4-3 BB 1-2 2-3		0-0 4-3		0-0 4-3	H 1-0 G5-4-3 HBP	0-3 K	3 0 0 0 1 2 3	
Dick Allen, R (1, 5) OBP: 0.366, SLG: 0.555	0-0 4-3		0-0 G6-4-3 1-2f		4-0 5-3 2B BB		G5-4-3 1-2f	0-0 K	0-3 K	4 1 0 0 1 1 7	
Danny Cater, R (1, 7) OBP: 0.325, SLG: 0.409		0-0 4-3		0-0 4-3		0-0 5-3 1-2		0-0 WP 1B 1B		4 1 1 0 0 0 1	
Ruben Amaro, R (1, 3) OBP: 0.311, SLG: 0.333		0-0 5-3		0-0 6-3		0-0 1B 2B		0-0 1B 1B		4 1 2 2 0 0 0	
Bobby Wine, R (1, 6) OBP: 0.271, SLG: 0.278		4-0 BB		0-3 K		0-0 2-H 1B		0-0 1-3 1B		3 0 2 1 1 1 0	
Clay Dalrymple, L (1, 2) OBP: 0.296, SLG: 0.345		0-0 3-1		0-3 K		0-3 K		0-0 G3		4 0 0 0 0 2 4	
Cal McLish, S (1, 1) Dennis Bennett, L (1, 1) OBP: 0.234, SLG: 0.186 Ed Roebuck, R (6, 1) Roy Sievers, R (7, PH) OBP: 0.285, SLG: 0.325 Dallas Green, L (7, 1) Tony Gonzalez, L (9, PH) OBP: 0.366, SLG: 0.361			0-0 1-3		0-3 K		0-3 K		0-0 F7	0 0 0 0 0 0 0 2 0 0 0 0 0 1 0 0 0 0 0 0 0 0 0 1 0 0 0 0 0 1 0 0 0 0 0 0 0 0 0 1 0 0 0 0 0 0 0	
Inning Stats	R: 0 H: 1 E: 0 LOB: 1 K: 1 BB: 0 S: 6 P: 6	R: 0 H: 0 E: 0 LOB: 1 K: 0 BB: 1 S: 3 P: 7	R: 0 H: 1 E: 1 LOB: 2 K: 0 BB: 1 S: 4 P: 8	R: 0 H: 0 E: 0 LOB: 0 K: 1 BB: 0 S: 5 P: 5	R: 0 H: 0 E: 0 LOB: 1 K: 2 BB: 1 S: 7 P: 11	R: 2 H: 2 E: 0 LOB: 1 K: 1 BB: 1 S: 7 P: 11	R: 0 H: 0 E: 0 LOB: 0 K: 2 BB: 0 S: 7 P: 7	R: 1 H: 3 E: 0 LOB: 2 K: 0 BB: 0 S: 5 P: 6	R: 0 H: 2 E: 0 LOB: 2 K: 2 BB: 0 S: 9 P: 9	1B: 8 SF: 0 2B: 1 SAC: 0 3B: 0 DP: 2 HR: 0 HBP: 1	WP: 1 PA: 40 PB: 0 SB: 0 CS: 0
PITCHER Bob Veale, L (1, 1) ERA: 3.18 Al McBean, R (9, 1) ERA: 2.08	IP WLS BF H R ER SO BB IBB HBP BLK WP HR S P ERA WHIP	8.0 W 35 7 3 3 7 4 0 1 0 1 0 0 44 61 3.38 1.375	1.0 S 5 2 0 0 2 0 0 0 0 0 0 0 9 9 0.00 2.000								

Philadelphia Phillies @ Pittsburgh Pirates  
 Forbes Field, Pittsburgh, PA  
 Tue Jul 14 1964, 7:05 PM EDT  
 Att. 9,664 - Unknown

livebaseballscorecards.com

AB	35
R	3
H	9
RBI	3
BB	4
SO	9
LOB	17

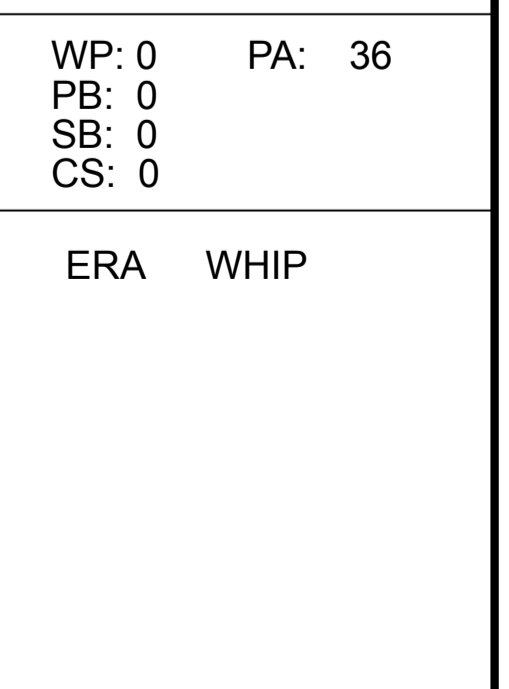


Batter	1	2	3	4	5	6	7	8	9
Bob Bailey, R OBP: 0.343, SLG: 0.396 (1, 5)	0-3 K		0-0 G4-6-3 1B		4-0 FC4-3-6-4 1B BB		0-0 SH2-4 1B		
Manny Mota, R OBP: 0.344, SLG: 0.463 (1, 8) (7, 7)	0-0 2B 1B		0-0 G4-6-3 1-2f		0-0 FC4-3-6-4 1B		0-0 SH2-4		
Roberto Clemente, R OBP: 0.384, SLG: 0.497 (1, 9)	0-0 1B 2B		0-0 6-3		0-0 FC4-3-6-4 1-2f 2-3 3-H		0-3 K		
Jerry Lynch, L OBP: 0.349, SLG: 0.534 Bill Virdon, L OBP: 0.283, SLG: 0.294 (1, 7) (7, 8)	0-0 1B			0-3 K	0-0 G3		0-0 F7		
Donn Clendenon, R OBP: 0.325, SLG: 0.389 (1, 3)	0-0 P4			0-0 F9		0-0 SH1-4 1B		0-0 6-3	
Bill Mazeroski, R OBP: 0.290, SLG: 0.388 (1, 4)		0-3 K		0-3 K		0-0 SH1-4 1-2		0-0 4-3	
Jim Pagliaroni, R OBP: 0.389, SLG: 0.395 (1, 2)		4-0 BB			0-0 FC6-4 1B	0-0 P3		0-0 1B 1B	
Gene Alley, R OBP: 0.258, SLG: 0.297 (1, 6)		0-0 L9			0-0 FC6-4 SH 1B 1-2f	4-0 IBB		0-0 1B	
Bob Veale, S OBP: 0.167, SLG: 0.130 Smoky Burgess, L OBP: 0.298, SLG: 0.291 Al McBean, R OBP: 0.250, SLG: 0.250 (1, 1) (8, PH) (9, 1)		0-3 K			0-0 SH 1B BB FC4-3-6-4 1-3	0-3 K		0-0 P6	

AB	R	H	RBI	BB	SO	LOB
3	0	2	0	1	1	0
3	1	2	1	0	0	1
4	1	1	2	0	1	3
3	0	1	1	0	1	2
1	0	0	0	0	0	1
4	0	1	0	0	0	0
3	0	0	0	0	2	0
3	0	2	0	1	0	1
3	1	1	0	1	0	2
2	1	0	0	0	2	3
1	0	0	0	0	0	2
0	0	0	0	0	0	0

BOTTOM	
Philadelphia Phillies @ Pittsburgh Pirates Forbes Field, Pittsburgh, PA Tue Jul 14 1964, 7:05 PM EDT Att. 9,664 - Unknown	
AB 30 R 4 H 10 RBI 4 BB 3 SO 7 LOB 15	
WP: 0 PA: 36 PB: 0 SB: 0 CS: 0	

Inning Stats		R: 2	H: 3	E: 0	K: 1	S: 7	H: 0	LOB: 0	BB: 0	P: 7	R: 0	H: 0	E: 0	K: 2	S: 7	H: 0	LOB: 1	BB: 1	P: 11	R: 0	H: 1	E: 0	K: 0	S: 3	R: 0	H: 0	E: 0	K: 2	S: 7	H: 0	LOB: 0	BB: 0	P: 3	R: 2	H: 2	E: 1	K: 0	S: 6	H: 2	LOB: 2	BB: 1	P: 10	R: 0	H: 1	E: 0	K: 1	S: 6	H: 1	LOB: 1	BB: 0	P: 6	R: 0	H: 2	E: 0	K: 0	S: 5	H: 2	LOB: 2	BB: 0	P: 5
PITCHER	IP	WLS	BF	H	R	ER	SO	BB	IBB	HBP	BLK	WP	HR	S	P	ERA	WHIP																																											
Cal McLish, R ERA: 3.38	(1, 1)	0.1	3	2	2	2	1	0	0	0	0	0	0	5	5	54.00	6.000																																											
Dennis Bennett, L ERA: 3.57	(1, 1)	5.0	21	5	2	2	4	2	0	0	0	0	0	27	35	3.60	1.400																																											
Ed Roebuck, R ERA: 2.03	(6, 1)	0.2	3	0	0	0	1	0	1	0	0	0	0	4	8	0.00	0.000																																											
Dallas Green, R ERA: 3.34	(7, 1)	2.0	9	3	0	0	1	0	0	0	0	0	0	11	11	0.00	1.500																																											



Batter	1	2	3	4	5	6	7	8	9	AB R H RBI BB SO LOB	TOP											
Tony Gonzalez, L (1, 8) OBP: 0.368, SLG: 0.364	0-0 SH1-3 1B		0-0 F9		0-0 CS 1B			0-3 K		4 0 2 0 0 1 2												
John Herrnstein, L (1, 3) OBP: 0.311, SLG: 0.402	0-0 SH1-3 1-2		0-0 F5		0-0 CS 1-2	0-0 4-3		0-0 G4-3 1-2f		3 0 0 0 0 0 2												
Johnny Callison, L (1, 9) OBP: 0.314, SLG: 0.462	0-3 K			0-0 4-3		0-3 K		0-0 6-3 1B		4 0 1 0 0 2 1												
Dick Allen, R (1, 5) OBP: 0.362, SLG: 0.548	0-0 P3			0-0 5-3		0-0 6-3		0-0 6-3 1-2		4 0 0 0 0 0 2												
Wes Covington, L (1, 7) OBP: 0.344, SLG: 0.437		0-0 E9 1B		0-0 BB 1B		0-0 3-1		0-0 F9		4 0 2 0 0 0 1												
Clay Dalrymple, L (1, 2) OBP: 0.295, SLG: 0.340		0-0 P6		4-0 BB		0-0 P3		0-0 4-3		3 0 0 0 1 0 2												
Cookie Rojas, R (1, 4) OBP: 0.350, SLG: 0.429		0-0 5-3		0-0 F9		0-0 F9				3 0 0 0 0 0 3												
Ruben Amaro, R (1, 6) OBP: 0.312, SLG: 0.333		0-0 F3			0-0 6-3		0-0 6-3 1B 1B			3 0 1 0 0 0 1												
Jim Bunning, R (1, 1) OBP: 0.164, SLG: 0.200			0-3 K		0-0 6-3			0-0 G4-3 1B		2 0 0 0 0 1 0												
John Briggs, L (8, PH) OBP: 0.341, SLG: 0.359										1 0 1 0 0 0 0												
Jack Baldschun, R (8, 1) OBP: 0.286, SLG: 0.286										0 0 0 0 0 0 0												
<b>Inning Stats</b>	R: 0 E: 0 K: 1 S: 6	H: 1 LOB: 1 BB: 0 P: 6	R: 0 E: 1 K: 0 S: 4	H: 1 LOB: 1 BB: 0 P: 4	R: 0 E: 0 K: 1 S: 5	H: 0 LOB: 0 BB: 0 P: 5	R: 0 E: 0 K: 0 S: 4	H: 1 LOB: 2 BB: 1 P: 8	R: 0 E: 0 K: 0 S: 3	H: 1 LOB: 0 BB: 0 P: 3	R: 0 E: 0 K: 1 S: 5	H: 0 LOB: 0 BB: 0 P: 5	R: 0 E: 0 K: 0 S: 3	H: 0 LOB: 0 BB: 0 P: 3	R: 0 E: 0 K: 1 S: 6	H: 2 LOB: 1 BB: 0 P: 6	R: 0 E: 0 K: 0 S: 4	H: 1 LOB: 1 BB: 0 P: 4	1B: 7 2B: 0 3B: 0 HR: 0	SF: 0 SAC: 1 DP: 1 HBP: 0	WP: 0 PB: 0 SB: 0 CS: 1	PA: 34
<b>PITCHER</b> Bob Friend, R (1, 1) ERA: 3.38	IP: 9.0 WLS: W BF: 33 H: 7 R: 0 ER: 0 SO: 4 BB: 1 IBB: 0 HBP: 0 BLK: 0 WP: 0 HR: 0 S: 40 P: 44 ERA: 0.00 WHIP: 0.889											<b>PITCHER</b> IP: WLS: BF: H: R: ER: SO: BB: IBB: HBP: BLK: WP: HR: S: P: ERA: WHIP										

Philadelphia Phillies @ Pittsburgh Pirates  
 Forbes Field, Pittsburgh, PA  
 Wed Jul 15 1964, 7:05 PM EDT  
 Att: 11,633 - Unknown

livebaseballscorecards.com

AB 31  
 R 0  
 H 7  
 RBI 0  
 BB 1  
 SO 4  
 LOB 14



Batter	1	2	3	4	5	6	7	8	9
Bob Bailey, R OBP: 0.337, SLG: 0.390 (1, 5)	0-3 K		0-0 P6		0-3 K2-3			0-3 K	
Manny Mota, R OBP: 0.348, SLG: 0.465 (1, 8) (7, 7)	0-0 F9			0-0 E E HR 1B		0-0 6-3		0-0 1B 1B	
Roberto Clemente, R OBP: 0.383, SLG: 0.494 (1, 9)	0-0 5-3			0-0 E5 HR 1-3		0-3 K		0-0 1-2 1B	
Jerry Lynch, L OBP: 0.357, SLG: 0.563 Bill Virdon, L OBP: 0.282, SLG: 0.293 (1, 7) (6, PR) (7, 8)		0-3 K		0-0 HR 2-H 3-H		0-0 1B		0-0 4-3	
Donn Clendenon, R OBP: 0.321, SLG: 0.384 (1, 3)		0-0 6-3		0-0 F9		0-0 F9			
Bill Mazaroski, R OBP: 0.287, SLG: 0.384 (1, 4)		0-0 5-3		0-0 F8			0-0 5-3		
Jim Pagliaroni, R OBP: 0.388, SLG: 0.394 (1, 2)			0-0 SH1-3 1B		0-0 5-3		0-0 P4		
Gene Alley, R OBP: 0.252, SLG: 0.289 (1, 6)			0-0 P6		0-0 1-3		0-3 K		
Bob Friend, R OBP: 0.182, SLG: 0.122 (1, 1)			0-0 SH1-3 1-2		0-3 K			0-3 K	

AB	R	H	RBI	BB	SO	LOB
4	0	0	0	0	3	1
4	1	2	0	0	0	0
4	1	1	0	0	1	1
3	1	2	3	0	1	0
1	0	0	0	0	0	2
3	0	0	0	0	0	1
3	0	0	0	0	0	0
3	0	1	0	0	0	0
3	0	0	0	0	1	1
2	0	0	0	0	2	0

**BOTTOM**

Philadelphia Phillies @ Pittsburgh Pirates  
 Forbes Field, Pittsburgh, PA  
 Wed Jul 15 1964, 7:05 PM EDT  
 Att. 11,633 - Unknown

[livebaseballscorecards.com](http://livebaseballscorecards.com)

AB	30
R	3
H	6
RBI	3
BB	0
SO	8
LOB	6



Inning Stats		R: 0	H: 0	E: 0	LOB: 0	K: 1	BB: 0	S: 5	P: 5									
R: 0 H: 0 E: 0 LOB: 0 K: 1 BB: 0 S: 5 P: 5		R: 0 H: 0 E: 0 LOB: 0 K: 1 BB: 0 S: 5 P: 5	R: 0 H: 1 E: 0 LOB: 1 K: 0 BB: 0 S: 4 P: 4	R: 3 H: 2 E: 1 LOB: 0 K: 0 BB: 0 S: 6 P: 6	R: 0 H: 0 E: 0 LOB: 0 K: 2 BB: 0 S: 7 P: 7	R: 0 H: 1 E: 0 LOB: 1 K: 1 BB: 0 S: 6 P: 6	R: 0 H: 0 E: 0 LOB: 0 K: 1 BB: 0 S: 5 P: 5	R: 0 H: 2 E: 0 LOB: 2 K: 2 BB: 0 S: 9 P: 9										
PITCHER		IP	WLS	BF	H	R	ER	SO	BB	IBB	HBP	BLK	WP	HR	S	P	ERA	WHIP
Jim Bunning, R ERA: 2.21 (1, 1)		7.0	L	26	4	3	2	6	0	0	0	0	0	1	38	38	2.57	0.571
Jack Baldschun, R ERA: 3.21 (8, 1)		1.0		5	2	0	0	2	0	0	0	0	0	0	9	9	0.00	2.000

WP	PA	3B	HR	S	P	ERA	WHIP
0	31	0	0	0	0	0	0

Batter	1	2	3	4	5	6	7	8	9	AB R H RBI BB SO LOB	TOP	
Cookie Rojas, R OBP: 0.358, SLG: 0.447 (1, 8) X	0-0 5-3		0-0 F9 SH5-4 2B 1B		0-0 1B 4-3 2B		0-0 2B		0-0 6-3	5 2 3 0 0 0 0		
Johnny Callison, L OBP: 0.314, SLG: 0.461 (1, 9) S S	0-3 K		0-0 SH5-4 1-2		0-0 4-3 BB 1B 1B		0-3 K			3 1 1 0 0 2 1		
Tony Taylor, R OBP: 0.322, SLG: 0.294 (1, 4) X	0-0 4-3		0-0 F9 2-3		0-3 K		0-3 K			4 0 0 0 0 2 4		
Dick Allen, R OBP: 0.366, SLG: 0.547 (1, 5)		0-0 F8 E 2B 1B	4-0 2B WP BB		4-0 1-2 1B BB		0-0 6-3			2 3 1 0 2 0 1		
Danny Cater, R OBP: 0.328, SLG: 0.420 John Herrnstein, L OBP: 0.308, SLG: 0.398 (1, 7) (5, PH) (5, 7)		0-0 F8	0-0 WP 1-3 2B		0-0 4-3 1-2 2-3 3-H		0-0 6-3			2 0 1 1 0 0 1 2 0 0 1 0 0 2		
Ruben Amaro, R OBP: 0.309, SLG: 0.330 (1, 3)		0-0 E6 1-2 2B	0-0 5-3 2-3 3-H		0-0 CS 1B		0-0 L3			4 1 1 2 0 0 2		
Bobby Wine, R OBP: 0.266, SLG: 0.273 (1, 6)		0-0 F8 2-3		0-0 6-3	0-0 CS 1-2	0-3 K	0-3 K			4 0 0 0 0 2 2		
Clay Dalrymple, L OBP: 0.294, SLG: 0.343 (1, 2)		0-0 1-H 3-H 2B		0-3 K		0-0 G3		0-0 F9		4 0 1 2 0 1 0		
Art Mahaffey, R OBP: 0.156, SLG: 0.290 Jack Baldschun, R OBP: 0.250, SLG: 0.250 (1, 1) (7, 1)		0-0 G3		0-3 K		0-0 5-3		0-3 K		3 0 0 0 0 1 1 1 0 0 0 0 1 0		
<b>Inning Stats</b>	R: 0 H: 0 E: 0 LOB: 0 K: 1 BB: 0 S: 5 P: 5	R: 2 H: 2 E: 1 LOB: 1 K: 0 BB: 0 S: 6 P: 6	R: 2 H: 2 E: 0 LOB: 1 K: 0 BB: 1 S: 5 P: 9	R: 0 H: 0 E: 0 LOB: 0 K: 2 BB: 0 S: 7 P: 7	R: 3 H: 3 E: 0 LOB: 0 K: 1 BB: 1 S: 7 P: 11	R: 0 H: 0 E: 0 LOB: 0 K: 1 BB: 0 S: 5 P: 5	R: 0 H: 1 E: 0 LOB: 1 K: 2 BB: 0 S: 8 P: 8	R: 0 H: 0 E: 0 LOB: 0 K: 1 BB: 0 S: 5 P: 5	R: 0 H: 0 E: 0 LOB: 0 K: 1 BB: 0 S: 5 P: 5	1B: 4 SF: 0 2B: 4 SAC: 1 3B: 0 DP: 0 HR: 0 HBP: 0	WP: 1 PA: 38 PB: 0 SB: 0 CS: 1	
<b>PITCHER</b>	IP WLS BF H R ER SO BB IBB HBP BLK WP HR S P ERA WHIP											
Joe Gibbon, L ERA: 2.84 (1, 1)	4.0 L 20 6 6 4 3 1 0 0 0 1 0 25 29 9.00 1.750											
Roy Face, R ERA: 4.4 (5, 1)	2.0 7 1 1 1 2 1 0 0 0 0 0 10 14 4.50 1.000											
Tommie Sisk, R ERA: 9.25 (7, 1)	1.0 4 1 0 0 2 0 0 0 0 0 0 8 8 0.00 1.000											
Al McBean, R ERA: 1.98 (8, 1)	2.0 6 0 0 0 2 0 0 0 0 0 0 10 10 0.00 0.000											

Philadelphia Phillies @ Pittsburgh Pirates  
 Forbes Field, Pittsburgh, PA  
 Thu Jul 16 1964, 7:05 PM EDT  
 Att. 12,163 - Unknown

livebaseballscorecards.com

AB 34  
 R 7  
 H 8  
 RBI 6  
 BB 2  
 SO 9  
 LOB 14





BOTTOM

Philadelphia Phillies @ Pittsburgh Pirates  
Forbes Field, Pittsburgh, PA  
Thu Jul 16 1964, 7:05 PM EDT  
Att. 12,163 - Unknown

livebaseballscores.com

AB 36  
R 5  
H 11  
RBI 5  
BB 6  
SO 7  
LOB 21



WP: 1 PA: 44  
PB: 0  
SB: 0  
CS: 1

AB R H RBI BB SO LOB

5 0 3 0 0 0 1  
1 0 0 0 1 0 0  
1 1 1 0 0 0 0

5 1 2 0 0 0 4

3 0 1 2 2 0 1

5 0 0 0 0 3 6

5 1 1 0 0 0 1

4 2 2 2 1 1 2

2 0 0 0 1 2 1  
1 0 0 0 0 0 2  
0 0 0 0 0 0 0  
1 0 0 0 0 1 0

2 0 0 0 0 0 3  
0 0 0 0 0 0 0  
1 0 1 1 0 0 0  
0 0 0 0 0 0 0  
0 0 0 0 1 0 0

1B: 8 SF: 0  
2B: 2 SAC: 2  
3B: 0 DP: 1  
HR: 1 HBP: 0

Batter	1	2	3	4	5	6	7	8	9
Bob Bailey, R (1, 5) OBP: 0.342, SLG: 0.394	0-0 CS 1B		0-0 6-3		0-0 SH5-3 1B	0-0 F3		0-0 SH1-4 1B	
Manny Mota, R (1, 8) OBP: 0.350, SLG: 0.461 Bill Virdon, L (6, 8) OBP: 0.285, SLG: 0.296	4-0 G4-6-3 1-2 BB		0-0 F8		0-0 SH5-3 1-2		0-0 1B 2B 1B	0-0 SH1-4 1-2 2-3	
Roberto Clemente, R (1, 9) OBP: 0.383, SLG: 0.492	0-0 G4-6-3 1-2f		0-0 1B		0-0 L9		0-0 1-3 2B 1B	0-0 6-3	
Jerry Lynch, L (1, 7) OBP: 0.366, SLG: 0.566		0-0 P6	0-0 6-3		4-0 BB		0-0 1-H 3-H 2B	4-0 IBB	
Donn Clendenon, R (1, 3) OBP: 0.315, SLG: 0.377		0-3 K		0-0 P6	0-3 K		0-0 1-4-3	0-3 K	
Bill Mazeroski, R (1, 4) OBP: 0.286, SLG: 0.381		0-0 BB WP 1B		0-0 E5 HR		0-0 F7	0-0 E5	0-0 F4	
Jim Pagliaroni, R (1, 2) OBP: 0.394, SLG: 0.421		4-0 FC5 1-2 BB BB		0-0 1-H HR		0-0 1B 2B	0-3 K	0-0 L6	
Gene Alley, R (1, 6) OBP: 0.254, SLG: 0.284 Smoky Burgess, L (7, PH) OBP: 0.295, SLG: 0.288 Al McBean, R (8, 1) OBP: 0.250, SLG: 0.250 Gene Freese, R (9, PH) OBP: 0.302, SLG: 0.406		4-0 1-2 2-3 BB		0-3 K	0-3 K	0-3 K	0-0 6-3	0-3 K	
Joe Gibbon, R (1, 1) OBP: 0.333, SLG: 0.310 Roy Face, R (5, 1) Willie Stargell, L (6, PH) OBP: 0.312, SLG: 0.523 Tommie Sisk, R (7, 1) Dick Schofield, S (8, 6) OBP: 0.367, SLG: 0.366		0-0 FC5 2-3f		0-0 L8		0-0 2-H 1B		4-0 SH1-4 1B BB	

Inning Stats	R: 0	H: 1	E: 0	K: 0	S: 2	LOB: 0	BB: 1	P: 6	R: 0	H: 1	E: 0	K: 1	S: 6	LOB: 3	BB: 2	P: 14	R: 0	H: 1	E: 0	K: 0	S: 4	LOB: 1	BB: 0	P: 4	R: 2	H: 1	E: 1	K: 1	S: 7	LOB: 0	BB: 0	P: 7	R: 0	H: 1	E: 0	K: 1	S: 6	LOB: 2	BB: 1	P: 10	R: 1	H: 2	E: 0	K: 1	S: 7	LOB: 1	BB: 0	P: 7	R: 2	H: 3	E: 1	K: 1	S: 9	LOB: 2	BB: 0	P: 9	R: 0	H: 1	E: 0	K: 1	S: 6	LOB: 3	BB: 2	P: 14	R: 0	H: 0	E: 0	K: 1	S: 5	LOB: 0	BB: 0	P: 5	1B: 8	SF: 0	2B: 2	SAC: 2	3B: 0	DP: 1	HR: 1	HBP: 0	WP: 1	PA: 44
--------------	------	------	------	------	------	--------	-------	------	------	------	------	------	------	--------	-------	-------	------	------	------	------	------	--------	-------	------	------	------	------	------	------	--------	-------	------	------	------	------	------	------	--------	-------	-------	------	------	------	------	------	--------	-------	------	------	------	------	------	------	--------	-------	------	------	------	------	------	------	--------	-------	-------	------	------	------	------	------	--------	-------	------	-------	-------	-------	--------	-------	-------	-------	--------	-------	--------

PITCHER	IP	WLS	BF	H	R	ER	SO	BB	IBB	HBP	BLK	WP	HR	S	P	ERA	WHIP
Art Mahaffey, R (1, 1) ERA: 4.79	6.0	W	30	9	5	4	4	4	4	0	0	1	1	34	50	6.00	2.167
Jack Baldschun, R (7, 1) ERA: 3.05	3.0	S	14	2	0	0	3	1	1	0	0	0	0	18	26	0.00	1.000

Batter	1	2	3	4	5	6	7	8	9	AB R H RBI BB SO LOB	TOP	
Bob Bailey, R OBP: 0.347, SLG: 0.398 (1, 7) (8, 5)	0-0 E 1B 1B		0-0 SH1-3 2B 1B	0-0 1-2 2-H 1B		0-3 K 2		0-0 F7 3		5 2 3 1 0 1 1		
Manny Mota, R OBP: 0.355, SLG: 0.470 (1, 8) (8, 7)	0-0 E4 1B 1-2 1B		0-0 SH1-3 1-2 1B	0-0 1-2 2-H 1B		0-0 2B		0-0 6-3 1		4 1 2 1 0 0 1		
Roberto Clemente, R OBP: 0.386, SLG: 0.497 (1, 9)	0-0 1B SF9-6 1-2 2-H 1B		0-0 2B 2-H	0-0 1-3 3		0-0 F9 3		0-0 1B 1B		5 1 3 2 0 0 3		
Gene Freese, R OBP: 0.306, SLG: 0.408 Bill Virdon, L OBP: 0.287, SLG: 0.299 (1, 5) (8, 8)	0-0 SF9-6 1-3 2-H 1B		0-0 F7 2		0-0 HR 1B		0-0 5-3 1		0-0 G6-4-3 1-3 1B		4 1 2 1 0 0 1 1 0 1 0 0 0 0	
Donn Clendenon, R OBP: 0.313, SLG: 0.386 (1, 3)	0-0 SF9-6 1-2 3-H 3		0-0 F3 3		0-0 HR 1-H		0-0 5-3 2		0-0 G6-4-3 1-2f 3		4 1 1 3 0 0 3	
Bill Mazaroski, R OBP: 0.285, SLG: 0.379 (1, 4)	0-0 F2 3			0-0 1B 1B		0-3 K 1		0-0 6-3 3		4 1 1 0 0 1 0		
Jim Pagliaroni, R OBP: 0.385, SLG: 0.411 (1, 2)		0-0 F3 1		0-0 F2 1		0-0 6-3 2		0-0 F3 1		4 0 0 0 0 0 1		
Gene Alley, R OBP: 0.246, SLG: 0.275 (1, 6)		0-3 K 2		0-3 K 2		0-0 F9 3		0-0 F3 2		4 0 0 0 0 2 1		
Bob Veale, S OBP: 0.192, SLG: 0.160 (1, 1)		0-3 K 3		0-0 1B 1-2 1B		0-3 K 1		0-0 1B		4 1 2 0 0 2 0		
<b>Inning Stats</b>	R: 3 E: 1 K: 0 S: 6 H: 3 LOB: 0 BB: 0 P: 6	R: 0 E: 0 K: 2 S: 7 H: 0 LOB: 0 BB: 0 P: 7	R: 1 E: 0 K: 0 S: 5 H: 2 LOB: 1 BB: 0 P: 5	R: 2 E: 0 K: 1 S: 9 H: 4 LOB: 2 BB: 0 P: 9	R: 2 E: 0 K: 1 S: 7 H: 2 LOB: 0 BB: 0 P: 7	R: 0 E: 0 K: 2 S: 8 H: 1 LOB: 1 BB: 0 P: 8	R: 0 E: 0 K: 0 S: 3 H: 0 LOB: 0 BB: 0 P: 3	R: 0 E: 0 K: 0 S: 4 H: 1 LOB: 1 BB: 0 P: 4	R: 0 E: 0 K: 0 S: 4 H: 2 LOB: 1 BB: 0 P: 4	1B: 12 2B: 3 3B: 0 HR: 1 SF: 1 SAC: 1 DP: 2 HBP: 0	WP: 0 PB: 0 SB: 0 CS: 0 PA: 41	
<b>PITCHER</b>	IP WLS BF H R ER SO BB IBB HBP BLK WP HR S P ERA WHIP											
Warren Spahn, L ERA: 5.18 (1, 1)	3.2 L 18 7 6 4 3 0 0 0 0 0 0 0 24 24 9.82 1.909											
Cecil Butler, R ERA: 13.5 (4, 1)	1.1 8 4 2 2 1 0 0 0 0 0 0 1 10 10 13.50 3.000											
Chi-Chi Olivo, R ERA: 5.54 (6, 1)	2.0 7 1 0 0 2 0 0 0 0 0 0 0 11 11 0.00 0.500											
Bob Sadowski, R ERA: 4.03 (8, 1)	2.0 8 3 0 0 0 0 0 0 0 0 0 0 8 8 0.00 1.500											

Pittsburgh Pirates @ Milwaukee Braves  
Milwaukee County Stadium, Milwaukee, WI

Sat Jul 18 1964, 8:05 PM EDT  
Att: 17,192 - Unknown

livebaseballscorecards.com

AB	39
R	8
H	15
RBI	8
BB	0
SO	6
LOB	11



Batter	1	2	3	4	5	6	7	8	9	AB	R	H	RBI	BB	SO	LOB
Eddie Mathews, L (1, 5) Miguel de la Hoz, R (5, 5) OBP: 0.345, SLG: 0.404 OBP: 0.337, SLG: 0.422	0-0 F5		0-0 B1-3		0-0 G6-4-3 1-2 2-H 1B		0-3 K			2	0	0	0	0	0	0
Denis Menke, R (1, 6) OBP: 0.355, SLG: 0.430	0-0 F9		0-0 F8		0-0 G6-4-3 1-2f		0-0 F7			4	0	0	0	0	0	3
Hank Aaron, R (1, 9) OBP: 0.387, SLG: 0.481	0-0 F7			0-0 F9 S SF8 1B		0-0 4-3		0-0 2B		4	1	2	0	0	0	0
Joe Torre, R (1, 2) OBP: 0.374, SLG: 0.506		4-0 PB BB		0-0 F9 1-3		0-0 1B 1B		0-3 K		3	0	1	0	1	1	2
Rico Carty, R (1, 7) OBP: 0.385, SLG: 0.552		0-3 K 1-2		0-0 SF8 3-H		0-0 1B 1B		0-0 5-3		3	0	1	1	0	1	2
Gene Oliver, R (1, 3) OBP: 0.288, SLG: 0.425		0-3 K		0-0 F4		0-0 F7		0-0 6-3		4	0	0	0	0	1	4
Lee Maye, L (1, 8) OBP: 0.335, SLG: 0.442		4-0 BB			0-0 1B 1B		0-3 K		0-0 4-3	3	1	1	0	1	1	2
Frank Bolling, R (1, 4) OBP: 0.265, SLG: 0.313		0-0 4-3			0-0 1B 1B		0-0 E6		0-0 F8	4	0	1	0	0	0	2
Warren Spahn, L (1, 1) Cecil Butler, R (4, 1) Ty Cline, L (5, PH) Chi-Chi Olivo, R (6, 1) Ed Bailey, L (7, PH) Bob Sadowski, R (8, 1) Woody Woodward, R (9, PH) OBP: 0.186, SLG: 0.224 OBP: 0.368, SLG: 0.397 OBP: 0.179, SLG: 0.214 OBP: 0.263, SLG: 0.236			0-0 F8		0-3 K		0-3 K		0-0 1-3	1	0	0	0	0	0	0

<b>Inning Stats</b>	R: 0 E: 0 K: 0 S: 3	H: 0 LOB: 0 BB: 0 P: 3	R: 0 E: 0 K: 2 S: 7	H: 0 LOB: 2 BB: 2 P: 15	R: 0 E: 0 K: 0 S: 3	H: 0 LOB: 0 BB: 0 P: 3	R: 1 E: 0 K: 0 S: 4	H: 1 LOB: 0 BB: 0 P: 4	R: 1 E: 0 K: 1 S: 7	H: 3 LOB: 1 BB: 0 P: 7	R: 0 E: 0 K: 1 S: 7	H: 2 LOB: 2 BB: 0 P: 7	R: 0 E: 1 K: 2 S: 8	H: 0 LOB: 1 BB: 0 P: 8	R: 0 E: 0 K: 1 S: 6	H: 1 LOB: 1 BB: 0 P: 6	R: 0 E: 0 K: 0 S: 3	H: 0 LOB: 0 BB: 0 P: 3	1B: 6 2B: 1 3B: 0 HR: 0	SF: 1 SAC: 0 DP: 1 HBP: 0	WP: 0 PB: 1 SB: 1 CS: 0	PA: 36
<b>PITCHER</b> Bob Veale, L (1, 1) ERA: 3.1	IP 9.0	WLS W	BF 36	H 7	R 2	ER 2	SO 7	BB 2	IBB 0	HBP 0	BLK 0	WP 0	HR 0	S 48	P 56	ERA 2.00	WHIP 1.000					

**BOTTOM**

**Pittsburgh Pirates @ Milwaukee Braves**  
Milwaukee County Stadium, Milwaukee, WI

Sat Jul 18 1964, 8:05 PM EDT  
Att. 17,192 - Unknown

livebaseballscorecards.com

<b>AB</b>	<b>33</b>
<b>R</b>	<b>2</b>
<b>H</b>	<b>7</b>
<b>RBI</b>	<b>2</b>
<b>BB</b>	<b>2</b>
<b>SO</b>	<b>7</b>
<b>LOB</b>	<b>19</b>



Batter	1	2	3	4	5	6	7	8	9	AB R H RBI BB SO LOB	TOP																												
Bob Bailey, R (1, 5) OBP: 0.342, SLG: 0.392	0-3 K		0-0 1-3		0-0 F4		0-3 K		0-3 K	4 0 0 0 0 2 1																													
Bill Virdon, L (1, 8) OBP: 0.287, SLG: 0.295 Don Schwall, R (8, 1) OBP: 0.333, SLG: 0.333	0-3 K			0-0 F9		4-0 BB		0-0 F8		3 0 0 0 1 1 1 0 0 0 0 0 0 0																													
Roberto Clemente, R (1, 9) OBP: 0.382, SLG: 0.491	0-0 6-3			0-0 1-3		0-0 5-3			0-0 4-3	4 0 0 0 0 0 1																													
Willie Stargell, L (1, 3) OBP: 0.312, SLG: 0.521 Donn Clendenon, R (8, 3) OBP: 0.316, SLG: 0.396		0-3 K		0-0 1B		0-0 F9		0-0 6-3 3B		3 0 1 0 0 1 0 1 1 1 0 0 0 0																													
Jerry Lynch, L (1, 7) OBP: 0.370, SLG: 0.560		4-0 G4-6-3 BB		0-0 F8		0-0 FC6-4 1B		0-0 6-3		3 0 1 1 1 0 1																													
Smoky Burgess, L (1, 2) OBP: 0.294, SLG: 0.287		0-0 G4-6-3 1-2f			0-0 G4-6-3 1B		0-3 K	0-3 K		4 0 1 0 0 2 2																													
Bill Mazeroski, R (1, 4) OBP: 0.283, SLG: 0.375			0-0 6-3		0-0 F9		0-0 FC6-4 1-2f			3 0 0 0 0 0 2																													
Dick Schofield, S (1, 6) OBP: 0.371, SLG: 0.387			0-0 HR		0-0 G4-6-3 1-2f			0-0 2B		3 1 2 1 0 0 1																													
Bob Friend, R (1, 1) OBP: 0.178, SLG: 0.119 Tommy Sisk, R (5, 1) Gene Freese, R (6, PH) Roy Face, R (6, 1) Manny Mota, R (8, PH) OBP: 0.352, SLG: 0.466			0-0 F3			0-0 F8		0-0 F7		1 0 0 0 0 0 0 0 0 0 0 0 0 0 1 0 0 0 0 0 0 0 0 0 0 0 0 0 1 0 0 0 0 0 1																													
<b>Inning Stats</b>	R: 0 E: 0 K: 2 S: 7	H: 0 LOB: 0 BB: 0 P: 7	R: 0 E: 0 K: 1 S: 4	H: 0 LOB: 0 BB: 1 P: 8	R: 1 E: 0 K: 0 S: 4	H: 1 LOB: 0 BB: 0 P: 4	R: 0 E: 0 K: 0 S: 4	H: 1 LOB: 1 BB: 0 P: 4	R: 0 E: 0 K: 0 S: 3	H: 0 LOB: 1 BB: 1 P: 7	R: 0 E: 0 K: 1 S: 6	H: 1 LOB: 1 BB: 0 P: 6	R: 0 E: 0 K: 1 S: 6	H: 1 LOB: 1 BB: 0 P: 6	R: 1 E: 0 K: 1 S: 6	H: 1 LOB: 0 BB: 0 P: 6	1B: 3 2B: 1 3B: 1 HR: 1	SF: 0 SAC: 0 DP: 2 HBP: 0	WP: 0 PB: 0 SB: 0 CS: 0	PA: 33																			
<b>PITCHER</b> Tony Cloninger, R (1, 1) ERA: 3.35	IP 9.0	WLS W	BF 33	H 6	R 2	ER 2	SO 6	BB 2	IBB 0	HBP 0	BLK 0	WP 0	HR 1	S 43	P 51	ERA 2.00	WHIP 0.889					<b>PITCHER</b>	IP 9.0	WLS W	BF 33	H 6	R 2	ER 2	SO 6	BB 2	IBB 0	HBP 0	BLK 0	WP 0	HR 1	S 43	P 51	ERA 2.00	WHIP 0.889

Pittsburgh Pirates @ Milwaukee Braves  
 Milwaukee County Stadium, Milwaukee, WI  
 Sun Jul 19 1964, 4:33 AM EDT  
 Unknown

AB	31
R	2
H	6
RBI	2
BB	2
SO	6
LOB	10



Batter	1	2	3	4	5	6	7	8	9
Lee Maye, L OBP: 0.340, SLG: 0.441 (1, 8)	0-0 F2		4-0 BB	4-0 IBB		0-0 1B		0-0 F7	
Denis Menke, R OBP: 0.353, SLG: 0.425 (1, 6)	0-0 L6		0-0 G6-4-3	0-0 4-3		0-0 G6-4-3		0-0 1B	
Hank Aaron, R OBP: 0.389, SLG: 0.486 (1, 9)	0-0 4-3			0-0 1B	0-0 2B	0-0 5-3		0-0 1B	
Joe Torre, R OBP: 0.368, SLG: 0.498 (1, 3)		0-0 5-3		0-0 4-3	0-0 F3		0-3 K	0-0 4-3	
Ed Bailey, L OBP: 0.329, SLG: 0.373 (1, 2)		0-0 F8		0-0 1B	0-0 1-3		0-0 F9	0-0 FC4	
Rico Carty, R OBP: 0.395, SLG: 0.568 (1, 7)		0-0 1B		0-0 1B	0-0 1B		1-0 HBP	0-0 FC4	
Miguel de la Hoz, R OBP: 0.366, SLG: 0.442 (1, 5)		0-0 FC4-6		4-0 SH5-3	0-0 1B		0-0 1B		
Frank Bolling, R OBP: 0.266, SLG: 0.316 (1, 4)		0-0 FC4-6		0-0 SH5-3	0-0 1B		0-3 K		
Tony Cloninger, R OBP: 0.186, SLG: 0.186 (1, 1)			0-3 K	0-0 SH5-3	0-0 1-3			0-0 1B	

Inning Stats	R: 0	H: 0	E: 0	K: 0	S: 3	R: 0	H: 2	E: 0	K: 0	S: 5	R: 0	H: 0	E: 0	K: 1	S: 4	R: 3	H: 4	E: 0	K: 0	S: 7	R: 2	H: 4	E: 0	K: 0	S: 7	R: 0	H: 1	E: 0	K: 2	S: 8	R: 1	H: 3	E: 0	K: 0	S: 6
	LOB: 0	BB: 0	P: 3	LOB: 2	BB: 0	P: 5	LOB: 0	BB: 1	P: 8	LOB: 3	BB: 2	P: 15	LOB: 2	BB: 0	P: 7	LOB: 0	BB: 0	P: 3	LOB: 2	BB: 0	P: 9	LOB: 3	BB: 1	P: 10											

PITCHER	IP	WLS	BF	H	R	ER	SO	BB	IBB	HBP	BLK	WP	HR	S	P	ERA	WHIP
Bob Friend, R ERA: 3.59 (1, 1)	4.2	L	24	8	5	5	1	1	2	0	0	0	0	23	35	9.64	1.929
Tommie Sisk, R ERA: 9.12 (5, 1)	0.1		3	2	0	0	0	0	0	0	0	0	0	3	3	0.00	6.000
Roy Face, R ERA: 4.2 (6, 1)	2.0		8	2	0	0	2	0	0	1	0	0	0	11	12	0.00	1.000
Don Schwall, R ERA: 3.29 (8, 1)	1.0		7	3	1	1	0	0	1	0	0	0	0	6	10	9.00	3.000

**BOTTOM**

**Pittsburgh Pirates @ Milwaukee Braves**  
**Milwaukee County Stadium, Milwaukee, WI**

Sun Jul 19 1964, 4:33 AM EDT  
 Unknown

AB	R	H	RBI	BB	SO	LOB
3	0	1	0	2	0	1
5	0	1	0	0	0	5
5	2	3	0	0	0	0
5	0	0	1	0	1	4
4	1	1	1	1	0	1
4	2	3	1	0	0	3
3	0	3	0	1	0	0
4	0	2	3	0	1	4
3	1	1	0	0	1	2

AB	36
R	6
H	15
RBI	6
BB	4
SO	3
LOB	20



WP	PA
0	42

1B	2B	3B	HR	SF	SAC	DP	HBP	WP	HR	S	P	ERA	WHIP
12	3	0	0	0	1	2	1	0	0	0	0	0	0

Batter	1	2	3	4	5	6	7	8	9	AB R H RBI BB SO LOB	TOP
<b>Bob Bailey, R</b> (1, 7) X OBP: 0.352, SLG: 0.406 <b>Bill Virdon, L</b> (7, 8) OBP: 0.289, SLG: 0.298	0-0  2B		0-0  1B		0-0 E8  1B		0-0  1B		0-0  1B	4 1 4 0 0 0 0 1 0 1 0 0 0 0	<b>Pittsburgh Pirates @ Milwaukee Braves</b> Milwaukee County Stadium, Milwaukee, WI Sun Jul 19 1964, 4:38 AM EDT Att: 23,989 - Unknown <a href="http://livebaseballscorecards.com">livebaseballscorecards.com</a>
<b>Manny Mota, R</b> (1, 8) X OBP: 0.340, SLG: 0.449 (7, 7)	0-0  1B FC6-4 2-3		0-0  1-2		0-3  K		0-0  1-2		0-0  F9	5 1 0 0 0 1 6	
<b>Roberto Clemente, R</b> (1, 9) X OBP: 0.385, SLG: 0.500	0-0  1B FC6-4 1-3		4-0  BB G5-4-3		0-0  HR 2-H 3-H		0-0  6-3		0-0  1-2f FC6-4	4 1 2 3 1 0 2	
<b>Gene Freese, R</b> (1, 5) X OBP: 0.298, SLG: 0.397	0-0  BB FC6-4 1-2f 3-H		0-0  1-2f G5-4-3		0-0  F9		0-0  2-H CS		0-0  5-3	4 0 0 1 0 0 3	
<b>Donn Clendenon, R</b> (1, 3) B OBP: 0.318, SLG: 0.396 B B B	4-0  BB 1-2			0-3  K		0-0  1B		0-3  K		3 0 1 0 1 2 0	
<b>Bill Mazeroski, R</b> (1, 4) S OBP: 0.282, SLG: 0.374 S S	0-3  K		0-0  5-3		0-3  K		0-0  1B		0-0  1B	4 0 1 0 0 2 3	
<b>Jim Pagliaroni, R</b> (1, 2) X OBP: 0.393, SLG: 0.419		0-0  1B L4-3		0-0  1B		0-3  K		0-0  1B FC6 1-2		4 0 3 0 0 1 0	
<b>Gene Alley, R</b> (1, 6) X OBP: 0.248, SLG: 0.270 <b>Jerry Lynch, L</b> (8, PH) OBP: 0.367, SLG: 0.556 <b>Al McBean, R</b> (8, 1) OBP: 0.250, SLG: 0.250		0-0  1-2 L4-3		0-0  F9		4-0  BB G4-6-3		0-0  1-2f FC6		2 0 0 0 1 0 2 1 0 0 0 0 0 2 0 0 0 0 0 0 0	
<b>Steve Blass, R</b> (1, 1) <b>Vern Law, R</b> (1, 1) OBP: 0.333, SLG: 0.310 <b>Smoky Burgess, L</b> (6, PH) OBP: 0.291, SLG: 0.284 <b>Roy Face, R</b> (6, 1) <b>Dick Schofield, S</b> (8, 6)		0-3  K		4-0  BB HR		0-0  1-2f G4-6-3		0-0  4-3		0 0 0 0 0 0 0 1 1 0 0 1 1 0 1 0 0 0 0 0 1 0 0 0 0 0 0 0 1 0 0 0 0 0 0	
<b>Inning Stats</b>	R: 1 H: 2 E: 0 LOB: 2 K: 1 BB: 1 S: 7 P: 11	R: 0 H: 1 E: 0 LOB: 0 K: 1 BB: 0 S: 5 P: 5	R: 0 H: 1 E: 0 LOB: 1 K: 0 BB: 1 S: 3 P: 7	R: 0 H: 1 E: 0 LOB: 1 K: 1 BB: 0 S: 6 P: 6	R: 3 H: 3 E: 1 LOB: 1 K: 2 BB: 1 S: 10 P: 14	R: 0 H: 0 E: 0 LOB: 0 K: 1 BB: 1 S: 4 P: 8	R: 0 H: 1 E: 0 LOB: 0 K: 0 BB: 0 S: 3 P: 3	R: 0 H: 2 E: 0 LOB: 2 K: 1 BB: 0 S: 7 P: 7	R: 0 H: 1 E: 0 LOB: 1 K: 0 BB: 0 S: 4 P: 4	1B: 10 SF: 0 2B: 2 SAC: 0 3B: 0 DP: 3 HR: 1 HBP: 0	
<b>PITCHER</b> <b>Denny Lemaster, L</b> (1, 1) ERA: 4.51 <b>Hank Fischer, R</b> (6, 1) ERA: 2.82	IP WLS BF H R ER SO BB IBB HBP BLK WP HR S P ERA WHIP 5.0 W 24 8 4 4 5 3 0 0 0 1 1 31 43 7.20 2.200					<b>PITCHER</b> IP WLS BF H R ER SO BB IBB HBP BLK WP HR S P ERA WHIP 4.0 S 15 4 0 0 2 1 0 0 0 1 0 18 22 0.00 1.250					

Batter	1	2	3	4	5	6	7	8	9
<b>Denis Menke, R</b> <small>(1, 6)</small> <small>OBP: 0.355, SLG: 0.422</small>	4-0  1B BB	0-0  E5 G5-4-3		0-0  6-3		4-0  WP BB			
<b>Lee Mays, L</b> <small>(1, 8)</small> <small>OBP: 0.341, SLG: 0.442</small> <b>Ty Cline, L</b> <small>(8, 8)</small> <small>OBP: 0.368, SLG: 0.397</small>	0-0  1B 1B	0-0  F6		0-0  1B		0-3  K			
<b>Hank Aaron, R</b> <small>(1, 9)</small> <small>OBP: 0.368, SLG: 0.483</small>	0-0  1B 1B 1-2 2-H	0-0  G5-4-3 1-2f		0-0  F7			0-0  6-3		
<b>Joe Torre, R</b> <small>(1, 3)</small> <small>OBP: 0.367, SLG: 0.495</small>	0-0  E9 2B 1B 1-H 2-H		0-3  K		0-3  K		0-0  F3		
<b>Ed Bailey, L</b> <small>(1, 2)</small> <small>OBP: 0.333, SLG: 0.377</small>	0-0  1-3		0-0  FC5-4 1B		0-0  FC6-4 1B		0-0  F9		
<b>Rico Carty, R</b> <small>(1, 7)</small> <small>OBP: 0.397, SLG: 0.566</small>	0-0  F3		0-0  FC5-4 1B 1-2		0-0  F8		0-0  1B		
<b>Miguel de la Hoz, R</b> <small>(1, 5)</small> <small>OBP: 0.361, SLG: 0.427</small>	4-0  2B BB		0-0  FC5-4 1-2f 2-3		0-0  FC6-4 1-2f		0-0  F4		
<b>Frank Bolling, R</b> <small>(1, 4)</small> <small>OBP: 0.266, SLG: 0.319</small>	0-0  1-H 3-H 2B		0-0  L6		0-3  K		0-0  F6		
<b>Denny Lemaster, R</b> <small>(1, 1)</small> <small>OBP: 0.146, SLG: 0.114</small> <b>Hank Fischer, R</b> <small>(6, 1)</small> <small>OBP: 0.194, SLG: 0.152</small>	0-0  G3		0-0  4-3		0-0  6-3		0-3  K		

AB	R	H	RBI	BB	SO	LOB
2	1	0	0	2	0	0
4	1	2	0	0	1	2
0	0	0	0	0	0	0
4	1	1	1	0	0	2
4	1	1	1	0	2	0
4	0	2	0	0	0	1
4	0	2	0	0	0	2
3	1	0	0	1	0	4
4	0	1	2	0	1	3
2	0	0	0	0	0	1
2	0	0	0	0	1	1

**BOTTOM**

**Pittsburgh Pirates @ Milwaukee Braves**  
**Milwaukee County Stadium, Milwaukee, WI**  
 Sun Jul 19 1964, 4:38 AM EDT  
 Att. 23,989 - Unknown

AB	33
R	5
H	9
RBI	4
BB	3
SO	5
LOB	16



1B: 8	SF: 0	WP: 1	PA: 36
2B: 1	SAC: 0	PB: 0	
3B: 0	DP: 1	SB: 0	
HR: 0	HBP: 0	CS: 0	

Inning Stats	R	H	E	K	S	LOB		BB		P		ERA		WHIP	
	5	4	1	0	7	1	15	0	3	0	7	∞	∞		
<b>Steve Blass, R</b> <small>(1, 1)</small> <small>ERA: 3.89</small>	0.0	3	1	4	0	1	0	0	0	0	0	∞	∞		
<b>Vern Law, R</b> <small>(1, 1)</small> <small>ERA: 3.45</small>	5.0	5	1	1	2	1	0	0	0	0	24	28	1.80	1.200	
<b>Roy Face, R</b> <small>(6, 1)</small> <small>ERA: 4.02</small>	2.0	0	0	0	2	1	0	0	0	1	10	14	0.00	0.500	
<b>Al McBean, R</b> <small>(8, 1)</small> <small>ERA: 1.93</small>	1.0	1	0	0	1	0	0	0	0	0	6	6	0.00	1.000	

PITCHER	IP	WLS	BF	H	R	ER	SO	BB	IBB	HBP	BLK	WP	HR	S	P	ERA	WHIP
<b>Steve Blass, R</b> <small>(1, 1)</small> <small>ERA: 3.89</small>	0.0	L	4	3	4	4	0	1	0	0	0	0	0	3	7	∞	∞
<b>Vern Law, R</b> <small>(1, 1)</small> <small>ERA: 3.45</small>	5.0		21	5	1	1	2	1	0	0	0	0	0	24	28	1.80	1.200
<b>Roy Face, R</b> <small>(6, 1)</small> <small>ERA: 4.02</small>	2.0		7	0	0	0	2	1	0	0	0	1	0	10	14	0.00	0.500
<b>Al McBean, R</b> <small>(8, 1)</small> <small>ERA: 1.93</small>	1.0		4	1	0	0	1	0	0	0	0	0	0	6	6	0.00	1.000

TOP

Pittsburgh Pirates @ St. Louis Cardinals  
Sportsman's Park, St. Louis, MO

Tue Jul 21 1964, 8:05 PM EDT  
Att. 11,805 - Unknown

livebaseballscorecards.com

AB	36
R	8
H	12
RBI	8
BB	2
SO	10
LOB	16



WP	1	PA	42
PB	0		
SB	0		
CS	0		

AB R H RBI BB SO LOB

4	2	3	2	0	0	0
5	1	2	1	0	0	2
4	1	3	1	0	0	1
4	0	0	0	0	3	6
3	1	2	4	0	1	0
2	0	0	0	0	0	1
4	0	0	0	1	3	2
4	0	0	0	0	1	2
3	3	2	0	1	0	0
3	0	0	0	0	2	2
0	0	0	0	0	0	0
0	0	0	0	0	0	0

Batter	1	2	3	4	5	6	7	8	9
Bill Mazerowski, R (1, 4) OBP: 0.287, SLG: 0.379	0-0 6-3		0-0 SF8		0-0 1B HR 1B	0-0 1B		0-0 1B	
Manny Mota, R (1, 8) OBP: 0.342, SLG: 0.448	0-0 6-3		0-0 F4		0-0 1B HR 1B	0-0 1B		0-0 5-3	
Roberto Clemente, R (1, 9) OBP: 0.390, SLG: 0.503	0-0 1B		0-0 6-3		0-0 1B HR 1B	0-0 1B		1-0 F7 SH2-3 HBP	
Gene Freese, R (1, 5) OBP: 0.292, SLG: 0.388	0-3 K			0-3 K	0-0 F3	0-3 K		0-0 SH2-3	
Jerry Lynch, L (1, 7) OBP: 0.373, SLG: 0.581		0-0 G6-4-3 1B		0-3 K	0-0 1B HR		0-0 G3	0-0 F7	
Bill Virdon, L (5, 8) OBP: 0.287, SLG: 0.296								2-3	
Donn Clendenon, R (1, 3) OBP: 0.316, SLG: 0.390		0-3 K		4-0 BB	0-3 K		0-3 K	0-0 F9	
Jim Pagliaroni, R (1, 2) OBP: 0.385, SLG: 0.409							0-0 K	0-0 F4	
Gene Alley, R (1, 6) OBP: 0.263, SLG: 0.296								0-0 F7	
Joe Gibbon, R (1, 1) OBP: 0.303, SLG: 0.281								0-3 K	
Roy Face, R (8, 1)									
Frank Bork, R (9, 1)									

Inning Stats	R: 0	H: 1	R: 0	H: 1	R: 1	H: 0	R: 5	H: 5	R: 2	H: 4	R: 0	H: 0	R: 0	H: 1	R: 0	H: 0	
E: 0	LOB: 1	E: 0	LOB: 0	E: 1	LOB: 1	E: 0	LOB: 0	E: 0	LOB: 2	E: 0	LOB: 0	E: 0	LOB: 1	E: 0	LOB: 1	E: 0	LOB: 1
K: 1	BB: 0	K: 1	BB: 0	K: 0	BB: 1	K: 2	BB: 0	K: 1	BB: 0	K: 1	BB: 0	K: 1	BB: 0	K: 1	BB: 0	K: 0	BB: 0
S: 6	P: 6	S: 5	P: 5	S: 4	P: 8	S: 7	P: 11	S: 12	P: 12	S: 5	P: 5	S: 6	P: 6	S: 3	P: 4	S: 3	P: 4

PITCHER	IP	WLS	BF	H	R	ER	SO	BB	IBB	HBP	BLK	WP	HR	S	P	ERA	WHIP
Ray Sadecki, L (1, 1) ERA: 4.62	4.1	L	21	6	5	5	5	2	0	0	0	1	0	29	37	10.38	1.846
Ron Taylor, R (5, 1) ERA: 5.34	1.2		10	5	3	3	3	0	0	0	0	0	1	16	16	16.20	3.000
Bob Humphreys, R (7, 1) ERA: 1.54	2.0		7	1	0	0	2	0	0	0	0	0	0	11	11	0.00	0.500
Glen Hobbie, R (9, 1) ERA: 5.37	1.0		4	0	0	0	0	0	0	1	0	0	0	3	4	0.00	0.000

1B	9	SF	1
2B	2	SAC	2
3B	0	DP	1
HR	1	HBP	1



Batter	1	2	3	4	5	6	7	8	9	AB	R	H	RBI	BB	SO	LOB
Curt Flood, R (1, 8) OBP: 0.357, SLG: 0.373	0-0 FC6-4 1B		0-0 1B		0-0 SH 1B		0-0 1B 1-2		0-0 F8	5	0	4	0	0	0	0
Lou Brock, L (1, 7) OBP: 0.333, SLG: 0.412	0-0 FC6-4 6-3 1-2f		0-3 K		0-0 SH 1-2		0-0 G6-4-3 1B 1-3 2-H		0-0 1B 1B	4	0	2	1	0	1	2
Dick Groat, R (1, 6) OBP: 0.332, SLG: 0.378 Jerry Buchek, R (8, 6) OBP: 0.333, SLG: 0.333	0-0 6-3 1-3		0-3 K		0-3 K		0-0 G6-4-3 1-2f		0-3 K	4	0	0	0	0	2	6
Ken Boyer, R (1, 5) OBP: 0.365, SLG: 0.476	0-0 5-3			0-0 4-3 FC1-2 2B		0-3 K		0-0 HR 1B 1B	0-0 1-3 1B	5	1	3	0	0	1	3
Bill White, L (1, 3) OBP: 0.331, SLG: 0.442		0-0 4-3 1B		0-0 4-3		0-3 K		0-0 HR 1B	0-0 F6	5	1	2	0	0	1	3
Mike Shannon, R (1, 9) OBP: 0.340, SLG: 0.429		0-0 4-3		0-0 FC1-2 1B		0-0 F7		0-0 HR		4	1	1	3	0	0	2
Julian Javier, R (1, 4) OBP: 0.279, SLG: 0.405		0-0 6-3		0-0 1-3 1B		0-0 F8		0-0 4-3		4	0	1	0	0	0	1
Tim McCarver, L (1, 2) OBP: 0.320, SLG: 0.372		0-3 K		0-0 4-3			0-0 F7	0-0 6-3		4	0	0	0	0	1	3
Ray Sadecki, L (1, 1) OBP: 0.200, SLG: 0.308 Ron Taylor, R (5, 1) Bob Humphreys, R (7, 1) Carl Warwick, R (8, PH) OBP: 0.301, SLG: 0.414 Glen Hobbie, R (9, 1) OBP: 0.200, SLG: 0.333			0-0 F6		0-0 4-3		4-0 1B 1B BB	0-0 F7		1	0	0	0	0	0	0

Inning Stats	R: 0	H: 1	E: 0	LOB: 1	K: 0	BB: 0	S: 4	P: 4	R: 0	H: 1	E: 0	LOB: 1	K: 1	BB: 0	S: 6	P: 6	R: 0	H: 1	E: 0	LOB: 1	K: 2	BB: 0	S: 8	P: 8	R: 0	H: 2	E: 0	LOB: 2	K: 0	BB: 0	S: 5	P: 5	R: 0	H: 1	E: 1	LOB: 2	K: 2	BB: 0	S: 9	P: 9	R: 0	H: 0	E: 0	LOB: 0	K: 1	BB: 0	S: 5	P: 5	R: 1	H: 2	E: 0	LOB: 1	K: 0	BB: 1	S: 4	P: 8	R: 3	H: 3	E: 0	LOB: 0	K: 0	BB: 0	S: 6	P: 6	R: 0	H: 2	E: 0	LOB: 2	K: 1	BB: 0	S: 7	P: 7	1B: 11	SF: 0	2B: 1	SAC: 1	3B: 0	DP: 1	HR: 1	HBP: 0	WP: 0	PA: 41
--------------	------	------	------	--------	------	-------	------	------	------	------	------	--------	------	-------	------	------	------	------	------	--------	------	-------	------	------	------	------	------	--------	------	-------	------	------	------	------	------	--------	------	-------	------	------	------	------	------	--------	------	-------	------	------	------	------	------	--------	------	-------	------	------	------	------	------	--------	------	-------	------	------	------	------	------	--------	------	-------	------	------	--------	-------	-------	--------	-------	-------	-------	--------	-------	--------

PITCHER	IP	WLS	BF	H	R	ER	SO	BB	IBB	HBP	BLK	WP	HR	S	P	ERA	WHIP
Joe Gibbon, L (1, 1) ERA: 3.02	7.0	W	33	11	4	4	6	1	0	0	0	0	1	44	48	5.14	1.714
Roy Face, R (8, 1) ERA: 3.88	1.2		7	2	0	0	1	0	0	0	0	0	0	9	9	0.00	1.200
Frank Bork, L (9, 1) ERA: 4.32	0.1	S	1	0	0	0	0	0	0	0	0	0	0	1	1	0.00	0.000

BOTTOM

Pittsburgh Pirates @ St. Louis Cardinals  
Sportsman's Park, St. Louis, MO

livebaseballscores.com

AB	39
R	4
H	13
RBI	4
BB	1
SO	7
LOB	21



WP	PA
0	41

Tue Jul 21 1964, 8:05 PM EDT  
Att. 11,805 - Unknown

Batter	1	2	3	4	5	6	7	8	9	AB R H RBI BB SO LOB	TOP										
Bob Bailey, R (1, 5) OBP: 0.351, SLG: 0.408	0-3 K	0-0 G6-4-3			0-0 CS 2B	0-0 F6		0-0 SF9 1B	0-0 G5-3	6 0 2 0 0 1 4											
Bill Virdon, L (1, 8) OBP: 0.286, SLG: 0.295	0-0 1B 1B		0-0 L3		0-3 K		0-0 G3	0-0 SF9		4 1 1 1 0 1 1											
Roberto Clemente, R (1, 9) OBP: 0.393, SLG: 0.503	0-0 1B 3B 1B		0-3 K		4-0 HR BB		0-0 1B 2B 1B	0-0 5-3		4 3 2 0 1 1 1											
Jerry Lynch, L (1, 7) Manny Mota, R (7, 7) OBP: 0.377, SLG: 0.602 OBP: 0.340, SLG: 0.444	0-0 1-3 3B 1B		0-0 F5		0-0 HR		0-0 L9	0-0 6-3		4 2 2 3 0 0 1 1 0 0 0 0 0 1											
Willie Stargell, L (1, 3) OBP: 0.326, SLG: 0.553	0-0 1-H 3-H SF7 3B			4-0 1B BB	0-0 HR		0-0 1-2 2B 1B		0-0 HR 2B	4 4 4 3 1 0 0											
Bill Mazeroski, R (1, 4) OBP: 0.289, SLG: 0.393	0-0 SF7		0-0 L7		0-0 F4		0-0 1-H 2-H 1B 2B		0-0 2-H HR	4 2 2 5 0 0 1											
Jim Pagliaroni, R (1, 2) OBP: 0.390, SLG: 0.411	0-0 6-3		0-0 FC4-6 1B		0-0 F3		0-0 2-H 1B		4-0 G5-3 1B BB	4 0 2 1 1 0 0											
Dick Schofield, S (1, 6) OBP: 0.366, SLG: 0.379		0-0 4-3		0-3 K		4-0 BB	0-3 K		0-0 F2	4 0 0 0 1 2 4											
Bob Veale, S (1, 1) OBP: 0.228, SLG: 0.200		0-0 G6-4-3 1B		0-0 FC4-6 1-2f		0-3 K		0-0 E SF9 1B	0-0 1-2 1B	5 1 3 0 0 1 3											
<b>Inning Stats</b>	R: 4 E: 0 K: 1 S: 9	H: 4 LOB: 0 BB: 0 P: 9	R: 0 E: 0 K: 0 S: 3	H: 1 LOB: 0 BB: 0 P: 3	R: 0 E: 0 K: 1 S: 5	H: 0 LOB: 0 BB: 0 P: 5	R: 0 E: 0 K: 1 S: 6	H: 1 LOB: 2 BB: 1 P: 10	R: 3 E: 0 K: 1 S: 7	H: 3 LOB: 0 BB: 1 P: 11	R: 0 E: 0 K: 1 S: 5	H: 0 LOB: 1 BB: 1 P: 9	R: 3 E: 0 K: 1 S: 9	H: 4 LOB: 1 BB: 0 P: 9	R: 1 E: 1 K: 0 S: 5	H: 2 LOB: 1 BB: 0 P: 5	R: 2 E: 0 K: 0 S: 5	H: 3 LOB: 1 BB: 1 P: 9	1B: 11 2B: 3 3B: 1 HR: 3	SF: 2 SAC: 0 DP: 2 HBP: 0	WP: 0 PA: 46 PB: 0 SB: 0 CS: 1
<b>PITCHER</b>	IP WLS BF H R ER SO BB IBB HBP BLK WP HR S P ERA WHIP																				
Roger Craig, R (1, 1) ERA: 3.11	4.2 L 22 8 6 6 4 2 0 0 0 0 1 28 36 11.57 2.143																				
Bob Humphreys, R (5, 1) ERA: 2.08	1.1 6 1 1 1 1 1 0 0 0 0 1 7 11 6.75 1.500																				
Ray Washburn, R (7, 1) ERA: 4.21	2.0 12 6 4 4 1 0 0 0 0 0 0 14 14 18.00 3.000																				
Dave Bakenhaster, R (9, 1) ERA: 6.0	1.0 6 3 2 2 0 1 0 0 0 0 1 5 9 18.00 4.000																				

Pittsburgh Pirates @ St. Louis Cardinals  
 Sportsman's Park, St. Louis, MO  
 Wed Jul 22 1964, 8:05 PM EDT  
 Att: 11,089 - Unknown

AB	40
R	13
H	18
RBI	13
BB	4
SO	6
LOB	16





Batter	1	2	3	4	5	6	7	8	9	AB R H RBI BB SO LOB	TOP											
Bob Bailey, R OBP: 0.356, SLG: 0.423 (1, 5) (9, 7)	0-0 2B 1B 1B	0-0 1B		0-3 K	0-0 F9			0-0 HR		5 2 3 1 0 1 4												
Bill Virdon, L OBP: 0.291, SLG: 0.316 (1, 8)	0-0 1B 1-3 2B	0-0 F9			0-0 HR	0-0 FC5-4 1B		0-0 4-3		5 2 3 1 0 0 1												
Roberto Clemente, R OBP: 0.393, SLG: 0.501 (1, 9)	0-0 L9 E 1B 2-3 3-H		0-3 K		0-3 K	0-0 FC5-4 1B		0-0 F9		5 1 2 1 0 2 0												
Jerry Lynch, L OBP: 0.371, SLG: 0.587 Gene Alley, R OBP: 0.263, SLG: 0.296 (1, 7) (9, 5)	0-0 L9 1-3 3-H		0-0 F8		0-0 CS 1B	0-0 FC5-4		0-0 1-3		5 0 1 0 0 0 3 0 0 0 0 0 0 0												
Donn Clendenon, R OBP: 0.318, SLG: 0.394 (1, 3)	0-0 F6		0-0 G3		0-0 BB 1-2 2B	0-0 F9		0-0 5-3 1B		5 1 2 0 0 0 2												
Bill Mazaroski, R OBP: 0.293, SLG: 0.394 (1, 4)	0-0 1B 3-H		0-0 PB 3B 1B	4-0 BB 1B BB			0-3 K	0-0 5-3 1-2f		4 2 2 1 1 1 1												
Jim Pagliaroni, R OBP: 0.392, SLG: 0.421 (1, 2)	0-3 K		0-0 3B	4-0 1B BB BB	0-0 6-3	0-0 6-3		0-0 1-3		3 0 1 1 1 1 1												
Dick Schofield, S OBP: 0.368, SLG: 0.378 (1, 6)		0-0 G1-6-3 1B		0-0 6-3	4-0 1B BB	0-0 F4				3 0 1 1 1 0 1												
Don Schwall, R OBP: 0.333, SLG: 0.333 Tommie Sisk, R Steve Blass, R OBP: 0.040, SLG: 0.040 Roy Face, R (1, 1) (1, 1) (3, 1) (7, 1)		0-0 G1-6-3		0-3 K	0-0 1B			0-0 1-3		0 0 0 0 0 0 0 1 0 0 0 0 0 1 2 0 1 1 0 1 1 1 0 0 0 0 0 0												
<b>Inning Stats</b>	R: 3 E: 1 K: 1 S: 9	H: 4 LOB: 1 BB: 0 P: 9	R: 0 E: 0 K: 0 S: 4	H: 2 LOB: 1 BB: 0 P: 4	R: 0 E: 0 K: 1 S: 5	H: 0 LOB: 0 BB: 0 P: 5	R: 1 E: 0 K: 2 S: 9	H: 2 LOB: 1 BB: 0 P: 9	R: 3 E: 0 K: 1 S: 8	H: 4 LOB: 3 BB: 3 P: 20	R: 0 E: 0 K: 0 S: 4	H: 2 LOB: 1 BB: 0 P: 4	R: 0 E: 0 K: 1 S: 5	H: 0 LOB: 0 BB: 0 P: 5	R: 1 E: 0 K: 0 S: 4	H: 1 LOB: 0 BB: 0 P: 4	R: 0 E: 0 K: 0 S: 3	H: 1 LOB: 0 BB: 0 P: 3	1B: 11 2B: 3 3B: 1 HR: 2	SF: 0 SAC: 0 DP: 3 HBP: 0	WP: 0 PB: 1 SB: 0 CS: 1	PA: 42
<b>PITCHER</b>	IP WLS BF H R ER SO BB IBB HBP BLK WP HR S P ERA WHIP											<b>PITCHER</b>	IP WLS BF H R ER SO BB IBB HBP BLK WP HR S P ERA WHIP									
Mike Cuellar, L ERA: 5.4 (1, 1)	4.2 L 23 11 6 5 5 0 0 0 0 0 1 33 33 9.64 2.357																					
Glen Hobbie, R ERA: 5.4 (5, 1)	1.1 9 3 1 1 0 3 0 0 0 0 0 0 6 18 6.75 4.500																					
Bob Humphreys, R ERA: 1.93 (7, 1)	1.0 3 0 0 0 0 1 0 0 0 0 0 0 5 5 0.00 0.000																					
Ron Taylor, R ERA: 5.31 (8, 1)	2.0 7 2 1 1 0 0 0 0 0 0 0 1 7 7 4.50 1.000																					

Pittsburgh Pirates @ St. Louis Cardinals  
Sportsman's Park, St. Louis, MO  
Thu Jul 23 1964, 4:33 AM EDT  
Att. 7,893 - Unknown

livebaseballscorecards.com

AB 39  
R 8  
H 16  
RBI 7  
BB 3  
SO 6  
LOB 15



Batter	1	2	3	4	5	6	7	8	9	AB	R	H	RBI	BB	SO	LOB
<b>Curt Flood, R</b> OBP: 0.353, SLG: 0.367 (1, 8) X	0-0 4-3 ① X	0-0 F5 ①		0-0 4-3 ① X		0-0 L9 ① X	0-0 4-3 ③			5	0	0	0	0	0	2
<b>Lou Brock, L</b> OBP: 0.339, SLG: 0.417 (1, 7) X	0-0 E1 1B	0-0 5-3 ②		0-0 1B		4-0 1-2 BB		0-0 F4 ①		4	1	2	0	1	0	0
<b>Bill White, L</b> OBP: 0.328, SLG: 0.436 (1, 3) X	0-0 E5 1B 2-H	0-0 2B 1B		0-3 K ②		0-3 K ②		0-0 F3 ②		5	1	2	0	0	2	3
<b>Ken Boyer, R</b> OBP: 0.359, SLG: 0.472 (1, 5) X	0-0 5-3 ② X	0-0 1-3 2B		0-3 K ③		0-0 F7 ③		0-0 E6 1B		5	0	1	0	0	1	4
<b>Dick Groat, R</b> OBP: 0.337, SLG: 0.381 (1, 6) X	0-0 1B 1B 2-H	0-0 4-1 ③			0-0 6-3 ①		4-0 FC6-4 BB	0-0 1-3 1B		4	1	2	1	1	0	2
<b>Bob Skinner, L</b> OBP: 0.315, SLG: 0.373 (1, 9) X	0-0 BB 1B 1-3		0-0 1B		4-0 BB		0-0 FC6-4 1B 2B 1-2	0-0 L3 ③		4	1	2	0	1	0	3
<b>Julian Javier, R</b> OBP: 0.277, SLG: 0.399 (1, 4) X	0-0 BB 1B 1-2		0-0 F5 ①		0-0 F4 ②		0-0 2B G3 1B 1-2	0-0 F2 ①		5	1	2	1	0	0	2
<b>Tim McCarver, L</b> OBP: 0.321, SLG: 0.374 (1, 2) B B B	4-0 1-2 2-3 BB		0-0 F7 ②		0-3 K ③		0-0 G3 2B 1-3 2-H	0-0 F8 ②		4	0	1	1	1	1	2
<b>Mike Cuellar, L</b> Glen Hobbie, R Carl Warwick, R Bob Humphreys, R Charlie James, R Ron Taylor, R Ed Spiezio, R (1, 1) X (5, 1) (6, PH) (7, 1) (7, PH) (8, 1) (9, PH)	0-0 5-3 ③		0-0 G3 ③			0-0 BB 1B	0-0 G3 ②	0-0 F8 ③		2	0	0	0	0	0	4

Inning Stats	R: 3	H: 5	E: 2	K: 0	S: 8	LOB: 3	BB: 1	P: 12	R: 0	H: 2	E: 0	K: 0	S: 5	LOB: 2	BB: 0	P: 5	R: 0	H: 1	E: 0	K: 0	S: 4	LOB: 1	BB: 0	P: 4	R: 0	H: 1	E: 0	K: 2	S: 8	LOB: 1	BB: 0	P: 8	R: 0	H: 0	E: 0	K: 1	S: 5	LOB: 1	BB: 1	P: 9	R: 0	H: 1	E: 0	K: 1	S: 6	LOB: 2	BB: 1	P: 10	R: 2	H: 2	E: 0	K: 0	S: 5	LOB: 1	BB: 1	P: 9	R: 0	H: 1	E: 1	K: 0	S: 5	LOB: 2	BB: 0	P: 5	R: 0	H: 0	E: 0	K: 0	S: 3	LOB: 0	BB: 0	P: 3	1B: 11	SF: 0	2B: 2	SAC: 0	3B: 0	DP: 0	HR: 0	HBP: 0	WP: 0	PA: 45
<b>PITCHER</b>	IP	WLS	BF	H	R	ER	SO	BB	IBB	HBP	BLK	WP	HR	S	P	ERA	WHIP																																																																	
<b>Don Schwall, R</b> ERA: 5.02 (1, 1)	0.2		8	5	3	3	0	1	0	0	0	0	0	7	11	40.50	9.000																																																																	
<b>Tommie Sisk, R</b> ERA: 8.65 (1, 1)	1.1		6	2	0	0	0	0	0	0	0	0	0	6	6	0.00	1.500																																																																	
<b>Steve Blass, R</b> ERA: 3.91 (3, 1)	4.1	W	21	5	2	2	4	3	0	0	0	0	0	26	38	4.15	1.846																																																																	
<b>Roy Face, R</b> ERA: 3.68 (7, 1)	2.2	S	10	1	0	0	0	0	0	0	0	0	0	10	10	0.00	0.375																																																																	

**BOTTOM**


**Pittsburgh Pirates @ St. Louis Cardinals**  
Sportsman's Park, St. Louis, MO  
Thu Jul 23 1964, 4:33 AM EDT  
Att. 7,893 - Unknown

AB	41
R	5
H	13
RBI	4
BB	4
SO	4
LOB	23



WP: 0	PA: 45
PB: 0	
SB: 0	
CS: 0	

livebaseballscores.com

Batter	1	2	3	4	5	6	7	8	9	AB R H RBI BB SO LOB	TOP
Bob Bailey, R (1, 5) OBP: 0.351, SLG: 0.417	0-0 6-3		0-0 6-3			0-0 F7			0-0 6-3	4 0 0 0 0 0 0	<b>Pittsburgh Pirates @ Cincinnati Reds</b> Crosley Field, Cincinnati, OH Fri Jul 24 1964, 7:05 PM EDT Att. 14,317 - Unknown  <b>AB 31</b> <b>R 0</b> <b>H 4</b> <b>RBI 0</b> <b>BB 0</b> <b>SO 6</b> <b>LOB 7</b> 
Bill Virdon, L (1, 8) OBP: 0.294, SLG: 0.319	0-0 1B			0-0 4-3		0-0 F8			0-0 6-3 1B	4 0 2 0 0 0 0	
Roberto Clemente, R (1, 9) OBP: 0.389, SLG: 0.496	0-3 K			0-0 6-3			0-3 K		0-0 6-3 1-2	4 0 0 0 0 2 2	
Jerry Lynch, L (1, 7) OBP: 0.368, SLG: 0.577	0-0 F9			0-3 K			0-0 FC6-4 1B		0-0 3-1	4 0 1 0 0 1 2	
Donn Clendenon, R (1, 3) OBP: 0.315, SLG: 0.389		0-0 6-3			0-0 F6		0-3 K			3 0 0 0 0 1 1	
Bill Mazerowski, R (1, 4) OBP: 0.291, SLG: 0.390		0-0 6-3			0-0 F8		0-0 FC6-4 1-2f			3 0 0 0 0 0 1	
Jim Pagliaroni, R (1, 2) OBP: 0.392, SLG: 0.420		0-0 6-3			0-0 1B			0-0 5-3		3 0 1 0 0 0 0	
Dick Schofield, S (1, 6) OBP: 0.364, SLG: 0.373			0-0 G3		0-0 F8			0-0 5-3		3 0 0 0 0 0 1	
Bob Friend, R (1, 1) OBP: 0.170, SLG: 0.114 Gene Freese, R (8, PH) OBP: 0.290, SLG: 0.385 Roy Face, R (8, 1)			0-3 K			0-0 5-3		0-3 K		2 0 0 0 0 1 0 1 0 0 0 0 1 0 0 0 0 0 0 0 0	
<b>Inning Stats</b>	R: 0 E: 0 K: 1 S: 6 H: 1 LOB: 1 BB: 0 P: 6	R: 0 E: 0 K: 0 S: 3 H: 0 LOB: 0 BB: 0 P: 3	R: 0 E: 0 K: 1 S: 5 H: 0 LOB: 0 BB: 0 P: 5	R: 0 E: 0 K: 1 S: 5 H: 0 LOB: 0 BB: 0 P: 5	R: 0 E: 0 K: 0 S: 4 H: 1 LOB: 1 BB: 0 P: 4	R: 0 E: 0 K: 0 S: 3 H: 0 LOB: 0 BB: 0 P: 3	R: 0 E: 0 K: 2 S: 8 H: 1 LOB: 1 BB: 0 P: 8	R: 0 E: 0 K: 1 S: 5 H: 0 LOB: 0 BB: 0 P: 5	R: 0 E: 0 K: 0 S: 4 H: 1 LOB: 1 BB: 0 P: 4	1B: 4 2B: 0 3B: 0 HR: 0 SF: 0 SAC: 0 DP: 0 HBP: 0	WP: 0 PB: 0 SB: 0 CS: 0 PA: 31
<b>PITCHER</b> Jim O'Toole, L (1, 1) ERA: 2.57	IP: 9.0 WLS: W BF: 31 H: 4 R: 0 ER: 0 SO: 6 BB: 0 IBB: 0 HBP: 0 BLK: 0 WP: 0 HR: 0 S: 43 P: 43 ERA: 0.00 WHIP: 0.444	<b>PITCHER</b> IP WLS BF H R ER SO BB IBB HBP BLK WP HR S P ERA WHIP									

livebaseballscorecards.com

Batter	1	2	3	4	5	6	7	8	9	AB	R	H	RBI	BB	SO	LOB							
<b>Pete Rose, S</b> (1, 4) OBP: 0.323, SLG: 0.325	0-0 F7		0-0 1B			0-0 F8	0-0 E6 FC4-6			4	0	1	0	0	0	2							
<b>Marty Keough, L</b> (1, 9) OBP: 0.346, SLG: 0.462	0-3 K		0-0 1B			0-0 F9	0-0 FC4-6			4	0	1	0	0	1	3							
<b>Vada Pinson, L</b> (1, 8) OBP: 0.329, SLG: 0.460	0-3 K		0-3 K			0-0 F3		0-3 K		4	0	0	0	0	3	2							
<b>Frank Robinson, R</b> (1, 7) OBP: 0.378, SLG: 0.498		0-0 F7		0-0 6-3			0-0 1B 2B	0-3 K		4	1	1	0	0	1	0							
<b>Deron Johnson, R</b> (1, 3) OBP: 0.377, SLG: 0.530		0-0 1B		0-0 F3			0-0 SH1-3 1B	0-0 1B		4	1	3	1	0	0	0							
<b>Johnny Edwards, L</b> (1, 2) OBP: 0.329, SLG: 0.389		0-0 F5		0-0 3-1			0-0 SH1-3	0-3 K		3	0	0	0	0	1	2							
<b>Leo Cardenas, R</b> (1, 6) OBP: 0.313, SLG: 0.374		0-0 4-3			0-3 K		0-0 5-3			3	0	0	0	0	1	2							
<b>Steve Boros, R</b> (1, 5) OBP: 0.318, SLG: 0.325			0-0 6-3		0-0 1-3		4-0 1B IBB			2	0	0	0	0	0	0							
<b>Gordy Coleman, L</b> (7, PH) OBP: 0.307, SLG: 0.383										0	0	0	0	1	0	0							
<b>Bobby Klaus, R</b> (8, 5) OBP: 0.212, SLG: 0.323										0	0	0	0	0	0	0							
<b>Jim O'Toole, S</b> (1, 1) OBP: 0.159, SLG: 0.125			0-0 6-3		0-0 6-3		0-0 1B			3	0	1	1	0	0	0							
<b>Inning Stats</b>	R: 0 E: 0 K: 2 S: 7	H: 0 LOB: 0 BB: 0 P: 7	R: 0 E: 0 K: 0 S: 4	H: 1 LOB: 1 BB: 0 P: 4	R: 0 E: 0 K: 1 S: 7	H: 2 LOB: 2 BB: 0 P: 7	R: 0 E: 0 K: 0 S: 3	H: 0 LOB: 0 BB: 0 P: 3	R: 0 E: 0 K: 0 S: 3	H: 0 LOB: 0 BB: 0 P: 5	R: 0 E: 0 K: 0 S: 3	H: 0 LOB: 0 BB: 0 P: 3	R: 2 E: 1 K: 0 S: 7	H: 3 LOB: 3 BB: 1 P: 11	R: 0 E: 0 K: 3 S: 10	H: 1 LOB: 1 BB: 0 P: 10	1B: 6 2B: 1 3B: 0 HR: 0	SF: 0 SAC: 1 DP: 0 HBP: 0	WP: 0 PB: 0 SB: 0 CS: 0	PA: 33			
<b>PITCHER</b>	IP	WLS	BF	H	R	ER	SO	BB	IBB	HBP	BLK	WP	HR	S	P	ERA	WHIP						
<b>Bob Friend, R</b> (1, 1) ERA: 3.54	7.0	L	29	6	2	2	4	0	0	0	0	0	0	36	40	2.57	0.857						
<b>Roy Face, R</b> (8, 1) ERA: 3.61	1.0		4	1	0	0	3	0	0	0	0	0	0	10	10	0.00	1.000						

**BOTTOM**

**Pittsburgh Pirates @ Cincinnati Reds**  
 Crosley Field, Cincinnati, OH  
 Fri Jul 24 1964, 7:05 PM EDT  
 Att. 14,317 - Unknown

livebaseballscorecards.com

<b>AB</b>	<b>31</b>
<b>R</b>	<b>2</b>
<b>H</b>	<b>7</b>
<b>RBI</b>	<b>2</b>
<b>BB</b>	<b>1</b>
<b>SO</b>	<b>7</b>
<b>LOB</b>	<b>11</b>



Batter	1	2	3	4	5	6	7	8	9	AB R H RBI BB SO LOB	TOP	
Bob Bailey, R (1, 7) OBP: 0.355, SLG: 0.424	0-0 1B		0-0 E5 1B	0-0 1B 2B		0-3 K		0-0 WP S 1B		5 1 3 1 0 1 1		
Bill Virdon, L (1, 8) OBP: 0.303, SLG: 0.325	0-0 FC6 1-3 1B		0-0 F5	0-0 1B		0-0 1B 2-H		4-0 WP BB		4 0 3 1 1 0 1		
Roberto Clemente, R (1, 9) OBP: 0.389, SLG: 0.495	0-0 F5		0-0 1B	0-3 K			0-0 HR 1B	0-3 K 1-2 2-3		5 1 2 0 0 2 5		
Gene Freese, R (1, 5) OBP: 0.283, SLG: 0.375 Gene Alley, R (8, 5) OBP: 0.263, SLG: 0.296	0-3 K		0-0 F3		0-0 F2		0-0 F7	0-0 F7		5 0 0 0 0 1 8 0 0 0 0 0 0 0		
Donn Clendenon, R (1, 3) OBP: 0.313, SLG: 0.396	0-0 FC6 1-2f		0-0 F7		0-0 L6		0-0 HR 1-H	0-3 K		5 1 1 2 0 1 4		
Bill Mazeroski, R (1, 4) OBP: 0.295, SLG: 0.402		0-0 HR		0-0 BLK 1B	0-0 1B		0-0 F7	0-0 F8		5 2 3 1 0 0 0		
Jim Pagliaroni, R (1, 2) OBP: 0.387, SLG: 0.414		0-0 F8		0-0 F8 1-2	0-0 5-3		0-0 F3	0-0 FC5-4 1B		5 0 1 0 0 0 2		
Dick Schofield, S (1, 6) OBP: 0.358, SLG: 0.366		0-0 4-3		0-0 F9		0-0 E5 SH2-4 1B		0-0 3-1	0-0 FC5-4	5 0 0 0 0 0 2		
Vern Law, R (1, 1) OBP: 0.340, SLG: 0.318 Al McBean, R (7, 1) OBP: 0.200, SLG: 0.200		0-0 5-3		0-0 2B 1B		0-0 SH2-4		0-3 K		2 1 1 1 0 0 0 1 0 0 0 0 1 0		
<b>Inning Stats</b>	R: 0 H: 2 E: 0 LOB: 2 K: 1 BB: 0 S: 7 P: 7	R: 1 H: 1 E: 0 LOB: 0 K: 0 BB: 0 S: 4 P: 4	R: 0 H: 1 E: 1 LOB: 2 K: 0 BB: 0 S: 5 P: 5	R: 3 H: 4 E: 0 LOB: 1 K: 1 BB: 0 S: 9 P: 9	R: 0 H: 1 E: 0 LOB: 1 K: 0 BB: 0 S: 4 P: 4	R: 0 H: 1 E: 1 LOB: 2 K: 1 BB: 0 S: 6 P: 6	R: 2 H: 2 E: 0 LOB: 0 K: 0 BB: 0 S: 5 P: 5	R: 0 H: 1 E: 0 LOB: 3 K: 2 BB: 1 S: 9 P: 13	R: 0 H: 1 E: 0 LOB: 1 K: 1 BB: 0 S: 6 P: 6	1B: 11 SF: 0 2B: 1 SAC: 1 3B: 0 DP: 0 HR: 2 HBP: 0	WP: 1 PA: 44 PB: 0 SB: 1 CS: 0	
<b>PITCHER</b>	IP WLS BF H R ER SO BB IBB HBP BLK WP HR S P ERA WHIP											
Joe Nuxhall, L (1, 1) ERA: 3.37	6.0 L 29 10 4 4 3 0 0 0 0 1 0 1 35 35 6.00 1.667											
Ryne Duren, R (7, 1) ERA: 3.9	2.0 11 3 2 2 2 1 0 0 0 1 1 14 18 9.00 2.000											
Bill Henry, L (9, 1) ERA: 1.53	1.0 4 1 0 0 1 0 0 0 0 0 0 6 6 0.00 1.000											

Pittsburgh Pirates @ Cincinnati Reds  
 Crosley Field, Cincinnati, OH  
 Sat Jul 25 1964, 3:33 AM EDT  
 Att. 6,534 - Unknown

livebaseballscorecards.com

AB 42  
 R 6  
 H 14  
 RBI 6  
 BB 1  
 SO 6  
 LOB 23





**BOTTOM**

**Pittsburgh Pirates @ Cincinnati Reds**  
 Crosley Field, Cincinnati, OH  
 Sat Jul 25 1964, 3:33 AM EDT  
 Att. 6,534 - Unknown

[livebaseballscorecards.com](http://livebaseballscorecards.com)

<b>AB</b>	<b>31</b>
<b>R</b>	<b>3</b>
<b>H</b>	<b>8</b>
<b>RBI</b>	<b>3</b>
<b>BB</b>	<b>1</b>
<b>SO</b>	<b>1</b>
<b>LOB</b>	<b>9</b>



WP: 0	PA: 33
PB: 0	
SB: 0	
CS: 0	

AB	R	H	RBI	BB	SO	LOB
4	0	2	0	0	0	1
4	0	0	0	0	0	3
4	1	1	1	0	0	1
3	1	1	0	0	0	0
4	1	2	1	0	0	1
4	0	1	0	0	0	1
3	0	1	1	0	0	0
2	0	0	0	0	0	0
1	0	0	0	0	0	2
0	0	0	0	0	0	0
1	0	0	0	0	1	0
0	0	0	0	1	0	0
0	0	0	0	0	0	0
1	0	0	0	0	0	0
0	0	0	0	0	0	0

Batter	1	2	3	4	5	6	7	8	9
<b>Pete Rose, S</b> (1, 4) OBP: 0.325, SLG: 0.327	0-0 G3-6-1 1B		0-0 F8			0-0 F7		0-0 FC6 1B	
<b>Marty Keough, L</b> (1, 9) OBP: 0.338, SLG: 0.449	0-0 G3-6-1 1-2f			0-0 F8		0-0 F9		0-0 F5	
<b>Vada Pinson, L</b> (1, 8) OBP: 0.328, SLG: 0.466	0-0 HR			0-0 F9		0-0 4-3		0-0 FC6 1-2f	
<b>Frank Robinson, R</b> (1, 7) OBP: 0.379, SLG: 0.503	0-0 5-3			0-0 F7		0-0 1B 3B		1-0 G5-4-3 HBP	
<b>Deron Johnson, R</b> (1, 3) OBP: 0.379, SLG: 0.529		0-0 F8		0-0 G6-3 1B		0-0 1B 1B		0-0 G5-4-3 1-2f	
<b>Johnny Edwards, L</b> (1, 2) OBP: 0.328, SLG: 0.387		0-0 F4		0-0 G6-3 1-2f		0-0 1B 1B		0-0 6-3	
<b>Leo Cardenas, R</b> (1, 6) OBP: 0.313, SLG: 0.374		0-0 4-3		0-0 F4		0-0 1B G4-6-3 1-2 2-H			
<b>Steve Boros, R</b> (1, 5) OBP: 0.316, SLG: 0.322			0-0 6-3			0-0 F7	0-0 G4-6-3 1-2f		
<b>Gordy Coleman, L</b> (7, PH) OBP: 0.305, SLG: 0.380									
<b>Bobby Klaus, R</b> (8, 5) OBP: 0.212, SLG: 0.323									
<b>Joe Nuxhall, L</b> (1, 1) OBP: 0.156, SLG: 0.222			0-3 K			4-0 BB		0-0 F8	
<b>Mel Queen, L</b> (6, PH) OBP: 0.206, SLG: 0.273									
<b>Ryne Duren, R</b> (7, 1)									
<b>Don Pavletich, R</b> (8, PH) OBP: 0.440, SLG: 0.864									
<b>Bill Henry, L</b> (9, 1)									

Inning Stats	R: 1	H: 2	E: 0	K: 0	S: 4	LOB: 0	BB: 0	P: 4	R: 0	H: 0	E: 0	K: 0	S: 3	LOB: 0	BB: 0	P: 3	R: 0	H: 0	E: 0	K: 0	S: 3	LOB: 0	BB: 0	P: 3	R: 0	H: 1	E: 0	K: 0	S: 3	LOB: 0	BB: 0	P: 3	R: 2	H: 4	E: 0	K: 0	S: 6	LOB: 1	BB: 0	P: 6	R: 0	H: 1	E: 0	K: 0	S: 4	LOB: 1	BB: 0	P: 4	R: 0	H: 0	E: 0	K: 0	S: 2	LOB: 0	BB: 0	P: 3	1B: 6	SF: 0	2B: 0	3B: 1	HR: 1	SAC: 0	DP: 4	HBP: 1	WP: 0	PA: 33
--------------	------	------	------	------	------	--------	-------	------	------	------	------	------	------	--------	-------	------	------	------	------	------	------	--------	-------	------	------	------	------	------	------	--------	-------	------	------	------	------	------	------	--------	-------	------	------	------	------	------	------	--------	-------	------	------	------	------	------	------	--------	-------	------	-------	-------	-------	-------	-------	--------	-------	--------	-------	--------

PITCHER	IP	WLS	BF	H	R	ER	SO	BB	IBB	HBP	BLK	WP	HR	S	P	ERA	WHIP
<b>Vern Law, R</b> (1, 1) ERA: 3.5	6.1	W	25	7	3	3	1	1	0	0	0	0	1	26	30	4.26	1.263
<b>Al McBean, R</b> (7, 1) ERA: 1.81	2.2	S	8	1	0	0	0	0	0	1	0	0	0	7	8	0.00	0.375

Batter	1	2	3	4	5	6	7	8	9	AB R H RBI BB SO LOB	TOP													
Bob Bailey, R (1, 5) OBP: 0.356, SLG: 0.425	0-0 4-3		0-0 2B		1-0 E HBP		0-0 L6		0-0 5-3	4 0 1 0 0 0 0														
Bill Virdon, L (1, 8) OBP: 0.299, SLG: 0.320	0-3 K		0-0 1-3		0-0 F9		0-0 4-3			4 0 0 0 0 1 3														
Roberto Clemente, R (1, 9) OBP: 0.388, SLG: 0.492	0-3 K		0-0 F4		0-0 E6 1-2 2-3			0-0 FC4-6 1B		4 0 1 0 0 1 3														
Jerry Lynch, L (1, 7) OBP: 0.365, SLG: 0.589		0-0 HR	0-3 K		0-0 4-3			0-0 L9		4 1 1 1 0 1 5														
Willie Stargell, L (1, 3) OBP: 0.328, SLG: 0.564		0-0 HR		0-0 L9		0-0 L3 1B		0-0 FC4-6 1B 1-2f		4 1 2 1 0 0 1														
Smoky Burgess, L (1, 2) OBP: 0.298, SLG: 0.292		0-0 WP 1B		0-0 6-3		0-0 L3 1-2		0-0 1-3 1B		4 0 2 0 0 0 1 0 0 0 0 0 0 0														
Orlando McFarlane, R (8, PR) OBP: 0.250, SLG: 0.125										0 0 0 0 0 0 0														
Jim Pagliaroni, R (8, 2) OBP: 0.387, SLG: 0.414										0 0 0 0 0 0 0														
Bill Mazerowski, R (1, 4) OBP: 0.294, SLG: 0.404		0-3 K		0-0 5-3		0-0 2B		0-0 L6		4 0 1 0 0 1 3														
Dick Schofield, S (1, 6) OBP: 0.353, SLG: 0.360		0-3 K 1-2			0-0 G3		0-3 K		0-0 F5	4 0 0 0 0 2 2														
Joe Gibbon, R (1, 1) OBP: 0.314, SLG: 0.324		0-0 6-3			0-0 E 2B		0-0 F8		0-3 K	2 0 1 0 0 0 1 0 0 0 0 0 0 0 1 0 1 0 0 0 0 1 0														
Don Schwali, R (5, 1) OBP: 0.333, SLG: 0.333																								
Gene Freese, R (7, PH) OBP: 0.293, SLG: 0.373																								
Roy Face, R (7, 1) OBP: 0.293, SLG: 0.373																								
Frank Bork, R (8, 1) OBP: 0.312, SLG: 0.395																								
Donn Clendenon, R (8, PH) OBP: 0.312, SLG: 0.395																								
<b>Inning Stats</b>	R: 0 E: 0 K: 2 S: 7	H: 0 LOB: 0 BB: 0 P: 7	R: 2 E: 0 K: 2 S: 10	H: 3 LOB: 1 BB: 0 P: 10	R: 0 E: 0 K: 1 S: 6	H: 1 LOB: 1 BB: 0 P: 6	R: 0 E: 0 K: 0 S: 3	H: 0 LOB: 0 BB: 0 P: 3	R: 0 E: 1 K: 0 S: 5	H: 1 LOB: 3 BB: 0 P: 6	R: 0 E: 0 K: 1 S: 6	H: 2 LOB: 1 BB: 0 P: 6	R: 0 E: 0 K: 0 S: 3	H: 0 LOB: 0 BB: 0 P: 3	R: 0 E: 0 K: 0 S: 5	H: 2 LOB: 2 BB: 0 P: 5	R: 0 E: 0 K: 1 S: 5	H: 0 LOB: 0 BB: 0 P: 5	R: 0 E: 0 K: 1 S: 5	H: 0 LOB: 0 BB: 0 P: 5	1B: 4 2B: 4 3B: 0 HR: 2	SF: 0 SAC: 0 DP: 1 HBP: 1	WP: 1 PB: 0 SB: 0 CS: 0	PA: 37
<b>PITCHER</b>	IP WLS BF H R ER SO BB IBB HBP BLK WP HR S P ERA WHIP																							
Joey Jay, R (1, 1) ERA: 3.44	7.2 W 33 9 2 2 6 0 0 1 0 1 2 44 45 2.35 1.174																							
Sammy Ellis, R (8, 1) ERA: 3.82	1.1 S 4 0 0 0 1 0 0 0 0 0 0 6 6 0.00 0.000																							

Pittsburgh Pirates @ Cincinnati Reds  
Crosley Field, Cincinnati, OH  
Sun Jul 26 1964, 3:33 AM EDT  
Unknown

livebaseballscorecards.com

AB	36
R	2
H	9
RBI	2
BB	0
SO	7
LOB	19



Batter	1	2	3	4	5	6	7	8	9
<b>Pete Rose, S</b> (1, 4) OBP: 0.324, SLG: 0.334 <b>Giraldo Ruiz, S</b> (8, PH) OBP: 0.227, SLG: 0.295 (9, 4)	0-0 HR	0-3 K		0-0 FC4-6 1-2f			0-0 6-3	0-0 5-3	
<b>Tommy Harper, R</b> (1, 8) OBP: 0.330, SLG: 0.313 <b>Vada Pinson, L</b> (7, PH) OBP: 0.327, SLG: 0.464 (8, 8)	0-3 K		0-0 1-3		4-0 1B S BB		0-0 G3	0-3 K	
<b>Frank Robinson, R</b> (1, 9) OBP: 0.378, SLG: 0.500 (8, 7)	0-0 E5 1B		0-0 F8		0-0 E S 1B		0-0 F2		
<b>Deron Johnson, R</b> (1, 7) OBP: 0.385, SLG: 0.531 (8, 3)	0-0 BB 1-3 1B		0-0 1-3		0-0 L8-3 1B			4-0 1B 1B HR BB	
<b>Tony Perez, R</b> (1, 3) <b>Marty Keough, L</b> (8, 9) OBP: 0.342, SLG: 0.453	4-0 BB 1-2 BB			0-0 F9				0-0 1B 1-2 HR 1B	
<b>Don Pavletich, R</b> (1, 2) OBP: 0.448, SLG: 0.800	0-0 G6-4-3 1-2f			4-0 BB 1B BB		0-0 L8-3		0-0 1-2 2-3 HR 1B	
<b>Leo Cardenas, R</b> (1, 6) OBP: 0.315, SLG: 0.384		0-0 F8		0-0 BB 1-2 1B		0-0 F9		0-0 1-H 2-H 3-H HR	
<b>Steve Boros, R</b> (1, 5) OBP: 0.322, SLG: 0.331		0-0 5-3 1B		4-0 FC4-6 1-2 2-3 BB		0-3 K		0-0 2B	
<b>Joey Jay, S</b> (1, 1) <b>Sammy Ellis, L</b> (8, 1)		0-0 5-3 1-2		0-3 K		0-3 K		0-0 B1-3	

AB	R	H	RBI	BB	SO	LOB
4	1	1	1	0	1	4
1	0	0	0	0	0	1
2	1	0	0	1	1	0
2	0	0	0	0	1	1
4	1	1	0	0	0	0
3	1	2	1	1	0	0
2	0	0	0	1	1	1
1	1	1	0	0	0	0
3	1	1	0	1	0	4
4	1	2	4	0	0	0
3	0	2	0	1	1	0
3	0	0	0	0	2	4
1	0	0	0	0	0	1

**BOTTOM**

**Pittsburgh Pirates @ Cincinnati Reds**  
Crosley Field, Cincinnati, OH

Sun Jul 26 1964, 3:33 AM EDT  
Unknown

AB	33
R	7
H	10
RBI	6
BB	5
SO	7
LOB	16



1B:	7	SF:	0
2B:	2	SAC:	0
3B:	0	DP:	2
HR:	2	HBP:	0

WP:	0	PA:	38
PB:	0		
SB:	2		
CS:	0		

Inning Stats	R	H	E	K	S	R	H	E	K	S	R	H	E	K	S	R	H	E	K	S	R	H	E	K	S	R	H	E	K	S	R	H	E	K	S				
<b>Joe Gibbon, L</b> (1, 1) ERA: 3.18	4	0	0	0	0	6	3	3	3	3	4	0	0	0	0	0	0	0	0	0	0	0	0	0	0	0	0	0	0	0	0	0	0	0	0	0	0	0	
<b>Don Schwall, R</b> (5, 1) ERA: 4.41	2	0	0	0	0	5	0	0	0	3	0	0	0	0	0	0	0	0	0	0	0	0	0	0	0	0	0	0	0	0	0	0	0	0	0	0	0	0	0
<b>Roy Face, R</b> (7, 1) ERA: 4.22	1	0	0	0	0	7	3	4	4	0	1	0	0	0	0	0	0	0	0	0	0	0	0	0	0	0	0	0	0	0	0	0	0	0	0	0	0	0	0
<b>Frank Bork, L</b> (8, 1) ERA: 3.86	1	0	0	0	0	4	1	0	0	1	0	0	0	0	0	0	0	0	0	0	0	0	0	0	0	0	0	0	0	0	0	0	0	0	0	0	0	0	0

PITCHER	IP	WLS	BF	H	R	ER	SO	BB	IBB	HBP	BLK	WP	HR	S	P	ERA	WHIP
<b>Joe Gibbon, L</b> (1, 1) ERA: 3.18	4.0	L	22	6	3	3	3	4	0	0	0	0	1	24	40	6.75	2.500
<b>Don Schwall, R</b> (5, 1) ERA: 4.41	2.0		5	0	0	0	3	0	0	0	0	0	0	11	11	0.00	0.000
<b>Roy Face, R</b> (7, 1) ERA: 4.22	1.0		7	3	4	4	0	1	0	0	0	0	1	6	10	36.00	4.000
<b>Frank Bork, L</b> (8, 1) ERA: 3.86	1.0		4	1	0	0	1	0	0	0	0	0	0	6	6	0.00	1.000

Batter	1	2	3	4	5	6	7	8	9	AB R H RBI BB SO LOB	TOP											
Bob Bailey, R (1, 5) OBP: 0.353, SLG: 0.419	0-0 4-3			4-0 E 1B 1B BB	0-0 6-3		0-3 K		0-0 F5	4 1 0 0 1 1 1												
Bill Virdon, L (1, 8) OBP: 0.304, SLG: 0.323	0-0 G3			0-0 1-2 E 1B 1B	4-0 BB 1B BB		0-0 PB 1B		0-0 FC4-6 1-2f	4 1 2 0 1 0 1												
Roberto Clemente, R (1, 9) OBP: 0.386, SLG: 0.489	0-0 F8			0-0 1-2 E3 1B HR 2-3	0-0 1-2 BB 1B		0-0 1-3			4 1 1 0 0 0 3												
Jerry Lynch, L (1, 7) Manny Mota, R (7, 7) OBP: 0.362, SLG: 0.580 OBP: 0.340, SLG: 0.444	0-0 4-3			0-0 1-3 2-H 3-H HR 1B	0-0 F8		0-0 F6			4 1 1 2 0 0 3 0 0 0 0 0 0 0												
Willie Stargell, L (1, 3) Donn Clendenon, R (8, 3) OBP: 0.335, SLG: 0.577 OBP: 0.312, SLG: 0.395	0-0 FC2-4 WP 1B			0-0 1-H 3-H HR	4-0 1-2 2-3 BB		0-0 5-3			3 1 2 3 1 0 0 0 0 0 0 0 0 0												
Bill Mazeroski, R (1, 4) OBP: 0.294, SLG: 0.402	0-0 FC2-4 1-3			0-0 G5-4-3 1B	0-0 4-3		0-3 K			4 0 1 0 0 1 4												
Jim Pagliaroni, R (1, 2) OBP: 0.380, SLG: 0.405				0-0 6-3	0-0 G5-4-3 1-2f		0-3 K		0-0 F7	4 0 0 0 0 1 1												
Dick Schofield, S (1, 6) OBP: 0.355, SLG: 0.357				0-0 6-3	4-0 BB		0-0 1-3		4-0 FC1-6 BB	2 0 0 0 2 0 0												
Bob Veale, S (1, 1) OBP: 0.213, SLG: 0.186				0-0 4-3	0-3 K		0-3 K		0-0 FC1-6 FC4-6 1-2f	4 0 0 0 0 2 2												
<b>Inning Stats</b>	R: 0 E: 0 K: 0 S: 3	H: 0 LOB: 0 BB: 0 P: 3	R: 0 E: 0 K: 0 S: 3	H: 1 LOB: 0 BB: 0 P: 3	R: 0 E: 0 K: 0 S: 3	H: 0 LOB: 0 BB: 0 P: 3	R: 5 E: 1 K: 1 S: 9	H: 4 LOB: 1 BB: 2 P: 17	R: 0 E: 0 K: 0 S: 4	H: 1 LOB: 3 BB: 2 P: 12	R: 0 E: 0 K: 2 S: 7	H: 0 LOB: 0 BB: 0 P: 7	R: 0 E: 0 K: 1 S: 6	H: 1 LOB: 1 BB: 0 P: 6	R: 0 E: 0 K: 1 S: 5	H: 0 LOB: 0 BB: 0 P: 5	R: 0 E: 0 K: 0 S: 3	H: 0 LOB: 1 BB: 1 P: 7	1B: 6 2B: 1 3B: 0 HR: 1	SF: 0 SAC: 0 DP: 2 HBP: 0	WP: 1 PB: 1 SB: 0 CS: 0	PA: 38
<b>PITCHER</b>	IP WLS BF H R ER SO BB IBB HBP BLK WP HR S P ERA WHIP																					
John Tsitouris, R (1, 1) ERA: 3.98	5.0 L 24 6 5 4 1 4 0 0 0 0 1 1 22 38 7.20 2.000																					
Bob Purkey, R (6, 1) ERA: 3.56	2.0 7 1 0 0 3 0 0 0 0 0 0 0 13 13 0.00 0.500																					
Bill Henry, L (8, 1) ERA: 1.44	2.0 7 0 0 0 1 1 0 0 0 0 0 0 8 12 0.00 0.500																					

Pittsburgh Pirates @ Cincinnati Reds  
 Crosley Field, Cincinnati, OH  
 Sun Jul 26 1964, 3:38 AM EDT  
 Att. 14,814 - Unknown

livebaseballscorecards.com

AB 33  
 R 5  
 H 7  
 RBI 5  
 BB 5  
 SO 5  
 LOB 15



Batter	1	2	3	4	5	6	7	8	9	AB	R	H	RBI	BB	SO	LOB					
Giraldo Ruiz, S (1, 4) OBP: 0.228, SLG: 0.293	0-0 BB 1B		0-0 4-3			0-3 K		0-0 F4		4	1	1	0	0	1	0					
Tommy Harper, R (1, 8) OBP: 0.329, SLG: 0.310	4-0 1B 1-2 BB		0-0 4-3			0-0 F9		0-0 5-3		3	0	0	0	1	0	0					
Frank Robinson, R (1, 9) OBP: 0.379, SLG: 0.499	0-0 CS 1B			0-0 F8		4-0 WP BB		0-0 E5		3	0	1	1	1	0	0					
Deron Johnson, R (1, 7) OBP: 0.379, SLG: 0.522	0-3 K			0-0 F9		0-3 K		0-0 4-3		4	0	0	0	0	2	4					
Tony Perez, R (1, 3) OBP: 0.327, SLG: 0.383	0-0 F8			0-3 K			0-0 6-3		0-0 F4	4	0	0	0	0	1	2					
Leo Cardenas, R (1, 6) OBP: 0.315, SLG: 0.382		0-0 4-3			0-0 6-3		0-0 BB 1B		0-3 K	4	0	1	0	0	1	0					
Johnny Edwards, L (1, 2) OBP: 0.327, SLG: 0.383		0-0 F5			0-3 K		4-0 FC6-4 BB		0-3 K	3	0	0	0	1	2	0					
Steve Boros, R (1, 5) OBP: 0.322, SLG: 0.331		0-0 F6			0-0 1B		0-0 L7			3	0	1	0	0	0	2					
John Tsitouris, R (1, 1) OBP: 0.231, SLG: 0.263			0-3 K			0-3 K		0-0 FC6-4		1	0	0	0	0	1	0					
Mel Queen, L (5, PH) OBP: 0.200, SLG: 0.265										1	0	0	0	0	1	1					
Bob Purkey, R (6, 1) OBP: 0.061, SLG: 0.063										0	0	0	0	0	0	0					
Don Pavletich, R (7, PH) OBP: 0.433, SLG: 0.769										1	0	0	0	0	0	2					
Bill Henry, L (8, 1) OBP: 0.000, SLG: 0.000										0	0	0	0	0	0	0					
<b>Inning Stats</b>	R: 1 E: 0 K: 1 S: 6	H: 2 LOB: 1 BB: 1 P: 10	R: 0 E: 0 K: 0 S: 3	H: 0 LOB: 0 BB: 0 P: 3	R: 0 E: 0 K: 1 S: 5	H: 0 LOB: 0 BB: 0 P: 5	R: 0 E: 0 K: 1 S: 5	H: 1 LOB: 1 BB: 0 P: 8	R: 0 E: 0 K: 2 S: 7	H: 0 LOB: 1 BB: 1 P: 11	R: 0 E: 0 K: 0 S: 4	H: 1 LOB: 2 BB: 1 P: 8	R: 0 E: 1 K: 0 S: 4	H: 0 LOB: 1 BB: 0 P: 4	R: 0 E: 0 K: 2 S: 7	H: 0 LOB: 0 BB: 0 P: 7	1B: 4 2B: 0 3B: 0 HR: 0	SF: 0 SAC: 0 DP: 0 HBP: 0	WP: 2 PB: 0 SB: 0 CS: 1	PA: 34	
<b>PITCHER</b> Bob Veale, L (1, 1) ERA: 2.93	IP: 9.0 WLS: W BF: 34 H: 4 R: 1 ER: 1 SO: 9	IP: 0.0 WLS: W BF: 0 H: 0 R: 0 ER: 0 SO: 0	IP: 0.0 WLS: W BF: 0 H: 0 R: 0 ER: 0 SO: 0	IP: 0.0 WLS: W BF: 0 H: 0 R: 0 ER: 0 SO: 0	IP: 0.0 WLS: W BF: 0 H: 0 R: 0 ER: 0 SO: 0	IP: 0.0 WLS: W BF: 0 H: 0 R: 0 ER: 0 SO: 0	IP: 0.0 WLS: W BF: 0 H: 1 R: 0 ER: 0 SO: 0	IP: 0.0 WLS: W BF: 0 H: 0 R: 0 ER: 0 SO: 0	IP: 0.0 WLS: W BF: 0 H: 0 R: 0 ER: 0 SO: 0	IP: 0.0 WLS: W BF: 0 H: 0 R: 0 ER: 0 SO: 0	IP: 0.0 WLS: W BF: 0 H: 0 R: 0 ER: 0 SO: 0	IP: 0.0 WLS: W BF: 0 H: 0 R: 0 ER: 0 SO: 0	IP: 0.0 WLS: W BF: 0 H: 0 R: 0 ER: 0 SO: 0	IP: 0.0 WLS: W BF: 0 H: 0 R: 0 ER: 0 SO: 0	IP: 0.0 WLS: W BF: 0 H: 0 R: 0 ER: 0 SO: 0	IP: 0.0 WLS: W BF: 0 H: 0 R: 0 ER: 0 SO: 0	IP: 0.0 WLS: W BF: 0 H: 0 R: 0 ER: 0 SO: 0	ERA: 1.00 WHIP: 0.778	ERA: 1.00 WHIP: 0.778	ERA: 1.00 WHIP: 0.778	ERA: 1.00 WHIP: 0.778

**BOTTOM**

**Pittsburgh Pirates @ Cincinnati Reds**  
Crosley Field, Cincinnati, OH  
Sun Jul 26 1964, 3:38 AM EDT  
Att. 14,814 - Unknown

AB	31
R	1
H	4
RBI	1
BB	3
SO	9
LOB	11



WP: 2	PA: 34
PB: 0	
SB: 0	
CS: 1	



Batter	1	2	3	4	5	6	7	8	9	AB	R	H	RBI	BB	SO	LOB
--------	---	---	---	---	---	---	---	---	---	----	---	---	-----	----	----	-----

<b>Bob Bailey, R</b> <small>OBP: 0.355, SLG: 0.423</small> (1, 5)										4	2	2	0	0	1	2
<b>Bill Virdon, L</b> <small>OBP: 0.303, SLG: 0.322</small> (1, 8)										4	0	1	0	0	0	2
<b>Roberto Clemente, R</b> <small>OBP: 0.387, SLG: 0.489</small> (1, 9)										4	1	2	2	0	0	1
<b>Jerry Lynch, L</b> <small>OBP: 0.365, SLG: 0.572</small> (1, 7)										2	0	0	0	2	0	2
<b>Manny Mota, R</b> <small>OBP: 0.340, SLG: 0.444</small> (8, 7)										0	0	0	0	0	0	0
<b>Willie Stargell, L</b> <small>OBP: 0.333, SLG: 0.580</small> (1, 3)										4	0	1	1	0	0	4
<b>Bill Mazaroski, R</b> <small>OBP: 0.291, SLG: 0.397</small> (1, 4)										4	0	0	0	0	0	4
<b>Jim Pagliaroni, R</b> <small>OBP: 0.382, SLG: 0.420</small> (1, 2)										3	2	1	1	1	0	0
<b>Dick Schofield, S</b> <small>OBP: 0.360, SLG: 0.365</small> (1, 6)										3	0	2	1	1	0	0
<b>Bob Friend, R</b> <small>OBP: 0.160, SLG: 0.106</small> (1, 1)										3	0	0	0	0	1	2

Inning Stats	R: 1	H: 2	E: 0	K: 0	S: 5	H: 2	LOB: 2	BB: 1	P: 9	R: 0	H: 0	E: 0	K: 0	S: 3	H: 0	LOB: 0	BB: 0	P: 3	R: 2	H: 3	E: 0	K: 0	S: 6	H: 1	LOB: 1	BB: 1	P: 10	R: 0	H: 0	E: 0	K: 0	S: 3	R: 1	H: 2	E: 0	K: 0	S: 4	H: 2	LOB: 0	BB: 0	P: 4	R: 0	H: 1	E: 0	K: 0	S: 4	H: 0	LOB: 1	BB: 0	P: 4	R: 0	H: 0	E: 0	K: 1	S: 5	H: 0	LOB: 1	BB: 1	P: 9	1B: 5	SF: 0	2B: 2	SAC: 1	3B: 1	DP: 0	HR: 1	HBP: 0	WP: 0	PA: 37
--------------	------	------	------	------	------	------	--------	-------	------	------	------	------	------	------	------	--------	-------	------	------	------	------	------	------	------	--------	-------	-------	------	------	------	------	------	------	------	------	------	------	------	--------	-------	------	------	------	------	------	------	------	--------	-------	------	------	------	------	------	------	------	--------	-------	------	-------	-------	-------	--------	-------	-------	-------	--------	-------	--------

PITCHER	IP	WLS	BF	H	R	ER	SO	BB	IBB	HBP	BLK	WP	HR	S	P	ERA	WHIP
<b>Turk Farrell, R</b> <small>ERA: 3.25</small> (1, 1)	6.0	L	28	8	5	5	1	3	0	0	0	0	1	27	39	7.50	1.833
<b>Gordon Jones, R</b> <small>ERA: 2.3</small> (7, 1)	2.0		8	1	0	0	1	1	0	0	0	0	0	9	13	0.00	1.000


**BOTTOM**

**Houston Colt 45's @ Pittsburgh Pirates**  
 Forbes Field, Pittsburgh, PA  
 Wed Jul 29 1964, 7:05 PM EDT  
 Att. 8,572 - Unknown

AB	31
R	5
H	9
RBI	5
BB	4
SO	2
LOB	17



WP	HR	S	P	ERA	WHIP
0	0	1	0	0	0

Batter	1	2	3	4	5	6	7	8	9	AB R H RBI BB SO LOB	TOP									
Al Spangler, L (1, 7) OBP: 0.262, SLG: 0.274	0-0 F4		0-0 G3			0-0 F9		0-0 6-3		4 0 0 0 0 0 1										
Nellie Fox, L (1, 4) OBP: 0.307, SLG: 0.325	0-0 F6		0-0 6-3			0-0 1-3		0-0 6-3		4 0 0 0 0 0 1										
Joe Gaines, R (1, 9) OBP: 0.330, SLG: 0.424	0-0 3B			0-3 K		0-0 F8			0-0 E6	4 0 1 0 0 1 0										
Walt Bond, L (1, 3) OBP: 0.295, SLG: 0.434	0-3 K			0-0 4-3		0-0 3-1			0-0 F4	4 0 0 0 0 1 2										
Bob Aspromonte, R (1, 5) OBP: 0.327, SLG: 0.422		0-0 F8		0-0 1B		0-0 1-3			0-0 G1	4 0 1 0 0 0 1										
Mike White, R (1, 8) OBP: 0.341, SLG: 0.350		0-0 1-3		0-0 5-3		0-0 1B			0-0 5-3	4 0 1 0 0 0 2										
Eddie Kasko, R (1, 6) OBP: 0.314, SLG: 0.298			0-0 2B		0-0 F2		0-0 F7			3 0 1 0 0 0 1	AB 32 R 0 H 5 RBI 0 BB 0 SO 3 LOB 9									
Jerry Grote, R (1, 2) OBP: 0.244, SLG: 0.294		0-0 L8			0-0 6-3			0-0 SH3 1B		3 0 1 0 0 0 1										
Bob Bruce, R (1, 1) OBP: 0.262, SLG: 0.250			0-0 6-3		0-3 K			0-0 SH3		2 0 0 0 0 1 0										
<b>Inning Stats</b>	R: 0 E: 0 K: 1 S: 6	H: 1 LOB: 1 BB: 0 P: 6	R: 0 E: 0 K: 0 S: 4	H: 1 LOB: 1 BB: 0 P: 4	R: 0 E: 0 K: 0 S: 3	H: 0 LOB: 0 BB: 0 P: 3	R: 0 E: 0 K: 1 S: 6	H: 1 LOB: 1 BB: 0 P: 6	R: 0 E: 0 K: 1 S: 5	H: 0 LOB: 0 BB: 0 P: 5	R: 0 E: 0 K: 0 S: 3	H: 0 LOB: 0 BB: 0 P: 3	R: 0 E: 0 K: 0 S: 4	H: 1 LOB: 1 BB: 0 P: 4	R: 0 E: 1 K: 0 S: 4	H: 0 LOB: 1 BB: 0 P: 4	1B: 3 2B: 1 3B: 1 HR: 0	SF: 0 SAC: 1 DP: 0 HBP: 0	WP: 0 PB: 0 SB: 0 CS: 0	PA: 33
<b>PITCHER</b> Vern Law, R (1, 1) ERA: 3.25	IP 9.0 WLS W BF 33 H 5 R 0 ER 0 SO 3 BB 0 IBB 0 HBP 0 BLK 0 WP 0 HR 0 S 39 P 39 ERA 0.00 WHIP 0.556																			

Houston Colt 45's @ Pittsburgh Pirates  
 Forbes Field, Pittsburgh, PA  
 Thu Jul 30 1964, 3:33 AM EDT  
 Unknown

livebaseballscorecards.com



Batter	1	2	3	4	5	6	7	8	9
Bob Bailey, R (1, 5) OBP: 0.352, SLG: 0.419	0-0 6-3		0-3 K			0-0 SH2-4		0-0 1-3	
Bill Virdon, L (1, 8) OBP: 0.303, SLG: 0.322	0-0 4-3			0-0 F4		0-0 6-3 1B			
Roberto Clemente, R (1, 9) OBP: 0.387, SLG: 0.488	0-0 6-3			0-0 F8 1B		0-0 6-3			
Jerry Lynch, L (1, 7) OBP: 0.359, SLG: 0.561		0-0 5-3		0-0 F8		0-0 F8			
Manny Mota, R (7, 7) OBP: 0.340, SLG: 0.444				0-0 1-2					
Willie Stargell, L (1, 3) OBP: 0.333, SLG: 0.577		0-3 K		0-0 1B		0-0 F8			
Smoky Burgess, L (1, 2) OBP: 0.298, SLG: 0.293				0-0 FC6-4 1B	0-0 F5	0-3 K			
Bill Mazeroski, R (1, 4) OBP: 0.288, SLG: 0.394		0-0 FC6-4		0-0 1-2	0-0 5-3	0-0 6-3			
Dick Schofield, S (1, 6) OBP: 0.357, SLG: 0.360			0-3 K		0-0 4-3			0-0 4-3	
Vern Law, R (1, 1) OBP: 0.340, SLG: 0.319			0-0 5-3			0-0 SH2-4 1B		0-0 F9	

Inning Stats	R: 0	H: 0	E: 0	K: 0	S: 3	R: 0	H: 1	E: 0	K: 1	S: 6	R: 0	H: 0	E: 0	K: 2	S: 7	R: 0	H: 2	E: 0	K: 0	S: 4	R: 0	H: 0	E: 0	K: 0	S: 3	R: 1	H: 2	E: 0	K: 0	S: 5	R: 0	H: 0	E: 0	K: 1	S: 5	R: 0	H: 0	E: 0	K: 0	S: 3	R: 0	H: 0	E: 0	K: 0	S: 3							
	0	0	0	0	3	0	1	0	1	6	0	0	0	2	7	0	0	0	0	0	4	0	0	0	0	3	1	2	0	1	5	0	0	0	0	5	0	0	0	0	3	0	0	0	0	0	0	0	0	0	0	0

PITCHER	IP	WLS	BF	H	R	ER	SO	BB	IBB	HBP	BLK	WP	HR	S	P	ERA	WHIP
Bob Bruce, R (1, 1) ERA: 2.57	8.0	L	28	5	1	1	4	0	0	0	0	0	0	36	36	1.12	0.625

**BOTTOM**

AB	R	H	RBI	BB	SO	LOB
3	0	0	0	0	1	0
3	0	1	1	0	0	0
3	0	1	0	0	0	1
3	0	0	0	0	0	2
0	0	0	0	0	0	0
3	0	1	0	0	1	0
3	0	1	0	0	1	0
3	0	0	0	0	0	1
3	0	0	0	0	1	0
3	0	0	0	0	0	1
3	1	1	0	0	0	0

<b>AB</b>	<b>27</b>
<b>R</b>	<b>1</b>
<b>H</b>	<b>5</b>
<b>RBI</b>	<b>1</b>
<b>BB</b>	<b>0</b>
<b>SO</b>	<b>4</b>
<b>LOB</b>	<b>4</b>



WP	PA	ERA	WHIP
0	28		

**Houston Colt 45's @ Pittsburgh Pirates**  
**Forbes Field, Pittsburgh, PA**  
 Thu Jul 30 1964, 3:33 AM EDT  
 Unknown

[livebaseballscorecards.com](http://livebaseballscorecards.com)

Batter	1	2	3	4	5	6	7	8	9	AB R H RBI BB SO LOB	TOP
Bob Lillis, R (1, 4) OBP: 0.316, SLG: 0.332	0-0 4-3		0-0 1B			0-0 F7			0-0 2B 3B 1B	4 1 2 0 0 0 0	
Al Spangler, L (1, 7) OBP: 0.265, SLG: 0.281	0-0 1B		0-0 G3			0-0 F8			0-0 1-3 3B 2B	4 1 2 0 0 0 1	
Joe Gaines, R (1, 9) OBP: 0.328, SLG: 0.431	0-0 L7			0-3 K			0-3 K		0-0 2-H 3-H 6-3 3B	4 1 1 2 0 2 1	
Walt Bond, L (1, 3) OBP: 0.293, SLG: 0.430 Danny Coombs, R (7, 1) John Hoffman, L (9, PH)	0-0 1-6-3			0-0 F8			0-0 F9		0-3 K	3 0 0 0 0 0 1 0 0 0 0 0 0 0 1 0 0 0 0 1 1	
Bob Aspromonte, R (1, 5) OBP: 0.326, SLG: 0.420		0-0 G6-4-3 1B		0-3 K			0-0 F9		0-0 6-3	4 0 1 1 0 1 0	
Mike White, R (1, 8) OBP: 0.336, SLG: 0.344		0-0 F3			0-0 5-3			0-0 6-3	0-0 3-H 5-3	4 0 0 0 0 0 1	
Eddie Kasko, R (1, 6) OBP: 0.314, SLG: 0.296		0-0 G6-4-3 1-2f			0-0 L4			4-0 FC3-6 BB		2 0 0 0 1 0 1	
Jerry Grote, R (1, 2) OBP: 0.239, SLG: 0.288			0-3 K		0-3 K			0-0 FC3-6 FC4-6 1-2f		3 0 0 0 0 2 1	
Jim Owens, R (1, 1) OBP: 0.136, SLG: 0.182 Gordon Jones, R (6, 1) Dave Roberts, L (7, 3) OBP: 0.290, SLG: 0.253			0-0 1-3			0-3 K		0-0 FC4-6 1-2f		2 0 0 0 0 1 0 0 0 0 0 0 0 0 1 0 0 0 0 0 1	
<b>Inning Stats</b>	R: 0 E: 0 K: 0 S: 4 H: 1 LOB: 1 BB: 0 P: 4	R: 0 E: 0 K: 0 S: 3 H: 1 LOB: 0 BB: 0 P: 3	R: 0 E: 0 K: 1 S: 6 H: 1 LOB: 1 BB: 0 P: 6	R: 0 E: 0 K: 2 S: 7 H: 0 LOB: 0 BB: 0 P: 7	R: 0 E: 0 K: 1 S: 5 H: 0 LOB: 0 BB: 0 P: 5	R: 0 E: 0 K: 1 S: 5 H: 0 LOB: 0 BB: 0 P: 5	R: 0 E: 0 K: 1 S: 5 H: 0 LOB: 0 BB: 0 P: 5	R: 0 E: 0 K: 1 S: 3 H: 0 LOB: 1 BB: 1 P: 7	R: 3 E: 0 K: 1 S: 8 H: 3 LOB: 0 BB: 0 P: 8	1B: 4 2B: 1 3B: 1 HR: 0 SF: 0 SAC: 0 DP: 1 HBP: 0	WP: 0 PB: 0 SB: 0 CS: 0 PA: 33
<b>PITCHER</b> Don Schwall, R (1, 1) ERA: 4.07 Al McBean, R (9, 1) ERA: 1.77	IP WLS BF H R ER SO BB IBB HBP BLK WP HR S P ERA WHIP	IP WLS BF H R ER SO BB IBB HBP BLK WP HR S P ERA WHIP	IP WLS BF H R ER SO BB IBB HBP BLK WP HR S P ERA WHIP	IP WLS BF H R ER SO BB IBB HBP BLK WP HR S P ERA WHIP	IP WLS BF H R ER SO BB IBB HBP BLK WP HR S P ERA WHIP	IP WLS BF H R ER SO BB IBB HBP BLK WP HR S P ERA WHIP	IP WLS BF H R ER SO BB IBB HBP BLK WP HR S P ERA WHIP	IP WLS BF H R ER SO BB IBB HBP BLK WP HR S P ERA WHIP	IP WLS BF H R ER SO BB IBB HBP BLK WP HR S P ERA WHIP	ERA WHIP	ERA WHIP

Houston Colt 45's @ Pittsburgh Pirates  
 Forbes Field, Pittsburgh, PA  
 Thu Jul 30 1964, 7:05 PM EDT  
 Att. 11,314 - Unknown

livebaseballscorecards.com

AB	32
R	3
H	6
RBI	3
BB	1
SO	7
LOB	8



Batter	1	2	3	4	5	6	7	8	9
Bob Bailey, R OBP: 0.350, SLG: 0.417 (1, 5)	0-3 K		0-0 G6-4-3			0-0 SH2-4 1B			
Bill Virdon, L OBP: 0.300, SLG: 0.318 (1, 8)	0-3 K			0-3 K		0-0 SH2-4 1-2	0-0 4-3		
Roberto Clemente, R OBP: 0.388, SLG: 0.488 (1, 9)	0-3 K			0-3 K		0-0 WP 1B	0-0 1B		
Jerry Lynch, L OBP: 0.364, SLG: 0.582 Manny Mota, R OBP: 0.338, SLG: 0.441 (1, 7) (6, PR) (7, 7)		0-0 F8		0-0 HR		0-0 1B 1B	0-3 K		
Willie Stargell, L OBP: 0.336, SLG: 0.574 (1, 3)		0-0 G3		0-0 1B		4-0 1B 1B BB	0-3 K		
Bill Mazeroski, R OBP: 0.291, SLG: 0.395 (1, 4)		0-0 1B		0-0 1-3		0-0 1B E 1B	0-0 L4		
Jim Pagliaroni, R OBP: 0.384, SLG: 0.421 (1, 2)		0-3 K			0-0 6-3	0-0 E7 3B 1B	0-0 HBP 1B		
Dick Schofield, S OBP: 0.359, SLG: 0.368 (1, 6)			0-0 6-3		0-0 G3	0-0 1B 3B	1-0 G4-6-3 HBP		
Don Schwall, R OBP: 0.400, SLG: 0.400 Al McBean, R OBP: 0.200, SLG: 0.200 (1, 1) (9, 1)			0-0 G6-4-3 1B		0-0 4-3	0-0 G4-3 1B	0-0 G4-6-3 1-2		

AB	R	H	RBI	BB	SO	LOB
4	1	1	0	0	1	2
3	0	0	0	0	2	0
4	1	2	0	0	2	0
3	1	2	3	0	0	0
1	1	0	0	0	1	1
3	1	1	0	1	1	1
4	1	2	1	0	0	1
4	1	2	1	0	1	1
3	1	1	1	0	0	0
4	0	2	1	0	0	2
0	0	0	0	0	0	0

**BOTTOM**

**Houston Colt 45's @ Pittsburgh Pirates**  
**Forbes Field, Pittsburgh, PA**  
 Thu Jul 30 1964, 7:05 PM EDT  
 Att. 11,314 - Unknown

livebaseballscorecards.com

<b>AB</b>	<b>33</b>
<b>R</b>	<b>8</b>
<b>H</b>	<b>13</b>
<b>RBI</b>	<b>7</b>
<b>BB</b>	<b>1</b>
<b>SO</b>	<b>8</b>
<b>LOB</b>	<b>8</b>



Inning Stats		R: 0	H: 0	E: 0	K: 3	S: 9	R: 0	H: 1	E: 0	K: 1	S: 6	R: 0	H: 1	E: 0	K: 0	S: 3	R: 1	H: 2	E: 0	K: 2	S: 9	R: 0	H: 0	E: 0	K: 0	S: 3	R: 7	H: 7	E: 1	K: 0	S: 9	R: 0	H: 1	E: 0	K: 2	S: 8	R: 0	H: 1	E: 0	K: 0	S: 3														
<b>IP</b>	<b>WLS</b>	<b>BF</b>	<b>H</b>	<b>R</b>	<b>ER</b>	<b>SO</b>	<b>BB</b>	<b>IBB</b>	<b>HBP</b>	<b>BLK</b>	<b>WP</b>	<b>HR</b>	<b>S</b>	<b>P</b>	<b>ERA</b>	<b>WHIP</b>	<b>IP</b>	<b>WLS</b>	<b>BF</b>	<b>H</b>	<b>R</b>	<b>ER</b>	<b>SO</b>	<b>BB</b>	<b>IBB</b>	<b>HBP</b>	<b>BLK</b>	<b>WP</b>	<b>HR</b>	<b>S</b>	<b>P</b>	<b>ERA</b>	<b>WHIP</b>	<b>IP</b>	<b>WLS</b>	<b>BF</b>	<b>H</b>	<b>R</b>	<b>ER</b>	<b>SO</b>	<b>BB</b>	<b>IBB</b>	<b>HBP</b>	<b>BLK</b>	<b>WP</b>	<b>HR</b>	<b>S</b>	<b>P</b>	<b>ERA</b>	<b>WHIP</b>					
5.1	L	24	8	6	6	6	1	0	0	0	1	1	35	39	10.12	1.688	0.2	4	3	2	2	0	0	0	0	0	0	0	0	4	4	27.00	4.500	2.0	8	2	0	0	2	0	0	1	0	0	0	0	0	0	0	0	0	0	0	0	0
<b>PITCHER</b>		<b>Jim Owens, R</b> (1, 1) ERA: 4.09 <b>Gordon Jones, R</b> (6, 1) ERA: 2.89 <b>Danny Coombs, L</b> (7, 1) ERA:																																																					

WP	PA	33
1	36	
0		
1		
0		

Batter	1	2	3	4	5	6	7	8	9	AB R H RBI BB SO LOB	TOP											
Harvey Kuenn, R OBP: 0.319, SLG: 0.343 (1, 9) X	0-0 4-3		0-0 G3		0-0 6-3		0-0 1-3	0-0 5-3		5 0 0 0 0 0 0	<b>San Francisco Giants @ Pittsburgh Pirates</b> <b>Forbes Field, Pittsburgh, PA</b> Fri Jul 31 1964, 7:05 PM EDT Att: 28,076 - Unknown <a href="http://livebaseballscorecards.com">livebaseballscorecards.com</a>											
Hal Lanier, R OBP: 0.301, SLG: 0.388 (1, 4) X	0-0 1-3		0-0 E4 1B E		0-0 E5 1B		0-0 4-3	0-0 F6		5 2 0 0 0 0 0												
Willie McCovey, L OBP: 0.326, SLG: 0.415 (1, 3) S S S	0-3 K		0-0 WP 1B		4-0 1B BB		0-0 E4 1B	1-0 1B SF9 HBP		3 2 2 0 1 1 0												
Willie Mays, R OBP: 0.409, SLG: 0.615 (1, 8)		0-0 G4-3 1B BB	0-0 5-3		0-0 FC6-4 1B		4-0 1B BB IBB	0-0 SF9 1B FC5-4		4 3 3 1 1 0 1												
Jim Ray Hart, R OBP: 0.346, SLG: 0.492 (1, 5) Matty Alou, L OBP: 0.302, SLG: 0.275 (7, 7)		4-0 G4-3 1B BB	0-0 1-3		0-0 FC6-4		0-0 BB BB 1B	0-0 SF9 E 1B		3 0 1 1 1 0 3 1 1 1 0 0 0 0												
Jim Davenport, R OBP: 0.263, SLG: 0.318 (1, 6) (7, 5)		0-0 G4-3 1-2f 2-3		0-0 5-3		0-3 K	4-0 BB BB	0-0 SF9		3 0 0 1 1 1 2												
Del Crandall, R OBP: 0.310, SLG: 0.281 (1, 2)		0-0 1B 3-H		0-3 K		0-0 1B	4-0 1-2 2-3 3-H BB	4-0 FC5-4 IBB		3 0 2 2 2 1 0												
Jose Pagan, R OBP: 0.287, SLG: 0.263 (1, 7) (7, 6)		0-0 1B		0-0 6-3		0-0 F9	0-3 K	0-0 FC5-4		5 0 1 1 0 1 5												
Bobby Bolin, R OBP: 0.313, SLG: 0.120 (1, 1) Bob Shaw, R (3, 1) Cap Peterson, R OBP: 0.214, SLG: 0.208 (5, PH) Gaylord Perry, R OBP: 0.080, SLG: 0.042 (5, 1) Billy O'Dell, S (9, 1)		0-0 F9			0-3 K	0-3 K		0-0 5-3	0-3 K	1 0 0 0 0 0 2 0 0 0 0 0 0 0 1 0 0 0 0 1 0 3 0 0 0 0 2 2 0 0 0 0 0 0 0												
<b>Inning Stats</b>	R: 0 E: 0 K: 1 S: 5	H: 0 LOB: 0 BB: 0 P: 5	R: 1 E: 0 K: 0 S: 5	H: 3 LOB: 2 BB: 1 P: 9	R: 1 E: 1 K: 0 S: 5	H: 1 LOB: 1 BB: 0 P: 5	R: 0 E: 0 K: 1 S: 5	H: 0 LOB: 0 BB: 0 P: 5	R: 1 E: 1 K: 1 S: 7	H: 1 LOB: 2 BB: 1 P: 11	R: 0 E: 0 K: 2 S: 8	H: 1 LOB: 1 BB: 0 P: 8	R: 2 E: 1 K: 1 S: 7	H: 2 LOB: 3 BB: 3 P: 19	R: 0 E: 0 K: 0 S: 3	H: 0 LOB: 0 BB: 0 P: 3	R: 3 E: 1 K: 1 S: 7	H: 2 LOB: 1 BB: 1 P: 12	1B: 10 2B: 0 3B: 0 HR: 0	SF: 1 SAC: 0 DP: 1 HBP: 1	WP: 1 PB: 0 SB: 0 CS: 0	PA: 45
<b>PITCHER</b>	IP WLS BF H R ER SO BB IBB HBP BLK WP HR S P ERA WHIP															<b>PITCHER</b>	IP WLS BF H R ER SO BB IBB HBP BLK WP HR S P ERA WHIP					
Bob Veale, L ERA: 2.97 (1, 1)	6.2 L 33 8 5 3 5 3 1 0 0 1 0 39 55 4.05 1.650																					
Steve Blass, R ERA: 3.89 (7, 1)	0.1 2 0 0 0 1 1 0 0 0 0 0 0 3 7 0.00 3.000																					
Tommie Sisk, R ERA: 8.68 (8, 1)	2.0 10 2 3 2 1 0 1 1 0 0 0 0 10 15 9.00 1.000																					

BOTTOM

San Francisco Giants @ Pittsburgh Pirates  
Forbes Field, Pittsburgh, PA

livebaseballscorecards.com

AB	37
R	6
H	12
RBI	6
BB	4
SO	8
LOB	19



WP:	0	PA:	41
PB:	0		
SB:	0		
CS:	0		

Fri Jul 31 1964, 7:05 PM EDT  
Att. 28,076 - Unknown

AB R H RBI BB SO LOB

5 1 1 0 0 1 4

4 2 1 1 1 1 1

5 0 1 2 0 1 2

5 0 2 2 0 2 2

4 0 1 1 0 0 1  
1 0 0 0 0 1 2

3 0 1 0 1 0 1

3 1 2 0 1 0 3

3 1 1 0 1 1 0

2 0 1 0 0 1 3  
0 0 0 0 0 0 0  
1 0 0 0 0 0 0  
0 0 0 0 0 0 0  
1 0 1 0 0 0 0  
0 1 0 0 0 0 0

1B: 10 SF: 0  
2B: 2 SAC: 0  
3B: 0 DP: 1  
HR: 0 HBP: 0

Batter	1	2	3	4	5	6	7	8	9
Bob Bailey, R OBP: 0.348, SLG: 0.416 (1, 5)	0-0 5-3 1B		0-0 1B 2B	0-0 FC6-4 1-2f			0-3 K		0-0 F2
Bill Virdon, L OBP: 0.302, SLG: 0.318 (1, 8)	0-0 F8		0-0 1B E 1B	0-0 FC5-6-4 1-2f			0-3 K		4-0 2B BB 1-2 2-3 3-H
Roberto Clemente, R OBP: 0.386, SLG: 0.485 (1, 9)	0-0 F7		0-0 E 1B 1-2 3-H				0-3 K	0-0 6-3	0-0 4-3 1-2 2-3 3-H
Jerry Lynch, L OBP: 0.365, SLG: 0.583 (1, 7)		0-0 4-3	0-3 K				0-3 K	0-0 FC5-4 1B	0-0 2B 2-H 3-H
Willie Stargell, L OBP: 0.335, SLG: 0.569 Donn Clendenon, R OBP: 0.311, SLG: 0.394 (9, PH)		0-0 F7	0-0 E9 1B 1-3 2-H				0-0 4-3	0-0 FC5-4 1-2f	0-3 K
Bill Mazaroski, R OBP: 0.293, SLG: 0.394 (1, 4)		0-0 BB 1B	4-0 G5-4-3 IBB				0-0 6-3	0-0 F7	
Jim Pagliaroni, R OBP: 0.391, SLG: 0.425 (1, 2)		4-0 BB BB	0-0 G5-4-3 1-2f				0-0 1B		0-0 1B 1B BB
Dick Schofield, S OBP: 0.360, SLG: 0.367 (1, 6)		4-0 1-2 2-3 BB					0-0 6-3	0-3 K	0-0 BB 1B 1-2 4-3 1B
Bob Veale, S OBP: 0.222, SLG: 0.197 Steve Bliss, R OBP: 0.040, SLG: 0.040 Gene Fresse, R OBP: 0.280, SLG: 0.371 Tommye Sisk, R OBP: 0.359, SLG: 0.298 Smoky Burgess, L OBP: 0.359, SLG: 0.298 Gene Alley, R OBP: 0.263, SLG: 0.298 (1, 1) (7, 1) (7, PH) (8, 1) (9, PH) (9, PR)		0-3 K		0-0 FC6-4 1B			0-0 5-3		0-0 4-3 BB 1B 1-2 2-3

Inning Stats	R: 0	H: 0	E: 0	K: 0	S: 3	LOB: 0	BB: 0	P: 3	R: 0	H: 1	E: 0	K: 1	S: 6	LOB: 3	BB: 2	P: 14	R: 2	H: 4	E: 1	K: 1	S: 8	LOB: 2	BB: 1	P: 12	R: 0	H: 0	E: 0	K: 2	S: 7	LOB: 0	BB: 0	P: 7	R: 0	H: 1	E: 0	K: 1	S: 5	LOB: 0	BB: 0	P: 5	R: 0	H: 0	E: 0	K: 2	S: 7	LOB: 0	BB: 0	P: 7	R: 0	H: 1	E: 0	K: 0	S: 4	LOB: 1	BB: 1	P: 4	R: 4	H: 4	E: 0	K: 1	S: 9	LOB: 2	BB: 1	P: 13	1B: 10	SF: 0	2B: 2	SAC: 0	3B: 0	DP: 1	HR: 0	HBP: 0	WP: 0	PA: 41
--------------	------	------	------	------	------	--------	-------	------	------	------	------	------	------	--------	-------	-------	------	------	------	------	------	--------	-------	-------	------	------	------	------	------	--------	-------	------	------	------	------	------	------	--------	-------	------	------	------	------	------	------	--------	-------	------	------	------	------	------	------	--------	-------	------	------	------	------	------	------	--------	-------	-------	--------	-------	-------	--------	-------	-------	-------	--------	-------	--------

PITCHER	IP	WLS	BF	H	R	ER	SO	BB	IBB	HBP	BLK	WP	HR	S	P	ERA	WHIP
Bobby Bolin, R ERA: 2.7 (1, 1)	2.1		14	5	2	2	2	2	2	0	0	0	0	16	24	7.71	3.000
Bob Shaw, R ERA: 3.67 (3, 1)	1.2	W	6	1	0	0	0	0	1	0	0	0	0	5	9	0.00	0.600
Gaylord Perry, R ERA: 2.7 (5, 1)	4.2		20	6	4	4	5	1	0	0	0	0	0	29	33	7.71	1.500
Billy O'Dell, L ERA: 5.68 (9, 1)	0.1	S	1	0	0	0	1	0	0	0	0	0	0	3	3	0.00	0.000

Batter	1	2	3	4	5	6	7	8	9	AB R H RBI BB SO LOB	TOP																					
Harvey Kuenn, R OBP: 0.317, SLG: 0.338 (1, 7) (6, 3)	0-0 5-3		4-0 FC6-4 BB		0-0 4-3		0-0 6-3			3 0 0 0 1 0 2																						
Hal Lanier, R OBP: 0.299, SLG: 0.384 (1, 4) (6, 3)	0-0 F9		0-0 FC6-4 1-2f		0-0 6-3			0-0 G4-6-3 1B		4 0 1 0 0 0 3																						
Willie McCovey, L OBP: 0.327, SLG: 0.414 Jim Davenport, R OBP: 0.260, SLG: 0.315 (1, 3) (6, PH) (6, 6)	0-3 K			1-0 1B HBP		0-0 6-3		0-0 G4-6-3 1-2f		1 0 0 0 0 1 0 2 0 0 0 0 0 1																						
Willie Mays, R OBP: 0.410, SLG: 0.613 (1, 8)		0-0 G6-3 1B		0-0 F9		4-0 BB		0-0 4-3		3 0 1 0 1 0 1																						
Jim Ray Hart, R OBP: 0.345, SLG: 0.494 (1, 5)		0-0 F6		0-0 F8		0-0 F8		0-0 1B 3B		4 1 1 0 0 0 3																						
Jesus Alou, R OBP: 0.315, SLG: 0.347 (1, 9)		0-0 G6-3 1-2f		0-0 1B		0-0		0-0 G3		4 0 1 0 0 0 3																						
Del Crandall, R OBP: 0.315, SLG: 0.295 (1, 2)			0-0 FC6-4 1B		0-0 1-3		0-0 2B		0-3 K	4 0 2 0 0 1 3																						
Jose Pagan, R OBP: 0.290, SLG: 0.267 (1, 6) (6, 7)			0-0 FC6-4 SH3 1-2f		0-0 4-3 1B		0-3 K		0-0 FC4-6 1B	4 0 2 1 0 1 2																						
Ron Herbel, R Billy Pierce, L Cap Peterson, R John Pregoner, R Matty Alou, L Jim Duffalo, R Orlando Cepeda, R (1, 1) (4, 1) (5, PH) (5, 1) (7, PH) (7, 1) (9, PH)			0-0 SH3		0-0 4-3		0-0 F3		0-0 FC4-6 1-2f	0 0 0 0 0 0 0 0 0 0 0 0 0 0 1 0 0 0 0 0 0 1 0 0 0 0 0 0 0 0 1 0 0 0 0 0 0 1 0 0 0 0 0 0 0 0 1 0 0 0 0 0 0 1																						
<b>Inning Stats</b>	R: 0 E: 0 K: 1 S: 5	H: 0 LOB: 0 BB: 0 P: 5	R: 0 E: 0 K: 0 S: 3	H: 1 LOB: 0 BB: 0 P: 3	R: 0 E: 0 K: 0 S: 4	H: 1 LOB: 2 BB: 1 P: 8	R: 0 E: 0 K: 0 S: 4	H: 1 LOB: 2 BB: 0 P: 5	R: 0 E: 0 K: 0 S: 4	H: 1 LOB: 1 BB: 0 P: 4	R: 0 E: 0 K: 0 S: 3	H: 0 LOB: 1 BB: 1 P: 7	R: 0 E: 0 K: 1 S: 6	H: 1 LOB: 1 BB: 0 P: 6	R: 0 E: 0 K: 0 S: 3	H: 1 LOB: 0 BB: 0 P: 3	R: 1 E: 0 K: 1 S: 7	H: 2 LOB: 1 BB: 0 P: 7	1B: 6 2B: 1 3B: 1 HR: 0	SF: 0 SAC: 1 DP: 2 HBP: 1	WP: 0 PB: 0 SB: 0 CS: 0	PA: 36										
<b>PITCHER</b> Joe Gibbon, L ERA: 2.99 (1, 1)	IP 9.0	WLS W	BF 36	H 8	R 1	ER 1	SO 3	BB 2	IBB 0	HBP 1	BLK 0	WP 0	HR 0	S 39	P 48	ERA 1.00	WHIP 1.111															
											<b>PITCHER</b>	IP	WLS	BF	H	R	ER	SO	BB	IBB	HBP	BLK	WP	HR	S	P	ERA	WHIP				

**San Francisco Giants @ Pittsburgh Pirates**  
 Forbes Field, Pittsburgh, PA  
 Sat Aug 01 1964, 3:33 AM EDT  
 Att: 15,882 - Unknown

AB	32
R	1
H	8
RBI	1
BB	2
SO	3
LOB	21



Batter	1	2	3	4	5	6	7	8	9
Bob Bailey, R OBP: 0.352, SLG: 0.428 (1, 5)	0-0 FC1-6-4 1B		0-0 E6 4-3 2B	0-0 2-H HR		4-0 G3 1B BB		0-0 F4	
Bill Virdon, L OBP: 0.301, SLG: 0.317 (1, 8)	0-0 FC1-6-4 1-2f FC4-6		0-0 4-3	0-0 1B 3B 1B		0-0 G3 1-2			
Roberto Clemente, R OBP: 0.389, SLG: 0.490 (1, 9)	0-0 FC4-6 1-2f		0-0 6-3 2-H 2B	0-0 1-2 3B 1B		0-0 2-H 1B			
Jerry Lynch, L OBP: 0.363, SLG: 0.587 (1, 7)	0-0 F8		0-0 6-3	0-0 1-H 2-H 3B		0-0 F9			
Manny Mota, R OBP: 0.338, SLG: 0.441 (7, 7)									
Willie Stargell, L OBP: 0.333, SLG: 0.563 (1, 3)		0-0 F7	4-0 BB	0-0 5-3			0-0 F7		
Bill Mazerowski, R OBP: 0.290, SLG: 0.390 (1, 4)		0-0 1-3	0-0 1-3		0-3 K		0-0 F3		
Jim Pagliaroni, R OBP: 0.388, SLG: 0.431 (1, 2)		0-0 3B		0-3 K	0-0 6-3		0-0 6-3		
Dick Schofield, S OBP: 0.362, SLG: 0.365 (1, 6)		4-0 IBB		4-0 WP SH1-4 HR BB	0-0 4-3		0-0 F7		
Joe Gibbon, R OBP: 0.289, SLG: 0.297 (1, 1)		0-0 F9		0-0 SH1-4 1-2		0-3 K		0-0 1-3	


Inning Stats	R: 0	H: 1	E: 0	LOB: 1	K: 0	S: 4	P: 4	R: 0	H: 1	E: 0	LOB: 2	K: 0	S: 4	P: 8	R: 1	H: 1	E: 1	LOB: 2	K: 0	S: 5	R: 4	H: 4	E: 0	LOB: 1	K: 1	S: 9	P: 13	R: 0	H: 0	E: 0	LOB: 0	K: 1	S: 5	R: 1	H: 1	E: 0	LOB: 1	K: 1	S: 6	P: 10	R: 0	H: 0	E: 0	LOB: 0	K: 0	S: 3	R: 0	H: 0	E: 0	LOB: 0	K: 0	S: 3	R: 0	H: 0	E: 0	LOB: 0	K: 0	S: 3
--------------	------	------	------	--------	------	------	------	------	------	------	--------	------	------	------	------	------	------	--------	------	------	------	------	------	--------	------	------	-------	------	------	------	--------	------	------	------	------	------	--------	------	------	-------	------	------	------	--------	------	------	------	------	------	--------	------	------	------	------	------	--------	------	------

AB	R	H	RBI	BB	SO	LOB
4	3	2	2	1	0	0
4	1	1	0	0	0	3
4	1	3	2	0	0	1
4	0	1	2	0	0	3
0	0	0	0	0	0	0
3	0	0	0	1	0	1
4	0	0	0	0	1	2
4	0	1	0	0	1	0
2	1	0	0	2	0	0
3	0	0	0	0	1	2

**BOTTOM**

**San Francisco Giants @ Pittsburgh Pirates**  
 Forbes Field, Pittsburgh, PA  
 Sat Aug 01 1964, 3:33 AM EDT  
 Att. 15,882 - Unknown

AB	32
R	6
H	8
RBI	6
BB	4
SO	3
LOB	12



PITCHER	IP	WLS	BF	H	R	ER	SO	BB	IBB	HBP	BLK	WP	HR	S	P	ERA	WHIP
Ron Herbel, R ERA: 2.66 (1, 1)	3.2	L	21	6	5	4	1	2	1	0	0	1	1	20	32	9.82	2.182
Billy Pierce, L ERA: 1.35 (4, 1)	0.1		2	1	0	0	0	0	0	0	0	0	0	2	2	0.00	3.000
John Pregoner, R ERA: 4.5 (5, 1)	2.0		8	1	1	1	2	1	0	0	0	0	0	11	15	4.50	1.000
Jim Duffalo, R ERA: 1.19 (7, 1)	2.0		6	0	0	0	0	0	0	0	0	0	0	6	6	0.00	0.000

Batter	1	2	3	4	5	6	7	8	9	AB R H RBI BB SO LOB	TOP		
Hal Lanier, R (1, 4) OBP: 0.294, SLG: 0.377 Matty Alou, L (8, PH) OBP: 0.297, SLG: 0.270 (8, 9)	0-3 K		0-0 G4-6-3 1-2f		0-3 K			0-0 4-3 1-2		3 0 0 0 0 2 3 1 0 0 0 0 0 1			
Duke Snider, L (1, 9) OBP: 0.293, SLG: 0.347 Ron Herbel, R (8, 1) Billy O'Dell, S (9, 1)	0-0 4-3			0-0 4-3		0-3 K		0-0 2-H 1B		4 0 1 1 0 1 0 0 0 0 0 0 0 0 0 0 0 0 0 0 0			
Willie Mays, R (1, 8) OBP: 0.406, SLG: 0.607	0-0 F7			0-0 4-3		0-0 5-3		0-0 F9		4 0 0 0 0 0 1			
Willie McCovey, L (1, 7) OBP: 0.326, SLG: 0.412 Jim Davenport, R (9, PR) OBP: 0.260, SLG: 0.315 (9, 6)		0-0 F8		0-0 F8		0-0 F9			0-0 SH5-4 K2-5-1-5 1B	4 0 1 0 0 0 0 0 0 0 0 0 0 0			
Orlando Cepeda, R (1, 3) OBP: 0.373, SLG: 0.542					0-0 E6 G4-3		0-0 F4		0-0 SH5-4 1-2 1B	4 0 2 0 0 0 0			
Jim Ray Hart, R (1, 5) OBP: 0.343, SLG: 0.490					0-0 G4-3 1-2f		0-0 4-3		0-0 SH5-4 1-2 2-3	3 0 0 0 0 0 2			
Del Crandall, R (1, 2) OBP: 0.320, SLG: 0.304					0-0 1B 2B		0-0 5-3		4-0 BB	3 1 1 0 1 0 1			
Jose Pagan, R (1, 6) OBP: 0.292, SLG: 0.268 (9, 7)					0-0 5-3		4-0 1B IBB		0-3 K2-5-1-5 3-Hf	3 0 1 0 1 1 3			
Bob Hendley, R (1, 1) OBP: 0.205, SLG: 0.139 John Pregonzer, R (6, 1) Chuck Hiller, L (8, PH) OBP: 0.250, SLG: 0.260 (8, 4)					0-0 G4-6-3 1B		0-0 1-3 2-H 1B		0-0 FC4-6 1-2f 1B	2 0 2 1 0 0 0 0 0 0 0 0 0 0 1 1 0 0 0 0 1			
<b>Inning Stats</b>	R: 0 H: 0 E: 0 LOB: 0 K: 1 BB: 0 S: 5 P: 5	R: 0 H: 1 E: 0 LOB: 1 K: 0 BB: 0 S: 4 P: 4	R: 0 H: 1 E: 0 LOB: 0 K: 0 BB: 0 S: 3 P: 3	R: 0 H: 0 E: 0 LOB: 0 K: 0 BB: 0 S: 3 P: 3	R: 1 H: 2 E: 1 LOB: 2 K: 1 BB: 1 S: 7 P: 11	R: 0 H: 0 E: 0 LOB: 0 K: 1 BB: 0 S: 5 P: 5	R: 0 H: 0 E: 0 LOB: 0 K: 0 BB: 0 S: 3 P: 3	R: 1 H: 2 E: 0 LOB: 1 K: 0 BB: 0 S: 5 P: 5	R: 0 H: 2 E: 0 LOB: 3 K: 1 BB: 1 S: 6 P: 10	1B: 6 SF: 0 2B: 3 SAC: 1 3B: 0 DP: 3 HR: 0 HBP: 0	WP: 0 PA: 35 PB: 0 SB: 0 CS: 0		
<b>PITCHER</b>	IP WLS BF H R ER SO BB IBB HBP BLK WP HR S P ERA WHIP											<b>PITCHER</b>	IP WLS BF H R ER SO BB IBB HBP BLK WP HR S P ERA WHIP
Bob Friend, R (1, 1) ERA: 3.39	8.0 L 32 8 2 2 3 0 1 0 0 0 0 0 37 41 2.25 1.000												
Al McBean, R (9, 1) ERA: 1.74	1.0 3 0 0 0 1 1 0 0 0 0 0 0 4 8 0.00 1.000												

**San Francisco Giants @ Pittsburgh Pirates**  
 Forbes Field, Pittsburgh, PA  
 Sun Aug 02 1964, 3:33 AM EDT  
 Att: 22,402 - Unknown

AB	32
R	2
H	8
RBI	2
BB	2
SO	4
LOB	12





BOTTOM

San Francisco Giants @ Pittsburgh Pirates  
Forbes Field, Pittsburgh, PA

livebaseballscorecards.com

AB	36
R	1
H	10
RBI	1
BB	3
SO	7
LOB	18



WP:	0	PA:	40
PB:	0	SB:	0
CS:	0		

Sun Aug 02 1964, 3:33 AM EDT  
Att. 22,402 - Unknown

AB	R	H	RBI	BB	SO	LOB
4	0	2	0	1	0	1
5	0	2	1	0	0	2
4	0	1	0	1	0	3
4	0	1	0	0	0	1
1	0	0	0	0	1	2
4	0	0	0	0	2	2
4	0	3	0	0	0	1
2	0	0	0	0	2	2
1	0	0	0	0	0	2
1	0	1	0	0	0	0
3	1	0	0	1	1	2
2	0	0	0	0	1	0
0	0	0	0	0	0	0
1	0	0	0	0	0	0

Batter	1	2	3	4	5	6	7	8	9
Bob Bailey, R OBP: 0.356, SLG: 0.429 (1, 5)	0-0 5-3 1B		4-0 1B BB		0-0 FC6-4 1B		0-0 6-3		0-0 G3 1B
Manny Mota, R OBP: 0.340, SLG: 0.440 (1, 8) (9, 7)	0-0 5-3		0-0 1-3 1B		0-0 FC6-4 1-2f		0-0 2-H 1B		0-0 G3 1-2
Roberto Clemente, R OBP: 0.389, SLG: 0.488 (1, 9)	0-0 5-3		0-0 F7				0-0 FC5-6 1B		4-0 G3 IBB
Jerry Lynch, L OBP: 0.360, SLG: 0.579 Bill Virdon, L OBP: 0.300, SLG: 0.316 (8, PR) (9, 8)		0-0 F6		0-0 F9		0-0 FC5-6 FC6-4 1-2f		0-0 E 1B 1B	0-3 K
Donn Clendenon, R OBP: 0.307, SLG: 0.388 (1, 3)		0-3 K		0-3 K		0-0 FC6-4 E 1B 1-2f		0-0 F9	
Bill Mazeroski, R OBP: 0.295, SLG: 0.394 (1, 4)		0-0 1B		0-0 1B		0-0 E7 1-3 1B		0-0 F6	
Jim Pagliaroni, R OBP: 0.385, SLG: 0.427 Willie Stargell, L OBP: 0.332, SLG: 0.561 Smoky Burgess, L OBP: 0.309, SLG: 0.304 (1, 2) (6, PH) (7, 2)		0-3 K		0-3 K		0-0 F7		0-0 E3 1-3 1B	
Dick Schofield, S OBP: 0.361, SLG: 0.361 (1, 6)			0-3 K		0-0 6-3		4-0 SH3-4 1B BB		0-0 1-3
Bob Friend, R OBP: 0.154, SLG: 0.102 Al McBean, R OBP: 0.200, SLG: 0.200 Gene Freese, R OBP: 0.279, SLG: 0.369 (1, 1) (9, 1) (9, PH)			0-0 F8		0-3 K		0-0 SH3-4 1-2		0-0 F9

Inning	R	H	E	K	S	P	BB	IBB	HBP	BLK	WP	HR	S	P	ERA	WHIP
1	0	0	0	3	3	0	0	0	0	0	0	0	35	39	0.00	1.235
2	0	1	0	2	8	0	0	0	0	0	0	0	5	9	6.75	1.500
3	0	1	0	1	8	0	0	0	0	0	0	0	8	8	0.00	1.800
4	0	1	0	1	8	0	0	0	0	0	0	0	3	7	0.00	0.000
5	0	1	0	1	6	0	0	0	0	0	0	0	5	5		
6	1	2	1	0	5	0	0	0	0	0	0	0	8	8		
7	0	1	0	1	8	0	0	0	0	0	0	0	1	1		
8	0	2	1	0	5	0	0	0	0	0	0	0	2	2		
9	0	1	0	1	10	0	0	0	0	0	0	0	1	1		

PITCHER	IP	WLS	BF	H	R	ER	SO	BB	IBB	HBP	BLK	WP	HR	S	P	ERA	WHIP
Bob Hendley, L ERA: 3.03 (1, 1)	5.2		24	6	0	0	6	1	0	0	0	0	0	35	39	0.00	1.235
John Pregonzer, R ERA: 5.4 (6, 1)	1.1	W	6	1	1	1	0	1	0	0	0	0	0	5	9	6.75	1.500
Ron Herbel, R ERA: 2.63 (8, 1)	1.2		8	3	0	0	0	0	0	0	0	0	0	8	8	0.00	1.800
Billy O'Dell, L ERA: 5.65 (9, 1)	0.1	S	2	0	0	0	1	0	1	0	0	0	0	3	7	0.00	0.000

Batter	1	2	3	4	5	6	7	8	9	AB R H RBI BB SO LOB	TOP																									
Jim Ray Hart, R (1, 5) OBP: 0.341, SLG: 0.485	0-0 F7		0-0 5-3		0-0 F8		4-0 G3 BB		0-0 1-3	4 0 0 0 1 0 1	<b>San Francisco Giants @ Pittsburgh Pirates</b> <b>Forbes Field, Pittsburgh, PA</b> Mon Aug 03 1964, 7:05 PM EDT Att: 12,465 - Unknown <a href="http://livebaseballscorecards.com">livebaseballscorecards.com</a>																									
Duke Snider, L (1, 9) OBP: 0.304, SLG: 0.358 Jim Davenport, R (9, PR) OBP: 0.260, SLG: 0.315	0-3 K		0-0 1B		0-0 2B 1B		0-0 G3		0-0 1B	5 0 3 1 0 1 1 0 0 0 0 0 0 0																										
Willie Mays, R (1, 8) OBP: 0.408, SLG: 0.607	4-0 BB		0-0 F3		0-0 1-3 2B		4-0 IBB		0-0 F3	3 0 1 0 2 0 2																										
Willie McCovey, L (1, 7) OBP: 0.325, SLG: 0.407 Matty Alou, L (8, 7) OBP: 0.294, SLG: 0.268	0-3 K				0-0 3-1 IBB		0-0 F2		0-0 F9	3 0 0 0 1 1 3 1 0 0 0 0 0 1																										
Orlando Cepeda, R (1, 3) OBP: 0.368, SLG: 0.536					0-0 5-3		0-0 4-3			4 0 0 0 0 0 5																										
Tom Haller, L (1, 2) OBP: 0.321, SLG: 0.386					0-0 1B		0-0 6-3 SF7 2B			4 1 3 0 0 1 0																										
Hal Lanier, R (1, 4) OBP: 0.287, SLG: 0.368					0-0 G3		0-0 6-3			4 0 0 0 0 0 3																										
Jose Pagan, R (1, 6) OBP: 0.285, SLG: 0.272					0-0 4-3		0-0 E1 F8 1B 1B		0-0 1B	3 1 2 1 0 0 1																										
Bobby Bolin, R (1, 1) OBP: 0.278, SLG: 0.103 Billy O'Dell, S (8, 1) John Pregonzer, R (9, 1)					0-0 4-3		0-0 B1		0-3 K	4 0 0 0 0 1 2 0 0 0 0 0 0 0 0 0 0 0 0 0 0																										
<b>Inning Stats</b>	R: 0 E: 0 K: 2 S: 7	H: 0 LOB: 1 BB: 1 P: 11	R: 0 E: 0 K: 0 S: 4	H: 1 LOB: 1 BB: 0 P: 4	R: 0 E: 0 K: 0 S: 4	H: 1 LOB: 1 BB: 0 P: 4	R: 1 E: 1 K: 0 S: 6	H: 3 LOB: 3 BB: 1 P: 10	R: 1 E: 0 K: 0 S: 4	H: 1 LOB: 0 BB: 0 P: 4		R: 0 E: 0 K: 0 S: 3	H: 0 LOB: 2 BB: 2 P: 11	R: 0 E: 0 K: 2 S: 8	H: 1 LOB: 1 BB: 0 P: 8	R: 0 E: 0 K: 0 S: 4	H: 1 LOB: 1 BB: 0 P: 4	1B: 7 2B: 2 3B: 0 HR: 0	SF: 1 SAC: 0 DP: 0 HBP: 0	WP: 0 PB: 0 SB: 0 CS: 0	PA: 40															
<b>PITCHER</b>	IP WLS BF H R ER SO BB IBB HBP BLK WP HR S P ERA WHIP																																			
Vern Law, R (1, 1) ERA: 3.24	6.0		27	7	2	2	2	1	1	0	0	0	0	29	37	3.00	1.333																			
Steve Blass, R (7, 1) ERA: 3.89	0.0		1	0	0	0	0	1	0	0	0	0	0	4	∞	∞																				
Frank Bork, L (7, 1) ERA: 3.18	2.0		8	1	0	0	2	0	1	0	0	0	0	11	15	0.00	0.500																			
Al McBean, R (9, 1) ERA: 1.7	1.0	W	4	1	0	0	0	0	0	0	0	0	0	4	4	0.00	1.000																			



Batter	1	2	3	4	5	6	7	8	9	AB	R	H	RBI	BB	SO	LOB
Bob Bailey, R OBP: 0.356, SLG: 0.435 (1, 5)	0-0 F3		0-0 5-3			0-0 5-3		0-0 1B	0-0 1B	5	1	2	2	0	0	1
Bill Virdon, L OBP: 0.303, SLG: 0.318 (1, 8)	0-3 K		0-0 F2			0-0 1B		0-0 1B		4	0	2	1	0	1	1
Roberto Clemente, R OBP: 0.393, SLG: 0.488 (1, 9)	0-0 F8			0-0 1B		4-0 1B		4-0 1B		2	0	1	0	2	0	0
Jerry Lynch, L OBP: 0.358, SLG: 0.569 (1, 7)		4-0 1B		0-0 F7		0-0 6-3		0-3 K		3	0	0	0	1	1	5
Al McBean, R OBP: 0.200, SLG: 0.200 (9, 1)										0	0	0	0	0	0	0
Willie Stargell, L OBP: 0.334, SLG: 0.560 (1, 3)		0-0 1B		0-0 7-4				0-0 3-1		4	0	2	0	0	0	3
Smoky Burgess, L OBP: 0.300, SLG: 0.295 (1, 2)		0-3 K			0-0 F8			0-0 L3		4	0	0	0	0	1	2
Bill Mazeroski, R OBP: 0.294, SLG: 0.392 (1, 4)		0-0 F2			0-3 K			0-0 6-3		4	1	1	0	0	1	1
Dick Schofield, S OBP: 0.363, SLG: 0.363 (1, 6)			0-0 SH1-3		0-3 K			0-0 F8		4	0	2	0	0	1	0
Vern Law, R OBP: 0.340, SLG: 0.319 (1, 1)			0-0 SH1-3			0-0 4-3		0-0 3B		0	0	0	0	0	0	0
Gene Freese, R OBP: 0.277, SLG: 0.367 (6, PH)									0-0 FC6-4	1	0	0	0	0	0	0
Steve Blass, R OBP: 0.040, SLG: 0.040 (7, 1)										0	0	0	0	0	0	0
Frank Bork, R OBP: 0.040, SLG: 0.040 (7, 1)										0	0	0	0	0	0	0
Manny Mota, R OBP: 0.342, SLG: 0.447 (8, PH)									0-0 1B	2	1	1	0	0	0	2

Inning Stats	R: 0	H: 0	E: 0	K: 1	S: 5	R: 0	H: 1	E: 0	K: 1	S: 5	R: 0	H: 1	E: 0	K: 0	S: 4	R: 0	H: 1	E: 0	K: 0	S: 3	R: 0	H: 0	E: 0	K: 2	S: 7	R: 0	H: 1	E: 0	K: 0	S: 4	R: 0	H: 1	E: 0	K: 1	S: 8	R: 2	H: 3	E: 0	K: 1	S: 8	R: 1	H: 3	E: 0	K: 0	S: 5	1B: 9	2B: 3	3B: 1	SF: 0	SAC: 1	DP: 2	HBP: 0	WP: 1	PB: 1	SB: 0	CS: 0	PA: 37
--------------	------	------	------	------	------	------	------	------	------	------	------	------	------	------	------	------	------	------	------	------	------	------	------	------	------	------	------	------	------	------	------	------	------	------	------	------	------	------	------	------	------	------	------	------	------	-------	-------	-------	-------	--------	-------	--------	-------	-------	-------	-------	--------

PITCHER	IP	WLS	BF	H	R	ER	SO	BB	IBB	HBP	BLK	WP	HR	S	P	ERA	WHIP
Bobby Bolin, R ERA: 2.68 (1, 1)	7.1		29	8	2	2	4	2	0	0	0	0	0	35	43	2.46	1.364
Billy O'Dell, L ERA: 5.71 (8, 1)	1.0	L	6	2	1	1	1	0	1	0	0	1	0	7	11	9.00	2.000
John Pregonzer, R ERA: 4.91 (9, 1)	0.1		2	1	0	0	0	0	0	0	0	0	0	2	2	0.00	3.000

BOTTOM

San Francisco Giants @ Pittsburgh Pirates  
 Forbes Field, Pittsburgh, PA  
 Mon Aug 03 1964, 7:05 PM EDT  
 Att. 12,465 - Unknown

livebaseballscores.com

AB	33
R	3
H	11
RBI	3
BB	3
SO	5
LOB	15



Batter 1 2 3 4 5 6 7 8 9 AB R H RBI BB SO LOB TOP

Main table containing player statistics (e.g., Maury Wills, Dick Tracewski, Willie Davis, Tommy Davis, Frank Howard, Wes Parker, Ron Fairly, Nate Oliver, Doug Camilli, John Roseboro, Sandy Koufax, Bob Miller) and their corresponding batting performance diagrams (strikeouts, home runs, walks, errors, etc.) across 9 columns.

Los Angeles Dodgers @ Pittsburgh Pirates  
Forbes Field, Pittsburgh, PA  
Tue Aug 04 1964, 7:05 PM EDT  
Unknown

Summary statistics table:  
AB 32  
R 5  
H 10  
RBI 4  
BB 8  
SO 7  
LOB 19



Inning Stats table with columns: R, H, E, K, S, P for each of the 9 innings.

Pitcher statistics table with columns: PITCHER, IP, WLS, BF, H, R, ER, SO, BB, IBB, HBP, BLK, WP, HR, S, P, ERA, WHIP.

Batter	1	2	3	4	5	6	7	8	9	AB R H RBI BB SO LOB
Bob Bailey, R OBP: 0.357, SLG: 0.432 (1, 7) (8, 8)	1-1 F7		2-1 1B		0-0 5-3		4-2 BB		2-0 L3	4 0 1 0 1 0 5
Manny Mota, R OBP: 0.333, SLG: 0.436 Roy Face, R Frank Bork, R (1, 8) (8, 1) (9, 1)	0-3 K		1-1 F9		0-0 5-3		1-3 K			4 0 0 0 0 2 3 0 0 0 0 0 0 0 0 0 0 0 0 0 0
Roberto Clemente, R OBP: 0.391, SLG: 0.484 (1, 9)	4-2 BB			0-3 K		2-3 K		0-1 4-3		3 0 0 0 1 2 0
Gene Freese, R OBP: 0.277, SLG: 0.370 (1, 5)	1-0 F7			1-2 F7		1-1 2B		1-3 K2-3		4 0 1 0 0 1 1
Donn Clendenon, R OBP: 0.303, SLG: 0.383 (1, 3)		2-2 L4		0-0 4-3		2-2 6-3		0-2 3-1		4 0 0 0 0 0 1
Bill Mazeroski, R OBP: 0.294, SLG: 0.391 (1, 4)		2-1 F9			2-1 SH5-4 1B		1-1 1-3		2-1 F9	4 0 1 0 0 0 0
Jim Pagliaroni, R OBP: 0.383, SLG: 0.421 (1, 2)		1-1 6-3			1-0 F8		3-2 L7		4-1 BB 1B BB	3 0 0 0 1 0 1
Dick Schofield, S OBP: 0.367, SLG: 0.370 (1, 6)			1-0 6-3		4-0 SH5-4 BB		2-2 1B 2B		1-2 BB 1B	3 1 2 0 1 0 0
Bob Veale, S OBP: 0.219, SLG: 0.194 Jerry Lynch, L OBP: 0.365, SLG: 0.571 (1, 1) (7, PH) (8, 7)			2-3 K		2-2 SH5-4		1-2 BB 1B		4-2 L3 BB	1 0 0 0 0 1 0 1 0 1 1 1 0 0


Inning Stats	R: 0	H: 0	E: 0	K: 1	S: 8	R: 0	H: 0	E: 0	K: 0	S: 7	R: 0	H: 1	E: 0	K: 1	S: 8	R: 0	H: 0	E: 0	K: 1	S: 8	R: 0	H: 1	E: 0	K: 0	S: 7	R: 1	H: 2	E: 0	K: 1	S: 22	R: 0	H: 0	E: 0	K: 1	S: 9	R: 0	H: 1	E: 0	K: 1	S: 10	R: 0	H: 1	E: 0	K: 0	S: 10	1B: 4	2B: 3	3B: 0	HR: 0	SF: 0	SAC: 1	DP: 1	HBP: 0	WP: 0	PB: 0	SB: 0	CS: 0	PA: 37
--------------	------	------	------	------	------	------	------	------	------	------	------	------	------	------	------	------	------	------	------	------	------	------	------	------	------	------	------	------	------	-------	------	------	------	------	------	------	------	------	------	-------	------	------	------	------	-------	-------	-------	-------	-------	-------	--------	-------	--------	-------	-------	-------	-------	--------

PITCHER	IP	WLS	BF	H	R	ER	SO	BB	IBB	HBP	BLK	WP	HR	S	P	ERA	WHIP
Sandy Koufax, L ERA: 1.79 (1, 1)	8.1	W	36	6	1	1	6	5	0	0	0	0	0	87	143	1.08	1.320
Bob Miller, R ERA: 2.67 (9, 1)	0.2	S	1	0	0	0	0	0	0	0	0	0	0	1	3	0.00	0.000

**BOTTOM**

**Los Angeles Dodgers @ Pittsburgh Pirates**  
**Forbes Field, Pittsburgh, PA**  
 Tue Aug 04 1964, 7:05 PM EDT  
 Unknown

<b>AB</b>	<b>31</b>
<b>R</b>	<b>1</b>
<b>H</b>	<b>6</b>
<b>RBI</b>	<b>1</b>
<b>BB</b>	<b>5</b>
<b>SO</b>	<b>6</b>
<b>LOB</b>	<b>11</b>



PITCHER	IP	WLS	BF	H	R	ER	SO	BB	IBB	HBP	BLK	WP	HR	S	P	ERA	WHIP
---------	----	-----	----	---	---	----	----	----	-----	-----	-----	----	----	---	---	-----	------



Batter	1	2	3	4	5	6	7	8	9	AB	R	H	RBI	BB	SO	LOB
<b>Bob Bailey, R</b> <small>(1, 5) OBP: 0.360, SLG: 0.436 (7, 7)</small>	 <small>2-1 4-3 2B</small>		 <small>6-3</small>		 <small>1-0 1B</small>	 <small>0-0 F9</small>			 <small>4-1 1B BB</small>	4	2	2	0	1	0	2
<b>Bill Virdon, L</b> <small>(1, 8) OBP: 0.304, SLG: 0.317</small>	 <small>0-1 4-3 2-3</small>		 <small>4-1 BB</small>		 <small>1-2 FC5-4 1-3 1B</small>		 <small>2-2 5-3</small>		 <small>1-3</small>	4	0	1	0	1	1	2
<b>Roberto Clemente, R</b> <small>(1, 9) OBP: 0.394, SLG: 0.488</small>	 <small>0-0 G3 3-H 2B</small>		 <small>2-3 K</small>		 <small>1-2 FC5-4 1-2f</small>		 <small>0-0 3B 1B</small>		 <small>3-2 1B 1-2 1B</small>	5	1	3	1	0	1	3
<b>Jerry Lynch, L</b> <small>(1, 7) OBP: 0.369, SLG: 0.573</small> <b>Gene Freese, R</b> <small>(6, PR) OBP: 0.279, SLG: 0.381 (7, 5)</small>	 <small>2-2 G3 2-3</small>			 <small>3-2 1B</small>		 <small>3-2 1B 2B 1B</small>	 <small>1-0 1-H 4-3 3B</small>		 <small>2-3 K</small>	3	0	2	0	0	0	1
<b>Willie Stargell, L</b> <small>(1, 3) OBP: 0.332, SLG: 0.554</small>	 <small>1-2 F6</small>			 <small>0-3 K</small>		 <small>0-0 F7</small>	 <small>1-2 4-3</small>		 <small>1-1 1-3 2-H 1B</small>	5	0	1	2	0	1	3
<b>Bill Mazeroski, R</b> <small>(1, 4) OBP: 0.293, SLG: 0.388</small>		 <small>2-2 6-3</small>		 <small>0-1 F9</small>		 <small>0-0 2B 1-2 1B</small>	 <small>0-1 6-3</small>		 <small>1-2 4-3</small>	5	1	1	0	0	0	3
<b>Jim Pagliaroni, R</b> <small>(1, 2) OBP: 0.385, SLG: 0.427</small>		 <small>2-2 F7</small>		 <small>1-3 K</small>		 <small>0-2 1-3 2-H 1B 2B</small>		 <small>0-0 G6-3 1B</small>		4	1	2	1	0	1	1
<b>Dick Schofield, S</b> <small>(1, 6) OBP: 0.366, SLG: 0.368</small>		 <small>3-2 4-3</small>			 <small>3-2 4-3</small>	 <small>1-2 2-H 3-H 1B</small>		 <small>2-3 K</small>		4	0	1	2	0	1	1
<b>Don Schwall, R</b> <small>(1, 1) OBP: 0.333, SLG: 0.333</small> <b>Frank Bork, R</b> <small>(6, 1) OBP: 0.331, SLG: 0.433</small> <b>Tommie Sisk, R</b> <small>(6, PH) OBP: 0.331, SLG: 0.433</small> <b>Manny Mota, R</b> <small>(7, 1) OBP: 0.332, SLG: 0.382</small> <b>John Geinar, R</b> <small>(8, PH) OBP: 0.332, SLG: 0.382</small> <b>Donn Clendenon, R</b> <small>(9, 1) OBP: 0.332, SLG: 0.382</small>			 <small>0-3 K</small>		 <small>1-3 K</small>	 <small>1-2 F8</small>		 <small>2-1 G6-3 1-2f</small>		2	0	0	0	0	2	0

Inning Stats	R: 1	H: 2	E: 0	K: 13	H: 0	LOB: 1	BB: 0	P: 18	R: 0	H: 0	E: 0	K: 11	H: 0	LOB: 0	BB: 0	P: 18	R: 0	H: 0	E: 0	K: 11	H: 0	LOB: 1	BB: 1	P: 18	R: 0	H: 2	E: 0	K: 15	H: 4	LOB: 2	BB: 0	P: 22	R: 3	H: 4	E: 0	K: 16	H: 2	LOB: 0	BB: 0	P: 14	R: 0	H: 1	E: 0	K: 6	H: 1	LOB: 0	BB: 0	P: 10	R: 1	H: 2	E: 0	K: 17	H: 2	LOB: 2	BB: 1	P: 29	1B: 10	2B: 3	3B: 1	HR: 0	SF: 0	SAC: 0	DP: 1	HBP: 0	WP: 0	PB: 0	SB: 0	CS: 0	PA: 42
--------------	------	------	------	-------	------	--------	-------	-------	------	------	------	-------	------	--------	-------	-------	------	------	------	-------	------	--------	-------	-------	------	------	------	-------	------	--------	-------	-------	------	------	------	-------	------	--------	-------	-------	------	------	------	------	------	--------	-------	-------	------	------	------	-------	------	--------	-------	-------	--------	-------	-------	-------	-------	--------	-------	--------	-------	-------	-------	-------	--------

PITCHER	IP	WLS	BF	H	R	ER	SO	BB	IBB	HBP	BLK	WP	HR	S	P	ERA	WHIP
<b>Joe Moeller, R</b> <small>(1, 1) ERA: 3.59</small>	5.1	W	26	9	4	4	5	1	0	0	0	0	0	73	107	6.75	1.875
<b>Ron Perranoski, L</b> <small>(6, 1) ERA: 3.68</small>	3.2	S	16	5	3	3	3	1	0	0	0	0	0	37	58	7.36	1.636

**Los Angeles Dodgers @ Pittsburgh Pirates**  
**Forbes Field, Pittsburgh, PA**  
 Tue Aug 04 1964, 7:05 PM EDT  
 Att. 25,807 - Unknown

AB	40
R	7
H	14
RBI	7
BB	2
SO	8
LOB	21



Batter	1	2	3	4	5	6	7	8	9	AB R H RBI BB SO LOB	TOP																
Maury Wills, S OBP: 0.350, SLG: 0.365 (1, 6)	1-2 FC6 1B			2-3 K		1-0 1B 2B	1-0 6-3			4 1 2 0 0 1 0																	
Dick Tracewski, R OBP: 0.332, SLG: 0.328 (1, 5)	0-2 FC6 FC4 1-2f			1-2 6-3		2-1 1B 1B		1-1 6-3		4 1 1 0 0 0 1																	
Willie Davis, L OBP: 0.302, SLG: 0.408 (1, 8)	2-0 FC4 PO 1-2f			0-0 6-3		1-0 1B 1B		2-1 G4-3 1B		4 1 2 1 0 0 1																	
Tommy Davis, R OBP: 0.318, SLG: 0.369 (1, 7)	0-1 PO 1-2	2-0 L8			0-1 F8	0-0 1B 1B		0-1 G4-3 1-2f		4 0 1 1 0 0 1																	
Frank Howard, R OBP: 0.304, SLG: 0.447 (1, 9)			3-3 K		4-0 E BB	1-0 1B 1B			0-0 E5 SH1-3	2 0 1 1 1 1 0																	
Wes Parker, S OBP: 0.277, SLG: 0.306 (7, 9)						1-2 3-H 1B				1 0 0 0 0 0 0																	
Ron Fairly, L OBP: 0.382, SLG: 0.434 (1, 3)			2-2 G3		0-0 E4 G4-3	1-0 1-2 2-3 1B			0-0 SH1-3	3 0 1 0 0 0 1																	
Nate Oliver, R OBP: 0.347, SLG: 0.306 (1, 4)				0-0 F9		0-0 G4-3 1-2f			0-3 K	4 0 0 0 0 2 6																	
John Roseboro, L OBP: 0.359, SLG: 0.398 (1, 2)				2-2 F8			0-2 F7	1-1 L9	4-0 E5 IBB	3 0 0 0 1 0 0																	
Don Drysdale, R OBP: 0.205, SLG: 0.250 (1, 1)				1-1 4-3			1-0 4-3	0-3 K	1-0 E5 1-2 2-H	3 0 0 0 0 1 0																	
Ron Perranoski, L OBP: 0.083, SLG: 0.083 (8, 1)										1 0 0 0 0 0 2																	
Bob Miller, R OBP: 0.176, SLG: 0.067 (9, 1)										0 0 0 0 0 0 0																	
<b>Inning Stats</b>	R: 0 E: 0 K: 0 S: 8	H: 1 LOB: 0 BB: 0 P: 11	R: 0 E: 0 K: 1 S: 8	H: 0 LOB: 0 BB: 0 P: 15	R: 0 E: 0 K: 0 S: 6	H: 0 LOB: 0 BB: 0 P: 9	R: 0 E: 0 K: 1 S: 8	H: 0 LOB: 0 BB: 0 P: 11	R: 0 E: 1 K: 0 S: 4	H: 0 LOB: 1 BB: 1 P: 8	R: 3 E: 0 K: 1 S: 14	H: 6 LOB: 3 BB: 0 P: 23	R: 0 E: 0 K: 1 S: 6	H: 0 LOB: 0 BB: 0 P: 8	R: 0 E: 0 K: 0 S: 6	H: 1 LOB: 0 BB: 0 P: 9	R: 0 E: 2 K: 1 S: 7	H: 0 LOB: 2 BB: 1 P: 12	1B: 7 2B: 1 3B: 0 HR: 0	SF: 0 SAC: 1 DP: 2 HBP: 0	WP: 0 PB: 0 SB: 0 CS: 0	PA: 37					
<b>PITCHER</b>	IP WLS BF H R ER SO BB IBB HBP BLK WP HR S P ERA WHIP																										
Joe Gibbon, L ERA: 3.08 (1, 1)	5.2		24	7	3	3	2	1	0	0	0	0	0	45	72	4.76	1.412										
Roy Face, R ERA: 4.24 (6, 1)	1.1		4	0	0	0	2	0	0	0	0	0	0	9	13	0.00	0.000										
Al McBean, R ERA: 1.63 (8, 1)	2.0	W	8	1	0	0	1	0	1	0	0	0	0	13	21	0.00	0.500										

**Los Angeles Dodgers @ Pittsburgh Pirates**  
**Forbes Field, Pittsburgh, PA**  
 Wed Aug 05 1964, 7:05 PM EDT  
 Att: 11,071 - Unknown

AB	33
R	3
H	8
RBI	3
BB	2
SO	5
LOB	12







Batter	1	2	3	4	5	6	7	8	9	AB R H RBI BB SO LOB	TOP
Maury Wills, S OBP: 0.347, SLG: 0.361 (1, 6) X	0-0 F6 ①			3-2 6-3 ① X	0-0 FC5-4 ③			0-1 4-3 ①		4 0 0 0 0 0 2	
Dick Tracewski, R OBP: 0.330, SLG: 0.326 (1, 5) C C B B C	2-3 K ②			1-0 FC4-6 1B		0-0 5-3 ①		0-3 K ②		4 0 1 0 0 2 0	
Willie Davis, L OBP: 0.304, SLG: 0.409 (1, 8) X	0-0 F8 ③			1-1 FC4-6 1-2f		1-2 1B 1B		0-1 E7 1B		4 0 2 0 0 0 1	
Ron Fairly, L OBP: 0.378, SLG: 0.429 (1, 3) X		0-0 6-3 ①		2-1 L6 ③		1-3 K ②		1-3 K ③		4 0 0 0 0 2 3	
Tommy Davis, R OBP: 0.322, SLG: 0.373 (1, 7) X		0-0 G6-3 1B			0-1 1B 1B		0-1 1-3 1B		0-3 K ①	4 1 3 0 0 1 0	
Derrell Griffith, L OBP: 0.292, SLG: 0.393 (1, 9) X		0-0 G6-3 1-2f			1-3 K ①		0-1 1-3 ③		0-0 G3 ②	4 0 0 0 0 1 4	
John Roseboro, L OBP: 0.361, SLG: 0.400 (1, 2) X B C C C			1-2 L7 ①		0-1 1B 1B			0-0 G6-4-3 1B		4 0 2 0 0 0 0	
Nate Oliver, R OBP: 0.341, SLG: 0.300 (1, 4) X			0-0 5-3 ②		0-3 K ②			0-0 G6-4-3 1-2f		3 0 0 0 0 1 3	
Larry Miller, L OBP: 0.357, SLG: 0.357 (1, 1) C C C C			0-3 K ③		1-2 1B ③			0-2 F4 ③		1 0 0 0 0 1 0	
Wally Moon, L OBP: 0.306, SLG: 0.348 (5, PH) X B C C F					1-2 FC5-4 1B ③					1 0 1 1 0 0 0	
Howie Reed, R (5, 1) X B C C F										0 0 0 0 0 0 0	
Wes Parker, S OBP: 0.275, SLG: 0.303 (7, PH) X										1 0 0 0 0 0 0	
Jim Brewer, L OBP: 0.250, SLG: 0.250 (7, 1) X										0 0 0 0 0 0 0	
<b>Inning Stats</b>	R: 0 H: 0 E: 0 LOB: 0 K: 1 BB: 0 S: 5 P: 7	R: 0 H: 1 E: 0 LOB: 0 K: 0 BB: 0 S: 3 P: 3	R: 0 H: 0 E: 0 LOB: 0 K: 1 BB: 0 S: 7 P: 8	R: 0 H: 1 E: 0 LOB: 1 K: 0 BB: 0 S: 11 P: 18	R: 1 H: 3 E: 0 LOB: 2 K: 2 BB: 0 S: 14 P: 16	R: 0 H: 2 E: 0 LOB: 2 K: 1 BB: 0 S: 12 P: 14	R: 0 H: 1 E: 0 LOB: 0 K: 0 BB: 0 S: 6 P: 6	R: 0 H: 1 E: 1 LOB: 1 K: 2 BB: 0 S: 10 P: 11	R: 0 H: 0 E: 0 LOB: 0 K: 1 BB: 0 S: 8 P: 10	1B: 9 SF: 0 2B: 0 SAC: 0 3B: 0 DP: 2 HR: 0 HBP: 0	WP: 0 PA: 34 PB: 0 SB: 0 CS: 0
<b>PITCHER</b> Bob Friend, R (1, 1) ERA: 3.26	IP WLS BF H R ER SO BB IBB HBP BLK WP HR S P ERA WHIP										
	9.0 W 34 9 1 1 8 0 0 0 0 0 0 0 76 93 1.00 1.000										

Los Angeles Dodgers @ Pittsburgh Pirates  
 Forbes Field, Pittsburgh, PA  
 Thu Aug 06 1964, 7:05 PM EDT  
 Att: 10,599 - Unknown

AB	34
R	1
H	9
RBI	1
BB	0
SO	8
LOB	13



Batter	1	2	3	4	5	6	7	8	9	AB	R	H	RBI	BB	SO	LOB
Bob Bailey, R OBP: 0.354, SLG: 0.425 (1, 7)	2-3 K		2-1 5-3	1-1 6-3		2-2 5-3				4	0	0	0	0	1	0
Manny Mota, R OBP: 0.335, SLG: 0.447 (1, 8) (8, 9)	0-0 6-3		2-0 2B 1B 1B		3-2 3B 3B		3-3 K			4	2	2	0	0	1	0
Donn Clendenon, R OBP: 0.307, SLG: 0.397 (1, 3)	3-3 K		0-0 1B 2B		1-1 2B 3B		1-0 WP 1B			4	2	3	1	0	1	0
Gene Freese, R OBP: 0.282, SLG: 0.376 (1, 5)		4-2 SH2-3 1B BB	4-0 1B IBB		0-2 6-3		2-2 5-3	1-2		2	0	0	0	2	0	2
Willie Stargell, L OBP: 0.333, SLG: 0.557 (1, 9) Bill Virdon, L OBP: 0.303, SLG: 0.315 (8, 8)		1-0 SH2-3 1B	1-3 K		1-3 K		0-3 K			4	0	1	0	0	3	5
Bill Mazeroski, R OBP: 0.292, SLG: 0.389 (1, 4)		0-0 SH2-3	0-1 1B		1-1 2B		1-1 F9			3	0	2	3	0	0	0
Jim Pagliaroni, R OBP: 0.384, SLG: 0.443 (1, 2)		0-1 F4	0-1 F8		2-2 1-3		2-2 2B			4	0	1	0	0	0	5
Dick Schofield, S OBP: 0.369, SLG: 0.365 (1, 6)		4-0 IBB		1-0 F7		1-1 F5		2-3 K		3	0	0	0	1	1	1
Bob Friend, R OBP: 0.143, SLG: 0.094 (1, 1)		0-0 5-3		1-3 K		2-3 K		2-2 1-3		4	0	0	0	0	2	4

Inning Stats	R: 0	H: 0	E: 0	K: 2	S: 8	LOB: 0	BB: 0	P: 13	R: 0	H: 1	E: 0	K: 0	S: 7	LOB: 3	BB: 2	P: 16	R: 2	H: 3	E: 0	K: 1	S: 11	LOB: 2	BB: 1	P: 20	R: 0	H: 0	E: 0	K: 1	S: 6	LOB: 0	BB: 0	P: 9	R: 2	H: 3	E: 0	K: 1	S: 20	LOB: 1	BB: 0	P: 28	R: 0	H: 0	E: 0	K: 1	S: 8	LOB: 0	BB: 0	P: 13	R: 0	H: 1	E: 0	K: 2	S: 11	LOB: 1	BB: 0	P: 17	R: 0	H: 1	E: 0	K: 1	S: 15	LOB: 1	BB: 0	P: 22
1B: 4	SF: 0	2B: 3	SAC: 1	3B: 2	DP: 0	HR: 0	HBP: 0																																																									

**BOTTOM**

**Los Angeles Dodgers @ Pittsburgh Pirates**  
**Forbes Field, Pittsburgh, PA**  
 Thu Aug 06 1964, 7:05 PM EDT  
 Att. 10,599 - Unknown

livebaseballscorecards.com

AB	32
R	4
H	9
RBI	4
BB	3
SO	9
LOB	17



PITCHER	IP	WLS	BF	H	R	ER	SO	BB	IBB	HBP	BLK	WP	HR	S	P	ERA	WHIP
Larry Miller, L ERA: 4.28 (1, 1)	4.0	L	19	4	2	2	4	1	2	0	0	0	0	32	58	4.50	1.250
Howie Reed, R ERA: 4.43 (5, 1)	2.0		9	3	2	2	2	0	0	0	0	0	0	28	41	9.00	1.500
Jim Brewer, L ERA: 3.73 (7, 1)	2.0		8	2	0	0	3	0	0	0	0	1	0	26	39	0.00	1.000

Batter	1	2	3	4	5	6	7	8	9	AB R H RBI BB SO LOB	TOP
Joey Amalfitano, R (1, 4) OBP: 0.303, SLG: 0.371	0-0 4-3	0-0 4-3		0-0 F9		0-0 3B 1B		0-0 L6-3 1-2		5 1 1 0 0 0 4	<b>Chicago Cubs @ Pittsburgh Pirates</b> Forbes Field, Pittsburgh, PA Fri Aug 07 1964, 3:33 AM EDT Unknown
Doug Clemens, L (1, 9) OBP: 0.321, SLG: 0.413	0-0 1B		0-0 SF8 2B	0-0 F8		0-0 HR 3B		0-0 6-3		5 2 3 1 0 0 2	
Billy Williams, L (1, 7) OBP: 0.391, SLG: 0.585	0-0 F4		0-0 F5	0-3 K		0-0 4-3		0-3 K		5 0 0 0 0 2 5	
Ron Santo, R (1, 5) OBP: 0.405, SLG: 0.576	0-0 F8		0-0 14 1B 1B		0-0 F8	0-0 HR		0-0 2B		5 1 3 2 0 0 1	
14 Ernie Banks, R (1, 3) OBP: 0.315, SLG: 0.430		0-0 6-3	0-0 1-2 2-3 1B		0-0 1-3	0-3 K		0-0 F8		5 0 1 0 0 1 1	
Billy Cowan, R (1, 8) OBP: 0.278, SLG: 0.423		0-0 1B 2B 1B	0-0 SF8 3-H		0-0 E 2B		0-3 K	0-0 F8		4 2 2 1 0 1 1	
Dick Bertell, R (1, 2) OBP: 0.300, SLG: 0.340		0-0 F7	0-0 F9		0-0 E3 FC5-4 2-H		0-0 5-3			4 0 0 0 0 0 3	
Andre Rodgers, R (1, 6) OBP: 0.320, SLG: 0.383		0-0 2B 1B		0-0 2B	0-0 FC5-4 1-2f		0-0 F5			4 1 2 0 0 0 1	
Larry Jackson, R (1, 1) OBP: 0.145, SLG: 0.176		0-0 1-H 2-H 2B		0-0 FC		0-0 5-3		0-0 L6-3 1B		4 0 2 2 0 0 1	
<b>Inning Stats</b>	R: 0 H: 1 E: 0 LOB: 1 K: 0 BB: 0 S: 4 P: 4	R: 2 H: 3 E: 0 LOB: 1 K: 0 BB: 0 S: 6 P: 6	R: 1 H: 3 E: 0 LOB: 2 K: 0 BB: 0 S: 6 P: 6	R: 0 H: 1 E: 0 LOB: 2 K: 1 BB: 0 S: 7 P: 7	R: 1 H: 1 E: 1 LOB: 1 K: 0 BB: 0 S: 5 P: 5	R: 3 H: 3 E: 0 LOB: 0 K: 1 BB: 0 S: 8 P: 8	R: 0 H: 0 E: 0 LOB: 0 K: 1 BB: 0 S: 5 P: 5	R: 0 H: 1 E: 0 LOB: 0 K: 0 BB: 0 S: 3 P: 3	R: 0 H: 1 E: 0 LOB: 1 K: 1 BB: 0 S: 6 P: 6	1B: 7 SF: 1 2B: 6 SAC: 0 3B: 1 DP: 1 HR: 1 HBP: 0	WP: 0 PA: 42 PB: 0 SB: 0 CS: 0
<b>PITCHER</b>	IP WLS BF H R ER SO BB IBB HBP BLK WP HR S P ERA WHIP										
Vern Law, R (1, 1) ERA: 3.38	2.1 L 14 7 3 3 0 0 0 0 0 0 0 0 14 14 11.57 3.000										
Tommie Sisk, R (3, 1) ERA: 8.28	1.0 5 1 0 0 0 0 0 0 0 0 0 0 5 5 0.00 1.000										
Frank Bork, L (4, 1) ERA: 4.61	1.2 7 1 1 0 1 0 0 0 0 0 0 0 9 9 0.00 0.600										
Roy Face, R (6, 1) ERA: 4.55	2.0 9 3 3 3 2 0 0 0 0 0 1 13 13 13.50 1.500										
John Gelnar, R (8, 1) ERA: 2.25	2.0 7 2 0 0 1 0 0 0 0 0 0 0 9 9 0.00 1.000										

livebaseballscorecards.com

**AB 41**  
**R 7**  
**H 14**  
**RBI 6**  
**BB 0**  
**SO 4**  
**LOB 19**




Batter	1	2	3	4	5	6	7	8	9	AB	R	H	RBI	BB	SO	LOB
Bob Bailey, R OBP: 0.355, SLG: 0.428 (1, 5)	0-0 F3		0-0 G3 1-3 2B			0-0 2B G3 1B	0-0 FC6 1-2f		0-0 F9 1-2 3-H	5	1	2	0	0	0	3
Bill Virdon, L OBP: 0.302, SLG: 0.318 (1, 8)	0-0 1-3		0-0 G3 2-3 3-H			0-0 G3 1-3 2B		0-0 6-3		4	0	1	1	0	0	1
Manny Mota, R OBP: 0.333, SLG: 0.442 (1, 9)	0-0 G3		0-0 6-3			0-0 1-3		0-0 1B		4	0	1	0	0	0	3
Jerry Lynch, L OBP: 0.369, SLG: 0.573 (1, 7)		BB 4-0 G3-6-1 BB		0-0 6-3		0-0 G3 2-3 3-H		0-0 F4		3	0	0	1	1	0	2
Willie Stargell, L OBP: 0.332, SLG: 0.553 (1, 3)		0-0 G3-6-1 1-2f		0-0 G6-4-3 1B		0-3 K		0-0 G3		4	0	1	0	0	1	3
Bill Mazaroski, R OBP: 0.292, SLG: 0.388 (1, 4)		0-0 1B		0-0 G6-4-3 1-2f			0-0 E6 FC4-6		0-0 1-3	4	0	1	0	0	0	1
Orlando McFarlane, R OBP: 0.250, SLG: 0.143 (1, 2)		0-3 K			0-0 6-3		0-0 F8		0-0 FC4-6 1B	4	0	1	0	0	1	2
Dick Schofield, S OBP: 0.371, SLG: 0.367 (1, 6)			0-0 2B G3 1B		0-0 G6-3 1B		0-0 FC4-6 1-2f 1B		0-0 FC4-6 1B WP	4	2	2	0	0	0	2
Vern Law, R Tommie Sisk, R Frank Bork, R Gene Frasca, R Roy Face, R Donn Clendenon, R John Geinar, R Smoky Burgess, L Don Schwab, R			0-3 K		0-0 G6-3 1-2f		0-0 FC6 1-2 1B		0-0 WP 1B	0	0	0	0	0	0	0

Inning Stats	R: 0	H: 0	E: 0	K: 0	S: 3	R: 0	H: 1	E: 0	K: 1	S: 5	R: 0	H: 2	E: 0	K: 1	S: 7	R: 0	H: 1	E: 0	K: 0	S: 3	R: 0	H: 2	E: 0	K: 1	S: 7	R: 0	H: 1	E: 0	K: 0	S: 5	R: 0	H: 1	E: 0	K: 0	S: 4	R: 0	H: 2	E: 0	K: 0	S: 5	R: 1	H: 2	E: 0	K: 0	S: 5	R: 1	H: 2	E: 0	K: 0	S: 5		
	0	0	0	0	3	0	1	0	1	5	0	2	0	1	7	0	1	0	0	0	3	0	2	0	1	7	0	1	0	0	5	0	1	0	4	0	2	0	2	1	2	0	5	1	2	0	5	0	2	0	5	
PITCHER Larry Jackson, R ERA: 3.59 (1, 1)	IP	WLS	BF	H	R	ER	SO	BB	IBB	HBP	BLK	WP	HR	S	P	ERA	WHIP																			IP	WLS	BF	H	R	ER	SO	BB	IBB	HBP	BLK	WP	HR	S	P	ERA	WHIP
	9.0	W	37	11	3	3	3	1	0	0	0	1	0	42	46	3.00	1.333																			9.0	W	37	11	3	3	3	1	0	0	0	1	0	42	46	3.00	1.333

**BOTTOM**

**Chicago Cubs @ Pittsburgh Pirates**  
**Forbes Field, Pittsburgh, PA**  
 Fri Aug 07 1964, 3:33 AM EDT  
 Unknown

AB	36
R	3
H	11
RBI	2
BB	1
SO	3
LOB	19



livebaseballscorecards.com

Batter	1	2	3	4	5	6	7	8	9	AB R H RBI BB SO LOB	TOP													
<b>Joey Amalfitano, R</b> (1, 4) <small>OBP: 0.305, SLG: 0.369</small>	0-0 F9		0-3 K		0-0 WP 2B 1B		0-0 F3		4-0 IBB	4 1 1 0 1 1 0														
<b>Doug Clemens, L</b> (1, 9) <small>OBP: 0.317, SLG: 0.405</small>	0-0 2B 1B		0-3 K		0-0 1-3		0-0 G3		0-3 K	5 0 1 0 0 2 3														
<b>Billy Williams, L</b> (1, 7) <small>OBP: 0.390, SLG: 0.585</small>	0-3 K		0-0 L6		0-0 2B 2B			0-0 3-1		4 1 1 1 0 1 1														
<b>Ron Santo, R</b> (1, 5) <small>OBP: 0.406, SLG: 0.580</small>	0-0 1-3 2B			0-0 1-3	0-0 2B 2B			0-3 K		4 0 2 1 0 1 0														
<b>Len Gabrielson, L</b> (1, 3) <b>14 Ernie Banks, R</b> (9, 3) <small>OBP: 0.305, SLG: 0.332  OBP: 0.315, SLG: 0.430</small>	4-0 IBB			0-0 1B 1B	0-0 F6			0-0 L6		3 0 1 0 1 0 1 0 0 0 0 0 0 0														
<b>Billy Cowan, R</b> (1, 8) <small>OBP: 0.280, SLG: 0.426</small>	0-3 K			0-0 G6-3 1B	0-0 5-3			0-0 4-3 1B 2B		4 1 2 0 0 1 3														
<b>Jimmie Schaffer, R</b> (1, 2) <small>OBP: 0.338, SLG: 0.406</small>		0-0 F8		0-0 G6-3 1-2	4-0 CS BB			0-0 4-3		3 0 0 0 1 0 3														
<b>Andre Rodgers, R</b> (1, 6) <small>OBP: 0.320, SLG: 0.382</small>		0-0 4-3			0-0 F2	0-3 K		0-0 SH1-3 1B		4 0 1 1 0 1 1														
<b>Ernie Broglio, R</b> (1, 1) <b>Bobby Shantz, R</b> (9, 1) <small>OBP: 0.250, SLG: 0.244</small>		0-3 K			0-0 E6 1B WP 1B		0-0 F9	0-0 SH1-3		3 1 1 0 0 1 0 0 0 0 0 0 0 0														
<b>Inning Stats</b>	R: 0 E: 0 K: 2 S: 9	H: 2 LOB: 3 BB: 1 P: 13	R: 0 E: 0 K: 1 S: 5	H: 0 LOB: 0 BB: 0 P: 5	R: 0 E: 0 K: 2 S: 7	H: 0 LOB: 0 BB: 0 P: 7	R: 0 E: 0 K: 0 S: 4	H: 2 LOB: 1 BB: 0 P: 4	R: 3 E: 1 K: 0 S: 7	H: 4 LOB: 1 BB: 0 P: 7	R: 0 E: 0 K: 1 S: 4	H: 0 LOB: 0 BB: 1 P: 8	R: 0 E: 0 K: 0 S: 3	H: 0 LOB: 0 BB: 0 P: 3	R: 0 E: 0 K: 1 S: 5	H: 0 LOB: 0 BB: 0 P: 5	R: 1 E: 0 K: 1 S: 7	H: 2 LOB: 2 BB: 1 P: 11	1B: 6 2B: 4 3B: 0 HR: 0	SF: 0 SAC: 1 DP: 1 HBP: 0	WP: 1 PB: 0 SB: 0 CS: 1	PA: 38		
<b>PITCHER</b>	IP WLS BF H R ER SO BB IBB HBP BLK WP HR S P ERA WHIP	IP WLS BF H R ER SO BB IBB HBP BLK WP HR S P ERA WHIP																						
<b>Steve Blass, R</b> (1, 1) <small>ERA: 4.0</small>	4.2 L 22 8 3 3 5 0 1 0 0 1 0 31 35 5.79 1.714																							
<b>Frank Bork, L</b> (5, 1) <small>ERA: 4.2</small>	1.1 4 0 0 0 1 1 0 0 0 0 0 0 5 9 0.00 0.750																							
<b>Joe Gibbon, L</b> (7, 1) <small>ERA: 3.08</small>	3.0 12 2 1 1 2 0 1 0 0 0 0 0 15 19 3.00 0.667																							

**Chicago Cubs @ Pittsburgh Pirates**  
Forbes Field, Pittsburgh, PA  
Fri Aug 07 1964, 7:05 PM EDT  
Att: 13,862 - Unknown

[livebaseballscorecards.com](http://livebaseballscorecards.com)

AB	34
R	4
H	10
RBI	3
BB	3
SO	8
LOB	12



Batter	1	2	3	4	5	6	7	8	9	AB	R	H	RBI	BB	SO	LOB									
Bob Bailey, R (1, 5) OBP: 0.356, SLG: 0.438	0-0 6-3		0-0 E7 1B			0-0 6-3			0-0 HR	4	1	2	1	0	0	0									
Bill Virdon, L (1, 8) OBP: 0.299, SLG: 0.314	0-0 F8		0-3 K			0-0 G3			0-0 F8	4	0	0	0	0	1	1									
Manny Mota, R (1, 9) OBP: 0.337, SLG: 0.462	0-0 CS 1B			0-0 6-3				0-0 4-3	0-0 HR	4	1	2	1	0	0	0									
Jerry Lynch, L (1, 7) OBP: 0.367, SLG: 0.582	0-0 CS 1-2	0-0 HR		0-0 F8			0-3 K		0-0 G3	4	1	1	1	0	1	0									
Willie Stargell, L (1, 3) OBP: 0.329, SLG: 0.548		0-0 F8		0-0 F8			0-0 G3			3	0	0	0	0	0	0									
Bill Mazaroski, R (1, 4) OBP: 0.290, SLG: 0.385		0-0 F4			0-0 F3			0-0 F8		3	0	0	0	0	0	0									
Jim Pagliaroni, R (1, 2) OBP: 0.380, SLG: 0.438		0-0 L5			0-0 F9			0-0 5-3		3	0	0	0	0	0	0									
Gene Alley, R (1, 6) OBP: 0.261, SLG: 0.294			0-0 6-3			0-0 F7		0-0 4-3		1	0	0	0	0	0	0									
Dick Schofield, S (4, 6) OBP: 0.368, SLG: 0.364										2	0	0	0	0	0	0									
Steve Blass, R (1, 1) OBP: 0.038, SLG: 0.038			0-3 K			0-3 K			0-0 F4	1	0	0	0	0	1	0									
Frank Bork, R (5, 1)										0	0	0	0	0	0	0									
Donn Clendenon, R (6, PH) OBP: 0.309, SLG: 0.397										1	0	0	0	0	1	0									
Joe Gibbon, R (7, 1) OBP: 0.289, SLG: 0.297										0	0	0	0	0	0	0									
Smoky Burgess, L (9, PH) OBP: 0.303, SLG: 0.298										1	0	0	0	0	0	0									
<b>Inning Stats</b>	R: 0 E: 0 K: 0 S: 3	H: 1 LOB: 0 BB: 0 P: 3	R: 1 E: 0 K: 0 S: 4	H: 1 LOB: 0 BB: 0 P: 4	R: 0 E: 1 K: 2 S: 8	H: 1 LOB: 1 BB: 0 P: 8	R: 0 E: 0 K: 0 S: 3	H: 0 LOB: 0 BB: 0 P: 3	R: 0 E: 0 K: 0 S: 3	H: 0 LOB: 0 BB: 0 P: 3	R: 0 E: 0 K: 1 S: 5	H: 0 LOB: 0 BB: 0 P: 5	R: 0 E: 0 K: 1 S: 5	H: 0 LOB: 0 BB: 0 P: 5	R: 0 E: 0 K: 0 S: 3	H: 0 LOB: 0 BB: 0 P: 3	R: 2 E: 0 K: 0 S: 5	H: 2 LOB: 0 BB: 0 P: 5	1B: 2 2B: 0 3B: 0 HR: 3	SF: 0 SAC: 0 DP: 0 HBP: 0	WP: 0 PB: 0 SB: 0 CS: 1	PA: 32			
<b>PITCHER</b>	IP	WLS	BF	H	R	ER	SO	BB	IBB	HBP	BLK	WP	HR	S	P	ERA	WHIP								
Ernie Broglio, R (1, 1) ERA: 4.25	8.2	W	30	5	3	3	4	0	0	0	0	0	0	38	38	3.12	0.577								
Bobby Shantz, L (9, 1) ERA: 3.9	0.1	S	1	0	0	0	0	0	0	0	0	0	0	1	1	0.00	0.000								

**BOTTOM**

**Chicago Cubs @ Pittsburgh Pirates**  
**Forbes Field, Pittsburgh, PA**  
 Fri Aug 07 1964, 7:05 PM EDT  
 Att. 13,862 - Unknown

[livebaseballscorecards.com](http://livebaseballscorecards.com)

<b>AB</b>	<b>31</b>
<b>R</b>	<b>3</b>
<b>H</b>	<b>5</b>
<b>RBI</b>	<b>3</b>
<b>BB</b>	<b>0</b>
<b>SO</b>	<b>4</b>
<b>LOB</b>	<b>1</b>



Batter	1	2	3	4	5	6	7	8	9	AB R H RBI BB SO LOB	TOP
<b>Joey Amalfitano, R</b> (1, 4) <small>OBP: 0.304, SLG: 0.367</small>	0-0 		0-0 F9 		0-0 5-3 		0-0 FC4-6 			4 1 1 0 0 0 2	
<b>Leo Burke, R</b> (1, 9) <small>OBP: 0.347, SLG: 0.379</small>	0-0 		0-3 K 		0-3 K 			0-0 4-3 		4 1 1 0 0 2 1	
<b>Billy Williams, L</b> (1, 7) <small>OBP: 0.386, SLG: 0.579</small>	0-3 K 		0-0 4-3 		0-0 4-3 			0-3 K 		4 0 0 0 0 2 2	
<b>Ron Santo, R</b> (1, 5) <small>OBP: 0.411, SLG: 0.584</small>	4-0 FC6-4 			0-0 		4-0 		4-0 		1 0 1 0 3 0 0	
<b>14 Ernie Banks, R</b> (1, 3) <small>OBP: 0.314, SLG: 0.429</small>	0-0 			0-3 K 		0-0 F8 		0-3 K2-3 		4 0 1 2 0 2 3	
<b>Billy Cowan, R</b> (1, 8) <small>OBP: 0.277, SLG: 0.422</small>	0-0 FC6-4 			0-0 F4 		0-3 K 		0-3 K 		4 0 0 0 0 2 4	
<b>Jimmie Schaffer, R</b> (1, 2) <small>OBP: 0.333, SLG: 0.397</small>	0-0 CS 	0-0 F6 		0-0 F8 		0-0 6-3 		0-0 		4 0 1 0 0 0 1	
<b>Andre Rodgers, R</b> (1, 6) <small>OBP: 0.319, SLG: 0.380</small>		0-0 F9 			0-0 		0-0 2-3 	0-3 K 		4 0 1 0 0 1 1	
<b>Lew Burdette, R</b> (1, 1) <small>OBP: 0.355, SLG: 0.600</small> <b>Jimmy Stewart, S</b> (7, PH) <small>OBP: 0.317, SLG: 0.286</small> <b>Lindy McDaniel, R</b> (7, 1) <small>OBP: 0.299, SLG: 0.338</small> <b>Dick Bertell, R</b> (9, PH)		0-3 K 			0-3 K 		0-0 	0-0 F8 		2 0 0 0 0 2 1 1 0 1 0 0 0 0 0 0 0 0 0 0 0 1 0 0 0 0 0 1	
<b>Inning Stats</b>	R: 2 H: 3 E: 0 LOB: 1 K: 1 BB: 1 S: 7 P: 11	R: 0 H: 0 E: 0 LOB: 0 K: 1 BB: 0 S: 5 P: 5	R: 0 H: 0 E: 0 LOB: 0 K: 1 BB: 0 S: 5 P: 5	R: 0 H: 1 E: 0 LOB: 1 K: 1 BB: 0 S: 6 P: 6	R: 0 H: 1 E: 0 LOB: 1 K: 2 BB: 0 S: 8 P: 8	R: 0 H: 0 E: 0 LOB: 1 K: 1 BB: 1 S: 5 P: 9	R: 0 H: 1 E: 0 LOB: 1 K: 0 BB: 0 S: 4 P: 4	R: 0 H: 0 E: 0 LOB: 1 K: 2 BB: 1 S: 7 P: 11	R: 0 H: 1 E: 0 LOB: 1 K: 2 BB: 0 S: 8 P: 8	1B: 6 SF: 0 2B: 1 SAC: 0 3B: 0 DP: 0 HR: 0 HBP: 0	WP: 1 PA: 37 PB: 0 SB: 0 CS: 1
<b>PITCHER</b> <b>Bob Veale, L</b> (1, 1) <small>ERA: 2.96</small>	IP: 9.0 WLS: W BF: 36 H: 7 R: 2 ER: 2 SO: 11 BB: 3 IBB: 0 HBP: 0 BLK: 0 WP: 1 HR: 0 S: 55 P: 67 ERA: 2.00 WHIP: 1.111										

**Chicago Cubs @ Pittsburgh Pirates**  
 Forbes Field, Pittsburgh, PA  
 Sat Aug 08 1964, 3:33 AM EDT  
 Att. 6,845 - Unknown

[livebaseballscorecards.com](http://livebaseballscorecards.com)

**AB 33**  
**R 2**  
**H 7**  
**RBI 2**  
**BB 3**  
**SO 11**  
**LOB 16**





Batter	1	2	3	4	5	6	7	8	9
Bob Bailey, R (1, 6) OBP: 0.358, SLG: 0.448	0-0 G4-6-3 1B		0-0 F5		0-0 HR		0-0 4-3		
Bill Virdon, L (1, 8) OBP: 0.298, SLG: 0.313	0-0 G4-6-3 1-2f			0-0 FC6-4 1B	0-0 1-3		0-0 G3		
Roberto Clemente, R (1, 9) OBP: 0.393, SLG: 0.487	0-0 G3			0-0 FC6-4 1-2f		0-0 4-3		0-0 E4 SH1-4	
Jerry Lynch, L (1, 7) OBP: 0.367, SLG: 0.578		0-3 K		0-0 F7		0-0 HR 1B		0-0 SH1-4 1-2	
Manny Mota, R (6, PR) OBP: 0.337, SLG: 0.462 (7, 7)				0-0 F7					
Willie Stargell, L (1, 3) OBP: 0.325, SLG: 0.540		0-0 F7		0-0 F3		0-0 F4		0-3 K	
Gene Freese, R (1, 5) OBP: 0.284, SLG: 0.391		0-0 FC4-6 1B			0-0 F7	0-0 HR		0-0 F5	
Bill Mazeroski, R (1, 4) OBP: 0.290, SLG: 0.384		0-0 FC4-6 1-2f			0-0 HR 1B	0-3 K			
Jim Pagliaroni, R (1, 2) OBP: 0.379, SLG: 0.436			0-3 K		0-0 F2		0-0 4-3 SH1-4 1B		
Bob Veale, S (1, 1) OBP: 0.227, SLG: 0.203			0-0 6-3		0-0 HR 1B		0-0 SH1-4 1-2		

Inning Stats	R: 0	H: 1	E: 0	LOB: 0	K: 0	S: 3	P: 3	R: 0	H: 1	E: 0	LOB: 1	K: 1	S: 6	R: 0	H: 0	E: 0	LOB: 0	K: 1	S: 5	R: 0	H: 1	E: 0	LOB: 1	K: 0	S: 4	R: 3	H: 3	E: 0	LOB: 0	K: 0	S: 6	R: 2	H: 2	E: 0	LOB: 1	K: 1	S: 7	R: 0	H: 1	E: 0	LOB: 1	K: 0	S: 4	R: 0	H: 0	E: 1	LOB: 1	K: 1	S: 6	

PITCHER										PITCHER																																						
IP	WLS	BF	H	R	ER	SO	BB	IBB	HBP	BLK	WP	HR	S	P	ERA	WHIP	IP	WLS	BF	H	R	ER	SO	BB	IBB	HBP	BLK	WP	HR	S	P	ERA	WHIP															
Lew Burdette, R (1, 1) ERA: 4.24	6.0	L	25	8	5	5	3	0	0	0	0	2	31	31	7.50	1.333																																
Lindy McDaniel, R (7, 1) ERA: 4.45	2.0		8	1	0	0	1	0	0	0	0	0	0	10	10	0.00	0.500																															

**BOTTOM**

**Chicago Cubs @ Pittsburgh Pirates**  
**Forbes Field, Pittsburgh, PA**  
 Sat Aug 08 1964, 3:33 AM EDT  
 Att. 6,845 - Unknown

AB	R	H	RBI	BB	SO	LOB
4	1	2	3	0	0	1
4	0	1	0	0	0	2
4	0	0	0	0	0	1
3	0	1	0	0	1	1
0	1	0	0	0	0	0
4	0	0	0	0	1	3
4	1	2	2	0	0	1
3	1	1	0	0	1	2
3	0	1	0	0	1	1
2	1	1	0	0	0	0

AB	31
R	5
H	9
RBI	5
BB	0
SO	4
LOB	12



1B:	7	SF:	0	WP:	0	PA:	33
2B:	0	SAC:	2	PB:	0		
3B:	0	DP:	1	SB:	0		
HR:	2	HBP:	0	CS:	0		

Batter	1	2	3	4	5	6	7	8	9	AB R H RBI BB SO LOB	TOP																
<b>Jimmy Stewart, S</b> OBP: 0.319, SLG: 0.296 (1, 4) X	0-0 F8 ①		0-0 F5 ③			0-0 E 2B		0-0 2B		4 0 2 0 0 0 0																	
<b>Doug Clemens, L</b> OBP: 0.308, SLG: 0.392 (1, 7) S S S S (6, 9)	0-3 K ②			0-0 1-3 ①		0-0 E4 2-3		0-0 4-3 ③		4 0 0 0 0 1 2																	
<b>Billy Cowan, R</b> OBP: 0.276, SLG: 0.420 <b>Billy Williams, L</b> OBP: 0.387, SLG: 0.579 (1, 8) S S S S (6, PH) (6, 7)	0-3 K ③			0-3 K ②		0-0 F9 ③			0-0 E7 14 E FC1-2-5-2 1B	2 0 0 0 0 2 0 2 0 1 0 0 0 2																	
<b>Ron Santo, R</b> OBP: 0.408, SLG: 0.578 (1, 5)		0-0 5-3 ①		0-0 5-3 ③		0-0 5-3 ①			0-3 K ①	4 0 0 0 0 1 1																	
<b>14 Ernie Banks, R</b> OBP: 0.314, SLG: 0.427 (1, 3)		0-0 F9 ②			0-0 5-3 ①		0-3 K ②		0-0 E6 FC1-2-5-2 1B	4 0 1 0 0 1 0																	
<b>Len Gabrielson, L</b> OBP: 0.308, SLG: 0.328 (1, 9) B B B B (6, 8)		4-0 BB			0-0 1-3 ②		4-0 BB		0-0 FC1-2-5-2 1-2 3-H ②	2 0 0 0 2 0 2																	
<b>Jimmie Schaffer, R</b> OBP: 0.325, SLG: 0.386 <b>Vic Roznovsky, L</b> OBP: 0.276, SLG: 0.250 (1, 2) (7, PH) (7, 2)		0-0 F7 ③			0-3 K ③		0-0 G3 ③		0-0 1-3 ③	2 0 0 0 0 1 1 2 0 0 0 0 0 3																	
<b>Andre Rodgers, R</b> OBP: 0.316, SLG: 0.377 (1, 6)			0-0 5-3 ①			0-0 4-3 ①		0-0 5-3 ①		3 0 0 0 0 0 0																	
<b>Bob Buhl, R</b> OBP: 0.161, SLG: 0.080 <b>Lee Gregory, L</b> OBP: 0.111, SLG: 0.111 <b>Don Elston, R</b> OBP: 0.250, SLG: 0.250 <b>Bobby Shantz, R</b> <b>Lindy McDaniel, R</b> (1, 1) (8, PH) (8, 1) (8, 1) (8, 1)		0-0 5-3 ②			0-0 5-3 ②		0-3 K ②		0-3 K ②	2 0 0 0 0 1 0 1 0 0 0 0 1 0																	
<b>Inning Stats</b>	R: 0 E: 0 K: 2 S: 7	H: 0 LOB: 0 BB: 0 P: 7	R: 0 E: 0 K: 0 S: 3	H: 0 LOB: 1 BB: 1 P: 7	R: 0 E: 0 K: 0 S: 3	H: 0 LOB: 0 BB: 0 P: 3	R: 0 E: 0 K: 1 S: 5	H: 0 LOB: 0 BB: 0 P: 5	R: 0 E: 0 K: 1 S: 5	H: 0 LOB: 0 BB: 0 P: 5	R: 0 E: 1 K: 1 S: 7	H: 1 LOB: 2 BB: 0 P: 7	R: 0 E: 0 K: 1 S: 5	H: 0 LOB: 1 BB: 1 P: 9	R: 0 E: 0 K: 1 S: 6	H: 1 LOB: 1 BB: 0 P: 6	R: 0 E: 2 K: 1 S: 7	H: 2 LOB: 2 BB: 0 P: 7	1B: 2 2B: 2 3B: 0 HR: 0	SF: 0 SAC: 0 DP: 0 HBP: 0	WP: 0 PB: 0 SB: 0 CS: 0	PA: 34					
<b>PITCHER</b> <b>Don Schwall, R</b> ERA: 3.82 <b>Al McBean, R</b> ERA: 1.6 (1, 1) (9, 1)	IP 8.0	WLS W	BF 30	H 3	R 0	ER 0	SO 7	BB 2	IBB 0	HBP 0	BLK 0	WP 0	HR 0	S 42	P 50	ERA 0.00	WHIP 0.625										

**Chicago Cubs @ Pittsburgh Pirates**  
Forbes Field, Pittsburgh, PA  
Sun Aug 09 1964, 3:33 AM EDT  
Att: 11,305 - Unknown

[livebaseballscorecards.com](http://livebaseballscorecards.com)

AB	32
R	0
H	4
RBI	0
BB	2
SO	8
LOB	11



Batter	1	2	3	4	5	6	7	8	9
Bob Bailey, R OBP: 0.357, SLG: 0.445 (1, 6)	0-0 G1-6-3 1B		0-0 F7		0-0 F7		0-0 F6		
Manny Mota, R OBP: 0.335, SLG: 0.457 (1, 8) (9, 7)	0-0 G1-6-3 1-2f		0-0 S 1B		0-0 6-3			0-0 4-3	
Roberto Clemente, R OBP: 0.396, SLG: 0.487 (1, 9)	4-0 BB		4-0 1-2 BB		0-0 4-3			0-0 BB 1B	
Jerry Lynch, L OBP: 0.362, SLG: 0.569 (1, 7) Bill Virdon, L OBP: 0.300, SLG: 0.313 (8, PH) (9, 8)	0-3 K		0-0 5-3		0-3 K			4-0 1-2 FC6-4 BB	
Willie Stargell, L OBP: 0.321, SLG: 0.533 (1, 3)		0-0 F7		0-0 F9		0-0 3-1		0-3 K	
Gene Freese, R OBP: 0.279, SLG: 0.383 (1, 5)		0-3 K		0-3 K		0-0 6-3		0-0 FC6-4 1-2f	
Bill Mazeroski, R OBP: 0.293, SLG: 0.385 (1, 4)		0-0 1B		4-0 HR BB		0-0 6-3			
Jim Pagliaroni, R OBP: 0.379, SLG: 0.448 (1, 2)		0-0 6-3		0-0 1-H HR		0-3 K			
Don Schwall, R OBP: 0.333, SLG: 0.467 (1, 1) Al McBean, R OBP: 0.167, SLG: 0.167 (9, 1)			0-3 K	0-0 F8			0-0 3B		

Inning Stats	R: 0 E: 0 K: 1 S: 5	H: 1 LOB: 1 BB: 1 P: 9	R: 0 E: 0 K: 1 S: 6	H: 1 LOB: 1 BB: 0 P: 6	R: 0 E: 0 K: 1 S: 6	H: 1 LOB: 2 BB: 1 P: 10	R: 2 E: 0 K: 1 S: 6	H: 1 LOB: 0 BB: 1 P: 10	R: 0 E: 0 K: 0 S: 3	H: 0 LOB: 0 BB: 0 P: 3	R: 0 E: 0 K: 1 S: 5	H: 0 LOB: 0 BB: 0 P: 5	R: 0 E: 0 K: 1 S: 6	H: 1 LOB: 1 BB: 0 P: 6	R: 0 E: 0 K: 1 S: 6	H: 1 LOB: 2 BB: 1 P: 10
1B: 4 2B: 0 3B: 1 HR: 1	SF: 0 SAC: 0 DP: 1 HBP: 0	WP: 0 PB: 0 SB: 1 CS: 0	1B: 4 2B: 0 3B: 1 HR: 1	SF: 0 SAC: 0 DP: 1 HBP: 0	WP: 0 PB: 0 SB: 1 CS: 0	1B: 4 2B: 0 3B: 1 HR: 1	SF: 0 SAC: 0 DP: 1 HBP: 0	WP: 0 PB: 0 SB: 1 CS: 0	1B: 4 2B: 0 3B: 1 HR: 1	SF: 0 SAC: 0 DP: 1 HBP: 0	WP: 0 PB: 0 SB: 1 CS: 0	1B: 4 2B: 0 3B: 1 HR: 1	SF: 0 SAC: 0 DP: 1 HBP: 0	WP: 0 PB: 0 SB: 1 CS: 0	1B: 4 2B: 0 3B: 1 HR: 1	

PITCHER	IP	WLS	BF	H	R	ER	SO	BB	IBB	HBP	BLK	WP	HR	S	P	ERA	WHIP
Bob Buhl, R ERA: 3.57 (1, 1)	7.0	L	28	5	2	2	6	3	0	0	0	0	1	37	49	2.57	1.143
Don Elston, R ERA: 3.19 (8, 1)	0.1		3	1	0	0	0	1	0	0	0	0	0	2	6	0.00	6.000
Bobby Shantz, L ERA: 3.86 (8, 1)	0.1		1	0	0	0	1	0	0	0	0	0	0	3	3	0.00	0.000
Lindy McDaniel, R ERA: 4.42 (8, 1)	0.1		1	0	0	0	0	0	0	0	0	0	0	1	1	0.00	0.000

**BOTTOM**

**Chicago Cubs @ Pittsburgh Pirates**  
**Forbes Field, Pittsburgh, PA**  
 Sun Aug 09 1964, 3:33 AM EDT  
 Att. 11,305 - Unknown

AB	R	H	RBI	BB	SO	LOB
4	0	1	0	0	0	1
4	0	1	0	0	0	1
2	0	1	0	2	0	0
3	0	0	0	0	2	3
0	0	0	0	1	0	0
4	0	0	0	0	1	2
4	0	0	0	0	2	2
2	1	1	0	1	0	0
3	1	1	2	0	1	1
3	0	1	0	0	1	0
0	0	0	0	0	0	0

livebaseballscorecards.com

AB	29
R	2
H	6
RBI	2
BB	4
SO	7
LOB	10



WP	PA	33
WP: 0	PA: 33	
PB: 0		
SB: 1		
CS: 0		

Batter	1	2	3	4	5	6	7	8	9	AB R H RBI BB SO LOB	TOP							
Larry Elliot, L (1, 8) OBP: 0.327, SLG: 0.441	0-3 K		0-0 HR		0-0 6-3		0-0 2B			4 1 2 2 0 1 0								
Joe Christopher, R (1, 9) OBP: 0.357, SLG: 0.458	0-0 1B 2B		0-0 5-3			0-0 FC6-4 1B	0-0 6-3			4 1 2 0 0 0 2								
Ron Hunt, R (1, 4) OBP: 0.366, SLG: 0.403	0-0 1B		0-0 5-3			0-0 FC6-4 1-3		0-0 F8		4 0 1 1 0 0 1								
George Altman, L (1, 7) OBP: 0.241, SLG: 0.284	0-3 K			0-0 4-3		0-0 1-3		0-0 4-3		4 0 0 0 0 1 2								
Charley Smith, R (1, 5) OBP: 0.273, SLG: 0.399	0-0 6-3			0-0 5-3		0-0 F8		0-0 1-3		4 0 0 0 0 0 2								
Ed Kranepool, L (1, 3) OBP: 0.311, SLG: 0.396		0-0 1-3		0-0 1B		0-0 F7				3 0 1 0 0 0 0								
Chris Cannizzaro, R (1, 2) OBP: 0.376, SLG: 0.363		0-0 1-3		0-0 5-3		0-0 FC1-5 1B				3 0 1 0 0 0 1								
Roy McMillan, R (1, 6) OBP: 0.233, SLG: 0.238		0-0 G6-3			0-0 5-3		0-0 FC1-5 2B 1B			3 1 1 0 0 0 0								
Jack Fisher, R (1, 1) OBP: 0.203, SLG: 0.169			0-3 K		0-0 4-3		0-0 FC1-5 2B			3 0 0 0 0 1 2								
<b>Inning Stats</b>	R: 1 E: 0 K: 2 S: 9	H: 2 LOB: 1 BB: 0 P: 9	R: 0 E: 0 K: 0 S: 3	H: 0 LOB: 0 BB: 0 P: 3	R: 1 E: 0 K: 1 S: 6	H: 1 LOB: 0 BB: 0 P: 6	R: 0 E: 0 K: 0 S: 4	H: 1 LOB: 1 BB: 0 P: 4	R: 0 E: 0 K: 0 S: 4	H: 1 LOB: 1 BB: 0 P: 4	R: 1 E: 0 K: 0 S: 6	H: 3 LOB: 2 BB: 0 P: 6	R: 0 E: 0 K: 0 S: 3	H: 0 LOB: 0 BB: 0 P: 3	1B: 5 2B: 2 3B: 0 HR: 1	SF: 0 SAC: 0 DP: 0 HBP: 0	WP: 0 PB: 0 SB: 1 CS: 0	PA: 32
<b>PITCHER</b>	IP WLS BF H R ER SO BB IBB HBP BLK WP HR S P ERA WHIP																	
Bob Friend, R (1, 1) ERA: 3.29	7.0 L 29 8 3 3 3 0 0 0 0 0 1 35 35 3.86 1.143																	
Al McBean, R (8, 1) ERA: 1.57	1.0 3 0 0 0 0 0 0 0 0 0 0 3 3 0.00 0.000																	

**New York Mets @ Pittsburgh Pirates**  
**Forbes Field, Pittsburgh, PA**  
 Tue Aug 11 1964, 7:05 PM EDT  
 Att. 8,542 - Unknown

[livebaseballscorecards.com](http://livebaseballscorecards.com)

<b>AB</b>	<b>32</b>
<b>R</b>	<b>3</b>
<b>H</b>	<b>8</b>
<b>RBI</b>	<b>3</b>
<b>BB</b>	<b>0</b>
<b>SO</b>	<b>3</b>
<b>LOB</b>	<b>10</b>





**New York Mets @ Pittsburgh Pirates**  
 Forbes Field, Pittsburgh, PA  
 Wed Aug 12 1964, 7:05 PM EDT  
 Att. 6,677 - Unknown

[livebaseballscorecards.com](http://livebaseballscorecards.com)

<b>AB</b>	<b>37</b>
<b>R</b>	<b>4</b>
<b>H</b>	<b>11</b>
<b>RBI</b>	<b>4</b>
<b>BB</b>	<b>3</b>
<b>SO</b>	<b>6</b>
<b>LOB</b>	<b>13</b>



WP: 0	PA: 40
PB: 0	
SB: 0	
CS: 1	

AB R H RBI BB SO LOB

5	0	0	0	0	0	3
5	1	2	0	0	1	0
4	1	1	0	1	0	0
4	1	1	2	1	1	2
3	1	2	1	1	0	0
4	0	0	0	0	3	4
2	0	1	0	0	0	1
2	0	1	0	0	1	1
2	0	0	0	0	0	1
1	0	0	0	0	0	0
0	0	0	0	0	0	0
1	0	1	1	0	0	0
0	0	0	0	0	0	0

Batter	1	2	3	4	5	6	7	8	9
<b>Bobby Klaus, R</b> (1, 4) OBP: 0.253, SLG: 0.336	0-0 F9		0-0 5-3		0-0 FC6-4		0-0 P6	0-0 F8	
<b>Ed Kranepool, L</b> (1, 3) OBP: 0.313, SLG: 0.396	0-0 6-3			0-3 K		0-0 1B 3B 1B	0-0 BB 1B		0-0 1-3
<b>Joe Christopher, R</b> (1, 9) OBP: 0.358, SLG: 0.456	0-0 5-3			0-0 L6		0-0 1-2 3B 1B	4-0 1-2 BB		0-0 5-3
<b>Jim Hickman, R</b> (1, 8) OBP: 0.304, SLG: 0.365		0-0 4-3		4-0 1B BB		0-0 1-H 2-H 6-3 3B	0-0 F8		0-3 K
<b>Charley Smith, R</b> (1, 5) (6, 6) OBP: 0.278, SLG: 0.401		0-0 1B		0-0 1-2 1B		0-0 6-3	4-0 2B 1B BB		
<b>George Altman, L</b> (1, 7) OBP: 0.238, SLG: 0.280		0-3 K		0-0 4-3		0-3 3-H K	0-3 K		
<b>Chris Cannizzaro, R</b> (1, 2) OBP: 0.379, SLG: 0.366		0-0 F8			0-0 CS 1B	0-0 1B		0-3 K	
<b>Jesse Gonder, L</b> (6, PH) (6, 2) OBP: 0.353, SLG: 0.430									
<b>Roy McMillan, R</b> (1, 6) OBP: 0.235, SLG: 0.240			0-0 6-3		0-0 1-2 FC5-4 1B	0-0 4-3		0-0 1B 2B	
<b>Wayne Graham, R</b> (6, PH) (6, 5) OBP: 0.333, SLG: 0.667									
<b>Dennis Ribant, R</b> (1, 1)			0-0 L9		0-0 FC5-4 FC6-4		0-0 F6	0-0 2-3 3-H 1B	
<b>Larry Elliot, L</b> (7, PH) OBP: 0.325, SLG: 0.438									
<b>Galen Cisco, R</b> (7, 1) OBP: 0.184, SLG: 0.118									
<b>Ron Hunt, R</b> (8, PH) OBP: 0.367, SLG: 0.405									
<b>Larry Bearnarth, R</b> (8, 1) OBP: 0.154, SLG: 0.154									

Inning Stats	R: 0	H: 0	E: 0	K: 0	S: 3	R: 0	H: 1	E: 0	K: 1	S: 6	R: 0	H: 0	E: 0	K: 0	S: 3	R: 0	H: 1	E: 0	K: 1	S: 6	R: 0	H: 2	E: 0	K: 0	S: 4	R: 3	H: 4	E: 0	K: 1	S: 9	R: 0	H: 1	E: 0	K: 0	S: 4	R: 1	H: 2	E: 0	K: 2	S: 9	R: 0	H: 0	E: 0	K: 1	S: 5	1B: 9	SF: 0	2B: 1	SAC: 0	3B: 1	DP: 0	HR: 0	HBP: 0	WP: 0	PA: 40
--------------	------	------	------	------	------	------	------	------	------	------	------	------	------	------	------	------	------	------	------	------	------	------	------	------	------	------	------	------	------	------	------	------	------	------	------	------	------	------	------	------	------	------	------	------	------	-------	-------	-------	--------	-------	-------	-------	--------	-------	--------

PITCHER	IP	WLS	BF	H	R	ER	SO	BB	IBB	HBP	BLK	WP	HR	S	P	ERA	WHIP
<b>Joe Gibbon, L</b> (1, 1) ERA: 3.18	5.0	W	22	7	3	3	2	1	0	0	0	0	0	25	29	5.40	1.600
<b>Roy Face, R</b> (6, 1) ERA: 4.55	2.0		10	2	1	1	1	2	0	0	0	0	0	10	18	4.50	2.000
<b>Frank Bork, L</b> (8, 1) ERA: 4.02	0.2		3	1	0	0	2	0	0	0	0	0	0	7	7	0.00	1.500
<b>Al McBean, R</b> (8, 1) ERA: 1.53	1.1	S	5	1	0	0	1	0	0	0	0	0	0	7	7	0.00	0.750

BOTTOM

New York Mets @ Pittsburgh Pirates  
Forbes Field, Pittsburgh, PA  
Wed Aug 12 1964, 7:05 PM EDT  
Att. 6,677 - Unknown

livebaseballscorecards.com

AB 32  
R 5  
H 11  
RBI 5  
BB 2  
SO 6  
LOB 11



WP: 0 PA: 35  
PB: 0 SB: 0  
CS: 0

AB	R	H	RBI	BB	SO	LOB
4	1	1	0	0	2	0
4	1	2	0	0	0	1
3	1	2	1	1	0	1
4	1	2	3	0	0	2
0	0	0	0	0	0	0
4	1	3	1	0	0	2
3	0	1	0	0	1	1
3	0	0	0	1	1	1
3	0	0	0	0	0	1
1	0	0	0	0	0	2
0	0	0	0	0	0	0
0	0	0	0	0	0	0
0	0	0	0	0	0	0
2	0	0	0	0	2	0
1	0	0	0	0	0	0
0	0	0	0	0	0	0
0	0	0	0	0	0	0

1B	2B	3B	HR	SF	SAC	DP	HBP
6	3	0	2	0	1	2	0
0	0	0	0	0	0	0	0

Batter	1	2	3	4	5	6	7	8	9
Bob Bailey, R OBP: 0.354, SLG: 0.442 (1, 5)	0-0 F5 ①		0-0 6-3 1B 2B		0-3 K ②		0-3 K ①		
Manny Mota, R OBP: 0.333, SLG: 0.450 (1, 8) (8, 7)	0-0 L9 ②		0-0 6-3 ②		0-0 1B HR 1B		0-0 6-3 1B		
Roberto Clemente, R OBP: 0.400, SLG: 0.489 (1, 9)	4-0 2B BB		0-0 3-H 1B		0-0 1-3 HR 1B		0-0 6-3 ②		
Jerry Lynch, L OBP: 0.359, SLG: 0.582 Bill Virdon, L OBP: 0.300, SLG: 0.313 (1, 7) (8, 8)	0-0 1-3 2B		0-0 F7 ③		0-0 1-H 3-H HR		0-0 F2 ③		
Willie Stargell, L OBP: 0.323, SLG: 0.544 (1, 3)	0-0 F8 ③			0-0 HR	0-0 1B			0-0 SH1-3 2B	
Bill Mazaroski, R OBP: 0.293, SLG: 0.387 (1, 4)		0-0 G6-4-3 1B		0-3 K ①	0-0 P4 ③			0-0 SH1-3 ①	
Jim Pagliaroni, R OBP: 0.373, SLG: 0.436 (1, 2)		0-3 K ①		0-0 4-3 ②		0-0 P7 ①		4-0 G6-4-3 BB	
Gene Alley, R OBP: 0.257, SLG: 0.282 Smoky Burgess, L OBP: 0.298, SLG: 0.293 Dick Schofield, S OBP: 0.368, SLG: 0.364 (1, 6) (8, PH) (9, 6)		0-0 G6-4-3 ② ③		0-0 P4 ③		0-0 F8 ②		0-0 G6-4-3 ② ③	
Joe Gibbon, R OBP: 0.275, SLG: 0.282 Roy Face, R Frank Bork, R Al McBean, R OBP: 0.167, SLG: 0.167 (1, 1) (6, 1) (8, 1) (8, 1)			0-3 K ①		0-3 K ①	0-0 1-3 ③			

Inning	R	H	E	K	S	H	LOB	BB	P
1	0	1	0	1	4	1	2	1	7
2	0	1	0	1	1	0	0	0	5
3	1	2	0	1	4	0	1	0	7
4	1	1	0	1	3	0	0	0	6
5	3	4	0	2	11	1	1	0	11
6	0	0	0	0	0	0	0	0	3
7	0	1	0	1	6	1	0	0	6
8	0	1	0	1	3	1	1	1	7
9	0	1	0	1	7	1	1	1	7

PITCHER	IP	WLS	BF	H	R	ER	SO	BB	IBB	HBP	BLK	WP	HR	S	P	ERA	WHIP
Dennis Ribant, R ERA: 6.75 (1, 1)	6.0	L	27	9	5	5	5	1	0	0	0	0	2	36	40	7.50	1.667
Galen Cisco, R ERA: 3.64 (7, 1)	1.0		4	1	0	0	1	0	0	0	0	0	0	6	6	0.00	1.000
Larry Bearnarth, R ERA: 3.95 (8, 1)	1.0		4	1	0	0	0	1	0	0	0	0	0	3	7	0.00	2.000

Batter	1	2	3	4	5	6	7	8	9	AB R H RBI BB SO LOB	TOP	
<b>Bob Bailey, R</b> (1, 5) OBP: 0.355, SLG: 0.442	0-0 	0-0 G5-4-3 			0-0 L9 		0-3 K 		0-0 	5 0 2 0 0 1 2	<b>Pittsburgh Pirates @ Chicago Cubs</b> Wrigley Field, Chicago, IL Fri Aug 14 1964, 3:33 AM CDT Unknown	
<b>Bill Virdon, L</b> (1, 8) OBP: 0.299, SLG: 0.311	0-0 L5-3 		0-0 		0-0 F8 		0-0 3-1 	0-0 	5 0 1 0 0 0 2			
<b>Roberto Clemente, R</b> (1, 9) OBP: 0.403, SLG: 0.487	4-0 		0-3 K 		0-0 6-3 		4-0 	4-0 	2 1 0 0 3 1 1			
<b>Jerry Lynch, L</b> (1, 7) OBP: 0.369, SLG: 0.600 <b>Manny Mota, R</b> (9, 7) OBP: 0.333, SLG: 0.450	0-0 		0-0 F4 		0-0 		4-0 	0-0 	4 1 3 2 1 0 1 0 0 0 0 0 0 0			
<b>Willie Stargell, L</b> (1, 3) OBP: 0.321, SLG: 0.541	0-3 K 		0-0 		0-0 F6 		0-0 G3 	0-0 	5 0 1 0 0 1 5			
<b>Bill Mazeroski, R</b> (1, 4) OBP: 0.293, SLG: 0.385		0-0 	0-0 F2 		0-0 F7 		0-3 K 		4 1 1 0 0 1 3			
<b>Jim Pagliaroni, R</b> (1, 2) OBP: 0.375, SLG: 0.435 <b>Orlando McFarlane, R</b> (8, PR) OBP: 0.250, SLG: 0.143 (8, 2)		0-0 F4 		0-3 K 		4-0 		0-0 	3 0 1 0 1 1 1 0 0 0 0 0 0 0			
<b>Gene Alley, R</b> (1, 6) OBP: 0.264, SLG: 0.289		0-0 		0-0 5-3 		0-0 		0-0 F8 	4 0 2 0 0 0 1			
<b>Bob Veale, S</b> (1, 1) OBP: 0.232, SLG: 0.209 <b>Donn Clendenon, R</b> (8, PH) OBP: 0.311, SLG: 0.403 <b>Al McBean, R</b> (8, 1) OBP: 0.167, SLG: 0.167		0-0 	0-0 1-3 		0-0 6-3 		0-0 		3 0 1 1 0 0 3 1 0 1 0 0 0 0 0 0 0 0 0 0 0			
<b>Inning Stats</b>	R: 0 H: 2 E: 0 LOB: 2 K: 1 BB: 1 S: 6 P: 10	R: 1 H: 3 E: 1 LOB: 1 K: 0 BB: 0 S: 5 P: 5	R: 0 H: 2 E: 0 LOB: 2 K: 1 BB: 0 S: 7 P: 7	R: 0 H: 0 E: 0 LOB: 0 K: 1 BB: 0 S: 5 P: 5	R: 0 H: 0 E: 0 LOB: 0 K: 0 BB: 0 S: 3 P: 3	R: 0 H: 2 E: 0 LOB: 3 K: 0 BB: 1 S: 5 P: 9	R: 0 H: 0 E: 0 LOB: 2 K: 1 BB: 2 S: 5 P: 13	R: 0 H: 2 E: 0 LOB: 3 K: 1 BB: 0 S: 6 P: 6	R: 2 H: 2 E: 0 LOB: 0 K: 0 BB: 1 S: 4 P: 8	1B: 10 SF: 0 2B: 3 SAC: 0 3B: 0 DP: 3 HR: 1 HBP: 0	WP: 0 PA: 41 PB: 1 SB: 0 CS: 0	
<b>PITCHER</b> <b>Bob Buhl, R</b> (1, 1) ERA: 3.49 <b>Bobby Shantz, L</b> (9, 1) ERA: 4.08	IP WLS BF H R ER SO BB IBB HBP BLK WP HR S P ERA WHIP 8.2 0 39 12 2 2 5 5 0 0 0 0 0 44 64 2.08 1.962											<b>PITCHER</b> IP WLS BF H R ER SO BB IBB HBP BLK WP HR S P ERA WHIP 0.1 L 2 1 1 1 0 0 0 0 0 0 0 1 2 2 27.00 3.000

[livebaseballscorecards.com](http://livebaseballscorecards.com)

<b>AB</b>	36
<b>R</b>	3
<b>H</b>	13
<b>RBI</b>	3
<b>BB</b>	5
<b>SO</b>	5
<b>LOB</b>	19





Batter	1	2	3	4	5	6	7	8	9	AB	R	H	RBI	BB	SO	LOB
Joey Amalfitano, R OBP: 0.313, SLG: 0.380 (1, 4)	0-0 4-3 ①		0-0 FC1-6 2-H 1B ②		0-0 4-3 ②		0-0 6-3 ③			4	0	1	1	0	0	1
Leo Burke, R OBP: 0.345, SLG: 0.385 (1, 9)	0-0 6-3 ②		0-0 FC1-6 E 1-2f ②		0-0 6-3 ③			0-3 K G4-6-3 ①		4	0	0	0	0	1	2
Billy Williams, L OBP: 0.379, SLG: 0.563 (1, 7)	0-0 4-3 ③		0-0 F8 1-2 ③			0-0 5-3 ①		0-0 G4-6-3 1-2f ②		4	0	0	0	0	0	2
Ron Santo, R OBP: 0.410, SLG: 0.583 (1, 5)		4-0 BB ①		0-3 K ①		0-0 HR ②		0-0 F5 ③		3	1	1	1	1	1	0
14 Ernie Banks, R OBP: 0.313, SLG: 0.433 (1, 3)		0-3 K ①		0-0 6-3 ②		4-0 FC6-4 BB ②			0-0 F6 ①	3	0	0	0	1	1	1
Billy Cowan, R OBP: 0.277, SLG: 0.414 (1, 8)		0-3 K ②		0-0 E8 1B ②		0-0 FC6-4 S 1-2f ②			0-0 F3 ②	4	0	1	0	0	1	2
Dick Bertell, R OBP: 0.287, SLG: 0.324 Jimmy Stewart, S OBP: 0.318, SLG: 0.295 (1, 2) (9, PH)		0-3 K ③		0-3 K ③		0-0 F9 1-2 ③			0-0 6-3 ③	3	0	0	0	0	2	3
Andre Rodgers, R OBP: 0.321, SLG: 0.381 (1, 6)			4-0 SH1-4 1B BB ①		4-0 SH3-4 BB ①		0-0 6-3 ①			1	1	0	0	2	0	0
Bob Buhl, R OBP: 0.158, SLG: 0.078 Bobby Shantz, R (9, 1)			0-0 SH1-4 1-2 ①		0-0 SH3-4 1-2 ①		0-3 K ②			1	0	0	0	0	1	0
										0	0	0	0	0	0	0

Inning Stats	R: 0	H: 0	E: 0	LOB: 0	K: 0	S: 3	P: 3	R: 0	H: 0	E: 0	LOB: 1	K: 3	S: 9	R: 1	H: 1	E: 1	LOB: 1	K: 0	S: 4	R: 0	H: 1	E: 1	LOB: 1	K: 2	S: 8	R: 0	H: 0	E: 0	LOB: 1	K: 0	S: 3	R: 1	H: 1	E: 0	LOB: 1	K: 0	S: 4	R: 0	H: 0	E: 0	LOB: 0	K: 1	S: 5	R: 0	H: 0	E: 0	LOB: 0	K: 1	S: 5	R: 0	H: 0	E: 0	LOB: 0	K: 0	S: 3	R: 0	H: 0	E: 0	LOB: 0	K: 0	S: 3	1B: 2	2B: 0	3B: 0	HR: 1	SF: 0	SAC: 2	DP: 1	HBP: 0	WP: 0	PA: 34	ERA	WHIP
PITCHER	IP	WLS	BF	H	R	ER	SO	BB	IBB	HBP	BLK	WP	HR	S	P	ERA	WHIP																			IP	WLS	BF	H	R	ER	SO	BB	IBB	HBP	BLK	WP	HR	S	P	ERA	WHIP																					
Bob Veale, L ERA: 2.94 Al McBean, R ERA: 1.47	(1, 1)	7.0		28	3	2	2	6	4	0	0	0	0	0	36	52	2.57	1.000																			(8, 1)	2.0	W	6	0	0	0	1	0	0	0	0	0	8	8	0.00	0.000																				

BOTTOM

Pittsburgh Pirates @ Chicago Cubs  
Wrigley Field, Chicago, IL  
Fri Aug 14 1964, 3:33 AM CDT  
Unknown

livebaseballscorecards.com

AB	28
R	2
H	3
RBI	2
BB	4
SO	7
LOB	11



Batter	1	2	3	4	5	6	7	8	9	AB R H RBI BB SO LOB	TOP																													
Bob Bailey, R (1, 5) OBP: 0.351, SLG: 0.437	0-0 F6		0-3 K		0-3 K			0-0 1-3		4 0 0 0 0 2 2																														
Bill Virdon, L (1, 8) OBP: 0.298, SLG: 0.313	0-0 6-3			0-0 1-3		0-0 SF8 2B		0-0 F9		4 1 1 0 0 0 0																														
Roberto Clemente, R (1, 9) OBP: 0.399, SLG: 0.483	0-0 4-3			0-3 K		0-0 1-3		0-0 1-3		4 0 0 0 0 1 1																														
Jerry Lynch, L (1, 7) OBP: 0.362, SLG: 0.591		0-0 3-1		0-3 K		0-0 SF8			0-0 F7	3 0 0 1 0 1 0																														
Donn Clendenon, R (1, 3) OBP: 0.319, SLG: 0.423		0-0 2B			0-0 4-3 1B	0-0 E S 1B			0-0 3B	4 1 4 0 0 0 0																														
Smoky Burgess, L (1, 2) OBP: 0.291, SLG: 0.285		0-0 F7			0-0 4-3	0-0 F7			0-0 F6	4 0 0 0 0 0 4																														
Bill Mazeroski, R (1, 4) OBP: 0.293, SLG: 0.384		0-0 5-3			0-0 5-3 1B		0-0 F3		0-0 6-3	4 0 1 1 0 0 2																														
Gene Alley, R (1, 6) OBP: 0.265, SLG: 0.290			0-0 G5-4-3 1B		0-0 5-3		0-3 K			3 0 1 0 0 1 1																														
Vern Law, R (1, 1) OBP: 0.346, SLG: 0.313			0-0 G5-4-3		0-0 1-2		0-0 5-3			1 0 0 0 1 0 1																														
Gene Freese, R (7, PH) OBP: 0.278, SLG: 0.382			1-2		4-0 BB					1 0 0 0 0 0 0																														
Frank Bork, R (7, 1)										0 0 0 0 0 0 0																														
<b>Inning Stats</b>	R: 0 E: 0 K: 0 S: 3	H: 0 LOB: 0 BB: 0 P: 3	R: 0 E: 0 K: 0 S: 4	H: 1 LOB: 1 BB: 0 P: 4	R: 0 E: 0 K: 1 S: 5	H: 1 LOB: 0 BB: 0 P: 5	R: 0 E: 0 K: 2 S: 7	H: 0 LOB: 0 BB: 0 P: 7	R: 1 E: 0 K: 1 S: 7	H: 2 LOB: 2 BB: 1 P: 11	R: 1 E: 0 K: 0 S: 5	H: 2 LOB: 1 BB: 0 P: 5	R: 0 E: 0 K: 1 S: 5	H: 0 LOB: 0 BB: 0 P: 5	R: 0 E: 0 K: 0 S: 3	H: 0 LOB: 0 BB: 0 P: 3	R: 0 E: 0 K: 0 S: 4	H: 1 LOB: 1 BB: 0 P: 4	1B: 3 2B: 3 3B: 1 HR: 0	SF: 1 SAC: 0 DP: 1 HBP: 0	WP: 0 PB: 0 SB: 1 CS: 0	PA: 34																		
<b>PITCHER</b> Lew Burdette, R (1, 1) ERA: 4.05	IP 9.0	WLS W	BF 34	H 7	R 2	ER 2	SO 5	BB 1	IBB 0	HBP 0	BLK 0	WP 0	HR 0	S 43	P 47	ERA 2.00	WHIP 0.889						<b>PITCHER</b>	IP 9.0	WLS W	BF 34	H 7	R 2	ER 2	SO 5	BB 1	IBB 0	HBP 0	BLK 0	WP 0	HR 0	S 43	P 47	ERA 2.00	WHIP 0.889

Pittsburgh Pirates @ Chicago Cubs  
Wrigley Field, Chicago, IL  
Fri Aug 14 1964, 3:38 AM CDT  
Att: 12,634 - Unknown

livebaseballscorecards.com

AB	32
R	2
H	7
RBI	2
BB	1
SO	5
LOB	11





Batter	1	2	3	4	5	6	7	8	9	AB R H RBI BB SO LOB	TOP																			
Bob Bailey, R OBP: 0.355, SLG: 0.446 (1, 5) X	0-0 HR		4-0 2B SF8 BB	0-3 K		0-0 FC6-4 1B 1-2f			0-0 WP 1B 1B	4 3 2 1 1 1 3																				
Manny Mota, R OBP: 0.340, SLG: 0.459 (1, 8) X (9, 7)	0-0 5-3		0-0 1-3 2B		0-0 6-3	0-0 1-3 1B			0-0 1B WP 1B	5 0 3 0 0 0 0																				
Roberto Clemente, R OBP: 0.401, SLG: 0.490 (1, 9) X	0-0 HR		4-0 G1-6-3 BB		0-0 1B SF9 1B	0-3 K			0-0 F9	4 2 2 1 1 1 4																				
Jerry Lynch, L OBP: 0.359, SLG: 0.585 Bill Virdon, L OBP: 0.298, SLG: 0.313 (1, 7) S (9, 8) S	0-3 K		0-0 SF8		0-0 2B 1-3 1B		0-0 F7		0-0 F9	4 0 1 1 0 1 2 0 0 0 0 0 0 0																				
Donn Clendenon, R OBP: 0.317, SLG: 0.421 (1, 3) X	0-0 1-3		0-0 G1-6-3 1-2f		0-0 SF9		0-0 6-3		0-0 1-3 2-H 1B	4 0 1 2 0 0 2																				
Bill Mazaroski, R OBP: 0.292, SLG: 0.384 (1, 4)		0-0 5-3		0-0 E5 1B		0-0 1-3 2B		0-3 K	0-0 F5	5 0 1 0 0 1 2																				
Jim Pagliaroni, R OBP: 0.376, SLG: 0.436 (1, 2) X		0-0 E5 1B		0-0 1-2 1B		0-3 K		0-3 K		4 0 2 0 0 2 2																				
Gene Alley, R OBP: 0.258, SLG: 0.282 (1, 6) X		0-0 F8		0-0 F9		0-3 K		0-0 1-3		4 0 0 0 0 1 3																				
Don Schwall, R OBP: 0.333, SLG: 0.467 Tommie Sisk, R OBP: 0.320, SLG: 0.540 Frank Bork, R OBP: 0.167, SLG: 0.167 (1, 1) S (1, 1) S (5, 1) S (8, PH) (8, 1) S		0-3 K		0-3 K		4-0 FC6-4 BB		0-0 4-3		0 0 0 0 0 0 0 2 0 0 0 0 2 3 0 0 0 0 1 0 0 1 0 0 0 0 0 0 0 0 0 0 0 0 0																				
<b>Inning Stats</b>	R: 2 H: 2 E: 0 LOB: 0 K: 1 BB: 0 S: 7 P: 7	R: 0 H: 1 E: 1 LOB: 1 K: 1 BB: 0 S: 6 P: 6	R: 1 H: 1 E: 0 LOB: 1 K: 0 BB: 2 S: 3 P: 11	R: 0 H: 1 E: 1 LOB: 2 K: 2 BB: 0 S: 9 P: 9	R: 1 H: 3 E: 0 LOB: 2 K: 1 BB: 0 S: 8 P: 8	R: 0 H: 1 E: 0 LOB: 2 K: 2 BB: 1 S: 8 P: 12	R: 0 H: 0 E: 0 LOB: 0 K: 1 BB: 0 S: 5 P: 5	R: 0 H: 0 E: 0 LOB: 0 K: 1 BB: 0 S: 5 P: 5	R: 1 H: 3 E: 0 LOB: 2 K: 0 BB: 0 S: 6 P: 6	1B: 8 SF: 2 2B: 2 SAC: 0 3B: 0 DP: 1 HR: 2 HBP: 0	WP: 1 PA: 42 PB: 0 SB: 0 CS: 0																			
<b>PITCHER</b> Dick Ellsworth, L ERA: 3.38 Lindy McDaniel, R ERA: 4.57	IP WLS BF H R ER SO BB IBB HBP BLK WP HR S P ERA WHIP												<b>PITCHER</b> IP WLS BF H R ER SO BB IBB HBP BLK WP HR S P ERA WHIP																	
(1, 1)	4.2		24	8	4	4	4	2	0	0	0	0	0	0	2	30	38	7.71	2.143											
(5, 1)	4.1	L	18	4	1	1	5	1	0	0	0	1	0	0	27	31	2.08	1.154												

Pittsburgh Pirates @ Chicago Cubs  
Wrigley Field, Chicago, IL  
Sat Aug 15 1964, 3:33 AM CDT  
Att: 23,003 - Unknown

livebaseballscorecards.com

AB 37  
R 5  
H 12  
RBI 5  
BB 3  
SO 9  
LOB 21



Batter	1	2	3	4	5	6	7	8	9	AB	R	H	RBI	BB	SO	LOB	
<b>Joey Amalfitano, R</b> (1, 4) OBP: 0.319, SLG: 0.381 <b>Len Gabrielson, L</b> (9, PH) OBP: 0.308, SLG: 0.323	4-0 G4-6-3 BB			0-0 HR 1B	4-0 BB		0-0 F1		0-0 4-3	2	1	1	0	2	0	0	
<b>Doug Clemens, L</b> (1, 9) OBP: 0.321, SLG: 0.406 <b>Leo Burke, R</b> (5, PH) OBP: 0.349, SLG: 0.388 (6, 9)	0-0 G4-6-3 1-2f			0-0 L8	0-3 K		0-0 1B			2	0	0	0	0	0	2	
<b>Billy Williams, L</b> (1, 7) OBP: 0.379, SLG: 0.567	0-0 L5			0-0 HR 1-H	0-3 K		0-0 F4			4	1	1	2	0	1	3	
<b>Ron Santo, R</b> (1, 5) OBP: 0.407, SLG: 0.577		0-0 F9		0-0 L3		0-0 F8		0-0 HR 14 G5-4-3 1B		4	0	1	0	0	0	0	
<b>14 Ernie Banks, R</b> (1, 3) OBP: 0.312, SLG: 0.430		0-0 1-3		4-0 HR BB		0-0 6-3		0-0 HR 1-2f G5-4-3		3	1	0	0	1	0	1	
<b>Billy Cowan, R</b> (1, 8) OBP: 0.279, SLG: 0.421	0-0 F4			0-0 HR 1-H	0-0 1B		0-0 4-3			4	1	2	2	0	0	0	
<b>Dick Bertell, R</b> (1, 2) OBP: 0.288, SLG: 0.324 <b>Jimmy Stewart, S</b> (9, PH) OBP: 0.319, SLG: 0.297			0-0 E5 G6-4-3	0-3 K		0-0 FC5-4 1-3 1B		0-0 4-3 SH1-4 1B		3	0	1	0	0	1	0	
<b>Andre Rodgers, R</b> (1, 6) OBP: 0.323, SLG: 0.391			0-0 G6-4-3 1-2f		0-0 SH1-4 1B	0-0 FC5-4 1-2f		0-0 SH1-4 1-2		3	0	1	0	0	0	3	
<b>Dick Ellsworth, L</b> (1, 1) OBP: 0.095, SLG: 0.057 <b>Lindy McDaniel, R</b> (5, 1) <b>Vic Roznovsky, L</b> (9, PH) OBP: 0.314, SLG: 0.294			0-3 K		0-0 SH1-4 1-2		0-3 K		0-0 4-3 2-3		1	0	0	0	0	1	0

Inning Stats	R: 0	H: 0	E: 0	K: 0	S: 2	LOB: 0	BB: 1	P: 6	R: 0	H: 0	E: 0	K: 0	S: 3	LOB: 0	BB: 0	P: 3	R: 0	H: 0	E: 1	K: 1	S: 5	LOB: 0	BB: 0	P: 5	R: 4	H: 3	E: 0	K: 1	S: 8	LOB: 0	BB: 1	P: 12	R: 0	H: 1	E: 0	K: 2	S: 8	LOB: 2	BB: 1	P: 12	R: 0	H: 2	E: 0	K: 0	S: 5	LOB: 2	BB: 0	P: 5	R: 0	H: 1	E: 0	K: 1	S: 6	LOB: 1	BB: 0	P: 6	R: 0	H: 1	E: 0	K: 0	S: 3	LOB: 0	BB: 0	P: 3	R: 0	H: 1	E: 0	K: 0	S: 4	LOB: 1	BB: 0	P: 4	1B: 7	SF: 0	2B: 0	SAC: 2	3B: 0	DP: 3	HR: 2	HBP: 0	WP: 0	PA: 37
--------------	------	------	------	------	------	--------	-------	------	------	------	------	------	------	--------	-------	------	------	------	------	------	------	--------	-------	------	------	------	------	------	------	--------	-------	-------	------	------	------	------	------	--------	-------	-------	------	------	------	------	------	--------	-------	------	------	------	------	------	------	--------	-------	------	------	------	------	------	------	--------	-------	------	------	------	------	------	------	--------	-------	------	-------	-------	-------	--------	-------	-------	-------	--------	-------	--------


PITCHER	IP	WLS	BF	H	R	ER	SO	BB	IBB	HBP	BLK	WP	HR	S	P	ERA	WHIP
<b>Don Schwall, R</b> (1, 1) ERA: 3.82	0.0		1	0	0	0	0	1	0	0	0	0	0	0	4	∞	∞
<b>Tommie Sisk, R</b> (1, 1) ERA: 8.29	4.1		18	4	4	4	2	2	0	0	0	0	2	20	28	8.31	1.385
<b>Frank Bork, L</b> (5, 1) ERA: 3.1	2.2		11	3	0	0	3	0	0	0	0	0	0	17	17	0.00	1.125
<b>Al McBean, R</b> (8, 1) ERA: 1.42	2.0	W	7	2	0	0	0	0	0	0	0	0	0	7	7	0.00	1.000

**BOTTOM**

**Pittsburgh Pirates @ Chicago Cubs**  
 Wrigley Field, Chicago, IL  
 Sat Aug 15 1964, 3:33 AM CDT  
 Att. 23,003 - Unknown

livebaseballscorecards.com

<b>AB</b>	<b>32</b>
<b>R</b>	<b>4</b>
<b>H</b>	<b>9</b>
<b>RBI</b>	<b>4</b>
<b>BB</b>	<b>3</b>
<b>SO</b>	<b>5</b>
<b>LOB</b>	<b>13</b>



Batter 1 2 3 4 5 6 7 8 9 AB R H RBI BB SO LOB

TOP

<b>Bob Bailey, R</b> (1, 5) <small>OBP: 0.350, SLG: 0.440</small>									5 0 0 0 0 1 3	
<b>Bill Virdon, L</b> (1, 8) <small>OBP: 0.300, SLG: 0.314</small>									3 0 1 0 1 1 0	
<b>Roberto Clemente, R</b> (1, 9) <small>OBP: 0.398, SLG: 0.485</small>										4 0 0 0 0 1 4
<b>Jerry Lynch, L</b> (1, 7) <small>OBP: 0.361, SLG: 0.588</small>										4 1 2 0 0 0 1
<b>Willie Stargell, L</b> (1, 3) <small>OBP: 0.319, SLG: 0.536</small>										4 1 1 1 0 1 1
<b>Bill Mazeroski, R</b> (1, 4) <small>OBP: 0.293, SLG: 0.384</small>										3 1 1 0 1 0 0
<b>Jim Pagliaroni, R</b> (1, 2) <small>OBP: 0.375, SLG: 0.431</small>									3 0 0 0 1 1 3	
<b>Gene Alley, R</b> (1, 6) <small>OBP: 0.255, SLG: 0.278</small> <b>Smoky Burgess, L</b> (8, PH) <small>OBP: 0.295, SLG: 0.290</small> <b>Dick Schofield, S</b> (8, PR) <small>OBP: 0.370, SLG: 0.370</small>									2 0 0 0 0 0 1 1 0 1 0 0 0 0 1 1 1 1 0 0 0	
<b>Bob Friend, R</b> (1, 1) <small>OBP: 0.133, SLG: 0.088</small> <b>Gene Friesse, R</b> (8, PH) <small>OBP: 0.277, SLG: 0.380</small> <b>Roy Face, R</b> (8, 1) <small>OBP: 0.277, SLG: 0.380</small> <b>Frank Bork, R</b> (8, 1) <small>OBP: 0.277, SLG: 0.380</small> <b>John Geinar, R</b> (8, 1) <small>OBP: 0.277, SLG: 0.380</small> <b>Donn Clendenon, R</b> (8, PH) <small>OBP: 0.319, SLG: 0.423</small> <b>Al McBean, R</b> (8, 1) <small>OBP: 0.167, SLG: 0.167</small>									2 0 0 0 0 1 0 1 0 0 0 0 0 2 0 1 0 1 2 0 0 0 0 0 0 0 0 0 0	

Pittsburgh Pirates @ Chicago Cubs  
 Wrigley Field, Chicago, IL  
 Sun Aug 16 1964, 3:33 AM CDT  
 Unknown

AB	34
R	4
H	8
RBI	4
BB	3
SO	6
LOB	15



<b>Inning Stats</b>	R: 0 H: 1 E: 0 K: 2 S: 8	H: 1 LOB: 1 BB: 0 P: 8	R: 0 H: 1 E: 0 K: 2 S: 8	H: 1 LOB: 1 BB: 0 P: 8	R: 0 H: 0 E: 0 K: 0 S: 3	H: 0 LOB: 0 BB: 0 P: 3	R: 1 H: 2 E: 0 K: 0 S: 4	H: 2 LOB: 0 BB: 0 P: 4	R: 0 H: 0 E: 0 K: 1 S: 5	H: 0 LOB: 0 BB: 0 P: 5	R: 0 H: 0 E: 0 K: 1 S: 5	H: 0 LOB: 0 BB: 0 P: 5	R: 0 H: 0 E: 0 K: 0 S: 3	H: 0 LOB: 0 BB: 0 P: 3	R: 0 H: 1 E: 0 K: 0 S: 4	H: 1 LOB: 3 BB: 2 P: 12	R: 3 H: 3 E: 0 K: 0 S: 6	H: 3 LOB: 1 BB: 1 P: 10	1B: 6 SF: 0 2B: 2 SAC: 0 3B: 0 DP: 0 HR: 0 HBP: 0	WP: 0 PA: 37 PB: 0 SB: 0 CS: 0
---------------------	--------------------------	------------------------	--------------------------	------------------------	--------------------------	------------------------	--------------------------	------------------------	--------------------------	------------------------	--------------------------	------------------------	--------------------------	------------------------	--------------------------	-------------------------	--------------------------	-------------------------	--	---

<b>PITCHER</b>	IP	WLS	BF	H	R	ER	SO	BB	IBB	HBP	BLK	WP	HR	S	P	ERA	WHIP
<b>Larry Jackson, R</b> (1, 1) <small>ERA: 3.54</small>	7.2		29	5	1	1	6	2	0	0	0	0	0	39	47	1.17	0.913
<b>Don Elston, R</b> (8, 1) <small>ERA: 4.08</small>	1.1	W	8	3	3	3	0	1	0	0	0	0	0	7	11	20.25	3.000

<b>PITCHER</b>	IP	WLS	BF	H	R	ER	SO	BB	IBB	HBP	BLK	WP	HR	S	P	ERA	WHIP
----------------	----	-----	----	---	---	----	----	----	-----	-----	-----	----	----	---	---	-----	------

Batter	1	2	3	4	5	6	7	8	9	AB	R	H	RBI	BB	SO	LOB
Joey Amalfitano, R OBP: 0.321, SLG: 0.386 (1, 4)	0-0 4-3		0-0 6-3		0-0 2B 3B	0-0 4-3		4-0 1B FC4-2 BB		4	1	1	0	1	0	0
Doug Clemens, L OBP: 0.323, SLG: 0.408 (1, 9)	4-0 1-3 BB		0-0 1-3		0-0 6-3 2B 2B		0-0 4-3	0-0 FC4-2 1B		4	1	1	1	1	0	3
Billy Williams, L OBP: 0.381, SLG: 0.566 (1, 7)	0-0 1-3		4-0 1-3 BB		0-0 6-3		0-0 CS 1B	0-0 1-2 2-3 3-H 1B		4	0	2	1	1	0	2
Ron Santo, R OBP: 0.409, SLG: 0.578 (1, 5)	4-0 BB		0-0 F3		0-0 14 1B 2B		4-0 1-2 14 1B BB	0-0 F6		3	1	1	1	2	0	4
14 Ernie Banks, R OBP: 0.315, SLG: 0.434 (1, 3)	0-0 F5				0-0 4-3 2B		0-0 1-2 1B			5	0	3	1	0	0	2
Len Gabrielson, L OBP: 0.305, SLG: 0.325 (1, 8)					0-0 4-3		0-0 F9			5	0	1	0	0	0	4
Dick Bertell, R OBP: 0.289, SLG: 0.325 (1, 2)					0-0 6-3					5	0	2	0	0	1	3
Jimmie Schaffer, R OBP: 0.325, SLG: 0.386 (9, PR)					0-0 F5					0	1	0	0	0	0	0
Andre Rodgers, R OBP: 0.327, SLG: 0.392 (1, 6)					4-0 BB		0-0 F7			4	0	2	0	1	0	1
Larry Jackson, R OBP: 0.160, SLG: 0.189 (1, 1)					0-3 K					3	0	0	0	0	2	3
Don Elston, R OBP: 0.200, SLG: 0.200 (8, 1)					0-3 K					1	1	0	0	0	0	2
Jimmy Stewart, S OBP: 0.321, SLG: 0.299 (9, PH)					0-3 K					1	0	1	1	0	0	0

Inning Stats	R: 0	H: 0	E: 0	K: 3	S: 3	R: 0	H: 1	E: 0	K: 2	S: 8	R: 0	H: 0	E: 0	K: 0	S: 3	R: 0	H: 1	E: 0	K: 1	S: 6	R: 3	H: 4	E: 0	K: 0	S: 7	R: 0	H: 0	E: 0	K: 0	S: 3	R: 0	H: 2	E: 0	K: 0	S: 4	R: 1	H: 3	E: 0	K: 0	S: 6	R: 1	H: 3	E: 0	K: 0	S: 5	R: 1	H: 3	E: 0	K: 0	S: 5	1B: 9	2B: 4	3B: 1	SF: 0	SAC: 0	DP: 0	HBP: 0	WP: 0	PA: 45
--------------	------	------	------	------	------	------	------	------	------	------	------	------	------	------	------	------	------	------	------	------	------	------	------	------	------	------	------	------	------	------	------	------	------	------	------	------	------	------	------	------	------	------	------	------	------	------	------	------	------	------	-------	-------	-------	-------	--------	-------	--------	-------	--------


PITCHER	IP	WLS	BF	H	R	ER	SO	BB	IBB	HBP	BLK	WP	HR	S	P	ERA	WHIP
Bob Friend, R ERA: 3.31 (1, 1)	7.0		33	8	3	3	3	5	0	0	0	0	0	34	54	3.86	1.857
Roy Face, R ERA: 4.67 (8, 1)	0.1		4	2	1	1	0	1	0	0	0	0	0	3	7	27.00	9.000
Frank Bork, L ERA: 3.05 (8, 1)	0.1		2	1	0	0	0	0	0	0	0	0	0	2	2	0.00	3.000
John Gelnar, R ERA: 2.08 (8, 1)	0.1		1	0	0	0	0	0	0	0	0	0	0	1	1	0.00	0.000
Al McBean, R ERA: 1.56 (9, 1)	0.2	L	5	3	1	1	0	0	0	0	0	0	0	5	5	13.50	4.500

**BOTTOM**

**Pittsburgh Pirates @ Chicago Cubs**  
Wrigley Field, Chicago, IL  
Sun Aug 16 1964, 3:33 AM CDT  
Unknown

livebaseballscores.com

<b>AB</b>	<b>39</b>
<b>R</b>	<b>5</b>
<b>H</b>	<b>14</b>
<b>RBI</b>	<b>5</b>
<b>BB</b>	<b>6</b>
<b>SO</b>	<b>3</b>
<b>LOB</b>	<b>24</b>



Batter	1	2	3	4	5	6	7	8	9	AB R H RBI BB SO LOB	TOP									
Bob Bailey, R OBP: 0.351, SLG: 0.444 (1, 5) X	0-0 S 1B	0-0 F5		0-0 6-3		0-0 1B 3B		0-0 G5-4-3 1-2f		5 2 2 0 0 0 2										
Manny Mota, R OBP: 0.342, SLG: 0.458 (1, 8) X (9, 7)	0-0 F9 1-2	0-0 F9		0-0 FC5-4 1B		0-0 3-H 1B		0-0 4-3		5 0 2 1 0 0 2										
Roberto Clemente, R OBP: 0.396, SLG: 0.482 (1, 9) X	0-0 HR 2-H 1B	0-0 FC6-4 1-2f		0-0 FC5-4 1-2f		0-0 5-3		0-3 K		5 1 1 1 0 1 2										
Willie Stargell, L OBP: 0.324, SLG: 0.536 Bill Virdon, L OBP: 0.300, SLG: 0.314 (1, 7) S (9, PR) S (9, 8)	0-3 K		0-0 HR 1B	0-0 F7		0-0 FC6-4 1B		4-0 FC6-4 BB		4 1 2 0 1 1 2 0 0 0 0 0 0 0										
Donn Clendenon, R OBP: 0.321, SLG: 0.432 (1, 3) X	0-0 HR 2-H		0-0 F9		0-0 CS 1B		0-0 FC6-4 1-2f		0-0 F9		5 1 2 2 0 0 3									
Bill Mazaroski, R OBP: 0.297, SLG: 0.392 (1, 4) X	0-0 BB 1B		0-0 HR 1-H		4-0 2B SF8 BB 1-2		0-0 F8		0-0 FC6-4 1-2f		4 2 2 2 1 0 1									
Jim Pagliaroni, R OBP: 0.380, SLG: 0.438 (1, 2) B B B	4-0 FC6 BB 1-2		0-0 F8		0-0 2B		0-0 1B				3 0 2 0 1 0 0									
Gene Alley, R OBP: 0.255, SLG: 0.274 (1, 6) X	0-0 FC6 1-2f		4-0 BB		0-0 SF8 3-H		0-0 5-3				2 0 0 1 1 0 2									
Steve Blass, R OBP: 0.100, SLG: 0.069 Frank Bork, R Roy Face, R (1, 1) B (8, 1) B (9, 1)		4-0 FC6-4 BB	0-0 F4		0-0 1-3			0-0 G5-4-3 1B		3 0 1 0 1 0 2 0 0 0 0 0 0 0 0 0 0 0 0 0 0										
<b>Inning Stats</b>	R: 3 E: 0 K: 1 S: 9	H: 4 LOB: 2 BB: 1 P: 13	R: 0 E: 0 K: 0 S: 3	H: 0 LOB: 1 BB: 1 P: 7	R: 2 E: 0 K: 0 S: 5	H: 2 LOB: 1 BB: 1 P: 9	R: 0 E: 0 K: 0 S: 4	H: 1 LOB: 1 BB: 0 P: 4	R: 1 E: 0 K: 0 S: 4	H: 2 LOB: 1 BB: 1 P: 8	R: 1 E: 0 K: 0 S: 5	H: 3 LOB: 1 BB: 0 P: 5	R: 0 E: 0 K: 0 S: 3	H: 1 LOB: 0 BB: 0 P: 3	R: 0 E: 0 K: 1 S: 5	H: 0 LOB: 1 BB: 1 P: 9	1B: 10 2B: 1 3B: 1 HR: 2	SF: 1 SAC: 0 DP: 1 HBP: 0	WP: 0 PB: 0 SB: 1 CS: 1	PA: 42
<b>PITCHER</b>	IP WLS BF H R ER SO BB IBB HBP BLK WP HR S P ERA WHIP																			
Sterling Slaughter, R ERA: 5.48 Freddie Burdette, R ERA: 6.14 Lee Gregory, L ERA: 4.26	(1, 1) 2.1 L 15 6 5 5 1 2 0 0 0 0 2 15 23 19.29 3.429																			
	(3, 1) 2.2 12 3 1 1 0 2 0 0 0 0 0 10 18 3.38 1.875																			
	(6, 1) 4.0 15 5 1 1 1 1 0 0 0 0 0 16 20 2.25 1.500																			

Pittsburgh Pirates @ Chicago Cubs  
Wrigley Field, Chicago, IL  
Sun Aug 16 1964, 3:38 AM CDT  
Att: 22,376 - Unknown

AB	36
R	7
H	14
RBI	7
BB	5
SO	2
LOB	16





Batter	1	2	3	4	5	6	7	8	9	AB	R	H	RBI	BB	SO	LOB
Jimmy Stewart, S OBP: 0.322, SLG: 0.301 (1, 4)	0-0 WP 1B 1B		0-0 G3		0-0 E8 1B		0-0 F7		0-3 K	5	1	2	0	0	1	2
Doug Clemens, L OBP: 0.325, SLG: 0.414 (1, 9)	0-0 1B WP 1-2 1B		0-0 F9		0-0 F4		0-0 4-3		0-0 1-H 2B	5	0	2	1	0	0	2
Billy Williams, L OBP: 0.379, SLG: 0.562 (1, 7)	0-3 K 1-2 2-3		0-0 3B 1B		0-0 F9			0-0 F7	0-3 K	5	1	1	0	0	2	4
Ron Santo, R OBP: 0.412, SLG: 0.586 (1, 5)	0-0 14 L3 2-3 3-H 1B		0-0 1-H 3B		0-0 F9			0-0 2B		4	0	3	2	0	0	0
14 Ernie Banks, R OBP: 0.315, SLG: 0.432 (1, 3)	0-0 L3 1-2		0-0 3-1		0-0 1B			0-0 F8		4	0	1	0	0	0	4
Len Gabrielson, L OBP: 0.304, SLG: 0.324 (1, 8)		0-0 1B		0-3 K		0-0 F7		0-0 F7		4	0	1	0	0	1	2
Vic Roznovsky, L OBP: 0.289, SLG: 0.270 (1, 2)		0-3 K		0-0 F6		0-0 F4			0-0 1B 2B	3	0	0	0	0	1	2
Jimmie Schaffer, R OBP: 0.333, SLG: 0.408 (9, PH)										1	1	1	0	0	0	0
Andre Rodgers, R OBP: 0.326, SLG: 0.390 (1, 6)		0-3 K		0-3 K			0-0 F4		0-0 FC6-4 1B	4	0	1	1	0	2	1
Sterling Slaughter, R OBP: 0.154, SLG: 0.083 (1, 1)		0-3 K					0-0 1-4-3		0-0 FC6-4 1-2 2B	1	0	0	0	0	1	1
Freddie Burdette, R (3, 1)										0	0	0	0	0	0	0
Lee Gregory, L OBP: 0.167, SLG: 0.091 (5, PH)										1	0	0	0	1	0	0
Leo Burke, R OBP: 0.345, SLG: 0.383 (9, PH)										1	1	0	0	0	0	1

Inning Stats	R: 1	H: 3	E: 0	LOB: 1	K: 1	P: 7	R: 0	H: 1	E: 0	LOB: 1	K: 3	P: 10	R: 1	H: 2	E: 0	LOB: 1	K: 0	BB: 0	S: 5	R: 0	H: 0	E: 0	LOB: 0	K: 2	BB: 0	S: 7	R: 0	H: 1	E: 1	LOB: 1	K: 0	BB: 0	S: 4	R: 0	H: 1	E: 0	LOB: 1	K: 0	BB: 0	S: 4	R: 0	H: 0	E: 0	LOB: 1	K: 0	BB: 1	S: 3	R: 0	H: 1	E: 0	LOB: 1	K: 0	BB: 0	S: 4	R: 2	H: 3	E: 0	LOB: 1	K: 2	BB: 0	S: 10	1B: 8	SF: 0	2B: 4	SAC: 0	3B: 1	DP: 1	HR: 0	HBP: 0	WP: 1	PA: 39
PITCHER	IP	WLS	BF	H	R	ER	SO	BB	IBB	HBP	BLK	WP	HR	S	P	ERA	WHIP																																																						
Steve Blass, R ERA: 3.86 (1, 1)	7.2	W	32	9	2	2	6	1	0	0	0	1	0	43	47	2.35	1.304																																																						
Frank Bork, L ERA: 3.86 (8, 1)	0.1		3	2	2	2	0	0	0	0	0	0	0	3	3	54.00	6.000																																																						
Roy Face, R ERA: 4.6 (9, 1)	1.0	S	4	1	0	0	2	0	0	0	0	0	0	8	8	0.00	1.000																																																						

BOTTOM

Pittsburgh Pirates @ Chicago Cubs  
Wrigley Field, Chicago, IL  
Sun Aug 16 1964, 3:38 AM CDT  
Att. 22,376 - Unknown

livebaseballscores.com

AB	38
R	4
H	12
RBI	4
BB	1
SO	8
LOB	19



Batter	1	2	3	4	5	6	7	8	9	AB R H RBI BB SO LOB	TOP																													
Bob Bailey, R (1, 5) OBP: 0.350, SLG: 0.442	0-3 K			0-3 K		0-0 1B		0-0 L7		4 0 1 0 0 2 0																														
Bill Virdon, L (1, 8) OBP: 0.297, SLG: 0.310	0-0 L8			0-3 K		0-0 P6			0-0 G3	4 0 0 0 0 1 1																														
Roberto Clemente, R (1, 9) OBP: 0.395, SLG: 0.480	0-0 L3			0-0 1B		0-0 F9			0-0 1-3	4 0 1 0 0 0 1																														
Jerry Lynch, L (1, 7) OBP: 0.355, SLG: 0.577		0-0 F8		0-3 K		0-0 F8			0-3 K	4 0 0 0 0 2 2																														
Willie Stargell, L (1, 3) OBP: 0.321, SLG: 0.531		0-3 K			0-0 F7			0-0 G3		3 0 0 0 0 1 0																														
Bill Mazeroski, R (1, 4) OBP: 0.297, SLG: 0.392		0-0 1-3			0-0 E 1B			0-0 P4		3 0 1 0 0 0 0																														
Jim Pagliaroni, R (1, 2) OBP: 0.379, SLG: 0.437			0-3 K		0-0 E7			0-3 K		3 0 1 0 0 2 0																														
Dick Schofield, S (1, 6) OBP: 0.367, SLG: 0.366			0-0 P5		0-3 K			0-0 F8		3 0 0 0 0 1 2																														
Bob Veale, S (1, 1) OBP: 0.225, SLG: 0.203			0-3 K		0-0 1-3			0-0 4-3		2 0 0 0 0 1 2																														
Gene Freese, R (8, PH) OBP: 0.276, SLG: 0.378										1 0 0 0 0 0 0																														
John Gelnar, R (8, 1)										0 0 0 0 0 0 0																														
<b>Inning Stats</b>	R: 0 E: 0 K: 1 S: 5	H: 0 LOB: 0 BB: 0 P: 5	R: 0 E: 0 K: 1 S: 5	H: 0 LOB: 0 BB: 0 P: 5	R: 0 E: 0 K: 2 S: 7	H: 0 LOB: 0 BB: 0 P: 7	R: 0 E: 0 K: 3 S: 10	H: 1 LOB: 1 BB: 0 P: 10	R: 0 E: 1 K: 1 S: 7	H: 2 LOB: 2 BB: 0 P: 7	R: 0 E: 0 K: 0 S: 4	H: 1 LOB: 1 BB: 0 P: 4	R: 0 E: 0 K: 1 S: 5	H: 0 LOB: 0 BB: 0 P: 5	R: 0 E: 0 K: 0 S: 3	H: 0 LOB: 0 BB: 0 P: 3	R: 0 E: 0 K: 1 S: 5	H: 0 LOB: 0 BB: 0 P: 5	1B: 4 2B: 0 3B: 0 HR: 0	SF: 0 SAC: 0 DP: 0 HBP: 0	WP: 0 PB: 0 SB: 0 CS: 0	PA: 31																		
<b>PITCHER</b> Dennis Ribant, R (1, 1) ERA: 2.87	IP 9.0	WLS W	BF 31	H 4	R 0	ER 0	SO 10	BB 0	IBB 0	HBP 0	BLK 0	WP 0	HR 0	S 51	P 51	ERA 0.00	WHIP 0.444						<b>PITCHER</b>	IP 9.0	WLS W	BF 31	H 4	R 0	ER 0	SO 10	BB 0	IBB 0	HBP 0	BLK 0	WP 0	HR 0	S 51	P 51	ERA 0.00	WHIP 0.444

Pittsburgh Pirates @ New York Mets  
Shea Stadium, Flushing, NY  
Mon Aug 17 1964, 3:33 AM EDT  
Att: 12,350 - Unknown

AB	31
R	0
H	4
RBI	0
BB	0
SO	10
LOB	8



Batter	1	2	3	4	5	6	7	8	9	AB	R	H	RBI	BB	SO	LOB	
<b>Bobby Klaus, R</b> OBP: 0.273, SLG: 0.344 (1, 5) X	0-0 HR 1B 1B	0-3 K			0-0 1B 1B		0-3 K			4	1	2	0	0	2	2	
<b>Ron Hunt, R</b> OBP: 0.366, SLG: 0.406 (1, 4) X	0-0 HR 1B	0-0 L8			0-0 G1-6-3 1B		0-0 6-3			4	1	2	0	0	0	2	
<b>Rod Kanehl, R</b> OBP: 0.256, SLG: 0.284 (9, 4)	1-2 HR 1B				1-2 1B					0	0	0	0	0	0	0	
<b>Joe Christopher, R</b> OBP: 0.361, SLG: 0.468 (1, 9) S S	0-3 K		0-3 K		0-0 G1-6-3 1-2f		0-0 2B			4	0	1	0	0	2	4	
<b>Jim Hickman, R</b> OBP: 0.311, SLG: 0.365 (1, 8) S S	0-3 K		0-0 F9			0-3 K	0-0 L5			4	0	0	0	0	2	3	
<b>Charley Smith, R</b> OBP: 0.280, SLG: 0.416 (1, 7) X	0-0 HR		0-0 5-3			0-3 K		0-0 HR		4	2	2	4	0	1	0	
<b>Chris Cannizzaro, R</b> OBP: 0.374, SLG: 0.362 (1, 2) X	0-0 4-3			0-0 L8		0-0 1B 1B		0-0 6-3 1B		4	1	2	0	0	0	0	
<b>Ed Kranepool, L</b> OBP: 0.321, SLG: 0.412 (1, 3) B B B B		4-0 WP SH2-3 BB		4-0 G4-3 BB		0-0 1B 1B		0-0 6-3		2	0	1	0	2	0	1	
<b>Roy McMillan, R</b> OBP: 0.239, SLG: 0.248 (1, 6) X		0-0 SH2-3		0-0 G4-3 1-2f		0-0 1B		0-0 F8		3	0	1	1	0	0	2	
<b>Dennis Ribant, R</b> (1, 1) B B B B		4-0 2-3 BB			0-0 P4		0-0 4-3		0-0 6-3		3	0	0	0	1	0	3

Inning Stats	R: 3	H: 3	LOB: 3	K: 2	S: 10	P: 10	R: 0	H: 0	LOB: 2	K: 1	S: 5	R: 0	H: 0	LOB: 0	K: 1	S: 5	R: 0	H: 0	LOB: 0	K: 0	S: 2	R: 0	H: 2	LOB: 1	K: 0	S: 4	R: 1	H: 3	LOB: 2	K: 2	S: 10	R: 0	H: 1	LOB: 1	K: 1	S: 6	R: 1	H: 2	LOB: 1	K: 0	S: 5
--------------	------	------	--------	------	-------	-------	------	------	--------	------	------	------	------	--------	------	------	------	------	--------	------	------	------	------	--------	------	------	------	------	--------	------	-------	------	------	--------	------	------	------	------	--------	------	------

PITCHER	IP	WLS	BF	H	R	ER	SO	BB	IBB	HBP	BLK	WP	HR	S	P	ERA	WHIP
<b>Bob Veale, L</b> ERA: 3.02 (1, 1)	7.0	L	31	9	4	4	7	3	0	0	0	1	1	42	54	5.14	1.714
<b>John Gelnar, R</b> ERA: 3.38 (8, 1)	1.0		5	2	1	1	0	0	0	0	0	0	1	5	5	9.00	2.000


**BOTTOM**

**Pittsburgh Pirates @ New York Mets**  
Shea Stadium, Flushing, NY

Mon Aug 17 1964, 3:33 AM EDT  
Att. 12,350 - Unknown

<b>AB</b>	<b>32</b>
<b>R</b>	<b>5</b>
<b>H</b>	<b>11</b>
<b>RBI</b>	<b>5</b>
<b>BB</b>	<b>3</b>
<b>SO</b>	<b>7</b>
<b>LOB</b>	<b>17</b>

WP: 1 PA: 36  
PB: 0  
SB: 0  
CS: 0



[livebaseballscores.com](http://livebaseballscores.com)

Batter	1	2	3	4	5	6	7	8	9	AB R H RBI BB SO LOB	TOP											
Bob Bailey, R (1, 7) X OBP: 0.350, SLG: 0.442	0-0 ① 6-3		0-0 ①② G5-4-3 1-2f			0-0 X FC6-4 1B	0-0 X ③ F8		0-0 X 1-2 2-H 1B	5 0 2 1 0 0 2												
Manny Mota, R (1, 8) X OBP: 0.338, SLG: 0.451	0-0 X G6-4-3 1B		0-0 X ③ 6-3			0-0 X ① FC6-4 1-2f		0-0 X ① 1-6-3	0-0 X ③ F9	5 0 1 0 0 0 3												
Roberto Clemente, R (1, 9) X OBP: 0.394, SLG: 0.478	0-0 X ②③ G6-4-3 1-2f			0-0 X ① F8		0-0 X ② FC6-4 1-2f HR		0-0 X E 1B		4 1 1 0 0 0 2												
Gene Freese, R (1, 5) OBP: 0.279, SLG: 0.399		0-0 X ① F5		0-0 X 2B		0-0 X HR		0-0 X E6 G4-6-3 1-2		4 1 2 2 0 0 1												
Donn Clendenon, R (1, 3) OBP: 0.320, SLG: 0.428		0-0 X ② F8		0-0 X ② 6-3		4-0 B B B B BB		0-0 X ②③ G4-6-3 1-2f		3 0 0 0 1 0 3												
Bill Mazaroski, R (1, 4) OBP: 0.297, SLG: 0.390		0-0 X E5 2B		0-0 X ③ 5-3		0-0 X ③ 1-3			0-0 X 1B 1B	4 1 1 0 0 0 2												
Orlando McFarlane, R (1, 2) OBP: 0.250, SLG: 0.188		0-0 X 1-3 2B			0-0 X ① 5-3		0-3 S S S S ① K		0-0 X ① F8	4 0 1 0 0 1 1												
Dick Schofield, S (1, 6) OBP: 0.363, SLG: 0.361		0-3 S S S S ③ K			0-0 X ② F8		0-0 X ② F7		0-3 S S S S ② K	4 0 0 0 0 2 3												
Joe Gibbon, R (1, 1) OBP: 0.286, SLG: 0.275					0-0 X ③ 6-3		0-0 X E5		0-0 X 1B 1-2 1B	1 0 0 0 1 0 0												
Roy Face, R (5, 1)										0 0 0 0 0 0 0												
Willie Stargell, L (7, PH)										1 0 0 0 0 0 0												
Tommie Sisk, R (7, 1)										0 0 0 0 0 0 0												
Gene Alley, R (9, PH) OBP: 0.259, SLG: 0.279										1 0 1 0 0 0 0												
<b>Inning Stats</b>	R: 0 E: 0 K: 0 S: 3	H: 1 LOB: 0 BB: 0 P: 3	R: 0 E: 1 K: 1 S: 7	H: 1 LOB: 2 BB: 0 P: 7	R: 0 E: 0 K: 0 S: 2	H: 0 LOB: 0 BB: 1 P: 6	R: 0 E: 0 K: 0 S: 4	H: 1 LOB: 1 BB: 0 P: 4	R: 0 E: 0 K: 0 S: 3	H: 0 LOB: 0 BB: 0 P: 3	R: 2 E: 0 K: 0 S: 5	H: 2 LOB: 1 BB: 1 P: 9	R: 0 E: 1 K: 1 S: 6	H: 0 LOB: 1 BB: 0 P: 6	R: 0 E: 1 K: 0 S: 4	H: 1 LOB: 1 BB: 0 P: 4	R: 1 E: 0 K: 1 S: 8	H: 3 LOB: 2 BB: 0 P: 8	1B: 6 2B: 2 3B: 0 HR: 1	SF: 0 SAC: 0 DP: 3 HBP: 0	WP: 0 PB: 0 SB: 0 CS: 0	PA: 38
<b>PITCHER</b> Al Jackson, L (1, 1) ERA: 4.6	IP 9.0 WLS W BF 38 H 9 R 3 ER 3 SO 3 BB 2 IBB 0 HBP 0 BLK 0 WP 0 HR 1 S 42 P 50 ERA 3.00 WHIP 1.222												<b>PITCHER</b>	IP WLS BF H R ER SO BB IBB HBP BLK WP HR S P ERA WHIP								

Pittsburgh Pirates @ New York Mets  
Shea Stadium, Flushing, NY

Tue Aug 18 1964, 7:05 PM EDT  
Att: 18,905 - Unknown

livebaseballscorecards.com

AB	36
R	3
H	9
RBI	3
BB	2
SO	3
LOB	17




Batter	1	2	3	4	5	6	7	8	9
<b>Bobby Klaus, R</b> OBP: 0.271, SLG: 0.335 (1, 5)	0-0 F8 1B	0-3 K 3B		4-0 BB 2B		0-0 F7 1B	0-0 L6 1B		
<b>Ron Hunt, R</b> OBP: 0.368, SLG: 0.411 (1, 4)	0-0 E 3B 1B		0-0 5-3 2B	0-0 4-3 2B		0-0 HR 1B		0-0 2B 2B	
<b>Joe Christopher, R</b> OBP: 0.366, SLG: 0.492 (1, 9)	0-0 1-H 3B		0-0 2B		0-0 2B 3B	0-0 1-H HR		0-0 5-3 1B	
<b>Jim Hickman, R</b> OBP: 0.313, SLG: 0.367 (1, 8)	4-0 BB BB		0-3 K 2B		0-0 FC6-4 1B 2B	0-0 E5 5-3 1B		0-0 F7 1B	
<b>Charley Smith, R</b> OBP: 0.278, SLG: 0.413 (1, 7)	0-3 K 2B		0-0 6-3 2B		0-0 FC6-4 1B	0-0 5-3 1-2		0-3 K 2B	
<b>Chris Cannizzaro, R</b> OBP: 0.387, SLG: 0.380 (1, 2)	4-0 1-2 BB			0-0 4-3 3B 2B	0-0 FC6-4 1B	0-0 1-2 2-3 2-H 1B		0-0 1B	
<b>Ed Kranepool, L</b> OBP: 0.320, SLG: 0.410 (1, 3)	0-0 L5 2B			0-0 4-3 2-3 1B	0-0 1B	0-3 K 2B			
<b>Roy McMillan, R</b> OBP: 0.239, SLG: 0.245 (1, 6)			4-0 G1-6-3 BB		0-0 F9 2B	0-0 F8 2B		0-0 1-3 1B	
<b>Al Jackson, L</b> OBP: 0.189, SLG: 0.340 (1, 1)			0-0 G1-6-3 1-2f		0-0 3-H 3B	0-3 K 2B		0-3 K 2B	

BOTTOM										
AB	R	H	RBI	BB	SO	LOB				
4	0	0	0	1	1	0				
5	2	3	0	0	0	2				
5	2	4	3	0	0	1				
4	2	1	1	1	1	2				
5	0	1	0	0	2	5				
3	1	2	1	1	0	2				
4	0	1	1	0	1	5				
3	0	0	0	1	0	3				
4	0	1	1	0	2	3				

1B:	5	SF:	0	WP:	0	PA:	41
2B:	4	SAC:	0	PB:	0		
3B:	3	DP:	1	SB:	0		
HR:	1	HBP:	0	CS:	0		

**Pittsburgh Pirates @ New York Mets**  
 Shea Stadium, Flushing, NY  
 Tue Aug 18 1964, 7:05 PM EDT  
 Att. 18,905 - Unknown

AB	37
R	7
H	13
RBI	7
BB	4
SO	7
LOB	23



Inning Stats																															
R:	1	H:	2	R:	0	H:	0	R:	0	H:	1	R:	1	H:	2	R:	2	H:	4	R:	3	H:	3	R:	0	H:	0	R:	0	H:	1
E:	1	LOB:	3	E:	0	LOB:	0	E:	0	LOB:	1	E:	0	LOB:	2	E:	0	LOB:	2	E:	1	LOB:	1	E:	0	LOB:	0	E:	0	LOB:	1
K:	1	BB:	2	K:	1	BB:	1	K:	1	BB:	0	K:	1	BB:	0	K:	1	BB:	0	K:	1	BB:	0	K:	1	BB:	0	K:	1	BB:	0
S:	7	P:	15	S:	4	P:	8	S:	6	P:	6	S:	5	P:	9	S:	9	P:	9	S:	9	P:	9	S:	5	P:	5	S:	6	P:	6

PITCHER																								
IP	WLS	BF	H	R	ER	SO	BB	IBB	HBP	BLK	WP	HR	S	P	ERA	WHIP								
4.0	L	23	8	4	4	3	4	0	0	0	0	0	25	41	9.00	3.000								
2.0		11	4	3	2	2	0	0	0	0	0	1	15	15	9.00	2.000								
2.0		7	1	0	0	2	0	0	0	0	0	0	11	11	0.00	0.500								



**BOTTOM**

**Pittsburgh Pirates @ New York Mets**  
 Shea Stadium, Flushing, NY  
 Wed Aug 19 1964, 3:33 AM EDT  
 Att. 19,192 - Unknown

[livebaseballscorecards.com](http://livebaseballscorecards.com)

<b>AB</b>	<b>30</b>
<b>R</b>	<b>4</b>
<b>H</b>	<b>5</b>
<b>RBI</b>	<b>4</b>
<b>BB</b>	<b>2</b>
<b>SO</b>	<b>6</b>
<b>LOB</b>	<b>9</b>



WP: 0	PA: 32
PB: 0	SB: 0
CS: 0	

AB	R	H	RBI	BB	SO	LOB
4	0	0	0	0	1	2
4	1	0	0	0	0	2
3	1	0	0	1	1	0
3	1	1	0	1	0	0
4	1	1	4	0	1	2
3	0	1	0	0	1	1
3	0	0	0	0	1	2
3	0	0	0	0	0	0
3	0	2	0	0	1	0
1B: 2	SF: 0					
2B: 2	SAC: 0					
3B: 0	DP: 0					
HR: 1	HBP: 0					

Batter	1	2	3	4	5	6	7	8	9
<b>Bobby Klaus, R</b> OBP: 0.264, SLG: 0.327 (1, 5)	0-0 P6 ①		0-3 K ②			0-0 B1 ①	0-0 6-3 ③		
<b>Ron Hunt, R</b> OBP: 0.365, SLG: 0.407 (1, 4)	0-0 P9 ②		0-0 FC5-4 ③			0-0 FC6-5 BB HR ②		0-0 P4 ①	
<b>Joe Christopher, R</b> OBP: 0.365, SLG: 0.489 (1, 9)	0-3 K ③			0-0 F8 ①		4-0 BB HR 1-2		0-0 P9 ②	
<b>Ed Kranepool, L</b> OBP: 0.323, SLG: 0.409 (1, 3)		0-0 1B ①		0-0 4-3 ②		4-0 BB HR 1-2 2-3		0-0 E4 ③	
<b>Jim Hickman, R</b> OBP: 0.312, SLG: 0.375 (1, 8)		0-3 K ①		0-0 P6 ③		0-0 HR 1-H 2-H 3-H		0-0 P3 ③	
<b>Charley Smith, R</b> OBP: 0.279, SLG: 0.415 (1, 7)		0-0 P3 ②		0-3 K ①		0-0 2B ③			
<b>Chris Cannizzaro, R</b> OBP: 0.377, SLG: 0.369 (1, 2)		0-3 K ③			0-0 6-3 ②	0-0 4-3 ③			
<b>Roy McMillan, R</b> OBP: 0.237, SLG: 0.243 (1, 6)			0-0 P4 ①		0-0 4-3 ③		0-0 F8 ①		
<b>Tracy Stallard, R</b> OBP: 0.238, SLG: 0.274 (1, 1)			0-0 FC5-4 1B ①			0-0 FC6-5 2B ①	0-3 K ②		

Inning Stats	R	H	E	K	S	P	BB	SO	LOB
1	0	0	0	1	5	5	0	0	0
2	0	1	0	2	8	8	0	0	1
3	0	1	0	1	6	6	0	0	1
4	0	0	0	0	3	3	0	0	0
5	0	0	0	1	5	5	0	0	0
6	4	3	0	1	14	14	2	0	1
7	0	0	0	1	5	5	0	0	0
8	0	0	1	0	4	4	0	0	1

PITCHER	IP	WLS	BF	H	R	ER	SO	BB	IBB	HBP	BLK	WP	HR	S	P	ERA	WHIP
<b>Vern Law, R</b> ERA: 3.6 (1, 1)	5.2	L	24	5	4	4	5	2	0	0	0	0	1	32	40	6.35	1.235
<b>Tommie Sisk, R</b> ERA: 7.54 (6, 1)	1.1		4	0	0	0	1	0	0	0	0	0	0	6	6	0.00	0.000
<b>Frank Bork, L</b> ERA: 3.68 (8, 1)	1.0		4	0	0	0	0	0	0	0	0	0	0	4	4	0.00	0.000

Batter	1	2	3	4	5	6	7	8	9	AB R H RBI BB SO LOB	TOP																				
Bob Bailey, R (1, 5) OBP: 0.351, SLG: 0.439	0-3 K		0-0 L6		0-0 5-3			0-0 5-3		4 0 0 0 0 1 2	<b>Pittsburgh Pirates @ Philadelphia Phillies</b> <b>Connie Mack Stadium, Philadelphia, PA</b> Thu Aug 20 1964, 7:05 PM EDT Unknown																				
Bill Virdon, L (1, 8) OBP: 0.296, SLG: 0.315	0-0 4-3		0-0 FC6-4			4-0 FC5-4 BB		0-0 P5		3 0 0 0 1 0 1																					
Roberto Clemente, R (1, 9) OBP: 0.389, SLG: 0.472	0-3 K			0-0 F9		0-0 FC5-4 G1-6-3		0-0 1B		4 0 1 0 0 1 1																					
Jerry Lynch, L (1, 7) Manny Mota, R (9, 7) OBP: 0.348, SLG: 0.559 OBP: 0.338, SLG: 0.451		4-0 BB		0-0 L3		0-0 G1-6-3		0-3 K		3 0 0 0 1 1 2 0 0 0 0 0 0 0																					
Willie Stargell, L (1, 3) OBP: 0.313, SLG: 0.516		0-0 F9		0-0 E4			0-0 4-3	0-3 K		4 0 0 0 0 1 2																					
Bill Mazeroski, R (1, 4) OBP: 0.299, SLG: 0.391		0-0 F7		0-0 F7			0-0 1B	0-0 5-3		4 0 1 0 0 0 3																					
Jim Pagliaroni, R (1, 2) Smoky Burgess, L (5, 2) OBP: 0.380, SLG: 0.435 OBP: 0.294, SLG: 0.296		0-0 F7			4-0 SH1-4 BB		0-3 K			1 0 0 0 1 0 1 1 0 0 0 0 1 1																					
Dick Schofield, S (1, 6) OBP: 0.360, SLG: 0.358			0-0 F9		0-3 K		0-0 G3			3 0 0 0 0 1 2																					
Bob Friend, R (1, 1) OBP: 0.129, SLG: 0.085			0-0 E7 FC6-4		0-0 SH1-4			0-0 4-3		2 0 0 0 0 0 0																					
<b>Inning Stats</b>	R: 0 E: 0 K: 2 S: 7	H: 0 LOB: 0 BB: 0 P: 7	R: 0 E: 0 K: 0 S: 3	H: 0 LOB: 1 BB: 1 P: 7	R: 0 E: 1 K: 0 S: 4	H: 0 LOB: 1 BB: 0 P: 4	R: 0 E: 1 K: 0 S: 4	H: 0 LOB: 1 BB: 0 P: 4	R: 0 E: 0 K: 1 S: 5	H: 0 LOB: 1 BB: 1 P: 9		R: 0 E: 0 K: 0 S: 2	H: 0 LOB: 0 BB: 1 P: 6	R: 0 E: 0 K: 1 S: 6	H: 1 LOB: 1 BB: 0 P: 6	R: 0 E: 0 K: 0 S: 3	H: 0 LOB: 0 BB: 0 P: 3	R: 0 E: 0 K: 2 S: 8	H: 1 LOB: 1 BB: 0 P: 8	1B: 2 2B: 0 3B: 0 HR: 0	SF: 0 SAC: 1 DP: 1 HBP: 0	WP: 0 PB: 0 SB: 0 CS: 0	PA: 33								
PITCHER Art Mahaffey, R (1, 1) ERA: 4.43	IP 9.0	WLS W	BF 33	H 2	R 0	ER 0	SO 6	BB 3	IBB 0	HBP 0	BLK 0	WP 0	HR 0	S 42	P 54	ERA 0.00	WHIP 0.556														
											PITCHER	IP	WLS	BF	H	R	ER	SO	BB	IBB	HBP	BLK	WP	HR	S	P	ERA	WHIP			

livebaseballscorecards.com

<b>AB</b>	29
<b>R</b>	0
<b>H</b>	2
<b>RBI</b>	0
<b>BB</b>	3
<b>SO</b>	6
<b>LOB</b>	15





Batter	1	2	3	4	5	6	7	8	9	AB	R	H	RBI	BB	SO	LOB
Tony Gonzalez, L (1, 8) OBP: 0.377, SLG: 0.390	0-0 1-3		0-3 K		0-0 6-3			0-0 G3		4	0	0	0	0	1	0
Dick Allen, R (1, 5) OBP: 0.370, SLG: 0.530	0-3 K		0-0 F9		0-0 F8			0-0 6-3		4	0	0	0	0	1	0
Johnny Callison, L (1, 9) OBP: 0.316, SLG: 0.482	0-0 2B		0-0 5-3				0-0 B2	0-0 4-3		4	0	1	0	0	0	0
Wes Covington, L (1, 7) OBP: 0.356, SLG: 0.434	4-0 BB			0-0 1B			0-0 4-3		0-0 4-3	3	0	1	0	1	0	0
Clay Dalrymple, L (1, 2) OBP: 0.297, SLG: 0.341	0-0 4-3			0-0 P5			0-0 L7		0-0 HR	4	1	1	0	0	0	3
Frank Thomas, R (1, 3) OBP: 0.310, SLG: 0.409		0-0 2B		0-0 FC5-6-4 1B			0-0 6-3		0-0 HR	4	1	2	2	0	0	1
Tony Taylor, R (1, 4) OBP: 0.338, SLG: 0.326		0-0 2-3		0-0 FC6-4 1B			0-3 K			3	0	1	0	0	1	1
Ruben Amaro, R (1, 6) OBP: 0.310, SLG: 0.351		0-0 P4		0-0 FC6-4			4-0 BB			2	0	0	0	1	0	3
Art Mahaffey, R (1, 1) OBP: 0.146, SLG: 0.250		0-3 K			0-0 5-3			0-3 K		3	0	0	0	0	2	2

Inning Stats	R: 0	H: 1	R: 0	H: 1	R: 0	H: 0	R: 0	H: 2	R: 0	H: 0	R: 0	H: 0	R: 0	H: 0	R: 0	H: 0	R: 2	H: 2	R: 0	H: 0	R: 0	H: 0	R: 0	H: 0	R: 0	H: 0	1B: 3	SF: 0	WP: 0	PA: 33
	E: 0	LOB: 2	E: 0	LOB: 1	E: 0	LOB: 0	E: 0	LOB: 2	E: 0	LOB: 0	E: 0	LOB: 0	E: 0	LOB: 1	E: 0	LOB: 0	E: 0	LOB: 0	E: 0	LOB: 0	E: 0	LOB: 0	E: 0	LOB: 0	E: 0	LOB: 0	2B: 2	SAC: 0	PB: 0	
	K: 1	BB: 1	K: 1	BB: 0	K: 1	BB: 0	K: 0	BB: 0	K: 0	BB: 0	K: 0	BB: 0	K: 2	BB: 1	K: 0	BB: 0	K: 0	BB: 0	K: 0	BB: 0	K: 0	BB: 0	K: 0	BB: 0	K: 0	BB: 0	3B: 0	DP: 0	SB: 0	
	S: 6	P: 10	S: 6	P: 6	S: 5	P: 5	S: 5	P: 5	S: 3	P: 3	S: 3	P: 3	S: 7	P: 11	S: 3	P: 3	S: 3	P: 3	S: 3	P: 3	S: 3	P: 3	S: 3	P: 3	S: 3	P: 3	HR: 1	HBP: 0	CS: 0	

PITCHER	IP	WLS	BF	H	R	ER	SO	BB	IBB	HBP	BLK	WP	HR	S	P	ERA	WHIP	PITCHER	IP	WLS	BF	H	R	ER	SO	BB	IBB	HBP	BLK	WP	HR	S	P	ERA	WHIP	
Bob Friend, R (1, 1) ERA: 3.26	8.1	L	33	6	2	2	5	2	0	0	0	0	1	41	49	2.16	0.960																			

BOTTOM

Pittsburgh Pirates @ Philadelphia Phillies  
 Connie Mack Stadium, Philadelphia, PA  
 Thu Aug 20 1964, 7:05 PM EDT  
 Unknown

AB	31
R	2
H	6
RBI	2
BB	2
SO	5
LOB	10



WP: 0	PA: 33
PB: 0	
SB: 0	
CS: 0	

Batter	1	2	3	4	5	6	7	8	9	AB R H RBI BB SO LOB	TOP									
Bob Bailey, R (1, 5) OBP: 0.349, SLG: 0.444	0-0 F2		0-0 HR	0-0 5-3			0-0 L8		0-3 K	5 1 1 1 0 1 4										
Manny Mota, R (1, 8) OBP: 0.332, SLG: 0.442	0-3 K		0-0 6-3			0-0 F9	0-3 K			4 0 0 0 0 2 1										
Roberto Clemente, R (1, 9) OBP: 0.390, SLG: 0.472	0-0 1B		0-0 1B			0-0 6-3		0-0 E5		4 0 2 0 0 0 0										
Willie Stargell, L (1, 7) OBP: 0.315, SLG: 0.516	0-0 1B		0-0 1B			0-0 L8		0-0 G3-6		4 0 2 0 0 0 1										
Donn Clendenon, R (1, 3) OBP: 0.316, SLG: 0.423	0-3 K		0-3 K			0-0 6-3		0-0 5-3		4 0 0 0 0 2 4										
Smoky Burgess, L (1, 2) OBP: 0.299, SLG: 0.297		0-0 4-3		1-0 2B		0-0 1-3		0-0 2B		3 0 1 0 0 0 0										
Gene Alley, R (9, PR) OBP: 0.255, SLG: 0.273				HBP						0 1 0 0 0 0 0										
Bill Mazerowski, R (1, 4) OBP: 0.298, SLG: 0.392		0-0 E5		0-0 F3		0-0 P4		0-0 2B		4 0 1 1 0 0 1										
Dick Schofield, S (1, 6) OBP: 0.362, SLG: 0.362		0-0 F9		0-0 2B			4-0 BB		0-0 9-5	2 0 1 0 1 0 1										
Jerry Lynch, L (9, PH) OBP: 0.347, SLG: 0.557									0-0 9-5	1 0 0 0 0 0 2										
Don Schwall, R (1, 1) OBP: 0.278, SLG: 0.389		0-0 FC6-4		0-3 K			0-3 K		0-0 1B	3 0 0 0 0 2 4										
Al McBean, R (8, 1) OBP: 0.167, SLG: 0.167										0 0 0 0 0 0 0										
Bill Virdon, L (9, PH) OBP: 0.298, SLG: 0.317										1 0 1 0 0 0 0										
<b>Inning Stats</b>	R: 0 E: 0 K: 2 S: 9	H: 2 LOB: 2 BB: 0 P: 9	R: 0 E: 1 K: 0 S: 4	H: 0 LOB: 1 BB: 0 P: 4	R: 1 E: 0 K: 1 S: 7	H: 3 LOB: 2 BB: 0 P: 7	R: 0 E: 0 K: 1 S: 6	H: 1 LOB: 2 BB: 0 P: 7	R: 0 E: 0 K: 0 S: 3	H: 0 LOB: 0 BB: 0 P: 3	R: 0 E: 0 K: 2 S: 7	H: 0 LOB: 1 BB: 1 P: 11	R: 0 E: 1 K: 0 S: 3	H: 0 LOB: 0 BB: 0 P: 3	R: 1 E: 0 K: 1 S: 7	H: 3 LOB: 1 BB: 0 P: 7	1B: 6 2B: 3 3B: 0 HR: 1	SF: 0 SAC: 0 DP: 2 HBP: 1	WP: 0 PB: 0 SB: 0 CS: 0	PA: 37
<b>PITCHER</b>	IP WLS BF H R ER SO BB IBB HBP BLK WP HR S P ERA WHIP																			
Rick Wise, R (1, 1) ERA: 3.23	8.0 W 34 8 2 2 6 1 0 1 0 0 1 44 49 2.25 1.125																			
Ed Roebuck, R (9, 1) ERA: 2.5	1.0 S 3 1 0 0 1 0 0 0 0 0 0 5 5 0.00 1.000																			

Pittsburgh Pirates @ Philadelphia Phillies  
 Connie Mack Stadium, Philadelphia, PA

Thu Aug 20 1964, 7:05 PM EDT  
 Att: 35,814 - Unknown

livebaseballscorecards.com

AB	35
R	2
H	9
RBI	2
BB	1
SO	7
LOB	18



Batter	1	2	3	4	5	6	7	8	9	AB R H RBI BB SO LOB
--------	---	---	---	---	---	---	---	---	---	----------------------

Tony Gonzalez, L (1, 8) OBP: 0.376, SLG: 0.389	0-0 6-3		0-0 1-2 1B		0-0 4-3			0-0 1-2 E3 SF8 1B		4 1 1 0 0 0 1
Dick Allen, R (1, 5) OBP: 0.371, SLG: 0.530 Bobby Wine, R (8, PR) OBP: 0.272, SLG: 0.302	0-0 G3 1B		0-3 K			0-3 K		0-0 BB SF8 1B		4 0 2 0 0 2 2 0 0 0 0 0 0 0
Johnny Callison, L (1, 9) OBP: 0.317, SLG: 0.490	0-0 G3 1-2 1B		0-3 K			0-0 HR		0-0 SF8		3 1 2 3 0 1 2
Wes Covington, L (1, 7) OBP: 0.355, SLG: 0.429 John Herrnstein, L (8, PR) OBP: 0.302, SLG: 0.393	0-0 G3		0-0 4-3			0-0 G3		0-0 G5-3 BB IBB		3 0 0 0 1 0 4 0 0 0 0 0 0 0
Clay Dalrymple, L (1, 2) OBP: 0.297, SLG: 0.338	0-0 4-3			0-0 4-3		0-0 G3		0-0 BB		3 0 0 0 1 0 2
Frank Thomas, R (1, 3)		0-3 K		0-0 P4			0-0 L8	0-0 G5-3		4 0 0 0 0 1 3
Tony Taylor, R (1, 4) OBP: 0.336, SLG: 0.324		0-0 2-3		0-3 K			0-0 6-3			3 0 0 0 0 1 0
Ruben Amaro, R (1, 6) OBP: 0.305, SLG: 0.345		0-3 K			0-0 5-3		0-0 F5			3 0 0 0 0 1 0
Rick Wise, R (1, 1) OBP: 0.353, SLG: 0.286 Ed Roebuck, R (9, 1)			0-0 1B		0-3 K			0-0 1B E SF8 1B		3 1 2 0 0 1 0 0 0 0 0 0 0 0

Inning Stats	R: 0 E: 0 K: 0 S: 5	H: 2 LOB: 2 BB: 0 P: 5	R: 0 E: 0 K: 2 S: 7	H: 0 LOB: 0 BB: 0 P: 7	R: 0 E: 0 K: 2 S: 9	H: 2 LOB: 2 BB: 0 P: 9	R: 0 E: 0 K: 1 S: 5	H: 0 LOB: 0 BB: 0 P: 5	R: 0 E: 0 K: 1 S: 5	H: 0 LOB: 0 BB: 0 P: 5	R: 1 E: 0 K: 1 S: 6	H: 1 LOB: 0 BB: 0 P: 6	R: 0 E: 0 K: 0 S: 3	H: 0 LOB: 0 BB: 0 P: 3	R: 2 E: 1 K: 0 S: 5	H: 2 LOB: 2 BB: 2 P: 13
--------------	------------------------------	---------------------------------	------------------------------	---------------------------------	------------------------------	---------------------------------	------------------------------	---------------------------------	------------------------------	---------------------------------	------------------------------	---------------------------------	------------------------------	---------------------------------	------------------------------	----------------------------------

PITCHER	IP	WLS	BF	H	R	ER	SO	BB	IBB	HBP	BLK	WP	HR	S	P	ERA	WHIP
Don Schwall, R (1, 1) ERA: 3.63	7.0	L	28	6	3	2	7	0	0	0	0	0	1	42	42	2.57	0.857
Al McBean, R (8, 1) ERA: 1.53	1.0		5	1	0	0	0	1	1	0	0	0	0	3	11	0.00	2.000

**BOTTOM**

4 1 1 0 0 0 1	
4 0 2 0 0 2 2 0 0 0 0 0 0 0	
3 1 2 3 0 1 2	
3 0 0 0 1 0 4 0 0 0 0 0 0 0	
3 0 0 0 1 0 2	
4 0 0 0 0 1 3	
3 0 0 0 0 1 0	
3 0 0 0 0 1 0	
3 1 2 0 0 1 0 0 0 0 0 0 0 0	

1B: 6	SF: 1	WP: 0	PA: 33
2B: 0	SAC: 0	PB: 0	
3B: 0	DP: 1	SB: 0	
HR: 1	HBP: 0	CS: 0	

Pittsburgh Pirates @ Philadelphia Phillies  
 Connie Mack Stadium, Philadelphia, PA  
 Thu Aug 20 1964, 7:05 PM EDT  
 Att. 35,814 - Unknown

livebaseballscorecards.com

AB	30
R	3
H	7
RBI	3
BB	2
SO	7
LOB	14



Batter	1	2	3	4	5	6	7	8	9	AB R H RBI BB SO LOB	TOP											
Bob Bailey, R (1, 7) OBP: 0.350, SLG: 0.443	0-0 P3		0-0 1B		4-0 BB		0-0 L8			3 0 1 0 1 0 0	Pittsburgh Pirates @ Philadelphia Phillies Connie Mack Stadium, Philadelphia, PA Fri Aug 21 1964, 7:05 PM EDT Att: 30,170 - Unknown											
Manny Mota, R (1, 8) OBP: 0.325, SLG: 0.433	0-0 L9		0-0 F9		0-0 L9			0-3 K	4 0 0 0 0 1 2													
Roberto Clemente, R (1, 9) OBP: 0.387, SLG: 0.468	0-3 K2-3			0-3 K		0-0 6-3		0-0 L8	4 0 0 0 0 2 0													
Gene Freese, R (1, 5)		0-0 6-3		0-0 1B 1B		0-0 F9		0-0 2B	4 0 2 0 0 0 0													
Donn Clendenon, R (1, 3) OBP: 0.315, SLG: 0.424		0-0 5-3		0-0 F9		0-0 2B		0-3 K	4 0 1 0 0 1 2													
Bill Mazaroski, R (1, 4) OBP: 0.304, SLG: 0.398		0-0 1B		0-0 1B		4-0 IBB		0-0 2B	3 0 3 0 1 0 0													
Orlando McFarlane, R (1, 2) OBP: 0.225, SLG: 0.167		0-0 4-3		0-0 4-3		0-3 K		0-3 K	4 0 0 0 0 2 6													
Dick Schofield, S (1, 6) OBP: 0.358, SLG: 0.357			0-0 6-3		0-3 K		0-0 5-3	0-0 F7	4 0 0 0 0 1 1													
Bob Veale, S (1, 1) OBP: 0.219, SLG: 0.197			0-3 K		0-3 K		0-3 K	0-0 P5	2 0 0 0 0 2 0													
Willie Stargell, L (7, PH) OBP: 0.314, SLG: 0.515									1 0 0 0 0 1 0													
Al McBean, R (7, 1) OBP: 0.167, SLG: 0.167									0 0 0 0 0 0 0													
Jerry Lynch, L (9, PH) OBP: 0.345, SLG: 0.555									1 0 0 0 0 0 1													
<b>Inning Stats</b>	R: 0 E: 0 K: 1 S: 5	H: 0 LOB: 0 BB: 0 P: 5	R: 0 E: 0 K: 0 S: 4	H: 1 LOB: 1 BB: 0 P: 4	R: 0 E: 0 K: 1 S: 6	H: 1 LOB: 1 BB: 0 P: 6	R: 0 E: 0 K: 1 S: 7	H: 2 LOB: 2 BB: 0 P: 7	R: 0 E: 0 K: 2 S: 7	H: 0 LOB: 1 BB: 1 P: 11	R: 0 E: 0 K: 1 S: 6	H: 1 LOB: 2 BB: 1 P: 10	R: 0 E: 0 K: 1 S: 5	H: 0 LOB: 0 BB: 0 P: 5	R: 0 E: 0 K: 2 S: 8	H: 1 LOB: 1 BB: 0 P: 8	R: 0 E: 0 K: 1 S: 6	H: 1 LOB: 1 BB: 0 P: 6	1B: 4 2B: 3 3B: 0 HR: 0	SF: 0 SAC: 0 DP: 0 HBP: 0	WP: 0 PB: 0 SB: 0 CS: 0	PA: 36
<b>PITCHER</b> Chris Short, L (1, 1) ERA: 1.74	IP: 9.0 WLS: W BF: 36 H: 7 R: 0 ER: 0 SO: 10 BB: 1 IBB: 1 HBP: 0 BLK: 0 WP: 0 HR: 0 S: 54 P: 62 ERA: 0.00 WHIP: 0.889											<b>PITCHER</b>	IP: WLS: BF: H: R: ER: SO: BB: IBB: HBP: BLK: WP: HR: S: P: ERA: WHIP:									

livebaseballscorecards.com

AB	34
R	0
H	7
RBI	0
BB	2
SO	10
LOB	12



Batter	1	2	3	4	5	6	7	8	9
<b>Cookie Rojas, R</b> (1, 8) <small>OBP: 0.345, SLG: 0.415</small> <b>Wes Covington, L</b> (8, PH) <small>OBP: 0.357, SLG: 0.429</small> <b>John Herrnstein, L</b> (8, PR) <small>OBP: 0.302, SLG: 0.393</small>	0-0 <b>5-3</b>		0-0 <b>L8</b>			0-0 <b>6-3</b>		1-0 <b>HBP</b>	
<b>Johnny Callison, L</b> (1, 9) <small>OBP: 0.317, SLG: 0.488</small>	0-0 <b>3-1</b>		0-0 <b>G3</b>			0-0 <b>F3</b>		0-0 <b>1B</b>	
<b>Dick Allen, R</b> (1, 5) <small>OBP: 0.368, SLG: 0.525</small> <b>Bobby Wine, R</b> (9, 5) <small>OBP: 0.272, SLG: 0.302</small>	0-0 <b>F8</b>				0-0 <b>F9</b>		0-3 <b>K</b>	0-3 <b>K</b>	
<b>Frank Thomas, R</b> (1, 3) <small>OBP: 0.306, SLG: 0.402</small>		0-0 <b>6-3</b>			0-0 <b>6-3</b>		0-0 <b>G1-6-3</b>		
<b>Alex Johnson, R</b> (1, 7) <small>OBP: 0.474, SLG: 0.629</small> <b>Tony Gonzalez, L</b> (7, 8) <small>OBP: 0.375, SLG: 0.388</small>		0-0 <b>BLK</b> <b>1B</b>			0-0 <b>1B</b>		0-0 <b>G1-6-3</b>		
<b>Gus Triandos, R</b> (1, 2) <small>OBP: 0.338, SLG: 0.405</small>		0-0 <b>F9</b>			0-0 <b>6-3</b>		0-0 <b>F8</b>		
<b>Tony Taylor, R</b> (1, 4) <small>OBP: 0.336, SLG: 0.324</small>		0-0 <b>2-H</b> <b>1B</b>				0-0 <b>6-3</b>		0-0 <b>4-3</b>	
<b>Ruben Amaro, R</b> (1, 6) <small>OBP: 0.305, SLG: 0.345</small>		0-0 <b>L9</b>			0-0 <b>F9</b>		0-0 <b>SH1-4</b> <b>1B</b>		
<b>Chris Short, R</b> (1, 1) <small>OBP: 0.068, SLG: 0.048</small>			0-0 <b>4-3</b>		0-3 <b>K</b>		0-0 <b>SH1-4</b>		

Inning Stats	R: 0	H: 0	E: 0	K: 0	S: 3	R: 1	H: 2	E: 0	K: 0	S: 5	R: 0	H: 0	E: 0	K: 0	S: 3	R: 0	H: 1	E: 0	K: 0	S: 4	R: 0	H: 0	E: 0	K: 1	S: 5	R: 0	H: 0	E: 0	K: 1	S: 5	R: 0	H: 1	E: 0	K: 0	S: 3	R: 1	H: 2	E: 0	K: 1	S: 7
	0	0	0	0	3	1	2	0	0	5	0	0	0	0	3	0	1	0	0	4	0	0	0	0	5	0	0	0	0	3	0	1	0	0	3	1	2	0	1	8

PITCHER	IP	WLS	BF	H	R	ER	SO	BB	IBB	HBP	BLK	WP	HR	S	P	ERA	WHIP
<b>Bob Veale, L</b> (1, 1) <small>ERA: 2.98</small>	6.0	L	21	3	1	1	2	0	0	0	1	0	0	25	25	1.50	0.500
<b>Al McBean, R</b> (7, 1) <small>ERA: 1.63</small>	2.0		9	3	1	1	1	0	0	1	0	0	0	10	11	4.50	1.500


**BOTTOM**

**Pittsburgh Pirates @ Philadelphia Phillies**  
**Connie Mack Stadium, Philadelphia, PA**

Fri Aug 21 1964, 7:05 PM EDT  
 Att. 30,170 - Unknown

AB	28
R	2
H	6
RBI	2
BB	0
SO	3
LOB	6

livebaseballscorecards.com



1B:	6	SF:	0	WP:	0	PA:	30
2B:	0	SAC:	1	PB:	0		
3B:	0	DP:	1	SB:	0		
HR:	0	HBP:	1	CS:	0		

Batter	1	2	3	4	5	6	7	8	9	AB R H RBI BB SO LOB	TOP																										
Dick Schofield, S OBP: 0.361, SLG: 0.363 (1, 6)	0-0 SH4-3 2B		0-0 6-3	0-0 F8		0-0 1B	0-0 1B		0-0 1-3	6 1 3 2 0 0 1																											
Manny Mota, R OBP: 0.329, SLG: 0.435 (1, 8) (8, 7)	0-0 SH4-3 2-3		0-0 2B	0-0 P6		0-0 1B	0-0 1B			4 0 2 1 0 0 3																											
Roberto Clemente, R OBP: 0.389, SLG: 0.476 (1, 9)	0-0 2B		0-0 1B		0-0 L4		0-0 K			5 1 3 1 0 1 2																											
Gene Freese, R OBP: 0.280, SLG: 0.399 Bill Virdon, L OBP: 0.298, SLG: 0.317 (1, 5) (8, 8)	0-0 6-3		0-0 BB	0-0 F6		0-0 E5	0-0 P4			5 2 1 0 0 0 2 0 0 0 0 0 0 0																											
Bob Bailey, R OBP: 0.351, SLG: 0.439 (1, 7) (8, 5)	0-0 6-3		4-0 WP	0-0 L4		4-0 2B	0-0 5-3			3 1 0 0 2 0 2																											
Donn Clendenon, R OBP: 0.318, SLG: 0.424 Willie Stargell, L OBP: 0.318, SLG: 0.523 (1, 3) (7, PH) (7, 3)		0-3 K	4-0 WP			0-0 1B	0-0 1B	0-0 2B		2 1 1 1 1 1 0 2 1 2 1 0 0 0																											
Bill Mazeroski, R OBP: 0.305, SLG: 0.397 (1, 4)		0-0 1B	0-3 K			0-0 F8	4-0 1B	0-0 F8		4 1 1 0 1 1 4																											
Orlando McFarlane, R OBP: 0.256, SLG: 0.205 Jerry Lynch, L OBP: 0.344, SLG: 0.552 Smoky Burgess, L OBP: 0.297, SLG: 0.295 (1, 2) (7, PH) (7, 2)		0-0 1-3		0-0 SH3		0-0 1B	0-0 P6		0-0 3-1	3 0 2 0 0 0 1 1 0 0 0 0 0 3 1 0 0 0 0 0 0																											
Frank Bork, R OBP: 0.400, SLG: 0.250 Al McBean, R OBP: 0.143, SLG: 0.143 (1, 1) (7, 1)		0-3 K		0-0 SH3		0-3 K	0-0 1B	0-3 K		3 1 1 2 0 2 3 1 0 0 0 0 1 0																											
Inning Stats	R: 1 E: 0 K: 0 S: 5	H: 2 LOB: 1 BB: 0 P: 5	R: 0 E: 0 K: 2 S: 8	H: 1 LOB: 1 BB: 0 P: 8	R: 2 E: 0 K: 1 S: 7	H: 3 LOB: 2 BB: 2 P: 15	R: 0 E: 0 K: 0 S: 4	H: 1 LOB: 1 BB: 0 P: 4	R: 0 E: 0 K: 0 S: 3	H: 1 LOB: 0 BB: 0 P: 3	R: 1 E: 0 K: 1 S: 8	H: 3 LOB: 2 BB: 0 P: 8	R: 5 E: 1 K: 1 S: 10	H: 4 LOB: 2 BB: 2 P: 18	R: 0 E: 0 K: 0 S: 4	H: 1 LOB: 1 BB: 0 P: 4	R: 0 E: 0 K: 1 S: 5	H: 0 LOB: 0 BB: 0 P: 5	1B: 10 2B: 7 3B: 0 HR: 0	SF: 0 SAC: 2 DP: 1 HBP: 0	WP: 1 PB: 0 SB: 0 CS: 0	PA: 46															
PITCHER	IP	WLS	BF	H	R	ER	SO	BB	IBB	HBP	BLK	WP	HR	S	P	ERA	WHIP	PITCHER	IP	WLS	BF	H	R	ER	SO	BB	IBB	HBP	BLK	WP	HR	S	P	ERA	WHIP		
Dennis Bennett, L ERA: 3.57 (1, 1)	2.2	L	15	6	3	3	2	2	0	0	0	0	0	17	25	10.12	3.000																				
Ed Roebuck, R ERA: 2.48 (3, 1)	0.1		1	0	0	0	1	0	0	0	0	1	0	3	3	0.00	0.000																				
Ray Culp, R ERA: 3.67 (4, 1)	3.1		18	6	5	1	1	1	1	0	0	0	0	18	26	2.70	2.100																				
Jack Baldschun, R ERA: 3.31 (7, 1)	0.2		5	3	1	0	1	0	0	0	0	0	0	7	7	0.00	4.500																				
Bobby Shantz, L ERA: 4.06 (8, 1)	2.0		7	1	0	0	1	0	0	0	0	0	0	9	9	0.00	0.500																				

Pittsburgh Pirates @ Philadelphia Phillies  
 Connie Mack Stadium, Philadelphia, PA

Sat Aug 22 1964, 3:33 AM EDT  
 Att: 14,955 - Unknown

livebaseballscorecards.com

AB 40  
 R 9  
 H 16  
 RBI 8  
 BB 4  
 SO 6  
 LOB 21



Batter	1	2	3	4	5	6	7	8	9	AB	R	H	RBI	BB	SO	LOB
Cookie Rojas, R OBP: 0.341, SLG: 0.410 Tony Gonzalez, L OBP: 0.374, SLG: 0.386 (8, 8)	0-0 F8		0-0 4-3		0-0 1-3		0-0 1-3			3	0	0	0	0	0	0
Johnny Callison, L OBP: 0.316, SLG: 0.486 (1, 9)	0-0 4-3		0-0 6-3			0-0 G4-3-6 1B		0-0 F8		4	0	1	0	0	0	0
Dick Allen, R OBP: 0.369, SLG: 0.531 (1, 5)	0-0 HR		0-0 F7			0-0 G4-3-6 1-2f		0-0 1B		4	1	2	1	0	0	1
Frank Thomas, R OBP: 0.302, SLG: 0.396 (1, 3)	0-0 L8			0-0 F7		0-0 6-3		0-0 F2		4	0	0	0	0	0	1
Alex Johnson, R OBP: 0.488, SLG: 0.632 Wes Covington, L OBP: 0.356, SLG: 0.427 (8, 7)		0-0 BB 1B		0-3 K			0-0 G5-4-3 1B	0-0 F8		3	1	2	0	0	1	0
Gus Triandos, R OBP: 0.345, SLG: 0.407 Clay Dalrymple, L OBP: 0.296, SLG: 0.337 (9, 7)		4-0 BB BB 1B 1-2 BB		0-0 1B			0-0 G5-4-3 1-2f		0-0 5-3	2	0	1	0	1	0	1
Tony Taylor, R OBP: 0.338, SLG: 0.328 (1, 4)		0-0 F9		0-0 5-3			0-0 2B 1B		0-0 2B	4	1	2	0	0	0	3
Ruben Amaro, R OBP: 0.311, SLG: 0.356 John Briggs, L OBP: 0.377, SLG: 0.389 (9, 7)		0-0 1-3 2-H 1B			0-0 F7		0-0 2B 2B		0-0 F7	3	1	2	2	0	0	0
Dennis Bennett, L OBP: 0.224, SLG: 0.185 Ed Roebuck, R OBP: 0.156, SLG: 0.116 Ray Culp, R OBP: 0.275, SLG: 0.214 Jack Baloschun, R OBP: 0.275, SLG: 0.214 Bobby Wine, R OBP: 0.275, SLG: 0.214 Bobby Shantz, R OBP: 0.275, SLG: 0.214 John Herrstein, L OBP: 0.301, SLG: 0.392 (8, 1)		0-3 K			0-0 4-3		0-0 2B 2B		0-0 L8	1	0	0	0	0	1	1

**BOTTOM**

Pittsburgh Pirates @ Philadelphia Phillies  
 Connie Mack Stadium, Philadelphia, PA  
 Sat Aug 22 1964, 3:33 AM EDT  
 Att. 14,955 - Unknown

livebaseballscorecards.com

<b>AB</b>	<b>35</b>
<b>R</b>	<b>4</b>
<b>H</b>	<b>11</b>
<b>RBI</b>	<b>4</b>
<b>BB</b>	<b>1</b>
<b>SO</b>	<b>2</b>
<b>LOB</b>	<b>11</b>



Inning Stats	R: 1	H: 1	E: 0	K: 0	S: 4	H: 2	LOB: 1	BB: 1	P: 10	R: 0	H: 0	E: 0	K: 0	S: 3	R: 0	H: 1	E: 0	K: 1	S: 6	R: 0	H: 0	E: 0	K: 0	S: 3	R: 0	H: 1	E: 0	K: 0	S: 3	R: 2	H: 4	E: 0	K: 0	S: 6	R: 0	H: 1	E: 0	K: 0	S: 4	R: 0	H: 1	E: 0	K: 0	S: 4	1B: 7	2B: 3	3B: 0	HR: 1	SF: 0	SAC: 0	DP: 2	HBP: 0	WP: 0	PA: 36
--------------	------	------	------	------	------	------	--------	-------	-------	------	------	------	------	------	------	------	------	------	------	------	------	------	------	------	------	------	------	------	------	------	------	------	------	------	------	------	------	------	------	------	------	------	------	------	-------	-------	-------	-------	-------	--------	-------	--------	-------	--------

PITCHER	IP	WLS	BF	H	R	ER	SO	BB	IBB	HBP	BLK	WP	HR	S	P	ERA	WHIP
Frank Bork, L ERA: 4.08 (1, 1)	6.2	W	27	9	4	4	2	1	0	0	0	0	1	30	34	5.40	1.500
Al McBean, R ERA: 1.57 (7, 1)	2.1	S	9	2	0	0	0	0	0	0	0	0	0	9	9	0.00	0.857

Batter	1	2	3	4	5	6	7	8	9	AB R H RBI BB SO LOB	TOP
Dick Schofield, S OBP: 0.359, SLG: 0.362 (1, 6) X	0-0 P2		0-3 K		0-0 FC3-6		0-0			4 0 1 0 0 1 2	Pittsburgh Pirates @ Philadelphia Phillies Connie Mack Stadium, Philadelphia, PA Sun Aug 23 1964, 3:33 AM EDT Att: 19,213 - Unknown
Bill Virdon, L OBP: 0.297, SLG: 0.314 (1, 8) B B B	4-0 HR BB		0-0 FC4-6		0-0 G4-6-3		0-0 G3			3 1 0 0 1 0 3	
Roberto Clemente, R OBP: 0.392, SLG: 0.484 (1, 9) X	0-0 HR		0-0 F2			0-0 FC3-6 1B		0-0 G1-6-3 1B		4 1 3 2 0 0 1	
Jerry Lynch, L OBP: 0.339, SLG: 0.543 (1, 7) X	0-0 F9			0-3 K		0-0 FC3-6 1B		0-0 G1-6-3		4 0 0 0 0 1 2	
Willie Stargell, L OBP: 0.317, SLG: 0.523 (1, 3) X	0-0 F5			0-0 2B		0-3 K		0-0 G3		4 0 1 0 0 1 1	
Gene Freese, R OBP: 0.280, SLG: 0.396 (1, 5) X		0-0 G5-4-3 1B		0-0 E7		0-0 5-3		0-3 K		4 0 1 0 0 1 2	
Bill Mazeroski, R OBP: 0.303, SLG: 0.393 (1, 4) X		0-0 G5-4-3		0-0 F7		0-0 6-3		0-0 5-3		4 0 0 0 0 0 3	
Orlando McFarlane, R OBP: 0.234, SLG: 0.186 (1, 2) X		0-3 K		0-0 L8		0-3 K		0-0 F8		4 0 0 0 0 2 2	
Joe Gibbon, R OBP: 0.302, SLG: 0.293 (1, 1) X			0-0 FC4-6 1B		0-0 FC3-6 1B		0-0 HR			1 0 1 0 0 0 0	
Bob Bailey, R OBP: 0.553, SLG: 0.441 (5, PH)										1 0 1 0 0 0 0	
Vern Law, R OBP: 0.353, SLG: 0.300 (5, 1)										0 0 0 0 0 0 0	
Tommie Sisk, R OBP: 0.320, SLG: 0.435 (7, PH)										0 0 0 0 0 0 0	
Donn Clendenon, R OBP: 0.320, SLG: 0.435 (7, 1)										1 1 1 1 0 0 0	
Roy F. Gore, R OBP: 0.320, SLG: 0.435 (7, 1)										0 0 0 0 0 0 0	
John Gelnar, R OBP: 0.320, SLG: 0.435 (8, 1)										0 0 0 0 0 0 0	
<b>Inning Stats</b>	R: 2 H: 1 E: 0 LOB: 0 K: 0 BB: 1 S: 4 P: 8	R: 0 H: 1 E: 0 LOB: 0 K: 1 BB: 0 S: 5 P: 5	R: 0 H: 1 E: 0 LOB: 1 K: 1 BB: 0 S: 6 P: 6	R: 0 H: 1 E: 1 LOB: 2 K: 1 BB: 0 S: 7 P: 7	R: 0 H: 1 E: 0 LOB: 0 K: 0 BB: 0 S: 3 P: 3	R: 0 H: 1 E: 0 LOB: 1 K: 1 BB: 0 S: 6 P: 6	R: 1 H: 2 E: 0 LOB: 1 K: 1 BB: 0 S: 7 P: 7	R: 0 H: 1 E: 0 LOB: 0 K: 0 BB: 0 S: 3 P: 3	R: 0 H: 0 E: 0 LOB: 0 K: 1 BB: 0 S: 5 P: 5	1B: 6 SF: 0 2B: 1 SAC: 0 3B: 0 DP: 3 HR: 2 HBP: 0	WP: 0 PA: 35 PB: 1 SB: 0 CS: 0
<b>PITCHER</b>	IP WLS BF H R ER SO BB IBB HBP BLK WP HR S P ERA WHIP										
Jim Bunning, R ERA: 2.17 (1, 1)	7.0 W 29 8 3 3 5 1 0 0 0 0 0 2 38 42 3.86 1.286										
John Boozer, R ERA: 4.17 (8, 1)	2.0 S 6 1 0 0 1 0 0 0 0 0 0 0 8 8 0.00 0.500										

livebaseballscorecards.com

AB	34
R	3
H	9
RBI	3
BB	1
SO	6
LOB	16





Batter	1	2	3	4	5	6	7	8	9
<b>Cookie Rojas, R</b> (1, 8) <small>OBP: 0.341, SLG: 0.409</small> <b>Tony Gonzalez, L</b> (6, 8) <small>OBP: 0.377, SLG: 0.393</small>	0-3 <b>K</b>		0-0 <b>HR</b> 1B	0-0 <b>P4</b>		0-0 <b>F8</b> 2B		0-0 <b>G3</b> WP 1B	
<b>Johnny Callison, L</b> (1, 9) <small>OBP: 0.313, SLG: 0.481</small>	0-0 <b>F8</b>		0-3 <b>K</b>		0-0 <b>P5</b>	0-0 <b>F8</b>		0-0 <b>G3</b>	
<b>Dick Allen, R</b> (1, 5) <small>OBP: 0.371, SLG: 0.545</small> <b>Bobby Wine, R</b> (8, PR) <small>OBP: 0.275, SLG: 0.309</small> (9, 5)	0-0 <b>5-3</b>		0-0 <b>HR</b> 1-H		0-0 <b>HR</b>	0-3 <b>K</b>		0-0 <b>1B</b> 1B	
<b>Frank Thomas, R</b> (1, 3) <small>OBP: 0.307, SLG: 0.397</small>		4-0 <b>FC5</b> 1B BB	0-0 <b>E6</b> G3-6		0-0 <b>1B</b> 1B	0-0 <b>1-3</b>		0-0 <b>1B</b> G6-3 1B	
<b>Alex Johnson, R</b> (1, 7) <small>OBP: 0.465, SLG: 0.600</small> <b>Wes Covington, L</b> (5, PH) <small>OBP: 0.358, SLG: 0.430</small> <b>John Herrnstein, L</b> (5, PR) <small>OBP: 0.302, SLG: 0.396</small> (6, 7)		0-3 <b>K</b>	0-0 <b>G3-6</b>		0-0 <b>1B</b> 1B BB 1B		0-0 <b>4-3</b> 2B	0-0 <b>G6-3</b>	
<b>Tony Taylor, R</b> (1, 4) <small>OBP: 0.341, SLG: 0.334</small>		0-0 <b>E</b> 1-2 1B		0-0 <b>HR</b> 2B	0-0 <b>BB</b> 1-3 1B		0-3 <b>K</b>		
<b>Ruben Amaro, R</b> (1, 6) <small>OBP: 0.310, SLG: 0.353</small>		0-0 <b>FC5</b>		0-0 <b>L3</b>	0-0 <b>1-3</b> BB 1B		0-0 <b>4-3</b>		
<b>Gus Triandos, R</b> (1, 2) <small>OBP: 0.356, SLG: 0.432</small> <b>John Boozer, R</b> (8, 1) <small>OBP: 0.091, SLG: 0.091</small>		4-0 <b>IBB</b>		0-0 <b>HR</b> 2-H	1-2 2-3 3-H BB		0-0 <b>F9</b>		
<b>Jim Bunning, R</b> (1, 1) <small>OBP: 0.123, SLG: 0.151</small> <b>Clay Dalrymple, L</b> (8, 2) <small>OBP: 0.298, SLG: 0.342</small>		0-0 <b>4-3</b>		0-0 <b>6-3</b>	0-0 <b>1-3</b>			0-0 <b>1B</b> WP 2B	

AB	R	H	RBI	BB	SO	LOB
3	1	1	0	0	1	0
2	1	2	0	0	0	0
5	0	0	0	0	1	3
5	2	3	4	0	1	1
0	0	0	0	0	0	0
4	1	2	0	1	0	1
2	0	0	0	0	1	2
1	0	1	0	0	0	0
2	1	1	0	0	0	2
4	1	3	1	0	1	1
4	0	1	0	0	0	4
2	1	1	3	2	0	1
0	0	0	0	0	0	0
3	0	0	0	0	0	6
1	1	1	0	0	0	0

AB	R	H	RBI	BB	SO	LOB
38	9	16	8	3	5	21

Inning Stats		R: 0	H: 0	E: 0	K: 1	S: 5	R: 0	H: 1	E: 1	K: 1	S: 6	R: 0	H: 2	E: 1	K: 1	S: 7	R: 2	H: 2	E: 0	K: 0	S: 5	R: 3	H: 5	E: 0	K: 0	S: 7	R: 0	H: 1	E: 0	K: 1	S: 6	R: 0	H: 1	E: 0	K: 1	S: 6	R: 2	H: 4	E: 0	K: 0	S: 6										
IP	WLS	BF	H	R	ER	SO	BB	IBB	HBP	BLK	WP	HR	S	P	ERA	WHIP	IP	WLS	BF	H	R	ER	SO	BB	IBB	HBP	BLK	WP	HR	S	P	ERA	WHIP	IP	WLS	BF	H	R	ER	SO	BB	IBB	HBP	BLK	WP	HR	S	P	ERA	WHIP	
Joe Gibbon, L (1, 1) ERA: 3.56		19	5	4	4	3	1	1	0	0	0	2	23	31	9.00	1.500																																			
Vern Law, R (5, 1) ERA: 3.77	0.1	5	4	3	3	0	0	0	0	0	0	1	5	5	81.00	12.000																																			
Tommie Sisk, R (5, 1) ERA: 7.22	1.2	7	2	0	0	1	1	0	0	0	0	0	8	12	0.00	1.800																																			
Roy Face, R (7, 1) ERA: 4.91	1.1	9	5	2	2	1	0	0	0	0	1	0	11	11	13.50	3.750																																			
John Gelnar, R (8, 1) ERA: 3.0	0.2	1	0	0	0	0	0	0	0	0	0	0	1	1	0.00	0.000																																			

Pittsburgh Pirates @ Philadelphia Phillies  
 Connie Mack Stadium, Philadelphia, PA  
 Sun Aug 23 1964, 3:33 AM EDT  
 Att. 19,213 - Unknown



livebaseballscorecards.com

Batter	1	2	3	4	5	6	7	8	9	AB R H RBI BB SO LOB	TOP																			
Dick Schofield, S (1, 6) OBP: 0.358, SLG: 0.358	0-0 F8		4-0 BB		0-0 4-3			0-3 K		3 0 0 0 1 1 0																				
Bill Virdon, L (1, 8) OBP: 0.294, SLG: 0.311	0-0 6-3		0-0 F7		0-0 4-3			0-0 6-3		4 0 0 0 0 0 2																				
Roberto Clemente, R (1, 9) OBP: 0.391, SLG: 0.482	0-0 5-3		0-3 K					0-0 1B		4 0 1 0 0 2 2																				
Jerry Lynch, L (1, 7) OBP: 0.341, SLG: 0.549		4-0 FC4-6 BB		0-0 1B 3B				0-0 F9		3 1 1 0 1 1 1																				
Willie Stargell, L (1, 3) OBP: 0.313, SLG: 0.517		0-0 FC4-6 1B		0-3 K				0-0 4-3		4 0 0 0 0 2 2																				
Bob Bailey, R (1, 5) OBP: 0.354, SLG: 0.441		0-0 G3-6-1 1B		0-0 1B				0-0 6-3		4 0 2 1 0 1 0																				
Bill Mazeroski, R (1, 4) OBP: 0.300, SLG: 0.390		0-0 G3-6-1		0-0 F3				0-3 K		4 0 0 0 0 2 3																				
Orlando McFarlane, R (1, 2) OBP: 0.260, SLG: 0.239			0-0 2B		0-3 K			0-0 1B		3 0 2 0 0 1 1																				
Bob Friend, R (1, 1) OBP: 0.125, SLG: 0.082			0-3 K		0-0 5-3			0-3 K		2 0 0 0 0 1 1																				
Donn Clendenon, R (7, PH) OBP: 0.319, SLG: 0.434										1 0 0 0 0 1 1																				
Al McBean, R (7, 1) OBP: 0.143, SLG: 0.143										0 0 0 0 0 0 0																				
<b>Inning Stats</b>	R: 0 E: 0 K: 0 S: 3	H: 0 LOB: 0 BB: 0 P: 3	R: 0 E: 0 K: 0 S: 3	H: 1 LOB: 1 BB: 1 P: 7	R: 0 E: 0 K: 2 S: 8	H: 1 LOB: 2 BB: 1 P: 12	R: 1 E: 0 K: 2 S: 9	H: 2 LOB: 1 BB: 0 P: 9	R: 0 E: 0 K: 3 S: 9	H: 0 LOB: 0 BB: 0 P: 9	R: 0 E: 0 K: 3 S: 10	H: 1 LOB: 1 BB: 0 P: 10	R: 0 E: 0 K: 1 S: 6	H: 1 LOB: 1 BB: 0 P: 6	R: 0 E: 0 K: 1 S: 5	H: 0 LOB: 0 BB: 0 P: 5	1B: 4 2B: 1 3B: 1 HR: 0	SF: 0 SAC: 0 DP: 1 HBP: 0	WP: 0 PB: 0 SB: 0 CS: 0	PA: 34										
<b>PITCHER</b> Bob Gibson, R (1, 1) ERA: 3.47	IP 9.0	WLS W	BF 34	H 6	R 1	ER 1	SO 12	BB 2	IBB 0	HBP 0	BLK 0	WP 0	HR 0	S 56	P 64	ERA 1.00	WHIP 0.889													
											<b>PITCHER</b>	IP	WLS	BF	H	R	ER	SO	BB	IBB	HBP	BLK	WP	HR	S	P	ERA	WHIP		

Pittsburgh Pirates @ St. Louis Cardinals  
 Sportsman's Park, St. Louis, MO  
 Mon Aug 24 1964, 8:05 PM EDT  
 Att: 10,881 - Unknown

livebaseballscorecards.com

AB	32
R	1
H	6
RBI	1
BB	2
SO	12
LOB	13



Batter	1	2	3	4	5	6	7	8	9
<b>Curt Flood, R</b> OBP: 0.347, SLG: 0.368 (1, 8) X	0-0 G6-4-3 1B		0-0 6-3		4-0 BBB 6-3 1-3 BB			0-0 5-3	
<b>Lou Brock, L</b> OBP: 0.344, SLG: 0.415 (1, 7) X	0-0 G6-4-3 1-2f			0-0 1B 1B	0-0 6-3 1-2			0-0 E S HR 1B	
<b>Bill White, L</b> OBP: 0.358, SLG: 0.468 (1, 3) X	0-0 G3			0-0 1B 1-3 SF7 1B	0-3 K			0-0 1-H HR	
<b>Ken Boyer, R</b> OBP: 0.366, SLG: 0.487 (1, 5) X		0-0 5-3		0-0 1-3 1B		0-0 6-3		0-0 HR	
<b>Dick Groat, R</b> OBP: 0.328, SLG: 0.363 (1, 6) X		0-0 6-3		0-0 3-H F3		0-0 F9		0-0 6-3	
<b>Bob Skinner, L</b> OBP: 0.314, SLG: 0.361 (1, 9)		0-0 4-3		4-0 IBB		0-0 F7		0-0 6-3	
<b>Mike Shannon, R</b> OBP: 0.316, SLG: 0.394 (4, PR) (5, 9)									
<b>Tim McCarver, L</b> OBP: 0.347, SLG: 0.391 (1, 2) S			0-3 K	0-0 3-H SF7		0-0 K2 1B			
<b>Julian Javier, R</b> OBP: 0.281, SLG: 0.374 (1, 4) S			0-0 1B	0-3 K2-3		0-3 1-1f K2			
<b>Bob Gibson, R</b> OBP: 0.211, SLG: 0.194 (1, 1) X			0-0 F8		0-3 K BB WP		0-0 F8		

Inning Stats	R: 0	H: 1	E: 0	LOB: 0	K: 0	BB: 0	S: 3	P: 3
	R: 0	H: 0	E: 0	LOB: 0	K: 0	BB: 0	S: 3	P: 3
	R: 2	H: 3	E: 0	LOB: 2	K: 1	BB: 1	S: 8	P: 12
	R: 0	H: 0	E: 0	LOB: 1	K: 2	BB: 1	S: 7	P: 11
	R: 0	H: 0	E: 0	LOB: 0	K: 0	BB: 0	S: 3	P: 3
	R: 0	H: 1	E: 0	LOB: 0	K: 1	BB: 0	S: 5	P: 5
	R: 3	H: 3	E: 0	LOB: 0	K: 0	BB: 0	S: 6	P: 6

PITCHER	IP	WLS	BF	H	R	ER	SO	BB	IBB	HBP	BLK	WP	HR	S	P	ERA	WHIP
<b>Bob Friend, R</b> ERA: 3.25 (1, 1)	6.0	L	24	5	2	2	4	1	1	0	0	2	0	30	38	3.00	1.000
<b>Al McBean, R</b> ERA: 1.94 (7, 1)	2.0		9	4	3	3	1	0	0	0	0	0	2	11	11	13.50	2.000

**BOTTOM**


**Pittsburgh Pirates @ St. Louis Cardinals**  
Sportsman's Park, St. Louis, MO

Mon Aug 24 1964, 8:05 PM EDT  
Att. 10,881 - Unknown

AB	R	H	RBI	BB	SO	LOB
3	0	1	0	1	0	1
4	2	2	0	0	0	2
4	2	2	2	0	1	1
4	1	2	2	0	0	0
4	0	0	0	0	0	2
1	0	0	0	1	0	0
2	0	0	0	0	0	0
2	0	1	1	0	1	0
3	0	1	0	0	2	3
3	0	0	0	0	1	1

AB 30  
R 5  
H 9  
RBI 5  
BB 2  
SO 5  
LOB 10

WP: 2 PA: 33  
PB: 0  
SB: 1  
CS: 0



1B	2B	3B	HR	SF	SAC	DP	HBP
7	1	0	2	1	0	2	0

Batter	1	2	3	4	5	6	7	8	9	10	11	12	13	AB R H RBI BB SO LOB	TOP														
Bob Bailey, R OBP: 0.355, SLG: 0.442 (1, 5) (7, 7)	0-3 K		0-0 1B 1B		0-0 F5		0-0 E 2B		0-0 F5		4-0 BB	0-0 FC6-4		6 1 2 1 1 1 3															
Manny Mota, R OBP: 0.327, SLG: 0.427 (1, 8) BB	4-0 BB		0-0 1B 1B		0-0 F9		0-0 E4 1B		0-0 6-3		0-0 F9		0-0 1-3	6 1 1 0 1 0 2															
Roberto Clemente, R OBP: 0.393, SLG: 0.483 (1, 9) FC1-6-4	0-0 FC1-6-4		0-0 1B 1B		0-0		0-0 S 1B		0-0 1-3			4-0 1B 1B BB	0-0 F8	6 1 3 1 1 0 1															
Jerry Lynch, L OBP: 0.336, SLG: 0.539 Vern Law, R OBP: 0.333, SLG: 0.300 Willie Stargell, L OBP: 0.373, SLG: 0.516 Al McBean, R OBP: 0.111, SLG: 0.111 (1, 7) (7, 1) (10, PH) (10, 1)	0-3 K		0-0 F3		0-0 F4		0-0 F8 1-2		0-0 F4			0-3 K	0-0 L4	4 0 0 0 0 1 6 0 0 0 0 0 0 0 1 0 0 0 0 0 0 2 0 0 0 0 1 1															
Donn Clendenon, R OBP: 0.317, SLG: 0.429 (1, 3)		0-0 F9	0-0 G3			0-0 6-3	0-3 K		0-0 F4		0-0 F4	0-0 1B 1B		6 1 1 0 0 1 4															
Bill Mazerowski, R OBP: 0.299, SLG: 0.386 (1, 4)		0-0 4-3		0-0 F9		0-0 E6 FC1-4	0-3 K		0-0 F8		0-0 F8	4-0 1B 1B IBB		5 0 0 0 1 1 1															
Gene Alley, R OBP: 0.259, SLG: 0.273 Smoky Burgess, L OBP: 0.302, SLG: 0.299 Dick Schofield, S OBP: 0.358, SLG: 0.358 (1, 6) (12, PH) (12, PR) (12, 6)	0-3 K			4-0 BB		0-0 F8		0-0 5-3			0-0 SH5-4 1B	0-0 1B 1B		4 0 1 0 1 1 1 1 0 1 2 0 0 0 0 0 0 0 0 0 0															
Orlando McFarlane, R OBP: 0.273, SLG: 0.275 (1, 2)			0-0 1B 2B	0-0 F7		0-0 FC1-4		0-3 K		0-0 SH5-4	0-0 SH5-4	0-0 FC6-4 1B		5 1 2 0 0 1 2															
Bob Veale, S OBP: 0.219, SLG: 0.197 Bill Virdon, L OBP: 0.294, SLG: 0.310 Tommie Sisk, R Gene Freese, R OBP: 0.279, SLG: 0.407 (1, 1) (3, PH) (3, 1) (7, PH) (7, 5)	0-0 6-3		0-0 K	0-3 K			0-0 HR		0-0 5-3		0-0 5-3	0-3 K		0 0 0 0 0 0 0 1 0 0 0 0 0 1 1 0 0 0 0 1 1 4 1 1 1 0 1 4															
<b>Inning Stats</b>	R: 0 E: 0 K: 2 S: 7	H: 0 LOB: 1 BB: 1 P: 11	R: 0 E: 0 K: 1 S: 5	H: 0 LOB: 0 BB: 0 P: 5	R: 1 E: 0 K: 0 S: 7	H: 4 LOB: 3 BB: 0 P: 7	R: 0 E: 0 K: 1 S: 5	H: 0 LOB: 1 BB: 1 P: 9	R: 0 E: 0 K: 0 S: 4	H: 0 LOB: 1 BB: 0 P: 4	R: 0 E: 1 K: 2 S: 11	H: 3 LOB: 1 BB: 0 P: 11	R: 0 E: 0 K: 1 S: 5	H: 0 LOB: 0 BB: 0 P: 5	R: 0 E: 0 K: 0 S: 3	H: 0 LOB: 0 BB: 0 P: 3	R: 0 E: 0 K: 0 S: 3	H: 0 LOB: 0 BB: 0 P: 3	R: 0 E: 0 K: 0 S: 4	H: 1 LOB: 2 BB: 1 P: 8	R: 2 E: 0 K: 2 S: 10	H: 3 LOB: 3 BB: 2 P: 18	R: 0 E: 0 K: 0 S: 3	H: 0 LOB: 0 BB: 0 P: 3	1B: 9 2B: 2 3B: 0 HR: 1	SF: 0 SAC: 1 DP: 0 HBP: 0	WP: 0 PB: 0 SB: 1 CS: 0	PA: 58	
<b>PITCHER</b>	IP WLS BF H R ER SO BB IBB HBP BLK WP HR S P ERA WHIP														IP WLS BF H R ER SO BB IBB HBP BLK WP HR S P ERA WHIP														
Curt Simmons, L ERA: 3.42 Barney Schultz, R ERA: 0.9 Bob Humphreys, R ERA: 1.67 Ron Taylor, R ERA: 4.65 (1, 1) (7, 1) (12, 1) (13, 1)	6.0 5.1 0.2 1.0	29 24 2 3	7 5 0 0	4 2 0 0	3 2 0 0	4 4 1 0	4 2 1 0	2 1 0 0	0 0 0 0	0 0 0 0	0 0 0 0	0 0 0 0	0 0 0 0	0 0 0 0	0 0 0 0	0 0 0 0	0 0 0 0	0 0 0 0	0 0 0 0	0 0 0 0	0 0 0 0	0 0 0 0	0 0 0 0	0 0 0 0	0 0 0 0	0 0 0 0	0 0 0 0	0 0 0 0	0 0 0 0

Pittsburgh Pirates @ St. Louis Cardinals  
Sportsman's Park, St. Louis, MO  
Tue Aug 25 1964, 8:05 PM EDT  
Att: 8,664 - Unknown

livebaseballscorecards.com

AB	52
R	6
H	12
RBI	5
BB	5
SO	9
LOB	27



Batter	1	2	3	4	5	6	7	8	9	10	11	12	13	AB R H RBI BB SO LOB
Curt Flood, R OBP: 0.348, SLG: 0.369 (1, 8)	0-0 6-3	0-0 CS 1B			0-0 6-3		0-0 BB 1B		0-0 BB E 1B		0-0 4-3		0-0 4-3	7 0 3 1 0 0 0
Lou Brock, L OBP: 0.346, SLG: 0.420 (1, 7)	0-3 K	0-3 K			0-0 6-3		4-0 BB 1-2 BB		0-0 E4 BB			0-0 FC4-6 1B 1B	0-0 HR	6 2 2 1 1 2 2
Dick Groat, R OBP: 0.334, SLG: 0.364 Jerry Buchek, R OBP: 0.273, SLG: 0.333 (1, 6) (12, PR) (13, 6)	4-0 BB	0-0 CS	4-0 G5-4-3 BB			4-0 4-3 BB	0-3 K		4-0 1-2 2-3 BB			0-0 FC4-6 1B		2 0 1 0 4 1 2 0 0 0 0 0 0 0
Ken Boyer, R OBP: 0.362, SLG: 0.481 (1, 5)	0-0 F9		0-0 G5-4-3			0-0 4-3		0-0 6-3	0-0 F8			0-0 FC4-6 1B 2B		6 1 0 0 0 0 8
Bill White, L OBP: 0.359, SLG: 0.466 (1, 3)		4-0 BB 1B BB	0-3 K			4-0 FC6 IBB		0-0 1-3		0-0 F9		0-0 2B 1B		4 1 1 1 2 1 0
Carl Warwick, R OBP: 0.303, SLG: 0.386 Bob Skinner, L OBP: 0.312, SLG: 0.358 Mike Shannon, R OBP: 0.323, SLG: 0.407 (1, 9) (6, PH) (7, 9)		4-0 1B E BB		0-3 K		0-3 K		0-0 1B		0-0 F4		0-0 1B 2B		1 1 0 0 1 1 0 1 0 0 0 0 1 2 3 0 2 1 0 0 0
Julian Javier, R OBP: 0.281, SLG: 0.373 Bob Humphreys, R Charlie James, R OBP: 0.256, SLG: 0.340 Ron Taylor, R OBP: 0.200, SLG: 0.200 (1, 4) (12, 1) (12, PH) (13, 1)		0-0 E 1B		0-3 K		0-0 FC6		0-3 K		0-0 F9		0-0 F5		3 1 1 1 0 1 2 0 0 0 0 0 0 0 1 0 0 0 0 0 3 0 0 0 0 0 0 0
Bob Uecker, R OBP: 0.286, SLG: 0.203 Tim McCarver, L OBP: 0.347, SLG: 0.388 (1, 2) (9, PH) (10, 2)		0-0 E2 1B 2B		0-0 F8			0-0 L6		0-0 F8		0-0 F9	4-0 IBB		3 1 1 2 0 0 0 2 0 0 0 1 0 0
Curt Simmons, L OBP: 0.139, SLG: 0.114 Barney Schultz, R Dal Maxvill, R OBP: 0.250, SLG: 0.250 (1, 1) (7, 1) (7, 4)		0-3 K			0-0 F8		0-0 F9		0-3 K		0-0 F9	0-3 K		2 0 0 0 0 1 1 2 0 0 0 0 1 1 4 0 0 0 0 2 3

Inning Stats	R: 0	H: 0	E: 0	LOB: 1	K: 1	S: 5	R: 4	H: 3	E: 1	LOB: 0	K: 2	S: 9	R: 0	H: 0	E: 0	LOB: 0	K: 1	S: 4	R: 0	H: 0	E: 0	LOB: 0	K: 2	S: 7	R: 0	H: 0	E: 0	LOB: 0	K: 0	S: 3	R: 0	H: 1	E: 0	LOB: 1	K: 1	S: 6	R: 0	H: 1	E: 0	LOB: 1	K: 1	S: 6	R: 0	H: 0	E: 1	LOB: 3	K: 1	S: 7	R: 0	H: 0	E: 0	LOB: 0	K: 0	S: 3	R: 0	H: 0	E: 0	LOB: 0	K: 0	S: 3	R: 2	H: 4	E: 0	LOB: 3	K: 1	S: 9	R: 1	H: 1	E: 0	LOB: 0	K: 0	S: 2	R: 0	H: 1	E: 0	LOB: 0	K: 0	S: 2	R: 1	H: 1	E: 0	LOB: 0	K: 0	S: 2	R: 0	H: 0	E: 0	LOB: 0	K: 0	S: 2	R: 2	H: 8	E: 0	LOB: 2	K: 0	S: 1	R: 0	H: 0	E: 0	LOB: 0	K: 0	S: 1	WP: 0	PA: 57
--------------	------	------	------	--------	------	------	------	------	------	--------	------	------	------	------	------	--------	------	------	------	------	------	--------	------	------	------	------	------	--------	------	------	------	------	------	--------	------	------	------	------	------	--------	------	------	------	------	------	--------	------	------	------	------	------	--------	------	------	------	------	------	--------	------	------	------	------	------	--------	------	------	------	------	------	--------	------	------	------	------	------	--------	------	------	------	------	------	--------	------	------	------	------	------	--------	------	------	------	------	------	--------	------	------	------	------	------	--------	------	------	-------	--------


PITCHER	IP	WLS	BF	H	R	ER	SO	BB	IBB	HBP	BLK	WP	HR	S	P	ERA	WHIP
Bob Veale, L ERA: 3.12 (1, 1)	2.0		11	3	4	4	3	3	0	0	0	0	0	14	26	18.00	3.000
Tommie Sisk, R ERA: 6.54 (3, 1)	4.0		14	0	0	0	4	2	1	0	0	0	0	19	31	0.00	0.500
Vern Law, R ERA: 3.7 (7, 1)	3.0		15	3	0	0	3	2	0	0	0	0	0	19	27	0.00	1.667
Al McBean, R ERA: 2.24 (10, 1)	3.1	L	16	5	3	3	1	0	1	0	0	0	1	17	21	8.10	1.500

**BOTTOM**


**Pittsburgh Pirates @ St. Louis Cardinals**  
Sportsman's Park, St. Louis, MO

Tue Aug 25 1964, 8:05 PM EDT  
Att. 8,664 - Unknown

AB	47
R	7
H	11
RBI	7
BB	9
SO	11
LOB	24



PITCHER	IP	WLS	BF	H	R	ER	SO	BB	IBB	HBP	BLK	WP	HR	S	P	ERA	WHIP
---------	----	-----	----	---	---	----	----	----	-----	-----	-----	----	----	---	---	-----	------

Batter	1	2	3	4	5	6	7	8	9	AB R H RBI BB SO LOB	TOP											
Bob Bailey, R (1, 7) OBP: 0.356, SLG: 0.445	0-3 K			x 0-0 FC4-6 1B		x 0-0 5-3		x 0-0 1-H 2B		4 0 2 0 0 1 0	<b>Pittsburgh Pirates @ St. Louis Cardinals</b> Sportsman's Park, St. Louis, MO Wed Aug 26 1964, 8:05 PM EDT Att. 9,662 - Unknown  <b>livebaseballscorecards.com</b>  <b>AB 31</b> <b>R 2</b> <b>H 6</b> <b>RBI 2</b> <b>BB 0</b> <b>SO 5</b> <b>LOB 8</b>  											
Manny Mota, R (1, 8) OBP: 0.322, SLG: 0.419	0-0 6-3		x 0-0 FC4-6 G6-4-3 1-2f		x 0-0 L9			x 0-3 K	4 0 0 0 0 1 1													
Roberto Clemente, R (1, 9) OBP: 0.392, SLG: 0.481	0-0 L9		x 0-0 G6-4-3 1-2f				x 0-0 FC5-4 1B	x 0-0 4-3	4 0 1 0 0 0 1													
Gene Freese, R (1, 5) OBP: 0.275, SLG: 0.400		x 0-0 F7			x 0-3 K		x 0-0 FC5-4 1-2f	x 0-0 F6	4 0 0 0 0 1 1													
Donn Clendenon, R (1, 3) OBP: 0.320, SLG: 0.440		x 0-0 G6-4-3 1B			x 0-0 HR		x 0-0 F4		3 1 2 1 0 0 1													
Bill Mazaroski, R (1, 4) OBP: 0.297, SLG: 0.383		x 0-0 G6-4-3 1-2f			x 0-0 6-3		x 0-0 F3		3 0 0 0 0 0 2													
Gene Alley, R (1, 6) OBP: 0.260, SLG: 0.293			x 0-0 L4		x 0-0 HR			x 0-0 E4 2B	3 1 1 1 0 0 0													
Orlando McFarlane, R (1, 2) OBP: 0.259, SLG: 0.259			x 0-0 5-3		x 0-3 K			x 0-0 F8	3 0 0 0 0 1 1													
Frank Bork, R (1, 1) OBP: 0.333, SLG: 0.200 Roy Face, R (5, 1) Willie Stargell, L (6, PH) Tommy Sisk, R (6, 1) Jerry Lynch, L (8, PH) Bob Veale, S (8, 1) OBP: 0.333, SLG: 0.537 OBP: 0.219, SLG: 0.197			x 0-3 K			x 0-0 4-3		x 0-0 F2	1 0 0 0 0 0 1 0 0 0 0 0 0 0 0 0 1 0 0 0 0 0 0 0 0 0 0 0 0 0 0 0 1 0 0 0 0 0 0 1 0 0 0 0 0 0 0 0													
<b>Inning Stats</b>	R: 0 E: 0 K: 1 S: 5	H: 0 LOB: 0 BB: 0 P: 5	R: 0 E: 0 K: 0 S: 3	H: 1 LOB: 0 BB: 0 P: 3	R: 0 E: 0 K: 1 S: 5	H: 0 LOB: 0 BB: 0 P: 5	R: 0 E: 0 K: 0 S: 3	H: 1 LOB: 0 BB: 0 P: 3	R: 2 E: 0 K: 2 S: 9	H: 2 LOB: 0 BB: 0 P: 9	R: 0 E: 0 K: 0 S: 3	H: 0 LOB: 0 BB: 0 P: 3	R: 0 E: 0 K: 0 S: 4	H: 1 LOB: 1 BB: 0 P: 4	R: 0 E: 1 K: 0 S: 4	H: 1 LOB: 2 BB: 0 P: 4	R: 0 E: 0 K: 1 S: 5	H: 0 LOB: 0 BB: 0 P: 5	1B: 3 2B: 1 3B: 0 HR: 2	SF: 0 SAC: 0 DP: 2 HBP: 0	WP: 0 PB: 0 SB: 0 CS: 0	PA: 31
<b>PITCHER</b> Mike Cuellar, L (1, 1) ERA: 3.57	IP 9.0 WLS W BF 31 H 6 R 2 ER 2 SO 5 BB 0 IBB 0 HBP 0 BLK 0 WP 0 HR 2 S 41 P 41 ERA 2.00 WHIP 0.667											<b>PITCHER</b>	IP WLS BF H R ER SO BB IBB HBP BLK WP HR S P ERA WHIP									

Batter	1	2	3	4	5	6	7	8	9	AB	R	H	RBI	BB	SO	LOB
<b>Curt Flood, R</b> OBP: 0.348, SLG: 0.370 (1, 8) X	0-0 F7		0-0 L8 1B 2B		0-0 1-3		0-3 K			4	1	1	0	0	1	0
<b>Lou Brock, L</b> OBP: 0.347, SLG: 0.431 (1, 7) S S S	0-3 K		0-0 F6		0-0 HR		0-0 3B			4	1	2	1	0	1	1
<b>Dick Groat, R</b> OBP: 0.335, SLG: 0.367 (1, 6) B B B	4-0 FC6-4 BB		0-0 L8		0-0 1B 3B		0-0 4-3			3	1	1	0	1	0	1
<b>Ken Boyer, R</b> OBP: 0.385, SLG: 0.482 (1, 5) X	0-0 FC6-4		0-0 1B		0-0 G5-3 1B			4-0 WP 1B BB		3	1	2	2	1	0	1
<b>Bill White, L</b> OBP: 0.358, SLG: 0.464 (1, 3) S S S		0-0 F2	0-3 K		0-0 1-2 1B			0-3 K		4	0	1	0	0	2	2
<b>Mike Shannon, R</b> OBP: 0.327, SLG: 0.412 (1, 9) X		0-0 2B		0-0 6-3	0-0 G5-3			4-0 1B BB		3	0	1	0	1	0	2
<b>Julian Javier, R</b> OBP: 0.283, SLG: 0.375 (1, 4) X		0-0 F9		0-0 6-3		0-0 G4-6-3 1B		0-0 1-2 2-H 1B		4	0	2	1	0	0	1
<b>Tim McCarver, L</b> OBP: 0.348, SLG: 0.388 (1, 2) X		4-0 IBB		0-0 1B		0-0 G4-6-3		0-3 K		3	0	1	0	1	1	3
<b>Mike Cuellar, L</b> (1, 1) X		0-0 G3		0-3 K		0-0 F7		0-0 G3		4	0	0	0	0	1	5

Inning Stats	R: 0	H: 0	E: 0	K: 1	S: 5	L: 0	LOB: 1	BB: 1	P: 9	R: 0	H: 1	E: 0	K: 0	S: 4	L: 0	LOB: 2	BB: 1	P: 8	R: 1	H: 2	E: 0	K: 1	S: 7	L: 0	LOB: 1	BB: 0	P: 7	R: 0	H: 1	E: 0	K: 1	S: 6	L: 0	LOB: 1	BB: 0	P: 6	R: 2	H: 4	E: 0	K: 0	S: 6	L: 0	LOB: 1	BB: 0	P: 6	R: 0	H: 1	E: 0	K: 1	S: 3	L: 0	LOB: 0	BB: 0	P: 3	R: 0	H: 1	E: 0	K: 1	S: 5	L: 0	LOB: 0	BB: 0	P: 5	R: 1	H: 1	E: 0	K: 2	S: 8	L: 0	LOB: 2	BB: 2	P: 16
--------------	------	------	------	------	------	------	--------	-------	------	------	------	------	------	------	------	--------	-------	------	------	------	------	------	------	------	--------	-------	------	------	------	------	------	------	------	--------	-------	------	------	------	------	------	------	------	--------	-------	------	------	------	------	------	------	------	--------	-------	------	------	------	------	------	------	------	--------	-------	------	------	------	------	------	------	------	--------	-------	-------

PITCHER	IP	WLS	BF	H	R	ER	SO	BB	IBB	HBP	BLK	WP	HR	S	P	ERA	WHIP
<b>Frank Bork, L</b> ERA: 4.36 (1, 1)	4.1	L	23	8	3	3	3	1	1	0	0	0	1	27	35	6.23	2.077
<b>Roy Face, R</b> ERA: 4.86 (5, 1)	0.2		1	0	0	0	0	0	0	0	0	0	0	1	1	0.00	0.000
<b>Tommie Sisk, R</b> ERA: 6.25 (6, 1)	2.0		6	2	0	0	1	0	0	0	0	0	0	8	8	0.00	1.000
<b>Bob Veale, L</b> ERA: 3.15 (8, 1)	1.0		6	1	1	1	2	2	0	0	0	1	0	8	16	9.00	3.000

**BOTTOM**

**Pittsburgh Pirates @ St. Louis Cardinals**  
Sportsman's Park, St. Louis, MO

Wed Aug 26 1964, 8:05 PM EDT  
Att. 9,662 - Unknown

<b>AB</b>	<b>32</b>
<b>R</b>	<b>4</b>
<b>H</b>	<b>11</b>
<b>RBI</b>	<b>4</b>
<b>BB</b>	<b>4</b>
<b>SO</b>	<b>6</b>
<b>LOB</b>	<b>16</b>

livebaseballscorecards.com



<b>1B</b> : 6	<b>SF</b> : 0	<b>WP</b> : 1	<b>PA</b> : 36
<b>2B</b> : 2	<b>SAC</b> : 0	<b>PB</b> : 0	
<b>3B</b> : 2	<b>DP</b> : 2	<b>SB</b> : 0	
<b>HR</b> : 1	<b>HBP</b> : 0	<b>CS</b> : 0	

Batter	1	2	3	4	5	6	7	8	9	AB R H RBI BB SO LOB	TOP
<b>Cookie Rojas, R</b> (1, 8) <small>OBP: 0.342, SLG: 0.408</small> (9, 5)	0-0 		0-0 P3 			0-0 		0-0 		4 1 3 0 0 0 0	<b>Philadelphia Phillies @ Pittsburgh Pirates</b> <b>Forbes Field, Pittsburgh, PA</b> Fri Aug 28 1964, 7:05 PM EDT Att. 20,374 - Unknown
<b>Johnny Callison, L</b> (1, 9) <small>OBP: 0.314, SLG: 0.484</small> (8, 7)	0-0 FC1-6 		0-3 K 			0-0 		0-0 		4 0 1 1 0 1 2	
<b>Dick Allen, R</b> (1, 5) <small>OBP: 0.368, SLG: 0.535</small> <b>John Herrnstein, L</b> (8, 7) <small>OBP: 0.306, SLG: 0.397</small>	0-3 K 		0-0 			0-3 		0-0 		4 0 1 0 0 2 2 0 0 0 0 0 0 0	
<b>Frank Thomas, R</b> (1, 3) <small>OBP: 0.309, SLG: 0.404</small> <b>Tony Gonzalez, L</b> (9, 8) <small>OBP: 0.373, SLG: 0.400</small>	0-0 			0-0 		4-0 		0-0 		3 0 2 0 1 0 0 0 0 0 0 0 0 0	
<b>Alex Johnson, R</b> (1, 7) <small>OBP: 0.480, SLG: 0.609</small> <b>Wes Covington, L</b> (8, PH) <small>OBP: 0.367, SLG: 0.476</small> <b>Bobby Wine, R</b> (8, 5) <small>OBP: 0.275, SLG: 0.309</small> (9, 6)	4-0 			0-0 		0-0 		0-3 		2 0 1 0 1 0 2 1 0 0 0 0 1 2 0 0 0 0 0 0 0	
<b>Gus Triandos, R</b> (1, 2) <small>OBP: 0.351, SLG: 0.466</small>	0-3 		0-0 			0-0 		0-3 		4 0 0 0 0 2 6	
<b>Tony Taylor, R</b> (1, 4) <small>OBP: 0.332, SLG: 0.324</small>		0-3 		0-0 		0-0 		0-0 		4 0 0 0 0 1 0	
<b>Ruben Amaro, R</b> (1, 6) <small>OBP: 0.307, SLG: 0.367</small> (9, 3)		0-3 		0-3 		0-0 		0-0 		4 0 0 0 0 2 0	
<b>Jim Bunning, R</b> (1, 1) <small>OBP: 0.130, SLG: 0.156</small> <b>Ed Roebuck, R</b> (9, 1)		0-0 		0-3 				0-0 		4 1 1 0 0 1 0 0 0 0 0 0 0 0	
<b>Inning Stats</b>	R: 0 H: 2 E: 0 LOB: 3 K: 2 BB: 1 S: 9 P: 13	R: 0 H: 0 E: 0 LOB: 0 K: 2 BB: 0 S: 7 P: 7	R: 0 H: 0 E: 0 LOB: 0 K: 1 BB: 0 S: 5 P: 5	R: 0 H: 1 E: 0 LOB: 0 K: 0 BB: 0 S: 3 P: 3	R: 0 H: 0 E: 0 LOB: 0 K: 2 BB: 0 S: 7 P: 7	R: 0 H: 1 E: 0 LOB: 2 K: 1 BB: 1 S: 6 P: 10	R: 0 H: 0 E: 0 LOB: 0 K: 0 BB: 0 S: 3 P: 3	R: 2 H: 5 E: 0 LOB: 2 K: 2 BB: 0 S: 11 P: 11	R: 0 H: 0 E: 0 LOB: 0 K: 0 BB: 0 S: 3 P: 3	1B: 7 SF: 0 2B: 2 SAC: 0 3B: 0 DP: 1 HR: 0 HBP: 0	
<b>PITCHER</b> <b>Joe Gibbon, L</b> (1, 1) <small>ERA: 3.49</small> <b>Tommie Sisk, R</b> (8, 1) <small>ERA: 6.15</small> <b>Roy Face, R</b> (9, 1) <small>ERA: 4.79</small>	IP WLS BF H R ER SO BB IBB HBP BLK WP HR S P ERA WHIP 7.1 0 30 8 2 2 8 0 2 0 0 0 0 44 52 2.46 1.091 0.2 0 3 1 0 0 2 0 0 0 0 0 0 7 7 0.00 1.500 1.0 W 3 0 0 0 0 0 0 0 0 0 0 0 3 3 0.00 0.000	<b>PITCHER</b> IP WLS BF H R ER SO BB IBB HBP BLK WP HR S P ERA WHIP	0.0 0 0 0 0 0 0 0 0 0 0 0 0 0 0 0.00 0.000								

livebaseballscorecards.com

AB	34
R	2
H	9
RBI	1
BB	2
SO	10
LOB	14





Batter	1	2	3	4	5	6	7	8	9	AB	R	H	RBI	BB	SO	LOB
Bob Bailey, R OBP: 0.353, SLG: 0.441 (1, 5)	0-0 P4		0-0 F9			0-3 K		0-0 5-3		4	0	0	0	0	1	0
Bill Virdon, L OBP: 0.296, SLG: 0.312 (1, 8)	0-0 4-3		0-0 1B			0-0 E3			0-0 1B	4	1	2	0	0	0	0
Roberto Clemente, R OBP: 0.391, SLG: 0.479 (1, 9)	0-0 1B		0-0 P6			0-3 K			0-3 K	4	0	1	0	0	2	3
Jerry Lynch, L OBP: 0.333, SLG: 0.531 Manny Mota, R OBP: 0.322, SLG: 0.419 (1, 7) (9, PR)	0-3 K			0-0 F7		0-3 K			4-0 1B	3	0	0	0	1	2	2
Willie Stargell, L OBP: 0.311, SLG: 0.511 (1, 3)		0-0 1-3		0-3 K			0-3 K		0-0 1B	4	1	1	1	0	2	0
Smoky Burgess, L OBP: 0.301, SLG: 0.318 (1, 2)		0-0 4-3		0-0 L9			0-3 K		0-0 1B	4	1	1	3	0	1	0
Bill Mazeroski, R OBP: 0.297, SLG: 0.383 (1, 4)		0-0 1B			0-0 F2		0-0 L7			3	0	1	0	0	0	0
Dick Schofield, S OBP: 0.355, SLG: 0.355 (1, 6)		0-0 F2			0-3 K			0-0 F9		3	0	0	0	0	1	1
Joe Gibbon, R OBP: 0.289, SLG: 0.279 Tommie Sisk, R OBP: 0.274, SLG: 0.398 Roy Face, R (1, 1) (8, 1) (9, 1)			0-0 F9			0-3 K		0-3 K		2	0	0	0	0	1	0

Inning Stats	R: 0	H: 1	E: 0	K: 1	S: 6	LOB: 1	BB: 0	P: 6	R: 0	H: 1	E: 0	K: 0	S: 4	LOB: 1	BB: 0	P: 4	R: 0	H: 0	E: 0	K: 1	S: 5	LOB: 0	BB: 0	P: 5	R: 0	H: 0	E: 1	K: 3	S: 10	LOB: 1	BB: 0	P: 10	R: 0	H: 0	E: 0	K: 2	S: 7	LOB: 0	BB: 0	P: 7	R: 0	H: 0	E: 0	K: 1	S: 5	LOB: 0	BB: 0	P: 5	R: 4	H: 3	E: 0	K: 1	S: 6	LOB: 1	BB: 1	P: 10	1B: 5	2B: 0	3B: 0	HR: 1	SF: 0	SAC: 0	DP: 0	HBP: 0	WP: 0	PB: 0	SB: 0	CS: 0	PA: 33
--------------	------	------	------	------	------	--------	-------	------	------	------	------	------	------	--------	-------	------	------	------	------	------	------	--------	-------	------	------	------	------	------	-------	--------	-------	-------	------	------	------	------	------	--------	-------	------	------	------	------	------	------	--------	-------	------	------	------	------	------	------	--------	-------	-------	-------	-------	-------	-------	-------	--------	-------	--------	-------	-------	-------	-------	--------

PITCHER	IP	WLS	BF	H	R	ER	SO	BB	IBB	HBP	BLK	WP	HR	S	P	ERA	WHIP
Jim Bunning, R ERA: 2.17 (1, 1)	8.1		31	4	2	2	11	1	0	0	0	0	0	52	56	2.16	0.600
Ed Roebuck, R ERA: 2.72 (9, 1)	0.0	L	2	2	2	2	0	0	0	0	0	0	1	2	2	∞	∞

**BOTTOM**

Philadelphia Phillies @ Pittsburgh Pirates  
Forbes Field, Pittsburgh, PA

Fri Aug 28 1964, 7:05 PM EDT  
Att. 20,374 - Unknown

[livebaseballscorecards.com](http://livebaseballscorecards.com)

<b>AB</b>	<b>32</b>
<b>R</b>	<b>4</b>
<b>H</b>	<b>6</b>
<b>RBI</b>	<b>4</b>
<b>BB</b>	<b>1</b>
<b>SO</b>	<b>11</b>
<b>LOB</b>	<b>6</b>

Batter	1	2	3	4	5	6	7	8	9	AB R H RBI BB SO LOB	TOP							
Tony Gonzalez, L (1, 8) OBP: 0.373, SLG: 0.400	0-0 E 1B	0-0 F8	0-0 P6			0-0 E1 HR		0-0 SH1-3 HR 1B		5 2 2 0 0 0 3	Philadelphia Phillies @ Pittsburgh Pirates Forbes Field, Pittsburgh, PA Sat Aug 29 1964, 3:33 AM EDT Att: 12,186 - Unknown							
Dick Allen, R (1, 5) OBP: 0.369, SLG: 0.545 Bobby Wine, R (6, 5) OBP: 0.275, SLG: 0.309	0-0 E1	0-0 1B 3B		0-0 6-3		0-0 HR		0-0 SH1-3		4 2 2 4 0 0 1 0 0 0 0 0 0 0								
Johnny Callison, L (1, 9) OBP: 0.315, SLG: 0.489	0-0 F7	0-0 1B 1B		0-0 4-3		0-0 3-1		0-0 HR		5 1 2 3 0 0 2								
Wes Covington, L (1, 7) OBP: 0.365, SLG: 0.473 John Herrnstein, L (6, 7) OBP: 0.305, SLG: 0.396	0-0 L8	0-0 1B		0-0 4-3		0-0 F8		0-3 K		4 0 1 0 0 0 2 1 0 0 0 0 1 0								
Clay Dalrymple, L (1, 2) OBP: 0.302, SLG: 0.358	0-0 F7	0-3 K		0-0 4-3		0-3 K		0-0 FC5-4 1B		5 0 1 0 0 2 4								
Frank Thomas, R (1, 3) OBP: 0.314, SLG: 0.408		0-0 1B 1B	0-0 4-3 SH2-4 1B		0-0 1-3		0-0 1B 1B	0-0 FC5-4		5 2 3 0 0 0 1								
Cookie Rojas, R (1, 4) OBP: 0.344, SLG: 0.409		0-0 FC3-5 1B 1B	0-0 SH2-4		0-0 6-3		0-0 1B	0-0 6-3		4 0 2 0 0 0 0								
Ruben Amaro, R (1, 6) OBP: 0.309, SLG: 0.365		0-0 F8 FC3-5 3B 1B	0-0 4-3		0-0 4-0 SH5-4 E BB	0-0 P3		0-0 F8		4 2 1 1 1 0 3								
Art Mahaffey, R (1, 1) OBP: 0.159, SLG: 0.256 John Boozer, R (8, 1) OBP: 0.083, SLG: 0.083 Jack Baldschun, R (9, 1) OBP: 0.267, SLG: 0.214		0-0 FC3-5 3B	0-0 1B		0-0 SH5-4	0-3 K		0-0 1-3		3 1 1 1 0 1 4 1 0 0 0 0 0 0 0 0 0 0 0 0 0								
<b>Inning Stats</b>	R: 0 E: 1 K: 0 S: 5	H: 1 LOB: 2 BB: 0 P: 5	R: 4 E: 0 K: 1 S: 11	H: 6 LOB: 2 BB: 0 P: 11	R: 1 E: 0 K: 0 S: 5	H: 2 LOB: 1 BB: 0 P: 5	R: 0 E: 0 K: 0 S: 3	H: 0 LOB: 0 BB: 0 P: 3	R: 0 E: 0 K: 2 S: 9	H: 2 LOB: 2 BB: 0 P: 9	R: 2 E: 0 K: 1 S: 8	H: 3 LOB: 1 BB: 0 P: 8	R: 0 E: 0 K: 0 S: 3	H: 0 LOB: 0 BB: 0 P: 3	1B: 12 2B: 0 3B: 1 HR: 2	SF: 0 SAC: 3 DP: 0 HBP: 0	WP: 0 PB: 0 SB: 0 CS: 0	PA: 45
<b>PITCHER</b>	IP WLS BF H R ER SO BB IBB HBP BLK WP HR S P ERA WHIP	IP WLS BF H R ER SO BB IBB HBP BLK WP HR S P ERA WHIP	IP WLS BF H R ER SO BB IBB HBP BLK WP HR S P ERA WHIP	IP WLS BF H R ER SO BB IBB HBP BLK WP HR S P ERA WHIP	IP WLS BF H R ER SO BB IBB HBP BLK WP HR S P ERA WHIP	IP WLS BF H R ER SO BB IBB HBP BLK WP HR S P ERA WHIP	IP WLS BF H R ER SO BB IBB HBP BLK WP HR S P ERA WHIP	IP WLS BF H R ER SO BB IBB HBP BLK WP HR S P ERA WHIP	IP WLS BF H R ER SO BB IBB HBP BLK WP HR S P ERA WHIP	IP WLS BF H R ER SO BB IBB HBP BLK WP HR S P ERA WHIP	IP WLS BF H R ER SO BB IBB HBP BLK WP HR S P ERA WHIP	IP WLS BF H R ER SO BB IBB HBP BLK WP HR S P ERA WHIP	IP WLS BF H R ER SO BB IBB HBP BLK WP HR S P ERA WHIP	IP WLS BF H R ER SO BB IBB HBP BLK WP HR S P ERA WHIP	ERA WHIP	ERA WHIP		
Bob Friend, R (1, 1) ERA: 3.4	1.2 L	12 3	6 1	4 1	4 1	0 0	0 0	0 0	0 0	0 0	0 0	0 0	12 9	12 9	21.60 6.75	3.600 2.250		
Roy Face, R ERA: 4.83	(2, 1) 1.1	7	3	1	1	1	0	0	0	0	0	0	9	9	6.75	2.250		
Vern Law, R ERA: 3.65	(4, 1) 2.0	6	0	0	0	0	0	0	0	0	0	0	6	6	0.00	0.000		
John Gelnar, R ERA: 5.63	(6, 1) 2.0	11	3	3	3	2	1	0	0	0	0	1	14	18	13.50	2.000		
Tommie Sisk, R ERA: 6.41	(8, 1) 1.0	6	3	2	2	1	0	0	0	0	0	1	8	8	18.00	3.000		
Frank Bork, L (9, 1) ERA: 4.24	1.0	3	0	0	0	0	0	0	0	0	0	0	3	3	0.00	0.000		

livebaseballscorecards.com

AB	41
R	10
H	15
RBI	9
BB	1
SO	4
LOB	20



BOTTOM

Philadelphia Phillies @ Pittsburgh Pirates  
Forbes Field, Pittsburgh, PA  
Sat Aug 29 1964, 3:33 AM EDT  
Att. 12,186 - Unknown

livebaseballscorecards.com

AB 39  
R 8  
H 15  
RBI 8  
BB 5  
SO 1  
LOB 20



WP: 1 PA: 44  
PB: 0  
SB: 0  
CS: 0

AB R H RBI BB SO LOB

5 0 0 0 0 0 6

4 2 1 0 1 0 0

4 2 2 0 1 0 0

3 1 2 1 2 0 2

5 2 2 2 0 1 4

5 1 3 3 0 0 0

5 0 2 2 0 0 2

4 0 2 0 1 0 2

1B: 12 SF: 0  
2B: 3 SAC: 0  
3B: 1 DP: 3  
HR: 0 HBP: 0

Batter	1	2	3	4	5	6	7	8	9
Bob Bailey, R (1, 5) OBP: 0.349, SLG: 0.436	0-0 P4		0-0 6-3		0-0 F8		0-0 L5		0-0 1-3
Bill Virdon, L (1, 8) OBP: 0.297, SLG: 0.311	0-0 4-3			0-0 F9		0-0 3-1		4-0 1B BB	0-0 1B 1B
Roberto Clemente, R (1, 9) OBP: 0.393, SLG: 0.479	0-0 6-3			0-0 P4		4-0 BB BB		0-0 1B 1-2 2B 1B	0-0 1B 1-2 1B
Jerry Lynch, L (1, 7) OBP: 0.342, SLG: 0.532		4-0 BB BB BB		0-0 BB		4-0 BB BB		0-0 2B 1-3 2-H 1B 1B	0-0 P3
Willie Stargell, L (1, 3) OBP: 0.312, SLG: 0.512		0-0 G4-6-3 BB		0-3 K		0-0 G4-6-3 BB		0-0 1-3 1B 2B	0-0 1B 1-3 2-H 3B 1B
Smoky Burgess, L (1, 2) OBP: 0.310, SLG: 0.327		0-0 4-3			0-0 2B 1B		0-0 F9	0-0 FC1-4 1B	0-0 1-3 3-H 3B 1B
Bill Mazaroski, R (1, 4) OBP: 0.298, SLG: 0.387			0-0 P3		0-0 F5		0-0 1B 1B 1B	0-0 FC1-4 G3 WP	0-0 1-H 3B
Dick Schofield, S (1, 6) OBP: 0.359, SLG: 0.360			4-0 G1 BB		0-0 1-3 2B		0-0 1B 1B	0-0 G3	0-0 F8
Bob Friend, R Roy Face, R Gene Freese, R Gene Ladd, R Donn Cassendon, R John Gelhar, R Manny Mota, R Tommye Sisk, R Gene Alley, R Frank Strick, R			0-0 G1		0-0 1-3		0-0 1-2 2-3 1B	0-0 1-3	

Inning Stats	R: 0	H: 0	E: 0	LOB: 0	K: 0	BB: 0	S: 3	P: 3
	R: 0	H: 0	E: 0	LOB: 0	K: 0	BB: 1	S: 2	P: 6
	R: 0	H: 0	E: 0	LOB: 1	K: 0	BB: 1	S: 3	P: 7
	R: 0	H: 1	E: 0	LOB: 1	K: 1	BB: 0	S: 6	P: 6
	R: 0	H: 2	E: 0	LOB: 2	K: 0	BB: 0	S: 5	P: 5
	R: 0	H: 0	E: 0	LOB: 1	K: 0	BB: 2	S: 2	P: 10
	R: 0	H: 3	E: 0	LOB: 2	K: 0	BB: 0	S: 5	P: 5
	R: 4	H: 4	E: 0	LOB: 1	K: 0	BB: 1	S: 7	P: 11
	R: 4	H: 5	E: 0	LOB: 1	K: 0	BB: 0	S: 8	P: 8

PITCHER	IP	WLS	BF	H	R	ER	SO	BB	IBB	HBP	BLK	WP	HR	S	P	ERA	WHIP
Art Mahaffey, R (1, 1) ERA: 4.52	7.0	W	31	8	3	3	1	5	0	0	0	0	0	28	48	3.86	1.857
John Boozer, R (8, 1) ERA: 4.84	1.2		12	7	5	5	0	0	0	0	0	1	0	12	12	27.00	4.200
Jack Baldschun, R (9, 1) ERA: 3.26	0.1	S	1	0	0	0	0	0	0	0	0	0	0	1	1	0.00	0.000

Batter	1	2	3	4	5	6	7	8	9	AB R H RBI BB SO LOB	TOP	
Cookie Rojas, R OBP: 0.343, SLG: 0.407 (1, 8)	0-0 L4			0-3 K		0-0 1B 1-2		0-0 4-3		4 0 1 0 0 1 0	Philadelphia Phillies @ Pittsburgh Pirates Forbes Field, Pittsburgh, PA Sun Aug 30 1964, 3:33 AM EDT Att: 14,080 - Unknown	
Johnny Callison, L OBP: 0.316, SLG: 0.489 (1, 9)	4-0 BB G4-6-3			0-0 BB 1B		0-3 K		0-0 G3		3 0 1 0 1 1 2		
Dick Allen, R OBP: 0.369, SLG: 0.542 (1, 5)	0-0 G4-6-3 1-2f			0-0 L8		0-0 1B G5-4-3 1-2 2-H		0-3 K		4 0 1 1 0 1 2		
Frank Thomas, R OBP: 0.314, SLG: 0.405 Ray Culp, R OBP: 0.152, SLG: 0.114 Dennis Bennett, L OBP: 0.220, SLG: 0.182 Tony Gonzalez, L OBP: 0.372, SLG: 0.399 (1, 3) (6, 1) (7, 1) (9, PH)		0-0 L8		4-0 BB FC6-4 1-2		0-0 G5-4-3 1-2f		0-3 K		2 0 0 0 1 0 2 0 0 0 0 0 0 0 0 0 0 0 0 0 0 1 0 0 0 0 1 0		
Alex Johnson, R OBP: 0.444, SLG: 0.560 (1, 7)		0-0 4-3		0-0 FC6-4 1-2f		0-0 E5 G5-3 1B		0-0 F7		4 0 0 0 0 0 2		
Tony Taylor, R OBP: 0.333, SLG: 0.326 (1, 4)		0-3 K		0-0 L9		0-0 1B G5-3 1B		0-0 1B		4 1 2 0 0 1 0		
Gus Triandos, R OBP: 0.342, SLG: 0.453 (1, 2)			0-0 6-3		0-0 F8		0-0 G5-3 1-2 2-3f		0-3 K			4 0 0 0 0 1 3
Ruben Amaro, R OBP: 0.309, SLG: 0.364 (1, 6) (6, 3)			0-0 F8		0-0 F9		0-0 1B 2-H					3 0 1 1 0 0 0
Chris Short, R OBP: 0.064, SLG: 0.044 Ed Roebuck, R OBP: 0.369, SLG: 0.313 Rick Wise, R OBP: 0.369, SLG: 0.313 Bobby Wine, R OBP: 0.276, SLG: 0.310 (1, 1) (2, 1) (3, PH) (3, 1) (6, PH) (6, 6)			0-3 K		0-0 1B 1B		0-0 F2					0 0 0 0 0 0 0 0 0 0 0 0 0 0 1 0 0 0 0 1 0 2 1 1 0 0 0 1
<b>Inning Stats</b>	R: 0 E: 0 K: 0 S: 2 H: 0 LOB: 0 BB: 1 P: 6	R: 0 E: 0 K: 1 S: 5 H: 0 LOB: 0 BB: 0 P: 5	R: 0 E: 0 K: 1 S: 5 H: 0 LOB: 0 BB: 0 P: 5	R: 0 E: 0 K: 1 S: 6 H: 1 LOB: 2 BB: 1 P: 10	R: 0 E: 0 K: 0 S: 3 H: 0 LOB: 0 BB: 0 P: 3	R: 1 E: 0 K: 1 S: 7 H: 3 LOB: 1 BB: 0 P: 7	R: 1 E: 1 K: 0 S: 5 H: 2 LOB: 1 BB: 0 P: 5	R: 0 E: 0 K: 1 S: 8 H: 0 LOB: 0 BB: 0 P: 5	R: 0 E: 0 K: 2 S: 8 H: 1 LOB: 1 BB: 0 P: 8	1B: 7 2B: 0 3B: 0 HR: 0 SF: 0 SAC: 0 DP: 3 HBP: 0	WP: 0 PB: 0 SB: 0 CS: 0 PA: 34	
<b>PITCHER</b> Bob Veale, L ERA: 3.06 (1, 1)	IP: 9.0 WLS: W BF: 34 H: 7 R: 2 ER: 1 SO: 7 BB: 2 IBB: 0 HBP: 0 BLK: 0 WP: 0 HR: 0 S: 46 P: 54 ERA: 1.00 WHIP: 1.000											<b>PITCHER</b> IP: WLS: BF: H: R: ER: SO: BB: IBB: HBP: BLK: WP: HR: S: P: ERA: WHIP

livebaseballscorecards.com

AB 32  
R 2  
H 7  
RBI 2  
BB 2  
SO 7  
LOB 12



BOTTOM

Philadelphia Phillies @ Pittsburgh Pirates  
Forbes Field, Pittsburgh, PA  
Sun Aug 30 1964, 3:33 AM EDT  
Att. 14,080 - Unknown

livebaseballscorecards.com

AB 33  
R 10  
H 11  
RBI 9  
BB 6  
SO 5  
LOB 23



WP: 1 PA: 43  
PB: 0  
SB: 1  
CS: 1

AB R H RBI BB SO LOB

4 2 3 3 1 1 2

4 0 1 1 0 0 3

5 0 2 2 0 1 2

4 1 2 1 0 0 4

4 2 1 2 1 1 2

5 1 1 0 0 0 2

3 2 1 0 2 0 0

1 2 0 0 2 0 2

3 0 0 0 0 2 6

1B: 7 SF: 1  
2B: 4 SAC: 1  
3B: 0 DP: 1  
HR: 1 HBP: 2

Table with 9 columns (Batter 1-9) and 9 rows (Batters: Bob Bailey, Manny Mota, Roberto Clemente, Gene Freese, Donn Clendenon, Bill Mazeroski, Smoky Burgess, Gene Alley, Bob Veale). Each cell contains a baseball diamond diagram with play details and statistics.

Inning Stats table with columns for R, H, E, K, S and rows for each of the 9 batters.

PITCHER table with columns: PITCHER, IP, WLS, BF, H, R, ER, SO, BB, IBB, HBP, BLK, WP, HR, S, P, ERA, WHIP. Rows include Chris Short, L; Ed Roebuck, R; Rick Wise, R; Ray Culp, R; Dennis Bennett, L.

PITCHER table with columns: PITCHER, IP, WLS, BF, H, R, ER, SO, BB, IBB, HBP, BLK, WP, HR, S, P, ERA, WHIP. Rows include Ed Roebuck, R; Rick Wise, R; Ray Culp, R; Dennis Bennett, L.

Batter	1	2	3	4	5	6	7	8	9	AB R H RBI BB SO LOB	TOP
Maury Wills, S OBP: 0.331, SLG: 0.337 (1, 6) X	0-0 1-3 S 2B 1B		0-0 F9		0-0 G4-6-3 1B			0-0 1-3		4 1 2 0 0 0 0	<b>Los Angeles Dodgers @ Pittsburgh Pirates</b> Forbes Field, Pittsburgh, PA Tue Sep 01 1964, 7:05 PM EDT Att. 6,648 - Unknown
Derrell Griffith, L OBP: 0.314, SLG: 0.429 (1, 9) X	0-0 1-3		0-0 FC4-6 1B		0-0 G4-6-3 1-2f			0-0 2B		4 0 2 0 0 0 2	
Willie Davis, L OBP: 0.312, SLG: 0.408 (1, 8) X	0-0 3-H 2B		0-0 FC4-6 1B		0-0 CS 1B			0-0 4-3		4 1 2 1 0 0 2	
Ron Fairly, L OBP: 0.357, SLG: 0.411 (1, 3) X	0-0 G3		0-0 1-H 1B		0-0 P4 1-2			0-0 1-3		4 0 1 1 0 0 2	
John Roseboro, L OBP: 0.362, SLG: 0.373 (1, 2) X	0-0 L6		0-0 F7		0-0 1-3			0-0 5-3		4 0 0 0 0 0 2	
Wes Parker, S OBP: 0.287, SLG: 0.327 (1, 7)		0-3 K		0-3 K			0-0 6-3		0-3 K	4 0 0 0 0 3 0	
Jim Gilliam, S OBP: 0.307, SLG: 0.270 (1, 5)		4-0 BB		0-0 L4			0-0 F7			2 0 0 0 1 0 0	
Nate Oliver, R OBP: 0.321, SLG: 0.289 (1, 4)		0-3 K		0-0 L1			0-0 5-3			3 0 0 0 0 1 1	
Phil Ortega, R OBP: 0.152, SLG: 0.140 (1, 1)		0-3 K			0-0 G3			0-0 F7		2 0 0 0 0 1 1	
Bob Miller, R OBP: 0.176, SLG: 0.067 (7, 1)										0 0 0 0 0 0 0	
Wally Moon, L OBP: 0.311, SLG: 0.327 (8, PH)										1 0 0 0 0 0 0	
Ron Perranoski, L OBP: 0.154, SLG: 0.154 (8, 1)										0 0 0 0 0 0 0	
<b>Inning Stats</b>	R: 1 H: 2 E: 0 LOB: 1 K: 0 BB: 0 S: 5 P: 5	R: 0 H: 0 E: 0 LOB: 1 K: 3 BB: 1 S: 9 P: 13	R: 1 H: 2 E: 0 LOB: 1 K: 0 BB: 0 S: 5 P: 5	R: 0 H: 0 E: 0 LOB: 0 K: 1 BB: 0 S: 5 P: 5	R: 0 H: 1 E: 0 LOB: 0 K: 0 BB: 0 S: 3 P: 3	R: 0 H: 1 E: 0 LOB: 0 K: 0 BB: 0 S: 3 P: 3	R: 0 H: 0 E: 0 LOB: 0 K: 0 BB: 0 S: 3 P: 3	R: 0 H: 1 E: 0 LOB: 1 K: 0 BB: 0 S: 4 P: 4	R: 0 H: 0 E: 0 LOB: 0 K: 1 BB: 0 S: 5 P: 5	1B: 5 SF: 0 2B: 2 SAC: 0 3B: 0 DP: 1 HR: 0 HBP: 0	WP: 0 PA: 33 PB: 0 SB: 2 CS: 1
<b>PITCHER</b> Bob Friend, R ERA: 3.34 (1, 1)	IP WLS BF H R ER SO BB IBB HBP BLK WP HR S P ERA WHIP										
	9.0 W 33 7 2 2 5 1 0 0 0 0 0 0 42 46 2.00 0.889										

livebaseballscorecards.com

<b>AB</b>	32
<b>R</b>	2
<b>H</b>	7
<b>RBI</b>	2
<b>BB</b>	1
<b>SO</b>	5
<b>LOB</b>	10



Batter	1	2	3	4	5	6	7	8	9
<b>Bob Bailey, R</b> <small>OBP: 0.355, SLG: 0.442</small> (1, 5)	0-3 		0-0 			0-0 	0-0 		
<b>Bill Virdon, L</b> <small>OBP: 0.296, SLG: 0.314</small> (1, 8)	0-3 		0-0 			0-0 	0-0 		
<b>Roberto Clemente, R</b> <small>OBP: 0.390, SLG: 0.476</small> (1, 9)	0-3 		0-3 			0-0 		0-0 	
<b>Jerry Lynch, L</b> <small>OBP: 0.338, SLG: 0.526</small> <b>Manny Mota, R</b> <small>OBP: 0.325, SLG: 0.417</small> (8, 7)		0-0 		0-0 		0-3 	0-0 		
<b>Willie Stargell, L</b> <small>OBP: 0.312, SLG: 0.518</small> (1, 3)		0-0 		0-3 		0-0 	0-3 		
<b>Bill Mazaroski, R</b> <small>OBP: 0.297, SLG: 0.387</small> (1, 4)		0-0 		0-0 		0-0 	0-0 		
<b>Jim Pagliaroni, R</b> <small>OBP: 0.380, SLG: 0.438</small> (1, 2)			0-0 		0-0 	0-0 	0-0 		
<b>Dick Schofield, S</b> <small>OBP: 0.361, SLG: 0.359</small> (1, 6)			4-0 		0-0 	4-0 	4-0 		
<b>Bob Friend, R</b> <small>OBP: 0.121, SLG: 0.079</small> (1, 1)			0-0 		0-0 	0-3 			

AB	R	H	RBI	BB	SO	LOB
4	1	2	3	0	1	0
4	0	1	1	0	1	2
4	0	0	0	0	2	1
3	0	0	0	0	1	0
1	0	0	0	0	0	0
4	1	1	1	0	2	0
3	1	1	0	0	0	0
3	1	1	0	0	0	0
1	1	0	0	2	0	0
2	0	0	0	0	1	3

BOTTOM	
<b>Los Angeles Dodgers @ Pittsburgh Pirates</b> Forbes Field, Pittsburgh, PA Tue Sep 01 1964, 7:05 PM EDT Att. 6,648 - Unknown	
<b>AB</b> 29 <b>R</b> 5 <b>H</b> 6 <b>RBI</b> 5 <b>BB</b> 2 <b>SO</b> 8 <b>LOB</b> 6	
<b>WP:</b> 0 <b>PA:</b> 32 <b>PB:</b> 0 <b>SB:</b> 0 <b>CS:</b> 0	

Inning Stats		R	H	E	K	S	Inning Stats		R	H	E	K	S	Inning Stats		R	H	E	K	S	Inning Stats		R	H	E	K	S	Inning Stats		R	H	E	K	S														
R: 0 H: 0 E: 0 K: 3 S: 9		0	0	0	3	9	R: 0 H: 0 E: 0 K: 0 S: 3		0	0	0	0	3	R: 2 H: 2 E: 0 K: 1 S: 7		2	2	0	1	11	R: 0 H: 0 E: 0 K: 1 S: 5		0	0	0	1	5	R: 0 H: 0 E: 0 K: 0 S: 3		0	0	0	0	3	R: 3 H: 4 E: 0 K: 2 S: 11		3	4	0	2	15	R: 0 H: 0 E: 0 K: 1 S: 5		0	0	0	1	5


PITCHER	IP	WLS	BF	H	R	ER	SO	BB	IBB	HBP	BLK	WP	HR	S	P	ERA	WHIP
<b>Phil Ortega, R</b> <small>ERA: 3.61</small>	(1, 1)	6.1	25	5	5	5	6	1	0	0	0	0	1	36	40	7.11	0.947
<b>Bob Miller, R</b> <small>ERA: 2.55</small>	(7, 1)	0.2	4	1	0	0	1	0	1	0	0	0	0	5	9	0.00	1.500
<b>Ron Perranoski, L</b> <small>ERA: 3.82</small>	(8, 1)	1.0	3	0	0	0	1	0	0	0	0	0	0	5	5	0.00	0.000

PITCHER	IP	WLS	BF	H	R	ER	SO	BB	IBB	HBP	BLK	WP	HR	S	P	ERA	WHIP
<b>Phil Ortega, R</b> <small>ERA: 3.61</small>	(1, 1)	6.1	25	5	5	5	6	1	0	0	0	0	1	36	40	7.11	0.947
<b>Bob Miller, R</b> <small>ERA: 2.55</small>	(7, 1)	0.2	4	1	0	0	1	0	1	0	0	0	0	5	9	0.00	1.500
<b>Ron Perranoski, L</b> <small>ERA: 3.82</small>	(8, 1)	1.0	3	0	0	0	1	0	0	0	0	0	0	5	5	0.00	0.000





Batter	1	2	3	4	5	6	7	8	9	10	11	12	AB	R	H	RBI	BB	SO	LOB	
Bob Bailey, R (1, 5) OBP: 0.357, SLG: 0.441	0-0 G3-6-3 1B		0-0 F8		0-0 L9		0-0 1B	4-0 FC6-4 IBB			0-0 F3		5	0	2	0	1	0	3	
Bill Virton, L (1, 8) OBP: 0.294, SLG: 0.311 Manny Mota, R (7, PH) OBP: 0.321, SLG: 0.412 (8, 8)	0-0 G3-6-3 1-2f			0-3 K		0-0 1-3	0-0 L3	0-0 FC6-4 1-2f			0-3 K		3	0	0	0	0	1	1	
Roberto Clemente, R (1, 9) OBP: 0.388, SLG: 0.475	0-0 L4			0-0 F8		0-0 5-3		0-0 1B 2B			0-3 K		6	1	1	0	0	1	0	
Jerry Lynch, L (1, 7) OBP: 0.338, SLG: 0.521		0-0 L8		0-0 F9		0-0 1B		0-0 2B E 1B 2-H			0-3 K		6	1	2	1	0	1	0	
Willie Stargell, L (1, 3) OBP: 0.312, SLG: 0.516		4-0 G6-4-3 BB			0-0 F7		0-0 F8		0-0 1-3 E 2B			0-0 4-3		5	1	1	0	1	0	1
Bill Mazaroski, R (1, 4) OBP: 0.298, SLG: 0.385	0-0 G6-4-3 1-2f				0-3 K			4-0 FC4-6 FC6 1B 1B E IBB			0-0 6-3		5	1	1	0	1	1	1	
Jim Pagliaroni, R (1, 2) OBP: 0.383, SLG: 0.441			0-0 1-3		0-0 1B 1B		0-0 1B 1B		0-0 FC4-6 FC6 1B 1-2 2-H 3-H			0-0 1B		5	1	3	0	0	0	1
Dick Schofield, S (1, 6) OBP: 0.362, SLG: 0.359			0-0 1B		1-3 1B		0-0 1B		0-0 FC4-6 FC6 1-2f 2-3			0-3 K		5	0	2	0	0	2	5
Joe Gibbon, R (1, 1) Tommie Sisk, R (1, 1) Gene Fanning, R (1, 1) Frank Bork, R (1, 1) Smoky Burgess, L (1, 1) Donn Clendenen, R (1, 1) Al McLaughlin, R (1, 1) Gene Alley, R (1, 1) Vern Law, R (1, 1) Roy Face, R (1, 1)			0-3 K		0-0 1-2 3-H 1B		0-0 FC6 1B 1-2f 3-H		0-3 K		0-3 K		1	0	0	0	0	0	1	1

<b>BOTTOM</b>	
<b>Los Angeles Dodgers @ Pittsburgh Pirates</b> Forbes Field, Pittsburgh, PA Wed Sep 02 1964, 7:05 PM EDT Att. 7,109 - Unknown	<b>AB 48</b> <b>R 5</b> <b>H 13</b> <b>RBI 2</b> <b>BB 3</b> <b>SO 10</b> <b>LOB 22</b>
	
<b>Inning Stats</b> R: 0 H: 1 E: 0 LOB: 0 K: 0 BB: 0 S: 3 R: 0 H: 0 E: 0 LOB: 0 K: 0 BB: 1 S: 2 R: 0 H: 1 E: 0 LOB: 1 K: 1 BB: 0 S: 6 R: 0 H: 0 E: 0 LOB: 0 K: 1 BB: 0 S: 5 R: 1 H: 3 E: 0 LOB: 2 K: 1 BB: 0 S: 8 R: 0 H: 1 E: 0 LOB: 1 K: 0 BB: 0 S: 4 R: 1 H: 3 E: 1 LOB: 2 K: 0 BB: 0 S: 6 R: 3 H: 3 E: 1 LOB: 3 K: 2 BB: 2 S: 11 R: 0 H: 0 E: 0 LOB: 0 K: 0 BB: 0 S: 3 R: 0 H: 1 E: 0 LOB: 1 K: 2 BB: 0 S: 8 R: 0 H: 0 E: 0 LOB: 0 K: 1 BB: 0 S: 5 1B: 11 SF: 0 2B: 2 SAC: 0 3B: 0 DP: 2 HR: 0 HBP: 0	<b>WP: 0 PA: 51</b> <b>PB: 0</b> <b>SB: 0</b> <b>CS: 0</b>

	PITCHER												PITCHER																						
	IP	WLS	BF	H	R	ER	SO	BB	IBB	HBP	BLK	WP	HR	S	P	ERA	WHIP	IP	WLS	BF	H	R	ER	SO	BB	IBB	HBP	BLK	WP	HR	S	P	ERA	WHIP	
Howie Reed, R (1, 1) ERA: 3.27	6.1		26	8	2	1	3	1	0	0	0	0	0	31	35	1.42	1.421																		
Ron Perranoski, L (7, 1) ERA: 3.88	0.2		6	4	3	1	0	0	0	0	0	0	0	6	6	13.50	6.000																		
Bob Miller, R (8, 1) ERA: 2.53	1.0		6	0	0	0	2	0	2	0	0	0	0	8	16	0.00	0.000																		
Jim Brewer, L (9, 1) ERA: 3.4	2.0		7	1	0	0	2	0	0	0	0	0	0	11	11	0.00	0.500																		
Larry Miller, L (11, 1) ERA: 4.56	2.0	W	6	0	0	0	3	0	0	0	0	0	0	12	12	0.00	0.000																		

Batter	1	2	3	4	5	6	7	8	9	AB R H RBI BB SO LOB	TOP											
Eddie Kasko, R (1, 6) OBP: 0.303, SLG: 0.283	0-3 K		0-0 6-3		0-0 5-3			4-0 6-3 WP 1B BB		3 1 0 0 1 1 2												
Bob Lillis, R (1, 4) OBP: 0.303, SLG: 0.319	0-0 CS 1B			0-0 1B		0-0 4-3		0-0 WP 6-3 SF7 1B		4 1 3 0 0 0 0												
Mike White, R (1, 7) OBP: 0.324, SLG: 0.338	0-0 F9			0-3 K		0-0 6-3		0-0 6-3		4 0 0 0 0 1 4												
Walt Bond, L (1, 3) OBP: 0.313, SLG: 0.448 Dave Roberts, L (6, 3) OBP: 0.286, SLG: 0.279	0-0 CS 1-2	0-0 5-3		0-3 K		0-0 F8		0-0 SF7 2-H 3-H		3 0 0 0 0 1 1 0 0 0 1 0 0 0												
Bob Aspromonte, R (1, 5) OBP: 0.331, SLG: 0.415		0-0 E 1B		0-0 F9			4-0 1B BB	0-0 5-3		3 0 1 0 1 0 1												
Joe Gaines, R (1, 9) OBP: 0.325, SLG: 0.395		0-0 E6 G4-6-3 1-2		0-3 K		0-0 1B		0-0 G6-4-3 1B		4 0 2 0 0 1 1												
Carroll Hardy, R (1, 8) OBP: 0.248, SLG: 0.252		0-0 G4-6-3 1-2f		4-0 2B BB		0-3 K		0-0 G6-4-3 1-2f		3 0 0 0 1 1 5												
Jerry Grote, R (1, 2) OBP: 0.247, SLG: 0.275			0-0 F9		0-0 2B		0-3 K	0-0 F8		4 0 1 0 0 1 2												
Bob Bruce, R (1, 1) OBP: 0.250, SLG: 0.212 Gordon Jones, R (3, 1) OBP: 0.333, SLG: 0.333 Ivan Murrell, R (5, PH) OBP: 0.053, SLG: 0.091 Danny Coombs, R (5, 1) Al Spangler, L (7, PH) OBP: 0.283, SLG: 0.321 Turk Farrell, R (7, 1) OBP: 0.113, SLG: 0.083			0-0 G3		0-3 K		0-0 1-3			1 0 0 0 0 0 0 0 0 0 0 0 0 0 1 0 0 0 0 1 2 0 0 0 0 0 0 0 1 0 0 0 0 0 2 0 0 0 0 0 0 0												
<b>Inning Stats</b>	R: 0 E: 0 K: 1 S: 5	H: 1 LOB: 0 BB: 0 P: 5	R: 0 E: 1 K: 0 S: 4	H: 1 LOB: 1 BB: 0 P: 4	R: 0 E: 0 K: 0 S: 3	H: 0 LOB: 0 BB: 0 P: 3	R: 0 E: 0 K: 2 S: 8	H: 1 LOB: 1 BB: 0 P: 8	R: 0 E: 0 K: 2 S: 8	H: 1 LOB: 2 BB: 1 P: 12	R: 0 E: 0 K: 0 S: 3	H: 0 LOB: 0 BB: 0 P: 3	R: 0 E: 0 K: 2 S: 8	H: 1 LOB: 2 BB: 1 P: 12	R: 2 E: 0 K: 0 S: 4	H: 1 LOB: 0 BB: 1 P: 8	R: 0 E: 0 K: 0 S: 3	H: 1 LOB: 0 BB: 0 P: 3	1B: 6 2B: 1 3B: 0 HR: 0	SF: 1 SAC: 0 DP: 2 HBP: 0	WP: 1 PB: 0 SB: 0 CS: 1	PA: 36
<b>PITCHER</b> Bob Veale, L (1, 1) ERA: 2.98	IP 9.0 WLS W BF 35 H 7 R 2 ER 1 SO 7 BB 3 IBB 0 HBP 0 BLK 0 WP 1 HR 0 S 46 P 58 ERA 1.00 WHIP 1.111																				<b>PITCHER</b> IP WLS BF H R ER SO BB IBB HBP BLK WP HR S P ERA WHIP	

Houston Colt 45's @ Pittsburgh Pirates  
 Forbes Field, Pittsburgh, PA  
 Fri Sep 04 1964, 7:05 PM EDT  
 Att. 6,133 - Unknown

livebaseballscorecards.com

AB 31  
 R 2  
 H 7  
 RBI 1  
 BB 3  
 SO 7  
 LOB 20



Batter	1	2	3	4	5	6	7	8	9	AB	R	H	RBI	BB	SO	LOB	BOTTOM					
<b>Bob Bailey, R</b> OBP: 0.358, SLG: 0.441 (1, 5) X	0-0 6-3 ①		0-0 1B 2B 1B	0-0 F8 ②		0-0 1B 1B	0-0 F8 ③			5	2	2	0	0	0	1						
<b>Bill Virdon, L</b> OBP: 0.298, SLG: 0.315 (1, 8) X	0-0 F2 ②		0-0 2B PB 1B 1-2	0-0 1B 1-2		0-0 1B 3B 1B 1-2		0-0 F8 ①		5	2	3	0	0	0	0						
<b>Roberto Clemente, R</b> OBP: 0.388, SLG: 0.474 (1, 9) X	0-0 L9 ③		0-0 F3 ①	0-0 6-3 ③		0-0 1-2 2-H 3B 1B		0-0 FC6-4 1B		5	1	2	1	0	0	4						
<b>Jerry Lynch, L</b> OBP: 0.343, SLG: 0.527 <b>Manny Mota, R</b> OBP: 0.317, SLG: 0.406 (1, 7) (4, 7) H		1-0 HR HBP	0-0 PB 1B 2B 1-3 2-H		0-0 4-3 ①	0-0 F8 ②		0-0 FC6-4 FC6-4 1-2f		1	2	1	1	0	0	0						
<b>Donn Clendenon, R</b> OBP: 0.323, SLG: 0.457 (1, 3) X		0-0 F8 ①	0-0 2-H 3-H 1B		0-0 E 3B	0-0 1B 3B 1-H 2-H		0-0 FC6-4 1-2f		3	0	0	0	0	0	3						
<b>Bill Mazaroski, R</b> OBP: 0.301, SLG: 0.394 (1, 4) X		0-0 HR	0-0 F4 ②		0-0 E7 1B	0-0 FC6-4 1B 3-H				5	2	3	3	0	0	2						
<b>Jim Pagliaroni, R</b> OBP: 0.382, SLG: 0.438 (1, 2) X		0-0 FC5-4 1B	0-0 L5 ③		0-0 6-3	0-0 FC6-4 1-2f				4	1	3	4	0	0	1						
<b>Gene Alley, R</b> OBP: 0.262, SLG: 0.280 (1, 6) X		0-0 F8 ②		0-0 6-3 ①	0-0 4-3 ③		0-0 6-3 ①			4	0	0	0	0	0	2						
<b>Bob Veale, S</b> OBP: 0.213, SLG: 0.192 (1, 1) X		0-0 FC5-4 1-2f		0-0 1B 1B		0-3 K S	0-3 K S			4	0	1	0	0	2	1						
<b>Inning Stats</b>	R: 0 E: 0 K: 0 S: 3	H: 0 LOB: 0 BB: 0 P: 3	R: 2 E: 0 K: 0 S: 5	H: 2 LOB: 1 BB: 0 P: 6	R: 3 E: 0 K: 0 S: 7	H: 4 LOB: 1 BB: 0 P: 7	R: 0 E: 0 K: 0 S: 5	H: 2 LOB: 2 BB: 0 P: 5	R: 1 E: 1 K: 0 S: 5	H: 2 LOB: 1 BB: 0 P: 5	R: 4 E: 0 K: 1 S: 10	H: 5 LOB: 1 BB: 0 P: 10	R: 0 E: 0 K: 1 S: 5	H: 0 LOB: 0 BB: 0 P: 5	R: 0 E: 0 K: 0 S: 4	H: 1 LOB: 1 BB: 0 P: 4	1B: 12 2B: 1 3B: 2 HR: 1	SF: 0 SAC: 0 DP: 0 HBP: 1	WP: 0 PB: 1 SB: 0 CS: 0	PA: 41 ERA WHIP		
<b>PITCHER</b> <b>Bob Bruce, R</b> ERA: 2.92 <b>Gordon Jones, R</b> ERA: 3.2 <b>Danny Coombs, L</b> ERA: 8.18 <b>Turk Farrell, R</b> ERA: 3.27	IP WLS L	WLS L	BF H	H R	R ER	SO BB	BB IBB	HBP BLK	WP HR	S P	P ERA	WHIP	IP WLS	BF H	H R	ER SO	BB IBB	HBP BLK	WP HR	S P	P ERA	WHIP

Houston Colt 45's @ Pittsburgh Pirates  
Forbes Field, Pittsburgh, PA

Fri Sep 04 1964, 7:05 PM EDT  
Att. 6,133 - Unknown

AB	40
R	10
H	16
RBI	9
BB	0
SO	2
LOB	17



WP: 0	PA: 41
PB: 1	
SB: 0	
CS: 0	

Batter	1	2	3	4	5	6	7	8	9	AB R H RBI BB SO LOB	TOP
Bob Lillis, R (1, 6) OBP: 0.299, SLG: 0.315	0-0 1-3		0-0 6-3			0-0 1-3		0-0 G5-4-3		4 0 0 0 0 0 2	
Nellie Fox, L (1, 4) OBP: 0.321, SLG: 0.327	0-0 6-3			0-0 6-3		0-0 1B			0-0 F7	4 0 1 0 0 0 0	
Al Spangler, L (1, 8) OBP: 0.297, SLG: 0.328	0-0 2B			0-0 1B		0-0 6-3			0-0 1B FC5-4 1B	4 1 3 0 0 0 1	
Walt Bond, L (1, 3) OBP: 0.312, SLG: 0.446	0-0 F5			0-0 1B		0-0 G3-6-3			0-0 1B FC5-4 1B	4 0 1 0 0 0 2	
Bob Aspromonte, R (1, 5) OBP: 0.330, SLG: 0.414					0-3 K				0-0 FC5-4	4 0 1 1 0 1 1	
Mike White, R (1, 7) OBP: 0.320, SLG: 0.333						0-0 F6			0-0 5-3	4 0 0 0 0 1 2	
Joe Gaines, R (1, 9) OBP: 0.325, SLG: 0.398										3 0 1 0 0 0 0	
Jerry Grote, R (1, 2) OBP: 0.248, SLG: 0.275						0-0 6-3				3 0 1 0 0 1 1	
Ken Johnson, R (1, 1) OBP: 0.090, SLG: 0.123										2 0 0 0 0 2 0	
Dave Roberts, L (8, PH) OBP: 0.291, SLG: 0.279										0 0 0 0 1 0 0	
Gordon Jones, R (8, 1) OBP: 0.333, SLG: 0.333										0 0 0 0 0 0 0	
Claude Raymond, R (8, 1) OBP: 0.077, SLG: 0.167										0 0 0 0 0 0 0	
<b>Inning Stats</b>	R: 0 H: 1 E: 0 LOB: 1 K: 0 BB: 0 S: 4 P: 4	R: 0 H: 1 E: 0 LOB: 0 K: 0 BB: 0 S: 3 P: 3	R: 0 H: 0 E: 0 LOB: 0 K: 2 BB: 0 S: 7 P: 7	R: 0 H: 1 E: 0 LOB: 0 K: 0 BB: 0 S: 3 P: 3	R: 0 H: 1 E: 0 LOB: 1 K: 1 BB: 0 S: 6 P: 6	R: 0 H: 1 E: 0 LOB: 1 K: 1 BB: 0 S: 6 P: 6	R: 0 H: 0 E: 0 LOB: 0 K: 1 BB: 0 S: 5 P: 5	R: 0 H: 1 E: 0 LOB: 1 K: 0 BB: 1 S: 3 P: 7	R: 1 H: 2 E: 0 LOB: 1 K: 0 BB: 0 S: 5 P: 5	1B: 6 SF: 0 2B: 2 SAC: 0 3B: 0 DP: 3 HR: 0 HBP: 0	WP: 0 PA: 33 PB: 0 SB: 0 CS: 0
<b>PITCHER</b> Bob Friend, R (1, 1) ERA: 3.25	IP WLS BF H R ER SO BB IBB HBP BLK WP HR S P ERA WHIP										
	9.0 W 33 8 1 1 5 1 0 0 0 0 0 0 42 46 1.00 1.000										

Houston Colt 45's @ Pittsburgh Pirates  
 Forbes Field, Pittsburgh, PA  
 Sat Sep 05 1964, 3:33 AM EDT  
 Att. 4,272 - Unknown

livebaseballscorecards.com

AB	32
R	1
H	8
RBI	1
BB	1
SO	5
LOB	9



Batter	1	2	3	4	5	6	7	8	9	AB	R	H	RBI	BB	SO	LOB	BOTTOM
--------	---	---	---	---	---	---	---	---	---	----	---	---	-----	----	----	-----	--------

<b>Bob Bailey, R</b> OBP: 0.358, SLG: 0.439 (1, 5) BB 4-0 L6-4 S BB			0-3 K 1		0-0 SH 1-3 2-H		0-0 F7 2			2	0	0	0	1	1	0	
---	--	--	---------------	--	-------------------------	--	----------------	--	--	---	---	---	---	---	---	---	--

<b>Bill Virdon, L</b> OBP: 0.298, SLG: 0.317 (1, 8) X 0-0 F4 1-2			0-0 4-3 2B		0-0 6-3 1		0-0 6-3 3			4	0	1	0	0	0	3	
---	--	--	------------------	--	-----------------	--	-----------------	--	--	---	---	---	---	---	---	---	--

<b>Roberto Clemente, R</b> OBP: 0.387, SLG: 0.472 (1, 9) X 0-0 L6-4 2-3			0-0 4-3 2-3		0-0 6-3 2			0-0 HR 1B		4	1	1	0	0	0	4	
--	--	--	-------------------	--	-----------------	--	--	-----------------	--	---	---	---	---	---	---	---	--

<b>Jerry Lynch, L</b> OBP: 0.348, SLG: 0.544 (1, 7) <b>Manny Mota, R</b> OBP: 0.317, SLG: 0.406 (9, 7)		0-0 SH1-3 3B 2B	0-3 K 3		4-0 IBB			0-0 HR 1-H 1B		3	2	2	2	1	1	1	0	0	0	0	0
---	--	--------------------------	---------------	--	------------	--	--	------------------------	--	---	---	---	---	---	---	---	---	---	---	---	---

<b>Donn Clendenon, R</b> OBP: 0.320, SLG: 0.454 (1, 3) X 0-0 SH1-3 2-3				0-0 6-3 1	X 0-0 F4 3			0-0 F3 1		3	0	0	0	0	0	3	
---	--	--	--	-----------------	---------------------	--	--	----------------	--	---	---	---	---	---	---	---	--

<b>Bill Mazeroski, R</b> OBP: 0.303, SLG: 0.399 (1, 4) X 0-0 3B 3-H				0-0 6-3 2		X 0-0 1-3 1		0-0 1B 1B		4	0	2	1	0	0	0	
--	--	--	--	-----------------	--	----------------------	--	-----------------	--	---	---	---	---	---	---	---	--

<b>Jim Pagliaroni, R</b> OBP: 0.380, SLG: 0.435 (1, 2) X 0-0 6-3 2				0-0 F3 3		X 0-0 F8 2		0-0 1B 1-2 1B		4	0	1	0	0	0	1	
---	--	--	--	----------------	--	---------------------	--	------------------------	--	---	---	---	---	---	---	---	--

<b>Gene Alley, R</b> OBP: 0.267, SLG: 0.281 (1, 6) H 1-0 HBP					X 0-0 SH SH 1B		X 0-0 5-3 3	S 0-3 K 2		3	1	1	0	0	1	2	
--	--	--	--	--	----------------------------	--	----------------------	--------------------	--	---	---	---	---	---	---	---	--

<b>Bob Friend, R</b> OBP: 0.116, SLG: 0.076 (1, 1) S 0-3 K 3					X 0-0 SH SH 1-2		X 0-0 F7 1	X 0-0 F9 3		3	0	0	0	0	1	4	
---	--	--	--	--	-----------------------------	--	---------------------	---------------------	--	---	---	---	---	---	---	---	--

Inning Stats	R: 0 E: 0 K: 0 S: 2	H: 0 LOB: 0 BB: 1 P: 6	R: 1 E: 0 K: 1 S: 7	H: 2 LOB: 2 BB: 0 P: 8	R: 0 E: 0 K: 2 S: 8	H: 1 LOB: 1 BB: 0 P: 8	R: 0 E: 0 K: 0 S: 3	H: 0 LOB: 0 BB: 0 P: 3	R: 1 E: 0 K: 0 S: 6	H: 1 LOB: 3 BB: 1 P: 10	R: 0 E: 0 K: 0 S: 3	H: 0 LOB: 0 BB: 0 P: 3	R: 0 E: 0 K: 0 S: 3	H: 0 LOB: 0 BB: 0 P: 3	R: 0 E: 0 K: 0 S: 9	H: 4 LOB: 2 BB: 0 P: 9	1B: 4 2B: 3 3B: 1 HR: 1	SF: 0 SAC: 3 DP: 1 HBP: 1	WP: 0 PB: 0 SB: 1 CS: 0	PA: 36
--------------	------------------------------	---------------------------------	------------------------------	---------------------------------	------------------------------	---------------------------------	------------------------------	---------------------------------	------------------------------	----------------------------------	------------------------------	---------------------------------	------------------------------	---------------------------------	------------------------------	---------------------------------	----------------------------------	------------------------------------	----------------------------------	--------

PITCHER	IP	WLS	BF	H	R	ER	SO	BB	IBB	HBP	BLK	WP	HR	S	P	ERA	WHIP
<b>Ken Johnson, R</b> ERA: 3.8 (1, 1)	7.0	L	29	4	2	1	3	1	1	1	0	0	0	32	41	1.29	0.714
<b>Gordon Jones, R</b> ERA: 3.63 (8, 1)	0.1		5	4	2	2	0	0	0	0	0	0	1	5	5	54.00	12.000
<b>Claude Raymond, R</b> ERA: 3.11 (8, 1)	0.2		2	0	0	0	1	0	0	0	0	0	0	4	4	0.00	0.000

**Houston Colt 45's @ Pittsburgh Pirates**  
Forbes Field, Pittsburgh, PA  
Sat Sep 05 1964, 3:33 AM EDT  
Att. 4,272 - Unknown

AB	30
R	4
H	8
RBI	3
BB	2
SO	4
LOB	18



Batter	1	2	3	4	5	6	7	8	9	AB R H RBI BB SO LOB	TOP
Bob Lillis, R (1, 6) OBP: 0.295, SLG: 0.311	0-0 L5		0-0 6-3			0-0 4-3		0-0 5-3		4 0 0 0 0 0 0	
Nellie Fox, L (1, 4) OBP: 0.318, SLG: 0.324	0-0 4-3			0-0 F5		0-0 G3		0-0 F4		4 0 0 0 0 0 0	
Al Spangler, L (1, 8) OBP: 0.301, SLG: 0.333	0-0 1B 2 2B			4-0 L4-3 BB		0-0 4-3			0-0 G4-6-3 1B	3 0 2 0 1 0 0	
Walt Bond, L (1, 3) OBP: 0.312, SLG: 0.444	0-0 2-3 1B			0-0 L4-3 1-2			0-0 F5		0-0 G4-6-3 1-2f	4 0 1 0 0 0 2	
Bob Aspromonte, R (1, 5) OBP: 0.331, SLG: 0.415	0-0 2 3-H	0-0 F3			0-0 G6-4-3 1B		0-0 1B 1B		0-0 F4	4 0 2 0 0 0 0	
Joe Gaines, R (1, 9) OBP: 0.325, SLG: 0.401			0-0 2B		0-0 G6-4-3 1-2f		0-0 F9			3 0 1 0 0 0 2	
Mike White, R (1, 7) OBP: 0.323, SLG: 0.337			0-0 6-3		0-0 1B 1B		0-0 1-2 1B			3 0 2 0 0 0 0	
Jerry Grote, R (1, 2) OBP: 0.249, SLG: 0.276			0-0 F8		0-0 1-2 1B		0-0 L5			3 0 1 0 0 0 2	
Don Nottebart, R (1, 1) OBP: 0.106, SLG: 0.067 Dave Roberts, L (8, PH) OBP: 0.289, SLG: 0.277 Hal Woodeshick, R (8, 1)			0-3 K		0-0 6-3			0-3 K		2 0 0 0 0 1 2 1 0 0 0 0 1 0 0 0 0 0 0 0 0	
Inning Stats	R: 0 E: 0 K: 0 S: 4 H: 2 LOB: 2 BB: 0 P: 4	R: 0 E: 0 K: 0 S: 3 H: 1 LOB: 0 BB: 0 P: 3	R: 0 E: 0 K: 1 S: 5 H: 0 LOB: 0 BB: 0 P: 5	R: 0 E: 0 K: 0 S: 2 H: 0 LOB: 0 BB: 1 P: 6	R: 0 E: 0 K: 0 S: 5 H: 3 LOB: 2 BB: 0 P: 5	R: 0 E: 0 K: 0 S: 3 H: 0 LOB: 0 BB: 0 P: 3	R: 0 E: 0 K: 0 S: 5 H: 2 LOB: 2 BB: 0 P: 5	R: 0 E: 0 K: 1 S: 5 H: 0 LOB: 0 BB: 0 P: 5	R: 0 E: 0 K: 0 S: 3 H: 1 LOB: 0 BB: 0 P: 3	1B: 7 2B: 3 3B: 0 HR: 0 SF: 0 SAC: 0 DP: 3 HBP: 0	WP: 0 PB: 0 SB: 0 CS: 0 PA: 32
PITCHER Vern Law, R (1, 1) ERA: 3.59	IP 9.0 WLS W BF 33 H 9 R 0 ER 0 SO 2 BB 1 IBB 0 HBP 0 BLK 0 WP 0 HR 0 S 35 P 39 ERA 0.00 WHIP 1.111										

Houston Colt 45's @ Pittsburgh Pirates  
 Forbes Field, Pittsburgh, PA  
 Sun Sep 06 1964, 3:33 AM EDT  
 Att. 4,886 - Unknown

livebaseballscorecards.com

AB	31
R	0
H	9
RBI	0
BB	1
SO	2
LOB	8



Batter	1	2	3	4	5	6	7	8	9
Bob Bailey, R OBP: 0.357, SLG: 0.437 (1, 5)	0-0 E8 G4-3		0-0 F8-4 1B		0-0 G6-4-3 1-2f			0-0 F5	
Bill Virdon, L OBP: 0.297, SLG: 0.316 (1, 8)	0-0 G4-3 1-2f		0-0 F8-4 1-2			0-0 E4 4-3 SF7 1B		0-0 5-3	
Roberto Clemente, R OBP: 0.386, SLG: 0.470 (1, 9)	0-0 6-3			0-0 F9		0-0 4-3 2-3		4-0 FC6-4 IBB	
Jerry Lynch, L OBP: 0.345, SLG: 0.540 (1, 7)		0-0 F5		0-0 F8		0-0 SF7		0-0 FC6-4 1-2f	
Manny Mota, R OBP: 0.315, SLG: 0.404 (8, PH) (9, 7)						0-3 K			
Donn Clendenon, R OBP: 0.323, SLG: 0.455 (1, 3)		0-0 3-1 S 1B		0-0 1B					
Smoky Burgess, L OBP: 0.313, SLG: 0.321 (1, 2)		0-0 3-1 1-3		0-0 4-3			0-0 6-3		
Bill Mazeroski, R OBP: 0.303, SLG: 0.399 (1, 4)		0-0 5-3			0-0 1B 1B		0-0 6-3		
Gene Alley, R OBP: 0.268, SLG: 0.282 (1, 6)			0-0 1B 1B		0-0 F9		0-0 F9		
Vern Law, R OBP: 0.351, SLG: 0.340 (1, 1)			0-0 F2		0-0 G6-4-3 1-2 1B			0-0 2B	

Inning Stats	R: 0	H: 0	E: 1	LOB: 0	K: 0	P: 3	R: 0	H: 1	E: 0	LOB: 1	K: 0	P: 4	R: 0	H: 2	E: 0	LOB: 1	K: 0	P: 4	R: 0	H: 1	E: 0	LOB: 1	K: 0	P: 4	R: 1	H: 1	E: 1	LOB: 0	K: 1	P: 6	R: 0	H: 0	E: 0	LOB: 0	K: 0	P: 3	R: 0	H: 1	E: 0	LOB: 2	K: 0	P: 8
	0	0	1	0	0	3	0	1	0	1	0	4	0	2	0	1	0	4	0	1	0	1	0	4	0	1	1	1	0	6	0	0	0	3	0	0	0	1	2	8		

PITCHER	IP	WLS	BF	H	R	ER	SO	BB	IBB	HBP	BLK	WP	HR	S	P	ERA	WHIP
Don Nottebart, R ERA: 3.81 (1, 1)	7.0	L	26	7	1	0	1	0	0	0	0	0	0	28	28	0.00	1.000
Hal Woodeshick, L ERA: 3.21 (8, 1)	1.0		5	1	0	0	0	0	1	0	0	0	0	4	8	0.00	1.000

AB	R	H	RBI	BB	SO	LOB
4	0	1	0	0	0	3
4	1	1	0	0	0	4
3	0	0	0	1	0	1
2	0	0	1	0	0	0
1	0	0	0	0	0	2
3	0	2	0	0	1	0
3	0	0	0	0	0	2
3	0	1	0	0	0	1
3	0	1	0	0	0	1
3	0	2	0	0	0	1

**BOTTOM**

**Houston Colt 45's @ Pittsburgh Pirates**  
**Forbes Field, Pittsburgh, PA**  
 Sun Sep 06 1964, 3:33 AM EDT  
 Att. 4,886 - Unknown

<b>AB</b>	<b>29</b>
<b>R</b>	<b>1</b>
<b>H</b>	<b>8</b>
<b>RBI</b>	<b>1</b>
<b>BB</b>	<b>1</b>
<b>SO</b>	<b>1</b>
<b>LOB</b>	<b>15</b>



WP	PA
0	31

Batter	1	2	3	4	5	6	7	8	9	AB R H RBI BB SO LOB	TOP			
Harvey Kuenn, R (1, 7) OBP: 0.326, SLG: 0.364 Jose Cardenal, R (9, 9)	4-0 BB G1-6-3	0-0 2-3 4-3			0-0 6-3	4-0 IBB 6-3			0-0 F9	3 0 0 0 2 0 1 0 0 0 0 0 0 0				
Hal Lanier, R (1, 4) OBP: 0.287, SLG: 0.364	0-0 G1-6-3 1-2f	0-3 K			0-0 4-3	0-0 6-3			0-0 F9	5 0 0 0 0 1 5				
Willie Mays, R (1, 8) OBP: 0.387, SLG: 0.611	0-0 HR				0-0 6-3				0-3 K SF9 2B	5 2 2 1 0 1 0				
Jim Ray Hart, R (1, 9) OBP: 0.350, SLG: 0.509	4-0 HR BB				0-3 K				0-0 6-3	3 2 1 0 1 1 1				
Orlando Cepeda, R (1, 3) OBP: 0.358, SLG: 0.551	0-0 HR				0-3 K				0-0 SF9	2 2 1 3 1 1 0				
Jim Davenport, R (1, 5) OBP: 0.295, SLG: 0.338	4-0 WP BB				0-0 G6-4-3 1B				0-0 SH3-4 F9	2 0 1 0 1 0 0				
Del Crandall, R (1, 2) OBP: 0.320, SLG: 0.346	0-0 6-3 1-2				0-0 G6-4-3 1-2f 1B				0-0 5-3	3 0 0 0 1 0 2				
Jose Pagan, R (1, 6) OBP: 0.289, SLG: 0.270 Matty Alou, L (6, PH) OBP: 0.312, SLG: 0.283					0-0 SH1 1B				0-0 F9	2 0 2 0 0 0 0 2 0 1 2 0 0 0				
Gaylord Perry, R (1, 1) OBP: 0.065, SLG: 0.045 Billy O'Dell, S (7, 1) Jim Duffalo, R (7, 1) OBP: 0.133, SLG: 0.071					0-3 K				0-3 K	1 0 0 0 0 1 1 0 0 0 0 0 0 0 1 0 0 0 0 1 0				
<b>Inning Stats</b>	R: 3 H: 2 E: 0 LOB: 1 K: 0 BB: 3 S: 4 P: 16	R: 0 H: 1 E: 0 LOB: 1 K: 1 BB: 0 S: 6 P: 6	R: 0 H: 0 E: 0 LOB: 0 K: 2 BB: 0 S: 7 P: 7	R: 0 H: 2 E: 0 LOB: 1 K: 1 BB: 0 S: 6 P: 6	R: 0 H: 0 E: 0 LOB: 0 K: 0 BB: 0 S: 3 P: 3	R: 2 H: 2 E: 0 LOB: 3 K: 0 BB: 3 S: 5 P: 17	R: 1 H: 1 E: 0 LOB: 0 K: 0 BB: 0 S: 4 P: 4	R: 0 H: 0 E: 0 LOB: 0 K: 1 BB: 0 S: 5 P: 5	R: 0 H: 0 E: 0 LOB: 0 K: 1 BB: 0 S: 5 P: 5	1B: 5 SF: 1 2B: 1 SAC: 3 3B: 0 DP: 2 HR: 2 HBP: 0	WP: 1 PA: 39 PB: 0 SB: 0 CS: 0			
<b>PITCHER</b>	IP WLS BF H R ER SO BB IBB HBP BLK WP HR S P ERA WHIP												<b>PITCHER</b>	IP WLS BF H R ER SO BB IBB HBP BLK WP HR S P ERA WHIP
Joe Gibbon, L (1, 1) ERA: 3.77	0.2 L 6 2 3 3 0 3 0 0 0 0 0 2 3 15 40.50 7.500													
Tommie Sisk, R (1, 1) ERA: 6.06	4.2 20 5 2 2 4 1 1 0 0 1 0 26 34 3.86 1.286													
Roy Face, R (6, 1) ERA: 4.79	1.2 7 1 1 1 0 0 0 1 0 0 0 6 10 5.40 0.600													
Steve Blass, R (8, 1) ERA: 3.77	2.0 6 0 0 0 2 0 0 0 0 0 0 10 10 0.00 0.000													

San Francisco Giants @ Pittsburgh Pirates  
 Forbes Field, Pittsburgh, PA  
 Mon Sep 07 1964, 3:33 AM EDT  
 Unknown

AB	29
R	6
H	8
RBI	6
BB	6
SO	6
LOB	10



livebaseballscores.com



Batter	1	2	3	4	5	6	7	8	9	AB	R	H	RBI	BB	SO	LOB
Bob Bailey, R OBP: 0.355, SLG: 0.433 (1, 5) (8, 7)	0-0 F7	0-0 F5		0-0 FC6-4			0-0 F8		4-0 HR BB	4	1	0	0	1	0	3
Bill Virdon, L OBP: 0.298, SLG: 0.317 (1, 8)	0-0 2B G3 1B		0-0 F7		0-0 E4 FC5-4		0-0 BB BB 1B		0-0 F9	5	1	2	0	0	0	1
Roberto Clemente, R OBP: 0.388, SLG: 0.477 (1, 9)	0-0 G3 1-3 1B 2B		0-3 K		0-0 F4		4-0 BB BB 1-2 BB BB		0-0 HR 1-H	4	2	2	2	1	1	1
Jerry Lynch, L OBP: 0.347, SLG: 0.538 Steve Blass, R OBP: 0.100, SLG: 0.069 Willie Stargell, L OBP: 0.311, SLG: 0.515 (1, 7) (8, 1) (9, PH)	0-0 G3 2-3 3-H		0-0 1B		0-0 F8		4-0 BB BB BB BB 1-2 2-3 BB		0-3 K	3	0	1	1	1	0	2
Donn Clendenon, R OBP: 0.322, SLG: 0.453 (1, 3)	0-0 1B 3-H		0-0 F9		0-0 FC5-4		0-3 K			4	0	1	1	0	1	5
Smoky Burgess, L OBP: 0.306, SLG: 0.313 (1, 2)	0-0 4-3			0-0 5-3		0-0 F8		0-0 4-3		4	0	0	0	0	0	1
Bill Mazeroski, R OBP: 0.302, SLG: 0.398 (1, 4)		0-0 F5		0-0 FC1-5 1B 1B		0-0 6-3		0-0 F7		4	0	1	0	0	0	0
Gene Alley, R OBP: 0.273, SLG: 0.283 (1, 6)		4-0 BB		0-0 FC1-5 1B		0-0 6-3		0-0 F9		3	0	1	0	1	0	0
Joe Gibbon, R OBP: 0.283, SLG: 0.273 Tommie Sisk, R Roy Face, R Gene Freese, R OBP: 0.276, SLG: 0.402 (1, 1) (1, 1) (6, 1) (7, PH) (8, 5)		0-3 K		0-0 FC1-5 FC6-4			0-3 K		0-0 F5	0	0	0	0	0	0	0
		0-0 F5		0-0 FC1-5 FC6-4			0-0 F5		0-0 F5	2	0	0	0	0	1	3
		0-0 K		0-0 FC6-4			0-0 K		0-0 F5	0	0	0	0	0	0	0
		0-0 K		0-0 FC6-4			0-0 K		0-0 F5	2	0	0	0	0	0	0
		0-0 K		0-0 FC6-4			0-0 K		0-0 F5	0	0	0	0	0	0	0
		0-0 K		0-0 FC6-4			0-0 K		0-0 F5	2	0	0	0	0	1	0


Inning Stats	R: 2	H: 3	E: 0	LOB: 1	K: 0	BB: 0	S: 6	P: 6	R: 0	H: 0	E: 0	LOB: 1	K: 1	BB: 1	S: 5	P: 9	R: 0	H: 1	E: 0	LOB: 1	K: 1	BB: 0	S: 6	P: 6	R: 0	H: 2	E: 0	LOB: 2	K: 0	BB: 0	S: 5	P: 5	R: 0	H: 0	E: 1	LOB: 1	K: 0	BB: 0	S: 4	P: 4	R: 0	H: 0	E: 0	LOB: 0	K: 0	BB: 0	S: 3	P: 3	R: 0	H: 1	E: 0	LOB: 3	K: 2	BB: 2	S: 8	P: 16	R: 0	H: 0	E: 0	LOB: 0	K: 0	BB: 0	S: 3	P: 3	R: 2	H: 1	E: 0	LOB: 0	K: 1	BB: 1	S: 6	P: 10	1B: 6	SF: 0	2B: 1	SAC: 0	3B: 0	DP: 0	HR: 1	HBP: 0	WP: 0	PA: 40
PITCHER	IP	WLS	BF	H	R	ER	SO	BB	IBB	HBP	BLK	WP	HR	S	P	ERA	WHIP																																																																	
Gaylord Perry, R ERA: 2.67 (1, 1)	6.2	W	30	7	2	2	3	2	0	0	0	0	0	34	42	2.70	1.350																																																																	
Billy O'Dell, L ERA: 5.56 (7, 1)	0.0		1	0	0	0	0	1	0	0	0	0	0	0	4	∞	∞																																																																	
Jim Duffalo, R ERA: 2.87 (7, 1)	2.1	S	9	1	2	2	2	1	0	0	0	0	0	12	16	7.71	0.857																																																																	

**BOTTOM**

**San Francisco Giants @ Pittsburgh Pirates**  
**Forbes Field, Pittsburgh, PA**  
 Mon Sep 07 1964, 3:33 AM EDT  
 Unknown

livebaseballscorecards.com

<b>AB</b>	<b>36</b>
<b>R</b>	<b>4</b>
<b>H</b>	<b>8</b>
<b>RBI</b>	<b>4</b>
<b>BB</b>	<b>4</b>
<b>SO</b>	<b>5</b>
<b>LOB</b>	<b>16</b>



<b>Matty Alou, L</b> OBP: 0.324, SLG: 0.297 (1, 8) X	0-0 G4-6-3 1B		0-0 BLK 1B	0-0 1-2 2-H 1B		0-0 F9		0-0 E7 1-3 1B	0-0 F3	6 0 4 1 0 0 4
<b>Chuck Hiller, L</b> OBP: 0.248, SLG: 0.247 (1, 4) X	0-0 G4-6-3 1-2f		0-0 F8 1-2	0-3 K			4-0 FC1-6 BB	0-0 SF7 3-H		3 0 0 1 1 1 4
<b>Duke Snider, L</b> OBP: 0.303, SLG: 0.331 <b>Jose Cardenal, R</b> (4, PH) (4, 7) X	0-0 1B		0-3 K	0-0 F5			0-0 FC1-6 1B 1-2f E	0-0 E7 1-3		2 0 1 0 0 1 1 3 1 0 0 0 0 4
<b>Jim Ray Hart, R</b> OBP: 0.352, SLG: 0.515 (1, 9) X		0-3 K		0-0 1B HR 1B	0-0 6-3		0-0 E 1-3 1B	0-0 4-6-3 3B	5 2 3 0 0 1 0	
<b>Orlando Cepeda, R</b> OBP: 0.359, SLG: 0.550 (1, 3) X		0-0 1-3 BB 1B		0-0 1-2 HR 1B	0-0 F7		0-0 F9	0-0 4-6-3	5 2 2 1 0 0 2	
<b>Tom Haller, L</b> OBP: 0.324, SLG: 0.382 <b>Willie Mays, R</b> OBP: 0.388, SLG: 0.618 <b>Bobby Bolin, R</b> OBP: 0.220, SLG: 0.093 <b>Bob Shaw, R</b> (9, 1) X		4-0 1-3 BB 1B		0-0 1-2 HR	0-3 K		0-0 E1 1-3 3-H 1B	0-3 K	0 1 0 0 1 0 0 1 1 1 3 0 0 0 3 0 1 1 0 2 0 0 0 0 0 0 0 0	
<b>Jim Davenport, R</b> OBP: 0.287, SLG: 0.339 (1, 5) X		0-0 1-3		0-0 1-2 2-3 1B	0-0 E 1B 1B	0-0 6-3	0-3 K	0-0 BB BB 1B	5 1 2 0 0 1 4	
<b>Jose Pagan, R</b> OBP: 0.293, SLG: 0.272 (1, 6) X		0-0 2-H 3-H 1B		0-0 E6 1-2 1B	0-0 K	0-3 K		0-0 1B SF7 1B	4-0 BB BB	4 1 2 2 1 1 1
<b>Ron Herbel, R</b> <b>John Pregoner, R</b> <b>Del Crandall, R</b> OBP: 0.324, SLG: 0.346 (4, PH) (4, 2) X			0-0 5-3	0-0 F9		0-0 1B		0-0 F5	4-0 1-2 2-3 BB	1 0 0 0 0 0 0 0 0 0 0 0 0 0 3 0 1 0 1 0 3

<b>Inning Stats</b>	R: 0 H: 2 E: 0 LOB: 1 K: 0 BB: 0 S: 3 P: 3	R: 2 H: 2 E: 0 LOB: 1 K: 1 BB: 1 P: 10	R: 0 H: 1 E: 0 LOB: 1 K: 1 BB: 0 P: 6	R: 4 H: 5 E: 1 LOB: 2 K: 1 BB: 0 P: 11	R: 0 H: 0 E: 0 LOB: 0 K: 1 BB: 0 P: 5	R: 0 H: 1 E: 0 LOB: 1 K: 1 BB: 0 P: 6	R: 1 H: 2 E: 1 LOB: 2 K: 1 BB: 1 P: 11	R: 1 H: 2 E: 1 LOB: 1 K: 0 BB: 0 P: 5	R: 1 H: 2 E: 0 LOB: 3 K: 1 BB: 2 P: 15	1B: 15 SF: 1 2B: 0 SAC: 0 3B: 1 DP: 1 HR: 1 HBP: 0	WP: 0 PA: 46 PB: 0 SB: 0 CS: 0
---------------------	--	--	---------------------------------------	--	---------------------------------------	---------------------------------------	--	---------------------------------------	--	---	---

<b>PITCHER</b>	IP	WLS	BF	H	R	ER	SO	BB	IBB	HBP	BLK	WP	HR	S	P	ERA	WHIP
<b>Don Schwall, R</b> ERA: 4.15 (1, 1)	3.0		14	7	4	4	2	1	0	0	1	0	0	17	21	12.00	2.667
<b>Frank Bork, L</b> ERA: 4.17 (4, 1)	0.2	L	6	3	2	1	1	0	0	0	0	0	1	8	8	13.50	4.500
<b>Roy Face, R</b> ERA: 4.77 (4, 1)	0.1		1	0	0	0	0	0	0	0	0	0	0	1	1	0.00	0.000
<b>Steve Blass, R</b> ERA: 3.73 (5, 1)	1.0		3	0	0	0	1	0	0	0	0	0	0	5	5	0.00	0.000
<b>Al McBean, R</b> ERA: 2.33 (6, 1)	2.0		10	3	1	1	2	1	0	0	0	0	0	13	17	4.50	2.000
<b>PITCHER</b>	IP	WLS	BF	H	R	ER	SO	BB	IBB	HBP	BLK	WP	HR	S	P	ERA	WHIP
<b>Tommie Sisk, R</b> ERA: 6.2 (8, 1)	1.2		10	4	2	2	1	1	0	0	0	0	0	11	15	10.80	3.000
<b>Joe Gibbon, L</b> ERA: 3.76 (9, 1)	0.1		2	0	0	0	0	1	0	0	0	0	0	1	5	0.00	3.000

**San Francisco Giants @ Pittsburgh Pirates**  
 Forbes Field, Pittsburgh, PA  
 Mon Sep 07 1964, 3:38 AM EDT  
 Att: 14,948 - Unknown

<b>AB</b>	41
<b>R</b>	9
<b>H</b>	17
<b>RBI</b>	9
<b>BB</b>	4
<b>SO</b>	7
<b>LOB</b>	23



BOTTOM

San Francisco Giants @ Pittsburgh Pirates  
Forbes Field, Pittsburgh, PA

livebaseballscores.com

AB	40
R	6
H	14
RBI	6
BB	6
SO	7
LOB	23



WP:	1	PA:	46
PB:	0		
SB:	1		
CS:	0		

Mon Sep 07 1964, 3:38 AM EDT  
Att. 14,948 - Unknown


AB R H RBI BB SO LOB

6	1	2	0	0	1	5
5	0	0	0	0	2	3
4	2	3	1	1	0	0
5	3	3	1	0	0	2
4	0	1	1	1	2	2
5	0	1	1	0	0	4
4	0	3	2	1	0	0
4	0	1	0	1	0	4
1	0	0	0	0	0	1
0	0	0	0	0	0	0
1	0	0	0	0	0	0
0	0	0	0	0	0	0
1	0	0	0	0	0	1
0	0	0	0	0	0	0
0	0	0	0	1	0	0
0	0	0	0	0	0	0
0	0	0	0	0	0	0
0	0	0	0	1	0	0
0	0	0	0	0	0	0
0	0	0	0	1	0	0

Batter	1	2	3	4	5	6	7	8	9
Bob Bailey, R (1, 7) OBP: 0.355, SLG: 0.434	0-3 K	0-0 1-2 1B		0-0 E 2B		0-0 6-3	0-0 F6		0-0 F9
Bill Virdon, L (1, 8) OBP: 0.295, SLG: 0.313	0-0 F8	0-0 G3		0-3 K		0-3 K		0-0 F7	
Roberto Clemente, R (1, 9) OBP: 0.391, SLG: 0.479	4-0 S 3B BB		0-0 BB 1B 1B	0-0 E8 2-H 1B		0-0 G3		0-0 1B	
Gene Freese, R (1, 5) OBP: 0.282, SLG: 0.418	0-0 1-H 1B 3B		0-0 1-2 1B 1B	0-0 F8		0-0 1B 2B		0-0 F7	
Donn Clendenon, R (1, 3) OBP: 0.323, SLG: 0.451	0-0 WP 1B		4-0 1B 1-2 2-3 BB		0-3 K	0-3 K		0-0 F8	
Bill Mazeroski, R (1, 4) OBP: 0.301, SLG: 0.396	0-0 1-3 1-2		0-0 F3		0-0 6-3	0-0 BB 1B 2-H 1B		0-0 F8	
Jim Pagliaroni, R (1, 2) OBP: 0.387, SLG: 0.440		4-0 1B BB	0-0 1-3 2-H 3-H 1B		0-0 BB 1B	0-0 1-2 BB 1B		0-0 6-3	
Gene Alley, R (1, 6) OBP: 0.276, SLG: 0.282		0-0 F4	0-0 F8		4-0 1-2 BB	0-0 F4		0-0 BB 1B	
Don Schwall, R (1, 5) Frank Bork, R (1, 5) Roy Face, R (1, 5) Willie Stargell, L (1, 5) Steve Blass, R (1, 5) Jerry Lynch, R (1, 5) Al McBean, R (1, 5) Manny Mota, R (1, 5) Tommy Lee, R (1, 5) Joe Gibbon, R (1, 5) Dick Schofield, S (1, 5)		0-3 K		0-0 F2		0-3 K	4-0 1-2 2-3 BB		4-0 1-2 BB

Inning Stats	R: 2 E: 0 K: 1 S: 7	H: 2 LOB: 1 BB: 1 P: 11	R: 0 E: 0 K: 1 S: 6	H: 1 LOB: 2 BB: 1 P: 10	R: 2 E: 0 K: 0 S: 5	H: 3 LOB: 1 BB: 1 P: 9	R: 1 E: 1 K: 1 S: 7	H: 2 LOB: 1 BB: 0 P: 7	R: 0 E: 0 K: 2 S: 8	H: 1 LOB: 2 BB: 1 P: 12	R: 0 E: 0 K: 1 S: 5	H: 0 LOB: 0 BB: 0 P: 5	R: 1 E: 0 K: 1 S: 8	H: 3 LOB: 3 BB: 1 P: 12	R: 0 E: 0 K: 0 S: 4	H: 1 LOB: 1 BB: 0 P: 4	R: 0 E: 0 K: 0 S: 4	H: 1 LOB: 2 BB: 1 P: 8	1B: 11 2B: 2 3B: 1 HR: 0	SF: 0 SAC: 0 DP: 0 HBP: 0	WP: 1 PB: 0 SB: 1 CS: 0	PA: 46
--------------	------------------------------	----------------------------------	------------------------------	----------------------------------	------------------------------	---------------------------------	------------------------------	---------------------------------	------------------------------	----------------------------------	------------------------------	---------------------------------	------------------------------	----------------------------------	------------------------------	---------------------------------	------------------------------	---------------------------------	-----------------------------------	------------------------------------	----------------------------------	--------

PITCHER	IP	WLS	BF	H	R	ER	SO	BB	IBB	HBP	BLK	WP	HR	S	P	ERA	WHIP
Ron Herbel, R (1, 1) ERA: 3.1	2.0		14	5	4	4	2	3	0	0	0	1	0	15	27	18.00	4.000
John Pregoner, R (3, 1) ERA: 4.91	1.0	W	3	1	0	0	0	0	0	0	0	0	0	3	3	0.00	1.000
Bobby Bolin, R (4, 1) ERA: 3.36	5.2		28	8	2	2	5	3	0	0	0	0	0	35	47	3.18	1.941
Bob Shaw, R (9, 1) ERA: 3.56	0.1	S	1	0	0	0	0	0	0	0	0	0	0	1	1	0.00	0.000

Batter	1	2	3	4	5	6	7	8	9	AB R H RBI BB SO LOB	TOP														
Giraldo Ruiz, S OBP: 0.267, SLG: 0.319 (1, 4) X	0-0 F9 1B	0-0 F4 1B			0-0 S 1B 1B		0-0 FC6-4 1-2 1B		0-0 1B 1-2 1B	5 0 3 0 0 0 1	<p><b>Cincinnati Reds @ Pittsburgh Pirates</b>  <b>Forbes Field, Pittsburgh, PA</b>            Wed Sep 09 1964, 7:05 PM EDT            Att. 5,245 - Unknown</p> <p>livebaseballscorecards.com</p> <table border="1"> <tr><td>AB</td><td>38</td></tr> <tr><td>R</td><td>1</td></tr> <tr><td>H</td><td>13</td></tr> <tr><td>RBI</td><td>1</td></tr> <tr><td>BB</td><td>2</td></tr> <tr><td>SO</td><td>5</td></tr> <tr><td>LOB</td><td>22</td></tr> </table> 	AB	38	R	1	H	13	RBI	1	BB	2	SO	5	LOB	22
AB	38																								
R	1																								
H	13																								
RBI	1																								
BB	2																								
SO	5																								
LOB	22																								
Tommy Harper, R OBP: 0.329, SLG: 0.317 (1, 7) X	0-0 G3 1B		0-0 F6 1B		0-0 S 1B 1-2 1B		0-0 FC6-4 1-2f 2-3		0-0 1B 1-2 2-3	5 0 2 0 0 0 2															
Vada Pinson, L OBP: 0.308, SLG: 0.437 (1, 8) X	0-0 1B 1B		0-3 K 1B		0-3 K 1-2 2-3		0-3 K 1B		0-0 F5 1B	5 1 1 0 0 3 7															
Frank Robinson, R OBP: 0.398, SLG: 0.550 (1, 9) X	0-0 1B 1-3 1B		4-0 BB 1B		0-0 5-3 1-2 2-3			0-0 G5-4-3 1B	0-0 F9 1B	4 0 2 0 1 0 5															
Deron Johnson, R OBP: 0.340, SLG: 0.506 (1, 3) X	0-0 1B 1-3 3-H 1B		0-0 F6 1B			0-0 3-1 1B		0-0 G5-4-3 1-2f 1B		4 0 1 1 0 0 2															
Jimmie Coker, R OBP: 0.500, SLG: 0.417 (1, 2) X	0-0 F8 1B		0-0 K 1B		0-0 G1-4-3 1B			0-0 1B 1B		4 0 2 0 0 1 2															
Leo Cardenas, R OBP: 0.306, SLG: 0.376 (1, 6) X		0-0 F8 1B		0-0 1-3 1B		0-0 G1-4-3 1-2f 1B		0-0 F3 1B		4 0 0 0 0 0 2															
Steve Boros, R OBP: 0.338, SLG: 0.324 (1, 5) X		4-0 BB 2-3 BB		0-0 6-3 1B		0-3 K 1B			0-0 6-3 1B	3 0 0 0 1 1 0															
Joey Jay, S OBP: 0.063, SLG: 0.022 (5, PH)		0-0 2-3 1B		0-0 4-3 1B		0-0 FC6-4 1B			0-0 1B 1B	1 0 0 0 0 0 1															
Mel Queen, L OBP: 0.240, SLG: 0.293 (5, 1)										1 0 0 0 0 0 0															
Joe Nuxhall, L OBP: 0.150, SLG: 0.200 (7, PH)										0 0 0 0 0 0 0															
Don Pavletich, R OBP: 0.352, SLG: 0.506 (7, PR)										1 0 1 0 0 0 0															
Marty Keough, L OBP: 0.305, SLG: 0.370 (7, 1)										0 0 0 0 0 0 0															
Sammy Ellis, L OBP: 0.310, SLG: 0.320 (9, PH)										0 0 0 0 0 0 0															
										1 0 1 0 0 0 0															
<b>Inning Stats</b>	R: 1 E: 0 K: 0 S: 6	H: 3 LOB: 2 BB: 0 P: 6	R: 0 E: 0 K: 0 S: 3	H: 0 LOB: 1 BB: 1 P: 7	R: 0 E: 0 K: 1 S: 5	H: 0 LOB: 0 BB: 0 P: 5	R: 0 E: 0 K: 1 S: 7	H: 2 LOB: 2 BB: 0 P: 7	R: 0 E: 0 K: 0 S: 3	H: 1 LOB: 0 BB: 0 P: 3	R: 0 E: 0 K: 2 S: 9	H: 2 LOB: 2 BB: 0 P: 9	R: 0 E: 0 K: 0 S: 4	H: 2 LOB: 1 BB: 0 P: 4	R: 0 E: 0 K: 0 S: 6	H: 3 LOB: 3 BB: 0 P: 6	1B: 13 2B: 0 3B: 0 HR: 0	SF: 0 SAC: 0 DP: 2 HBP: 0	WP: 0 PB: 1 SB: 2 CS: 0	PA: 40					
<b>PITCHER</b>	IP WLS BF H R ER SO BB IBB HBP BLK WP HR S P ERA WHIP																								
Bob Veale, L ERA: 2.91 (1, 1)	8.2 W 39 13 1 1 5 2 0 0 0 0 0 0 47 55 1.04 1.731																								
Al McBean, R ERA: 2.32 (9, 1)	0.1 S 1 0 0 0 0 0 0 0 0 0 0 0 1 1 0.00 0.000																								

Batter	1	2	3	4	5	6	7	8	9	AB	R	H	RBI	BB	SO	LOB
Bob Bailey, R OBP: 0.354, SLG: 0.432 (1, 5)	0-0 6-3		0-3 K		0-0 E5		0-0 FC4 1B			4	0	1	0	0	1	1
Bill Virdon, L OBP: 0.293, SLG: 0.311 (1, 8)	0-0 F7			0-0 4-3	0-0 SH2-4		0-0 FC4			3	0	0	0	0	0	1
Roberto Clemente, R OBP: 0.394, SLG: 0.482 (1, 9)	0-0 2B			0-0 1B 1B	4-0 IBB		0-3 K			3	1	2	0	1	1	1
Jerry Lynch, L OBP: 0.344, SLG: 0.530 (1, 7)	0-0 G3			4-0 1B 1B	0-3 K			0-0 F8		3	1	0	0	1	1	3
Manny Mota, R OBP: 0.318, SLG: 0.404 (9, 7)				1-2 1B BB						0	0	0	0	0	0	0
Willie Stargell, L OBP: 0.310, SLG: 0.511 (1, 3)		0-3 K		0-0 1B 2B 1B	0-0 4-3			0-0 F8		4	1	1	1	0	1	2
Bill Mazerowski, R OBP: 0.303, SLG: 0.396 (1, 4)		0-0 1B		0-0 2B 1B		0-0 F8		0-0 4-3		4	1	2	1	0	0	0
Jim Pagliaroni, R OBP: 0.386, SLG: 0.442 (1, 2)		0-0 G5-4-3		0-0 2B		0-0 F9				3	0	1	2	0	0	1
Gene Alley, R OBP: 0.277, SLG: 0.283 (1, 6)			0-0 1B	0-0 F7		0-0 1-3				3	0	1	0	0	0	1
Bob Veale, S OBP: 0.205, SLG: 0.185 (1, 1)			0-3 K	0-3 K			0-3 K			3	0	0	0	0	3	2
Al McBean, R OBP: 0.100, SLG: 0.100 (9, 1)										0	0	0	0	0	0	0

Inning Stats	R: 0	H: 1	R: 0	H: 1	R: 0	H: 1	R: 4	H: 4	R: 0	H: 0	R: 0	H: 1	R: 0	H: 0	R: 0	H: 0
	E: 0	LOB: 1	E: 0	LOB: 0	E: 0	LOB: 0	E: 0	LOB: 1	E: 0	LOB: 0	E: 0	LOB: 0	E: 0	LOB: 0	E: 0	LOB: 0
	K: 0	BB: 0	K: 1	BB: 0	K: 2	BB: 0	K: 1	BB: 1	K: 0	BB: 0	K: 2	BB: 0	K: 0	BB: 0	K: 0	BB: 0
	S: 4	P: 4	S: 5	P: 5	S: 7	P: 7	S: 9	P: 13	S: 3	P: 3	S: 8	P: 8	S: 3	P: 3	S: 3	P: 3

PITCHER	IP	WLS	BF	H	R	ER	SO	BB	IBB	HBP	BLK	WP	HR	S	P	ERA	WHIP
Joey Jay, R ERA: 3.36 (1, 1)	4.0	L	18	7	4	4	4	1	0	0	0	0	0	25	29	9.00	2.000
Joe Nuxhall, L ERA: 3.91 (5, 1)	2.0		8	0	0	0	1	0	1	0	0	0	0	9	13	0.00	0.000
Sammy Ellis, R ERA: 3.1 (7, 1)	2.0		7	1	0	0	2	0	0	0	0	0	0	11	11	0.00	0.500

**BOTTOM**

**Cincinnati Reds @ Pittsburgh Pirates**  
**Forbes Field, Pittsburgh, PA**  
 Wed Sep 09 1964, 7:05 PM EDT  
 Att. 5,245 - Unknown

AB	30
R	4
H	8
RBI	4
BB	2
SO	7
LOB	12



1B	2B	3B	HR	SF	SAC	DP	HBP	WP	PA
6	2	0	0	0	1	1	0	0	33

Batter	1	2	3	4	5	6	7	8	9	AB R H RBI BB SO LOB	TOP	
Giraldo Ruiz, S OBP: 0.263, SLG: 0.313 (1, 5)	0-3 K		0-0 F8			0-0 4-3	0-0 5-3			4 0 0 0 0 1 1	<b>Cincinnati Reds @ Pittsburgh Pirates</b> Forbes Field, Pittsburgh, PA Thu Sep 10 1964, 7:05 PM EDT Att. 4,993 - Unknown	
Pete Rose, S OBP: 0.313, SLG: 0.325 (1, 4)	0-0 FC1-6 2B		0-0 1B			1-0 1B HBP	0-0 4-3			3 1 2 0 0 0 0		
Vada Pinson, L OBP: 0.308, SLG: 0.436 (1, 8)	0-0 FC1-6 2-2		0-0 F9			0-0 1B 1-3 1B		0-0 F5		4 1 1 0 0 0 3		
Frank Robinson, R OBP: 0.397, SLG: 0.548 (1, 9) (6, 7)	0-0 F7			0-0 4-3		0-0 1B 1-3 FC6 1B		0-0 4-3		4 1 1 1 0 0 1		
Deron Johnson, R OBP: 0.340, SLG: 0.504 (1, 7) (6, 3)		0-0 4-3		0-0 F7		0-0 FC6 1B 1-3 3-H		0-0 F8		4 0 1 1 0 0 0		
Gordy Coleman, L OBP: 0.298, SLG: 0.374 Marty Keough, L OBP: 0.304, SLG: 0.368 (1, 3) (6, PR) (6, 9)		0-0 6-3		0-0 G3		0-0 FC6 1B 1-2f 3-H		0-0 F4		3 0 0 1 0 0 1 1 0 0 0 0 0 0		
Johnny Edwards, L OBP: 0.333, SLG: 0.387 Jimmie Coker, R OBP: 0.471, SLG: 0.400 (1, 2) (3, 2)		0-0 4-3			0-0 F7	0-0 FC6-4 1B 1-2		0-0 5-3		1 0 0 0 0 0 0 3 0 1 0 0 0 0		
Leo Cardenas, R OBP: 0.307, SLG: 0.379 (1, 6)			0-0 1B 2B		0-3 K	0-0 FC6-4 1-2f		0-0 1B		4 0 2 0 0 1 2		
Bob Purkey, R OBP: 0.089, SLG: 0.057 (1, 1)			0-3 K		0-3 K		0-0 F9		0-0 4-3	4 0 0 0 0 2 2		
<b>Inning Stats</b>	R: 0 E: 0 K: 1 S: 6 H: 1 LOB: 1 BB: 0 P: 6	R: 0 E: 0 K: 0 S: 3 H: 0 LOB: 0 BB: 0 P: 3	R: 0 E: 0 K: 1 S: 7 H: 2 LOB: 2 BB: 0 P: 7	R: 0 E: 0 K: 0 S: 3 H: 0 LOB: 0 BB: 0 P: 3	R: 0 E: 0 K: 2 S: 7 H: 0 LOB: 0 BB: 0 P: 7	R: 3 E: 0 K: 0 S: 7 H: 4 LOB: 2 BB: 0 P: 8	R: 0 E: 0 K: 0 S: 3 H: 0 LOB: 0 BB: 0 P: 3	R: 0 E: 0 K: 0 S: 3 H: 0 LOB: 0 BB: 0 P: 3	R: 0 E: 0 K: 0 S: 4 H: 1 LOB: 1 BB: 0 P: 4	1B: 6 2B: 2 3B: 0 HR: 0 SF: 0 SAC: 0 DP: 0 HBP: 1		WP: 0 PB: 0 SB: 0 CS: 0 PA: 36
<b>PITCHER</b> Bob Friend, R ERA: 3.25 Steve Blass, R ERA: 3.69 (1, 1) (9, 1)	IP 8.0 WLS L BF 32 H 7 R 3 ER 3 SO 4 BB 0 IBB 0 HBP 1 BLK 0 WP 0 HR 0 S 39 P 40 ERA 3.38 WHIP 0.875	IP 1.0 WLS L BF 4 H 1 R 0 ER 0 SO 0 BB 0 IBB 0 HBP 0 BLK 0 WP 0 HR 0 S 4 P 4 ERA 0.00 WHIP 1.000	<b>PITCHER</b> IP WLS BF H R ER SO BB IBB HBP BLK WP HR S P ERA WHIP									

livebaseballscorecards.com

<b>AB</b>	35
<b>R</b>	3
<b>H</b>	8
<b>RBI</b>	3
<b>BB</b>	0
<b>SO</b>	4
<b>LOB</b>	10



Batter	1	2	3	4	5	6	7	8	9	AB	R	H	RBI	BB	SO	LOB
Bob Bailey, R (1, 5) OBP: 0.351, SLG: 0.429	0-0 4-3		0-0 6-3			0-0 5-3		0-0 F9		4	0	0	0	0	0	1
Bill Virdon, L (1, 8) OBP: 0.292, SLG: 0.310	0-0 SH5-3 1B		0-3 K			0-0 1-3			0-0 F6	4	0	1	0	0	1	0
Roberto Clemente, R (1, 9) OBP: 0.392, SLG: 0.480	0-0 SH5-3 1-2		0-3 K			0-0 6-3			0-0 4-3	3	0	0	0	0	1	0
Jerry Lynch, L (1, 7) OBP: 0.343, SLG: 0.526	0-0 F7			0-3 K			0-0 F9		0-0 1B	4	0	1	0	0	1	1
Willie Stargell, L (1, 3) OBP: 0.312, SLG: 0.511		0-0 FC6-4 1B		0-0 3-1			0-0 G1-6-3 1B		0-0 G3	4	0	2	0	0	0	1
Bill Mazaroski, R (1, 4) OBP: 0.301, SLG: 0.394		0-0 FC6-4 1-2f		0-0 4-3			0-0 G1-6-3 1-2f			3	0	0	0	0	0	2
Jim Pagliaroni, R (1, 2) OBP: 0.386, SLG: 0.444		0-3 K			0-0 1-3			0-0 PB 2B		3	0	1	0	0	1	1
Gene Alley, R (1, 6) OBP: 0.275, SLG: 0.280		0-0 E4			0-0 6-3			0-3 K		2	0	0	0	0	0	1
Manny Mota, R (8, PH) OBP: 0.317, SLG: 0.403		1-2 1B						2-3 K		1	0	0	0	0	1	1
Dick Schofield, S (9, 6) OBP: 0.363, SLG: 0.359										0	0	0	0	0	0	0
Bob Friend, R (1, 1) OBP: 0.113, SLG: 0.074		0-0 1-3			0-0 5-3			0-3 K		2	0	0	0	0	0	2
Smoky Burgess, L (8, PH) OBP: 0.304, SLG: 0.311										1	0	0	0	0	1	1
Steve Blass, R (9, 1) OBP: 0.100, SLG: 0.069										0	0	0	0	0	0	0

Inning Stats	R: 0	H: 1	R: 0	H: 1	R: 0	H: 0	R: 0	H: 0	R: 0	H: 0	R: 0	H: 1	R: 0	H: 1	R: 0	H: 1	1B: 4	SF: 0
	E: 0	LOB: 1	E: 1	LOB: 2	E: 0	LOB: 0	E: 0	LOB: 0	E: 0	LOB: 0	E: 0	LOB: 0	E: 0	LOB: 1	E: 0	LOB: 1	2B: 1	SAC: 1
	K: 0	BB: 0	K: 1	BB: 0	K: 2	BB: 0	K: 1	BB: 0	K: 0	BB: 0	K: 0	BB: 0	K: 2	BB: 0	K: 0	BB: 0	3B: 0	DP: 1
	S: 4	P: 4	S: 7	P: 7	S: 7	P: 7	S: 5	P: 5	S: 3	P: 3	S: 3	P: 3	S: 3	P: 3	S: 8	P: 8	HR: 0	HBP: 0

PITCHER	IP	WLS	BF	H	R	ER	SO	BB	IBB	HBP	BLK	WP	HR	S	P	ERA	WHIP
Bob Purkey, R (1, 1) ERA: 2.71	9.0	W	32	5	0	0	6	0	0	0	0	0	0	44	44	0.00	0.556

PITCHER	IP	WLS	BF	H	R	ER	SO	BB	IBB	HBP	BLK	WP	HR	S	P	ERA	WHIP

BOTTOM

Cincinnati Reds @ Pittsburgh Pirates  
 Forbes Field, Pittsburgh, PA  
 Thu Sep 10 1964, 7:05 PM EDT  
 Att. 4,993 - Unknown

livebaseballscores.com

AB	31
R	0
H	5
RBI	0
BB	0
SO	6
LOB	11



WP	PA
32	

Batter	1	2	3	4	5	6	7	8	9	AB R H RBI BB SO LOB	TOP											
Dick Schofield, S (1, 6) OBP: 0.362, SLG: 0.361	0-0 6-3	0-0 2-H 2B		0-0 6-3			0-3 K			4 0 1 1 0 1 1												
Bill Virdon, L (1, 8) OBP: 0.292, SLG: 0.310	0-0 F5	0-0 3-1			0-0 L4-3 1B		0-0 4-3			4 0 1 0 0 0 1												
Roberto Clemente, R (1, 9) OBP: 0.393, SLG: 0.482	0-0 S 1B		0-0 2B		0-3 K			0-0 F8		4 0 2 0 0 1 1												
Willie Stargell, L (1, 7) OBP: 0.308, SLG: 0.505	0-3 K 1-2		0-3 K		0-0 L4-3 1-2			0-0 4-3		4 0 0 0 0 2 3												
Donn Clendenon, R (1, 3) OBP: 0.322, SLG: 0.449		0-0 F8 SF7 1B	0-3 K		0-0 G3			0-0 F5		4 1 1 0 0 1 1												
Smoky Burgess, L (1, 2) OBP: 0.303, SLG: 0.306		0-0 F8 1-3	0-0 F7		4-0 BB			0-0 4-3		3 0 0 0 1 0 2												
Gene Freese, R (1, 5) OBP: 0.278, SLG: 0.413		0-0 SF7 3-H		0-0 5-3		0-0 F4		0-0 F7		3 0 0 1 0 0 1												
Bill Mazeroski, R (1, 4) OBP: 0.303, SLG: 0.395		0-0 2B 1B		0-0 SH3-4 1B		0-0 F8		0-0 F8		4 1 2 0 0 0 1												
Vern Law, R (1, 1) OBP: 0.356, SLG: 0.364		0-0 1-H 2B		0-0 SH3-4 1-2			0-0 F5			2 1 1 1 0 0 0												
<b>Inning Stats</b>	R: 0 E: 0 K: 1 S: 6	H: 1 LOB: 1 BB: 0 P: 6	R: 3 E: 0 K: 0 S: 7	H: 4 LOB: 1 BB: 0 P: 7	R: 0 E: 0 K: 2 S: 8	H: 1 LOB: 1 BB: 0 P: 8	R: 0 E: 0 K: 0 S: 4	H: 1 LOB: 1 BB: 0 P: 4	R: 0 E: 0 K: 1 S: 5	H: 0 LOB: 1 BB: 1 P: 7	R: 0 E: 0 K: 1 S: 5	H: 0 LOB: 0 BB: 0 P: 5	R: 0 E: 0 K: 0 S: 3	H: 0 LOB: 0 BB: 0 P: 3	R: 0 E: 0 K: 0 S: 3	H: 0 LOB: 0 BB: 0 P: 3	R: 0 E: 0 K: 0 S: 3	H: 0 LOB: 0 BB: 0 P: 3	1B: 5 2B: 4 3B: 0 HR: 0	SF: 1 SAC: 1 DP: 1 HBP: 0	WP: 0 PB: 0 SB: 2 CS: 0	PA: 35
<b>PITCHER</b>	IP WLS BF H R ER SO BB IBB HBP BLK WP HR S P ERA WHIP																					
Don Nottebart, R (1, 1) ERA: 3.86	5.0 L 22 8 3 3 4 0 0 0 0 0 0 0 30 30 5.40 1.600																					
Gordon Jones, R (6, 1) ERA: 3.38	3.0 10 0 0 0 1 1 0 0 0 0 0 0 11 15 0.00 0.333																					
Jim Owens, R (9, 1) ERA: 3.24	1.0 3 0 0 0 0 0 0 0 0 0 0 0 3 3 0.00 0.000																					

Pittsburgh Pirates @ Houston Colt 45's  
Colt Stadium, Houston, TX  
Fri Sep 11 1964, 8:05 PM EDT  
Att. 4,042 - Unknown

livebaseballscorecards.com

AB	32
R	3
H	8
RBI	3
BB	1
SO	5
LOB	11





Batter	1	2	3	4	5	6	7	8	9	AB R H RBI BB SO LOB
Eddie Kasko, R OBP: 0.310, SLG: 0.293 (1, 6)	0-0 E3		0-0 E 2B			0-0 F7		0-0 F7		4 0 1 0 0 0 1
Nellie Fox, L OBP: 0.318, SLG: 0.322 (1, 4)	0-0 F3		0-0 E6			0-0 1B		0-0 L3		4 0 1 0 0 0 3
Jim Owens, R OBP: 0.107, SLG: 0.143 (9, 1)	1-2		2-3							0 0 0 0 0 0 0
Al Spangler, L OBP: 0.300, SLG: 0.335 (1, 7)	0-3 K		0-0 F6			0-0 F7		0-0 F8		4 0 0 0 0 1 4
Walt Bond, L OBP: 0.315, SLG: 0.447 (1, 3)	0-3 K			0-3 K		0-0 F7		0-0 F7		4 0 0 0 0 2 2
Bob Aspromonte, R OBP: 0.328, SLG: 0.408 (1, 5)		0-0 F6		0-0 F7		0-0 F3		4-0 BB		3 0 0 0 1 0 0
Joe Gaines, R OBP: 0.320, SLG: 0.399 (1, 9)		0-0 1-6-3		0-0 F7		0-0 F7		0-0 4-3		4 0 0 0 0 0 1
Carroll Hardy, R OBP: 0.237, SLG: 0.254 (1, 8)		0-0 6-3			0-0 1-3		0-0 F9			3 0 0 0 0 0 0
Jerry Grote, R OBP: 0.247, SLG: 0.265 (1, 2)			0-3 K		0-0 6-3			0-0 E6		3 0 0 0 0 1 0
Don Nottebart, R OBP: 0.104, SLG: 0.065 (1, 1)			0-0 F9		0-3 K			0-0 6-3		1 0 0 0 0 0 0
Dave Roberts, L OBP: 0.278, SLG: 0.265 (5, PH)										1 0 0 0 0 1 0
Gordon Jones, R OBP: 0.333, SLG: 0.333 (6, 1)										0 0 0 0 0 0 0
Bob Lillis, R OBP: 0.292, SLG: 0.310 (8, PH)										1 0 0 0 0 0 1

Inning Stats	R: 0	H: 0	E: 1	LOB: 1	K: 2	S: 8	P: 8	R: 0	H: 0	E: 0	LOB: 0	K: 0	BB: 0	S: 3	P: 3	R: 0	H: 1	E: 1	LOB: 2	K: 1	BB: 0	S: 7	P: 7	R: 0	H: 0	E: 0	LOB: 0	K: 1	BB: 0	S: 5	P: 5	R: 0	H: 0	E: 0	LOB: 0	K: 1	BB: 0	S: 5	P: 5	R: 0	H: 1	E: 0	LOB: 1	K: 0	BB: 0	S: 4	P: 4	R: 0	H: 0	E: 0	LOB: 0	K: 0	BB: 0	S: 3	P: 3	R: 0	H: 0	E: 1	LOB: 1	K: 0	BB: 0	S: 4	P: 4	R: 0	H: 0	E: 0	LOB: 1	K: 0	BB: 1	S: 3	P: 7	1B: 1	SF: 0	2B: 1	SAC: 0	3B: 0	DP: 0	HR: 0	HBP: 0	WP: 0	PA: 33
PITCHER Vern Law, R ERA: 3.4 (1, 1)	IP	WLS	BF	H	R	ER	SO	BB	IBB	HBP	BLK	WP	HR	S	P	ERA	WHIP																			IP	WLS	BF	H	R	ER	SO	BB	IBB	HBP	BLK	WP	HR	S	P	ERA	WHIP																													
																		9.0	W	33	2	0	0	5	1	0	0	0	0	0	0	42	46	0.00	0.333																			9.0	W	33	2	0	0	5	1	0	0	0	0	0	0	0	42	46	0.00	0.333									

BOTTOM

Pittsburgh Pirates @ Houston Colt 45's  
Colt Stadium, Houston, TX  
Fri Sep 11 1964, 8:05 PM EDT  
Att. 4,042 - Unknown

livebaseballscores.com

AB	32
R	0
H	2
RBI	0
BB	1
SO	5
LOB	12



Batter	1	2	3	4	5	6	7	8	9	AB R H RBI BB SO LOB	TOP	
Dick Schofield, S (1, 6) OBP: 0.359, SLG: 0.358 Jerry Lynch, L (8, PH) OBP: 0.342, SLG: 0.524 Al McBean, R (8, 1) OBP: 0.100, SLG: 0.100	0-0 G3		0-3 K			0-0 4-3		0-0 G4-6-3		3 0 0 0 0 1 0 1 0 0 0 0 0 1 0 0 0 0 0 0 0		
Bill Virdon, L (1, 8) OBP: 0.289, SLG: 0.307	0-0 6-3		0-0 G3			0-0 4-3		0-0 F9		4 0 0 0 0 0 1		
Roberto Clemente, R (1, 9) OBP: 0.390, SLG: 0.478	0-0 F3				0-0 2-3		0-0 4-3		0-0 E6	4 0 0 0 0 0 0		
Willie Stargell, L (1, 7) OBP: 0.313, SLG: 0.514 Manny Mota, R (9, PR) OBP: 0.317, SLG: 0.403		0-0 HR		0-3 K		0-0 1B			1-0 HBP	3 1 2 1 0 1 0 0 0 0 0 0 0 0		
Donn Clendenon, R (1, 3) OBP: 0.322, SLG: 0.449		0-0 2B		0-3 K		0-0 FC1-4-6			0-0 F9	4 0 1 0 0 1 3		
Gene Freese, R (1, 5) OBP: 0.277, SLG: 0.414		0-0 2B			0-0 2B		0-0 F9		0-3 K	4 0 1 0 0 1 4		
Bill Mazerowski, R (1, 4) OBP: 0.302, SLG: 0.394		0-0 2B		0-0 F9		0-0 1B			0-0 4-3	4 0 1 0 0 0 4		
Jim Pagliaroni, R (1, 2) OBP: 0.382, SLG: 0.440		0-3 K		0-0 5-3		0-0 2-3				3 0 0 0 0 1 4		
Tom Butters, R (1, 1) OBP: 0.250, SLG: 0.250 Smoky Burgess, L (8, PH) OBP: 0.306, SLG: 0.310 Gene Alley, R (8, PR) OBP: 0.275, SLG: 0.280			0-3 K		0-0 F7			0-0 1B		2 0 0 0 0 1 1 1 0 1 0 0 0 0 0 0 0 0 0 0 0		
<b>Inning Stats</b>	R: 0 H: 0 E: 0 LOB: 0 K: 0 BB: 0 S: 3 P: 3	R: 1 H: 2 E: 0 LOB: 1 K: 1 BB: 0 S: 7 P: 7	R: 0 H: 0 E: 0 LOB: 0 K: 2 BB: 0 S: 7 P: 7	R: 0 H: 0 E: 0 LOB: 0 K: 2 BB: 0 S: 7 P: 7	R: 0 H: 1 E: 0 LOB: 1 K: 0 BB: 0 S: 4 P: 4	R: 0 H: 0 E: 0 LOB: 0 K: 0 BB: 0 S: 3 P: 3	R: 0 H: 2 E: 0 LOB: 2 K: 0 BB: 0 S: 5 P: 5	R: 0 H: 1 E: 0 LOB: 1 K: 0 BB: 0 S: 3 P: 3	R: 0 H: 0 E: 1 LOB: 2 K: 1 BB: 0 S: 6 P: 7	1B: 3 SF: 0 2B: 2 SAC: 0 3B: 0 DP: 1 HR: 1 HBP: 1	WP: 0 PA: 34 PB: 0 SB: 1 CS: 0	
<b>PITCHER</b> Don Larsen, R (1, 1) ERA: 2.16 Hal Woodeshick, L (9, 1) ERA: 3.03	IP WLS BF H R ER SO BB IBB HBP BLK WP HR S P ERA WHIP	8.0 W 30 6 1 1 5 0 0 0 0 0 0 1 40 40 1.12 0.750	1.0 S 4 0 0 0 1 0 0 1 0 0 0 0 5 6 0.00 0.000	<b>PITCHER</b> IP WLS BF H R ER SO BB IBB HBP BLK WP HR S P ERA WHIP								

Pittsburgh Pirates @ Houston Colt 45's  
Colt Stadium, Houston, TX  
Sat Sep 12 1964, 8:05 PM EDT  
Att. 7,308 - Unknown

livebaseballscorecards.com

AB 33  
R 1  
H 6  
RBI 1  
BB 0  
SO 6  
LOB 18



Batter	1	2	3	4	5	6	7	8	9	AB	R	H	RBI	BB	SO	LOB
Al Spangler, L (1, 7) OBP: 0.304, SLG: 0.338	0-0 1B SF8 2B		4-0 1B BB		0-0 F8		4-0 BB BB			2	1	1	0	2	0	0
Nellie Fox, L (1, 4) OBP: 0.320, SLG: 0.322 Bob Lillis, R (7, PR) OBP: 0.292, SLG: 0.310 (8, 4)	0-0 SF8 E 1B		0-0 F3		0-0 F9		4-0 BB BB			3	1	1	0	1	0	1
Bob Aspromonte, R (1, 5) OBP: 0.326, SLG: 0.405	0-0 SF8 1-2 3-H		0-0 F6		0-0 F7		0-0 1-3			3	0	0	1	0	0	4
Walt Bond, L (1, 9) OBP: 0.315, SLG: 0.446	0-0 F7		0-0 1-2 1B		0-0 6-3		0-0 G3			4	0	1	0	0	0	1
Carroll Hardy, R (1, 8) OBP: 0.237, SLG: 0.253	0-0 E7 1B		0-0 F3		0-0 F6		0-0 6-3			4	0	1	1	0	0	2
Dave Roberts, L (1, 3) OBP: 0.277, SLG: 0.264	0-0 F9			0-0 F7		0-0 4-3		0-0 1B		4	0	1	0	0	0	1
Eddie Kasko, R (1, 6) OBP: 0.309, SLG: 0.295		0-0 1-3		0-0 2B		0-0 L5		0-0 1-3		4	0	1	0	0	0	1
Jerry Grote, R (1, 2) OBP: 0.245, SLG: 0.262		0-3 K		0-0 F9		0-0 F7				3	0	0	0	0	1	1
Don Larsen, R (1, 1) OBP: 0.182, SLG: 0.069 Hal Woodeshick, R (9, 1)		0-0 F8		0-0 6-3		0-0 E9 BB 1B				3	0	1	0	0	0	1
										0	0	0	0	0	0	0
<b>Inning Stats</b>	R: 2 H: 3 E: 1 LOB: 1 K: 0 BB: 0 S: 6 P: 6	R: 0 H: 0 E: 0 LOB: 0 K: 1 BB: 0 S: 5 P: 5	R: 0 H: 1 E: 0 LOB: 2 K: 0 BB: 1 S: 4 P: 8	R: 0 H: 1 E: 0 LOB: 1 K: 0 BB: 0 S: 4 P: 4	R: 0 H: 0 E: 0 LOB: 0 K: 0 BB: 0 S: 3 P: 3	R: 0 H: 0 E: 0 LOB: 0 K: 0 BB: 0 S: 3 P: 3	R: 0 H: 1 E: 1 LOB: 3 K: 0 BB: 2 S: 4 P: 12	R: 0 H: 1 E: 0 LOB: 1 K: 0 BB: 0 S: 4 P: 4		1B: 5 SF: 1 2B: 2 SAC: 0 3B: 0 DP: 0 HR: 0 HBP: 0	WP: 0 PA: 34 PB: 0 SB: 0 CS: 0					
<b>PITCHER</b>	IP WLS BF H R ER SO BB IBB HBP BLK WP HR S P ERA WHIP	IP WLS BF H R ER SO BB IBB HBP BLK WP HR S P ERA WHIP														
Tom Butters, R (1, 1) ERA: 2.31	7.0 L 30 6 2 2 1 3 0 0 0 0 0 0 29 41 2.57 1.286															
Al McBean, R (8, 1) ERA: 2.29	1.0 4 1 0 0 0 0 0 0 0 0 0 0 4 4 0.00 1.000															

**BOTTOM**

**Pittsburgh Pirates @ Houston Colt 45's**  
 Colt Stadium, Houston, TX  
 Sat Sep 12 1964, 8:05 PM EDT  
 Att. 7,308 - Unknown

<b>AB</b>	<b>30</b>
<b>R</b>	<b>2</b>
<b>H</b>	<b>7</b>
<b>RBI</b>	<b>2</b>
<b>BB</b>	<b>3</b>
<b>SO</b>	<b>1</b>
<b>LOB</b>	<b>12</b>



WP: 0	PA: 34
PB: 0	
SB: 0	
CS: 0	

ERA	WHIP
-----	------

Batter	1	2	3	4	5	6	7	8	9	AB R H RBI BB SO LOB	TOP	
Dick Schofield, S (1, 6) OBP: 0.358, SLG: 0.355	4-0 2B SF8 BB		0-0 4-3			0-0 6-3		0-0 G3		3 1 0 0 1 0 0		
Bill Virdon, L (1, 8) OBP: 0.291, SLG: 0.311	0-0 1-3 2B		0-0 G3			0-0 6-3		0-0 2B 1B		4 1 2 0 0 0 0		
Roberto Clemente, R (1, 9) OBP: 0.389, SLG: 0.479	0-0 SF8 3-H			0-0 6-3		0-0 5-3		0-0 1B 2B		3 1 1 1 0 0 0		
Willie Stargell, L (1, 7) OBP: 0.312, SLG: 0.510 Manny Mota, R (9, PR) OBP: 0.317, SLG: 0.403 (9, 7)	0-3 K		0-3 K			0-0 F8		4-0 1B IBB		3 0 0 0 1 2 1 0 0 0 0 0 0 0		
Donn Clendenon, R (1, 3) OBP: 0.323, SLG: 0.450	0-3 K		0-0 F4			0-0 1B		0-0 1B		4 0 2 2 0 1 1		
Gene Freese, R (1, 5) OBP: 0.273, SLG: 0.408		0-0 6-3		0-0 6-3		0-0 F7		0-0 6-3		4 0 0 0 0 0 3		
Bill Mazaroski, R (1, 4) OBP: 0.300, SLG: 0.391		0-0 F9		0-0 F7		0-3 K		0-3 K		4 0 0 0 0 2 4		
Jim Pagliaroni, R (1, 2) OBP: 0.383, SLG: 0.439		0-0 F5						0-0 F8		3 0 1 0 1 0 0		
Don Cardwell, R (1, 1)			0-3 K		0-3 K			0-3 K		4 0 0 0 0 4 4		
<b>Inning Stats</b>	R: 1 H: 1 E: 0 LOB: 1 K: 2 BB: 1 S: 8 P: 12	R: 0 H: 0 E: 0 LOB: 0 K: 0 BB: 0 S: 3 P: 3	R: 0 H: 0 E: 0 LOB: 0 K: 1 BB: 0 S: 5 P: 5	R: 0 H: 0 E: 0 LOB: 0 K: 1 BB: 0 S: 5 P: 5	R: 0 H: 1 E: 0 LOB: 1 K: 1 BB: 0 S: 6 P: 6	R: 0 H: 0 E: 0 LOB: 0 K: 0 BB: 0 S: 3 P: 3	R: 0 H: 1 E: 0 LOB: 1 K: 1 BB: 0 S: 6 P: 6	R: 0 H: 0 E: 0 LOB: 0 K: 1 BB: 0 S: 5 P: 5	R: 2 H: 3 E: 0 LOB: 3 K: 2 BB: 2 S: 10 P: 18	1B: 4 SF: 1 2B: 2 SAC: 0 3B: 0 DP: 0 HR: 0 HBP: 0	WP: 0 PA: 36 PB: 0 SB: 2 CS: 0	
<b>PITCHER</b> Turk Farrell, R (1, 1) ERA: 3.32 Jim Owens, R (8, 1) ERA: 3.34	IP WLS BF H R ER SO BB IBB HBP BLK WP HR S P ERA WHIP	7.0 L 25 3 1 1 6 1 0 0 0 0 0 0 36 40 1.29 0.571	2.0 11 3 2 2 3 0 2 0 0 0 0 0 15 23 9.00 1.500									

Pittsburgh Pirates @ Houston Colt 45's  
Colt Stadium, Houston, TX  
Sun Sep 13 1964, 8:05 PM EDT  
Att. 3,370 - Unknown

livebaseballscorecards.com

AB	32
R	3
H	6
RBI	3
BB	3
SO	9
LOB	13



Batter	1	2	3	4	5	6	7	8	9	AB	R	H	RBI	BB	SO	LOB
<b>Al Spangler, L</b> (1, 7) OBP: 0.306, SLG: 0.340	1-0 G6-3 HBP		X 0-0 2B		X 0-0 1-3			X 0-0 G3		3	0	1	0	0	0	0
<b>Nellie Fox, L</b> (1, 4) OBP: 0.319, SLG: 0.320	0-0 G6-3 1-2f		B 4-0 BB		X 0-0 F8			X 0-0 F9		3	0	0	0	1	0	1
<b>Bob Aspromonte, R</b> (1, 5) OBP: 0.325, SLG: 0.403	0-3 K		S 0-3 K					X 0-0 F7		3	0	0	0	0	2	2
<b>Walt Bond, L</b> (1, 9) OBP: 0.314, SLG: 0.443		B 4-0 BB	X 0-0 F4					X 0-0 G1-4-3 1-2f		3	0	0	0	1	0	3
<b>Carroll Hardy, R</b> (1, 8) OBP: 0.238, SLG: 0.253		X 0-0 FC6-4 1B 1-2f		X 0-0 SH5-3 1B				X 0-0 F2		4	0	1	0	0	0	1
<b>Dave Roberts, L</b> (1, 3) OBP: 0.271, SLG: 0.258		0-0 K	X 0-0 SH5-3 1-2					X 0-0 4-3		3	0	0	0	0	1	1
<b>Eddie Kasko, R</b> (1, 6) OBP: 0.309, SLG: 0.295		X 0-0 1B		X 0-0 F8				X 0-0 4-3		3	0	1	0	0	0	1
<b>Bob Lillis, R</b> (8, 6) OBP: 0.292, SLG: 0.310		1-2 1B		X 0-0 F8				X 0-0 4-3		0	0	0	0	0	0	0
<b>Jerry Grote, R</b> (1, 2) OBP: 0.246, SLG: 0.263		X 0-0 F4		X 0-0 5-3				X 0-0 1B		3	0	1	0	0	0	3
<b>Turk Farrell, R</b> (1, 1) OBP: 0.109, SLG: 0.081			X 0-0 6-3					X 0-0 1-3		2	0	0	0	0	1	0
<b>Joe Gaines, R</b> (7, PH) OBP: 0.319, SLG: 0.398										1	0	0	0	0	0	1
<b>Jim Owens, R</b> (8, 1) OBP: 0.107, SLG: 0.143										0	0	0	0	0	0	0

Inning Stats	R: 0	H: 0	E: 0	K: 1	S: 4	R: 0	H: 1	E: 0	K: 1	S: 6	R: 0	H: 1	E: 0	K: 1	S: 6	R: 0	H: 0	E: 0	K: 1	S: 5	R: 0	H: 0	E: 0	K: 0	S: 2	R: 0	H: 1	E: 0	K: 0	S: 4	R: 0	H: 0	E: 0	K: 0	S: 3	R: 0	H: 0	E: 0	K: 0	S: 3	R: 0	H: 0	E: 0	K: 0	S: 3	1B: 3	2B: 1	3B: 0	HR: 0	SF: 0	SAC: 1	DP: 2	HBP: 2	WP: 0	PA: 33
<b>Don Cardwell, R</b> (1, 1) ERA:	9.0	WLS	BF	H	R	ER	SO	BB	IBB	HBP	BLK	WP	HR	S	P	ERA	WHIP													IP	WLS	BF	H	R	ER	SO	BB	IBB	HBP	BLK	WP	HR	S	P	ERA	WHIP									

**BOTTOM**

**Pittsburgh Pirates @ Houston Colt 45's**  
Colt Stadium, Houston, TX

Sun Sep 13 1964, 8:05 PM EDT  
Att. 3,370 - Unknown

livebaseballscorecards.com

<b>AB</b>	<b>28</b>
<b>R</b>	<b>0</b>
<b>H</b>	<b>4</b>
<b>RBI</b>	<b>0</b>
<b>BB</b>	<b>2</b>
<b>SO</b>	<b>4</b>
<b>LOB</b>	<b>13</b>



Batter	1	2	3	4	5	6	7	8	9	AB R H RBI BB SO LOB	TOP									
Dick Schofield, S (1, 6) OBP: 0.359, SLG: 0.357	0-3 K		4-0 BB	0-0 2B			0-0 6-3		0-0 SF7	3 0 1 4 1 1 0	<b>Pittsburgh Pirates @ Los Angeles Dodgers</b> <b>Dodger Stadium, Los Angeles, CA</b> Mon Sep 14 1964, 7:05 PM PDT Att. 16,625 - Unknown <a href="http://livebaseballscorecards.com">livebaseballscorecards.com</a>									
Bill Virdon, L (1, 8) OBP: 0.292, SLG: 0.310	4-0 2B BB		0-0 F8	0-0 4-3			0-0 3-1	0-0 E2	4 1 1 0 1 0 2											
Roberto Clemente, R (1, 9) OBP: 0.389, SLG: 0.479	0-0 2B		0-0 4-3				0-0 5-3	4-0 1B	4 0 1 1 1 0 1											
Willie Stargell, L (1, 7) Manny Mota, R (7, 7) OBP: 0.310, SLG: 0.506 OBP: 0.314, SLG: 0.399	0-0 F7			0-0 P5	0-0 P5			0-3 K	0-3 K	3 0 0 0 0 0 1 2 0 0 0 0 2 2										
Donn Clendenon, R (1, 3) OBP: 0.325, SLG: 0.450	0-0 P4			0-0 1B	0-0 1B			0-0 F9		4 1 2 0 0 0 1										
Bob Bailey, R (1, 5) OBP: 0.350, SLG: 0.427				0-0 1B	0-3 K			0-3 K		4 1 1 0 0 2 1										
Bill Mazerowski, R (1, 4) OBP: 0.302, SLG: 0.392				0-0 1B			0-0 6-3	0-0 2B		4 2 2 1 0 0 0										
Jim Pagliaroni, R (1, 2) OBP: 0.385, SLG: 0.443				0-0 2B			0-0 F9	0-0 E		4 2 2 0 0 0 0										
Bob Veale, S (1, 1) OBP: 0.195, SLG: 0.176				0-0 K	0-3 K			0-3 K		4 0 0 0 0 3 5										
<b>Inning Stats</b>	R: 1 E: 0 K: 1 S: 6	H: 1 LOB: 1 BB: 1 P: 10	R: 0 E: 0 K: 0 S: 3	H: 0 LOB: 0 BB: 0 P: 3	R: 0 E: 0 K: 0 S: 3	H: 0 LOB: 1 BB: 1 P: 7	R: 4 E: 0 K: 1 S: 10	H: 5 LOB: 1 BB: 0 P: 10	R: 0 E: 0 K: 1 S: 5	H: 0 LOB: 0 BB: 0 P: 5		R: 0 E: 0 K: 0 S: 3	H: 0 LOB: 0 BB: 0 P: 3	R: 0 E: 0 K: 2 S: 7	H: 0 LOB: 0 BB: 0 P: 7	R: 2 E: 1 K: 2 S: 10	H: 3 LOB: 2 BB: 1 P: 14	1B: 7 2B: 3 3B: 0 HR: 0	SF: 1 SAC: 0 DP: 0 HBP: 0	WP: 0 PB: 0 SB: 1 CS: 0
<b>PITCHER</b>	IP WLS BF H R ER SO BB IBB HBP BLK WP HR S P ERA WHIP																			
Howie Reed, R (1, 1) ERA: 3.55	5.0 L 24 7 5 5 3 2 0 0 0 0 0 0 28 36 9.00 1.800																			
Jim Brewer, L (6, 1) ERA: 3.18	2.0 6 0 0 0 1 0 0 0 0 0 0 0 8 8 0.00 0.000																			
Ron Perranoski, L (8, 1) ERA: 3.52	2.0 10 3 2 1 4 0 1 0 0 0 0 0 17 21 4.50 1.500																			

AB	36
R	7
H	10
RBI	6
BB	3
SO	8
LOB	13



Batter	1	2	3	4	5	6	7	8	9	AB	R	H	RBI	BB	SO	LOB
Wes Parker, S (1, 7) OBP: 0.308, SLG: 0.345	0-0 F9		0-0 1B		4-0 1-3 BB			0-0 4-3		3	0	1	0	1	0	0
Dick Tracewski, R (1, 5) OBP: 0.326, SLG: 0.333	4-0 G4-6-3 BB		0-3 K		0-0 1-3			0-0 5-3		3	0	0	0	1	1	3
Willie Davis, L (1, 8) OBP: 0.314, SLG: 0.410	0-0 G4-6-3 1-2f		0-3 K		0-3 K			0-3 K		4	0	0	0	0	3	4
Frank Howard, R (1, 9) OBP: 0.308, SLG: 0.438		4-0 E 1B BB		0-0 6-3			0-0 G4-6-3 1B		0-0 F9	3	1	1	0	1	0	0
Ron Fairly, L (1, 3) OBP: 0.349, SLG: 0.388		0-0 E4 1B		4-0 FC6-4 BB			0-0 F8		0-0 G3	3	1	1	0	1	0	1
Nate Oliver, R (1, 4) OBP: 0.311, SLG: 0.275		0-0 G6-4-3 1B		0-0 FC6-4			0-0 G4-6-3		0-0	4	0	2	1	0	0	2
Bart Shirley, R (1, 6)		0-0 G6-4-3 1-2f		0-0 P4			0-0 6-3		0-0 F3	4	0	0	0	0	0	3
Jeff Torborg, R (1, 2) OBP: 0.310, SLG: 0.280		0-3 K			4-0 1-3 BB BB			0-0 F8		2	0	0	0	1	1	0
Howie Reed, R (1, 1) OBP: 0.211, SLG: 0.118			0-0 F8		0-3 K			0-0 4-3		1	0	0	0	0	0	0
Lee Walls, R (5, PH) OBP: 0.241, SLG: 0.222										1	0	0	0	0	1	1
Jim Brewer, L (6, 1) OBP: 0.286, SLG: 0.231										0	0	0	0	0	0	0
Maury Wills, S (7, PH) OBP: 0.317, SLG: 0.321										1	0	0	0	0	0	0
Ron Perranoski, L (8, 1) OBP: 0.125, SLG: 0.125										0	0	0	0	0	0	0

Inning Stats	R: 0	H: 0	R: 2	H: 2	R: 0	H: 1	R: 0	H: 0	R: 0	H: 1	R: 0	H: 0	R: 0	H: 0	R: 0	H: 1	R: 0	H: 1	1B: 5	SF: 0	WP: 0	PA: 34	
E: 0	LOB: 0	E: 1	LOB: 0	E: 0	LOB: 1	E: 0	LOB: 2	E: 0	LOB: 0	E: 0	LOB: 0	E: 0	LOB: 0	E: 0	LOB: 1	E: 0	LOB: 1	E: 0	LOB: 1	2B: 0	SAC: 0	PB: 0	
K: 0	BB: 1	K: 1	BB: 1	K: 2	BB: 0	K: 0	BB: 1	K: 0	BB: 0	K: 1	BB: 0	K: 0	BB: 0	K: 0	BB: 0	K: 1	BB: 0	K: 0	BB: 0	3B: 0	DP: 3	SB: 0	
S: 2	P: 6	S: 6	P: 10	S: 8	P: 8	S: 3	P: 7	S: 7	P: 3	S: 3	P: 3	S: 3	P: 5	S: 4	P: 4	S: 5	P: 5	S: 4	P: 4	HR: 0	HBP: 0	CS: 0	

PITCHER	IP	WLS	BF	H	R	ER	SO	BB	IBB	HBP	BLK	WP	HR	S	P	ERA	WHIP	PITCHER	IP	WLS	BF	H	R	ER	SO	BB	IBB	HBP	BLK	WP	HR	S	P	ERA	WHIP		
Bob Veale, L (1, 1) ERA: 2.84	9.0	W	34	5	2	1	6	5	0	0	0	0	0	41	61	1.00	1.111																				

BOTTOM

Pittsburgh Pirates @ Los Angeles Dodgers  
 Dodger Stadium, Los Angeles, CA

Mon Sep 14 1964, 7:05 PM PDT  
 Att. 16,625 - Unknown

AB	29
R	2
H	5
RBI	1
BB	5
SO	6
LOB	14



Batter	1	2	3	4	5	6	7	8	9	AB R H RBI BB SO LOB	TOP											
Bob Bailey, R OBP: 0.347, SLG: 0.423 (1, 7) (8, 6)	0-0 F7		0-0 F2		0-0 G5-4-3		0-0 E5 1B FC6-4		0-0 5-3	5 1 0 0 0 0 2	<b>Pittsburgh Pirates @ Los Angeles Dodgers</b> Dodger Stadium, Los Angeles, CA Tue Sep 15 1964, 7:05 PM PDT Att. 14,920 - Unknown <a href="http://livebaseballscorecards.com">livebaseballscorecards.com</a>											
Manny Mota, R OBP: 0.316, SLG: 0.399 (1, 8)	0-0 4-3		0-0 6-3			0-0 1B 1B	0-0 1B 1B	0-0 4-3	5 2 2 0 0 0 1													
Roberto Clemente, R OBP: 0.393, SLG: 0.481 (1, 9)	0-0 1B			0-0 F8		0-0 BB 1B 1-2	4-0 BB BB BB 1-2 FC6-4 BB	0-0 PB 1B	4 0 3 0 1 0 0													
Gene Freese, R OBP: 0.273, SLG: 0.405 Jerry Lynch, L OBP: 0.341, SLG: 0.522 (1, 5) (9, PH)	0-3 K			0-0 2B 1B		0-0 F8	0-0 FC6-4 FC5 1B 1-2f 2-3 3-H	0-0 F7	4 0 1 1 0 1 5 1 0 0 0 0 0 1													
Donn Clendenon, R OBP: 0.327, SLG: 0.453 (1, 3)		0-3 K		0-0 2B		0-0 F8	0-0 1-2 1B		4 0 2 1 0 1 2													
Bill Mazaroski, R OBP: 0.305, SLG: 0.393 (1, 4)		0-0 G6-4-3 1B		4-0 BB		0-0 BB 1B 1-2 2-H	0-0 FC5 2-3f		3 0 2 1 1 0 2													
Jim Pagliaroni, R OBP: 0.383, SLG: 0.438 (1, 2)		0-0 G6-4-3		0-3 K		4-0 BB 1-2 2-3		0-0 F8	3 0 0 0 1 1 3													
Gene Alley, R OBP: 0.275, SLG: 0.281 Bill Virdon, L OBP: 0.292, SLG: 0.310 Al McBean, R OBP: 0.100, SLG: 0.100 (1, 6) (8, PH) (8, 1)			0-0 SH1-4 1B		0-3 K	0-3 K		0-0 F7	3 0 1 0 0 2 3 1 0 0 0 0 0 0 0 0 0 0 0 0 0													
Bob Friend, R Roy Face, R Willie Stargell, L Frank Bork, R Dick Schrader, S Joe Garmon, R Tommy Spivey, R Dave Wissman, L			0-0 SH1-4		1-0 G5-4-3 HBP		0-0 6-3	0-3 K	0 1 0 1 0 0 0 0 0 1 0													
<b>Inning Stats</b>	R: 0 E: 0 K: 1 S: 6	H: 1 LOB: 1 BB: 0 P: 6	R: 0 E: 0 K: 1 S: 5	H: 1 LOB: 0 BB: 0 P: 5	R: 0 E: 0 K: 0 S: 4	H: 1 LOB: 1 BB: 0 P: 4	R: 0 E: 0 K: 1 S: 6	H: 2 LOB: 2 BB: 1 P: 10	R: 0 E: 0 K: 1 S: 4	H: 0 LOB: 0 BB: 0 P: 5		R: 1 E: 0 K: 1 S: 8	H: 3 LOB: 3 BB: 1 P: 12	R: 2 E: 1 K: 0 S: 6	H: 2 LOB: 2 BB: 1 P: 10	R: 0 E: 0 K: 1 S: 5	H: 0 LOB: 0 BB: 0 P: 5	R: 0 E: 0 K: 0 S: 4	H: 1 LOB: 1 BB: 0 P: 4	1B: 10 2B: 1 3B: 0 HR: 0	SF: 0 SAC: 1 DP: 2 HBP: 1	WP: 0 PB: 1 SB: 0 CS: 0
<b>PITCHER</b>	IP WLS BF H R ER SO BB IBB HBP BLK WP HR S P ERA WHIP																					
Larry Miller, L ERA: 4.33 (1, 1)	5.2 W 25 8 1 1 4 2 0 1 0 0 0 0 30 39 1.59 1.765																					
Ron Perranoski, L ERA: 3.49 (6, 1)	1.0 7 2 2 0 1 1 0 0 0 0 0 0 8 12 0.00 3.000																					
Bob Miller, R ERA: 2.61 (7, 1)	2.1 S 8 1 0 0 1 0 0 0 0 0 0 0 10 10 0.00 0.429																					





**Pittsburgh Pirates @ Los Angeles Dodgers**  
**Dodger Stadium, Los Angeles, CA**  
 Wed Sep 16 1964, 7:05 PM PDT  
 Att: 15,049 - Unknown

AB	33
R	7
H	8
RBI	7
BB	4
SO	3
LOB	9



WP:	0	PA:	38
PB:	0		
SB:	1		
CS:	0		

Batter	1	2	3	4	5	6	7	8	9	AB	R	H	RBI	BB	SO	LOB
Dick Schofield, S OBP: 0.358, SLG: 0.355 (1, 6)	0-0 4-3	0-0 F7			0-0 SH2-4 2B	4-0 BB			0-0 G3	4	1	1	0	1	0	0
Bill Virdon, L OBP: 0.289, SLG: 0.307 (1, 8)	0-0 F8	0-0 F2			0-0 SH2-4 1-2	0-0 5-3			0-0 G3	4	0	0	0	0	0	2
Roberto Clemente, R OBP: 0.393, SLG: 0.480 (1, 9)	0-0 1B	0-0 4-3			4-0 2B IBB			0-0 2-3		3	1	1	0	1	0	0
Willie Stargell, L OBP: 0.309, SLG: 0.501 (1, 7)	0-0 F3		0-0 L6		0-3 K			0-0 F8		4	0	0	0	0	1	3
Dave Wissman, L (7, 7)										0	0	0	0	0	0	0
Donn Clendenon, R OBP: 0.329, SLG: 0.464 (1, 3)		0-0 HR	0-0 6-3		0-0 2B			0-3 K		4	1	2	3	0	1	0
Bob Bailey, R OBP: 0.346, SLG: 0.420 (1, 5)		4-0 HR BB	0-0 F2		0-0 5-3			0-0 F8		3	1	0	0	1	0	1
Bill Mazeroski, R OBP: 0.306, SLG: 0.396 (1, 4)		0-0 HR 1B		0-0 L4 2B		0-0 5-3		0-0 5-3		4	1	2	0	0	0	0
Jim Pagliaroni, R OBP: 0.385, SLG: 0.447 (1, 2)		0-0 HR	0-0 6-3		0-0 S BB			0-0 6-3		3	1	1	3	1	0	1
Vern Law, R OBP: 0.355, SLG: 0.414 (1, 1)		0-0 HR	0-0 L4		0-3 K			0-0 F9		3	1	1	1	0	1	2
Jerry Lynch, L (9, PH)										1	0	0	0	0	0	0
Al McBean, R OBP: 0.100, SLG: 0.100 (9, 1)										0	0	0	0	0	0	0

Inning Stats	R: 0	H: 1	E: 0	K: 0	S: 4	P: 4	R: 5	H: 4	E: 0	K: 0	S: 7	P: 11	R: 0	H: 0	E: 0	K: 0	S: 3	P: 3	R: 0	H: 1	E: 0	K: 0	S: 3	P: 3	R: 2	H: 2	E: 0	K: 1	S: 7	P: 11	R: 0	H: 0	E: 0	K: 1	S: 5	P: 13	R: 0	H: 0	E: 0	K: 1	S: 5	P: 5	R: 0	H: 0	E: 0	K: 0	S: 3	P: 3	R: 0	H: 0	E: 0	K: 0	S: 3	P: 3	R: 0	H: 0	E: 0	K: 0	S: 3	P: 3	1B: 3	SF: 0	2B: 3	SAC: 1	3B: 0	DP: 1	HR: 3	HBP: 0	WP: 0	PA: 38
--------------	------	------	------	------	------	------	------	------	------	------	------	-------	------	------	------	------	------	------	------	------	------	------	------	------	------	------	------	------	------	-------	------	------	------	------	------	-------	------	------	------	------	------	------	------	------	------	------	------	------	------	------	------	------	------	------	------	------	------	------	------	------	-------	-------	-------	--------	-------	-------	-------	--------	-------	--------

PITCHER	IP	WLS	BF	H	R	ER	SO	BB	IBB	HBP	BLK	WP	HR	S	P	ERA	WHIP
Phil Ortega, R ERA: 4.03 (1, 1)	1.0	L	9	5	5	5	0	1	0	0	0	0	3	8	12	45.00	6.000
Jim Brewer, L ERA: 3.25 (2, 1)	4.0		15	3	2	2	1	0	1	0	0	0	0	16	20	4.50	0.750
John Purdin, R ERA: (6, 1)	2.0		8	0	0	0	2	2	0	0	0	0	0	10	18	0.00	1.000
Howie Reed, R ERA: 3.45 (8, 1)	2.0		6	0	0	0	0	0	0	0	0	0	0	6	6	0.00	0.000



Batter	1	2	3	4	5	6	7	8	9	AB R H RBI BB SO LOB	TOP																
Dick Schofield, S (1, 6) OBP: 0.357, SLG: 0.357	0-0 F8			0-0 G3		0-0 F7		0-0 2B		4 1 1 0 0 0 0	<b>Pittsburgh Pirates @ San Francisco Giants</b> Candlestick Park, San Francisco, CA Fri Sep 18 1964, 10:05 PM EDT Att. 9,741 - Unknown																
Bob Bailey, R (1, 7) OBP: 0.345, SLG: 0.417 (8, 5)	0-3 K			0-3 K		0-0 5-3		4-0 2B BLK BB		3 1 0 0 1 2 0																	
Roberto Clemente, R (1, 9) OBP: 0.395, SLG: 0.489	0-0 4-3			0-0 BB 1B		0-0 HR		0-0 BLK 1B 2B		4 2 3 2 0 0 0																	
Gene Freese, R (1, 5) OBP: 0.277, SLG: 0.406		0-0 5-3		4-0 BB 1B		0-0 1B		0-0 F3		2 0 1 0 1 0 0																	
Jerry Lynch, L (8, PH) OBP: 0.339, SLG: 0.518				1-2 BB		0-0 1B		0-0 F3		1 0 0 0 0 0 2																	
Al McBean, R (8, 1) OBP: 0.100, SLG: 0.100				0-0 F9		0-0 F4		0-0 CS 1B		0 0 0 0 0 0 0																	
Donn Clendenon, R (1, 3) OBP: 0.328, SLG: 0.462		0-0 3-1		0-0 F9		0-0 F4		0-0 CS 1B		4 0 1 1 0 0 3																	
Bill Mazaroski, R (1, 4) OBP: 0.304, SLG: 0.393		0-0 6-3		0-0 5-3		0-0 4-3		0-0 CS 1-2		4 0 0 0 0 0 0																	
Jim Pagliaroni, R (1, 2) OBP: 0.380, SLG: 0.441			0-0 F3		0-0 F4		0-0 6-3		0-3 K	4 0 0 0 0 1 0																	
Bill Virdon, L (1, 8) OBP: 0.291, SLG: 0.311			0-0 F7		0-0 1B		0-0 1-3		0-0 2B	4 0 2 0 0 0 0																	
Bob Veale, S (1, 1) OBP: 0.191, SLG: 0.172			0-3 K		0-3 K			0-3 K		2 0 0 0 0 2 1	<b>P</b>																
Manny Mota, R (8, PH) OBP: 0.315, SLG: 0.397										1 0 0 0 0 1 0																	
Dave Wissman, L (8, 7)										1 0 0 0 0 0 1																	
<b>Inning Stats</b>	R: 0 E: 0 K: 1 S: 5	H: 0 LOB: 0 BB: 0 P: 5	R: 0 E: 0 K: 0 S: 3	H: 0 LOB: 0 BB: 0 P: 3	R: 0 E: 0 K: 1 S: 5	H: 0 LOB: 0 BB: 0 P: 5	R: 0 E: 0 K: 1 S: 6	H: 1 LOB: 2 BB: 1 P: 10	R: 0 E: 0 K: 0 S: 6	H: 1 LOB: 1 BB: 0 P: 6	R: 1 E: 0 K: 0 S: 5	H: 2 LOB: 1 BB: 0 P: 5	R: 0 E: 0 K: 0 S: 3	H: 0 LOB: 0 BB: 0 P: 3	R: 3 E: 0 K: 1 S: 7	H: 3 LOB: 0 BB: 1 P: 11	R: 0 E: 0 K: 1 S: 6	H: 1 LOB: 1 BB: 0 P: 6	1B: 4 2B: 3 3B: 0 HR: 1	SF: 0 SAC: 0 DP: 0 HBP: 0	WP: 0 PB: 0 SB: 0 CS: 1	PA: 37					
<b>PITCHER</b>	IP WLS BF H R ER SO BB IBB HBP BLK WP HR S P ERA WHIP																										
Dick Estelle, L (1, 1) ERA: 2.82	7.1		29	5	3	3	5	2	0	0	0	0	1	37	45	3.68	0.955										
Bob Shaw, R (8, 1) ERA: 3.74	0.0	L	1	1	0	0	0	0	0	0	0	0	0	1	1	∞	∞										
Masanori Murakami, L (8, 1) ERA:	0.2		2	1	1	1	0	0	0	0	1	0	0	2	2	13.50	1.500										
Jim Duffalo, R (9, 1) ERA: 2.78	1.0		4	1	0	0	1	0	0	0	0	0	0	6	6	0.00	1.000										

livebaseballscorecards.com

AB	34
R	4
H	8
RBI	3
BB	2
SO	6
LOB	7



Batter	1	2	3	4	5	6	7	8	9	AB R H RBI BB SO LOB	TOP											
Dick Schofield, S (1, 6) OBP: 0.355, SLG: 0.355	0-0 1B		0-3 K		0-0 4-3		0-3 K		0-0 F8	5 0 1 0 0 2 3												
Bill Virdon, L (1, 8) OBP: 0.291, SLG: 0.310	0-0 F8		0-0 E3		0-0 1B		0-3 K			4 0 1 1 0 1 3												
Steve Blass, R (7, 1) OBP: 0.100, SLG: 0.069			4-3		2-H					0 0 0 0 0 0 0												
Roy Face, R (7, 1)										0 0 0 0 0 0 0												
Earl Francis, R (7, 1)										0 0 0 0 0 0 0												
Roberto Clemente, R (1, 9) OBP: 0.395, SLG: 0.493	0-0 F9		0-0 4-3		0-3 K			0-0 HR		4 1 1 1 0 1 3												
Willie Stargell, L (1, 7) OBP: 0.306, SLG: 0.496	0-3 K		0-3 K			0-0 F9		0-0 F2		4 0 0 0 0 2 2												
Donn Clendenon, R (1, 3) OBP: 0.325, SLG: 0.457		0-0 F8		0-0 6-3		0-0 F4		0-0 5-3		4 0 0 0 0 0 0												
Bob Bailey, R (1, 5) OBP: 0.345, SLG: 0.415		0-0 5-3		0-0 F7		0-0 F5		4-0 BB		3 0 0 0 1 0 0												
Bill Mazaroski, R (1, 4) OBP: 0.304, SLG: 0.392		0-0 HR		0-0 F3			0-0 5-3	0-0 F8		4 1 1 0 0 0 1												
Jim Pagliaroni, R (1, 2) OBP: 0.383, SLG: 0.454		0-0 HR			0-3 K		0-0 1B		0-0 F5	3 1 2 2 0 1 0												
Jerry May, R (7, 2)		1-H					0-0 1B			1 0 0 0 0 0 0												
Bob Friend, R (1, 1) OBP: 0.113, SLG: 0.074		0-3 K			0-0 1B				0-0 F8	0 0 0 0 0 0 0												
Wilbur Wood, R (1, 1)										1 0 0 0 0 1 0												
Dave Wissman, L (5, PH) OBP: 0.333, SLG: 0.333										1 1 1 0 0 0 0												
Tommie Sisk, R (5, 1)										0 0 0 0 0 0 0												
Jerry Lynch, L (7, PH) OBP: 0.340, SLG: 0.518										2 0 1 0 0 0 0												
<b>Inning Stats</b>	R: 0 E: 0 K: 1 S: 6	H: 1 LOB: 1 BB: 0 P: 6	R: 2 E: 0 K: 1 S: 7	H: 2 LOB: 0 BB: 0 P: 7	R: 0 E: 1 K: 2 S: 8	H: 0 LOB: 1 BB: 0 P: 8	R: 0 E: 0 K: 0 S: 3	H: 0 LOB: 0 BB: 0 P: 3	R: 1 E: 0 K: 2 S: 9	H: 2 LOB: 1 BB: 0 P: 9	R: 0 E: 0 K: 0 S: 3	H: 0 LOB: 0 BB: 0 P: 3	R: 0 E: 0 K: 2 S: 9	H: 2 LOB: 2 BB: 0 P: 9	R: 1 E: 0 K: 0 S: 4	H: 1 LOB: 1 BB: 1 P: 8	R: 0 E: 0 K: 0 S: 3	H: 0 LOB: 0 BB: 0 P: 3	1B: 6 2B: 0 3B: 0 HR: 2	SF: 0 SAC: 0 DP: 0 HBP: 0	WP: 0 PB: 0 SB: 0 CS: 0	PA: 37
<b>PITCHER</b> Juan Marichal, R (1, 1) ERA: 2.44	IP: 9.0 WLS: W BF: 37 H: 8 R: 4 ER: 4 SO: 8 BB: 1 IBB: 0 HBP: 0 BLK: 0 WP: 0 HR: 2 S: 52 P: 56 ERA: 4.00 WHIP: 1.000											<b>PITCHER</b>	IP: WLS: BF: H: R: ER: SO: BB: IBB: HBP: BLK: WP: HR: S: P: ERA: WHIP:									

Pittsburgh Pirates @ San Francisco Giants  
 Candlestick Park, San Francisco, CA  
 Sat Sep 19 1964, 6:33 AM EDT  
 Att: 11,012 - Unknown

AB	36
R	4
H	8
RBI	4
BB	1
SO	8
LOB	12



Batter	1	2	3	4	5	6	7	8	9	AB	R	H	RBI	BB	SO	LOB
Harvey Kuenn, R OBP: 0.333, SLG: 0.364 (1, 7)	4-0 FC1-6 BB	0-0 6-3		0-0 FC6-4 1B		0-0 1B	0-0 2B 1-H 2-H			4	1	3	2	1	0	0
Hal Lanier, R OBP: 0.290, SLG: 0.368 (1, 4)	0-0 FC1-6 3B 1-2f	0-0 4-3		0-0 FC6-4 1-2f		0-0 F9	0-0 2B 2-H			5	2	1	1	0	0	3
Matty Alou, L OBP: 0.330, SLG: 0.310 (1, 9) (8, 8)	0-0 SF9 3B 1-H		0-0 FC5-4 1B		0-0 5-3	0-0 G3	0-0 1B 2-H			5	2	3	2	0	0	1
Willie Mays, R OBP: 0.388, SLG: 0.622 Jose Cardenal, R (1, 8) (8, 9)	0-0 1B 1B		0-0 FC5-4 PB WP 1-2f		4-0 1B BB		0-0 1B BB HR			3	5	2	2	2	0	1
Jim Ray Hart, R OBP: 0.346, SLG: 0.504 Jose Pagan, R OBP: 0.288, SLG: 0.267 (1, 5) (8, 6)	0-0 SF9 3-H		0-3 K		0-0 1-3 1-2		0-0 1B 6-3			4	1	1	2	0	1	2
Orlando Cepeda, R OBP: 0.367, SLG: 0.561 (1, 3)	0-0 1B 1-3		4-0 WP 1-2 IBB		0-0 1B		0-0 2B 1B IBB	0-0 F7		4	1	3	1	1	0	0
Tom Haller, L OBP: 0.334, SLG: 0.386 (1, 2)	0-0 1B 1-3 3-H		0-0 4-3 1-2 2-H		4-0 IBB		4-0 2B 1B IBB	0-0 F8		3	1	1	1	2	0	1
Jim Davenport, R OBP: 0.297, SLG: 0.328 (1, 6) (8, 5)	0-0 F9		0-0 5-3		0-0 F8		0-0 SF7 3-H	0-0 6-3		4	0	0	1	0	0	4
Juan Marichal, R OBP: 0.194, SLG: 0.157 (1, 1)		0-0 6-3		0-0 1-3		0-0 6-3	0-3 K			4	0	0	0	0	1	2

Inning Stats	R: 3	H: 4	E: 0	LOB: 2	K: 0	BB: 1	S: 7	P: 11	R: 0	H: 0	E: 0	LOB: 0	K: 0	BB: 0	S: 3	P: 3	R: 1	H: 1	E: 0	LOB: 1	K: 1	BB: 1	S: 6	P: 10	R: 0	H: 1	E: 0	LOB: 1	K: 0	BB: 0	S: 4	P: 4	R: 1	H: 1	E: 0	LOB: 2	K: 0	BB: 2	S: 4	P: 12	R: 0	H: 1	E: 0	LOB: 1	K: 0	BB: 0	S: 4	P: 4	R: 8	H: 6	E: 0	LOB: 0	K: 1	BB: 2	S: 11	P: 19	R: 0	H: 0	E: 0	LOB: 0	K: 0	BB: 0	S: 3	P: 3
--------------	------	------	------	--------	------	-------	------	-------	------	------	------	--------	------	-------	------	------	------	------	------	--------	------	-------	------	-------	------	------	------	--------	------	-------	------	------	------	------	------	--------	------	-------	------	-------	------	------	------	--------	------	-------	------	------	------	------	------	--------	------	-------	-------	-------	------	------	------	--------	------	-------	------	------

PITCHER	IP	WLS	BF	H	R	ER	SO	BB	IBB	HBP	BLK	WP	HR	S	P	ERA	WHIP
Bob Friend, R ERA: 3.46 (1, 1)	0.2	L	7	4	3	3	0	1	0	0	0	0	0	6	10	40.50	7.500
Wilbur Wood, L ERA: 11.0 (1, 1)	3.1		13	2	1	0	1	0	1	0	0	1	0	14	18	0.00	0.600
Tommie Sisk, R ERA: 6.11 (5, 1)	2.0		10	2	1	1	0	1	1	0	0	0	0	8	16	4.50	1.500
Steve Blass, R ERA: 3.88 (7, 1)	0.0		2	1	2	2	0	1	0	0	0	0	0	1	5	∞	∞
Roy Face, R ERA: 5.33 (7, 1)	0.2		7	4	4	4	1	0	1	0	0	1	0	8	12	54.00	6.000

**BOTTOM**

**Pittsburgh Pirates @ San Francisco Giants**  
Candlestick Park, San Francisco, CA

Sat Sep 19 1964, 6:33 AM EDT  
Att. 11,012 - Unknown

AB	36
R	13
H	14
RBI	12
BB	6
SO	2
LOB	14

livebaseballscorecards.com

WP	3	PA	44
PB	1		
SB	1		
CS	0		







Batter	1	2	3	4	5	6	7	8	9	10	11	AB R H RBI BB SO LOB
Harvey Kuenn, R (1, 7) OBP: 0.337, SLG: 0.371	SH 2B		F8			1B SF 1B		5-3		WP 1B		5 2 3 0 0 0 0
Jose Cardenal, R (10, PR)												0 0 0 0 0 0 0
Billy O'Dell, S (10, PR)												0 0 0 0 0 0 0
Jim Duffalo, R (11, 1) OBP: 0.133, SLG: 0.071												0 0 0 0 0 0 0
Matty Alou, L (1, 9) OBP: 0.333, SLG: 0.313	SH 2-H		F9			G4-6-3 SF 1B		WP 1B		F9		4 0 2 0 0 0 1
Willie Mays, R (1, 8) OBP: 0.390, SLG: 0.621	F3					SF G4-6-3		4-0 IBB		4-0 IBB		1 0 0 1 3 0 1
Jim Ray Hart, R (1, 5) OBP: 0.343, SLG: 0.499	K					4-3 BB		1-2 3-H		F7		5 0 0 0 0 1 8
Orlando Cepeda, R (1, 3) OBP: 0.363, SLG: 0.555	K					4-3		G4-6-3 1-2f 2-3		4-3		5 0 0 0 0 1 3
Tom Haller, L (1, 2) OBP: 0.333, SLG: 0.392			F8			L5		6-3		F3		5 0 0 0 0 1 3
Hal Lanier, R (1, 4) OBP: 0.292, SLG: 0.366						F5				HR		5 2 1 1 0 0 2
Jim Davenport, R (1, 6) OBP: 0.294, SLG: 0.325												4 0 1 1 1 0 0
Willie McCovey, L (9, PH) OBP: 0.333, SLG: 0.415												3 0 0 0 0 1 0
Jose Pagan, R (10, 6) OBP: 0.288, SLG: 0.267												1 0 0 0 0 0 1
Gaylord Perry, R (1, 1) OBP: 0.057, SLG: 0.039												0 0 0 0 0 0 0
Duke Snider, L (10, PH) OBP: 0.297, SLG: 0.319												1 0 0 0 0 1 0

Inning Stats	R: 1	H: 1	R: 0	H: 0	R: 0	H: 0	R: 0	H: 0	R: 1	H: 2	R: 0	H: 0	R: 0	H: 1	R: 1	H: 1	R: 0	H: 1	R: 1	H: 1	1B: 5	SF: 1	WP: 2	PA: 43
E: 1	LOB: 1	E: 0	LOB: 0	E: 0	LOB: 0	E: 0	LOB: 1	E: 0	LOB: 0	E: 0	LOB: 0	E: 0	LOB: 2	E: 0	LOB: 0	E: 1	LOB: 1	E: 0	LOB: 2	E: 1	LOB: 1	2B: 1	SAC: 1	PB: 0
K: 2	BB: 0	K: 1	BB: 0	K: 0	BB: 0	K: 0	BB: 1	K: 0	BB: 0	K: 0	BB: 0	K: 0	BB: 0	K: 0	BB: 1	K: 0	BB: 1	K: 1	BB: 1	K: 0	BB: 0	3B: 0	DP: 2	SB: 1
S: 9	P: 9	S: 5	P: 5	S: 3	P: 3	S: 3	P: 7	S: 3	P: 3	S: 5	P: 5	S: 3	P: 3	S: 4	P: 8	S: 3	P: 7	S: 6	P: 10	S: 3	P: 3	HR: 1	HBP: 0	CS: 0

PITCHER	IP	WLS	BF	H	R	ER	SO	BB	IBB	HBP	BLK	WP	HR	S	P	ERA	WHIP
Don Cardwell, R (1, 1) ERA: 1.04	8.1		34	5	3	2	3	2	1	0	0	1	1	37	49	2.16	0.840
Al McBean, R (9, 1) ERA: 2.12	2.0	L	9	2	1	0	1	0	1	0	0	1	0	10	14	0.00	1.000

PITCHER	IP	WLS	BF	H	R	ER	SO	BB	IBB	HBP	BLK	WP	HR	S	P	ERA	WHIP

BOTTOM

Pittsburgh Pirates @ San Francisco Giants  
Candlestick Park, San Francisco, CA  
Sun Sep 20 1964, 6:33 AM EDT  
Att. 15,548 - Unknown

livebaseballscores.com

AB	37
R	4
H	7
RBI	3
BB	4
SO	4
LOB	16



Batter	1	2	3	4	5	6	7	8	9	AB	R	H	RBI	BB	SO	LOB	TOP								
<b>Felipe Alou, R</b> (1, 8) <small>OBP: 0.286, SLG: 0.383</small>																	0	0	0	0	0	0	0	0	0
<b>Rico Carty, R</b> (1, 7) <small>OBP: 0.378, SLG: 0.542</small>																	0	0	0	0	0	0	0	0	0
<b>Hank Aaron, R</b> (1, 9) <small>OBP: 0.389, SLG: 0.518</small>																	0	0	0	0	0	0	0	0	0
<b>Joe Torre, R</b> (1, 2) <small>OBP: 0.360, SLG: 0.480</small>																	0	0	0	0	0	0	0	0	0
<b>Gene Oliver, R</b> (1, 3) <small>OBP: 0.324, SLG: 0.488</small>																	0	0	0	0	0	0	0	0	0
<b>Eddie Mathews, L</b> (1, 5) <small>OBP: 0.352, SLG: 0.435</small>																	0	0	0	0	0	0	0	0	0
<b>Denis Menke, R</b> (1, 4) <small>OBP: 0.363, SLG: 0.472</small>																	0	0	0	0	0	0	0	0	0
<b>Sandy Alomar Sr., S</b> (1, 6) <small>OBP: 0.313, SLG: 0.313</small>																	0	0	0	0	0	0	0	0	0
<b>Denny Lemaster, R</b> (1, 1) <small>OBP: 0.186, SLG: 0.145</small>	0	0	0	0	0	0	0	0	0																
<b>Inning Stats</b>																	1B: 0    SF: 0 2B: 0    SAC: 0 3B: 0    DP: 0 HR: 0    HBP: 0	WP: 0    PA: 0 PB: 0 SB: 0 CS: 0							
<b>PITCHER</b> <b>Bob Veale, L</b> (1, 1) <small>ERA: 2.86</small>	IP	WLS	BF	H	R	ER	SO	BB	IBB	HBP	BLK	WP	HR	S	P	ERA	WHIP	<b>PITCHER</b> IP    WLS    BF    H    R    ER    SO    BB    IBB    HBP    BLK    WP    HR    S    P    ERA    WHIP							
	0.0	L	0	0	0	0	0	0	0	0	0	0	0	0	0	∞	∞								

**Milwaukee Braves @ Pittsburgh Pirates**  
**Forbes Field, Pittsburgh, PA**  
Tue Sep 22 1964, 7:05 PM EDT  
Att. 3,680 - Unknown


**AB**    0  
**R**      0  
**H**      0  
**RBI**   0  
**BB**    0  
**SO**    0  
**LOB**   0



WP: 0    PA: 0  
PB: 0  
SB: 0  
CS: 0

[livebaseballscorecards.com](http://livebaseballscorecards.com)



Batter	1	2	3	4	5	6	7	8	9	AB R H RBI BB SO LOB	TOP							
<a href="#">Felipe Alou, R</a> (1, 3) OBP: 0.285, SLG: 0.380											0 0 0 0 0 0 0 0	<b>Milwaukee Braves @ Pittsburgh Pirates</b> Forbes Field, Pittsburgh, PA Wed Sep 23 1964, 7:05 PM EDT Att. 2,776 - Unknown  <a href="http://livebaseballscorecards.com">livebaseballscorecards.com</a>						
<a href="#">Lee Maye, L</a> (1, 8) OBP: 0.346, SLG: 0.442											0 0 0 0 0 0 0 0							
<a href="#">Hank Aaron, R</a> (1, 9) OBP: 0.388, SLG: 0.516											0 0 0 0 0 0 0 0							
<a href="#">Eddie Mathews, L</a> (1, 5) OBP: 0.349, SLG: 0.431											0 0 0 0 0 0 0 0							
<a href="#">Joe Torre, R</a> (1, 2) OBP: 0.361, SLG: 0.480											0 0 0 0 0 0 0 0							
<a href="#">Rico Carty, R</a> (1, 7) OBP: 0.377, SLG: 0.539											0 0 0 0 0 0 0 0							
<a href="#">Denis Menke, R</a> (1, 4) OBP: 0.364, SLG: 0.474											0 0 0 0 0 0 0 0		<b>AB</b> 0 <b>R</b> 0 <b>H</b> 0 <b>RBI</b> 0 <b>BB</b> 0 <b>SO</b> 0 <b>LOB</b> 0					
<a href="#">Sandy Alomar Sr., S</a> (1, 6) OBP: 0.250, SLG: 0.250											0 0 0 0 0 0 0 0							
<a href="#">Tony Cloninger, R</a> (1, 1) OBP: 0.218, SLG: 0.218	0 0 0 0 0 0 0 0																	
<b>Inning Stats</b>											1B: 0 SF: 0 2B: 0 SAC: 0 3B: 0 DP: 0 HR: 0 HBP: 0 WP: 0 PA: 0 PB: 0 SB: 0 CS: 0							
<b>PITCHER</b> (1, 1) <a href="#">Vern Law, R</a> ERA: 3.5	IP	WLS	BF	H	R	ER	SO	BB	IBB	HBP	BLK	WP	HR	S	P	ERA	WHIP	<b>PITCHER</b> IP WLS BF H R ER SO BB IBB HBP BLK WP HR S P ERA WHIP
0.0			0	0	0	0	0	0	0	0	0	0	0	0	0	∞	∞	



Batter	1	2	3	4	5	6	7	8	9	AB R H RBI BB SO LOB	TOP		
<b>Curt Flood, R</b> OBP: 0.356, SLG: 0.377 (1, 8) X	0-0 G3 1B BLK 1B	0-0 F9			0-0 FC6 1B	0-0 1B			0-0 6-3 2B	5 1 4 0 0 0 1			
<b>Lou Brock, L</b> OBP: 0.357, SLG: 0.461 (1, 7) X	0-0 BLK G3 1-2 PO 1B		0-0 5-3		0-0 FC6 2B 1B 1-2f	0-0 CS 1B			0-3 K	5 1 2 0 0 1 2			
<b>Dick Groat, R</b> OBP: 0.327, SLG: 0.363 (1, 6) X	0-0 G3 1-2 2-3		0-0 5-3		0-0 1B 2B 1-3	0-0 CS 1-2	0-0 F7		0-0 6-3 2-3	5 1 1 0 0 0 3			
<b>Ken Boyer, R</b> OBP: 0.364, SLG: 0.494 (1, 5)	4-0 BLK IBB		0-0 F7		4-0 1B F7 IBB		0-0 4-3		0-0 1-3	3 0 0 0 2 0 1			
<b>Bill White, L</b> OBP: 0.347, SLG: 0.453 (1, 3) S S	0-3 K 1-2 2-3 3-H			0-0 4-3	0-0 F7 BB 1-3 2-H 3-H 1B		1-0 FC6-4 HBP			3 0 1 2 0 1 2			
<b>Julian Javier, R</b> OBP: 0.280, SLG: 0.370 (1, 4)	0-0 PO 3-H	0-0 WP SF8 5-3 1B		4-0 FC5 6-3 BB	4-0 F7 1-2 BB		0-0 FC6-4 1-2f			2 1 1 0 2 0 1			
<b>Mike Shannon, R</b> OBP: 0.313, SLG: 0.421 (1, 9)		0-0 5-3 1-2		0-0 6-3 1-2	0-0 F7 1-2 2-3 3-H		0-0 4-3		0-0 4-3	4 0 0 0 0 0 5			
<b>Bob Uecker, R</b> OBP: 0.315, SLG: 0.236 (1, 2)		4-0 BB		4-0 BB			0-0 4-3		0-0 3-1	0 0 0 0 2 0 0			
<b>Tim McCarver, L</b> OBP: 0.348, SLG: 0.396 (6, PH) (6, 2)		2-3 BB		BB			0-0 K		0-0 6-3	2 0 0 0 0 0 0			
<b>Bob Gibson, R</b> OBP: 0.202, SLG: 0.225 (1, 1)		0-0 SF8 3-H		0-0 FC5 2-3f			0-3 K			3 0 0 1 0 1 2			
<b>Inning Stats</b>	R: 1 H: 2 E: 0 LOB: 1 K: 1 BB: 1 S: 6 P: 10	R: 1 H: 1 E: 0 LOB: 1 K: 0 BB: 1 S: 4 P: 8	R: 0 H: 0 E: 0 LOB: 0 K: 0 BB: 0 S: 3 P: 3	R: 0 H: 0 E: 0 LOB: 2 K: 0 BB: 2 S: 3 P: 11	R: 2 H: 3 E: 0 LOB: 2 K: 0 BB: 2 S: 5 P: 13	R: 0 H: 2 E: 0 LOB: 1 K: 1 BB: 0 S: 6 P: 6	R: 0 H: 0 E: 0 LOB: 1 K: 0 BB: 0 S: 3 P: 4	R: 0 H: 0 E: 0 LOB: 0 K: 0 BB: 0 S: 3 P: 3	R: 0 H: 1 E: 0 LOB: 1 K: 1 BB: 0 S: 6 P: 6	1B: 7 SF: 1 2B: 2 SAC: 0 3B: 0 DP: 0 HR: 0 HBP: 1	WP: 1 PA: 42 PB: 0 SB: 0 CS: 1		
<b>PITCHER</b>	IP WLS BF H R ER SO BB IBB HBP BLK WP HR S P ERA WHIP											<b>PITCHER</b>	IP WLS BF H R ER SO BB IBB HBP BLK WP HR S P ERA WHIP
<b>Wilbur Wood, L</b> ERA: 10.13 (1, 1)	4.1 L 24 6 4 4 1 4 2 0 1 1 0 20 44 8.31 2.308												
<b>Don Schwall, R</b> ERA: 4.1 (5, 1)	0.2 1 0 0 0 0 0 0 0 0 0 0 1 1 0.00 0.000												
<b>Tommie Sisk, R</b> ERA: 5.9 (6, 1)	2.0 8 2 0 0 1 0 0 1 0 0 0 9 10 0.00 1.000												
<b>Al McBean, R</b> ERA: 2.07 (8, 1)	2.0 7 1 0 0 1 0 0 0 0 0 0 9 9 0.00 0.500												


St. Louis Cardinals @ Pittsburgh Pirates  
 Forbes Field, Pittsburgh, PA  
 Thu Sep 24 1964, 7:05 PM EDT  
 Unknown

AB	32
R	4
H	9
RBI	3
BB	6
SO	3
LOB	17



livebaseballscorecards.com

Batter	1	2	3	4	5	6	7	8	9	AB	R	H	RBI	BB	SO	LOB
Dick Schofield, S (1, 6) OBP: 0.351, SLG: 0.354	0-0 F8		0-0 1B			0-0 F4		0-0 F7		4	0	1	0	0	0	0
Bill Virdon, L (1, 8) OBP: 0.289, SLG: 0.306	0-0 F8		0-0 F7			0-0 1-3		0-0 4-3		4	0	0	0	0	0	1
Roberto Clemente, R (1, 9) OBP: 0.393, SLG: 0.488	0-3 K				0-0 2-3	0-0 4-3		0-0 1B		4	0	1	0	0	1	0
Willie Stargell, L (1, 7) OBP: 0.309, SLG: 0.508		0-3 K		0-0 6-3			0-0 HR 1B	0-3 K		4	1	1	0	0	2	1
Donn Clendenon, R (1, 3) OBP: 0.327, SLG: 0.461		0-0 1B 2B		0-0 3-1			0-0 HR		0-3 K	4	1	2	2	0	1	0
Bob Bailey, R (1, 5) OBP: 0.342, SLG: 0.408		0-3 K			0-0 G3		0-3 K		0-0 1B	4	0	1	0	0	2	1
Bill Mazeroski, R (1, 4) OBP: 0.303, SLG: 0.389		0-0 1B			0-0 F3		0-0 4-3		0-0 F5	4	0	1	0	0	0	1
Orlando McFarlane, R (1, 2) OBP: 0.282, SLG: 0.299			0-3 K		0-0 1B		0-0 1B		0-3 K	4	0	2	0	0	2	1
Wilbur Wood, R (1, 1) Don Schwall, R (5, 1) Dave Wissman, L (5, PH) Tommie Sisk, R (6, 1) Jerry Lynch, L (7, PH) Al McBean, R (8, 1)			0-3 K		0-3 K		0-3 K			1	0	0	0	0	1	0

BOTTOM	
<b>St. Louis Cardinals @ Pittsburgh Pirates</b> Forbes Field, Pittsburgh, PA Thu Sep 24 1964, 7:05 PM EDT Unknown	<b>AB 35</b> <b>R 2</b> <b>H 9</b> <b>RBI 2</b> <b>BB 0</b> <b>SO 11</b> <b>LOB 7</b>
	WP: 0 PA: 35 PB: 0 SB: 0 CS: 0

Inning Stats	R: 0	H: 0	E: 0	K: 1	S: 5	P: 5	R: 0	H: 2	E: 0	K: 2	S: 8	P: 8	R: 0	H: 1	E: 0	K: 2	S: 8	R: 0	H: 0	E: 0	K: 0	S: 3	R: 0	H: 1	E: 0	K: 1	S: 6	R: 0	H: 0	E: 0	K: 0	S: 3	R: 2	H: 3	E: 0	K: 2	S: 10	R: 0	H: 1	E: 0	K: 1	S: 6	R: 0	H: 1	E: 0	K: 2	S: 8	1B: 7	SF: 0	2B: 1	SAC: 0	3B: 0	DP: 0	HR: 1	HBP: 0	WP: 0	PA: 35
<b>PITCHER</b> Bob Gibson, R (1, 1) ERA: 3.1	IP: 9.0	WLS: W	BF: 35	H: 9	R: 2	ER: 2	SO: 11	BB: 0	IBB: 0	HBP: 0	BLK: 0	WP: 0	HR: 1	S: 57	P: 57	ERA: 2.00	WHIP: 1.000																																								

Batter	1	2	3	4	5	6	7	8	9	AB R H RBI BB SO LOB	TOP		
<b>Curt Flood, R</b> OBP: 0.356, SLG: 0.376 (1, 8) X	0-0 L6		0-0 F7		0-0 F7		4-0 BB		0-0 FC4-6 1-2 1B	4 0 1 0 1 0 0			
<b>Lou Brock, L</b> OBP: 0.358, SLG: 0.468 (1, 7) S S	0-3 K		0-0 HR		0-0 3B		0-0 F7		0-0 FC4-6 1-2f 2-3 2B	5 2 2 1 0 1 3			
<b>Bill White, L</b> OBP: 0.347, SLG: 0.455 (1, 3) X	0-0 F8		0-3 K		0-0 F6			0-0 E 1B	0-0 1-H 3-H 2-3 2B	5 0 2 1 0 1 1			
<b>Ken Boyer, R</b> OBP: 0.363, SLG: 0.491 (1, 5) S S		0-3 K	0-3 K			4-0 SH3-4 BB		0-0 F7	0-3 K	4 0 0 0 1 3 2			
<b>Dick Groat, R</b> OBP: 0.327, SLG: 0.362 (1, 6) X		0-0 L3		4-0 G1-6-3 BB		0-0 SH3-4		0-0 E4		2 0 0 0 1 0 1			
<b>Tim McCarver, L</b> OBP: 0.347, SLG: 0.394 (1, 2) X		0-0 BB BB 1B		0-0 G1-6-3 1-2f		0-0 L6		0-0 F3		4 0 1 0 0 0 4			
<b>Julian Javier, R</b> OBP: 0.279, SLG: 0.368 (1, 4) S S		4-0 BB 1-2 BB		0-3 K		0-0 F7		0-0 F6		3 0 0 0 1 1 3			
<b>Mike Shannon, R</b> OBP: 0.321, SLG: 0.438 (1, 9) S S		4-0 1-2 2-3 BB			0-0 HR		0-3 K		0-0 FC4-6 BLK 1B 1B	3 2 2 1 1 1 0			
<b>Ray Sadecki, L</b> OBP: 0.195, SLG: 0.270 (1, 1) X		0-0 G3			0-0 F8		0-0 G3		0-3 K	4 0 0 0 0 1 4			
<b>Inning Stats</b>	R: 0 E: 0 K: 1 S: 5 H: 0 LOB: 0 BB: 0 P: 5	R: 0 E: 0 K: 1 S: 6 H: 1 LOB: 3 BB: 2 P: 14	R: 1 E: 0 K: 2 S: 8 H: 1 LOB: 0 BB: 0 P: 8	R: 0 E: 0 K: 1 S: 4 H: 0 LOB: 0 BB: 1 P: 8	R: 1 E: 0 K: 0 S: 5 H: 2 LOB: 1 BB: 0 P: 5	R: 0 E: 0 K: 0 S: 3 H: 0 LOB: 1 BB: 1 P: 7	R: 0 E: 0 K: 1 S: 5 H: 0 LOB: 1 BB: 1 P: 9	R: 0 E: 1 K: 0 S: 5 H: 1 LOB: 2 BB: 0 P: 5	R: 2 E: 0 K: 2 S: 10 H: 3 LOB: 1 BB: 0 P: 10	1B: 4 2B: 1 3B: 1 HR: 2 SF: 0 SAC: 1 DP: 1 HBP: 0	WP: 0 PB: 0 SB: 1 CS: 0 PA: 40		
<b>PITCHER</b>	IP WLS BF H R ER SO BB IBB HBP BLK WP HR S P ERA WHIP											<b>PITCHER</b>	IP WLS BF H R ER SO BB IBB HBP BLK WP HR S P ERA WHIP
<b>Tom Butters, R</b> ERA: 2.3 (1, 1)	8.0 L 34 5 2 2 6 5 0 0 0 0 0 2 41 61 2.25 1.250												
<b>Don Schwall, R</b> ERA: 4.44 (9, 1)	0.1 3 2 2 2 1 0 0 0 0 0 0 0 5 5 54.00 6.000												
<b>Frank Bork, L</b> ERA: 3.92 (9, 1)	0.1 2 1 0 0 0 0 0 0 0 1 0 0 2 2 0.00 3.000												
<b>Tommie Sisk, R</b> ERA: 5.86 (9, 1)	0.1 1 0 0 0 0 1 0 0 0 0 0 0 3 3 0.00 0.000												

**St. Louis Cardinals @ Pittsburgh Pirates**  
 Forbes Field, Pittsburgh, PA  
 Thu Sep 24 1964, 7:05 PM EDT  
 Att. 2,846 - Unknown

AB	34
R	4
H	8
RBI	3
BB	5
SO	8
LOB	18



[livebaseballscorecards.com](http://livebaseballscorecards.com)



Batter	1	2	3	4	5	6	7	8	9	AB	R	H	RBI	BB	SO	LOB
Bill Mazeroski, R OBP: 0.305, SLG: 0.390 (1, 4)	0-0 FC4-6 1B		0-0 4-3		0-0 F8			0-0 1B		4	0	2	0	0	0	2
Manny Mota, R OBP: 0.309, SLG: 0.389 (1, 8)	0-0 FC4-6 1-2f		0-0 6-3			0-0 F9		0-0 F9		4	0	0	0	0	0	3
Roberto Clemente, R OBP: 0.391, SLG: 0.485 (1, 9)	0-3 K			0-0 4-3		0-0 F8		0-0 L8		4	0	0	0	0	1	2
Donn Clendenon, R OBP: 0.326, SLG: 0.459 (1, 3)	0-0 F4			0-0 F7		0-0 FC6-4 1B			0-3 K	4	0	1	0	0	1	1
Gene Freese, R OBP: 0.276, SLG: 0.399 (1, 5)		0-0 F2		4-0 S BB		0-0 FC6-4 1-2f			0-3 K	3	0	0	0	1	1	1
Willie Stargell, L OBP: 0.306, SLG: 0.504 (1, 7)		0-3 K		0-3 K 1-2			0-3 K		0-3 K	4	0	0	0	0	4	1
Orlando McFarlane, R OBP: 0.284, SLG: 0.300 (1, 2)		0-0 4-3			0-0 1B		0-3 K2-3			3	0	1	0	0	1	0
Gene Alley, R OBP: 0.276, SLG: 0.282 (1, 6)			0-0 4-3 SH3-4 1B		0-3 K		0-0 4-3		0-3 K	3	0	1	0	0	1	1
Tom Butters, R OBP: 0.222, SLG: 0.222 (1, 1)			0-0 SH3-4		0-0 F6			0-3 K		1	0	0	0	0	0	1
Dick Schofield, S OBP: 0.350, SLG: 0.354 (8, PH)										1	0	0	0	0	1	0
Don Schwall, R OBP: 0.263, SLG: 0.368 (9, 1)										0	0	0	0	0	0	0
Frank Bork, R OBP: 0.333, SLG: 0.200 (9, 1)										0	0	0	0	0	0	0
Tommie Sisk, R (9, 1)										0	0	0	0	0	0	0

Inning Stats	R: 0	H: 1	E: 0	LOB: 1	K: 1	BB: 0	S: 6	P: 6	R: 0	H: 0	E: 0	LOB: 0	K: 1	BB: 0	S: 5	P: 5	R: 0	H: 1	E: 0	LOB: 1	K: 0	BB: 0	S: 4	P: 4	R: 0	H: 0	E: 0	LOB: 1	K: 1	BB: 1	S: 5	P: 9	R: 0	H: 1	E: 0	LOB: 1	K: 1	BB: 0	S: 6	P: 6	R: 0	H: 1	E: 0	LOB: 1	K: 0	BB: 0	S: 4	P: 4	R: 0	H: 0	E: 0	LOB: 0	K: 2	BB: 0	S: 7	P: 7	R: 0	H: 1	E: 0	LOB: 1	K: 1	BB: 0	S: 6	P: 6	R: 0	H: 0	E: 0	LOB: 0	K: 3	BB: 0	S: 9	P: 9	1B: 5	SF: 0	2B: 0	SAC: 1	3B: 0	DP: 0	HR: 0	HBP: 0	WP: 0	PA: 33
PITCHER Ray Sadecki, L ERA: 3.56 (1, 1)	IP	WLS	BF	H	R	ER	SO	BB	IBB	HBP	BLK	WP	HR	S	P	ERA	WHIP	IP	WLS	BF	H	R	ER	SO	BB	IBB	HBP	BLK	WP	HR	S	P	ERA	WHIP																																																

BOTTOM

St. Louis Cardinals @ Pittsburgh Pirates  
Forbes Field, Pittsburgh, PA  
Thu Sep 24 1964, 7:05 PM EDT  
Att. 2,846 - Unknown

livebaseballscorecards.com

AB	31
R	0
H	5
RBI	0
BB	1
SO	10
LOB	12



Batter	1	2	3	4	5	6	7	8	9	AB R H RBI BB SO LOB	TOP											
<b>Curt Flood, R</b> OBP: 0.357, SLG: 0.375 (1, 8) BB BB BB	4-0 E 1B BB	0-0 SH2-3 1-2		0-0 6-3			4-0 PB 1B FC6 BB		0-0 1-3	2 2 0 0 2 0 0												
<b>Lou Brock, L</b> OBP: 0.356, SLG: 0.466 (1, 7) X	0-0 E4 1B FC4-6	0-3 K			0-0 L4		0-0 FC6 PB 4-3 1B		0-0 4-3	5 2 1 0 0 1 2												
<b>Bill White, L</b> OBP: 0.351, SLG: 0.457 (1, 3) X	0-0 FC4-6 BB G3 1-3 2-H 1B	4-0 BB			0-0 F9 2B		4-0 FC6 1-2 2-3 IBB		0-0 F6	3 1 2 1 2 0 0												
<b>Ken Boyer, R</b> OBP: 0.362, SLG: 0.488 (1, 5) BB BB BB	4-0 FC4-6 BB 1-2	0-0 F9			0-0 F9		0-0 FC6 4-3 1-2f 2-3 3-H			3 0 0 1 1 0 5												
<b>Dick Groat, R</b> OBP: 0.325, SLG: 0.360 (1, 6) X	0-0 FC4-6 G3 1-2f 2-3 3-H		0-0 6-3		0-0 6-3		0-0 4-3			4 0 0 2 0 0 4												
<b>Tim McCarver, L</b> OBP: 0.344, SLG: 0.391 (1, 2) X	0-0 G3 1-2 3-H		0-0 4-3			0-0 4-3	0-0 L9			4 0 0 1 0 0 2												
<b>Julian Javier, R</b> OBP: 0.281, SLG: 0.367 (1, 4) BB BB BB	4-0 BB		0-0 F9			4-0 6-3 BB		0-0 F4		2 0 0 0 2 0 0												
<b>Mike Shannon, R</b> OBP: 0.315, SLG: 0.430 (1, 9) S S S	0-3 K			0-0 F6		0-0 6-3 1-2		0-3 K		4 0 0 0 0 2 3												
<b>Gordie Richardson, R</b> OBP: 0.200, SLG: 0.077 (1, 1) <b>Ron Taylor, R</b> OBP: 0.133, SLG: 0.133 (6, 1) <b>Barney Schultz, R</b> (8, 1)		0-0 SH2-3 1B		0-3 K		0-3 K		0-3 K		3 0 1 0 0 2 1 1 0 0 0 0 1 0 0 0 0 0 0 0 0												
<b>Inning Stats</b>	R: 3 E: 1 K: 1 S: 7	H: 1 LOB: 2 BB: 3 P: 19	R: 0 E: 0 K: 1 S: 6	H: 1 LOB: 2 BB: 1 P: 10	R: 0 E: 0 K: 0 S: 3	H: 0 LOB: 0 BB: 0 P: 3	R: 0 E: 0 K: 1 S: 5	H: 0 LOB: 0 BB: 0 P: 5	R: 0 E: 0 K: 0 S: 4	H: 1 LOB: 1 BB: 0 P: 4	R: 0 E: 0 K: 1 S: 5	H: 0 LOB: 1 BB: 1 P: 9	R: 2 E: 1 K: 0 S: 4	H: 1 LOB: 1 BB: 2 P: 12	R: 0 E: 0 K: 2 S: 7	H: 0 LOB: 0 BB: 0 P: 7	R: 0 E: 0 K: 0 S: 3	H: 0 LOB: 0 BB: 0 P: 3	1B: 3 2B: 1 3B: 0 HR: 0	SF: 0 SAC: 1 DP: 0 HBP: 0	WP: 0 PB: 1 SB: 0 CS: 0	PA: 39
<b>PITCHER</b>	IP WLS BF H R ER SO BB IBB HBP BLK WP HR S P ERA WHIP																					
<b>Don Cardwell, R</b> ERA: 1.56 (1, 1)	0.0 L 4 1 3 1 0 2 2 0 0 0 0 0 2 10 ∞ ∞																					
<b>Steve Blass, R</b> ERA: 3.79 (1, 1)	7.0 29 3 2 2 4 4 1 0 0 0 0 32 52 2.57 1.000																					
<b>Roy Face, R</b> ERA: 5.18 (8, 1)	2.0 6 0 0 0 2 0 0 0 0 0 0 10 10 0.00 0.000																					


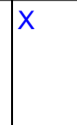
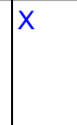






**St. Louis Cardinals @ Pittsburgh Pirates**  
**Forbes Field, Pittsburgh, PA**  
 Fri Sep 25 1964, 7:05 PM EDT  
 Att. 3,694 - Unknown

[livebaseballscorecards.com](http://livebaseballscorecards.com)

**AB 31**  
**R 5**  
**H 4**  
**RBI 5**  
**BB 7**  
**SO 6**  
**LOB 17**





Batter	1	2	3	4	5	6	7	8	9	AB R H RBI BB SO LOB	TOP		
<b>Curt Flood, R</b> OBP: 0.356, SLG: 0.373 (1, 8) 	4-0 G4-6-3 1B BB		x 0-0 4-3	0-3 K		x 0-0 6-3		x 0-0 F8	4 0 0 0 1 1 3				
<b>Lou Brock, L</b> OBP: 0.355, SLG: 0.464 (1, 7) 	0-0 G4-6-3 1B		x 0-0 F7		x 0-0 6-3		x 0-0 4-3	0-3 K	5 0 1 0 0 1 0				
<b>Dick Groat, R</b> OBP: 0.329, SLG: 0.363 (1, 6) 	0-0 G4-6-3 1-2f 2-3			0-0 SH5-4 1B 2B	4-0 CS BB		4-0 FC5 1B BB	0-0 BB 1B	3 2 2 0 2 0 2				
<b>Ken Boyer, R</b> OBP: 0.364, SLG: 0.488 (1, 5) 	0-3 K			4-0 SH5-4 1B BB	0-3 K 1-2		0-0 1-2 1B	4-0 1B 1-2 BB	3 1 1 0 2 2 2				
<b>Bill White, L</b> OBP: 0.352, SLG: 0.459 (1, 3) 		x 0-0 3-1		x 0-0 SH5-4 1-2 2-3		x 0-0 SH2-3 1B 2B	x 0-0 F8	x 0-0 1-3 2-H 1B	4 1 2 1 0 0 2				
<b>Julian Javier, R</b> OBP: 0.283, SLG: 0.365 (1, 4) 		4-0 BB		4-0 1B E IBB		x 0-0 SH2-3 2-3	x 0-0 FC5 2-3f	x 0-0 G1	2 1 0 0 2 0 4				
<b>Mike Shannon, R</b> OBP: 0.318, SLG: 0.431 (1, 9) 		x 0-0 F9		x 0-0 E9 1B 1B 1-H 2-H 3-H		x 0-0 1-3 1B 3-H	x 0-0 F4		4 1 2 3 0 0 1				
<b>Tim McCarver, L</b> OBP: 0.346, SLG: 0.392 (1, 2) 		0-3 K		x 0-0 1B 2-H		x 0-0 1-3 1B 1-2	x 0-0 F7		4 0 2 1 0 1 1				
<b>Curt Simmons, L</b> OBP: 0.141, SLG: 0.112 <b>Barney Schultz, R</b> (9, 1) 			x 0-0 F8	0-3 K		x 0-0 1-3 1-2 2-3	x 0-0 6-3		4 0 0 0 0 1 3 0 0 0 0 0 0 0				
<b>Inning Stats</b>	R: 0 H: 1 E: 0 LOB: 1 K: 1 BB: 1 S: 5 P: 9	R: 0 H: 0 E: 0 LOB: 1 K: 1 BB: 1 S: 5 P: 9	R: 0 H: 0 E: 0 LOB: 0 K: 0 BB: 0 S: 3 P: 3	R: 4 H: 3 E: 1 LOB: 1 K: 2 BB: 2 S: 10 P: 18	R: 0 H: 0 E: 0 LOB: 1 K: 1 BB: 1 S: 4 P: 8	R: 1 H: 3 E: 0 LOB: 2 K: 0 BB: 0 S: 6 P: 6	R: 0 H: 1 E: 0 LOB: 2 K: 0 BB: 1 S: 4 P: 8	R: 0 H: 0 E: 0 LOB: 0 K: 0 BB: 0 S: 3 P: 3	R: 1 H: 2 E: 0 LOB: 2 K: 1 BB: 1 S: 7 P: 11	1B: 8 SF: 0 2B: 3 SAC: 2 3B: 0 DP: 2 HR: 0 HBP: 0	WP: 0 PA: 42 PB: 0 SB: 0 CS: 1		
<b>PITCHER</b>	IP WLS BF H R ER SO BB IBB HBP BLK WP HR S P ERA WHIP											<b>PITCHER</b>	IP WLS BF H R ER SO BB IBB HBP BLK WP HR S P ERA WHIP
<b>Bob Veale, L</b> ERA: 2.88 (1, 1)	5.0 L 22 4 4 3 5 4 1 0 0 0 0 0 27 47 5.40 1.600												
<b>Tommie Sisk, R</b> ERA: 5.88 (6, 1)	1.1 9 4 1 1 0 1 0 0 0 0 0 0 8 12 6.75 3.750												
<b>Frank Bork, L</b> ERA: 3.86 (7, 1)	0.2 2 0 0 0 0 0 0 0 0 0 0 0 2 2 0.00 0.000												
<b>Roy Face, R</b> ERA: 5.17 (8, 1)	2.0 9 2 1 1 1 1 0 0 0 0 0 0 10 14 4.50 1.500												

**St. Louis Cardinals @ Pittsburgh Pirates**  
 Forbes Field, Pittsburgh, PA  
 Sat Sep 26 1964, 3:33 AM EDT  
 Att. 4,085 - Unknown

[livebaseballscorecards.com](http://livebaseballscorecards.com)

**AB 33**  
**R 6**  
**H 10**  
**RBI 5**  
**BB 7**  
**SO 6**  
**LOB 18**



BOTTOM

St. Louis Cardinals @ Pittsburgh Pirates  
Forbes Field, Pittsburgh, PA  
Sat Sep 26 1964, 3:33 AM EDT  
Att. 4,085 - Unknown

livebaseballscorecards.com

AB 36  
R 3  
H 10  
RBI 3  
BB 1  
SO 3  
LOB 12



WP: 0 PA: 38  
PB: 0  
SB: 0  
CS: 0

AB R H RBI BB SO LOB

5 1 3 1 0 0 0

5 0 1 0 0 0 2

4 0 1 0 0 0 2

4 0 0 0 0 0 3

4 1 1 0 0 0 0

4 0 2 0 0 0 0

3 1 1 1 1 1 1

0 0 0 1 0 0 0

3 0 1 0 0 1 1

1 0 0 0 0 0 2  
1 0 0 0 0 0 0  
0 0 0 0 0 0 0  
0 0 0 0 0 0 0  
1 0 0 0 0 0 0  
0 0 0 0 0 0 0  
1 0 0 0 0 1 1

1B: 8 SF: 1  
2B: 0 SAC: 0  
3B: 0 DP: 0  
HR: 2 HBP: 0

Batter	1	2	3	4	5	6	7	8	9
Bob Bailey, R (1, 7) OBP: 0.342, SLG: 0.413	0-0 5-3 		0-0 5-3 		0-0 1B 		0-0 HR 		0-0 1B 
Manny Mota, R (1, 8) OBP: 0.309, SLG: 0.395	0-0 F9 		0-0 4-3 		0-0 1B 		0-0 6-3 		0-0 F2 
Roberto Clemente, R (1, 9) OBP: 0.391, SLG: 0.487	0-0 4-3 		0-0 1B 		0-0 F8 		0-0 6-3 		
Gene Freese, R (1, 5) OBP: 0.273, SLG: 0.394		0-0 5-3 	0-0 F8 		0-0 F4 			0-0 F7 	
Donn Clendenon, R (1, 3) OBP: 0.325, SLG: 0.460		0-0 1B SF9 		0-0 F2 		0-0 F9 		0-0 5-3 	
Bill Mazaroski, R (1, 4) OBP: 0.304, SLG: 0.388		0-0 1B SF9 BB 		0-0 1B 		0-0 F7 		0-0 F7 	
Gene Alley, R (1, 6) OBP: 0.282, SLG: 0.301		4-0 1B BB 		0-3 K 		0-0 HR 			0-0 F7 
Jerry May, R (1, 2) Orlando McFarlane, R (4, PH) OBP: 0.295, SLG: 0.324		0-0 SF9 		0-3 K 		0-0 F7 			0-0 1B 
Bob Veale, S (1, 1) Bill Virdon, L (5, PH) Tommye Sisk, R (6, 1) Frank Bork, R (7, 1) Dick Schofield, S (7, PH) Roy Face, R (8, 1) Jerry Lynch, L (9, PH) OBP: 0.183, SLG: 0.185 OBP: 0.288, SLG: 0.305 OBP: 0.333, SLG: 0.200 OBP: 0.348, SLG: 0.351 OBP: 0.337, SLG: 0.512		0-0 1-3 		0-0 6-3 			0-0 F4 		0-3 K 

Inning Stats	R: 0	H: 0	E: 0	K: 0	S: 3	Lob: 0	BB: 0	P: 3
	R: 1	H: 2	E: 0	K: 0	S: 5	Lob: 2	BB: 1	P: 9
	R: 0	H: 1	E: 0	K: 2	S: 8	Lob: 1	BB: 0	P: 4
	R: 0	H: 1	E: 0	K: 0	S: 5	Lob: 2	BB: 0	P: 5
	R: 1	H: 1	E: 0	K: 0	S: 4	Lob: 0	BB: 0	P: 4
	R: 1	H: 1	E: 0	K: 0	S: 4	Lob: 0	BB: 0	P: 4
	R: 0	H: 0	E: 0	K: 0	S: 3	Lob: 0	BB: 0	P: 3
	R: 0	H: 2	E: 0	K: 1	S: 7	Lob: 2	BB: 0	P: 7

PITCHER	IP	WLS	BF	H	R	ER	SO	BB	IBB	HBP	BLK	WP	HR	S	P	ERA	WHIP
Curt Simmons, L (1, 1) ERA: 3.34	8.2	W	36	9	3	3	3	1	0	0	0	0	2	41	45	3.12	1.154
Barney Schultz, R (9, 1) ERA: 1.88	0.1	S	2	1	0	0	0	0	0	0	0	0	0	2	2	0.00	3.000

Batter	1	2	3	4	5	6	7	8	9	AB R H RBI BB SO LOB	TOP		
<b>Curt Flood, R</b> OBP: 0.355, SLG: 0.372 (1, 8) X	0-0 PB 2B 1B		0-0 F8		0-0 5-3			0-0 5-3 1-2		4 1 1 0 0 0 1			
<b>Lou Brock, L</b> OBP: 0.353, SLG: 0.461 (1, 7) X	0-0 6-3 1-3		0-0 4-3			0-0 G1		0-0 1-3		4 0 0 0 0 0 2			
<b>Bill White, L</b> OBP: 0.351, SLG: 0.460 (1, 3) X	0-0 E 2B		0-0 G3			0-3 K			0-0 L9	4 1 1 1 0 1 0			
<b>Ken Boyer, R</b> OBP: 0.363, SLG: 0.486 (1, 5) X	0-0 E3 FC6-4 2-H			0-0 L4		0-3 K			0-0 FC3-6 1B	4 0 1 0 0 1 0			
<b>Dick Groat, R</b> OBP: 0.328, SLG: 0.362 (1, 6) X	0-0 L7			0-0 G5-4-3 1B		0-3 K			0-0 FC3-6 3B 1-2f	4 1 1 0 0 1 2			
<b>Tim McCarver, L</b> OBP: 0.347, SLG: 0.397 (1, 2) X	0-0 FC6-4 1-2f			0-0 G5-4-3 1-2f		0-0 G1-6-3 1B			0-0 1B 3B 1-H	4 1 2 1 0 0 2			
<b>Julian Javier, R</b> OBP: 0.284, SLG: 0.366 (1, 4) X		0-0 F8			0-0 1B G4-6-3 1B		0-0 G1-6-3 1-2f		0-0 2B 1B 3-H	4 1 2 1 0 0 1			
<b>Mike Shannon, R</b> OBP: 0.321, SLG: 0.437 (1, 9) X		0-3 K			0-0 G4-6-3 1B 1-3			0-3 K	0-0 2B 1-H	4 0 2 0 0 2 0			
<b>Roger Craig, R</b> OBP: 0.288, SLG: 0.234 (1, 1) <b>Barney Schultz, R</b> (8, 1) X		0-3 K			0-0 G4-6-3 1-2f 3-H			0-0 5-3 1B		3 0 1 0 0 1 1 0 0 0 0 0 0 0			
<b>Inning Stats</b>	R: 2 H: 2 E: 1 LOB: 1 K: 0 BB: 0 S: 6 P: 6	R: 0 H: 0 E: 0 LOB: 0 K: 2 BB: 0 S: 7 P: 7	R: 0 H: 0 E: 0 LOB: 0 K: 0 BB: 0 S: 3 P: 3	R: 0 H: 1 E: 0 LOB: 0 K: 0 BB: 0 S: 3 P: 3	R: 1 H: 2 E: 0 LOB: 0 K: 0 BB: 0 S: 4 P: 4	R: 0 H: 0 E: 0 LOB: 0 K: 2 BB: 0 S: 7 P: 7	R: 0 H: 1 E: 0 LOB: 0 K: 1 BB: 0 S: 5 P: 5	R: 0 H: 1 E: 0 LOB: 1 K: 1 BB: 0 S: 6 P: 6	R: 2 H: 4 E: 0 LOB: 2 K: 0 BB: 0 S: 6 P: 6	1B: 8 SF: 0 2B: 2 SAC: 0 3B: 1 DP: 3 HR: 0 HBP: 0	WP: 0 PA: 35 PB: 2 SB: 0 CS: 0		
<b>PITCHER</b>	IP WLS BF H R ER SO BB IBB HBP BLK WP HR S P ERA WHIP											<b>PITCHER</b>	IP WLS BF H R ER SO BB IBB HBP BLK WP HR S P ERA WHIP
<b>Vern Law, R</b> ERA: 3.61 (1, 1)	6.0 L 22 5 3 2 4 0 0 0 0 0 0 0 30 30 3.00 0.833												
<b>Al McBean, R</b> ERA: 2.02 (7, 1)	2.0 7 2 0 0 2 0 0 0 0 0 0 0 11 11 0.00 1.000												
<b>Roy Face, R</b> ERA: 5.33 (9, 1)	1.0 6 4 2 2 0 0 0 0 0 0 0 0 6 6 18.00 4.000												

St. Louis Cardinals @ Pittsburgh Pirates  
 Forbes Field, Pittsburgh, PA  
 Sun Sep 27 1964, 3:33 AM EDT  
 Att: 19,287 - Unknown

AB	35
R	5
H	11
RBI	3
BB	0
SO	6
LOB	9



Batter	1	2	3	4	5	6	7	8	9	AB	R	H	RBI	BB	SO	LOB
Bob Bailey, R (1, 5) OBP: 0.341, SLG: 0.411	0-0 F7		0-0 5-3			0-0 F8		0-0 BB 1B		4	0	1	0	0	0	0
Bill Virdon, L (1, 8) OBP: 0.292, SLG: 0.308	0-0 F8			0-0 G4-6-3 1B		0-0 1B		4-0 1-2 BB		3	0	2	0	1	0	0
Roberto Clemente, R (1, 9) OBP: 0.390, SLG: 0.485	0-0 1B		0-0 G4-6-3 1-2f			0-0 1-3		0-3 K		4	0	1	0	0	1	4
Jerry Lynch, L (1, 7) OBP: 0.335, SLG: 0.509	0-0 F7			0-0 1B			0-0 E6		0-0 6-3	4	0	1	0	0	0	1
Donn Clendenon, R (1, 3) OBP: 0.324, SLG: 0.458		0-0 G6-4-3 1B		0-3 K			0-0 F9		0-3 K	4	0	1	0	0	2	2
Bill Mazaroski, R (1, 4) OBP: 0.302, SLG: 0.385		0-0 G6-4-3 1-2f			0-0 6-3		0-0 F8		0-3 K	4	0	0	0	0	1	2
Gene Alley, R (1, 6) OBP: 0.279, SLG: 0.296		0-3 K			0-3 K		0-0 F6			3	0	0	0	0	2	1
Orlando McFarlane, R (1, 2) OBP: 0.284, SLG: 0.312			0-0 F7			0-0 F7		0-3 K		3	0	0	0	0	1	0
Vern Law, R (1, 1) OBP: 0.354, SLG: 0.410			0-3 K				0-0 F3		0-0 4-3	1	0	0	0	0	1	0
Dave Wissman, L (6, PH) OBP: 0.143, SLG: 0.143										1	0	0	0	0	0	0
Al McBean, R (7, 1) OBP: 0.091, SLG: 0.091										0	0	0	0	0	0	0
Dick Schofield, S (8, PH) OBP: 0.347, SLG: 0.350										1	0	0	0	0	0	0
Roy Face, R (9, 1)										0	0	0	0	0	0	0

Inning Stats	R: 0	H: 1	R: 0	H: 1	R: 0	H: 0	R: 0	H: 2	R: 0	H: 0	R: 0	H: 1	R: 0	H: 0	R: 0	H: 1	R: 0	H: 0	R: 0	H: 0	R: 0	H: 1	R: 0	H: 0	R: 0	H: 0	R: 0	H: 0	1B: 6	SF: 0	WP: 0	PA: 33
	E: 0	LOB: 1	E: 0	LOB: 0	E: 0	LOB: 0	E: 0	LOB: 1	E: 0	LOB: 0	E: 0	LOB: 1	E: 1	LOB: 1	E: 0	LOB: 2	E: 0	LOB: 0	E: 0	LOB: 0	E: 0	LOB: 0	E: 0	LOB: 1	E: 0	LOB: 0	E: 0	LOB: 0	2B: 0	SAC: 0	PB: 0	
	K: 0	BB: 0	K: 1	BB: 0	K: 1	BB: 0	K: 1	BB: 0	K: 1	BB: 0	K: 0	BB: 0	K: 0	BB: 0	K: 2	BB: 1	K: 2	BB: 0	K: 2	BB: 0	K: 2	BB: 0	K: 2	BB: 1	K: 2	BB: 0	K: 2	BB: 0	3B: 0	DP: 2	SB: 0	
	S: 4	P: 4	S: 5	P: 5	S: 5	P: 5	S: 6	P: 6	S: 5	P: 5	S: 4	P: 4	S: 4	P: 4	S: 8	P: 12	S: 7	P: 7	S: 8	P: 7	S: 8	P: 12	S: 7	P: 7	S: 8	P: 7	S: 8	P: 7	HR: 0	HBP: 0	CS: 0	
PITCHER	IP	WLS	BF	H	R	ER	SO	BB	IBB	HBP	BLK	WP	HR	S	P	ERA	WHIP															
Roger Craig, R (1, 1) ERA: 3.12	7.2	W	29	6	0	0	5	1	0	0	0	0	0	38	42	0.00	0.913															
Barney Schultz, R (8, 1) ERA: 1.83	1.1	S	4	0	0	0	3	0	0	0	0	0	0	10	10	0.00	0.000															
PITCHER	IP	WLS	BF	H	R	ER	SO	BB	IBB	HBP	BLK	WP	HR	S	P	ERA	WHIP															

BOTTOM

St. Louis Cardinals @ Pittsburgh Pirates

Forbes Field, Pittsburgh, PA

Sun Sep 27 1964, 3:33 AM EDT

Att. 19,287 - Unknown

livebaseballscorecards.com

AB	32
R	0
H	6
RBI	0
BB	1
SO	8
LOB	10



Batter 1 2 3 4 5 6 7 8 9 AB R H RBI BB SO LOB TOP

<b>Bob Bailey, R</b> (1, 7) <small>OBP: 0.341, SLG: 0.410</small>											4 1 1 0 0 0 2
<b>Bill Virdon, L</b> (1, 8) <small>OBP: 0.290, SLG: 0.305</small>											4 0 0 0 0 2 3
<b>Roberto Clemente, R</b> (1, 9) <small>OBP: 0.389, SLG: 0.485</small>											4 1 1 0 0 1 0

<b>Gene Freese, R</b> (1, 5) <small>OBP: 0.272, SLG: 0.389</small>													3 0 0 0 1 0 0
<b>Donn Clendenon, R</b> (1, 3) <small>OBP: 0.323, SLG: 0.456</small>													4 0 1 0 0 0 3
<b>Bill Mazerowski, R</b> (1, 4) <small>OBP: 0.302, SLG: 0.384</small>													4 0 1 2 0 0 1

<b>Gene Alley, R</b> (1, 6) <small>OBP: 0.279, SLG: 0.296</small> <b>Jerry Lynch, L</b> (9, PH) <small>OBP: 0.334, SLG: 0.507</small> <b>Dick Schofield, S</b> (9, 6) <small>OBP: 0.347, SLG: 0.350</small>												3 0 1 0 0 1 0 1 0 0 0 0 1 2 0 0 0 0 0 0 0	
<b>Jerry May, R</b> (1, 2) <small>OBP: 0.200, SLG: 0.125</small>													2 0 1 0 1 0 0
<b>Bob Friend, R</b> (1, 1) <small>OBP: 0.108, SLG: 0.070</small>													3 0 0 0 0 1 3

Inning Stats	R: 0 E: 0 K: 2 S: 7	H: 0 LOB: 0 BB: 0 P: 7	R: 0 E: 0 K: 3 S: 3	H: 0 LOB: 0 BB: 0 P: 3	R: 0 E: 0 K: 2 S: 7	H: 0 LOB: 0 BB: 0 P: 7	R: 0 E: 0 K: 0 S: 3	H: 0 LOB: 0 BB: 0 P: 3	R: 0 E: 0 K: 0 S: 3	H: 1 LOB: 0 BB: 0 P: 3	R: 0 E: 0 K: 0 S: 5	H: 2 LOB: 2 BB: 0 P: 5	R: 0 E: 0 K: 0 S: 3	H: 0 LOB: 0 BB: 0 P: 3	R: 0 E: 0 K: 0 S: 3	H: 0 LOB: 1 BB: 1 P: 7	R: 2 E: 0 K: 2 S: 10	H: 3 LOB: 2 BB: 1 P: 14	1B: 5 2B: 1 3B: 0 HR: 0	SF: 0 SAC: 0 DP: 1 HBP: 0	WP: 1 PB: 0 SB: 0 CS: 0	PA: 34
--------------	------------------------------	---------------------------------	------------------------------	---------------------------------	------------------------------	---------------------------------	------------------------------	---------------------------------	------------------------------	---------------------------------	------------------------------	---------------------------------	------------------------------	---------------------------------	------------------------------	---------------------------------	-------------------------------	----------------------------------	----------------------------------	------------------------------------	----------------------------------	--------

PITCHER	IP	WLS	BF	H	R	ER	SO	BB	IBB	HBP	BLK	WP	HR	S	P	ERA	WHIP
<b>Billy McCool, L</b> (1, 1) <small>ERA: 2.26</small>	8.2	L	33	6	2	2	5	1	1	0	0	1	0	41	49	2.08	0.808
<b>John Tsitouris, R</b> (9, 1) <small>ERA: 3.7</small>	0.1		1	0	0	0	1	0	0	0	0	0	0	3	3	0.00	0.000

**Pittsburgh Pirates @ Cincinnati Reds**  
 Crosley Field, Cincinnati, OH  
 Tue Sep 29 1964, 7:05 PM EDT  
 Att: 10,858 - Unknown

[livebaseballscorecards.com](http://livebaseballscorecards.com)

<b>AB</b>	<b>32</b>
<b>R</b>	<b>2</b>
<b>H</b>	<b>6</b>
<b>RBI</b>	<b>2</b>
<b>BB</b>	<b>2</b>
<b>SO</b>	<b>6</b>
<b>LOB</b>	<b>14</b>





Batter	1	2	3	4	5	6	7	8	9	AB R H RBI BB SO LOB
<b>Pete Rose, S</b> OBP: 0.322, SLG: 0.333 (1, 4) X	0-0 SH3-4 1B		0-0 5-3		0-0 SH5-4 1B		0-0 G3		0-0 1-2 1B	5 0 3 0 0 0 0
<b>Giraldo Ruiz, S</b> OBP: 0.266, SLG: 0.315 (1, 5) X	0-0 SH3-4 1-2		0-0 1B 1B		0-0 SH5-4 1-2		0-0 1B		0-0 G3	3 0 2 0 0 0 2
<b>Vada Pinson, L</b> OBP: 0.317, SLG: 0.452 (1, 8) X	0-0 G6-4-3 2-3 1B		0-0 1-2 1B		0-0 F8		0-0 6-3			4 0 2 0 0 0 2
<b>Frank Robinson, R</b> OBP: 0.392, SLG: 0.548 (1, 7) X	0-0 G6-4-3 1-2f		0-0 F9		4-0 IBB			0-0 FC7-4 2B		3 0 1 0 1 0 4
<b>Deron Johnson, R</b> OBP: 0.330, SLG: 0.483 (1, 3) X		0-0 F3	0-0 F5		0-0 F7			0-0 F8		4 0 0 0 0 0 5
<b>Johnny Edwards, L</b> OBP: 0.333, SLG: 0.392 (1, 2) X		0-0 F8		0-0 FC5-4 1B		0-0 F7		0-0 FC7-4 2-3		4 0 1 0 0 0 1
<b>Marty Keough, L</b> OBP: 0.318, SLG: 0.404 (1, 9) X		4-0 1B BB		0-0 F9		0-3 K			0-0 FC6-4 1B	3 0 1 0 1 1 1
<b>Leo Cardenas, R</b> OBP: 0.304, SLG: 0.366 (1, 6) X		0-0 1-2 1B		0-0 FC5-4 1-2f		0-0 F4			0-0 FC6-4 1B 1-2f	4 0 1 0 0 0 2
<b>Billy McCool, R</b> (1, 1) X		0-0 4-3		0-3 K		0-0 5-3			0-0 F7	3 0 0 0 0 1 3
<b>John Tsitouris, R</b> OBP: 0.220, SLG: 0.228 (9, 1) X										0 0 0 0 0 0 0
<b>Gordy Coleman, L</b> OBP: 0.292, SLG: 0.371 (9, PH) X										1 0 0 0 0 0 1

Inning Stats	R: 0 E: 0 K: 0 S: 4	H: 2 LOB: 1 BB: 0 P: 4	R: 0 E: 0 K: 0 S: 4	H: 1 LOB: 2 BB: 1 P: 8	R: 0 E: 0 K: 0 S: 5	H: 2 LOB: 2 BB: 0 P: 5	R: 0 E: 0 K: 1 S: 6	H: 1 LOB: 1 BB: 0 P: 6	R: 0 E: 0 K: 0 S: 4	H: 0 LOB: 0 BB: 0 P: 5	R: 0 E: 0 K: 0 S: 4	H: 1 LOB: 1 BB: 0 P: 4	R: 0 E: 0 K: 0 S: 3	H: 1 LOB: 0 BB: 0 P: 3	R: 0 E: 0 K: 0 S: 5	H: 2 LOB: 2 BB: 0 P: 5	1B: 10 2B: 2 3B: 0 HR: 0	SF: 0 SAC: 2 DP: 2 HBP: 0	WP: 0 PB: 0 SB: 0 CS: 0	PA: 38
--------------	------------------------------	---------------------------------	------------------------------	---------------------------------	------------------------------	---------------------------------	------------------------------	---------------------------------	------------------------------	---------------------------------	------------------------------	---------------------------------	------------------------------	---------------------------------	------------------------------	---------------------------------	-----------------------------------	------------------------------------	----------------------------------	--------


PITCHER	IP	WLS	BF	H	R	ER	SO	BB	IBB	HBP	BLK	WP	HR	S	P	ERA	WHIP	PITCHER	IP	WLS	BF	H	R	ER	SO	BB	IBB	HBP	BLK	WP	HR	S	P	ERA	WHIP	
<b>Bob Friend, R</b> ERA: 3.33 (1, 1)	9.0	W	38	11	0	0	2	1	1	0	0	0	0	40	48	0.00	1.333																			

**BOTTOM**

**Pittsburgh Pirates @ Cincinnati Reds**  
Crosley Field, Cincinnati, OH

Tue Sep 29 1964, 7:05 PM EDT  
Att. 10,858 - Unknown

<b>AB</b>	<b>34</b>
<b>R</b>	<b>0</b>
<b>H</b>	<b>11</b>
<b>RBI</b>	<b>0</b>
<b>BB</b>	<b>2</b>
<b>SO</b>	<b>2</b>
<b>LOB</b>	<b>21</b>



livebaseballscores.com

Batter	1	2	3	4	5	6	7	8	9	10	11	12	13	14	15	16	AB R H RBI BB SO LOB	TOP										
Dick Schofield, S OBP: 0.346, SLG: 0.345 (1, 6)	G3		K			K		K			F8			F9		K	5 0 0 0 2 2 2	<b>Pittsburgh Pirates @ Cincinnati Reds</b> Crosley Field, Cincinnati, OH Wed Sep 30 1964, 7:05 PM EDT Att. 8,188 - Unknown <a href="http://livebaseballscorecards.com">livebaseballscorecards.com</a>										
Bill Virdon, L OBP: 0.287, SLG: 0.302 (1, 8)	K		K			K		G3			F9			K		G3	7 0 1 0 0 3 4											
Manny Mota, R OBP: 0.303, SLG: 0.386 (1, 9)	E6		K			F9					F3			K		F8	6 0 0 0 0 2 3											
Jerry Lynch, L OBP: 0.330, SLG: 0.500 (1, 7)	K		K			F8					1-3			4-3		K	4 0 0 0 0 2 2											
Dave Wissman, L OBP: 0.111, SLG: 0.111 (9, 7)	K		K			F8					1-3			4-3		K	2 0 0 0 0 1 0											
Gene Freese, R OBP: 0.267, SLG: 0.381 (1, 5)		K				F6					F7			4-3		F7	6 0 0 0 0 1 0											
Donn Clendenon, R OBP: 0.323, SLG: 0.455 (1, 3)		F7				6-3					K			K		F7	5 1 1 0 1 2 0											
Bill Mazerowski, R OBP: 0.298, SLG: 0.381 (1, 4)		K				6-3					G6-3 BB			K		SH2-4 1B 2B	5 0 0 0 0 3 1											
Jerry May, R OBP: 0.313, SLG: 0.286 (1, 2)						6-3					F7			K		SH2-4	6 0 3 1 0 1 1											
Jerry May, R OBP: 0.313, SLG: 0.286 (1, 2)						F3					G6-3			K		SH3-4	6 0 3 1 0 1 1											
Bob Veale, S OBP: 0.175, SLG: 0.158 (1, 1)						1B 1B					FC5-6 1B					SH3-4 1B	4 0 0 0 0 2 2											
Al McBean, R OBP: 0.083, SLG: 0.083 (13, 1)						F2					FC5-6			F8		SH3-4	1 0 0 0 0 0 0											
						K					K					SH3-4	4 0 0 0 0 2 2											
						K					K					SH3-4	1 0 0 0 0 0 0											
						K					K					SH3-4	4 0 0 0 0 2 2											
						K					K					SH3-4	1 0 0 0 0 0 0											
						K					K					SH3-4	4 0 0 0 0 2 2											
						K					K					SH3-4	1 0 0 0 0 0 0											
<b>Inning Stats</b>	R: 0 E: 1 K: 2 S: 8	H: 0 LOB: 1 BB: 0 P: 8	R: 0 E: 0 K: 2 S: 7	H: 0 LOB: 0 BB: 0 P: 7	R: 0 E: 0 K: 2 S: 9	H: 2 LOB: 2 BB: 0 P: 9	R: 0 E: 0 K: 1 S: 5	H: 0 LOB: 0 BB: 0 P: 5	R: 0 E: 0 K: 1 S: 5	H: 0 LOB: 0 BB: 0 P: 5	R: 0 E: 0 K: 1 S: 5	H: 0 LOB: 1 BB: 0 P: 6	R: 0 E: 0 K: 0 S: 3	H: 0 LOB: 0 BB: 0 P: 3	R: 0 E: 0 K: 0 S: 2	H: 0 LOB: 0 BB: 1 P: 6	R: 0 E: 0 K: 1 S: 5	H: 0 LOB: 0 BB: 0 P: 5	R: 0 E: 0 K: 1 S: 5	H: 0 LOB: 0 BB: 0 P: 5	R: 0 E: 0 K: 1 S: 5	H: 0 LOB: 0 BB: 0 P: 5	R: 1 E: 0 K: 0 S: 5	H: 2 LOB: 2 BB: 1 P: 9	1B: 4 2B: 1 3B: 0 HR: 0	SF: 0 SAC: 2 DP: 1 HBP: 0	WP: 0 PB: 0 SB: 0 CS: 0	PA: 56
<b>PITCHER</b>	IP WLS BF H R ER SO	BB IBB HBP BLK WP HR S P	ERA WHIP	<b>PITCHER</b>																	ERA WHIP							
Jim Maloney, R ERA: 2.71 (1, 1)	11.0	38	3	0	0	13	2	0	0	0	0	0	0	0	0	14	14	0.00	0.455									
Sammy Ellis, R ERA: 2.65 (12, 1)	2.0	6	0	0	0	4	0	0	0	0	0	0	0	0	0	14	14	0.00	0.000									
John Tsiouris, R ERA: 3.69 (14, 1)	2.2	L 11	2	1	1	2	1	0	0	0	0	0	0	0	0	14	18	3.38	1.125									
Bill Henry, L ERA: 0.88 (16, 1)	0.1	1	0	0	0	0	0	0	0	0	0	0	0	0	1	1	0.00	0.000										

AB 51  
R 1  
H 5  
RBI 1  
BB 3  
SO 19  
LOB 15



Batter	1	2	3	4	5	6	7	8	9	10	11	12	13	14	15	16	AB	R	H	RBI	BB	SO	LOB	BOTTOM				
<b>Pete Rose, S</b> OBP: 0.319, SLG: 0.329 (1, 4)	0-0 5-3		0-3 K			0-0 5-3		0-0 F4		4-0 E 1B BB		0-0 6-3		0-0 F8		0-0 6-3	7	0	0	0	1	1	1					
<b>Giraldo Ruiz, S</b> OBP: 0.272, SLG: 0.320 (1, 5)	0-3 K			0-0 S SH3-4 1B		0-0 F7 1B		0-0 F9		0-0 E5 1B		0-0 F9		0-0 1B 1B		0-0 6-3	8	0	4	0	0	1	0					
<b>Vada Pinson, L</b> OBP: 0.317, SLG: 0.450 (1, 8)	0-0 4-3			0-0 SH3-4 1-2		0-0 F7 1-2			4-0 F9 1B BB		0-3 K		0-0 6-3		0-0 1B		0-0 4-3	6	0	1	0	1	1	3				
<b>Frank Robinson, R</b> OBP: 0.394, SLG: 0.546 (1, 9) (14, 7)		0-0 5-3		0-0 F4 2-3		4-0 1B IBB			0-0 F7		0-0 6-3 1B		4-0 S S BB		4-0 IBB			4	0	1	0	3	0	2				
<b>Deron Johnson, R</b> OBP: 0.329, SLG: 0.480 (1, 3)		0-3 K		0-3 K		0-3 K2-3			0-0 1B		0-0 6-3 1B		0-3 K		0-3 K			7	0	2	0	0	5	7				
<b>Tommy Harper, R</b> OBP: 0.325, SLG: 0.312 <b>Jimmie Coker, R</b> OBP: 0.357, SLG: 0.320 (1, 7) (14, 2)		0-0 6-3			4-0 FC1-6 BB				0-0 6-3		0-0 6-3		4-0 S IBB		0-0 6-3			4	0	0	0	2	0	4				
<b>Johnny Edwards, L</b> OBP: 0.229, SLG: 0.332 <b>Don Pavlich, R</b> OBP: 0.228, SLG: 0.451 (3, PH) (4, 2)			0-3 K		0-0 FC1-6			0-3 K		0-3 K		0-3 K		4-0 1-2 2-3 BB				0	0	0	0	0	0	0				
<b>Steve Boros, R</b> OBP: 0.265, SLG: 0.322 <b>John Taitouris, L</b> OBP: 0.271, SLG: 0.224 <b>Bill Henry, L</b> OBP: 0.200, SLG: 0.500 (13, PH) (14, 1) (16, 1)				1-2														0	0	0	0	1	0	0				
<b>Leo Cardenas, R</b> OBP: 0.302, SLG: 0.362 (1, 8)			0-0 6-3		0-3 K			0-3 K		0-3 K		4-0 IBB		0-0 F4		0-0 1-3		6	0	0	0	1	3	4				
<b>Jim Maloney, L</b> OBP: 0.192, SLG: 0.205 <b>Tony Perez, R</b> OBP: 0.179, SLG: 0.120 <b>Sammy Ellis, L</b> OBP: 0.185, SLG: 0.043 <b>Marty Keough, L</b> OBP: 0.316, SLG: 0.401 (1, 1) (11, PH) (12, 1) (13, PH) (14, 9)			0-0 E6 1B		0-3 K			0-3 K		0-0 1-3		0-0 1-3		0-0 F5		0-0 F6		4	0	1	0	0	2	1				
<b>Inning Stats</b>	R: 0 E: 0 K: 1 S: 5	H: 0 LOB: 0 BB: 0 P: 5	R: 0 E: 0 K: 1 S: 5	H: 0 LOB: 0 BB: 0 P: 5	R: 0 E: 1 K: 2 S: 8	H: 1 LOB: 1 BB: 8 P: 8	R: 0 E: 0 K: 1 S: 6	H: 1 LOB: 1 BB: 6 P: 6	R: 0 E: 0 K: 2 S: 7	H: 0 LOB: 0 BB: 1 P: 11	R: 0 E: 0 K: 1 S: 5	H: 0 LOB: 0 BB: 0 P: 5	R: 0 E: 0 K: 2 S: 8	H: 1 LOB: 2 BB: 1 P: 10	R: 0 E: 0 K: 1 S: 7	H: 2 LOB: 3 BB: 1 P: 11	R: 0 E: 0 K: 3 S: 3	H: 0 LOB: 0 BB: 0 P: 3	R: 0 E: 0 K: 1 S: 5	H: 2 LOB: 3 BB: 3 P: 17	R: 0 E: 0 K: 0 S: 3	H: 0 LOB: 0 BB: 0 P: 3	R: 0 E: 0 K: 0 S: 3	H: 0 LOB: 0 BB: 0 P: 3	1B: 9 2B: 0 3B: 0 HR: 0	SF: 0 SAC: 1 DP: 0 HBP: 0	WP: 0 PB: 0 SB: 4 CS: 0	PA: 66
<b>PITCHER</b>	IP	WLS	BF	H	R	ER	SO	BB	IBB	HBP	BLK	WP	HR	S	P	ERA	WHIP											
<b>Bob Veale, L</b> ERA: 2.76 (1, 1)	12.1		52	7	0	0	16	5	3	0	0	0	0	76	108	0.00	0.973											
<b>Al McBean, R</b> ERA: 1.94 (13, 1)	3.2	W	14	2	0	0	1	0	1	0	0	0	0	15	19	0.00	0.545											

**Pittsburgh Pirates @ Cincinnati Reds**  
Crosley Field, Cincinnati, OH  
Wed Sep 30 1964, 7:05 PM EDT  
Att: 8,188 - Unknown

livebaseballscorecards.com

**AB 56**  
**R 0**  
**H 9**  
**RBI 0**  
**BB 9**  
**SO 17**  
**LOB 36**



Batter	1	2	3	4	5	6	7	8	9	AB R H RBI BB SO LOB	TOP																
Dick Schofield, S (1, 6) x OBP: 0.348, SLG: 0.353	0-0 4-3 ①		0-0 SH3-4 ① PB 1-H 2B		0-0 SH3-4 ① 1-2 2-3			0-0 1B 2B		3 1 2 1 0 0 0	<b>Pittsburgh Pirates @ Cincinnati Reds</b> Crosley Field, Cincinnati, OH Thu Oct 01 1964, 7:05 PM EDT Att. 7,081 - Unknown																
Bill Virdon, L (1, 8) x OBP: 0.287, SLG: 0.302	0-0 F7 ②		0-0 F3 ① 2-3		0-0 F6 ②		0-0 CS 1B		4 0 1 1 0 0 3																		
Roberto Clemente, R (1, 9) x OBP: 0.388, SLG: 0.484	0-0 4-3 ③		0-0 F8 ②		0-0 CS 1B		0-3 K ① ② 2-H 1-2		4 0 1 2 0 1 2																		
Jerry Lynch, L (1, 7) x OBP: 0.326, SLG: 0.493		0-0 4-3 ①	0-0 4-3 ③		0-0 CS ③ 1-2 3-H		0-0 F8 ①	0-0 L3 ③	4 0 0 0 0 0 1																		
Gene Freese, R (1, 5) x OBP: 0.267, SLG: 0.377		4-0 BB 1B BB		0-3 K ① S S S		0-0 6-3 ②		0-3 K ① S S S	3 0 0 0 1 2 0																		
Donn Clendenon, R (1, 3) x OBP: 0.321, SLG: 0.451		0-0 F3 ②		0-0 F8 ②		0-0 5-3 ③		0-0 F4 ②	4 0 0 0 0 0 1																		
Bill Mazeroski, R (1, 4) x OBP: 0.299, SLG: 0.380		0-0 1-2 1B		0-0 F8 ③			0-0 F4 ①	0-0 4-3 ③	4 0 1 0 0 0 0																		
Jerry May, R (1, 2) x OBP: 0.368, SLG: 0.313		0-0 F7 ③			0-0 SH3-4 1B 1B 1B 1B		4-0 BB 1B BB		2 1 1 0 1 0 2																		
Joe Gibbon, R (1, 1) x OBP: 0.286, SLG: 0.277			0-0 2B 1B		0-0 SH3-4 1B 1B		0-0 L5-3 ② ③		1 1 1 0 0 0 0																		
Dave Wissman, L (5, PH) OBP: 0.200, SLG: 0.200									1 1 1 0 0 0 0																		
Steve Blass, R (5, 1) OBP: 0.120, SLG: 0.069									0 0 0 0 0 0 0																		
Bob Bailey, R (7, PH) OBP: 0.340, SLG: 0.409									1 0 0 0 0 0 1																		
Tommie Sisk, R (7, 1)									0 0 0 0 0 0 0																		
Roy Face, R (7, 1)									0 0 0 0 0 0 0																		
<b>Inning Stats</b>	R: 0 H: 0 E: 0 LOB: 0 K: 0 BB: 0 S: 3 P: 3	R: 0 H: 1 E: 0 LOB: 2 K: 0 BB: 1 S: 4 P: 8	R: 1 H: 2 E: 0 LOB: 1 K: 0 BB: 0 S: 5 P: 5	R: 0 H: 0 E: 0 LOB: 0 K: 1 BB: 0 S: 5 P: 5	R: 2 H: 3 E: 0 LOB: 0 K: 0 BB: 0 S: 5 P: 5	R: 0 H: 0 E: 0 LOB: 0 K: 0 BB: 0 S: 3 P: 3	R: 0 H: 0 E: 0 LOB: 0 K: 0 BB: 1 S: 2 P: 6	R: 1 H: 2 E: 0 LOB: 0 K: 1 BB: 0 S: 6 P: 6	R: 0 H: 0 E: 0 LOB: 0 K: 1 BB: 0 S: 5 P: 5	1B: 6 SF: 0 2B: 3 SAC: 1 3B: 0 DP: 1 HR: 0 HBP: 0	WP: 0 PA: 35 PB: 1 SB: 0 CS: 2																
<b>PITCHER</b>	IP WLS BF H R ER SO BB IBB HBP BLK WP HR S P ERA WHIP											<b>PITCHER</b>	IP WLS BF H R ER SO BB IBB HBP BLK WP HR S P ERA WHIP														
Bob Purkey, R (1, 1) ERA: 3.02	4.2	21	6	3	3	1	1	0	0	0	0	0	0	22	26	5.79	1.500										
Joe Nuxhall, L (5, 1) ERA: 4.09	2.1	W	8	2	1	1	0	1	0	0	0	0	0	7	11	3.86	1.286										
Sammy Ellis, R (8, 1) ERA: 2.6	2.0	S	5	0	0	0	2	0	0	0	0	0	0	9	9	0.00	0.000										

livebaseballscorecards.com

<b>AB</b>	31
<b>R</b>	4
<b>H</b>	8
<b>RBI</b>	4
<b>BB</b>	2
<b>SO</b>	3
<b>LOB</b>	10



Batter	1	2	3	4	5	6	7	8	9
<b>Pete Rose, S</b> OBP: 0.320, SLG: 0.328 (1, 4)	1-0 SH3-4 HBP	0-0 4-3		0-0 E 1B		0-0 4-3		0-3 K	
<b>Giraldo Ruiz, S</b> OBP: 0.271, SLG: 0.322 (1, 5)	0-0 SH3-4 1-2		0-0 2B	0-0 E6 1-2		0-0 F6 3-H		0-0 3-1	
<b>Vada Pinson, L</b> OBP: 0.316, SLG: 0.451 (1, 8)	0-0 6-3		0-0 F7	0-3 K			0-0 2B 3B		
<b>Frank Robinson, R</b> OBP: 0.394, SLG: 0.546 (1, 9) (8, 7)	0-0 F8		4-0 IBB		0-0 F8		0-0 SH3-4 2B		
<b>Deron Johnson, R</b> OBP: 0.329, SLG: 0.478 (1, 3)		4-0 BB 1B BB	0-0 F2		0-0 F8		0-0 SH3-4 2-3		
<b>Tommy Harper, R</b> OBP: 0.328, SLG: 0.311 <b>Marty Keough, L</b> OBP: 0.315, SLG: 0.399 (7, PH) (8, 9)		4-0 1B WP BB	0-0 L7		4-0 S BB		0-0 1-4-3		
<b>Leo Cardenas, R</b> OBP: 0.300, SLG: 0.360 (1, 6)		0-0 F2		0-0 1-3	0-0 F9 1-2		0-0 6-3		
<b>Jimmie Coker, R</b> OBP: 0.406, SLG: 0.517 (1, 2)		0-0 WP 1B 1-3 2-H		0-0 1B E 2B		0-0 HR		0-0 L7	
<b>Bob Purkey, R</b> OBP: 0.082, SLG: 0.052 <b>Joe Nuxhall, L</b> OBP: 0.130, SLG: 0.185 <b>Sammy Ellis, L</b> OBP: 0.214, SLG: 0.083 (1, 1) (5, 1) (8, 1)		0-3 K 1-2 3-H		0-3 K		0-3 K		0-0 1B	

Inning Stats	R: 0	H: 0	E: 0	K: 0	S: 3	R: 2	H: 1	E: 0	K: 1	S: 6	R: 0	H: 1	E: 0	K: 0	S: 4	R: 1	H: 2	E: 1	K: 2	S: 10	R: 0	H: 0	E: 0	K: 0	S: 3	R: 1	H: 1	E: 0	K: 1	S: 6	R: 1	H: 2	E: 0	K: 0	S: 5	R: 0	H: 1	E: 0	K: 1	S: 6
	0	0	0	0	3	2	1	0	1	6	0	1	0	0	4	1	2	0	2	10	0	0	0	0	3	1	1	0	0	6	1	2	0	0	5	0	1	0	6	

PITCHER	IP	WLS	BF	H	R	ER	SO	BB	IBB	HBP	BLK	WP	HR	S	P	ERA	WHIP
<b>Joe Gibbon, L</b> ERA: 3.68 (1, 1)	4.0		21	4	3	2	3	2	1	1	0	1	0	23	36	4.50	1.500
<b>Steve Blass, R</b> ERA: 3.81 (5, 1)	2.0	L	8	1	1	1	1	1	0	0	0	0	1	9	13	4.50	1.000
<b>Tommie Sisk, R</b> ERA: 6.03 (7, 1)	0.0		2	2	1	1	0	0	0	0	0	0	0	2	2	∞	∞
<b>Roy Face, R</b> ERA: 5.2 (7, 1)	2.0		7	1	0	0	1	0	0	0	0	0	0	9	9	0.00	0.500

**AB R H RBI BB SO LOB**

**4 0 1 0 0 1 2**

**4 0 1 0 0 0 2**

**4 1 1 0 0 1 4**

**3 0 1 1 1 0 1**

**2 1 0 0 1 0 2**

**1 1 0 0 2 0 2**

**1 0 0 0 0 0 1**

**4 0 0 0 0 0 4**

**4 2 3 2 0 0 0**

**2 0 0 0 0 2 2**

**1 0 0 0 0 1 0**

**1 0 1 0 0 0 0**

**AB 31**

**R 5**

**H 8**

**RBI 3**

**BB 4**

**SO 5**

**LOB 20**

**WP: 1 PA: 38**

**PB: 0**

**SB: 1**

**CS: 0**

**1B: 3 SF: 0**

**2B: 3 SAC: 2**

**3B: 1 DP: 0**

**HR: 1 HBP: 1**

**Pittsburgh Pirates @ Cincinnati Reds**

**Crosley Field, Cincinnati, OH**

**Thu Oct 01 1964, 7:05 PM EDT**

**Att. 7,081 - Unknown**

**REDS**

Batter	1	2	3	4	5	6	7	8	9	10	AB R H RBI BB SO LOB	TOP												
Dick Schofield, S (1, 6) OBP: 0.346, SLG: 0.351	0-3 K		0-0 G3			0-0 F7		0-0 FC6-4 1B		0-0 4-3	5 0 1 0 0 1 2	<b>Pittsburgh Pirates @ Milwaukee Braves</b> Milwaukee County Stadium, Milwaukee, WI Fri Oct 02 1964, 4:33 AM EDT Unknown												
Dave Wissman, L (1, 7) OBP: 0.133, SLG: 0.133	0-3 K		0-0 F3			0-0 6-3		0-0 F8		0-0 4-3	5 0 0 0 0 1 3													
Roberto Clemente, R (1, 9) OBP: 0.387, SLG: 0.481	0-0 1-3				0-0 6-3		4-0 6-3 3B BB	0-0 FC6-4			3 1 0 0 1 0 1													
Donn Clendenon, R (1, 3) OBP: 0.322, SLG: 0.350		0-0 G4-6-3 1B 1B		0-3 K		0-0 6-3		0-0 6-3 1-2		4-0 G6-4-3 BB	3 0 1 0 1 1 1													
Bob Bailey, R (1, 5) OBP: 0.339, SLG: 0.408		0-0 G4-6-3 1-2 1B		0-0 F7		0-0 6-3		0-3 K		0-0 G6-4-3 1-2f	4 0 1 0 0 1 2													
Bill Virdon, L (1, 8) OBP: 0.287, SLG: 0.300		0-0 G4-6-3 1-2f 2-3			0-0 F9		4-0 3B IBB	0-3 K		0-3 K	3 1 0 0 1 1 2													
Bill Mazerowski, R (1, 4) OBP: 0.299, SLG: 0.382		0-0 4-3			0-0 F8		0-0 3B	0-3 K		0-3 K	4 0 1 2 0 1 2													
Jerry May, R (1, 2) OBP: 0.348, SLG: 0.300			0-0 E4 G3		0-0 F2		0-0 1-3			0-0 4-3 SH1-4 1B	4 0 1 0 0 0 1													
Wilbur Wood, R (1, 1) OBP: 0.348, SLG: 0.300			0-0 F3			0-3 K		0-0 4-3		0-0 SH1-4 1-2	3 0 0 0 0 1 1													
<b>Inning Stats</b>	R: 0 E: 0 K: 2 S: 7	H: 0 LOB: 0 BB: 0 P: 7	R: 0 E: 0 K: 0 S: 4	H: 2 LOB: 1 BB: 0 P: 4	R: 0 E: 1 K: 0 S: 4	H: 0 LOB: 1 BB: 0 P: 4	R: 0 E: 0 K: 1 S: 5	H: 0 LOB: 0 BB: 0 P: 5	R: 0 E: 0 K: 1 S: 5	H: 0 LOB: 0 BB: 0 P: 5	R: 2 E: 0 K: 1 S: 6		H: 1 LOB: 1 BB: 2 P: 14	R: 0 E: 0 K: 0 S: 4	H: 1 LOB: 1 BB: 0 P: 4	R: 0 E: 0 K: 2 S: 7	H: 0 LOB: 1 BB: 1 P: 11	R: 0 E: 0 K: 0 S: 4	H: 1 LOB: 1 BB: 0 P: 4	R: 0 E: 0 K: 0 S: 4	H: 1 LOB: 1 BB: 0 P: 4	1B: 4 2B: 0 3B: 1 HR: 0	SF: 0 SAC: 1 DP: 2 HBP: 0	WP: 0 PB: 1 SB: 0 CS: 0
<b>PITCHER</b> Tony Cloninger, R (1, 1) ERA: 3.56	IP 10.0	WLS W	BF 38	H 5	R 2	ER 2	SO 7	BB 2	IBB 1	HBP 0	BLK 0	WP 0	HR 0	S 49	P 61	ERA 1.80	WHIP 0.700							

livebaseballscorecards.com

AB	34
R	2
H	5
RBI	2
BB	3
SO	7
LOB	15



**BOTTOM**

**Pittsburgh Pirates @ Milwaukee Braves**  
 Milwaukee County Stadium, Milwaukee, WI

Fri Oct 02 1964, 4:33 AM EDT  
 Unknown

[livebaseballscorecards.com](http://livebaseballscorecards.com)



AB R H RBI BB SO LOB

5	0	1	0	0	2	3
4	1	1	0	1	0	4
5	0	1	0	0	1	2
5	0	1	0	0	0	2
3	0	0	0	0	0	2
0	0	0	0	1	0	0
0	0	0	0	0	0	0
0	0	0	0	1	0	0
4	0	0	1	1	1	0
3	1	1	0	0	0	0
2	0	0	0	0	1	1
1	1	1	0	0	0	0
4	0	2	2	0	0	1

<b>AB</b>	36
<b>R</b>	3
<b>H</b>	8
<b>RBI</b>	3
<b>BB</b>	4
<b>SO</b>	5
<b>LOB</b>	15

WP: 1	PA: 43
PB: 0	
SB: 0	
CS: 1	

Batter	1	2	3	4	5	6	7	8	9	10
Rico Carty, R (1, 7) OBP: 0.389, SLG: 0.554	0-0 4-3		0-0 K 1B		0-3 K		0-0 F9			0-3 K
Felipe Alou, R (1, 8) OBP: 0.301, SLG: 0.387	4-0 4-3 1B BB		0-0 F7		0-0 FC6-4 1-2f		0-0 F9			0-0 BB 1B BB 1B
Gene Oliver, R (1, 3) OBP: 0.319, SLG: 0.475	0-0 1-2 1B		0-0 5-3		0-3 K			0-0 6-3		0-0 F8
Joe Torre, R (1, 2) OBP: 0.367, SLG: 0.499	0-0 1-2 2-3			0-0 5-3		0-0 5-3		0-0 F6		0-0 BB BB 1-2 1B
Ethan Blackaby, L (1, 9) Hank Aaron, R (8, PH) Gary Kolb, L (8, PR) Denis Menke, R (10, PH)	0-0 3-1			0-0 4-3		0-0 4-3		4-0 CS BB		4-0 BB 1-2 2-3 BB
Woody Woodward, R (1, 4) OBP: 0.259, SLG: 0.231		0-3 K		0-0 5-3			0-0 F9	0-0 CS 1-2	0-0 4-3	4-0 1-2 2-3 3-H BB
Bill Southworth, R (1, 5) OBP: 0.500, SLG: 0.333		0-0 F2			1-0 1B WP HBP		0-0 2B 1B 1B		0-0 4-3	
Sandy Alomar Sr., S (1, 6) Miguel de la Hoz, R (7, PH)		0-0 4-3			0-3 K 1-2		0-0 1-3 1B 2B		1-0 HBP	
Tony Cloninger, R (1, 1) OBP: 0.241, SLG: 0.241			0-0 F9		0-0 FC6-4 1B 2-3		0-0 2-H 3-H 1B		0-0 F9	

Inning Stats	R: 0	H: 1	R: 0	H: 0	R: 0	H: 1	R: 0	H: 0	R: 2	H: 3	R: 0	H: 0	R: 0	H: 0	R: 1	H: 2	1B: 7	SF: 0
	E: 0	LOB: 2	E: 0	LOB: 0	E: 0	LOB: 1	E: 0	LOB: 0	E: 0	LOB: 1	E: 0	LOB: 1	E: 0	LOB: 1	E: 0	LOB: 3	2B: 1	SAC: 0
	K: 0	BB: 1	K: 1	BB: 0	K: 0	BB: 0	K: 0	BB: 0	K: 0	BB: 0	K: 0	BB: 1	K: 1	BB: 2	K: 1	BB: 2	3B: 0	DP: 0
	S: 4	P: 8	S: 5	P: 5	S: 4	P: 4	S: 3	P: 3	S: 6	P: 6	S: 2	P: 6	S: 3	P: 4	S: 6	P: 14	HR: 0	HBP: 2

PITCHER	IP	WLS	BF	H	R	ER	SO	BB	IBB	HBP	BLK	WP	HR	S	P	ERA	WHIP
Wilbur Wood, L (1, 1) ERA: 7.04	9.2	L	42	8	3	3	5	4	0	2	0	1	0	46	64	2.79	1.241

Batter	1	2	3	4	5	6	7	8	9	AB R H RBI BB SO LOB	TOP											
<b>Dave Wissman, L</b> OBP: 0.100, SLG: 0.100 (1, 8) X	0-0 G3	0-0 F5		0-0 4-3		0-3 K			0-3 K	5 0 0 0 0 2 1												
<b>Manny Mota, R</b> OBP: 0.301, SLG: 0.380 (1, 7) X	0-0 1-3		0-0 E9 HR	4-0 BB			0-0 F9		0-0 L8	4 1 0 0 1 0 0												
<b>Roberto Clemente, R</b> OBP: 0.389, SLG: 0.485 (1, 9) B B B	4-0 1B 2B BB		0-0 HR	0-3 K			0-0 F7		4-0 WP BB	3 2 1 2 2 1 2												
<b>Donn Clendenon, R</b> OBP: 0.323, SLG: 0.449 (1, 3) X	0-0 2B 1-2 E 1B		0-0 5-3			0-0 F4		0-0 5-3	4-0 BB	4 1 1 0 1 0 0												
<b>Bob Bailey, R</b> OBP: 0.340, SLG: 0.409 (1, 5) X	0-0 E7 1-H 2-H 2B		4-0 1-3 BB			0-0 L8		0-0 5-3	0-0 G3	4 0 1 1 1 0 2												
<b>Bill Mazerowski, R</b> OBP: 0.300, SLG: 0.383 (1, 4) X	0-0 L6		0-0 1-3	1-2 1B		0-0 FC6-4 1B		0-0 1B 1B		4 0 2 0 0 0 2												
<b>Gene Alley, R</b> OBP: 0.283, SLG: 0.315 (1, 6) X		0-0 HR	0-3 K			0-0 FC6-4 1-2f		0-0 1B 1-2 1B		4 1 2 1 0 1 2												
<b>Jerry May, R</b> OBP: 0.333, SLG: 0.292 (1, 2) X		0-0 F8		0-0 4-3 SH3-4 1B		0-0 F6		0-3 K		4 0 1 0 0 1 2												
<b>Tom Butters, R</b> OBP: 0.182, SLG: 0.182 (1, 1) X		0-0 6-3		0-0 SH3-4		0-3 K		0-0 5-3		2 0 0 0 0 1 0												
<b>Tommie Sisk, R</b> (6, 1)										1 0 0 0 0 0 2												
<b>Frank Bork, R</b> OBP: 0.333, SLG: 0.200 (8, 1)										0 0 0 0 0 0 0												
<b>Al McBean, R</b> OBP: 0.083, SLG: 0.083 (8, 1)										0 0 0 0 0 0 0												
<b>Inning Stats</b>	R: 2 E: 1 K: 0 S: 5	H: 2 LOB: 1 BB: 1 P: 9	R: 1 E: 0 K: 0 S: 4	H: 1 LOB: 0 BB: 0 P: 4	R: 2 E: 1 K: 1 S: 7	H: 1 LOB: 1 BB: 1 P: 11	R: 0 E: 0 K: 1 S: 6	H: 1 LOB: 2 BB: 1 P: 10	R: 0 E: 0 K: 0 S: 4	H: 1 LOB: 1 BB: 0 P: 4	R: 0 E: 0 K: 2 S: 7	H: 0 LOB: 0 BB: 0 P: 7	R: 0 E: 0 K: 0 S: 3	H: 0 LOB: 0 BB: 0 P: 3	R: 0 E: 0 K: 1 S: 7	H: 2 LOB: 2 BB: 0 P: 7	R: 0 E: 0 K: 1 S: 5	H: 0 LOB: 2 BB: 2 P: 13	1B: 5 2B: 1 3B: 0 HR: 2	SF: 0 SAC: 1 DP: 0 HBP: 0	WP: 1 PB: 0 SB: 0 CS: 0	PA: 41
<b>PITCHER</b>	IP WLS BF H R ER SO BB IBB HBP BLK WP HR S P ERA WHIP																					
<b>Dan Schneider, L</b> ERA: 5.45 (1, 1)	2.0 L 12 4 5 3 0 1 0 0 0 0 2 11 15 13.50 2.500																					
<b>Clay Carroll, R</b> ERA: 1.77 (3, 1)	1.0 4 0 0 0 1 1 0 0 0 0 0 5 9 0.00 1.000																					
<b>John Braun, R</b> ERA: (4, 1)	2.0 9 2 0 0 1 1 0 0 0 0 0 10 14 0.00 1.500																					
<b>Dick Kelley, L</b> ERA: 18.0 (6, 1)	2.0 6 0 0 0 2 0 0 0 0 0 0 10 10 0.00 0.000																					
<b>Dave Eilers, R</b> ERA: 4.7 (8, 1)	1.0 5 2 0 0 1 0 0 0 0 0 0 7 7 0.00 2.000																					
<b>PITCHER</b>	IP WLS BF H R ER SO BB IBB HBP BLK WP HR S P ERA WHIP																					
<b>Chi-Chi Olivo, R</b> ERA: 3.75 (9, 1)	1.0 5 0 0 0 1 2 0 0 0 0 1 0 5 13 0.00 2.000																					

Pittsburgh Pirates @ Milwaukee Braves  
 Milwaukee County Stadium, Milwaukee, WI

Fri Oct 02 1964, 8:05 PM EDT  
 Att. 7,800 - Unknown

AB	35
R	5
H	8
RBI	4
BB	5
SO	6
LOB	13





Batter	1	2	3	4	5	6	7	8	9	AB	R	H	RBI	BB	SO	LOB
<b>Rico Carty, R</b> OBP: 0.386, SLG: 0.548 (1, 7) SS	0-3 <b>K</b> ①		0-0 <b>F9</b> ③			0-0 <b>1-3</b> ①	0-0 <b>1-3</b> ②		0-0 <b>1-3</b> ①	5	0	0	0	0	1	1
<b>Lou Klimchok, L</b> OBP: 0.412, SLG: 0.438 (1, 5) (7, 4) X	0-0 <b>F9</b> ②			0-0 <b>4-3</b> ①		0-0 <b>F5</b> ②	0-3 <b>K</b> ③		0-0 <b>1B</b> 1B	5	0	1	0	0	1	2
<b>Felipe Alou, R</b> OBP: 0.307, SLG: 0.396 (1, 3) BB BB BB	4-0 <b>BB</b>			4-0 <b>1B</b> BB		0-0 <b>HR</b>		0-0 <b>1B</b> 1B	0-0 <b>F4</b> ②	3	2	2	1	2	0	1
<b>Ed Bailey, L</b> OBP: 0.342, SLG: 0.353 (1, 2) <b>Ty Cline, L</b> OBP: 0.354, SLG: 0.374 (4, PH) (5, 8) X	0-0 <b>F9</b> ③			0-0 <b>L7</b> ②		0-0 <b>1B</b> 1B		4-0 <b>1B</b> BB	0-0 <b>1B</b> 1B	1	0	0	0	0	0	1
<b>Gary Kolb, L</b> OBP: 0.242, SLG: 0.161 (1, 8) (5, 2) SS		0-3 <b>K</b> ①		0-0 <b>1B</b> 1-2		0-0 <b>1B</b> 1B		0-3 <b>K</b> ①	0-0 <b>F7</b> ③	5	0	2	0	0	2	4
<b>Ethan Blackaby, L</b> OBP: 0.182, SLG: 0.100 (1, 9) SS		0-3 <b>K</b> ②		0-0 <b>6-3</b> ③		0-0 <b>1B</b> 1-2 2-H		4-0 <b>1B</b> BB		3	0	1	1	1	1	2
<b>Woody Woodward, R</b> OBP: 0.254, SLG: 0.226 (1, 4) (6, PH) <b>Eddie Mathews, L</b> OBP: 0.344, SLG: 0.412 (7, 5) SS		0-3 <b>K</b> ③			0-0 <b>4-3</b> ①	0-0 <b>3-1</b> ③		0-3 <b>K</b> ②		2	0	0	0	0	1	0
<b>Sandy Alomar Sr., S</b> OBP: 0.222, SLG: 0.244 (1, 6) <b>Denis Menke, R</b> OBP: 0.368, SLG: 0.479 (8, PH) (9, 6) X			0-0 <b>F2</b> ①		0-0 <b>F8</b> ②		0-0 <b>6-3</b> ①	0-0 <b>1B</b> 1-2 2-H 3-H		3	0	0	0	0	0	0
<b>Dan Schneider, L</b> Clay Carroll, R Bill Southworth, R John Strain, R Miguel de la Hoz, R Dick Kelley, R Hank Aaron, R Hank Fischer, R Davey Johnson, R Lee Maye, L Chi-Chi Rivera, R			0-3 <b>K</b> ②		0-0 <b>F9</b> ③		0-0 <b>1B</b> 1-3	0-0 <b>F6</b> ③		0	0	0	0	0	0	0

Inning Stats	R: 0	H: 0	E: 0	LOB: 1	K: 1	BB: 1	S: 5	R: 0	H: 0	E: 0	LOB: 0	K: 3	BB: 0	S: 9	R: 0	H: 0	E: 0	LOB: 0	K: 1	BB: 0	S: 5	R: 0	H: 1	E: 0	LOB: 2	K: 0	BB: 1	S: 4	R: 0	H: 0	E: 0	LOB: 0	K: 0	BB: 0	S: 3	R: 2	H: 4	E: 0	LOB: 2	K: 0	BB: 0	S: 7	R: 0	H: 1	E: 0	LOB: 2	K: 1	BB: 0	S: 6	R: 2	H: 2	E: 0	LOB: 2	K: 2	BB: 2	S: 9	R: 0	H: 2	E: 0	LOB: 2	K: 0	BB: 0	S: 5	1B: 9	SF: 0	2B: 0	SAC: 0	3B: 0	DP: 0	HR: 1	HBP: 0	WP: 0	PA: 41
--------------	------	------	------	--------	------	-------	------	------	------	------	--------	------	-------	------	------	------	------	--------	------	-------	------	------	------	------	--------	------	-------	------	------	------	------	--------	------	-------	------	------	------	------	--------	------	-------	------	------	------	------	--------	------	-------	------	------	------	------	--------	------	-------	------	------	------	------	--------	------	-------	------	-------	-------	-------	--------	-------	-------	-------	--------	-------	--------

PITCHER	IP	WLS	BF	H	R	ER	SO	BB	IBB	HBP	BLK	WP	HR	S	P	ERA	WHIP
<b>Tom Butters, R</b> ERA: 2.38 (1, 1)	5.2	W	24	5	2	2	5	2	0	0	0	0	1	32	40	3.18	1.235
<b>Tommie Sisk, R</b> ERA: 6.16 (6, 1)	1.2		9	2	2	2	2	2	0	0	0	0	0	11	19	10.80	2.400
<b>Frank Bork, L</b> ERA: 3.83 (8, 1)	0.1		1	0	0	0	1	0	0	0	0	0	0	3	3	0.00	0.000
<b>Al McBean, R</b> ERA: 1.91 (8, 1)	1.1	S	7	3	0	0	0	0	0	0	0	0	0	7	7	0.00	2.250

**BOTTOM**

**Pittsburgh Pirates @ Milwaukee Braves**  
Milwaukee County Stadium, Milwaukee, WI

Fri Oct 02 1964, 8:05 PM EDT  
Att. 7,800 - Unknown

AB	37
R	4
H	10
RBI	4
BB	4
SO	8
LOB	19



PITCHER	IP	WLS	BF	H	R	ER	SO	BB	IBB	HBP	BLK	WP	HR	S	P	ERA	WHIP
<b>Tom Butters, R</b> ERA: 2.38 (1, 1)	5.2	W	24	5	2	2	5	2	0	0	0	0	1	32	40	3.18	1.235
<b>Tommie Sisk, R</b> ERA: 6.16 (6, 1)	1.2		9	2	2	2	2	2	0	0	0	0	0	11	19	10.80	2.400
<b>Frank Bork, L</b> ERA: 3.83 (8, 1)	0.1		1	0	0	0	1	0	0	0	0	0	0	3	3	0.00	0.000
<b>Al McBean, R</b> ERA: 1.91 (8, 1)	1.1	S	7	3	0	0	0	0	0	0	0	0	0	7	7	0.00	2.250

Batter	1	2	3	4	5	6	7	8	9	AB R H RBI BB SO LOB	TOP																								
Dave Wissman, L (1, 8) OBP: 0.160, SLG: 0.125	0-3 K		0-0 FC6-4 1B		4-0 G6-4-3 BB		0-0 FC4-6 1-2f		0-0 L8	4 0 1 0 1 1 3	<b>Pittsburgh Pirates @ Milwaukee Braves</b> <b>Milwaukee County Stadium, Milwaukee, WI</b> Sat Oct 03 1964, 4:33 AM EDT Att. 5,636 - Unknown <a href="http://livebaseballscorecards.com">livebaseballscorecards.com</a>																								
Bob Bailey, R (1, 5) OBP: 0.339, SLG: 0.407	0-0 4-3		0-3 K		0-0 G6-4-3			0-0 6-3	0-0 E SH3 1B	5 1 1 0 0 1 4																									
Roberto Clemente, R (1, 9) OBP: 0.388, SLG: 0.484	0-0 F4		0-0 FC6-4					0-0 2B 1B	0-0 SH3	4 1 1 0 0 1 2																									
Donn Clendenon, R (1, 3) OBP: 0.324, SLG: 0.450		0-0 4-3		0-0 FC4-6 1B		0-0 4-3		0-0 1B SF8 2B	0-0 E6 1B	5 1 2 0 0 0 1																									
Bill Mazaroski, R (1, 4) OBP: 0.301, SLG: 0.382		0-0 1-3		0-0 FC4-6 G6-4-3		0-0 F6		4-0 1B BB	0-0 1-2 3-H 1B	4 0 1 1 1 0 1																									
Manny Mota, R (1, 7) OBP: 0.306, SLG: 0.384		0-0 1B		0-0 G6-4-3			0-0 1B 1B	0-0 1-2 2-3 3-H 1B	0-0 4-3	5 0 3 1 0 0 3																									
Gene Alley, R (1, 6) OBP: 0.283, SLG: 0.320		0-0 F8			0-0 1B 2B		0-3 K	0-0 SF8		3 1 1 1 0 1 2																									
Jerry May, R (1, 2) OBP: 0.355, SLG: 0.296			4-0 1B BB		0-0 2-H 1B		0-3 K	0-3 K		3 0 1 1 1 2 3																									
Don Cardwell, R (1, 1) OBP: 0.143, SLG: 0.143 Dick Schofield, S (3, PH) OBP: 0.346, SLG: 0.350 Steve Blass, R (3, 1) OBP: 0.126, SLG: 0.067 Don Schwall, R (6, 1) OBP: 0.283, SLG: 0.368 Jerry Lynch, L (7, PH) OBP: 0.328, SLG: 0.495 Frank Bork, R (7, 1) OBP: 0.333, SLG: 0.200 Bill Virdon, L (9, PH) OBP: 0.288, SLG: 0.300			0-0 F7		0-3 K		0-0 FC4-6 1B		4-0 SH3 1B BB	0 0 0 0 0 0 0 1 0 0 0 0 0 1 1 0 0 0 0 1 1 0 0 0 0 0 0 0 1 0 1 0 0 0 0 0 0 0 0 0 0 0 0 1 0 0 1 0 0		<b>P</b>																							
<b>Inning Stats</b>	R: 0 E: 0 K: 1 S: 5	H: 0 LOB: 0 BB: 0 P: 5	R: 0 E: 0 K: 0 S: 4	H: 1 LOB: 1 BB: 0 P: 4	R: 0 E: 0 K: 1 S: 6	H: 1 LOB: 2 BB: 1 P: 10	R: 0 E: 0 K: 0 S: 3	H: 1 LOB: 0 BB: 0 P: 3	R: 1 E: 0 K: 1 S: 6	H: 2 LOB: 1 BB: 1 P: 10	R: 0 E: 0 K: 1 S: 5		H: 0 LOB: 0 BB: 0 P: 5	R: 0 E: 0 K: 2 S: 9	H: 2 LOB: 2 BB: 0 P: 9	R: 2 E: 0 K: 1 S: 8	H: 3 LOB: 2 BB: 1 P: 12	R: 2 E: 1 K: 0 S: 6	H: 2 LOB: 2 BB: 1 P: 10	1B: 10 2B: 2 3B: 0 HR: 0	SF: 1 SAC: 1 DP: 2 HBP: 0	WP: 0 PB: 0 SB: 0 CS: 0	PA: 42												
<b>PITCHER</b> Arnold Umbach, R (1, 1) ERA: 3.24 Warren Spahn, L (9, 1) ERA: 5.32	IP 8.1	WLS W	BF 38	H 11	R 5	ER 3	SO 7	BB 4	IBB 0	HBP 0	BLK 0	WP 0	HR 0	S 48	P 64	ERA 3.24	WHIP 1.800	<b>PITCHER</b>	IP 0.2	WLS S	BF 4	H 1	R 0	ER 0	SO 0	BB 0	IBB 0	HBP 0	BLK 0	WP 0	HR 0	S 4	P 4	ERA 0.00	WHIP 1.500

Batter	1	2	3	4	5	6	7	8	9
Rico Carty, R (1, 7) OBP: 0.386, SLG: 0.554 Ty Cline, L (8, 8) OBP: 0.359, SLG: 0.397	0-0 1B 3B 1B	0-0 G4-6-3 1-2f 2-3		0-0 5-3		0-0 1-H HR		0-0 4-3 3B	
Hank Aaron, R (1, 9) OBP: 0.393, SLG: 0.514 Ethan Blackaby, L (8, 9) OBP: 0.167, SLG: 0.091	0-0 1-2 3B 1B	0-3 K		0-0 E6		0-0 6-3		0-0 6-3	
Lou Klimchok, L (1, 5) OBP: 0.364, SLG: 0.429	0-3 K		0-0 1B 2B	0-0 F6		0-0 F9		0-0 4-3	
Ed Bailey, L (1, 2) OBP: 0.343, SLG: 0.362	0-0 1-H 2-H 1B 3B		0-0 2-H 1B WP 1B	0-0 F8		0-0 3-1		0-3 3-H K	
Joe Torre, R (1, 3) OBP: 0.366, SLG: 0.497 Felipe Alou, R (8, 3) OBP: 0.307, SLG: 0.396	0-0 3-H WP 1B		0-0 1-2 F9	0-0 4-3		0-0 F8			
Gary Kolb, L (1, 8) OBP: 0.242, SLG: 0.167 (8, 7)	0-3 1-2 K		0-0 2-H 1B	0-0 4-3		0-0 4-3			
Woody Woodward, R (1, 4) OBP: 0.263, SLG: 0.245	0-0 6-3		0-0 F8		0-0 E E 1B		0-0 1B 2B		
Sandy Alomar Sr., S (1, 6) OBP: 0.245, SLG: 0.265		0-0 G4-6-3 HBP 1B	0-0 F8		0-0 E4 E 1-3		0-0 2-H 1B		
Arnold Umbach, R (1, 1) Warren Spahn, L (9, 1) OBP: 0.183, SLG: 0.271		1-0 G4-6-3 HBP		0-0 4-3		0-0 2-H 3-H HR E1		0-0 F8	

AB	R	H	RBI	BB	SO	LOB
4	2	2	2	0	0	2
1	1	1	0	0	0	0
4	1	1	0	0	1	1
1	0	0	0	0	0	1
5	1	1	1	0	1	3
5	2	2	3	0	1	0
4	0	1	1	0	0	1
0	0	0	0	0	0	0
4	0	1	1	0	1	1
4	2	2	0	0	0	2
4	1	2	1	0	0	2
3	1	0	0	0	0	1
0	0	0	0	0	0	0
1B: 8	SF: 0	2B: 2	SAC: 0	3B: 2	DP: 1	HR: 1
WP: 2	PA: 40	PB: 0	CS: 0	SB: 0		

**BOTTOM**

**Pittsburgh Pirates @ Milwaukee Braves**  
**Milwaukee County Stadium, Milwaukee, WI**  
 Sat Oct 03 1964, 4:33 AM EDT  
 Att. 5,636 - Unknown

AB	39
R	11
H	13
RBI	9
BB	0
SO	4
LOB	14



Inning Stats	R	H	E	K	S	P	IP	WLS	BF	H	R	ER	SO	BB	IBB	HBP	BLK	WP	HR	S	P	ERA	WHIP
<b>PITCHER</b> Don Cardwell, R (1, 1) ERA: 2.79	3	4	0	2	11		2.0	L	11	5	3	3	3	0	0	0	0	1	0	16	17	13.50	2.500
Steve Blass, R (3, 1) ERA: 4.04	0	1	0	0	0		3.0		17	5	6	4	0	0	0	0	0	1	1	17	17	12.00	1.667
Don Schwall, R (6, 1) ERA: 4.35	0	0	0	0	0		1.0		3	0	0	0	0	0	0	0	0	0	0	3	3	0.00	0.000
Frank Bork, L (7, 1) ERA: 4.07	0	0	0	0	0		2.0		9	3	2	2	1	0	0	0	0	0	0	11	11	9.00	1.500

WP	HR	S	P	ERA	WHIP
2	1	1	1	13.50	2.500

Batter	1	2	3	4	5	6	7	8	9	AB R H RBI BB SO LOB	TOP	
Gene Alley, R (1, 6) OBP: 0.286, SLG: 0.321	0-0 F8		0-0 F8			4-0 FC6-4 BB			0-0	3 0 1 0 1 0 0		
Bob Bailey, R (1, 5) OBP: 0.336, SLG: 0.404	0-0 F7			0-0 F7		0-0 FC6-4			0-0 F8	4 0 0 0 0 0 2		
Donn Clendenon, R (1, 3) OBP: 0.321, SLG: 0.446	0-3 K			0-0 F4			0-0 6-3		0-3 K	4 0 0 0 0 2 1		
Jerry May, R (1, 2) OBP: 0.314, SLG: 0.258		0-3 K		0-3 K			0-0 G3		0-3 K	4 0 0 0 0 3 1		
Manny Mota, R (1, 9) OBP: 0.306, SLG: 0.384 (8, 4)		0-0 6-3			0-0 6-3		0-0 1B			3 0 1 0 0 0 0		
Dave Wissman, L (1, 7) OBP: 0.179, SLG: 0.148		0-0 WP 1B			0-3 K		0-0 6-3			3 0 1 0 0 1 1		
Bill Virdon, L (1, 8) OBP: 0.287, SLG: 0.298		0-0 G1			0-0 4-3			0-0 L9		3 0 0 0 0 0 1		
Bill Mazerowski, R (1, 4) Orlando McFarlane, R (8, PH) OBP: 0.300, SLG: 0.381 OBP: 0.280, SLG: 0.308 (8, 9)			0-0 F6			0-0 5-3		0-3 K		2 0 0 0 0 0 0 1 0 0 0 0 1 0		
Earl Francis, R (1, 1) Dick Schofield, S (6, PH) Bob Veale, S (6, 1) John Gelnar, R (8, 1) OBP: 0.173, SLG: 0.156			0-0 6-3			0-0 F8		0-3 K		1 0 0 0 0 0 0 1 0 0 0 0 0 0 1 0 0 0 0 1 0 0 0 0 0 0 0 0		
<b>Inning Stats</b>	R: 0 H: 0 E: 0 LOB: 0 K: 1 BB: 0 S: 5 P: 5	R: 0 H: 1 E: 0 LOB: 1 K: 1 BB: 0 S: 6 P: 6	R: 0 H: 0 E: 0 LOB: 0 K: 0 BB: 0 S: 3 P: 3	R: 0 H: 0 E: 0 LOB: 0 K: 1 BB: 0 S: 5 P: 5	R: 0 H: 0 E: 0 LOB: 0 K: 1 BB: 0 S: 5 P: 5	R: 0 H: 0 E: 0 LOB: 1 K: 0 BB: 1 S: 3 P: 7	R: 0 H: 1 E: 0 LOB: 1 K: 0 BB: 0 S: 4 P: 4	R: 0 H: 0 E: 0 LOB: 0 K: 2 BB: 0 S: 7 P: 7	R: 0 H: 1 E: 0 LOB: 1 K: 2 BB: 0 S: 8 P: 8	1B: 3 SF: 0 2B: 0 SAC: 0 3B: 0 DP: 0 HR: 0 HBP: 0	WP: 1 PA: 31 PB: 0 SB: 0 CS: 0	
<b>PITCHER</b> Bob Sadowski, R (1, 1) ERA: 4.1 Warren Spahn, L (9, 1) ERA: 5.29	IP WLS BF H R ER SO BB IBB HBP BLK WP HR S P ERA WHIP	8.0 W 27 2 0 0 6 1 0 0 0 1 0 38 42 0.00 0.375	1.0 S 4 1 0 0 2 0 0 0 0 0 0 0 8 8 0.00 1.000									

Pittsburgh Pirates @ Milwaukee Braves  
Milwaukee County Stadium, Milwaukee, WI

Sun Oct 04 1964, 4:33 AM EDT  
Att: 10,079 - Unknown

livebaseballscorecards.com

AB	30
R	0
H	3
RBI	0
BB	1
SO	8
LOB	6



Batter	1	2	3	4	5	6	7	8	9
Rico Carty, R (1, 7) OBP: 0.388, SLG: 0.554 Ethan Blackaby, L (5, 7) OBP: 0.154, SLG: 0.083 Hank Aaron, R (9, 9) OBP: 0.393, SLG: 0.514	4-0 BB 4-3		0-0 E 2B 1B	0-3 K			0-3 K		
Lee Maye, L (1, 8) OBP: 0.346, SLG: 0.447	0-0 4-3 1-2		0-0 E3 2B	0-3 K			0-0 WP PB 1B		
Joe Torre, R (1, 3) OBP: 0.365, SLG: 0.498	0-0 5-3		0-0 2B 2B				0-0 F5 1-3		
Gene Oliver, R (1, 2) OBP: 0.319, SLG: 0.477 Felipe Alou, R (8, PH) OBP: 0.306, SLG: 0.395	0-3 K		0-0 4-3 HR 2B				0-0 F7	0-0 4-3	
Gary Kolb, L (1, 9) OBP: 0.257, SLG: 0.203 Ed Bailey, L (9, 2) OBP: 0.343, SLG: 0.362		0-0 F8 1B 2B	0-0 4-3				0-0 F9	0-0 1B 1B	
Bill Southworth, R (1, 5) OBP: 0.444, SLG: 0.714 Eddie Mathews, L (9, 5) OBP: 0.344, SLG: 0.412		1-0 1B HBP	0-0 HR				0-3 K	0-3 K	
Woody Woodward, R (1, 4) OBP: 0.262, SLG: 0.246 Frank Bolling, R (9, 4) OBP: 0.245, SLG: 0.278		0-0 F8 2-3	0-3 K				0-3 K	0-0 1-2 1B	
Sandy Alomar Sr., S (1, 6) OBP: 0.245, SLG: 0.264 Denis Menke, R (9, 6) OBP: 0.368, SLG: 0.479		0-0 G5-4-3 1B	0-3 K				0-3 K	0-0 F7	
Bob Sadowski, R (1, 1) OBP: 0.170, SLG: 0.173 Warren Spahn, L (9, 1) OBP: 0.183, SLG: 0.271		0-0 G5-4-3 1-2		0-0 6-3			0-3 K		

AB	R	H	RBI	BB	SO	LOB
2	1	1	0	1	1	0
1	0	0	0	0	1	0
0	0	0	0	0	0	0
4	1	1	0	0	1	2
4	1	1	2	0	1	2
3	1	1	1	0	1	1
1	0	0	0	0	0	0
4	1	2	0	0	0	1
0	0	0	0	0	0	0
3	1	1	2	0	2	1
0	0	0	0	0	0	0
4	0	1	0	0	2	2
0	0	0	0	0	0	0
4	0	1	1	0	2	2
0	0	0	0	0	0	0
3	0	0	0	0	1	2
0	0	0	0	0	0	0

**BOTTOM**

**Pittsburgh Pirates @ Milwaukee Braves**  
**Milwaukee County Stadium, Milwaukee, WI**  
 Sun Oct 04 1964, 4:33 AM EDT  
 Att. 10,079 - Unknown

livebaseballscorecards.com

<b>AB</b>	<b>33</b>
<b>R</b>	<b>6</b>
<b>H</b>	<b>9</b>
<b>RBI</b>	<b>6</b>
<b>BB</b>	<b>1</b>
<b>SO</b>	<b>12</b>
<b>LOB</b>	<b>13</b>



1B: 5	SF: 0
2B: 3	SAC: 0
3B: 0	DP: 1
HR: 1	HBP: 1

WP: 1	PA: 35
PB: 1	
SB: 0	
CS: 0	

Inning Stats	R	H	E	K	S	P	IP	WLS	BF	H	R	ER	SO	BB	IBB	HBP	BLK	WP	HR	S	P	ERA	WHIP
<b>Earl Francis, R</b> (1, 1) ERA: 8.53	0	0	0	1	5	3	5.0	L	23	6	6	5	6	1	0	1	0	0	1	33	38	9.00	1.400
<b>Bob Veale, L</b> (6, 1) ERA: 2.74	0	0	0	0	2	2	2.0		7	1	0	0	5	0	0	0	0	1	0	17	17	0.00	0.500
<b>John Gelnar, R</b> (8, 1) ERA: 5.0	0	0	0	0	1	1	1.0		5	2	0	0	1	0	0	0	0	0	0	7	7	0.00	2.000

PITCHER	IP	WLS	BF	H	R	ER	SO	BB	IBB	HBP	BLK	WP	HR	S	P	ERA	WHIP
<b>Earl Francis, R</b> (1, 1) ERA: 8.53	5.0	L	23	6	6	5	6	1	0	1	0	0	1	33	38	9.00	1.400
<b>Bob Veale, L</b> (6, 1) ERA: 2.74	2.0		7	1	0	0	5	0	0	0	0	1	0	17	17	0.00	0.500
<b>John Gelnar, R</b> (8, 1) ERA: 5.0	1.0		5	2	0	0	1	0	0	0	0	0	0	7	7	0.00	2.000