

# Pittsburgh Pirates - 1964

Batter	1	2	3	4	5	6	7	8	9	10	AB	R	H	RBI	BB	SO	LOB										
Jimmy Stewart, S OBP: 0.600, SLG: 0.750	4-0 2B BB		L9		G3		1B			1B 2B	4	2	2	0	1	0	1										
Lou Brock, L OBP: 0.200, SLG: 0.200	0-3 K		4-3		F8		K			2H HR 1B	5	1	1	1	0	2	2										
Billy Williams, L OBP: 0.400, SLG: 1.000	0-3 K				F5		1B		1-3	1H HR	5	1	2	2	0	1	1										
Ron Santo, R OBP: 0.600, SLG: 1.000	0-0 1H 2B				14 G6-4-3 BB		F8		E5 14 CS	14 F8 2B	4	1	2	1	1	0	1										
14 Ernie Banks, R (1, 3)	0-0 F3				G6-4-3 1-2		K		K	F8 2-3	5	0	0	0	0	2	5										
Andre Rodgers, R OBP: 0.600, SLG: 1.600		0-0 F5					WP 1B 2B			F8 2B	5	2	3	2	0	0	0										
Billy Cowan, R OBP: 0.400, SLG: 0.500		0-0 F4					K 2-3			F9 2B IBB	4	0	1	0	1	1	1										
Dick Bertell, R OBP: 0.400, SLG: 1.000		0-0 6-3					SH3-4 1B			1-3 2-3	5	1	2	2	0	0	3										
Larry Jackson, R Lindy McDaniel, R (10, 1)			0-3 K				SH3-4 1B			4-3 1-3	4	0	0	0	0	2	3										
							1-2				0	0	0	0	0	0	0										
<b>Inning Stats</b>	R: 1 E: 0 K: 2 S: 8	H: 1 LOB: 1 BB: 1 P: 12	R: 0 E: 0 K: 0 S: 3	H: 0 LOB: 0 BB: 0 P: 3	R: 0 E: 0 K: 1 S: 5	H: 0 LOB: 0 BB: 1 P: 5	R: 0 E: 0 K: 0 S: 2	H: 0 LOB: 0 BB: 1 P: 6	R: 1 E: 0 K: 1 S: 7	H: 2 LOB: 1 BB: 0 P: 7	R: 0 E: 0 K: 1 S: 6	H: 1 LOB: 1 BB: 0 P: 6	R: 2 E: 0 K: 2 S: 10	H: 3 LOB: 1 BB: 0 P: 10	R: 0 E: 1 K: 1 S: 5	H: 0 LOB: 0 BB: 0 P: 5	R: 0 E: 0 K: 0 S: 4	H: 1 LOB: 1 BB: 0 P: 4	R: 4 E: 0 K: 0 S: 8	H: 5 LOB: 2 BB: 1 P: 12	1B: 4 2B: 6 3B: 0 HR: 3	SF: 0 SAC: 1 DP: 1 HBP: 0	WP: 2 PB: 0 SB: 0 CS: 1	PA: 45			
<b>PITCHER</b>	IP 7.0	WLS 29	H 7	R 4	ER 4	SO 7	BB 2	IBB 0	HBP 0	BLK 0	WP 1	HR 2	S 41	P 49	ERA 5.14	WHIP 1.286											
Bob Veale, L ERA: 5.14	(1, 1)																										
Al McBean, R ERA:	(8, 1)	2.0	7	1	0	0	1	0	0	0	1	0	9	9	0.00	0.500											
Roy Face, R ERA:	(10, 1)	0.0	L	4	4	4	0	0	0	0	0	1	4	4	∞	∞											
Tommie Sisk, R ERA:	(10, 1)	1.0	5	1	0	0	0	0	1	0	0	0	4	8	0.00	1.000											

**TOP**

**Chicago Cubs @ Pittsburgh Pirates**  
Forbes Field, Pittsburgh, PA  
Tue Apr 14 1964, 3:33 AM EST  
Att: 26,377 - Unknown

livebaseballscorecards.com

AB 41  
R 8  
H 13  
RBI 8  
BB 3  
SO 8  
LOB 17




Batter	1	2	3	4	5	6	7	8	9	10	AB	R	H	RBI	BB	SO	LOB										
Dick Schofield, S OBP: 0.400, SLG: 0.250	0-0 3-1			0-0 1B 1B	4-0 FC1-6 BB		0-0 5-3		0-0 FC6-4 1-2		4	1	1	0	1	0	2										
Bill Virdon, L OBP: 0.200, SLG: 0.200	0-3 K			0-0 5-3 1-2	0-0 FC1-6 1-2		0-0 6-3		0-0 2B 1B		5	0	1	0	0	1	2										
Roberto Clemente, R OBP: 0.400, SLG: 0.800	0-0 1-3			0-0 2B 1B	0-0 4-3		0-0 5-3		0-0 1B 2B	1-3 2B	5	1	2	1	0	0	1										
Wille Stargell, L OBP: 0.400, SLG: 0.800		0-0 G3		0-0 1B 2B			0-0 FC1-5 2B		0-0 5-3	0-3 K	5	1	2	0	0	1	2										
Donn Clendenon, R OBP: 0.400, SLG: 0.600		0-0 1-3		0-0 FC5-4 1B			0-0 FC1-5 CS		0-0 1B 2B	0-0 F2	5	1	2	2	0	0	3										
Bob Bailey, R OBP: 0.200, SLG: 0.200		0-3 K		0-0 FC5-4 1-2			0-0 1-2 1B		0-0 1-3	0-3 K	5	0	1	0	0	2	4										
Bill Mazeroski, R OBP: 0.500, SLG: 0.333				0-0 F8	4-0 1-2 BB		0-0 6-3		0-0 2H 1B		3	0	1	1	1	0	1										
Jim Pagliaroni, R Jerry Lynch, L (9, PH) Roy Face, R Tommie Sisk, R (10, 1)				0-0 F7	0-0 G3		0-0 6-3		0-0 K	1-2 IBB	3	0	0	0	0	0	2										
Bob Veale, S Gene Freese, R Al McBean, L Smoky Burgess, L Orlando McFarlane, R (10, 2)				0-0 4-3			0-0 F8		4-0 FC6-4 IBB		2	0	0	0	0	1	0										
											0	0	0	0	0	0	0										
<b>Inning Stats</b>	R: 0 E: 0 K: 1 S: 5	H: 0 LOB: 0 BB: 0 P: 5	R: 0 E: 0 K: 1 S: 5	H: 0 LOB: 0 BB: 0 P: 5	R: 0 E: 0 K: 0 S: 3	H: 0 LOB: 0 BB: 0 P: 3	R: 3 E: 0 K: 0 S: 7	H: 4 LOB: 2 BB: 1 P: 11	R: 0 E: 0 K: 1 S: 5	H: 0 LOB: 1 BB: 0 P: 9	R: 0 E: 0 K: 0 S: 4	H: 2 LOB: 1 BB: 0 P: 4	R: 0 E: 0 K: 0 S: 3	H: 0 LOB: 0 BB: 0 P: 3	R: 0 E: 0 K: 0 S: 3	H: 0 LOB: 0 BB: 0 P: 3	R: 1 E: 0 K: 1 S: 7	H: 2 LOB: 2 BB: 1 P: 11	R: 0 E: 0 K: 2 S: 9	H: 2 LOB: 2 BB: 0 P: 9	1B: 6 2B: 4 3B: 0 HR: 0	SF: 0 SAC: 0 DP: 0 HBP: 0	WP: 0 PB: 0 SB: 2 CS: 1	PA: 42			
<b>PITCHER</b>	IP 9.0	WLS 38	H 9	R 4	ER 4	SO 4	BB 2	IBB 1	HBP 0	BLK 0	WP 0	HR 0	S 43	P 55	ERA 4.00	WHIP 1.222											
Larry Jackson, R ERA: 4.0	(1, 1)																										
Lindy McDaniel, R ERA:	(10, 1)	1.0	S	4	1	0	0	2	0	0	0	0	0	8	8	0.00	1.000										

**BOTTOM**

**Chicago Cubs @ Pittsburgh Pirates**  
Forbes Field, Pittsburgh, PA  
Tue Apr 14 1964, 3:33 AM EST  
Att: 26,377 - Unknown

livebaseballscorecards.com

AB 39  
R 4  
H 10  
RBI 4  
BB 3  
SO 6  
LOB 18













Batter	1	2	3	4	5	6	7	8	9	AB	R	H	RBI	BB	SO	LOB	TOP			
Dick Schofield, S OBP: 0.273, SLG: 0.059	0-0 4-3		0-0 G3		4-0 1B 2B BB	0-0 F7		4-0 FC6-4 BB		3	1	0	0	2	0	1				
Bill Virdon, L OBP: 0.316, SLG: 0.286	0-0 F8		0-0 1B		1-2 2B 1B	1-2 3B 1B		1-2 FC6-4		5	2	3	0	0	0	1				
Roberto Clemente, R OBP: 0.476, SLG: 0.660	4-0 PB BB		0-0 4-3		1-2 2B 1B	1-2 3B 1B		1-2 FC6-4		4	1	2	3	1	0	2				
Willie Stargell, L OBP: 0.429, SLG: 0.762 Rex Johnston, S	0-0 F5		0-0 4-3		1-3 2-H 3-H	0-0 F9		0-0 4-3		5	1	1	2	0	0	2				
Don Clendenon, R OBP: 0.381, SLG: 0.571		0-0 1B G6-4-3 1B		0-0 HR	0-0 L5		0-0 FC6-4 1B		0-0 5-3	5	2	3	1	0	0	2				
Bob Bailey, R OBP: 0.571, SLG: 0.526		0-0 G6-4-3 1B		0-0 5-3	0-0 FC6-4 1B		1-2 FC6-4 1B		0-0 1B	5	0	4	2	0	0	0				
Bill Mazerowski, R OBP: 0.211, SLG: 0.167		0-0 G6-4-3		0-0 F5	0-0 FC6-4		0-0 FC6-4		0-0 F7	5	0	0	0	0	0	5				
Jim Pagliaroni, R OBP: 0.167, SLG: 0.091		0-0 F8			0-0 1B BB 1B	0-0 6-3		0-0 G6-4-3		4	1	1	0	0	0	2				
Don Schwall, R OBP: 0.250, SLG: 0.250 Tommy Sisk, R Frank Bork, R Roy Face, R			0-3 K		0-0 F7	0-0 1B 3B 1B		0-0 1-3		4	1	1	0	0	1	1				
<b>Inning Stats</b>	R: 0 E: 0 K: 0 S: 3	H: 0 LOB: 1 BB: 1 P: 7	R: 1 E: 0 K: 0 S: 4	H: 2 LOB: 0 BB: 0 P: 4	R: 0 E: 0 K: 1 S: 6	H: 1 LOB: 1 BB: 0 P: 6	R: 1 E: 0 K: 0 S: 4	H: 1 LOB: 0 BB: 0 P: 4	R: 5 E: 0 K: 0 S: 8	H: 5 LOB: 1 BB: 1 P: 12	R: 2 E: 0 K: 0 S: 6	H: 3 LOB: 1 BB: 0 P: 6	R: 0 E: 0 K: 0 S: 4	H: 2 LOB: 1 BB: 0 P: 4	R: 0 E: 0 K: 0 S: 3	H: 1 LOB: 1 BB: 0 P: 4	1B: 12 2B: 1 3B: 1 HR: 1	SF: 0 SAC: 0 DP: 2 HBP: 0	WP: 0 PB: 1 SB: 0 CS: 0	PA: 43
<b>PITCHER</b>	IP WLS BF H R ER SO BB IBB HBP BLK WP HR S P ERA WHIP																			
Larry Bearnarth, R ERA: 12.6	(1, 1) 4.1 L 22 8 7 7 1 2 0 0 0 0 0 1 22 30 14.54 2.308																			
Galen Cisco, R ERA:	(5, 1) 0.2 3 1 0 0 0 0 0 0 0 0 0 0 3 3 0.00 1.500																			
Jerry Hinsley, R ERA: 9.0	(6, 1) 2.0 10 5 2 2 0 0 0 0 0 0 0 10 10 9.00 2.500																			
Bill Wakefield, R ERA:	(8, 1) 2.0 8 1 0 0 0 1 0 0 0 0 0 0 7 11 0.00 1.000																			

Pittsburgh Pirates @ New York Mets  
Shea Stadium, Flushing, NY  
Sat Apr 18 1964, 3:33 AM EST  
Att: 31,480 - Unknown

AB	40
R	9
H	15
RBI	8
BB	3
SO	1
LOB	16



Batter	1	2	3	4	5	6	7	8	9	AB	R	H	RBI	BB	SO	LOB	BOTTOM	
Amado Samuel, R OBP: 0.308, SLG: 0.385 John Stephenson, L (7, FH) Bill Wakefield, R Rod Kanehl, R (9, FH) Tim Harkness, L OBP: 0.467, SLG: 0.467	0-0 F8		0-0 SH3-4		0-0 5-3		0-0 FC4-6		0-0 1B 1B FC5-4 1B	2	0	0	0	0	0	0		
Ron Hunt, R OBP: 0.333, SLG: 0.353	0-0 FC9-4		0-0 4-3		0-0 4-3		0-0 4-3		0-0 2B 1B FC5-4 1B	5	1	3	0	0	0	1		
Jesse Gonder, L OBP: 0.333, SLG: 0.333 Hawk Taylor, R OBP: 0.375, SLG: 0.429	0-0 4-3		0-0 L6		0-0 1-3		0-0 1-3		0-0 1B 2B FC5-4	3	0	0	0	0	0	3		
Frank Thomas, R OBP: 0.294, SLG: 0.250		0-0 F3		0-0 2-3		0-0 5-3		0-0 L8		5	0	1	1	0	0	2		
Ed Kranepool, L OBP: 0.222, SLG: 0.125 Dick Smith, R (8, FH)		0-0 1-3		0-0 4-3		0-0 2B 1B		0-0 F3		3	1	1	0	0	0	0		
Larry Elliot, L OBP: 0.400, SLG: 0.556		0-0 2B		0-3 K		0-0 1B 2B		0-3 K		4	1	2	0	0	2	2		
Larry Burreight, R		0-0 6-3			0-0 6-3		0-0 1-3		0-0 FC4	4	0	0	0	0	0	5		
Larry Bearnarth, R Galen Cisco, R Joe Christopher, R Jerry Hinsley, R Jim Hickman, R Al Morgan, R			0-0 4-3 SH3-4 1B		0-0 F5		0-0 FC4-6 1B		0-0 F8	1	0	1	0	0	0	0		
<b>Inning Stats</b>	R: 0 E: 0 K: 0 S: 4	H: 1 LOB: 1 BB: 0 P: 4	R: 0 E: 0 K: 0 S: 4	H: 1 LOB: 2 BB: 1 P: 8	R: 0 E: 0 K: 1 S: 5	H: 0 LOB: 0 BB: 0 P: 5	R: 0 E: 0 K: 0 S: 3	H: 0 LOB: 0 BB: 0 P: 3	R: 0 E: 0 K: 0 S: 6	H: 3 LOB: 1 BB: 0 P: 6	R: 2 E: 0 K: 1 S: 9	H: 4 LOB: 2 BB: 0 P: 9	R: 1 E: 0 K: 0 S: 6	H: 3 LOB: 2 BB: 0 P: 6	1B: 10 2B: 3 3B: 0 HR: 0	SF: 0 SAC: 1 DP: 0 HBP: 0	WP: 0 PB: 0 SB: 0 CS: 0	PA: 41
<b>PITCHER</b>	IP WLS BF H R ER SO BB IBB HBP BLK WP HR S P ERA WHIP																	
Don Schwall, R ERA: 3.86	(1, 1) 7.0 W 29 7 3 3 1 0 0 0 0 0 0 0 30 34 3.86 1.143																	
Tommy Sisk, R ERA: 10.8	(8, 1) 0.0 3 3 1 1 0 0 0 0 0 0 0 0 3 3																	
Frank Bork, L ERA: 2.7	(8, 1) 1.1 7 3 1 1 1 0 0 0 0 0 0 0 9 9 6.75 2.250																	
Roy Face, R ERA: 13.5	(9, 1) 0.2 S 2 0 0 0 0 0 0 0 0 0 0 0 2 2 0.00 0.000																	

Pittsburgh Pirates @ New York Mets  
Shea Stadium, Flushing, NY  
Sat Apr 18 1964, 3:33 AM EST  
Att: 31,480 - Unknown

AB	39
R	5
H	13
RBI	5
BB	1
SO	2
LOB	19





Batter	1	2	3	4	5	6	7	8	9	AB	R	H	RBI	BB	SO	LOB	TOP			
Dick Schofield, S OBP: 0.308, SLG: 0.100										3	0	1	0	1	1	0	<b>Pittsburgh Pirates @ New York Mets</b> Shea Stadium, Flushing, NY Sun Apr 19 1964, 3:33 AM EST Att: 30,185 - Overcast			
Bill Virdon, L OBP: 0.269, SLG: 0.240										4	0	0	0	0	0	3				
Roberto Clemente, R OBP: 0.440, SLG: 0.583										4	0	1	0	0	0	3				
Willie Stargell, L OBP: 0.360, SLG: 0.640										4	0	0	0	0	0	3				
Donn Clendenon, R OBP: 0.360, SLG: 0.520										4	0	1	0	0	2	0				
Bob Bailey, R OBP: 0.520, SLG: 0.478										4	0	1	0	0	0	0				
Bill Mazeroski, R OBP: 0.273, SLG: 0.238										3	0	2	0	0	0	2				
Jim Pagliaroni, R OBP: 0.133, SLG: 0.071										3	0	0	0	0	0	2				
Bob Veale, S Tom Butters, R Rex Johnston, S Tommie Sisk, R Gene Alley, R Frank Bork, R										1	0	0	0	0	0	0				
<b>Inning Stats</b>	R: 0 E: 0 K: 1 S: 5	H: 0 LOB: 0 BB: 0 P: 5	R: 0 E: 0 K: 2 S: 7	H: 0 LOB: 0 BB: 0 P: 7	R: 0 E: 0 K: 0 S: 3	H: 1 LOB: 0 BB: 0 P: 3	R: 0 E: 0 K: 0 S: 4	H: 1 LOB: 1 BB: 0 P: 4	R: 0 E: 0 K: 1 S: 6	H: 1 LOB: 1 BB: 0 P: 4	R: 0 E: 0 K: 1 S: 6	H: 2 LOB: 1 BB: 0 P: 6	R: 0 E: 0 K: 0 S: 3	H: 0 LOB: 2 BB: 2 P: 11	R: 0 E: 0 K: 1 S: 5	H: 0 LOB: 0 BB: 0 P: 5		1B: 5 2B: 1 3B: 0 HR: 0	SF: 0 SAC: 0 DP: 2 HBP: 0	WP: 0 PB: 0 SB: 0 CS: 0
<b>PITCHER</b>	IP WLS BF H R ER SO BB IBB HBP BLK WP HR S P ERA WHIP																<b>PITCHER</b>	IP WLS BF H R ER SO BB IBB HBP BLK WP HR S P ERA WHIP		
Al Jackson, L ERA: 2.76	9.0 W 33	6 0 0 6	2 0 0 6	0 0 0 6	0 0 0 6	0 0 0 6	0 0 0 6	0 0 0 6	0 0 0 6	0 0 0 6	0 0 0 6	0 0 0 6	0 0 0 6	0 0 0 6	0 0 0 6	0 0 0 6	0.00 0.889			

Batter	1	2	3	4	5	6	7	8	9	AB	R	H	RBI	BB	SO	LOB	BOTTOM			
Dick Smith, R OBP: 0.300, SLG: 0.400										5	0	1	1	0	2	2	<b>Pittsburgh Pirates @ New York Mets</b> Shea Stadium, Flushing, NY Sun Apr 19 1964, 3:33 AM EST Att: 30,185 - Overcast			
Ron Hunt, R OBP: 0.348, SLG: 0.409										5	0	2	2	0	0	1				
Jim Hickman, R OBP: 0.700, SLG: 0.500										3	0	2	0	1	0	0				
Frank Thomas, R OBP: 0.286, SLG: 0.250										4	0	1	0	0	0	3				
Hawk Taylor, R OBP: 0.417, SLG: 0.455										4	1	2	0	0	0	3				
Joe Christopher, R OBP: 0.625, SLG: 1.167										2	2	2	0	1	0	0				
Rod Kanehl, R OBP: 0.600, SLG: 0.600										4	0	2	2	0	0	3				
Al Moran, R OBP: 0.364, SLG: 0.222										4	2	1	1	0	0	6				
Al Jackson, L										3	1	0	0	0	2	2				
<b>Inning Stats</b>	R: 0 E: 0 K: 1 S: 5	H: 0 LOB: 0 BB: 0 P: 5	R: 0 E: 0 K: 0 S: 4	H: 1 LOB: 2 BB: 1 P: 8	R: 0 E: 0 K: 1 S: 6	H: 1 LOB: 2 BB: 1 P: 10	R: 4 E: 1 K: 0 S: 7	H: 4 LOB: 0 BB: 0 P: 7	R: 0 E: 0 K: 0 S: 3	H: 1 LOB: 0 BB: 0 P: 3	R: 2 E: 0 K: 0 S: 6	H: 3 LOB: 1 BB: 0 P: 6	R: 0 E: 0 K: 0 S: 5	H: 3 LOB: 3 BB: 0 P: 6	R: 0 E: 0 K: 2 S: 7	H: 0 LOB: 0 BB: 0 P: 7		1B: 10 2B: 3 3B: 0 HR: 0	SF: 0 SAC: 1 DP: 2 HBP: 1	WP: 0 PB: 0 SB: 1 CS: 1
<b>PITCHER</b>	IP WLS BF H R ER SO BB IBB HBP BLK WP HR S P ERA WHIP																<b>PITCHER</b>	IP WLS BF H R ER SO BB IBB HBP BLK WP HR S P ERA WHIP		
Bob Veale, L ERA: 5.06	3.2 L 20	1 0 0 0	0 0 0 0	0 0 0 0	0 0 0 0	0 0 0 0	0 0 0 0	0 0 0 0	0 0 0 0	0 0 0 0	0 0 0 0	0 0 0 0	0 0 0 0	0 0 0 0	0 0 0 0	0 0 0 0	0.00 0.750			
Tom Butters, R ERA: 9.82	1.1	3 1 0 0	0 0 0 0	0 0 0 0	0 0 0 0	0 0 0 0	0 0 0 0	0 0 0 0	0 0 0 0	0 0 0 0	0 0 0 0	0 0 0 0	0 0 0 0	0 0 0 0	0 0 0 0	0 0 0 0	0.00 0.000			
Tommie Sisk, R ERA: 9.82	2.0	12 6 2 2	0 0 0 0	0 0 0 0	0 0 0 0	0 0 0 0	0 0 0 0	0 0 0 0	0 0 0 0	0 0 0 0	0 0 0 0	0 0 0 0	0 0 0 0	0 0 0 0	0 0 0 0	0 0 0 0	9.00 3.000			
Frank Bork, L ERA: 2.08	1.0	3 0 0 0	0 0 0 2	0 0 0 0	0 0 0 0	0 0 0 0	0 0 0 0	0 0 0 0	0 0 0 0	0 0 0 0	0 0 0 0	0 0 0 0	0 0 0 0	0 0 0 0	0 0 0 0	0 0 0 0	0.00 0.000			







Batter	1	2	3	4	5	6	7	8	9	AB	R	H	RBI	BB	SO	LOB	TOP										
Dick Schofield, S OBP: 0.333, SLG: 0.310	0-0 2B	4-0 2B		0-3 K			0-0 L6		0-0 F2	4	2	1	0	1	1	1											
Bill Virdon, L OBP: 0.276, SLG: 0.212	4-0 2B	0-0 F8		0-0 4-3			0-0 6-3		0-0 1B	4	1	1	0	1	0	2											
Roberto Clemente, R OBP: 0.497, SLG: 0.645	0-0 P4	0-0 BB		0-3 K			0-0 5-3		0-0 FC5	5	0	1	2	0	1	4											
Willie Stargell, L OBP: 0.364, SLG: 0.581	0-0 2B	4-0 BB							0-0 4-3	3	1	1	2	1	0	0											
Donn Clendenon, R OBP: 0.412, SLG: 0.516	0-0 2B	4-0 IBB							4-0 BB	2	0	2	1	2	0	0											
Bob Bailey, R OBP: 0.441, SLG: 0.387	0-3 K	0-0 1-3							0-3 F8	4	0	0	0	0	2	6											
Bill Mazerowski, R OBP: 0.233, SLG: 0.276	0-0 F8								0-0 P4	4	0	0	0	0	0	2											
Jim Pagliaroni, R OBP: 0.261, SLG: 0.364		0-0 SH1-4		0-0 1-3					0-0 P6	4	1	1	0	0	0	0											
Joe Gibbon, R		0-0 SH1-4		0-3 K					0-0 E3	3	0	0	0	0	1	0											
Tom Butters, R		1-2							FC5	0	0	0	0	0	0	0											
Frank Bork, R									1B	0	0	0	0	0	0	0											
Roy Face, R										0	0	0	0	0	0	0											
<b>Inning Stats</b>	R: 3 E: 0 K: 1 S: 8	H: 3 LOB: 1 BB: 1 P: 12	R: 2 E: 0 K: 0 S: 5	H: 2 LOB: 3 BB: 3 P: 17	R: 0 E: 0 K: 1 S: 5	H: 0 LOB: 0 BB: 0 P: 5	R: 0 E: 0 K: 2 S: 7	H: 0 LOB: 0 BB: 0 P: 7	R: 0 E: 0 K: 0 S: 3	H: 1 LOB: 0 BB: 0 P: 3	R: 0 E: 0 K: 0 S: 3	H: 0 LOB: 0 BB: 0 P: 3	R: 0 E: 0 K: 1 S: 5	H: 0 LOB: 1 BB: 1 P: 9	R: 0 E: 1 K: 0 S: 5	H: 1 LOB: 2 BB: 0 P: 5	1B: 3 2B: 4 3B: 0 HR: 0	SF: 0 SAC: 1 DP: 0 HBP: 0	WP: 0 PB: 0 SB: 0 CS: 1	PA: 39							
<b>PITCHER</b>	IP	WLS	BF	H	R	ER	SO	BB	IBB	HBP	BLK	WP	HR	S	P	ERA	WHIP										
Art Mahaffey, R ERA: 17.47	1.2		12	5	5	5	1	2	0	0	0	0	0	12	20	27.00	4.200										
John Boozer, R ERA:	2.1		6	0	0	0	1	1	0	0	0	0	0	6	14	0.00	0.750										
Rick Wise, R ERA: 1.8	4.1		6	1	0	0	2	0	0	0	0	0	0	10	10	0.00	0.500										
Dallas Green, R ERA:	6.1		10	0	0	0	1	1	0	0	0	0	0	11	15	0.00	0.333										
Jack Baldschun, R ERA:	9.1	W	5	1	0	0	0	0	0	0	0	0	0	5	5	0.00	1.000										

Pittsburgh Pirates @ Philadelphia Phillies  
 Connie Mack Stadium, Philadelphia, PA  
 Thu Apr 23 1964, 6:05 PM EST  
 Att: 12,851 - Unknown

AB 33  
 R 5  
 H 7  
 RBI 5  
 BB 5  
 SO 5  
 LOB 15



Batter	1	2	3	4	5	6	7	8	9	AB	R	H	RBI	BB	SO	LOB	BOTTOM										
Tony Taylor, R OBP: 0.231, SLG: 0.308	0-0 F9		0-0 P3							4	0	1	0	0	0	1											
Johnny Callison, L OBP: 0.269, SLG: 0.280	0-0 1-3			0-0 HR						4	1	1	0	0	1	2											
Dick Allen, R OBP: 0.462, SLG: 0.960	0-0 4-3			0-0 HR						4	2	2	2	0	0	0											
Roy Sievers, R OBP: 0.238, SLG: 0.500		0-0 F7		0-0 F9						3	0	0	0	1	1	0											
John Briggs, L (9, PR)										0	1	0	0	0	0	0											
Tony Gonzalez, L OBP: 0.316, SLG: 0.333		0-0 F7		0-3 K						4	1	1	1	0	1	0											
Danny Cater, R OBP: 0.333, SLG: 0.467		0-0 F9		0-0 1-4-3						4	0	0	0	0	1	2											
Gus Triandos, R OBP: 0.375, SLG: 0.375			0-3 K							3	0	0	0	0	2	0											
Clay Dalrymple, L OBP: 0.125, SLG: 0.133										0	0	0	1	0	0	0											
Bobby Wine, R OBP: 0.455, SLG: 0.500										4	1	3	0	0	0	0											
Art Mahaffey, R ERA: 17.47										0	0	0	0	0	0	0											
John Boozer, R ERA:										0	0	0	0	0	0	0											
Donn Clendenon, R OBP: 0.412, SLG: 0.516										0	0	0	0	0	0	0											
Cookie Rojas, R ERA: 3.89										0	0	0	0	0	0	0											
Wes Covington, L ERA: 5.79										0	0	0	0	0	0	0											
Jack Baldschun, R ERA:										0	0	0	0	0	0	0											
Art Mahaffey, R ERA: 17.47										0	0	0	0	0	0	0											
John Boozer, R ERA:										0	0	0	0	0	0	0											
Donn Clendenon, R OBP: 0.412, SLG: 0.516										0	0	0	0	0	0	0											
Cookie Rojas, R ERA: 3.89										0	0	0	0	0	0	0											
Wes Covington, L ERA: 5.79										0	0	0	0	0	0	0											
Jack Baldschun, R ERA:										0	0	0	0	0	0	0											
<b>Inning Stats</b>	R: 0 E: 0 K: 0 S: 3	H: 0 LOB: 0 BB: 0 P: 3	R: 0 E: 0 K: 0 S: 3	H: 0 LOB: 0 BB: 0 P: 3	R: 0 E: 0 K: 2 S: 8	H: 1 LOB: 1 BB: 0 P: 8	R: 2 E: 0 K: 1 S: 7	H: 2 LOB: 0 BB: 0 P: 7	R: 0 E: 0 K: 0 S: 3	H: 0 LOB: 0 BB: 0 P: 3	R: 0 E: 0 K: 1 S: 5	H: 0 LOB: 0 BB: 0 P: 5	R: 0 E: 0 K: 1 S: 7	H: 2 LOB: 2 BB: 0 P: 7	R: 4 E: 0 K: 1 S: 8	H: 4 LOB: 2 BB: 1 P: 12	1B: 6 2B: 2 3B: 0 HR: 1	SF: 1 SAC: 0 DP: 0 HBP: 0	WP: 0 PB: 0 SB: 0 CS: 0	PA: 36							
<b>PITCHER</b>	IP	WLS	BF	H	R	ER	SO	BB	IBB	HBP	BLK	WP	HR	S	P	ERA	WHIP										
Joe Gibbon, L ERA: 3.77	1.1		30	6	3	3	6	0	0	0	0	0	0	4	42	3.38	0.750										
Tom Butters, R ERA: 3.89	9.1		1	0	0	0	0	1	0	0	0	0	0	4	42	∞	∞										
Frank Bork, L ERA: 5.79	9.1		1	1	0	0	0	0	0	0	0	0	0	1	1	∞	∞										
Roy Face, R ERA: 8.44	9.1	L	4	2	3	3	1	0	0	0	0	0	0	6	6	40.50	3.000										

Pittsburgh Pirates @ Philadelphia Phillies  
 Connie Mack Stadium, Philadelphia, PA  
 Thu Apr 23 1964, 6:05 PM EST  
 Att: 12,851 - Unknown

AB 34  
 R 6  
 H 9  
 RBI 6  
 BB 1  
 SO 7  
 LOB 7





Batter	1	2	3	4	5	6	7	8	9	AB	R	H	RBI	BB	SO	LOB	TOP					
Tim Harkness, L (1, 3) OBP: 0.400, SLG: 0.450	1-3		2H 2B		3-1			1-3		4	0	1	1	0	0	1	<b>New York Mets @ Pittsburgh Pirates</b> Forbes Field, Pittsburgh, PA Fri Apr 24 1964, 6:05 PM EST Att: 7,903 - Unknown					
Ron Hunt, R (1, 4) OBP: 0.323, SLG: 0.448	4-3		6-3		K			K		4	0	0	0	0	2	2						
Larry Elliot, L (1, 8) OBP: 0.357, SLG: 0.462	F7		F8					E3 1B		4	0	1	0	0	0	1						
Jesse Gonder, L (1, 2) OBP: 0.294, SLG: 0.353		F4		F8 1B 2B		G3		E1		4	1	1	0	0	0	1						
George Altman, L (1, 9)		G3		F8 2-3		K		6-3		4	0	0	0	0	1	3						
Frank Thomas, R (1, 7) OBP: 0.345, SLG: 0.321	4-3			FC6-4 1B			5-3	G5-4-3 1B		4	0	2	1	0	0	0						
Rod Kanehl, R (1, 5) OBP: 0.583, SLG: 0.667			2B 1B	FC6-4 1-2		F4		F5		3	1	1	0	0	0	1						
Charley Smith, R (8, 5) OBP: 0.222, SLG: 0.375										1	0	0	0	0	0	1						
Amado Samuel, R (1, 6) OBP: 0.250, SLG: 0.313			K		F7		K2-3	G5-4-3		2	0	0	0	0	1	2						
Ed Kranepool, L (7, PH) OBP: 0.182, SLG: 0.100										1	0	0	0	0	1	0						
Al Moran, R (7, PH) OBP: 0.308, SLG: 0.182										0	0	0	0	0	0	0						
Jim Hickman, R (9, PH) OBP: 0.533, SLG: 0.364										1	0	0	0	0	0	1						
Al Jackson, L (1, 1) OBP: 0.111, SLG: 0.222										2	1	1	1	0	0	0						
Ed Bauta, R (6, 1)										0	0	0	0	0	0	0						
Hawk Taylor, R (8, PH) OBP: 0.412, SLG: 0.467			1-H 2B 2B							1	1	1	0	0	0	0						
Steve Dillon, L (8, 1)										0	0	0	0	0	0	0						
<b>Inning Stats</b>	R: 0 E: 0 K: 0 S: 3	H: 0 LOB: 0 BB: 0 P: 3	R: 0 E: 0 K: 0 S: 3	H: 0 LOB: 0 BB: 0 P: 3	R: 2 E: 0 K: 1 S: 8	H: 3 LOB: 1 BB: 0 P: 8	R: 1 E: 0 K: 0 S: 5	H: 2 LOB: 1 BB: 0 P: 5	R: 0 E: 0 K: 1 S: 5	H: 0 LOB: 0 BB: 0 P: 5	R: 0 E: 0 K: 1 S: 5	H: 0 LOB: 0 BB: 0 P: 5	R: 0 E: 0 K: 1 S: 5	H: 0 LOB: 0 BB: 0 P: 5	R: 1 E: 2 K: 0 S: 8	H: 2 LOB: 2 BB: 0 P: 8	R: 0 E: 0 K: 0 S: 3	H: 1 LOB: 0 BB: 0 P: 3	1B: 4 2B: 4 3B: 0 HR: 0	SF: 0 SAC: 0 DP: 1 HBP: 0	WP: 0 PB: 0 SB: 1 CS: 0	PA: 35
<b>PITCHER</b> Bob Friend, R (1, 1) ERA: 3.0	IP: 9.0 WLS: W BF: 35 H: 8 R: 4 ER: 3 SO: 5 BB: 0 IBB: 0 HBP: 0 BLK: 0 WP: 0 HR: 0 S: 45 P: 45 ERA: 3.00 WHIP: 0.889															<b>PITCHER</b>						

AB	35
R	4
H	8
RBI	3
BB	0
SO	5
LOB	13



Batter	1	2	3	4	5	6	7	8	9	AB	R	H	RBI	BB	SO	LOB	BOTTOM					
Dick Schofield, S (1, 6) OBP: 0.317, SLG: 0.324	6-3	F8		F9		E5 HR		F7 SF8 2B		5	2	1	0	0	0	3	<b>New York Mets @ Pittsburgh Pirates</b> Forbes Field, Pittsburgh, PA Fri Apr 24 1964, 6:05 PM EST Att: 7,903 - Unknown					
Bill Virdon, L (1, 8) OBP: 0.366, SLG: 0.378	G4-6-3 1B		1B PB E 1B		2B 1B	2H HR		BB		4	3	4	2	1	0	0						
Roberto Clemente, R (1, 9) OBP: 0.450, SLG: 0.639	G4-6-3 1-2		E 1B		1-H 2B 2B		1-3	F7		5	1	2	1	0	0	3						
Donn Clendenon, R (1, 3) OBP: 0.410, SLG: 0.571		6-3	K		2H 1B 2B			SF8		4	1	2	2	0	1	2						
Bob Bailey, R (1, 5) OBP: 0.385, SLG: 0.333		3-1	FC4 G4-6-3		4-3		K	F9		5	0	0	1	0	1	4						
Bill Mazerowski, R (1, 4) OBP: 0.285, SLG: 0.303			HR 1B		G4-6-3 1-2		FC5 1B	1-3		4	1	2	1	0	0	3						
Willie Stargell, L (1, 7) OBP: 0.376, SLG: 0.686										4	1	2	2	0	0	1						
Rex Johnston, S (8, 7)		1-H HR						6-3 F9-2-5 2B		0	0	0	0	0	0	0						
Jim Pagliaroni, R (1, 2) OBP: 0.296, SLG: 0.360					4-0 WP BB		FC5	6-3		3	0	1	0	1	0	2						
Bob Friend, R (1, 1) OBP: 0.143, SLG: 0.143								F9-2-5		4	0	1	0	0	2	4						
<b>Inning Stats</b>	R: 0 E: 0 K: 0 S: 3	H: 1 LOB: 0 BB: 0 P: 3	R: 2 E: 0 K: 0 S: 7	H: 4 LOB: 2 BB: 0 P: 7	R: 1 E: 1 K: 1 S: 7	H: 2 LOB: 1 BB: 0 P: 7	R: 0 E: 0 K: 1 S: 5	H: 0 LOB: 1 BB: 1 P: 9	R: 3 E: 0 K: 1 S: 10	H: 4 LOB: 2 BB: 0 P: 10	R: 2 E: 1 K: 1 S: 8	H: 2 LOB: 1 BB: 0 P: 8	R: 0 E: 0 K: 0 S: 3	H: 1 LOB: 0 BB: 0 P: 3	R: 1 E: 0 K: 0 S: 4	H: 1 LOB: 1 BB: 1 P: 8	R: 0 E: 0 K: 0 S: 3	H: 0 LOB: 0 BB: 0 P: 3	1B: 8 2B: 6 3B: 0 HR: 2	SF: 1 SAC: 0 DP: 3 HBP: 0	WP: 1 PB: 1 SB: 0 CS: 0	PA: 41
<b>PITCHER</b> Al Jackson, L (1, 1) ERA: 4.64	IP: 5.0 WLS: L BF: 29 H: 12 R: 8 ER: 6 SO: 3 BB: 1 IBB: 0 HBP: 0 BLK: 0 WP: 1 HR: 2 S: 34 P: 38 ERA: 10.80 WHIP: 2.600															<b>PITCHER</b>						
Ed Bauta, R (6, 1) ERA: 2.08	IP: 2.0 WLS: 7 BF: 2 H: 2 R: 0 ER: 0 SO: 1 BB: 0 IBB: 0 HBP: 0 BLK: 0 WP: 0 HR: 0 S: 9 P: 9 ERA: 0.00 WHIP: 1.000															<b>PITCHER</b>						
Steve Dillon, L (8, 1) ERA: 9.0	IP: 1.0 WLS: 5 BF: 1 H: 1 R: 1 ER: 1 SO: 0 BB: 1 IBB: 0 HBP: 0 BLK: 0 WP: 0 HR: 0 S: 4 P: 8 ERA: 9.00 WHIP: 2.000															<b>PITCHER</b>						





Batter	1	2	3	4	5	6	7	8	9	AB	R	H	RBI	BB	SO	LOB	TOP			
Dick Smith, R OBP: 0.167, SLG: 0.222 (1, 3)										4	0	0	0	0	2	2				
Ron Hunt, R OBP: 0.343, SLG: 0.469 (1, 4)										3	1	1	0	1	1	0				
Joe Christopher, R OBP: 0.438, SLG: 0.643 (1, 9)										4	1	2	1	0	0	1				
Hawk Taylor, R OBP: 0.381, SLG: 0.474 (1, 2)										4	1	1	1	0	1	1				
Frank Thomas, R OBP: 0.333, SLG: 0.313 (1, 7)										4	1	1	0	0	0	1				
Jim Hickman, R OBP: 0.471, SLG: 0.308 Rod Kanehl, R OBP: 0.500, SLG: 0.571 (1, 8) (3, 8)										2	0	0	1	0	1	1				
Charley Smith, R OBP: 0.154, SLG: 0.250 (1, 5)										4	0	0	0	0	0	1				
Amado Samuel, R OBP: 0.263, SLG: 0.368 (1, 6)										3	0	1	1	0	1	0				
Jack Fisher, R Jesse Gonder, L (7, PH) Larry Bearnarth, R Ed Bauta, R (1, 1) (7, PH) (7, 1) (8, 1)										1	0	0	0	1	0	0				
										1	0	0	0	0	0	0				
										0	0	0	0	0	0	0				
										0	0	0	0	0	0	0				
										0	0	0	0	0	0	0				
<b>Inning Stats</b>	R: 0 E: 0 K: 1 S: 6	H: 1 LOB: 1 BB: 0 P: 6	R: 1 E: 0 K: 1 S: 7	H: 2 LOB: 2 BB: 1 P: 11	R: 3 E: 0 K: 0 S: 6	H: 3 LOB: 0 BB: 0 P: 6	R: 0 E: 0 K: 1 S: 5	H: 0 LOB: 0 BB: 0 P: 5	R: 0 E: 0 K: 0 S: 3	H: 0 LOB: 0 BB: 0 P: 3	R: 0 E: 0 K: 1 S: 5	H: 0 LOB: 0 BB: 1 P: 5	R: 0 E: 0 K: 0 S: 2	H: 0 LOB: 0 BB: 0 P: 6	R: 0 E: 0 K: 0 S: 3	H: 0 LOB: 0 BB: 0 P: 3	1B: 3 2B: 3 3B: 0 HR: 0	SF: 0 SAC: 0 DP: 1 HBP: 0	WP: 2 PB: 0 SB: 0 CS: 0	PA: 34
<b>PITCHER</b> Bob Veale, L ERA: 4.88 (1, 1)	IP: 9.0 WLS: W BF: 34 H: 6 R: 4 ER: 4 SO: 6 BB: 2 IBB: 0 HBP: 0 BLK: 0 WP: 2 HR: 0 S: 44 P: 52 ERA: 4.00 WHIP: 0.889																			

New York Mets @ Pittsburgh Pirates  
Forbes Field, Pittsburgh, PA  
Sat Apr 25 1964, 3:33 AM EST  
Att: 5,470 - Unknown

AB 32  
R 4  
H 6  
RBI 4  
BB 2  
SO 6  
LOB 7



Batter	1	2	3	4	5	6	7	8	9	AB	R	H	RBI	BB	SO	LOB	BOTTOM
Dick Schofield, S OBP: 0.356, SLG: 0.368 (1, 6)										4	0	3	0	0	0	0	
Bill Virdon, L OBP: 0.376, SLG: 0.375 (1, 8)										3	1	1	0	1	0	2	
Roberto Clemente, R OBP: 0.432, SLG: 0.660 (1, 9)										4	0	1	0	0	1	1	
Jerry Lynch, L Rex Johnston, S (1, 7) (8, 7)										4	2	2	1	0	0	2	
Donn Clendenon, R OBP: 0.465, SLG: 0.595 (1, 3)										2	1	2	0	0	0	0	
Bob Bailey, R OBP: 0.381, SLG: 0.421 (1, 5)										2	1	1	4	0	0	1	
Bill Mazerowski, R OBP: 0.263, SLG: 0.297 (1, 4)										4	0	1	0	0	0	1	
Jim Pagliaroni, R OBP: 0.290, SLG: 0.321 (1, 2)										3	0	0	0	1	1	2	
Bob Veale, S (1, 1)										4	0	0	0	0	1	2	
										1B: 10 2B: 0 3B: 0 HR: 1	SF: 1 SAC: 1 DP: 2 HBP: 2	WP: 1 PB: 0 SB: 0 CS: 3	PA: 36				
<b>PITCHER</b> Jack Fisher, R ERA: 5.68 Larry Bearnarth, R Ed Bauta, R (1, 1) (7, 1) (8, 1)	IP: 6.0 WLS: L BF: 26 H: 8 R: 5 ER: 5 SO: 3 BB: 1 IBB: 0 HBP: 1 BLK: 0 WP: 1 HR: 1 S: 30 P: 35 ERA: 7.50 WHIP: 1.500																
<b>PITCHER</b> Bob Veale, L ERA: 4.88 (1, 1)	IP: 1.1 WLS: L BF: 7 H: 3 R: 0 ER: 0 SO: 0 BB: 0 IBB: 0 HBP: 1 BLK: 0 WP: 0 HR: 0 S: 6 P: 7 ERA: 0.00 WHIP: 2.250																
<b>PITCHER</b> Ed Bauta, R ERA: 1.8 (8, 1)	IP: 0.2 WLS: L BF: 3 H: 0 R: 0 ER: 0 SO: 0 BB: 1 IBB: 0 HBP: 0 BLK: 0 WP: 0 HR: 0 S: 2 P: 6 ERA: 0.00 WHIP: 0.000																

New York Mets @ Pittsburgh Pirates  
Forbes Field, Pittsburgh, PA  
Sat Apr 25 1964, 3:33 AM EST  
Att: 5,470 - Unknown

AB 30  
R 5  
H 11  
RBI 5  
BB 2  
SO 3  
LOB 11





Batter	1	2	3	4	5	6	7	8	9	AB	R	H	RBI	BB	SO	LOB	TOP							
Charley Smith, R (1, 5) OBP: 0.118, SLG: 0.188	0-3 K		1-3		0-0 6-3		0-0 F8		0-0 BB 1B	4	0	0	0	0	1	1	<b>New York Mets @ Pittsburgh Pirates</b> Forbes Field, Pittsburgh, PA Sun Apr 26 1964, 3:33 AM EDT Unknown							
Joe Christopher, R (9, PH) OBP: 0.471, SLG: 0.667										1	1	1	0	0	0	0								
Larry Bearnarth, R (9, 1) OBP: 1.000, SLG: 1.000										0	0	0	0	0	0	0								
Ron Hunt, R (1, 4) OBP: 0.325, SLG: 0.417	0-0 6-3		0-0 G3		0-0 F8			0-0 6-3	4-0 BB 1B	4	0	0	0	1	0	0								
Tim Harkness, L (1, 3) OBP: 0.440, SLG: 0.560	0-3 K			0-0 FC5-4 1B		0-0 4-3		0-0 BB 3B	0-0 BB 1B	5	2	3	1	0	1	0								
George Altman, L (1, 9) OBP: 0.154, SLG: 0.154		0-0 1-3		0-0 E3 FC5-4 1B		0-0 1B		0-0 BB 1B	0-0 G3	5	0	2	1	0	0	3								
Frank Thomas, R (1, 7) OBP: 0.297, SLG: 0.278		0-0 1-3		0-0 FC5-4 1B		0-0 F9		0-0 F9		4	0	0	0	0	0	4								
Jesse Gonder, L (1, 2) OBP: 0.394, SLG: 0.350		4-0 BB		0-0 FC5-4 1B		0-0 G3		4-0 BB		2	0	1	1	2	0	1								
Rod Kanehl, R (8, PR) OBP: 0.500, SLG: 0.571				1-2 FC5-4 1B				1-2 BB		0	0	0	0	0	0	0								
Hawk Taylor, R (8, 2) OBP: 0.391, SLG: 0.474				1-2 FC5-4 1B				1-2 BB		0	0	0	0	0	0	0								
Larry Elliot, L (1, 8) OBP: 0.333, SLG: 0.375	4-0 FC6-4 BB		1-2 FC6-4 BB		0-0 K		0-0 G3	0-0 F2		3	0	0	0	1	1	4								
Amado Samuel, R (1, 6) OBP: 0.227, SLG: 0.318	0-0 FC6-4			0-0 FC5-4			0-0 5-3		0-3 K	3	0	0	0	0	0	4								
Jim Hickman, R (9, PH) OBP: 0.444, SLG: 0.286				1-2 FC5-4						1	0	0	0	0	1	0								
Al Moran, R (9, 6) OBP: 0.308, SLG: 0.182				1-2 FC5-4						0	0	0	0	0	0	0								
Jay Hook, L (1, 1) Galen Cisco, R (4, 1) Ed Kranepool, L (7, PH) Bill Wakefield, R (7, 1) John Stephenson, L (9, 5)			0-3 K		0-0 F9		0-0 1B		0-3 K	1	0	0	0	0	1	0								
<b>Inning Stats</b>	R: 0 E: 0 K: 2 S: 7	H: 0 LOB: 0 BB: 7	R: 0 E: 0 K: 0 S: 3	H: 0 LOB: 2 BB: 11	R: 0 E: 0 K: 1 S: 5	H: 0 LOB: 0 BB: 5	R: 1 E: 1 K: 1 S: 8	H: 2 LOB: 2 BB: 8	R: 0 E: 0 K: 0 S: 3	H: 0 LOB: 0 BB: 3	R: 0 E: 0 K: 0 S: 4	H: 1 LOB: 1 BB: 4	R: 0 E: 0 K: 0 S: 4	H: 1 LOB: 1 BB: 4	R: 1 E: 0 K: 0 S: 5	H: 2 LOB: 2 BB: 9	R: 1 E: 0 K: 2 S: 9	H: 2 LOB: 2 BB: 13	1B: 7 2B: 0 3B: 1 HR: 0	SF: 0 SAC: 0 DP: 0 HBP: 0	WP: 0 PB: 0 SB: 0 CS: 0	PA: 40		
<b>PITCHER</b>	IP WLS BF H R ER SO BB IBB HBP BLK WP HR S P ERA WHIP	8.2 38 7 3 2 6 4 0 0 0 0 0 0 46 62 2.08 1.269	0.1 W 2 1 0 0 0 0 0 0 0 0 0 2 2 0.00 3.000																					

AB 36  
R 3  
H 8  
RBI 3  
BB 4  
SO 6  
LOB 17



Batter	1	2	3	4	5	6	7	8	9	AB	R	H	RBI	BB	SO	LOB	BOTTOM						
Dick Schofield, S (1, 6) OBP: 0.380, SLG: 0.366	0-0 WP 1-3 1B	4-0 1-2 2-3 BB		4-0 1-2 BB		0-0 4-3			0-0 5-3	3	0	1	0	2	0	3	<b>New York Mets @ Pittsburgh Pirates</b> Forbes Field, Pittsburgh, PA Sun Apr 26 1964, 3:33 AM EDT Unknown						
Bill Virdon, L (1, 8) OBP: 0.360, SLG: 0.349	0-0 1-3 1-2	0-0 SF7		0-0 G4-6-3 BB			0-0 F7		4-0 BB 1B	3	0	0	1	1	0	3							
Roberto Clemente, R (1, 9) OBP: 0.429, SLG: 0.578	0-0 L7 2-3	0-0 1-3			0-0 4-3		0-0 G4-6-3 1B		0-0 BB 1B	5	0	2	1	0	0	3							
Willie Stargell, L (1, 7) OBP: 0.415, SLG: 0.676	4-0 BB			4-0 G4-6-3 1B		4-0 1B BB		0-0 G4-6-3 1B		2	0	1	0	2	0	1							
Rex Johnston, S (8, 7)										0	0	0	0	0	0	0							
Donn Clendenon, R (1, 3) OBP: 0.447, SLG: 0.561	0-0 L8			0-0 G4-6-3 1B		0-0 G6-4-3 1B			0-3 K	4	0	1	0	0	1	3							
Bob Bailey, R (1, 5) OBP: 0.370, SLG: 0.476		0-0 HR		0-0 5-3		0-0 G6-4-3 1B		0-3 K		4	1	1	1	0	1	2							
Bill Mazerowski, R (1, 4) OBP: 0.286, SLG: 0.390		0-0 BB SF7 1B			0-0 HR			0-0 5-3	0-0 F6	4	2	2	1	0	0	0							
Orlando McFarlane, R (1, 2) OBP: 0.333, SLG: 0.250		0-0 F7			0-0 F8			0-0 F8	0-0 E6 SH 1B	4	1	0	0	0	0	1							
Vern Law, R (1, 1) OBP: 0.667, SLG: 0.833		0-0 SF7 BB			0-0 BB 1B				0-0 SH 1B 5-3	3	0	3	0	0	0	0							
Frank Bork, R (9, 1)										0	0	0	0	0	0	0							
Manny Mota, R (9, PH)										0	0	0	0	0	0	0							
<b>Inning Stats</b>	R: 0 E: 0 K: 0 S: 4	H: 1 LOB: 2 BB: 1 P: 8	R: 2 E: 0 K: 0 S: 6	H: 3 LOB: 2 BB: 1 P: 10	R: 0 E: 0 K: 0 S: 3	H: 1 LOB: 0 BB: 0 P: 3	R: 1 E: 0 K: 0 S: 4	H: 2 LOB: 1 BB: 1 P: 8	R: 0 E: 0 K: 0 S: 3	H: 1 LOB: 1 BB: 0 P: 4	R: 0 E: 0 K: 0 S: 3	H: 1 LOB: 0 BB: 0 P: 3	R: 0 E: 0 K: 2 S: 7	H: 0 LOB: 0 BB: 0 P: 7	R: 1 E: 2 K: 0 S: 4	H: 1 LOB: 3 BB: 1 P: 8	1B: 9 2B: 0 3B: 0 HR: 2	SF: 1 SAC: 1 DP: 4 HBP: 0	WP: 1 PB: 0 SB: 0 CS: 0	PA: 39			
<b>PITCHER</b>	IP WLS BF H R ER SO BB IBB HBP BLK WP HR S P ERA WHIP	3.1 9 2 0 0 0 1 0 0 0 0 0 0 8 12 0.00 1.125	2.0 6 1 0 0 2 0 0 0 0 0 0 0 10 10 0.00 0.500	0.1 L 5 1 1 0 0 1 0 0 0 0 0 4 8 0.00 6.000																			

AB 32  
R 4  
H 11  
RBI 4  
BB 5  
SO 2  
LOB 16





Batter	1	2	3	4	5	6	7	8	9	AB	R	H	RBI	BB	SO	LOB	TOP											
Charley Smith, R OBP: 0.091, SLG: 0.143	6-3	K			B1-3	K			G5-4-3	5	0	0	0	0	2	4												
Ron Hunt, R OBP: 0.364, SLG: 0.525	1B				6-3	1B			5-3	4	3	3	0	0	0	0												
Tim Harkness, L OBP: 0.483, SLG: 0.571	E3				6-3	1B			G4-6-3	3	0	2	2	1	0	0												
George Altman, L OBP: 0.176, SLG: 0.176	E3				F8	1B			G4-6-3	4	0	1	0	0	0	2												
Frank Thomas, R OBP: 0.341, SLG: 0.308	WP				K				G4-6-3	3	0	2	0	1	1	0												
Rod Kanehl, R OBP: 0.500, SLG: 0.571	WP				K				G4-6-3	0	0	0	0	0	0	0												
Jesse Gonder, L OBP: 0.308, SLG: 0.292	4-3				4-3	K			G4-6-3	4	0	0	0	0	1	6												
Larry Elliot, L OBP: 0.364, SLG: 0.333					6-3				5-3	2	0	0	0	2	0	0												
Amado Samuel, R OBP: 0.231, SLG: 0.308					5-3				1B	4	0	1	0	0	1	2												
Tracy Stallard, R OBP: 0.429, SLG: 0.571					1-3				G5-4-3	4	0	2	0	0	1	1												
Ron Locke, R										0	0	0	0	0	0	0												
Ed Bauta, R										0	0	0	0	0	0	0												
<b>Inning Stats</b>	R: 1 E: 1 K: 0 S: 5	H: 2 LOB: 2 BB: 1 P: 9	R: 0 E: 0 K: 1 S: 5	H: 1 LOB: 2 BB: 1 P: 9	R: 1 E: 0 K: 1 S: 6	H: 1 LOB: 0 BB: 0 P: 6	R: 0 E: 0 K: 0 S: 3	H: 0 LOB: 0 BB: 0 P: 3	R: 1 E: 0 K: 1 S: 9	H: 4 LOB: 3 BB: 0 P: 9	R: 0 E: 0 K: 3 S: 9	H: 0 LOB: 1 BB: 1 P: 13	R: 0 E: 0 K: 0 S: 2	H: 0 LOB: 0 BB: 1 P: 6	R: 0 E: 0 K: 0 S: 3	H: 1 LOB: 0 BB: 0 P: 3	R: 0 E: 0 K: 0 S: 3	H: 2 LOB: 2 BB: 0 P: 3	1B: 9 2B: 2 3B: 1 HR: 0	SF: 0 SAC: 0 DP: 4 HBP: 0	WP: 1 PB: 0 SB: 2 CS: 1	PA: 37						
<b>PITCHER</b>	IP	WLS	BF	H	R	ER	SO	BB	IBB	HBP	BLK	WP	HR	S	P	ERA	WHIP											
Don Schwalt, R ERA: 3.38	(1, 1)	1.0	L	6	2	1	0	0	1	0	0	0	1	0	5	9	0.00	3.000										
Tom Butters, R ERA: 3.69	(2, 1)	5.0		22	6	2	2	6	2	0	0	0	0	0	32	40	3.60	1.600										
Tommie Sisk, R ERA: 5.4	(7, 1)	3.0		9	3	0	0	0	1	0	0	0	0	0	8	12	0.00	1.333										

**New York Mets @ Pittsburgh Pirates**  
 Forbes Field, Pittsburgh, PA  
 Sun Apr 26 1964, 3:38 AM EDT  
 Att: 13,524 - Unknown

AB	33
R	3
H	11
RBI	2
BB	4
SO	6
LOB	15



Batter	1	2	3	4	5	6	7	8	9	AB	R	H	RBI	BB	SO	LOB	BOTTOM										
Dick Schofield, S OBP: 0.370, SLG: 0.356	F9					F9			1B	4	1	1	0	0	0	2											
Bill Virdon, L OBP: 0.352, SLG: 0.340	F8					F4			1B	4	1	1	0	0	0	2											
Roberto Clemente, R OBP: 0.415, SLG: 0.551	K					F3			1B	4	0	1	1	0	1	0											
Willie Stargell, L OBP: 0.386, SLG: 0.625						F7			1B	3	0	0	0	0	0	0											
Gene Freese, R OBP: 0.500, SLG: 1.500						F7			1B	1	0	0	0	0	0	2											
Donn Clendenon, R OBP: 0.431, SLG: 0.533						F8			1B	4	0	1	1	0	1	0											
Bob Bailey, R OBP: 0.367, SLG: 0.489						F8			1B	3	0	1	0	0	0	0											
Jerry Lynch, L OBP: 0.429, SLG: 0.429						F8			1B	1	0	0	0	0	0	2											
Bill Mazerowski, R OBP: 0.267, SLG: 0.364						F9				3	0	0	0	0	1	1											
Jim Pagliaroni, R OBP: 0.294, SLG: 0.300						L5				2	0	0	0	1	0	0											
Don Schwalt, R OBP: 0.250, SLG: 0.250						G3				0	0	0	0	0	0	0											
Tom Butters, R OBP: 1.000, SLG: 1.000						G3				1	0	1	0	0	0	0											
Julio Gotay, R OBP: 0.500, SLG: 0.500						G3				1	0	0	0	0	0	0											
Tommie Sisk, R										0	0	0	0	0	0	0											
Smoky Burgess, L OBP: 0.667, SLG: 0.500										1	0	0	0	0	0	0											
<b>Inning Stats</b>	R: 0 E: 0 K: 1 S: 5	H: 0 LOB: 0 BB: 0 P: 5	R: 0 E: 0 K: 1 S: 6	H: 1 LOB: 1 BB: 0 P: 6	R: 0 E: 0 K: 0 S: 3	H: 1 LOB: 1 BB: 1 P: 7	R: 0 E: 0 K: 1 S: 5	H: 0 LOB: 0 BB: 0 P: 5	R: 0 E: 0 K: 0 S: 3	H: 0 LOB: 0 BB: 0 P: 3	R: 0 E: 0 K: 0 S: 3	H: 0 LOB: 0 BB: 0 P: 3	R: 0 E: 0 K: 0 S: 3	H: 0 LOB: 0 BB: 0 P: 3	R: 2 E: 0 K: 0 S: 7	H: 4 LOB: 2 BB: 0 P: 7	1B: 5 2B: 1 3B: 0 HR: 0	SF: 0 SAC: 0 DP: 1 HBP: 0	WP: 0 PB: 0 SB: 0 CS: 0	PA: 33							
<b>PITCHER</b>	IP	WLS	BF	H	R	ER	SO	BB	IBB	HBP	BLK	WP	HR	S	P	ERA	WHIP										
Tracy Stallard, R ERA: 1.93	(1, 1)	8.1	W	30	5	2	2	3	1	0	0	0	0	35	39	2.16	0.720										
Ron Locke, L ERA:	(9, 1)	0.1		1	0	0	0	0	0	0	0	0	0	1	1	0.00	0.000										
Ed Bauta, R ERA: 1.69	(9, 1)	0.1	S	2	1	0	0	0	0	0	0	0	0	2	2	0.00	3.000										

**New York Mets @ Pittsburgh Pirates**  
 Forbes Field, Pittsburgh, PA  
 Sun Apr 26 1964, 3:38 AM EDT  
 Att: 13,524 - Unknown

AB	32
R	2
H	6
RBI	2
BB	1
SO	3
LOB	9









Batter	1	2	3	4	5	6	7	8	9	AB	R	H	RBI	BB	SO	LOB	TOP		
Dick Schofield, S OBP: 0.365, SLG: 0.340	F8			FC1-6 BB		F9			F8	3	0	0	0	1	0	0	<b>Pittsburgh Pirates @ Milwaukee Braves</b> Milwaukee County Stadium, Milwaukee, WI Wed Apr 29 1964, 8:05 PM EDT Att: 4,337 - Unknown		
Bill Virdon, L OBP: 0.317, SLG: 0.304	F3			FC1-6 1-2		F9			K	4	0	0	0	0	1	1			
Roberto Clemente, R OBP: 0.410, SLG: 0.544	6-3			K		6-3			6-3	3	0	0	0	0	1	1			
Willie Stargell, L OBP: 0.373, SLG: 0.638		K		L9					1B	3	0	1	0	0	1	1			
Donn Clendenon, R OBP: 0.390, SLG: 0.472	F8				F8				F7	3	0	0	0	0	0	1			
Bob Bailey, R OBP: 0.336, SLG: 0.442	F6				F6				F5	3	0	0	0	0	0	0			
Bill Mazerolski, R OBP: 0.231, SLG: 0.314				F3		F8			5-3	3	0	0	0	0	0	0			
Jim Pagliaroni, R OBP: 0.341, SLG: 0.294				K		F3			F8	3	0	0	0	0	1	0			
Bob Veale, S Jerry Lynch, L (9, PH) OBP: 0.333, SLG: 0.333				6-3		K			F4	2	0	0	0	0	1	0	<b>P</b>		
										1	0	0	0	0	0	0			
<b>Inning Stats</b>	R: 0 E: 0 K: 0 S: 3	H: 0 LOB: 0 BB: 0 P: 3	R: 0 E: 0 K: 1 S: 5	H: 0 LOB: 0 BB: 0 P: 5	R: 0 E: 0 K: 1 S: 5	H: 0 LOB: 1 BB: 1 P: 9	R: 0 E: 0 K: 0 S: 3	H: 0 LOB: 0 BB: 0 P: 3	R: 0 E: 0 K: 1 S: 5	H: 0 LOB: 0 BB: 0 P: 5	R: 0 E: 0 K: 0 S: 4	H: 1 LOB: 1 BB: 0 P: 4	R: 0 E: 0 K: 0 S: 3	H: 0 LOB: 0 BB: 0 P: 3	R: 0 E: 0 K: 1 S: 5	H: 0 LOB: 0 BB: 0 P: 5	1B: 1 2B: 0 3B: 0 HR: 0	SF: 0 SAC: 0 DP: 0 HBP: 0	WP: 0 PA: 29 CS: 0
<b>PITCHER</b> Tony Cloninger, R ERA: 2.55	IP: 9.0 WLS: W BF: 29 H: 1 R: 0 ER: 0 SO: 5 BB: 1 IBB: 0 HBP: 0 BLK: 0 WP: 0 HR: 0 S: 38 P: 42 ERA: 0.00 WHIP: 0.222															<b>PITCHER</b>			

Batter	1	2	3	4	5	6	7	8	9	AB	R	H	RBI	BB	SO	LOB	BOTTOM		
Felipe Alou, R OBP: 0.262, SLG: 0.263	F8		BB 1B							2	0	1	1	2	0	0	<b>Pittsburgh Pirates @ Milwaukee Braves</b> Milwaukee County Stadium, Milwaukee, WI Wed Apr 29 1964, 8:05 PM EDT Att: 4,337 - Unknown		
Eddie Mathews, L OBP: 0.322, SLG: 0.271	1-3		3-H BB G6-4-3 BB						K	3	0	0	0	1	2	4			
Hank Aaron, R OBP: 0.411, SLG: 0.409			G6-4-3 BB 1-2						F6	4	0	2	0	0	0	2			
Joe Torre, R OBP: 0.370, SLG: 0.540	5-3			4-3		4-3			4-3 1B	4	0	0	0	0	0	2			
Gene Oliver, R OBP: 0.375, SLG: 0.435 Len Gabrielson, L OBP: 0.111, SLG: 0.111	5-3			K					6-4-3 1B	3	0	0	0	1	1	1			
Lee Maye, L OBP: 0.373, SLG: 0.527	4-3			F7		4-3			6-4-3 1-2 BB	0	0	0	0	0	0	0			
Frank Bolling, R OBP: 0.352, SLG: 0.500	K								4-3	4	0	0	0	0	1	2			
Denis Menke, R OBP: 0.438, SLG: 0.360									K	3	0	2	0	0	1	0			
Tony Cloninger, R OBP: 0.200, SLG: 0.200			SH1-4-3 1B 2B						K	2	0	0	0	0	2	3			
<b>Inning Stats</b>	R: 0 E: 0 K: 0 S: 4	H: 1 LOB: 1 BB: 0 P: 4	R: 0 E: 0 K: 1 S: 5	H: 0 LOB: 0 BB: 0 P: 5	R: 1 E: 0 K: 0 S: 4	H: 2 LOB: 1 BB: 1 P: 8	R: 0 E: 0 K: 2 S: 7	H: 1 LOB: 2 BB: 2 P: 15	R: 0 E: 0 K: 0 S: 3	H: 0 LOB: 1 BB: 1 P: 7	R: 0 E: 0 K: 3 S: 10	H: 1 LOB: 2 BB: 1 P: 14	R: 0 E: 0 K: 1 S: 6	H: 1 LOB: 1 BB: 0 P: 6	R: 0 E: 0 K: 1 S: 6	H: 0 LOB: 0 BB: 0 P: 6	1B: 4 2B: 2 3B: 0 HR: 0	SF: 0 SAC: 1 DP: 1 HBP: 0	WP: 0 PA: 33 CS: 2
<b>PITCHER</b> Bob Veale, L ERA: 3.58	IP: 8.0 WLS: L BF: 33 H: 6 R: 1 ER: 1 SO: 8 BB: 4 IBB: 1 HBP: 0 BLK: 0 WP: 0 HR: 0 S: 44 P: 64 ERA: 1.12 WHIP: 1.250															<b>PITCHER</b>			



Batter	1	2	3	4	5	6	7	8	9	AB	R	H	RBI	BB	SO	LOB	TOP						
Dick Schofield, S OBP: 0.358, SLG: 0.333 (1, 6)	4-3		E4		4-3			G4-6-3		4	0	1	0	0	0	0	<b>Pittsburgh Pirates @ St. Louis Cardinals</b> Sportsman's Park, St. Louis, MO Fri May 01 1964, 8:05 PM EDT Att: 14,701 - Unknown						
Bill Virdon, L OBP: 0.295, SLG: 0.283 (1, 8)	F4		FC6-4			1-3		G4-6-3		4	0	0	0	0	0	3							
Roberto Clemente, R OBP: 0.400, SLG: 0.525 (1, 9)	K			1-3		6-3		1B		4	0	1	1	0	1	0							
Willie Stargell, L OBP: 0.400, SLG: 0.640 (1, 7)		G3		E9		4-1		1B		3	1	2	0	1	0	0							
Donn Clendenon, R OBP: 0.381, SLG: 0.456 (1, 3)		G3		1B				1B		4	0	1	0	0	0	3							
Bob Bailey, R OBP: 0.333, SLG: 0.436 (1, 5)		K		SF7						3	0	1	1	0	1	1							
Bill Mazerowski, R OBP: 0.214, SLG: 0.291 (1, 4)				K						4	0	0	0	0	1	3							
Orlando McFarlane, R OBP: 0.231, SLG: 0.167 (1, 2)			5-3		K					4	0	0	0	0	3	1							
Vern Law, R OBP: 0.571, SLG: 0.714 (1, 1)			F8		5-3					1	0	0	0	0	0	0							
Tom Butters, R OBP: 0.500, SLG: 0.500 (4, 1)										1	0	0	0	0	0	0							
Smoky Burgess, L OBP: 0.750, SLG: 0.667 (8, PH)										1	0	1	0	0	0	0							
Manny Mota, R (8, PR)										0	1	0	0	0	0	0							
Tommie Sisk, R (8, 1)										0	0	0	0	0	0	0							
<b>Inning Stats</b>	R: 0 E: 0 K: 1 S: 5	H: 0 LOB: 0 BB: 0 P: 5	R: 0 E: 0 K: 1 S: 5	H: 0 LOB: 1 BB: 1 P: 9	R: 0 E: 1 K: 0 S: 4	H: 0 LOB: 1 BB: 0 P: 4	R: 1 E: 1 K: 1 S: 7	H: 2 LOB: 1 BB: 0 P: 7	R: 0 E: 0 K: 1 S: 5	H: 0 LOB: 0 BB: 0 P: 5	R: 0 E: 0 K: 0 S: 3	H: 0 LOB: 0 BB: 0 P: 3	R: 0 E: 0 K: 1 S: 6	H: 1 LOB: 1 BB: 0 P: 6	R: 1 E: 0 K: 0 S: 6	H: 4 LOB: 2 BB: 0 P: 6		R: 0 E: 0 K: 1 S: 5	H: 0 LOB: 0 BB: 0 P: 5	1B: 7 2B: 0 3B: 0 HR: 0	SF: 1 SAC: 0 DP: 1 HBP: 0	WP: 0 PB: 0 SB: 0 CS: 0	PA: 35
<b>PITCHER</b> Roger Craig, R ERA: 2.39 (1, 1)	IP: 9.0 WLS: W BF: 35 H: 7 R: 2 ER: 1 SO: 6 BB: 1 IBB: 0 HBP: 0 BLK: 0 WP: 0 HR: 0 S: 46 P: 50 ERA: 1.00 WHIP: 0.889											<b>PITCHER</b>	IP: 9.0 WLS: W BF: 35 H: 7 R: 2 ER: 1 SO: 6 BB: 1 IBB: 0 HBP: 0 BLK: 0 WP: 0 HR: 0 S: 46 P: 50 ERA: 1.00 WHIP: 0.889										

Batter	1	2	3	4	5	6	7	8	9	AB	R	H	RBI	BB	SO	LOB	BOTTOM				
Curt Flood, R OBP: 0.292, SLG: 0.387 (1, 8)	G6-4-3		L7	FC6-4				F2		5	1	2	0	0	0	5	<b>Pittsburgh Pirates @ St. Louis Cardinals</b> Sportsman's Park, St. Louis, MO Fri May 01 1964, 8:05 PM EDT Att: 14,701 - Unknown				
Dick Groat, R OBP: 0.269, SLG: 0.262 (1, 6)	G6-4-3			1B	6-3			F9		5	2	2	1	0	0	3					
Bill White, L OBP: 0.328, SLG: 0.484 (1, 3)	F8			1B				K		4	1	2	0	0	1	1					
Ken Boyer, R OBP: 0.387, SLG: 0.536 (1, 5)		5-3		2B	F7			F8		4	1	1	1	0	0	2					
Tim McCarver, L OBP: 0.375, SLG: 0.467 (1, 2)		F5		F9	1-3					4	0	1	1	0	0	3					
Charlie James, R OBP: 0.271, SLG: 0.391 (1, 7)		5-3		1B				5-3		4	1	1	1	0	0	1					
Johnny Lewis, L OBP: 0.278, SLG: 0.333 (1, 9)			F7	1B						4	0	2	2	0	1	0					
Julian Javier, R OBP: 0.196, SLG: 0.260 (1, 4)			1-3	F9				5-3		4	0	1	0	0	0	2					
Roger Craig, R OBP: 0.556, SLG: 0.571 (1, 1)				FC6-4						2	0	1	0	2	1	1					
<b>Inning Stats</b>	R: 0 E: 0 K: 0 S: 3	H: 1 LOB: 0 BB: 0 P: 3	R: 0 E: 0 K: 0 S: 3	H: 0 LOB: 0 BB: 0 P: 3	R: 0 E: 0 K: 0 S: 3	H: 0 LOB: 1 BB: 1 P: 7	R: 4 E: 0 K: 0 S: 9	H: 6 LOB: 2 BB: 0 P: 9	R: 0 E: 0 K: 0 S: 4	H: 1 LOB: 1 BB: 0 P: 4	R: 0 E: 0 K: 2 S: 8	H: 1 LOB: 1 BB: 0 P: 8	R: 2 E: 0 K: 1 S: 8	H: 3 LOB: 1 BB: 0 P: 8	R: 0 E: 0 K: 0 S: 4	H: 1 LOB: 2 BB: 1 P: 8		1B: 11 2B: 2 3B: 0 HR: 0	SF: 0 SAC: 0 DP: 1 HBP: 0	WP: 1 PB: 0 SB: 0 CS: 0	PA: 38
<b>PITCHER</b> Vern Law, R ERA: 4.82 (1, 1)	IP: 3.1 WLS: L BF: 16 H: 6 R: 4 ER: 4 SO: 4 BB: 1 IBB: 0 HBP: 0 BLK: 0 WP: 0 HR: 0 S: 15 P: 19 ERA: 10.80 WHIP: 2.100											<b>PITCHER</b>	IP: 3.1 WLS: L BF: 16 H: 6 R: 4 ER: 4 SO: 4 BB: 1 IBB: 0 HBP: 0 BLK: 0 WP: 0 HR: 0 S: 15 P: 19 ERA: 10.80 WHIP: 2.100								
Tom Butters, R ERA: 4.09 (4, 1)	3.2	17	6	2	2	3	0	0	0	0	1	0	23	23	4.91	1.636					
Tommie Sisk, R ERA: 7.0 (8, 1)	1.0	5	1	0	0	0	1	0	0	0	0	0	4	8	0.00	2.000					



Batter	1	2	3	4	5	6	7	8	9	AB	R	H	RBI	BB	SO	LOB	TOP					
Dick Schofield, S OBP: 0.375, SLG: 0.377 (1, 6)										4	2	3	1	0	0	0	<b>Pittsburgh Pirates @ St. Louis Cardinals</b> Sportsman's Park, St. Louis, MO Sat May 02 1964, 8:05 PM EDT Att: 12,534 - Unknown					
Rex Johnston, S (1, 8) (9, 7)										4	0	0	0	1	0	4						
Roberto Clemente, R OBP: 0.493, SLG: 0.598 (1, 9)										4	0	1	0	1	0	5						
Gene Freese, R OBP: 0.556, SLG: 1.333 (1, 5)										5	1	3	3	0	0	3						
Donn Clendenon, R OBP: 0.368, SLG: 0.435 (1, 3)										5	0	1	1	0	2	3						
Bob Bailey, R OBP: 0.328, SLG: 0.424 Bill Virdon, L OBP: 0.299, SLG: 0.283 (1, 7) (9, 8)										4	0	1	0	0	0	2						
Bill Mazerolski, R OBP: 0.200, SLG: 0.271 (1, 4)										4	0	0	0	0	0	2						
Jim Pagliaroni, R OBP: 0.333, SLG: 0.289 (1, 2)										4	1	1	0	0	1	0						
Bob Friend, R Mandy Matisoff, R Tommie Sisk, R Julio Gotay, R Tom Butters, R Frank Bork, R (1, 1) (7, PH) (7, 1) (6, PH) (9, 1) (9, 1)										2	0	0	0	0	0	0						
<b>Inning Stats</b>	R: 1 E: 1 K: 0 S: 6	H: 2 LOB: 2 BB: 0 P: 6	R: 0 E: 0 K: 1 S: 5	H: 0 LOB: 0 BB: 0 P: 5	R: 0 E: 0 K: 0 S: 4	H: 1 LOB: 1 BB: 0 P: 4	R: 0 E: 0 K: 0 S: 3	H: 0 LOB: 0 BB: 0 P: 3	R: 0 E: 0 K: 0 S: 4	H: 1 LOB: 2 BB: 1 P: 8	R: 1 E: 0 K: 0 S: 4	H: 1 LOB: 1 BB: 0 P: 4	R: 1 E: 0 K: 0 S: 5	H: 2 LOB: 1 BB: 0 P: 5	R: 0 E: 0 K: 1 S: 6	H: 2 LOB: 1 BB: 0 P: 6		R: 2 E: 0 K: 1 S: 7	H: 2 LOB: 2 BB: 2 P: 15	1B: 9 2B: 1 3B: 0 HR: 1	SF: 1 SAC: 0 DP: 1 HBP: 0	WP: 1 PB: 0 SB: 0 CS: 0
<b>PITCHER</b>	IP WLS BF H R ER SO BB IBB HBP BLK WP HR S P ERA WHIP	8.1 L 37 10 5 4 2 2 0 0 0 1 1 39 47 4.32 1.440	0.1 3 1 0 0 0 0 1 0 0 0 0 0 2 6 0.00 3.000	0.1 1 0 0 0 1 0 0 0 0 0 0 0 3 3 0.00 0.000	<b>PITCHER</b>										IP WLS BF H R ER SO BB IBB HBP BLK WP HR S P ERA WHIP							

AB	37
R	5
H	11
RBI	5
BB	3
SO	3
LOB	19



Batter	1	2	3	4	5	6	7	8	9	AB	R	H	RBI	BB	SO	LOB	BOTTOM			
Curt Flood, R OBP: 0.300, SLG: 0.403 (1, 8)										5	1	2	0	0	1	2	<b>Pittsburgh Pirates @ St. Louis Cardinals</b> Sportsman's Park, St. Louis, MO Sat May 02 1964, 8:05 PM EDT Att: 12,534 - Unknown			
Dick Groat, R OBP: 0.292, SLG: 0.277 (1, 6)										4	0	2	0	1	0	1				
Bill White, L OBP: 0.304, SLG: 0.448 (1, 3)										5	0	0	0	0	2	5				
Ken Boyer, R OBP: 0.418, SLG: 0.550 (1, 5)										4	1	3	1	1	0	0				
Tim McCarver, L OBP: 0.346, SLG: 0.429 (1, 2)										4	0	0	0	0	1	6				
Charlie James, R OBP: 0.269, SLG: 0.380 Mike Shannon, R (1, 7) (9, 7)										4	0	1	0	0	0	1				
Johnny Lewis, L OBP: 0.300, SLG: 0.417 (1, 9)										3	2	1	1	1	0	1				
Julian Javier, R OBP: 0.189, SLG: 0.250 Doug Clemens, L OBP: 0.154, SLG: 0.231 Dal Maxvill, R OBP: 0.500, SLG: 0.500 (1, 4) (6, PH) (7, 4)										2	0	0	0	0	1	2				
Curt Simmons, L OBP: 0.091, SLG: 0.091 Bobby Shantz, R Ron Taylor, R (1, 1) (9, 1) (9, 1)										4	0	1	1	0	0	1				
<b>Inning Stats</b>	R: 1 E: 0 K: 1 S: 7	H: 2 LOB: 1 BB: 0 P: 7	R: 1 E: 0 K: 0 S: 4	H: 1 LOB: 0 BB: 0 P: 4	R: 0 E: 0 K: 1 S: 7	H: 1 LOB: 2 BB: 0 P: 7	R: 0 E: 1 K: 2 S: 8	H: 1 LOB: 1 BB: 0 P: 8	R: 2 E: 0 K: 0 S: 6	H: 3 LOB: 2 BB: 1 P: 10	R: 0 E: 0 K: 0 S: 4	H: 2 LOB: 1 BB: 0 P: 4	R: 0 E: 0 K: 0 S: 4	H: 1 LOB: 2 BB: 0 P: 4	R: 0 E: 0 K: 1 S: 5	H: 1 LOB: 2 BB: 2 P: 13		1B: 10 2B: 1 3B: 0 HR: 1	SF: 0 SAC: 1 DP: 2 HBP: 0	WP: 0 PB: 0 SB: 1 CS: 0
<b>PITCHER</b>	IP WLS BF H R ER SO BB IBB HBP BLK WP HR S P ERA WHIP	6.0 W 8 3 0 4 4 0 0 0 0 0 0 8 8 0.00 1.500	2.0 W 8 3 0 0 0 0 0 0 0 0 0 8 8 0.00 1.500	0.0 2 1 0 0 0 1 0 0 0 0 0 0 4 8 0.00 1.000	<b>PITCHER</b>										IP WLS BF H R ER SO BB IBB HBP BLK WP HR S P ERA WHIP					

AB	37
R	4
H	12
RBI	4
BB	3
SO	5
LOB	19






Batter	1	2	3	4	5	6	7	8	9	AB	R	H	RBI	BB	SO	LOB	TOP										
Dick Schofield, S OBP: 0.378, SLG: 0.381 Gene Alley, R OBP: 0.500, SLG: 1.000	G3		FC5-4 1B		HR	E4 2B 1B	K 1-2		1-3	2	0	1	0	0	0	0	2 0 1 0 0 0 0 4 2 2 1 0 1 3										
Bill Virdon, L OBP: 0.306, SLG: 0.281	BB HR 1B		K		2B E BB	6-3	6-3			4	2	1	0	1	1	3	4 2 1 0 1 1 3										
Roberto Clemente, R OBP: 0.413, SLG: 0.536	HR BB		FC5-4 1B		E 2B	2B		K		4	3	2	1	1	1	1	4 3 2 1 1 1 1										
Willie Stargell, L OBP: 0.417, SLG: 0.691	HR		1B		E9 WP 1B	F6		F7		5	2	3	5	0	0	1	5 2 3 5 0 0 1										
Jerry Lynch, L OBP: 0.333, SLG: 0.273 Donn Clendenon, R OBP: 0.371, SLG: 0.453	F5		K		WP 1B BB			F8		2	1	0	0	1	1	2	2 1 0 0 1 1 2 2 0 1 1 0 0 0										
Gene Freese, R OBP: 0.357, SLG: 0.857 Bob Bailey, R OBP: 0.328, SLG: 0.424	K				F7	F4	4-3		E1 SF8	5	0	0	0	0	1	3	5 0 0 0 0 1 3 0 1 0 0 0 0 0										
Bill Mazaroski, R OBP: 0.215, SLG: 0.302		K			6-3	1B 2B		SF8		4	1	2	3	0	1	0	4 1 2 3 0 1 0										
Jim Pagliaroni, R OBP: 0.360, SLG: 0.326		F8			4-3	1B		WP 1B		5	0	3	1	0	0	0	5 0 3 1 0 0 0										
Bob Veale, S Don Schwall, R OBP: 0.333, SLG: 0.333 Manny Mota, R OBP: 0.500, SLG: 0.500 Roy Face, R	K					FC3-6 1B		K		1	0	0	0	0	1	0	1 0 0 0 0 1 0 2 0 1 0 0 0 2 1 0 0 0 0 0 1 1 0 0 0 0 0 1 2										
<b>Inning Stats</b>	R: 3 E: 0 K: 1 S: 7	H: 2 LOB: 0 BB: 1 P: 11	R: 0 E: 0 K: 2 S: 7	H: 0 LOB: 0 BB: 0 P: 7	R: 0 E: 0 K: 2 S: 9	H: 2 LOB: 2 BB: 0 P: 9	R: 0 E: 0 K: 0 S: 3	H: 0 LOB: 0 BB: 0 P: 3	R: 5 E: 1 K: 0 S: 8	H: 6 LOB: 1 BB: 2 P: 16	R: 2 E: 1 K: 0 S: 6	H: 3 LOB: 1 BB: 0 P: 6	R: 1 E: 0 K: 1 S: 7	H: 2 LOB: 1 BB: 0 P: 7	R: 0 E: 0 K: 1 S: 5	H: 0 LOB: 0 BB: 0 P: 5	R: 1 E: 1 K: 1 S: 7	H: 1 LOB: 2 BB: 0 P: 7	1B: 10 2B: 4 3B: 0 HR: 2	SF: 1 SAC: 0 DP: 0 HBP: 0	WP: 2 PB: 0 CS: 1 SB: 0	PA: 46					
<b>PITCHER</b>	IP	WLS	BF	H	R	ER	SO	BB	IBB	HBP	BLK	WP	HR	S	P	ERA	WHIP										
Ernie Broglio, R ERA: 4.19	4.1		23	8	8	8	5	3	0	0	0	0	2	30	42	16.61	2.538										
Lew Burdette, R ERA:	0.2	L	4	2	0	0	0	0	0	0	0	1	0	4	4	0.00	3.000										
Ray Sadecki, L ERA: 11.57	0.2		5	3	2	2	0	0	0	0	0	0	0	5	5	27.00	4.500										
Ron Taylor, R ERA: 6.48	1.1		6	2	1	1	1	0	0	0	0	0	0	8	8	6.75	1.500										
Harry Fanok, R ERA: 5.87	2.0		8	1	1	0	2	0	0	0	0	1	0	12	12	0.00	0.500										

**Pittsburgh Pirates @ St. Louis Cardinals**  
Sportsman's Park, St. Louis, MO  
Sun May 03 1964, 4:33 AM EDT  
Att: 11,051 - Unknown

livebaseballscores.com

AB 42  
R 12  
H 16  
RBI 12  
BB 3  
SO 8  
LOB 18




Batter	1	2	3	4	5	6	7	8	9	AB	R	H	RBI	BB	SO	LOB	BOTTOM										
Curt Flood, R OBP: 0.303, SLG: 0.417	1B FC6-4 HBP	SH1-3 3B	K		FC5-4 BB 1B		F5		6-3	5	2	1	3	0	1	5	5 2 1 3 0 1 5										
Dick Groat, R OBP: 0.303, SLG: 0.290	FC6-4 1B	SH1-3		K	BB 1B		5-3			4	0	2	2	0	1	0	4 0 2 2 0 1 0										
Carl Warwick, R OBP: 0.276, SLG: 0.385 Johnny Lewis, L OBP: 0.310, SLG: 0.405	FC6-4 G6-4-3	F8		K	BB 1B		BB		G3	3	0	0	1	0	1	1	3 0 0 1 0 1 1 1 0 0 0 1 0 0										
Ken Boyer, R OBP: 0.417, SLG: 0.538	G6-4-3		E5 1B BB 1B		L8		1B		1B	5	1	2	0	0	0	4	5 1 2 0 0 0 4										
Charlie James, R OBP: 0.316, SLG: 0.407		1B BB 1B	K		FC6-4 1B		1B		1B	4	1	3	0	1	1	1	4 1 3 0 1 1 1										
Bill White, L OBP: 0.311, SLG: 0.429	BB 1B 3B BB	1B 1B BB	1B 1B BB		F5		F4		F5	3	1	0	0	2	0	5	3 1 0 0 2 0 5										
Julian Javier, R OBP: 0.207, SLG: 0.263		BB 1B	1B 1B		1-3		FC6-4		1-3	5	1	2	0	0	0	3	5 1 2 0 0 0 3										
Tim McCarver, L OBP: 0.351, SLG: 0.426	K		1B		FC5-4 1B 1B		K		F8	5	1	2	1	0	2	4	5 1 2 1 0 2 4										
Ernie Broglio, R OBP: 0.162, SLG: 0.200 Lew Burdette, R OBP: 0.306, SLG: 0.400 Ray Sadecki, L OBP: 0.310, SLG: 0.405 Ron Taylor, R OBP: 0.310, SLG: 0.405 Doug Clemens, L OBP: 0.143, SLG: 0.214 Harry Fanok, S OBP: 0.426, SLG: 0.538	BB 1B 3B BB	F2			FC5-4 1B 1B		F9		F3	1	1	0	1	1	0	3	1 1 0 1 1 0 3 0 0 0 0 0 0 0 1 0 1 0 0 0 0 0 0 0 0 0 0 0 0 0 0 0 0 0 0 1 0 0 0 0 0 0 0 0 0 0 0 0 0 1 0 0 0 0 0 0 1 0 0 0 0 0 0										
<b>Inning Stats</b>	R: 1 E: 0 K: 0 S: 3	H: 1 LOB: 0 BB: 0 P: 4	R: 5 E: 0 K: 1 S: 8	H: 3 LOB: 2 BB: 2 P: 16	R: 1 E: 1 K: 2 S: 10	H: 2 LOB: 3 BB: 1 P: 14	R: 0 E: 0 K: 2 S: 8	H: 1 LOB: 2 BB: 1 P: 12	R: 1 E: 0 K: 0 S: 6	H: 3 LOB: 3 BB: 1 P: 10	R: 0 E: 0 K: 1 S: 6	H: 1 LOB: 1 BB: 0 P: 6	R: 0 E: 0 K: 0 S: 3	H: 0 LOB: 0 BB: 0 P: 3	R: 0 E: 0 K: 0 S: 5	H: 2 LOB: 2 BB: 0 P: 5	R: 0 E: 0 K: 0 S: 3	H: 0 LOB: 0 BB: 0 P: 3	1B: 12 2B: 0 3B: 1 HR: 0	SF: 0 SAC: 1 DP: 1 HBP: 1	WP: 0 PB: 0 CS: 1 SB: 0	PA: 46					
<b>PITCHER</b>	IP	WLS	BF	H	R	ER	SO	BB	IBB	HBP	BLK	WP	HR	S	P	ERA	WHIP										
Bob Veale, L ERA: 5.28	1.1	W	25	7	2	1	5	3	0	0	0	0	0	32	44	1.93	2.143										
Don Schwall, R ERA: 2.84	3.0	S	11	2	0	0	0	0	0	0	0	0	0	11	11	0.00	0.667										

**Pittsburgh Pirates @ St. Louis Cardinals**  
Sportsman's Park, St. Louis, MO  
Sun May 03 1964, 4:33 AM EDT  
Att: 11,051 - Unknown

livebaseballscores.com

AB 39  
R 8  
H 13  
RBI 8  
BB 5  
SO 6  
LOB 26





Batter	1	2	3	4	5	6	7	8	9	AB	R	H	RBI	BB	SO	LOB	TOP			
Gene Alley, R OBP: 0.364, SLG: 0.600 (1, 6)										5	0	1	0	0	2	2	Pittsburgh Pirates @ Cincinnati Reds Crosley Field, Cincinnati, OH Mon May 04 1964, 7:05 PM EDT Att: 3,355 - Unknown			
Bill Virdon, L OBP: 0.312, SLG: 0.290 (1, 8)										5	0	2	0	0	0	1				
Roberto Clemente, R OBP: 0.400, SLG: 0.514 (1, 9)										5	1	1	0	0	1	4				
Willie Stargell, L OBP: 0.422, SLG: 0.746 (1, 7)										4	2	2	1	0	0	1				
Donn Clendenon, R OBP: 0.370, SLG: 0.448 (1, 3)										3	0	1	1	0	1	0				
Gene Freese, R OBP: 0.444, SLG: 0.833 (1, 5)										4	0	3	1	0	1	0				
Bill Mazerolski, R OBP: 0.217, SLG: 0.343 (1, 4)										4	1	1	1	0	0	4				
Jim Pagliaroni, R OBP: 0.352, SLG: 0.319 (1, 2)										4	0	1	0	0	1	0				
Joe Gibbon, R OBP: 0.222, SLG: 0.125 (1, 1)										4	0	1	0	0	1	1				
<b>Inning Stats</b>	R: 0 E: 0 K: 1 S: 5	H: 0 LOB: 0 BB: 0 P: 5	R: 0 E: 0 K: 1 S: 5	H: 0 LOB: 0 BB: 0 P: 5	R: 1 E: 0 K: 1 S: 8	H: 3 LOB: 2 BB: 0 P: 8	R: 1 E: 0 K: 0 S: 4	H: 2 LOB: 0 BB: 0 P: 4	R: 0 E: 0 K: 2 S: 9	H: 1 LOB: 1 BB: 0 P: 4	R: 0 E: 0 K: 1 S: 5	H: 0 LOB: 0 BB: 0 P: 5	R: 1 E: 0 K: 0 S: 6	H: 3 LOB: 2 BB: 0 P: 6	R: 0 E: 1 K: 1 S: 7	H: 2 LOB: 2 BB: 0 P: 7	1B: 10 2B: 1 3B: 0 HR: 2	SF: 0 SAC: 1 DP: 1 HBP: 0	WP: 0 PB: 1 SB: 2 CS: 0	PA: 39
<b>PITCHER</b> Joey Jay, R ERA: 3.67 (1, 1)	IP: 9.0 WLS: L BF: 39 H: 13 R: 4 ER: 4 SO: 7 BB: 0 IBB: 0 HBP: 0 BLK: 0 WP: 0 HR: 2 S: 53 P: 53 ERA: 4.00 WHIP: 1.444															<b>PITCHER</b>				

Batter	1	2	3	4	5	6	7	8	9	AB	R	H	RBI	BB	SO	LOB	BOTTOM					
Giraldo Ruiz, S OBP: 0.241, SLG: 0.329 (1, 5)										5	1	1	1	0	1	1	Pittsburgh Pirates @ Cincinnati Reds Crosley Field, Cincinnati, OH Mon May 04 1964, 7:05 PM EDT Att: 3,355 - Unknown					
Bobby Klaus, R OBP: 0.333, SLG: 0.286 (1, 4)										3	0	1	0	1	0	1						
Vada Pinson, L OBP: 0.387, SLG: 0.544 (1, 8)										4	0	1	1	0	1	2						
Deron Johnson, R OBP: 0.419, SLG: 0.595 (1, 3)										4	0	1	0	0	1	2						
Frank Robinson, R OBP: 0.270, SLG: 0.228 (1, 9)										4	0	0	0	0	0	1						
Tommy Harper, R OBP: 0.333, SLG: 0.189 (1, 7)										2	0	0	0	2	0	1						
Leo Cardenas, R OBP: 0.394, SLG: 0.500 (1, 6)										3	0	1	0	1	1	2						
Hal Smith, R OBP: 0.364, SLG: 0.400 (1, 2)										3	1	1	0	1	0	3						
Joey Jay, S Pete Rose, S OBP: 0.257, SLG: 0.224 (9, PH)										2	0	0	0	0	1	2						
<b>Inning Stats</b>	R: 0 E: 0 K: 1 S: 5	H: 0 LOB: 1 BB: 1 P: 9	R: 0 E: 0 K: 0 S: 2	H: 0 LOB: 2 BB: 0 P: 10	R: 0 E: 0 K: 1 S: 6	H: 1 LOB: 1 BB: 0 P: 6	R: 0 E: 0 K: 0 S: 4	H: 1 LOB: 1 BB: 0 P: 4	R: 2 E: 0 K: 1 S: 8	H: 3 LOB: 1 BB: 0 P: 8	R: 0 E: 0 K: 1 S: 5	H: 0 LOB: 2 BB: 2 P: 13	R: 0 E: 0 K: 1 S: 5	H: 0 LOB: 0 BB: 0 P: 5	R: 0 E: 0 K: 0 S: 3	H: 0 LOB: 0 BB: 0 P: 3	R: 0 E: 0 K: 1 S: 6	H: 1 LOB: 1 BB: 0 P: 6	1B: 3 2B: 3 3B: 0 HR: 0	SF: 0 SAC: 1 DP: 1 HBP: 0	WP: 0 PB: 0 SB: 1 CS: 0	PA: 37
<b>PITCHER</b> Joey Gibbon, L ERA: 3.09 (1, 1)	IP: 9.0 WLS: W BF: 37 H: 6 R: 2 ER: 2 SO: 6 BB: 4 IBB: 1 HBP: 0 BLK: 0 WP: 0 HR: 0 S: 44 P: 64 ERA: 2.00 WHIP: 1.111															<b>PITCHER</b>						



Batter	1	2	3	4	5	6	7	8	9	AB	R	H	RBI	BB	SO	LOB	TOP																	
Gene Alley, R OBP: 0.333, SLG: 0.500 (1, 6)										4	1	1	0	0	1	1	<b>Pittsburgh Pirates @ Cincinnati Reds</b> Crosley Field, Cincinnati, OH Tue May 05 1964, 7:05 PM EDT Att: 4,096 - Unknown																	
Bill Virdon, L OBP: 0.296, SLG: 0.274 (1, 8)										4	0	0	0	0	2	1																		
Roberto Clemente, R OBP: 0.493, SLG: 0.526 (1, 9)										4	1	2	0	0	0	0																		
Gene Freese, R OBP: 0.409, SLG: 0.864 (1, 5)										4	1	1	3	0	1	1																		
Donn Clendenon, R OBP: 0.364, SLG: 0.479 (1, 3)										4	1	1	1	0	0	0																		
Bob Bailey, R OBP: 0.353, SLG: 0.426 (1, 7)										2	0	1	0	2	1	0																		
Rex Johnston, S (9, 7)											0	0	0	0	0	0		0																
Bill Mazerolski, R OBP: 0.233, SLG: 0.352 (1, 4)										4	0	2	0	0	0	0																		
Jim Pagliaroni, R OBP: 0.345, SLG: 0.314 (1, 2)										4	0	1	0	0	2	4																		
Vern Law, R OBP: 0.400, SLG: 0.500 (1, 1)										3	0	0	0	0	1	3																		
Roy Face, R (9, 1)										0	0	0	0	0	0	0																		
<b>Inning Stats</b>	R: 3 E: 0 K: 0 S: 5	H: 3 LOB: 0 BB: 1 P: 9	R: 0 E: 0 K: 0 S: 3	H: 0 LOB: 0 BB: 0 P: 3	R: 0 E: 0 K: 1 S: 6	H: 1 LOB: 1 BB: 0 P: 6	R: 1 E: 0 K: 1 S: 7	H: 3 LOB: 1 BB: 0 P: 7	R: 0 E: 0 K: 0 S: 3	H: 0 LOB: 0 BB: 0 P: 3	R: 0 E: 0 K: 2 S: 8	H: 1 LOB: 1 BB: 0 P: 8	R: 0 E: 0 K: 2 S: 7	H: 0 LOB: 0 BB: 0 P: 7	R: 0 E: 0 K: 1 S: 5	H: 1 LOB: 1 BB: 1 P: 9	1B: 6 2B: 1 3B: 0 HR: 2	SF: 0 SAC: 0 DP: 1 HBP: 0	WP: 0 PB: 0 SB: 0 CS: 1	PA: 36														
<b>PITCHER</b>	IP WLS BF H R ER SO BB IBB HBP BLK WP HR S P ERA WHIP																																	
Joe Nuxhall, L ERA: 4.23 (1, 1)	5.0	21	7	4	4	2	1	0	0	0	0	0	0	2	24	28	7.20	1.600																
Al Worthington, R ERA: 5.0 (6, 1)	3.0	10	1	0	0	5	0	0	0	0	0	0	0	0	20	20	0.00	0.333																
Jim Dickson, R ERA: 3.6 (9, 1)	1.0	W	4	1	0	0	1	1	0	0	0	0	0	0	5	9	0.00	2.000																

Batter	1	2	3	4	5	6	7	8	9	AB	R	H	RBI	BB	SO	LOB	BOTTOM																	
Pete Rose, S OBP: 0.253, SLG: 0.222 (1, 4)										5	0	1	1	0	0	0	<b>Pittsburgh Pirates @ Cincinnati Reds</b> Crosley Field, Cincinnati, OH Tue May 05 1964, 7:05 PM EDT Att: 4,096 - Unknown																	
Tommy Harper, R OBP: 0.327, SLG: 0.195 (1, 7)										4	0	1	0	0	2	0																		
Vada Pinson, L OBP: 0.379, SLG: 0.525 (1, 8)										4	1	1	0	0	0	1																		
Gordy Coleman, L OBP: 0.333, SLG: 0.394 (1, 3)										4	0	1	0	0	1	2																		
Frank Robinson, R OBP: 0.299, SLG: 0.361 (1, 9)										4	3	3	3	0	1	1																		
Johnny Edwards, L OBP: 0.303, SLG: 0.317 (1, 2)										3	0	1	0	1	0	1																		
Leo Cardenas, R OBP: 0.386, SLG: 0.484 (1, 6)										4	1	1	1	0	1	2																		
Giraldo Ruiz, S OBP: 0.241, SLG: 0.318 (1, 5)										3	0	0	0	1	0	0																		
Joe Nuxhall, L OBP: 0.111, SLG: 0.111 (1, 1)										1	0	0	0	0	1	0																		
Bob Skinner, L OBP: 0.233, SLG: 0.296 (5, PH)										1	0	0	0	0	1	0																		
Al Worthington, R (6, 1)										0	0	0	0	0	0	0																		
Marty Keough, L OBP: 0.226, SLG: 0.455 (8, PH)										1	0	0	0	0	0	0																		
Jim Dickson, L (9, 1)										0	0	0	0	0	0	0																		
Mel Queen, L OBP: 0.143, SLG: 0.143 (9, PH)										1	0	0	0	0	0	3																		
<b>Inning Stats</b>	R: 0 E: 0 K: 1 S: 6	H: 1 LOB: 0 BB: 0 P: 6	R: 1 E: 0 K: 1 S: 6	H: 1 LOB: 0 BB: 0 P: 6	R: 0 E: 0 K: 2 S: 7	H: 0 LOB: 0 BB: 0 P: 7	R: 0 E: 0 K: 1 S: 6	H: 1 LOB: 2 BB: 1 P: 10	R: 0 E: 0 K: 1 S: 5	H: 0 LOB: 0 BB: 0 P: 5	R: 0 E: 0 K: 0 S: 3	H: 0 LOB: 0 BB: 0 P: 3	R: 1 E: 0 K: 0 S: 4	H: 1 LOB: 0 BB: 0 P: 4	R: 0 E: 0 K: 1 S: 5	H: 0 LOB: 0 BB: 0 P: 5	R: 3 E: 0 K: 0 S: 7	H: 5 LOB: 3 BB: 1 P: 11	1B: 6 2B: 1 3B: 0 HR: 2	SF: 0 SAC: 0 DP: 0 HBP: 0	WP: 0 PB: 1 SB: 0 CS: 0	PA: 37												
<b>PITCHER</b>	IP WLS BF H R ER SO BB IBB HBP BLK WP HR S P ERA WHIP																																	
Vern Law, R ERA: 4.67 (1, 1)	8.1	L	33	7	5	4	7	1	0	0	0	0	0	0	46	50	4.32	0.960																
Roy Face, R ERA: 5.99 (9, 1)	0.1		4	2	0	0	0	0	1	0	0	0	0	0	3	7	0.00	6.000																





Batter	1	2	3	4	5	6	7	8	9	AB	R	H	RBI	BB	SO	LOB	TOP					
Julian Javier, R OBP: 0.197, SLG: 0.246 (1, 4)	0-0 5-3		0-0 6-3					0-0 FC3-5		4	0	1	0	0	0	1						
Dick Groat, R OBP: 0.303, SLG: 0.305 (1, 6)	0-0 1-3			0-0 5-3			0-0 P1-4	0-0 1-3		4	0	0	0	0	0	2						
Bill White, L OBP: 0.322, SLG: 0.420 (1, 3)	0-0 4-3			0-0 1-3			0-0 1-3	0-0 6-3		4	0	0	0	0	0	1						
Ken Boyer, R OBP: 0.424, SLG: 0.590 (1, 5)		0-0 6-3		0-0 1B					0-0 5-3	4	0	2	0	0	0	0						
Curt Flood, R OBP: 0.330, SLG: 0.458 (1, 8)		4-0 BB		0-0 1B			0-0 1-3	0-0 F7		3	0	1	0	1	0	1						
Tim McCarver, L OBP: 0.382, SLG: 0.492 (1, 2)		0-0 F5					0-0 F7	4-0 BB	0-0 6-3	3	0	0	0	1	0	1						
Charlie James, R OBP: 0.284, SLG: 0.349 (1, 7)		0-3 K					0-0 F7	0-0 F5		3	0	0	0	0	1	3						
Johnny Lewis, L OBP: 0.327, SLG: 0.432 (1, 9)			0-3 K				0-0 1B	0-0 G3		3	0	1	0	0	1	2						
Ray Sadecki, L OBP: 0.333, SLG: 0.667 Bob Gibson, R OBP: 0.214, SLG: 0.154 (9, 1)			0-0 4-3				0-0 4-3	0-0 FC3-5		3	0	1	0	0	0	1						
										0	0	0	0	0	0	0						
<b>Inning Stats</b>	R: 0 E: 0 K: 0 S: 3	H: 0 LOB: 0 BB: 0 P: 3	R: 0 E: 0 K: 1 S: 5	H: 0 LOB: 1 BB: 1 P: 9	R: 0 E: 0 K: 1 S: 5	H: 0 LOB: 0 BB: 0 P: 5	R: 0 E: 0 K: 0 S: 4	H: 2 LOB: 2 BB: 0 P: 4	R: 0 E: 0 K: 0 S: 4	H: 1 LOB: 1 BB: 0 P: 4	R: 0 E: 0 K: 0 S: 3	H: 1 LOB: 0 BB: 1 P: 3	R: 0 E: 0 K: 0 S: 4	H: 1 LOB: 2 BB: 1 P: 8	R: 0 E: 0 K: 0 S: 4	H: 1 LOB: 0 BB: 0 P: 4	R: 0 E: 0 K: 0 S: 3	H: 0 LOB: 0 BB: 0 P: 3	1B: 3 2B: 3 3B: 1 HR: 0	SF: 0 SAC: 0 DP: 1 HBP: 0	WP: 0 PB: 0 SB: 0 CS: 0	PA: 33
<b>PITCHER</b> Bob Friend, R ERA: 3.32 (1, 1)	IP: 9.0 WLS: W BF: 33 H: 6 R: 0 ER: 0 SO: 2 BB: 2 IBB: 0 HBP: 0 BLK: 0 WP: 0 HR: 0 S: 35 P: 43 ERA: 0.00 WHIP: 0.889																					

St. Louis Cardinals @ Pittsburgh Pirates  
 Forbes Field, Pittsburgh, PA  
 Wed May 06 1964, 7:05 PM EDT  
 Att: 8,659 - Unknown

AB	31
R	0
H	6
RBI	0
BB	2
SO	2
LOB	12



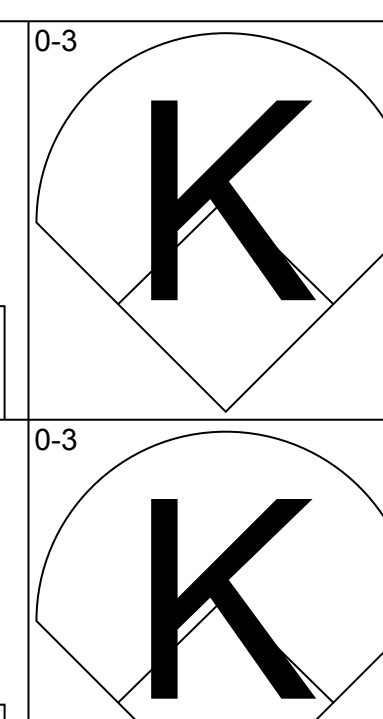
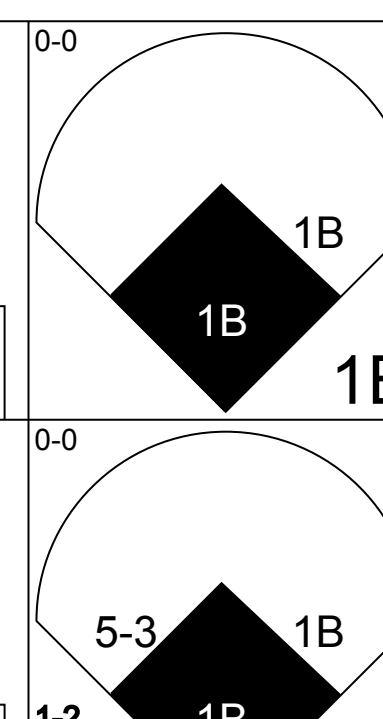
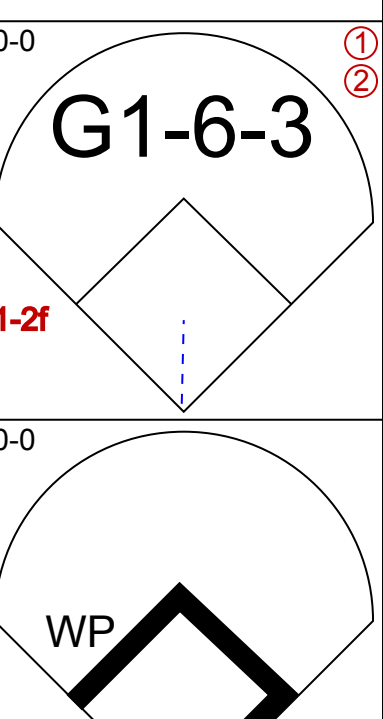
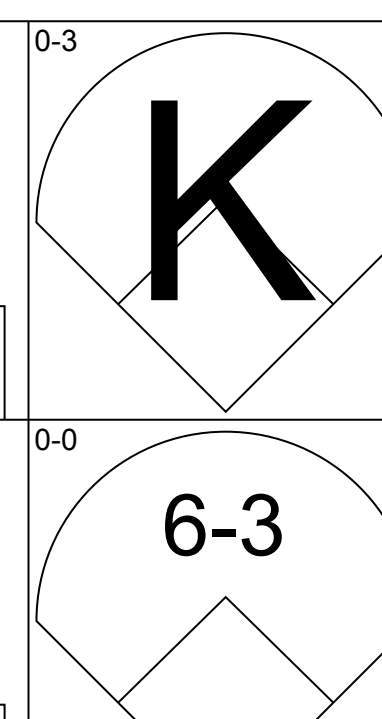
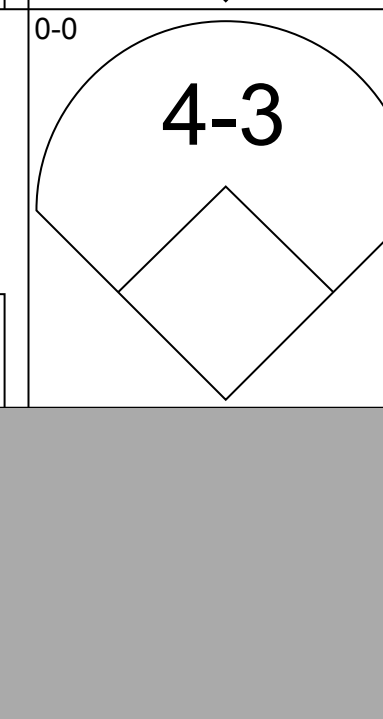
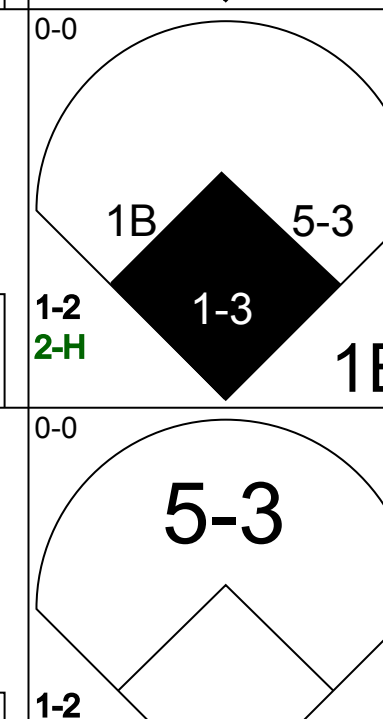
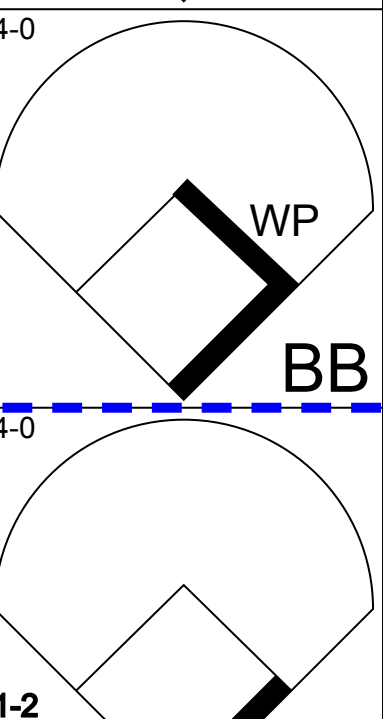


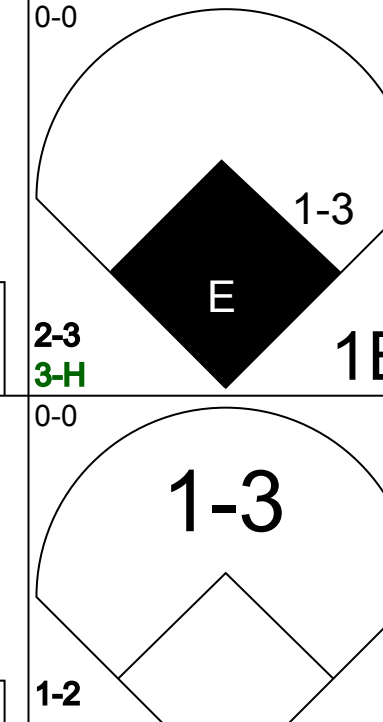

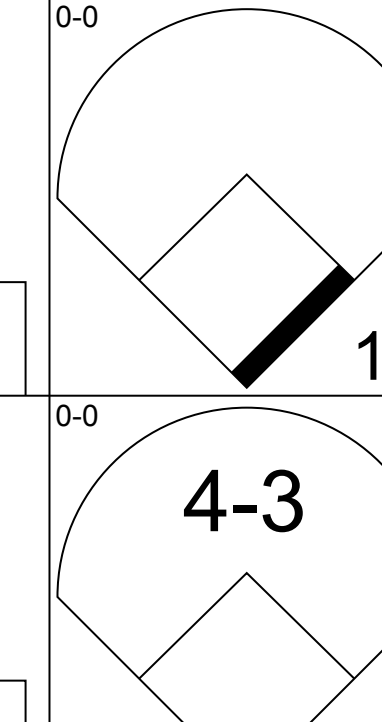
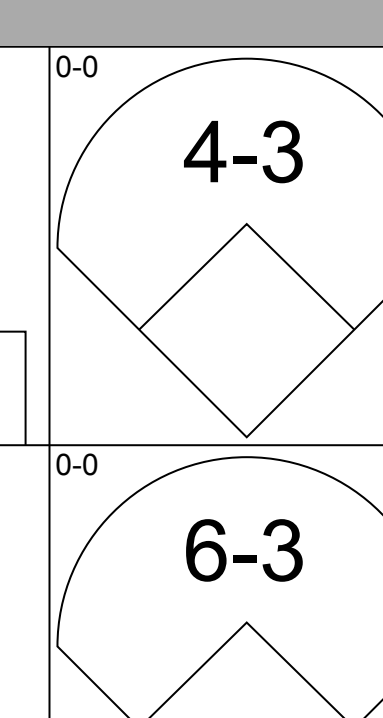
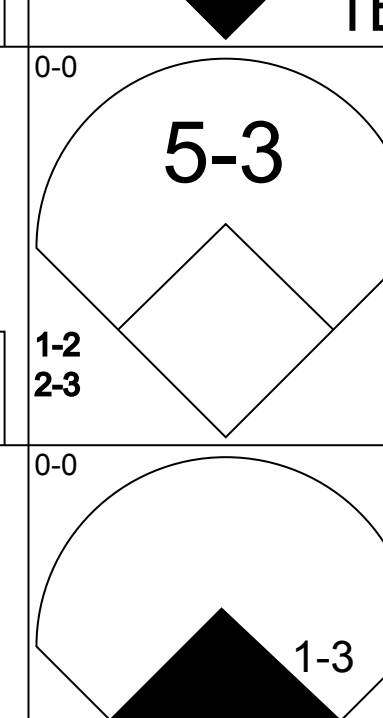
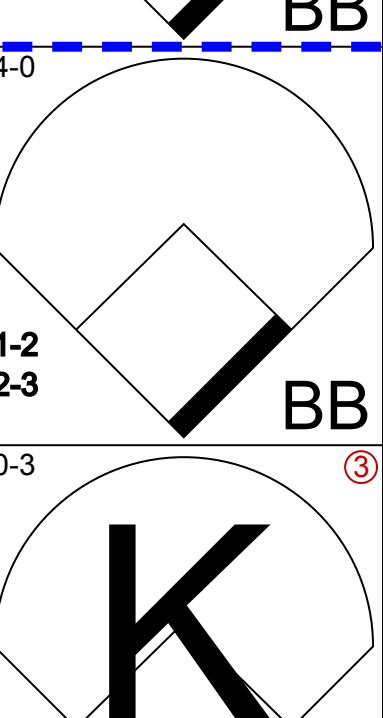
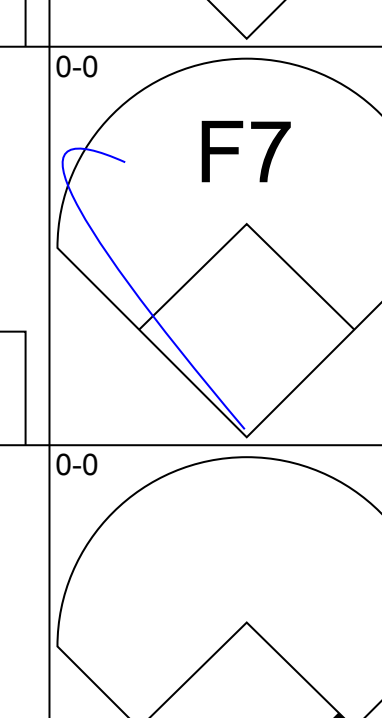

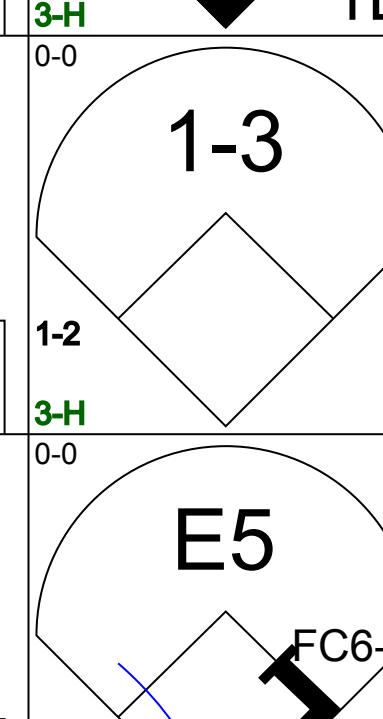



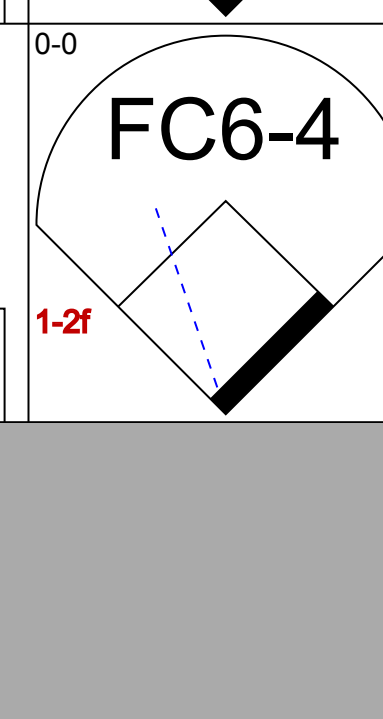
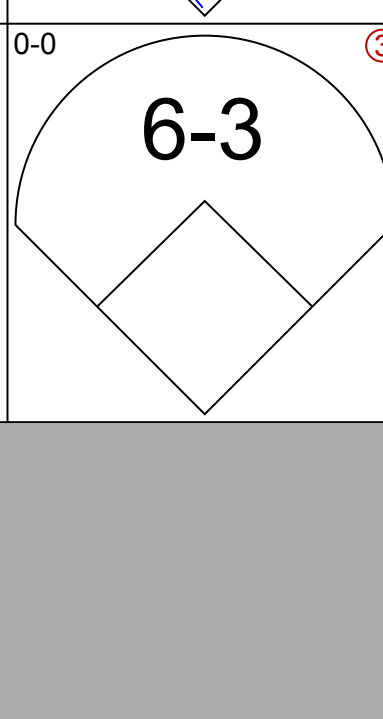

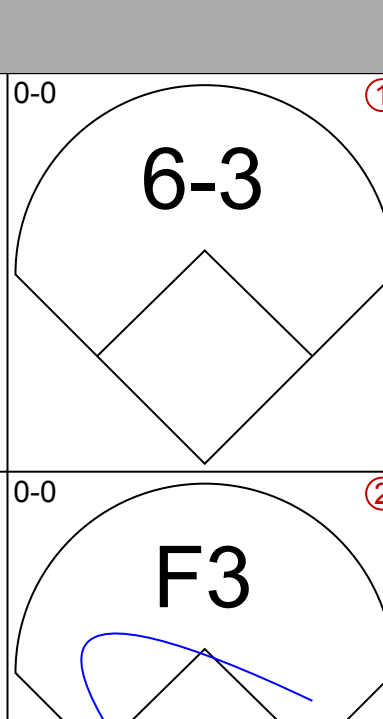
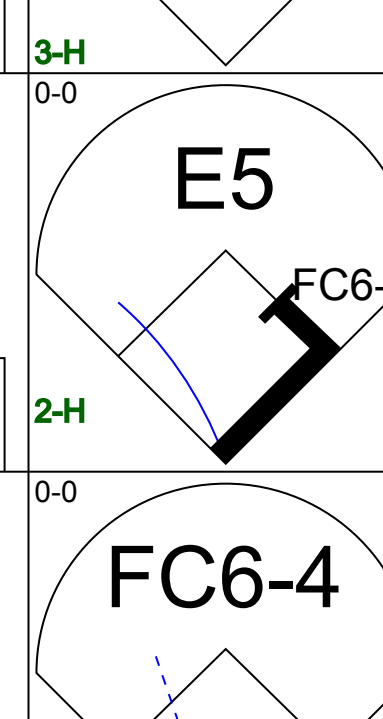
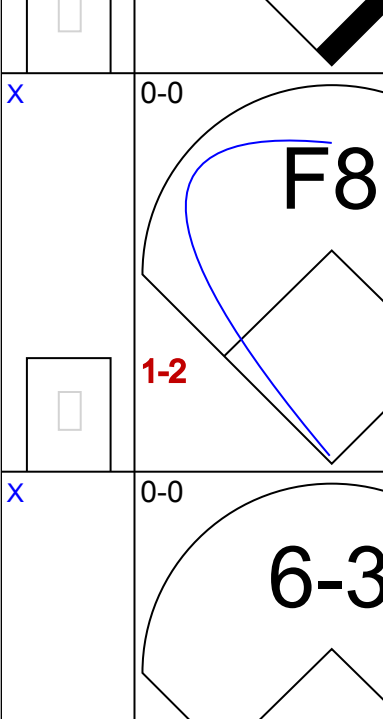
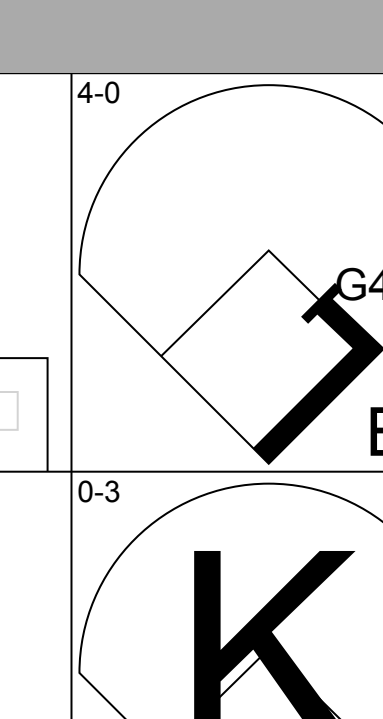
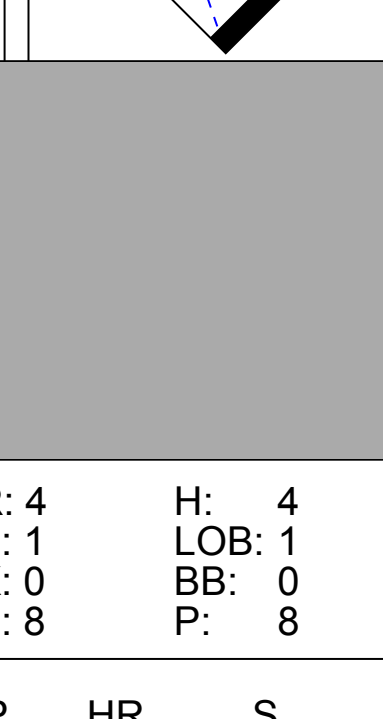

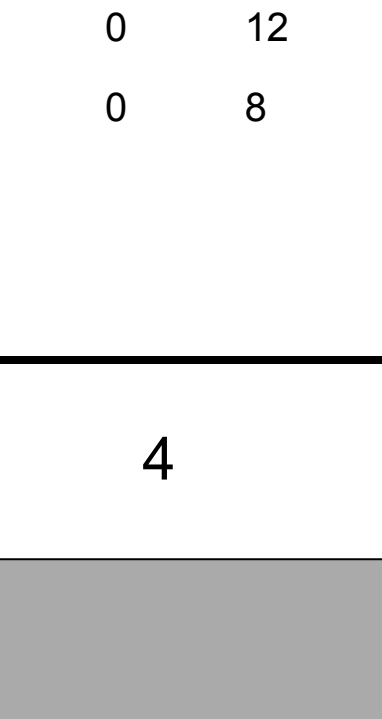
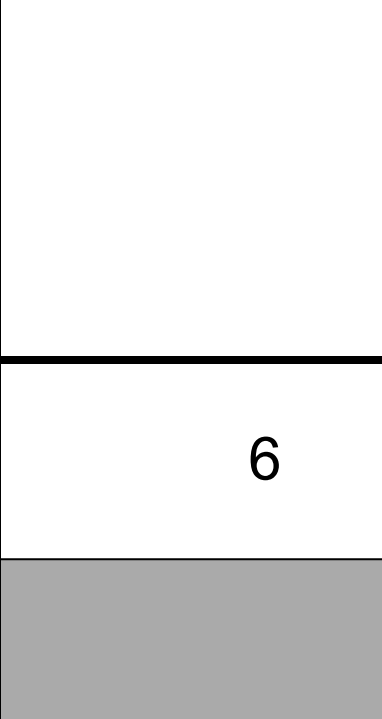
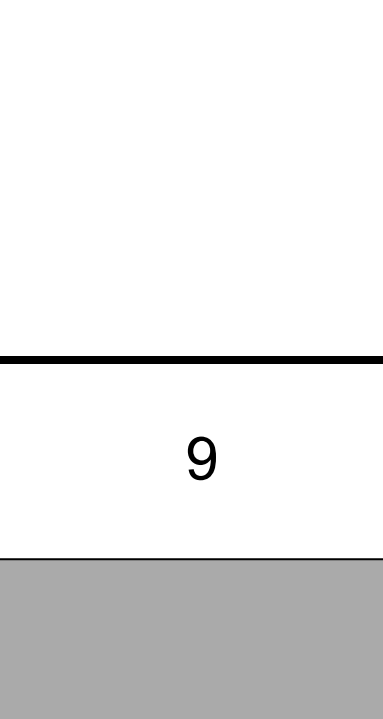
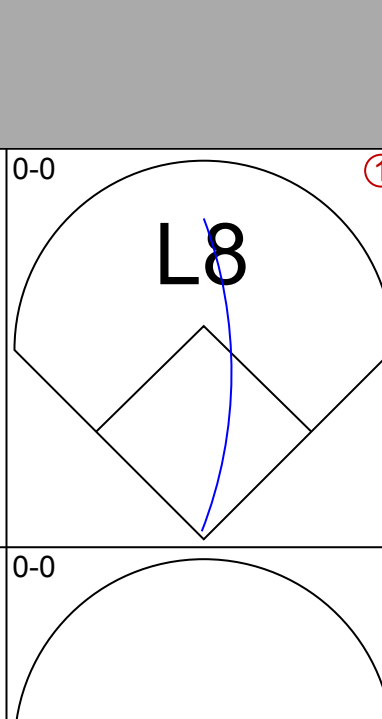

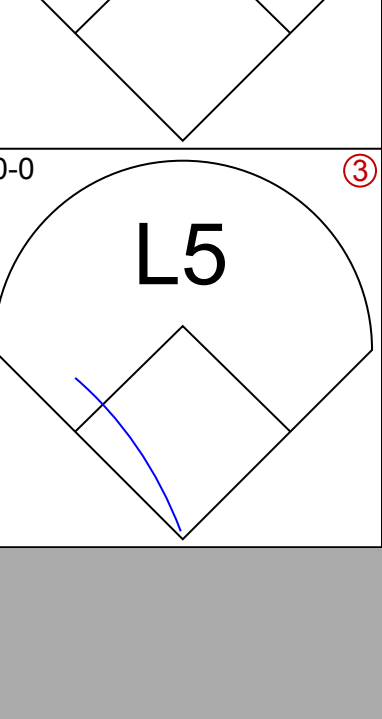

Batter	1	2	3	4	5	6	7	8	9	AB	R	H	RBI	BB	SO	LOB	BOTTOM			
Gene Alley, R OBP: 0.368, SLG: 0.588 (1, 6)	0-0 3B		0-0 L9			0-3 K		4-0 IBB		3	0	1	0	1	1	1				
Bill Virdon, L OBP: 0.294, SLG: 0.263 (1, 8)	4-0 G4-6-3		0-3 K			0-0 6-3		0-0 6-3		3	0	0	0	1	1	3				
Roberto Clemente, R OBP: 0.499, SLG: 0.537 (1, 9)	0-3 K			0-3 K			0-0 1-3	0-0 1B	0-0 1B	4	1	2	0	0	2	2				
Donn Clendenon, R OBP: 0.358, SLG: 0.459 (1, 3)	0-0 G4-6-3			0-0 E6			0-3 K	4-0 IBB	4-0 IBB	3	0	0	0	1	1	3				
Bob Bailey, R OBP: 0.361, SLG: 0.431 (1, 5)		0-0 G6-4-3		0-0 6-3			0-0 1-3	0-0 E1	0-0 E1	4	0	2	0	0	0	2				
Manny Mota, R OBP: 0.200, SLG: 0.200 (1, 7)		0-3 K			0-0 6-3		0-0 F9			3	0	0	0	0	1	2				
Bill Mazaroski, R OBP: 0.237, SLG: 0.351 (1, 4)		0-0 G6-4-3			0-0 6-3			0-0 SH1-4		3	0	1	0	0	0	1				
Jim Pagliaroni, R OBP: 0.350, SLG: 0.321 (1, 2)			0-0 1B		0-3 K			0-0 SH1-4		2	0	1	0	0	1	0				
Bob Friend, R OBP: 0.071, SLG: 0.071 (1, 1)			0-0 F8			0-3 K		0-3 K		3	0	0	0	0	2	2				
<b>Inning Stats</b>	R: 0 E: 0 K: 1 S: 5	H: 1 LOB: 1 BB: 1 P: 9	R: 0 E: 0 K: 1 S: 5	H: 1 LOB: 0 BB: 0 P: 5	R: 0 E: 0 K: 1 S: 6	H: 1 LOB: 0 BB: 0 P: 6	R: 0 E: 1 K: 1 S: 5	H: 0 LOB: 0 BB: 0 P: 5	R: 0 E: 0 K: 2 S: 7	H: 0 LOB: 0 BB: 0 P: 7	R: 0 E: 0 K: 1 S: 6	H: 1 LOB: 1 BB: 0 P: 6	R: 0 E: 0 K: 1 S: 6	H: 1 LOB: 2 BB: 1 P: 10	R: 1 E: 1 K: 0 S: 2	H: 2 LOB: 2 BB: 1 P: 6	1B: 5 2B: 1 3B: 1 HR: 0	SF: 0 SAC: 1 DP: 2 HBP: 0	WP: 0 PB: 0 SB: 0 CS: 1	PA: 32
<b>PITCHER</b> Ray Sadecki, L ERA: 4.26 Bob Gibson, R ERA: 2.19 (9, 1)	IP: 8.0 WLS: L BF: 30 H: 6 R: 1 ER: 0 SO: 9 BB: 1 IBB: 1 HBP: 0 BLK: 0 WP: 0 HR: 0 S: 46 P: 54 ERA: 0.00 WHIP: 0.875																			

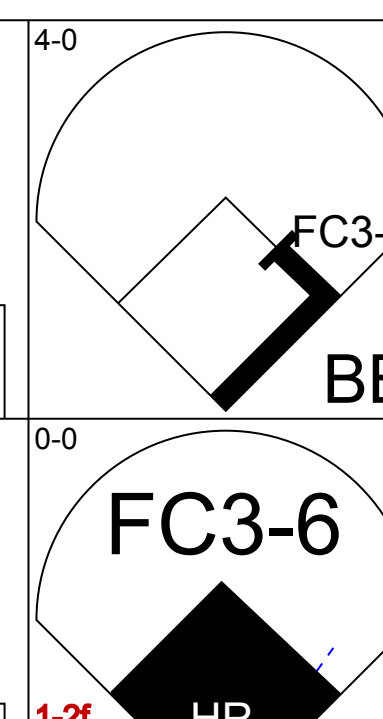
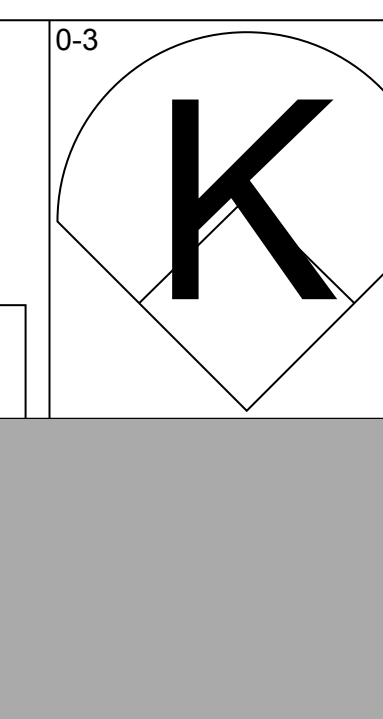
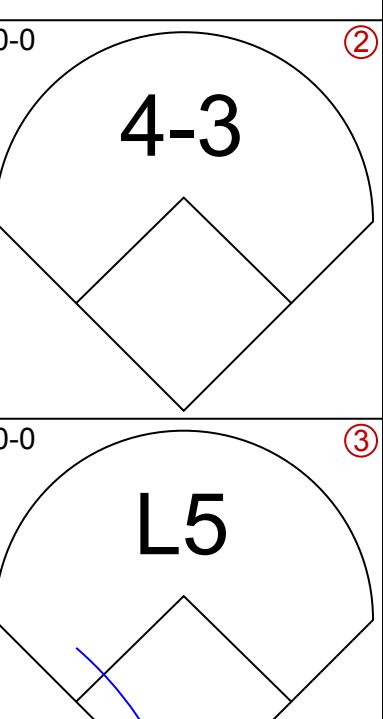
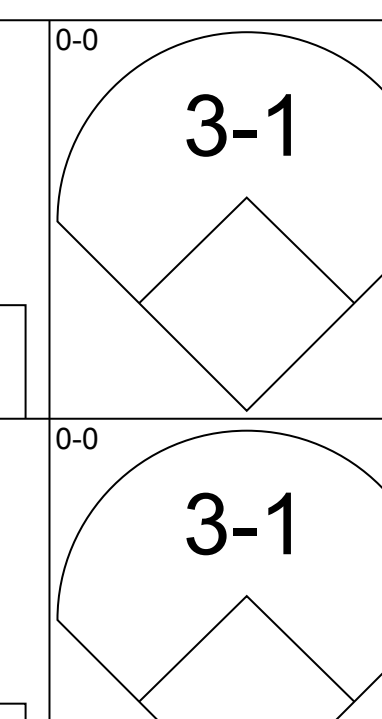
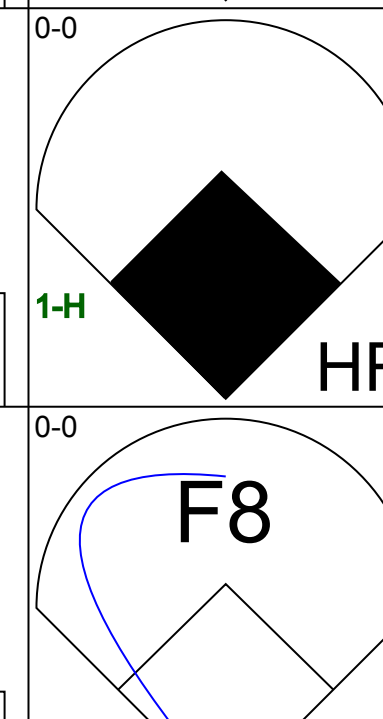
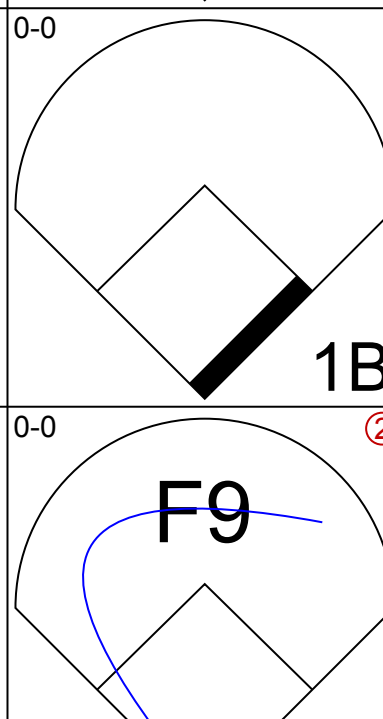

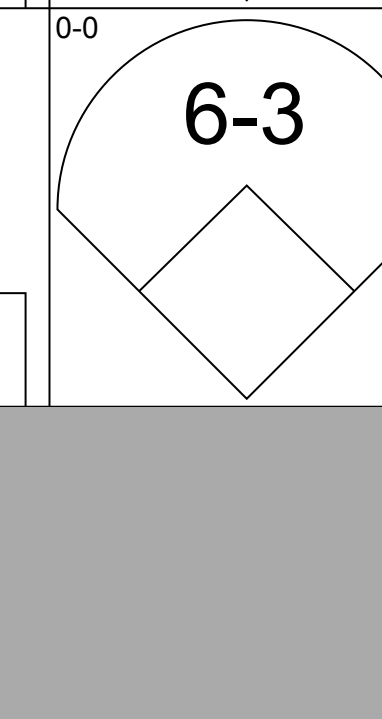
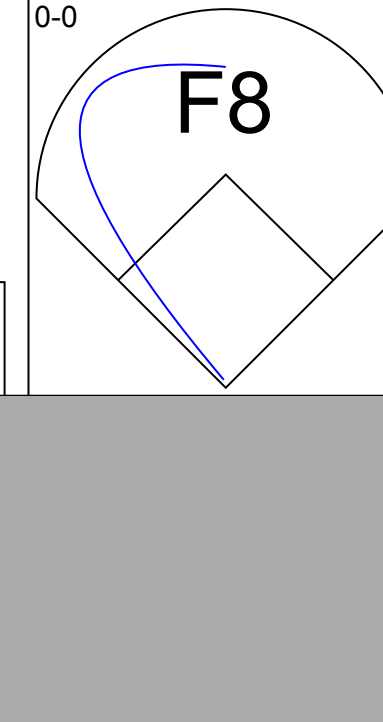
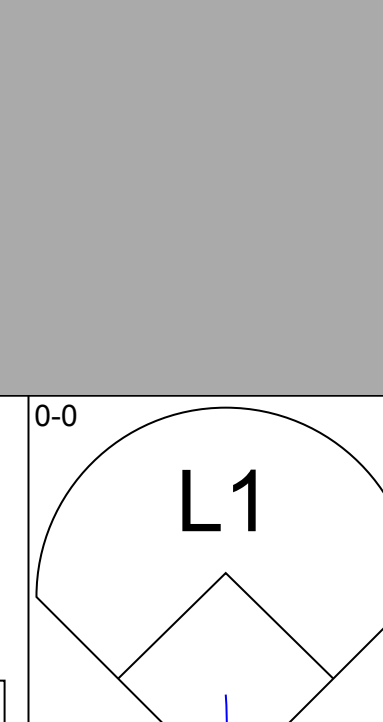
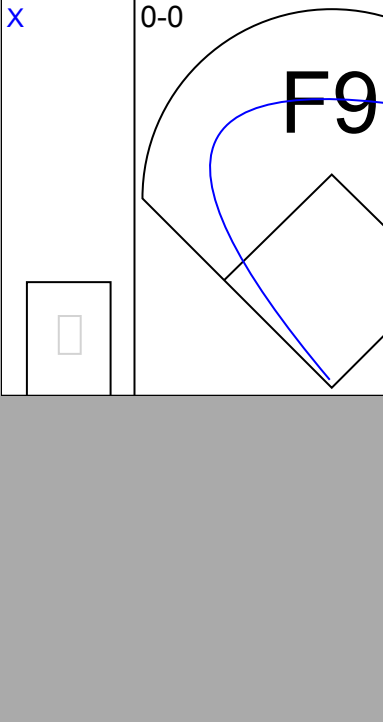




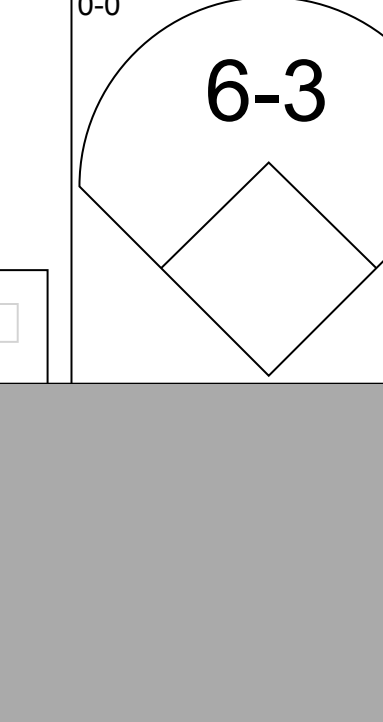
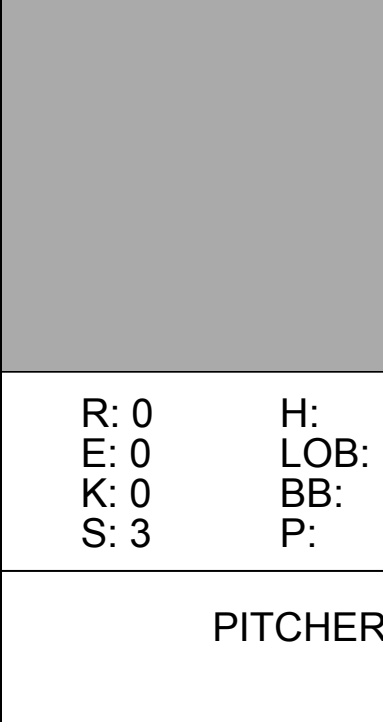
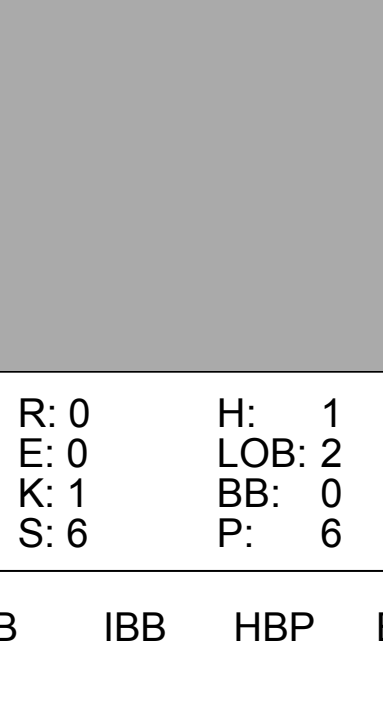




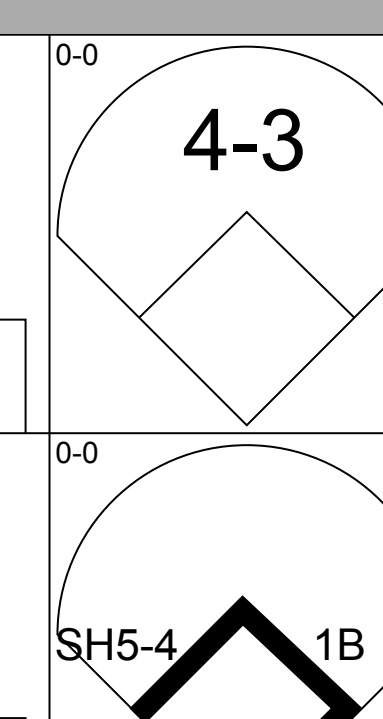
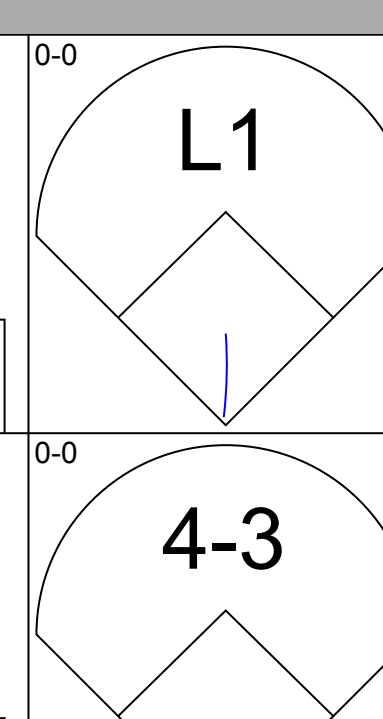
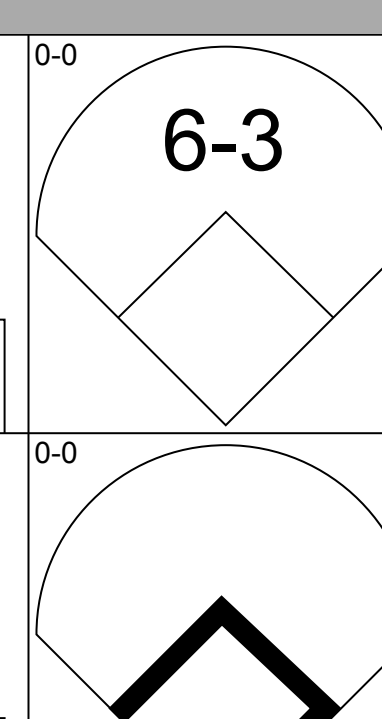
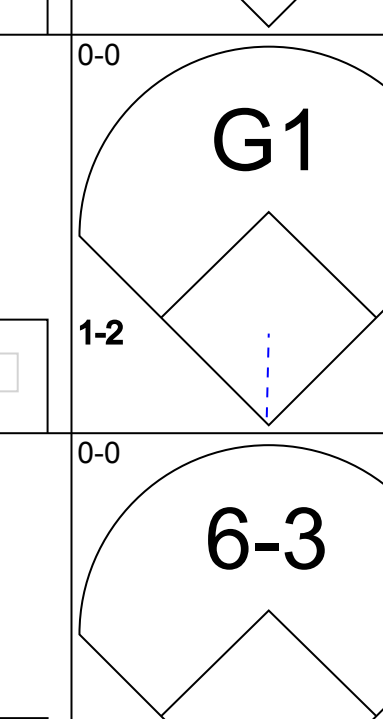

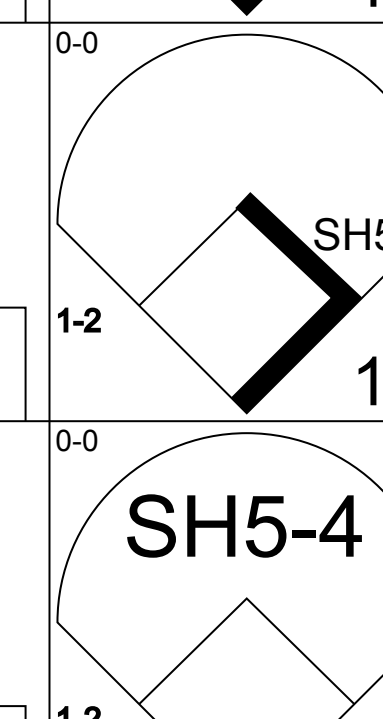
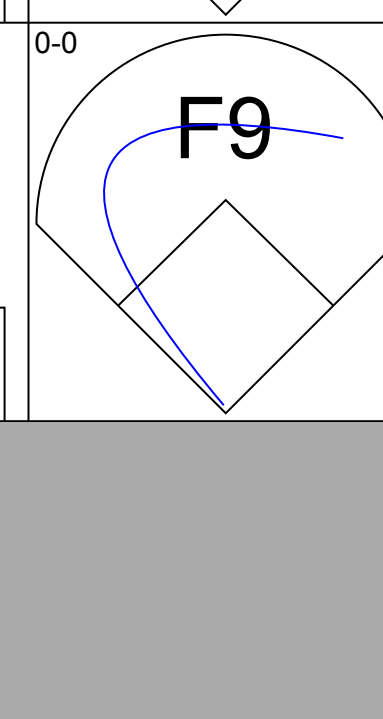
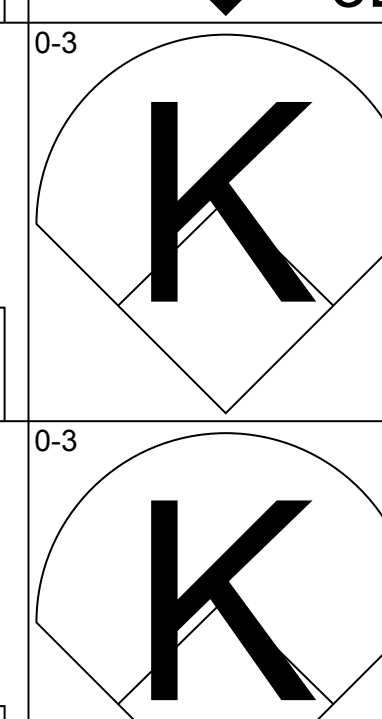

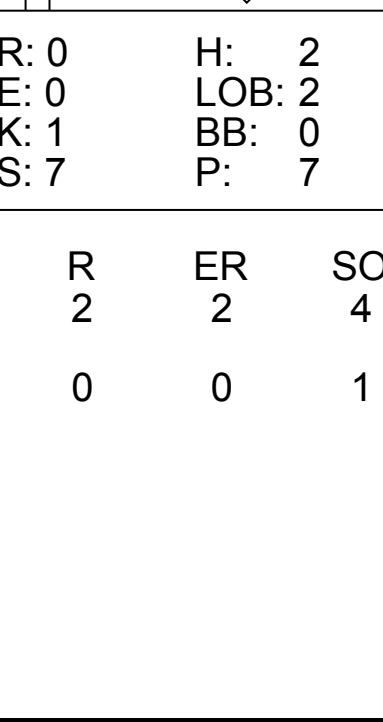
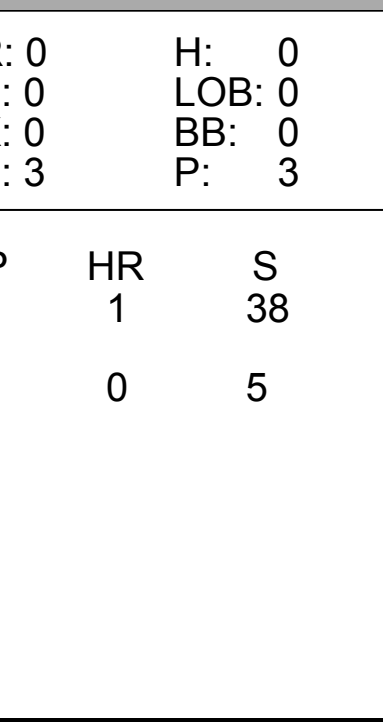
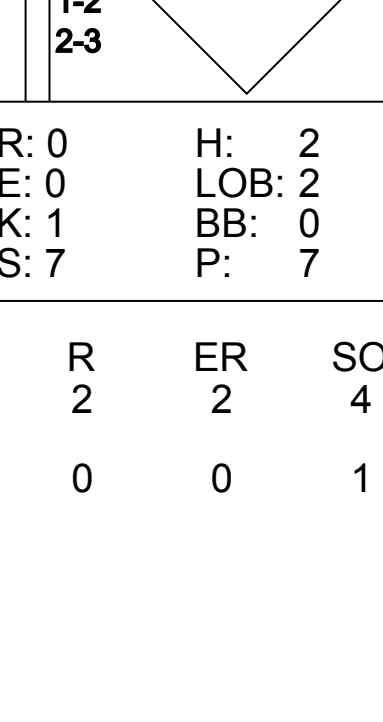

St. Louis Cardinals @ Pittsburgh Pirates  
 Forbes Field, Pittsburgh, PA  
 Wed May 06 1964, 7:05 PM EDT  
 Att: 8,659 - Unknown

AB	28
R	1
H	7
RBI	0
BB	3
SO	9
LOB	16





Batter	1	2	3	4	5	6	7	8	9	AB	R	H	RBI	BB	SO	LOB	TOP					
<b>Julian Javier, R</b> OBP: 0.200, SLG: 0.246 (1, 4)										4	1	1	0	0	2	1	<b>St. Louis Cardinals @ Pittsburgh Pirates</b> Forbes Field, Pittsburgh, PA Thu May 07 1964, 7:05 PM EDT Att: 7,219 - Unknown <a href="http://livebaseballscorecards.com">livebaseballscorecards.com</a>					
<b>Curt Flood, R</b> OBP: 0.337, SLG: 0.471 (1, 8)										4	1	2	0	0	1	0						
<b>Dick Groat, R</b> OBP: 0.312, SLG: 0.306 (1, 6)										3	1	1	1	1	0	0						
<b>Ken Boyer, R</b> OBP: 0.416, SLG: 0.568 (1, 5)										3	0	0	0	1	0	2						
<b>Charlie James, R</b> OBP: 0.296, SLG: 0.358 (1, 7)										4	1	2	1	0	1	3						
<b>Bill White, L</b> OBP: 0.319, SLG: 0.405 (1, 3)										3	0	0	1	1	0	2						
<b>Jeff Long, R</b> OBP: 0.333, SLG: 0.250 (1, 9)										3	0	0	0	0	0	1						
<b>Johnny Lewis, L</b> OBP: 0.340, SLG: 0.432 (6, 9)										0	0	0	0	1	0	0						
<b>Bob Uecker, R</b> OBP: 0.154, SLG: 0.154 (1, 2)										4	0	0	0	0	1	2						
<b>Curt Simmons, L</b> OBP: 0.133, SLG: 0.071 (1, 1)										3	0	0	0	1	2	1						
<b>Roger Craig, R</b> OBP: 0.545, SLG: 0.500 (9, 1)										0	0	0	0	0	0	0						
<b>Inning Stats</b>	R: 0 E: 0 K: 2 S: 7	H: 0 LOB: 0 BB: 0 P: 7	R: 0 E: 0 K: 0 S: 3	H: 0 LOB: 0 BB: 0 P: 3	R: 0 E: 0 K: 1 S: 5	H: 0 LOB: 0 BB: 0 P: 5	R: 4 E: 1 K: 0 S: 8	H: 4 LOB: 1 BB: 0 P: 8	R: 0 E: 0 K: 0 S: 5	H: 1 LOB: 3 BB: 1 P: 17	R: 0 E: 0 K: 0 S: 2	H: 0 LOB: 0 BB: 1 P: 6	R: 0 E: 0 K: 2 S: 7	H: 0 LOB: 0 BB: 0 P: 7	R: 0 E: 0 K: 0 S: 4	H: 1 LOB: 1 BB: 0 P: 4	R: 0 E: 0 K: 1 S: 4	H: 0 LOB: 0 BB: 1 P: 8	1B: 5 2B: 1 3B: 0 HR: 0	SF: 0 SAC: 0 DP: 2 HBP: 0	WP: 1 PB: 0 SB: 0 CS: 1	PA: 36
<b>PITCHER</b>	IP	WLS	BF	H	R	ER	SO	BB	IBB	HBP	BLK	WP	HR	S	P	ERA	WHIP					
<b>Bob Veale, L</b> ERA: 5.35 (1, 1)	4.2	L	21	5	4	3	3	2	0	0	0	0	0	25	33	5.79	1.500					
<b>Tom Butters, R</b> ERA: 3.39 (5, 1)	2.1		8	0	0	0	3	2	0	0	0	1	0	12	20	0.00	0.857					
<b>Al McBean, R</b> ERA: (8, 1)	2.0		7	1	0	0	1	1	0	0	0	0	0	8	12	0.00	1.000					

Batter	1	2	3	4	5	6	7	8	9	AB	R	H	RBI	BB	SO	LOB	BOTTOM					
<b>Gene Alley, R</b> OBP: 0.348, SLG: 0.500 (1, 6)										3	0	0	0	1	1	2	<b>St. Louis Cardinals @ Pittsburgh Pirates</b> Forbes Field, Pittsburgh, PA Thu May 07 1964, 7:05 PM EDT Att: 7,219 - Unknown <a href="http://livebaseballscorecards.com">livebaseballscorecards.com</a>					
<b>Bill Virdon, L</b> OBP: 0.281, SLG: 0.250 (1, 8)										4	1	0	0	0	0	1						
<b>Roberto Clemente, R</b> OBP: 0.424, SLG: 0.591 (1, 9)										4	1	3	2	0	0	0						
<b>Gene Freese, R</b> OBP: 0.385, SLG: 0.769 (1, 5)										4	0	1	0	0	0	2						
<b>Rex Johnston, S</b> (9, PR)										0	0	0	0	0	0	0						
<b>Donn Clendenon, R</b> OBP: 0.341, SLG: 0.436 (1, 3)										4	0	0	0	0	1	2						
<b>Bob Bailey, R</b> OBP: 0.347, SLG: 0.412 (1, 7)										3	0	0	0	0	0	0						
<b>Jerry Lynch, L</b> OBP: 0.308, SLG: 0.250 (9, PH)										1	0	0	0	0	0	1						
<b>Bill Mazerowski, R</b> OBP: 0.250, SLG: 0.385 (1, 4)										4	0	2	0	0	0	2						
<b>Jim Pagliaroni, R</b> OBP: 0.395, SLG: 0.327 (1, 2)										2	0	1	0	0	0	0						
<b>Otendo McFarlane, R</b> OBP: 0.214, SLG: 0.154 (6, 2)										1	0	0	0	0	1	1						
<b>Bob Veale, S</b> (1, 1)										0	0	0	0	0	0	0						
<b>Tom Butters, R</b> OBP: 0.333, SLG: 0.333 (5, 1)										1	0	0	0	0	1	0						
<b>Manny Mota, R</b> OBP: 0.167, SLG: 0.167 (7, PH)										1	0	0	0	0	1	1						
<b>Al McBean, R</b> (8, 1)										0	0	0	0	0	0	0						
<b>Inning Stats</b>	R: 2 E: 0 K: 0 S: 4	H: 1 LOB: 0 BB: 1 P: 8	R: 0 E: 0 K: 1 S: 7	H: 2 LOB: 2 BB: 0 P: 7	R: 0 E: 0 K: 0 S: 4	H: 1 LOB: 1 BB: 0 P: 4	R: 0 E: 0 K: 0 S: 3	H: 0 LOB: 0 BB: 0 P: 3	R: 0 E: 0 K: 1 S: 5	H: 0 LOB: 0 BB: 0 P: 5	R: 0 E: 0 K: 0 S: 3	H: 1 LOB: 0 BB: 0 P: 3	R: 0 E: 0 K: 2 S: 8	H: 1 LOB: 1 BB: 0 P: 8	R: 0 E: 0 K: 0 S: 3	H: 0 LOB: 2 BB: 0 P: 3	R: 0 E: 0 K: 1 S: 6	H: 1 LOB: 2 BB: 0 P: 6	1B: 5 2B: 0 3B: 1 HR: 1	SF: 0 SAC: 1 DP: 1 HBP: 0	WP: 0 PB: 0 SB: 0 CS: 0	PA: 34
<b>PITCHER</b>	IP	WLS	BF	H	R	ER	SO	BB	IBB	HBP	BLK	WP	HR	S	P	ERA	WHIP					
<b>Curt Simmons, L</b> ERA: 3.23 (1, 1)	8.0	W	31	7	2	2	4	1	0	0	0	0	0	5	5	2.25	1.000					
<b>Roger Craig, R</b> ERA: 2.23 (9, 1)	1.0	S	3	0	0	0	1	0	0	0	0	0	0	5	5	0.00	0.000					








Batter	1	2	3	4	5	6	7	8	9	AB	R	H	RBI	BB	SO	LOB	TOP		
Len Gabrielson, L OBP: 0.118, SLG: 0.118 (1, 3)	3-1		FC1-6			F9		F9		4	0	0	0	0	0	2	<b>Milwaukee Braves @ Pittsburgh Pirates</b> Forbes Field, Pittsburgh, PA Sat May 09 1964, 3:33 AM EDT Att: 6,536 - Unknown		
Eddie Mathews, L OBP: 0.354, SLG: 0.386 (1, 5)	K		F2					F9		4	0	1	0	0	1	1			
Hank Aaron, R OBP: 0.394, SLG: 0.405 (1, 9)	F2			6-3		F2			G1-6-3 1B	4	0	1	0	0	0	1			
Joe Torre, R OBP: 0.370, SLG: 0.575 (1, 2)		K		4-3			F9		G1-6-3 1B	4	0	0	0	0	1	1			
Lee Maye, L OBP: 0.368, SLG: 0.471 (1, 7)				6-3			4-3			3	0	1	0	0	0	0			
Felipe Alou, R OBP: 0.272, SLG: 0.329 (1, 8)					6-3		1-3			2	0	0	0	0	0	0			
Frank Bolling, R OBP: 0.333, SLG: 0.416 (1, 4)			G6-3 HBP			F8		6-3		3	0	0	0	0	0	2			
Denis Menke, R OBP: 0.400, SLG: 0.367 (1, 6)					1-3			5-3		3	0	1	0	0	0	0			
Denny Lemaster, R Jack Smith, R Rico Carty, R Phil Niekro, R Miguel de la Hoz, R Billy Hoelt, L Ty Cline, R Bobby Tiefenauer, R (1, 1) (1, 1) (3, PH) (3, 1) (6, PH) (6, 1) (8, PH) (8, 1)						5-3			1B	0	0	0	0	0	0	0			
<b>Inning Stats</b>	R: 0 E: 0 K: 1 S: 5	H: 0 LOB: 0 BB: 0 P: 5	R: 0 E: 0 K: 1 S: 5	H: 1 LOB: 1 BB: 0 P: 6	R: 0 E: 0 K: 0 S: 4	H: 1 LOB: 1 BB: 0 P: 4	R: 0 E: 0 K: 0 S: 3	H: 0 LOB: 0 BB: 0 P: 3	R: 0 E: 0 K: 0 S: 4	H: 1 LOB: 1 BB: 0 P: 4	R: 0 E: 0 K: 0 S: 3	H: 0 LOB: 0 BB: 0 P: 3	R: 0 E: 0 K: 0 S: 4	H: 1 LOB: 0 BB: 0 P: 4	R: 0 E: 0 K: 0 S: 3	H: 1 LOB: 0 BB: 0 P: 3		1B: 4 2B: 1 3B: 0 HR: 0	SF: 0 SAC: 0 DP: 2 HBP: 1
<b>PITCHER</b> Vern Law, R ERA: 3.5 (1, 1)	IP: 9.0 WLS: W BF: 31 H: 5 R: 0 ER: 0 SO: 2 BB: 0 IBB: 0 HBP: 1 BLK: 0 WP: 0 HR: 0 S: 34 P: 35 ERA: 0.00 WHIP: 0.556																		



Batter	1	2	3	4	5	6	7	8	9	AB	R	H	RBI	BB	SO	LOB	BOTTOM		
Gene Alley, R OBP: 0.321, SLG: 0.440 (1, 6)	1B SH4-3 WP 1B	FC1-6 1B		F8			F8	K		5	1	1	0	0	1	5	<b>Milwaukee Braves @ Pittsburgh Pirates</b> Forbes Field, Pittsburgh, PA Sat May 09 1964, 3:33 AM EDT Att: 6,536 - Unknown		
Manny Mota, R OBP: 0.500, SLG: 0.600 (1, 8)	SH4-3						E 1B	E 2B		4	1	4	3	0	0	0			
Roberto Clemente, R OBP: 0.426, SLG: 0.599 (1, 9)	WP 2B 1B	G6-4-3 1B		F9			E8 1B	F8		5	2	2	0	0	0	5			
Gene Freese, R OBP: 0.382, SLG: 0.645 (1, 5)	WP 2B BB		6-3		6-3		1B FC1-5 IBB	E5		3	1	0	0	2	0	1			
Willie Stargell, L OBP: 0.411, SLG: 0.706 (1, 7)	1-3 HR 2B		F7		4-3		FC1-5 1B	K		5	1	2	4	0	1	2			
Donn Clendenen, R OBP: 0.315, SLG: 0.400 (1, 3)	1-3		1-3		K		FC1-5			4	0	0	0	0	1	3			
Bill Mazeroski, R OBP: 0.250, SLG: 0.407 (1, 4)				5-3		5-3	F8			4	1	1	2	0	0	2			
Jim Pagliaroni, R OBP: 0.364, SLG: 0.328 (1, 2)	F8			1B 1B BB		5-3		SH 2B 1B		3	2	1	0	1	0	0			
Vern Law, R OBP: 0.462, SLG: 0.538 (1, 1)				1B 1B		6-3		SH 2B		3	1	2	0	0	0	0			
<b>Inning Stats</b>	R: 5 E: 0 K: 0 S: 7	H: 4 LOB: 0 BB: 1 P: 11	R: 0 E: 0 K: 0 S: 4	H: 2 LOB: 1 BB: 0 P: 4	R: 0 E: 0 K: 0 S: 3	H: 0 LOB: 0 BB: 0 P: 3	R: 1 E: 0 K: 0 S: 5	H: 2 LOB: 2 BB: 1 P: 9	R: 0 E: 0 K: 1 S: 5	H: 0 LOB: 0 BB: 0 P: 5	R: 0 E: 0 K: 0 S: 3	H: 0 LOB: 0 BB: 0 P: 3	R: 2 E: 1 K: 0 S: 6	H: 3 LOB: 2 BB: 1 P: 10	R: 2 E: 2 K: 2 S: 11	H: 2 LOB: 2 BB: 0 P: 11		1B: 10 2B: 2 3B: 0 HR: 1	SF: 0 SAC: 2 DP: 1 HBP: 0
<b>PITCHER</b> Denny Lemaster, L ERA: 7.11 Jack Smith, R ERA: 2.31 Phil Niekro, R ERA: 2.92 Billy Hoelt, L ERA: 3.86 Bobby Tiefenauer, R ERA: 2.4 (1, 1) (1, 1) (3, 1) (6, 1) (8, 1)	IP: 0.1 WLS: L BF: 5 H: 3 R: 4 ER: 4 SO: 0 BB: 1 IBB: 0 HBP: 0 BLK: 0 WP: 1 HR: 0 S: 4 P: 8 ERA: 108.00 WHIP: 12.000																		






Batter	1	2	3	4	5	6	7	8	9	AB	R	H	RBI	BB	SO	LOB	TOP							
Lee Mays, L (1, 7) OBP: 0.384, SLG: 0.484 Felipe Alou, R (7, 7) OBP: 0.266, SLG: 0.322	0-0 1B HR L6-3	0-0 1B 1-2			0-0 1B L6-3	0-0 4-3	0-0 E9 1B 1-2 2-3		0-0 6-3	4 2	2	3	0	0	0	2								
Ty Cline, L (1, 8) OBP: 0.417, SLG: 0.364	0-0 L6-3	0-0 L1-3			0-0 L6-3		L7		0-0 L1-3	6	0	1	2	0	0	4								
Hank Aaron, R (1, 9) OBP: 0.414, SLG: 0.464	0-0 HR 1B 2-3		0-0 1-3		0-0 S 1B 2-H		HR			5	2	4	3	0	0	0								
Eddie Mathews, L (1, 3) OBP: 0.365, SLG: 0.419 Len Gabrielson, L (7, 3) OBP: 0.118, SLG: 0.118	0-0 HR 1-H 3-H		0-0 G3		4-0 FC5-4 1B 1-2		BB K			3	2	1	3	2	1	2								
Joe Torre, R (1, 2) OBP: 0.371, SLG: 0.576	0-3 K		0-3 K		0-0 FC5-4 1-2		0-0 1B E	0-0 2B		5	1	2	0	0	2	2								
Miguel de la Hoz, R (1, 5) OBP: 0.417, SLG: 0.583	0-0 F8			0-0 F3		0-0 1B 2B	0-0 1B HBP E 1-3 3-H	0-0 F3		5	1	2	1	0	0	0								
Frank Bolling, R (1, 4) OBP: 0.337, SLG: 0.407		0-3 K		0-0 1-3		0-0 6-3	0-0 E 1B HBP 1-2	0-0 1B		4	1	1	0	0	1	1								
Denis Menke, R (1, 6) OBP: 0.385, SLG: 0.352		0-3 K		0-0 5-3		0-0 F8	0-0 E6 E 1-2 2-H 3-H	0-3 K		5	1	1	1	0	2	2								
Warren Spahn, L (1, 1) OBP: 0.235, SLG: 0.294 Denny Lemaster, R (6, 1)		0-0 1B 1B			0-0 G3		0-0 K		0-3 K	3	0	2	0	0	0	0								
										2	0	0	0	0	2	2								
<b>Inning Stats</b>	R: 3 E: 0 K: 1 S: 8	H: 3 LOB: 0 BB: 0 P: 8	R: 0 E: 0 K: 2 S: 9	H: 2 LOB: 2 BB: 0 P: 9	R: 0 E: 0 K: 1 S: 5	H: 0 LOB: 0 BB: 0 P: 5	R: 0 E: 0 K: 0 S: 3	H: 0 LOB: 0 BB: 0 P: 3	R: 1 E: 0 K: 0 S: 5	H: 2 LOB: 2 BB: 1 P: 9	R: 0 E: 0 K: 0 S: 5	H: 2 LOB: 2 BB: 0 P: 5	R: 7 E: 2 K: 2 S: 14	H: 6 LOB: 2 BB: 1 P: 19	R: 0 E: 0 K: 1 S: 6	H: 2 LOB: 1 BB: 0 P: 6	R: 0 E: 0 K: 1 S: 5	H: 0 LOB: 0 BB: 0 P: 5	1B: 13 2B: 2 3B: 0 HR: 2	SF: 0 SAC: 0 DP: 0 HBP: 1	WP: 0 PB: 0 CS: 1	PA: 47		
<b>PITCHER</b>	IP WLS BF H R ER SO BB IBB HBP BLK WP HR S P ERA WHIP	6.1 L 31 10 6 6 4 1 1 0 0 0 2 37 45 8.53 1.737	0.0 4 3 2 1 0 0 0 0 1 0 0 0 3 4 ∞ ∞	0.1 3 1 2 0 1 0 0 0 0 0 0 0 5 5 0.00 3.000	2.1 9 3 1 0 3 0 0 0 0 0 0 0 15 15 0.00 1.286																			

AB 44  
R 11  
H 17  
RBI 10  
BB 2  
SO 8  
LOB 17



WP: 0  
PB: 0  
CS: 1  
PA: 47

Milwaukee Braves @ Pittsburgh Pirates  
Forbes Field, Pittsburgh, PA  
Sun May 10 1964, 3:33 AM EDT  
Unknown

Batter	1	2	3	4	5	6	7	8	9	AB	R	H	RBI	BB	SO	LOB	BOTTOM							
Gene Alley, R (1, 6) OBP: 0.303, SLG: 0.379	0-3 K		0-0 F7		4-0 3B BB	0-3 K			0-3 K	4	1	0	0	1	3	3								
Manny Mota, R (1, 8) OBP: 0.497, SLG: 0.643	4-0 FC4-6 BB		0-0 6-3		0-0 1B 3B 1-H		0-3 K		0-0 4-3	4	1	1	1	1	1	1								
Roberto Clemente, R (1, 9) OBP: 0.429, SLG: 0.586	0-0 FC4-6 1-2			0-0 FC3-4 1B 1-2 2-3	0-0 G6-4-3 1B 3-H		0-0 F9			4	1	2	1	0	0	1								
Gene Freese, R (1, 5) OBP: 0.368, SLG: 0.600	0-0 6-3			0-0 FC3-4 1B 1-2	0-0 G6-4-3 1B 1-2		0-0 5-3			4	0	1	0	0	0	2								
Willie Stargell, L (1, 7) OBP: 0.403, SLG: 0.708		0-0 F7		0-0 FC3-4 1B 1-2 2-3		0-0 SF8 3B		0-3 K		4	2	1	0	0	1	2								
Donn Clendenen, R (1, 3) OBP: 0.323, SLG: 0.402		4-0 FC6-4 BB		0-0 1B 1-2	0-0 1B 1-2 3-H		0-0 SF8		0-0 1-3	2	0	1	2	1	0	0								
Bill Mazerowski, R (1, 4) OBP: 0.250, SLG: 0.400		0-0 L8		0-0 1B 1-2 2-H	0-0 G5-4-3 1B		0-0 6-3		0-0 F3	4	0	1	1	0	0	1								
Jim Pagliaroni, R (1, 2) OBP: 0.371, SLG: 0.328		0-0 FC6-4 1-2		0-0 G5-4-3 1-2		4-0 BB BB			0-0 1B	3	0	1	0	1	0	3								
Bob Friend, R (1, 1) OBP: 0.118, SLG: 0.063 Al McBean, R (7, 1) Frank Bork, R (7, 1) Tom Butters, R (7, 1) Rex Johnston, S (9, 7)			0-3 K		0-0 F7		4-0 BB		0-0 P4	2	0	0	0	1	1	0								
										0	0	0	0	0	0	0								
										0	0	0	0	0	0	0								
										0	0	0	0	0	0	0								
										1	0	0	0	0	0	1								
<b>Inning Stats</b>	R: 0 E: 0 K: 1 S: 5	H: 0 LOB: 1 BB: 1 P: 9	R: 0 E: 0 K: 0 S: 3	H: 0 LOB: 1 BB: 1 P: 7	R: 0 E: 0 K: 1 S: 5	H: 0 LOB: 0 BB: 0 P: 5	R: 2 E: 0 K: 0 S: 6	H: 4 LOB: 1 BB: 0 P: 6	R: 2 E: 0 K: 0 S: 4	H: 2 LOB: 0 BB: 1 P: 8	R: 1 E: 0 K: 1 S: 6	H: 1 LOB: 2 BB: 2 P: 14	R: 0 E: 0 K: 1 S: 5	H: 0 LOB: 0 BB: 0 P: 5	R: 0 E: 0 K: 1 S: 5	H: 0 LOB: 0 BB: 0 P: 5	R: 0 E: 0 K: 1 S: 6	H: 1 LOB: 1 BB: 0 P: 6	1B: 6 2B: 0 3B: 2 HR: 0	SF: 1 SAC: 0 DP: 2 HBP: 0	WP: 0 PB: 0 CS: 0	PA: 38		
<b>PITCHER</b>	IP WLS BF H R ER SO BB IBB HBP BLK WP HR S P ERA WHIP	5.0 W 23 1 0 0 4 3 0 0 0 0 0 24 29 0.00 0.750																						

AB 32  
R 5  
H 8  
RBI 5  
BB 5  
SO 6  
LOB 14



WP: 0  
PB: 0  
CS: 0  
PA: 38

Milwaukee Braves @ Pittsburgh Pirates  
Forbes Field, Pittsburgh, PA  
Sun May 10 1964, 3:33 AM EDT  
Unknown




Batter	1	2	3	4	5	6	7	8	9	AB	R	H	RBI	BB	SO	LOB	TOP			
<b>Felipe Alou, R</b> OBP: 0.273, SLG: 0.326 (1, 7)	0-0 BB SH 2B 1B	0-0 FC6-5 WP 1B		0-0 5-3			0-3 K		0-0 6-3	5	1	2	0	0	1	0	<b>Milwaukee Braves @ Pittsburgh Pirates</b> Forbes Field, Pittsburgh, PA Sun May 10 1964, 3:38 AM EDT Att: 16,430 - Unknown			
<b>Ty Cline, L</b> OBP: 0.333, SLG: 0.286 (1, 8)	0-0 SH 2B 1-2	0-0 L1 1-2		0-0 L4-3			0-0 L8			3	1	0	0	0	0	1				
<b>Hank Aaron, R</b> OBP: 0.408, SLG: 0.448 (1, 9)	4-0 2B 1-2 2-3	0-0 FC6-5 S			0-0 F4				0-0 6-3	3	1	0	0	1	0	1				
<b>Eddie Mathews, L</b> OBP: 0.370, SLG: 0.427 <b>Len Gabrielson, L</b> OBP: 0.118, SLG: 0.118 (8, 3)	0-0 2B 1-3 2-H 3-H	4-0 1-2 BB			0-3 K				0-3 K	3	1	1	2	1	2	0				
<b>Joe Torre, R</b> OBP: 0.366, SLG: 0.558 (1, 2)	4-0 2B SFB-2-5 IBB	0-0 4-3			0-0 4-3				0-0 5-3	3	1	0	0	1	0	2				
<b>Miguel de la Hoz, R</b> OBP: 0.508, SLG: 0.688 (1, 5)	0-0 1-3 2-H 3-H 2B		0-0 G6-3 1B			0-0 F8			0-0 FC6-4 1B	4	0	3	2	0	0	0				
<b>Frank Bolling, R</b> OBP: 0.323, SLG: 0.393 (1, 4)	0-0 SF8-2-5		0-0 G6-3 1-2			0-0 F1			0-0 FC6-4 1-2	3	0	0	1	0	0	2				
<b>Denis Menke, R</b> OBP: 0.391, SLG: 0.386 (1, 6)	4-0 2-3 3-H BB		0-0 F8			0-0 3B			0-0 F9	3	0	1	0	1	0	0				
<b>Bob Sadowski, R</b> OBP: 0.067, SLG: 0.067 <b>Bobby Tiefenauer, R</b> (8, 1)	0-0 F3			0-3 K					0-0 6-3	3	0	0	0	0	2	2				
<b>Inning Stats</b>	R: 5 E: 1 K: 0 S: 6	H: 3 LOB: 1 BB: 3 P: 18	R: 0 E: 0 K: 0 S: 4	H: 1 LOB: 2 BB: 1 P: 8	R: 0 E: 0 K: 0 S: 3	H: 1 LOB: 0 BB: 0 P: 3	R: 0 E: 0 K: 1 S: 5	H: 0 LOB: 0 BB: 0 P: 5	R: 0 E: 0 K: 1 S: 5	H: 1 LOB: 1 BB: 0 P: 6	R: 0 E: 0 K: 1 S: 5	H: 0 LOB: 0 BB: 0 P: 5	R: 0 E: 0 K: 1 S: 6	H: 1 LOB: 1 BB: 0 P: 6	R: 0 E: 0 K: 0 S: 3	H: 0 LOB: 0 BB: 0 P: 3		1B: 4 2B: 3 3B: 1 HR: 0	SF: 1 SAC: 1 DP: 2 HBP: 0	WP: 1 PB: 0 SB: 1 CS: 0
<b>PITCHER</b>	IP WLS BF H R ER SO BB IBB HBP BLK WP HR S P ERA WHIP																			
<b>Tommie Sisk, R</b> ERA: 9.0 <b>Steve Blass, R</b> ERA: <b>Roy Face, R</b> ERA: 3.68 <b>Al McBean, R</b> ERA: 1.8	(1, 1) (1, 1) (6, 1) (9, 1)	0.0 5.0 3.0 1.0	WLS 6 17 2 3	BF 3 2 0 0	H 3 2 0 0	R 5 0 0 0	ER 4 0 0 0	SO 0 2 0 0	BB 1 2 0 0	IBB 1 0 0 0	HBP 0 0 0 0	BLK 0 0 0 0	WP 0 1 0 0	HR 0 19 0 0	S 4 17 3	P 12 27 17 3	ERA ∞ 0.00 0.00 0.00	WHIP ∞ 0.800 0.667 0.000		



Batter	1	2	3	4	5	6	7	8	9	AB	R	H	RBI	BB	SO	LOB	BOTTOM			
<b>Bob Bailey, R</b> OBP: 0.370, SLG: 0.446 (1, 5)	0-0 4-3		0-0 1-3			0-0 FC3-6 1B		0-0 1B 2B	0-0 S 1B	5	2	3	2	0	0	0	<b>Milwaukee Braves @ Pittsburgh Pirates</b> Forbes Field, Pittsburgh, PA Sun May 10 1964, 3:38 AM EDT Att: 16,430 - Unknown			
<b>Bill Virdon, L</b> OBP: 0.285, SLG: 0.227 (1, 8)	0-0 F9		0-0 4-3			0-0 FC3-6 1-2		4-0 FC4-6 1B BB	0-3 K 1-2	4	0	0	0	1	1	2				
<b>Roberto Clemente, R</b> OBP: 0.436, SLG: 0.612 (1, 9)	0-0 HR			0-0 F3		0-3 K		0-0 FC4-6 1B	4-0 1B IBB	4	1	2	3	1	1	1				
<b>Willie Stargell, L</b> OBP: 0.390, SLG: 0.675 (1, 7)	0-0 4-3			0-0 4-3		0-0 L8		0-3 K 1-2 2-H	0-0 1B	5	0	1	1	0	1	3				
<b>Smoky Burgess, L</b> OBP: 0.417, SLG: 0.300 <b>Orlando McFarlane, R</b> OBP: 0.214, SLG: 0.154 (8, PR) (9, 2)	0-0 F7			0-0 F4				0-0 F9	0-0 FC4-6 1-2 2-3	4	0	0	0	0	0	2				
<b>Donn Clendenen, R</b> OBP: 0.330, SLG: 0.400 (1, 3)		0-0 1B			0-0 5-3			4-0 FC6-4 BB	0-3 K	3	0	1	0	1	1	2				
<b>Bill Mazerowski, R</b> OBP: 0.250, SLG: 0.394 (1, 4)		0-0 F9			0-0 1B			0-0 FC6-4 1-2	0-3 K SH1-4 1B	4	1	1	0	0	1	2				
<b>Gene Alley, R</b> OBP: 0.297, SLG: 0.364 (1, 6)		0-3 K			0-0 F9			0-0 F5	0-0 SH1-4 1B 1B	4	1	1	0	0	1	3				
<b>Tommie Sisk, R</b> <b>Steve Blass, R</b> <b>Manny Mota, R</b> <b>Roy Face, R</b> <b>Rex Johnston, S</b> <b>Al McBean, R</b> <b>Gene Freese, R</b> (1, 1) (1, 1) (5, PH) (8, 1) (8, PH) (9, 1) (9, PH)			0-0 1-3		0-0 F9			4-0 2B 1B BB	0-0 SH1-4	0	0	0	0	0	0	0				
<b>Inning Stats</b>	R: 1 E: 0 K: 0 S: 4	H: 1 LOB: 0 BB: 0 P: 4	R: 0 E: 0 K: 1 S: 6	H: 1 LOB: 0 BB: 0 P: 6	R: 0 E: 0 K: 0 S: 3	H: 0 LOB: 0 BB: 0 P: 3	R: 0 E: 0 K: 0 S: 3	H: 0 LOB: 0 BB: 0 P: 3	R: 0 E: 0 K: 1 S: 6	H: 1 LOB: 1 BB: 0 P: 6	R: 0 E: 0 K: 0 S: 3	H: 0 LOB: 0 BB: 1 P: 7	R: 2 E: 0 K: 2 S: 9	H: 2 LOB: 2 BB: 2 P: 17	R: 3 E: 0 K: 2 S: 10	H: 3 LOB: 2 BB: 1 P: 14		1B: 7 2B: 1 3B: 0 HR: 1	SF: 0 SAC: 1 DP: 0 HBP: 0	WP: 0 PB: 1 SB: 1 CS: 0
<b>PITCHER</b>	IP WLS BF H R ER SO BB IBB HBP BLK WP HR S P ERA WHIP																			
<b>Bob Sadowski, R</b> ERA: 4.17 <b>Bobby Tiefenauer, R</b> ERA: 2.7	(1, 1) (8, 1)	7.0 1.2	L	29 11	4 4	3 3	1 1	4 4	3 0	1 1	0 0	0 0	0 0	0 0	18 22	22 5.40	3.86 2.400			





Batter	1	2	3	4	5	6	7	8	9	AB	R	H	RBI	BB	SO	LOB	TOP					
<b>Pete Rose, S</b> OBP: 0.271, SLG: 0.286 (1, 4)	5-3	F8		1-2 2-H 1B			4-3	HR		5	1	2	4	0	0	0	<b>Cincinnati Reds @ Pittsburgh Pirates</b> Forbes Field, Pittsburgh, PA Mon May 11, 1964, 7:05 PM EDT Att: 5,902 - Unknown					
<b>Bobby Klaus, R</b> OBP: 0.222, SLG: 0.240 (1, 5)	6-3		1-3	4-3			G3 WP 1B	K		5	1	1	0	0	1	2						
<b>Vada Pinson, L</b> OBP: 0.337, SLG: 0.471 (1, 8)	1B 2B		4-3				G3	F9		5	1	2	0	0	0	1						
<b>Deron Johnson, R</b> OBP: 0.435, SLG: 0.558 (1, 3)	1B E 1B						FC5-4 1B		K	3	1	1	1	2	1	1						
<b>Frank Robinson, R</b> OBP: 0.348, SLG: 0.464 (1, 9)	1B E 1B			BB			FC6-4 1-2			5	0	3	1	0	0	2						
<b>Tommy Harper, R</b> OBP: 0.292, SLG: 0.177 (1, 7)	E5 1-3 1B						FC6-4 1-2			5	0	0	0	0	0	2		5				
<b>Leo Cardenas, R</b> OBP: 0.404, SLG: 0.523 (1, 6)	1-3						1-2 3-H 1B			5	0	0	0	0	0	2		5				
<b>Hal Smith, R</b> OBP: 0.333, SLG: 0.357 (8, PH)		F8					4-3			4	2	2	0	0	0	2		AB 39 R 7 H 12 RBI 6 BB 3 SO 6 LOB 18				
<b>Gordy Coleman, L</b> OBP: 0.349, SLG: 0.436 (8, PH)							G4-6-3 1B			3	0	1	0	0	0	1						
<b>Jim Dickson, L</b> (8, 1)							1-2 1B			0	1	0	0	1	0	0						
<b>Bill Henry, L</b> (8, 1)							1-2 1B			0	0	0	0	0	0	0						
<b>Sammy Ellis, L</b> (1, 1)										3	0	0	0	0	1	2						
<b>Johnny Edwards, L</b> OBP: 0.287, SLG: 0.338 (8, 2)		G3					F7			1	0	0	0	0	1	2						
<b>Inning Stats</b>	R: 2 E: 1 K: 0 S: 7	H: 3 LOB: 2 BB: 0 P: 7	R: 0 E: 0 K: 0 S: 3	H: 0 LOB: 0 BB: 0 P: 3	R: 0 E: 0 K: 0 S: 3	H: 0 LOB: 1 BB: 1 P: 7	R: 1 E: 1 K: 2 S: 10	H: 2 LOB: 2 BB: 0 P: 10	R: 0 E: 0 K: 0 S: 6	H: 1 LOB: 0 BB: 0 P: 6	R: 0 E: 0 K: 0 S: 3	H: 1 LOB: 0 BB: 0 P: 3	R: 1 E: 0 K: 0 S: 5	H: 2 LOB: 2 BB: 1 P: 9	R: 3 E: 1 K: 2 S: 9	H: 2 LOB: 0 BB: 1 P: 13	R: 0 E: 0 K: 1 S: 5	H: 1 LOB: 0 BB: 0 P: 5	1B: 10 2B: 1 3B: 0 HR: 1	SF: 0 SAC: 0 DP: 2 HBP: 0	WP: 1 PB: 0 SB: 0 CS: 0	PA: 42
<b>PITCHER</b>	IP WLS BF H R ER SO BB IBB HBP BLK WP HR S P ERA WHIP																					
<b>Bob Veale, L</b> ERA: 4.87 (1, 1)	7.0		33	9	4	2	3	2	0	0	0	0	1	0	37	45	2.57	1.571				
<b>Tommie Sisk, R</b> ERA: 10.84 (8, 1)	0.0	L	2	1	2	2	0	1	0	0	0	0	0	0	1	5	∞	∞				
<b>Frank Bork, L</b> ERA: 4.5 (8, 1)	1.0		4	1	1	1	2	0	0	0	0	0	0	1	8	8	9.00	1.000				
<b>Al McBean, R</b> ERA: 1.5 (9, 1)	1.0		3	1	0	0	1	0	0	0	0	0	0	0	5	5	0.00	1.000				

Batter	1	2	3	4	5	6	7	8	9	AB	R	H	RBI	BB	SO	LOB	BOTTOM					
<b>Bob Bailey, R</b> OBP: 0.360, SLG: 0.430 (1, 5)	F9		5-3	K			1B	FC6-4		5	0	1	1	0	1	3	<b>Cincinnati Reds @ Pittsburgh Pirates</b> Forbes Field, Pittsburgh, PA Mon May 11, 1964, 7:05 PM EDT Att: 5,902 - Unknown					
<b>Bill Virdon, L</b> OBP: 0.275, SLG: 0.250 (1, 8)	F4						2-H 1B	FC5-4		4	1	2	0	0	0	0						
<b>Gene Freese, R</b> OBP: 0.359, SLG: 0.583 (8, PH)			4-3 HR				1-3 1B	FC5-4		1	0	0	0	0	0	3						
<b>Al McBean, R</b> (9, 1)										0	0	0	0	0	0	0						
<b>Roberto Clemente, R</b> OBP: 0.417, SLG: 0.583 (1, 9)	K		4-3							5	0	0	0	0	2	3						
<b>Willie Stargell, L</b> OBP: 0.391, SLG: 0.695 (1, 7)										5	2	2	2	0	1	2						
<b>Smoky Burgess, L</b> OBP: 0.563, SLG: 0.538 (8, PH)		BB FC5-4 1B								3	0	3	0	1	0	0						
<b>Orlando McFarlane, R</b> OBP: 0.260, SLG: 0.143 (9, 2)		FC5-4 BB								1	1	0	0	0	0	0						
<b>Donn Clendenen, R</b> OBP: 0.327, SLG: 0.415 (1, 3)										4	1	1	1	0	2	4						
<b>Bill Mazerowski, R</b> OBP: 0.260, SLG: 0.402 (1, 4)										3	0	1	1	1	0	1						
<b>Gene Alley, R</b> OBP: 0.317, SLG: 0.343 (1, 6)										2	1	0	1	2	1	2						
<b>Bob Veale, S</b> OBP: 0.283, SLG: 0.283 (7, PH)										2	0	1	0	0	1	2						
<b>Mantey Miller, R</b> OBP: 0.238, SLG: 0.200 (8, 1)										0	0	0	0	0	0	0						
<b>Tommie Sisk, R</b> OBP: 0.238, SLG: 0.200 (8, 1)										0	0	0	0	0	0	0						
<b>Frank Bork, R</b> (8, PH)										0	0	0	0	0	0	0						
<b>Rex Johnston, S</b> (9, 8)										1	0	0	0	0	0	2						
<b>Inning Stats</b>	R: 0 E: 0 K: 1 S: 5	H: 0 LOB: 0 BB: 0 P: 5	R: 1 E: 0 K: 2 S: 8	H: 1 LOB: 2 BB: 2 P: 16	R: 2 E: 0 K: 1 S: 8	H: 3 LOB: 1 BB: 0 P: 8	R: 0 E: 0 K: 2 S: 8	H: 1 LOB: 1 BB: 0 P: 8	R: 0 E: 0 K: 0 S: 5	H: 0 LOB: 0 BB: 0 P: 5	R: 0 E: 0 K: 0 S: 3	H: 1 LOB: 0 BB: 0 P: 3	R: 1 E: 0 K: 1 S: 7	H: 2 LOB: 2 BB: 1 P: 11	R: 2 E: 0 K: 0 S: 6	H: 3 LOB: 3 BB: 1 P: 10	R: 0 E: 0 K: 0 S: 3	H: 0 LOB: 0 BB: 0 P: 3	1B: 6 2B: 3 3B: 1 HR: 1	SF: 0 SAC: 1 DP: 1 HBP: 0	WP: 0 PB: 0 SB: 0 CS: 0	PA: 41
<b>PITCHER</b>	IP WLS BF H R ER SO BB IBB HBP BLK WP HR S P ERA WHIP																					
<b>Sammy Ellis, R</b> ERA: 4.13 (1, 1)	7.0		31	8	4	4	8	3	0	0	0	0	0	0	44	56	5.14	1.571				
<b>Jim Dickson, R</b> ERA: 7.2 (8, 1)	0.0		3	3	2	2	0	0	0	0	0	0	0	3	3	∞	∞					
<b>Bill Henry, L</b> ERA: 0.93 (8, 1)	2.0	S	7	0	0	0	0	1	0	0	0	0	0	6	10	0.00	0.500					





Batter	1	2	3	4	5	6	7	8	9	AB	R	H	RBI	BB	SO	LOB	TOP				
<b>Pete Rose, S</b> OBP: 0.268, SLG: 0.275 (1.4)	F9			F9		6-3		F9		4	0	0	0	1	0	6	<b>Cincinnati Reds @ Pittsburgh Pirates</b> Forbes Field, Pittsburgh, PA Tue May 12 1964, 7:05 PM EDT Att: 5,811 - Unknown				
<b>Tommy Harper, R</b> OBP: 0.275, SLG: 0.164 (1.7)	F8		FC6-4 2B				L3	FC6-4		5	1	0	0	0	1	4					
<b>Vada Pinson, L</b> OBP: 0.330, SLG: 0.467 (1.8)	G3				G3				F8	5	0	1	1	0	0	0					
<b>Deron Johnson, R</b> OBP: 0.439, SLG: 0.545 (9, PH) <b>Gordy Coleman, L</b> OBP: 0.341, SLG: 0.425 (1.3)		L7	L4						1-3	3	0	1	0	1	0	1					
<b>Frank Robinson, R</b> OBP: 0.361, SLG: 0.477 (1.9)					5-3					4	0	2	0	0	0	1					
<b>Leo Cardenas, R</b> OBP: 0.404, SLG: 0.516 (1.6)						L9				5	1	2	0	0	1	4					
<b>Steve Boros, R</b> OBP: 0.750, SLG: 0.500 (1.5)					5-3					2	0	1	0	2	0	1					
<b>Johnny Edwards, L</b> OBP: 0.289, SLG: 0.329 (1.2)										2	0	0	0	1	1	3					
<b>Jim Maloney, L</b> OBP: 0.400, SLG: 0.308 (1.1)										3	0	1	1	1	0	3					
<b>Inning Stats</b>	R: 0 E: 0 K: 0 S: 3	H: 0 LOB: 0 BB: 0 P: 3	R: 0 E: 0 K: 2 S: 8	H: 1 LOB: 2 BB: 1 P: 12	R: 1 E: 0 K: 0 S: 4	H: 1 LOB: 1 BB: 1 P: 8	R: 1 E: 0 K: 0 S: 5	H: 2 LOB: 2 BB: 1 P: 9	R: 0 E: 0 K: 0 S: 3	H: 1 LOB: 1 BB: 0 P: 7	R: 0 E: 0 K: 0 S: 3	H: 0 LOB: 1 BB: 1 P: 7	R: 0 E: 1 K: 0 S: 5	H: 1 LOB: 3 BB: 1 P: 9	R: 0 E: 0 K: 0 S: 4	H: 1 LOB: 1 BB: 0 P: 4	1B: 6 2B: 2 3B: 0 HR: 0	SF: 0 SAC: 1 DP: 1 HBP: 1	WP: 1 PB: 0 SB: 1 CS: 0	PA: 42	
<b>PITCHER</b>	IP	WLS	BF	H	R	ER	SO	BB	IBB	HBP	BLK	WP	HR	S	P	ERA	WHIP				
<b>Joe Gibbon, L</b> ERA: 2.79 (1.1)	8.1	W	39	7	2	2	3	4	2	1	0	1	0	38	63	2.16	1.320				
<b>Al McBean, R</b> ERA: 1.35 (9.1)	0.2	S	3	1	0	0	0	0	0	0	0	0	0	3	3	0.00	1.500				

AB	34
R	2
H	8
RBI	2
BB	6
SO	3
LOB	23



Batter	1	2	3	4	5	6	7	8	9	AB	R	H	RBI	BB	SO	LOB	BOTTOM				
<b>Dick Schofield, S</b> OBP: 0.346, SLG: 0.343 (1.6)	4-3			K	F6					4	0	0	0	0	2	3	<b>Cincinnati Reds @ Pittsburgh Pirates</b> Forbes Field, Pittsburgh, PA Tue May 12 1964, 7:05 PM EDT Att: 5,811 - Unknown				
<b>Bill Virdon, L</b> OBP: 0.284, SLG: 0.240 (1.8)	6-3			K2-3		4-3	4-3			4	0	0	0	0	1	1					
<b>Roberto Clemente, R</b> OBP: 0.412, SLG: 0.571 (1.9)	K			L9						4	1	1	0	0	1	0					
<b>Willie Stargell, L</b> OBP: 0.378, SLG: 0.671 (1.7)		L3			G3	F9		SH		3	0	0	0	0	0	1					
<b>Smoky Burgess, L</b> OBP: 0.578, SLG: 0.533 (1.2)		4-3						SH5-3		2	1	1	0	1	0	0					
<b>Gene Freese, R</b> OBP: 0.395, SLG: 0.658 (1.5)		F8								2	1	1	2	2	0	0					
<b>Donn Clendenon, R</b> OBP: 0.324, SLG: 0.402 (1.3)				4-3						3	0	0	1	1	1	3					
<b>Bill Mazerowski, R</b> OBP: 0.260, SLG: 0.396 (1.4)				6-3						4	0	1	0	0	1	3					
<b>Joe Gibbon, R</b> OBP: 0.286, SLG: 0.231 (1.1) <b>Al McBean, R</b> ERA: 1.35 (9.1)				K						3	0	2	0	0	1	0					
<b>Inning Stats</b>	R: 0 E: 0 K: 1 S: 5	H: 0 LOB: 0 BB: 0 P: 5	R: 0 E: 0 K: 0 S: 3	H: 0 LOB: 0 BB: 0 P: 3	R: 0 E: 0 K: 1 S: 5	H: 0 LOB: 0 BB: 0 P: 5	R: 0 E: 0 K: 2 S: 7	H: 0 LOB: 0 BB: 0 P: 7	R: 2 E: 0 K: 1 S: 9	H: 4 LOB: 2 BB: 0 P: 9	R: 0 E: 0 K: 0 S: 4	H: 1 LOB: 3 BB: 2 P: 12	R: 0 E: 0 K: 2 S: 8	H: 1 LOB: 1 BB: 0 P: 8	R: 1 E: 1 K: 0 S: 4	H: 0 LOB: 2 BB: 2 P: 12	1B: 5 2B: 0 3B: 0 HR: 1	SF: 0 SAC: 2 DP: 1 HBP: 0	WP: 0 PB: 0 SB: 0 CS: 0	PA: 35	
<b>PITCHER</b>	IP	WLS	BF	H	R	ER	SO	BB	IBB	HBP	BLK	WP	HR	S	P	ERA	WHIP				
<b>Jim Maloney, R</b> ERA: 2.0 (1.1)	8.0	L	35	6	3	2	7	3	1	0	0	0	1	45	61	2.25	1.125				





Batter	1	2	3	4	5	6	7	8	9	AB	R	H	RBI	BB	SO	LOB	TOP			
Gene Alley, R OBP: 0.289, SLG: 0.308 (1, 6)	L7		5-3		5-3		FC5-4			4	0	0	0	0	0	1	<b>Pittsburgh Pirates @ Los Angeles Dodgers</b> Dodger Stadium, Los Angeles, CA Fri May 15 1964, 7:05 PM PDT Att: 33,507 - Unknown			
Bill Virdon, L OBP: 0.282, SLG: 0.280 (1, 8)	FC6 1B				5-3			2-3 1B		4	0	3	0	0	0	0				
Roberto Clemente, R OBP: 0.389, SLG: 0.552 (1, 9)	FC6 1-2		F9		6-3			K		4	0	0	0	0	1	3				
Willie Stargell, L OBP: 0.372, SLG: 0.652 (1, 7)	K							2-3 1-2		4	0	1	0	0	1	2				
Gene Freese, R OBP: 0.400, SLG: 0.650 Bob Bailey, R OBP: 0.352, SLG: 0.420 (1, 5) (4, 5)		5-3						F5		2	0	1	0	0	0	0				
Donn Clendenon, R OBP: 0.321, SLG: 0.390 (1, 3)		6-3			1-3					2	0	0	0	0	0	1				
Bill Mazerolski, R OBP: 0.278, SLG: 0.392 (1, 4)										3	0	0	0	1	1	2				
Jim Pagliaroni, R OBP: 0.351, SLG: 0.308 (1, 2)										1	0	0	0	3	1	1				
Bob Friend, R OBP: 0.105, SLG: 0.056 Tom Butters, R OBP: 0.333, SLG: 0.333 Dick Schofield, S OBP: 0.341, SLG: 0.338 Bob Priddy, R (7, 1) (7, 1)										4	0	0	0	0	2	6				
										2	0	0	0	0	2	3				
										0	0	0	0	0	0	0				
										1	0	0	0	0	0	1				
										0	0	0	0	0	0	0				
<b>Inning Stats</b>	R: 0 E: 0 K: 1 S: 12	H: 1 LOB: 1 BB: 0 P: 16	R: 0 E: 0 K: 0 S: 10	H: 0 LOB: 1 BB: 1 P: 17	R: 0 E: 0 K: 1 S: 8	H: 1 LOB: 1 BB: 0 P: 12	R: 0 E: 0 K: 2 S: 13	H: 2 LOB: 2 BB: 1 P: 21	R: 0 E: 0 K: 0 S: 11	H: 0 LOB: 0 BB: 0 P: 15	R: 0 E: 0 K: 1 S: 6	H: 0 LOB: 1 BB: 1 P: 16	R: 0 E: 0 K: 1 S: 9	H: 1 LOB: 1 BB: 0 P: 13	R: 0 E: 0 K: 1 S: 9	H: 0 LOB: 0 BB: 1 P: 17	1B: 4 2B: 0 3B: 1 HR: 0	SF: 0 SAC: 0 DP: 1 HBP: 0	WP: 0 PB: 0 SB: 0 CS: 0	PA: 35
<b>PITCHER</b> Phil Ortega, R ERA: 1.67 (1, 1)	IP: 9.0 WLS: W BF: 35 H: 5 R: 0 ER: 0 SO: 8 BB: 3 IBB: 1 HBP: 0 BLK: 0 WP: 0 HR: 0 S: 87 P: 136 ERA: 0.00 WHIP: 0.889																			

Batter	1	2	3	4	5	6	7	8	9	AB	R	H	RBI	BB	SO	LOB	BOTTOM
Maury Wills, S OBP: 0.344, SLG: 0.369 (1, 6)	L8		4-3	FC6		K				4	0	0	1	1	1	3	<b>Pittsburgh Pirates @ Los Angeles Dodgers</b> Dodger Stadium, Los Angeles, CA Fri May 15 1964, 7:05 PM PDT Att: 33,507 - Unknown
Jim Gilliam, S OBP: 0.253, SLG: 0.247 (1, 5)	G3		F7	F7		5-3 BB				4	0	0	0	1	1	4	
Tommy Davis, R OBP: 0.308, SLG: 0.344 (1, 7)	CS BB			1-4-3 1B	BB 1B	5-3		L9		4	2	2	0	1	0	2	
Ron Fairly, L OBP: 0.406, SLG: 0.368 (1, 3)	CS 1-2	K		1-4-3	K			CS		3	0	0	0	1	2	2	
Frank Howard, R OBP: 0.301, SLG: 0.586 (1, 9)		5-3		E 1B 2H	BB 1B	6-3				4	2	2	1	0	0	2	
John Roseboro, L OBP: 0.344, SLG: 0.414 (1, 2)				E7 E 1B SF	BB 1B			6-3		2	1	1	0	2	0	0	
Willie Davis, L OBP: 0.245, SLG: 0.337 (1, 8)				SF E 1B FC6	BB 1B			3-1		4	1	2	3	0	0	1	
Dick Tracewski, R OBP: 0.369, SLG: 0.400 (1, 4)			5-3	FC6 SF	K					2	0	0	0	2	1	2	
Phil Ortega, R OBP: 0.133, SLG: 0.077 (1, 1)			E5 4-3 1B	SF FC6	K			3-1		3	0	1	1	0	1	3	
										1B: 8 2B: 0 3B: 0 HR: 0	SF: 1 SAC: 0 DP: 0 HBP: 0	WP: 0 PB: 0 SB: 0 CS: 2	PA: 41				
<b>PITCHER</b> Bob Friend, R ERA: 4.44 Tom Butters, R ERA: 2.5 Bob Priddy, R ERA: (1, 1) (5, 1) (7, 1)	IP: 4.1 WLS: L BF: 25 H: 8 R: 6 ER: 4 SO: 2 BB: 3 IBB: 0 HBP: 0 BLK: 0 WP: 0 HR: 0 S: 21 P: 92 ERA: 8.31 WHIP: 2.538																
<b>PITCHER</b>	IP: 2.0 WLS: L BF: 7 H: 0 R: 0 ER: 0 SO: 1 BB: 2 IBB: 0 HBP: 0 BLK: 0 WP: 0 HR: 0 S: 21 P: 35 ERA: 0.00 WHIP: 1.000																



Batter	1	2	3	4	5	6	7	8	9	AB	R	H	RBI	BB	SO	LOB	TOP					
Dick Schofield, S OBP: 0.333, SLG: 0.329 (1, 6)	5-3		FC6-4					K		5	1	1	0	0	1	4						
Manny Mota, R OBP: 0.524, SLG: 0.611 (1, 8) (7, 7)	6-3			WP 1B						3	3	2	0	2	0	0						
Roberto Clemente, R OBP: 0.399, SLG: 0.562 (1, 9)	4-3			K						5	2	2	1	0	1	2						
Willie Stargell, L OBP: 0.378, SLG: 0.645 Bill Virdon, L OBP: 0.298, SLG: 0.287 (7, 7) (7, 8)	1-3			F5						4	1	2	4	0	0	1						
Gene Freese, R OBP: 0.396, SLG: 0.643 (1, 5)				K						2	0	1	1	0	1	1						
Donn Clendenen, R OBP: 0.308, SLG: 0.371 (1, 3)	FC1-6			K						5	0	0	0	0	3	4						
Bill Mazerolski, R OBP: 0.277, SLG: 0.396 (1, 4)	PO			F8						4	0	1	1	0	0	1						
Orlando McFarlane, R OBP: 0.263, SLG: 0.125 (1, 2)				K						2	0	0	0	2	1	0						
Bob Veale, S OBP: 0.188, SLG: 0.133 Al McBean, R (8, 1)				K						3	0	1	0	1	2	1						
<b>Inning Stats</b>	R: 0 E: 0 K: 0 S: 5	H: 0 LOB: 0 BB: 0 P: 6	R: 0 E: 0 K: 0 S: 6	H: 1 LOB: 0 BB: 0 P: 9	R: 0 E: 0 K: 1 S: 9	H: 1 LOB: 1 BB: 0 P: 12	R: 0 E: 0 K: 2 S: 13	H: 1 LOB: 1 BB: 0 P: 17	R: 0 E: 0 K: 2 S: 11	H: 0 LOB: 1 BB: 1 P: 18	R: 4 E: 0 K: 0 S: 17	H: 5 LOB: 3 BB: 2 P: 28	R: 2 E: 0 K: 1 S: 13	H: 2 LOB: 1 BB: 1 P: 22	R: 0 E: 0 K: 2 S: 8	H: 0 LOB: 0 BB: 0 P: 10	R: 1 E: 0 K: 1 S: 11	H: 1 LOB: 1 BB: 1 P: 19	1B: 8 2B: 3 3B: 0 HR: 0	SF: 1 SAC: 2 DP: 0 HBP: 0	WP: 1 PB: 0 CS: 1 SB: 0	PA: 43
<b>PITCHER</b>	IP	WLS	BF	H	R	ER	SO	BB	IBB	HBP	BLK	WP	HR	S	P	ERA	WHIP					
Nick Willhite, L ERA: 5.26 (1, 1)	5.2	L	27	8	4	4	5	2	1	0	0	1	0	59	88	6.35	1.765					
Bob Miller, R ERA: 4.75 (6, 1)	1.1		7	2	2	2	1	1	0	0	0	0	0	15	24	13.50	2.250					
Jim Brewer, L ERA: 5.19 (8, 1)	2.0		8	1	1	1	3	1	0	0	0	0	0	19	29	4.50	1.000					

Pittsburgh Pirates @ Los Angeles Dodgers  
Dodger Stadium, Los Angeles, CA  
Sat May 16 1964, 3:33 AM PDT  
Att: 21,992 - Unknown

AB	34
R	7
H	11
RBI	7
BB	5
SO	9
LOB	14



Batter	1	2	3	4	5	6	7	8	9	AB	R	H	RBI	BB	SO	LOB	BOTTOM					
Maury Wills, S OBP: 0.338, SLG: 0.357 (1, 6)	WP 4-3 BB		K							4	1	0	0	1	1	3						
Jim Gilliam, S OBP: 0.242, SLG: 0.235 (1, 5)	3-1		K							4	0	0	0	0	1	2						
Tommy Davis, R OBP: 0.306, SLG: 0.333 (1, 7)	4-3		6-3							3	1	0	1	1	0	0						
Frank Howard, R OBP: 0.315, SLG: 0.580 (1, 9)	FC6-4 BB			1B G6-4-3 BB						1	2	0	0	3	0	0						
Doug Camilli, R OBP: 0.304, SLG: 0.273 (1, 2)	FC6-4			G6-4-3 1B						4	0	2	2	0	0	1						
Wes Parker, S OBP: 0.276, SLG: 0.250 Ron Fairly, L OBP: 0.402, SLG: 0.364 (8, 3) (9, 3)	5-3			G6-4-3 1B						2	0	0	0	1	0	1						
Willie Davis, L OBP: 0.246, SLG: 0.327 (1, 8)				F6						3	0	0	0	1	1	2						
Dick Tracewski, R OBP: 0.382, SLG: 0.404 Wally Moon, L OBP: 0.226, SLG: 0.214 (9, PH) (9, PH)				L3						2	0	1	0	1	0	0						
Nick Willhite, L (1, 1)				L3						1	0	0	0	1	1	1						
Bob Miller, R OBP: 0.500, SLG: 0.500 Lee Walls, R OBP: 0.500, SLG: 0.571 Jim Brewer, L (8, 1) John Roseboro, L OBP: 0.340, SLG: 0.409 (9, PH)				K						0	0	0	0	0	0	0						
<b>Inning Stats</b>	R: 1 E: 0 K: 0 S: 11	H: 0 LOB: 1 BB: 2 P: 22	R: 0 E: 0 K: 1 S: 9	H: 0 LOB: 1 BB: 2 P: 19	R: 0 E: 0 K: 2 S: 8	H: 0 LOB: 0 BB: 0 P: 14	R: 1 E: 0 K: 0 S: 7	H: 1 LOB: 0 BB: 1 P: 11	R: 0 E: 0 K: 0 S: 7	H: 0 LOB: 1 BB: 1 P: 14	R: 0 E: 0 K: 0 S: 11	H: 0 LOB: 0 BB: 0 P: 17	R: 0 E: 0 K: 1 S: 13	H: 1 LOB: 2 BB: 1 P: 19	R: 2 E: 0 K: 0 S: 11	H: 1 LOB: 1 BB: 2 P: 23	R: 0 E: 0 K: 1 S: 7	H: 0 LOB: 0 BB: 0 P: 10	1B: 3 2B: 0 3B: 0 HR: 0	SF: 0 SAC: 0 DP: 1 HBP: 0	WP: 2 PB: 0 CS: 0 SB: 0	PA: 37
<b>PITCHER</b>	IP	WLS	BF	H	R	ER	SO	BB	IBB	HBP	BLK	WP	HR	S	P	ERA	WHIP					
Bob Veale, L ERA: 4.88 (1, 1)	7.1	W	32	3	4	4	4	9	0	0	0	2	0	75	136	4.91	1.636					
Al McBean, R ERA: 1.06 (8, 1)	1.2	S	5	0	0	0	1	0	0	0	0	0	0	9	13	0.00	0.000					

Pittsburgh Pirates @ Los Angeles Dodgers  
Dodger Stadium, Los Angeles, CA  
Sat May 16 1964, 3:33 AM PDT  
Att: 21,992 - Unknown

AB	28
R	4
H	3
RBI	3
BB	9
SO	5
LOB	13





Batter	1	2	3	4	5	6	7	8	9	AB	R	H	RBI	BB	SO	LOB	TOP					
Dick Schofield, S OBP: 0.326, SLG: 0.321	F8		F5					F2	5-3	5	0	1	0	0	0	1						
Manny Mota, R OBP: 0.440, SLG: 0.500	K		4-3					5-3		4	0	0	0	0	1	2						
Roberto Clemente, R OBP: 0.499, SLG: 0.592								2B		4	1	3	0	0	0	0						
Gene Freese, R OBP: 0.385, SLG: 0.630	2-3							1B		4	1	1	1	0	1	2						
Bob Bailey, R OBP: 0.359, SLG: 0.424								2B		4	0	2	1	0	1	0						
Donn Clendenen, R OBP: 0.314, SLG: 0.376								1B		4	0	2	0	0	1	2						
Bill Mazerowski, R OBP: 0.267, SLG: 0.382								1B		4	0	0	0	0	1	2						
Orlando McFarlane, R OBP: 0.261, SLG: 0.105								BB		3	0	0	0	1	2	2						
Vern Law, R OBP: 0.467, SLG: 0.533								FC4-6		2	0	1	0	0	1	0						
Gene Alley, R OBP: 0.263, SLG: 0.300								1B		1	0	0	0	0	1	1						
Roy Face, R OBP: 0.286, SLG: 0.284								1B		0	0	0	0	0	0	0						
Bill Virdon, L OBP: 0.286, SLG: 0.284								1B		1	0	0	0	0	0	1						
<b>Inning Stats</b>	R: 0 E: 0 K: 1 S: 10	H: 1 LOB: 1 BB: 0 P: 15	R: 0 E: 0 K: 2 S: 12	H: 1 LOB: 1 BB: 0 P: 18	R: 0 E: 0 K: 1 S: 7	H: 0 LOB: 0 BB: 0 P: 10	R: 0 E: 0 K: 2 S: 10	H: 1 LOB: 1 BB: 0 P: 12	R: 0 E: 0 K: 1 S: 14	H: 2 LOB: 2 BB: 0 P: 18	R: 0 E: 0 K: 0 S: 7	H: 1 LOB: 0 BB: 0 P: 12	R: 0 E: 0 K: 1 S: 15	H: 1 LOB: 1 BB: 0 P: 20	R: 2 E: 0 K: 0 S: 18	H: 3 LOB: 1 BB: 0 P: 23	R: 0 E: 0 K: 1 S: 8	H: 0 LOB: 1 BB: 1 P: 17	1B: 7 2B: 2 3B: 1 HR: 0	SF: 0 SAC: 0 DP: 1 HBP: 0	WP: 0 PB: 0 SB: 0 CS: 0	PA: 37
<b>PITCHER</b>	IP	WLS	BF	H	R	ER	SO	BB	IBB	HBP	BLK	WP	HR	S	P	ERA	WHIP					
Sandy Koufax, L ERA: 3.15	7.2	W	32	10	2	2	8	0	0	0	0	0	0	91	125	2.35	1.304					
Ron Perranoski, L ERA: 1.99	8.1	S	5	0	0	0	1	1	0	0	0	0	0	10	20	0.00	0.750					

Pittsburgh Pirates @ Los Angeles Dodgers  
Dodger Stadium, Los Angeles, CA  
Sun May 17 1964, 3:33 AM PDT  
Unknown

AB 36  
R 2  
H 10  
RBI 2  
BB 1  
SO 9  
LOB 13



Batter	1	2	3	4	5	6	7	8	9	AB	R	H	RBI	BB	SO	LOB	BOTTOM					
Maury Wills, S OBP: 0.343, SLG: 0.362	G3-6-3		G5-6-3					1-3		4	0	2	0	0	0	0						
Jim Gilliam, S OBP: 0.234, SLG: 0.226	G3-6-3		G5-6-3							3	0	0	0	0	0	2						
Tommy Davis, R OBP: 0.297, SLG: 0.324	5-3		6-3							3	0	0	0	0	1	0						
Ron Fairly, L OBP: 0.410, SLG: 0.413										3	2	2	0	0	0	0						
Frank Howard, R OBP: 0.308, SLG: 0.565										3	0	0	0	0	0	2						
John Roseboro, L OBP: 0.330, SLG: 0.400										2	0	0	2	0	0	0						
Willie Davis, L OBP: 0.256, SLG: 0.345										3	1	2	0	0	0	0						
Dick Tracewski, R OBP: 0.380, SLG: 0.400										3	0	1	0	0	0	0						
Sandy Koufax, R OBP: 0.250, SLG: 0.100										2	0	1	1	0	0	0						
Ron Perranoski, L ERA: 3.75										1	0	0	0	0	1	0						
<b>Inning Stats</b>	R: 2 E: 0 K: 0 S: 6	H: 4 LOB: 2 BB: 0 P: 11	R: 0 E: 0 K: 0 S: 7	H: 1 LOB: 0 BB: 0 P: 10	R: 0 E: 0 K: 0 S: 6	H: 0 LOB: 0 BB: 0 P: 10	R: 0 E: 0 K: 1 S: 7	H: 0 LOB: 0 BB: 0 P: 8	R: 1 E: 0 K: 0 S: 9	H: 2 LOB: 1 BB: 0 P: 13	R: 0 E: 0 K: 1 S: 6	H: 0 LOB: 0 BB: 0 P: 10	1B: 5 2B: 2 3B: 1 HR: 0	SF: 1 SAC: 0 DP: 2 HBP: 0	WP: 0 PB: 0 SB: 0 CS: 0	PA: 28						
<b>PITCHER</b>	IP	WLS	BF	H	R	ER	SO	BB	IBB	HBP	BLK	WP	HR	S	P	ERA	WHIP					
Vern Law, R ERA: 3.43	6.0	L	21	6	2	2	1	0	0	0	0	0	0	38	51	3.00	1.000					
Roy Face, R ERA: 3.75	7.1		7	2	1	1	1	0	0	0	0	0	0	15	23	4.50	1.000					

Pittsburgh Pirates @ Los Angeles Dodgers  
Dodger Stadium, Los Angeles, CA  
Sun May 17 1964, 3:33 AM PDT  
Unknown

AB 27  
R 3  
H 8  
RBI 3  
BB 0  
SO 2  
LOB 4





Batter	1	2	3	4	5	6	7	8	9	AB	R	H	RBI	BB	SO	LOB	TOP	
Dick Schofield, S OBP: 0.327, SLG: 0.322	F5		F8			6-3	BB		FC4-6	6	0	2	0	0	1	3	<b>Pittsburgh Pirates @ Los Angeles Dodgers</b> Dodger Stadium, Los Angeles, CA Sun May 17 1964, 3:38 AM PDT Att: 48,077 - Unknown <a href="http://livebaseballscorecards.com">livebaseballscorecards.com</a>	
Manny Mota, R OBP: 0.452, SLG: 0.519	SH5-3 WP	1B FC4-6		L7		F8		BB	FC4-6	5	2	2	0	1	0	1		
Roberto Clemente, R OBP: 0.499, SLG: 0.561	SH5-3	FC4-6		6-3		BB	1B		G6-4-3	4	1	1	0	1	0	3		
Gene Freese, R OBP: 0.404, SLG: 0.620	WP	FC4-6		FC5-4		BB	1B		F7	4	2	2	1	1	0	1		
Bob Bailey, R OBP: 0.381, SLG: 0.432	HR			FC5-4		E	BB		S	3	2	2	1	2	0	1		
Bill Virdon, L OBP: 0.286, SLG: 0.284	HR			FC5-4		E	BB		E	0	0	0	0	0	0	0		
Donn Clendenen, R OBP: 0.317, SLG: 0.404	HR	K		SH1-4		E6			K	5	1	2	2	0	2	4		
Smoky Burgess, L OBP: 0.565, SLG: 0.471	1B	1B	4-3	SH1-4		4-3			E	2	0	0	0	2	0	4		
Bill Mazerowski, R OBP: 0.273, SLG: 0.377	1B		F3	L4-3		F7			E1	4	0	1	0	1	0	1		
Joe Gibbon, R OBP: 0.294, SLG: 0.250	1-2		K	L4-3		K			F8	3	0	1	0	0	1	2		
Bob Priddy, R OBP: 0.286, SLG: 0.284	1-2		K	L4-3		K			F8	2	0	0	0	0	1	2		
<b>Inning Stats</b>	R: 4 E: 0 K: 1 S: 14	H: 5 LOB: 3 BB: 2 P: 27	R: 1 E: 0 K: 1 S: 14	H: 2 LOB: 2 BB: 1 P: 21	R: 0 E: 0 K: 1 S: 8	H: 0 LOB: 0 BB: 0 P: 13	R: 0 E: 0 K: 0 S: 10	H: 1 LOB: 1 BB: 0 P: 10	R: 0 E: 0 K: 0 S: 12	H: 1 LOB: 2 BB: 1 P: 20	R: 1 E: 1 K: 1 S: 9	H: 1 LOB: 2 BB: 1 P: 15	R: 0 E: 0 K: 0 S: 5	H: 1 LOB: 0 BB: 0 P: 7	1B: 11 2B: 2 3B: 0 HR: 1	SF: 0 SAC: 2 DP: 2 HBP: 0	WP: 3 PB: 0 SB: 1 CS: 0	PA: 48
<b>PITCHER</b>	IP WLS BF H R ER SO BB IBB HBP BLK WP HR S P ERA WHIP	IP WLS BF H R ER SO BB IBB HBP BLK WP HR S P ERA WHIP	IP WLS BF H R ER SO BB IBB HBP BLK WP HR S P ERA WHIP	IP WLS BF H R ER SO BB IBB HBP BLK WP HR S P ERA WHIP	IP WLS BF H R ER SO BB IBB HBP BLK WP HR S P ERA WHIP	IP WLS BF H R ER SO BB IBB HBP BLK WP HR S P ERA WHIP	IP WLS BF H R ER SO BB IBB HBP BLK WP HR S P ERA WHIP	IP WLS BF H R ER SO BB IBB HBP BLK WP HR S P ERA WHIP	IP WLS BF H R ER SO BB IBB HBP BLK WP HR S P ERA WHIP	IP WLS BF H R ER SO BB IBB HBP BLK WP HR S P ERA WHIP	IP WLS BF H R ER SO BB IBB HBP BLK WP HR S P ERA WHIP	IP WLS BF H R ER SO BB IBB HBP BLK WP HR S P ERA WHIP	IP WLS BF H R ER SO BB IBB HBP BLK WP HR S P ERA WHIP	IP WLS BF H R ER SO BB IBB HBP BLK WP HR S P ERA WHIP	IP WLS BF H R ER SO BB IBB HBP BLK WP HR S P ERA WHIP	IP WLS BF H R ER SO BB IBB HBP BLK WP HR S P ERA WHIP	IP WLS BF H R ER SO BB IBB HBP BLK WP HR S P ERA WHIP	
Johnny Podres, L ERA: 16.88	0.2	7	3	4	4	0	2	0	0	0	0	0	0	0	0	0	54.00	7.500
Jim Brewer, L ERA: 4.15	4.1	20	6	1	1	3	1	1	0	0	0	0	0	43	62	2.08	1.615	
Bob Miller, R ERA: 4.21	3.0	18	3	3	0	2	3	1	0	0	0	0	0	33	60	0.00	2.000	
Ron Perranoski, L ERA: 1.9	1.0	3	1	0	0	0	0	0	0	0	0	0	0	5	7	0.00	1.000	

Batter	1	2	3	4	5	6	7	8	9	AB	R	H	RBI	BB	SO	LOB	BOTTOM					
Willie Davis, L OBP: 0.256, SLG: 0.342	HR		B1-3			1-3		5-3		4	1	1	0	0	0	1	<b>Pittsburgh Pirates @ Los Angeles Dodgers</b> Dodger Stadium, Los Angeles, CA Sun May 17 1964, 3:38 AM PDT Att: 48,077 - Unknown <a href="http://livebaseballscorecards.com">livebaseballscorecards.com</a>					
Maury Wills, S OBP: 0.347, SLG: 0.366	K		1-1		F9			1B		4	0	2	0	0	1	2						
Tommy Davis, R OBP: 0.296, SLG: 0.321	L8		F8			G5-4-3		F5		4	0	1	0	0	0	3						
Frank Howard, R OBP: 0.306, SLG: 0.580	HR		F9			K			6-3	4	1	1	2	0	1	1						
Doug Camilli, R OBP: 0.259, SLG: 0.231	F6		6-3			G5-4-3			K	4	0	0	0	0	1	1						
Ron Fairly, L OBP: 0.394, SLG: 0.393		F4		4-3				G3		4	0	0	0	0	0	0						
Johnny Werhas, R OBP: 0.287, SLG: 0.219		6-3			E8			F7		3	1	1	0	0	0	0						
Dick Tracewski, R OBP: 0.378, SLG: 0.397		6-3			1-3			6-3		3	0	1	0	0	0	0						
Johnny Podres, L ERA: 16.88	0.2	7	3	4	4	0	2	0	0	0	0	0	0	0	0	0		54.00	7.500			
Jim Brewer, L ERA: 4.15	4.1	20	6	1	1	3	1	1	0	0	0	0	0	43	62	2.08		1.615				
Bob Miller, R ERA: 4.21	3.0	18	3	3	0	2	3	1	0	0	0	0	0	33	60	0.00	2.000					
Ron Perranoski, L ERA: 1.9	1.0	3	1	0	0	0	0	0	0	0	0	0	0	5	7	0.00	1.000					
<b>Inning Stats</b>	R: 2 E: 0 K: 1 S: 7	H: 2 LOB: 0 BB: 0 P: 11	R: 0 E: 0 K: 0 S: 6	H: 0 LOB: 0 BB: 0 P: 8	R: 0 E: 0 K: 1 S: 7	H: 1 LOB: 1 BB: 0 P: 10	R: 0 E: 0 K: 0 S: 9	H: 0 LOB: 0 BB: 0 P: 12	R: 1 E: 1 K: 0 S: 9	H: 2 LOB: 1 BB: 0 P: 10	R: 0 E: 0 K: 1 S: 6	H: 1 LOB: 1 BB: 0 P: 6	R: 0 E: 0 K: 0 S: 5	H: 0 LOB: 0 BB: 0 P: 7	R: 0 E: 0 K: 0 S: 7	H: 1 LOB: 1 BB: 0 P: 9	R: 0 E: 0 K: 1 S: 10	H: 0 LOB: 0 BB: 0 P: 13	1B: 5 2B: 0 3B: 1 HR: 1	SF: 0 SAC: 0 DP: 1 HBP: 0	WP: 0 PB: 0 SB: 0 CS: 0	PA: 33
<b>PITCHER</b>	IP WLS BF H R ER SO BB IBB HBP BLK WP HR S P ERA WHIP	IP WLS BF H R ER SO BB IBB HBP BLK WP HR S P ERA WHIP	IP WLS BF H R ER SO BB IBB HBP BLK WP HR S P ERA WHIP	IP WLS BF H R ER SO BB IBB HBP BLK WP HR S P ERA WHIP	IP WLS BF H R ER SO BB IBB HBP BLK WP HR S P ERA WHIP	IP WLS BF H R ER SO BB IBB HBP BLK WP HR S P ERA WHIP	IP WLS BF H R ER SO BB IBB HBP BLK WP HR S P ERA WHIP	IP WLS BF H R ER SO BB IBB HBP BLK WP HR S P ERA WHIP	IP WLS BF H R ER SO BB IBB HBP BLK WP HR S P ERA WHIP	IP WLS BF H R ER SO BB IBB HBP BLK WP HR S P ERA WHIP	IP WLS BF H R ER SO BB IBB HBP BLK WP HR S P ERA WHIP	IP WLS BF H R ER SO BB IBB HBP BLK WP HR S P ERA WHIP	IP WLS BF H R ER SO BB IBB HBP BLK WP HR S P ERA WHIP	IP WLS BF H R ER SO BB IBB HBP BLK WP HR S P ERA WHIP	IP WLS BF H R ER SO BB IBB HBP BLK WP HR S P ERA WHIP	IP WLS BF H R ER SO BB IBB HBP BLK WP HR S P ERA WHIP	IP WLS BF H R ER SO BB IBB HBP BLK WP HR S P ERA WHIP					
Joe Gibbon, L ERA: 3.09	5.0	20	5	3	3	2	0	0	0	0	0	0	0	28	35	0.00	0.500					
Bob Priddy, R ERA: 1.9	4.0	13	2	0	0	2	0	0	0	0	0	0	0	28	35	0.00	0.500					



Batter	1	2	3	4	5	6	7	8	9	AB	R	H	RBI	BB	SO	LOB	TOP								
Dick Schofield, S OBP: 0.353, SLG: 0.348 (1, 6)	1-2 L6-3 1B		4-1 PB 4-3 BB			0-0 1B 2B	4-2 1B BB		0-0 SH5-3 2	2	1	2	1	2	0	0									
Bill Virdon, L OBP: 0.299, SLG: 0.299 (1, 8)	0-1 L6-3		0-0 4-3			0-0 BB 1B SF8	0-1 L5-4 1B		0-1 1B	5	1	3	1	0	0	2									
Roberto Clemente, R OBP: 0.415, SLG: 0.582 (1, 9)	0-0 1B		2-3 K			0-2 F7 1B BB	3-2 L5-4		1-2 1B	5	1	3	0	0	1	3									
Smoky Burgess, L OBP: 0.500, SLG: 0.381 (1, 2)	1-2 F4				0-1 1-3	4-2 1B BB			0-0 F4	4	0	0	0	1	0	3									
Gene Freese, R OBP: 0.410, SLG: 0.623 (1, 5)		0-1 1B 1B			0-0 L1-3 1B	1-0 SF8			0-1 L9	3	0	2	1	0	0	0									
Bob Bailey, R OBP: 0.386, SLG: 0.429 Manny Mota, R OBP: 0.452, SLG: 0.519 (1, 7) (8, 7)		1-0 G4-3 1B			0-0 L1-3	3-2 F7			4-2 BB	3	0	1	0	1	0	3									
Donn Clendenon, R OBP: 0.315, SLG: 0.398 (1, 3)		1-3 K			1-1 L4	0-0 FC6-4 1B			0-0 5-3	4	0	1	1	0	1	3									
Bill Mazerowski, R OBP: 0.264, SLG: 0.364 (1, 4)		0-0 G4-3			0-0 5-3	0-1 FC6-4			2-1 E5 SH1-4 SH5-3	4	1	0	0	0	0	4									
Steve Blass, R (1, 1)			0-3 K		0-1 L4				0-0 SH1-4	3	0	0	0	0	2	0									
<b>Inning Stats</b>	R: 0 E: 0 K: 0 S: 11	H: 2 LOB: 1 BB: 0 P: 13	R: 0 E: 0 K: 1 S: 8	H: 2 LOB: 1 BB: 0 P: 10	R: 0 E: 0 K: 2 S: 8	H: 0 LOB: 1 BB: 1 P: 14	R: 0 E: 0 K: 0 S: 4	H: 1 LOB: 0 BB: 0 P: 4	R: 0 E: 0 K: 0 S: 5	H: 0 LOB: 0 BB: 0 P: 6	R: 3 E: 0 K: 0 S: 16	H: 4 LOB: 2 BB: 1 P: 23	R: 0 E: 0 K: 1 S: 13	H: 1 LOB: 1 BB: 1 P: 23	R: 0 E: 0 K: 0 S: 6	H: 0 LOB: 1 BB: 1 P: 10	R: 1 E: 1 K: 0 S: 13	H: 2 LOB: 2 BB: 0 P: 18	1B: 11 2B: 4 3B: 0 HR: 0	SF: 1 SAC: 2 DP: 4 HBP: 0	WP: 0 PB: 1 SB: 0 CS: 0	PA: 40			
<b>PITCHER</b>	IP	WLS	BF	H	R	ER	SO	BB	IBB	HBP	BLK	WP	HR	S	P	ERA	WHIP								
Don Drysdale, R ERA: 2.42 (1, 1)	5.0	L	22	8	3	3	3	2	0	0	0	0	0	45	60	5.40	2.000								
Ron Perranoski, L ERA: 1.63 (6, 1)	4.0		18	4	1	0	1	2	0	0	0	0	0	39	61	0.00	1.500								

Pittsburgh Pirates @ Los Angeles Dodgers  
Dodger Stadium, Los Angeles, CA  
Mon May 18 1964, 7:05 PM PDT  
Att: 23,621 - Unknown

AB	33
R	4
H	12
RBI	4
BB	4
SO	4
LOB	18



Batter	1	2	3	4	5	6	7	8	9	AB	R	H	RBI	BB	SO	LOB	BOTTOM								
Willie Davis, L OBP: 0.270, SLG: 0.353 (1, 8)	2-3 K		0-2 WP 2H 1B		0-1 BB 2H 1B		0-0 WP SH1-4 1B		1-1 4-3	5	0	3	2	0	1	1									
Jim Gilliam, S OBP: 0.245, SLG: 0.230 (1, 4)	2-1 1B		FC6-2-5-2 2H		4-2 BB BB		0-0 SH1-4		2-3 K2-3	3	0	1	0	1	1	2									
Tommy Davis, R OBP: 0.286, SLG: 0.309 (1, 7)	2-3 K		0-2 5-3		2-3 K		1-1 F7		1-1 F9	4	0	0	0	0	2	5									
Ron Fairly, L OBP: 0.398, SLG: 0.402 (1, 3)	1-2 F8				2-1 F8 2B		2-1 F9		2-3	3	0	1	0	1	0	2									
Frank Howard, R OBP: 0.297, SLG: 0.561 (1, 9)		2-3 K			0-1 F8		1-3 K		0-0 F3	4	0	0	0	0	2	4									
John Roseboro, L OBP: 0.327, SLG: 0.394 (1, 2)		2-0 F6			0-0 1-3		2-2 1B		2-0 4-3	4	0	1	0	0	0	1									
Johnny Werhas, R OBP: 0.275, SLG: 0.208 (1, 5)		0-1 5-3			2-2 6-3		1-1 F8		0-1 F3	4	0	0	0	0	0	2									
Dick Tracewski, R OBP: 0.377, SLG: 0.385 Maury Willis, S OBP: 0.345, SLG: 0.363 (9, PH)			4-2 SH3-4 1B BB		2-1 E6 1B 6-3		3-2 F3		2-2 1-3	2	2	0	0	1	0	1									
Don Drysdale, R OBP: 0.167, SLG: 0.174 Ron Perranoski, L OBP: 0.250, SLG: 0.241 (9, PH)			0-0 SH3-4		0-0 6-3		0-3 K		0-0 4-3 1B	1	0	0	0	0	0	1									
<b>Inning Stats</b>	R: 0 E: 0 K: 2 S: 12	H: 1 LOB: 1 BB: 0 P: 19	R: 0 E: 0 K: 1 S: 6	H: 0 LOB: 0 BB: 0 P: 10	R: 1 E: 0 K: 0 S: 11	H: 1 LOB: 1 BB: 1 P: 17	R: 0 E: 0 K: 0 S: 8	H: 1 LOB: 1 BB: 0 P: 12	R: 1 E: 1 K: 2 S: 15	H: 1 LOB: 3 BB: 2 P: 28	R: 0 E: 0 K: 1 S: 14	H: 1 LOB: 1 BB: 0 P: 20	R: 0 E: 0 K: 0 S: 6	H: 1 LOB: 1 BB: 0 P: 9	R: 0 E: 0 K: 0 S: 4	H: 0 LOB: 0 BB: 0 P: 6	R: 0 E: 0 K: 1 S: 9	H: 1 LOB: 1 BB: 0 P: 14	1B: 6 2B: 1 3B: 0 HR: 0	SF: 0 SAC: 2 DP: 0 HBP: 0	WP: 2 PB: 0 SB: 0 CS: 0	PA: 38			
<b>PITCHER</b>	IP	WLS	BF	H	R	ER	SO	BB	IBB	HBP	BLK	WP	HR	S	P	ERA	WHIP								
Steve Blass, R ERA: 0.64 (1, 1)	9.0	W	38	7	2	1	7	3	0	0	0	2	0	85	135	1.00	1.111								

Pittsburgh Pirates @ Los Angeles Dodgers  
Dodger Stadium, Los Angeles, CA  
Mon May 18 1964, 7:05 PM PDT  
Att: 23,621 - Unknown

AB	33
R	2
H	7
RBI	2
BB	3
SO	7
LOB	20














Batter	1	2	3	4	5	6	7	8	9	AB	R	H	RBI	BB	SO	LOB	TOP										
Dick Schofield, S OBP: 0.333, SLG: 0.320	F8			F9		K		L9		4	0	0	0	0	1	0											
Bill Virdon, L OBP: 0.295, SLG: 0.294	G3			4-3		F8			1B	4	0	1	0	0	0	0											
Jerry Lynch, L OBP: 0.348, SLG: 0.429	F5			1B			5-3		1B	4	0	2	0	0	0	0											
Smoky Burgess, L OBP: 0.462, SLG: 0.375 Roberto Clemente, R OBP: 0.407, SLG: 0.589		F5		1B				L3	1B	3	1	2	0	0	0	0											
Gene Freese, R OBP: 0.394, SLG: 0.569		F1		1B						1	0	0	0	0	0	2											
Bob Bailey, R OBP: 0.375, SLG: 0.412	F8			F3						4	0	0	0	0	1	4											
Donn Clendenon, R OBP: 0.298, SLG: 0.372			F4		F9					3	0	1	1	0	0	0											
Bill Mazerowski, R OBP: 0.257, SLG: 0.352			K		4-3					3	0	0	0	0	1	0											
Vern Law, R OBP: 0.412, SLG: 0.471 Manny Mota, R OBP: 0.441, SLG: 0.500 Fred Green, R OBP: 0.375, SLG: 0.412			G3		F7					3	0	0	0	0	1	0											
						F6				2	0	0	0	0	0	0											
										1	0	0	0	0	0	0											
										0	0	0	0	0	0	0											
<b>Inning Stats</b>	R: 0 E: 0 K: 0 S: 3	H: 0 LOB: 0 BB: 0 P: 3	R: 0 E: 0 K: 0 S: 3	H: 0 LOB: 0 BB: 0 P: 3	R: 0 E: 0 K: 1 S: 5	H: 0 LOB: 0 BB: 0 P: 5	R: 0 E: 0 K: 0 S: 5	H: 2 LOB: 2 BB: 0 P: 5	R: 0 E: 0 K: 1 S: 5	H: 0 LOB: 0 BB: 0 P: 5	R: 1 E: 0 K: 0 S: 5	H: 2 LOB: 1 BB: 0 P: 5	R: 0 E: 0 K: 0 S: 3	H: 0 LOB: 0 BB: 0 P: 3	R: 0 E: 0 K: 1 S: 6	H: 2 LOB: 1 BB: 0 P: 6	1B: 6 2B: 1 3B: 0 HR: 0	SF: 0 SAC: 0 DP: 1 HBP: 0	WP: 0 PB: 0 SB: 1 CS: 0	PA: 32							
<b>PITCHER</b>	IP	WLS	BF	H	R	ER	SO	BB	IBB	HBP	BLK	WP	HR	S	P	ERA	WHIP										
Turk Farrell, R ERA: 2.16	8.0	W	30	6	1	1	2	0	0	0	0	0	0	34	34	1.12	0.750										
Hal Woodeshick, L ERA: 1.53	1.0	S	2	0	0	0	1	0	0	0	0	0	0	4	4	0.00	0.000										

**Pittsburgh Pirates @ Houston Colt 45's**  
 Colt Stadium, Houston, TX  
 Thu May 21 1964, 8:05 PM EDT  
 Att: 5,880 - Unknown


AB 32  
 R 1  
 H 6  
 RBI 1  
 BB 0  
 SO 3  
 LOB 7



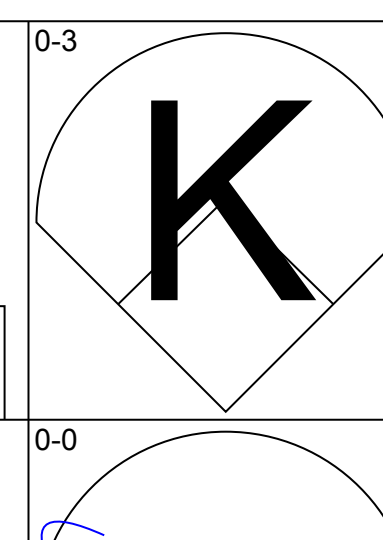
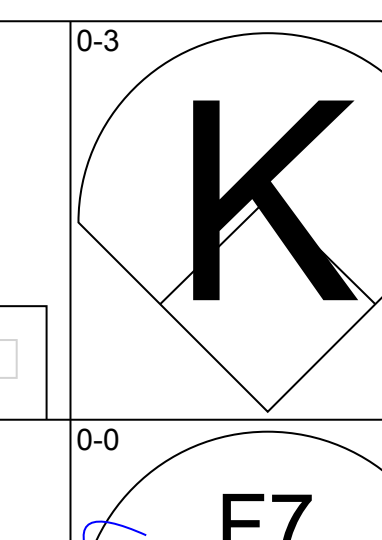
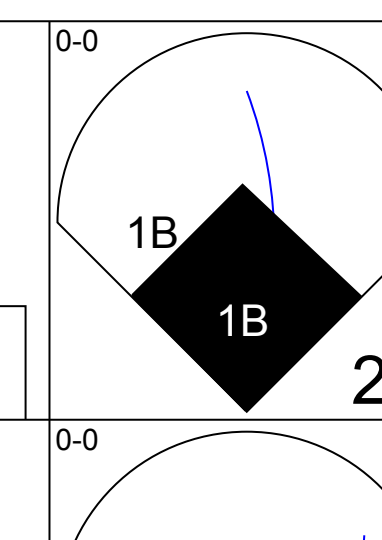
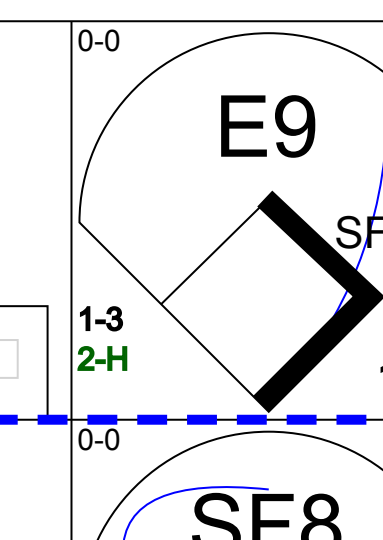
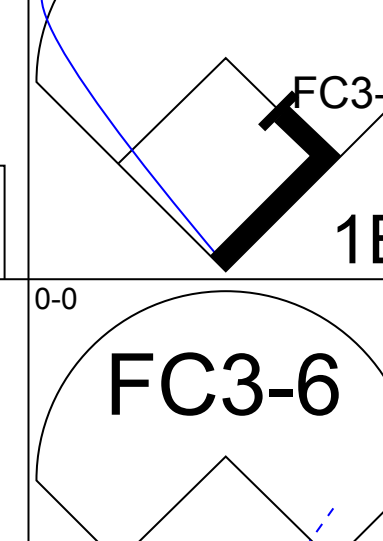
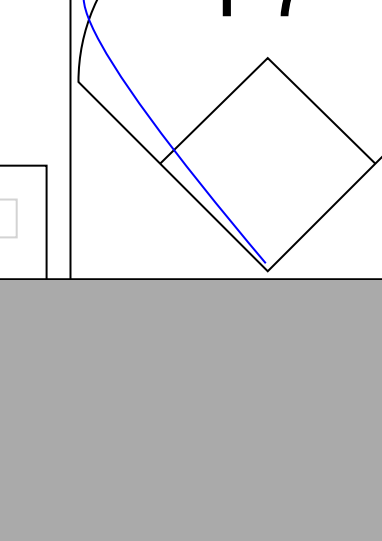
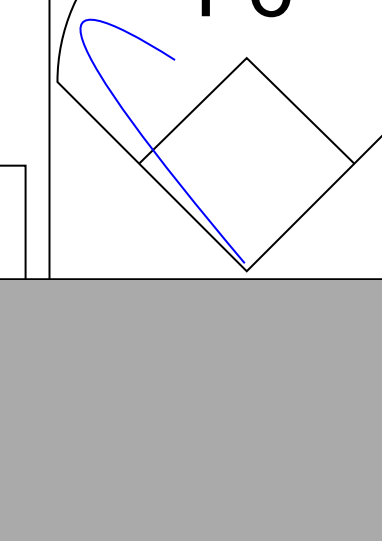
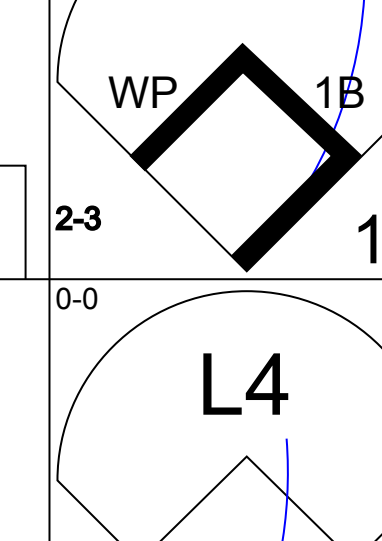
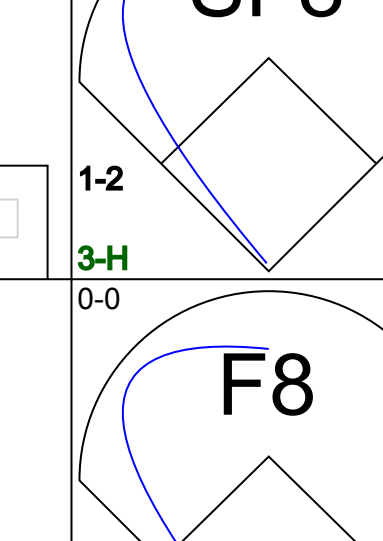
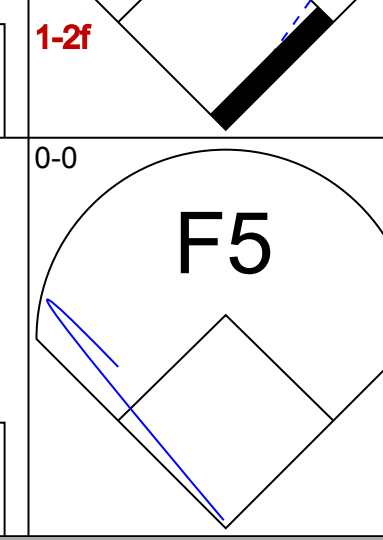
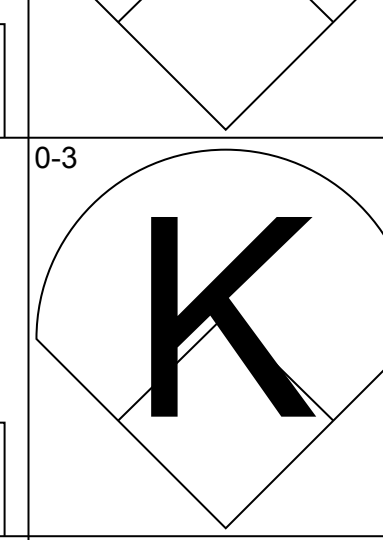
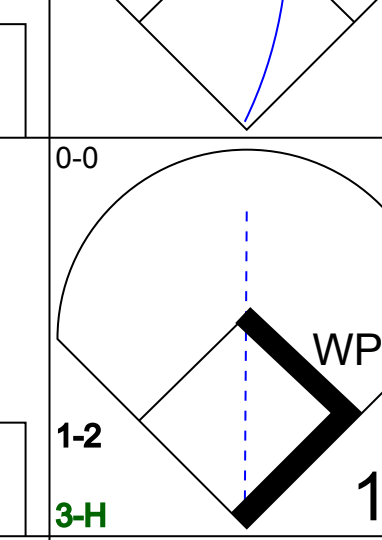
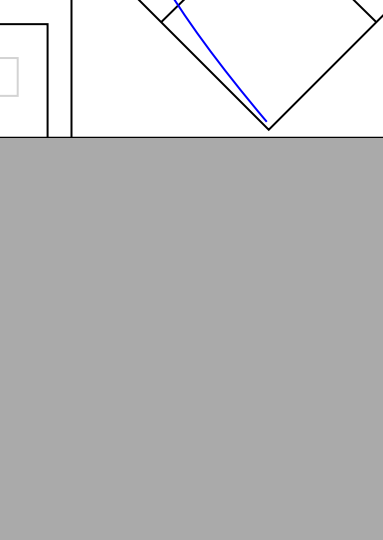

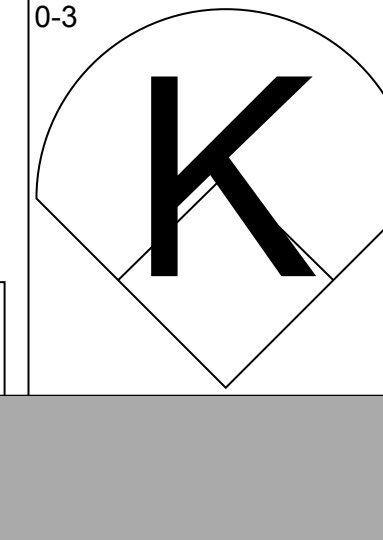
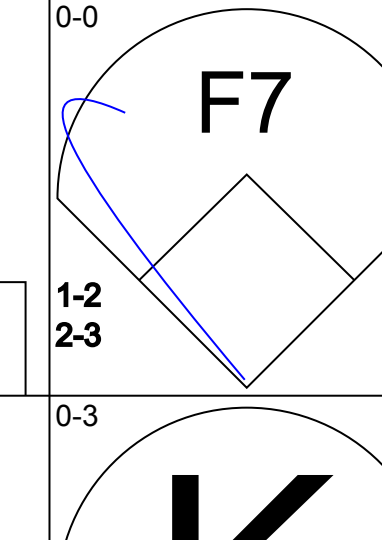
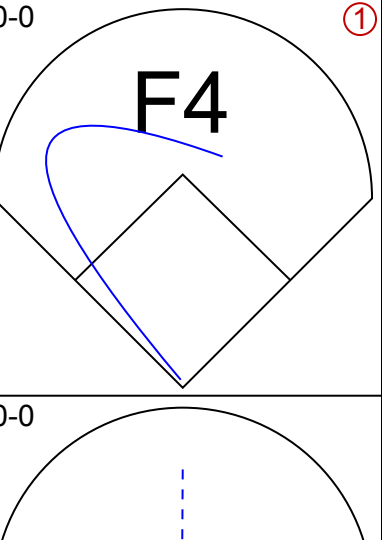

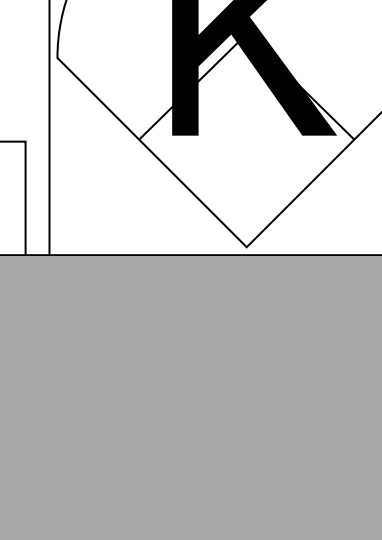
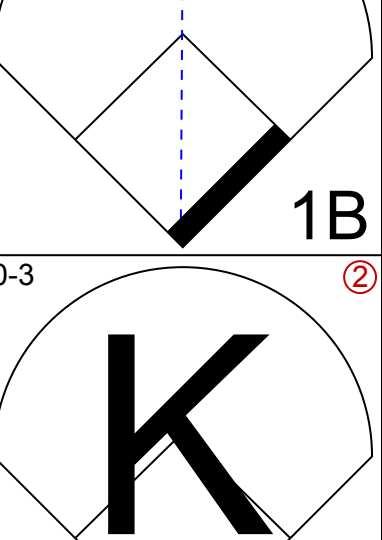
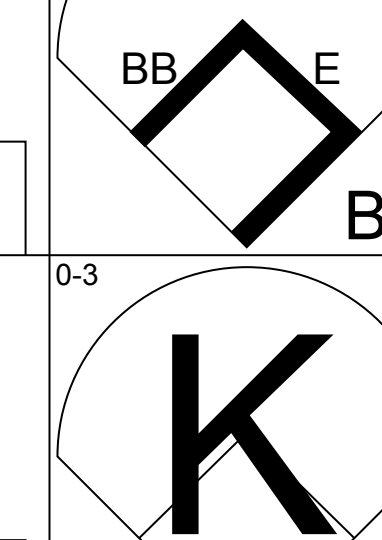
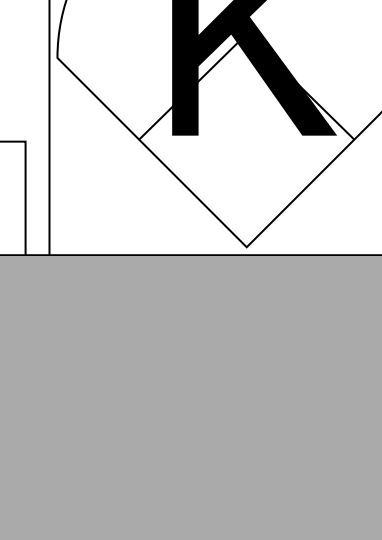
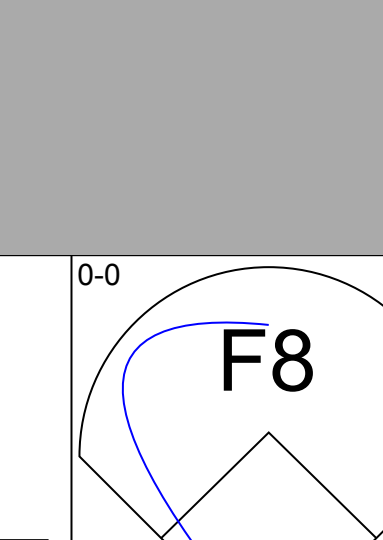
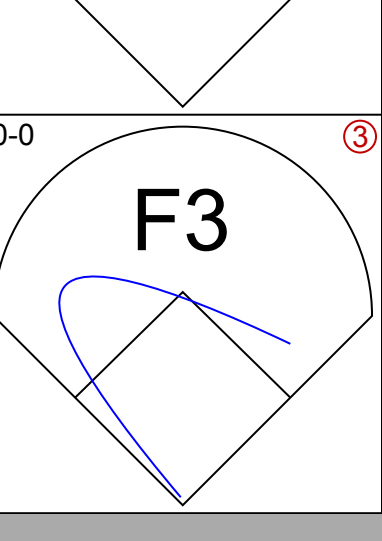
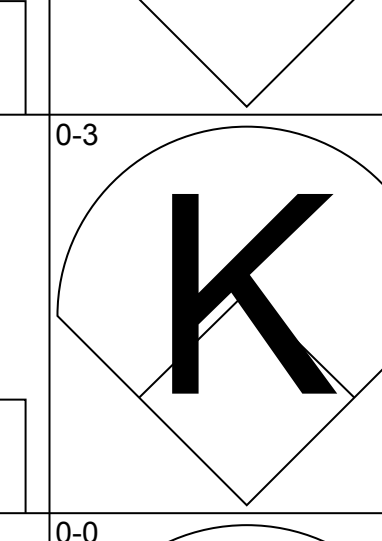

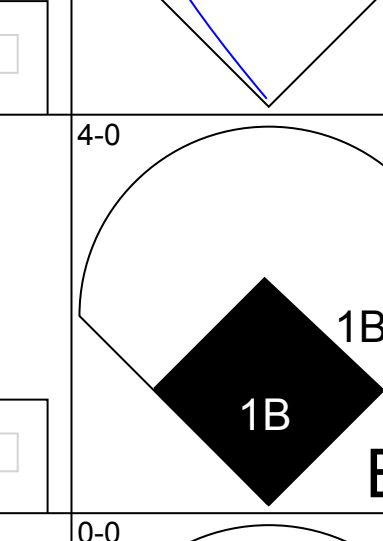
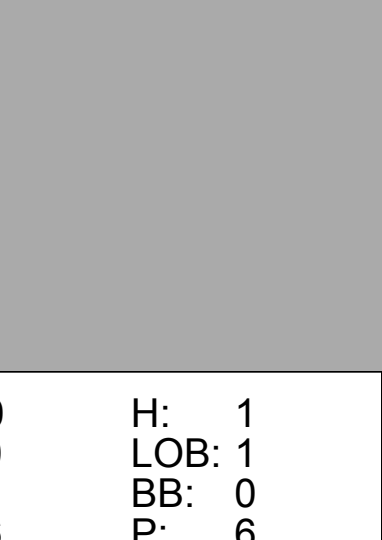
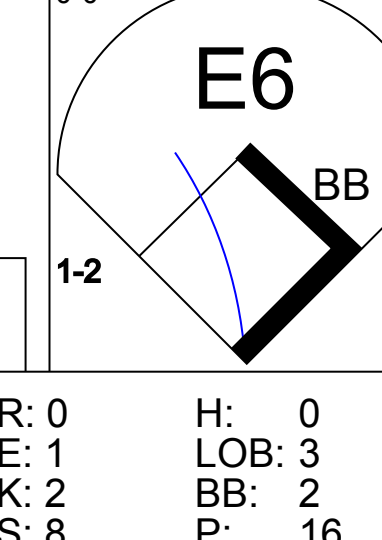
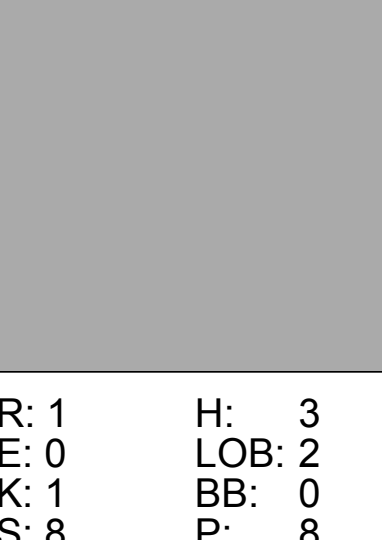
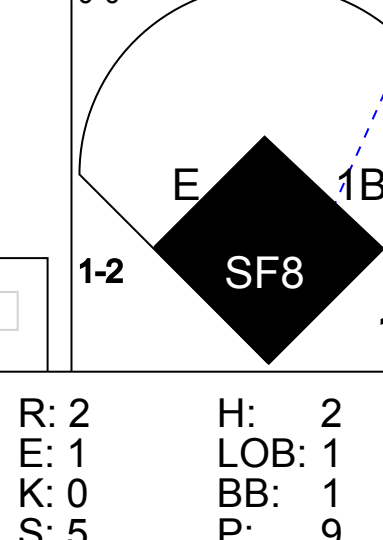
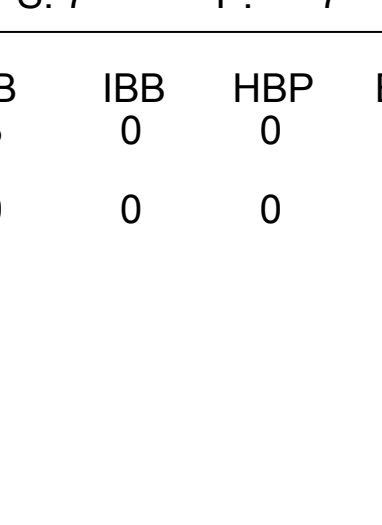
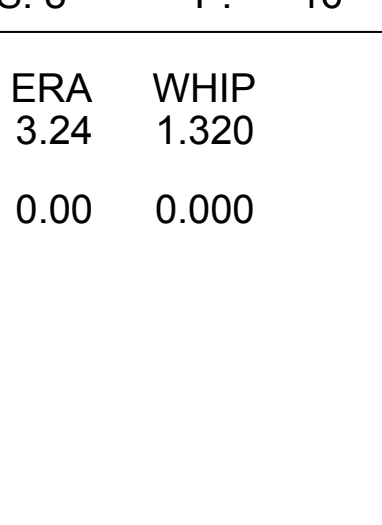



Batter	1	2	3	4	5	6	7	8	9	AB	R	H	RBI	BB	SO	LOB	BOTTOM										
Bob Lillis, R OBP: 0.256, SLG: 0.238			1-3		4-3					4	0	2	0	0	0	0											
Nellie Fox, L OBP: 0.344, SLG: 0.347	F5			SH3-4	4-3		F5			4	1	1	0	0	0	2											
Al Spangler, L OBP: 0.222, SLG: 0.241	F6			1B		F6		4-3		3	0	0	0	0	0	1											
Walt Bond, L OBP: 0.295, SLG: 0.505	K			E		1B	4-3	6-3		4	2	2	1	0	1	1											
Mike White, R OBP: 0.308, SLG: 0.342		1-3		E7			4-3			4	0	3	0	0	0	0											
Rusty Staub, L OBP: 0.284, SLG: 0.286		4-3		1B			4-3	G3		3	0	0	1	1	0	2											
John Bateman, R OBP: 0.277, SLG: 0.250		F8		IBB			L5			3	0	0	0	0	1	3											
Eddie Kasko, R OBP: 0.252, SLG: 0.269			K	FC5			5-3			3	0	0	0	0	1	2											
Turk Farrell, R OBP: 0.250, SLG: 0.167 Hal Woodeshick, R ERA: 1.53			K		K		6-3			3	0	0	0	0	2	0											
										0	0	0	0	0	0	0											
<b>Inning Stats</b>	R: 0 E: 0 K: 1 S: 6	H: 1 LOB: 1 BB: 0 P: 6	R: 0 E: 0 K: 0 S: 3	H: 0 LOB: 0 BB: 0 P: 3	R: 0 E: 0 K: 2 S: 7	H: 0 LOB: 0 BB: 0 P: 7	R: 2 E: 1 K: 1 S: 8	H: 3 LOB: 2 BB: 1 P: 12	R: 0 E: 0 K: 1 S: 5	H: 0 LOB: 0 BB: 0 P: 5	R: 1 E: 0 K: 0 S: 5	H: 2 LOB: 1 BB: 0 P: 5	R: 0 E: 0 K: 0 S: 4	H: 1 LOB: 1 BB: 0 P: 4	R: 0 E: 0 K: 0 S: 4	H: 1 LOB: 1 BB: 0 P: 4	1B: 8 2B: 0 3B: 0 HR: 0	SF: 0 SAC: 1 DP: 0 HBP: 0	WP: 0 PB: 0 SB: 0 CS: 0	PA: 33							
<b>PITCHER</b>	IP	WLS	BF	H	R	ER	SO	BB	IBB	HBP	BLK	WP	HR	S	P	ERA	WHIP										
Vern Law, R ERA: 3.31	7.0	L	29	7	3	2	5	0	0	0	0	0	0	38	42	2.57	1.000										
Fred Green, L ERA: 1.53	1.0		4	1	0	0	0	0	0	0	0	0	0	4	4	0.00	1.000										

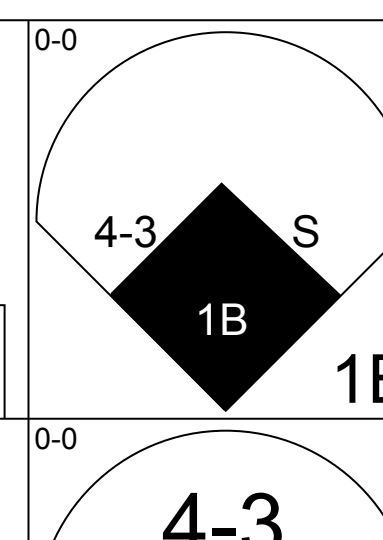
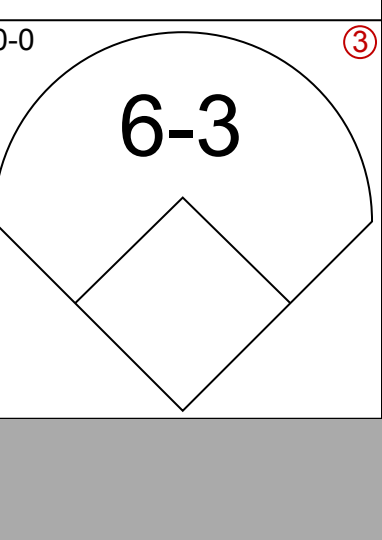
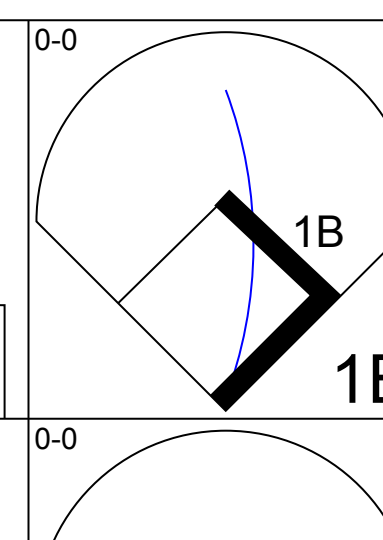
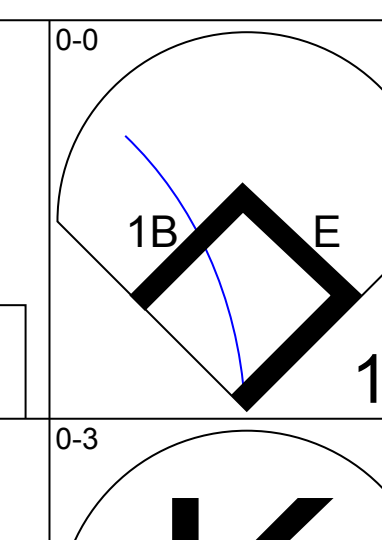
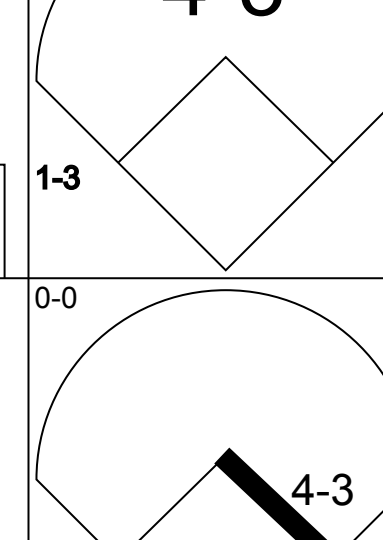
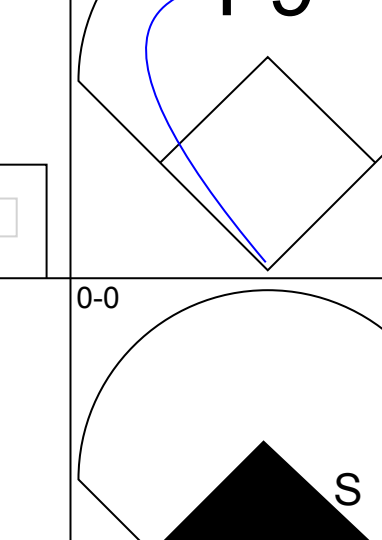

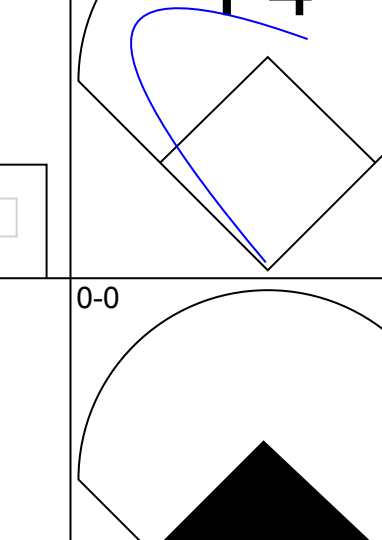
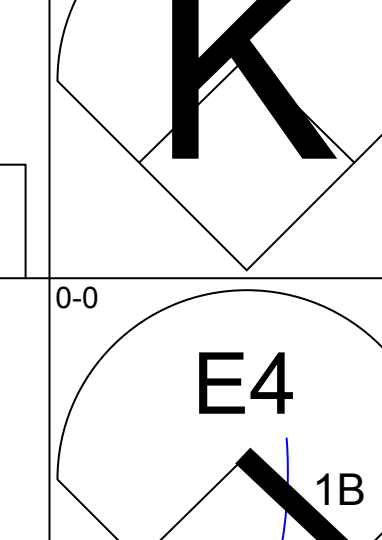
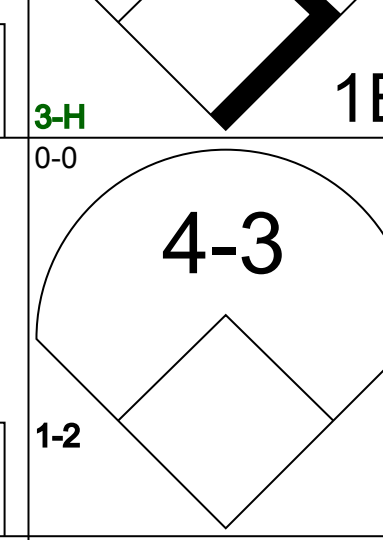
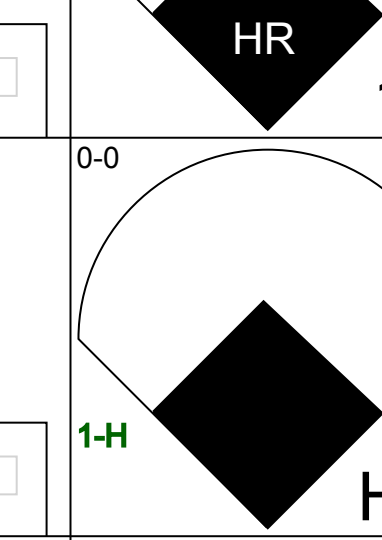
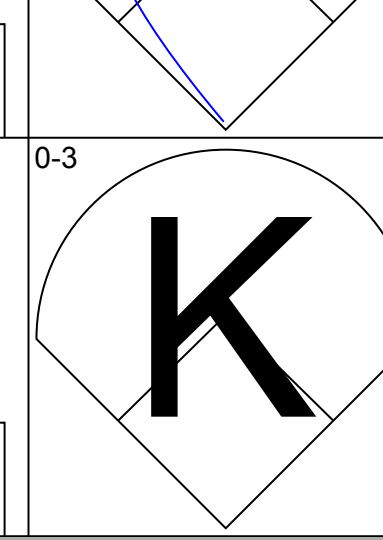
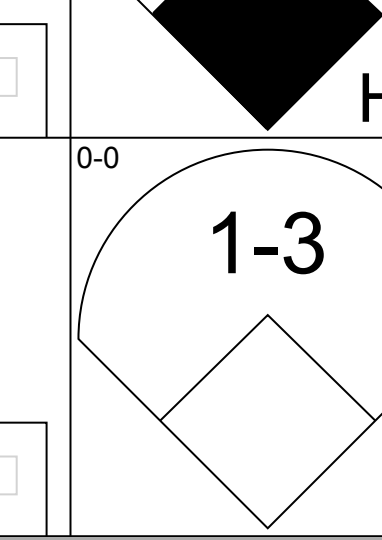
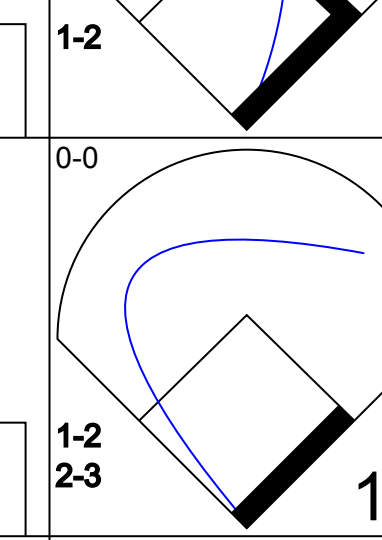
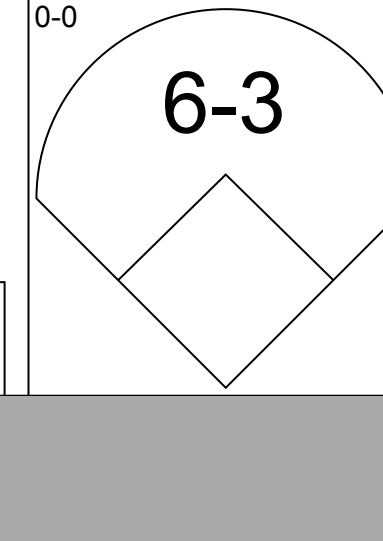
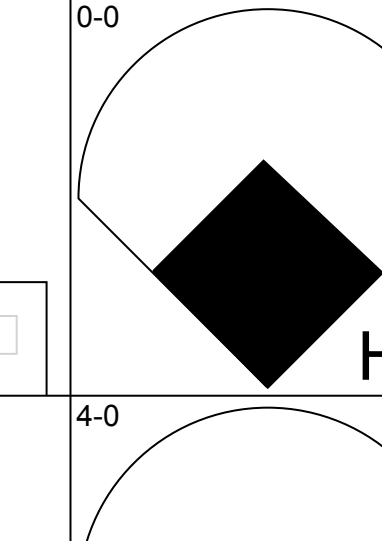


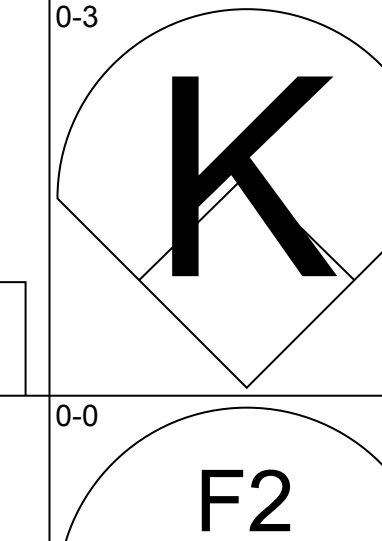

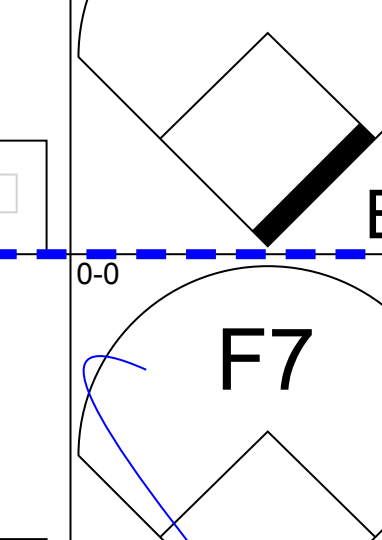

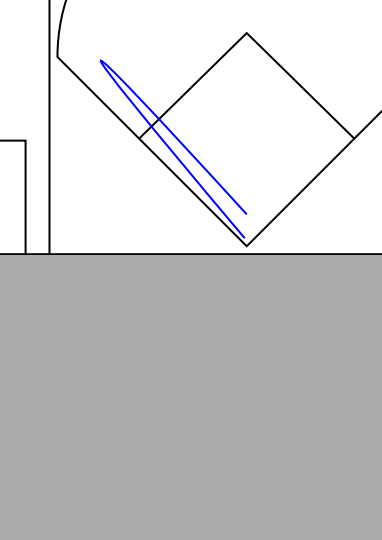
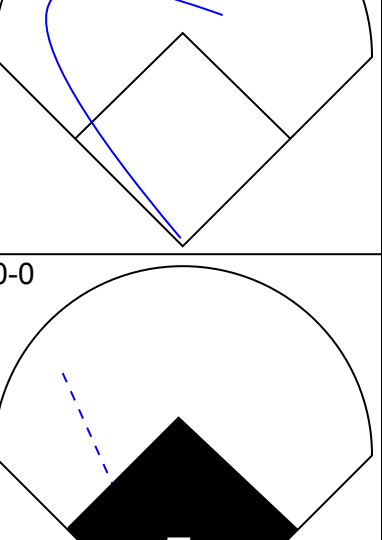
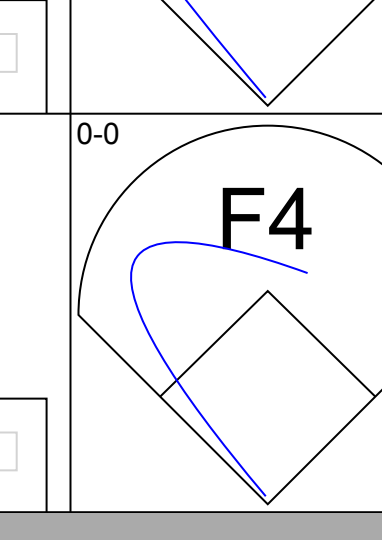
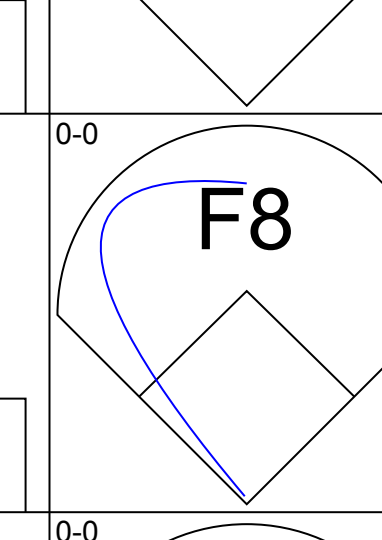


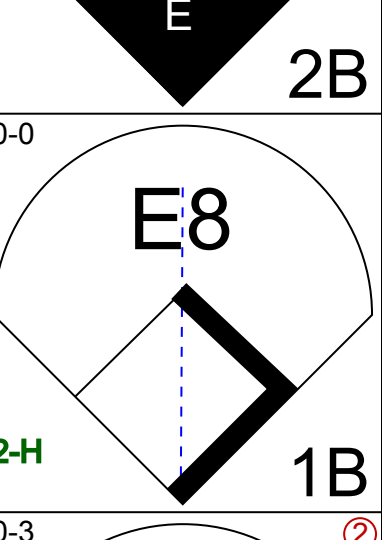
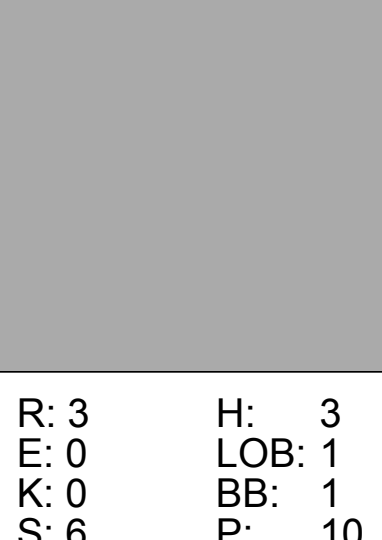
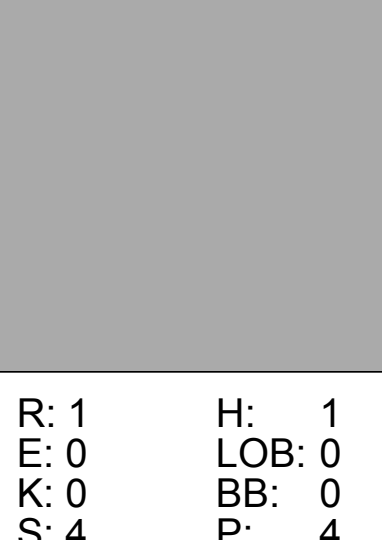
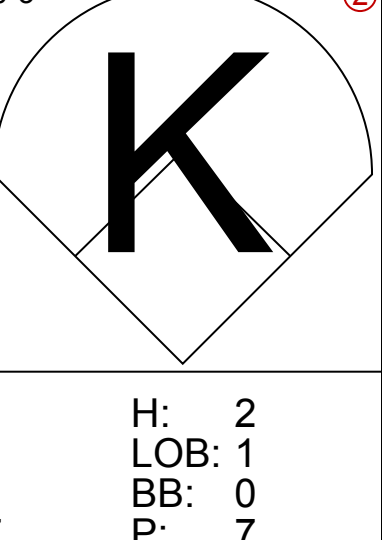
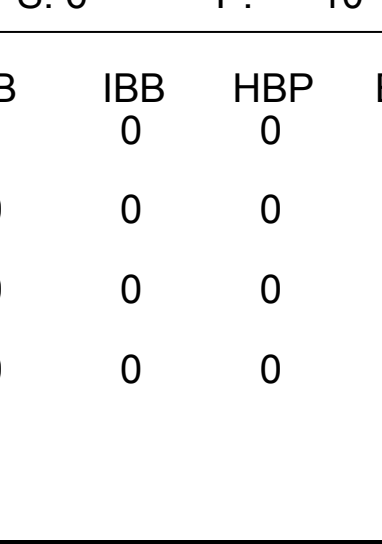

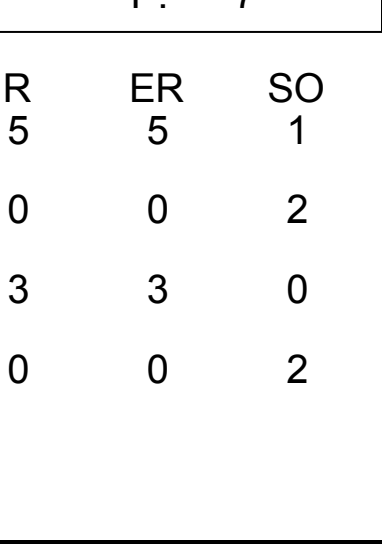
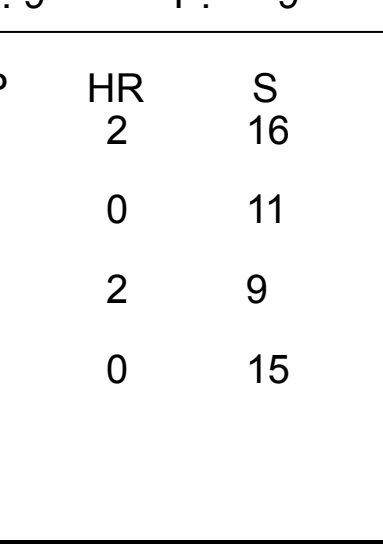
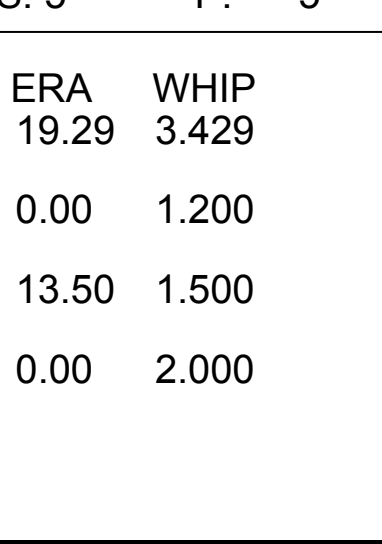

**Pittsburgh Pirates @ Houston Colt 45's**  
 Colt Stadium, Houston, TX  
 Thu May 21 1964, 8:05 PM EDT  
 Att: 5,880 - Unknown

AB 31  
 R 3  
 H 8  
 RBI 2  
 BB 1  
 SO 5  
 LOB 11





Batter	1	2	3	4	5	6	7	8	9	AB	R	H	RBI	BB	SO	LOB	TOP										
Dick Schofield, S OBP: 0.345, SLG: 0.337 (1, 6)										4	1	2	1	1	2	0	<b>Pittsburgh Pirates @ San Francisco Giants</b> Candlestick Park, San Francisco, CA Fri May 22 1964, 10:05 PM EDT Att: 18,873 - Unknown										
Bill Virdon, L OBP: 0.299, SLG: 0.301 (1, 8)										4	0	2	1	0	0	3											
Roberto Clemente, R OBP: 0.393, SLG: 0.549 (1, 9)										5	0	0	0	0	1	4											
Willie Stargell, L OBP: 0.373, SLG: 0.629 (1, 7)										4	0	1	1	0	1	1											
Smoky Burgess, L OBP: 0.419, SLG: 0.333 (1, 2)										4	0	0	0	0	1	2											
Gene Freese, R OBP: 0.390, SLG: 0.559 (1, 5)										3	0	1	0	1	2	2											
Donn Clendenon, R OBP: 0.290, SLG: 0.361 (1, 3)										4	0	0	0	0	2	2											
Bill Mazerolski, R OBP: 0.264, SLG: 0.359 (1, 4)										3	1	1	0	1	1	2											
Steve Blass, R Bob Priddy, R Bob Bailey, R Roy Face, R Manny Mota, R Fred Green, R Jerry Lynch, L (1, 1) (3, 1) (5, PH) (5, 1) (7, PH) (7, 1) (9, PH)										1	0	0	0	0	1	0											
<b>Inning Stats</b>	R: 0 E: 0 K: 1 S: 6	H: 1 LOB: 1 BB: 0 P: 6	R: 0 E: 0 K: 1 S: 6	H: 1 LOB: 1 BB: 0 P: 6	R: 0 E: 0 K: 2 S: 7	H: 0 LOB: 0 BB: 0 P: 7	R: 0 E: 0 K: 2 S: 7	H: 0 LOB: 0 BB: 0 P: 7	R: 0 E: 1 K: 1 S: 5	H: 0 LOB: 3 BB: 2 P: 16	R: 0 E: 0 K: 1 S: 6	H: 1 LOB: 1 BB: 0 P: 6	R: 1 E: 0 K: 1 S: 8	H: 3 LOB: 3 BB: 0 P: 8	R: 2 E: 1 K: 0 S: 5	H: 2 LOB: 1 BB: 1 P: 9			1B: 6 2B: 2 3B: 0 HR: 0	SF: 1 SAC: 0 DP: 0 HBP: 0	WP: 1 PB: 0 SB: 0 CS: 0	PA: 39					
<b>PITCHER</b>	IP	WLS	BF	H	R	ER	SO	BB	IBB	HBP	BLK	WP	HR	S	P	ERA	WHIP										
Ron Herbel, R ERA: 2.05 (1, 1)	8.1	W	37	8	3	3	11	3	0	0	0	1	0	56	68	3.24	1.320										
Ken MacKenzie, L ERA: (9, 1)	0.2	S	2	0	0	0	0	0	0	0	0	0	0	2	2	0.00	0.000										

Batter	1	2	3	4	5	6	7	8	9	AB	R	H	RBI	BB	SO	LOB	BOTTOM										
Jim Ray Hart, R OBP: 0.304, SLG: 0.379 (1, 5)										5	1	3	0	0	0	1	<b>Pittsburgh Pirates @ San Francisco Giants</b> Candlestick Park, San Francisco, CA Fri May 22 1964, 10:05 PM EDT Att: 18,873 - Unknown										
Jesus Alou, R OBP: 0.289, SLG: 0.310 (1, 9)										5	0	1	0	0	1	2											
Willie Mays, R OBP: 0.445, SLG: 0.889 (1, 8)										5	2	3	2	0	0	3											
Willie McCovey, L OBP: 0.302, SLG: 0.462 Matty Alou, L OBP: 0.295, SLG: 0.276 (1, 7) (9, 7)										5	1	2	2	0	1	3											
Orlando Cepeda, R OBP: 0.403, SLG: 0.532 (1, 3)										0	0	0	0	0	0	0											
Tom Haller, L OBP: 0.322, SLG: 0.372 (1, 2)										4	1	2	2	1	0	3											
Jim Davenport, R OBP: 0.294, SLG: 0.394 (1, 4)										4	1	2	0	0	0	1											
Jose Pagan, R OBP: 0.254, SLG: 0.235 (1, 6)										4	0	1	1	0	0	3											
Ron Herbel, R Ken MacKenzie, R (1, 1) (9, 1)										4	0	0	0	0	2	3											
<b>Inning Stats</b>	R: 1 E: 0 K: 0 S: 5	H: 2 LOB: 1 BB: 0 P: 5	R: 1 E: 1 K: 1 S: 7	H: 2 LOB: 1 BB: 0 P: 7	R: 3 E: 0 K: 0 S: 6	H: 3 LOB: 1 BB: 1 P: 10	R: 0 E: 0 K: 2 S: 9	H: 2 LOB: 2 BB: 0 P: 9	R: 2 E: 0 K: 0 S: 5	H: 2 LOB: 0 BB: 0 P: 5	R: 1 E: 0 K: 0 S: 4	H: 1 LOB: 0 BB: 0 P: 4	R: 0 E: 0 K: 0 S: 5	H: 2 LOB: 2 BB: 0 P: 5	R: 0 E: 1 K: 2 S: 10	H: 2 LOB: 3 BB: 0 P: 10		1B: 10 2B: 2 3B: 0 HR: 4	SF: 0 SAC: 0 DP: 0 HBP: 0	WP: 0 PB: 0 SB: 0 CS: 0	PA: 42						
<b>PITCHER</b>	IP	WLS	BF	H	R	ER	SO	BB	IBB	HBP	BLK	WP	HR	S	P	ERA	WHIP										
Steve Blass, R ERA: 3.31 (1, 1)	2.1	L	15	7	5	5	1	1	0	0	0	0	0	11	20	0.00	3.429										
Bob Priddy, R ERA: (3, 1)	1.2		7	2	0	0	2	0	0	0	0	0	0	11	11	0.00	1.200										
Roy Face, R ERA: 4.82 (5, 1)	2.0		9	3	3	3	0	0	0	0	0	0	2	9	9	13.50	1.500										
Fred Green, L ERA: (7, 1)	2.0		11	4	0	0	2	0	0	0	0	0	0	15	15	0.00	2.000										





Batter	1	2	3	4	5	6	7	8	9	AB	R	H	RBI	BB	SO	LOB	TOP								
Dick Schofield, S OBP: 0.395, SLG: 0.349	F8		1B SF8	1B			FC4-6	F2		5	1	3	0	0	0	1	<b>Pittsburgh Pirates @ San Francisco Giants</b> Candlestick Park, San Francisco, CA Sat May 23 1964, 6:33 AM EDT Att: 20,113 - Unknown <a href="http://livebaseballscorecards.com">livebaseballscorecards.com</a>								
Bill Virdon, L OBP: 0.302, SLG: 0.305	E7		F7	1B			FC4-6	E4		5	2	2	1	0	0	2									
Roberto Clemente, R OBP: 0.394, SLG: 0.565	K		1B E	1B			HR	F9		5	2	2	2	0	2	2									
Jerry Lynch, L OBP: 0.357, SLG: 0.560			SF8				F8	F8		3	1	1	3	0	0	0									
Manny Mota, R OBP: 0.417, SLG: 0.469	HR						F8			1	0	0	0	0	0	1									
Gene Freese, R OBP: 0.402, SLG: 0.556	1-3		E7	1B				SH1-3	FC5-4	4	1	2	0	1	0	0									
Bill Mazerowski, R OBP: 0.257, SLG: 0.348		F9	5-3				F9	SH1-3	FC5-4	4	0	0	0	0	0	3									
Donn Clendenon, R OBP: 0.289, SLG: 0.358				F9			5-3	E5		4	1	1	0	0	0	1									
Jim Pagliaroni, R OBP: 0.342, SLG: 0.300		K		K			F2	SH1-3		4	0	1	1	0	2	1									
Bob Friend, R OBP: 0.167, SLG: 0.130	F2			1B			F7	SH1-3		3	1	1	1	0	0	1									
<b>Inning Stats</b>	R: 2 E: 1 K: 1 S: 7	H: 2 LOB: 0 BB: 0 P: 7	R: 0 E: 0 K: 1 S: 6	H: 1 LOB: 1 BB: 0 P: 6	R: 2 E: 1 K: 0 S: 6	H: 3 LOB: 1 BB: 0 P: 6	R: 1 E: 0 K: 1 S: 7	H: 3 LOB: 2 BB: 0 P: 7	R: 0 E: 0 K: 0 S: 5	H: 0 LOB: 0 BB: 0 P: 5	R: 0 E: 0 K: 0 S: 3	H: 0 LOB: 0 BB: 0 P: 3	R: 2 E: 0 K: 0 S: 5	H: 2 LOB: 0 BB: 0 P: 5	R: 2 E: 1 K: 0 S: 5	H: 1 LOB: 1 BB: 1 P: 9	R: 0 E: 1 K: 0 S: 5	H: 1 LOB: 2 BB: 0 P: 5	1B: 11 2B: 0 3B: 0 HR: 2	SF: 1 SAC: 2 DP: 0 HBP: 0	WP: 0 PB: 0 SB: 0 CS: 0	PA: 42			
<b>PITCHER</b>	IP	WLS	BF	H	R	ER	SO	BB	IBB	HBP	BLK	WP	HR	S	P	ERA	WHIP								
Gaylord Perry, R ERA: 5.4	(1, 1)	7.0	L	31	11	7	6	4	0	0	0	0	2	39	39	7.71	1.571								
Ken Mackenzie, L ERA: 3.38	(8, 1)	2.0		11	2	2	1	0	1	0	0	0	0	10	14	4.50	1.500								

Batter	1	2	3	4	5	6	7	8	9	AB	R	H	RBI	BB	SO	LOB	BOTTOM								
Jim Ray Hart, R OBP: 0.302, SLG: 0.383	5-3		F4				6-3			4	0	1	0	0	0	0	<b>Pittsburgh Pirates @ San Francisco Giants</b> Candlestick Park, San Francisco, CA Sat May 23 1964, 6:33 AM EDT Att: 20,113 - Unknown <a href="http://livebaseballscorecards.com">livebaseballscorecards.com</a>								
Jesus Alou, R OBP: 0.280, SLG: 0.300	F9		F7			6-3		F5		4	0	0	0	0	0	1									
Willie Mays, R OBP: 0.440, SLG: 0.877	6-3		6-3			1B		6-3		4	1	1	0	0	0	0									
Willie McCovey, L OBP: 0.301, SLG: 0.451		1B		3-1		4-3		E8		3	1	0	0	1	0	1									
Orlando Cepeda, R OBP: 0.408, SLG: 0.530		1B		4-3		FC6-4		4-3		4	0	2	1	0	0	1									
Tom Haller, L OBP: 0.319, SLG: 0.358		F9		FC6-4		F8		6-3		3	0	0	0	1	0	3									
Jim Davenport, R OBP: 0.296, SLG: 0.391				FC6-4		FC6-4		F8		3	0	1	1	0	0	2									
Chuck Hillier, L OBP: 0.236, SLG: 0.232		FC5-2		FC6-4		FC6-4		F8		1	0	0	0	0	0	0									
Jose Pagan, R OBP: 0.248, SLG: 0.229		FC5-2				F8		K		3	0	0	0	0	1	2									
Duke Snider, L OBP: 0.326, SLG: 0.316		1-2						F7		1	0	0	0	0	0	0									
Gaylord Perry, R	(1, 1)							1-3		2	0	0	0	0	1	2									
Matty Alou, L OBP: 0.290, SLG: 0.271	(7, PH)									1	0	0	0	0	0	0									
Ken Mackenzie, R	(8, 1)									0	0	0	0	0	0	0									
<b>Inning Stats</b>	R: 0 E: 0 K: 0 S: 3	H: 0 LOB: 0 BB: 0 P: 3	R: 1 E: 0 K: 1 S: 7	H: 2 LOB: 2 BB: 1 P: 11	R: 0 E: 0 K: 0 S: 3	H: 0 LOB: 0 BB: 0 P: 3	R: 0 E: 0 K: 0 S: 3	H: 0 LOB: 1 BB: 1 P: 7	R: 0 E: 0 K: 0 S: 4	H: 1 LOB: 1 BB: 0 P: 4	R: 1 E: 0 K: 0 S: 5	H: 2 LOB: 1 BB: 0 P: 5	R: 0 E: 0 K: 1 S: 5	H: 0 LOB: 0 BB: 0 P: 5	R: 0 E: 1 K: 0 S: 4	H: 0 LOB: 1 BB: 0 P: 4	R: 0 E: 0 K: 0 S: 3	H: 0 LOB: 0 BB: 0 P: 3	1B: 3 2B: 2 3B: 0 HR: 0	SF: 0 SAC: 0 DP: 0 HBP: 0	WP: 0 PB: 0 SB: 0 CS: 0	PA: 35			
<b>PITCHER</b>	IP	WLS	BF	H	R	ER	SO	BB	IBB	HBP	BLK	WP	HR	S	P	ERA	WHIP								
Bob Friend, R ERA: 3.96	(1, 1)	9.0	W	35	5	2	2	2	2	0	0	0	0	37	45	2.00	0.778								





Batter	1	2	3	4	5	6	7	8	9	AB	R	H	RBI	BB	SO	LOB	TOP										
Dick Schofield, S OBP: 0.364, SLG: 0.348 (1, 6)	0-0 1-3		4-0 1B BB	4-0 4-1 BB		0-0 1B			0-0 4-3	3	1	1	0	2	0	0											
Bill Virdon, L OBP: 0.299, SLG: 0.301 (1, 8)	0-0 F6		0-0 1B 2B 1B	0-0 4-1		0-0 1-3			0-0 4-3	5	1	1	0	0	0	2											
Roberto Clemente, R OBP: 0.390, SLG: 0.556 (1, 9)	0-0 6-3		0-0 2B 1-3 2-H 1B	0-0 4-3					0-0 F9	4	0	1	1	0	0	1											
Jerry Lynch, L OBP: 0.375, SLG: 0.586 Manny Mota, R OBP: 0.417, SLG: 0.469 (1, 7) (8, 7)		0-3 K	0-0 1-3 2B		0-0 FC1-4 1B				0-0 G1	4	0	2	1	0	1	0											
Gene Freese, R OBP: 0.395, SLG: 0.533 (1, 5)		4-0 1B 6-3 BB	0-0 5-3		0-0 FC1-4 1-2				0-0 F5	3	1	0	0	1	0	3											
Bill Mazaroski, R OBP: 0.294, SLG: 0.353 (1, 4)		0-0 6-3 1B	0-0 F2		0-0 F2				0-0 G6-4-3 1B	4	0	2	0	0	0	3											
Donn Clendenon, R OBP: 0.288, SLG: 0.350 (1, 3)		0-0 6-3 1-2 3-H	4-0 IBB		0-0 1-3				0-0 G6-4-3 1-2	3	0	0	1	1	0	3											
Jim Pagliaroni, R OBP: 0.346, SLG: 0.296 Smoky Burgess, L OBP: 0.400, SLG: 0.316 (1, 2) (5, 2)		4-0 IBB	0-0 F4			0-3 K			0-0 F3	1	0	0	0	1	0	3											
Bob Veale, S OBP: 0.136, SLG: 0.095 (1, 1)		0-3 K		0-3 K		0-3 K			0-0 4-3	4	0	0	0	0	3	2											
<b>Inning Stats</b>	R: 0 E: 0 K: 0 S: 3	H: 0 LOB: 0 BB: 0 P: 3	R: 1 E: 0 K: 2 S: 8	H: 1 LOB: 2 BB: 2 P: 16	R: 2 E: 0 K: 0 S: 6	H: 3 LOB: 3 BB: 2 P: 14	R: 0 E: 0 K: 1 S: 5	H: 0 LOB: 1 BB: 1 P: 9	R: 0 E: 0 K: 0 S: 4	H: 1 LOB: 1 BB: 0 P: 4	R: 0 E: 0 K: 0 S: 3	H: 0 LOB: 0 BB: 0 P: 3	R: 0 E: 0 K: 0 S: 3	H: 1 LOB: 0 BB: 0 P: 3	R: 0 E: 0 K: 0 S: 3	H: 0 LOB: 0 BB: 0 P: 3	1B: 6 2B: 1 3B: 0 HR: 0	SF: 0 SAC: 0 DP: 1 HBP: 0	WP: 0 PB: 0 SB: 0 CS: 0	PA: 38							
<b>PITCHER</b>	IP	WLS	BF	H	R	ER	SO	BB	IBB	HBP	BLK	WP	HR	S	P	ERA	WHIP										
Jack Sanford, R ERA: 3.21 (1, 1)	6.0	L	29	6	3	3	5	3	2	0	0	0	0	34	54	4.50	1.500										
Ken Mackenzie, L ERA: 1.93 (7, 1)	2.0		6	1	0	0	0	0	0	0	0	0	0	6	6	0.00	0.500										
Billy Pierce, L ERA: 1.93 (9, 1)	1.0		3	0	0	0	0	0	0	0	0	0	0	3	3	0.00	0.000										

Pittsburgh Pirates @ San Francisco Giants  
Candlestick Park, San Francisco, CA  
Sun May 24 1964, 6:33 AM EDT  
Unknown

AB 33  
R 3  
H 7  
RBI 3  
BB 5  
SO 5  
LOB 17



Batter	1	2	3	4	5	6	7	8	9	AB	R	H	RBI	BB	SO	LOB	BOTTOM										
Harvey Kuenn, R OBP: 0.273, SLG: 0.211 (1, 7)	0-0 4-3		0-3 K			0-0 G4-6-3 1B			0-0 F9	4	0	1	0	0	1	1											
Jesus Alou, R OBP: 0.272, SLG: 0.291 (1, 9)	0-0 F3			0-3 K2-3		0-0 G4-6-3 1-2			0-0 F4	4	0	0	0	0	1	1											
Willie Mays, R OBP: 0.434, SLG: 0.857 (1, 8)	0-0 6-3			4-0 BB		0-0 F9			0-3 K	3	0	0	0	1	1	0											
Orlando Cepeda, R OBP: 0.392, SLG: 0.507 (1, 3)		0-3 K		0-3 K		0-0 F9			0-0 F9	3	0	0	0	0	2	1											
Jim Ray Hart, R OBP: 0.295, SLG: 0.374 (1, 5)		0-3 K		0-0 F9		0-0 4-3			0-0 4-3	3	0	0	0	0	1	1											
Jim Davenport, R OBP: 0.284, SLG: 0.375 (1, 4)		0-3 K			0-0 F7				0-0 5-3	3	0	0	0	0	1	0											
Jose Pagan, R OBP: 0.250, SLG: 0.231 (1, 6)			0-0 6-3		0-0 F9				0-0 FC3-6 1B	3	0	1	0	0	0	0											
Del Crandall, R OBP: 0.321, SLG: 0.182 (1, 2)			4-0 FC3-6 BB		0-0 F9				0-0 FC3-6 1-2	2	0	0	0	1	0	1											
Jack Sanford, R OBP: 0.286, SLG: 0.222 Matty Alou, L OBP: 0.286, SLG: 0.267 Ken Mackenzie, R (6, PH) Cap Peterson, R OBP: 0.214, SLG: 0.214 Billy Pierce, L (8, PH) (9, 1)			0-0 FC3-6		0-0 F3				0-0 6-3	1	0	0	0	0	0	1											
<b>Inning Stats</b>	R: 0 E: 0 K: 0 S: 3	H: 0 LOB: 0 BB: 0 P: 3	R: 0 E: 0 K: 3 S: 9	H: 0 LOB: 0 BB: 0 P: 9	R: 0 E: 0 K: 1 S: 5	H: 0 LOB: 1 BB: 1 P: 9	R: 0 E: 0 K: 2 S: 7	H: 0 LOB: 1 BB: 1 P: 11	R: 0 E: 0 K: 0 S: 3	H: 0 LOB: 0 BB: 0 P: 3	R: 0 E: 0 K: 0 S: 3	H: 0 LOB: 0 BB: 0 P: 3	R: 0 E: 1 K: 0 S: 4	H: 1 LOB: 1 BB: 0 P: 4	R: 0 E: 0 K: 1 S: 5	H: 0 LOB: 0 BB: 0 P: 5	1B: 2 2B: 0 3B: 0 HR: 0	SF: 0 SAC: 0 DP: 1 HBP: 0	WP: 0 PB: 0 SB: 0 CS: 0	PA: 30							
<b>PITCHER</b>	IP	WLS	BF	H	R	ER	SO	BB	IBB	HBP	BLK	WP	HR	S	P	ERA	WHIP										
Bob Veale, L ERA: 3.78 (1, 1)	9.0	W	30	2	0	0	7	2	0	0	0	0	0	42	50	0.00	0.444										

Pittsburgh Pirates @ San Francisco Giants  
Candlestick Park, San Francisco, CA  
Sun May 24 1964, 6:33 AM EDT  
Unknown

AB 28  
R 0  
H 2  
RBI 0  
BB 2  
SO 7  
LOB 7





Batter	1	2	3	4	5	6	7	8	9	AB	R	H	RBI	BB	SO	LOB	TOP																				
Dick Schofield, S OBP: 0.391, SLG: 0.333 (1, 6)	4-3	FC4-2-5 1B	4-3			G3		K		5	0	0	0	0	1	6																					
Bill Virdon, L OBP: 0.302, SLG: 0.299 (1, 8)					F9	G3			1-3	4	0	1	1	1	0	1																					
Roberto Clemente, R OBP: 0.390, SLG: 0.555 (1, 9)		6-3			K					4	0	2	0	1	1	2																					
Jerry Lynch, L OBP: 0.333, SLG: 0.515 Al McBean, R (7, 1)	F5				K	F8				4	0	0	0	0	1	2																					
Smoky Burgess, L OBP: 0.400, SLG: 0.326 (1, 2)		1B	F9			F8				5	1	2	0	0	0	2																					
Gene Freese, R OBP: 0.400, SLG: 0.532 (1, 5)		1B	1B		G4-3	F3				4	2	2	0	0	0	2																					
Donn Clendenon, R OBP: 0.293, SLG: 0.361 (1, 3)		1B	1B		F8					4	1	2	1	0	1	0																					
Bill Mazerowski, R OBP: 0.263, SLG: 0.345 (1, 4)		E5	1B		4-3	E6				3	1	0	0	1	0	2																					
Tom Butters, R OBP: 0.400, SLG: 0.400 Bob Bailey, R OBP: 0.377, SLG: 0.408 Bob Priddy, R (6, PH) Manny Mota, R OBP: 0.405, SLG: 0.455 (7, 7)	6-3	1B	1B		G3	FC6-4				2	0	1	3	0	0	2																					
<b>Inning Stats</b>	R: 0 E: 0 K: 0 S: 3	H: 1 LOB: 1 BB: 1 P: 7	R: 3 E: 1 K: 0 S: 8	H: 4 LOB: 2 BB: 0 P: 8	R: 2 E: 0 K: 1 S: 8	H: 3 LOB: 2 BB: 1 P: 12	R: 0 E: 0 K: 1 S: 5	H: 0 LOB: 0 BB: 0 P: 5	R: 0 E: 0 K: 0 S: 3	H: 1 LOB: 0 BB: 0 P: 3	R: 0 E: 0 K: 0 S: 3	H: 0 LOB: 1 BB: 1 P: 7	R: 0 E: 1 K: 2 S: 8	H: 0 LOB: 1 BB: 0 P: 8	R: 0 E: 0 K: 1 S: 6	H: 1 LOB: 1 BB: 0 P: 6	1B: 9 2B: 1 3B: 0 HR: 0	SF: 0 SAC: 0 DP: 1 HBP: 0	WP: 0 PB: 0 SB: 1 CS: 1	PA: 41																	
<b>PITCHER</b>	IP	WLS	BF	H	R	ER	SO	BB	IBB	HBP	BLK	WP	HR	S	P	ERA	WHIP	<b>PITCHER</b>			IP	WLS	BF	H	R	ER	SO	BB	IBB	HBP	BLK	WP	HR	S	P	ERA	WHIP
Bob Shaw, R ERA: 2.51 (1, 1)	6.0	L	29	9	5	4	2	2	1	0	0	0	0	30	42	6.00	1.833																				
Billy Pierce, L ERA: 1.55 (7, 1)	2.1		10	1	0	0	2	1	0	0	0	0	0	13	17	0.00	0.857																				
Bobby Bolin, R ERA: 2.18 (9, 1)	0.2		2	0	0	0	1	0	0	0	0	0	0	4	4	0.00	0.000																				

Pittsburgh Pirates @ San Francisco Giants  
Candlestick Park, San Francisco, CA  
Sun May 24 1964, 6:38 AM EDT  
Att: 40,441 - Unknown


AB 37  
R 5  
H 10  
RBI 5  
BB 4  
SO 5  
LOB 21



Batter	1	2	3	4	5	6	7	8	9	AB	R	H	RBI	BB	SO	LOB	BOTTOM																				
Matty Alou, L OBP: 0.279, SLG: 0.262 (1, 9)	F5	F5			F9	K			K	5	0	1	0	0	2	3																					
Chuck Hillier, L OBP: 0.245, SLG: 0.233 (1, 4)	E4		1-3	BB	1B	FC3-6			4-3	4	2	1	0	1	0	2																					
Willie Mays, R OBP: 0.443, SLG: 0.852 (1, 8)			1B	1-3	1B	FC3-6				2	0	1	0	2	0	0																					
Willie McCovey, L OBP: 0.306, SLG: 0.448 (1, 7)			1-3		FC3-6					3	0	1	1	1	0	3																					
Orlando Cepeda, R OBP: 0.386, SLG: 0.493 (1, 3)	K				F9				G5-4-3	4	0	1	1	0	1	5																					
Tom Haller, L OBP: 0.316, SLG: 0.353 (1, 2)	G3		L3			1B			F5	4	1	1	0	0	0	5																					
Jim Davenport, R OBP: 0.262, SLG: 0.368 Bobby Bolin, R (9, 1)		1B			F5	F8			F5	4	0	1	0	0	0	1																					
Jose Pagan, R OBP: 0.258, SLG: 0.241 (1, 6)					F9	1B			1-3	4	0	2	0	0	0	0																					
Bob Shaw, R (1, 1)						1B				2	0	0	0	0	1	1																					
Duke Snider, L OBP: 0.340, SLG: 0.333 Billy O'Dell, S (6, PR) Billy Pierce, L (7, 1) Harvey Kuenn, R OBP: 0.287, SLG: 0.205 (9, 5)		F6			K	1B			6-3	1	0	1	1	0	0	0																					
<b>Inning Stats</b>	R: 0 E: 1 K: 1 S: 6	H: 0 LOB: 3 BB: 2 P: 14	R: 0 E: 0 K: 0 S: 4	H: 2 LOB: 1 BB: 0 P: 4	R: 1 E: 0 K: 0 S: 3	H: 1 LOB: 1 BB: 2 P: 11	R: 0 E: 0 K: 1 S: 5	H: 0 LOB: 0 BB: 0 P: 5	R: 1 E: 0 K: 0 S: 5	H: 3 LOB: 1 BB: 0 P: 5	R: 1 E: 0 K: 1 S: 8	H: 3 LOB: 2 BB: 0 P: 8	R: 0 E: 0 K: 0 S: 3	H: 1 LOB: 0 BB: 0 P: 3	R: 0 E: 0 K: 0 S: 3	H: 0 LOB: 0 BB: 0 P: 3	R: 0 E: 0 K: 1 S: 5	H: 0 LOB: 0 BB: 0 P: 5	1B: 10 2B: 1 3B: 0 HR: 0	SF: 0 SAC: 0 DP: 2 HBP: 0	WP: 0 PB: 0 SB: 0 CS: 0	PA: 38															
<b>PITCHER</b>	IP	WLS	BF	H	R	ER	SO	BB	IBB	HBP	BLK	WP	HR	S	P	ERA	WHIP	<b>PITCHER</b>			IP	WLS	BF	H	R	ER	SO	BB	IBB	HBP	BLK	WP	HR	S	P	ERA	WHIP
Tom Butters, R ERA: 2.59 (1, 1)	5.0	W	23	6	2	2	2	4	0	0	0	0	0	23	39	3.60	2.000																				
Bob Priddy, R ERA: 1.04 (6, 1)	1.0		6	3	1	1	1	0	0	0	0	0	0	8	8	9.00	3.000																				
Al McBean, R ERA: 0.69 (7, 1)	3.0	S	9	1	0	0	1	0	0	0	0	0	0	11	11	0.00	0.333																				

Pittsburgh Pirates @ San Francisco Giants  
Candlestick Park, San Francisco, CA  
Sun May 24 1964, 6:38 AM EDT  
Att: 40,441 - Unknown

AB 34  
R 3  
H 10  
RBI 3  
BB 4  
SO 4  
LOB 20

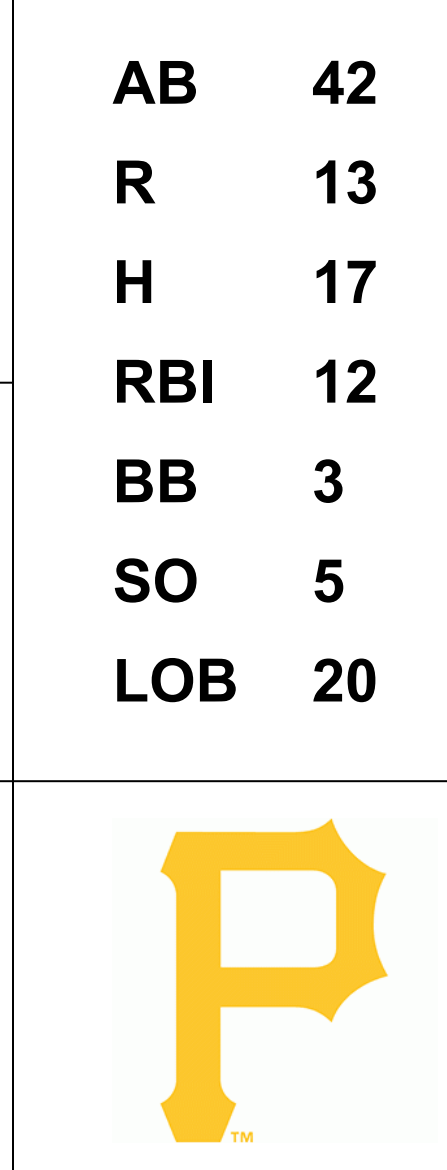




Batter	1	2	3	4	5	6	7	8	9	AB	R	H	RBI	BB	SO	LOB	TOP					
Tony Taylor, R OBP: 0.297, SLG: 0.262 Ray Culp, R OBP: 0.192, SLG: 0.100 Danny Cater, R OBP: 0.377, SLG: 0.400 Johnny Klippstein, R OBP: 0.350, SLG: 0.589	0-0 1-3		0-0 1-3		0-3 K			0-0 G5-4-3		2	0	0	0	0	0	0	Philadelphia Phillies @ Pittsburgh Pirates Forbes Field, Pittsburgh, PA Tue May 26 1964, 7:05 PM EDT Att: 12,183 - Unknown					
Dick Allen, R OBP: 0.350, SLG: 0.589	4-0 1B BB		0-0 6-3		0-0 F7			0-0 6-3		3	0	0	0	1	0							
Johnny Callison, L OBP: 0.333, SLG: 0.448	0-0 1-2 1B			0-3 K		0-0 P3			0-0 HR	4	1	2	1	0	1							
Wes Covington, L OBP: 0.320, SLG: 0.453	0-3 K			0-0 3-1		0-0 F8			0-0 1-3	4	0	0	0	0	1	2						
Tony Gonzalez, L OBP: 0.385, SLG: 0.381	0-3 K			0-3 K			0-0 P4		0-0 P4	4	0	0	0	0	2	2						
John Herrnstein, L OBP: 0.323, SLG: 0.398		0-3 K			0-3 K		0-0 F9		0-0 4-3	4	0	0	0	0	2	0						
Clay Dalrymple, L OBP: 0.209, SLG: 0.214		0-0 G3			0-0 G3		0-0 F8			3	0	0	0	0	0	0						
Bobby Wine, R OBP: 0.254, SLG: 0.263 Ruben Amaro, R OBP: 0.337, SLG: 0.250		0-0 F7			0-0 IHR 1B			0-0 E7 1B 1B		1	0	0	0	0	0	0						
Chris Short, R Dallas Green, L Cookie Rojas, R OBP: 0.500, SLG: 0.700			0-0 6-3		0-0 IHR 1B			0-0 G5-4-3 1B		0	0	0	0	0	0	0						
<b>Inning Stats</b>	R: 0 E: 0 K: 2 S: 8	H: 1 LOB: 2 BB: 1 P: 12	R: 0 E: 0 K: 1 S: 5	H: 0 LOB: 0 BB: 0 P: 5	R: 0 E: 0 K: 0 S: 3	H: 0 LOB: 0 BB: 0 P: 3	R: 0 E: 0 K: 2 S: 7	H: 0 LOB: 0 BB: 0 P: 7	R: 2 E: 0 K: 2 S: 9	H: 2 LOB: 0 BB: 0 P: 9	R: 0 E: 0 K: 0 S: 3	H: 0 LOB: 0 BB: 0 P: 3	R: 0 E: 1 K: 0 S: 4	H: 0 LOB: 0 BB: 0 P: 4	R: 1 E: 0 K: 0 S: 4	H: 2 LOB: 0 BB: 0 P: 4		R: 1 E: 0 K: 0 S: 4	H: 1 LOB: 0 BB: 0 P: 4	1B: 4 2B: 0 3B: 0 HR: 2	SF: 0 SAC: 0 DP: 1 HBP: 0	WP: 0 PB: 0 CS: 0
<b>PITCHER</b> Vern Law, R ERA: 3.26	IP: 9.0 WLS: W BF: 33 H: 6 R: 4 ER: 3 SO: 7 BB: 1 IBB: 0 HBP: 0 BLK: 0 WP: 0 HR: 1 S: 46 P: 50 ERA: 3.00 WHIP: 0.778															<b>PITCHER</b>						

Batter	1	2	3	4	5	6	7	8	9	AB	R	H	RBI	BB	SO	LOB	BOTTOM					
Dick Schofield, S OBP: 0.343, SLG: 0.320	F2 F8		0-0 F9		0-0 6-3		1-0 1B 1B HBP	0-0 F7		5	1	0	0	0	0	4	Philadelphia Phillies @ Pittsburgh Pirates Forbes Field, Pittsburgh, PA Tue May 26 1964, 7:05 PM EDT Att: 12,183 - Unknown					
Manny Mota, R OBP: 0.405, SLG: 0.526	0-0 HR	0-0 4-3	0-0 F8		0-0 WP 1B 1B		0-0 F8		5	2	2	1	0	0	2							
Roberto Clemente, R OBP: 0.499, SLG: 0.591	0-0 6-3 E 2B	0-0 2B 3B	0-0 4-3		0-0 FC5-4 1B		0-0 1B 1B		5	2	4	2	0	0	0							
Gene Freese, R OBP: 0.400, SLG: 0.536 Gene Alley, R OBP: 0.295, SLG: 0.300	0-0 6-3	0-0 BB HR 2B		0-0 5-3	0-0 FC5-4		0-0 FC6-4 1B		5	1	2	2	0	0	2							
Bob Bailey, R OBP: 0.378, SLG: 0.402	0-0 E6 3B	4-0 BB HR BB		0-0 1B 1B		0-3 K	0-0 FC6-4		4	2	1	0	1	1	2							
Donn Clendenen, R OBP: 0.309, SLG: 0.392	0-0 1H 3B	4-0 1-2 2-3 HR BB		0-0 1B		0-3 K		0-0 WP FC4-2 2B	4	2	3	1	1	1	0							
Bill Mazerowski, R OBP: 0.261, SLG: 0.354	0-0 1B 3B	0-3 K		0-0 F2		0-0 F5		0-0 6-3	5	1	1	1	0	1	6							
Jim Pagliaroni, R OBP: 0.360, SLG: 0.347	0-0 1B	0-0 HR		0-3 K		4-0 FC1-6 BB	0-0 FC4-2 1B		4	1	2	5	1	1	3							
Vern Law, R OBP: 0.409, SLG: 0.455	0-0 1-2 1B	0-3 K		0-0 F7		0-0 FC1-6 1B	0-0 1-3 1B		5	1	2	0	0	1	1							
<b>Inning Stats</b>	R: 5 E: 1 K: 0 S: 10	H: 6 LOB: 2 BB: 0 P: 10	R: 5 E: 0 K: 2 S: 10	H: 3 LOB: 0 BB: 2 P: 18	R: 0 E: 0 K: 0 S: 3	H: 0 LOB: 0 BB: 0 P: 3	R: 0 E: 0 K: 1 S: 7	H: 2 LOB: 2 BB: 0 P: 7	R: 1 E: 0 K: 0 S: 5	H: 2 LOB: 1 BB: 0 P: 5	R: 0 E: 0 K: 2 S: 7	H: 0 LOB: 0 BB: 0 P: 7	R: 2 E: 0 K: 0 S: 5	H: 2 LOB: 2 BB: 1 P: 10	R: 0 E: 0 K: 0 S: 5	H: 2 LOB: 2 BB: 0 P: 5		R: 0 E: 0 K: 0 S: 5	H: 2 LOB: 2 BB: 0 P: 5	1B: 9 2B: 3 3B: 3 HR: 2	SF: 0 SAC: 0 DP: 0 HBP: 1	WP: 2 PB: 0 CS: 0
<b>PITCHER</b> Chris Short, L ERA: 0.55 Dallas Green, R ERA: 3.95 Ray Culp, R ERA: 5.67 Johnny Klippstein, R ERA: 4.2	IP: 0.2 WLS: L BF: 6 H: 3 R: 4 ER: 1 SO: 0 BB: 0 IBB: 0 HBP: 0 BLK: 0 WP: 0 HR: 1 S: 6 P: 6 ERA: 13.50 WHIP: 4.500															<b>PITCHER</b>						

AB	32
R	4
H	6
RBI	4
BB	1
SO	7
LOB	5














Batter	1	2	3	4	5	6	7	8	9	AB R H RBI BB SO LOB	TOP											
<b>Willie Davis, L</b> OBP: 0.279, SLG: 0.342 (1, 8)										5 2 2 1 0 0 0	<b>Los Angeles Dodgers @ Pittsburgh Pirates</b> Forbes Field, Pittsburgh, PA Fri May 29 1964, 7:05 PM EDT Att: 16,114 - Unknown <a href="http://livebaseballscorecards.com">livebaseballscorecards.com</a>											
<b>Maury Wills, S</b> OBP: 0.335, SLG: 0.335 (1, 6)										4 1 2 1 1 0 0												
<b>Tommy Davis, R</b> OBP: 0.305, SLG: 0.329 (1, 7)										4 0 1 1 0 0 3												
<b>Ron Fairly, L</b> OBP: 0.407, SLG: 0.389 (1, 3)										4 0 3 1 0 0 0												
<b>Frank Howard, R</b> OBP: 0.302, SLG: 0.503 <b>Wes Parker, S</b> OBP: 0.276, SLG: 0.407 (7, 9)										3 0 0 0 1 3 3 0 0 0 0 0 0 0												
<b>John Roseboro, L</b> OBP: 0.308, SLG: 0.367 (1, 2)										4 0 1 0 0 0 3												
<b>Ken McMullen, R</b> OBP: 0.214, SLG: 0.185 (1, 5)										4 0 1 0 0 1 0												
<b>Dick Tracewski, R</b> OBP: 0.325, SLG: 0.350 (1, 4)										3 1 0 0 1 0 2												
<b>Joe Moeller, R</b> OBP: 0.056, SLG: 0.056 (1, 1)										3 0 0 0 0 3 0												
<b>Inning Stats</b>	R: 1 E: 0 K: 0 S: 12	H: 3 LOB: 2 BB: 1 P: 20	R: 0 E: 0 K: 1 S: 7	H: 0 LOB: 0 BB: 0 P: 11	R: 0 E: 0 K: 0 S: 4	H: 0 LOB: 0 BB: 0 P: 6	R: 0 E: 0 K: 1 S: 6	H: 1 LOB: 0 BB: 0 P: 7	R: 2 E: 1 K: 0 S: 13	H: 2 LOB: 1 BB: 1 P: 18		R: 0 E: 0 K: 1 S: 12	H: 2 LOB: 2 BB: 0 P: 20	R: 1 E: 0 K: 2 S: 18	H: 2 LOB: 2 BB: 1 P: 28	R: 0 E: 0 K: 1 S: 9	H: 0 LOB: 0 BB: 0 P: 14	R: 0 E: 0 K: 1 S: 5	H: 0 LOB: 0 BB: 0 P: 6	1B: 8 2B: 2 3B: 0 HR: 0	SF: 0 SAC: 1 DP: 2 HBP: 0	WP: 0 PB: 0 SB: 2 CS: 0
<b>PITCHER</b>	IP WLS BF H R ER SO BB IBB HBP BLK WP HR S P ERA WHIP											<b>PITCHER</b>	IP WLS BF H R ER SO BB IBB HBP BLK WP HR S P ERA WHIP									
<b>Steve Blass, R</b> ERA: 3.22 (1, 1)	6.0 L 26 8 3 2 3 2 0 0 0 0 0 0 54 82 3.00 1.667																					
<b>Tom Butters, R</b> ERA: 2.73 (7, 1)	2.0 9 2 1 1 3 1 0 0 0 0 0 0 27 42 4.50 1.500																					
<b>Roy Face, R</b> ERA: 4.29 (9, 1)	1.0 3 0 0 0 1 0 0 0 0 0 0 0 5 6 0.00 0.000																					

Batter	1	2	3	4	5	6	7	8	9	AB R H RBI BB SO LOB	BOTTOM									
<b>Dick Schofield, S</b> OBP: 0.364, SLG: 0.341 (1, 6)										4 0 1 0 0 0 0	<b>Los Angeles Dodgers @ Pittsburgh Pirates</b> Forbes Field, Pittsburgh, PA Fri May 29 1964, 7:05 PM EDT Att: 16,114 - Unknown <a href="http://livebaseballscorecards.com">livebaseballscorecards.com</a>									
<b>Bill Virdon, L</b> OBP: 0.293, SLG: 0.290 (1, 8)										4 0 1 0 0 1 2										
<b>Roberto Clemente, R</b> OBP: 0.497, SLG: 0.570 (1, 9)										4 1 1 0 0 0 1										
<b>Willie Stargell, L</b> OBP: 0.382, SLG: 0.648 (1, 7)										4 0 2 0 0 0 0										
<b>Smoky Burgess, L</b> OBP: 0.373, SLG: 0.308 <b>Orlando McFarlane, R</b> OBP: 0.261, SLG: 0.195 (9, PH)										4 0 1 1 0 1 2 0 0 0 0 0 0 0										
<b>Bob Bailey, R</b> OBP: 0.357, SLG: 0.385 (1, 5)										4 0 0 0 0 0 2										
<b>Donn Clendenon, R</b> OBP: 0.306, SLG: 0.390 <b>Jerry Lynch, L</b> OBP: 0.310, SLG: 0.447 (9, PH)										3 0 0 0 0 2 2 1 0 0 0 0 1 2										
<b>Bill Mazerowski, R</b> OBP: 0.256, SLG: 0.338 (1, 4)										3 0 0 0 0 1 0										
<b>Steve Blass, R</b> <b>Gene Freese, R</b> (6, PH) <b>Tom Butters, R</b> OBP: 0.400, SLG: 0.400 (7, 1) <b>Gene Alley, R</b> OBP: 0.277, SLG: 0.293 (8, PH) <b>Roy Face, R</b> (9, 1)										1 0 0 0 0 0 0 1 0 0 0 0 0 0 0 0 0 0 0 0 0 1 0 0 0 0 1 0 0 0 0 0 0 1 0										
<b>Inning Stats</b>	R: 0 E: 0 K: 0 S: 9	H: 1 LOB: 0 BB: 0 P: 13	R: 0 E: 0 K: 0 S: 4	H: 1 LOB: 0 BB: 0 P: 4	R: 0 E: 0 K: 1 S: 7	H: 0 LOB: 0 BB: 0 P: 9	R: 0 E: 0 K: 0 S: 6	H: 0 LOB: 0 BB: 0 P: 9	R: 0 E: 1 K: 1 S: 11	H: 1 LOB: 2 BB: 0 P: 14		R: 0 E: 1 K: 1 S: 9	H: 1 LOB: 2 BB: 0 P: 12	R: 0 E: 0 K: 2 S: 8	H: 0 LOB: 0 BB: 0 P: 11	R: 1 E: 1 K: 1 S: 13	H: 2 LOB: 2 BB: 0 P: 17	1B: 6 2B: 0 3B: 0 HR: 0	SF: 0 SAC: 0 DP: 1 HBP: 0	WP: 0 PB: 0 SB: 0 CS: 1
<b>PITCHER</b>	IP WLS BF H R ER SO BB IBB HBP BLK WP HR S P ERA WHIP											<b>PITCHER</b>	IP WLS BF H R ER SO BB IBB HBP BLK WP HR S P ERA WHIP							
<b>Joe Moeller, R</b> ERA: 2.7 (1, 1)	9.0 W 34 6 1 1 7 0 0 0 0 0 0 0 74 98 1.00 0.667																			




Batter	1	2	3	4	5	6	7	8	9	AB	R	H	RBI	BB	SO	LOB	TOP								
<b>Maury Wills, S</b> OBP: 0.347, SLG: 0.361 (1, 6)	0-0 S 2B 1B	2-2 4-3 S 1B		4-0 S 1B BB		1-0 F2		0-1 1-H HR		4	3	3	2	1	0	0									
<b>Jim Gilliam, S</b> OBP: 0.302, SLG: 0.273 <b>Johnny Werhas, R</b> OBP: 0.299, SLG: 0.244 (1, 5) (6, 5)	0-2 S 1B	2-0 4-3 1B		1-0 S 3B 1B		3-0 S 1B		0-2 5-3		4	2	3	2	0	0	1									
<b>Willie Davis, L</b> OBP: 0.316, SLG: 0.358 <b>Wes Parker, S</b> OBP: 0.267, SLG: 0.393 (1, 8) (6, 8)	0-0 S E 1B	0-2 4-3 1B		0-0 S 1-H SF8 3B		0-2 6-3			2-1 F6	4	2	2	2	0	0	1									
<b>Tommy Davis, R</b> OBP: 0.308, SLG: 0.335 (1, 7)	2-1 S E7 1B 2B	1-3 K		1-0 S SF8			0-0 F8		4-1 BB BB	3	1	1	2	1	1	1									
<b>Ron Fairly, L</b> OBP: 0.400, SLG: 0.376 (1, 3)	4-1 S E 1B SF7 BB		0-0 4-3	0-0 4-3			2-2 6-3		1-3 K	4	1	0	0	1	1	1									
<b>Frank Howard, R</b> OBP: 0.295, SLG: 0.491 <b>Ken McMullen, R</b> OBP: 0.228, SLG: 0.185 (1, 9) (7, 9)	0-0 S F3		1-1 5-3		2-2 6-3		1-2 5-3		4-1 1-2 BB	4	0	0	0	0	0	2									
<b>John Roseboro, L</b> <b>Jeff Torborg, R</b> (1, 2) (7, 2)	1-0 S E9 1B		0-2 1B		0-1 F9			0-3 K	0-0 G3	3	0	2	1	0	0	0									
<b>Dick Tracewski, R</b> OBP: 0.331, SLG: 0.347 (1, 4)	0-0 S SF7		1-3 K		4-1 WP BB			4-2 HR BB		1	1	0	1	2	1	1									
<b>Don Drysdale, R</b> OBP: 0.156, SLG: 0.161 (1, 1)	0-1 S F4			2-2 6-3	2-2 6-3			1-0 F6		4	0	0	0	0	0	3									
<b>Inning Stats</b>	R: 5 E: 2 K: 0 S: 13	H: 5 LOB: 1 BB: 1 P: 20	R: 0 E: 0 K: 1 S: 11	H: 1 LOB: 1 BB: 0 P: 16	R: 0 E: 0 K: 1 S: 9	H: 1 LOB: 1 BB: 0 P: 11	R: 3 E: 0 K: 0 S: 9	H: 2 LOB: 0 BB: 1 P: 19	R: 0 E: 0 K: 0 S: 10	H: 0 LOB: 1 BB: 1 P: 18	R: 0 E: 0 K: 0 S: 5	H: 1 LOB: 0 BB: 0 P: 9	R: 0 E: 0 K: 0 S: 7	H: 0 LOB: 0 BB: 0 P: 10	R: 2 E: 0 K: 1 S: 11	H: 1 LOB: 0 BB: 1 P: 16	R: 0 E: 0 K: 1 S: 10	H: 0 LOB: 2 BB: 2 P: 21	1B: 7 2B: 2 3B: 1 HR: 1	SF: 2 SAC: 0 DP: 0 HBP: 0	WP: 1 PB: 0 SB: 3 CS: 0	PA: 43			
<b>PITCHER</b>	IP	WLS	BF	H	R	ER	SO	BB	IBB	HBP	BLK	WP	HR	S	P	ERA	WHIP								
<b>Vern Law, R</b> ERA: 3.88 <b>Bob Priddy, R</b> ERA: 2.3 <b>Fred Green, L</b> ERA: <b>Roy Face, R</b> ERA: 4.7	(1, 1) (1, 1) (6, 1) (8, 1)	0.0 5.0 2.0 2.0	4 23 6 10	4 5 4 1	4 4 0 2	4 3 0 2	0 2 0 2	0 3 0 3	0 0 0 0	0 0 0 0	0 0 0 0	0 1 0 0	0 45 12 21	7 75 19 37	9 19 12 37	∞ 5.40 0.00 9.00	∞ 1.600 0.500 2.000								

**Los Angeles Dodgers @ Pittsburgh Pirates**  
 Forbes Field, Pittsburgh, PA  
 Sat May 30 1964, 3:33 AM EDT  
 Att: 14,359 - Unknown  
 livebaseballscores.com

**AB** 35  
**R** 10  
**H** 11  
**RBI** 10  
**BB** 6  
**SO** 4  
**LOB** 12  


Batter	1	2	3	4	5	6	7	8	9	AB	R	H	RBI	BB	SO	LOB	BOTTOM								
<b>Dick Schofield, S</b> OBP: 0.365, SLG: 0.353 (1, 6)	1-2 S 1B BB HBP		0-2 6-3		2-2 1-3		1-2 S 1B 3B		3-3 K	4	1	1	2	0	1	0									
<b>Bill Virdon, L</b> OBP: 0.296, SLG: 0.289 (1, 8)	4-0 S 1B BB		0-1 F7			0-1 4-3	1-2 S 1B		0-1 4-3	4	0	1	1	1	0	0									
<b>Roberto Clemente, R</b> OBP: 0.409, SLG: 0.568 (1, 9)	3-3 S K		1-1 S 1B			1-1 6-3	0-1 S 1B			4	0	2	0	0	1	2									
<b>Willie Stargell, L</b> OBP: 0.386, SLG: 0.642 (1, 7)	0-1 S 1B		1-2 S F4			0-0 S 1B	1-1 S 3-1			4	0	2	0	0	0	3									
<b>Smoky Burgess, L</b> OBP: 0.365, SLG: 0.304 (1, 2)	1-2 S F5			0-0 G3		0-1 4-3		0-0 S PB 1B		4	0	1	0	0	0	4									
<b>Bob Bailey, R</b> OBP: 0.346, SLG: 0.372 (1, 5)	0-0 S 1-3			2-2 S F2			1-2 S L8	1-3 S K		4	0	0	0	0	1	4									
<b>Donn Clendenon, R</b> OBP: 0.305, SLG: 0.387 (1, 3)			0-3 S K		1-0 S F9		1-1 S WP BB 3B 1B	1-2 S F9		4	1	1	0	0	1	1									
<b>Bill Mazaroski, R</b> OBP: 0.253, SLG: 0.333 <b>Gene Alley, R</b> OBP: 0.265, SLG: 0.279 (1, 4) (6, 4)			0-2 S F6		0-0 S F6		0-3 S K	1-3 S K		2	0	0	0	0	0	0									
<b>Vern Law, R</b> ERA: 3.88 <b>Bob Priddy, R</b> ERA: 2.3 <b>Gene Fresse, R</b> ERA: <b>Fred Green, R</b> ERA: <b>Manny Mota, R</b> ERA: 0.537 <b>Roy Face, R</b> ERA: 4.7 <b>Jerry Lynch, R</b> ERA: 4.36 (1, 1) (1, 1) (5, PH) (6, 1) (7, PH) (8, 1) (9, PH)	(1, 1) (1, 1) (5, PH) (6, 1) (7, PH) (8, 1) (9, PH)	0.0 5.0 2.0 2.0	4 23 6 10	4 5 4 1	4 4 0 2	0 2 0 2	0 3 0 3	0 3 0 3	0 3 0 3	0 3 0 3	0 3 0 3	0 3 0 3	0 3 0 3	0 3 0 3	0 3 0 3	0 3 0 3									
<b>Inning Stats</b>	R: 0 E: 0 K: 1 S: 12	H: 1 LOB: 3 BB: 1 P: 21	R: 0 E: 0 K: 2 S: 9	H: 0 LOB: 0 BB: 0 P: 9	R: 0 E: 0 K: 0 S: 10	H: 1 LOB: 1 BB: 0 P: 12	R: 0 E: 0 K: 0 S: 6	H: 0 LOB: 0 BB: 0 P: 9	R: 0 E: 0 K: 1 S: 8	H: 0 LOB: 0 BB: 0 P: 11	R: 0 E: 0 K: 0 S: 7	H: 1 LOB: 1 BB: 0 P: 8	R: 3 E: 0 K: 1 S: 23	H: 4 LOB: 2 BB: 1 P: 32	R: 0 E: 0 K: 2 S: 11	H: 1 LOB: 1 BB: 0 P: 14	R: 0 E: 0 K: 2 S: 8	H: 0 LOB: 0 BB: 0 P: 13	1B: 7 2B: 0 3B: 1 HR: 0	SF: 0 SAC: 0 DP: 0 HBP: 1	WP: 1 PB: 1 SB: 0 CS: 0	PA: 38			
<b>PITCHER</b>	IP	WLS	BF	H	R	ER	SO	BB	IBB	HBP	BLK	WP	HR	S	P	ERA	WHIP								
<b>Don Drysdale, R</b> ERA: 2.4	(1, 1)	9.0	W 38	8	3	3	9	2	0	1	0	1	0	94	129	3.00	1.111								

**Los Angeles Dodgers @ Pittsburgh Pirates**  
 Forbes Field, Pittsburgh, PA  
 Sat May 30 1964, 3:33 AM EDT  
 Att: 14,359 - Unknown  
 livebaseballscores.com

**AB** 35  
**R** 3  
**H** 8  
**RBI** 3  
**BB** 2  
**SO** 9  
**LOB** 16  




Batter	1	2	3	4	5	6	7	8	9	AB	R	H	RBI	BB	SO	LOB	TOP									
<b>Maury Wills, S</b> OBP: 0.345, SLG: 0.359 (1, 6)	L8		1B		F4			F4		4	1	1	0	0	0	0	<b>Los Angeles Dodgers @ Pittsburgh Pirates</b> Forbes Field, Pittsburgh, PA Sun May 31 1964, 3:33 AM EDT Att: 9,354 - Unknown									
<b>Jim Gilliam, S</b> OBP: 0.308, SLG: 0.280 (1, 5)	4-3		E		4-3			1B		4	2	2	2	0	0											
<b>Willie Davis, L</b> OBP: 0.289, SLG: 0.362 (1, 8)	4-3		E8		G3			1B		4	2	2	0	0	0											
<b>Tommy Davis, R</b> OBP: 0.312, SLG: 0.340 (1, 7)		G3-6-3	3-1				5-3	E		4	0	2	1	0	0											
<b>Ron Fairly, L</b> OBP: 0.396, SLG: 0.367 (1, 3)	G3-6-3			FC6-4		4-3		F7		3	0	0	0	1	0	2										
<b>Frank Howard, R</b> OBP: 0.288, SLG: 0.479 <b>Wes Parker, S</b> OBP: 0.267, SLG: 0.393 (8, 9)	K			FC6-4		F2		K		4	0	0	0	0	2	2										
<b>Doug Camilli, R</b> OBP: 0.265, SLG: 0.292 (1, 2)			P1	FC6-4			5-3		F3	4	0	0	0	0	0	1										
<b>Dick Tracewski, R</b> OBP: 0.344, SLG: 0.356 (1, 4)			1B						F8	3	1	2	0	1	0	0										
<b>Sandy Koufax, R</b> OBP: 0.182, SLG: 0.100 <b>Bob Miller, R</b> OBP: 0.333, SLG: 0.333 <b>Ron Perranoski, L</b> OBP: 0.167, SLG: 0.167 (8, 1)	K		K	L8			G5-6-4		4-3	3	0	0	0	0	1	4										
<b>Inning Stats</b>	R: 0 E: 0 K: 0 S: 4	H: 0 LOB: 0 BB: 0 P: 6	R: 0 E: 0 K: 1 S: 7	H: 1 LOB: 0 BB: 0 P: 8	R: 4 E: 1 K: 1 S: 18	H: 4 LOB: 0 BB: 0 P: 25	R: 0 E: 0 K: 0 S: 6	H: 1 LOB: 2 BB: 1 P: 13	R: 0 E: 0 K: 0 S: 8	H: 0 LOB: 0 BB: 0 P: 15	R: 0 E: 0 K: 0 S: 9	H: 0 LOB: 0 BB: 0 P: 12	R: 0 E: 0 K: 1 S: 7	H: 0 LOB: 0 BB: 1 P: 13	R: 2 E: 1 K: 1 S: 13	H: 3 LOB: 1 BB: 0 P: 18		R: 0 E: 0 K: 0 S: 10	H: 0 LOB: 0 BB: 0 P: 15	1B: 9 2B: 0 3B: 0 HR: 0	SF: 0 SAC: 0 DP: 2 HBP: 0	WP: 0 PB: 0 SB: 1 CS: 1	PA: 36			
<b>PITCHER</b>	IP	WLS	BF	H	R	ER	SO	BB	IBB	HBP	BLK	WP	HR	S	P	ERA	WHIP									
<b>Bob Friend, R</b> ERA: 3.76 <b>Fred Green, L</b> ERA: <b>Al McBean, R</b> ERA: 0.59 <b>Bob Priddy, R</b> ERA: 2.16	(1, 1)	7.1	L	31	9	6	3	2	2	0	0	0	0	0	67	103	3.68	1.500								
(8, 1)	0.1	1	0	0	0	0	0	0	0	0	0	0	0	2	3	0.00	0.000									
(8, 1)	0.1	1	0	0	0	1	0	0	0	0	0	0	0	3	4	0.00	0.000									
(8, 1)	1.0	3	0	0	0	0	0	0	0	0	0	0	0	10	15	0.00	0.000									

Batter	1	2	3	4	5	6	7	8	9	AB	R	H	RBI	BB	SO	LOB	BOTTOM								
<b>Dick Schofield, S</b> OBP: 0.360, SLG: 0.348 (1, 6)	PB			F7		FC5		FC6-4		5	1	1	0	0	1	8	<b>Los Angeles Dodgers @ Pittsburgh Pirates</b> Forbes Field, Pittsburgh, PA Sun May 31 1964, 3:33 AM EDT Att: 9,354 - Unknown								
<b>Manny Mota, R</b> OBP: 0.392, SLG: 0.478 (1, 8)	E6	L8			K			1-3		5	1	0	0	0	1	3									
<b>Roberto Clemente, R</b> OBP: 0.414, SLG: 0.591 (1, 9)	2B								F9	3	2	1	1	2	0	0									
<b>Willie Stargell, L</b> OBP: 0.370, SLG: 0.614 (1, 7)	F4				F8				K	5	0	0	0	0	3	4									
<b>Gene Freese, R</b> OBP: 0.370, SLG: 0.495 (1, 5)	CS				K				E5	4	0	2	3	0	1	1									
<b>Donn Clendenen, R</b> OBP: 0.304, SLG: 0.383 (1, 3)	F8								SH3-4	4	0	1	0	0	0	2									
<b>Bill Mazerowski, R</b> OBP: 0.260, SLG: 0.340 (1, 4)									SH3-4	3	0	2	0	0	0	0									
<b>Jim Pagliaroni, R</b> OBP: 0.394, SLG: 0.370 <b>Jerry Lynch, L</b> OBP: 0.302, SLG: 0.436 <b>Bob Bailey, R</b> OBP: 0.343, SLG: 0.369 <b>Bob Priddy, R</b> (9, 1)									1-3	2	0	1	0	1	1	1									
<b>Bob Friend, R</b> OBP: 0.172, SLG: 0.111 <b>Fred Green, R</b> (8, 1) <b>Al McBean, R</b> (8, 1) <b>Smoky Burgess, L</b> OBP: 0.334, SLG: 0.334 <b>Orlando McFarlane, R</b> OBP: 0.261, SLG: 0.195 (9, 2)									1-3	0	0	0	0	0	0	0									
<b>Inning Stats</b>	R: 3 E: 1 K: 0 S: 13	H: 2 LOB: 0 BB: 1 P: 20	R: 0 E: 0 K: 2 S: 10	H: 1 LOB: 2 BB: 1 P: 19	R: 1 E: 0 K: 1 S: 11	H: 2 LOB: 0 BB: 0 P: 13	R: 0 E: 0 K: 2 S: 9	H: 1 LOB: 1 BB: 0 P: 14	R: 0 E: 0 K: 0 S: 7	H: 0 LOB: 2 BB: 1 P: 13	R: 0 E: 0 K: 1 S: 6	H: 0 LOB: 0 BB: 0 P: 8	R: 0 E: 1 K: 0 S: 10	H: 1 LOB: 3 BB: 1 P: 18	R: 0 E: 0 K: 1 S: 8	H: 0 LOB: 0 BB: 0 P: 15		1B: 6 2B: 1 3B: 0 HR: 1	SF: 0 SAC: 1 DP: 1 HBP: 0	WP: 0 PB: 1 SB: 0 CS: 1	PA: 40				
<b>PITCHER</b>	IP	WLS	BF	H	R	ER	SO	BB	IBB	HBP	BLK	WP	HR	S	P	ERA	WHIP								
<b>Sandy Koufax, L</b> ERA: 2.64 <b>Bob Miller, R</b> ERA: 3.0 <b>Ron Perranoski, L</b> ERA: 2.23	(1, 1)	7.0	W	33	8	4	3	8	4	0	0	0	0	74	112	3.86	1.714								
(8, 1)	0.1	1	0	0	0	0	0	0	0	0	0	0	0	1	2	0.00	0.000								
(8, 1)	1.2	S	6	0	0	0	1	1	0	0	0	0	0	12	26	0.00	0.600								





Batter	1	2	3	4	5	6	7	8	9	AB	R	H	RBI	BB	SO	LOB	TOP					
Harvey Kuenn, R OBP: 0.288, SLG: 0.211 (1, 7)	0-0 3-1		0-0 F9		4-0 1B BB		0-0 G4-6-3			3	0	0	0	1	0	2						
Jim Davenport, R OBP: 0.250, SLG: 0.360 (1, 4)	0-0 1-3			0-0 1B	0-0 1B		4-0 1-2 2-H 1B			3	0	2	1	1	0	0						
Jesus Alou, R OBP: 0.297, SLG: 0.311 (1, 9)	0-0 1-3			0-3 K	0-0 FC6-4		0-0 F9			4	0	0	0	0	1	4						
Willie Mays, R OBP: 0.429, SLG: 0.774 (1, 8)		0-0 5-3		0-0 1-2 1B		4-0 2B K BB		4-0 G6-3 BB		2	0	1	0	2	0	0						
Jim Ray Hart, R OBP: 0.276, SLG: 0.347 (1, 5)		0-3 K		0-3 K		0-0 K 1-3 2B		0-0 G6-3		4	0	1	0	0	2	3						
Willie McCovey, L OBP: 0.291, SLG: 0.415 Cap Peterson, R OBP: 0.217, SLG: 0.143 (6, PH) (6, 7)		0-3 K		0-3 K		0-0 3-1		0-0 1-3		2	0	0	0	0	2	2						
Del Crandall, R OBP: 0.323, SLG: 0.218 (1, 2)			0-0 6-3		0-0 BB 1B		4-0 1B IBB		0-0 F9	3	1	1	0	1	0	0						
Gil Garrido, R OBP: 0.250, SLG: 0.182 (1, 6)			0-3 K		0-0 F9		0-3 K		0-0 4-3	4	0	0	0	0	2	4						
Bob Hendley, R OBP: 0.111, SLG: 0.059 Matty Alou, L OBP: 0.280, SLG: 0.233 Bob Shaw, R OBP: 0.237, SLG: 0.241 (7, PH) (7, 1) (8, PH)			0-0 E2		0-3 K		1-0 G4-6-3 HBP		0-3 K	2	0	0	0	0	1	1						
<b>Inning Stats</b>	R: 0 E: 0 K: 0 S: 3	H: 0 LOB: 0 BB: 0 P: 3	R: 0 E: 0 K: 2 S: 7	H: 0 LOB: 0 BB: 0 P: 7	R: 0 E: 1 K: 1 S: 6	H: 0 LOB: 1 BB: 0 P: 6	R: 0 E: 0 K: 3 S: 11	H: 2 LOB: 2 BB: 0 P: 11	R: 1 E: 0 K: 1 S: 7	H: 2 LOB: 2 BB: 1 P: 11	R: 0 E: 0 K: 2 S: 5	H: 1 LOB: 3 BB: 2 P: 13	R: 0 E: 0 K: 0 S: 2	H: 0 LOB: 1 BB: 1 P: 7	R: 0 E: 0 K: 0 S: 2	H: 0 LOB: 0 BB: 1 P: 6	R: 0 E: 0 K: 1 S: 5	H: 0 LOB: 0 BB: 0 P: 5	1B: 4 2B: 1 3B: 0 HR: 0	SF: 0 SAC: 0 DP: 2 HBP: 1	WP: 0 PB: 0 SB: 0 CS: 0	PA: 36
<b>PITCHER</b> Bob Veale, L ERA: 3.72 (1, 1)	IP: 9.0 WLS: W BF: 36 H: 5 R: 1 ER: 1 SO: 9 BB: 4 IBB: 1 HBP: 1 BLK: 0 WP: 0 HR: 0 S: 48 P: 69 ERA: 1.00 WHIP: 1.000															<b>PITCHER</b>						

San Francisco Giants @ Pittsburgh Pirates  
Forbes Field, Pittsburgh, PA  
Tue Jun 02 1964, 7:05 PM EDT  
Att: 9,357 - Unknown

AB 30  
R 1  
H 5  
RBI 1  
BB 5  
SO 9  
LOB 18



Batter	1	2	3	4	5	6	7	8	9	AB	R	H	RBI	BB	SO	LOB	BOTTOM			
Dick Schofield, S OBP: 0.351, SLG: 0.338 (1, 6)	0-0 F9		0-0 FC5-6		0-0 F8		0-0 FC4-2			4	0	0	0	0	0	4				
Manny Mota, R OBP: 0.382, SLG: 0.460 (9, 7)	0-0 F9		0-3 K			0-0 6-3	0-0 1-2 2-3 3-H 1B			4	0	1	1	0	1	1				
Roberto Clemente, R OBP: 0.410, SLG: 0.574 (1, 9)	0-0 F8		0-0 6-3			0-0 1B		0-3 K		4	0	1	0	0	1	1				
Willie Stargell, L OBP: 0.366, SLG: 0.619 Bill Virdon, L OBP: 0.296, SLG: 0.289 (1, 7) (9, 8)		0-0 2B 3B		0-0 6-3		0-3 K		0-0 F7		4	1	1	0	0	1	1				
Gene Freese, R OBP: 0.366, SLG: 0.495 (1, 5)		0-0 1B 2B		0-0 F7		0-3 K		0-0 E5		4	1	1	1	0	1	1				
Donn Clendenen, R OBP: 0.319, SLG: 0.394 (1, 3)		0-0 2-H 1B		4-0 FC6-4 BB		0-0 FC4-2 1B		0-0 1B		3	0	3	1	1	0	0				
Bill Mazerowski, R OBP: 0.260, SLG: 0.337 (1, 4)		0-0 6-3		0-0 FC6-4		0-0 FC4-2 1B		0-3 K		4	1	1	0	0	1	3				
Jim Pagliaroni, R OBP: 0.389, SLG: 0.366 Orlando McFarlane, R OBP: 0.240, SLG: 0.095 (1, 2) (5, 2)		0-0 5-3			0-0 6-3		0-3 K			1	0	0	0	0	0	0				
Bob Veale, S OBP: 0.192, SLG: 0.125 (1, 1)			4-0 FC5-6 BB		0-3 K		0-0 FC4-2 1B			2	0	1	0	1	1	0				
<b>Inning Stats</b>	R: 0 E: 0 K: 0 S: 3	H: 3 LOB: 0 BB: 0 P: 5	R: 2 E: 0 K: 0 S: 5	H: 3 LOB: 0 BB: 0 P: 5	R: 0 E: 0 K: 1 S: 5	H: 0 LOB: 1 BB: 1 P: 9	R: 0 E: 0 K: 0 S: 3	H: 0 LOB: 1 BB: 1 P: 7	R: 0 E: 0 K: 1 S: 5	H: 0 LOB: 0 BB: 0 P: 5	R: 0 E: 0 K: 2 S: 8	H: 1 LOB: 1 BB: 0 P: 8	R: 1 E: 0 K: 1 S: 8	H: 4 LOB: 2 BB: 0 P: 8	R: 0 E: 1 K: 2 S: 9	H: 1 LOB: 2 BB: 0 P: 9	1B: 7 2B: 1 3B: 1 HR: 0	SF: 0 SAC: 0 DP: 0 HBP: 0	WP: 0 PB: 0 SB: 0 CS: 0	PA: 34
<b>PITCHER</b> Bob Hendley, L ERA: 3.03 Bob Shaw, R ERA: 2.59 (1, 1) (7, 1)	IP: 6.0 WLS: L BF: 23 H: 4 R: 2 ER: 2 SO: 4 BB: 2 IBB: 0 HBP: 0 BLK: 0 WP: 0 HR: 0 S: 29 P: 37 ERA: 3.00 WHIP: 1.000															<b>PITCHER</b>				

San Francisco Giants @ Pittsburgh Pirates  
Forbes Field, Pittsburgh, PA  
Tue Jun 02 1964, 7:05 PM EDT  
Att: 9,357 - Unknown

AB 32  
R 3  
H 9  
RBI 3  
BB 2  
SO 7  
LOB 13





Batter	1	2	3	4	5	6	7	8	9	AB	R	H	RBI	BB	SO	LOB	TOP				
Jesus Alou, R OBP: 0.296, SLG: 0.309 (1, 9)	G3		FC6 1B		6-3		F7			4	0	1	0	0	0	2	<b>San Francisco Giants @ Pittsburgh Pirates</b> Forbes Field, Pittsburgh, PA Wed Jun 03 1964, 7:05 PM EDT Att: 10,184 - Unknown				
Chuck Hiller, L OBP: 0.235, SLG: 0.250 (1, 4)	FC6 2B		FC6 1-2			6-3		6-3		4	0	1	0	0	0	1					
Willie Mays, R OBP: 0.431, SLG: 0.778 (1, 8)	FC6 2-3			F9		HR 3B		1B SF7 BB		3	2	1	0	1	0	1					
Willie McCovey, L OBP: 0.290, SLG: 0.410 Billy O'Dell, S (8, PR) Gil Garrido, R OBP: 0.290, SLG: 0.182 (8, 6)	FC6 1-2			K		K		1-3 1B		4	0	1	0	0	2	2					
Orlando Cepeda, R OBP: 0.393, SLG: 0.544 (1, 3)		K				HR 3B		SF7 1B		3	1	2	3	0	1	0					
Tom Haller, L OBP: 0.298, SLG: 0.336 (1, 2)	4-3			F9		HR K		F8		4	0	0	0	0	1	2					
Jim Davenport, R OBP: 0.288, SLG: 0.356 (8, 5)	1-3						F7 1B		G1	4	0	1	0	0	0	0					
Jim Ray Hart, R OBP: 0.277, SLG: 0.347 Harvey Kuenn, R OBP: 0.294, SLG: 0.207 (8, 7)			K		K		SH3-4 1B		4-3	3	0	1	0	0	2	1					
Ron Herbel, R (1, 1)	4-3			1-3			SH3-4 1-2		K	1	0	0	0	0	0	0					
<b>Inning Stats</b>	R: 0 E: 0 K: 0 S: 4	H: 1 LOB: 1 BB: 0 P: 4	R: 0 E: 0 K: 1 S: 5	H: 0 LOB: 0 BB: 0 P: 5	R: 0 E: 0 K: 1 S: 6	H: 1 LOB: 1 BB: 0 P: 6	R: 0 E: 0 K: 1 S: 6	H: 1 LOB: 1 BB: 0 P: 6	R: 2 E: 0 K: 2 S: 9	H: 2 LOB: 0 BB: 0 P: 9	R: 0 E: 0 K: 0 S: 4	H: 1 LOB: 1 BB: 0 P: 4	R: 1 E: 0 K: 0 S: 4	H: 1 LOB: 1 BB: 0 P: 8	R: 0 E: 0 K: 1 S: 5	H: 0 LOB: 0 BB: 0 P: 5		1B: 4 2B: 1 3B: 2 HR: 1	SF: 1 SAC: 1 DP: 0 HBP: 0	WP: 0 PB: 0 SB: 1 CS: 0	PA: 36
<b>PITCHER</b>	IP	WLS	BF	H	R	ER	SO	BB	IBB	HBP	BLK	WP	HR	S	P	ERA	WHIP				
Vern Law, R ERA: 3.57 (1, 1)	5.0		19	4	0	0	4	0	0	0	0	0	0	27	27	0.00	0.800				
Bob Priddy, R ERA: 3.32 (6, 1)	2.1	L	12	4	3	3	2	1	0	0	0	0	1	15	19	11.57	2.143				
Tom Butters, R ERA: 2.67 (8, 1)	0.2		2	0	0	0	0	0	0	0	0	0	0	2	2	0.00	0.000				
Roy Face, R ERA: 4.5 (9, 1)	1.0		3	0	0	0	1	0	0	0	0	0	0	5	5	0.00	0.000				

Batter	1	2	3	4	5	6	7	8	9	AB	R	H	RBI	BB	SO	LOB	BOTTOM		
Dick Schofield, S OBP: 0.349, SLG: 0.331 (1, 6)			4-3		L8-4 2-3			F9		3	0	0	0	1	0	2	<b>San Francisco Giants @ Pittsburgh Pirates</b> Forbes Field, Pittsburgh, PA Wed Jun 03 1964, 7:05 PM EDT Att: 10,184 - Unknown		
Bill Virdon, L OBP: 0.289, SLG: 0.281 Roy Face, R (9, 1)	BB		4-3			5-3		F8		4	0	0	0	0	0	1			
Roberto Clemente, R OBP: 0.492, SLG: 0.561 (1, 9)	F8		F4		1-3				K	4	0	0	0	0	1	1			
Willie Stargell, L OBP: 0.354, SLG: 0.598 (1, 7)	4-3			P5		F6		F7		4	0	0	0	0	0	1			
Smoky Burgess, L OBP: 0.368, SLG: 0.300 Gene Alley, R OBP: 0.265, SLG: 0.279 (9, PR)		4-3		F8		F2			1B	4	0	1	0	0	0	0			
Gene Freese, R OBP: 0.362, SLG: 0.486 (1, 5)		1B 1B		5-3		K		4-3		4	0	1	0	0	1	1			
Donn Clendenon, R OBP: 0.319, SLG: 0.393 (1, 3)			K		L8-4 SH1 1B		E8			3	0	1	0	0	1	1			
Bill Mazeroski, R OBP: 0.263, SLG: 0.339 (1, 4)				SH1		K				2	0	1	0	0	1	1			
Vern Law, R OBP: 0.417, SLG: 0.435 Joe Gibbon, R OBP: 0.294, SLG: 0.290 Bob Priddy, R (8, PR) Tom Butters, R OBP: 0.290, SLG: 0.400 Manny Mota, R OBP: 0.375, SLG: 0.451 (9, 8)			K					F8		1	0	0	0	0	1	2			
<b>Inning Stats</b>	R: 0 E: 0 K: 0 S: 3	H: 0 LOB: 1 BB: 1 P: 7	R: 0 E: 0 K: 2 S: 9	H: 2 LOB: 2 BB: 0 P: 9	R: 0 E: 0 K: 0 S: 3	H: 0 LOB: 0 BB: 0 P: 3	R: 0 E: 0 K: 0 S: 3	H: 0 LOB: 0 BB: 0 P: 3	R: 0 E: 1 K: 2 S: 8	H: 0 LOB: 1 BB: 0 P: 8	R: 0 E: 0 K: 0 S: 3	H: 0 LOB: 0 BB: 0 P: 3	R: 0 E: 0 K: 1 S: 6	H: 1 LOB: 1 BB: 0 P: 6	1B: 4 2B: 1 3B: 0 HR: 0	SF: 0 SAC: 1 DP: 1 HBP: 1		WP: 0 PB: 0 SB: 0 CS: 0	PA: 33
<b>PITCHER</b>	IP	WLS	BF	H	R	ER	SO	BB	IBB	HBP	BLK	WP	HR	S	P	ERA	WHIP		
Ron Herbel, R ERA: 2.28 (1, 1)	9.0	W	33	4	0	0	5	1	0	1	0	0	0	41	46	0.00	0.556		



Batter	1	2	3	4	5	6	7	8	9	AB	R	H	RBI	BB	SO	LOB	TOP				
Jesus Alou, R OBP: 0.293, SLG: 0.306 (1, 9)	F9		3-1		1B		F9		4-3	5	0	1	1	0	0	1					
Willie McCovey, L OBP: 0.295, SLG: 0.408 (1, 7)	G1-6-3 BB			3-1	F6			1B		3	0	1	0	1	0	2					
Willie Mays, R OBP: 0.438, SLG: 0.775 (1, 8)	G1-6-3 1-2			WP BB	1B			BB		2	0	1	1	2	0	1					
Orlando Cepeda, R OBP: 0.380, SLG: 0.523 (1, 3)		6-3		F3	K			F7		4	0	0	0	0	1	5					
Tom Haller, L OBP: 0.297, SLG: 0.327 (1, 2)		K		BB				K		3	0	0	0	1	2	2					
Chuck Hiller, L OBP: 0.238, SLG: 0.250 (1, 4)				F6				F8		4	0	1	0	0	0	4					
Jim Davenport, R OBP: 0.278, SLG: 0.343 (1, 6)				F8						4	0	0	0	0	1	1					
Jim Ray Hart, R OBP: 0.276, SLG: 0.340 (1, 5)			5-3		1B BB			4-3		3	1	0	0	1	0	0					
Bobby Bolin, R Cap Gaylord Perry, R Harvey Kuenn, R Billy O'Dell, L Bob Shaw, R Duke Snider, L			K		1B BB			6-3		1	0	0	0	0	1	0					
<b>Inning Stats</b>	R: 0 E: 0 K: 0 S: 2	H: 0 LOB: 0 BB: 1 P: 6	R: 0 E: 0 K: 1 S: 6	H: 1 LOB: 1 BB: 0 P: 6	R: 0 E: 0 K: 1 S: 5	H: 0 LOB: 0 BB: 0 P: 5	R: 0 E: 0 K: 0 S: 3	H: 0 LOB: 2 BB: 2 P: 11	R: 2 E: 0 K: 1 S: 8	H: 3 LOB: 2 BB: 1 P: 12	R: 0 E: 0 K: 0 S: 3	H: 0 LOB: 0 BB: 0 P: 3	R: 0 E: 0 K: 0 S: 3	H: 0 LOB: 0 BB: 0 P: 3	R: 0 E: 0 K: 1 S: 6	H: 1 LOB: 2 BB: 1 P: 10	R: 0 E: 0 K: 1 S: 5	H: 0 LOB: 1 BB: 1 P: 9	1B: 5 2B: 0 3B: 0 HR: 0	SF: 0 SAC: 0 DP: 1 HBP: 0	WP: 2 PA: 37 PB: 0 SB: 0 CS: 0
<b>PITCHER</b> Steve Blass, R ERA: 2.87 (1, 1)	IP: 9.0 WLS: W BF: 37 H: 5 R: 2 ER: 2 SO: 5 BB: 6 IBB: 0 HBP: 0 BLK: 0 WP: 2 HR: 0 S: 41 P: 65 ERA: 2.00 WHIP: 1.222															<b>PITCHER</b> Steve Blass, R ERA: 2.87 (1, 1)	IP: 9.0 WLS: W BF: 37 H: 5 R: 2 ER: 2 SO: 5 BB: 6 IBB: 0 HBP: 0 BLK: 0 WP: 2 HR: 0 S: 41 P: 65 ERA: 2.00 WHIP: 1.222				

San Francisco Giants @ Pittsburgh Pirates  
Forbes Field, Pittsburgh, PA  
Thu Jun 04 1964, 7:05 PM EDT  
Att: 10,574 - Unknown

AB 31  
R 2  
H 5  
RBI 2  
BB 6  
SO 5  
LOB 16



Batter	1	2	3	4	5	6	7	8	9	AB	R	H	RBI	BB	SO	LOB	BOTTOM
Dick Schofield, S OBP: 0.347, SLG: 0.325 (1, 6)	6-3		F8	BB			F3			3	0	0	1	1	0	0	
Bill Virdon, L OBP: 0.294, SLG: 0.282 (1, 8)	CS BB			BB			F4			3	1	1	0	1	0	3	
Roberto Clemente, R OBP: 0.499, SLG: 0.561 (1, 9)	K			SH2-4 1B HBP			BB			2	1	1	0	1	1	1	
Willie Stargell, L OBP: 0.351, SLG: 0.587 Manny Mota, R OBP: 0.375, SLG: 0.451 (8, 7)	CS			SH2-4 1B			G4-6-3 1B			4	1	1	1	0	1	2	
Gene Freese, R OBP: 0.353, SLG: 0.472 (1, 5)				SH2-4			K			3	0	0	0	0	2	0	
Donn Clendenen, R OBP: 0.323, SLG: 0.401 (1, 3)				6-3						4	0	2	0	0	0	2	
Bill Mazerowski, R OBP: 0.288, SLG: 0.343 (1, 4)				E BB 1B			2-3 1B			4	1	2	2	0	0	2	
Jim Pagliaroni, R OBP: 0.384, SLG: 0.360 (1, 2)				K			F9			4	0	1	0	0	1	2	
Steve Blass, R (1, 1)				4-3			K			4	0	0	0	0	1	5	
<b>Inning Stats</b>	R: 0 E: 0 K: 1 S: 4	H: 0 LOB: 0 BB: 1 P: 8	R: 0 E: 0 K: 2 S: 8	H: 1 LOB: 1 BB: 0 P: 8	R: 0 E: 0 K: 1 S: 5	H: 0 LOB: 0 BB: 0 P: 5	R: 4 E: 1 K: 0 S: 8	H: 4 LOB: 3 BB: 1 P: 13	R: 0 E: 0 K: 1 S: 6	H: 1 LOB: 1 BB: 0 P: 6	R: 0 E: 0 K: 0 S: 3	H: 0 LOB: 1 BB: 1 P: 7	R: 0 E: 1 K: 0 S: 5	H: 1 LOB: 2 BB: 0 P: 5	1B: 7 2B: 1 3B: 0 HR: 0	SF: 0 SAC: 1 DP: 1 HBP: 1	WP: 0 PA: 37 PB: 0 SB: 0 CS: 1
<b>PITCHER</b> Bobby Bolin, R ERA: 3.2 Gaylord Perry, R ERA: 2.79 Billy O'Dell, L ERA: 8.76 Bob Shaw, R ERA: 2.52 (1, 1)	IP: 4.0 WLS: L BF: 20 H: 4 R: 4 ER: 3 SO: 4 BB: 2 IBB: 0 HBP: 1 BLK: 0 WP: 0 HR: 0 S: 25 P: 34 ERA: 6.75 WHIP: 1.750															<b>PITCHER</b> Steve Blass, R ERA: 2.87 (1, 1)	IP: 9.0 WLS: W BF: 37 H: 5 R: 2 ER: 2 SO: 5 BB: 6 IBB: 0 HBP: 0 BLK: 0 WP: 2 HR: 0 S: 41 P: 65 ERA: 2.00 WHIP: 1.222

San Francisco Giants @ Pittsburgh Pirates  
Forbes Field, Pittsburgh, PA  
Thu Jun 04 1964, 7:05 PM EDT  
Att: 10,574 - Unknown

AB 31  
R 4  
H 8  
RBI 4  
BB 3  
SO 6  
LOB 17





Batter	1	2	3	4	5	6	7	8	9	AB	R	H	RBI	BB	SO	LOB	TOP										
<b>Al Spangler, L</b> OBP: 0.242, SLG: 0.270 (1, 7)	G3		F3				L9			4	0	1	2	0	0	0	<b>Houston Colt 45's @ Pittsburgh Pirates</b> Forbes Field, Pittsburgh, PA Fri Jun 05 1964, 7:05 PM EDT Att: 8,693 - Unknown										
<b>Nelle Fox, L</b> OBP: 0.357, SLG: 0.348 (1, 4)	4-3		6-3				5-3			3	0	0	0	0	0	0											
<b>Mike White, R</b> OBP: 0.379, SLG: 0.422 (1, 8)	3B			1-3-6	F3			6-3		4	1	2	0	0	0	3											
<b>Walt Bond, L</b> OBP: 0.333, SLG: 0.503 (1, 9)	1H			4-3-6	K			4-3		4	0	1	1	0	1	4											
<b>Bob Aspromonte, R</b> OBP: 0.298, SLG: 0.306 (1, 5)	F9			6-3			K	6-3		4	0	0	0	0	1	1											
<b>Rusty Staub, L</b> OBP: 0.276, SLG: 0.284 (1, 3)		G6-4-3				2B	E4		4-3	4	1	2	0	0	0	0											
<b>John Bateman, R</b> OBP: 0.255, SLG: 0.256 (1, 2)		G6-4-3				1B	F3		F9	4	1	1	0	0	0	2											
<b>Eddie Kasko, R</b> OBP: 0.268, SLG: 0.266 (1, 6)		F3				HBP	F5		F8	3	0	0	0	1	0	1											
<b>Don Nottebart, R</b> (1, 1)										3	0	0	0	0	2	3											
<b>Hal Woodeshick, R</b> (8, 1)										0	0	0	0	0	0	0											
<b>Gordon Jones, R</b> OBP: 1.000, SLG: 1.000 (9, 1)										0	0	0	0	0	0	0											
<b>Inning Stats</b>	R: 1 E: 0 K: 0 S: 5	H: 2 LOB: 1 BB: 0 P: 5	R: 0 E: 0 K: 0 S: 3	H: 1 LOB: 0 BB: 0 P: 3	R: 0 E: 0 K: 1 S: 5	H: 0 LOB: 0 BB: 0 P: 5	R: 0 E: 0 K: 0 S: 3	H: 1 LOB: 0 BB: 0 P: 3	R: 2 E: 0 K: 1 S: 8	H: 3 LOB: 3 BB: 1 P: 13	R: 0 E: 1 K: 1 S: 6	H: 0 LOB: 1 BB: 0 P: 6	R: 0 E: 0 K: 0 S: 5	H: 0 LOB: 0 BB: 0 P: 5	R: 0 E: 0 K: 0 S: 3	H: 0 LOB: 0 BB: 0 P: 3	R: 0 E: 0 K: 0 S: 3	H: 0 LOB: 0 BB: 0 P: 3	1B: 5 2B: 2 3B: 1 HR: 0	SF: 0 SAC: 0 DP: 2 HBP: 1	WP: 0 PB: 0 SB: 0 CS: 0	PA: 35					
<b>PITCHER</b>	IP	WLS	BF	H	R	ER	SO	BB	IBB	HBP	BLK	WP	HR	S	P	ERA	WHIP										
<b>Bob Friend, R</b> ERA: 3.77 (1, 1)	7.0		29	7	3	3	4	0	1	1	0	0	0	35	40	3.86	1.000										
<b>Bob Priddy, R</b> ERA: 3.0 (8, 1)	2.0	W	6	0	0	0	0	0	0	0	0	0	0	6	6	0.00	0.000										

Batter	1	2	3	4	5	6	7	8	9	AB	R	H	RBI	BB	SO	LOB	BOTTOM										
<b>Dick Schofield, S</b> OBP: 0.354, SLG: 0.329 (1, 6)	F7		4-3					1B	1B	4	1	2	0	1	0	0	<b>Houston Colt 45's @ Pittsburgh Pirates</b> Forbes Field, Pittsburgh, PA Fri Jun 05 1964, 7:05 PM EDT Att: 8,693 - Unknown										
<b>Bill Virdon, L</b> OBP: 0.293, SLG: 0.281 (1, 8)	L8		F9					BB	1B	4	0	1	0	0	0	1											
<b>Manny Mota, R</b> (9, PH) OBP: 0.386, SLG: 0.462					5-3			1B	1B	1	0	1	1	0	0	0											
<b>Roberto Clemente, R</b> OBP: 0.499, SLG: 0.554 (1, 9)					5-3			F2	1B	4	0	1	1	1	0	2											
<b>Willie Stargell, L</b> OBP: 0.348, SLG: 0.600 (1, 3)								F7	1B	4	1	1	1	0	1	3											
<b>Jerry Lynch, L</b> OBP: 0.304, SLG: 0.429 (1, 7)										3	0	1	0	0	1	0											
<b>Bob Bailey, R</b> (8, PH) OBP: 0.341, SLG: 0.366 (9, 7)										1	0	0	0	0	0	2											
<b>Gene Freese, R</b> OBP: 0.350, SLG: 0.464 (1, 5)										4	0	1	0	0	1	1											
<b>Bill Mazerowski, R</b> OBP: 0.267, SLG: 0.341 (1, 4)										4	0	1	0	0	0	1											
<b>Jim Pagliaroni, R</b> OBP: 0.398, SLG: 0.411 (1, 2)										4	1	3	0	0	0	1											
<b>Bob Friend, R</b> OBP: 0.161, SLG: 0.103 (1, 1)										2	0	0	0	0	0	1											
<b>Smoky Burgess, L</b> (7, PH) OBP: 0.362, SLG: 0.295										1	0	0	0	0	0	1											
<b>Bob Priddy, R</b> (8, 1)										0	0	0	0	0	0	0											
<b>Donn Clendenon, R</b> (8, PH) OBP: 0.326, SLG: 0.404										1	1	1	1	0	0	0											
<b>Inning Stats</b>	R: 0 E: 0 K: 1 S: 5	H: 0 LOB: 1 BB: 1 P: 9	R: 0 E: 0 K: 0 S: 4	H: 2 LOB: 1 BB: 0 P: 4	R: 0 E: 0 K: 0 S: 3	H: 0 LOB: 0 BB: 0 P: 3	R: 1 E: 0 K: 1 S: 7	H: 2 LOB: 1 BB: 0 P: 7	R: 0 E: 0 K: 0 S: 4	H: 2 LOB: 1 BB: 0 P: 4	R: 0 E: 0 K: 0 S: 3	H: 0 LOB: 0 BB: 0 P: 3	R: 0 E: 0 K: 0 S: 6	H: 1 LOB: 1 BB: 0 P: 6	R: 0 E: 0 K: 0 S: 4	H: 1 LOB: 2 BB: 1 P: 8	R: 3 E: 0 K: 0 S: 7	H: 5 LOB: 2 BB: 0 P: 7	1B: 10 2B: 1 3B: 1 HR: 1	SF: 0 SAC: 0 DP: 2 HBP: 0	WP: 0 PB: 0 SB: 0 CS: 0	PA: 39					
<b>PITCHER</b>	IP	WLS	BF	H	R	ER	SO	BB	IBB	HBP	BLK	WP	HR	S	P	ERA	WHIP										
<b>Don Nottebart, R</b> ERA: 4.99 (1, 1)	7.1		30	8	1	1	3	2	0	0	0	0	0	34	42	1.23	1.364										
<b>Hal Woodeshick, L</b> ERA: 2.96 (8, 1)	1.1	L	8	4	3	3	0	0	0	0	0	0	0	8	8	20.25	3.000										
<b>Gordon Jones, R</b> ERA: 1.0 (9, 1)	0.0		1	1	0	0	0	0	0	0	0	0	0	1	1	∞	∞										



Batter	1	2	3	4	5	6	7	8	9	AB R H RBI BB SO LOB	TOP																
Bob Lillis, R OBP: 0.316, SLG: 0.310 (1, 4)										4 1 1 0 1 2 0	<b>Houston Colt 45's @ Pittsburgh Pirates</b> Forbes Field, Pittsburgh, PA Sun Jun 07 1964, 3:33 AM EDT Unknown																
Eddie Kasko, R OBP: 0.296, SLG: 0.260 (1, 6)										4 0 0 0 1 2 1																	
Mike White, R OBP: 0.384, SLG: 0.447 (1, 8)										4 1 2 1 0 1 0																	
Walt Bond, L OBP: 0.331, SLG: 0.497 (1, 9)										4 1 1 1 0 2 2																	
Bob Aspromonte, R OBP: 0.303, SLG: 0.311 (1, 5)										4 1 2 0 0 0 0																	
Jimmy Wynn, R OBP: 0.319, SLG: 0.358 (1, 7)										4 1 2 0 0 1 1																	
Rusty Staub, L OBP: 0.276, SLG: 0.283 (1, 3)										4 0 1 2 0 1 2																	
John Bateman, R OBP: 0.255, SLG: 0.279 (1, 2)										4 1 1 1 0 1 1																	
Ken Johnson, R OBP: 0.161, SLG: 0.138 (1, 1)										1 0 0 0 0 0 1 0 0 0 0 0 0 0 0 0 0 0 0 0 0 0 1 0 0 0 0 0 0 0 0 0 1 0 0 0 0 0 0 0 1 0 0 0 0 0 0 0																	
Gordon Jones, R OBP: 1.000, SLG: 1.000 (4, 1)																											
Steve Hertz, K (6, PH)																											
Larry Yellen, R (6, 1)																											
Nellie Fox, L OBP: 0.365, SLG: 0.368 (8, PH)																											
Claude Raymond, R (8, 1)																											
<b>Inning Stats</b>	R: 0 E: 0 K: 3 S: 9	H: 0 LOB: 0 BB: 0 P: 9	R: 0 E: 0 K: 0 S: 4	H: 1 LOB: 1 BB: 0 P: 4	R: 0 E: 0 K: 2 S: 7	H: 0 LOB: 0 BB: 0 P: 7	R: 0 E: 0 K: 2 S: 7	H: 0 LOB: 0 BB: 0 P: 7	R: 0 E: 0 K: 1 S: 5	H: 0 LOB: 0 BB: 0 P: 5	R: 1 E: 0 K: 2 S: 8	H: 1 LOB: 2 BB: 2 P: 16	R: 0 E: 0 K: 2 S: 8	H: 1 LOB: 1 BB: 0 P: 8	R: 0 E: 0 K: 0 S: 3	H: 0 LOB: 0 BB: 0 P: 3	R: 5 E: 1 K: 0 S: 9	H: 7 LOB: 1 BB: 0 P: 9	1B: 7 2B: 1 3B: 1 HR: 1	SF: 0 SAC: 0 DP: 0 HBP: 0	WP: 0 PA: 38 PB: 0 SB: 1 CS: 0						
<b>PITCHER</b>	IP WLS BF H R ER SO BB IBB HBP BLK WP HR S P ERA WHIP											IP WLS BF H R ER SO BB IBB HBP BLK WP HR S P ERA WHIP															
Bob Veale, L ERA: 3.69 (1, 1)	8.0	31	5	3	3	12	2	0	0	0	0	0	0	53	61	3.38	0.875										
Bob Priddy, R ERA: 3.99 (9, 1)	0.0	L	2	2	0	0	0	0	0	0	0	0	0	2	2	∞	∞										
Fred Green, L ERA: 1.35 (9, 1)	0.2	4	3	3	0	0	0	0	0	0	0	1	4	4	40.50	4.500											
Tom Butters, R ERA: 2.63 (9, 1)	0.1	1	0	0	0	0	0	0	0	0	0	0	1	1	0.00	0.000											

AB	36
R	6
H	10
RBI	5
BB	2
SO	12
LOB	7



Batter	1	2	3	4	5	6	7	8	9	AB R H RBI BB SO LOB	BOTTOM															
Dick Schofield, S OBP: 0.355, SLG: 0.327 (1, 6)										4 1 1 1 0 0 1	<b>Houston Colt 45's @ Pittsburgh Pirates</b> Forbes Field, Pittsburgh, PA Sun Jun 07 1964, 3:33 AM EDT Unknown															
Bill Virdon, L OBP: 0.296, SLG: 0.285 (1, 8)										5 1 2 0 0 0 1																
Roberto Clemente, R OBP: 0.404, SLG: 0.545 (1, 9)										5 0 1 0 0 0 4																
Willie Stargell, L OBP: 0.350, SLG: 0.593 (1, 3)										5 0 2 2 0 1 2																
Jerry Lynch, L OBP: 0.320, SLG: 0.422 (1, 7)										3 0 1 0 1 0 1																
Manny Mota, R OBP: 0.379, SLG: 0.453 (7, PR) (8, 7)										1 0 0 0 0 0 1																
Gene Freese, R OBP: 0.346, SLG: 0.457 (1, 5)										4 0 1 0 0 0 4																
Bill Mazerowski, R OBP: 0.267, SLG: 0.344 (1, 4)										4 1 1 0 0 1 1																
Jim Pagliaroni, R OBP: 0.402, SLG: 0.402 (1, 2)										2 0 0 0 2 0 1																
Bob Veale, S OBP: 0.167, SLG: 0.107 (1, 1)										4 0 0 0 0 1 3 0																
Bob Priddy, R (9, 1)																										
Fred Green, R (9, 1)																										
Tom Butters, R OBP: 0.400, SLG: 0.400 (9, 1)																										
<b>Inning Stats</b>	R: 1 E: 1 K: 0 S: 5	H: 1 LOB: 1 BB: 0 P: 5	R: 0 E: 0 K: 0 S: 3	H: 0 LOB: 1 BB: 1 P: 7	R: 1 E: 0 K: 0 S: 5	H: 2 LOB: 2 BB: 0 P: 6	R: 1 E: 0 K: 0 S: 6	H: 3 LOB: 2 BB: 0 P: 6	R: 0 E: 0 K: 1 S: 6	H: 1 LOB: 1 BB: 0 P: 6	R: 0 E: 0 K: 0 S: 3	H: 0 LOB: 0 BB: 0 P: 3	R: 0 E: 0 K: 1 S: 6	H: 1 LOB: 2 BB: 1 P: 10	R: 0 E: 0 K: 1 S: 5	H: 0 LOB: 1 BB: 1 P: 9	R: 0 E: 0 K: 0 S: 4	H: 1 LOB: 1 BB: 0 P: 4	1B: 8 2B: 1 3B: 0 HR: 0	SF: 0 SAC: 0 DP: 0 HBP: 1	WP: 1 PA: 41 PB: 0 SB: 1 CS: 0					
<b>PITCHER</b>	IP WLS BF H R ER SO BB IBB HBP BLK WP HR S P ERA WHIP											IP WLS BF H R ER SO BB IBB HBP BLK WP HR S P ERA WHIP														
Ken Johnson, R ERA: 2.87 (1, 1)	3.2	20	6	3	2	0	1	0	1	0	0	0	18	23	4.91	1.909										
Gordon Jones, R ERA: 0.87 (4, 1)	1.1	5	1	0	0	1	0	0	0	0	0	7	7	0.00	0.750											
Larry Yellen, R ERA: 3.75 (6, 1)	2.0	8	1	0	0	1	0	1	0	0	0	9	13	0.00	0.500											
Claude Raymond, R ERA: 0.87 (8, 1)	2.0	W	8	1	0	0	1	1	0	0	0	9	13	0.00	1.000											





Batter	1	2	3	4	5	6	7	8	9	AB	R	H	RBI	BB	SO	LOB	TOP		
Bob Lillis, R OBP: 0.325, SLG: 0.320 (1, 6)										4	0	2	0	0	0	1	Houston Colt 45's @ Pittsburgh Pirates Forbes Field, Pittsburgh, PA Sun Jun 07 1964, 3:38 AM EDT Att: 13,149 - Unknown		
Nelle Fox, L OBP: 0.347, SLG: 0.338 (1, 4)										4	0	0	0	0	0	3			
Mike White, R OBP: 0.398, SLG: 0.459 (1, 8)										4	1	3	0	0	0	0			
Walt Bond, L OBP: 0.324, SLG: 0.484 (1, 9)										4	0	0	0	0	1	4			
Bob Aspromonte, R OBP: 0.296, SLG: 0.304 (1, 5)										4	0	0	0	0	1	4			
Jimmy Wynn, R OBP: 0.317, SLG: 0.356 Al Spangler, L OBP: 0.246, SLG: 0.268 (1, 7) (4, 7)										1	0	0	0	0	1	0			
Dave Roberts, L OBP: 0.118, SLG: 0.118 (1, 3)										3	0	1	1	0	0	0			
John Bateman, R OBP: 0.250, SLG: 0.273 (1, 2)										3	0	0	0	0	2	2			
Bob Bruce, R OBP: 0.400, SLG: 0.308 Claude Raymond, R (7, 1)										2	0	1	0	0	0	0			
Rusty Staub, L OBP: 0.274, SLG: 0.281 Gordon Jones, R OBP: 1.000, SLG: 1.000 Larry Yellen, R (8, PH) (8, 1) (8, 1)										0	0	0	0	0	0	0			
<b>Inning Stats</b>	R: 0 E: 0 K: 0 S: 3	H: 0 LOB: 0 BB: 0 P: 3	R: 0 E: 0 K: 1 S: 5	H: 0 LOB: 0 BB: 0 P: 5	R: 0 E: 0 K: 1 S: 5	H: 0 LOB: 0 BB: 0 P: 5	R: 0 E: 0 K: 1 S: 7	H: 2 LOB: 2 BB: 0 P: 7	R: 0 E: 0 K: 0 S: 3	H: 1 LOB: 0 BB: 0 P: 3	R: 1 E: 0 K: 2 S: 9	H: 2 LOB: 2 BB: 1 P: 13	R: 0 E: 0 K: 0 S: 3	H: 1 LOB: 0 BB: 0 P: 3	R: 0 E: 0 K: 0 S: 3	H: 1 LOB: 0 BB: 0 P: 3	1B: 7 2B: 0 3B: 0 HR: 0	SF: 0 SAC: 0 DP: 3 HBP: 0	WP: 1 PA: 32 PB: 0 SB: 0 CS: 0
<b>PITCHER</b> Vern Law, R ERA: 3.25 (1, 1)	IP: 9.0 WLS: W BF: 32 H: 7 R: 1 ER: 1 SO: 5 BB: 1 IBB: 0 HBP: 0 BLK: 0 WP: 1 HR: 0 S: 41 P: 45 ERA: 1.00 WHIP: 0.889															<b>PITCHER</b>			

Batter	1	2	3	4	5	6	7	8	9	AB	R	H	RBI	BB	SO	LOB	BOTTOM		
Dick Schofield, S OBP: 0.353, SLG: 0.325 (1, 6)										4	1	1	0	0	0	0	Houston Colt 45's @ Pittsburgh Pirates Forbes Field, Pittsburgh, PA Sun Jun 07 1964, 3:38 AM EDT Att: 13,149 - Unknown		
Bill Virdon, L OBP: 0.301, SLG: 0.290 (1, 8)										4	1	2	1	0	0	0			
Roberto Clemente, R OBP: 0.396, SLG: 0.535 (1, 9)										4	0	0	0	0	0	2			
Willie Stargell, L OBP: 0.347, SLG: 0.583 (1, 3)										4	0	1	1	0	0	1			
Jerry Lynch, L OBP: 0.340, SLG: 0.458 Manny Mota, R OBP: 0.373, SLG: 0.444 (7, PR) (8, 7)										3	1	2	0	0	0	0			
Smoky Burgess, L OBP: 0.356, SLG: 0.292 (1, 2)										4	0	1	1	0	1	2			
Bob Bailey, R OBP: 0.348, SLG: 0.368 (1, 5)										2	1	1	0	1	0	0			
Bill Mazerowski, R OBP: 0.269, SLG: 0.363 (1, 4)										2	1	1	3	0	0	0			
Vern Law, R OBP: 0.370, SLG: 0.385 (1, 1)										3	0	0	0	0	0	2			
<b>Inning Stats</b>	R: 0 E: 0 K: 0 S: 3	H: 0 LOB: 0 BB: 0 P: 3	R: 3 E: 0 K: 0 S: 5	H: 2 LOB: 0 BB: 1 P: 9	R: 0 E: 0 K: 0 S: 3	H: 0 LOB: 0 BB: 0 P: 3	R: 0 E: 0 K: 1 S: 5	H: 0 LOB: 0 BB: 0 P: 5	R: 0 E: 0 K: 0 S: 4	H: 1 LOB: 1 BB: 0 P: 4	R: 1 E: 0 K: 0 S: 5	H: 3 LOB: 2 BB: 0 P: 5	R: 2 E: 0 K: 0 S: 6	H: 3 LOB: 1 BB: 0 P: 6	R: 0 E: 0 K: 0 S: 3	H: 0 LOB: 0 BB: 0 P: 3		1B: 7 2B: 1 3B: 0 HR: 1	SF: 0 SAC: 1 DP: 0 HBP: 0
<b>PITCHER</b> Bob Bruce, R ERA: 2.68 Claude Raymond, R ERA: 0.53 Gordon Jones, R ERA: 2.53 Larry Yellen, R ERA: 3.55 (1, 1) (7, 1) (8, 1) (8, 1)	IP: 6.0 WLS: L BF: 24 H: 5 R: 4 ER: 4 SO: 1 BB: 1 IBB: 0 HBP: 0 BLK: 0 WP: 0 HR: 1 S: 25 P: 29 ERA: 6.00 WHIP: 1.000															<b>PITCHER</b>			



Batter	1	2	3	4	5	6	7	8	9	AB	R	H	RBI	BB	SO	LOB	TOP		
Dick Schofield, S OBP: 0.361, SLG: 0.327 (1, 6)	4-0 CS BB		0-0 L9					4-0 FC4-6 BB		2	0	1	0	2	0	1			
Bill Virdon, L OBP: 0.299, SLG: 0.285 (1, 8)	0-0 F7			4-0 G1-6-3 BB		0-0 L8		0-0 FC4-6 FC4-6		3	0	0	0	1	0	3			
Roberto Clemente, R OBP: 0.394, SLG: 0.527 (1, 9)	0-0 P4			0-0 G1-6-3			4-0 1B HR BB	0-0 FC4-6		3	1	0	0	1	0	2			
Willie Stargell, L OBP: 0.345, SLG: 0.573 (1, 3)		0-0 L8		0-0 6-3			0-0 1B HR	0-3 K		4	1	1	0	0	1	1			
Jerry Lynch, L OBP: 0.351, SLG: 0.519 (1, 7)		0-0 G4-6-3 1B			0-0 3-1		0-0 1B HR		0-0 F8	4	1	2	3	0	0	0			
Smoky Burgess, L OBP: 0.359, SLG: 0.309 Orlando McFarlane, R OBP: 0.231, SLG: 0.091 (1, 2) (7, PR)	0-0 G4-6-3				0-0 F9		0-0 SH1-3 2B		0-0 F8	3	0	1	0	0	0	1			
Gene Freese, R OBP: 0.338, SLG: 0.445 (1, 5)			0-0 F7		0-0 3-1		0-0 SH1-3		0-0 5-3	3	0	0	0	0	0	0			
Bill Mazerolski, R OBP: 0.270, SLG: 0.359 (1, 4)			4-0 BB			0-3 K		0-0 6-3		2	0	0	0	1	1	2			
Joe Gibbon, R Tom Butters, R Bob Bailey, R Roy Face, R Donn Clendenen, R Al McBean, R (1, 1) (4, 1) (6, PR) (6, 1) (7, PR) (7, 1)			0-0 F8			0-0 6-3		0-0 6-3		1	0	0	0	0	0	1			
<b>Inning Stats</b>	R: 0 E: 0 K: 0 S: 2	H: 0 LOB: 0 BB: 1 P: 6	R: 0 E: 0 K: 0 S: 3	H: 1 LOB: 0 BB: 0 P: 3	R: 0 E: 0 K: 0 S: 3	H: 0 LOB: 1 BB: 1 P: 7	R: 0 E: 0 K: 0 S: 2	H: 0 LOB: 0 BB: 1 P: 6	R: 0 E: 0 K: 1 S: 6	H: 1 LOB: 1 BB: 0 P: 6	R: 3 E: 0 K: 0 S: 6	H: 3 LOB: 2 BB: 1 P: 10	R: 0 E: 0 K: 1 S: 5	H: 0 LOB: 1 BB: 1 P: 9	R: 0 E: 0 K: 0 S: 3	H: 0 LOB: 0 BB: 0 P: 3	1B: 3 2B: 1 3B: 0 HR: 1	SF: 0 SAC: 1 DP: 2 HBP: 0	WP: 0 PA: 34 CS: 1
<b>PITCHER</b>	IP WLS BF H R ER SO BB IBB HBP BLK WP HR S P ERA WHIP	IP WLS BF H R ER SO BB IBB HBP BLK WP HR S P ERA WHIP																	
Art Mahaffey, R ERA: 4.62 (1, 1)	6.0 W 23 4 3 3 1 4 0 0 0 0 1 21 37 4.50 1.333	3.0 S 11 1 0 0 1 1 0 0 0 0 0 12 16 0.00 0.667																	

Pittsburgh Pirates @ Philadelphia Phillies  
 Connie Mack Stadium, Philadelphia, PA  
 Tue Jun 09 1964, 7:05 PM EDT  
 Unknown

AB 28  
 R 3  
 H 5  
 RBI 3  
 BB 5  
 SO 2  
 LOB 13



Batter	1	2	3	4	5	6	7	8	9	AB	R	H	RBI	BB	SO	LOB	BOTTOM		
Tony Taylor, R OBP: 0.305, SLG: 0.261 (1, 4)	0-0 F9		0-0 1B		4-0 SH3 2B BB		0-0 G6-3			3	1	1	0	1	0	1			
Cookie Rojas, R OBP: 0.484, SLG: 0.636 (1, 8)	0-0 G4-6-3 1B		0-0 F7		0-0 SH3		0-0 1-3			3	0	1	0	0	0	1			
Johnny Callison, L OBP: 0.340, SLG: 0.461 (1, 9)	0-0 G4-6-3			0-0 HR 1B	0-0 2B			0-0 1B		4	1	3	1	0	0	1			
Dick Allen, R OBP: 0.351, SLG: 0.558 (1, 5)		0-0 1B SF8 1B		0-0 HR	0-0 F9			0-0 1B		4	2	3	2	0	0	1			
Danny Cater, R OBP: 0.354, SLG: 0.435 (1, 7)		0-0 E S 2-1 1B		0-0 F9	0-0 4-3			0-3 K		4	0	1	0	0	1	3			
Roy Sievers, R OBP: 0.222, SLG: 0.274 Ruben Amaro, R OBP: 0.255, SLG: 0.279 (1, 3) (7, 3)		0-0 P3		0-0 5-3		0-3 K		0-0 F4		3	0	0	0	0	1	2			
Gus Triandos, R OBP: 0.375, SLG: 0.353 (1, 2)		0-0 SF8		4-0 WP BB		0-3 K		0-0 1-3		2	0	0	1	1	1	2			
Bobby Wine, R OBP: 0.248, SLG: 0.244 (1, 6)		0-0 2-1	0-0 L9	4-0 1B		0-0 F8				2	0	0	0	1	0	0			
Art Mahaffey, R OBP: 0.182, SLG: 0.333 Ed Roebuck, R OBP: 0.323, SLG: 0.424 (1, 1) (7, 1) (7, 3)			0-3 K	0-3 K			0-0 G6-3 1B			2	0	0	0	0	2	2			
<b>Inning Stats</b>	R: 0 E: 0 K: 0 S: 3	H: 1 LOB: 0 BB: 0 P: 3	R: 1 E: 0 K: 0 S: 4	H: 2 LOB: 1 BB: 0 P: 4	R: 0 E: 0 K: 1 S: 6	H: 1 LOB: 1 BB: 0 P: 6	R: 2 E: 0 K: 1 S: 7	H: 2 LOB: 2 BB: 2 P: 15	R: 1 E: 0 K: 0 S: 4	H: 1 LOB: 1 BB: 1 P: 8	R: 0 E: 0 K: 2 S: 7	H: 0 LOB: 0 BB: 0 P: 7	R: 0 E: 0 K: 0 S: 3	H: 1 LOB: 0 BB: 0 P: 3	R: 0 E: 0 K: 1 S: 7	H: 2 LOB: 2 BB: 0 P: 7	1B: 8 2B: 1 3B: 0 HR: 1	SF: 1 SAC: 1 DP: 2 HBP: 0	WP: 1 PA: 34 CS: 0
<b>PITCHER</b>	IP WLS BF H R ER SO BB IBB HBP BLK WP HR S P ERA WHIP	IP WLS BF H R ER SO BB IBB HBP BLK WP HR S P ERA WHIP																	
Joe Gibbon, L ERA: 3.42 Tom Butters, R ERA: 2.53 Roy Face, R ERA: 4.32 Al McBean, R ERA: 0.52 (1, 1) (4, 1) (6, 1) (7, 1)	3.2 L 18 6 1 1 1 1 1 0 0 0 0 0 7 11 6.75 1.500	1.1 6 1 1 1 1 1 0 0 0 0 0 0 7 7 0.00 0.000	2.0 8 3 0 0 1 0 0 0 0 0 0 0 10 10 0.00 1.500																

Pittsburgh Pirates @ Philadelphia Phillies  
 Connie Mack Stadium, Philadelphia, PA  
 Tue Jun 09 1964, 7:05 PM EDT  
 Unknown

AB 29  
 R 4  
 H 10  
 RBI 4  
 BB 3  
 SO 5  
 LOB 15





















Batter	1	2	3	4	5	6	7	8	9	AB	R	H	RBI	BB	SO	LOB	TOP		
Gene Alley, R OBP: 0.226, SLG: 0.232	0-0 4-3			0-0 4-3		0-0 6-3		0-0 L6		4	0	0	0	0	0	1			
Bob Bailey, R OBP: 0.269, SLG: 0.433	0-0 4-3			0-0 4-3		0-0 2B			0-0 6-3	4	0	1	0	0	0	0			
Roberto Clemente, R OBP: 0.465, SLG: 0.538	0-0 4-3			0-0 2B		0-0 6-3			0-0 HR 1B	4	1	2	0	0	0	1			
Gene Freese, R OBP: 0.324, SLG: 0.438		0-0 1-3		0-3 K			0-0 6-3		0-0 HR	4	1	1	2	0	1	1			
Donn Clendenon, R OBP: 0.308, SLG: 0.374		0-0 G5-4-3 1B			0-0 F7		0-3 K		0-0 1-6-3	4	0	1	0	0	1	0			
Bill Mazerowski, R OBP: 0.270, SLG: 0.355		0-0 G5-4-3 1-2			0-0 G3		0-0 F9		0-0 F8	4	0	0	0	0	0	1			
Jim Pagliaroni, R OBP: 0.383, SLG: 0.375			0-3 K		0-0 1B			4-0 FC5-6 BB		2	0	1	0	1	1	0	AB 32		
Bill Virdon, L OBP: 0.299, SLG: 0.298			0-3 K2-3		0-3 K			0-0 F8		3	0	0	0	0	2	2	R 2		
Steve Blass, R Fred Green, R Manny Mota, R Tom Butters, R			0-3 K2-3		0-0 1-3			0-0 FC5-6 1-2		2	0	0	0	0	1	0	H 6		
										0	0	0	0	0	0	0	RBI 2		
										1	0	0	0	0	0	1	BB 1		
										0	0	0	0	0	0	0	SO 6		
										0	0	0	0	0	0	0	LOB 7		
<b>Inning Stats</b>	R: 0 E: 0 K: 0 S: 3	H: 0 LOB: 0 BB: 0 P: 3	R: 0 E: 0 K: 0 S: 3	H: 1 LOB: 0 BB: 0 P: 3	R: 0 E: 0 K: 3 S: 9	H: 0 LOB: 0 BB: 0 P: 9	R: 0 E: 0 K: 1 S: 6	H: 1 LOB: 1 BB: 0 P: 6	R: 0 E: 0 K: 1 S: 4	H: 1 LOB: 1 BB: 0 P: 4	R: 0 E: 0 K: 1 S: 5	H: 0 LOB: 0 BB: 0 P: 5	R: 0 E: 0 K: 0 S: 3	H: 0 LOB: 1 BB: 1 P: 7	R: 2 E: 0 K: 0 S: 5	H: 2 LOB: 0 BB: 0 P: 5	1B: 3 2B: 2 3B: 0 HR: 1	SF: 0 SAC: 0 DP: 1 HBP: 0	WP: 0 PA: 33 PB: 0 SB: 0 CS: 0
<b>PITCHER</b> Dick Ellsworth, L ERA: 3.05	IP: 9.0 WLS: W BF: 33 H: 6 R: 2 ER: 2 SO: 6 BB: 1 IBB: 0 HBP: 0 BLK: 0 WP: 0 HR: 1 S: 44 P: 48 ERA: 2.00 WHIP: 0.778															<b>PITCHER</b>			

Pittsburgh Pirates @ Chicago Cubs  
Wrigley Field, Chicago, IL  
Sun Jun 14 1964, 3:33 AM CDT  
Att: 27,901 - Unknown

AB 32  
R 2  
H 6  
RBI 2  
BB 1  
SO 6  
LOB 7




Batter	1	2	3	4	5	6	7	8	9	AB	R	H	RBI	BB	SO	LOB	BOTTOM		
Jimmy Stewart, S OBP: 0.310, SLG: 0.280	0-0 F6		0-0 FC4-6 CS		0-0 F9		0-0 HR 1B			4	1	1	0	0	0	1			
Lou Brock, L OBP: 0.300, SLG: 0.340	0-3 K		0-0 CS	0-0 3-1	0-3 K2-3		0-0 HR			4	1	1	2	0	2	0			
Billy Williams, L OBP: 0.447, SLG: 0.675	0-0 1B			0-0 3-1		0-0 F9	0-0 L8			4	0	1	0	0	0	0			
Ron Santo, R OBP: 0.397, SLG: 0.538		0-0 1B		0-0 14 1B	0-0 1B	0-0 E6 FC5-4 1B	0-0 5-3			4	1	2	0	0	0	0			
14 Ernie Banks, R OBP: 0.321, SLG: 0.463		0-3 K		0-0 1B		4-0 FC5-4 IBB		0-0 6-3		3	0	1	0	1	1	1			
Joey Amalfitano, R OBP: 0.333, SLG: 0.404		0-0 F7		0-0 F4		0-0 FC5-4 1B		0-3 K		4	0	0	0	0	1	5			
Dick Bertell, R OBP: 0.329, SLG: 0.344		0-3 K			4-0 HR BB	0-0 FC6-4 1B		0-0 F2		3	1	1	1	1	1	1	AB 32		
Billy Cowan, R OBP: 0.296, SLG: 0.455			0-3 K		0-0 HR	0-0 FC6-4				3	1	1	2	0	1	2	R 5		
Dick Ellsworth, L OBP: 0.106, SLG: 0.068			0-0 FC4-6 1B		0-0 F9		0-3 K			3	0	1	0	0	1	0	H 9		
																	RBI 5		
																	BB 2		
																	SO 7		
																	LOB 10		
<b>Inning Stats</b>	R: 0 E: 0 K: 1 S: 5	H: 1 LOB: 1 BB: 0 P: 5	R: 0 E: 0 K: 2 S: 8	H: 1 LOB: 1 BB: 0 P: 8	R: 0 E: 0 K: 1 S: 5	H: 1 LOB: 0 BB: 0 P: 5	R: 0 E: 0 K: 0 S: 5	H: 2 LOB: 2 BB: 0 P: 5	R: 2 E: 0 K: 0 S: 6	H: 1 LOB: 0 BB: 1 P: 10	R: 1 E: 0 K: 0 S: 5	H: 1 LOB: 2 BB: 1 P: 9	R: 2 E: 0 K: 1 S: 7	H: 2 LOB: 0 BB: 0 P: 7	R: 0 E: 0 K: 1 S: 5	H: 0 LOB: 0 BB: 0 P: 5	1B: 7 2B: 0 3B: 0 HR: 2	SF: 0 SAC: 0 DP: 0 HBP: 0	WP: 0 PA: 35 PB: 0 SB: 0 CS: 1
<b>PITCHER</b> Steve Blass, R ERA: 2.7 Fred Green, L ERA: 1.23 Tom Butters, R ERA: 2.93	IP: 6.1 WLS: L BF: 29 H: 9 R: 5 ER: 4 SO: 6 BB: 1 IBB: 1 HBP: 0 BLK: 0 WP: 0 HR: 2 S: 39 P: 47 ERA: 5.68 WHIP: 1.579															<b>PITCHER</b>			


Pittsburgh Pirates @ Chicago Cubs  
Wrigley Field, Chicago, IL  
Sun Jun 14 1964, 3:33 AM CDT  
Att: 27,901 - Unknown

AB 32  
R 5  
H 9  
RBI 5  
BB 2  
SO 7  
LOB 10





Batter	1	2	3	4	5	6	7	8	9	AB	R	H	RBI	BB	SO	LOB	TOP							
Jim Hickman, R (1, 8) OBP: 0.299, SLG: 0.369	0-3 K	4-0 BB			0-0 G4-6-3		0-0 1-3		0-0 L8	4	0	0	0	1	1	1	<p><b>New York Mets @ Pittsburgh Pirates</b> Forbes Field, Pittsburgh, PA Tue Jun 16 1964, 7:05 PM EDT Att: 7,187 - Unknown</p> <p>livebaseballscores.com</p> <p>AB 36 R 1 H 9 RBI 1 BB 5 SO 12 LOB 25</p> 							
Ed Kranepool, L (1, 3) OBP: 0.310, SLG: 0.406	0-0 F 1B BB	0-3 K			0-0 E3 1B		0-0 1B		0-3 K	5	1	2	0	0	2	1								
Ron Hunt, R (1, 4) OBP: 0.391, SLG: 0.447	0-0 BB E 1B			0-0 5-3			0-0 F8		0-0 1B	5	0	3	0	0	0	1								
Joe Christopher, R (1, 9) OBP: 0.371, SLG: 0.474	0-0 E6 BB 1-2 2-3			4-0 CS BB			0-0 F4		0-0 1B	4	0	2	0	1	0	4								
Charley Smith, R (1, 5) OBP: 0.277, SLG: 0.407	0-3 K			0-3 K			0-0 F4		0-0 F3	5	0	0	0	0	2	8								
Chris Cannizzaro, R (1, 2) OBP: 0.333, SLG: 0.314	4-0 BB 1-2 2-3 3-H			0-0 F9			0-0 1B		4-0 E BB	2	0	1	1	2	0	0								
Amado Samuel, R (1, 6) OBP: 0.218, SLG: 0.216	0-3 K			0-0 3-1			0-0 1B		0-3 K	4	0	1	0	0	2	4								
Dick Smith, R (1, 7) OBP: 0.250, SLG: 0.315		0-3 K		0-3 K			0-3 K		0-3 K	3	0	0	0	0	3	2								
Hawk Taylor, R (8, PH) OBP: 0.250, SLG: 0.250										1	0	0	0	0	1	1								
Jack Fisher, R (1, 1) OBP: 0.179, SLG: 0.167		0-0 6-3							0-0 F8	2	0	0	0	1	1	2								
Rod Kanehl, R (8, PH) OBP: 0.296, SLG: 0.348										1	0	0	0	0	0	1								
Larry Bearmarth, R (8, 1) OBP: 0.182, SLG: 0.182					4-0 G4-6-3 BB					0	0	0	0	0	0	0								
<b>Inning Stats</b>	R: 1 E: 1 K: 3 S: 12	H: 2 LOB: 3 BB: 1 P: 16	R: 0 E: 0 K: 2 S: 7	H: 0 LOB: 1 BB: 1 P: 11	R: 0 E: 0 K: 1 S: 4	H: 0 LOB: 0 BB: 1 P: 8	R: 0 E: 0 K: 1 S: 5	H: 0 LOB: 0 BB: 0 P: 5	R: 0 E: 1 K: 0 S: 4	H: 1 LOB: 2 BB: 1 P: 8	R: 0 E: 0 K: 2 S: 9	H: 2 LOB: 2 BB: 0 P: 9	R: 0 E: 0 K: 0 S: 5	H: 2 LOB: 2 BB: 0 P: 5	R: 0 E: 1 K: 2 S: 7	H: 0 LOB: 1 BB: 1 P: 11		R: 0 E: 0 K: 1 S: 7	H: 2 LOB: 2 BB: 0 P: 7	1B: 9 2B: 0 3B: 0 HR: 0	SF: 0 SAC: 0 DP: 1 HBP: 0	WP: 0 PB: 0 SB: 0 CS: 1	PA: 41	
<b>PITCHER</b> Bob Veale, L (1, 1) ERA: 3.51	IP: 9.0 WLS: W BF: 41	H: 9 R: 1 ER: 0 SO: 12	BB: 5 IBB: 0 HBP: 0 BLK: 0	WP: 0 HR: 0 S: 60 P: 80	ERA: 0.00 WHIP: 1.556	<b>PITCHER</b>														IP: 9.0 WLS: W BF: 41	H: 9 R: 1 ER: 0 SO: 12	BB: 5 IBB: 0 HBP: 0 BLK: 0	WP: 0 HR: 0 S: 60 P: 80	ERA: 0.00 WHIP: 1.556

Batter	1	2	3	4	5	6	7	8	9	AB	R	H	RBI	BB	SO	LOB	BOTTOM										
Dick Schofield, S (1, 6) OBP: 0.362, SLG: 0.320	1-0 FC6-4 HBP	0-0 G3			0-0 FC5-4 1B			0-0 1-3		3	0	1	0	0	0	1	<p><b>New York Mets @ Pittsburgh Pirates</b> Forbes Field, Pittsburgh, PA Tue Jun 16 1964, 7:05 PM EDT Att: 7,187 - Unknown</p> <p>livebaseballscores.com</p> <p>AB 28 R 2 H 4 RBI 2 BB 0 SO 2 LOB 8</p> 										
Bob Bailey, R (1, 5) OBP: 0.250, SLG: 0.421	0-0 F4			0-0 6-3			0-0 FC5-4		0-0 F9	4	0	0	0	0	0	2											
Roberto Clemente, R (1, 9) OBP: 0.399, SLG: 0.529	0-0 FC6-4 3B			0-0 4-3			0-0 E6 G1-6-3		0-3 K	4	1	0	0	0	1	1											
Willie Stargell, L (1, 3) OBP: 0.346, SLG: 0.573	0-0 1-H 3B			0-0 F5			0-0 G1-6-3			3	0	1	1	0	0	1											
Jerry Lynch, L (1, 7) OBP: 0.333, SLG: 0.470	0-0 1-3			0-0 G3			0-0 F8			3	0	0	0	0	0	1											
Donn Clendenon, R (8, 3) OBP: 0.308, SLG: 0.374										0	0	0	0	0	0	0											
Bill Virdon, L (1, 8) OBP: 0.295, SLG: 0.293		0-0 L6		0-0 4-3			0-0 F4			3	0	0	0	0	0	0											
Bill Mazerowski, R (1, 4) OBP: 0.271, SLG: 0.359		0-0 1B 2B		0-0 F9			0-0 F7			3	1	1	0	0	0	0											
Jim Pagliaroni, R (1, 2) OBP: 0.382, SLG: 0.368		0-0 5-3			0-0 F7		1-0 FC6 HBP			2	0	0	0	0	0	1											
Bob Veale, S (1, 1) OBP: 0.200, SLG: 0.152		0-0 2-H 1B			0-3 K		0-0 FC6			3	0	1	1	0	1	1											
<b>Inning Stats</b>	R: 1 E: 0 K: 0 S: 4	H: 1 LOB: 1 BB: 0 P: 5	R: 1 E: 0 K: 0 S: 5	H: 2 LOB: 1 BB: 0 P: 5	R: 0 E: 0 K: 0 S: 3	H: 0 LOB: 0 BB: 0 P: 3	R: 0 E: 0 K: 0 S: 3	H: 0 LOB: 0 BB: 0 P: 3	R: 0 E: 1 K: 0 S: 3	H: 0 LOB: 1 BB: 0 P: 4	R: 0 E: 0 K: 1 S: 5	H: 0 LOB: 0 BB: 0 P: 5	R: 0 E: 0 K: 1 S: 5	H: 0 LOB: 0 BB: 0 P: 5	1B: 2 2B: 1 3B: 1 HR: 0	SF: 0 SAC: 0 DP: 1 HBP: 2		WP: 0 PB: 0 SB: 0 CS: 0	PA: 30								
<b>PITCHER</b> Jack Fisher, R (1, 1) ERA: 3.82	IP: 7.0 WLS: L	BF: 27	H: 4 R: 2 ER: 2 SO: 1	BB: 0 IBB: 0 HBP: 2 BLK: 0	WP: 0 HR: 0 S: 27 P: 29	ERA: 2.57 WHIP: 0.571	<b>PITCHER</b>														IP: 7.0 WLS: L	BF: 27	H: 4 R: 2 ER: 2 SO: 1	BB: 0 IBB: 0 HBP: 2 BLK: 0	WP: 0 HR: 0 S: 27 P: 29	ERA: 2.57 WHIP: 0.571	
Larry Bearmarth, R (8, 1) ERA: 2.87	IP: 1.0	WLS: 3	H: 0 R: 0 ER: 0 SO: 1	BB: 0 IBB: 0 HBP: 0 BLK: 0	WP: 0 HR: 0 S: 5 P: 5	ERA: 0.00 WHIP: 0.000	<b>PITCHER</b>														IP: 1.0	WLS: 3	H: 0 R: 0 ER: 0 SO: 1	BB: 0 IBB: 0 HBP: 0 BLK: 0	WP: 0 HR: 0 S: 5 P: 5	ERA: 0.00 WHIP: 0.000	



Batter	1	2	3	4	5	6	7	8	9	AB	R	H	RBI	BB	SO	LOB	TOP					
Jim Hickman, R (1,8) OBP: 0.296, SLG: 0.364	F8		2B 1-2		G5-4-3		K		L5-3	5	0	1	0	0	1	2						
Ron Hunt, R (1,4) OBP: 0.397, SLG: 0.458	6-3		1-3 2-H			FC5-2 1B		1-3 SH 1B		4	0	3	1	0	0	0						
Ed Kranepool, L (1,3) OBP: 0.302, SLG: 0.394	6-3		1-3			E3 FC5-2 2B		SH 1-3 1B		3	1	0	0	0	0	3						
Joe Christopher, R (1,9) OBP: 0.362, SLG: 0.462		6-3	F5			FC5-2 2B		K		4	0	0	0	0	1	6						
Jesse Gonder, L (1,2) OBP: 0.329, SLG: 0.364		K		3-1		K		1-3		4	0	0	0	0	2	4						
Hawk Taylor, R (1,7) OBP: 0.272, SLG: 0.271		1B		F6		1-3 2-H 2B		4-0 IBB		3	0	2	1	1	0	0						
Charley Smith, R (1,6) George Altman, L (8, PH) Rod Kanehl, R (8, 5) OBP: 0.257, SLG: 0.316	F8			5-3		4-3		1-3		3	0	0	0	0	0	3	AB 34					
Amado Samuel, R (1,5) OBP: 0.207, SLG: 0.205			G6-3		K		F7		F4	4	0	0	0	0	1	0	R 2					
Tracy Stallard, R (1,1) John Stephenson, L (9, PH) Dick Smith, R (9, PR) OBP: 0.250, SLG: 0.315			1B 2B 1B		G5-4-3 1B		K		L5-3 BB	3	1	2	0	0	1	0	H 8					
<b>Inning Stats</b>	R: 0 E: 0 K: 0 S: 3	H: 0 LOB: 0 BB: 0 P: 3	R: 0 E: 0 K: 1 S: 6	H: 1 LOB: 1 BB: 0 P: 6	R: 1 E: 0 K: 0 S: 6	H: 3 LOB: 2 BB: 0 P: 6	R: 0 E: 0 K: 0 S: 3	H: 0 LOB: 0 BB: 0 P: 3	R: 0 E: 0 K: 1 S: 5	H: 1 LOB: 0 BB: 0 P: 5	R: 1 E: 1 K: 1 S: 8	H: 2 LOB: 2 BB: 0 P: 8	R: 0 E: 0 K: 2 S: 7	H: 0 LOB: 0 BB: 0 P: 7	R: 0 E: 0 K: 1 S: 7	H: 1 LOB: 3 BB: 1 P: 11	R: 0 E: 0 K: 0 S: 2	H: 0 LOB: 1 BB: 1 P: 6	1B: 6 2B: 3 3B: 0 HR: 0	SF: 0 SAC: 1 DP: 2 HBP: 0	WP: 0 PB: 0 SB: 0 CS: 0	PA: 37
<b>PITCHER</b> Bob Friend, R (1,1) ERA: 3.64	IP: 9.0 WLS: W BF: 37 H: 8 R: 2 ER: 1 SO: 6 BB: 1 IBB: 1 HBP: 0 BLK: 0 WP: 0 HR: 0 S: 47 P: 55 ERA: 1.00 WHIP: 1.000															<b>PITCHER</b>						

New York Mets @ Pittsburgh Pirates  
Forbes Field, Pittsburgh, PA  
Wed Jun 17 1964, 7:05 PM EDT  
Att: 9,931 - Unknown

AB 34  
R 2  
H 8  
RBI 2  
BB 2  
SO 6  
LOB 21



Batter	1	2	3	4	5	6	7	8	9	AB	R	H	RBI	BB	SO	LOB	BOTTOM			
Dick Schofield, S (1,6) OBP: 0.360, SLG: 0.324	4-3 1B 2B	K		F7			4-3			4	1	1	0	0	1	3				
Bob Bailey, R (1,5) OBP: 0.348, SLG: 0.412	4-3		4-0 BB BB	S BB	5-3		K			3	0	0	0	1	1	1				
Jerry Lynch, L (1,7) Manny Mota, R (8, 7) OBP: 0.329, SLG: 0.457	2-3		F9		4-3		K			4	1	1	1	0	1	1				
Willie Stargell, L (1,9) OBP: 0.350, SLG: 0.591	3-H 1B		L4			WP 1B		4-3		4	1	2	2	0	0	1				
Bill Virdon, L (1,8) OBP: 0.294, SLG: 0.289	1-3		5-3		4-0 BB BB	1-2 BB		F9		3	0	0	0	1	0	1				
Donn Clendenen, R (1,3) OBP: 0.302, SLG: 0.367	F9			K	F8			5-3		4	0	0	0	0	1	2				
Bill Mazerowski, R (1,4) OBP: 0.271, SLG: 0.364		F8		2B		5-3				3	0	1	0	0	0	0	AB 30			
Jim Pagliaroni, R (1,2) OBP: 0.389, SLG: 0.370		FC1-8 1B		BB		G5-3				2	0	1	0	1	0	0	R 3			
Bob Friend, R (1,1) OBP: 0.171, SLG: 0.094	FC1-6		F8		F8		F4			3	0	0	0	0	0	3	H 6			
<b>Inning Stats</b>	R: 3 E: 0 K: 0 S: 6	H: 3 LOB: 0 BB: 0 P: 6	R: 0 E: 0 K: 1 S: 6	H: 1 LOB: 1 BB: 0 P: 6	R: 0 E: 0 K: 0 S: 3	H: 0 LOB: 1 BB: 1 P: 7	R: 0 E: 0 K: 1 S: 6	H: 1 LOB: 2 BB: 1 P: 10	R: 0 E: 0 K: 0 S: 4	H: 1 LOB: 2 BB: 1 P: 8	R: 0 E: 0 K: 0 S: 3	H: 0 LOB: 0 BB: 0 P: 3	R: 0 E: 0 K: 2 S: 7	H: 0 LOB: 0 BB: 0 P: 7	R: 0 E: 0 K: 0 S: 3	H: 0 LOB: 0 BB: 0 P: 3	1B: 3 2B: 2 3B: 0 HR: 1	SF: 0 SAC: 0 DP: 0 HBP: 0	WP: 1 PB: 0 SB: 1 CS: 0	PA: 33
<b>PITCHER</b> Tracy Stallard, R (1,1) ERA: 3.86	IP: 8.0 WLS: L BF: 33 H: 6 R: 3 ER: 3 SO: 4 BB: 3 IBB: 0 HBP: 0 BLK: 0 WP: 1 HR: 1 S: 38 P: 50 ERA: 3.38 WHIP: 1.125															<b>PITCHER</b>				

New York Mets @ Pittsburgh Pirates  
Forbes Field, Pittsburgh, PA  
Wed Jun 17 1964, 7:05 PM EDT  
Att: 9,931 - Unknown

AB 30  
R 3  
H 6  
RBI 3  
BB 3  
SO 4  
LOB 12





Batter	1	2	3	4	5	6	7	8	9	AB	R	H	RBI	BB	SO	LOB	TOP			
Jim Hickman, R (1, 8) OBP: 0.290, SLG: 0.355	6-3			1-3		F7			K	4	0	0	0	0	1	0	<b>New York Mets @ Pittsburgh Pirates</b> Forbes Field, Pittsburgh, PA Thu Jun 18 1964, 7:05 PM EDT Att: 7,110 - Unknown			
Ron Hunt, R (1, 4) OBP: 0.399, SLG: 0.459	1B			E6 4-3		6-3			F8	4	0	2	0	0	0	0				
Ed Kranepool, L (1, 3) OBP: 0.294, SLG: 0.384	1-3			4-3						3	0	0	0	0	0	1				
Joe Christopher, R (1, 9) OBP: 0.356, SLG: 0.453		L5		L4					K	3	0	0	0	0	1	1				
Hawk Taylor, R (1, 2) OBP: 0.265, SLG: 0.264		K				6-3			6-3	3	0	0	0	0	1	0				
Charley Smith, R (1, 6) OBP: 0.273, SLG: 0.399		5-3								3	0	1	0	0	0	0				
John Stephenson, L (1, 7) OBP: 0.172, SLG: 0.077				F5		4-3			4-3	3	0	0	0	0	0	1				
Amado Samuel, R (1, 5) OBP: 0.200, SLG: 0.198				K		F8			F6	3	0	0	0	0	1	1				
Al Jackson, L (1, 1) OBP: 0.067, SLG: 0.100				K						1	0	0	0	0	1	0				
Bill Wakefield, R (5, 1) OBP: 0.100, SLG: 0.100						3-1			4-3	1	0	0	0	0	0	0				
Tom Sturdivant, L (7, 1) OBP: 0.500, SLG: 0.500										0	0	0	0	0	0	0				
Willard Hunter, R (8, 1) OBP: 0.327, SLG: 0.362										1	0	0	0	0	0	0				
Jesse Conder, L (9, PH) OBP: 0.327, SLG: 0.362										1	0	0	0	0	0	0				
<b>Inning Stats</b>	R: 0 E: 0 K: 0 S: 3	H: 1 LOB: 0 BB: 0 P: 3	R: 0 E: 0 K: 1 S: 5	H: 0 LOB: 0 BB: 0 P: 5	R: 0 E: 0 K: 2 S: 7	H: 0 LOB: 0 BB: 0 P: 7	R: 0 E: 1 K: 0 S: 4	H: 1 LOB: 1 BB: 0 P: 4	R: 0 E: 0 K: 0 S: 3	H: 0 LOB: 0 BB: 0 P: 3	R: 0 E: 0 K: 1 S: 5	H: 0 LOB: 0 BB: 0 P: 5	R: 0 E: 0 K: 0 S: 3	H: 0 LOB: 0 BB: 0 P: 3	R: 0 E: 0 K: 1 S: 5	H: 0 LOB: 0 BB: 0 P: 5	1B: 3 2B: 0 3B: 0 HR: 0	SF: 0 SAC: 0 DP: 0 HBP: 0	WP: 0 PB: 0 SB: 0 CS: 0	PA: 29
<b>PITCHER</b> Vern Law, R (1, 1) ERA: 3.13	IP: 9.0 WLS: W BF: 29 H: 3 R: 0 ER: 0 SO: 5 BB: 0 IBB: 0 HBP: 0 BLK: 0 WP: 0 HR: 0 S: 39 P: 39 ERA: 0.00 WHIP: 0.333																			

Batter	1	2	3	4	5	6	7	8	9	AB	R	H	RBI	BB	SO	LOB	BOTTOM												
Dick Schofield, S (1, 6) OBP: 0.363, SLG: 0.330	1-3									3	2	1	0	0	0	1	<b>New York Mets @ Pittsburgh Pirates</b> Forbes Field, Pittsburgh, PA Thu Jun 18 1964, 7:05 PM EDT Att: 7,110 - Unknown												
Gene Alley, R (8, PH) OBP: 0.238, SLG: 0.232			FC5-4							0	0	0	0	1	0	0													
Manny Mota, R (1, 8) OBP: 0.343, SLG: 0.400	K		F9		1B					5	2	2	1	0	1	2													
Roberto Clemente, R (1, 9) OBP: 0.492, SLG: 0.528	4-3			HR	BB					4	2	2	1	1	1	1													
Willie Stargell, L (1, 7) OBP: 0.354, SLG: 0.608		F8								4	1	2	4	0	0	1													
Bill Virdon, L (7, PR) OBP: 0.292, SLG: 0.287				HR						1	1	0	0	0	0	1													
Bob Bailey, R (1, 5) OBP: 0.345, SLG: 0.408		K								4	0	1	0	0	2	3													
Donn Clendenen, R (1, 3) OBP: 0.311, SLG: 0.394										4	2	3	2	0	0	1													
Bill Mazerowski, R (1, 4) OBP: 0.276, SLG: 0.363										3	0	1	0	1	1	1													
Jim Pagliaroni, R (1, 2) OBP: 0.377, SLG: 0.357										4	0	0	1	0	2	3													
Vern Law, R (1, 1) OBP: 0.324, SLG: 0.313										3	0	0	0	1	1	3													
<b>Inning Stats</b>	R: 0 E: 0 K: 1 S: 5	H: 0 LOB: 0 BB: 0 P: 5	R: 1 E: 0 K: 1 S: 6	H: 1 LOB: 0 BB: 0 P: 6	R: 0 E: 0 K: 0 S: 3	H: 0 LOB: 1 BB: 1 P: 7	R: 2 E: 0 K: 1 S: 7	H: 3 LOB: 1 BB: 1 P: 11	R: 2 E: 0 K: 0 S: 6	H: 3 LOB: 1 BB: 0 P: 6	R: 0 E: 0 K: 3 S: 10	H: 1 LOB: 1 BB: 0 P: 10	R: 5 E: 1 K: 1 S: 9	H: 4 LOB: 2 BB: 1 P: 14	R: 0 E: 0 K: 1 S: 5	H: 0 LOB: 1 BB: 1 P: 9	1B: 8 2B: 3 3B: 0 HR: 2	SF: 0 SAC: 0 DP: 2 HBP: 1	WP: 1 PB: 1 SB: 0 CS: 0	PA: 40									
<b>PITCHER</b> Al Jackson, L (1, 1) ERA: 4.53	IP: 4.1 WLS: L BF: 21 H: 7 R: 5 ER: 5 SO: 3 BB: 2 IBB: 0 HBP: 0 BLK: 0 WP: 0 HR: 1 S: 25 P: 33 ERA: 10.38 WHIP: 2.077																												
Bill Wakefield, R (5, 1) ERA: 3.78	1.2	6	1	0	0	3	0	0	0	0	0	12	12	0.00	0.600														
Tom Sturdivant, R (7, 1) ERA: 6.67	1.0	9	4	5	4	1	1	0	1	0	9	14	36.00	5.000															
Willard Hunter, L (8, 1) ERA:	1.0	4	0	0	0	1	1	0	0	0	5	9	0.00	1.000															








Batter	1	2	3	4	5	6	7	8	9	AB	R	H	RBI	BB	SO	LOB	TOP			
Joey Amalfitano, R (1.4) OBP: 0.316, SLG: 0.373	0-0 5-3		0-0 F6			4-0 1B BB	0-0 4-3		0-0 G4-6-3	4	0	0	0	1	0	4				
Andre Rodgers, R (1.6) OBP: 0.312, SLG: 0.397	0-0 4-3		0-3 K			0-0 L5		0-0 6-3		4	0	0	0	0	1	2				
Billy Williams, L (1.7) OBP: 0.434, SLG: 0.671	0-0 3-1			0-0 E4		0-0 14 BB 1B		0-0 G3		4	0	1	0	0	0	0				
Ron Santo, R (1.5) OBP: 0.400, SLG: 0.558		0-3 K		0-0 F8		0-0 F8		4-0 BB		3	0	0	0	1	1	3				
14 Ernie Banks, R (1.3) OBP: 0.322, SLG: 0.457		0-0 5-3		0-0 F9		4-0 FC6-4 BB		0-0 BB		3	0	0	0	1	0	2				
Billy Cowan, R (1.8) OBP: 0.289, SLG: 0.433		0-3 K		0-3 K		0-0 FC6-4 BB			0-0 F9	4	0	0	0	0	2	4				
Billy Ott, S (1.9) OBP: 0.211, SLG: 0.278			0-0 1B 2B		0-0 4-3		0-0 F3		0-0 BB 1B	4	2	2	0	0	0	0	AB 33			
Jimmie Schaffer, R (1.2) OBP: 0.386, SLG: 0.520			0-0 6-3		0-0 3-1		0-0 E5 CS		4-0 BB 1B	3	0	0	0	1	0	1	R 2			
Larry Jackson, R (1.1) OBP: 0.163, SLG: 0.190				0-0 1B 2H		0-0 6-3		0-0 1B		4	0	3	2	0	0	0	H 6			
	R: 0 H: 0 E: 0 LOB: 0 K: 0 BB: 0 S: 3 P: 3	R: 0 H: 0 E: 0 LOB: 0 K: 2 BB: 0 S: 7 P: 7	R: 1 H: 2 E: 0 LOB: 1 K: 1 BB: 0 S: 7 P: 7	R: 0 H: 0 E: 1 LOB: 1 K: 1 BB: 0 S: 6 P: 6	R: 0 H: 0 E: 0 LOB: 0 K: 0 BB: 0 S: 3 P: 3	R: 0 H: 1 E: 0 LOB: 3 K: 0 BB: 2 S: 4 P: 12	R: 0 H: 1 E: 1 LOB: 1 K: 0 BB: 0 S: 4 P: 4	R: 0 H: 0 E: 0 LOB: 1 K: 0 BB: 1 S: 3 P: 7	R: 1 H: 2 E: 0 LOB: 1 K: 0 BB: 1 S: 4 P: 8	1B: 5 SF: 0 2B: 1 SAC: 0 3B: 0 DP: 1 HR: 0 HBP: 0	WP: 0 PA: 37 PB: 0 SB: 1 CS: 1									
	PITCHER	IP	WLS	BF	H	R	ER	SO	BB	IBB	HBP	BLK	WP	HR	S	P	ERA	WHIP		
Bob Veale, L (1.1) ERA: 3.41	8.1	L	36	6	2	2	4	4	4	0	0	0	0	0	40	56	2.16	1.200		
Al McBean, R (9.1) ERA: 0.82	0.2		1	0	0	0	0	0	0	0	0	0	0	0	1	1	0.00	0.000		

Chicago Cubs @ Pittsburgh Pirates  
Forbes Field, Pittsburgh, PA  
Sun Jun 21 1964, 3:33 AM EDT  
Unknown


AB 33  
R 2  
H 6  
RBI 2  
BB 4  
SO 4  
LOB 16




Batter	1	2	3	4	5	6	7	8	9	AB	R	H	RBI	BB	SO	LOB	BOTTOM			
Dick Schofield, S (1.6) OBP: 0.359, SLG: 0.337	0-0 G3 5-3 1B		0-0 F6			0-0 F1			0-0 4-3	4	0	1	0	0	0	0				
Bill Virdon, L (1.8) OBP: 0.288, SLG: 0.282	0-0 5-3		0-0 4-3			0-0 3-1			0-0 4-3	4	0	0	0	0	0	1				
Roberto Clemente, R (1.9) OBP: 0.390, SLG: 0.510	0-0 G3		0-0 F9			0-0 4-3			0-0 4-3	4	0	0	0	0	0	1				
Willie Stargell, L (1.3) OBP: 0.341, SLG: 0.585	0-0 F3			0-0 3-1		0-0 5-3				3	0	0	0	0	0	1				
Jerry Lynch, L (1.7) OBP: 0.317, SLG: 0.434		0-3 K		0-0 F7		0-0 F3				3	0	0	0	0	1	0				
Gene Freese, R (1.5) OBP: 0.317, SLG: 0.429		0-0 F4		0-0 5-3		0-0 F7				3	0	0	0	0	0	0				
Bill Mazerowski, R (1.4) OBP: 0.277, SLG: 0.372		0-0 2B 1B			0-0 F3			0-0 F7		3	1	1	0	0	0	0	AB 30			
Jim Pagliaroni, R (1.2) OBP: 0.375, SLG: 0.359		0-0 1H 2B			0-3 K			0-0 F8		3	0	1	1	0	1	0	RBI 1			
Bob Veale, S (1.1) OBP: 0.184, SLG: 0.139		0-3 K			0-3 K			0-0 6-3		3	0	0	0	0	2	1	BB 0			
Al McBean, R (9.1) ERA: 0.82										0	0	0	0	0	0	0	SO 4			
	R: 0 H: 1 E: 0 LOB: 1 K: 0 BB: 0 S: 4 P: 4	R: 1 H: 2 E: 0 LOB: 1 K: 2 BB: 0 S: 9 P: 9	R: 0 H: 0 E: 0 LOB: 0 K: 0 BB: 0 S: 3 P: 3	R: 0 H: 0 E: 0 LOB: 0 K: 0 BB: 0 S: 3 P: 3	R: 0 H: 0 E: 0 LOB: 0 K: 2 BB: 0 S: 7 P: 7	R: 0 H: 0 E: 0 LOB: 0 K: 0 BB: 0 S: 3 P: 3	R: 0 H: 0 E: 0 LOB: 0 K: 0 BB: 0 S: 3 P: 3	R: 0 H: 0 E: 0 LOB: 0 K: 0 BB: 0 S: 3 P: 3	R: 0 H: 0 E: 0 LOB: 0 K: 0 BB: 0 S: 3 P: 3	1B: 2 SF: 0 2B: 1 SAC: 0 3B: 0 DP: 0 HR: 0 HBP: 0	WP: 0 PA: 30 PB: 0 SB: 0 CS: 0									
	PITCHER	IP	WLS	BF	H	R	ER	SO	BB	IBB	HBP	BLK	WP	HR	S	P	ERA	WHIP		
Larry Jackson, R (1.1) ERA: 3.29	9.0	W	30	3	1	1	4	3	0	0	0	0	0	0	38	38	1.00	0.333		


Chicago Cubs @ Pittsburgh Pirates  
Forbes Field, Pittsburgh, PA  
Sun Jun 21 1964, 3:33 AM EDT  
Unknown

AB 30  
R 1  
H 3  
RBI 1  
BB 0  
SO 4  
LOB 4





Batter	1	2	3	4	5	6	7	8	9	AB	R	H	RBI	BB	SO	LOB	TOP										
Jimmy Stewart, S OBP: 0.322, SLG: 0.297 (1, 4)	F7		SF8				FC4 1B		WP 1B	3	2	1	1	1	0	1	Chicago Cubs @ Pittsburgh Pirates Forbes Field, Pittsburgh, PA Sun Jun 21 1964, 3:38 AM EDT Att: 16,250 - Unknown										
Andra Rodgers, R OBP: 0.319, SLG: 0.399 (1, 6)	4-3		F9				1B		1B 14 2B	4	1	2	1	1	0	1											
Billy Williams, L OBP: 0.437, SLG: 0.674 (1, 7)	F9						1B		1B 14 2B	5	2	3	1	0	0	1											
Ron Santo, R OBP: 0.400, SLG: 0.557 (1, 5)		5-3					F8		F8	4	0	1	1	1	0	2											
14 Ernie Banks, R OBP: 0.320, SLG: 0.456 (1, 3)		F9					F7		WP 1B 2B	5	0	1	2	0	1	4											
Billy Cowan, R OBP: 0.287, SLG: 0.427 (1, 8)		1-3					F2		K	5	0	1	0	0	2	2											
Doug Clemens, L OBP: 0.308, SLG: 0.432 (1, 9)			SH1-3 SF8				K		K	3	2	2	1	1	1	0											
Dick Bertell, R OBP: 0.325, SLG: 0.329 (1, 2)			SH1-3 BB				F9		F8	3	0	0	0	1	0	2											
Lew Burdette, R OBP: 0.125, SLG: 0.125 Lindy McDaniel, R (8, 1)			SH1-3				1-3		K	2	0	1	0	0	0	0											
Inning Stats	R: 0 E: 0 K: 0 S: 3	H: 0 LOB: 0 BB: 0 P: 3	R: 0 E: 0 K: 0 S: 3	H: 0 LOB: 0 BB: 0 P: 3	R: 1 E: 0 K: 0 S: 4	H: 1 LOB: 1 BB: 1 P: 8	R: 1 E: 0 K: 1 S: 7	H: 2 LOB: 2 BB: 1 P: 11	R: 0 E: 0 K: 0 S: 3	H: 0 LOB: 0 BB: 0 P: 3	R: 2 E: 0 K: 1 S: 9	H: 4 LOB: 3 BB: 1 P: 13	R: 0 E: 0 K: 1 S: 5	H: 1 LOB: 0 BB: 0 P: 5	R: 3 E: 0 K: 2 S: 10	H: 3 LOB: 1 BB: 1 P: 14		1B: 7 2B: 4 3B: 0 HR: 1	SF: 1 SAC: 1 DP: 0 HBP: 0	WP: 2 PB: 0 SB: 1 CS: 1	PA: 42						
PITCHER	IP	WLS	BF	H	R	ER	SO	BB	IBB	HBP	BLK	WP	HR	S	P	ERA	WHIP										
Steve Blass, R ERA: 2.73 (1, 1)	6.0	L	24	4	2	2	1	2	1	0	0	0	0	23	35	3.00	1.000										
Roy Face, R ERA: 5.14 (7, 1)	0.2	5	3	2	2	0	0	0	0	0	0	0	1	5	5	27.00	4.500										
Bob Priddy, R ERA: 3.2 (7, 1)	1.1	6	2	0	0	2	1	0	0	0	0	0	0	9	13	0.00	2.250										
Tommie Sisk, R ERA: 12.34 (9, 1)	0.2	6	3	3	3	1	1	0	0	0	0	1	0	7	11	40.50	6.000										
Tom Butters, R ERA: 2.9 (9, 1)	0.1	1	0	0	0	1	0	0	0	0	0	1	0	3	3	0.00	0.000										

Batter	1	2	3	4	5	6	7	8	9	AB	R	H	RBI	BB	SO	LOB	BOTTOM										
Dick Schofield, S OBP: 0.397, SLG: 0.335 (1, 6)	K		L8				G5-4-3 1B		F8	4	0	1	0	0	1	1	Chicago Cubs @ Pittsburgh Pirates Forbes Field, Pittsburgh, PA Sun Jun 21 1964, 3:38 AM EDT Att: 16,250 - Unknown										
Bob Bailey, R OBP: 0.347, SLG: 0.409 (1, 5)	F8						FC6-4 1B		G5-4-3 2B	4	0	2	1	0	0	1											
Roberto Clemente, R OBP: 0.384, SLG: 0.592 (1, 9)	L8						FC6-4		6-3	4	0	0	0	0	0	2											
Willie Stargell, L OBP: 0.345, SLG: 0.601 (1, 7)		1-3 2B					F6		K	4	1	2	0	0	1	1											
Smoky Burgess, L OBP: 0.353, SLG: 0.342 (1, 2)		1-3					G3		4-3	4	0	1	1	0	0	2											
Donn Clendenen, R OBP: 0.305, SLG: 0.386 (1, 3)		4-3					5-3		5-3	4	0	0	0	0	1	2											
Bill Virdon, L OBP: 0.284, SLG: 0.278 (1, 8)		L7					F6		F6	3	0	0	0	0	0	2											
Bill Mazerowski, R OBP: 0.274, SLG: 0.367 (1, 4)			F9				F8		E4 2B	3	1	0	0	0	0	0											
Steve Blass, R Gene Fresse, R Roy Face, R Bob Priddy, R Jerry Lynch, L Tommie Sisk, R Tom Butters, R	(1, 1) (6, PH) (7, 1) (7, 1) (8, PH) (9, 1) (9, 1)																										
Inning Stats	R: 0 E: 0 K: 1 S: 5	H: 0 LOB: 0 BB: 0 P: 5	R: 0 E: 0 K: 0 S: 4	H: 1 LOB: 1 BB: 0 P: 4	R: 0 E: 0 K: 1 S: 5	H: 0 LOB: 0 BB: 0 P: 5	R: 0 E: 0 K: 0 S: 4	H: 1 LOB: 1 BB: 0 P: 4	R: 0 E: 0 K: 0 S: 3	H: 0 LOB: 0 BB: 0 P: 3	R: 1 E: 0 K: 1 S: 7	H: 2 LOB: 1 BB: 0 P: 7	R: 1 E: 1 K: 0 S: 5	H: 1 LOB: 1 BB: 0 P: 5	R: 0 E: 0 K: 1 S: 5	H: 0 LOB: 0 BB: 0 P: 5		1B: 3 2B: 2 3B: 1 HR: 0	SF: 0 SAC: 0 DP: 1 HBP: 0	WP: 0 PB: 0 SB: 0 CS: 0	PA: 33						
PITCHER	IP	WLS	BF	H	R	ER	SO	BB	IBB	HBP	BLK	WP	HR	S	P	ERA	WHIP										
Lew Burdette, R ERA: 3.19 Lindy McDaniel, R ERA: 3.94	(1, 1) (8, 1)	7.2 S	29 4	6 0	2 0	1 0	3 1	6 0	2 0	1 0	3 0	0 0	0 6	6 6	0.00	0.000											



Batter	1	2	3	4	5	6	7	8	9	AB	R	H	RBI	BB	SO	LOB	TOP			
Dick Schofield, S OBP: 0.366, SLG: 0.359 (1, 6)	0-0 4-3		0-0 HR		0-0 SH2-3 1B		4-0 B2-6-4 BB		0-0 2H 1B	4	1	3	4	1	0	0				
Bob Bailey, R OBP: 0.339, SLG: 0.399 (1, 5)	0-0 6-3		0-0 6-3		0-0 SH2-3 1-2		0-0 B2-6-4 1-2		0-0 F8	4	0	0	0	0	0	2				
Roberto Clemente, R OBP: 0.391, SLG: 0.590 (1, 9)	0-0 6-3		0-0 2B		0-0 5-3		0-0 F6		0-0 F9	5	0	1	0	0	0	2				
Willie Stargell, L OBP: 0.337, SLG: 0.587 (1, 3)		0-0 F5	0-0 3-1		0-0 E3 2-3				0-0 1-3	4	0	0	0	0	0	2				
Jerry Lynch, L OBP: 0.299, SLG: 0.407 Manny Mota, R OBP: 0.343, SLG: 0.400 (1, 7) (8, 7)	0-0 F6			0-3 K	0-0 4-3				0-0 F7	4	0	0	0	0	1	2				
Smoky Burgess, L OBP: 0.348, SLG: 0.338 (1, 2)	0-0 F9			0-0 1B S 1B		0-0 4-3			0-0 3-1	4	0	1	0	0	0	0				
Bill Virdon, L OBP: 0.292, SLG: 0.287 (1, 8)			0-0 G3	0-0 1-3 1B		0-0 1B			0-0 2B 1B	4	1	3	0	0	0	0				
Bill Mazerolski, R OBP: 0.277, SLG: 0.373 (1, 4)			0-0 1B HR 1B	0-0 L6		0-0 F7			0-0 1B 2B	4	2	2	1	0	0	3				
Vern Law, R OBP: 0.324, SLG: 0.314 Al McBean, R (8, 1)	0-0 1-2 HR 1B		0-0 F9		0-0 F9		0-0 F8		0-3 K	3	1	1	0	0	0	3				
<b>Inning Stats</b>	R: 0 E: 0 K: 0 S: 3	H: 0 LOB: 0 BB: 0 P: 3	R: 0 E: 0 K: 0 S: 3	H: 0 LOB: 0 BB: 0 P: 3	R: 3 E: 0 K: 0 S: 7	H: 4 LOB: 1 BB: 0 P: 7	R: 0 E: 0 K: 1 S: 7	H: 2 LOB: 2 BB: 0 P: 7	R: 0 E: 1 K: 0 S: 5	H: 1 LOB: 2 BB: 0 P: 5	R: 0 E: 0 K: 0 S: 2	H: 0 LOB: 0 BB: 1 P: 6	R: 0 E: 0 K: 0 S: 3	H: 0 LOB: 0 BB: 0 P: 3	R: 2 E: 0 K: 1 S: 8	H: 3 LOB: 1 BB: 0 P: 8	1B: 8 2B: 2 3B: 0 HR: 1	SF: 0 SAC: 1 DP: 1 HBP: 0	WP: 0 PB: 0 SB: 0 CS: 1	PA: 39
<b>PITCHER</b>	IP WLS BF H R ER SO BB IBB HBP BLK WP HR S P ERA WHIP	7.0 L 30 8 3 3 1 1 0 0 0 0 1 31 35 3.86 1.286	1.1 7 3 2 2 1 0 0 0 0 0 0 9 9 13.50 2.250	0.2 2 0 0 0 0 0 0 0 0 0 0 2 2 0.00 0.000	<b>PITCHER</b>															

Pittsburgh Pirates @ New York Mets  
Shea Stadium, Flushing, NY  
Tue Jun 23 1964, 7:05 PM EDT  
Att: 25,764 - Unknown

AB	37
R	5
H	11
RBI	5
BB	1
SO	2
LOB	15



Batter	1	2	3	4	5	6	7	8	9	AB	R	H	RBI	BB	SO	LOB	BOTTOM					
Jim Hickman, R OBP: 0.295, SLG: 0.340 (1, 8)	4-0 L6-3 BB		0-0 F2		4-0 BB		0-0 F7		0-3 K	3	0	0	0	2	1	0						
Ron Hunt, R OBP: 0.379, SLG: 0.433 (1, 4)	0-0 L6-3 1-2		0-0 2B		0-0 F8		0-0 6-3			4	0	1	0	0	0	3						
Ed Kranepool, L OBP: 0.313, SLG: 0.391 (1, 3)	0-0 1B		0-3 K		0-0 1-3 1B		0-0 1-3		0-0 2B 1B	4	0	2	0	0	1	1						
Joe Christopher, R OBP: 0.342, SLG: 0.451 (1, 9)	0-0 F4			0-0 5-3		0-0 E6 1-3 1B		0-0 F8		4	1	0	0	0	0	2						
George Altman, L OBP: 0.248, SLG: 0.302 (1, 7)		0-0 1B		0-0 F8		0-0 1-3		0-0 F7		4	0	1	0	0	0	2						
Charley Smith, R OBP: 0.272, SLG: 0.387 (1, 6)		0-0 F9		0-3 K		0-0 2B 1B		0-0 1-3 2B		4	0	2	1	0	1	1						
Jesse Gonder, L OBP: 0.333, SLG: 0.364 (1, 2)		0-0 F7			0-0 SH1 1B		0-0 1-3 2B		0-0 F6	4	0	2	0	0	0	3						
Amado Samuel, R OBP: 0.198, SLG: 0.206 John Stephenson, L OBP: 0.182, SLG: 0.059 (1, 5) (9, PH)		0-3 K			0-3 K		0-0 6-3		0-0 L8	3	0	0	0	0	2	4						
Carl Willey, R Hawk Taylor, R OBP: 0.282, SLG: 0.331 Al Jackson, L OBP: 0.065, SLG: 0.097 Jack Fisher, R OBP: 0.171, SLG: 0.158 Rod Kanehl, R OBP: 0.282, SLG: 0.325 (1, 1) (7, PH) (8, 1) (9, 1) (9, PH)			0-0 6-3		0-0 SH1		0-0 5-3		0-0 1-3	1	0	0	0	0	0	0						
<b>Inning Stats</b>	R: 0 E: 0 K: 0 S: 3	H: 1 LOB: 1 BB: 1 P: 7	R: 0 E: 0 K: 1 S: 6	H: 1 LOB: 0 BB: 0 P: 6	R: 0 E: 0 K: 1 S: 6	H: 1 LOB: 1 BB: 0 P: 6	R: 0 E: 0 K: 1 S: 5	H: 0 LOB: 0 BB: 0 P: 5	R: 0 E: 0 K: 1 S: 6	H: 2 LOB: 2 BB: 0 P: 10	R: 1 E: 1 K: 0 S: 6	H: 2 LOB: 2 BB: 0 P: 6	R: 0 E: 0 K: 0 S: 3	H: 0 LOB: 0 BB: 0 P: 3	R: 0 E: 0 K: 0 S: 5	H: 2 LOB: 2 BB: 0 P: 5	R: 0 E: 0 K: 1 S: 5	H: 0 LOB: 0 BB: 0 P: 5	1B: 5 2B: 4 3B: 0 HR: 0	SF: 0 SAC: 1 DP: 1 HBP: 0	WP: 0 PB: 0 SB: 0 CS: 0	PA: 37
<b>PITCHER</b>	IP WLS BF H R ER SO BB IBB HBP BLK WP HR S P ERA WHIP	7.2 W 33 8 1 0 4 2 0 0 0 0 0 39 47 0.00 1.304	1.1 S 4 0 0 0 1 0 0 0 0 0 6 6 0.00 0.000	<b>PITCHER</b>																		

Pittsburgh Pirates @ New York Mets  
Shea Stadium, Flushing, NY  
Tue Jun 23 1964, 7:05 PM EDT  
Att: 25,764 - Unknown

AB	34
R	1
H	8
RBI	1
BB	2
SO	5
LOB	16





Batter	1	2	3	4	5	6	7	8	9	AB	R	H	RBI	BB	SO	LOB	TOP				
Dick Schofield, S OBP: 0.367, SLG: 0.361 (1, 6)										4	1	1	1	1	0	2					
Bob Bailey, R OBP: 0.342, SLG: 0.401 (1, 5)										4	1	2	0	0	0	1					
Roberto Clemente, R OBP: 0.379, SLG: 0.496 (1, 9)										4	0	1	0	0	0	3					
Willie Stargell, L OBP: 0.341, SLG: 0.585 (1, 3)										4	0	2	2	0	0	1					
Jerry Lynch, L OBP: 0.300, SLG: 0.398 Manny Mota, R OBP: 0.338, SLG: 0.394 (1, 7) (6, 7)										2	0	0	0	1	1	1					
Smoky Burgess, L OBP: 0.333, SLG: 0.321 (1, 2)										4	0	0	0	0	0	3					
Bill Virdon, L OBP: 0.287, SLG: 0.282 (1, 8)										4	0	0	0	0	1	1					
Bill Mazerowski, R OBP: 0.281, SLG: 0.373 (1, 4)										3	1	1	0	1	0	0					
Bob Friend, R OBP: 0.179, SLG: 0.111 Al McBean, R (9, 1)										4	0	1	0	0	2	1					
										0	0	0	0	0	0	0					
<b>Inning Stats</b>	R: 1 E: 0 K: 1 S: 6	H: 1 LOB: 1 BB: 1 P: 10	R: 0 E: 0 K: 1 S: 6	H: 1 LOB: 2 BB: 1 P: 10	R: 1 E: 0 K: 0 S: 4	H: 2 LOB: 1 BB: 1 P: 8	R: 0 E: 0 K: 0 S: 3	H: 0 LOB: 0 BB: 0 P: 3	R: 0 E: 0 K: 0 S: 3	H: 0 LOB: 0 BB: 0 P: 3	R: 1 E: 0 K: 1 S: 8	H: 3 LOB: 2 BB: 0 P: 8	R: 0 E: 0 K: 0 S: 4	H: 1 LOB: 1 BB: 0 P: 4	R: 0 E: 0 K: 1 S: 5	H: 0 LOB: 0 BB: 0 P: 5	1B: 7 2B: 1 3B: 0 HR: 0	SF: 0 SAC: 0 DP: 1 HBP: 0	WP: 1 PB: 1 SB: 0 CS: 0	PA: 37	
<b>PITCHER</b>	IP WLS BF H R ER SO BB IBB HBP BLK WP HR S P ERA WHIP	7.0 L 30 7 3 3 3 3 0 0 0 0 1 0 33 45 3.86 1.429	2.0 L 7 1 0 0 1 0 0 0 0 0 0 0 9 9 0.00 0.500																		

Pittsburgh Pirates @ New York Mets  
Shea Stadium, Flushing, NY  
Wed Jun 24 1964, 3:33 AM EDT  
Att: 10,652 - Unknown

AB 34  
R 3  
H 8  
RBI 3  
BB 3  
SO 4  
LOB 14



Batter	1	2	3	4	5	6	7	8	9	AB	R	H	RBI	BB	SO	LOB	BOTTOM				
Jim Hickman, R OBP: 0.294, SLG: 0.338 (1, 8)										4	0	1	0	0	0	2					
Ed Kranepool, L OBP: 0.304, SLG: 0.380 (1, 3)										4	0	0	0	0	0	2					
Ron Hunt, R OBP: 0.377, SLG: 0.430 (1, 4)										4	0	1	0	0	0	0					
George Altman, L OBP: 0.257, SLG: 0.309 (1, 7)										4	0	2	0	0	0	0					
Joe Christopher, R OBP: 0.340, SLG: 0.463 (1, 9)										4	1	1	1	0	1	3					
Jesse Gonder, L OBP: 0.342, SLG: 0.373 Al Jackson, L OBP: 0.065, SLG: 0.097 (1, 2) (9, FR)										4	0	3	0	0	0	0					
Charley Smith, R OBP: 0.267, SLG: 0.380 (1, 5)										4	0	0	0	0	2	4					
Amado Samuel, R OBP: 0.212, SLG: 0.220 Hawk Taylor, R OBP: 0.280, SLG: 0.328 (1, 6) (9, PH)										3	0	2	0	0	1	0					
Galen Cisco, R OBP: 0.200, SLG: 0.136 Rod Kanehl, R OBP: 0.250, SLG: 0.322 Willard Hunter, R (8, 1) Chris Cannizzaro, R OBP: 0.349, SLG: 0.321 (9, PH)										1	0	0	0	1	0	1					
										1	0	0	0	0	0	1					
<b>Inning Stats</b>	R: 0 E: 0 K: 0 S: 3	H: 1 LOB: 0 BB: 0 P: 3	R: 0 E: 0 K: 1 S: 6	H: 1 LOB: 0 BB: 0 P: 6	R: 0 E: 0 K: 1 S: 7	H: 2 LOB: 2 BB: 0 P: 7	R: 0 E: 0 K: 1 S: 4	H: 0 LOB: 0 BB: 1 P: 8	R: 0 E: 0 K: 0 S: 6	H: 1 LOB: 1 BB: 0 P: 6	R: 0 E: 0 K: 0 S: 3	H: 0 LOB: 0 BB: 0 P: 3	R: 1 E: 1 K: 1 S: 8	H: 2 LOB: 3 BB: 0 P: 8	R: 0 E: 0 K: 1 S: 5	H: 0 LOB: 0 BB: 0 P: 5	1B: 9 2B: 0 3B: 0 HR: 1	SF: 0 SAC: 0 DP: 2 HBP: 0	WP: 0 PB: 0 SB: 0 CS: 1	PA: 36	
<b>PITCHER</b>	IP WLS BF H R ER SO BB IBB HBP BLK WP HR S P ERA WHIP	8.1 W 33 10 1 1 4 1 0 0 0 0 0 0 5 5 1.08 1.320	0.2 S 3 0 0 0 1 0 0 0 0 0 0 0 5 5 0.00 0.000																		

Pittsburgh Pirates @ New York Mets  
Shea Stadium, Flushing, NY  
Wed Jun 24 1964, 3:33 AM EDT  
Att: 10,652 - Unknown

AB 35  
R 1  
H 10  
RBI 1  
BB 1  
SO 5  
LOB 18






Batter	1	2	3	4	5	6	7	8	9	AB	R	H	RBI	BB	SO	LOB	TOP										
Dick Schofield, S OBP: 0.372, SLG: 0.364 (1, 6)										4	1	2	0	1	1	1	<b>Pittsburgh Pirates @ New York Mets</b> Shea Stadium, Flushing, NY Thu Jun 25 1964, 3:33 AM EDT Att: 12,834 - Unknown										
Bob Bailey, R OBP: 0.333, SLG: 0.390 (1, 5)										5	0	0	0	0	0	5											
Roberto Clemente, R OBP: 0.379, SLG: 0.502 (1, 9)										5	1	2	0	0	0	3											
Willie Stargell, L OBP: 0.342, SLG: 0.586 (1, 3)										5	1	2	1	0	0	1											
Jerry Lynch, L OBP: 0.330, SLG: 0.488 Manny Mota, R (7, PR) OBP: 0.333, SLG: 0.388 (7, 7)										3	2	3	3	1	0	0											
Smoky Burgess, L OBP: 0.322, SLG: 0.307 (1, 2)										4	0	0	0	0	0	1											
Bill Virdon, L OBP: 0.282, SLG: 0.276 (1, 8)										4	1	0	0	0	0	2											
Bill Mazaroski, R OBP: 0.280, SLG: 0.384 (1, 4)										4	1	1	2	0	0	0											
Joe Gibbon, R OBP: 0.360, SLG: 0.333 (1, 1)										4	1	3	0	0	0	0											
<b>Inning Stats</b>	R: 2 E: 0 K: 1 S: 7	H: 3 LOB: 1 BB: 0 P: 7	R: 4 E: 2 K: 0 S: 7	H: 2 LOB: 1 BB: 1 P: 11	R: 1 E: 0 K: 0 S: 4	H: 1 LOB: 0 BB: 0 P: 4	R: 0 E: 0 K: 0 S: 4	H: 1 LOB: 1 BB: 0 P: 4	R: 1 E: 0 K: 0 S: 4	H: 1 LOB: 0 BB: 0 P: 4	R: 0 E: 0 K: 0 S: 5	H: 2 LOB: 2 BB: 0 P: 5	R: 0 E: 0 K: 0 S: 3	H: 0 LOB: 2 BB: 1 P: 7	R: 0 E: 0 K: 0 S: 3	H: 1 LOB: 0 BB: 0 P: 3		R: 0 E: 0 K: 0 S: 4	H: 2 LOB: 1 BB: 0 P: 4	1B: 8 2B: 2 3B: 1 HR: 3	SF: 0 SAC: 0 DP: 2 HBP: 0	WP: 1 PB: 0 SB: 0 CS: 0	PA: 41				
<b>PITCHER</b>	IP	WLS	BF	H	R	ER	SO	BB	IBB	HBP	BLK	WP	HR	S	P	ERA	WHIP										
Jack Fisher, R ERA: 4.02 (1, 1)	1.1	L	10	5	6	3	1	1	0	0	0	0	1	11	15	20.25	4.500										
Bill Wakefield, R ERA: 3.95 (2, 1)	6.2		27	6	2	2	0	1	0	0	0	1	2	26	30	2.70	1.050										
Frank Lary, R ERA: 6.08 (9, 1)	1.0		4	2	0	0	0	0	0	0	0	0	0	4	4	0.00	2.000										

AB	39
R	8
H	13
RBI	6
BB	2
SO	1
LOB	15



Batter	1	2	3	4	5	6	7	8	9	AB	R	H	RBI	BB	SO	LOB	BOTTOM										
Charley Smith, R OBP: 0.262, SLG: 0.373 (1, 6)										4	0	0	0	0	1	1	<b>Pittsburgh Pirates @ New York Mets</b> Shea Stadium, Flushing, NY Thu Jun 25 1964, 3:33 AM EDT Att: 12,834 - Unknown										
Ed Kranepool, L OBP: 0.296, SLG: 0.369 (1, 3)										4	0	0	0	0	1	0											
Ron Hunt, R OBP: 0.379, SLG: 0.431 (1, 4)										4	1	2	0	0	0	0											
Joe Christopher, R OBP: 0.343, SLG: 0.461 (1, 9)										3	0	1	1	1	1	1											
Jim Hickman, R OBP: 0.298, SLG: 0.338 (1, 8)										3	0	1	0	1	0	1											
George Altman, L OBP: 0.248, SLG: 0.298 (1, 7)										4	0	0	0	0	1	4											
Chris Cannizzaro, R OBP: 0.343, SLG: 0.365 (1, 2)										3	0	0	0	1	1	2											
Amado Samuel, R OBP: 0.206, SLG: 0.214 (1, 5)										3	0	0	0	0	1	2											
Jack Fisher, R OBP: 0.171, SLG: 0.158 Bill Wakefield, R OBP: 0.083, SLG: 0.083 Rod Kanehl, R OBP: 0.278, SLG: 0.320 Frank Lary, R (9, 1)										0	0	0	0	0	0	0											
<b>Inning Stats</b>	R: 0 E: 0 K: 0 S: 3	H: 0 LOB: 0 BB: 0 P: 3	R: 0 E: 0 K: 1 S: 5	H: 0 LOB: 0 BB: 0 P: 5	R: 0 E: 0 K: 1 S: 5	H: 0 LOB: 1 BB: 1 P: 9	R: 0 E: 1 K: 1 S: 6	H: 1 LOB: 2 BB: 1 P: 10	R: 0 E: 0 K: 1 S: 5	H: 0 LOB: 0 BB: 0 P: 5	R: 1 E: 1 K: 1 S: 7	H: 2 LOB: 1 BB: 0 P: 7	R: 0 E: 1 K: 0 S: 3	H: 0 LOB: 0 BB: 0 P: 3	R: 0 E: 0 K: 0 S: 3	H: 0 LOB: 0 BB: 0 P: 3		R: 0 E: 0 K: 1 S: 6	H: 1 LOB: 2 BB: 1 P: 10	1B: 4 2B: 1 3B: 0 HR: 0	SF: 0 SAC: 1 DP: 1 HBP: 0	WP: 0 PB: 0 SB: 0 CS: 0	PA: 34				
<b>PITCHER</b>	IP	WLS	BF	H	R	ER	SO	BB	IBB	HBP	BLK	WP	HR	S	P	ERA	WHIP										
Joe Gibbon, L ERA: 2.49 (1, 1)	9.0	W	34	4	1	0	6	3	0	0	0	0	0	43	55	0.00	0.778										






Batter	1	2	3	4	5	6	7	8	9	AB	R	H	RBI	BB	SO	LOB	TOP					
<b>Pete Rose, S</b> OBP: 0.277, SLG: 0.253 (1, 4)	F8		6-3		1B BB E		F8		4-3	5	1	1	0	0	0	0	<b>Cincinnati Reds @ Pittsburgh Pirates</b> Forbes Field, Pittsburgh, PA Fri Jun 26 1964, 7:05 PM EDT Att: 19,197 - Unknown					
<b>Tommy Harper, R</b> OBP: 0.324, SLG: 0.307 (1, 7)	E6				1-2 E BB		5-3			3	0	1	0	1	0	0						
<b>Vada Pinson, L</b> OBP: 0.343, SLG: 0.472 (1, 8)	K		K		1-2 E1 G1-4-3 1-3 2-H			1B FC4-6 BB		3	1	1	0	1	2	2						
<b>Deron Johnson, R</b> OBP: 0.387, SLG: 0.538 (1, 3)	F8			K	G1-4-3 1-2			FC4-6 1B		4	0	1	0	0	1	3						
<b>Frank Robinson, R</b> OBP: 0.385, SLG: 0.538 (1, 9)				4-3				FC4-6 FC6-4		4	0	2	1	0	0	1						
<b>Leo Cardenas, R</b> OBP: 0.317, SLG: 0.402 (1, 6)	F8			2B	1B		K	FC6-4		4	1	1	0	0	1	3						
<b>Johnny Edwards, L</b> OBP: 0.354, SLG: 0.425 (1, 2)	K			1B	E4 FC6-4			F6		4	0	1	1	0	1	2						
<b>Steve Boros, R</b> OBP: 0.331, SLG: 0.333 (1, 5)	F8			1-3			FC6-4			4	0	0	0	0	0	3						
<b>Joey Jay, S</b> OBP: 0.265, SLG: 0.328 (5, Ph)			4-3		K			6-3		1	0	0	0	0	0	0						
<b>Johnny Temple, R</b> OBP: 0.265, SLG: 0.328 (5, Ph)										1	0	0	0	0	1	0						
<b>Billy McCool, R</b> OBP: 0.265, SLG: 0.328 (5, Ph)										0	0	0	0	0	0	0						
<b>Bobby Klaus, R</b> OBP: 0.265, SLG: 0.328 (7, Ph)										1	0	0	0	0	0	0						
<b>Ryne Duren, R</b> OBP: 0.265, SLG: 0.328 (7, Ph)										0	0	0	0	0	0	0						
<b>Hal Smith, R</b> OBP: 0.265, SLG: 0.328 (9, Ph)										1	0	0	0	0	1	0						
<b>Inning Stats</b>	R: 0 E: 1 K: 1 S: 6	H: 0 LOB: 1 BB: 0 P: 6	R: 0 E: 0 K: 1 S: 6	H: 1 LOB: 1 BB: 0 P: 6	R: 0 E: 0 K: 1 S: 6	H: 1 LOB: 1 BB: 0 P: 6	R: 1 E: 0 K: 1 S: 7	H: 2 LOB: 1 BB: 0 P: 7	R: 1 E: 1 K: 1 S: 6	H: 2 LOB: 1 BB: 1 P: 10	R: 0 E: 1 K: 1 S: 6	H: 1 LOB: 1 BB: 0 P: 6	R: 0 E: 0 K: 0 S: 3	H: 0 LOB: 0 BB: 0 P: 3	R: 1 E: 0 K: 0 S: 4	H: 1 LOB: 1 BB: 1 P: 8	R: 0 E: 0 K: 1 S: 5	H: 0 LOB: 0 BB: 0 P: 5	1B: 7 2B: 1 3B: 0 HR: 0	SF: 0 SAC: 0 DP: 1 HBP: 0	WP: 0 PB: 0 SB: 1 CS: 1	PA: 37
<b>PITCHER</b> <b>Bob Veale, L</b> ERA: 3.3 (1, 1)	IP: 9.0 WLS: W BF: 37 H: 8 R: 3 ER: 2 SO: 7 BB: 2 IBB: 0 HBP: 0 BLK: 0 WP: 0 HR: 0 S: 49 P: 57 ERA: 2.00 WHIP: 1.111															<b>PITCHER</b>						

Batter	1	2	3	4	5	6	7	8	9	AB	R	H	RBI	BB	SO	LOB	BOTTOM			
<b>Dick Schofield, S</b> OBP: 0.364, SLG: 0.355 (1, 6)	6-3	4-3		FC4-6 2B		K		K		5	1	0	1	0	2	4	<b>Cincinnati Reds @ Pittsburgh Pirates</b> Forbes Field, Pittsburgh, PA Fri Jun 26 1964, 7:05 PM EDT Att: 19,197 - Unknown			
<b>Bill Virdon, L</b> OBP: 0.290, SLG: 0.299 (1, 8)	4-3			1B	1B		2B	1B		4	3	3	2	0	0	0				
<b>Roberto Clemente, R</b> OBP: 0.384, SLG: 0.513 (1, 9)			G3		2B		1B	2B		4	1	3	2	0	0	1				
<b>Willie Stargell, L</b> OBP: 0.340, SLG: 0.578 (1, 3)	F9			1B	F6		K			4	0	1	1	0	1	3				
<b>Jerry Lynch, L</b> OBP: 0.320, SLG: 0.472 (1, 7)		F6		L6-3		F8				3	0	0	0	0	0	1				
<b>Manny Mota, R</b> OBP: 0.342, SLG: 0.397 (7, 7)							BB	1B		1	0	1	1	0	0	0				
<b>Gene Freese, R</b> OBP: 0.333, SLG: 0.434 (1, 5)		1B		1B	FC4-6 BB		CS	1B		2	2	2	0	2	0	0				
<b>Bill Mazaroski, R</b> OBP: 0.280, SLG: 0.381 (1, 4)		1B		1B	F8		F9	G6-4-3		4	0	1	0	0	0	4				
<b>Jim Pagliaroni, R</b> OBP: 0.379, SLG: 0.358 (1, 2)				FC4-6 1B		F9		6-3		3	1	1	1	1	0	0				
<b>Bob Veale, S</b> OBP: 0.190, SLG: 0.150 (1, 1)	K			FC4-6 1B		K		K		4	0	1	0	0	3	2				
<b>Inning Stats</b>	R: 0 E: 0 K: 0 S: 4	H: 1 LOB: 1 BB: 0 P: 4	R: 1 E: 0 K: 1 S: 8	H: 3 LOB: 2 BB: 0 P: 8	R: 1 E: 0 K: 0 S: 4	H: 2 LOB: 0 BB: 0 P: 4	R: 4 E: 0 K: 0 S: 6	H: 3 LOB: 1 BB: 2 P: 14	R: 0 E: 0 K: 2 S: 7	H: 1 LOB: 0 BB: 0 P: 3	R: 0 E: 0 K: 2 S: 7	H: 0 LOB: 0 BB: 0 P: 7	R: 2 E: 0 K: 1 S: 7	H: 3 LOB: 1 BB: 1 P: 11	R: 0 E: 0 K: 2 S: 7	H: 0 LOB: 0 BB: 0 P: 7	1B: 9 2B: 4 3B: 1 HR: 0	SF: 0 SAC: 0 DP: 2 HBP: 0	WP: 0 PB: 0 SB: 0 CS: 1	PA: 37
<b>PITCHER</b> <b>Joey Jay, R</b> ERA: 3.99 (1, 1)	IP: 4.0 WLS: L BF: 22 H: 6 R: 6 ER: 6 SO: 1 BB: 2 IBB: 0 HBP: 0 BLK: 0 WP: 0 HR: 0 S: 22 P: 30 ERA: 13.50 WHIP: 2.750															<b>PITCHER</b>				
<b>Billy McCool, L</b> ERA: 1.88 (5, 1)	IP: 2.0 WLS: 6 BF: 1 H: 0 R: 0 ER: 0 SO: 2 BB: 0 IBB: 0 HBP: 0 BLK: 0 WP: 0 HR: 0 S: 10 P: 10 ERA: 0.00 WHIP: 0.500															<b>PITCHER</b>				
<b>Ryne Duren, R</b> ERA: 3.32 (7, 1)	IP: 2.0 WLS: 9 BF: 3 H: 2 R: 2 ER: 2 SO: 3 BB: 1 IBB: 0 HBP: 0 BLK: 0 WP: 0 HR: 0 S: 14 P: 18 ERA: 9.00 WHIP: 2.000															<b>PITCHER</b>				



Batter	1	2	3	4	5	6	7	8	9	AB	R	H	RBI	BB	SO	LOB	TOP										
<b>Pete Rose, S</b> OBP: 0.289, SLG: 0.266 (1, 4)	0-0 BB 1B		0-0 G4-6-3 1B		0-0 2H 1B		0-0 1-3 1B			4	0	4	1	0	0	0	<b>Cincinnati Reds @ Pittsburgh Pirates</b> Forbes Field, Pittsburgh, PA Sat Jun 27 1964, 3:33 AM EDT Att: 8,460 - Unknown										
<b>Tommy Harper, R</b> OBP: 0.322, SLG: 0.303 (1, 7)	4-0 BB 1-2		0-0 F8		0-3 K		0-3 K			3	0	0	0	1	2	3											
<b>Vada Pinson, L</b> OBP: 0.338, SLG: 0.465 <b>Marty Keough, L</b> OBP: 0.271, SLG: 0.400 (8, 8)	0-3 K		0-0 G4-6-3 1-2		0-0 4-3		0-0 4-3		0-0 4-3	4	0	0	0	0	1	3											
<b>Gordy Coleman, L</b> OBP: 0.314, SLG: 0.404 (1, 3)	0-0 F5			0-0 G3		0-3 K		0-0 FC4-6 1B		4	0	1	0	0	1	2											
<b>Frank Robinson, R</b> OBP: 0.383, SLG: 0.546 (1, 9)	0-0 6-3			0-0 F9		0-0 HR		0-3 K		4	1	1	1	0	1	3											
<b>Johnny Edwards, L</b> OBP: 0.352, SLG: 0.422 (1, 2)		0-0 3-1		0-0 3-1		0-0 FC6-4 1B		0-0 FC4-6 1-2		4	0	1	0	0	0	1											
<b>Leo Cardenas, R</b> OBP: 0.316, SLG: 0.398 (1, 6)		0-0 5-3			4-0 SH5-3 1B BB	0-0 FC6-4 1-2			0-0 6-3	3	1	0	0	1	0	1											
<b>Steve Boros, R</b> OBP: 0.335, SLG: 0.333 (1, 5)		4-0 BB			0-0 F8		0-0 E6 FC1-5 1B		0-0 1-3	3	0	1	0	1	0	1											
<b>Bob Purkey, R</b> OBP: 0.069, SLG: 0.071 <b>Bill Henry, L</b> (8, 1) <b>Mel Queen, L</b> OBP: 0.167, SLG: 0.167 (9, PH)	0-3 K				0-0 SH5-3 1-2		0-0 FC1-5 1B 2-3		0-0 G3	2	0	0	0	0	1	2											
<b>Inning Stats</b>	R: 0 E: 0 K: 1 S: 6	H: 1 LOB: 2 BB: 1 P: 10	R: 0 E: 0 K: 1 S: 5	H: 0 LOB: 1 BB: 1 P: 9	R: 0 E: 0 K: 0 S: 3	H: 1 LOB: 0 BB: 0 P: 3	R: 0 E: 0 K: 0 S: 3	H: 0 LOB: 0 BB: 0 P: 3	R: 1 E: 0 K: 1 S: 6	H: 1 LOB: 1 BB: 1 P: 10	R: 1 E: 0 K: 1 S: 7	H: 2 LOB: 1 BB: 0 P: 7	R: 0 E: 1 K: 1 S: 6	H: 2 LOB: 1 BB: 0 P: 6	R: 0 E: 1 K: 1 S: 6	H: 1 LOB: 1 BB: 0 P: 6		R: 0 E: 0 K: 0 S: 3	H: 0 LOB: 0 BB: 0 P: 3	1B: 7 2B: 0 3B: 0 HR: 1	SF: 0 SAC: 1 DP: 1 HBP: 0	WP: 0 PB: 0 SB: 0 CS: 0	PA: 36				
<b>PITCHER</b>	IP	WLS	BF	H	R	ER	SO	BB	IBB	HBP	BLK	WP	HR	S	P	ERA	WHIP										
<b>Steve Blass, R</b> ERA: 2.72 <b>Al McBean, R</b> ERA: 0.69	(1, 1) (8, 1)	7.0 W	29 7	7 1	2 0	2 0	5 1	3 0	0 0	0 0	0 0	0 0	1 0	36 9	48 9	2.57 0.00	1.429 0.500										

AB	32
R	2
H	8
RBI	2
BB	3
SO	6
LOB	16



Batter	1	2	3	4	5	6	7	8	9	AB	R	H	RBI	BB	SO	LOB	BOTTOM										
<b>Dick Schofield, S</b> OBP: 0.363, SLG: 0.353 (1, 6)	0-0 G3		0-0 L6		0-0 F8			0-0 2B 2B 1B		4	1	1	0	0	0	2	<b>Cincinnati Reds @ Pittsburgh Pirates</b> Forbes Field, Pittsburgh, PA Sat Jun 27 1964, 3:33 AM EDT Att: 8,460 - Unknown										
<b>Bill Virdon, L</b> OBP: 0.289, SLG: 0.302 (1, 8)	0-0 G3		0-0 L7			0-0 F7		0-0 2B 2B		4	1	1	0	0	0	0											
<b>Roberto Clemente, R</b> OBP: 0.389, SLG: 0.519 (1, 9)	0-0 PB 1B			0-0 1-3		4-0 2B BB		0-0 4-3 HR 2B		3	1	2	2	1	0	0											
<b>Willie Stargell, L</b> OBP: 0.338, SLG: 0.569 (1, 3)	4-0 1-2 BB			0-0 F5		0-0 F2		0-0 4-3		3	0	0	0	1	0	2											
<b>Jerry Lynch, L</b> OBP: 0.320, SLG: 0.478 <b>Manny Mota, R</b> OBP: 0.351, SLG: 0.449 (8, PH) (9, 7)	0-0 F9			0-3 K		0-0 2B		0-0 HR		3	0	1	0	0	1	2											
<b>Gene Freese, R</b> OBP: 0.325, SLG: 0.421 (1, 5)		0-0 F7			0-0 2-3	0-0 6-3		0-0 5-3		4	0	0	0	0	0	2											
<b>Bill Mazerowski, R</b> OBP: 0.280, SLG: 0.379 (1, 4)		0-0 L4			0-0 2B 1B		0-0 F4	0-0 6-3		4	0	1	0	0	0	0											
<b>Jim Pagliaroni, R</b> OBP: 0.378, SLG: 0.366 (1, 2)		0-0 F7			0-0 2B		0-0 5-3			3	0	1	0	0	0	0											
<b>Steve Blass, R</b> <b>Bob Bailey, R</b> OBP: 0.352, SLG: 0.387 <b>Al McBean, R</b> (8, 1)	(1, 1) (7, PH)		0-0 4-3		0-0 L9		0-0 6-3			2	0	0	0	0	0	2											
<b>Inning Stats</b>	R: 0 E: 0 K: 0 S: 4	H: 1 LOB: 2 BB: 1 P: 8	R: 0 E: 0 K: 0 S: 3	H: 0 LOB: 0 BB: 0 P: 3	R: 0 E: 0 K: 1 S: 5	H: 0 LOB: 0 BB: 0 P: 5	R: 0 E: 0 K: 0 S: 4	H: 1 LOB: 1 BB: 1 P: 8	R: 0 E: 0 K: 0 S: 3	H: 0 LOB: 0 BB: 0 P: 3	R: 4 E: 0 K: 0 S: 7	H: 4 LOB: 0 BB: 0 P: 7	R: 0 E: 0 K: 0 S: 3	H: 0 LOB: 0 BB: 0 P: 3	R: 0 E: 0 K: 0 S: 3	H: 0 LOB: 0 BB: 0 P: 3		1B: 3 2B: 4 3B: 0 HR: 1	SF: 0 SAC: 0 DP: 0 HBP: 0	WP: 0 PB: 1 SB: 0 CS: 0	PA: 34						
<b>PITCHER</b>	IP	WLS	BF	H	R	ER	SO	BB	IBB	HBP	BLK	WP	HR	S	P	ERA	WHIP										
<b>Bob Purkey, R</b> ERA: 3.4 <b>Bill Henry, L</b> ERA: 1.69	(1, 1) (8, 1)	7.0 L	30 4	7 1	3 1	3 1	3 0	2 0	0 0	0 0	0 0	0 0	1 1	30 4	38 4	3.86 9.00	1.286 1.000										

AB	32
R	4
H	8
RBI	4
BB	2
SO	1
LOB	10





Batter	1	2	3	4	5	6	7	8	9	AB	R	H	RBI	BB	SO	LOB	TOP			
<b>Pete Rose, S</b> OBP: 0.298, SLG: 0.277 (1, 4)	0-0 FC5-4 BB 1B	0-0 BB 1B		0-0 1B 2B 1B	0-3 K			0-0 CS 1B		5	1	4	1	0	1	0	<b>Cincinnati Reds @ Pittsburgh Pirates</b> Forbes Field, Pittsburgh, PA Sun Jun 28 1964, 3:33 AM EDT Unknown			
<b>Marty Keough, L</b> OBP: 0.315, SLG: 0.414 (1, 9)	4-0 FC5-4 BB	0-0 BB 1B		0-0 2B 4-3 1B			4-0 WP CS BB	0-3 K		3	1	2	0	2	1	1				
<b>Vada Pinson, L</b> OBP: 0.339, SLG: 0.465 (1, 8)	0-0 FC5-4	4-0 BB		0-0 4-3 1B 2B			0-0 5-3		0-0 F8	4	1	1	2	1	0	3				
<b>Gordy Coleman, L</b> OBP: 0.306, SLG: 0.393 <b>Deron Johnson, R</b> OBP: 0.391, SLG: 0.538 (6, 3)	0-0 F7	0-0 F6		0-0 4-3			0-3 K		4-0 CS BB	4	0	0	1	0	1	7				
<b>Frank Robinson, R</b> OBP: 0.384, SLG: 0.541 (1, 7)	0-0 L6	0-0 F8		0-0 S 1B			4-0 BB		0-0 F6	4	0	1	1	1	0	6				
<b>Leo Cardenas, R</b> OBP: 0.319, SLG: 0.401 (1, 6)		0-0 2B	0-3 K	4-0 FC6-4 BB			0-0 CS	0-0 4-3		3	1	1	0	1	1	0				
<b>Steve Boros, R</b> OBP: 0.333, SLG: 0.338 (1, 5)		0-0 1B 2B	0-0 F9	0-0 FC6-4					0-0 F9	4	1	1	1	0	0	2				
<b>Hal Smith, R</b> OBP: 0.261, SLG: 0.175 (1, 2)		0-0 5-3	0-3 K		0-0 F6			0-3 K		4	0	0	0	0	2	1				
<b>John Tsitouris, R</b> OBP: 0.250, SLG: 0.261 (1, 1)		0-0 1B BB 1B		0-0 6-3	0-3 K			0-0 F9		4	1	1	0	0	1	0				
<b>Inning Stats</b>	R: 0 E: 0 K: 0 S: 4	H: 1 LOB: 2 BB: 1 P: 8	R: 3 E: 0 K: 0 S: 8	H: 5 LOB: 3 BB: 1 P: 12	R: 0 E: 0 K: 2 S: 7	H: 0 LOB: 0 BB: 0 P: 7	R: 3 E: 0 K: 0 S: 7	H: 4 LOB: 2 BB: 1 P: 11	R: 0 E: 0 K: 2 S: 5	H: 0 LOB: 1 BB: 2 P: 12	R: 0 E: 0 K: 1 S: 5	H: 0 LOB: 0 BB: 0 P: 5	R: 0 E: 0 K: 1 S: 5	H: 1 LOB: 0 BB: 1 P: 5	R: 0 E: 0 K: 0 S: 2	H: 0 LOB: 0 BB: 1 P: 6		1B: 8 2B: 3 3B: 0 HR: 0	SF: 0 SAC: 0 DP: 0 HBP: 0	WP: 2 PB: 0 SB: 1 CS: 3
<b>PITCHER</b>	IP WLS BF H R ER SO	IP WLS BF H R ER SO	IP WLS BF H R ER SO	IP WLS BF H R ER SO	IP WLS BF H R ER SO	IP WLS BF H R ER SO	IP WLS BF H R ER SO	IP WLS BF H R ER SO	IP WLS BF H R ER SO	IP WLS BF H R ER SO	IP WLS BF H R ER SO	IP WLS BF H R ER SO	IP WLS BF H R ER SO	IP WLS BF H R ER SO	IP WLS BF H R ER SO	IP WLS BF H R ER SO	ERA WHIP	ERA WHIP		
<b>Vern Law, R</b> ERA: 3.12 (1, 1)	1.1 L 11	6 0 0 3	3 0 0 0	0 2 1 0	0 0 0 0	0 0 0 0	0 0 0 0	0 0 0 0	0 0 0 0	0 0 0 0	0 0 0 0	0 0 0 0	0 0 0 0	0 0 0 0	0 0 0 0	0 0 0 0	20.25 5.250			
<b>Tom Butlers, R</b> ERA: 2.79 (2, 1)	1.2 6 0 0	0 0 0 2	1 0 0 0	0 0 0 0	0 0 0 0	0 0 0 0	0 0 0 0	0 0 0 0	0 0 0 0	0 0 0 0	0 0 0 0	0 0 0 0	0 0 0 0	0 0 0 0	0 0 0 0	0 0 0 0	0.00 0.600			
<b>Tommie Sisk, R</b> ERA: 13.86 (4, 1)	0.2 7 4 3	0 0 0 0	0 1 0 0	0 0 0 0	0 0 0 0	0 0 0 0	0 0 0 0	0 0 0 0	0 0 0 0	0 0 0 0	0 0 0 0	0 0 0 0	0 0 0 0	0 0 0 0	0 0 0 0	0 0 0 0	40.50 7.500			
<b>Roy Face, R</b> ERA: 4.75 <b>Bob Priddy, R</b> ERA: 2.66 (7, 1)	2.1 8 0 0	0 0 0 3	2 0 0 0	0 0 0 0	0 0 0 0	0 0 0 0	0 0 0 0	0 0 0 0	0 0 0 0	0 0 0 0	0 0 0 0	0 0 0 0	0 0 0 0	0 0 0 0	0 0 0 0	0 0 0 0	0.00 0.857			
<b>Bob Priddy, R</b> ERA: 2.66 (7, 1)	3.0 9 1 0	0 0 0 2	1 0 0 0	0 0 0 0	0 0 0 0	0 0 0 0	0 0 0 0	0 0 0 0	0 0 0 0	0 0 0 0	0 0 0 0	0 0 0 0	0 0 0 0	0 0 0 0	0 0 0 0	0 0 0 0	0.00 0.667			
<b>Batter</b>	<b>1</b>	<b>2</b>	<b>3</b>	<b>4</b>	<b>5</b>	<b>6</b>	<b>7</b>	<b>8</b>	<b>9</b>	<b>AB</b>	<b>R</b>	<b>H</b>	<b>RBI</b>	<b>BB</b>	<b>SO</b>	<b>LOB</b>	<b>BOTTOM</b>			
<b>Dick Schofield, S</b> OBP: 0.367, SLG: 0.359 (1, 6)	0-3 K		0-0 1-2 1B		0-0 FC3-6 1B	0-0 F9			0-0 1B	5	0	3	0	0	1	2	<b>Cincinnati Reds @ Pittsburgh Pirates</b> Forbes Field, Pittsburgh, PA Sun Jun 28 1964, 3:33 AM EDT Unknown			
<b>Bill Virdon, L</b> OBP: 0.287, SLG: 0.300 (1, 8)	0-3 K		0-3 K		0-0 FC3-6 1B			0-0 3-1	0-0 F4	5	0	1	0	0	2	3				
<b>Roberto Clemente, R</b> OBP: 0.380, SLG: 0.517 (1, 9)	0-0 F9		0-3 K2-3		0-0 F6			0-0 1B	0-0 1B	5	0	2	0	0	1	4				
<b>Willie Stargell, L</b> OBP: 0.330, SLG: 0.554 (1, 3)		0-0 3-1		0-3 K	0-0 FC3-6			0-0 L8	0-3 K	5	0	0	0	0	2	5				
<b>Jerry Lynch, L</b> OBP: 0.317, SLG: 0.500 (1, 7)		0-0 3-1		0-0 HR	0-0 1-3			0-0 F8		4	1	1	1	0	0	3				
<b>Smoky Burgess, L</b> OBP: 0.327, SLG: 0.315 (1, 2)		0-0 1B		0-0 3-1				0-0 K2-3		4	0	2	0	0	1	0				
<b>Gene Freese, R</b> OBP: 0.323, SLG: 0.424 (1, 5)		0-0 1-3		0-0 1B 2B				0-0 F3	0-0 F1	4	1	1	0	0	0	2				
<b>Bill Mazerolski, R</b> OBP: 0.283, SLG: 0.381 (1, 4)			0-0 1B 1B	0-0 2H 1B				0-0 F3	0-0 F6	4	0	2	1	0	0	1				
<b>Vern Law, R</b> BP: 0.324, SLG: 0.314 <b>Tom Butlers, R</b> BP: 0.400, SLG: 0.400 <b>Bob Barry, L</b> OBP: 0.385, SLG: 0.385 <b>Tommie Sisk, R</b> <b>Roy Face, R</b> <b>Donn Clendenen, R</b> <b>Bob Priddy, R</b> <b>Gene Alley, R</b> (1, 1) (2, 1) (3, PH) (4, 1) (4, 1) (6, PH) (7, 1) (9, PH)			0-0 F9	0-0 F7				0-0 WP 1B		0	0	0	0	0	0	0				
<b>Inning Stats</b>	R: 0 E: 0 K: 2 S: 7	H: 0 LOB: 0 BB: 0 P: 7	R: 0 E: 0 K: 0 S: 4	H: 1 LOB: 1 BB: 0 P: 4	R: 0 E: 0 K: 2 S: 9	H: 2 LOB: 2 BB: 0 P: 9	R: 2 E: 0 K: 1 S: 8	H: 3 LOB: 1 BB: 0 P: 8	R: 0 E: 0 K: 0 S: 5	H: 2 LOB: 2 BB: 0 P: 5	R: 0 E: 0 K: 0 S: 4	H: 1 LOB: 1 BB: 0 P: 4	R: 0 E: 0 K: 1 S: 5	H: 0 LOB: 0 BB: 0 P: 5	R: 0 E: 0 K: 2 S: 9	H: 2 LOB: 2 BB: 0 P: 9		1B: 11 2B: 1 3B: 0 HR: 1	SF: 0 SAC: 0 DP: 0 HBP: 0	WP: 1 PB: 0 SB: 0 CS: 0
<b>PITCHER</b>	IP WLS BF H R ER SO	IP WLS BF H R ER SO	IP WLS BF H R ER SO	IP WLS BF H R ER SO	IP WLS BF H R ER SO	IP WLS BF H R ER SO	IP WLS BF H R ER SO	IP WLS BF H R ER SO	IP WLS BF H R ER SO	IP WLS BF H R ER SO	IP WLS BF H R ER SO	IP WLS BF H R ER SO	IP WLS BF H R ER SO	IP WLS BF H R ER SO	IP WLS BF H R ER SO	IP WLS BF H R ER SO	ERA WHIP	ERA WHIP		
<b>John Tsitouris, R</b> ERA: 4.05 (1, 1)	9.0 W 40	13 2	2 2	8	0	0	0	0	0	0	0	0	0	0	0	0	2.00 1.444			



Batter	1	2	3	4	5	6	7	8	9	AB	R	H	RBI	BB	SO	LOB	TOP									
<b>Pete Rose, S</b> OBP: 0.300, SLG: 0.277 (1, 4)	0-0 1B		0-0 4-3	4-0 3-6 BB		0-0 4-3		0-0 F7		4	0	1	0	1	0	0	<b>Cincinnati Reds @ Pittsburgh Pirates</b> Forbes Field, Pittsburgh, PA Sun Jun 28 1964, 3:38 AM EDT Att: 21,788 - Unknown									
<b>Marty Keough, L</b> OBP: 0.319, SLG: 0.429 (1, 9)	0-0 F5		0-0 1B 2B	0-0 3-6 1-2		0-0 F9		0-0 1B		5	1	2	0	0	0	2										
<b>Vada Pinson, L</b> OBP: 0.344, SLG: 0.466 (1, 8)	0-0 1-3 CS 1B		4-0 1B 2B BB	0-0 F8			0-0 1B SF8 1B	0-0 E4 G4-6-3		4	2	2	0	1	0	1										
<b>Frank Robinson, R</b> OBP: 0.384, SLG: 0.538 (1, 7)	0-3 1-2 K		0-0 1-2 2-3 1B 2B		0-3 K		0-0 SF8 1B	0-0 G4-6-3		5	1	2	0	0	2	4										
<b>Deron Johnson, R</b> OBP: 0.385, SLG: 0.533 (1, 3)		0-0 F8	0-3 K		0-0 4-3 2B		0-0 F3		0-0 5-3	5	0	1	0	0	1	5										
<b>Johnny Edwards, L</b> OBP: 0.353, SLG: 0.423 (1, 2)		0-0 F7	0-0 1-1 2-2 3-3 2B 2B		0-0 4-3 2-3 2B		4-0 HBP IBB		0-0 6-3	4	1	1	3	1	0	1										
<b>Leo Cardenas, R</b> OBP: 0.324, SLG: 0.408 (1, 6)		0-0 1B	0-0 S 2-H 1B 2B		4-0 BB		0-0 SF8		0-0 6-3	3	1	2	2	1	0	0										
<b>Steve Boros, R</b> OBP: 0.343, SLG: 0.344 (1, 5)		0-0 1-3 1B	0-0 2-H 1B		0-3 K		0-0 2-3 3-H 1-0 HBP			3	0	2	1	0	1	2										
<b>Jim Maloney, L</b> OBP: 0.211, SLG: 0.118 <b>Sammy Ellis, L</b> (8, 1)	0-0 F8		0-3 K		0-0 4-3		0-0 4-3			4	0	0	0	0	1	6										
<b>Billy McCool, R</b> (9, 1)										0	0	0	0	0	0	0										
<b>Inning Stats</b>	R: 0 E: 0 K: 1 S: 6	H: 2 LOB: 2 BB: 0 P: 6	R: 0 E: 0 K: 0 S: 5	H: 2 LOB: 2 BB: 0 P: 5	R: 5 E: 0 K: 2 S: 12	H: 5 LOB: 1 BB: 1 P: 16	R: 0 E: 0 K: 0 S: 2	H: 0 LOB: 0 BB: 1 P: 6	R: 0 E: 0 K: 2 S: 8	H: 1 LOB: 2 BB: 1 P: 12	R: 0 E: 0 K: 0 S: 3	H: 0 LOB: 0 BB: 0 P: 3	R: 1 E: 0 K: 0 S: 5	H: 2 LOB: 3 BB: 1 P: 10	R: 0 E: 1 K: 0 S: 4	H: 1 LOB: 1 BB: 0 P: 4	R: 0 E: 0 K: 0 S: 3	H: 0 LOB: 0 BB: 0 P: 3	1B: 9 2B: 6 3B: 0 HR: 0	SF: 1 SAC: 0 DP: 3 HBP: 1	WP: 0 PB: 0 SB: 1 CS: 1	PA: 43				
<b>PITCHER</b>	IP	WLS	BF	H	R	ER	SO	BB	IBB	HBP	BLK	WP	HR	S	P	ERA	WHIP									
<b>Bob Friend, R</b> ERA: 3.75 <b>Tom Butters, R</b> ERA: 2.52 <b>Al McBean, R</b> ERA: 0.93	(1, 1)	3.0	L	18	9	5	5	3	1	0	0	0	0	0	23	27	15.00	3.333								
	(4, 1)	3.0		11	1	0	0	2	2	0	0	0	0	0	13	21	0.00	1.000								
	(7, 1)	3.0		14	3	1	1	0	0	1	1	0	0	0	12	17	3.00	1.000								

AB	37
R	6
H	13
RBI	6
BB	4
SO	5
LOB	21



Batter	1	2	3	4	5	6	7	8	9	AB	R	H	RBI	BB	SO	LOB	BOTTOM									
<b>Dick Schofield, S</b> OBP: 0.368, SLG: 0.369 (1, 6)	0-0 SF7 3B		0-3 K		0-0 F4		0-0 FC5-4 1B		0-0 G3	5	1	2	0	0	1	1	<b>Cincinnati Reds @ Pittsburgh Pirates</b> Forbes Field, Pittsburgh, PA Sun Jun 28 1964, 3:38 AM EDT Att: 21,788 - Unknown									
<b>Manny Mota, R</b> OBP: 0.354, SLG: 0.446 (1, 8)	0-3 K		0-0 WP 1B		0-0 1B		0-0 FC5-4 1B		0-3 K	5	0	2	0	0	2	3										
<b>Roberto Clemente, R</b> OBP: 0.380, SLG: 0.516 (1, 9)	0-0 SF7		0-3 K		0-3 K		0-0 1-2 1B		0-0 2-H 1B	4	0	2	2	0	2	2										
<b>Willie Stargell, L</b> OBP: 0.332, SLG: 0.566 (1, 3)	0-0 1B		0-0 HR		0-0 F7		0-0 F9		0-3 K	5	1	2	1	0	1	4										
<b>Jerry Lynch, L</b> OBP: 0.324, SLG: 0.500 (1, 7)	0-0 G3		0-0 HR 1B		0-0 BB 1B		0-0 F7			4	1	2	0	0	0	3										
<b>Bob Bailey, R</b> OBP: 0.323, SLG: 0.376 (1, 5)		0-0 4-3	0-3 K		0-0 F2		0-0 6-3			4	0	0	0	0	1	2										
<b>Bill Mazaroski, R</b> OBP: 0.279, SLG: 0.375 (1, 4)		0-0 F9	0-0 F4		0-0 F7		0-0 4-3			4	0	0	0	0	0	2										
<b>Jim Pagliaroni, R</b> OBP: 0.381, SLG: 0.389 (1, 2)		0-0 F6	0-0 1-H HR		0-0 BB		0-0 6-3			3	1	1	2	1	0	0										
<b>Bob Friend, R</b> OBP: 0.179, SLG: 0.111 <b>Gene Alley, R</b> OBP: 0.231, SLG: 0.224 <b>Tom Butters, R</b> OBP: 0.333, SLG: 0.333 <b>Smoky Burgess, R</b> OBP: 0.348, SLG: 0.512 <b>Al McBean, R</b> OBP: 0.260, SLG: 0.303 (1, 1) (3, PH) (4, 1) (6, PH) (7, 1) (9, PH)			0-3 K		0-3 K		0-0 G3		0-0 G3 1B	0	0	0	0	0	0	0										
<b>Inning Stats</b>	R: 1 E: 0 K: 1 S: 7	H: 2 LOB: 1 BB: 0 P: 7	R: 0 E: 0 K: 0 S: 3	H: 0 LOB: 0 BB: 0 P: 3	R: 0 E: 0 K: 3 S: 10	H: 1 LOB: 1 BB: 0 P: 10	R: 3 E: 0 K: 2 S: 10	H: 3 LOB: 0 BB: 0 P: 10	R: 0 E: 0 K: 1 S: 6	H: 1 LOB: 1 BB: 0 P: 6	R: 0 E: 0 K: 0 S: 4	H: 1 LOB: 2 BB: 1 P: 8	R: 0 E: 0 K: 0 S: 5	H: 2 LOB: 0 BB: 0 P: 5	R: 0 E: 0 K: 0 S: 3	H: 0 LOB: 0 BB: 0 P: 3		R: 1 E: 0 K: 2 S: 9	H: 2 LOB: 1 BB: 0 P: 9	1B: 9 2B: 0 3B: 1 HR: 2	SF: 1 SAC: 0 DP: 0 HBP: 0	WP: 1 PB: 0 SB: 0 CS: 0	PA: 40			
<b>PITCHER</b>	IP	WLS	BF	H	R	ER	SO	BB	IBB	HBP	BLK	WP	HR	S	P	ERA	WHIP									
<b>Jim Maloney, R</b> ERA: 2.67 <b>Sammy Ellis, R</b> ERA: 4.18 <b>Billy McCool, L</b> ERA: 1.85	(1, 1)	7.0	W	32	10	4	4	7	1	0	0	0	0	0	45	49	5.14	1.571								
	(8, 1)	1.2		7	2	1	1	1	0	0	0	0	0	9	9	5.40	1.200									
	(9, 1)	0.1	S	1	0	0	0	1	0	0	0	0	0	3	3	0.00	0.000									

AB	38
R	5
H	12
RBI	5
BB	1
SO	9
LOB	19





Batter	1	2	3	4	5	6	7	8	9	AB	R	H	RBI	BB	SO	LOB	TOP					
<b>Gene Alley, R</b> OBP: 0.229, SLG: 0.210 (1, 6)	L8		FC5-4 FC6-4		FC6-4		K	FC6-4 BB		4	0	0	0	1	1	5	<b>Pittsburgh Pirates @ Los Angeles Dodgers</b> Dodger Stadium, Los Angeles, CA Mon Jun 29 1964, 7:05 PM PDT Att: 29,946 - Unknown					
<b>Manny Mota, R</b> OBP: 0.357, SLG: 0.443 (1, 8)	E5		FC6-4		FC6-4	L4	WP 1-3 2-H 3-H	FC6-4		5	0	2	2	0	0	4						
<b>Roberto Clemente, R</b> OBP: 0.390, SLG: 0.513 (1, 9)	5-3		1-3		6-3	6-3	1-3 BB		1-2	4	0	1	0	1	0	2						
<b>Willie Stargell, L</b> OBP: 0.324, SLG: 0.552 (1, 7)	5-3				6-3	K	4-3		0-0	5	0	0	0	0	1	4						
<b>Donn Clendenon, R</b> OBP: 0.314, SLG: 0.392 (1, 3)		2-1 6-3 WP SF9 1B		1-3			E5 1B	F7	4-1	4	2	0	1	0	0	0						
<b>Gene Freese, R</b> OBP: 0.319, SLG: 0.416 (1, 5)		2-1 6-3		5-3			E5 1B 1B	2-2 2B 1B	1-3	5	2	1	0	0	1	4						
<b>Bill Mazerolski, R</b> OBP: 0.281, SLG: 0.381 (1, 4)		1-0 SF9		5-3			1-1 1B 1B	0-0 1B 2B	2-0	4	1	2	2	0	0	2						
<b>Jim Pagliaroni, R</b> OBP: 0.380, SLG: 0.388 (1, 2)		3-H 3-3 K					2-2 F8	0-0		3	0	1	0	0	1	2						
<b>Jerry Lynch, L</b> OBP: 0.330, SLG: 0.505 (8, PH)							1-2 FC6-4 1B			1	0	1	1	0	0	0						
<b>Vern Law, R</b> OBP: 0.324, SLG: 0.314 (8, 1)							1-3 K	2-3 3-H 2-3 K		0	0	0	0	0	0	0						
<b>Joe Gibbon, R</b> OBP: 0.309, SLG: 0.333 (1, 1)							1-2 2-3 1B WP 1B			0	0	0	0	0	0	0						
<b>Bob Priddy, R</b> OBP: 0.299, SLG: 0.302 (5, PH)										0	0	0	0	0	1	1						
<b>Tommie Sisk, R</b> OBP: 0.307, SLG: 0.380 (5, 1)										0	0	0	0	0	0	0						
<b>Bob Bailey, R</b> OBP: 0.327, SLG: 0.380 (7, PH)										0	1	1	0	0	0	0						
<b>Roy Face, R</b> OBP: 0.252, SLG: 0.487 (7, 1)										0	0	0	0	0	0	0						
<b>Orlando McFarlane, R</b> OBP: 0.222, SLG: 0.487 (8, 2)										1	0	0	0	0	1	2						
<b>Inning Stats</b>	R: 0 E: 1 K: 0 S: 6	H: 1 LOB: 1 BB: 0 P: 6	R: 1 E: 0 K: 1 S: 8	H: 1 LOB: 0 BB: 0 P: 16	R: 0 E: 0 K: 0 S: 8	H: 0 LOB: 1 BB: 1 P: 17	R: 0 E: 0 K: 0 S: 6	H: 0 LOB: 0 BB: 0 P: 9	R: 0 E: 0 K: 1 S: 11	H: 1 LOB: 1 BB: 0 P: 17	R: 0 E: 0 K: 1 S: 7	H: 0 LOB: 0 BB: 0 P: 9	R: 4 E: 2 K: 1 S: 16	H: 4 LOB: 2 BB: 1 P: 26	R: 1 E: 0 K: 1 S: 16	H: 3 LOB: 3 BB: 1 P: 26	R: 0 E: 0 K: 1 S: 9	H: 1 LOB: 2 BB: 1 P: 17	1B: 10 2B: 1 3B: 0 HR: 0	SF: 1 SAC: 0 DP: 0 HBP: 0	WP: 3 PB: 0 CS: 0	PA: 43
<b>PITCHER</b>	IP	WLS	BF	H	R	ER	SO	BB	IBB	HBP	BLK	WP	HR	S	P	ERA	WHIP					
<b>Larry Miller, L</b> ERA: 2.77 (1, 1)	6.2		29	7	5	2	4	1	0	0	0	1	0	59	92	2.70	1.200					
<b>Bob Miller, R</b> ERA: 1.99 (7, 1)	0.2	W	5	2	1	1	0	1	0	0	0	1	0	9	17	13.50	4.500					
<b>Ron Perranoski, L</b> ERA: 2.65 (8, 1)	1.2		9	2	0	0	2	2	0	0	0	0	0	19	34	0.00	2.400					

Batter	1	2	3	4	5	6	7	8	9	AB	R	H	RBI	BB	SO	LOB	BOTTOM				
<b>Maury Wills, S</b> OBP: 0.329, SLG: 0.338 (1, 6)	BB SH1-3 SF8-6-4 1B		FC6-2 S 2B	L4-5			BB 1B	K		5	3	2	0	0	1	4	<b>Pittsburgh Pirates @ Los Angeles Dodgers</b> Dodger Stadium, Los Angeles, CA Mon Jun 29 1964, 7:05 PM PDT Att: 29,946 - Unknown				
<b>Wes Parker, S</b> OBP: 0.284, SLG: 0.324 (1, 8)	SH1-3		K		SH1-3 1B		1B SF9 BB	L8		3	2	1	0	1	1	2					
<b>Ron Fairly, L</b> OBP: 0.385, SLG: 0.387 (1, 3)	BB		2B		SH1-3		SF9 1B			2	0	2	2	1	0	0					
<b>Tommy Davis, R</b> OBP: 0.314, SLG: 0.348 (1, 7)	BB		F8		1B		SF9 IBB			2	0	1	1	2	0	1					
<b>Frank Howard, R</b> OBP: 0.298, SLG: 0.485 (1, 9)	SF8-6-4			HR	1-3		SF9			2	1	1	3	0	0	1					
<b>John Roseboro, L</b> OBP: 0.350, SLG: 0.402 (1, 2)		G3		SH1 1B HBP		3-1	IBB			2	1	0	0	1	0	0					
<b>Derrell Griffith, L</b> OBP: 0.339, SLG: 0.391 (1, 5)		F9		SH1		4-3	1-3			3	0	0	0	0	0	3					
<b>Jim Gilliam, S</b> OBP: 0.296, SLG: 0.271 (8, 5)										0	0	0	0	0	0	0					
<b>Nate Oliver, R</b> OBP: 0.370, SLG: 0.313 (1, 4)		6-3		L4-5 1B		6-3		1B		4	0	2	1	0	0	0					
<b>Larry Miller, L</b> OBP: 1.000, SLG: 1.000 (1, 1)				E7 FC6-2 1B				K		2	0	2	0	0	0	0					
<b>Bob Miller, R</b> OBP: 0.125, SLG: 0.125 (7, 1)								K		1	0	0	0	0	1	0					
<b>Ron Perranoski, L</b> OBP: 0.111, SLG: 0.111 (8, 1)								K		1	0	0	0	0	1	1					
<b>Inning Stats</b>	R: 1 E: 0 K: 0 S: 10	H: 1 LOB: 2 BB: 2 P: 22	R: 0 E: 0 K: 0 S: 4	H: 0 LOB: 0 BB: 0 P: 4	R: 1 E: 1 K: 1 S: 12	H: 2 LOB: 1 BB: 0 P: 14	R: 2 E: 0 K: 0 S: 10	H: 3 LOB: 1 BB: 0 P: 17	R: 1 E: 0 K: 0 S: 8	H: 2 LOB: 0 BB: 0 P: 10	R: 0 E: 0 K: 0 S: 4	H: 0 LOB: 0 BB: 0 P: 7	R: 2 E: 0 K: 1 S: 14	H: 2 LOB: 3 BB: 3 P: 32	R: 0 E: 0 K: 2 S: 10	H: 1 LOB: 1 BB: 0 P: 14	1B: 9 2B: 3 3B: 0 HR: 1	SF: 2 SAC: 3 DP: 2 HBP: 1	WP: 0 PB: 0 SB: 1 CS: 0	PA: 38	
<b>PITCHER</b>	IP	WLS	BF	H	R	ER	SO	BB	IBB	HBP	BLK	WP	HR	S	P	ERA	WHIP				
<b>Joe Gibbon, L</b> ERA: 2.62 (1, 1)	3		16	5	3	3	1	1	0	1	0	0	1	29	43	7.36	1.636				
<b>Bob Priddy, R</b> ERA: 3.38 (1, 1)	3.2		16	5	3	3	1	1	0	1	0	0	1	29	43	7.36	1.636				
<b>Tommie Sisk, R</b> ERA: 12.56 (5, 1)	2.0		7	2	1	1	0	0	0	0	0	0	0	12	17	4.50	1.000				
<b>Roy Face, R</b> ERA: 5.17 (7, 1)	1.0	L	8	2	2	2	1	1	2	0	0	0	0	14	32	18.00	3.000				
<b>Vern Law, R</b> ERA: 3.08 (8, 1)	1.0		4	1	0	0	2	0	0	0	0	0	0	10	14	0.00	1.000				





Batter	1	2	3	4	5	6	7	8	9	AB	R	H	RBI	BB	SO	LOB	TOP
Gene Alley, R OBP: 0.230, SLG: 0.212 (1, 6)										4	0	1	0	0	2	3	<b>Pittsburgh Pirates @ San Francisco Giants</b> Candlestick Park, San Francisco, CA Wed Jul 01 1964, 6:33 AM EDT Att: 10,221 - Unknown
Bill Virdon, L OBP: 0.285, SLG: 0.301 (1, 8)										4	0	1	0	0	0	2	
Roberto Clemente, R OBP: 0.391, SLG: 0.512 (1, 9)										4	0	2	1	0	0	0	
Willie Stargell, L OBP: 0.322, SLG: 0.546 (1, 3)										4	0	1	0	0	2	4	
Jerry Lynch, L OBP: 0.336, SLG: 0.500 (1, 7)										3	0	1	0	1	2	4	
Gene Freese, R OBP: 0.311, SLG: 0.405 (1, 5)										4	0	0	0	0	0	4	
Bill Mazaroski, R OBP: 0.280, SLG: 0.379 (1, 4)										4	0	1	0	0	0	3	
Jim Pagliaroni, R OBP: 0.383, SLG: 0.386 (1, 2)										3	1	1	0	1	0	1	
Bob Veale, S OBP: 0.182, SLG: 0.143 (1, 1)										2	0	0	0	0	0	2	
Tom Butters, R OBP: 0.333, SLG: 0.333 (5, 1)										0	0	0	0	0	0	0	
Bob Bailey, R OBP: 0.325, SLG: 0.378 (7, PH)										1	0	0	0	0	0	0	
Al McBean, R OBP: 0.353, SLG: 0.438 (7, 1)										0	0	0	0	0	0	0	
Manny Mota, R OBP: 0.438 (9, PH)										1	0	0	0	0	0	0	
<b>Inning Stats</b>	R: 0 E: 0 K: 0 S: 3	H: 1 LOB: 0 BB: 0 P: 3	R: 0 E: 0 K: 1 S: 6	H: 1 LOB: 1 BB: 0 P: 6	R: 0 E: 0 K: 1 S: 6	H: 1 LOB: 2 BB: 1 P: 8	R: 1 E: 1 K: 3 S: 12	H: 2 LOB: 3 BB: 1 P: 16	R: 0 E: 0 K: 0 S: 3	H: 0 LOB: 0 BB: 0 P: 3	R: 0 E: 0 K: 1 S: 6	H: 1 LOB: 1 BB: 0 P: 6	R: 0 E: 0 K: 0 S: 3	H: 0 LOB: 0 BB: 0 P: 3	1B: 8 2B: 2 3B: 0 HR: 0	SF: 0 SAC: 0 DP: 2 HBP: 0	WP: 0 PA: 36 PB: 0 SB: 0 CS: 0
<b>PITCHER</b> Juan Marichal, R ERA: 2.38 (1, 1)	IP: 9.0 WLS: W BF: 36 H: 8 R: 1 ER: 0 SO: 6 BB: 2 IBB: 0 HBP: 0 BLK: 0 WP: 0 HR: 0 S: 46 P: 54 ERA: 0.00 WHIP: 1.111																

Batter	1	2	3	4	5	6	7	8	9	AB	R	H	RBI	BB	SO	LOB	BOTTOM
Jesus Alou, R OBP: 0.290, SLG: 0.301 (1, 9)										4	0	1	0	0	0	2	<b>Pittsburgh Pirates @ San Francisco Giants</b> Candlestick Park, San Francisco, CA Wed Jul 01 1964, 6:33 AM EDT Att: 10,221 - Unknown
Hal Lanier, R OBP: 0.305, SLG: 0.423 (1, 4)										2	0	0	0	1	1	1	
Willie Mays, R OBP: 0.429, SLG: 0.679 (1, 8)										1	1	1	1	3	0	0	
Orlando Cepeda, R OBP: 0.370, SLG: 0.555 (1, 3)										3	0	1	0	1	0	4	
Jim Ray Hart, R OBP: 0.336, SLG: 0.460 (1, 5)										4	0	1	0	0	1	5	
Cap Peterson, R OBP: 0.250, SLG: 0.244 (1, 7)										3	0	0	0	0	1	2	
Duke Snider, L OBP: 0.336, SLG: 0.370 (8, PH)										1	0	0	0	0	0	1	
Del Crandall, R OBP: 0.313, SLG: 0.263 (1, 2)										4	1	1	0	0	0	0	
Jose Pagan, R OBP: 0.278, SLG: 0.262 (1, 6)										3	0	1	1	0	0	0	
Juan Marichal, R OBP: 0.185, SLG: 0.137 (1, 1)										3	0	1	0	0	1	1	
<b>Inning Stats</b>	R: 1 E: 0 K: 0 S: 5	H: 3 LOB: 1 BB: 0 P: 5	R: 1 E: 0 K: 0 S: 5	H: 2 LOB: 1 BB: 0 P: 5	R: 0 E: 0 K: 1 S: 5	H: 0 LOB: 0 BB: 0 P: 5	R: 0 E: 0 K: 2 S: 7	H: 0 LOB: 2 BB: 2 P: 15	R: 0 E: 0 K: 1 S: 5	H: 0 LOB: 0 BB: 0 P: 5	R: 0 E: 0 K: 0 S: 4	H: 1 LOB: 2 BB: 1 P: 8	R: 0 E: 0 K: 0 S: 3	H: 1 LOB: 0 BB: 0 P: 3	1B: 4 2B: 2 3B: 0 HR: 1	SF: 0 SAC: 1 DP: 2 HBP: 0	WP: 1 PA: 34 PB: 1 SB: 0 CS: 0
<b>PITCHER</b> Bob Veale, L ERA: 3.34 (1, 1)	IP: 4.0 WLS: L BF: 18 H: 5 R: 2 ER: 2 SO: 2 BB: 2 IBB: 0 HBP: 0 BLK: 0 WP: 1 HR: 1 S: 18 P: 26 ERA: 4.50 WHIP: 1.750																
<b>PITCHER</b> Tom Butters, R ERA: 2.39 (5, 1)	IP: 2.0 WLS: L BF: 8 H: 0 R: 0 ER: 0 SO: 3 BB: 2 IBB: 0 HBP: 0 BLK: 0 WP: 0 HR: 0 S: 12 P: 20 ERA: 0.00 WHIP: 1.000																
<b>PITCHER</b> Al McBean, R ERA: 0.87 (7, 1)	IP: 2.0 WLS: L BF: 8 H: 2 R: 0 ER: 0 SO: 0 BB: 1 IBB: 0 HBP: 0 BLK: 0 WP: 0 HR: 0 S: 7 P: 11 ERA: 0.00 WHIP: 1.000																












Batter	1	2	3	4	5	6	7	8	9	AB	R	H	RBI	BB	SO	LOB	TOP										
Bob Bailey, R OBP: 0.324, SLG: 0.372 (1, 5)	6-3		5-3			F3		F7		4	0	0	0	0	0	2											
Manny Mota, R OBP: 0.337, SLG: 0.409 (1, 8)	K			F4			K	L5		4	0	0	0	0	2	0											
Roberto Clemente, R OBP: 0.391, SLG: 0.595 (1, 9)	K			3-1			1B	5-3		4	0	1	0	0	1	0											
Willie Stargell, L OBP: 0.319, SLG: 0.537 (1, 7)		F6		4-3			K	F9		4	0	0	0	0	1	1											
Smoky Burgess, L OBP: 0.318, SLG: 0.320 (1, 2)		1-3			K		4-3			3	0	0	0	0	1	1											
Donn Clendenen, R OBP: 0.317, SLG: 0.395 (1, 3)		F4			4-3			K		3	0	0	0	0	1	0											
Bill Mazerolski, R OBP: 0.280, SLG: 0.382 (1, 4)			FC6-4 1B		F8			1B 3B		3	1	2	0	0	0	0											
Gene Alley, R OBP: 0.233, SLG: 0.256 (1, 6)			FC6-4 SH1-4			6-3		G3 1B		3	0	1	1	0	0	1											
Bob Friend, R OBP: 0.179, SLG: 0.111 (1, 1)			SH1-4			1-3		G3		0	0	0	0	0	0	0											
Bill Virdon, L OBP: 0.296, SLG: 0.298 (6, PH)										1	0	0	0	0	0	0											
Tom Butters, R OBP: 0.333, SLG: 0.333 (6, 1)										0	0	0	0	0	0	0											
Jerry Lynch, L OBP: 0.330, SLG: 0.491 (8, PH)										1	0	0	0	0	0	1											
Roy Face, R OBP: 0.318, SLG: 0.491 (8, 1)										0	0	0	0	0	0	0											
<b>Inning Stats</b>	R: 0 E: 0 K: 2 S: 7	H: 0 LOB: 0 BB: 0 P: 7	R: 0 E: 0 K: 0 S: 3	H: 0 LOB: 0 BB: 0 P: 3	R: 0 E: 0 K: 0 S: 4	H: 1 LOB: 1 BB: 0 P: 4	R: 0 E: 0 K: 0 S: 3	H: 0 LOB: 0 BB: 0 P: 3	R: 0 E: 0 K: 1 S: 5	H: 0 LOB: 0 BB: 0 P: 5	R: 0 E: 0 K: 2 S: 8	H: 1 LOB: 1 BB: 0 P: 8	R: 1 E: 0 K: 1 S: 7	H: 2 LOB: 1 BB: 0 P: 7	R: 0 E: 0 K: 0 S: 3	H: 0 LOB: 0 BB: 0 P: 3	1B: 3 2B: 0 3B: 1 HR: 0	SF: 0 SAC: 1 DP: 0 HBP: 0	WP: 0 PB: 0 SB: 0 CS: 0	PA: 31							
<b>PITCHER</b>	IP	WLS	BF	H	R	ER	SO	BB	IBB	HBP	BLK	WP	HR	S	P	ERA	WHIP										
Bob Bruce, R ERA: 2.74 (1, 1)	9.0	W	31	4	1	1	6	0	0	0	0	0	0	43	43	1.00	0.444										

**Pittsburgh Pirates @ Houston Colt 45's**  
 Colt Stadium, Houston, TX  
 Sat Jul 04 1964, 8:05 PM EDT  
 Att: 13,692 - Unknown


AB 30  
 R 1  
 H 4  
 RBI 1  
 BB 0  
 SO 6  
 LOB 6



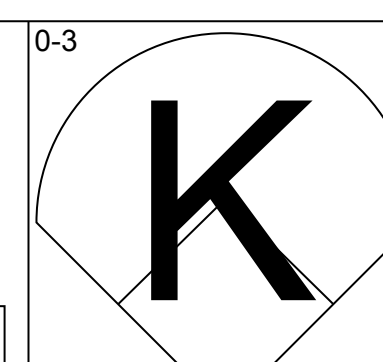
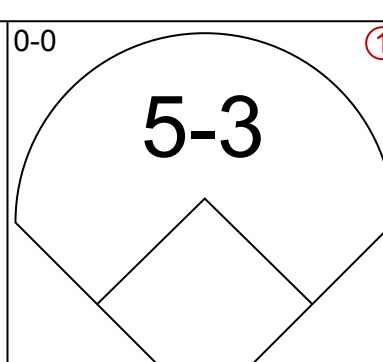
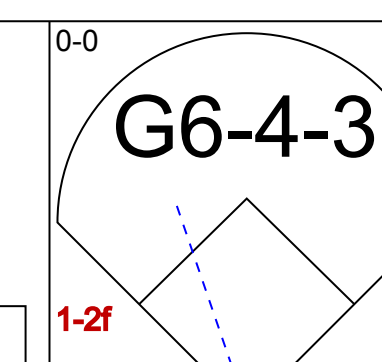
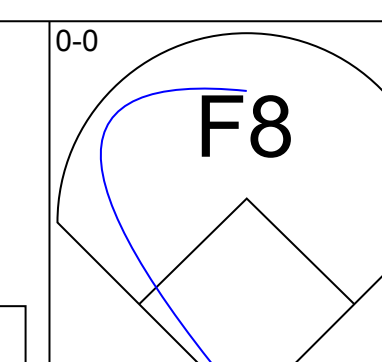
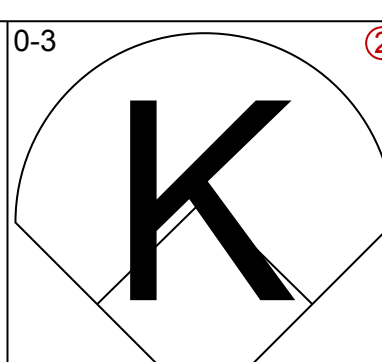
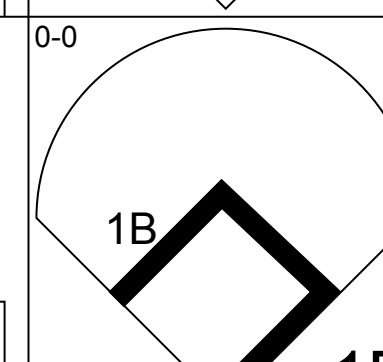
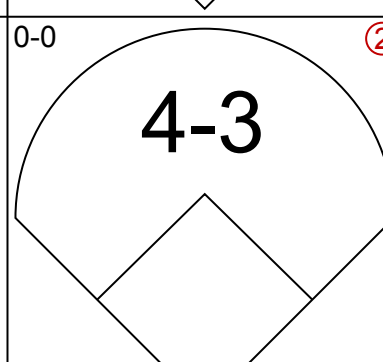
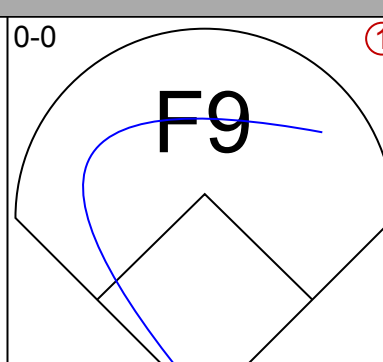
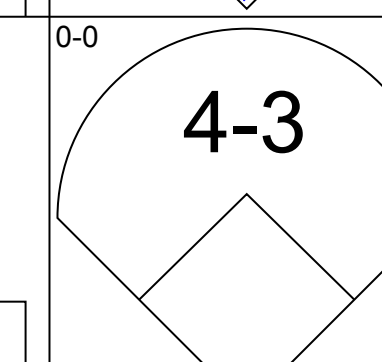
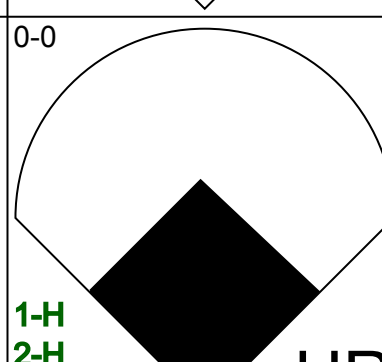
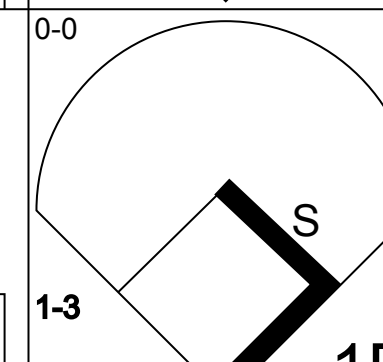
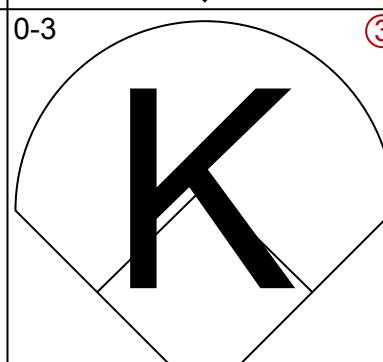
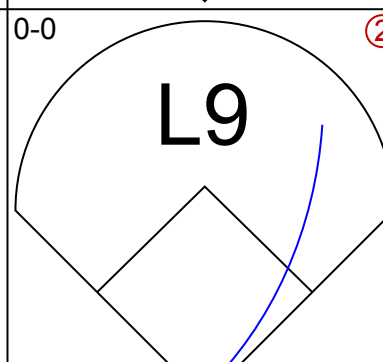
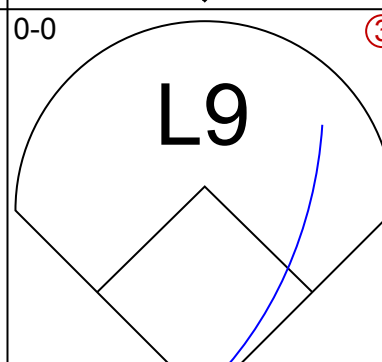
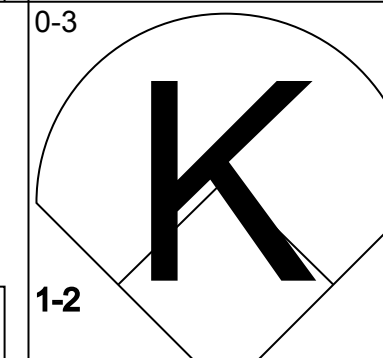
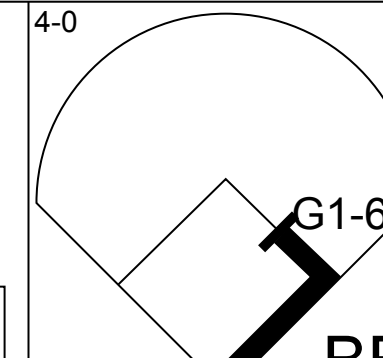
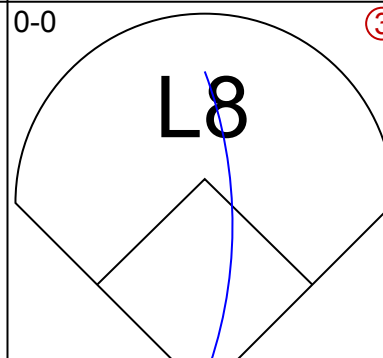
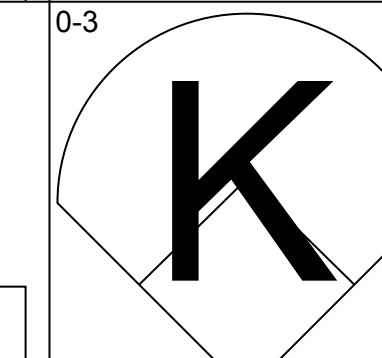
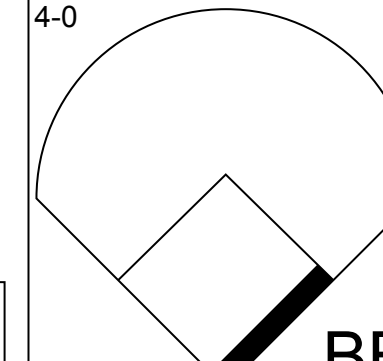
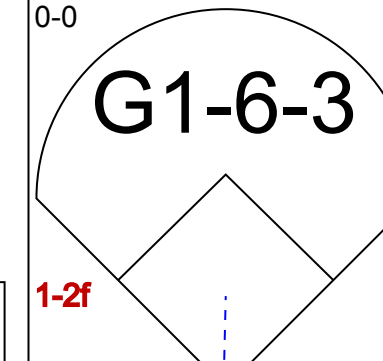
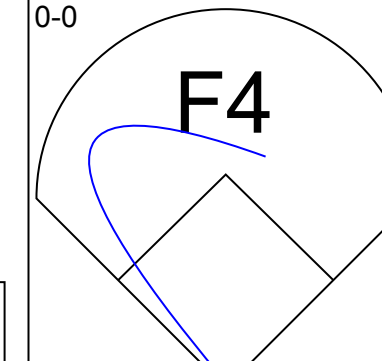
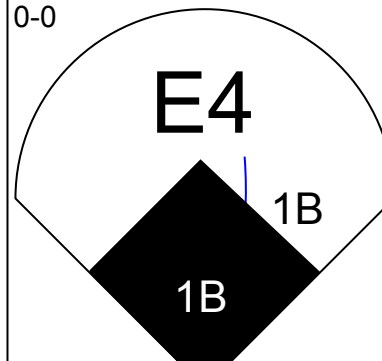
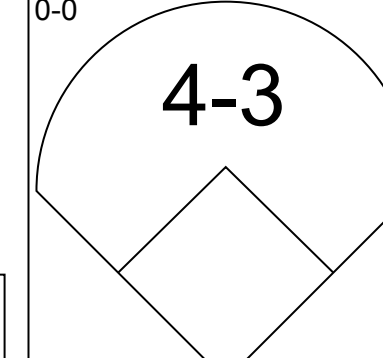

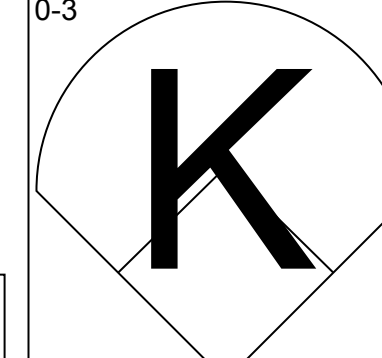
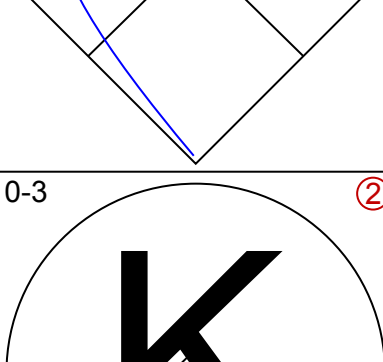
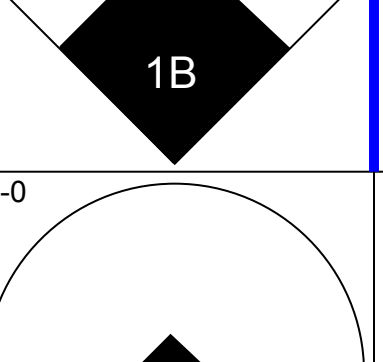
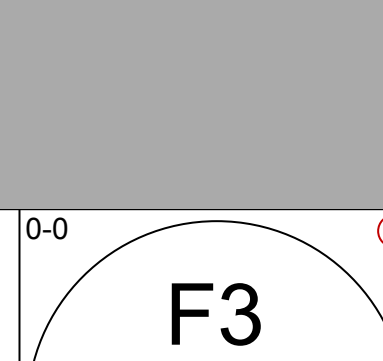
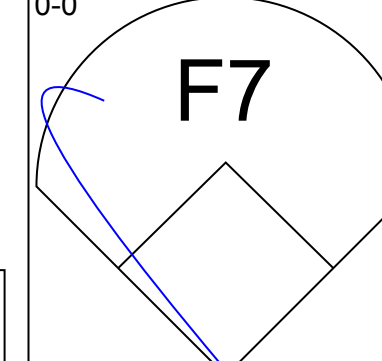
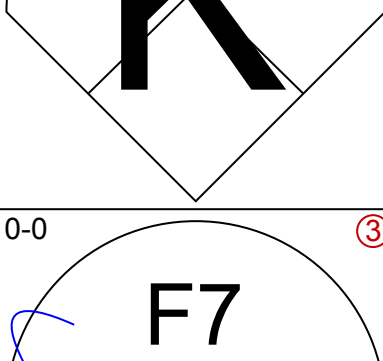
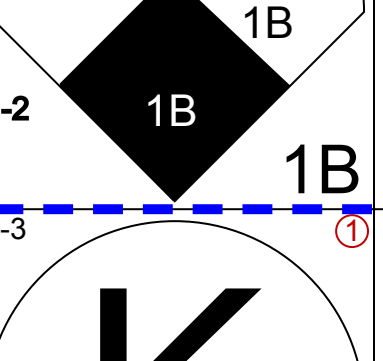
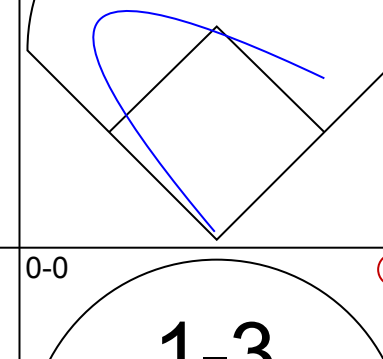
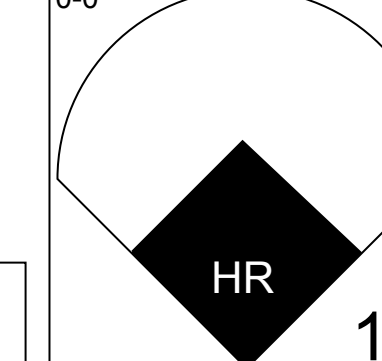
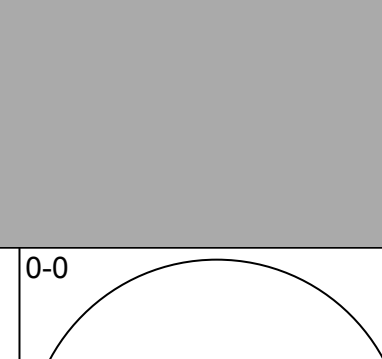
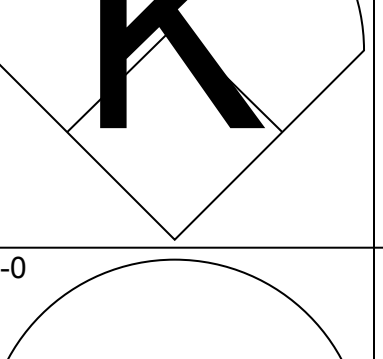
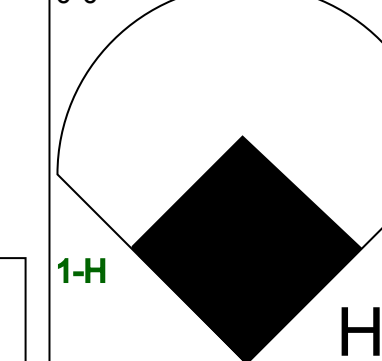
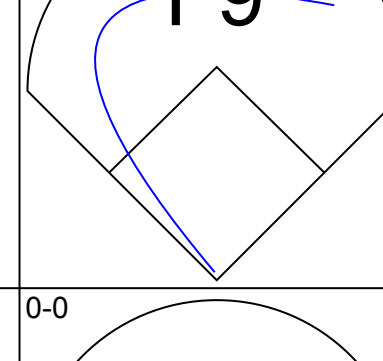
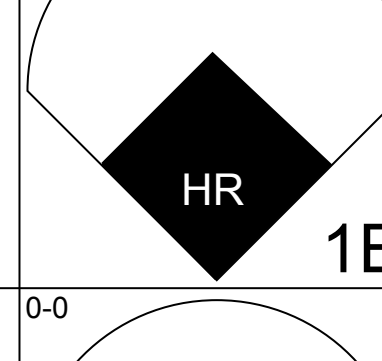
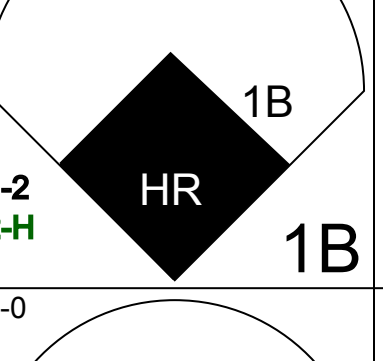
Batter	1	2	3	4	5	6	7	8	9	AB	R	H	RBI	BB	SO	LOB	BOTTOM										
Al Spangler, L OBP: 0.251, SLG: 0.280 (1, 7)	1-3		4-3 2B		F5		2B			4	0	2	0	0	0	0											
Nellie Fox, L OBP: 0.308, SLG: 0.323 (1, 4)	L6		4-3 2-3		4-3		F5			4	0	0	0	0	0	2											
Mike White, R OBP: 0.364, SLG: 0.378 (1, 8)	1B		F6			K		5-3		4	0	1	0	0	1	1											
Walt Bond, L OBP: 0.324, SLG: 0.494 (1, 3)	K			4-3		FC1-6 BB		3-1		3	0	0	0	1	1	1											
Joe Gaines, R OBP: 0.373, SLG: 0.506 (1, 9)		HR		3B BB		FC1-6 BB		CS 1B		2	2	2	1	2	0	0											
Bob Aspromonte, R OBP: 0.323, SLG: 0.431 (1, 5)		G1-6-3 1B		SH1-3 3B		FC1-6 1-2 2-3		CS		3	1	2	1	0	0	2											
Eddie Kasko, R OBP: 0.280, SLG: 0.264 (1, 6)		G1-6-3 1-2		SH1-3		4-3				2	0	0	1	0	0	3											
Jerry Grote, R OBP: 0.218, SLG: 0.250 (1, 2)	1-3			K						3	0	0	0	0	2	0											
Bob Bruce, R OBP: 0.290, SLG: 0.276 (1, 1)			K		6-3			F9		3	0	0	0	0	1	0											
<b>Inning Stats</b>	R: 0 E: 0 K: 1 S: 6	H: 1 LOB: 1 BB: 0 P: 6	R: 1 E: 0 K: 0 S: 4	H: 2 LOB: 0 BB: 0 P: 4	R: 0 E: 0 K: 1 S: 6	H: 1 LOB: 1 BB: 0 P: 6	R: 2 E: 0 K: 1 S: 6	H: 1 LOB: 1 BB: 1 P: 10	R: 0 E: 0 K: 0 S: 3	H: 0 LOB: 0 BB: 0 P: 3	R: 0 E: 0 K: 1 S: 5	H: 0 LOB: 2 BB: 2 P: 13	R: 0 E: 0 K: 1 S: 6	H: 1 LOB: 1 BB: 0 P: 6	R: 0 E: 0 K: 0 S: 3	H: 1 LOB: 0 BB: 0 P: 3	1B: 3 2B: 2 3B: 1 HR: 1	SF: 0 SAC: 1 DP: 1 HBP: 0	WP: 0 PB: 0 SB: 0 CS: 1	PA: 33							
<b>PITCHER</b>	IP	WLS	BF	H	R	ER	SO	BB	IBB	HBP	BLK	WP	HR	S	P	ERA	WHIP										
Bob Friend, R ERA: 3.82 (1, 1)	5.0	L	20	5	3	3	3	1	0	0	0	0	0	25	29	5.40	1.200										
Tom Butters, R ERA: 2.27 (6, 1)	2.0		9	1	0	0	2	2	0	0	0	0	0	11	19	0.00	1.500										
Roy Face, R ERA: 5.01 (8, 1)	1.0		3	1	0	0	0	0	0	0	0	0	0	3	3	0.00	1.000										

**Pittsburgh Pirates @ Houston Colt 45's**  
 Colt Stadium, Houston, TX  
 Sat Jul 04 1964, 8:05 PM EDT  
 Att: 13,692 - Unknown

AB 28  
 R 3  
 H 7  
 RBI 3  
 BB 3  
 SO 5  
 LOB 9



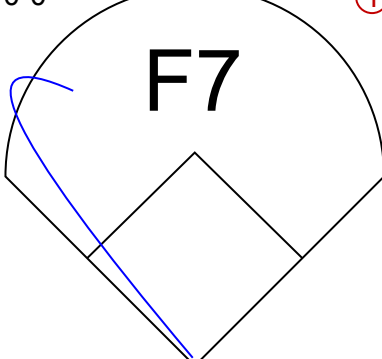
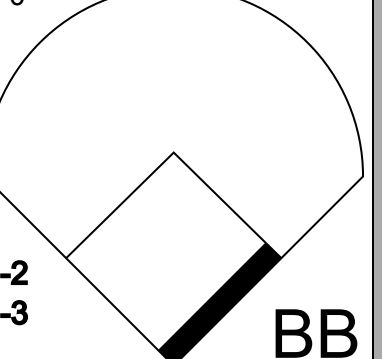
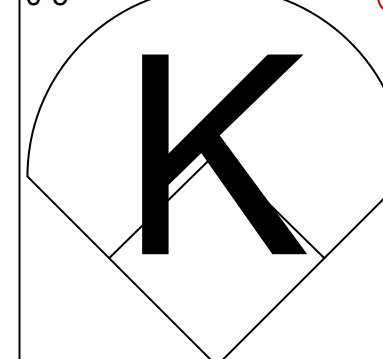
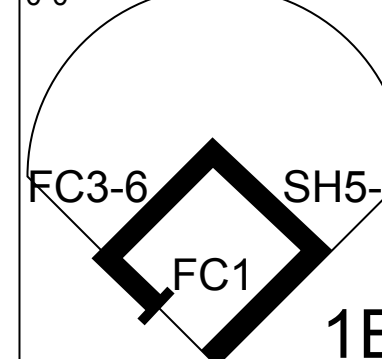
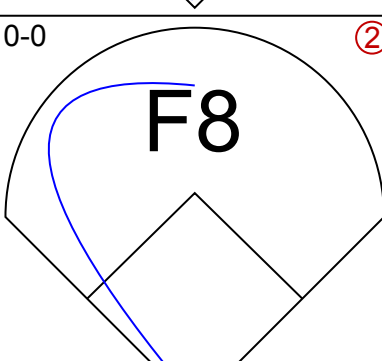
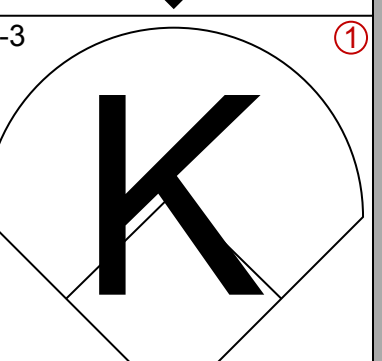
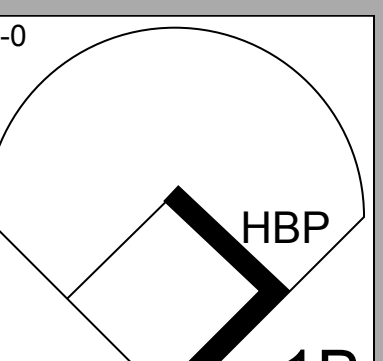
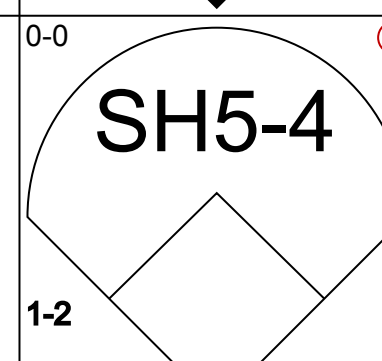
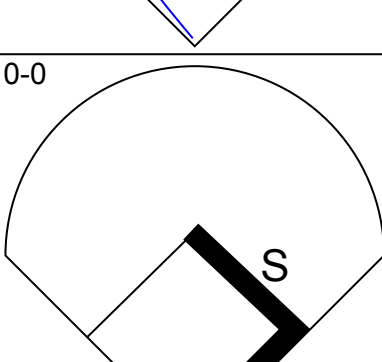
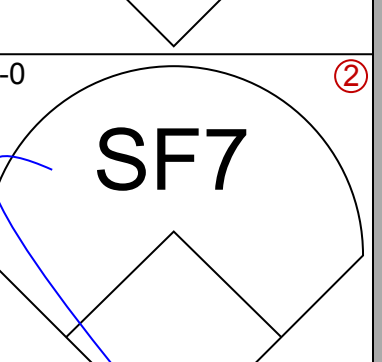
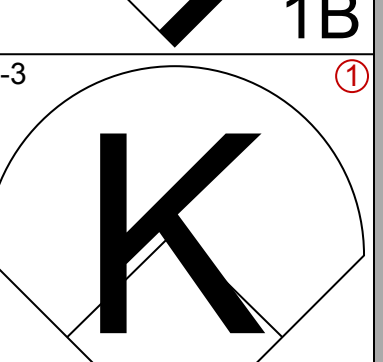
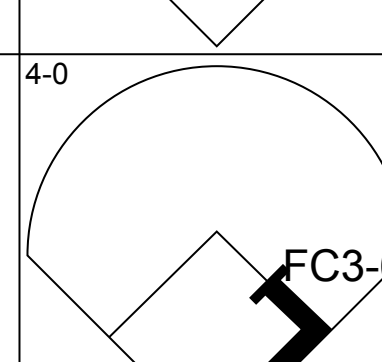
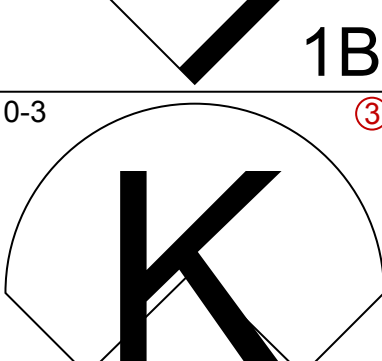
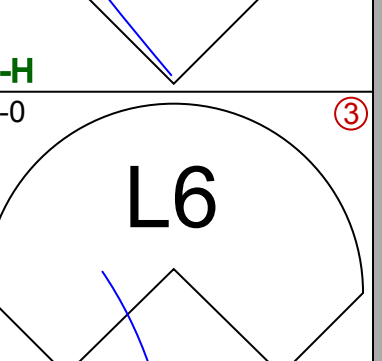
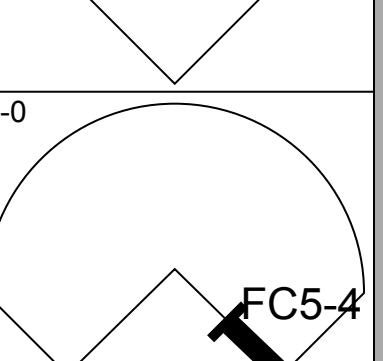
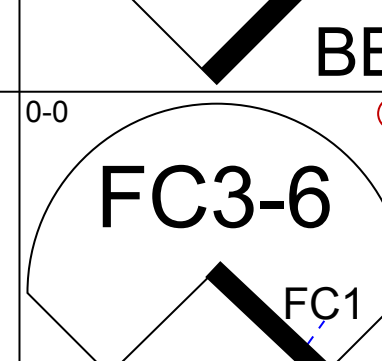
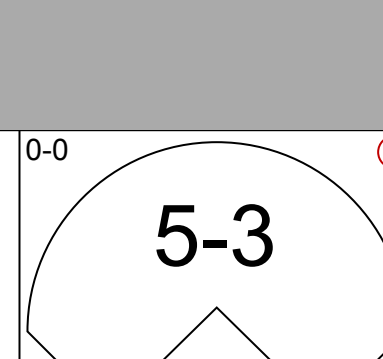
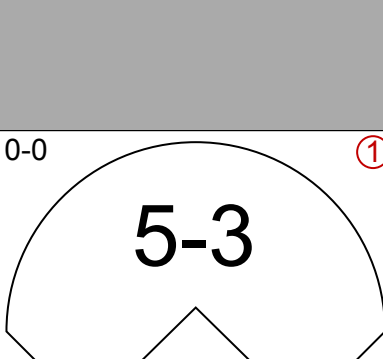

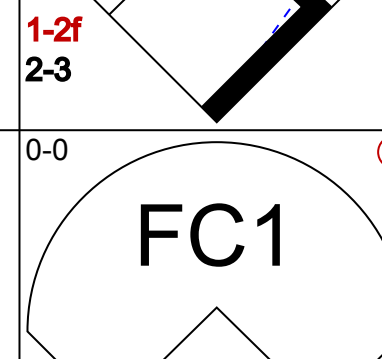
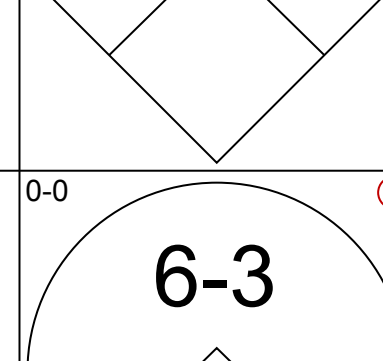
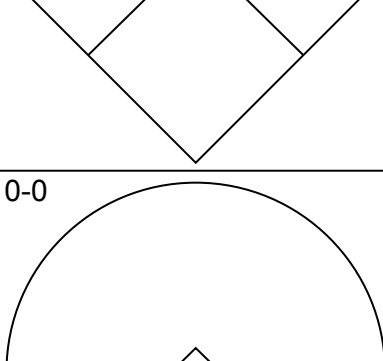
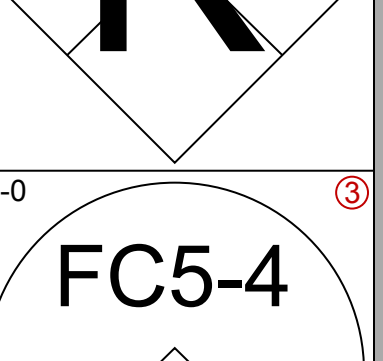
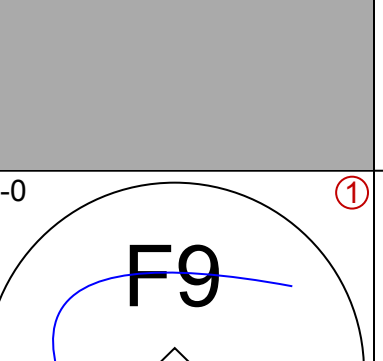
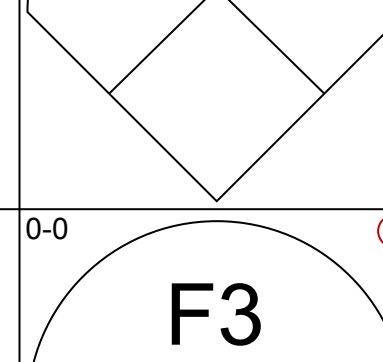
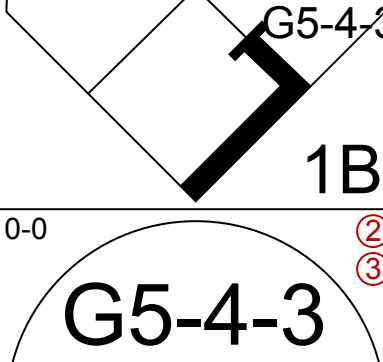
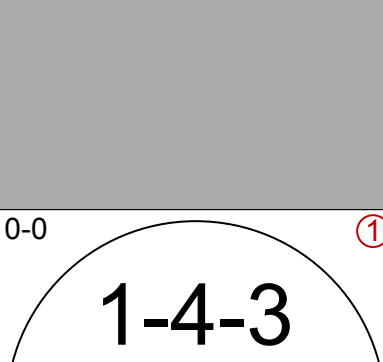
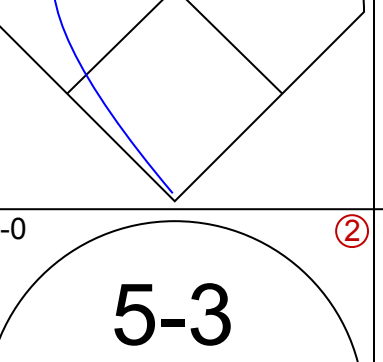
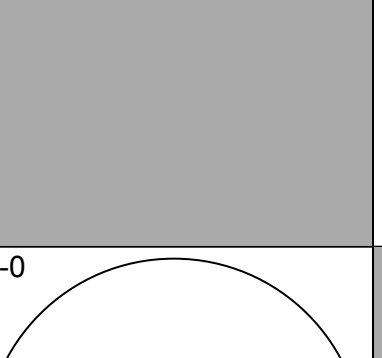
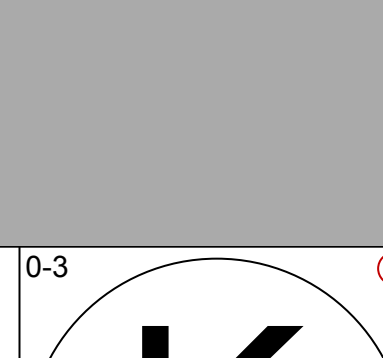
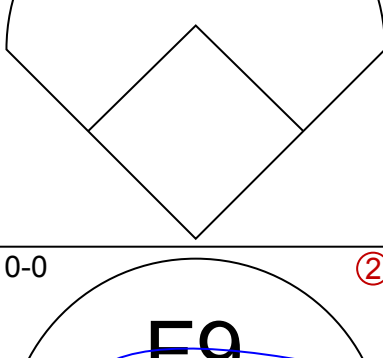
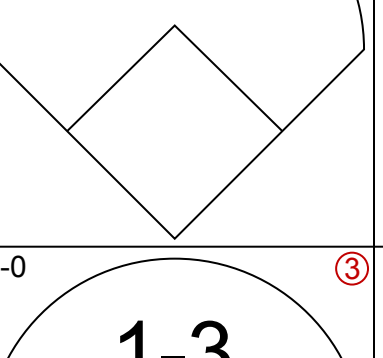
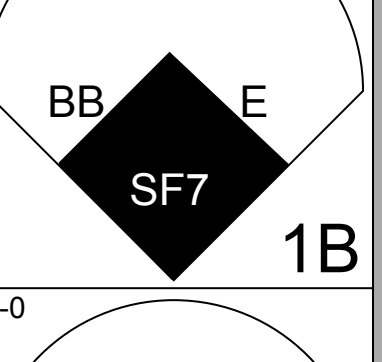
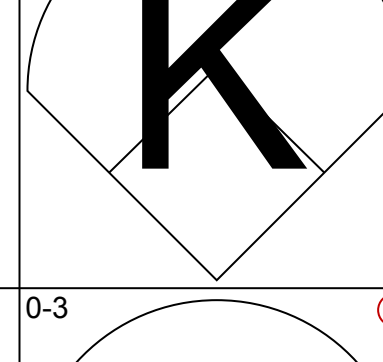
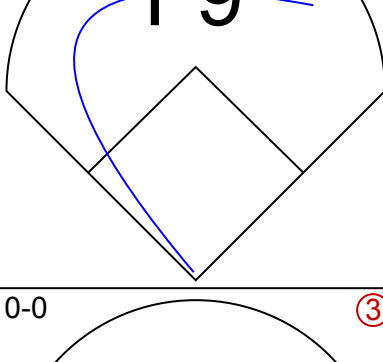


Batter	1	2	3	4	5	6	7	8	9	AB	R	H	RBI	BB	SO	LOB	TOP			
Bob Bailey, R OBP: 0.316, SLG: 0.362 (1, 5)										5	0	0	0	0	0	2	3			
Manny Mota, R OBP: 0.340, SLG: 0.439 (1, 8) (8, 7)										5	1	2	3	0	0	0	0			
Roberto Clemente, R OBP: 0.391, SLG: 0.593 (1, 9)										5	0	2	0	0	0	1	1			
Willie Stargell, L OBP: 0.317, SLG: 0.529 Al McBean, R (8, 1)										3	0	0	0	1	2	3	0			
Smoky Burgess, L OBP: 0.316, SLG: 0.311 Orlando McFarlane, R OBP: 0.222, SLG: 0.097 (9, PR) (9, 2)										3	0	0	0	1	0	1	0			
Donn Clendenen, R OBP: 0.320, SLG: 0.396 (1, 3)										4	1	2	0	0	1	3	0			
Bill Mazerowski, R OBP: 0.276, SLG: 0.376 (1, 4)										4	0	0	0	0	1	3	0			
Gene Alley, R OBP: 0.244, SLG: 0.268 (1, 6)										4	2	2	1	0	0	0	0			
Joe Gibbon, R OBP: 0.370, SLG: 0.346 Jerry Lynch, L OBP: 0.336, SLG: 0.523 Bill Virdon, L OBP: 0.289, SLG: 0.301 (8, PH) (8, 8)										2	0	1	0	0	1	0	1			
<b>Inning Stats</b>	R: 0 E: 0 K: 2 S: 9	H: 2 LOB: 3 BB: 1 P: 13	R: 0 E: 0 K: 1 S: 5	H: 0 LOB: 0 BB: 0 P: 5	R: 0 E: 0 K: 1 S: 5	H: 0 LOB: 0 BB: 0 P: 5	R: 0 E: 0 K: 0 S: 3	H: 1 LOB: 1 BB: 1 P: 7	R: 0 E: 0 K: 0 S: 3	H: 0 LOB: 0 BB: 0 P: 3	R: 0 E: 0 K: 1 S: 5	H: 0 LOB: 0 BB: 0 P: 5	R: 2 E: 0 K: 1 S: 8	H: 3 LOB: 1 BB: 0 P: 8	R: 5 E: 1 K: 2 S: 12	H: 4 LOB: 1 BB: 0 P: 12	1B: 9 2B: 0 3B: 0 HR: 2	SF: 0 SAC: 0 DP: 2 HBP: 0	WP: 0 PB: 0 SB: 2 CS: 0	PA: 39
<b>PITCHER</b>	IP	WLS	BF	H	R	ER	SO	BB	IBB	HBP	BLK	WP	HR	S	P	ERA	WHIP			
Turk Farrell, R ERA: 3.11 Hal Woodeshick, L ERA: 2.61 (1, 1) (9, 1)	8.0	L	33	8	4	3	6	2	0	0	0	0	1	43	51	3.38	1.250			
<b>PITCHER</b>	IP	WLS	BF	H	R	ER	SO	BB	IBB	HBP	BLK	WP	HR	S	P	ERA	WHIP			

Pittsburgh Pirates @ Houston Colt 45's  
Colt Stadium, Houston, TX  
Sun Jul 05 1964, 8:05 PM EDT  
Att: 11,042 - Unknown


AB 37  
R 7  
H 11  
RBI 7  
BB 2  
SO 8  
LOB 14



Batter	1	2	3	4	5	6	7	8	9	AB	R	H	RBI	BB	SO	LOB	BOTTOM			
Al Spangler, L OBP: 0.256, SLG: 0.281 (1, 7)										3	0	1	0	1	1	0	0			
Nellie Fox, L OBP: 0.309, SLG: 0.324 (1, 4)										3	0	1	0	0	1	3	0			
Mike White, R OBP: 0.366, SLG: 0.379 (1, 8)										2	0	1	1	1	1	1	0			
Walt Bond, L OBP: 0.323, SLG: 0.488 (1, 3)										3	0	0	0	0	1	5	0			
Joe Gaines, R OBP: 0.358, SLG: 0.484 (1, 9)										4	0	0	0	0	1	4	0			
Bob Aspromonte, R OBP: 0.322, SLG: 0.428 (1, 5)										4	0	1	0	0	0	2	0			
Eddie Kasko, R OBP: 0.275, SLG: 0.259 (1, 6)										4	0	0	0	0	0	1	0			
John Bateman, R OBP: 0.260, SLG: 0.301 (1, 2)										4	1	1	0	0	1	0	0			
Turk Farrell, R OBP: 0.143, SLG: 0.100 Hal Woodeshick, R (9, 1)										3	0	0	0	0	1	1	0			
<b>Inning Stats</b>	R: 0 E: 0 K: 1 S: 6	H: 1 LOB: 1 BB: 0 P: 6	R: 0 E: 0 K: 0 S: 3	H: 0 LOB: 0 BB: 0 P: 3	R: 1 E: 1 K: 1 S: 7	H: 1 LOB: 2 BB: 1 P: 11	R: 0 E: 0 K: 0 S: 3	H: 1 LOB: 0 BB: 0 P: 3	R: 0 E: 0 K: 2 S: 8	H: 0 LOB: 2 BB: 0 P: 9	R: 0 E: 0 K: 0 S: 3	H: 0 LOB: 0 BB: 0 P: 3	R: 0 E: 1 K: 0 S: 4	H: 1 LOB: 2 BB: 1 P: 8	R: 0 E: 0 K: 0 S: 3	H: 0 LOB: 0 BB: 0 P: 3	1B: 5 2B: 0 3B: 0 HR: 0	SF: 1 SAC: 1 DP: 1 HBP: 1	WP: 0 PB: 0 SB: 1 CS: 0	PA: 35
<b>PITCHER</b>	IP	WLS	BF	H	R	ER	SO	BB	IBB	HBP	BLK	WP	HR	S	P	ERA	WHIP			
Joe Gibbon, L ERA: 2.36 Al McBean, R ERA: 0.81 (1, 1) (8, 1)	7.0	W	27	4	1	0	7	1	0	0	0	0	0	7	11	0.00	1.000			
<b>PITCHER</b>	IP	WLS	BF	H	R	ER	SO	BB	IBB	HBP	BLK	WP	HR	S	P	ERA	WHIP			

Pittsburgh Pirates @ Houston Colt 45's  
Colt Stadium, Houston, TX  
Sun Jul 05 1964, 8:05 PM EDT  
Att: 11,042 - Unknown

AB 30  
R 1  
H 5  
RBI 1  
BB 2  
SO 7  
LOB 17





Batter	1	2	3	4	5	6	7	8	9	AB	R	H	RBI	BB	SO	LOB	TOP										
<b>Pete Rose, S</b> OBP: 0.299, SLG: 0.289 (1, 4)	0-0 1-3		0-3 K		0-0 4-3		0-0 4-3			4	0	0	0	0	1	3	<b>Cincinnati Reds @ Pittsburgh Pirates</b> Forbes Field, Pittsburgh, PA Wed Jul 08 1964, 7:05 PM EDT Att: 7,031 - Unknown										
<b>Tommy Harper, R</b> OBP: 0.327, SLG: 0.300 <b>Marty Keough, L</b> OBP: 0.337, SLG: 0.446 (1, 7) (6, 9)	0-0 3-1		0-0 F6		0-0 L9		0-0 F8			3	0	0	0	0	0	0											
<b>Vada Pinson, L</b> OBP: 0.352, SLG: 0.478 (1, 8)	0-3 K		0-0 4-3		0-3 K		0-0 6-3		0-0 6-3	4	1	1	0	0	2	0											
<b>Frank Robinson, R</b> OBP: 0.379, SLG: 0.515 (1, 9) (6, 7)		0-0 F4		0-0 F2		0-0 6-3		0-0 6-3		4	0	0	1	0	0	0											
<b>Deron Johnson, R</b> OBP: 0.378, SLG: 0.503 (1, 3)		4-0 BB 1B BB		0-0 1B			0-3 K	0-0 1-3		3	0	1	0	1	1	0											
<b>Leo Cardenas, R</b> OBP: 0.327, SLG: 0.406 (1, 6)		0-3 K		0-3 K		4-0 FC1-6 BB		0-0 F8		3	0	0	0	1	2	2											
<b>Johnny Edwards, L</b> OBP: 0.331, SLG: 0.387 (1, 2)		0-0 BB 1-2 1B		0-0 1-3		0-0 FC1-6 1B 1-2		0-0 4-3		4	0	1	0	0	0	2											
<b>Steve Boros, R</b> OBP: 0.330, SLG: 0.339 (1, 5)		4-0 1-2 2-3 BB		0-0 G3		0-0 BB 1-3 1B		0-0 5-3		3	0	1	0	1	0	0											
<b>Jim Maloney, L</b> OBP: 0.186, SLG: 0.103 <b>Johnny Temple, R</b> (7, PH) <b>Ryne Duren, R</b> (7, 1)		0-3 K		0-3 K		0-0 K		4-0 1-2 BB		2	0	0	0	0	2	3											
<b>Inning Stats</b>	R: 0 E: 0 K: 1 S: 5	H: 0 LOB: 0 BB: 0 P: 5	R: 0 E: 0 K: 2 S: 8	H: 1 LOB: 3 BB: 2 P: 16	R: 0 E: 0 K: 1 S: 5	H: 0 LOB: 0 BB: 0 P: 5	R: 0 E: 0 K: 1 S: 6	H: 1 LOB: 1 BB: 0 P: 6	R: 0 E: 0 K: 1 S: 5	H: 0 LOB: 0 BB: 0 P: 5	R: 0 E: 0 K: 1 S: 5	H: 0 LOB: 0 BB: 0 P: 5	R: 0 E: 0 K: 1 S: 6	H: 1 LOB: 3 BB: 2 P: 14	R: 1 E: 0 K: 0 S: 4	H: 1 LOB: 0 BB: 0 P: 4		R: 0 E: 0 K: 0 S: 3	H: 0 LOB: 0 BB: 0 P: 3	1B: 3 2B: 0 3B: 1 HR: 0	SF: 0 SAC: 0 DP: 0 HBP: 0	WP: 0 PB: 0 SB: 0 CS: 0	PA: 35				
<b>PITCHER</b>	IP	WLS	BF	H	R	ER	SO	BB	IBB	HBP	BLK	WP	HR	S	P	ERA	WHIP										
<b>Bob Veale, L</b> ERA: 3.16 <b>Al McBean, R</b> ERA: 1.01	(1, 1) (7, 1)	6.2 S	27 8	3 1	0 1	0 1	8 0	4 0	0 0	0 0	0 0	0 0	0 0	39 8	55 8	0.00 3.86	1.050 0.429										

Batter	1	2	3	4	5	6	7	8	9	AB	R	H	RBI	BB	SO	LOB	BOTTOM										
<b>Bob Bailey, R</b> OBP: 0.318, SLG: 0.368 (1, 5)	0-0 HR 1B		0-0 WP 3B 2B			0-3 K	0-3 K	0-0 F2		5	2	2	0	0	2	5	<b>Cincinnati Reds @ Pittsburgh Pirates</b> Forbes Field, Pittsburgh, PA Wed Jul 08 1964, 7:05 PM EDT Att: 7,031 - Unknown										
<b>Manny Mota, R</b> OBP: 0.355, SLG: 0.470 (1, 8)	0-0 1-H HR		0-0 4-3			4-0 HR BB	1-0 1B HBP			2	2	1	3	1	0	1											
<b>Roberto Clemente, R</b> OBP: 0.386, SLG: 0.513 (1, 9)	0-0 F4		0-0 3B			0-0 HR 1B	0-0 1B			4	1	3	3	0	0	0											
<b>Willie Stargell, L</b> OBP: 0.316, SLG: 0.538 (1, 7)	0-3 K			0-0 F7		0-0 HR 1B	0-3 K			4	1	1	3	0	2	2											
<b>Smoky Burgess, L</b> OBP: 0.305, SLG: 0.299 (1, 2)	0-0 6-3			0-0 4-3		0-0 F2	0-0 1-3			4	0	0	0	0	0	2											
<b>Donn Clendenen, R</b> OBP: 0.323, SLG: 0.398 (1, 3)		0-0 CS 1B		0-3 K		0-0 4-3		0-0 FC5-4 1B		4	0	2	0	0	1	0											
<b>Bill Mazerowski, R</b> OBP: 0.279, SLG: 0.376 (1, 4)	0-0 F8			4-0 CS BB		0-0 SH HBP 1B	0-0 FC5-4 1B			3	1	1	0	1	0	2											
<b>Gene Alley, R</b> OBP: 0.245, SLG: 0.267 (1, 6)	0-0 F9			0-3 K		0-0 HBP SH 1B	0-3 K			4	1	1	0	0	2	3											
<b>Bob Veale, S</b> OBP: 0.174, SLG: 0.136 <b>Al McBean, R</b> OBP: 0.250, SLG: 0.250 (1, 1) (7, 1)			0-3 K		0-3 K		0-0 SH HBP 1B	0-0 1B		2	0	0	0	0	2	0											
<b>Inning Stats</b>	R: 2 E: 0 K: 1 S: 7	H: 2 LOB: 0 BB: 0 P: 7	R: 0 E: 0 K: 0 S: 3	H: 1 LOB: 0 BB: 0 P: 3	R: 1 E: 0 K: 1 S: 6	H: 2 LOB: 1 BB: 0 P: 6	R: 0 E: 0 K: 1 S: 5	H: 0 LOB: 0 BB: 0 P: 5	R: 0 E: 0 K: 2 S: 6	H: 0 LOB: 0 BB: 1 P: 10	R: 3 E: 0 K: 1 S: 7	H: 2 LOB: 1 BB: 1 P: 11	R: 3 E: 0 K: 2 S: 11	H: 3 LOB: 2 BB: 0 P: 12	R: 0 E: 0 K: 1 S: 7	H: 2 LOB: 2 BB: 0 P: 7		1B: 8 2B: 2 3B: 1 HR: 2	SF: 0 SAC: 1 DP: 1 HBP: 1	WP: 1 PB: 0 SB: 0 CS: 2	PA: 37						
<b>PITCHER</b>	IP	WLS	BF	H	R	ER	SO	BB	IBB	HBP	BLK	WP	HR	S	P	ERA	WHIP										
<b>Jim Maloney, R</b> ERA: 2.78 <b>Ryne Duren, R</b> ERA: 4.09	(1, 1) (7, 1)	6.0 L	24 13	7 5	6 3	6 3	6 3	2 0	0 0	0 1	0 0	0 0	0 0	18 19	19 19	9.00 13.50	1.500 2.500										

AB	31
R	1
H	4
RBI	1
BB	4
SO	8
LOB	10



AB	33
R	9
H	12
RBI	9
BB	2
SO	9
LOB	15









Batter	1	2	3	4	5	6	7	8	9	AB	R	H	RBI	BB	SO	LOB	TOP				
<b>Eddie Mathews, L</b> OBP: 0.342, SLG: 0.382 (1, 5)										3	0	0	0	1	0	0	<b>Milwaukee Braves @ Pittsburgh Pirates</b> Forbes Field, Pittsburgh, PA Fri Jul 10 1964, 7:05 PM EDT Att: 13,148 - Unknown				
<b>Denis Menke, R</b> OBP: 0.353, SLG: 0.410 (1, 6)										4	0	1	0	0	0	2					
<b>Hank Aaron, R</b> OBP: 0.383, SLG: 0.476 (1, 9)										4	0	2	1	0	0	2					
<b>Lee Maye, L</b> OBP: 0.333, SLG: 0.459 (1, 8)										4	0	0	0	0	0	6					
<b>Joe Torre, R</b> OBP: 0.371, SLG: 0.503 (1, 3)										4	0	1	0	0	0	0					
<b>Rico Carty, R</b> OBP: 0.378, SLG: 0.542 (1, 7)										4	0	0	0	0	1	1					
<b>Ed Bailey, L</b> OBP: 0.299, SLG: 0.362 (1, 2)										4	0	1	0	0	0	0					
<b>Frank Bolling, R</b> OBP: 0.275, SLG: 0.323 (1, 4)										3	0	1	0	0	0	1					
<b>Tony Cloninger, R</b> Chi-Chi Olivo, R Ty Cline, L Billy Hoelt, L Bob Sadowski, R Merrill Ranney, L Bobby Tiefenauer, R (1, 1) (3, 1) (6, PH) (6, 1) (7, 1) (8, PH) (8, 1)										1	0	0	0	0	0	0					
<b>Inning Stats</b>	R: 0 E: 1 K: 0 S: 4	H: 1 LOB: 1 BB: 0 P: 4	R: 0 E: 0 K: 1 S: 5	H: 0 LOB: 0 BB: 0 P: 5	R: 0 E: 0 K: 1 S: 5	H: 0 LOB: 0 BB: 0 P: 5	R: 0 E: 0 K: 0 S: 3	H: 0 LOB: 0 BB: 0 P: 3	R: 0 E: 0 K: 0 S: 3	H: 1 LOB: 0 BB: 0 P: 3	R: 1 E: 0 K: 0 S: 5	H: 2 LOB: 2 BB: 1 P: 9	R: 0 E: 0 K: 0 S: 4	H: 1 LOB: 1 BB: 0 P: 4	R: 0 E: 1 K: 0 S: 5	H: 1 LOB: 2 BB: 0 P: 5		R: 0 E: 0 K: 0 S: 3	H: 0 LOB: 0 BB: 0 P: 3	1B: 6 2B: 0 3B: 0 HR: 0	SF: 0 SAC: 0 DP: 2 HBP: 0
<b>PITCHER</b> <b>Bob Friend, R</b> ERA: 3.62 (1, 1)	IP: 9.0 WLS: W BF: 34 H: 6 R: 1 ER: 1 SO: 2 BB: 1 IBB: 0 HBP: 0 BLK: 0 WP: 0 HR: 0 S: 37 P: 41 ERA: 1.00 WHIP: 0.778															<b>PITCHER</b>					

Batter	1	2	3	4	5	6	7	8	9	AB	R	H	RBI	BB	SO	LOB	BOTTOM				
<b>Bob Bailey, R</b> OBP: 0.326, SLG: 0.373 (1, 5)										3	1	1	1	2	0	0	<b>Milwaukee Braves @ Pittsburgh Pirates</b> Forbes Field, Pittsburgh, PA Fri Jul 10 1964, 7:05 PM EDT Att: 13,148 - Unknown				
<b>Manny Mota, R</b> OBP: 0.336, SLG: 0.454 (8, 7)										3	0	0	1	0	1	2					
<b>Roberto Clemente, R</b> OBP: 0.392, SLG: 0.597 (1, 9)										3	0	1	0	1	0	1					
<b>Willie Stargell, L</b> OBP: 0.314, SLG: 0.524 <b>Bill Virdon, L</b> OBP: 0.298, SLG: 0.300 (1, 7) (8, 8)										3	0	0	0	1	0	2					
<b>Donn Clendenon, R</b> OBP: 0.324, SLG: 0.395 (1, 3)										3	1	2	1	1	1	0					
<b>Bill Mazerowski, R</b> OBP: 0.285, SLG: 0.388 (1, 4)										4	1	2	0	0	0	2					
<b>Gene Alley, R</b> OBP: 0.265, SLG: 0.319 (1, 6)										4	0	2	1	0	2	1					
<b>Jim Pagliaroni, R</b> OBP: 0.382, SLG: 0.371 (1, 2)										4	1	1	0	0	1	3					
<b>Bob Friend, R</b> OBP: 0.190, SLG: 0.128 (1, 1)										3	1	1	1	0	1	2					
<b>Inning Stats</b>	R: 0 E: 0 K: 1 S: 6	H: 2 LOB: 2 BB: 1 P: 10	R: 3 E: 0 K: 1 S: 9	H: 4 LOB: 1 BB: 0 P: 9	R: 1 E: 0 K: 0 S: 5	H: 2 LOB: 2 BB: 1 P: 9	R: 0 E: 0 K: 0 S: 3	H: 0 LOB: 0 BB: 0 P: 3	R: 0 E: 0 K: 1 S: 5	H: 0 LOB: 0 BB: 0 P: 5	R: 0 E: 0 K: 2 S: 7	H: 0 LOB: 0 BB: 0 P: 7	R: 1 E: 0 K: 0 S: 4	H: 1 LOB: 2 BB: 2 P: 12	R: 0 E: 0 K: 1 S: 6	H: 1 LOB: 2 BB: 1 P: 10		R: 0 E: 0 K: 0 S: 3	H: 0 LOB: 0 BB: 0 P: 3	1B: 9 2B: 1 3B: 0 HR: 0	SF: 1 SAC: 2 DP: 0 HBP: 0
<b>PITCHER</b> <b>Tony Cloninger, R</b> ERA: 3.28 <b>Chi-Chi Olivo, R</b> ERA: 7.88 <b>Billy Hoelt, L</b> ERA: 4.35 <b>Bob Sadowski, R</b> ERA: 3.98 <b>Bobby Tiefenauer, R</b> ERA: 2.4 (1, 1) (3, 1) (6, 1) (7, 1) (8, 1)	IP: 2.1 WLS: L BF: 16 H: 8 R: 4 ER: 4 SO: 2 BB: 2 IBB: 0 HBP: 0 BLK: 0 WP: 0 HR: 0 S: 18 P: 26 ERA: 15.43 WHIP: 4.286															<b>PITCHER</b>					





Batter	1	2	3	4	5	6	7	8	9	10	11	AB R H RBI BB SO LOB	TOP					
Miguel de la Hoz, R OBP: 0.337, SLG: 0.429	F8		G6-4-3			HR		K	SF7 BB		1B 1B	5 2 2 1 1 1 1						
Denis Menke, R OBP: 0.353, SLG: 0.417	5-3			F4		SF8 3B		K	SF7		1B	3 1 1 0 0 0 0						
Woody Woodward, R OBP: 0.237, SLG: 0.216											1B	0 0 0 0 0 0 0						
Eddie Mathews, L OBP: 0.342, SLG: 0.383											1B	2 0 1 2 0 1 0						
Hank Aaron, R OBP: 0.382, SLG: 0.473	F8			F7		SF8		K	FC6-4 IBB		FC5-4 1B	4 0 1 2 1 1 0						
Joe Torre, R OBP: 0.376, SLG: 0.512		SF8 3B				FC6-4 1B					F4	5 2 3 0 1 0 5						
Gene Oliver, R OBP: 0.302, SLG: 0.444	F6			K		F8		K		6-3	FC5-4	6 0 0 0 0 2 6						
Rico Carty, R OBP: 0.373, SLG: 0.541	SF8				L4	FC6-4			1B 2B	F8		4 1 1 1 0 0 1						
Lee Maye, L OBP: 0.331, SLG: 0.454	K			K			F9		1B 1B	4-3		5 1 1 1 0 2 0						
Frank Bolling, R OBP: 0.160, SLG: 0.222			6-3						BB 1B		G3	3 0 1 0 0 0 0						
Ed Bailey, L OBP: 0.153, SLG: 0.287									1B 1B			1 0 1 1 0 0 0						
Gary Kolb, L OBP: 0.144, SLG: 0.222									BB 1B			0 1 0 0 0 0 0						
Bob Sadowski, R OBP: 0.144, SLG: 0.222									1B 1B			1 0 0 0 0 0 0						
Tony Cloninger, R OBP: 0.144, SLG: 0.184									SF7 BB			0 0 0 0 0 0 0						
Chi-Chi Ochoa, R OBP: 0.144, SLG: 0.184									1B 1B			0 0 0 0 0 0 0						
Denny Lemaster, R OBP: 0.138, SLG: 0.187											1B 1B	3 0 1 0 0 1 1						
Bobby Tiefenauer, R OBP: 0.138, SLG: 0.187												0 0 0 0 0 0 0						
Ty Cline, L OBP: 0.369, SLG: 0.400			G6-4-3 1B		F4		K					2 1 2 1 0 0 0						
<b>Inning Stats</b>	R: 0 E: 0 K: 0 S: 3	H: 0 LOB: 0 BB: 0 P: 3	R: 1 E: 0 K: 1 S: 6	H: 1 LOB: 0 BB: 0 P: 6	R: 0 E: 0 K: 0 S: 3	H: 1 LOB: 0 BB: 0 P: 3	R: 0 E: 0 K: 1 S: 5	H: 0 LOB: 1 BB: 1 P: 9	R: 0 E: 0 K: 1 S: 6	H: 3 LOB: 1 BB: 0 P: 6	R: 0 E: 0 K: 3 S: 9	H: 0 LOB: 0 BB: 0 P: 9	R: 4 E: 0 K: 0 S: 7	H: 4 LOB: 2 BB: 0 P: 7	1B: 11 2B: 1 3B: 2 HR: 1	SF: 3 SAC: 1 DP: 1 HBP: 0	WP: 0 PB: 0 SB: 0 CS: 0	PA: 50
<b>PITCHER</b>	IP: 6.0 WLS: 24 BF: 6 H: 6 R: 3 ER: 3 SO: 3 BB: 1 IBB: 0 HBP: 0 BLK: 0 WP: 0 HR: 1 S: 29 P: 33 ERA: 4.50 WHIP: 1.167												<b>PITCHER</b>		IP: 2.0 WLS: 10 BF: 4 H: 2 R: 2 ER: 2 SO: 0 BB: 0 IBB: 0 HBP: 0 BLK: 0 WP: 0 HR: 0 S: 10 P: 10 ERA: 9.00 WHIP: 2.000			
Joe Gibbon, L ERA: 2.53												Tommie Stark, R ERA: 10.71						
Roy Face, R ERA: 4.46																		
Al McBean, R ERA: 2.0																		
Tom Butters, R ERA: 2.32																		
Bob Priddy, R ERA: 9.97																		

Milwaukee Braves @ Pittsburgh Pirates  
Forbes Field, Pittsburgh, PA  
Sat Jul 11 1964, 3:33 AM EDT  
Att: 7,874 - Unknown

livebaseballscorecards.com

AB 44  
R 9  
H 15  
RBI 9  
BB 3  
SO 8  
LOB 14



Batter	1	2	3	4	5	6	7	8	9	10	11	AB R H RBI BB SO LOB	BOTTOM									
Bob Bailey, R OBP: 0.335, SLG: 0.380	F8			E9 SF9		1B G6-3 BB		1B 2B	E G3-2-3 1B		1B BB	4 3 2 1 2 0 0										
Manny Mota, R OBP: 0.336, SLG: 0.447	6-3			F9		G6-3 1B		1B 1B	E5		L9	6 1 2 1 0 0 4										
Roberto Clemente, R OBP: 0.394, SLG: 0.506	3-1			SF9		G6-3		1B 1B				4 1 2 2 1 0 1										
Wes Street, L OBP: 0.144, SLG: 0.222												3 0 0 0 0 0 0										
Roy Face, R OBP: 0.144, SLG: 0.222												0 0 0 0 0 0 0										
Al McBean, R OBP: 0.144, SLG: 0.222												0 0 0 0 0 0 0										
Tom Butters, R OBP: 0.144, SLG: 0.222												0 0 0 0 0 0 0										
Bob Priddy, R OBP: 0.144, SLG: 0.222												0 0 0 0 0 0 0										
Donn Clendenon, R OBP: 0.326, SLG: 0.395		F9			5-3						F7	5 0 2 2 0 0 0										
Bill Mazeroski, R OBP: 0.288, SLG: 0.387		F5				FC5-4 1B		SH1-4 1B			1-3	3 0 1 0 1 0 0										
Gene Alley, R OBP: 0.252, SLG: 0.303											F6	5 0 0 0 0 1 4										
Jim Paoliaroni, R OBP: 0.378, SLG: 0.364												3 0 0 0 1 2 2										
Orlando McFarlane, R OBP: 0.250, SLG: 0.125												1 1 1 0 0 0 0										
Joe Gibbon, R OBP: 0.378, SLG: 0.364												1 0 0 0 0 1 0										
Gene Freese, R OBP: 0.310, SLG: 0.420												2 1 1 1 0 0 0										
Bill Virdon, L OBP: 0.291, SLG: 0.303												1 1 1 0 0 0 0										
<b>Inning Stats</b>	R: 0 E: 0 K: 0 S: 3	H: 0 LOB: 0 BB: 0 P: 3	R: 0 E: 0 K: 1 S: 5	H: 0 LOB: 0 BB: 0 P: 5	R: 0 E: 0 K: 3 S: 9	H: 0 LOB: 0 BB: 0 P: 9	R: 1 E: 1 K: 1 S: 6	H: 0 LOB: 0 BB: 0 P: 6	R: 0 E: 0 K: 0 S: 4	H: 1 LOB: 1 BB: 1 P: 6	R: 3 E: 0 K: 1 S: 9	H: 4 LOB: 2 BB: 1 P: 13	R: 1 E: 1 K: 0 S: 4	H: 1 LOB: 2 BB: 2 P: 12	R: 0 E: 0 K: 0 S: 3	H: 0 LOB: 0 BB: 0 P: 3	R: 1 E: 0 K: 0 S: 5	H: 3 LOB: 2 BB: 1 P: 9	1B: 10 2B: 1 3B: 0 HR: 1	SF: 1 SAC: 2 DP: 2 HBP: 0	WP: 0 PB: 0 SB: 0 CS: 0	PA: 49
<b>PITCHER</b>	IP: 7.1 WLS: 29 BF: 5 H: 6 R: 5 ER: 4 SO: 6 BB: 1 IBB: 0 HBP: 0 BLK: 0 WP: 0 HR: 1 S: 40 P: 44 ERA: 4.91 WHIP: 0.955												<b>PITCHER</b>		IP: 4.0 WLS: 10 BF: 4 H: 2 R: 2 ER: 2 SO: 0 BB: 0 IBB: 0 HBP: 0 BLK: 0 WP: 0 HR: 0 S: 10 P: 10 ERA: 9.00 WHIP: 2.000							
Denny Lemaster, L ERA: 4.51												Bobby Tiefenauer, R ERA: 2.56										
Bobby Tiefenauer, R ERA: 2.56																						
Bob Sadowski, R ERA: 4.08																						
Tony Cloninger, R ERA: 3.27																						
Chi-Chi Ochoa, R ERA: 7.56																						

Milwaukee Braves @ Pittsburgh Pirates  
Forbes Field, Pittsburgh, PA  
Sat Jul 11 1964, 3:33 AM EDT  
Att: 7,874 - Unknown

livebaseballscorecards.com

AB 41  
R 8  
H 12  
RBI 7  
BB 5  
SO 7  
LOB 18










Batter	1	2	3	4	5	6	7	8	9	AB	R	H	RBI	BB	SO	LOB	TOP					
<b>Curt Flood, R</b> OBP: 0.355, SLG: 0.373 (1, 8)										6	0	1	0	0	0	3						
<b>Lou Brock, L</b> OBP: 0.327, SLG: 0.411 (1, 7)										6	3	4	1	0	1	0						
<b>Dick Groat, R</b> OBP: 0.326, SLG: 0.377 (1, 6)										4	2	2	0	0	0	2						
<b>Jerry Buchek, R</b> OBP: 0.385, SLG: 0.400 (7, 6)										1	0	0	0	0	0	0						
<b>Ken Boyer, R</b> OBP: 0.352, SLG: 0.460 (1, 5)										6	3	3	1	0	1	3						
<b>Bill White, L</b> OBP: 0.317, SLG: 0.416 (1, 3)										6	2	3	4	0	1	2						
<b>Bob Skinner, L</b> OBP: 0.287, SLG: 0.358 (1, 9)										2	1	0	0	1	0	2						
<b>Mike Shannon, R</b> OBP: 0.375, SLG: 0.286 (5, 9)										3	1	1	0	0	0	3						
<b>Julian Javier, R</b> OBP: 0.290, SLG: 0.420 (1, 4)										5	0	4	2	0	0	2						
<b>Tim McCarver, L</b> OBP: 0.316, SLG: 0.372 (1, 2)										5	0	2	1	0	0	3						
<b>Mike Cuellar, L</b> OBP: 0.133, SLG: 0.200 (8, 1)										5	0	0	0	0	4	5						
<b>Ray Washburn, R</b> OBP: 0.133, SLG: 0.200 (8, 1)										0	0	0	0	0	0	0						
<b>Inning Stats</b>	R: 0 E: 0 K: 1 S: 7	H: 2 LOB: 2 BB: 0 P: 7	R: 1 E: 0 K: 1 S: 6	H: 2 LOB: 1 BB: 1 P: 10	R: 1 E: 1 K: 0 S: 6	H: 2 LOB: 0 BB: 0 P: 6	R: 0 E: 0 K: 0 S: 3	H: 0 LOB: 0 BB: 0 P: 3	R: 3 E: 0 K: 1 S: 10	H: 6 LOB: 2 BB: 0 P: 10	R: 3 E: 1 K: 2 S: 12	H: 4 LOB: 2 BB: 0 P: 12	R: 0 E: 0 K: 1 S: 6	H: 0 LOB: 1 BB: 0 P: 6	R: 3 E: 2 K: 1 S: 9	H: 3 LOB: 1 BB: 0 P: 9	R: 1 E: 1 K: 0 S: 5	H: 1 LOB: 1 BB: 0 P: 5	1B: 17 2B: 0 3B: 1 HR: 2	SF: 0 SAC: 1 DP: 1 HBP: 0	WP: 2 PB: 1 SB: 0 CS: 0	PA: 51
<b>PITCHER</b>	IP WLS BF H R ER SO BB IBB HBP BLK WP HR S P ERA WHIP																					
<b>Vern Law, R</b> ERA: 3.53 (1, 1)	4.2 L 26 12 5 5 2 1 0 0 0 0 0 1 29 33 9.64 2.786																					
<b>Tom Butters, R</b> ERA: 2.27 (5, 1)	1.0 7 3 3 0 3 0 0 0 0 0 2 0 13 13 0.00 3.000																					
<b>Bob Priddy, R</b> ERA: 3.93 (6, 1)	0.1 2 1 0 0 0 0 0 0 0 0 0 0 2 2 0.00 3.000																					
<b>Tommie Sisk, R</b> ERA: 9.64 (7, 1)	2.0 11 3 3 1 2 0 0 0 0 0 0 0 15 15 4.50 1.500																					
<b>Roy Face, R</b> ERA: 4.39 (9, 1)	1.0 5 1 1 1 0 0 0 0 0 0 0 1 5 5 9.00 1.000																					
<b>Batter</b>	<b>1</b>	<b>2</b>	<b>3</b>	<b>4</b>	<b>5</b>	<b>6</b>	<b>7</b>	<b>8</b>	<b>9</b>	<b>AB</b>	<b>R</b>	<b>H</b>	<b>RBI</b>	<b>BB</b>	<b>SO</b>	<b>LOB</b>	<b>BOTTOM</b>					
<b>Bob Bailey, R</b> OBP: 0.336, SLG: 0.393 (1, 7)										5	0	2	0	0	0	2						
<b>Manny Mota, R</b> OBP: 0.336, SLG: 0.458 (1, 8)										5	1	1	0	0	0	4						
<b>Roy Face, R</b> OBP: 0.336, SLG: 0.458 (9, 1)										0	0	0	0	0	0	0						
<b>Roberto Clemente, R</b> OBP: 0.386, SLG: 0.497 (1, 9)										5	0	0	0	0	0	3						
<b>Gene Freese, R</b> OBP: 0.303, SLG: 0.409 (1, 5)										5	0	1	1	0	1	3						
<b>Donn Clendenon, R</b> OBP: 0.326, SLG: 0.391 (1, 3)										4	1	1	0	1	0	1						
<b>Bill Mazeroski, R</b> OBP: 0.293, SLG: 0.392 (1, 4)										4	0	1	0	0	0	5						
<b>Jim Pagliaroni, R</b> OBP: 0.381, SLG: 0.389 (1, 2)										3	2	1	1	1	1	1						
<b>Gene Alley, R</b> OBP: 0.250, SLG: 0.296 (1, 6)										4	1	1	1	0	2	2						
<b>Vern Law, R</b> OBP: 0.326, SLG: 0.317 (1, 1)										2	0	2	0	0	0	0						
<b>Tom Butters, R</b> OBP: 0.327, SLG: 0.333 (5, 1)										0	0	0	0	0	0	0						
<b>Bob Priddy, R</b> OBP: 0.375, SLG: 0.286 (6, 1)										0	0	0	0	0	0	0						
<b>Bill White, L</b> OBP: 0.317, SLG: 0.416 (6, 3)										1	0	0	0	0	1	1						
<b>Tommie Sisk, R</b> OBP: 0.385, SLG: 0.400 (7, 1)										0	0	0	0	0	0	0						
<b>Jerry Lynch, R</b> OBP: 0.303, SLG: 0.540 (8, 7)										1	0	1	2	0	0	0						
<b>Inning Stats</b>	R: 0 E: 2 K: 1 S: 7	H: 0 LOB: 3 BB: 1 P: 11	R: 0 E: 0 K: 2 S: 8	H: 1 LOB: 1 BB: 0 P: 8	R: 1 E: 0 K: 0 S: 5	H: 2 LOB: 1 BB: 0 P: 5	R: 1 E: 0 K: 1 S: 7	H: 2 LOB: 1 BB: 0 P: 7	R: 0 E: 0 K: 0 S: 3	H: 0 LOB: 0 BB: 0 P: 3	R: 0 E: 1 K: 1 S: 6	H: 1 LOB: 1 BB: 0 P: 6	R: 0 E: 0 K: 0 S: 4	H: 1 LOB: 1 BB: 0 P: 4	R: 3 E: 0 K: 0 S: 6	H: 4 LOB: 1 BB: 1 P: 10	R: 0 E: 0 K: 0 S: 3	H: 0 LOB: 0 BB: 0 P: 3	1B: 7 2B: 3 3B: 0 HR: 1	SF: 0 SAC: 0 DP: 2 HBP: 0	WP: 1 PB: 0 SB: 0 CS: 0	PA: 41
<b>PITCHER</b>	IP WLS BF H R ER SO BB IBB HBP BLK WP HR S P ERA WHIP																					
<b>Mike Cuellar, L</b> ERA: 5.4 (1, 1)	7.1 W 36 10 5 5 5 2 0 0 0 0 0 0 44 52 6.14 1.636																					
<b>Ray Washburn, R</b> ERA: 3.19 (8, 1)	1.2 S 5 1 0 0 0 0 0 0 0 0 0 0 5 5 0.00 0.600																					

St. Louis Cardinals @ Pittsburgh Pirates  
 Forbes Field, Pittsburgh, PA  
 Mon Jul 13 1964, 7:05 PM EDT  
 Att: 14,773 - Unknown

AB 49  
 R 12  
 H 20  
 RBI 9  
 BB 1  
 SO 7  
 LOB 25



St. Louis Cardinals @ Pittsburgh Pirates  
 Forbes Field, Pittsburgh, PA  
 Mon Jul 13 1964, 7:05 PM EDT  
 Att: 14,773 - Unknown

AB 39  
 R 5  
 H 11  
 RBI 5  
 SO 5  
 LOB 22









Batter	1	2	3	4	5	6	7	8	9	AB	R	H	RBI	BB	SO	LOB	TOP					
Tony Gonzalez, L (1, 8) OBP: 0.368, SLG: 0.364	0-0 SH1-3 1B		0-0 F9		0-0 CS 1B			0-3 K		4	0	2	0	0	1	2	Philadelphia Phillies @ Pittsburgh Pirates Forbes Field, Pittsburgh, PA Wed Jul 15 1964, 7:05 PM EDT Att: 11,633 - Unknown					
John Herrnstein, L (1, 3) OBP: 0.311, SLG: 0.402	0-0 SH1-3 1-2		0-0 F5		0-0 CS 1-2	0-0 4-3		0-0 G4-3 1-2		3	0	0	0	0	0	2						
Johnny Callison, L (1, 9) OBP: 0.314, SLG: 0.462	0-3 K			0-0 4-3		0-3 K		0-0 6-3 1B		4	0	1	0	0	2	1						
Dick Allen, R (1, 5) OBP: 0.362, SLG: 0.548	0-0 P3			0-0 5-3		0-0 6-3		0-0 6-3 1-2		4	0	0	0	0	0	2						
Wes Covington, L (1, 7) OBP: 0.344, SLG: 0.437		0-0 E9 1B		0-0 BB 1B			0-0 3-1		0-0 F9	4	0	2	0	0	0	1						
Clay Dalrymple, L (1, 2) OBP: 0.295, SLG: 0.340		0-0 P6		4-0 BB 1-2			0-0 P3		0-0 4-3	3	0	0	0	1	0	2						
Cookie Rojas, R (1, 4) OBP: 0.350, SLG: 0.429		0-0 5-3		0-0 F9			0-0 F9			3	0	0	0	0	0	3						
Ruben Amaro, R (1, 6) OBP: 0.312, SLG: 0.333		0-0 F3			0-0 6-3			0-0 1B 1B		3	0	1	0	0	0	1						
Jim Bunning, R (1, 1) OBP: 0.164, SLG: 0.200			0-3 K		0-0 6-3			0-0 1-2 1B		2	0	0	0	0	1	0						
John Briggs, L (8, PH) OBP: 0.341, SLG: 0.359					0-0 6-3					1	0	1	0	0	0	0						
Jack Baldschun, R (8, 1) OBP: 0.286, SLG: 0.286										0	0	0	0	0	0	0						
<b>Inning Stats</b>	R: 0 E: 0 K: 1 S: 6	H: 1 LOB: 1 BB: 0 P: 6	R: 0 E: 1 K: 0 S: 4	H: 1 LOB: 1 BB: 0 P: 4	R: 0 E: 0 K: 1 S: 5	H: 0 LOB: 0 BB: 0 P: 5	R: 0 E: 0 K: 0 S: 4	H: 1 LOB: 2 BB: 1 P: 8	R: 0 E: 0 K: 0 S: 3	H: 0 LOB: 0 BB: 0 P: 3	R: 0 E: 0 K: 1 S: 5	H: 0 LOB: 0 BB: 0 P: 5	R: 0 E: 0 K: 0 S: 3	H: 0 LOB: 0 BB: 0 P: 3	R: 0 E: 0 K: 1 S: 6	H: 2 LOB: 1 BB: 0 P: 6	R: 0 E: 0 K: 0 S: 4	H: 1 LOB: 1 BB: 0 P: 4	1B: 7 2B: 0 3B: 0 HR: 0	SF: 0 SAC: 1 DP: 1 HBP: 0	WP: 0 PB: 0 CS: 1	PA: 34
<b>PITCHER</b> Bob Friend, R (1, 1) ERA: 3.38	IP: 9.0 WLS: W BF: 33 H: 7 R: 0 ER: 0 SO: 4 BB: 1 IBB: 0 HBP: 0 BLK: 0 WP: 0 HR: 0 S: 40 P: 44 ERA: 0.00 WHIP: 0.889															<b>PITCHER</b>						

Batter	1	2	3	4	5	6	7	8	9	AB	R	H	RBI	BB	SO	LOB	BOTTOM					
Bob Bailey, R (1, 5) OBP: 0.337, SLG: 0.390	0-3 K		0-0 P6		0-3 K2-3			0-3 K		4	0	0	0	0	3	1	Philadelphia Phillies @ Pittsburgh Pirates Forbes Field, Pittsburgh, PA Wed Jul 15 1964, 7:05 PM EDT Att: 11,633 - Unknown					
Manny Mota, R (1, 8) OBP: 0.348, SLG: 0.465	0-0 F9			0-0 E HR 1B		0-0 6-3		0-0 1B 1B		4	1	2	0	0	0	0						
Roberto Clemente, R (1, 9) OBP: 0.383, SLG: 0.494	0-0 5-3			0-0 E5 HR		0-3 K		0-0 1-2 1B		4	1	1	0	0	1	1						
Jerry Lynch, L (1, 7) OBP: 0.357, SLG: 0.563		0-3 K		0-0 HR				0-0 4-3		3	1	2	3	0	1	0						
Bill Virdon, L (6, PR) OBP: 0.292, SLG: 0.293				2H 3H HR				0-0 1B		1	0	0	0	0	0	2						
Donn Clendenon, R (1, 3) OBP: 0.321, SLG: 0.384		0-0 6-3		0-0 F9				0-0 F9		3	0	0	0	0	0	1						
Bill Mazerowski, R (1, 4) OBP: 0.287, SLG: 0.384		0-0 5-3		0-0 F8				0-0 5-3		3	0	0	0	0	0	0						
Jim Pagliaroni, R (1, 2) OBP: 0.388, SLG: 0.394			0-0 SH1-3 1B		0-0 5-3			0-0 P4		3	0	1	0	0	0	0						
Gene Alley, R (1, 6) OBP: 0.252, SLG: 0.289			0-0 P6		0-0 1-3			0-3 K		3	0	0	0	0	1	1						
Bob Friend, R (1, 1) OBP: 0.182, SLG: 0.122			0-0 SH1-3 1-2		0-3 K			0-3 K		2	0	0	0	0	2	0						
<b>Inning Stats</b>	R: 0 E: 0 K: 1 S: 5	H: 0 LOB: 0 BB: 0 P: 5	R: 0 E: 0 K: 1 S: 5	H: 0 LOB: 0 BB: 0 P: 5	R: 0 E: 0 K: 0 S: 4	H: 1 LOB: 1 BB: 0 P: 4	R: 3 E: 1 K: 0 S: 6	H: 2 LOB: 0 BB: 0 P: 6	R: 0 E: 0 K: 2 S: 7	H: 0 LOB: 0 BB: 0 P: 7	R: 0 E: 0 K: 1 S: 6	H: 1 LOB: 1 BB: 0 P: 6	R: 0 E: 0 K: 1 S: 5	H: 0 LOB: 0 BB: 0 P: 5	R: 0 E: 0 K: 2 S: 9	H: 2 LOB: 2 BB: 0 P: 9	R: 0 E: 0 K: 2 S: 9	H: 2 LOB: 2 BB: 0 P: 9	1B: 5 2B: 0 3B: 0 HR: 1	SF: 0 SAC: 1 DP: 0 HBP: 0	WP: 0 PB: 0 CS: 0	PA: 31
<b>PITCHER</b> Jim Bunning, R (1, 1) ERA: 2.21	IP: 7.0 WLS: L BF: 26 H: 4 R: 3 ER: 2 SO: 6 BB: 4 IBB: 3 HBP: 0 BLK: 0 WP: 0 HR: 1 S: 38 P: 38 ERA: 2.57 WHIP: 0.571															<b>PITCHER</b>						
Jack Baldschun, R (8, 1) ERA: 3.21	IP: 1.0 WLS: L BF: 5 H: 2 R: 0 ER: 0 SO: 2 BB: 0 IBB: 0 HBP: 0 BLK: 0 WP: 0 HR: 0 S: 9 P: 9 ERA: 0.00 WHIP: 2.000															<b>PITCHER</b>						



Batter	1	2	3	4	5	6	7	8	9	AB	R	H	RBI	BB	SO	LOB	TOP										
Cookie Rojas, R OBP: 0.358, SLG: 0.447 (1, 8)	5-3		F9 SH5-4 2B 1B		1B 4-3 2B		2B		6-3	5	2	3	0	0	0	0	Philadelphia Phillies @ Pittsburgh Pirates Forbes Field, Pittsburgh, PA Thu Jul 16 1964, 7:05 PM EDT Att: 12,163 - Unknown  livebaseballscores.com										
Johnny Callison, L OBP: 0.314, SLG: 0.461 (1, 9)	K		SH5-4		4-3 BB 1B		K			3	1	1	0	0	2	1											
Tony Taylor, R OBP: 0.322, SLG: 0.294 (1, 4)	4-3		F9		K		K			4	0	0	0	0	2	4											
Dick Allen, R OBP: 0.366, SLG: 0.547 (1, 5)		F8 E 2B 1B	2B WP BB		4-3 1B BB		6-3			2	3	1	0	2	0	1											
Danny Cater, R OBP: 0.328, SLG: 0.420 John Herrnstein, L (5, PH) OBP: 0.308, SLG: 0.398 (5, 7)	F8		WP 1-3 3-H 2B		4-3			6-3		2	0	1	1	0	0	1											
Ruben Amaro, R OBP: 0.309, SLG: 0.330 (1, 3)	E6 1-2 2B		5-3		1-2 2-3 3-H 1B			L3		4	1	1	2	0	0	2											
Bobby Wine, R OBP: 0.266, SLG: 0.273 (1, 6)	F8 2-3			6-3	CS 1-2		K	K		4	0	0	0	0	2	2											
Clay Dalrymple, L OBP: 0.294, SLG: 0.343 (1, 2)				K			G3		F9	4	0	1	2	0	1	0											
Art Mahaffey, R OBP: 0.156, SLG: 0.290 Jack Baldschun, R OBP: 0.250, SLG: 0.250 (7, 1)	G3			K			5-3		K	3	0	0	0	0	1	1											
<b>Inning Stats</b>	R: 0 E: 0 K: 1 S: 5	H: 0 LOB: 0 BB: 0 P: 5	R: 2 E: 1 K: 0 S: 6	H: 2 LOB: 1 BB: 0 P: 6	R: 2 E: 0 K: 0 S: 5	H: 2 LOB: 1 BB: 1 P: 9	R: 0 E: 0 K: 2 S: 7	H: 0 LOB: 0 BB: 0 P: 7	R: 3 E: 0 K: 1 S: 7	H: 3 LOB: 0 BB: 1 P: 11	R: 0 E: 0 K: 1 S: 5	H: 0 LOB: 0 BB: 0 P: 5	R: 0 E: 0 K: 1 S: 8	H: 1 LOB: 1 BB: 0 P: 8	R: 0 E: 0 K: 1 S: 5	H: 0 LOB: 0 BB: 0 P: 5	R: 0 E: 0 K: 1 S: 5	H: 0 LOB: 0 BB: 0 P: 5	1B: 4 2B: 4 3B: 0 HR: 0	SF: 0 SAC: 1 DP: 0 HBP: 0	WP: 1 PB: 0 SB: 0 CS: 1	PA: 38					
<b>PITCHER</b>	IP	WLS	BF	H	R	ER	SO	BB	IBB	HBP	BLK	WP	HR	S	P	ERA	WHIP										
Joe Gibbon, L ERA: 2.84 Roy Face, R ERA: 4.4 Tommye Sisk, R ERA: 9.25 Al McBean, R ERA: 1.98	4.0	L	20	6	6	4	3	1	0	0	0	1	0	25	29	9.00	1.750										

Batter	1	2	3	4	5	6	7	8	9	AB	R	H	RBI	BB	SO	LOB	BOTTOM										
Bob Bailey, R OBP: 0.342, SLG: 0.394 (1, 5)	CS 1B		6-3		SH5-3 1B		F3		SH1-4 1B	5	0	3	0	0	0	1	Philadelphia Phillies @ Pittsburgh Pirates Forbes Field, Pittsburgh, PA Thu Jul 16 1964, 7:05 PM EDT Att: 12,163 - Unknown  livebaseballscores.com										
Manny Mota, R OBP: 0.350, SLG: 0.461 Bill Virdon, L OBP: 0.285, SLG: 0.296 (6, 8)	G4-6-3 1-2 BB		F8		SH5-3 1-2			1B 2B	SH1-4 1-2 2-3	1	0	0	0	1	0	0											
Roberto Clemente, R OBP: 0.383, SLG: 0.492 (1, 9)	G4-6-3 1-2				L9			1B 2B	6-3	5	1	2	0	0	0	4											
Jerry Lynch, L OBP: 0.366, SLG: 0.566 (1, 7)	P6		6-3		BB			1-3 2B		3	0	1	2	2	0	1											
Donn Clendenon, R OBP: 0.315, SLG: 0.377 (1, 3)	K			P6			1-4-3		K	5	0	0	0	0	3	6											
Bill Mazerowski, R OBP: 0.286, SLG: 0.381 (1, 4)		BB WP 1B		E5 HR		F7	E5		F4	5	1	1	0	0	0	1											
Jim Pagliaroni, R OBP: 0.394, SLG: 0.421 (1, 2)		FC5 1-2 BB		HR		1B 2B			L6	4	2	2	2	1	1	2											
Gene Alley, R OBP: 0.254, SLG: 0.284 Smoky Burgess, L (7, PH) OBP: 0.265, SLG: 0.288 Al McBean, R OBP: 0.250, SLG: 0.250 Gene Freese, R (9, PH) OBP: 0.302, SLG: 0.406 (1, 6)					K		K		K	2	0	0	0	1	2	1											
Joe Gibbon, R OBP: 0.333, SLG: 0.310 Roy Face, R (5, 1) Willie Stargell, L (6, PH) OBP: 0.312, SLG: 0.523 Tommye Sisk, R (7, 1) Dick Schofield, S OBP: 0.367, SLG: 0.366 (8, 6)		FC5			L8			SH1-4 1B BB		2	0	0	0	0	0	3											
<b>Inning Stats</b>	R: 0 E: 0 K: 0 S: 2	H: 1 LOB: 3 BB: 1 P: 6	R: 0 E: 0 K: 1 S: 6	H: 1 LOB: 3 BB: 2 P: 14	R: 0 E: 0 K: 0 S: 4	H: 1 LOB: 1 BB: 0 P: 4	R: 2 E: 1 K: 1 S: 7	H: 1 LOB: 0 BB: 0 P: 7	R: 0 E: 0 K: 1 S: 6	H: 1 LOB: 2 BB: 1 P: 10	R: 1 E: 0 K: 1 S: 7	H: 2 LOB: 1 BB: 0 P: 7	R: 2 E: 1 K: 1 S: 9	H: 3 LOB: 2 BB: 0 P: 9	R: 0 E: 0 K: 1 S: 6	H: 1 LOB: 3 BB: 2 P: 14	R: 0 E: 0 K: 1 S: 5	H: 0 LOB: 0 BB: 0 P: 5	1B: 8 2B: 2 3B: 0 HR: 1	SF: 0 SAC: 2 DP: 1 HBP: 0	WP: 1 PB: 0 SB: 0 CS: 1	PA: 44					
<b>PITCHER</b>	IP	WLS	BF	H	R	ER	SO	BB	IBB	HBP	BLK	WP	HR	S	P	ERA	WHIP										
Art Mahaffey, R ERA: 4.79 Jack Baldschun, R ERA: 3.05	6.0	W	30	9	5	4	4	4	0	0	0	0	1	34	50	6.00	2.167										

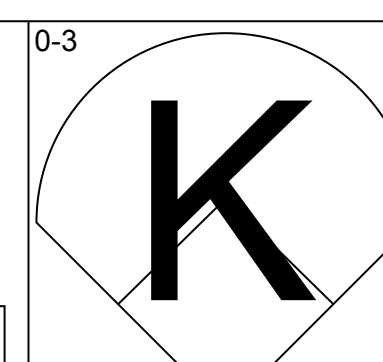
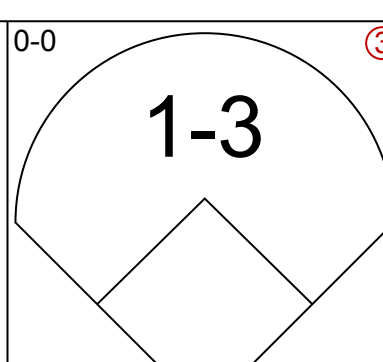
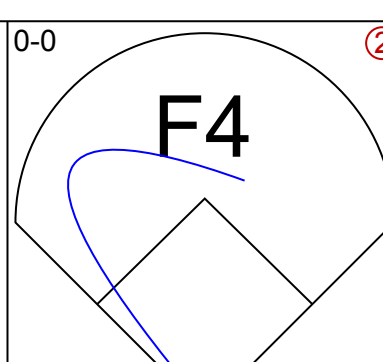
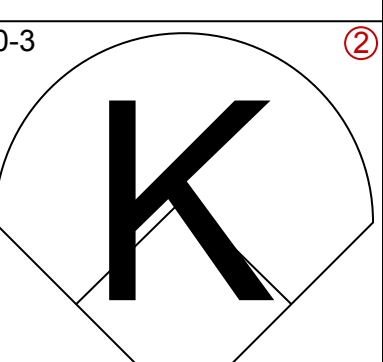
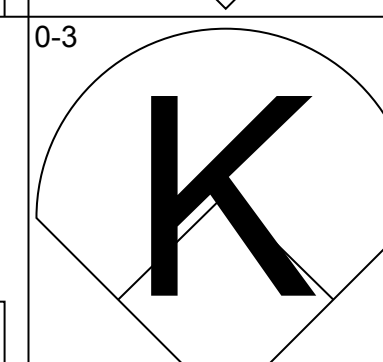
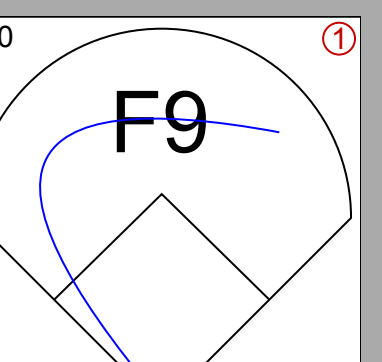
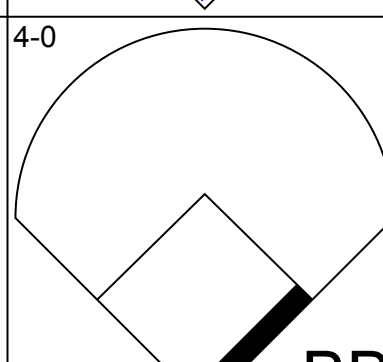
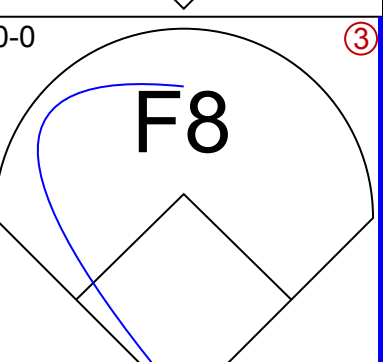
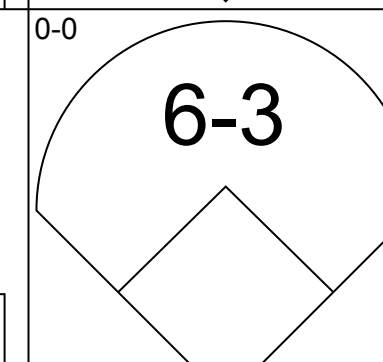
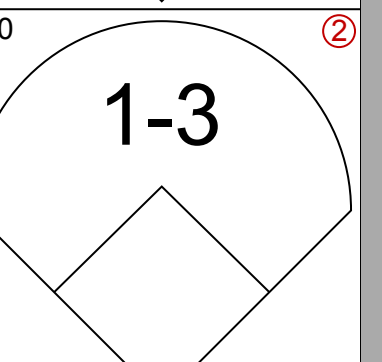
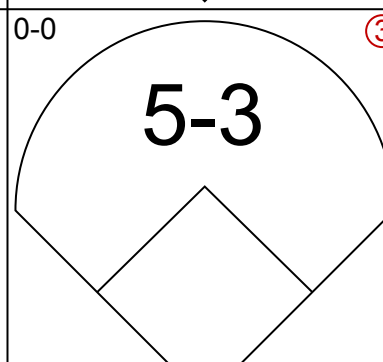
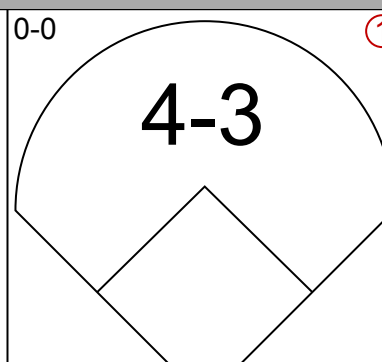
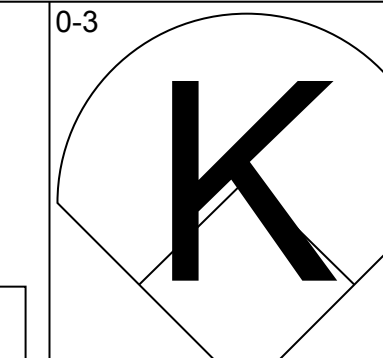
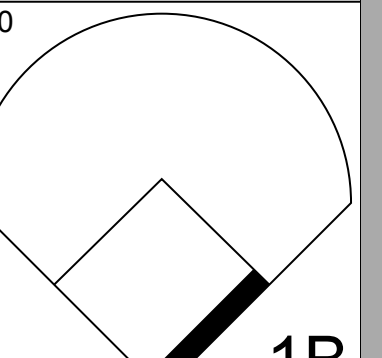
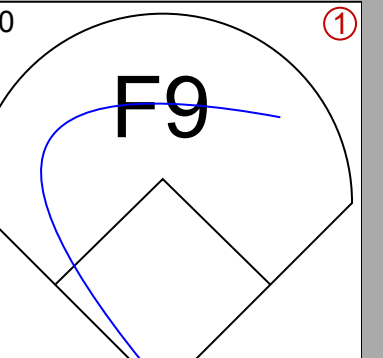
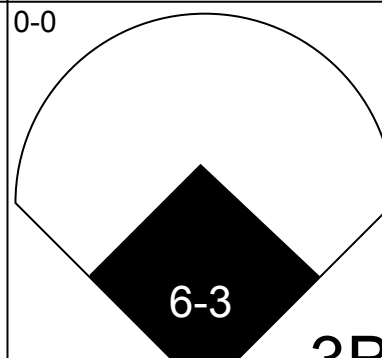
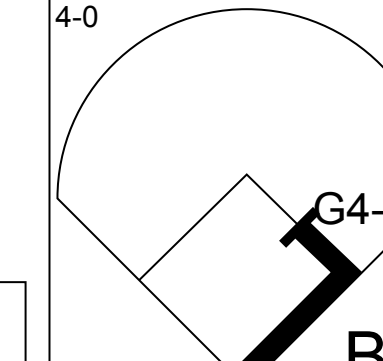
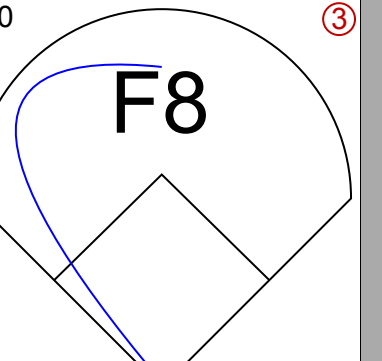
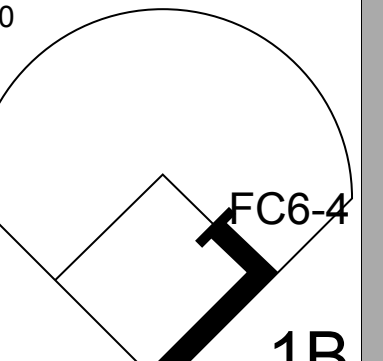
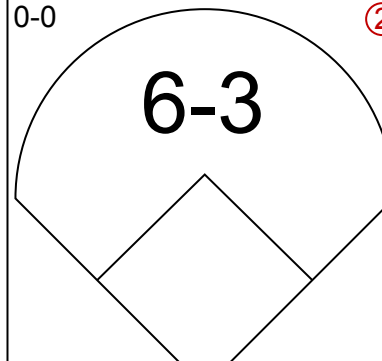
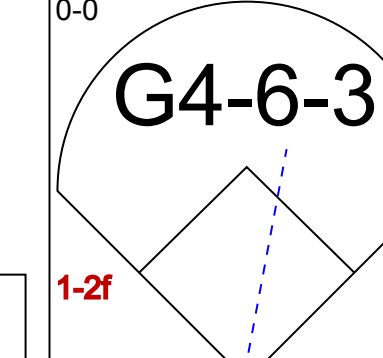
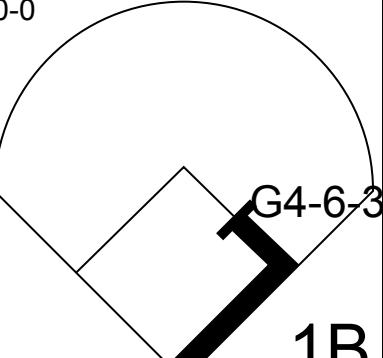

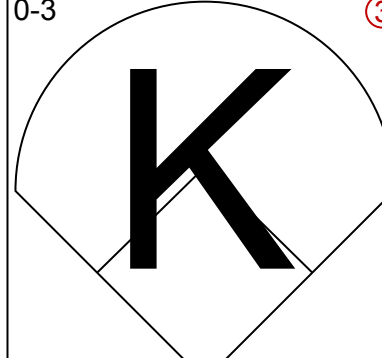
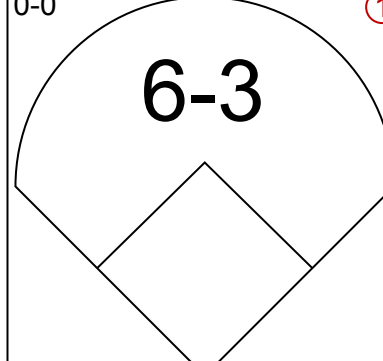
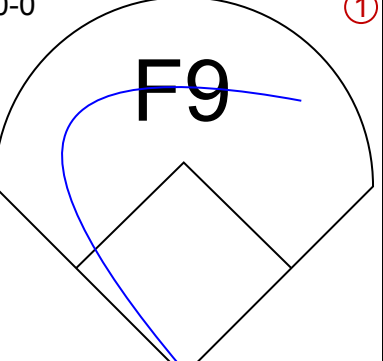
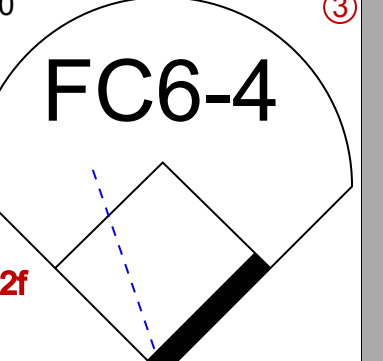
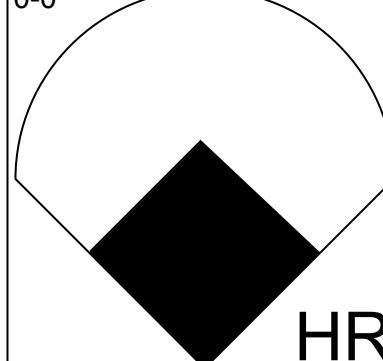
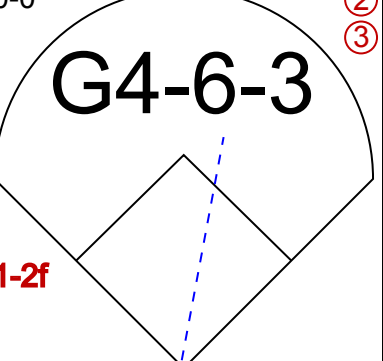
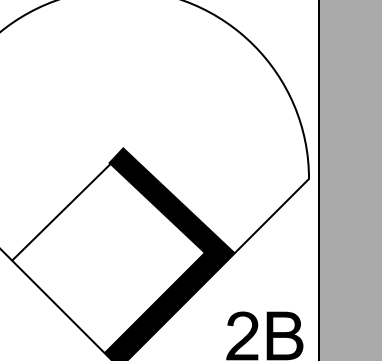
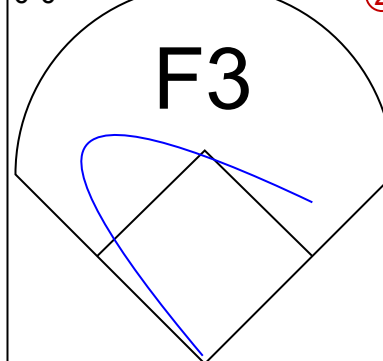
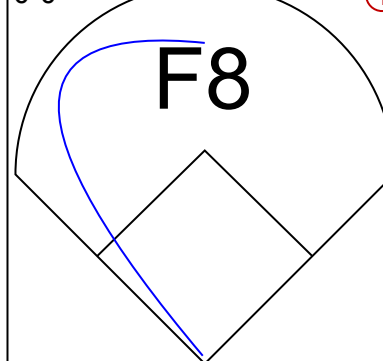
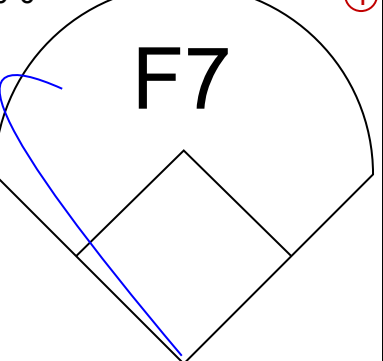


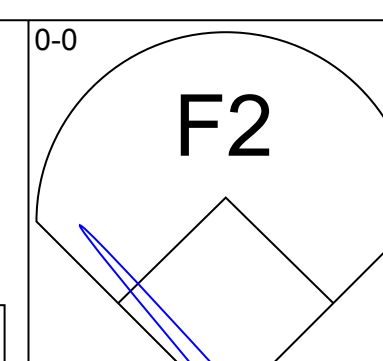
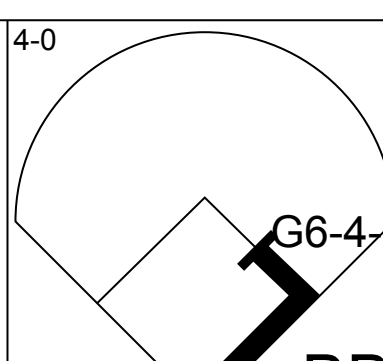
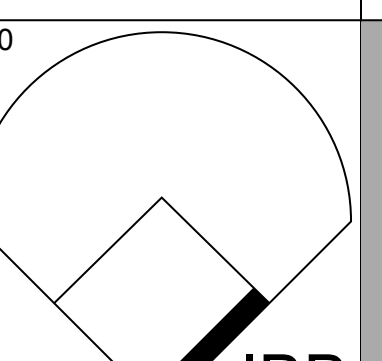
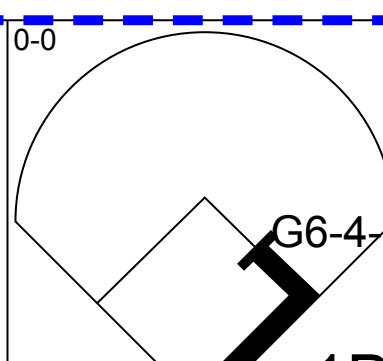
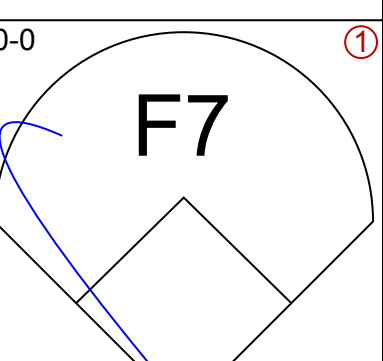
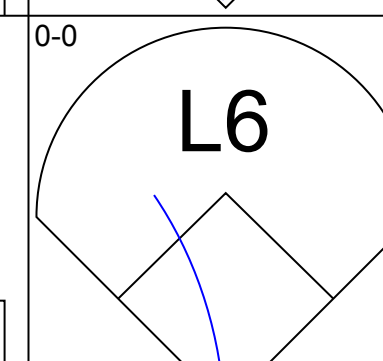
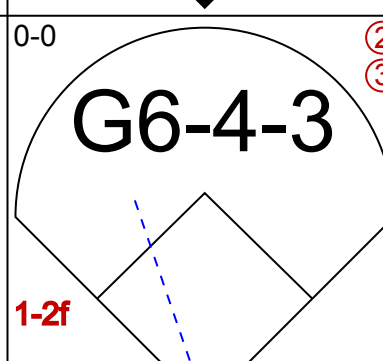
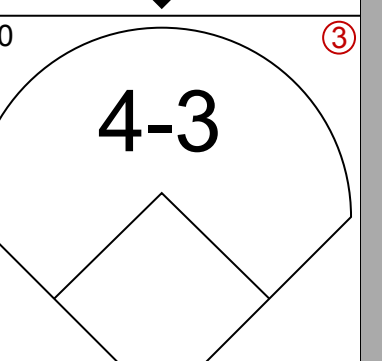
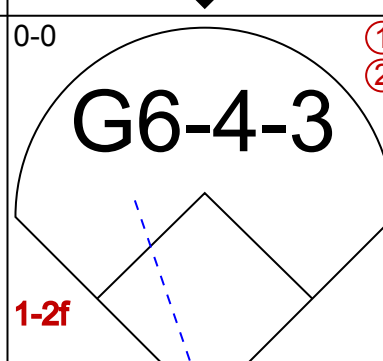
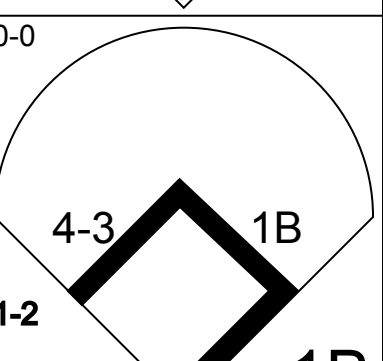
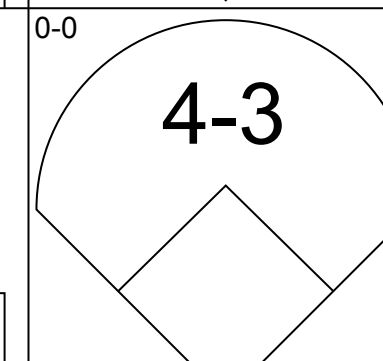
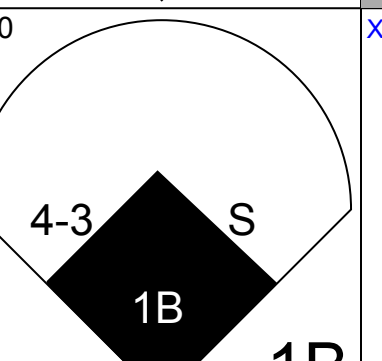
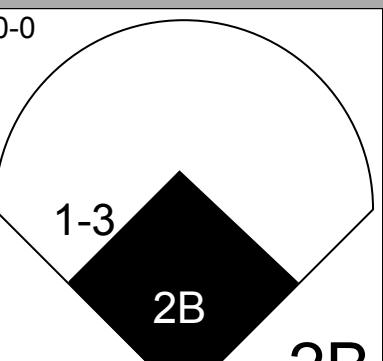
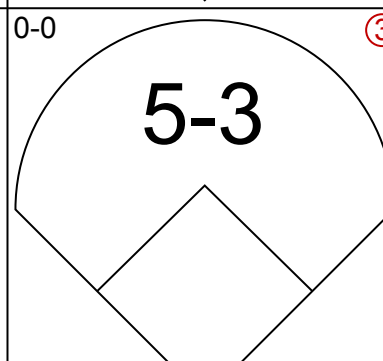
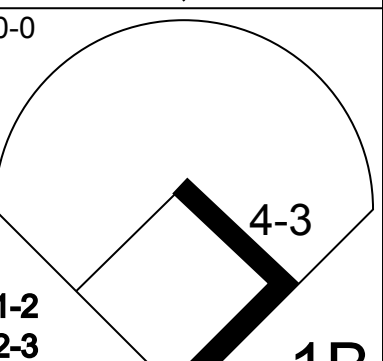
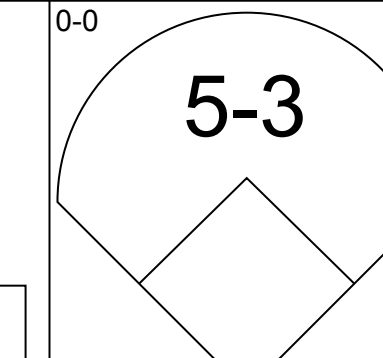
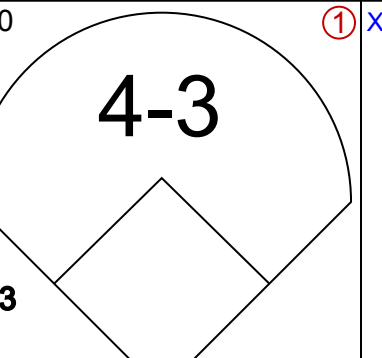
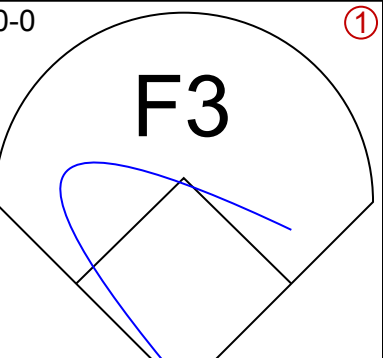
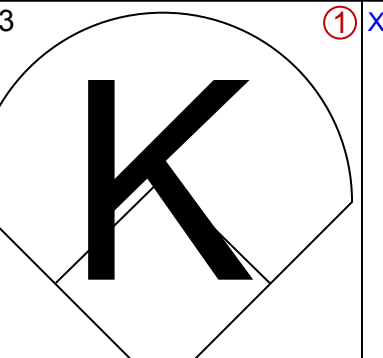
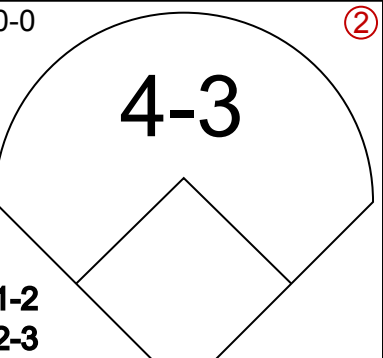
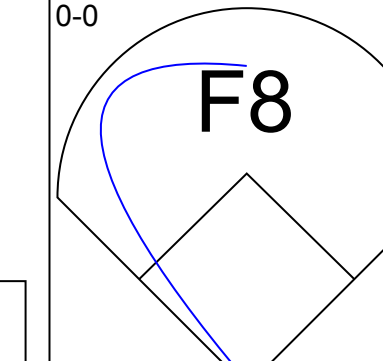
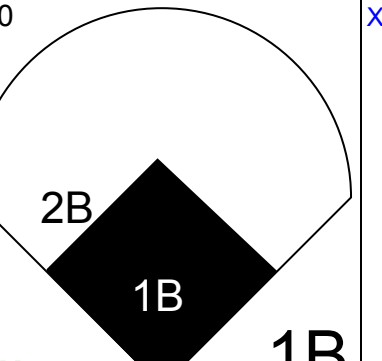
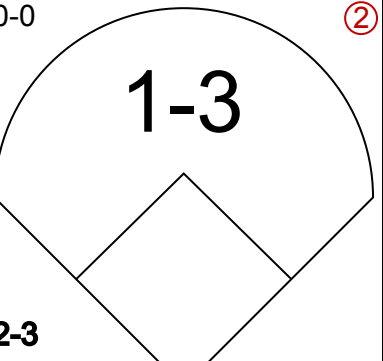
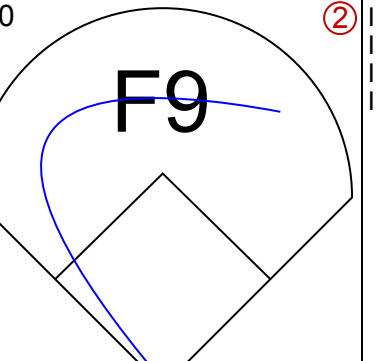
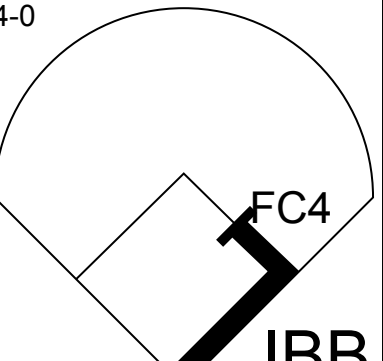
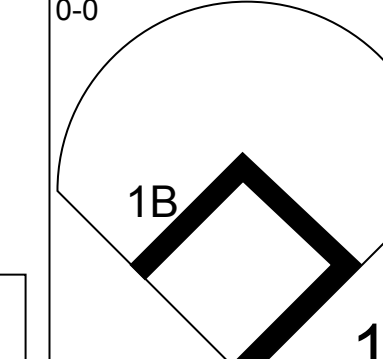
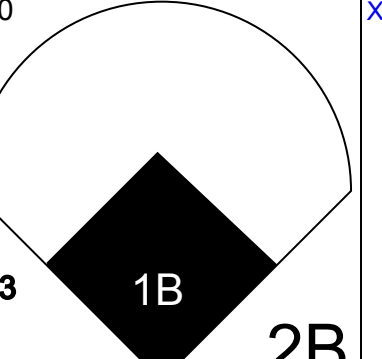
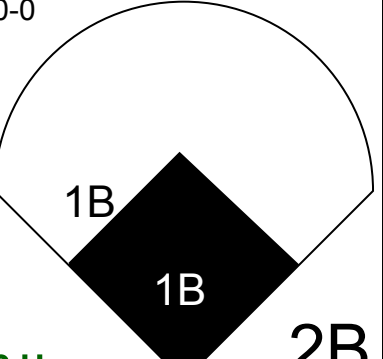
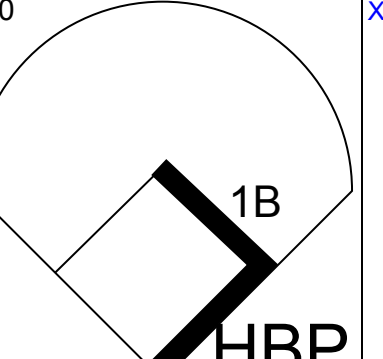
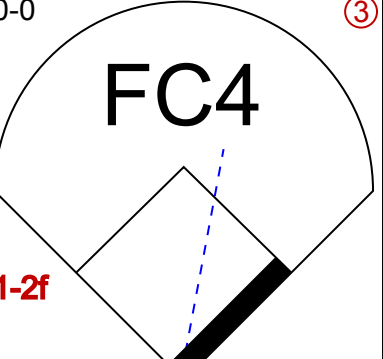
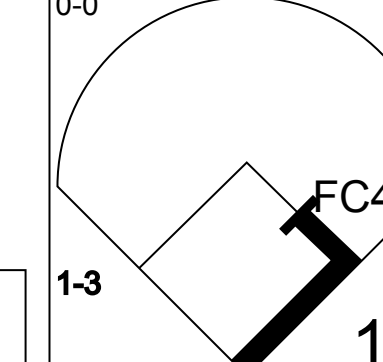
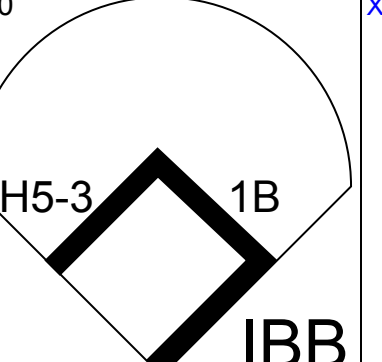
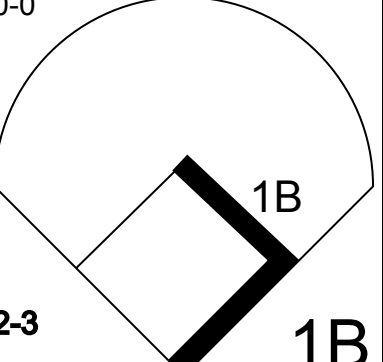
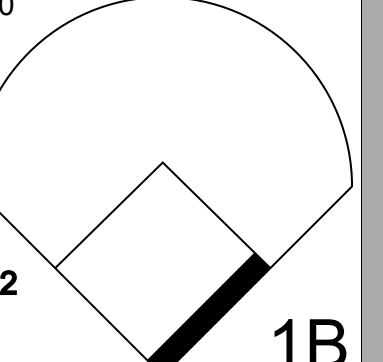
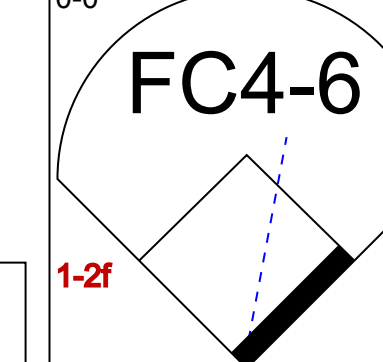
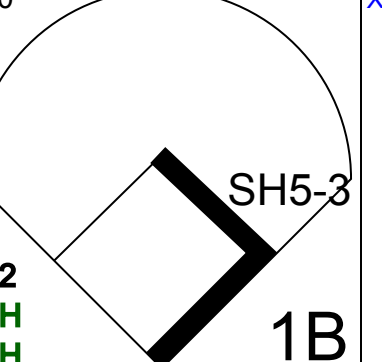
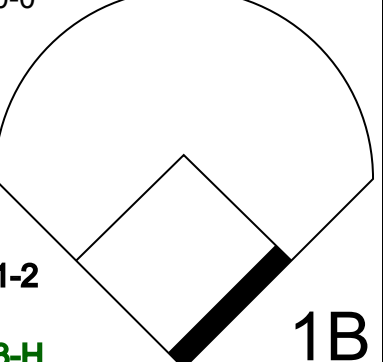

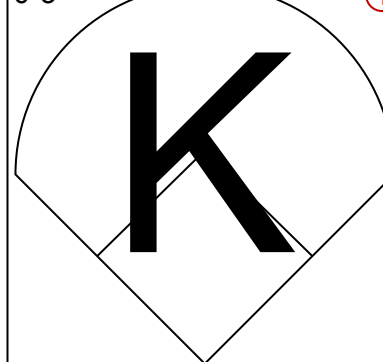
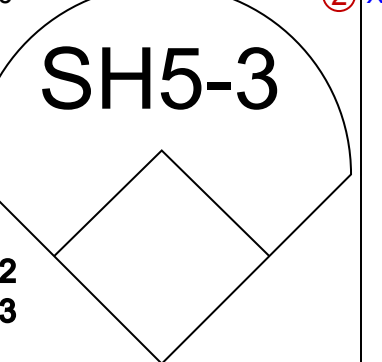
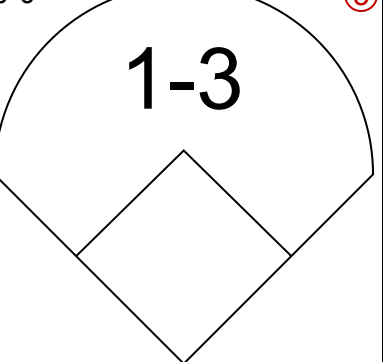
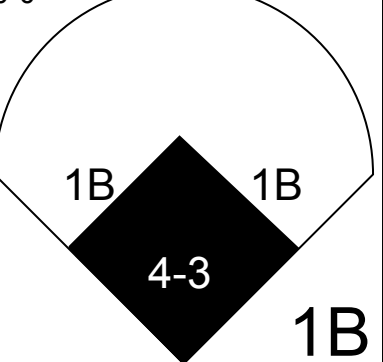
Batter	1	2	3	4	5	6	7	8	9	AB	R	H	RBI	BB	SO	LOB	TOP								
Bob Bailey, R OBP: 0.347, SLG: 0.398 (1, 7)										5	2	3	1	0	1	1	<b>Pittsburgh Pirates @ Milwaukee Braves</b> <b>Milwaukee County Stadium, Milwaukee, WI</b> Sat Jul 18 1964, 8:05 PM EDT Att: 17,192 - Unknown								
Manny Mota, R OBP: 0.355, SLG: 0.470 (1, 8)										4	1	2	1	0	0	1									
Roberto Clemente, R OBP: 0.386, SLG: 0.497 (1, 9)										5	1	3	2	0	0	3									
Gene Freese, R OBP: 0.306, SLG: 0.408 Bill Virdon, L OBP: 0.287, SLG: 0.299 (8, 8)										4	1	2	1	0	0	1									
Donn Clendenon, R OBP: 0.313, SLG: 0.386 (1, 3)										4	1	1	3	0	0	3									
Bill Mazerowski, R OBP: 0.285, SLG: 0.379 (1, 4)										4	1	1	0	0	1	0									
Jim Pagliaroni, R OBP: 0.385, SLG: 0.411 (1, 2)										4	0	0	0	0	0	1									
Gene Alley, R OBP: 0.246, SLG: 0.275 (1, 6)										4	0	0	0	0	2	1									
Bob Veale, S OBP: 0.192, SLG: 0.160 (1, 1)										4	1	2	0	0	2	0									
<b>Inning Stats</b>	R: 3 E: 1 K: 0 S: 6	H: 3 LOB: 0 BB: 0 P: 6	R: 0 E: 0 K: 2 S: 7	H: 0 LOB: 0 BB: 0 P: 7	R: 1 E: 0 K: 0 S: 5	H: 2 LOB: 1 BB: 0 P: 5	R: 2 E: 0 K: 1 S: 9	H: 4 LOB: 2 BB: 0 P: 9	R: 2 E: 0 K: 1 S: 7	H: 2 LOB: 0 BB: 0 P: 7	R: 0 E: 0 K: 2 S: 8	H: 1 LOB: 1 BB: 0 P: 8	R: 0 E: 0 K: 0 S: 3	H: 0 LOB: 0 BB: 0 P: 3	R: 0 E: 0 K: 0 S: 4	H: 1 LOB: 1 BB: 0 P: 4	R: 0 E: 0 K: 0 S: 4	H: 2 LOB: 1 BB: 0 P: 4	1B: 12 2B: 3 3B: 0 HR: 1	SF: 1 SAC: 1 DP: 2 HBP: 0	WP: 0 PB: 0 SB: 0 CS: 0	PA: 41			
<b>PITCHER</b>	IP	WLS	BF	H	R	ER	SO	BB	IBB	HBP	BLK	WP	HR	S	P	ERA	WHIP								
Warren Spahn, L ERA: 5.18 (1, 1)	3.2	L	18	7	6	4	3	0	0	0	0	0	0	24	10	9.82	1.909								
Cecil Butler, R ERA: 13.5 (4, 1)	1.1		8	4	2	2	1	0	0	0	0	0	1	10	11	13.50	3.000								
Chi-Chi Olivo, R ERA: 5.54 (6, 1)	2.0		7	1	0	0	2	0	0	0	0	0	0	11	11	0.00	0.500								
Bob Sadowski, R ERA: 4.03 (8, 1)	2.0		8	3	0	0	0	0	0	0	0	0	0	8	8	0.00	1.500								

Batter	1	2	3	4	5	6	7	8	9	AB	R	H	RBI	BB	SO	LOB	BOTTOM								
Eddie Mathews, L OBP: 0.345, SLG: 0.404 Miguel de la Hoz, R OBP: 0.337, SLG: 0.422 (5, 5)										2	0	0	0	0	0	0	<b>Pittsburgh Pirates @ Milwaukee Braves</b> <b>Milwaukee County Stadium, Milwaukee, WI</b> Sat Jul 18 1964, 8:05 PM EDT Att: 17,192 - Unknown								
Denis Menke, R OBP: 0.355, SLG: 0.430 (1, 6)										4	0	0	0	0	0	3									
Hank Aaron, R OBP: 0.387, SLG: 0.481 (1, 9)										4	1	2	0	0	0	0									
Joe Torre, R OBP: 0.374, SLG: 0.506 (1, 2)										3	0	1	0	1	1	2									
Rico Carty, R OBP: 0.385, SLG: 0.552 (1, 7)										3	0	1	1	0	1	2									
Gene Oliver, R OBP: 0.288, SLG: 0.425 (1, 3)										4	0	0	0	0	1	4									
Lee Maye, L OBP: 0.335, SLG: 0.442 (1, 8)										3	1	1	0	1	1	2									
Frank Bolling, R OBP: 0.265, SLG: 0.313 (1, 4)										4	0	1	0	0	0	2									
Warren Spahn, L ERA: 5.18 (1, 1)	9.0	W	36	7	2	2	7	2	0	0	0	0	0	48	56	2.00	1.000								
Cecil Butler, R ERA: 13.5 (4, 1)	1.1		8	4	2	2	1	0	0	0	0	0	1	10	11	13.50	3.000								
Ty Cline, L OBP: 0.368, SLG: 0.397 Chi-Chi Olivo, R ERA: 5.54 (6, 1)	2.0		7	1	0	0	2	0	0	0	0	0	0	11	11	0.00	0.500								
Ed Bailey, L OBP: 0.307, SLG: 0.377 Bob Sadowski, R ERA: 4.03 (8, 1)	2.0		8	3	0	0	0	0	0	0	0	0	0	8	8	0.00	1.500								
Woody Woodward, R OBP: 0.263, SLG: 0.226 (8, 9)	2.0		8	3	0	0	0	0	0	0	0	0	0	8	8	0.00	1.500								
<b>Inning Stats</b>	R: 0 E: 0 K: 0 S: 3	H: 0 LOB: 2 BB: 2 P: 15	R: 0 E: 0 K: 2 S: 7	H: 0 LOB: 2 BB: 2 P: 15	R: 0 E: 0 K: 0 S: 3	H: 0 LOB: 0 BB: 0 P: 3	R: 1 E: 0 K: 0 S: 4	H: 1 LOB: 0 BB: 0 P: 4	R: 1 E: 0 K: 1 S: 7	H: 3 LOB: 1 BB: 0 P: 7	R: 0 E: 0 K: 1 S: 7	H: 2 LOB: 2 BB: 0 P: 7	R: 0 E: 1 K: 2 S: 8	H: 0 LOB: 1 BB: 0 P: 8	R: 0 E: 0 K: 1 S: 6	H: 1 LOB: 1 BB: 0 P: 6	R: 0 E: 0 K: 0 S: 3	H: 0 LOB: 0 BB: 0 P: 3	1B: 6 2B: 1 3B: 0 HR: 0	SF: 1 SAC: 0 DP: 1 HBP: 0	WP: 0 PB: 1 SB: 1 CS: 0	PA: 36			
<b>PITCHER</b>	IP	WLS	BF	H	R	ER	SO	BB	IBB	HBP	BLK	WP	HR	S	P	ERA	WHIP								
Bob Veale, L ERA: 3.1 (1, 1)	9.0	W	36	7	2	2	7	2	0	0	0	0	0	48	56	2.00	1.000								





Batter	1	2	3	4	5	6	7	8	9	AB	R	H	RBI	BB	SO	LOB	TOP		
Bob Bailey, R (1, 5) OBP: 0.342, SLG: 0.392										4	0	0	0	0	2	1	<b>Pittsburgh Pirates @ Milwaukee Braves</b> Milwaukee County Stadium, Milwaukee, WI Sun Jul 19 1964, 4:33 AM EDT Unknown		
Bill Virdon, L (1, 8) OBP: 0.287, SLG: 0.295 Don Schwall, R (8, 1) OBP: 0.333, SLG: 0.333										3	0	0	0	1	1	1			
Roberto Clemente, R (1, 9) OBP: 0.382, SLG: 0.491										4	0	0	0	0	0	1			
Willie Stargell, L (1, 3) OBP: 0.312, SLG: 0.521 Donn Clendenon, R (8, 3) OBP: 0.316, SLG: 0.396										3	0	1	0	0	1	0			
Jerry Lynch, L (1, 7) OBP: 0.370, SLG: 0.560										3	0	1	1	1	0	1			
Smoky Burgess, L (1, 2) OBP: 0.294, SLG: 0.287										4	0	1	0	0	2	2			
Bill Mazerolski, R (1, 4) OBP: 0.283, SLG: 0.375										3	0	0	0	0	0	2			
Dick Schofield, S (1, 6) OBP: 0.371, SLG: 0.387										3	1	2	1	0	0	1			
Bob Friend, R (1, 1) Tommie Sisk, R (5, 1) Gene Fresse, R (6, PH) Roy Face, R (6, 1) Manny Mota, R (8, PH) ERA: 3.35										1	0	0	0	0	0	0			
<b>Inning Stats</b>	R: 0 E: 0 K: 2 S: 7	H: 0 LOB: 0 BB: 0 P: 7	R: 0 E: 0 K: 1 S: 4	H: 0 LOB: 0 BB: 1 P: 8	R: 1 E: 0 K: 0 S: 4	H: 1 LOB: 0 BB: 0 P: 4	R: 0 E: 0 K: 0 S: 4	H: 1 LOB: 0 BB: 0 P: 4	R: 0 E: 0 K: 0 S: 3	H: 0 LOB: 1 BB: 1 P: 7	R: 0 E: 0 K: 1 S: 6	H: 1 LOB: 1 BB: 0 P: 6	R: 0 E: 0 K: 1 S: 6	H: 1 LOB: 0 BB: 0 P: 6	R: 1 E: 0 K: 1 S: 6	H: 1 LOB: 0 BB: 0 P: 6		1B: 3 2B: 1 3B: 1 HR: 1	SF: 0 SAC: 0 DP: 2 HBP: 0
<b>PITCHER</b> Tony Cloninger, R (1, 1) ERA: 3.35	IP: 9.0 WLS: W BF: 33 H: 6 R: 2 ER: 2 SO: 6 BB: 2 IBB: 0 HBP: 0 BLK: 0 WP: 0 HR: 1 S: 43 P: 51 ERA: 2.00 WHIP: 0.889															<b>PITCHER</b> IP: WLS: BF: H: R: ER: SO: BB: IBB: HBP: BLK: WP: HR: S: P: ERA: WHIP			

Batter	1	2	3	4	5	6	7	8	9	AB	R	H	RBI	BB	SO	LOB	BOTTOM
Lee Maye, L (1, 8) OBP: 0.340, SLG: 0.441										3	0	1	0	2	0	1	<b>Pittsburgh Pirates @ Milwaukee Braves</b> Milwaukee County Stadium, Milwaukee, WI Sun Jul 19 1964, 4:33 AM EDT Unknown
Denis Menke, R (1, 6) OBP: 0.353, SLG: 0.425										5	0	1	0	0	0	5	
Hank Aaron, R (1, 9) OBP: 0.389, SLG: 0.486										5	2	3	0	0	0	0	
Joe Torre, R (1, 3) OBP: 0.368, SLG: 0.498										5	0	0	1	0	1	4	
Ed Bailey, L (1, 2) OBP: 0.329, SLG: 0.373										4	1	1	1	1	0	1	
Rico Carty, R (1, 7) OBP: 0.395, SLG: 0.568										4	2	3	1	0	0	3	
Miguel de la Hoz, R (1, 5) OBP: 0.366, SLG: 0.442										3	0	3	0	1	0	0	
Frank Bolling, R (1, 4) OBP: 0.268, SLG: 0.316										4	0	2	3	0	1	4	
Tony Cloninger, R (1, 1) OBP: 0.186, SLG: 0.186										3	1	1	0	0	1	2	
<b>Inning Stats</b>	R: 0 E: 0 K: 0 S: 3	H: 0 LOB: 0 BB: 0 P: 3	R: 0 E: 0 K: 0 S: 5	H: 2 LOB: 2 BB: 0 P: 5	R: 0 E: 0 K: 1 S: 4	H: 0 LOB: 0 BB: 1 P: 8	R: 3 E: 0 K: 0 S: 7	H: 4 LOB: 3 BB: 2 P: 15	R: 2 E: 0 K: 0 S: 7	H: 4 LOB: 2 BB: 0 P: 7	R: 0 E: 0 K: 2 S: 8	H: 1 LOB: 2 BB: 0 P: 9	R: 1 E: 0 K: 0 S: 6	H: 3 LOB: 3 BB: 1 P: 10	1B: 12 2B: 3 3B: 0 HR: 0	SF: 0 SAC: 1 DP: 2 HBP: 1	
<b>PITCHER</b> Bob Friend, R (1, 1) ERA: 3.59 Tommie Sisk, R (5, 1) ERA: 9.12 Roy Face, R (6, 1) ERA: 4.2 Don Schwall, R (8, 1) ERA: 3.29	IP: 4.2 WLS: L BF: 24 H: 8 R: 5 ER: 5 SO: 1 BB: 1 IBB: 0 HBP: 0 BLK: 0 WP: 0 HR: 0 S: 23 P: 35 ERA: 9.64 WHIP: 1.929															<b>PITCHER</b> IP: WLS: BF: H: R: ER: SO: BB: IBB: HBP: BLK: WP: HR: S: P: ERA: WHIP	





Batter	1	2	3	4	5	6	7	8	9	AB	R	H	RBI	BB	SO	LOB	TOP					
Bob Bailey, R OBP: 0.352, SLG: 0.406 Bill Virdon, L OBP: 0.289, SLG: 0.298	0-0 FC1-5 2B		0-0 WP 1B		0-0 E8 HR 1B		0-0 WP CS 1B		0-0 FC6-4 1B	4	1	4	0	0	0	0	<b>Pittsburgh Pirates @ Milwaukee Braves</b> Milwaukee County Stadium, Milwaukee, WI Sun Jul 19 1964, 4:38 AM EDT Att: 23,989 - Unknown					
Manny Mota, R OBP: 0.340, SLG: 0.449	0-0 FC1-5 1B FC6-4		0-0 F4 1-2		0-3 K 1-2		0-0 G3 1-2		0-0 F9 1-2	5	1	0	0	0	1	6						
Roberto Clemente, R OBP: 0.385, SLG: 0.590	0-0 FC6-4 1B		4-0 G5-4-3 BB		0-0 HR		0-0 6-3		0-0 FC6-4 1-2	4	1	2	3	1	0	2						
Gene Freese, R OBP: 0.298, SLG: 0.397	0-0 FC6-4 BB 1-2 3-H		0-0 G5-4-3 1-2		0-0 F9 1-2		0-0 CS 2-H		0-0 5-3	4	0	0	1	0	0	3						
Donn Clendenon, R OBP: 0.318, SLG: 0.396	4-0 1-2 BB				0-3 K 1B				0-3 K	3	0	1	0	1	2	0						
Bill Mazerowski, R OBP: 0.282, SLG: 0.374	0-3 K				0-0 5-3 K				0-0 1B	4	0	1	0	0	2	3						
Jim Pagliaroni, R OBP: 0.393, SLG: 0.419					0-0 1B				0-0 K	4	0	3	0	0	1	0						
Gene Alley, R OBP: 0.248, SLG: 0.270 Jery Lynch, L OBP: 0.397, SLG: 0.556 Al McBean, R OBP: 0.250, SLG: 0.250	0-0 L4-3 1-2		0-0 F9 1-2		0-0 F9 BB G4-6-3				0-0 FC6 1-2	2	0	0	0	1	0	2						
Steve Blass, R Vern Law, R OBP: 0.333, SLG: 0.310 Smoky Burgess, L OBP: 0.291, SLG: 0.284 Roy Face, R Dick Schofield, S OBP: 0.365, SLG: 0.385	0-3 K				4-0 E HR BB				0-0 G4-6-3 1-2	0	0	0	0	0	0	0						
									0-0 4-3	1	1	0	0	1	1	0						
<b>Inning Stats</b>	R: 1 E: 0 K: 1 S: 7	H: 2 LOB: 2 BB: 1 P: 11	R: 0 E: 0 K: 1 S: 5	H: 1 LOB: 0 BB: 0 P: 5	R: 0 E: 0 K: 0 S: 3	H: 1 LOB: 1 BB: 1 P: 7	R: 0 E: 0 K: 1 S: 6	H: 1 LOB: 1 BB: 0 P: 6	R: 3 E: 1 K: 2 S: 10	H: 3 LOB: 1 BB: 1 P: 14	R: 0 E: 0 K: 1 S: 4	H: 0 LOB: 0 BB: 1 P: 8	R: 0 E: 0 K: 0 S: 3	H: 1 LOB: 0 BB: 0 P: 3	R: 0 E: 0 K: 1 S: 7	H: 2 LOB: 2 BB: 0 P: 7	R: 0 E: 0 K: 0 S: 4	H: 1 LOB: 1 BB: 0 P: 4	1B: 10 2B: 2 3B: 0 HR: 1	SF: 0 SAC: 0 DP: 3 HBP: 0	WP: 2 PB: 0 SB: 0 CS: 1	PA: 40
<b>PITCHER</b>	IP WLS BF H R ER SO BB IBB HBP BLK WP HR S P ERA WHIP																					
Denny Lemaster, L ERA: 4.51 Hank Fischer, R ERA: 2.92	(1, 1) 5.0 W 24 8 4 4 5 3 0 0 0 1 1 31 43 7.20 2.200																					
(6, 1) 4.0 S 15 4 0 0 2 1 0 0 0 1 0 18 22 0.00 1.250																						

AB	35
R	4
H	12
RBI	4
BB	4
SO	7
LOB	19



Batter	1	2	3	4	5	6	7	8	9	AB	R	H	RBI	BB	SO	LOB	BOTTOM			
Denis Menke, R OBP: 0.355, SLG: 0.422	4-0 1B BB		0-0 E5 G5-4-3		0-0 6-3					2	1	0	0	2	0	0	<b>Pittsburgh Pirates @ Milwaukee Braves</b> Milwaukee County Stadium, Milwaukee, WI Sun Jul 19 1964, 4:38 AM EDT Att: 23,989 - Unknown			
Lee Maye, L OBP: 0.341, SLG: 0.442 Ty Cline, L OBP: 0.368, SLG: 0.397	0-0 1B 1-2		0-0 F6 1-2		0-0 1B					4	1	2	0	0	1	2				
Hank Aaron, R OBP: 0.388, SLG: 0.483	0-0 E 1-2 2-H		0-0 G5-4-3 1-2		0-0 F7				0-0 6-3	4	1	1	1	0	0	2				
Joe Torre, R OBP: 0.367, SLG: 0.495	0-0 E9 2B 1-2 2-H		0-3 K		0-3 K				0-0 F3	4	1	1	1	0	2	0				
Ed Bailey, L OBP: 0.333, SLG: 0.377	0-0 1-3		0-0 FC5-4 1B		0-0 FC6-4 1B				0-0 F9	4	0	2	0	0	0	1				
Rico Carty, R OBP: 0.397, SLG: 0.566	0-0 F3		0-0 FC5-4 1B		0-0 F8				0-0 1B	4	0	2	0	0	0	2				
Miguel de la Hoz, R OBP: 0.361, SLG: 0.427	4-0 2B BB		0-0 FC5-4 1-2 2-3		0-0 FC6-4 1-2				0-0 F4	3	1	0	0	1	0	4				
Frank Bolling, R OBP: 0.268, SLG: 0.319	0-0 1-2 3-H		0-0 L6						0-0 F6	4	0	1	2	0	1	3				
Denny Lemaster, R OBP: 0.146, SLG: 0.114 Hank Fischer, R OBP: 0.194, SLG: 0.152	0-0 G3				0-0 4-3				0-3 K	2	0	0	0	0	0	1				
									0-0 K	2	0	0	0	0	1	1				
<b>Inning Stats</b>	R: 5 E: 1 K: 0 S: 7	H: 4 LOB: 1 BB: 2 P: 15	R: 0 E: 1 K: 0 S: 3	H: 0 LOB: 0 BB: 0 P: 3	R: 0 E: 0 K: 1 S: 7	H: 2 LOB: 2 BB: 0 P: 7	R: 0 E: 0 K: 0 S: 4	H: 1 LOB: 1 BB: 0 P: 4	R: 0 E: 0 K: 1 S: 6	H: 1 LOB: 1 BB: 0 P: 6	R: 0 E: 0 K: 2 S: 7	H: 0 LOB: 1 BB: 1 P: 11	R: 0 E: 0 K: 0 S: 3	H: 0 LOB: 0 BB: 0 P: 3	R: 0 E: 0 K: 1 S: 6	H: 1 LOB: 1 BB: 0 P: 6	1B: 8 2B: 1 3B: 0 HR: 0	SF: 0 SAC: 0 DP: 1 HBP: 0	WP: 1 PB: 0 SB: 0 CS: 0	PA: 36
<b>PITCHER</b>	IP WLS BF H R ER SO BB IBB HBP BLK WP HR S P ERA WHIP																			
Steve Blass, R ERA: 3.89 Vern Law, R ERA: 3.45 Roy Face, R ERA: 4.02 Al McBean, R ERA: 1.93	(1, 1) 0.0 L 4 3 4 1 1 2 1 0 0 0 0 0 24 28 1.80 1.200																			
(1, 1) 5.0 7 0 0 0 2 1 0 0 0 1 0 10 14 0.00 0.500																				
(8, 1) 1.0 4 1 0 0 1 0 0 0 0 0 0 6 6 0.00 1.000																				





Batter	1	2	3	4	5	6	7	8	9	AB	R	H	RBI	BB	SO	LOB	TOP						
Bill Mazerolski, R OBP: 0.287, SLG: 0.379 (1, 4)	6-3		SF8			1B HR 1B		1B		4	2	3	2	0	0	0	<b>Pittsburgh Pirates @ St. Louis Cardinals</b> Sportsman's Park, St. Louis, MO Tue Jul 21 1964, 8:05 PM EDT Att: 11,805 - Unknown						
Manny Mota, R OBP: 0.342, SLG: 0.448 (1, 8) (5, 7)	6-3		F4			1B HR 1B		1B		5	1	2	1	0	0	2							
Roberto Clemente, R OBP: 0.390, SLG: 0.593 (1, 9)			6-3			1B HR 1B				4	1	3	1	0	0	1							
Gene Freese, R OBP: 0.292, SLG: 0.388 (1, 5)	K				K	F3		K		4	0	0	0	0	3	6							
Jerry Lynch, L OBP: 0.373, SLG: 0.581 Bill Virdon, L OBP: 0.287, SLG: 0.296 (5, 8)					K	HR				3	1	2	4	0	1	0							
Donn Clendenen, R OBP: 0.316, SLG: 0.390 (1, 3)	K					K				4	0	0	0	1	3	2							
Jim Pagliaroni, R OBP: 0.385, SLG: 0.409 (1, 2)	G6-4-3				F5			K		4	0	0	0	0	1	2							
Gene Alley, R OBP: 0.263, SLG: 0.296 (1, 6)						1B HR 2B		4-3 1B 2B		3	3	2	0	1	0	0							
Joe Gibbon, R OBP: 0.303, SLG: 0.281 Roy Face, R OBP: 0.316, SLG: 0.390 Frank Bork, R OBP: 0.316, SLG: 0.390 (8, 1) (9, 1)			SH			K		4-3		3	0	0	0	0	2	2							
								K		0	0	0	0	0	0	0							
								K		0	0	0	0	0	0	0							
<b>Inning Stats</b>	R: 0 E: 0 K: 1 S: 6	H: 1 LOB: 1 BB: 0 P: 6	R: 0 E: 0 K: 1 S: 5	H: 1 LOB: 0 BB: 0 P: 5	R: 1 E: 1 K: 0 S: 4	H: 0 LOB: 1 BB: 1 P: 8	R: 0 E: 0 K: 2 S: 7	H: 0 LOB: 1 BB: 1 P: 11	R: 5 E: 0 K: 2 S: 12	H: 5 LOB: 0 BB: 0 P: 12	R: 2 E: 0 K: 2 S: 11	H: 4 LOB: 2 BB: 0 P: 11	R: 0 E: 0 K: 1 S: 5	H: 1 LOB: 1 BB: 0 P: 6	R: 0 E: 0 K: 0 S: 3	H: 0 LOB: 0 BB: 0 P: 4	1B: 9 2B: 2 3B: 0 HR: 1	SF: 1 SAC: 2 DP: 1 HBP: 1	WP: 1 PB: 0 SB: 1 CS: 0	PA: 42			
<b>PITCHER</b>	IP WLS BF H R ER SO BB IBB HBP BLK WP HR S P ERA WHIP	IP WLS BF H R ER SO BB IBB HBP BLK WP HR S P ERA WHIP	IP WLS BF H R ER SO BB IBB HBP BLK WP HR S P ERA WHIP	IP WLS BF H R ER SO BB IBB HBP BLK WP HR S P ERA WHIP	IP WLS BF H R ER SO BB IBB HBP BLK WP HR S P ERA WHIP	IP WLS BF H R ER SO BB IBB HBP BLK WP HR S P ERA WHIP	IP WLS BF H R ER SO BB IBB HBP BLK WP HR S P ERA WHIP	IP WLS BF H R ER SO BB IBB HBP BLK WP HR S P ERA WHIP	IP WLS BF H R ER SO BB IBB HBP BLK WP HR S P ERA WHIP	IP WLS BF H R ER SO BB IBB HBP BLK WP HR S P ERA WHIP	IP WLS BF H R ER SO BB IBB HBP BLK WP HR S P ERA WHIP	IP WLS BF H R ER SO BB IBB HBP BLK WP HR S P ERA WHIP	IP WLS BF H R ER SO BB IBB HBP BLK WP HR S P ERA WHIP	IP WLS BF H R ER SO BB IBB HBP BLK WP HR S P ERA WHIP	IP WLS BF H R ER SO BB IBB HBP BLK WP HR S P ERA WHIP	IP WLS BF H R ER SO BB IBB HBP BLK WP HR S P ERA WHIP	IP WLS BF H R ER SO BB IBB HBP BLK WP HR S P ERA WHIP	IP WLS BF H R ER SO BB IBB HBP BLK WP HR S P ERA WHIP	IP WLS BF H R ER SO BB IBB HBP BLK WP HR S P ERA WHIP	IP WLS BF H R ER SO BB IBB HBP BLK WP HR S P ERA WHIP	IP WLS BF H R ER SO BB IBB HBP BLK WP HR S P ERA WHIP		
Ray Sadecki, L ERA: 4.62 Ron Taylor, R ERA: 5.34 Bob Humphreys, R ERA: 1.54 Glen Hobbie, R ERA: 5.37 (1, 1) (5, 1) (7, 1) (9, 1)	4.1 L 21 6 5 5 5 2 0 0 0 0 1 0 29 37 10.38 1.846	1.2 10 5 3 3 3 0 0 0 0 0 1 16 16 16.20 3.000	2.0 7 1 0 0 2 0 0 0 0 0 0 11 11 0.00 0.500	1.0 4 0 0 0 0 0 0 0 1 0 0 3 4 0.00 0.000																			

AB	36
R	8
H	12
RBI	8
BB	2
SO	10
LOB	16

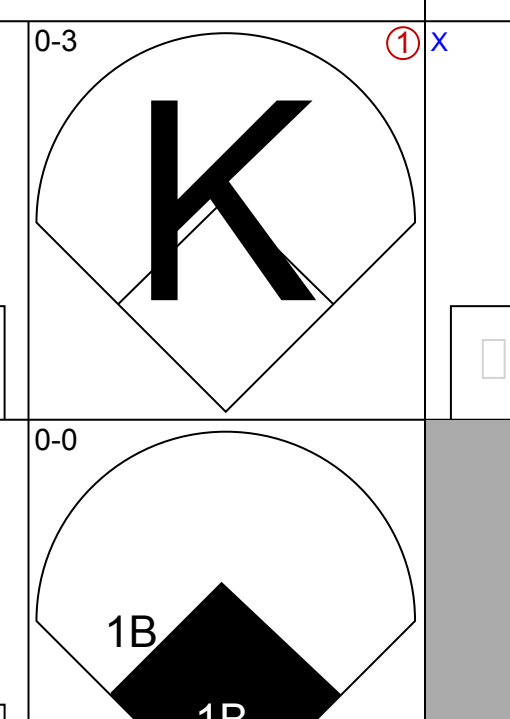
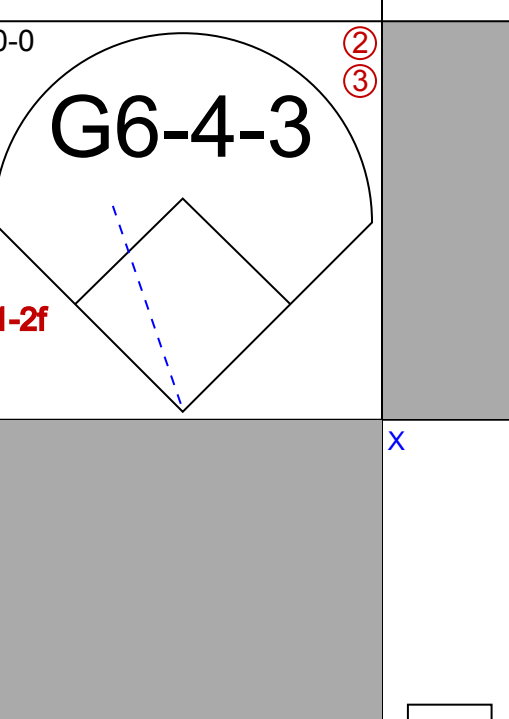
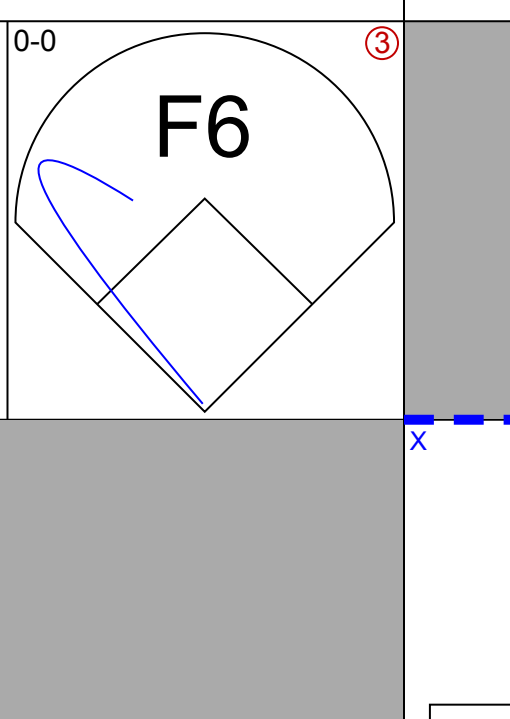
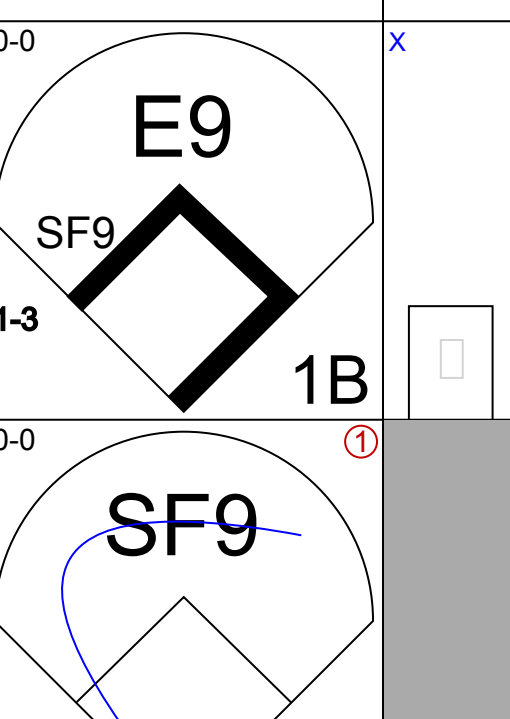
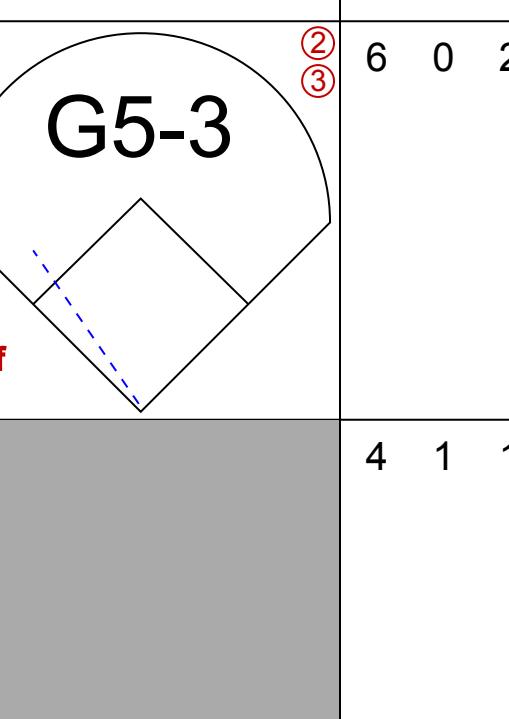
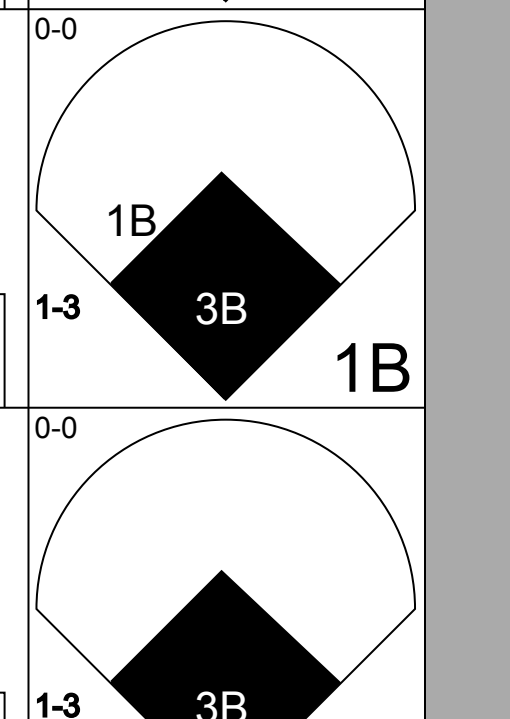
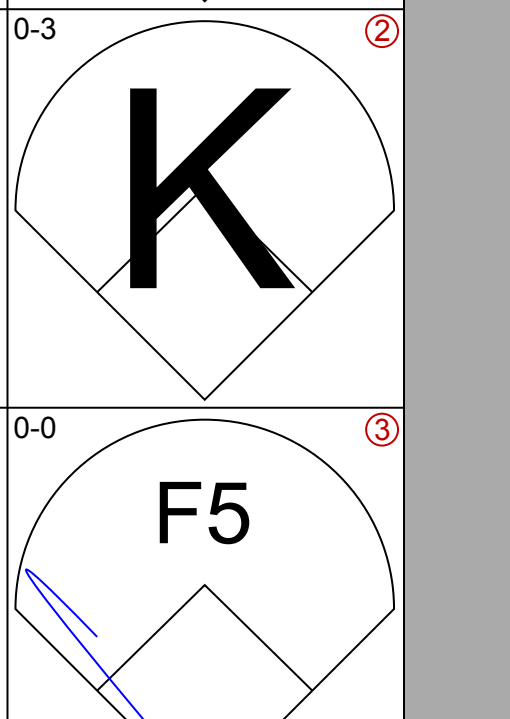
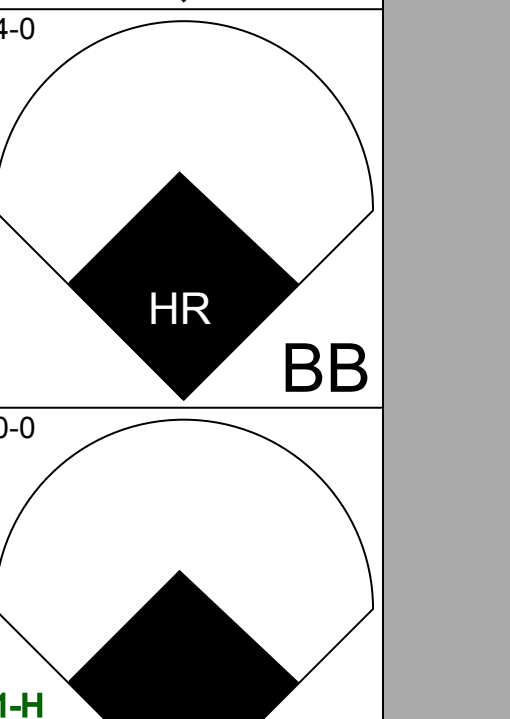
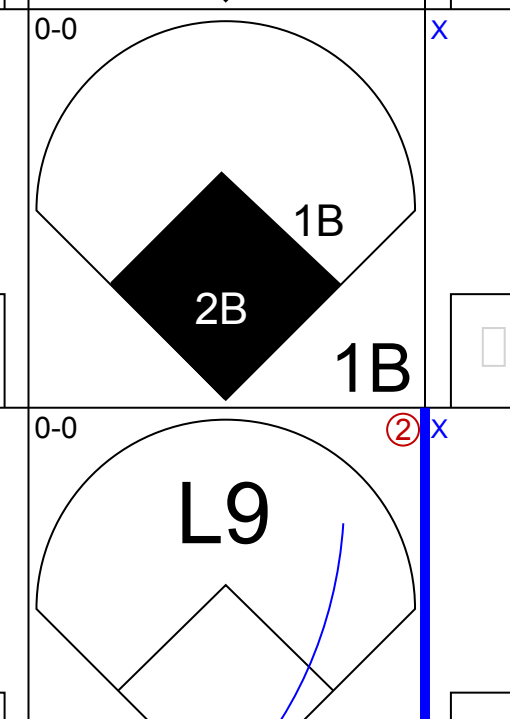
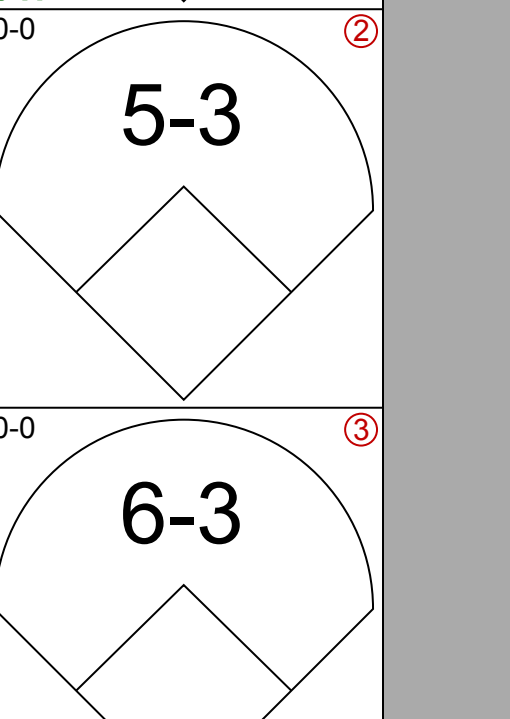
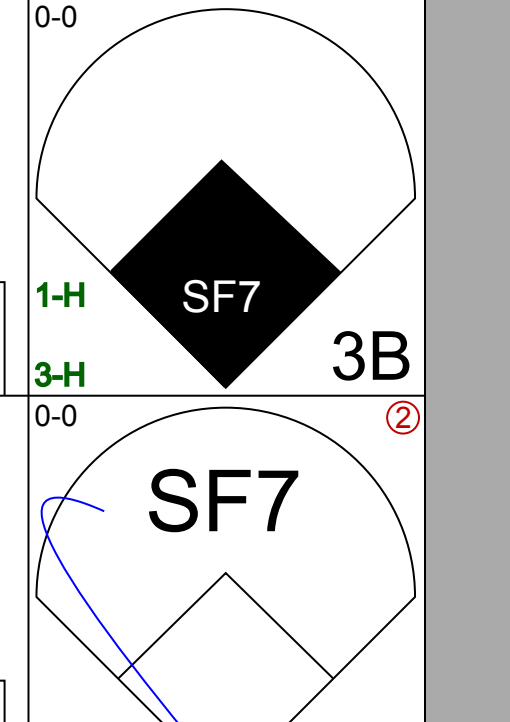

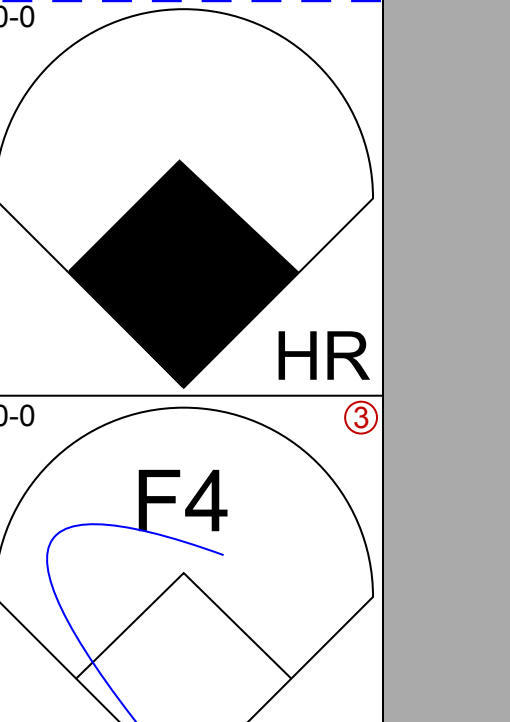
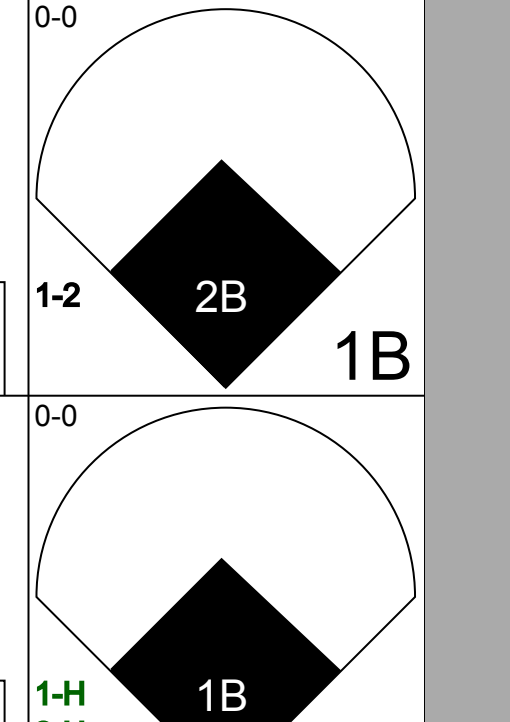
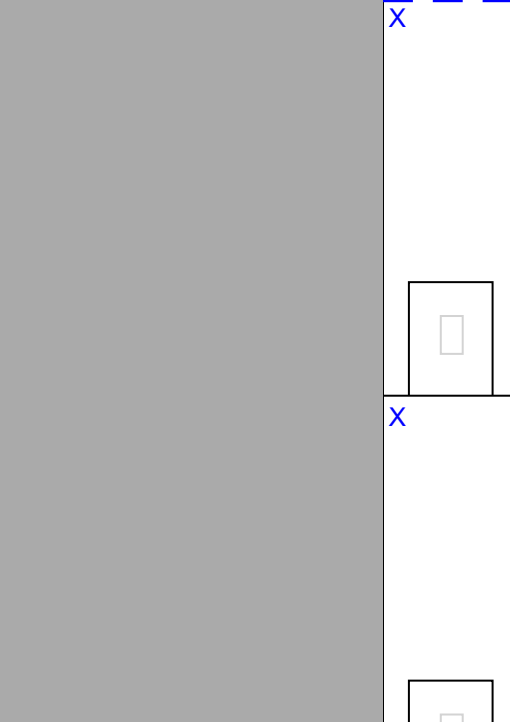
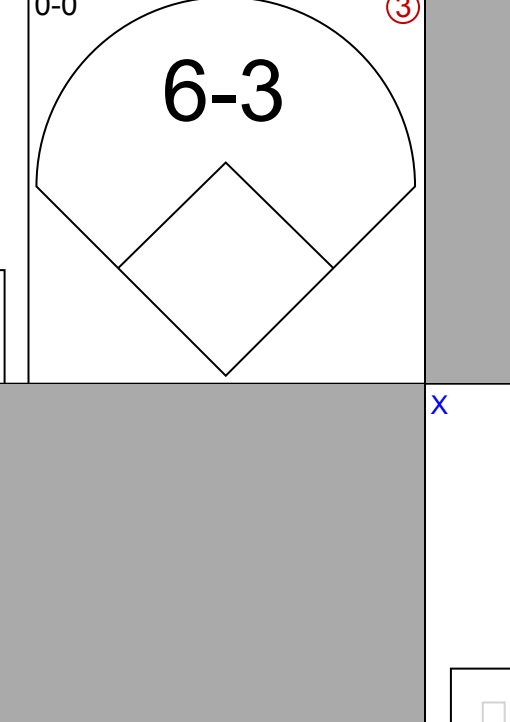
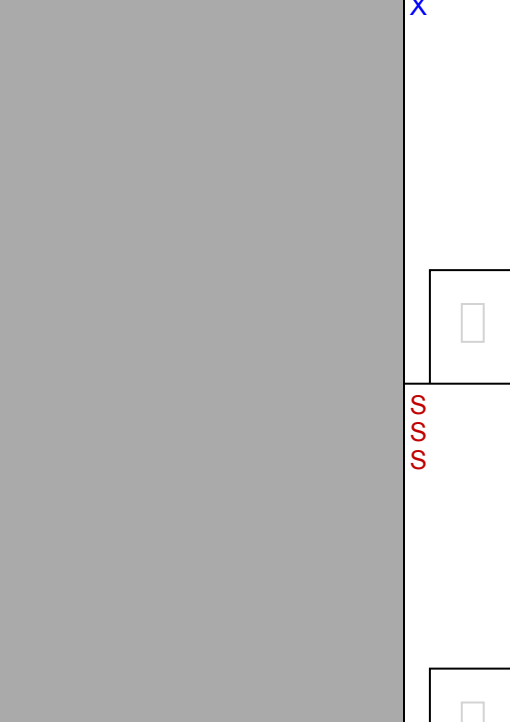
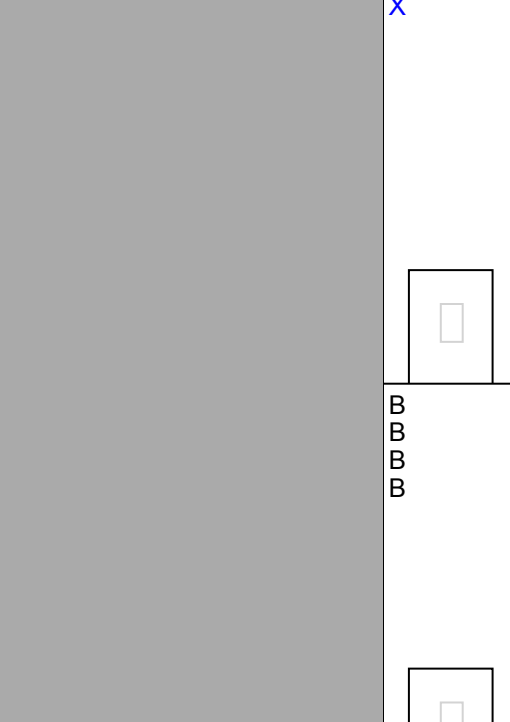
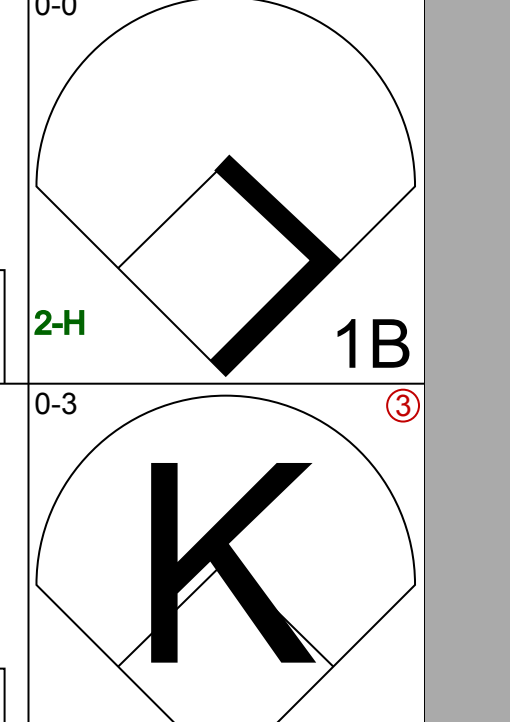
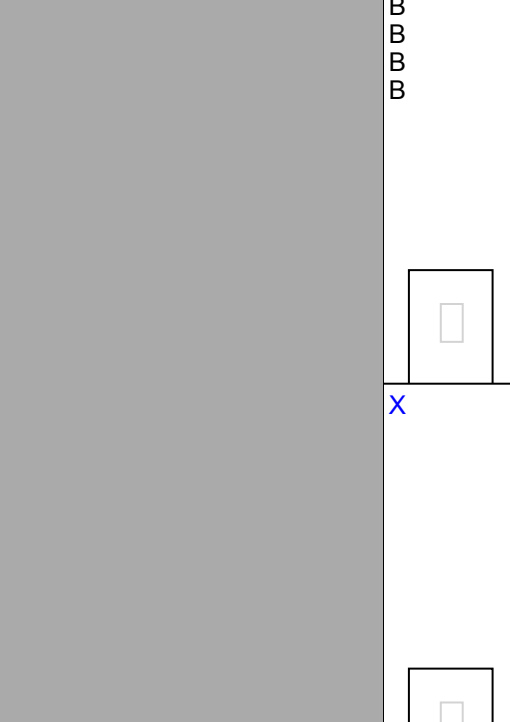
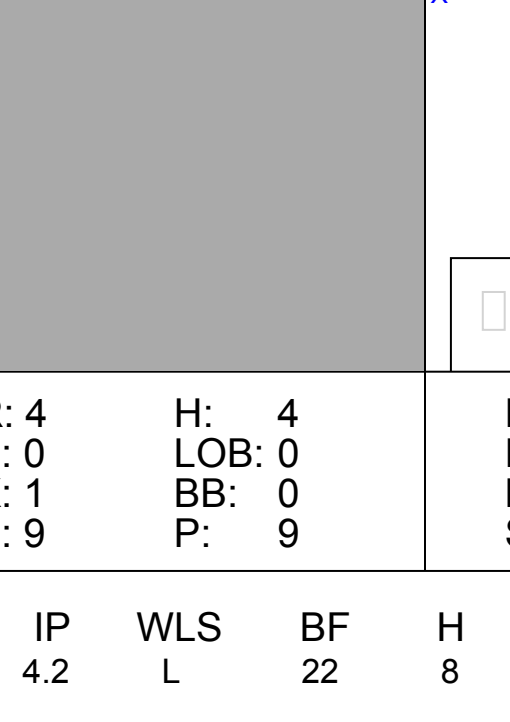
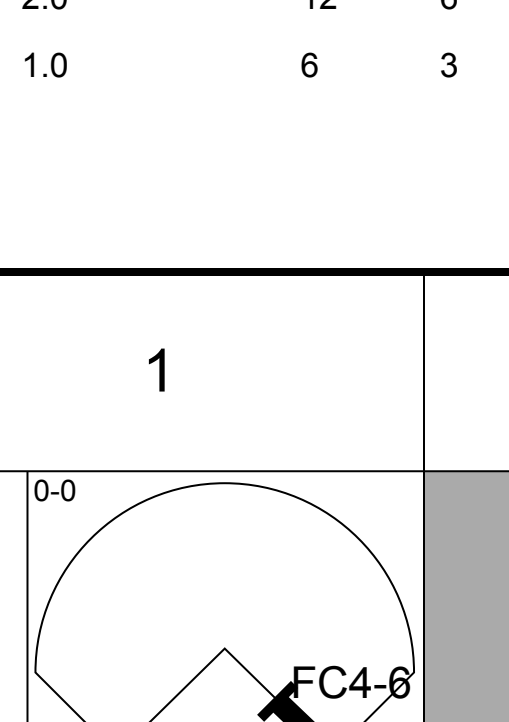
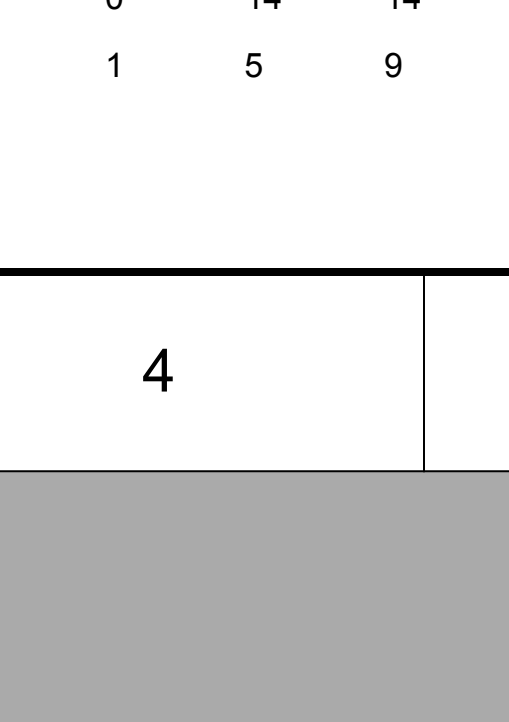
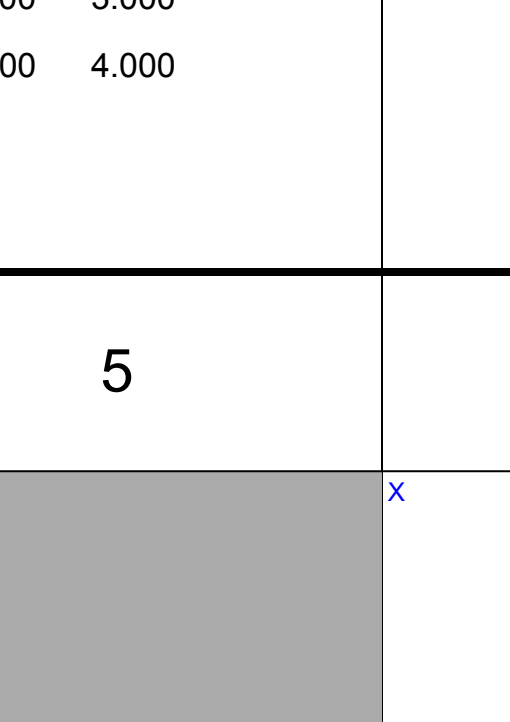
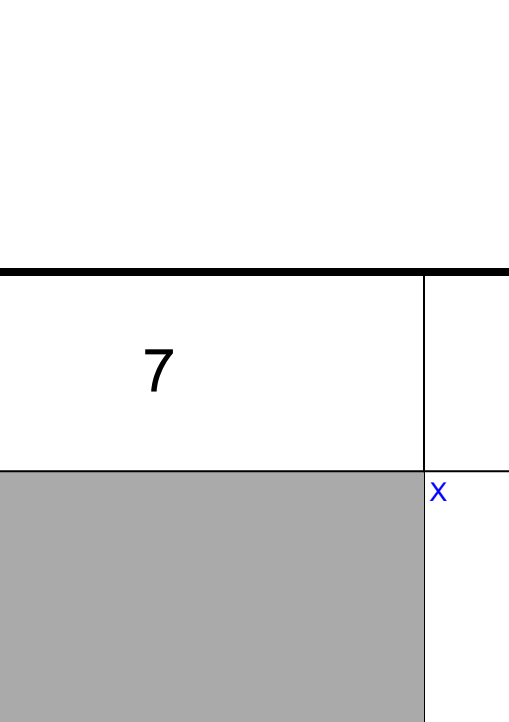
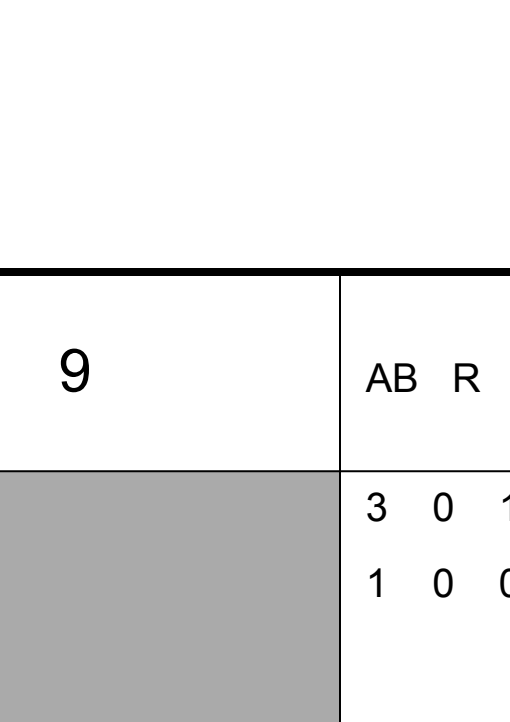
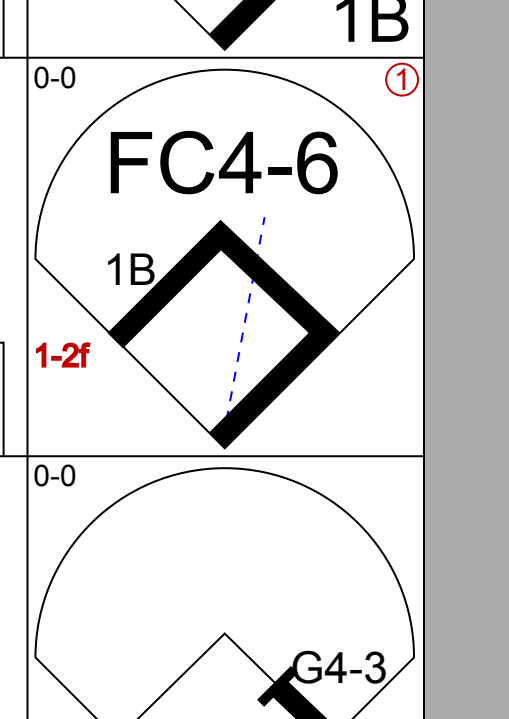
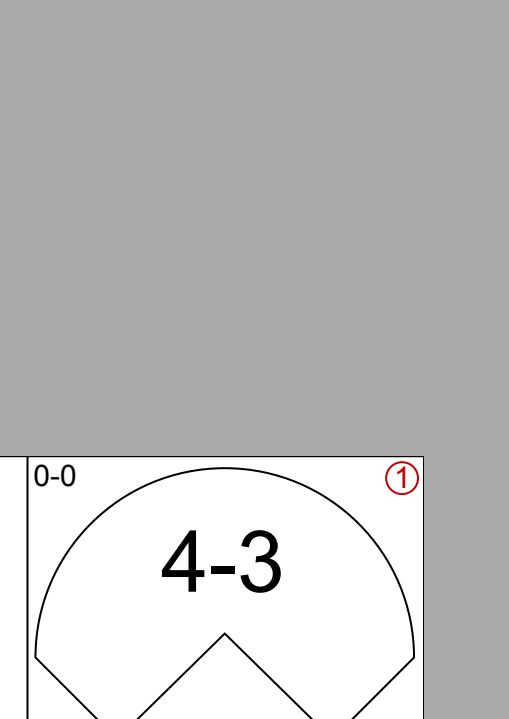
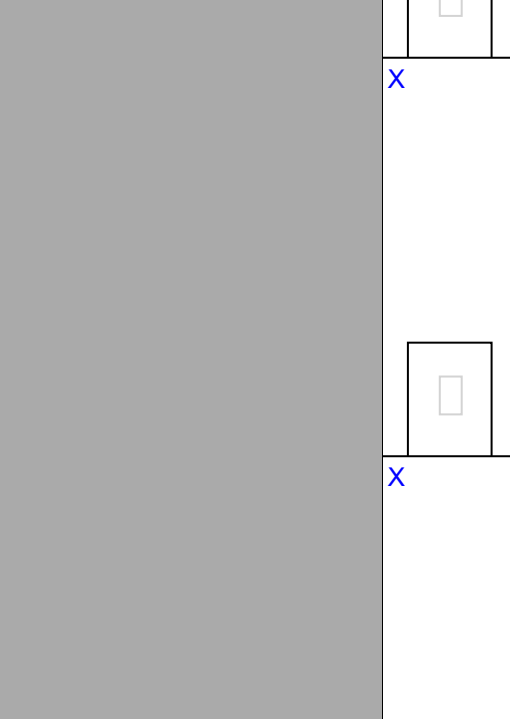
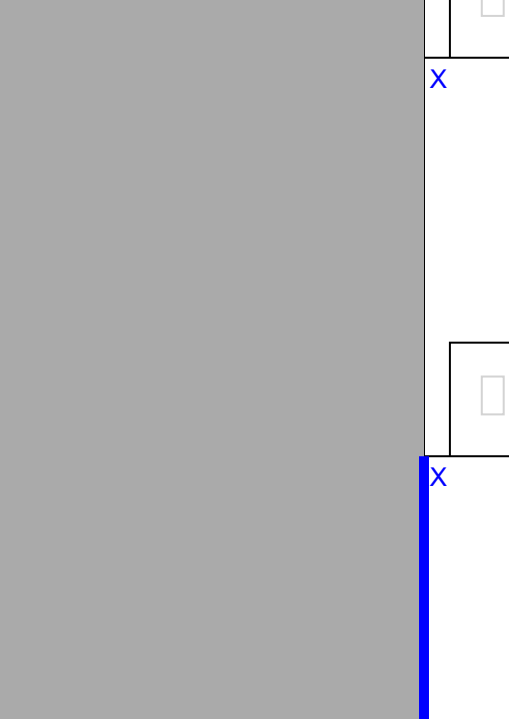
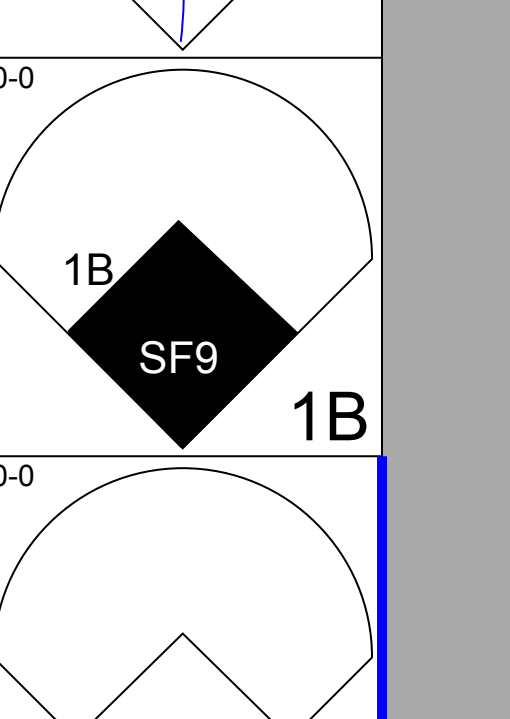
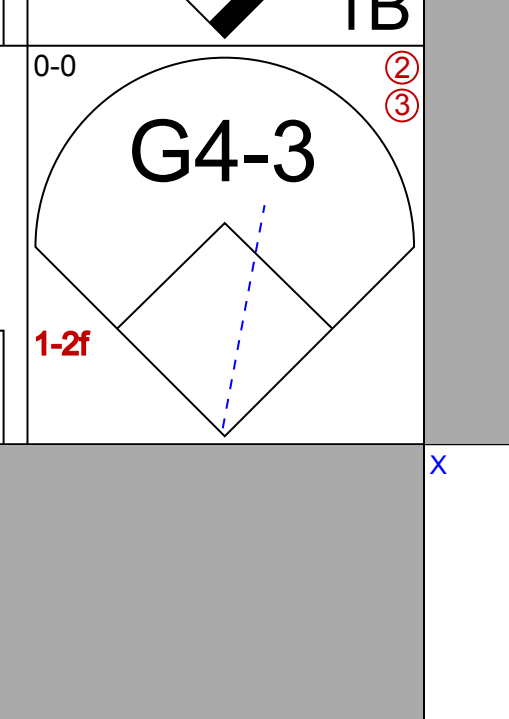
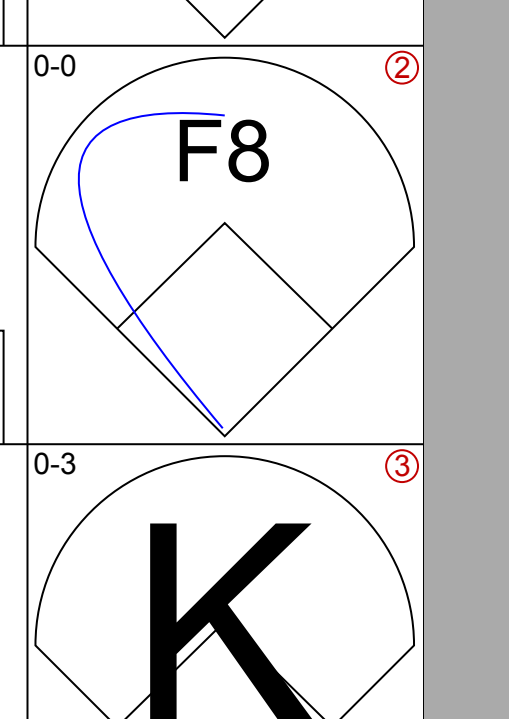

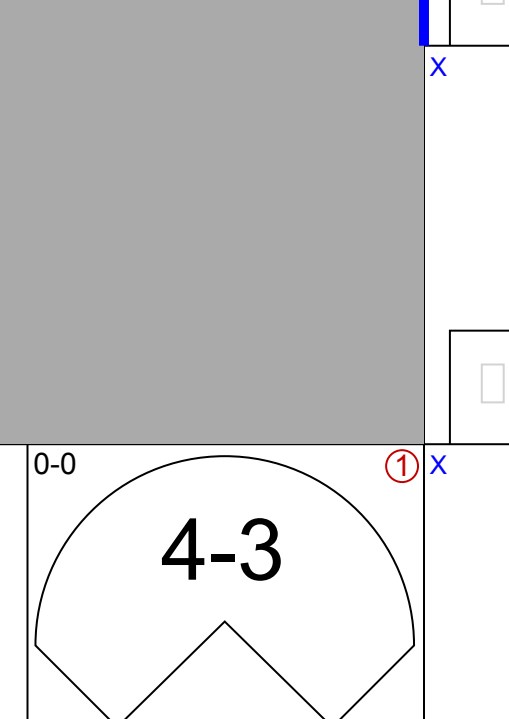
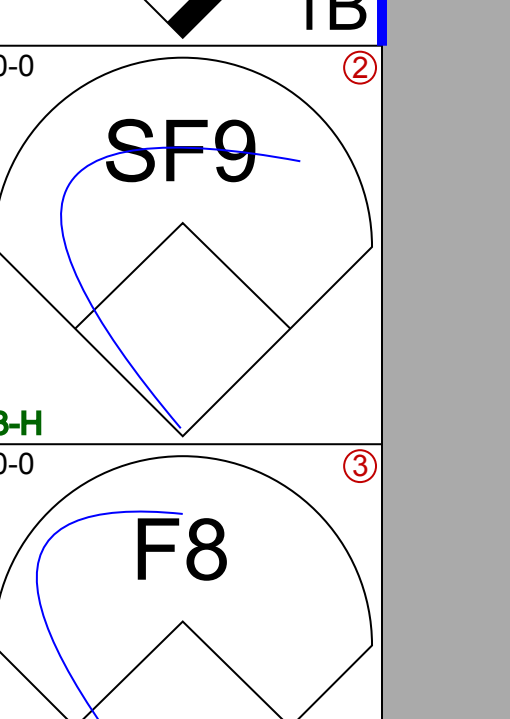
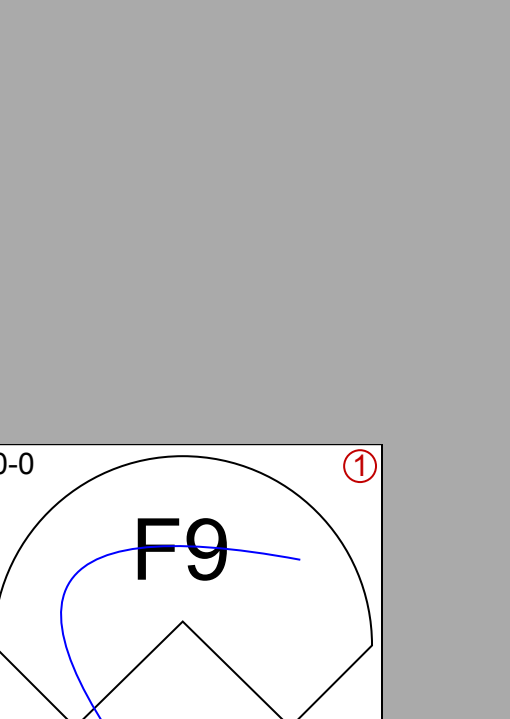
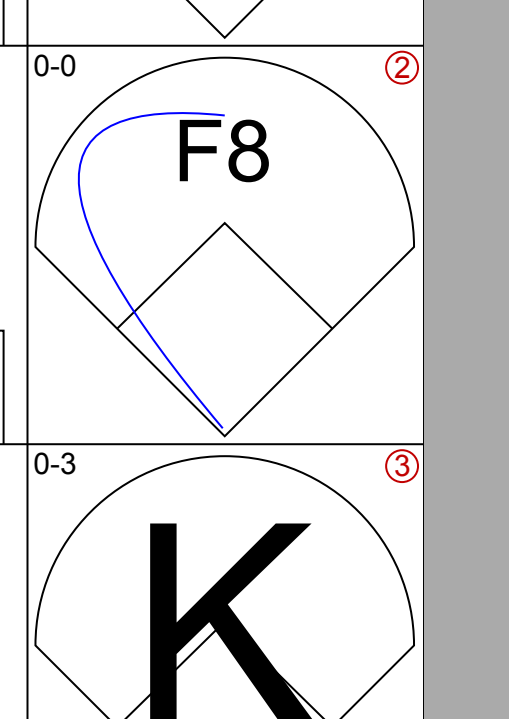

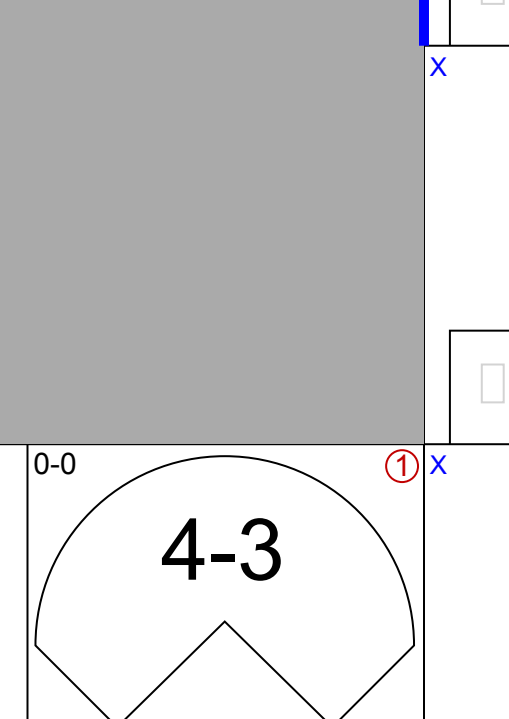
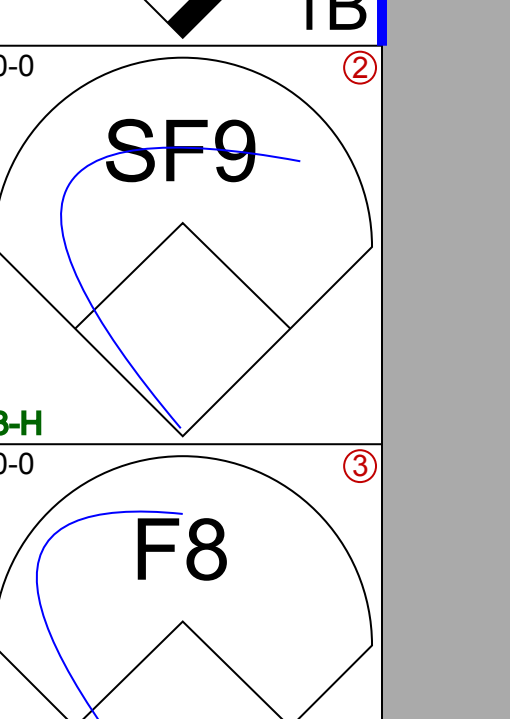



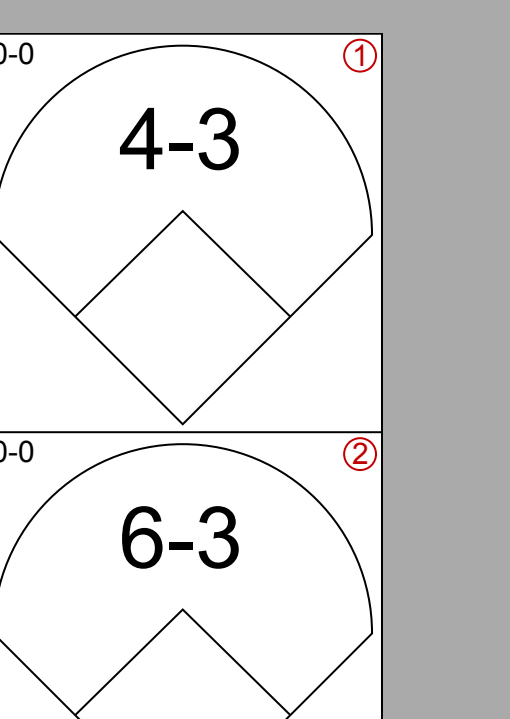
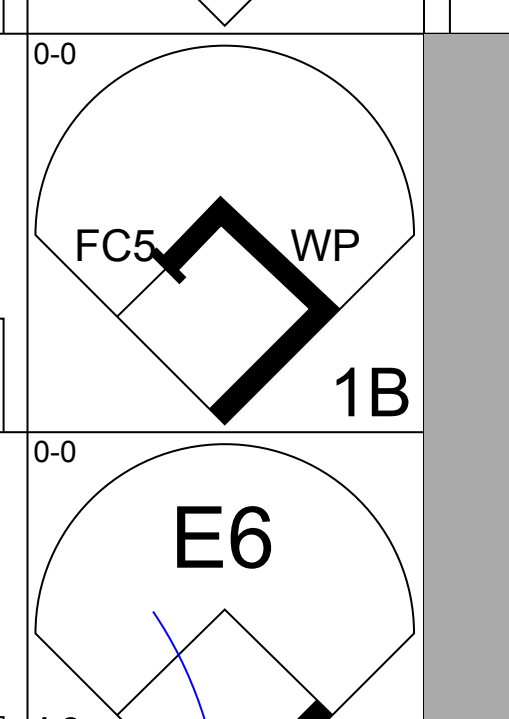
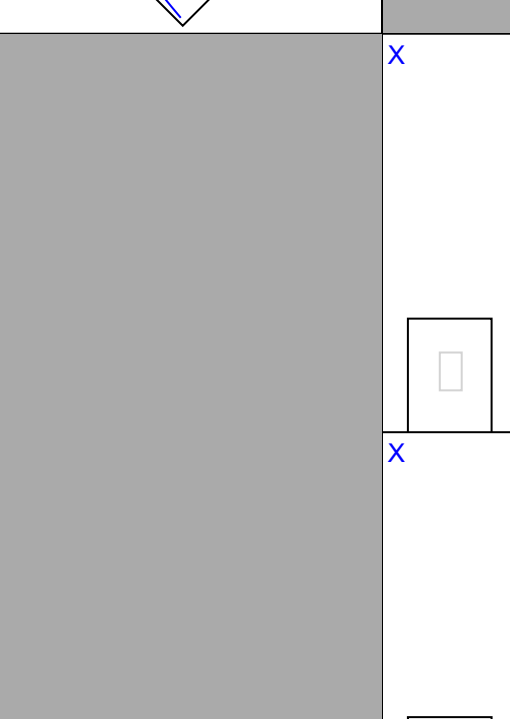
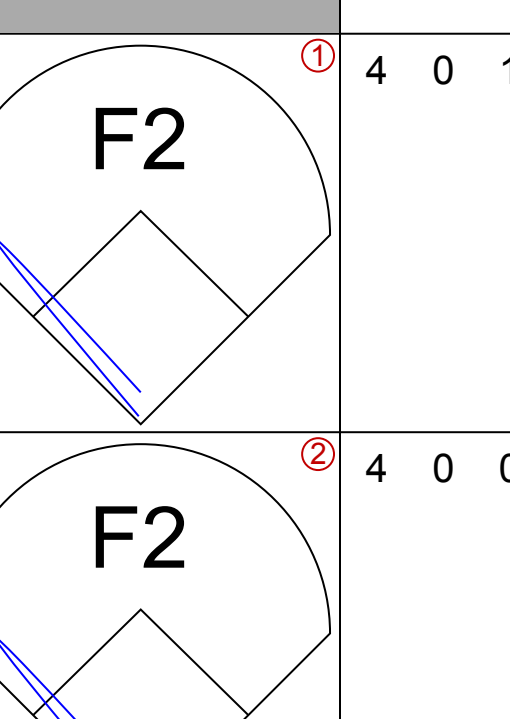


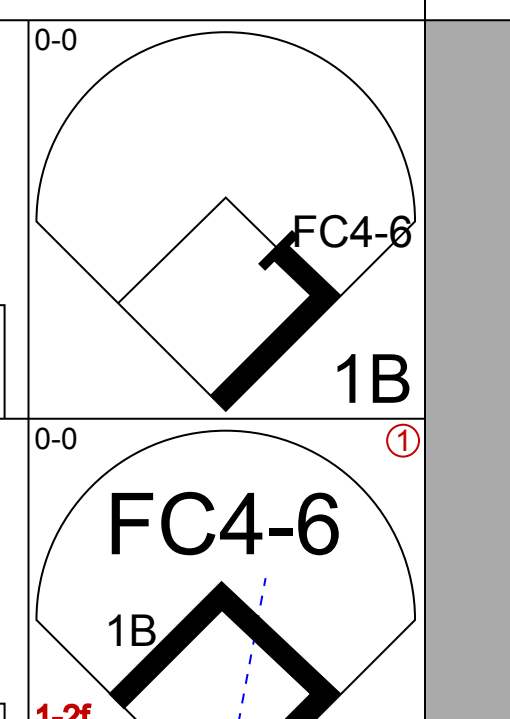
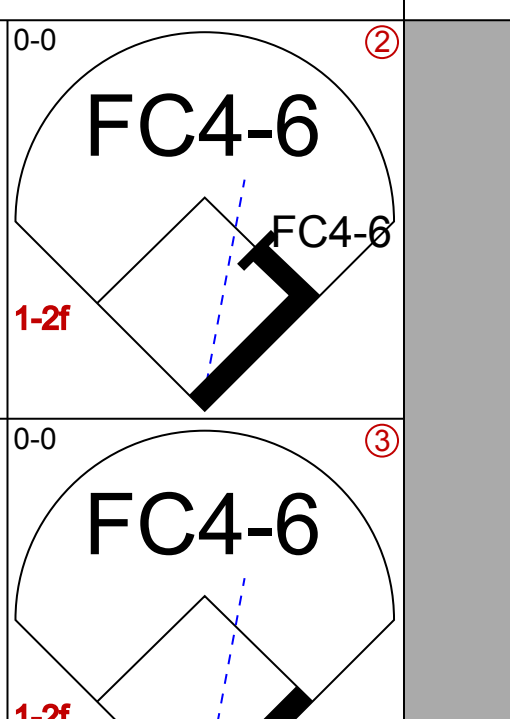
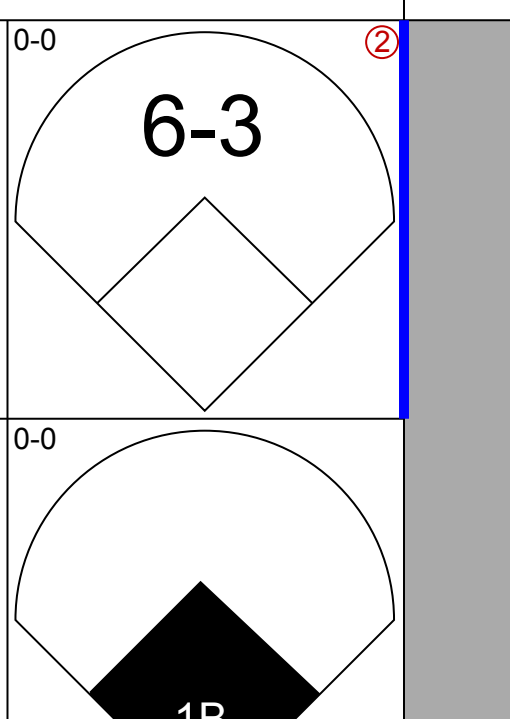
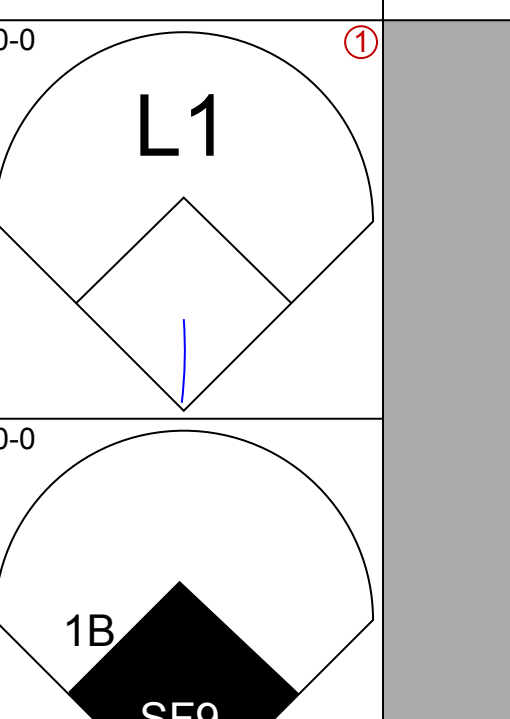
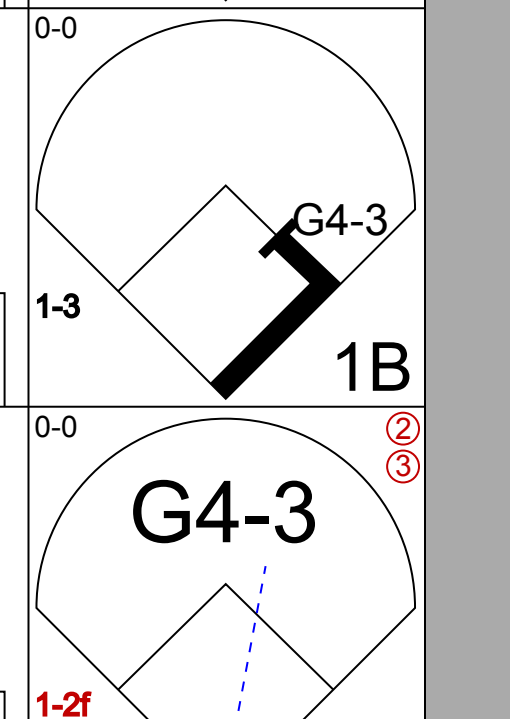
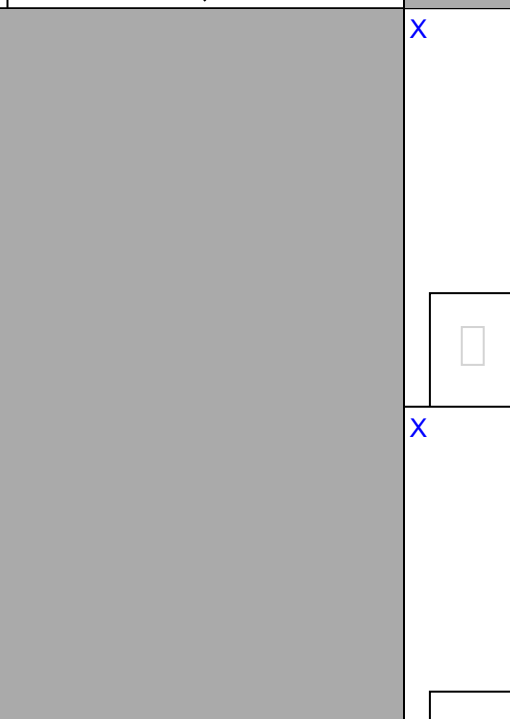
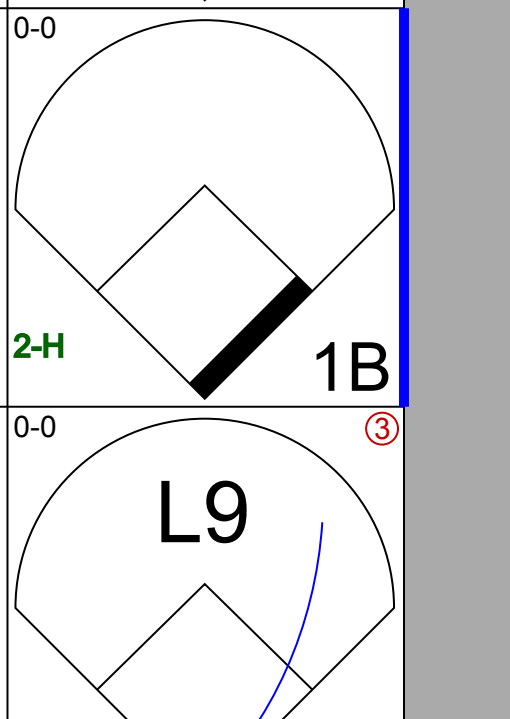
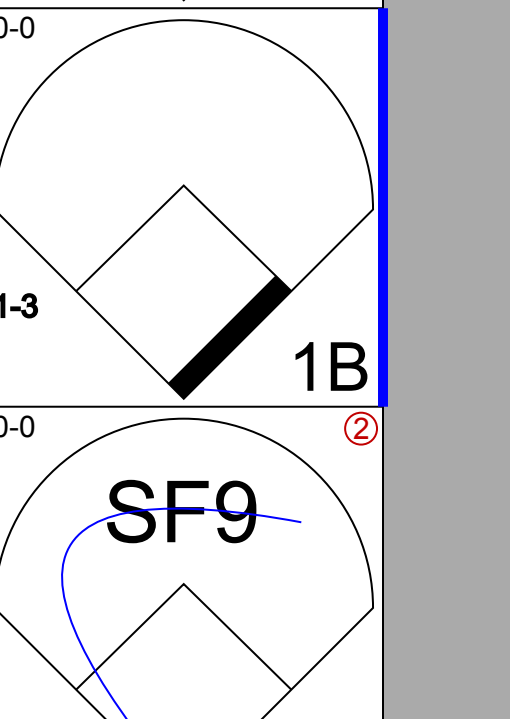
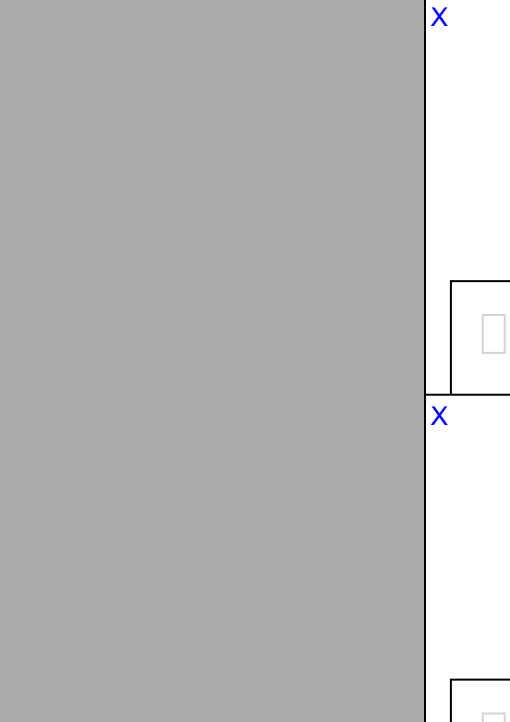


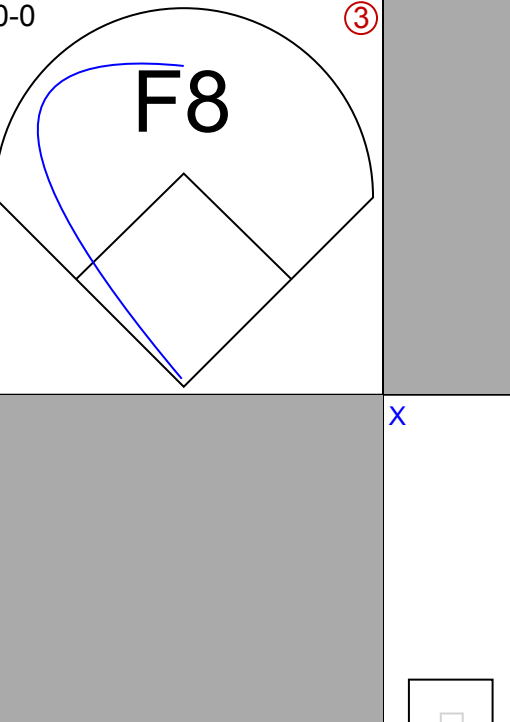

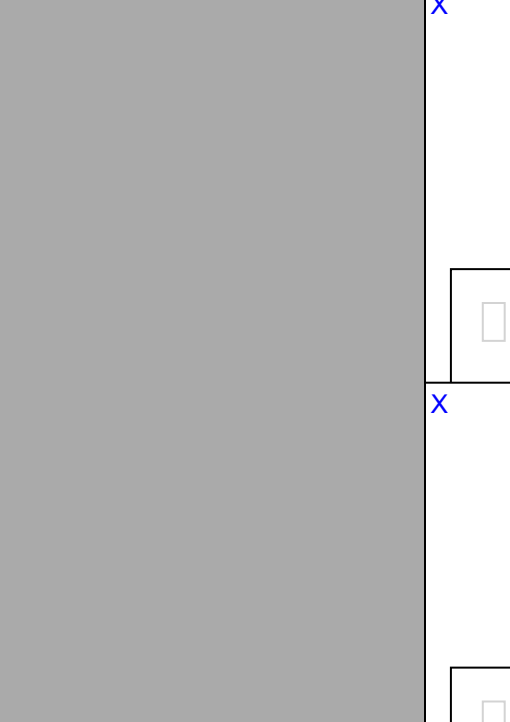
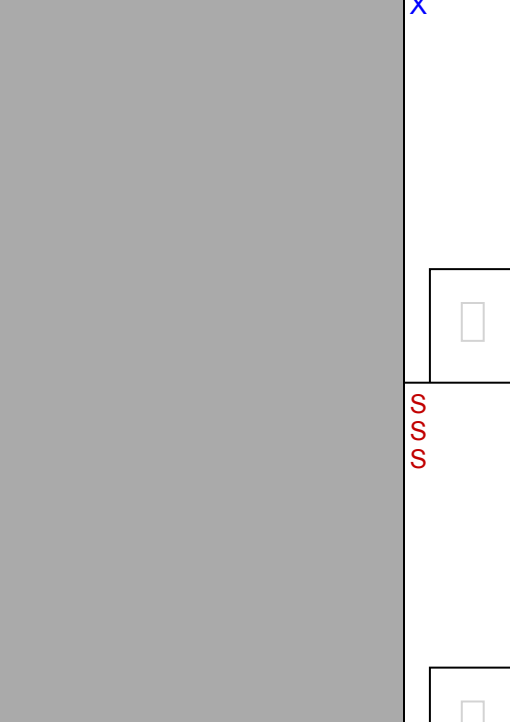
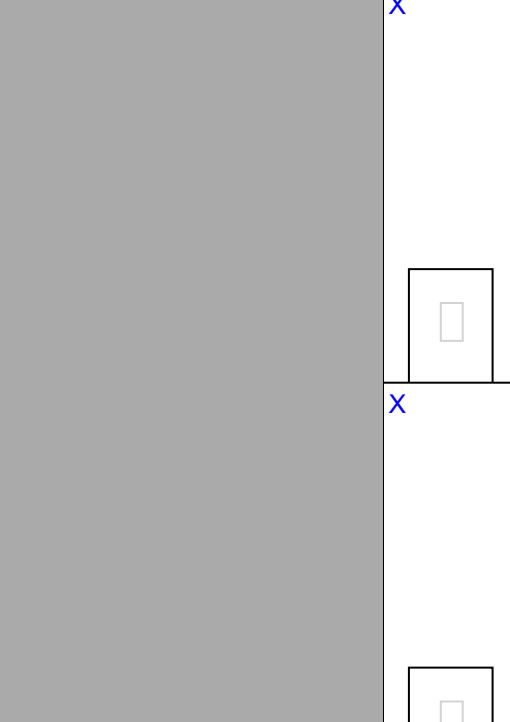

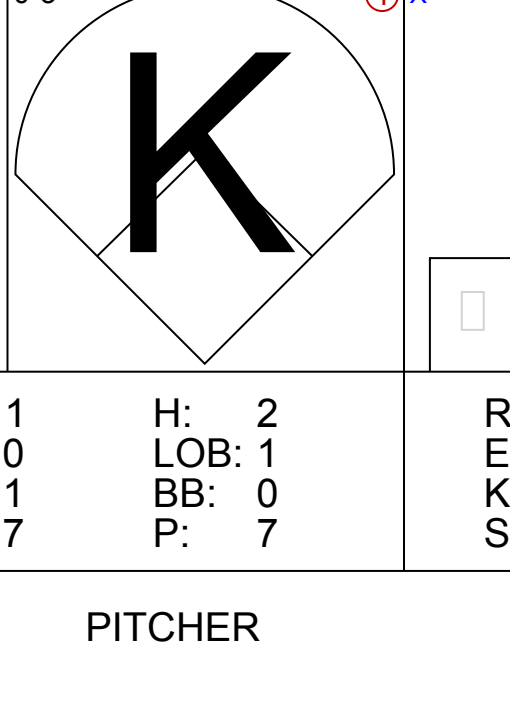




Batter	1	2	3	4	5	6	7	8	9	AB	R	H	RBI	BB	SO	LOB	BOTTOM						
Curt Flood, R OBP: 0.397, SLG: 0.373 (1, 8)	FC6-4						1B		F8	5	0	4	0	0	0	0	<b>Pittsburgh Pirates @ St. Louis Cardinals</b> Sportsman's Park, St. Louis, MO Tue Jul 21 1964, 8:05 PM EDT Att: 11,805 - Unknown						
Lou Brock, L OBP: 0.333, SLG: 0.412 (1, 7)	FC6-4						1B			4	0	2	1	0	1	2							
Dick Groat, R OBP: 0.332, SLG: 0.378 Jerry Buchek, R OBP: 0.333, SLG: 0.333 (1, 6) (8, 6)	6-3						1B			4	0	0	0	0	2	6							
Ken Boyer, R OBP: 0.365, SLG: 0.476 (1, 5)	5-3									5	1	3	0	0	1	3							
Bill White, L OBP: 0.331, SLG: 0.442 (1, 3)										5	1	2	0	0	1	3							
Mike Shannon, R OBP: 0.340, SLG: 0.429 (1, 9)	4-3									4	1	1	3	0	0	2							
Julian Javier, R OBP: 0.279, SLG: 0.405 (1, 4)	6-3									4	0	1	0	0	0	1							
Tim McCarver, L OBP: 0.320, SLG: 0.372 (1, 2)	K									4	0	0	0	0	1	3							
Ray Sadecki, L OBP: 0.200, SLG: 0.308 Ron Taylor, R OBP: 0.316, SLG: 0.390 Bob Humphreys, R OBP: 0.316, SLG: 0.390 Carl Warwick, R OBP: 0.301, SLG: 0.414 Glen Hobbie, R OBP: 0.200, SLG: 0.333 (1, 1) (5, 1) (7, 1) (8, PH) (9, 1)	F6									1	0	0	0	0	0	0							
										1	0	0	0	0	0	0							
										0	1	0	0	1	0	0							
										0	0	0	0	0	0	0							
<b>Inning Stats</b>	R: 0 E: 0 K: 0 S: 4	H: 1 LOB: 1 BB: 0 P: 4	R: 0 E: 0 K: 1 S: 6	H: 1 LOB: 0 BB: 0 P: 6	R: 0 E: 0 K: 2 S: 8	H: 1 LOB: 1 BB: 0 P: 8	R: 0 E: 0 K: 0 S: 5	H: 2 LOB: 2 BB: 0 P: 5	R: 0 E: 0 K: 2 S: 9	H: 1 LOB: 2 BB: 0 P: 9	R: 0 E: 0 K: 1 S: 5	H: 0 LOB: 0 BB: 0 P: 5	R: 1 E: 0 K: 0 S: 4	H: 2 LOB: 1 BB: 1 P: 8	R: 3 E: 0 K: 0 S: 6	H: 3 LOB: 0 BB: 0 P: 6	R: 0 E: 0 K: 1 S: 7	H: 2 LOB: 2 BB: 0 P: 7	1B: 11 2B: 1 3B: 0 HR: 1	SF: 0 SAC: 1 DP: 1 HBP: 0	WP: 0 PB: 0 SB: 1 CS: 0	PA: 41	
<b>PITCHER</b>	IP WLS BF H R ER SO BB IBB HBP BLK WP HR S P ERA WHIP	IP WLS BF H R ER SO BB IBB HBP BLK WP HR S P ERA WHIP	IP WLS BF H R ER SO BB IBB HBP BLK WP HR S P ERA WHIP	IP WLS BF H R ER SO BB IBB HBP BLK WP HR S P ERA WHIP	IP WLS BF H R ER SO BB IBB HBP BLK WP HR S P ERA WHIP	IP WLS BF H R ER SO BB IBB HBP BLK WP HR S P ERA WHIP	IP WLS BF H R ER SO BB IBB HBP BLK WP HR S P ERA WHIP	IP WLS BF H R ER SO BB IBB HBP BLK WP HR S P ERA WHIP	IP WLS BF H R ER SO BB IBB HBP BLK WP HR S P ERA WHIP	IP WLS BF H R ER SO BB IBB HBP BLK WP HR S P ERA WHIP	IP WLS BF H R ER SO BB IBB HBP BLK WP HR S P ERA WHIP	IP WLS BF H R ER SO BB IBB HBP BLK WP HR S P ERA WHIP	IP WLS BF H R ER SO BB IBB HBP BLK WP HR S P ERA WHIP	IP WLS BF H R ER SO BB IBB HBP BLK WP HR S P ERA WHIP	IP WLS BF H R ER SO BB IBB HBP BLK WP HR S P ERA WHIP	IP WLS BF H R ER SO BB IBB HBP BLK WP HR S P ERA WHIP	IP WLS BF H R ER SO BB IBB HBP BLK WP HR S P ERA WHIP	IP WLS BF H R ER SO BB IBB HBP BLK WP HR S P ERA WHIP	IP WLS BF H R ER SO BB IBB HBP BLK WP HR S P ERA WHIP	IP WLS BF H R ER SO BB IBB HBP BLK WP HR S P ERA WHIP	IP WLS BF H R ER SO BB IBB HBP BLK WP HR S P ERA WHIP		
Joe Gibbon, L ERA: 3.02 Roy Face, R ERA: 3.98 Frank Bork, L ERA: 4.32 (1, 1) (8, 1) (9, 1)	7.0 W 33 11 4 4 6 1 0 0 0 0 0 1 44 48 5.14 1.714	1.2 7 2 0 0 1 0 0 0 0 0 0 9 9 0.00 1.200	0.1 S 1 0 0 0 0 0 0 0 0 0 0 0 1 1 0.00 0.000																				

AB	39
R	4
H	13
RBI	4
BB	1
SO	7
LOB	21





Batter	1	2	3	4	5	6	7	8	9	AB	R	H	RBI	BB	SO	LOB	TOP					
Bob Bailey, R OBP: 0.391, SLG: 0.408										6	0	2	0	0	1	4	<b>Pittsburgh Pirates @ St. Louis Cardinals</b> Sportsman's Park, St. Louis, MO Wed Jul 22 1964, 8:05 PM EDT Att: 11,089 - Unknown					
Bill Virdon, L OBP: 0.286, SLG: 0.295										4	1	1	1	0	1	1						
Roberto Clemente, R OBP: 0.393, SLG: 0.593										4	3	2	0	1	1	1						
Jerry Lynch, L OBP: 0.377, SLG: 0.602										4	2	2	3	0	0	1						
Manny Mota, R OBP: 0.340, SLG: 0.444										1	0	0	0	0	0	1						
Willie Stargell, L OBP: 0.326, SLG: 0.553										4	4	4	3	1	0	0						
Bill Mazaroski, R OBP: 0.289, SLG: 0.393										4	2	2	5	0	0	1						
Jim Paglaroni, R OBP: 0.390, SLG: 0.411										4	0	2	1	1	0	0						
Dick Schofield, S OBP: 0.366, SLG: 0.379										4	0	0	0	1	2	4						
Bob Veale, S OBP: 0.228, SLG: 0.200										5	1	3	0	0	1	3						
<b>Inning Stats</b>	R: 4 E: 0 K: 1 S: 9	H: 4 LOB: 0 BB: 0 P: 9	R: 0 E: 0 K: 0 S: 3	H: 1 LOB: 0 BB: 0 P: 3	R: 0 E: 0 K: 1 S: 5	H: 0 LOB: 0 BB: 0 P: 5	R: 0 E: 0 K: 1 S: 6	H: 1 LOB: 2 BB: 1 P: 10	R: 3 E: 0 K: 1 S: 7	H: 3 LOB: 0 BB: 1 P: 11	R: 0 E: 0 K: 1 S: 5	H: 0 LOB: 1 BB: 1 P: 9	R: 3 E: 0 K: 1 S: 9	H: 4 LOB: 1 BB: 0 P: 9	R: 1 E: 1 K: 0 S: 5	H: 2 LOB: 1 BB: 0 P: 5	R: 2 E: 0 K: 0 S: 5	H: 3 LOB: 1 BB: 1 P: 9	1B: 11 2B: 3 3B: 1 HR: 3	SF: 2 SAC: 0 DP: 2 HBP: 0	WP: 0 PB: 0 SB: 0 CS: 1	PA: 46
<b>PITCHER</b>	IP	WLS	BF	H	R	ER	SO	BB	IBB	HBP	BLK	WP	HR	S	P	ERA	WHIP					
Roger Craig, R ERA: 3.11	(1, 1)	4.2	L	22	8	6	6	4	2	0	0	0	0	1	28	36	11.57	2.143				
Bob Humphreys, R ERA: 2.08	(5, 1)	1.1		6	1	1	1	1	1	0	0	0	0	1	7	11	6.75	1.500				
Ray Washburn, R ERA: 4.21	(7, 1)	2.0		12	6	4	4	1	0	0	0	0	0	14	14	18.00	3.000					
Dave Bakenhaster, R ERA: 6.0	(9, 1)	1.0		6	3	2	2	0	1	0	0	0	0	1	5	9	18.00	4.000				

Batter	1	2	3	4	5	6	7	8	9	AB	R	H	RBI	BB	SO	LOB	BOTTOM					
Curt Flood, R OBP: 0.397, SLG: 0.372										3	0	1	0	0	0	1	<b>Pittsburgh Pirates @ St. Louis Cardinals</b> Sportsman's Park, St. Louis, MO Wed Jul 22 1964, 8:05 PM EDT Att: 11,089 - Unknown					
Jerry Buchek, R OBP: 0.313, SLG: 0.308										1	0	0	0	0	0	0						
Lou Brock, L OBP: 0.335, SLG: 0.416										4	2	2	0	0	0	2						
Dick Groat, R OBP: 0.334, SLG: 0.390										3	0	2	1	0	0	0						
Ray Washburn, R OBP: 0.133, SLG: 0.200										0	0	0	0	0	0	0						
Charlie James, R OBP: 0.268, SLG: 0.363										1	0	1	0	0	0	0						
Dave Bakenhaster, R ERA: 4.21										3	0	0	1	0	0	3						
Ken Boyer, R OBP: 0.361, SLG: 0.473										4	0	0	0	0	1	1						
Bill White, L OBP: 0.327, SLG: 0.437										4	0	1	0	0	0	0						
Mike Shannon, R OBP: 0.333, SLG: 0.415										4	0	1	0	0	0	0						
Julian Javier, R OBP: 0.275, SLG: 0.399										4	0	0	0	0	0	1						
Bob Uecker, R OBP: 0.220, SLG: 0.179										4	0	1	0	0	1	2						
Roger Craig, R OBP: 0.306, SLG: 0.273										1	0	0	0	0	1	1						
Bob Humphreys, R ERA: 2.08										0	0	0	0	0	0	0						
Carl Warwick, R OBP: 0.296, SLG: 0.407										2	0	0	0	0	1	2						
<b>Inning Stats</b>	R: 0 E: 0 K: 0 S: 4	H: 2 LOB: 1 BB: 0 P: 4	R: 0 E: 0 K: 0 S: 3	H: 0 LOB: 0 BB: 0 P: 3	R: 0 E: 0 K: 1 S: 6	H: 1 LOB: 1 BB: 0 P: 6	R: 0 E: 0 K: 1 S: 5	H: 0 LOB: 0 BB: 0 P: 5	R: 0 E: 0 K: 1 S: 7	H: 0 LOB: 0 BB: 0 P: 3	R: 1 E: 0 K: 1 S: 7	H: 2 LOB: 1 BB: 0 P: 7	R: 0 E: 1 K: 1 S: 7	H: 1 LOB: 2 BB: 0 P: 7	R: 1 E: 0 K: 0 S: 5	H: 2 LOB: 1 BB: 0 P: 5	R: 0 E: 0 K: 0 S: 3	H: 0 LOB: 0 BB: 0 P: 3	1B: 7 2B: 1 3B: 0 HR: 0	SF: 1 SAC: 0 DP: 1 HBP: 0	WP: 1 PB: 0 SB: 0 CS: 0	PA: 35
<b>PITCHER</b>	IP	WLS	BF	H	R	ER	SO	BB	IBB	HBP	BLK	WP	HR	S	P	ERA	WHIP					
Bob Veale, L ERA: 3.04	(1, 1)	9.0	W	35	8	2	2	4	0	0	0	0	1	0	43	43	2.00	0.889				





Batter	1	2	3	4	5	6	7	8	9	AB	R	H	RBI	BB	SO	LOB	TOP								
Bob Bailey, R OBP: 0.356, SLG: 0.423 (1, 5)										5	2	3	1	0	1	4	<b>Pittsburgh Pirates @ St. Louis Cardinals</b> Sportsman's Park, St. Louis, MO Thu Jul 23 1964, 4:33 AM EDT Att: 7,893 - Unknown								
Bill Virdon, L OBP: 0.291, SLG: 0.316 (1, 8)										5	2	3	1	0	0	1									
Roberto Clemente, R OBP: 0.393, SLG: 0.501 (1, 9)										5	1	2	1	0	2	0									
Jerry Lynch, L OBP: 0.371, SLG: 0.587 Gene Aley, R OBP: 0.263, SLG: 0.296 (1, 7)										5	0	1	0	0	0	3									
Donn Clendenon, R OBP: 0.318, SLG: 0.394 (1, 3)										5	1	2	0	0	0	2									
Bill Mazerowski, R OBP: 0.293, SLG: 0.394 (1, 4)										4	2	2	1	1	1	1									
Jim Pagliaroni, R OBP: 0.392, SLG: 0.421 (1, 2)									3	0	1	1	1	1	1										
Dick Schofield, S OBP: 0.368, SLG: 0.378 (1, 6)									3	0	1	1	1	0	1										
Don Schwall, R OBP: 0.333, SLG: 0.333 Tommy Sisk, R OBP: 0.040, SLG: 0.040 Steve Blass, R OBP: 0.040, SLG: 0.040 Roy Face, R OBP: 0.040, SLG: 0.040 (1, 1)									0	0	0	0	0	0	0	0									
<b>Inning Stats</b>	R: 3 E: 1 K: 1 S: 9	H: 4 LOB: 1 BB: 0 P: 9	R: 0 E: 0 K: 0 S: 4	H: 2 LOB: 1 BB: 0 P: 4	R: 0 E: 0 K: 1 S: 5	H: 0 LOB: 0 BB: 0 P: 5	R: 1 E: 0 K: 2 S: 9	H: 2 LOB: 1 BB: 0 P: 9	R: 3 E: 0 K: 1 S: 8	H: 4 LOB: 3 BB: 3 P: 20	R: 0 E: 0 K: 1 S: 5	H: 0 LOB: 0 BB: 0 P: 5	R: 1 E: 0 K: 0 S: 4	H: 1 LOB: 0 BB: 0 P: 4	R: 0 E: 0 K: 0 S: 3	H: 1 LOB: 0 BB: 0 P: 3		1B: 11 2B: 3 3B: 1 HR: 2	SF: 0 SAC: 0 DP: 3 HBP: 0	WP: 0 PB: 1 SB: 0 CS: 1	PA: 42				
<b>PITCHER</b>	IP	WLS	BF	H	R	ER	SO	BB	IBB	HBP	BLK	WP	HR	S	P	ERA	WHIP								
Mike Cuellar, L ERA: 5.4 (1, 1)	4.2	L	23	11	6	5	5	0	0	0	0	0	1	33	33	9.64	2.357								
Glen Hobbie, R ERA: 5.4 (5, 1)	1.1		9	3	1	1	0	3	0	0	0	0	0	6	18	6.75	4.500								
Bob Humphreys, R ERA: 1.93 (7, 1)	1.0		3	0	0	0	1	0	0	0	0	0	0	5	5	0.00	0.000								
Ron Taylor, R ERA: 5.31 (8, 1)	2.0		7	2	1	1	0	0	0	0	0	0	1	7	7	4.50	1.000								

Batter	1	2	3	4	5	6	7	8	9	AB	R	H	RBI	BB	SO	LOB	BOTTOM								
Curt Flood, R OBP: 0.353, SLG: 0.367 (1, 8)										5	0	0	0	0	0	2	<b>Pittsburgh Pirates @ St. Louis Cardinals</b> Sportsman's Park, St. Louis, MO Thu Jul 23 1964, 4:33 AM EDT Att: 7,893 - Unknown								
Lou Brock, L OBP: 0.339, SLG: 0.417 (1, 7)										4	1	2	0	1	0	0									
Bill White, L OBP: 0.328, SLG: 0.436 (1, 3)										5	1	2	0	0	2	3									
Ken Boyer, R OBP: 0.359, SLG: 0.472 (1, 5)										5	0	1	0	0	1	4									
Dick Groat, R OBP: 0.337, SLG: 0.381 (1, 6)										4	1	2	1	1	0	2									
Bob Skinner, L OBP: 0.315, SLG: 0.373 (1, 9)										4	1	2	0	1	0	3									
Julian Javier, R OBP: 0.277, SLG: 0.399 (1, 4)										5	1	2	1	0	0	2									
Tim McCarver, L OBP: 0.321, SLG: 0.374 (1, 2)										4	0	1	1	1	1	2									
Mike Cuellar, L Glen Hobbie, R Carl Warwick, R Bob Humphreys, R Charlie James, R Ron Taylor, R Ed Spiezio, R (1, 1)										2	0	0	0	0	0	4									
<b>Inning Stats</b>	R: 3 E: 2 K: 0 S: 8	H: 5 LOB: 3 BB: 1 P: 12	R: 0 E: 0 K: 0 S: 5	H: 2 LOB: 2 BB: 0 P: 5	R: 0 E: 0 K: 2 S: 8	H: 1 LOB: 1 BB: 0 P: 8	R: 0 E: 0 K: 1 S: 5	H: 1 LOB: 2 BB: 1 P: 10	R: 2 E: 1 K: 0 S: 5	H: 2 LOB: 1 BB: 1 P: 9	R: 0 E: 0 K: 0 S: 3	H: 0 LOB: 0 BB: 0 P: 3	R: 0 E: 0 K: 0 S: 3	H: 0 LOB: 0 BB: 0 P: 3	1B: 11 2B: 2 3B: 0 HR: 0	SF: 0 SAC: 0 DP: 0 HBP: 0		WP: 0 PB: 0 SB: 0 CS: 0	PA: 45						
<b>PITCHER</b>	IP	WLS	BF	H	R	ER	SO	BB	IBB	HBP	BLK	WP	HR	S	P	ERA	WHIP								
Don Schwall, R ERA: 5.02 (1, 1)	0.2		5	3	0	0	0	1	0	0	0	0	0	6	6	0.00	1.500								
Tommy Sisk, R ERA: 8.65 (3, 1)	1.1	W	6	2	0	0	0	3	0	0	0	0	0	26	38	4.15	1.846								
Steve Blass, R ERA: 3.91 (7, 1)	4.1	S	21	5	2	2	4	0	0	0	0	0	0	10	10	0.00	0.375								



Batter	1	2	3	4	5	6	7	8	9	AB	R	H	RBI	BB	SO	LOB	TOP			
Bob Bailey, R OBP: 0.391, SLG: 0.417 (1, 5)	6-3		6-3			F7			6-3	4	0	0	0	0	0	0	Pittsburgh Pirates @ Cincinnati Reds Crosley Field, Cincinnati, OH Fri Jul 24, 1964, 7:05 PM EDT Att: 14,317 - Unknown			
Bill Virdon, L OBP: 0.294, SLG: 0.319 (1, 8)	1B			4-3		F8			1B	4	0	2	0	0	0					
Roberto Clemente, R OBP: 0.389, SLG: 0.496 (1, 9)	K			6-3					6-3	4	0	0	0	0	2	2				
Jerry Lynch, L OBP: 0.368, SLG: 0.577 (1, 7)	F9			K					3-1	4	0	1	0	0	1	2				
Donn Clendenon, R OBP: 0.315, SLG: 0.389 (1, 3)		6-3				F6			K	3	0	0	0	0	1	1				
Bill Mazerowski, R OBP: 0.291, SLG: 0.390 (1, 4)		6-3				F8			FC6-4	3	0	0	0	0	0	1				
Jim Pagliaroni, R OBP: 0.392, SLG: 0.420 (1, 2)		6-3							5-3	3	0	1	0	0	0	0				
Dick Schofield, S OBP: 0.364, SLG: 0.373 (1, 6)			G3			F8			5-3	3	0	0	0	0	0	1				
Bob Friend, R OBP: 0.170, SLG: 0.114 Gene Freese, R (8, PH) Roy Face, R (8, 1)			K			5-3			K	2	0	0	0	0	1	0				
										1	0	0	0	0	1	0				
										0	0	0	0	0	0	0				
<b>Inning Stats</b>	R: 0 E: 0 K: 1 S: 6	H: 1 LOB: 1 BB: 0 P: 6	R: 0 E: 0 K: 0 S: 3	H: 0 LOB: 0 BB: 0 P: 3	R: 0 E: 0 K: 1 S: 5	H: 0 LOB: 0 BB: 0 P: 5	R: 0 E: 0 K: 0 S: 4	H: 1 LOB: 1 BB: 0 P: 4	R: 0 E: 0 K: 0 S: 3	H: 0 LOB: 0 BB: 0 P: 3	R: 0 E: 0 K: 2 S: 8	H: 1 LOB: 1 BB: 0 P: 8	R: 0 E: 0 K: 1 S: 5	H: 0 LOB: 0 BB: 0 P: 5	R: 0 E: 0 K: 0 S: 4	H: 1 LOB: 1 BB: 0 P: 4	1B: 4 2B: 0 3B: 0 HR: 0	SF: 0 SAC: 0 DP: 0 HBP: 0	WP: 0 PB: 0 SB: 0 CS: 0	PA: 31
<b>PITCHER</b> Jim O'Toole, L ERA: 2.57 (1, 1)	IP: 9.0 WLS: W BF: 31 H: 4 R: 0 ER: 0 SO: 6 BB: 0 IBB: 0 HBP: 0 BLK: 0 WP: 0 HR: 0 S: 43 P: 43 ERA: 0.00 WHIP: 0.444															<b>PITCHER</b>				

Batter	1	2	3	4	5	6	7	8	9	AB	R	H	RBI	BB	SO	LOB	BOTTOM	
Pete Rose, S OBP: 0.323, SLG: 0.325 (1, 4)	F7		1B			F8	E6			4	0	1	0	0	0	2	Pittsburgh Pirates @ Cincinnati Reds Crosley Field, Cincinnati, OH Fri Jul 24, 1964, 7:05 PM EDT Att: 14,317 - Unknown	
Marty Keough, L OBP: 0.346, SLG: 0.462 (1, 9)	K		1B			F9	FC4-6			4	0	1	0	0	1	3		
Vada Pinson, L OBP: 0.329, SLG: 0.460 (1, 8)	K		K			F3				4	0	0	0	0	3	2		
Frank Robinson, R OBP: 0.378, SLG: 0.498 (1, 7)		F7				6-3			K	4	1	1	0	0	1	0		
Deron Johnson, R OBP: 0.377, SLG: 0.530 (1, 3)						F3			K	4	1	3	1	0	0	0		
Johnny Edwards, L OBP: 0.326, SLG: 0.389 (1, 2)		1B					SH1-3		1B	3	0	0	0	0	1	2		
Leo Cardenas, R OBP: 0.313, SLG: 0.374 (1, 6)							SH1-3		K	3	0	0	0	0	1	2		
Steve Boros, R OBP: 0.318, SLG: 0.325 Gordy Coleman, L (7, PH) Bobby Klaus, R (8, 5)			6-3						5-3	2	0	0	0	0	0	0		
										0	0	0	0	1	0	0		
										0	0	0	0	0	0	0		
<b>Inning Stats</b>	R: 0 E: 0 K: 2 S: 7	H: 0 LOB: 0 BB: 0 P: 7	R: 0 E: 0 K: 0 S: 4	H: 1 LOB: 1 BB: 0 P: 4	R: 0 E: 0 K: 1 S: 7	H: 2 LOB: 2 BB: 0 P: 7	R: 0 E: 0 K: 0 S: 3	H: 0 LOB: 0 BB: 0 P: 3	R: 0 E: 0 K: 0 S: 3	H: 0 LOB: 0 BB: 0 P: 3	R: 2 E: 1 K: 0 S: 7	H: 3 LOB: 3 BB: 1 P: 11	R: 0 E: 0 K: 3 S: 10	H: 1 LOB: 1 BB: 0 P: 10	1B: 6 2B: 1 3B: 0 HR: 0	SF: 0 SAC: 1 DP: 0 HBP: 0	WP: 0 PB: 0 SB: 0 CS: 0	PA: 33
<b>PITCHER</b> Bob Friend, R ERA: 3.54 Roy Face, R ERA: 3.61 (1, 1)	IP: 7.0 WLS: L BF: 29 H: 6 R: 2 ER: 2 SO: 4 BB: 0 IBB: 1 HBP: 0 BLK: 0 WP: 0 HR: 0 S: 36 P: 40 ERA: 2.57 WHIP: 0.857															<b>PITCHER</b>		

AB 31  
R 0  
H 4  
RBI 0  
BB 0  
SO 6  
LOB 7



AB 31  
R 2  
H 7  
RBI 2  
BB 1  
SO 7  
LOB 11





Batter	1	2	3	4	5	6	7	8	9	AB	R	H	RBI	BB	SO	LOB	TOP			
Bob Bailey, R OBP: 0.355, SLG: 0.424 (1, 7)										5	1	3	1	0	1	1	<b>Pittsburgh Pirates @ Cincinnati Reds</b> Crosley Field, Cincinnati, OH Sat Jul 25 1964, 3:33 AM EDT Att: 6,534 - Unknown			
Bill Virdon, L OBP: 0.303, SLG: 0.325 (1, 8)										4	0	3	1	1	0	1				
Roberto Clemente, R OBP: 0.389, SLG: 0.495 (1, 9)										5	1	2	0	0	2	5				
Gene Freese, R OBP: 0.283, SLG: 0.375 (1, 5)										5	0	0	0	0	1	8				
Gene Alley, R OBP: 0.265, SLG: 0.296 (8, 5)										0	0	0	0	0	0	0				
Donn Clendenon, R OBP: 0.313, SLG: 0.396 (1, 3)										5	1	1	2	0	1	4				
Bill Mazerowski, R OBP: 0.295, SLG: 0.402 (1, 4)										5	2	3	1	0	0	0				
Jim Pagliaroni, R OBP: 0.387, SLG: 0.414 (1, 2)										5	0	1	0	0	0	2				
Dick Schofield, S OBP: 0.358, SLG: 0.366 (1, 6)										5	0	0	0	0	0	2				
Vern Law, R OBP: 0.340, SLG: 0.318 (1, 1)										2	1	1	1	0	0	0				
Al McBean, R OBP: 0.200, SLG: 0.200 (7, 1)										1	0	0	0	0	1	0				
<b>Inning Stats</b>	R: 0 E: 0 K: 1 S: 7	H: 2 LOB: 2 BB: 0 P: 7	R: 1 E: 0 K: 0 S: 4	H: 1 LOB: 0 BB: 0 P: 4	R: 0 E: 1 K: 0 S: 5	H: 1 LOB: 2 BB: 0 P: 5	R: 3 E: 0 K: 1 S: 9	H: 4 LOB: 0 BB: 0 P: 9	R: 0 E: 0 K: 0 S: 4	H: 1 LOB: 1 BB: 0 P: 4	R: 2 E: 0 K: 0 S: 5	H: 2 LOB: 0 BB: 0 P: 5	R: 0 E: 0 K: 1 S: 9	H: 1 LOB: 3 BB: 0 P: 13	R: 0 E: 0 K: 1 S: 6	H: 1 LOB: 1 BB: 0 P: 6	1B: 11 2B: 1 3B: 0 HR: 2	SF: 0 SAC: 1 DP: 0 HBP: 0	WP: 1 PB: 0 SB: 1 CS: 0	PA: 44
<b>PITCHER</b>	IP WLS BF H R ER SO BB IBB HBP BLK WP HR S P ERA WHIP	IP WLS BF H R ER SO BB IBB HBP BLK WP HR S P ERA WHIP																		
Joe Nuxhall, L ERA: 3.37 (1, 1)	6.0 L 29 10 4 4 4 3 0 0 0 0 1 0 1 35 35 6.00 1.667																			
Ryne Duren, R ERA: 3.5 (7, 1)	2.0 11 3 2 2 2 1 0 0 0 0 1 1 14 18 9.00 2.000																			
Bill Henry, L ERA: 1.53 (9, 1)	1.0 4 1 0 0 0 1 0 0 0 0 0 0 0 6 6 0.00 1.000																			

Batter	1	2	3	4	5	6	7	8	9	AB	R	H	RBI	BB	SO	LOB	BOTTOM			
Pete Rose, S OBP: 0.325, SLG: 0.327 (1, 4)										4	0	2	0	0	0	1	<b>Pittsburgh Pirates @ Cincinnati Reds</b> Crosley Field, Cincinnati, OH Sat Jul 25 1964, 3:33 AM EDT Att: 6,534 - Unknown			
Marty Keough, L OBP: 0.335, SLG: 0.449 (1, 9)										4	0	0	0	0	0	3				
Vada Pinson, L OBP: 0.328, SLG: 0.466 (1, 8)										4	1	1	1	0	0	1				
Frank Robinson, R OBP: 0.379, SLG: 0.503 (1, 7)										3	1	1	0	0	0	0				
Deron Johnson, R OBP: 0.379, SLG: 0.529 (1, 3)										4	1	2	1	0	0	1				
Johnny Edwards, L OBP: 0.328, SLG: 0.387 (1, 2)										4	0	1	0	0	0	1				
Leo Cardenas, R OBP: 0.313, SLG: 0.374 (1, 6)										3	0	1	1	0	0	0				
Steve Boros, R OBP: 0.316, SLG: 0.322 (1, 5)										2	0	0	0	0	0	0				
Gordy Coleman, L OBP: 0.305, SLG: 0.380 (7, PH)										1	0	0	0	0	0	2				
Bobby Klaus, R OBP: 0.212, SLG: 0.323 (8, 5)										0	0	0	0	0	0	0				
Joe Nuxhall, L OBP: 0.156, SLG: 0.222 (1, 1)										1	0	0	0	0	1	0				
Mel Queen, L OBP: 0.206, SLG: 0.273 (6, PH)										0	0	0	0	1	0	0				
Ryne Duren, R OBP: 0.206, SLG: 0.273 (7, 1)										0	0	0	0	0	0	0				
Don Pavletich, R OBP: 0.440, SLG: 0.864 (8, PH)										1	0	0	0	0	0	0				
Bill Henry, L ERA: 1.51 (9, 1)										0	0	0	0	0	0	0				
<b>Inning Stats</b>	R: 1 E: 0 K: 0 S: 4	H: 2 LOB: 0 BB: 0 P: 4	R: 0 E: 0 K: 0 S: 3	H: 0 LOB: 0 BB: 0 P: 3	R: 0 E: 0 K: 1 S: 5	H: 0 LOB: 0 BB: 0 P: 5	R: 0 E: 0 K: 0 S: 3	H: 0 LOB: 0 BB: 0 P: 3	R: 0 E: 0 K: 0 S: 3	H: 1 LOB: 0 BB: 0 P: 3	R: 2 E: 0 K: 0 S: 6	H: 4 LOB: 1 BB: 0 P: 6	R: 0 E: 0 K: 0 S: 4	H: 1 LOB: 1 BB: 0 P: 4	R: 0 E: 0 K: 0 S: 2	H: 0 LOB: 0 BB: 0 P: 3	1B: 6 2B: 0 3B: 1 HR: 1	SF: 0 SAC: 0 DP: 4 HBP: 1	WP: 0 PB: 0 SB: 0 CS: 0	PA: 33
<b>PITCHER</b>	IP WLS BF H R ER SO BB IBB HBP BLK WP HR S P ERA WHIP	IP WLS BF H R ER SO BB IBB HBP BLK WP HR S P ERA WHIP																		
Vern Law, R ERA: 3.5 (1, 1)	6.1 W 25 7 3 3 3 1 0 0 0 0 0 0 7 8 4.26 1.263																			
Al McBean, R ERA: 1.81 (7, 1)	2.2 S 8 1 0 0 0 0 0 0 1 0 0 0 0 7 8 0.00 0.375																			





Batter	1	2	3	4	5	6	7	8	9	AB	R	H	RBI	BB	SO	LOB	TOP							
Bob Bailey, R OBP: 0.356, SLG: 0.425 (1, 5)	0-0 4-3		0-0 2B		1-0 E HBP		0-0 L6		0-0 5-3	4	0	1	0	0	0	0								
Bill Virdon, L OBP: 0.299, SLG: 0.320 (1, 8)	0-3 K		0-0 1-3		0-0 F9		0-0 4-3			4	0	0	0	0	0	1	3							
Roberto Clemente, R OBP: 0.389, SLG: 0.492 (1, 9)	0-3 K		0-0 F4		0-0 E6 1-2 2-3			0-0 FC4-6 1B		4	0	1	0	0	0	1	3							
Jerry Lynch, L OBP: 0.365, SLG: 0.589 (1, 7)		0-0 HR	0-3 K		0-0 4-3			0-0 L9		4	1	1	1	0	1	5								
Willie Stargell, L OBP: 0.328, SLG: 0.564 (1, 3)		0-0 HR		0-0 L9		0-0 L3 1B		0-0 FC4-6 1B 1-2		4	1	2	1	0	0	1								
Smoky Burgess, L OBP: 0.258, SLG: 0.292 (1, 2)				0-0 6-3		0-0 L3		0-0		4	0	2	0	0	0	1								
Orlando McFarlane, R OBP: 0.250, SLG: 0.125 (8, PR)						1-2				0	0	0	0	0	0	0								
Jim Paoliaroni, R OBP: 0.387, SLG: 0.414 (8, 2)								1-3		0	0	0	0	0	0	0								
Bill Mazerowski, R OBP: 0.294, SLG: 0.404 (1, 4)		0-3 K		0-0 5-3				0-0 L6		4	0	1	0	0	1	3								
Dick Schofield, S OBP: 0.353, SLG: 0.360 (1, 6)		0-3 K			0-0 G3		0-3 K		0-0 F5	4	0	0	0	0	2	2								
Joe Gibbon, R OBP: 0.314, SLG: 0.324 (5, 1)				0-0 6-3					0-3 K	2	0	1	0	0	0	1								
Don Schwall, R OBP: 0.333, SLG: 0.333 (7, PH)					0-0 E 2B					0	0	0	0	0	0	0								
Gene Freese, R OBP: 0.287, SLG: 0.373 (7, 1)							0-0 F8			1	0	0	0	0	0	0								
Roy Face, R OBP: 0.312, SLG: 0.335 (8, PH)										0	0	0	0	0	1	0								
Frank Bork, R OBP: 0.310, SLG: 0.335 (8, PH)										0	0	0	0	0	1	0								
<b>Inning Stats</b>	R: 0 E: 0 K: 2 S: 7	H: 0 LOB: 0 BB: 0 P: 7	R: 2 E: 0 K: 2 S: 10	H: 3 LOB: 1 BB: 0 P: 10	R: 0 E: 0 K: 1 S: 6	H: 1 LOB: 1 BB: 0 P: 6	R: 0 E: 0 K: 0 S: 3	H: 0 LOB: 0 BB: 0 P: 3	R: 0 E: 1 K: 0 S: 5	H: 1 LOB: 3 BB: 0 P: 6	R: 0 E: 0 K: 1 S: 6	H: 2 LOB: 1 BB: 0 P: 6	R: 0 E: 0 K: 0 S: 3	H: 0 LOB: 0 BB: 0 P: 3	R: 0 E: 0 K: 0 S: 5	H: 2 LOB: 2 BB: 0 P: 5	R: 0 E: 0 K: 1 S: 5	H: 0 LOB: 0 BB: 0 P: 5	1B: 4 2B: 4 3B: 0 HR: 2	SF: 0 SAC: 0 DP: 1 HBP: 1	WP: 1 PB: 0 SB: 0 CS: 0	PA: 37		
<b>PITCHER</b>	IP WLS BF H R ER SO BB IBB HBP BLK WP HR S P ERA WHIP	7.2 W 33 9 2 2 6 0 0 1 0 1 2 44 45 2.35 1.174	1.1 S 4 0 0 0 1 0 0 0 0 0 0 6 6 0.00 0.000																					

Pittsburgh Pirates @ Cincinnati Reds  
Crosley Field, Cincinnati, OH  
Sun Jul 26 1964, 3:33 AM EDT  
Unknown

AB 36  
R 2  
H 9  
RBI 2  
BB 0  
SO 7  
LOB 19



Batter	1	2	3	4	5	6	7	8	9	AB	R	H	RBI	BB	SO	LOB	BOTTOM						
Pete Rose, S OBP: 0.324, SLG: 0.334 (1, 4)	0-0 HR			0-0 FC4-6			0-0 6-3	0-0 5-3		4	1	1	1	0	1	4							
Giraldo Ruiz, S OBP: 0.227, SLG: 0.295 (8, PH)		0-3 K								1	0	0	0	0	0	1							
Tommy Harper, R OBP: 0.330, SLG: 0.313 (1, 8)	0-3 K		0-0 1-3		4-0 1B S BB		0-0 G3	0-3 K		2	1	0	0	1	1	0							
Vada Pinson, L OBP: 0.327, SLG: 0.464 (7, PH)										2	0	0	0	0	1	1							
Frank Robinson, R OBP: 0.378, SLG: 0.500 (1, 9)	0-0 E5 1B		0-0 F8		0-0 E S 1B		0-0 F2			4	1	1	0	0	0	0							
Deron Johnson, R OBP: 0.385, SLG: 0.531 (1, 7)	0-0 BB 1B		0-0 1-3		0-0 L8-3 1B			4-0 1B HR BB		3	1	2	1	1	0	0							
Tony Perez, R OBP: 0.342, SLG: 0.453 (1, 3)	4-0 G6-4-3 BB			0-0 F9	0-3 K			0-0 1B HR 1B		2	0	0	0	1	1	1							
Marty Keough, L OBP: 0.342, SLG: 0.453 (8, 9)								1-2 HR 1B		1	1	1	0	0	0	0							
Don Pavletich, R OBP: 0.446, SLG: 0.800 (1, 2)	0-0 G6-4-3			4-0 BB 1B	0-0 L8-3			0-0 HR 1B		3	1	1	0	1	0	4							
Leo Cardenas, R OBP: 0.315, SLG: 0.384 (1, 6)		0-0 F8		0-0 BB 1B		0-0 F9		0-0 HR		4	1	2	4	0	0	0							
Steve Boros, R OBP: 0.322, SLG: 0.331 (1, 5)		0-0 5-3 1B		4-0 FC4-6 BB	0-3 K			0-0 2B		3	0	2	0	1	1	0							
Joey Jay, S OBP: 0.342, SLG: 0.453 (1, 1)		0-0 5-3		0-3 K				0-0 B1-3		3	0	0	0	0	2	4							
Sammy Ellis, L OBP: 0.342, SLG: 0.453 (8, 1)										1	0	0	0	0	0	1							
<b>Inning Stats</b>	R: 1 E: 1 K: 1 S: 7	H: 2 LOB: 2 BB: 1 P: 11	R: 0 E: 0 K: 1 S: 6	H: 1 LOB: 0 BB: 0 P: 6	R: 0 E: 0 K: 0 S: 3	H: 0 LOB: 0 BB: 0 P: 3	R: 0 E: 0 K: 1 S: 6	H: 1 LOB: 2 BB: 2 P: 14	R: 2 E: 0 K: 1 S: 6	H: 2 LOB: 0 BB: 1 P: 10	R: 0 E: 0 K: 2 S: 7	H: 0 LOB: 0 BB: 0 P: 7	R: 0 E: 0 K: 0 S: 3	H: 0 LOB: 0 BB: 0 P: 3	R: 4 E: 0 K: 1 S: 9	H: 4 LOB: 1 BB: 1 P: 13	1B: 7 2B: 2 3B: 0 HR: 2	SF: 0 SAC: 0 DP: 2 HBP: 0	WP: 0 PB: 0 SB: 2 CS: 0	PA: 38			
<b>PITCHER</b>	IP WLS BF H R ER SO BB IBB HBP BLK WP HR S P ERA WHIP	4.0 L 22 6 3 3 3 4 0 0 0 0 1 24 40 6.75 2.500	2.0 5 0 0 0 3 0 0 0 0 0 0 0 11 11 0.00 0.000	1.0 7 3 4 4 0 1 0 0 0 0 1 6 10 36.00 4.000	1.0 4 1 0 0 1 0 0 0 0 0 0 0 6 6 0.00 1.000																		

Pittsburgh Pirates @ Cincinnati Reds  
Crosley Field, Cincinnati, OH  
Sun Jul 26 1964, 3:33 AM EDT  
Unknown

AB 33  
R 7  
H 10  
RBI 6  
BB 5  
SO 7  
LOB 16





Batter	1	2	3	4	5	6	7	8	9	AB R H RBI BB SO LOB	TOP									
Bob Bailey, R (1, 5) OBP: 0.353, SLG: 0.419	0-0 4-3			0-0 E 1B 1B BB	0-0 6-3		0-3 K		0-0 F5	4 1 0 0 1 1 1	<b>Pittsburgh Pirates @ Cincinnati Reds</b> Crosley Field, Cincinnati, OH Sun Jul 26 1964, 3:38 AM EDT Att: 14,814 - Unknown									
Bill Virdon, L (1, 8) OBP: 0.304, SLG: 0.323	0-0 G3			0-0 E 1B 1B	4-0 BB 1B BB		0-0 PB 1B		0-0 FC4-6	4 1 2 0 1 0 1										
Roberto Clemente, R (1, 9) OBP: 0.380, SLG: 0.499	0-0 F8			0-0 E3 1B HR	0-0 BB 1B		0-0 1-3			4 1 1 0 0 0 3										
Jerry Lynch, L (1, 7) Manny Mota, R (7, 7) OBP: 0.362, SLG: 0.580 OBP: 0.340, SLG: 0.444		0-0 4-3		0-0 HR 1B	0-0 F8		0-0 F6			4 1 1 2 0 0 3 0 0 0 0 0 0 0										
Willie Stargell, L (1, 3) Donn Clendenon, R (8, 3) OBP: 0.335, SLG: 0.577 OBP: 0.312, SLG: 0.395		0-0 FC2-4 WP 1B		0-0 1-H 3-H HR	4-0 1-2 2-3 BB			0-0 5-3		3 1 2 3 1 0 0 0 0 0 0 0 0 0										
Bill Mazeroski, R (1, 4) OBP: 0.294, SLG: 0.402		0-0 FC2-4		0-0 G5-4-3 1B	0-0 4-3			0-3 K		4 0 1 0 0 1 4										
Jim Pagliaroni, R (1, 2) OBP: 0.380, SLG: 0.405			0-0 6-3	0-0 G5-4-3 1B		0-3 K			0-0 F7	4 0 0 0 0 1 1										
Dick Schofield, S (1, 6) OBP: 0.355, SLG: 0.357			0-0 6-3	4-0 BB		0-0 1-3			4-0 FC1-6 BB	2 0 0 0 2 0 0										
Bob Veale, S (1, 1) OBP: 0.213, SLG: 0.186			0-0 4-3	0-3 K		0-3 K			0-0 FC1-6 FC4-6	4 0 0 0 0 2 2										
<b>Inning Stats</b>	R: 0 E: 0 K: 0 S: 3	H: 0 LOB: 0 BB: 0 P: 3	R: 0 E: 0 K: 0 S: 3	H: 1 LOB: 0 BB: 0 P: 3	R: 0 E: 0 K: 0 S: 3	H: 0 LOB: 0 BB: 0 P: 3	R: 5 E: 1 K: 1 S: 9	H: 4 LOB: 1 BB: 2 P: 17	R: 0 E: 0 K: 2 S: 7	H: 0 LOB: 0 BB: 0 P: 7		R: 0 E: 0 K: 1 S: 6	H: 1 LOB: 1 BB: 0 P: 6	R: 0 E: 0 K: 1 S: 5	H: 0 LOB: 0 BB: 0 P: 5	R: 0 E: 0 K: 0 S: 3	H: 0 LOB: 1 BB: 1 P: 7	1B: 6 2B: 1 3B: 0 HR: 1	SF: 0 SAC: 0 DP: 2 HBP: 0	WP: 1 PB: 1 SB: 0 CS: 0
<b>PITCHER</b>	IP WLS BF H R ER SO BB IBB HBP BLK WP HR S P ERA WHIP																			
John Tsitouris, R (1, 1) ERA: 3.98	5.0 L 24 6 5 4 1 4 0 0 0 0 1 1 22 38 7.20 2.000																			
Bob Purkey, R (6, 1) ERA: 3.56	2.0 7 1 0 0 3 0 0 0 0 0 0 0 13 13 0.00 0.500																			
Bill Henry, L (8, 1) ERA: 1.44	2.0 7 0 0 0 1 1 0 0 0 0 0 0 8 12 0.00 0.500																			

Batter	1	2	3	4	5	6	7	8	9	AB R H RBI BB SO LOB	BOTTOM											
Giraldo Ruiz, S (1, 4) OBP: 0.228, SLG: 0.293	0-0 BB 1B		0-0 4-3			0-3 K		0-0 F4		4 1 1 0 0 1 0	<b>Pittsburgh Pirates @ Cincinnati Reds</b> Crosley Field, Cincinnati, OH Sun Jul 26 1964, 3:38 AM EDT Att: 14,814 - Unknown											
Tommy Harper, R (1, 8) OBP: 0.325, SLG: 0.310	4-0 1B 1-2 BB		0-0 4-3			0-0 F9		0-0 5-3		3 0 0 0 1 0 0												
Frank Robinson, R (1, 9) OBP: 0.379, SLG: 0.499	0-0 CS 1-3 2-H 1B			0-0 F8		4-0 WP BB		0-0 E5		3 0 1 1 1 0 0												
Deron Johnson, R (1, 7) OBP: 0.379, SLG: 0.522	0-3 K		0-0 F9		0-3 K		0-0 4-3			4 0 0 0 0 2 4												
Tony Perez, R (1, 3) OBP: 0.327, SLG: 0.383	0-0 F8			0-3 K			0-0 6-3		0-0 F4	4 0 0 0 0 1 2												
Leo Cardenas, R (1, 6) OBP: 0.315, SLG: 0.382		0-0 4-3			0-0 6-3		0-0 BB 1B		0-3 K	4 0 1 0 0 1 0												
Johnny Edwards, L (1, 2) OBP: 0.327, SLG: 0.383		0-0 F5			0-3 K		4-0 FC6-4 BB		0-3 K	3 0 0 0 1 2 0												
Steve Boros, R (1, 5) OBP: 0.322, SLG: 0.331		0-0 F6					0-0 L7			3 0 1 0 0 0 2												
John Tsitouris, R (1, 1) OBP: 0.231, SLG: 0.263			0-3 K		0-3 K		0-0 FC6-4			1 0 0 0 0 1 0												
Mei Queen, L (5, PH) OBP: 0.200, SLG: 0.265							0-0 FC6-4			1 0 0 0 0 1 1												
Bob Purkey, R (6, 1) OBP: 0.091, SLG: 0.063							0-0 L7			0 0 0 0 0 0 0												
Don Pavletich, R (7, PH) OBP: 0.433, SLG: 0.769							1-2 K			1 0 0 0 0 0 2												
Bill Henry, L (8, 1) ERA: 2.93							1-2 K			0 0 0 0 0 0 0												
<b>Inning Stats</b>	R: 1 E: 0 K: 1 S: 6	H: 2 LOB: 1 BB: 1 P: 10	R: 0 E: 0 K: 0 S: 3	H: 0 LOB: 0 BB: 0 P: 3	R: 0 E: 0 K: 1 S: 5	H: 0 LOB: 0 BB: 0 P: 5	R: 0 E: 0 K: 1 S: 5	H: 0 LOB: 0 BB: 0 P: 5	R: 0 E: 0 K: 2 S: 8	H: 1 LOB: 1 BB: 0 P: 8	R: 0 E: 0 K: 2 S: 7	H: 0 LOB: 1 BB: 1 P: 11	R: 0 E: 0 K: 0 S: 4	H: 1 LOB: 2 BB: 1 P: 8	R: 0 E: 1 K: 0 S: 4	H: 0 LOB: 1 BB: 0 P: 4	R: 0 E: 0 K: 2 S: 7	H: 0 LOB: 0 BB: 0 P: 7	1B: 4 2B: 0 3B: 0 HR: 0	SF: 0 SAC: 0 DP: 0 HBP: 0	WP: 2 PB: 0 SB: 0 CS: 1	PA: 34
<b>PITCHER</b>	IP WLS BF H R ER SO BB IBB HBP BLK WP HR S P ERA WHIP																					
Bob Veale, L (1, 1) ERA: 2.93	9.0 W 34 4 1 1 9 3 0 0 0 0 1 0 49 61 1.00 0.778																					

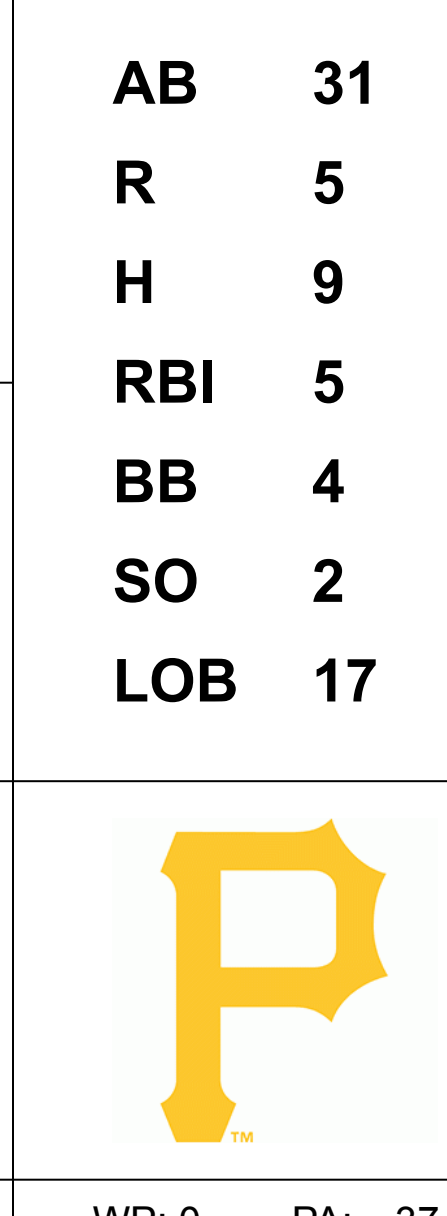


Batter	1	2	3	4	5	6	7	8	9	AB	R	H	RBI	BB	SO	LOB	TOP			
<b>Al Spangler, L</b> (1, 7) OBP: 0.265, SLG: 0.278										4	0	1	0	0	0	2	<b>Houston Colt 45's @ Pittsburgh Pirates</b> Forbes Field, Pittsburgh, PA Wed Jul 29 1964, 7:05 PM EDT Att: 8,572 - Unknown			
<b>Nelle Fox, L</b> (1, 4) OBP: 0.311, SLG: 0.329										4	0	2	0	0	0	1				
<b>Joe Gaines, R</b> (1, 9) OBP: 0.332, SLG: 0.416										4	0	2	2	0	1	1				
<b>Walt Bond, L</b> (1, 3) OBP: 0.299, SLG: 0.439										4	0	0	0	0	0	3				
<b>Bob Aspromonte, R</b> (1, 5) OBP: 0.328, SLG: 0.424										3	0	0	0	1	0	0				
<b>Mike White, R</b> (1, 8) OBP: 0.342, SLG: 0.352										4	0	0	0	0	1	1				
<b>Eddie Kasko, R</b> (1, 6) OBP: 0.314, SLG: 0.294										4	1	3	0	0	0	0				
<b>Jerry Grote, R</b> (1, 2) OBP: 0.242, SLG: 0.293										3	1	0	0	0	1	3				
<b>Turk Farrell, R</b> (1, 1) OBP: 0.109, SLG: 0.075										2	0	0	0	0	1	4				
<b>Dave Roberts, L</b> (7, PH) OBP: 0.293, SLG: 0.256										1	0	0	0	0	1	0				
<b>Gordon Jones, R</b> (7, 1) OBP: 1.000, SLG: 1.000										0	0	0	0	0	0	0				
<b>Bob Lillis, R</b> (9, PH) OBP: 0.312, SLG: 0.328										1	0	0	0	0	0	0				
<b>Inning Stats</b>	R: 0 E: 0 K: 0 S: 4	H: 2 LOB: 1 BB: 0 P: 4	R: 0 E: 0 K: 1 S: 6	H: 1 LOB: 2 BB: 1 P: 10	R: 0 E: 0 K: 1 S: 5	H: 0 LOB: 0 BB: 0 P: 5	R: 0 E: 0 K: 0 S: 3	H: 0 LOB: 0 BB: 0 P: 3	R: 2 E: 0 K: 1 S: 8	H: 3 LOB: 2 BB: 0 P: 9	R: 0 E: 0 K: 1 S: 6	H: 1 LOB: 1 BB: 0 P: 6	R: 0 E: 0 K: 0 S: 3	H: 0 LOB: 0 BB: 0 P: 3	R: 0 E: 0 K: 0 S: 3	H: 0 LOB: 0 BB: 0 P: 3	1B: 8 2B: 0 3B: 0 HR: 0	SF: 0 SAC: 0 DP: 1 HBP: 1	WP: 0 PB: 0 SB: 0 CS: 0	PA: 36
<b>PITCHER</b> <b>Bob Friend, R</b> (1, 1) ERA: 3.45	IP: 9.0 WLS: W BF: 36 H: 8 R: 2 ER: 2 SO: 5 BB: 1 IBB: 0 HBP: 1 BLK: 0 WP: 0 HR: 0 S: 44 P: 49 ERA: 2.00 WHIP: 1.000															<b>PITCHER</b>				

AB	34
R	2
H	8
RBI	2
BB	1
SO	5
LOB	15



Batter	1	2	3	4	5	6	7	8	9	AB	R	H	RBI	BB	SO	LOB	BOTTOM			
<b>Bob Bailey, R</b> (1, 5) OBP: 0.355, SLG: 0.423										4	2	2	0	0	1	2	<b>Houston Colt 45's @ Pittsburgh Pirates</b> Forbes Field, Pittsburgh, PA Wed Jul 29 1964, 7:05 PM EDT Att: 8,572 - Unknown			
<b>Bill Virdon, L</b> (1, 8) OBP: 0.303, SLG: 0.322										4	0	1	0	0	0	2				
<b>Roberto Clemente, R</b> (1, 9) OBP: 0.387, SLG: 0.499										4	1	2	2	0	0	1				
<b>Jerry Lynch, L</b> (1, 7) OBP: 0.365, SLG: 0.572										2	0	0	0	2	0	2				
<b>Manny Mota, R</b> (8, 7) OBP: 0.340, SLG: 0.444										0	0	0	0	0	0	0				
<b>Willie Stargell, L</b> (1, 3) OBP: 0.333, SLG: 0.580										4	0	1	1	0	0	4				
<b>Bill Mazerowski, R</b> (1, 4) OBP: 0.291, SLG: 0.397										4	0	0	0	0	0	4				
<b>Jim Pagliaroni, R</b> (1, 2) OBP: 0.382, SLG: 0.420										3	2	1	1	1	0	0				
<b>Dick Schofield, S</b> (1, 6) OBP: 0.360, SLG: 0.365										3	0	2	1	1	0	0				
<b>Bob Friend, R</b> (1, 1) OBP: 0.160, SLG: 0.106										3	0	0	0	0	1	2				
<b>Inning Stats</b>	R: 1 E: 0 K: 0 S: 5	H: 2 LOB: 2 BB: 1 P: 9	R: 0 E: 0 K: 0 S: 3	H: 0 LOB: 0 BB: 0 P: 3	R: 2 E: 0 K: 0 S: 6	H: 3 LOB: 1 BB: 0 P: 6	R: 1 E: 0 K: 1 S: 6	H: 1 LOB: 1 BB: 1 P: 10	R: 0 E: 0 K: 0 S: 3	H: 0 LOB: 0 BB: 0 P: 7	R: 1 E: 0 K: 0 S: 4	H: 2 LOB: 0 BB: 0 P: 4	R: 0 E: 0 K: 0 S: 4	H: 1 LOB: 1 BB: 0 P: 4	R: 0 E: 0 K: 1 S: 5	H: 0 LOB: 1 BB: 1 P: 9	1B: 5 2B: 2 3B: 1 HR: 1	SF: 0 SAC: 1 DP: 0 HBP: 0	WP: 0 PB: 0 SB: 0 CS: 1	PA: 37
<b>PITCHER</b> <b>Turk Farrell, R</b> (1, 1) ERA: 3.25	IP: 6.0 WLS: L BF: 28 H: 8 R: 5 ER: 5 SO: 1 BB: 3 IBB: 0 HBP: 0 BLK: 0 WP: 0 HR: 1 S: 27 P: 39 ERA: 7.50 WHIP: 1.833															<b>PITCHER</b>				
<b>Gordon Jones, R</b> (7, 1) ERA: 2.3	IP: 2.0 WLS: L BF: 8 H: 1 R: 0 ER: 0 SO: 1 BB: 1 IBB: 0 HBP: 0 BLK: 0 WP: 0 HR: 0 S: 9 P: 13 ERA: 0.00 WHIP: 1.000															<b>PITCHER</b>				





Batter	1	2	3	4	5	6	7	8	9	AB	R	H	RBI	BB	SO	LOB	TOP			
<b>Al Spangler, L</b> OBP: 0.262, SLG: 0.274 (1, 7)	F4		G3			F9		6-3		4	0	0	0	0	0	1	Houston Colt 45's @ Pittsburgh Pirates Forbes Field, Pittsburgh, PA Thu Jul 30 1964, 3:33 AM EDT Unknown			
<b>Nelle Fox, L</b> OBP: 0.307, SLG: 0.325 (1, 4)	F6		6-3			1-3		6-3		4	0	0	0	0	0	1				
<b>Joe Gaines, R</b> OBP: 0.330, SLG: 0.424 (1, 9)	3B			K		F8			E6 G1	4	0	1	0	0	1	0				
<b>Walt Bond, L</b> OBP: 0.295, SLG: 0.434 (1, 3)	K			4-3			3-1		F4	4	0	0	0	0	1	2				
<b>Bob Aspromonte, R</b> OBP: 0.327, SLG: 0.422 (1, 5)		F8		1B		1-3		G1	4	0	1	0	0	0	0	1				
<b>Mike White, R</b> OBP: 0.341, SLG: 0.350 (1, 8)	1-3			5-3		1B		1B	4	0	1	0	0	0	2					
<b>Eddie Kasko, R</b> OBP: 0.314, SLG: 0.298 (1, 6)	2B				F2		F7			3	0	1	0	0	0	1				
<b>Jerry Grote, R</b> OBP: 0.244, SLG: 0.294 (1, 2)	L8				6-3			SH3 1B	3	0	1	0	0	0	0	1				
<b>Bob Bruce, R</b> OBP: 0.262, SLG: 0.250 (1, 1)			6-3		K			SH3	2	0	0	0	0	0	1	0				
<b>Inning Stats</b>	R: 0 E: 0 K: 1 S: 6	H: 1 LOB: 1 BB: 0 P: 6	R: 0 E: 0 K: 0 S: 4	H: 1 LOB: 1 BB: 0 P: 4	R: 0 E: 0 K: 0 S: 3	H: 0 LOB: 0 BB: 0 P: 3	R: 0 E: 0 K: 1 S: 6	H: 1 LOB: 1 BB: 0 P: 6	R: 0 E: 0 K: 0 S: 5	H: 0 LOB: 0 BB: 0 P: 5	R: 0 E: 0 K: 0 S: 3	H: 0 LOB: 0 BB: 0 P: 3	R: 0 E: 0 K: 0 S: 4	H: 1 LOB: 1 BB: 0 P: 4	R: 0 E: 1 K: 0 S: 4	H: 0 LOB: 1 BB: 0 P: 4	1B: 3 2B: 1 3B: 1 HR: 0	SF: 0 SAC: 1 DP: 0 HBP: 0	WP: 0 PB: 0 SB: 0 CS: 0	PA: 33
<b>PITCHER</b> <b>Vern Law, R</b> ERA: 3.25 (1, 1)	IP: 9.0 WLS: W BF: 33	H: 5 R: 0 ER: 0 SO: 3	BB: 0 IBB: 0 HBP: 0 BLK: 0	WP: 0 HR: 0 S: 39 P: 39	ERA: 0.00 WHIP: 0.556															

Batter	1	2	3	4	5	6	7	8	9	AB	R	H	RBI	BB	SO	LOB	BOTTOM			
<b>Bob Bailey, R</b> OBP: 0.352, SLG: 0.419 (1, 5)	6-3		K			SH2-4		1-3		3	0	0	0	0	1	0	Houston Colt 45's @ Pittsburgh Pirates Forbes Field, Pittsburgh, PA Thu Jul 30 1964, 3:33 AM EDT Unknown			
<b>Bill Virdon, L</b> OBP: 0.303, SLG: 0.322 (1, 8)	4-3			F4		6-3 1B				3	0	1	1	0	0	0				
<b>Roberto Clemente, R</b> OBP: 0.387, SLG: 0.488 (1, 9)	6-3			F8 1B		6-3		1-2		3	0	1	0	0	0	1				
<b>Jerry Lynch, L</b> OBP: 0.359, SLG: 0.561 <b>Manny Mota, R</b> OBP: 0.340, SLG: 0.444 (7, 7)	5-3			F8 1-2		F8				3	0	0	0	0	0	2				
<b>Willie Stargell, L</b> OBP: 0.333, SLG: 0.577 (1, 3)	K			1B 2H		F8		K		3	0	1	0	0	1	0				
<b>Smoky Burgess, L</b> OBP: 0.295, SLG: 0.293 (1, 2)	FC6-4 1B				F5		K			3	0	1	0	0	1	0				
<b>Bill Mazerowski, R</b> OBP: 0.288, SLG: 0.394 (1, 4)	FC6-4 1-2			5-3		6-3				3	0	0	0	0	0	1				
<b>Dick Schofield, S</b> OBP: 0.357, SLG: 0.360 (1, 6)			K		4-3			4-3		3	0	0	0	0	1	0				
<b>Vern Law, R</b> OBP: 0.340, SLG: 0.319 (1, 1)	5-3				SH2-4 1B		F9			3	1	1	0	0	0	0				
<b>Inning Stats</b>	R: 0 E: 0 K: 0 S: 3	H: 0 LOB: 0 BB: 0 P: 3	R: 0 E: 0 K: 1 S: 6	H: 1 LOB: 1 BB: 0 P: 6	R: 0 E: 0 K: 2 S: 7	H: 0 LOB: 0 BB: 0 P: 7	R: 0 E: 0 K: 0 S: 4	H: 2 LOB: 2 BB: 0 P: 4	R: 0 E: 0 K: 0 S: 3	H: 0 LOB: 0 BB: 0 P: 3	R: 1 E: 0 K: 0 S: 5	H: 2 LOB: 1 BB: 0 P: 5	R: 0 E: 0 K: 1 S: 5	H: 0 LOB: 0 BB: 0 P: 5	R: 0 E: 0 K: 0 S: 3	H: 0 LOB: 0 BB: 0 P: 3	1B: 5 2B: 0 3B: 0 HR: 0	SF: 0 SAC: 1 DP: 0 HBP: 0	WP: 0 PB: 0 SB: 0 CS: 0	PA: 28
<b>PITCHER</b> <b>Bob Bruce, R</b> ERA: 2.57 (1, 1)	IP: 8.0 WLS: L BF: 28	H: 5 R: 1 ER: 1 SO: 4	BB: 0 IBB: 0 HBP: 0 BLK: 0	WP: 0 HR: 0 S: 36 P: 36	ERA: 1.12 WHIP: 0.625															



Batter	1	2	3	4	5	6	7	8	9	AB	R	H	RBI	BB	SO	LOB	TOP																			
Bob Lillis, R OBP: 0.316, SLG: 0.332 (1, 4)	4-3		1B			F7			2B 3B 1B	4	1	2	0	0	0	0	Houston Colt 45's @ Pittsburgh Pirates Forbes Field, Pittsburgh, PA Thu Jul 30 1964, 7:05 PM EDT Att: 11,314 - Unknown																			
Al Spangler, L OBP: 0.285, SLG: 0.281 (1, 7)	1B		G3			F8			3B 2B	4	1	2	0	0	0	1																				
Joe Gaines, R OBP: 0.328, SLG: 0.431 (1, 9)	L7					K			6-3 3B	4	1	1	2	0	2	1																				
Walt Bond, L OBP: 0.293, SLG: 0.430 Danny Coombs, R (7, 1) John Hoffman, L (9, PH)	1-6-3					F8			2H 3H 6-3 K	3	0	0	0	0	0	1																				
Bob Aspromonte, R OBP: 0.326, SLG: 0.420 (1, 5)			G6-4-3 1B			K			6-3	4	0	1	1	0	1	0																				
Mike White, R OBP: 0.336, SLG: 0.344 (1, 8)	F3					5-3			6-3 5-3	4	0	0	0	0	0	1																				
Eddie Kasko, R OBP: 0.314, SLG: 0.296 (1, 6)	G6-4-3 1-2					L4			FC3-6 BB	2	0	0	0	1	0	1																				
Jerry Grote, R OBP: 0.239, SLG: 0.288 (1, 2)			K			K			FC3-6 FC4-6 1-2	3	0	0	0	0	2	1																				
Jim Owens, R OBP: 0.136, SLG: 0.182 Gordon Jones, R OBP: 1.000, SLG: 1.000 Dave Roberts, L OBP: 0.290, SLG: 0.253 (7, 3)	1-3					1-3			FC4-6 1-2	2	0	0	0	0	1	0																				
<b>Inning Stats</b>	R: 0 E: 0 K: 0 S: 4	H: 1 LOB: 1 BB: 0 P: 4	R: 0 E: 0 K: 0 S: 3	H: 1 LOB: 0 BB: 0 P: 3	R: 0 E: 0 K: 1 S: 6	H: 1 LOB: 1 BB: 0 P: 6	R: 0 E: 0 K: 2 S: 7	H: 0 LOB: 0 BB: 0 P: 7	R: 0 E: 0 K: 1 S: 5	H: 0 LOB: 0 BB: 0 P: 5	R: 0 E: 0 K: 1 S: 5	H: 0 LOB: 0 BB: 0 P: 5	R: 0 E: 0 K: 0 S: 3	H: 0 LOB: 1 BB: 1 P: 7	R: 3 E: 0 K: 1 S: 8	H: 3 LOB: 0 BB: 0 P: 8		1B: 4 2B: 1 3B: 1 HR: 0	SF: 0 SAC: 0 DP: 1 HBP: 0	WP: 0 PB: 0 SB: 0 CS: 0	PA: 33															
<b>PITCHER</b>	IP	WLS	BF	H	R	ER	SO	BB	IBB	HBP	BLK	WP	HR	S	P	ERA	WHIP	<b>PITCHER</b>		IP	WLS	BF	H	R	ER	SO	BB	IBB	HBP	BLK	WP	HR	S	P	ERA	WHIP
Don Schwall, R ERA: 4.07 (1, 1)	8.0	W	30	6	3	3	6	1	0	0	0	0	0	41	45	3.38	0.875																			
Al McBean, R ERA: 1.77 (9, 1)	1.0	S	3	0	0	0	1	0	0	0	0	0	0	5	5	0.00	0.000																			

AB 32  
R 3  
H 6  
RBI 3  
BB 1  
SO 7  
LOB 8



Batter	1	2	3	4	5	6	7	8	9	AB	R	H	RBI	BB	SO	LOB	BOTTOM																			
Bob Bailey, R OBP: 0.350, SLG: 0.417 (1, 5)	K		G6-4-3 1-2			SH2-4 1B			G4-3	4	1	1	0	0	1	2	Houston Colt 45's @ Pittsburgh Pirates Forbes Field, Pittsburgh, PA Thu Jul 30 1964, 7:05 PM EDT Att: 11,314 - Unknown																			
Bill Virdon, L OBP: 0.300, SLG: 0.318 (1, 8)	K					SH2-4 1-2			4-3	3	0	0	0	0	2	0																				
Roberto Clemente, R OBP: 0.380, SLG: 0.488 (1, 9)	K					K			WP 1B	4	1	2	0	0	2	0																				
Jerry Lynch, L OBP: 0.364, SLG: 0.582 Manny Mota, R OBP: 0.336, SLG: 0.441 (6, PR) (7, 7)			F8			HR			S 1B	3	1	2	3	0	0	0																				
Willie Stargell, L OBP: 0.336, SLG: 0.574 (1, 3)			G3			1B			1B	1	1	0	1	1	1	1																				
Bill Mazerowski, R OBP: 0.291, SLG: 0.395 (1, 4)			1B			1-3			1B	4	1	2	1	0	0	1																				
Jim Pagliaroni, R OBP: 0.384, SLG: 0.421 (1, 2)			K			6-3			E7 3B 1B	4	1	2	1	0	1	1																				
Dick Schofield, S OBP: 0.359, SLG: 0.368 (1, 6)			6-3			G3			1B 3B	3	1	1	1	0	0	0																				
Don Schwall, R OBP: 0.400, SLG: 0.400 Al McBean, R OBP: 0.200, SLG: 0.200 (9, 1)			G6-4-3 1B			4-3			G4-6-3 HBP	4	0	2	1	0	0	2																				
<b>Inning Stats</b>	R: 0 E: 0 K: 3 S: 9	H: 0 LOB: 0 BB: 0 P: 9	R: 0 E: 0 K: 1 S: 6	H: 1 LOB: 1 BB: 0 P: 6	R: 0 E: 0 K: 0 S: 3	H: 1 LOB: 0 BB: 0 P: 3	R: 1 E: 0 K: 2 S: 9	H: 2 LOB: 1 BB: 0 P: 9	R: 0 E: 0 K: 0 S: 3	H: 0 LOB: 0 BB: 0 P: 3	R: 7 E: 1 K: 0 S: 9	H: 7 LOB: 1 BB: 1 P: 13	R: 0 E: 0 K: 2 S: 8	H: 1 LOB: 1 BB: 0 P: 8	R: 0 E: 0 K: 0 S: 3	H: 1 LOB: 1 BB: 0 P: 4		1B: 11 2B: 0 3B: 1 HR: 1	SF: 0 SAC: 1 DP: 3 HBP: 1	WP: 1 PB: 0 SB: 1 CS: 0	PA: 36															
<b>PITCHER</b>	IP	WLS	BF	H	R	ER	SO	BB	IBB	HBP	BLK	WP	HR	S	P	ERA	WHIP	<b>PITCHER</b>		IP	WLS	BF	H	R	ER	SO	BB	IBB	HBP	BLK	WP	HR	S	P	ERA	WHIP
Jim Owens, R ERA: 4.09 (1, 1)	5.1	L	24	8	6	6	6	1	0	0	0	0	0	35	39	10.12	1.688																			
Gordon Jones, R ERA: 2.89 (6, 1)	0.2		4	3	2	2	0	0	0	0	0	0	0	4	4	27.00	4.500																			
Danny Coombs, L ERA: (7, 1)	2.0		8	2	0	0	2	0	0	1	0	0	0	11	12	0.00	1.000																			

AB 33  
R 8  
H 13  
RBI 7  
BB 1  
SO 8  
LOB 8





Batter	1	2	3	4	5	6	7	8	9	AB	R	H	RBI	BB	SO	LOB	TOP								
Harvey Kuenn, R OBP: 0.319, SLG: 0.343	0-0 4-3		0-0 G3		0-0 6-3		0-0 1-3	0-0 5-3		5	0	0	0	0	0	0									
Hal Lanier, R OBP: 0.301, SLG: 0.388	0-0 1-3		0-0 E4 1B		0-0 E5 1B		0-0 4-3	0-0 F6		5	2	0	0	0	0	0									
Willie McCovey, L OBP: 0.326, SLG: 0.415	0-3 K		0-0 WP 1B		4-0 1B BB		0-0 E4 1B		1-0 1B 1B SF9 HBP	3	2	2	0	1	1	0									
Willie Mays, R OBP: 0.409, SLG: 0.615		0-0 G4-3 1B 1B	0-0 5-3		0-0 FC6-4 1B		4-0 1B BB IBB		0-0 SF9 1B FC5-4 1B	4	3	3	1	1	0	1									
Jim Ray Hart, R OBP: 0.346, SLG: 0.492	4-0 1B BB		0-0 1-3		0-0 FC6-4 1B		0-0 BB BB 1B		0-0 SF9 E 1B	3	0	1	1	1	0	3									
Matty Alou, L OBP: 0.302, SLG: 0.275	1-2 BB		0-0 1-3		0-0 FC6-4 1B		1-3 2-H 1B		1-2 2-3 1B	1	1	1	0	0	0	0									
Jim Davenport, R OBP: 0.283, SLG: 0.318	0-0 G4-3		0-0 5-3		0-3 K		4-0 BB BB		0-0 SF9	3	0	0	1	1	1	2									
Del Crandall, R OBP: 0.310, SLG: 0.281	0-0 1B 1B		0-3 K		0-0 1B		4-0 1-2 2-3 3-H BB		0-0 FC5-4 IBB	3	0	2	2	2	1	0									
Jose Pagan, R OBP: 0.287, SLG: 0.263	0-0 1-2 1B		0-0 6-3		0-0 F9		0-3 K		0-0 FC5-4	5	0	1	1	0	1	5									
Bobby Bolin, R OBP: 0.313, SLG: 0.120	0-0 F9				0-3 K		0-3 K		0-0 5-3	1	0	0	0	0	0	2									
Bob Shaw, R										0	0	0	0	0	0	0									
Cap Peterson, R OBP: 0.214, SLG: 0.208										1	0	0	0	0	1	0									
Gaylord Perry, R OBP: 0.080, SLG: 0.042										3	0	0	0	0	2	2									
Billy O'Dell, S										0	0	0	0	0	0	0									
<b>Inning Stats</b>	R: 0 E: 0 K: 1 S: 5	H: 0 LOB: 0 BB: 0 P: 5	R: 1 E: 0 K: 0 S: 5	H: 3 LOB: 2 BB: 1 P: 9	R: 1 E: 1 K: 0 S: 5	H: 1 LOB: 1 BB: 0 P: 5	R: 0 E: 0 K: 1 S: 5	H: 0 LOB: 0 BB: 0 P: 5	R: 1 E: 1 K: 1 S: 7	H: 1 LOB: 2 BB: 1 P: 11	R: 0 E: 0 K: 2 S: 8	H: 1 LOB: 1 BB: 0 P: 8	R: 2 E: 1 K: 1 S: 7	H: 2 LOB: 3 BB: 3 P: 19	R: 0 E: 0 K: 0 S: 3	H: 0 LOB: 0 BB: 0 P: 3	R: 3 E: 1 K: 1 S: 7	H: 2 LOB: 1 BB: 1 P: 12	1B: 10 2B: 0 3B: 0 HR: 0	SF: 1 SAC: 0 DP: 1 HBP: 1	WP: 1 PB: 0 SB: 0 CS: 0	PA: 45			
<b>PITCHER</b>	IP	WLS	BF	H	R	ER	SO	BB	IBB	HBP	BLK	WP	HR	S	P	ERA	WHIP								
Bob Veale, L ERA: 2.97	6.2	L	33	8	5	3	5	3	1	0	0	1	0	39	55	4.05	1.650								
Steve Glass, R ERA: 3.89	0.1		2	0	0	0	1	1	0	0	0	0	0	3	7	0.00	3.000								
Tommie Sisk, R ERA: 8.68	2.0		10	2	3	2	1	0	1	1	0	0	0	10	15	9.00	1.000								

**San Francisco Giants @ Pittsburgh Pirates**  
 Forbes Field, Pittsburgh, PA  
 Fri Jul 31 1964, 7:05 PM EDT  
 Att: 28,076 - Unknown

**AB 37**  
**R 8**  
**H 10**  
**RBI 6**  
**BB 6**  
**SO 7**  
**LOB 15**



Batter	1	2	3	4	5	6	7	8	9	AB	R	H	RBI	BB	SO	LOB	BOTTOM								
Bob Bailey, R OBP: 0.348, SLG: 0.416	0-0 5-3		0-0 1B 1B 2B	0-0 FC6-4			0-3 K		0-0 F2	5	1	1	0	0	1	4									
Bill Virdon, L OBP: 0.302, SLG: 0.318	0-0 F8		0-0 E 1B	0-0 FC5-6-4			0-3 K		4-0 1-2 2-3 3-H 2B BB	4	2	1	1	1	1	1									
Roberto Clemente, R OBP: 0.386, SLG: 0.485	0-0 F7		0-0 E 1-2 3-H 1B		0-3 K			0-0 6-3	0-0 4-3	5	0	1	2	0	1	2									
Jerry Lynch, L OBP: 0.365, SLG: 0.583		0-0 4-3	0-0 K		0-3 K			0-0 FC5-4 1B	0-0 2B	5	0	2	2	0	2	2									
Willie Stargell, L OBP: 0.335, SLG: 0.569		0-0 F7	0-0 E9		0-0 4-3			0-0 FC5-4	0-3 K	4	0	1	1	0	0	1									
Donn Clendenon, R OBP: 0.311, SLG: 0.394		0-0 F7	1-3 2-H 1B					1-2 1B		1	0	0	0	0	1	2									
Bill Mazerowski, R OBP: 0.293, SLG: 0.394		0-0 BB BB 1B	4-0 G5-4-3 IBB			0-0 6-3		0-0 F7		3	0	1	0	1	0	1									
Jim Pagliaroni, R OBP: 0.391, SLG: 0.425		4-0 BB BB	0-0 G5-4-3			0-0 1B			0-0 1B 1B BB	3	1	2	0	1	0	3									
Dick Schofield, S OBP: 0.360, SLG: 0.367		4-0 1-2 2-3 BB		0-0 6-3		0-3 K			0-0 BB 1B 4-3 1B	3	1	1	0	1	1	0									
Bob Veale, S OBP: 0.282, SLG: 0.197		0-3 K							0-0 4-3 BB	2	0	1	0	0	1	3									
Steve Glass, R OBP: 0.245, SLG: 0.040									1-2 2-3 1B	0	0	0	0	0	0	0									
Gene Lerner, R OBP: 0.246, SLG: 0.371									0-0 2B 1B	0	0	0	0	0	0	0									
Tommie Sisk, R									0-0 4-3 BB	0	1	0	0	0	0	0									
Smoky Burgess, L OBP: 0.308, SLG: 0.298									1-2 2-3 1B	0	1	0	0	0	0	0									
Gene Alley, R OBP: 0.253, SLG: 0.296									0-0 5-3	0	1	0	0	0	0	0									
<b>Inning Stats</b>	R: 0 E: 0 K: 0 S: 3	H: 1 LOB: 3 BB: 2 P: 14	R: 2 E: 1 K: 1 S: 8	H: 4 LOB: 2 BB: 1 P: 12	R: 0 E: 0 K: 0 S: 4	H: 1 LOB: 1 BB: 0 P: 4	R: 0 E: 0 K: 2 S: 7	H: 0 LOB: 0 BB: 0 P: 7	R: 0 E: 0 K: 1 S: 5	H: 1 LOB: 0 BB: 0 P: 5	R: 0 E: 0 K: 2 S: 7	H: 0 LOB: 0 BB: 0 P: 7	R: 0 E: 0 K: 0 S: 4	H: 1 LOB: 1 BB: 0 P: 4	R: 4 E: 0 K: 1 S: 9	H: 4 LOB: 2 BB: 1 P: 13	1B: 10 2B: 2 3B: 0 HR: 0	SF: 0 SAC: 0 DP: 1 HBP: 0	WP: 0 PB: 0 SB: 0 CS: 0	PA: 41					
<b>PITCHER</b>	IP	WLS	BF	H	R	ER	SO	BB	IBB	HBP	BLK	WP	HR	S	P	ERA	WHIP								
Bobby Bolin, R ERA: 2.7	2.1		14	5	2	2	2	2	0	0	0	0	0	16	24	7.71	3.000								
Bob Shaw, R ERA: 3.67	1.2	W	6	1	0	0	0	0	1	0	0	0	0	5	9	0.00	0.600								
Gaylord Perry, R ERA: 2.7	4.2		20	6	4	4	5	1	0	0	0	0	0	29	33	7.71	1.500								
Billy O'Dell, L ERA: 5.88	0.1	S	1	0	0	0	1	0	0	0	0	0	0	3	3	0.00	0.000								

**San Francisco Giants @ Pittsburgh Pirates**  
 Forbes Field, Pittsburgh, PA  
 Fri Jul 31 1964, 7:05 PM EDT  
 Att: 28,076 - Unknown

**AB 37**  
**R 6**  
**H 12**  
**RBI 6**  
**BB 4**  
**SO 8**  
**LOB 19**





Batter	1	2	3	4	5	6	7	8	9	AB	R	H	RBI	BB	SO	LOB	TOP		
Harvey Kuenn, R OBP: 0.317, SLG: 0.338 (1, 7)	5-3		FC6-4 BB		4-3		6-3			3	0	0	0	1	0	2			
Hal Lanier, R OBP: 0.299, SLG: 0.384 (1, 4)	F9		FC6-4 1-2		6-3			G4-6-3 1B		4	0	1	0	0	0	3			
Willie McCovey, L OBP: 0.327, SLG: 0.414 Jim Davenport, R OBP: 0.260, SLG: 0.315 (6, PH) (6, 6)	K			1B HBP		6-3		G4-6-3 1-2		1	0	0	0	0	1	0			
Willie Mays, R OBP: 0.410, SLG: 0.613 (1, 8)		G6-3 1B		F9		4-3		4-3		3	0	1	0	1	0	1			
Jim Ray Hart, R OBP: 0.345, SLG: 0.494 (1, 5)	F6			F8		F8			1B 3B	4	1	1	0	0	0	3			
Jesus Alou, R OBP: 0.315, SLG: 0.347 (1, 9)	G6-3 1-2			1B					G3	4	0	1	0	0	0	3			
Del Crandall, R OBP: 0.315, SLG: 0.295 (1, 2)			FC6-4 1B	1-3				K		4	0	2	0	0	1	3			
Jose Pagan, R OBP: 0.290, SLG: 0.267 (6, 7)			FC6-4 SH3 1-2		4-3 1B		K	FC4-6 1B		4	0	2	1	0	1	2			
Ron Herbel, R Billy Pierce, L Cap Peterson, R John Pregarer, R Matty Alou, L Jim Duffalo, R Orlando Cepeda, R (1, 1) (4, 1) (5, PH) (5, 1) (7, PH) (7, 1) (9, PH)			SH3		4-3		F3	FC4-6 1-2		0	0	0	0	0	0	0			
<b>Inning Stats</b>	R: 0 E: 0 K: 1 S: 5	H: 0 LOB: 0 BB: 0 P: 5	R: 0 E: 0 K: 0 S: 3	H: 1 LOB: 0 BB: 0 P: 3	R: 0 E: 0 K: 0 S: 4	H: 1 LOB: 2 BB: 1 P: 8	R: 0 E: 0 K: 0 S: 4	H: 1 LOB: 1 BB: 0 P: 5	R: 0 E: 0 K: 0 S: 3	H: 0 LOB: 1 BB: 1 P: 7	R: 0 E: 0 K: 1 S: 6	H: 1 LOB: 1 BB: 0 P: 6	R: 0 E: 0 K: 0 S: 3	H: 1 LOB: 0 BB: 0 P: 3	R: 1 E: 0 K: 1 S: 7	H: 2 LOB: 1 BB: 0 P: 7	1B: 6 2B: 1 3B: 1 HR: 0	SF: 0 SAC: 1 DP: 2 HBP: 1	WP: 0 PA: 36 PB: 0 SB: 0 CS: 0
<b>PITCHER</b> Joe Gibbon, L ERA: 2.99 (1, 1)	IP: 9.0 WLS: W BF: 36 H: 8 R: 1 ER: 1 SO: 3 BB: 2 IBB: 0 HBP: 1 BLK: 0 WP: 0 HR: 0 S: 39 P: 48 ERA: 1.00 WHIP: 1.111																		

San Francisco Giants @ Pittsburgh Pirates  
Forbes Field, Pittsburgh, PA  
Sat Aug 01 1964, 3:33 AM EDT  
Att: 15,882 - Unknown

AB 32  
R 1  
H 8  
RBI 1  
BB 2  
SO 3  
LOB 21



Batter	1	2	3	4	5	6	7	8	9	AB	R	H	RBI	BB	SO	LOB	BOTTOM		
Bob Bailey, R OBP: 0.352, SLG: 0.428 (1, 5)	FC1-6-4 1B		E6 4-3 2B	HR		G3 1B BB		F4		4	3	2	2	1	0	0			
Bill Virdon, L OBP: 0.301, SLG: 0.317 (1, 8)	FC1-6-4 FC4-6 1-2		4-3	1B 3B		G3				4	1	1	0	0	0	3			
Roberto Clemente, R OBP: 0.389, SLG: 0.490 (1, 9)	FC4-6 1-2		6-3 2H	2B	1B	1B				4	1	3	2	0	0	1			
Jerry Lynch, L OBP: 0.363, SLG: 0.587 Manny Mota, R OBP: 0.336, SLG: 0.441 (1, 7) (7, 7)	F8		6-3	3B		F9				4	0	1	2	0	0	3			
Willie Stargell, L OBP: 0.333, SLG: 0.563 (1, 3)		F7	BB	5-3				F7		3	0	0	0	1	0	1			
Bill Mazaroski, R OBP: 0.290, SLG: 0.390 (1, 4)		1-3	1-3		K			F3		4	0	0	0	0	1	2			
Jim Pagliaroni, R OBP: 0.388, SLG: 0.431 (1, 2)				K	6-3			6-3		4	0	1	0	0	1	0			
Dick Schofield, S OBP: 0.362, SLG: 0.365 (1, 6)				3B	4-3			F7		2	1	0	0	2	0	0			
Joe Gibbon, R OBP: 0.289, SLG: 0.297 (1, 1)		F9		SH1-4		K		1-3		3	0	0	0	0	1	2			
<b>Inning Stats</b>	R: 0 E: 0 K: 0 S: 4	H: 1 LOB: 1 BB: 0 P: 4	R: 0 E: 0 K: 0 S: 4	H: 1 LOB: 2 BB: 1 P: 8	R: 1 E: 1 K: 0 S: 5	H: 1 LOB: 2 BB: 1 P: 9	R: 4 E: 0 K: 1 S: 9	H: 4 LOB: 1 BB: 1 P: 13	R: 0 E: 0 K: 1 S: 5	H: 0 LOB: 0 BB: 0 P: 5	R: 1 E: 0 K: 1 S: 6	H: 1 LOB: 1 BB: 1 P: 10	R: 0 E: 0 K: 0 S: 3	H: 0 LOB: 0 BB: 0 P: 3	R: 0 E: 0 K: 0 S: 3	H: 0 LOB: 0 BB: 0 P: 3	1B: 4 2B: 1 3B: 2 HR: 1	SF: 0 SAC: 1 DP: 0 HBP: 0	WP: 1 PA: 37 PB: 0 SB: 0 CS: 0
<b>PITCHER</b> Ron Herbel, R ERA: 2.66 Billy Pierce, L ERA: 1.35 John Pregarer, R ERA: 4.5 Jim Duffalo, R ERA: 1.19 (1, 1) (4, 1) (5, 1) (7, 1)	IP: 3.2 WLS: L BF: 21 H: 6 R: 5 ER: 4 SO: 4 BB: 2 IBB: 1 HBP: 0 BLK: 0 WP: 1 HR: 1 S: 20 P: 32 ERA: 9.82 WHIP: 2.182																		

San Francisco Giants @ Pittsburgh Pirates  
Forbes Field, Pittsburgh, PA  
Sat Aug 01 1964, 3:33 AM EDT  
Att: 15,882 - Unknown

AB 32  
R 6  
H 8  
RBI 6  
BB 4  
SO 3  
LOB 12



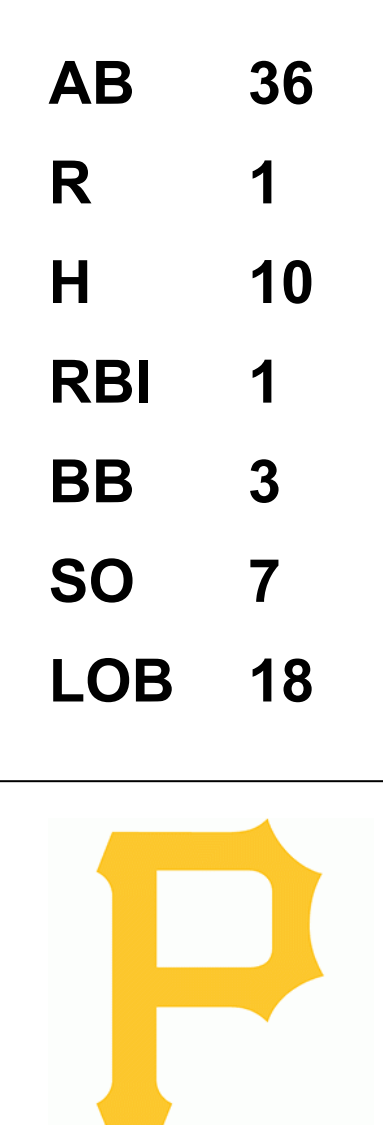


Batter	1	2	3	4	5	6	7	8	9	AB	R	H	RBI	BB	SO	LOB	TOP				
Hal Lanier, R (1,4) OBP: 0.294, SLG: 0.377 Matty Alou, L (8, FH) OBP: 0.297, SLG: 0.270 (8,9)										3	0	0	0	0	2	3	<b>San Francisco Giants @ Pittsburgh Pirates</b> Forbes Field, Pittsburgh, PA Sun Aug 02 1964, 3:33 AM EDT Att: 22,402 - Unknown				
Duke Snider, L (1,9) OBP: 0.293, SLG: 0.347 Ron Herbel, R (8,1) Billy O'Dell, S (9,1)										4	0	1	1	0	1	0					
Willie Mays, R (1,8) OBP: 0.406, SLG: 0.607										4	0	0	0	0	0	1					
Willie McCovey, L (1,7) OBP: 0.326, SLG: 0.412 Jim Davenport, R (9, PR) OBP: 0.292, SLG: 0.315 (9,6)										4	0	1	0	0	0	0					
Orlando Cepeda, R (1,3) OBP: 0.373, SLG: 0.542										4	0	2	0	0	0	0					
Jim Ray Hart, R (1,5) OBP: 0.343, SLG: 0.490										3	0	0	0	0	0	2					
Del Crandall, R (1,2) OBP: 0.320, SLG: 0.304										3	1	1	0	1	0	1					
Jose Pagan, R (1,6) OBP: 0.292, SLG: 0.268 (9,7)										3	0	1	0	1	1	3					
Bob Hendley, R (1,1) OBP: 0.205, SLG: 0.139 John Pregoner, R (6,1) Chuck Hiller, L (8, FH) OBP: 0.250, SLG: 0.260 (8,4)										2	0	2	1	0	0	0					
<b>Inning Stats</b>	R: 0 E: 0 K: 1 S: 5	H: 0 LOB: 0 BB: 0 P: 5	R: 0 E: 0 K: 0 S: 4	H: 1 LOB: 1 BB: 0 P: 4	R: 0 E: 0 K: 0 S: 3	H: 1 LOB: 0 BB: 0 P: 3	R: 0 E: 0 K: 0 S: 3	H: 0 LOB: 0 BB: 0 P: 3	R: 1 E: 1 K: 1 S: 7	H: 2 LOB: 2 BB: 1 P: 11	R: 0 E: 0 K: 0 S: 5	H: 0 LOB: 0 BB: 0 P: 5	R: 0 E: 0 K: 0 S: 3	H: 0 LOB: 0 BB: 0 P: 3	R: 1 E: 0 K: 0 S: 5	H: 2 LOB: 1 BB: 0 P: 5		R: 0 E: 0 K: 1 S: 6	H: 2 LOB: 3 BB: 1 P: 10	1B: 6 2B: 3 3B: 0 HR: 0	SF: 0 SAC: 1 DP: 3 HBP: 0
<b>PITCHER</b>	IP WLS BF H R ER SO BB IBB HBP BLK WP HR S P ERA WHIP																				
Bob Friend, R (1,1) ERA: 3.39 Al McBean, R (9,1) ERA: 1.74	8.0 L 32 8 2 2 3 0 1 0 0 0 0 0 0 4 8 2.25 1.000																				

AB	32
R	2
H	8
RBI	2
BB	2
SO	4
LOB	12



Batter	1	2	3	4	5	6	7	8	9	AB	R	H	RBI	BB	SO	LOB	BOTTOM		
Bob Bailey, R (1,5) OBP: 0.356, SLG: 0.429										4	0	2	0	1	0	1	<b>San Francisco Giants @ Pittsburgh Pirates</b> Forbes Field, Pittsburgh, PA Sun Aug 02 1964, 3:33 AM EDT Att: 22,402 - Unknown		
Manny Mota, R (1,8) OBP: 0.340, SLG: 0.440 (9,7)										5	0	2	1	0	0	2			
Roberto Clemente, R (1,9) OBP: 0.389, SLG: 0.488										4	0	1	0	1	0	3			
Jerry Lynch, L (1,7) OBP: 0.360, SLG: 0.579 (8, PR) Bill Virdon, L (8, PR) OBP: 0.300, SLG: 0.316 (9,8)										4	0	1	0	0	0	1			
Donn Clendenon, R (1,3) OBP: 0.307, SLG: 0.388										4	0	0	0	0	2	2			
Bill Mazaroski, R (1,4) OBP: 0.295, SLG: 0.394										4	0	3	0	0	0	1			
Jim Pagliaroni, R (1,2) OBP: 0.365, SLG: 0.427 Willie Stargell, L (6, FH) OBP: 0.332, SLG: 0.561 Smoky Burgess, L (7,2) OBP: 0.309, SLG: 0.304										2	0	0	0	0	2	2			
Dick Schofield, S (1,6) OBP: 0.361, SLG: 0.361										3	1	0	0	1	1	2			
Bob Friend, R (1,1) OBP: 0.154, SLG: 0.102 Al McBean, R (9,1) Gene Freese, R (9, FH) OBP: 0.279, SLG: 0.369										2	0	0	0	0	1	0			
<b>Inning Stats</b>	R: 0 E: 0 K: 0 S: 3	H: 0 LOB: 0 BB: 0 P: 3	R: 0 E: 0 K: 2 S: 8	H: 1 LOB: 0 BB: 0 P: 8	R: 0 E: 0 K: 1 S: 6	H: 1 LOB: 2 BB: 1 P: 10	R: 0 E: 0 K: 2 S: 8	H: 1 LOB: 0 BB: 0 P: 8	R: 0 E: 0 K: 0 S: 5	H: 2 LOB: 2 BB: 0 P: 5	R: 1 E: 0 K: 0 S: 4	H: 1 LOB: 1 BB: 1 P: 8	R: 0 E: 0 K: 0 S: 5	H: 2 LOB: 2 BB: 0 P: 5	R: 0 E: 0 K: 1 S: 6	H: 1 LOB: 2 BB: 1 P: 10		1B: 10 2B: 0 3B: 0 HR: 0	SF: 0 SAC: 1 DP: 0 HBP: 0
<b>PITCHER</b>	IP WLS BF H R ER SO BB IBB HBP BLK WP HR S P ERA WHIP																		
Bob Hendley, L (1,1) ERA: 3.03 John Pregoner, R (6,1) ERA: 5.4 Ron Herbel, R (8,1) ERA: 2.63 Billy O'Dell, L (9,1) ERA: 5.85	5.2 W 6 1 1 1 0 1 0 0 0 0 0 0 5 9 6.75 1.500																		













Batter	1	2	3	4	5	6	7	8	9	AB	R	H	RBI	BB	SO	LOB	TOP									
<b>Jim Gilliam, S</b> OBP: 0.303, SLG: 0.283 (1, 5)	4-3		F5							4	1	2	3	1	0	0	<b>Los Angeles Dodgers @ Pittsburgh Pirates</b> Forbes Field, Pittsburgh, PA Tue Aug 04 1964, 7:05 PM EDT Att: 25,807 - Unknown									
<b>Dick Tracyowski, R</b> OBP: 0.333, SLG: 0.330 (1, 6)	4-3		K							4	0	1	0	1	1											
<b>Willie Davis, L</b> OBP: 0.300, SLG: 0.407 (1, 8)	E S 2B			E6 1B S G6-4-3						5	3	1	1	0	2	3										
<b>Ron Fairly, L</b> OBP: 0.383, SLG: 0.436 (1, 3)	1-H 2B			G6-4-3 1B						4	1	2	1	1	0	0										
<b>Tommy Davis, R</b> OBP: 0.318, SLG: 0.371 (1, 7)	4-3			G6-4-3 1-2 3-H 1-2						5	1	1	1	0	0	2										
<b>Derrell Griffith, L</b> OBP: 0.301, SLG: 0.405 <b>Wes Parker, S</b> OBP: 0.279, SLG: 0.308 (1, 9) (9, 9)				6-3						5	1	2	3	0	1	0										
<b>John Roseboro, L</b> OBP: 0.300, SLG: 0.403 (1, 2)					5-3					5	1	1	0	0	1	2										
<b>Nate Oliver, R</b> OBP: 0.355, SLG: 0.314 (1, 4)					5-3					4	1	1	0	0	1	1										
<b>Joe Moeller, R</b> OBP: 0.075, SLG: 0.051 <b>Ron Perranoski, L</b> OBP: 0.091, SLG: 0.091 (1, 1) (6, 1)				6-3	5-6-3					3	1	1	0	0	0	0										
<b>Inning Stats</b>	R: 1 E: 0 K: 0 S: 11	H: 2 LOB: 1 BB: 0 P: 19	R: 0 E: 0 K: 3 S: 12	H: 0 LOB: 0 BB: 0 P: 16	R: 0 E: 0 K: 1 S: 5	H: 0 LOB: 0 BB: 0 P: 9	R: 1 E: 1 K: 0 S: 8	H: 1 LOB: 0 BB: 0 P: 11	R: 0 E: 0 K: 0 S: 7	H: 0 LOB: 0 BB: 0 P: 11	R: 7 E: 0 K: 1 S: 28	H: 6 LOB: 2 BB: 3 P: 44	R: 0 E: 0 K: 0 S: 9	H: 0 LOB: 0 BB: 0 P: 14	R: 1 E: 0 K: 0 S: 11	H: 2 LOB: 1 BB: 0 P: 17	R: 0 E: 1 K: 1 S: 11	H: 1 LOB: 2 BB: 0 P: 14	1B: 9 2B: 1 3B: 1 HR: 1	SF: 0 SAC: 1 DP: 1 HBP: 0	WP: 0 PB: 0 SB: 3 CS: 0	PA: 43				
<b>PITCHER</b>	IP	WLS	BF	H	R	ER	SO	BB	IBB	HBP	BLK	WP	HR	S	P	ERA	WHIP									
<b>Don Schwall, R</b> ERA: 4.85 (1, 1)	5.1	L	23	5	6	5	4	2	0	0	0	0	0	1	12	15	8.44	1.312								
<b>Frank Bork, L</b> ERA: 5.25 (6, 1)	0.1		5	4	3	3	0	0	0	0	0	0	0	1	12	15	81.00	12.000								
<b>Tommie Sisk, R</b> ERA: 8.58 (6, 1)	0.1		2	0	0	0	1	1	0	0	0	0	0	5	9	0.00	3.000									
<b>John Gelnar, R</b> ERA: 4.5 (7, 1)	2.0		8	2	1	1	0	0	0	0	0	0	0	20	31	4.50	1.000									
<b>Roy Face, R</b> ERA: 4.34 (9, 1)	1.0		5	1	0	0	1	0	0	0	0	0	0	11	14	0.00	1.000									

Batter	1	2	3	4	5	6	7	8	9	AB	R	H	RBI	BB	SO	LOB	BOTTOM								
<b>Bob Bailey, R</b> OBP: 0.360, SLG: 0.436 (1, 5) (7, 7)	4-3 2B		6-3							4	2	2	0	1	0	2	<b>Los Angeles Dodgers @ Pittsburgh Pirates</b> Forbes Field, Pittsburgh, PA Tue Aug 04 1964, 7:05 PM EDT Att: 25,807 - Unknown								
<b>Bill Virdon, L</b> OBP: 0.304, SLG: 0.317 (1, 8)	4-3									4	0	1	0	1	1	2									
<b>Roberto Clemente, R</b> OBP: 0.394, SLG: 0.488 (1, 9)	G3 3-H 2B									5	1	3	1	0	1	3									
<b>Jerry Lynch, L</b> OBP: 0.369, SLG: 0.573 (6, PR) <b>Gene Freese, R</b> OBP: 0.279, SLG: 0.381 (7, 5)	G3									3	0	2	0	0	0	1									
<b>Willie Stargell, L</b> OBP: 0.332, SLG: 0.554 (1, 3)	F6									5	0	1	2	0	1	3									
<b>Bill Mazerowski, R</b> OBP: 0.293, SLG: 0.388 (1, 4)	6-3									5	1	1	0	0	0	3									
<b>Jim Pagliaroni, R</b> OBP: 0.385, SLG: 0.427 (1, 2)	F7									4	1	2	1	0	1	1									
<b>Dick Schofield, S</b> OBP: 0.366, SLG: 0.368 (1, 6)	4-3									4	0	1	2	0	1	1									
<b>Don Schwall, R</b> OBP: 0.333, SLG: 0.333 <b>Frank Bork, R</b> <b>Tommie Sisk, R</b> <b>Manny Mota, R</b> <b>John Gelnar, R</b> <b>Donn Clendenen, R</b> <b>Roy Face, R</b> (1, 1) (6, 1) (6, 1) (6, PR) (7, 1) (8, PR) (9, 1)										2	0	0	0	0	0	2									
<b>Inning Stats</b>	R: 1 E: 0 K: 0 S: 13	H: 2 LOB: 1 BB: 0 P: 18	R: 0 E: 0 K: 0 S: 11	H: 0 LOB: 0 BB: 0 P: 18	R: 0 E: 0 K: 2 S: 11	H: 1 LOB: 1 BB: 0 P: 15	R: 0 E: 0 K: 1 S: 15	H: 2 LOB: 2 BB: 0 P: 22	R: 3 E: 0 K: 0 S: 16	H: 4 LOB: 2 BB: 0 P: 21	R: 2 E: 0 K: 0 S: 10	H: 2 LOB: 0 BB: 0 P: 14	R: 0 E: 0 K: 1 S: 6	H: 1 LOB: 0 BB: 0 P: 10	R: 1 E: 0 K: 2 S: 17	H: 2 LOB: 2 BB: 1 P: 29	1B: 10 2B: 3 3B: 1 HR: 0	SF: 0 SAC: 0 DP: 1 HBP: 0	WP: 0 PB: 0 SB: 0 CS: 0	PA: 42					
<b>PITCHER</b>	IP	WLS	BF	H	R	ER	SO	BB	IBB	HBP	BLK	WP	HR	S	P	ERA	WHIP								
<b>Joe Moeller, R</b> ERA: 3.59 (1, 1)	5.1	W	26	9	4	4	4	1	0	0	0	0	0	37	107	6.75	1.875								
<b>Ron Perranoski, L</b> ERA: 3.69 (6, 1)	3.2	S	16	5	3	3	3	1	0	0	0	0	0	37	58	7.36	1.636								



Batter	1	2	3	4	5	6	7	8	9	AB	R	H	RBI	BB	SO	LOB	TOP								
<b>Maury Wills, S</b> (1, 6) OBP: 0.350, SLG: 0.365	1-2 FC6 1B			2-3 K		1-0 1B 2B	1-0 6-3			4	1	2	0	0	1	0	<b>Los Angeles Dodgers @ Pittsburgh Pirates</b> Forbes Field, Pittsburgh, PA Wed Aug 05 1964, 7:05 PM EDT Att: 11,071 - Unknown <a href="http://livebaseballscorecards.com">livebaseballscorecards.com</a>								
<b>Dick Tracewski, R</b> (1, 5) OBP: 0.332, SLG: 0.328	0-2 FC6 FC4 1-2			1-2 6-3		2-1 1B 2B		1-1 6-3		4	1	1	0	0	0	1									
<b>Willie Davis, L</b> (1, 8) OBP: 0.302, SLG: 0.408	2-0 FC4 PO 1-2			0-0 6-3		1-0 1B 2B		2-1 G4-3 1B		4	1	2	1	0	0	1									
<b>Tommy Davis, R</b> (1, 7) OBP: 0.318, SLG: 0.369	0-1 PO 1-2	2-0 L8			0-1 F8	1-0 1B 2B		0-1 G4-3 1B		4	0	1	1	0	0	1									
<b>Frank Howard, R</b> (1, 9) OBP: 0.304, SLG: 0.447		3-3 K			4-0 E BB	1-0 1B		0-0 E5 SH1-3		2	0	1	1	1	1	0									
<b>Wes Parker, S</b> (7, 9) OBP: 0.277, SLG: 0.306						1-2 1B				1	0	0	0	0	0	0									
<b>Ron Fairly, L</b> (1, 3) OBP: 0.382, SLG: 0.434		2-2 G3			0-0 E4 G4-3	1-0 1B		0-0 SH1-3		3	0	1	0	0	0	1									
<b>Nate Oliver, R</b> (1, 4) OBP: 0.347, SLG: 0.306			0-0 F9		0-0 G4-3	2-3 K		0-3 K		4	0	0	0	0	2	6									
<b>John Roseboro, L</b> (1, 2) OBP: 0.359, SLG: 0.398			2-2 F8		0-2 F7	1-1 L9		4-0 E5 IBB		3	0	0	0	1	0	0									
<b>Don Drysdale, R</b> (1, 1) OBP: 0.205, SLG: 0.250			1-1 4-3		1-0 4-3	0-3 K		1-0 E5		3	0	0	0	0	1	0									
<b>Ron Perranoski, L</b> (8, 1) OBP: 0.083, SLG: 0.083								1-2 2-H		1	0	0	0	0	0	2									
<b>Bob Miller, R</b> (9, 1) OBP: 0.176, SLG: 0.067										0	0	0	0	0	0	0									
<b>Inning Stats</b>	R: 0 E: 0 K: 1 S: 8	H: 1 LOB: 0 BB: 0 P: 11	R: 0 E: 0 K: 1 S: 8	H: 0 LOB: 0 BB: 0 P: 15	R: 0 E: 0 K: 0 S: 6	H: 0 LOB: 0 BB: 0 P: 9	R: 0 E: 0 K: 1 S: 8	H: 0 LOB: 0 BB: 0 P: 11	R: 0 E: 0 K: 1 S: 4	H: 0 LOB: 1 BB: 1 P: 8	R: 3 E: 0 K: 1 S: 14	H: 6 LOB: 3 BB: 0 P: 23	R: 0 E: 0 K: 1 S: 6	H: 0 LOB: 0 BB: 0 P: 8	R: 0 E: 0 K: 1 S: 6	H: 1 LOB: 0 BB: 0 P: 9	R: 0 E: 2 K: 1 S: 7	H: 0 LOB: 2 BB: 1 P: 12	1B: 7 2B: 1 3B: 0 HR: 0	SF: 0 SAC: 1 DP: 2 HBP: 0	WP: 0 PB: 0 SB: 0 CS: 0	PA: 37			
<b>PITCHER</b>	IP	WLS	BF	H	R	ER	SO	BB	IBB	HBP	BLK	WP	HR	S	P	ERA	WHIP								
<b>Joe Gibbon, L</b> (1, 1) ERA: 3.08	5.2		24	7	3	3	2	1	0	0	0	0	0	45	72	4.76	1.412								
<b>Roy Face, R</b> (6, 1) ERA: 4.24	1.1		4	0	0	0	2	0	0	0	0	0	0	9	13	0.00	0.000								
<b>Al McBean, R</b> (8, 1) ERA: 1.63	2.0	W	8	1	0	0	1	0	1	0	0	0	0	13	21	0.00	0.500								

Batter	1	2	3	4	5	6	7	8	9	AB	R	H	RBI	BB	SO	LOB	BOTTOM								
<b>Bob Bailey, R</b> (1, 5) OBP: 0.358, SLG: 0.431	3-2 6-3		1-2 4-3		1-3 K		2-3 K		4-2 1B BB	4	0	0	0	1	2	3	<b>Los Angeles Dodgers @ Pittsburgh Pirates</b> Forbes Field, Pittsburgh, PA Wed Aug 05 1964, 7:05 PM EDT Att: 11,071 - Unknown <a href="http://livebaseballscorecards.com">livebaseballscorecards.com</a>								
<b>Bill Virdon, L</b> (1, 8) OBP: 0.303, SLG: 0.315	0-0 G3		1-2 6-3		0-0 4-3			3-2 2B 1B	0-3 K	5	1	1	0	0	1	5									
<b>Roberto Clemente, R</b> (1, 9) OBP: 0.386, SLG: 0.482	0-3 K		3-2 6-3		3-2 2B 1B			0-1 WP 2B	2-2 1B	5	0	3	1	0	1	0									
<b>Jerry Lynch, L</b> (1, 7) OBP: 0.372, SLG: 0.582		1-1 2B	0-0 3-1		2-2 2B			0-3 K		4	0	2	0	0	1	2									
<b>Willie Stargell, L</b> (1, 3) OBP: 0.334, SLG: 0.562		1-3 K	2-1 HR		1-2 F5			4-0 G5-4-3 BB		3	1	1	1	1	1	3									
<b>Bill Mazeroski, R</b> (1, 4) OBP: 0.290, SLG: 0.384		0-0 G3	0-1 F3		0-0 F8			2-3 3-H 2-0 G5-4-3		4	0	0	0	0	0	5									
<b>Jim Pagliaroni, R</b> (1, 2) OBP: 0.386, SLG: 0.442		2-3 K	3-2 SH2-4 1B		0-2 F3			1-0 HR		4	1	2	1	0	1	3									
<b>Dick Schofield, S</b> (1, 6) OBP: 0.370, SLG: 0.369			4-2 SH1-4 BB		4-1 SH2-4 BB			2-1 F8		2	0	1	0	2	0	0									
<b>Gene Alley, R</b> (9, PR) OBP: 0.255, SLG: 0.296					1-2 SH2-4 BB			1-3 1B 1B		0	1	0	0	0	0	0									
<b>Joe Gibbon, R</b> (1, 1) OBP: 0.289, SLG: 0.297			0-0 SH1-4		0-1 SH2-4			0-2 5-3		0	0	0	0	0	0	0									
<b>Roy Face, R</b> (6, 1)					1-2 2-3					1	0	0	0	0	0	0									
<b>Gene Freese, R</b> (7, PH) OBP: 0.278, SLG: 0.379										1	0	0	0	0	0	0									
<b>Al McBean, R</b> (8, 1) OBP: 0.167, SLG: 0.167			1-2							1	0	0	0	0	1	1									
<b>Inning Stats</b>	R: 0 E: 0 K: 1 S: 8	H: 0 LOB: 0 BB: 0 P: 11	R: 0 E: 0 K: 2 S: 10	H: 1 LOB: 1 BB: 0 P: 14	R: 0 E: 0 K: 0 S: 12	H: 0 LOB: 1 BB: 1 P: 18	R: 1 E: 0 K: 0 S: 11	H: 1 LOB: 0 BB: 0 P: 16	R: 0 E: 0 K: 0 S: 19	H: 2 LOB: 2 BB: 0 P: 25	R: 0 E: 0 K: 1 S: 9	H: 0 LOB: 0 BB: 0 P: 13	R: 1 E: 0 K: 1 S: 10	H: 2 LOB: 1 BB: 1 P: 19	R: 2 E: 0 K: 2 S: 15	H: 3 LOB: 2 BB: 1 P: 25	1B: 5 2B: 3 3B: 0 HR: 2	SF: 0 SAC: 2 DP: 1 HBP: 0	WP: 1 PB: 0 SB: 0 CS: 0	PA: 39					
<b>PITCHER</b>	IP	WLS	BF	H	R	ER	SO	BB	IBB	HBP	BLK	WP	HR	S	P	ERA	WHIP								
<b>Don Drysdale, R</b> (1, 1) ERA: 2.38	7.0		30	7	2	2	5	2	0	0	0	0	0	86	125	2.57	1.286								
<b>Ron Perranoski, L</b> (8, 1) ERA: 3.66	1.0	L	5	2	2	2	1	1	0	0	0	1	1	7	16	18.00	3.000								
<b>Bob Miller, R</b> (9, 1) ERA: 2.65	0.2		4	1	0	0	2	1	0	0	0	0	0	12	19	0.00	3.000								





Batter	1	2	3	4	5	6	7	8	9	AB	R	H	RBI	BB	SO	LOB	TOP			
Maury Wills, S OBP: 0.347, SLG: 0.361 (1, 6)	F6			6-3	FC5-4			4-3		4	0	0	0	0	0	2	Los Angeles Dodgers @ Pittsburgh Pirates Forbes Field, Pittsburgh, PA Thu Aug 06 1964, 7:05 PM EDT Att: 10,599 - Unknown			
Dick Tracewski, R OBP: 0.330, SLG: 0.326 (1, 5)	K			FC4-6 1B			5-3	K		4	0	1	0	0	2	0				
Willie Davis, L OBP: 0.304, SLG: 0.409 (1, 8)	F8			FC4-6 1-2f			1B 1B	E7 1B		4	0	2	0	0	0	1				
Ron Fairly, L OBP: 0.378, SLG: 0.429 (1, 3)		6-3		L6			K	K		4	0	0	0	0	2	3				
Tommy Davis, R OBP: 0.322, SLG: 0.373 (1, 7)		G6-3 1B			1B 1B		1-3 1B		K	4	1	3	0	0	1	0				
Derrell Griffith, L OBP: 0.292, SLG: 0.393 (1, 9)		G6-3 1-2f			K		1-3		G3	4	0	0	0	0	1	4				
John Roseboro, L OBP: 0.361, SLG: 0.400 (1, 2)			L7		1B 1B			G6-4-3 1B	F8	4	0	2	0	0	0	0				
Nate Oliver, R OBP: 0.341, SLG: 0.300 (1, 4)		5-3			K			G6-4-3 1-2f		3	0	0	0	0	1	3				
Larry Miller, L OBP: 0.357, SLG: 0.357 (1, 1)					1-2 FC5-4 1B			F4		1	0	0	0	0	1	0				
Wally Moon, L OBP: 0.306, SLG: 0.348 (5, PH)										1	0	1	1	0	0	0				
Howie Reed, R (5, PH)										0	0	0	0	0	0	0				
Wes Parker, S OBP: 0.275, SLG: 0.303 (7, PH)										1	0	0	0	0	0	0				
Jim Brewer, L OBP: 0.250, SLG: 0.250 (7, 1)										0	0	0	0	0	0	0				
<b>Inning Stats</b>	R: 0 E: 0 K: 1 S: 5	H: 0 LOB: 0 BB: 0 P: 7	R: 0 E: 0 K: 0 S: 3	H: 1 LOB: 0 BB: 0 P: 3	R: 0 E: 0 K: 1 S: 7	H: 0 LOB: 0 BB: 0 P: 8	R: 0 E: 0 K: 0 S: 11	H: 1 LOB: 1 BB: 0 P: 18	R: 0 E: 0 K: 2 S: 14	H: 3 LOB: 2 BB: 0 P: 16	R: 0 E: 0 K: 1 S: 12	H: 2 LOB: 2 BB: 0 P: 14	R: 0 E: 1 K: 0 S: 10	H: 1 LOB: 1 BB: 0 P: 11	R: 0 E: 0 K: 1 S: 8	H: 0 LOB: 0 BB: 0 P: 10	1B: 9 2B: 0 3B: 0 HR: 0	SF: 0 SAC: 0 DP: 2 HBP: 0	WP: 0 PB: 0 SB: 0 CS: 0	PA: 34
<b>PITCHER</b> Bob Friend, R ERA: 3.26 (1, 1)	IP: 9.0 WLS: W BF: 34 H: 9 R: 1 ER: 1 SO: 8 BB: 0 IBB: 0 HBP: 0 BLK: 0 WP: 0 HR: 0 S: 76 P: 93 ERA: 1.00 WHIP: 1.000															<b>PITCHER</b> IP: 9.0 WLS: W BF: 34 H: 9 R: 1 ER: 1 SO: 8 BB: 0 IBB: 0 HBP: 0 BLK: 0 WP: 0 HR: 0 S: 76 P: 93 ERA: 1.00 WHIP: 1.000				

Batter	1	2	3	4	5	6	7	8	9	AB	R	H	RBI	BB	SO	LOB	BOTTOM			
Bob Bailey, R OBP: 0.354, SLG: 0.425 (1, 7)	K		5-3	6-3		5-3				4	0	0	0	0	1	0	Los Angeles Dodgers @ Pittsburgh Pirates Forbes Field, Pittsburgh, PA Thu Aug 06 1964, 7:05 PM EDT Att: 10,599 - Unknown			
Manny Mota, R OBP: 0.335, SLG: 0.447 (1, 8) (8, 9)	6-3		2B 1B		3B 3B		K			4	2	2	0	0	1	0				
Donn Clendenon, R OBP: 0.307, SLG: 0.397 (1, 3)	K		1B 2B		3B 3B		WP 1B			4	2	3	1	0	1	0				
Gene Freese, R OBP: 0.282, SLG: 0.376 (1, 5)		SH2-3 1B BB	1B IBB		6-3		5-3			2	0	0	0	2	0	2				
Willie Stargell, L OBP: 0.333, SLG: 0.557 (1, 9)		SH2-3 1B	K		K		K			4	0	1	0	0	3	5				
Bill Virdon, L OBP: 0.303, SLG: 0.315 (8, 8)		SH2-3 1B			K		K			0	0	0	0	0	0	0				
Bill Mazaroski, R OBP: 0.292, SLG: 0.389 (1, 4)		SH2-3			1B					3	0	2	3	0	0	0				
Jim Pagliaroni, R OBP: 0.384, SLG: 0.443 (1, 2)		F4	F8		1-3					4	0	1	0	0	0	5				
Dick Schofield, S OBP: 0.369, SLG: 0.365 (1, 6)		IBB		F7		F5		K		3	0	0	0	1	1	1				
Bob Friend, R OBP: 0.143, SLG: 0.094 (1, 1)		5-3		K		K		1-3		4	0	0	0	0	2	4				
<b>Inning Stats</b>	R: 0 E: 0 K: 2 S: 8	H: 0 LOB: 0 BB: 0 P: 13	R: 0 E: 0 K: 0 S: 7	H: 1 LOB: 2 BB: 2 P: 16	R: 2 E: 0 K: 1 S: 11	H: 3 LOB: 2 BB: 1 P: 20	R: 0 E: 0 K: 1 S: 6	H: 0 LOB: 0 BB: 0 P: 9	R: 2 E: 0 K: 1 S: 20	H: 3 LOB: 1 BB: 0 P: 28	R: 0 E: 0 K: 1 S: 8	H: 0 LOB: 0 BB: 0 P: 13	R: 0 E: 0 K: 2 S: 11	H: 1 LOB: 1 BB: 0 P: 17	R: 0 E: 0 K: 1 S: 15	H: 1 LOB: 1 BB: 0 P: 22	1B: 4 2B: 3 3B: 2 HR: 0	SF: 0 SAC: 1 DP: 0 HBP: 0	WP: 1 PB: 0 SB: 0 CS: 0	PA: 36
<b>PITCHER</b> Larry Miller, L ERA: 4.28 Howie Reed, R ERA: 4.43 Jim Brewer, L ERA: 3.73	IP: 4.0 WLS: L BF: 19 H: 4 R: 2 ER: 2 SO: 4 BB: 1 IBB: 2 HBP: 0 BLK: 0 WP: 0 HR: 0 S: 28 P: 41 ERA: 9.00 WHIP: 1.250															<b>PITCHER</b> IP: 4.0 WLS: L BF: 19 H: 4 R: 2 ER: 2 SO: 4 BB: 1 IBB: 2 HBP: 0 BLK: 0 WP: 0 HR: 0 S: 28 P: 41 ERA: 9.00 WHIP: 1.250				



Batter	1	2	3	4	5	6	7	8	9	AB	R	H	RBI	BB	SO	LOB	TOP						
Joey Amalfitano, R OBP: 0.303, SLG: 0.371	4-3	4-3		F9		3B 1B		L6-3		5	1	1	0	0	0	4	<b>Chicago Cubs @ Pittsburgh Pirates</b> Forbes Field, Pittsburgh, PA Fri Aug 07 1964, 3:33 AM EDT Unknown						
Doug Clemens, L OBP: 0.321, SLG: 0.413			14 1B SF8	F8		HR		6-3		5	2	3	1	0	0	2							
Billy Williams, L OBP: 0.391, SLG: 0.585	F4		F5	K		4-3			K	5	0	0	0	0	2	5							
Ron Santo, R OBP: 0.405, SLG: 0.576	F8		14 1B		F8	HR				5	1	3	2	0	0	1							
14 Ernie Banks, R OBP: 0.315, SLG: 0.430		6-3		1-3		K			F8	5	0	1	0	0	1	1							
Billy Cowan, R OBP: 0.276, SLG: 0.423			SF8		E		K		F8	4	2	2	1	0	1	1							
Dick Bertell, R OBP: 0.300, SLG: 0.340			F7	F9	E3	FC5-4		5-3		4	0	0	0	0	0	3							
Andre Rodgers, R OBP: 0.320, SLG: 0.383					FC5-4		F5			4	1	2	0	0	0	1							
Larry Jackson, R OBP: 0.145, SLG: 0.176				FC		5-3		L6-3		4	0	2	2	0	0	1							
<b>Inning Stats</b>	R: 0 E: 0 K: 0 S: 4	H: 1 LOB: 1 BB: 0 P: 4	R: 2 E: 0 K: 0 S: 6	H: 3 LOB: 1 BB: 0 P: 6	R: 1 E: 0 K: 0 S: 6	H: 3 LOB: 2 BB: 0 P: 6	R: 0 E: 0 K: 1 S: 7	H: 1 LOB: 1 BB: 0 P: 7	R: 1 E: 1 K: 0 S: 5	H: 1 LOB: 1 BB: 0 P: 5	R: 3 E: 0 K: 1 S: 8	H: 3 LOB: 0 BB: 0 P: 8	R: 0 E: 0 K: 1 S: 5	H: 0 LOB: 0 BB: 0 P: 5	R: 0 E: 0 K: 0 S: 3	H: 1 LOB: 1 BB: 0 P: 3	R: 0 E: 0 K: 1 S: 6	H: 1 LOB: 1 BB: 0 P: 6	1B: 7 2B: 6 3B: 1 HR: 1	SF: 1 SAC: 0 DP: 1 HBP: 0	WP: 0 PB: 0 SB: 0 CS: 0	PA: 42	
<b>PITCHER</b>	IP WLS BF H R ER SO BB IBB HBP BLK WP HR S P ERA WHIP											IP WLS BF H R ER SO BB IBB HBP BLK WP HR S P ERA WHIP											
Vern Law, R ERA: 3.38	(1, 1)	2.1 L	14 7	3 3	0 0	0 0	0 0	0 0	0 0	0 0	0 0	14 14	11.57 3.000										
Tommie Sisk, R ERA: 9.23	(3, 1)	1.0	5	1	0	0	0	0	0	0	0	5	0.00 1.000										
Frank Bork, L ERA: 4.61	(4, 1)	1.2	7	1	1	0	1	0	0	0	0	9	0.00 0.600										
Roy Face, R ERA: 4.55	(6, 1)	2.0	9	3	3	3	2	0	0	0	0	13	13.50 1.500										
John Geilmar, R ERA: 2.25	(8, 1)	2.0	7	2	0	0	1	0	0	0	0	9	0.00 1.000										

Batter	1	2	3	4	5	6	7	8	9	AB	R	H	RBI	BB	SO	LOB	BOTTOM						
Bob Bailey, R OBP: 0.355, SLG: 0.428	F3		G3			2B G3 1B	FC6		F9	5	1	2	0	0	0	3	<b>Chicago Cubs @ Pittsburgh Pirates</b> Forbes Field, Pittsburgh, PA Fri Aug 07 1964, 3:33 AM EDT Unknown						
Bill Virdon, L OBP: 0.302, SLG: 0.318	1-3		G3			G3 1-3 2B		6-3		4	0	1	1	0	0	1							
Manny Mota, R OBP: 0.333, SLG: 0.442	G3		6-3			1-3				4	0	1	0	0	0	3							
Jerry Lynch, L OBP: 0.369, SLG: 0.573			G3-6-1 BB		6-3	G3		F4		3	0	0	1	1	0	2							
Willie Stargell, L OBP: 0.332, SLG: 0.553		G3-6-1		G6-4-3 1B		K		G3		4	0	1	0	0	1	3							
Bill Mazeroski, R OBP: 0.292, SLG: 0.388				G6-4-3 1B			E6 FC4-6		1-3	4	0	1	0	0	0	1							
Orlando McFarlane, R OBP: 0.250, SLG: 0.143				K		6-3		F8		4	0	1	0	0	1	2							
Dick Schofield, S OBP: 0.371, SLG: 0.367			2B G3 1B		G6-3 1B		FC4-6 1B		FC4-6 1B WP	4	2	2	0	0	0	2							
<b>Inning Stats</b>	R: 0 E: 0 K: 0 S: 3	H: 0 LOB: 0 BB: 0 P: 3	R: 0 E: 0 K: 1 S: 5	H: 1 LOB: 1 BB: 1 P: 9	R: 1 E: 0 K: 1 S: 7	H: 2 LOB: 1 BB: 0 P: 7	R: 0 E: 0 K: 0 S: 3	H: 1 LOB: 0 BB: 0 P: 3	R: 1 E: 0 K: 1 S: 7	H: 2 LOB: 1 BB: 0 P: 7	R: 0 E: 1 K: 0 S: 5	H: 1 LOB: 2 BB: 0 P: 5	R: 0 E: 0 K: 0 S: 4	H: 1 LOB: 1 BB: 0 P: 4	R: 0 E: 0 K: 0 S: 5	H: 2 LOB: 2 BB: 0 P: 5	1B: 9 2B: 2 3B: 0 HR: 0	SF: 0 SAC: 0 DP: 3 HBP: 0	WP: 1 PB: 0 SB: 0 CS: 0	PA: 37			
<b>PITCHER</b>	IP WLS BF H R ER SO BB IBB HBP BLK WP HR S P ERA WHIP											IP WLS BF H R ER SO BB IBB HBP BLK WP HR S P ERA WHIP											
Larry Jackson, R ERA: 3.59	(1, 1)	9.0 W	37 11	3 3	3 3	3 3	1 0	0 0	0 0	0 0	1 0	42 46	3.00 1.333										



Batter	1	2	3	4	5	6	7	8	9	AB	R	H	RBI	BB	SO	LOB	TOP									
Joey Amalfitano, R OBP: 0.305, SLG: 0.369	F9		K		WP 2B 1B		F3		IBB	4	1	1	0	1	1	0	<b>Chicago Cubs @ Pittsburgh Pirates</b> Forbes Field, Pittsburgh, PA Fri Aug 07 1964, 7:05 PM EDT Att: 13,862 - Unknown									
Doug Clemens, L OBP: 0.317, SLG: 0.405	2B 1B		K		1-3		G3		K	5	0	1	0	0	2	3										
Billy Williams, L OBP: 0.390, SLG: 0.585	K		L6		2B 2B				3-1	4	1	1	1	0	1	1										
Ron Santo, R OBP: 0.406, SLG: 0.580	1-3 2B				1-3				K	4	0	2	1	0	1	0										
Len Gabrielson, L OBP: 0.305, SLG: 0.332 14 Ernie Banks, R OBP: 0.315, SLG: 0.430	IBB				1B 1B		F6		L6	3	0	1	0	1	0	1										
Billy Cowan, R OBP: 0.280, SLG: 0.426	K				1-2 G6-3 1B		5-3		4-3 2B	4	1	2	0	0	1	3										
Jimmie Schaffer, R OBP: 0.338, SLG: 0.406			F8		G6-3				4-3	3	0	0	0	1	0	3										
Andre Rodgers, R OBP: 0.320, SLG: 0.382	4-3						F2		K	4	0	1	1	0	1	1										
Ernie Broglio, R OBP: 0.250, SLG: 0.244 Bobby Shantz, R OBP: 0.315, SLG: 0.430	K				E6 1B WP 1B		F9		SH1-3	3	1	1	0	0	1	0										
<b>Inning Stats</b>	R: 0 E: 0 K: 2 S: 9	H: 2 LOB: 3 BB: 1 P: 13	R: 0 E: 0 K: 1 S: 5	H: 0 LOB: 0 BB: 0 P: 5	R: 0 E: 0 K: 2 S: 7	H: 0 LOB: 0 BB: 0 P: 7	R: 0 E: 0 K: 0 S: 4	H: 2 LOB: 1 BB: 0 P: 4	R: 3 E: 1 K: 0 S: 7	H: 4 LOB: 1 BB: 0 P: 7	R: 0 E: 0 K: 1 S: 4	H: 0 LOB: 0 BB: 1 P: 8	R: 0 E: 0 K: 0 S: 3	H: 0 LOB: 0 BB: 0 P: 3	R: 0 E: 0 K: 1 S: 5	H: 0 LOB: 0 BB: 0 P: 5	R: 1 E: 0 K: 1 S: 7	H: 2 LOB: 2 BB: 1 P: 11	1B: 6 2B: 4 3B: 0 HR: 0	SF: 0 SAC: 1 DP: 1 HBP: 0	WP: 1 PB: 0 SB: 0 CS: 1	PA: 38				
<b>PITCHER</b>	IP	WLS	BF	H	R	ER	SO	BB	IBB	HBP	BLK	WP	HR	S	P	ERA	WHIP									
Steve Blass, R ERA: 4.0	(1, 1)	4.2	L	22	8	3	3	5	0	1	0	0	1	0	31	35	5.79	1.714								
Frank Bork, L ERA: 4.2	(5, 1)	1.1		4	0	0	0	1	1	0	0	0	0	0	5	9	0.00	0.750								
Joe Gibbon, L ERA: 3.08	(7, 1)	3.0		12	2	1	1	2	0	1	0	0	0	0	15	19	3.00	0.667								

AB	34
R	4
H	10
RBI	3
BB	3
SO	8
LOB	12



Batter	1	2	3	4	5	6	7	8	9	AB	R	H	RBI	BB	SO	LOB	BOTTOM									
Bob Bailey, R OBP: 0.356, SLG: 0.438	6-3		E7 1B			6-3			HR	4	1	2	1	0	0	0	<b>Chicago Cubs @ Pittsburgh Pirates</b> Forbes Field, Pittsburgh, PA Fri Aug 07 1964, 7:05 PM EDT Att: 13,862 - Unknown									
Bill Virdon, L OBP: 0.299, SLG: 0.314	F8		K			G3		F8	4	0	0	0	0	1	1											
Manny Mota, R OBP: 0.337, SLG: 0.462	CS 1B				6-3		4-3		HR	4	1	2	1	0	0	0										
Jerry Lynch, L OBP: 0.367, SLG: 0.582	CS		HR		F8		K		G3	4	1	1	1	0	1	0										
Willie Stargell, L OBP: 0.329, SLG: 0.548			F8		F8		G3			3	0	0	0	0	0	0										
Bill Mazeroski, R OBP: 0.290, SLG: 0.385			F4			F3		F8		3	0	0	0	0	0	0										
Jim Pagliaroni, R OBP: 0.380, SLG: 0.438			L5			F9		5-3		3	0	0	0	0	0	0										
Gene Alley, R OBP: 0.261, SLG: 0.294 Dick Schofield, S OBP: 0.368, SLG: 0.364			6-3			F7		4-3		1	0	0	0	0	0	0										
Steve Blass, R OBP: 0.038, SLG: 0.038 Frank Bork, R	(1, 1)	(5, 1)							F4	1	0	0	0	0	1	0										
Donn Clendenon, R OBP: 0.309, SLG: 0.397 Joe Gibbon, R OBP: 0.289, SLG: 0.297 Smoky Burgess, L OBP: 0.303, SLG: 0.298	(6, PH)	(7, 1)	(9, PH)							1	0	0	0	0	1	0										
<b>Inning Stats</b>	R: 0 E: 0 K: 0 S: 3	H: 1 LOB: 0 BB: 0 P: 3	R: 1 E: 0 K: 0 S: 4	H: 1 LOB: 0 BB: 0 P: 4	R: 0 E: 1 K: 2 S: 8	H: 1 LOB: 1 BB: 0 P: 8	R: 0 E: 0 K: 0 S: 3	H: 0 LOB: 0 BB: 0 P: 3	R: 0 E: 0 K: 1 S: 5	H: 0 LOB: 0 BB: 0 P: 5	R: 0 E: 0 K: 1 S: 5	H: 0 LOB: 0 BB: 0 P: 5	R: 0 E: 0 K: 0 S: 3	H: 0 LOB: 0 BB: 0 P: 3	R: 2 E: 0 K: 0 S: 5	H: 2 LOB: 2 BB: 0 P: 5	1B: 2 2B: 0 3B: 0 HR: 3	SF: 0 SAC: 0 DP: 0 HBP: 0	WP: 0 PB: 0 SB: 0 CS: 1	PA: 32						
<b>PITCHER</b>	IP	WLS	BF	H	R	ER	SO	BB	IBB	HBP	BLK	WP	HR	S	P	ERA	WHIP									
Ernie Broglio, R ERA: 4.25	(1, 1)	8.2	W	30	5	3	3	4	0	0	0	0	0	3	38	38	3.12	0.577								
Bobby Shantz, L ERA: 3.9	(9, 1)	0.1	S	1	0	0	0	0	0	0	0	0	0	1	1	0.00	0.000									





Batter	1	2	3	4	5	6	7	8	9	AB	R	H	RBI	BB	SO	LOB	TOP					
Joey Amalfitano, R (1, 4) OBP: 0.304, SLG: 0.367										4	1	1	0	0	0	2	Chicago Cubs @ Pittsburgh Pirates Forbes Field, Pittsburgh, PA Sat Aug 08 1964, 3:33 AM EDT Att: 6,845 - Unknown					
Leo Burke, R (1, 9) OBP: 0.347, SLG: 0.379										4	1	1	0	0	2	1						
Billy Williams, L (1, 7) OBP: 0.386, SLG: 0.579										4	0	0	0	0	2	2						
Ron Santo, R (1, 5) OBP: 0.411, SLG: 0.584										1	0	1	0	3	0	0						
14 Ernie Banks, R (1, 3) OBP: 0.314, SLG: 0.429										4	0	1	2	0	2	3						
Billy Cowan, R (1, 8) OBP: 0.277, SLG: 0.422										4	0	0	0	0	2	4						
Jimmie Schaffer, R (1, 2) OBP: 0.333, SLG: 0.397										4	0	1	0	0	0	1						
Andre Rodgers, R (1, 6) OBP: 0.319, SLG: 0.380										4	0	1	0	0	1	1						
Lew Burdette, R (1, 1) OBP: 0.355, SLG: 0.600										2	0	0	0	0	2	1						
Jimmy Stewart, S (7, PH) OBP: 0.317, SLG: 0.286										1	0	1	0	0	0	0						
Lindy McDaniel, R (7, 1) OBP: 0.299, SLG: 0.338										0	0	0	0	0	0	0						
Dick Bertell, R (9, PH) OBP: 0.299, SLG: 0.338										1	0	0	0	0	0	1						
<b>Inning Stats</b>	R: 2 E: 0 K: 1 S: 7	H: 3 LOB: 1 BB: 1 P: 11	R: 0 E: 0 K: 1 S: 5	H: 0 LOB: 0 BB: 0 P: 5	R: 0 E: 0 K: 1 S: 5	H: 0 LOB: 0 BB: 0 P: 5	R: 0 E: 0 K: 1 S: 6	H: 1 LOB: 1 BB: 0 P: 6	R: 0 E: 0 K: 2 S: 8	H: 1 LOB: 1 BB: 1 P: 8	R: 0 E: 0 K: 1 S: 5	H: 0 LOB: 1 BB: 1 P: 9	R: 0 E: 0 K: 0 S: 4	H: 1 LOB: 1 BB: 0 P: 4	R: 0 E: 0 K: 2 S: 7	H: 0 LOB: 1 BB: 1 P: 11	R: 0 E: 0 K: 2 S: 8	H: 1 LOB: 1 BB: 0 P: 8	1B: 6 2B: 1 3B: 0 HR: 0	SF: 0 SAC: 0 DP: 0 HBP: 0	WP: 1 PB: 0 SB: 0 CS: 1	PA: 37
<b>PITCHER</b> Bob Veale, L (1, 1) ERA: 2.96	IP: 9.0 WLS: W BF: 36 H: 7 R: 2 ER: 2 SO: 11 BB: 3 IBB: 0 HBP: 0 BLK: 0 WP: 1 HR: 0 S: 55 P: 67 ERA: 2.00 WHIP: 1.111															<b>PITCHER</b>	IP: 9.0 WLS: W BF: 36 H: 7 R: 2 ER: 2 SO: 11 BB: 3 IBB: 0 HBP: 0 BLK: 0 WP: 1 HR: 0 S: 55 P: 67 ERA: 2.00 WHIP: 1.111					

AB 33  
R 2  
H 7  
RBI 2  
BB 3  
SO 11  
LOB 16



Batter	1	2	3	4	5	6	7	8	9	AB	R	H	RBI	BB	SO	LOB	BOTTOM			
Bob Bailey, R (1, 6) OBP: 0.358, SLG: 0.448										4	1	2	3	0	0	1	Chicago Cubs @ Pittsburgh Pirates Forbes Field, Pittsburgh, PA Sat Aug 08 1964, 3:33 AM EDT Att: 6,845 - Unknown			
Bill Virdon, L (1, 8) OBP: 0.296, SLG: 0.313										4	0	1	0	0	0	2				
Roberto Clemente, R (1, 9) OBP: 0.393, SLG: 0.487										4	0	0	0	0	0	1				
Jerry Lynch, L (1, 7) OBP: 0.367, SLG: 0.578										3	0	1	0	0	1	1				
Manny Mota, R (6, PR) OBP: 0.337, SLG: 0.462										0	1	0	0	0	0	0				
Willie Stargell, L (1, 3) OBP: 0.325, SLG: 0.540										4	0	0	0	0	1	3				
Gene Freese, R (1, 5) OBP: 0.294, SLG: 0.391										4	1	2	2	0	0	1				
Bill Mazaroski, R (1, 4) OBP: 0.290, SLG: 0.384										3	1	1	0	0	1	2				
Jim Pagliaroni, R (1, 2) OBP: 0.379, SLG: 0.436										3	0	1	0	0	1	1				
Bob Veale, S (1, 1) OBP: 0.227, SLG: 0.203										2	1	1	0	0	0	0				
<b>Inning Stats</b>	R: 0 E: 0 K: 0 S: 3	H: 1 LOB: 0 BB: 0 P: 3	R: 0 E: 0 K: 1 S: 6	H: 1 LOB: 0 BB: 0 P: 6	R: 0 E: 0 K: 1 S: 5	H: 0 LOB: 0 BB: 0 P: 5	R: 0 E: 0 K: 0 S: 4	H: 1 LOB: 1 BB: 0 P: 4	R: 3 E: 0 K: 0 S: 6	H: 3 LOB: 0 BB: 0 P: 6	R: 2 E: 0 K: 1 S: 7	H: 2 LOB: 1 BB: 0 P: 7	R: 0 E: 0 K: 0 S: 4	H: 1 LOB: 1 BB: 0 P: 4	R: 0 E: 1 K: 1 S: 6	H: 0 LOB: 1 BB: 0 P: 6	1B: 7 2B: 0 3B: 0 HR: 2	SF: 0 SAC: 2 DP: 1 HBP: 0	WP: 0 PB: 0 SB: 0 CS: 0	PA: 33
<b>PITCHER</b> Lew Burdette, R (1, 1) ERA: 4.24	IP: 6.0 WLS: L BF: 25 H: 8 R: 5 ER: 5 SO: 3 BB: 0 IBB: 0 HBP: 0 BLK: 0 WP: 0 HR: 2 S: 31 P: 31 ERA: 7.50 WHIP: 1.333															<b>PITCHER</b>	IP: 6.0 WLS: L BF: 25 H: 8 R: 5 ER: 5 SO: 3 BB: 0 IBB: 0 HBP: 0 BLK: 0 WP: 0 HR: 2 S: 31 P: 31 ERA: 7.50 WHIP: 1.333			
<b>PITCHER</b> Lindy McDaniel, R (7, 1) ERA: 4.45	IP: 2.0 WLS: 8 BF: 1 H: 0 R: 0 ER: 0 SO: 1 BB: 0 IBB: 0 HBP: 0 BLK: 0 WP: 0 HR: 0 S: 10 P: 10 ERA: 0.00 WHIP: 0.500															<b>PITCHER</b>	IP: 2.0 WLS: 8 BF: 1 H: 0 R: 0 ER: 0 SO: 1 BB: 0 IBB: 0 HBP: 0 BLK: 0 WP: 0 HR: 0 S: 10 P: 10 ERA: 0.00 WHIP: 0.500			

AB 31  
R 5  
H 9  
RBI 5  
BB 0  
SO 4  
LOB 12





Batter	1	2	3	4	5	6	7	8	9	AB	R	H	RBI	BB	SO	LOB	TOP			
Jimmy Stewart, S (1.4) OBP: 0.319, SLG: 0.296	F8		F5			E				4	0	2	0	0	0	0	Chicago Cubs @ Pittsburgh Pirates Forbes Field, Pittsburgh, PA Sun Aug 09 1964, 3:33 AM EDT Att: 11,305 - Unknown			
Doug Clemens, L (1.7) OBP: 0.306, SLG: 0.392	K			1-3		E4		4-3		4	0	0	0	0	1	2				
Billy Cowan, R (1.8) OBP: 0.276, SLG: 0.420	K									2	0	0	0	0	2	0				
Billy Williams, L (6, PH) OBP: 0.397, SLG: 0.579	K			K		F9			E7	2	0	1	0	0	0	2				
Ron Santo, R (1.5) OBP: 0.408, SLG: 0.578		5-3		5-3					K	4	0	0	0	0	1	1				
14 Ernie Banks, R (1.3) OBP: 0.314, SLG: 0.427		F9			5-3				E6	4	0	1	0	0	1	0				
Len Gabrielson, L (1.9) OBP: 0.308, SLG: 0.328				1-3					FC1-2-5-2	2	0	0	0	2	0	2				
Jimmie Schaffer, R (1.2) OBP: 0.276, SLG: 0.250					K				1-3	2	0	0	0	0	1	1				
Vic Roznovsky, L (7, PH) OBP: 0.276, SLG: 0.250						G3				2	0	0	0	0	0	3				
Andre Rodgers, R (1.6) OBP: 0.316, SLG: 0.377				5-3		4-3			5-3	3	0	0	0	0	0	0				
Bob Buhl, R (1.1) OBP: 0.161, SLG: 0.080				5-3						2	0	0	0	0	1	0				
Lee Gregory, L (8, PH) OBP: 0.111, SLG: 0.111										1	0	0	0	0	1	0				
Don Elston, R (8.1) OBP: 0.250, SLG: 0.250						K			K	0	0	0	0	0	0	0				
Bobby Shantz, R (8.1)										0	0	0	0	0	0	0				
Lindy McDaniel, R (8.1)										0	0	0	0	0	0	0				
<b>Inning Stats</b>	R: 0 E: 0 K: 2 S: 7	H: 0 LOB: 0 BB: 0 P: 7	R: 0 E: 0 K: 0 S: 3	H: 0 LOB: 1 BB: 1 P: 7	R: 0 E: 0 K: 0 S: 3	H: 0 LOB: 0 BB: 0 P: 3	R: 0 E: 0 K: 1 S: 5	H: 0 LOB: 0 BB: 0 P: 5	R: 0 E: 0 K: 1 S: 5	H: 1 LOB: 2 BB: 0 P: 7	R: 0 E: 0 K: 1 S: 5	H: 0 LOB: 1 BB: 1 P: 9	R: 0 E: 0 K: 1 S: 6	H: 1 LOB: 1 BB: 0 P: 6	R: 0 E: 2 K: 1 S: 7	H: 2 LOB: 2 BB: 0 P: 7	1B: 2 2B: 2 3B: 0 HR: 0	SF: 0 SAC: 0 DP: 0 HBP: 0	WP: 0 PB: 0 SB: 0 CS: 0	PA: 34
<b>PITCHER</b>	IP WLS BF H R ER SO BB IBB HBP BLK WP HR S P ERA WHIP																			
Don Schwall, R (1.1) ERA: 3.82	8.0 W 30 3 0 0 7 2 0 0 0 0 0 42 50 0.00 0.625																			
Al McBean, R (9.1) ERA: 1.6	1.0 S 4 1 0 0 1 0 0 0 0 0 0 6 6 0.00 1.000																			

AB	32
R	0
H	4
RBI	0
BB	2
SO	8
LOB	11



Batter	1	2	3	4	5	6	7	8	9	AB	R	H	RBI	BB	SO	LOB	BOTTOM			
Bob Bailey, R (1.6) OBP: 0.397, SLG: 0.445	G1-6-3		F7		F7		F6			4	0	1	0	0	0	1	Chicago Cubs @ Pittsburgh Pirates Forbes Field, Pittsburgh, PA Sun Aug 09 1964, 3:33 AM EDT Att: 11,305 - Unknown			
Manny Mota, R (1.8) OBP: 0.335, SLG: 0.457	G1-6-3		S		6-3			4-3		4	0	1	0	0	0	1				
Roberto Clemente, R (1.9) OBP: 0.390, SLG: 0.487						4-3				2	0	1	0	2	0	0				
Jerry Lynch, L (1.7) OBP: 0.362, SLG: 0.569										3	0	0	0	0	2	3				
Bill Virdon, L (8, PH) OBP: 0.300, SLG: 0.313	K		5-3			K			FC6-4	0	0	0	0	1	0	0				
Willie Stargell, L (1.3) OBP: 0.321, SLG: 0.533			F7		F9		3-1		K	4	0	0	0	0	1	2				
Gene Freese, R (1.5) OBP: 0.279, SLG: 0.383			K		K		6-3		FC6-4	4	0	0	0	0	2	2				
Bill Mazerowski, R (1.4) OBP: 0.293, SLG: 0.385										2	1	1	0	1	0	0				
Jim Pagliaroni, R (1.2) OBP: 0.379, SLG: 0.448			6-3							3	1	1	2	0	1	1				
Don Schwall, R (1.1) OBP: 0.333, SLG: 0.467										3	0	1	0	0	1	0				
Al McBean, R (9.1) OBP: 0.167, SLG: 0.167			K		F8					0	0	0	0	0	0	0				
<b>Inning Stats</b>	R: 0 E: 0 K: 1 S: 5	H: 1 LOB: 1 BB: 1 P: 9	R: 0 E: 0 K: 1 S: 6	H: 1 LOB: 0 BB: 0 P: 6	R: 0 E: 0 K: 1 S: 6	H: 1 LOB: 2 BB: 1 P: 10	R: 2 E: 0 K: 1 S: 6	H: 1 LOB: 0 BB: 1 P: 10	R: 0 E: 0 K: 0 S: 3	H: 0 LOB: 0 BB: 0 P: 3	R: 0 E: 0 K: 1 S: 5	H: 0 LOB: 0 BB: 0 P: 5	R: 0 E: 0 K: 1 S: 6	H: 1 LOB: 1 BB: 1 P: 6	R: 0 E: 0 K: 1 S: 6	H: 1 LOB: 2 BB: 1 P: 10	1B: 4 2B: 0 3B: 1 HR: 1	SF: 0 SAC: 0 DP: 1 HBP: 0	WP: 0 PB: 0 SB: 1 CS: 0	PA: 33
<b>PITCHER</b>	IP WLS BF H R ER SO BB IBB HBP BLK WP HR S P ERA WHIP																			
Bob Buhl, R (1.1) ERA: 3.57	7.0 L 28 5 2 2 6 3 0 0 0 0 0 37 49 2.57 1.143																			
Don Elston, R (8.1) ERA: 3.19	0.1 3 1 0 0 0 1 0 0 0 0 0 2 6 0.00 6.000																			
Bobby Shantz, L (8.1) ERA: 3.86	0.1 1 0 0 0 0 1 0 0 0 0 0 3 3 0.00 0.000																			
Lindy McDaniel, R (8.1) ERA: 4.42	0.1 1 0 0 0 0 0 0 0 0 0 0 1 1 0.00 0.000																			

AB	29
R	2
H	6
RBI	2
BB	4
SO	7
LOB	10





Batter	1	2	3	4	5	6	7	8	9	AB	R	H	RBI	BB	SO	LOB	TOP	
Larry Elliot, L OBP: 0.327, SLG: 0.441 (1, 8)	0-3 K		0-0 HR		0-0 6-3		0-0 2B			4	1	2	2	0	1	0		
Joe Christopher, R OBP: 0.357, SLG: 0.458 (1, 9)	0-0 1B 2B		0-0 5-3			0-0 FC6-4 1B	0-0 6-3			4	1	2	0	0	0	2		
Ron Hunt, R OBP: 0.366, SLG: 0.403 (1, 4)	0-0 2H 1B		0-0 5-3			0-0 FC6-4 1-3 1B		0-0 F8		4	0	1	1	0	0	1		
George Altman, L OBP: 0.241, SLG: 0.284 (1, 7)	0-3 K			0-0 4-3		0-0 1-3		0-0 4-3		4	0	0	0	0	1	2		
Charley Smith, R OBP: 0.273, SLG: 0.399 (1, 5)	0-0 6-3			0-0 5-3		0-0 F8		0-0 1-3		4	0	0	0	0	0	2		
Ed Kranepool, L OBP: 0.311, SLG: 0.396 (1, 3)		0-0 1-3		0-0 1B				0-0 F7		3	0	1	0	0	0	0		
Chris Cannizzaro, R OBP: 0.376, SLG: 0.363 (1, 2)		0-0 1-3		0-0 5-3				0-0 FC1-5 1B		3	0	1	0	0	0	1		
Roy McMillan, R OBP: 0.233, SLG: 0.238 (1, 6)		0-0 G6-3			0-0 5-3			0-0 FC1-5 2B 1B		3	1	1	0	0	0	0		
Jack Fisher, R OBP: 0.203, SLG: 0.169 (1, 1)			0-3 K		0-0 4-3			0-0 FC1-5 2B		3	0	0	0	0	1	2		
<b>Inning Stats</b>	R: 1 E: 0 K: 2 S: 9	H: 2 LOB: 1 BB: 0 P: 9	R: 0 E: 0 K: 0 S: 3	H: 0 LOB: 0 BB: 0 P: 3	R: 1 E: 0 K: 1 S: 6	H: 1 LOB: 0 BB: 0 P: 6	R: 0 E: 0 K: 0 S: 4	H: 1 LOB: 1 BB: 0 P: 4	R: 0 E: 0 K: 0 S: 3	H: 0 LOB: 0 BB: 0 P: 3	R: 0 E: 0 K: 0 S: 4	H: 1 LOB: 1 BB: 0 P: 4	R: 1 E: 0 K: 0 S: 6	H: 3 LOB: 2 BB: 0 P: 6	R: 0 E: 0 K: 0 S: 3	H: 0 LOB: 0 BB: 0 P: 3		
<b>PITCHER</b>	IP	WLS	BF	H	R	ER	SO	BB	IBB	HBP	BLK	WP	HR	S	P	ERA	WHIP	
Bob Friend, R ERA: 3.29 (1, 1)	7.0	L	29	8	3	3	3	0	0	0	0	0	1	35	35	3.86	1.143	
Al McBean, R ERA: 1.57 (8, 1)	1.0		3	0	0	0	0	0	0	0	0	0	0	3	3	0.00	0.000	

**New York Mets @ Pittsburgh Pirates**  
 Forbes Field, Pittsburgh, PA  
 Tue Aug 11 1964, 7:05 PM EDT  
 Att: 8,542 - Unknown

AB 32  
 R 3  
 H 8  
 RBI 3  
 BB 0  
 SO 3  
 LOB 10



WP: 0 PA: 32  
 FB: 0  
 SB: 1  
 CS: 0

Batter	1	2	3	4	5	6	7	8	9	AB	R	H	RBI	BB	SO	LOB	BOTTOM	
Bob Bailey, R OBP: 0.356, SLG: 0.442 (1, 5)	0-0 6-3		4-0 E 1B BB		0-0 4-3			0-0 F2		3	1	0	0	1	0	0		
Manny Mota, R OBP: 0.330, SLG: 0.449 (1, 8)	0-0 L9		0-0 FC4 1B SF7		0-0 L9					3	1	0	0	0	0	1		
Roberto Clemente, R OBP: 0.397, SLG: 0.488 (1, 9)	0-0 1B		0-0 1-3 2H 1B		0-0 6-3					3	0	2	1	0	0	0		
Jerry Lynch, L OBP: 0.356, SLG: 0.563 (1, 7)	0-0 P7		0-0 SF7			0-0 F9				2	0	0	1	0	0	1		
Willie Stargell, L OBP: 0.318, SLG: 0.528 (1, 3)		0-0 F7	0-0 4-3		0-0 L7					3	0	0	0	0	0	1		
Bill Mazerowski, R OBP: 0.293, SLG: 0.387 (1, 4)		0-0 4-3 2B	0-0 F2		0-0 6-3					3	0	1	0	0	0	1		
Jim Pagliaroni, R OBP: 0.375, SLG: 0.442 (1, 2)		0-0 4-3		0-0 5-3			0-0 F6			3	0	0	0	0	0	1		
Gene Alley, R OBP: 0.262, SLG: 0.289 (1, 6)		0-0 BB	0-0 F8		0-0 F2		0-0 F2			2	0	0	0	1	0	0		
Bob Friend, R OBP: 0.138, SLG: 0.091 (1, 1)		0-0 F8		0-3 K			0-0 4-3			2	0	0	0	0	1	2		
Smoky Burgess, L OBP: 0.301, SLG: 0.295 (7, PH)										1	0	0	0	0	0	0		
Al McBean, R OBP: 0.167, SLG: 0.167 (8, 1)										0	0	0	0	0	0	0		
<b>Inning Stats</b>	R: 0 E: 0 K: 0 S: 4	H: 1 LOB: 1 BB: 0 P: 4	R: 0 E: 0 K: 0 S: 4	H: 1 LOB: 2 BB: 1 P: 8	R: 2 E: 1 K: 0 S: 5	H: 1 LOB: 1 BB: 1 P: 9	R: 0 E: 0 K: 1 S: 5	H: 0 LOB: 0 BB: 0 P: 5	R: 0 E: 0 K: 0 S: 3	H: 0 LOB: 0 BB: 0 P: 3	R: 0 E: 0 K: 0 S: 3	H: 0 LOB: 0 BB: 0 P: 3	R: 0 E: 0 K: 0 S: 1	H: 0 LOB: 0 BB: 0 P: 1	R: 0 E: 0 K: 0 S: 1	H: 0 LOB: 0 BB: 0 P: 1		
<b>PITCHER</b>	IP	WLS	BF	H	R	ER	SO	BB	IBB	HBP	BLK	WP	HR	S	P	ERA	WHIP	
Jack Fisher, R ERA: 4.04 (1, 1)	7.1	W	28	3	2	1	1	2	0	0	0	0	0	28	36	1.23	0.682	

**New York Mets @ Pittsburgh Pirates**  
 Forbes Field, Pittsburgh, PA  
 Tue Aug 11 1964, 7:05 PM EDT  
 Att: 8,542 - Unknown

AB 25  
 R 2  
 H 3  
 RBI 2  
 BB 2  
 SO 1  
 LOB 7



WP: 0 PA: 28  
 FB: 0  
 SB: 0  
 CS: 0



Batter	1	2	3	4	5	6	7	8	9	AB	R	H	RBI	BB	SO	LOB	TOP										
<b>Bobby Klaus, R</b> OBP: 0.253, SLG: 0.336 (1, 4)	F9		5-3		FC6-4		P6	F8		5	0	0	0	0	0	3											
<b>Ed Kranepool, L</b> OBP: 0.313, SLG: 0.396 (1, 3)	6-3			K					1-3	5	1	2	0	0	1	0											
<b>Joe Christopher, R</b> OBP: 0.358, SLG: 0.456 (1, 9)	5-3			L6					5-3	4	1	1	0	1	0	0											
<b>Jim Hickman, R</b> OBP: 0.304, SLG: 0.365 (1, 8)		4-3								4	1	1	2	1	1	2											
<b>Charley Smith, R</b> OBP: 0.278, SLG: 0.401 (1, 5) (6, 6)										3	1	2	1	1	0	0											
<b>George Altman, L</b> OBP: 0.238, SLG: 0.280 (1, 7)										4	0	0	0	0	3	4											
<b>Chris Cannizzaro, R</b> OBP: 0.379, SLG: 0.366 (6, PH) <b>Jesse Gonder, L</b> OBP: 0.353, SLG: 0.430 (6, 2)										2	0	1	0	0	0	1											
<b>Roy McMillan, R</b> OBP: 0.235, SLG: 0.240 <b>Wayne Graham, R</b> OBP: 0.333, SLG: 0.667 (6, PH) (6, 5)										2	0	1	0	0	0	0											
<b>Dennis Ribant, R</b> (1, 1) <b>Larry Elliot, L</b> OBP: 0.325, SLG: 0.438 (7, PH) <b>Galen Cisco, R</b> OBP: 0.184, SLG: 0.118 (7, 1) <b>Ron Hunt, R</b> OBP: 0.367, SLG: 0.405 (8, PH) <b>Larry Bearnarth, R</b> OBP: 0.154, SLG: 0.154 (8, 1)										2	0	0	0	0	0	1											
<b>Inning Stats</b>	R: 0 E: 0 K: 0 S: 3	H: 0 LOB: 0 BB: 0 P: 3	R: 0 E: 0 K: 1 S: 6	H: 1 LOB: 1 BB: 0 P: 6	R: 0 E: 0 K: 0 S: 3	H: 0 LOB: 0 BB: 0 P: 3	R: 0 E: 0 K: 1 S: 6	H: 1 LOB: 2 BB: 1 P: 10	R: 0 E: 0 K: 0 S: 4	H: 2 LOB: 1 BB: 0 P: 4	R: 3 E: 0 K: 1 S: 9	H: 4 LOB: 1 BB: 0 P: 9	R: 0 E: 0 K: 0 S: 4	H: 1 LOB: 2 BB: 1 P: 8	R: 1 E: 0 K: 2 S: 9	H: 2 LOB: 2 BB: 1 P: 13	R: 0 E: 0 K: 1 S: 5	H: 0 LOB: 0 BB: 0 P: 5	1B: 9 2B: 1 3B: 1 HR: 0	SF: 0 SAC: 0 DP: 0 HBP: 0	WP: 0 PB: 0 SB: 0 CS: 1	PA: 40					
<b>PITCHER</b>	IP	WLS	BF	H	R	ER	SO	BB	IBB	HBP	BLK	WP	HR	S	P	ERA	WHIP										
<b>Joe Gibbon, L</b> ERA: 3.18 <b>Roy Face, R</b> ERA: 4.55 <b>Frank Bork, L</b> ERA: 4.02 <b>Al McBean, R</b> ERA: 1.53	5.0	W	22	7	3	3	2	1	0	0	0	0	0	25	29	5.40	1.600										
	2.0		10	2	1	1	1	2	0	0	0	0	0	10	18	4.50	2.000										
	0.2		3	1	0	0	2	0	0	0	0	0	0	7	7	0.00	1.500										
	1.1	S	5	1	0	0	1	0	0	0	0	0	0	7	7	0.00	0.750										

**New York Mets @ Pittsburgh Pirates**  
Forbes Field, Pittsburgh, PA  
Wed Aug 12 1964, 7:05 PM EDT  
Att: 6,677 - Unknown

AB 37  
R 4  
H 11  
RBI 4  
BB 3  
SO 6  
LOB 13



Batter	1	2	3	4	5	6	7	8	9	AB	R	H	RBI	BB	SO	LOB	BOTTOM											
<b>Bob Bailey, R</b> OBP: 0.354, SLG: 0.442 (1, 5)	F5									4	1	1	0	0	2	0												
<b>Manny Mota, R</b> OBP: 0.333, SLG: 0.450 (1, 8) (8, 7)	L9									4	1	2	0	0	0	1												
<b>Roberto Clemente, R</b> OBP: 0.400, SLG: 0.499 (1, 9)										3	1	2	1	1	0	1												
<b>Jerry Lynch, L</b> OBP: 0.359, SLG: 0.582 <b>Bill Virdon, L</b> OBP: 0.300, SLG: 0.313 (8, 8)										4	1	2	3	0	0	2												
<b>Willie Stargell, L</b> OBP: 0.323, SLG: 0.544 (1, 3)	F8									4	1	3	1	0	0	2												
<b>Bill Mazeroski, R</b> OBP: 0.293, SLG: 0.387 (1, 4)										3	0	1	0	0	1	1												
<b>Jim Pagliaroni, R</b> OBP: 0.373, SLG: 0.436 (1, 2)										3	0	0	0	1	1	1												
<b>Gene Alley, R</b> OBP: 0.257, SLG: 0.282 <b>Smoky Burgess, L</b> OBP: 0.299, SLG: 0.293 (8, PH) <b>Dick Schofield, S</b> OBP: 0.368, SLG: 0.364 (9, 6)										3	0	0	0	0	0	1												
<b>Joe Gibbon, R</b> OBP: 0.275, SLG: 0.282 <b>Roy Face, R</b> (6, 1) <b>Frank Bork, R</b> (8, 1) <b>Al McBean, R</b> OBP: 0.167, SLG: 0.167 (8, 1)										2	0	0	0	0	2	0												
<b>Inning Stats</b>	R: 0 E: 0 K: 0 S: 4	H: 1 LOB: 2 BB: 1 P: 8	R: 0 E: 0 K: 1 S: 5	H: 1 LOB: 0 BB: 0 P: 5	R: 1 E: 0 K: 1 S: 7	H: 2 LOB: 1 BB: 0 P: 7	R: 1 E: 0 K: 1 S: 6	H: 1 LOB: 0 BB: 0 P: 6	R: 3 E: 0 K: 2 S: 11	H: 4 LOB: 1 BB: 0 P: 11	R: 0 E: 0 K: 0 S: 3	H: 0 LOB: 0 BB: 0 P: 3	R: 0 E: 0 K: 1 S: 6	H: 1 LOB: 1 BB: 0 P: 6	R: 0 E: 0 K: 0 S: 3	H: 1 LOB: 1 BB: 1 P: 7	R: 0 E: 0 K: 0 S: 3	H: 0 LOB: 0 BB: 0 P: 5	1B: 6 2B: 3 3B: 0 HR: 2	SF: 0 SAC: 1 DP: 2 HBP: 0	WP: 0 PB: 0 SB: 0 CS: 0	PA: 35						
<b>PITCHER</b>	IP	WLS	BF	H	R	ER	SO	BB	IBB	HBP	BLK	WP	HR	S	P	ERA	WHIP											
<b>Dennis Ribant, R</b> ERA: 6.75 <b>Galen Cisco, R</b> ERA: 3.94 <b>Larry Bearnarth, R</b> ERA: 3.95	6.0	L	27	9	5	5	5	1	0	0	0	0	0	2	36	4	7.50	1.667										
	1.0		4	1	0	0	1	0	0	0	0	0	0	6	6	0.00	1.000											
	1.0		4	1	0	0	0	1	0	0	0	0	0	3	7	0.00	2.000											

**New York Mets @ Pittsburgh Pirates**  
Forbes Field, Pittsburgh, PA  
Wed Aug 12 1964, 7:05 PM EDT  
Att: 6,677 - Unknown

AB 32  
R 5  
H 11  
RBI 5  
BB 2  
SO 6  
LOB 11





Batter	1	2	3	4	5	6	7	8	9	AB	R	H	RBI	BB	SO	LOB	TOP										
Bob Bailey, R (1, 5) OBP: 0.355, SLG: 0.442	L5-3 1B	G5-4-3			L9		K		G1-6-3 1B	5	0	2	0	0	1	2	<b>Pittsburgh Pirates @ Chicago Cubs</b> Wrigley Field, Chicago, IL Fri Aug 14 1964, 3:33 AM CDT Unknown										
Bill Virdon, L (1, 8) OBP: 0.299, SLG: 0.311	L5-3		2B 1B		F8		3-1		G1-6-3	5	0	1	0	0	0	2											
Roberto Clemente, R (1, 9) OBP: 0.493, SLG: 0.487	1B BB		K		6-3		PB BB		HR BB	2	1	0	0	3	1	1											
Jerry Lynch, L (1, 7) OBP: 0.369, SLG: 0.600	1-3 1B		F4		1B BB 1B		1-2 BB		HR	4	1	3	2	1	0	1											
Manny Mota, R (9, 7) OBP: 0.333, SLG: 0.450	1-3 1B		F4		1B BB 1B		1-2 BB		HR	0	0	0	0	0	0	0											
Willie Stargell, L (1, 3) OBP: 0.321, SLG: 0.541	K		2B		F6		G3		F6	5	0	1	0	0	1	5											
Bill Mazaroski, R (1, 4) OBP: 0.293, SLG: 0.385		1B 1B	F2		F7		K			4	1	1	0	0	1	3											
Jim Pagliaroni, R (1, 2) Orlando McFarlane, R (8, PR) OBP: 0.250, SLG: 0.143		F4		K		1B BB	2B 1B			3	0	1	0	1	1	1											
Gene Alley, R (1, 6) OBP: 0.264, SLG: 0.289		E 1B 1-2 1B	5-3		1-2 2-3 1B		F8			4	0	2	0	0	0	1											
Bob Veale, S (1, 1) OBP: 0.232, SLG: 0.209		E2	1-3 2-H 1B		6-3		1-1 2B			3	0	1	1	0	0	3											
Donn Clendenon, R (8, PH) Al McBean, R (8, 1) OBP: 0.311, SLG: 0.403		E2	1-3 2-H 1B		6-3		1-1 2B			1	0	1	0	0	0	0											
Inning Stats	R: 0 E: 0 K: 1 S: 6	H: 2 LOB: 2 BB: 1 P: 10	R: 1 E: 1 K: 0 S: 5	H: 3 LOB: 1 BB: 0 P: 5	R: 0 E: 0 K: 1 S: 7	H: 2 LOB: 0 BB: 0 P: 7	R: 0 E: 0 K: 1 S: 5	H: 0 LOB: 0 BB: 0 P: 5	R: 0 E: 0 K: 0 S: 3	H: 0 LOB: 0 BB: 0 P: 3	R: 0 E: 0 K: 0 S: 5	H: 2 LOB: 3 BB: 1 P: 9	R: 0 E: 0 K: 1 S: 5	H: 0 LOB: 2 BB: 2 P: 13	R: 0 E: 0 K: 1 S: 6	H: 2 LOB: 0 BB: 0 P: 6	R: 2 E: 0 K: 0 S: 4	H: 2 LOB: 0 BB: 1 P: 8	1B: 10 2B: 3 3B: 0 HR: 1	SF: 0 SAC: 0 DP: 3 HBP: 0	WP: 0 PB: 1 SB: 0 CS: 0	PA: 41					
PITCHER	IP	WLS	BF	H	R	ER	SO	BB	IBB	HBP	BLK	WP	HR	S	P	ERA	WHIP										
Bob Buhl, R (1, 1) ERA: 3.49	8.2		39	12	2	2	5	5	0	0	0	0	0	44	64	2.08	1.962										
Bobby Shantz, L (9, 1) ERA: 4.08	0.1	L	2	1	1	1	0	0	0	0	0	0	1	2	2	27.00	3.000										

Batter	1	2	3	4	5	6	7	8	9	AB	R	H	RBI	BB	SO	LOB	BOTTOM										
Joey Amalfitano, R (1, 4) OBP: 0.313, SLG: 0.380	4-3		FC1-6 2H 1B		4-3		6-3			4	0	1	1	0	0	1	<b>Pittsburgh Pirates @ Chicago Cubs</b> Wrigley Field, Chicago, IL Fri Aug 14 1964, 3:33 AM CDT Unknown										
Leo Burke, R (1, 9) OBP: 0.345, SLG: 0.385	6-3		FC1-6 E 1-2		6-3		K G4-6-3			4	0	0	0	0	1	2											
Billy Williams, L (1, 7) OBP: 0.379, SLG: 0.563	4-3		F8 1-2		5-3		G4-6-3			4	0	0	0	0	0	2											
Ron Santo, R (1, 5) OBP: 0.410, SLG: 0.583		BB		K		HR	F5			3	1	1	1	1	1	0											
14 Ernie Banks, R (1, 3) OBP: 0.313, SLG: 0.433		K		6-3		FC6-4 BB	F6			3	0	0	0	1	1	1											
Billy Cowan, R (1, 8) OBP: 0.277, SLG: 0.414		K		E8 1B		FC6-4 S 1-2	F3			4	0	1	0	0	1	2											
Dick Bertell, R (1, 2) OBP: 0.287, SLG: 0.324		K		K		F9 1-2	6-3			3	0	0	0	0	2	3											
Jimmy Stewart, S (9, PH) OBP: 0.318, SLG: 0.295		K		K			6-3			1	0	0	0	0	0	0											
Andre Rodgers, R (1, 6) OBP: 0.321, SLG: 0.381			SH1-4 1B BB		4-3 SH3-4 BB		6-3			1	1	0	0	2	0	0											
Bob Buhl, R (1, 1) OBP: 0.158, SLG: 0.078			SH1-4		SH3-4		K			1	0	0	0	0	1	0											
Bobby Shantz, R (9, 1) ERA: 1.47			SH1-4		SH3-4		K			0	0	0	0	0	0	0											
Inning Stats	R: 0 E: 0 K: 0 S: 3	H: 0 LOB: 0 BB: 0 P: 3	R: 0 E: 0 K: 3 S: 9	H: 0 LOB: 1 BB: 1 P: 13	R: 1 E: 1 K: 0 S: 4	H: 1 LOB: 1 BB: 1 P: 8	R: 0 E: 1 K: 2 S: 8	H: 1 LOB: 1 BB: 0 P: 8	R: 0 E: 0 K: 0 S: 3	H: 0 LOB: 1 BB: 1 P: 7	R: 1 E: 0 K: 0 S: 4	H: 1 LOB: 1 BB: 1 P: 8	R: 0 E: 0 K: 1 S: 5	H: 0 LOB: 0 BB: 0 P: 5	R: 0 E: 0 K: 1 S: 5	H: 0 LOB: 0 BB: 0 P: 5	R: 0 E: 0 K: 0 S: 3	H: 0 LOB: 0 BB: 0 P: 3	1B: 2 2B: 0 3B: 0 HR: 1	SF: 0 SAC: 2 DP: 1 HBP: 0	WP: 0 PB: 1 SB: 1 CS: 0	PA: 34					
PITCHER	IP	WLS	BF	H	R	ER	SO	BB	IBB	HBP	BLK	WP	HR	S	P	ERA	WHIP										
Bob Veale, L (1, 1) ERA: 2.94	7.0		28	3	2	2	6	4	0	0	0	0	0	36	52	2.57	1.000										
Al McBean, R (8, 1) ERA: 1.47	2.0	W	6	0	0	0	1	0	0	0	0	0	0	8	8	0.00	0.000										





Batter	1	2	3	4	5	6	7	8	9	AB	R	H	RBI	BB	SO	LOB	TOP			
Bob Bailey, R OBP: 0.391, SLG: 0.437 (1, 5)	F6		K		K			1-3		4	0	0	0	0	2	2	<b>Pittsburgh Pirates @ Chicago Cubs</b> Wrigley Field, Chicago, IL Fri Aug 14 1964, 3:38 AM CDT Att: 12,634 - Unknown			
Bill Virdon, L OBP: 0.286, SLG: 0.313 (1, 8)	6-3			1-3		1-3 SF8 2B		F9		4	1	1	0	0	0	0				
Roberto Clemente, R OBP: 0.399, SLG: 0.483 (1, 9)	4-3			K		1-3		1-3		4	0	0	0	0	1	1				
Jerry Lynch, L OBP: 0.362, SLG: 0.591 (1, 7)		3-1		K		SF8		F7		3	0	0	1	0	1	0				
Donn Clendenon, R OBP: 0.319, SLG: 0.423 (1, 3)						4-3 1B 2B		E S 1B		4	1	4	0	0	0	0				
Smoky Burgess, L OBP: 0.291, SLG: 0.285 (1, 2)		F7			4-3	F7		F6		4	0	0	0	0	0	4				
Bill Mazerowski, R OBP: 0.293, SLG: 0.384 (1, 4)		5-3				5-3 1B		F3		4	0	1	1	0	0	2				
Gene Alley, R OBP: 0.265, SLG: 0.290 (1, 6)					5-3			K		3	0	1	0	0	1	1				
Vern Law, R OBP: 0.346, SLG: 0.313 (7, PH)				G5-4-3 1B						1	0	0	0	1	0	1				
Gene Freese, R OBP: 0.278, SLG: 0.382 (7, PH)				G5-4-3				5-3		1	0	0	0	0	0	0				
Frank Bork, R (7, 1)				1-2						0	0	0	0	0	0	0				
<b>Inning Stats</b>	R: 0 E: 0 K: 0 S: 3	H: 0 LOB: 0 BB: 0 P: 3	R: 0 E: 0 K: 0 S: 4	H: 1 LOB: 1 BB: 0 P: 4	R: 0 E: 0 K: 1 S: 5	H: 1 LOB: 0 BB: 0 P: 5	R: 0 E: 0 K: 2 S: 7	H: 0 LOB: 0 BB: 0 P: 7	R: 1 E: 0 K: 1 S: 7	H: 2 LOB: 2 BB: 1 P: 11	R: 1 E: 0 K: 0 S: 5	H: 0 LOB: 1 BB: 0 P: 5	R: 0 E: 0 K: 1 S: 5	H: 0 LOB: 0 BB: 0 P: 5	R: 0 E: 0 K: 0 S: 4	H: 1 LOB: 1 BB: 0 P: 4	1B: 3 2B: 3 3B: 1 HR: 0	SF: 1 SAC: 0 DP: 1 HBP: 0	WP: 0 PB: 0 SB: 1 CS: 0	PA: 34
<b>PITCHER</b> Lew Burdette, R ERA: 4.05 (1, 1)	IP: 9.0 WLS: W BF: 34 H: 7 R: 2 ER: 2 SO: 5 BB: 1 IBB: 0 HBP: 0 BLK: 0 WP: 0 HR: 0 S: 43 P: 47 ERA: 2.00 WHIP: 0.889															<b>PITCHER</b> IP: WLS: BF: H: R: ER: SO: BB: IBB: HBP: BLK: WP: HR: S: P: ERA: WHIP:				

AB	32
R	2
H	7
RBI	2
BB	1
SO	5
LOB	11



Batter	1	2	3	4	5	6	7	8	9	AB	R	H	RBI	BB	SO	LOB	BOTTOM			
Jimmy Stewart, S OBP: 0.317, SLG: 0.295 (1, 4)	5-3	G3			1B 1B	F6		PO		4	1	1	0	0	0	2	<b>Pittsburgh Pirates @ Chicago Cubs</b> Wrigley Field, Chicago, IL Fri Aug 14 1964, 3:38 AM CDT Att: 12,634 - Unknown			
Doug Clemens, L OBP: 0.325, SLG: 0.411 (1, 9)	1B SF9 1B	4-3			1B 1B		K			4	1	2	0	0	1	2				
Billy Williams, L OBP: 0.380, SLG: 0.563 (1, 7)	1B 1-3 1B			F9		1-2 2H 1B		F9		4	0	2	1	0	0	0				
Ron Santo, R OBP: 0.409, SLG: 0.580 (1, 5)	SF9			4-3		F8				2	0	0	1	1	0	2				
Len Gabrielson, L OBP: 0.309, SLG: 0.325 (1, 3)	3H 1-2 1B			5-3		L9		1-3		4	0	1	0	0	0	3				
Billy Cowan, R OBP: 0.277, SLG: 0.413 (1, 8)	K			5-3		SH3 HR 1B		P3		4	1	1	0	0	1	2				
Vic Roznovsky, L OBP: 0.324, SLG: 0.303 (1, 2)				L7		SH3		PO 5-3 1B		3	0	2	0	0	0	0				
Andre Rodgers, R OBP: 0.323, SLG: 0.391 (1, 6)				F2		HR		5-3		4	1	2	2	0	0	1				
Lew Burdette, R OBP: 0.343, SLG: 0.545 (1, 1)				K		5-3				3	0	0	0	0	2	2				
<b>Inning Stats</b>	R: 1 E: 0 K: 1 S: 8	H: 3 LOB: 2 BB: 0 P: 8	R: 0 E: 0 K: 1 S: 7	H: 2 LOB: 2 BB: 0 P: 7	R: 0 E: 0 K: 0 S: 3	H: 0 LOB: 0 BB: 0 P: 3	R: 0 E: 0 K: 0 S: 3	H: 0 LOB: 0 BB: 0 P: 3	R: 1 E: 0 K: 1 S: 8	H: 3 LOB: 2 BB: 0 P: 8	R: 2 E: 0 K: 0 S: 5	H: 2 LOB: 0 BB: 0 P: 5	R: 0 E: 0 K: 1 S: 5	H: 0 LOB: 1 BB: 1 P: 9	R: 0 E: 0 K: 0 S: 3	H: 1 LOB: 1 BB: 0 P: 4		1B: 10 2B: 0 3B: 0 HR: 1	SF: 1 SAC: 1 DP: 0 HBP: 1	WP: 0 PB: 0 SB: 1 CS: 0
<b>PITCHER</b> Vern Law, R ERA: 3.49 Frank Bork, L ERA: 3.57 (7, 1)	IP: 6.0 WLS: L BF: 28 H: 10 R: 4 ER: 4 SO: 3 BB: 0 IBB: 0 HBP: 0 BLK: 0 WP: 0 HR: 1 S: 34 P: 34 ERA: 6.00 WHIP: 1.667															<b>PITCHER</b> IP: WLS: BF: H: R: ER: SO: BB: IBB: HBP: BLK: WP: HR: S: P: ERA: WHIP:				

AB	32
R	4
H	11
RBI	4
BB	1
SO	4
LOB	14





Batter	1	2	3	4	5	6	7	8	9	AB	R	H	RBI	BB	SO	LOB	TOP										
Bob Bailey, R OBP: 0.355, SLG: 0.446 (1, 5)	0-0 HR		4-0 2B SF8 BB	0-3 K		0-0 FC6-4 1B 1-2			0-0 WP 1B 1B	4	3	2	1	1	1	3											
Manny Mota, R OBP: 0.340, SLG: 0.459 (1, 8) (9, 7)	0-0 5-3		0-0 1-3 2B		0-0 6-3	0-0 1-3 1B			0-0 1B WP 1B	5	0	3	0	0	0	0											
Roberto Clemente, R OBP: 0.401, SLG: 0.490 (1, 9)	0-0 HR		4-0 G1-6-3 BB		0-0 1B SF9 1B	0-3 K			0-0 F9	4	2	2	1	1	1	4											
Jerry Lynch, L OBP: 0.359, SLG: 0.585 Bill Virvon, L OBP: 0.296, SLG: 0.313 (1, 7) (9, 8)	0-3 K		0-0 SF8		0-0 2B 1-3 1B		0-0 F7		0-0 F9	4	0	1	1	0	1	2											
Donn Clendenon, R OBP: 0.317, SLG: 0.421 (1, 3)	0-0 1-3		0-0 3-H G1-6-3 1-2		0-0 SF9		0-0 6-3		0-0 1-3 2-H 1B	4	0	1	2	0	0	2											
Bill Mazerowski, R OBP: 0.292, SLG: 0.384 (1, 4)		0-0 5-3		0-0 E5 1B		0-0 1-3 2B		0-3 K		0-0 F5	5	0	1	0	0	1											
Jim Paglioni, R OBP: 0.376, SLG: 0.436 (1, 2)		0-0 E5 1B		0-0 1-2 1B		0-3 K		0-3 K		4	0	2	0	0	2	2	AB 37										
Gene Alley, R OBP: 0.256, SLG: 0.282 (1, 6)		0-0 F8		0-0 F9		0-3 K		0-0 1-3		4	0	0	0	0	1	3	R 5										
Don Schwall, R OBP: 0.333, SLG: 0.467 Tommie Sisk, R Frank Bork, R Willie Stargell, L Al McBean, R (1, 1) (1, 1) (5, 1) (8, PH) (8, 1)	0-3 K		0-3 K		0-3 K		4-0 FC6-4 BB		0-0 4-3	0	0	0	0	0	0	0	H 12										
<b>Inning Stats</b>	R: 2 E: 0 K: 1 S: 7	H: 2 LOB: 0 BB: 0 P: 7	R: 0 E: 1 K: 1 S: 6	H: 1 LOB: 1 BB: 0 P: 6	R: 1 E: 0 K: 0 S: 3	H: 1 LOB: 1 BB: 2 P: 11	R: 0 E: 1 K: 2 S: 9	H: 1 LOB: 2 BB: 0 P: 9	R: 1 E: 0 K: 1 S: 8	H: 3 LOB: 2 BB: 0 P: 8	R: 0 E: 0 K: 1 S: 5	H: 0 LOB: 0 BB: 0 P: 5	R: 0 E: 0 K: 1 S: 5	H: 0 LOB: 0 BB: 0 P: 5	R: 1 E: 0 K: 0 S: 6	H: 3 LOB: 2 BB: 0 P: 6	1B: 8 2B: 2 3B: 0 HR: 2	SF: 2 SAC: 0 DP: 1 HBP: 0	WP: 1 PB: 0 SB: 0 CS: 0	PA: 42							
<b>PITCHER</b>	IP	WLS	BF	H	R	ER	SO	BB	IBB	HBP	BLK	WP	HR	S	P	ERA	WHIP	<b>PITCHER</b>									
Dick Ellsworth, L ERA: 3.38 Lindy McDaniel, R ERA: 4.57 (1, 1) (5, 1)	4.2		24	8	4	4	4	2	0	0	0	0	2	30	38	7.71	2.143										

Pittsburgh Pirates @ Chicago Cubs  
Wrigley Field, Chicago, IL  
Sat Aug 15 1964, 3:33 AM CDT  
Att: 23,003 - Unknown

AB 37  
R 5  
H 12  
RBI 5  
BB 3  
SO 9  
LOB 21



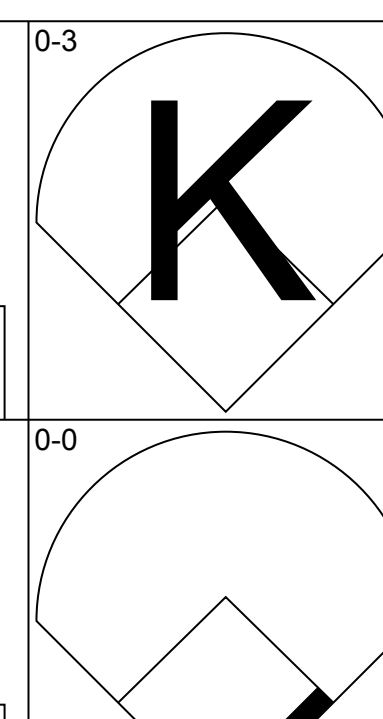
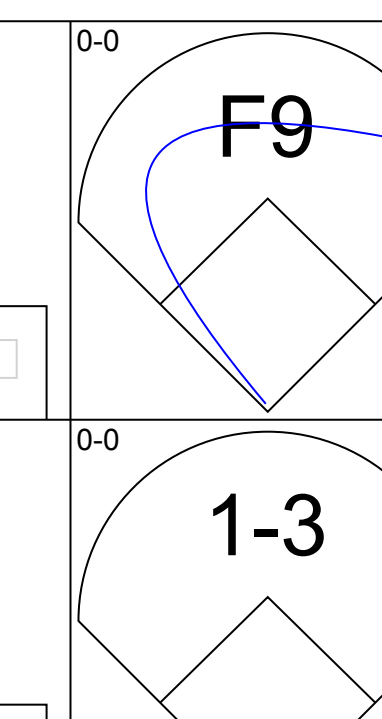
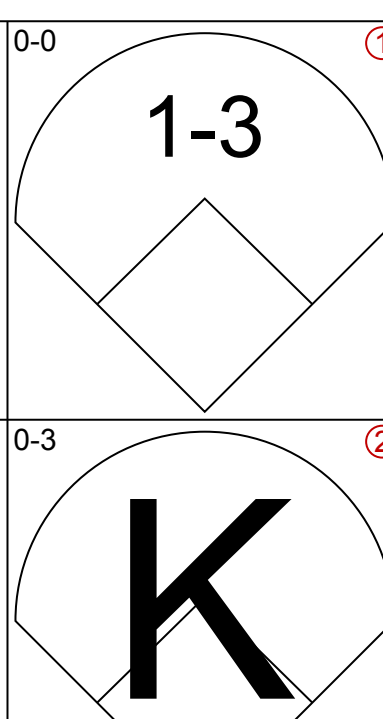
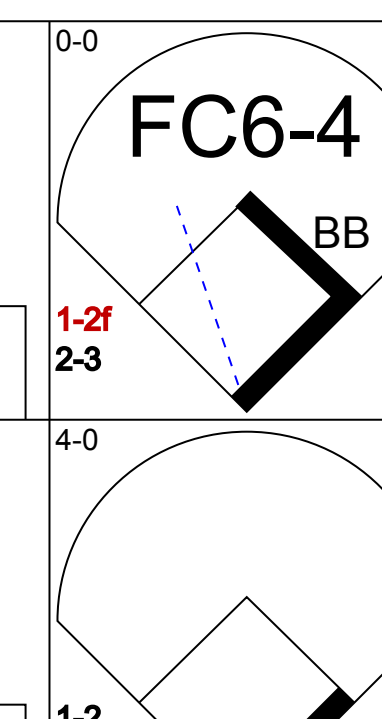
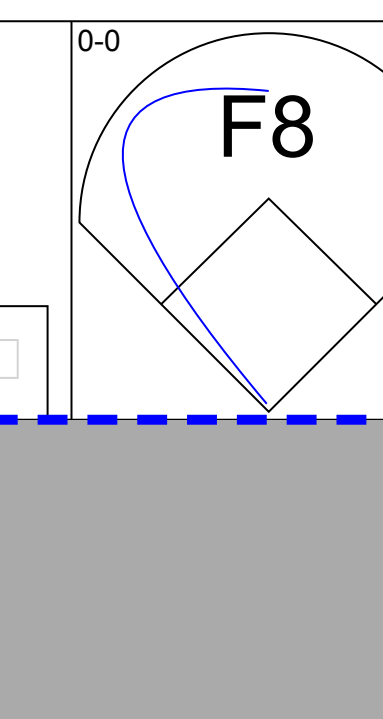
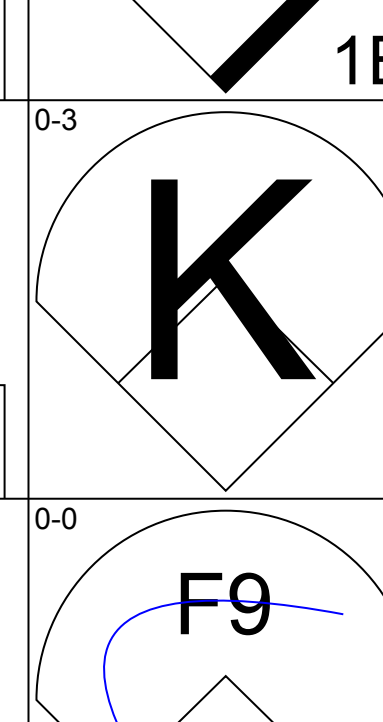

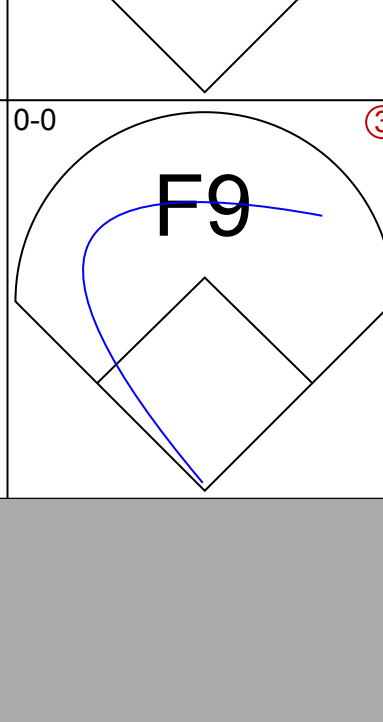
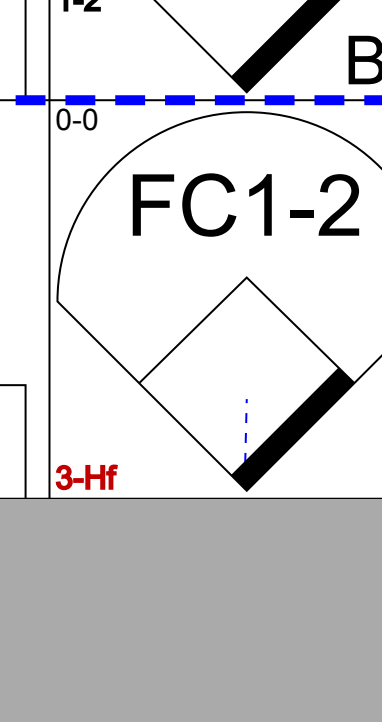

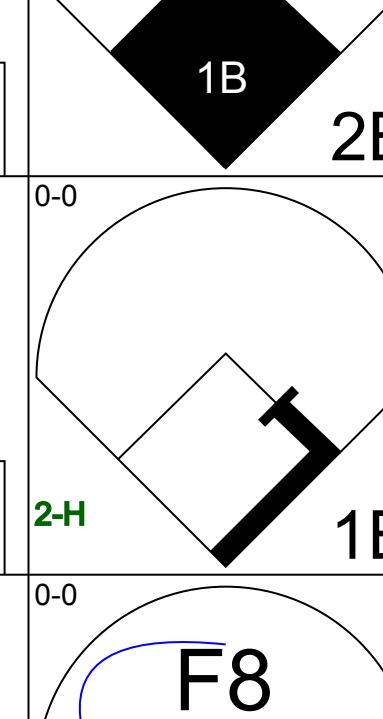



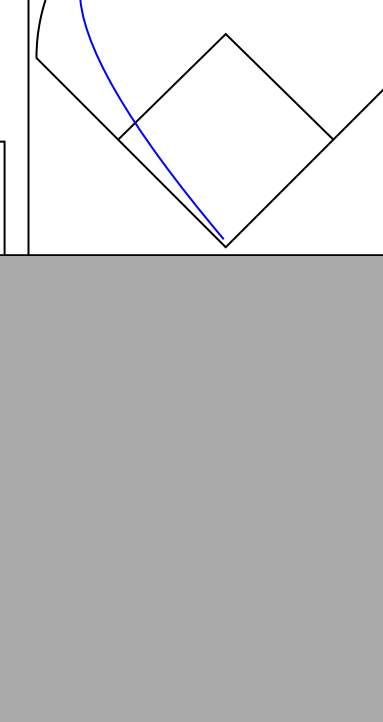
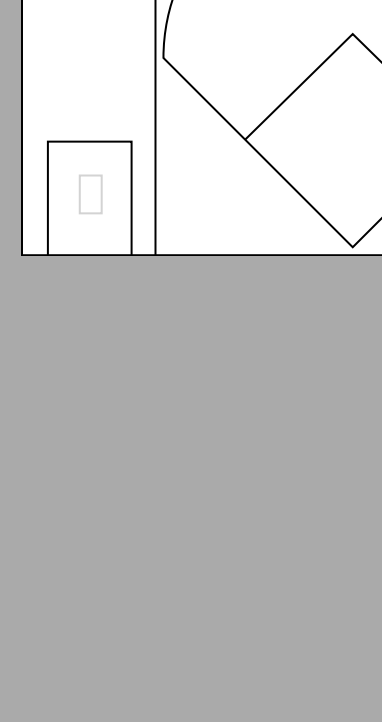
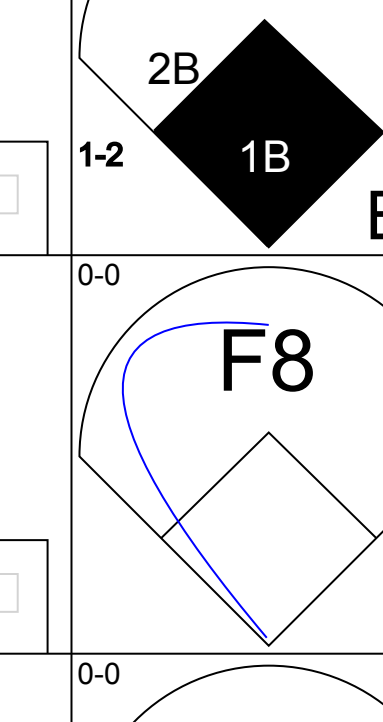
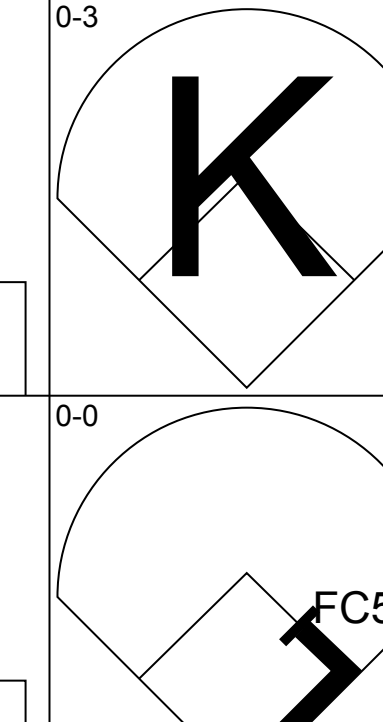
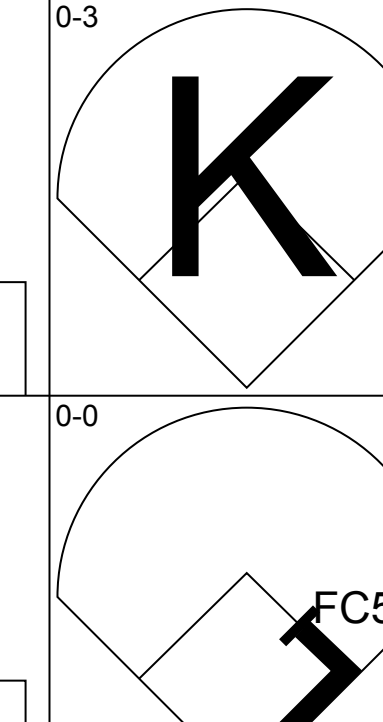
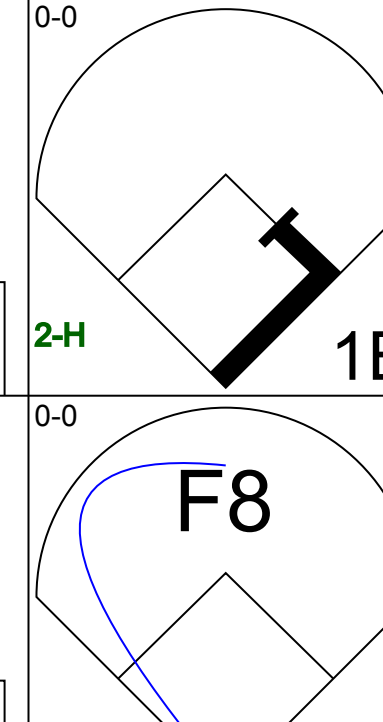
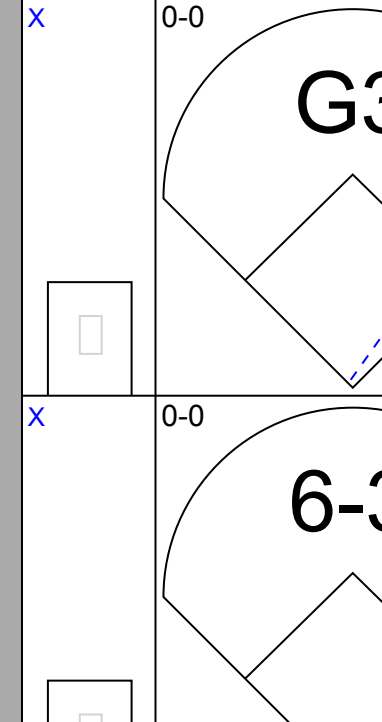
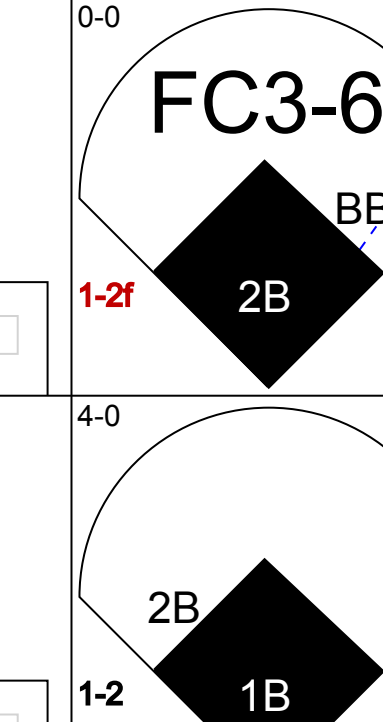
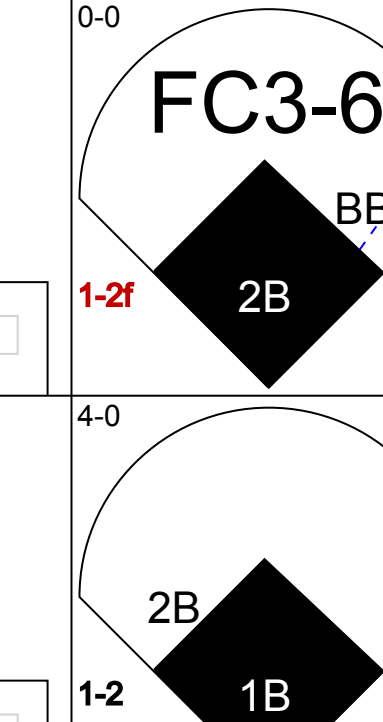
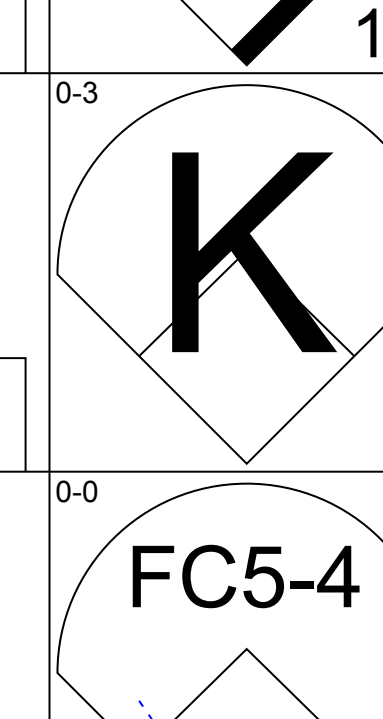


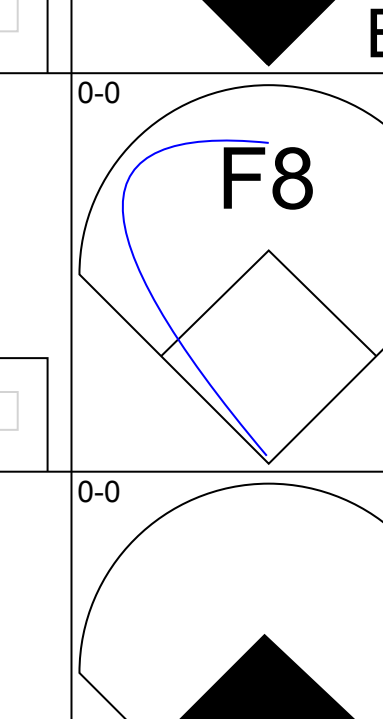

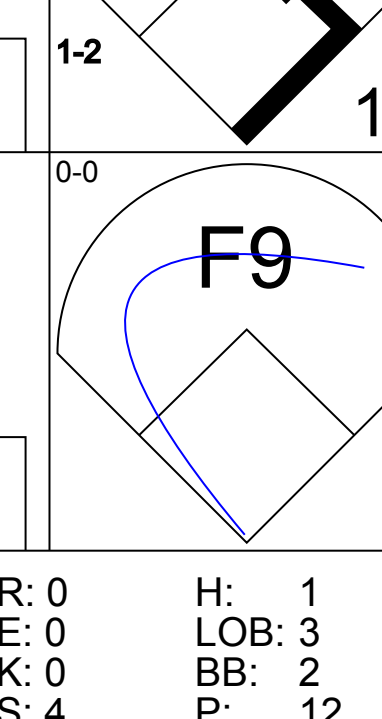
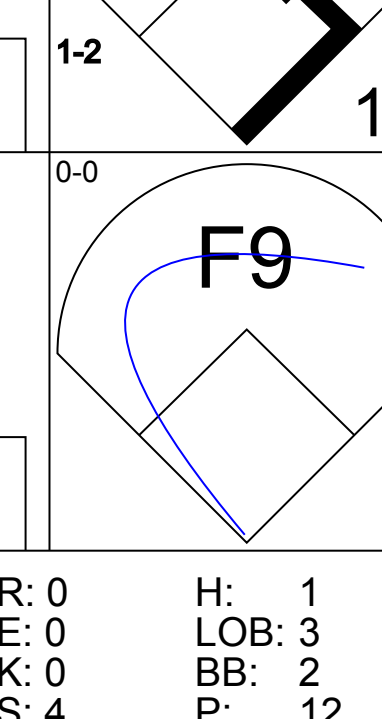
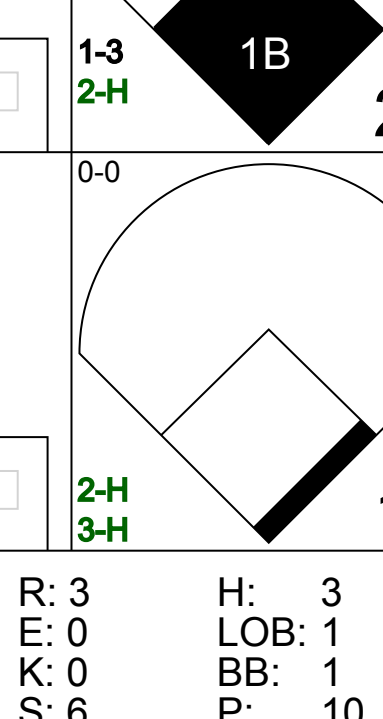
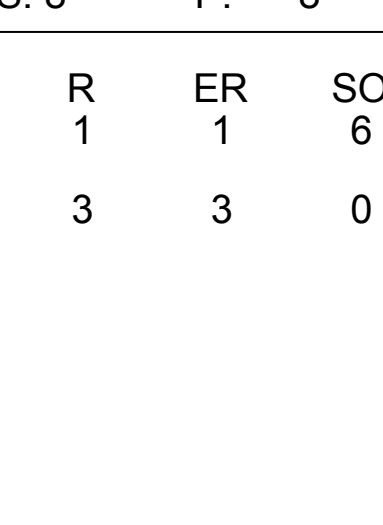



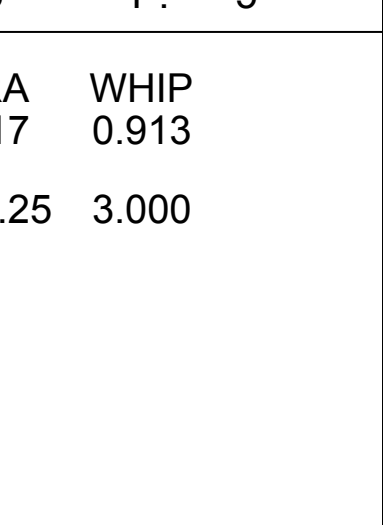
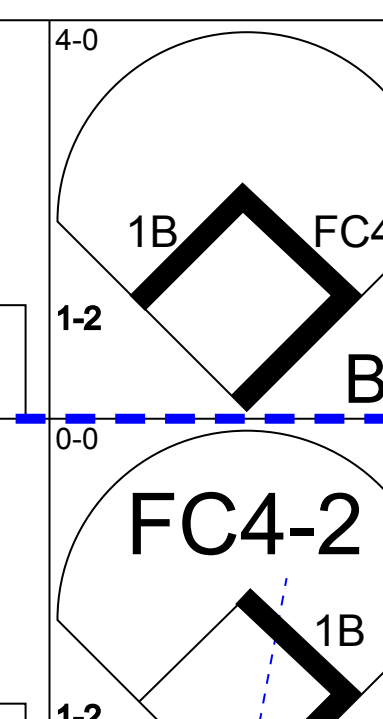


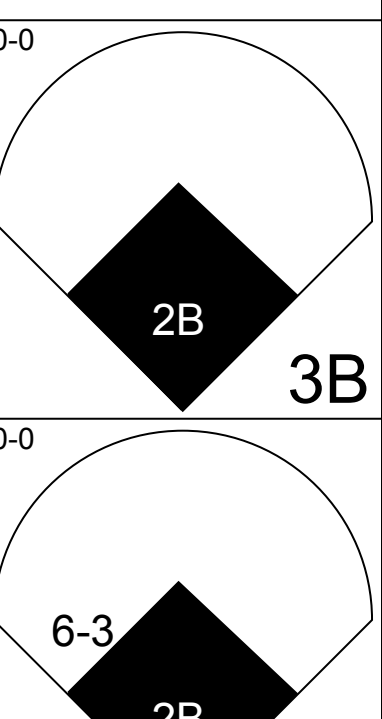
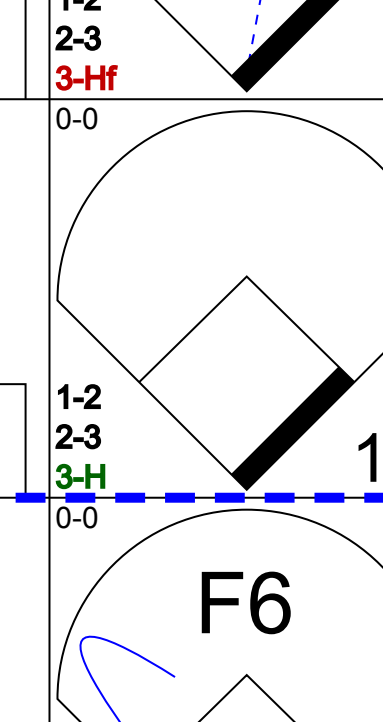



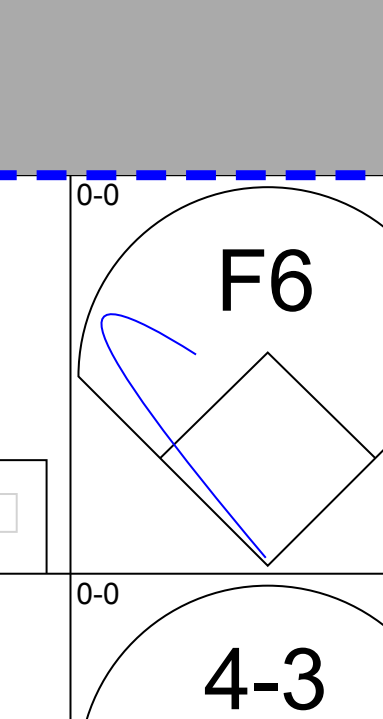
Batter	1	2	3	4	5	6	7	8	9	AB	R	H	RBI	BB	SO	LOB	BOTTOM										
Joey Amalfitano, R OBP: 0.319, SLG: 0.381 Len Gabrielson, L OBP: 0.308, SLG: 0.323 (1, 4) (9, PH)	4-0 G4-6-3 BB			0-0 HR 1B		4-0 BB			0-0 F1				0-0 4-3	2	1	1	0	2	0	0							
Doug Clemens, L OBP: 0.321, SLG: 0.406 Leo Burke, R OBP: 0.349, SLG: 0.388 (1, 9) (5, PH) (6, 9)	0-0 G4-6-3 1-2			0-0 L8		0-3 K			0-0 1B	2	0	0	0	0	0	2	R 5										
Billy Williams, L OBP: 0.379, SLG: 0.567 (1, 7)	0-0 L5			0-0 1-H HR		0-3 K			0-0 F4	4	1	1	2	0	1	3	H 12										
Ron Santo, R OBP: 0.407, SLG: 0.577 (1, 5)		0-0 F9		0-0 L3		0-0 F8			0-0 14 G5-4-3 1B	4	0	1	0	0	0	0	RBI 5										
14 Ernie Banks, R OBP: 0.312, SLG: 0.430 (1, 3)		0-0 1-3		4-0 HR BB		0-0 6-3			0-0 G5-4-3 1-2	3	1	0	0	1	0	1	H 12										
Billy Cowan, R OBP: 0.279, SLG: 0.421 (1, 8)		0-0 F4		0-0 1-H HR		0-0 1B			0-0 4-3	4	1	2	2	0	0	0	RBI 5										
Dick Bertell, R OBP: 0.288, SLG: 0.324 Jimmy Stewart, S OBP: 0.319, SLG: 0.297 (1, 2) (9, PH)			0-0 E5 G6-4-3	0-3 K		0-0 FC5-4 1B			0-0 4-3 SH1-4 1B	3	0	1	0	0	1	0	AB 32										
Andre Rodgers, R OBP: 0.323, SLG: 0.391 (1, 6)			0-0 G6-4-3 1-2		0-0 SH1-4 1B		0-0 FC5-4 1-2		0-0 SH1-4	3	0	1	0	0	0	3	R 4										
Dick Ellsworth, L OBP: 0.095, SLG: 0.057 Lindy McDaniel, R Vic Roznovsky, L OBP: 0.314, SLG: 0.294 (1, 1) (5, 1) (9, PH)	0-3 K		0-3 K		0-0 SH1-4 1B		0-3 K		0-0 4-3 2-3	1	0	0	0	0	1	0	H 9										
<b>Inning Stats</b>	R: 0 E: 0 K: 0 S: 2	H: 0 LOB: 0 BB: 1 P: 6	R: 0 E: 0 K: 0 S: 3	H: 0 LOB: 0 BB: 0 P: 3	R: 0 E: 1 K: 1 S: 5	H: 0 LOB: 0 BB: 0 P: 5	R: 4 E: 0 K: 1 S: 8	H: 3 LOB: 1 BB: 1 P: 12	R: 0 E: 0 K: 2 S: 8	H: 1 LOB: 2 BB: 1 P: 12	R: 0 E: 0 K: 0 S: 5	H: 2 LOB: 2 BB: 0 P: 5	R: 0 E: 0 K: 1 S: 6	H: 1 LOB: 1 BB: 0 P: 6	R: 0 E: 0 K: 0 S: 3	H: 1 LOB: 0 BB: 0 P: 3	R: 0 E: 0 K: 0 S: 4	H: 1 LOB: 1 BB: 0 P: 4	1B: 7 2B: 0 3B: 0 HR: 2	SF: 0 SAC: 2 DP: 3 HBP: 0	WP: 0 PB: 0 SB: 0 CS: 0	PA: 37					
<b>PITCHER</b>	IP	WLS	BF	H	R	ER	SO	BB	IBB	HBP	BLK	WP	HR	S	P	ERA	WHIP	<b>PITCHER</b>									
Don Schwall, R ERA: 3.82 Tommie Sisk, R ERA: 8.29 Frank Bork, L ERA: 3.1 Al McBean, R ERA: 1.42 (1, 1) (1, 1) (5, 1) (8, 1)	0.0		18	4	4	4	2	2	0	0	0	0	2	20	28	8.31	1.385										

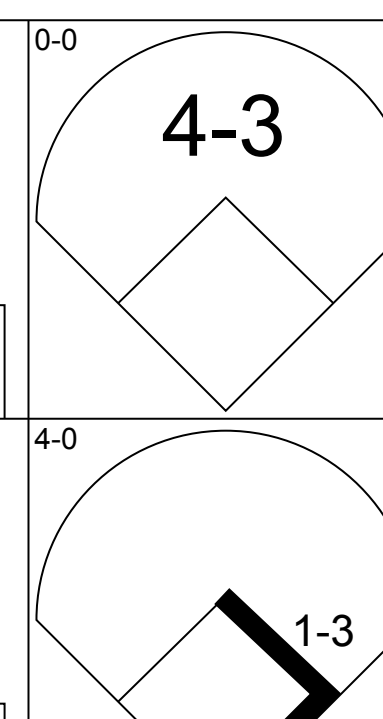
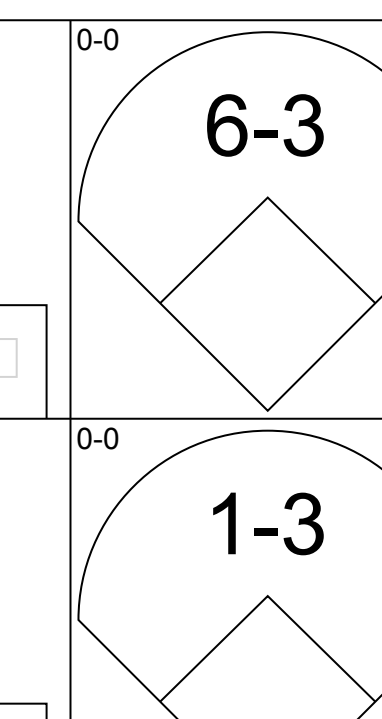
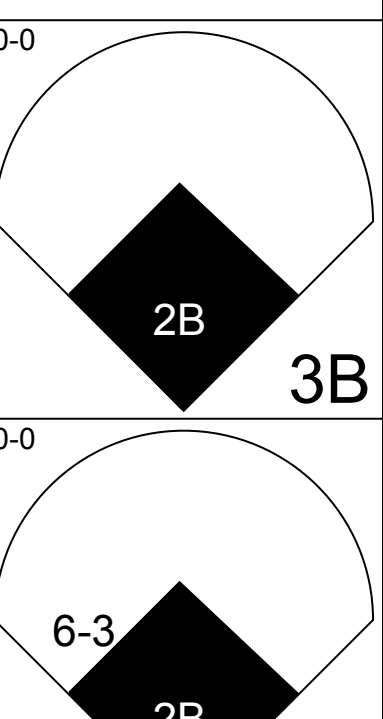
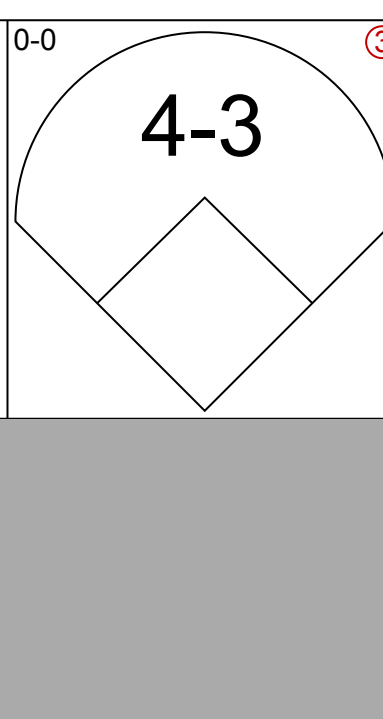
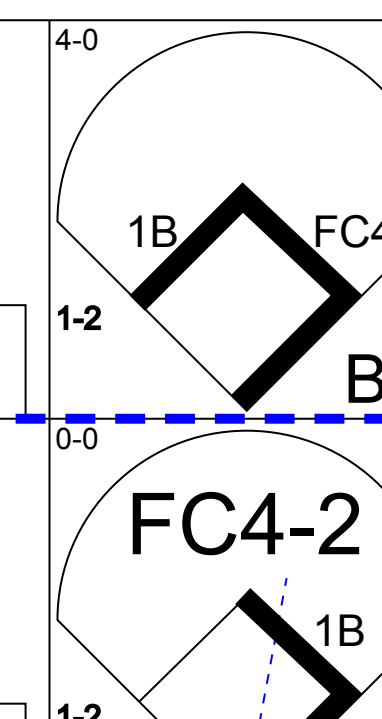
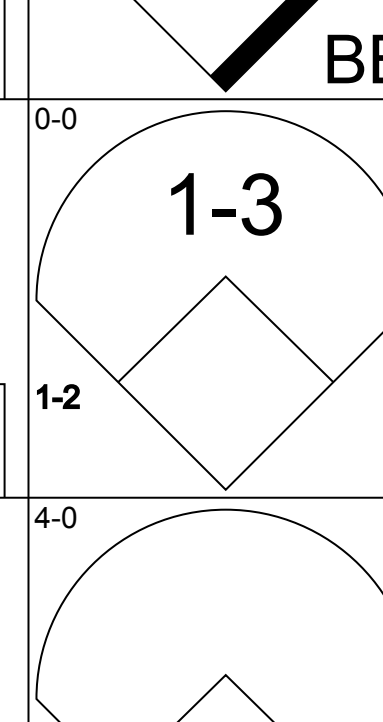
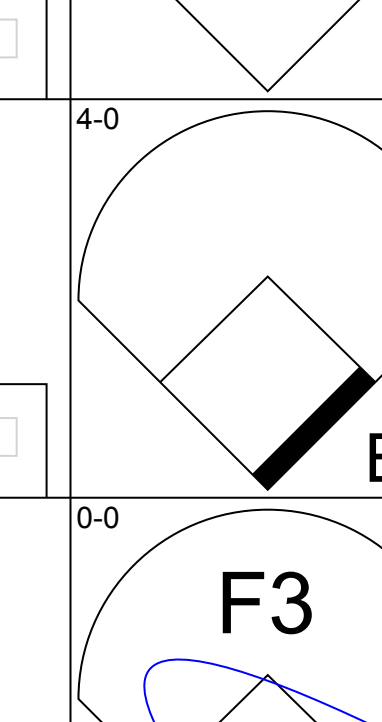
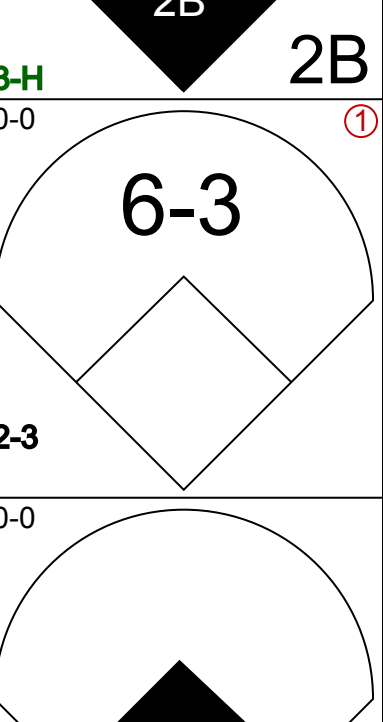
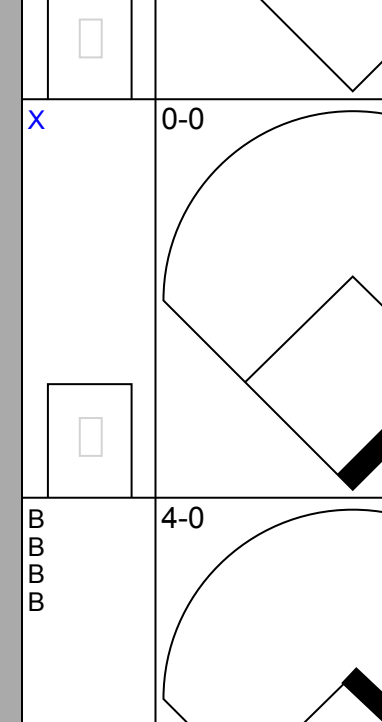

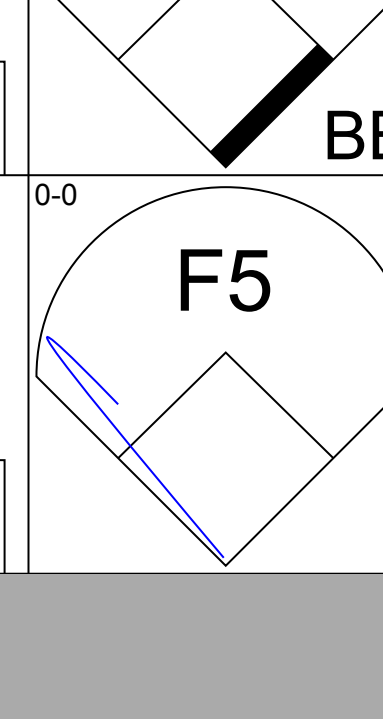

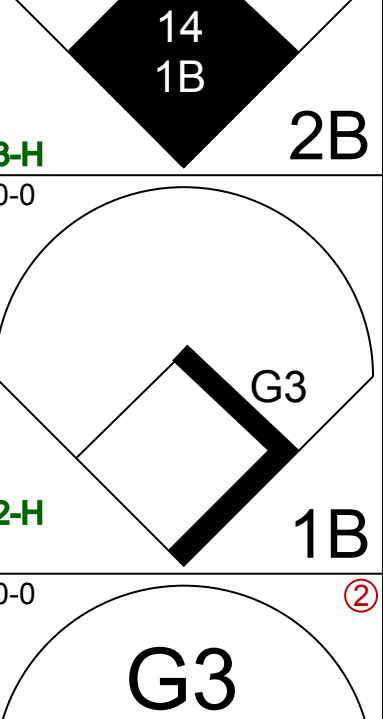
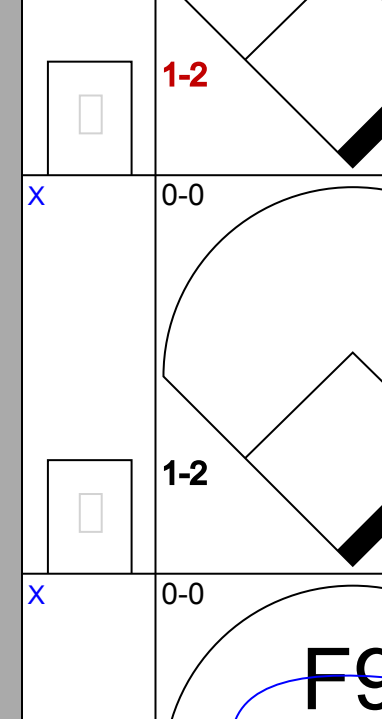
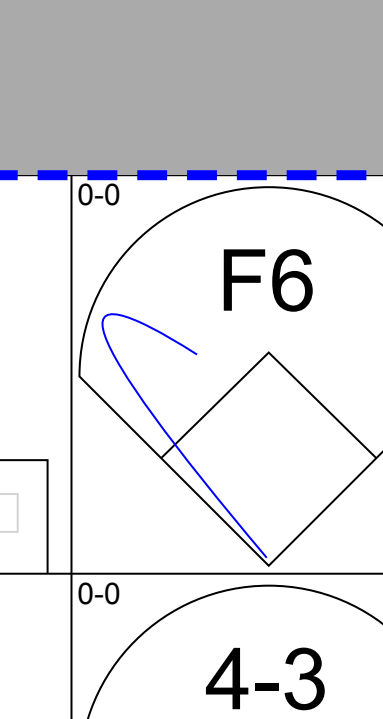


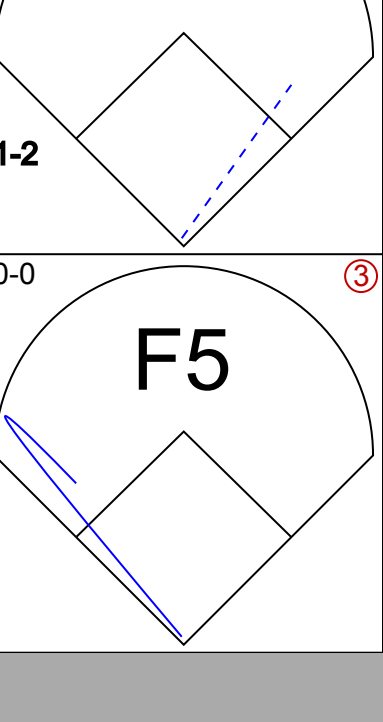
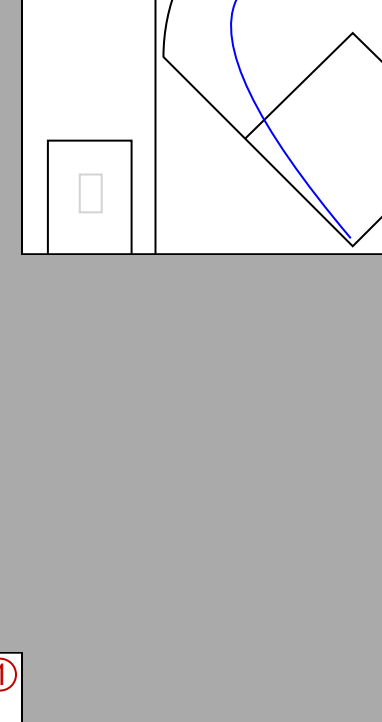
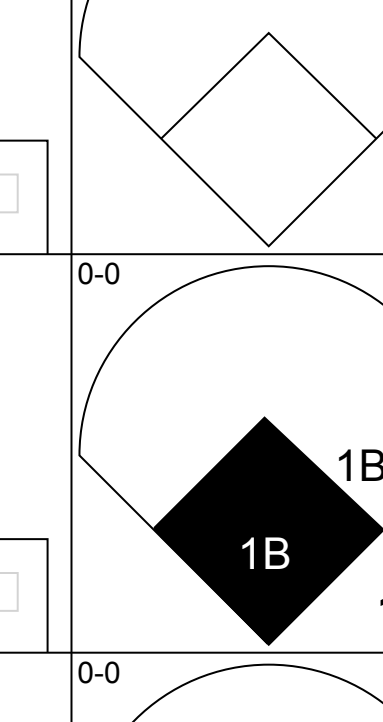

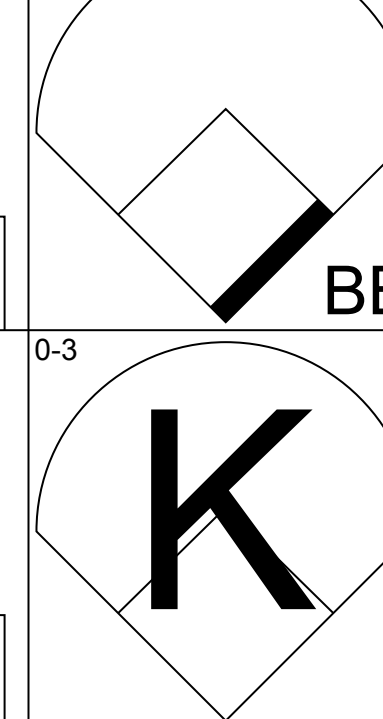


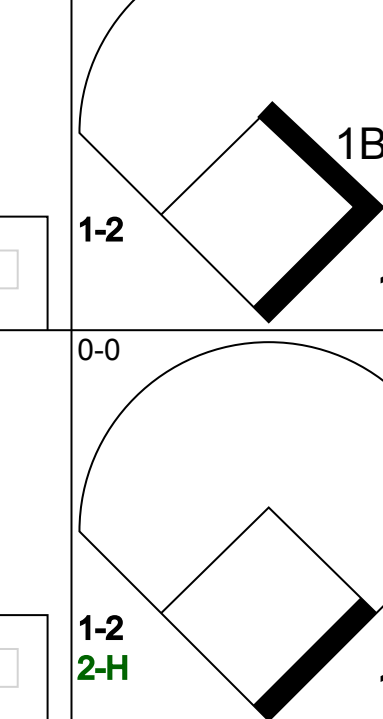
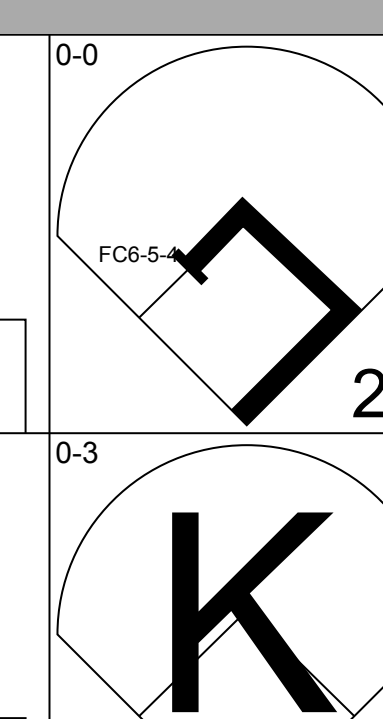
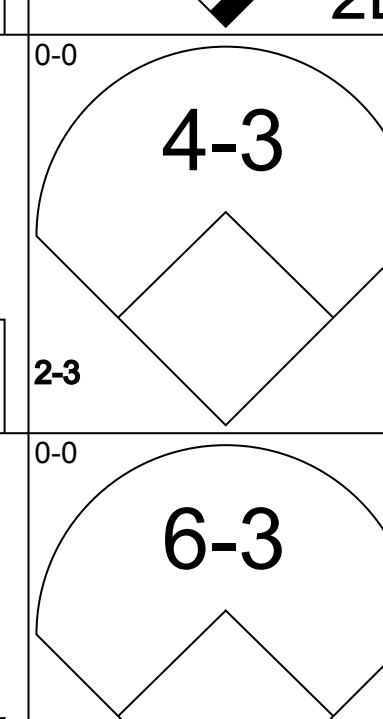
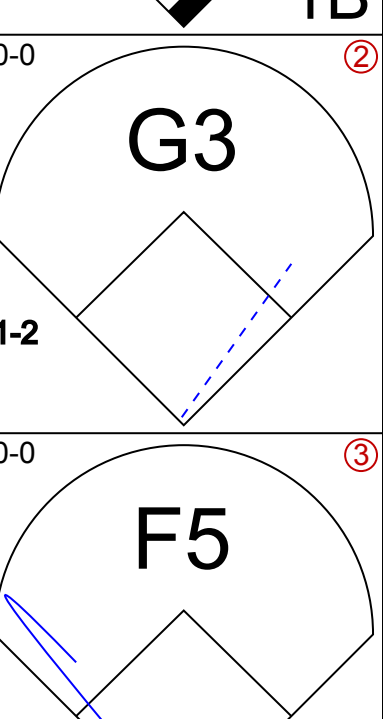
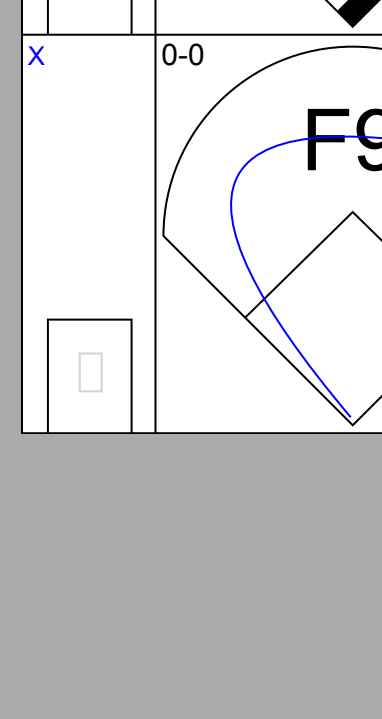
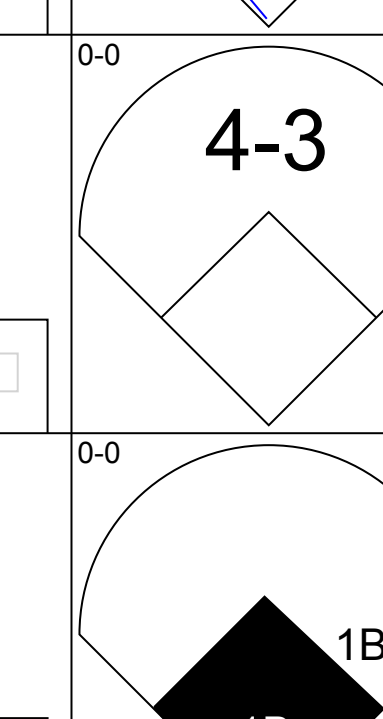
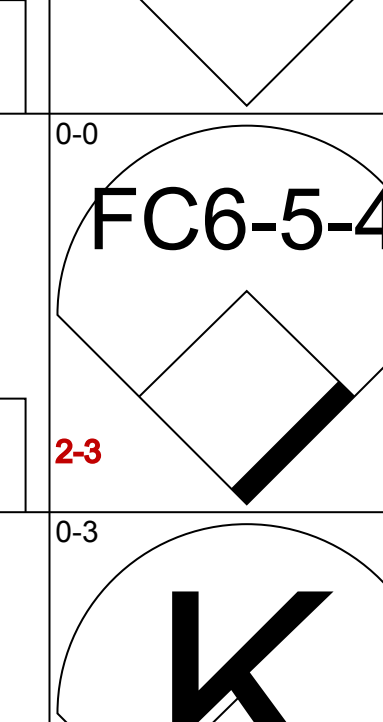
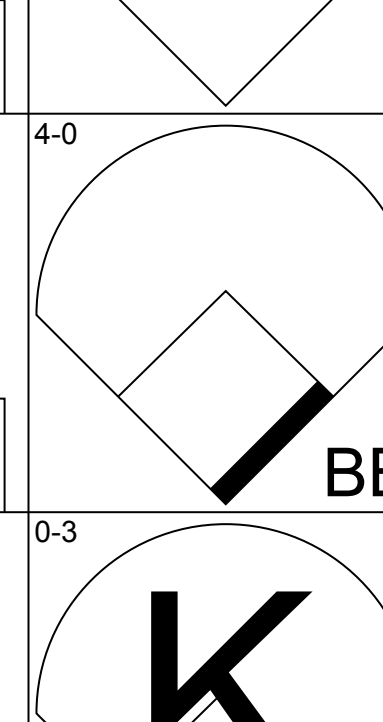

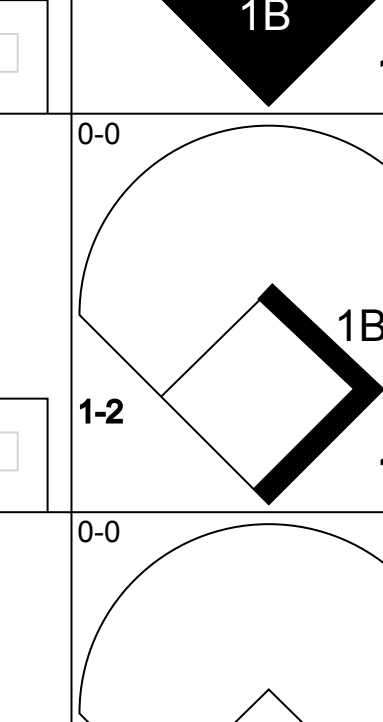
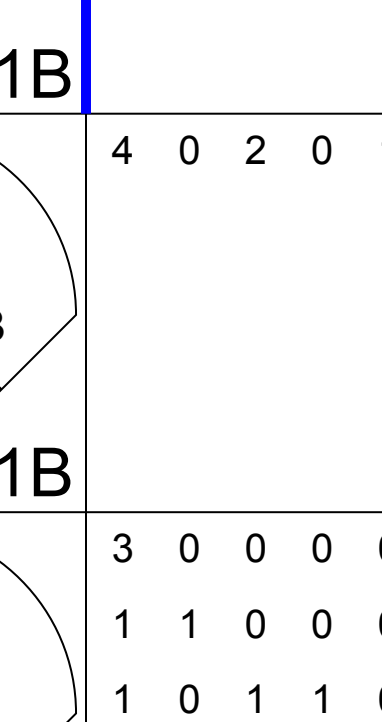
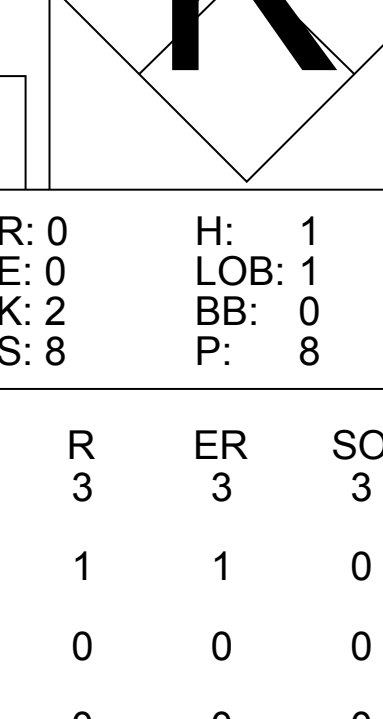
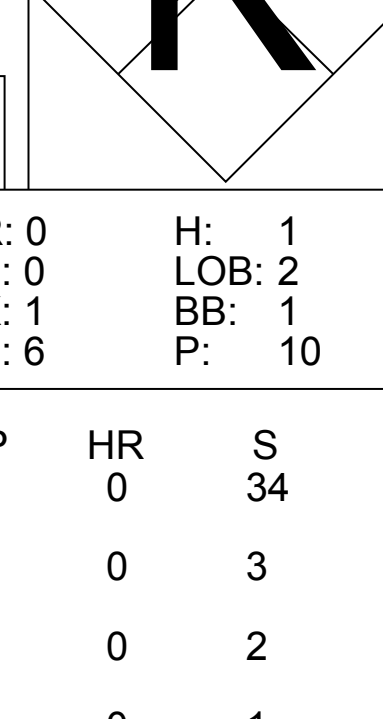
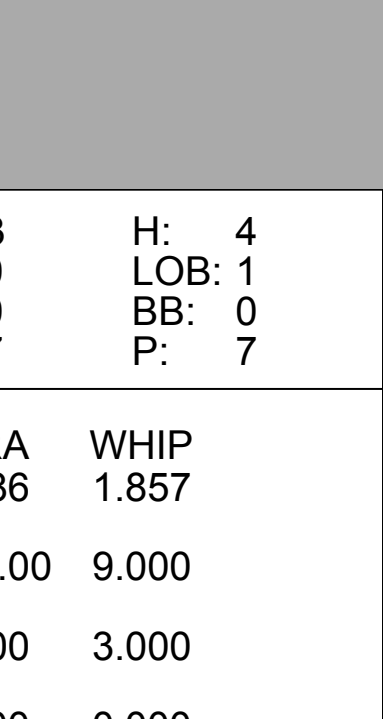
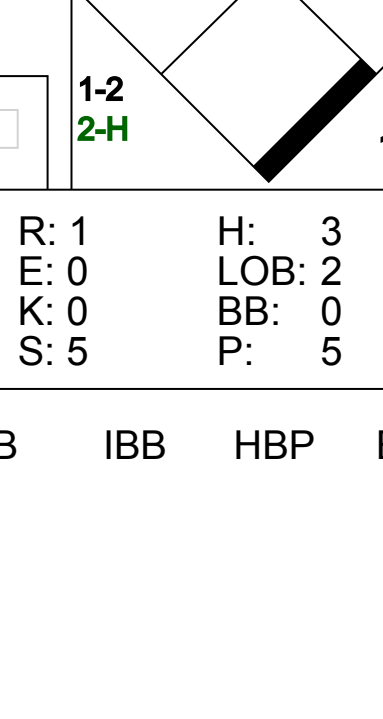
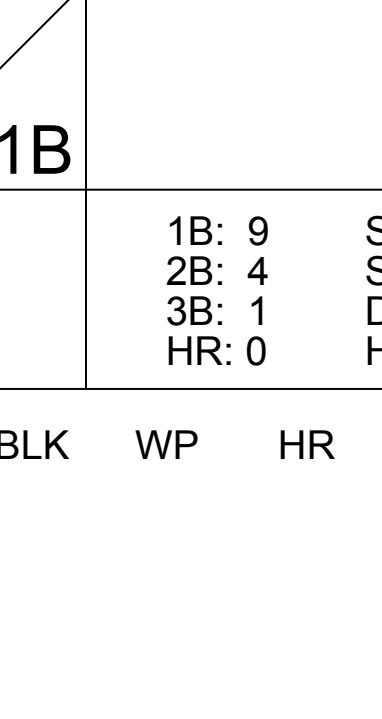





Pittsburgh Pirates @ Chicago Cubs  
Wrigley Field, Chicago, IL  
Sat Aug 15 1964, 3:33 AM CDT  
Att: 23,003 - Unknown

AB 32  
R 4  
H 9  
RBI 4  
BB 3  
SO 5  
LOB 13





Batter	1	2	3	4	5	6	7	8	9	AB	R	H	RBI	BB	SO	LOB	TOP																	
<b>Bob Bailey, R</b> OBP: 0.350, SLG: 0.440 (1, 5)										5	0	0	0	0	1	3	<b>Pittsburgh Pirates @ Chicago Cubs</b> Wrigley Field, Chicago, IL Sun Aug 16 1964, 3:33 AM CDT Unknown																	
<b>Bill Virdon, L</b> OBP: 0.300, SLG: 0.314 (1, 8)										3	0	1	0	1	1	0																		
<b>Roberto Clemente, R</b> OBP: 0.380, SLG: 0.485 (1, 9)										4	0	0	0	0	1	4																		
<b>Jerry Lynch, L</b> OBP: 0.361, SLG: 0.588 (1, 7)										4	1	2	0	0	0	1																		
<b>Willie Stargell, L</b> OBP: 0.319, SLG: 0.536 (1, 3)										4	1	1	1	0	1	1																		
<b>Bill Mazaroski, R</b> OBP: 0.293, SLG: 0.384 (1, 4)										3	1	1	0	1	0	0																		
<b>Jim Pagliaroni, R</b> OBP: 0.375, SLG: 0.431 (1, 2)										3	0	0	0	1	1	3																		
<b>Gene Alley, R</b> OBP: 0.255, SLG: 0.278 (8, PH)										2	0	0	0	0	0	1																		
<b>Smoky Burgess, L</b> OBP: 0.295, SLG: 0.290 (8, PR)										1	0	1	0	0	0	0																		
<b>Dick Schofield, S</b> OBP: 0.370, SLG: 0.370 (8, 6)										1	1	1	1	0	0	0																		
<b>Bob Friend, R</b> OBP: 0.133, SLG: 0.088 (8, PH)										2	0	0	0	0	1	0																		
<b>Gene Freese, R</b> OBP: 0.272, SLG: 0.380 (8, 1)										1	0	0	0	0	2	0																		
<b>Roy Face, R</b> OBP: 0.272, SLG: 0.380 (8, 1)										0	0	0	0	0	0	0																		
<b>Frank Bork, R</b> OBP: 0.272, SLG: 0.380 (8, 1)										0	0	0	0	0	0	0																		
<b>John Gelnar, R</b> OBP: 0.272, SLG: 0.380 (8, 1)										0	0	0	0	0	0	0																		
<b>Donn Clendenen, R</b> OBP: 0.272, SLG: 0.380 (8, PH)										1	0	1	2	0	0	0																		
<b>Al McBean, R</b> OBP: 0.167, SLG: 0.167 (9, 1)										0	0	0	0	0	0	0																		
<b>Inning Stats</b>	R: 0 E: 0 K: 2 S: 8	H: 1 LOB: 1 BB: 0 P: 8	R: 0 E: 0 K: 2 S: 8	H: 1 LOB: 1 BB: 0 P: 8	R: 0 E: 0 K: 0 S: 3	H: 0 LOB: 0 BB: 0 P: 3	R: 1 E: 0 K: 0 S: 4	H: 2 LOB: 0 BB: 0 P: 4	R: 0 E: 0 K: 1 S: 5	H: 0 LOB: 0 BB: 0 P: 5	R: 0 E: 0 K: 0 S: 3	H: 0 LOB: 0 BB: 0 P: 3	R: 0 E: 0 K: 0 S: 4	H: 1 LOB: 3 BB: 2 P: 12	R: 3 E: 0 K: 0 S: 6	H: 3 LOB: 1 BB: 1 P: 10	1B: 6 2B: 2 3B: 0 HR: 0	SF: 0 SAC: 0 DP: 0 HBP: 0	WP: 0 PA: 37 PB: 0 SB: 0 CS: 0															
<b>PITCHER</b>	IP WLS BF H R ER SO BB IBB HBP BLK WP HR S P ERA WHIP																																	
<b>Larry Jackson, R</b> ERA: 3.54 (1, 1)	7.2		29	5	1	1	6	2	0	0	0	0	0	0	39	47	1.17	0.913																
<b>Don Elston, R</b> ERA: 4.08 (8, 1)	1.1	W	8	3	3	3	0	1	0	0	0	0	0	0	7	11	20.25	3.000																

Batter	1	2	3	4	5	6	7	8	9	AB	R	H	RBI	BB	SO	LOB	BOTTOM																
<b>Joey Amalfitano, R</b> OBP: 0.321, SLG: 0.386 (1, 4)										4	1	1	0	1	0	0	<b>Pittsburgh Pirates @ Chicago Cubs</b> Wrigley Field, Chicago, IL Sun Aug 16 1964, 3:33 AM CDT Unknown																
<b>Doug Clemens, L</b> OBP: 0.323, SLG: 0.408 (1, 9)										4	1	1	1	1	0	3																	
<b>Billy Williams, L</b> OBP: 0.381, SLG: 0.566 (1, 7)										4	0	2	1	1	0	2																	
<b>Ron Santo, R</b> OBP: 0.409, SLG: 0.578 (1, 5)										3	1	1	1	2	0	4																	
<b>14 Ernie Banks, R</b> OBP: 0.315, SLG: 0.434 (1, 3)										5	0	3	1	0	0	2																	
<b>Len Gabrielson, L</b> OBP: 0.305, SLG: 0.325 (1, 8)										5	0	1	0	0	0	4																	
<b>Dick Bertell, R</b> OBP: 0.325, SLG: 0.325 (1, 2)										5	0	2	0	0	1	3																	
<b>Jimmie Schaffer, R</b> OBP: 0.325, SLG: 0.386 (8, PR)										0	1	0	0	0	0	0																	
<b>Andre Rodgers, R</b> OBP: 0.327, SLG: 0.392 (1, 6)										4	0	2	0	1	0	1																	
<b>Larry Jackson, R</b> OBP: 0.160, SLG: 0.189 (1, 1)										3	0	0	0	0	2	3																	
<b>Don Elston, R</b> OBP: 0.200, SLG: 0.200 (8, 1)										1	1	0	0	0	0	2																	
<b>Jimmy Stewart, S</b> OBP: 0.321, SLG: 0.299 (8, PH)										1	0	1	1	0	0	0																	
<b>Inning Stats</b>	R: 0 E: 0 K: 0 S: 3	H: 0 LOB: 2 BB: 2 P: 11	R: 0 E: 0 K: 2 S: 8	H: 1 LOB: 1 BB: 0 P: 8	R: 0 E: 0 K: 0 S: 3	H: 0 LOB: 1 BB: 1 P: 7	R: 0 E: 0 K: 1 S: 6	H: 1 LOB: 2 BB: 1 P: 10	R: 3 E: 0 K: 0 S: 7	H: 4 LOB: 1 BB: 0 P: 7	R: 0 E: 0 K: 0 S: 3	H: 0 LOB: 0 BB: 0 P: 3	R: 0 E: 0 K: 0 S: 4	H: 2 LOB: 2 BB: 1 P: 8	R: 1 E: 0 K: 0 S: 6	H: 3 LOB: 3 BB: 1 P: 10	R: 1 E: 0 K: 0 S: 5	H: 3 LOB: 2 BB: 0 P: 5	1B: 9 2B: 4 3B: 1 HR: 0	SF: 0 SAC: 0 DP: 0 HBP: 0	WP: 0 PA: 45 PB: 0 SB: 0 CS: 1												
<b>PITCHER</b>	IP WLS BF H R ER SO BB IBB HBP BLK WP HR S P ERA WHIP																																
<b>Bob Friend, R</b> ERA: 3.31 (1, 1)	7.0		33	8	3	3	3	5	0	0	0	0	0	34	54	3.86	1.857																
<b>Roy Face, R</b> ERA: 4.07 (8, 1)	0.1		4	2	1	1	0	1	0	0	0	0	0	3	7	27.00	9.000																
<b>Frank Bork, L</b> ERA: 3.05 (8, 1)	0.1		2	1	0	0	0	0	0	0	0	0	0	2	2	0.00	3.000																
<b>John Gelnar, R</b> ERA: 2.08 (8, 1)	0.1		1	0	0	0	0	0	0	0	0	0	0	1	1	0.00	0.000																
<b>Al McBean, R</b> ERA: 1.56 (9, 1)	0.2	L	5	3	1	1	0	0	0	0	0	0	0	5	5	13.50	4.500																





Batter	1	2	3	4	5	6	7	8	9	AB	R	H	RBI	BB	SO	LOB	TOP										
Bob Bailey, R OBP: 0.391, SLG: 0.444 (1, 5)										5	2	2	0	0	0	2											
Manny Mota, R OBP: 0.342, SLG: 0.458 (1, 8) (9, 7)										5	0	2	1	0	0	2											
Roberto Clemente, R OBP: 0.390, SLG: 0.482 (1, 9)										5	1	1	1	0	1	2											
Willie Stargell, L OBP: 0.324, SLG: 0.536 Bill Virdon, L OBP: 0.300, SLG: 0.314 (9, PR) (9, 8)										4	1	2	0	1	1	2											
Donn Clendenon, R OBP: 0.321, SLG: 0.432 (1, 3)										5	1	2	2	0	0	3											
Bill Mazerowski, R OBP: 0.297, SLG: 0.392 (1, 4)										4	2	2	2	1	0	1											
Jim Pagliaroni, R OBP: 0.380, SLG: 0.438 (1, 2)										3	0	2	0	1	0	0											
Gene Alley, R OBP: 0.255, SLG: 0.274 (1, 6)										2	0	0	1	1	0	2											
Steve Blass, R OBP: 0.100, SLG: 0.069 Frank Bork, R Roy Face, R										3	0	1	0	1	0	2											
<b>Inning Stats</b>	R: 3 E: 0 K: 1 S: 9	H: 4 LOB: 2 BB: 1 P: 13	R: 0 E: 0 K: 0 S: 3	H: 0 LOB: 1 BB: 1 P: 7	R: 2 E: 0 K: 0 S: 5	H: 2 LOB: 1 BB: 1 P: 9	R: 0 E: 0 K: 0 S: 4	H: 1 LOB: 1 BB: 0 P: 4	R: 1 E: 0 K: 0 S: 4	H: 2 LOB: 1 BB: 1 P: 8	R: 0 E: 0 K: 0 S: 3	H: 1 LOB: 0 BB: 0 P: 3	R: 0 E: 0 K: 0 S: 3	H: 1 LOB: 0 BB: 0 P: 9	R: 0 E: 0 K: 1 S: 5	H: 0 LOB: 1 BB: 1 P: 9	1B: 10 2B: 1 3B: 1 HR: 2	SF: 1 SAC: 0 DP: 1 HBP: 0	WP: 0 PB: 0 SB: 1 CS: 1	PA: 42							
<b>PITCHER</b>	IP	WLS	BF	H	R	ER	SO	BB	IBB	HBP	BLK	WP	HR	S	P	ERA	WHIP										
Sterling Slaughter, R ERA: 5.48 Freddie Burdette, R ERA: 6.14 Lee Gregory, L ERA: 4.26	2.1	L	15	6	5	5	1	2	0	0	0	0	2	15	23	19.29	3.429										

Pittsburgh Pirates @ Chicago Cubs  
Wrigley Field, Chicago, IL  
Sun Aug 16 1964, 3:38 AM CDT  
Att: 22,376 - Unknown

AB 36  
R 7  
H 14  
RBI 7  
BB 5  
SO 2  
LOB 16



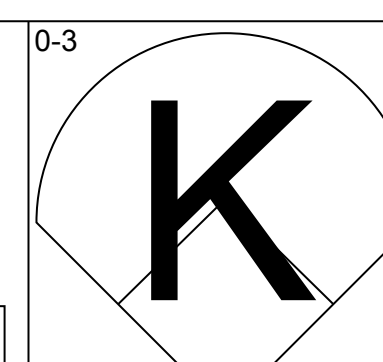
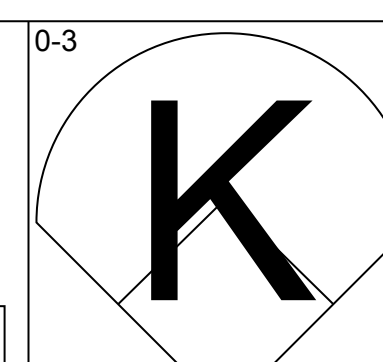
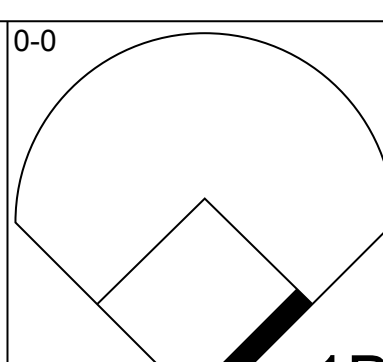
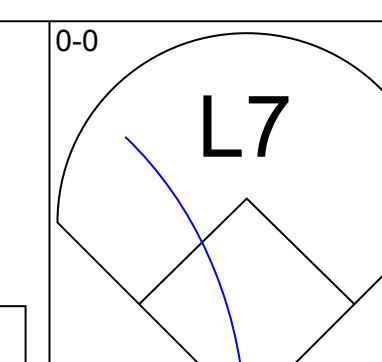
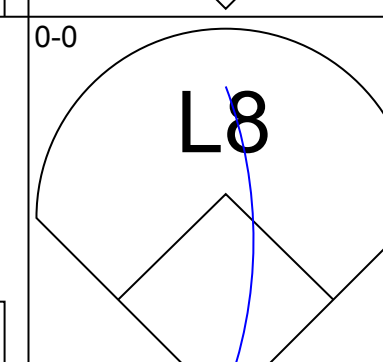
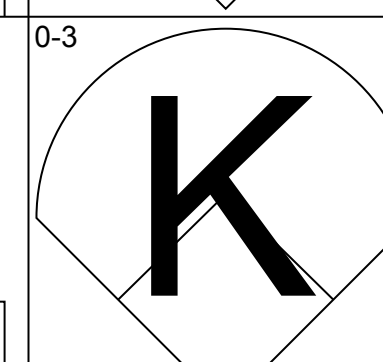
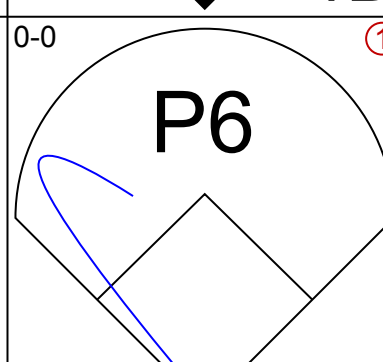
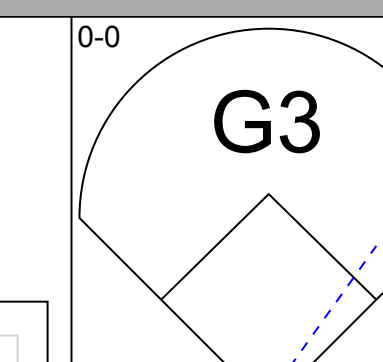
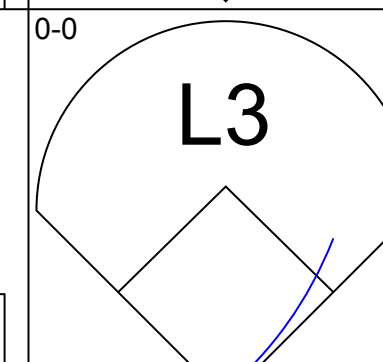
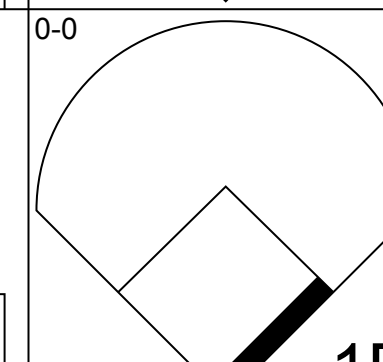
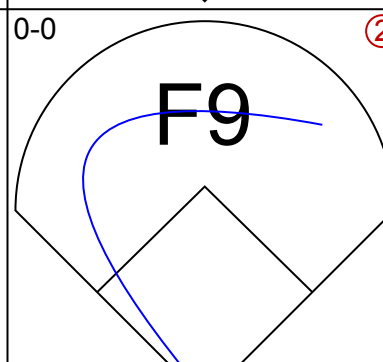
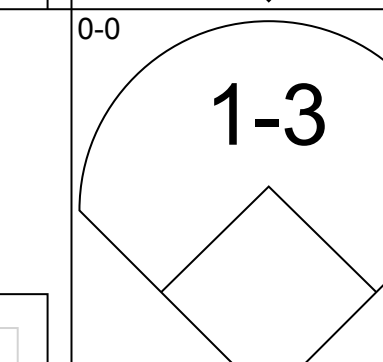
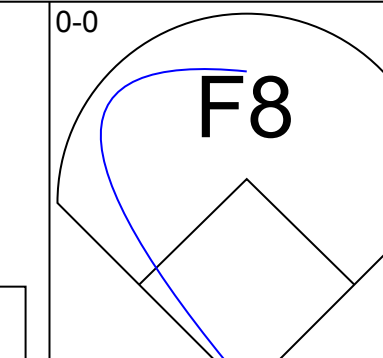
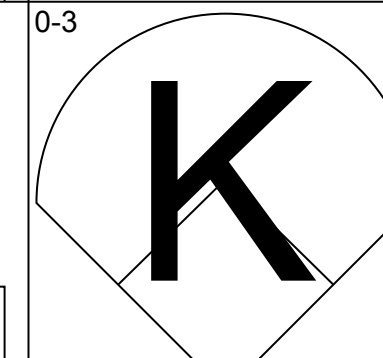
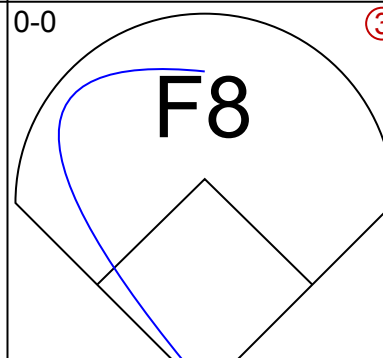
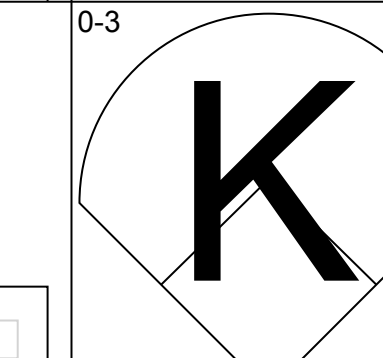
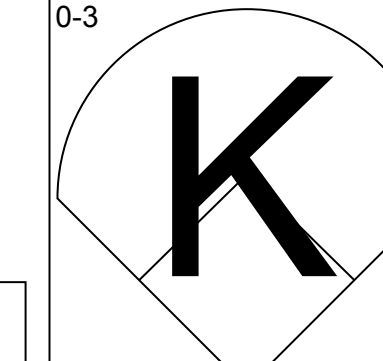
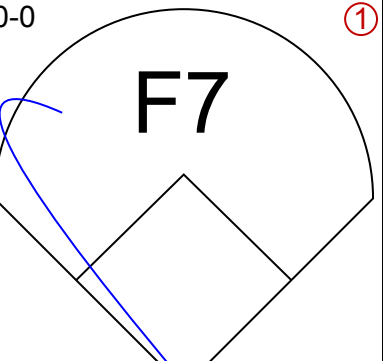
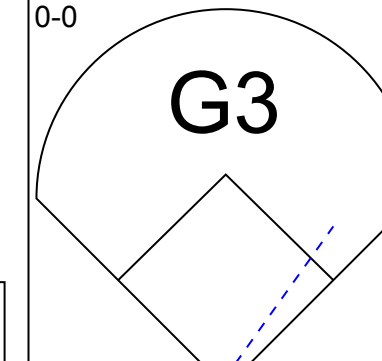
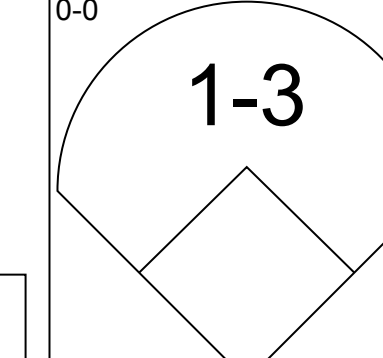
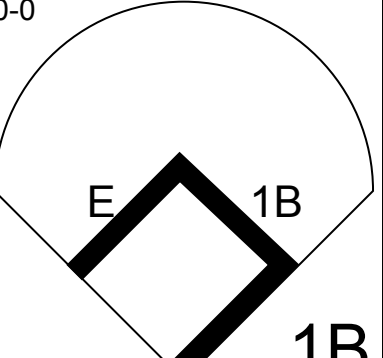
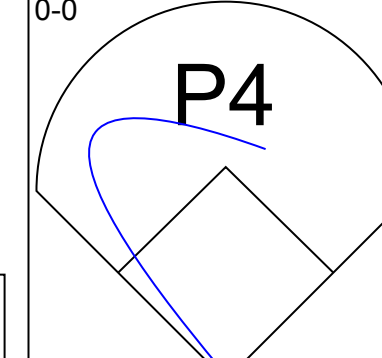
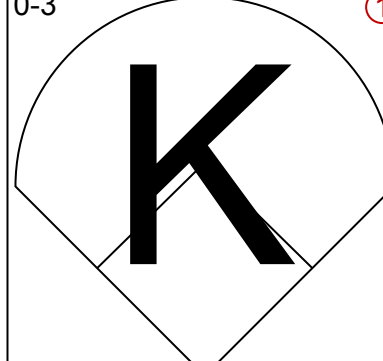
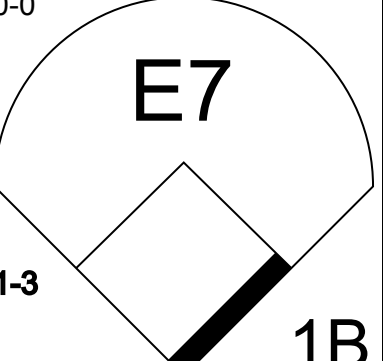
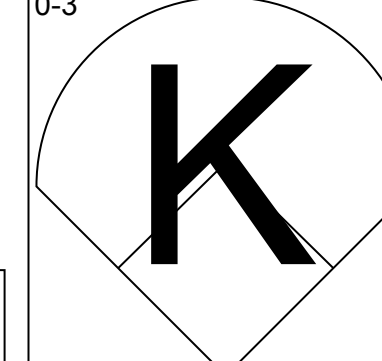
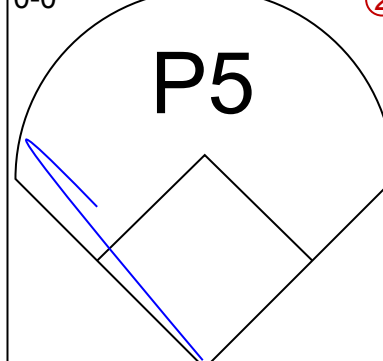
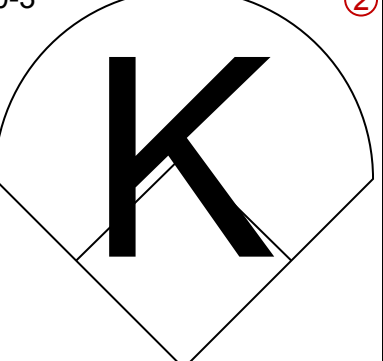
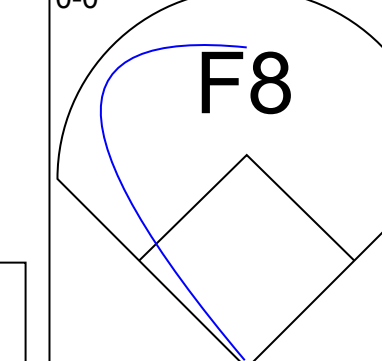

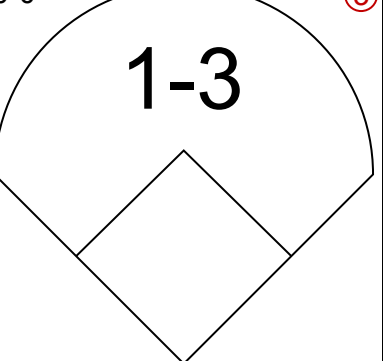
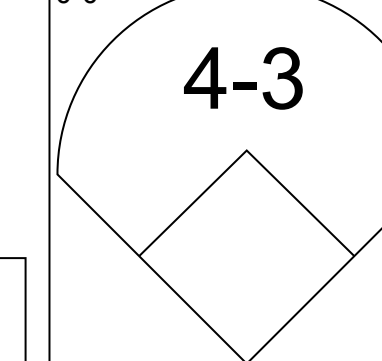
Batter	1	2	3	4	5	6	7	8	9	AB	R	H	RBI	BB	SO	LOB	BOTTOM										
Jimmy Stewart, S OBP: 0.322, SLG: 0.301 (1, 4)										5	1	2	0	0	1	2											
Doug Clemens, L OBP: 0.325, SLG: 0.414 (1, 9)										5	0	2	1	0	0	2											
Billy Williams, L OBP: 0.379, SLG: 0.562 (1, 7)										5	1	1	0	0	2	4											
Ron Santo, R OBP: 0.412, SLG: 0.586 (1, 5)										4	0	3	2	0	0	0											
14 Ernie Banks, R OBP: 0.315, SLG: 0.432 (1, 3)										4	0	1	0	0	0	4											
Len Gabrielson, L OBP: 0.304, SLG: 0.324 (1, 8)										4	0	1	0	0	1	2											
Vic Roznovsky, L OBP: 0.289, SLG: 0.270 Jimmie Schaffer, R OBP: 0.333, SLG: 0.408 (9, PH)										3	0	0	0	0	1	2											
Andre Rodgers, R OBP: 0.326, SLG: 0.390 (1, 6)										4	0	1	1	0	2	1											
Sterling Slaughter, R OBP: 0.154, SLG: 0.083 Freddie Burdette, R Lee Gregory, L OBP: 0.167, SLG: 0.091 Leo Burke, R OBP: 0.345, SLG: 0.383 (9, PH)										1	0	0	0	0	1	1											
<b>Inning Stats</b>	R: 1 E: 0 K: 1 S: 7	H: 3 LOB: 1 BB: 0 P: 7	R: 0 E: 0 K: 3 S: 10	H: 1 LOB: 0 BB: 0 P: 10	R: 1 E: 0 K: 0 S: 5	H: 2 LOB: 0 BB: 0 P: 5	R: 0 E: 0 K: 2 S: 7	H: 0 LOB: 0 BB: 0 P: 7	R: 0 E: 0 K: 0 S: 4	H: 1 LOB: 1 BB: 0 P: 4	R: 0 E: 0 K: 0 S: 4	H: 1 LOB: 1 BB: 0 P: 4	R: 0 E: 0 K: 0 S: 4	H: 1 LOB: 1 BB: 0 P: 4	R: 2 E: 0 K: 2 S: 10	H: 3 LOB: 0 BB: 0 P: 10	1B: 8 2B: 4 3B: 1 HR: 0	SF: 0 SAC: 0 DP: 1 HBP: 0	WP: 1 PB: 0 SB: 0 CS: 0	PA: 39							
<b>PITCHER</b>	IP	WLS	BF	H	R	ER	SO	BB	IBB	HBP	BLK	WP	HR	S	P	ERA	WHIP										
Steve Blass, R ERA: 3.86 Frank Bork, L ERA: 3.86 Roy Face, R ERA: 4.6	7.2	W	32	9	2	2	6	1	0	0	0	0	0	3	47	2.35	1.304										

Pittsburgh Pirates @ Chicago Cubs  
Wrigley Field, Chicago, IL  
Sun Aug 16 1964, 3:38 AM CDT  
Att: 22,376 - Unknown

AB 38  
R 4  
H 12  
RBI 4  
BB 1  
SO 8  
LOB 19



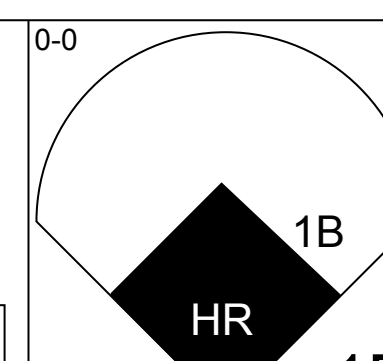
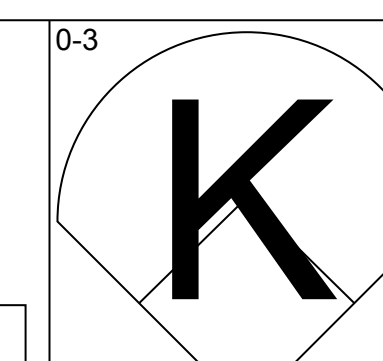
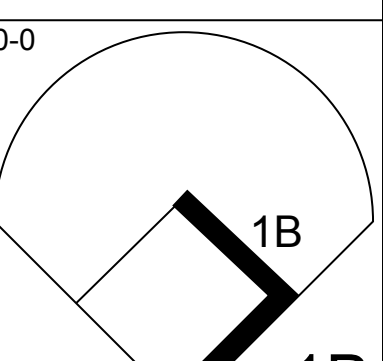
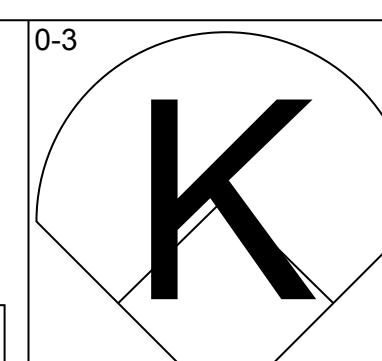
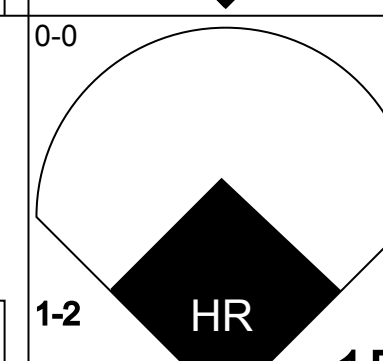
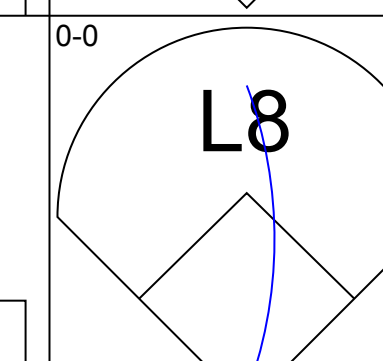
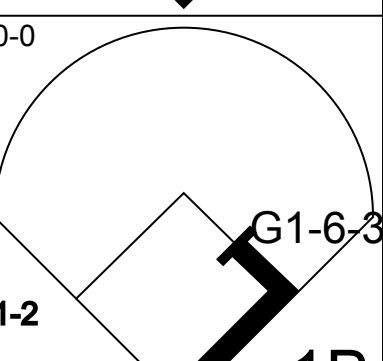
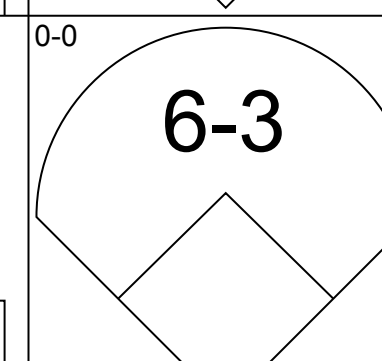
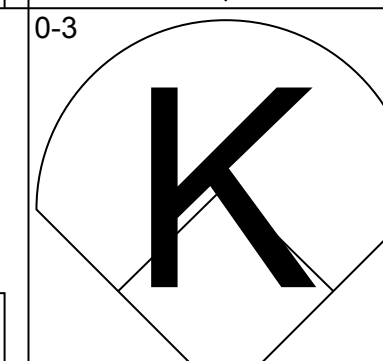
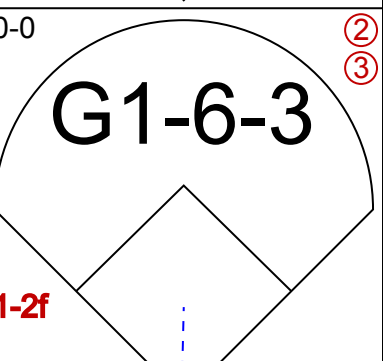
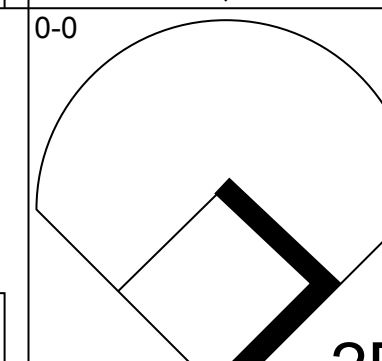
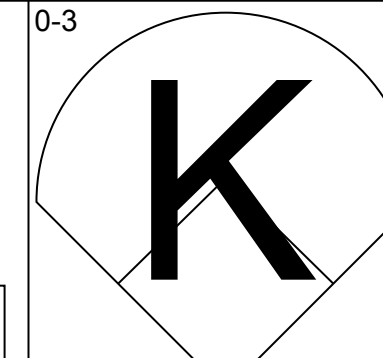
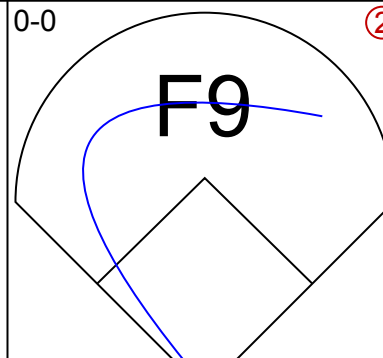

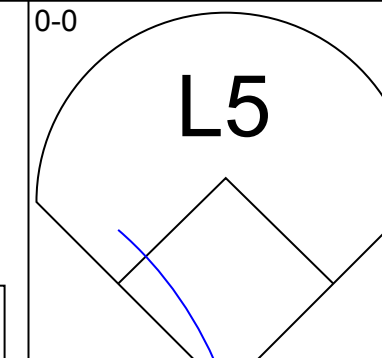
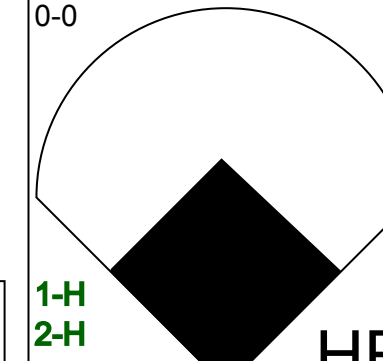
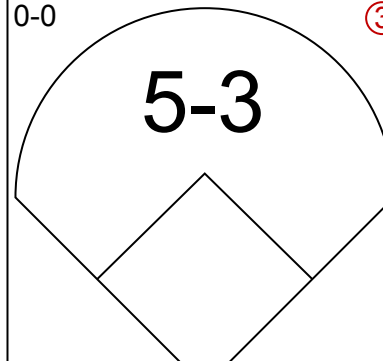


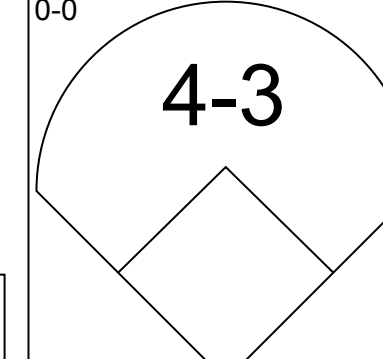


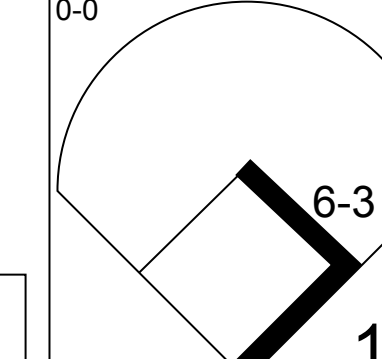

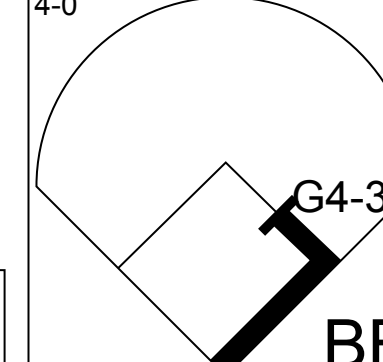
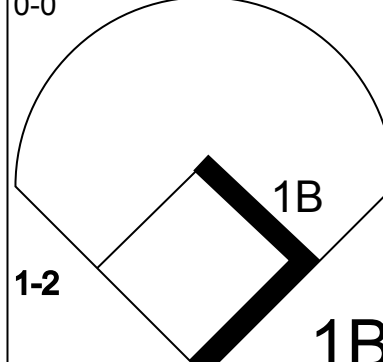
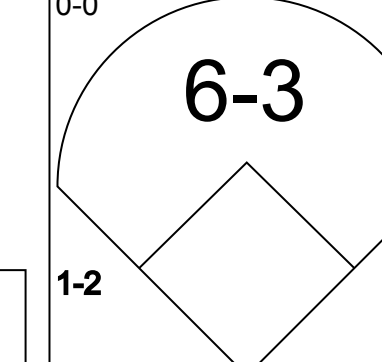
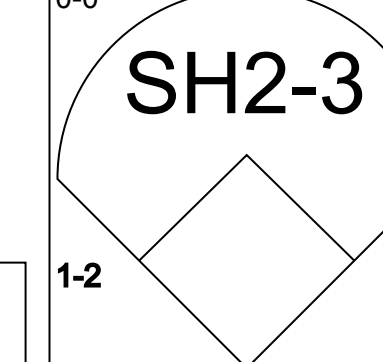
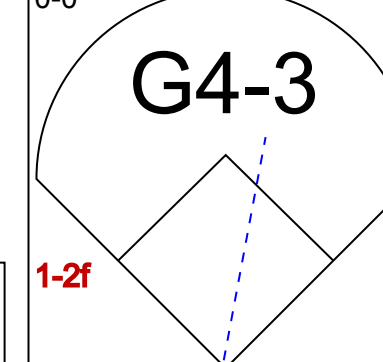
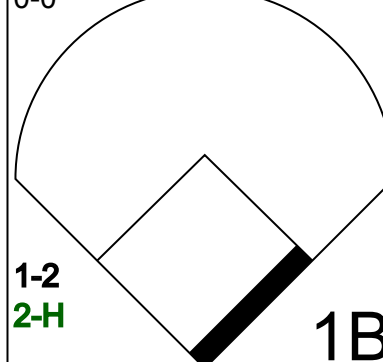
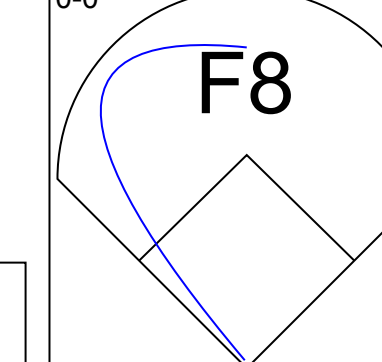
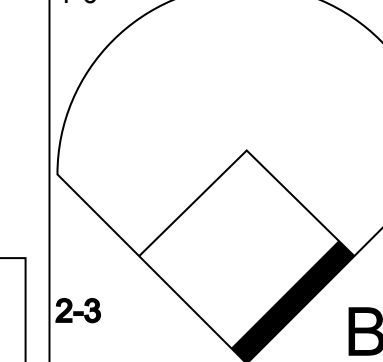

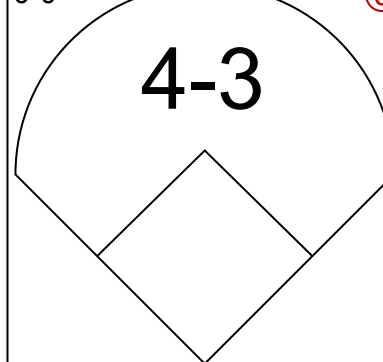
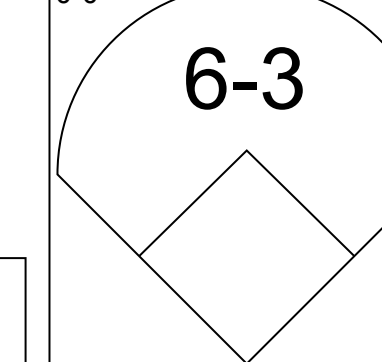
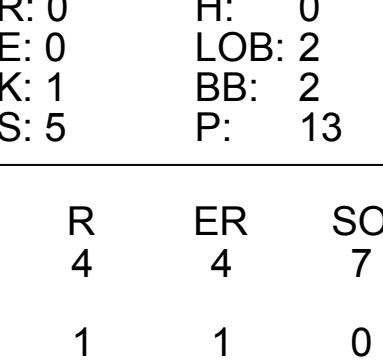
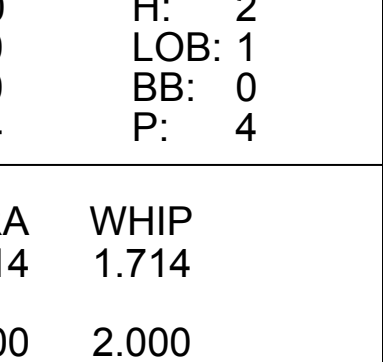
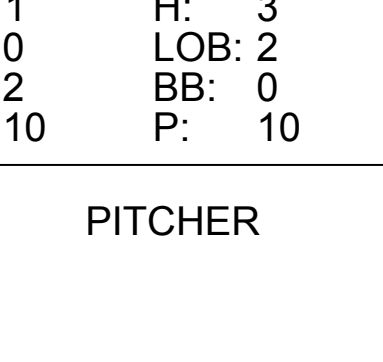
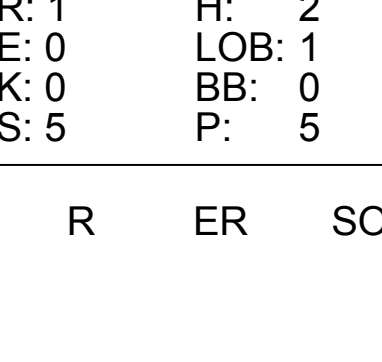


Batter	1	2	3	4	5	6	7	8	9	AB	R	H	RBI	BB	SO	LOB	TOP					
Bob Bailey, R (1.5) OBP: 0.350, SLG: 0.442										4	0	1	0	0	2	0						
Bill Virdon, L (1.8) OBP: 0.297, SLG: 0.310										4	0	0	0	0	1	1						
Roberto Clemente, R (1.9) OBP: 0.393, SLG: 0.490										4	0	1	0	0	0	1						
Jerry Lynch, L (1.7) OBP: 0.355, SLG: 0.577										4	0	0	0	0	2	2						
Willie Stargell, L (1.3) OBP: 0.321, SLG: 0.531										3	0	0	0	0	1	0						
Bill Mazaroski, R (1.4) OBP: 0.297, SLG: 0.392										3	0	1	0	0	0	0						
Jim Pagliaroni, R (1.2) OBP: 0.379, SLG: 0.437										3	0	1	0	0	2	0						
Dick Schofield, S (1.6) OBP: 0.367, SLG: 0.366										3	0	0	0	0	1	2						
Bob Veale, S (1.1) OBP: 0.225, SLG: 0.203										2	0	0	0	0	1	2						
Gene Freese, R (8, PH) OBP: 0.276, SLG: 0.378										1	0	0	0	0	0	0						
John Geinar, R (8, 1)										0	0	0	0	0	0	0						
<b>Inning Stats</b>	R: 0 E: 0 K: 1 S: 5	H: 0 LOB: 0 BB: 0 P: 5	R: 0 E: 0 K: 1 S: 5	H: 0 LOB: 0 BB: 0 P: 5	R: 0 E: 0 K: 2 S: 7	H: 0 LOB: 0 BB: 0 P: 7	R: 0 E: 0 K: 3 S: 10	H: 1 LOB: 1 BB: 0 P: 10	R: 0 E: 1 K: 1 S: 7	H: 2 LOB: 2 BB: 0 P: 7	R: 0 E: 0 K: 0 S: 4	H: 1 LOB: 1 BB: 0 P: 4	R: 0 E: 0 K: 1 S: 5	H: 0 LOB: 0 BB: 0 P: 5	R: 0 E: 0 K: 0 S: 3	H: 0 LOB: 0 BB: 0 P: 3	R: 0 E: 0 K: 1 S: 5	H: 0 LOB: 0 BB: 0 P: 5	1B: 4 2B: 0 3B: 0 HR: 0	SF: 0 SAC: 0 DP: 0 HBP: 0	WP: 0 PB: 0 SB: 0 CS: 0	PA: 31
<b>PITCHER</b> Dennis Ribant, R (1.1) ERA: 2.87	IP: 9.0 WLS: W BF: 31 H: 4 R: 0 ER: 0 SO: 10 BB: 0 IBB: 0 HBP: 0 BLK: 0 WP: 0 HR: 0 S: 51 P: 51 ERA: 0.00 WHIP: 0.444															<b>PITCHER</b>	IP: 9.0 WLS: W BF: 31 H: 4 R: 0 ER: 0 SO: 10 BB: 0 IBB: 0 HBP: 0 BLK: 0 WP: 0 HR: 0 S: 51 P: 51 ERA: 0.00 WHIP: 0.444					

Pittsburgh Pirates @ New York Mets  
Shea Stadium, Flushing, NY  
Mon Aug 17 1964, 3:33 AM EDT  
Att: 12,350 - Unknown

AB	31
R	0
H	4
RBI	0
BB	0
SO	10
LOB	8



Batter	1	2	3	4	5	6	7	8	9	AB	R	H	RBI	BB	SO	LOB	BOTTOM					
Bobby Klaus, R (1.5) OBP: 0.273, SLG: 0.344										4	1	2	0	0	2	2						
Ron Hunt, R (1.4) OBP: 0.366, SLG: 0.406										4	1	2	0	0	0	2						
Rod Kanehl, R (9, 4)										0	0	0	0	0	0	0						
Joe Christopher, R (1.9) OBP: 0.361, SLG: 0.468										4	0	1	0	0	2	4						
Jim Hickman, R (1.8) OBP: 0.311, SLG: 0.365										4	0	0	0	0	2	3						
Charley Smith, R (1.7) OBP: 0.280, SLG: 0.416										4	2	2	4	0	1	0						
Chris Cannizzaro, R (1.2) OBP: 0.374, SLG: 0.362										4	1	2	0	0	0	0						
Ed Kranepool, L (1.3) OBP: 0.321, SLG: 0.412										2	0	1	0	2	0	1						
Roy McMillan, R (1.6) OBP: 0.239, SLG: 0.248										3	0	1	1	0	0	2						
Dennis Ribant, R (1.1)										3	0	0	0	1	0	3						
<b>Inning Stats</b>	R: 3 E: 0 K: 2 S: 10	H: 3 LOB: 0 BB: 0 P: 10	R: 0 E: 0 K: 1 S: 5	H: 0 LOB: 2 BB: 2 P: 13	R: 0 E: 0 K: 1 S: 5	H: 0 LOB: 0 BB: 0 P: 5	R: 0 E: 0 K: 0 S: 2	H: 0 LOB: 0 BB: 1 P: 6	R: 0 E: 0 K: 0 S: 4	H: 2 LOB: 1 BB: 0 P: 4	R: 1 E: 0 K: 2 S: 10	H: 3 LOB: 2 BB: 0 P: 10	R: 0 E: 0 K: 1 S: 6	H: 1 LOB: 1 BB: 0 P: 6	R: 1 E: 0 K: 0 S: 5	H: 2 LOB: 1 BB: 0 P: 5	R: 1 E: 0 K: 0 S: 5	H: 2 LOB: 1 BB: 0 P: 5	1B: 8 2B: 1 3B: 0 HR: 2	SF: 0 SAC: 1 DP: 2 HBP: 0	WP: 1 PB: 0 SB: 0 CS: 0	PA: 36
<b>PITCHER</b> Bob Veale, L (1.1) ERA: 3.02	IP: 7.0 WLS: L BF: 31 H: 9 R: 4 ER: 4 SO: 7 BB: 3 IBB: 0 HBP: 0 BLK: 0 WP: 1 HR: 1 S: 42 P: 54 ERA: 5.14 WHIP: 1.714															<b>PITCHER</b>	IP: 7.0 WLS: L BF: 31 H: 9 R: 4 ER: 4 SO: 7 BB: 3 IBB: 0 HBP: 0 BLK: 0 WP: 1 HR: 1 S: 42 P: 54 ERA: 5.14 WHIP: 1.714					
<b>PITCHER</b> John Geinar, R (8, 1) ERA: 3.35	IP: 1.0 WLS: L BF: 5 H: 2 R: 1 ER: 1 SO: 0 BB: 0 IBB: 0 HBP: 0 BLK: 0 WP: 0 HR: 1 S: 5 P: 5 ERA: 9.00 WHIP: 2.000															<b>PITCHER</b>	IP: 1.0 WLS: L BF: 5 H: 2 R: 1 ER: 1 SO: 0 BB: 0 IBB: 0 HBP: 0 BLK: 0 WP: 0 HR: 1 S: 5 P: 5 ERA: 9.00 WHIP: 2.000					

Pittsburgh Pirates @ New York Mets  
Shea Stadium, Flushing, NY  
Mon Aug 17 1964, 3:33 AM EDT  
Att: 12,350 - Unknown

AB	32
R	5
H	11
RBI	5
BB	3
SO	7
LOB	17





Batter	1	2	3	4	5	6	7	8	9	AB	R	H	RBI	BB	SO	LOB	TOP																			
Bob Bailey, R OBP: 0.350, SLG: 0.442 (1, 7)	6-3		G5-4-3			FC6-4 1B	F8			5	0	2	1	0	0	2																				
Manny Mota, R OBP: 0.338, SLG: 0.451 (1, 8)	G6-4-3 1B		6-3			FC6-4 1B		1-6-3	F9	5	0	1	0	0	0	3																				
Roberto Clemente, R OBP: 0.394, SLG: 0.478 (1, 9)	G6-4-3			F8		FC6-4 HR				4	1	1	0	0	0	2																				
Gene Freese, R OBP: 0.279, SLG: 0.399 (1, 5)		F5								4	1	2	2	0	0	1																				
Donn Clendenon, R OBP: 0.320, SLG: 0.428 (1, 3)		F8		6-3						3	0	0	0	1	0	3																				
Bill Mazerowski, R OBP: 0.297, SLG: 0.390 (1, 4)		E5 2B		5-3						4	1	1	0	0	0	2																				
Orlando McFarlane, R OBP: 0.250, SLG: 0.185 (1, 2)					5-3					4	0	1	0	0	1	1																				
Dick Schofield, S OBP: 0.363, SLG: 0.361 (1, 6)					F8		F7			4	0	0	0	0	2	3																				
Joe Gibbon, R OBP: 0.286, SLG: 0.275 (1, 1)					6-3					1	0	0	0	1	0	0																				
Roy Face, R (5, 1)										0	0	0	0	0	0	0																				
Willie Stargell, L OBP: 0.320, SLG: 0.529 (7, PH)										1	0	0	0	0	0	0																				
Tommie Sisk, R (7, 1)										0	0	0	0	0	0	0																				
Gene Alley, R OBP: 0.259, SLG: 0.279 (9, PH)										1	0	1	0	0	0	0																				
<b>Inning Stats</b>	R: 0 E: 0 K: 0 S: 3	H: 1 LOB: 0 BB: 0 P: 3	R: 0 E: 1 K: 1 S: 7	H: 1 LOB: 2 BB: 0 P: 7	R: 0 E: 0 K: 0 S: 2	H: 0 LOB: 0 BB: 1 P: 6	R: 0 E: 0 K: 0 S: 4	H: 1 LOB: 1 BB: 0 P: 4	R: 0 E: 0 K: 0 S: 3	H: 0 LOB: 0 BB: 0 P: 3	R: 2 E: 0 K: 0 S: 5	H: 2 LOB: 1 BB: 1 P: 9	R: 0 E: 1 K: 1 S: 6	H: 0 LOB: 1 BB: 0 P: 6	R: 0 E: 0 K: 0 S: 4	H: 1 LOB: 1 BB: 0 P: 4	R: 1 E: 0 K: 1 S: 8	H: 3 LOB: 2 BB: 0 P: 8	1B: 6 2B: 2 3B: 0 HR: 1	SF: 0 SAC: 0 DP: 3 HBP: 0	WP: 0 PB: 0 SB: 0 CS: 0	PA: 38														
<b>PITCHER</b>	IP	WLS	BF	H	R	ER	SO	BB	IBB	HBP	BLK	WP	HR	S	P	ERA	WHIP	<b>PITCHER</b>	IP	WLS	BF	H	R	ER	SO	BB	IBB	HBP	BLK	WP	HR	S	P	ERA	WHIP	
Al Jackson, L ERA: 4.6 (1, 1)	9.0	W	38	9	3	3	3	2	0	0	0	0	1	42	50	3.00	1.222																			

Pittsburgh Pirates @ New York Mets  
Shea Stadium, Flushing, NY  
Tue Aug 18 1964, 7:05 PM EDT  
Att: 18,905 - Unknown


AB 36  
R 3  
H 9  
RBI 3  
BB 2  
SO 3  
LOB 17



Batter	1	2	3	4	5	6	7	8	9	AB	R	H	RBI	BB	SO	LOB	BOTTOM																			
Bobby Klaus, R OBP: 0.271, SLG: 0.335 (1, 5)	F8	K				F7	L6			4	0	0	0	1	1	0																				
Ron Hunt, R OBP: 0.368, SLG: 0.411 (1, 4)	E 3B 1B		5-3	4-3		HR 1B				5	2	3	0	0	0	2																				
Joe Christopher, R OBP: 0.366, SLG: 0.492 (1, 9)										5	2	4	3	0	0	1																				
Jim Hickman, R OBP: 0.313, SLG: 0.367 (1, 8)										4	2	1	1	1	1	2																				
Charley Smith, R OBP: 0.278, SLG: 0.413 (1, 7)										5	0	1	0	0	2	5																				
Chris Cannizzaro, R OBP: 0.397, SLG: 0.380 (1, 2)										3	1	2	1	1	0	2																				
Ed Kranepool, L OBP: 0.320, SLG: 0.410 (1, 3)										4	0	1	1	0	1	5																				
Roy McMillan, R OBP: 0.239, SLG: 0.245 (1, 6)										3	0	0	0	1	0	3																				
Al Jackson, L OBP: 0.189, SLG: 0.340 (1, 1)										4	0	1	1	0	2	3																				
<b>Inning Stats</b>	R: 1 E: 1 K: 1 S: 7	H: 2 LOB: 3 BB: 2 P: 15	R: 0 E: 0 K: 1 S: 4	H: 0 LOB: 1 BB: 1 P: 8	R: 0 E: 0 K: 1 S: 6	H: 1 LOB: 1 BB: 0 P: 6	R: 0 E: 0 K: 0 S: 5	H: 2 LOB: 2 BB: 1 P: 9	R: 2 E: 0 K: 1 S: 9	H: 4 LOB: 2 BB: 0 P: 9	R: 3 E: 1 K: 1 S: 9	H: 3 LOB: 1 BB: 0 P: 9	R: 0 E: 0 K: 1 S: 5	H: 0 LOB: 0 BB: 0 P: 5	R: 0 E: 0 K: 1 S: 6	H: 1 LOB: 1 BB: 0 P: 6	1B: 5 2B: 4 3B: 3 HR: 1	SF: 0 SAC: 0 DP: 1 HBP: 0	WP: 0 PB: 0 SB: 0 CS: 0	PA: 41																
<b>PITCHER</b>	IP	WLS	BF	H	R	ER	SO	BB	IBB	HBP	BLK	WP	HR	S	P	ERA	WHIP	<b>PITCHER</b>	IP	WLS	BF	H	R	ER	SO	BB	IBB	HBP	BLK	WP	HR	S	P	ERA	WHIP	
Joe Gibbon, L ERA: 3.38 (1, 1)	4.0	L	23	8	4	4	3	4	0	0	0	0	0	1	15	15	9.00	2.000																		
Roy Face, R ERA: 4.73 (5, 1)	2.0		11	4	3	2	2	0	0	0	0	0	0	1	15	15	9.00	2.000																		
Tommie Sisk, R ERA: 7.82 (7, 1)	2.0		7	1	0	0	2	0	0	0	0	0	0	0	11	11	0.00	0.500																		

Pittsburgh Pirates @ New York Mets  
Shea Stadium, Flushing, NY  
Tue Aug 18 1964, 7:05 PM EDT  
Att: 18,905 - Unknown

AB 37  
R 7  
H 13  
RBI 7  
BB 4  
SO 7  
LOB 23





Batter	1	2	3	4	5	6	7	8	9	AB	R	H	RBI	BB	SO	LOB	TOP					
Bob Bailey, R OBP: 0.354, SLG: 0.444 (1, 5)										3	1	2	0	1	1	0	<b>Pittsburgh Pirates @ New York Mets</b> Shea Stadium, Flushing, NY Wed Aug 19 1964, 3:33 AM EDT Att: 19,192 - Unknown					
Bill Virdon, L OBP: 0.296, SLG: 0.318 (1, 8)										4	1	1	2	0	0	2						
Roberto Clemente, R OBP: 0.390, SLG: 0.474 (1, 9)										4	0	0	0	0	1	1						
Jerry Lynch, L OBP: 0.350, SLG: 0.567 (1, 7)										4	0	0	0	0	3	1						
Willie Stargell, L OBP: 0.316, SLG: 0.523 (1, 3)										4	0	0	0	0	1	0						
Smoky Burgess, L OBP: 0.298, SLG: 0.298 (1, 2)										3	0	1	0	0	0	0						
Bill Mazaroski, R OBP: 0.299, SLG: 0.392 (1, 4)										3	0	2	0	0	0	1						
Gene Alley, R OBP: 0.255, SLG: 0.273 (1, 6)										3	0	0	0	0	0	3						
Vern Law, R OBP: 0.333, SLG: 0.300 Tommye Sisk, R (6, 1)										2	0	0	0	0	1	1						
Gene Freese, R OBP: 0.278, SLG: 0.397 Frank Bork, R (8, 1)										0	0	0	0	0	0	0						
<b>Inning Stats</b>	R: 0 E: 0 K: 2 S: 8	H: 1 LOB: 1 BB: 0 P: 8	R: 0 E: 0 K: 0 S: 4	H: 1 LOB: 1 BB: 0 P: 4	R: 0 E: 0 K: 2 S: 7	H: 0 LOB: 0 BB: 0 P: 7	R: 0 E: 0 K: 1 S: 5	H: 0 LOB: 0 BB: 0 P: 5	R: 0 E: 0 K: 0 S: 4	H: 1 LOB: 1 BB: 0 P: 4	R: 0 E: 0 K: 0 S: 3	H: 1 LOB: 1 BB: 0 P: 3	R: 0 E: 1 K: 1 S: 5	H: 0 LOB: 1 BB: 0 P: 5	R: 0 E: 0 K: 1 S: 5	H: 1 LOB: 0 BB: 0 P: 5	R: 2 E: 0 K: 1 S: 6	H: 1 LOB: 0 BB: 1 P: 10	1B: 4 2B: 1 3B: 0 HR: 1	SF: 0 SAC: 0 DP: 1 HBP: 0	WP: 0 PB: 0 SB: 0 CS: 1	PA: 32
<b>PITCHER</b> Tracy Stallard, R ERA: 4.21 (1, 1)	IP: 9.0 WLS: W BF: 32 H: 6 R: 2 ER: 2 SO: 8 BB: 1 IBB: 0 HBP: 0 BLK: 0 WP: 0 HR: 1 S: 47 P: 51 ERA: 2.00 WHIP: 0.778																					

AB 31  
R 2  
H 6  
RBI 2  
BB 1  
SO 8  
LOB 9



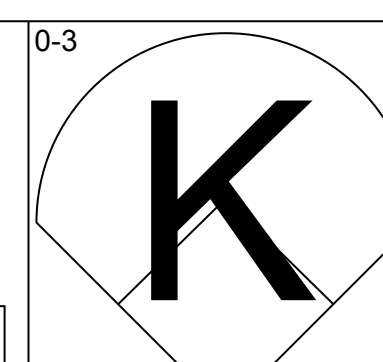
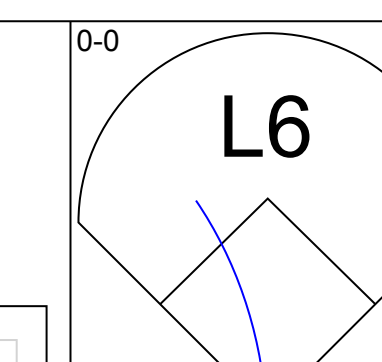
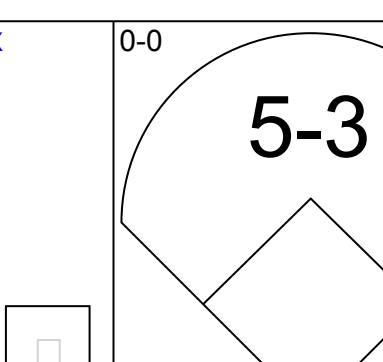
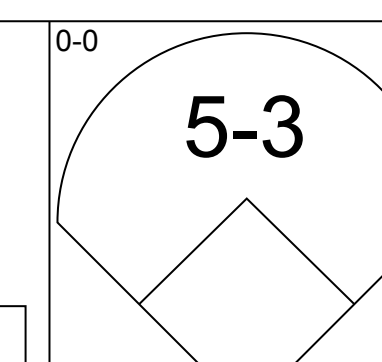
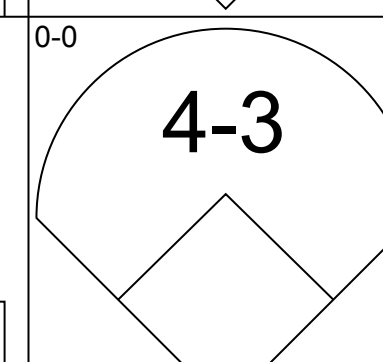
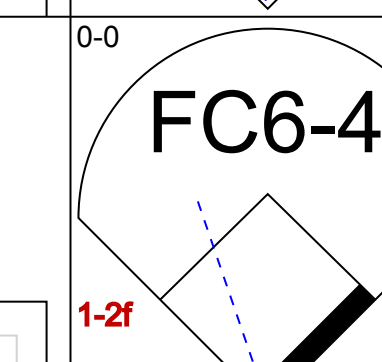
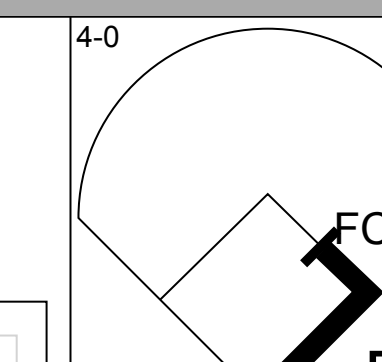
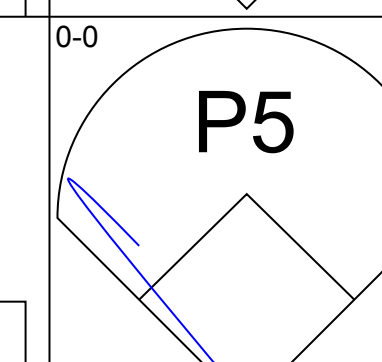
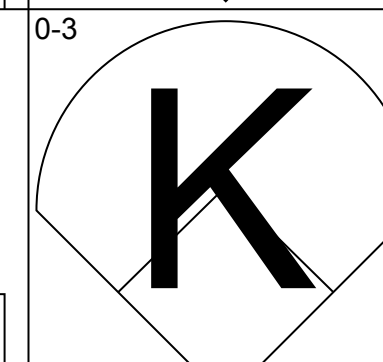
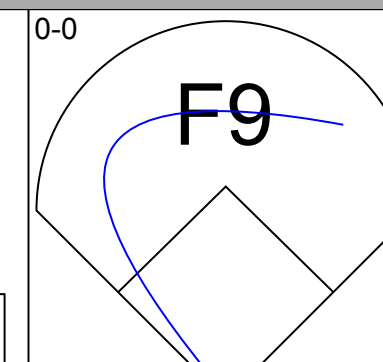
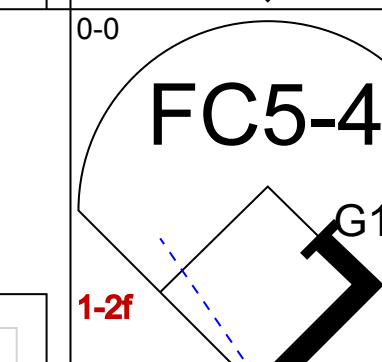
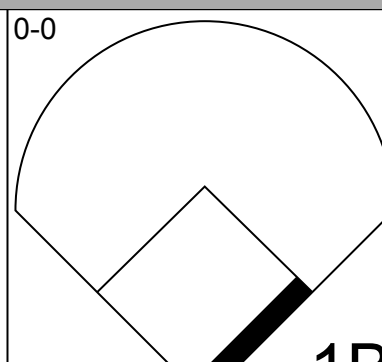
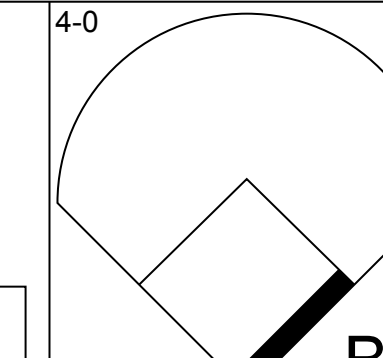
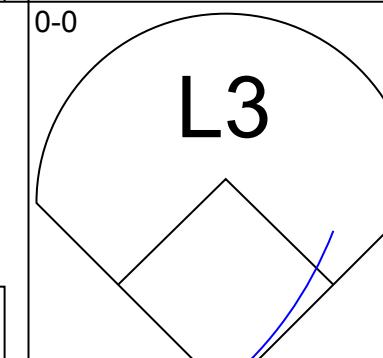
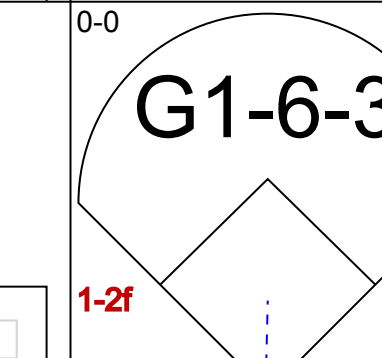
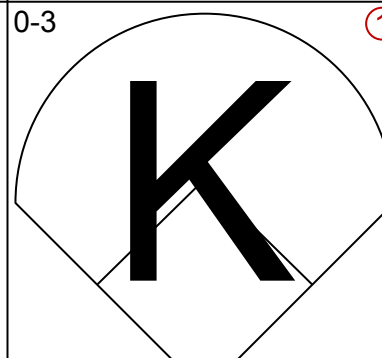
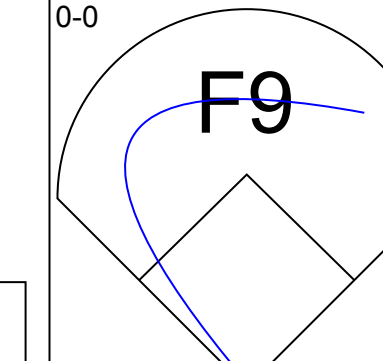
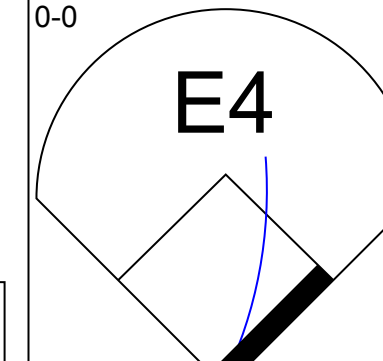
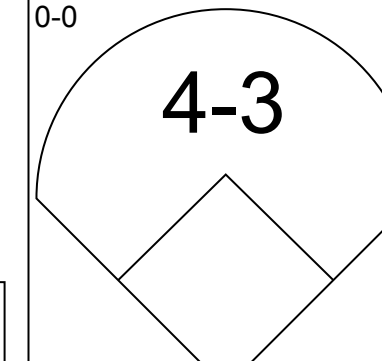
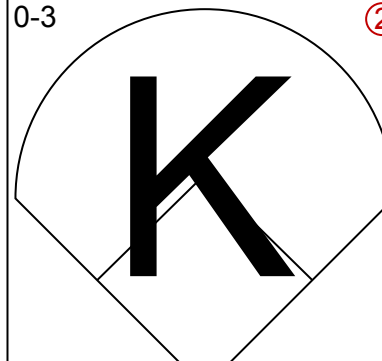
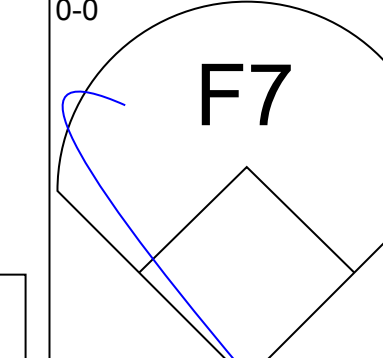
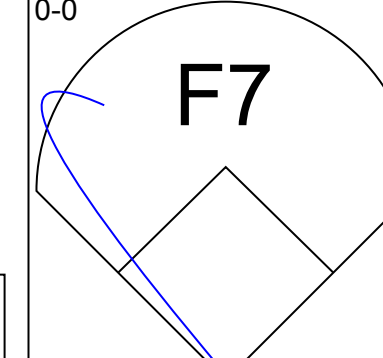
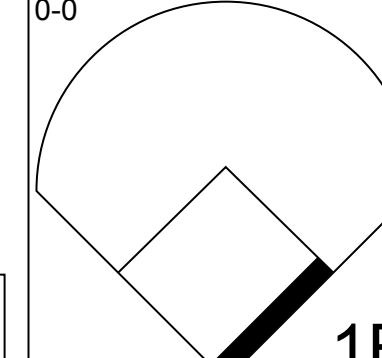
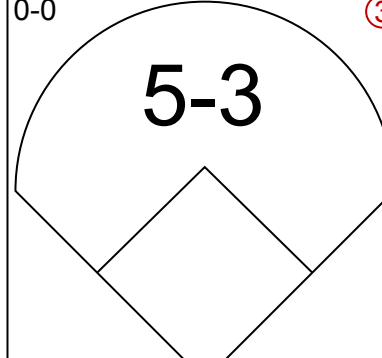
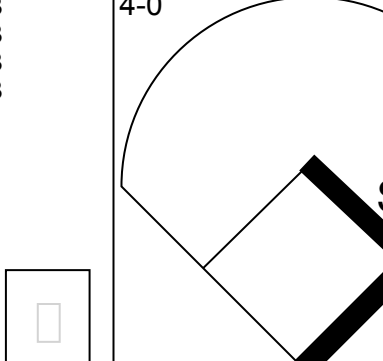
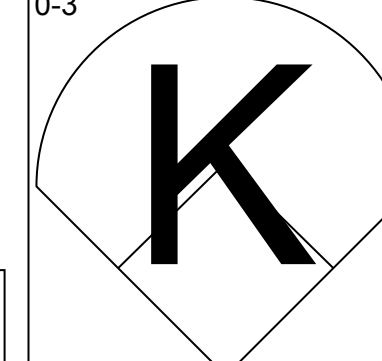
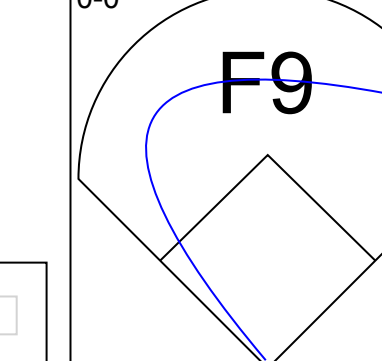
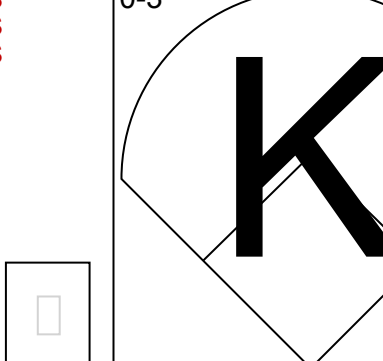
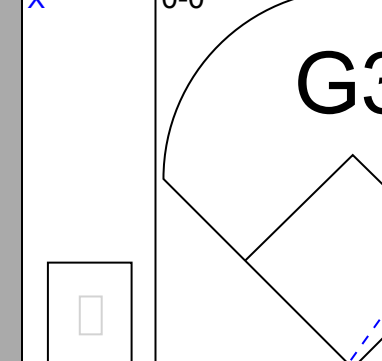
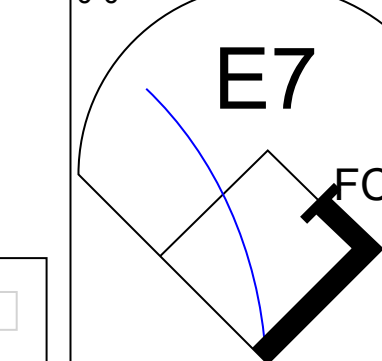
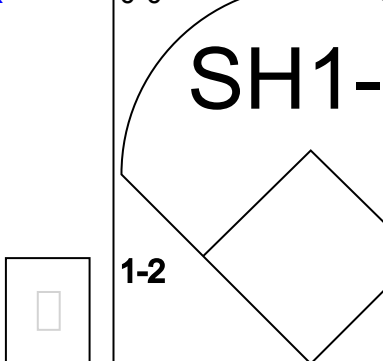
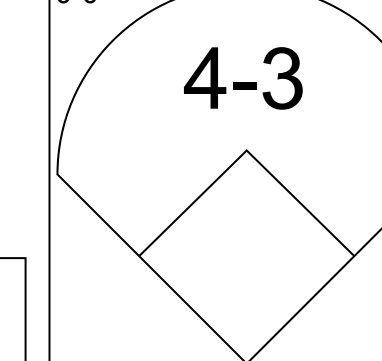
Batter	1	2	3	4	5	6	7	8	9	AB	R	H	RBI	BB	SO	LOB	BOTTOM			
Bobby Klaus, R OBP: 0.264, SLG: 0.327 (1, 5)										4	0	0	0	0	1	2	<b>Pittsburgh Pirates @ New York Mets</b> Shea Stadium, Flushing, NY Wed Aug 19 1964, 3:33 AM EDT Att: 19,192 - Unknown			
Ron Hunt, R OBP: 0.365, SLG: 0.407 (1, 4)										4	1	0	0	0	0	2				
Joe Christopher, R OBP: 0.365, SLG: 0.489 (1, 9)										3	1	0	0	1	1	0				
Ed Kranepool, L OBP: 0.323, SLG: 0.409 (1, 3)										3	1	1	0	1	0	0				
Jim Hickman, R OBP: 0.312, SLG: 0.375 (1, 8)										4	1	1	4	0	1	2				
Charley Smith, R OBP: 0.279, SLG: 0.415 (1, 7)										3	0	1	0	0	1	1				
Chris Cannizzaro, R OBP: 0.377, SLG: 0.399 (1, 2)										3	0	0	0	0	1	2				
Roy McMillan, R OBP: 0.237, SLG: 0.243 (1, 6)										3	0	0	0	0	0	0				
Tracy Stallard, R OBP: 0.238, SLG: 0.274 (1, 1)										3	0	2	0	0	1	0				
<b>Inning Stats</b>	R: 0 E: 0 K: 1 S: 5	H: 0 LOB: 0 BB: 0 P: 5	R: 0 E: 0 K: 2 S: 8	H: 1 LOB: 1 BB: 0 P: 8	R: 0 E: 0 K: 1 S: 6	H: 1 LOB: 1 BB: 0 P: 6	R: 0 E: 0 K: 0 S: 3	H: 0 LOB: 0 BB: 0 P: 3	R: 0 E: 0 K: 1 S: 5	H: 0 LOB: 0 BB: 0 P: 5	R: 4 E: 0 K: 0 S: 6	H: 3 LOB: 1 BB: 2 P: 14	R: 0 E: 0 K: 1 S: 5	H: 0 LOB: 0 BB: 0 P: 5	R: 0 E: 1 K: 0 S: 4	H: 0 LOB: 1 BB: 0 P: 4		1B: 2 2B: 2 3B: 0 HR: 1	SF: 0 SAC: 0 DP: 0 HBP: 0	WP: 0 PB: 0 SB: 0 CS: 0
<b>PITCHER</b> Vern Law, R ERA: 3.6 Tommye Sisk, R ERA: 7.54 Frank Bork, L ERA: 3.68 (1, 1)	IP: 5.2 WLS: L BF: 24 H: 5 R: 4 ER: 4 SO: 5 BB: 2 IBB: 0 HBP: 0 BLK: 0 WP: 0 HR: 1 S: 32 P: 40 ERA: 6.35 WHIP: 1.235																			

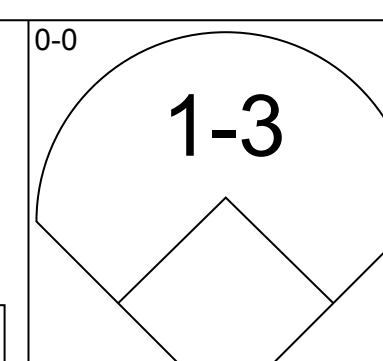
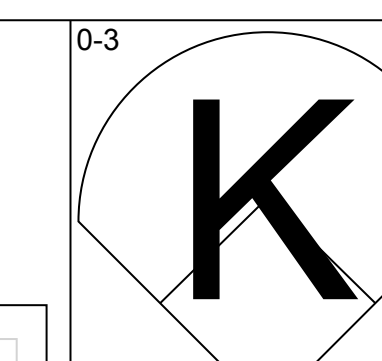
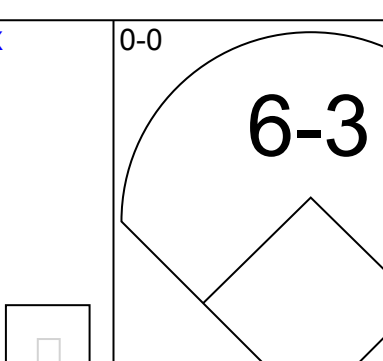
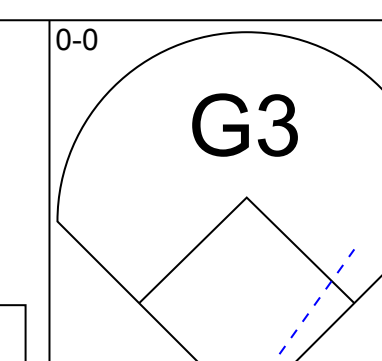
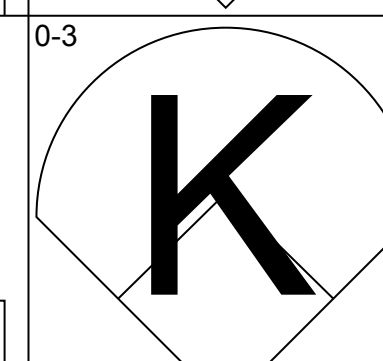
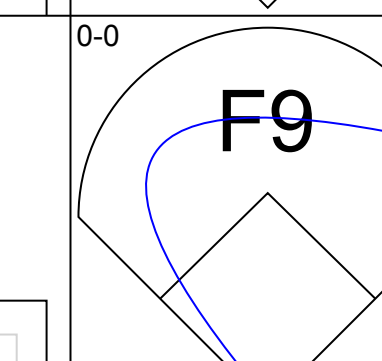
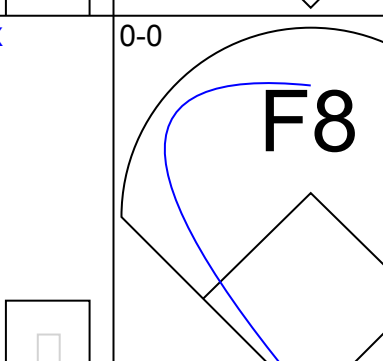
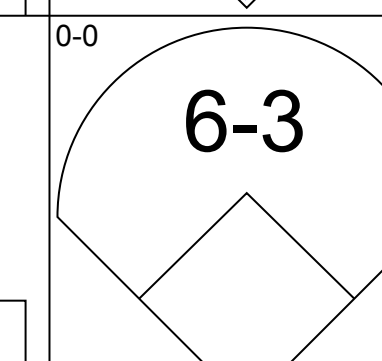
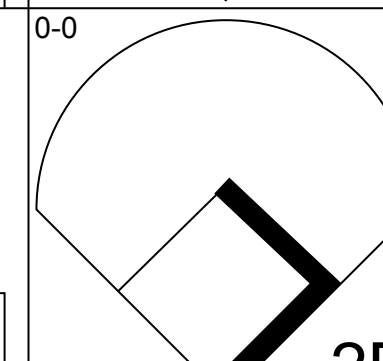
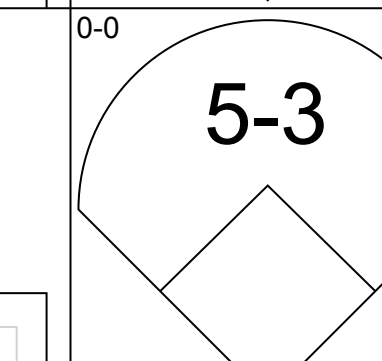
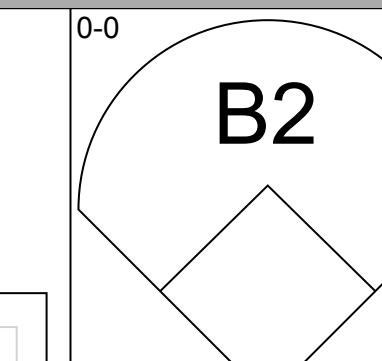
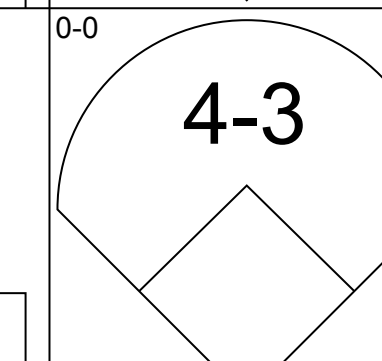
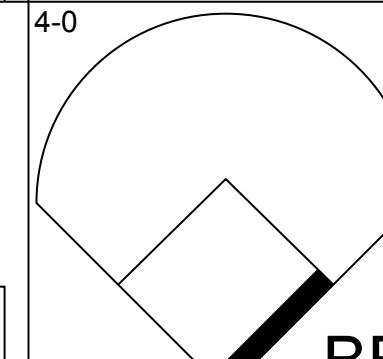

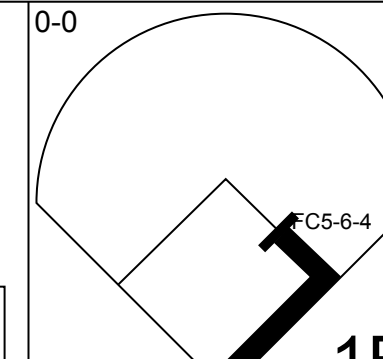
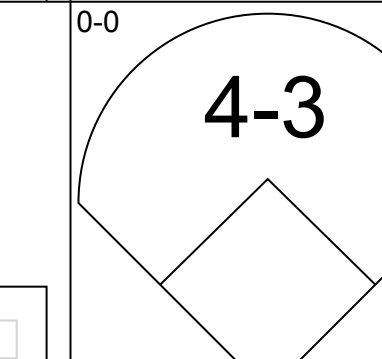
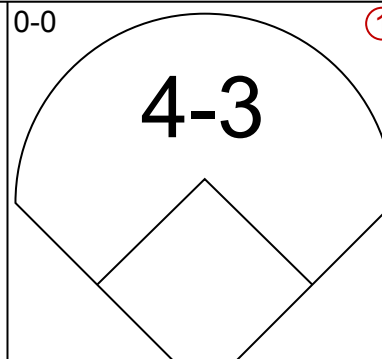
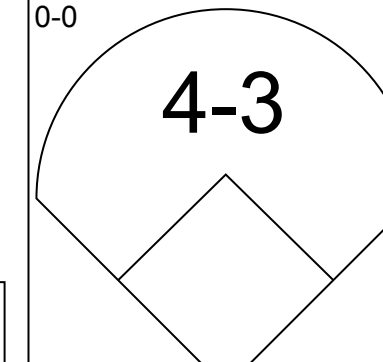
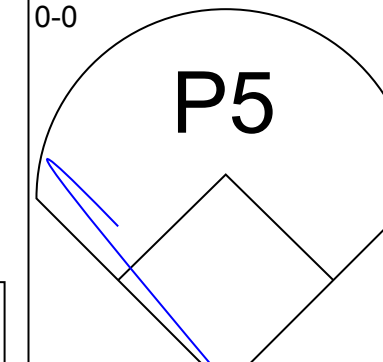
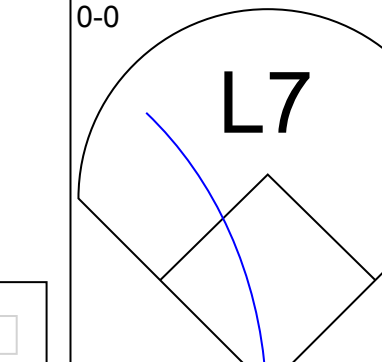
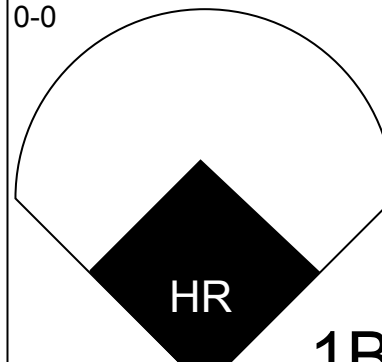
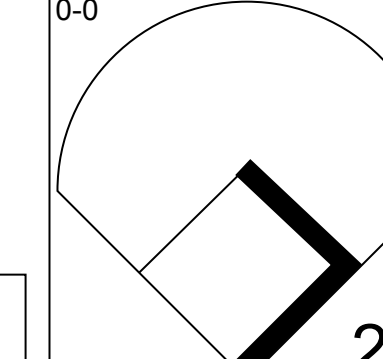
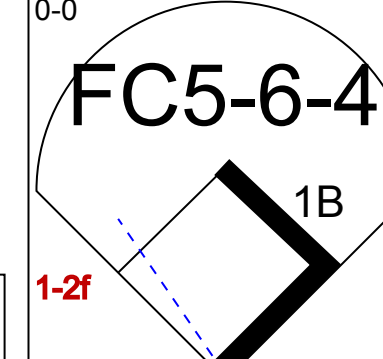
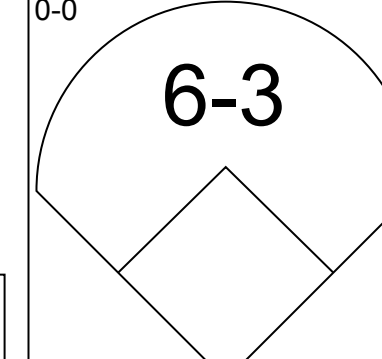
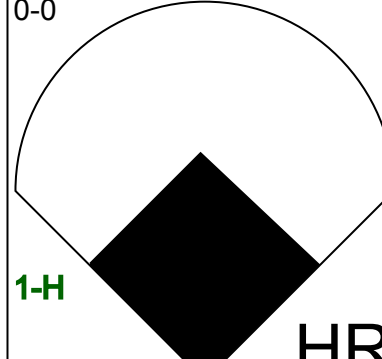
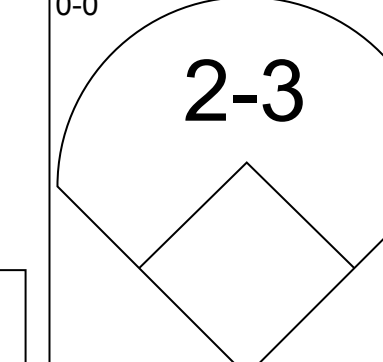
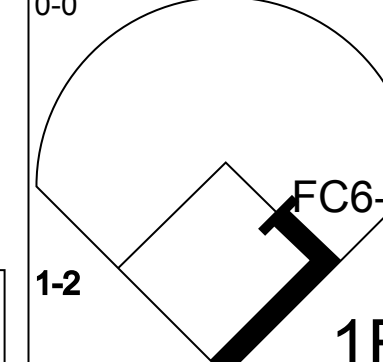
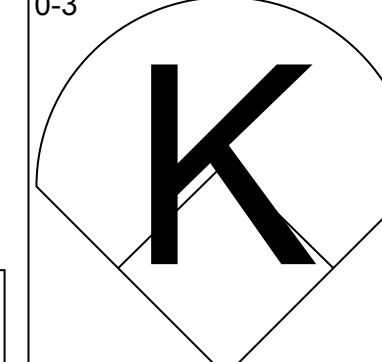
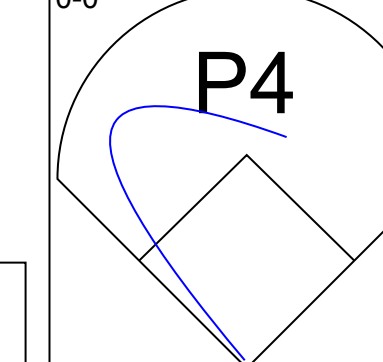
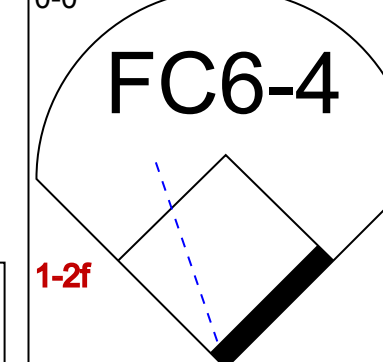
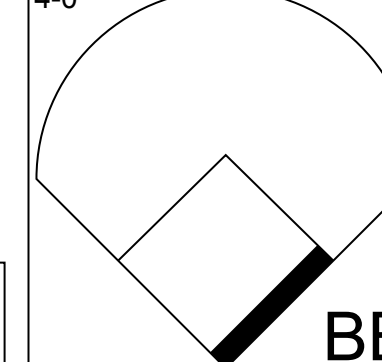
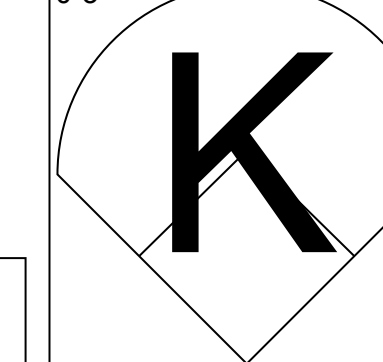
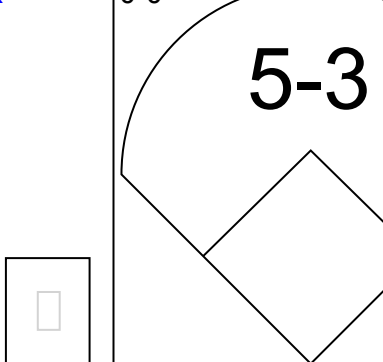
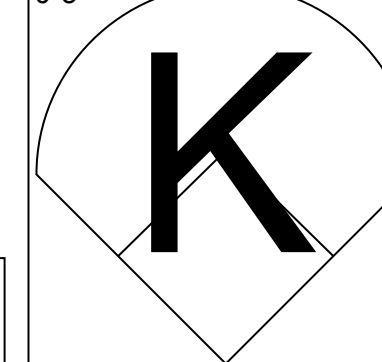
AB 30  
R 4  
H 5  
RBI 4  
BB 2  
SO 6  
LOB 9



Batter	1	2	3	4	5	6	7	8	9	AB	R	H	RBI	BB	SO	LOB	BOTTOM			
Bobby Klaus, R OBP: 0.264, SLG: 0.327 (1, 5)										4	0	0	0	0	1	2	<b>Pittsburgh Pirates @ New York Mets</b> Shea Stadium, Flushing, NY Wed Aug 19 1964, 3:33 AM EDT Att: 19,192 - Unknown			
Ron Hunt, R OBP: 0.365, SLG: 0.407 (1, 4)										4	1	0	0	0	0	2				
Joe Christopher, R OBP: 0.365, SLG: 0.489 (1, 9)										3	1	0	0	1	1	0				
Ed Kranepool, L OBP: 0.323, SLG: 0.409 (1, 3)										3	1	1	0	1	0	0				
Jim Hickman, R OBP: 0.312, SLG: 0.375 (1, 8)										4	1	1	4	0	1	2				
Charley Smith, R OBP: 0.279, SLG: 0.415 (1, 7)										3	0	1	0	0	1	1				
Chris Cannizzaro, R OBP: 0.377, SLG: 0.399 (1, 2)										3	0	0	0	0	1	2				
Roy McMillan, R OBP: 0.237, SLG: 0.243 (1, 6)										3	0	0	0	0	0	0				
Tracy Stallard, R OBP: 0.238, SLG: 0.274 (1, 1)										3	0	2	0	0	1	0				
<b>Inning Stats</b>	R: 0 E: 0 K: 1 S: 5	H: 0 LOB: 0 BB: 0 P: 5	R: 0 E: 0 K: 2 S: 8	H: 1 LOB: 1 BB: 0 P: 8	R: 0 E: 0 K: 1 S: 6	H: 1 LOB: 1 BB: 0 P: 6	R: 0 E: 0 K: 0 S: 3	H: 0 LOB: 0 BB: 0 P: 3	R: 0 E: 0 K: 1 S: 5	H: 0 LOB: 0 BB: 0 P: 5	R: 4 E: 0 K: 0 S: 6	H: 3 LOB: 1 BB: 2 P: 14	R: 0 E: 0 K: 1 S: 5	H: 0 LOB: 0 BB: 0 P: 5	R: 0 E: 1 K: 0 S: 4	H: 0 LOB: 1 BB: 0 P: 4		1B: 2 2B: 2 3B: 0 HR: 1	SF: 0 SAC: 0 DP: 0 HBP: 0	WP: 0 PB: 0 SB: 0 CS: 0
<b>PITCHER</b> Vern Law, R ERA: 3.6 Tommye Sisk, R ERA: 7.54 Frank Bork, L ERA: 3.68 (1, 1)	IP: 5.2 WLS: L BF: 24 H: 5 R: 4 ER: 4 SO: 5 BB: 2 IBB: 0 HBP: 0 BLK: 0 WP: 0 HR: 1 S: 32 P: 40 ERA: 6.35 WHIP: 1.235																			



Batter	1	2	3	4	5	6	7	8	9	AB	R	H	RBI	BB	SO	LOB	TOP			
Bob Bailey, R OBP: 0.391, SLG: 0.439 (1, 5)										4	0	0	0	0	1	2	Pittsburgh Pirates @ Philadelphia Phillies Connie Mack Stadium, Philadelphia, PA Thu Aug 20 1964, 7:05 PM EDT Unknown			
Bill Virdon, L OBP: 0.296, SLG: 0.315 (1, 8)										3	0	0	0	1	0	1				
Roberto Clemente, R OBP: 0.389, SLG: 0.472 (1, 9)										4	0	1	0	0	1	1				
Jerry Lynch, L OBP: 0.348, SLG: 0.559 (1, 7)										3	0	0	0	1	1	2				
Manny Mota, R OBP: 0.336, SLG: 0.451 (9, 7)										0	0	0	0	0	0	0				
Willie Stargell, L OBP: 0.313, SLG: 0.516 (1, 3)										4	0	0	0	0	1	2				
Bill Mazerowski, R OBP: 0.299, SLG: 0.391 (1, 4)										4	0	1	0	0	0	3				
Jim Pagliaroni, R OBP: 0.380, SLG: 0.435 (1, 2)										1	0	0	0	1	0	1				
Smoky Burgess, L OBP: 0.294, SLG: 0.296 (5, 2)										1	0	0	0	0	1	1				
Dick Schofield, S OBP: 0.366, SLG: 0.358 (1, 6)										3	0	0	0	0	1	2				
Bob Friend, R OBP: 0.129, SLG: 0.085 (1, 1)										2	0	0	0	0	0	0				
<b>Inning Stats</b>	R: 0 E: 0 K: 2 S: 7	H: 0 LOB: 0 BB: 0 P: 7	R: 0 E: 0 K: 0 S: 3	H: 0 LOB: 1 BB: 1 P: 7	R: 0 E: 1 K: 0 S: 4	H: 0 LOB: 1 BB: 0 P: 4	R: 0 E: 1 K: 0 S: 4	H: 0 LOB: 1 BB: 0 P: 4	R: 0 E: 0 K: 1 S: 5	H: 0 LOB: 0 BB: 1 P: 6	R: 0 E: 0 K: 1 S: 6	H: 1 LOB: 1 BB: 0 P: 6	R: 0 E: 0 K: 0 S: 3	H: 0 LOB: 0 BB: 0 P: 3	R: 0 E: 0 K: 2 S: 8	H: 1 LOB: 1 BB: 0 P: 8	1B: 2 2B: 0 3B: 0 HR: 0	SF: 0 SAC: 1 DP: 1 HBP: 0	WP: 0 PB: 0 SB: 0 CS: 0	PA: 33
<b>PITCHER</b> Art Mahaffey, R ERA: 4.43 (1, 1)	IP: 9.0 WLS: W BF: 33 H: 2 R: 0 ER: 0 SO: 6 BB: 3 IBB: 0 HBP: 0 BLK: 0 WP: 0 HR: 0 S: 42 P: 54 ERA: 0.00 WHIP: 0.556															<b>PITCHER</b>				

Batter	1	2	3	4	5	6	7	8	9	AB	R	H	RBI	BB	SO	LOB	BOTTOM			
Tony Gonzalez, L OBP: 0.377, SLG: 0.390 (1, 8)										4	0	0	0	0	1	0	Pittsburgh Pirates @ Philadelphia Phillies Connie Mack Stadium, Philadelphia, PA Thu Aug 20 1964, 7:05 PM EDT Unknown			
Dick Allen, R OBP: 0.370, SLG: 0.530 (1, 5)										4	0	0	0	0	1	0				
Johnny Callison, L OBP: 0.316, SLG: 0.482 (1, 9)										4	0	1	0	0	0	0				
Wes Covington, L OBP: 0.356, SLG: 0.434 (1, 7)										3	0	1	0	1	0	0				
Clay Dalrymple, L OBP: 0.297, SLG: 0.341 (1, 2)										4	1	1	0	0	0	3				
Frank Thomas, R OBP: 0.310, SLG: 0.409 (1, 3)										4	1	2	2	0	0	1				
Tony Taylor, R OBP: 0.336, SLG: 0.326 (1, 4)										3	0	1	0	0	1	1				
Ruben Amaro, R OBP: 0.310, SLG: 0.351 (1, 6)										2	0	0	0	1	0	3				
Art Mahaffey, R OBP: 0.146, SLG: 0.250 (1, 1)										3	0	0	0	0	2	2				
<b>Inning Stats</b>	R: 0 E: 0 K: 1 S: 6	H: 1 LOB: 2 BB: 1 P: 10	R: 0 E: 0 K: 1 S: 6	H: 1 LOB: 0 BB: 0 P: 6	R: 0 E: 0 K: 1 S: 5	H: 0 LOB: 0 BB: 0 P: 5	R: 0 E: 0 K: 0 S: 5	H: 2 LOB: 2 BB: 0 P: 5	R: 0 E: 0 K: 0 S: 3	H: 0 LOB: 0 BB: 0 P: 3	R: 0 E: 0 K: 2 S: 7	H: 0 LOB: 1 BB: 1 P: 11	R: 0 E: 0 K: 0 S: 3	H: 0 LOB: 0 BB: 0 P: 3	R: 2 E: 0 K: 0 S: 3	H: 2 LOB: 0 BB: 0 P: 3		1B: 3 2B: 2 3B: 0 HR: 1	SF: 0 SAC: 0 DP: 0 HBP: 0	WP: 0 PB: 0 SB: 0 CS: 0
<b>PITCHER</b> Bob Friend, R ERA: 3.26 (1, 1)	IP: 8.1 WLS: L BF: 33 H: 6 R: 2 ER: 2 SO: 5 BB: 2 IBB: 0 HBP: 0 BLK: 0 WP: 0 HR: 1 S: 41 P: 49 ERA: 2.16 WHIP: 0.960															<b>PITCHER</b>				



Batter	1	2	3	4	5	6	7	8	9	AB	R	H	RBI	BB	SO	LOB	TOP										
Bob Bailey, R OBP: 0.348, SLG: 0.444 (1, 5)	F2		HR	5-3			L8		K	5	1	1	1	0	1	4											
Manny Mota, R OBP: 0.332, SLG: 0.442 (1, 8)	K		6-3		F9		K			4	0	0	0	0	2	1											
Roberto Clemente, R OBP: 0.380, SLG: 0.472 (1, 9)	1B		1B		6-3			E5		4	0	2	0	0	0	0											
Willie Stargell, L OBP: 0.315, SLG: 0.516 (1, 7)	1B		1B		L8			G3-6		4	0	2	0	0	0	1											
Donn Clendenon, R OBP: 0.316, SLG: 0.423 (1, 3)	K		K							4	0	0	0	0	2	4											
Smoky Burgess, L OBP: 0.298, SLG: 0.297 (9, PR)		4-3			2B					3	0	1	0	0	0	0											
Gene Alley, R OBP: 0.255, SLG: 0.273 (9, PR)					HBP					0	1	0	0	0	0	0											
Bill Mazerowski, R OBP: 0.298, SLG: 0.392 (1, 4)		E5			F3					4	0	1	1	0	0	1											
Dick Schofield, S OBP: 0.362, SLG: 0.362 (9, PH)										2	0	1	0	1	0	1											
Jerry Lynch, L OBP: 0.347, SLG: 0.557 (9, PH)		F9								1	0	0	0	0	0	2											
Don Schwall, R OBP: 0.278, SLG: 0.389 (8, 1)										3	0	0	0	0	2	4											
Al McBean, R OBP: 0.167, SLG: 0.167 (9, PH)		FC6-4			K					0	0	0	0	0	0	0											
Bill Virdon, L OBP: 0.288, SLG: 0.317 (9, PH)										1	0	1	0	0	0	0											
<b>Inning Stats</b>	R: 0 E: 0 K: 2 S: 9	H: 2 LOB: 2 BB: 0 P: 9	R: 0 E: 1 K: 0 S: 4	H: 0 LOB: 1 BB: 0 P: 4	R: 1 E: 0 K: 1 S: 7	H: 3 LOB: 2 BB: 0 P: 7	R: 0 E: 0 K: 1 S: 6	H: 1 LOB: 2 BB: 0 P: 7	R: 0 E: 0 K: 0 S: 3	H: 0 LOB: 0 BB: 1 P: 3	R: 0 E: 0 K: 2 S: 7	H: 0 LOB: 1 BB: 1 P: 11	R: 0 E: 1 K: 0 S: 3	H: 0 LOB: 0 BB: 0 P: 3	R: 1 E: 0 K: 1 S: 7	H: 3 LOB: 1 BB: 0 P: 7	1B: 6 2B: 3 3B: 0 HR: 1	SF: 0 SAC: 0 DP: 2 HBP: 1	WP: 0 PB: 0 SB: 0 CS: 0	PA: 37							
<b>PITCHER</b>	IP	WLS	BF	H	R	ER	SO	BB	IBB	HBP	BLK	WP	HR	S	P	ERA	WHIP										
Rick Wise, R ERA: 3.23 (1, 1)	8.0	W	34	8	2	2	6	1	0	1	0	0	1	44	49	2.25	1.125										
Ed Roebuck, R ERA: 2.5 (9, 1)	1.0	S	3	1	0	0	1	0	0	0	0	0	0	5	5	0.00	1.000										

Pittsburgh Pirates @ Philadelphia Phillies  
 Connie Mack Stadium, Philadelphia, PA  
 Thu Aug 20 1964, 7:05 PM EDT  
 Att: 35,814 - Unknown

AB	35
R	2
H	9
RBI	2
BB	1
SO	7
LOB	18



Batter	1	2	3	4	5	6	7	8	9	AB	R	H	RBI	BB	SO	LOB	BOTTOM										
Tony Gonzalez, L OBP: 0.376, SLG: 0.389 (1, 8)	6-3		1B		4-3			E3		4	1	1	0	0	0	1											
Dick Allen, R OBP: 0.371, SLG: 0.530 (8, PR)										4	0	2	0	0	2	2											
Bobby Wine, R OBP: 0.272, SLG: 0.302 (9, 5)	G3		K					BB		0	0	0	0	0	0	0											
Johnny Callison, L OBP: 0.317, SLG: 0.490 (1, 9)	1B		K					SF8		3	1	2	3	0	1	2											
Wes Covington, L OBP: 0.355, SLG: 0.429 (8, PR)										3	0	0	0	1	0	4											
John Hermstein, L OBP: 0.302, SLG: 0.393 (9, 7)	G3		4-3					G5-3		0	0	0	0	0	0	0											
Clay Dalrymple, L OBP: 0.297, SLG: 0.338 (1, 2)								IBB		3	0	0	0	1	0	2											
Frank Thomas, R OBP: 0.306, SLG: 0.402 (1, 3)										4	0	0	0	0	1	3											
Tony Taylor, R OBP: 0.336, SLG: 0.324 (1, 4)										3	0	0	0	0	1	0											
Ruben Amaro, R OBP: 0.305, SLG: 0.345 (1, 6)										3	0	0	0	0	1	0											
Rick Wise, R OBP: 0.353, SLG: 0.286 (1, 1)										3	1	2	0	0	1	0											
Ed Roebuck, R ERA: 1.53 (9, 1)										0	0	0	0	0	0	0											
<b>Inning Stats</b>	R: 0 E: 0 K: 0 S: 5	H: 2 LOB: 2 BB: 0 P: 5	R: 0 E: 0 K: 2 S: 7	H: 0 LOB: 0 BB: 0 P: 7	R: 0 E: 0 K: 1 S: 5	H: 0 LOB: 0 BB: 0 P: 5	R: 0 E: 0 K: 1 S: 5	H: 0 LOB: 0 BB: 0 P: 5	R: 1 E: 0 K: 0 S: 6	H: 1 LOB: 0 BB: 0 P: 6	R: 0 E: 0 K: 0 S: 3	H: 0 LOB: 0 BB: 0 P: 3	R: 2 E: 1 K: 0 S: 5	H: 2 LOB: 2 BB: 2 P: 13	1B: 6 2B: 0 3B: 0 HR: 1	SF: 1 SAC: 0 DP: 1 HBP: 0	WP: 0 PB: 0 SB: 0 CS: 0	PA: 33									
<b>PITCHER</b>	IP	WLS	BF	H	R	ER	SO	BB	IBB	HBP	BLK	WP	HR	S	P	ERA	WHIP										
Don Schwall, R ERA: 3.63 (8, 1)	1.0	L	5	1	0	0	0	1	1	0	0	0	0	3	11	0.00	2.000										

Pittsburgh Pirates @ Philadelphia Phillies  
 Connie Mack Stadium, Philadelphia, PA  
 Thu Aug 20 1964, 7:05 PM EDT  
 Att: 35,814 - Unknown

AB	30
R	3
H	7
RBI	3
BB	2
SO	7
LOB	14





Batter	1	2	3	4	5	6	7	8	9	AB	R	H	RBI	BB	SO	LOB	TOP			
Bob Bailey, R OBP: 0.350, SLG: 0.443 (1, 7)										3	0	1	0	1	0	0				
Manny Mota, R OBP: 0.325, SLG: 0.433 (1, 8)										4	0	0	0	0	1	2				
Roberto Clemente, R OBP: 0.387, SLG: 0.468 (1, 9)										4	0	0	0	0	2	0				
Gene Freese, R OBP: 0.282, SLG: 0.404 (1, 5)										4	0	2	0	0	0	0				
Donn Clendenon, R OBP: 0.315, SLG: 0.424 (1, 3)										4	0	1	0	0	1	2				
Bill Mazerowski, R OBP: 0.304, SLG: 0.398 (1, 4)										3	0	3	0	1	0	0				
Orlando McFarlane, R OBP: 0.225, SLG: 0.167 (1, 2)										4	0	0	0	0	2	6				
Dick Schofield, S OBP: 0.358, SLG: 0.357 (1, 6)										4	0	0	0	0	1	1				
Bob Veale, S OBP: 0.219, SLG: 0.197 (1, 1)										2	0	0	0	0	2	0				
Willie Stargell, L OBP: 0.314, SLG: 0.515 (7, PH)										1	0	0	0	0	1	0				
Al McBean, R OBP: 0.167, SLG: 0.167 (7, 1)										0	0	0	0	0	0	0				
Jerry Lynch, L OBP: 0.345, SLG: 0.555 (9, PH)										1	0	0	0	0	0	1				
<b>Inning Stats</b>	R: 0 E: 0 K: 1 S: 5	H: 0 LOB: 0 BB: 0 P: 5	R: 0 E: 0 K: 0 S: 4	H: 1 LOB: 1 BB: 0 P: 4	R: 0 E: 0 K: 1 S: 6	H: 1 LOB: 1 BB: 0 P: 6	R: 0 E: 0 K: 1 S: 7	H: 2 LOB: 2 BB: 0 P: 7	R: 0 E: 0 K: 2 S: 7	H: 0 LOB: 1 BB: 1 P: 11	R: 0 E: 0 K: 1 S: 5	H: 0 LOB: 0 BB: 0 P: 5	R: 0 E: 0 K: 2 S: 8	H: 1 LOB: 1 BB: 0 P: 8	R: 0 E: 0 K: 1 S: 6	H: 1 LOB: 1 BB: 0 P: 6	1B: 4 2B: 3 3B: 0 HR: 0	SF: 0 SAC: 0 DP: 0 HBP: 0	WP: 0 PB: 0 SB: 0 CS: 0	PA: 36
<b>PITCHER</b> Chris Short, L ERA: 1.74 (1, 1)	IP: 9.0 WLS: W BF: 36 H: 7 R: 0 ER: 0 SO: 10 BB: 1 IBB: 1 HBP: 0 BLK: 0 WP: 0 HR: 0 S: 54 P: 62 ERA: 0.00 WHIP: 0.889																			

Pittsburgh Pirates @ Philadelphia Phillies  
 Connie Mack Stadium, Philadelphia, PA  
 Fri Aug 21 1964, 7:05 PM EDT  
 Att: 30,170 - Unknown

AB	34
R	0
H	7
RBI	0
BB	2
SO	10
LOB	12



Batter	1	2	3	4	5	6	7	8	9	AB	R	H	RBI	BB	SO	LOB	BOTTOM	
Cookie Rojas, R OBP: 0.345, SLG: 0.415 (1, 8)										3	0	0	0	0	0	0		
Wes Covington, L OBP: 0.397, SLG: 0.429 (8, PH)										0	0	0	0	0	0	0		
John Hermstein, L OBP: 0.302, SLG: 0.393 (8, PR)										0	0	0	0	0	0	0		
Johnny Callison, L OBP: 0.317, SLG: 0.488 (1, 9)										4	0	1	1	0	0	0		
Dick Allen, R OBP: 0.368, SLG: 0.525 (1, 5)										4	0	0	0	0	2	2		
Bobby Wine, R OBP: 0.272, SLG: 0.302 (9, 5)										0	0	0	0	0	0	0		
Frank Thomas, R OBP: 0.306, SLG: 0.402 (1, 3)										3	0	1	0	0	0	0		
Alex Johnson, R OBP: 0.474, SLG: 0.629 (1, 7)										2	1	2	0	0	0	0		
Tony Gonzalez, L OBP: 0.375, SLG: 0.388 (7, 8)										1	0	0	0	0	0	1		
Gus Triandos, R OBP: 0.338, SLG: 0.405 (1, 2)										3	0	0	0	0	0	2		
Tony Taylor, R OBP: 0.336, SLG: 0.324 (1, 4)										3	0	1	1	0	0	0		
Ruben Amaro, R OBP: 0.305, SLG: 0.345 (1, 6)										3	1	1	0	0	0	1		
Chris Short, R OBP: 0.068, SLG: 0.048 (1, 1)										2	0	0	0	0	1	0		
<b>Inning Stats</b>	R: 0 E: 0 K: 0 S: 3	H: 0 LOB: 0 BB: 0 P: 3	R: 1 E: 0 K: 0 S: 5	H: 2 LOB: 1 BB: 0 P: 5	R: 0 E: 0 K: 0 S: 3	H: 0 LOB: 0 BB: 0 P: 3	R: 0 E: 0 K: 0 S: 4	H: 1 LOB: 1 BB: 0 P: 4	R: 0 E: 0 K: 1 S: 5	H: 0 LOB: 0 BB: 0 P: 5	R: 0 E: 0 K: 1 S: 3	H: 1 LOB: 0 BB: 0 P: 3	R: 1 E: 0 K: 1 S: 7	H: 2 LOB: 2 BB: 0 P: 8	1B: 6 2B: 0 3B: 0 HR: 0	SF: 0 SAC: 1 DP: 1 HBP: 1	WP: 0 PB: 0 SB: 0 CS: 0	PA: 30
<b>PITCHER</b> Bob Veale, L ERA: 2.98 (1, 1)	IP: 6.0 WLS: L BF: 21 H: 3 R: 1 ER: 1 SO: 2 BB: 0 IBB: 0 HBP: 0 BLK: 1 WP: 0 HR: 0 S: 25 P: 25 ERA: 1.50 WHIP: 0.500																	
Al McBean, R ERA: 1.63 (7, 1)	IP: 2.0 WLS: 9 BF: 3 H: 1 R: 1 ER: 1 SO: 1 BB: 0 IBB: 0 HBP: 1 BLK: 0 WP: 0 HR: 0 S: 10 P: 11 ERA: 4.50 WHIP: 1.500																	

Pittsburgh Pirates @ Philadelphia Phillies  
 Connie Mack Stadium, Philadelphia, PA  
 Fri Aug 21 1964, 7:05 PM EDT  
 Att: 30,170 - Unknown

AB	28
R	2
H	6
RBI	2
BB	0
SO	3
LOB	6





Batter	1	2	3	4	5	6	7	8	9	AB	R	H	RBI	BB	SO	LOB	TOP					
Dick Schofield, S OBP: 0.361, SLG: 0.363	SH4-3 2B		6-3	F8		1-3 2H	1B		1-3	6	1	3	2	0	0	1	Pittsburgh Pirates @ Philadelphia Phillies Connie Mack Stadium, Philadelphia, PA Sat Aug 22 1964, 3:33 AM EDT Att: 14,955 - Unknown					
Manny Mota, R OBP: 0.329, SLG: 0.435	SH4-3 2-3		2B	P6		1-3	1B			4	0	2	1	0	0	3						
Roberto Clemente, R OBP: 0.389, SLG: 0.476	2B		1B	BB		L4	2B		K	5	1	3	1	0	1	2						
Gene Freese, R OBP: 0.280, SLG: 0.399	6-3		BB	BB		F6	2B		P4	5	2	1	0	0	0	2						
Bill Virdon, L OBP: 0.296, SLG: 0.317	6-3		WP	1B		L4	2B		5-3	0	0	0	0	0	0	0						
Bob Bailey, R OBP: 0.351, SLG: 0.439	6-3		WP	BB		L4	1B		2B	3	1	0	0	2	0	2						
Donn Clendenen, R OBP: 0.318, SLG: 0.424			WP	BB		1B	1B			2	1	1	1	1	1	0						
Willie Stargell, L OBP: 0.316, SLG: 0.523			1-2	2-3		1B	1B		2B	2	1	2	1	0	0	0						
Bill Mazerolski, R OBP: 0.305, SLG: 0.397			1-2	2-3		F8	1B		F8	4	1	1	0	1	1	4						
Orlando McFarlane, R OBP: 0.256, SLG: 0.205	1-3					1B	1B			3	0	2	0	0	0	1						
Jerry Lynch, L OBP: 0.344, SLG: 0.552	1-2					1B	1B		3-1	1	0	0	0	0	0	3						
Smoky Burgess, L OBP: 0.297, SLG: 0.295										1	0	0	0	0	0	0						
Frank Bork, R OBP: 0.400, SLG: 0.250										3	1	1	2	0	2	3						
Al McBean, R OBP: 0.143, SLG: 0.143										1	0	0	0	0	1	0						
<b>Inning Stats</b>	R: 1 E: 0 K: 0 S: 5	H: 2 LOB: 1 BB: 0 P: 5	R: 0 E: 0 K: 2 S: 8	H: 1 LOB: 1 BB: 0 P: 8	R: 2 E: 0 K: 1 S: 7	H: 3 LOB: 2 BB: 0 P: 15	R: 0 E: 0 K: 0 S: 4	H: 1 LOB: 1 BB: 0 P: 4	R: 0 E: 0 K: 0 S: 3	H: 1 LOB: 0 BB: 0 P: 3	R: 1 E: 0 K: 1 S: 8	H: 3 LOB: 2 BB: 0 P: 8	R: 5 E: 1 K: 1 S: 10	H: 4 LOB: 2 BB: 2 P: 18	R: 0 E: 0 K: 0 S: 4	H: 1 LOB: 1 BB: 0 P: 4	R: 0 E: 0 K: 1 S: 5	H: 0 LOB: 0 BB: 0 P: 5	1B: 10 2B: 7 3B: 0 HR: 0	SF: 0 SAC: 2 DP: 1 HBP: 0	WP: 1 PB: 0 SB: 0 CS: 0	PA: 46
<b>PITCHER</b>	IP WLS BF H R ER SO BB IBB HBP BLK WP HR S P ERA WHIP	IP WLS BF H R ER SO BB IBB HBP BLK WP HR S P ERA WHIP																				
Dennis Bennett, L ERA: 3.57	(1, 1) 2.2 L 15 6 3 3 2 2 0 0 0 0 0 0 17 25 10.12 3.000																					
Ed Roebuck, R ERA: 2.48	(3, 1) 0.1 1 0 0 0 1 0 0 0 0 0 1 0 3 3 0.00 0.000																					
Ray Culp, R ERA: 3.67	(4, 1) 3.1 18 6 5 1 1 1 0 0 0 0 0 0 18 26 2.70 2.100																					
Jack Baldschun, R ERA: 3.31	(7, 1) 0.2 5 3 1 0 1 0 0 0 0 0 0 0 7 7 0.00 4.500																					
Bobby Shantz, L ERA: 4.09	(8, 1) 2.0 7 1 0 0 1 0 0 0 0 0 0 0 9 9 0.00 0.500																					

Batter	1	2	3	4	5	6	7	8	9	AB	R	H	RBI	BB	SO	LOB	BOTTOM					
Cookie Rojas, R OBP: 0.341, SLG: 0.410	F8		4-3		1-3		1-3			3	0	0	0	0	0	0	Pittsburgh Pirates @ Philadelphia Phillies Connie Mack Stadium, Philadelphia, PA Sat Aug 22 1964, 3:33 AM EDT Att: 14,955 - Unknown					
Tony Gonzalez, L OBP: 0.374, SLG: 0.386										1	0	0	0	0	0	1						
Johnny Callison, L OBP: 0.316, SLG: 0.486	4-3		6-3			G4-3-6 1B			F8	4	0	1	0	0	0	0						
Dick Allen, R OBP: 0.369, SLG: 0.531	HR		F7			G4-3-6 1-2			1B	4	1	2	1	0	0	1						
Frank Thomas, R OBP: 0.302, SLG: 0.396	L8				F7	6-3			F2	4	0	0	0	0	0	1						
Alex Johnson, R OBP: 0.488, SLG: 0.632									F8	3	1	2	0	0	1	0						
Wes Covington, L OBP: 0.356, SLG: 0.427			BB		K				F8	1	0	0	0	0	0	1						
Gus Triandos, R OBP: 0.345, SLG: 0.407			1B			G5-4-3 1B				2	0	1	0	1	0	1						
Clay Dalrymple, L OBP: 0.296, SLG: 0.337			1B			G5-4-3 1-2			5-3	1	0	0	0	0	0	0						
Tony Taylor, R OBP: 0.336, SLG: 0.328			F9		5-3					4	1	2	0	0	0	3						
Ruben Amaro, R OBP: 0.311, SLG: 0.356										3	1	2	2	0	0	0						
John Briggs, L OBP: 0.377, SLG: 0.389					F7				F7	1	0	0	0	0	0	1						
Dennis Bennett, L OBP: 0.224, SLG: 0.185										1	0	0	0	0	0	1						
Ed Roebuck, R OBP: 0.267, SLG: 0.214										0	0	0	0	0	0	0						
Ray Culp, R OBP: 0.316, SLG: 0.176										1	0	0	0	0	0	0						
Jack Baldschun, R OBP: 0.297, SLG: 0.214										0	0	0	0	0	0	0						
Bobby Wine, R OBP: 0.292, SLG: 0.320										1	0	1	1	0	0	0						
Bobby Shantz, R OBP: 0.301, SLG: 0.282										0	0	0	0	0	0	0						
John Herstein, L OBP: 0.201, SLG: 0.262										1	0	0	0	0	0	1						
<b>Inning Stats</b>	R: 1 E: 0 K: 0 S: 4	H: 1 LOB: 0 BB: 0 P: 4	R: 1 E: 0 K: 1 S: 6	H: 2 LOB: 1 BB: 1 P: 10	R: 0 E: 0 K: 0 S: 3	H: 0 LOB: 0 BB: 0 P: 3	R: 0 E: 0 K: 1 S: 6	H: 1 LOB: 1 BB: 0 P: 6	R: 0 E: 0 K: 0 S: 3	H: 0 LOB: 0 BB: 0 P: 3	R: 0 E: 0 K: 0 S: 3	H: 1 LOB: 0 BB: 0 P: 3	R: 2 E: 0 K: 0 S: 6	H: 4 LOB: 1 BB: 0 P: 6	R: 0 E: 0 K: 0 S: 4	H: 1 LOB: 1 BB: 0 P: 4	R: 0 E: 0 K: 0 S: 4	H: 1 LOB: 1 BB: 0 P: 4	1B: 7 2B: 3 3B: 0 HR: 1	SF: 0 SAC: 0 DP: 2 HBP: 0	WP: 0 PB: 0 SB: 0 CS: 0	PA: 36
<b>PITCHER</b>	IP WLS BF H R ER SO BB IBB HBP BLK WP HR S P ERA WHIP	IP WLS BF H R ER SO BB IBB HBP BLK WP HR S P ERA WHIP																				
Frank Bork, L ERA: 4.08	(1, 1) 6.2 W 27 9 4 4 2 1 0 0 0 0 0 1 30 34 5.40 1.500																					
Al McBean, R ERA: 1.57	(7, 1) 2.1 S 9 2 0 0 0 0 0 0 0 0 0 9 9 0.00 0.857																					





Batter	1	2	3	4	5	6	7	8	9	AB	R	H	RBI	BB	SO	LOB	TOP											
Dick Schofield, S OBP: 0.359, SLG: 0.362	P2		K		FC3-6					4	0	1	0	0	1	2	Pittsburgh Pirates @ Philadelphia Phillies Connie Mack Stadium, Philadelphia, PA Sun Aug 23 1964, 3:33 AM EDT Att: 19,213 - Unknown											
Bill Virdon, L OBP: 0.297, SLG: 0.314	HR		FC4-6		G4-6-3		G3			3	1	0	0	1	0	3												
Roberto Clemente, R OBP: 0.392, SLG: 0.494	HR		F2							4	1	3	2	0	0	1												
Jerry Lynch, L OBP: 0.339, SLG: 0.543	F9			K						4	0	0	0	0	1	2												
Willie Stargell, L OBP: 0.317, SLG: 0.523	F5									4	0	1	0	0	1	1												
Gene Freese, R OBP: 0.280, SLG: 0.396				E7						4	0	1	0	0	1	2												
Bill Mazerolski, R OBP: 0.303, SLG: 0.393		G5-4-3		F7						4	0	0	0	0	0	3												
Orlando McFarlane, R OBP: 0.234, SLG: 0.186			K		L8					4	0	0	0	0	2	2												
Joe Gibbon, R OBP: 0.302, SLG: 0.299										1	0	1	0	0	0	0												
Bob Bally, R OBP: 0.333, SLG: 0.441										0	0	0	0	0	0	0												
Vern Law, R OBP: 0.333, SLG: 0.350										0	0	0	0	0	0	0												
Tommie Sisk, R OBP: 0.333, SLG: 0.350										0	0	0	0	0	0	0												
Donn Clendenen, R OBP: 0.320, SLG: 0.435										1	1	1	1	0	0	0												
Roy Face, R OBP: 0.320, SLG: 0.435										0	0	0	0	0	0	0												
John Geinar, R OBP: 0.320, SLG: 0.435										0	0	0	0	0	0	0												
<b>Inning Stats</b>	R: 2 E: 0 K: 0 S: 4	H: 1 LOB: 0 BB: 1 P: 8	R: 0 E: 0 K: 1 S: 5	H: 1 LOB: 0 BB: 0 P: 5	R: 0 E: 0 K: 1 S: 6	H: 1 LOB: 1 BB: 0 P: 6	R: 0 E: 1 K: 1 S: 7	H: 1 LOB: 2 BB: 0 P: 7	R: 0 E: 0 K: 0 S: 3	H: 1 LOB: 0 BB: 0 P: 3	R: 0 E: 0 K: 1 S: 6	H: 1 LOB: 1 BB: 0 P: 6	R: 1 E: 0 K: 1 S: 7	H: 2 LOB: 1 BB: 0 P: 7	R: 0 E: 0 K: 0 S: 3	H: 1 LOB: 0 BB: 0 P: 3	1B: 6 2B: 1 3B: 0 HR: 2	SF: 0 SAC: 0 DP: 3 HBP: 0	WP: 0 PB: 1 SB: 0 CS: 0	PA: 35								
<b>PITCHER</b>	IP	WLS	BF	H	R	ER	SO	BB	IBB	HBP	BLK	WP	HR	S	P	ERA	WHIP											
Jim Bunning, R ERA: 2.17	(1, 1)	7.0	W	29	8	3	3	5	1	0	0	0	0	2	38	42	3.86	1.286										
John Boozer, R ERA: 4.17	(8, 1)	2.0	S	6	1	0	0	1	0	0	0	0	0	0	8	8	0.00	0.500										

AB 34  
R 3  
H 9  
RBI 3  
BB 1  
SO 6  
LOB 16



Batter	1	2	3	4	5	6	7	8	9	AB	R	H	RBI	BB	SO	LOB	BOTTOM											
Cookie Rojas, R OBP: 0.341, SLG: 0.409	K									3	1	1	0	0	1	0	Pittsburgh Pirates @ Philadelphia Phillies Connie Mack Stadium, Philadelphia, PA Sun Aug 23 1964, 3:33 AM EDT Att: 19,213 - Unknown											
Tony Gonzalez, L OBP: 0.377, SLG: 0.393			HR		P4					2	1	2	0	0	0	0												
Johnny Callison, L OBP: 0.313, SLG: 0.481	F8		K							5	0	0	0	0	1	3												
Dick Allen, R OBP: 0.371, SLG: 0.545	5-3									5	2	3	4	0	1	1												
Bobby Wine, R OBP: 0.275, SLG: 0.309			HR							0	0	0	0	0	0	0												
Frank Thomas, R OBP: 0.307, SLG: 0.397										4	1	2	0	1	0	1												
Alex Johnson, R OBP: 0.465, SLG: 0.600										2	0	0	0	0	1	2												
Wes Covington, L OBP: 0.358, SLG: 0.430	K		G3-6							1	0	1	0	0	0	0												
John Herrnstein, L OBP: 0.302, SLG: 0.396										2	1	1	0	0	0	2												
Tony Taylor, R OBP: 0.341, SLG: 0.334										4	1	3	1	0	1	1												
Ruben Amaro, R OBP: 0.310, SLG: 0.353										4	0	1	0	0	0	4												
Gus Triandos, R OBP: 0.356, SLG: 0.432										2	1	1	3	2	0	1												
John Boozer, R OBP: 0.091, SLG: 0.091										0	0	0	0	0	0	0												
Jim Bunning, R OBP: 0.123, SLG: 0.151										3	0	0	0	0	0	6												
Clay Dalrymple, L OBP: 0.298, SLG: 0.342										1	1	1	0	0	0	0												
<b>Inning Stats</b>	R: 0 E: 0 K: 1 S: 5	H: 0 LOB: 0 BB: 0 P: 5	R: 0 E: 1 K: 1 S: 6	H: 1 LOB: 2 BB: 2 P: 14	R: 2 E: 1 K: 1 S: 7	H: 2 LOB: 0 BB: 0 P: 7	R: 2 E: 0 K: 0 S: 5	H: 2 LOB: 0 BB: 0 P: 5	R: 3 E: 0 K: 0 S: 7	H: 5 LOB: 3 BB: 1 P: 11	R: 0 E: 0 K: 1 S: 6	H: 1 LOB: 1 BB: 0 P: 6	R: 0 E: 0 K: 1 S: 6	H: 1 LOB: 1 BB: 0 P: 6	R: 2 E: 0 K: 0 S: 6	H: 4 LOB: 2 BB: 0 P: 6	1B: 9 2B: 4 3B: 0 HR: 3	SF: 0 SAC: 0 DP: 2 HBP: 0	WP: 1 PB: 0 SB: 0 CS: 0	PA: 41								
<b>PITCHER</b>	IP	WLS	BF	H	R	ER	SO	BB	IBB	HBP	BLK	WP	HR	S	P	ERA	WHIP											
Joe Gibbon, L ERA: 3.56	(1, 1)	4.0	L	19	5	4	4	3	0	0	0	0	0	1	5	5	81.00	12.000										
Vern Law, R ERA: 3.77	(5, 1)	0.1		5	4	3	3	0	0	0	0	0	0	1	5	5	81.00	12.000										
Tommie Sisk, R ERA: 7.22	(5, 1)	1.2		7	2	0	0	1	1	0	0	0	0	0	8	12	0.00	1.800										
Roy Face, R ERA: 4.91	(7, 1)	1.1		9	5	2	2	1	0	0	0	0	1	0	11	11	13.50	3.750										
John Geinar, R ERA: 3.0	(8, 1)	0.2		1	0	0	0	0	0	0	0	0	0	0	1	1	0.00	0.000										

AB 38  
R 9  
H 16  
RBI 8  
BB 3  
SO 5  
LOB 21





Batter	1	2	3	4	5	6	7	8	9	AB	R	H	RBI	BB	SO	LOB	TOP			
Dick Schofield, S (1, 6) OBP: 0.358, SLG: 0.358	F8		BB	4-0	4-3			K		3	0	0	0	1	1	0				
Bill Virdon, L (1, 8) OBP: 0.294, SLG: 0.311	6-3		F7		4-3			6-3		4	0	0	0	0	0	2				
Roberto Clemente, R (1, 9) OBP: 0.391, SLG: 0.482	5-3		K							4	0	1	0	0	2	2				
Jerry Lynch, L (1, 7) OBP: 0.341, SLG: 0.549			FC4-8 BB		1B	3B		K		3	1	1	0	1	1	1				
Willie Stargell, L (1, 3) OBP: 0.313, SLG: 0.517	FC4-6 1B				K			K		4	0	0	0	0	2	2				
Bob Bailey, R (1, 5) OBP: 0.354, SLG: 0.441										4	0	2	1	0	1	0				
Bill Mazaroski, R (1, 4) OBP: 0.300, SLG: 0.390	G3-6-1 1B				F3			K		4	0	0	0	0	2	3				
Orlando McFarlane, R (1, 2) OBP: 0.260, SLG: 0.239										3	0	2	0	0	1	1				
Bob Friend, R (1, 1) OBP: 0.125, SLG: 0.082 (7, PH)										2	0	0	0	0	1	1				
Donn Clendenon, R (7, PH) OBP: 0.319, SLG: 0.434										1	0	0	0	0	1	1				
Al McBean, R (7, 1) OBP: 0.143, SLG: 0.143										0	0	0	0	0	0	0				
<b>Inning Stats</b>	R: 0 E: 0 K: 0 S: 3	H: 0 LOB: 0 BB: 0 P: 3	R: 0 E: 0 K: 0 S: 3	H: 1 LOB: 1 BB: 1 P: 7	R: 0 E: 0 K: 2 S: 8	H: 1 LOB: 2 BB: 1 P: 12	R: 1 E: 0 K: 2 S: 9	H: 2 LOB: 1 BB: 0 P: 9	R: 0 E: 0 K: 3 S: 9	H: 0 LOB: 0 BB: 0 P: 9	R: 0 E: 0 K: 3 S: 10	H: 1 LOB: 1 BB: 0 P: 10	R: 0 E: 0 K: 1 S: 6	H: 1 LOB: 1 BB: 0 P: 6	R: 0 E: 0 K: 1 S: 5	H: 0 LOB: 0 BB: 0 P: 5	1B: 4 2B: 1 3B: 1 HR: 0	SF: 0 SAC: 0 DP: 1 HBP: 0	WP: 0 PB: 0 SB: 0 CS: 0	PA: 34
<b>PITCHER</b> Bob Gibson, R (1, 1) ERA: 3.47	IP: 9.0 WLS: W BF: 34 H: 6 R: 1 ER: 1 SO: 12 BB: 2 IBB: 0 HBP: 0 BLK: 0 WP: 0 HR: 0 S: 56 P: 64 ERA: 1.00 WHIP: 0.889															<b>PITCHER</b>				

Pittsburgh Pirates @ St. Louis Cardinals  
Sportsman's Park, St. Louis, MO  
Mon Aug 24 1964, 8:05 PM EDT  
Att: 10,881 - Unknown

AB	32
R	1
H	6
RBI	1
BB	2
SO	12
LOB	13



Batter	1	2	3	4	5	6	7	8	9	AB	R	H	RBI	BB	SO	LOB	BOTTOM			
Curt Flood, R (1, 8) OBP: 0.347, SLG: 0.368	G6-4-3 1B		6-3		6-3			5-3		3	0	1	0	1	0	1				
Lou Brock, L (1, 7) OBP: 0.344, SLG: 0.415	G6-4-3 1B				6-3					4	2	2	0	0	0	2				
Bill White, L (1, 3) OBP: 0.358, SLG: 0.468	G3									4	2	2	2	0	1	1				
Ken Boyer, R (1, 5) OBP: 0.366, SLG: 0.487										4	1	2	2	0	0	0				
Dick Groat, R (1, 6) OBP: 0.328, SLG: 0.363										4	0	0	0	0	0	2				
Bob Skinner, L (1, 9) OBP: 0.314, SLG: 0.361										1	0	0	0	1	0	0				
Mike Shannon, R (4, FR) OBP: 0.316, SLG: 0.394 (5, 9)										2	0	0	0	0	0	0				
Tim McCarver, L (1, 2) OBP: 0.347, SLG: 0.391										2	0	1	1	0	1	0				
Julian Javier, R (1, 4) OBP: 0.281, SLG: 0.374										3	0	1	0	0	2	3				
Bob Gibson, R (1, 1) OBP: 0.211, SLG: 0.194										3	0	0	0	0	1	1				
<b>Inning Stats</b>	R: 0 E: 0 K: 0 S: 3	H: 1 LOB: 0 BB: 0 P: 3	R: 0 E: 0 K: 1 S: 6	H: 0 LOB: 0 BB: 0 P: 6	R: 0 E: 0 K: 1 S: 8	H: 1 LOB: 1 BB: 0 P: 12	R: 2 E: 0 K: 1 S: 8	H: 3 LOB: 2 BB: 1 P: 12	R: 0 E: 0 K: 2 S: 7	H: 0 LOB: 1 BB: 1 P: 11	R: 0 E: 0 K: 0 S: 3	H: 0 LOB: 0 BB: 0 P: 3	R: 0 E: 0 K: 1 S: 5	H: 1 LOB: 0 BB: 0 P: 5	R: 3 E: 0 K: 0 S: 6	H: 3 LOB: 0 BB: 0 P: 6	1B: 7 2B: 1 3B: 0 HR: 2	SF: 1 SAC: 0 DP: 2 HBP: 0	WP: 2 PB: 0 SB: 1 CS: 0	PA: 33
<b>PITCHER</b> Bob Friend, R (1, 1) ERA: 3.25	IP: 6.0 WLS: L BF: 24 H: 5 R: 2 ER: 2 SO: 4 BB: 1 IBB: 0 HBP: 0 BLK: 0 WP: 2 HR: 0 S: 30 P: 38 ERA: 3.00 WHIP: 1.000															<b>PITCHER</b>				
Al McBean, R (7, 1) ERA: 1.94	IP: 2.0 WLS: 9 BF: 4 H: 3 R: 3 ER: 3 SO: 1 BB: 0 IBB: 0 HBP: 0 BLK: 0 WP: 0 HR: 2 S: 11 P: 11 ERA: 13.50 WHIP: 2.000															<b>PITCHER</b>				

Pittsburgh Pirates @ St. Louis Cardinals  
Sportsman's Park, St. Louis, MO  
Mon Aug 24 1964, 8:05 PM EDT  
Att: 10,881 - Unknown

AB	30
R	5
H	9
RBI	5
BB	2
SO	5
LOB	10





Batter	1	2	3	4	5	6	7	8	9	10	11	12	13	AB R H RBI BB SO LOB	TOP											
Bob Bailey, R (1.9, 5) OBP: 0.355, SLG: 0.442 (7, 7)	K		1B		F5				F5			FC6-4		6 1 2 1 1 1 3	<b>Pittsburgh Pirates @ St. Louis Cardinals</b> Sportsman's Park, St. Louis, MO Tue Aug 25 1964, 8:05 PM EDT Att: 8,664 - Unknown											
Manny Mota, R (1.8, 8) OBP: 0.327, SLG: 0.427			1B		F9		E4		6-3				1-3	6 1 1 0 1 0 2												
Roberto Clemente, R (1.9, 9) OBP: 0.393, SLG: 0.463	FC1-6-4		1B						1-3				F8	6 1 3 1 1 0 1												
Jerry Lynch, L (1.7, 7) OBP: 0.339, SLG: 0.539 (7, 1)	K		F3		F4		F8					K	L4	4 0 0 0 0 1 6 0 0 0 0 0 0 0 1 0 0 0 0 0 0 2 0 0 0 0 1 1												
Vern Law, R (7, 1) OBP: 0.333, SLG: 0.300 Willie Stargell, L (10, PH) OBP: 0.313, SLG: 0.516 Al McBean, R (10, 1) OBP: 0.111, SLG: 0.111	K		F3		F4		F8			F4		K	L4	4 0 0 0 0 1 6 0 0 0 0 0 0 0 1 0 0 0 0 0 0 2 0 0 0 0 1 1												
Donn Clendenon, R (1, 3) OBP: 0.317, SLG: 0.429			G3							F4				6 1 1 0 0 1 4												
Bill Mazerowski, R (1, 4) OBP: 0.299, SLG: 0.386										F4				6 1 1 0 0 1 4												
Gene Alley, R (1, 6) OBP: 0.259, SLG: 0.273 Smoky Burgess, L (12, PH) OBP: 0.292, SLG: 0.290 Dick Schofield, S (12, 6) OBP: 0.358, SLG: 0.359										F4				6 1 1 0 0 1 4												
Orlando McFarlane, R (1, 2) OBP: 0.273, SLG: 0.275										F4				6 1 1 0 0 1 4												
Bob Veale, S (1, 1) OBP: 0.219, SLG: 0.197 Bill Virdon, L (3, PH) OBP: 0.294, SLG: 0.310 Tommie Sisk, R (3, 1) Gene Freese, R (7, PH) OBP: 0.279, SLG: 0.407										F4				6 1 1 0 0 1 4												
Inning Stats	R: 0 E: 0 K: 2 S: 7	H: 0 LOB: 1 BB: 1 P: 11	R: 0 E: 0 K: 1 S: 5	H: 0 LOB: 0 BB: 0 P: 5	R: 1 E: 0 K: 0 S: 7	H: 4 LOB: 3 BB: 0 P: 7	R: 0 E: 0 K: 0 S: 5	H: 1 LOB: 1 BB: 1 P: 9	R: 0 E: 1 K: 0 S: 4	H: 0 LOB: 0 BB: 0 P: 4	R: 3 E: 1 K: 2 S: 11	H: 3 LOB: 1 BB: 0 P: 11	R: 0 E: 0 K: 0 S: 3	H: 0 LOB: 0 BB: 0 P: 3		R: 0 E: 0 K: 0 S: 3	H: 0 LOB: 0 BB: 0 P: 3	R: 2 E: 0 K: 2 S: 10	H: 3 LOB: 3 BB: 2 P: 18	R: 0 E: 0 K: 0 S: 3	H: 0 LOB: 0 BB: 0 P: 3	1B: 9 2B: 2 3B: 0 HR: 1	SF: 0 SAC: 1 DP: 0 HBP: 0	W/P: 0 PB: 0 SB: 1 CS: 0	PA: 58	
PITCHER	IP	WLS	BF	H	R	ER	SO	BB	IBB	HBP	BLK	WP	HR	S		P	ERA	WHIP								
Curt Simmons, L (1, 1) ERA: 3.42	6.0	29	7	4	3	4	4	2	0	0	0	0	1	35		43	4.50	1.500								
Barney Schultz, R (7, 1) ERA: 0.9	5.1	24	5	2	2	4	2	1	0	0	0	0	0	29	41	3.38	1.312									
Bob Humphreys, R (12, 1) ERA: 1.67	0.2	2	0	0	0	1	0	0	0	0	0	0	0	4	4	0.00	0.000									
Ron Taylor, R (13, 1) ERA: 4.65	1.0	W	3	0	0	0	0	0	0	0	0	0	0	3	3	0.00	0.000									

Batter	1	2	3	4	5	6	7	8	9	10	11	12	13	AB R H RBI BB SO LOB	BOTTOM													
Curt Flood, R (1.8, 8) OBP: 0.349, SLG: 0.369	6-3				6-3								4-3		7 0 3 1 0 0 0													
Lou Brock, L (1.7, 7) OBP: 0.345, SLG: 0.420	K				6-3									6 2 2 1 1 2 2														
Dick Groat, R (1.6, 6) OBP: 0.295, SLG: 0.364 Jerry Buchek, R (12, PH) OBP: 0.273, SLG: 0.333														2 0 1 0 4 1 2 0 0 0 0 0 0 0														
Ken Boyer, R (1.5, 5) OBP: 0.362, SLG: 0.481														6 1 0 0 0 0 8														
Bill White, L (1, 3) OBP: 0.359, SLG: 0.466														4 1 1 1 2 1 0														
Carl Warwick, R (1, 9) OBP: 0.303, SLG: 0.386 Bob Skinner, L (6, PH) OBP: 0.312, SLG: 0.356 Mike Shannon, R (7, 9) OBP: 0.323, SLG: 0.407														1 1 0 0 1 1 0 1 0 0 0 0 1 2 3 0 2 1 0 0 0														
Julian Javier, R (1, 4) OBP: 0.291, SLG: 0.373 Bob Humphreys, R (12, 1) Charlie James, R (12, PH) OBP: 0.290, SLG: 0.340 Ron Taylor, R (13, 1) OBP: 0.200, SLG: 0.200														3 1 1 1 0 1 2 0 0 0 0 0 0 0 1 0 0 0 0 0 3 0 0 0 0 0 0 0														
Bob Luecker, R (1, 2) OBP: 0.286, SLG: 0.203 Tim McCarver, L (9, PH) OBP: 0.357, SLG: 0.386														3 1 1 2 0 0 0 2 0 0 0 1 0 0														
Curt Simmons, L (1, 1) OBP: 0.139, SLG: 0.114 Barney Schultz, R (7, 1) Dal Maxvill, R (7, 4) OBP: 0.250, SLG: 0.250														2 0 0 0 0 1 1 2 0 0 0 0 1 1 4 0 0 0 0 2 3														
Inning Stats	R: 0 E: 0 K: 1 S: 5	H: 0 LOB: 1 BB: 1 P: 9	R: 4 E: 1 K: 2 S: 9	H: 3 LOB: 2 BB: 2 P: 17	R: 0 E: 0 K: 1 S: 4	H: 0 LOB: 0 BB: 1 P: 8	R: 0 E: 0 K: 0 S: 5	H: 0 LOB: 0 BB: 0 P: 3	R: 0 E: 0 K: 0 S: 5	H: 0 LOB: 0 BB: 0 P: 4	R: 0 E: 1 K: 1 S: 6	H: 1 LOB: 2 BB: 1 P: 10	R: 0 E: 0 K: 1 S: 6	H: 1 LOB: 1 BB: 0 P: 6	R: 0 E: 1 K: 1 S: 7	H: 1 LOB: 3 BB: 3 P: 11	R: 0 E: 0 K: 0 S: 3	H: 0 LOB: 0 BB: 0 P: 3	R: 0 E: 0 K: 0 S: 3	H: 0 LOB: 0 BB: 0 P: 3	R: 2 E: 0 K: 1 S: 9	H: 4 LOB: 3 BB: 1 P: 13	R: 1 E: 0 K: 0 S: 2	H: 1 LOB: 0 BB: 0 P: 2	1B: 8 2B: 2 3B: 0 HR: 1	SF: 0 SAC: 0 DP: 1 HBP: 0	W/P: 0 PB: 0 SB: 0 CS: 1	PA: 57
PITCHER	IP	WLS	BF	H	R	ER	SO	BB	IBB	HBP	BLK	WP	HR	S	P	ERA	WHIP											
Bob Veale, L (1, 1) ERA: 3.12	2.0	11	3	4	4	3	3	0	0	0	0	0	0	14	26	18.00	3.000											
Tommie Sisk, R (3, 1) ERA: 6.94	4.0	14	0	0	0	4	2	1	0	0	0	0	0	19	31	0.00	0.500											
Vern Law, R (7, 1) ERA: 3.7	3.0	15	3	0	0	3	2	0	0	0	0	0	0	19	27	0.00	1.667											
Al McBean, R (10, 1) ERA: 2.24	3.1	L	16	5	3	3	1	0	1	0	0	0	1	17	21	8.10	1.500											





Batter	1	2	3	4	5	6	7	8	9	AB	R	H	RBI	BB	SO	LOB	TOP				
Bob Bailey, R OBP: 0.356, SLG: 0.445 (1, 7)	K			FC4-6 1B		5-3		1-H 2B		4	0	2	0	0	1	0					
Manny Mota, R OBP: 0.322, SLG: 0.419 (1, 8)	6-3			FC4-6 G6-4-3 1-2f		L9			K	4	0	0	0	0	1	1					
Roberto Clemente, R OBP: 0.392, SLG: 0.481 (1, 9)	L9			G6-4-3 1-2f					4-3	4	0	1	0	0	0	1					
Gene Freese, R OBP: 0.275, SLG: 0.400 (1, 5)		F7			K				F6	4	0	0	0	0	1	1					
Donn Clendenon, R OBP: 0.320, SLG: 0.440 (1, 3)		G6-4-3 1B			HR				F4	3	1	2	1	0	0	1					
Bill Mazaroski, R OBP: 0.297, SLG: 0.383 (1, 4)		G6-4-3 1-2f			6-3				F3	3	0	0	0	0	0	2					
Gene Alley, R OBP: 0.260, SLG: 0.293 (1, 6)			L4		HR				E4 2B	3	1	1	1	0	0	0					
Orlando McFarlane, R OBP: 0.259, SLG: 0.259 (1, 2)			5-3		K				F8	3	0	0	0	0	1	1					
Frank Bork, R OBP: 0.333, SLG: 0.200 (5, 1)										1	0	0	0	0	0	1					
Roy Face, R OBP: 0.285, SLG: 0.514 (6, 1)										0	0	0	0	0	0	0					
Willie Stargell, L OBP: 0.297, SLG: 0.514 (6, 1)										0	0	0	0	0	0	0					
Tommie Sisk, R OBP: 0.297, SLG: 0.514 (6, 1)										0	0	0	0	0	0	0					
Jerry Lynch, R OBP: 0.297, SLG: 0.514 (6, 1)										0	0	0	0	0	0	1					
Bob Veale, S OBP: 0.276, SLG: 0.197 (8, 1)										0	0	0	0	0	0	0					
<b>Inning Stats</b>	R: 0 E: 0 K: 1 S: 5	H: 0 LOB: 0 BB: 0 P: 5	R: 0 E: 0 K: 0 S: 3	H: 1 LOB: 0 BB: 0 P: 3	R: 0 E: 0 K: 1 S: 5	H: 0 LOB: 0 BB: 0 P: 5	R: 0 E: 0 K: 0 S: 3	H: 1 LOB: 0 BB: 0 P: 3	R: 2 E: 0 K: 2 S: 9	H: 2 LOB: 0 BB: 0 P: 9	R: 0 E: 0 K: 0 S: 3	H: 0 LOB: 0 BB: 0 P: 3	R: 0 E: 0 K: 0 S: 4	H: 1 LOB: 1 BB: 0 P: 4	R: 0 E: 1 K: 0 S: 4	H: 1 LOB: 2 BB: 0 P: 4	R: 0 E: 0 K: 1 S: 5	H: 0 LOB: 0 BB: 0 P: 5	1B: 3 2B: 1 3B: 0 HR: 2	SF: 0 SAC: 0 DP: 2 HBP: 0	WP: 0 PA: 31
<b>PITCHER</b> Mike Cuellar, L ERA: 3.57 (1, 1)	IP: 9.0 WLS: W BF: 31 H: 6 R: 2 ER: 2 SO: 5 BB: 0 IBB: 0 HBP: 0 BLK: 0 WP: 0 HR: 2 S: 41 P: 41 ERA: 2.00 WHIP: 0.667															<b>PITCHER</b>					

Pittsburgh Pirates @ St. Louis Cardinals  
Sportsman's Park, St. Louis, MO  
Wed Aug 26 1964, 8:05 PM EDT  
Att: 9,662 - Unknown

AB	31
R	2
H	6
RBI	2
BB	0
SO	5
LOB	8



Batter	1	2	3	4	5	6	7	8	9	AB	R	H	RBI	BB	SO	LOB	BOTTOM				
Curt Flood, R OBP: 0.348, SLG: 0.370 (1, 8)	F7		L8 1B 2B		1-3					4	1	1	0	0	1	0					
Lou Brock, L OBP: 0.347, SLG: 0.431 (1, 7)	K		F6		HR					4	1	2	1	0	1	1					
Dick Groat, R OBP: 0.335, SLG: 0.367 (1, 6)	FC6-4 BB		L8		1B 3B					3	1	1	0	1	0	1					
Ken Boyer, R OBP: 0.365, SLG: 0.482 (1, 5)	FC6-4 1-2f		2-3 1B		G5-3 1B				WP 1B BB	3	1	2	2	1	0	1					
Bill White, L OBP: 0.358, SLG: 0.464 (1, 3)		F2	K		1-2 1B					4	0	1	0	0	2	2					
Mike Shannon, R OBP: 0.327, SLG: 0.412 (1, 9)					6-3 G5-3 2-3f				1B BB	3	0	1	0	1	0	2					
Julian Javier, R OBP: 0.283, SLG: 0.375 (1, 4)			F9		6-3				G4-6-3 1B	4	0	2	1	0	0	1					
Tim McCarver, L OBP: 0.348, SLG: 0.388 (1, 2)									G4-6-3 1-2f 2-H	3	0	1	0	1	1	3					
Mike Cuellar, L (1, 1)			G3		K				F7 G3	4	0	0	0	0	1	5					
<b>Inning Stats</b>	R: 0 E: 0 K: 1 S: 5	H: 0 LOB: 1 BB: 1 P: 9	R: 0 E: 0 K: 0 S: 4	H: 1 LOB: 2 BB: 1 P: 8	R: 1 E: 0 K: 1 S: 7	H: 2 LOB: 1 BB: 0 P: 7	R: 0 E: 0 K: 1 S: 6	H: 1 LOB: 1 BB: 0 P: 6	R: 2 E: 0 K: 0 S: 6	H: 4 LOB: 1 BB: 0 P: 6	R: 0 E: 0 K: 0 S: 3	H: 1 LOB: 0 BB: 0 P: 3	R: 0 E: 0 K: 1 S: 5	H: 1 LOB: 0 BB: 0 P: 5	R: 1 E: 0 K: 2 S: 8	H: 1 LOB: 2 BB: 2 P: 16	R: 1 E: 0 K: 2 S: 8	H: 1 LOB: 2 BB: 2 P: 16	1B: 6 2B: 2 3B: 2 HR: 1	SF: 0 SAC: 0 DP: 2 HBP: 0	WP: 1 PA: 36
<b>PITCHER</b> Frank Bork, L ERA: 4.36 (5, 1)	IP: 0.2 WLS: L BF: 1 H: 0 R: 0 ER: 0 SO: 0 BB: 0 IBB: 0 HBP: 0 BLK: 0 WP: 0 HR: 0 S: 1 P: 1 ERA: 0.00 WHIP: 0.000															<b>PITCHER</b>					
Roy Face, R ERA: 4.86 (6, 1)	IP: 2.0 WLS: 6 BF: 2 H: 2 R: 0 ER: 0 SO: 1 BB: 0 IBB: 0 HBP: 0 BLK: 0 WP: 0 HR: 0 S: 8 P: 8 ERA: 0.00 WHIP: 1.000															<b>PITCHER</b>					
Tommie Sisk, R ERA: 6.25 (8, 1)	IP: 1.0 WLS: 6 BF: 1 H: 1 R: 1 ER: 1 SO: 2 BB: 2 IBB: 0 HBP: 0 BLK: 0 WP: 1 HR: 0 S: 8 P: 16 ERA: 9.00 WHIP: 3.000															<b>PITCHER</b>					

Pittsburgh Pirates @ St. Louis Cardinals  
Sportsman's Park, St. Louis, MO  
Wed Aug 26 1964, 8:05 PM EDT  
Att: 9,662 - Unknown

AB	32
R	4
H	11
RBI	4
BB	4
SO	6
LOB	16





Batter	1	2	3	4	5	6	7	8	9	AB	R	H	RBI	BB	SO	LOB	TOP										
Cookie Rojas, R OBP: 0.342, SLG: 0.408 (1, 8)										4	1	3	0	0	0	0	Philadelphia Phillies @ Pittsburgh Pirates Forbes Field, Pittsburgh, PA Fri Aug 28 1964, 7:05 PM EDT Att: 20,374 - Unknown										
Johnny Callison, L OBP: 0.314, SLG: 0.484 (1, 9)										4	0	1	1	0	1	2											
Dick Allen, R OBP: 0.368, SLG: 0.535 John Herrnstein, L OBP: 0.306, SLG: 0.397 (1, 5) (8, 7)										4	0	1	0	0	2	2											
Frank Thomas, R OBP: 0.309, SLG: 0.404 Tony Gonzalez, L OBP: 0.373, SLG: 0.400 (1, 3) (9, 8)										3	0	2	0	1	0	0											
Alex Johnson, R OBP: 0.480, SLG: 0.609 Wes Covington, L OBP: 0.367, SLG: 0.476 Bobby Wine, R OBP: 0.275, SLG: 0.309 (1, 7) (8, PH) (8, 5) (9, 6)										2	0	1	0	1	0	2											
Gus Triandos, R OBP: 0.351, SLG: 0.466 (1, 2)										4	0	0	0	0	2	6											
Tony Taylor, R OBP: 0.332, SLG: 0.324 (1, 4)										4	0	0	0	0	1	0											
Ruben Amaro, R OBP: 0.307, SLG: 0.367 (1, 6) (9, 3)										4	0	0	0	0	2	0											
Jim Bunning, R OBP: 0.130, SLG: 0.156 Ed Roebuck, R (1, 1) (9, 1)										4	1	1	0	0	1	0											
<b>Inning Stats</b>	R: 0 E: 0 K: 2 S: 9	H: 2 LOB: 3 BB: 1 P: 13	R: 0 E: 0 K: 2 S: 7	H: 0 LOB: 0 BB: 0 P: 7	R: 0 E: 0 K: 1 S: 5	H: 0 LOB: 0 BB: 0 P: 5	R: 0 E: 0 K: 0 S: 3	H: 1 LOB: 0 BB: 0 P: 3	R: 0 E: 0 K: 1 S: 6	H: 0 LOB: 2 BB: 1 P: 10	R: 0 E: 0 K: 0 S: 3	H: 0 LOB: 0 BB: 0 P: 3	R: 2 E: 0 K: 2 S: 11	H: 5 LOB: 2 BB: 0 P: 11	R: 0 E: 0 K: 0 S: 3	H: 0 LOB: 0 BB: 0 P: 3		1B: 7 2B: 2 3B: 0 HR: 0	SF: 0 SAC: 0 DP: 1 HBP: 0	WP: 0 PB: 0 CS: 0	PA: 36						
<b>PITCHER</b>	IP	WLS	BF	H	R	ER	SO	BB	IBB	HBP	BLK	WP	HR	S	P	ERA	WHIP										
Joe Gibbon, L ERA: 3.49 (1, 1)	7.1		30	8	2	2	8	0	2	0	0	0	0	44	52	2.46	1.091										
Tommy Sisk, R ERA: 6.15 (8, 1)	0.2		3	1	0	0	2	0	0	0	0	0	0	7	7	0.00	1.500										
Roy Face, R ERA: 4.79 (9, 1)	1.0	W	3	0	0	0	0	0	0	0	0	0	0	3	3	0.00	0.000										

AB	34
R	2
H	9
RBI	1
BB	2
SO	10
LOB	14



Batter	1	2	3	4	5	6	7	8	9	AB	R	H	RBI	BB	SO	LOB	BOTTOM										
Bob Bailey, R OBP: 0.353, SLG: 0.441 (1, 5)										4	0	0	0	0	1	0	Philadelphia Phillies @ Pittsburgh Pirates Forbes Field, Pittsburgh, PA Fri Aug 28 1964, 7:05 PM EDT Att: 20,374 - Unknown										
Bill Virdon, L OBP: 0.296, SLG: 0.312 (1, 8)										4	1	2	0	0	0	0											
Roberto Clemente, R OBP: 0.391, SLG: 0.479 (1, 9)										4	0	1	0	0	2	3											
Jerry Lynch, L OBP: 0.333, SLG: 0.531 Manny Mota, R OBP: 0.322, SLG: 0.419 (1, 7) (9, PR)										3	0	0	0	1	2	2											
Willie Stargell, L OBP: 0.311, SLG: 0.511 (1, 3)										4	1	1	1	0	2	0											
Smoky Burgess, L OBP: 0.301, SLG: 0.318 (1, 2)										4	1	1	3	0	1	0											
Bill Mazerowski, R OBP: 0.297, SLG: 0.383 (1, 4)										3	0	1	0	0	0	0											
Dick Schofield, S OBP: 0.355, SLG: 0.355 (1, 6)										3	0	0	0	0	1	1											
Joe Gibbon, R OBP: 0.289, SLG: 0.279 Tommy Sisk, R (1, 1) (8, 1)										2	0	0	0	0	1	0											
Gene Freese, R OBP: 0.274, SLG: 0.398 Roy Face, R (1, 1) (9, 1)										1	0	0	0	0	1	0											
<b>Inning Stats</b>	R: 0 E: 0 K: 1 S: 6	H: 1 LOB: 1 BB: 0 P: 6	R: 0 E: 0 K: 0 S: 4	H: 1 LOB: 0 BB: 0 P: 4	R: 0 E: 0 K: 0 S: 4	H: 1 LOB: 1 BB: 0 P: 4	R: 0 E: 0 K: 1 S: 5	H: 0 LOB: 0 BB: 0 P: 5	R: 0 E: 0 K: 2 S: 7	H: 0 LOB: 0 BB: 0 P: 7	R: 0 E: 1 K: 3 S: 10	H: 0 LOB: 1 BB: 0 P: 10	R: 0 E: 0 K: 2 S: 7	H: 0 LOB: 0 BB: 0 P: 7	R: 0 E: 0 K: 1 S: 5	H: 0 LOB: 0 BB: 0 P: 5	R: 4 E: 0 K: 1 S: 6	H: 3 LOB: 1 BB: 1 P: 10	1B: 5 2B: 0 3B: 0 HR: 1	SF: 0 SAC: 0 DP: 0 HBP: 0	WP: 0 PB: 0 CS: 0	PA: 33					
<b>PITCHER</b>	IP	WLS	BF	H	R	ER	SO	BB	IBB	HBP	BLK	WP	HR	S	P	ERA	WHIP										
Jim Bunning, R ERA: 2.17 (1, 1)	8.1		31	4	2	2	11	1	0	0	0	0	0	2	2	2.16	0.600										
Ed Roebuck, R ERA: 2.72 (9, 1)	0.0	L	2	2	2	2	0	0	0	0	0	0	1	2	2	*	*										





Batter	1	2	3	4	5	6	7	8	9	AB	R	H	RBI	BB	SO	LOB	TOP					
Tony Gonzalez, L (1.8) OBP: 0.373, SLG: 0.400										5	2	2	0	0	0	3	Philadelphia Phillies @ Pittsburgh Pirates Forbes Field, Pittsburgh, PA Sat Aug 29 1964, 3:33 AM EDT Att: 12,186 - Unknown					
Dick Allen, R (1.5) OBP: 0.369, SLG: 0.545 Bobby Wine, R (6.5) OBP: 0.275, SLG: 0.309										4	2	2	4	0	0	1						
Johnny Callison, L (1.9) OBP: 0.315, SLG: 0.489										5	1	2	3	0	0	2						
Wes Covington, L (1.7) OBP: 0.365, SLG: 0.473 John Hermstein, L (6.7) OBP: 0.305, SLG: 0.396										4	0	1	0	0	0	2						
Clay Dalrymple, L (1.2) OBP: 0.302, SLG: 0.358										5	0	1	0	0	2	4						
Frank Thomas, R (1.3) OBP: 0.314, SLG: 0.408										5	2	3	0	0	0	1						
Cookie Rojas, R (1.4) OBP: 0.344, SLG: 0.409										4	0	2	0	0	0	0						
Ruben Amaro, R (1.6) OBP: 0.309, SLG: 0.365										4	2	1	1	1	0	3						
Art Mahaffey, R (1.1) OBP: 0.199, SLG: 0.256 John Boozar, R (8.1) OBP: 0.093, SLG: 0.083 Jack Baldschun, R (9.1) OBP: 0.267, SLG: 0.214										3	1	1	1	0	1	4						
<b>Inning Stats</b>	R: 0 E: 1 K: 0 S: 5	H: 1 LOB: 2 BB: 0 P: 5	R: 4 E: 0 K: 1 S: 11	H: 6 LOB: 2 BB: 0 P: 11	R: 1 E: 0 K: 0 S: 5	H: 2 LOB: 1 BB: 0 P: 5	R: 0 E: 0 K: 0 S: 3	H: 0 LOB: 0 BB: 0 P: 3	R: 0 E: 0 K: 0 S: 3	H: 0 LOB: 0 BB: 0 P: 3	R: 3 E: 1 K: 0 S: 5	H: 1 LOB: 0 BB: 1 P: 9	R: 0 E: 0 K: 2 S: 9	H: 2 LOB: 2 BB: 0 P: 9	R: 2 E: 0 K: 1 S: 8	H: 3 LOB: 1 BB: 0 P: 8	R: 0 E: 0 K: 0 S: 3	H: 0 LOB: 0 BB: 0 P: 3	1B: 12 2B: 0 3B: 1 HR: 2	SF: 0 SAC: 3 DP: 0 HBP: 0	WP: 0 PB: 0 CS: 0	PA: 45
<b>PITCHER</b>	IP: 1.2 WLS: L BF: 12 H: 6 R: 4 ER: 4 SO: 0 BB: 0 IBB: 0 HBP: 0 BLK: 0 WP: 0 HR: 0 S: 12 P: 12 ERA: 21.60 WHIP: 3.600	IP: 2.0 WLS: 3 BF: 7 H: 3 R: 1 ER: 1 SO: 1 BB: 0 IBB: 0 HBP: 0 BLK: 0 WP: 0 HR: 0 S: 9 P: 9 ERA: 6.75 WHIP: 2.250	IP: 2.0 WLS: 6 BF: 3 H: 0 R: 0 ER: 0 SO: 0 BB: 0 IBB: 0 HBP: 0 BLK: 0 WP: 0 HR: 0 S: 6 P: 6 ERA: 0.00 WHIP: 0.000	IP: 2.0 WLS: 11 BF: 3 H: 3 R: 3 ER: 3 SO: 2 BB: 1 IBB: 0 HBP: 0 BLK: 0 WP: 1 HR: 14 S: 18 P: 18 ERA: 13.50 WHIP: 2.000	IP: 1.0 WLS: 6 BF: 3 H: 2 R: 2 ER: 2 SO: 1 BB: 0 IBB: 0 HBP: 0 BLK: 0 WP: 1 HR: 8 S: 8 P: 8 ERA: 18.00 WHIP: 3.000	IP: 1.0 WLS: 3 BF: 3 H: 0 R: 0 ER: 0 SO: 0 BB: 0 IBB: 0 HBP: 0 BLK: 0 WP: 0 HR: 0 S: 3 P: 3 ERA: 0.00 WHIP: 0.000											AB: 41 R: 10 H: 15 RBI: 9 BB: 1 SO: 4 LOB: 20					

Batter	1	2	3	4	5	6	7	8	9	AB	R	H	RBI	BB	SO	LOB	BOTTOM			
Bob Bailey, R (1.5) OBP: 0.349, SLG: 0.436										5	0	0	0	0	0	6	Philadelphia Phillies @ Pittsburgh Pirates Forbes Field, Pittsburgh, PA Sat Aug 29 1964, 3:33 AM EDT Att: 12,186 - Unknown			
Bill Virdon, L (1.8) OBP: 0.297, SLG: 0.311										4	2	1	0	1	0	0				
Roberto Clemente, R (1.9) OBP: 0.393, SLG: 0.479										4	2	2	0	1	0	0				
Jerry Lynch, L (1.7) OBP: 0.342, SLG: 0.532										3	1	2	1	2	0	2				
Willie Stargell, L (1.3) OBP: 0.312, SLG: 0.512										5	2	2	2	0	1	4				
Smoky Burgess, L (1.2) OBP: 0.310, SLG: 0.327										5	1	3	3	0	0	0				
Bill Mazeroski, R (1.4) OBP: 0.298, SLG: 0.387										5	0	2	2	0	0	2				
Dick Schofield, S (1.6) OBP: 0.359, SLG: 0.360										4	0	2	0	1	0	2				
Bob Friend, R (1.1) OBP: 0.288, SLG: 0.387 Roy Face, R (2.1) OBP: 0.288, SLG: 0.387 Vern Law, R (4.1) OBP: 0.288, SLG: 0.387 John Gelnar, R (6.1) OBP: 0.288, SLG: 0.387 Tommie Sisk, R (8.1) OBP: 0.288, SLG: 0.387 Frank Sisk, R (9.1) OBP: 0.288, SLG: 0.387										0	0	0	0	0	0	0				
<b>Inning Stats</b>	R: 0 E: 0 K: 0 S: 3	H: 0 LOB: 0 BB: 0 P: 3	R: 0 E: 0 K: 0 S: 2	H: 0 LOB: 1 BB: 1 P: 6	R: 0 E: 0 K: 1 S: 6	H: 1 LOB: 1 BB: 0 P: 6	R: 0 E: 0 K: 0 S: 5	H: 2 LOB: 2 BB: 0 P: 5	R: 0 E: 0 K: 0 S: 2	H: 0 LOB: 1 BB: 2 P: 10	R: 0 E: 0 K: 0 S: 5	H: 3 LOB: 2 BB: 0 P: 5	R: 4 E: 0 K: 0 S: 7	H: 4 LOB: 1 BB: 1 P: 11	R: 4 E: 0 K: 0 S: 8	H: 5 LOB: 1 BB: 0 P: 8	1B: 12 2B: 3 3B: 1 HR: 0	SF: 0 SAC: 0 DP: 3 HBP: 0	WP: 1 PB: 0 CS: 0	PA: 44
<b>PITCHER</b>	IP: 7.0 WLS: W BF: 31 H: 8 R: 3 ER: 3 SO: 0 BB: 0 IBB: 0 HBP: 0 BLK: 0 WP: 0 HR: 0 S: 28 P: 48 ERA: 3.86 WHIP: 1.857	IP: 1.2 WLS: 12 BF: 7 H: 5 R: 5 ER: 5 SO: 0 BB: 0 IBB: 0 HBP: 0 BLK: 0 WP: 0 HR: 0 S: 12 P: 12 ERA: 27.00 WHIP: 4.200	IP: 0.1 WLS: S BF: 1 H: 0 R: 0 ER: 0 SO: 0 BB: 0 IBB: 0 HBP: 0 BLK: 0 WP: 0 HR: 1 S: 1 P: 1 ERA: 0.00 WHIP: 0.000											AB: 39 R: 8 H: 15 RBI: 8 BB: 5 SO: 1 LOB: 20						



Batter	1	2	3	4	5	6	7	8	9	AB	R	H	RBI	BB	SO	LOB	TOP					
Cookie Rojas, R (1, 8) OBP: 0.343, SLG: 0.407	L4			K		1B		4-3		4	0	1	0	0	1	0	Philadelphia Phillies @ Pittsburgh Pirates Forbes Field, Pittsburgh, PA Sun Aug 30 1964, 3:33 AM EDT Att: 14,080 - Unknown					
Johnny Callison, L (1, 9) OBP: 0.316, SLG: 0.489	G4-6-3 BB			BB 1B		K		G3		3	0	1	0	1	1	2						
Dick Allen, R (1, 5) OBP: 0.369, SLG: 0.542	G4-6-3 1-2			L8		1B		K		4	0	1	1	0	1	2						
Frank Thomas, R (1, 3) OBP: 0.314, SLG: 0.405		L8							K	2	0	0	0	1	0	2						
Ray Culp, R (6, 1) OBP: 0.192, SLG: 0.114				FC6-4 BB						0	0	0	0	0	0	0						
Dennis Bennett, L (7, 1) OBP: 0.220, SLG: 0.182										0	0	0	0	0	0	0						
Tony Gonzalez, L (9, PH) OBP: 0.372, SLG: 0.399				1-2 BB		G5-4-3 1-2				1	0	0	0	0	1	0						
Alex Johnson, R (1, 7) OBP: 0.444, SLG: 0.560		4-3		FC6-4 1-2				E5 G5-3 1B	F7	4	0	0	0	0	0	2						
Tony Taylor, R (1, 4) OBP: 0.333, SLG: 0.326					L9					4	1	2	0	0	1	0						
Gus Triandos, R (1, 2) OBP: 0.342, SLG: 0.453										4	0	0	0	0	1	3						
Ruben Amaro, R (1, 6) OBP: 0.309, SLG: 0.364				F8						3	0	1	1	0	0	0						
Chris Short, R (1, 1) OBP: 0.084, SLG: 0.044										0	0	0	0	0	0	0						
Ed Roebuck, R (2, 1) OBP: 0.368, SLG: 0.513										0	0	0	0	0	0	0						
Rick Wise, R (3, PH) OBP: 0.368, SLG: 0.513										1	0	0	0	0	1	0						
Bobby Wine, R (6, PH) OBP: 0.276, SLG: 0.310										2	1	1	0	0	0	1						
<b>Inning Stats</b>	R: 0 E: 0 K: 0 S: 2	H: 0 LOB: 0 BB: 1 P: 6	R: 0 E: 0 K: 1 S: 5	H: 0 LOB: 0 BB: 0 P: 5	R: 0 E: 0 K: 1 S: 5	H: 0 LOB: 0 BB: 1 P: 5	R: 0 E: 0 K: 1 S: 6	H: 1 LOB: 2 BB: 1 P: 10	R: 0 E: 0 K: 0 S: 3	H: 0 LOB: 0 BB: 0 P: 3	R: 1 E: 0 K: 1 S: 7	H: 3 LOB: 1 BB: 0 P: 7	R: 1 E: 0 K: 0 S: 5	H: 2 LOB: 1 BB: 0 P: 5	R: 0 E: 0 K: 1 S: 5	H: 0 LOB: 0 BB: 0 P: 5	R: 0 E: 0 K: 2 S: 8	H: 1 LOB: 1 BB: 0 P: 8	1B: 7 2B: 0 3B: 0 HR: 0	SF: 0 SAC: 0 DP: 3 HBP: 0	WP: 0 PB: 0 SB: 0 CS: 0	PA: 34
<b>PITCHER</b> Bob Veale, L (1, 1) ERA: 3.06	IP: 9.0 WLS: W BF: 34 H: 7 R: 2 ER: 1 SO: 7 BB: 2 IBB: 0 HBP: 0 BLK: 0 WP: 0 HR: 0 S: 46 P: 54 ERA: 1.00 WHIP: 1.000															<b>PITCHER</b>						

Batter	1	2	3	4	5	6	7	8	9	AB	R	H	RBI	BB	SO	LOB	BOTTOM			
Bob Bailey, R (1, 7) OBP: 0.354, SLG: 0.439	2B SF7 1B	S 1B	FC4-6 1B		K		HBP 1B BB			4	2	3	3	1	1	2	Philadelphia Phillies @ Pittsburgh Pirates Forbes Field, Pittsburgh, PA Sun Aug 30 1964, 3:33 AM EDT Att: 14,080 - Unknown			
Manny Mota, R (1, 8) OBP: 0.326, SLG: 0.419	F9		FC4-6 1B			F8	1B HBP			4	0	1	1	0	0	3				
Roberto Clemente, R (1, 9) OBP: 0.393, SLG: 0.490	SF7 1-3	K		4-3		F9				5	0	2	2	0	1	2				
Gene Freese, R (1, 5) OBP: 0.275, SLG: 0.402	SF7 2-3 3-H	5-3					HR 1B	F8		4	1	2	1	0	0	4				
Donn Clendenon, R (1, 3) OBP: 0.320, SLG: 0.445	L9		E 5-3 BB	K		HR		F8		4	2	1	2	1	1	2				
Bill Mazerowski, R (1, 4) OBP: 0.297, SLG: 0.387		WP 1B 2B	5-3 1-2	F7		F9		F8		5	1	1	0	0	0	2				
Smoky Burgess, L (1, 2) OBP: 0.318, SLG: 0.327		WP 1B BB	E 1B IBB			CS BB 1B		4-3	P4	3	2	1	0	2	0	0				
Gene Alley, R (1, 6) OBP: 0.270, SLG: 0.289		1B 1B HBP	F2					HBP SH5-4 1B BB		1	2	0	0	2	0	2				
Bob Veale, S (1, 1) OBP: 0.211, SLG: 0.189		K	E5 1B		K			SH5-4		3	0	0	0	0	2	6				
<b>Inning Stats</b>	R: 1 E: 0 K: 0 S: 5	H: 2 LOB: 1 BB: 0 P: 5	R: 3 E: 0 K: 2 S: 10	H: 3 LOB: 2 BB: 1 P: 15	R: 2 E: 1 K: 0 S: 5	H: 1 LOB: 2 BB: 2 P: 13	R: 0 E: 0 K: 1 S: 6	H: 1 LOB: 0 BB: 0 P: 6	R: 0 E: 0 K: 2 S: 7	H: 1 LOB: 2 BB: 1 P: 11	R: 2 E: 0 K: 0 S: 5	H: 2 LOB: 0 BB: 0 P: 5	R: 2 E: 0 K: 0 S: 4	H: 1 LOB: 2 BB: 2 P: 13	R: 0 E: 0 K: 0 S: 3	H: 0 LOB: 0 BB: 0 P: 3		1B: 7 2B: 4 3B: 0 HR: 1	SF: 1 SAC: 1 DP: 1 HBP: 2	WP: 1 PB: 0 SB: 1 CS: 1
<b>PITCHER</b> Chris Short, L (1, 1) ERA: 1.9	IP: 1.1 WLS: L BF: 11 H: 4 R: 4 ER: 4 SO: 1 BB: 0 IBB: 0 HBP: 0 BLK: 0 WP: 0 HR: 0 S: 4 P: 4 ERA: 27.00 WHIP: 4.500															<b>PITCHER</b>				
Ed Roebuck, R (2, 1) ERA: 2.69	IP: 0.2 WLS: L BF: 2 H: 0 R: 0 ER: 0 SO: 1 BB: 0 IBB: 0 HBP: 0 BLK: 0 WP: 0 HR: 0 S: 4 P: 4 ERA: 0.00 WHIP: 0.000																			
Rick Wise, R (3, 1) ERA: 3.59	IP: 3.0 WLS: L BF: 15 H: 3 R: 2 ER: 0 SO: 3 BB: 2 IBB: 1 HBP: 0 BLK: 0 WP: 0 HR: 0 S: 18 P: 30 ERA: 0.00 WHIP: 1.667																			
Ray Culp, R (6, 1) ERA: 4.03	IP: 1.0 WLS: L BF: 5 H: 2 R: 2 ER: 2 SO: 0 BB: 0 IBB: 0 HBP: 0 BLK: 0 WP: 0 HR: 1 S: 5 P: 5 ERA: 18.00 WHIP: 2.000																			
Dennis Bennett, L (7, 1) ERA: 3.84	IP: 2.0 WLS: L BF: 10 H: 1 R: 2 ER: 2 SO: 0 BB: 2 IBB: 0 HBP: 0 BLK: 0 WP: 0 HR: 0 S: 7 P: 16 ERA: 9.00 WHIP: 1.500																			



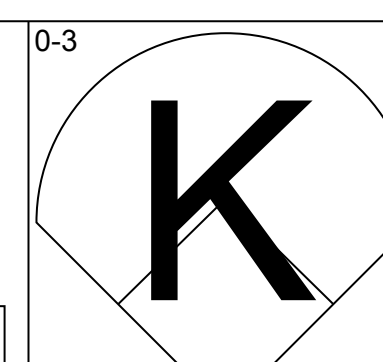
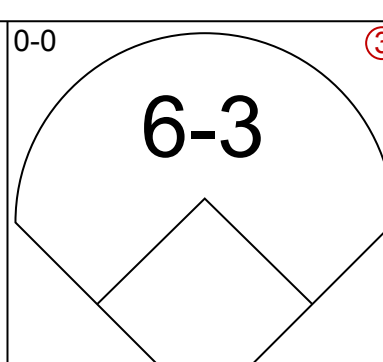
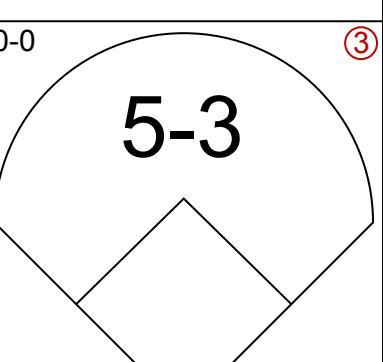
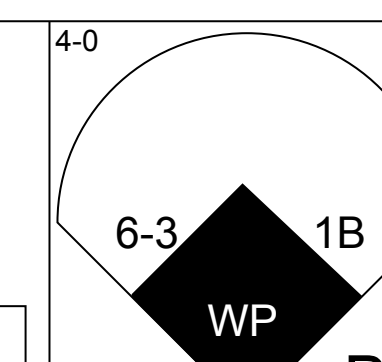
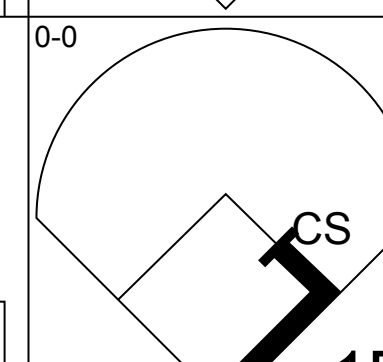
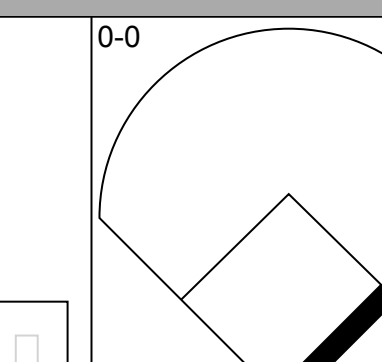
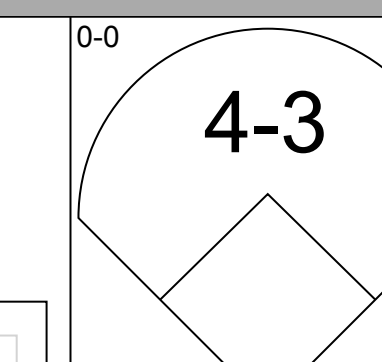
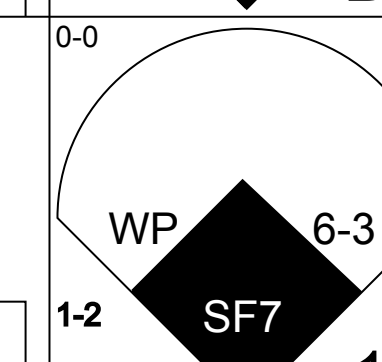
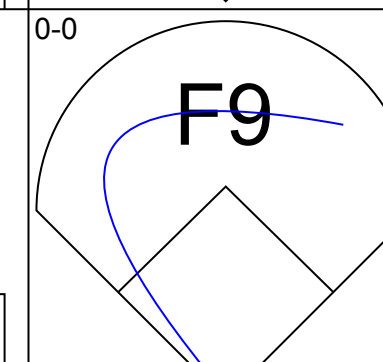
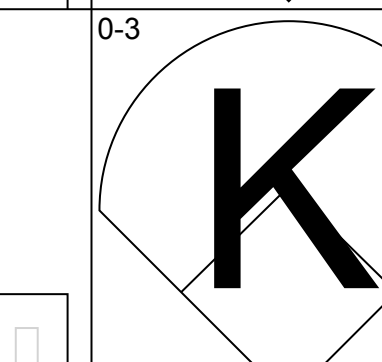
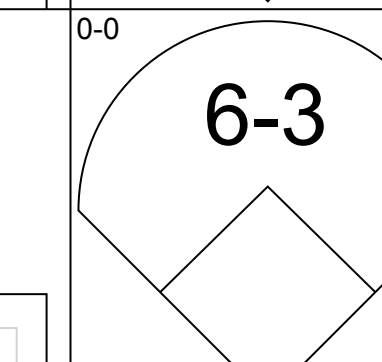
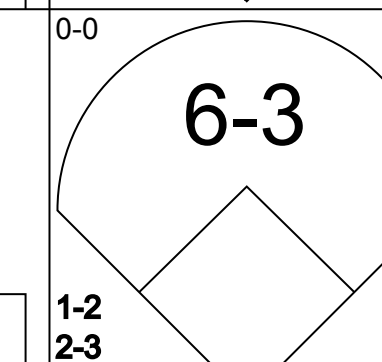
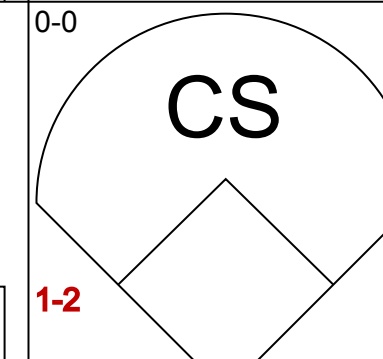
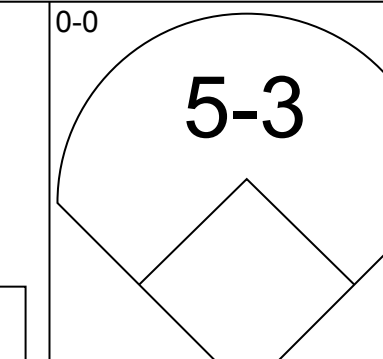
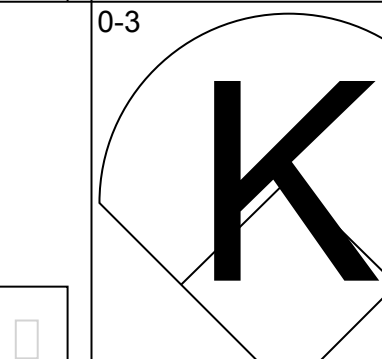
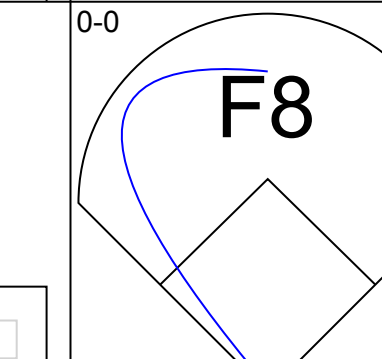
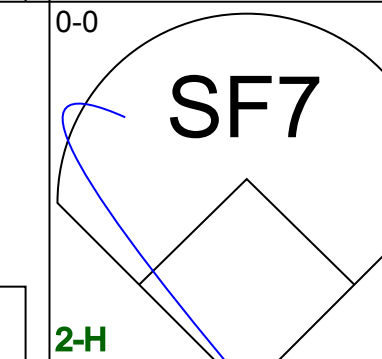
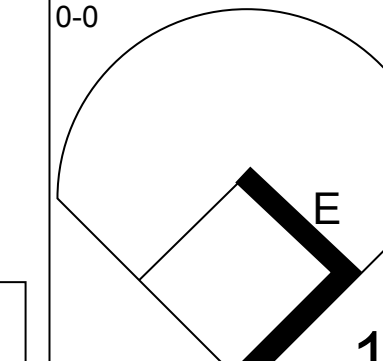
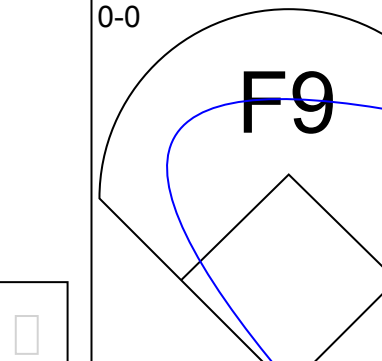
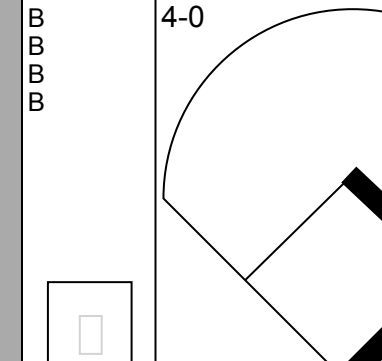
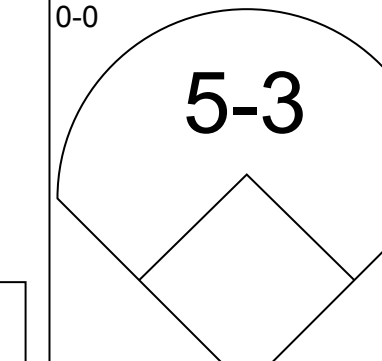
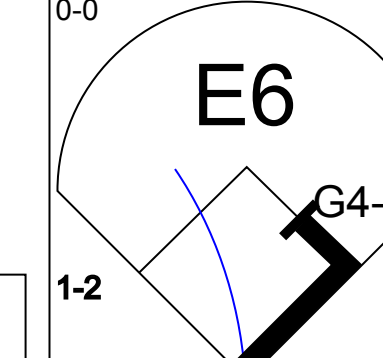
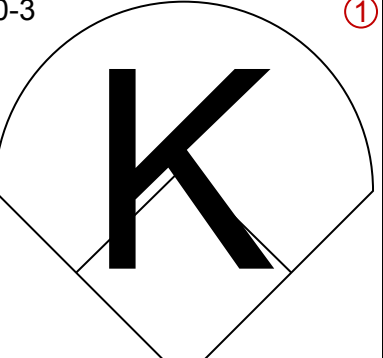
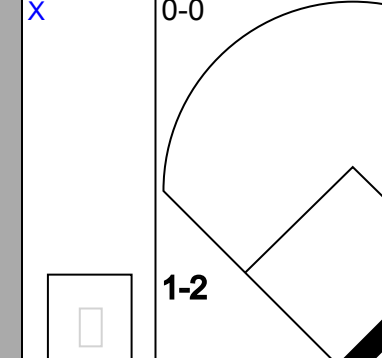
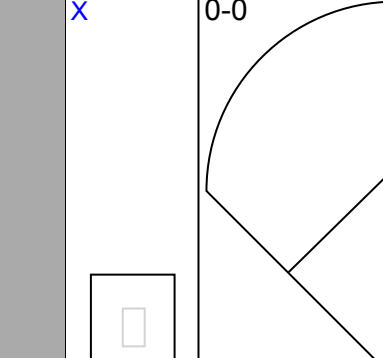
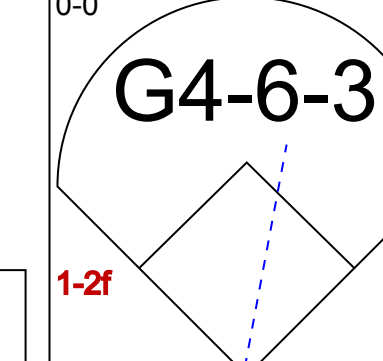
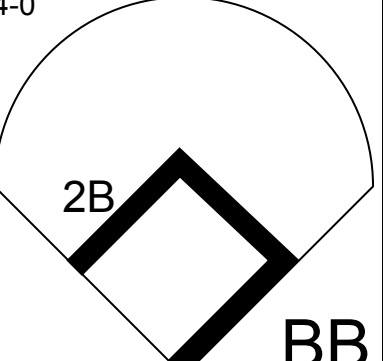
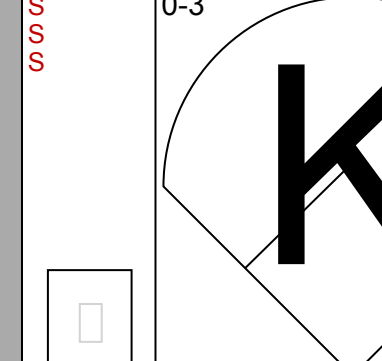
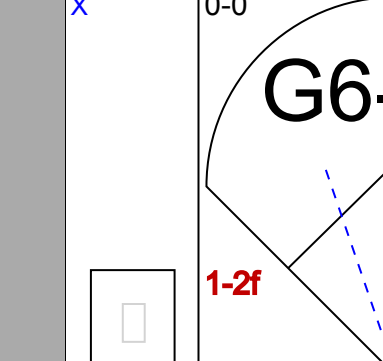
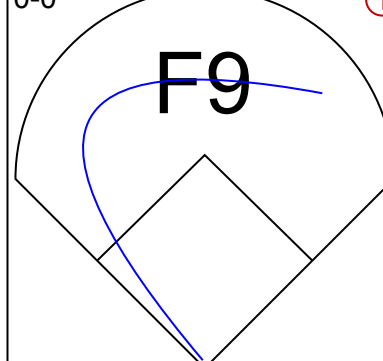
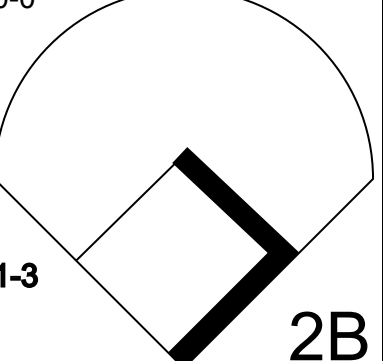
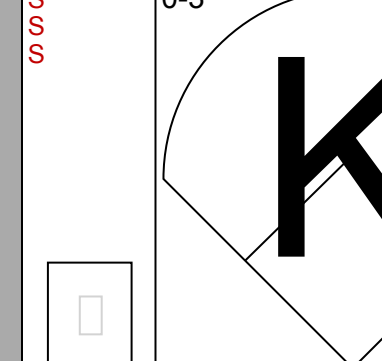
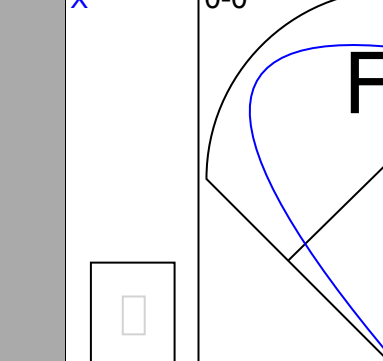
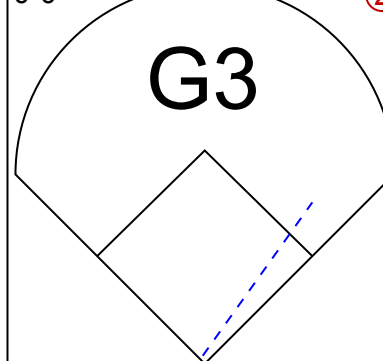
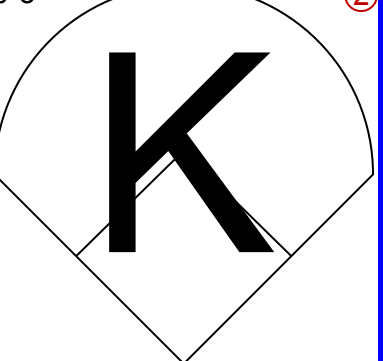
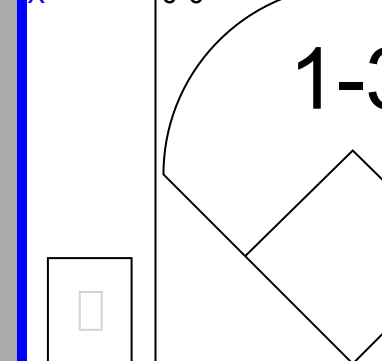
Batter	1	2	3	4	5	6	7	8	9	AB	R	H	RBI	BB	SO	LOB	TOP			
Maury Wills, S OBP: 0.331, SLG: 0.337 (1, 6)										4	1	2	0	0	0	0	<b>Los Angeles Dodgers @ Pittsburgh Pirates</b> Forbes Field, Pittsburgh, PA Tue Sep 01 1964, 7:05 PM EDT Att: 6,648 - Unknown			
Derrell Griffith, L OBP: 0.314, SLG: 0.429 (1, 9)										4	0	2	0	0	0	2				
Willie Davis, L OBP: 0.312, SLG: 0.408 (1, 8)										4	1	2	1	0	0	2				
Ron Fairly, L OBP: 0.357, SLG: 0.411 (1, 3)										4	0	1	1	0	0	2				
John Roseboro, L OBP: 0.362, SLG: 0.373 (1, 2)										4	0	0	0	0	0	2				
Wes Parker, S OBP: 0.287, SLG: 0.327 (1, 7)										4	0	0	0	0	3	0				
Jim Gilliam, S OBP: 0.307, SLG: 0.270 (1, 5)										2	0	0	0	1	0	0				
Nate Oliver, R OBP: 0.321, SLG: 0.289 (1, 4)										3	0	0	0	0	1	1				
Phil Ortega, R OBP: 0.152, SLG: 0.140 (1, 1)										2	0	0	0	0	1	1				
Bob Miller, R OBP: 0.176, SLG: 0.067 (7, 1)										0	0	0	0	0	0	0				
Wally Moon, L OBP: 0.311, SLG: 0.327 (6, PH)										1	0	0	0	0	0	0				
Ron Perranoski, L OBP: 0.154, SLG: 0.154 (8, 1)										0	0	0	0	0	0	0				
<b>Inning Stats</b>	R: 1 E: 0 K: 0 S: 5	H: 2 LOB: 1 BB: 0 P: 5	R: 0 E: 0 K: 3 S: 9	H: 0 LOB: 1 BB: 1 P: 13	R: 1 E: 0 K: 0 S: 5	H: 2 LOB: 1 BB: 0 P: 5	R: 0 E: 0 K: 1 S: 5	H: 0 LOB: 0 BB: 0 P: 5	R: 0 E: 0 K: 0 S: 3	H: 1 LOB: 0 BB: 0 P: 3	R: 0 E: 0 K: 0 S: 3	H: 0 LOB: 2 BB: 0 P: 3	R: 0 E: 0 K: 0 S: 4	H: 1 LOB: 1 BB: 0 P: 4	R: 0 E: 0 K: 1 S: 5	H: 0 LOB: 0 BB: 0 P: 5	1B: 5 2B: 2 3B: 0 HR: 0	SF: 0 SAC: 0 DP: 1 HBP: 0	WP: 0 PB: 0 SB: 2 CS: 1	PA: 33
<b>PITCHER</b> Bob Friend, R ERA: 3.34 (1, 1)	IP: 9.0 WLS: W BF: 33 H: 7 R: 2 ER: 2 SO: 5 BB: 1 IBB: 0 HBP: 0 BLK: 0 WP: 0 HR: 0 S: 42 P: 46 ERA: 2.00 WHIP: 0.889															<b>PITCHER</b>				

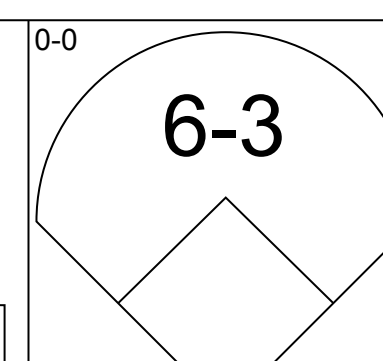
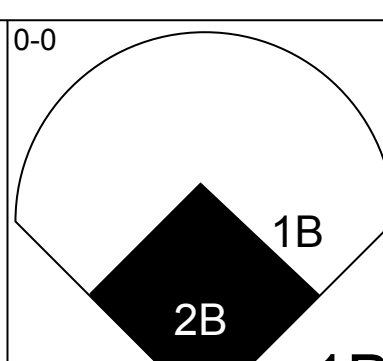
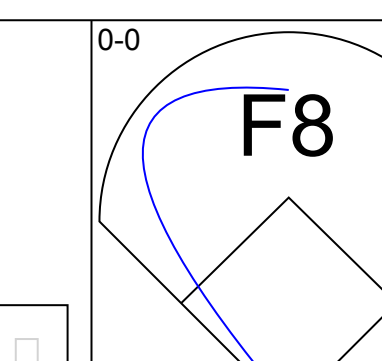
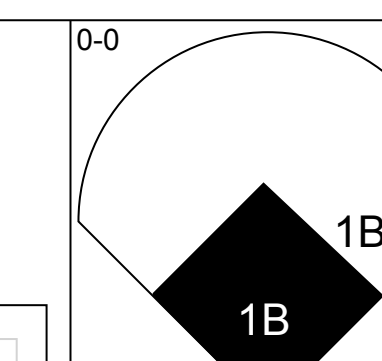
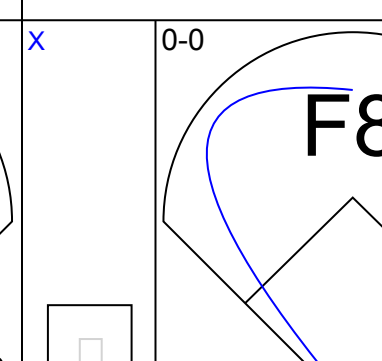
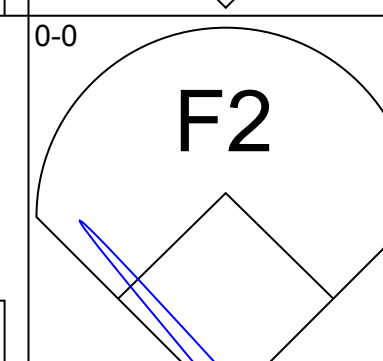
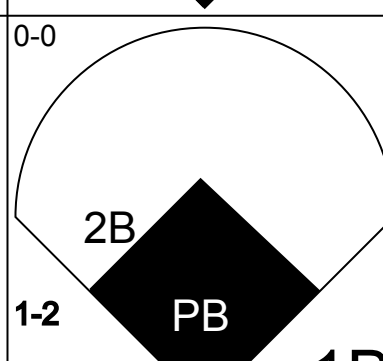
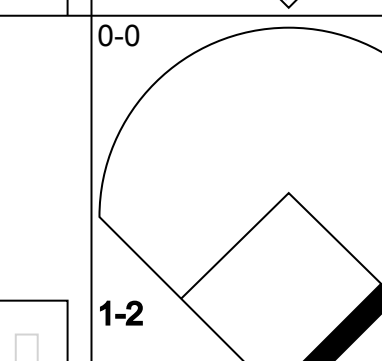
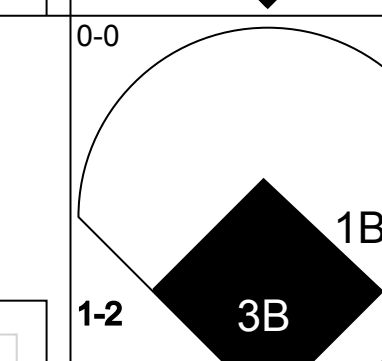
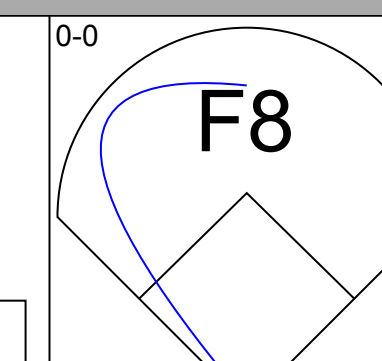
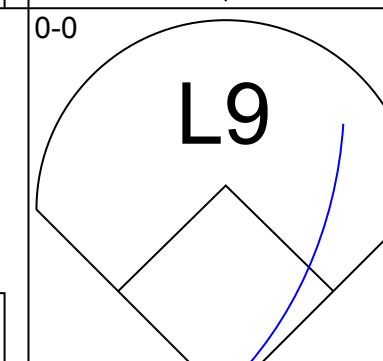
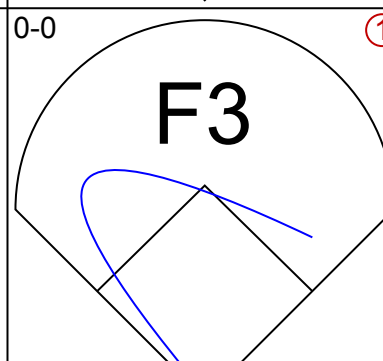
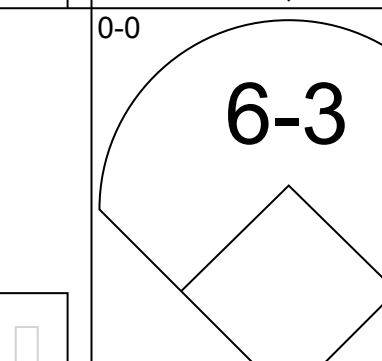
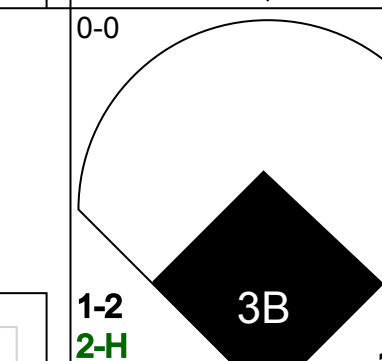
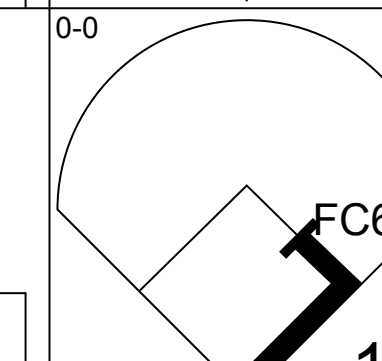
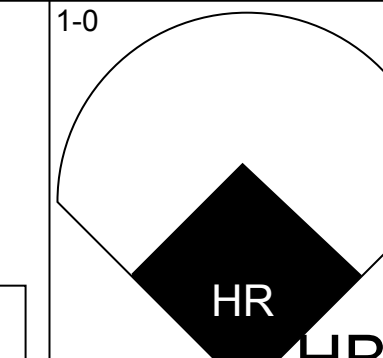
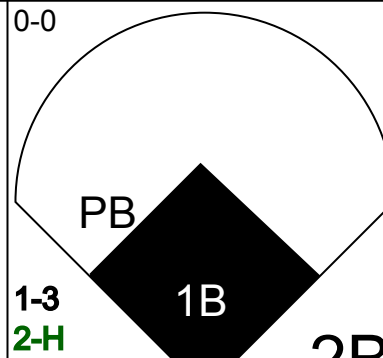
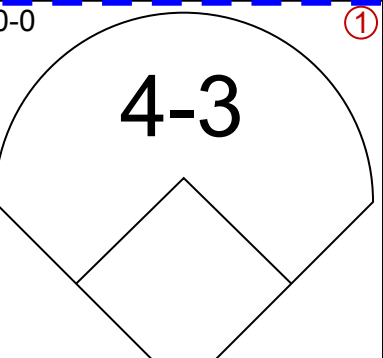
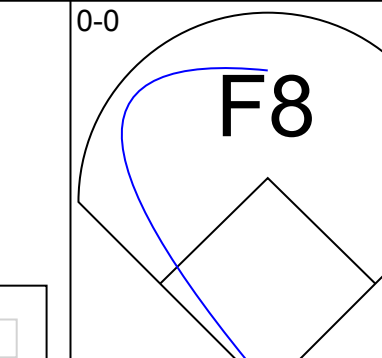
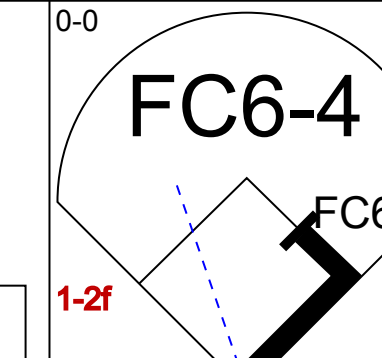
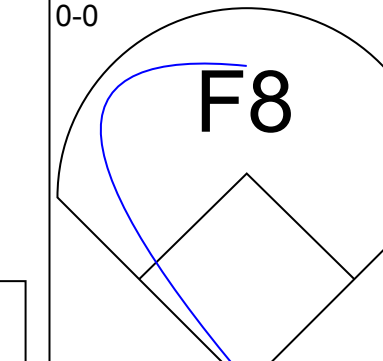
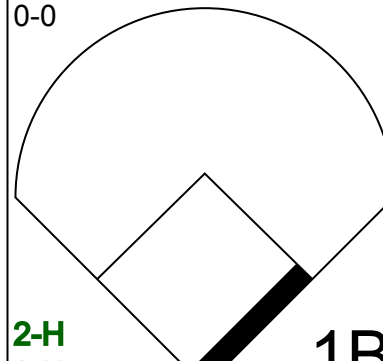

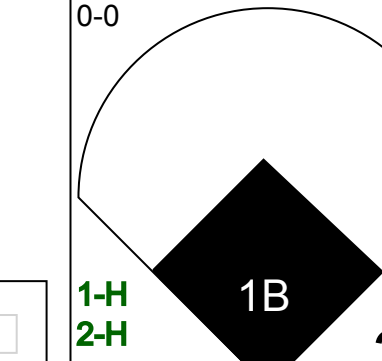
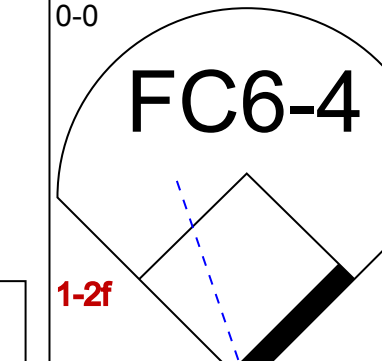
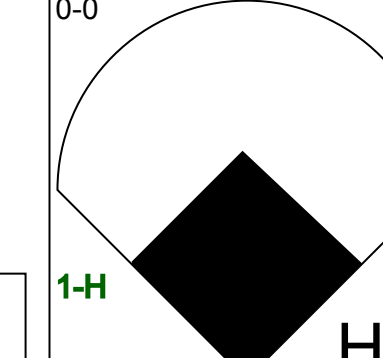
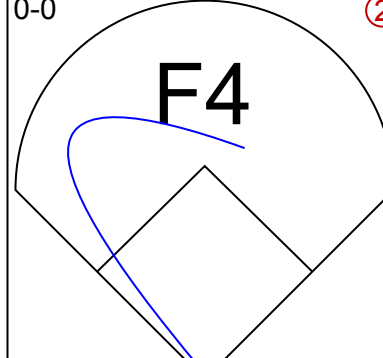

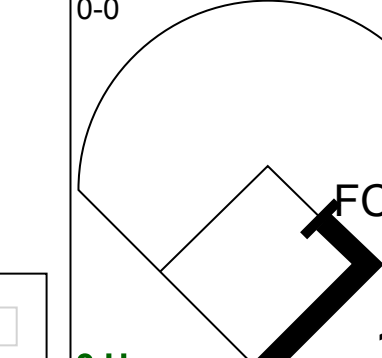

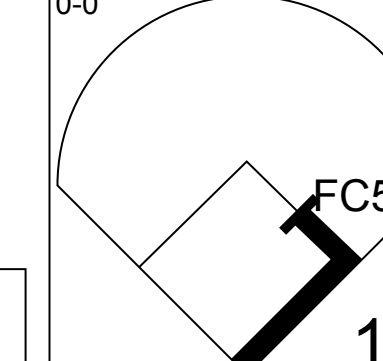
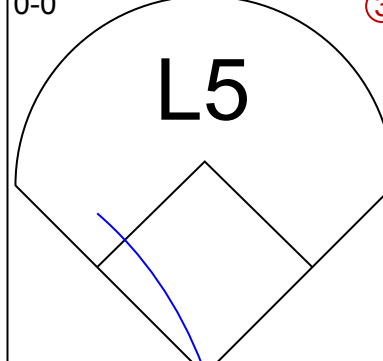

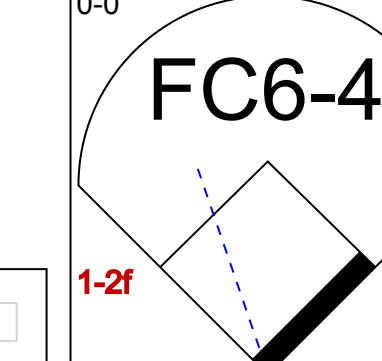
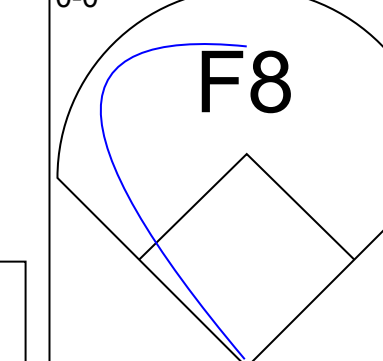
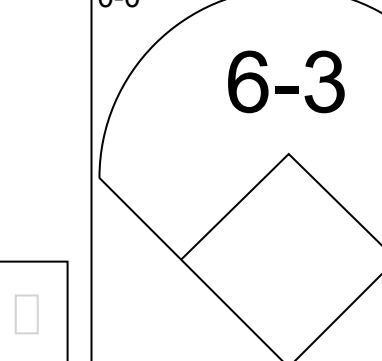
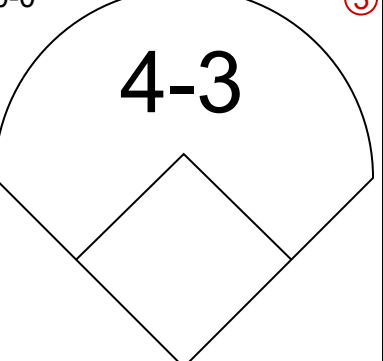
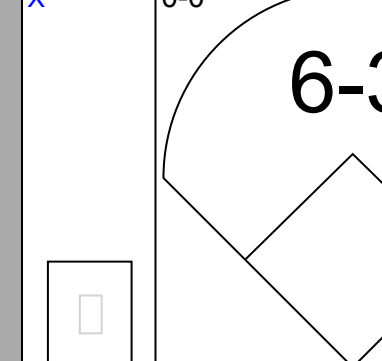
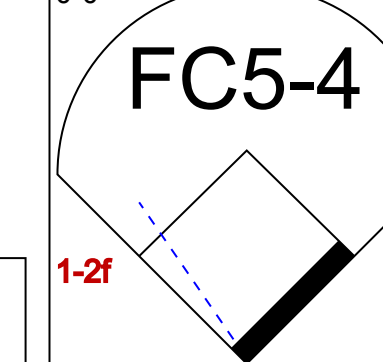
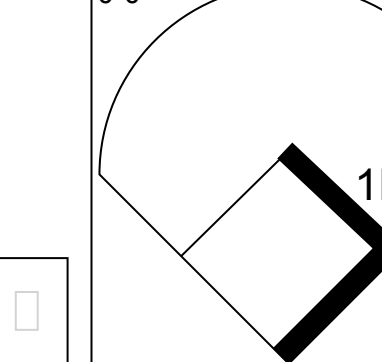
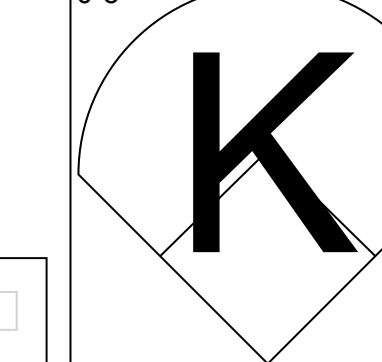
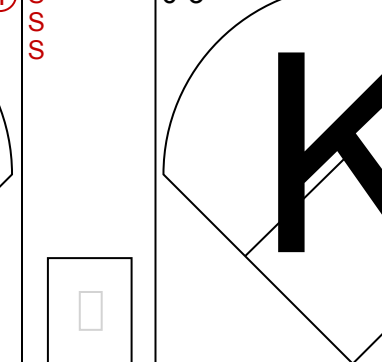
Batter	1	2	3	4	5	6	7	8	9	AB	R	H	RBI	BB	SO	LOB	BOTTOM			
Bob Bailey, R OBP: 0.355, SLG: 0.442 (1, 5)										4	1	2	3	0	1	0	<b>Los Angeles Dodgers @ Pittsburgh Pirates</b> Forbes Field, Pittsburgh, PA Tue Sep 01 1964, 7:05 PM EDT Att: 6,648 - Unknown			
Bill Virdon, L OBP: 0.296, SLG: 0.314 (1, 8)										4	0	1	1	0	1	2				
Roberto Clemente, R OBP: 0.380, SLG: 0.476 (1, 9)										4	0	0	0	0	2	1				
Jerry Lynch, L OBP: 0.338, SLG: 0.526 (1, 7)										3	0	0	0	0	1	0				
Manny Mota, R OBP: 0.325, SLG: 0.417 (8, 7)										1	0	0	0	0	0	0				
Willie Stargell, L OBP: 0.312, SLG: 0.518 (1, 3)										4	1	1	1	0	2	0				
Bill Mazerowski, R OBP: 0.297, SLG: 0.387 (1, 4)										3	1	1	0	0	0	0				
Jim Pagliaroni, R OBP: 0.380, SLG: 0.438 (1, 2)										3	1	1	0	0	0	0				
Dick Schofield, S OBP: 0.361, SLG: 0.359 (1, 6)										1	1	0	0	2	0	0				
Bob Friend, R OBP: 0.121, SLG: 0.079 (1, 1)										2	0	0	0	0	1	3				
<b>Inning Stats</b>	R: 0 E: 0 K: 3 S: 9	H: 0 LOB: 0 BB: 0 P: 9	R: 0 E: 0 K: 0 S: 3	H: 0 LOB: 0 BB: 0 P: 3	R: 2 E: 0 K: 1 S: 7	H: 2 LOB: 1 BB: 1 P: 11	R: 0 E: 0 K: 1 S: 5	H: 0 LOB: 0 BB: 0 P: 5	R: 0 E: 0 K: 0 S: 3	H: 0 LOB: 0 BB: 0 P: 3	R: 0 E: 0 K: 0 S: 3	H: 0 LOB: 2 BB: 1 P: 15	R: 3 E: 0 K: 2 S: 11	H: 4 LOB: 2 BB: 1 P: 15	R: 0 E: 0 K: 1 S: 5	H: 0 LOB: 0 BB: 0 P: 5	1B: 2 2B: 3 3B: 0 HR: 1	SF: 0 SAC: 1 DP: 0 HBP: 0	WP: 0 PB: 0 SB: 0 CS: 0	PA: 32
<b>PITCHER</b> Phil Ortega, R ERA: 3.81 (1, 1)	IP: 6.1 WLS: L BF: 25 H: 5 R: 5 ER: 5 SO: 6 BB: 1 IBB: 0 HBP: 0 BLK: 0 WP: 0 HR: 1 S: 36 P: 40 ERA: 7.11 WHIP: 0.947															<b>PITCHER</b>				
Bob Miller, R ERA: 2.55 (7, 1)	0.2	4	1	0	0	1	0	1	0	0	0	5	9	0.00	1.500					
Ron Perranoski, L ERA: 3.82 (8, 1)	1.0	3	0	0	0	1	0	0	0	0	0	5	5	0.00	0.000					







Batter	1	2	3	4	5	6	7	8	9	AB	R	H	RBI	BB	SO	LOB	TOP			
Eddie Kasko, R OBP: 0.303, SLG: 0.283										3	1	0	0	1	1	2	<b>Houston Colt 45's @ Pittsburgh Pirates</b> Forbes Field, Pittsburgh, PA Fri Sep 04 1964, 7:05 PM EDT Att: 6,133 - Unknown			
Bob Lillis, R OBP: 0.303, SLG: 0.319										4	1	3	0	0	0	0				
Mike White, R OBP: 0.324, SLG: 0.338										4	0	0	0	0	1	4				
Walt Bond, L OBP: 0.313, SLG: 0.448 Dave Roberts, L OBP: 0.296, SLG: 0.279										3	0	0	0	0	1	1				
Bob Aspromonte, R OBP: 0.331, SLG: 0.415										3	0	1	0	1	0	1				
Joe Gaines, R OBP: 0.325, SLG: 0.395										4	0	2	0	0	1	1				
Carroll Hardy, R OBP: 0.248, SLG: 0.252										3	0	0	0	1	1	5				
Jerry Grote, R OBP: 0.247, SLG: 0.275										4	0	1	0	0	1	2				
Bob Bruce, R Gordon Jones, R Ivan Murrell, L Danny Coombs, L Al Spangler, L Turk Farrell, R										1	0	0	0	0	0	0				
<b>Inning Stats</b>	R: 0 E: 0 K: 1 S: 5	H: 1 LOB: 0 BB: 0 P: 5	R: 0 E: 1 K: 0 S: 4	H: 1 LOB: 1 BB: 0 P: 4	R: 0 E: 0 K: 0 S: 3	H: 0 LOB: 0 BB: 0 P: 3	R: 0 E: 0 K: 2 S: 8	H: 1 LOB: 2 BB: 0 P: 8	R: 0 E: 0 K: 0 S: 3	H: 0 LOB: 0 BB: 0 P: 3	R: 0 E: 0 K: 2 S: 8	H: 1 LOB: 2 BB: 1 P: 12	R: 0 E: 0 K: 0 S: 4	H: 1 LOB: 0 BB: 0 P: 8	R: 0 E: 0 K: 0 S: 3	H: 1 LOB: 0 BB: 0 P: 3		1B: 6 2B: 1 3B: 0 HR: 0	SF: 1 SAC: 0 DP: 2 HBP: 0	WP: 1 PB: 0 SB: 0 CS: 1
<b>PITCHER</b> Bob Veale, L ERA: 2.98	IP: 9.0 WLS: W BF: 35 H: 7 R: 2 ER: 1 SO: 7 BB: 3 IBB: 0 HBP: 0 BLK: 0 WP: 1 HR: 0 S: 46 P: 58 ERA: 1.00 WHIP: 1.111																			

Batter	1	2	3	4	5	6	7	8	9	AB	R	H	RBI	BB	SO	LOB	BOTTOM			
Bob Bailey, R OBP: 0.358, SLG: 0.441										5	2	2	0	0	0	1	<b>Houston Colt 45's @ Pittsburgh Pirates</b> Forbes Field, Pittsburgh, PA Fri Sep 04 1964, 7:05 PM EDT Att: 6,133 - Unknown			
Bill Virdon, L OBP: 0.296, SLG: 0.315										5	2	3	0	0	0	0				
Roberto Clemente, R OBP: 0.389, SLG: 0.474										5	1	2	1	0	0	4				
Jerry Lynch, L OBP: 0.343, SLG: 0.527 Manny Mota, R OBP: 0.317, SLG: 0.406										1	2	1	1	0	0	0				
Donn Clendenon, R OBP: 0.323, SLG: 0.457										5	2	3	3	0	0	2				
Bill Mazerolski, R OBP: 0.301, SLG: 0.394										4	1	3	4	0	0	1				
Jim Pagliaroni, R OBP: 0.382, SLG: 0.438										4	0	1	0	0	0	3				
Gene Alley, R OBP: 0.262, SLG: 0.280										4	0	0	0	0	0	2				
Bob Veale, S OBP: 0.213, SLG: 0.192										4	0	1	0	0	2	1				
<b>Inning Stats</b>	R: 0 E: 0 K: 0 S: 3	H: 0 LOB: 0 BB: 0 P: 3	R: 2 E: 0 K: 0 S: 5	H: 2 LOB: 1 BB: 0 P: 6	R: 3 E: 0 K: 0 S: 7	H: 4 LOB: 1 BB: 0 P: 7	R: 0 E: 0 K: 0 S: 5	H: 2 LOB: 2 BB: 0 P: 5	R: 1 E: 1 K: 0 S: 5	H: 2 LOB: 1 BB: 0 P: 5	R: 4 E: 0 K: 1 S: 10	H: 5 LOB: 1 BB: 0 P: 10	R: 0 E: 0 K: 1 S: 5	H: 0 LOB: 0 BB: 0 P: 5	R: 0 E: 0 K: 0 S: 4	H: 1 LOB: 1 BB: 0 P: 4		1B: 12 2B: 1 3B: 2 HR: 1	SF: 0 SAC: 0 DP: 0 HBP: 1	WP: 0 PB: 1 SB: 0 CS: 0
<b>PITCHER</b> Bob Bruce, R ERA: 2.92 Gordon Jones, R ERA: 3.2 Danny Coombs, L ERA: 8.18 Turk Farrell, R ERA: 3.27	IP: 2.1 WLS: L BF: 14 H: 5 R: 2 ER: 0 SO: 1 BB: 0 IBB: 0 HBP: 0 BLK: 0 WP: 0 HR: 1 S: 13 P: 14 ERA: 15.43 WHIP: 2.571																			

AB	31
R	2
H	7
RBI	1
BB	3
SO	7
LOB	20



AB	40
R	10
H	16
RBI	9
BB	0
SO	2
LOB	17





Batter	1	2	3	4	5	6	7	8	9	AB	R	H	RBI	BB	SO	LOB	TOP			
Bob Lillis, R OBP: 0.299, SLG: 0.315 (1.6)	1-3		6-3			1-3		G5-4-3		4	0	0	0	0	0	2				
Nelle Fox, L OBP: 0.321, SLG: 0.327 (1.4)	6-3			6-3					F7	4	0	1	0	0	0	0				
Al Spangler, L OBP: 0.297, SLG: 0.328 (1.8)						6-3				4	1	3	0	0	0	1				
Walt Bond, L OBP: 0.312, SLG: 0.446 (1.3)	F5			G3-6-3						4	0	1	0	0	0	2				
Bob Aspromonte, R OBP: 0.330, SLG: 0.414 (1.5)										4	0	1	1	0	1	1				
Mike White, R OBP: 0.320, SLG: 0.333 (1.7)										4	0	0	0	0	1	2				
Joe Gaines, R OBP: 0.325, SLG: 0.398 (1.9)										3	0	1	0	0	0	0				
Jerry Grote, R OBP: 0.248, SLG: 0.275 (1.2)										3	0	1	0	0	1	1				
Ken Johnson, R OBP: 0.090, SLG: 0.123 (8, PH)										2	0	0	0	0	2	0				
Dave Roberts, L OBP: 0.291, SLG: 0.279 (8, PH)										0	0	0	0	1	0	0				
Gordon Jones, R OBP: 0.333, SLG: 0.333 (8.1)										0	0	0	0	0	0	0				
Claude Raymond, R OBP: 0.077, SLG: 0.167 (8.1)										0	0	0	0	0	0	0				
<b>Inning Stats</b>	R: 0 E: 0 K: 0 S: 4	H: 1 LOB: 1 BB: 0 P: 4	R: 0 E: 0 K: 0 S: 3	H: 1 LOB: 0 BB: 0 P: 3	R: 0 E: 0 K: 2 S: 7	H: 0 LOB: 0 BB: 0 P: 7	R: 0 E: 0 K: 0 S: 3	H: 1 LOB: 0 BB: 0 P: 3	R: 0 E: 0 K: 1 S: 6	H: 1 LOB: 1 BB: 0 P: 6	R: 0 E: 0 K: 1 S: 5	H: 0 LOB: 0 BB: 0 P: 5	R: 0 E: 0 K: 0 S: 3	H: 1 LOB: 1 BB: 1 P: 7	R: 1 E: 0 K: 0 S: 5	H: 2 LOB: 1 BB: 0 P: 5	1B: 6 2B: 2 3B: 0 HR: 0	SF: 0 SAC: 0 DP: 3 HBP: 0	WP: 0 PB: 0 SB: 0 CS: 0	PA: 33
<b>PITCHER</b> Bob Friend, R ERA: 3.25 (1.1)	IP: 9.0 WLS: W BF: 33	H: 8 R: 1 ER: 1 SO: 5	BB: 1 IBB: 0 HBP: 0 BLK: 0	WP: 0 HR: 0 S: 42 P: 46	ERA: 1.00 WHIP: 1.000															

Houston Colt 45's @ Pittsburgh Pirates  
Forbes Field, Pittsburgh, PA  
Sat Sep 05 1964, 3:33 AM EDT  
Att: 4,272 - Unknown

AB 32  
R 1  
H 8  
RBI 1  
BB 1  
SO 5  
LOB 9



Batter	1	2	3	4	5	6	7	8	9	AB	R	H	RBI	BB	SO	LOB	BOTTOM												
Bob Bailey, R OBP: 0.358, SLG: 0.439 (1.5)	L6-4									2	0	0	0	1	1	0													
Bill Virdon, L OBP: 0.298, SLG: 0.317 (1.8)	F4									4	0	1	0	0	0	3													
Roberto Clemente, R OBP: 0.387, SLG: 0.472 (1.9)	L6-4									4	1	1	0	0	0	4													
Jerry Lynch, L OBP: 0.348, SLG: 0.544 (1.7)										3	2	2	2	1	1	1													
Manny Mota, R OBP: 0.317, SLG: 0.406 (9.7)										0	0	0	0	0	0	0													
Donn Clendenon, R OBP: 0.320, SLG: 0.454 (1.3)										3	0	0	0	0	0	3													
Bill Mazerolski, R OBP: 0.303, SLG: 0.399 (1.4)										4	0	2	1	0	0	0													
Jim Pagliaroni, R OBP: 0.380, SLG: 0.435 (1.2)										4	0	1	0	0	0	1													
Gene Alley, R OBP: 0.267, SLG: 0.281 (1.6)										3	1	1	0	0	1	2													
Bob Friend, R OBP: 0.116, SLG: 0.076 (1.1)										3	0	0	0	0	1	4													
<b>Inning Stats</b>	R: 0 E: 0 K: 0 S: 2	H: 0 LOB: 0 BB: 1 P: 6	R: 1 E: 0 K: 1 S: 7	H: 2 LOB: 2 BB: 0 P: 8	R: 0 E: 0 K: 2 S: 8	H: 1 LOB: 1 BB: 0 P: 8	R: 0 E: 0 K: 0 S: 3	H: 0 LOB: 0 BB: 0 P: 3	R: 1 E: 1 K: 0 S: 6	H: 1 LOB: 3 BB: 1 P: 10	R: 0 E: 0 K: 0 S: 3	H: 0 LOB: 0 BB: 0 P: 3	R: 0 E: 0 K: 1 S: 9	H: 4 LOB: 2 BB: 0 P: 9	R: 2 E: 0 K: 1 S: 9	H: 4 LOB: 2 BB: 0 P: 9	1B: 4 2B: 3 3B: 1 HR: 1	SF: 0 SAC: 3 DP: 1 HBP: 1	WP: 0 PB: 0 SB: 1 CS: 0	PA: 36									
<b>PITCHER</b> Ken Johnson, R ERA: 3.8 (1.1)	IP: 7.0 WLS: L BF: 29	H: 4 R: 2 ER: 1 SO: 3	BB: 1 IBB: 1 HBP: 1 BLK: 0	WP: 0 HR: 0 S: 32 P: 41	ERA: 1.29 WHIP: 0.714																								
Gordon Jones, R ERA: 3.53 (8.1)	0.1	5	4	2	2	0	0	0	0	0	1	5	5	54.00	12.000														
Claude Raymond, R ERA: 3.11 (8.1)	0.2	2	0	0	0	1	0	0	0	0	0	4	4	0.00	0.000														

Houston Colt 45's @ Pittsburgh Pirates  
Forbes Field, Pittsburgh, PA  
Sat Sep 05 1964, 3:33 AM EDT  
Att: 4,272 - Unknown

AB 30  
R 4  
H 8  
RBI 3  
BB 2  
SO 4  
LOB 18





Batter	1	2	3	4	5	6	7	8	9	AB	R	H	RBI	BB	SO	LOB	TOP					
Bob Lillis, R OBP: 0.295, SLG: 0.311 (1, 6)	L5		6-3			4-3		5-3		4	0	0	0	0	0	0						
Nelle Fox, L OBP: 0.316, SLG: 0.324 (1, 4)	4-3				F5	G3		F4		4	0	0	0	0	0	0						
Al Spangler, L OBP: 0.301, SLG: 0.333 (1, 8)	1B 2			4-3 BB		4-3			G4-6-3 1B	3	0	2	0	1	0	0						
Walt Bond, L OBP: 0.312, SLG: 0.444 (1, 3)				L4-3				F5	G4-6-3 1-2	4	0	1	0	0	0	2						
Bob Aspromonte, R OBP: 0.331, SLG: 0.415 (1, 5)	2	F3				G6-4-3 1B			F4	4	0	2	0	0	0	0						
Joe Gaines, R OBP: 0.325, SLG: 0.401 (1, 9)					G6-4-3 1-2			F9		3	0	1	0	0	0	2						
Mike White, R OBP: 0.323, SLG: 0.337 (1, 7)			6-3			1B				3	0	2	0	0	0	0						
Jerry Grote, R OBP: 0.249, SLG: 0.276 (1, 2)								L5		3	0	1	0	0	0	2						
Don Nottebart, R OBP: 0.106, SLG: 0.067 (8, PH)										2	0	0	0	0	1	2						
Dave Roberts, L OBP: 0.289, SLG: 0.277 (8, PH)			K							1	0	0	0	0	1	0						
Hal Woodeshick, R (8, 1)						6-3			K	0	0	0	0	0	0	0						
<b>Inning Stats</b>	R: 0 E: 0 K: 0 S: 4	H: 2 LOB: 2 BB: 0 P: 4	R: 0 E: 0 K: 0 S: 3	H: 1 LOB: 0 BB: 0 P: 3	R: 0 E: 0 K: 1 S: 5	H: 0 LOB: 0 BB: 0 P: 5	R: 0 E: 0 K: 0 S: 2	H: 0 LOB: 0 BB: 1 P: 6	R: 0 E: 0 K: 0 S: 5	H: 3 LOB: 2 BB: 0 P: 5	R: 0 E: 0 K: 0 S: 3	H: 0 LOB: 0 BB: 0 P: 3	R: 0 E: 0 K: 1 S: 5	H: 2 LOB: 2 BB: 0 P: 5	R: 0 E: 0 K: 0 S: 5	H: 0 LOB: 0 BB: 0 P: 5	R: 0 E: 0 K: 0 S: 3	H: 1 LOB: 0 BB: 0 P: 3	1B: 7 2B: 3 3B: 0 HR: 0	SF: 0 SAC: 0 DP: 3 HBP: 0	WP: 0 PB: 0 SB: 0 CS: 0	PA: 32
<b>PITCHER</b> Vern Law, R ERA: 3.59 (1, 1)	IP: 9.0 WLS: W BF: 33 H: 9 R: 0 ER: 0 SO: 2 BB: 1 IBB: 0 HBP: 0 BLK: 0 WP: 0 HR: 0 S: 35 P: 39 ERA: 0.00 WHIP: 1.111															<b>PITCHER</b>						

Houston Colt 45's @ Pittsburgh Pirates  
Forbes Field, Pittsburgh, PA  
Sun Sep 06 1964, 3:33 AM EDT  
Att: 4,886 - Unknown

AB 31  
R 0  
H 9  
RBI 0  
BB 1  
SO 2  
LOB 8



Batter	1	2	3	4	5	6	7	8	9	AB	R	H	RBI	BB	SO	LOB	BOTTOM			
Bob Bailey, R OBP: 0.397, SLG: 0.437 (1, 5)	E8 G4-3				G6-4-3 1-2			F5		4	0	1	0	0	0	3				
Bill Virdon, L OBP: 0.297, SLG: 0.316 (1, 8)	G4-3 1-2		F8-4 1B			E4 4-3 SF7 1B		5-3		4	1	1	0	0	0	4				
Roberto Clemente, R OBP: 0.386, SLG: 0.470 (1, 9)	6-3					4-3			FC6-4 IBB	3	0	0	0	1	0	1				
Jerry Lynch, L OBP: 0.345, SLG: 0.540 (8, PH)		F5			F8		SF7	FC6-4 1-2		2	0	0	1	0	0	0				
Manny Mota, R OBP: 0.315, SLG: 0.404 (9, 7)										1	0	0	0	0	0	2				
Donn Clendenon, R OBP: 0.323, SLG: 0.455 (1, 3)		3-1 S 1B				K				3	0	2	0	0	1	0				
Smoky Burgess, L OBP: 0.313, SLG: 0.321 (1, 2)		3-1 1-3			4-3					3	0	0	0	0	0	2				
Bill Mazerowski, R OBP: 0.303, SLG: 0.399 (1, 4)		5-3								3	0	1	0	0	0	1				
Gene Alley, R OBP: 0.268, SLG: 0.282 (1, 6)								F9		3	0	1	0	0	0	1				
Vern Law, R OBP: 0.351, SLG: 0.340 (1, 1)										3	0	2	0	0	0	1				
<b>Inning Stats</b>	R: 0 E: 1 K: 0 S: 3	H: 0 LOB: 0 BB: 0 P: 3	R: 0 E: 0 K: 0 S: 4	H: 1 LOB: 1 BB: 0 P: 4	R: 0 E: 0 K: 0 S: 4	H: 2 LOB: 1 BB: 0 P: 4	R: 0 E: 0 K: 0 S: 4	H: 1 LOB: 1 BB: 0 P: 4	R: 0 E: 1 K: 1 S: 6	H: 2 LOB: 1 BB: 0 P: 6	R: 0 E: 0 K: 0 S: 3	H: 0 LOB: 0 BB: 0 P: 3	R: 0 E: 0 K: 0 S: 4	H: 1 LOB: 2 BB: 1 P: 8	R: 0 E: 0 K: 0 S: 4	H: 1 LOB: 0 BB: 0 P: 8	1B: 7 2B: 2 3B: 0 HR: 0	SF: 1 SAC: 0 DP: 3 HBP: 0	WP: 0 PB: 0 SB: 1 CS: 0	PA: 31
<b>PITCHER</b> Don Nottebart, R ERA: 3.81 (1, 1)	IP: 7.0 WLS: L BF: 26 H: 7 R: 1 ER: 0 SO: 1 BB: 0 IBB: 0 HBP: 0 BLK: 0 WP: 0 HR: 0 S: 28 P: 28 ERA: 0.00 WHIP: 1.000															<b>PITCHER</b>				
Hal Woodeshick, L ERA: 3.21 (8, 1)	1.0 5 1 0 0 0															<b>PITCHER</b>				

Houston Colt 45's @ Pittsburgh Pirates  
Forbes Field, Pittsburgh, PA  
Sun Sep 06 1964, 3:33 AM EDT  
Att: 4,886 - Unknown

AB 29  
R 1  
H 8  
RBI 1  
BB 1  
SO 1  
LOB 15













Batter	1	2	3	4	5	6	7	8	9	AB	R	H	RBI	BB	SO	LOB	TOP					
<b>Giraldo Ruiz, S</b> OBP: 0.267, SLG: 0.319 (1, 4)										5	0	3	0	0	0	1	<b>Cincinnati Reds @ Pittsburgh Pirates</b> Forbes Field, Pittsburgh, PA Wed Sep 09 1964, 7:05 PM EDT Att: 5,245 - Unknown					
<b>Tommy Harper, R</b> OBP: 0.325, SLG: 0.317 (1, 7)										5	0	2	0	0	0	2						
<b>Vada Pinson, L</b> OBP: 0.308, SLG: 0.437 (1, 8)										5	1	1	0	0	3	7						
<b>Frank Robinson, R</b> OBP: 0.398, SLG: 0.550 (1, 9)										4	0	2	0	1	0	5						
<b>Deron Johnson, R</b> OBP: 0.340, SLG: 0.506 (1, 3)										4	0	1	1	0	0	2						
<b>Jimmie Coker, R</b> OBP: 0.500, SLG: 0.417 (1, 2)										4	0	2	0	0	1	2						
<b>Leo Cardenas, R</b> OBP: 0.306, SLG: 0.376 (1, 6)										4	0	0	0	0	0	2						
<b>Steve Boros, R</b> OBP: 0.338, SLG: 0.324 (1, 5)										3	0	0	0	1	1	0						
<b>Joey Jay, S</b> OBP: 0.263, SLG: 0.022 (5, PH)										1	0	0	0	0	0	1						
<b>Mel O'Quinn, L</b> OBP: 0.249, SLG: 0.293 (5, 1)										1	0	0	0	0	0	0						
<b>Joe Nuxhall, L</b> OBP: 0.148, SLG: 0.200 (7, PH)										0	0	0	0	0	0	0						
<b>Don Pavlatich, R</b> OBP: 0.252, SLG: 0.304 (7, PH)										0	0	0	0	0	0	0						
<b>Marty Keough, L</b> OBP: 0.252, SLG: 0.370 (7, 1)										0	0	0	0	0	0	0						
<b>Sammy Ellis, L</b> OBP: 0.330, SLG: 0.320 (9, PH)										1	0	1	0	0	0	0						
<b>Inning Stats</b>	R: 1 E: 0 K: 0 S: 6	H: 3 LOB: 2 BB: 0 P: 6	R: 0 E: 0 K: 0 S: 3	H: 0 LOB: 1 BB: 1 P: 7	R: 0 E: 0 K: 1 S: 5	H: 0 LOB: 1 BB: 1 P: 9	R: 0 E: 0 K: 1 S: 5	H: 0 LOB: 0 BB: 0 P: 5	R: 0 E: 0 K: 1 S: 7	H: 2 LOB: 2 BB: 0 P: 7	R: 0 E: 0 K: 0 S: 3	H: 1 LOB: 0 BB: 0 P: 3	R: 0 E: 0 K: 2 S: 9	H: 2 LOB: 2 BB: 0 P: 9	R: 0 E: 0 K: 0 S: 4	H: 2 LOB: 1 BB: 0 P: 4	R: 0 E: 0 K: 0 S: 6	H: 3 LOB: 3 BB: 0 P: 6	1B: 13 2B: 0 3B: 0 HR: 0	SF: 0 SAC: 0 DP: 2 HBP: 0	WP: 0 PB: 1 SB: 2 CS: 0	PA: 40
<b>PITCHER</b>	IP WLS BF H R ER SO BB IBB HBP BLK WP HR S P ERA WHIP																					
<b>Bob Veale, L</b> ERA: 2.91	(1, 1)	8.2 W 39 13 1 1 5 2 0 0 0 0 0 0 0 0 1.04 1.731																				
<b>Al McBean, R</b> ERA: 2.32	(9, 1)	0.1 S 1 0 0 0 0 0 0 0 0 0 0 0 0 0 0.00 0.000																				

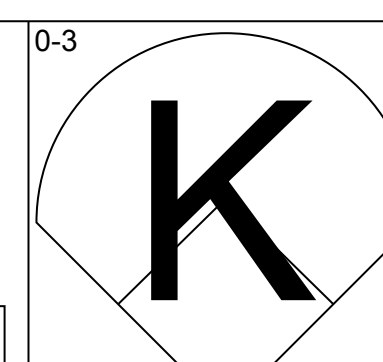
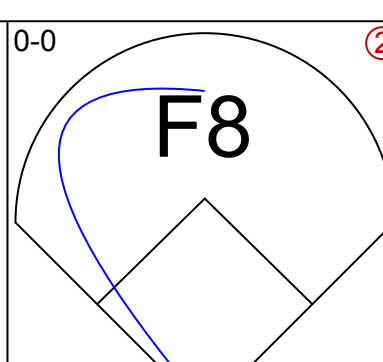
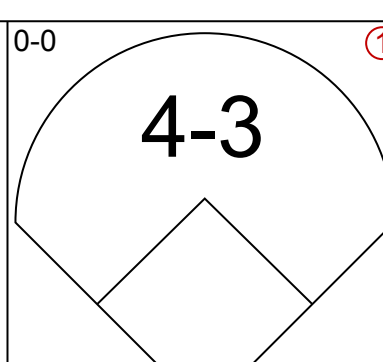
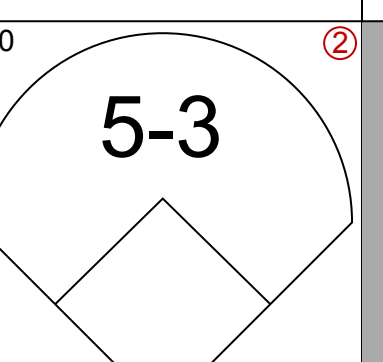
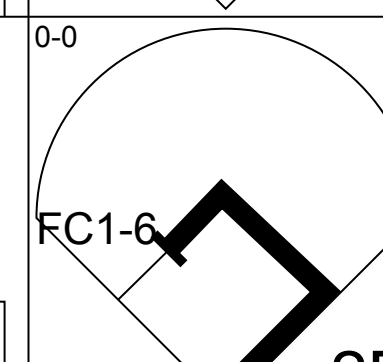
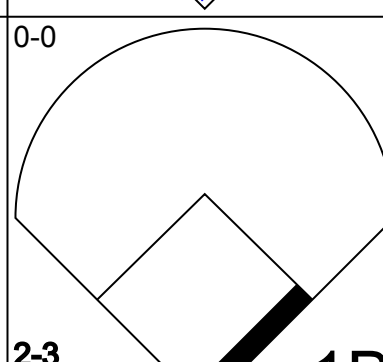
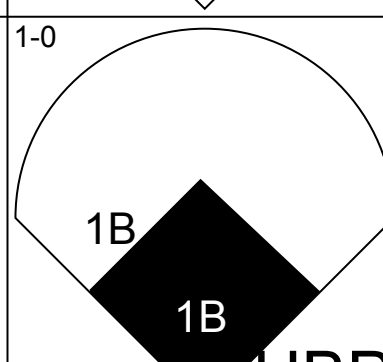
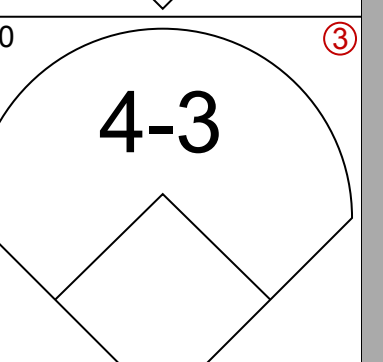
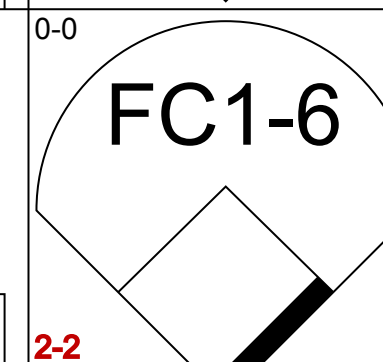
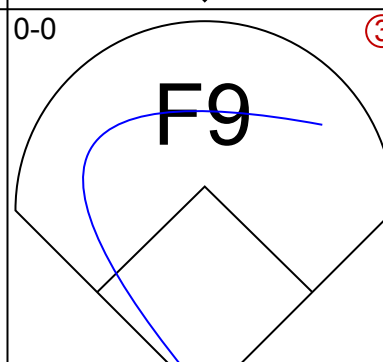
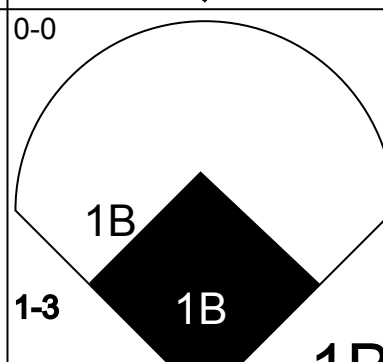
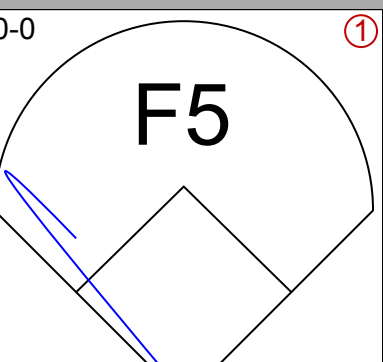
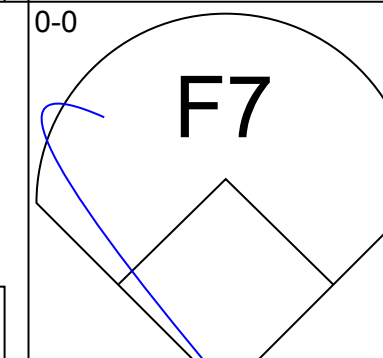
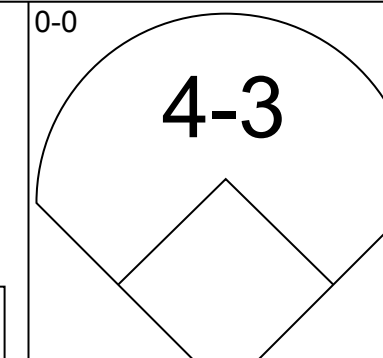
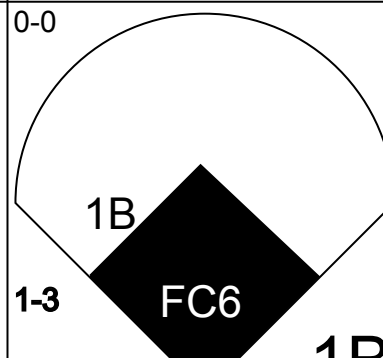
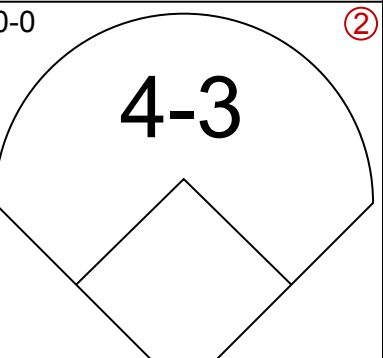
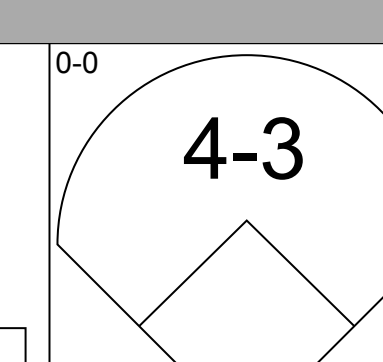
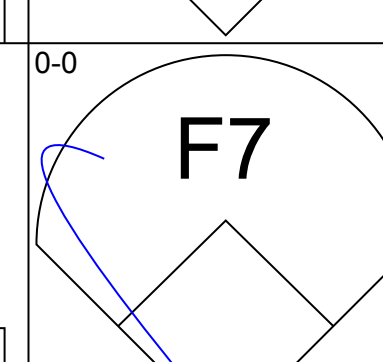
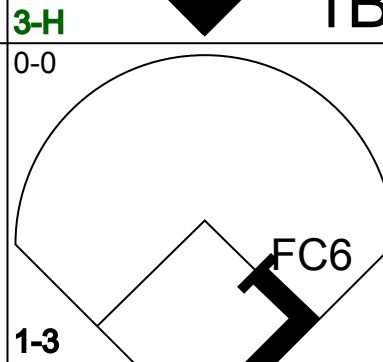
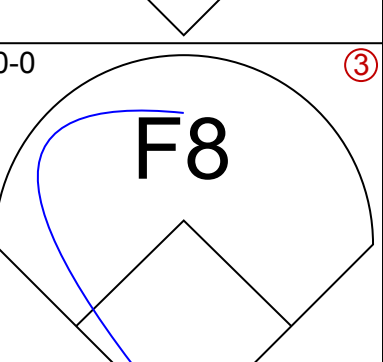
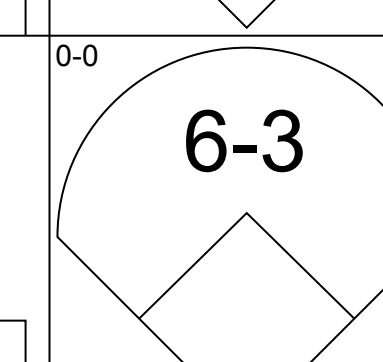
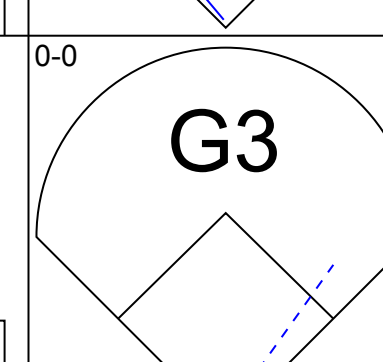
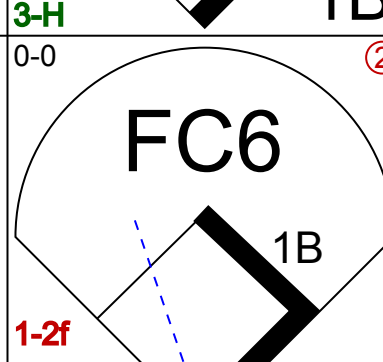
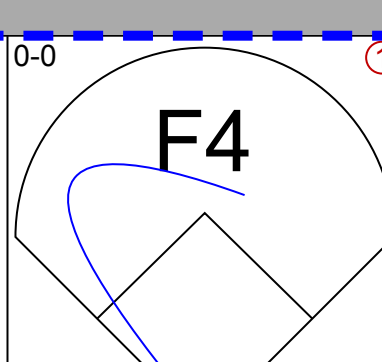
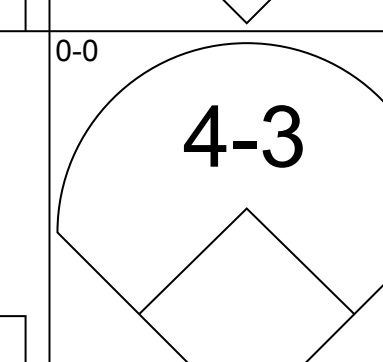
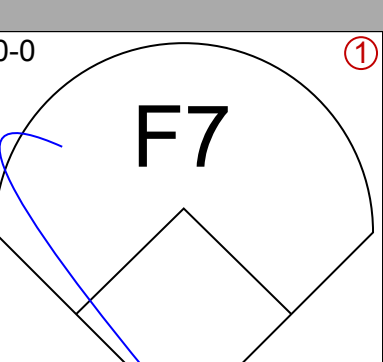
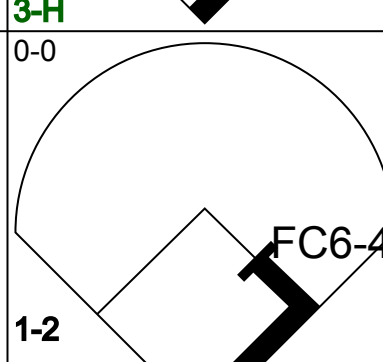
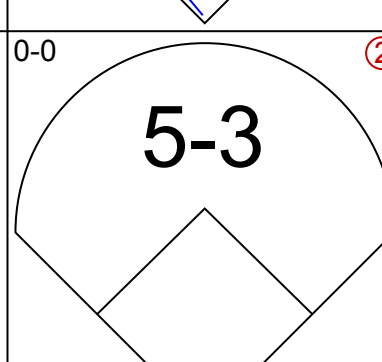
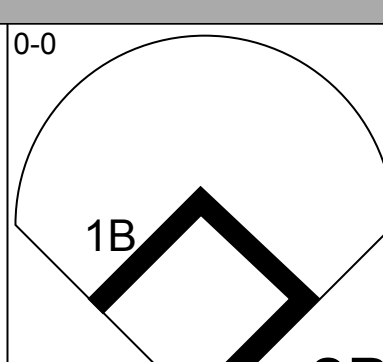
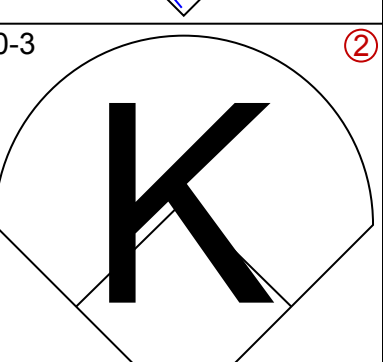
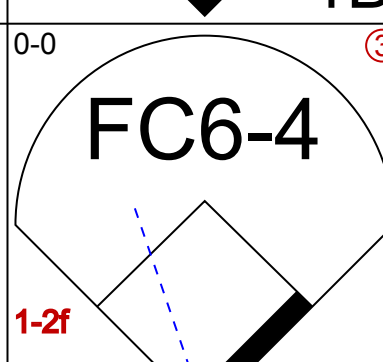
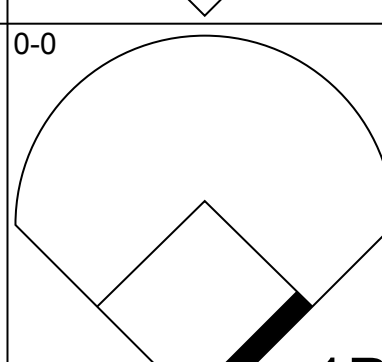
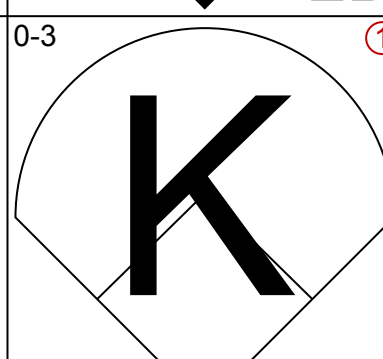
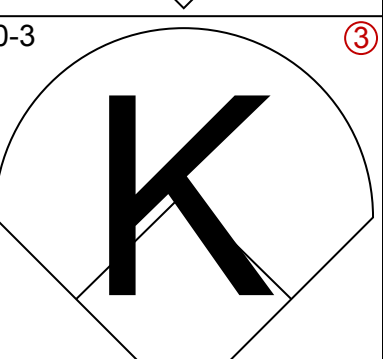
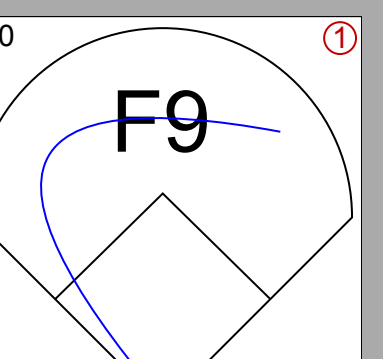
AB	38
R	1
H	13
RBI	1
BB	2
SO	5
LOB	22



Batter	1	2	3	4	5	6	7	8	9	AB	R	H	RBI	BB	SO	LOB	BOTTOM			
<b>Bob Bailey, R</b> OBP: 0.354, SLG: 0.432 (1, 5)										4	0	1	0	0	1	1	<b>Cincinnati Reds @ Pittsburgh Pirates</b> Forbes Field, Pittsburgh, PA Wed Sep 09 1964, 7:05 PM EDT Att: 5,245 - Unknown			
<b>Bill Virdon, L</b> OBP: 0.293, SLG: 0.311 (1, 8)										3	0	0	0	0	0	1				
<b>Roberto Clemente, R</b> OBP: 0.394, SLG: 0.482 (1, 9)										3	1	2	0	1	1	1				
<b>Jerry Lynch, L</b> OBP: 0.344, SLG: 0.530 (1, 7)										3	1	0	0	1	1	3				
<b>Manny Mota, R</b> OBP: 0.318, SLG: 0.404 (9, 7)										0	0	0	0	0	0	0				
<b>Willie Stargell, L</b> OBP: 0.310, SLG: 0.511 (1, 3)										4	1	1	1	0	1	2				
<b>Bill Mazeroski, R</b> OBP: 0.303, SLG: 0.396 (1, 4)										4	1	2	1	0	0	0				
<b>Jim Pagliaroni, R</b> OBP: 0.386, SLG: 0.442 (1, 2)										3	0	1	2	0	0	1				
<b>Gene Alley, R</b> OBP: 0.277, SLG: 0.283 (1, 6)										3	0	1	0	0	0	1				
<b>Bob Veale, S</b> OBP: 0.205, SLG: 0.185 (1, 1)										3	0	0	0	0	3	2				
<b>Al McBean, R</b> OBP: 0.100, SLG: 0.100 (9, 1)										0	0	0	0	0	0	0				
<b>Inning Stats</b>	R: 0 E: 0 K: 0 S: 4	H: 1 LOB: 1 BB: 0 P: 4	R: 0 E: 0 K: 1 S: 5	H: 1 LOB: 0 BB: 0 P: 5	R: 0 E: 0 K: 2 S: 7	H: 1 LOB: 0 BB: 0 P: 7	R: 4 E: 0 K: 1 S: 9	H: 4 LOB: 1 BB: 1 P: 13	R: 0 E: 0 K: 1 S: 6	H: 0 LOB: 2 BB: 1 P: 10	R: 0 E: 0 K: 0 S: 3	H: 0 LOB: 0 BB: 0 P: 3	R: 0 E: 0 K: 2 S: 8	H: 1 LOB: 1 BB: 0 P: 8	R: 0 E: 0 K: 0 S: 3	H: 0 LOB: 0 BB: 0 P: 3	1B: 6 2B: 2 3B: 0 HR: 0	SF: 0 SAC: 1 DP: 1 HBP: 0	WP: 0 PB: 0 SB: 0 CS: 1	PA: 33
<b>PITCHER</b>	IP WLS BF H R ER SO BB IBB HBP BLK WP HR S P ERA WHIP																			
<b>Joey Jay, R</b> ERA: 3.36	(1, 1)	4.0 L 18 7 4 4 4 1 0 0 0 0 0 0 0 0 9.00 2.000																		
<b>Joe Nuxhall, L</b> ERA: 3.91	(5, 1)	2.0 8 0 0 0 0 1 0 1 0 0 0 0 0 9 0.00 0.000																		
<b>Sammy Ellis, R</b> ERA: 3.1	(7, 1)	2.0 7 1 0 0 0 2 0 0 0 0 0 0 0 0 11 0.00 0.500																		

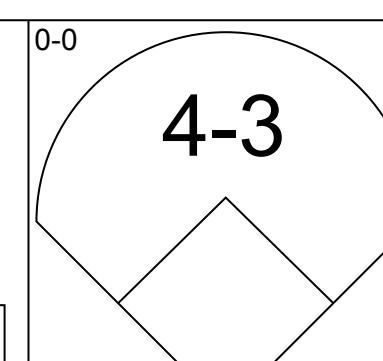
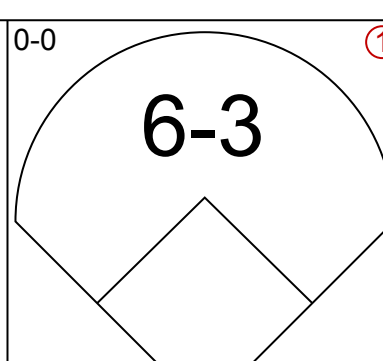
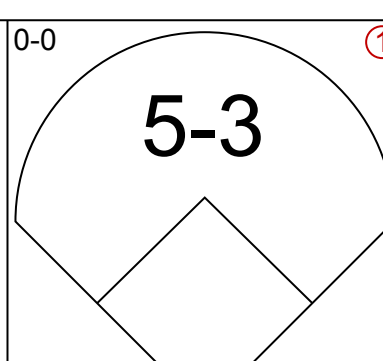
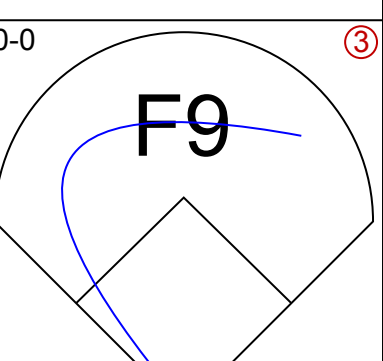
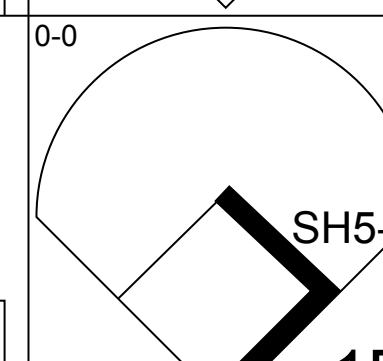
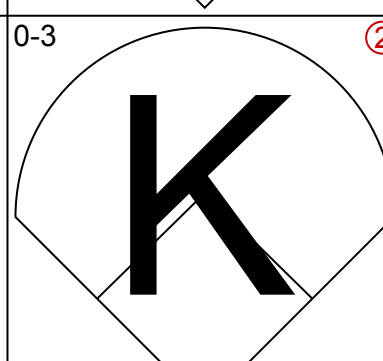
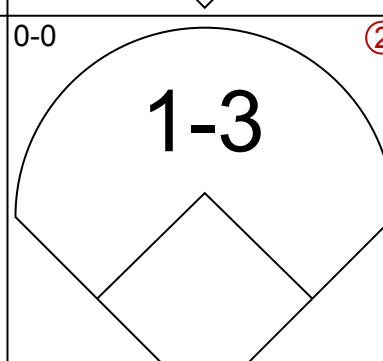
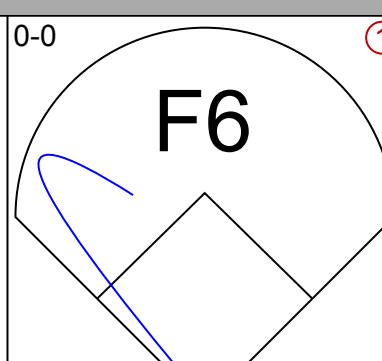
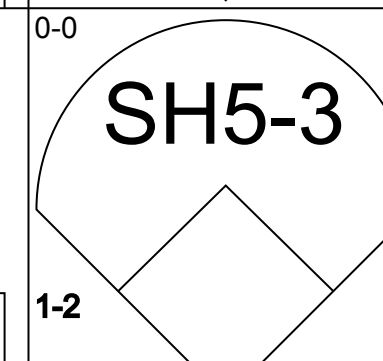
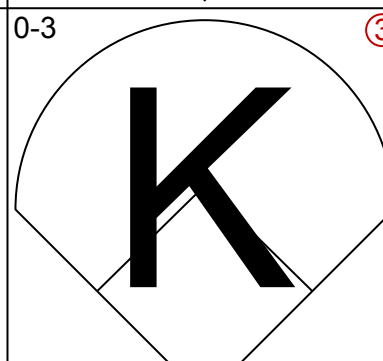
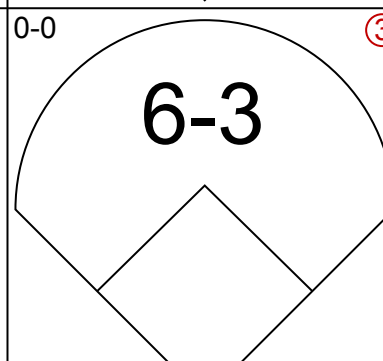
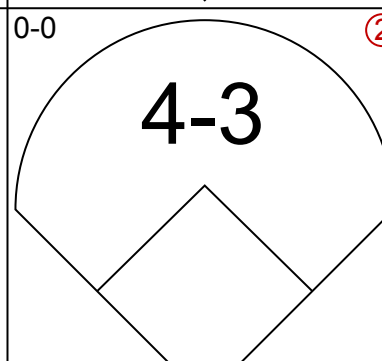
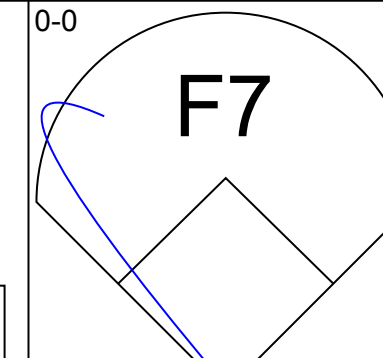
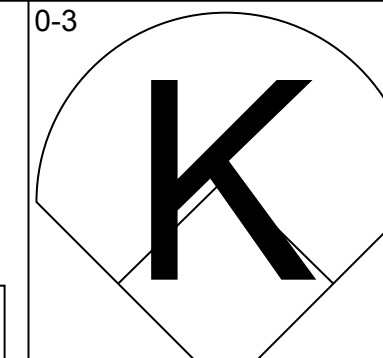
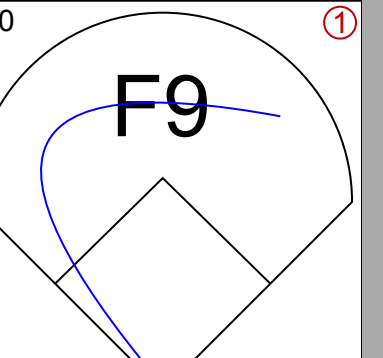
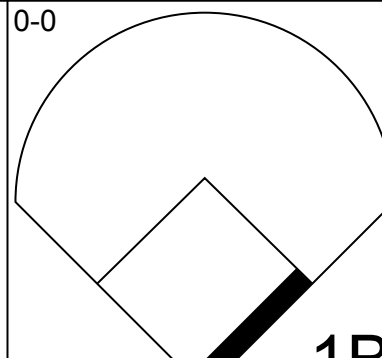
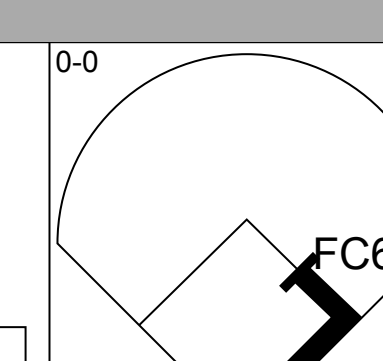
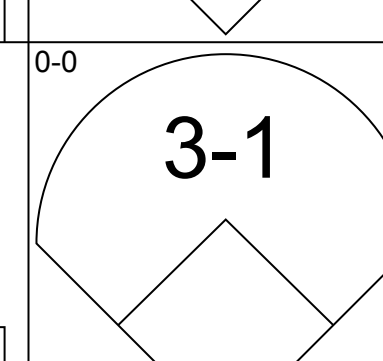
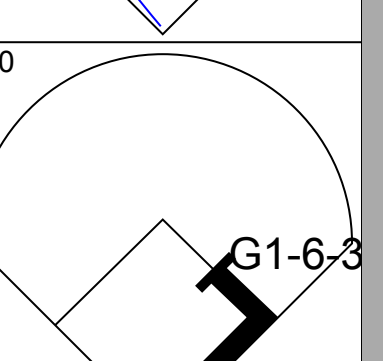
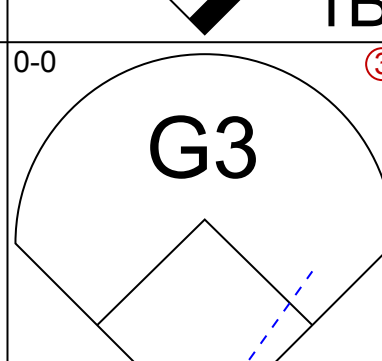
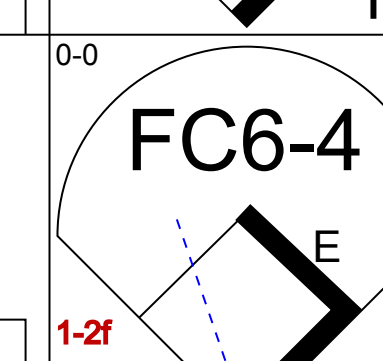
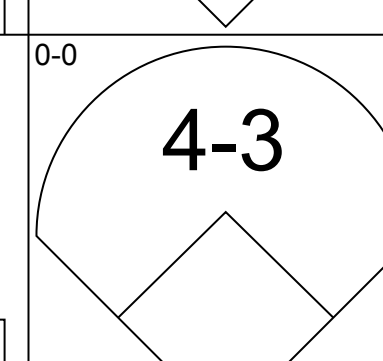
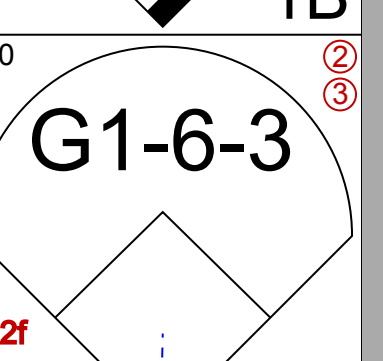
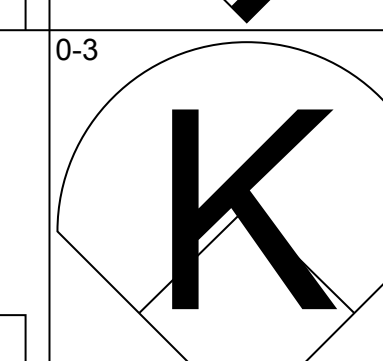
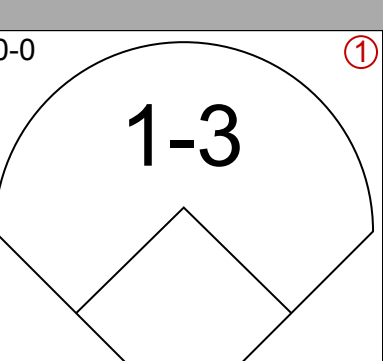
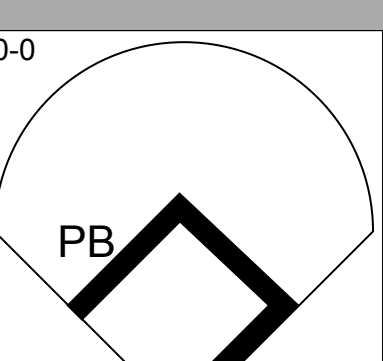
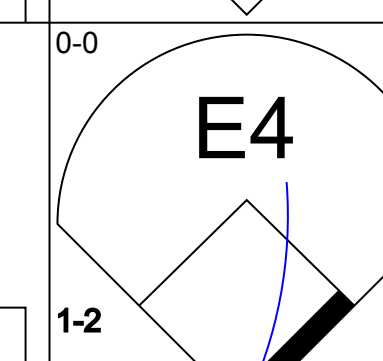
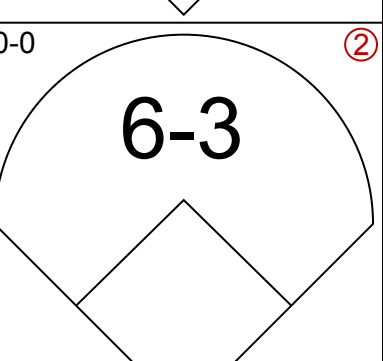
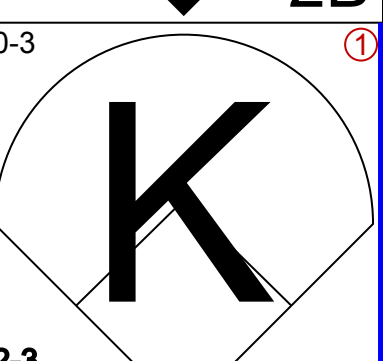
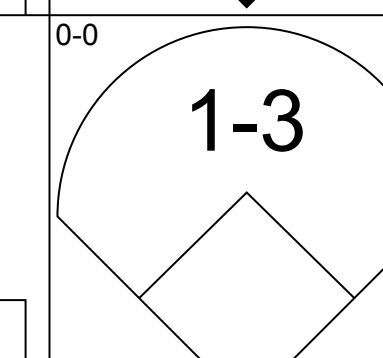
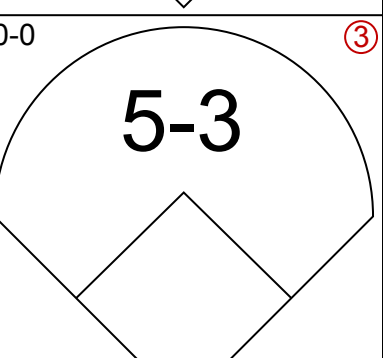
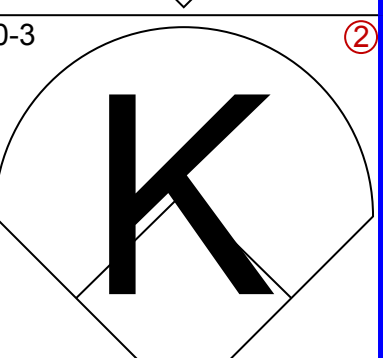




Batter	1	2	3	4	5	6	7	8	9	AB	R	H	RBI	BB	SO	LOB	TOP				
<b>Giraldo Ruiz, S</b> OBP: 0.263, SLG: 0.313 (1, 5)										4	0	0	0	0	1	1	<b>Cincinnati Reds @ Pittsburgh Pirates</b> Forbes Field, Pittsburgh, PA Thu Sep 10 1964, 7:05 PM EDT Att. 4,993 - Unknown				
<b>Pete Rose, S</b> OBP: 0.313, SLG: 0.325 (1, 4)										3	1	2	0	0	0	0					
<b>Vada Pinson, L</b> OBP: 0.308, SLG: 0.436 (1, 8)										4	1	1	0	0	0	3					
<b>Frank Robinson, R</b> OBP: 0.397, SLG: 0.548 (1, 9) (6, 7)										4	1	1	1	0	0	1					
<b>Deron Johnson, R</b> OBP: 0.340, SLG: 0.504 (1, 7) (6, 3)										4	0	1	1	0	0	0					
<b>Gordy Coleman, L</b> OBP: 0.298, SLG: 0.374 <b>Marty Keough, L</b> OBP: 0.304, SLG: 0.368 (6, PR) (6, 9)										3	0	0	1	0	0	1					
<b>Johnny Edwards, L</b> OBP: 0.333, SLG: 0.387 <b>Jimmie Coker, R</b> OBP: 0.471, SLG: 0.400 (1, 2) (3, 2)										1	0	0	0	0	0	0					
<b>Leo Cardenas, R</b> OBP: 0.307, SLG: 0.379 (1, 6)										4	0	2	0	0	1	2					
<b>Bob Purkey, R</b> OBP: 0.089, SLG: 0.057 (1, 1)										4	0	0	0	0	2	2					
<b>Inning Stats</b>	R: 0 E: 0 K: 1 S: 6	H: 1 LOB: 1 BB: 0 P: 6	R: 0 E: 0 K: 0 S: 3	H: 0 LOB: 0 BB: 0 P: 3	R: 0 E: 0 K: 1 S: 7	H: 2 LOB: 2 BB: 0 P: 7	R: 0 E: 0 K: 0 S: 3	H: 0 LOB: 0 BB: 0 P: 3	R: 0 E: 0 K: 2 S: 7	H: 0 LOB: 0 BB: 0 P: 7	R: 0 E: 0 K: 0 S: 3	H: 0 LOB: 0 BB: 0 P: 3	R: 0 E: 0 K: 0 S: 3	H: 0 LOB: 0 BB: 0 P: 3	R: 0 E: 0 K: 0 S: 4	H: 1 LOB: 1 BB: 0 P: 4		1B: 6 2B: 2 3B: 0 HR: 0	SF: 0 SAC: 0 DP: 0 HBP: 1	WP: 0 PB: 0 SB: 0 CS: 0	PA: 36
<b>PITCHER</b>	IP	WLS	BF	H	R	ER	SO	BB	IBB	HBP	BLK	WP	HR	S	P	ERA	WHIP				
<b>Bob Friend, R</b> ERA: 3.25 <b>Steve Blass, R</b> ERA: 3.69	(1, 1) (9, 1)	8.0 1.0	L 4	32 1	7 0	3 0	4 0	0 0	0 0	1 0	0 0	0 0	0 0	39 4	40 4	3.38 0.00	0.875 1.000				

AB	35
R	3
H	8
RBI	3
BB	0
SO	4
LOB	10



Batter	1	2	3	4	5	6	7	8	9	AB	R	H	RBI	BB	SO	LOB	BOTTOM				
<b>Bob Bailey, R</b> OBP: 0.351, SLG: 0.429 (1, 5)										4	0	0	0	0	0	1	<b>Cincinnati Reds @ Pittsburgh Pirates</b> Forbes Field, Pittsburgh, PA Thu Sep 10 1964, 7:05 PM EDT Att. 4,993 - Unknown				
<b>Bill Virdon, L</b> OBP: 0.292, SLG: 0.310 (1, 8)										4	0	1	0	0	1	0					
<b>Roberto Clemente, R</b> OBP: 0.392, SLG: 0.490 (1, 9)										3	0	0	0	0	1	0					
<b>Jerry Lynch, L</b> OBP: 0.343, SLG: 0.526 (1, 7)										4	0	1	0	0	1	1					
<b>Willie Stargell, L</b> OBP: 0.312, SLG: 0.511 (1, 3)										4	0	2	0	0	0	1					
<b>Bill Mazeroski, R</b> OBP: 0.301, SLG: 0.394 (1, 4)										3	0	0	0	0	0	2					
<b>Jim Pagliaroni, R</b> OBP: 0.386, SLG: 0.444 (1, 2)										3	0	1	0	0	1	1					
<b>Gene Alley, R</b> OBP: 0.275, SLG: 0.280 <b>Manny Mota, R</b> OBP: 0.317, SLG: 0.403 <b>Dick Schofield, S</b> OBP: 0.363, SLG: 0.359 (8, PH) (9, 6)										2	0	0	0	0	0	1					
<b>Bob Friend, R</b> OBP: 0.113, SLG: 0.074 <b>Smoky Burgess, L</b> OBP: 0.304, SLG: 0.311 <b>Steve Blass, R</b> OBP: 0.100, SLG: 0.069 (1, 1) (8, PH) (9, 1)										1	0	0	0	0	1	1					
<b>Inning Stats</b>	R: 0 E: 0 K: 0 S: 4	H: 1 LOB: 1 BB: 0 P: 4	R: 0 E: 1 K: 1 S: 7	H: 1 LOB: 2 BB: 0 P: 7	R: 0 E: 0 K: 2 S: 7	H: 0 LOB: 0 BB: 0 P: 7	R: 0 E: 0 K: 1 S: 5	H: 0 LOB: 0 BB: 0 P: 5	R: 0 E: 0 K: 0 S: 3	H: 0 LOB: 0 BB: 0 P: 3	R: 0 E: 0 K: 0 S: 3	H: 1 LOB: 0 BB: 0 P: 3	R: 0 E: 0 K: 2 S: 8	H: 1 LOB: 1 BB: 0 P: 8	R: 0 E: 0 K: 0 S: 4	H: 1 LOB: 1 BB: 0 P: 4		1B: 4 2B: 1 3B: 0 HR: 0	SF: 0 SAC: 1 DP: 1 HBP: 0	WP: 0 PB: 1 SB: 0 CS: 0	PA: 32
<b>PITCHER</b>	IP	WLS	BF	H	R	ER	SO	BB	IBB	HBP	BLK	WP	HR	S	P	ERA	WHIP				
<b>Bob Purkey, R</b> ERA: 2.71	(1, 1)	9.0	W	32	5	0	6	0	0	0	0	0	0	44	44	0.00	0.556				









Batter	1	2	3	4	5	6	7	8	9	AB	R	H	RBI	BB	SO	LOB	TOP				
Dick Schofield, S (1,6) OBP: 0.359, SLG: 0.358 Jerry Lynch, L (8, PH) OBP: 0.342, SLG: 0.524 Al McBean, R (8, 1) OBP: 0.100, SLG: 0.100	G3		K			4-3		G4-6-3		3	0	0	0	0	1	0	<b>Pittsburgh Pirates @ Houston Colt 45's</b> Colt Stadium, Houston, TX Sat Sep 12 1964, 8:05 PM EDT Att: 7,308 - Unknown				
Bill Virdon, L (1,8) OBP: 0.285, SLG: 0.307	6-3		G3			4-3		F9		4	0	0	0	0	0	1					
Roberto Clemente, R (1,9) OBP: 0.390, SLG: 0.478	F3			2-3		4-3			E6	4	0	0	0	0	0	0					
Willie Stargell, L (1,7) OBP: 0.313, SLG: 0.514 Manny Mota, R (9, PR) OBP: 0.317, SLG: 0.403	HR		K			1B			HBP	3	1	2	1	0	1	0					
Donn Clendenon, R (1,3) OBP: 0.322, SLG: 0.449	4-3		K			FC1-4-6			F9	4	0	1	0	0	1	3					
Gene Freese, R (1,5) OBP: 0.277, SLG: 0.414	4-3					F9			K	4	0	1	0	0	1	4					
Bill Mazaroski, R (1,4) OBP: 0.302, SLG: 0.394	5-3					F9			4-3	4	0	1	0	0	0	4					
Jim Pagliaroni, R (1,2) OBP: 0.382, SLG: 0.440	K					5-3				3	0	0	0	0	1	4					
Tom Butters, R (1,1) OBP: 0.250, SLG: 0.250 Smoky Burgess, L (8, PH) OBP: 0.306, SLG: 0.310 Gene Alley, R (8, PR) OBP: 0.275, SLG: 0.280	K		K			F7			G4-6-3	2	0	0	0	0	1	1					
Inning Stats	R: 0 E: 0 K: 0 S: 3	H: 0 LOB: 0 BB: 0 P: 3	R: 1 E: 0 K: 1 S: 7	H: 2 LOB: 1 BB: 0 P: 7	R: 0 E: 0 K: 2 S: 7	H: 0 LOB: 0 BB: 0 P: 7	R: 0 E: 0 K: 2 S: 7	H: 0 LOB: 0 BB: 0 P: 7	R: 0 E: 0 K: 0 S: 4	H: 1 LOB: 1 BB: 0 P: 4	R: 0 E: 0 K: 0 S: 5	H: 2 LOB: 2 BB: 0 P: 5	R: 0 E: 0 K: 1 S: 6	H: 1 LOB: 1 BB: 0 P: 3	R: 0 E: 1 K: 1 S: 6	H: 0 LOB: 2 BB: 0 P: 7		1B: 3 2B: 2 3B: 0 HR: 1	SF: 0 SAC: 0 DP: 1 HBP: 1	WP: 0 PB: 0 SB: 1 CS: 0	PA: 34
PITCHER	IP	WLS	BF	H	R	ER	SO	BB	IBB	HBP	BLK	WP	HR	S	P	ERA	WHIP				
Don Larsen, R (1,1) ERA: 2.16	8.0	W	30	6	1	1	5	0	0	0	0	0	1	40	40	1.12	0.750				
Hal Woodeshick, L (9,1) ERA: 3.03	1.0	S	4	0	0	0	1	0	0	1	0	0	0	5	6	0.00	0.000				

Batter	1	2	3	4	5	6	7	8	9	AB	R	H	RBI	BB	SO	LOB	BOTTOM				
Al Spangler, L (1,7) OBP: 0.304, SLG: 0.338	1B SF8		1B							2	1	1	0	2	0	0	<b>Pittsburgh Pirates @ Houston Colt 45's</b> Colt Stadium, Houston, TX Sat Sep 12 1964, 8:05 PM EDT Att: 7,308 - Unknown				
Nellie Fox, L (1,4) OBP: 0.320, SLG: 0.322 Bob Lillis, R (7, PR) OBP: 0.292, SLG: 0.310	2B		BB							3	1	1	0	1	0	1					
Bob Aspromonte, R (1,5) OBP: 0.326, SLG: 0.405	E SF8		F3							0	0	0	0	0	0	0					
Bob Aspromonte, R (1,5) OBP: 0.326, SLG: 0.405	1B		F6							3	0	0	1	0	0	4					
Walt Bond, L (1,9) OBP: 0.315, SLG: 0.446	2-3		F7							4	0	1	0	0	0	1					
Carroll Hardy, R (1,8) OBP: 0.237, SLG: 0.253	1B		1-2							4	0	1	1	0	0	2					
Dave Roberts, L (1,3) OBP: 0.277, SLG: 0.264	2H		F3							4	0	1	0	0	0	1					
Eddie Kasko, R (1,6) OBP: 0.309, SLG: 0.295	F9		F7							4	0	1	0	0	0	1					
Jerry Grote, R (1,2) OBP: 0.245, SLG: 0.262	1-3		2B							4	0	1	0	0	0	1					
Don Larsen, R (1,1) OBP: 0.182, SLG: 0.069 Hal Woodeshick, R (9,1) ERA: 2.29	K		F9							3	0	0	0	0	1	1					
Don Larsen, R (1,1) OBP: 0.182, SLG: 0.069 Hal Woodeshick, R (9,1) ERA: 2.29	F8		6-3							3	0	1	0	0	0	1					
Inning Stats	R: 2 E: 1 K: 0 S: 6	H: 3 LOB: 1 BB: 0 P: 6	R: 0 E: 0 K: 1 S: 5	H: 0 LOB: 0 BB: 0 P: 5	R: 0 E: 0 K: 0 S: 4	H: 1 LOB: 2 BB: 1 P: 8	R: 0 E: 0 K: 0 S: 4	H: 1 LOB: 1 BB: 0 P: 4	R: 0 E: 0 K: 0 S: 3	H: 0 LOB: 0 BB: 0 P: 3	R: 0 E: 0 K: 0 S: 3	H: 0 LOB: 0 BB: 0 P: 3	R: 0 E: 1 K: 0 S: 4	H: 1 LOB: 3 BB: 2 P: 12	R: 0 E: 0 K: 0 S: 4	H: 1 LOB: 1 BB: 0 P: 4	1B: 5 2B: 2 3B: 0 HR: 0	SF: 1 SAC: 0 DP: 0 HBP: 0	WP: 0 PB: 0 SB: 0 CS: 0	PA: 34	
PITCHER	IP	WLS	BF	H	R	ER	SO	BB	IBB	HBP	BLK	WP	HR	S	P	ERA	WHIP				
Tom Butters, R (1,1) ERA: 2.31	7.0	L	30	6	2	2	1	3	0	0	0	0	0	29	41	2.57	1.286				
Al McBean, R (8,1) ERA: 2.29	1.0		4	1	0	0	0	0	0	0	0	0	0	4	4	0.00	1.000				





Batter	1	2	3	4	5	6	7	8	9	AB	R	H	RBI	BB	SO	LOB	TOP										
Dick Schofield, S OBP: 0.358, SLG: 0.355	4-0 2B SF8 BB		0-0 4-3			0-0 6-3		0-0 G3		3	1	0	0	1	0	0											
Bill Virdon, L OBP: 0.291, SLG: 0.311	0-0 1-3 2B		0-0 G3			0-0 6-3			0-0 2B 1B	4	1	2	0	0	0	0											
Roberto Clemente, R OBP: 0.389, SLG: 0.479	0-0 SF8			0-0 6-3		0-0 5-3			0-0 1B 2B	3	1	1	1	0	0	0											
Willie Stargell, L OBP: 0.312, SLG: 0.510	0-3 K			0-3 K			0-0 F8		4-0 1B IBB	3	0	0	0	1	2	1											
Manny Mota, R OBP: 0.317, SLG: 0.403										0	0	0	0	0	0	0											
Donn Clendenon, R OBP: 0.323, SLG: 0.450	0-3 K			0-0 F4			0-0 S 1B		0-0 S 1B	4	0	2	2	0	1	1											
Gene Freese, R OBP: 0.273, SLG: 0.408		0-0 6-3				0-0 6-3			0-0 6-3	4	0	0	0	0	0	3											
Bill Mazaroski, R OBP: 0.300, SLG: 0.391		0-0 F9				0-0 F7		0-3 K		4	0	0	0	0	2	4											
Jim Pagliaroni, R OBP: 0.383, SLG: 0.439		0-0 F5				0-0 1B		0-0 F8	4-0 IBB	3	0	1	0	1	0	0											
Don Cardwell, R OBP: 0.334, SLG: 0.439			0-3 K			0-3 K		0-3 K	0-3 K	4	0	0	0	0	4	4											
<b>Inning Stats</b>	R: 1 E: 0 K: 2 S: 8	H: 1 LOB: 1 BB: 1 P: 12	R: 0 E: 0 K: 0 S: 3	H: 0 LOB: 0 BB: 0 P: 3	R: 0 E: 0 K: 1 S: 5	H: 0 LOB: 0 BB: 0 P: 5	R: 0 E: 0 K: 1 S: 5	H: 1 LOB: 1 BB: 0 P: 6	R: 0 E: 0 K: 0 S: 3	H: 0 LOB: 0 BB: 0 P: 3	R: 0 E: 0 K: 1 S: 6	H: 1 LOB: 1 BB: 0 P: 6	R: 0 E: 0 K: 1 S: 5	H: 0 LOB: 0 BB: 0 P: 5	R: 2 E: 0 K: 2 S: 10	H: 3 LOB: 3 BB: 2 P: 18	1B: 4 2B: 2 3B: 0 HR: 0	SF: 1 SAC: 0 DP: 0 HBP: 0	WP: 0 PB: 0 SB: 2 CS: 0	PA: 36							
<b>PITCHER</b>	IP	WLS	BF	H	R	ER	SO	BB	IBB	HBP	BLK	WP	HR	S	P	ERA	WHIP										
Turk Farrell, R ERA: 3.32	7.0	L	25	3	1	1	6	1	0	0	0	0	0	36	40	1.29	0.571										
Jim Owens, R ERA: 3.34	2.0		11	3	2	2	3	0	2	0	0	0	0	15	23	9.00	1.500										

Pittsburgh Pirates @ Houston Colt 45's  
Colt Stadium, Houston, TX  
Sun Sep 13 1964, 8:05 PM EDT  
Att: 3,370 - Unknown


AB 32  
R 3  
H 6  
RBI 3  
BB 3  
SO 9  
LOB 13



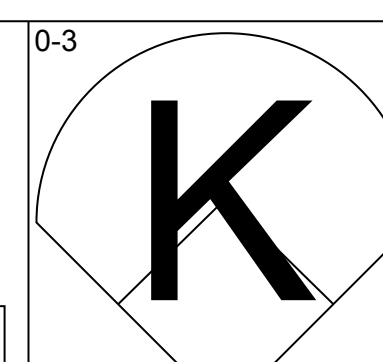
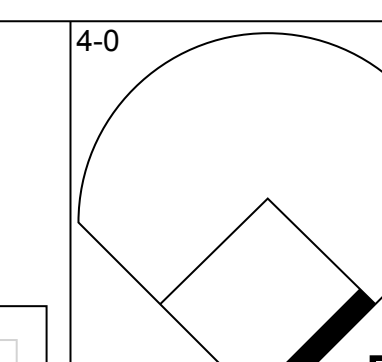
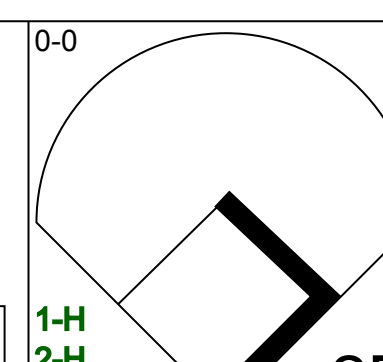
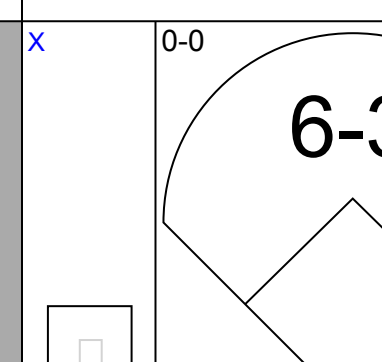
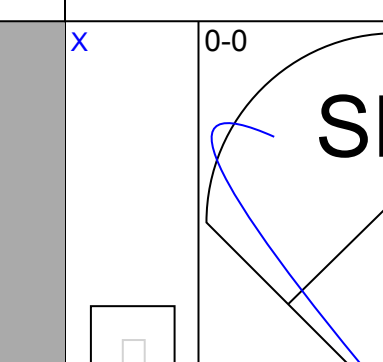
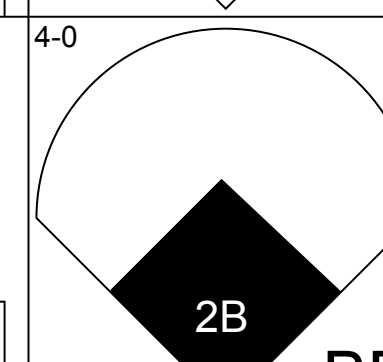
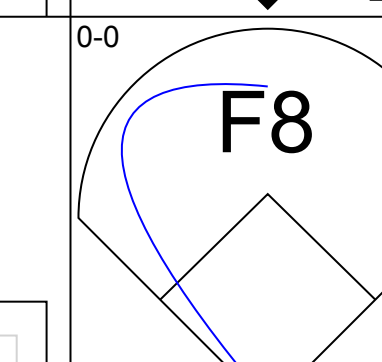
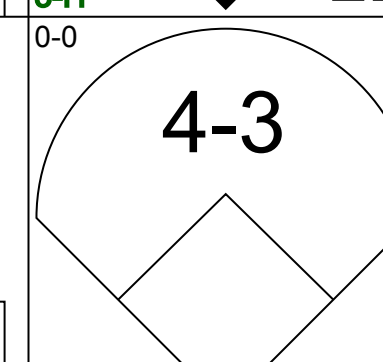
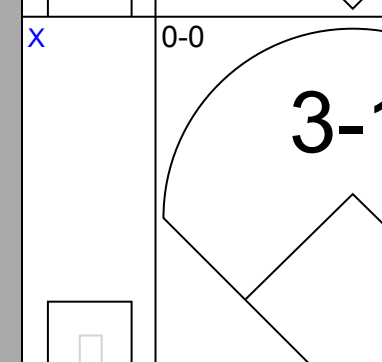
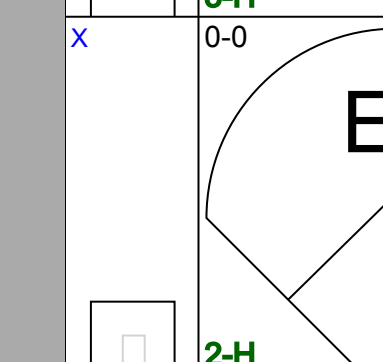
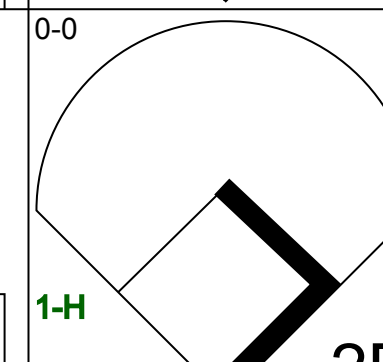
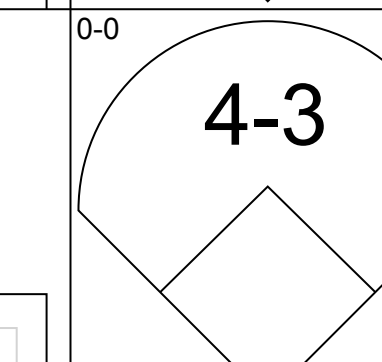
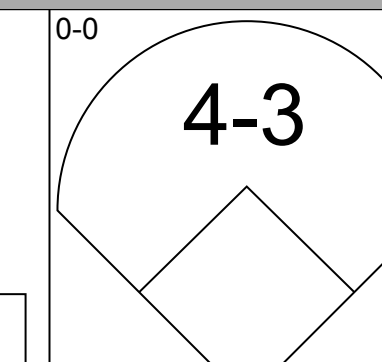
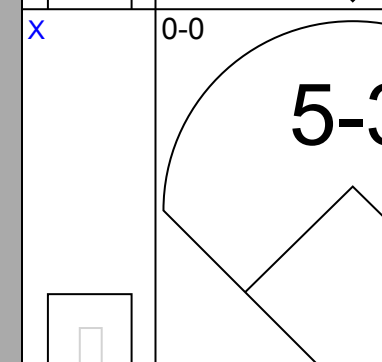
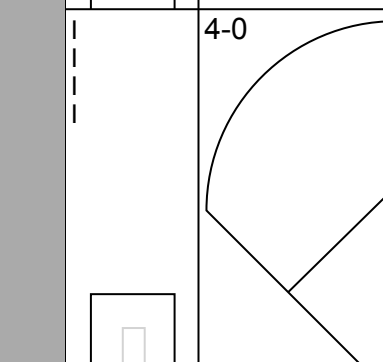
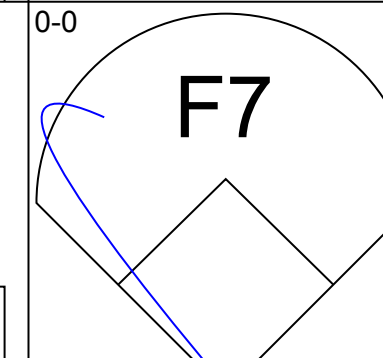
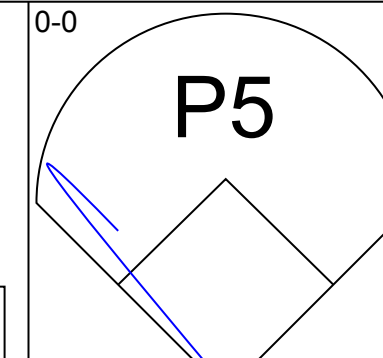
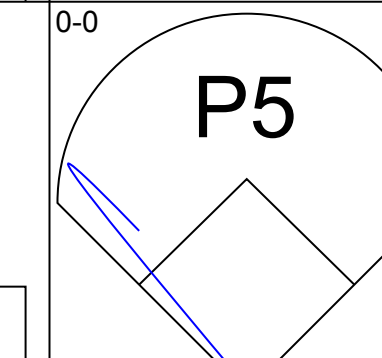
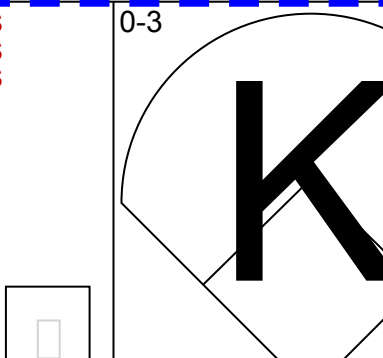
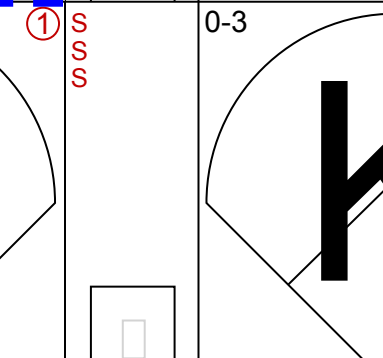
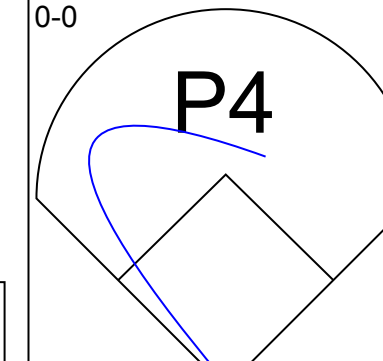
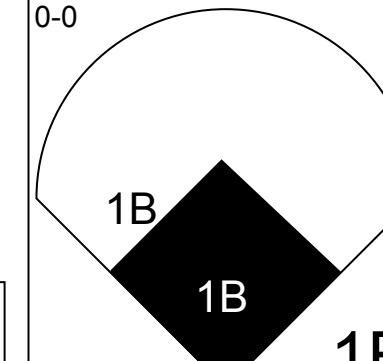
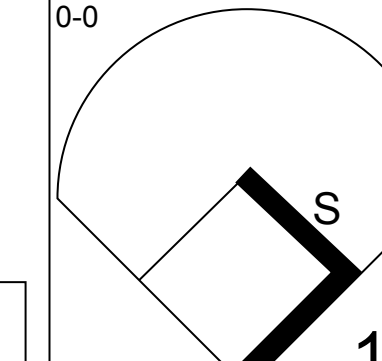
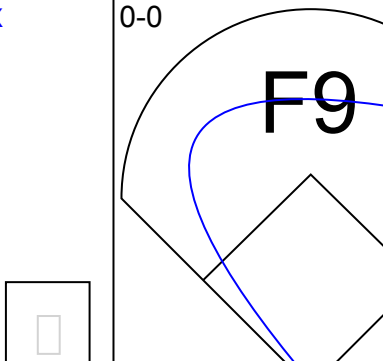
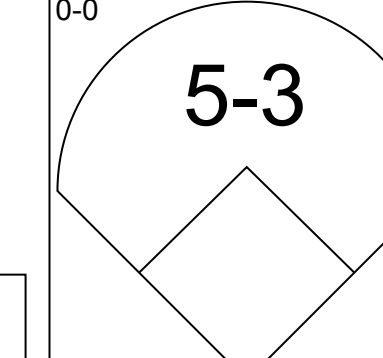
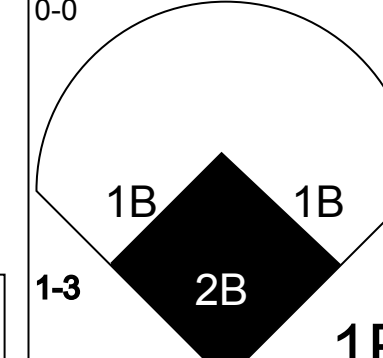
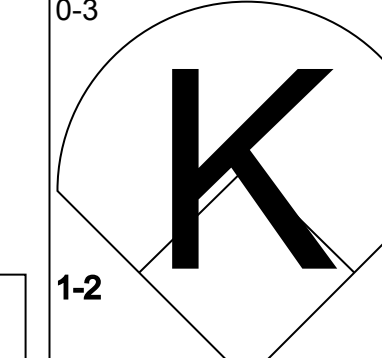

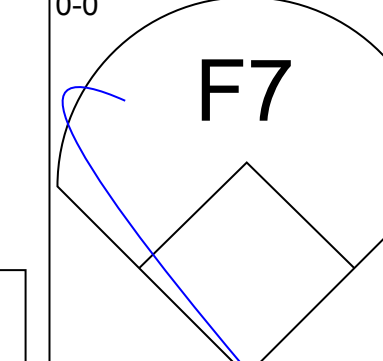
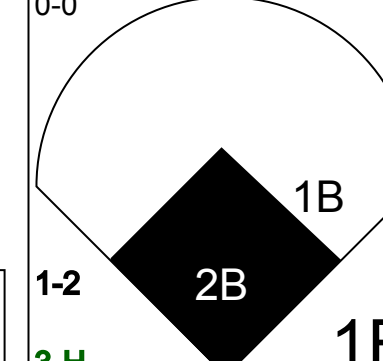

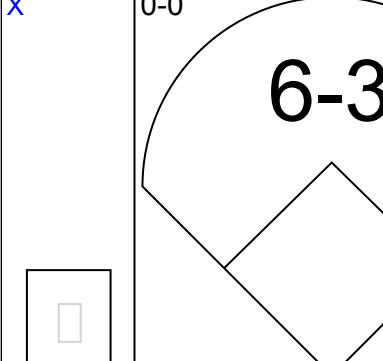
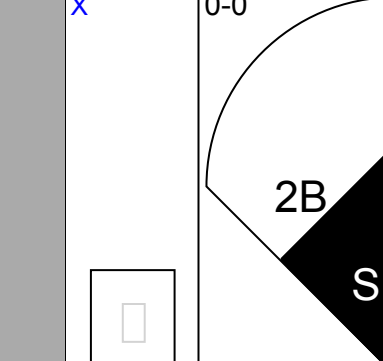
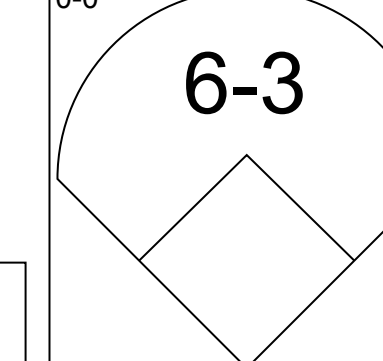
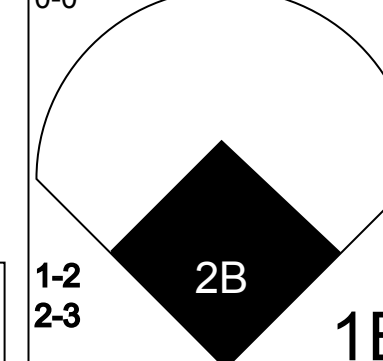
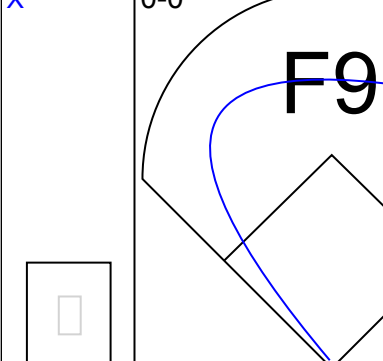
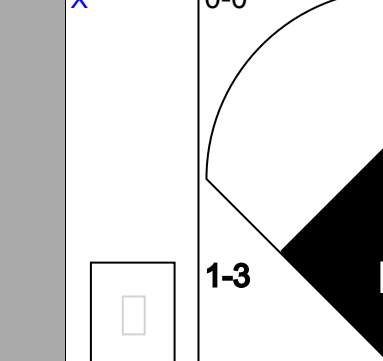
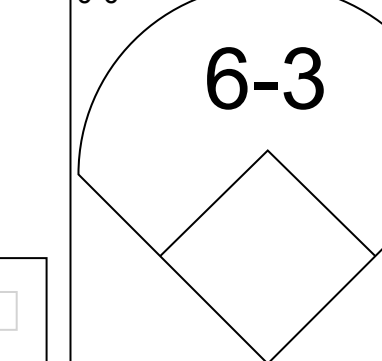
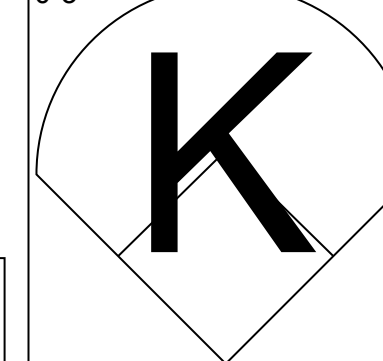
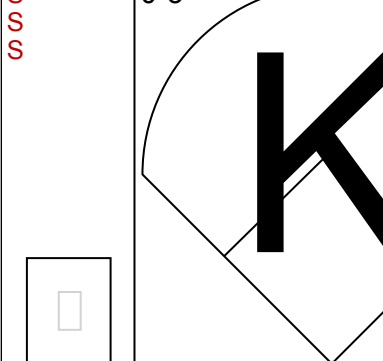
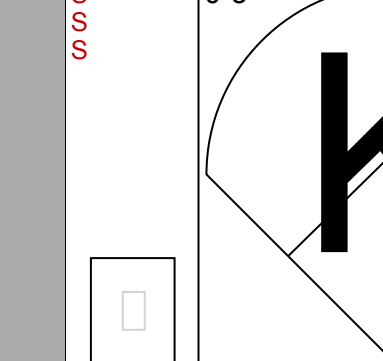
Batter	1	2	3	4	5	6	7	8	9	AB	R	H	RBI	BB	SO	LOB	BOTTOM										
Al Spangler, L OBP: 0.306, SLG: 0.340	1-0 G6-3 HBP		0-0 2B			0-0 1-3		0-0 G3		3	0	1	0	0	0	0											
Nellie Fox, L OBP: 0.319, SLG: 0.320	0-0 G6-3 1-2		4-0 BB			0-0 F8		0-0 F9		3	0	0	0	1	0	1											
Bob Aspromonte, R OBP: 0.325, SLG: 0.403	0-3 K		0-3 K			1-0 G1-4-3 HBP		0-0 F7		3	0	0	0	0	2	2											
Walt Bond, L OBP: 0.314, SLG: 0.443		4-0 FC6-4 BB	0-0 F4			0-0 G1-4-3 1-2			0-0 1-3	3	0	0	0	1	0	3											
Carroll Hardy, R OBP: 0.238, SLG: 0.253		0-0 FC6-4 1B		0-0 SH5-3 1B		0-0 F2			0-0 F7	4	0	1	0	0	0	1											
Dave Roberts, L OBP: 0.271, SLG: 0.258		0-3 K		0-0 SH5-3			0-0 4-3		0-0 F9	3	0	0	0	0	1	1											
Eddie Kasko, R OBP: 0.309, SLG: 0.295		0-0 1B		0-0 F8			0-0 4-3			3	0	1	0	0	0	1											
Bob Lillis, R OBP: 0.292, SLG: 0.310		1-2 1B								0	0	0	0	0	0	0											
Jerry Grote, R OBP: 0.246, SLG: 0.263		0-0 F4		0-0 5-3			0-0 1B			3	0	1	0	0	0	3											
Turk Farrell, R OBP: 0.109, SLG: 0.081			0-0 6-3			0-3 K				2	0	0	0	0	1	0											
Joe Gaines, R OBP: 0.319, SLG: 0.398										1	0	0	0	0	0	1											
Jim Owens, R OBP: 0.107, SLG: 0.143										0	0	0	0	0	0	0											
<b>Inning Stats</b>	R: 0 E: 0 K: 1 S: 4	H: 0 LOB: 0 BB: 0 P: 5	R: 0 E: 0 K: 1 S: 6	H: 1 LOB: 2 BB: 1 P: 10	R: 0 E: 0 K: 1 S: 6	H: 1 LOB: 2 BB: 1 P: 10	R: 0 E: 0 K: 0 S: 4	H: 1 LOB: 1 BB: 0 P: 4	R: 0 E: 0 K: 1 S: 5	H: 0 LOB: 0 BB: 0 P: 5	R: 0 E: 0 K: 0 S: 2	H: 0 LOB: 0 BB: 0 P: 3	R: 0 E: 0 K: 0 S: 4	H: 1 LOB: 1 BB: 0 P: 4	R: 0 E: 0 K: 0 S: 3	H: 0 LOB: 0 BB: 0 P: 3	R: 0 E: 0 K: 0 S: 3	H: 0 LOB: 0 BB: 0 P: 3	1B: 3 2B: 1 3B: 0 HR: 0	SF: 0 SAC: 1 DP: 2 HBP: 2	WP: 0 PB: 0 SB: 0 CS: 0	PA: 33					
<b>PITCHER</b>	IP	WLS	BF	H	R	ER	SO	BB	IBB	HBP	BLK	WP	HR	S	P	ERA	WHIP										
Don Cardwell, R ERA: 3.34	9.0	W	33	4	0	0	4	2	0	2	0	0	0	37	47	0.00	0.667										

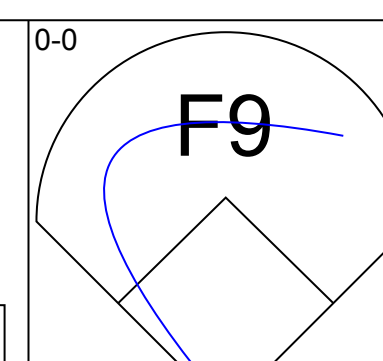
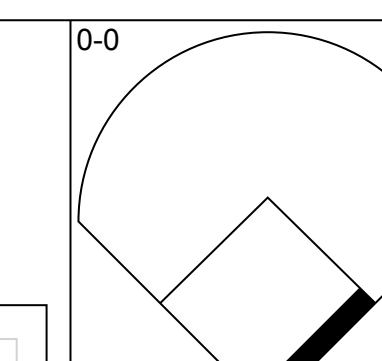
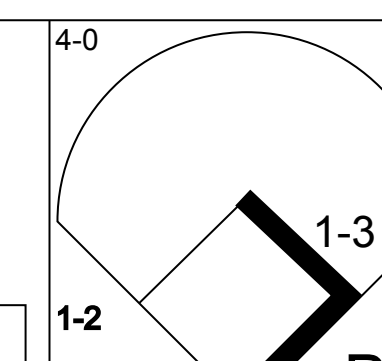
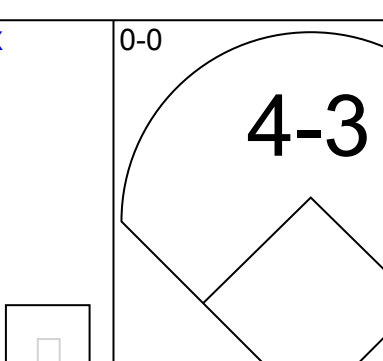
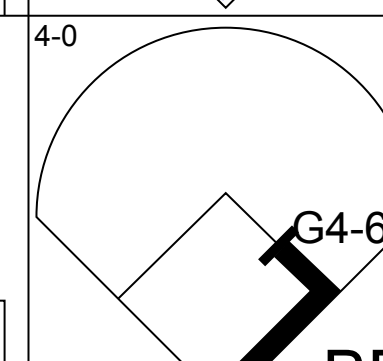
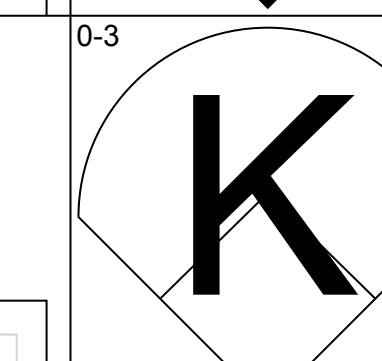
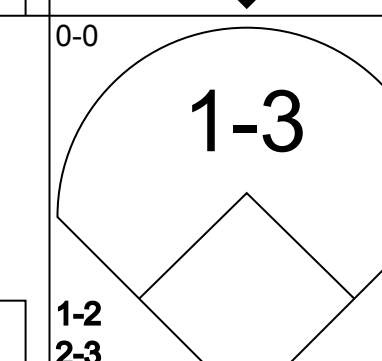
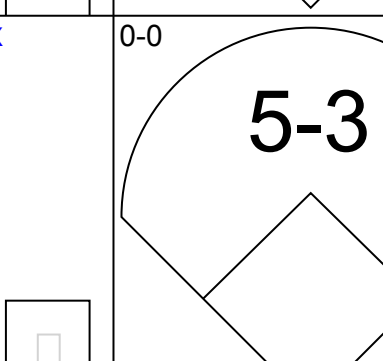
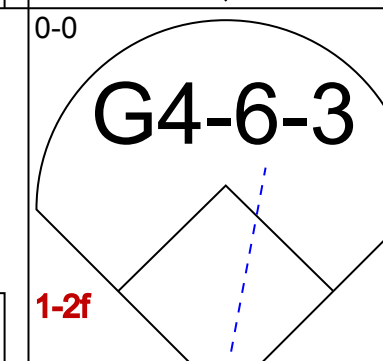
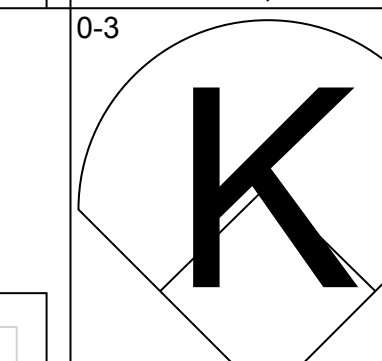
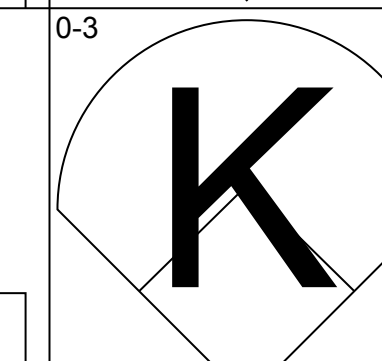
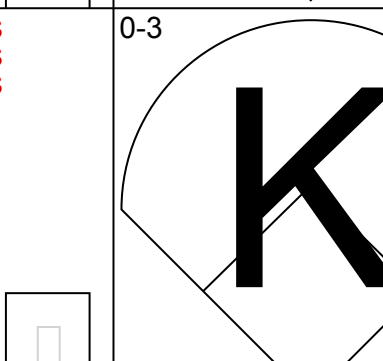
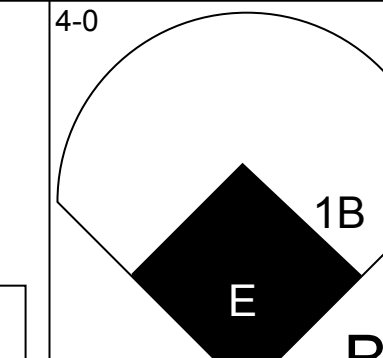
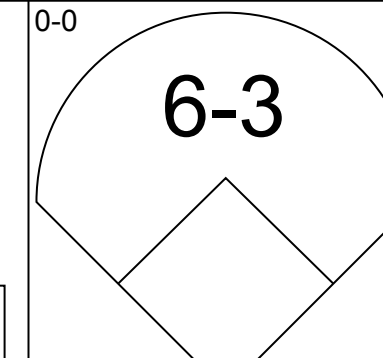
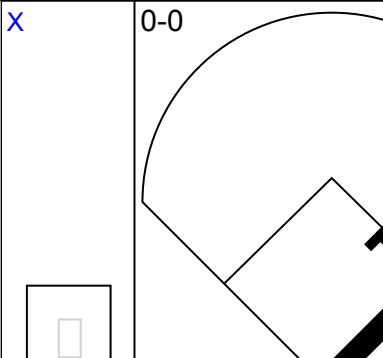
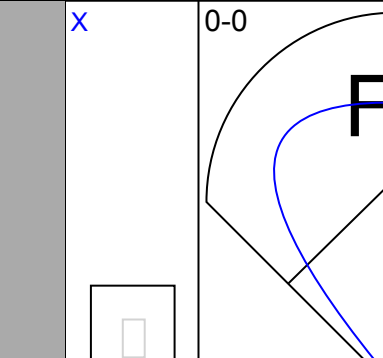
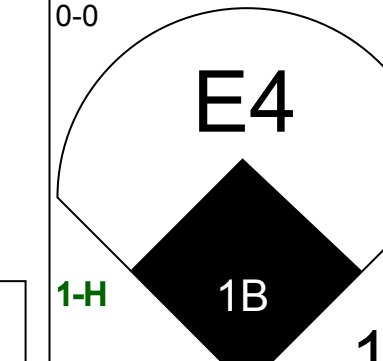
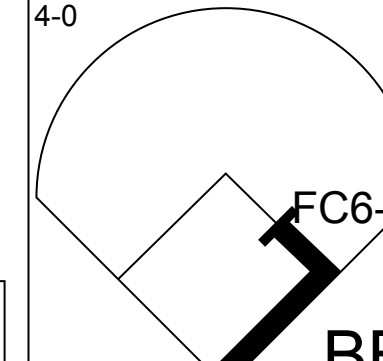
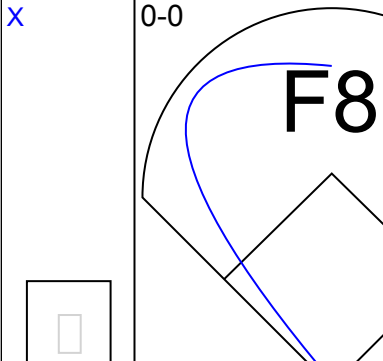
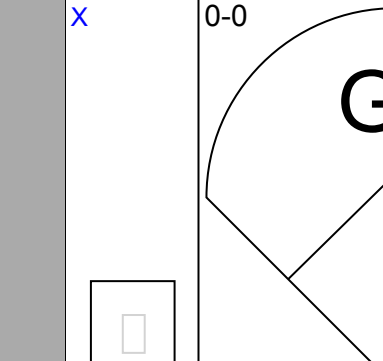
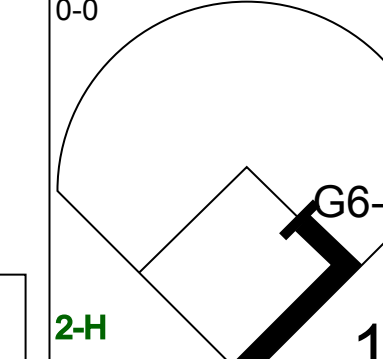
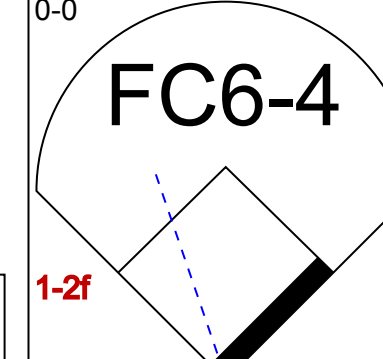
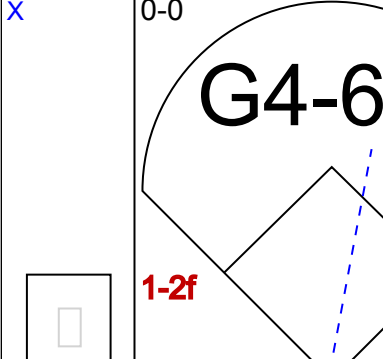
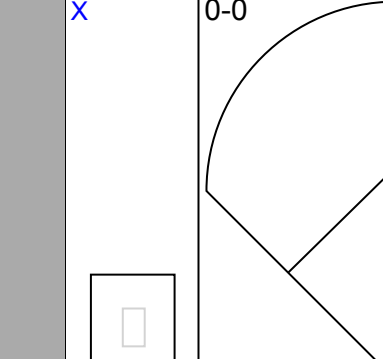

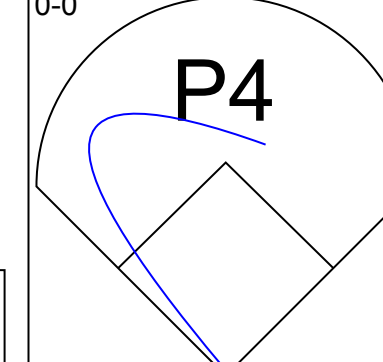
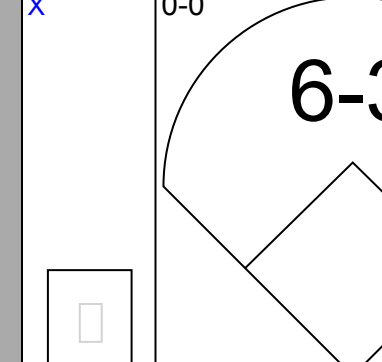
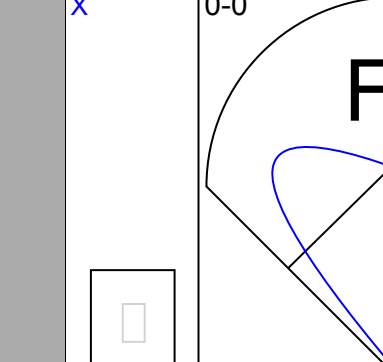
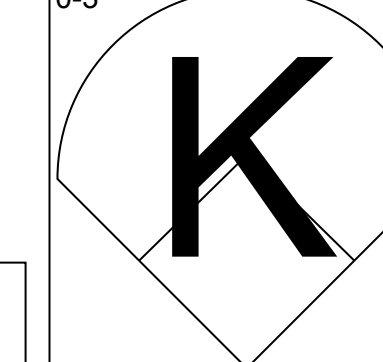
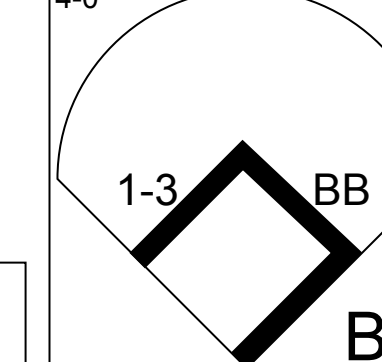
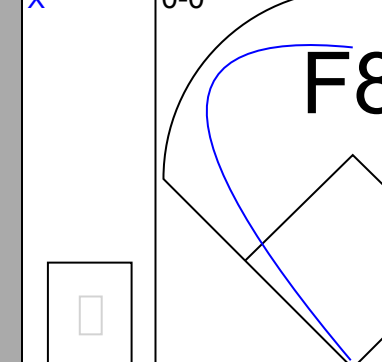
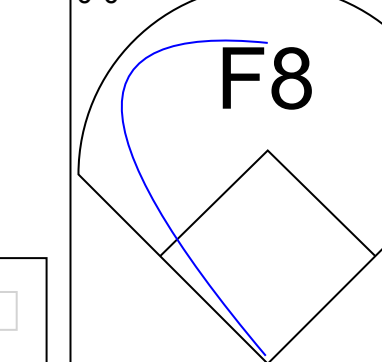
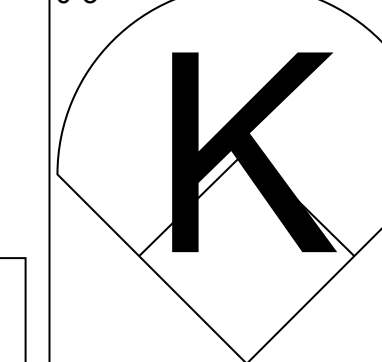
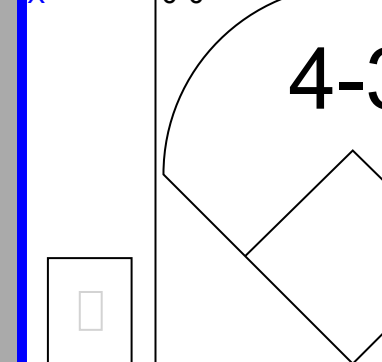
Pittsburgh Pirates @ Houston Colt 45's  
Colt Stadium, Houston, TX  
Sun Sep 13 1964, 8:05 PM EDT  
Att: 3,370 - Unknown

AB 28  
R 0  
H 4  
RBI 0  
BB 2  
SO 4  
LOB 13





Batter	1	2	3	4	5	6	7	8	9	AB	R	H	RBI	BB	SO	LOB	TOP			
Dick Schofield, S OBP: 0.359, SLG: 0.357 (1, 6)										3	0	1	4	1	1	0	<b>Pittsburgh Pirates @ Los Angeles Dodgers</b> Dodger Stadium, Los Angeles, CA Mon Sep 14 1964, 7:05 PM PDT Att: 16,625 - Unknown			
Bill Virdon, L OBP: 0.292, SLG: 0.310 (1, 8)										4	1	1	0	1	0	2				
Roberto Clemente, R OBP: 0.389, SLG: 0.479 (1, 9)										4	0	1	1	1	1	0				
Willie Stargell, L OBP: 0.310, SLG: 0.506 Manny Mota, R OBP: 0.314, SLG: 0.399 (1, 7) (7, 7)										3	0	0	0	0	0	1				
Donn Clendenon, R OBP: 0.325, SLG: 0.450 (1, 3)										4	1	2	0	0	0	1				
Bob Bailey, R OBP: 0.350, SLG: 0.427 (1, 5)										4	1	1	0	0	2	1				
Bill Mazerowski, R OBP: 0.302, SLG: 0.392 (1, 4)										4	2	2	1	0	0	0				
Jim Pagliaroni, R OBP: 0.385, SLG: 0.443 (1, 2)										4	2	2	0	0	0	0				
Bob Veale, S OBP: 0.195, SLG: 0.176 (1, 1)										4	0	0	0	0	3	5				
<b>Inning Stats</b>	R: 1 E: 0 K: 1 S: 6	H: 1 LOB: 1 BB: 1 P: 10	R: 0 E: 0 K: 0 S: 3	H: 0 LOB: 0 BB: 0 P: 3	R: 0 E: 0 K: 0 S: 3	H: 0 LOB: 1 BB: 1 P: 7	R: 4 E: 0 K: 1 S: 10	H: 5 LOB: 1 BB: 0 P: 10	R: 0 E: 0 K: 1 S: 6	H: 0 LOB: 0 BB: 0 P: 6	R: 0 E: 0 K: 0 S: 3	H: 0 LOB: 0 BB: 0 P: 3	R: 0 E: 0 K: 2 S: 7	H: 0 LOB: 0 BB: 0 P: 7	R: 2 E: 1 K: 2 S: 10	H: 3 LOB: 2 BB: 1 P: 14		1B: 7 2B: 3 HR: 0	SF: 1 SAC: 0 DP: 0 HBP: 0	WP: 0 PB: 0 SB: 1 CS: 0
<b>PITCHER</b>	IP WLS BF H R ER SO BB IBB HBP BLK WP HR S P ERA WHIP																			
Howie Reed, R ERA: 3.55 (1, 1)	5.0 L 24 7 5 5 3 2 0 0 0 0 0 0 28 36 9.00 1.800																			
Jim Brewer, L ERA: 3.19 (6, 1)	2.0 6 0 0 0 1 0 0 0 0 0 0 0 8 8 0.00 0.000																			
Ron Perranoski, L ERA: 3.52 (8, 1)	2.0 10 3 2 1 4 0 1 0 0 0 0 0 17 21 4.50 1.500																			

Batter	1	2	3	4	5	6	7	8	9	AB	R	H	RBI	BB	SO	LOB	BOTTOM			
Wes Parker, S OBP: 0.308, SLG: 0.345 (1, 7)										3	0	1	0	1	0	0	<b>Pittsburgh Pirates @ Los Angeles Dodgers</b> Dodger Stadium, Los Angeles, CA Mon Sep 14 1964, 7:05 PM PDT Att: 16,625 - Unknown			
Dick Tracewski, R OBP: 0.241, SLG: 0.333 (1, 5)										3	0	0	0	1	1	3				
Willie Davis, L OBP: 0.314, SLG: 0.410 (1, 8)										4	0	0	0	0	3	4				
Frank Howard, R OBP: 0.308, SLG: 0.438 (1, 9)										3	1	1	0	1	0	0				
Ron Fairly, L OBP: 0.349, SLG: 0.388 (1, 3)										3	1	1	0	1	0	1				
Nate Oliver, R OBP: 0.311, SLG: 0.275 (1, 4)										4	0	2	1	0	0	2				
Bart Shirley, R (1, 6)											4	0	0	0	0	3				
Jeff Torborg, R OBP: 0.310, SLG: 0.280 (1, 2)										2	0	0	0	1	1	0				
Howie Reed, R OBP: 0.211, SLG: 0.118 Lee Walls, R OBP: 0.241, SLG: 0.222 (5, PH) Jim Brewer, L OBP: 0.286, SLG: 0.231 Maury Wills, S OBP: 0.317, SLG: 0.321 Ron Perranoski, L OBP: 0.125, SLG: 0.125 (1, 1) (6, 1) (7, PH) (8, 1)										1	0	0	0	0	0	0				
<b>Inning Stats</b>	R: 0 E: 0 K: 0 S: 2	H: 0 LOB: 0 BB: 1 P: 6	R: 2 E: 1 K: 1 S: 6	H: 2 LOB: 0 BB: 1 P: 10	R: 0 E: 0 K: 2 S: 8	H: 1 LOB: 1 BB: 0 P: 8	R: 0 E: 0 K: 0 S: 3	H: 0 LOB: 1 BB: 1 P: 7	R: 0 E: 0 K: 2 S: 7	H: 0 LOB: 2 BB: 2 P: 15	R: 0 E: 0 K: 0 S: 3	H: 1 LOB: 0 BB: 0 P: 3	R: 0 E: 0 K: 1 S: 5	H: 0 LOB: 0 BB: 0 P: 5	R: 0 E: 0 K: 0 S: 4	H: 1 LOB: 1 BB: 0 P: 4		1B: 5 2B: 0 HR: 0	SF: 0 SAC: 0 DP: 3 HBP: 0	WP: 0 PB: 0 SB: 0 CS: 0
<b>PITCHER</b>	IP WLS BF H R ER SO BB IBB HBP BLK WP HR S P ERA WHIP																			
Bob Veale, L ERA: 2.84 (1, 1)	9.0 W 34 5 2 1 6 5 0 0 0 0 0 0 41 61 1.00 1.111																			









Batter	1	2	3	4	5	6	7	8	9	AB	R	H	RBI	BB	SO	LOB	TOP				
Dick Schofield, S OBP: 0.358, SLG: 0.355	4-3	F7				SH2-4 2B			G3	4	1	1	0	1	0	0	<b>Pittsburgh Pirates @ Los Angeles Dodgers</b> Dodger Stadium, Los Angeles, CA Wed Sep 16 1964, 7:05 PM PDT Att: 15,049 - Unknown				
Bill Virdon, L OBP: 0.285, SLG: 0.307	F8	F2			SH2-4	5-3		G3	4	0	0	0	0	0	2						
Roberto Clemente, R OBP: 0.393, SLG: 0.490		4-3					2-3			3	1	1	0	1	0						
Willie Stargell, L OBP: 0.309, SLG: 0.501 Dave Wissman, L (7.7)	F3		L6			K		F8		4	0	0	0	0	1	3					
Donn Clendenon, R OBP: 0.329, SLG: 0.464			6-3					K		4	1	2	3	0	1	0					
Bob Bailey, R OBP: 0.346, SLG: 0.420		HR	F2			5-3		F8		3	1	0	0	1	0	1					
Bill Mazerolski, R OBP: 0.306, SLG: 0.396					L4 2B	5-3		5-3		4	1	2	0	0	0	0					
Jim Pagliaroni, R OBP: 0.385, SLG: 0.447			6-3					6-3		3	1	1	3	1	0	1					
Vern Law, R OBP: 0.355, SLG: 0.414 Jerry Lynch, L OBP: 0.340, SLG: 0.520 Al McBean, R OBP: 0.100, SLG: 0.100			L4			K		F9		3	1	1	1	0	1	2					
<b>Inning Stats</b>	R: 0 E: 0 K: 0 S: 4	H: 1 LOB: 1 BB: 0 P: 4	R: 5 E: 0 K: 0 S: 7	H: 4 LOB: 0 BB: 1 P: 11	R: 0 E: 0 K: 0 S: 3	H: 0 LOB: 0 BB: 0 P: 3	R: 0 E: 0 K: 0 S: 3	H: 1 LOB: 0 BB: 0 P: 3	R: 2 E: 0 K: 1 S: 7	H: 2 LOB: 1 BB: 1 P: 11	R: 0 E: 0 K: 1 S: 5	H: 0 LOB: 2 BB: 2 P: 13	R: 0 E: 0 K: 0 S: 3	H: 0 LOB: 0 BB: 0 P: 3	R: 0 E: 0 K: 0 S: 3	H: 0 LOB: 0 BB: 0 P: 3	1B: 3 2B: 3 3B: 0 HR: 3	SF: 0 SAC: 1 DP: 1 HBP: 0	WP: 0 PB: 0 SB: 1 CS: 0	PA: 38	
<b>PITCHER</b>	IP	WLS	BF	H	R	ER	SO	BB	IBB	HBP	BLK	WP	HR	S	P	ERA	WHIP				
Phil Ortega, R ERA: 4.03	1.0	L	9	5	5	5	0	1	0	0	0	0	3	8	12	45.00	6.000				
Jim Brewer, L ERA: 3.25	4.0		15	3	2	2	1	0	1	0	0	0	0	16	20	4.50	0.750				
John Purdin, R ERA: 3.45	2.0		8	0	0	0	2	2	0	0	0	0	0	10	18	0.00	1.000				
Howie Reed, R ERA: 3.45	2.0		6	0	0	0	0	0	0	0	0	0	0	6	6	0.00	0.000				

Batter	1	2	3	4	5	6	7	8	9	AB	R	H	RBI	BB	SO	LOB	BOTTOM					
Maury Wills, S OBP: 0.316, SLG: 0.322	K				F5		F8		1-3	5	0	1	0	0	1	2	<b>Pittsburgh Pirates @ Los Angeles Dodgers</b> Dodger Stadium, Los Angeles, CA Wed Sep 16 1964, 7:05 PM PDT Att: 15,049 - Unknown					
Derrell Griffith, L OBP: 0.373, SLG: 0.433	G3		4-3		F8		L7			4	0	0	0	0	0	3						
Willie Davis, L OBP: 0.319, SLG: 0.422	4-3		F3			HR		4-3 HR		4	2	2	1	0	0	1						
Tommy Davis, R OBP: 0.306, SLG: 0.376		G3 BB 1B BB	6-3			6-3		4-3		3	1	0	0	1	0	2						
John Roseboro, L OBP: 0.364, SLG: 0.380		G3 1B BB		F9		F9		F3		3	1	0	0	1	0	1						
Ron Fairly, L OBP: 0.353, SLG: 0.402		F9				4-3		HR		4	1	2	2	0	0	2						
Dick Tracewski, R OBP: 0.321, SLG: 0.329		G3		K			L1	F8		4	0	0	0	0	1	3						
Bart Shirley, R OBP: 0.333, SLG: 0.417			P4				E5 1B		F5	4	0	1	2	0	0	1						
Phil Ortega, R OBP: 0.140, SLG: 0.136 Jim Brewer, L OBP: 0.207, SLG: 0.214 Willie Crawford, L (5. PH) John Purdin, R (8.1) Wes Parker, S OBP: 0.315, SLG: 0.360 Howie Reed, R OBP: 0.321, SLG: 0.318 Wally Moon, L OBP: 0.301, SLG: 0.315		K			P6				F7	0	0	0	0	0	0	0						
<b>Inning Stats</b>	R: 0 E: 0 K: 1 S: 5	H: 0 LOB: 0 BB: 0 P: 5	R: 2 E: 0 K: 1 S: 6	H: 1 LOB: 1 BB: 2 P: 14	R: 0 E: 0 K: 0 S: 4	H: 1 LOB: 1 BB: 0 P: 4	R: 0 E: 0 K: 1 S: 6	H: 1 LOB: 0 BB: 0 P: 6	R: 0 E: 0 K: 0 S: 3	H: 0 LOB: 0 BB: 0 P: 3	R: 1 E: 0 K: 0 S: 4	H: 1 LOB: 0 BB: 0 P: 4	R: 0 E: 0 K: 0 S: 5	H: 1 LOB: 2 BB: 0 P: 5	R: 2 E: 0 K: 0 S: 5	H: 2 LOB: 0 BB: 0 P: 5	R: 0 E: 0 K: 0 S: 3	H: 0 LOB: 0 BB: 0 P: 3	1B: 3 2B: 2 3B: 0 HR: 2	SF: 0 SAC: 0 DP: 0 HBP: 0	WP: 0 PB: 0 SB: 0 CS: 0	PA: 37
<b>PITCHER</b>	IP	WLS	BF	H	R	ER	SO	BB	IBB	HBP	BLK	WP	HR	S	P	ERA	WHIP					
Vern Law, R ERA: 3.5	8.0	W	34	7	5	5	3	2	0	0	0	0	2	38	46	5.62	1.125					
Al McBean, R ERA: 2.23	1.0	S	3	0	0	0	0	0	0	0	0	0	0	3	3	0.00	0.000					





Batter	1	2	3	4	5	6	7	8	9	AB	R	H	RBI	BB	SO	LOB	TOP										
Dick Schofield, S OBP: 0.357, SLG: 0.357	F8			G3		F7		2B		4	1	1	0	0	0	0	<b>Pittsburgh Pirates @ San Francisco Giants</b> Candlestick Park, San Francisco, CA Fri Sep 18, 1964, 10:05 PM EDT Att: 9,741 - Unknown <a href="http://livebaseballscorecards.com">livebaseballscorecards.com</a>										
Bob Bailey, R OBP: 0.345, SLG: 0.417	K			K		5-3		2B		3	1	0	0	1	2	0											
Roberto Clemente, R OBP: 0.393, SLG: 0.499	4-3			BB		HR		BLK		4	2	3	2	0	0	0											
Gene Freese, R OBP: 0.277, SLG: 0.406										2	0	1	0	1	0	0											
Jerry Lynch, L OBP: 0.339, SLG: 0.518		5-3						F3		1	0	0	0	0	0	2											
Al McBean, R OBP: 0.100, SLG: 0.100										0	0	0	0	0	0	0											
Donn Clendenon, R OBP: 0.328, SLG: 0.462				BB		1B				4	0	1	1	0	0	3											
Bill Mazeroski, R OBP: 0.394, SLG: 0.393										4	0	0	0	0	0	0											
Jim Pagliaroni, R OBP: 0.380, SLG: 0.441				F3		F4				4	0	0	0	0	1	0											
Bill Virdon, L OBP: 0.291, SLG: 0.311				F7						4	0	2	0	0	0	0											
Bob Veale, S OBP: 0.191, SLG: 0.172										2	0	0	0	0	2	1											
Manny Mota, R OBP: 0.315, SLG: 0.397				K		K				1	0	0	0	0	1	0											
Dave Wissman, L OBP: 0.100, SLG: 0.100										1	0	0	0	0	0	1											
<b>Inning Stats</b>	R: 0 E: 0 K: 1 S: 5	H: 0 LOB: 0 BB: 0 P: 5	R: 0 E: 0 K: 0 S: 3	H: 0 LOB: 0 BB: 0 P: 3	R: 0 E: 0 K: 1 S: 5	H: 1 LOB: 0 BB: 1 P: 10	R: 0 E: 0 K: 1 S: 6	H: 1 LOB: 2 BB: 1 P: 6	R: 1 E: 0 K: 0 S: 5	H: 2 LOB: 1 BB: 0 P: 5	R: 0 E: 0 K: 0 S: 3	H: 0 LOB: 0 BB: 0 P: 3	R: 3 E: 0 K: 1 S: 7	H: 3 LOB: 0 BB: 1 P: 11	R: 0 E: 0 K: 1 S: 6	H: 1 LOB: 1 BB: 0 P: 6	1B: 4 2B: 3 3B: 0 HR: 1	SF: 0 SAC: 0 DP: 0 HBP: 0	WP: 0 PB: 0 SB: 0 CS: 1	PA: 37							
<b>PITCHER</b>	IP	WLS	BF	H	R	ER	SO	BB	IBB	HBP	BLK	WP	HR	S	P	ERA	WHIP										
Dick Estelle, L ERA: 2.82	7.1		29	5	3	3	5	2	0	0	0	0	1	37	45	3.68	0.955										
Bob Shaw, R ERA: 3.74	0.0	L	1	1	0	0	0	0	0	0	0	0	0	1	1												
Masanori Murakami, L ERA:	0.2		2	1	1	1	0	0	0	0	1	0	0	2	2	13.50	1.500										
Jim Duffalo, R ERA: 2.78	1.0		4	1	0	0	1	0	0	0	0	0	0	6	6	0.00	1.000										

Batter	1	2	3	4	5	6	7	8	9	AB	R	H	RBI	BB	SO	LOB	BOTTOM										
Harvey Kuenn, R OBP: 0.326, SLG: 0.355	HR				F9				1-3	4	1	2	0	1	0	0	<b>Pittsburgh Pirates @ San Francisco Giants</b> Candlestick Park, San Francisco, CA Fri Sep 18, 1964, 10:05 PM EDT Att: 9,741 - Unknown <a href="http://livebaseballscorecards.com">livebaseballscorecards.com</a>										
Hal Lanier, R OBP: 0.292, SLG: 0.367	F2				4-3					4	0	0	0	1	1	3											
Willie Mays, R OBP: 0.384, SLG: 0.616	HR									5	2	2	3	0	0	2											
Jim Ray Hart, R OBP: 0.348, SLG: 0.506	BB									4	0	2	0	0	2	0											
Orlando Cepeda, R OBP: 0.363, SLG: 0.559	F8				4-3					3	0	0	0	1	0	1											
Jim Davenport, R OBP: 0.302, SLG: 0.333					6-3					3	0	0	0	1	0	2											
Jose Pagan, R OBP: 0.288, SLG: 0.267										3	0	0	0	0	0	2											
Willie McCovey, L OBP: 0.334, SLG: 0.416	F9				5-3					1	0	1	0	0	0	0											
Jose Cardenal, R OBP: 0.334, SLG: 0.416										0	0	0	0	0	0	0											
Tom Haller, L OBP: 0.331, SLG: 0.387										0	0	0	0	0	0	0											
Del Crandall, R OBP: 0.312, SLG: 0.332										3	0	0	0	0	0	0											
Matty Alou, L OBP: 0.324, SLG: 0.292										1	0	0	0	0	0	1											
Dick Estelle, S OBP: 0.191, SLG: 0.172										2	0	0	0	1	1	0											
Bob Shaw, R OBP: 0.191, SLG: 0.172										0	0	0	0	0	0	0											
Masanori Murakami, L OBP: 0.191, SLG: 0.172										0	0	0	0	0	0	0											
Duke Snider, L OBP: 0.299, SLG: 0.321										1	0	0	0	0	0	1											
Jim Duffalo, R OBP: 0.153, SLG: 0.071										0	0	0	0	0	0	0											
<b>Inning Stats</b>	R: 2 E: 0 K: 0 S: 6	H: 3 LOB: 2 BB: 1 P: 10	R: 0 E: 0 K: 1 S: 6	H: 1 LOB: 2 BB: 1 P: 10	R: 0 E: 0 K: 1 S: 5	H: 0 LOB: 0 BB: 0 P: 5	R: 0 E: 0 K: 0 S: 3	H: 0 LOB: 0 BB: 0 P: 3	R: 1 E: 0 K: 0 S: 5	H: 2 LOB: 2 BB: 1 P: 9	R: 0 E: 0 K: 0 S: 3	H: 0 LOB: 0 BB: 2 P: 11	R: 0 E: 0 K: 0 S: 4	H: 1 LOB: 2 BB: 0 P: 4	R: 0 E: 0 K: 1 S: 5	H: 0 LOB: 0 BB: 0 P: 5	1B: 5 2B: 0 3B: 0 HR: 2	SF: 0 SAC: 0 DP: 0 HBP: 0	WP: 0 PB: 0 SB: 1 CS: 0	PA: 39							
<b>PITCHER</b>	IP	WLS	BF	H	R	ER	SO	BB	IBB	HBP	BLK	WP	HR	S	P	ERA	WHIP										
Bob Veale, L ERA: 2.86	7.0		32	6	3	3	3	5	0	0	0	0	2	33	53	3.86	1.571										
Al McBean, R ERA: 2.17	2.0	S	7	1	0	0	1	0	0	0	0	0	0	9	9	0.00	0.500										






Batter	1	2	3	4	5	6	7	8	9	AB	R	H	RBI	BB	SO	LOB	TOP					
Dick Schofield, S OBP: 0.355, SLG: 0.355										5	0	1	0	0	2	3						
Bill Virdon, L OBP: 0.291, SLG: 0.310										4	0	1	1	0	1	3						
Steve Blass, R OBP: 0.100, SLG: 0.069										0	0	0	0	0	0	0						
Roy Face, R										0	0	0	0	0	0	0						
Earl Francis, R										0	0	0	0	0	0	0						
Roberto Clemente, R OBP: 0.393, SLG: 0.493										4	1	1	1	0	1	3						
Willie Stargell, L OBP: 0.306, SLG: 0.496										4	0	0	0	0	2	2						
Donn Clendenon, R OBP: 0.325, SLG: 0.457										4	0	0	0	0	0	0						
Bob Bailey, R OBP: 0.345, SLG: 0.415										3	0	0	0	1	0	0						
Bill Mazerowski, R OBP: 0.304, SLG: 0.392										4	1	1	0	0	0	1						
Jim Pagliaroni, R OBP: 0.383, SLG: 0.454										3	1	2	2	0	1	0						
Jerry May, R										1	0	0	0	0	0	0						
Bob Friend, R OBP: 0.113, SLG: 0.074										0	0	0	0	0	0	0						
Wilbur Wood, R										1	0	0	0	0	1	0						
Dave Wiseman, L OBP: 0.050, SLG: 0.333										1	1	1	0	0	0	0						
Tommie Sisk, R										0	0	0	0	0	0	0						
Jerry Lynch, L OBP: 0.340, SLG: 0.518										2	0	1	0	0	0	0						
<b>Inning Stats</b>	R: 0 E: 0 K: 1 S: 6	H: 1 LOB: 1 BB: 0 P: 6	R: 2 E: 0 K: 1 S: 7	H: 2 LOB: 0 BB: 0 P: 7	R: 0 E: 1 K: 2 S: 8	H: 0 LOB: 1 BB: 0 P: 8	R: 0 E: 0 K: 0 S: 3	H: 0 LOB: 0 BB: 0 P: 3	R: 1 E: 0 K: 2 S: 9	H: 2 LOB: 1 BB: 0 P: 9	R: 0 E: 0 K: 0 S: 3	H: 0 LOB: 0 BB: 0 P: 3	R: 0 E: 0 K: 2 S: 9	H: 2 LOB: 2 BB: 0 P: 9	R: 1 E: 0 K: 0 S: 4	H: 1 LOB: 1 BB: 0 P: 8	R: 0 E: 0 K: 0 S: 3	H: 0 LOB: 0 BB: 0 P: 3	1B: 6 2B: 0 3B: 0 HR: 2	SF: 0 SAC: 0 DP: 0 HBP: 0	WP: 0 PB: 0 SB: 0 CS: 0	PA: 37
<b>PITCHER</b> Juan Marichal, R ERA: 2.44	IP: 9.0 WLS: W BF: 37 H: 8 R: 4 ER: 4 SO: 8 BB: 1 IBB: 0 HBP: 0 BLK: 0 WP: 0 HR: 2 S: 52 P: 56 ERA: 4.00 WHIP: 1.000															<b>PITCHER</b>						

Pittsburgh Pirates @ San Francisco Giants  
Candlestick Park, San Francisco, CA  
Sat Sep 19 1964, 6:33 AM EDT  
Att: 11,012 - Unknown


AB 36  
R 4  
H 8  
RBI 4  
BB 1  
SO 8  
LOB 12



Batter	1	2	3	4	5	6	7	8	9	AB	R	H	RBI	BB	SO	LOB	BOTTOM										
Harvey Kuenn, R OBP: 0.333, SLG: 0.364										4	1	3	2	1	0	0											
Hal Lanier, R OBP: 0.290, SLG: 0.368										5	2	1	1	0	0	3											
Matty Alou, L OBP: 0.330, SLG: 0.310										5	2	3	2	0	0	1											
Willie Mays, R OBP: 0.388, SLG: 0.622										3	5	2	2	2	0	1											
Jose Cardenal, R										0	0	0	0	0	0	0											
Jim Ray Hart, R OBP: 0.346, SLG: 0.504										4	1	1	2	0	1	2											
Jose Pagan, R OBP: 0.288, SLG: 0.267										0	0	0	0	0	0	0											
Orlando Cepeda, R OBP: 0.367, SLG: 0.561										4	1	3	1	1	0	0											
Tom Haller, L OBP: 0.334, SLG: 0.386										3	1	1	1	2	0	1											
Jim Davenport, R OBP: 0.297, SLG: 0.328										4	0	0	1	0	0	4											
Juan Marichal, R OBP: 0.194, SLG: 0.157										4	0	0	0	0	1	2											
<b>Inning Stats</b>	R: 3 E: 0 K: 0 S: 7	H: 4 LOB: 2 BB: 1 P: 11	R: 0 E: 0 K: 0 S: 3	H: 0 LOB: 0 BB: 0 P: 3	R: 1 E: 0 K: 1 S: 6	H: 1 LOB: 1 BB: 1 P: 10	R: 0 E: 0 K: 0 S: 4	H: 1 LOB: 1 BB: 0 P: 4	R: 1 E: 0 K: 0 S: 4	H: 1 LOB: 2 BB: 2 P: 12	R: 0 E: 0 K: 0 S: 4	H: 1 LOB: 0 BB: 0 P: 4	R: 8 E: 0 K: 1 S: 11	H: 6 LOB: 0 BB: 2 P: 19	R: 0 E: 0 K: 0 S: 3	H: 0 LOB: 0 BB: 0 P: 3	1B: 10 2B: 2 3B: 1 HR: 1	SF: 2 SAC: 0 DP: 0 HBP: 0	WP: 3 PB: 1 SB: 1 CS: 0	PA: 44							
<b>PITCHER</b> Earl Francis, R ERA: 6.75	IP: 1.1 WLS: L BF: 5 H: 1 R: 2 ER: 2 SO: 0 BB: 0 IBB: 0 HBP: 0 BLK: 0 WP: 0 HR: 1 S: 5 P: 5 ERA: 13.50 WHIP: 0.750															<b>PITCHER</b>											
Bob Friend, R ERA: 3.46	3.1	13	2	1	0	1	0	1	0	14	18	0.00	0.600														
Wilbur Wood, L ERA: 11.0	2.0	10	2	1	1	0	1	1	0	8	16	4.50	1.500														
Tommie Sisk, R ERA: 6.11	0.0	2	1	2	2	0	1	0	0	0	1	5	∞														
Steve Blass, R ERA: 3.88	0.2	7	4	4	4	1	0	1	0	8	12	54.00	6.000														
Roy Face, R ERA: 5.33																											

Pittsburgh Pirates @ San Francisco Giants  
Candlestick Park, San Francisco, CA  
Sat Sep 19 1964, 6:33 AM EDT  
Att: 11,012 - Unknown

AB 36  
R 13  
H 14  
RBI 12  
BB 6  
SO 2  
LOB 14






Batter	1	2	3	4	5	6	7	8	9	10	11	AB	R	H	RBI	BB	SO	LOB	TOP						
Dick Schofield, S OBP: 0.351, SLG: 0.350 (1, 6)	K		K		4-3			4-3		3-1		5	0	0	0	0	2	3							
Bill Virdon, L OBP: 0.292, SLG: 0.311 (1, 8)	CS 1B			FC4-6 1B	F8			1-3		E7		5	0	2	0	0	0	2							
Roberto Clemente, R OBP: 0.393, SLG: 0.490 (1, 9)	F4			FC4-6 HR				5-3			IBB	4	1	0	0	1	0	2							
Willie Stargell, L OBP: 0.388, SLG: 0.504 Manny Mota, R OBP: 0.315, SLG: 0.397 Dave Wissman, L OBP: 0.250, SLG: 0.250 (9, PR)	F2			HR				K		5-3 SH1-4 1B	F5	4	1	2	2	0	1	0							
Donn Clendenon, R OBP: 0.326, SLG: 0.456 (1, 3)	5-3			HR				F3		SH1-4		3	0	1	0	1	0	0							
Bob Bailey, R OBP: 0.344, SLG: 0.413 (1, 5)	K			G6-4-3 1B				F8		5-3	SH1-4	4	0	1	0	0	1	3							
Bill Mazeroski, R OBP: 0.304, SLG: 0.392 (1, 4)				G3				F8		5-3	F3	5	0	2	1	0	0	2							
Orlando McFarlane, R OBP: 0.254, SLG: 0.271 (1, 2)	K			K				F8		F4	K	5	0	1	0	0	2	3							
Don Cardwell, R OBP: 0.143, SLG: 0.143 Al McBean, R OBP: 0.091, SLG: 0.091 (9, 1)	1B			1B				FC6-4 1B		F4		3	0	1	0	0	0	3							
<b>Inning Stats</b>	R: 0 E: 0 K: 1 S: 5	H: 1 LOB: 0 BB: 0 P: 5	R: 0 E: 0 K: 1 S: 5	H: 0 LOB: 0 BB: 0 P: 5	R: 0 E: 0 K: 2 S: 8	H: 1 LOB: 1 BB: 0 P: 8	R: 2 E: 0 K: 0 S: 5	H: 3 LOB: 0 BB: 0 P: 5	R: 0 E: 0 K: 0 S: 5	H: 0 LOB: 0 BB: 0 P: 5	R: 0 E: 0 K: 0 S: 4	H: 1 LOB: 1 BB: 0 P: 4	R: 0 E: 0 K: 0 S: 3	H: 0 LOB: 0 BB: 0 P: 3	R: 1 E: 0 K: 0 S: 5	H: 2 LOB: 1 BB: 0 P: 5	R: 0 E: 1 K: 0 S: 4	H: 0 LOB: 2 BB: 1 P: 8	R: 0 E: 0 K: 1 S: 5	H: 0 LOB: 1 BB: 1 P: 9	1B: 8 2B: 1 3B: 0 HR: 1	SF: 0 SAC: 2 DP: 1 HBP: 0	WP: 0 PB: 0 SB: 0 CS: 1	PA: 44	
<b>PITCHER</b>	IP 10.0	WLS 10	BF 40	H 10	R 3	ER 3	SO 5	BB 0	IBB 1	HBP 0	BLK 0	WP 0	HR 1	S 49	P 53	ERA 2.67	WHIP 1.000								
Gaylord Perry, R ERA: 2.67 Jim Duffalo, R ERA: 2.74	(1, 1)	(1, 7)	(10, PR)	(10, PR)	(11, 1)	(1, 9)	(1, 8)	(1, 5)	(1, 3)	(1, 1)	(9, 1)	(11, 1)	(1, 1)	(1, 1)	(1, 1)	(1, 1)	(1, 1)	(1, 1)	(1, 1)	(1, 1)	(1, 1)	(1, 1)	(1, 1)	(1, 1)	(1, 1)

Pittsburgh Pirates @ San Francisco Giants  
Candlestick Park, San Francisco, CA  
Sun Sep 20 1964, 6:33 AM EDT  
Att: 15,548 - Unknown

livebaseballscores.com

AB 40  
R 3  
H 10  
RBI 3  
BB 2  
SO 6  
LOB 20



Batter	1	2	3	4	5	6	7	8	9	10	11	AB	R	H	RBI	BB	SO	LOB	BOTTOM					
Harvey Kuenn, R OBP: 0.337, SLG: 0.371 Jose Cardenal, R (10, PR) Billy O'Dell, S (10, PR) Jim Duffalo, R OBP: 0.133, SLG: 0.071 (11, 1)	SH 2B		F8			1B SF		5-3		WP 1B		5	2	3	0	0	0	0						
Matty Alou, L OBP: 0.333, SLG: 0.313 (1, 9)	SH		F9			G4-6-3 1B		WP 1B		F9		4	0	2	0	0	0	1						
Willie Mays, R OBP: 0.590, SLG: 0.621 (1, 8)	F3			4-3 BB		SF		4-3 IBB			IBB	1	0	0	1	3	0	1						
Jim Ray Hart, R OBP: 0.343, SLG: 0.499 (1, 5)	K			4-3		G4-6-3		F7		4-3		5	0	0	0	0	1	8						
Orlando Cepeda, R OBP: 0.363, SLG: 0.555 (1, 3)	K			L5		6-3				F3		5	0	0	0	0	1	3						
Tom Haller, L OBP: 0.333, SLG: 0.392 (1, 2)			F8			F5		F9		HR		5	2	1	1	0	0	2						
Hal Lanier, R OBP: 0.292, SLG: 0.366 (1, 4)			F8			L6		6-3		G3-6-1 BB		4	0	1	1	1	0	0						
Jim Davenport, R OBP: 0.294, SLG: 0.325 Willie McCovey, L OBP: 0.333, SLG: 0.415 Jose Pagan, R OBP: 0.288, SLG: 0.267 (10, 6)	K			4-3		4-3		5-3		G3-6-1 1-2f		3	0	0	0	0	1	0						
Gaylord Perry, R OBP: 0.097, SLG: 0.039 Duke Snider, L OBP: 0.297, SLG: 0.319 (11, 7)			1-3			6-3		5-3		K		3	0	0	0	0	0	0						
<b>Inning Stats</b>	R: 1 E: 1 K: 2 S: 9	H: 1 LOB: 1 BB: 0 P: 9	R: 0 E: 0 K: 1 S: 5	H: 0 LOB: 0 BB: 0 P: 5	R: 0 E: 0 K: 0 S: 3	H: 0 LOB: 0 BB: 0 P: 3	R: 0 E: 0 K: 0 S: 3	H: 0 LOB: 1 BB: 1 P: 7	R: 0 E: 0 K: 0 S: 3	H: 0 LOB: 0 BB: 0 P: 5	R: 0 E: 0 K: 0 S: 4	H: 0 LOB: 2 BB: 1 P: 8	R: 0 E: 0 K: 0 S: 3	H: 1 LOB: 0 BB: 1 P: 7	R: 0 E: 0 K: 1 S: 6	H: 1 LOB: 2 BB: 1 P: 10	R: 1 E: 1 K: 0 S: 3	H: 1 LOB: 1 BB: 0 P: 3	1B: 5 2B: 1 3B: 0 HR: 1	SF: 1 SAC: 1 DP: 2 HBP: 0	WP: 2 PB: 0 SB: 0 CS: 1	PA: 43		
<b>PITCHER</b>	IP 8.1	WLS 8	BF 34	H 5	R 3	ER 2	SO 3	BB 2	IBB 1	HBP 0	BLK 0	WP 1	HR 1	S 37	P 49	ERA 2.16	WHIP 0.840							
Don Cardwell, R ERA: 1.04 Al McBean, R ERA: 2.12	(1, 1)	(9, 1)	(9, PH)	(10, 6)	(1, 1)	(9, 1)	(1, 1)	(1, 1)	(1, 1)	(1, 1)	(1, 1)	(1, 1)	(1, 1)	(1, 1)	(1, 1)	(1, 1)	(1, 1)	(1, 1)	(1, 1)	(1, 1)	(1, 1)	(1, 1)	(1, 1)	(1, 1)

Pittsburgh Pirates @ San Francisco Giants  
Candlestick Park, San Francisco, CA  
Sun Sep 20 1964, 6:33 AM EDT  
Att: 15,548 - Unknown

livebaseballscores.com

AB 37  
R 4  
H 7  
RBI 3  
BB 4  
SO 4  
LOB 16













Batter	1	2	3	4	5	6	7	8	9	AB	R	H	RBI	BB	SO	LOB	TOP			
<b>Curt Flood, R</b> OBP: 0.356, SLG: 0.377 (1, 8)										5	1	4	0	0	0	1	<b>St. Louis Cardinals @ Pittsburgh Pirates</b> Forbes Field, Pittsburgh, PA Thu Sep 24 1964, 7:05 PM EDT Unknown <a href="http://livebaseballscorecards.com">livebaseballscorecards.com</a>			
<b>Lou Brock, L</b> OBP: 0.357, SLG: 0.461 (1, 7)										5	1	2	0	0	1	2				
<b>Dick Groat, R</b> OBP: 0.327, SLG: 0.363 (1, 6)										5	1	1	0	0	0	3				
<b>Ken Boyer, R</b> OBP: 0.364, SLG: 0.494 (1, 5)										3	0	0	0	2	0	1				
<b>Bill White, L</b> OBP: 0.347, SLG: 0.453 (1, 3)										3	0	1	2	0	1	2				
<b>Julian Javier, R</b> OBP: 0.280, SLG: 0.370 (1, 4)										2	1	1	0	2	0	1				
<b>Mike Shannon, R</b> OBP: 0.313, SLG: 0.421 (1, 9)										4	0	0	0	0	0	5				
<b>Bob Uecker, R</b> OBP: 0.315, SLG: 0.236 (6, PH)										0	0	0	0	2	0	0				
<b>Tim McCarver, L</b> OBP: 0.345, SLG: 0.396 (6, 2)										2	0	0	0	0	0	0				
<b>Bob Gibson, R</b> OBP: 0.202, SLG: 0.225 (1, 1)										3	0	0	1	0	1	2				
<b>Inning Stats</b>	R: 1 E: 0 K: 1 S: 6	H: 2 LOB: 1 BB: 1 P: 10	R: 1 E: 0 K: 0 S: 4	H: 1 LOB: 1 BB: 1 P: 8	R: 0 E: 0 K: 0 S: 3	H: 0 LOB: 0 BB: 0 P: 3	R: 0 E: 0 K: 0 S: 3	H: 0 LOB: 2 BB: 2 P: 11	R: 2 E: 0 K: 0 S: 5	H: 3 LOB: 2 BB: 2 P: 13	R: 0 E: 0 K: 0 S: 6	H: 2 LOB: 1 BB: 0 P: 6	R: 0 E: 0 K: 0 S: 3	H: 0 LOB: 1 BB: 0 P: 3	R: 0 E: 0 K: 1 S: 6	H: 1 LOB: 1 BB: 0 P: 6	1B: 7 2B: 2 3B: 0 HR: 0	SF: 1 SAC: 0 DP: 0 HBP: 1	WP: 1 PB: 0 SB: 0 CS: 1	PA: 42
<b>PITCHER</b>	IP WLS BF H R ER SO BB IBB HBP BLK WP HR S P ERA WHIP																			
<b>Wilbur Wood, L</b> ERA: 10.13	(1, 1) 4.1 L 24 6 4 4 1 4 2 0 0 1 1 0 20 44 8.31 2.308																			
<b>Don Schwalt, R</b> ERA: 4.1	(5, 1) 0.2 1 0 0 0 0 0 0 0 0 0 0 1 1 0.00 0.000																			
<b>Tommie Sisk, R</b> ERA: 5.9	(6, 1) 2.0 8 2 0 0 1 0 0 0 1 0 0 9 10 0.00 1.000																			
<b>Al McBean, R</b> ERA: 2.07	(8, 1) 2.0 7 1 0 0 1 0 0 0 0 0 0 9 9 0.00 0.500																			

Batter	1	2	3	4	5	6	7	8	9	AB	R	H	RBI	BB	SO	LOB	BOTTOM					
<b>Dick Schofield, S</b> OBP: 0.351, SLG: 0.354 (1, 6)										4	0	1	0	0	0	0	<b>St. Louis Cardinals @ Pittsburgh Pirates</b> Forbes Field, Pittsburgh, PA Thu Sep 24 1964, 7:05 PM EDT Unknown <a href="http://livebaseballscorecards.com">livebaseballscorecards.com</a>					
<b>Bill Virdon, L</b> OBP: 0.285, SLG: 0.306 (1, 8)										4	0	0	0	0	1							
<b>Roberto Clemente, R</b> OBP: 0.393, SLG: 0.488 (1, 9)										4	0	1	0	0	1	0						
<b>Willie Stargell, L</b> OBP: 0.309, SLG: 0.508 (1, 7)										4	1	1	0	0	2	1						
<b>Donn Clendenon, R</b> OBP: 0.327, SLG: 0.461 (1, 3)										4	1	2	2	0	1	0						
<b>Bob Bailey, R</b> OBP: 0.342, SLG: 0.408 (1, 5)										4	0	1	0	0	2	1						
<b>Bill Mazerowski, R</b> OBP: 0.303, SLG: 0.389 (1, 4)										4	0	1	0	0	0	1						
<b>Orlando McFarlane, R</b> OBP: 0.282, SLG: 0.299 (1, 2)										4	0	2	0	0	2	1						
<b>Wilbur Wood, R</b> ERA: 10.13	(1, 1) 4.1 L 24 6 4 4 1 4 2 0 0 1 1 0 20 44 8.31 2.308																					
<b>Don Schwalt, R</b> ERA: 4.1	(5, 1) 0.2 1 0 0 0 0 0 0 0 0 0 0 1 1 0.00 0.000																					
<b>Dave Wiseman, L</b> ERA: 2.00	(5, PH) 2.0 8 2 0 0 1 0 0 0 1 0 0 9 10 0.00 1.000																					
<b>Tommie Sisk, R</b> ERA: 5.9	(6, 1) 2.0 7 1 0 0 1 0 0 0 0 0 0 9 9 0.00 0.500																					
<b>Jerry Lynch, L</b> ERA: 2.07	(7, PH) 2.0 8 2 0 0 1 0 0 0 0 0 0 9 9 0.00 0.500																					
<b>Al McBean, R</b> ERA: 2.07	(8, 1) 2.0 7 1 0 0 1 0 0 0 0 0 0 9 9 0.00 0.500																					
<b>Inning Stats</b>	R: 0 E: 0 K: 1 S: 5	H: 0 LOB: 0 BB: 0 P: 5	R: 0 E: 0 K: 2 S: 8	H: 2 LOB: 0 BB: 0 P: 8	R: 0 E: 0 K: 2 S: 8	H: 1 LOB: 1 BB: 0 P: 8	R: 0 E: 0 K: 0 S: 3	H: 0 LOB: 0 BB: 0 P: 3	R: 0 E: 0 K: 1 S: 6	H: 1 LOB: 1 BB: 0 P: 6	R: 0 E: 0 K: 0 S: 3	H: 0 LOB: 0 BB: 0 P: 3	R: 2 E: 0 K: 2 S: 10	H: 3 LOB: 1 BB: 0 P: 10	R: 0 E: 0 K: 1 S: 6	H: 1 LOB: 1 BB: 0 P: 6	R: 0 E: 0 K: 2 S: 8	H: 1 LOB: 1 BB: 0 P: 8	1B: 7 2B: 1 3B: 0 HR: 1	SF: 0 SAC: 0 DP: 0 HBP: 0	WP: 0 PB: 0 SB: 0 CS: 0	PA: 35
<b>PITCHER</b>	IP WLS BF H R ER SO BB IBB HBP BLK WP HR S P ERA WHIP																					
<b>Bob Gibson, R</b> ERA: 3.1	(1, 1) 9.0 W 35 9 2 2 11 0 0 0 0 0 1 57 57 2.00 1.000																					



Batter	1	2	3	4	5	6	7	8	9	AB	R	H	RBI	BB	SO	LOB	TOP								
<b>Curt Flood, R</b> OBP: 0.356, SLG: 0.376 (1, 8)	L6		F7		F7					4	0	1	0	1	0	0	<b>St. Louis Cardinals @ Pittsburgh Pirates</b> Forbes Field, Pittsburgh, PA Thu Sep 24 1964, 7:05 PM EDT Att: 2,846 - Unknown								
<b>Lou Brock, L</b> OBP: 0.358, SLG: 0.468 (1, 7)	K								FC4-6 1B	5	2	2	1	0	1	3									
<b>Bill White, L</b> OBP: 0.347, SLG: 0.455 (1, 3)	F8		K		F6					5	0	2	1	0	1	1									
<b>Ken Boyer, R</b> OBP: 0.363, SLG: 0.491 (1, 5)		K	K							4	0	0	0	1	3	2									
<b>Dick Groat, R</b> OBP: 0.327, SLG: 0.362 (1, 6)	L3									2	0	0	0	1	0	1									
<b>Tim McCarver, L</b> OBP: 0.347, SLG: 0.394 (1, 2)										4	0	1	0	0	0	4									
<b>Julian Javier, R</b> OBP: 0.279, SLG: 0.368 (1, 4)										3	0	0	0	1	1	3									
<b>Mike Shannon, R</b> OBP: 0.321, SLG: 0.438 (1, 9)										3	2	2	1	1	1	0									
<b>Ray Sadecki, L</b> OBP: 0.195, SLG: 0.270 (1, 1)										4	0	0	0	0	1	4									
<b>Inning Stats</b>	R: 0 E: 0 K: 1 S: 5	H: 0 LOB: 0 BB: 0 P: 5	R: 0 E: 0 K: 1 S: 6	H: 1 LOB: 3 BB: 2 P: 14	R: 1 E: 0 K: 2 S: 8	H: 1 LOB: 0 BB: 0 P: 8	R: 0 E: 0 K: 1 S: 4	H: 0 LOB: 0 BB: 1 P: 8	R: 1 E: 0 K: 0 S: 5	H: 2 LOB: 1 BB: 0 P: 5	R: 0 E: 0 K: 0 S: 3	H: 0 LOB: 1 BB: 1 P: 7	R: 0 E: 0 K: 1 S: 5	H: 0 LOB: 1 BB: 1 P: 9	R: 0 E: 1 K: 0 S: 5	H: 1 LOB: 2 BB: 0 P: 5		R: 2 E: 0 K: 2 S: 10	H: 3 LOB: 1 BB: 0 P: 10	1B: 4 2B: 1 3B: 1 HR: 2	SF: 0 SAC: 1 DP: 1 HBP: 0	WP: 0 PB: 0 SB: 1 CS: 0	PA: 40		
<b>PITCHER</b>	IP	WLS	BF	H	R	ER	SO	BB	IBB	HBP	BLK	WP	HR	S	P	ERA	WHIP								
<b>Tom Butters, R</b> ERA: 2.3 (1, 1)	8.0	L	34	5	2	2	6	5	0	0	0	0	2	41	61	2.25	1.250								
<b>Don Schwall, R</b> ERA: 4.44 (9, 1)	0.1		3	2	2	2	1	0	0	0	0	0	0	5	5	54.00	6.000								
<b>Frank Bork, L</b> ERA: 3.92 (9, 1)	0.1		2	1	0	0	0	0	0	0	1	0	0	2	2	0.00	3.000								
<b>Tommie Sisk, R</b> ERA: 5.86 (9, 1)	0.1		1	0	0	0	1	0	0	0	0	0	0	3	3	0.00	0.000								

AB 34  
R 4  
H 8  
RBI 3  
BB 5  
SO 8  
LOB 18



Batter	1	2	3	4	5	6	7	8	9	AB	R	H	RBI	BB	SO	LOB	BOTTOM								
<b>Bill Mazerowski, R</b> OBP: 0.305, SLG: 0.390 (1, 4)			4-3		F8					4	0	2	0	0	0	2	<b>St. Louis Cardinals @ Pittsburgh Pirates</b> Forbes Field, Pittsburgh, PA Thu Sep 24 1964, 7:05 PM EDT Att: 2,846 - Unknown								
<b>Manny Mota, R</b> OBP: 0.309, SLG: 0.389 (1, 8)			6-3							4	0	0	0	0	0	3									
<b>Roberto Clemente, R</b> OBP: 0.391, SLG: 0.485 (1, 9)					4-3					4	0	0	0	0	1	2									
<b>Donn Clendenon, R</b> OBP: 0.326, SLG: 0.459 (1, 3)					F7					4	0	1	0	0	1	1									
<b>Gene Freese, R</b> OBP: 0.276, SLG: 0.399 (1, 5)										3	0	0	0	1	1	1									
<b>Willie Stargell, L</b> OBP: 0.306, SLG: 0.504 (1, 7)										4	0	0	0	0	4	1									
<b>Orlando McFarlane, R</b> OBP: 0.284, SLG: 0.300 (1, 2)										3	0	1	0	0	1	0									
<b>Gene Alley, R</b> OBP: 0.276, SLG: 0.282 (1, 6)										3	0	1	0	0	1	1									
<b>Tom Butters, R</b> OBP: 0.222, SLG: 0.222 (1, 1)										1	0	0	0	0	0	1									
<b>Dick Schofield, S</b> OBP: 0.350, SLG: 0.354 (8, PH)										1	0	0	0	0	1	0									
<b>Don Schwall, R</b> OBP: 0.263, SLG: 0.368 (9, 1)										0	0	0	0	0	0	0									
<b>Frank Bork, R</b> OBP: 0.333, SLG: 0.200 (9, 1)										0	0	0	0	0	0	0									
<b>Tommie Sisk, R</b> OBP: 0.333, SLG: 0.200 (9, 1)										0	0	0	0	0	0	0									
<b>Inning Stats</b>	R: 0 E: 0 K: 1 S: 6	H: 1 LOB: 0 BB: 0 P: 6	R: 0 E: 0 K: 1 S: 5	H: 0 LOB: 0 BB: 0 P: 5	R: 0 E: 0 K: 1 S: 4	H: 1 LOB: 1 BB: 0 P: 4	R: 0 E: 0 K: 1 S: 5	H: 0 LOB: 1 BB: 1 P: 9	R: 0 E: 0 K: 1 S: 4	H: 0 LOB: 0 BB: 0 P: 4	R: 0 E: 0 K: 2 S: 7	H: 0 LOB: 0 BB: 0 P: 7	R: 0 E: 0 K: 1 S: 6	H: 1 LOB: 1 BB: 0 P: 6	R: 0 E: 0 K: 3 S: 9	H: 0 LOB: 0 BB: 0 P: 9	1B: 5 2B: 0 3B: 0 HR: 0	SF: 0 SAC: 1 DP: 0 HBP: 0	WP: 0 PB: 0 SB: 1 CS: 0	PA: 33					
<b>PITCHER</b>	IP	WLS	BF	H	R	ER	SO	BB	IBB	HBP	BLK	WP	HR	S	P	ERA	WHIP								
<b>Ray Sadecki, L</b> ERA: 3.56 (1, 1)	9.0	W	33	5	0	0	10	1	0	0	0	0	0	52	56	0.00	0.667								





Batter	1	2	3	4	5	6	7	8	9	AB	R	H	RBI	BB	SO	LOB	TOP										
<b>Curt Flood, R</b> OBP: 0.397, SLG: 0.375 (1, 8)										2	2	0	0	2	0	0											
<b>Lou Brock, L</b> OBP: 0.356, SLG: 0.466 (1, 7)										5	2	1	0	0	1	2											
<b>Bill White, L</b> OBP: 0.351, SLG: 0.457 (1, 3)										3	1	2	1	2	0	0											
<b>Ken Boyer, R</b> OBP: 0.362, SLG: 0.488 (1, 5)										3	0	0	1	1	0	5											
<b>Dick Groat, R</b> OBP: 0.325, SLG: 0.360 (1, 6)										4	0	0	2	0	0	4											
<b>Tim McCarver, L</b> OBP: 0.344, SLG: 0.391 (1, 2)										4	0	0	1	0	0	2											
<b>Julian Javier, R</b> OBP: 0.281, SLG: 0.367 (1, 4)										2	0	0	0	2	0	0											
<b>Mike Shannon, R</b> OBP: 0.315, SLG: 0.430 (1, 9)										4	0	0	0	0	2	3											
<b>Gordie Richardson, R</b> OBP: 0.200, SLG: 0.077 <b>Ron Taylor, R</b> OBP: 0.133, SLG: 0.133 <b>Barney Schultz, R</b> (8, 1)										3	0	1	0	0	2	1											
<b>Inning Stats</b>	R: 3 E: 1 K: 1 S: 7	H: 1 LOB: 2 BB: 3 P: 19	R: 0 E: 0 K: 1 S: 6	H: 1 LOB: 2 BB: 1 P: 10	R: 0 E: 0 K: 0 S: 3	H: 0 LOB: 0 BB: 0 P: 3	R: 0 E: 0 K: 1 S: 5	H: 1 LOB: 1 BB: 1 P: 4	R: 0 E: 0 K: 1 S: 5	H: 0 LOB: 1 BB: 1 P: 9	R: 2 E: 1 K: 0 S: 4	H: 1 LOB: 1 BB: 2 P: 12	R: 0 E: 0 K: 2 S: 7	H: 0 LOB: 0 BB: 0 P: 7	R: 0 E: 0 K: 0 S: 3	H: 0 LOB: 0 BB: 0 P: 3	1B: 3 2B: 1 3B: 0 HR: 0	SF: 0 SAC: 1 DP: 0 HBP: 0	WP: 0 PB: 1 SB: 0 CS: 0	PA: 39							
<b>PITCHER</b>	IP	WLS	BF	H	R	ER	SO	BB	IBB	HBP	BLK	WP	HR	S	P	ERA	WHIP										
<b>Don Cardwell, R</b> ERA: 1.56 (1, 1)	0.0	L	4	1	3	1	0	2	0	0	0	0	0	2	10	∞	∞										
<b>Steve Glass, R</b> ERA: 3.79 (1, 1)	7.0		29	3	2	2	4	4	1	0	0	0	0	32	52	2.57	1.000										
<b>Roy Face, R</b> ERA: 5.18 (8, 1)	2.0		6	0	0	0	2	0	0	0	0	0	0	10	10	0.00	0.000										

**St. Louis Cardinals @ Pittsburgh Pirates**  
Forbes Field, Pittsburgh, PA  
Fri Sep 25 1964, 7:05 PM EDT  
Att: 3,694 - Unknown

AB	31
R	5
H	4
RBI	5
BB	7
SO	6
LOB	17



Batter	1	2	3	4	5	6	7	8	9	AB	R	H	RBI	BB	SO	LOB	BOTTOM										
<b>Bill Mazeroski, R</b> OBP: 0.303, SLG: 0.387 (1, 4)										4	0	0	0	0	0	3											
<b>Manly Mota, R</b> OBP: 0.312, SLG: 0.399 (1, 8)										4	2	2	0	0	0	0											
<b>Roberto Clemente, R</b> OBP: 0.392, SLG: 0.488 (1, 9)										4	0	2	1	0	1	1											
<b>Don Clendenon, R</b> OBP: 0.325, SLG: 0.462 (1, 3)										4	0	1	1	0	1	2											
<b>Bob Bailey, R</b> OBP: 0.339, SLG: 0.405 (1, 5)										4	0	0	0	0	0	3											
<b>Willie Stargell, L</b> OBP: 0.395, SLG: 0.501 (1, 7)										4	1	1	0	0	3	1											
<b>Gene Alley, R</b> OBP: 0.276, SLG: 0.284 <b>Dick Schofield, S</b> OBP: 0.348, SLG: 0.352 (7, PH) (8, 6)										2	0	1	0	0	0	0											
<b>Jerry May, R</b> (1, 2)										2	0	0	0	0	0	1											
<b>Dave Wissman, L</b> OBP: 0.167, SLG: 0.167 <b>Roy Face, R</b> (8, 1)										1	0	0	0	0	1	1											
<b>Jerry Lynch, L</b> OBP: 0.338, SLG: 0.514 (9, PH)										0	0	0	0	0	0	0											
<b>Don Cardwell, R</b> OBP: 0.143, SLG: 0.143 <b>Steve Glass, R</b> OBP: 0.129, SLG: 0.069 <b>Orlando McFarlane, R</b> OBP: 0.293, SLG: 0.324 (7, PH) (8, 2)										0	0	0	0	0	0	0											
<b>Inning Stats</b>	R: 0 E: 0 K: 0 S: 3	H: 0 LOB: 0 BB: 0 P: 3	R: 0 E: 0 K: 1 S: 5	H: 0 LOB: 0 BB: 0 P: 5	R: 0 E: 0 K: 0 S: 3	H: 0 LOB: 1 BB: 1 P: 7	R: 1 E: 0 K: 2 S: 9	H: 2 LOB: 1 BB: 0 P: 9	R: 0 E: 0 K: 0 S: 4	H: 1 LOB: 1 BB: 0 P: 4	R: 0 E: 0 K: 0 S: 4	H: 1 LOB: 1 BB: 0 P: 4	R: 1 E: 0 K: 2 S: 9	H: 2 LOB: 1 BB: 0 P: 9	R: 1 E: 0 K: 1 S: 6	H: 2 LOB: 0 BB: 0 P: 6	R: 0 E: 0 K: 1 S: 5	H: 0 LOB: 0 BB: 0 P: 5	1B: 4 2B: 1 3B: 3 HR: 0	SF: 0 SAC: 1 DP: 1 HBP: 0	WP: 0 PB: 0 SB: 0 CS: 0	PA: 35					
<b>PITCHER</b>	IP	WLS	BF	H	R	ER	SO	BB	IBB	HBP	BLK	WP	HR	S	P	ERA	WHIP										
<b>Gordie Richardson, L</b> ERA: 2.4 (1, 1)	5.1	W	21	4	1	1	3	1	0	0	0	0	0	26	30	1.69	0.938										
<b>Ron Taylor, R</b> ERA: 4.59 (8, 1)	1.2		9	4	2	2	2	0	0	0	0	0	0	13	13	10.80	2.400										
<b>Barney Schultz, R</b> ERA: 1.9 (8, 1)	2.0	S	5	0	0	0	2	0	0	0	0	0	0	9	9	0.00	0.000										

**St. Louis Cardinals @ Pittsburgh Pirates**  
Forbes Field, Pittsburgh, PA  
Fri Sep 25 1964, 7:05 PM EDT  
Att: 3,694 - Unknown

AB	33
R	3
H	8
RBI	3
BB	1
SO	7
LOB	13





Batter	1	2	3	4	5	6	7	8	9	AB	R	H	RBI	BB	SO	LOB	TOP							
<b>Curt Flood, R</b> OBP: 0.356, SLG: 0.373 (1, 8)										4	0	0	0	1	1	3								
<b>Lou Brock, L</b> OBP: 0.355, SLG: 0.464 (1, 7)										5	0	1	0	0	1	0								
<b>Dick Groat, R</b> OBP: 0.329, SLG: 0.363 (1, 6)										3	2	2	0	2	0	2								
<b>Ken Boyer, R</b> OBP: 0.364, SLG: 0.488 (1, 5)										3	1	1	0	2	2	2								
<b>Bill White, L</b> OBP: 0.352, SLG: 0.459 (1, 3)										4	1	2	1	0	0	2								
<b>Julian Javier, R</b> OBP: 0.283, SLG: 0.365 (1, 4)										2	1	0	0	2	0	4								
<b>Mike Shannon, R</b> OBP: 0.318, SLG: 0.431 (1, 9)										4	1	2	3	0	0	1								
<b>Tim McCarver, L</b> OBP: 0.346, SLG: 0.392 (1, 2)										4	0	2	1	0	1	1								
<b>Curt Simmons, L</b> OBP: 0.141, SLG: 0.112 <b>Barney Schultz, R</b> (9, 1)										4	0	0	0	0	1	3								
										0	0	0	0	0	0	0								
<b>Inning Stats</b>	R: 0 E: 0 K: 1 S: 5	H: 1 LOB: 1 BB: 1 P: 9	R: 0 E: 0 K: 1 S: 5	H: 0 LOB: 1 BB: 1 P: 9	R: 0 E: 0 K: 0 S: 3	H: 0 LOB: 0 BB: 0 P: 3	R: 4 E: 1 K: 2 S: 10	H: 3 LOB: 1 BB: 2 P: 18	R: 0 E: 0 K: 1 S: 4	H: 0 LOB: 1 BB: 1 P: 8	R: 1 E: 0 K: 0 S: 6	H: 3 LOB: 2 BB: 0 P: 6	R: 0 E: 0 K: 0 S: 4	H: 1 LOB: 2 BB: 1 P: 8	R: 0 E: 0 K: 0 S: 3	H: 0 LOB: 0 BB: 0 P: 3	R: 1 E: 0 K: 1 S: 7	H: 2 LOB: 2 BB: 1 P: 11	1B: 8 2B: 3 3B: 0 HR: 0	SF: 0 SAC: 2 DP: 2 HBP: 0	WP: 0 PB: 0 SB: 0 CS: 1	PA: 42		
<b>PITCHER</b>	IP	WLS	BF	H	R	ER	SO	BB	IBB	HBP	BLK	WP	HR	S	P	ERA	WHIP							
<b>Bob Veale, L</b> ERA: 2.88 (1, 1)	5.0	L	22	4	4	3	5	4	1	0	0	0	0	27	47	5.40	1.600							
<b>Tommie Sisk, R</b> ERA: 5.89 (6, 1)	1.1		9	4	1	1	0	1	0	0	0	0	0	8	12	6.75	3.750							
<b>Frank Bork, L</b> ERA: 3.86 (7, 1)	0.2		2	0	0	0	0	0	0	0	0	0	0	2	2	0.00	0.000							
<b>Roy Face, R</b> ERA: 5.17 (8, 1)	2.0		9	2	1	1	1	1	0	0	0	0	0	10	14	4.50	1.500							

St. Louis Cardinals @ Pittsburgh Pirates  
Forbes Field, Pittsburgh, PA  
Sat Sep 26 1964, 3:33 AM EDT  
Att: 4,085 - Unknown

AB 33  
R 6  
H 10  
RBI 5  
BB 7  
SO 6  
LOB 18



Batter	1	2	3	4	5	6	7	8	9	AB	R	H	RBI	BB	SO	LOB	BOTTOM							
<b>Bob Bailey, R</b> OBP: 0.342, SLG: 0.413 (1, 7)										5	1	3	1	0	0	0								
<b>Manny Mota, R</b> OBP: 0.308, SLG: 0.395 (1, 8)										5	0	1	0	0	0	2								
<b>Roberto Clemente, R</b> OBP: 0.391, SLG: 0.487 (1, 9)										4	0	1	0	0	0	2								
<b>Gene Freese, R</b> OBP: 0.273, SLG: 0.394 (1, 5)										4	0	0	0	0	0	3								
<b>Donn Clendenon, R</b> OBP: 0.325, SLG: 0.460 (1, 3)										4	1	1	0	0	0	0								
<b>Bill Mazerolski, R</b> OBP: 0.304, SLG: 0.388 (1, 4)										4	0	2	0	0	0	0								
<b>Gene Alley, R</b> OBP: 0.282, SLG: 0.301 (1, 6)										3	1	1	1	1	1	1								
<b>Jerry May, R</b> (1, 2)										0	0	0	1	0	0	0								
<b>Orlando McFarlane, R</b> OBP: 0.295, SLG: 0.324 (4, PH) (5, 2)										3	0	1	0	0	1	1								
<b>Bob Veale, S</b> OBP: 0.181, SLG: 0.166 (5, PH)										1	0	0	0	0	0	2								
<b>Bill Virdon, L</b> OBP: 0.288, SLG: 0.305 (5, 1)										1	0	0	0	0	0	0								
<b>Tommie Sisk, R</b> (5, 1)										0	0	0	0	0	0	0								
<b>Frank Bork, R</b> OBP: 0.330, SLG: 0.309 (7, 1)										0	0	0	0	0	0	0								
<b>Dick Schofield, S</b> OBP: 0.248, SLG: 0.351 (8, 1)										1	0	0	0	0	0	0								
<b>Roy Face, R</b> (8, 1)										0	0	0	0	0	0	0								
<b>Jerry Lynch</b> OBP: 0.337, SLG: 0.512 (9, PH)										1	0	0	0	0	1	1								
<b>Inning Stats</b>	R: 0 E: 0 K: 0 S: 3	H: 0 LOB: 0 BB: 0 P: 3	R: 1 E: 0 K: 0 S: 5	H: 2 LOB: 2 BB: 1 P: 9	R: 0 E: 0 K: 0 S: 4	H: 1 LOB: 1 BB: 0 P: 4	R: 0 E: 0 K: 2 S: 8	H: 1 LOB: 1 BB: 0 P: 8	R: 0 E: 0 K: 0 S: 5	H: 2 LOB: 2 BB: 0 P: 5	R: 1 E: 0 K: 0 S: 4	H: 1 LOB: 0 BB: 0 P: 4	R: 1 E: 0 K: 0 S: 4	H: 1 LOB: 0 BB: 0 P: 4	R: 0 E: 0 K: 0 S: 3	H: 0 LOB: 0 BB: 0 P: 3	R: 0 E: 0 K: 1 S: 7	H: 2 LOB: 2 BB: 0 P: 7	1B: 8 2B: 0 3B: 0 HR: 2	SF: 1 SAC: 0 DP: 0 HBP: 0	WP: 0 PB: 0 SB: 0 CS: 0	PA: 38		
<b>PITCHER</b>	IP	WLS	BF	H	R	ER	SO	BB	IBB	HBP	BLK	WP	HR	S	P	ERA	WHIP							
<b>Curt Simmons, L</b> ERA: 3.34 (1, 1)	8.2	W	36	9	3	3	3	1	0	0	0	0	2	41	45	3.12	1.154							
<b>Barney Schultz, R</b> ERA: 1.89 (9, 1)	0.1	S	2	1	0	0	0	0	0	0	0	0	0	2	2	0.00	3.000							

St. Louis Cardinals @ Pittsburgh Pirates  
Forbes Field, Pittsburgh, PA  
Sat Sep 26 1964, 3:33 AM EDT  
Att: 4,085 - Unknown

AB 36  
R 3  
H 10  
RBI 3  
BB 1  
SO 3  
LOB 12





Batter	1	2	3	4	5	6	7	8	9	AB	R	H	RBI	BB	SO	LOB	TOP										
<b>Curt Flood, R</b> OBP: 0.355, SLG: 0.372 (1, 8)										4	1	1	0	0	0	1											
<b>Lou Brock, L</b> OBP: 0.353, SLG: 0.461 (1, 7)										4	0	0	0	0	0	2											
<b>Bill White, L</b> OBP: 0.351, SLG: 0.460 (1, 3)										4	1	1	1	0	1	0											
<b>Ken Boyer, R</b> OBP: 0.363, SLG: 0.486 (1, 5)										4	0	1	0	0	1	0											
<b>Dick Groat, R</b> OBP: 0.328, SLG: 0.362 (1, 6)										4	1	1	0	0	1	2											
<b>Tim McCarver, L</b> OBP: 0.347, SLG: 0.397 (1, 2)										4	1	2	1	0	0	2											
<b>Julian Javier, R</b> OBP: 0.284, SLG: 0.366 (1, 4)											4	1	2	1	0	0	1										
<b>Mike Shannon, R</b> OBP: 0.321, SLG: 0.437 (1, 9)										4	0	2	0	0	2	0											
<b>Roger Craig, R</b> OBP: 0.288, SLG: 0.234 (1, 1)										3	0	1	0	0	1	1											
<b>Barney Schultz, R</b> (8, 1)										0	0	0	0	0	0	0											
<b>Inning Stats</b>	R: 2 E: 1 K: 0 S: 6	H: 2 LOB: 1 BB: 0 P: 6	R: 0 E: 0 K: 2 S: 7	H: 0 LOB: 0 BB: 0 P: 7	R: 0 E: 0 K: 0 S: 3	H: 0 LOB: 0 BB: 0 P: 3	R: 0 E: 0 K: 0 S: 3	H: 1 LOB: 0 BB: 0 P: 3	R: 1 E: 0 K: 2 S: 4	H: 2 LOB: 0 BB: 0 P: 4	R: 0 E: 0 K: 1 S: 5	H: 1 LOB: 0 BB: 0 P: 5	R: 0 E: 0 K: 1 S: 6	H: 1 LOB: 2 BB: 0 P: 6	R: 2 E: 0 K: 0 S: 6	H: 4 LOB: 2 BB: 0 P: 6	1B: 8 2B: 2 3B: 1 HR: 0	SF: 0 SAC: 0 DP: 3 HBP: 0	WP: 0 PB: 2 SB: 0 CS: 0	PA: 35							
<b>PITCHER</b>	IP	WLS	BF	H	R	ER	SO	BB	IBB	HBP	BLK	WP	HR	S	P	ERA	WHIP										
<b>Vern Law, R</b> ERA: 3.61 (1, 1)	6.0	L	22	5	3	2	4	0	0	0	0	0	0	30	30	3.00	0.833										
<b>Al McBean, R</b> ERA: 2.02 (7, 1)	2.0		7	2	0	0	2	0	0	0	0	0	0	11	11	0.00	1.000										
<b>Roy Face, R</b> ERA: 5.33 (9, 1)	1.0		6	4	2	2	0	0	0	0	0	0	0	6	6	18.00	4.000										

St. Louis Cardinals @ Pittsburgh Pirates  
Forbes Field, Pittsburgh, PA  
Sun Sep 27 1964, 3:33 AM EDT  
Att: 19,287 - Unknown

AB	35
R	5
H	11
RBI	3
BB	0
SO	6
LOB	9



Batter	1	2	3	4	5	6	7	8	9	AB	R	H	RBI	BB	SO	LOB	BOTTOM										
<b>Bob Bailey, R</b> OBP: 0.341, SLG: 0.411 (1, 5)										4	0	1	0	0	0	0											
<b>Bill Virdon, L</b> OBP: 0.292, SLG: 0.308 (1, 8)										3	0	2	0	1	0	0											
<b>Roberto Clemente, R</b> OBP: 0.390, SLG: 0.495 (1, 9)										4	0	1	0	0	1	4											
<b>Jerry Lynch, L</b> OBP: 0.335, SLG: 0.509 (1, 7)										4	0	1	0	0	0	1											
<b>Donn Clendenon, R</b> OBP: 0.324, SLG: 0.458 (1, 3)										4	0	1	0	0	2	2											
<b>Bill Mazerowski, R</b> OBP: 0.302, SLG: 0.385 (1, 4)										4	0	0	0	0	1	2											
<b>Gene Alley, R</b> OBP: 0.279, SLG: 0.296 (1, 6)										3	0	0	0	0	2	1											
<b>Orlando McFarlane, R</b> OBP: 0.284, SLG: 0.312 (1, 2)										3	0	0	0	0	1	0											
<b>Vern Law, R</b> OBP: 0.354, SLG: 0.410 (1, 1)										1	0	0	0	0	1	0											
<b>Dave Wissman, L</b> OBP: 0.143, SLG: 0.143 (6, PH)										1	0	0	0	0	0	0											
<b>Al McBean, R</b> OBP: 0.091, SLG: 0.091 (7, 1)										0	0	0	0	0	0	0											
<b>Dick Schofield, S</b> OBP: 0.347, SLG: 0.350 (8, PH)										1	0	0	0	0	0	0											
<b>Roy Face, R</b> (9, 1)										0	0	0	0	0	0	0											
<b>Inning Stats</b>	R: 0 E: 0 K: 0 S: 4	H: 1 LOB: 1 BB: 0 P: 4	R: 0 E: 0 K: 1 S: 5	H: 1 LOB: 0 BB: 0 P: 5	R: 0 E: 0 K: 1 S: 5	H: 0 LOB: 0 BB: 0 P: 5	R: 0 E: 0 K: 1 S: 6	H: 2 LOB: 1 BB: 0 P: 6	R: 0 E: 0 K: 1 S: 5	H: 0 LOB: 0 BB: 0 P: 5	R: 0 E: 0 K: 0 S: 4	H: 1 LOB: 1 BB: 0 P: 4	R: 0 E: 1 K: 0 S: 4	H: 0 LOB: 1 BB: 0 P: 4	R: 0 E: 0 K: 2 S: 8	H: 1 LOB: 2 BB: 1 P: 12	R: 0 E: 0 K: 2 S: 7	H: 0 LOB: 0 BB: 0 P: 7	1B: 6 2B: 0 3B: 0 HR: 0	SF: 0 SAC: 0 DP: 2 HBP: 0	WP: 0 PB: 0 SB: 0 CS: 0	PA: 33					
<b>PITCHER</b>	IP	WLS	BF	H	R	ER	SO	BB	IBB	HBP	BLK	WP	HR	S	P	ERA	WHIP										
<b>Roger Craig, R</b> ERA: 3.12 (1, 1)	7.2		29	6	0	0	5	1	0	0	0	0	0	38	42	0.00	0.913										
<b>Barney Schultz, R</b> ERA: 1.93 (8, 1)	1.1	S	4	0	0	0	3	0	0	0	0	0	0	10	10	0.00	0.000										

St. Louis Cardinals @ Pittsburgh Pirates  
Forbes Field, Pittsburgh, PA  
Sun Sep 27 1964, 3:33 AM EDT  
Att: 19,287 - Unknown

AB	32
R	0
H	6
RBI	0
BB	1
SO	8
LOB	10





Batter	1	2	3	4	5	6	7	8	9	AB	R	H	RBI	BB	SO	LOB	TOP
Bob Bailey, R OBP: 0.341, SLG: 0.410 (1, 7)	F7			F7		6-3			2B 1B	4	1	1	0	0	0	2	<b>Pittsburgh Pirates @ Cincinnati Reds</b> Crosley Field, Cincinnati, OH Tue Sep 29 1964, 7:05 PM EDT Att: 10,868 - Unknown
Bill Virdon, L OBP: 0.290, SLG: 0.305 (1, 8)	K2-3			F9		F7			K	4	0	0	0	0	2	3	
Roberto Clemente, R OBP: 0.389, SLG: 0.485 (1, 9)	K			4-3					1B 2B	4	1	1	0	0	1	0	
Gene Freese, R OBP: 0.272, SLG: 0.389 (1, 5)		F7			4-3				1B IBB	3	0	0	0	1	0	0	
Donn Clendenon, R OBP: 0.323, SLG: 0.456 (1, 3)		5-3			G6-4-3 1B				F2	4	0	1	0	0	0	3	
Bill Mazaroski, R OBP: 0.302, SLG: 0.384 (1, 4)		F8			G6-4-3 1-2				1B	4	0	1	2	0	0	1	
Gene Alley, R OBP: 0.279, SLG: 0.296 (9, PH)				K					F8	3	0	1	0	0	1	0	
Jerry Lynch, L OBP: 0.334, SLG: 0.507 (9, 6)						WP 1B			K	1	0	0	0	0	1	2	
Dick Schofield, S OBP: 0.347, SLG: 0.350 (9, 6)										0	0	0	0	0	0	0	
Jerry May, R OBP: 0.200, SLG: 0.125 (1, 2)				4-3		WP 1B				2	0	1	0	1	0	0	
Bob Friend, R OBP: 0.108, SLG: 0.070 (1, 1)				K						3	0	0	0	0	1	3	
<b>Inning Stats</b>	R: 0 E: 0 K: 2 S: 7	H: 0 LOB: 0 BB: 0 P: 7	R: 0 E: 0 K: 0 S: 3	H: 0 LOB: 0 BB: 0 P: 3	R: 0 E: 0 K: 2 S: 7	H: 0 LOB: 0 BB: 0 P: 7	R: 0 E: 0 K: 0 S: 3	H: 0 LOB: 0 BB: 0 P: 3	R: 0 E: 0 K: 0 S: 5	H: 2 LOB: 2 BB: 0 P: 5	R: 0 E: 0 K: 0 S: 3	H: 0 LOB: 1 BB: 1 P: 7	R: 2 E: 0 K: 2 S: 10	H: 3 LOB: 2 BB: 1 P: 14	1B: 5 2B: 1 3B: 0 HR: 0	SF: 0 SAC: 0 DP: 1 HBP: 0	WP: 1 PA: 34 PB: 0 SB: 0 CS: 0
<b>PITCHER</b>	IP WLS BF H R ER SO BB IBB HBP BLK WP HR S P ERA WHIP																
Billy McCool, L ERA: 2.26 (1, 1)	8.2 L 33 6 2 2 5 1 1 0 0 1 0 0 41 49 2.08 0.808																
John Tsitouris, R ERA: 3.7 (9, 1)	0.1 1 0 0 0 1 0 0 0 0 0 0 0 3 3 0.00 0.000																

Batter	1	2	3	4	5	6	7	8	9	AB	R	H	RBI	BB	SO	LOB	BOTTOM		
Pete Rose, S OBP: 0.322, SLG: 0.333 (1, 4)	1B SH3-4			5-3					1-2 1B	5	0	3	0	0	0	0	<b>Pittsburgh Pirates @ Cincinnati Reds</b> Crosley Field, Cincinnati, OH Tue Sep 29 1964, 7:05 PM EDT Att: 10,868 - Unknown		
Giraldo Ruiz, S OBP: 0.266, SLG: 0.315 (1, 5)	SH3-4			1B					G3	3	0	2	0	0	0	2			
Vada Pinson, L OBP: 0.317, SLG: 0.452 (1, 8)										4	0	2	0	0	0	2			
Frank Robinson, R OBP: 0.392, SLG: 0.548 (1, 7)	G6-4-3			F9					FC7-4 2B	3	0	1	0	1	0	4			
Deron Johnson, R OBP: 0.330, SLG: 0.483 (1, 3)		F3		F5					F8	4	0	0	0	0	0	5			
Johnny Edwards, L OBP: 0.333, SLG: 0.392 (1, 2)		F8							FC7-4	4	0	1	0	0	0	1			
Marty Keough, L OBP: 0.316, SLG: 0.404 (1, 9)										3	0	1	0	1	1	1			
Leo Cardenas, R OBP: 0.304, SLG: 0.366 (1, 6)									FC6-4 1B	4	0	1	0	0	0	2			
Billy McCool, R OBP: 0.220, SLG: 0.228 (9, 1)										3	0	0	0	0	1	3			
John Tsitouris, R OBP: 0.292, SLG: 0.371 (9, PH)									F7	0	0	0	0	0	0	0			
<b>Inning Stats</b>	R: 0 E: 0 K: 0 S: 4	H: 2 LOB: 1 BB: 0 P: 4	R: 0 E: 0 K: 0 S: 4	H: 1 LOB: 2 BB: 1 P: 8	R: 0 E: 0 K: 1 S: 6	H: 2 LOB: 2 BB: 0 P: 5	R: 0 E: 0 K: 1 S: 6	H: 1 LOB: 1 BB: 0 P: 6	R: 0 E: 0 K: 0 S: 4	H: 0 LOB: 0 BB: 0 P: 5	R: 0 E: 0 K: 0 S: 4	H: 1 LOB: 1 BB: 0 P: 4	R: 0 E: 0 K: 0 S: 3	H: 1 LOB: 0 BB: 0 P: 3	R: 0 E: 0 K: 0 S: 5	H: 2 LOB: 2 BB: 0 P: 5	1B: 10 2B: 2 3B: 0 HR: 0	SF: 0 SAC: 2 DP: 2 HBP: 0	WP: 0 PA: 38 PB: 0 SB: 0 CS: 0
<b>PITCHER</b>	IP WLS BF H R ER SO BB IBB HBP BLK WP HR S P ERA WHIP																		
Bob Friend, R ERA: 3.33 (1, 1)	9.0 W 38 11 0 0 2 1 1 0 0 0 0 0 40 48 0.00 1.333																		



Batter	1	2	3	4	5	6	7	8	9	10	11	12	13	14	15	16	AB	R	H	RBI	BB	SO	LOB	TOP		
Dick Schofield, S OBP: 0.346, SLG: 0.345 (1, 6)	G3		K					K			F8			F9				5	0	0	0	2	2	2		
Bill Virdon, L OBP: 0.287, SLG: 0.302 (1, 8)	K							G3			F9			K				7	0	1	0	0	3	4		
Manny Mota, R OBP: 0.303, SLG: 0.386 (1, 9)	E6		K					F9			F3			K				6	0	0	0	0	2	3		
Jerry Lynch, L OBP: 0.330, SLG: 0.500 Dave Wissman, L OBP: 0.111, SLG: 0.111 (1, 7) (9, 7)	K							F8			1-3							4	0	0	0	0	2	2		
Gene Fressa, R OBP: 0.287, SLG: 0.381 (1, 5)		K									F7							6	0	0	0	0	1	0		
Donn Clendenon, R OBP: 0.323, SLG: 0.455 (1, 3)																		5	1	1	0	1	2	0		
Bill Mazeroski, R OBP: 0.299, SLG: 0.381 (1, 4)																		5	0	0	0	0	3	1		
Jerry May, R OBP: 0.313, SLG: 0.286 (1, 2)																		6	0	3	1	0	1	1		
Bob Veale, S OBP: 0.179, SLG: 0.158 Al McBean, R OBP: 0.083, SLG: 0.083 (1, 1) (13, 1)																		4	0	0	0	0	2	2		
<b>Inning Stats</b>	R: 0 E: 1 K: 2 S: 8	H: 0 LOB: 1 BB: 0 P: 6	R: 0 E: 0 K: 2 S: 7	H: 0 LOB: 0 BB: 0 P: 7	R: 0 E: 0 K: 2 S: 9	H: 2 LOB: 2 BB: 0 P: 9	R: 0 E: 0 K: 1 S: 5	H: 0 LOB: 0 BB: 0 P: 5	R: 0 E: 0 K: 1 S: 6	H: 1 LOB: 1 BB: 0 P: 6	R: 0 E: 0 K: 0 S: 3	H: 0 LOB: 0 BB: 0 P: 3	R: 0 E: 0 K: 0 S: 2	H: 0 LOB: 0 BB: 0 P: 6	R: 0 E: 0 K: 1 S: 5	H: 0 LOB: 0 BB: 0 P: 5	R: 0 E: 0 K: 1 S: 5	H: 0 LOB: 0 BB: 0 P: 5	R: 1 E: 0 K: 0 S: 5	H: 2 LOB: 1 BB: 1 P: 9	1B: 4 2B: 1 3B: 0 HR: 0	SF: 0 SAC: 2 DP: 1 HBP: 0	WP: 0 PB: 0 SB: 0 CS: 0	PA: 56		
<b>PITCHER</b>	IP WLS BF H R ER SO	IP WLS BF H R ER SO	IP WLS BF H R ER SO	IP WLS BF H R ER SO	IP WLS BF H R ER SO	IP WLS BF H R ER SO	IP WLS BF H R ER SO	IP WLS BF H R ER SO	IP WLS BF H R ER SO	IP WLS BF H R ER SO	IP WLS BF H R ER SO	IP WLS BF H R ER SO	IP WLS BF H R ER SO	IP WLS BF H R ER SO	IP WLS BF H R ER SO	IP WLS BF H R ER SO	IP WLS BF H R ER SO	IP WLS BF H R ER SO	IP WLS BF H R ER SO	IP WLS BF H R ER SO	IP WLS BF H R ER SO	IP WLS BF H R ER SO	IP WLS BF H R ER SO	ERA WHIP	ERA WHIP	
Jim Maloney, R ERA: 2.71 Sammy Ellis, R ERA: 2.65 John Taitouis, R ERA: 3.69 Bill Henry, L ERA: 0.68 (1, 1) (12, 1) (14, 1) (16, 1)	11.0 38 6 0 0 0 13	2.0 6 1 0 0 0 4	2.2 11 2 1 1 2 2	0.1 1 0 0 0 0 0	0.0 3 0 0 0 0 0	0.0 2 0 0 0 0 0	0.0 62 0 0 0 0 70	0.0 14 0 0 0 0 14	0.0 18 3.38 1.125 0.00 0.000	0.0 1 0 0 0 0 1	0.0 13 0.00 0.455	0.0 14 0.00 0.000	0.0 18 3.38 1.125	0.0 1 0.00 0.000	0.0 13 0.00 0.455	0.0 70 0.00 0.455	0.0 14 0.00 0.000	0.0 14 0.00 0.000	0.0 1 0.00 0.000	0.0 13 0.00 0.455	0.0 70 0.00 0.455	0.0 14 0.00 0.000	0.0 14 0.00 0.000	0.0 1 0.00 0.000	0.00 0.455	0.00 0.455

Pittsburgh Pirates @ Cincinnati Reds  
Crosley Field, Cincinnati, OH  
Wed Sep 30 1964, 7:05 PM EDT  
Att. 8,188 - Unknown

AB 51  
R 1  
H 5  
RBI 1  
BB 3  
SO 19  
LOB 15



Batter	1	2	3	4	5	6	7	8	9	10	11	12	13	14	15	16	AB	R	H	RBI	BB	SO	LOB	BOTTOM					
Pete Rose, S OBP: 0.319, SLG: 0.329 (1, 4)	5-3		K					F4						F8				7	0	0	0	1	1	1					
Giraldo Ruiz, S OBP: 0.272, SLG: 0.320 (1, 5)	K							F9										8	0	4	0	0	1	0					
Vada Pinson, L OBP: 0.317, SLG: 0.450 (1, 8)	4-3																	6	0	1	0	1	1	3					
Frank Robinson, R OBP: 0.394, SLG: 0.546 (14, 7)																		4	0	1	0	3	0	2					
Deron Johnson, R OBP: 0.329, SLG: 0.480 (1, 3)																		7	0	2	0	0	5	7					
Tommy Harper, R OBP: 0.325, SLG: 0.312 Jimmie Coker, R OBP: 0.357, SLG: 0.320 (1, 7) (14, 2)																		4	0	0	0	2	0	4					
Johnny Edwards, L OBP: 0.279, SLG: 0.392 Don Buford, R OBP: 0.330, SLG: 0.441 Steve Bress, R OBP: 0.179, SLG: 0.302 John Taitouis, R OBP: 0.217, SLG: 0.224 Bill Henry, L OBP: 0.500, SLG: 0.500 (1, 5) (10, 4) (13, 14) (14, 1) (14, 1)																		0	0	0	0	0	0	0					
Leo Cardenas, R OBP: 0.302, SLG: 0.362 (1, 6)																		6	0	0	0	1	3	4					
Jim Maloney, L OBP: 0.192, SLG: 0.205 Tony Perez, R OBP: 0.179, SLG: 0.120 Sammy Ellis, L OBP: 0.185, SLG: 0.043 Marty Keough, L OBP: 0.316, SLG: 0.401 (1, 1) (11, PH) (12, 1) (13, PH) (14, 9)																		4	0	1	0	0	2	1					
<b>Inning Stats</b>	R: 0 E: 0 K: 1 S: 5	H: 0 LOB: 0 BB: 0 P: 5	R: 0 E: 0 K: 1 S: 5	H: 0 LOB: 0 BB: 0 P: 5	R: 0 E: 1 K: 2 S: 8	H: 1 LOB: 1 BB: 0 P: 8	R: 0 E: 0 K: 1 S: 6	H: 1 LOB: 1 BB: 0 P: 6	R: 0 E: 0 K: 1 S: 5	H: 0 LOB: 0 BB: 0 P: 5	R: 0 E: 0 K: 1 S: 6	H: 1 LOB: 2 BB: 1 P: 10	R: 0 E: 0 K: 0 S: 3	H: 0 LOB: 0 BB: 0 P: 3	R: 0 E: 0 K: 1 S: 5	H: 0 LOB: 3 BB: 3 P: 17	R: 0 E: 0 K: 1 S: 7	H: 2 LOB: 3 BB: 1 P: 11	R: 0 E: 0 K: 0 S: 3	H: 0 LOB: 0 BB: 0 P: 3	R: 0 E: 0 K: 0 S: 3	H: 0 LOB: 0 BB: 0 P: 3	1B: 9 2B: 0 3B: 0 HR: 0	SF: 0 SAC: 1 DP: 0 HBP: 0	WP: 0 PB: 0 SB: 4 CS: 0	PA: 66			
<b>PITCHER</b>	IP WLS BF H R ER SO	IP WLS BF H R ER SO	IP WLS BF H R ER SO	IP WLS BF H R ER SO	IP WLS BF H R ER SO	IP WLS BF H R ER SO	IP WLS BF H R ER SO	IP WLS BF H R ER SO	IP WLS BF H R ER SO	IP WLS BF H R ER SO	IP WLS BF H R ER SO	IP WLS BF H R ER SO	IP WLS BF H R ER SO	IP WLS BF H R ER SO	IP WLS BF H R ER SO	IP WLS BF H R ER SO	IP WLS BF H R ER SO	IP WLS BF H R ER SO	IP WLS BF H R ER SO	IP WLS BF H R ER SO	IP WLS BF H R ER SO	IP WLS BF H R ER SO	IP WLS BF H R ER SO	ERA WHIP	ERA WHIP				
Bob Veale, L ERA: 2.76 Al McBean, R ERA: 1.94 (1, 1) (13, 1)	12.1 3.2 W 14	7 2 0 0 1	0 1 0 0 0	0 0 0 0 0	0 0 0 0 0	0 1 0 0 0	0 0 0 0 0	0 0 0 0 0	0 0 0 0 0	0 0 0 0 0	0 0 0 0 0	0 0 0 0 0	0 0 0 0 0	0 0 0 0 0	0 0 0 0 0	0 0 0 0 0	0 0 0 0 0	0.00 0.545	0.00 0.545	0.00 0.545	0.00 0.545	0.00 0.545	0.00 0.545	0.00 0.545	0.00 0.545	0.00 0.545	0.00 0.545	0.00 0.545	0.00 0.545

Pittsburgh Pirates @ Cincinnati Reds  
Crosley Field, Cincinnati, OH  
Wed Sep 30 1964, 7:05 PM EDT  
Att. 8,188 - Unknown

AB 56  
R 0  
H 9  
RBI 0  
BB 9  
SO 17  
LOB 36





Batter	1	2	3	4	5	6	7	8	9	AB	R	H	RBI	BB	SO	LOB	TOP					
Dick Schofield, S OBP: 0.348, SLG: 0.353 (1, 6)	4-3		PB 1-H 2B		SH3-4			1B 2B		3	1	2	1	0	0	0						
Bill Virdon, L OBP: 0.287, SLG: 0.302 (1, 8)	F7		F3		F6			CS 1B		4	0	1	1	0	0	3						
Roberto Clemente, R OBP: 0.389, SLG: 0.484 (1, 9)	4-3		F8		CS 1B			K 1-2		4	0	1	2	0	1	2						
Jerry Lynch, L OBP: 0.326, SLG: 0.493 (1, 7)		4-3	4-3		CS 1-2		F8	L3		4	0	0	0	0	1							
Gene Freese, R OBP: 0.267, SLG: 0.377 (1, 5)		1B BB			K		6-3		K	3	0	0	0	1	2	0						
Donn Clendenen, R OBP: 0.321, SLG: 0.451 (1, 3)		F3			F8		5-3		F4	4	0	0	0	0	1							
Bill Mazerolski, R OBP: 0.299, SLG: 0.380 (1, 4)		1-2 1B			F8			F4		4	0	1	0	0	0	0						
Jerry May, R OBP: 0.368, SLG: 0.313 (1, 2)		F7			SH3-4 1B 1B			L5-3 BB		2	1	1	0	1	0	2						
Joe Gibbon, R OBP: 0.288, SLG: 0.277 Dave Weis, R OBP: 0.200, SLG: 0.200 Steve Glass, R OBP: 0.175, SLG: 0.169 Bob Ballou, R OBP: 0.140, SLG: 0.439 Tommie Sisk, R OBP: 0.140, SLG: 0.439 Roy Face, R OBP: 0.140, SLG: 0.439 (1, 1)					2B 1B			L5-3 1-2 1B 1B		1	1	1	0	0	0	0						
<b>Inning Stats</b>	R: 0 E: 0 K: 0 S: 3	H: 0 LOB: 0 BB: 0 P: 3	R: 0 E: 0 K: 0 S: 4	H: 1 LOB: 2 BB: 1 P: 8	R: 1 E: 0 K: 0 S: 5	H: 2 LOB: 1 BB: 0 P: 5	R: 0 E: 0 K: 1 S: 5	H: 0 LOB: 0 BB: 0 P: 5	R: 2 E: 0 K: 0 S: 5	H: 3 LOB: 0 BB: 0 P: 5	R: 0 E: 0 K: 0 S: 3	H: 0 LOB: 0 BB: 0 P: 3	R: 0 E: 0 K: 0 S: 2	H: 0 LOB: 0 BB: 1 P: 6	R: 1 E: 0 K: 1 S: 6	H: 2 LOB: 0 BB: 0 P: 6	R: 0 E: 0 K: 1 S: 5	H: 0 LOB: 0 BB: 0 P: 5	1B: 6 2B: 3 3B: 0 HR: 0	SF: 0 SAC: 1 DP: 1 HBP: 0	WP: 0 PB: 1 SB: 0 CS: 2	PA: 35
<b>PITCHER</b>	IP	WLS	BF	H	R	ER	SO	BB	IBB	HBP	BLK	WP	HR	S	P	ERA	WHIP					
Bob Purkey, R ERA: 3.02 (1, 1)	4.2		21	6	3	3	1	1	0	0	0	0	0	22	26	5.79	1.500					
Joe Nuxhall, L ERA: 4.09 (5, 1)	2.1	W	8	2	1	1	0	1	0	0	0	0	0	7	11	3.86	1.286					
Sammy Ellis, R ERA: 2.6 (8, 1)	2.0	S	5	0	0	0	2	0	0	0	0	0	0	9	9	0.00	0.000					

Pittsburgh Pirates @ Cincinnati Reds  
Crosley Field, Cincinnati, OH  
Thu Oct 01 1964, 7:05 PM EDT  
Att: 7,081 - Unknown

AB 31  
R 4  
H 8  
RBI 4  
BB 2  
SO 3  
LOB 10



Batter	1	2	3	4	5	6	7	8	9	AB	R	H	RBI	BB	SO	LOB	BOTTOM				
Pete Rose, S OBP: 0.320, SLG: 0.328 (1, 4)	SH3-4 HBP	4-3				4-3		K		4	0	1	0	0	1	2					
Giraldo Ruiz, S OBP: 0.271, SLG: 0.322 (1, 5)	SH3-4 1-2				E6	F6		3-1		4	0	1	0	0	0	2					
Vada Pinson, L OBP: 0.316, SLG: 0.451 (1, 8)	6-3				F7			2B 3B		4	1	1	0	0	1	4					
Frank Robinson, R OBP: 0.394, SLG: 0.546 (1, 9)	F8				F8			SH3-4 2B		3	0	1	1	1	0	1					
Deron Johnson, R OBP: 0.329, SLG: 0.478 (1, 3)		BB 1B BB			F2	F8		SH3-4 2-3		2	1	0	0	1	0	2					
Tommy Harper, R OBP: 0.328, SLG: 0.311 Marty Keough, L OBP: 0.315, SLG: 0.399 (1, 7)		BB 1B WP BB			L7			1-4-3		1	1	0	0	2	0	2					
Leo Cardenas, R OBP: 0.300, SLG: 0.360 (1, 6)		F2			1-3	F9		6-3		4	0	0	0	0	0	4					
Jimmie Coker, R OBP: 0.406, SLG: 0.517 (1, 2)		WP 1B			1B E 2B			L7		4	2	3	2	0	0	0					
Bob Purkey, R OBP: 0.082, SLG: 0.052 Joe Nuxhall, L OBP: 0.130, SLG: 0.185 Sammy Ellis, L OBP: 0.214, SLG: 0.083 (1, 1)		1-3 2H 1B			K			K		2	0	0	0	0	2	2					
<b>Inning Stats</b>	R: 0 E: 0 K: 0 S: 3	H: 0 LOB: 1 BB: 0 P: 4	R: 2 E: 0 K: 1 S: 6	H: 1 LOB: 1 BB: 2 P: 14	R: 0 E: 0 K: 0 S: 4	H: 1 LOB: 2 BB: 1 P: 8	R: 1 E: 1 K: 2 S: 10	H: 2 LOB: 2 BB: 0 P: 10	R: 0 E: 0 K: 0 S: 3	H: 0 LOB: 1 BB: 1 P: 7	R: 1 E: 0 K: 1 S: 6	H: 1 LOB: 0 BB: 0 P: 6	R: 1 E: 0 K: 0 S: 5	H: 2 LOB: 1 BB: 0 P: 5	R: 0 E: 0 K: 1 S: 6	H: 1 LOB: 1 BB: 0 P: 6	1B: 3 2B: 3 3B: 1 HR: 1	SF: 0 SAC: 2 DP: 0 HBP: 1	WP: 1 PB: 0 SB: 1 CS: 0	PA: 38	
<b>PITCHER</b>	IP	WLS	BF	H	R	ER	SO	BB	IBB	HBP	BLK	WP	HR	S	P	ERA	WHIP				
Joe Gibbon, L ERA: 3.68 (1, 1)	4.0		21	4	3	2	3	2	1	1	0	0	1	9	13	4.50	1.000				
Steve Glass, R ERA: 3.81 (5, 1)	2.0	L	8	1	1	1	1	1	0	0	0	0	1	9	13	4.50	1.000				
Tommie Sisk, R ERA: 6.03 (7, 1)	0.0		2	2	1	1	0	0	0	0	0	0	0	2	2	∞	∞				
Roy Face, R ERA: 5.2 (7, 1)	2.0		7	1	0	0	1	0	0	0	0	0	0	9	9	0.00	0.500				

Pittsburgh Pirates @ Cincinnati Reds  
Crosley Field, Cincinnati, OH  
Thu Oct 01 1964, 7:05 PM EDT  
Att: 7,081 - Unknown

AB 31  
R 5  
H 8  
RBI 3  
BB 4  
SO 5  
LOB 20





Batter	1	2	3	4	5	6	7	8	9	10	AB	R	H	RBI	BB	SO	LOB	TOP	
Dick Schofield, S OBP: 0.346, SLG: 0.351 (1.6)	K 0-3 ①		G3 0-0 ②			F7 0-0 ②		FC6-4 1B 0-0 ②		4-3 0-0 ②	5	0	1	0	0	1	2	<b>Pittsburgh Pirates @ Milwaukee Braves</b> Milwaukee County Stadium, Milwaukee, WI Fri Oct 02 1964, 4:33 AM EDT Unknown	
Dave Wissman, L OBP: 0.133, SLG: 0.133 (1.7)	K 0-3 ②		F3 0-0 ③			6-3 0-0 ③		F8 0-0 ②		4-3 0-0 ③	5	0	0	0	0	1	3		
Roberto Clemente, R OBP: 0.387, SLG: 0.481 (1.9)	1-3 0-0 ③			6-3 0-0 ①				FC6-4 3B 1-2f 0-0 ③			3	1	0	0	1	0	1		
Donn Clendenon, R OBP: 0.322, SLG: 0.450 (1.3)		G4-6-3 1B 0-0 ①		K 0-3 ②				6-3 1-2 0-0 ①		G6-4-3 BB 0-0 ③	3	0	1	0	1	1	1		
Bob Bailey, R OBP: 0.339, SLG: 0.408 (1.5)		G4-6-3 1B 0-0 ①		F7 0-0 ③				K 0-3 ②		G6-4-3 1-2f 0-0 ②	4	0	1	0	0	1	2		
Bill Virdon, L OBP: 0.287, SLG: 0.300 (1.8)		G4-6-3 1B 0-0 ②				F9 0-0 ①		3B IBB 4-0 ①		K 0-3 ③	3	1	0	0	1	1	2		
Bill Mazaroski, R OBP: 0.299, SLG: 0.382 (1.4)		4-3 0-0 ③				F8 0-0 ②		3B 1-H 2-H 0-0 ③		K 0-3 ③	4	0	1	2	0	1	2		
Jerry May, R OBP: 0.348, SLG: 0.300 (1.2)			E4 G3 0-0 ①			F2 0-0 ③		1-3 0-0 ③		4-3 SH1-4 0-0 ①	4	0	1	0	0	0	1		
Wilbur Wood, R (1.1)			F3 0-0 ①			K 0-3 ①		4-3 0-0 ①		SH1-4 1-2 0-0 ①	3	0	0	0	0	1	1		
<b>Inning Stats</b>	R: 0 E: 0 K: 2 S: 7	H: 0 LOB: 0 BB: 0 P: 7	R: 0 E: 0 K: 0 S: 4	H: 2 LOB: 1 BB: 0 P: 4	R: 0 E: 1 K: 0 S: 4	H: 0 LOB: 1 BB: 0 P: 4	R: 0 E: 0 K: 1 S: 5	H: 0 LOB: 0 BB: 0 P: 5	R: 2 E: 0 K: 1 S: 6	H: 1 LOB: 1 BB: 2 P: 14	R: 0 E: 0 K: 0 S: 4	H: 1 LOB: 1 BB: 0 P: 4	R: 0 E: 0 K: 2 S: 7	H: 0 LOB: 1 BB: 1 P: 11	R: 0 E: 0 K: 0 S: 4	H: 1 LOB: 1 BB: 0 P: 4	1B: 4 2B: 0 3B: 1 HR: 0		SF: 0 SAC: 1 DP: 2 HBP: 0
<b>PITCHER</b> Tony Cloninger, R ERA: 3.56 (1.1)	IP 10.0	WLS W 38	BF H 5	R ER SO 7	BB IBB HBP 0	BLK 0	WP 0	HR 0	S 49	P 61	ERA 1.80	WHIP 0.700							

AB	34
R	2
H	5
RBI	2
BB	3
SO	7
LOB	15



Batter	1	2	3	4	5	6	7	8	9	10	AB	R	H	RBI	BB	SO	LOB	BOTTOM					
Rico Carty, R OBP: 0.389, SLG: 0.554 (1.7)	4-3 0-0 ①		1B 0-0 ②		K 0-3 ②		F9 0-0 ②			K 0-3 ①	5	0	1	0	0	2	3	<b>Pittsburgh Pirates @ Milwaukee Braves</b> Milwaukee County Stadium, Milwaukee, WI Fri Oct 02 1964, 4:33 AM EDT Unknown					
Felipe Alou, R OBP: 0.301, SLG: 0.387 (1.8)	4-3 1B BB 0-0 ①		F7 0-0 ②		FC6-4 1-2f 0-0 ③		F9 0-0 ③			BB 1B BB 0-0 ①	4	1	1	0	1	0	4						
Gene Oliver, R OBP: 0.319, SLG: 0.475 (1.3)	4-3 1B 1-2 0-0 ②		5-3 0-0 ③			K 0-3 ①		6-3 0-0 ①		F8 0-0 ②	5	0	1	0	0	1	2						
Joe Torre, R OBP: 0.367, SLG: 0.489 (1.2)	4-3 1-2 2-3 0-0 ②			5-3 0-0 ①		5-3 0-0 ②		F6 0-0 ②		BB BB 1B 1-2 0-0 ①	5	0	1	0	0	0	2						
Ethan Blackaby, L (1.9)	3-1 0-0 ③			4-3 0-0 ②		4-3 0-0 ③		CS BB 4-0 ③		BB BB 1-2 2-3 0-0 ①	3	0	0	0	0	0	2						
Hank Aaron, R OBP: 0.393, SLG: 0.515 (8, PH)				4-3 0-0 ②		4-3 0-0 ③				BB BB 1-2 2-3 0-0 ①	0	0	0	0	1	0	0						
Gary Kolb, L OBP: 0.228, SLG: 0.137 (9, 9)				5-3 0-0 ③				CS BB 1-2 2-3 0-0 ③		BB BB 1-2 2-3 3-4 0-0 ①	0	0	0	0	1	0	0						
Denis Menke, R OBP: 0.357, SLG: 0.478 (10, PH)				5-3 0-0 ③				F9 0-0 ①		BB BB 1-2 2-3 0-0 ①	4	0	0	1	1	0	0						
Woolly Woodward, R OBP: 0.259, SLG: 0.231 (1.4)		K 0-3 ①		5-3 0-0 ③				CS 1-2 0-0 ③		4-3 0-0 ②	3	1	1	0	0	0	0						
Bill Southworth, R OBP: 0.500, SLG: 0.333 (1.5)		F2 0-0 ②			1B WP HBP 0-0 ①		2B 1B 1B 0-0 ①		4-3 0-0 ②														
Sandy Alomar Sr, S OBP: 0.238, SLG: 0.262 (1.6)		4-3 0-0 ③			K 0-3 ①		1B 2B 1B 1-3 0-0 ①			HBP 0-0 ③	2	0	0	0	0	1	1						
Miguel de la Hoz, R OBP: 0.346, SLG: 0.492 (7, PH)					1-2 2-3 0-0 ①		2B 1B 0-0 ①			F9 0-0 ③	1	1	1	0	0	0	0						
Tony Cloninger, R OBP: 0.241, SLG: 0.241 (1.1)			F9 0-0 ①			FC6-4 1B 2-3 0-0 ①		2H 3-H 1B 0-0 ①		F9 0-0 ③	4	0	2	2	0	0	1						
<b>Inning Stats</b>	R: 0 E: 0 K: 0 S: 4	H: 1 LOB: 2 BB: 1 P: 8	R: 0 E: 0 K: 1 S: 5	H: 0 LOB: 0 BB: 0 P: 5	R: 0 E: 0 K: 0 S: 4	H: 1 LOB: 1 BB: 0 P: 4	R: 0 E: 0 K: 0 S: 3	H: 0 LOB: 0 BB: 0 P: 3	R: 0 E: 0 K: 2 S: 8	H: 1 LOB: 2 BB: 0 P: 9	R: 0 E: 0 K: 1 S: 5	H: 0 LOB: 0 BB: 0 P: 5	R: 2 E: 0 K: 0 S: 6	H: 3 LOB: 1 BB: 0 P: 6	R: 0 E: 0 K: 0 S: 2	H: 0 LOB: 1 BB: 1 P: 6	R: 0 E: 0 K: 0 S: 3	H: 0 LOB: 1 BB: 0 P: 4	R: 1 E: 0 K: 1 S: 6	H: 2 LOB: 3 BB: 2 P: 14	1B: 7 2B: 1 3B: 0 HR: 0	SF: 0 SAC: 0 DP: 0 HBP: 2	WP: 1 PA: 43 PB: 0 SB: 0 CS: 1
<b>PITCHER</b> Wilbur Wood, L ERA: 7.04 (1.1)	IP 9.2	WLS L 42	BF H 8	R ER SO 3	BB IBB HBP 2	BLK 0	WP 1	HR 0	S 46	P 64	ERA 2.79	WHIP 1.241											

AB	36
R	3
H	8
RBI	3
BB	4
SO	5
LOB	15





Batter	1	2	3	4	5	6	7	8	9	AB	R	H	RBI	BB	SO	LOB	TOP				
Dave Wissman, L OBP: 0.100, SLG: 0.100	G3	F5		4-3		K			K	5	0	0	0	0	2	1					
Manny Mota, R OBP: 0.301, SLG: 0.380	1-3		E9 HR		BB		F9		L8	4	1	0	0	1	0	0					
Roberto Clemente, R OBP: 0.389, SLG: 0.485	1B 2B BB			K			F7		WP BB	3	2	1	2	2	1	2					
Donn Clendenon, R OBP: 0.323, SLG: 0.449	2B E 1B		5-3			F4			BB	4	1	1	0	1	0	0					
Bob Bailey, R OBP: 0.340, SLG: 0.409	E7 1-H 2-H 2B			1-3 BB		L8			G3	4	0	1	1	1	0	2					
Bill Mazerowski, R OBP: 0.300, SLG: 0.383	L6		1-3			FC6-4 1B			1B 1B	4	0	2	0	0	0	2					
Gene Alley, R OBP: 0.283, SLG: 0.315			K			FC6-4 1-2			1B 1B	4	1	2	1	0	1	2					
Jerry May, R OBP: 0.333, SLG: 0.292		F8		4-3 SH3-4 1B		F6			K	4	0	1	0	0	1	2					
Tom Butters, R OBP: 0.182, SLG: 0.182		6-3		SH3-4		K			5-3	2	0	0	0	0	1	0					
Tommie Sisk, R										1	0	0	0	0	0	2					
Frank Bork, R OBP: 0.333, SLG: 0.200										0	0	0	0	0	0	0					
Al McBean, R OBP: 0.083, SLG: 0.083										0	0	0	0	0	0	0					
<b>Inning Stats</b>	R: 2 E: 1 K: 0 S: 5	H: 2 LOB: 1 BB: 1 P: 9	R: 1 E: 0 K: 0 S: 4	H: 1 LOB: 0 BB: 0 P: 4	R: 2 E: 1 K: 1 S: 7	H: 1 LOB: 1 BB: 1 P: 11	R: 0 E: 0 K: 1 S: 6	H: 1 LOB: 2 BB: 0 P: 10	R: 0 E: 0 K: 0 S: 4	H: 0 LOB: 0 BB: 0 P: 7	R: 0 E: 0 K: 0 S: 3	H: 0 LOB: 0 BB: 0 P: 3	R: 0 E: 0 K: 1 S: 7	H: 2 LOB: 2 BB: 0 P: 7	R: 0 E: 0 K: 1 S: 5	H: 0 LOB: 2 BB: 2 P: 13	1B: 5 2B: 1 3B: 0 HR: 2	SF: 0 SAC: 1 DP: 0 HBP: 0	WP: 1 PB: 0 SB: 0 CS: 0	PA: 41	
<b>PITCHER</b>	IP WLS BF H R ER SO	IP WLS BF H R ER SO	IP WLS BF H R ER SO	IP WLS BF H R ER SO	IP WLS BF H R ER SO	IP WLS BF H R ER SO	IP WLS BF H R ER SO	IP WLS BF H R ER SO	IP WLS BF H R ER SO	IP WLS BF H R ER SO	IP WLS BF H R ER SO	IP WLS BF H R ER SO	IP WLS BF H R ER SO	IP WLS BF H R ER SO	IP WLS BF H R ER SO	IP WLS BF H R ER SO	ERA WHIP	ERA WHIP			
Dan Schneider, L ERA: 5.45	(1, 1)	2.0	L	12	4	5	3	0	1	0	0	0	0	0	0	0	0	13.50	2.500		
Clay Carroll, R ERA: 1.77	(3, 1)	1.0		4	0	0	0	1	1	0	0	0	0	0	0	0	5	0.00	1.000		
John Braun, R ERA:	(4, 1)	2.0		9	2	0	0	1	1	0	0	0	0	0	0	0	10	0.00	1.500		
Dick Kelley, L ERA: 18.0	(6, 1)	2.0		6	0	0	0	2	0	0	0	0	0	0	0	0	10	0.00	0.000		
Dave Eilers, R ERA: 4.7	(8, 1)	1.0		5	2	0	0	1	0	0	0	0	0	0	0	0	7	0.00	2.000		

Pittsburgh Pirates @ Milwaukee Braves  
Milwaukee County Stadium, Milwaukee, WI

AB 35  
R 5  
H 8  
RBI 4  
BB 5  
SO 6  
LOB 13



WP: 1  
PB: 0  
SB: 0  
CS: 0  
PA: 41

Batter	1	2	3	4	5	6	7	8	9	AB	R	H	RBI	BB	SO	LOB	BOTTOM				
Rico Carty, R OBP: 0.386, SLG: 0.548	K		F9			1-3	1-3		1-3	5	0	0	0	0	1	1					
Lou Klimchok, L OBP: 0.412, SLG: 0.438	F9			4-3		F5	K		1B 1B	5	0	1	0	0	1	2					
Felipe Alou, R OBP: 0.307, SLG: 0.396				1B BB		HR			F4	3	2	2	1	2	0	1					
Ed Bailey, L OBP: 0.342, SLG: 0.353										1	0	0	0	0	0	1					
Ty Cline, R OBP: 0.354, SLG: 0.374	F9			L7		1B 1B			BB BB	3	2	2	0	1	0	1					
Gary Kolb, L OBP: 0.242, SLG: 0.161			K			1B 1B			K	5	0	2	0	0	2	4					
Ethan Blackaby, L OBP: 0.182, SLG: 0.100	K			6-3		1-2 2-H 1B			1B BB	3	0	1	1	1	1	2					
Woody Woodward, R OBP: 0.222, SLG: 0.244										2	0	0	0	0	1	0					
Eddie Mathews, L OBP: 0.344, SLG: 0.412						4-3	3-1		K	2	0	0	0	0	1	5					
Sandy Alomar Sr., S OBP: 0.222, SLG: 0.244			F2							3	0	0	0	0	0	0					
Dennis Menke, R OBP: 0.388, SLG: 0.479						F8				1	0	1	2	0	0	0					
Dan Schneider, L ERA: 5.45	(1, 1)	2.0		12	4	5	3	0	1	0	0	0	0	0	0	0	13.50	2.500			
Clay Carroll, R ERA: 1.77	(3, 1)	1.0		4	0	0	0	1	1	0	0	0	0	0	0	0	5	0.00	1.000		
John Braun, R ERA:	(4, 1)	2.0		9	2	0	0	1	1	0	0	0	0	0	0	0	10	0.00	1.500		
Dick Kelley, L ERA: 18.0	(6, 1)	2.0		6	0	0	0	2	0	0	0	0	0	0	0	0	10	0.00	0.000		
Dave Eilers, R ERA: 4.7	(8, 1)	1.0		5	2	0	0	1	0	0	0	0	0	0	0	0	7	0.00	2.000		
<b>PITCHER</b>	IP WLS BF H R ER SO	IP WLS BF H R ER SO	IP WLS BF H R ER SO	IP WLS BF H R ER SO	IP WLS BF H R ER SO	IP WLS BF H R ER SO	IP WLS BF H R ER SO	IP WLS BF H R ER SO	IP WLS BF H R ER SO	IP WLS BF H R ER SO	IP WLS BF H R ER SO	IP WLS BF H R ER SO	IP WLS BF H R ER SO	IP WLS BF H R ER SO	IP WLS BF H R ER SO	IP WLS BF H R ER SO	ERA WHIP	ERA WHIP			
Tom Butters, R ERA: 2.38	(1, 1)	5.2	W	24	5	2	2	5	2	0	0	0	0	0	0	0	32	3.18	1.235		
Tommie Sisk, R ERA: 8.16	(6, 1)	1.2		9	2	2	2	2	2	0	0	0	0	0	0	0	11	10.80	2.400		
Frank Bork, L ERA: 3.83	(8, 1)	0.1		1	0	0	0	1	0	0	0	0	0	0	0	0	3	0.00	0.000		
Al McBean, R ERA: 1.91	(8, 1)	1.1	S	7	3	0	0	0	0	0	0	0	0	0	0	0	7	0.00	2.250		

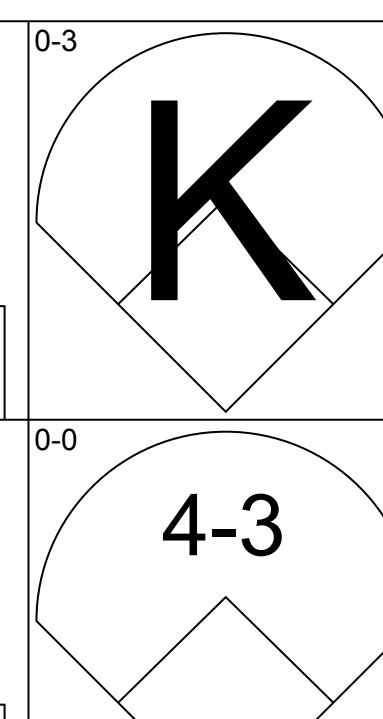
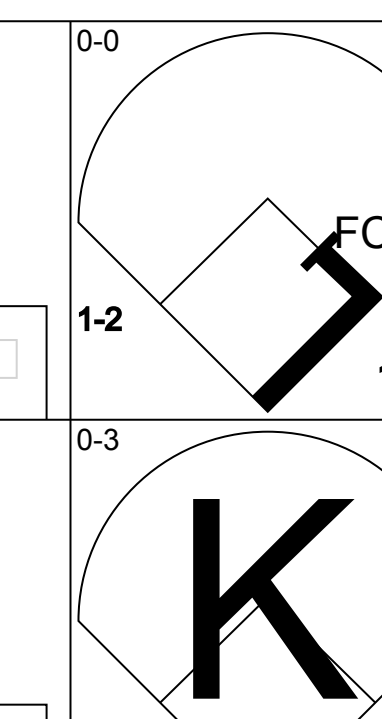
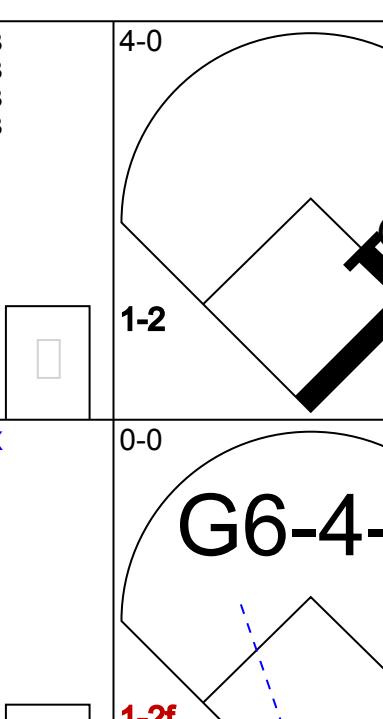
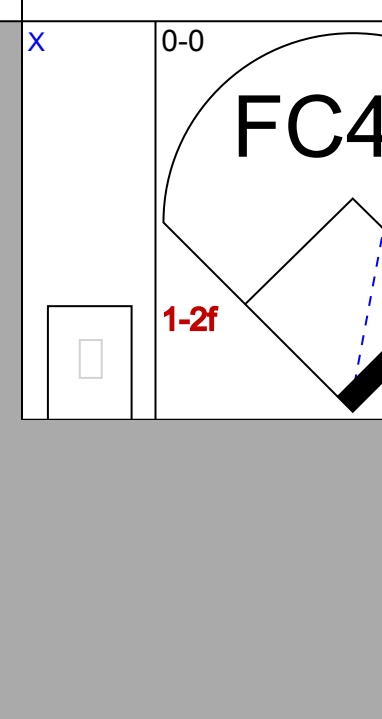
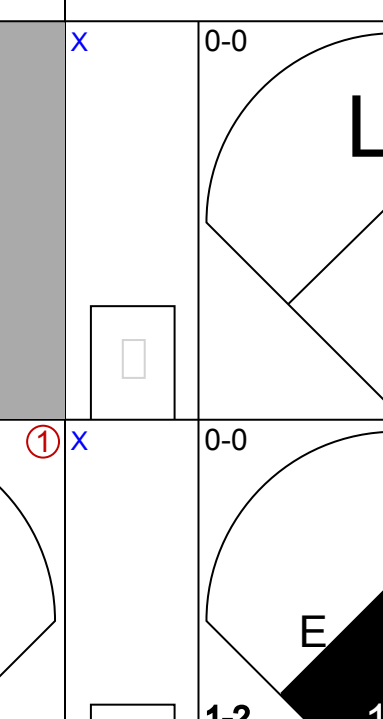
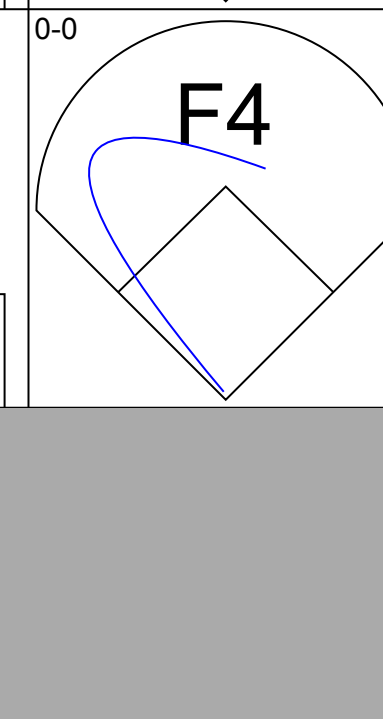
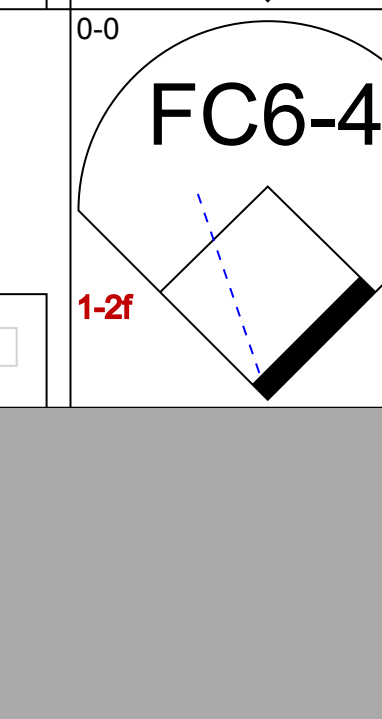

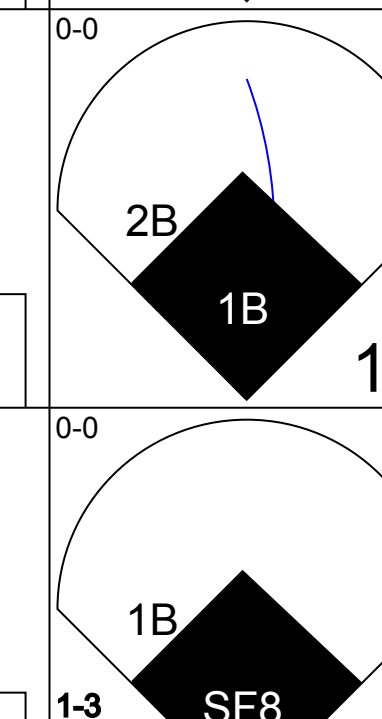
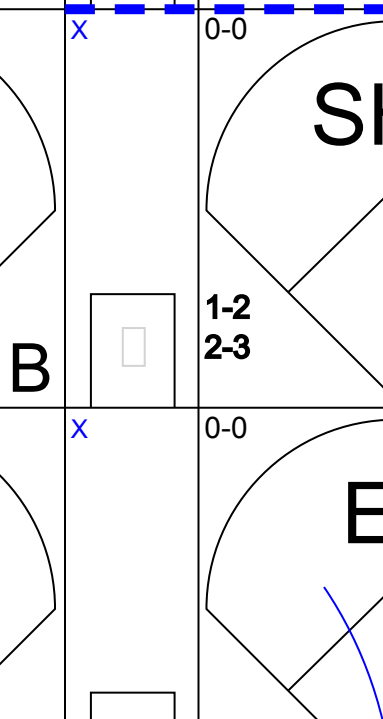


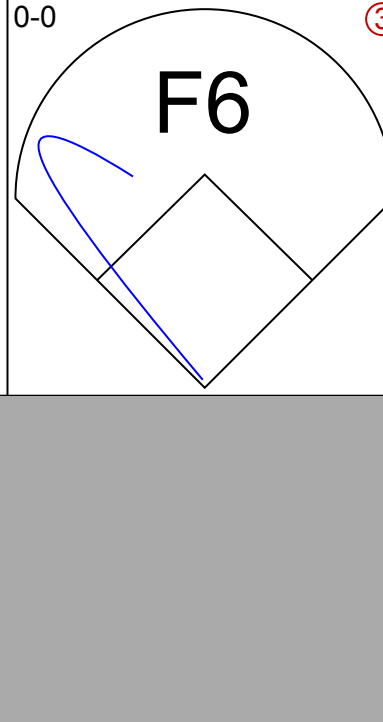
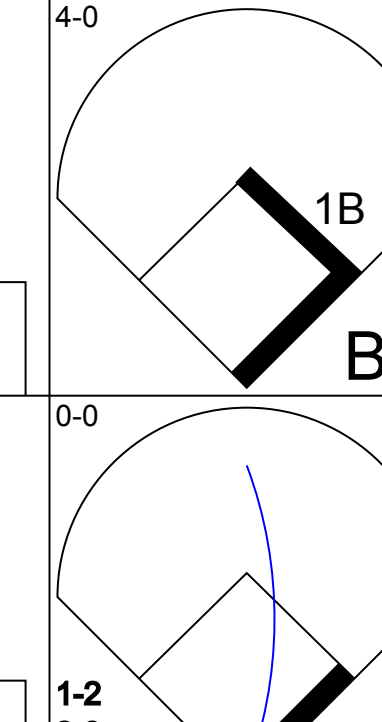
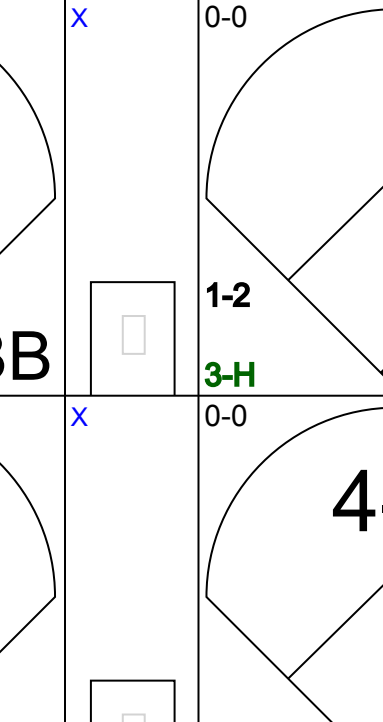
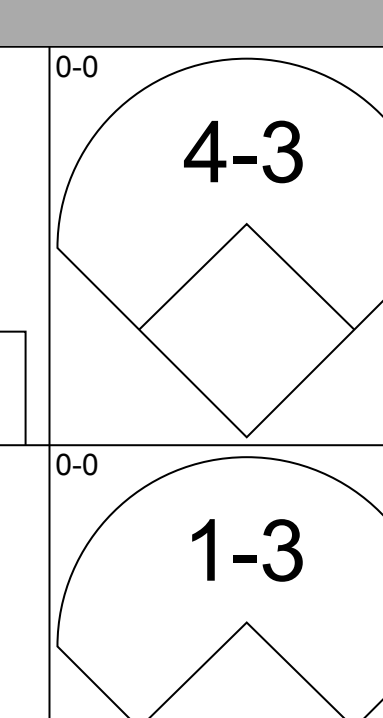
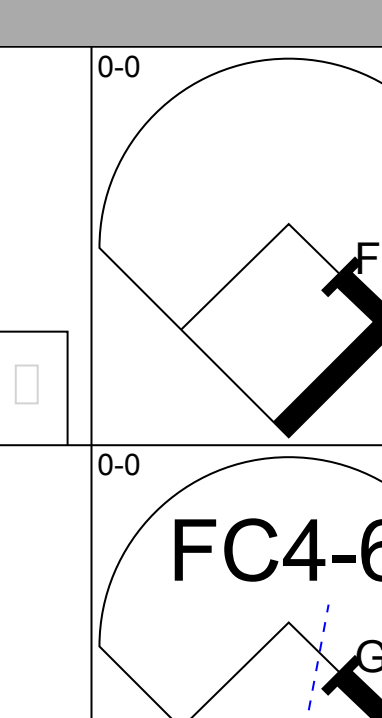
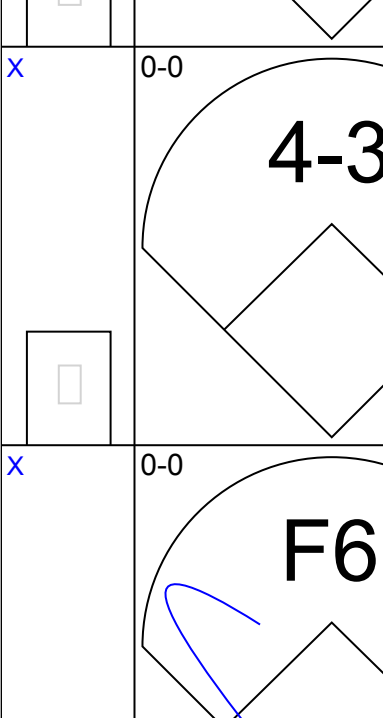
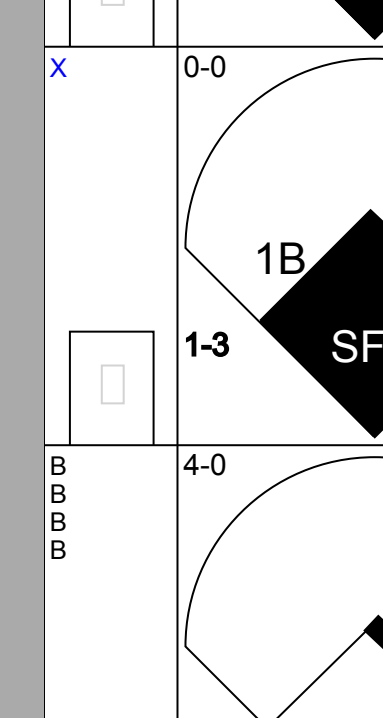
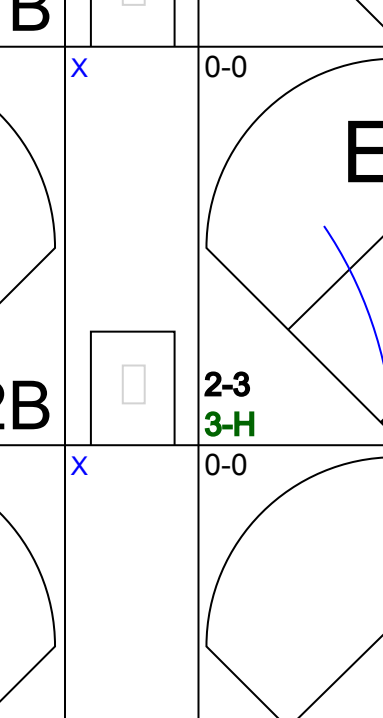
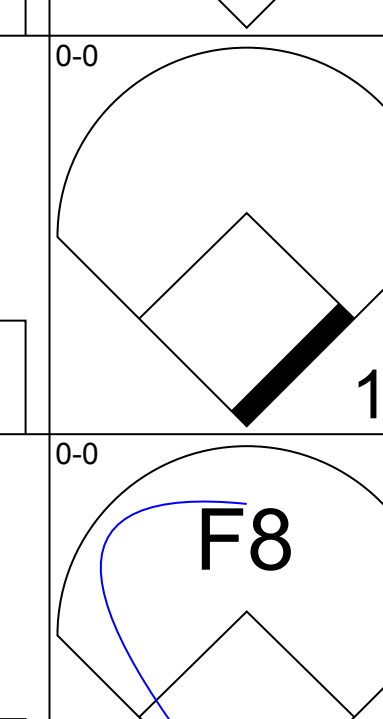
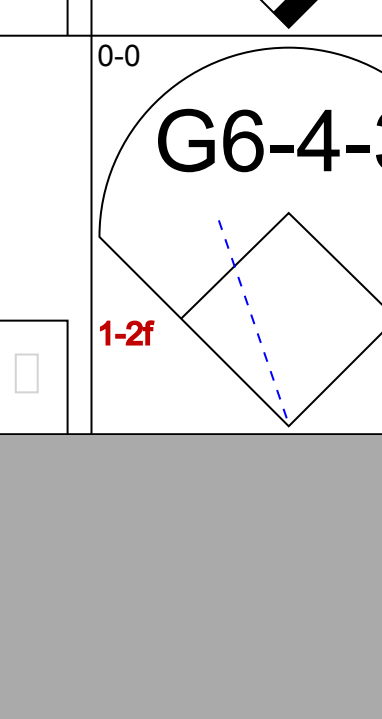

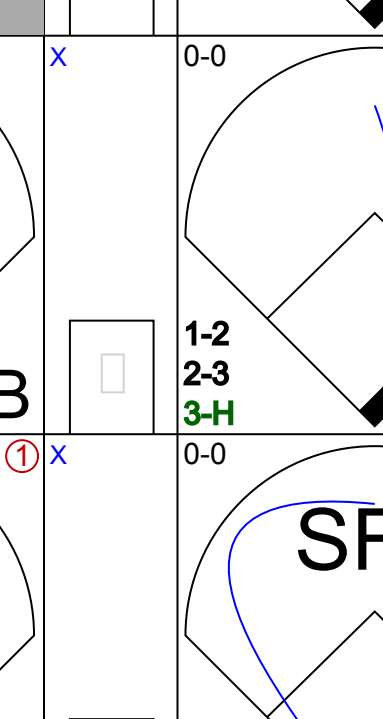
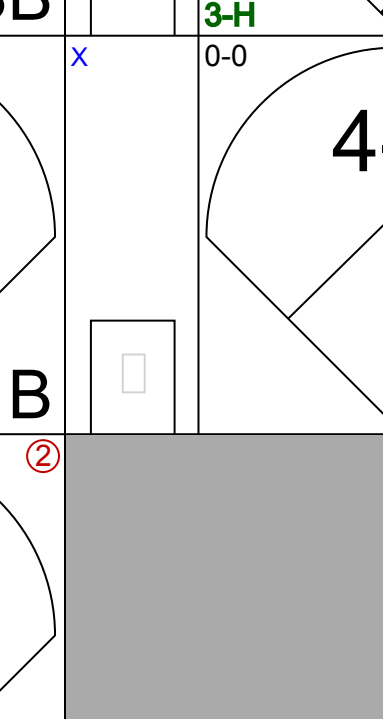


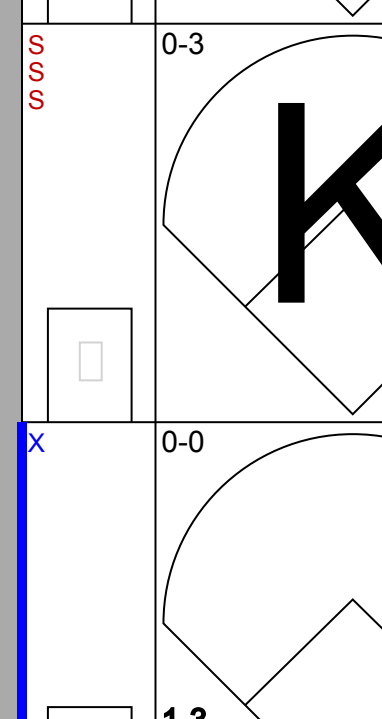
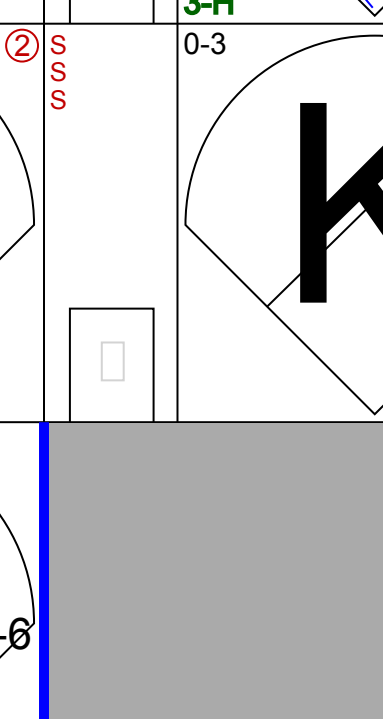
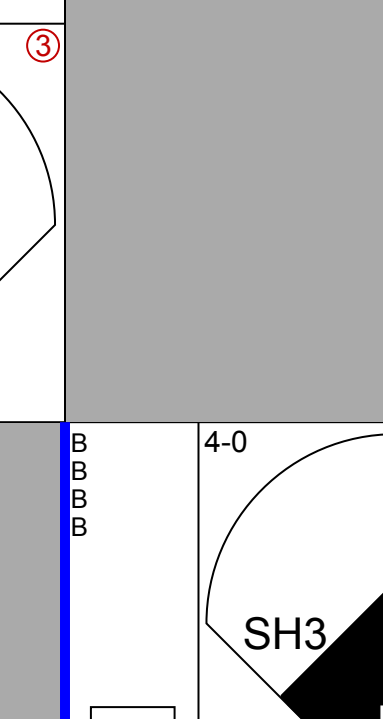
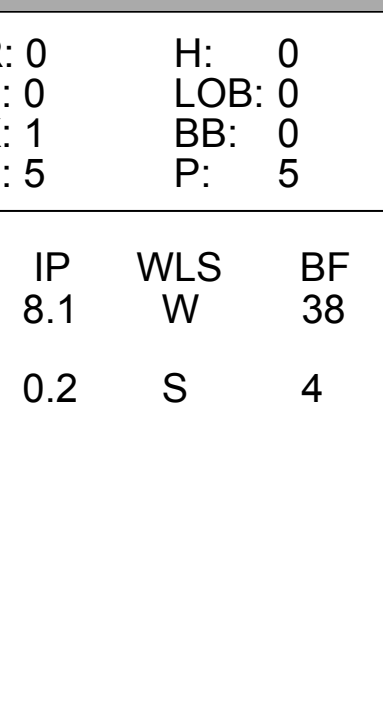
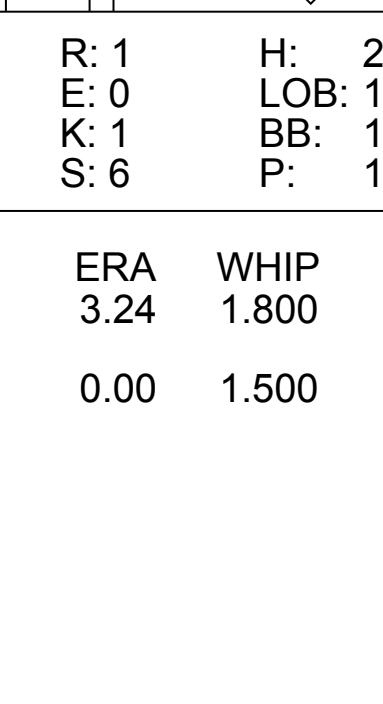
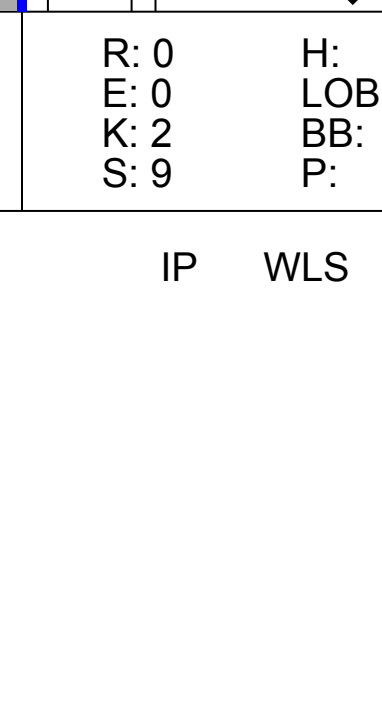
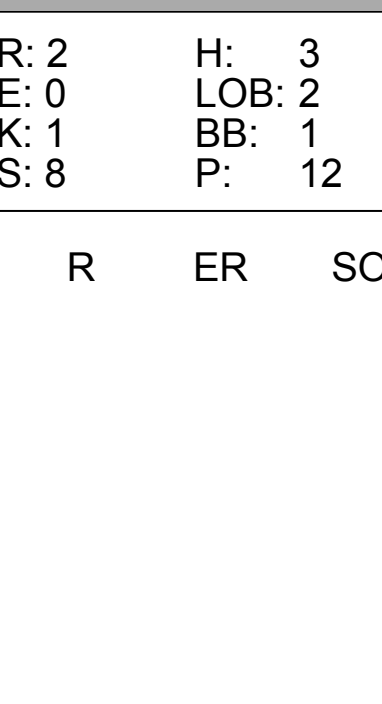


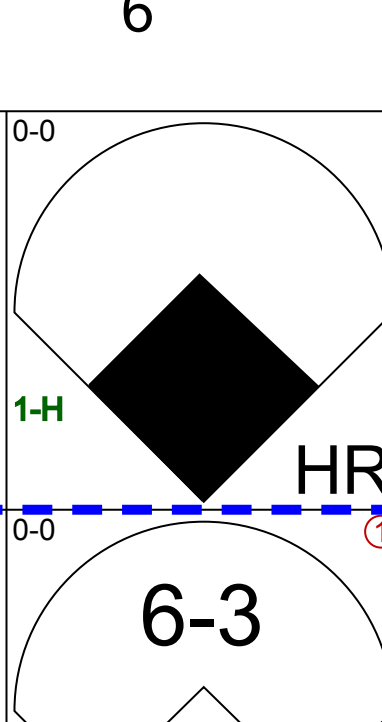

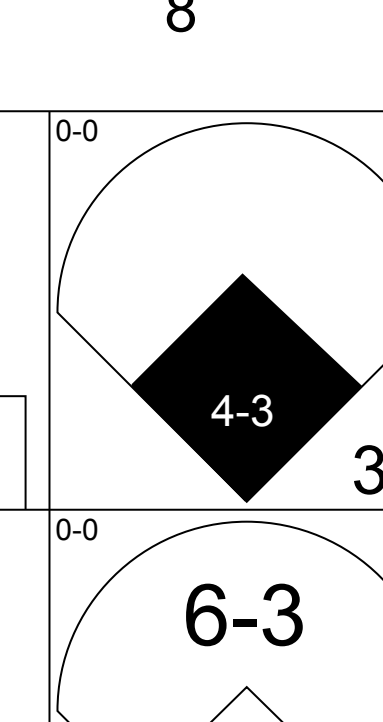
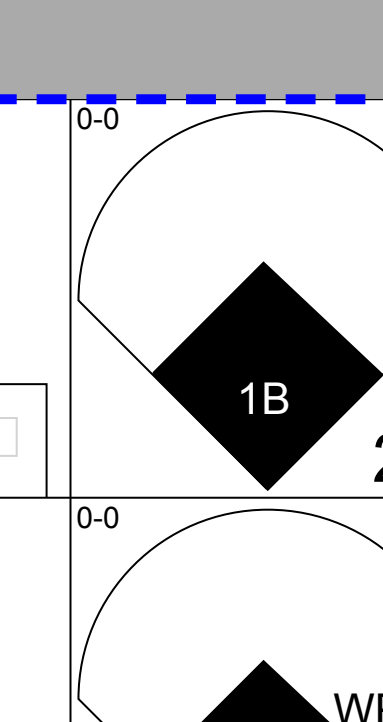
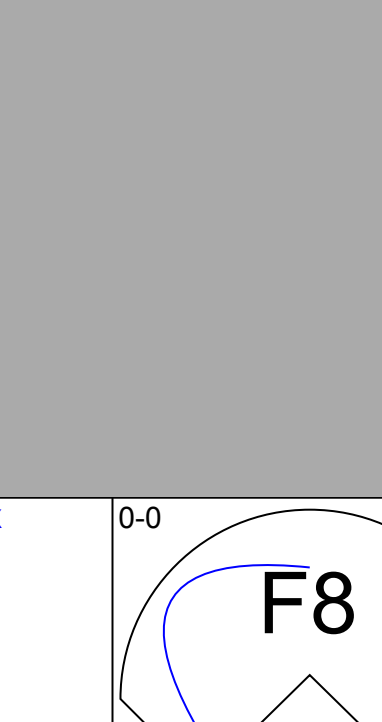

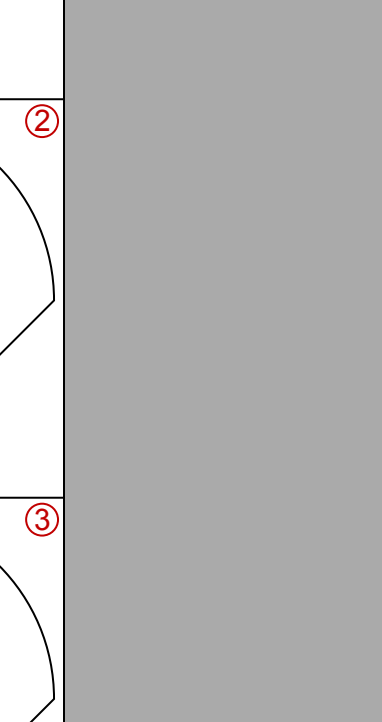
Pittsburgh Pirates @ Milwaukee Braves  
Milwaukee County Stadium, Milwaukee, WI

AB 37  
R 4  
H 10  
RBI 4  
BB 4  
SO 8  
LOB 19



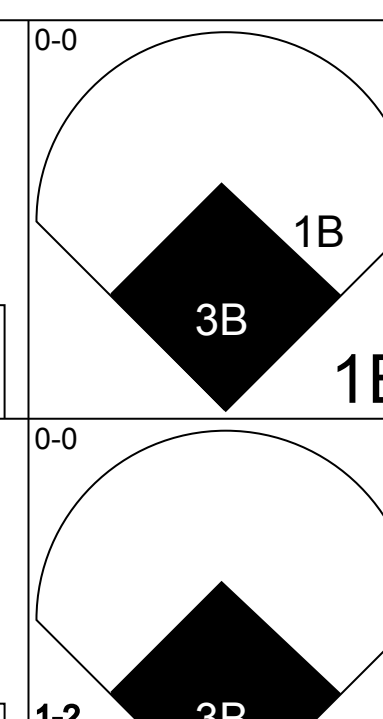
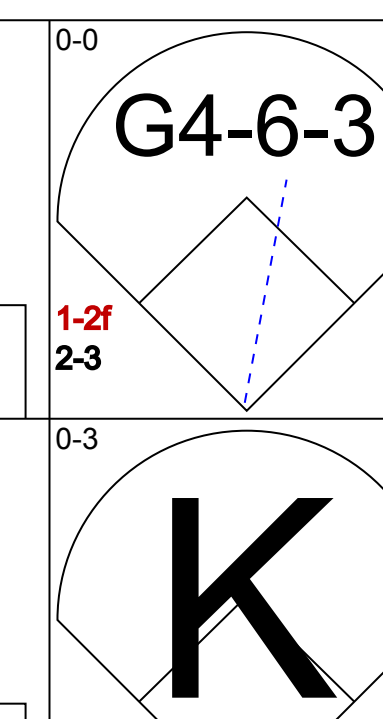
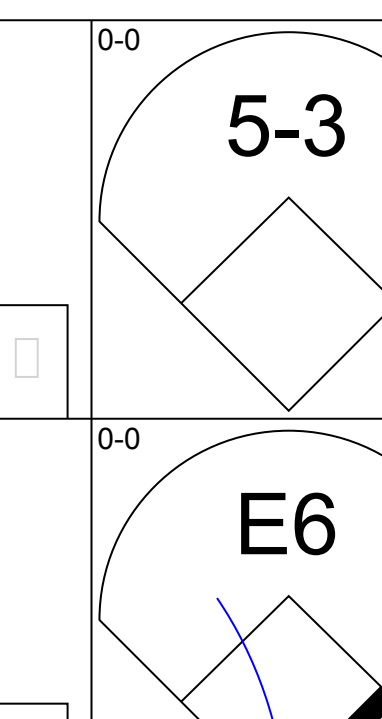
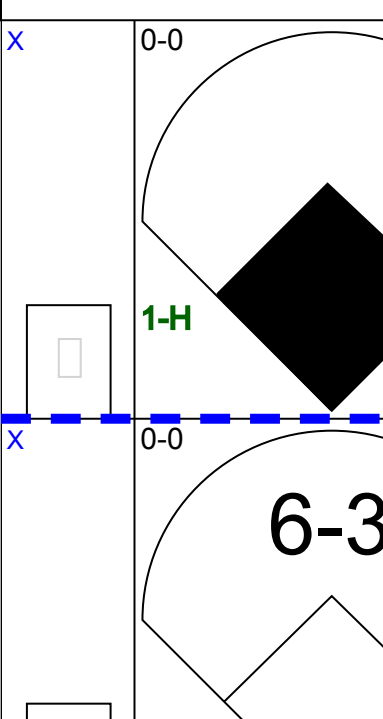
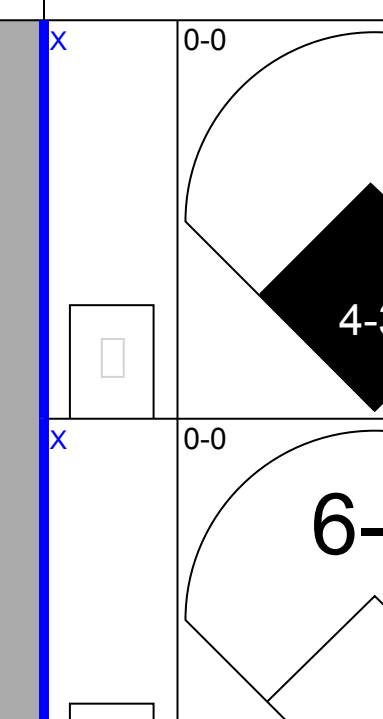
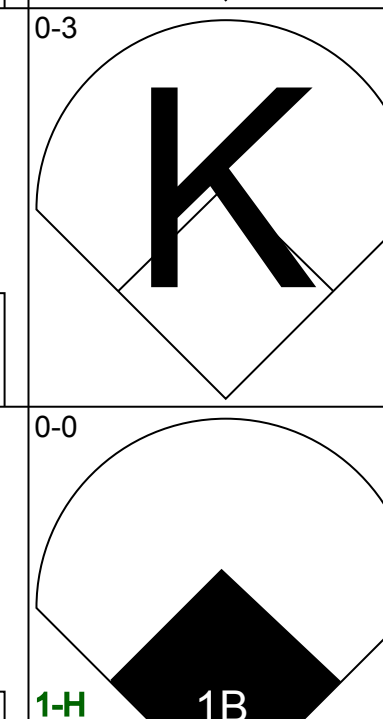

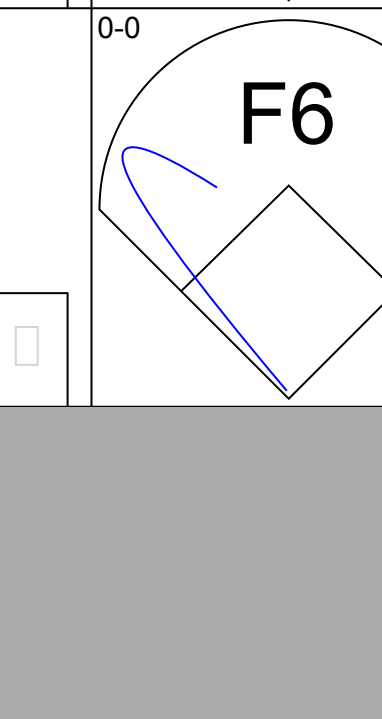
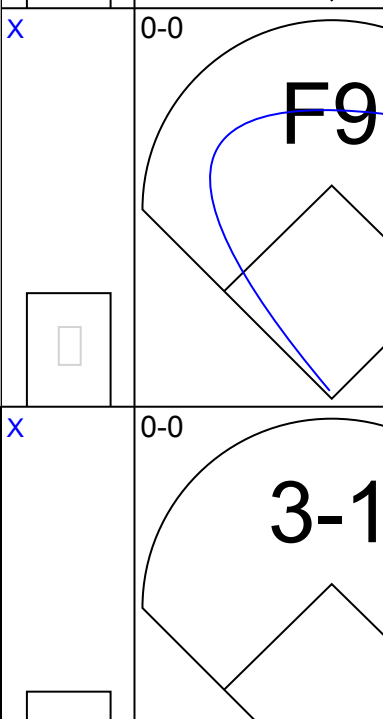
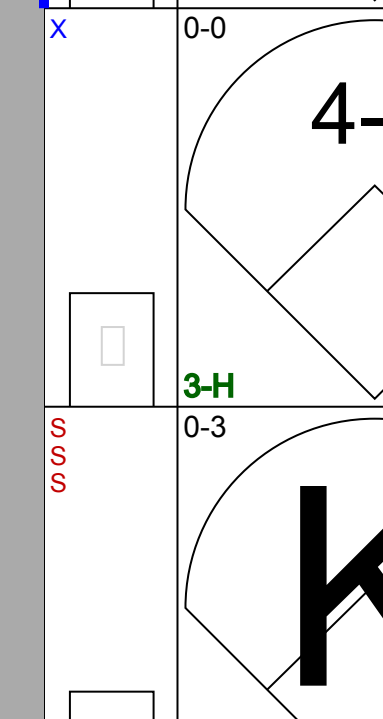
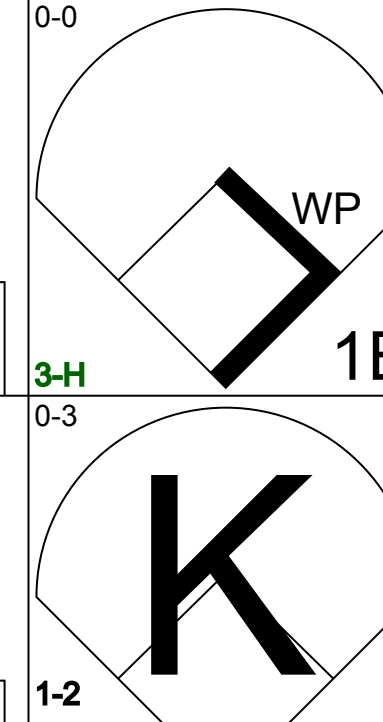


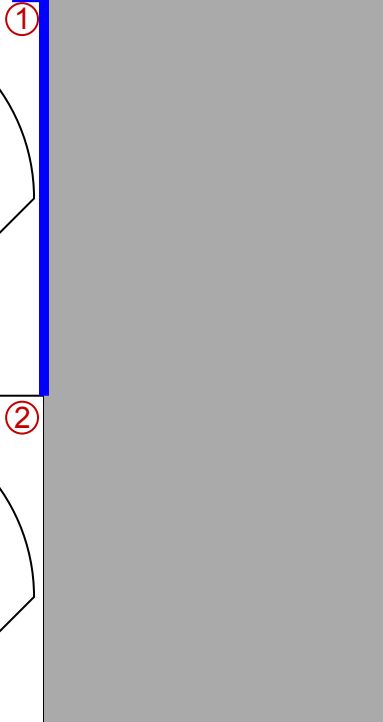
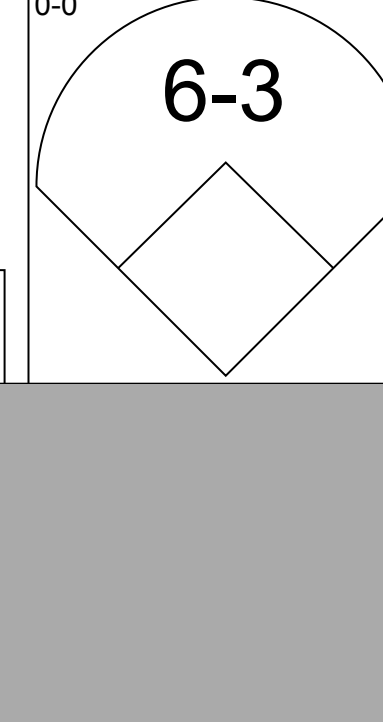

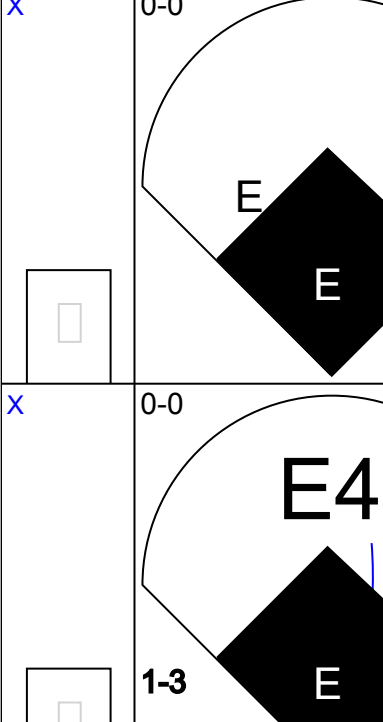
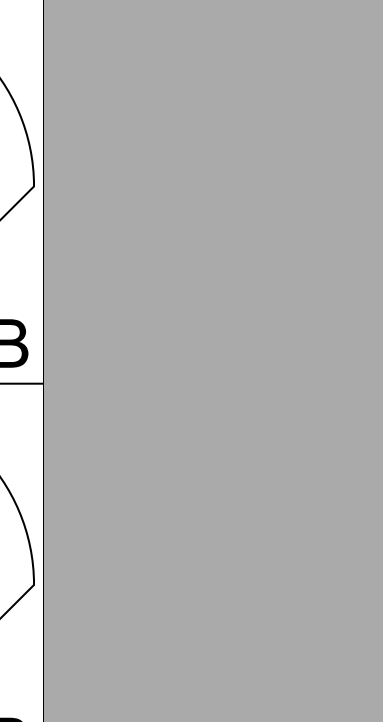

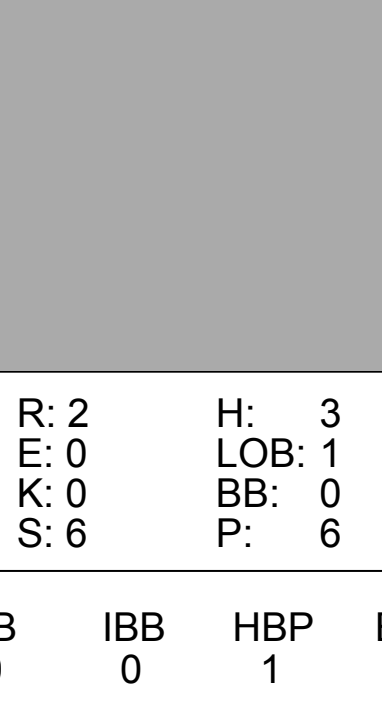
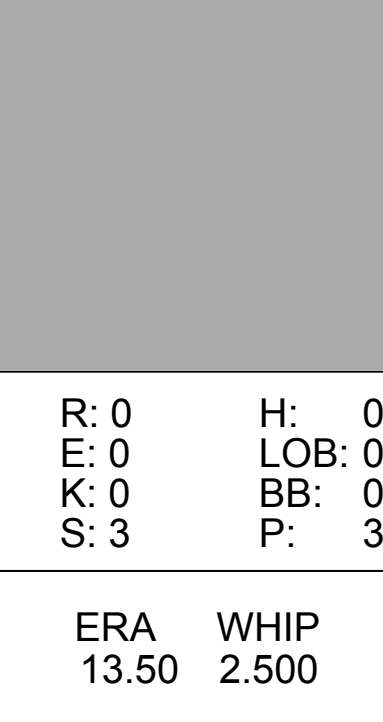
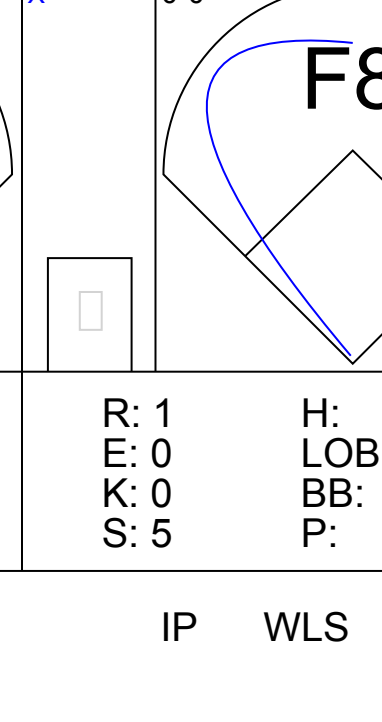
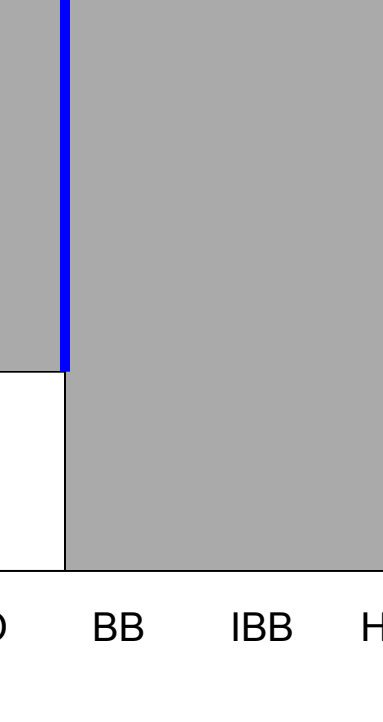




WP: 0  
PB: 0  
SB: 0  
CS: 0  
PA: 41



Batter	1	2	3	4	5	6	7	8	9	AB	R	H	RBI	BB	SO	LOB	TOP				
Dave Wissman, L (1, 8) OBP: 0.160, SLG: 0.125										4	0	1	0	1	1	3	<b>Pittsburgh Pirates @ Milwaukee Braves</b> Milwaukee County Stadium, Milwaukee, WI Sat Oct 03 1964, 4:33 AM EDT Att: 5,636 - Unknown				
Bob Bailey, R (1, 5) OBP: 0.339, SLG: 0.407										5	1	1	0	0	1	4					
Roberto Clemente, R (1, 9) OBP: 0.389, SLG: 0.484										4	1	1	0	0	1	2					
Donn Clendenon, R (1, 3) OBP: 0.324, SLG: 0.450										5	1	2	0	0	0	1					
Bill Mazerolski, R (1, 4) OBP: 0.301, SLG: 0.382										4	0	1	1	1	0	1					
Manny Mota, R (1, 7) OBP: 0.306, SLG: 0.384										5	0	3	1	0	0	3					
Gene Alley, R (1, 6) OBP: 0.283, SLG: 0.320										3	1	1	1	0	1	2					
Jerry May, R (1, 2) OBP: 0.355, SLG: 0.296										3	0	1	1	1	2	3					
Don Cardwell, R (1, 1) Dick Schofield, S (3, PH) Steve Glass, R (3, 1) Don Schwall, R (6, 1) Jerry Lynch, R (7, PH) Frank Bork, L (7, 1) Bill Virdon, L (9, PH)										0	0	0	0	0	0	0					
<b>Inning Stats</b>	R: 0 E: 0 K: 1 S: 5	H: 0 LOB: 0 BB: 0 P: 5	R: 0 E: 0 K: 0 S: 4	H: 1 LOB: 1 BB: 0 P: 4	R: 0 E: 0 K: 1 S: 6	H: 1 LOB: 2 BB: 1 P: 10	R: 0 E: 0 K: 0 S: 3	H: 1 LOB: 0 BB: 0 P: 3	R: 1 E: 0 K: 1 S: 6	H: 2 LOB: 1 BB: 1 P: 10	R: 0 E: 0 K: 2 S: 5	H: 0 LOB: 0 BB: 0 P: 5	R: 0 E: 0 K: 1 S: 9	H: 2 LOB: 2 BB: 0 P: 9	R: 2 E: 0 K: 1 S: 8	H: 3 LOB: 2 BB: 1 P: 12		R: 2 E: 1 K: 0 S: 6	H: 2 LOB: 2 BB: 1 P: 10	1B: 10 2B: 2 3B: 0 HR: 0	SF: 1 SAC: 1 DP: 2 HBP: 0
<b>PITCHER</b>	IP WLS BF H R ER SO BB IBB HBP BLK WP HR S P ERA WHIP	IP WLS BF H R ER SO BB IBB HBP BLK WP HR S P ERA WHIP																			
Arnold Umbach, R (1, 1) ERA: 3.24	8.1	W	38	11	5	3	7	4	0	0	0	0	0	0	0	48	64	3.24	1.800		
Warren Spahn, L (9, 1) ERA: 5.32	0.2	S	4	1	0	0	0	0	0	0	0	0	0	0	4	4	0.00	1.500			

AB 36  
R 5  
H 12  
RBI 4  
BB 4  
SO 7  
LOB 21



Batter	1	2	3	4	5	6	7	8	9	AB	R	H	RBI	BB	SO	LOB	BOTTOM				
Rico Carty, R (1, 7) OBP: 0.386, SLG: 0.554										4	2	2	2	0	0	2	<b>Pittsburgh Pirates @ Milwaukee Braves</b> Milwaukee County Stadium, Milwaukee, WI Sat Oct 03 1964, 4:33 AM EDT Att: 5,636 - Unknown				
Ty Cline, L (8, 8) OBP: 0.359, SLG: 0.397										4	1	1	0	0	1	1					
Hank Aaron, R (1, 9) OBP: 0.393, SLG: 0.514										5	1	1	1	0	1	3					
Ethan Blackaby, L (8, 9) OBP: 0.167, SLG: 0.091										5	2	2	3	0	1	0					
Lou Klimchok, L (1, 5) OBP: 0.364, SLG: 0.429										4	0	1	1	0	0	1					
Ed Bailey, L (1, 2) OBP: 0.343, SLG: 0.362										4	0	1	1	0	0	1					
Joe Torre, R (1, 3) OBP: 0.366, SLG: 0.497										0	0	0	0	0	0	0					
Felipe Alou, R (8, 3) OBP: 0.307, SLG: 0.396										4	0	1	1	0	1	1					
Gary Kolb, L (1, 8) OBP: 0.242, SLG: 0.167										4	2	2	0	0	0	2					
Woody Woodward, R (1, 4) OBP: 0.283, SLG: 0.245										4	1	2	1	0	0	2					
Sandy Alomar Sr., S (1, 6) OBP: 0.245, SLG: 0.265										4	1	2	1	0	0	2					
Arnold Umbach, R (1, 1) ERA: 2.79	2.0	L	11	5	3	3	3	0	0	0	0	0	0	0	0	1	17	17	12.00	1.667	
Steve Glass, R (3, 1) ERA: 4.04	3.0		17	5	6	4	0	0	0	0	0	0	0	0	0	1	1	17	17	12.00	1.667
Don Schwall, R (6, 1) ERA: 4.35	1.0		3	0	0	0	0	0	0	0	0	0	0	0	0	3	3	0.00	0.000		
Frank Bork, L (7, 1) ERA: 4.07	2.0		9	3	2	2	1	0	0	0	0	0	0	0	11	11	9.00	1.500			
<b>Inning Stats</b>	R: 3 E: 0 K: 2 S: 11	H: 4 LOB: 1 BB: 0 P: 11	R: 0 E: 0 K: 1 S: 5	H: 1 LOB: 0 BB: 0 P: 6	R: 2 E: 0 K: 0 S: 6	H: 3 LOB: 1 BB: 0 P: 6	R: 0 E: 1 K: 0 S: 4	H: 0 LOB: 0 BB: 0 P: 4	R: 0 E: 0 K: 0 S: 3	H: 0 LOB: 0 BB: 0 P: 3	R: 4 E: 2 K: 0 S: 7	H: 2 LOB: 0 BB: 0 P: 7	R: 1 E: 0 K: 0 S: 5	H: 2 LOB: 1 BB: 0 P: 5	R: 1 E: 0 K: 1 S: 6	H: 1 LOB: 0 BB: 0 P: 6	1B: 8 2B: 2 3B: 2 HR: 1	SF: 0 SAC: 0 DP: 1 HBP: 1	WP: 2 PA: 40		
<b>PITCHER</b>	IP WLS BF H R ER SO BB IBB HBP BLK WP HR S P ERA WHIP	IP WLS BF H R ER SO BB IBB HBP BLK WP HR S P ERA WHIP																			





Batter	1	2	3	4	5	6	7	8	9	AB	R	H	RBI	BB	SO	LOB	TOP											
Gene Alley, R OBP: 0.286, SLG: 0.321										3	0	1	0	1	0	0	<b>Pittsburgh Pirates @ Milwaukee Braves</b> Milwaukee County Stadium, Milwaukee, WI Sun Oct 04 1964, 4:33 AM EDT Att: 10,079 - Unknown											
Bob Bailey, R OBP: 0.336, SLG: 0.404										4	0	0	0	0	0	2												
Donn Clendenon, R OBP: 0.321, SLG: 0.446										4	0	0	0	0	2	1												
Jerry May, R OBP: 0.314, SLG: 0.258										4	0	0	0	0	3	1												
Manny Mota, R OBP: 0.306, SLG: 0.384										3	0	1	0	0	0	0												
Dave Wissman, L OBP: 0.173, SLG: 0.148										3	0	1	0	0	1	1												
Bill Virdon, L OBP: 0.287, SLG: 0.298										3	0	0	0	0	0	1												
Bill Mazeroski, R OBP: 0.300, SLG: 0.381										2	0	0	0	0	0	0												
Otlando McFarlane, R OBP: 0.280, SLG: 0.308										1	0	0	0	0	1	0												
Earl Francis, R										1	0	0	0	0	0	0												
Dick Schofield, S OBP: 0.345, SLG: 0.349										1	0	0	0	0	0	0												
Bob Veale, S OBP: 0.173, SLG: 0.156										1	0	0	0	0	1	0												
John Gelnar, R										0	0	0	0	0	0	0												
<b>Inning Stats</b>	R: 0 E: 0 K: 1 S: 5	H: 0 LOB: 0 BB: 0 P: 5	R: 0 E: 0 K: 1 S: 6	H: 1 LOB: 1 BB: 0 P: 6	R: 0 E: 0 K: 0 S: 3	H: 0 LOB: 0 BB: 0 P: 3	R: 0 E: 0 K: 1 S: 5	H: 0 LOB: 0 BB: 0 P: 5	R: 0 E: 0 K: 1 S: 5	H: 0 LOB: 0 BB: 0 P: 5	R: 0 E: 0 K: 0 S: 3	H: 0 LOB: 1 BB: 1 P: 7	R: 0 E: 0 K: 0 S: 4	H: 1 LOB: 1 BB: 0 P: 4	R: 0 E: 0 K: 2 S: 7	H: 0 LOB: 0 BB: 0 P: 7	R: 0 E: 0 K: 2 S: 8	H: 1 LOB: 1 BB: 0 P: 8	R: 0 E: 0 K: 1 S: 8	H: 1 LOB: 1 BB: 0 P: 8	1B: 3 2B: 0 3B: 0 HR: 0	SF: 0 SAC: 0 DP: 0 HBP: 0	WP: 1 PB: 0 CS: 0	PA: 31				
<b>PITCHER</b>	IP	WLS	BF	H	R	ER	SO	BB	IBB	HBP	BLK	WP	HR	S	P	ERA	WHIP											
Bob Sadowski, R ERA: 4.1	(1, 1)	8.0	W	27	2	0	0	6	1	0	0	0	1	0	38	42	0.00	0.375										
Warren Spahn, L ERA: 5.29	(9, 1)	1.0	S	4	1	0	0	2	0	0	0	0	0	0	8	8	0.00	1.000										

AB	30
R	0
H	3
RBI	0
BB	1
SO	8
LOB	6



Batter	1	2	3	4	5	6	7	8	9	AB	R	H	RBI	BB	SO	LOB	BOTTOM											
Rico Carty, R OBP: 0.388, SLG: 0.554										2	1	1	0	1	1	0	<b>Pittsburgh Pirates @ Milwaukee Braves</b> Milwaukee County Stadium, Milwaukee, WI Sun Oct 04 1964, 4:33 AM EDT Att: 10,079 - Unknown											
Ethan Blackaby, L OBP: 0.154, SLG: 0.083										1	0	0	0	0	1	0												
Hank Aaron, R OBP: 0.393, SLG: 0.514										0	0	0	0	0	0	0												
Lee Maye, L OBP: 0.346, SLG: 0.447										4	1	1	0	0	1	2												
Joe Torre, R OBP: 0.365, SLG: 0.498										4	1	1	2	0	1	2												
Gene Oliver, R OBP: 0.319, SLG: 0.477										3	1	1	1	0	1	1												
Felipe Alou, R OBP: 0.306, SLG: 0.395										1	0	0	0	0	0	0												
Gary Kolb, L OBP: 0.257, SLG: 0.203										4	1	2	0	0	0	1												
Ed Bailey, L OBP: 0.343, SLG: 0.362										0	0	0	0	0	0	0												
Bill Southworth, R OBP: 0.444, SLG: 0.714										3	1	1	2	0	2	1												
Eddie Mathews, L OBP: 0.344, SLG: 0.412										0	0	0	0	0	0	0												
Woody Woodward, R OBP: 0.246, SLG: 0.246										4	0	1	0	0	2	2												
Frank Bolling, R OBP: 0.245, SLG: 0.278										0	0	0	0	0	0	0												
Sandy Alomar Sr., S OBP: 0.245, SLG: 0.264										4	0	1	1	0	2	2												
Dennis Menke, R OBP: 0.388, SLG: 0.479										0	0	0	0	0	0	0												
Bob Sadowski, R OBP: 0.170, SLG: 0.173										3	0	0	0	0	1	2												
Warren Spahn, L OBP: 0.183, SLG: 0.271										0	0	0	0	0	0	0												
<b>Inning Stats</b>	R: 0 E: 0 K: 1 S: 5	H: 0 LOB: 1 BB: 1 P: 9	R: 1 E: 0 K: 0 S: 4	H: 2 LOB: 1 BB: 0 P: 5	R: 5 E: 1 K: 2 S: 12	H: 4 LOB: 0 BB: 0 P: 12	R: 0 E: 0 K: 2 S: 7	H: 0 LOB: 0 BB: 0 P: 7	R: 0 E: 0 K: 1 S: 5	H: 0 LOB: 0 BB: 0 P: 5	R: 0 E: 0 K: 3 S: 9	H: 0 LOB: 0 BB: 0 P: 9	R: 0 E: 0 K: 2 S: 8	H: 1 LOB: 1 BB: 0 P: 8	R: 0 E: 0 K: 1 S: 7	H: 2 LOB: 2 BB: 0 P: 7	R: 0 E: 0 K: 1 S: 7	H: 2 LOB: 2 BB: 0 P: 7	1B: 5 2B: 3 3B: 0 HR: 1	SF: 0 SAC: 0 DP: 1 HBP: 1	WP: 1 PB: 1 CS: 0	PA: 35						
<b>PITCHER</b>	IP	WLS	BF	H	R	ER	SO	BB	IBB	HBP	BLK	WP	HR	S	P	ERA	WHIP											
Earl Francis, R ERA: 8.53	(1, 1)	5.0	L	23	6	6	5	6	1	0	0	0	1	0	33	38	9.00	1.400										
Bob Veale, L ERA: 2.74	(6, 1)	2.0		7	1	0	0	5	0	0	0	0	1	0	17	17	0.00	0.500										
John Gelnar, R ERA: 5.0	(8, 1)	1.0		5	2	0	0	1	0	0	0	0	0	0	7	7	0.00	2.000										

