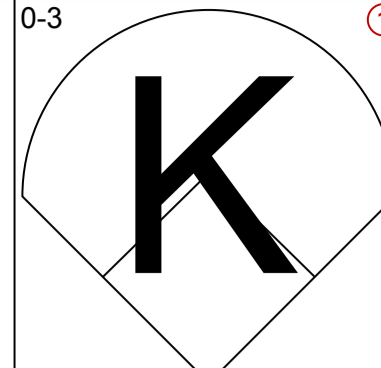
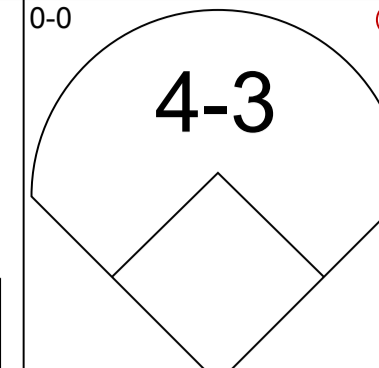
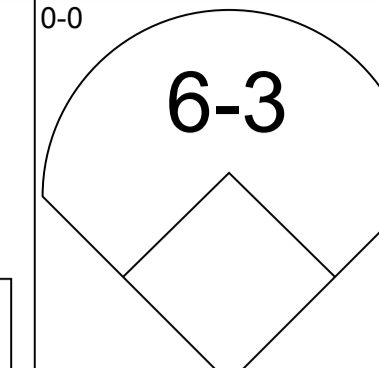
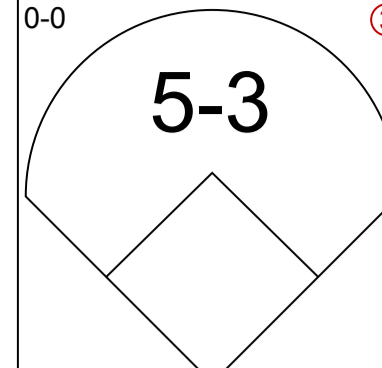
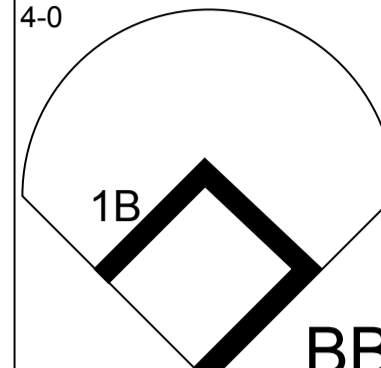
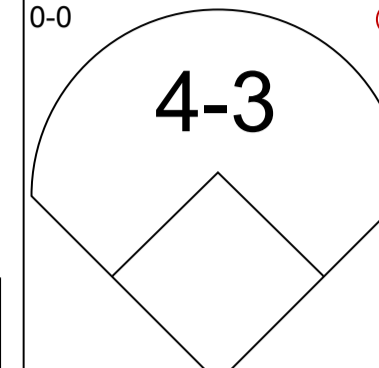
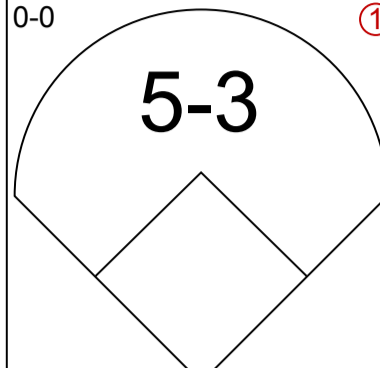
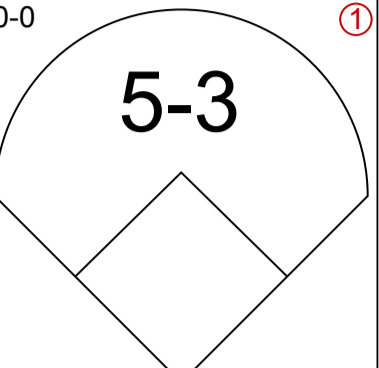
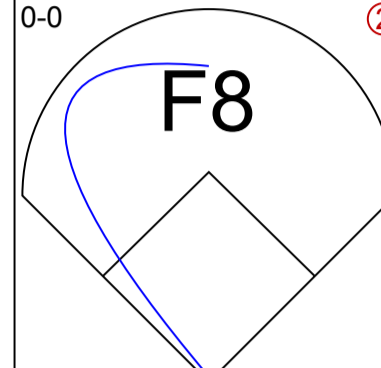
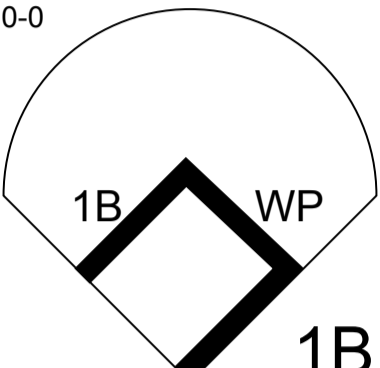
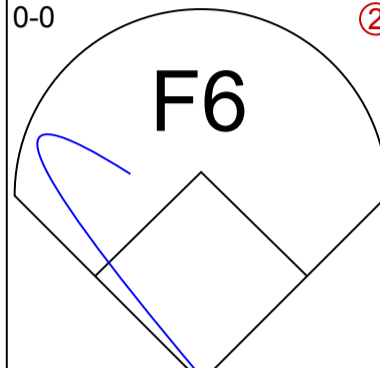
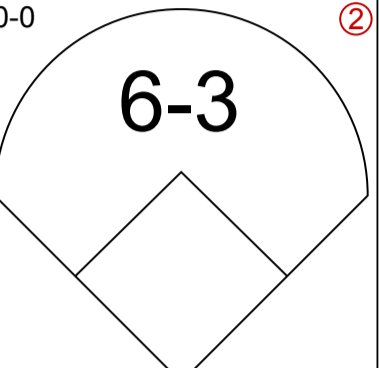
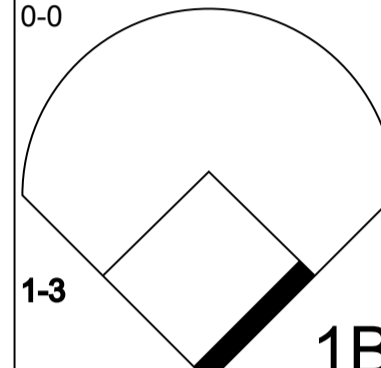
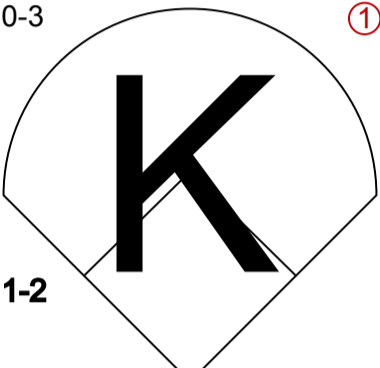
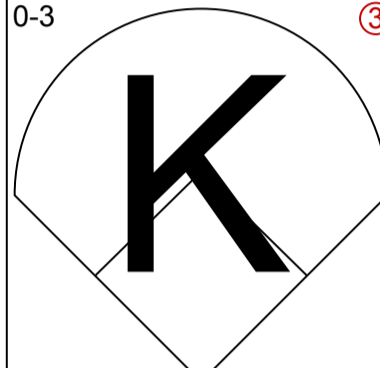
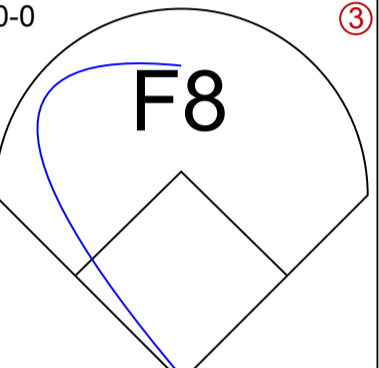
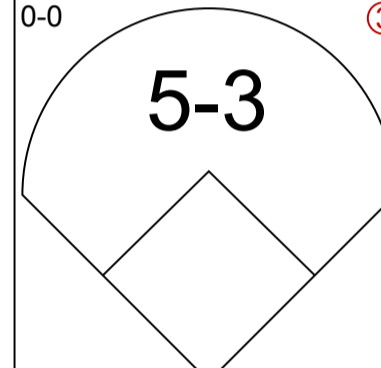
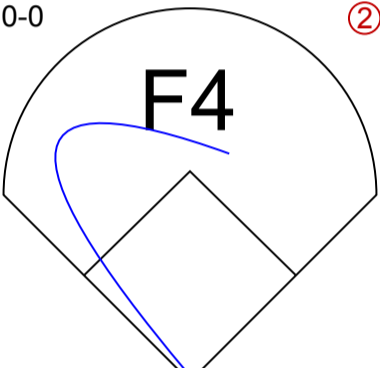
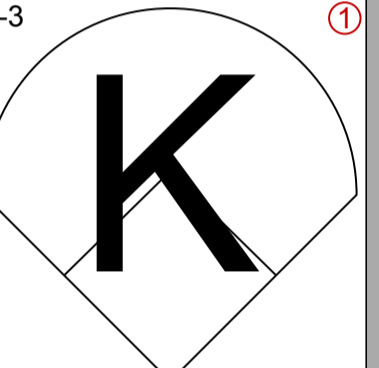
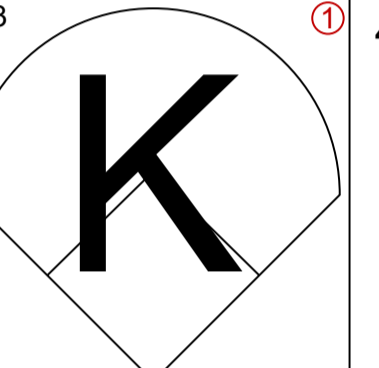
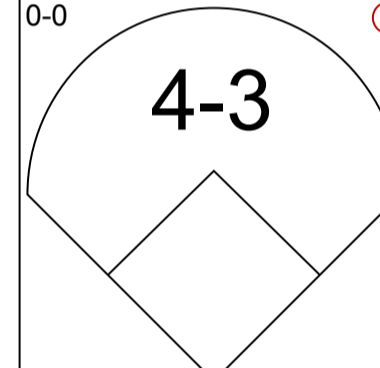
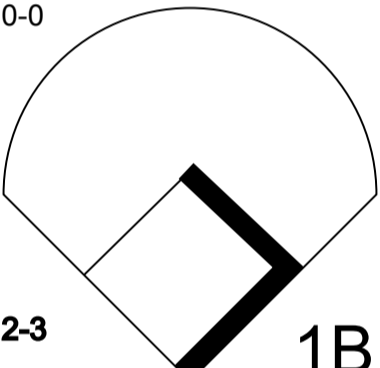
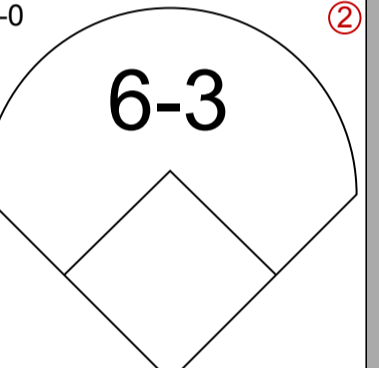
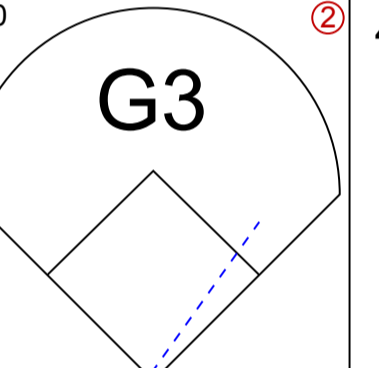
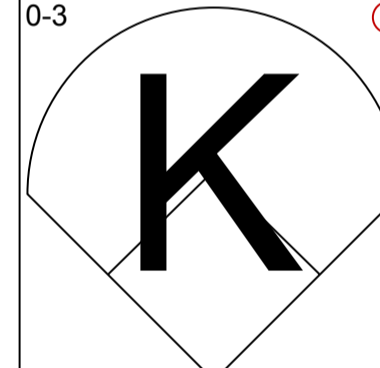
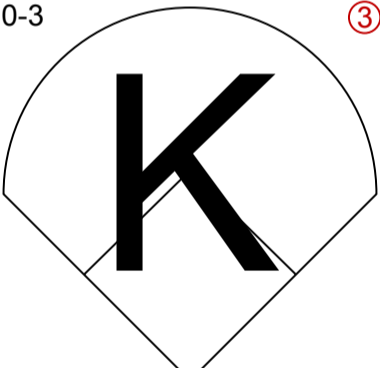
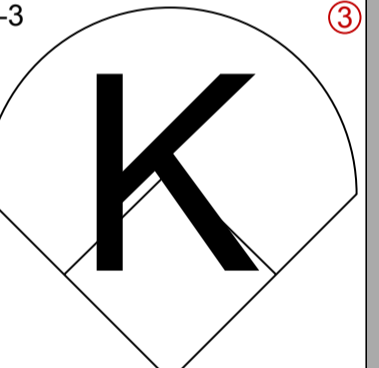
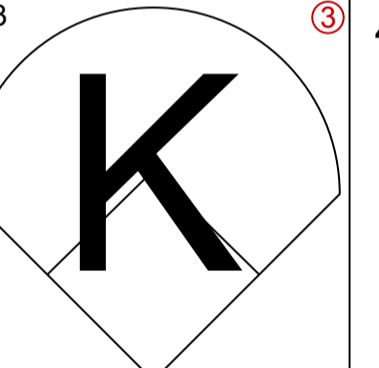
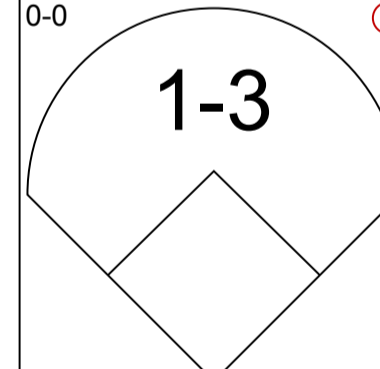
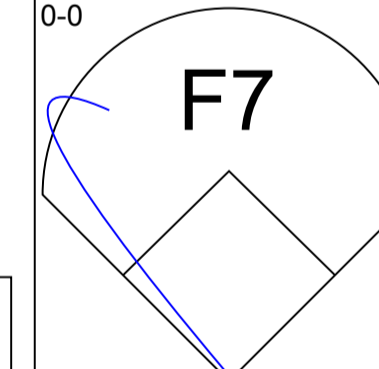
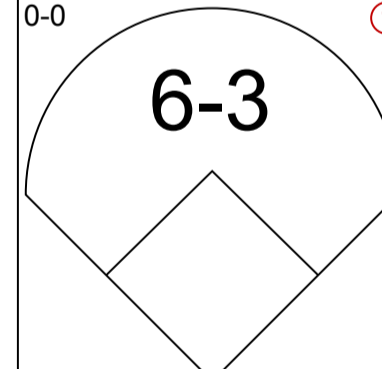
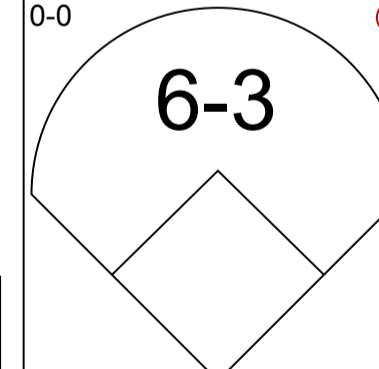
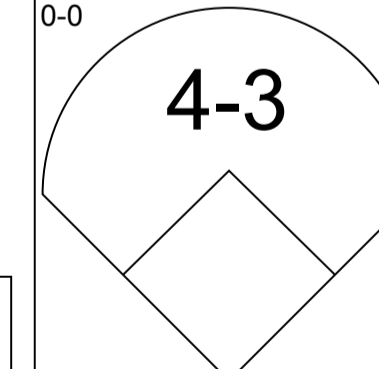
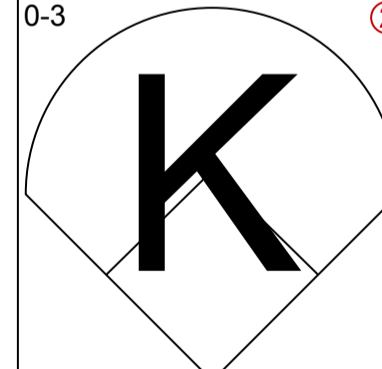


Pittsburgh Pirates - 1965

| Batter | 1 | 2 | 3 | 4 | 5 | 6 | 7 | 8 | 9 | 10 | AB R H RBI BB SO LOB | TOP | | | | | | | | | | | | | |
|--|---|---|---|--|---|---|--|---|---|--|------------------------------|---|---------------------------------|------------------------------|---------------------------------|------------------------------|---------------------------------|------------------------------|---------------------------------|------------------------------|---------------------------------|----------------------------------|------------------------------------|----------------------------------|--------|
| Harvey Kuenn, R (1, 7) <small>SS</small> | 0-3 ^①  | | x 0-0 ^②  | | x 0-0 ^③  | | | x 0-0 ^③  | | | 4 0 0 0 0 1 0 | San Francisco Giants @ Pittsburgh Pirates Forbes Field, Pittsburgh, PA Mon Apr 12 1965, 3:33 AM EST Att. 28,189 - Unknown livebaseballscorecards.com | | | | | | | | | | | | | |
| Hal Lanier, R (1, 4) <small>BB</small> | 4-0  | | x 0-0 ^③  | | | x 0-0 ^①  | | | x 0-0 ^①  | | 3 0 0 0 1 0 0 | | | | | | | | | | | | | | |
| Willie Mays, R (1, 8) <small>OBP: 0.250, SLG: 0.250</small> | 0-0 ^②  | | | x 0-0  | | x 0-0 ^②  | | | x 0-0 ^②  | | 4 0 1 0 0 0 1 | | | | | | | | | | | | | | |
| Jim Ray Hart, R (1, 5) <small>OBP: 0.250, SLG: 0.250</small> | 0-0  | | | 0-3 ^①  | | 0-3 ^③  | | | x 0-0 ^③  | | 4 0 1 0 0 2 1 | | | | | | | | | | | | | | |
| Willie McCovey, L (1, 3) | 0-0 ^③  | | | x 0-0 ^②  | | | 0-3 ^①  | | | 0-3 ^①  | 4 0 0 0 0 2 3 | | | | | | | | | | | | | | |
| Jesus Alou, R (1, 9) <small>OBP: 0.250, SLG: 0.250</small> | | x 0-0 ^①  | | x 0-0  | | | x 0-0 ^②  | | | x 0-0 ^②  | 4 0 1 0 0 0 0 | | | | | | | | | | | | | | |
| Tom Haller, L (1, 2) | | 0-3 ^②  | | 0-3 ^③  | | | 0-3 ^③  | | | 0-3 ^③  | 4 0 0 0 0 4 2 | | | | | | | | | | | | | | |
| Jose Pagan, R (1, 6) | | x 0-0 ^③  | | | x 0-0 ^①  | | | x 0-0 ^①  | | | 3 0 0 0 0 0 0 | | | | | | | | | | | | | | |
| Juan Marichal, R (1, 1) | | | x 0-0 ^①  | | x 0-0 ^②  | | | 0-3 ^②  | | | 3 0 0 0 0 1 0 | | | | | | | | | | | | | | |
| Inning Stats | R: 0 E: 0 K: 1 S: 6 | H: 1 LOB: 2 BB: 1 P: 10 | R: 0 E: 0 K: 1 S: 5 | H: 0 LOB: 0 BB: 0 P: 5 | R: 0 E: 0 K: 0 S: 3 | H: 0 LOB: 0 BB: 0 P: 3 | R: 0 E: 0 K: 2 S: 9 | H: 2 LOB: 2 BB: 0 P: 9 | R: 0 E: 0 K: 0 S: 3 | H: 0 LOB: 0 BB: 0 P: 3 | R: 0 E: 0 K: 1 S: 5 | | H: 0 LOB: 0 BB: 0 P: 7 | R: 0 E: 0 K: 2 S: 7 | H: 0 LOB: 0 BB: 0 P: 5 | R: 0 E: 0 K: 0 S: 3 | H: 0 LOB: 0 BB: 0 P: 3 | R: 0 E: 0 K: 2 S: 7 | H: 0 LOB: 0 BB: 0 P: 7 | R: 0 E: 0 K: 2 S: 7 | H: 0 LOB: 0 BB: 0 P: 7 | 1B: 3 2B: 0 3B: 0 HR: 0 | SF: 0 SAC: 0 DP: 0 HBP: 0 | WP: 1 PB: 0 SB: 0 CS: 0 | PA: 34 |
| PITCHER Bob Veale, L (1, 1) ERA: | IP 10.0 | WLS W | BF 34 | H 3 | R 0 | ER 0 | SO 10 | BB 1 | IBB 0 | HBP 0 | BLK 0 | WP 1 | HR 0 | S 53 | P 57 | ERA 0.00 | WHIP 0.400 | | | | | | | | |




| Batter | 1 | 2 | 3 | 4 | 5 | 6 | 7 | 8 | 9 | 10 | AB R H RBI BB SO LOB |
|--|-----------|----------------|----------------|-------------------|----------------|---------------------|-----------------------|----------------|---|----|----------------------|
| Bill Virdon, L (1, 8) OBP: 0.250, SLG: 0.250 | 0-3 K | | | x 0-0 4-3 | | x 0-0 CS 1B | | x 0-0 4-3 | | | 4 0 1 0 0 1 1 |
| Dick Schofield, S (1, 6) OBP: 0.250, SLG: 0.250 | 0-0 F6 | | | x 0-0 BB 1B | | x 0-0 1-2 4-1 | | x 0-0 3-1 | | | 4 0 1 0 0 0 1 |
| Roberto Clemente, R (1, 9) OBP: 0.250, SLG: 0.250 | 0-3 K | | | BB 1-2 BB | | SS 0-3 K | | x 0-0 F9 | | | 3 0 0 0 1 2 0 |
| Willie Stargell, L (1, 7) | | x 0-0 G3 | | x 0-0 L7 | | x 0-0 F9 | | SS 0-3 K | | | 4 0 0 0 0 1 2 |
| Bob Bailey, R (1, 5) OBP: 0.500, SLG: 1.250 | | x 0-0 F7 | | x 0-0 1-4-3 | | x 0-0 1B | | x 0-0 HR | | | 4 1 2 1 0 0 2 |
| Donn Clendenon, R (1, 3) | | SS 0-3 K | | SS 0-3 K | | x 0-0 4-3 | | | | | 3 0 0 0 0 2 1 |
| Gene Alley, R (1, 4) | | | x 0-0 F4 | | x 0-0 6-3 | | x 0-0 F8 | | | | 3 0 0 0 0 0 0 |
| Jim Pagliaroni, R (1, 2) OBP: 0.333, SLG: 0.333 | | | SS 0-3 K | | x 0-0 6-3 | | x 0-0 FC1-6 1B | | | | 3 0 1 0 0 1 0 |
| Bob Veale, S (1, 1) | | | SS 0-3 K | | SS 0-3 K | | x 0-0 1-2 FC1-6 | | | | 3 0 0 0 0 2 1 |

| Inning Stats | R: 0 E: 0 K: 2 S: 7 | H: 0 LOB: 0 BB: 0 P: 7 | R: 0 E: 0 K: 1 S: 5 | H: 0 LOB: 0 BB: 0 P: 5 | R: 0 E: 0 K: 2 S: 7 | H: 0 LOB: 0 BB: 0 P: 7 | R: 0 E: 0 K: 0 S: 4 | H: 1 LOB: 2 BB: 1 P: 8 | R: 0 E: 0 K: 1 S: 5 | H: 0 LOB: 0 BB: 0 P: 5 | R: 0 E: 0 K: 1 S: 5 | H: 1 LOB: 0 BB: 0 P: 5 | R: 0 E: 0 K: 1 S: 6 | H: 1 LOB: 1 BB: 0 P: 6 | R: 0 E: 0 K: 0 S: 4 | H: 1 LOB: 1 BB: 0 P: 4 | R: 0 E: 0 K: 1 S: 5 | H: 0 LOB: 0 BB: 0 P: 5 | R: 1 E: 0 K: 0 S: 1 | H: 1 LOB: 0 BB: 0 P: 1 | 1B: 4 2B: 0 3B: 0 HR: 1 | SF: 0 SAC: 0 DP: 0 HBP: 0 | WP: 0 PB: 0 SB: 0 CS: 1 | PA: 32 |
|--|--|---------------------------------|------------------------------|---------------------------------|------------------------------|---------------------------------|------------------------------|---------------------------------|------------------------------|---------------------------------|------------------------------|---------------------------------|------------------------------|---------------------------------|------------------------------|---------------------------------|------------------------------|---------------------------------|------------------------------|---------------------------------|----------------------------------|------------------------------------|----------------------------------|--------|
| PITCHER Juan Marichal, R (1, 1) ERA: 1.0 | IP: 9.0 WLS: L BF: 32 H: 5 R: 1 ER: 1 SO: 9 BB: 1 IBB: 0 HBP: 0 BLK: 0 WP: 0 HR: 1 S: 49 P: 53 ERA: 1.00 WHIP: 0.667 | | | | | | | | | | | | | | | | | | | | | | | |

BOTTOM

San Francisco Giants @ Pittsburgh Pirates
 Forbes Field, Pittsburgh, PA
 Mon Apr 12 1965, 3:33 AM EST
 Att: 28,189 - Unknown

| | |
|-----|----|
| AB | 31 |
| R | 1 |
| H | 5 |
| RBI | 1 |
| BB | 1 |
| SO | 9 |
| LOB | 8 |



| Batter | 1 | 2 | 3 | 4 | 5 | 6 | 7 | 8 | 9 | AB R H RBI BB SO LOB | TOP | | | | | | | | | | | |
|---|---|---------------------------------|------------------------------|---------------------------------|------------------------------|---------------------------------|------------------------------|---------------------------------|--------------------------------|---------------------------------|--|---------------------------------|------------------------------|---------------------------------|------------------------------|---------------------------------|------------------------------|---------------------------------|----------------------------------|------------------------------------|----------------------------------|--------|
| Matty Alou, L OBP: 0.250, SLG: 0.250 (1, 7) | 0-0 1-3 | | 0-0 G6-4-3 1-2f | | 0-0 5-3 | | | 0-0 HR 1-3 1B | | 4 1 1 0 0 0 2 | San Francisco Giants @ Pittsburgh Pirates Forbes Field, Pittsburgh, PA Tue Apr 13 1965, 6:05 PM EST Att. 4,444 - Unknown | | | | | | | | | | | |
| Hal Lanier, R (1, 4) | 0-0 6-3 | | 0-0 2-3 | | 0-3 K | | 0-0 1-3 1-2 | | 4 0 0 0 0 1 1 | | | | | | | | | | | | | |
| Willie Mays, R OBP: 0.375, SLG: 0.750 (1, 8) | 0-0 4-3 | | | 0-0 F8 | | 0-0 FC4-6 1B | | 0-0 HR | 4 1 2 2 0 0 0 | | | | | | | | | | | | | |
| Willie McCovey, L (1, 3) | | 0-0 5-3 | | 0-3 K | | 0-0 FC4-6 1-2f | | 0-0 4-3 | 4 0 0 0 0 1 1 | | | | | | | | | | | | | |
| Jim Ray Hart, R OBP: 0.375, SLG: 0.375 (1, 5) | | 0-0 E5 1B | | 0-0 FC6-4 1B | | 0-3 K | | 0-0 G4-6-3 1B | 4 0 2 0 0 1 1 | | | | | | | | | | | | | |
| Jesus Alou, R OBP: 0.375, SLG: 0.375 (1, 9) | | 0-0 FC5-4 1-3 1B | | 0-0 FC6-4 1-2f | | 0-0 G3 | | 0-0 G4-6-3 1-2 1B | 4 0 2 0 0 0 1 | | | | | | | | | | | | | |
| Tom Haller, L OBP: 0.125, SLG: 0.125 (1, 2) | | 0-0 F6 | | 0-0 FC6-4 1-2f | | 0-0 F9 2-1-4-6-3 1B | | 0-0 G4-6-3 1-2f 2-3 | 4 0 1 0 0 0 4 | | | | | | | | | | | | | |
| Jose Pagan, R (1, 6) | | 0-0 FC5-4 1-2f | | 0-0 G1-4-6-3 1-2f | | 0-0 6-3 | | 0-3 K | 3 0 0 0 0 0 3 1 0 0 0 0 1 1 | | | | | | | | | | | | | |
| Ed Bailey, L (9, PH) | | | | | | | | | | | | | | | | | | | | | | |
| Jack Sanford, R OBP: 1.000, SLG: 1.000 (1, 1) | | | 4-0 BB | | 0-0 1B | | | 0-0 4-3 | | 1 0 1 0 1 0 0 | | | | | | | | | | | | |
| Frank Linzy, R (7, 1) | | | | | | | | | | 0 0 0 0 0 0 0 | | | | | | | | | | | | |
| Chuck Hiller, L (8, PH) | | | | | | | | | | 1 0 0 0 0 0 0 | | | | | | | | | | | | |
| Bob Shaw, R (8, 1) | | | | | | | | | | 0 0 0 0 0 0 0 | | | | | | | | | | | | |
| Inning Stats | R: 0 E: 0 K: 0 S: 3 | H: 0 LOB: 0 BB: 0 P: 3 | R: 0 E: 1 K: 0 S: 5 | H: 1 LOB: 2 BB: 0 P: 5 | R: 0 E: 0 K: 0 S: 2 | H: 0 LOB: 0 BB: 1 P: 6 | R: 0 E: 0 K: 1 S: 6 | H: 1 LOB: 1 BB: 0 P: 6 | R: 0 E: 0 K: 0 S: 4 | H: 2 LOB: 1 BB: 0 P: 4 | R: 0 E: 0 K: 2 S: 8 | H: 1 LOB: 1 BB: 0 P: 8 | R: 0 E: 0 K: 0 S: 3 | H: 0 LOB: 0 BB: 0 P: 3 | R: 2 E: 0 K: 0 S: 5 | H: 2 LOB: 0 BB: 0 P: 5 | R: 0 E: 0 K: 1 S: 6 | H: 2 LOB: 1 BB: 0 P: 6 | 1B: 8 2B: 0 3B: 0 HR: 1 | SF: 0 SAC: 0 DP: 3 HBP: 0 | WP: 0 PB: 0 SB: 0 CS: 0 | PA: 35 |
| PITCHER | IP WLS BF H R ER SO BB IBB HBP BLK WP HR S P ERA WHIP | | | | | | | | | | | | | | | | | | | | | |
| Bob Friend, R ERA: 2.25 (1, 1) | 8.0 W 33 9 2 2 3 1 0 0 0 0 0 1 38 42 2.25 1.250 | | | | | | | | | | | | | | | | | | | | | |
| Al McBean, R ERA: (9, 1) | 1.0 S 2 0 0 0 1 0 0 0 0 0 0 0 4 4 0.00 0.000 | | | | | | | | | | | | | | | | | | | | | |

livebaseballscorecards.com

| | |
|------------|----|
| AB | 34 |
| R | 2 |
| H | 9 |
| RBI | 2 |
| BB | 1 |
| SO | 4 |
| LOB | 14 |



| Batter | 1 | 2 | 3 | 4 | 5 | 6 | 7 | 8 | 9 | AB | R | H | RBI | BB | SO | LOB |
|--------|---|---|---|---|---|---|---|---|---|----|---|---|-----|----|----|-----|
|--------|---|---|---|---|---|---|---|---|---|----|---|---|-----|----|----|-----|

| | | | | | | | | | |
|--|----------------------------|-------------------|------------------------------|-----------------------------|--------------------------|---------------------------|------------------------------|---|---------------|
| Bill Virdon, L <small>OBP: 0.500, SLG: 0.429</small> (1, 8) | 0-0 E3 FC8-4 | | 0-0 | | 0-0 | | 4-0 | | 3 2 2 1 1 0 0 |
| Dick Schofield, S <small>OBP: 0.375, SLG: 0.500</small> (1, 6) | 0-0 FC8-4 2-3 | | 0-0 1-3 1-2 2-3 | | 0-0 | | 0-0 | | 4 1 2 2 0 0 3 |
| Roberto Clemente, R <small>OBP: 0.250, SLG: 0.143</small> (1, 9) | 0-0 4-3 | | 0-0 6-3 | | 0-0 1-3 1-2 | | 0-0 | | 4 0 1 1 0 0 4 |
| Willie Stargell, L <small>OBP: 0.125, SLG: 0.375</small> (1, 7) | | 0-0 F5 | | 0-0 | 0-3 K | | 0-0 G1-6-3 1-2f | | 4 1 1 0 0 1 2 |
| Bob Bailey, R <small>OBP: 0.250, SLG: 0.625</small> (1, 5) | | 0-3 K | | 0-3 K | | 0-0 6-3 | | 0-3 K | 4 0 0 0 0 3 1 |
| Donn Clendenon, R <small>OBP: 0.286, SLG: 0.167</small> (1, 3) | | 1-0 | | 0-0 | | 0-0 E5 FC6-4 | | 0-3 K | 3 0 1 1 0 1 0 |
| Gene Alley, R (1, 4) | 0-0 PO 1-2 | 0-0 1-3 | 0-0 G3 1-2 | 0-0 FC6-4 1-2f | | 0-3 K | | 4 0 0 0 0 1 2 | |
| Jim Pagliaroni, R <small>OBP: 0.500, SLG: 0.333</small> Andre Rodgers, R <small>(3, PR)</small> Del Crandall, R (4, 2) | | 1-0 | 0-0 F9 | 0-0 5-3 | | 0-0 6-3 | | 0 0 0 0 0 0 0 0 1 0 0 0 0 0 2 0 0 0 0 0 2 | |
| Bob Friend, R (1, 1) Al McBean, R (9, 1) | | 0-0 | 0-0 6-3 | | 0-3 K | | | 2 0 0 0 0 1 0 0 0 0 0 0 0 0 | |

| Inning Stats | R: 0 | H: 0 | E: 1 | LOB: 0 | K: 0 | S: 3 | R: 0 | H: 0 | E: 0 | LOB: 0 | K: 1 | S: 4 | R: 1 | H: 1 | E: 1 | LOB: 3 | K: 0 | S: 5 | R: 1 | H: 2 | E: 0 | LOB: 1 | K: 1 | S: 7 | R: 1 | H: 2 | E: 0 | LOB: 1 | K: 1 | S: 7 | R: 0 | H: 0 | E: 1 | LOB: 1 | K: 0 | S: 4 | R: 2 | H: 2 | E: 0 | LOB: 0 | K: 1 | S: 6 | R: 0 | H: 0 | E: 0 | LOB: 0 | K: 3 | S: 9 | 1B: 5 | SF: 0 | 2B: 2 | SAC: 1 | 3B: 1 | DP: 2 | HR: 0 | HBP: 2 | WP: 0 | PA: 35 |
|--------------|------|------|------|--------|------|------|------|------|------|--------|------|------|------|------|------|--------|------|------|------|------|------|--------|------|------|------|------|------|--------|------|------|------|------|------|--------|------|------|------|------|------|--------|------|------|------|------|------|--------|------|------|-------|-------|-------|--------|-------|-------|-------|--------|-------|--------|
|--------------|------|------|------|--------|------|------|------|------|------|--------|------|------|------|------|------|--------|------|------|------|------|------|--------|------|------|------|------|------|--------|------|------|------|------|------|--------|------|------|------|------|------|--------|------|------|------|------|------|--------|------|------|-------|-------|-------|--------|-------|-------|-------|--------|-------|--------|

| PITCHER | IP | WLS | BF | H | R | ER | SO | BB | IBB | HBP | BLK | WP | HR | S | P | ERA | WHIP |
|--|--------|-----|----|----|---|----|----|----|-----|-----|-----|----|----|----|----|------|-------|
| Jack Sanford, R <small>ERA: 7.11</small> | (1, 1) | 6.1 | L | 30 | 7 | 5 | 5 | 4 | 1 | 0 | 0 | 0 | 0 | 35 | 41 | 7.11 | 1.263 |
| Frank Linzy, R <small>ERA:</small> | (7, 1) | 0.2 | | 1 | 0 | 0 | 0 | 0 | 0 | 0 | 0 | 0 | 0 | 1 | 1 | 0.00 | 0.000 |
| Bob Shaw, R <small>ERA:</small> | (8, 1) | 1.0 | | 3 | 0 | 0 | 3 | 0 | 0 | 0 | 0 | 0 | 0 | 9 | 9 | 0.00 | 0.000 |

BOTTOM

San Francisco Giants @ Pittsburgh Pirates
 Forbes Field, Pittsburgh, PA
 Tue Apr 13 1965, 6:05 PM EST
 Att. 4,444 - Unknown

livebaseballscorecards.com

| | |
|------------|-----------|
| AB | 30 |
| R | 5 |
| H | 7 |
| RBI | 5 |
| BB | 1 |
| SO | 7 |
| LOB | 14 |



| Batter | 1 | 2 | 3 | 4 | 5 | 6 | 7 | 8 | 9 | AB R H RBI BB SO LOB | TOP |
|--|--|---|---|---|---|---|--|---|---|--|--|
| Maury Wills, S OBP: 0.667, SLG: 0.500 (1, 6) BB | 4-0 BB E S | | 0-0 1B S | | 1-0 HBP CS | | | 0-0 1B S SH2-3 SH1-3 | | 2 1 2 0 1 0 0 | |
| Wes Parker, S OBP: 0.333, SLG: 0.500 (1, 3) SS | 0-3 1-3 K | | 0-0 1-2 4-3 | | 0-0 1-2 CS | | 0-0 2B | 0-0 1-2 SH2-3 | | 3 0 1 0 0 1 2 | |
| Dick Smith, R (1, 8) SS | 0-3 K | | | 0-0 F4 | | 0-0 F9 | | 0-0 2-H SH1-3 | | 3 0 0 1 0 1 1 | |
| Tommy Davis, R OBP: 0.286, SLG: 0.286 Al Ferrara, R (8, 7) X | 0-0 5-3 | | | 0-0 F4 | | 0-0 1-3 | | 0-0 F9 | | 4 0 0 0 0 0 1 0 0 0 0 0 0 0 | |
| John Roseboro, L (1, 2) X | | 0-0 F8 | | 0-0 3-1 | | | 0-3 K | | 0-0 4-3 | 4 0 0 0 0 1 0 | |
| Jim Lefebvre, S OBP: 0.125, SLG: 0.250 (1, 4) X | | 0-0 G3 | | | 0-0 HR 2B | | 0-0 6-3 | | 0-3 K | 4 1 1 0 0 1 0 | |
| Ron Fairly, L OBP: 0.500, SLG: 1.000 (1, 9) X | | 0-0 1-3 | | | 0-0 HR 2B | | 0-0 2B | | 4-0 BB | 3 1 2 2 1 0 0 | |
| John Kennedy, R (1, 5) X | | | 0-0 F9 | | 0-0 6-3 | | 4-0 IBB | | 0-0 F9 | 3 0 0 0 1 0 1 | |
| Claude Osteen, L (1, 1) X | | | 0-0 G3 | | 0-0 4-3 | | 0-0 F8 | | | 3 0 0 0 0 0 2 | |
| Inning Stats | R: 0 E: 0 K: 2 S: 7 H: 0 LOB: 1 BB: 1 P: 11 | R: 0 E: 0 K: 0 S: 3 H: 0 LOB: 0 BB: 0 P: 3 | R: 0 E: 0 K: 0 S: 4 H: 1 LOB: 1 BB: 0 P: 4 | R: 0 E: 0 K: 0 S: 3 H: 0 LOB: 0 BB: 0 P: 3 | R: 2 E: 0 K: 0 S: 4 H: 2 LOB: 0 BB: 0 P: 5 | R: 0 E: 0 K: 0 S: 3 H: 1 LOB: 0 BB: 0 P: 3 | R: 0 E: 0 K: 1 S: 6 H: 1 LOB: 2 BB: 1 P: 10 | R: 1 E: 0 K: 0 S: 4 H: 1 LOB: 0 BB: 0 P: 4 | R: 0 E: 0 K: 1 S: 5 H: 0 LOB: 1 BB: 1 P: 9 | 1B: 2 2B: 3 3B: 0 HR: 1 SF: 0 SAC: 2 DP: 0 HBP: 1 | WP: 0 PB: 0 SB: 3 CS: 1 PA: 36 |
| PITCHER Joe Gibbon, L ERA: 3.38 Roy Face, R ERA: | IP WLS BF H R ER SO BB IBB HBP BLK WP HR S P ERA WHIP | | | | | | | | | | |
| | 8.0 L 31 6 3 3 3 1 1 0 0 0 1 34 43 3.38 0.875 | | | | | | | | | | |
| | 1.0 4 0 0 0 1 1 0 0 0 0 0 5 9 0.00 1.000 | | | | | | | | | | |

Los Angeles Dodgers @ Pittsburgh Pirates
 Forbes Field, Pittsburgh, PA
 Wed Apr 14 1965, 6:05 PM EST
 Att. 7,770 - Unknown

| | |
|-----|----|
| AB | 29 |
| R | 3 |
| H | 6 |
| RBI | 3 |
| BB | 3 |
| SO | 4 |
| LOB | 7 |




| Batter | 1 | 2 | 3 | 4 | 5 | 6 | 7 | 8 | 9 | AB | R | H | RBI | BB | SO | LOB |
|--|------------|------------------|----------------------------|------------|-----------|------------|-----------|------------|-------------|----|---|---|-----|----|----|-----|
| Manny Mota, R (1, 8) SS | 0-3 K | | 0-0 FC4-6 BB 1-2f | | 0-0 G3 | | | 0-0 4-3 | | 4 | 0 | 0 | 0 | 0 | 1 | 2 |
| Dick Schofield, S (1, 6) OBP: 0.333, SLG: 0.364 SS | 0-3 K | | 4-0 BB 1-2 | | | 0-0 6-3 | | | 0-0 F4 | 3 | 0 | 0 | 0 | 1 | 1 | 0 |
| Roberto Clemente, R (1, 9) OBP: 0.167, SLG: 0.091 X | 0-0 3-1 | | 0-3 K | | | 0-0 1-3 | | | 0-0 4-3 | 4 | 0 | 0 | 0 | 0 | 1 | 2 |
| Bob Bailey, R (1, 5) OBP: 0.250, SLG: 0.750 SS | | 0-0 E1 WP | | 0-3 K | | 0-0 1-3 | | | 0-0 HR | 4 | 1 | 1 | 1 | 0 | 1 | 0 |
| Donn Clendenon, R (1, 3) OBP: 0.182, SLG: 0.100 X | | 0-0 P4 1-3 | | 0-0 6-3 | | | 0-3 K | | 0-0 B2-3 | 4 | 0 | 0 | 0 | 0 | 1 | 1 |
| Willie Stargell, L (1, 7) OBP: 0.091, SLG: 0.273 X | | 0-0 G3 | | 0-0 5-3 | | | 0-0 G3 | | | 3 | 0 | 0 | 0 | 0 | 0 | 1 |
| Gene Alley, R (1, 4) X | | 0-0 4-3 | | | 0-3 K | | | 0-0 5-3 | | 3 | 0 | 0 | 0 | 0 | 1 | 1 |
| Jim Pagliaroni, R (1, 2) OBP: 0.429, SLG: 0.500 SS | | | 0-3 K | | 0-0 2B | | | 0-0 P3 | | 3 | 0 | 1 | 0 | 0 | 1 | 0 |
| Joe Gibbon, R (1, 1) Andre Rodgers, R (8, PH) Roy Face, R (9, 1) | | | 4-0 BB FC4-6 BB | | 0-3 K | | | 0-0 4-3 | | 1 | 0 | 0 | 0 | 1 | 1 | 1 |
| | | | | | | | | | | 1 | 0 | 0 | 0 | 0 | 0 | 0 |
| | | | | | | | | | | 0 | 0 | 0 | 0 | 0 | 0 | 0 |

| Inning Stats | R: 0 | H: 0 | E: 0 | LOB: 0 | K: 2 | S: 7 | R: 0 | H: 0 | E: 1 | LOB: 1 | K: 0 | S: 4 | R: 0 | H: 0 | E: 0 | LOB: 2 | K: 2 | S: 7 | R: 0 | H: 0 | E: 0 | LOB: 0 | K: 1 | S: 5 | R: 0 | H: 1 | E: 0 | LOB: 1 | K: 2 | S: 8 | R: 0 | H: 0 | E: 0 | LOB: 0 | K: 0 | S: 3 | R: 0 | H: 0 | E: 0 | LOB: 0 | K: 1 | S: 5 | R: 0 | H: 0 | E: 0 | LOB: 0 | K: 0 | S: 3 | R: 0 | H: 0 | E: 0 | LOB: 0 | K: 0 | S: 3 | R: 1 | H: 1 | E: 0 | LOB: 0 | K: 0 | S: 4 | 1B: 0 | SF: 0 | 2B: 1 | SAC: 0 | 3B: 0 | DP: 0 | HR: 1 | HBP: 0 | WP: 2 | PA: 32 | SB: 0 | CS: 0 |
|--|------|------|------|--------|------|------|------|------|------|--------|------|------|------|------|------|--------|------|------|------|------|------|--------|------|------|------|------|------|--------|------|------|------|------|------|--------|------|------|------|------|------|--------|------|------|------|------|------|--------|------|------|------|------|------|--------|------|------|------|------|------|--------|------|------|-------|-------|-------|--------|-------|-------|-------|--------|-------|--------|-------|-------|
| PITCHER Claude Osteen, L (1, 1) ERA: 1.0 | IP | WLS | BF | H | R | ER | SO | BB | IBB | HBP | BLK | WP | HR | S | P | ERA | WHIP | | | | | | | | | | | | | | | | | | | IP | WLS | BF | H | R | ER | SO | BB | IBB | HBP | BLK | WP | HR | S | P | ERA | WHIP | | | | | | | | | | | | | | | | | | | | |

BOTTOM

Los Angeles Dodgers @ Pittsburgh Pirates
 Forbes Field, Pittsburgh, PA
 Wed Apr 14 1965, 6:05 PM EST
 Att. 7,770 - Unknown

| | |
|------------|-----------|
| AB | 30 |
| R | 1 |
| H | 2 |
| RBI | 1 |
| BB | 2 |
| SO | 8 |
| LOB | 8 |



| Batter | 1 | 2 | 3 | 4 | 5 | 6 | 7 | 8 | 9 | 10 | AB R H RBI BB SO LOB | TOP | | | | | | | | | | | | | | |
|--|---|---------------------------------|------------------------------|---------------------------------|------------------------------|---------------------------------|------------------------------|---------------------------------|------------------------------|---------------------------------|------------------------------|--|------------------------------|----------------------------------|------------------------------|---------------------------------|------------------------------|---------------------------------|----------------------------------|------------------------------------|----------------------------------|--------|--|--|--|--|
| Bob Lillis, R (1, 6) OBP: 0.111, SLG: 0.059 | 0-0 F3 | | 0-0 1-3 | | 0-0 6-3 | | | 0-0 SH3-4 | | 0-0 F7 | 4 0 0 0 0 0 1 | Houston Astros @ Pittsburgh Pirates Forbes Field, Pittsburgh, PA Sat Apr 17 1965, 3:33 AM EST Att. 6,129 - Cloudy - 58 F | | | | | | | | | | | | | | |
| Joe Morgan, L (1, 4) OBP: 0.316, SLG: 0.412 | 0-0 1B 3B | | 0-0 G3 | | 0-0 F8 | | | 0-0 1B BB | | 0-3 K | 5 1 2 1 0 1 1 | | | | | | | | | | | | | | | |
| Jimmy Wynn, R (1, 8) OBP: 0.353, SLG: 0.500 | 0-3 K | | 0-0 P6 | | | | | 4-0 1B BB | | | 3 0 0 0 1 2 1 | | | | | | | | | | | | | | | |
| Walt Bond, L (1, 3) OBP: 0.294, SLG: 0.294 | 0-0 1B | | | 0-0 FC6-4 1B | | | 0-0 P4 | 0-0 1B BB | | | 4 0 3 1 0 0 0 | | | | | | | | | | | | | | | |
| Bob Aspromonte, R (1, 5) OBP: 0.294, SLG: 0.143 | 0-0 F8 | | | 0-0 FC6-4 1-2f | | | 0-0 5-3 | 0-0 G4-6-3 1-2f | | | 4 0 0 0 0 0 5 | | | | | | | | | | | | | | | |
| Jim Beauchamp, R (1, 7) OBP: 0.333, SLG: 0.200 | | 0-0 F8 | | 0-0 FC6-4 1-2f | | | 4-0 G4-6-3 BB | | 0-0 5-3 | | 3 0 0 0 1 0 1 | | | | | | | | | | | | | | | |
| Joe Gaines, R (1, 9) OBP: 0.182, SLG: 0.100 | | 0-0 E6 | | 0-0 P4 | | | 0-3 K | | 0-0 1-3 | | 4 0 0 0 0 1 2 | | | | | | | | | | | | | | | |
| Ron Brand, R (1, 2) OBP: 0.333, SLG: 0.333 | | 0-0 P4 | | | 0-0 SH1-4 1B | | 0-0 G4-6-3 1-2f | | 0-3 K | | 4 0 1 0 0 1 2 | | | | | | | | | | | | | | | |
| Don Nottebart, R (1, 1) | | 0-3 K | | | 0-0 SH1-4 | | | 4-0 SH3-4 1B BB | | | 1 0 0 0 0 1 1 | | | | | | | | | | | | | | | |
| Mike White, R (8, PH) | | | | | | | | | | 0-0 F5 | 0 0 0 0 1 0 0 | | | | | | | | | | | | | | | |
| Al Spangler, L (8, PR) OBP: 0.429, SLG: 0.200 | | | | | | | | | | | 0 1 0 0 0 0 0 | | | | | | | | | | | | | | | |
| Jim Owens, R (8, 1) | | | | | | | | | | | 1 0 0 0 0 0 0 | | | | | | | | | | | | | | | |
| Inning Stats | R: 1 E: 0 K: 1 S: 7 | H: 2 LOB: 1 BB: 0 P: 7 | R: 0 E: 1 K: 1 S: 6 | H: 0 LOB: 1 BB: 0 P: 6 | R: 0 E: 0 K: 0 S: 3 | H: 0 LOB: 0 BB: 0 P: 3 | R: 0 E: 0 K: 0 S: 4 | H: 1 LOB: 1 BB: 0 P: 4 | R: 0 E: 0 K: 1 S: 5 | H: 0 LOB: 0 BB: 0 P: 5 | R: 0 E: 0 K: 1 S: 4 | H: 0 LOB: 0 BB: 1 P: 8 | R: 1 E: 0 K: 0 S: 4 | H: 2 LOB: 3 BB: 2 P: 12 | R: 0 E: 0 K: 1 S: 5 | H: 0 LOB: 0 BB: 0 P: 5 | R: 0 E: 0 K: 1 S: 5 | H: 0 LOB: 0 BB: 0 P: 5 | 1B: 5 2B: 0 3B: 1 HR: 0 | SF: 0 SAC: 2 DP: 2 HBP: 0 | WP: 0 PB: 0 SB: 0 CS: 0 | PA: 38 | | | | |
| PITCHER | IP WLS BF H R ER SO BB IBB HBP BLK WP HR S P ERA WHIP | | | | | | | | | | | | | | | | | | | | | | | | | |
| Bob Veale, L (1, 1) ERA: 1.04 | 7.1 | | | | | | | | | | | | | | | | | | | | | | | | | |
| Al McBean, R (8, 1) ERA: | 1.2 | 4 | 0 | 0 | 0 | 1 | 0 | 0 | 0 | 0 | 0 | 0 | 6 | 6 | 0.00 | 0.000 | | | | | | | | | | |
| Roy Face, R (10, 1) ERA: | 1.0 | W | 3 | 0 | 0 | 0 | 1 | 0 | 0 | 0 | 0 | 0 | 5 | 5 | 0.00 | 0.000 | | | | | | | | | | |

livebaseballscores.com

AB 33
R 2
H 6
RBI 2
BB 3
SO 6
LOB 14



| Batter | 1 | 2 | 3 | 4 | 5 | 6 | 7 | 8 | 9 | 10 | AB R H RBI BB SO LOB | BOTTOM | |
|---|---|--|---|--|---|---|---|---|--|--|--|---|---|
| Bill Virdon, L OBP: 0.538, SLG: 0.500 (1, 8) | F9 | | 1B | | SH1-4 1B | | BLK 1B | | F9 | | 5 1 3 1 0 0 1 | Houston Astros @ Pittsburgh Pirates Forbes Field, Pittsburgh, PA Sat Apr 17 1965, 3:33 AM EST Att: 6,129 - Cloudy - 58 F | |
| Dick Schofield, S OBP: 0.438, SLG: 0.500 (1, 6) | FC5-4 BB | | 2-3 1B | | SH1-4 1-2 | | K 1-2 | | | 3 1 2 1 1 1 1 | | | |
| Roberto Clemente, R OBP: 0.176, SLG: 0.125 (1, 9) | FC5-4 1-2f | | 2-3 1-2 | | 1-3 | | | F8 | | 5 0 1 1 0 0 3 | | | |
| Willie Stargell, L OBP: 0.067, SLG: 0.200 (1, 7) | K | | P3 | | 4-3 | | | K | 2-H 1B | 4 0 0 0 0 2 3 | | | |
| Bob Bailey, R OBP: 0.313, SLG: 0.643 (1, 5) | | F2 | | 6-3 BB | | 5-3 | | BB | | 2 0 0 0 2 0 0 | | | |
| Donn Clendenon, R OBP: 0.200, SLG: 0.077 (1, 3) | | CS BB | | 6-3 1-2 | | 1-3 | | F9 | | 3 0 0 0 1 0 2 | | | |
| Gene Alley, R (1, 4) | | K | | K | | F8 | | | BB | 3 0 0 0 1 2 2 | | | |
| Jim Pagliaroni, R OBP: 0.455, SLG: 0.444 (1, 2) | CS 1-2 | | SH1-4 1B | | IBB | | 1-3 | | K | 3 1 1 0 1 1 1 | | | |
| Bob Veale, S Al McBean, R Jerry Lynch, L Roy Face, R | | | SH1-4 1-2 | | K | | K | | K | 2 0 0 0 0 2 2 0 0 0 0 0 0 0 1 0 0 0 0 1 1 0 0 0 0 0 0 0 | | | |
| Inning Stats | R: 0 H: 0 E: 0 LOB: 1 K: 1 BB: 1 S: 5 P: 9 | R: 0 H: 0 E: 0 LOB: 0 K: 1 BB: 1 S: 4 P: 8 | R: 2 H: 3 E: 0 LOB: 1 K: 0 BB: 0 S: 6 P: 6 | R: 0 H: 0 E: 0 LOB: 2 K: 2 BB: 2 S: 7 P: 15 | R: 0 H: 1 E: 0 LOB: 1 K: 0 BB: 0 S: 4 P: 4 | R: 0 H: 0 E: 0 LOB: 0 K: 0 BB: 0 S: 3 P: 3 | R: 0 H: 1 E: 0 LOB: 1 K: 2 BB: 0 S: 8 P: 8 | R: 0 H: 0 E: 0 LOB: 1 K: 1 BB: 1 S: 5 P: 9 | R: 0 H: 0 E: 0 LOB: 1 K: 2 BB: 1 S: 7 P: 11 | R: 1 H: 2 E: 0 LOB: 1 K: 0 BB: 0 S: 2 P: 2 | 1B: 6 SF: 0 2B: 1 SAC: 2 3B: 0 DP: 0 HR: 0 HBP: 0 | | WP: 0 PA: 40 PB: 0 SB: 0 CS: 1 |
| PITCHER | Don Nottebart, R ERA: 2.57 (1, 1) | IP: 7.0 WLS: L BF: 29 H: 5 R: 2 ER: 2 SO: 6 BB: 3 IBB: 1 HBP: 0 BLK: 1 WP: 0 HR: 0 S: 37 P: 53 ERA: 2.57 WHIP: 1.143 | Jim Owens, R ERA: 3.86 (8, 1) | IP: 2.0 WLS: L BF: 10 H: 2 R: 1 ER: 1 SO: 3 BB: 2 IBB: 0 HBP: 0 BLK: 0 WP: 0 HR: 0 S: 14 P: 22 ERA: 4.50 WHIP: 2.000 | PITCHER | | | | | | IP: 7.0 WLS: L BF: 29 H: 5 R: 2 ER: 2 SO: 6 BB: 3 IBB: 1 HBP: 0 BLK: 1 WP: 0 HR: 0 S: 37 P: 53 ERA: 2.57 WHIP: 1.143 | | |

| | |
|-----|----|
| AB | 31 |
| R | 3 |
| H | 7 |
| RBI | 3 |
| BB | 6 |
| SO | 9 |
| LOB | 16 |



livebaseballscorecards.com

| Batter | 1 | 2 | 3 | 4 | 5 | 6 | 7 | 8 | 9 | AB R H RBI BB SO LOB | TOP | |
|--|---|--|---|---|---|---|---|---|---|--|--|--|
| Joe Morgan, L (1, 4) OBP: 0.348, SLG: 0.450 | 0-0 2B | 4-0 BB | | | 0-0 4-3 | | | 0-0 4-3 | | 3 0 1 0 1 0 0 | | |
| Al Spangler, L (1, 7) OBP: 0.455, SLG: 0.333 | 0-0 1-3 | 0-0 4-3 | | | 0-0 1B | | | 0-0 1B | | 4 0 2 0 0 0 3 | | |
| Rusty Staub, L (1, 9) OBP: 0.200, SLG: 0.111 | 0-0 F9 | | | | 0-0 4-3 | | | 0-0 P6 | | 4 0 0 0 0 0 2 | | |
| Walt Bond, L (1, 3) OBP: 0.238, SLG: 0.238 | 0-0 P5 | | | | 0-0 4-1 | | | 0-0 4-3 | | 4 0 0 0 0 0 2 | | |
| Bob Aspromonte, R (1, 5) OBP: 0.238, SLG: 0.111 | | | | | 0-0 K | | | 0-0 6-3 | | 4 0 0 0 0 2 0 | | |
| Jimmy Wynn, R (1, 8) OBP: 0.381, SLG: 0.500 | | | | | 0-0 G4-6-3 1B | | | 0-0 F5 | | 4 1 2 0 0 0 0 | | |
| John Bateman, R (1, 2) OBP: 0.500, SLG: 1.200 | | | | | 0-0 G4-6-3 1-H HR | | | 0-3 K | | 4 2 2 3 0 1 1 | | |
| Bob Lillis, R (1, 6) OBP: 0.227, SLG: 0.238 | | | | | 0-0 1-3 | | | 0-0 FC5-4 1B | | 4 0 3 0 0 0 0 | | |
| Bob Bruce, R (1, 1) OBP: 0.227, SLG: 0.238 | | | | | 0-0 K | | | 0-0 FC5-4 1B | | 4 0 0 0 0 1 3 | | |
| Inning Stats | R: 0 E: 0 K: 0 S: 4 H: 1 LOB: 1 BB: 0 P: 4 | R: 2 E: 0 K: 1 S: 8 H: 3 LOB: 2 BB: 1 P: 12 | R: 0 E: 0 K: 1 S: 5 H: 0 LOB: 0 BB: 0 P: 5 | R: 0 E: 0 K: 0 S: 3 H: 1 LOB: 0 BB: 0 P: 3 | R: 0 E: 0 K: 1 S: 3 H: 1 LOB: 1 BB: 0 P: 3 | R: 0 E: 0 K: 0 S: 3 H: 0 LOB: 0 BB: 0 P: 3 | R: 0 E: 0 K: 1 S: 6 H: 1 LOB: 1 BB: 0 P: 6 | R: 0 E: 0 K: 0 S: 4 H: 1 LOB: 1 BB: 0 P: 4 | R: 1 E: 0 K: 1 S: 7 H: 2 LOB: 1 BB: 0 P: 7 | 1B: 6 2B: 2 3B: 0 HR: 2 SF: 0 SAC: 0 DP: 1 HBP: 0 | WP: 0 PB: 0 SB: 0 CS: 0 PA: 36 | |
| PITCHER | IP WLS BF H R ER SO BB IBB HBP BLK WP HR S P ERA WHIP | | | | | | | | | | | |
| Vern Law, R (1, 1) ERA: 2.25 | 8.0 L 31 8 2 2 3 1 0 0 0 0 0 1 36 40 2.25 1.125 | | | | | | | | | | | |
| Roy Face, R (9, 1) ERA: 3.0 | 1.0 5 2 1 1 1 0 0 0 0 0 0 1 7 7 9.00 2.000 | | | | | | | | | | | |

Houston Astros @ Pittsburgh Pirates
 Forbes Field, Pittsburgh, PA
 Sun Apr 18 1965, 3:33 AM EST
 Cloudy - 56 F

livebaseballscorecards.com

| | |
|-----|----|
| AB | 35 |
| R | 3 |
| H | 10 |
| RBI | 3 |
| BB | 1 |
| SO | 4 |
| LOB | 11 |



BOTTOM

Houston Astros @ Pittsburgh Pirates
Forbes Field, Pittsburgh, PA
Sun Apr 18 1965, 3:33 AM EST
Cloudy - 56 F

livebaseballscores.com

| | |
|-----|----|
| AB | 32 |
| R | 1 |
| H | 6 |
| RBI | 1 |
| BB | 1 |
| SO | 9 |
| LOB | 11 |



| | | | |
|-----|---|-----|----|
| WP: | 0 | PA: | 33 |
| PB: | 0 | | |
| SB: | 0 | | |
| CS: | 0 | | |

AB R H RBI BB SO LOB

| | | | | | | |
|---|---|---|---|---|---|---|
| 4 | 1 | 1 | 0 | 0 | 0 | 2 |
| 4 | 0 | 0 | 0 | 0 | 2 | 3 |
| 4 | 0 | 2 | 0 | 0 | 1 | 2 |
| 3 | 0 | 0 | 0 | 1 | 2 | 1 |
| 4 | 0 | 0 | 1 | 0 | 0 | 2 |
| 4 | 0 | 0 | 0 | 0 | 2 | 0 |
| 3 | 0 | 1 | 0 | 0 | 1 | 0 |
| 0 | 0 | 0 | 0 | 0 | 0 | 0 |
| 0 | 0 | 0 | 0 | 0 | 0 | 0 |
| 3 | 0 | 0 | 0 | 0 | 0 | 1 |
| 2 | 0 | 1 | 0 | 0 | 1 | 0 |
| 1 | 0 | 1 | 0 | 0 | 0 | 0 |
| 0 | 0 | 0 | 0 | 0 | 0 | 0 |

| Batter | 1 | 2 | 3 | 4 | 5 | 6 | 7 | 8 | 9 |
|---|--|------------|-------------------|---|------------|------------|------------|------------|---|
| Bill Virdon, L OBP: 0.471, SLG: 0.438 (1, 8) | 0-0 BB 1B FC5-4-3-5 1B | | 0-0 P6 | | | 0-0 P6 | | 0-0 F7 | |
| Dick Schofield, S OBP: 0.350, SLG: 0.389 (1, 6) | 0-3 K | | 0-0 4-3 1-2 | | | 0-0 3-1 | | 0-3 K | |
| Roberto Clemente, R OBP: 0.238, SLG: 0.200 (1, 9) | 0-0 BB FC5-4-3-5 1-2 1B | | 0-0 5-3 | | | 0-0 1B | | 0-3 K | |
| Willie Stargell, L OBP: 0.105, SLG: 0.167 (1, 3) | 4-0 BB FC5-4-3-5 1-2 2-3 BB | | 0-3 K | | | 0-3 K | | 0-0 F8 | |
| Bob Bailey, R OBP: 0.250, SLG: 0.500 (1, 5) | 0-0 FC5-4-3-5 1-2 2-3 3-H | | 0-0 F8 | | | 0-0 6-3 | | 0-0 F9 | |
| Jerry Lynch, L (1, 7) | | 0-3 K | 0-0 F7 | | | 0-3 K | | 0-0 4-3 | |
| Jim Pagliaroni, R OBP: 0.429, SLG: 0.417 (1, 2) | | 0-3 K | | | 0-0 P6 | | 0-0 1B | | |
| Andre Rodgers, R (7, PR) | | | | | | | | | |
| Del Crandall, R (8, 2) | | | | | | | | | |
| Gene Alley, R (1, 4) | | 0-0 5-3 | | | 0-0 6-3 | | 0-0 4-3 | | |
| Vern Law, R OBP: 0.500, SLG: 0.500 (1, 1) | | | 0-0 4-3 1B | | | 0-3 K | | 0-0 1B | |
| Manny Mota, R OBP: 0.200, SLG: 0.200 (8, PH) | | | | | | | | | |
| Roy Face, R (9, 1) | | | | | | | | | |

| | | | | | | | | | | | | | | | | | | |
|---------------------|------------------------------|----------------------------------|------------------------------|---------------------------------|------------------------------|---------------------------------|------------------------------|---------------------------------|------------------------------|---------------------------------|------------------------------|---------------------------------|------------------------------|---------------------------------|------------------------------|---------------------------------|----------------------------------|------------------------------------|
| Inning Stats | R: 1 E: 0 K: 1 S: 6 | H: 2 LOB: 1 BB: 1 P: 10 | R: 0 E: 0 K: 2 S: 7 | H: 0 LOB: 0 BB: 0 P: 7 | R: 0 E: 0 K: 0 S: 4 | H: 1 LOB: 1 BB: 0 P: 4 | R: 0 E: 0 K: 1 S: 5 | H: 0 LOB: 0 BB: 0 P: 5 | R: 0 E: 0 K: 1 S: 5 | H: 1 LOB: 1 BB: 0 P: 6 | R: 0 E: 0 K: 1 S: 6 | H: 1 LOB: 1 BB: 0 P: 6 | R: 0 E: 0 K: 2 S: 8 | H: 1 LOB: 1 BB: 0 P: 8 | R: 0 E: 0 K: 0 S: 3 | H: 0 LOB: 0 BB: 0 P: 3 | 1B: 6 2B: 1 3B: 0 HR: 0 | SF: 0 SAC: 0 DP: 1 HBP: 0 |
|---------------------|------------------------------|----------------------------------|------------------------------|---------------------------------|------------------------------|---------------------------------|------------------------------|---------------------------------|------------------------------|---------------------------------|------------------------------|---------------------------------|------------------------------|---------------------------------|------------------------------|---------------------------------|----------------------------------|------------------------------------|

| | | | |
|---|--|----------------|--|
| PITCHER Bob Bruce, R ERA: 1.69 (1, 1) | IP: 9.0 WLS: W BF: 33 H: 6 R: 1 ER: 1 SO: 9 BB: 1 IBB: 0 HBP: 0 BLK: 0 WP: 0 HR: 0 S: 50 P: 54 ERA: 1.00 WHIP: 0.778 | PITCHER | IP: 9.0 WLS: W BF: 33 H: 6 R: 1 ER: 1 SO: 9 BB: 1 IBB: 0 HBP: 0 BLK: 0 WP: 0 HR: 0 S: 50 P: 54 ERA: 1.00 WHIP: 0.778 |
|---|--|----------------|--|

| Batter | 1 | 2 | 3 | 4 | 5 | 6 | 7 | 8 | 9 | AB R H RBI BB SO LOB | TOP |
|---|---|--|---|---|---|---|---|---|---|--|---|
| Joe Morgan, L (1, 4) OBP: 0.321, SLG: 0.400 | 0-0 F7 | 0-0 G3 | | | 0-0 F2 | | 0-0 F5 | | 0-0 E7 | 5 0 1 0 0 0 3 | |
| Al Spangler, L (1, 7) OBP: 0.313, SLG: 0.214 | 0-0 6-3 | | 0-0 1-3 | | 0-0 6-3 | | | 0-0 1-3 | 0-0 6-3 | 5 0 0 0 0 0 1 | |
| Rusty Staub, L (1, 9) OBP: 0.214, SLG: 0.154 | 0-0 4-3 | | 0-0 F8 | | | 0-0 P5 | | 0-0 SF9 | | 4 1 1 0 0 0 0 | |
| Walt Bond, L (1, 3) OBP: 0.280, SLG: 0.320 | | 0-0 1B | 0-0 1-3 | | 0-0 F5 | | | 0-0 E7 | 0-0 1B | 4 2 2 0 0 0 0 | |
| Bob Aspromonte, R (1, 5) OBP: 0.320, SLG: 0.333 | | 0-0 BB | | 0-0 5-3 | | 0-0 E | | 0-0 SF9 | | 3 1 3 1 0 0 0 | |
| Jimmy Wynn, R (1, 8) OBP: 0.440, SLG: 0.545 | | 0-0 BB | 0-3 K | | 0-0 E4 | | 0-0 E4 | 0-0 | | 4 0 3 3 0 1 1 | |
| Ron Brand, R (1, 2) OBP: 0.231, SLG: 0.231 | | 0-0 F9 | 0-0 5-3 | | 0-0 F3 | | 0-0 F3 | 0-0 F7 | | 4 0 0 0 0 0 5 | |
| Bob Lillis, R (1, 6) OBP: 0.231, SLG: 0.208 | | 4-0 | 0-0 F9 | | 0-0 F9 | | 0-0 6-3 | | 0-0 1-3 | 3 0 0 0 1 0 1 | |
| Don Larsen, R (1, 1) Hal Woodeshick, R (6, 1) Jim Beauchamp, R (7, PH) Claude Raymond, R (7, 1) Ken MacKenzie, R (7, 1) Dave Giusti, R (8, 1) John Bateman, R (9, PH) OBP: 0.455, SLG: 1.091 | | 0-3 K | | 0-0 6-3 | | 0-0 4-3 | | 0-0 F9 | | 2 0 0 0 0 0 1 3 | |
| Inning Stats | R: 0 H: 0 E: 0 LOB: 0 K: 0 BB: 0 S: 3 P: 3 | R: 1 H: 3 E: 0 LOB: 3 K: 1 BB: 1 S: 8 P: 12 | R: 0 H: 0 E: 0 LOB: 0 K: 0 BB: 0 S: 3 P: 3 | R: 0 H: 1 E: 0 LOB: 1 K: 1 BB: 0 S: 6 P: 6 | R: 0 H: 0 E: 0 LOB: 0 K: 0 BB: 0 S: 3 P: 3 | R: 1 H: 2 E: 1 LOB: 1 K: 0 BB: 0 S: 5 P: 5 | R: 0 H: 0 E: 0 LOB: 0 K: 0 BB: 0 S: 3 P: 3 | R: 2 H: 3 E: 1 LOB: 1 K: 0 BB: 0 S: 6 P: 6 | R: 0 H: 1 E: 1 LOB: 1 K: 0 BB: 0 S: 4 P: 4 | 1B: 8 SF: 1 2B: 1 SAC: 0 3B: 1 DP: 0 HR: 0 HBP: 0 | WP: 0 PA: 38 PB: 0 SB: 0 CS: 0 |
| PITCHER Don Cardwell, R (1, 1) ERA: 3.68 Al McBean, R (8, 1) ERA: | IP WLS BF H R ER SO BB IBB HBP BLK WP HR S P ERA WHIP | 7.1 0 31 8 4 3 2 1 0 0 0 0 0 0 34 38 3.68 1.227 | 1.2 W 7 2 0 0 0 0 0 0 0 0 0 0 0 7 7 0.00 1.200 | | | | | | | | |

Houston Astros @ Pittsburgh Pirates
 Forbes Field, Pittsburgh, PA
 Sun Apr 18 1965, 3:38 AM EST
 Att. 7,176 - Unknown

livebaseballscorecards.com

| | |
|-----|----|
| AB | 36 |
| R | 4 |
| H | 10 |
| RBI | 4 |
| BB | 1 |
| SO | 2 |
| LOB | 14 |




| Batter | 1 | 2 | 3 | 4 | 5 | 6 | 7 | 8 | 9 |
|--|----------------|---------|------------|-------------|--------------------|---------------|-------------------|--------------|---|
| Bill Virdon, L OBP: 0.364, SLG: 0.333 (1, 8) | 0-0 F9 | 0-0 G3 | | | 0-0 F7 | 0-3 K | 0-0 P6 | | |
| Dick Schofield, S OBP: 0.440, SLG: 0.429 (1, 6) | 3B 1B | | 4-3 1-3 1B | | 4-0 2B BB | 4-0 BB | | 0-0 5-3 | |
| Roberto Clemente, R OBP: 0.308, SLG: 0.333 (1, 9) | 1-H 2B 3B | | 1-3 1-2 | | 0-0 2B 1B | 0-3 K | | 4-0 FC5-4 BB | |
| Willie Stargell, L OBP: 0.130, SLG: 0.227 (1, 3) (8, 7) | 3-H 2B | | 4-3 2-3 | | 0-3 K | | 0-0 P5 | 0-0 FC5-4 1B | |
| Manny Mota, R OBP: 0.167, SLG: 0.167 (8, PH) (9, 7) | | | | | | | | 1-2 1B | |
| Bob Bailey, R OBP: 0.360, SLG: 0.571 (1, 5) | 4-0 FC6-4 BB | | 1-3 | | 0-0 FC5 1-3 2-H 2B | | 4-0 WP E BB | 0-0 HBP 1B | |
| Jerry Lynch, L OBP: 0.250, SLG: 0.143 (1, 7) | 0-0 F7 | | | 0-0 5-3 1B | 4-0 IBB | | 0-0 E3 1-H 4-3 1B | 1-0 1-2 HBP | |
| Donn Clendenon, R OBP: 0.294, SLG: 0.143 (7, PH) (8, 3) | | | | | | | | | |
| Del Crandall, R (1, 2) | 0-0 FC6-4 1-2f | | | 0-0 5-3 1-2 | 0-0 FC5 2-3f | | 0-0 4-3 2-3 | 0-0 F9 | |
| Gene Alley, R OBP: 0.143, SLG: 0.105 (1, 4) | | 0-0 5-3 | | 0-0 F9 | | 0-0 SH1-4 2B | 4-0 BB IBB | | |
| Don Cardwell, R (1, 1) | | 0-0 3-1 | | 0-0 F9 | | 0-0 SH1-4 2-3 | 4-0 BB | | |
| Al McBean, R (8, 1) | | | | | | | | | |

| AB | R | H | RBI | BB | SO | LOB |
|----|---|---|-----|----|----|-----|
| 5 | 0 | 0 | 0 | 0 | 1 | 4 |
| 3 | 2 | 2 | 0 | 2 | 0 | 0 |
| 4 | 1 | 2 | 1 | 1 | 1 | 3 |
| 4 | 0 | 1 | 1 | 0 | 1 | 3 |
| 1 | 1 | 0 | 0 | 0 | 0 | 1 |
| 3 | 1 | 2 | 2 | 2 | 0 | 1 |
| 2 | 0 | 1 | 0 | 1 | 0 | 2 |
| 1 | 0 | 1 | 1 | 0 | 0 | 0 |
| 5 | 0 | 0 | 0 | 0 | 0 | 9 |
| 3 | 0 | 1 | 0 | 1 | 0 | 1 |
| 2 | 0 | 0 | 0 | 1 | 0 | 1 |
| 0 | 0 | 0 | 0 | 0 | 0 | 0 |

BOTTOM

Houston Astros @ Pittsburgh Pirates
 Forbes Field, Pittsburgh, PA
 Sun Apr 18 1965, 3:38 AM EST
 Att. 7,176 - Unknown

| | |
|-----|----|
| AB | 33 |
| R | 5 |
| H | 10 |
| RBI | 5 |
| BB | 8 |
| SO | 3 |
| LOB | 25 |



| Inning Stats | R: 2 | H: 3 | E: 0 | K: 0 | S: 6 | LOB: 2 | BB: 1 | P: 10 |
|--------------|------|------|------|------|------|--------|-------|-------|
| | R: 0 | H: 0 | E: 0 | K: 0 | S: 3 | LOB: 0 | BB: 0 | P: 3 |
| | R: 0 | H: 1 | E: 0 | K: 0 | S: 4 | LOB: 1 | BB: 0 | P: 4 |
| | R: 0 | H: 1 | E: 0 | K: 0 | S: 4 | LOB: 1 | BB: 0 | P: 4 |
| | R: 1 | H: 2 | E: 0 | K: 1 | S: 7 | LOB: 3 | BB: 2 | P: 15 |
| | R: 0 | H: 1 | E: 0 | K: 2 | S: 8 | LOB: 2 | BB: 1 | P: 12 |
| | R: 1 | H: 1 | E: 1 | K: 0 | S: 4 | LOB: 3 | BB: 3 | P: 16 |
| | R: 1 | H: 1 | E: 1 | K: 0 | S: 4 | LOB: 2 | BB: 1 | P: 9 |

| | | | |
|-------|--------|-------|--------|
| 1B: 6 | SF: 0 | WP: 1 | PA: 43 |
| 2B: 3 | SAC: 1 | PB: 0 | |
| 3B: 1 | DP: 0 | SB: 0 | |
| HR: 0 | HBP: 1 | CS: 0 | |

| PITCHER | IP | WLS | BF | H | R | ER | SO | BB | IBB | HBP | BLK | WP | HR | S | P | ERA | WHIP |
|---------------------------------------|-----|-----|----|---|---|----|----|----|-----|-----|-----|----|----|----|----|-------|-------|
| Don Larsen, R ERA: 5.06 (1, 1) | 5.1 | | 27 | 8 | 3 | 3 | 1 | 2 | 1 | 0 | 0 | 0 | 0 | 26 | 38 | 5.06 | 1.875 |
| Hal Woodeshick, L ERA: 6.0 (6, 1) | 0.2 | | 3 | 0 | 0 | 0 | 2 | 1 | 0 | 0 | 0 | 0 | 0 | 6 | 10 | 0.00 | 1.500 |
| Claude Raymond, R ERA: 6.75 (7, 1) | 0.2 | | 6 | 1 | 1 | 1 | 0 | 2 | 1 | 0 | 0 | 1 | 0 | 3 | 15 | 13.50 | 4.500 |
| Ken MacKenzie, L ERA: (7, 1) | 1.0 | L | 4 | 0 | 1 | 0 | 0 | 1 | 0 | 0 | 0 | 0 | 0 | 3 | 7 | 0.00 | 1.000 |
| Dave Giusti, R ERA: (8, 1) | 0.1 | | 3 | 1 | 0 | 0 | 0 | 0 | 0 | 1 | 0 | 0 | 0 | 2 | 3 | 0.00 | 3.000 |

| Batter | 1 | 2 | 3 | 4 | 5 | 6 | 7 | 8 | 9 | AB R H RBI BB SO LOB | TOP | | | | | | | | | | | |
|--|---|---------------------------------|------------------------------|---------------------------------|---------------------------------|---------------------------------|------------------------------|---------------------------------|------------------------------|---------------------------------|--|------------------------------|---------------------------------|------------------------------|---------------------------------|------------------------------|---------------------------------|------------------------------|---------------------------------|----------------------------------|------------------------------------|----------------------------------|
| Dick Schofield, S (1, 6) OBP: 0.414, SLG: 0.417 | 0-3 K | 0-0 SF9 | | | 0-0 G3 1B | | 0-3 K | | | 3 1 1 1 0 2 0 | Pittsburgh Pirates @ San Francisco Giants Candlestick Park, San Francisco, CA Tue Apr 20 1965, 6:33 AM EST Att. 37,784 - Unknown livebaseballscorecards.com | | | | | | | | | | | |
| Bill Virdon, L (1, 8) OBP: 0.346, SLG: 0.360 | 0-0 1B 2B | 0-0 F7 | | | 0-0 G3 | | 0-0 F8 | | | 4 1 1 0 0 0 2 | | | | | | | | | | | | |
| Roberto Clemente, R (1, 9) OBP: 0.333, SLG: 0.357 | 0-0 FC3-6 1B | | | | 0-0 1-3 | | 0-0 4-3 | | | 4 0 2 2 0 0 0 | | | | | | | | | | | | |
| Willie Stargell, L (1, 7) OBP: 0.111, SLG: 0.192 | 0-0 FC3-6 1B | | | | 0-0 F4 | | 0-3 K | | | 4 0 0 0 0 1 2 | | | | | | | | | | | | |
| Bob Bailey, R (1, 5) OBP: 0.379, SLG: 0.542 | 0-0 1-2 1B | | | | 0-0 1-3 | | 0-0 F7 | | | 3 0 1 0 1 0 1 | | | | | | | | | | | | |
| Donn Clendenon, R (1, 3) OBP: 0.286, SLG: 0.118 | 0-0 F7 | | | | 4-0 F3 1B K BB | | 0-0 4-3 | | | 3 0 0 0 1 0 3 | | | | | | | | | | | | |
| Jim Pagliaroni, R (1, 2) OBP: 0.444, SLG: 0.438 | | | | | 0-0 SH3-4 1B SF9 1B | | 0-0 F9 | | | 4 1 2 0 0 1 0 | | | | | | | | | | | | |
| Gene Alley, R (1, 4) OBP: 0.200, SLG: 0.174 | | | | | 0-0 SF9 SH3-4 1B | | 0-0 F3 | | | 4 0 2 0 0 0 2 | | | | | | | | | | | | |
| Bob Friend, R (1, 1) Al McBean, R (7, 1) | | | | | 0-0 SH3-4 | | 0-3 K | | | 2 0 0 0 0 2 3 1 0 0 0 0 0 0 | | | | | | | | | | | | |
| Inning Stats | R: 1 E: 0 K: 1 S: 8 | H: 3 LOB: 2 BB: 0 P: 8 | R: 1 E: 0 K: 0 S: 5 | H: 2 LOB: 1 BB: 0 P: 5 | R: 0 E: 0 K: 0 S: 3 | H: 0 LOB: 0 BB: 0 P: 3 | R: 0 E: 0 K: 1 S: 5 | H: 1 LOB: 1 BB: 1 P: 9 | R: 1 E: 0 K: 1 S: 7 | H: 2 LOB: 1 BB: 0 P: 7 | | R: 0 E: 0 K: 1 S: 6 | H: 1 LOB: 1 BB: 0 P: 6 | R: 0 E: 0 K: 1 S: 5 | H: 0 LOB: 0 BB: 0 P: 5 | R: 0 E: 0 K: 0 S: 2 | H: 0 LOB: 0 BB: 1 P: 6 | R: 0 E: 0 K: 1 S: 5 | H: 0 LOB: 0 BB: 0 P: 5 | 1B: 8 2B: 1 3B: 0 HR: 0 | SF: 1 SAC: 1 DP: 1 HBP: 0 | WP: 0 PB: 0 SB: 0 CS: 0 |
| PITCHER | IP WLS BF H R ER SO BB IBB HBP BLK WP HR S P ERA WHIP | | | | | | | | | | | | | | | | | | | | | |
| Bobby Bolin, R (1, 1) ERA: 6.23 | 4.1 L 21 8 3 3 2 1 0 0 0 0 0 0 24 28 6.23 2.077 | | | | | | | | | | | | | | | | | | | | | |
| Bob Hendley, L (5, 1) ERA: | 0.2 2 0 0 0 1 0 0 0 0 0 0 4 4 0.00 0.000 | | | | | | | | | | | | | | | | | | | | | |
| Ron Herbel, R (6, 1) ERA: | 3.0 10 1 0 0 2 1 0 0 0 0 0 13 17 0.00 0.667 | | | | | | | | | | | | | | | | | | | | | |
| Frank Linzy, R (9, 1) ERA: | 1.0 3 0 0 0 1 0 0 0 0 0 0 5 5 0.00 0.000 | | | | | | | | | | | | | | | | | | | | | |

Pittsburgh Pirates @ San Francisco Giants
 Candlestick Park, San Francisco, CA

Tue Apr 20 1965, 6:33 AM EST
 Att. 37,784 - Unknown

| | |
|-----|----|
| AB | 32 |
| R | 3 |
| H | 9 |
| RBI | 3 |
| BB | 2 |
| SO | 6 |
| LOB | 13 |



BOTTOM

Pittsburgh Pirates @ San Francisco Giants
Candlestick Park, San Francisco, CA

livebaseballscorecards.com

| | |
|-----|----|
| AB | 35 |
| R | 1 |
| H | 11 |
| RBI | 1 |
| BB | 1 |
| SO | 1 |
| LOB | 16 |



| | | | |
|----|---|----|----|
| WP | 0 | PA | 36 |
| PB | 0 | | |
| SB | 0 | | |
| CS | 0 | | |

Tue Apr 20 1965, 6:33 AM EST
Att. 37,784 - Unknown

| | | | | | | |
|----|---|---|-----|----|----|-----|
| AB | R | H | RBI | BB | SO | LOB |
| 4 | 0 | 0 | 0 | 0 | 0 | 1 |
| 4 | 0 | 1 | 0 | 0 | 0 | 0 |
| 0 | 0 | 0 | 0 | 0 | 0 | 0 |
| 4 | 0 | 3 | 0 | 0 | 0 | 0 |
| 4 | 1 | 2 | 1 | 0 | 0 | 3 |
| 4 | 0 | 0 | 0 | 0 | 0 | 2 |
| 4 | 0 | 1 | 0 | 0 | 1 | 2 |
| 2 | 0 | 1 | 0 | 1 | 0 | 0 |
| 0 | 0 | 0 | 0 | 0 | 0 | 0 |
| 1 | 0 | 1 | 0 | 0 | 0 | 0 |
| 0 | 0 | 0 | 0 | 0 | 0 | 0 |
| 0 | 0 | 0 | 0 | 0 | 0 | 0 |
| 2 | 0 | 1 | 0 | 0 | 0 | 1 |
| 2 | 0 | 0 | 0 | 0 | 0 | 4 |
| 1 | 0 | 0 | 0 | 0 | 0 | 0 |
| 0 | 0 | 0 | 0 | 0 | 0 | 0 |
| 1 | 0 | 0 | 0 | 0 | 0 | 1 |
| 2 | 0 | 1 | 0 | 0 | 0 | 2 |

| Batter | 1 | 2 | 3 | 4 | 5 | 6 | 7 | 8 | 9 |
|--|---------|---|---------|---|---|---------|---|------------|---------|
| Jose Pagan, R (1, 6) OBP: 0.240, SLG: 0.217 | 0-0 F8 | | 0-0 F8 | | | 0-0 F6 | | 0-0 G6-4-3 | |
| Matty Alou, L (1, 7) OBP: 0.400, SLG: 0.400 Frank Linzy, R (9, 1) | 0-0 F7 | | 0-0 3-1 | | | 0-0 F8 | | 0-0 1B | |
| Willie McCovey, L (1, 3) OBP: 0.464, SLG: 0.375 | 0-0 4-3 | | | | | 0-0 FC6 | | 0-0 1B | |
| Willie Mays, R (1, 8) OBP: 0.393, SLG: 0.704 | | | | | | 0-0 FC6 | | 0-0 F7 | |
| Jesus Alou, R (1, 9) OBP: 0.464, SLG: 0.571 | | | | | | | | | 0-0 E1 |
| Jim Ray Hart, R (1, 5) OBP: 0.321, SLG: 0.280 | | | | | | | | | 0-3 K |
| Tom Haller, L (1, 2) OBP: 0.231, SLG: 0.167 Bob Schroder, L (7, PR) | | | | | | | | | 0-0 BB |
| Jim Davenport, R (8, 4) | | | | | | | | | 0-0 1B |
| Orlando Cepeda, R (9, PH) OBP: 0.500, SLG: 0.500 Gaylord Perry, R (9, PR) | | | | | | | | | 0-0 1B |
| Hal Lanier, R (1, 4) OBP: 0.138, SLG: 0.143 Ed Bailey, L (7, PH) | | | | | | | | | 0-0 1B |
| Bobby Bolin, R (1, 1) Bob Hendley, R (5, 1) Chuck Hiller, L (5, PH) Ron Herbel, R (8, 1) Harvey Kuenn, R (8, PH) | | | | | | | | | 0-0 4-3 |

| Inning Stats | R: 0 E: 0 K: 0 S: 3 | H: 0 LOB: 0 BB: 0 P: 3 | R: 1 E: 0 K: 0 S: 5 | H: 2 LOB: 1 BB: 0 P: 5 | R: 0 E: 0 K: 0 S: 3 | H: 0 LOB: 0 BB: 0 P: 3 | R: 0 E: 0 K: 0 S: 4 | H: 2 LOB: 1 BB: 0 P: 4 | R: 0 E: 0 K: 0 S: 3 | H: 1 LOB: 0 BB: 0 P: 3 | R: 0 E: 0 K: 0 S: 4 | H: 1 LOB: 1 BB: 0 P: 4 | R: 0 E: 0 K: 0 S: 3 | H: 1 LOB: 2 BB: 1 P: 7 | R: 0 E: 0 K: 0 S: 5 | H: 3 LOB: 2 BB: 0 P: 5 | R: 0 E: 1 K: 1 S: 7 | H: 1 LOB: 2 BB: 0 P: 7 | 1B: 10 2B: 0 3B: 0 HR: 1 | SF: 0 SAC: 0 DP: 4 HBP: 0 |
|--------------|------------------------------|---------------------------------|------------------------------|---------------------------------|------------------------------|---------------------------------|------------------------------|---------------------------------|------------------------------|---------------------------------|------------------------------|---------------------------------|------------------------------|---------------------------------|------------------------------|---------------------------------|------------------------------|---------------------------------|-----------------------------------|------------------------------------|
|--------------|------------------------------|---------------------------------|------------------------------|---------------------------------|------------------------------|---------------------------------|------------------------------|---------------------------------|------------------------------|---------------------------------|------------------------------|---------------------------------|------------------------------|---------------------------------|------------------------------|---------------------------------|------------------------------|---------------------------------|-----------------------------------|------------------------------------|

| PITCHER | IP | WLS | BF | H | R | ER | SO | BB | IBB | HBP | BLK | WP | HR | S | P | ERA | WHIP |
|-----------------------------------|-----|-----|----|---|---|----|----|----|-----|-----|-----|----|----|----|----|------|-------|
| Bob Friend, R (1, 1) ERA: 1.88 | 6.1 | W | 25 | 7 | 1 | 1 | 0 | 1 | 0 | 0 | 0 | 0 | 1 | 24 | 28 | 1.42 | 1.263 |
| Al McBean, R (7, 1) ERA: | 2.2 | S | 11 | 4 | 0 | 0 | 1 | 0 | 0 | 0 | 0 | 0 | 0 | 13 | 13 | 0.00 | 1.500 |

| Batter | 1 | 2 | 3 | 4 | 5 | 6 | 7 | 8 | 9 | AB R H RBI BB SO LOB | TOP | | | | | | | | | | | | | | | | | | | | | | |
|---|------------------------------|---------------------------------|------------------------------|---------------------------------|------------------------------|---------------------------------|------------------------------|---------------------------------|------------------------------|---|--|------------------------------|---------------------------------|------------------------------|----------------------------------|------------------------------|---------------------------------|------------------------------|---------------------------------|----------------------------------|------------------------------------|----------------------------------|--------|----|---|---|-----|------|--|--|--|--|--|
| Dick Schofield, S (1, 6) OBP: 0.364, SLG: 0.357 | 0-0 F4 | | 0-3 K | | 0-0 1-3 | | | 0-0 F4 | | 4 0 0 0 0 1 0 | Pittsburgh Pirates @ San Francisco Giants Candlestick Park, San Francisco, CA Wed Apr 21 1965, 9:05 PM EST Att: 12,022 - Unknown livebaseballscorecards.com | | | | | | | | | | | | | | | | | | | | | | |
| Bill Virdon, L (1, 8) OBP: 0.367, SLG: 0.483 | 0-0 F5 | | 0-0 1B | | | 0-0 F7 | | 0-0 HR | | 4 1 2 1 0 0 0 | | | | | | | | | | | | | | | | | | | | | | | |
| Roberto Clemente, R (1, 9) OBP: 0.353, SLG: 0.375 | 0-0 E6 | | 0-0 1B | | | 0-0 4-3 | | 0-0 1B | | 4 0 2 0 0 0 0 | | | | | | | | | | | | | | | | | | | | | | | |
| Willie Stargell, L (1, 7) OBP: 0.097, SLG: 0.167 | 0-3 K | | 0-0 F5 | | | 0-0 G1 | | 0-0 F7 | | 4 0 0 0 0 1 4 | | | | | | | | | | | | | | | | | | | | | | | |
| Bob Bailey, R (1, 5) Andre Rodgers, R (8, 4) OBP: 0.364, SLG: 0.500 | | 0-3 K | | 0-0 F8 | | 0-0 1-3 1B | | 0-3 K | | 4 0 1 0 0 2 1 0 0 0 0 0 0 0 | | | | | | | | | | | | | | | | | | | | | | | |
| Donn Clendenon, R (1, 3) OBP: 0.360, SLG: 0.238 | | 0-0 SF4 1B | | 0-0 G6-4-3 1B | | 0-0 1-3 | | 0-0 G5-4-3 1B | | 4 1 3 0 0 0 1 | | | | | | | | | | | | | | | | | | | | | | | |
| Jim Pagliaroni, R (1, 2) OBP: 0.364, SLG: 0.368 | | 0-0 SF4 | | 0-0 G6-4-3 | | 0-3 K | | 0-0 G5-4-3 | | 3 0 0 1 0 1 3 | | | | | | | | | | | | | | | | | | | | | | | |
| Gene Alley, R (1, 4) Jerry Lynch, L (7, PH) Ozzie Virgil, R (7, PR) OBP: 0.185, SLG: 0.160 OBP: 0.333, SLG: 0.143 | 0-0 5-3 | | | | 0-0 F4 | | 4-0 IBB | | 0-0 F9 | 2 0 0 0 0 0 0 0 0 0 0 1 0 0 1 0 0 0 0 0 0 | | | | | | | | | | | | | | | | | | | | | | | |
| Joe Gibbon, R (1, 1) Gene Freese, R (7, PH) Roy Face, R (7, 1) | | | 0-3 K | | 0-3 K | | 0-0 F7 | | | 2 0 0 0 0 2 0 1 0 0 0 0 0 2 0 0 0 0 0 0 0 | | | | | | | | | | | | | | | | | | | | | | | |
| Inning Stats | R: 0 E: 1 K: 1 S: 6 | H: 0 LOB: 1 BB: 0 P: 6 | R: 1 E: 0 K: 1 S: 6 | H: 1 LOB: 0 BB: 0 P: 6 | R: 0 E: 0 K: 2 S: 9 | H: 2 LOB: 2 BB: 0 P: 9 | R: 0 E: 0 K: 0 S: 3 | H: 1 LOB: 0 BB: 0 P: 3 | R: 0 E: 0 K: 1 S: 5 | H: 0 LOB: 0 BB: 0 P: 5 | | R: 0 E: 0 K: 0 S: 3 | H: 0 LOB: 0 BB: 0 P: 3 | R: 0 E: 0 K: 1 S: 6 | H: 1 LOB: 2 BB: 1 P: 10 | R: 1 E: 0 K: 1 S: 7 | H: 2 LOB: 1 BB: 0 P: 7 | R: 0 E: 0 K: 0 S: 3 | H: 1 LOB: 0 BB: 0 P: 3 | 1B: 7 2B: 0 3B: 0 HR: 1 | SF: 1 SAC: 0 DP: 2 HBP: 0 | WP: 0 PB: 0 SB: 2 CS: 0 | PA: 35 | | | | | | | | | | |
| PITCHER Juan Marichal, R (1, 1) ERA: 0.67 | IP 9.0 | WLS W | BF 35 | H 8 | R 2 | ER 1 | SO 7 | BB 0 | IBB 1 | HBP 0 | BLK 0 | WP 0 | HR 1 | S 48 | P 52 | ERA 1.00 | WHIP 0.889 | | | | | | | | | | | | | | | | |
| | | | | | | | | | | | PITCHER | IP | WLS | BF | H | R | ER | SO | BB | IBB | HBP | BLK | WP | HR | S | P | ERA | WHIP | | | | | |



| Batter | 1 | 2 | 3 | 4 | 5 | 6 | 7 | 8 | 9 | AB R H RBI BB SO LOB |
|--|---------|--------|-----------|---------|---------|--------------|-----------|---|---|----------------------|
| Jose Pagan, R (1, 6) OBP: 0.207, SLG: 0.185 | 0-0 F3 | | 0-3 K | | 0-0 F6 | | 0-3 K | | | 4 0 0 0 0 2 2 |
| Harvey Kuenn, R (1, 7) OBP: 0.333, SLG: 0.231 | 0-0 4-3 | | 4-0 HR BB | | 0-0 F9 | | 4-0 BB | | | 2 1 0 0 2 0 0 |
| Willie McCovey, L (1, 3) OBP: 0.469, SLG: 0.500 | 0-0 1B | | 0-0 HR | | 0-3 K | | 0-3 K | | | 4 1 2 2 0 2 3 |
| Willie Mays, R (1, 8) OBP: 0.375, SLG: 0.645 | 0-0 4-3 | | 0-0 1B | | 0-3 K | | 0-0 5-3 | | | 4 0 1 0 0 1 1 |
| Jesus Alou, R (1, 9) OBP: 0.406, SLG: 0.500 | | 0-0 F8 | 0-0 1-3 | | 0-0 6-3 | | 0-0 F8 | | | 4 0 0 0 0 0 1 |
| Jim Ray Hart, R (1, 5) OBP: 0.313, SLG: 0.276 | | 0-3 K | | 0-0 6-3 | | 0-0 SH5-4 1B | 0-0 5-3 | | | 4 1 1 0 0 1 0 |
| Jack Hiatt, R (1, 2) OBP: 0.500, SLG: 0.500 | | 0-0 1B | | 0-0 1-3 | | 0-0 1B SH5-4 | | | | 2 0 1 0 0 0 0 |
| Ed Bailey, L (7, PH) OBP: 0.267, SLG: 0.083 | | 0-0 1B | | 0-0 1-3 | | 0-0 1B | | | | 1 0 1 0 0 0 0 |
| Hal Lanier, R (1, 4) OBP: 0.129, SLG: 0.133 | | 0-3 K | | 0-0 6-3 | | 0-0 SH5-4 | | | | 2 0 0 0 0 1 1 |
| Juan Marichal, R (1, 1) OBP: 0.200, SLG: 0.222 | | | 0-0 4-3 | | 0-0 1-3 | | 0-0 BB 1B | | | 3 0 1 1 0 0 0 |

| Inning Stats | R: 0 | H: 1 | E: 0 | LOB: 1 | K: 0 | BB: 0 | S: 4 | P: 4 |
|--------------|------|------|------|--------|------|-------|-------|-------|
| | R: 0 | H: 1 | E: 0 | LOB: 1 | K: 2 | BB: 0 | S: 8 | P: 8 |
| | R: 2 | H: 2 | E: 0 | LOB: 1 | K: 1 | BB: 1 | S: 7 | P: 11 |
| | R: 0 | H: 0 | E: 0 | LOB: 0 | K: 0 | BB: 0 | S: 3 | P: 3 |
| | R: 0 | H: 0 | E: 0 | LOB: 0 | K: 0 | BB: 0 | S: 3 | P: 3 |
| | R: 0 | H: 0 | E: 0 | LOB: 0 | K: 2 | BB: 0 | S: 7 | P: 7 |
| | R: 1 | H: 3 | E: 0 | LOB: 3 | K: 2 | BB: 1 | S: 10 | P: 14 |
| | R: 0 | H: 0 | E: 0 | LOB: 0 | K: 0 | BB: 0 | S: 3 | P: 3 |

| PITCHER | IP | WLS | BF | H | R | ER | SO | BB | IBB | HBP | BLK | WP | HR | S | P | ERA | WHIP |
|-----------------------------------|-----|-----|----|---|---|----|----|----|-----|-----|-----|----|----|----|----|------|-------|
| Joe Gibbon, L (1, 1) ERA: 3.21 | 6.0 | L | 23 | 4 | 2 | 2 | 5 | 1 | 0 | 0 | 0 | 0 | 1 | 32 | 36 | 3.00 | 0.833 |
| Roy Face, R (7, 1) ERA: 3.6 | 2.0 | | 10 | 3 | 1 | 1 | 2 | 1 | 0 | 0 | 0 | 0 | 0 | 13 | 17 | 4.50 | 2.000 |

BOTTOM

Pittsburgh Pirates @ San Francisco Giants
Candlestick Park, San Francisco, CA
 Wed Apr 21 1965, 9:05 PM EST
 Att. 12,022 - Unknown

| | |
|-----|----|
| AB | 30 |
| R | 3 |
| H | 7 |
| RBI | 3 |
| BB | 2 |
| SO | 7 |
| LOB | 8 |



| | | | |
|-------|--------|-------|--------|
| 1B: 6 | SF: 0 | WP: 0 | PA: 33 |
| 2B: 0 | SAC: 1 | PB: 0 | |
| 3B: 0 | DP: 0 | SB: 0 | |
| HR: 1 | HBP: 0 | CS: 0 | |

| Batter | 1 | 2 | 3 | 4 | 5 | 6 | 7 | 8 | 9 | 10 | 11 | 12 | AB | R | H | RBI | BB | SO | LOB | TOP | | |
|---|------------------------------|---------------------------------|------------------------------|---------------------------------|------------------------------|---------------------------------|------------------------------|---------------------------------|------------------------------|---------------------------------|------------------------------|---------------------------------|------------------------------|----------------------------------|------------------------------|---------------------------------|------------------------------|---------------------------------|----------------------------------|---|----------------------------------|--------|
| Dick Schofield, S OBP: 0.359, SLG: 0.333 (1, 6) | K | | 1B | | | F8 | | 2B | F7 | | | F8 | 5 | 1 | 1 | 0 | 1 | 1 | 2 | Pittsburgh Pirates @ Houston Astros Astrodome, Houston, TX Fri Apr 23 1965, 7:05 PM EST Att. 25,399 - Unknown | | |
| Bill Virdon, L OBP: 0.394, SLG: 0.500 Gene Freese, R OBP: 0.500, SLG: 1.000 Al McBean, R (8, PH) | G4-6-3 | | 1B | | | 3-1 | | 4-3 | | 5-3 | | K | 3 | 0 | 2 | 0 | 0 | 0 | 0 | | | |
| Roberto Clemente, R OBP: 0.300, SLG: 0.316 (1, 9) | G4-6-3 | | 4-3 | | | F8 | | 4-3 | | 1-3 | | F9 | 6 | 0 | 0 | 1 | 0 | 0 | 4 | | | |
| Willie Stargell, L OBP: 0.139, SLG: 0.176 (1, 7) | | 4-3 | | | | K | | | | | | | 4 | 0 | 1 | 1 | 1 | 2 | 0 | | | |
| Bob Bailey, R OBP: 0.366, SLG: 0.500 (1, 5) | | | | | | F7 | | | | | | | 4 | 0 | 1 | 0 | 1 | 2 | 1 | | | |
| Donn Clendenon, R OBP: 0.367, SLG: 0.269 (1, 3) | | | | | | F8 | | | | | | | 5 | 0 | 2 | 0 | 0 | 0 | 1 | | | |
| Jim Pagliaroni, R OBP: 0.385, SLG: 0.364 Ozzie Virgil, R (11, PH) | | | | | | | | | | | | | 3 | 0 | 1 | 0 | 1 | 1 | 2 | | | |
| Gene Alley, R OBP: 0.219, SLG: 0.233 (1, 4) | | | | | | F9 | | | | | | | 5 | 1 | 2 | 0 | 0 | 2 | 1 | | | |
| Bob Vestal, S Tommie Sisk, R Andre Rodgers, R Wilbur Wood, R Manny Mota, R (8, PH) | | | | | | | | | | | | | 1 | 0 | 0 | 0 | 0 | 0 | 0 | | | |
| | | | | | | | | | | | | | 0 | 0 | 0 | 0 | 0 | 0 | 0 | | | |
| | | | | | | | | | | | | | 0 | 0 | 0 | 0 | 0 | 0 | 1 | | | |
| | | | | | | | | | | | | | 0 | 0 | 0 | 0 | 0 | 0 | 3 | | | |
| | | | | | | | | | | | | | 3 | 0 | 0 | 0 | 0 | 0 | 3 | | | |
| Inning Stats | R: 0 E: 0 K: 1 S: 5 | H: 1 LOB: 0 BB: 0 P: 5 | R: 0 E: 0 K: 1 S: 6 | H: 1 LOB: 1 BB: 0 P: 6 | R: 0 E: 0 K: 1 S: 7 | H: 2 LOB: 2 BB: 0 P: 7 | R: 0 E: 0 K: 1 S: 5 | H: 0 LOB: 0 BB: 0 P: 5 | R: 0 E: 0 K: 0 S: 3 | H: 1 LOB: 0 BB: 0 P: 3 | R: 0 E: 0 K: 2 S: 8 | H: 0 LOB: 0 BB: 0 P: 3 | R: 0 E: 0 K: 0 S: 3 | H: 0 LOB: 2 BB: 2 P: 11 | R: 0 E: 0 K: 1 S: 5 | H: 0 LOB: 0 BB: 0 P: 5 | R: 0 E: 0 K: 1 S: 5 | H: 0 LOB: 0 BB: 0 P: 5 | 1B: 8 2B: 3 3B: 0 HR: 0 | SF: 0 SAC: 0 DP: 2 HBP: 0 | WP: 0 PB: 0 SB: 0 CS: 0 | PA: 48 |
| PITCHER | IP | WLS | BF | H | R | ER | SO | BB | IBB | HBP | BLK | WP | HR | S | P | ERA | WHIP | | | | | |
| Bob Bruce, R ERA: 1.93 (1, 1) | 7.1 | | 28 | 7 | 2 | 2 | 6 | 1 | 0 | 0 | 0 | 0 | 0 | 39 | 43 | 2.46 | 1.091 | | | | | |
| Hal Woodeshick, L ERA: 5.68 (8, 1) | 1.0 | | 7 | 3 | 1 | 1 | 1 | 0 | 0 | 0 | 0 | 0 | 0 | 8 | 12 | 9.00 | 4.000 | | | | | |
| Jim Owens, R ERA: 1.23 (9, 1) | 1.2 | | 7 | 1 | 0 | 0 | 0 | 2 | 0 | 0 | 0 | 0 | 0 | 5 | 13 | 0.00 | 1.800 | | | | | |
| Dave Giusti, R ERA: 1.69 (11, 1) | 2.0 | W | 6 | 0 | 0 | 0 | 2 | 0 | 0 | 0 | 0 | 0 | 0 | 10 | 10 | 0.00 | 0.000 | | | | | |

| | |
|-----|----|
| AB | 44 |
| R | 3 |
| H | 11 |
| RBI | 3 |
| BB | 4 |
| SO | 9 |
| LOB | 15 |



| Batter | 1 | 2 | 3 | 4 | 5 | 6 | 7 | 8 | 9 | 10 | 11 | 12 | AB | R | H | RBI | BB | SO | LOB |
|---|------------------|-------------------------------|-------------------------|------------|------------|----------------------|---------------|---------------------|------------|------------------|-------------------|------------------|--|---|---|-----|----|----|-----|
| Joe Gaines, R OBP: 0.222, SLG: 0.071 Rusty Staub, L OBP: 0.233, SLG: 0.115 | 4-0 BB BB | 0-0 SF7 | 4-0 BB | | | 0-0 F5 | | 0-0 G1-6-3 | | | 0-0 6-3 | 0-0 1B | 0 0 0 1 1 0 0 4 0 1 1 1 0 1 | | | | | | |
| Joe Morgan, L OBP: 0.353, SLG: 0.349 | 0-0 F7 | 4-0 BB BB | 0-0 1-3 | | | 0-0 G3 | | | 0-0 4-3 | | 4-0 1-3 BB | | 4 0 0 0 2 0 4 | | | | | | |
| Jimmy Wynn, R OBP: 0.444, SLG: 0.447 | 0-0 F8 | 4-0 BB BB | | 0-3 K | | 4-0 WP S BB | | | 0-0 F3 | | 0-0 1-3 1B | | 4 0 1 0 2 1 1 | | | | | | |
| Walt Bond, L OBP: 0.311, SLG: 0.318 | 0-0 1-2 1B | 0-3 K | | 0-0 4-3 | | 0-0 F2 | | | 0-0 4-3 | | 0-0 1-2 2-3 | | 6 0 1 0 0 1 6 | | | | | | |
| Bob Aspromonte, R OBP: 0.318, SLG: 0.297 | 0-0 P4 | | 0-0 F7 | 0-0 E5 | | 0-0 5-3 | | | | 0-0 G2 2B | 0-0 4-3 | | 6 0 1 0 0 0 4 | | | | | | |
| Jim Beauchamp, R OBP: 0.348, SLG: 0.211 Al Spangler, L OBP: 0.379, SLG: 0.280 | | 4-0 1B BB | 0-0 P6 | 0-0 F8 | | 0-0 G6-4-3 1B | | | | 4-0 G2 IBB | | 0-0 5-3 1B | 3 1 1 0 1 0 1 1 1 1 0 1 0 0 | | | | | | |
| John Bateman, R OBP: 0.385, SLG: 0.792 | | 0-0 1B 1-3 SF7 1B | 4-0 1B 2B BB | | 0-0 4-3 | | 0-0 G6-4-3 | | | 0-3 K | | 0-0 F2 | 5 2 1 0 1 1 4 | | | | | | |
| Bob Lillis, R OBP: 0.279, SLG: 0.250 | | 0-0 BB BB 1B | 0-0 2B 1B | | 0-0 F9 | | | 4-0 G1-6-3 BB | | 0-0 G2 | | 0-0 5-3 | 5 0 2 1 1 0 3 | | | | | | |
| Bob Bruce, R Hal Woodeshick, R Jim Owens, R Mike White, R Dave Ciusti, R Ron Brandt, R | | 0-3 K | 0-0 1-3 2-H 2B | | 0-0 5-3 | | | 0-0 P1 | | 0-0 6-3 | | 1-0 1B HBP | 3 0 1 1 0 1 2 1 0 0 0 0 0 1 0 0 0 0 0 0 0 1 0 0 0 0 0 2 0 0 0 0 0 0 0 0 0 0 0 0 0 0 | | | | | | |

| Inning Stats | R: 0 | H: 1 | E: 0 | LOB: 2 | K: 0 | P: 8 | R: 2 | H: 2 | E: 0 | LOB: 3 | K: 2 | P: 9 | R: 1 | H: 2 | E: 0 | LOB: 3 | K: 0 | P: 5 | R: 0 | H: 0 | E: 0 | LOB: 0 | K: 0 | P: 3 | R: 0 | H: 1 | E: 0 | LOB: 0 | K: 0 | P: 3 | R: 0 | H: 0 | E: 0 | LOB: 0 | K: 0 | P: 7 | R: 0 | H: 0 | E: 0 | LOB: 0 | K: 0 | P: 6 | R: 0 | H: 0 | E: 0 | LOB: 0 | K: 0 | P: 6 | R: 0 | H: 0 | E: 0 | LOB: 0 | K: 1 | P: 6 | R: 0 | H: 0 | E: 0 | LOB: 0 | K: 0 | P: 3 | R: 0 | H: 1 | E: 0 | LOB: 2 | K: 1 | P: 10 | R: 0 | H: 1 | E: 0 | LOB: 2 | K: 0 | P: 8 | R: 1 | H: 2 | E: 0 | LOB: 2 | K: 0 | P: 5 | 1B: 8 | SF: 1 | 2B: 2 | SAC: 0 | 3B: 0 | DP: 2 | HR: 0 | HBP: 1 | WP: 1 | PA: 55 |
|--------------|------|------|------|--------|------|------|------|------|------|--------|------|------|------|------|------|--------|------|------|------|------|------|--------|------|------|------|------|------|--------|------|------|------|------|------|--------|------|------|------|------|------|--------|------|------|------|------|------|--------|------|------|------|------|------|--------|------|------|------|------|------|--------|------|------|------|------|------|--------|------|-------|------|------|------|--------|------|------|------|------|------|--------|------|------|-------|-------|-------|--------|-------|-------|-------|--------|-------|--------|
|--------------|------|------|------|--------|------|------|------|------|------|--------|------|------|------|------|------|--------|------|------|------|------|------|--------|------|------|------|------|------|--------|------|------|------|------|------|--------|------|------|------|------|------|--------|------|------|------|------|------|--------|------|------|------|------|------|--------|------|------|------|------|------|--------|------|------|------|------|------|--------|------|-------|------|------|------|--------|------|------|------|------|------|--------|------|------|-------|-------|-------|--------|-------|-------|-------|--------|-------|--------|

| PITCHER | IP | WLS | BF | H | R | ER | SO | BB | IBB | HBP | BLK | WP | HR | S | P | ERA | WHIP |
|---------------------------|-----|-----|----|---|---|----|----|----|-----|-----|-----|----|----|----|----|-------|-------|
| Bob Veale, L ERA: 2.25 | 2.2 | | 18 | 5 | 3 | 3 | 2 | 5 | 0 | 0 | 0 | 0 | 0 | 17 | 37 | 10.12 | 3.750 |
| Tommie Sisk, R ERA: | 3.1 | | 6 | 0 | 0 | 0 | 1 | 1 | 0 | 0 | 0 | 0 | 0 | 7 | 11 | 0.00 | 0.750 |
| Wilbur Wood, L ERA: | 5.1 | | 10 | 1 | 0 | 0 | 0 | 1 | 0 | 0 | 0 | 1 | 0 | 9 | 13 | 0.00 | 0.667 |
| Al McBean, R ERA: 0.77 | 8.1 | L | 21 | 4 | 1 | 1 | 1 | 2 | 1 | 1 | 0 | 0 | 0 | 19 | 32 | 1.93 | 1.286 |


BOTTOM

Pittsburgh Pirates @ Houston Astros
Astrodome, Houston, TX

Fri Apr 23 1965, 7:05 PM EST
Att: 25,399 - Unknown

livebaseballscorecards.com

| | |
|-----|----|
| AB | 43 |
| R | 4 |
| H | 10 |
| RBI | 4 |
| BB | 10 |
| SO | 4 |
| LOB | 29 |



| Batter | 1 | 2 | 3 | 4 | 5 | 6 | 7 | 8 | 9 | AB R H RBI BB SO LOB | TOP | |
|---|---|---|---|---|---|---|---|---|---|--|---|--|
| Dick Schofield, S (1, 6) OBP: 0.326, SLG: 0.297 | 0-0 P4 | | 0-0 F9 | | | 0-0 G4-6-3 | | 0-0 6-3 | | 4 0 0 0 0 0 1 | | |
| Bill Virdon, L (1, 8) OBP: 0.405, SLG: 0.500 | 0-0 P6 | | | 0-0 G4-3 | | 0-0 CS | | 0-0 L4 | | 4 0 2 0 0 0 0 | | |
| Roberto Clemente, R (1, 9) OBP: 0.295, SLG: 0.310 | 0-0 1B | | | 0-0 G4-3 | | 0-0 CS | 0-0 1-3 | | 0-0 L4 | 4 0 1 0 0 0 1 | | |
| Willie Stargell, L (1, 7) OBP: 0.175, SLG: 0.189 | 0-3 K | | | 4-0 BB | | | 0-0 1B | | 0-0 P4 | 3 0 1 0 1 1 1 | | |
| Bob Bailey, R (1, 5) OBP: 0.366, SLG: 0.514 | | 0-0 CS | | 0-0 G3 | | | 0-0 F7 | | | 3 0 1 0 0 0 2 | | |
| Donn Clendenon, R (1, 3) OBP: 0.364, SLG: 0.276 | | 0-3 K | | | 0-0 5-3 | | 0-0 1B | | | 3 0 1 0 0 1 1 | | |
| Jim Pagliaroni, R (1, 2) OBP: 0.345, SLG: 0.320 | | 0-0 6-3 | | | 0-0 5-3 | | 0-0 F8 | | | 3 0 0 0 0 0 3 | | |
| Gene Alley, R (1, 4) OBP: 0.200, SLG: 0.212 | | | 0-0 P6 | | 0-0 5-3 | | | 0-0 G1 | | 3 0 0 0 0 0 0 | | |
| Vern Law, R (1, 1) OBP: 0.500, SLG: 0.500 | | | 0-0 F8 | | | 0-0 1B | | 0-0 F7 | | 2 0 1 0 0 0 0 | | |
| Jerry Lynch, L (8, PH) OBP: 0.300, SLG: 0.125 | | | | | | | | | | 1 0 0 0 0 0 0 | | |
| Tom Butters, R (8, 1) | | | | | | | | | | 0 0 0 0 0 0 0 | | |
| Inning Stats | R: 0 H: 1 E: 0 LOB: 1 K: 1 BB: 0 S: 6 P: 6 | R: 0 H: 1 E: 0 LOB: 0 K: 1 BB: 0 S: 5 P: 5 | R: 0 H: 0 E: 0 LOB: 0 K: 0 BB: 0 S: 3 P: 3 | R: 0 H: 1 E: 0 LOB: 1 K: 0 BB: 1 S: 3 P: 7 | R: 0 H: 0 E: 0 LOB: 0 K: 0 BB: 0 S: 3 P: 3 | R: 0 H: 2 E: 0 LOB: 0 K: 0 BB: 0 S: 3 P: 3 | R: 0 H: 2 E: 0 LOB: 2 K: 0 BB: 0 S: 5 P: 5 | R: 0 H: 0 E: 0 LOB: 0 K: 0 BB: 0 S: 3 P: 3 | R: 0 H: 0 E: 0 LOB: 0 K: 0 BB: 0 S: 3 P: 3 | 1B: 6 SF: 0 2B: 1 SAC: 0 3B: 0 DP: 2 HR: 0 HBP: 0 | WP: 0 PA: 32 PB: 0 SB: 0 CS: 2 | |
| PITCHER Turk Farrell, R (1, 1) ERA: 2.31 | IP WLS BF H R ER SO BB IBB HBP BLK WP HR S P ERA WHIP | 9.0 W 31 7 0 0 2 1 0 0 0 0 0 0 34 38 0.00 0.889 | | | | | | | | | | |

Pittsburgh Pirates @ Houston Astros
Astrodome, Houston, TX
Sat Apr 24 1965, 7:05 PM EST
Att. 30,736 - Dome

livebaseballscorecards.com

| | |
|-----|----|
| AB | 30 |
| R | 0 |
| H | 7 |
| RBI | 0 |
| BB | 1 |
| SO | 2 |
| LOB | 9 |



| Batter | 1 | 2 | 3 | 4 | 5 | 6 | 7 | 8 | 9 | AB | R | H | RBI | BB | SO | LOB | | | |
|---|--------------------------------|----------------------------------|------------------------------|---------------------------------|------------------------------|---------------------------------|------------------------------|---------------------------------|------------------------------|---------------------------------|------------------------------|---------------------------------|------------------------------|---------------------------------|----------------------------------|------------------------------------|----------------------------------|--------|--|
| Joe Morgan, L OBP: 0.327, SLG: 0.319 (1, 4) | 0-0 4-3 | 0-0 4-3 | | | 0-0 F8 | | 0-0 1-3 | | | 4 | 0 | 0 | 0 | 0 | 0 | 2 | | | |
| Al Spangler, L OBP: 0.364, SLG: 0.250 (1, 7) | 4-0 HBP BB BB BB | | 0-0 F7 | | 0-0 4-3 | | 0-0 F7 | | | 3 | 1 | 0 | 0 | 1 | 0 | 1 | | | |
| Jimmy Wynn, R OBP: 0.449, SLG: 0.512 (1, 8) | 4-0 BB HBP 1-2 BB | | 0-0 L5 | | | 0-0 E5 1B | 0-0 HR | | | 3 | 2 | 1 | 1 | 1 | 0 | 0 | | | |
| Walt Bond, L OBP: 0.327, SLG: 0.319 (1, 3) | 1-0 BB 1-2 HBP | | 0-0 F9 | | | 0-0 HR 1B | 0-0 F2 | | | 3 | 1 | 1 | 1 | 0 | 0 | 0 | | | |
| Bob Aspromonte, R OBP: 0.313, SLG: 0.366 (1, 5) | 0-0 L9 | | | 0-0 5-3 | | 0-0 HR | | 0-0 P4 | | 4 | 1 | 1 | 2 | 0 | 0 | 3 | | | |
| Rusty Staub, L OBP: 0.265, SLG: 0.138 (1, 9) | 4-0 BB 1-2 BB 2-3 3-H | | | 0-0 3-1 | | 0-0 E8 5-3 FC5-2 1B | | 0-3 K2-3 | | 3 | 0 | 1 | 1 | 1 | 1 | 0 | | | |
| John Bateman, R OBP: 0.333, SLG: 0.679 (1, 2) | 0-0 F8 | | | 0-0 F8 | | 0-0 5-3 | | 0-0 6-3 | | 4 | 0 | 0 | 0 | 0 | 0 | 4 | | | |
| Bob Lillis, R OBP: 0.283, SLG: 0.256 (1, 6) | | | 0-0 5-3 | | 0-0 E 1B | | 0-0 FC5-2 | | | 3 | 0 | 1 | 0 | 0 | 0 | 1 | | | |
| Turk Farrell, R (1, 1) | | 0-3 K | | | 0-0 FC1 F8 | | 0-0 F8 | | | 3 | 0 | 0 | 0 | 0 | 1 | 2 | | | |
| Inning Stats | R: 1 E: 0 K: 0 S: 3 | H: 0 LOB: 3 BB: 3 P: 16 | R: 0 E: 0 K: 1 S: 5 | H: 0 LOB: 0 BB: 0 P: 5 | R: 0 E: 0 K: 0 S: 3 | H: 0 LOB: 0 BB: 0 P: 3 | R: 0 E: 1 K: 0 S: 4 | H: 1 LOB: 1 BB: 0 P: 4 | R: 3 E: 2 K: 0 S: 7 | H: 3 LOB: 1 BB: 0 P: 7 | R: 1 E: 0 K: 0 S: 4 | H: 1 LOB: 0 BB: 0 P: 4 | R: 0 E: 0 K: 1 S: 5 | H: 0 LOB: 0 BB: 0 P: 5 | 1B: 3 2B: 0 3B: 0 HR: 2 | SF: 0 SAC: 0 DP: 0 HBP: 1 | WP: 0 PB: 0 SB: 0 CS: 0 | PA: 34 | |
| PITCHER | IP WLS L | WLS BF | H R | ER LOB | SO | BB IBB | HBP BLK | WP HR | S P | ERA | WHIP | | | | | | | | |
| Vern Law, R ERA: 3.6 (1, 1) | 7.0 | 31 | 5 | 5 | 4 | 1 | 3 | 0 | 2 | 5.14 | 1.143 | | | | | | | | |
| Tom Butters, R ERA: (8, 1) | 1.0 | 3 | 0 | 0 | 0 | 1 | 0 | 0 | 5 | 0.00 | 0.000 | | | | | | | | |

BOTTOM

Pittsburgh Pirates @ Houston Astros
Astrodome, Houston, TX
Sat Apr 24 1965, 7:05 PM EST
Att. 30,736 - Dome

livebaseballscorecards.com

| | |
|------------|-----------|
| AB | 30 |
| R | 5 |
| H | 5 |
| RBI | 5 |
| BB | 3 |
| SO | 2 |
| LOB | 13 |



| Batter | 1 | 2 | 3 | 4 | 5 | 6 | 7 | 8 | 9 | 10 | 11 | AB R H RBI BB SO LOB | TOP | | | | |
|---|---|--------------------------|--------------------------|--------------------------|--------------------------|--------------------------|--------------------------|--------------------------|--------------------------|--------------------------|--------------------------|---|---|---|----|------|-------|
| Dick Schofield, S OBP: 0.292, SLG: 0.262 (1, 6) | F8 | | K | | | 4-3 | F7 | | 4-3 | | | 5 0 0 0 0 1 3 | Pittsburgh Pirates @ Houston Astros Astrodome, Houston, TX Sun Apr 25 1965, 4:33 AM EDT Att. 19,116 - Unknown | | | | |
| Bill Virdon, L OBP: 0.429, SLG: 0.487 (1, 8) | 3-1 | | S BB | | | 1-3 1B | | 4-3 | | SH1-4 BB | | 3 0 1 0 2 0 0 | | | | | |
| Roberto Clemente, R OBP: 0.271, SLG: 0.283 (1, 9) | F8 | | K | | | 1-3 | | F8 | | SH1-4 | | 4 0 0 0 0 1 2 | | | | | |
| Willie Stargell, L OBP: 0.178, SLG: 0.171 (1, 7) | | 4-3 | | K | | F9 | | 6-3 | | IBB | | 4 0 0 0 1 1 1 | | | | | |
| Bob Bailey, R OBP: 0.370, SLG: 0.500 (1, 5) | | 6-3 | | G6-4-3 1B | | | 2B 6-3 1B | | F8 | F3 | | 5 1 2 0 0 0 2 | | | | | |
| Donn Clendenon, R OBP: 0.395, SLG: 0.382 (1, 3) | | E 2B | | G6-4-3 1-2f | | | 4-3 2B 2B | | E 1B 1B | 1-3 | | 5 3 3 0 0 0 3 | | | | | |
| Jim Pagliaroni, R OBP: 0.324, SLG: 0.300 (1, 2) | | E9 1B | | | | K | 6-3 | | F8 | | P3 | 5 0 1 2 0 1 2 | | | | | |
| Gene Alley, R OBP: 0.189, SLG: 0.200 Jerry Lynn, L OBP: 0.273, SLG: 0.111 Don Schwall, R OBP: 0.667, SLG: 1.000 Gene Freese, R OBP: 0.667, SLG: 1.000 Al McBean, R OBP: 0.103, SLG: 0.100 Manny Mota, R OBP: 0.103, SLG: 0.100 Roy Face, R OBP: 0.103, SLG: 0.100 (1, 4) (7, PH) (7, 1) (9, PH) (9, 1) (11, PH) (11, 1) | | P3 | | | | F8 | 4-3 | | E5 1B 1B | | K | 2 0 0 0 0 0 0 1 1 0 0 0 0 0 0 1 0 0 0 0 0 0 0 0 1 0 1 0 0 0 0 0 0 0 0 0 0 0 0 0 1 0 0 0 0 0 1 0 0 0 0 0 0 0 0 0 | | | | | |
| Don Cardwell, R OBP: 0.400, SLG: 0.600 (7, PH) (7, 4) | | | | K | | K | 2B | | 1-2 1B | | K | 2 0 0 0 0 2 0 3 0 2 2 0 1 0 | | | | | |
| Inning Stats | R: 0 H: 0 E: 0 K: 0 S: 3 | R: 1 H: 2 E: 1 K: 0 S: 5 | R: 0 H: 0 E: 0 K: 3 S: 9 | R: 0 H: 1 E: 0 K: 1 S: 5 | R: 0 H: 0 E: 0 K: 2 S: 7 | R: 0 H: 1 E: 0 K: 0 S: 4 | R: 2 H: 3 E: 0 K: 0 S: 6 | R: 0 H: 0 E: 0 K: 0 S: 3 | R: 1 H: 3 E: 1 K: 0 S: 6 | R: 0 H: 0 E: 0 K: 0 S: 3 | R: 0 H: 0 E: 0 K: 2 S: 7 | 1B: 7 SF: 0 2B: 3 SAC: 1 3B: 0 DP: 1 HR: 0 HBP: 0 | | WP: 0 PA: 45 PB: 0 SB: 1 CS: 0 | | | |
| PITCHER | IP WLS BF H R ER SO BB IBB HBP BLK WP HR S P ERA WHIP | | | | | | | | | | | | | | | | |
| Ken Johnson, R ERA: 3.05 (1, 1) | 6.2 | 27 | 7 | 3 | 3 | 6 | 1 | 0 | 0 | 0 | 0 | 0 | 0 | 38 | 42 | 4.05 | 1.200 |
| Jim Owens, R ERA: 1.86 (7, 1) | 2.1 | 10 | 3 | 1 | 1 | 0 | 0 | 0 | 0 | 0 | 0 | 0 | 0 | 10 | 10 | 3.86 | 1.286 |
| Hal Woodeshick, L ERA: 5.68 (10, 1) | 0.0 | 1 | 0 | 0 | 0 | 0 | 1 | 0 | 0 | 0 | 0 | 0 | 0 | 4 | ∞ | ∞ | ∞ |
| Claude Raymond, R ERA: 3.86 (10, 1) | 2.0 | W 7 | 0 | 0 | 0 | 2 | 0 | 1 | 0 | 0 | 0 | 0 | 0 | 10 | 14 | 0.00 | 0.000 |

| | |
|-----|----|
| AB | 41 |
| R | 4 |
| H | 10 |
| RBI | 4 |
| BB | 3 |
| SO | 8 |
| LOB | 15 |



livebaseballscorecards.com

| Batter | 1 | 2 | 3 | 4 | 5 | 6 | 7 | 8 | 9 | 10 | 11 | AB R H RBI BB SO LOB |
|---|---------------------------|-----------------------|------------|-----------|------------|------------|-----------|------------|-----------|------------------|--------------------------------|--|
| Joe Morgan, L OBP: 0.344, SLG: 0.327 (1, 4) | 0-0 E8 G5-4-3 1B | | 0-0 6-3 | | 4-0 BB | | 0-0 G3 | | 0-0 L3 | | 0-0 1B 1-2 2-3 3-H | 5 1 2 1 1 0 1 |
| Al Spangler, L OBP: 0.368, SLG: 0.250 (1, 7) | 4-0 BB G5-4-3 | | | 0-0 F7 | 0-0 6-3 | | 0-0 1B | | | 0-0 4-3 | | 4 0 1 0 1 0 1 |
| Jimmy Wynn, R OBP: 0.444, SLG: 0.500 (1, 8) | 0-0 G5-4-3 1-2f | | | 0-0 1B | | 0-0 5-3 | | | | 0-0 F8 | | 5 2 2 0 0 0 1 |
| Walt Bond, L OBP: 0.333, SLG: 0.346 (1, 3) | 0-3 K | | | 0-0 1B | | 0-0 4-3 | | 0-0 2B | | 0-0 6-3 | | 5 0 2 1 0 1 0 |
| Bob Aspromonte, R OBP: 0.321, SLG: 0.370 (1, 5) | | 0-3 K | | 0-3 K | | 0-0 1B | | 0-0 F9 | | | 0-0 E6 WP 1B | 5 1 2 0 0 2 1 |
| Rusty Staub, L OBP: 0.308, SLG: 0.129 (1, 9) | | 4-0 BB G4-6-3 | | 0-0 F7 | | 4-0 BB | | 0-0 F6 | | | 4-0 1B WP IBB | 2 0 0 0 3 0 1 |
| John Bateman, R OBP: 0.382, SLG: 0.774 Ron Brand, R OBP: 0.250, SLG: 0.211 (1, 2) | | 0-0 G4-6-3 1-2f | | | 0-0 HR | 4-0 BB | | 0-0 BB | | 0-0 SH3 1B | | 3 1 2 1 1 0 1 1 0 0 0 0 0 2 |
| Bob Lillis, R OBP: 0.280, SLG: 0.239 (1, 6) | | | 0-0 5-3 | | 0-0 5-3 | 0-0 P6 | | 0-0 SH3 | | 0-0 1B IBB | | 3 0 0 0 1 0 3 |
| Ken Johnson, R Jim Owens, R Jim Besuchamp, R Hal Woodeshick, R Claude Raymond, R Eddie Kasko, R (1, 1) (7, 1) (9, PH) (10, 1) (10, 1) (11, PH) | | | 0-0 P4 | | 0-3 K | | 0-3 K | | 0-3 K | | 0-0 F9 | 2 0 0 0 0 0 1 0 1 0 0 0 0 0 1 0 1 0 0 0 0 0 1 1 0 0 0 0 0 0 0 0 0 0 0 0 0 0 0 0 1 0 0 0 0 0 0 3 |

BOTTOM

Pittsburgh Pirates @ Houston Astros
Astrodome, Houston, TX
Sun Apr 25 1965, 4:33 AM EDT
Att. 19,116 - Unknown

livebaseballscores.com

AB 38
R 5
H 11
RBI 3
BB 7
SO 6
LOB 15



| Inning Stats | R: 1 | H: 1 | R: 0 | H: 0 | R: 0 | H: 0 | R: 1 | H: 2 | R: 1 | H: 1 | R: 0 | H: 1 | R: 1 | H: 2 | R: 0 | H: 1 | R: 0 | H: 0 | R: 1 | H: 2 | R: 0 | H: 1 | R: 0 | H: 0 | R: 1 | H: 2 | 1B: 9 | SF: 0 | WP: 1 | PA: 46 |
|--|------|--------|------|--------|------|--------|------|--------|------|--------|------|--------|------|--------|------|--------|-------|--------|------|--------|------|--------|------|--------|------|--------|-------|--------|-------|--------|
| | E: 1 | LOB: 0 | E: 0 | LOB: 0 | E: 0 | LOB: 0 | E: 0 | LOB: 1 | E: 0 | LOB: 1 | E: 0 | LOB: 3 | E: 1 | LOB: 0 | E: 0 | LOB: 0 | E: 0 | LOB: 0 | E: 1 | LOB: 0 | E: 0 | LOB: 1 | E: 0 | LOB: 0 | E: 1 | LOB: 3 | 2B: 1 | SAC: 1 | PB: 0 | |
| | K: 1 | BB: 1 | K: 1 | BB: 1 | K: 0 | BB: 0 | K: 1 | BB: 0 | K: 1 | BB: 1 | K: 0 | BB: 2 | K: 0 | BB: 0 | K: 1 | BB: 0 | K: 0 | BB: 0 | K: 0 | BB: 0 | K: 1 | BB: 0 | K: 0 | BB: 0 | K: 0 | BB: 2 | 3B: 0 | DP: 2 | SB: 2 | |
| | S: 5 | P: 9 | S: 4 | P: 8 | S: 3 | P: 3 | S: 7 | P: 7 | S: 6 | P: 10 | S: 4 | P: 12 | S: 5 | P: 5 | S: 6 | P: 6 | S: 3 | P: 3 | S: 4 | P: 12 | S: 6 | P: 6 | S: 3 | P: 3 | S: 4 | P: 12 | HR: 1 | HBP: 0 | CS: 0 | |
| PITCHER | IP | WLS | BF | H | R | ER | SO | BB | IBB | HBP | BLK | WP | HR | S | P | ERA | WHIP | | | | | | | | | | | | | |
| Don Cardwell, R ERA: 3.38 (1, 1) | 6.0 | | 26 | 5 | 3 | 2 | 4 | 5 | 0 | 0 | 0 | 0 | 1 | 29 | 49 | 3.00 | 1.667 | | | | | | | | | | | | | |
| Don Schwall, R ERA: 4.5 (7, 1) | 2.0 | | 7 | 3 | 1 | 1 | 1 | 0 | 0 | 0 | 0 | 0 | 0 | 9 | 9 | 4.50 | 1.500 | | | | | | | | | | | | | |
| Al McBean, R ERA: 0.66 (9, 1) | 2.0 | | 7 | 1 | 0 | 0 | 1 | 0 | 0 | 0 | 0 | 0 | 0 | 9 | 9 | 0.00 | 0.500 | | | | | | | | | | | | | |
| Roy Face, R ERA: 4.76 (11, 1) | 0.2 | L | 6 | 2 | 1 | 1 | 0 | 0 | 2 | 0 | 0 | 1 | 0 | 4 | 12 | 13.50 | 3.000 | | | | | | | | | | | | | |

| Batter | 1 | 2 | 3 | 4 | 5 | 6 | 7 | 8 | 9 | AB R H RBI BB SO LOB | TOP |
|---|---|---|---|---|---|---|---|---|---|--|---|
| Dick Schofield, S OBP: 0.269, SLG: 0.239 (1, 6) X | 0-0 F7 ① | | 0-3 K ① | | 0-0 G3 ② | | | 0-0 4-3 ① | | 4 0 0 0 0 1 2 | |
| Bill Virdon, L OBP: 0.391, SLG: 0.442 (1, 8) X | 0-0 G1 ② | | 0-0 P6 ② | | 0-0 3-1 ③ | | | 0-3 K ② | | 4 0 0 0 0 1 2 | |
| Roberto Clemente, R OBP: 0.269, SLG: 0.280 (1, 9) X | 0-0 1B | | 0-0 E4 ①-2 2-3 | | 0-3 K ① | | | 0-0 4-3 ③ | | 4 0 1 0 0 1 2 | |
| Willie Stargell, L OBP: 0.163, SLG: 0.156 (1, 7) S S | 0-3 K ③ | | 0-3 K ③ | | 0-0 P6 ② | | | 0-0 F2 ① | | 4 0 0 0 0 2 4 | |
| Bob Bailey, R OBP: 0.340, SLG: 0.455 (1, 5) X | | 0-0 5-3 ① | | 0-3 K ① | | 0-0 P4 ③ | | 0-0 P6 ② | | 4 0 0 0 0 1 0 | |
| Donn Clendenon, R OBP: 0.361, SLG: 0.368 (1, 3) X | | 0-0 F8 ② | | 0-0 FC3-6 1B | | | | 0-0 F8 ① | | 4 0 1 0 0 0 0 | |
| Jim Pagliaroni, R OBP: 0.324, SLG: 0.303 (1, 2) S S | | 0-3 K ③ | | 0-0 FC3-6 1-2f | | | | 0-0 1B | | 3 0 1 0 0 1 1 | |
| Ozzie Virgil, R OBP: 0.375, SLG: 0.500 (1, 4) X | | | 0-0 E E 1B | | 0-0 3-1 ③ | | | 0-3 K ② | | 3 0 1 0 0 1 2 | |
| Bob Friend, R (1, 1) X | | | 0-0 FC2 1-2 E | | 0-0 F8 ① | | | 0-3 K ③ | | 3 0 0 0 0 1 2 | |
| Inning Stats | R: 0 H: 1 E: 0 LOB: 1 K: 1 BB: 0 S: 6 P: 6 | R: 0 H: 0 E: 0 LOB: 0 K: 1 BB: 0 S: 5 P: 5 | R: 0 H: 1 E: 2 LOB: 3 K: 2 BB: 0 S: 10 P: 10 | R: 0 H: 1 E: 0 LOB: 1 K: 1 BB: 0 S: 6 P: 6 | R: 0 H: 0 E: 0 LOB: 0 K: 0 BB: 0 S: 3 P: 3 | R: 0 H: 0 E: 0 LOB: 0 K: 1 BB: 0 S: 5 P: 5 | R: 0 H: 1 E: 0 LOB: 1 K: 2 BB: 0 S: 8 P: 8 | R: 0 H: 0 E: 0 LOB: 0 K: 1 BB: 0 S: 3 P: 3 | R: 0 H: 0 E: 0 LOB: 0 K: 0 BB: 0 S: 3 P: 3 | 1B: 4 SF: 0 2B: 0 SAC: 0 3B: 0 DP: 0 HR: 0 HBP: 0 | WP: 0 PA: 33 PB: 0 SB: 0 CS: 0 |
| PITCHER Dave Giusti, R (1, 1) ERA: 0.63 | IP WLS BF H R ER SO BB IBB HBP BLK WP HR S P ERA WHIP | | | | | | | | | | |
| | 9.0 W 33 4 0 0 9 0 0 0 0 0 0 0 51 51 0.00 0.444 | | | | | | | | | | |

Pittsburgh Pirates @ Houston Astros
 Astrodome, Houston, TX
 Mon Apr 26 1965, 8:05 PM EDT
 Att: 15,053 - Dome - 82 F

| | |
|-----|----|
| AB | 33 |
| R | 0 |
| H | 4 |
| RBI | 0 |
| BB | 0 |
| SO | 9 |
| LOB | 15 |



livebaseballscorecards.com

| Batter | 1 | 2 | 3 | 4 | 5 | 6 | 7 | 8 | 9 | AB | R | H | RBI | BB | SO | LOB |
|--|-----------------------|------------|-----------|------------|-----------------------|------------|-------------------------|------------|---|----|---|---|-----|----|----|-----|
| Joe Morgan, L (1, 4) OBP: 0.338, SLG: 0.309 | 0-3 K | | 0-0 P6 | | | 0-0 F9 | | 4-0 BB | | 3 | 0 | 0 | 0 | 1 | 1 | 1 |
| Al Spangler, L (1, 7) OBP: 0.357, SLG: 0.250 | 0-0 G4-6-3 1B | | | 0-0 4-3 | | 0-0 1-3 | | 0-0 F8 | | 4 | 0 | 1 | 0 | 0 | 0 | 2 |
| Jimmy Wynn, R (1, 8) OBP: 0.431, SLG: 0.480 | 0-0 G4-6-3 1-2f | | | 0-0 F8 | | | 0-0 1B 1B | 0-3 K | | 4 | 1 | 1 | 0 | 0 | 1 | 2 |
| Walt Bond, L (1, 3) OBP: 0.345, SLG: 0.345 | | 0-0 4-3 | | 0-0 F8 | | | 0-0 1B E 1B | 4-0 IBB | | 3 | 1 | 1 | 0 | 1 | 0 | 0 |
| Bob Aspromonte, R (1, 5) OBP: 0.333, SLG: 0.380 | | 0-0 6-3 | | | 0-0 G4-3-6 1B | | 0-0 1B E 1B | 0-0 6-3 | | 4 | 0 | 2 | 1 | 0 | 0 | 2 |
| Rusty Staub, L (1, 9) OBP: 0.310, SLG: 0.121 | | 4-0 BB | | | 0-0 G4-3-6 1-2f | | 0-0 F8 | | | 2 | 0 | 0 | 0 | 1 | 0 | 3 |
| John Bateman, R (1, 2) OBP: 0.351, SLG: 0.706 | | 0-0 P3 | | | 0-0 6-3 | | 0-0 E5 1B | | | 3 | 0 | 0 | 0 | 0 | 0 | 2 |
| Bob Lillis, R (1, 6) OBP: 0.283, SLG: 0.245 | | | 0-0 P3 | | | 0-0 F7 | 0-0 1-2 2-3 1B | | | 3 | 0 | 1 | 0 | 0 | 0 | 0 |
| Dave Giusti, R (1, 1) OBP: 0.283, SLG: 0.245 | | | 0-3 K | | | 0-0 E5 | 0-0 F8 | | | 3 | 0 | 0 | 0 | 0 | 1 | 2 |

| Inning Stats | R: 0 | H: 1 | E: 0 | LOB: 0 | K: 1 | S: 5 | R: 0 | H: 0 | E: 0 | LOB: 1 | K: 0 | S: 3 | R: 0 | H: 0 | E: 0 | LOB: 0 | K: 1 | S: 5 | R: 0 | H: 0 | E: 0 | LOB: 0 | K: 0 | S: 3 | R: 0 | H: 1 | E: 0 | LOB: 0 | K: 0 | S: 3 | R: 0 | H: 0 | E: 1 | LOB: 1 | K: 0 | S: 4 | R: 2 | H: 4 | E: 1 | LOB: 2 | K: 0 | S: 7 | R: 0 | H: 0 | E: 0 | LOB: 2 | K: 1 | S: 5 |
|--------------|------|------|------|--------|------|------|------|------|------|--------|------|------|------|------|------|--------|------|------|------|------|------|--------|------|------|------|------|------|--------|------|------|------|------|------|--------|------|------|------|------|------|--------|------|------|------|------|------|--------|------|------|
| | 0 | 1 | 0 | 0 | 1 | 5 | 0 | 0 | 0 | 1 | 0 | 3 | 0 | 0 | 0 | 0 | 0 | 0 | 3 | 0 | 0 | 0 | 0 | 0 | 3 | 0 | 0 | 1 | 0 | 0 | 0 | 3 | 4 | 0 | 1 | 2 | 4 | 0 | 7 | 0 | 0 | 2 | 0 | 13 | | | | |

| PITCHER | IP | WLS | BF | H | R | ER | SO | BB | IBB | HBP | BLK | WP | HR | S | P | ERA | WHIP | PITCHER | IP | WLS | BF | H | R | ER | SO | BB | IBB | HBP | BLK | WP | HR | S | P | ERA | WHIP | | | | | | | | | | |
|-----------------------------------|-----|-----|----|---|---|----|----|----|-----|-----|-----|----|----|----|----|------|-------|---------|----|-----|----|---|---|----|----|----|-----|-----|-----|----|----|---|---|-----|------|--|--|--|--|--|--|--|--|--|--|
| Bob Friend, R (1, 1) ERA: 2.01 | 8.0 | L | 32 | 6 | 2 | 2 | 3 | 2 | 1 | 0 | 0 | 0 | 0 | 35 | 47 | 2.25 | 1.000 | | | | | | | | | | | | | | | | | | | | | | | | | | | | |


BOTTOM

Pittsburgh Pirates @ Houston Astros
Astrodome, Houston, TX

Mon Apr 26 1965, 8:05 PM EDT
Att: 15,053 - Dome - 82 F

livebaseballscorecards.com

| | |
|-----|----|
| AB | 29 |
| R | 2 |
| H | 6 |
| RBI | 1 |
| BB | 3 |
| SO | 3 |
| LOB | 14 |



| | |
|-------|--------|
| WP: 0 | PA: 32 |
| PB: 0 | SB: 1 |
| CS: 0 | |

| Batter | 1 | 2 | 3 | 4 | 5 | 6 | 7 | 8 | 9 | AB | R | H | RBI | BB | SO | LOB | TOP | | | | | | | | | | | | | | | | | | | |
|--|------------------------------|---------------------------------|------------------------------|---------------------------------|------------------------------|---------------------------------|------------------------------|---------------------------------|------------------------------|---------------------------------|------------------------------|---------------------------------|------------------------------|---------------------------------|------------------------------|---------------------------------|------------------------------|---------------------------------|-----------------------------------|------------------------------------|----------------------------------|--------|--|--|--|--|--|--|--|--|--|--|--|--|--|--|
| Manny Mota, R (1, 8) OBP: 0.133, SLG: 0.200 | 0-0 1-3 | 0-0 4-3 | | | 0-0 4-3 | 0-0 P4 | | 0-0 L4-6 2B | | 5 | 0 | 1 | 0 | 0 | 0 | 1 | | | | | | | | | | | | | | | | | | | | |
| Dick Schofield, S (1, 6) OBP: 0.281, SLG: 0.240 | 0-0 6-3 | | | | 0-0 1-3 | | 0-0 WP 1B 4-1 1B | 0-0 L4-6 2-3 | | 4 | 1 | 1 | 0 | 1 | 0 | 1 | | | | | | | | | | | | | | | | | | | | |
| Roberto Clemente, R (1, 9) OBP: 0.316, SLG: 0.327 | 0-0 1B WP 1B | | | | 0-0 G3 1B | | 0-0 4-1 WP 1B | | 0-0 4-3 | 5 | 2 | 4 | 0 | 0 | 0 | 0 | | | | | | | | | | | | | | | | | | | | |
| Donn Clendenon, R (1, 3) OBP: 0.383, SLG: 0.357 | 0-0 1B 1B | | | | 0-0 G3 | | 0-0 4-1 | 0-0 E6 1B | | 4 | 1 | 1 | 1 | 1 | 0 | 3 | | | | | | | | | | | | | | | | | | | | |
| Gene Freese, R (1, 5) OBP: 0.714, SLG: 0.800 Willie Stargell, L (9, PH) OBP: 0.160, SLG: 0.152 | 0-0 2B 1B | | | | 0-0 G5-4-3 HBP | | 0-0 1-3 | 0-3 K | | 2 | 0 | 1 | 1 | 0 | 0 | 1 | | | | | | | | | | | | | | | | | | | | |
| Bob Bailey, R (1, 7) OBP: 0.364, SLG: 0.490 | 0-0 1-3 2-H 2B | | | | 0-0 G5-4-3 | | 0-0 L5 | 0-0 1B 1B | 0-0 1-2 1B | 5 | 0 | 3 | 2 | 0 | 0 | 6 | | | | | | | | | | | | | | | | | | | | |
| Jim Pagliaroni, R (1, 2) OBP: 0.310, SLG: 0.289 | 0-0 5-3 | | | | 0-0 F9 | | 0-0 1-3 | 0-0 1-2 1B | 0-0 4-3 | 5 | 0 | 1 | 0 | 0 | 0 | 4 | | | | | | | | | | | | | | | | | | | | |
| Ozzie Virgil, R (1, 4) OBP: 0.364, SLG: 0.400 Jerry Lynch, L (7, PH) OBP: 0.250, SLG: 0.100 Gene Alley, R (7, 4) OBP: 0.189, SLG: 0.200 | | 0-3 K | | | 0-0 6-3 | | 0-0 SH2-4 BB | 0-3 K | | 2 | 0 | 0 | 0 | 1 | 1 | 0 | | | | | | | | | | | | | | | | | | | | |
| Joe Gibbon, R (1, 1) Tommie Sisk, R (6, 1) Wilbur Wood, R (6, 1) Bill Virdon, L (8, PH) OBP: 0.383, SLG: 0.432 Al McBean, R (8, 1) | | 0-3 K | | | 0-3 K | | 0-0 SH2-4 | 0-3 K | | 2 | 0 | 0 | 0 | 0 | 2 | 0 | | | | | | | | | | | | | | | | | | | | |
| | | | | | | | | | | 0 | 0 | 0 | 0 | 0 | 0 | 0 | | | | | | | | | | | | | | | | | | | | |
| | | | | | | | | | | 1 | 0 | 0 | 0 | 0 | 1 | 0 | | | | | | | | | | | | | | | | | | | | |
| | | | | | | | | | | 0 | 0 | 0 | 0 | 0 | 0 | 0 | | | | | | | | | | | | | | | | | | | | |
| Inning Stats | R: 2 E: 0 K: 0 S: 7 | H: 4 LOB: 2 BB: 0 P: 7 | R: 0 E: 0 K: 2 S: 7 | H: 0 LOB: 0 BB: 0 P: 7 | R: 0 E: 0 K: 1 S: 3 | H: 1 LOB: 2 BB: 1 P: 8 | R: 0 E: 0 K: 1 S: 5 | H: 0 LOB: 0 BB: 0 P: 5 | R: 0 E: 0 K: 1 S: 4 | H: 1 LOB: 3 BB: 1 P: 9 | R: 0 E: 0 K: 0 S: 3 | H: 0 LOB: 1 BB: 1 P: 7 | R: 2 E: 0 K: 1 S: 9 | H: 4 LOB: 2 BB: 0 P: 9 | R: 0 E: 0 K: 1 S: 5 | H: 1 LOB: 0 BB: 0 P: 5 | R: 0 E: 1 K: 1 S: 7 | H: 1 LOB: 2 BB: 0 P: 7 | 1B: 10 2B: 3 3B: 0 HR: 0 | SF: 0 SAC: 1 DP: 2 HBP: 2 | WP: 2 PB: 0 SB: 0 CS: 0 | PA: 43 | | | | | | | | | | | | | | |
| PITCHER | IP | WLS | BF | H | R | ER | SO | BB | IBB | HBP | BLK | WP | HR | S | P | ERA | WHIP | | | | | | | | | | | | | | | | | | | |
| Johnny Podres, L (1, 1) ERA: 1.23 | 5.2 | | 27 | 6 | 2 | 2 | 3 | 3 | 0 | 2 | 0 | 1 | 0 | 28 | 42 | 3.18 | 1.588 | | | | | | | | | | | | | | | | | | | |
| Howie Reed, R (6, 1) ERA: | 0.1 | W | 1 | 0 | 0 | 0 | 0 | 0 | 0 | 0 | 0 | 0 | 0 | 1 | 1 | 0.00 | 0.000 | | | | | | | | | | | | | | | | | | | |
| Bob Miller, R (7, 1) ERA: 3.0 | 3.0 | S | 15 | 6 | 2 | 2 | 3 | 0 | 0 | 0 | 0 | 1 | 0 | 21 | 21 | 6.00 | 2.000 | | | | | | | | | | | | | | | | | | | |

Pittsburgh Pirates @ Los Angeles Dodgers
Dodger Stadium, Los Angeles, CA

AB 37
R 4
H 12
RBI 4
BB 3
SO 6
LOB 19



Tue Apr 27 1965, 7:05 PM PDT
Att. 17,630 - Unknown

livebaseballscorecards.com

| Batter | 1 | 2 | 3 | 4 | 5 | 6 | 7 | 8 | 9 |
|---|----|---|-----------|------------------------------------|------------------------|-----------------------------------|-------------------|-------------|---|
| Maury Wills, S OBP: 0.392, SLG: 0.391 (1, 6) | F9 | | 2-3 | | FC1-6 1B | 1-2 2-H 1B | | 6-3 | |
| Wes Parker, S OBP: 0.400, SLG: 0.478 (1, 3) | F9 | | 4-3 | | FC1-6 FC3-6 1-2f | F8 | | | |
| Willie Davis, L OBP: 0.366, SLG: 0.500 (1, 8) | G3 | | E S 1B | | FC3-6 1-2f | 1-2 1B | | | |
| Tommy Davis, R OBP: 0.229, SLG: 0.222 (1, 7) | | 6-3 | 1-3 | | 6-3 | | S S S 0-3 K | | |
| John Roseboro, L OBP: 0.333, SLG: 0.306 (1, 2) | | L8 | | 4-3 | | SH3-4 1B | | P4 | |
| Jim Lefebvre, S OBP: 0.444, SLG: 0.571 (1, 4) | | BB BB BB 4-0 2B 1B BB | | 5-3 | | SH3-4 1-2 | | 1-3 | |
| Ron Fairly, L OBP: 0.396, SLG: 0.487 (1, 9) | | BB BB BB 0-0 1-3 1B 2B | | BB BB BB 4-0 BB BB | | 2-H 2B 1B | | SH1-4 1B | |
| Dick Tracewski, R OBP: 0.625, SLG: 0.769 (1, 5) | | BB BB BB 0-0 2-H 3-H 1B | | BB BB BB 4-0 1-2 BB | | 2-H 1B 2B | | SH1-4 | |
| Johnny Podres, L Howie Reed, R Wally Moon, L Bob Miller, R | | BB BB BB 0-0 F2 | | S S S 0-3 K | | BB BB BB 4-0 1B BB | | 0-3 K | |

| AB | R | H | RBI | BB | SO | LOB |
|----|---|---|-----|----|----|-----|
| 5 | 0 | 2 | 1 | 0 | 0 | 1 |
| 4 | 0 | 0 | 0 | 0 | 0 | 3 |
| 4 | 0 | 2 | 0 | 0 | 0 | 1 |
| 4 | 0 | 0 | 0 | 0 | 1 | 2 |
| 4 | 1 | 1 | 0 | 0 | 0 | 0 |
| 2 | 1 | 0 | 0 | 1 | 0 | 0 |
| 3 | 2 | 3 | 1 | 1 | 0 | 0 |
| 2 | 1 | 2 | 3 | 1 | 0 | 0 |
| 2 | 0 | 0 | 0 | 0 | 1 | 3 |
| 0 | 0 | 0 | 0 | 0 | 0 | 0 |
| 0 | 0 | 0 | 0 | 1 | 0 | 0 |
| 1 | 0 | 0 | 0 | 0 | 1 | 1 |


BOTTOM

Pittsburgh Pirates @ Los Angeles Dodgers
 Dodger Stadium, Los Angeles, CA

Tue Apr 27 1965, 7:05 PM PDT
 Att. 17,630 - Unknown

| | |
|-----|----|
| AB | 31 |
| R | 5 |
| H | 10 |
| RBI | 5 |
| BB | 4 |
| SO | 3 |
| LOB | 11 |

livebaseballscorecards.com



| | |
|-------|--------|
| WP: 0 | PA: 37 |
| PB: 0 | SB: 1 |
| CS: 0 | |

| Inning Stats | R | H | E | K | S | H | LOB | BB | P | R | H | E | K | S | R | H | E | K | S | R | H | E | K | S | R | H | E | K | S | R | H | E | K | S |
|--------------|---|---|---|---|---|---|-----|----|----|---|---|---|---|---|---|---|---|---|---|---|---|---|---|---|---|---|---|---|---|---|---|---|---|---|
| | 0 | 0 | 0 | 3 | 3 | 0 | 0 | 0 | 0 | 2 | 2 | 0 | 0 | 5 | 0 | 0 | 0 | 0 | 0 | 0 | 0 | 0 | 0 | 0 | 0 | 0 | 0 | 0 | 0 | 0 | 0 | 0 | 0 | 0 |
| | 2 | 2 | 0 | 5 | 5 | 0 | 1 | 1 | 9 | 0 | 0 | 0 | 0 | 0 | 0 | 0 | 0 | 0 | 0 | 0 | 0 | 0 | 0 | 0 | 0 | 0 | 0 | 0 | 0 | 0 | 0 | 0 | 0 | 0 |
| | 0 | 0 | 0 | 4 | 4 | 0 | 0 | 0 | 4 | 0 | 0 | 0 | 0 | 0 | 0 | 0 | 0 | 0 | 0 | 0 | 0 | 0 | 0 | 0 | 0 | 0 | 0 | 0 | 0 | 0 | 0 | 0 | 0 | 0 |
| | 0 | 0 | 0 | 5 | 5 | 0 | 2 | 2 | 13 | 0 | 0 | 0 | 0 | 0 | 0 | 0 | 0 | 0 | 0 | 0 | 0 | 0 | 0 | 0 | 0 | 0 | 0 | 0 | 0 | 0 | 0 | 0 | 0 | 0 |
| | 3 | 5 | 0 | 7 | 7 | 0 | 2 | 2 | 11 | 0 | 0 | 0 | 0 | 0 | 0 | 0 | 0 | 0 | 0 | 0 | 0 | 0 | 0 | 0 | 0 | 0 | 0 | 0 | 0 | 0 | 0 | 0 | 0 | 0 |
| | 0 | 0 | 0 | 6 | 6 | 0 | 1 | 1 | 6 | 0 | 0 | 0 | 0 | 0 | 0 | 0 | 0 | 0 | 0 | 0 | 0 | 0 | 0 | 0 | 0 | 0 | 0 | 0 | 0 | 0 | 0 | 0 | 0 | 0 |

| PITCHER | IP | WLS | BF | H | R | ER | SO | BB | IBB | HBP | BLK | WP | HR | S | P | ERA | WHIP |
|------------------------------------|-----|-----|----|---|---|----|----|----|-----|-----|-----|----|----|----|----|------|-------|
| Joe Gibbon, L ERA: 4.19 (1, 1) | 5.1 | L | 25 | 6 | 4 | 4 | 1 | 3 | 0 | 0 | 0 | 0 | 0 | 24 | 36 | 6.75 | 1.688 |
| Tommie Sisk, R ERA: 6.75 (6, 1) | 0.0 | | 3 | 2 | 1 | 1 | 0 | 1 | 0 | 0 | 0 | 0 | 0 | 2 | 6 | ∞ | ∞ |
| Wilbur Wood, L ERA: (6, 1) | 1.2 | | 5 | 1 | 0 | 0 | 1 | 0 | 0 | 0 | 0 | 0 | 0 | 7 | 7 | 0.00 | 0.600 |
| Al McBean, R ERA: 0.61 (8, 1) | 1.0 | | 4 | 1 | 0 | 0 | 1 | 0 | 0 | 0 | 0 | 0 | 0 | 6 | 6 | 0.00 | 1.000 |

| Batter | 1 | 2 | 3 | 4 | 5 | 6 | 7 | 8 | 9 | AB R H RBI BB SO LOB | TOP | | | | | | | | | | | |
|--|---|---------------------------------|------------------------------|---------------------------------|------------------------------|---------------------------------|------------------------------|-------------------------------------|------------------------------|---------------------------------|---|------------------------------|---|-------------------------------|----------------------------------|------------------------------|----------------------------------|------------------------------|---------------------------------|----------------------------------|------------------------------------|----------------------------------|
| Dick Schofield, S (1, 6) OBP: 0.290, SLG: 0.273 | 0-0 F8 | | 0-0 1B | | | 0-0 1-3 | | 0-0 G3 2B | 0-0 1-3 | 5 1 2 0 0 0 0 | Pittsburgh Pirates @ Los Angeles Dodgers Dodger Stadium, Los Angeles, CA Wed Apr 28 1965, 7:05 PM PDT Att: 17,464 - Unknown livebaseballscorecards.com | | | | | | | | | | | |
| Manny Mota, R (1, 8) OBP: 0.105, SLG: 0.158 | 0-0 6-3 | | 0-0 F9 | | | 0-0 1-3 | | 0-0 G3 2-3 | | 4 0 0 0 0 0 2 | | | | | | | | | | | | |
| Roberto Clemente, R (1, 9) OBP: 0.328, SLG: 0.328 | 0-0 4-3 | | | 0-0 6-3 | | 0-0 1B | | 4-0 2B IBB | | 3 1 1 0 1 0 0 | | | | | | | | | | | | |
| Donn Clendenon, R (1, 3) OBP: 0.373, SLG: 0.370 | | 0-0 4-3 | | 0-0 6-3 | | 0-3 K | | 0-0 1B FC5-2-5 2B | | 4 0 1 2 0 1 1 | | | | | | | | | | | | |
| Bob Bailey, R (1, 7) OBP: 0.390, SLG: 0.500 | | 0-0 CS 1B | | 4-0 BB | | 0-3 K | | 0-0 FC5-2-5 2-3 1B | | 3 0 2 0 1 1 0 | | | | | | | | | | | | |
| Jim Pagliaroni, R (1, 2) OBP: 0.304, SLG: 0.286 | | 0-0 1-2 1B | | 0-0 L8 | | 0-3 K | | 0-0 FC5-2-5 FC6 1-3 3-H | | 4 0 1 0 0 1 3 | | | | | | | | | | | | |
| Ozzie Virgil, R (1, 5) OBP: 0.400, SLG: 0.500 | | 0-0 G3 | | | 0-0 G4-6-3 1B | | 0-0 2B | 0-0 FC6 1-2f | | 4 0 2 0 0 0 3 | | | | | | | | | | | | |
| Gene Alley, R (1, 4) OBP: 0.195, SLG: 0.184 | | | 0-0 G3 | | 0-0 G4-6-3 1-2f | | 4-0 IBB | | 0-0 P5 | 3 0 0 0 1 0 1 | | | | | | | | | | | | |
| Bob Veale, S (1, 1) | | | 0-3 K | | 0-0 1-3 | | 0-3 K | | 0-3 K | 4 0 0 0 0 3 2 | | | | | | | | | | | | |
| Inning Stats | R: 0 E: 0 K: 0 S: 3 | H: 0 LOB: 0 BB: 0 P: 3 | R: 0 E: 0 K: 0 S: 4 | H: 2 LOB: 1 BB: 0 P: 4 | R: 0 E: 0 K: 1 S: 6 | H: 1 LOB: 1 BB: 0 P: 6 | R: 0 E: 0 K: 0 S: 3 | H: 0 LOB: 1 BB: 1 P: 7 | R: 0 E: 0 K: 0 S: 3 | H: 1 LOB: 0 BB: 0 P: 3 | | R: 0 E: 0 K: 1 S: 6 | H: 1 LOB: 1 BB: 0 P: 6 | R: 0 E: 0 K: 3 S: 10 | H: 1 LOB: 2 BB: 1 P: 14 | R: 2 E: 0 K: 0 S: 6 | H: 3 LOB: 2 BB: 1 P: 10 | R: 0 E: 0 K: 1 S: 5 | H: 0 LOB: 0 BB: 0 P: 5 | 1B: 6 2B: 3 3B: 0 HR: 0 | SF: 0 SAC: 0 DP: 1 HBP: 0 | WP: 0 PB: 0 SB: 0 CS: 1 |
| PITCHER | IP WLS BF H R ER SO BB IBB HBP BLK WP HR S P ERA WHIP | | | | | | | | | | | | IP WLS BF H R ER SO BB IBB HBP BLK WP HR S P ERA WHIP | | | | | | | | | |
| Claude Osteen, L (1, 1) ERA: 1.59 | 8.0 L 34 9 2 2 5 1 2 0 0 0 0 0 41 53 2.25 1.250 | | | | | | | | | | | | | | | | | | | | | |
| Howie Reed, R (9, 1) ERA: | 1.0 3 0 0 0 1 0 0 0 0 0 0 0 5 5 0.00 0.000 | | | | | | | | | | | | | | | | | | | | | |



| Batter | 1 | 2 | 3 | 4 | 5 | 6 | 7 | 8 | 9 | AB | R | H | RBI | BB | SO | LOB |
|---|------------------------------------|-------------------|-------------------|-------------------|-------------------|-------------------|-------------------|-------------------|-------------------------------------|----|---|---|-----|----|----|-----|
| Maury Wills, S OBP: 0.364, SLG: 0.360 (1, 6) <i>SS</i> | 0-3 K | | 0-3 K | | | 0-0 1-3 | | 0-0 6-3 | | 4 | 0 | 0 | 0 | 0 | 2 | 0 |
| Wes Parker, S OBP: 0.407, SLG: 0.480 (1, 3) <i>X</i> | 0-0 1-3 | | 0-0 4-3 | | | 0-0 1B | | | 0-0 G4-6-3 1B | 4 | 0 | 2 | 0 | 0 | 0 | 0 |
| Willie Davis, L OBP: 0.356, SLG: 0.477 (1, 8) <i>X</i> | 0-0 FC5-4 1B | | | 0-0 1-3 | | 0-0 G3 | | | 0-3 K | 4 | 0 | 1 | 0 | 0 | 1 | 2 |
| Tommy Davis, R OBP: 0.212, SLG: 0.204 (1, 7) <i>X</i> | 0-0 FC5-4 1-2f | | | 0-0 1-3 | | | 0-0 6-3 | | 0-0 G4-6-3 1-2f | 4 | 0 | 0 | 0 | 0 | 0 | 2 |
| Jim Lefebvre, S OBP: 0.417, SLG: 0.526 (1, 4) <i>X</i> | | 0-0 L9 | | 0-3 K | | | 0-0 6-3 | | | 3 | 0 | 0 | 0 | 0 | 1 | 0 |
| Ron Fairly, L OBP: 0.392, SLG: 0.463 (1, 9) <i>SS</i> | | 0-3 K | | | 0-3 K | | 4-0 BB | | | 2 | 0 | 0 | 0 | 1 | 2 | 0 |
| John Roseboro, L OBP: 0.310, SLG: 0.282 (1, 2) <i>X</i> | | 0-0 E1 | | | 0-0 F9 | | 0-0 4-3 | | | 3 | 0 | 0 | 0 | 0 | 0 | 1 |
| Dick Tracewski, R OBP: 0.526, SLG: 0.625 (1, 5) <i>X</i> | | 0-0 5-3 | | | 0-0 5-3 | | | 0-0 1-3 | | 3 | 0 | 0 | 0 | 0 | 0 | 1 |
| Claude Osteen, L OBP: 0.100, SLG: 0.100 (1, 1) <i>X</i> | | | 0-0 6-3 | | | 0-0 G3 | | 0-0 5-3 | | 2 | 0 | 0 | 0 | 0 | 0 | 0 |
| Al Ferrara, R OBP: 0.286, SLG: 0.500 (8, PH) <i>X</i> | | | | | | | | | | 1 | 0 | 0 | 0 | 0 | 0 | 0 |
| Howie Reed, R (9, 1) <i>X</i> | | | | | | | | | | 0 | 0 | 0 | 0 | 0 | 0 | 0 |

| Inning Stats | R: 0 | H: 1 | E: 0 | K: 1 | S: 6 | LOB: 1 | BB: 0 | P: 6 | R: 0 | H: 0 | E: 1 | K: 1 | S: 6 | LOB: 1 | BB: 0 | P: 6 | R: 0 | H: 0 | E: 0 | K: 1 | S: 5 | LOB: 0 | BB: 0 | P: 5 | R: 0 | H: 0 | E: 0 | K: 1 | S: 5 | LOB: 0 | BB: 0 | P: 5 | R: 0 | H: 0 | E: 0 | K: 0 | S: 4 | LOB: 1 | BB: 0 | P: 4 | R: 0 | H: 0 | E: 0 | K: 0 | S: 3 | LOB: 1 | BB: 1 | P: 7 | R: 0 | H: 0 | E: 0 | K: 0 | S: 3 | LOB: 0 | BB: 0 | P: 3 | R: 0 | H: 1 | E: 0 | K: 1 | S: 5 | LOB: 0 | BB: 0 | P: 5 | 1B: 3 | SF: 0 | 2B: 0 | SAC: 0 | 3B: 0 | DP: 1 | HR: 0 | HBP: 0 | WP: 0 | PA: 31 | PB: 0 | SB: 0 | CS: 0 |
|---|------|------|------|------|------|--------|-------|------|------|------|------|------|------|--------|-------|------|-------|----------------|------|------|------|--------|-------|------|------|------|------|------|------|--------|-------|------|------|------|------|------|------|--------|-------|------|------|------|------|------|------|--------|-------|------|------|------|------|------|------|--------|-------|------|------|------|------|------|------|--------|-------|------|-------|-------|-------|--------|-------|-------|-------|--------|-------|--------|-------|-------|-------|
| PITCHER Bob Veale, L ERA: 1.55 (1, 1) | IP | WLS | BF | H | R | ER | SO | BB | IBB | HBP | BLK | WP | HR | S | P | ERA | WHIP | | | | | | | | | | | | | | | | | | | | | | | | | | | | | | | | | | | | | | | | | | | | | | | | | | | | | | | | | | | | |
| | 9.0 | W | 31 | 3 | 0 | 0 | 6 | 1 | 0 | 0 | 0 | 0 | 0 | 42 | 46 | 0.00 | 0.444 | | | | | | | | | | | | | | | | | | | | | | | | | | | | | | | | | | | | | | | | | | | | | | | | | | | | | | | | | | | | |
| | | | | | | | | | | | | | | | | | | PITCHER | IP | WLS | BF | H | R | ER | SO | BB | IBB | HBP | BLK | WP | HR | S | P | ERA | WHIP | | | | | | | | | | | | | | | | | | | | | | | | | | | | | | | | | | | | | | | | | | |


BOTTOM

Pittsburgh Pirates @ Los Angeles Dodgers
Dodger Stadium, Los Angeles, CA

Wed Apr 28 1965, 7:05 PM PDT
Att. 17,464 - Unknown

livebaseballscorecards.com

| | |
|------------|-----------|
| AB | 30 |
| R | 0 |
| H | 3 |
| RBI | 0 |
| BB | 1 |
| SO | 6 |
| LOB | 6 |



| Batter | 1 | 2 | 3 | 4 | 5 | 6 | 7 | 8 | 9 | AB | R | H | RBI | BB | SO | LOB | TOP | | | | | | |
|--|------------------------------|---------------------------------|------------------------------|---------------------------------|------------------------------|---------------------------------|------------------------------|---------------------------------|------------------------------|----------------------------------|------------------------------|---------------------------------|------------------------------|---------------------------------|------------------------------|---------------------------------|------------------------------|---------------------------------|----------------------------------|------------------------------------|----------------------------------|--------|--|
| Dick Schofield, S (1, 6) OBP: 0.288, SLG: 0.263 | 0-3 K | | 0-0 SF8 | | 4-0 1B BB | | 0-0 F6 | | | 2 | 0 | 0 | 1 | 1 | 1 | 1 | | | | | | | |
| Manny Mota, R (1, 8) OBP: 0.130, SLG: 0.174 | 0-0 6-3 | | 0-3 K | | 0-0 FC6-4 1B | | 0-3 K | | | 4 | 0 | 1 | 1 | 0 | 2 | 1 | | | | | | | |
| Roberto Clemente, R (1, 9) OBP: 0.323, SLG: 0.323 | 0-0 1B | | | 0-0 F3 | | 0-0 K | | 0-0 6-3 | | 4 | 0 | 1 | 0 | 0 | 1 | 3 | | | | | | | |
| Donn Clendenon, R (1, 3) OBP: 0.345, SLG: 0.340 | 0-3 K | | | 0-0 F7 | | 0-0 FC6-4 | | 0-0 F3 | | 4 | 0 | 0 | 0 | 0 | 1 | 4 | | | | | | | |
| Bob Bailey, R (1, 7) OBP: 0.381, SLG: 0.473 | | 0-0 2-3 | | 4-0 FC5-4 BB | | 0-0 F5 | | 0-0 5-3 | | 3 | 0 | 0 | 0 | 1 | 0 | 0 | | | | | | | |
| Gene Freese, R (1, 5) OBP: 0.500, SLG: 0.500 | | 0-0 5-3 | | 0-0 FC5-4 | | 0-3 K | | 0-0 F9 | | 3 | 0 | 0 | 0 | 0 | 1 | 1 | | | | | | | |
| Bill Virdon, L (9, PH) OBP: 0.375, SLG: 0.422 | | | | 1-2f | | | | | | 1 | 0 | 0 | 0 | 0 | 0 | 0 | | | | | | | |
| Jim Pagliaroni, R (1, 2) OBP: 0.286, SLG: 0.267 | | 0-0 F6 | | | 0-0 F7 | | 0-0 L8 | | 0-3 K | 3 | 0 | 0 | 0 | 0 | 0 | 0 | | | | | | | |
| Willie Stargell, L (9, PH) OBP: 0.157, SLG: 0.149 | | | | | | | | | | 1 | 0 | 0 | 0 | 0 | 1 | 0 | | | | | | | |
| Gene Alley, R (1, 4) OBP: 0.250, SLG: 0.268 | | | 0-0 SH3-4 SF8 2B | | 0-0 BB 1B 1B | | 0-0 1B | | 0-3 K | 3 | 2 | 3 | 0 | 0 | 0 | 0 | | | | | | | |
| Jerry Lynch, L (9, PH) OBP: 0.231, SLG: 0.091 | | | | | | | | | | 1 | 0 | 0 | 0 | 0 | 1 | 0 | | | | | | | |
| Vern Law, R (1, 1) OBP: 0.500, SLG: 0.500 | | | 0-0 SH3-4 | | 0-0 1B BB 1B | | 0-3 K | | | 2 | 0 | 1 | 0 | 0 | 1 | 1 | | | | | | | |
| Wilbur Wood, R (8, 1) | | | | | | | | | | 0 | 0 | 0 | 0 | 0 | 0 | 0 | | | | | | | |
| Inning Stats | R: 0 E: 0 K: 2 S: 8 | H: 1 LOB: 1 BB: 0 P: 8 | R: 0 E: 0 K: 0 S: 3 | H: 0 LOB: 0 BB: 0 P: 3 | R: 1 E: 0 K: 1 S: 6 | H: 1 LOB: 0 BB: 0 P: 6 | R: 0 E: 0 K: 0 S: 3 | H: 0 LOB: 1 BB: 1 P: 7 | R: 1 E: 0 K: 1 S: 8 | H: 3 LOB: 3 BB: 1 P: 12 | R: 0 E: 0 K: 1 S: 5 | H: 0 LOB: 0 BB: 0 P: 5 | R: 0 E: 0 K: 2 S: 8 | H: 1 LOB: 1 BB: 0 P: 8 | R: 0 E: 0 K: 0 S: 3 | H: 0 LOB: 0 BB: 0 P: 3 | R: 0 E: 0 K: 2 S: 7 | H: 0 LOB: 0 BB: 0 P: 7 | 1B: 5 2B: 1 3B: 0 HR: 0 | SF: 1 SAC: 1 DP: 0 HBP: 0 | WP: 0 PB: 0 SB: 0 CS: 0 | PA: 35 | |
| PITCHER | IP | WLS | BF | H | R | ER | SO | BB | IBB | HBP | BLK | WP | HR | S | P | ERA | WHIP | | | | | | |
| Ray Sadecki, L (1, 1) ERA: 6.57 | 4.1 | | 20 | 5 | 2 | 2 | 3 | 2 | 0 | 0 | 0 | 0 | 0 | 24 | 32 | 4.15 | 1.615 | | | | | | |
| Ron Taylor, R (5, 1) ERA: 5.14 | 1.2 | | 5 | 0 | 0 | 0 | 2 | 0 | 0 | 0 | 0 | 0 | 0 | 9 | 9 | 0.00 | 0.000 | | | | | | |
| Ray Washburn, R (7, 1) ERA: 3.6 | 3.0 | W | 10 | 1 | 0 | 0 | 4 | 0 | 0 | 0 | 0 | 0 | 0 | 18 | 18 | 0.00 | 0.333 | | | | | | |

Pittsburgh Pirates @ St. Louis Cardinals
Sportsman's Park, St. Louis, MO
Fri Apr 30 1965, 8:05 PM EDT
Att: 20,401 - Unknown

livebaseballscorecards.com

| | |
|-----|----|
| AB | 31 |
| R | 2 |
| H | 6 |
| RBI | 2 |
| BB | 2 |
| SO | 9 |
| LOB | 11 |



| Batter | 1 | 2 | 3 | 4 | 5 | 6 | 7 | 8 | 9 | AB | R | H | RBI | BB | SO | LOB | | |
|--|---|---|---|---|---|---|---|---|---|---|---|---|---|---|---|---|--|--|
| Curt Flood, R OBP: 0.385, SLG: 0.552 (1, 8) X | 0-0 L9 ① | | | 0-3 K ① | | 0-0 F8 ③ | | 0-0 G3 2B | | 4 | 0 | 1 | 0 | 0 | 1 | 0 | | |
| Lou Brock, L OBP: 0.403, SLG: 0.500 (1, 7) X | 0-0 3-1 ② | | | 0-0 E4 G6-4-3 | | | 0-0 F9 ① X | 0-0 G3 2-3 | | 4 | 0 | 0 | 0 | 0 | 0 | 1 | | |
| Dick Groat, R OBP: 0.371, SLG: 0.352 (1, 6) S S S | 0-3 K ③ | | | 0-0 G6-4-3 1-2f | | | 0-0 F8 ② | 4-0 IBB | | 3 | 0 | 0 | 0 | 1 | 1 | 1 | | |
| Tito Francona, L OBP: 0.348, SLG: 0.381 (1, 9) | | 0-0 4-3 ① | | | 0-0 FC1-4 1B | | 0-0 E6 | 0-0 F6 ③ | | 4 | 1 | 1 | 0 | 0 | 0 | 2 | | |
| Mike Shannon, R OBP: 0.189, SLG: 0.094 (9, 9) | | | | | | | | | | 0 | 0 | 0 | 0 | 0 | 0 | 0 | | |
| Ken Boyer, R OBP: 0.326, SLG: 0.333 (1, 5) X | | 0-0 6-3 ② | | | 0-0 FC1-4 BB 1-2f | | 0-0 E4 2B 2-H | | | 3 | 1 | 0 | 0 | 0 | 0 | 1 | | |
| Bill White, L OBP: 0.339, SLG: 0.346 (1, 3) X | | 0-0 1-3 ③ | | | 4-0 G6-4-3 BB 1-2 | | 0-0 E4 1B 2B 1-H | | | 2 | 1 | 1 | 1 | 1 | 0 | 0 | | |
| Phil Gagliano, R OBP: 0.300, SLG: 0.294 (1, 4) | | | 0-0 3-1 ① | | 0-0 G6-4-3 ② ③ | | 0-0 F9 ① X | | | 3 | 0 | 1 | 1 | 0 | 0 | 2 | | |
| Julian Javier, R OBP: 0.206, SLG: 0.324 (7, PR) (8, 4) | | | | 0-0 3-1 ③ | | | 0-0 L9 ③ | | | 0 | 0 | 0 | 0 | 0 | 0 | 0 | | |
| Tim McCarver, L OBP: 0.361, SLG: 0.281 (1, 2) X | | | 0-0 F5 ② | | | | 0-0 K ② | | | 3 | 0 | 0 | 0 | 0 | 0 | 1 | | |
| Ray Sadecki, L OBP: 0.500, SLG: 1.000 (5, 1) | | | | | | | | | | | | | | | | | | |
| Ed Spiezio, R OBP: 0.263, SLG: 0.176 (6, PH) | | | 0-0 4-3 ③ | | | | | | | 1 | 0 | 0 | 0 | 0 | 0 | 0 | | |
| Ray Washburn, R OBP: 0.263, SLG: 0.176 (7, 1) X | | | | | | | | | | 0 | 0 | 0 | 0 | 0 | 0 | 0 | | |
| | | | | | | | | | | 1 | 0 | 0 | 0 | 0 | 1 | 0 | | |
| | | | | | | | | | | 1 | 0 | 0 | 0 | 0 | 1 | 0 | | |
| Inning Stats | R: 0 H: 0 E: 0 K: 1 S: 5 | H: 0 LOB: 0 BB: 0 P: 5 | R: 0 H: 0 E: 0 K: 0 S: 3 | H: 0 LOB: 0 BB: 0 P: 3 | R: 0 H: 0 E: 1 K: 1 S: 5 | H: 0 LOB: 0 BB: 0 P: 5 | R: 0 H: 1 E: 0 K: 0 S: 3 | H: 1 LOB: 1 BB: 1 P: 7 | R: 3 H: 2 E: 2 K: 0 S: 7 | H: 2 LOB: 1 BB: 0 P: 7 | R: 0 H: 1 E: 0 K: 1 S: 6 | H: 1 LOB: 2 BB: 1 P: 10 | | | | | | |
| PITCHER | IP WLS BF H R ER SO BB IBB HBP BLK WP HR S P ERA WHIP | IP WLS BF H R ER SO BB IBB HBP BLK WP HR S P ERA WHIP | IP WLS BF H R ER SO BB IBB HBP BLK WP HR S P ERA WHIP | IP WLS BF H R ER SO BB IBB HBP BLK WP HR S P ERA WHIP | IP WLS BF H R ER SO BB IBB HBP BLK WP HR S P ERA WHIP | IP WLS BF H R ER SO BB IBB HBP BLK WP HR S P ERA WHIP | IP WLS BF H R ER SO BB IBB HBP BLK WP HR S P ERA WHIP | IP WLS BF H R ER SO BB IBB HBP BLK WP HR S P ERA WHIP | IP WLS BF H R ER SO BB IBB HBP BLK WP HR S P ERA WHIP | IP WLS BF H R ER SO BB IBB HBP BLK WP HR S P ERA WHIP | IP WLS BF H R ER SO BB IBB HBP BLK WP HR S P ERA WHIP | IP WLS BF H R ER SO BB IBB HBP BLK WP HR S P ERA WHIP | IP WLS BF H R ER SO BB IBB HBP BLK WP HR S P ERA WHIP | IP WLS BF H R ER SO BB IBB HBP BLK WP HR S P ERA WHIP | IP WLS BF H R ER SO BB IBB HBP BLK WP HR S P ERA WHIP | IP WLS BF H R ER SO BB IBB HBP BLK WP HR S P ERA WHIP | | |
| Vern Law, R ERA: 2.42 (1, 1) | 7.1 L 28 4 3 0 4 1 0 0 0 0 0 0 35 39 0.00 0.682 | | | | | | | | | | | | | | | | | |
| Wilbur Wood, L ERA: (8, 1) | 0.2 3 0 0 0 0 0 1 0 0 0 0 2 6 0.00 0.000 | | | | | | | | | | | | | | | | | |

BOTTOM

Pittsburgh Pirates @ St. Louis Cardinals
Sportsman's Park, St. Louis, MO

livebaseballscores.com

| | |
|------------|-----------|
| AB | 29 |
| R | 3 |
| H | 4 |
| RBI | 2 |
| BB | 2 |
| SO | 4 |
| LOB | 8 |



| | |
|-------|--------|
| WP: 0 | PA: 31 |
| PB: 0 | |
| SB: 0 | |
| CS: 0 | |

Fri Apr 30 1965, 8:05 PM EDT
Att. 20,401 - Unknown

| Batter | 1 | 2 | 3 | 4 | 5 | 6 | 7 | 8 | 9 | AB R H RBI BB SO LOB | TOP |
|---|--|---|---|---|---|---|---|---|---|--|--|
| Dick Schofield, S (1, 6) OBP: 0.300, SLG: 0.295 | 0-0 F7 | | 0-0 F6 | | 0-0 G3 2B | | 0-0 FC1-2 1B | | | 4 0 2 0 0 0 0 | Pittsburgh Pirates @ St. Louis Cardinals Sportsman's Park, St. Louis, MO Sat May 01 1965, 4:33 AM EDT Att. 9,689 - Unknown livebaseballscorecards.com |
| Bill Virdon, L (1, 8) OBP: 0.365, SLG: 0.408 | 0-0 F5 | | | 0-0 1B | 0-0 G3 | | 0-0 FC1-2 FC4-6 | | | 4 0 1 0 0 0 3 | |
| Roberto Clemente, R (1, 9) OBP: 0.304, SLG: 0.303 | 0-0 F8 | | | 0-3 K | 0-0 F6 | | 0-0 FC4-6 | | | 4 0 0 0 0 1 3 | |
| Willie Stargell, L (1, 7) OBP: 0.182, SLG: 0.235 | | 0-0 4-3 | | 0-0 HR | 0-0 F6 | | | 0-0 G5-4-3 1B | | 4 1 2 1 0 0 1 | |
| Donn Clendenon, R (1, 3) OBP: 0.339, SLG: 0.321 | | 0-3 K | | 4-0 E 2B BB | | 0-0 F2 | | 0-0 F8 | | 3 1 0 0 1 1 1 | |
| Bob Bailey, R (1, 5) OBP: 0.373, SLG: 0.448 | | 4-0 FC6-4 BB | | 0-0 E5 2B 1-2 | | 0-3 K | | 0-0 G5-4-3 | | 3 0 0 0 1 1 2 | |
| Gene Alley, R (1, 4) OBP: 0.271, SLG: 0.311 | | 0-0 FC6-4 | | 0-0 1-3 2-H 2B | | 0-3 K | | | 0-0 FC5-4 1B | 4 0 2 1 0 1 1 | |
| Del Crandall, R (1, 2) Gene Freese, R (9, PH) OBP: 0.455, SLG: 0.444 | | | 0-3 K | 4-0 IBB | | | 0-0 F7 | | 0-0 FC5-4 G4-6-3 | 2 0 0 0 1 1 0 1 0 0 0 0 0 1 | |
| Don Cardwell, R (1, 1) Al McBean, R (7, 1) Jerry Lynch, L (9, PH) OBP: 0.250, SLG: 0.286 OBP: 0.214, SLG: 0.083 | | | 0-0 6-3 | 0-3 K | | | 0-0 FC1-2 1B 2B | | 0-0 G4-6-3 | 3 0 1 0 0 1 3 0 0 0 0 0 0 0 1 0 0 0 0 0 1 | |
| Inning Stats | R: 0 E: 0 K: 0 S: 3 H: 0 LOB: 0 BB: 0 P: 3 | R: 0 E: 0 K: 1 S: 5 H: 0 LOB: 1 BB: 1 P: 9 | R: 0 E: 0 K: 1 S: 5 H: 0 LOB: 0 BB: 0 P: 5 | R: 2 E: 1 K: 2 S: 10 H: 3 LOB: 3 BB: 2 P: 18 | R: 0 E: 0 K: 0 S: 4 H: 1 LOB: 1 BB: 0 P: 4 | R: 0 E: 0 K: 2 S: 7 H: 0 LOB: 0 BB: 0 P: 7 | R: 0 E: 0 K: 0 S: 5 H: 2 LOB: 2 BB: 0 P: 5 | R: 0 E: 0 K: 0 S: 3 H: 1 LOB: 0 BB: 0 P: 3 | R: 0 E: 0 K: 0 S: 3 H: 1 LOB: 0 BB: 0 P: 3 | 1B: 4 2B: 3 3B: 0 HR: 1 SF: 0 SAC: 0 DP: 2 HBP: 0 | WP: 0 PB: 0 SB: 0 CS: 0 PA: 36 |
| PITCHER Tracy Stallard, R (1, 1) ERA: 3.22 | IP: 9.0 WLS: W BF: 36 H: 8 R: 2 ER: 1 SO: 6 BB: 2 IBB: 1 HBP: 0 BLK: 0 WP: 0 HR: 1 S: 45 P: 57 ERA: 1.00 WHIP: 1.111 | | | | | | | | | | |

| | |
|-----|----|
| AB | 33 |
| R | 2 |
| H | 8 |
| RBI | 2 |
| BB | 3 |
| SO | 6 |
| LOB | 16 |



| Batter | 1 | 2 | 3 | 4 | 5 | 6 | 7 | 8 | 9 |
|---|-------------------------|--------------|----------------------|-------------------------------|--------------|--------------------------|--------------|---|---|
| Curt Flood, R OBP: 0.391, SLG: 0.597 (1, 8) x | 0-0 1B 1B | | x 0-0 HR | | x 0-0 5-3 | | x 0-0 6-3 | | |
| Lou Brock, L OBP: 0.409, SLG: 0.534 (1, 7) x | 0-0 4-3 1-3 1B | | x 0-0 3B | | SS 0-3 K | | SS 0-3 K | | |
| Dick Groat, R OBP: 0.348, SLG: 0.328 (1, 6) x | 0-0 4-3 2-3 | | x 0-0 1-3 | | SS 0-3 K | | x 0-0 4-3 | | |
| Tito Francona, L OBP: 0.333, SLG: 0.480 Mike Shannon, R OBP: 0.169, SLG: 0.094 (1, 9) x (9, 9) | 0-0 3-1 | | x 0-0 HR | | x 0-0 6-3 | | x 0-0 6-3 | | |
| Ken Boyer, R OBP: 0.327, SLG: 0.333 (1, 5) | | x 0-0 6-3 | | x 0-0 FC3-6 1B | | x 0-0 F8 | | | |
| Bill White, L OBP: 0.338, SLG: 0.364 (1, 3) | | x 0-0 F8 | | x 0-0 FC3-6 FC6 1-2f | | x 0-0 E 2B | | | |
| Phil Gagliano, R OBP: 0.304, SLG: 0.300 Julian Javier, R OBP: 0.206, SLG: 0.324 (1, 4) (7, PR) (8, 4) | | x 0-0 F8 | | x 0-0 F3 | | x 0-0 E7 2-H 1B | | | |
| Tim McCarver, L OBP: 0.333, SLG: 0.257 (1, 2) | | x 0-0 1-3 | x 0-0 FC6 1-2f | | x 0-0 1-3 | | x 0-0 F7 | | |
| Tracy Stallard, R OBP: 0.143, SLG: 0.143 (1, 1) | | SS 0-3 K | | x 0-0 1-3 | | SS 0-3 K | | | |

| AB | R | H | RBI | BB | SO | LOB |
|-------|--------|---|-----|----|----|-----|
| 4 | 1 | 2 | 1 | 0 | 0 | 1 |
| 4 | 0 | 2 | 0 | 0 | 2 | 0 |
| 4 | 0 | 0 | 0 | 0 | 1 | 2 |
| 4 | 1 | 1 | 1 | 0 | 0 | 1 |
| 0 | 0 | 0 | 0 | 0 | 0 | 0 |
| 3 | 0 | 1 | 0 | 0 | 0 | 0 |
| 3 | 1 | 1 | 0 | 0 | 0 | 1 |
| 3 | 0 | 1 | 1 | 0 | 0 | 1 |
| 0 | 0 | 0 | 0 | 0 | 0 | 0 |
| 3 | 0 | 0 | 0 | 0 | 0 | 2 |
| 3 | 0 | 0 | 0 | 0 | 2 | 1 |
| 1B: 4 | SF: 0 | | | | | |
| 2B: 1 | SAC: 0 | | | | | |
| 3B: 1 | DP: 0 | | | | | |
| HR: 2 | HBP: 0 | | | | | |

BOTTOM

Pittsburgh Pirates @ St. Louis Cardinals
Sportsman's Park, St. Louis, MO

Sat May 01 1965, 4:33 AM EDT
Att. 9,689 - Unknown

livebaseballscores.com

| | |
|------------|-----------|
| AB | 31 |
| R | 3 |
| H | 8 |
| RBI | 3 |
| BB | 0 |
| SO | 5 |
| LOB | 9 |



| Inning Stats | | | | | | | | | | | | | | | | | | | | | | | | | | | | | | | | | | | | | | | | | | | | | | | | | | | | | | |
|--------------|------|------|------|------|------|------|------|------|------|------|------|------|------|------|------|------|------|------|------|------|------|------|------|------|------|------|------|------|------|------|------|------|------|------|------|------|------|------|------|------|------|------|------|------|------|------|------|------|------|------|------|------|------|------|
| 1 | | | | | 2 | | | | | 3 | | | | | | | | | | | | | | | | | | | | | | | | | | | | | | | | | | | | | | | | | | | | |
| R: 0 | H: 2 | E: 0 | K: 0 | S: 4 | R: 0 | H: 0 | E: 0 | K: 0 | S: 3 | R: 1 | H: 2 | E: 0 | K: 1 | S: 7 | R: 1 | H: 2 | E: 0 | K: 0 | S: 5 | R: 0 | H: 0 | E: 0 | K: 1 | S: 5 | R: 0 | H: 0 | E: 0 | K: 1 | S: 5 | R: 1 | H: 2 | E: 1 | K: 1 | S: 7 | R: 0 | H: 0 | E: 0 | K: 1 | S: 5 | R: 1 | H: 2 | E: 1 | K: 1 | S: 7 | R: 0 | H: 0 | E: 0 | K: 1 | S: 5 | R: 0 | H: 0 | E: 0 | K: 1 | S: 5 |

| PITCHER | | IP | WLS | BF | H | R | ER | SO | BB | IBB | HBP | BLK | WP | HR | S | P | ERA | WHIP |
|---|-----|----|-----|----|---|---|----|----|----|-----|-----|-----|----|----|----|----|------|-------|
| Don Cardwell, R ERA: 3.26 (1, 1) | 6.0 | L | 25 | 8 | 3 | 2 | 3 | 3 | 0 | 0 | 0 | 0 | 0 | 2 | 31 | 31 | 3.00 | 1.333 |
| Al McBean, R ERA: 0.54 (7, 1) | 2.0 | | 6 | 0 | 0 | 0 | 2 | 2 | 0 | 0 | 0 | 0 | 0 | 0 | 10 | 10 | 0.00 | 0.000 |

| PITCHER | | IP | WLS | BF | H | R | ER | SO | BB | IBB | HBP | BLK | WP | HR | S | P | ERA | WHIP |
|---------|--|----|-----|----|---|---|----|----|----|-----|-----|-----|----|----|---|---|-----|------|
| | | | | | | | | | | | | | | | | | | |

| WP | PA |
|----|----|
| 3 | 31 |

| Batter | 1 | 2 | 3 | 4 | 5 | 6 | 7 | 8 | 9 | AB R H RBI BB SO LOB |
|--------|---|---|---|---|---|---|---|---|---|----------------------|
|--------|---|---|---|---|---|---|---|---|---|----------------------|

| | | | | | | | | | | |
|--|------------|--|-----------|--|----------|--|--------------------|--|-----------|---------------|
| Dick Schofield, S (1, 6) OBP: 0.280, SLG: 0.273 | 0-0 4-3 | | 0-0 F7 | | 0-3 K | | 0-0 FC3-6 1B | | 0-0 F7 | 5 0 0 1 0 1 4 |
|--|------------|--|-----------|--|----------|--|--------------------|--|-----------|---------------|

| | | | | | | | | | | |
|---|-----------|--|------------|--|--|-----------|-----------|--|-----------|---------------|
| Bill Virdon, L (1, 8) OBP: 0.368, SLG: 0.407 | 0-0 L8 | | 0-0 6-3 | | | 0-0 1B | 0-0 1B | | 0-0 F8 | 5 0 2 1 0 0 2 |
|---|-----------|--|------------|--|--|-----------|-----------|--|-----------|---------------|

| | | | | | | | | | | |
|--|-----------------|--|----------|--|--|----------|-----------|--|--|---------------|
| Donn Clendenon, R (1, 3) OBP: 0.333, SLG: 0.333 | 0-0 HR 2B | | 0-3 K | | | 0-3 K | 0-0 L8 | | | 4 1 1 0 0 2 3 |
|--|-----------------|--|----------|--|--|----------|-----------|--|--|---------------|

| | | | | | | | | | | |
|---|-----------|--|--|----------|--|----------|--|-----------|--|---------------|
| Willie Stargell, L (1, 7) OBP: 0.186, SLG: 0.291 | 0-0 HR | | | 0-3 K | | 0-3 K | | 0-0 F9 | | 4 1 1 2 0 2 1 |
|---|-----------|--|--|----------|--|----------|--|-----------|--|---------------|

| | | | | | | | | | | |
|---|----------|--|--|-----------|--|-----------|--|-----------|--|---------------|
| Jerry Lynch, L (1, 9) OBP: 0.278, SLG: 0.188 | 0-3 K | | | 0-0 1B | | 0-0 F2 | | 0-0 1B | | 4 0 2 0 0 1 1 |
|---|----------|--|--|-----------|--|-----------|--|-----------|--|---------------|

| | | | | | | | | | | |
|--|--|-----------|--|---------------------|--|--|--------------------|---------------------|--|---------------|
| Bob Bailey, R (1, 5) OBP: 0.366, SLG: 0.435 | | 0-0 F9 | | 0-0 G6-4-3 1B | | | 0-0 FC3-6 1B | 0-0 G5-4-3 1B | | 4 1 1 0 0 0 2 |
|--|--|-----------|--|---------------------|--|--|--------------------|---------------------|--|---------------|

| | | | | | | | | | | |
|--|--|----------|--|--|-----------|--|--------------------|--|-----------|---------------|
| Jim Pagliaroni, R (1, 2) OBP: 0.321, SLG: 0.367 | | 0-3 K | | | 0-0 HR | | 0-0 FC3-6 1B | | 0-0 1B | 4 2 3 1 0 1 0 |
|--|--|----------|--|--|-----------|--|--------------------|--|-----------|---------------|

| | | | | | | | | | | |
|--|--|-----------|--|--|-----------|--|--------------------|--|-----------|---------------|
| Gene Alley, R (1, 4) OBP: 0.288, SLG: 0.327 | | 0-0 E6 | | | 0-0 F9 | | 0-0 FC3-6 1B | | 0-0 1B | 4 0 2 0 0 0 0 |
|--|--|-----------|--|--|-----------|--|--------------------|--|-----------|---------------|

| | | | | | | | | | | |
|---|--|-----------|--|--|----------|--|----------|--|-----------|---|
| Bob Friend, R (1, 1) Don Schwall, R (5, 1) Roberto Clemente, R (7, PH) Tom Butters, R (7, 1) Wilbur Wood, R (7, 1) Tommy Sisk, R (7, 1) Manny Mota, R (9, PH) | | 0-0 F3 | | | 0-3 K | | 0-3 K | | 0-0 F4 | 2 0 0 0 0 1 1 0 0 0 0 0 0 0 1 0 0 0 0 0 1 3 0 1 0 0 0 0 0 0 2 |
|---|--|-----------|--|--|----------|--|----------|--|-----------|---|

| Inning Stats | R: 2 E: 0 K: 1 S: 7 | H: 2 LOB: 0 BB: 0 P: 7 | R: 0 E: 1 K: 1 S: 6 | H: 0 LOB: 1 BB: 0 P: 6 | R: 0 E: 0 K: 1 S: 5 | H: 0 LOB: 0 BB: 0 P: 5 | R: 0 E: 0 K: 1 S: 5 | H: 1 LOB: 0 BB: 0 P: 5 | R: 1 E: 0 K: 2 S: 8 | H: 1 LOB: 0 BB: 0 P: 8 | R: 0 E: 0 K: 2 S: 8 | H: 1 LOB: 1 BB: 0 P: 8 | R: 2 E: 0 K: 1 S: 9 | H: 4 LOB: 2 BB: 0 P: 9 | R: 0 E: 0 K: 0 S: 3 | H: 1 LOB: 0 BB: 0 P: 3 | R: 0 E: 0 K: 0 S: 5 | H: 2 LOB: 2 BB: 0 P: 5 | 1B: 9 2B: 1 3B: 0 HR: 2 | SF: 0 SAC: 0 DP: 2 HBP: 0 | WP: 0 PB: 0 SB: 1 CS: 0 | PA: 38 |
|--------------|------------------------------|---------------------------------|------------------------------|---------------------------------|------------------------------|---------------------------------|------------------------------|---------------------------------|------------------------------|---------------------------------|------------------------------|---------------------------------|------------------------------|---------------------------------|------------------------------|---------------------------------|------------------------------|---------------------------------|----------------------------------|------------------------------------|----------------------------------|--------|
|--------------|------------------------------|---------------------------------|------------------------------|---------------------------------|------------------------------|---------------------------------|------------------------------|---------------------------------|------------------------------|---------------------------------|------------------------------|---------------------------------|------------------------------|---------------------------------|------------------------------|---------------------------------|------------------------------|---------------------------------|----------------------------------|------------------------------------|----------------------------------|--------|

| PITCHER | IP | WLS | BF | H | R | ER | SO | BB | IBB | HBP | BLK | WP | HR | S | P | ERA | WHIP |
|-----------------------------------|-----|-----|----|----|---|----|----|----|-----|-----|-----|----|----|----|----|------|-------|
| Bob Gibson, R (1, 1) ERA: 3.05 | 8.0 | W | 35 | 12 | 5 | 5 | 9 | 0 | 0 | 0 | 0 | 0 | 2 | 53 | 53 | 5.62 | 1.500 |
| Ron Taylor, R (9, 1) ERA: 4.8 | 1.0 | S | 3 | 0 | 0 | 0 | 0 | 0 | 0 | 0 | 0 | 0 | 0 | 3 | 3 | 0.00 | 0.000 |

TOP

Pittsburgh Pirates @ St. Louis Cardinals

Sportsman's Park, St. Louis, MO

Sun May 02 1965, 4:33 AM EDT

Unknown

| | |
|-----|----|
| AB | 38 |
| R | 5 |
| H | 12 |
| RBI | 5 |
| BB | 0 |
| SO | 9 |
| LOB | 19 |



| | |
|-------|--------|
| WP: 0 | PA: 38 |
| PB: 0 | |
| SB: 1 | |
| CS: 0 | |

| PITCHER | IP | WLS | BF | H | R | ER | SO | BB | IBB | HBP | BLK | WP | HR | S | P | ERA | WHIP |
|---------|----|-----|----|---|---|----|----|----|-----|-----|-----|----|----|---|---|-----|------|
|---------|----|-----|----|---|---|----|----|----|-----|-----|-----|----|----|---|---|-----|------|

| Batter | 1 | 2 | 3 | 4 | 5 | 6 | 7 | 8 | 9 |
|--|---------------------|---------------|------------|--------------|--------------------|--------------------|-------------------|------------|---|
| Curt Flood, R OBP: 0.405, SLG: 0.606 (1, 8) X | 0-0 E5 L8 4-3 | | 0-0 F9 | | 0-0 1B 1B | 0-0 1B 2B | 4-0 BB | | |
| Lou Brock, L OBP: 0.408, SLG: 0.524 (1, 7) X | 0-0 4-3 1-2 | | 0-0 4-3 | | 0-0 1B FC4-6 1B | 0-0 S 1B | 0-3 K | | |
| Dick Groat, R OBP: 0.338, SLG: 0.317 (1, 6) X | 0-0 L8 2-3 | | | 0-0 F9 | 0-0 FC4-6 1B | 0-0 4-3 | | 0-0 F7 | |
| Tito Francona, L OBP: 0.355, SLG: 0.500 (1, 9) X Julian Javier, R OBP: 0.200, SLG: 0.314 (7, PR) (8, 4) X | 0-0 F7 | | | 0-0 E 2B | 0-0 FC4-6 | | 4-0 BB E 1B BB | 0-0 F6 | |
| Ken Boyer, R OBP: 0.315, SLG: 0.320 (1, 5) X | | 0-0 6-3 | | 0-0 E9 1B | 0-0 F8 | | 0-0 E8 BB 1B | 0-0 6-3 | |
| Bill White, L OBP: 0.348, SLG: 0.362 (1, 3) X | | 0-0 4-3 1B | | 0-0 F3 | 0-0 G3 | | 4-0 1B SF7 BB | | |
| Phil Gagliano, R OBP: 0.259, SLG: 0.250 (1, 4) X Mike Shannon, R OBP: 0.189, SLG: 0.094 (8, 9) X | | 0-0 4-3 | | 0-0 6-3 | | 0-3 K | 0-3 K | | |
| Tim McCarver, L OBP: 0.349, SLG: 0.282 (1, 2) X | | 0-0 4-3 | | | 0-0 1B 1B | 0-0 E4 SH1-3 2B | 0-0 SF7 1B | | |
| Bob Gibson, R OBP: 0.231, SLG: 0.200 (1, 1) X Ron Taylor, R OBP: 0.500, SLG: 1.000 (9, 1) X | | | 0-0 F7 | | 0-0 1B 1B | 0-0 SH1-3 | 0-0 SF7 | | |

| Inning Stats | R: 0 E: 1 K: 0 S: 4 | H: 0 LOB: 1 BB: 0 P: 4 | R: 0 E: 0 K: 0 S: 4 | H: 1 LOB: 1 BB: 0 P: 4 | R: 0 E: 0 K: 0 S: 3 | H: 0 LOB: 0 BB: 0 P: 3 | R: 1 E: 1 K: 0 S: 5 | H: 2 LOB: 1 BB: 0 P: 5 | R: 4 E: 0 K: 0 S: 8 | H: 5 LOB: 1 BB: 0 P: 8 | R: 1 E: 1 K: 1 S: 8 | H: 2 LOB: 2 BB: 0 P: 8 | R: 3 E: 1 K: 2 S: 9 | H: 1 LOB: 2 BB: 3 P: 21 | R: 0 E: 0 K: 0 S: 3 | H: 0 LOB: 0 BB: 0 P: 3 |
|----------------------------------|------------------------------------|----------------------------------|------------------------------|---------------------------------|------------------------------|---------------------------------|------------------------------|---------------------------------|------------------------------|---------------------------------|------------------------------|---------------------------------|------------------------------|----------------------------------|------------------------------|---------------------------------|
| 1B: 9 2B: 2 3B: 0 HR: 0 | SF: 1 SAC: 1 DP: 0 HBP: 0 | WP: 0 PB: 0 SB: 1 CS: 0 | | | | | | | | | | | | | | |

| PITCHER | IP | WLS | BF | H | R | ER | SO | BB | IBB | HBP | BLK | WP | HR | S | P | ERA | WHIP |
|---|-----|-----|----|---|---|----|----|----|-----|-----|-----|----|----|----|----|-------|-------|
| Bob Friend, R ERA: 3.42 (1, 1) | 4.0 | L | 20 | 7 | 5 | 5 | 0 | 0 | 0 | 0 | 0 | 0 | 0 | 20 | 20 | 11.25 | 1.750 |
| Don Schwall, R ERA: 2.25 (5, 1) | 2.0 | | 10 | 3 | 1 | 0 | 1 | 0 | 0 | 0 | 0 | 0 | 0 | 12 | 12 | 0.00 | 1.500 |
| Tom Butters, R ERA: 9.0 (7, 1) | 0.0 | | 2 | 0 | 2 | 1 | 0 | 1 | 0 | 0 | 0 | 0 | 0 | 1 | 5 | ∞ | ∞ |
| Wilbur Wood, L ERA: (7, 1) | 0.0 | | 1 | 0 | 0 | 0 | 0 | 1 | 0 | 0 | 0 | 0 | 0 | 0 | 4 | ∞ | ∞ |
| Tommie Sisk, R ERA: 2.7 (7, 1) | 2.0 | | 8 | 1 | 1 | 0 | 2 | 1 | 0 | 0 | 0 | 0 | 0 | 11 | 15 | 0.00 | 1.000 |

AB R H RBI BB SO LOB

| | | | | | | |
|---|---|---|---|---|---|---|
| 4 | 1 | 2 | 2 | 1 | 0 | 0 |
| 5 | 1 | 2 | 1 | 0 | 1 | 3 |
| 5 | 0 | 1 | 1 | 0 | 0 | 3 |
| 3 | 1 | 1 | 1 | 1 | 0 | 2 |
| 1 | 1 | 0 | 0 | 0 | 0 | 0 |
| 5 | 1 | 1 | 1 | 0 | 0 | 2 |
| 3 | 1 | 1 | 0 | 1 | 0 | 2 |

| | | | | | | |
|---|---|---|---|---|---|---|
| 4 | 0 | 0 | 0 | 0 | 2 | 5 |
| 0 | 0 | 0 | 0 | 0 | 0 | 0 |
| 4 | 2 | 2 | 2 | 0 | 0 | 1 |



| | | | |
|----------------------------------|------------------------------------|----------------------------------|--------|
| 1B: 9 2B: 2 3B: 0 HR: 0 | SF: 1 SAC: 1 DP: 0 HBP: 0 | WP: 0 PB: 0 SB: 1 CS: 0 | PA: 41 |
|----------------------------------|------------------------------------|----------------------------------|--------|

Pittsburgh Pirates @ St. Louis Cardinals
Sportsman's Park, St. Louis, MO
Sun May 02 1965, 4:33 AM EDT
Unknown

livebaseballscorecards.com

| | |
|-----|----|
| AB | 36 |
| R | 9 |
| H | 11 |
| RBI | 9 |
| BB | 3 |
| SO | 3 |
| LOB | 18 |

| Batter | 1 | 2 | 3 | 4 | 5 | 6 | 7 | 8 | 9 | AB R H RBI BB SO LOB | TOP | | | | | | | | | | | | | | |
|---|------------------------------|---------------------------------|------------------------------|---------------------------------|------------------------------|----------------------------------|------------------------------|---------------------------------|------------------------------|---------------------------------|------------------------------|----------------------------------|------------------------------|----------------------------------|------------------------------|----------------------------------|----------------------------------|------------------------------------|----------------------------------|--------|--|--|--|--|--|
| Dick Schofield, S OBP: 0.275, SLG: 0.257 (1, 6) | 0-3 K | | 0-0 3-1 | 0-0 4-3 | | | 0-3 K | | 4-0 F8 SH1-4 BB | 4 0 0 0 1 2 0 | | | | | | | | | | | | | | | |
| Bill Virdon, L OBP: 0.361, SLG: 0.397 (1, 8) | 0-0 4-3 | | 0-0 1B WP 1B | 0-0 F6 | | | 0-3 K2-3 | | 0-0 SH1-4 | 4 1 1 0 0 1 0 | | | | | | | | | | | | | | | |
| Donn Clendenon, R OBP: 0.338, SLG: 0.328 (1, 3) | 0-0 E4 | | 0-0 1B BB 1B | | | | 4-0 S BB | | 0-0 F8 | 4 1 1 0 1 0 1 | | | | | | | | | | | | | | | |
| Willie Stargell, L OBP: 0.203, SLG: 0.276 (1, 7) | 0-3 K | | 4-0 1B E BB | | | | 0-3 K | | 4-0 IBB | 3 1 0 0 2 2 2 | | | | | | | | | | | | | | | |
| Jerry Lynch, L OBP: 0.333, SLG: 0.421 (1, 9) | | 0-0 HR | 0-0 1B E 1B | | | | 0-0 3-1 | | 0-3 K | 3 1 2 3 0 0 0 | | | | | | | | | | | | | | | |
| Manny Mota, R OBP: 0.120, SLG: 0.160 (5, 9) | | | 1-3 2-H 3-H | | | | | | | 1 0 0 0 0 0 0 | | | | | | | | | | | | | | | |
| Roberto Clemente, R OBP: 0.296, SLG: 0.294 (9, PH) (9, 9) | | | | | | | | | | 1 0 0 0 0 1 2 | | | | | | | | | | | | | | | |
| Bob Bailey, R OBP: 0.360, SLG: 0.424 (1, 5) | | 0-0 F3 | 0-0 E4 1B | | | | 0-0 G6-4-3 1B | | 0-0 E5 5-3 | 4 0 1 1 0 0 1 | | | | | | | | | | | | | | | |
| Gene Alley, R OBP: 0.268, SLG: 0.302 (1, 4) | | 0-3 K | 0-3 K | | | | 0-0 G6-4-3 | | 0-0 5-3 | 4 0 0 0 0 2 4 | | | | | | | | | | | | | | | |
| Del Crandall, R OBP: 0.357, SLG: 0.250 (1, 2) | | 0-0 1B | 0-0 1B | | | | 0-0 1B | | 4-0 IBB | 3 0 3 0 1 0 0 | | | | | | | | | | | | | | | |
| Bob Veale, S OBP: 0.357, SLG: 0.250 (1, 1) | | 0-3 K2-3 | | 0-0 1-3 | | | 0-3 K | | 0-3 K | 4 0 0 0 0 3 4 | | | | | | | | | | | | | | | |
| Al McBean, R OBP: 0.357, SLG: 0.250 (8, 1) | | | | | | | | | | 0 0 0 0 0 0 0 | | | | | | | | | | | | | | | |
| Inning Stats | R: 0 E: 1 K: 2 S: 8 | H: 0 LOB: 1 BB: 0 P: 8 | R: 1 E: 0 K: 2 S: 9 | H: 2 LOB: 1 BB: 0 P: 9 | R: 3 E: 1 K: 1 S: 9 | H: 4 LOB: 2 BB: 1 P: 13 | R: 0 E: 0 K: 0 S: 3 | H: 0 LOB: 0 BB: 0 P: 3 | R: 0 E: 0 K: 1 S: 6 | H: 2 LOB: 1 BB: 0 P: 6 | R: 0 E: 0 K: 3 S: 9 | H: 0 LOB: 1 BB: 1 P: 13 | R: 0 E: 1 K: 1 S: 6 | H: 0 LOB: 2 BB: 1 P: 10 | R: 0 E: 0 K: 1 S: 5 | H: 0 LOB: 2 BB: 2 P: 13 | 1B: 7 2B: 0 3B: 0 HR: 1 | SF: 0 SAC: 1 DP: 1 HBP: 0 | WP: 1 PB: 0 SB: 1 CS: 0 | PA: 41 | | | | | |
| PITCHER | IP | WLS | BF | H | R | ER | SO | BB | IBB | HBP | BLK | WP | HR | S | P | ERA | WHIP | | | | | | | | |
| Bob Purkey, R ERA: 9.0 (1, 1) | 3.0 | | 17 | 6 | 4 | 4 | 5 | 1 | 0 | 0 | 0 | 1 | 1 | 26 | 30 | 12.00 | 2.333 | | | | | | | | |
| Ron Taylor, R ERA: 4.0 (4, 1) | 3.0 | | 10 | 2 | 0 | 0 | 1 | 0 | 0 | 0 | 0 | 0 | 0 | 12 | 12 | 0.00 | 0.667 | | | | | | | | |
| Barney Schultz, R ERA: 4.7 (7, 1) | 2.0 | | 9 | 0 | 0 | 0 | 4 | 1 | 1 | 0 | 0 | 0 | 0 | 15 | 23 | 0.00 | 0.500 | | | | | | | | |
| Ray Washburn, R ERA: 3.0 (9, 1) | 1.0 | W | 5 | 0 | 0 | 0 | 1 | 1 | 1 | 0 | 0 | 0 | 0 | 5 | 13 | 0.00 | 1.000 | | | | | | | | |

Pittsburgh Pirates @ St. Louis Cardinals
Sportsman's Park, St. Louis, MO
Sun May 02 1965, 4:38 AM EDT
Att. 23,630 - Unknown

livebaseballscorecards.com

| | |
|-----|----|
| AB | 35 |
| R | 4 |
| H | 8 |
| RBI | 4 |
| BB | 5 |
| SO | 11 |
| LOB | 14 |



| Batter | 1 | 2 | 3 | 4 | 5 | 6 | 7 | 8 | 9 |
|---|-----------|------------------|------------|-----------|-------------|------------------|----------------|-----------------------|---|
| Curt Flood, R OBP: 0.410, SLG: 0.594 (1, 8) x | 0-0 6-3 ① | | 0-3 K ③ | | | 4-0 BB | | 0-0 1B G4-6-3 1B | |
| Lou Brock, L OBP: 0.400, SLG: 0.507 (1, 7) x | 0-0 5-3 ② | | | 0-3 K ① | | 0-3 K ② | | 0-0 1-3 3-H 1B G4-6-3 | |
| Dick Groat, R OBP: 0.320, SLG: 0.299 (1, 6) x | 0-0 4-3 ③ | | | 0-0 F9 ② | | 0-0 4-3 ③ | | 0-0 G4-6-3 ① ② | |
| Ken Boyer, R OBP: 0.310, SLG: 0.370 (1, 5) | | x 0-0 F9 ① | | 0-0 HR ② | | 0-0 E4 FC6-4 | | 0-0 L6 ③ | |
| Bill White, L OBP: 0.342, SLG: 0.403 (1, 3) | | 0-0 ① | 0-3 K ② | 0-3 K ③ | | 0-3 K ① | | 0-0 HR | |
| Mike Shannon, R OBP: 0.200, SLG: 0.088 (1, 9) | | 4-0 FC4-6 BB | | 0-3 K ① | | 0-3 K ② | | | |
| Julian Javier, R OBP: 0.184, SLG: 0.289 (1, 4) x | | 0-0 FC4-6 1-2f ③ | | 0-0 1-3 ② | | 0-0 FC6-4 1-2f ③ | | | |
| Bob Uecker, R OBP: 0.400, SLG: 0.143 (1, 2) | | | x 0-0 F8 ① | | x 0-0 F9 ③ | | | 4-0 2B 1B BB | |
| Bob Purkey, R (1, 1) Ed Spiezo, R (3, PH) OBP: 0.250, SLG: 0.167 Ron Taylor, R (4, 1) OBP: 0.500, SLG: 1.000 Carl Warwick, R (6, PH) OBP: 0.250, SLG: 0.143 Barney Schultz, R (7, 1) OBP: 0.250, SLG: 0.143 Phil Gagliano, R (8, PH) OBP: 0.286, SLG: 0.320 Ray Washburn, R (9, 1) | | | 0-3 K ② | | x 0-0 1-3 ① | | x 0-0 1B 1B 2B | | |

| AB | R | H | RBI | BB | SO | LOB |
|----|---|---|-----|----|----|-----|
| 3 | 1 | 1 | 1 | 1 | 1 | 0 |
| 4 | 0 | 1 | 1 | 0 | 2 | 1 |
| 4 | 0 | 0 | 0 | 0 | 0 | 2 |
| 4 | 1 | 1 | 1 | 0 | 0 | 0 |
| 4 | 1 | 1 | 1 | 0 | 3 | 1 |
| 2 | 0 | 0 | 0 | 1 | 2 | 1 |
| 3 | 0 | 0 | 0 | 0 | 0 | 2 |
| 2 | 1 | 0 | 0 | 1 | 0 | 0 |
| 0 | 0 | 0 | 0 | 0 | 0 | 0 |
| 1 | 0 | 0 | 0 | 0 | 1 | 0 |
| 0 | 0 | 0 | 0 | 0 | 0 | 0 |
| 1 | 0 | 0 | 0 | 0 | 0 | 0 |
| 0 | 0 | 0 | 0 | 0 | 0 | 0 |
| 0 | 1 | 1 | 0 | 0 | 0 | 0 |
| 0 | 0 | 0 | 0 | 0 | 0 | 0 |

| BOTTOM | |
|----------------------------------|-----------|
| AB | 29 |
| R | 5 |
| H | 5 |
| RBI | 4 |
| BB | 3 |
| SO | 9 |
| LOB | 7 |
| WP: 0 PB: 0 SB: 0 CS: 0 | PA: 32 |

Pittsburgh Pirates @ St. Louis Cardinals
Sportsman's Park, St. Louis, MO
 Sun May 02 1965, 4:38 AM EDT
 Att. 23,630 - Unknown

livebaseballscorecards.com



| Inning Stats | R: 0 | H: 0 | E: 0 | K: 0 | S: 3 | LOB: 0 | BB: 0 | P: 3 | | | | | | | | | |
|---|---------|--------|--------|------|------|--------|-------|-------|--------|--------|--------|-------|-------|-------|-------|-----------|-------------|
| Bob Veale, L ERA: 2.25 (1, 1) | IP: 7.0 | WLS: 0 | BF: 29 | H: 4 | R: 4 | ER: 4 | SO: 9 | BB: 3 | IBB: 0 | HBP: 0 | BLK: 0 | WP: 0 | HR: 1 | S: 44 | P: 56 | ERA: 5.14 | WHIP: 1.000 |
| Al McBean, R ERA: 1.02 (8, 1) | IP: 1.0 | WLS: 0 | BF: 3 | H: 1 | R: 1 | ER: 1 | SO: 0 | BB: 0 | IBB: 0 | HBP: 0 | BLK: 0 | WP: 0 | HR: 0 | S: 3 | P: 3 | ERA: 9.00 | WHIP: 1.000 |

| Batter | 1 | 2 | 3 | 4 | 5 | 6 | 7 | 8 | 9 | AB R H RBI BB SO LOB | TOP | | | | | |
|---|---|--------------------------|--------------------------|--------------------------|--------------------------|--------------------------|--------------------------|--------------------------|--------------------------|---|--------------------------------|---|----|----|-------|-------|
| Andre Rodgers, R (1, 6) X | 0-0 5-3 ① | | 0-0 F9 ② | | 0-3 K ③ | | 0-0 F8 ② | | 4-0 1B HR BB ① | 4 1 0 0 1 1 3 | | | | | | |
| Bill Virdon, L (1, 8) X | 0-0 4-3 ② | | 0-0 F7 ③ | | | 0-0 P6 ① | 0-0 L7 ③ | | 0-0 1-3 HR 1B ① | 5 1 1 0 0 0 2 | | | | | | |
| Donn Clendenon, R (1, 3) S S S | 0-3 K ③ | | | 0-0 5-3 ① | | 0-0 6-3 ② | | 0-0 BB 2B ① | 0-0 F5 ② | 5 0 1 0 0 1 2 | | | | | | |
| Willie Stargell, L (1, 9) | | 0-0 4-3 ① | | 0-0 F7 ② | | 0-0 HR ① | | 0-0 6-3 ① | 0-0 1-H 3-H HR ① | 5 2 2 4 0 0 1 | | | | | | |
| Jerry Lynch, L (1, 7) OBP: 0.417, SLG: 0.773 | | 0-0 HR ① | | 0-0 1B ① | | 0-0 HR ① | | 0-0 F3 ② | 0-0 P5 ③ | 3 2 3 2 0 0 0 | | | | | | |
| Manny Mota, R (7, 7) OBP: 0.111, SLG: 0.148 | | | | 0-3 K ③ | | 0-0 1B ① | | | | 2 0 0 0 0 0 1 | | | | | | |
| Bob Bailey, R (1, 5) OBP: 0.367, SLG: 0.420 | | 0-0 6-3 ② | | | | | | 4-0 BB IBB ① | | 3 0 1 0 1 1 1 | | | | | | |
| Jim Pagliaroni, R (1, 2) OBP: 0.333, SLG: 0.353 | | 0-0 1-3 ③ | | | 4-0 BB ① | 0-0 3-1 ③ | | 4-0 1-2 2-3 BB ① | | 2 0 0 0 2 0 1 | | | | | | |
| Gene Alley, R (1, 4) OBP: 0.250, SLG: 0.281 | | | 0-0 5-3 ① | | 0-0 P5 ① | | 0-3 K ① | 0-3 K ③ | | 4 0 0 0 0 2 4 | | | | | | |
| Joe Gibbon, R (1, 1) OBP: 0.333, SLG: 0.250 | | | 0-0 1B ① | | 0-3 K ② | | 0-0 1B ① | | 0-3 K ① | 3 0 2 0 0 1 1 | | | | | | |
| Al McBean, R (8, 1) | | | | | | | | | | 1 0 0 0 0 1 0 | | | | | | |
| Inning Stats | R: 0 H: 0 E: 0 K: 1 S: 5 | R: 1 H: 1 E: 0 K: 0 S: 4 | R: 0 H: 1 E: 0 K: 0 S: 4 | R: 0 H: 1 E: 0 K: 1 S: 6 | R: 0 H: 0 E: 0 K: 2 S: 7 | R: 2 H: 3 E: 0 K: 0 S: 6 | R: 0 H: 1 E: 0 K: 1 S: 6 | R: 0 H: 1 E: 0 K: 1 S: 6 | R: 3 H: 2 E: 0 K: 1 S: 7 | 1B: 5 SF: 0 2B: 1 SAC: 0 3B: 0 DP: 0 HR: 4 HBP: 0 | WP: 0 PA: 41 PB: 0 SB: 0 CS: 0 | | | | | |
| PITCHER | IP WLS BF H R ER SO BB IBB HBP BLK WP HR S P ERA WHIP | | | | | | | | | | | | | | | |
| Cal Koonce, R (1, 1) ERA: 3.27 | 7.0 | 29 | 7 | 3 | 3 | 5 | 1 | 0 | 0 | 0 | 0 | 3 | 38 | 42 | 3.86 | 1.143 |
| Ernie Broglio, R (8, 1) ERA: 5.06 | 1.1 | L | 8 | 1 | 1 | 1 | 2 | 2 | 1 | 0 | 0 | 0 | 9 | 21 | 6.75 | 2.250 |
| Ted Abernathy, R (9, 1) ERA: 0.96 | 0.2 | | 4 | 2 | 2 | 0 | 0 | 0 | 0 | 0 | 0 | 1 | 4 | 4 | 27.00 | 3.000 |

Pittsburgh Pirates @ Chicago Cubs
Wrigley Field, Chicago, IL
Tue May 04 1965, 3:33 AM CDT
Att. 1,527 - Cloudy

| | |
|-----|----|
| AB | 37 |
| R | 6 |
| H | 10 |
| RBI | 6 |
| BB | 4 |
| SO | 7 |
| LOB | 16 |



livebaseballscorecards.com


| Batter | 1 | 2 | 3 | 4 | 5 | 6 | 7 | 8 | 9 | AB | R | H | RBI | BB | SO | LOB |
|--|---|--------------|------------------------------|--------------|-------------------------|------------------|-------------|------------------------------|---------------------|----|---|---|-----|----|----|-----|
| Glenn Beckert, R (1, 4) OBP: 0.238, SLG: 0.250 | 4-0 FC4-6 14 SF9 BB BB | | x 0-0 FC5-4 1B | | x 0-0 E6 F8 SH1-4 | | x 0-0 F8 | | x 0-0 F9 | 4 | 1 | 1 | 0 | 1 | 0 | 3 |
| George Altman, L (1, 7) OBP: 0.351, SLG: 0.415 | 4-0 FC4-6 1-2 BB | | x 0-0 FC5-4 1-2f 2B | | x 0-0 SH1-4 | | | BBB 4-0 SH1-3 1B BB | x 0-0 6-3 | 2 | 2 | 0 | 0 | 2 | 0 | 4 |
| Billy Williams, L (1, 8) OBP: 0.346, SLG: 0.395 | 0-0 FC4-6 14 SF9 1-2f 2-3 BB | | x 0-0 F8 | | x 0-0 F8 | | | x 0-0 SH1-3 1-2 | | 3 | 0 | 0 | 0 | 0 | 0 | 4 |
| Ron Santo, R (1, 5) OBP: 0.427, SLG: 0.623 | 4-0 14 SF9 1-2 BB | | x 0-0 1-H 2B | | SS 0-3 K | | | x 0-0 14 G5-4-3 1B | | 3 | 0 | 2 | 2 | 1 | 1 | 1 |
| 14 Ernie Banks, R (1, 3) OBP: 0.403, SLG: 0.603 | 0-0 SF9 1-2 2-3 3-H | | 4-0 IBB | | x 0-0 6-3 | | | x 0-0 G5-4-3 1-2f | | 2 | 0 | 0 | 1 | 1 | 0 | 1 |
| Len Gabrielson, L (1, 9) OBP: 0.250, SLG: 0.400 | 0-3 K | | 0-3 K | | x 0-0 CS 1B | | | BBB 4-0 1B 1B BB | x 4-0 1B 1B | 3 | 0 | 1 | 0 | 1 | 2 | 4 |
| Roberto Pena, R (1, 6) OBP: 0.260, SLG: 0.314 | | x 0-0 F7 | | x 0-0 4-3 | | x 0-0 F9 | | x 0-0 CS 1-3 | x 0-0 1B 1B | 4 | 0 | 1 | 0 | 0 | 0 | 1 |
| Dick Bertell, R (1, 2) OBP: 0.273, SLG: 0.245 | | x 0-0 6-3 | | x 0-0 F9 | | 0-0 CS 1-2 | | 0-0 1-3 | SS 0-3 K | 3 | 0 | 0 | 0 | 0 | 0 | 0 |
| Doug Clemens, L (9, PH) OBP: 0.317, SLG: 0.327 | | x 0-0 6-3 | | SS 0-3 K | | 0-3 K | | 0-3 K | x 0-0 1-2 2-3 | 1 | 0 | 0 | 0 | 0 | 1 | 2 |
| Cal Koonce, R (1, 1) OBP: 0.214, SLG: 0.154 | | x 0-0 6-3 | | SS 0-3 K | | 0-3 K | | 0-3 K | x 0-0 1-2 2-3 | 2 | 0 | 0 | 0 | 0 | 1 | 0 |
| Harry Bright, R (7, PH) OBP: 0.143, SLG: 0.167 | | | | | | | | | | 1 | 0 | 0 | 0 | 0 | 1 | 0 |
| Ernie Broglio, R (8, 1) | | | | | | | | | | 0 | 0 | 0 | 0 | 0 | 0 | 0 |
| Ted Abernathy, R (9, 1) | | | | | | | | | | 0 | 0 | 0 | 0 | 0 | 0 | 0 |
| Don Landrum, L (9, PH) OBP: 0.143, SLG: 0.143 | | | | | | | | | | 1 | 0 | 1 | 0 | 0 | 0 | 0 |

| Inning Stats | R: 1 | H: 0 | E: 0 | K: 1 | S: 5 | H: 0 | LOB: 2 | BB: 3 | P: 17 | R: 0 | H: 0 | E: 0 | K: 0 | S: 3 | R: 0 | H: 2 | E: 0 | K: 1 | S: 7 | R: 0 | H: 0 | E: 0 | K: 1 | S: 5 | R: 0 | H: 0 | E: 1 | K: 1 | S: 6 | R: 0 | H: 1 | E: 0 | K: 0 | S: 3 | R: 0 | H: 0 | E: 0 | K: 1 | S: 5 | R: 1 | H: 1 | E: 0 | K: 0 | S: 3 | R: 0 | H: 2 | E: 0 | K: 1 | S: 7 | R: 0 | H: 3 | E: 0 | K: 1 | S: 7 | 1B: 5 | SF: 1 | 2B: 1 | 3B: 0 | HR: 0 |
|-----------------------------------|------|------|------|------|------|------|--------|-------|-------|------|------|------|------|------|------|------|-------|------|------|------|------|------|------|------|------|------|------|------|------|------|------|------|------|------|------|------|------|------|------|------|------|------|------|------|------|------|------|------|------|------|------|------|------|------|-------|-------|-------|-------|-------|
| Joe Gibbon, L (1, 1) ERA: 4.05 | IP | WLS | BF | H | R | ER | SO | BB | IBB | HBP | BLK | WP | HR | S | P | ERA | WHIP | | | | | | | | | | | | | | | | | | | | | | | | | | | | | | | | | | | | | | | | | | |
| Al McBean, R (8, 1) ERA: 0.93 | 1.2 | W | 8 | 3 | 0 | 0 | 1 | 1 | 0 | 0 | 0 | 0 | 0 | 9 | 13 | 0.00 | 2.400 | | | | | | | | | | | | | | | | | | | | | | | | | | | | | | | | | | | | | | | | | | |

BOTTOM

Pittsburgh Pirates @ Chicago Cubs
 Wrigley Field, Chicago, IL
 Tue May 04 1965, 3:33 AM CDT
 Att. 1,527 - Cloudy

| | |
|-----|----|
| AB | 29 |
| R | 3 |
| H | 6 |
| RBI | 3 |
| BB | 6 |
| SO | 6 |
| LOB | 20 |



| | |
|-------|--------|
| WP: 0 | PA: 39 |
| PB: 0 | |
| SB: 0 | |
| CS: 1 | |

| Batter | 1 | 2 | 3 | 4 | 5 | 6 | 7 | 8 | 9 | AB R H RBI BB SO LOB | TOP | |
|--|---|---|---|---|---|---|---|---|---|---|---|---|
| Andre Rodgers, R (1, 6) X | 0-0 4-3 ① | | 0-0 F8 ③ | | | 0-0 F2 ② | | | 0-0 F9 ① | 4 0 0 0 0 0 0 | Pittsburgh Pirates @ Chicago Cubs Wrigley Field, Chicago, IL Wed May 05 1965, 3:33 AM CDT Att. 2,093 - Cloudy | |
| Bill Virdon, L (1, 8) X OBP: 0.329, SLG: 0.358 | 0-0 F7 ② | | | 0-0 3-1 ① | | 0-0 F7 ③ | | | 0-0 1-3 ② | 4 0 0 0 0 0 0 | | |
| Donn Clendenon, R (1, 3) B B B B | 4-0 BB | | | 0-3 K ② | | | 0-0 6-3 ① | | 4-0 BB | 2 0 0 0 2 1 0 | | |
| Willie Stargell, L (1, 9) S S S | 0-3 K ③ | | | 0-0 1-3 ③ | | | 0-0 L9 ② | | 0-0 G3 ③ | 4 0 0 0 0 1 2 | | |
| Jerry Lynch, L (1, 7) OBP: 0.444, SLG: 0.760 | | 0-0 G5-4-3 1B | | | 0-0 1B | | 0-0 F8 ③ | | | 3 0 2 0 0 0 0 | | |
| Bob Bailey, R (1, 5) OBP: 0.354, SLG: 0.403 | | 0-0 G5-4-3 1-2f ① ② | | | 0-3 K ① | | | 0-0 6-3 ① | | 3 0 0 0 0 1 2 | | |
| Jim Pagliaroni, R (1, 2) OBP: 0.333, SLG: 0.407 | | 0-3 K ③ | | | 0-0 F7 ② | | | 0-0 HR | | 3 1 1 1 0 1 1 | | |
| Gene Alley, R (1, 4) OBP: 0.242, SLG: 0.271 Ozzie Virgil, R (8, PH) OBP: 0.375, SLG: 0.467 (8, 4) | | | 0-0 4-3 ① | | | 0-0 F9 ③ | | 0-3 K ② | | 2 0 0 0 0 0 1 1 0 0 0 0 1 0 | | |
| Vern Law, R (1, 1) OBP: 0.375, SLG: 0.375 Roy Face, R (7, 1) Gene Freese, R (8, PH) OBP: 0.417, SLG: 0.400 Wilbur Wood, R (8, 1) Tommie Sisk, R (8, 1) | | | 0-0 6-3 ② | | | 0-3 K ① | | 0-3 K ③ | | 2 0 0 0 0 1 0 0 0 0 0 0 0 0 1 0 0 0 0 1 0 0 0 0 0 0 0 0 0 0 0 0 0 0 0 | | |
| Inning Stats | R: 0 H: 0 E: 0 LOB: 1 K: 1 BB: 1 S: 5 P: 9 | R: 0 H: 1 E: 0 LOB: 0 K: 1 BB: 0 S: 5 P: 5 | R: 0 H: 0 E: 0 LOB: 0 K: 0 BB: 0 S: 3 P: 3 | R: 0 H: 0 E: 0 LOB: 0 K: 1 BB: 0 S: 5 P: 5 | R: 0 H: 1 E: 0 LOB: 1 K: 1 BB: 0 S: 6 P: 6 | R: 0 H: 0 E: 0 LOB: 0 K: 1 BB: 0 S: 5 P: 5 | R: 0 H: 0 E: 0 LOB: 0 K: 0 BB: 0 S: 3 P: 3 | R: 1 H: 1 E: 0 LOB: 0 K: 2 BB: 0 S: 8 P: 8 | R: 0 H: 0 E: 0 LOB: 1 K: 0 BB: 1 S: 3 P: 7 | 1B: 2 SF: 0 2B: 0 SAC: 0 3B: 0 DP: 1 HR: 1 HBP: 0 | | WP: 0 PA: 31 PB: 0 SB: 0 CS: 0 |
| PITCHER Bob Buhl, R (1, 1) ERA: 2.45 | IP WLS BF H R ER SO BB IBB HBP BLK WP HR S P ERA WHIP | 9.0 W 31 3 1 1 7 2 0 0 0 0 1 43 51 1.00 0.556 | | | | | | | | | | |

livebaseballscorecards.com

| | |
|------------|----|
| AB | 29 |
| R | 1 |
| H | 3 |
| RBI | 1 |
| BB | 2 |
| SO | 7 |
| LOB | 6 |



| Batter | 1 | 2 | 3 | 4 | 5 | 6 | 7 | 8 | 9 | AB | R | H | RBI | BB | SO | LOB |
|--|--------------------------|--|--------------------------|------------------------|--------------------------|------------------------|--------------------------|------------------------|--------------------------|------------------------|--------------------------|------------------------|--------------------------|------------------------|--------------------------|-------------------------|
| Glenn Beckert, R OBP: 0.250, SLG: 0.298 (1, 4) | 0-0 3-1 | | 0-0 1B | | 0-0 2B | | 0-0 G6-4-3 | | | 4 | 1 | 2 | 0 | 0 | 0 | 2 |
| George Altman, L OBP: 0.359, SLG: 0.412 (1, 7) | 0-0 4-3 | | 0-0 1B | | 0-0 4-3 | | | 4-0 2B | | 3 | 1 | 1 | 1 | 1 | 0 | 1 |
| Billy Williams, L OBP: 0.341, SLG: 0.400 (1, 8) | 0-0 4-3 | | 0-0 F9 | | | 0-0 6-3 | | 0-0 14 SF9 | | 4 | 0 | 1 | 0 | 0 | 0 | 1 |
| Ron Santo, R OBP: 0.430, SLG: 0.606 (1, 5) | | 0-0 F8 | | 0-0 F3 | | 4-0 14 F9-3 | | 4-0 14 SF9 | | 2 | 0 | 0 | 0 | 2 | 0 | 0 |
| 14 Ernie Banks, R OBP: 0.383, SLG: 0.577 (1, 3) | | 0-0 F8 | | 0-0 P6 | | 0-0 F9-3 | | 0-0 SF9 | | 3 | 0 | 0 | 1 | 0 | 0 | 1 |
| Len Gabrielson, L OBP: 0.400, SLG: 0.471 (1, 9) | | 4-0 BB | | 0-0 1B | | | 0-0 1B SH2-4 | | 4-0 G6-4-3 | | 2 | 1 | 2 | 0 | 2 | 0 |
| Roberto Pena, R OBP: 0.259, SLG: 0.311 (1, 6) | | 0-0 P3 | | 0-0 4-3 | | | 0-0 1B SH2-4 | | 0-0 G6-4-3 | | 4 | 0 | 1 | 0 | 0 | 5 |
| Dick Bertell, R OBP: 0.263, SLG: 0.235 (1, 2) | | | 0-0 P4 | | | 0-0 G3 | | 0-0 SH2-4 | | 2 | 0 | 0 | 1 | 0 | 0 | 0 |
| Bob Buhl, R OBP: 0.154, SLG: 0.083 (1, 1) | | | 0-3 K | | 0-3 K | | 4-0 G6-4-3 | | | 2 | 0 | 0 | 0 | 1 | 2 | 0 |
| Inning Stats | R: 0 H: 0 E: 0 K: 3 S: 3 | H: 0 LOB: 0 BB: 0 P: 3 | R: 0 H: 0 E: 0 K: 3 S: 3 | H: 0 LOB: 1 BB: 1 P: 7 | R: 1 H: 2 E: 0 K: 1 S: 7 | H: 2 LOB: 1 BB: 0 P: 7 | R: 0 H: 1 E: 0 K: 1 S: 4 | H: 1 LOB: 1 BB: 0 P: 4 | R: 0 H: 1 E: 0 K: 1 S: 6 | H: 1 LOB: 1 BB: 0 P: 6 | R: 0 H: 0 E: 0 K: 2 S: 2 | H: 0 LOB: 0 BB: 1 P: 6 | R: 1 H: 2 E: 0 K: 0 S: 4 | H: 2 LOB: 1 BB: 1 P: 8 | R: 1 H: 1 E: 0 K: 3 S: 3 | H: 1 LOB: 2 BB: 3 P: 15 |
| PITCHER | IP WLS L | BF H R ER SO BB IBB HBP BLK WP HR S P ERA WHIP | | | | | | | | | | | | | | |
| Vern Law, R ERA: 2.51 (1, 1) | 6.1 | 27 6 2 2 2 3 0 0 0 0 0 0 28 40 2.84 1.421 | | | | | | | | | | | | | | |
| Roy Face, R ERA: 4.26 (7, 1) | 0.2 | 1 0 0 0 0 0 0 0 0 0 0 0 1 1 0.00 0.000 | | | | | | | | | | | | | | |
| Wilbur Wood, L ERA: 1.69 (8, 1) | 0.0 | 2 1 1 1 0 1 0 0 0 0 0 0 1 5 ∞ ∞ | | | | | | | | | | | | | | |
| Tommie Sisk, R ERA: 2.08 (8, 1) | 1.0 | 4 0 0 0 0 0 2 0 0 0 0 0 2 10 0.00 0.000 | | | | | | | | | | | | | | |

BOTTOM


Pittsburgh Pirates @ Chicago Cubs
Wrigley Field, Chicago, IL
Wed May 05 1965, 3:33 AM CDT
Att. 2,093 - Cloudy

livebaseballscorecards.com

| | |
|-----|----|
| AB | 26 |
| R | 3 |
| H | 7 |
| RBI | 3 |
| BB | 6 |
| SO | 2 |
| LOB | 10 |



| | |
|-------|--------|
| WP: 0 | PA: 34 |
| PB: 0 | |
| SB: 0 | |
| CS: 0 | |

| Batter | 1 | 2 | 3 | 4 | 5 | 6 | 7 | 8 | 9 | AB R H RBI BB SO LOB | TOP | | | |
|---|---|--|---|---|---|---|---|---|--|---|---|--|--|--|
| Andre Rodgers, R (1, 6) Roberto Clemente, R (9, PH) OBP: 0.133, SLG: 0.071 OBP: 0.292, SLG: 0.290 | 0-0 6-3 | 0-3 K | | 0-0 2B 1B | | | 0-0 6-3 | | 0-0 6-3 | 4 0 1 0 0 1 2 1 0 0 0 0 0 0 | | | | |
| Bill Virdon, L (1, 8) OBP: 0.333, SLG: 0.366 | 0-0 4-3 | | 0-0 G3 | 0-0 1-3 2B | | | 0-0 G3 | | 4-0 BB 1B BB | 4 0 1 0 1 0 0 | | | | |
| Donn Clendenon, R (1, 3) OBP: 0.341, SLG: 0.329 | 0-0 BB 1B | | 0-0 1-3 | 0-0 P5 | | | 0-0 P4 | | 0-0 BB 1B | 5 0 2 0 0 0 2 | | | | |
| Willie Stargell, L (1, 9) OBP: 0.244, SLG: 0.457 | 4-0 1-2 BB | | 0-0 HR | | 0-3 K | | | 0-0 HR | 4-0 BB | 3 2 2 2 2 1 0 | | | | |
| Jerry Lynch, L (1, 7) Manny Mota, R (8, 7) OBP: 0.452, SLG: 0.724 OBP: 0.107, SLG: 0.143 | 0-0 F8 | | 0-0 BB 1B | | 0-0 G1-6-3 1B | | | 0-0 F9 | 0-0 F9 | 4 0 2 0 0 0 2 1 0 0 0 0 0 3 | | | | |
| Bob Bailey, R (1, 5) OBP: 0.349, SLG: 0.387 | | 0-0 1-3 | 4-0 BB | | 0-0 G1-6-3 | | | 0-3 K | | 3 0 0 0 1 1 1 | | | | |
| Jim Pagliaroni, R (1, 2) OBP: 0.344, SLG: 0.456 | | 4-0 FC1-6 BB | 0-0 L4 | | | 0-0 4-3 | | 0-0 HR | | 3 1 1 1 1 0 2 | AB 36 R 3 H 10 RBI 3 BB 5 SO 6 LOB 13 | | | |
| Gene Alley, R (1, 4) OBP: 0.227, SLG: 0.254 | | 0-0 FC1-6 1B | | 0-0 F7 | | 0-0 6-3 | | 0-0 F9 | | 4 0 0 0 0 0 1 | | | | |
| Don Cardwell, R (1, 1) Gene Freese, R (6, PH) Don Schwall, R (6, 1) Al McBean, R (8, 1) Dick Schofield, S (9, PH) OBP: 0.300, SLG: 0.333 OBP: 0.385, SLG: 0.364 | | 0-0 1-2 1B | | 0-3 K | | 0-3 K | | 0-3 K | | 2 0 1 0 0 1 0 1 0 0 0 0 1 0 0 0 0 0 0 0 0 0 0 0 0 0 0 0 1 0 0 0 0 1 0 |  | | | |
| Inning Stats | R: 0 H: 1 E: 0 LOB: 2 K: 0 BB: 1 S: 4 P: 8 | R: 0 H: 1 E: 0 LOB: 2 K: 1 BB: 1 S: 6 P: 10 | R: 1 H: 2 E: 0 LOB: 2 K: 0 BB: 1 S: 5 P: 9 | R: 0 H: 2 E: 0 LOB: 2 K: 1 BB: 0 S: 7 P: 7 | R: 0 H: 1 E: 0 LOB: 0 K: 1 BB: 0 S: 5 P: 5 | R: 0 H: 0 E: 0 LOB: 0 K: 1 BB: 0 S: 5 P: 5 | R: 0 H: 0 E: 0 LOB: 0 K: 0 BB: 0 S: 3 P: 3 | R: 2 H: 2 E: 0 LOB: 0 K: 1 BB: 0 S: 7 P: 7 | R: 0 H: 1 E: 0 LOB: 3 K: 1 BB: 2 S: 6 P: 14 | 1B: 6 SF: 0 2B: 1 SAC: 0 3B: 0 DP: 1 HR: 3 HBP: 0 | WP: 0 PA: 41 PB: 0 SB: 0 CS: 0 | | | |
| PITCHER Larry Jackson, R (1, 1) ERA: 5.12 Ted Abernathy, R (9, 1) ERA: 0.95 | IP WLS BF H R ER SO BB IBB HBP BLK WP HR S P ERA WHIP | 8.2 W 38 9 3 3 6 4 0 0 0 0 3 46 62 3.12 1.500 | 0.1 S 3 1 0 0 0 1 0 0 0 0 0 0 2 6 0.00 6.000 | | | | | | | | | | | |

Pittsburgh Pirates @ Chicago Cubs
Wrigley Field, Chicago, IL
Thu May 06 1965, 3:33 AM CDT
Att. 1,471 - Cloudy - 70 F

livebaseballscorecards.com

| Batter | 1 | 2 | 3 | 4 | 5 | 6 | 7 | 8 | 9 |
|--|------------------------------|------------|-----------------|--------------------------|------------------------------------|--------------------|--------------|-------------------------|-------------------|
| Glenn Beckert, R OBP: 0.258, SLG: 0.303 (1, 4) | 0-0 FC1-6 1B | | 0-0 4-3 | | 0-0 FC3-2 1B | | 0-0 6-3 | 0-0 F9 | |
| George Altman, L OBP: 0.354, SLG: 0.403 Vic Roznovsky, L OBP: 0.231, SLG: 0.167 (1, 7) (8, 2) | 0-0 FC1-6 G4-3 1-2f | | 0-0 1B | | 0-0 FC3-2 1-2 2-3 3-HF | | 0-0 6-3 | | |
| Billy Williams, L OBP: 0.337, SLG: 0.393 (1, 8) (8, 7) | 0-0 G4-3 1-2f | | 0-3 K | | 0-0 1-3 | | | 0-0 14 1B 1B | |
| Ron Santo, R OBP: 0.422, SLG: 0.581 (1, 5) | | 0-0 L6 | | 0-0 6-3 | | 0-0 4-3 | | 4-0 14 1B 1B | |
| 14 Ernie Banks, R OBP: 0.388, SLG: 0.568 (1, 3) | | 0-0 6-3 | | 0-0 5-3 | | 4-0 S BB | | 0-0 1B 1B | |
| Len Gabrielson, L OBP: 0.333, SLG: 0.381 (1, 9) | | 0-3 K | | 0-3 K | | 0-3 K 1-2 | | 0-3 K | |
| Roberto Pena, R OBP: 0.262, SLG: 0.325 Jimmy Stewart, S OBP: 0.571, SLG: 0.750 (1, 6) (8, PH) (9, 6) | | | 0-0 HR 2B | | 0-0 6-3 | | 0-3 K | | |
| Dick Bertell, R OBP: 0.283, SLG: 0.245 Don Landrum, L OBP: 0.250, SLG: 0.250 (1, 2) (7, PR) (8, 8) | | 0-3 K | | 4-0 1B FC3-2 BB | | 0-0 SH1-4 1B | | 0-0 1B 1-2 2-H | |
| Larry Jackson, R OBP: 0.500, SLG: 0.909 Ted Abernathy, R (1, 1) (9, 1) | | | 0-0 HR | | 0-0 FC3-2 1B | | 0-0 SH1-4 | | 0-0 1-3 2-H |

| AB | R | H | RBI | BB | SO | LOB |
|----|---|---|-----|----|----|-----|
| 5 | 0 | 2 | 0 | 0 | 0 | 4 |
| 4 | 0 | 1 | 0 | 0 | 0 | 6 |
| 0 | 0 | 0 | 0 | 0 | 0 | 0 |
| 4 | 1 | 1 | 0 | 0 | 1 | 5 |
| 3 | 1 | 0 | 0 | 1 | 0 | 0 |
| 3 | 1 | 1 | 1 | 1 | 0 | 0 |
| 4 | 0 | 0 | 0 | 0 | 4 | 3 |
| 3 | 1 | 1 | 0 | 0 | 1 | 1 |
| 1 | 0 | 0 | 0 | 0 | 1 | 2 |
| 2 | 0 | 1 | 0 | 1 | 1 | 1 |
| 1 | 0 | 1 | 1 | 0 | 0 | 0 |
| 3 | 1 | 3 | 3 | 0 | 0 | 0 |
| 0 | 0 | 0 | 0 | 0 | 0 | 0 |

BOTTOM

Pittsburgh Pirates @ Chicago Cubs
Wrigley Field, Chicago, IL
 Thu May 06 1965, 3:33 AM CDT
 Att. 1,471 - Cloudy - 70 F

| | |
|-----|----|
| AB | 33 |
| R | 5 |
| H | 11 |
| RBI | 5 |
| BB | 3 |
| SO | 8 |
| LOB | 22 |



| | |
|-------|--------|
| 1B: 9 | SF: 0 |
| 2B: 1 | SAC: 1 |
| 3B: 0 | DP: 1 |
| HR: 1 | HBP: 0 |

| | |
|-------|--------|
| WP: 0 | PA: 37 |
| PB: 0 | |
| SB: 1 | |
| CS: 0 | |

| Inning Stats | | R: 0 | H: 1 | E: 0 | K: 0 | S: 3 | P: 3 | R: 0 | H: 0 | E: 0 | K: 1 | S: 5 | R: 0 | H: 3 | E: 0 | K: 2 | S: 10 | R: 0 | H: 0 | E: 0 | K: 1 | S: 5 | R: 0 | H: 2 | E: 0 | K: 0 | S: 5 | R: 0 | H: 0 | E: 0 | K: 2 | S: 7 | R: 0 | H: 1 | E: 0 | K: 0 | S: 4 | R: 3 | H: 4 | E: 0 | K: 2 | S: 11 |
|-----------------|--------|------|------|------|------|------|------|------|------|------|------|------|------|------|------|------|-------|-------|------------------|------|--------|------|------|------|------|------|------|------|------|------|------|------|------|------|------|------|-------|-------|------|------|------|-------|
| PITCHER | | IP | WLS | BF | H | R | ER | SO | BB | IBB | HBP | BLK | WP | HR | S | P | ERA | WHIP | PITCHER | | IP | WLS | BF | H | R | ER | SO | BB | IBB | HBP | BLK | WP | HR | S | P | ERA | WHIP | | | | | |
| Don Cardwell, R | (1, 1) | 5.0 | | 21 | 6 | 2 | 2 | 4 | 1 | 0 | 0 | 0 | 0 | 1 | 28 | 32 | 3.60 | 1.400 | Don Schwall, R | | (6, 1) | 2.0 | L | 11 | 3 | 3 | 3 | 2 | 2 | 0 | 0 | 0 | 0 | 0 | 13 | 21 | 13.50 | 2.500 | | | | |
| Al McBean, R | (8, 1) | 1.0 | | 5 | 2 | 0 | 0 | 2 | 0 | 0 | 0 | 0 | 0 | 0 | 9 | 9 | 0.00 | 2.000 | Larry Jackson, R | | (1, 1) | 1.0 | | 5 | 2 | 0 | 0 | 2 | 0 | 0 | 0 | 0 | 0 | 9 | 9 | 0.00 | 2.000 | | | | | |

| Batter | 1 | 2 | 3 | 4 | 5 | 6 | 7 | 8 | 9 | AB R H RBI BB SO LOB | TOP | | | | | | | | | | | |
|---|---|---------------------------------|------------------------------|---------------------------------|------------------------------|---------------------------------|------------------------------|---------------------------------|---|---------------------------------|--|---------------------------------|------------------------------|---|------------------------------|----------------------------------|------------------------------|---------------------------------|----------------------------------|------------------------------------|----------------------------------|--------|
| Pete Rose, S (1, 4) OBP: 0.373, SLG: 0.440 | 0-0 E8 SF9 1B | | 0-0 F8 | | | 1-0 1B HBP | 0-0 1-2 1B | | 0-0 4-3 | 4 1 2 0 0 0 0 | Cincinnati Reds @ Pittsburgh Pirates Forbes Field, Pittsburgh, PA Fri May 07 1965, 7:05 PM EDT Att. 9,052 - Unknown | | | | | | | | | | | |
| Tommy Harper, R (1, 7) OBP: 0.442, SLG: 0.468 | 0-0 SF9 | | 0-0 F8 | | 0-3 K | 0-0 F7 | | 0-3 K | 4 0 0 1 0 2 3 | | | | | | | | | | | | | |
| Vada Pinson, L (1, 8) OBP: 0.327, SLG: 0.411 | 0-0 1-3 1B | | | 0-0 S 1B | | 0-0 F9 | | 4-0 BB 1B BB | 4 1 2 0 1 1 1 | | | | | | | | | | | | | |
| Gordy Coleman, L (1, 3) OBP: 0.413, SLG: 0.661 | 0-0 1-3 1-2 | | | 0-0 F5 | | 0-0 1-3 1B | | 0-0 4-1 | 4 0 1 0 0 0 3 | | | | | | | | | | | | | |
| Deron Johnson, R (1, 5) OBP: 0.318, SLG: 0.480 | 0-0 F9 | | | 0-0 F9 1-2 | | 0-0 F8 | | 0-0 5-3 | 4 0 0 0 0 0 5 | | | | | | | | | | | | | |
| Frank Robinson, R (1, 9) OBP: 0.442, SLG: 0.603 | | 0-0 F8 | | 0-0 F7 | | 0-3 K | | 4-0 BB 1B IBB | 3 1 0 0 1 1 1 | | | | | | | | | | | | | |
| Johnny Edwards, L (1, 2) OBP: 0.279, SLG: 0.473 | | 0-0 6-3 | | | 0-0 4-3 | 0-0 F7 | | 4-0 WP 1B BB | 3 0 0 0 1 0 0 | | | | | | | | | | | | | |
| Leo Cardenas, R (1, 6) OBP: 0.333, SLG: 0.388 | | 0-3 K | | | 0-3 K | 0-0 1B 3B | | 0-0 WP 1B | 4 1 2 2 0 2 0 | | | | | | | | | | | | | |
| Sammy Ellis, L (1, 1) OBP: 0.158, SLG: 0.111 Billy McCool, R (7, 1) Roger Craig, R (9, 1) | | | 0-0 6-3 | | 0-0 4-3 | 0-0 1B 3-H | | 0-3 K | 3 0 1 1 0 0 0 1 0 0 0 0 1 2 0 0 0 0 0 0 0 | | | | | | | | | | | | | |
| Inning Stats | R: 1 E: 1 K: 0 S: 5 | H: 2 LOB: 1 BB: 0 P: 5 | R: 0 E: 0 K: 1 S: 5 | H: 0 LOB: 0 BB: 0 P: 5 | R: 0 E: 0 K: 0 S: 3 | H: 0 LOB: 0 BB: 0 P: 3 | R: 0 E: 0 K: 0 S: 4 | H: 1 LOB: 1 BB: 0 P: 4 | R: 0 E: 0 K: 1 S: 5 | H: 0 LOB: 0 BB: 0 P: 5 | R: 0 E: 0 K: 1 S: 6 | H: 1 LOB: 2 BB: 0 P: 7 | R: 1 E: 0 K: 1 S: 8 | H: 3 LOB: 2 BB: 0 P: 8 | R: 2 E: 0 K: 1 S: 6 | H: 1 LOB: 2 BB: 3 P: 18 | R: 0 E: 0 K: 2 S: 7 | H: 0 LOB: 0 BB: 0 P: 7 | 1B: 7 2B: 0 3B: 1 HR: 0 | SF: 1 SAC: 0 DP: 0 HBP: 1 | WP: 1 PB: 0 SB: 1 CS: 0 | PA: 39 |
| PITCHER | IP WLS BF H R ER SO BB IBB HBP BLK WP HR S P ERA WHIP | | | | | | | | | | | | PITCHER | IP WLS BF H R ER SO BB IBB HBP BLK WP HR S P ERA WHIP | | | | | | | | |
| Bob Friend, R (1, 1) ERA: 2.97 Tommie Sisk, R (8, 1) ERA: 4.26 | 7.0 29 7 2 1 4 0 0 1 0 0 0 0 36 37 1.29 1.000 | | | | | | | | | | | | | 2.0 10 1 2 2 3 2 1 0 0 1 0 13 25 9.00 1.500 | | | | | | | | |

livebaseballscorecards.com

| | |
|------------|----|
| AB | 34 |
| R | 4 |
| H | 8 |
| RBI | 4 |
| BB | 3 |
| SO | 7 |
| LOB | 15 |



| Batter | 1 | 2 | 3 | 4 | 5 | 6 | 7 | 8 | 9 | AB R H RBI BB SO LOB |
|--|-------------------|-----------------|------------|-----------|-----------|-----------------|-----------------|--------------------|------------------------|--|
| Dick Schofield, S (1, 6) OBP: 0.279, SLG: 0.253 | 0-0 E3 4-3 | | 0-0 3-1 | | | 4-0 SH BB | 0-3 K | | 0-0 1B SF9 1B | 4 2 1 0 1 1 1 |
| Bill Virdon, L (1, 8) Gene Freese, R (9, PH) OBP: 0.342, SLG: 0.365 OBP: 0.429, SLG: 0.417 | 0-0 4-3 1-2 | | 0-0 F9 | | | 4-0 SH BB | 0-0 1B 1B | | 0-0 SF9 1B 1B | 3 0 1 0 1 0 1 1 1 1 1 0 0 0 |
| Donn Clendenon, R (1, 3) OBP: 0.349, SLG: 0.338 | 0-0 6-3 | | 0-0 5-3 | | | 0-0 SH | 0-0 1B | | 0-0 1B SF9 1B | 4 0 2 1 0 0 1 |
| Willie Stargell, L (1, 9) Roberto Clemente, R (7, PH) OBP: 0.247, SLG: 0.444 OBP: 0.284, SLG: 0.286 | 0-0 F8 | | | 0-0 F7 | | 4-0 BB | 0-0 F9 | | 0-0 SF9 | 2 0 0 0 1 0 1 1 0 0 1 0 0 2 |
| Jerry Lynch, L (1, 7) Manny Mota, R (8, PH) OBP: 0.441, SLG: 0.688 OBP: 0.133, SLG: 0.167 | | 0-0 CS 1B | | 0-3 K | | 0-3 K | | 0-0 E3 FC1-8 | 0-0 1B | 3 0 1 0 0 2 3 2 0 1 1 0 0 0 |
| Bob Bailey, R (1, 5) OBP: 0.344, SLG: 0.372 | | 4-0 1B BB | | 0-3 K | | 0-3 K | | 0-0 FC1-6 CS | | 3 0 0 0 1 2 4 |
| Jim Pagliaroni, R (1, 2) OBP: 0.324, SLG: 0.426 | | 0-0 F9 | | | 0-0 F6 | 0-0 F4 | | 0-3 K | | 4 0 0 0 0 1 5 |
| Gene Alley, R (1, 4) OBP: 0.257, SLG: 0.262 | | 0-0 1B | | | 0-0 F8 | | 4-0 1B BB | | 4-0 1B BB | 2 2 1 0 2 0 0 |
| Bob Friend, R (1, 1) Ozzie Virgil, R (7, PH) Tommie Sisk, R (8, 1) Bill Mazerowski, R (9, PH) | | 0-3 K | | | 0-3 K | | 0-0 F7 | | 0-0 F3 | 2 0 0 0 0 2 2 1 0 0 0 0 0 1 0 0 0 0 0 0 0 1 0 0 0 0 0 1 |

| Inning Stats | R: 0 E: 1 K: 0 S: 4 | H: 0 LOB: 1 BB: 0 P: 4 | R: 0 E: 0 K: 1 S: 6 | H: 2 LOB: 2 BB: 1 P: 10 | R: 0 E: 0 K: 0 S: 3 | H: 0 LOB: 0 BB: 0 P: 3 | R: 0 E: 0 K: 2 S: 7 | H: 0 LOB: 0 BB: 0 P: 7 | R: 0 E: 0 K: 1 S: 5 | H: 0 LOB: 0 BB: 0 P: 5 | R: 1 E: 1 K: 2 S: 8 | H: 0 LOB: 3 BB: 3 P: 20 | R: 1 E: 0 K: 1 S: 7 | H: 2 LOB: 2 BB: 1 P: 11 | R: 0 E: 1 K: 1 S: 5 | H: 0 LOB: 1 BB: 0 P: 5 | R: 3 E: 0 K: 0 S: 6 | H: 4 LOB: 2 BB: 1 P: 10 | 1B: 8 2B: 1 3B: 0 HR: 0 | SF: 1 SAC: 1 DP: 1 HBP: 0 | WP: 0 PB: 0 SB: 0 CS: 2 | PA: 41 |
|--------------|------------------------------|---------------------------------|------------------------------|----------------------------------|------------------------------|---------------------------------|------------------------------|---------------------------------|------------------------------|---------------------------------|------------------------------|----------------------------------|------------------------------|----------------------------------|------------------------------|---------------------------------|------------------------------|----------------------------------|----------------------------------|------------------------------------|----------------------------------|--------|
|--------------|------------------------------|---------------------------------|------------------------------|----------------------------------|------------------------------|---------------------------------|------------------------------|---------------------------------|------------------------------|---------------------------------|------------------------------|----------------------------------|------------------------------|----------------------------------|------------------------------|---------------------------------|------------------------------|----------------------------------|----------------------------------|------------------------------------|----------------------------------|--------|

| PITCHER | IP | WLS | BF | H | R | ER | SO | BB | IBB | HBP | BLK | WP | HR | S | P | ERA | WHIP |
|-------------------------------------|-----|-----|----|---|---|----|----|----|-----|-----|-----|----|----|----|----|-------|-------|
| Sammy Ellis, R (1, 1) ERA: 2.68 | 6.2 | | 30 | 4 | 2 | 2 | 7 | 5 | 0 | 0 | 0 | 0 | 0 | 39 | 59 | 2.70 | 1.350 |
| Billy McCool, L (7, 1) ERA: 2.53 | 1.2 | | 7 | 1 | 2 | 2 | 1 | 1 | 0 | 0 | 0 | 0 | 0 | 8 | 12 | 10.80 | 1.200 |
| Roger Craig, R (9, 1) ERA: 3.68 | 0.1 | L | 4 | 3 | 1 | 1 | 0 | 0 | 0 | 0 | 0 | 0 | 0 | 4 | 4 | 27.00 | 9.000 |

BOTTOM

Cincinnati Reds @ Pittsburgh Pirates
 Forbes Field, Pittsburgh, PA
 Fri May 07 1965, 7:05 PM EDT
 Att. 9,052 - Unknown

livebaseballscorecards.com

| | |
|-----|----|
| AB | 33 |
| R | 5 |
| H | 8 |
| RBI | 4 |
| BB | 6 |
| SO | 8 |
| LOB | 22 |



| Batter | 1 | 2 | 3 | 4 | 5 | 6 | 7 | 8 | 9 | AB R H RBI BB SO LOB | TOP | | |
|--|--|--|--|---|---|--|---|---|---|---|--|----------------|---|
| Pete Rose, S (1, 4) OBP: 0.383, SLG: 0.463 | 0-0 F9 | | | 0-0 1B 3B | | 0-0 4-3 | | 0-0 1-2 3-H 1B | | 4 1 2 1 1 0 0 | | | |
| Tommy Harper, R (1, 7) OBP: 0.430, SLG: 0.451 | 0-0 F8 | | | 0-0 1B 1B K | | 0-0 F9 | | 0-0 F5 | | 5 1 1 1 0 1 5 | | | |
| Vada Pinson, L (1, 8) OBP: 0.340, SLG: 0.453 | 0-0 F7 | | | 0-0 1B HR 1B | 0-0 1B 2B | | 0-0 E 3B | 0-0 F8 | | 5 3 3 0 0 0 2 | | | |
| Tony Perez, R (1, 3) OBP: 0.441, SLG: 0.750 | | 0-3 K | | 0-0 HR 1B | 0-0 1B 1B | | 0-0 E3 5-3 | 0-0 4-3 | | 5 2 2 2 0 1 2 | | | |
| Deron Johnson, R (1, 5) Steve Boros, R (9, 5) | | 0-0 F4 | | 0-0 HR | 0-0 1B G6-4-3 1B | | 0-0 F8 | | 0-0 3B | 5 2 3 3 0 0 1 0 0 0 0 0 0 0 | | | |
| Charlie James, R (1, 9) OBP: 0.429, SLG: 0.429 | | 0-3 K | | 0-0 SH5-3 1B | 0-0 1-3 G6-4-3 1B | | 0-0 5-3 | | 0-0 F7 | 5 0 2 1 0 1 2 | | | |
| Johnny Edwards, L (1, 2) OBP: 0.258, SLG: 0.433 | | | 0-0 4-3 | 0-0 F8 | 0-0 G6-4-3 | | 0-0 F8 | | 0-0 6-3 | 5 0 0 0 0 0 4 | | | |
| Leo Cardenas, R (1, 6) OBP: 0.337, SLG: 0.400 | | 0-3 K | | 0-0 SH5-3 1B | 0-0 6-3 | | | 0-0 1B 1B 2B | 0-0 F8 | 5 1 2 0 0 1 1 | | | |
| Jim Maloney, L (1, 1) OBP: 0.286, SLG: 0.167 | | | 0-0 4-3 | 0-0 SH5-3 | | 0-0 F3 | | 0-0 1B 1B | | 3 0 1 0 0 0 0 | | | |
| Inning Stats | R: 0 E: 0 K: 0 S: 3 H: 0 LOB: 0 P: 3 | R: 0 E: 0 K: 2 S: 7 H: 0 LOB: 0 P: 7 | R: 0 E: 0 K: 1 S: 5 H: 0 LOB: 0 P: 5 | R: 5 E: 0 K: 1 S: 12 H: 7 LOB: 3 BB: 1 P: 16 | R: 3 E: 0 K: 0 S: 6 H: 4 LOB: 0 BB: 0 P: 6 | R: 0 E: 0 K: 0 S: 3 H: 0 LOB: 0 P: 3 | R: 1 E: 1 K: 0 S: 5 H: 1 LOB: 1 BB: 0 P: 5 | R: 1 E: 0 K: 0 S: 6 H: 3 LOB: 2 BB: 0 P: 6 | R: 0 E: 0 K: 0 S: 4 H: 1 LOB: 1 BB: 0 P: 4 | 1B: 10 2B: 2 3B: 3 HR: 1 SF: 0 SAC: 1 DP: 1 HBP: 0 | WP: 0 PB: 0 SB: 0 CS: 0 PA: 44 | | |
| PITCHER | IP WLS BF H R ER SO BB IBB HBP BLK WP HR S P ERA WHIP | | | | | | | | | | | PITCHER | IP WLS BF H R ER SO BB IBB HBP BLK WP HR S P ERA WHIP |
| Bob Veale, L (1, 1) ERA: 3.2 | 3.1 L 17 7 5 5 3 0 0 0 0 0 0 1 23 23 13.50 2.100 | | | | | | | | | | | | |
| Don Schwall, R (4, 1) ERA: 9.45 | 0.2 7 4 3 3 1 0 1 0 0 0 0 0 8 12 40.50 6.000 | | | | | | | | | | | | |
| Wilbur Wood, L (5, 1) ERA: 1.42 | 1.0 2 0 0 0 0 0 0 0 0 0 0 0 2 2 0.00 0.000 | | | | | | | | | | | | |
| Tommie Sisk, R (6, 1) ERA: 4.32 | 2.0 8 1 1 1 0 0 0 0 0 0 0 0 8 8 4.50 0.500 | | | | | | | | | | | | |
| Don Cardwell, R (8, 1) ERA: 3.42 | 2.0 10 4 1 1 0 0 0 0 0 0 0 0 10 10 4.50 2.000 | | | | | | | | | | | | |

Cincinnati Reds @ Pittsburgh Pirates
 Forbes Field, Pittsburgh, PA
 Sat May 08 1965, 3:33 AM EDT
 Att. 5,790 - Unknown

livebaseballscorecards.com

| | |
|------------|----|
| AB | 42 |
| R | 10 |
| H | 16 |
| RBI | 8 |
| BB | 1 |
| SO | 4 |
| LOB | 17 |



| Batter | 1 | 2 | 3 | 4 | 5 | 6 | 7 | 8 | 9 | AB | R | H | RBI | BB | SO | LOB |
|---|-----------------------|-----------------|----------------------|---------------------|-----------|-----------|-----------|------------|----------------------|----|---|---|-----|----|----|-----|
| Dick Schofield, S (1, 6) OBP: 0.278, SLG: 0.244 | 4-0 BB G4-6-3 | | 0-0 F8 | | 0-3 K | | 0-0 F7 | | | 3 | 0 | 0 | 0 | 1 | 1 | 0 |
| Bill Virdon, L (1, 8) OBP: 0.349, SLG: 0.364 | 0-0 G4-6-3 1-2f | | 0-0 FC5-4 1B | | 4-0 BB | | | 0-0 F7 | | 3 | 0 | 1 | 0 | 1 | 0 | 1 |
| Donn Clendenon, R (1, 3) OBP: 0.344, SLG: 0.333 | 0-0 2B 1B | | 0-0 FC5-4 1-2f | | 0-0 F6 | | | 0-0 5-3 | | 4 | 1 | 1 | 0 | 0 | 0 | 2 |
| Willie Stargell, L (1, 9) OBP: 0.259, SLG: 0.474 | 0-0 1-H 2B | | 0-3 K | | 0-0 2B | | | 0-0 4-3 | | 4 | 0 | 2 | 1 | 0 | 1 | 1 |
| Jerry Lynch, L (1, 7) OBP: 0.421, SLG: 0.639 | 0-0 F8 | | | 0-0 1-3 | | 0-0 F6 | | | 0-0 FC5-4 1B | 4 | 0 | 1 | 0 | 0 | 0 | 2 |
| Gene Freese, R (1, 5) OBP: 0.389, SLG: 0.375 | | 0-0 CS 1B | | 0-0 E5 1B | | 0-0 F7 | | | 0-0 F4 | 4 | 0 | 1 | 0 | 0 | 0 | 2 |
| Jim Pagliaroni, R (1, 2) OBP: 0.329, SLG: 0.429 | | 0-0 F5 | | 0-0 G6-3 1B | | 0-0 F6 | | | 0-0 F7 | 2 | 0 | 1 | 0 | 0 | 0 | 1 |
| Del Crandall, R (5, 2) OBP: 0.313, SLG: 0.214 | | 0-0 1-2 | | 1-2 | | | | | | 2 | 0 | 0 | 0 | 0 | 0 | 2 |
| Gene Alley, R (1, 4) OBP: 0.260, SLG: 0.265 | | 0-0 WP 1B | | 0-0 G6-3 1-2f | | | | | 0-0 F9 | 3 | 0 | 1 | 0 | 0 | 0 | 2 |
| Don Cardwell, R (8, 1) OBP: 0.300, SLG: 0.333 | | | | | | | | | 0-0 FC5-4 1-2f | 0 | 0 | 0 | 0 | 0 | 0 | 0 |
| Bob Bailey, R (9, PH) OBP: 0.341, SLG: 0.367 | | | | | | | | | | 1 | 0 | 0 | 0 | 0 | 0 | 1 |
| Bob Veale, S (1, 1) | | 0-3 K | | | | 0-0 F8 | | | 0-0 4-3 | 1 | 0 | 0 | 0 | 0 | 1 | 1 |
| Don Schwall, R (4, 1) | | | | | | | | | | 0 | 0 | 0 | 0 | 0 | 0 | 0 |
| Wilbur Wood, R (5, 1) | | | | | | | | | | 0 | 0 | 0 | 0 | 0 | 0 | 0 |
| Manny Mota, R (5, PH) OBP: 0.129, SLG: 0.161 | | | | | | | | | | 1 | 0 | 0 | 0 | 0 | 0 | 0 |
| Tommie Sisk, R (6, 1) | | | | | | | | | | 0 | 0 | 0 | 0 | 0 | 0 | 0 |
| Bill Mazerowski, R (7, PH) | | | | | | | | | | 1 | 0 | 0 | 0 | 0 | 0 | 0 |
| Bill Mazerowski, R (8, 4) | | | | | | | | | | 0 | 0 | 0 | 0 | 0 | 0 | 0 |


| Inning Stats | R: 1 | H: 2 | E: 0 | K: 0 | S: 4 | H: 2 | LOB: 1 | BB: 1 | P: 8 | R: 0 | H: 2 | E: 0 | K: 1 | S: 6 | H: 1 | LOB: 1 | BB: 0 | P: 6 | R: 0 | H: 1 | E: 1 | K: 0 | S: 4 | H: 1 | LOB: 1 | BB: 0 | P: 4 | R: 0 | H: 0 | E: 0 | K: 1 | S: 5 | H: 1 | LOB: 1 | BB: 1 | P: 9 | R: 0 | H: 1 | E: 0 | K: 0 | S: 4 | H: 0 | LOB: 0 | BB: 0 | P: 3 | R: 0 | H: 0 | E: 0 | K: 0 | S: 3 | H: 0 | LOB: 0 | BB: 0 | P: 3 | R: 0 | H: 0 | E: 0 | K: 0 | S: 3 | H: 1 | LOB: 1 | BB: 0 | P: 4 | 1B: 6 | 2B: 2 | 3B: 0 | HR: 0 | SF: 0 | SAC: 0 | DP: 2 | HBP: 0 | WP: 1 | PB: 0 | SB: 0 | CS: 1 | PA: 35 |
|--------------|------|------|------|------|------|------|--------|-------|------|------|------|------|------|------|------|--------|-------|------|------|------|------|------|------|------|--------|-------|------|------|------|------|------|------|------|--------|-------|------|------|------|------|------|------|------|--------|-------|------|------|------|------|------|------|------|--------|-------|------|------|------|------|------|------|------|--------|-------|------|-------|-------|-------|-------|-------|--------|-------|--------|-------|-------|-------|-------|--------|
|--------------|------|------|------|------|------|------|--------|-------|------|------|------|------|------|------|------|--------|-------|------|------|------|------|------|------|------|--------|-------|------|------|------|------|------|------|------|--------|-------|------|------|------|------|------|------|------|--------|-------|------|------|------|------|------|------|------|--------|-------|------|------|------|------|------|------|------|--------|-------|------|-------|-------|-------|-------|-------|--------|-------|--------|-------|-------|-------|-------|--------|


| PITCHER | IP | WLS | BF | H | R | ER | SO | BB | IBB | HBP | BLK | WP | HR | S | P | ERA | WHIP |
|------------------------------------|-----|-----|----|---|---|----|----|----|-----|-----|-----|----|----|----|----|------|-------|
| Jim Maloney, R (1, 1) ERA: 2.16 | 9.0 | W | 35 | 8 | 1 | 1 | 3 | 2 | 0 | 0 | 0 | 1 | 0 | 39 | 47 | 1.00 | 1.111 |

BOTTOM

Cincinnati Reds @ Pittsburgh Pirates
 Forbes Field, Pittsburgh, PA
 Sat May 08 1965, 3:33 AM EDT
 Att. 5,790 - Unknown

| | |
|------------|-----------|
| AB | 33 |
| R | 1 |
| H | 8 |
| RBI | 1 |
| BB | 2 |
| SO | 3 |
| LOB | 15 |



| Batter | 1 | 2 | 3 | 4 | 5 | 6 | 7 | 8 | 9 | AB R H RBI BB SO LOB | TOP | | | | | | | | | | | | | | | | | |
|--|---|---------------------------------|------------------------------|---------------------------------|------------------------------|----------------------------------|------------------------------|---------------------------------|------------------------------|--|---|---------------------------------|------------------------------|----------------------------------|----------------------------------|------------------------------------|----------------------------------|--------|--|--|--|--|--|--|--|--|--|--|
| Pete Rose, S (1, 4) OBP: 0.375, SLG: 0.450 | 0-0 6-3 | | 0-0 G3 | | | 0-0 5-3 | | 0-0 G6-4-3 1B | 0-0 G4-3 | 5 0 1 0 0 0 3 | | | | | | | | | | | | | | | | | | |
| Tommy Harper, R (1, 7) OBP: 0.423, SLG: 0.442 | 0-0 F8 S 1B | | 0-0 F7 | | | 0-3 K | | 0-0 G6-4-3 | | 4 0 1 0 0 1 2 | | | | | | | | | | | | | | | | | | |
| Vada Pinson, L (1, 8) OBP: 0.327, SLG: 0.434 | 0-0 F8 1-3 | | | | 0-3 K | 0-0 F2 | | 0-0 G3 | | 4 0 0 0 0 1 1 | | | | | | | | | | | | | | | | | | |
| Tony Perez, R (1, 3) OBP: 0.405, SLG: 0.686 Art Shamsky, L (9, PH) OBP: 0.438, SLG: 0.600 (9, 9) | 0-0 5-3 | | | | 0-3 K | | 0-0 F9 | | 0-0 F7 | 3 0 0 0 0 1 1 1 0 0 0 0 0 0 | | | | | | | | | | | | | | | | | | |
| Deron Johnson, R (1, 5) OBP: 0.351, SLG: 0.554 Giraldo Ruiz, S (9, PR) (9, 5) | | 0-0 F6 | | | 4-0 BB | | 0-0 HR 1B | | 0-0 HBP 1B 1B | 3 1 2 0 1 0 0 0 1 0 0 0 0 0 | | | | | | | | | | | | | | | | | | |
| Charlie James, R (1, 9) OBP: 0.300, SLG: 0.300 Gordy Coleman, L (9, PH) OBP: 0.422, SLG: 0.661 Marty Keough, L (9, PR) (9, 3) | | 0-0 5-3 | | | 0-0 F8 | | 0-0 F8 | | 1-0 BB 1B HBP 1B | 3 0 0 0 0 0 2 0 0 0 0 0 0 0 0 1 0 0 0 0 0 | | | | | | | | | | | | | | | | | | |
| Don Pavletich, R (1, 2) OBP: 0.406, SLG: 0.586 Johnny Edwards, L (9, PH) OBP: 0.269, SLG: 0.443 (9, 2) | | 0-0 F3 | | | | 0-0 F7 | | 0-0 HR | 0-0 BB 1B 1B | 3 1 1 2 0 0 0 1 1 1 1 0 0 0 | AB 33 R 5 H 8 RBI 5 BB 3 SO 3 LOB 11 | | | | | | | | | | | | | | | | | |
| Leo Cardenas, R (1, 6) OBP: 0.354, SLG: 0.402 | | | 4-0 FC3-6 BB | | | 0-0 6-3 | | 0-0 1B | 4-0 1B BB | 2 0 1 0 2 0 0 | | | | | | | | | | | | | | | | | | |
| Joey Jay, S (1, 1) Joe Nuxhall, L (4, 1) OBP: 0.250, SLG: 0.250 Tommy Helms, R (7, PH) Gerry Arrigo, L (7, 1) Frank Robinson, R (9, PH) OBP: 0.448, SLG: 0.609 Billy McCool, R (9, 1) | | | 0-0 FC3-6 G3 | | | 0-0 F6 | | 0-0 F9 | 0-0 G4-3 1B | 1 0 0 0 0 0 1 1 0 0 0 0 0 0 1 0 0 0 0 0 1 0 0 0 0 0 0 0 1 0 1 2 0 0 0 0 0 0 0 0 0 0 |  | | | | | | | | | | | | | | | | | |
| Inning Stats | R: 0 E: 0 K: 0 S: 4 | H: 1 LOB: 1 BB: 0 P: 4 | R: 0 E: 0 K: 0 S: 3 | H: 0 LOB: 0 BB: 0 P: 3 | R: 0 E: 0 K: 2 S: 7 | H: 0 LOB: 1 BB: 1 P: 11 | R: 0 E: 0 K: 0 S: 3 | H: 0 LOB: 0 BB: 0 P: 3 | R: 2 E: 0 K: 0 S: 6 | H: 3 LOB: 1 BB: 0 P: 6 | R: 0 E: 0 K: 0 S: 3 | H: 1 LOB: 0 BB: 0 P: 3 | R: 3 E: 0 K: 0 S: 5 | H: 3 LOB: 2 BB: 1 P: 10 | 1B: 7 2B: 0 3B: 0 HR: 1 | SF: 0 SAC: 0 DP: 2 HBP: 1 | WP: 0 PB: 0 SB: 1 CS: 0 | PA: 37 | | | | | | | | | | |
| PITCHER | IP WLS BF H R ER SO BB IBB HBP BLK WP HR S P ERA WHIP | | | | | | | | | | | | | | | | | | | | | | | | | | | |
| Joe Gibbon, L (1, 1) ERA: 3.74 | 7.0 | | 5 | 2 | 2 | 3 | 2 | 0 | 0 | 0 | 0 | 1 | 32 | 40 | 2.57 | 1.000 | | | | | | | | | | | | |
| Al McBean, R (8, 1) ERA: 2.08 | 1.1 | L | 7 | 2 | 3 | 3 | 0 | 1 | 0 | 1 | 0 | 0 | 5 | 10 | 20.25 | 2.250 | | | | | | | | | | | | |
| Bob Veale, L (9, 1) ERA: 3.15 | 0.2 | | 2 | 1 | 0 | 0 | 0 | 0 | 0 | 0 | 0 | 0 | 2 | 2 | 0.00 | 1.500 | | | | | | | | | | | | |

Cincinnati Reds @ Pittsburgh Pirates
Forbes Field, Pittsburgh, PA
Sun May 09 1965, 3:33 AM EDT
Att. 6,858 - Unknown

livebaseballscorecards.com

| Batter | 1 | 2 | 3 | 4 | 5 | 6 | 7 | 8 | 9 | AB R H RBI BB SO LOB |
|---|---------------------|------------------|---------------------|------------------------|---|---|---------------------|---|------------|--|
| Dick Schofield, S (1, 6) OBP: 0.295, SLG: 0.268 | 4-0 SH5-3 BB | | 0-0 2B | 0-3 K | | | 0-0 1B | | 0-3 K | 4 1 2 0 1 2 3 |
| Bill Virdon, L (1, 8) OBP: 0.356, SLG: 0.383 | 0-0 SH5-3 1-2 | | 0-0 1B 2B | 0-0 F5 | | | 0-3 K | | 0-0 1B | 4 1 2 1 0 1 4 |
| Roberto Clemente, R (1, 9) OBP: 0.291, SLG: 0.293 | 0-0 F9 | | 0-0 1B 2B | 0-0 4-3 | | | 0-0 1B | | 0-3 K | 5 0 2 1 0 1 5 |
| Willie Stargell, L (1, 7) OBP: 0.247, SLG: 0.450 | 0-0 G3 | | 0-0 G4-6-3 1B | | | | 0-0 F8 | | | 4 0 0 0 0 0 4 |
| Donn Clendenon, R (1, 3) OBP: 0.340, SLG: 0.321 | | 4-0 BB BB | 0-3 K | | | | 0-0 F3 | | | 3 0 0 0 1 2 2 |
| Gene Freese, R (1, 5) Ozzie Virgil, R (9, 5) OBP: 0.409, SLG: 0.421 OBP: 0.353, SLG: 0.438 | | 4-0 1-2 BB | | 0-0 1B 2B | | | 0-3 K | | | 3 1 1 0 1 1 0 0 0 0 0 0 0 0 |
| Del Crandall, R (1, 2) OBP: 0.300, SLG: 0.176 | | 0-3 K | | 1-0 SH 1B HBP | | | 0-0 1-3 | | 0-0 F8 | 3 0 0 0 0 1 2 |
| Gene Alley, R (1, 4) OBP: 0.273, SLG: 0.278 | | 0-0 F7 | | 0-0 SH 1B | | | 0-0 B5-6-3 1B | | 0-0 6-3 | 4 0 2 1 0 0 2 |
| Joe Gibbon, R (1, 1) Al McBean, R (8, 1) Bob Veale, S (9, 1) Manny Mota, R (9, PH) OBP: 0.273, SLG: 0.200 OBP: 0.125, SLG: 0.156 | | 0-0 1-3 | | 0-0 SH | | | 0-0 B5-6-3 | | 0-0 F7 | 2 0 0 0 0 0 3 0 0 0 0 0 0 0 0 0 0 0 0 0 0 1 0 0 0 0 0 0 |

| Inning Stats | R: 0 E: 0 K: 3 S: 3 | H: 0 LOB: 1 BB: 1 P: 7 | R: 0 E: 0 K: 1 S: 5 | H: 0 LOB: 2 BB: 2 P: 13 | R: 2 E: 0 K: 1 S: 7 | H: 3 LOB: 0 BB: 0 P: 7 | R: 1 E: 0 K: 1 S: 8 | H: 2 LOB: 3 BB: 0 P: 9 | R: 0 E: 0 K: 1 S: 5 | H: 0 LOB: 0 BB: 0 P: 5 | R: 0 E: 0 K: 3 S: 3 | H: 1 LOB: 0 BB: 0 P: 3 | R: 0 E: 0 K: 1 S: 7 | H: 2 LOB: 2 BB: 0 P: 7 | R: 0 E: 0 K: 1 S: 5 | H: 0 LOB: 0 BB: 0 P: 5 | R: 0 E: 0 K: 2 S: 8 | H: 1 LOB: 1 BB: 0 P: 8 | 1B: 6 2B: 3 3B: 0 HR: 0 | SF: 0 SAC: 2 DP: 2 HBP: 1 | WP: 0 PB: 0 SB: 0 CS: 0 | PA: 39 |
|--------------|------------------------------|---------------------------------|------------------------------|----------------------------------|------------------------------|---------------------------------|------------------------------|---------------------------------|------------------------------|---------------------------------|------------------------------|---------------------------------|------------------------------|---------------------------------|------------------------------|---------------------------------|------------------------------|---------------------------------|----------------------------------|------------------------------------|----------------------------------|--------|
|--------------|------------------------------|---------------------------------|------------------------------|----------------------------------|------------------------------|---------------------------------|------------------------------|---------------------------------|------------------------------|---------------------------------|------------------------------|---------------------------------|------------------------------|---------------------------------|------------------------------|---------------------------------|------------------------------|---------------------------------|----------------------------------|------------------------------------|----------------------------------|--------|

| PITCHER | IP | WLS | BF | H | R | ER | SO | BB | IBB | HBP | BLK | WP | HR | S | P | ERA | WHIP |
|-------------------------------------|-----|-----|----|---|---|----|----|----|-----|-----|-----|----|----|----|----|------|-------|
| Joey Jay, R (1, 1) ERA: 4.64 | 3.0 | | 17 | 5 | 3 | 3 | 2 | 3 | 0 | 1 | 0 | 0 | 0 | 17 | 30 | 9.00 | 2.667 |
| Joe Nuxhall, L (4, 1) ERA: 4.5 | 3.0 | | 10 | 1 | 0 | 0 | 2 | 0 | 0 | 0 | 0 | 0 | 0 | 14 | 14 | 0.00 | 0.333 |
| Gerry Arrigo, L (7, 1) ERA: 2.7 | 2.0 | W | 8 | 2 | 0 | 0 | 2 | 0 | 0 | 0 | 0 | 0 | 0 | 12 | 12 | 0.00 | 1.000 |
| Billy McCool, L (9, 1) ERA: 2.31 | 1.0 | S | 4 | 1 | 0 | 0 | 2 | 0 | 0 | 0 | 0 | 0 | 0 | 8 | 8 | 0.00 | 1.000 |

BOTTOM

Cincinnati Reds @ Pittsburgh Pirates
Forbes Field, Pittsburgh, PA
Sun May 09 1965, 3:33 AM EDT
Att. 6,858 - Unknown


| | |
|------------|-----------|
| AB | 33 |
| R | 3 |
| H | 9 |
| RBI | 3 |
| BB | 3 |
| SO | 8 |
| LOB | 25 |

| PITCHER | IP | WLS | BF | H | R | ER | SO | BB | IBB | HBP | BLK | WP | HR | S | P | ERA | WHIP |
|-------------------------------------|-----|-----|----|---|---|----|----|----|-----|-----|-----|----|----|----|----|------|-------|
| Joe Nuxhall, L (4, 1) ERA: 4.5 | 3.0 | | 10 | 1 | 0 | 0 | 2 | 0 | 0 | 0 | 0 | 0 | 0 | 14 | 14 | 0.00 | 0.333 |
| Gerry Arrigo, L (7, 1) ERA: 2.7 | 2.0 | W | 8 | 2 | 0 | 0 | 2 | 0 | 0 | 0 | 0 | 0 | 0 | 12 | 12 | 0.00 | 1.000 |
| Billy McCool, L (9, 1) ERA: 2.31 | 1.0 | S | 4 | 1 | 0 | 0 | 2 | 0 | 0 | 0 | 0 | 0 | 0 | 8 | 8 | 0.00 | 1.000 |

| Batter | 1 | 2 | 3 | 4 | 5 | 6 | 7 | 8 | 9 | AB R H RBI BB SO LOB | TOP | | | | | | | | | | | | | | | | | | | | | | | | | | | | | | | | |
|--|---|---|---|---|---|---|---|---|---|----------------------|--|----|---|---|----|----|----|-----|--|--|----|----|---|---|-----|------|----|-----|----|---|---|----|----|----|-----|-----|-----|----|----|---|---|-----|------|
| Felipe Alou, R (1, 8) OBP: 0.288, SLG: 0.365 | | | | | | | | | | 0 0 0 0 0 0 0 0 | Milwaukee Braves @ Pittsburgh Pirates Forbes Field, Pittsburgh, PA Tue May 11 1965, 7:05 PM EDT Att. 4,694 - Unknown | | | | | | | | | | | | | | | | | | | | | | | | | | | | | | | | |
| Mack Jones, L (1, 7) OBP: 0.339, SLG: 0.500 | | | | | | | | | | 0 0 0 0 0 0 0 0 | | | | | | | | | | | | | | | | | | | | | | | | | | | | | | | | | |
| Hank Aaron, R (1, 9) OBP: 0.351, SLG: 0.615 | | | | | | | | | | 0 0 0 0 0 0 0 0 | | | | | | | | | | | | | | | | | | | | | | | | | | | | | | | | | |
| Eddie Mathews, L (1, 5) OBP: 0.402, SLG: 0.648 | | | | | | | | | | 0 0 0 0 0 0 0 0 | | | | | | | | | | | | | | | | | | | | | | | | | | | | | | | | | |
| Joe Torre, R (1, 2) OBP: 0.403, SLG: 0.667 | | | | | | | | | | 0 0 0 0 0 0 0 0 | | | | | | | | | | | | | | | | | | | | | | | | | | | | | | | | | |
| Gene Oliver, R (1, 3) OBP: 0.182, SLG: 0.188 | | | | | | | | | | 0 0 0 0 0 0 0 0 | | | | | | | | | | | | | | | | | | | | | | | | | | | | | | | | | |
| Denis Menke, R (1, 6) OBP: 0.313, SLG: 0.480 | | | | | | | | | | 0 0 0 0 0 0 0 0 | | | | | | | | | | | | | | | | | | | | | | | | | | | | | | | | | |
| Sandy Alomar Sr., S (1, 4) OBP: 0.167, SLG: 0.091 | | | | | | | | | | 0 0 0 0 0 0 0 0 | | | | | | | | | | | | | | | | | | | | | | | | | | | | | | | | | |
| Wade Blasingame, L (1, 1) OBP: 0.182, SLG: 0.182 | | | | | | | | | | 0 0 0 0 0 0 0 0 | AB 0 R 0 H 0 RBI 0 BB 0 SO 0 LOB 0 | | | | | | | | | | | | | | | | | | | | | | | | | | | | | | | | |
| Inning Stats | | | | | | | | | | | | | | | | | | | 1B: 0 SF: 0 2B: 0 SAC: 0 3B: 0 DP: 0 HR: 0 HBP: 0 | WP: 0 PA: 0 PB: 0 SB: 0 CS: 0 | | | | | | | | | | | | | | | | | | | | | | | |
| PITCHER Don Cardwell, R (1, 1) ERA: 3.42 | | | | | | | | | | IP | WLS | BF | H | R | ER | SO | BB | IBB | HBP | BLK | WP | HR | S | P | ERA | WHIP | IP | WLS | BF | H | R | ER | SO | BB | IBB | HBP | BLK | WP | HR | S | P | ERA | WHIP |
| | | | | | | | | | | | | | | | | | | | | | | | | | | | | | | | | | | | | | | | | | | | |

livebaseballscorecards.com



| Batter | 1 | 2 | 3 | 4 | 5 | 6 | 7 | 8 | 9 | AB | R | H | RBI | BB | SO | LOB | TOP | |
|--|----|-----|----|---|---|----|----|----|-----|-----|-----|----|-----|----|----|-----|---|--|
| Felipe Alou, R (1, 8) OBP: 0.310, SLG: 0.377 | | | | | | | | | | 0 | 0 | 0 | 0 | 0 | 0 | 0 | <p>Milwaukee Braves @ Pittsburgh Pirates</p> <p>Forbes Field, Pittsburgh, PA</p> <p>Wed May 12 1965, 7:05 PM EDT</p> <p>Att. 4,464 - Unknown</p> <p>livebaseballscorecards.com</p> | |
| Mack Jones, L (1, 7) OBP: 0.317, SLG: 0.462 | | | | | | | | | | 0 | 0 | 0 | 0 | 0 | 0 | 0 | | |
| Hank Aaron, R (1, 9) OBP: 0.371, SLG: 0.618 | | | | | | | | | | 0 | 0 | 0 | 0 | 0 | 0 | 0 | | |
| Eddie Mathews, L (1, 5) OBP: 0.391, SLG: 0.618 | | | | | | | | | | 0 | 0 | 0 | 0 | 0 | 0 | 0 | | |
| Joe Torre, R (1, 2) OBP: 0.395, SLG: 0.643 | | | | | | | | | | 0 | 0 | 0 | 0 | 0 | 0 | 0 | | |
| Denis Menke, R (1, 6) OBP: 0.298, SLG: 0.456 | | | | | | | | | | 0 | 0 | 0 | 0 | 0 | 0 | 0 | | |
| Gene Oliver, R (1, 3) OBP: 0.216, SLG: 0.250 | | | | | | | | | | 0 | 0 | 0 | 0 | 0 | 0 | 0 | | |
| Sandy Alomar Sr., S (1, 4) OBP: 0.133, SLG: 0.071 | | | | | | | | | | 0 | 0 | 0 | 0 | 0 | 0 | 0 | | |
| Denny Lemaster, R (1, 1) OBP: 0.375, SLG: 0.286 | | | | | | | | | | 0 | 0 | 0 | 0 | 0 | 0 | 0 |  | |
| Inning Stats | | | | | | | | | | | | | | | | | | 1B: 0 SF: 0 2B: 0 SAC: 0 3B: 0 DP: 0 HR: 0 HBP: 0 WP: 0 PA: 0 PB: 0 SB: 0 CS: 0 |
| PITCHER Bob Friend, R (1, 1) ERA: 2.97 | IP | WLS | BF | H | R | ER | SO | BB | IBB | HBP | BLK | WP | HR | S | P | ERA | WHIP | PITCHER IP WLS BF H R ER SO BB IBB HBP BLK WP HR S P ERA WHIP |

| Batter | 1 | 2 | 3 | 4 | 5 | 6 | 7 | 8 | 9 | AB R H RBI BB SO LOB | TOP | | | | | | | |
|---|-----------------|---|----|---|---|----|----|----|-----|----------------------|--|--|----|---|---|-----|------|---|
| Felipe Alou, R (1, 8) OBP: 0.315, SLG: 0.415 | | | | | | | | | | | 0 0 0 0 0 0 0 0 | Milwaukee Braves @ Pittsburgh Pirates Forbes Field, Pittsburgh, PA Thu May 13 1965, 7:05 PM EDT Att. 4,165 - Unknown livebaseballscorecards.com | | | | | | |
| Eddie Mathews, L (1, 5) OBP: 0.402, SLG: 0.613 | | | | | | | | | | | 0 0 0 0 0 0 0 0 | | | | | | | |
| Hank Aaron, R (1, 9) OBP: 0.388, SLG: 0.633 | | | | | | | | | | | 0 0 0 0 0 0 0 0 | | | | | | | |
| Joe Torre, R (1, 2) OBP: 0.395, SLG: 0.667 | | | | | | | | | | | 0 0 0 0 0 0 0 0 | | | | | | | |
| Gene Oliver, R (1, 3) OBP: 0.268, SLG: 0.282 | | | | | | | | | | | 0 0 0 0 0 0 0 0 | | | | | | | |
| Denis Menke, R (1, 6) OBP: 0.307, SLG: 0.463 | | | | | | | | | | | 0 0 0 0 0 0 0 0 | | | | | | | |
| Ty Cline, L (1, 7) OBP: 0.250, SLG: 0.182 | | | | | | | | | | | 0 0 0 0 0 0 0 0 | | | | | | | |
| Sandy Alomar Sr., S (1, 4) OBP: 0.118, SLG: 0.063 | | | | | | | | | | | 0 0 0 0 0 0 0 0 | | | | | | | |
| Tony Cloninger, R (1, 1) | 0 0 0 0 0 0 0 0 | AB 0 R 0 H 0 RBI 0 BB 0 SO 0 LOB 0 | | | | | | | | | | | | | | | | |
| Inning Stats | | | | | | | | | | | 1B: 0 SF: 0 2B: 0 SAC: 0 3B: 0 DP: 0 HR: 0 HBP: 0 | WP: 0 PA: 0 PB: 0 SB: 0 CS: 0 | | | | | | |
| PITCHER Bob Veale, L (1, 1) ERA: 3.15 | IP | WLS | BF | H | R | ER | SO | BB | IBB | HBP | BLK | WP | HR | S | P | ERA | WHIP | PITCHER IP WLS BF H R ER SO BB IBB HBP BLK WP HR S P ERA WHIP |
| | 0.0 | | 0 | 0 | 0 | 0 | 0 | 0 | 0 | 0 | 0 | 0 | 0 | 0 | 0 | ∞ | ∞ | |



| Batter | 1 | 2 | 3 | 4 | 5 | 6 | 7 | 8 | 9 | AB R H RBI BB SO LOB | TOP | | | | | | | | | | | | | | | | |
|--|---|---------------------------------|------------------------------|---------------------------------|---|---------------------------------|---------------------------------|---------------------------------|------------------------------|----------------------------------|------------------------------|---------------------------------|------------------------------|---------------------------------|------------------------------|---------------------------------|------------------------------|---------------------------------|-----------------------------------|------------------------------------|----------------------------------|--------|--|--|--|--|--|
| Julian Javier, R (1, 4) OBP: 0.200, SLG: 0.320 | 0-0 1B 2B 1B | 0-0 3B | | 0-0 5-3 | | 0-3 K | | 0-3 K | | 5 1 2 0 0 2 0 | | | | | | | | | | | | | | | | | |
| Lou Brock, L (1, 7) OBP: 0.380, SLG: 0.500 | 0-0 1-3 2B 1B | 0-0 F5 | | | 4-0 FC6-4 1B SF9 BB | 0-0 1B | | 0-0 S 1B | | 4 2 3 0 1 0 1 | | | | | | | | | | | | | | | | | |
| Curt Flood, R (1, 8) OBP: 0.347, SLG: 0.469 | 0-0 F9 1B 2B 2-H 3-H | 0-0 F3 | | | 0-0 1-2 FC6-4 1B | 0-0 1-6-3 | | 0-3 1-2 K | | 5 1 2 2 0 1 3 | | | | | | | | | | | | | | | | | |
| Ken Boyer, R (1, 5) OBP: 0.366, SLG: 0.407 | 0-0 F9 2-3 | | 0-0 F9 | | 0-0 FC6-4 1B SF9 BB 1-2 2-3 | | 0-0 WP FC6-4 1B 6-3 | | 4-0 3B BB | 4 2 1 0 1 0 3 | | | | | | | | | | | | | | | | | |
| Dick Groat, R (1, 6) OBP: 0.307, SLG: 0.333 | 0-0 1B 6-3 1B 3-H | | 0-3 K2-3 | | 0-0 SF9 1-2 3-H | | 0-0 6-3 1-2 | | 0-0 1-H 1B 3B | 4 2 2 3 0 1 1 | | | | | | | | | | | | | | | | | |
| Bill White, L (1, 3) OBP: 0.386, SLG: 0.464 | 0-0 1-3 6-3 1B | | 0-0 1B | | 0-0 BB BB | | 4-0 FC6-4 2-3 BB | | 0-0 4-3 1B 3-H | 3 0 3 1 2 0 0 | | | | | | | | | | | | | | | | | |
| Mike Shannon, R (1, 9) OBP: 0.230, SLG: 0.154 | 0-0 6-3 | | 0-0 F2 | | 4-0 BB BB | | 0-0 FC6-4 1-2 3-H | | 0-0 F8 1-2 | 2 0 0 1 1 0 2 | | | | | | | | | | | | | | | | | |
| Tito Francona, L (7, PH) OBP: 0.291, SLG: 0.347 | | | | | | | | | | 2 0 0 1 0 0 2 | | | | | | | | | | | | | | | | | |
| Carl Warwick, R (9, 9) OBP: 0.211, SLG: 0.118 | 1-2 3-H | | | | 1-2 2-3 BB | | | | | 0 0 0 0 0 0 0 | | | | | | | | | | | | | | | | | |
| Tim McCarver, L (1, 2) OBP: 0.319, SLG: 0.303 | 0-0 3-1 | | | 0-0 F5 | 0-0 F7 | | 0-0 1-3 | | 0-0 4-3 1-2 | 5 0 0 0 0 0 6 | | | | | | | | | | | | | | | | | |
| Ray Sadecki, L (1, 1) OBP: 0.111, SLG: 0.111 | | 0-3 K | | 0-3 K | | 0-0 F5 | | 0-0 F7 | 0-0 1-3 | 3 0 0 0 0 2 0 | | | | | | | | | | | | | | | | | |
| Ron Taylor, R (6, 1) OBP: 0.500, SLG: 1.000 | | | | | | | | | | 0 0 0 0 0 0 0 | | | | | | | | | | | | | | | | | |
| Bob Skinner, L (8, PH) OBP: 0.188, SLG: 0.333 | | | | | | | | | | 1 0 0 0 0 0 0 | | | | | | | | | | | | | | | | | |
| Barney Schultz, R (8, 1) | | | | | | | | | | 1 0 0 0 0 0 1 | | | | | | | | | | | | | | | | | |
| Bob Purkey, R (9, 1) | | | | | | | | | | 0 0 0 0 0 0 0 | | | | | | | | | | | | | | | | | |
| Inning Stats | R: 4 E: 0 K: 0 S: 8 | H: 5 LOB: 1 BB: 0 P: 8 | R: 0 E: 0 K: 1 S: 6 | H: 1 LOB: 1 BB: 0 P: 6 | R: 0 E: 0 K: 1 S: 6 | H: 1 LOB: 1 BB: 0 P: 6 | R: 0 E: 0 K: 1 S: 5 | H: 0 LOB: 0 BB: 0 P: 5 | R: 1 E: 0 K: 0 S: 4 | H: 1 LOB: 3 BB: 3 P: 16 | R: 0 E: 0 K: 1 S: 6 | H: 1 LOB: 1 BB: 0 P: 6 | R: 1 E: 0 K: 0 S: 4 | H: 1 LOB: 1 BB: 1 P: 8 | R: 0 E: 0 K: 2 S: 8 | H: 1 LOB: 1 BB: 0 P: 8 | R: 2 E: 0 K: 0 S: 5 | H: 2 LOB: 1 BB: 1 P: 9 | 1B: 10 2B: 1 3B: 2 HR: 0 | SF: 1 SAC: 0 DP: 0 HBP: 0 | WP: 1 PB: 0 SB: 1 CS: 0 | PA: 45 | | | | | |
| PITCHER | IP WLS BF H R ER SO BB IBB HBP BLK WP HR S P ERA WHIP | | | | | | | | | | | | | | | | | | | | | | | | | | |
| Joe Gibbon, L (1, 1) ERA: 4.76 | 0.1 | | 6 | 5 | 4 | 4 | 0 | 0 | 0 | 0 | 0 | 0 | 6 | 6 | 108.00 | 15.000 | | | | | | | | | | | |
| Wilbur Wood, L (1, 1) ERA: 1.38 | 4.1 | | 19 | 3 | 1 | 1 | 3 | 3 | 0 | 0 | 0 | 0 | 22 | 34 | 2.08 | 1.385 | | | | | | | | | | | |
| Tommie Sisk, R (5, 1) ERA: 4.22 | 1.2 | | 8 | 2 | 1 | 1 | 1 | 1 | 0 | 0 | 0 | 1 | 0 | 9 | 13 | 5.40 | 1.800 | | | | | | | | | | |
| Al McBean, R (7, 1) ERA: 2.63 | 2.2 | L | 12 | 3 | 2 | 2 | 2 | 1 | 0 | 0 | 0 | 0 | 0 | 15 | 19 | 6.75 | 1.500 | | | | | | | | | | |

St. Louis Cardinals @ Pittsburgh Pirates
 Forbes Field, Pittsburgh, PA
 Fri May 14 1965, 7:05 PM EDT
 Att. 9,986 - Unknown

| | |
|-----|----|
| AB | 39 |
| R | 8 |
| H | 13 |
| RBI | 8 |
| BB | 5 |
| SO | 6 |
| LOB | 19 |



livebaseballscorecards.com

BOTTOM

St. Louis Cardinals @ Pittsburgh Pirates
Forbes Field, Pittsburgh, PA
Fri May 14 1965, 7:05 PM EDT
Att. 9,986 - Unknown

livebaseballscorecards.com

AB 36
R 7
H 11
RBI 7
BB 3
SO 4
LOB 19



WP: 0 PA: 41
PB: 0
SB: 2
CS: 1

AB R H RBI BB SO LOB

3 1 1 0 1 0 0
1 0 1 0 0 0 0

3 1 1 0 1 0 1

5 2 1 0 0 0 5

3 0 1 1 0 0 3
0 0 0 0 0 0 0
1 0 0 0 0 0 2

5 2 2 4 0 1 3

4 1 2 0 0 1 0

4 0 1 2 0 1 1

3 0 1 0 1 0 0


0 0 0 0 0 0 0
1 0 0 0 0 1 0
2 0 0 0 0 0 2
1 0 0 0 0 0 2

1B: 9 SF: 1
2B: 1 SAC: 1
3B: 0 DP: 0
HR: 1 HBP: 0

| Batter | 1 | 2 | 3 | 4 | 5 | 6 | 7 | 8 | 9 |
|---|--------------------------------|------------|------------|------------------|------------|-----------------|-------------------------------|-----------------|------------------|
| Bob Bailey, R (1, 7) OBP: 0.374, SLG: 0.378 Bill Virdon, L (8, 8) OBP: 0.355, SLG: 0.379 | 4-0 FC3-6 BB SF8 BB | | 0-0 F7 | | | 0-0 F9 | 0-0 FC1-6 1B | | 0-0 SH 1B |
| Manny Mota, R (1, 8) OBP: 0.128, SLG: 0.133 | 4-0 FC3-6 1-2 BB | | 0-0 F4 | | | 0-0 1B 1B | 0-0 FC1-6 FC4-6 1-2f | | 0-0 SH 1-3 |
| Roberto Clemente, R (1, 9) OBP: 0.306, SLG: 0.323 | 0-0 FC3-6 1-2f 2-3 HR | | 0-0 2-3 | | | 0-0 1B 1B | 0-0 FC4-6 1-2f | | 0-0 F3 |
| Gene Freese, R (1, 5) OBP: 0.371, SLG: 0.387 Bill Mazerowski, R (8, 4) Jerry Lynch, L (9, PH) OBP: 0.400, SLG: 0.605 | 0-0 SF8 1-2 3-H | | | 0-0 CS 1B | | 0-0 5-3 | 0-0 1-3 | | 0-0 F6 |
| Donn Clendenon, R (1, 3) OBP: 0.351, SLG: 0.360 | 0-0 HR | | | 0-0 L8 1-2 | | 0-0 2B 1B | | 0-3 K | 0-0 L7 |
| Gene Alley, R (1, 4) OBP: 0.315, SLG: 0.372 | 0-3 K | | | 0-0 6-3 | | 0-0 1B 2B | | 0-0 1B 1B | |
| Jim Pagliaroni, R (1, 2) OBP: 0.329, SLG: 0.408 | | 0-0 6-3 | | | 0-0 6-3 | 0-0 2B 1B | | 0-3 K | |
| Dick Schofield, S (1, 6) OBP: 0.316, SLG: 0.268 | | 0-0 6-3 | | | 0-0 F8 | 4-0 IBB | | 0-0 S 1B | |
| Joe Gibbon, R (1, 1) OBP: 0.273, SLG: 0.200 Wilbur Wood, R (1, 1) Tommie Sisk, R (5, 1) Al McBean, R (7, 1) OBP: 0.167, SLG: 0.167 | | 0-3 K | | | 0-0 1-3 | 0-0 5-3 | | 0-0 F9 | |

| Inning Stats | R: 3 E: 0 K: 1 S: 6 | H: 1 LOB: 0 BB: 2 P: 14 | R: 0 E: 0 K: 1 S: 5 | H: 0 LOB: 0 BB: 0 P: 5 | R: 0 E: 0 K: 0 S: 3 | H: 1 LOB: 0 BB: 0 P: 3 | R: 0 E: 0 K: 0 S: 3 | H: 0 LOB: 0 BB: 0 P: 3 | R: 4 E: 0 K: 0 S: 8 | H: 5 LOB: 2 BB: 1 P: 12 | R: 0 E: 0 K: 0 S: 4 | H: 1 LOB: 1 BB: 0 P: 4 | R: 0 E: 0 K: 2 S: 9 | H: 2 LOB: 2 BB: 0 P: 9 | R: 0 E: 1 K: 0 S: 5 | H: 1 LOB: 2 BB: 0 P: 5 | 1B: 9 2B: 1 3B: 0 HR: 1 | SF: 1 SAC: 1 DP: 0 HBP: 0 |
|--------------|------------------------------|----------------------------------|------------------------------|---------------------------------|------------------------------|---------------------------------|------------------------------|---------------------------------|------------------------------|----------------------------------|------------------------------|---------------------------------|------------------------------|---------------------------------|------------------------------|---------------------------------|----------------------------------|------------------------------------|
|--------------|------------------------------|----------------------------------|------------------------------|---------------------------------|------------------------------|---------------------------------|------------------------------|---------------------------------|------------------------------|----------------------------------|------------------------------|---------------------------------|------------------------------|---------------------------------|------------------------------|---------------------------------|----------------------------------|------------------------------------|

| PITCHER | IP | WLS | BF | H | R | ER | SO | BB | IBB | HBP | BLK | WP | HR | S | P | ERA | WHIP |
|--------------------------------------|-----|-----|----|---|---|----|----|----|-----|-----|-----|----|----|----|----|-------|-------|
| Ray Sadecki, L (1, 1) ERA: 8.2 | 5.2 | | 24 | 6 | 7 | 7 | 2 | 2 | 0 | 0 | 0 | 0 | 1 | 26 | 34 | 11.12 | 1.412 |
| Ron Taylor, R (6, 1) ERA: 5.09 | 1.1 | | 7 | 2 | 0 | 0 | 0 | 0 | 1 | 0 | 0 | 0 | 0 | 6 | 10 | 0.00 | 1.500 |
| Barney Schultz, R (8, 1) ERA: 4.5 | 1.0 | W | 6 | 3 | 0 | 0 | 2 | 0 | 0 | 0 | 0 | 0 | 0 | 10 | 10 | 0.00 | 3.000 |
| Bob Purkey, R (9, 1) ERA: 8.4 | 1.0 | S | 4 | 0 | 0 | 0 | 0 | 0 | 0 | 0 | 0 | 0 | 0 | 4 | 4 | 0.00 | 0.000 |

| Batter | 1 | 2 | 3 | 4 | 5 | 6 | 7 | 8 | 9 | AB R H RBI BB SO LOB | TOP | |
|---|--|---|---|--|--|--|--|--|--|--|--|---|
| Curt Flood, R (1, 8) OBP: 0.352, SLG: 0.496 | 0-0 HR | | 0-0 1B | | 0-3 K | | 0-0 6-3 | | | 4 1 2 1 0 1 1 | | |
| Lou Brock, L (1, 7) OBP: 0.376, SLG: 0.491 | 0-0 G1-6-3 1B | | 0-3 K | | | 0-0 5-3 | 0-0 3-1 | | | 4 0 1 0 0 1 1 | | |
| Tito Francona, L (1, 9) OBP: 0.288, SLG: 0.340 Mike Shannon, R (8, 9) OBP: 0.230, SLG: 0.154 | 0-0 G1-6-3 1-2f | | 0-0 F5 | | | 0-0 G5-4-3 1B | | 0-0 F6 | | 4 0 1 0 0 0 2 0 0 0 0 0 0 0 | | |
| Ken Boyer, R (1, 5) OBP: 0.371, SLG: 0.422 | 0-0 5-3 | | | 0-0 G6-4-3 1B | | 0-0 G5-4-3 1-2f | | 0-0 2B | | 4 0 2 0 0 0 1 | | |
| Dick Groat, R (1, 6) OBP: 0.305, SLG: 0.330 | | 0-0 4-3 | | 0-0 G6-4-3 1-2f | | 0-0 1B 1B | 0-0 F9 | | | 4 1 1 0 0 0 2 | | |
| Bill White, L (1, 3) OBP: 0.381, SLG: 0.455 | | 0-0 3-1 | | 0-3 K | | 0-0 1B E 1B | 0-0 4-3 | | | 4 1 1 0 0 1 1 | | |
| Tim McCarver, L (1, 2) OBP: 0.342, SLG: 0.343 | | 0-0 1B | | | 0-0 2B | | 0-0 E 1B | 0-0 4-3 | | 4 1 3 1 0 0 0 | AB 36 R 5 H 12 RBI 4 BB 0 SO 6 LOB 11 | |
| Julian Javier, R (1, 4) OBP: 0.192, SLG: 0.308 Bob Skinner, L (7, PH) OBP: 0.235, SLG: 0.500 Dal Maxvill, R (7, 4) | | 0-0 5-3 | | | 0-3 K | | 0-0 E4 1-H 3-H 3B | 0-0 F8 | | 2 0 0 0 0 1 2 1 1 1 2 0 0 0 1 0 0 0 0 0 0 | | |
| Tracy Stallard, R (1, 1) OBP: 0.118, SLG: 0.118 | | | 0-3 K | | 0-0 1-3 | | 0-3 K | 0-0 F2 | | 4 0 0 0 0 2 1 |  | |
| Inning Stats | R: 1 E: 0 K: 0 S: 4 H: 2 LOB: 0 P: 4 | R: 0 E: 0 K: 0 S: 4 H: 1 LOB: 1 P: 4 | R: 0 E: 0 K: 2 S: 8 H: 1 LOB: 1 P: 8 | R: 0 E: 0 K: 1 S: 5 H: 1 LOB: 0 P: 5 | R: 0 E: 0 K: 2 S: 8 H: 1 LOB: 1 P: 8 | R: 0 E: 0 K: 0 S: 3 H: 1 LOB: 0 P: 3 | R: 4 E: 1 K: 1 S: 9 H: 4 LOB: 0 P: 9 | R: 0 E: 0 K: 0 S: 4 H: 1 LOB: 1 P: 4 | R: 0 E: 0 K: 0 S: 3 H: 0 LOB: 0 P: 3 | 1B: 8 2B: 2 3B: 1 HR: 1 SF: 0 SAC: 0 DP: 3 HBP: 0 | WP: 0 PB: 0 SB: 0 CS: 0 PA: 36 | |
| PITCHER | Vern Law, R (1, 1) ERA: 2.95 Tom Butters, R (9, 1) ERA: 6.0 | IP: 8.0 WLS: L BF: 33 H: 12 R: 5 ER: 4 SO: 6 BB: 0 IBB: 0 HBP: 0 BLK: 0 WP: 0 HR: 1 S: 45 P: 45 ERA: 4.50 WHIP: 1.500 | IP: 1.0 WLS: 3 BF: 3 H: 0 R: 0 ER: 0 SO: 0 BB: 0 IBB: 0 HBP: 0 BLK: 0 WP: 0 HR: 0 S: 3 P: 3 ERA: 0.00 WHIP: 0.000 | PITCHER | | | | | | | | IP: 0 WLS: 0 BF: 0 H: 0 R: 0 ER: 0 SO: 0 BB: 0 IBB: 0 HBP: 0 BLK: 0 WP: 0 HR: 0 S: 0 P: 0 ERA: 0.00 WHIP: 0.000 |

St. Louis Cardinals @ Pittsburgh Pirates
Forbes Field, Pittsburgh, PA
 Sat May 15 1965, 3:33 AM EDT
 Att. 5,148 - Unknown

livebaseballscorecards.com

| Batter | 1 | 2 | 3 | 4 | 5 | 6 | 7 | 8 | 9 | AB | R | H | RBI | BB | SO | LOB |
|--|-----|-----|----|----------------|----|----|-----------------|----|----|----|---|---|-----|----|----|-----|
| Bob Bailey, R OBP: 0.369, SLG: 0.372 (1, 5) | F9 | | | G1-6-3 1B | | F8 | | F3 | | 4 | 0 | 1 | 0 | 0 | 0 | 3 |
| Bill Virdon, L OBP: 0.351, SLG: 0.374 (1, 8) | K | | | F8 | | | E SF8 1B | | F5 | 4 | 1 | 1 | 0 | 0 | 1 | 1 |
| Roberto Clemente, R OBP: 0.294, SLG: 0.309 (1, 9) | 4-3 | | | G1-6-3 1-2f | | | F4 | | K | 4 | 0 | 0 | 0 | 0 | 1 | 2 |
| Jerry Lynch, L OBP: 0.386, SLG: 0.571 (1, 7) | | 6-3 | | | F5 | | E9 1-3 1B | | L9 | 4 | 0 | 1 | 0 | 0 | 0 | 0 |
| Donn Clendenon, R OBP: 0.342, SLG: 0.353 (1, 3) | | 5-3 | | | F6 | | SF8 | | | 2 | 0 | 0 | 1 | 0 | 0 | 0 |
| Gene Alley, R OBP: 0.305, SLG: 0.360 (1, 4) | | F4 | | | F7 | | 3-H K | | | 3 | 0 | 0 | 0 | 0 | 1 | 1 |
| Jim Pagliaroni, R OBP: 0.329, SLG: 0.405 (1, 2) | | | L5 | | | F8 | | | | 3 | 0 | 1 | 0 | 0 | 0 | 0 |
| Ozzie Virgil, R OBP: 0.389, SLG: 0.471 (8, PR) | | | | | | | | | | 0 | 0 | 0 | 0 | 0 | 0 | 0 |
| Dick Schofield, S OBP: 0.316, SLG: 0.270 (1, 6) | | | F7 | | | F8 | | | | 3 | 0 | 1 | 0 | 0 | 0 | 0 |
| Vern Law, R OBP: 0.400, SLG: 0.400 (1, 1) | | | F3 | | | | | | | 2 | 0 | 1 | 0 | 0 | 0 | 0 |
| Bill Mazerowski, R (8, PH) | | | | | | | | | | 1 | 0 | 0 | 0 | 0 | 0 | 2 |
| Tom Butters, R (9, 1) | | | | | | | | | | 0 | 0 | 0 | 0 | 0 | 0 | 0 |

| Inning Stats | R: 0 | H: 0 | R: 0 | H: 0 | R: 0 | H: 0 | R: 0 | H: 0 | R: 0 | H: 1 | R: 1 | H: 2 | R: 0 | H: 2 | R: 0 | H: 0 | 1B: 6 | SF: 1 | WP: 0 | PA: 31 | |
|--------------|--------|------|--------|------|--------|------|--------|------|--------|------|--------|------|--------|------|--------|------|--------|-------|--------|--------|--|
| E: 0 | LOB: 0 | E: 0 | LOB: 0 | E: 0 | LOB: 0 | E: 0 | LOB: 0 | E: 0 | LOB: 0 | E: 0 | LOB: 1 | E: 1 | LOB: 1 | E: 0 | LOB: 2 | E: 0 | LOB: 0 | 2B: 0 | SAC: 0 | PB: 0 | |
| K: 1 | BB: 0 | K: 0 | BB: 0 | K: 0 | BB: 0 | K: 0 | BB: 0 | K: 1 | BB: 0 | K: 1 | BB: 0 | K: 1 | BB: 0 | K: 0 | BB: 0 | K: 1 | BB: 0 | 3B: 0 | DP: 2 | SB: 0 | |
| S: 5 | P: 5 | S: 3 | P: 3 | S: 3 | P: 3 | S: 3 | P: 3 | S: 4 | P: 4 | S: 7 | P: 7 | S: 4 | P: 4 | S: 5 | P: 5 | S: 5 | P: 5 | HR: 0 | HBP: 0 | CS: 0 | |

| PITCHER | IP | WLS | BF | H | R | ER | SO | BB | IBB | HBP | BLK | WP | HR | S | P | ERA | WHIP | | | | | | | | | | | | | |
|--------------------------------------|-----|-----|----|---|---|----|----|----|-----|-----|-----|----|----|----|----|------|-------|--|--|--|--|--|--|--|--|--|--|--|--|--|
| Tracy Stallard, R ERA: 2.6 (1, 1) | 9.0 | W | 31 | 6 | 1 | 0 | 3 | 0 | 0 | 0 | 0 | 0 | 0 | 37 | 37 | 0.00 | 0.667 | | | | | | | | | | | | | |
| PITCHER | IP | WLS | BF | H | R | ER | SO | BB | IBB | HBP | BLK | WP | HR | S | P | ERA | WHIP | | | | | | | | | | | | | |

BOTTOM

St. Louis Cardinals @ Pittsburgh Pirates
Forbes Field, Pittsburgh, PA
 Sat May 15 1965, 3:33 AM EDT
 Att. 5,148 - Unknown

| | |
|------------|-----------|
| AB | 30 |
| R | 1 |
| H | 6 |
| RBI | 1 |
| BB | 0 |
| SO | 3 |
| LOB | 9 |



| | |
|-------|--------|
| WP: 0 | PA: 31 |
| PB: 0 | |
| SB: 0 | |
| CS: 0 | |

livebaseballscorecards.com

| Batter | 1 | 2 | 3 | 4 | 5 | 6 | 7 | 8 | 9 | AB R H RBI BB SO LOB | TOP | | | | | | | | | | | |
|--|---|---------------------------------|------------------------------|---------------------------------|------------------------------|---------------------------------|------------------------------|---------------------------------|------------------------------|---------------------------------|------------------------------|---------------------------------|------------------------------|---------------------------------|------------------------------|---------------------------------|------------------------------|---------------------------------|----------------------------------|------------------------------------|----------------------------------|--------|
| Curt Flood, R (1, 8) OBP: 0.338, SLG: 0.475 | 0-0 4-3 | 0-0 F7 | | | 0-3 K | | 0-0 1-3 | | 0-0 F3 | 5 0 0 0 0 1 1 | | | | | | | | | | | | |
| Lou Brock, L (1, 7) OBP: 0.380, SLG: 0.500 | 0-3 K | | 0-0 CS S 1B | | 0-0 F8 | | | 0-0 SH3-4 5-3 2B | | 4 1 2 0 0 1 0 | | | | | | | | | | | | |
| Tito Francona, L (1, 9) OBP: 0.306, SLG: 0.382 Mike Shannon, R (6, PR) OBP: 0.230, SLG: 0.154 | 0-0 F6 | | 4-0 FC6 1-2 BB | | 0-0 1B 3B | | | 0-0 SH3-4 2-3 | | 2 0 1 0 1 0 0 0 1 0 0 0 0 0 | | | | | | | | | | | | |
| Ken Boyer, R (1, 5) OBP: 0.367, SLG: 0.415 | | 0-0 WP 1B 1B | 0-0 F3 2-3 | | 0-0 6-3 | | | 0-0 5-3 3-H | | 4 1 1 1 0 0 3 | | | | | | | | | | | | |
| Dick Groat, R (1, 6) OBP: 0.320, SLG: 0.345 | | 0-0 WP 1B 1B | 0-0 FC6 1-2f | | 0-0 1B | | | 0-0 1B | | 4 1 3 1 0 0 1 | | | | | | | | | | | | |
| Bill White, L (1, 3) OBP: 0.376, SLG: 0.446 | | 0-0 1-H 2-H 1B 1B | 0-0 4-3 | | 0-0 F4 | | | 0-0 4-3 | | 4 1 1 2 0 0 3 | | | | | | | | | | | | |
| Tim McCarver, L (1, 2) OBP: 0.325, SLG: 0.324 | | 0-0 4-3 | 0-0 F7 | | 0-3 K | | | 0-0 L3 | | 4 0 0 0 0 1 3 | | | | | | | | | | | | |
| Julian Javier, R (1, 4) OBP: 0.196, SLG: 0.304 | | 0-0 FC6-4 2-H 1B | 0-0 4-3 | | 0-0 F9 | | | 0-3 K | | 4 0 1 1 0 1 0 | | | | | | | | | | | | |
| Bob Gibson, R (1, 1) OBP: 0.280, SLG: 0.429 | | 0-0 FC6-4 1-2f | 0-0 F2 | | 0-0 F3 | | | 0-0 HR | | 4 1 1 1 0 0 1 | | | | | | | | | | | | |
| Inning Stats | R: 0 E: 0 K: 1 S: 5 | H: 0 LOB: 0 BB: 0 P: 5 | R: 3 E: 0 K: 0 S: 7 | H: 4 LOB: 1 BB: 0 P: 7 | R: 0 E: 0 K: 0 S: 3 | H: 1 LOB: 1 BB: 1 P: 7 | R: 0 E: 0 K: 0 S: 3 | H: 0 LOB: 0 BB: 0 P: 3 | R: 0 E: 0 K: 1 S: 5 | H: 0 LOB: 0 BB: 0 P: 5 | R: 1 E: 0 K: 1 S: 7 | H: 2 LOB: 2 BB: 0 P: 7 | R: 0 E: 0 K: 0 S: 3 | H: 0 LOB: 0 BB: 0 P: 3 | R: 1 E: 0 K: 0 S: 5 | H: 2 LOB: 1 BB: 0 P: 5 | R: 1 E: 0 K: 1 S: 6 | H: 1 LOB: 0 BB: 0 P: 6 | 1B: 7 2B: 1 3B: 1 HR: 1 | SF: 0 SAC: 1 DP: 0 HBP: 0 | WP: 1 PB: 0 SB: 1 CS: 1 | PA: 37 |
| PITCHER | IP WLS BF H R ER SO BB IBB HBP BLK WP HR S P ERA WHIP | | | | | | | | | | | | | | | | | | | | | |
| Don Cardwell, R (1, 1) ERA: 3.62 | 5.0 L 20 5 3 3 2 1 0 0 0 0 1 0 23 27 5.40 1.200 | | | | | | | | | | | | | | | | | | | | | |
| Joe Gibbon, L (6, 1) ERA: 4.75 | 2.0 8 2 1 1 1 0 0 0 0 0 0 10 10 4.50 1.000 | | | | | | | | | | | | | | | | | | | | | |
| Tommie Sisk, R (8, 1) ERA: 4.97 | 2.0 9 3 2 2 1 0 0 0 0 0 0 1 11 11 9.00 1.500 | | | | | | | | | | | | | | | | | | | | | |

St. Louis Cardinals @ Pittsburgh Pirates
 Forbes Field, Pittsburgh, PA
 Sun May 16 1965, 3:33 AM EDT
 Unknown

livebaseballscorecards.com

AB 35
R 6
H 10
RBI 6
BB 1
SO 4
LOB 12



| Batter | 1 | 2 | 3 | 4 | 5 | 6 | 7 | 8 | 9 | AB R H RBI BB SO LOB |
|---|--------------------------|----------------------|--------------------|------------------|------------|-------------------------------|----------------------|-----------------|----------|--|
| Bob Bailey, R OBP: 0.362, SLG: 0.364 (1, 5) | 0-0 F6 1B | | 0-0 L6-3 1B | | 0-0 6-3 | | 0-0 FC1-6 1-2f | | 0-3 K | 5 0 1 0 0 1 2 |
| Bill Virdon, L OBP: 0.347, SLG: 0.368 (1, 8) | 0-0 FC4 1B | | 0-0 L6-3 1-2 | | 0-0 G3 | | 0-0 F7 | | | 4 0 1 0 0 0 2 |
| Roberto Clemente, R OBP: 0.292, SLG: 0.307 (1, 9) | 0-0 FC4 1B 1-2f | | 0-3 K | | | 0-0 E 2B 1B | 0-0 1-3 | | | 4 1 1 0 0 1 2 |
| Jerry Lynch, L OBP: 0.375, SLG: 0.543 (1, 7) | 0-0 1-2 1B | | | 0-0 4-3 | | 0-0 E4 2B WP | | 0-0 F5 | | 4 1 1 0 0 0 1 |
| Donn Clendenon, R OBP: 0.347, SLG: 0.387 (1, 3) | 0-3 K | | | 0-0 SF7 3B | | 0-0 WP 2B 1-3 2-H | | 0-0 5-3 | | 4 1 2 1 0 1 2 |
| Gene Alley, R OBP: 0.303, SLG: 0.359 (1, 4) | | 0-0 FC6-4 1B | | 0-0 SF7 | | 0-0 L8 2-3 3-H | | 0-0 F3 | | 3 0 1 1 0 0 1 |
| Dick Schofield, S OBP: 0.322, SLG: 0.279 (1, 6) | | 0-0 FC6-4 1-2f | | 0-0 1B | | 0-0 F4 | | 0-0 WP 1B | | 4 0 2 0 0 0 2 |
| Del Crandall, R OBP: 0.241, SLG: 0.154 Jim Pagliaroni, R OBP: 0.321, SLG: 0.395 (6, PH) (7, 2) | | 0-0 F8 | | 0-0 F3 | | 0-3 K | | 0-3 K 1-2 | | 2 0 0 0 0 0 2 2 0 0 0 0 2 2 |
| Don Cardwell, R OBP: 0.231 Manny Mota, R OBP: 0.125, SLG: 0.130 Joe Gibbon, R OBP: 0.273, SLG: 0.200 Gene Freese, R OBP: 0.389, SLG: 0.406 Tommie Sisk, R Ozzie Virgil, R OBP: 0.368, SLG: 0.444 (5, PH) (6, 1) (7, PH) (8, 1) (9, PH) | | 0-3 K | | 0-3 K | | | 0-0 FC1-6 1B | 0-0 F9 | | 1 0 0 0 0 0 1 1 1 0 0 0 0 0 1 0 0 0 0 0 0 0 0 0 1 0 0 1 0 0 0 0 0 0 0 0 0 0 0 0 1 0 0 0 0 0 0 1 |

| Inning Stats | R: 0 E: 0 K: 1 S: 7 | H: 2 LOB: 2 BB: 0 P: 7 | R: 0 E: 0 K: 1 S: 6 | H: 1 LOB: 1 BB: 0 P: 6 | R: 0 E: 0 K: 1 S: 5 | H: 1 LOB: 0 BB: 0 P: 5 | R: 1 E: 0 K: 0 S: 5 | H: 2 LOB: 1 BB: 0 P: 5 | R: 0 E: 0 K: 1 S: 5 | H: 0 LOB: 0 BB: 0 P: 5 | R: 2 E: 1 K: 1 S: 8 | H: 2 LOB: 1 BB: 0 P: 8 | R: 0 E: 0 K: 0 S: 4 | H: 1 LOB: 1 BB: 0 P: 4 | R: 0 E: 0 K: 0 S: 3 | H: 0 LOB: 0 BB: 0 P: 3 | R: 0 E: 0 K: 2 S: 8 | H: 1 LOB: 1 BB: 0 P: 8 | 1B: 8 2B: 2 3B: 1 HR: 0 | SF: 1 SAC: 0 DP: 1 HBP: 0 | WP: 2 PB: 0 SB: 0 CS: 0 | PA: 37 |
|--------------|------------------------------|---------------------------------|------------------------------|---------------------------------|------------------------------|---------------------------------|------------------------------|---------------------------------|------------------------------|---------------------------------|------------------------------|---------------------------------|------------------------------|---------------------------------|------------------------------|---------------------------------|------------------------------|---------------------------------|----------------------------------|------------------------------------|----------------------------------|--------|
|--------------|------------------------------|---------------------------------|------------------------------|---------------------------------|------------------------------|---------------------------------|------------------------------|---------------------------------|------------------------------|---------------------------------|------------------------------|---------------------------------|------------------------------|---------------------------------|------------------------------|---------------------------------|------------------------------|---------------------------------|----------------------------------|------------------------------------|----------------------------------|--------|


| PITCHER | IP | WLS | BF | H | R | ER | SO | BB | IBB | HBP | BLK | WP | HR | S | P | ERA | WHIP | PITCHER | IP | WLS | BF | H | R | ER | SO | BB | IBB | HBP | BLK | WP | HR | S | P | ERA | WHIP | | |
|--------------------------------------|-----|-----|----|----|---|----|----|----|-----|-----|-----|----|----|----|----|------|-------|---------|----|-----|----|---|---|----|----|----|-----|-----|-----|----|----|---|---|-----|------|--|--|
| Bob Gibson, R ERA: 2.48 (1, 1) | 9.0 | W | 37 | 10 | 3 | 2 | 7 | 0 | 0 | 0 | 0 | 2 | 0 | 51 | 51 | 2.00 | 1.111 | | | | | | | | | | | | | | | | | | | | |

BOTTOM

St. Louis Cardinals @ Pittsburgh Pirates
Forbes Field, Pittsburgh, PA
 Sun May 16 1965, 3:33 AM EDT
 Unknown

livebaseballscorecards.com

| | |
|------------|-----------|
| AB | 36 |
| R | 3 |
| H | 10 |
| RBI | 2 |
| BB | 0 |
| SO | 7 |
| LOB | 18 |



| Batter | 1 | 2 | 3 | 4 | 5 | 6 | 7 | 8 | 9 | AB R H RBI BB SO LOB | TOP | | | | | | | | | | | |
|--|---|---------------------------------|------------------------------|---------------------------------|------------------------------|----------------------------------|------------------------------|---------------------------------|------------------------------|---|---|------------------------------|---------------------------------|------------------------------|---------------------------------|------------------------------|----------------------------------|------------------------------|---------------------------------|----------------------------------|------------------------------------|----------------------------------|
| Julian Javier, R (1, 4) OBP: 0.213, SLG: 0.344 | 0-0 4-3 | | 0-0 F9 | | | 0-0 SH3-4 1B | | 0-0 1B 3B | 0-0 F8 | 5 2 2 0 0 0 2 | St. Louis Cardinals @ Pittsburgh Pirates Forbes Field, Pittsburgh, PA Sun May 16 1965, 3:38 AM EDT Att: 11,081 - Unknown livebaseballscorecards.com | | | | | | | | | | | |
| Lou Brock, L (1, 7) OBP: 0.371, SLG: 0.488 | 0-3 K | | 0-3 K | | | 0-0 SH3-4 1-2 | | 0-3 K | | 3 0 0 0 0 3 2 | | | | | | | | | | | | |
| Curt Flood, R (1, 8) OBP: 0.350, SLG: 0.488 | 0-0 1B | | | 0-0 F9 6-3 2B | | 0-0 5-3 | | 4-0 1B 6-3 BB | | 3 2 2 0 1 0 1 | | | | | | | | | | | | |
| Ken Boyer, R (1, 5) OBP: 0.372, SLG: 0.418 | 0-3 K | | | 0-0 F9 2-3 | | 0-0 2-H 1B | | 0-0 6-3 1B 1B | | 4 1 2 2 0 1 2 | | | | | | | | | | | | |
| Dick Groat, R (1, 6) OBP: 0.317, SLG: 0.336 | | 4-0 L6-3 BB | | 0-0 6-3 | | 0-0 F9 | | 0-0 6-3 | | 3 0 0 2 1 0 2 | | | | | | | | | | | | |
| Bill White, L (1, 3) OBP: 0.381, SLG: 0.458 | | 0-0 L6-3 1-2 | | 0-0 F2 | | | 0-0 2B | 0-0 2-H 1B | | 4 0 2 1 0 0 1 | | | | | | | | | | | | |
| Mike Shannon, R (1, 9) OBP: 0.215, SLG: 0.143 | | 0-0 4-3 | | | 0-0 F9 | | 0-0 F4 | | 0-0 5-3 | 4 0 0 0 0 0 1 | | | | | | | | | | | | |
| Bob Uecker, R (1, 2) OBP: 0.370, SLG: 0.333 | | | 4-0 BB | | 0-0 F9 | | 0-0 F8 | | 0-0 SH1-4 1B | 3 0 1 0 1 0 1 | | | | | | | | | | | | |
| Ray Washburn, R (1, 1) Phil Gagliano, R (7, PH) Bob Purkey, R (7, 1) | | | 0-3 K | | 0-3 K | | 0-0 F9 | | 0-0 SH1-4 1-2 | 2 0 0 0 0 2 1 1 0 0 0 0 0 1 0 0 0 0 0 0 0 | | | | | | | | | | | | |
| Inning Stats | R: 0 E: 0 K: 2 S: 8 | H: 1 LOB: 1 BB: 0 P: 8 | R: 0 E: 0 K: 0 S: 2 | H: 0 LOB: 0 BB: 1 P: 6 | R: 0 E: 0 K: 2 S: 7 | H: 0 LOB: 1 BB: 1 P: 11 | R: 1 E: 0 K: 0 S: 4 | H: 1 LOB: 0 BB: 0 P: 4 | R: 0 E: 0 K: 1 S: 5 | H: 0 LOB: 0 BB: 0 P: 5 | | R: 1 E: 0 K: 0 S: 5 | H: 2 LOB: 1 BB: 0 P: 5 | R: 0 E: 0 K: 0 S: 4 | H: 1 LOB: 1 BB: 0 P: 4 | R: 3 E: 0 K: 1 S: 7 | H: 3 LOB: 1 BB: 1 P: 11 | R: 0 E: 0 K: 0 S: 4 | H: 1 LOB: 1 BB: 0 P: 4 | 1B: 6 2B: 3 3B: 1 HR: 0 | SF: 0 SAC: 2 DP: 1 HBP: 0 | WP: 0 PB: 0 SB: 0 CS: 0 |
| PITCHER | IP WLS BF H R ER SO BB IBB HBP BLK WP HR S P ERA WHIP | | | | | | | | | | | | | | | | | | | | | |
| Bob Veale, L (1, 1) ERA: 3.74 | 8.0 L 33 8 5 5 6 3 0 0 0 0 0 0 42 54 5.62 1.375 | | | | | | | | | | | | | | | | | | | | | |
| Wilbur Wood, L (9, 1) ERA: 1.29 | 1.0 4 1 0 0 0 0 0 0 0 0 0 0 0 4 4 0.00 1.000 | | | | | | | | | | | | | | | | | | | | | |



| Batter | 1 | 2 | 3 | 4 | 5 | 6 | 7 | 8 | 9 | AB R H RBI BB SO LOB | TOP | | |
|--|--|---|---|---|---|---|---|--|---|--|--|----------------|---|
| Bob Bailey, R (1, 5) OBP: 0.358, SLG: 0.359 | 0-0 F7 | | 0-0 F8 | | 0-0 6-3 | | | 0-0 SH1-4 1B | | 4 0 1 0 0 0 1 | | | |
| Bill Virdon, L (1, 8) OBP: 0.361, SLG: 0.396 | 4-0 WP BB | | 0-3 K | | | 0-0 F2 | | 0-0 SH1-4 1-2 | | 2 0 0 0 1 1 0 | | | |
| Roberto Clemente, R (1, 9) OBP: 0.281, SLG: 0.287 | 0-3 K | | | 0-0 6-3 | | 0-0 F8 | | 4-0 IBB | | 3 0 0 0 1 1 1 | | | |
| Willie Stargell, L (1, 7) OBP: 0.250, SLG: 0.460 | 0-3 K | | | 0-0 3-1 | | 0-0 F8 | | 0-3 K | | 4 0 0 0 0 2 3 | | | |
| Donn Clendenon, R (1, 3) OBP: 0.357, SLG: 0.389 | | 0-0 FC6-4 1B | | 4-0 BB | | 0-0 1B G6-4-3 | | 0-0 1-3 | | 3 1 2 0 1 0 2 | | | |
| Bill Mazaroski, R (1, 4) OBP: 0.125, SLG: 0.125 | | 0-0 FC6-4 1-2f | | 0-0 F4 | | 0-0 1B G6-4-3 | | 0-0 F4 | | 4 0 1 0 0 0 2 | | | |
| Gene Alley, R (1, 6) OBP: 0.290, SLG: 0.340 | | 0-3 K | | | 0-0 1B | 0-0 G6-4-3 1-2f 3-H | | 0-0 F9 | | 4 0 1 0 0 1 2 | | | |
| Jim Pagliaroni, R (1, 2) OBP: 0.308, SLG: 0.373 | | 0-0 F6 | | | 0-3 K | 0-0 WP 1B | | 0-0 F7 | | 4 0 1 0 0 1 2 | | | |
| Joe Gibbon, R (1, 1) OBP: 0.214, SLG: 0.154 | | | 0-0 1-3 | | 0-3 K | 0-3 K | | | | 3 0 0 0 0 2 2 | | | |
| Inning Stats | R: 0 E: 0 K: 2 S: 7 H: 0 LOB: 1 BB: 1 P: 11 | R: 0 E: 0 K: 1 S: 6 H: 1 LOB: 1 BB: 0 P: 6 | R: 0 E: 0 K: 1 S: 5 H: 0 LOB: 0 BB: 0 P: 5 | R: 0 E: 0 K: 0 S: 3 H: 0 LOB: 1 BB: 1 P: 7 | R: 0 E: 0 K: 2 S: 8 H: 1 LOB: 1 BB: 0 P: 8 | R: 0 E: 0 K: 0 S: 3 H: 0 LOB: 0 BB: 0 P: 3 | R: 1 E: 0 K: 1 S: 7 H: 3 LOB: 1 BB: 0 P: 7 | R: 0 E: 0 K: 1 S: 6 H: 1 LOB: 2 BB: 1 P: 10 | R: 0 E: 0 K: 0 S: 3 H: 0 LOB: 0 BB: 0 P: 3 | 1B: 6 2B: 0 3B: 0 HR: 0 SF: 0 SAC: 1 DP: 1 HBP: 0 | WP: 2 PB: 0 SB: 0 CS: 0 PA: 35 | | |
| PITCHER | IP WLS BF H R ER SO BB IBB HBP BLK WP HR S P ERA WHIP | | | | | | | | | | | PITCHER | IP WLS BF H R ER SO BB IBB HBP BLK WP HR S P ERA WHIP |
| Jim Maloney, R (1, 1) ERA: 2.17 | 7.0 0 27 5 1 1 7 2 0 0 0 2 0 39 47 1.29 1.000 | | | | | | | | | | | | |
| Billy McCool, L (8, 1) ERA: 2.41 | 2.0 W 8 1 0 0 1 0 1 0 0 0 0 0 9 13 0.00 0.500 | | | | | | | | | | | | |

Pittsburgh Pirates @ Cincinnati Reds
Crosley Field, Cincinnati, OH
Wed May 19 1965, 7:05 PM EDT
Att. 6,743 - Unknown - 71 F

livebaseballscorecards.com

| | |
|-----|----|
| AB | 31 |
| R | 1 |
| H | 6 |
| RBI | 0 |
| BB | 3 |
| SO | 8 |
| LOB | 15 |



| Batter | 1 | 2 | 3 | 4 | 5 | 6 | 7 | 8 | 9 | AB R H RBI BB SO LOB |
|--------|---|---|---|---|---|---|---|---|---|----------------------|
|--------|---|---|---|---|---|---|---|---|---|----------------------|

| | | | | | | | | | | |
|--|--|--|--|--|--|--|--|--|--|--------------------------------|
| Pete Rose, S OBP: 0.380, SLG: 0.460 (1, 4) | | | | | | | | | | 4 0 0 0 0 0 0 |
| Tommy Harper, R OBP: 0.411, SLG: 0.483 (1, 7) | | | | | | | | | | 3 0 1 0 0 0 0 |
| Vada Pinson, L OBP: 0.347, SLG: 0.489 (1, 8) | | | | | | | | | | 3 0 0 0 0 0 1 |
| Frank Robinson, R OBP: 0.407, SLG: 0.564 (1, 9) | | | | | | | | | | 3 0 0 0 0 0 1 |
| Deron Johnson, R OBP: 0.375, SLG: 0.596 (1, 5) | | | | | | | | | | 3 1 1 1 0 1 0 |
| Tony Perez, R OBP: 0.304, SLG: 0.481 (1, 3) | | | | | | | | | | 3 1 1 0 0 0 0 |
| Don Pavletich, R OBP: 0.420, SLG: 0.651 (1, 2) | | | | | | | | | | 3 1 1 2 0 1 0 |
| Leo Cardenas, R OBP: 0.336, SLG: 0.357 (1, 6) | | | | | | | | | | 3 0 0 0 0 0 0 |
| Jim Maloney, L OBP: 0.235, SLG: 0.133 (1, 1) Billy McCool, R (8, 1) | | | | | | | | | | 2 0 0 0 0 1 0 1 0 0 0 0 0 0 |

| Inning Stats | R: 0 E: 0 K: 0 S: 3 | H: 0 LOB: 0 BB: 0 P: 3 | R: 0 E: 0 K: 0 S: 3 | H: 0 LOB: 0 BB: 0 P: 3 | R: 0 E: 0 K: 2 S: 7 | H: 0 LOB: 0 BB: 0 P: 7 | R: 0 E: 0 K: 0 S: 4 | H: 1 LOB: 1 BB: 0 P: 4 | R: 0 E: 0 K: 1 S: 5 | H: 0 LOB: 0 BB: 0 P: 5 | R: 0 E: 0 K: 0 S: 3 | H: 0 LOB: 0 BB: 0 P: 3 | R: 0 E: 0 K: 0 S: 6 | H: 3 LOB: 0 BB: 0 P: 6 | 1B: 2 2B: 0 3B: 0 HR: 2 | SF: 0 SAC: 0 DP: 0 HBP: 0 |
|--------------|------------------------------|---------------------------------|------------------------------|---------------------------------|------------------------------|---------------------------------|------------------------------|---------------------------------|------------------------------|---------------------------------|------------------------------|---------------------------------|------------------------------|---------------------------------|----------------------------------|------------------------------------|
|--------------|------------------------------|---------------------------------|------------------------------|---------------------------------|------------------------------|---------------------------------|------------------------------|---------------------------------|------------------------------|---------------------------------|------------------------------|---------------------------------|------------------------------|---------------------------------|----------------------------------|------------------------------------|

| PITCHER | IP | WLS | BF | H | R | ER | SO | BB | IBB | HBP | BLK | WP | HR | S | P | ERA | WHIP | PITCHER | IP | WLS | BF | H | R | ER | SO | BB | IBB | HBP | BLK | WP | HR | S | P | ERA | WHIP | | |
|---|-----|-----|----|---|---|----|----|----|-----|-----|-----|----|----|----|----|------|-------|---------|----|-----|----|---|---|----|----|----|-----|-----|-----|----|----|---|---|-----|------|--|--|
| Joe Gibbon, L ERA: 4.5 (1, 1) | 8.0 | L | 28 | 4 | 3 | 3 | 3 | 0 | 0 | 0 | 0 | 0 | 2 | 34 | 34 | 3.38 | 0.500 | | | | | | | | | | | | | | | | | | | | |

BOTTOM

Pittsburgh Pirates @ Cincinnati Reds
Crosley Field, Cincinnati, OH

Wed May 19 1965, 7:05 PM EDT
Att. 6,743 - Unknown - 71 F

livebaseballscorecards.com

AB 28
R 3
H 4
RBI 3
BB 0
SO 3
LOB 2



| WP | PA | ERA | WHIP |
|----|----|-----|------|
| 0 | 28 | | |

| Batter | 1 | 2 | 3 | 4 | 5 | 6 | 7 | 8 | 9 | AB R H RBI BB SO LOB | TOP | | | | | | | | | | | | |
|---|------------------------------|---------------------------------|------------------------------|---------------------------------|------------------------------|------------------------------------|------------------------------|---------------------------------|------------------------------|---|------------------------------|---------------------------------|------------------------------|---------------------------------|------------------------------|---------------------------------|------------------------------|---------------------------------|----------------------------------|------------------------------------|----------------------------------|--------|--|
| Bob Bailey, R (1, 5) OBP: 0.363, SLG: 0.364 | 0-0 F9 | | | 0-0 BB 1B | | 0-0 FC6-4 1B | | 0-3 K | | 4 1 2 0 0 1 0 | | | | | | | | | | | | | |
| Bill Virdon, L (1, 8) OBP: 0.357, SLG: 0.390 | 0-0 3-1 | | | 0-0 F5 | | 0-0 FC6-4 1B | | 0-3 K | | 4 0 1 0 0 1 1 | | | | | | | | | | | | | |
| Roberto Clemente, R (1, 9) OBP: 0.280, SLG: 0.279 | 0-0 6-3 | | | 4-0 BB 1B SF9 BB | | 0-0 FC6-4 FC6 1-2f 2-3 | | 0-0 F4 | | 3 1 0 0 1 0 2 | | | | | | | | | | | | | |
| Willie Stargell, L (1, 7) OBP: 0.260, SLG: 0.462 | | 0-0 1-3 | | 0-0 1-3 2-H 1B | | 0-0 F4 | | 0-0 2B 6-3 1B | | 4 1 2 1 0 0 2 | | | | | | | | | | | | | |
| Donn Clendenon, R (1, 3) OBP: 0.354, SLG: 0.397 | | 0-0 F9 | | 0-0 SF9 3-H | | 0-0 FC6 1-2f | | 0-0 1-3 2B | | 3 0 1 1 0 0 2 | | | | | | | | | | | | | |
| Bill Mazeroski, R (1, 4) OBP: 0.083, SLG: 0.083 | | 0-0 F8 | | 0-0 1-3 | | 0-0 F4 | | 0-0 6-3 | | 4 0 0 1 0 0 2 | | | | | | | | | | | | | |
| Gene Alley, R (1, 6) OBP: 0.288, SLG: 0.337 | | | 0-0 F9 | | 0-0 6-3 | | 0-0 G1-6-3 1B | | 0-0 3-H F9 | 4 0 1 0 0 0 1 | | | | | | | | | | | | | |
| Jim Pagliaroni, R (1, 2) OBP: 0.298, SLG: 0.360 | | | 0-0 5-3 | | 0-0 F3 | | 0-0 G1-6-3 1-2f | | | 3 0 0 0 0 0 1 | | | | | | | | | | | | | |
| Ozzie Virgil, R (7, 2) OBP: 0.318, SLG: 0.381 | | | | | | | | | | 0 0 0 0 0 0 0 | | | | | | | | | | | | | |
| Bob Friend, R (1, 1) Don Schwall, R (1, 1) Wilbur Wood, R (1, 1) Manny Mota, R (5, PH) Tom Butters, R (5, 1) Dick Schofield, S (8, PH) Tommie Sisk, R (8, 1) | | | 0-3 K | | 0-0 6-3 | | | 0-0 4-3 | | 0 0 0 0 0 0 0 0 0 0 0 0 0 0 1 0 0 0 0 1 0 1 0 0 0 0 0 0 0 0 0 0 0 0 0 1 0 0 0 0 0 0 0 0 0 0 0 0 0 | | | | | | | | | | | | | |
| Inning Stats | R: 0 E: 0 K: 0 S: 3 | H: 0 LOB: 0 BB: 0 P: 3 | R: 0 E: 0 K: 0 S: 3 | H: 0 LOB: 0 BB: 0 P: 3 | R: 0 E: 0 K: 1 S: 5 | H: 0 LOB: 0 BB: 0 P: 5 | R: 2 E: 0 K: 0 S: 5 | H: 2 LOB: 1 BB: 1 P: 9 | R: 0 E: 0 K: 0 S: 3 | H: 0 LOB: 0 BB: 0 P: 3 | R: 0 E: 0 K: 0 S: 5 | H: 2 LOB: 2 BB: 0 P: 5 | R: 0 E: 0 K: 0 S: 3 | H: 1 LOB: 0 BB: 0 P: 3 | R: 0 E: 0 K: 2 S: 7 | H: 0 LOB: 0 BB: 0 P: 7 | R: 1 E: 0 K: 0 S: 5 | H: 2 LOB: 1 BB: 0 P: 5 | 1B: 6 2B: 1 3B: 0 HR: 0 | SF: 1 SAC: 0 DP: 1 HBP: 0 | WP: 0 PB: 0 SB: 0 CS: 0 | PA: 34 | |
| PITCHER Sammy Ellis, R (1, 1) ERA: 3.59 | IP 9.0 | WLS W | BF 34 | H 7 | R 3 | ER 3 | SO 3 | BB 1 | IBB 0 | HBP 0 | BLK 0 | WP 0 | HR 0 | S 39 | P 43 | ERA 3.00 | WHIP 0.889 | | | | | | |

Pittsburgh Pirates @ Cincinnati Reds
Crosley Field, Cincinnati, OH
Thu May 20 1965, 7:05 PM EDT
Att. 5,209 - Unknown

livebaseballscorecards.com

AB 32
R 3
H 7
RBI 3
BB 1
SO 3
LOB 11



| Batter | 1 | 2 | 3 | 4 | 5 | 6 | 7 | 8 | 9 |
|---|---|---|---|---|---|---|---|---|---|
| Pete Rose, S OBP: 0.385, SLG: 0.450 (1, 4) | | | | | | | | | |
| Tommy Harper, R OBP: 0.418, SLG: 0.479 (1, 7) | | | | | | | | | |
| Vada Pinson, L OBP: 0.356, SLG: 0.514 (1, 8) | | | | | | | | | |
| Frank Robinson, R OBP: 0.414, SLG: 0.575 (1, 9) | | | | | | | | | |
| Gordy Coleman, L OBP: 0.447, SLG: 0.636 (1, 3) | | | | | | | | | |
| Deron Johnson, R OBP: 0.361, SLG: 0.576 (1, 5) | | | | | | | | | |
| Johnny Edwards, L OBP: 0.314, SLG: 0.474 (1, 2) | | | | | | | | | |
| Leo Cardenas, R OBP: 0.346, SLG: 0.364 (1, 6) | | | | | | | | | |
| Sammy Ellis, L OBP: 0.148, SLG: 0.154 (1, 1) | | | | | | | | | |

| Inning Stats | R: 7 E: 1 K: 1 S: 11 | H: 5 LOB: 2 BB: 2 P: 20 | R: 0 E: 0 K: 1 S: 6 | H: 1 LOB: 1 BB: 0 P: 6 | R: 0 E: 0 K: 1 S: 5 | H: 1 LOB: 2 BB: 1 P: 9 | R: 1 E: 0 K: 2 S: 9 | H: 2 LOB: 2 BB: 1 P: 13 | R: 2 E: 0 K: 2 S: 8 | H: 1 LOB: 0 BB: 1 P: 12 | R: 0 E: 0 K: 1 S: 6 | H: 1 LOB: 2 BB: 1 P: 10 | R: 1 E: 0 K: 0 S: 5 | H: 2 LOB: 2 BB: 1 P: 9 | R: 0 E: 0 K: 2 S: 8 | H: 1 LOB: 1 BB: 0 P: 8 |
|--------------|-------------------------------|----------------------------------|------------------------------|---------------------------------|------------------------------|---------------------------------|------------------------------|----------------------------------|------------------------------|----------------------------------|------------------------------|----------------------------------|------------------------------|---------------------------------|------------------------------|---------------------------------|
|--------------|-------------------------------|----------------------------------|------------------------------|---------------------------------|------------------------------|---------------------------------|------------------------------|----------------------------------|------------------------------|----------------------------------|------------------------------|----------------------------------|------------------------------|---------------------------------|------------------------------|---------------------------------|

| PITCHER | | | | | | | | | | | | | | PITCHER | | | | | | | | | | | | | | | | | | | | |
|-----------------------|-----|----|----|---|----|----|----|-----|-----|-----|----|----|----|---------|------|-------|-----------------------|-----|----|----|---|----|----|----|-----|-----|-----|----|----|----|------|-------|-------|--|
| IP | WLS | BF | H | R | ER | SO | BB | IBB | HBP | BLK | WP | HR | S | P | ERA | WHIP | IP | WLS | BF | H | R | ER | SO | BB | IBB | HBP | BLK | WP | HR | S | P | ERA | WHIP | |
| Bob Friend, R (1, 1) | 0.0 | L | 4 | 2 | 4 | 4 | 0 | 1 | 0 | 0 | 0 | 0 | 2 | 7 | ∞ | ∞ | Don Schwall, R (1, 1) | 0.2 | | 7 | 3 | 3 | 0 | 1 | 0 | 0 | 0 | 0 | 8 | 12 | 0.00 | 4.500 | | |
| Wilbur Wood, L (1, 1) | 3.1 | | 15 | 4 | 1 | 1 | 4 | 2 | 0 | 0 | 0 | 0 | 21 | 29 | 2.70 | 1.800 | Tom Butters, R (5, 1) | 3.0 | | 16 | 4 | 3 | 3 | 3 | 0 | 0 | 0 | 0 | 1 | 19 | 31 | 9.00 | 2.333 | |
| Tommie Sisk, R (8, 1) | 1.0 | | 4 | 1 | 0 | 0 | 2 | 0 | 0 | 0 | 0 | 0 | 8 | 8 | 0.00 | 1.000 | | | | | | | | | | | | | | | | | | |

BOTTOM

Pittsburgh Pirates @ Cincinnati Reds
Crosley Field, Cincinnati, OH
Thu May 20 1965, 7:05 PM EDT
Att. 5,209 - Unknown

| | | | | | | |
|----|---|---|-----|----|----|-----|
| AB | R | H | RBI | BB | SO | LOB |
| 3 | 2 | 0 | 0 | 2 | 1 | 2 |
| 3 | 2 | 1 | 1 | 2 | 2 | 3 |
| 5 | 3 | 3 | 3 | 0 | 0 | 3 |
| 5 | 1 | 3 | 2 | 0 | 1 | 1 |
| 5 | 1 | 4 | 2 | 0 | 1 | 1 |
| 4 | 0 | 0 | 1 | 0 | 0 | 5 |
| 4 | 1 | 1 | 0 | 1 | 1 | 2 |
| 3 | 1 | 1 | 0 | 2 | 1 | 2 |
| 5 | 0 | 1 | 0 | 0 | 3 | 6 |

| | |
|-----|----|
| AB | 37 |
| R | 11 |
| H | 14 |
| RBI | 9 |
| BB | 7 |
| SO | 10 |
| LOB | 25 |

WP: 0 PA: 46
PB: 0
SB: 1
CS: 1

livebaseballscorecards.com

| Batter | 1 | 2 | 3 | 4 | 5 | 6 | 7 | 8 | 9 | AB | R | H | RBI | BB | SO | LOB | TOP | | | | | | | | | | | | | | | | | | |
|--|-----------|------------|-----------|----------|----------|-----------|-----------|-----------|------------|------------|------------|-----------|-----------|----------|----------|------------|-------------|----------------|-----------|------------|-----------|----------|----------|-----------|-----------|-----------|------------|------------|------------|-----------|-----------|----------|----------|------------|-------------|
| Bob Bailey, R (1, 7) OBP: 0.363, SLG: 0.364 | | | | | | | | | | | 0 | 0 | 0 | 0 | 0 | 0 | 0 | | | | | | | | | | | | | | | | | | |
| Manny Mota, R (1, 8) OBP: 0.120, SLG: 0.125 | | | | | | | | | | | 0 | 0 | 0 | 0 | 0 | 0 | 0 | 0 | | | | | | | | | | | | | | | | | |
| Roberto Clemente, R (1, 9) OBP: 0.280, SLG: 0.279 | | | | | | | | | | | 0 | 0 | 0 | 0 | 0 | 0 | 0 | 0 | | | | | | | | | | | | | | | | | |
| Donn Clendenon, R (1, 3) OBP: 0.354, SLG: 0.397 | | | | | | | | | | | 0 | 0 | 0 | 0 | 0 | 0 | 0 | 0 | | | | | | | | | | | | | | | | | |
| Gene Freese, R (1, 5) OBP: 0.389, SLG: 0.406 | | | | | | | | | | | 0 | 0 | 0 | 0 | 0 | 0 | 0 | 0 | | | | | | | | | | | | | | | | | |
| Bill Mazerowski, R (1, 4) OBP: 0.083, SLG: 0.083 | | | | | | | | | | | 0 | 0 | 0 | 0 | 0 | 0 | 0 | 0 | | | | | | | | | | | | | | | | | |
| Gene Alley, R (1, 6) OBP: 0.288, SLG: 0.337 | | | | | | | | | | | 0 | 0 | 0 | 0 | 0 | 0 | 0 | 0 | | | | | | | | | | | | | | | | | |
| Jim Pagliaroni, R (1, 2) OBP: 0.298, SLG: 0.360 | | | | | | | | | | | 0 | 0 | 0 | 0 | 0 | 0 | 0 | 0 | | | | | | | | | | | | | | | | | |
| Vern Law, R (1, 1) OBP: 0.400, SLG: 0.400 | 0 | 0 | 0 | 0 | 0 | 0 | 0 | 0 | | | | | | | | | | | | | | | | | | | | | | | | | | | |
| Inning Stats | | | | | | | | | | | 1B: 0 | SF: 0 | WP: 0 | PA: 0 | | | | | | | | | | | | | | | | | | | | | |
| | 2B: 0 | SAC: 0 | PB: 0 | | | | | | | | | | | | | | | | | | | | | | | | | | | | | | | | |
| | 3B: 0 | DP: 0 | SB: 0 | | | | | | | | | | | | | | | | | | | | | | | | | | | | | | | | |
| | HR: 0 | HBP: 0 | CS: 0 | | | | | | | | | | | | | | | | | | | | | | | | | | | | | | | | |
| PITCHER | IP | WLS | BF | H | R | ER | SO | BB | IBB | HBP | BLK | WP | HR | S | P | ERA | WHIP | PITCHER | IP | WLS | BF | H | R | ER | SO | BB | IBB | HBP | BLK | WP | HR | S | P | ERA | WHIP |
| Denny Lemaster, L (1, 1) ERA: 6.69 | 0.0 | L | 0 | 0 | 0 | 0 | 0 | 0 | 0 | 0 | 0 | 0 | 0 | 0 | 0 | ∞ | ∞ | | | | | | | | | | | | | | | | | | |

Pittsburgh Pirates @ Milwaukee Braves
Milwaukee County Stadium, Milwaukee, WI
 Fri May 21 1965, 8:05 PM EDT
 Att. 2,679 - Unknown

AB 0
R 0
H 0
RBI 0
BB 0
SO 0
LOB 0



WP: 0 PA: 0
 PB: 0
 SB: 0
 CS: 0

livebaseballscorecards.com

Pittsburgh Pirates @ Milwaukee Braves
 Milwaukee County Stadium, Milwaukee, WI

Sat May 22 1965, 8:05 PM EDT
 Att. 2,662 - Unknown

livebaseballscorecards.com

| | |
|-----|----|
| AB | 39 |
| R | 9 |
| H | 14 |
| RBI | 8 |
| BB | 4 |
| SO | 4 |
| LOB | 14 |



| | | | |
|----|---|----|----|
| WP | 2 | PA | 45 |
| PB | 0 | | |
| SB | 0 | | |
| CS | 1 | | |

| Batter | 1 | 2 | 3 | 4 | 5 | 6 | 7 | 8 | 9 | AB | R | H | RBI | BB | SO | LOB | | | | | | |
|--|---|---------------------------------|------------------------------|---------------------------------|------------------------------|---------------------------------|------------------------------|---------------------------------|-------------------------------------|---------------------------------|------------------------------|----------------------------------|------------------------------|----------------------------------|------------------------------|---------------------------------|------------------------------|----------------------------------|----------------------------------|------------------------------------|----------------------------------|--------|
| Bob Bailey, R (1, 5) OBP: 0.351, SLG: 0.345 | 0-0 6-3 | | 0-0 L4 | | 0-0 P2 | | 0-0 5-3 | 0-0 CS 2-H 1B | | 5 | 0 | 1 | 1 | 0 | 0 | 1 | | | | | | |
| Bill Virdon, L (1, 8) OBP: 0.356, SLG: 0.387 | 0-0 F9 | | 0-3 K | | | 0-0 6-3 | 0-0 2B 1B | 0-0 CS 1-2 | 0-0 F3 | 5 | 1 | 1 | 0 | 0 | 1 | 0 | | | | | | |
| Roberto Clemente, R (1, 9) OBP: 0.289, SLG: 0.292 | 0-0 WP 1B | | 0-0 1-3 | | | 0-0 HR 1B | 0-0 1B 2B | | 0-0 5-3 | 5 | 2 | 3 | 1 | 0 | 0 | 0 | | | | | | |
| Willie Stargell, L (1, 7) OBP: 0.286, SLG: 0.511 | 4-0 1-2 IBB | | | 0-3 K | | 0-0 HR 1B | 4-0 1B BB | | 0-0 1B 2B | 3 | 2 | 2 | 2 | 2 | 1 | 0 | | | | | | |
| Donn Clendenon, R (1, 3) OBP: 0.379, SLG: 0.444 | 0-0 F8 | | | 0-3 K | | 0-0 HR | 0-0 1-2 2-H 1B | | 4-0 1B 1B IBB | 4 | 2 | 2 | 2 | 1 | 1 | 2 | | | | | | |
| Bill Mazerowski, R (1, 4) OBP: 0.273, SLG: 0.350 | | 0-0 2B | | 0-0 F9 | | 4-0 FC4-6 BB | 0-0 6-3 | | 0-0 1B WP 1B 1-3 2-H | 4 | 1 | 2 | 1 | 1 | 0 | 2 | | | | | | |
| Gene Alley, R (1, 6) OBP: 0.306, SLG: 0.339 | | 0-3 K | | | 0-0 FC5-4 1B | 0-0 FC4-6 1-2f | | 0-0 SH2-3 1B 1B | 0-0 WP 1B 1-3 3-H | 5 | 1 | 3 | 1 | 0 | 1 | 2 | | | | | | |
| Del Crandall, R (1, 2) OBP: 0.189, SLG: 0.118 | | 0-0 5-3 | | | 0-0 FC5-4 1-2f | 0-0 5-3 | | 0-0 P5 | 0-0 L6 1-2 3-H | 5 | 0 | 0 | 0 | 0 | 0 | 5 | | | | | | |
| Don Cardwell, R (1, 1) OBP: 0.200, SLG: 0.214 | | 0-0 P3 | | | 0-0 1-3 | | 0-0 P3 | 0-0 SH2-3 1-2 | | 1 | 0 | 0 | 0 | 0 | 0 | 1 | | | | | | |
| Dick Schofield, S (5, PH) OBP: 0.317, SLG: 0.275 | | | | | | | | | | 1 | 0 | 0 | 0 | 0 | 0 | 1 | | | | | | |
| Tommie Sisk, R (5, 1) | | | | | | | | | | 0 | 0 | 0 | 0 | 0 | 0 | 0 | | | | | | |
| Manny Mota, R (7, PH) OBP: 0.109, SLG: 0.113 | | | | | | | | | | 1 | 0 | 0 | 0 | 0 | 0 | 0 | | | | | | |
| Al McBean, R (7, 1) OBP: 0.250, SLG: 0.250 | | | | | | | | | | 0 | 0 | 0 | 0 | 0 | 0 | 0 | | | | | | |
| Inning Stats | R: 0 E: 0 K: 0 S: 4 | H: 1 LOB: 2 BB: 1 P: 8 | R: 0 E: 0 K: 1 S: 6 | H: 1 LOB: 1 BB: 0 P: 6 | R: 0 E: 0 K: 1 S: 5 | H: 0 LOB: 0 BB: 0 P: 5 | R: 0 E: 0 K: 2 S: 7 | H: 0 LOB: 0 BB: 0 P: 7 | R: 0 E: 1 K: 0 S: 4 | H: 1 LOB: 1 BB: 0 P: 4 | R: 3 E: 0 K: 0 S: 6 | H: 3 LOB: 2 BB: 1 P: 10 | R: 2 E: 0 K: 0 S: 6 | H: 3 LOB: 2 BB: 1 P: 10 | R: 1 E: 0 K: 0 S: 4 | H: 2 LOB: 0 BB: 0 P: 4 | R: 3 E: 0 K: 0 S: 6 | H: 3 LOB: 1 BB: 1 P: 10 | 1B: 9 2B: 3 3B: 0 HR: 2 | SF: 0 SAC: 1 DP: 0 HBP: 0 | WP: 2 PB: 0 SB: 0 CS: 1 | PA: 45 |
| PITCHER | IP WLS BF H R ER SO BB IBB HBP BLK WP HR S P ERA WHIP | | | | | | | | | | | | | | | | | | | ERA WHIP | | |
| Tony Cloninger, R (1, 1) ERA: 3.69 | 6.2 L 32 9 5 5 4 2 1 0 0 1 2 37 49 6.75 1.650 | | | | | | | | | | | | | | | | | | | | | |
| Dan Osinski, R (7, 1) ERA: 5.03 | 2.0 11 5 4 4 0 0 0 1 0 0 0 0 10 14 18.00 2.500 | | | | | | | | | | | | | | | | | | | | | |
| Phil Niekro, R (9, 1) ERA: 1.2 | 0.1 1 0 0 0 0 0 0 0 0 0 1 0 1 1 0.00 0.000 | | | | | | | | | | | | | | | | | | | | | |

| Batter | 1 | 2 | 3 | 4 | 5 | 6 | 7 | 8 | 9 | AB R H RBI BB SO LOB |
|--|--------|---------|---------------|---------|---------|---------|---------|---------|---------|----------------------|
| Felipe Alou, R OBP: 0.331, SLG: 0.421 (1, 3) | 0-0 F7 | 0-0 F8 | | 0-0 SF8 | | 0-0 F8 | | | 0-0 | 4 0 1 1 0 0 1 |
| Eddie Mathews, L OBP: 0.382, SLG: 0.552 (1, 5) | 0-0 1B | 0-3 K | | 0-0 1B | | 0-0 4-3 | | | 0-0 1B | 5 1 3 0 0 1 1 |
| Hank Aaron, R OBP: 0.374, SLG: 0.561 (1, 9) | 0-0 1B | | 0-0 F8 | 0-0 F7 | | | 0-0 5-3 | | 0-0 P4 | 5 1 2 0 0 0 3 |
| Lee Maye, L OBP: 0.345, SLG: 0.462 (1, 8) | 0-0 1B | | 0-0 F8 | | 0-0 4-3 | | 0-3 K | | 0-0 F7 | 5 1 1 1 0 1 3 |
| Rico Carty, R OBP: 0.351, SLG: 0.472 (1, 7) | 0-0 F8 | | 0-0 FC4-2-5-2 | | 0-0 6-3 | | 0-0 F9 | | | 4 0 0 0 0 0 3 |
| Joe Torre, R OBP: 0.427, SLG: 0.667 (1, 2) | 0-0 1B | | 1-0 1-2 | | 0-0 1B | | | 0-0 6-3 | | 3 0 2 1 0 0 0 |
| Frank Bolling, R OBP: 0.360, SLG: 0.425 (1, 4) | 0-0 1B | | 0-0 F9 | | 0-0 F9 | | | 0-0 F8 | | 4 0 1 1 0 0 3 |
| Sandy Alomar Sr., S OBP: 0.244, SLG: 0.227 (1, 6) | 0-0 G3 | | | 0-0 E3 | | 0-0 F8 | | 0-0 L8 | | 3 1 2 0 0 0 2 |
| Ty Cline, L OBP: 0.282, SLG: 0.225 (8, PH) | | | | S SF8 | | SH1-3 | | | | 1 0 0 0 0 0 0 |
| Miguel de la Hoz, R OBP: 0.160, SLG: 0.087 (9, 6) | | | | 1B | | 1B | | | | 0 0 0 0 0 0 0 |
| Tony Cloninger, R OBP: 0.500, SLG: 0.500 (1, 1) | | 0-0 1-3 | | 0-0 4-3 | | SH1-3 | | | 0-0 6-3 | 2 0 0 0 0 0 1 |
| Dan Osinski, R OBP: 0.333, SLG: 0.411 (7, 1) | | | | 2-3 | | | | | | 0 0 0 0 0 0 0 |
| Phil Niekro, R OBP: 0.500, SLG: 0.500 (9, 1) | | | | | | | | | | 0 0 0 0 0 0 0 |
| Mack Jones, L OBP: 0.333, SLG: 0.411 (9, PH) | | | | | | | | | | 1 0 0 0 0 0 0 |

| Inning Stats | R: 3 | H: 5 | E: 0 | LOB: 2 | K: 0 | BB: 0 | S: 8 | P: 8 | R: 0 | H: 0 | E: 0 | LOB: 0 | K: 1 | BB: 0 | S: 5 | P: 5 | R: 0 | H: 1 | E: 0 | LOB: 2 | K: 0 | BB: 0 | S: 4 | P: 5 | R: 1 | H: 2 | E: 1 | LOB: 1 | K: 0 | BB: 0 | S: 5 | P: 5 | R: 0 | H: 1 | E: 0 | LOB: 1 | K: 0 | BB: 0 | S: 4 | P: 4 | R: 0 | H: 1 | E: 0 | LOB: 1 | K: 0 | BB: 0 | S: 4 | P: 4 | R: 0 | H: 0 | E: 0 | LOB: 0 | K: 1 | BB: 0 | S: 5 | P: 5 | R: 0 | H: 0 | E: 0 | LOB: 0 | K: 0 | BB: 0 | S: 3 | P: 3 | R: 0 | H: 2 | E: 0 | LOB: 2 | K: 0 | BB: 0 | S: 5 | P: 5 |
|--------------|------|------|------|--------|------|-------|------|------|------|------|------|--------|------|-------|------|------|------|------|------|--------|------|-------|------|------|------|------|------|--------|------|-------|------|------|------|------|------|--------|------|-------|------|------|------|------|------|--------|------|-------|------|------|------|------|------|--------|------|-------|------|------|------|------|------|--------|------|-------|------|------|------|------|------|--------|------|-------|------|------|
|--------------|------|------|------|--------|------|-------|------|------|------|------|------|--------|------|-------|------|------|------|------|------|--------|------|-------|------|------|------|------|------|--------|------|-------|------|------|------|------|------|--------|------|-------|------|------|------|------|------|--------|------|-------|------|------|------|------|------|--------|------|-------|------|------|------|------|------|--------|------|-------|------|------|------|------|------|--------|------|-------|------|------|

| PITCHER | IP | WLS | BF | H | R | ER | SO | BB | IBB | HBP | BLK | WP | HR | S | P | ERA | WHIP |
|-------------------------------------|-----|-----|----|---|---|----|----|----|-----|-----|-----|----|----|----|----|------|-------|
| Don Cardwell, R ERA: 3.92 (1, 1) | 4.0 | | 21 | 8 | 4 | 3 | 1 | 0 | 0 | 1 | 0 | 0 | 0 | 22 | 23 | 6.75 | 2.000 |
| Tommie Sisk, R ERA: 4.02 (5, 1) | 2.0 | W | 8 | 2 | 0 | 0 | 0 | 0 | 0 | 0 | 0 | 0 | 0 | 8 | 8 | 0.00 | 1.000 |
| Al McBean, R ERA: 2.12 (7, 1) | 3.0 | S | 11 | 2 | 0 | 0 | 1 | 0 | 0 | 0 | 0 | 0 | 0 | 13 | 13 | 0.00 | 0.667 |

BOTTOM


Pittsburgh Pirates @ Milwaukee Braves
Milwaukee County Stadium, Milwaukee, WI
 Sat May 22 1965, 8:05 PM EDT
 Att. 2,662 - Unknown

livebaseballscores.com

| | |
|------------|-----------|
| AB | 37 |
| R | 4 |
| H | 12 |
| RBI | 4 |
| BB | 0 |
| SO | 2 |
| LOB | 17 |



| | |
|--------------|---------------|
| WP: 0 | PA: 40 |
| PB: 0 | |
| SB: 1 | |
| CS: 0 | |

| Batter | 1 | 2 | 3 | 4 | 5 | 6 | 7 | 8 | 9 | AB | R | H | RBI | BB | SO | LOB | TOP | | | | | | | | | | | | | | | | |
|--|-----|-----|----|---|---|----|----|----|-----|-----|-----|----|-----|----|----|-----|---|---|---|---|---|---|---|---|---|---|---|---|---|---|---|---|---|
| Bob Bailey, R (1, 5) OBP: 0.351, SLG: 0.345 | | | | | | | | | | | | | | | | | 0 | 0 | 0 | 0 | 0 | 0 | 0 | 0 | 0 | 0 | 0 | 0 | Pittsburgh Pirates @ Milwaukee Braves Milwaukee County Stadium, Milwaukee, WI Sun May 23 1965, 4:33 AM EDT Att. 2,053 - Unknown livebaseballscorecards.com | | | | |
| Bill Virdon, L (1, 8) OBP: 0.356, SLG: 0.387 | | | | | | | | | | | | | | | | | 0 | 0 | 0 | 0 | 0 | 0 | 0 | 0 | 0 | 0 | 0 | 0 | | 0 | 0 | 0 | 0 |
| Roberto Clemente, R (1, 9) OBP: 0.289, SLG: 0.292 | | | | | | | | | | | | | | | | | 0 | 0 | 0 | 0 | 0 | 0 | 0 | 0 | 0 | 0 | 0 | 0 | | 0 | 0 | 0 | 0 |
| Willie Stargell, L (1, 7) OBP: 0.286, SLG: 0.511 | | | | | | | | | | | | | | | | | 0 | 0 | 0 | 0 | 0 | 0 | 0 | 0 | 0 | 0 | 0 | 0 | | 0 | 0 | 0 | 0 |
| Donn Clendenon, R (1, 3) OBP: 0.379, SLG: 0.444 | | | | | | | | | | | | | | | | | 0 | 0 | 0 | 0 | 0 | 0 | 0 | 0 | 0 | 0 | 0 | 0 | | 0 | 0 | 0 | 0 |
| Bill Mazeroski, R (1, 4) OBP: 0.273, SLG: 0.350 | | | | | | | | | | | | | | | | | 0 | 0 | 0 | 0 | 0 | 0 | 0 | 0 | 0 | 0 | 0 | 0 | | 0 | 0 | 0 | 0 |
| Gene Alley, R (1, 6) OBP: 0.306, SLG: 0.339 | | | | | | | | | | | | | | | | | 0 | 0 | 0 | 0 | 0 | 0 | 0 | 0 | 0 | 0 | 0 | 0 | | 0 | 0 | 0 | 0 |
| Del Crandall, R (1, 2) OBP: 0.189, SLG: 0.118 | | | | | | | | | | | | | | | | | 0 | 0 | 0 | 0 | 0 | 0 | 0 | 0 | 0 | 0 | 0 | 0 | | 0 | 0 | 0 | 0 |
| Bob Veale, S (1, 1) | 0 | 0 | 0 | 0 | 0 | 0 | 0 | 0 | 0 | 0 | 0 | 0 | 0 | 0 | 0 | 0 |  | | | | | | | | | | | | | | | | |
| Inning Stats | | | | | | | | | | | | | | | | | 1B: 0 SF: 0 2B: 0 SAC: 0 3B: 0 DP: 0 HR: 0 HBP: 0 | WP: 0 PA: 0 PB: 0 SB: 0 CS: 0 | | | | | | | | | | | | | | | |
| PITCHER Bob Sadowski, R (1, 1) ERA: 4.23 | IP | WLS | BF | H | R | ER | SO | BB | IBB | HBP | BLK | WP | HR | S | P | ERA | WHIP | PITCHER IP WLS BF H R ER SO BB IBB HBP BLK WP HR S P ERA WHIP | | | | | | | | | | | | | | | |
| | 0.0 | L | 0 | 0 | 0 | 0 | 0 | 0 | 0 | 0 | 0 | 0 | 0 | 0 | 0 | ∞ | ∞ | | | | | | | | | | | | | | | | |

| Batter | 1 | 2 | 3 | 4 | 5 | 6 | 7 | 8 | 9 | AB R H RBI BB SO LOB | TOP | | | | | | | | | | | | | | | | | | | | | | | | | |
|--|---|---------------------------------|------------------------------|---------------------------------|-------------------------------|----------------------------------|------------------------------|---------------------------------|------------------------------|---------------------------------|------------------------------|---------------------------------|------------------------------|---------------------------------|------------------------------|---------------------------------|----------------------------------|------------------------------------|----------------------------------|--------|--|--|--|--|--|--|--|--|--|--|--|--|--|--|--|--|
| Don Landrum, L (1, 8) OBP: 0.325, SLG: 0.421 | 0-3 K | | 0-0 1B 14 HBP 1B | 0-0 F5 | | 0-3 K | | | 0-0 L7 | 5 1 1 0 0 2 3 | | | | | | | | | | | | | | | | | | | | | | | | | | |
| Glenn Beckert, R (1, 4) OBP: 0.234, SLG: 0.279 | 0-0 1-4-3 | | 0-0 14 HBP FC3 1B | 0-0 4-3 | | | 0-0 L1 | | 0-0 G6-4-3 | 5 1 1 0 0 0 2 | | | | | | | | | | | | | | | | | | | | | | | | | | |
| Billy Williams, L (1, 7) OBP: 0.325, SLG: 0.419 | 4-0 BB | | 0-0 FC3 14 HBP 1B | 0-3 K | | | 0-0 F7 | | | 3 1 0 0 1 1 3 | | | | | | | | | | | | | | | | | | | | | | | | | | |
| Ron Santo, R (1, 5) OBP: 0.365, SLG: 0.548 | 0-0 4-3 | | 0-3 K | | 0-0 F3 | | 0-0 1B | | | 4 0 1 0 0 1 4 | | | | | | | | | | | | | | | | | | | | | | | | | | |
| 14 Ernie Banks, R (1, 3) OBP: 0.346, SLG: 0.517 | | 0-0 F3 | 1-0 1B 1B HBP | | 0-0 5-3 | | 0-0 F8 | | | 3 1 0 1 0 0 1 | | | | | | | | | | | | | | | | | | | | | | | | | | |
| Doug Clemens, L (1, 9) OBP: 0.302, SLG: 0.316 | | 0-0 F9 | 0-0 1B 1B | | 0-0 6-3 | | | 0-0 1-3 | | 4 0 1 2 0 0 0 | | | | | | | | | | | | | | | | | | | | | | | | | | |
| Dick Bertell, R (1, 2) OBP: 0.302, SLG: 0.238 | | 0-0 E6 | 0-0 FC6-4 1B | | | 0-0 4-3 | | 0-3 K | | 3 0 1 1 0 0 0 | | | | | | | | | | | | | | | | | | | | | | | | | | |
| Jimmy Stewart, S (8, PH) OBP: 0.500, SLG: 0.500 | | | 1-2 3-H | | | | | | | 1 0 0 0 0 1 0 | | | | | | | | | | | | | | | | | | | | | | | | | | |
| Vic Roznovsky, L (8, 2) OBP: 0.269, SLG: 0.366 | | | 1-2 3-H | | | | | | | 0 0 0 0 0 0 0 | | | | | | | | | | | | | | | | | | | | | | | | | | |
| Roberto Pena, R (1, 6) OBP: 0.307, SLG: 0.321 | | 0-0 F9 | 0-0 FC6-4 | | | 0-0 3-1 | | 0-0 P6 | | 4 0 0 0 0 0 3 | | | | | | | | | | | | | | | | | | | | | | | | | | |
| Lew Burdette, R (1, 1) OBP: 0.333, SLG: 0.500 | | | 0-0 F8 | | 0-0 | | 0-0 1B | | 0-0 E5 | 2 0 1 0 0 0 0 | | | | | | | | | | | | | | | | | | | | | | | | | | |
| Ted Abernathy, R (5, 1) | | | | | | | | | | 0 0 0 0 0 0 0 | | | | | | | | | | | | | | | | | | | | | | | | | | |
| Len Gabrielson, L (6, PH) OBP: 0.297, SLG: 0.412 | | | | | | | | | | 1 0 1 0 0 0 0 | | | | | | | | | | | | | | | | | | | | | | | | | | |
| Ernie Broglio, R (6, 1) | | | | | | | | | | 0 0 0 0 0 0 0 | | | | | | | | | | | | | | | | | | | | | | | | | | |
| Joey Amalfitano, R (9, PH) OBP: 0.111, SLG: 0.111 | | | | | | | | | | 1 0 0 0 0 0 0 | | | | | | | | | | | | | | | | | | | | | | | | | | |
| Inning Stats | R: 0 E: 0 K: 1 S: 5 | H: 0 LOB: 1 BB: 1 P: 9 | R: 0 E: 1 K: 0 S: 4 | H: 0 LOB: 1 BB: 0 P: 4 | R: 4 E: 0 K: 1 S: 10 | H: 4 LOB: 2 BB: 0 P: 11 | R: 0 E: 0 K: 1 S: 6 | H: 1 LOB: 1 BB: 0 P: 6 | R: 0 E: 0 K: 0 S: 3 | H: 0 LOB: 0 BB: 0 P: 3 | R: 0 E: 0 K: 0 S: 4 | H: 1 LOB: 1 BB: 0 P: 4 | R: 0 E: 0 K: 1 S: 5 | H: 0 LOB: 0 BB: 0 P: 5 | R: 0 E: 1 K: 0 S: 3 | H: 0 LOB: 0 BB: 0 P: 3 | 1B: 6 2B: 1 3B: 0 HR: 0 | SF: 0 SAC: 0 DP: 1 HBP: 1 | WP: 0 PB: 0 SB: 0 CS: 0 | PA: 38 | | | | | | | | | | | | | | | | |
| PITCHER | IP WLS BF H R ER SO BB IBB HBP BLK WP HR S P ERA WHIP | | | | | | | | | | | | | | | | | | | | | | | | | | | | | | | | | | | |
| Joe Gibbon, L (1, 1) ERA: 4.78 | 5.0 | | 24 | 5 | 4 | 4 | 3 | 1 | 0 | 1 | 0 | 0 | 0 | 28 | 33 | 7.20 | 1.200 | | | | | | | | | | | | | | | | | | | |
| Don Schwall, R (6, 1) ERA: 7.15 | 1.0 | W | 4 | 1 | 0 | 0 | 1 | 0 | 0 | 0 | 0 | 0 | 0 | 6 | 6 | 0.00 | 1.000 | | | | | | | | | | | | | | | | | | | |
| Al McBean, R (7, 1) ERA: 1.95 | 3.0 | S | 10 | 1 | 0 | 0 | 1 | 0 | 0 | 0 | 0 | 0 | 0 | 12 | 12 | 0.00 | 0.333 | | | | | | | | | | | | | | | | | | | |

Chicago Cubs @ Pittsburgh Pirates
 Forbes Field, Pittsburgh, PA
 Mon May 24 1965, 7:05 PM EDT
 Att: 5,360 - Unknown - 70 F

livebaseballscorecards.com

| | |
|-----|----|
| AB | 36 |
| R | 4 |
| H | 7 |
| RBI | 4 |
| BB | 1 |
| SO | 5 |
| LOB | 16 |



| Batter | 1 | 2 | 3 | 4 | 5 | 6 | 7 | 8 | 9 |
|--|---------|----------|---------|------------|---------|--------|------------|---------|---|
| Bob Bailey, R OBP: 0.354, SLG: 0.355 (1, 5) | 0-0 5-3 | | 0-0 1-3 | | 0-0 4-3 | 4-0 BB | | 4-0 CS | |
| Bill Virdon, L OBP: 0.346, SLG: 0.378 (1, 8) | 0-0 4-3 | | 0-0 F7 | | 0-0 4-3 | 0-0 BB | | 4-0 FC5 | |
| Roberto Clemente, R OBP: 0.319, SLG: 0.323 (1, 9) | 0-0 1B | | | 0-0 4-3 | 0-0 1B | | 0-0 G4-6-3 | 0-0 1B | |
| Willie Stargell, L OBP: 0.287, SLG: 0.485 (1, 7) | 0-0 L3 | | | 0-0 1B | 0-0 1B | | 0-0 G4-6-3 | 0-0 FC5 | |
| Donn Clendenon, R OBP: 0.389, SLG: 0.459 (1, 3) | | 0-0 G6-3 | | 0-0 1B | 0-0 2B | | 0-0 E5 | | |
| Bill Mazeroski, R OBP: 0.323, SLG: 0.393 (1, 4) | | 0-0 G6-3 | | 0-0 G6-4-3 | 0-0 4-3 | | 4-0 1B | | |
| Andre Rodgers, R OBP: 0.280, SLG: 0.391 (1, 6) | | 0-0 4-3 | | | 0-0 2B | 0-0 F9 | 0-0 1B | 0-0 1B | |
| Del Crandall, R OBP: 0.283, SLG: 0.175 (1, 2) | | | 4-0 1-3 | | 0-0 2B | 0-0 F9 | 0-0 6-3 | | |
| Joe Gibbon, R OBP: 0.200, SLG: 0.143 (1, 1) | | | 0-0 5-3 | | 0-0 P4 | | | 0-0 F9 | |
| Ozzie Virgil, R OBP: 0.304, SLG: 0.364 (5, PH) | | | | | | | | | |
| Don Schwall, R (6, 1) | | | | | | | | | |
| Manny Mota, R OBP: 0.125, SLG: 0.130 (6, PH) | | | | | | | | | |
| Al McBean, R OBP: 0.222, SLG: 0.222 (7, 1) | | | | | | | | | |

| Inning Stats | R: 0 | H: 1 | E: 0 | LOB: 1 | K: 0 | BB: 0 | S: 4 | P: 4 |
|--------------|------|------|------|--------|------|-------|------|-------|
| | R: 0 | H: 1 | E: 0 | LOB: 0 | K: 0 | BB: 0 | S: 3 | P: 3 |
| | R: 0 | H: 0 | E: 0 | LOB: 1 | K: 0 | BB: 1 | S: 3 | P: 7 |
| | R: 0 | H: 2 | E: 0 | LOB: 1 | K: 0 | BB: 0 | S: 4 | P: 4 |
| | R: 4 | H: 6 | E: 0 | LOB: 2 | K: 0 | BB: 0 | S: 9 | P: 9 |
| | R: 1 | H: 2 | E: 1 | LOB: 1 | K: 0 | BB: 1 | S: 4 | P: 8 |
| | R: 1 | H: 2 | E: 1 | LOB: 2 | K: 0 | BB: 1 | S: 5 | P: 9 |
| | R: 0 | H: 1 | E: 0 | LOB: 2 | K: 0 | BB: 2 | S: 3 | P: 11 |

| PITCHER | IP | WLS | BF | H | R | ER | SO | BB | IBB | HBP | BLK | WP | HR | S | P | ERA | WHIP |
|--------------------------------------|-----|-----|----|---|---|----|----|----|-----|-----|-----|----|----|----|----|------|-------|
| Lew Burdette, R ERA: 5.31 (1, 1) | 4.2 | | 21 | 8 | 4 | 4 | 0 | 0 | 1 | 0 | 0 | 0 | 0 | 20 | 24 | 7.71 | 1.929 |
| Ted Abernathy, R ERA: 1.59 (5, 1) | 0.1 | | 3 | 2 | 0 | 0 | 0 | 0 | 0 | 0 | 0 | 0 | 0 | 3 | 3 | 0.00 | 6.000 |
| Ernie Broglio, R ERA: 6.5 (6, 1) | 3.0 | L | 16 | 5 | 2 | 1 | 0 | 3 | 1 | 0 | 0 | 0 | 0 | 12 | 28 | 3.00 | 2.667 |

| AB | R | H | RBI | BB | SO | LOB |
|----|---|---|-----|----|----|-----|
| 3 | 1 | 1 | 1 | 2 | 0 | 1 |
| 4 | 0 | 0 | 1 | 1 | 0 | 3 |
| 5 | 1 | 4 | 1 | 0 | 0 | 0 |
| 5 | 0 | 2 | 0 | 0 | 0 | 4 |
| 4 | 1 | 3 | 1 | 0 | 0 | 0 |
| 3 | 0 | 0 | 0 | 1 | 0 | 5 |
| 4 | 2 | 3 | 1 | 0 | 0 | 0 |
| 3 | 1 | 1 | 0 | 1 | 0 | 3 |
| 1 | 0 | 0 | 0 | 0 | 0 | 1 |
| 1 | 0 | 0 | 0 | 0 | 0 | 2 |
| 0 | 0 | 0 | 0 | 0 | 0 | 0 |
| 1 | 0 | 1 | 1 | 0 | 0 | 0 |
| 1 | 0 | 0 | 0 | 0 | 0 | 0 |

| WP | PA | ERA | WHIP |
|----|----|-----|------|
| 0 | 40 | | |
| 1 | | | |
| 1 | | | |
| 2 | | | |

Chicago Cubs @ Pittsburgh Pirates
Forbes Field, Pittsburgh, PA
 Mon May 24 1965, 7:05 PM EDT
 Att. 5,360 - Unknown - 70 F

| | |
|-----|----|
| AB | 35 |
| R | 6 |
| H | 15 |
| RBI | 6 |
| BB | 5 |
| SO | 0 |
| LOB | 19 |



| 1B | 2B | 3B | HR | SF | SAC | DP | HBP |
|----|----|----|----|----|-----|----|-----|
| 12 | 3 | 0 | 0 | 0 | 3 | 0 | 0 |

| Batter | 1 | 2 | 3 | 4 | 5 | 6 | 7 | 8 | 9 | 10 | 11 | 12 | AB | R | H | RBI | BB | SO | LOB | TOP | | |
|--|---|---------------------------------|------------------------------|----------------------------------|------------------------------|---------------------------------|------------------------------|---------------------------------|------------------------------|---------------------------------|------------------------------|---------------------------------|------------------------------|----------------------------------|------------------------------|---------------------------------|------------------------------|---------------------------------|----------------------------------|------------------------------------|----------------------------------|--------|
| Don Landrum, L (1, 8) OBP: 0.326, SLG: 0.420 | 0-0 4-3 | | 0-3 K | | 0-0 G3 | | | 4-0 FC3-6 BB | 0-0 2B | | 0-3 K | | 5 | 0 | 1 | 3 | 1 | 2 | 2 | | | |
| Glenn Beckert, R (1, 4) OBP: 0.232, SLG: 0.275 | 0-0 1-3 | | 0-0 CS 1B | | 0-0 L5-4 | | | 0-0 FC3-6 BB | 0-0 F8 | | 0-0 F8 | | 6 | 0 | 1 | 0 | 0 | 0 | 5 | | | |
| Billy Williams, L (1, 7) OBP: 0.320, SLG: 0.429 | 0-0 G3 | | 0-0 F9 | | | | | 0-0 F7 | | 0-0 4-3 | 0-0 4-3 | | 6 | 1 | 1 | 1 | 0 | 0 | 4 | | | |
| Ron Santo, R (1, 5) OBP: 0.370, SLG: 0.540 | | 0-3 K | 0-0 CS | 0-0 6-3 | | | | 0-3 K | | 0-0 4-3 | | 4-0 14 FC1-4 BB | 4 | 0 | 1 | 0 | 2 | 2 | 0 | | | |
| 14 Ernie Banks, R (1, 3) OBP: 0.339, SLG: 0.523 | | 0-0 HR | | 0-0 3-1 | | | | 0-0 4-3 | | 0-0 FC6-4 | | 0-0 FC4-6 BB | 6 | 1 | 1 | 1 | 0 | 0 | 4 | | | |
| Len Gabrielson, L (1, 9) OBP: 0.349, SLG: 0.513 | | 0-0 6-3 1B | | 0-0 HR | | | | 0-0 5-3 | | 0-3 K | | 0-0 1B | 5 | 1 | 3 | 1 | 1 | 1 | 0 | | | |
| Vic Roznovsky, L (1, 2) OBP: 0.271, SLG: 0.341 | | 0-0 6-3 | | 0-0 F8 | | | | 0-0 4-3 | | 0-0 FC3-6 1B | | 0-0 F8 | 3 | 0 | 0 | 0 | 0 | 0 | 1 | | | |
| Jimmy Stewart, S (9, PH) OBP: 0.538, SLG: 0.500 | | 1-2 | | | | | | | | 1-2 2-3 BB | | | 2 | 1 | 1 | 0 | 1 | 0 | 1 | | | |
| Roberto Pena, R (1, 6) OBP: 0.314, SLG: 0.331 | | 4-0 BB | | | | | | 0-0 3-1 | | 0-0 FC3-6 1B | | 0-0 1-3 | 2 | 1 | 1 | 0 | 0 | 0 | 0 | | | |
| Doug Clemens, L (9, PH) OBP: 0.308, SLG: 0.322 | | | | | | | | | | 1-2 2-3 BB | | | 1 | 0 | 1 | 0 | 0 | 0 | 0 | | | |
| Dick Bertell, R (9, 2) OBP: 0.302, SLG: 0.238 | | | | | | | | | | 0-0 FC3-6 1B | | | 0 | 0 | 0 | 0 | 0 | 0 | 0 | | | |
| George Altman, L (10, PH) OBP: 0.387, SLG: 0.494 | | | | | | | | | | 0-0 FC3-6 1B | | | 1 | 0 | 0 | 0 | 0 | 0 | 3 | | | |
| Leo Burke, R (10, 2) OBP: 0.200, SLG: 0.200 | | | | | | | | | | 1-2 2-3 BB | | | 0 | 0 | 0 | 0 | 0 | 0 | 0 | | | |
| Larry Jackson, R (11, 1) OBP: 0.273, SLG: 0.476 | | 0-0 1-3 | | | | | | 0-0 6-3 | | 0-0 FC3-6 | | 0-0 S | 2 | 0 | 0 | 0 | 0 | 0 | 2 | | | |
| Lindy McDaniel, R (7, 1) OBP: 0.100, SLG: 0.100 | | | | | | | | | | | | | 0 | 0 | 0 | 0 | 0 | 0 | 0 | | | |
| Joey Amalfitano, R (9, PH) OBP: 0.100, SLG: 0.100 | | | | | | | | | | | | | 1 | 1 | 0 | 0 | 0 | 0 | 2 | | | |
| Ted Abernathy, R (9, 1) OBP: 0.100, SLG: 0.100 | | | | | | | | | | | | | 0 | 0 | 0 | 0 | 0 | 0 | 0 | | | |
| Harry Bright, R (11, PH) OBP: 0.234, SLG: 0.231 | | | | | | | | | | | | | 1 | 0 | 1 | 0 | 0 | 0 | 0 | | | |
| Lew Burdette, R (11, PH) OBP: 0.333, SLG: 0.500 | | | | | | | | | | | | | 0 | 0 | 0 | 0 | 0 | 0 | 0 | | | |
| Jack Warner, R (11, 1) OBP: 0.333, SLG: 0.500 | | | | | | | | | | | | | 0 | 0 | 0 | 0 | 0 | 0 | 0 | | | |
| Inning Stats | R: 0 E: 0 K: 0 S: 3 | H: 0 LOB: 0 BB: 0 P: 3 | R: 1 E: 0 K: 1 S: 7 | H: 2 LOB: 2 BB: 1 P: 11 | R: 0 E: 0 K: 1 S: 5 | H: 1 LOB: 0 BB: 0 P: 5 | R: 1 E: 0 K: 0 S: 4 | H: 1 LOB: 0 BB: 0 P: 4 | R: 1 E: 0 K: 1 S: 6 | H: 1 LOB: 0 BB: 0 P: 6 | R: 0 E: 0 K: 1 S: 3 | H: 0 LOB: 0 BB: 0 P: 3 | R: 0 E: 0 K: 0 S: 4 | H: 1 LOB: 3 BB: 2 P: 12 | R: 0 E: 0 K: 1 S: 6 | H: 1 LOB: 2 BB: 0 P: 6 | R: 0 E: 0 K: 0 S: 3 | H: 1 LOB: 1 BB: 1 P: 7 | 1B: 7 2B: 3 3B: 0 HR: 3 | SF: 0 SAC: 1 DP: 1 HBP: 0 | WP: 0 PB: 0 SB: 1 CS: 1 | PA: 53 |
| PITCHER | IP WLS BF H R ER SO BB IBB HBP BLK WP HR S P ERA WHIP | | | | | | | | | | | | | | | | | | | | | |
| Bob Friend, R (1, 1) ERA: 4.36 | 7.0 | | 27 | 6 | 4 | 4 | 3 | 1 | 0 | 0 | 0 | 0 | 0 | 0 | 0 | 0 | 0 | 0 | 0 | 5.14 | 1.000 | |
| Tommie Sisk, R (8, 1) ERA: 4.02 | 0.0 | | 1 | 0 | 0 | 0 | 0 | 1 | 0 | 0 | 0 | 0 | 0 | 0 | 0 | 0 | 0 | 0 | 0 | ∞ | ∞ | |
| Al McBean, R (8, 1) ERA: 2.25 | 3.0 | | 16 | 4 | 2 | 2 | 1 | 2 | 1 | 0 | 0 | 0 | 0 | 0 | 0 | 0 | 0 | 0 | 0 | 6.00 | 2.000 | |
| Frank Carpin, L (11, 1) ERA: | 2.0 | W | 8 | 2 | 0 | 0 | 1 | 1 | 0 | 0 | 0 | 0 | 0 | 0 | 0 | 0 | 0 | 0 | 0 | 0.00 | 1.500 | |

Chicago Cubs @ Pittsburgh Pirates
 Forbes Field, Pittsburgh, PA
 Tue May 25 1965, 7:05 PM EDT
 Att: 6,403 - Unknown - 80 F

| | |
|-----|----|
| AB | 45 |
| R | 6 |
| H | 12 |
| RBI | 6 |
| BB | 6 |
| SO | 5 |
| LOB | 24 |



| Batter | 1 | 2 | 3 | 4 | 5 | 6 | 7 | 8 | 9 | 10 | 11 | 12 | AB | R | H | RBI | BB | SO | LOB | BOTTOM | | | | | | | |
|---|----------------------|---------------------------------|----------------------|---------------------------------|----------------------|-------------------------|-----------------------|----------------------------------|------------------------|---------------------------------|----------------------|---------------------------------|----------------------|----------------------------------|----------------------|----------------------------------|----------------------|---------------------------------|----------------------|---------------------------------|----------------------|---------------------------------|-----------------------------------|--------------------------|-----------------|--|--|
| Bob Bailey, R (1, 5) <small>OBP: 0.347, SLG: 0.348</small> Jerry Lynch, R (7, PH) <small>OBP: 0.398, SLG: 0.549</small> Gene Alley, R (8, 6) <small>OBP: 0.306, SLG: 0.339</small> Gene Freese, R (8, PH) <small>OBP: 0.415, SLG: 0.459</small> Frank Carpin, L (10, 5) <small>OBP: 0.111</small> | 0-0 F7 | | 0-0 1-4-3 | | 0-0 6-3 | | 0-0 1B | | 0-0 2B 4-3 WP 1B | 0-0 L5 | | | 3 | 0 | 0 | 0 | 0 | 0 | 0 | | | | | | | | |
| Bill Virdon, L (1, 8) <small>OBP: 0.346, SLG: 0.376</small> | 0-0 4-3 | | | 0-0 FC5-4 1B | 0-0 F8 | | 0-0 1-2 1B | | 0-0 4-3 | | | 0-3 K | | 6 | 0 | 2 | 1 | 0 | 1 | 1 | | | | | | | |
| Roberto Clemente, R (1, 9) <small>OBP: 0.313, SLG: 0.324</small> | 0-0 G3 | | | 0-0 FC5-4 1B | 0-0 1-3 | | 0-0 G6-4-3 1-2f | | 0-0 WP 2-3 | | | 0-0 6-3 | | 6 | 1 | 1 | 0 | 0 | 0 | 3 | | | | | | | |
| Willie Stargell, L (1, 7) <small>OBP: 0.289, SLG: 0.472</small> | | 0-0 6-3 | | 0-0 G3 1-2 | | 0-0 P3 | | 0-0 FC6 1B | 4-0 WP IBB | | | 0-3 K | | 5 | 0 | 1 | 0 | 1 | 1 | 1 | | | | | | | |
| Donn Clendenon, R (1, 3) <small>OBP: 0.406, SLG: 0.471</small> | | 0-0 1B | | 0-0 2B 1B | | 0-0 6-3 | | 0-0 FC6 1B | 4-0 IBB | | | 0-0 SH1-4 1B | | 5 | 2 | 4 | 1 | 1 | 0 | 0 | | | | | | | |
| Bill Mazerowski, R (1, 4) <small>OBP: 0.333, SLG: 0.375</small> | | 0-0 F8 1B | | 0-0 2B 1B | | 0-0 4-3 | | 0-0 FC6 1B | 4-0 IBB | | | 0-0 SH1-4 1-2 | | 4 | 1 | 1 | 0 | 1 | 0 | 3 | | | | | | | |
| Andre Rodgers, R (1, 6) <small>OBP: 0.355, SLG: 0.464</small> <small>(8, 5)</small> <small>(10, 6)</small> | | 0-0 5-3 | | 0-0 2B | | 0-0 FC1-5 1B | | 0-0 IBB | 4-0 K | | | 0-0 2B 1B | | 5 | 0 | 3 | 3 | 1 | 1 | 4 | | | | | | | |
| Del Crandall, R (1, 2) <small>OBP: 0.292, SLG: 0.171</small> Manny Mota, R (7, PH) <small>OBP: 0.140, SLG: 0.130</small> Tommie Sisk, R (8, 1) <small>OBP: 0.200, SLG: 0.200</small> Al McBean, R (8, 1) <small>OBP: 0.200, SLG: 0.200</small> Ozzie Virgil, R (10, PH) <small>OBP: 0.292, SLG: 0.348</small> <small>(11, 5)</small> | | | 0-0 6-3 | 4-0 IBB | | 1-0 FC1-5 1B | | 0-3 K | | 0-0 1-3 | | | 1 | 0 | 0 | 0 | 1 | 0 | 0 | | | | | | | | |
| Bob Friend, R (1, 1) Jim Pagliaroni, R (7, PH) <small>OBP: 0.286, SLG: 0.344</small> <small>(8, 2)</small> | | | 0-0 L6 | 0-0 1-3 | | 0-0 FC1-5 1B | | 0-3 K | | 0-0 P3 | | | 2 | 0 | 0 | 0 | 0 | 0 | 2 | | | | | | | | |
| Inning Stats | R: 0 E: 0 K: 3 | H: 0 LOB: 0 BB: 0 P: 3 | R: 0 E: 0 K: 4 | H: 1 LOB: 1 BB: 0 P: 4 | R: 0 E: 0 K: 3 | H: 0 LOB: 0 BB: 3 | R: 3 E: 0 K: 7 | H: 4 LOB: 2 BB: 1 P: 11 | R: 0 E: 0 K: 3 | H: 0 LOB: 0 BB: 0 P: 3 | R: 2 E: 0 K: 5 | H: 3 LOB: 2 BB: 0 P: 6 | R: 0 E: 0 K: 2 | H: 2 LOB: 3 BB: 1 P: 13 | R: 1 E: 0 K: 6 | H: 2 LOB: 3 BB: 3 P: 18 | R: 0 E: 0 K: 3 | H: 0 LOB: 0 BB: 0 P: 3 | R: 0 E: 0 K: 2 | H: 0 LOB: 0 BB: 0 P: 7 | R: 1 E: 0 K: 3 | H: 2 LOB: 1 BB: 0 P: 3 | 1B: 12 2B: 2 3B: 0 HR: 0 | SF: 0 DP: 1 HBP: 1 | WP: 2 PA: 52 | | |
| PITCHER | IP | WLS | BF | H | R | ER | SO | BB | IBB | HBP | BLK | WP | HR | S | P | ERA | WHIP | | | | | | | | | | |
| Larry Jackson, R (1, 1) <small>ERA: 4.35</small> | 6.1 | | 29 | 8 | 5 | 5 | 0 | 0 | 1 | 1 | 0 | 0 | 0 | 27 | 32 | 7.11 | 1.263 | | | | | | | | | | |
| Lindy McDaniel, R (7, 1) <small>ERA: 1.8</small> | 1.2 | | 7 | 2 | 0 | 0 | 2 | 0 | 1 | 0 | 0 | 0 | 0 | 10 | 14 | 0.00 | 1.200 | | | | | | | | | | |
| Ted Abernathy, R (9, 1) <small>ERA: 1.75</small> | 2.0 | | 10 | 2 | 1 | 1 | 1 | 1 | 2 | 0 | 0 | 1 | 0 | 9 | 21 | 4.50 | 1.500 | | | | | | | | | | |
| Jack Warner, R (11, 1) <small>ERA: 8.1</small> | 1.1 | L | 6 | 2 | 1 | 1 | 2 | 0 | 0 | 0 | 0 | 0 | 0 | 10 | 10 | 6.75 | 1.500 | | | | | | | | | | |

Chicago Cubs @ Pittsburgh Pirates
 Forbes Field, Pittsburgh, PA
 Tue May 25 1965, 7:05 PM EDT
 Att. 6,403 - Unknown - 80 F

| | |
|-----|----|
| AB | 45 |
| R | 7 |
| H | 14 |
| RBI | 6 |
| BB | 5 |
| SO | 5 |
| LOB | 22 |



| Batter | 1 | 2 | 3 | 4 | 5 | 6 | 7 | 8 | 9 | AB R H RBI BB SO LOB | TOP | |
|--|---|---|---|---|---|---|---|---|---|---|---|--|
| Bob Bailey, R (1, 5) OBP: 0.349, SLG: 0.344 | 0-0 1B FC5-4-2-5 1B | | 0-0 F2 | | 0-0 P6 | | 4-0 1B BB | | 0-0 F8 | 4 0 1 0 1 0 0 | | |
| Bill Virdon, L (1, 8) Manny Mota, R (7, PH) OBP: 0.346, SLG: 0.375 OBP: 0.153, SLG: 0.143 | 0-0 1-3 1B FC5-4-2-5 | | 0-0 4-3 | | 0-0 F5 | | 0-0 1-2 3-H 1B | | 0-0 4-3 | 3 0 1 0 0 0 0 2 0 1 1 0 0 0 | | |
| Roberto Clemente, R (1, 9) OBP: 0.304, SLG: 0.314 | 0-0 FC5-4-2-5 1-2 3-H | | | 0-0 6-3 | | 0-0 F5 | | 0-0 F9 | | 4 0 0 0 0 0 4 | | |
| Willie Stargell, L (1, 7) OBP: 0.304, SLG: 0.523 | 0-0 F2 | | | 0-0 SF8 3B | | 1-0 HBP | | 0-0 HR | | 3 2 2 1 0 0 1 | | |
| Donn Clendenon, R (1, 3) OBP: 0.396, SLG: 0.461 | | 0-0 5-3 | | 0-0 SF8 3-H | | 0-3 K | | 0-0 1-3 | | 3 0 0 1 0 1 1 | | |
| Bill Mazaroski, R (1, 4) OBP: 0.325, SLG: 0.444 | | 0-0 E4 G5-4-3 | | 0-0 HR | | 0-0 F7 | | 0-0 F9 | | 4 1 1 1 0 0 1 | | |
| Andre Rodgers, R (1, 6) OBP: 0.400, SLG: 0.516 | | 0-0 G5-4-3 1-2f | | 4-0 BB | | | 0-0 F9 1B 2B | 0-0 FC6-4 1B | | 3 1 2 0 1 0 1 | | |
| Del Crandall, R (1, 2) OBP: 0.288, SLG: 0.244 | | | 0-0 HR | 0-0 P6 | | | 0-0 F9 2-3 | 0-0 FC6-4 1-2f | | 4 1 1 1 0 0 3 | | |
| Don Cardwell, R (1, 1) OBP: 0.176, SLG: 0.188 | | | 0-3 K | | 0-0 F7 | | 0-0 P6 | | 0-3 K | 2 0 0 0 0 1 0 0 0 0 0 0 0 0 0 0 0 0 0 0 0 1 0 0 0 0 0 1 1 0 0 0 0 1 0 | | |
| Frank Carpin, L (6, 1) | | | | | | | | | | | | |
| Jerry Lynch, L (7, PH) OBP: 0.396, SLG: 0.549 | | | | | | | | | | | | |
| Gene Freese, R (7, PH) OBP: 0.405, SLG: 0.447 | | | | | | | | | | | | |
| Tommie Sisk, R (7, 1) | | | | | | | | | | | | |
| Inning Stats | R: 0 H: 2 E: 0 LOB: 1 K: 0 BB: 0 S: 4 P: 4 | R: 0 H: 0 E: 1 LOB: 0 K: 0 BB: 0 S: 3 P: 3 | R: 1 H: 1 E: 0 LOB: 0 K: 1 BB: 0 S: 6 P: 6 | R: 2 H: 2 E: 0 LOB: 1 K: 0 BB: 1 S: 5 P: 9 | R: 0 H: 0 E: 0 LOB: 0 K: 0 BB: 0 S: 3 P: 3 | R: 0 H: 0 E: 0 LOB: 1 K: 1 BB: 0 S: 5 P: 6 | R: 1 H: 2 E: 0 LOB: 2 K: 0 BB: 1 S: 5 P: 9 | R: 1 H: 2 E: 0 LOB: 1 K: 0 BB: 0 S: 5 P: 5 | R: 0 H: 0 E: 0 LOB: 0 K: 1 BB: 0 S: 5 P: 5 | 1B: 4 SF: 1 2B: 2 SAC: 0 3B: 1 DP: 2 HR: 3 HBP: 1 | WP: 0 PA: 38 PB: 0 SB: 0 CS: 0 | |
| PITCHER | IP WLS BF H R ER SO BB IBB HBP BLK WP HR S P ERA WHIP | | | | | | | | | | | |
| Art Mahaffey, R (1, 1) ERA: 4.5 | 6.1 L 26 6 4 4 2 1 0 1 0 0 0 2 28 33 5.68 1.105 | | | | | | | | | | | |
| Chris Short, L (7, 1) ERA: 3.36 | 0.1 2 0 0 0 0 1 0 0 0 0 0 0 1 5 0.00 3.000 | | | | | | | | | | | |
| Jack Baldschun, R (7, 1) ERA: 4.4 | 1.1 7 3 1 1 0 0 0 0 0 0 0 1 7 7 6.75 2.250 | | | | | | | | | | | |
| Gary Wagner, R (9, 1) ERA: 2.11 | 1.0 3 0 0 0 0 1 0 0 0 0 0 0 0 5 5 0.00 0.000 | | | | | | | | | | | |

Pittsburgh Pirates @ Philadelphia Phillies
 Connie Mack Stadium, Philadelphia, PA

Wed May 26 1965, 7:05 PM EDT
 Att. 10,212 - Unknown

livebaseballscorecards.com

| | |
|-----|----|
| AB | 34 |
| R | 5 |
| H | 9 |
| RBI | 5 |
| BB | 2 |
| SO | 3 |
| LOB | 12 |



| Batter | 1 | 2 | 3 | 4 | 5 | 6 | 7 | 8 | 9 | AB | R | H | RBI | BB | SO | LOB |
|---|---------------------|-----------|-----------------|-----------|------------------------|----------------------|--------------------|------------|-----------------------|----|---|---|-----|----|----|-----|
| Tony Gonzalez, L OBP: 0.301, SLG: 0.416 Cookie Rojas, R OBP: 0.379, SLG: 0.408 | 0-0 SH3-1 1B | | 4-0 2B BB | 0-0 L6 | | 0-0 FC6-4 1-2f | | | 0-0 P3 | 2 | 1 | 1 | 0 | 1 | 0 | 0 |
| Tony Taylor, R OBP: 0.337, SLG: 0.366 | 0-0 SH3-1 1-2 | | 0-3 K | | 0-0 L8 | | 0-0 1-3 | | 0-0 G4-6-3 1B | 4 | 0 | 1 | 0 | 0 | 1 | 1 |
| Johnny Callison, L OBP: 0.350, SLG: 0.565 | 4-0 BB | | 0-0 1B 2B | | 0-0 1-3 | | 0-3 K | | 0-0 G4-6-3 1-2f | 4 | 1 | 1 | 1 | 1 | 1 | 1 |
| Dick Allen, R OBP: 0.401, SLG: 0.564 | 0-3 K | | 0-0 5-3 | | 0-3 K | | 0-3 K | | | 4 | 0 | 0 | 0 | 0 | 3 | 3 |
| Wes Covington, L OBP: 0.281, SLG: 0.438 | 0-0 4-3 | | 4-0 1B BB | | | 0-3 K | | 0-0 4-3 | | 3 | 0 | 0 | 0 | 1 | 1 | 2 |
| Frank Thomas, R OBP: 0.318, SLG: 0.366 | | 0-0 F7 | 0-0 1B | | 0-0 4-3 1B 2B | | 0-3 K | | 0-3 K | 4 | 1 | 2 | 1 | 0 | 1 | 0 |
| Clay Dalrymple, L OBP: 0.276, SLG: 0.329 | | 0-0 2B | 0-0 F2 | | 0-0 4-3 | | 0-0 1B 1B | | 0-0 1B 1B | 4 | 0 | 2 | 0 | 0 | 0 | 3 |
| Bobby Wine, R OBP: 0.212, SLG: 0.170 Dick Stuart, R OBP: 0.359, SLG: 0.423 Ruben Amaro, R OBP: 0.303, SLG: 0.253 | 0-0 F3 | | 0-0 F8 | | 0-0 1B 1B | | 0-0 1B 1B | | 0-0 1-2 1B | 2 | 0 | 0 | 0 | 0 | 0 | 1 |
| John Briggs, L OBP: 0.417, SLG: 0.550 | | | | | | | | | | 1 | 0 | 1 | 0 | 0 | 0 | 0 |
| Art Mahaffey, R OBP: 0.133, SLG: 0.133 Chris Short, R OBP: 0.083, SLG: 0.083 Jack Baldschun, R | 0-3 K | | 0-3 K | | 0-3 K | | 0-0 FC6-4 1B | | 0-3 K | 3 | 0 | 1 | 0 | 0 | 2 | 1 |
| John Herrnstein, L OBP: 0.200, SLG: 0.111 Gary Wagner, R | | | | | | | | | | 0 | 0 | 0 | 0 | 0 | 0 | 0 |

| Inning Stats | R: 0 | H: 1 | E: 0 | LOB: 2 | K: 1 | BB: 1 | S: 6 | R: 0 | H: 1 | E: 0 | LOB: 1 | K: 1 | BB: 0 | S: 6 | R: 2 | H: 2 | E: 0 | LOB: 2 | K: 1 | BB: 2 | S: 7 | R: 0 | H: 0 | E: 0 | LOB: 0 | K: 1 | BB: 0 | S: 5 | R: 1 | H: 3 | E: 0 | LOB: 2 | K: 1 | BB: 0 | S: 8 | R: 0 | H: 0 | E: 0 | LOB: 0 | K: 2 | BB: 0 | S: 7 | R: 0 | H: 2 | E: 0 | LOB: 2 | K: 2 | BB: 0 | S: 9 | R: 0 | H: 1 | E: 0 | LOB: 0 | K: 0 | BB: 0 | S: 3 | 1B: 7 | SF: 0 | 2B: 3 | SAC: 1 | 3B: 0 | DP: 1 | HR: 0 | HBP: 0 | WP: 0 | PA: 39 |
|--------------|------|------|------|--------|------|-------|------|------|------|------|--------|------|-------|------|------|------|------|--------|------|-------|------|------|------|------|--------|------|-------|------|------|------|------|--------|------|-------|------|------|------|------|--------|------|-------|------|------|------|------|--------|------|-------|------|------|------|------|--------|------|-------|------|-------|-------|-------|--------|-------|-------|-------|--------|-------|--------|
|--------------|------|------|------|--------|------|-------|------|------|------|------|--------|------|-------|------|------|------|------|--------|------|-------|------|------|------|------|--------|------|-------|------|------|------|------|--------|------|-------|------|------|------|------|--------|------|-------|------|------|------|------|--------|------|-------|------|------|------|------|--------|------|-------|------|-------|-------|-------|--------|-------|-------|-------|--------|-------|--------|

| PITCHER | IP | WLS | BF | H | R | ER | SO | BB | IBB | HBP | BLK | WP | HR | S | P | ERA | WHIP |
|------------------------------|--------|-----|----|----|---|----|----|----|-----|-----|-----|----|----|----|----|------|-------|
| Don Cardwell, R ERA: 4.02 | (1, 1) | 5.2 | | 7 | 3 | 3 | 6 | 3 | 0 | 0 | 0 | 0 | 0 | 36 | 48 | 4.76 | 1.765 |
| Frank Carpin, L ERA: | (6, 1) | 0.1 | 1 | 0 | 0 | 0 | 0 | 0 | 0 | 0 | 0 | 0 | 0 | 1 | 1 | 0.00 | 0.000 |
| Tommie Sisk, R ERA: 3.38 | (7, 1) | 3.0 | W | 11 | 3 | 0 | 4 | 0 | 0 | 0 | 0 | 0 | 0 | 19 | 19 | 0.00 | 1.000 |

BOTTOM

Pittsburgh Pirates @ Philadelphia Phillies
Connie Mack Stadium, Philadelphia, PA
 Wed May 26 1965, 7:05 PM EDT
 Att. 10,212 - Unknown

livebaseballscorecards.com

| | |
|------------|-----------|
| AB | 35 |
| R | 3 |
| H | 10 |
| RBI | 3 |
| BB | 3 |
| SO | 10 |
| LOB | 16 |



| Batter | 1 | 2 | 3 | 4 | 5 | 6 | 7 | 8 | 9 | AB R H RBI BB SO LOB | TOP | | |
|--|---|---|---|---|---|---|---|--|--|--|---|----------------|---|
| Bob Bailey, R (1, 5) X OBP: 0.363, SLG: 0.351 | 0-0 ① 6-3 | | 0-0 X S 1B | | 4-0 BB BB BB | | | 0-0 X FC6-4 E SF9 1B | 4-0 X 1B BB | 3 1 2 0 2 0 0 | | | |
| Manny Mota, R (1, 8) BB OBP: 0.156, SLG: 0.133 | 4-0 BB 1B | | 0-3 S 1-2 K | | 0-0 X 4-3 ③ | | | 0-0 X FC3 FC6-4 | 0-0 X F8 ② | 4 0 0 0 1 1 5 | | | |
| Roberto Clemente, R (1, 9) X OBP: 0.314, SLG: 0.331 | 0-0 X 1-2 1B | | 0-0 X 1-3 ③ | | 0-0 X 2B | | | 0-0 X FC6-4 SF9 BB 1-2 HR | 0-0 X 1-2 1B | 5 1 3 1 0 0 3 | | | |
| Donn Clendenon, R (1, 3) X OBP: 0.396, SLG: 0.476 | 0-0 X L7 ② | | | 0-0 X HR | | | | 4-0 BB 1-2 HR SF9 | 0-0 X 1-3 ③ | 4 2 1 1 1 0 5 | | | |
| Bill Mazaroski, R (1, 4) X OBP: 0.295, SLG: 0.410 | 0-0 X F7 ③ | | | 0-0 X 1-3 ① | | | | 0-0 X SF9 ② | | 3 0 0 1 0 0 3 | | | |
| Willie Stargell, L (1, 7) X OBP: 0.302, SLG: 0.539 | | 0-0 X F7 ① | | 0-0 X 5-3 ② | | | | 0-0 X 2-3 3-H HR | | 4 1 1 3 0 0 1 | | | |
| Andre Rodgers, R (1, 6) BB OBP: 0.359, SLG: 0.457 | | 0-3 S K | | 0-0 X 6-3 ③ | | | | 0-0 X F9 ③ | | 4 0 0 0 0 1 0 | | | |
| Del Crandall, R (1, 2) X OBP: 0.268, SLG: 0.224 | | 0-0 X F9 ③ | | | 0-0 X 6-3 ① | | | | 0-0 X P4 ① | 4 0 0 0 0 0 0 | | | |
| Bob Veale, S (1, 1) BB OBP: 0.071, SLG: 0.037 | | | 0-3 S K ① | | 0-0 X P7 ② | | | | 4-0 BB F8 BB 1B BB | 3 1 0 0 1 2 0 | | | |
| Inning Stats | R: 0 H: 1 E: 0 LOB: 2 K: 0 BB: 1 S: 4 P: 8 | R: 0 H: 0 E: 0 LOB: 0 K: 1 BB: 0 S: 5 P: 5 | R: 0 H: 1 E: 0 LOB: 1 K: 2 BB: 0 S: 8 P: 8 | R: 1 H: 1 E: 0 LOB: 0 K: 0 BB: 0 S: 4 P: 4 | R: 0 H: 0 E: 0 LOB: 1 K: 0 BB: 1 S: 3 P: 7 | R: 0 H: 1 E: 0 LOB: 1 K: 0 BB: 0 S: 4 P: 4 | R: 0 H: 0 E: 0 LOB: 0 K: 1 BB: 0 S: 5 P: 5 | R: 4 H: 2 E: 1 LOB: 0 K: 0 BB: 1 S: 6 P: 10 | R: 1 H: 1 E: 0 LOB: 2 K: 0 BB: 2 S: 4 P: 12 | 1B: 4 SF: 1 2B: 1 SAC: 0 3B: 0 DP: 0 HR: 2 HBP: 0 | WP: 0 PA: 40 PB: 0 SB: 1 CS: 0 | | |
| PITCHER | IP WLS BF H R ER SO BB IBB HBP BLK WP HR S P ERA WHIP | | | | | | | | | | | PITCHER | IP WLS BF H R ER SO BB IBB HBP BLK WP HR S P ERA WHIP |
| Warren Spahn, L (1, 1) ERA: 3.68 | 8.0 L 34 6 5 1 4 3 0 0 0 0 0 2 39 51 1.12 1.125 | | | | | | | | | | | | |
| Jim Bethke, R (9, 1) ERA: 2.79 | 1.0 6 1 1 1 0 2 0 0 0 0 0 0 4 12 9.00 3.000 | | | | | | | | | | | | |

Pittsburgh Pirates @ New York Mets
 Shea Stadium, Flushing, NY
 Fri May 28 1965, 7:05 PM EDT
 Att: 32,011 - Unknown

livebaseballscorecards.com

| | |
|-----|----|
| AB | 34 |
| R | 6 |
| H | 7 |
| RBI | 6 |
| BB | 5 |
| SO | 4 |
| LOB | 17 |



| Batter | 1 | 2 | 3 | 4 | 5 | 6 | 7 | 8 | 9 | AB | R | H | RBI | BB | SO | LOB |
|--|------------|------------|------------------|-----------|------------|--------------------|---|---------------|---------------------|----|---|---|-----|----|----|-----|
| Bobby Klaus, R OBP: 0.319, SLG: 0.312 (1, 4) | 0-0 F8 | | 0-3 K | | | 0-0 P9 | | 0-0 G5-4-3 | | 4 | 0 | 0 | 0 | 0 | 1 | 2 |
| Roy McMillan, R OBP: 0.265, SLG: 0.302 (1, 6) | 0-0 4-3 | | | 0-0 P4 | | 0-0 FC5-4 1B | | | 0-0 1-3 | 4 | 0 | 1 | 0 | 0 | 0 | 0 |
| Charley Smith, R OBP: 0.298, SLG: 0.459 (1, 5) | 0-3 K | | | 0-3 K | | 0-3 K | | | 0-0 F3 | 4 | 0 | 0 | 0 | 0 | 3 | 1 |
| Ron Swoboda, R OBP: 0.364, SLG: 0.627 (1, 9) | | 0-0 L4 | | 0-0 F9 | | 0-0 FC5-4 | | | 0-3 K | 4 | 0 | 0 | 0 | 0 | 1 | 1 |
| Hawk Taylor, R OBP: 0.233, SLG: 0.621 (1, 2) | | 0-0 4-3 | | | 0-0 P3 | | | | 0-0 F9 | 3 | 0 | 0 | 0 | 0 | 0 | 0 |
| Joe Christopher, R OBP: 0.292, SLG: 0.297 (1, 7) | | 0-0 4-3 | | | 0-0 3B | | | | 0-0 5-3 | 3 | 0 | 1 | 0 | 0 | 0 | 0 |
| Johnny Lewis, L OBP: 0.377, SLG: 0.477 (1, 8) | | | 0-3 K | | 0-3 K | | | | 0-3 K | 3 | 0 | 0 | 0 | 0 | 3 | 1 |
| Jim Hickman, R OBP: 0.192, SLG: 0.205 (1, 3) | | | 0-0 1B 2B | | 4-0 IBB | | | | 0-0 F7 | 2 | 1 | 1 | 0 | 1 | 0 | 0 |
| Warren Spahn, L OBP: 0.393, SLG: 0.238 (1, 1) | | | 0-0 2-H 1B | | 0-3 K | | | | 0-0 G5-4-3 1B | 2 | 0 | 1 | 1 | 0 | 1 | 2 |
| Danny Napoleon, R OBP: 0.333, SLG: 0.333 (8, PH) | | | | | | | | | | 1 | 0 | 1 | 0 | 0 | 0 | 0 |
| Jim Bethke, R (9, 1) | | | | | | | | | | 0 | 0 | 0 | 0 | 0 | 0 | 0 |

| Inning Stats | R: 0 | H: 0 | R: 0 | H: 0 | R: 1 | H: 2 | R: 0 | H: 0 | R: 0 | H: 1 | R: 0 | H: 0 | R: 0 | H: 1 | R: 0 | H: 0 | R: 0 | H: 0 | 1B: 3 | SF: 0 | WP: 0 | PA: 31 |
|--------------|------|--------|------|--------|------|--------|------|--------|------|--------|------|--------|------|--------|------|--------|------|--------|-------|--------|-------|--------|
| | E: 0 | LOB: 0 | E: 0 | LOB: 0 | E: 0 | LOB: 0 | E: 0 | LOB: 0 | E: 0 | LOB: 2 | E: 0 | LOB: 0 | E: 0 | LOB: 1 | E: 0 | LOB: 0 | E: 0 | LOB: 0 | 2B: 1 | SAC: 0 | PB: 0 | |
| | K: 1 | BB: 0 | K: 0 | BB: 0 | K: 2 | BB: 0 | K: 1 | BB: 0 | K: 1 | BB: 1 | K: 1 | BB: 0 | K: 1 | BB: 0 | K: 1 | BB: 0 | K: 1 | BB: 0 | 3B: 1 | DP: 1 | SB: 0 | |
| | S: 5 | P: 5 | S: 3 | P: 3 | S: 8 | P: 8 | S: 5 | P: 5 | S: 8 | P: 12 | S: 6 | P: 6 | S: 5 | P: 5 | S: 3 | P: 3 | S: 5 | P: 5 | HR: 0 | HBP: 0 | CS: 1 | |

| PITCHER | IP | WLS | BF | H | R | ER | SO | BB | IBB | HBP | BLK | WP | HR | S | P | ERA | WHIP | IP | WLS | BF | H | R | ER | SO | BB | IBB | HBP | BLK | WP | HR | S | P | ERA | WHIP | |
|---|-----|-----|----|---|---|----|----|----|-----|-----|-----|----|----|----|----|------|-------|----|-----|----|---|---|----|----|----|-----|-----|-----|----|----|---|---|-----|------|--|
| Bob Veale, L ERA: 3.04 (1, 1) | 9.0 | W | 31 | 5 | 1 | 1 | 9 | 0 | 1 | 0 | 0 | 0 | 0 | 48 | 52 | 1.00 | 0.556 | | | | | | | | | | | | | | | | | | |

BOTTOM

Pittsburgh Pirates @ New York Mets
Shea Stadium, Flushing, NY
Fri May 28 1965, 7:05 PM EDT
Att. 32,011 - Unknown

livebaseballscorecards.com

| | |
|------------|-----------|
| AB | 30 |
| R | 1 |
| H | 5 |
| RBI | 1 |
| BB | 1 |
| SO | 9 |
| LOB | 7 |



Pittsburgh Pirates @ New York Mets
 Shea Stadium, Flushing, NY

Sat May 29 1965, 3:33 AM EDT
 Att: 11,297 - Unknown

livebaseballscorecards.com

| | |
|------------|-----------|
| AB | 34 |
| R | 7 |
| H | 12 |
| RBI | 7 |
| BB | 3 |
| SO | 2 |
| LOB | 10 |



| | | | |
|------------|---|------------|----|
| WP: | 1 | PA: | 40 |
| PB: | 0 | | |
| SB: | 1 | | |
| CS: | 0 | | |

| AB | R | H | RBI | BB | SO | LOB |
|----|---|---|-----|----|----|-----|
| 4 | 2 | 1 | 0 | 1 | 0 | 0 |
| 5 | 1 | 1 | 0 | 0 | 1 | 1 |
| 5 | 3 | 4 | 2 | 0 | 0 | 0 |
| 3 | 0 | 2 | 1 | 1 | 0 | 0 |
| 2 | 1 | 1 | 2 | 1 | 0 | 2 |
| 3 | 0 | 0 | 1 | 0 | 0 | 4 |
| 4 | 0 | 2 | 1 | 0 | 0 | 1 |
| 4 | 0 | 0 | 0 | 0 | 0 | 2 |
| 0 | 0 | 0 | 0 | 0 | 0 | 0 |
| 2 | 0 | 0 | 0 | 0 | 1 | 0 |
| 1 | 0 | 0 | 0 | 0 | 0 | 0 |
| 1 | 0 | 1 | 0 | 0 | 0 | 0 |

| Batter | 1 | 2 | 3 | 4 | 5 | 6 | 7 | 8 | 9 | AB | R | H | RBI | BB | SO | LOB | | | | | | |
|---|------------------------------|---------------------------------|------------------------------|---------------------------------|------------------------------|---------------------------------|------------------------------|---------------------------------|------------------------------|---------------------------------|------------------------------|---------------------------------|------------------------------|----------------------------------|------------------------------|---------------------------------|------------------------------|---------------------------------|-----------------------------------|------------------------------------|----------------------------------|--------|
| Bob Bailey, R (1, 5) OBP: 0.364, SLG: 0.348 | 0-0 3B 1B | | 0-0 F8 | | 0-0 P4 | | 4-0 1B 1B BB | | 0-0 6-3 | 4 | 2 | 1 | 0 | 1 | 0 | 0 | | | | | | |
| Bill Virdon, L (1, 8) OBP: 0.340, SLG: 0.368 | 0-0 P4 | | 0-0 4-3 | | 0-0 F9 | | 0-0 1B WP 1B | | 0-3 K | 5 | 1 | 1 | 0 | 0 | 1 | 1 | | | | | | |
| Roberto Clemente, R (1, 9) OBP: 0.329, SLG: 0.367 | 0-0 SF9 3B | | 0-0 PO 1B | | 0-0 PO | | 0-0 1B SF7 2B | | 0-0 F9 | 5 | 3 | 4 | 2 | 0 | 0 | 0 | | | | | | |
| Willie Stargell, L (1, 7) OBP: 0.316, SLG: 0.542 | 4-0 BB | | 0-0 PO | | 0-0 P6 | | 0-0 1B | | 0-0 1B | 3 | 0 | 2 | 1 | 1 | 0 | 0 | | | | | | |
| Donn Clendenon, R (1, 3) OBP: 0.399, SLG: 0.476 | 0-0 SF9 | | | | 4-0 F9 BLK 1B BB | | 0-0 P4 | | 0-0 FC6-4 1B | 2 | 1 | 1 | 2 | 1 | 0 | 2 | | | | | | |
| Bill Mazeroski, R (1, 4) OBP: 0.271, SLG: 0.381 | 0-0 1-3 | | | | 0-0 F9 | | 0-0 SF7 | | 0-0 FC6-4 | 3 | 0 | 0 | 1 | 0 | 0 | 4 | | | | | | |
| Andre Rodgers, R (1, 6) OBP: 0.372, SLG: 0.462 | | | 0-0 4-3 | | 0-0 S 1B | | 0-0 F9 | | 0-0 4-3 1B | 4 | 0 | 2 | 1 | 0 | 0 | 1 | | | | | | |
| Del Crandall, R (1, 2) OBP: 0.250, SLG: 0.208 | | | 0-0 P6 | | 0-0 5-3 | | 0-0 F5 | | 0-0 4-3 | 4 | 0 | 0 | 0 | 0 | 0 | 2 | | | | | | |
| Joe Gibbon, R (1, 1) OBP: 0.200, SLG: 0.143 | | | 0-3 K | | | | 0-0 6-3 | | 0-0 6-3 | 0 | 0 | 0 | 0 | 0 | 0 | 0 | | | | | | |
| Don Schwall, R (1, 1) | | | | | | | | | 0-0 K | 2 | 0 | 0 | 0 | 0 | 1 | 0 | | | | | | |
| Manny Mota, R (7, PH) OBP: 0.154, SLG: 0.131 | | | | | | | | | 2-H | 1 | 0 | 0 | 0 | 0 | 0 | 0 | | | | | | |
| Al McBean, R (7, 1) OBP: 0.273, SLG: 0.273 | | | | | | | | | 1B | 1 | 0 | 1 | 0 | 0 | 0 | 0 | | | | | | |
| Inning Stats | R: 2 E: 0 K: 0 S: 5 | H: 2 LOB: 1 BB: 1 P: 9 | R: 0 E: 0 K: 1 S: 5 | H: 0 LOB: 0 BB: 0 P: 5 | R: 0 E: 0 K: 0 S: 3 | H: 1 LOB: 0 BB: 1 P: 3 | R: 1 E: 0 K: 0 S: 4 | H: 1 LOB: 1 BB: 1 P: 8 | R: 0 E: 0 K: 0 S: 3 | H: 0 LOB: 0 BB: 0 P: 3 | R: 1 E: 0 K: 0 S: 5 | H: 2 LOB: 1 BB: 0 P: 5 | R: 3 E: 0 K: 0 S: 7 | H: 4 LOB: 2 BB: 1 P: 11 | R: 0 E: 0 K: 0 S: 3 | H: 2 LOB: 2 BB: 0 P: 3 | R: 0 E: 0 K: 1 S: 5 | H: 0 LOB: 0 BB: 0 P: 5 | 1B: 10 2B: 1 3B: 1 HR: 0 | SF: 2 SAC: 0 DP: 0 HBP: 0 | WP: 1 PB: 0 SB: 1 CS: 0 | PA: 40 |
| PITCHER | IP | WLS | BF | H | R | ER | SO | BB | IBB | HBP | BLK | WP | HR | S | P | ERA | WHIP | | | | | |
| Frank Lary, R (1, 1) ERA: 3.86 | 6.2 | L | 30 | 8 | 7 | 7 | 1 | 3 | 0 | 0 | 1 | 1 | 0 | 29 | 41 | 9.45 | 1.650 | | | | | |
| Larry Bearnarth, R (7, 1) ERA: 3.38 | 1.1 | | 6 | 4 | 0 | 0 | 0 | 0 | 0 | 0 | 0 | 0 | 0 | 6 | 6 | 0.00 | 3.000 | | | | | |
| Galen Cisco, R (9, 1) ERA: 8.87 | 1.0 | | 3 | 0 | 0 | 0 | 1 | 0 | 0 | 0 | 0 | 0 | 0 | 5 | 5 | 0.00 | 0.000 | | | | | |

BOTTOM

Pittsburgh Pirates @ New York Mets
 Shea Stadium, Flushing, NY
 Sat May 29 1965, 3:33 AM EDT
 Att. 11,297 - Unknown

livebaseballscorecards.com

| | |
|------------|-----------|
| AB | 35 |
| R | 4 |
| H | 8 |
| RBI | 3 |
| BB | 6 |
| SO | 6 |
| LOB | 20 |




| AB | R | H | RBI | BB | SO | LOB |
|----|---|---|-----|----|----|-----|
| 3 | 0 | 0 | 0 | 1 | 1 | 1 |
| 1 | 0 | 0 | 0 | 0 | 0 | 1 |
| 0 | 0 | 0 | 0 | 0 | 0 | 0 |
| 5 | 1 | 1 | 0 | 0 | 1 | 2 |
| 4 | 1 | 1 | 0 | 0 | 2 | 1 |
| 3 | 2 | 2 | 3 | 2 | 0 | 2 |
| 4 | 0 | 1 | 0 | 1 | 0 | 2 |
| 5 | 0 | 0 | 0 | 0 | 0 | 5 |
| 3 | 0 | 1 | 0 | 1 | 1 | 1 |
| 2 | 0 | 0 | 0 | 1 | 1 | 3 |
| 1 | 0 | 0 | 0 | 0 | 0 | 0 |
| 3 | 0 | 1 | 0 | 0 | 0 | 2 |
| 0 | 0 | 0 | 0 | 0 | 0 | 0 |
| 1 | 0 | 1 | 0 | 0 | 0 | 0 |

| | |
|-------|--------|
| WP: 2 | PA: 42 |
| PB: 0 | |
| SB: 0 | |
| CS: 0 | |

| Batter | 1 | 2 | 3 | 4 | 5 | 6 | 7 | 8 | 9 |
|---|-------------------------|-----------------|------------|----------------------|-----------------|--------------------|------------------------|-----------------|------------------|
| Bobby Klaus, R (1, 4) OBP: 0.317, SLG: 0.306 Hawk Taylor, R (8, PH) OBP: 0.226, SLG: 0.600 Galen Cisco, R (9, 1) OBP: 0.250, SLG: 0.250 | 0-0 F5 | 4-0 WP BB | | 0-3 K | | 0-0 F8 | | 0-0 5-3 | |
| Johnny Lewis, L (1, 8) OBP: 0.371, SLG: 0.467 | 0-0 1B HR 1B | 0-3 K | | 0-0 FC4-6 | | 0-0 P6 | | 0-0 G3 | |
| Ron Swoboda, R (1, 9) OBP: 0.365, SLG: 0.615 | 0-0 1-3 HR 1B | 1-0 HBP | | 0-3 K | | 0-3 K | | 0-0 4-3 | |
| Joe Christopher, R (1, 7) OBP: 0.307, SLG: 0.324 | 0-0 1-H 3-H HR | 0-0 1-3 | | 0-0 E WP 1B | | 4-0 FC6-4 BB | | 4-0 1B BB | |
| Ed Kranepool, L (1, 3) OBP: 0.385, SLG: 0.543 | 4-0 BB BB | | 0-0 3-1 | | 0-0 E5 WP | | 0-0 FC6-4 G6-4-3 | | 0-0 1-2 1B |
| Danny Napoleon, R (1, 5) OBP: 0.281, SLG: 0.276 | 0-0 F9 | | 0-0 F8 | | 0-0 F9 | | 0-0 G6-4-3 | | 0-0 L8 |
| Roy McMillan, R (1, 6) OBP: 0.270, SLG: 0.303 | 4-0 1-2 BB | | 0-0 1B | | 0-0 F2 | | 0-3 K | | |
| Chris Cannizzaro, R (1, 2) OBP: 0.203, SLG: 0.164 Chuck Hiller, L (8, PH) OBP: 0.176, SLG: 0.313 | 0-0 F8 | | 0-3 K | | 4-0 BB | | 0-0 4-3 | | |
| Frank Lary, R (1, 1) OBP: 0.222, SLG: 0.222 Larry Bearnarth, R (7, 1) Jesse Gonder, L (8, PH) OBP: 0.414, SLG: 0.540 | | 0-0 L8 | | 0-0 FC4-6 1B | | 0-0 P4 | | 0-0 1B | |

| Inning Stats | R | H | E | K | S | R | H | E | K | S | R | H | E | K | S | R | H | E | K | S | R | H | E | K | S | R | H | E | K | S | R | H | E | K | S |
|--------------|---|---|---|---|---|---|---|---|---|---|---|---|---|---|---|---|---|---|---|---|---|---|---|---|---|---|---|---|---|---|---|---|---|---|---|
| | 3 | 3 | 0 | 0 | 6 | 0 | 0 | 0 | 1 | 5 | 0 | 0 | 0 | 1 | 6 | 0 | 1 | 0 | 1 | 5 | 0 | 0 | 0 | 1 | 6 | 0 | 1 | 0 | 1 | 6 | 0 | 1 | 0 | 1 | 6 |

| PITCHER | IP | WLS | BF | H | R | ER | SO | BB | IBB | HBP | BLK | WP | HR | S | P | ERA | WHIP |
|---|-----|-----|----|---|---|----|----|----|-----|-----|-----|----|----|----|----|-------|--------|
| Joe Gibbon, L (1, 1) ERA: 5.29 | 0.1 | | 5 | 3 | 3 | 3 | 0 | 1 | 0 | 0 | 0 | 0 | 1 | 4 | 8 | 81.00 | 12.000 |
| Don Schwall, R (1, 1) ERA: 4.76 | 5.2 | W | 25 | 3 | 1 | 0 | 5 | 3 | 0 | 1 | 0 | 2 | 0 | 31 | 44 | 0.00 | 1.059 |
| Al McBean, R (7, 1) ERA: 2.09 | 3.0 | S | 12 | 2 | 0 | 0 | 1 | 2 | 0 | 0 | 0 | 0 | 0 | 12 | 20 | 0.00 | 1.333 |

| Batter | 1 | 2 | 3 | 4 | 5 | 6 | 7 | 8 | 9 | AB R H RBI BB SO LOB | TOP | | |
|--|---|---|---|---|---|---|---|---|--|--|---|---------|---|
| Bob Bailey, R (1, 5) OBP: 0.359, SLG: 0.338 | 0-0 F8 | | 0-0 5-3 | | 0-0 G6-4-3 | | | 0-0 F7 | 4-0 2B WP BB | 4 1 0 0 1 0 1 | | | |
| Manny Mota, R (1, 8) OBP: 0.171, SLG: 0.167 | 0-0 F9 | | 0-0 FC4-6 1B | | | 0-0 5-3 | | 0-0 F9 | 0-0 2B | 5 0 2 1 0 0 0 | | | |
| Roberto Clemente, R (1, 9) OBP: 0.337, SLG: 0.377 | 4-0 BB | | 0-0 FC4-6 FC6-4 1-2f | | | 0-0 E6 E | | 0-0 1B | 0-0 2B | 4 2 2 0 1 0 1 | | | |
| Donn Clendenon, R (1, 3) OBP: 0.399, SLG: 0.474 | 0-0 F9 | | 0-0 FC6-4 1-2f | | | 0-0 E8 1B | | 0-0 HR 1B | 0-0 P6 | 5 2 2 1 0 0 3 | | | |
| Bill Mazaroski, R (1, 4) OBP: 0.269, SLG: 0.435 | | 0-0 5-3 | | 0-0 5-3 | | 0-3 K | | 0-0 HR | | 4 1 1 2 0 1 0 | | | |
| Willie Stargell, L (1, 7) OBP: 0.314, SLG: 0.533 | | 0-0 1B SF7 1B | | 0-3 K | | 0-0 6-3 | | 0-3 K | | 4 1 1 0 0 2 0 | | | |
| Andre Rodgers, R (1, 6) OBP: 0.383, SLG: 0.465 | | 0-0 1-3 1B | | 0-3 K | | 0-3 K | | | 0-0 1B WP 1B | 4 1 2 0 0 2 0 | AB 36 R 9 H 12 RBI 5 BB 2 SO 8 LOB 7 | | |
| Del Crandall, R (1, 2) OBP: 0.266, SLG: 0.232 | | 0-0 SF7 3-H | | | 0-0 G6-4-3 1B | | 0-3 K | | 0-0 WP SH3-4 2B 1B | 3 1 2 1 0 1 0 | | | |
| Bob Friend, R (1, 1) | | 0-3 K | | 0-3 K | | 0-0 4-3 | | | 0-0 SH3-4 | 3 0 0 0 0 2 2 |  | | |
| Inning Stats | R: 0 E: 0 K: 0 S: 3 H: 0 LOB: 1 BB: 1 P: 7 | R: 1 E: 0 K: 1 S: 7 H: 2 LOB: 1 BB: 0 P: 7 | R: 0 E: 0 K: 0 S: 4 H: 1 LOB: 1 BB: 0 P: 4 | R: 0 E: 0 K: 2 S: 7 H: 0 LOB: 0 BB: 0 P: 7 | R: 0 E: 0 K: 1 S: 5 H: 1 LOB: 0 BB: 0 P: 5 | R: 2 E: 2 K: 1 S: 7 H: 1 LOB: 0 BB: 0 P: 7 | R: 0 E: 0 K: 2 S: 7 H: 0 LOB: 0 BB: 0 P: 7 | R: 3 E: 0 K: 1 S: 8 H: 3 LOB: 0 BB: 0 P: 8 | R: 3 E: 0 K: 0 S: 6 H: 4 LOB: 1 BB: 1 P: 10 | 1B: 9 2B: 2 3B: 0 HR: 1 SF: 1 SAC: 1 DP: 1 HBP: 0 | WP: 2 PB: 0 SB: 1 CS: 0 PA: 40 | | |
| PITCHER | IP WLS BF H R ER SO BB IBB HBP BLK WP HR S P ERA WHIP | | | | | | | | | | | PITCHER | IP WLS BF H R ER SO BB IBB HBP BLK WP HR S P ERA WHIP |
| Al Jackson, L (1, 1) ERA: 5.95 | 8.0 L 33 8 6 4 8 1 0 0 0 0 0 1 48 52 4.50 1.125 | | | | | | | | | | | | |
| Tug McGraw, L (9, 1) ERA: 5.4 | 1.0 7 4 3 3 0 1 0 0 0 0 2 0 6 10 27.00 5.000 | | | | | | | | | | | | |

Pittsburgh Pirates @ New York Mets
Shea Stadium, Flushing, NY
Sun May 30 1965, 3:33 AM EDT
Unknown

livebaseballscorecards.com

| Batter | 1 | 2 | 3 | 4 | 5 | 6 | 7 | 8 | 9 | AB | R | H | RBI | BB | SO | LOB |
|---|------------|------------|------------|------------|------------|---------------|------------|-----------|----------|----|---|---|-----|----|----|-----|
| Bobby Klaus, R (1, 5) OBP: 0.311, SLG: 0.299 Hawk Taylor, R (8, PH) OBP: 0.219, SLG: 0.581 Tug McGraw, R (9, 1) | 0-0 6-3 | | | 0-0 F7 | | 0-3 K | | 0-3 K | | 3 | 0 | 0 | 0 | 0 | 1 | 0 |
| Johnny Lewis, L (1, 8) OBP: 0.362, SLG: 0.454 | 0-0 F7 | | | 0-0 F7 | | 0-0 E3 | | 0-0 F7 | | 4 | 0 | 0 | 0 | 0 | 0 | 0 |
| Jesse Gonder, L (1, 2) OBP: 0.403, SLG: 0.519 Danny Napoleon, R (9, PR) OBP: 0.281, SLG: 0.276 | 0-0 1-3 | | | 0-0 1-3 | | 0-0 G1-6-3 | | 0-0 1B | | 4 | 0 | 1 | 0 | 0 | 0 | 1 |
| Ed Kranepool, L (1, 3) OBP: 0.381, SLG: 0.535 | | 0-0 3-1 | | | 0-0 1B | | 0-0 F8 | | 0-3 K | 4 | 1 | 1 | 0 | 0 | 1 | 1 |
| Ron Swoboda, R (1, 9) OBP: 0.355, SLG: 0.595 | | 0-0 P6 | | | 0-0 1B | | 0-3 K | | 0-3 K | 4 | 0 | 0 | 0 | 0 | 2 | 2 |
| Joe Christopher, R (1, 7) OBP: 0.314, SLG: 0.331 | | 0-0 F9 | | | 0-0 1B | | 0-0 1B | | | 3 | 0 | 2 | 1 | 0 | 0 | 0 |
| Chuck Hiller, L (1, 4) OBP: 0.150, SLG: 0.263 | | | 0-0 4-3 | | 0-0 1B | | 0-0 4-3 | | | 3 | 0 | 0 | 0 | 0 | 0 | 2 |
| Roy McMillan, R (1, 6) OBP: 0.273, SLG: 0.305 Billy Cowan, R (8, PH) OBP: 0.229, SLG: 0.242 | | | 0-0 F9 | | 0-0 1B | | 0-0 5-3 | | | 2 | 0 | 1 | 0 | 0 | 0 | 0 |
| Al Jackson, L (1, 1) OBP: 0.188, SLG: 0.250 Jim Hickman, R (8, PH) OBP: 0.190, SLG: 0.203 | | | 0-0 G3 | | 0-0 3-1 | | 0-0 F9 | | | 1 | 0 | 0 | 0 | 0 | 0 | 0 |

| | | | | | | | | | | | | | | | | | | | | | |
|---|------------------------------|---------------------------------|------------------------------|---------------------------------|------------------------------|---------------------------------|------------------------------|---------------------------------|------------------------------|---------------------------------|------------------------------|---------------------------------|------------------------------|---------------------------------|------------------------------|---------------------------------|----------------------------------|------------------------------------|----------------------------------|--------|--|
| Inning Stats | R: 0 E: 0 K: 0 S: 3 | H: 0 LOB: 0 BB: 0 P: 3 | R: 0 E: 0 K: 0 S: 3 | H: 0 LOB: 0 BB: 0 P: 3 | R: 0 E: 0 K: 0 S: 3 | H: 0 LOB: 0 BB: 0 P: 3 | R: 1 E: 0 K: 0 S: 6 | H: 3 LOB: 2 BB: 0 P: 6 | R: 0 E: 1 K: 1 S: 5 | H: 0 LOB: 0 BB: 0 P: 5 | R: 0 E: 0 K: 1 S: 6 | H: 1 LOB: 1 BB: 0 P: 6 | R: 0 E: 0 K: 1 S: 5 | H: 0 LOB: 0 BB: 0 P: 5 | R: 0 E: 0 K: 2 S: 8 | H: 1 LOB: 1 BB: 0 P: 8 | 1B: 5 2B: 0 3B: 0 HR: 0 | SF: 0 SAC: 0 DP: 1 HBP: 0 | WP: 0 PB: 0 SB: 0 CS: 0 | PA: 32 | |
| PITCHER Bob Friend, R (1, 1) ERA: 3.78 | IP 9.0 | WLS W | BF 32 | H 5 | R 1 | ER 1 | SO 5 | BB 0 | IBB 0 | HBP 0 | BLK 0 | WP 0 | HR 0 | S 42 | P 42 | ERA 1.00 | WHIP 0.556 | | | | |
| PITCHER | | | | | | | | | | | | | | | | | | | | | |
| IP WLS BF H R ER SO BB IBB HBP BLK WP HR S P ERA WHIP | | | | | | | | | | | | | | | | | | | | | |

BOTTOM

Pittsburgh Pirates @ New York Mets
Shea Stadium, Flushing, NY
Sun May 30 1965, 3:33 AM EDT
Unknown

| | |
|-----|----|
| AB | 32 |
| R | 1 |
| H | 5 |
| RBI | 1 |
| BB | 0 |
| SO | 5 |
| LOB | 8 |



| | |
|-------|--------|
| WP: 0 | PA: 32 |
| ERA | WHIP |

| Batter | 1 | 2 | 3 | 4 | 5 | 6 | 7 | 8 | 9 | AB R H RBI BB SO LOB | TOP | | | | | | | | | | | |
|---|---|---------------------------------|------------------------------|---------------------------------|------------------------------|---------------------------------|------------------------------|---------------------------------|------------------------------|---------------------------------|------------------------------|----------------------------------|------------------------------|---|------------------------------|---------------------------------|------------------------------|---------------------------------|----------------------------------|------------------------------------|----------------------------------|--------|
| Bob Bailey, R (1, 5) OBP: 0.360, SLG: 0.361 | 0-0 F5 | | 0-0 FC6-4 1B | | 0-0 4-3 S 9-2 1B | | 0-0 6-3 | | 0-0 HR | 5 2 2 2 0 0 1 | | | | | | | | | | | | |
| Bill Virdon, L (1, 8) OBP: 0.336, SLG: 0.362 | 0-0 P4 | | 0-0 1B 1B | | 0-0 4-3 1B | | 0-0 F7 | | 0-0 F8 | 5 0 1 0 0 0 1 | | | | | | | | | | | | |
| Roberto Clemente, R (1, 9) Manny Mota, R (9, 9) OBP: 0.339, SLG: 0.377 OBP: 0.171, SLG: 0.167 | 0-0 1-3 | | 0-0 FC6 1B | | 0-0 9-2 3-H | | 0-3 K | | 0-0 2B 1B | 5 1 2 1 0 1 1 0 0 0 0 0 0 0 | | | | | | | | | | | | |
| Willie Stargell, L (1, 7) OBP: 0.324, SLG: 0.567 | | 0-0 6-3 | 0-0 FC6 1-2f | | 0-0 HR | | | 0-0 1B HR | 0-0 1B 2B | 5 3 3 2 0 0 2 | | | | | | | | | | | | |
| Donn Clendenon, R (1, 3) Andre Rodgers, R (4, 3) OBP: 0.400, SLG: 0.481 OBP: 0.380, SLG: 0.444 | | 0-3 K | | 0-0 F7 1B 2B | | 4-0 FC5-4 BB | | 0-0 F5 | 0-0 F3 | 2 1 1 0 0 1 0 2 0 0 0 1 0 2 | | | | | | | | | | | | |
| Bill Mazeroski, R (1, 4) OBP: 0.261, SLG: 0.431 | | 0-0 P6 | | 0-0 F7 2-3 | | 0-0 FC5-4 HR | | 0-0 HR 1B | 0-0 1B | 5 2 2 1 0 0 2 | | | | | | | | | | | | |
| Gene Alley, R (1, 6) OBP: 0.310, SLG: 0.376 | | | 0-0 4-3 FC6-4 2B | | 0-0 FC1 | | 0-0 HR 1-H | 0-0 F8 | 0-3 K | 5 2 2 2 0 1 4 | | | | | | | | | | | | |
| Jim Pagliaroni, R (1, 2) OBP: 0.294, SLG: 0.383 | | | 0-0 4-3 | | 0-0 1B | | 0-3 K | 0-0 HR 1-H 2-H | | 4 1 2 4 0 1 1 | | | | | | | | | | | | |
| Vern Law, R (1, 1) OBP: 0.267, SLG: 0.267 | | | 0-1 CI FC6-4 | | 0-3 K | | 0-0 5-3 | 0-0 5-3 | | 3 0 0 0 0 1 1 | | | | | | | | | | | | |
| Inning Stats | R: 0 E: 0 K: 0 S: 3 | H: 0 LOB: 0 BB: 0 P: 3 | R: 0 E: 0 K: 1 S: 5 | H: 0 LOB: 0 BB: 0 P: 5 | R: 2 E: 1 K: 0 S: 7 | H: 3 LOB: 2 BB: 0 P: 7 | R: 1 E: 0 K: 1 S: 7 | H: 2 LOB: 1 BB: 0 P: 7 | R: 0 E: 0 K: 0 S: 3 | H: 1 LOB: 0 BB: 0 P: 3 | R: 3 E: 0 K: 1 S: 7 | H: 2 LOB: 0 BB: 1 P: 11 | R: 0 E: 0 K: 1 S: 5 | H: 0 LOB: 0 BB: 0 P: 5 | R: 3 E: 0 K: 0 S: 6 | H: 3 LOB: 0 BB: 0 P: 6 | R: 3 E: 0 K: 1 S: 9 | H: 4 LOB: 1 BB: 0 P: 9 | 1B: 8 2B: 4 3B: 0 HR: 4 | SF: 0 SAC: 0 DP: 1 HBP: 0 | WP: 0 PB: 0 SB: 1 CS: 0 | PA: 43 |
| PITCHER | IP WLS BF H R ER SO BB IBB HBP BLK WP HR S P ERA WHIP | | | | | | | | | | | | PITCHER | IP WLS BF H R ER SO BB IBB HBP BLK WP HR S P ERA WHIP | | | | | | | | |
| Tom Parsons, R (1, 1) ERA: 4.97 | 5.0 L 21 6 3 1 2 0 0 0 0 0 0 25 25 1.80 1.200 | | | | | | | | | | | | | | | | | | | | | |
| Dennis Ribant, R (6, 1) ERA: 5.4 | 3.0 15 5 6 6 2 1 0 0 0 0 3 18 22 18.00 2.000 | | | | | | | | | | | | | | | | | | | | | |
| Galen Cisco, R (9, 1) ERA: 9.62 | 1.0 7 4 3 3 1 0 0 0 0 0 1 9 9 27.00 4.000 | | | | | | | | | | | | | | | | | | | | | |

Pittsburgh Pirates @ New York Mets
Shea Stadium, Flushing, NY
Sun May 30 1965, 3:38 AM EDT
Att: 41,552 - Unknown

livebaseballscorecards.com

| | |
|-----|----|
| AB | 41 |
| R | 12 |
| H | 15 |
| RBI | 12 |
| BB | 1 |
| SO | 5 |
| LOB | 15 |



| Batter | 1 | 2 | 3 | 4 | 5 | 6 | 7 | 8 | 9 | AB | R | H | RBI | BB | SO | LOB |
|--|-----------|------------|---------------|------------|-----------------|------------|------------------|-----------|------------|----|---|---|-----|----|----|-----|
| Bobby Klaus, R OBP: 0.304, SLG: 0.291 (1, 5) | 0-0 P5 | | 0-0 5-3 | | 0-3 K | | | 0-3 K | | 4 | 0 | 0 | 0 | 0 | 2 | 3 |
| Roy McMillan, R OBP: 0.267, SLG: 0.297 (1, 6) | 0-0 L7 | | | 0-0 6-3 | | 0-0 F9 | | 0-0 P4 | | 4 | 0 | 0 | 0 | 0 | 0 | 0 |
| Ed Kranepool, L OBP: 0.372, SLG: 0.520 (1, 3) | 0-3 K | | | 0-0 P4 | | 0-0 4-3 | | | 0-0 6-3 | 4 | 0 | 0 | 0 | 0 | 1 | 0 |
| Joe Christopher, R OBP: 0.312, SLG: 0.329 (1, 7) | | 0-0 6-3 | | 0-0 1B | | 0-3 K | | | 0-0 F7 | 4 | 0 | 1 | 0 | 0 | 1 | 0 |
| Johnny Lewis, L OBP: 0.359, SLG: 0.448 (1, 9) | | 0-0 6-3 | | 0-3 K | | | 0-0 1B | | 0-0 P6 | 4 | 0 | 1 | 0 | 0 | 1 | 1 |
| Chuck Hiller, L OBP: 0.174, SLG: 0.273 (1, 4) | | 0-0 P5 | | | 0-0 FC3-6 1B | | 0-0 F7 | | | 3 | 0 | 1 | 0 | 0 | 0 | 1 |
| Billy Cowan, R OBP: 0.263, SLG: 0.306 (1, 8) | | | 0-0 4-3 2B | | 0-3 K | | 0-0 G6-4-3 1B | | | 3 | 0 | 2 | 0 | 0 | 1 | 1 |
| Chris Cannizzaro, R OBP: 0.210, SLG: 0.173 Hawk Taylor, R OBP: 0.212, SLG: 0.563 (7, PH) (8, 2) | | | 0-0 4-3 | | 0-0 FC3-6 1B | | 0-0 G6-4-3 | | | 2 | 0 | 1 | 0 | 0 | 0 | 1 |
| Tom Parsons, R (1, 1) | | | 0-3 K | | 0-0 FC3-6 1B | | | | | 1 | 0 | 0 | 0 | 0 | 1 | 1 |
| Jesse Gonder, L OBP: 0.397, SLG: 0.509 (5, PH) Dennis Ribant, R (6, 1) | | | | | 1-2 1B | | | | | 1 | 0 | 0 | 0 | 0 | 0 | 2 |
| Jim Hickman, R OBP: 0.188, SLG: 0.200 (8, PH) Galen Cisco, R OBP: 0.250, SLG: 0.250 (9, 1) | | | 0-3 K | | 1-2f 2-3 | | | 0-0 G3 | | 0 | 0 | 0 | 0 | 0 | 0 | 0 |

| Inning Stats | R: 0 | H: 0 | R: 0 | H: 0 | R: 0 | H: 1 | R: 0 | H: 2 | R: 0 | H: 0 | R: 0 | H: 2 | R: 0 | H: 0 | R: 0 | H: 0 | R: 0 | H: 0 | 1B: 5 | SF: 0 | WP: 0 | PA: 32 |
|--------------|------|--------|------|--------|------|--------|------|--------|------|--------|------|--------|------|--------|------|--------|------|--------|-------|--------|-------|--------|
| | E: 0 | LOB: 0 | E: 0 | LOB: 0 | E: 0 | LOB: 1 | E: 0 | LOB: 2 | E: 0 | LOB: 0 | E: 0 | LOB: 1 | E: 0 | LOB: 0 | E: 0 | LOB: 0 | E: 0 | LOB: 0 | 2B: 1 | SAC: 0 | PB: 0 | |
| | K: 1 | BB: 0 | K: 0 | BB: 0 | K: 1 | BB: 0 | K: 2 | BB: 0 | K: 1 | BB: 0 | K: 0 | BB: 0 | K: 1 | BB: 0 | K: 0 | BB: 0 | K: 0 | BB: 0 | 3B: 0 | DP: 1 | SB: 0 | |
| | S: 5 | P: 5 | S: 3 | P: 3 | S: 6 | P: 6 | S: 9 | P: 9 | S: 5 | P: 5 | S: 4 | P: 4 | S: 5 | P: 5 | S: 3 | P: 3 | S: 3 | P: 3 | HR: 0 | HBP: 0 | CS: 0 | |


| PITCHER | IP | WLS | BF | H | R | ER | SO | BB | IBB | HBP | BLK | WP | HR | S | P | ERA | WHIP | PITCHER | IP | WLS | BF | H | R | ER | SO | BB | IBB | HBP | BLK | WP | HR | S | P | ERA | WHIP | |
|---|-----|-----|----|---|---|----|----|----|-----|-----|-----|----|----|----|----|------|-------|---------|----|-----|----|---|---|----|----|----|-----|-----|-----|----|----|---|---|-----|------|--|
| Vern Law, R ERA: 2.29 (1, 1) | 9.0 | W | 32 | 6 | 0 | 0 | 7 | 0 | 0 | 0 | 0 | 0 | 0 | 46 | 46 | 0.00 | 0.667 | | | | | | | | | | | | | | | | | | | |

BOTTOM

Pittsburgh Pirates @ New York Mets
Shea Stadium, Flushing, NY
Sun May 30 1965, 3:38 AM EDT
Att. 41,552 - Unknown

livebaseballscorecards.com

| | |
|------------|-----------|
| AB | 32 |
| R | 0 |
| H | 6 |
| RBI | 0 |
| BB | 0 |
| SO | 7 |
| LOB | 12 |



| Batter | 1 | 2 | 3 | 4 | 5 | 6 | 7 | 8 | 9 | AB R H RBI BB SO LOB | TOP | |
|---|---|---|---|---|---|---|---|--|---|---|---|--|
| Tony Gonzalez, L (1, 8) OBP: 0.323, SLG: 0.478 | 0-0 8-4 2B | | 0-0 1B | | 0-0 P6 | | 0-0 WP 1B | | 0-0 1-3 | 5 1 3 0 0 0 0 | | |
| Tony Taylor, R (1, 4) Dick Stuart, R (7, PH) OBP: 0.332, SLG: 0.352 OBP: 0.356, SLG: 0.417 | 1-0 8-4 HBP | | 0-0 F9 | | | 1-0 4-3 1B HBP | 0-0 1-H 2-H 1B | | 0-3 K | 1 0 0 0 0 0 1 2 0 1 2 0 1 0 | | |
| Johnny Callison, L (1, 9) OBP: 0.335, SLG: 0.534 | 0-0 8-4 1-2f 2-3 | | | 0-0 G1 | | 0-0 1-2 4-3 1B | 0-0 4-3 | | 0-0 F8 | 5 0 1 0 0 0 3 | | |
| Dick Allen, R (1, 5) OBP: 0.404, SLG: 0.568 | 0-0 L4 | | | 0-0 BB 1B | | 0-0 L8 | | 4-0 WP BB BB | | 3 0 1 0 1 0 3 | | |
| Wes Covington, L (1, 7) Alex Johnson, R (8, PH) OBP: 0.262, SLG: 0.456 OBP: 0.349, SLG: 0.462 | | 0-3 K | | 0-0 F9 | | 0-0 4-3 | | 0-0 P3 | | 3 0 0 0 0 1 3 1 0 0 0 0 0 1 | | |
| Frank Thomas, R (1, 3) OBP: 0.288, SLG: 0.296 | | 0-0 1-3 | | 4-0 1-2 BB | | 0-0 P5 | | 0-0 L6 | | 3 0 0 0 1 0 3 | | |
| Clay Dalrymple, L (1, 2) Gus Triandos, R (8, PH) OBP: 0.271, SLG: 0.310 OBP: 0.253, SLG: 0.203 | | 0-0 F2 | | 0-0 P4 | | | 0-0 FC4-6 1B | 4-0 WP BB | | 3 0 1 0 0 0 2 0 0 0 0 1 0 0 | | |
| Bobby Wine, R (1, 6) Cookie Rojas, R (5, PH) OBP: 0.270, SLG: 0.228 OBP: 0.382, SLG: 0.404 | | | 0-0 1B | | 0-0 4-3 | | 0-0 WP 1B 1-2f 1B | 4-0 1-2 2-3 BB | | 1 0 1 0 0 0 0 2 1 0 0 1 0 1 | | |
| Chris Short, R (1, 1) John Hermslein, L (5, PH) Ed Roebuck, R (5, 1) John Briggs, L (7, PH) Jack Baldschun, R (7, 1) Ruben Amaro, R (8, PH) Gary Wagner, R (8, 1) | | 0-0 2-3 | | 0-3 K | | | 0-0 F8 | 0-0 F9 | | 1 0 0 0 0 0 0 1 0 0 0 0 0 1 0 0 0 0 0 0 0 1 0 0 0 0 0 1 0 0 0 0 0 0 0 1 0 0 0 0 0 3 0 0 0 0 0 0 0 | | |
| Inning Stats | R: 0 H: 1 E: 0 LOB: 1 K: 0 BB: 0 S: 3 P: 4 | R: 0 H: 0 E: 0 LOB: 0 K: 1 BB: 0 S: 5 P: 5 | R: 0 H: 2 E: 0 LOB: 1 K: 0 BB: 0 S: 4 P: 4 | R: 0 H: 1 E: 0 LOB: 2 K: 0 BB: 1 S: 4 P: 8 | R: 0 H: 0 E: 0 LOB: 0 K: 1 BB: 0 S: 5 P: 5 | R: 0 H: 1 E: 0 LOB: 2 K: 0 BB: 0 S: 4 P: 5 | R: 2 H: 3 E: 0 LOB: 1 K: 0 BB: 0 S: 6 P: 6 | R: 0 H: 0 E: 0 LOB: 3 K: 0 BB: 3 S: 3 P: 15 | R: 0 H: 0 E: 0 LOB: 0 K: 1 BB: 0 S: 5 P: 5 | 1B: 7 SF: 0 2B: 2 SAC: 0 3B: 0 DP: 1 HR: 0 HBP: 2 | WP: 2 PA: 39 PB: 0 SB: 0 CS: 0 | |
| PITCHER | IP WLS BF H R ER SO BB IBB HBP BLK WP HR S P ERA WHIP | | | | | | | | | | | |
| Don Cardwell, R (1, 1) ERA: 3.86 | 6.2 W 29 8 2 2 2 1 0 2 0 1 0 30 36 2.70 1.350 | | | | | | | | | | | |
| Frank Carpin, L (7, 1) ERA: | 1.0 5 0 0 0 0 2 0 0 0 0 0 3 11 0.00 2.000 | | | | | | | | | | | |
| Al McBean, R (8, 1) ERA: 2.03 | 1.1 S 5 0 0 0 1 1 0 0 0 1 0 6 10 0.00 0.750 | | | | | | | | | | | |

Philadelphia Phillies @ Pittsburgh Pirates
 Forbes Field, Pittsburgh, PA
 Mon May 31 1965, 3:33 AM EDT
 Att. 16,366 - Unknown

livebaseballscorecards.com

| | |
|-----|----|
| AB | 33 |
| R | 2 |
| H | 8 |
| RBI | 2 |
| BB | 4 |
| SO | 3 |
| LOB | 21 |



| Batter | 1 | 2 | 3 | 4 | 5 | 6 | 7 | 8 | 9 |
|---|--------|--------------------|----------------------|---------|---------|----------------|-------------------------|--------------|---|
| Bob Bailey, R (1, 7) OBP: 0.356, SLG: 0.351 Bill Virdon, L (9, 8) OBP: 0.336, SLG: 0.362 | 0-0 L8 | | 4-0 1B 1B BB | 0-0 6-3 | | 0-0 FC5 2-3f | | 0-3 K | |
| Manny Mota, R (1, 8) OBP: 0.189, SLG: 0.186 | 0-0 1B | | 0-0 1B 3B 1B 1-3 2-H | | 0-0 6-3 | | 0-0 5-3 | | |
| Andre Rodgers, R (1, 5) OBP: 0.369, SLG: 0.449 | 0-0 F8 | | 0-0 3B 1B 1-2 3-H | | 0-0 F8 | | 0-0 1B E | | |
| Donn Clendenon, R (1, 3) OBP: 0.397, SLG: 0.487 | 0-0 F9 | | 0-0 1B 3B 1-H 2-H | | 0-3 K | | 0-3 K | | |
| Bill Mazerowski, R (1, 4) OBP: 0.311, SLG: 0.473 | | 0-0 1B G4-6-3 | 0-0 1B FC6-4 3-H | | | 0-0 1B 2B | 0-0 E5 1-2 | | |
| Willie Stargell, L (1, 9) OBP: 0.315, SLG: 0.550 | | 0-0 1B G4-6-3 1-2f | 0-0 1B F7 | | | 0-3 K | 0-3 K | | |
| Gene Alley, R (1, 6) OBP: 0.308, SLG: 0.372 | | 0-0 1B 5-3 | 0-0 1B FC6-4 1-2f | | | 0-3 K | | 0-0 1B FC1-4 | |
| Jim Pagliaroni, R (1, 2) OBP: 0.302, SLG: 0.375 | | | 4-0 1B SH1-3 BB | 0-0 1-3 | | 4-0 1B FC5 IBB | 0-0 1B FC1-4 FC3-6 1-2f | | |
| Don Cardwell, R (1, 1) OBP: 0.211, SLG: 0.222 Frank Carpin, L (7, 1) Al McBean, R (8, 1) OBP: 0.250, SLG: 0.250 | | | 0-0 1B SH1-3 1-2 | 0-3 K | | 0-0 1B 1-2 2-3 | 0-0 1B FC3-6 1-2f | | |

| AB | R | H | RBI | BB | SO | LOB |
|-------|--------|---|-----|----|----|-----|
| 4 | 1 | 0 | 0 | 1 | 1 | 4 |
| 0 | 0 | 0 | 0 | 0 | 0 | 0 |
| 4 | 1 | 2 | 1 | 0 | 0 | 0 |
| 4 | 1 | 2 | 1 | 0 | 0 | 1 |
| 4 | 1 | 1 | 2 | 0 | 2 | 2 |
| 4 | 0 | 3 | 1 | 0 | 0 | 1 |
| 4 | 0 | 0 | 0 | 0 | 2 | 5 |
| 4 | 0 | 1 | 0 | 0 | 1 | 2 |
| 2 | 1 | 0 | 0 | 2 | 0 | 1 |
| 2 | 0 | 1 | 0 | 0 | 1 | 0 |
| 0 | 0 | 0 | 0 | 0 | 0 | 0 |
| 1 | 0 | 0 | 0 | 0 | 0 | 1 |
| 1B: 8 | SF: 0 | | | | | |
| 2B: 1 | SAC: 1 | | | | | |
| 3B: 1 | DP: 1 | | | | | |
| HR: 0 | HBP: 0 | | | | | |

BOTTOM

Philadelphia Phillies @ Pittsburgh Pirates
 Forbes Field, Pittsburgh, PA
 Mon May 31 1965, 3:33 AM EDT
 Att. 16,366 - Unknown

livebaseballscorecards.com

| | |
|-----|----|
| AB | 33 |
| R | 5 |
| H | 10 |
| RBI | 5 |
| BB | 3 |
| SO | 7 |
| LOB | 17 |



| Inning Stats | | R: 0 | H: 1 | R: 0 | H: 1 | R: 5 | H: 4 | R: 0 | H: 0 | R: 0 | H: 0 | R: 0 | H: 2 | R: 0 | H: 1 | R: 0 | H: 1 |
|---------------------------------------|-----|------|--------|------|--------|------|--------|------|--------|------|--------|------|--------|------|--------|-------|--------|
| | | E: 0 | LOB: 1 | E: 0 | LOB: 0 | E: 0 | LOB: 1 | E: 0 | LOB: 0 | E: 0 | LOB: 0 | E: 0 | LOB: 3 | E: 1 | LOB: 2 | E: 0 | LOB: 1 |
| | | K: 0 | BB: 0 | K: 0 | BB: 0 | K: 0 | BB: 2 | K: 1 | BB: 0 | K: 2 | BB: 1 | K: 2 | BB: 0 | K: 2 | BB: 0 | K: 1 | BB: 0 |
| | | S: 4 | P: 4 | S: 3 | P: 3 | S: 7 | P: 15 | S: 5 | P: 5 | S: 9 | P: 13 | S: 9 | P: 9 | S: 6 | P: 6 | S: 6 | P: 6 |
| PITCHER | IP | WLS | BF | H | R | ER | SO | BB | IBB | HBP | BLK | WP | HR | S | P | ERA | WHIP |
| Chris Short, L (1, 1) ERA: 3.77 | 4.0 | L | 19 | 6 | 5 | 5 | 1 | 2 | 0 | 0 | 0 | 0 | 0 | 19 | 27 | 11.25 | 2.000 |
| Ed Roebuck, R (5, 1) ERA: 3.74 | 2.0 | | 9 | 2 | 0 | 0 | 3 | 0 | 1 | 0 | 0 | 0 | 0 | 14 | 18 | 0.00 | 1.000 |
| Jack Baldschun, R (7, 1) ERA: 4.02 | 1.0 | | 5 | 1 | 0 | 0 | 2 | 0 | 0 | 0 | 0 | 0 | 0 | 9 | 9 | 0.00 | 1.000 |
| Gary Wagner, R (8, 1) ERA: 1.85 | 1.0 | | 4 | 1 | 0 | 0 | 1 | 0 | 0 | 0 | 0 | 0 | 0 | 6 | 6 | 0.00 | 1.000 |

| WP | PA | ERA | WHIP |
|----|----|-----|------|
| 0 | 37 | | |
| 0 | | | |
| 0 | | | |

| Batter | 1 | 2 | 3 | 4 | 5 | 6 | 7 | 8 | 9 | AB R H RBI BB SO LOB | TOP | |
|---|---|--|---|---|---|---|---|---|---|--|---|---|
| Cookie Rojas, R OBP: 0.386, SLG: 0.407 (1, 4) X | 0-0 FC5-6 1B | | X 0-0 E3 | | 0-3 K | | | X 0-0 1B | | 4 0 2 0 0 1 1 | | |
| Johnny Callison, L OBP: 0.328, SLG: 0.522 (1, 9) X | 0-0 FC5-6 G3 BB 1-2f | | X 0-0 F8 | | 0-3 K | | | X 0-3 K | | 4 0 0 0 0 2 4 | | |
| Dick Allen, R OBP: 0.401, SLG: 0.558 (1, 5) BBB | 4-0 G3 1-2 BB | | S S 0-3 K | | S S 0-3 K | | | S S 0-3 K | | 3 0 0 0 1 3 2 | | |
| Dick Stuart, R OBP: 0.347, SLG: 0.405 (1, 3) X | 0-0 G3 1-2 2-3 | | S S 0-3 K | | S S 0-3 K | | | S S 0-3 K | | 4 0 0 0 0 3 4 | | |
| Alex Johnson, R OBP: 0.345, SLG: 0.451 (1, 8) (2, 7) X | 0-0 L8 | | X 0-0 G6-4-3 1B | | S S 0-3 K | | | S S 0-3 K | | 4 0 1 0 0 2 2 | | |
| Frank Thomas, R OBP: 0.283, SLG: 0.291 Tony Gonzalez, L OBP: 0.313, SLG: 0.462 (1, 7) (2, 8) | | X 0-0 6-3 | X 0-0 G6-4-3 1-2f | | X 0-0 4-3 | | | S S 0-3 K | | 1 0 0 0 0 0 0 3 0 0 0 0 1 1 | | |
| Gus Triandos, R OBP: 0.241, SLG: 0.192 (1, 2) | | S S 0-3 K | S S 0-3 K | | X 0-0 4-3 | | | X 0-0 5-3 | | 4 0 0 0 0 2 0 | | |
| Ruben Amaro, R OBP: 0.312, SLG: 0.256 (1, 6) | | BB 4-0 BB | | X 0-0 5-3 | | X 0-0 1B | | | | 2 0 1 0 1 0 0 | | |
| Art Mahaffey, R OBP: 0.133, SLG: 0.133 Lew Burdette, R OBP: 0.375, SLG: 0.500 Wes Covington, L OBP: 0.260, SLG: 0.451 Bo Belinsky, L OBP: 0.287, SLG: 0.214 (1, 1) (1, 1) (7, PH) (7, 1) | | S S 0-3 K | | X 0-0 1B | | S S 0-3 K | | | | 0 0 0 0 0 0 0 2 0 1 0 0 1 1 1 0 0 0 0 1 1 0 0 0 0 0 0 0 | | |
| Inning Stats | R: 0 H: 1 E: 0 LOB: 2 K: 0 BB: 1 S: 4 P: 8 | R: 0 H: 0 E: 0 LOB: 1 K: 2 BB: 1 S: 7 P: 11 | R: 0 H: 0 E: 1 LOB: 1 K: 2 BB: 0 S: 8 P: 8 | R: 0 H: 1 E: 0 LOB: 0 K: 1 BB: 0 S: 5 P: 5 | R: 0 H: 1 E: 0 LOB: 1 K: 2 BB: 0 S: 8 P: 8 | R: 0 H: 0 E: 0 LOB: 0 K: 3 BB: 0 S: 9 P: 9 | R: 0 H: 1 E: 0 LOB: 1 K: 1 BB: 0 S: 6 P: 6 | R: 0 H: 1 E: 0 LOB: 1 K: 3 BB: 0 S: 10 P: 10 | R: 0 H: 0 E: 0 LOB: 0 K: 2 BB: 0 S: 7 P: 7 | 1B: 5 SF: 0 2B: 0 SAC: 0 3B: 0 DP: 1 HR: 0 HBP: 0 | WP: 0 PA: 34 PB: 0 SB: 0 CS: 0 | |
| PITCHER Bob Veale, L ERA: 2.7 (1, 1) | IP WLS BF H R ER SO BB IBB HBP BLK WP HR S P ERA WHIP | | | | | | | | | | | PITCHER IP WLS BF H R ER SO BB IBB HBP BLK WP HR S P ERA WHIP |
| | 9.0 W 34 5 0 0 16 2 0 0 0 0 0 0 64 72 0.00 0.778 | | | | | | | | | | | |

Philadelphia Phillies @ Pittsburgh Pirates
 Forbes Field, Pittsburgh, PA
 Tue Jun 01 1965, 7:05 PM EDT
 Att: 10,478 - Unknown

livebaseballscorecards.com

| | |
|-----|----|
| AB | 32 |
| R | 0 |
| H | 5 |
| RBI | 0 |
| BB | 2 |
| SO | 16 |
| LOB | 16 |



| Batter | 1 | 2 | 3 | 4 | 5 | 6 | 7 | 8 | 9 |
|--|-------------------------|------------|------------|-----------|-----------------|-----------------------------|------------|------------|---|
| Bob Bailey, R OBP: 0.354, SLG: 0.348 (1, 5) | 0-0 PB 1B SF8 1B | | 0-0 5-3 | | 0-0 L7 | | 0-0 6-3 | | |
| Bill Virdon, L OBP: 0.340, SLG: 0.366 (1, 8) | 0-0 SF8 PB 1-2 1B | | 0-0 6-3 | | 0-0 1-2 1B | | 0-0 4-3 | | |
| Willie Stargell, L OBP: 0.313, SLG: 0.545 (1, 9) | 0-0 SF8 1-3 2-H | | 0-0 L9 | | 0-0 G3 | | 0-0 1B | | |
| Jerry Lynch, L OBP: 0.411, SLG: 0.556 (1, 7) Manny Mota, R OBP: 0.187, SLG: 0.183 (6, PR) (7, 7) | 0-0 1B 3-H | | 0-0 P4 | | 0-0 1B E 1B | | 0-3 K | | |
| Donn Clendenon, R OBP: 0.393, SLG: 0.481 (1, 3) | 0-0 G6-4-3 1-2 1B | | 0-0 F8 | | 0-0 F9 | | 0-0 1-3 | | |
| Bill Mazerowski, R OBP: 0.328, SLG: 0.483 (1, 4) Gene Alley, R OBP: 0.305, SLG: 0.369 (8, 4) | 0-0 G6-4-3 1-2f | | 0-0 1B | | 0-0 E 5-3 1B | | 0-0 6-3 | | |
| Andre Rodgers, R OBP: 0.397, SLG: 0.472 (1, 6) | | 0-0 4-3 | | 0-3 K | | 0-0 E6 5-3 1B 1-3 2-H | | 0-0 2B | |
| Jim Pagliaroni, R OBP: 0.300, SLG: 0.364 (1, 2) | | 0-0 4-3 | | 0-0 L8 | | 0-0 5-3 1-2 3-H | | 4-0 IBB | |
| Bob Veale, S OBP: 0.094, SLG: 0.065 (1, 1) | | 0-0 4-3 | | 0-0 1B | | 0-3 K | | 0-3 K | |

| AB | R | H | RBI | BB | SO | LOB |
|----|---|---|-----|----|----|-----|
| 4 | 1 | 1 | 0 | 0 | 0 | 1 |
| 4 | 1 | 2 | 0 | 0 | 0 | 0 |
| 3 | 0 | 1 | 1 | 0 | 0 | 2 |
| 3 | 0 | 2 | 1 | 0 | 0 | 0 |
| 1 | 1 | 0 | 0 | 0 | 1 | 1 |
| 4 | 0 | 1 | 0 | 0 | 0 | 1 |
| 3 | 1 | 2 | 0 | 0 | 0 | 2 |
| 1 | 0 | 0 | 0 | 0 | 0 | 0 |
| 4 | 0 | 2 | 0 | 0 | 1 | 1 |
| 3 | 0 | 0 | 1 | 1 | 0 | 1 |
| 4 | 0 | 1 | 0 | 0 | 2 | 4 |

| WP | PA |
|----|----|
| 36 | 36 |

| Inning Stats | R | H | E | K | S | P | BB | IBB | HBP | BLK | WP | HR | S | P | ERA | WHIP | |
|------------------------------|---------------------------------|------------------------------|---------------------------------|------------------------------|---------------------------------|------------------------------|---------------------------------|------------------------------|---------------------------------|------------------------------|---------------------------------|------------------------------|---------------------------------|------------------------------|----------------------------------|-----------------------------------|------------------------------------|
| R: 2 E: 0 K: 0 S: 6 | H: 4 LOB: 1 BB: 0 P: 6 | R: 0 E: 0 K: 0 S: 3 | H: 0 LOB: 0 BB: 0 P: 3 | R: 0 E: 0 K: 0 S: 3 | H: 0 LOB: 0 BB: 0 P: 3 | R: 0 E: 0 K: 1 S: 6 | H: 1 LOB: 1 BB: 0 P: 6 | R: 0 E: 0 K: 0 S: 5 | H: 2 LOB: 2 BB: 0 P: 5 | R: 2 E: 1 K: 1 S: 8 | H: 3 LOB: 2 BB: 0 P: 8 | R: 0 E: 0 K: 1 S: 6 | H: 1 LOB: 1 BB: 0 P: 6 | R: 0 E: 0 K: 1 S: 6 | H: 1 LOB: 2 BB: 1 P: 10 | 1B: 11 2B: 1 3B: 0 HR: 0 | SF: 1 SAC: 0 DP: 1 HBP: 0 |

| | |
|-----|----|
| AB | 34 |
| R | 4 |
| H | 12 |
| RBI | 3 |
| BB | 1 |
| SO | 4 |
| LOB | 13 |



| PITCHER | IP | WLS | BF | H | R | ER | SO | BB | IBB | HBP | BLK | WP | HR | S | P | ERA | WHIP |
|-------------------------------------|-----|-----|----|---|---|----|----|----|-----|-----|-----|----|----|----|----|-------|--------|
| Art Mahaffey, R ERA: 4.93 (1, 1) | 0.1 | L | 5 | 4 | 2 | 2 | 0 | 0 | 0 | 0 | 0 | 0 | 0 | 5 | 5 | 54.00 | 12.000 |
| Lew Burdette, R ERA: 4.5 (1, 1) | 5.2 | | 22 | 6 | 2 | 1 | 2 | 0 | 0 | 0 | 0 | 0 | 0 | 26 | 26 | 1.59 | 1.059 |
| Bo Belinsky, L ERA: 6.49 (7, 1) | 2.0 | | 9 | 2 | 0 | 0 | 2 | 0 | 1 | 0 | 0 | 0 | 0 | 12 | 16 | 0.00 | 1.000 |

BOTTOM

Philadelphia Phillies @ Pittsburgh Pirates
Forbes Field, Pittsburgh, PA
Tue Jun 01 1965, 7:05 PM EDT
Att. 10,478 - Unknown

livebaseballscores.com

New York Mets @ Pittsburgh Pirates
Forbes Field, Pittsburgh, PA
 Thu Jun 03 1965, 7:05 PM EDT
 Att. 9,169 - Unknown

| Batter | 1 | 2 | 3 | 4 | 5 | 6 | 7 | 8 | 9 | AB R H RBI BB SO LOB | TOP | | | | | | | | | | | | | | | | | | | | | | | | | | | | | | | | | | |
|--|---------------------------------------|---------------------------------------|---------------------------------------|---------------------------------------|---------------------------------------|---------------------------------------|---------------------------------------|---------------------------------------|---------------------------------------|---------------------------------------|---------------------------------------|---------------------------------------|---------------------------------------|---------------------------------------|---------------------------------------|---------------------------------------|---------------------------------------|---------------------------------------|---------------------------------------|------------------------------------|----------------------------------|--------|---|---|---|---|---|---|---|---|---|---|---|---|---|---|---|------|-------|--|--|--|--|--|--|
| Bobby Klaus, R (1, 4) OBP: 0.305, SLG: 0.292 | 0-0 F3 | | 0-0 P3 | 4-0 2B 1B BB | | 0-0 FC3-6 1B | | 0-0 4-3 | | 4 1 1 1 1 0 2 | | | | | | | | | | | | | | | | | | | | | | | | | | | | | | | | | | | |
| Ed Kranepool, L (1, 3) OBP: 0.388, SLG: 0.534 | 0-3 K | | 0-0 SF8 | 0-0 1B 2B | | 0-0 FC3-6 1B | | 0-0 FC4-6 1B | | 4 1 2 3 0 1 1 | | | | | | | | | | | | | | | | | | | | | | | | | | | | | | | | | | | |
| Joe Christopher, R (1, 9) OBP: 0.328, SLG: 0.343 | 0-3 K | | 0-0 F9 | 0-0 1B 1B | | 0-0 1-2 1B | | 0-0 FC4-6 FC5-4 | | 4 0 2 2 0 1 1 | | | | | | | | | | | | | | | | | | | | | | | | | | | | | | | | | | | |
| Johnny Lewis, L (8, 9) OBP: 0.357, SLG: 0.423 | | | | | | | | 1-2 | | 1 0 0 0 0 0 1 | | | | | | | | | | | | | | | | | | | | | | | | | | | | | | | | | | | |
| Charley Smith, R (1, 5) OBP: 0.299, SLG: 0.453 | | 0-3 K | | 0-0 1B 1B | | 0-0 P6 | | 0-0 F8 | | 5 1 2 0 0 1 3 | | | | | | | | | | | | | | | | | | | | | | | | | | | | | | | | | | | |
| Ron Swoboda, R (1, 7) OBP: 0.340, SLG: 0.568 | | 0-0 1-3 | | 0-0 L9 | | | | 0-0 FC5-4 | | 4 0 0 0 0 1 3 | | | | | | | | | | | | | | | | | | | | | | | | | | | | | | | | | | | |
| Billy Cowan, R (8, 7) OBP: 0.256, SLG: 0.297 | | | | 0-3 K | | | | 1-2 | | 1 0 0 0 0 0 1 | | | | | | | | | | | | | | | | | | | | | | | | | | | | | | | | | | | |
| Jim Hickman, R (1, 8) OBP: 0.204, SLG: 0.323 | | 0-0 F9 | | 0-0 K | 0-0 5-3 | | 0-0 K | | | 4 0 0 0 0 2 1 | | | | | | | | | | | | | | | | | | | | | | | | | | | | | | | | | | | |
| Roy McMillan, R (1, 6) OBP: 0.284, SLG: 0.324 | | | 0-0 WP 1B 1B | 0-0 1B BB 1B | 0-0 F9 | | 0-0 4-3 | | | 4 2 2 0 0 0 0 | | | | | | | | | | | | | | | | | | | | | | | | | | | | | | | | | | | |
| Chris Cannizzaro, R (1, 2) OBP: 0.239, SLG: 0.181 | | | 1-0 1B WP SF8 HBP | 4-0 BB 1B 2B BB | 0-0 F9 | | | 0-0 6-3 | | 2 2 0 0 1 0 0 | | | | | | | | | | | | | | | | | | | | | | | | | | | | | | | | | | | |
| Galen Cisco, R (1, 1) OBP: 0.375, SLG: 0.375 | | | 0-0 1B | 0-0 2B 1B | | | | 0-3 K | | 4 1 2 2 0 1 0 | | | | | | | | | | | | | | | | | | | | | | | | | | | | | | | | | | | |
| Larry Miller, L (8, 1) | | | | | | | | | | 0 0 0 0 0 0 0 | | | | | | | | | | | | | | | | | | | | | | | | | | | | | | | | | | | |
| Tom Parsons, R (8, 1) | | | | | | | | | | 0 0 0 0 0 0 0 | | | | | | | | | | | | | | | | | | | | | | | | | | | | | | | | | | | |
| Inning Stats | R: 0 E: 0 K: 2 S: 7 | H: 0 LOB: 0 BB: 0 P: 7 | R: 0 E: 0 K: 1 S: 5 | H: 0 LOB: 0 BB: 0 P: 5 | R: 2 E: 0 K: 0 S: 5 | H: 2 LOB: 1 BB: 0 P: 6 | R: 6 E: 0 K: 2 S: 13 | H: 6 LOB: 2 BB: 2 P: 21 | R: 0 E: 0 K: 0 S: 3 | H: 0 LOB: 0 BB: 0 P: 3 | R: 0 E: 0 K: 0 S: 5 | H: 2 LOB: 2 BB: 0 P: 5 | R: 0 E: 0 K: 1 S: 5 | H: 0 LOB: 0 BB: 0 P: 5 | R: 0 E: 0 K: 1 S: 5 | H: 0 LOB: 0 BB: 0 P: 5 | R: 0 E: 0 K: 0 S: 4 | H: 1 LOB: 1 BB: 0 P: 4 | 1B: 10 2B: 1 3B: 0 HR: 0 | SF: 1 SAC: 0 DP: 0 HBP: 1 | WP: 1 PB: 0 SB: 1 CS: 0 | PA: 41 | | | | | | | | | | | | | | | | | | | | | | | |
| PITCHER | IP WLS BF H R ER SO | IP WLS BF H R ER SO | IP WLS BF H R ER SO | IP WLS BF H R ER SO | IP WLS BF H R ER SO | IP WLS BF H R ER SO | IP WLS BF H R ER SO | IP WLS BF H R ER SO | IP WLS BF H R ER SO | IP WLS BF H R ER SO | IP WLS BF H R ER SO | IP WLS BF H R ER SO | IP WLS BF H R ER SO | IP WLS BF H R ER SO | IP WLS BF H R ER SO | IP WLS BF H R ER SO | IP WLS BF H R ER SO | IP WLS BF H R ER SO | IP WLS BF H R ER SO | ERA WHIP | ERA WHIP | | | | | | | | | | | | | | | | | | | | | | | | |
| Joe Gibbon, L (1, 1) ERA: 5.94 | 3.2 | L | 18 | 5 | 6 | 6 | 4 | 1 | 0 | 1 | 0 | 1 | 0 | 24 | 29 | 14.73 | 1.636 | Al McBean, R (9, 1) ERA: 1.99 | 1.0 | | 4 | 1 | 0 | 0 | 0 | 0 | 0 | 0 | 0 | 0 | 0 | 0 | 0 | 0 | 0 | 0 | 0 | 0.00 | 1.000 | | | | | | |
| Tommie Sisk, R (4, 1) ERA: 4.34 | 0.0 | | 4 | 3 | 2 | 2 | 0 | 1 | 0 | 0 | 0 | 0 | 0 | 3 | 7 | ∞ | ∞ | | | | | | | | | | | | | | | | | | | | | | | | | | | | |
| Don Schwall, R (4, 1) ERA: 4.67 | 0.1 | | 1 | 0 | 0 | 0 | 1 | 0 | 0 | 0 | 0 | 0 | 0 | 3 | 3 | 0.00 | 0.000 | | | | | | | | | | | | | | | | | | | | | | | | | | | | |
| Wilbur Wood, L (5, 1) ERA: 1.33 | 3.0 | | 11 | 2 | 0 | 0 | 1 | 0 | 0 | 0 | 0 | 0 | 0 | 13 | 13 | 0.00 | 0.667 | | | | | | | | | | | | | | | | | | | | | | | | | | | | |
| Frank Carpin, L (8, 1) ERA: | 1.0 | | 3 | 0 | 0 | 0 | 1 | 0 | 0 | 0 | 0 | 0 | 0 | 5 | 5 | 0.00 | 0.000 | | | | | | | | | | | | | | | | | | | | | | | | | | | | |

livebaseballscorecards.com

AB 37
R 8
H 11
RBI 8
BB 2
SO 7
LOB 13



BOTTOM

New York Mets @ Pittsburgh Pirates
Forbes Field, Pittsburgh, PA
Thu Jun 03 1965, 7:05 PM EDT
Att. 9,169 - Unknown

livebaseballscorecards.com

| | |
|-----|----|
| AB | 36 |
| R | 6 |
| H | 12 |
| RBI | 6 |
| BB | 4 |
| SO | 5 |
| LOB | 20 |



| | | | |
|-----|---|-----|----|
| WP: | 1 | PA: | 41 |
| PB: | 0 | SB: | 0 |
| CS: | 0 | | |

AB R H RBI BB SO LOB

4 0 1 0 1 1 0
5 0 0 0 0 1 3
0 0 0 0 0 0 0

4 1 2 0 1 1 0

4 1 2 2 1 0 1

5 1 1 0 0 0 4

3 1 1 0 1 0 4

4 1 4 1 0 0 0

3 0 0 1 0 1 4

| | | | | | | | |
|---|---|---|---|---|---|---|---|
| 1 | 0 | 0 | 0 | 0 | 0 | 1 | 2 |
| 0 | 0 | 0 | 0 | 0 | 0 | 0 | 0 |
| 0 | 0 | 0 | 0 | 0 | 0 | 0 | 0 |
| 1 | 0 | 0 | 0 | 0 | 0 | 0 | 1 |
| 0 | 0 | 0 | 0 | 0 | 0 | 0 | 0 |
| 1 | 0 | 0 | 0 | 0 | 0 | 0 | 1 |
| 0 | 0 | 0 | 0 | 0 | 0 | 0 | 0 |
| 1 | 1 | 1 | 2 | 0 | 0 | 0 | 0 |

1B: 8 SF: 1
2B: 1 SAC: 0
3B: 1 DP: 2
HR: 2 HBP: 0

| Batter | 1 | 2 | 3 | 4 | 5 | 6 | 7 | 8 | 9 |
|---|------------|------------------|--------------------------------|--------------------|--------------------------------|--------------------------------|------------------|-----------------------|--------------|
| Bob Bailey, R OBP: 0.355, SLG: 0.346 (1, 5) | 0-3 K | | 0-0 WP 1B 1B | | 0-0 F8 | | 4-0 BB | 0-0 6-3 | |
| Bill Virdon, L OBP: 0.329, SLG: 0.354 Al McBean, R OBP: 0.250, SLG: 0.250 (1, 8) (9, 1) | 0-0 4-3 | | 0-3 K | | 0-0 G3 | | 0-0 F8 | 0-0 1-3 | |
| Roberto Clemente, R OBP: 0.347, SLG: 0.393 (1, 9) (9, 8) | 4-0 BB | | 0-0 WP 1B 1-2 | | 0-0 2-3 | | | 0-0 HR 3B | 0-3 K |
| Willie Stargell, L OBP: 0.323, SLG: 0.565 (1, 7) (9, 9) | 0-0 4-3 | | 4-0 1-2 2-3 BB | | | 0-0 FC6-4 1B | | 0-0 HR | 0-0 1-6-3 |
| Donn Clendenon, R OBP: 0.388, SLG: 0.473 (1, 3) | | 0-0 5-3 | 0-0 P6 | | | 0-0 FC6-4 G6-4-3 1-2f | | 0-0 1B E 1B | 0-0 F9 |
| Bill Mazeroski, R OBP: 0.338, SLG: 0.475 (1, 4) | | 4-0 1B BB | 0-0 L7 | | | 0-0 G6-4-3 1-2f | | 0-0 E SF9 1B | |
| Andre Rodgers, R OBP: 0.435, SLG: 0.526 (1, 6) | | 0-0 1-2 1B | | 0-0 FC6-4 1B | | | 0-0 4-3 2B | 0-0 E9 HR 1B | |
| Jim Pagliaroni, R OBP: 0.289, SLG: 0.353 (1, 2) | | 0-3 K | 0-0 FC6-4 G6-4-3 1-2f | | 0-0 FC6-4 G6-4-3 1-2f | | 0-0 F2 | 0-0 SF9 | |
| Joe Gibbon, R Tommy Sisk, R Don Schwall, R Jose Pagan, R Wilbur Wood, R Manny Mota, R Frank Carpin, L Jerry Lynch, L | | 0-3 K | 0-0 G6-4-3 1-2f | | 0-0 G6-4-3 1-2f | | 0-0 4-3 | 0-0 HR | |

| | | | | | | | | | | | | | | | | | | | | | | |
|--------------|------------------------------|---------------------------------|------------------------------|----------------------------------|------------------------------|----------------------------------|------------------------------|---------------------------------|------------------------------|---------------------------------|------------------------------|---------------------------------|------------------------------|---------------------------------|------------------------------|---------------------------------|------------------------------|---------------------------------|----------------------------------|------------------------------------|----------------------------------|-----------------------|
| Inning Stats | R: 0 E: 0 K: 1 S: 5 | H: 0 LOB: 1 BB: 1 P: 9 | R: 0 E: 0 K: 2 S: 8 | H: 1 LOB: 2 BB: 1 P: 12 | R: 0 E: 0 K: 1 S: 7 | H: 2 LOB: 3 BB: 1 P: 11 | R: 0 E: 0 K: 0 S: 3 | H: 1 LOB: 0 BB: 0 P: 3 | R: 0 E: 0 K: 0 S: 3 | H: 0 LOB: 0 BB: 0 P: 3 | R: 0 E: 0 K: 0 S: 3 | H: 1 LOB: 0 BB: 0 P: 3 | R: 0 E: 0 K: 0 S: 4 | H: 1 LOB: 2 BB: 1 P: 8 | R: 6 E: 1 K: 0 S: 9 | H: 6 LOB: 0 BB: 0 P: 9 | R: 0 E: 0 K: 1 S: 5 | H: 0 LOB: 0 BB: 0 P: 5 | 1B: 8 2B: 1 3B: 1 HR: 2 | SF: 1 SAC: 0 DP: 2 HBP: 0 | WP: 1 PB: 0 SB: 0 CS: 0 | PA: 41 ERA WHIP |
|--------------|------------------------------|---------------------------------|------------------------------|----------------------------------|------------------------------|----------------------------------|------------------------------|---------------------------------|------------------------------|---------------------------------|------------------------------|---------------------------------|------------------------------|---------------------------------|------------------------------|---------------------------------|------------------------------|---------------------------------|----------------------------------|------------------------------------|----------------------------------|-----------------------|

| PITCHER | IP | WLS | BF | H | R | ER | SO | BB | IBB | HBP | BLK | WP | HR | S | P | ERA | WHIP |
|---------------------------------------|-----|-----|----|---|---|----|----|----|-----|-----|-----|----|----|----|----|-------|-------|
| Galen Cisco, R ERA: 8.04 (1, 1) | 7.0 | W | 31 | 8 | 2 | 2 | 4 | 4 | 0 | 0 | 0 | 1 | 1 | 35 | 51 | 2.57 | 1.714 |
| Larry Miller, L ERA: (8, 1) | 0.0 | | 3 | 3 | 1 | 1 | 0 | 0 | 0 | 0 | 0 | 0 | 0 | 3 | 3 | ∞ | ∞ |
| Tom Parsons, R ERA: 4.88 (8, 1) | 2.0 | S | 7 | 1 | 3 | 3 | 1 | 0 | 0 | 0 | 0 | 0 | 1 | 9 | 9 | 13.50 | 0.500 |

| Batter | 1 | 2 | 3 | 4 | 5 | 6 | 7 | 8 | 9 | AB R H RBI BB SO LOB | TOP | |
|--|--|---|---|---|---|---|---|---|---|--|--|---|
| Bobby Klaus, R OBP: 0.304, SLG: 0.291 (1, 4) X | 0-0 FC5-4 1B | | 0-0 6-3 | | 0-3 K | | 0-0 FC5-4 1-2f 2-H | | | 4 0 1 0 0 1 2 | | |
| Ed Kranepool, L OBP: 0.380, SLG: 0.521 (1, 3) X | 0-0 FC5-4 1B 1-2f | | 0-0 L7 | | | 0-0 4-3 | 0-0 4-3 | | | 4 0 0 0 0 0 2 | | |
| Joe Christopher, R OBP: 0.327, SLG: 0.341 (1, 7) X Billy Cowan, R OBP: 0.256, SLG: 0.297 (9, 7) X | 0-0 F8 | | 0-0 F9 | | | 0-0 5-3 3B 1B | | 0-0 F3 | | 4 1 1 0 0 0 1 0 0 0 0 0 0 0 | | |
| Johnny Lewis, L OBP: 0.355, SLG: 0.419 (1, 9) X | 0-0 1-2 1B | | | 0-0 F7 | | 0-0 5-3 1-2 | | 0-0 F7 | | 4 0 1 0 0 0 1 | | |
| Charley Smith, R OBP: 0.298, SLG: 0.462 (1, 5) X | 0-0 L8 | | | 0-0 6-3 | | 0-0 2-H 3B | | 0-0 5-3 | | 4 0 1 1 0 0 2 | | |
| Jim Hickman, R OBP: 0.206, SLG: 0.313 (1, 8) X | | 0-0 F9 | | 0-0 F2 | | 0-0 F9 | | | 4-0 BB BB BB BB | 3 0 0 0 1 0 1 | | |
| Roy McMillan, R OBP: 0.283, SLG: 0.322 (1, 6) X | | 0-0 F8 | | | 0-0 F9 | | 0-0 FC3-6 BB 1B | | 0-0 G6-4-3 BB 1-2f | 4 0 1 0 0 0 1 | | |
| Chris Cannizzaro, R OBP: 0.240, SLG: 0.174 (1, 2) X | | 0-0 E5 | | | 0-0 5-3 | | 4-0 BB BB BB BB FC3-6 E BB | | 0-0 4-3 | 3 1 0 0 1 0 0 | | |
| Jack Fisher, R OBP: 0.167, SLG: 0.172 (1, 1) X | | 0-0 1-3 | | | 0-0 1B | | 0-0 FC3-6 FC5-4 1-2 2-3f | | | 3 0 1 0 0 0 3 | | |
| Inning Stats | R: 0 E: 0 K: 0 S: 5 H: 2 LOB: 2 BB: 0 P: 5 | R: 0 E: 1 K: 0 S: 4 H: 0 LOB: 1 BB: 0 P: 4 | R: 0 E: 0 K: 0 S: 3 H: 0 LOB: 0 BB: 0 P: 3 | R: 0 E: 0 K: 0 S: 3 H: 0 LOB: 0 BB: 0 P: 3 | R: 0 E: 0 K: 1 S: 6 H: 1 LOB: 1 BB: 0 P: 6 | R: 1 E: 0 K: 0 S: 5 H: 2 LOB: 1 BB: 0 P: 5 | R: 1 E: 1 K: 0 S: 4 H: 1 LOB: 1 BB: 1 P: 8 | R: 0 E: 0 K: 0 S: 3 H: 0 LOB: 0 BB: 0 P: 3 | R: 0 E: 0 K: 0 S: 2 H: 0 LOB: 0 BB: 1 P: 6 | 1B: 5 2B: 0 3B: 1 HR: 0 SF: 0 SAC: 0 DP: 1 HBP: 0 | WP: 0 PB: 0 SB: 0 CS: 0 PA: 35 | |
| PITCHER Bob Friend, R ERA: 3.43 (1, 1) Al McBean, R ERA: 1.94 (9, 1) | IP WLS BF H R ER SO BB IBB HBP BLK WP HR S P ERA WHIP 8.0 L 32 6 2 1 1 1 0 0 0 0 0 0 33 37 1.12 0.875 1.0 3 0 0 0 0 0 0 1 0 0 0 0 0 2 6 0.00 1.000 | | | | | | | | | | | PITCHER IP WLS BF H R ER SO BB IBB HBP BLK WP HR S P ERA WHIP |

New York Mets @ Pittsburgh Pirates
Forbes Field, Pittsburgh, PA
 Fri Jun 04 1965, 7:05 PM EDT
 Att. 11,026 - Unknown

livebaseballscorecards.com

| | |
|------------|-----------|
| AB | 33 |
| R | 2 |
| H | 6 |
| RBI | 1 |
| BB | 2 |
| SO | 1 |
| LOB | 13 |




| Batter | 1 | 2 | 3 | 4 | 5 | 6 | 7 | 8 | 9 | AB | R | H | RBI | BB | SO | LOB | BOTTOM |
|--------|---|---|---|---|---|---|---|---|---|----|---|---|-----|----|----|-----|--------|
|--------|---|---|---|---|---|---|---|---|---|----|---|---|-----|----|----|-----|--------|

| | | | | | | | | | | | | | | | | | | | | | | |
|---|------------------------------|-------------------------------------|--------------------------------------|---------------------------------|------------------------------|---------------------------------------|--------------------------------------|---------------------------------|------------------------------|---------------------------------|------------------------------|---------------------------------|------------------------------|---------------------------------|------------------------------|---------------------------------|--|---------------------------------|----------------------------------|------------------------------------|----------------------------------|--------|
| Bob Bailey, R <small>(1, 5) OBP: 0.358, SLG: 0.350</small> | 0-0 5-3 | | 0-0 1B | | 0-0 5-3 | | | 0-0 1B | | 4 | 0 | 2 | 0 | 0 | 0 | 1 | New York Mets @ Pittsburgh Pirates Forbes Field, Pittsburgh, PA Fri Jun 04 1965, 7:05 PM EDT Att. 11,026 - Unknown | | | | | |
| Bill Virdon, L <small>(1, 8) OBP: 0.321, SLG: 0.344</small> | 0-0 F6 | | 0-0 G3 | | | 0-3 K | | 0-0 FC3-6 | | 4 | 0 | 0 | 0 | 0 | 1 | 4 | | | | | | |
| Roberto Clemente, R <small>(1, 9) OBP: 0.339, SLG: 0.383</small> | 0-0 5-3 | | 0-0 L4 | | | 0-0 5-3 | | 0-0 FC6-4 | | 4 | 0 | 0 | 0 | 0 | 0 | 4 | | | | | | |
| Willie Stargell, L <small>(1, 7) OBP: 0.321, SLG: 0.553</small> | | 0-0 4-3 | | 4-0 BB | | 0-0 4-3 | | 0-0 F2 | | 3 | 0 | 0 | 0 | 1 | 0 | 0 | | | | | | |
| Donn Clendenon, R <small>(1, 3) OBP: 0.385, SLG: 0.474</small> | | 0-0 1B 2B | | 0-0 G1-6-3 | | 0-0 6-3 | | 0-3 K | | 4 | 1 | 1 | 0 | 0 | 1 | 1 | | | | | | |
| Bill Mazerowski, R <small>(1, 4) OBP: 0.347, SLG: 0.477</small> Gene Alley, R <small>(9, PR) OBP: 0.305, SLG: 0.369</small> | | 0-0 L6-3 1B | | 0-0 5-3 | | 0-0 G5-4-3 1B | | 0-0 E6 | | 4 | 0 | 2 | 1 | 0 | 0 | 0 | | | | | | |
| Andre Rodgers, R <small>(1, 6) OBP: 0.424, SLG: 0.525</small> | | 0-0 L6-3 | | | 0-0 2B | | 0-0 G5-4-3 | | 0-3 K | | 4 | 0 | 1 | 0 | 0 | 1 | | 3 | | | | |
| Del Crandall, R <small>(1, 2) OBP: 0.273, SLG: 0.241</small> Manny Mota, R <small>(8, PH) OBP: 0.195, SLG: 0.192</small> Jim Pagliaroni, R <small>(9, 2) OBP: 0.289, SLG: 0.353</small> | | | 0-0 FC3-6 1B | | 0-0 6-3 | | 0-0 FC3-6 1B | | | 2 | 0 | 1 | 0 | 0 | 0 | 1 | | | | | | |
| Bob Friend, R <small>(1, 1)</small> Jerry Lynch, L <small>(8, PH) OBP: 0.414, SLG: 0.607</small> Al McBean, R <small>(9, 1) OBP: 0.250, SLG: 0.250</small> | | | 0-0 FC3-6 1B | | 0-0 5-3 | | 0-0 L8 | | | 1 | 0 | 0 | 0 | 0 | 0 | 1 | | | | | | |
| Inning Stats | R: 0 E: 0 K: 0 S: 3 | H: 0 LOB: 0 BB: 0 P: 3 | R: 1 E: 0 K: 0 S: 4 | H: 2 LOB: 0 BB: 0 P: 4 | R: 0 E: 0 K: 0 S: 5 | H: 2 LOB: 2 BB: 0 P: 5 | R: 0 E: 0 K: 0 S: 2 | H: 0 LOB: 0 BB: 1 P: 6 | R: 0 E: 0 K: 1 S: 5 | H: 1 LOB: 1 BB: 0 P: 4 | R: 0 E: 0 K: 1 S: 5 | H: 0 LOB: 0 BB: 0 P: 5 | R: 0 E: 0 K: 0 S: 3 | H: 1 LOB: 0 BB: 0 P: 3 | R: 0 E: 0 K: 0 S: 5 | H: 2 LOB: 2 BB: 0 P: 5 | R: 0 E: 1 K: 2 S: 8 | H: 0 LOB: 1 BB: 0 P: 8 | 1B: 6 2B: 3 3B: 0 HR: 0 | SF: 0 SAC: 0 DP: 3 HBP: 0 | WP: 1 PB: 0 SB: 0 CS: 0 | PA: 34 |

| PITCHER | IP | WLS | BF | H | R | ER | SO | BB | IBB | HBP | BLK | WP | HR | S | P | ERA | WHIP | PITCHER | IP | WLS | BF | H | R | ER | SO | BB | IBB | HBP | BLK | WP | HR | S | P | ERA | WHIP | | |
|--|-----|-----|----|---|---|----|----|----|-----|-----|-----|----|----|----|----|------|-------|---------|----|-----|----|---|---|----|----|----|-----|-----|-----|----|----|---|---|-----|------|--|--|
| Jack Fisher, R <small>(1, 1) ERA: 3.14</small> | 9.0 | W | 34 | 8 | 1 | 1 | 3 | 1 | 0 | 0 | 0 | 1 | 0 | 39 | 43 | 1.00 | 1.000 | | | | | | | | | | | | | | | | | | | | |

| | |
|------------|-----------|
| AB | 33 |
| R | 1 |
| H | 8 |
| RBI | 1 |
| BB | 1 |
| SO | 3 |
| LOB | 17 |



| Batter | 1 | 2 | 3 | 4 | 5 | 6 | 7 | 8 | 9 | AB R H RBI BB SO LOB | TOP | |
|---|---|---|---|---|---|---|---|---|---|--|---|---|
| Bobby Klaus, R OBP: 0.303, SLG: 0.290 (1, 4) (5, 6) | 0-0 WP 4-3 1B | | 0-3 K | | | 0-0 6-3 | | | 0-0 5-3 | 4 0 1 0 0 1 0 | | |
| Johnny Lewis, L OBP: 0.347, SLG: 0.409 (1, 9) | 0-0 4-3 1-2 | | | 0-0 P4 | | 0-0 E3 L4-3 | | | 0-0 3-1 | 4 0 0 0 0 0 1 | | |
| Joe Christopher, R OBP: 0.325, SLG: 0.335 (1, 7) | 0-0 P4 2-3 | | | 4-0 1B BB | | 0-0 L4-3 1-2 | | | 0-0 5-3 | 3 0 0 0 1 0 2 | | |
| Ed Kranepool, L OBP: 0.379, SLG: 0.518 (1, 3) | 0-0 F9 | | | 0-0 1-2 1B | | | 0-0 P5 | | | 3 0 1 0 0 0 1 | | |
| Charley Smith, R OBP: 0.292, SLG: 0.452 (1, 5) | | 0-3 K | | 0-0 F8 | | | 0-0 5-3 | | | 3 0 0 0 0 1 2 | | |
| Jim Hickman, R OBP: 0.200, SLG: 0.303 (1, 8) | | 0-0 F2 | | 0-0 F8 | | | 0-3 K | | | 3 0 0 0 0 1 2 | | |
| Ron Swoboda, R OBP: 0.340, SLG: 0.568 (7, 8) | | | | | | | | | | 0 0 0 0 0 0 0 | | |
| Roy McMillan, R OBP: 0.280, SLG: 0.319 (1, 6) | | | | | 0-0 F8 | | | 0-0 4-3 | | 2 0 0 0 0 0 0 | AB 29 | |
| Chuck Hiller, L OBP: 0.222, SLG: 0.324 (5, 4) | | | | | | | | | | 1 0 0 0 0 0 0 | R 0 | |
| Chris Cannizzaro, R OBP: 0.240, SLG: 0.174 (1, 2) | | | 0-0 4-3 | | 0-0 F8 | | | 0-0 G3 | | 0 0 0 0 0 0 0 | H 2 | |
| Jesse Gonder, L OBP: 0.361, SLG: 0.453 (3, PH) (3, 2) | | | | | | | | | | 3 0 0 0 0 0 0 | RBI 0 | |
| Gary Kroll, R OBP: 0.188, SLG: 0.250 (1, 1) | | | 0-0 5-3 | | 0-3 K | | | 0-0 6-3 | | 0 0 0 0 0 0 0 | BB 1 | |
| Jim Bethke, R (1, 1) | | | | | | | | | | 2 0 0 0 0 1 0 | SO 4 | |
| Danny Napoleon, R OBP: 0.273, SLG: 0.267 (8, PH) | | | | | | | | | | 1 0 0 0 0 0 0 | LOB 8 | |
| Larry Miller, L (8, 1) | | | | | | | | | | 0 0 0 0 0 0 0 |  | |
| Inning Stats | R: 0 E: 0 K: 0 S: 4 H: 1 LOB: 1 BB: 0 P: 4 | R: 0 E: 0 K: 1 S: 5 H: 0 LOB: 0 BB: 0 P: 5 | R: 0 E: 0 K: 1 S: 5 H: 0 LOB: 0 BB: 0 P: 5 | R: 0 E: 0 K: 0 S: 4 H: 1 LOB: 2 BB: 1 P: 8 | R: 0 E: 0 K: 1 S: 5 H: 0 LOB: 0 BB: 0 P: 5 | R: 0 E: 1 K: 0 S: 3 H: 0 LOB: 0 BB: 0 P: 3 | R: 0 E: 0 K: 1 S: 5 H: 0 LOB: 0 BB: 0 P: 5 | R: 0 E: 0 K: 0 S: 3 H: 0 LOB: 0 BB: 0 P: 3 | R: 0 E: 0 K: 0 S: 3 H: 0 LOB: 0 BB: 0 P: 3 | 1B: 2 2B: 1 3B: 0 HR: 0 SF: 0 SAC: 0 DP: 1 HBP: 0 | WP: 1 PB: 0 SB: 0 CS: 0 PA: 30 | |
| PITCHER Vern Law, R ERA: 1.95 (1, 1) | IP 9.0 WLS W BF 30 H 2 R 0 ER 0 SO 4 BB 1 IBB 0 HBP 0 BLK 0 WP 1 HR 0 S 37 P 41 ERA 0.00 WHIP 0.333 | | | | | | | | | | | PITCHER IP WLS BF H R ER SO BB IBB HBP BLK WP HR S P ERA WHIP |

New York Mets @ Pittsburgh Pirates
Forbes Field, Pittsburgh, PA
 Sat Jun 05 1965, 3:33 AM EDT
 Att. 6,581 - Unknown

livebaseballscorecards.com

BOTTOM

New York Mets @ Pittsburgh Pirates
Forbes Field, Pittsburgh, PA
Sat Jun 05 1965, 3:33 AM EDT
Att. 6,581 - Unknown

| | |
|-----|----|
| AB | 39 |
| R | 9 |
| H | 14 |
| RBI | 9 |
| BB | 2 |
| SO | 4 |
| LOB | 22 |



| | | | |
|-----|---|-----|----|
| WP: | 0 | PA: | 42 |
| PB: | 0 | SB: | 2 |
| CS: | 0 | | |

| | | | | | | | | | | | | | |
|----|---|---|---|---|---|-----|---|----|---|----|---|-----|---|
| AB | 3 | R | 1 | H | 1 | RBI | 0 | BB | 0 | SO | 0 | LOB | 2 |
| | 2 | 0 | 1 | 0 | 0 | 0 | 0 | 0 | 0 | | | | |

| | | | | | | | | | | | | | |
|---|---|---|---|---|---|---|--|--|--|--|--|--|--|
| 5 | 1 | 1 | 0 | 0 | 1 | 1 | | | | | | | |
|---|---|---|---|---|---|---|--|--|--|--|--|--|--|

| | | | | | | | | | | | | | |
|---|---|---|---|---|---|---|--|--|--|--|--|--|--|
| 5 | 3 | 2 | 0 | 0 | 0 | 3 | | | | | | | |
|---|---|---|---|---|---|---|--|--|--|--|--|--|--|

| | | | | | | | | | | | | | |
|---|---|---|---|---|---|---|--|--|--|--|--|--|--|
| 5 | 1 | 4 | 4 | 0 | 0 | 0 | | | | | | | |
|---|---|---|---|---|---|---|--|--|--|--|--|--|--|

| | | | | | | | | | | | | | |
|---|---|---|---|---|---|---|--|--|--|--|--|--|--|
| 5 | 1 | 3 | 1 | 0 | 0 | 2 | | | | | | | |
|---|---|---|---|---|---|---|--|--|--|--|--|--|--|

| | | | | | | | | | | | | | |
|---|---|---|---|---|---|---|--|--|--|--|--|--|--|
| 4 | 1 | 0 | 0 | 1 | 1 | 6 | | | | | | | |
|---|---|---|---|---|---|---|--|--|--|--|--|--|--|

| | | | | | | | | | | | | | |
|---|---|---|---|---|---|---|--|--|--|--|--|--|--|
| 1 | 0 | 0 | 0 | 0 | 0 | 2 | | | | | | | |
| 3 | 0 | 1 | 1 | 0 | 0 | 1 | | | | | | | |

| | | | | | | | | | | | | | |
|---|---|---|---|---|---|---|--|--|--|--|--|--|--|
| 2 | 1 | 1 | 3 | 1 | 0 | 1 | | | | | | | |
|---|---|---|---|---|---|---|--|--|--|--|--|--|--|

| | | | | | | | | | | | | | |
|---|---|---|---|---|---|---|--|--|--|--|--|--|--|
| 4 | 0 | 0 | 0 | 0 | 2 | 4 | | | | | | | |
|---|---|---|---|---|---|---|--|--|--|--|--|--|--|

| | | | |
|-----|----|------|---|
| 1B: | 10 | SF: | 0 |
| 2B: | 1 | SAC: | 0 |
| 3B: | 2 | DP: | 1 |
| HR: | 1 | HBP: | 1 |

| Batter | 1 | 2 | 3 | 4 | 5 | 6 | 7 | 8 | 9 |
|---|-----------------------|-----------------|-----------------------|------------|------------|----------------------|--------------------|-----------------|---|
| Bob Bailey, R (1, 5) OBP: 0.358, SLG: 0.349 Jose Pagan, R (6, 5) OBP: 0.274, SLG: 0.256 | 0-0 1B 2B 1B | 0-0 L4 | 0-0 G1-4-3 1-2f | | | 0-0 FC6-4 1B | | 0-0 5-3 | |
| Bill Virdon, L (1, 8) OBP: 0.317, SLG: 0.340 | 0-0 E 2B 1B | 0-0 F8 | | 0-0 F8 | | 0-0 F9 | | 0-3 K2-3 | |
| Roberto Clemente, R (1, 9) OBP: 0.341, SLG: 0.395 | 0-0 E1 2B | 0-0 1B 3B | | 0-0 6-3 | | 0-0 FC6-4 1-2f | | 0-0 1B 1B | |
| Willie Stargell, L (1, 7) OBP: 0.335, SLG: 0.568 | 0-0 HR 2B | 0-0 1B 1B | | 0-0 F8 | | 0-0 FC6-4 1B | | 0-0 1B 1B | |
| Donn Clendenon, R (1, 3) OBP: 0.391, SLG: 0.489 | 0-0 P3 | 0-0 1B | | | 0-0 3B | | 0-0 FC6-4 1B | 0-0 1B 1B | |
| Bill Mazeroski, R (1, 4) OBP: 0.338, SLG: 0.449 | 4-0 HR BB | 0-0 F2 | | | 0-0 F5 | | 0-3 K | 0-0 F9 | |
| Andre Rodgers, R (1, 6) OBP: 0.418, SLG: 0.516 Gene Alley, R (3, 6) OBP: 0.306, SLG: 0.368 | 0-0 P6 | | 0-0 E4 HBP | | 0-0 P4 | | 0-0 S 1B | | |
| Jim Pagliaroni, R (1, 2) OBP: 0.305, SLG: 0.385 | 0-0 HR | | 1-0 G1-4-3 HBP | | 0-0 6-3 | | 4-0 BB | | |
| Vern Law, R (1, 1) OBP: 0.211, SLG: 0.211 | 0-0 P6 | | 0-3 K | | | 0-3 K | | 0-0 F7 | |

| Inning Stats | R: 6 | H: 4 | LOB: 0 | K: 1 | S: 8 | R: 1 | H: 3 | LOB: 2 | K: 0 | S: 6 | R: 0 | H: 0 | LOB: 1 | K: 1 | S: 5 | R: 0 | H: 0 | LOB: 0 | K: 0 | S: 3 | R: 0 | H: 1 | LOB: 1 | K: 0 | S: 4 | R: 0 | H: 1 | LOB: 1 | K: 1 | S: 6 | R: 1 | H: 2 | LOB: 2 | K: 1 | S: 7 | R: 1 | H: 3 | LOB: 2 | K: 1 | S: 8 |
|--------------|------|------|--------|------|------|------|------|--------|------|------|------|------|--------|------|------|------|------|--------|------|------|------|------|--------|------|------|------|------|--------|------|------|------|------|--------|------|------|------|------|--------|------|------|
|--------------|------|------|--------|------|------|------|------|--------|------|------|------|------|--------|------|------|------|------|--------|------|------|------|------|--------|------|------|------|------|--------|------|------|------|------|--------|------|------|------|------|--------|------|------|

| PITCHER | IP | WLS | BF | H | R | ER | SO | BB | IBB | HBP | BLK | WP | HR | S | P | ERA | WHIP |
|-------------------------------------|-----|-----|----|---|---|----|----|----|-----|-----|-----|----|----|----|----|------|-------|
| Gary Kroll, R (1, 1) ERA: 5.18 | 0.0 | L | 4 | 3 | 4 | 2 | 0 | 0 | 0 | 0 | 0 | 0 | 0 | 4 | 4 | ∞ | ∞ |
| Jim Bethke, R (1, 1) ERA: 2.3 | 7.0 | | 32 | 8 | 4 | 1 | 3 | 2 | 0 | 1 | 0 | 0 | 1 | 35 | 44 | 1.29 | 1.429 |
| Larry Miller, L (8, 1) ERA: 36.0 | 1.0 | | 6 | 3 | 1 | 1 | 1 | 0 | 0 | 0 | 0 | 0 | 0 | 8 | 8 | 9.00 | 3.000 |

livebaseballscorecards.com

| Batter | 1 | 2 | 3 | 4 | 5 | 6 | 7 | 8 | 9 | AB R H RBI BB SO LOB | TOP |
|---|---|---|---|---|---|---|---|---|--|---|-----|
| Bobby Klaus, R (1, 4) OBP: 0.303, SLG: 0.291 Chuck Hiller, L (8, PH) OBP: 0.216, SLG: 0.314 (8, 4) | 0-0 L1 | | 0-0 1-3 1B | | 0-0 F7 | | | 0-0 6-3 | | 3 0 1 0 0 0 0 1 0 0 0 0 0 0 | |
| Johnny Lewis, L (1, 9) OBP: 0.345, SLG: 0.423 | 0-0 6-3 | | 0-0 G3 | | 0-0 6-3 | | | 0-0 HR | | 4 1 1 1 0 0 2 | |
| Joe Christopher, R (1, 7) OBP: 0.324, SLG: 0.339 | 0-3 K | | 0-0 6-3 | | | | | 0-0 2B | | 4 0 1 0 0 1 2 | |
| Ed Kranepool, L (1, 3) OBP: 0.371, SLG: 0.506 | | 0-0 4-3 | | 0-0 E9 1B | | | | 0-0 G3 | | 4 0 0 0 0 0 1 | |
| Jesse Gonder, L (1, 2) OBP: 0.355, SLG: 0.485 | | 0-0 5-3 | | 0-0 F7 | | | | 0-0 HR | | 4 1 1 1 0 0 1 | |
| Charley Smith, R (1, 5) OBP: 0.291, SLG: 0.446 | | 0-0 P4 | | 0-0 FC6 1B | | | | 0-3 K | | 4 0 1 0 0 2 0 | |
| Jim Hickman, R (1, 8) OBP: 0.202, SLG: 0.301 | | | 0-0 1B FC4-6 1B | | 0-0 P5 | | | 0-3 K | | 4 1 1 0 0 2 2 | |
| Roy McMillan, R (1, 6) OBP: 0.281, SLG: 0.319 Ron Swoboda, R (9, PH) OBP: 0.345, SLG: 0.571 | | | 0-0 FC4-6 1B | | 0-0 FC6 1-2f | | | 0-0 1-3 | | 3 0 1 0 0 0 2 1 0 1 0 0 0 0 | |
| Al Jackson, L (1, 1) OBP: 0.167, SLG: 0.222 Tom Parsons, R (6, 1) Hawk Taylor, R (8, PH) OBP: 0.200, SLG: 0.529 Larry Bearmarth, R (8, 1) OBP: 0.200, SLG: 0.400 Danny Napoleon, R (9, PH) OBP: 0.265, SLG: 0.258 | | | 0-0 FC4-6 1B 1-2f 3-H | | 0-0 F5 | | | 0-0 F8 | | 2 0 0 1 0 0 1 0 0 0 0 0 0 0 1 0 0 0 0 0 0 0 0 0 0 0 0 0 1 0 0 0 0 0 1 | |
| Inning Stats | R: 0 H: 0 E: 0 LOB: 0 K: 1 BB: 0 S: 5 P: 5 | R: 0 H: 0 E: 0 LOB: 0 K: 0 BB: 0 S: 3 P: 3 | R: 1 H: 3 E: 0 LOB: 2 K: 0 BB: 0 S: 6 P: 6 | R: 0 H: 1 E: 1 LOB: 2 K: 0 BB: 0 S: 5 P: 5 | R: 0 H: 0 E: 0 LOB: 0 K: 0 BB: 0 S: 3 P: 3 | R: 0 H: 0 E: 0 LOB: 0 K: 2 BB: 0 S: 7 P: 7 | R: 1 H: 2 E: 0 LOB: 1 K: 0 BB: 0 S: 5 P: 5 | R: 1 H: 2 E: 1 LOB: 1 K: 2 BB: 0 S: 9 P: 9 | 1B: 5 SF: 0 2B: 1 SAC: 0 3B: 0 DP: 0 HR: 2 HBP: 0 | WP: 0 PA: 36 PB: 0 SB: 0 CS: 0 | |
| PITCHER Don Cardwell, R (1, 1) ERA: 3.73 | IP WLS BF H R ER SO BB IBB HBP BLK WP HR S P ERA WHIP | | | | | | | | | | |
| | 9.0 W 36 8 3 3 5 0 0 0 0 0 0 2 46 46 3.00 0.889 | | | | | | | | | | |

New York Mets @ Pittsburgh Pirates
 Forbes Field, Pittsburgh, PA
 Sun Jun 06 1965, 3:33 AM EDT
 Unknown

livebaseballscorecards.com

| | |
|-----|----|
| AB | 36 |
| R | 3 |
| H | 8 |
| RBI | 3 |
| BB | 0 |
| SO | 5 |
| LOB | 12 |



| Batter | 1 | 2 | 3 | 4 | 5 | 6 | 7 | 8 | 9 |
|---|------------------------|------------|--------------------|-----------|---------------------------|--------------------|------------------|-----------------------|---|
| Bob Bailey, R OBP: 0.350, SLG: 0.341 Jose Pagan, R OBP: 0.274, SLG: 0.256 | 0-0 5-3 | | 0-3 K | | 0-0 G6-4-3 | | 0-0 F9 | | |
| Manny Mota, R OBP: 0.222, SLG: 0.221 | 0-0 BLK 2B 1B | | 0-0 FC6-4 1B | | 0-0 F9 | | 0-0 3B 1B | | |
| Roberto Clemente, R OBP: 0.349, SLG: 0.426 Bill Virdon, L OBP: 0.317, SLG: 0.340 | 0-0 1-H 2B | | 0-0 FC6-4 | | 0-0 L8 2B | | 0-0 1-H 3B | | |
| Donn Clendenon, R OBP: 0.383, SLG: 0.478 | 0-0 F9 | | | 0-0 F7 | | 0-0 L8 | 0-3 K | | |
| Bill Mazerowski, R OBP: 0.333, SLG: 0.438 | 0-0 4-3 | | | 0-0 1B | | 0-0 E5 1B | | 0-0 F9 | |
| Willie Stargell, L OBP: 0.339, SLG: 0.564 | | 0-3 K | | 0-3 K | | 0-0 FC5-4 1B | | 1-0 BB HBP | |
| Gene Alley, R OBP: 0.304, SLG: 0.359 | | 0-0 4-3 | | 0-3 K | | 0-3 K | | 4-0 BB BB BB | |
| Del Crandall, R OBP: 0.271, SLG: 0.258 | | 0-0 1-3 | | | 0-0 SH G6-4-3 2B | | 0-0 FC5-4 | 0-0 G1-6-3 BB | |
| Don Cardwell, R OBP: 0.190, SLG: 0.200 | | | 0-3 K | | 0-0 SH G6-4-3 | | 0-3 K | | |

| Inning Stats | R: 1 | H: 2 | E: 0 | K: 0 | S: 5 | R: 0 | H: 0 | E: 0 | K: 1 | S: 5 | R: 0 | H: 1 | E: 0 | K: 2 | S: 8 | R: 0 | H: 1 | E: 0 | K: 2 | S: 8 | R: 1 | H: 1 | E: 0 | K: 0 | S: 4 | R: 2 | H: 2 | E: 1 | K: 1 | S: 8 | R: 1 | H: 2 | E: 0 | K: 2 | S: 9 | R: 0 | H: 0 | E: 0 | K: 0 | S: 2 |
|--------------|--------|-------|------|--------|-------|------|--------|-------|------|--------|-------|------|--------|-------|------|--------|-------|------|--------|-------|------|--------|-------|------|--------|-------|------|--------|-------|------|--------|-------|------|--------|-------|------|--------|-------|------|------|
| | LOB: 1 | BB: 0 | P: 5 | LOB: 0 | BB: 0 | P: 5 | LOB: 1 | BB: 0 | P: 8 | LOB: 0 | BB: 0 | P: 8 | LOB: 1 | BB: 0 | P: 8 | LOB: 0 | BB: 0 | P: 4 | LOB: 1 | BB: 0 | P: 8 | LOB: 1 | BB: 0 | P: 9 | LOB: 1 | BB: 1 | P: 7 | LOB: 1 | BB: 1 | P: 7 | LOB: 0 | BB: 1 | P: 7 | LOB: 0 | BB: 1 | P: 7 | LOB: 1 | BB: 1 | P: 7 | |

| PITCHER | | | | | | | | | | PITCHER | | | | | | | | | | | | | | | | | | | | | | | | | | | | | | | |
|---------------------------------|--------|-----|---|----|----|----|----|-----|-----|---------|----|----|---|---|------|-------|----|-----|----|---|---|----|----|----|-----|-----|-----|----|----|---|---|-----|------|--|--|--|--|--|--|--|--|
| IP | WLS | BF | H | R | ER | SO | BB | IBB | HBP | BLK | WP | HR | S | P | ERA | WHIP | IP | WLS | BF | H | R | ER | SO | BB | IBB | HBP | BLK | WP | HR | S | P | ERA | WHIP | | | | | | | | |
| Al Jackson, L ERA: 5.87 | (1, 1) | 5.1 | L | 24 | 7 | 4 | 3 | 5 | 0 | 0 | 0 | 0 | 0 | 0 | 5.06 | 1.312 | | | | | | | | | | | | | | | | | | | | | | | | | |
| Tom Parsons, R ERA: 4.91 | (6, 1) | 1.2 | | 7 | 2 | 1 | 1 | 3 | 0 | 0 | 0 | 0 | 0 | 0 | 5.40 | 1.200 | | | | | | | | | | | | | | | | | | | | | | | | | |
| Larry Bearnarth, R ERA: 3.25 | (8, 1) | 1.0 | | 4 | 0 | 0 | 0 | 0 | 1 | 0 | 1 | 0 | 0 | 0 | 0.00 | 1.000 | | | | | | | | | | | | | | | | | | | | | | | | | |

BOTTOM

New York Mets @ Pittsburgh Pirates
Forbes Field, Pittsburgh, PA
 Sun Jun 06 1965, 3:33 AM EDT
 Unknown

| AB | R | H | RBI | BB | SO | LOB |
|----|---|---|-----|----|----|-----|
| 4 | 0 | 0 | 0 | 0 | 1 | 1 |
| 0 | 0 | 0 | 0 | 0 | 0 | 0 |
| 4 | 2 | 3 | 0 | 0 | 0 | 0 |
| 4 | 1 | 3 | 2 | 0 | 0 | 1 |
| 0 | 0 | 0 | 0 | 0 | 0 | 0 |
| 4 | 0 | 0 | 0 | 0 | 1 | 3 |
| 4 | 1 | 1 | 0 | 0 | 0 | 1 |
| 3 | 0 | 1 | 1 | 0 | 2 | 1 |
| 3 | 0 | 0 | 0 | 1 | 2 | 2 |
| 4 | 1 | 1 | 0 | 0 | 0 | 3 |
| 2 | 0 | 0 | 0 | 0 | 2 | 0 |

| AB | 32 |
|-----|----|
| R | 5 |
| H | 9 |
| RBI | 3 |
| BB | 1 |
| SO | 8 |
| LOB | 12 |

WP: 0 PA: 35
 PB: 0
 SB: 0
 CS: 0



livebaseballscores.com

| Batter | 1 | 2 | 3 | 4 | 5 | 6 | 7 | 8 | 9 | AB R H RBI BB SO LOB | TOP | | | | | | | | | | | |
|--|--|---------------------------------|------------------------------|---------------------------------|------------------------------|----------------------------------|------------------------------|---------------------------------|------------------------------|--|------------------------------|---------------------------------|------------------------------|---------------------------------|------------------------------|---------------------------------|------------------------------|---------------------------------|----------------------------------|------------------------------------|---|--------|
| Bobby Klaus, R (1, 4) OBP: 0.302, SLG: 0.286 | 0-0 F9 | | 4-0 1B BB | | 0-0 L6 | | 0-0 P4 | | | 3 0 0 0 1 0 2 | | | | | | | | | | | | |
| Roy McMillan, R (1, 6) OBP: 0.281, SLG: 0.317 | 0-0 FC 1B | | 0-0 F8 | | 0-0 F5 | | 0-0 F8 | | | 4 0 1 0 0 0 3 | | | | | | | | | | | | |
| Joe Christopher, R (1, 9) OBP: 0.322, SLG: 0.337 | 0-0 FC 1-2 | | 0-0 1-3 1B | | 0-0 F8 | | | 0-0 6-3 | | 4 0 1 0 0 0 1 | | | | | | | | | | | | |
| Charley Smith, R (1, 5) OBP: 0.283, SLG: 0.434 | 0-0 F2 | | 0-3 K | | 0-0 F7 | | | 0-3 K | | 4 0 0 0 0 2 4 | | | | | | | | | | | | |
| Ron Swoboda, R (1, 7) OBP: 0.336, SLG: 0.555 | 0-0 5-3 | | 0-0 F9 | | 0-3 K | | | 0-0 6-3 | | 4 0 0 0 0 1 4 | | | | | | | | | | | | |
| Jim Hickman, R (1, 3) OBP: 0.204, SLG: 0.292 | | 0-0 E3 1B | | 0-0 5-3 | | 0-0 F8 | | 4-0 BB | | 3 0 0 0 1 0 0 | | | | | | | | | | | | |
| Billy Cowan, R (1, 8) OBP: 0.256, SLG: 0.293 | | 0-0 CS 1-2 1B | | 0-0 5-3 | | 0-0 F8 | | 0-3 K | | 4 0 1 0 0 1 1 | | | | | | | | | | | | |
| Chris Cannizzaro, R (1, 2) OBP: 0.253, SLG: 0.191 Hawk Taylor, R (9, PH) OBP: 0.194, SLG: 0.514 | | 0-3 K 1-2 2-3 | | 0-0 1B | | 0-0 HBP 1B | | 0-0 F8 | | 3 0 2 0 0 1 2 1 0 0 0 0 0 1 | | | | | | | | | | | | |
| Warren Spahn, L (1, 1) OBP: 0.355, SLG: 0.208 Danny Napoleon, R (7, PH) OBP: 0.286, SLG: 0.258 Frank Lary, R (7, 1) OBP: 0.222, SLG: 0.222 Ed Kranepool, L (9, PH) OBP: 0.369, SLG: 0.503 | | 0-0 L3 | | 0-3 K | | 1-0 HBP | | 0-0 P3 | | 2 0 0 0 0 1 2 0 0 0 0 0 0 0 0 0 0 0 0 0 0 1 0 0 0 0 0 1 | | | | | | | | | | | | |
| Inning Stats | R: 0 E: 0 K: 0 S: 5 | H: 1 LOB: 2 BB: 0 P: 5 | R: 0 E: 1 K: 1 S: 6 | H: 1 LOB: 1 BB: 0 P: 6 | R: 0 E: 0 K: 1 S: 6 | H: 1 LOB: 2 BB: 1 P: 10 | R: 0 E: 0 K: 1 S: 6 | H: 1 LOB: 1 BB: 0 P: 6 | R: 0 E: 0 K: 0 S: 3 | H: 0 LOB: 0 BB: 0 P: 3 | R: 0 E: 0 K: 0 S: 5 | H: 0 LOB: 0 BB: 0 P: 5 | R: 0 E: 0 K: 0 S: 4 | H: 1 LOB: 2 BB: 0 P: 5 | R: 0 E: 0 K: 1 S: 5 | H: 0 LOB: 0 BB: 0 P: 5 | R: 0 E: 0 K: 1 S: 5 | H: 0 LOB: 1 BB: 1 P: 9 | 1B: 5 2B: 1 3B: 0 HR: 0 | SF: 0 SAC: 0 DP: 1 HBP: 1 | WP: 0 PB: 0 SB: 0 CS: 2 | PA: 36 |
| PITCHER Bob Veale, L (1, 1) ERA: 2.43 | IP: 9.0 WLS: W BF: 36 H: 5 R: 0 ER: 0 SO: 6 BB: 2 IBB: 0 HBP: 1 BLK: 0 WP: 0 HR: 0 S: 45 P: 54 ERA: 0.00 WHIP: 0.778 | | | | | | | | | | | | | | | | | | | | | |
| | | | | | | | | | | | | | | | | | | | | | PITCHER IP WLS BF H R ER SO BB IBB HBP BLK WP HR S P ERA WHIP | |

New York Mets @ Pittsburgh Pirates
Forbes Field, Pittsburgh, PA
 Sun Jun 06 1965, 3:38 AM EDT
 Att. 16,387 - Unknown

livebaseballscorecards.com

AB 33
R 0
H 5
RBI 0
BB 2
SO 6
LOB 21



| Batter | 1 | 2 | 3 | 4 | 5 | 6 | 7 | 8 | 9 |
|--|-----------------------|-----------------------|-----------------------|---|--|----------------------|-----------------------|----------------------|---|
| Bob Bailey, R (1, 5) <small>OBP: 0.345, SLG: 0.335</small> Jose Pagan, R (6, 5) <small>OBP: 0.271, SLG: 0.253</small> | 0-0 P5 | | | 0-0 5-3 | 0-0 FC6-4 | | | 0-3 K | |
| Manny Mota, R (1, 8) <small>OBP: 0.224, SLG: 0.222</small> | 0-0 6-3 | | | 0-0 G4-6-3 1B | | 0-0 L9 | | 0-0 L8 | |
| Roberto Clemente, R (1, 9) <small>OBP: 0.347, SLG: 0.439</small> | 0-0 5-3 | | | 0-0 G4-6-3 1-2f | | 0-0 HR | | 0-0 F7 | |
| Donn Clendenon, R (1, 3) <small>OBP: 0.377, SLG: 0.470</small> | | 0-0 F5 | | | 0-3 K | 0-3 K | | | |
| Bill Mazaroski, R (1, 4) <small>OBP: 0.333, SLG: 0.434</small> | | 0-0 5-3 | | | 0-0 2B 1B | 0-0 L1 | | | |
| Willie Stargell, L (1, 7) <small>OBP: 0.333, SLG: 0.553</small> | | 0-0 F8 | | | 0-0 F5 | | 0-3 K | | |
| Gene Alley, R (1, 6) <small>OBP: 0.305, SLG: 0.366</small> | | | 0-0 6-3 | | 0-0 1B 2B | | 0-0 L9 | | |
| Jim Pagliaroni, R (1, 2) <small>OBP: 0.314, SLG: 0.387</small> | | | 0-0 F8 | | 4-0 1B IBB | | 0-0 1B | | |
| Bob Veale, S (1, 1) <small>OBP: 0.114, SLG: 0.088</small> | | | 0-3 K | | 0-0 FC6-4 1B 1-3 2-H 3-H | | 0-0 2-3 | | |

| Inning Stats | R: 0 | H: 0 | E: 0 | K: 0 | S: 3 | R: 0 | H: 0 | E: 0 | K: 0 | S: 3 | R: 0 | H: 0 | E: 0 | K: 1 | S: 5 | R: 0 | H: 1 | E: 0 | K: 0 | S: 3 | R: 2 | H: 3 | E: 0 | K: 1 | S: 8 | R: 1 | H: 1 | E: 0 | K: 1 | S: 6 | R: 0 | H: 1 | E: 0 | K: 1 | S: 6 | R: 0 | H: 0 | E: 0 | K: 1 | S: 5 | | |
|--------------|--------|-------|------|--------|-------|------|--------|-------|------|--------|-------|------|--------|-------|------|--------|-------|------|--------|-------|------|--------|-------|------|--------|-------|------|--------|-------|------|--------|-------|------|--------|-------|------|--------|-------|------|--------|-------|------|
| | LOB: 0 | BB: 0 | P: 3 | LOB: 0 | BB: 0 | P: 3 | LOB: 0 | BB: 0 | P: 3 | LOB: 0 | BB: 0 | P: 3 | LOB: 0 | BB: 0 | P: 3 | LOB: 2 | BB: 1 | P: 6 | LOB: 1 | BB: 0 | P: 5 | LOB: 0 | BB: 0 | P: 5 | LOB: 0 | BB: 0 | P: 5 | LOB: 0 | BB: 0 | P: 5 | LOB: 0 | BB: 0 | P: 5 | LOB: 0 | BB: 0 | P: 5 | LOB: 0 | BB: 0 | P: 5 | LOB: 0 | BB: 0 | P: 5 |

| PITCHER | | | | | | | | | | PITCHER | | | | | | | | | | | | | | | | | | | | | | | | |
|------------------------|-----|----|----|---|----|----|----|-----|-----|---------|----|----|----|----|------|-------|----------------------|-----|----|---|---|----|----|----|-----|-----|-----|----|----|---|----|-----|------|-------|
| IP | WLS | BF | H | R | ER | SO | BB | IBB | HBP | BLK | WP | HR | S | P | ERA | WHIP | IP | WLS | BF | H | R | ER | SO | BB | IBB | HBP | BLK | WP | HR | S | P | ERA | WHIP | |
| Warren Spahn, L (1, 1) | 6.0 | L | 23 | 5 | 3 | 3 | 0 | 0 | 0 | 0 | 0 | 1 | 28 | 32 | 4.50 | 0.833 | Frank Lary, R (7, 1) | 2.0 | 7 | 1 | 0 | 0 | 2 | 0 | 0 | 0 | 0 | 0 | 0 | 0 | 11 | 11 | 0.00 | 0.500 |

BOTTOM

| AB | R | H | RBI | BB | SO | LOB |
|----|---|---|-----|----|----|-----|
| 3 | 0 | 0 | 0 | 0 | 0 | 2 |
| 1 | 0 | 0 | 0 | 0 | 1 | 0 |
| 4 | 0 | 1 | 0 | 0 | 0 | 0 |
| 4 | 1 | 1 | 1 | 0 | 0 | 1 |
| 3 | 0 | 0 | 0 | 0 | 2 | 0 |
| 3 | 1 | 1 | 0 | 0 | 0 | 0 |
| 3 | 0 | 0 | 0 | 0 | 1 | 1 |
| 3 | 1 | 1 | 0 | 0 | 0 | 0 |
| 2 | 0 | 1 | 0 | 1 | 0 | 0 |
| 3 | 0 | 1 | 2 | 0 | 1 | 1 |

New York Mets @ Pittsburgh Pirates
Forbes Field, Pittsburgh, PA
 Sun Jun 06 1965, 3:38 AM EDT
 Att. 16,387 - Unknown

| AB | 29 |
|-----|----|
| R | 3 |
| H | 6 |
| RBI | 3 |
| BB | 1 |
| SO | 5 |
| LOB | 5 |

| WP | PA | 3B | DP | HR | HBP | SF | SAC | CS |
|----|----|----|----|----|-----|----|-----|----|
| 0 | 30 | 0 | 1 | 1 | 0 | 0 | 0 | 0 |

| Batter | 1 | 2 | 3 | 4 | 5 | 6 | 7 | 8 | 9 | 10 | 11 | AB R H RBI BB SO LOB | TOP | | | | | |
|--|---|---|---|---|---|---|---|---|---|---|---|---|--|---|----|----|------|-------|
| Joe Morgan, L (1, 4) OBP: 0.340, SLG: 0.361 | 0-3 K ① | | X 0-0 1B 1B | | X 0-0 1-3 1B | | X 0-0 6-3 | | X 0-3 K ② | | | 5 1 2 0 0 2 0 | Houston Astros @ Pittsburgh Pirates Forbes Field, Pittsburgh, PA Tue Jun 08 1965, 7:05 PM EDT Att. 8,084 - Cloudy - 73 F | | | | | |
| Lee Maye, L (1, 8) OBP: 0.274, SLG: 0.374 Jim Owens, R (9, 1) Hal Woodeshick, R (9, 1) OBP: 0.167, SLG: 0.167 | 0-3 K ② | | X 0-0 1-2 2-H 1B | | X 0-0 1-3 ② | | X 0-0 F7 ① | X 0-0 4-3 ③ | | | | 5 0 1 1 0 1 1 0 0 0 0 0 0 0 0 0 0 0 0 0 0 | | | | | | |
| Walt Bond, L (1, 7) OBP: 0.313, SLG: 0.362 | 0-0 6-3 ③ | | X 0-0 1-2 2-H 1B | | X 0-0 6-3 ③ | | X 0-0 4-3 ② | | X 0-3 K ① | | | 5 0 1 1 0 1 1 | | | | | | |
| Jim Gentile, L (1, 3) OBP: 0.301, SLG: 0.530 | | X 0-0 F2 ① | X 0-3 K ② | | X 0-0 E3 | | X 0-0 4-3 ③ | | X 0-3 K ② | | | 5 0 0 0 0 2 2 | | | | | | |
| Bob Aspromonte, R (1, 5) OBP: 0.369, SLG: 0.438 | | X 0-0 FC4-6 1B | X 0-0 F3 ③ | | X 0-0 F8 ① | | X 0-0 2B 1B | | X 0-0 5-3 ③ | | | 5 1 2 0 0 0 3 | | | | | | |
| Rusty Staub, L (1, 9) OBP: 0.316, SLG: 0.348 | | X 0-0 FC4-6 1-2f | X 0-0 G6-4-3 1B | | X 0-0 6-3 ② | | X 0-0 2B HR 1B | | X 1-0 G5-4-3 HBP | | | 4 1 2 0 0 0 2 | | | | | | |
| Ron Brand, R (1, 2) OBP: 0.277, SLG: 0.255 | | X 0-0 F5 ③ | X 0-0 G6-4-3 1-2f | | X 0-0 5-3 ③ | | X 0-0 F7 ① | | X 0-0 G5-4-3 ① ② | | | 5 0 0 0 0 0 6 | | | | | | |
| Bob Lillis, R (1, 6) OBP: 0.301, SLG: 0.271 Jimmy Wynn, R (9, PH) OBP: 0.396, SLG: 0.511 | | | X 0-0 L8 ① | X 0-0 5-3 ③ | | X 0-0 6-3 ① | | X 0-0 HR 2B | | X 0-0 P4 ③ | | 3 0 0 0 0 0 0 2 1 1 1 0 0 0 | | | | | | |
| Turk Farrell, R (1, 1) OBP: 0.136, SLG: 0.095 Nellie Fox, L (7, PH) OBP: 0.278, SLG: 0.389 Don Lee, R (7, 1) OBP: 0.333, SLG: 0.667 Joe Gaines, R (9, PH) OBP: 0.322, SLG: 0.513 Jim Mahoney, R (9, 6) | | | X 0-0 1B 1B | | X 0-3 K ① | | X 0-0 6-3 ② | | X 0-0 HR ② | | | 2 1 1 0 0 1 0 1 0 0 0 0 0 0 0 0 0 0 0 0 0 1 1 1 3 0 0 0 0 0 0 0 0 0 0 | | | | | | |
| Inning Stats | R: 0 H: 0 E: 0 LOB: 0 K: 2 BB: 0 S: 7 P: 7 | R: 0 H: 1 E: 0 LOB: 1 K: 0 BB: 0 S: 4 P: 4 | R: 2 H: 4 E: 0 LOB: 2 K: 1 BB: 0 S: 9 P: 9 | R: 0 H: 1 E: 0 LOB: 0 K: 0 BB: 0 S: 3 P: 3 | R: 0 H: 1 E: 0 LOB: 1 K: 1 BB: 0 S: 6 P: 6 | R: 0 H: 0 E: 1 LOB: 1 K: 0 BB: 0 S: 4 P: 4 | R: 0 H: 0 E: 0 LOB: 0 K: 0 BB: 0 S: 3 P: 3 | R: 0 H: 0 E: 0 LOB: 0 K: 0 BB: 0 S: 3 P: 3 | R: 4 H: 4 E: 0 LOB: 0 K: 1 BB: 0 S: 9 P: 9 | R: 0 H: 0 E: 0 LOB: 0 K: 2 BB: 0 S: 7 P: 7 | R: 0 H: 0 E: 0 LOB: 0 K: 0 BB: 0 S: 2 P: 3 | 1B: 9 SF: 0 2B: 1 SAC: 0 3B: 0 DP: 2 HR: 1 HBP: 1 | | WP: 0 PA: 44 PB: 0 SB: 0 CS: 0 | | | | |
| PITCHER | IP WLS BF H R ER SO BB IBB HBP BLK WP HR S P ERA WHIP | | | | | | | | | | | | | | | | | |
| Bob Friend, R (1, 1) ERA: 3.67 | 8.1 | | 35 | 10 | 5 | 5 | 4 | 0 | 0 | 0 | 0 | 0 | 0 | 0 | 43 | 43 | 5.40 | 1.200 |
| Al McBean, R (9, 1) ERA: 2.14 | 0.0 | | 1 | 1 | 1 | 1 | 0 | 0 | 0 | 0 | 0 | 0 | 0 | 0 | 1 | 1 | ∞ | ∞ |
| Frank Carpin, L (9, 1) ERA: | 0.2 | | 2 | 0 | 0 | 0 | 1 | 0 | 0 | 0 | 0 | 0 | 0 | 0 | 4 | 4 | 0.00 | 0.000 |
| Joe Gibbon, L (10, 1) ERA: 5.73 | 2.0 | W | 6 | 0 | 0 | 0 | 2 | 0 | 0 | 1 | 0 | 0 | 0 | 0 | 9 | 10 | 0.00 | 0.000 |

livebaseballscorecards.com

| | |
|-----|----|
| AB | 43 |
| R | 6 |
| H | 11 |
| RBI | 6 |
| BB | 0 |
| SO | 7 |
| LOB | 15 |



| Batter | 1 | 2 | 3 | 4 | 5 | 6 | 7 | 8 | 9 | 10 | 11 | AB R H RBI BB SO LOB |
|---|-----|----|----------|--------------|--------|-----|-----|-----|----------------|-------------|--------------|--|
| Bob Bailey, R (1, 5) <small>OBP: 0.348, SLG: 0.345</small> Jose Pagan, R (8, 5) <small>OBP: 0.271, SLG: 0.253</small> Jerry Lynch, L (9, PH) <small>OBP: 0.407, SLG: 0.596</small> Joe Gibbon, R (10, 1) <small>OBP: 0.176, SLG: 0.125</small> | F8 | | 1B 2B | | 1B 1B | 4-3 | | | F8 | | FC2-6 1B | 4 2 2 0 0 0 0 0 0 0 0 0 0 0 1 0 0 0 0 0 1 1 0 0 0 0 0 1 |
| Bill Virdon, L (1, 8) <small>OBP: 0.324, SLG: 0.342</small> | K | | 2-H 1B | | 1-6-3 | | 1-3 | | 1B | | FC1-2 IBB | 5 1 2 1 1 1 1 |
| Roberto Clemente, R (1, 9) <small>OBP: 0.352, SLG: 0.438</small> | 3-1 | | L9 | | 1B 6-3 | | 2-3 | | 1B | | FC1-2 IBB | 5 1 2 1 1 0 1 |
| Willie Stargell, L (1, 7) <small>OBP: 0.343, SLG: 0.577</small> Andre Rodgers, R (9, PH) <small>OBP: 0.406, SLG: 0.500</small> (10, 5) | | HR | | L4 | 1B 6-3 | | 1B | | 4-3 | | FC1-2 | 4 1 3 2 0 0 0 2 0 0 0 0 0 5 |
| Donn Clendenon, R (1, 3) <small>OBP: 0.373, SLG: 0.468</small> | 5-3 | | | L8 | 1B 6-3 | | | 4-3 | | L1-6 2B | BLK | 6 0 1 1 0 1 3 |
| Bill Mazerowski, R (1, 4) <small>OBP: 0.337, SLG: 0.418</small> | K | | E5 3B | | IBB | | | F8 | | WP IBB | | 3 1 0 0 2 1 0 |
| Gene Alley, R (1, 6) <small>OBP: 0.301, SLG: 0.375</small> | P5 | | L6 | | | | | 6-3 | | L1-6 2-3 | | 5 0 1 1 0 0 4 |
| Del Crandall, R (1, 2) <small>OBP: 0.274, SLG: 0.250</small> Gene Freese, R (9, PH) <small>OBP: 0.395, SLG: 0.436</small> Jim Pagliaroni, R (10, 2) <small>OBP: 0.311, SLG: 0.383</small> | | | 6-3 | FC5-4 IBB | | 1-3 | | | 5-3 | | K | 2 0 0 0 1 0 0 1 0 0 0 0 0 0 1 0 0 0 0 1 1 |
| Bob Friend, R (1, 1) Al McBean, R (9, 1) <small>OBP: 0.250, SLG: 0.250</small> Frank Carpin, L (9, 1) Manny Mota, R (9, PH) <small>OBP: 0.241, SLG: 0.232</small> (10, 7) | | | K | FC5-4 | | 6-3 | | | WP 1B BB | | FC2-6 1B | 3 0 0 0 0 1 2 0 0 0 0 0 0 0 0 0 0 0 0 0 0 1 1 1 0 1 0 0 |

| Inning Stats | R: 0 | H: 0 | R: 1 | H: 1 | R: 1 | H: 2 | R: 1 | H: 1 | R: 2 | H: 3 | R: 0 | H: 0 | R: 0 | H: 1 | R: 0 | H: 0 | R: 1 | H: 1 | R: 0 | H: 1 | R: 1 | H: 2 | 1B: 8 | SF: 0 |
|--------------|------|--------|------|--------|------|--------|------|--------|------|--------|------|--------|------|--------|------|--------|------|--------|------|--------|------|--------|-------|--------|
| | E: 0 | LOB: 0 | E: 0 | LOB: 0 | E: 0 | LOB: 1 | E: 1 | LOB: 2 | E: 0 | LOB: 2 | E: 0 | LOB: 0 | E: 0 | LOB: 1 | E: 0 | LOB: 0 | E: 0 | LOB: 2 | E: 0 | LOB: 1 | E: 0 | LOB: 2 | 2B: 3 | SAC: 0 |
| | K: 1 | BB: 0 | K: 1 | BB: 0 | K: 1 | BB: 0 | K: 0 | BB: 1 | K: 0 | BB: 1 | K: 0 | BB: 0 | K: 0 | BB: 0 | K: 0 | BB: 0 | K: 1 | BB: 2 | K: 0 | BB: 2 | K: 1 | BB: 1 | 3B: 1 | DP: 1 |
| | S: 5 | P: 5 | S: 6 | P: 6 | S: 7 | P: 7 | S: 5 | P: 9 | S: 6 | P: 10 | S: 3 | P: 3 | S: 3 | P: 3 | S: 3 | P: 3 | S: 4 | P: 12 | S: 5 | P: 9 | S: 4 | P: 8 | HR: 1 | HBP: 0 |

| PITCHER | IP | WLS | BF | H | R | ER | SO | BB | IBB | HBP | BLK | WP | HR | S | P | ERA | WHIP |
|---|-----|-----|----|---|---|----|----|----|-----|-----|-----|----|----|----|----|-------|-------|
| Turk Farrell, R (1, 1) <small>ERA: 2.07</small> | 6.0 | | 28 | 7 | 5 | 4 | 3 | 0 | 2 | 0 | 0 | 0 | 1 | 32 | 40 | 6.00 | 1.167 |
| Don Lee, R (7, 1) <small>ERA: 5.63</small> | 2.0 | | 6 | 1 | 0 | 0 | 0 | 0 | 0 | 0 | 0 | 0 | 0 | 6 | 6 | 0.00 | 0.500 |
| Jim Owens, R (9, 1) <small>ERA: 2.63</small> | 0.2 | | 5 | 1 | 1 | 1 | 0 | 2 | 0 | 0 | 0 | 1 | 0 | 3 | 11 | 13.50 | 4.500 |
| Hal Woodeshick, L (9, 1) <small>ERA: 3.06</small> | 2.0 | L | 11 | 3 | 1 | 1 | 1 | 0 | 2 | 0 | 1 | 1 | 0 | 10 | 18 | 4.50 | 1.500 |

BOTTOM

Houston Astros @ Pittsburgh Pirates
 Forbes Field, Pittsburgh, PA
 Tue Jun 08 1965, 7:05 PM EDT
 Att. 8,084 - Cloudy - 73 F

livebaseballscores.com

| | |
|-----|----|
| AB | 44 |
| R | 7 |
| H | 12 |
| RBI | 6 |
| BB | 6 |
| SO | 5 |
| LOB | 19 |



| | |
|-------|--------|
| WP: 2 | PA: 50 |
| PB: 0 | |
| SB: 0 | |
| CS: 0 | |

| Batter | 1 | 2 | 3 | 4 | 5 | 6 | 7 | 8 | 9 | AB R H RBI BB SO LOB | TOP | | | | | | | | | | | |
|---|--|---------------------------------|------------------------------|---------------------------------|------------------------------|---------------------------------|------------------------------|---------------------------------|--------------------------------|--|------------------------------|---------------------------------|--|----------------------------------|------------------------------|---------------------------------|------------------------------|---------------------------------|----------------------------------|------------------------------------|----------------------------------|--------|
| Joe Morgan, L (1, 4) OBP: 0.339, SLG: 0.359 | 0-0 1-3 | | | 0-0 G1-6-3 1B | | 0-0 G3 | | 0-0 3-1 | | 4 0 1 0 0 0 1 | | | | | | | | | | | | |
| Lee Maye, L (1, 8) OBP: 0.274, SLG: 0.369 | 0-0 F7 | | | 0-0 G1-6-3 1B | | 0-0 1-3 | | 0-0 3-1 | | 4 0 1 0 0 0 1 | | | | | | | | | | | | |
| Walt Bond, L (1, 7) OBP: 0.312, SLG: 0.360 | 0-0 P6 | | | 0-0 G1-6-3 1-2f 2-3 | | 0-0 F9 | | | 0-0 1B SF8 1B | 4 1 1 0 0 0 3 | | | | | | | | | | | | |
| Jim Gentile, L (1, 3) OBP: 0.302, SLG: 0.522 Nellie Fox, L (7, PR) OBP: 0.316, SLG: 0.421 (7, 3) | | 0-3 K | | 0-0 F9 | | 4-0 1B BB | | | 0-0 1B 1-2 1B | 2 0 0 0 1 1 1 1 1 1 0 0 0 0 | | | | | | | | | | | | |
| Bob Aspromonte, R (1, 5) OBP: 0.362, SLG: 0.429 | | 0-0 F9 | | | 0-3 K | | 0-0 F5 | | 0-0 F3 | 4 0 0 0 0 1 3 | | | | | | | | | | | | |
| Rusty Staub, L (1, 9) OBP: 0.320, SLG: 0.351 | | 0-3 K | | | 0-0 F9 | | 0-0 1B 1-2 1B | | 0-0 FC6 1-2 2-3 1B | 4 0 2 0 0 1 0 | | | | | | | | | | | | |
| John Bateman, R (1, 2) OBP: 0.280, SLG: 0.442 | | | 0-0 F8 | | 0-0 5-3 | | 0-3 K | | 0-0 SF8 | 3 0 0 1 0 1 2 | | | | | | | | | | | | |
| Bob Lillis, R (1, 6) OBP: 0.308, SLG: 0.278 Jim Mahoney, R (7, 6) | | | 0-0 L1 | | | 0-0 G3 E BB 1B | 0-0 1-3 2-H 1B | | 0-0 FC6 1-2f | 3 1 2 1 0 0 0 1 0 0 0 0 0 2 | | | | | | | | | | | | |
| Don Nottebart, R (1, 1) OBP: 0.100, SLG: 0.100 Danny Coombs, R (5, 1) Joe Gaines, R (8, PH) OBP: 0.318, SLG: 0.506 Ken MacKenzie, R (8, 1) OBP: 0.250, SLG: 0.250 | | | 0-0 6-3 | | | 4-0 E BB | | 0-0 5-3 | | 1 0 0 0 0 0 0 0 0 0 0 1 0 0 1 0 0 0 0 0 0 0 0 0 0 0 0 0 | | | | | | | | | | | | |
| Inning Stats | R: 0 E: 0 K: 0 S: 3 | H: 0 LOB: 0 BB: 0 P: 3 | R: 0 E: 0 K: 2 S: 7 | H: 0 LOB: 0 BB: 0 P: 7 | R: 0 E: 0 K: 0 S: 3 | H: 0 LOB: 0 BB: 0 P: 3 | R: 0 E: 0 K: 0 S: 4 | H: 2 LOB: 1 BB: 0 P: 4 | R: 0 E: 0 K: 1 S: 5 | H: 0 LOB: 0 BB: 0 P: 5 | R: 1 E: 1 K: 0 S: 4 | H: 1 LOB: 1 BB: 1 P: 8 | R: 1 E: 0 K: 1 S: 6 | H: 2 LOB: 2 BB: 1 P: 10 | R: 0 E: 0 K: 0 S: 3 | H: 0 LOB: 0 BB: 0 P: 3 | R: 1 E: 0 K: 0 S: 6 | H: 3 LOB: 2 BB: 0 P: 6 | 1B: 8 2B: 0 3B: 0 HR: 0 | SF: 1 SAC: 0 DP: 1 HBP: 0 | WP: 0 PB: 0 SB: 0 CS: 0 | PA: 35 |
| PITCHER Vern Law, R (1, 1) ERA: 1.96 | IP: 9.0 WLS: W BF: 35 H: 8 R: 3 ER: 2 SO: 4 BB: 2 IBB: 0 HBP: 0 BLK: 0 WP: 0 HR: 0 S: 41 P: 49 ERA: 2.00 WHIP: 1.111 | | | | | | | | | | | PITCHER | IP: 9.0 WLS: W BF: 35 H: 8 R: 3 ER: 2 SO: 4 BB: 2 IBB: 0 HBP: 0 BLK: 0 WP: 0 HR: 0 S: 41 P: 49 ERA: 2.00 WHIP: 1.111 | | | | | | | | | |

Houston Astros @ Pittsburgh Pirates
 Forbes Field, Pittsburgh, PA
 Wed Jun 09 1965, 7:05 PM EDT
 Att: 9,412 - Cloudy - 79 F

livebaseballscorecards.com

| | |
|-----|----|
| AB | 32 |
| R | 3 |
| H | 8 |
| RBI | 2 |
| BB | 2 |
| SO | 4 |
| LOB | 13 |



| Batter | 1 | 2 | 3 | 4 | 5 | 6 | 7 | 8 | 9 |
|--|------------|-----------------|--------------------|--------------|---------------------|-----------|-------------|------------------|---|
| Bob Bailey, R (1, 5) <small>OBP: 0.349, SLG: 0.343</small> Jose Pagan, R (8, 5) <small>OBP: 0.271, SLG: 0.253</small> | 0-0 6-3 | | 4-0 3B BB | 0-0 P5 | 0-0 1B | | 0-3 K | | |
| Bill Virdon, L (1, 8) <small>OBP: 0.326, SLG: 0.355</small> | 0-0 F8 | | 0-0 1B 3B | 0-0 1B | 0-0 P6 | | | 0-0 G3 | |
| Roberto Clemente, R (1, 9) <small>OBP: 0.358, SLG: 0.442</small> | 0-3 K | | 0-0 FC5-4 1B 1B | 0-0 4-3 | | 0-0 1B | | 0-0 E 1B 1B | |
| Willie Stargell, L (1, 7) <small>OBP: 0.344, SLG: 0.571</small> | | 0-0 4-3 | 0-0 F7 | | 0-0 1B 1B 1B | 0-3 K | | 0-0 E7 5-3 1B | |
| Donn Clendenon, R (1, 3) <small>OBP: 0.379, SLG: 0.472</small> | | 0-0 1B E 1B | 0-0 FC5-4 1B | | 0-0 1B 1B | 0-3 K | | 0-0 5-3 | |
| Bill Mazaroski, R (1, 4) <small>OBP: 0.340, SLG: 0.417</small> | | 0-0 E8 1B | 0-0 FC5-4 | | 0-0 1B 1B | 0-3 K | | 0-0 E9 2B | |
| Gene Alley, R (1, 6) <small>OBP: 0.311, SLG: 0.390</small> | | 0-0 1-3 | 0-0 L4 | | 0-0 1B G4-6-3 1B | | 0-0 S 1B | 0-0 2B 1B | |
| Jim Pagliaroni, R (1, 2) <small>OBP: 0.331, SLG: 0.396</small> | | 4-0 FC4-6 1B | | 0-0 1B 1B | 0-0 G4-6-3 1B | | 0-0 L8 | 0-0 1B | |
| Vern Law, R (1, 1) <small>OBP: 0.167, SLG: 0.167</small> | | 0-0 FC4-6 | | 0-3 K | 0-0 G4-6-3 | | 0-3 K | 0-0 F8 | |

| AB | R | H | RBI | BB | SO | LOB |
|----|---|---|-----|----|----|-----|
| 4 | 1 | 1 | 0 | 1 | 1 | 2 |
| 0 | 0 | 0 | 0 | 0 | 0 | 0 |
| 5 | 1 | 2 | 1 | 0 | 0 | 1 |
| 5 | 1 | 3 | 1 | 0 | 1 | 2 |
| 5 | 2 | 2 | 0 | 0 | 1 | 2 |
| 5 | 2 | 3 | 0 | 0 | 1 | 3 |
| 5 | 2 | 2 | 0 | 0 | 1 | 3 |
| 5 | 2 | 3 | 3 | 0 | 0 | 3 |
| 4 | 0 | 3 | 2 | 1 | 0 | 1 |
| 5 | 0 | 0 | 0 | 0 | 2 | 6 |

BOTTOM

Houston Astros @ Pittsburgh Pirates
 Forbes Field, Pittsburgh, PA
 Wed Jun 09 1965, 7:05 PM EDT
 Att. 9,412 - Cloudy - 79 F

| | |
|-----|----|
| AB | 43 |
| R | 11 |
| H | 19 |
| RBI | 7 |
| BB | 2 |
| SO | 7 |
| LOB | 23 |



| | | | |
|--------|--------|-------|--------|
| 1B: 17 | SF: 0 | WP: 0 | PA: 45 |
| 2B: 1 | SAC: 0 | PB: 0 | |
| 3B: 1 | DP: 1 | SB: 1 | |
| HR: 0 | HBP: 0 | CS: 0 | |

| Inning Stats | | | | | | | | | | | | | | | | | | | | | | |
|--------------|---|---|---|---|-----|----|-----|----|----|---|----|----|----|-----|-----|-----|----|----|----|----|-------|-------|
| R | H | E | K | S | P | IP | WLS | BF | H | R | ER | SO | BB | IBB | HBP | BLK | WP | HR | S | P | ERA | WHIP |
| 0 | 0 | 0 | 1 | 5 | 4.0 | | | 25 | 11 | 7 | 6 | 2 | 1 | 1 | 0 | 0 | 0 | 0 | 27 | 35 | 13.50 | 3.000 |
| 0 | 0 | 0 | 0 | 5 | 3.0 | | | 12 | 4 | 0 | 0 | 5 | 0 | 0 | 0 | 0 | 0 | 0 | 22 | 22 | 0.00 | 1.333 |
| 0 | 0 | 0 | 0 | 5 | 1.0 | | | 8 | 4 | 4 | 0 | 0 | 0 | 0 | 0 | 0 | 0 | 0 | 8 | 8 | 0.00 | 4.000 |

| PITCHER | | | | | | | | | | | | | | | | | | | | | |
|---------|---|---|---|---|-----|-----|----|----|----|----|----|----|-----|-----|-----|----|----|----|----|-------|-------|
| R | H | E | K | S | IP | WLS | BF | H | R | ER | SO | BB | IBB | HBP | BLK | WP | HR | S | P | ERA | WHIP |
| 0 | 0 | 0 | 3 | 8 | 4.0 | | | 25 | 11 | 6 | 2 | 1 | 1 | 0 | 0 | 0 | 0 | 27 | 35 | 13.50 | 3.000 |
| 0 | 0 | 0 | 0 | 5 | 3.0 | | | 12 | 4 | 0 | 5 | 0 | 0 | 0 | 0 | 0 | 0 | 22 | 22 | 0.00 | 1.333 |
| 0 | 0 | 0 | 0 | 5 | 1.0 | | | 8 | 4 | 4 | 0 | 0 | 0 | 0 | 0 | 0 | 0 | 8 | 8 | 0.00 | 4.000 |

| Batter | 1 | 2 | 3 | 4 | 5 | 6 | 7 | 8 | 9 | AB R H RBI BB SO LOB | TOP | | | | | | | | | | | | | | | | |
|--|------------------------------|---------------------------------|------------------------------|---------------------------------|------------------------------|---------------------------------|----------------------------------|---------------------------------|-------------------------------|----------------------------------|------------------------------|---------------------------------|------------------------------|---------------------------------|------------------------------|---------------------------------|------------------------------|---------------------------------|------------------------------|---------------------------------|----------------------------------|------------------------------------|----------------------------------|--------|--|-------------|---------------|
| Bob Lillis, R (1, 6) OBP: 0.301, SLG: 0.272 | 0-0 6-3 | | 0-0 G6-4-3 1-2f | | 0-0 4-3 | | 0-0 F4 | | | 4 0 0 0 0 0 4 | | | | | | | | | | | | | | | | | |
| Joe Morgan, L (1, 4) OBP: 0.333, SLG: 0.353 | 0-0 4-3 | | | 0-3 K | | 0-0 4-3 | | 0-0 4-3 | | 4 0 0 0 0 1 0 | | | | | | | | | | | | | | | | | |
| Joe Gaines, R (1, 9) OBP: 0.315, SLG: 0.494 | 0-3 K | | | 0-0 G3 | | 0-0 WP 1B | | 0-3 K | | 4 0 1 0 0 2 0 | | | | | | | | | | | | | | | | | |
| Jim Gentile, L (1, 3) OBP: 0.294, SLG: 0.507 | | 0-3 K | | 0-0 4-3 | | 0-3 K 1-2 | | 0-3 K | | 4 0 0 0 0 3 1 | | | | | | | | | | | | | | | | | |
| Bob Aspromonte, R (1, 5) OBP: 0.360, SLG: 0.426 | | 0-0 6-3 | | | 0-0 1B 1B | 0-0 6-3 | | | 0-0 P3 | 4 1 1 0 0 0 1 | | | | | | | | | | | | | | | | | |
| Walt Bond, L (1, 7) OBP: 0.316, SLG: 0.362 | | 0-0 1B | | | 0-3 K | | 0-0 E5 E 1B | | 0-3 K | 4 1 2 0 0 2 1 | | | | | | | | | | | | | | | | | |
| Lee Mays, L (1, 8) OBP: 0.264, SLG: 0.357 | | 0-0 G3 | | | 0-3 K | | 0-0 E3 G6-4-3 2-3 1B | | 0-3 K | 4 0 0 0 0 2 3 | | | | | | | | | | | | | | | | | |
| Ron Brand, R (1, 2) OBP: 0.285, SLG: 0.275 | | | 0-0 G6-4-3 1B | | 0-0 1B 1B | | 0-0 1-2 G6-4-3 1B | | | 3 0 3 1 0 0 0 | | | | | | | | | | | | | | | | | |
| Bob Bruce, R (1, 1) OBP: 0.065, SLG: 0.097 | | | 0-3 K | | 0-0 1B | | 0-0 G6-4-3 | | | 2 0 1 1 0 1 1 | | | | | | | | | | | | | | | | | |
| Jimmy Wynn, R (7, PH) OBP: 0.394, SLG: 0.508 | | | | | 1-2 2-H 1B | | | | | 1 0 0 0 0 0 2 | | | | | | | | | | | | | | | | | |
| Claude Raymond, R (7, 1) OBP: 0.100, SLG: 0.100 | | | | | | | 1-2f 2-3 | | | 0 0 0 0 0 0 0 | | | | | | | | | | | | | | | | | |
| Inning Stats | R: 0 E: 0 K: 1 S: 5 | H: 0 LOB: 0 BB: 0 P: 5 | R: 0 E: 0 K: 1 S: 6 | H: 1 LOB: 1 BB: 0 P: 6 | R: 0 E: 0 K: 1 S: 5 | H: 1 LOB: 0 BB: 0 P: 5 | R: 0 E: 0 K: 1 S: 5 | H: 0 LOB: 0 BB: 0 P: 5 | R: 1 E: 0 K: 2 S: 10 | H: 3 LOB: 2 BB: 0 P: 10 | R: 0 E: 0 K: 1 S: 6 | H: 1 LOB: 1 BB: 0 P: 6 | R: 1 E: 2 K: 0 S: 5 | H: 2 LOB: 1 BB: 0 P: 5 | R: 0 E: 0 K: 2 S: 7 | H: 0 LOB: 0 BB: 0 P: 7 | R: 0 E: 0 K: 2 S: 7 | H: 0 LOB: 0 BB: 0 P: 7 | R: 0 E: 0 K: 2 S: 7 | H: 0 LOB: 0 BB: 0 P: 7 | 1B: 8 2B: 0 3B: 0 HR: 0 | SF: 0 SAC: 0 DP: 2 HBP: 0 | WP: 1 PB: 0 SB: 0 CS: 0 | PA: 34 | | | |
| PITCHER Bob Veale, L (1, 1) ERA: 2.39 | IP 9.0 | WLS W | BF 34 | H 8 | R 2 | ER 2 | SO 11 | BB 0 | IBB 0 | HBP 0 | BLK 0 | WP 1 | HR 0 | S 56 | P 56 | ERA 2.00 | WHIP 0.889 | | | | | | | | | ERA 2.00 | WHIP 0.889 |

Houston Astros @ Pittsburgh Pirates
 Forbes Field, Pittsburgh, PA
 Thu Jun 10 1965, 7:05 PM EDT
 Att: 9,839 - Cloudy - 79 F

livebaseballscorecards.com

| | |
|-----|----|
| AB | 34 |
| R | 2 |
| H | 8 |
| RBI | 2 |
| BB | 0 |
| SO | 11 |
| LOB | 13 |



| Batter | 1 | 2 | 3 | 4 | 5 | 6 | 7 | 8 | 9 |
|--|-----------------|------------|-----------------|------------|------------------|-----------------|-----------|------------|---|
| Bob Bailey, R (1, 5) <small>OBP: 0.347, SLG: 0.341</small> Jose Pagan, R (8, 5) <small>OBP: 0.271, SLG: 0.253</small> | 0-3 K | 0-0 6-3 | | | 0-0 CS 1B | | 0-0 F8 | | |
| Bill Virdon, L (1, 8) <small>OBP: 0.330, SLG: 0.365</small> | 0-0 1B 2B | | 0-0 CS 1B | | 0-0 F8 | | | 0-3 K | |
| Roberto Clemente, R (1, 9) <small>OBP: 0.356, SLG: 0.438</small> | 0-0 HR 1B | | 0-3 K | | 0-0 CS 1-2 | 0-0 6-3 | | 0-0 6-3 | |
| Willie Stargell, L (1, 7) <small>OBP: 0.342, SLG: 0.582</small> | 0-0 HR 1B | | 0-0 4-3 | | 0-0 4-3 | | | 0-3 K | |
| Donn Clendenon, R (1, 3) <small>OBP: 0.378, SLG: 0.485</small> | 0-0 F8 | | | 0-0 6-3 | | 0-0 HR | | | |
| Bill Mazerowski, R (1, 4) <small>OBP: 0.330, SLG: 0.402</small> | 0-0 5-3 | | | 0-0 F8 | | 0-0 5-3 | | | |
| Gene Alley, R (1, 6) <small>OBP: 0.325, SLG: 0.417</small> | | 0-0 2B | | 0-0 1B | | 0-0 WP 2B | | | |
| Jim Pagliaroni, R (1, 2) <small>OBP: 0.323, SLG: 0.386</small> | | 0-0 1-3 | | 0-0 5-3 | | 0-3 K | | | |
| Bob Veale, S (1, 1) <small>OBP: 0.105, SLG: 0.081</small> | | 0-3 K | | | 0-0 F9 | | 0-0 P1 | | |

| AB | R | H | RBI | BB | SO | LOB |
|----|---|---|-----|----|----|-----|
| 4 | 0 | 1 | 0 | 0 | 1 | 2 |
| 0 | 0 | 0 | 0 | 0 | 0 | 0 |
| 4 | 1 | 2 | 0 | 0 | 1 | 1 |
| 4 | 1 | 1 | 1 | 0 | 1 | 1 |
| 4 | 1 | 1 | 2 | 0 | 1 | 1 |
| 3 | 1 | 1 | 1 | 0 | 0 | 0 |
| 3 | 0 | 0 | 0 | 0 | 0 | 0 |
| 3 | 0 | 3 | 0 | 0 | 0 | 0 |
| 3 | 0 | 0 | 0 | 0 | 1 | 3 |
| 3 | 0 | 0 | 0 | 0 | 1 | 2 |

BOTTOM

Houston Astros @ Pittsburgh Pirates
Forbes Field, Pittsburgh, PA
 Thu Jun 10 1965, 7:05 PM EDT
 Att. 9,839 - Cloudy - 79 F

| | |
|-----|----|
| AB | 31 |
| R | 4 |
| H | 9 |
| RBI | 4 |
| BB | 0 |
| SO | 6 |
| LOB | 10 |



| | |
|-------|--------|
| 1B: 4 | SF: 0 |
| 2B: 3 | SAC: 0 |
| 3B: 0 | DP: 0 |
| HR: 2 | HBP: 0 |

| | |
|-------|--------|
| WP: 1 | PA: 32 |
| PB: 0 | |
| SB: 0 | |
| CS: 2 | |

| Inning Stats | R | H | E | K | S | R | H | E | K | S | R | H | E | K | S | R | H | E | K | S | R | H | E | K | S | R | H | E | K | S | R | H | E | K | S | | | |
|--------------|---|---|---|---|---|---|---|---|---|---|---|---|---|---|---|---|---|---|---|---|---|---|---|---|---|---|---|---|---|---|---|---|---|---|---|---|---|---|
| | 3 | 3 | 0 | 1 | 8 | 0 | 1 | 0 | 1 | 6 | 0 | 1 | 0 | 1 | 3 | 0 | 1 | 0 | 1 | 3 | 0 | 1 | 0 | 1 | 0 | 1 | 0 | 1 | 0 | 1 | 0 | 1 | 0 | 1 | 0 | 1 | 0 | 1 |

| PITCHER | IP | WLS | BF | H | R | ER | SO | BB | IBB | HBP | BLK | WP | HR | S | P | ERA | WHIP |
|---|-----|-----|----|---|---|----|----|----|-----|-----|-----|----|----|----|----|------|-------|
| Bob Bruce, R (1, 1) <small>ERA: 3.68</small> | 6.0 | L | 24 | 8 | 4 | 4 | 3 | 0 | 0 | 0 | 0 | 0 | 2 | 30 | 30 | 6.00 | 1.333 |
| Claude Raymond, R (7, 1) <small>ERA: 2.14</small> | 2.0 | | 7 | 1 | 0 | 0 | 3 | 0 | 0 | 0 | 0 | 1 | 0 | 13 | 13 | 0.00 | 0.500 |

| PITCHER | IP | WLS | BF | H | R | ER | SO | BB | IBB | HBP | BLK | WP | HR | S | P | ERA | WHIP |
|---------|----|-----|----|---|---|----|----|----|-----|-----|-----|----|----|---|---|-----|------|
| | | | | | | | | | | | | | | | | | |

livebaseballscorecards.com

| Batter | 1 | 2 | 3 | 4 | 5 | 6 | 7 | 8 | 9 | AB R H RBI BB SO LOB | TOP | | | | | | | | | | | |
|--|---|---------------------------------|------------------------------|---------------------------------|---|------------------------------------|------------------------------|---|---|----------------------------------|---|----------------------------------|------------------------------|----------------------------------|------------------------------|---------------------------------|------------------------------|---------------------------------|----------------------------------|------------------------------------|----------------------------------|--------|
| Dick Schofield, S (1, 6) OBP: 0.353, SLG: 0.324 | 0-0 4-3 | | 0-0 1B HR 1B | | 0-0 BB BB 1B | 0-3 K | | | 0-0 G6-4-3 1-2f | 5 1 2 0 0 1 3 | San Francisco Giants @ Pittsburgh Pirates Forbes Field, Pittsburgh, PA Fri Jun 11 1965, 7:05 PM EDT Att. 24,708 - Unknown | | | | | | | | | | | |
| Jesus Alou, R (1, 9) OBP: 0.326, SLG: 0.450 | 1-0 HBP | | 0-0 1-3 HR 1B | | 0-3 K | | 0-0 5-3 | 0-0 1B 1B | 4 1 2 0 0 1 1 | | | | | | | | | | | | | |
| Willie Mays, R (1, 8) OBP: 0.402, SLG: 0.692 | 0-0 F5 | | 0-0 1-H 3-H HR | | 4-0 BB BB BB 1-2 BB | | 4-0 BB | 0-0 1-3 1B | 3 1 2 3 2 0 1 | | | | | | | | | | | | | |
| Willie McCovey, L (1, 3) OBP: 0.414, SLG: 0.567 | 0-0 F7 | | 0-0 4-3 | | 4-0 BB BB BB 1-2 2-3 BB | | 0-3 FC4-6 BB | 0-0 G3 | 4 0 0 0 1 1 4 | | | | | | | | | | | | | |
| Jim Ray Hart, R (1, 5) OBP: 0.295, SLG: 0.420 | | 0-0 E9 4-3 1B | 0-0 F8 | | 0-0 FC4-6 1-2f | | 0-3 K | | 4 0 1 0 0 1 4 | | | | | | | | | | | | | |
| Len Gabrielson, L (1, 7) OBP: 0.359, SLG: 0.433 | | 0-0 6-3 | | 0-0 | | 0-0 F9 BB 1B | | 0-0 6-3 | 3 0 2 0 0 0 1 | | | | | | | | | | | | | |
| Ron Herbel, R (6, 1) OBP: 0.071, SLG: 0.071 | | | | | | | | | 0 0 0 0 0 0 0 | | | | | | | | | | | | | |
| Hal Lanier, R (8, PH) OBP: 0.269, SLG: 0.295 | | | | | | | | | 1 0 0 0 0 0 0 | | | | | | | | | | | | | |
| Jack Sanford, R (8, 1) OBP: 0.190, SLG: 0.105 | | | | | | | | | 0 0 0 0 0 0 0 | | | | | | | | | | | | | |
| Jim Davenport, R (1, 4) OBP: 0.287, SLG: 0.359 | | 0-0 4-3 | | 0-0 G6-4-3 1-2f | | 4-0 BB BB BB 1-2 BB | | 0-0 F8 | 3 0 0 0 1 0 2 | | | | | | | | | | | | | |
| Tom Haller, L (1, 2) OBP: 0.335, SLG: 0.299 | | 0-0 F9 | | 0-0 F8 | | 0-0 F9 2-3 | | 0-0 F9 | 2 0 0 0 0 0 1 | | | | | | | | | | | | | |
| Jack Hiatt, R (6, PH) OBP: 0.333, SLG: 0.414 | | | | | | | | | 2 0 0 0 0 0 2 | | | | | | | | | | | | | |
| Bill Hands, R (1, 1) Bobby Bolin, R (1, 1) OBP: 0.222, SLG: 0.222 Bob Schroder, L (3, PH) Masanori Murakami, L (3, 1) Cap Peterson, R (6, PH) OBP: 0.359, SLG: 0.412 | | | 0-0 4-3 | | 0-0 B1 | 0-0 F8 | | 4-0 BB BB BB BB G6-4-3 BB | 0 0 0 0 0 0 0 0 0 0 0 0 0 0 1 0 0 0 0 0 0 1 0 0 0 0 0 0 1 0 0 0 1 0 2 | | | | | | | | | | | | | |
| Inning Stats | R: 0 E: 0 K: 0 S: 3 | H: 0 LOB: 1 BB: 0 P: 4 | R: 0 E: 1 K: 0 S: 4 | H: 1 LOB: 1 BB: 0 P: 4 | R: 3 E: 0 K: 0 S: 6 | H: 3 LOB: 0 BB: 0 P: 6 | R: 0 E: 0 K: 0 S: 3 | H: 1 LOB: 0 BB: 0 P: 3 | R: 0 E: 0 K: 1 S: 6 | H: 1 LOB: 3 BB: 2 P: 14 | R: 0 E: 0 K: 1 S: 6 | H: 1 LOB: 2 BB: 1 P: 10 | R: 0 E: 0 K: 2 S: 7 | H: 0 LOB: 1 BB: 1 P: 11 | R: 0 E: 0 K: 0 S: 3 | H: 0 LOB: 0 BB: 0 P: 3 | R: 0 E: 0 K: 0 S: 4 | H: 2 LOB: 2 BB: 1 P: 8 | 1B: 8 2B: 0 3B: 0 HR: 1 | SF: 0 SAC: 0 DP: 2 HBP: 1 | WP: 0 PB: 0 SB: 0 CS: 0 | PA: 40 |
| PITCHER | IP WLS BF H R ER SO BB IBB HBP BLK WP HR S P ERA WHIP | | | | | | | | | | | | | | | | | | | | | |
| Don Cardwell, R (1, 1) ERA: 3.86 | 5.0 W 24 7 3 3 1 2 0 1 0 0 0 1 23 32 5.40 1.800 | | | | | | | | | | | | | | | | | | | | | |
| Don Schwall, R (6, 1) ERA: 4.67 | 0.0 1 0 0 0 0 1 0 0 0 0 0 0 0 4 ∞ ∞ | | | | | | | | | | | | | | | | | | | | | |
| Frank Carpin, L (6, 1) ERA: | 4.0 S 15 2 0 0 3 2 0 0 0 0 0 0 19 27 0.00 1.000 | | | | | | | | | | | | | | | | | | | | | |

livebaseballscorecards.com

| | |
|------------|----|
| AB | 34 |
| R | 3 |
| H | 9 |
| RBI | 3 |
| BB | 5 |
| SO | 4 |
| LOB | 21 |



| Batter | 1 | 2 | 3 | 4 | 5 | 6 | 7 | 8 | 9 | AB | R | H | RBI | BB | SO | LOB | TOP | |
|---|---|---|---|---|---|--|---|---|---|--|----------------------------------|--------|-----|----|----|-------|-------|--|
| Dick Schofield, S OBP: 0.346, SLG: 0.317 (1, 6) | 0-3 K S S | | 0-0 6-3 X | | 0-0 F9 X | | 0-0 2-3 X | | | 4 | 0 | 0 | 0 | 0 | 1 | 1 | | |
| Jim Ray Hart, R OBP: 0.304, SLG: 0.426 Jim Davenport, R OBP: 0.297, SLG: 0.359 (1, 5) (8, 5) | 0-0 HR 1B | | 0-0 1B X | | 0-3 K S S | | | 0-0 1B 1B X | | 4 | 2 | 3 | 0 | 0 | 1 | 0 | | |
| Willie Mays, R OBP: 0.404, SLG: 0.704 (1, 8) | 0-0 HR 1-H X | | 0-0 F8 X | | 0-0 1B S X | | | 0-0 F3 X | | 4 | 1 | 2 | 2 | 0 | 0 | 2 | | |
| Willie McCovey, L OBP: 0.411, SLG: 0.560 (1, 3) | 0-0 F7 X | | | 0-0 F7 X | | 0-3 K 1-2 S S | | 0-0 1B 1B X | | 4 | 0 | 1 | 0 | 0 | 1 | 1 | | |
| Jesus Alou, R OBP: 0.325, SLG: 0.448 Matty Alou, L OBP: 0.290, SLG: 0.320 (1, 9) (2, 9) (8, 7) | 0-0 5-3 X | | | 0-0 F2 X | | 4-0 BB X | | 0-0 1B 1B X | | 1 | 0 | 0 | 0 | 0 | 0 | 0 | | |
| Len Gabrielson, L OBP: 0.346, SLG: 0.414 Cap Peterson, R OBP: 0.350, SLG: 0.400 Ken Henderson, S (1, 7) (8, PH) (8, 9) | | 0-0 F4 X | | 0-0 F9 X | | 0-0 3-1 X | | 0-0 G1-6-3 1B 3-H X | | 3 | 0 | 0 | 0 | 0 | 0 | 2 | | |
| Hal Lanier, R OBP: 0.269, SLG: 0.299 (1, 4) | | 0-0 E5 G5-4-3 X | | | 0-0 F2 X | | | 0-3 K S X | | 4 | 1 | 1 | 0 | 0 | 1 | 0 | | |
| Dick Bertell, R OBP: 0.300, SLG: 0.239 (1, 2) | | 0-0 G5-4-3 1-2f X | | | 0-0 4-3 X | | | 0-0 E9 G1-6-3 1B 2-H X | | 4 | 0 | 1 | 0 | 0 | 1 | 1 | | |
| Bob Shaw, R OBP: 0.150, SLG: 0.150 Bill Henry, L Frank Linzy, R (1, 1) (7, 1) (7, 1) | | | 0-0 5-3 X | | 0-0 1B X | | | 0-0 G1-6-3 1-2f X | | 3 | 0 | 1 | 0 | 0 | 0 | 1 | | |
| Inning Stats | R: 2 E: 0 K: 1 S: 7 H: 2 LOB: 0 BB: 0 P: 7 | R: 0 E: 1 K: 0 S: 3 H: 0 LOB: 0 BB: 0 P: 3 | R: 0 E: 0 K: 0 S: 4 H: 1 LOB: 1 BB: 0 P: 4 | R: 0 E: 0 K: 0 S: 3 H: 0 LOB: 0 BB: 0 P: 3 | R: 0 E: 0 K: 0 S: 4 H: 1 LOB: 1 BB: 0 P: 4 | R: 0 E: 0 K: 2 S: 8 H: 1 LOB: 2 BB: 1 P: 12 | R: 1 E: 1 K: 0 S: 4 H: 2 LOB: 0 BB: 0 P: 4 | R: 1 E: 0 K: 2 S: 5 H: 3 LOB: 1 BB: 0 P: 5 | R: 0 E: 0 K: 2 S: 7 H: 0 LOB: 0 BB: 0 P: 7 | 1B: 8 2B: 1 3B: 0 HR: 1 SF: 0 SAC: 0 DP: 3 HBP: 0 | WP: 0 PB: 0 SB: 1 CS: 0 | PA: 36 | | | | | | |
| PITCHER | IP WLS BF H R ER SO BB IBB HBP BLK WP HR S P ERA WHIP | | | | | | | | | | | | | | | | | |
| Bob Friend, R ERA: 3.57 (1, 1) | 7.0 | L | 28 | 7 | 3 | 2 | 3 | 1 | 0 | 0 | 0 | 0 | 1 | 33 | 37 | 2.57 | 1.143 | |
| Tommie Sisk, R ERA: 4.74 (8, 1) | 0.1 | | 4 | 3 | 1 | 1 | 0 | 0 | 0 | 0 | 0 | 0 | 0 | 4 | 4 | 27.00 | 9.000 | |
| Frank Carpin, L ERA: (8, 1) | 0.2 | | 1 | 0 | 0 | 0 | 0 | 0 | 0 | 0 | 0 | 0 | 0 | 1 | 1 | 0.00 | 0.000 | |
| Al McBean, R ERA: 2.09 (9, 1) | 1.0 | | 3 | 0 | 0 | 0 | 2 | 0 | 0 | 0 | 0 | 0 | 0 | 7 | 7 | 0.00 | 0.000 | |

San Francisco Giants @ Pittsburgh Pirates
Forbes Field, Pittsburgh, PA
Sat Jun 12 1965, 3:33 AM EDT
Att. 12,213 - Unknown

livebaseballscorecards.com

| | |
|-----|----|
| AB | 35 |
| R | 4 |
| H | 10 |
| RBI | 3 |
| BB | 1 |
| SO | 5 |
| LOB | 10 |



| Batter | 1 | 2 | 3 | 4 | 5 | 6 | 7 | 8 | 9 | AB | R | H | RBI | BB | SO | LOB |
|--|------------|-----------|---------------------------|----------------------------|--------------------|------------|-------------------------|------------|-------------------|----|---|---|-----|----|----|-----|
| Bob Bailey, R (1, 5) OBP: 0.350, SLG: 0.349 | 0-0 3-1 | | 0-0 FC4-6 1-2 1B | | 0-0 E6 | | | 0-0 1-3 | | 4 | 0 | 1 | 0 | 0 | 0 | 0 |
| Bill Virdon, L (1, 8) OBP: 0.326, SLG: 0.360 | 0-0 F5 | | 0-0 FC4-6 1-2f | | 0-3 K | | | 0-0 4-3 | | 4 | 0 | 0 | 0 | 0 | 1 | 3 |
| Roberto Clemente, R (1, 9) OBP: 0.357, SLG: 0.433 | 0-0 6-3 | | | | 0-0 FC6-4 1B | | | 0-0 4-3 | | 4 | 0 | 1 | 0 | 0 | 0 | 0 |
| Willie Stargell, L (1, 7) OBP: 0.339, SLG: 0.578 | | 0-0 F8 | | 0-3 K | | 0-0 F5 | | | 0-0 WP 1B | 4 | 0 | 1 | 0 | 0 | 1 | 1 |
| Donn Clendenon, R (1, 3) OBP: 0.364, SLG: 0.468 | | 0-3 K | | 0-0 FC6-4 1B 1-2f | | 0-0 1-3 | | | 0-0 4-3 1-2 | 4 | 0 | 0 | 0 | 0 | 1 | 2 |
| Bill Mazeroski, R (1, 4) OBP: 0.324, SLG: 0.389 | | 0-0 F9 | | 0-0 1-3 1B | | | 0-0 G5-3 1B 1B | | 0-0 1-3 | 4 | 0 | 2 | 0 | 0 | 0 | 1 |
| Gene Alley, R (1, 6) OBP: 0.323, SLG: 0.411 | | | 0-3 K | 0-0 F6 | | | 0-0 1-2 1B | | 0-0 5-3 | 4 | 0 | 1 | 0 | 0 | 1 | 3 |
| Del Crandall, R (1, 2) OBP: 0.280, SLG: 0.246 | | | 4-0 1B BB | | 0-0 F7 | | 0-0 F9 | | | 1 | 0 | 0 | 0 | 1 | 0 | 0 |
| Jerry Lynch, L (7, PH) OBP: 0.400, SLG: 0.586 | | | | | | | | | | 1 | 0 | 0 | 0 | 0 | 0 | 2 |
| Jim Pagliaroni, R (8, 2) OBP: 0.323, SLG: 0.410 | | | | | | | | | | 0 | 0 | 0 | 0 | 0 | 0 | 0 |
| Bob Friend, R (1, 1) OBP: 0.386, SLG: 0.425 | | | 0-3 K | | 0-0 F7 | | 0-0 G5-3 | | | 2 | 0 | 0 | 0 | 0 | 1 | 1 |
| Gene Freese, R (7, PH) | | | | | | | | | | 1 | 0 | 0 | 0 | 0 | 0 | 2 |
| Tommie Sisk, R (8, 1) | | | | | | | | | | 0 | 0 | 0 | 0 | 0 | 0 | 0 |
| Frank Carpin, L (8, 1) | | | | | | | | | | 0 | 0 | 0 | 0 | 0 | 0 | 0 |
| Al McBean, R (9, 1) OBP: 0.250, SLG: 0.250 | | | | | | | | | | 0 | 0 | 0 | 0 | 0 | 0 | 0 |

| Inning Stats | R: 0 | H: 0 | R: 0 | H: 0 | R: 0 | H: 1 | R: 0 | H: 2 | R: 0 | H: 0 | R: 0 | H: 2 | R: 0 | H: 0 | R: 0 | H: 0 | R: 0 | H: 1 | R: 0 | H: 1 | 1B: 6 | SF: 0 | WP: 1 | PA: 34 |
|--------------|------|--------|------|--------|------|--------|------|--------|------|--------|------|--------|------|--------|------|--------|------|--------|------|--------|-------|--------|-------|--------|
| | E: 0 | LOB: 0 | E: 0 | LOB: 0 | E: 0 | LOB: 2 | E: 1 | LOB: 1 | E: 0 | LOB: 0 | E: 0 | LOB: 1 | E: 0 | LOB: 0 | E: 0 | LOB: 0 | E: 0 | LOB: 1 | E: 0 | LOB: 1 | 2B: 0 | SAC: 0 | PB: 0 | |
| | K: 0 | BB: 0 | K: 1 | BB: 0 | K: 2 | BB: 1 | K: 1 | BB: 0 | K: 0 | BB: 0 | K: 0 | BB: 0 | K: 0 | BB: 0 | K: 0 | BB: 0 | K: 0 | BB: 0 | K: 0 | BB: 0 | 3B: 0 | DP: 1 | SB: 0 | |
| | S: 3 | P: 3 | S: 5 | P: 5 | S: 8 | P: 12 | S: 7 | P: 7 | S: 3 | P: 3 | S: 4 | P: 4 | S: 3 | P: 3 | S: 4 | P: 4 | S: 3 | P: 3 | S: 4 | P: 4 | HR: 0 | HBP: 0 | CS: 0 | |

| PITCHER | IP | WLS | BF | H | R | ER | SO | BB | IBB | HBP | BLK | WP | HR | S | P | ERA | WHIP |
|------------------------------------|-----|-----|----|---|---|----|----|----|-----|-----|-----|----|----|----|----|------|-------|
| Bob Shaw, R (1, 1) ERA: 2.88 | 6.0 | W | 25 | 5 | 0 | 0 | 5 | 1 | 0 | 0 | 0 | 0 | 0 | 34 | 38 | 0.00 | 1.000 |
| Bill Henry, L (7, 1) ERA: 2.76 | 0.1 | | 1 | 0 | 0 | 0 | 0 | 0 | 0 | 0 | 0 | 0 | 0 | 1 | 1 | 0.00 | 0.000 |
| Frank Linzy, R (7, 1) ERA: 1.25 | 2.2 | S | 8 | 1 | 0 | 0 | 0 | 0 | 0 | 0 | 0 | 1 | 0 | 8 | 8 | 0.00 | 0.375 |

BOTTOM

San Francisco Giants @ Pittsburgh Pirates
 Forbes Field, Pittsburgh, PA
 Sat Jun 12 1965, 3:33 AM EDT
 Att. 12,213 - Unknown

livebaseballscorecards.com

| | |
|------------|-----------|
| AB | 33 |
| R | 0 |
| H | 6 |
| RBI | 0 |
| BB | 1 |
| SO | 5 |
| LOB | 15 |



| Batter | 1 | 2 | 3 | 4 | 5 | 6 | 7 | 8 | 9 | AB R H RBI BB SO LOB | TOP | | | | | | | | | | | | | | | | | | | | | | |
|--|------------------------------|---------------------------------|------------------------------|---------------------------------|------------------------------|---------------------------------|------------------------------|---------------------------------|------------------------------|---------------------------------|------------------------------|---------------------------------|------------------------------|---------------------------------|------------------------------|---------------------------------|------------------------------|---------------------------------|----------------------------------|------------------------------------|----------------------------------|--------|----|----|---|---|-----|------|--|--|--|--|--|
| Dick Schofield, S OBP: 0.344, SLG: 0.311 (1, 6) X | 0-0 5-3 ① | | 4-0 BB G4-6-3 | | | 0-0 F9 ① | | 0-0 F7 ③ | | 3 0 0 0 1 0 0 | | | | | | | | | | | | | | | | | | | | | | | |
| Matty Alou, L OBP: 0.283, SLG: 0.312 (1, 7) S S S | 0-3 K ② | | 0-0 G4-6-3 ② 1-2f | | | 0-0 F4 ② | | 0-0 F6 ① | | 4 0 0 0 0 1 1 | | | | | | | | | | | | | | | | | | | | | | | |
| Willie Mays, R OBP: 0.396, SLG: 0.690 (1, 8) S S S | 0-3 K ③ | | | | | 0-0 F9 ① | | 0-0 F8 ② | | 4 0 0 0 0 1 0 | | | | | | | | | | | | | | | | | | | | | | | |
| Willie McCovey, L OBP: 0.408, SLG: 0.569 (1, 3) S S S | | 0-0 HR | | | | 0-0 F5 ② | | 0-0 F8 ① | | 4 1 1 1 0 0 0 | | | | | | | | | | | | | | | | | | | | | | | |
| Jim Ray Hart, R OBP: 0.300, SLG: 0.420 (1, 5) S S S | | 0-3 K ① | | | | 0-0 F7 ③ | | 0-3 K ② | | 3 0 0 0 0 2 0 | | | | | | | | | | | | | | | | | | | | | | | |
| Len Gabrielson, L OBP: 0.345, SLG: 0.403 (1, 9) S S S | | | | | | 0-0 3-1 ① | | 4-0 BB | | 2 0 0 0 1 0 0 | | | | | | | | | | | | | | | | | | | | | | | |
| Hal Lanier, R OBP: 0.275, SLG: 0.311 (1, 4) S S S | | | | | | 0-0 1B | | 0-0 F9 ③ | | 3 0 2 0 0 0 1 | | | | | | | | | | | | | | | | | | | | | | | |
| Dick Bertell, R OBP: 0.294, SLG: 0.233 (1, 2) (8, PH) | | | | | | 0-0 F9 ② | | 0-0 F5 ① | | 2 0 0 0 0 0 2 | | | | | | | | | | | | | | | | | | | | | | | |
| Tom Haller, L OBP: 0.333, SLG: 0.296 (8, 2) | | | | | | 0-0 1-3 | | 0-0 F5 ① | | 1 0 0 0 0 0 0 | | | | | | | | | | | | | | | | | | | | | | | |
| Gaylord Perry, R OBP: 0.143, SLG: 0.100 (1, 1) (8, PH) | | | | | | 0-0 5-3 ① | | 0-0 F8 ② | | 2 0 0 0 0 1 1 | | | | | | | | | | | | | | | | | | | | | | | |
| Jesus Alou, R OBP: 0.323, SLG: 0.446 (8, 1) | | | | | | 0-3 K ③ | | | | 1 0 0 0 0 0 0 | | | | | | | | | | | | | | | | | | | | | | | |
| Bobby Bolin, R OBP: 0.222, SLG: 0.222 (8, 1) | | | | | | | | | | 0 0 0 0 0 0 0 | | | | | | | | | | | | | | | | | | | | | | | |
| Inning Stats | R: 0 E: 0 K: 2 S: 7 | H: 0 LOB: 0 BB: 0 P: 7 | R: 1 E: 0 K: 1 S: 7 | H: 2 LOB: 1 BB: 0 P: 7 | R: 0 E: 0 K: 0 S: 2 | H: 0 LOB: 0 BB: 1 P: 6 | R: 0 E: 0 K: 0 S: 3 | H: 0 LOB: 0 BB: 0 P: 3 | R: 0 E: 0 K: 1 S: 6 | H: 1 LOB: 1 BB: 0 P: 6 | R: 0 E: 0 K: 0 S: 3 | H: 0 LOB: 0 BB: 0 P: 3 | R: 0 E: 0 K: 1 S: 5 | H: 0 LOB: 1 BB: 1 P: 9 | R: 0 E: 0 K: 0 S: 3 | H: 0 LOB: 0 BB: 0 P: 3 | R: 0 E: 0 K: 0 S: 3 | H: 0 LOB: 0 BB: 0 P: 3 | 1B: 1 2B: 1 3B: 0 HR: 1 | SF: 0 SAC: 0 DP: 1 HBP: 0 | WP: 0 PB: 0 SB: 0 CS: 0 | PA: 31 | | | | | | | | | | | |
| PITCHER Vern Law, R ERA: 1.85 (1, 1) | IP 9.0 | WLS W | BF 31 | H 3 | R 1 | ER 1 | SO 5 | BB 2 | IBB 0 | HBP 0 | BLK 0 | WP 0 | HR 1 | S 39 | P 47 | ERA 1.00 | WHIP 0.556 | | | | | | | | | | | | | | | | |
| | | | | | | | | | | | PITCHER | IP | WLS | BF | H | R | ER | SO | BB | IBB | HBP | BLK | WP | HR | S | P | ERA | WHIP | | | | | |

San Francisco Giants @ Pittsburgh Pirates
 Forbes Field, Pittsburgh, PA
 Sun Jun 13 1965, 3:33 AM EDT
 Att. 20,091 - Unknown

| | |
|-----|----|
| AB | 29 |
| R | 1 |
| H | 3 |
| RBI | 1 |
| BB | 2 |
| SO | 5 |
| LOB | 5 |



| | |
|-------|--------|
| WP: 0 | PA: 31 |
| PB: 0 | |
| SB: 0 | |
| CS: 0 | |

| Batter | 1 | 2 | 3 | 4 | 5 | 6 | 7 | 8 | 9 | AB | R | H | RBI | BB | SO | LOB |
|--------|---|---|---|---|---|---|---|---|---|----|---|---|-----|----|----|-----|
|--------|---|---|---|---|---|---|---|---|---|----|---|---|-----|----|----|-----|

| | | | | | | | | | | | | | | | | |
|---|-------------------------|-----------------------|-------------|------------|-------------------|---------------------------------|------------------|------------|--|---|---|---|---|---|---|---|
| Bob Bailey, R <small>OBP: 0.348, SLG: 0.347</small> Jose Pagan, R <small>OBP: 0.266, SLG: 0.250</small> | 0-0 F8 | | 0-0 6-3 | | | 0-0 2B SF9 1B | 0-0 F8 | | | 4 | 1 | 1 | 0 | 0 | 0 | 1 |
| Bill Virdon, L <small>OBP: 0.335, SLG: 0.381</small> | 4-0 1B BB | | | 0-0 3-1 | | 0-0 SF9 1-3 2B | 0-0 1-H 3B | | | 3 | 0 | 2 | 1 | 1 | 0 | 0 |
| Roberto Clemente, R <small>OBP: 0.359, SLG: 0.431</small> | 0-0 1-2 1B | | | 0-0 4-3 | | 4-0 SF9 IBB | 0-0 4-3 | | | 3 | 0 | 1 | 0 | 1 | 0 | 1 |
| Jerry Lynch, L <small>OBP: 0.381, SLG: 0.567</small> Manny Mota, R <small>OBP: 0.239, SLG: 0.229</small> | 0-0 G1-4-6-3 1-2f | | | 0-0 4-3 | | 0-0 SF9 1-2 2-3 3-H | | 0-0 5-3 | | 2 | 0 | 0 | 1 | 0 | 0 | 2 |
| Donn Clendenon, R <small>OBP: 0.362, SLG: 0.461</small> | | 0-0 F7 | | | 0-0 1-3 | 4-0 IBB | 0-3 K | | | 3 | 0 | 0 | 0 | 1 | 1 | 0 |
| Bill Mazaroski, R <small>OBP: 0.321, SLG: 0.384</small> | | 0-0 G1-4-3 1B | | | 0-0 1-3 | 0-3 K | 0-0 F6 | | | 4 | 0 | 1 | 0 | 0 | 1 | 3 |
| Gene Alley, R <small>OBP: 0.323, SLG: 0.409</small> | | 0-0 G1-4-3 1-2f | | | 0-0 WP 1B | 0-3 K | | | | 3 | 0 | 1 | 0 | 0 | 1 | 4 |
| Jim Pagliaroni, R <small>OBP: 0.324, SLG: 0.403</small> | | | 0-0 6-3 | | 4-0 1-2 IBB | 0-3 K | | | | 2 | 0 | 0 | 0 | 1 | 1 | 0 |
| Vern Law, R <small>OBP: 0.185, SLG: 0.185</small> | | | 0-3 K2-3 | | 0-0 F7 | | 0-0 3B 1B | | | 3 | 1 | 1 | 0 | 0 | 1 | 2 |

| Inning Stats | R: 0 | H: 1 | E: 0 | LOB: 1 | K: 0 | BB: 1 | S: 3 | P: 7 | R: 0 | H: 1 | E: 0 | LOB: 0 | K: 0 | BB: 0 | S: 3 | P: 3 | R: 0 | H: 0 | E: 0 | LOB: 0 | K: 1 | BB: 0 | S: 5 | P: 5 | R: 0 | H: 0 | E: 0 | LOB: 2 | K: 0 | BB: 1 | S: 4 | P: 8 | R: 1 | H: 2 | E: 0 | LOB: 3 | K: 2 | BB: 2 | S: 9 | P: 17 | R: 1 | H: 2 | E: 0 | LOB: 1 | K: 1 | BB: 0 | S: 7 | P: 7 | R: 0 | H: 0 | E: 0 | LOB: 0 | K: 1 | BB: 0 | S: 5 | P: 5 |
|--------------|------|------|------|--------|------|-------|------|------|------|------|------|--------|------|-------|------|------|------|------|------|--------|------|-------|------|------|------|------|------|--------|------|-------|------|------|------|------|------|--------|------|-------|------|-------|------|------|------|--------|------|-------|------|------|------|------|------|--------|------|-------|------|------|
|--------------|------|------|------|--------|------|-------|------|------|------|------|------|--------|------|-------|------|------|------|------|------|--------|------|-------|------|------|------|------|------|--------|------|-------|------|------|------|------|------|--------|------|-------|------|-------|------|------|------|--------|------|-------|------|------|------|------|------|--------|------|-------|------|------|

| PITCHER | IP | WLS | BF | H | R | ER | SO | BB | IBB | HBP | BLK | WP | HR | S | P | ERA | WHIP |
|---|--------|-----|----|----|---|----|----|----|-----|-----|-----|----|----|----|----|------|-------|
| Gaylord Perry, R <small>ERA: 3.35</small> | (1, 1) | 7.0 | L | 30 | 7 | 2 | 2 | 4 | 1 | 3 | 0 | 0 | 0 | 34 | 50 | 2.57 | 1.143 |
| Bobby Bolin, R <small>ERA: 2.2</small> | (8, 1) | 1.0 | | 3 | 0 | 0 | 0 | 1 | 0 | 0 | 0 | 0 | 0 | 5 | 5 | 0.00 | 0.000 |

BOTTOM

San Francisco Giants @ Pittsburgh Pirates
Forbes Field, Pittsburgh, PA
 Sun Jun 13 1965, 3:33 AM EDT
 Att. 20,091 - Unknown

| | |
|------------|-----------|
| AB | 28 |
| R | 2 |
| H | 7 |
| RBI | 2 |
| BB | 4 |
| SO | 5 |
| LOB | 13 |



| WP | HR | S | P | ERA | WHIP |
|----|----|---|----|-----|------|
| 1 | 0 | 7 | 33 | | |

livebaseballscorecards.com

| Batter | 1 | 2 | 3 | 4 | 5 | 6 | 7 | 8 | 9 | AB R H RBI BB SO LOB | TOP | |
|--|---|---|---|---|---|---|---|--|---|--|---|---|
| Bob Bailey, R (1, 7) <small>OBP: 0.351, SLG: 0.365</small> (7, 5) | 0-0 HR | | 0-0 6-3 | | 0-0 1B 1-2 1B | | | 0-3 K | | 4 1 2 1 0 1 0 | | |
| Manny Mota, R (1, 8) <small>OBP: 0.261, SLG: 0.244</small> (7, 7) | 0-3 K | | 0-0 4-3 1B | | 0-0 G5-4-3 1B | | | 4-0 1B BB | | 3 0 2 1 1 1 0 | | |
| Roberto Clemente, R (1, 9) <small>OBP: 0.357, SLG: 0.428</small> | 0-3 K | | 0-0 4-3 1-2 | | 0-0 G5-4-3 1-2f | | | 0-0 FC4-8 1B | | 4 0 1 0 0 1 3 | | |
| Donn Clendenon, R (1, 3) <small>OBP: 0.361, SLG: 0.457</small> | 0-0 1B 1B | | | 0-0 F8 | | | | 0-3 K | | 4 0 1 0 0 1 2 | | |
| Gene Freese, R (1, 5) <small>OBP: 0.383, SLG: 0.419</small> Tommie Sisk, R (7, 1) Willie Stargell, L (8, PH) <small>OBP: 0.337, SLG: 0.575</small> Al McBean, R (8, 1) <small>OBP: 0.250, SLG: 0.250</small> | 0-0 1-3 1B | | | 0-3 K | | | | 0-0 FC4-6 1-2f | | 3 0 1 0 0 1 0 0 0 0 0 0 0 0 1 0 0 0 0 0 2 0 0 0 0 0 0 0 | | |
| Bill Mazerowski, R (1, 4) <small>OBP: 0.319, SLG: 0.373</small> | 0-0 F3 | | | 1-0 FC6 HBP | | | | 0-0 6-3 | | 3 0 0 0 0 0 2 | | |
| Gene Alley, R (1, 6) <small>OBP: 0.315, SLG: 0.399</small> | | 0-0 F8 | | 0-0 FC6 1-2f | | | | 0-0 F9 | | 4 0 0 0 0 0 1 | | |
| Jim Pagliaroni, R (1, 2) <small>OBP: 0.329, SLG: 0.407</small> | | 0-0 F2 | | | 0-0 1B 1B | | | 0-3 K | | 4 1 2 0 0 1 0 | | |
| Bob Veale, S (1, 1) <small>OBP: 0.100, SLG: 0.077</small> Don Schwall, R (6, 1) Bill Virdon, L (7, PH) <small>OBP: 0.332, SLG: 0.377</small> (7, 8) | | 0-3 K | | | 0-3 K | | | 0-3 K | | 2 0 0 0 0 2 1 0 0 0 0 0 0 0 2 0 0 0 0 1 1 | | |
| Inning Stats | R: 1 H: 3 E: 0 LOB: 2 K: 2 BB: 0 S: 10 P: 10 | R: 0 H: 0 E: 0 LOB: 0 K: 1 BB: 0 S: 5 P: 5 | R: 0 H: 1 E: 0 LOB: 0 K: 0 BB: 0 S: 3 P: 3 | R: 0 H: 0 E: 0 LOB: 1 K: 1 BB: 0 S: 5 P: 6 | R: 1 H: 3 E: 0 LOB: 1 K: 1 BB: 0 S: 7 P: 7 | R: 0 H: 0 E: 0 LOB: 0 K: 0 BB: 0 S: 3 P: 3 | R: 0 H: 0 E: 0 LOB: 0 K: 2 BB: 0 S: 7 P: 7 | R: 0 H: 1 E: 0 LOB: 2 K: 2 BB: 1 S: 8 P: 12 | R: 0 H: 1 E: 0 LOB: 1 K: 0 BB: 0 S: 4 P: 4 | 1B: 8 SF: 0 2B: 0 SAC: 0 3B: 0 DP: 1 HR: 1 HBP: 1 | WP: 0 PA: 36 PB: 0 SB: 0 CS: 0 | |
| PITCHER Steve Carlton, L (1, 1) <small>ERA: 3.24</small> Ron Taylor, R (5, 1) <small>ERA: 4.53</small> | IP WLS BF H R ER SO BB IBB HBP BLK WP HR S P ERA WHIP | | | | | | | | | | | PITCHER IP WLS BF H R ER SO BB IBB HBP BLK WP HR S P ERA WHIP |

Pittsburgh Pirates @ St. Louis Cardinals
 Sportsman's Park, St. Louis, MO
 Mon Jun 14 1965, 8:05 PM EDT
 Att. 5,265 - Unknown

livebaseballscorecards.com

| | |
|-----|----|
| AB | 34 |
| R | 2 |
| H | 9 |
| RBI | 2 |
| BB | 1 |
| SO | 9 |
| LOB | 12 |



| Batter | 1 | 2 | 3 | 4 | 5 | 6 | 7 | 8 | 9 |
|---|------------|-----------|-------------------|------------|-------------------------|----------------------|------------|--------------------|---|
| Julian Javier, R (1, 4) OBP: 0.265, SLG: 0.354 | 0-3 K | | 0-0 G4-3 | | 0-0 SH1-4 E 1B | 0-0 E6 1B | | 0-0 4-3 | |
| Lou Brock, L (1, 7) OBP: 0.338, SLG: 0.426 | 0-3 K | | 0-0 2B | | 0-0 SH1-4 | 0-0 G4-3 1B | | | |
| Dick Groat, R (1, 5) OBP: 0.317, SLG: 0.320 Ken Boyer, R (9, 5) OBP: 0.325, SLG: 0.406 | 0-0 6-3 | | 4-0 2B BB | | 0-0 4-3 | 0-0 G4-3 | | | |
| Bill White, L (1, 3) OBP: 0.381, SLG: 0.461 | | 0-3 K | 0-0 2B | | 1-0 E HBP | | 0-0 F7 | | |
| Carl Warwick, R (1, 9) OBP: 0.186, SLG: 0.196 | | 0-3 K | 0-0 6-3 | | 0-0 E7 | | 0-3 K | | |
| Mike Shannon, R (1, 8) OBP: 0.228, SLG: 0.200 | | 0-0 1B | | 0-0 F9 | 0-0 1-3 | | 0-0 4-3 | | |
| Bob Uecker, R (1, 2) OBP: 0.422, SLG: 0.404 | | 0-0 F8 | | 0-0 2B | | 0-0 E 1B 1B | | 0-0 E6 FC6-4 | |
| Jerry Buchek, R (1, 6) OBP: 0.313, SLG: 0.400 | | | 0-0 G4-3 2B | 0-0 5-3 | | 0-0 F9 | | 0-0 FC6-4 | |
| Steve Carlton, L (1, 1) Ron Taylor, R (5, 1) OBP: 0.400, SLG: 0.600 | | | 0-0 FC G4-3 | 0-3 K | | 0-0 1B E 1B | | 0-3 K | |

| AB | R | H | RBI | BB | SO | LOB |
|----|---|---|-----|----|----|-----|
| 5 | 1 | 1 | 0 | 0 | 1 | 5 |
| 3 | 1 | 2 | 2 | 0 | 1 | 0 |
| 3 | 0 | 0 | 0 | 1 | 0 | 4 |
| 0 | 0 | 0 | 0 | 0 | 0 | 0 |
| 3 | 1 | 1 | 1 | 0 | 1 | 0 |
| 4 | 0 | 0 | 0 | 0 | 2 | 2 |
| 4 | 0 | 1 | 0 | 0 | 0 | 1 |
| 4 | 1 | 2 | 0 | 0 | 0 | 1 |
| 4 | 1 | 1 | 0 | 0 | 0 | 3 |
| 2 | 0 | 0 | 0 | 0 | 1 | 2 |
| 2 | 0 | 1 | 0 | 0 | 1 | 1 |

| WP | PA |
|----|----|
| 0 | 37 |

| Inning Stats | R | H | E | K | S | L | LOB | BB | P | | | | |
|------------------------------|---------------------------------|------------------------------|---------------------------------|------------------------------|----------------------------------|------------------------------|---------------------------------|------------------------------|---------------------------------|------------------------------|---------------------------------|------------------------------|---------------------------------|
| R: 0 E: 0 K: 2 S: 7 | H: 0 LOB: 0 BB: 0 P: 7 | R: 0 E: 0 K: 2 S: 8 | H: 1 LOB: 1 BB: 0 P: 8 | R: 2 E: 0 K: 0 S: 6 | H: 3 LOB: 2 BB: 1 P: 10 | R: 0 E: 0 K: 1 S: 6 | H: 1 LOB: 1 BB: 0 P: 6 | R: 2 E: 1 K: 0 S: 5 | H: 3 LOB: 2 BB: 0 P: 6 | R: 0 E: 0 K: 1 S: 5 | H: 0 LOB: 0 BB: 0 P: 5 | R: 0 E: 1 K: 1 S: 6 | H: 0 LOB: 1 BB: 0 P: 6 |

| | |
|-----|----|
| AB | 34 |
| R | 5 |
| H | 9 |
| RBI | 3 |
| BB | 1 |
| SO | 7 |
| LOB | 19 |



| PITCHER | IP | WLS | BF | H | R | ER | SO | BB | IBB | HBP | BLK | WP | HR | S | P | ERA | WHIP |
|-----------------------------------|-----|-----|----|---|---|----|----|----|-----|-----|-----|----|----|----|----|------|-------|
| Bob Veale, L (1, 1) ERA: 2.53 | 5.1 | L | 29 | 9 | 5 | 3 | 5 | 1 | 0 | 1 | 0 | 0 | 0 | 37 | 42 | 5.06 | 1.875 |
| Don Schwall, R (6, 1) ERA: 4.5 | 0.2 | | 1 | 0 | 0 | 0 | 0 | 0 | 0 | 0 | 0 | 0 | 0 | 1 | 1 | 0.00 | 0.000 |
| Tommie Sisk, R (7, 1) ERA: 4.5 | 1.0 | | 3 | 0 | 0 | 0 | 1 | 0 | 0 | 0 | 0 | 0 | 0 | 5 | 5 | 0.00 | 0.000 |
| Al McBean, R (8, 1) ERA: 2.05 | 1.0 | | 4 | 0 | 0 | 0 | 1 | 0 | 0 | 0 | 0 | 0 | 0 | 6 | 6 | 0.00 | 0.000 |

BOTTOM

Pittsburgh Pirates @ St. Louis Cardinals
 Sportsman's Park, St. Louis, MO
 Mon Jun 14 1965, 8:05 PM EDT
 Att. 5,265 - Unknown

livebaseballscorecards.com

| Batter | 1 | 2 | 3 | 4 | 5 | 6 | 7 | 8 | 9 | AB R H RBI BB SO LOB |
|--------|---|---|---|---|---|---|---|---|---|----------------------|
|--------|---|---|---|---|---|---|---|---|---|----------------------|

| | | | | | | | | | | |
|--|---------|--|---------|--|---------|--|---------|--|---------|---|
| Bob Bailey, R (1, 7) <small>OBP: 0.353, SLG: 0.365</small> Frank Carpin, L (7, 1) <small>OBP: 0.231, SLG: 0.231</small> | 0-0 | | 4-0 | | 0-3 | | 0-0 | | 0-3 | 3 1 1 0 1 1 0 0 0 0 0 0 0 0 1 0 0 0 0 1 0 |
|--|---------|--|---------|--|---------|--|---------|--|---------|---|

| | | | | | | | | | | |
|--|---------|--|---------|--|--|---------|---------|--|---------|---------------|
| Manny Mota, R (1, 8) <small>OBP: 0.289, SLG: 0.267</small> | 0-0 | | 0-0 | | | 0-0 | 0-0 | | 4-0 | 4 2 3 1 1 0 0 |
|--|---------|--|---------|--|--|---------|---------|--|---------|---------------|

| | | | | | | | | | | |
|--|---------|--|---------|--|--|---------|---------|--|---------|---------------|
| Roberto Clemente, R (1, 9) <small>OBP: 0.358, SLG: 0.429</small> | 0-0 | | 0-0 | | | 0-0 | 0-3 | | 0-0 | 4 2 2 1 0 1 2 |
|--|---------|--|---------|--|--|---------|---------|--|---------|---------------|

| | | | | | | | | | | |
|--|---------|--|---------|--|--|---------|--|---------|---------|---------------|
| Donn Clendenon, R (1, 3) <small>OBP: 0.366, SLG: 0.488</small> | 0-0 | | 0-3 | | | 0-0 | | 0-0 | 0-0 | 5 2 3 4 0 1 3 |
|--|---------|--|---------|--|--|---------|--|---------|---------|---------------|

| | | | | | | | | | | |
|---|--|---------|--|---------|--|---------|--|---------|---------|---|
| Gene Freese, R (1, 5) <small>OBP: 0.388, SLG: 0.422</small> Willie Stargell, L (6, PH) <small>OBP: 0.338, SLG: 0.583</small> Bill Virdon, L (8, PR) <small>OBP: 0.330, SLG: 0.375</small> | | 0-0 | | 0-0 | | 0-0 | | 0-0 | 0-0 | 2 0 1 0 0 0 0 1 0 1 1 0 0 0 1 1 0 0 0 0 0 |
|---|--|---------|--|---------|--|---------|--|---------|---------|---|

| | | | | | | | | | | |
|---|--|---------|--|---------|--|---------|--|---------|--|---|
| Bill Mazerowski, R (1, 4) <small>OBP: 0.313, SLG: 0.365</small> Jerry Lynch, L (6, PH) <small>OBP: 0.375, SLG: 0.557</small> Jose Pagan, R (6, 6) <small>OBP: 0.265, SLG: 0.247</small> | | 0-0 | | 0-0 | | 0-0 | | 0-0 | | 2 0 0 0 0 0 1 1 0 0 0 0 0 2 1 0 0 0 0 0 1 |
|---|--|---------|--|---------|--|---------|--|---------|--|---|

| | | | | | | | | | | |
|--|--|---------|--|---------|--|---------|--|---------|--|---------------|
| Gene Alley, R (1, 6) <small>OBP: 0.316, SLG: 0.398</small> | | 0-0 | | 0-0 | | 0-0 | | 0-0 | | 3 0 1 2 0 0 0 |
|--|--|---------|--|---------|--|---------|--|---------|--|---------------|

| | | | | | | | | | | |
|--|--|--|---------|--|--|---------|---------|--|---------|--------------------------------|
| Jim Pagliaroni, R (1, 2) <small>OBP: 0.326, SLG: 0.409</small> Del Crandall, R (8, 2) <small>OBP: 0.280, SLG: 0.246</small> | | | 0-0 | | | 0-0 | 0-0 | | 0-0 | 4 1 1 0 0 0 3 0 0 0 0 0 0 0 |
|--|--|--|---------|--|--|---------|---------|--|---------|--------------------------------|

| | | | | | | | | | | |
|---|--|--|---------|--|---------|--|---------|--|---------|--|
| Don Cardwell, R (1, 1) <small>OBP: 0.174, SLG: 0.182</small> Andre Rodgers, R (5, PH) <small>OBP: 0.400, SLG: 0.492</small> Joe Gibbon, R (5, 1) <small>OBP: 0.176, SLG: 0.125</small> Ozzie Virgil, R (7, PH) <small>OBP: 0.308, SLG: 0.480</small> | | | 0-0 | | 0-3 | | 0-0 | | 0-3 | 0 0 0 0 0 0 0 1 0 0 0 0 1 0 0 0 0 0 0 0 0 2 1 1 1 0 1 0 |
|---|--|--|---------|--|---------|--|---------|--|---------|--|

| Inning Stats | R: 0 E: 0 K: 0 S: 4 | H: 2 LOB: 1 BB: 0 P: 4 | R: 0 E: 0 K: 0 S: 3 | H: 0 LOB: 0 BB: 0 P: 3 | R: 2 E: 0 K: 1 S: 7 | H: 2 LOB: 1 BB: 1 P: 11 | R: 0 E: 0 K: 0 S: 3 | H: 1 LOB: 0 BB: 0 P: 3 | R: 0 E: 0 K: 2 S: 7 | H: 0 LOB: 0 BB: 0 P: 7 | R: 2 E: 0 K: 0 S: 7 | H: 4 LOB: 2 BB: 0 P: 7 | R: 1 E: 0 K: 1 S: 6 | H: 1 LOB: 0 BB: 0 P: 6 | R: 2 E: 0 K: 0 S: 5 | H: 2 LOB: 1 BB: 0 P: 5 | R: 3 E: 0 K: 2 S: 9 | H: 2 LOB: 0 BB: 1 P: 13 | 1B: 9 2B: 3 3B: 0 HR: 3 | SF: 2 SAC: 2 DP: 2 HBP: 0 | WP: 1 PB: 0 SB: 0 CS: 0 | PA: 41 |
|--------------|------------------------------|---------------------------------|------------------------------|---------------------------------|------------------------------|----------------------------------|------------------------------|---------------------------------|------------------------------|---------------------------------|------------------------------|---------------------------------|------------------------------|---------------------------------|------------------------------|---------------------------------|------------------------------|----------------------------------|----------------------------------|------------------------------------|----------------------------------|--------|
|--------------|------------------------------|---------------------------------|------------------------------|---------------------------------|------------------------------|----------------------------------|------------------------------|---------------------------------|------------------------------|---------------------------------|------------------------------|---------------------------------|------------------------------|---------------------------------|------------------------------|---------------------------------|------------------------------|----------------------------------|----------------------------------|------------------------------------|----------------------------------|--------|

| PITCHER | IP | WLS | BF | H | R | ER | SO | BB | IBB | HBP | BLK | WP | HR | S | P | ERA | WHIP |
|---|-----|-----|----|---|---|----|----|----|-----|-----|-----|----|----|----|----|-------|-------|
| Ray Sadecki, L (1, 1) <small>ERA: 6.3</small> | 5.0 | | 22 | 8 | 4 | 4 | 3 | 1 | 0 | 0 | 0 | 1 | 0 | 27 | 31 | 7.20 | 1.800 |
| Tracy Stallard, R (6, 1) <small>ERA: 3.2</small> | 3.0 | L | 13 | 4 | 3 | 3 | 1 | 0 | 0 | 0 | 0 | 0 | 2 | 15 | 15 | 9.00 | 1.333 |
| Barney Schultz, R (9, 1) <small>ERA: 4.44</small> | 1.0 | | 6 | 2 | 3 | 3 | 2 | 1 | 0 | 0 | 0 | 0 | 1 | 9 | 13 | 27.00 | 3.000 |

TOP

Pittsburgh Pirates @ St. Louis Cardinals
 Sportsman's Park, St. Louis, MO

Tue Jun 15 1965, 8:05 PM EDT
 Att: 10,428 - Unknown

| | |
|------------|-----------|
| AB | 35 |
| R | 10 |
| H | 14 |
| RBI | 10 |
| BB | 2 |
| SO | 6 |
| LOB | 12 |



| PITCHER | IP | WLS | BF | H | R | ER | SO | BB | IBB | HBP | BLK | WP | HR | S | P | ERA | WHIP |
|---------|----|-----|----|---|---|----|----|----|-----|-----|-----|----|----|---|---|-----|------|
|---------|----|-----|----|---|---|----|----|----|-----|-----|-----|----|----|---|---|-----|------|

| Batter | 1 | 2 | 3 | 4 | 5 | 6 | 7 | 8 | 9 | AB | R | H | RBI | BB | SO | LOB |
|--|-----------------------|------------|-----------------------|------------------|------------------------|-------------------------|------------|--------------------|-----------|----|---|---|-----|----|----|-----|
| Julian Javier, R OBP: 0.257, SLG: 0.345 (1, 4) | 0-0 F2 | | 0-0 6-3 | 0-0 SF7 | | 0-3 K | | 0-0 G3 | | 4 | 0 | 0 | 1 | 0 | 1 | 3 |
| Lou Brock, L OBP: 0.339, SLG: 0.423 (1, 7) | 0-0 4-3 S 1B | | 4-0 4-3 BB | 0-0 F8 | | | 0-0 4-3 | | 0-0 L7 | 4 | 0 | 1 | 0 | 1 | 0 | 0 |
| Dick Groat, R OBP: 0.315, SLG: 0.314 (1, 5) | 0-0 4-3 1-3 | | 0-0 4-3 | | 4-0 1B BB | | 0-0 4-3 | | 0-0 F9 | 4 | 0 | 0 | 0 | 1 | 0 | 2 |
| Bill White, L OBP: 0.381, SLG: 0.459 (1, 3) | 0-0 1-3 | | 0-0 L8 | | 0-0 1B 1-3 1B | | 0-3 K | | 0-0 1B | 5 | 0 | 2 | 0 | 0 | 1 | 2 |
| Tim McCarver, L OBP: 0.320, SLG: 0.421 (1, 2) | | 0-0 F7 | | 0-0 L8 | | 0-0 PB 1B | | 4-0 FC1-6 BB | 0-0 F8 | 4 | 0 | 1 | 0 | 1 | 0 | 1 |
| Tito Francona, L OBP: 0.293, SLG: 0.378 (1, 9) | | 0-0 | 4-0 SH 3B BB | 0-3 K | | 0-0 FC1-6 1B E | | | | 2 | 2 | 1 | 1 | 1 | 1 | 2 |
| Curt Flood, R OBP: 0.351, SLG: 0.442 (8, PH) | | | | | 1-2 K | | | | | 1 | 0 | 0 | 0 | 0 | 0 | 1 |
| Dal Maxvill, R OBP: 0.115, SLG: 0.160 (8, PR) | | | | | | | | | | 0 | 1 | 0 | 0 | 0 | 0 | 0 |
| Carl Warwick, R OBP: 0.186, SLG: 0.196 (9, 8) | | | | | | | | | | 0 | 0 | 0 | 0 | 0 | 0 | 0 |
| Mike Shannon, R OBP: 0.223, SLG: 0.195 (1, 8) | | 0-0 5-3 | | 0-0 SH 3B | | 0-0 4-3 | | 0-0 E 1B | | 2 | 1 | 0 | 0 | 0 | 0 | 2 |
| Bob Skinner, L OBP: 0.283, SLG: 0.489 (8, PH) | | | | 1-2 3B | | | | 1-2 E 1B | | 1 | 0 | 1 | 0 | 0 | 0 | 0 |
| Jerry Buchek, R OBP: 0.400, SLG: 0.579 (1, 6) | | 0-0 1B | | 0-0 3B 3B | | 0-3 K | | 0-0 E 1B | | 4 | 1 | 3 | 2 | 0 | 1 | 0 |
| Ray Sadecki, L OBP: 0.125, SLG: 0.208 (1, 1) | | 0-0 6-3 | | 0-0 SF7 3B | | 0-3 K | | 0-0 FC5-2 | | 2 | 1 | 1 | 1 | 0 | 0 | 1 |
| Tracy Stallard, R OBP: 0.148, SLG: 0.148 (6, 1) | | | | | | | | | | 1 | 0 | 0 | 0 | 0 | 1 | 0 |
| Ken Boyer, R OBP: 0.323, SLG: 0.404 (8, PH) | | | | | | | | | | 1 | 0 | 0 | 0 | 0 | 0 | 2 |
| Barney Schultz, R OBP: 0.323, SLG: 0.404 (9, 1) | | | | | | | | | | 0 | 0 | 0 | 0 | 0 | 0 | 0 |

| Inning Stats | R: 0 | H: 1 | E: 0 | LOB: 1 | K: 0 | BB: 0 | S: 4 | P: 4 | R: 1 | H: 2 | E: 0 | LOB: 1 | K: 0 | BB: 0 | S: 5 | R: 0 | H: 0 | E: 0 | LOB: 1 | K: 0 | BB: 1 | S: 3 | R: 4 | H: 2 | E: 1 | LOB: 0 | K: 0 | BB: 1 | S: 6 | R: 0 | H: 2 | E: 0 | LOB: 2 | K: 1 | BB: 1 | S: 6 | R: 0 | H: 0 | E: 0 | LOB: 0 | K: 3 | BB: 0 | S: 9 | R: 0 | H: 0 | E: 0 | LOB: 0 | K: 1 | BB: 0 | S: 5 | R: 1 | H: 2 | E: 1 | LOB: 3 | K: 0 | BB: 1 | S: 5 | R: 0 | H: 1 | E: 0 | LOB: 1 | K: 0 | BB: 0 | S: 4 | 1B: 7 | SF: 1 | 2B: 0 | SAC: 1 | 3B: 2 | DP: 0 | HR: 1 | HBP: 0 |
|--------------|------|------|------|--------|------|-------|------|------|------|------|------|--------|------|-------|------|------|------|------|--------|------|-------|------|------|------|------|--------|------|-------|------|------|------|------|--------|------|-------|------|------|------|------|--------|------|-------|------|------|------|------|--------|------|-------|------|------|------|------|--------|------|-------|------|------|------|------|--------|------|-------|------|-------|-------|-------|--------|-------|-------|-------|--------|
|--------------|------|------|------|--------|------|-------|------|------|------|------|------|--------|------|-------|------|------|------|------|--------|------|-------|------|------|------|------|--------|------|-------|------|------|------|------|--------|------|-------|------|------|------|------|--------|------|-------|------|------|------|------|--------|------|-------|------|------|------|------|--------|------|-------|------|------|------|------|--------|------|-------|------|-------|-------|-------|--------|-------|-------|-------|--------|

| PITCHER | IP | WLS | BF | H | R | ER | SO | BB | IBB | HBP | BLK | WP | HR | S | P | ERA | WHIP |
|-------------------------------------|-----|-----|----|---|---|----|----|----|-----|-----|-----|----|----|----|----|------|-------|
| Don Cardwell, R ERA: 4.02 (1, 1) | 4.0 | | 20 | 5 | 5 | 3 | 0 | 2 | 0 | 0 | 0 | 0 | 0 | 18 | 26 | 6.75 | 1.750 |
| Joe Gibbon, L ERA: 5.53 (5, 1) | 2.0 | | 8 | 2 | 0 | 0 | 4 | 1 | 0 | 0 | 0 | 0 | 0 | 15 | 19 | 0.00 | 1.500 |
| Frank Carpin, L ERA: (7, 1) | 1.0 | W | 4 | 0 | 1 | 0 | 1 | 1 | 0 | 0 | 0 | 0 | 0 | 5 | 9 | 0.00 | 1.000 |
| Al McBean, R ERA: 1.97 (8, 1) | 2.0 | S | 9 | 3 | 0 | 0 | 0 | 0 | 0 | 0 | 0 | 0 | 0 | 9 | 9 | 0.00 | 1.500 |

BOTTOM

Pittsburgh Pirates @ St. Louis Cardinals
Sportsman's Park, St. Louis, MO
Tue Jun 15 1965, 8:05 PM EDT
Att. 10,428 - Unknown

livebaseballscorecards.com

| | |
|-----|----|
| AB | 35 |
| R | 6 |
| H | 10 |
| RBI | 5 |
| BB | 4 |
| SO | 5 |
| LOB | 16 |



| | |
|-------|--------|
| WP: 0 | PA: 41 |
| PB: 1 | |
| SB: 1 | |
| CS: 0 | |

| Batter | 1 | 2 | 3 | 4 | 5 | 6 | 7 | 8 | 9 | AB R H RBI BB SO LOB | TOP | | | | | | | | | | | | | | | | | | |
|--|---|---------------------------------|-------------------------------|---------------------------------|-------------------------------|----------------------------------|----------------------------------|---------------------------------|------------------------------|--|------------------------------|---------------------------------|------------------------------|---------------------------------|------------------------------|---------------------------------|-------------------------------|----------------------------------|-----------------------------------|------------------------------------|----------------------------------|--------|--|--|--|--|--|--|--|
| Bob Bailey, R (1, 5) <small>OBP: 0.356, SLG: 0.364</small> Al McBean, R (7, 1) <small>OBP: 0.231, SLG: 0.231</small> Jerry Lynch, L (8, PH) <small>OBP: 0.369, SLG: 0.548</small> Frank Carpin, L (8, 1) Don Schwall, R (8, 1) | 0-0 4-3 | | 0-3 K | | 4-0 1B BB | | 0-0 FC4-6 1B 1-2 2-H | 0-0 G4-6-3 1-2f | | 3 0 1 1 1 1 2 0 0 0 0 0 0 0 1 0 0 0 0 0 3 0 0 0 0 0 0 0 0 0 0 0 0 0 0 | | | | | | | | | | | | | | | | | | | |
| Bill Virdon, L (1, 8) <small>OBP: 0.327, SLG: 0.370</small> | 0-0 4-3 | | 0-0 E1 1B 2-H 3-H | | 0-0 G6-4-3 1B 1-3 | | 0-0 FC4-6 1-2f 2-3 | | 0-3 K E HR | 5 2 1 1 0 1 2 | | | | | | | | | | | | | | | | | | | |
| Roberto Clemente, R (1, 9) <small>OBP: 0.360, SLG: 0.430</small> Manny Mota, R (3, 7) <small>OBP: 0.280, SLG: 0.258</small> (4, 9) | 0-3 K | | 0-0 1B 1-2 | | 0-0 G6-4-3 1-2f | | 0-0 1-3 | | 0-0 E6 1-3 HR | 2 0 1 0 0 1 0 3 1 0 0 0 0 5 | | | | | | | | | | | | | | | | | | | |
| Willie Stargell, L (1, 7) <small>OBP: 0.345, SLG: 0.600</small> (3, 9) (4, 7) | | 0-0 F7 | 0-0 1B 1-3 2-H | | | 0-3 K | | 0-0 HR 1B | 0-0 HR 1-H 3-H | 5 2 3 4 0 1 0 | | | | | | | | | | | | | | | | | | | |
| Donn Clendenon, R (1, 3) | | 0-0 L9 | 0-0 6-3 | | | 0-0 E6 G6-4-3 | | 0-0 HR 1-H | 0-0 F4 | 5 1 1 2 0 0 1 | | | | | | | | | | | | | | | | | | | |
| Bill Mazeroski, R (1, 4) <small>OBP: 0.300, SLG: 0.349</small> | | 0-0 1-3 | | 0-0 4-3 | | 0-0 G6-4-3 1-2f | | 0-0 F3 | 0-3 K | 5 0 0 0 0 1 1 | | | | | | | | | | | | | | | | | | | |
| Gene Alley, R (1, 6) <small>OBP: 0.318, SLG: 0.394</small> | | | 0-0 PB 2B 1B 1B | 0-3 K | | | 0-0 5-3 | 1-0 1B 1B HBP | 0-3 K | 4 1 1 0 0 2 0 | | | | | | | | | | | | | | | | | | | |
| Del Crandall, R (1, 2) <small>OBP: 0.295, SLG: 0.265</small> Vern Law, R (7, PR) <small>OBP: 0.185, SLG: 0.185</small> Jim Pagliaroni, R (7, 2) <small>OBP: 0.331, SLG: 0.414</small> | | | 0-0 2B E 1B 1-2 | 0-0 6-3 | | | 0-0 1B 1B | 0-0 1B 1-2 | | 3 1 2 0 0 0 0 0 1 0 0 0 0 0 1 0 1 0 0 0 0 | | | | | | | | | | | | | | | | | | | |
| Bob Friend, R (2, 5) Tommie Sisk, R (2, 5) Andre Rodgers, R (2, 5) Wilbur Wood, R (2, 5) Clyde Wright, R (2, 5) Joe Gibbon, R (2, 5) Gene Frisese, R (2, 5) Jose Pagan, R (2, 5) | | | 0-0 E 2B 1-3 2-H | | 0-0 F7 | | 0-0 FC4-6 1B 1-2 | 0-0 G4-6-3 1-2 2-3 | | 0 0 0 0 0 0 0 0 0 0 0 0 0 0 1 1 1 1 0 0 0 0 0 0 0 0 0 0 1 0 0 0 0 0 0 0 0 0 0 0 0 0 2 0 2 0 0 0 0 0 0 0 0 0 0 0 | | | | | | | | | | | | | | | | | | | |
| Inning Stats | R: 0 E: 0 K: 1 S: 5 | H: 0 LOB: 0 BB: 0 P: 5 | R: 0 E: 0 K: 0 S: 3 | H: 0 LOB: 0 BB: 0 P: 3 | R: 4 E: 1 K: 1 S: 10 | H: 5 LOB: 1 BB: 0 P: 10 | R: 0 E: 0 K: 1 S: 5 | H: 0 LOB: 0 BB: 0 P: 5 | R: 0 E: 0 K: 0 S: 3 | H: 1 LOB: 1 BB: 1 P: 7 | R: 0 E: 1 K: 0 S: 5 | H: 0 LOB: 0 BB: 0 P: 5 | R: 1 E: 0 K: 0 S: 6 | H: 3 LOB: 2 BB: 0 P: 6 | R: 2 E: 0 K: 0 S: 6 | H: 4 LOB: 2 BB: 0 P: 7 | R: 3 E: 1 K: 3 S: 12 | H: 1 LOB: 0 BB: 0 P: 12 | 1B: 11 2B: 1 3B: 0 HR: 2 | SF: 0 SAC: 0 DP: 3 HBP: 1 | WP: 0 PB: 2 SB: 0 CS: 0 | PA: 43 | | | | | | | |
| PITCHER | IP WLS BF H R ER SO BB IBB HBP BLK WP HR S P ERA WHIP | | | | | | | | | | | | | | | | | | | | | | | | | | | | |
| Ray Washburn, R (1, 1) <small>ERA: 3.72</small> Bob Purkey, R (7, 1) <small>ERA: 6.75</small> Tracy Stallard, R (8, 1) <small>ERA: 3.17</small> Barney Schultz, R (9, 1) <small>ERA: 4.62</small> | 6.0 | | 24 | 6 | 4 | 3 | 4 | 1 | 0 | 0 | 0 | 0 | 0 | 0 | 31 | 35 | 4.50 | 1.167 | | | | | | | | | | | |
| | 1.1 | | 11 | 6 | 3 | 3 | 0 | 0 | 0 | 1 | 0 | 0 | 0 | 1 | 10 | 11 | 20.25 | 4.500 | | | | | | | | | | | |
| | 0.2 | | 2 | 1 | 0 | 0 | 0 | 0 | 0 | 0 | 0 | 0 | 0 | 2 | 2 | 0.00 | 1.500 | | | | | | | | | | | | |
| | 1.0 | L | 6 | 1 | 3 | 1 | 3 | 0 | 0 | 0 | 0 | 0 | 0 | 1 | 12 | 12 | 9.00 | 1.000 | | | | | | | | | | | |

Pittsburgh Pirates @ St. Louis Cardinals
 Sportsman's Park, St. Louis, MO
 Wed Jun 16 1965, 8:05 PM EDT
 Att: 10,480 - Unknown

livebaseballscorecards.com

| | |
|------------|----|
| AB | 41 |
| R | 10 |
| H | 14 |
| RBI | 9 |
| BB | 1 |
| SO | 7 |
| LOB | 14 |



| Batter | 1 | 2 | 3 | 4 | 5 | 6 | 7 | 8 | 9 | AB | R | H | RBI | BB | SO | LOB |
|--|----------------------------|--------------------------------|---|------------|---|----------------------------------|---|----------------------------------|----------|----|---|---|-----|----|----|-----|
| Julian Javier, R (1, 4) OBP: 0.256, SLG: 0.342 Curt Flood, R (9, PH) OBP: 0.350, SLG: 0.440 | 0-0 1B 1B | 0-0 FC6-4 WP 1B | | 0-0 F7 | | 0-0 SH1-3 | | 0-0 FC1-6 BB HBP SF7 | 0-3 K | 4 | 3 | 1 | 1 | 0 | 0 | 3 |
| Lou Brock, L (1, 7) OBP: 0.340, SLG: 0.420 | 0-0 F8 | 0-0 WP 1B 1B | | 0-3 K | | 0-0 FC4-2 | | 1-0 BB HBP 1B | | 4 | 2 | 1 | 1 | 0 | 1 | 3 |
| Tim McCarver, L (1, 2) OBP: 0.328, SLG: 0.423 Bob Uecker, R (9, 2) OBP: 0.422, SLG: 0.404 | 0-0 1B 1-3 1B | 0-0 4-3 WP 1B | | 0-0 F7 | | 0-0 F7 | | 4-0 1B BB | | 4 | 1 | 2 | 2 | 1 | 0 | 2 |
| Bill White, L (1, 3) OBP: 0.382, SLG: 0.455 | 0-0 L6 | 0-0 4-3 | | | | | | 0-0 SF7 | | 2 | 1 | 0 | 1 | 2 | 0 | 3 |
| Ken Boyer, R (1, 5) OBP: 0.331, SLG: 0.415 | 0-0 FC5-4 1B | 0-0 | | | | | | 0-0 FC4-6 1B | | 4 | 0 | 3 | 2 | 0 | 0 | 1 |
| Jerry Buchek, R (1, 6) OBP: 0.320, SLG: 0.458 | 0-0 FC5-4 1-2 3-H | 0-3 K | | | | | | 0-0 FC4-6 1-2 | | 5 | 0 | 0 | 0 | 0 | 2 | 7 |
| Tito Francona, L (1, 9) OBP: 0.297, SLG: 0.380 Carl Warwick, R (5, PH) OBP: 0.210, SLG: 0.220 | | 0-0 SH BB FC6-4 1B | | 0-0 4-3 | | 0-0 5-3 | | 0-0 SH1-4 1B | | 2 | 1 | 1 | 0 | 0 | 0 | 0 |
| Mike Shannon, R (1, 8) OBP: 0.224, SLG: 0.188 | | 4-0 FC6-4 SH 1B BB | | 0-0 F3 | | 0-0 E6 SH1-3 E FC4-2 | | 0-3 K | | 3 | 1 | 0 | 0 | 1 | 1 | 1 |
| Ray Washburn, R (1, 1) OBP: 0.194, SLG: 0.231 Dal Maxvill, R (6, PH) OBP: 0.111, SLG: 0.154 Bob Purkey, R (7, 1) OBP: 0.087, SLG: 0.067 Tracy Stallard, R (8, 1) OBP: 0.148, SLG: 0.148 Dick Groat, R (8, PH) OBP: 0.316, SLG: 0.317 Bob Gibson, R (8, PR) OBP: 0.258, SLG: 0.324 Barney Schultz, R (9, 1) OBP: 0.277, SLG: 0.478 | | 0-0 SH FC6-4 | | 0-3 K | | 0-0 E1 FC4-2 SH1-3 | | 0-0 FC1-6 1B | | 1 | 0 | 0 | 0 | 0 | 1 | 0 |

| Inning Stats | R: 1 | H: 3 | E: 0 | LOB: 2 | K: 0 | P: 6 | R: 5 | H: 4 | E: 0 | LOB: 1 | K: 1 | P: 14 | R: 0 | H: 0 | E: 0 | LOB: 0 | K: 1 | P: 5 | R: 0 | H: 0 | E: 0 | LOB: 1 | K: 1 | P: 9 | R: 0 | H: 0 | E: 2 | LOB: 2 | K: 0 | P: 5 | R: 1 | H: 1 | E: 0 | LOB: 1 | K: 1 | P: 10 | R: 2 | H: 2 | E: 0 | LOB: 2 | K: 0 | P: 10 | R: 0 | H: 1 | E: 0 | LOB: 1 | K: 1 | P: 6 | 1B: 10 | SF: 1 | 3B: 0 | HR: 0 | WP: 2 | PA: 46 |
|--------------|------|------|------|--------|------|------|------|------|------|--------|------|-------|------|------|------|--------|------|------|------|------|------|--------|------|------|------|------|------|--------|------|------|------|------|------|--------|------|-------|------|------|------|--------|------|-------|------|------|------|--------|------|------|--------|-------|-------|-------|-------|--------|
|--------------|------|------|------|--------|------|------|------|------|------|--------|------|-------|------|------|------|--------|------|------|------|------|------|--------|------|------|------|------|------|--------|------|------|------|------|------|--------|------|-------|------|------|------|--------|------|-------|------|------|------|--------|------|------|--------|-------|-------|-------|-------|--------|


| PITCHER | IP | WLS | BF | H | R | ER | SO | BB | IBB | HBP | BLK | WP | HR | S | P | ERA | WHIP |
|------------------------------------|-----|-----|----|---|---|----|----|----|-----|-----|-----|----|----|----|----|-------|-------|
| Bob Friend, R (1, 1) ERA: 4.09 | 1.1 | | 11 | 5 | 5 | 5 | 0 | 1 | 0 | 0 | 0 | 0 | 0 | 10 | 14 | 33.75 | 4.500 |
| Tommie Sisk, R (2, 1) ERA: 4.79 | 0.2 | | 4 | 2 | 1 | 1 | 1 | 0 | 0 | 0 | 0 | 2 | 0 | 6 | 6 | 13.50 | 3.000 |
| Wilbur Wood, L (3, 1) ERA: 1.21 | 2.0 | | 6 | 0 | 0 | 0 | 2 | 0 | 0 | 0 | 0 | 0 | 0 | 10 | 10 | 0.00 | 0.000 |
| Joe Gibbon, L (5, 1) ERA: 5.34 | 2.0 | | 9 | 0 | 0 | 0 | 1 | 1 | 0 | 0 | 0 | 0 | 0 | 10 | 14 | 0.00 | 0.500 |
| Al McBean, R (7, 1) ERA: 2.1 | 1.0 | | 5 | 1 | 1 | 1 | 1 | 1 | 0 | 0 | 0 | 0 | 0 | 6 | 10 | 9.00 | 2.000 |

BOTTOM

Pittsburgh Pirates @ St. Louis Cardinals
Sportsman's Park, St. Louis, MO

Wed Jun 16 1965, 8:05 PM EDT
Att. 10,480 - Unknown

| | |
|-----|----|
| AB | 36 |
| R | 9 |
| H | 11 |
| RBI | 8 |
| BB | 4 |
| SO | 6 |
| LOB | 24 |



| PITCHER | IP | WLS | BF | H | R | ER | SO | BB | IBB | HBP | BLK | WP | HR | S | P | ERA | WHIP |
|-------------------------------------|-----|-----|----|---|---|----|----|----|-----|-----|-----|----|----|---|---|-------|-------|
| Frank Carpin, L (8, 1) ERA: 1.59 | 0.2 | | 6 | 2 | 2 | 2 | 0 | 1 | 0 | 0 | 0 | 0 | 0 | 4 | 9 | 27.00 | 4.500 |
| Don Schwall, R (8, 1) ERA: 4.19 | 1.1 | W | 5 | 1 | 0 | 0 | 1 | 0 | 0 | 0 | 0 | 0 | 0 | 7 | 7 | 0.00 | 0.750 |


| Batter | 1 | 2 | 3 | 4 | 5 | 6 | 7 | 8 | 9 | AB R H RBI BB SO LOB | TOP |
|---|---|---|---|---|--|---|---|---|---|--|---|
| Bob Bailey, R (1, 5) X OBP: 0.350, SLG: 0.357 Jose Pagan, R (6, 5) OBP: 0.263, SLG: 0.244 | 0-0 F2 | | 0-0 G6-4-3 ①② | | 0-0 6-3 ① X | 0-0 FC6-4 ③ | | | 0-0 4-3 ② | 4 0 0 0 0 0 3 1 0 0 0 0 0 0 | |
| Bill Virdon, L (1, 8) X OBP: 0.328, SLG: 0.365 | 0-0 3-1 ② | | 0-0 G3 ③ | | 4-0 BB | | 0-0 F7 ① | | 4-0 1B BB | 3 1 0 0 2 0 0 | |
| Donn Clendenon, R (1, 3) H OBP: 0.367, SLG: 0.496 | 1-0 HBP | | | 0-0 HR 1B | 0-3 K ② | | 0-3 K ② | | 0-0 1B 1B | 4 1 2 0 0 2 1 | |
| Willie Stargell, L (1, 7) S S S OBP: 0.346, SLG: 0.611 (8, 9) | 0-3 K ③ | | | 0-0 HR 1B | 0-3 K ③ | | 0-0 6-3 ③ | | 0-0 1B 1B | 5 1 2 3 0 2 2 | |
| Jerry Lynch, L (1, 9) S S S OBP: 0.377, SLG: 0.545 Manny Mota, R (8, 7) OBP: 0.277, SLG: 0.255 | | 0-3 K ① | | 0-0 BB 1B | | 0-0 F8 ① | | 0-0 1B | 0-0 F9 ③ | 4 0 2 0 0 1 0 1 0 0 0 0 0 2 | |
| Andre Rodgers, R (1, 6) X OBP: 0.427, SLG: 0.522 | | 0-0 FC6-4 1B | | 4-0 FC5-4 1B BB | | 0-0 6-3 1B | | 0-3 K ① | | 3 1 2 0 1 1 1 | |
| Gene Alley, R (1, 4) X OBP: 0.311, SLG: 0.385 | | 0-0 FC6-4 ② | | 0-3 K ① | | 0-0 6-3 ② | | 0-3 K ② | | 4 0 0 0 0 2 5 | |
| Jim Pagliaroni, R (1, 2) X OBP: 0.329, SLG: 0.405 | | 0-0 6-3 ③ | | 0-3 K2-3 ② | | 4-0 1B IBB | | 0-0 5-3 ③ | | 3 0 0 0 1 1 4 | |
| Vern Law, R (1, 1) X OBP: 0.226, SLG: 0.226 | | | 0-0 G6-4-3 1B | | 0-0 FC5-4 ③ | | 0-0 FC6-4 1B | | 0-0 1-3 ① | 4 0 2 1 0 0 2 | |
| Inning Stats | R: 0 H: 0 E: 0 LOB: 1 K: 1 BB: 0 S: 5 P: 6 | R: 0 H: 1 E: 1 LOB: 1 K: 1 BB: 0 S: 6 P: 6 | R: 0 H: 1 E: 0 LOB: 0 K: 0 BB: 0 S: 3 P: 3 | R: 2 H: 3 E: 0 LOB: 2 K: 2 BB: 1 S: 10 P: 14 | R: 0 H: 0 E: 0 LOB: 1 K: 2 BB: 1 S: 7 P: 11 | R: 1 H: 2 E: 0 LOB: 2 K: 0 BB: 1 S: 5 P: 9 | R: 0 H: 0 E: 0 LOB: 0 K: 1 BB: 0 S: 5 P: 5 | R: 0 H: 1 E: 0 LOB: 1 K: 2 BB: 0 S: 8 P: 8 | R: 1 H: 2 E: 0 LOB: 2 K: 0 BB: 1 S: 5 P: 9 | 1B: 9 SF: 0 2B: 0 SAC: 0 3B: 0 DP: 1 HR: 1 HBP: 1 | WP: 0 PA: 41 PB: 0 SB: 0 CS: 0 |
| PITCHER Bob Gibson, R (1, 1) ERA: 2.86 Hal Woodeshick, L (9, 1) ERA: 3.24 | IP WLS BF H R ER SO BB IBB HBP BLK WP HR S P ERA WHIP | 8.0 L 35 8 3 3 9 2 1 1 0 0 1 49 62 3.38 1.250 | 1.0 6 2 1 1 0 1 0 0 0 0 0 5 9 9.00 3.000 | | | | | | | | |

Pittsburgh Pirates @ St. Louis Cardinals
 Sportsman's Park, St. Louis, MO
 Thu Jun 17 1965, 8:05 PM EDT
 Att. 11,905 - Unknown

| | |
|-----|----|
| AB | 36 |
| R | 4 |
| H | 10 |
| RBI | 4 |
| BB | 4 |
| SO | 9 |
| LOB | 20 |



| Batter | 1 | 2 | 3 | 4 | 5 | 6 | 7 | 8 | 9 | AB | R | H | RBI | BB | SO | LOB |
|--|----------------|----------------|-----------------------------|-------------------------|------------------------|----------------|--------------|----------------------------|--------------|----|---|---|-----|----|----|-----|
| Julian Javier, R (1, 4) OBP: 0.261, SLG: 0.342 Phil Gagliano, R (1, PR) OBP: 0.311, SLG: 0.378 (2, 4) | H 1-0 HBP | | X 0-0 E 1B 1-3 | | X 0-0 F2 | | | X 0-0 4-3 2B 1-3 | | 0 | 0 | 0 | 0 | 0 | 0 | 0 |
| Lou Brock, L (1, 7) OBP: 0.335, SLG: 0.412 | X 0-0 F3 | | X 0-0 E6 FC4-6 2-3 | | | X 0-0 F8 | | X 0-0 F6 | | 4 | 0 | 0 | 0 | 0 | 0 | 4 |
| Curt Flood, R (1, 8) OBP: 0.348, SLG: 0.437 | X 0-0 L7 | | X 0-0 FC4-6 1-2f | | | X 0-0 1B | | X 0-0 4-3 2-3 3-H | | 4 | 0 | 1 | 1 | 0 | 0 | 4 |
| Bill White, L (1, 3) OBP: 0.375, SLG: 0.447 | S S S 0-3 K | | | X 0-0 F7 | | S S S 0-3 K | | X 0-0 4-3 | | 4 | 0 | 0 | 0 | 0 | 2 | 3 |
| Ken Boyer, R (1, 5) OBP: 0.329, SLG: 0.412 | | S S S 0-3 K | | X 0-0 G6-4-3 1B | | X 0-0 F5 | | | X 0-0 6-3 | 4 | 0 | 1 | 0 | 0 | 1 | 1 |
| Jerry Buchek, R (1, 6) OBP: 0.276, SLG: 0.393 | | X 0-0 F3 | | X 0-0 G6-4-3 1-2f | | | X 0-0 F6 | | X 0-0 6-3 | 4 | 0 | 0 | 0 | 0 | 0 | 1 |
| Bob Uecker, R (1, 2) OBP: 0.397, SLG: 0.375 | | X 0-0 F8 | | | X 0-0 6-3 | | X 0-0 5-3 | | X 0-0 4-3 | 4 | 0 | 0 | 0 | 0 | 0 | 0 |
| Mike Shannon, R (1, 9) OBP: 0.238, SLG: 0.205 | | | X 0-0 1B 1B | | X 0-0 FC1-4 1B | | X 0-0 5-3 | | | 3 | 0 | 2 | 0 | 0 | 0 | 0 |
| Bob Gibson, R (1, 1) OBP: 0.244, SLG: 0.308 Bob Skinner, L (8, PH) OBP: 0.292, SLG: 0.489 Hal Woodeshick, R (9, 1) OBP: 0.167, SLG: 0.167 | | | X 0-0 F8 | | X 0-0 FC1-4 1-2f | | | X 0-0 2B 4-3 1B | | 2 | 0 | 0 | 0 | 0 | 0 | 2 |
| | | | | | | | | | | 1 | 1 | 1 | 0 | 0 | 0 | 0 |
| | | | | | | | | | | 0 | 0 | 0 | 0 | 0 | 0 | 0 |

| BOTTOM | |
|---|---|
| Pittsburgh Pirates @ St. Louis Cardinals Sportsman's Park, St. Louis, MO Thu Jun 17 1965, 8:05 PM EDT Att. 11,905 - Unknown | |
| AB 33 R 1 H 7 RBI 1 BB 0 SO 3 LOB 16 |  |

| Inning Stats | R: 0 | H: 0 | E: 0 | K: 1 | S: 5 | R: 0 | H: 0 | E: 0 | K: 1 | S: 5 | R: 0 | H: 2 | E: 1 | K: 0 | S: 5 | R: 0 | H: 1 | E: 0 | K: 0 | S: 3 | R: 0 | H: 1 | E: 0 | K: 0 | S: 4 | R: 0 | H: 1 | E: 0 | K: 1 | S: 6 | R: 0 | H: 0 | E: 0 | K: 0 | S: 3 | R: 1 | H: 2 | E: 0 | K: 0 | S: 5 | R: 0 | H: 0 | E: 0 | K: 0 | S: 3 | | | |
|--------------|------|------|------|------|------|------|------|------|------|------|------|------|------|------|------|------|------|------|------|------|------|------|------|------|------|------|------|------|------|------|------|------|------|------|------|------|------|------|------|------|------|------|------|------|------|---|---|---|
| | 0 | 0 | 0 | 1 | 6 | 0 | 0 | 0 | 1 | 5 | 0 | 0 | 2 | 0 | 5 | 0 | 1 | 0 | 0 | 3 | 0 | 1 | 0 | 1 | 0 | 4 | 0 | 1 | 0 | 1 | 6 | 0 | 0 | 0 | 3 | 1 | 0 | 2 | 0 | 5 | 0 | 0 | 0 | 3 | 0 | 0 | 0 | 0 |

| PITCHER | IP | WLS | BF | H | R | ER | SO | BB | IBB | HBP | BLK | WP | HR | S | P | ERA | WHIP | | | | | | | | | | | | | | | | | | |
|---------------------------------|-----|-----|----|---|---|----|----|----|-----|-----|-----|----|----|----|----|------|-------|---------|----|-----|----|---|---|----|----|----|-----|-----|-----|----|----|---|---|-----|------|
| Vern Law, R (1, 1) ERA: 1.76 | 9.0 | W | 34 | 7 | 1 | 1 | 3 | 0 | 0 | 1 | 0 | 0 | 0 | 39 | 40 | 1.00 | 0.778 | | | | | | | | | | | | | | | | | | |
| | | | | | | | | | | | | | | | | | | PITCHER | IP | WLS | BF | H | R | ER | SO | BB | IBB | HBP | BLK | WP | HR | S | P | ERA | WHIP |

| Batter | 1 | 2 | 3 | 4 | 5 | 6 | 7 | 8 | 9 | AB R H RBI BB SO LOB | TOP | | | | | | | | | | | |
|---|---|---------------------------------|------------------------------|---------------------------------|------------------------------|---------------------------------|------------------------------|---------------------------------|------------------------------|---------------------------------|------------------------------|---------------------------------|------------------------------|---------------------------------|------------------------------|---------------------------------|------------------------------|---------------------------------|----------------------------------|------------------------------------|--|--------|
| Bob Bailey, R (1, 5) OBP: 0.344, SLG: 0.350 | 0-0 5-3 | | 0-0 5-3 | | 0-3 K | | 0-0 L8 | | | 4 0 0 0 0 1 3 | | | | | | | | | | | | |
| Bill Virdon, L (1, 8) OBP: 0.337, SLG: 0.378 | 0-0 1B | | | 0-0 F8 | | 0-0 1B 2B | | 0-0 1B | | 4 0 3 0 0 0 0 | | | | | | | | | | | | |
| Donn Clendenon, R (1, 3) OBP: 0.367, SLG: 0.493 | 0-0 F8 | | | 0-0 P3 | | 0-0 1B | | 0-0 1B | | 3 0 1 0 0 0 1 | | | | | | | | | | | | |
| Jose Pagan, R (6, 6) OBP: 0.270, SLG: 0.253 | | | | | | 0-0 1B | | 0-0 1B | | 1 0 1 0 0 0 0 | | | | | | | | | | | | |
| Willie Stargell, L (1, 9) OBP: 0.344, SLG: 0.603 | 0-3 K | | | 0-0 1B | | 0-0 G1-6-3 | | 0-0 F8 | | 4 0 1 0 0 1 5 | | | | | | | | | | | | |
| Jerry Lynch, L (1, 7) OBP: 0.356, SLG: 0.514 | | 0-0 L8 | | 0-3 K | | 0-3 K | | 0-3 K | | 4 0 0 0 0 3 4 | | | | | | | | | | | | |
| Andre Rodgers, R (1, 6) OBP: 0.405, SLG: 0.493 | | 0-0 P5 | | | 0-0 F9 | | 0-0 6-3 | 0-0 F8 | | 4 0 0 0 0 0 2 | | | | | | | | | | | | |
| Gene Alley, R (1, 4) OBP: 0.310, SLG: 0.382 | | 0-0 F8 | | | 0-3 K | | 0-0 2B 1B | | 0-0 6-3 | 4 1 1 0 0 1 0 | | | | | | | | | | | | |
| Jim Pagliaroni, R (1, 2) OBP: 0.333, SLG: 0.415 | | | 0-0 1-3 | | 0-0 1B 1B | | 0-0 2B | | 0-0 F8 | 4 0 2 1 0 0 0 | | | | | | | | | | | | |
| Bob Veale, S (1, 1) OBP: 0.119, SLG: 0.098 | | | 0-3 K | | 0-0 K | | 0-0 1-3 | | 0-0 F9 | 2 0 1 0 0 1 0 | | | | | | | | | | | | |
| Gene Freese, R (7, PH) OBP: 0.404, SLG: 0.438 | | | | | 0-0 1B | | | | | 1 0 0 0 0 0 1 | | | | | | | | | | | | |
| Wilbur Wood, R (7, 1) | | | | | | | | | | 0 0 0 0 0 0 0 | | | | | | | | | | | | |
| Manny Mota, R (9, PH) OBP: 0.275, SLG: 0.253 | | | | | 1-2 1B | | | | | 1 0 0 0 0 0 0 | | | | | | | | | | | | |
| Inning Stats | R: 0 E: 0 K: 1 S: 6 | H: 1 LOB: 1 BB: 0 P: 6 | R: 0 E: 0 K: 0 S: 3 | H: 0 LOB: 0 BB: 0 P: 3 | R: 0 E: 0 K: 1 S: 5 | H: 0 LOB: 0 BB: 0 P: 5 | R: 0 E: 0 K: 1 S: 6 | H: 1 LOB: 1 BB: 0 P: 6 | R: 0 E: 0 K: 2 S: 9 | H: 2 LOB: 2 BB: 0 P: 9 | R: 0 E: 0 K: 1 S: 6 | H: 2 LOB: 1 BB: 0 P: 6 | R: 1 E: 0 K: 0 S: 5 | H: 2 LOB: 1 BB: 0 P: 5 | R: 0 E: 0 K: 1 S: 7 | H: 2 LOB: 2 BB: 0 P: 7 | R: 0 E: 0 K: 0 S: 3 | H: 0 LOB: 0 BB: 0 P: 3 | 1B: 8 2B: 2 3B: 0 HR: 0 | SF: 0 SAC: 0 DP: 1 HBP: 0 | WP: 0 PB: 0 SB: 0 CS: 0 | PA: 36 |
| PITCHER Bob Bruce, R (1, 1) ERA: 3.24 | IP: 9.0 WLS: W BF: 36 H: 10 R: 1 ER: 1 SO: 7 BB: 0 IBB: 0 HBP: 0 BLK: 0 WP: 0 HR: 0 S: 50 P: 50 ERA: 1.00 WHIP: 1.111 | | | | | | | | | | | | | | | | | | | | PITCHER ERA: 3.24 WHIP: 1.111 | |

Pittsburgh Pirates @ Houston Astros
Astrodome, Houston, TX
Fri Jun 18 1965, 8:05 PM EDT
Att. 24,286 - Dome

livebaseballscorecards.com

| | |
|-----|----|
| AB | 36 |
| R | 1 |
| H | 10 |
| RBI | 1 |
| BB | 0 |
| SO | 7 |
| LOB | 16 |



| Batter | 1 | 2 | 3 | 4 | 5 | 6 | 7 | 8 | 9 | AB | R | H | RBI | BB | SO | LOB |
|--|-----------|-----------|------------|-------------------------------|------------|-------------------------|------------|-----------------------|---|----|---|---|-----|----|----|-----|
| Joe Gaines, R OBP: 0.294, SLG: 0.443 (1, 7) | 0-0 F9 | | | 0-0 1B 3B | 0-0 5-3 | | 0-0 6-3 | | | 4 | 1 | 1 | 0 | 0 | 0 | 0 |
| Joe Morgan, L OBP: 0.341, SLG: 0.359 (1, 4) | 0-0 F8 | | | 0-0 1-2 3B 1B | 4-0 BB | | 0-0 1B | | | 3 | 1 | 2 | 0 | 1 | 0 | 0 |
| Jimmy Wynn, R OBP: 0.377, SLG: 0.483 (1, 8) | 0-3 K | | | 0-0 1-1 2-H 1B 3B | 0-0 1-3 | | 0-0 1-3 | | | 4 | 1 | 1 | 2 | 0 | 1 | 2 |
| Walt Bond, L OBP: 0.321, SLG: 0.360 (1, 3) | | 0-3 K | | 0-0 1-3 | | 0-0 F9 | | 0-3 K | | 4 | 0 | 0 | 0 | 0 | 2 | 1 |
| Jim Gentile, L OBP: 0.302, SLG: 0.491 (9, 3) | | | | | | | | | | 0 | 0 | 0 | 0 | 0 | 0 | 0 |
| Bob Aspromonte, R OBP: 0.351, SLG: 0.398 (1, 5) | | 0-0 L7 | | 0-0 1B SH4 1B | | 0-0 P3 | | 0-0 G6-4-3 1B | | 4 | 1 | 2 | 1 | 0 | 0 | 0 |
| Ron Brand, R OBP: 0.287, SLG: 0.272 (1, 2) | | 0-3 K | | 0-0 1-3 SH4 1B | | 0-0 1B 2B | | 0-0 G6-4-3 1-2f | | 4 | 1 | 2 | 0 | 0 | 1 | 1 |
| Rusty Staub, L OBP: 0.317, SLG: 0.342 (1, 9) | | | 0-3 K | 0-0 SH4 | | 0-0 1-2 2-H 1B | | | | 2 | 0 | 1 | 2 | 0 | 1 | 0 |
| Bob Lillis, R OBP: 0.286, SLG: 0.263 (1, 6) | | | 0-0 5-3 | 0-0 F8 | | 0-0 6-3 | | | | 3 | 0 | 0 | 0 | 0 | 0 | 2 |
| Bob Bruce, R OBP: 0.056, SLG: 0.083 (1, 1) | | | 0-3 K | | 0-0 6-3 | | 0-0 F9 | | | 3 | 0 | 0 | 0 | 0 | 1 | 0 |

| Inning Stats | | R: 0 | H: 0 | R: 0 | H: 0 | R: 0 | H: 0 | R: 4 | H: 5 | R: 0 | H: 0 | R: 1 | H: 2 | R: 0 | H: 1 | R: 0 | H: 1 |
|--------------|--|------|--------|------|--------|------|--------|------|--------|------|--------|------|--------|------|--------|------|--------|
| | | E: 0 | LOB: 0 | E: 0 | LOB: 0 | E: 0 | LOB: 0 | E: 0 | LOB: 1 | E: 0 | LOB: 1 | E: 0 | LOB: 1 | E: 0 | LOB: 1 | E: 0 | LOB: 0 |
| | | K: 1 | BB: 0 | K: 2 | BB: 0 | K: 0 | BB: 0 | K: 0 | BB: 0 | K: 0 | BB: 1 | K: 0 | BB: 0 | K: 0 | BB: 0 | K: 1 | BB: 0 |
| | | S: 5 | P: 5 | S: 7 | P: 7 | S: 7 | P: 7 | S: 8 | P: 8 | S: 3 | P: 7 | S: 5 | P: 5 | S: 4 | P: 4 | S: 5 | P: 5 |

| PITCHER | | IP | WLS | BF | H | R | ER | SO | BB | IBB | HBP | BLK | WP | HR | S | P | ERA | WHIP |
|----------------|--------|-----|-----|----|---|---|----|----|----|-----|-----|-----|----|----|----|----|------|-------|
| Bob Veale, L | (1, 1) | 6.0 | L | 26 | 7 | 5 | 5 | 5 | 1 | 0 | 0 | 0 | 0 | 0 | 35 | 39 | 7.50 | 1.333 |
| Wilbur Wood, L | (7, 1) | 2.0 | | 7 | 2 | 0 | 0 | 1 | 0 | 0 | 0 | 0 | 0 | 0 | 9 | 9 | 0.00 | 1.000 |


BOTTOM

Pittsburgh Pirates @ Houston Astros
Astrodome, Houston, TX

Fri Jun 18 1965, 8:05 PM EDT
Att. 24,286 - Dome

| | |
|-----|----|
| AB | 31 |
| R | 5 |
| H | 9 |
| RBI | 5 |
| BB | 1 |
| SO | 6 |
| LOB | 6 |

livebaseballscorecards.com



| | |
|-------|--------|
| WP: 0 | PA: 33 |
| PB: 0 | SB: 0 |
| CS: 0 | |

| Batter | 1 | 2 | 3 | 4 | 5 | 6 | 7 | 8 | 9 | 10 | 11 | AB R H RBI BB SO LOB | TOP | |
|---|---|---|---|---|---|---|---|---|---|---|--|---|--|---|
| Bob Bailey, R (1, 5) OBP: 0.341, SLG: 0.347 | 0-0 F7 | | 0-0 4-3 1B | | 0-3 K | 0-0 1-3 | | | 0-0 6-3 | | 0-0 SH2-4 | 5 0 1 0 0 1 1 | Pittsburgh Pirates @ Houston Astros Astrodome, Houston, TX Sat Jun 19 1965, 4:33 AM EDT Att. 27,785 - Dome | |
| Jose Pagan, R (1, 6) OBP: 0.274, SLG: 0.260 | 0-0 F8 | | 0-0 F7 | | 1-0 2B 9-2 HBP | | 0-0 F8 | | 0-0 1-3 | | 0-0 G3 E 2B | 5 1 1 1 0 0 1 | | |
| Bill Virdon, L (1, 8) OBP: 0.341, SLG: 0.391 | 0-0 1B 2B | | 0-0 4-3 | | 0-0 1-3 2B | | 0-0 1-3 | | 0-0 BB 1B | | 0-0 G3 | 6 1 3 0 0 0 2 | | |
| Willie Stargell, L (1, 9) OBP: 0.349, SLG: 0.596 | 0-0 S 1B | | 0-3 K | | 0-0 9-2 | | 0-0 L3 | | 4-0 BB 1B | | 4-0 E IBB | 4 0 1 1 2 1 3 | | |
| Jerry Lynch, L (1, 7) Manny Mota, R (7, 7) OBP: 0.355, SLG: 0.521 OBP: 0.267, SLG: 0.245 | 0-0 F8 | | | | 0-3 FC6 2B | | 0-3 K | | 0-0 P4 | | 0-0 E6 | 3 0 1 0 0 1 1 3 0 0 0 0 0 3 | | |
| Andre Rodgers, R (1, 3) OBP: 0.400, SLG: 0.494 | | 0-0 1B | | | 0-3 K | | 0-0 3B 2B | | 0-0 1-3 | | 0-0 5-3 | 6 1 2 0 0 1 3 | | |
| Gene Alley, R (1, 4) OBP: 0.307, SLG: 0.388 | | 0-3 K | | | 0-0 FC6 1B | | 0-0 2B 3B | | 0-0 E5 1B | | 0-0 1-3 | 5 1 1 1 0 1 2 | | |
| Jim Pagliaroni, R (1, 2) OBP: 0.342, SLG: 0.429 | | 0-3 K | | | 0-0 1-2 1B | | 0-0 2B | | 0-0 1-2 1B | | 0-0 5-3 | 5 0 3 1 0 1 1 | | |
| Don Cardwell, R (1, 1) Donn Clendenon, R (6, PH) Joe Gibbon, R (6, 1) Gene Freese, R (11, PH) Frank Carpin, L (11, 1) | | 0-3 K | | | 0-3 K | | 0-3 K | | 0-3 K | | 0-0 SH2-4 2B 1B | 2 0 0 0 0 2 3 1 0 0 0 0 1 1 1 0 0 0 0 1 2 1 1 1 0 0 0 0 0 0 0 0 0 0 0 | | |
| Inning Stats | R: 1 H: 2 E: 0 LOB: 1 K: 0 BB: 0 S: 5 P: 5 | R: 0 H: 1 E: 0 LOB: 1 K: 3 BB: 0 S: 10 P: 10 | R: 0 H: 1 E: 0 LOB: 1 K: 1 BB: 0 S: 6 P: 6 | R: 0 H: 2 E: 0 LOB: 2 K: 2 BB: 0 S: 9 P: 9 | R: 0 H: 1 E: 0 LOB: 1 K: 1 BB: 0 S: 5 P: 6 | R: 2 H: 3 E: 0 LOB: 1 K: 2 BB: 0 S: 10 P: 10 | R: 0 H: 0 E: 0 LOB: 0 K: 0 BB: 0 S: 3 P: 3 | R: 0 H: 1 E: 1 LOB: 2 K: 1 BB: 0 S: 7 P: 7 | R: 0 H: 1 E: 0 LOB: 2 K: 0 BB: 1 S: 4 P: 8 | R: 0 H: 0 E: 0 LOB: 0 K: 0 BB: 0 S: 3 P: 3 | R: 2 H: 2 E: 1 LOB: 2 K: 0 BB: 1 S: 6 P: 10 | 1B: 7 SF: 0 2B: 7 SAC: 1 3B: 1 DP: 1 HR: 0 HBP: 1 | | WP: 0 PA: 51 PB: 0 SB: 1 CS: 0 |
| PITCHER Claude Raymond, R (1, 1) ERA: 2.8 Don Nottebart, R (8, 1) ERA: 4.5 | IP WLS BF H R ER SO BB IBB HBP BLK WP HR S P ERA WHIP | | | | | | | | | | | | | |
| | 7.0 31 10 3 3 9 0 0 1 0 0 0 0 48 49 3.86 1.429 | | | | | | | | | | | | | |
| | 4.0 L 20 4 2 1 1 1 1 0 0 0 0 0 20 28 2.25 1.250 | | | | | | | | | | | | | |

| | |
|-----|----|
| AB | 47 |
| R | 5 |
| H | 14 |
| RBI | 4 |
| BB | 2 |
| SO | 10 |
| LOB | 23 |



livebaseballscorecards.com

| Batter | 1 | 2 | 3 | 4 | 5 | 6 | 7 | 8 | 9 | 10 | 11 | AB R H RBI BB SO LOB | BOTTOM |
|--|----|-----|-------|---|---|---|-----|---|---|----|----|----------------------|---|
| Joe Morgan, L (1, 4) OBP: 0.339, SLG: 0.353 | G3 | | FC3-6 | | | | 6-3 | | | E4 | | 4 1 0 0 1 0 2 | Pittsburgh Pirates @ Houston Astros Astrodome, Houston, TX Sat Jun 19 1965, 4:33 AM EDT Att. 27,785 - Dome |
| Jimmy Wynn, R (1, 8) OBP: 0.377, SLG: 0.500 | P6 | | 6-3 | | | | | | | K | | 5 1 2 3 0 1 1 | |
| Walt Bond, L (1, 7) OBP: 0.318, SLG: 0.361 | P4 | | | | | | | | | | | 5 0 1 0 0 0 1 | |
| Jim Gentile, L (1, 3) OBP: 0.299, SLG: 0.479 | | P6 | | | | | | | | | | 4 0 0 0 1 2 0 | |
| Bob Aspromonte, R (1, 5) OBP: 0.348, SLG: 0.394 | | E5 | | | | | | | | | | 5 0 1 0 0 0 2 | |
| Rusty Staub, L (1, 9) OBP: 0.310, SLG: 0.333 | | 4-3 | | | | | | | | | | 5 0 0 0 0 0 4 | |
| Ron Brand, R (1, 2) OBP: 0.286, SLG: 0.271 | | F8 | | | | | | | | | | 4 0 1 0 0 0 1 | |
| Bob Lillis, R (1, 6) OBP: 0.285, SLG: 0.263 | | | | | | | | | | | | 4 0 1 0 0 0 1 | |
| Claude Raymond, R (1, 1) OBP: 0.143, SLG: 0.143 | | | | | | | | | | | | 2 1 1 0 0 1 1 | |
| Joe Gaines, R (7, PH) OBP: 0.291, SLG: 0.439 | | | | | | | | | | | | 1 0 0 0 0 1 1 | |
| Don Nottebart, R (8, 1) OBP: 0.091, SLG: 0.091 | | | | | | | | | | | | 1 0 0 0 0 0 0 | |

| Inning Stats | R: 0 | H: 0 | E: 0 | K: 0 | S: 3 | R: 0 | H: 0 | E: 1 | K: 0 | S: 4 | R: 0 | H: 1 | E: 1 | K: 1 | S: 6 | R: 0 | H: 1 | E: 0 | K: 0 | S: 3 | R: 2 | H: 2 | E: 0 | K: 0 | S: 5 | R: 0 | H: 0 | E: 0 | K: 1 | S: 5 | R: 0 | H: 1 | E: 0 | K: 1 | S: 6 | R: 1 | H: 1 | E: 0 | K: 1 | S: 6 | R: 0 | H: 0 | E: 0 | K: 0 | S: 3 | R: 0 | H: 0 | E: 1 | K: 1 | S: 5 | R: 0 | H: 1 | E: 0 | K: 0 | S: 4 | 1B: 4 | SF: 0 | 2B: 2 | SAC: 0 | 3B: 0 | DP: 1 | HR: 1 | HBP: 0 | WP: 0 | PA: 42 |
|--------------------------------------|------|------|------|------|------|------|------|------|------|------|------|------|------|------|------|------|-------|------|------|------|------|------|------|------|------|------|------|------|------|------|------|------|------|------|------|------|------|------|------|------|------|------|------|------|------|------|------|------|------|------|------|------|------|------|------|-------|-------|-------|--------|-------|-------|-------|--------|-------|--------|
| PITCHER | IP | WLS | BF | H | R | ER | SO | BB | IBB | HBP | BLK | WP | HR | S | P | ERA | WHIP | | | | | | | | | | | | | | | | | | | | | | | | | | | | | | | | | | | | | | | | | | | | | | | | |
| Don Cardwell, R (1, 1) ERA: 3.99 | 5.0 | | 21 | 4 | 2 | 2 | 1 | 2 | 0 | 0 | 0 | 0 | 0 | 21 | 29 | 3.60 | 1.200 | | | | | | | | | | | | | | | | | | | | | | | | | | | | | | | | | | | | | | | | | | | | | | | | |
| Joe Gibbon, L (6, 1) ERA: 5.06 | 5.0 | W | 17 | 2 | 1 | 1 | 4 | 0 | 0 | 0 | 0 | 0 | 1 | 25 | 25 | 1.80 | 0.400 | | | | | | | | | | | | | | | | | | | | | | | | | | | | | | | | | | | | | | | | | | | | | | | | |
| Frank Carpin, L (11, 1) ERA: 1.46 | 1.0 | S | 4 | 1 | 0 | 0 | 0 | 0 | 0 | 0 | 0 | 0 | 0 | 4 | 4 | 0.00 | 1.000 | | | | | | | | | | | | | | | | | | | | | | | | | | | | | | | | | | | | | | | | | | | | | | | | |

livebaseballscores.com

| | |
|-----|----|
| AB | 40 |
| R | 3 |
| H | 7 |
| RBI | 3 |
| BB | 2 |
| SO | 5 |
| LOB | 14 |



| Batter | 1 | 2 | 3 | 4 | 5 | 6 | 7 | 8 | 9 | 10 | 11 | 12 | 13 | 14 | 15 | AB R H RBI BB SO LOB | TOP | | | | | | | |
|--|---------------------------------------|----------------------------------|---------------------------------|---------------------------------|---------------------------------|---------------------------------|---------------------------------|---------------------------------|---------------------------------|---------------------------------|---------------------------------|---------------------------------|---------------------------------|---------------------------------|---------------------------------|--|---------------------------------|---------------------------------|---------------------------------|---------------------------------|----------------------------------|------------------------------------|----------------------------------|--------|
| Jose Pagan, R OBP: 0.265, SLG: 0.252 | 0-3 K | | 0-0 1-3 | | 0-0 F9 S 1B | | 0-0 5-3 | | | 0-0 G1-6-3 | | 0-0 F9 | | | 0-0 F9 | 7 0 1 0 0 1 2 | | | | | | | | |
| Bill Virdon, L OBP: 0.344, SLG: 0.392 | 0-0 1B | | 0-0 4-3 E 1B | | 0-0 F9 1-3 | | | 0-3 K | | | 0-0 FC3-6 1B | | 0-0 F6 | | 0-3 K | 7 1 3 0 0 2 2 | | | | | | | | |
| Roberto Clemente, R Manny Mota, R OBP: 0.358, SLG: 0.427 OBP: 0.262, SLG: 0.240 | 0-0 BB 1B | | 0-0 4-3 | | 0-0 1-3 | | | 0-3 K | | | 0-0 FC3-6 E 1B | | 0-0 6-3 | | | 4 0 1 0 0 1 2 2 1 0 0 0 0 1 | | | | | | | | |
| Willie Stargell, L OBP: 0.344, SLG: 0.583 | 0-0 F6 | | 0-0 E4 1B | | 0-0 F2 | | | 0-3 K | | | 0-0 E9 1B | | 0-0 4-3 | | | 6 1 1 0 0 1 3 | | | | | | | | |
| Jerry Lynch, L Donn Clendenon, R OBP: 0.367, SLG: 0.520 OBP: 0.365, SLG: 0.487 | 4-0 BB 1B | | 0-0 | | | | 0-3 K | | 0-3 K | | 4-0 FC6-4 IBB | | | | 0-0 6-3 | 2 0 1 1 1 1 0 2 0 0 0 1 1 0 | | | | | | | | |
| Gene Freese, R OBP: 0.373, SLG: 0.400 | 0-0 4-3 | | 0-3 K | | | | 0-0 F2 | | 0-0 F7 | | 0-0 F8 | | | | 0-0 5-3 | 6 0 0 0 0 1 6 | | | | | | | | |
| Gene Alley, R OBP: 0.297, SLG: 0.375 | | 0-0 F8 | | 0-0 F3 | | | 0-0 F9 | | 0-3 K | | 0-0 FC6-4 | | | | 0-3 K | 6 0 0 0 0 2 2 | | | | | | | | |
| Del Crandall, R Ozzie Virgil, R OBP: 0.293, SLG: 0.264 OBP: 0.310, SLG: 0.464 | | 0-0 F8 | | 0-0 F9 | | | 0-0 F2 | | | 0-0 FC1-6 1B | | 0-3 K | | | 0-0 | 4 0 1 0 0 0 0 2 0 1 0 0 1 0 | | | | | | | | |
| Bob Friend, R Andre Rodgers, R Frank Carpin, L Al McBean, R OBP: 0.395, SLG: 0.488 OBP: 0.200, SLG: 0.200 | | 0-3 K | | 0-0 F3 | | | 0-0 F3 | | 0-0 FC1-6 G1-6-3 | | | 0-3 K | | | 0-0 P3 | 3 0 0 0 0 1 0 1 0 0 0 0 0 1 0 0 0 0 0 0 0 2 0 0 0 0 1 1 | | | | | | | | |
| Inning Stats | R: 0 E: 0 K: 1 S: 7 | H: 2 LOB: 3 BB: 1 P: 11 | R: 0 E: 0 K: 1 S: 5 | H: 0 LOB: 0 BB: 0 P: 5 | R: 2 E: 1 K: 1 S: 8 | H: 2 LOB: 1 BB: 0 P: 8 | R: 0 E: 0 K: 0 S: 3 | H: 0 LOB: 0 BB: 0 P: 3 | R: 0 E: 0 K: 1 S: 4 | H: 1 LOB: 1 BB: 0 P: 4 | R: 0 E: 0 K: 0 S: 5 | H: 0 LOB: 0 BB: 0 P: 5 | R: 0 E: 0 K: 2 S: 3 | H: 0 LOB: 0 BB: 0 P: 3 | R: 0 E: 0 K: 0 S: 3 | H: 0 LOB: 0 BB: 0 P: 5 | R: 0 E: 0 K: 1 S: 5 | H: 0 LOB: 0 BB: 0 P: 5 | R: 0 E: 0 K: 1 S: 6 | H: 1 LOB: 1 BB: 0 P: 6 | 1B: 9 2B: 0 3B: 0 HR: 0 | SF: 0 SAC: 0 DP: 1 HBP: 0 | WP: 0 PB: 0 SB: 1 CS: 0 | PA: 56 |
| PITCHER | IP WLS BF H R ER SO | WLS BF H R ER SO | WLS BF H R ER SO | WLS BF H R ER SO | WLS BF H R ER SO | WLS BF H R ER SO | WLS BF H R ER SO | WLS BF H R ER SO | WLS BF H R ER SO | WLS BF H R ER SO | WLS BF H R ER SO | WLS BF H R ER SO | WLS BF H R ER SO | WLS BF H R ER SO | WLS BF H R ER SO | WLS BF H R ER SO | WLS BF H R ER SO | WLS BF H R ER SO | WLS BF H R ER SO | WLS BF H R ER SO | ERA WHIP | ERA WHIP | | |
| Bob Shaw, R ERA: 2.58 | 10.1 | | | | | | | | | | | | | | | | | | | | 0.87 | 0.871 | | |
| Frank Linzy, R ERA: 1.11 | 0.2 | 3 | 0 | 0 | 0 | 0 | 0 | 0 | 0 | 0 | 0 | 0 | 0 | 0 | 0 | 0 | 0 | 0 | 0 | 0 | 0.00 | 0.000 | | |
| Ron Herbel, R ERA: 3.36 | 4.0 | W 13 | 1 | 0 | 0 | 4 | 0 | 0 | 0 | 0 | 0 | 0 | 0 | 0 | 0 | 0 | 0 | 0 | 0 | 0 | 0.00 | 0.250 | | |

Pittsburgh Pirates @ San Francisco Giants
Candlestick Park, San Francisco, CA
Sun Jun 20 1965, 6:33 AM EDT
Unknown

livebaseballscores.com

| | |
|-----|----|
| AB | 54 |
| R | 3 |
| H | 9 |
| RBI | 1 |
| BB | 2 |
| SO | 13 |
| LOB | 20 |



| Batter | 1 | 2 | 3 | 4 | 5 | 6 | 7 | 8 | 9 | 10 | 11 | 12 | 13 | 14 | 15 | AB | R | H | RBI | BB | SO | LOB | BOTTOM | | | | | |
|---|------------------------------|---------------------------------|------------------------------|---------------------------------|------------------------------|---------------------------------|------------------------------|---------------------------------|------------------------------|---------------------------------|------------------------------|---------------------------------|------------------------------|---------------------------------|------------------------------|----------------------------------|------------------------------|---------------------------------|------------------------------|---------------------------------|------------------------------|----------------------------------|------------------------------|---------------------------------|----------------------------------|------------------------------------|----------------------------------|--------|
| Dick Schofield, S OBP: 0.313, SLG: 0.284 (1, 6) | 0-0 4-3 | | 0-0 5-3 | | | 0-0 G3 | | 0-0 4-3 | | 0-0 5-3 | | 0-0 F3 | | 0-0 2B 1B | | 7 | 0 | 1 | 0 | 0 | 0 | 0 | | | | | | |
| Matty Alou, L OBP: 0.290, SLG: 0.318 (1, 7) (12, 9) | 0-0 F2 | | 0-0 3-1 | | | 0-0 1-3 | | 0-0 1B | | 0-3 K | | 0-0 1B | | 0-0 F5 | | 7 | 0 | 2 | 0 | 0 | 1 | 1 | | | | | | |
| Willie McCovey, L OBP: 0.402, SLG: 0.543 (1, 3) | 0-0 WP 2B | | | | 0-0 4-3 | | 0-0 4-3 | 0-0 G3 | | | | 0-0 1B 1B | 0-3 K | 0-0 1-3 2B | | 7 | 2 | 3 | 0 | 0 | 1 | 2 | | | | | | |
| Willie Mays, R OBP: 0.469, SLG: 0.698 (1, 8) | 0-0 2H 2B | | | | 0-0 F4 | | 0-0 6-3 2B 1B | | 0-0 SH3-4 1B | | 0-0 1-2 1B 1B | 0-0 6-3 | | 4-0 1B | | 6 | 1 | 4 | 1 | 1 | 0 | 1 | | | | | | |
| Jesus Alou, R OBP: 0.324, SLG: 0.433 Jim Davenport, R OBP: 0.292, SLG: 0.351 (1, 9) (8, 4) | 0-0 6-3 | | | | 0-0 F8 | | 0-0 6-3 | | 0-0 SH3-4 | | 0-0 1-3 2H 1B 1B | | 0-0 6-3 | 0-0 F5 | | 3 | 0 | 0 | 0 | 0 | 0 | 2 | | | | | | |
| Jim Ray Hart, R OBP: 0.296, SLG: 0.413 (1, 5) | | 0-0 5-3 | | | 0-0 F8 | | 0-0 2H 2B | | 4-0 IBB | | 4-0 1-2 IBB | | 0-0 1-3 | | 0-0 HR | 5 | 1 | 2 | 2 | 2 | 0 | 0 | | | | | | |
| Tom Haller, L OBP: 0.326, SLG: 0.313 (1, 2) | | 0-0 F7 | | | 0-0 F9 | | 4-0 IBB | | 0-0 F5 | | 0-0 P4 | | 0-0 1B | | | 5 | 0 | 1 | 0 | 1 | 0 | 5 | | | | | | |
| Hal Lanier, R OBP: 0.266, SLG: 0.294 Len Gabrielson, L OBP: 0.337, SLG: 0.392 Ken Henderson, S Cap Peterson, R OBP: 0.308, SLG: 0.340 (1, 4) (7, PH) (8, 9) (11, PH) (12, 7) | | 0-0 F8 | | | 0-0 F8 | | 0-3 K | | 0-0 F7 | | 0-3 K | | 0-0 G3 | | | 2 | 0 | 0 | 0 | 0 | 0 | 0 | | | | | | |
| Bob Shaw, R OBP: 0.115, SLG: 0.115 Frank Linzy, R Jack Hlatt, R Ron Herbel, R OBP: 0.342, SLG: 0.412 OBP: 0.067, SLG: 0.067 (1, 1) (11, 1) (11, PH) (12, 1) | | | 0-0 6-3 | | 0-0 6-3 | | 0-0 F7 | | 0-0 4-3 | | 0-0 4-3 | | 0-3 K | | | 4 | 0 | 0 | 0 | 0 | 0 | 0 | | | | | | |
| Inning Stats | R: 1 E: 0 K: 0 S: 5 | H: 2 LOB: 1 BB: 0 P: 5 | R: 0 E: 0 K: 0 S: 3 | H: 0 LOB: 0 BB: 0 P: 3 | R: 0 E: 0 K: 0 S: 3 | H: 0 LOB: 0 BB: 0 P: 3 | R: 0 E: 0 K: 0 S: 3 | H: 0 LOB: 0 BB: 0 P: 3 | R: 0 E: 0 K: 0 S: 4 | H: 1 LOB: 1 BB: 0 P: 4 | R: 0 E: 0 K: 0 S: 4 | H: 1 LOB: 2 BB: 1 P: 8 | R: 0 E: 0 K: 1 S: 5 | H: 0 LOB: 0 BB: 0 P: 5 | R: 1 E: 0 K: 1 S: 8 | H: 3 LOB: 3 BB: 1 P: 12 | R: 0 E: 0 K: 1 S: 6 | H: 1 LOB: 1 BB: 0 P: 6 | R: 0 E: 0 K: 0 S: 4 | H: 1 LOB: 1 BB: 0 P: 4 | R: 0 E: 0 K: 1 S: 7 | H: 2 LOB: 3 BB: 1 P: 11 | R: 1 E: 0 K: 0 S: 1 | H: 1 LOB: 0 BB: 0 P: 1 | 1B: 9 2B: 4 3B: 0 HR: 1 | SF: 0 SAC: 1 DP: 0 HBP: 0 | WP: 1 PB: 1 SB: 0 CS: 0 | PA: 60 |

Pittsburgh Pirates @ San Francisco Giants
Candlestick Park, San Francisco, CA
Sun Jun 20 1965, 6:33 AM EDT
Unknown

| | |
|-----|----|
| AB | 55 |
| R | 4 |
| H | 14 |
| RBI | 4 |
| BB | 4 |
| SO | 5 |
| LOB | 25 |



| PITCHER | IP | WLS | BF | H | R | ER | SO | BB | IBB | HBP | BLK | WP | HR | S | P | ERA | WHIP |
|------------------------------|------|-----|----|---|---|----|----|----|-----|-----|-----|----|----|----|----|------|-------|
| Bob Friend, R ERA: 3.87 | 9.0 | | 35 | 6 | 2 | 2 | 1 | 0 | 0 | 0 | 0 | 0 | 0 | 35 | 43 | 2.00 | 0.667 |
| Frank Carpin, L ERA: 2.03 | 10.1 | L | 4 | 1 | 1 | 1 | 1 | 0 | 0 | 0 | 0 | 0 | 0 | 6 | 6 | 9.00 | 1.000 |
| Al McBean, R ERA: 2.11 | 11.1 | | 21 | 7 | 1 | 1 | 3 | 0 | 2 | 0 | 0 | 0 | 1 | 25 | 33 | 2.25 | 1.750 |

| Batter | 1 | 2 | 3 | 4 | 5 | 6 | 7 | 8 | 9 | AB R H RBI BB SO LOB | TOP | | | | | | | | | | | |
|--|---|---------------------------------|------------------------------|---------------------------------|------------------------------|---------------------------------|------------------------------|---------------------------------|------------------------------|--|--|---------------------------------|------------------------------|----------------------------------|------------------------------|---------------------------------|------------------------------|---------------------------------|----------------------------------|------------------------------------|----------------------------------|--------|
| Bob Bailey, R (1, 5) OBP: 0.340, SLG: 0.345 | 0-0 5-3 | | 0-3 K | | | 0-0 F6 | | 0-0 WP 1-4-3 6-3 1B | | 4 1 1 0 0 1 1 | Pittsburgh Pirates @ San Francisco Giants Candlestick Park, San Francisco, CA Sun Jun 20 1965, 6:38 AM EDT Att. 39,757 - Unknown livebaseballscorecards.com | | | | | | | | | | | |
| Bill Virdon, L (1, 8) OBP: 0.347, SLG: 0.399 | 0-0 G6-3 1B | | | 0-0 F2 | | 0-0 1B 2B | | 0-0 1-4-3 1-2 | | 4 0 2 0 0 0 1 | | | | | | | | | | | | |
| Roberto Clemente, R (1, 9) Manny Mota, R (1, 9) OBP: 0.356, SLG: 0.425 OBP: 0.264, SLG: 0.243 | 0-0 G6-3 1-2f | | | 0-0 F7 | | 0-0 2-H 1B | | 0-0 6-3 2-H | | 1 0 0 0 0 0 1 3 0 1 1 0 0 0 | | | | | | | | | | | | |
| Willie Stargell, L (1, 3) OBP: 0.338, SLG: 0.571 | | 0-0 F5 | | 0-0 | | 0-3 K | | 0-0 F7 | | 4 0 0 0 0 1 1 | | | | | | | | | | | | |
| Jerry Lynch, L (1, 7) OBP: 0.386, SLG: 0.558 | | 4-0 K2-4 BB | | | 0-0 HR | | 4-0 BB BB | 0-0 4-3 | | 2 1 1 1 2 0 0 | | | | | | | | | | | | |
| Andre Rodgers, R (1, 6) OBP: 0.369, SLG: 0.470 | | 0-3 K2-4 1-2f | | | 4-0 WP 1B BB | | 0-0 P5 | 0-3 K | | 3 1 0 0 1 2 2 | | | | | | | | | | | | |
| Gene Alley, R (1, 4) OBP: 0.296, SLG: 0.372 | | | 0-0 F4 | | 0-0 G4-6-3 1-H 1B | | 0-0 F9 | 0-0 F9 | | 4 0 1 1 0 0 1 | | | | | | | | | | | | |
| Del Crandall, R (1, 2) OBP: 0.306, SLG: 0.270 | | | 0-0 | | 0-0 G4-6-3 1-2f | | 4-0 1-2 BB | | | 2 0 1 0 1 0 1 | | | | | | | | | | | | |
| Don Schwall, R (1, 1) Tommie Sisk, R (6, 1) Donn Clendenon, R (7, PH) Wilbur Wood, R (7, 1) | | | 0-0 F3 | | 0-0 6-3 | | 0-0 4-3 | | | 2 0 0 0 0 0 1 0 0 0 0 0 0 0 1 0 0 0 0 0 2 0 0 0 0 0 0 0 | | | | | | | | | | | | |
| Inning Stats | R: 0 E: 0 K: 0 S: 3 | H: 1 LOB: 0 BB: 0 P: 3 | R: 0 E: 0 K: 1 S: 4 | H: 0 LOB: 1 BB: 1 P: 8 | R: 0 E: 0 K: 1 S: 6 | H: 1 LOB: 1 BB: 0 P: 6 | R: 0 E: 0 K: 0 S: 3 | H: 0 LOB: 0 BB: 0 P: 3 | R: 2 E: 0 K: 0 S: 4 | H: 2 LOB: 0 BB: 1 P: 8 | R: 0 E: 0 K: 1 S: 6 | H: 2 LOB: 1 BB: 0 P: 6 | R: 0 E: 0 K: 0 S: 3 | H: 0 LOB: 2 BB: 2 P: 11 | R: 1 E: 0 K: 0 S: 4 | H: 1 LOB: 0 BB: 0 P: 4 | R: 0 E: 0 K: 1 S: 5 | H: 0 LOB: 0 BB: 0 P: 5 | 1B: 5 2B: 2 3B: 0 HR: 1 | SF: 0 SAC: 0 DP: 3 HBP: 0 | WP: 2 PB: 0 SB: 0 CS: 0 | PA: 34 |
| PITCHER | IP WLS BF H R ER SO BB IBB HBP BLK WP HR S P ERA WHIP | | | | | | | | | | | | | | | | | | | | | |
| Bobby Bolin, R (1, 1) ERA: 2.27 | 6.2 W 26 6 2 2 3 4 0 0 0 1 1 28 44 2.70 1.500 | | | | | | | | | | | | | | | | | | | | | |
| Frank Linzy, R (7, 1) ERA: 1.35 | 2.1 S 8 1 1 1 1 0 0 0 0 1 0 10 10 3.86 0.429 | | | | | | | | | | | | | | | | | | | | | |



| Batter | 1 | 2 | 3 | 4 | 5 | 6 | 7 | 8 | 9 | AB | R | H | RBI | BB | SO | LOB |
|--|-----------------|----------------------------------|----------------------|-----------------------|-------------------------|-----------------------|-----------------|---------------------------|---|----|---|---|-----|----|----|-----|
| Matty Alou, L OBP: 0.288, SLG: 0.315 (1, 9) | 0-0 CS 1B | 0-0 G3 | | | 0-0 4-3 | | 0-3 K | 0-0 G4-2-3 3-HF | | 5 | 0 | 1 | 0 | 0 | 1 | 3 |
| Jim Davenport, R OBP: 0.291, SLG: 0.366 (1, 6) | 0-3 K 1-2 | | 0-0 F8 | | 0-3 K | | 0-0 2B 3B | | | 4 | 1 | 1 | 0 | 0 | 2 | 1 |
| Willie McCovey, L OBP: 0.403, SLG: 0.561 (1, 3) | 0-0 HR | | 0-0 6-3 | | 0-0 3B 2B | | 0-0 5-3 | | | 4 | 2 | 2 | 1 | 0 | 0 | 1 |
| Willie Mays, R OBP: 0.419, SLG: 0.711 (1, 8) | 0-0 2B | | 0-0 E WP 1B | | 4-0 3B BB | | 0-0 2B | | | 3 | 2 | 3 | 1 | 1 | 0 | 0 |
| Jim Ray Hart, R OBP: 0.296, SLG: 0.419 (1, 5) | 0-0 6-3 | | 0-0 E6 1-3 | | 0-0 1-H 2-H 3B | | 0-0 F7 | | | 4 | 0 | 1 | 2 | 0 | 0 | 3 |
| Cap Peterson, R OBP: 0.321, SLG: 0.373 (1, 7) | | 0-0 E 1B 1B | 0-0 F8 3-H | | 0-0 4-3 | | | 0-0 1B G4-2-3 2B | | 4 | 1 | 2 | 0 | 0 | 0 | 2 |
| Tom Haller, L OBP: 0.341, SLG: 0.327 (1, 2) | | 0-0 FC6-4 1-2 1B | | 0-0 G1-4-3 1B | | 0-0 G6-4-3 1B | | 1-0 1B HBP | | 3 | 0 | 3 | 0 | 0 | 0 | 0 |
| Hal Lanier, R OBP: 0.265, SLG: 0.294 (1, 4) | | 0-0 FC6-4 1-2f 2-H E | | 0-0 G1-4-3 1-2f | | 0-0 G6-4-3 1-2f | | 0-0 1-2 2-3 1B | | 4 | 1 | 1 | 0 | 0 | 0 | 3 |
| Bobby Bolin, R OBP: 0.167, SLG: 0.167 (1, 1) | | 0-3 K | | 0-3 K | | 0-0 6-3 | | 0-0 F2 | | 3 | 0 | 0 | 0 | 0 | 2 | 0 |
| Frank Linzy, R (7, 1) | | | | | | | | | | 1 | 0 | 0 | 0 | 0 | 0 | 3 |

| Inning Stats | R: 1 | H: 3 | E: 0 | K: 1 | S: 7 | H: 3 | LOB: 1 | BB: 0 | P: 7 | R: 2 | H: 2 | E: 2 | K: 1 | S: 7 | H: 2 | LOB: 0 | BB: 0 | P: 7 | R: 1 | H: 1 | E: 1 | K: 0 | S: 5 | H: 1 | LOB: 1 | BB: 0 | P: 5 | R: 0 | H: 1 | E: 0 | K: 1 | S: 5 | H: 2 | LOB: 1 | BB: 1 | P: 11 | R: 0 | H: 1 | E: 0 | K: 0 | S: 3 | H: 2 | LOB: 0 | BB: 0 | P: 3 | R: 1 | H: 2 | E: 0 | K: 1 | S: 7 | H: 2 | LOB: 1 | BB: 0 | P: 7 | R: 0 | H: 2 | E: 0 | K: 0 | S: 4 | H: 2 | LOB: 2 | BB: 0 | P: 5 |
|--------------|-------|-------|--------|-------|-------|-------|--------|-------|--------|------|------|------|------|------|------|--------|-------|------|------|------|------|------|------|------|--------|-------|------|------|------|------|------|------|------|--------|-------|-------|------|------|------|------|------|------|--------|-------|------|------|------|------|------|------|------|--------|-------|------|------|------|------|------|------|------|--------|-------|------|
| 1B: 7 | SF: 0 | 2B: 4 | SAC: 0 | 3B: 2 | DP: 3 | HR: 1 | HBP: 1 | WP: 1 | PA: 37 | | | | | | | | | | | | | | | | | | | | | | | | | | | | | | | | | | | | | | | | | | | | | | | | | | | | | | |

| PITCHER | IP | WLS | BF | H | R | ER | SO | BB | IBB | HBP | BLK | WP | HR | S | P | ERA | WHIP |
|-----------------------|-----|-----|----|---|---|----|----|----|-----|-----|-----|----|----|----|----|------|-------|
| Don Schwall, R (1, 1) | 5.0 | L | 24 | 9 | 6 | 3 | 4 | 1 | 0 | 0 | 0 | 1 | 1 | 31 | 35 | 5.40 | 2.000 |
| Tommie Sisk, R (6, 1) | 1.0 | | 3 | 1 | 0 | 0 | 0 | 0 | 0 | 0 | 0 | 0 | 0 | 3 | 3 | 0.00 | 1.000 |
| Wilbur Wood, L (7, 1) | 2.0 | | 10 | 4 | 1 | 1 | 1 | 0 | 0 | 1 | 0 | 0 | 0 | 11 | 12 | 4.50 | 2.000 |

BOTTOM

Pittsburgh Pirates @ San Francisco Giants
 Candlestick Park, San Francisco, CA
 Sun Jun 20 1965, 6:38 AM EDT
 Att. 39,757 - Unknown

livebaseballscores.com

| | |
|-----|----|
| AB | 35 |
| R | 7 |
| H | 14 |
| RBI | 4 |
| BB | 1 |
| SO | 5 |
| LOB | 16 |



| Batter | 1 | 2 | 3 | 4 | 5 | 6 | 7 | 8 | 9 | AB R H RBI BB SO LOB | TOP | |
|---|---|---|--|---|---|---|---|---|---|--|---|--|
| Bob Bailey, R (1, 5) OBP: 0.341, SLG: 0.346 | 0-0 1B | 0-3 K | | 0-0 1B | | | 0-3 K | | 0-3 K | 5 0 2 0 0 3 0 | Pittsburgh Pirates @ San Francisco Giants Candlestick Park, San Francisco, CA Tue Jun 22 1965, 10:05 PM EDT Att. 10,537 - Unknown AB 37 R 6 H 11 RBI 6 BB 1 SO 9 LOB 10 | |
| Bill Virdon, L (1, 8) OBP: 0.348, SLG: 0.399 | 0-0 F5 | | 0-0 HR 1B | 0-0 F4 | | | 0-0 G4-6-3 1B | | 0-0 4-3 | 5 1 2 0 0 0 2 | | |
| Donn Clendenon, R (1, 3) OBP: 0.358, SLG: 0.477 | 0-3 K | | 0-3 K | | | | 0-0 G4-6-3 1-2f | | | 4 0 0 0 0 3 3 | | |
| Willie Stargell, L (1, 9) OBP: 0.341, SLG: 0.599 | 0-0 F4 | | 0-0 HR | | | | | 0-0 HR | | 4 2 2 3 0 0 1 | | |
| Jerry Lynch, L (1, 7) Manny Mota, R (5, 7) OBP: 0.372, SLG: 0.538 OBP: 0.261, SLG: 0.240 | | 0-0 6-3 | 0-0 F6 | | | | 0-0 F7 | | 0-3 K | 3 0 0 0 0 0 0 1 0 0 0 0 1 0 | | |
| Andre Rodgers, R (1, 6) OBP: 0.394, SLG: 0.465 | | 0-0 4-3 | 4-0 BB | | | | 0-0 G4-6-3 1B | | 0-0 F8 | 3 0 1 0 1 0 0 | | |
| Gene Alley, R (1, 4) OBP: 0.300, SLG: 0.375 | | 0-0 1B HR 1B | 0-0 F6 | | | | 0-0 G4-6-3 1-2f | | 0-0 1B | 4 1 2 0 0 0 2 | | |
| Jim Pagliaroni, R (1, 2) OBP: 0.340, SLG: 0.424 | | 0-0 HR 1B | | 0-0 F4 | | | 0-0 E6 | | 0-0 F2 | 4 1 1 0 0 0 1 | | |
| Vern Law, R (1, 1) OBP: 0.229, SLG: 0.314 | | 0-0 HR | | 0-3 K | | | 0-3 K | | 0-0 3-1 | 4 1 1 3 0 2 1 | | |
| Inning Stats | R: 0 E: 0 K: 1 S: 6 H: 1 LOB: 1 BB: 0 P: 6 | R: 3 E: 0 K: 1 S: 8 H: 3 LOB: 0 BB: 0 P: 8 | R: 2 E: 0 K: 1 S: 7 H: 2 LOB: 1 BB: 1 P: 11 | R: 0 E: 0 K: 1 S: 6 H: 1 LOB: 1 BB: 0 P: 6 | R: 0 E: 0 K: 1 S: 5 H: 0 LOB: 0 BB: 0 P: 5 | R: 0 E: 1 K: 1 S: 6 H: 1 LOB: 1 BB: 0 P: 6 | R: 0 E: 0 K: 1 S: 5 H: 1 LOB: 0 BB: 0 P: 5 | R: 1 E: 0 K: 1 S: 7 H: 2 LOB: 1 BB: 0 P: 7 | R: 0 E: 0 K: 1 S: 5 H: 0 LOB: 0 BB: 0 P: 5 | 1B: 8 2B: 0 3B: 0 HR: 3 SF: 0 SAC: 0 DP: 2 HBP: 0 | | WP: 0 PB: 0 SB: 0 CS: 0 PA: 38 |
| PITCHER | IP WLS BF H R ER SO BB IBB HBP BLK WP HR S P ERA WHIP | | | | | | | | | | | |
| Gaylord Perry, R (1, 1) ERA: 3.66 | 2.1 L 13 6 5 5 3 0 0 0 0 0 0 2 19 19 19.29 2.571 | | | | | | | | | | | |
| Masanori Murakami, L (3, 1) ERA: 5.12 | 5.2 22 5 1 1 5 1 0 0 0 0 0 1 31 35 1.59 1.059 | | | | | | | | | | | |
| Ron Herbel, R (9, 1) ERA: 3.31 | 1.0 3 0 0 0 1 0 0 0 0 0 0 0 5 5 0.00 0.000 | | | | | | | | | | | |

livebaseballscores.com

| Batter | 1 | 2 | 3 | 4 | 5 | 6 | 7 | 8 | 9 | AB R H RBI BB SO LOB |
|--|----------------------------------|---|------------------|---|------------------|--------------------|---|-------------------|---|----------------------|
| Jim Davenport, R OBP: 0.281, SLG: 0.352 (1, 6) | 0-3 K | | 0-3 K | | | 0-0 6-3 | | 0-0 F9 | | 4 0 0 0 0 2 0 |
| Matty Alou, L OBP: 0.287, SLG: 0.313 (1, 8) | 0-0 1-3 | | 0-0 G3 | | | 0-0 1B | | 0-0 F7 | | 4 0 1 0 0 0 0 |
| Willie McCovey, L OBP: 0.401, SLG: 0.553 (1, 3) | 4-0 FC6-4 BB | | | | 0-0 F5 | 0-3 K | | 0-0 1-3 | | 3 0 0 0 1 1 1 |
| Jim Ray Hart, R OBP: 0.291, SLG: 0.412 (1, 5) | 0-0 FC6-4 | | | | 0-0 G3 | 0-0 6-3 | | 0-0 6-3 | | 4 0 0 0 0 0 2 |
| Jesus Alou, R OBP: 0.324, SLG: 0.432 (1, 9) | | | | | 0-0 F2 | | | 0-0 1-3 | | 3 0 1 0 0 0 0 |
| Tom Haller, L OBP: 0.335, SLG: 0.321 (1, 2) | | | | | | | | 0-0 F7 | | 3 0 0 0 0 0 1 |
| Len Gabrielson, L OBP: 0.337, SLG: 0.403 (1, 7) | | | | | | 0-3 K2-3 | | 0-3 K | | 3 0 1 0 0 2 0 |
| Hal Lanier, R OBP: 0.266, SLG: 0.294 (1, 4) | | | | | | | | 0-0 5-3 | | 3 0 1 0 0 0 1 |
| Gaylord Perry, R OBP: 0.136, SLG: 0.095 (1, 1) | | | | | | | | 0-0 4-3 | | 0 0 0 0 0 0 0 |
| Masanori Murakami, L (3, 1) | | | | | | | | | | 2 0 0 0 0 1 1 |
| Dick Schofield, S OBP: 0.311, SLG: 0.283 (8, PH) | | | | | | | | | | 1 0 0 0 0 0 0 |
| Ron Herbel, R OBP: 0.067, SLG: 0.067 (9, 1) | | | | | | | | | | 0 0 0 0 0 0 0 |

| Inning Stats | R: 0 | H: 0 | E: 0 | K: 1 | S: 5 | R: 0 | H: 2 | E: 0 | K: 0 | S: 4 | R: 0 | H: 0 | E: 0 | K: 2 | S: 7 | R: 0 | H: 0 | E: 0 | K: 0 | S: 3 | R: 0 | H: 1 | E: 0 | K: 1 | S: 6 | R: 0 | H: 1 | E: 0 | K: 1 | S: 6 | R: 0 | H: 0 | E: 0 | K: 1 | S: 5 | R: 0 | H: 0 | E: 0 | K: 0 | S: 3 | R: 0 | H: 0 | E: 0 | K: 0 | S: 3 | 1B: 3 | 2B: 1 | 3B: 0 | HR: 0 | SF: 0 | SAC: 0 | DP: 1 | HBP: 0 | WP: 0 | PB: 0 | SB: 0 | CS: 0 | PA: 31 |
|--------------|------|------|------|------|------|------|------|------|------|------|------|------|------|------|------|------|------|------|------|------|------|------|------|------|------|------|------|------|------|------|------|------|------|------|------|------|------|------|------|------|------|------|------|------|------|-------|-------|-------|-------|-------|--------|-------|--------|-------|-------|-------|-------|--------|
|--------------|------|------|------|------|------|------|------|------|------|------|------|------|------|------|------|------|------|------|------|------|------|------|------|------|------|------|------|------|------|------|------|------|------|------|------|------|------|------|------|------|------|------|------|------|------|-------|-------|-------|-------|-------|--------|-------|--------|-------|-------|-------|-------|--------|

| PITCHER | IP | WLS | BF | H | R | ER | SO | BB | IBB | HBP | BLK | WP | HR | S | P | ERA | WHIP | PITCHER | IP | WLS | BF | H | R | ER | SO | BB | IBB | HBP | BLK | WP | HR | S | P | ERA | WHIP | | | | | | | | | | | | | | | | |
|--|-----|-----|----|---|---|----|----|----|-----|-----|-----|----|----|----|----|------|-------|---------|----|-----|----|---|---|----|----|----|-----|-----|-----|----|----|---|---|-----|------|--|--|--|--|--|--|--|--|--|--|--|--|--|--|--|--|
| Vern Law, R ERA: 1.59 (1, 1) | 9.0 | W | 31 | 4 | 0 | 0 | 6 | 1 | 0 | 0 | 0 | 0 | 0 | 42 | 46 | 0.00 | 0.556 | | | | | | | | | | | | | | | | | | | | | | | | | | | | | | | | | | |

BOTTOM

Pittsburgh Pirates @ San Francisco Giants
Candlestick Park, San Francisco, CA

Tue Jun 22 1965, 10:05 PM EDT
Att. 10,537 - Unknown

livebaseballscorecards.com

AB 30
R 0
H 4
RBI 0
BB 1
SO 6
LOB 6

GIANTS

| Batter | 1 | 2 | 3 | 4 | 5 | 6 | 7 | 8 | 9 | AB R H RBI BB SO LOB | TOP | | | | | | | | | | | | | | | | | | | | | | | | | |
|--|---|---------------------------------|------------------------------|---------------------------------|------------------------------|---------------------------------|------------------------------|---------------------------------|------------------------------|---------------------------------|------------------------------|---------------------------------|------------------------------|---------------------------------|------------------------------|---------------------------------|----------------------------------|------------------------------------|----------------------------------|--------|--|--|--|--|--|--|--|--|--|--|--|--|--|--|--|--|
| Bob Bailey, R (1, 5) OBP: 0.342, SLG: 0.352 | 0-0 5-3 | | 0-0 K 2B | | 0-3 K | | | 0-0 1B 1B | 0-0 5-3 | 5 0 2 0 0 1 3 | | | | | | | | | | | | | | | | | | | | | | | | | | |
| Bill Virdon, L (1, 8) OBP: 0.346, SLG: 0.396 | 0-0 F8 | | 0-3 K | | | 0-0 F3 | | 0-0 1B 1-2 1B | | 4 0 1 0 0 1 1 | | | | | | | | | | | | | | | | | | | | | | | | | | |
| Roberto Clemente, R (1, 9) OBP: 0.354, SLG: 0.430 | 0-0 3B | | | 0-0 F9 | | 0-0 F9 | | 0-0 F3 | | 4 0 1 0 0 0 2 | | | | | | | | | | | | | | | | | | | | | | | | | | |
| Willie Stargell, L (1, 7) OBP: 0.335, SLG: 0.588 | 0-0 F8 | | | 0-0 4-1 | | 0-3 K | | 0-0 F2 | | 4 0 0 0 0 1 3 | | | | | | | | | | | | | | | | | | | | | | | | | | |
| Donn Clendenon, R (1, 3) OBP: 0.364, SLG: 0.481 | | 0-0 F9 | | 0-0 1B | | | 0-0 1B | | 0-0 1B 1B | 4 1 3 0 0 0 0 | | | | | | | | | | | | | | | | | | | | | | | | | | |
| Bill Mazaroski, R (1, 4) OBP: 0.290, SLG: 0.336 | | 0-0 1-3 | | 0-0 F6 | | | 0-0 F5 | | 0-0 F9 | 4 0 0 0 0 0 3 | | | | | | | | | | | | | | | | | | | | | | | | | | |
| Gene Alley, R (1, 6) OBP: 0.300, SLG: 0.372 | | 0-0 5-3 | | | 0-0 1B | | 0-0 F8 | | 0-0 F8 | 4 0 1 0 0 0 2 | | | | | | | | | | | | | | | | | | | | | | | | | | |
| Jim Pagliaroni, R (1, 2) OBP: 0.337, SLG: 0.419 | | | 0-0 F7 | | 0-0 F3 | | 0-0 2-3 | | 0-0 1B 1-2 1B | 4 0 1 0 0 0 2 | | | | | | | | | | | | | | | | | | | | | | | | | | |
| Bob Veale, S (1, 1) OBP: 0.114, SLG: 0.093 | | | 0-0 F8 | | 0-0 F9 | | | 0-0 1-3 | 0-0 1B 1-2 2-H | 2 0 0 0 0 0 1 | | | | | | | | | | | | | | | | | | | | | | | | | | |
| Tommie Sisk, R (7, 1) | | | | | | | | | | 0 0 0 0 0 0 0 | | | | | | | | | | | | | | | | | | | | | | | | | | |
| Manny Mota, R (8, PH) OBP: 0.259, SLG: 0.238 | | | | | | | | | | 1 0 0 0 0 0 0 | | | | | | | | | | | | | | | | | | | | | | | | | | |
| Wilbur Wood, R (8, 1) | | | | | | | | | | 0 0 0 0 0 0 0 | | | | | | | | | | | | | | | | | | | | | | | | | | |
| Gene Freese, R (9, PH) OBP: 0.383, SLG: 0.411 | | | | | | | | | | 1 0 1 1 0 0 0 | | | | | | | | | | | | | | | | | | | | | | | | | | |
| Inning Stats | R: 0 E: 0 K: 0 S: 4 | H: 1 LOB: 1 BB: 0 P: 4 | R: 0 E: 0 K: 0 S: 3 | H: 0 LOB: 0 BB: 0 P: 3 | R: 0 E: 0 K: 1 S: 6 | H: 1 LOB: 1 BB: 0 P: 6 | R: 0 E: 0 K: 1 S: 4 | H: 1 LOB: 1 BB: 0 P: 4 | R: 0 E: 0 K: 1 S: 5 | H: 0 LOB: 0 BB: 0 P: 5 | R: 0 E: 0 K: 0 S: 4 | H: 1 LOB: 1 BB: 0 P: 4 | R: 0 E: 0 K: 0 S: 5 | H: 2 LOB: 2 BB: 0 P: 5 | R: 1 E: 0 K: 0 S: 6 | H: 3 LOB: 2 BB: 0 P: 6 | 1B: 8 2B: 1 3B: 1 HR: 0 | SF: 0 SAC: 0 DP: 0 HBP: 0 | WP: 0 PB: 0 SB: 0 CS: 0 | PA: 37 | | | | | | | | | | | | | | | | |
| PITCHER | IP WLS BF H R ER SO BB IBB HBP BLK WP HR S P ERA WHIP | | | | | | | | | | | | | | | | | | | | | | | | | | | | | | | | | | | |
| Jack Sanford, R (1, 1) ERA: 3.55 | 2.2 | | 9 | 1 | 0 | 0 | 0 | 0 | 0 | 0 | 0 | 0 | 0 | 9 | 9 | 0.00 | 0.375 | | | | | | | | | | | | | | | | | | | |
| Ron Herbel, R (3, 1) ERA: 3.07 | 5.0 | W | 21 | 6 | 0 | 0 | 3 | 0 | 0 | 0 | 0 | 0 | 0 | 27 | 27 | 0.00 | 1.200 | | | | | | | | | | | | | | | | | | | |
| Bill Henry, L (8, 1) ERA: 2.79 | 1.0 | | 6 | 3 | 1 | 1 | 0 | 0 | 0 | 0 | 0 | 0 | 0 | 6 | 6 | 9.00 | 3.000 | | | | | | | | | | | | | | | | | | | |
| Frank Linzy, R (9, 1) ERA: 1.33 | 0.1 | S | 1 | 0 | 0 | 0 | 0 | 0 | 0 | 0 | 0 | 0 | 0 | 1 | 1 | 0.00 | 0.000 | | | | | | | | | | | | | | | | | | | |


Pittsburgh Pirates @ San Francisco Giants
 Candlestick Park, San Francisco, CA
 Wed Jun 23 1965, 6:33 AM EDT
 Att. 8,209 - Unknown

| | |
|-----|----|
| AB | 37 |
| R | 1 |
| H | 10 |
| RBI | 1 |
| BB | 0 |
| SO | 3 |
| LOB | 17 |



| Batter | 1 | 2 | 3 | 4 | 5 | 6 | 7 | 8 | 9 | AB R H RBI BB SO LOB | BOTTOM | | | | | | | | | | | | | | | | | | | | | | | | | |
|---|------------------------------|---------------------------------|------------------------------|---------------------------------|------------------------------|---------------------------------|------------------------------|---------------------------------|------------------------------|---------------------------------|--|---------------------------------|------------------------------|---------------------------------|------------------------------|---------------------------------|------------------------------|----------------------------------|----------------------------------|------------------------------------|----------------------------------|--------|--|--|--|--|--|--|--|--|--|--|--|--|--|--|
| Maury Wills, S (1, 6) OBP: 0.328, SLG: 0.312 | 4-0 3-1 S SF9 BB | | X 0-0 F9 | | | X 0-0 B1-3 | | X 0-0 1-3 | | 3 1 0 0 1 0 0 | Pittsburgh Pirates @ Los Angeles Dodgers Dodger Stadium, Los Angeles, CA Thu Jun 24 1965, 7:05 PM PDT Att. 28,867 - Unknown | | | | | | | | | | | | | | | | | | | | | | | | | |
| Jim Gilliam, S (1, 7) OBP: 0.436, SLG: 0.459 | 0-0 3-1 | | | X 0-0 2B | | X 0-0 F8 | | BBB 4-0 HR BB | 3 1 1 0 1 0 1 | | | | | | | | | | | | | | | | | | | | | | | | | | | |
| Wes Parker, S (1, 3) OBP: 0.336, SLG: 0.386 | 0-0 SF9 | | X 0-0 F9 | | | X 0-0 3-1 | | X 0-0 1-H HR | 3 1 1 3 0 0 1 | | | | | | | | | | | | | | | | | | | | | | | | | | | |
| Ron Fairly, L (1, 8) OBP: 0.372, SLG: 0.447 | 0-0 5-3 | | H 1-0 HBP | | | X 0-0 1B | | X 0-0 L4 | 3 0 1 0 0 0 0 | | | | | | | | | | | | | | | | | | | | | | | | | | | |
| John Roseboro, L (1, 2) OBP: 0.283, SLG: 0.297 | | X 0-0 4-3 | | X 0-0 L8 | | X 0-0 F9 | | S 0-3 K | 3 0 0 0 0 0 3 | | | | | | | | | | | | | | | | | | | | | | | | | | | |
| Hector Valle, R (8, 2) OBP: 0.200, SLG: 0.111 | | | | | | | | | 1 0 0 0 0 1 0 | | | | | | | | | | | | | | | | | | | | | | | | | | | |
| Jim Lefebvre, S (1, 4) OBP: 0.324, SLG: 0.340 | | X 0-0 L7 | | S 0-3 K | | X 0-0 F7 | | X 0-0 FC6-4 1B | 4 0 1 0 0 1 3 | | | | | | | | | | | | | | | | | | | | | | | | | | | |
| Willie Crawford, L (1, 9) OBP: 0.063, SLG: 0.063 | | X 0-0 4-3 | | S 0-3 K | | X 0-0 L5 | | X 0-0 FC6-4 1-2f | 4 0 0 0 0 1 2 | | | | | | | | | | | | | | | | | | | | | | | | | | | |
| John Kennedy, R (1, 5) OBP: 0.265, SLG: 0.262 | | | S 0-3 K | | S 0-3 K | | S 0-3 K | | 3 0 0 0 0 3 0 | | | | | | | | | | | | | | | | | | | | | | | | | | | |
| Don Drysdale, R (1, 1) OBP: 0.353, SLG: 0.592 | | | X 0-0 4-3 | | S 0-3 K | | X 0-0 F8 | | 1 0 0 0 0 0 0 | | | | | | | | | | | | | | | | | | | | | | | | | | | |
| Nick Wilton, L (4, 1) OBP: 0.500, SLG: 0.250 | | | | | | | | | 0 0 0 0 0 0 0 | | | | | | | | | | | | | | | | | | | | | | | | | | | |
| Bob Miller, R (5, 1) OBP: 0.500, SLG: 0.250 | | | | | | | | | 0 0 0 0 0 0 0 | | | | | | | | | | | | | | | | | | | | | | | | | | | |
| Claude Osteen, L (5, PH) OBP: 0.109, SLG: 0.089 | | | | | | | | | 1 0 0 0 0 0 0 | | | | | | | | | | | | | | | | | | | | | | | | | | | |
| John Purdin, R (6, 1) OBP: 0.109, SLG: 0.089 | | | | | | | | | 0 0 0 0 0 0 0 | | | | | | | | | | | | | | | | | | | | | | | | | | | |
| Mike Kekich, R (7, 1) OBP: 0.109, SLG: 0.089 | | | | | | | | | 0 0 0 0 0 0 0 | | | | | | | | | | | | | | | | | | | | | | | | | | | |
| Wally Moon, L (8, PH) OBP: 0.349, SLG: 0.324 | | | | | | | | | 1 0 0 0 0 0 0 | | | | | | | | | | | | | | | | | | | | | | | | | | | |
| Ron Ferranoski, L (9, 1) OBP: 0.349, SLG: 0.324 | | | | | | | | | 0 0 0 0 0 0 0 | | | | | | | | | | | | | | | | | | | | | | | | | | | |
| Inning Stats | R: 1 E: 0 K: 0 S: 3 | H: 0 LOB: 0 BB: 1 P: 7 | R: 0 E: 0 K: 0 S: 3 | H: 0 LOB: 0 BB: 0 P: 3 | R: 0 E: 0 K: 1 S: 5 | H: 0 LOB: 0 BB: 0 P: 5 | R: 0 E: 0 K: 3 S: 9 | H: 0 LOB: 0 BB: 0 P: 9 | R: 0 E: 0 K: 0 S: 3 | H: 1 LOB: 2 BB: 0 P: 7 | R: 0 E: 0 K: 3 S: 9 | H: 0 LOB: 0 BB: 0 P: 9 | R: 0 E: 0 K: 0 S: 4 | H: 1 LOB: 1 BB: 0 P: 4 | R: 0 E: 0 K: 1 S: 5 | H: 0 LOB: 0 BB: 0 P: 5 | R: 2 E: 0 K: 1 S: 7 | H: 2 LOB: 1 BB: 1 P: 11 | 1B: 2 2B: 1 3B: 0 HR: 1 | SF: 1 SAC: 0 DP: 0 HBP: 1 | WP: 0 PB: 0 SB: 1 CS: 0 | PA: 34 | | | | | | | | | | | | | | |
| PITCHER Don Cardwell, R (1, 1) ERA: 3.89 | IP 9.0 | WLS W | BF 34 | H 4 | R 3 | ER 3 | SO 7 | BB 2 | IBB 0 | HBP 1 | BLK 0 | WP 0 | HR 1 | S 45 | P 54 | ERA 3.00 | WHIP 0.667 | | | | | | | | | | | | | | | | | | | |

| | |
|------------|-----------|
| AB | 30 |
| R | 3 |
| H | 4 |
| RBI | 3 |
| BB | 2 |
| SO | 7 |
| LOB | 10 |



| Batter | 1 | 2 | 3 | 4 | 5 | 6 | 7 | 8 | 9 | AB R H RBI BB SO LOB | TOP | | | | | | | | | | |
|---|------------------------------|---------------------------------|------------------------------|---------------------------------|------------------------------|---------------------------------|------------------------------|---------------------------------|------------------------------|---|--|------------------------------|---------------------------------|------------------------------|---------------------------------|------------------------------|---------------------------------|----------------------------------|------------------------------------|----------------------------------|--------|
| Bob Bailey, R (1, 5) OBP: 0.344, SLG: 0.361 | 0-3 K | | 4-0 1B BB | | | 0-0 1B K | | 0-3 K | | 3 0 1 0 1 2 1 | Pittsburgh Pirates @ Los Angeles Dodgers Dodger Stadium, Los Angeles, CA Fri Jun 25 1965, 7:05 PM PDT Att. 32,060 - Unknown | | | | | | | | | | |
| Manny Mota, R (1, 8) OBP: 0.259, SLG: 0.239 | 0-3 K | | 0-0 1B G4-6-3 | | | 0-3 K | | 0-0 FC5-4 | | 4 0 1 0 0 2 2 | | | | | | | | | | | |
| Roberto Clemente, R (1, 9) OBP: 0.358, SLG: 0.431 | 0-3 K | | 0-0 1B G4-6-3 | | | 0-0 1B FC5-4 | | 0-0 4-3 | | 4 0 1 0 0 1 3 | | | | | | | | | | | |
| Donn Clendenon, R (1, 3) OBP: 0.359, SLG: 0.476 | | 0-0 1B 2B 4-3 | | 0-3 K | | 0-3 K | | 0-3 K | | 4 1 1 0 0 3 2 | | | | | | | | | | | |
| Bill Mazerolski, R (1, 4) OBP: 0.316, SLG: 0.367 | | 0-0 2B 4-3 1-3 | | 0-0 P4 | | 0-0 FC5-4 | | 0-0 1B FC6-4 | | 4 0 2 0 0 0 2 | | | | | | | | | | | |
| Willie Stargell, L (1, 7) OBP: 0.339, SLG: 0.627 | | 0-0 4-3 | | 0-0 F7 | | | 0-0 1-3 | | 0-0 F9 | | | 4 0 0 1 0 0 2 | | | | | | | | | |
| Gene Alley, R (1, 6) OBP: 0.292, SLG: 0.361 | | 0-3 K | | 0-3 K | | 0-3 K | | 0-0 1-3 | | 4 0 0 0 0 2 2 | | | | | | | | | | | |
| Jim Pagliaroni, R (1, 2) OBP: 0.345, SLG: 0.448 | | 0-3 K | | 0-0 F8 | | 0-0 F8 | | 0-0 F8 | | 3 0 0 0 0 1 1 | | | | | | | | | | | |
| Bob Friend, R (1, 1) Andre Rodgers, R (8, PH) Tommie Sisk, R (8, 1) | | 0-3 K | | 0-0 F8 | | | | 0-0 E4 FC5-4 | | 2 0 0 0 0 1 0 1 0 0 0 0 0 0 0 0 0 0 0 0 0 | | | | | | | | | | | |
| Inning Stats | R: 0 E: 0 K: 3 S: 9 | H: 0 LOB: 0 BB: 0 P: 9 | R: 1 E: 0 K: 2 S: 9 | H: 2 LOB: 1 BB: 0 P: 9 | R: 0 E: 0 K: 1 S: 5 | H: 1 LOB: 1 BB: 1 P: 9 | R: 0 E: 0 K: 1 S: 5 | H: 0 LOB: 0 BB: 0 P: 5 | R: 0 E: 0 K: 2 S: 9 | H: 2 LOB: 2 BB: 0 P: 9 | | R: 0 E: 0 K: 0 S: 3 | H: 0 LOB: 0 BB: 0 P: 3 | R: 0 E: 1 K: 1 S: 6 | H: 0 LOB: 1 BB: 0 P: 6 | R: 0 E: 0 K: 1 S: 6 | H: 1 LOB: 1 BB: 0 P: 6 | 1B: 5 2B: 1 3B: 0 HR: 0 | SF: 0 SAC: 0 DP: 1 HBP: 0 | WP: 0 PB: 0 SB: 0 CS: 0 | PA: 34 |
| PITCHER Sandy Koufax, L (1, 1) ERA: 1.9 | IP 9.0 | WLS W | BF 34 | H 6 | R 1 | ER 1 | SO 12 | BB 1 | IBB 0 | HBP 0 | BLK 0 | WP 0 | HR 0 | S 57 | P 61 | ERA 1.00 | WHIP 0.778 | | | | |

livebaseballscorecards.com

| | |
|------------|-----------|
| AB | 33 |
| R | 1 |
| H | 6 |
| RBI | 1 |
| BB | 1 |
| SO | 12 |
| LOB | 15 |



| Batter | 1 | 2 | 3 | 4 | 5 | 6 | 7 | 8 | 9 | AB | R | H | RBI | BB | SO | LOB |
|---|------------------|------------------|------------|-----------------------------------|------------------|------------|---------------------|---|---|----|---|---|-----|----|----|-----|
| Maury Wills, S OBP: 0.327, SLG: 0.311 (1, 6) | 0-0 4-3 | | 0-0 4-3 | 0-0 1-2 3-H 1B | | 0-0 4-3 | | | | 4 | 0 | 1 | 1 | 0 | 0 | 0 |
| Jim Gilliam, S OBP: 0.429, SLG: 0.461 John Kennedy, R OBP: 0.265, SLG: 0.262 (1, 5) (8, 5) | 0-0 1B 2B | | 0-0 F5 | 0-0 F8 | | | 0-0 F9 | | | 4 | 1 | 1 | 0 | 0 | 0 | 2 |
| Wes Parker, S OBP: 0.335, SLG: 0.388 (1, 3) | 0-3 K | | 0-0 2B | | 0-3 K | | 0-0 G3 | | | 4 | 0 | 1 | 0 | 0 | 2 | 1 |
| Ron Fairly, L OBP: 0.377, SLG: 0.451 (1, 8) | 0-0 2-H 1B | | 0-0 3-1 | | 0-0 2B 1B | | 0-0 1B | | | 4 | 1 | 3 | 1 | 0 | 0 | 1 |
| John Roseboro, L OBP: 0.287, SLG: 0.302 (1, 2) | 0-0 4-3 | | | 4-0 FC1-6 1B HBP BB | 0-0 1-H 2B | | 0-0 L9 | | | 3 | 1 | 1 | 1 | 1 | 0 | 2 |
| Lou Johnson, R OBP: 0.368, SLG: 0.483 (1, 7) | | 0-0 F7 | | 1-0 FC1-6 1-2 HBP | 0-0 P6 | | 0-0 6-3 | | | 3 | 0 | 0 | 0 | 0 | 0 | 1 |
| Wally Moon, L OBP: 0.349, SLG: 0.324 Willie Crawford, L OBP: 0.150, SLG: 0.105 (1, 9) (2, 9) | | 0-0 1-3 1B | | 0-0 F7 | 0-0 3-1 | | 4-0 G4-6-3 BB | | | 0 | 0 | 0 | 0 | 0 | 0 | 0 |
| Jim Lefebvre, S OBP: 0.319, SLG: 0.335 (1, 4) | | 0-0 1-3 | | 0-0 FC1-6 1B 1-2f 2-3 | | 0-0 P6 | 0-0 G4-6-3 | | | 4 | 1 | 0 | 0 | 0 | 0 | 4 |
| Sandy Koufax, R OBP: 0.204, SLG: 0.208 (1, 1) | | 0-0 F7 | | 0-0 1B 1-3 3-H | | 0-0 5-3 | | | | 3 | 0 | 1 | 1 | 0 | 0 | 1 |

| Inning Stats | R: 1 | H: 2 | E: 0 | K: 1 | S: 7 | LOB: 1 | BB: 0 | P: 7 | R: 0 | H: 1 | E: 0 | K: 0 | S: 4 | LOB: 1 | BB: 0 | P: 4 | R: 0 | H: 1 | E: 0 | K: 0 | S: 5 | LOB: 2 | BB: 1 | P: 10 | R: 1 | H: 2 | E: 0 | K: 1 | S: 7 | LOB: 1 | BB: 0 | P: 7 | R: 0 | H: 0 | E: 0 | K: 0 | S: 3 | LOB: 0 | BB: 0 | P: 3 | R: 0 | H: 1 | E: 0 | K: 0 | S: 4 | LOB: 1 | BB: 0 | P: 4 | R: 0 | H: 0 | E: 0 | K: 0 | S: 2 | LOB: 0 | BB: 1 | P: 6 |
|--------------|-------|-------|--------|-------|-------|--------|--------|-------|--------|-------|-------|-------|------|--------|-------|------|------|------|------|------|------|--------|-------|-------|------|------|------|------|------|--------|-------|------|------|------|------|------|------|--------|-------|------|------|------|------|------|------|--------|-------|------|------|------|------|------|------|--------|-------|------|
| 1B: 6 | SF: 0 | 2B: 3 | SAC: 0 | 3B: 0 | DP: 1 | HR: 0 | HBP: 1 | WP: 0 | PA: 35 | PB: 0 | SB: 0 | CS: 0 | | | | | | | | | | | | | | | | | | | | | | | | | | | | | | | | | | | | | | | | | | | | |

| PITCHER | IP | WLS | BF | H | R | ER | SO | BB | IBB | HBP | BLK | WP | HR | S | P | ERA | WHIP |
|--------------------------------------|-----|-----|----|---|---|----|----|----|-----|-----|-----|----|----|----|----|------|-------|
| Bob Friend, R ERA: 3.97 (1, 1) | 7.0 | L | 32 | 9 | 4 | 4 | 2 | 1 | 0 | 1 | 0 | 0 | 0 | 34 | 39 | 5.14 | 1.429 |
| Tommie Sisk, R ERA: 4.3 (8, 1) | 1.0 | | 3 | 0 | 0 | 0 | 0 | 1 | 0 | 0 | 0 | 0 | 0 | 2 | 6 | 0.00 | 1.000 |

BOTTOM

Pittsburgh Pirates @ Los Angeles Dodgers
Dodger Stadium, Los Angeles, CA

Fri Jun 25 1965, 7:05 PM PDT
Att. 32,060 - Unknown

livebaseballscorecards.com

| | |
|-----|----|
| AB | 32 |
| R | 4 |
| H | 9 |
| RBI | 4 |
| BB | 2 |
| SO | 2 |
| LOB | 15 |



| Batter | 1 | 2 | 3 | 4 | 5 | 6 | 7 | 8 | 9 | AB R H RBI BB SO LOB | TOP | | | | | | | | | | | |
|--|---|---------------------------------|------------------------------|---------------------------------|------------------------------|---------------------------------|------------------------------|---------------------------------|------------------------------|---------------------------------|------------------------------|---------------------------------|------------------------------|---------------------------------|------------------------------|----------------------------------|------------------------------|---------------------------------|-----------------------------------|------------------------------------|----------------------------------|--------|
| Bob Bailey, R (1, 5) OBP: 0.343, SLG: 0.371 | 0-0 6-3 | | 0-0 FC6-4 | | | 0-0 HR | | 0-0 SH3-4 | 0-3 K | 4 1 1 1 0 1 2 | | | | | | | | | | | | |
| Manny Mota, R (1, 8) OBP: 0.252, SLG: 0.232 Bill Virdon, L (8, PH) OBP: 0.349, SLG: 0.396 | 0-0 6-3 | | 0-0 4-3 | | | 0-0 L4 | | 0-0 1B 2B | 0-0 F8 | 3 0 0 0 0 0 1 2 1 1 1 0 0 1 | | | | | | | | | | | | |
| Roberto Clemente, R (1, 9) OBP: 0.359, SLG: 0.432 | 0-0 6-3 | | | 0-0 5-3 | | 0-0 F4 | | 4-0 1B IBB | 0-0 1B 2B | 4 2 1 0 1 0 0 | | | | | | | | | | | | |
| Donn Clendenon, R (1, 3) OBP: 0.367, SLG: 0.482 | | 0-0 G1-6-3 1B | | 0-0 CS 1B | | 0-0 4-3 | | 0-0 FC6 1B | 0-0 1B | 5 0 4 2 0 0 0 | | | | | | | | | | | | |
| Bill Mazaroski, R (1, 4) OBP: 0.319, SLG: 0.368 | | 0-0 G1-6-3 1B | | 0-0 F6 | | | 0-0 FC5-4 1B | 0-0 FC6 1B | 0-0 P2 | 5 0 2 2 0 0 3 | | | | | | | | | | | | |
| Willie Stargell, L (1, 7) OBP: 0.341, SLG: 0.623 | | 0-0 1B | | | 1-0 FC4-6 HBP | | 0-0 FC5-4 1B | 0-0 FC6 BB | | 3 0 1 0 0 0 3 | | | | | | | | | | | | |
| Gene Alley, R (1, 6) OBP: 0.291, SLG: 0.356 | | 0-0 4-3 | | | 0-0 FC4-6 | | 0-3 K | 4-0 FC6-4 BB | | 3 0 0 0 1 1 3 | | | | | | | | | | | | |
| Jim Pagliaroni, R (1, 2) OBP: 0.337, SLG: 0.437 | | | 0-3 K | | 0-0 F9 | | 0-0 FC5-4 | 0-0 FC6-4 | | 4 0 0 0 0 1 5 | | | | | | | | | | | | |
| Vern Law, R (1, 1) OBP: 0.282, SLG: 0.359 | | | 0-0 FC6-4 1B | | 0-0 1-3 | | | 0-0 SH3-4 2B 1B | 0-0 2B 1B 1B | 4 2 3 0 0 0 1 | | | | | | | | | | | | |
| Inning Stats | R: 0 E: 0 K: 0 S: 3 | H: 0 LOB: 0 BB: 0 P: 3 | R: 0 E: 0 K: 0 S: 4 | H: 2 LOB: 1 BB: 0 P: 4 | R: 0 E: 0 K: 1 S: 6 | H: 1 LOB: 1 BB: 0 P: 6 | R: 0 E: 0 K: 0 S: 3 | H: 1 LOB: 0 BB: 0 P: 3 | R: 0 E: 0 K: 0 S: 3 | H: 0 LOB: 1 BB: 0 P: 4 | R: 1 E: 0 K: 0 S: 4 | H: 1 LOB: 0 BB: 0 P: 4 | R: 0 E: 0 K: 1 S: 6 | H: 1 LOB: 1 BB: 0 P: 6 | R: 3 E: 0 K: 0 S: 7 | H: 4 LOB: 3 BB: 2 P: 15 | R: 2 E: 0 K: 1 S: 8 | H: 3 LOB: 1 BB: 0 P: 8 | 1B: 10 2B: 2 3B: 0 HR: 1 | SF: 0 SAC: 1 DP: 1 HBP: 1 | WP: 0 PB: 0 SB: 0 CS: 1 | PA: 41 |
| PITCHER | IP WLS BF H R ER SO BB IBB HBP BLK WP HR S P ERA WHIP | | | | | | | | | | | | | | | | | | | | | |
| Claude Osteen, L (1, 1) ERA: 2.4 | 7.0 L 27 7 2 2 2 0 0 0 1 0 0 0 1 30 31 2.57 1.000 | | | | | | | | | | | | | | | | | | | | | |
| Bob Miller, R (8, 1) ERA: 3.09 | 0.1 5 3 2 2 0 0 0 1 0 0 0 0 4 8 54.00 9.000 | | | | | | | | | | | | | | | | | | | | | |
| Ron Perranoski, L (8, 1) ERA: 2.03 | 0.2 3 0 0 0 0 1 0 0 0 0 0 0 2 6 0.00 1.500 | | | | | | | | | | | | | | | | | | | | | |
| Howie Reed, R (9, 1) ERA: 3.38 | 1.0 6 3 2 2 1 0 0 0 0 0 0 0 8 8 18.00 3.000 | | | | | | | | | | | | | | | | | | | | | |

Pittsburgh Pirates @ Los Angeles Dodgers
Dodger Stadium, Los Angeles, CA
Sat Jun 26 1965, 7:05 PM PDT
Att. 21,769 - Unknown

| | |
|-----|----|
| AB | 37 |
| R | 6 |
| H | 13 |
| RBI | 6 |
| BB | 2 |
| SO | 3 |
| LOB | 19 |



| Batter | 1 | 2 | 3 | 4 | 5 | 6 | 7 | 8 | 9 | AB | R | H | RBI | BB | SO | LOB | | | | |
|--|--|---------------------------------|------------------------------|---------------------------------|------------------------------|---------------------------------|------------------------------|---------------------------------|------------------------------|---------------------------------|------------------------------|---------------------------------|------------------------------|---------------------------------|------------------------------|---------------------------------|----------------------------------|------------------------------------|----------------------------------|--------|
| Maury Wills, S (1, 6) OBP: 0.323, SLG: 0.308 | 0-3 K | | 0-0 F8 | | | 0-0 SH1-4 | | 0-0 B1 | | 3 | 0 | 0 | 0 | 0 | 1 | 0 | | | | |
| Jim Gilliam, S (1, 5) OBP: 0.422, SLG: 0.446 | 4-0 1B BB | | | 0-0 G3 | | 0-0 F7 | | | 0-0 F9 | 3 | 0 | 0 | 0 | 1 | 0 | 1 | | | | |
| Wes Parker, S (1, 3) OBP: 0.337, SLG: 0.390 | 0-0 G4-6-3 1B | | | 0-3 K | | 0-0 E9 2-H 1B | | | 0-0 F8 | 4 | 0 | 2 | 1 | 0 | 1 | 0 | | | | |
| Ron Fairly, L (1, 9) OBP: 0.372, SLG: 0.444 | 0-0 G4-6-3 1-2f | | | 0-0 F7 | | 0-0 6-3 | | | 0-0 F7 | 4 | 0 | 0 | 0 | 0 | 0 | 3 | | | | |
| John Roseboro, L (1, 2) OBP: 0.288, SLG: 0.300 | | 0-0 4-3 | | | 4-0 6-3 SH3-4 BB | | | | 0-0 F7 | 2 | 0 | 0 | 0 | 1 | 0 | 0 | | | | |
| Lou Johnson, R (1, 7) OBP: 0.363, SLG: 0.475 | | 0-3 K | | | 0-0 SH3-4 | | | | 0-0 F7 | 2 | 0 | 0 | 0 | 0 | 1 | 0 | | | | |
| Willie Davis, L (1, 8) OBP: 0.263, SLG: 0.351 | | 0-0 1-3 | | | 0-0 6-3 | | | | 0-3 K2-3 | 3 | 0 | 0 | 0 | 0 | 1 | 1 | | | | |
| Jim Lefebvre, S (1, 4) OBP: 0.316, SLG: 0.331 | | | 0-0 4-3 | | 0-0 4-3 | | | | 0-0 4-3 | 3 | 0 | 0 | 0 | 0 | 0 | 1 | | | | |
| Claude Osteen, L (1, 1) OBP: 0.125, SLG: 0.106 | | | 0-3 K | | | | | | 0-0 1-3 | 2 | 1 | 1 | 0 | 0 | 1 | 0 | | | | |
| Bob Miller, R (8, 1) | | | | | | | | | | 0 | 0 | 0 | 0 | 0 | 0 | 0 | | | | |
| Ron Perranoski, L (8, 1) | | | | | | | | | | 0 | 0 | 0 | 0 | 0 | 0 | 0 | | | | |
| Willie Crawford, L (8, PH) OBP: 0.143, SLG: 0.100 | | | | | | | | | | 1 | 0 | 0 | 0 | 0 | 0 | 0 | | | | |
| Howie Reed, R (9, 1) | | | | | | | | | | 0 | 0 | 0 | 0 | 0 | 0 | 0 | | | | |
| Inning Stats | R: 0 E: 0 K: 1 S: 5 | H: 1 LOB: 1 BB: 1 P: 9 | R: 0 E: 0 K: 1 S: 5 | H: 0 LOB: 0 BB: 0 P: 5 | R: 0 E: 0 K: 1 S: 5 | H: 0 LOB: 0 BB: 0 P: 5 | R: 0 E: 0 K: 0 S: 3 | H: 0 LOB: 1 BB: 1 P: 7 | R: 1 E: 1 K: 0 S: 5 | H: 2 LOB: 1 BB: 0 P: 5 | R: 0 E: 0 K: 1 S: 5 | H: 0 LOB: 0 BB: 0 P: 5 | R: 0 E: 0 K: 0 S: 3 | H: 0 LOB: 0 BB: 0 P: 3 | R: 0 E: 0 K: 0 S: 3 | H: 0 LOB: 0 BB: 0 P: 3 | 1B: 3 2B: 0 3B: 0 HR: 0 | SF: 0 SAC: 2 DP: 1 HBP: 0 | WP: 0 PB: 0 SB: 0 CS: 0 | PA: 31 |
| PITCHER Vern Law, R (1, 1) ERA: 1.54 | IP: 9.0 WLS: W BF: 31 H: 3 R: 1 ER: 1 SO: 5 BB: 2 IBB: 0 HBP: 0 BLK: 0 WP: 0 HR: 0 S: 39 P: 47 ERA: 1.00 WHIP: 0.556 | | | | | | | | | | | | | | | | | | | |

BOTTOM

Pittsburgh Pirates @ Los Angeles Dodgers
Dodger Stadium, Los Angeles, CA
 Sat Jun 26 1965, 7:05 PM PDT
 Att. 21,769 - Unknown

livebaseballscorecards.com

| | |
|------------|-----------|
| AB | 27 |
| R | 1 |
| H | 3 |
| RBI | 1 |
| BB | 2 |
| SO | 5 |
| LOB | 6 |



| Batter | 1 | 2 | 3 | 4 | 5 | 6 | 7 | 8 | 9 | AB R H RBI BB SO LOB | TOP |
|---|---|---|---|---|---|---|---|---|--|--|---|
| Bob Bailey, R (1, 7) OBP: 0.339, SLG: 0.367 Bill Virdon, L (6, PH) OBP: 0.350, SLG: 0.395 (6, 8) | 0-0 P5 | | 0-0 E6 | | 0-0 F8 | 0-3 K | | 4-0 2B 1-2 2B BB | 3 0 0 0 0 0 1 1 0 0 1 1 | | |
| Manny Mota, R (1, 8) OBP: 0.266, SLG: 0.256 (6, 7) | 0-0 1-3 1B | | 0-0 P6 | | 0-0 2B 1B | | 0-0 4-3 | 0-0 1-3 2B | 5 2 3 1 0 0 1 4 2 1 1 1 0 2 | | |
| Roberto Clemente, R (1, 9) OBP: 0.359, SLG: 0.433 | 0-0 1-3 1-2 | | 0-0 5-3 | | 0-0 1B HR 2B | | 0-0 1-3 | 4-0 2B 6-3 IBB | 4 1 2 2 1 1 1 4 1 1 3 0 0 4 | | |
| Donn Clendenon, R (1, 3) OBP: 0.371, SLG: 0.486 | 4-0 BB | | | 0-0 1B HR 1B | 0-3 K | | 0-0 F4 | 0-0 1B 2B | 4 1 2 2 1 1 1 5 1 1 3 0 0 4 | | |
| Bill Mazerowski, R (1, 4) OBP: 0.315, SLG: 0.385 | 0-0 L7 | | | 0-0 F9 | 0-0 HR | | | 0-0 5-3 | 0-0 6-3 | 5 1 1 3 0 0 4 3 0 0 0 0 1 1 | |
| Gene Freese, R (1, 5) OBP: 0.365, SLG: 0.390 Jose Pagan, R (7, 5) OBP: 0.270, SLG: 0.257 | | 0-0 F7 | | 0-3 K | 0-0 5-3 | | | 0-0 K | 0-0 WP 1B | 3 0 0 0 0 1 1 2 0 1 0 0 1 0 | |
| Gene Alley, R (1, 6) OBP: 0.302, SLG: 0.363 | | 0-3 K | | 0-0 1-2 HR 1B | | 0-0 SH1-4 1B | | 0-0 S 1B | 4-0 1-2 BB | 4 1 3 0 1 1 0 5 1 1 3 0 2 5 | |
| Jim Pagliaroni, R (1, 2) OBP: 0.333, SLG: 0.448 | | 0-0 6-3 | | 0-0 1-2 HR | 0-3 1-H 2-H HR | | 0-3 K | 0-0 F8 | 0-0 BB 2B BB | 5 1 1 3 0 2 5 3 1 0 0 1 2 3 | |
| Bob Veale, S (1, 1) OBP: 0.125, SLG: 0.087 | | | 0-3 K | 0-0 2-3 | | 0-0 SH1-4 | | 0-0 K | | 3 1 0 0 1 2 3 | |
| Inning Stats | R: 0 H: 1 E: 0 LOB: 2 K: 0 BB: 1 S: 4 P: 8 | R: 0 H: 0 E: 0 LOB: 0 K: 1 BB: 0 S: 5 P: 5 | R: 0 H: 0 E: 1 LOB: 1 K: 1 BB: 0 S: 6 P: 6 | R: 3 H: 3 E: 0 LOB: 0 K: 1 BB: 0 S: 8 P: 8 | R: 3 H: 3 E: 0 LOB: 0 K: 1 BB: 0 S: 8 P: 8 | R: 0 H: 1 E: 0 LOB: 1 K: 2 BB: 0 S: 8 P: 8 | R: 0 H: 0 E: 0 LOB: 0 K: 0 BB: 0 S: 3 P: 3 | R: 0 H: 1 E: 0 LOB: 1 K: 2 BB: 0 S: 8 P: 8 | R: 4 H: 3 E: 0 LOB: 3 K: 1 BB: 4 S: 8 P: 24 | 1B: 7 SF: 0 2B: 3 SAC: 1 3B: 0 DP: 0 HR: 2 HBP: 0 | WP: 1 PA: 45 PB: 0 SB: 1 CS: 0 |
| PITCHER Johnny Podres, L (1, 1) ERA: 3.12 Bob Miller, R (6, 1) ERA: 2.89 Ron Perranoski, L (9, 1) ERA: 3.38 Howie Reed, R (9, 1) ERA: 3.24 | IP WLS BF H R ER SO BB IBB HBP BLK WP HR S P ERA WHIP 5.0 L 24 7 6 6 4 1 0 0 0 0 2 31 35 10.80 1.600 3.0 11 2 0 0 4 0 0 0 0 0 0 19 19 0.00 0.667 0.0 5 2 4 4 0 2 1 0 0 0 0 2 14 ∞ ∞ 1.0 5 1 0 0 1 1 0 0 0 1 0 6 10 0.00 2.000 | PITCHER IP WLS BF H R ER SO BB IBB HBP BLK WP HR S P ERA WHIP | | | | | | | | | |

Pittsburgh Pirates @ Los Angeles Dodgers
 Dodger Stadium, Los Angeles, CA
 Sun Jun 27 1965, 3:33 AM PDT
 Att. 33,161 - Unknown

| | |
|-----|----|
| AB | 39 |
| R | 10 |
| H | 12 |
| RBI | 10 |
| BB | 5 |
| SO | 9 |
| LOB | 18 |



| Batter | 1 | 2 | 3 | 4 | 5 | 6 | 7 | 8 | 9 | AB R H RBI BB SO LOB |
|--|--------|---------|---------|--------|--------|------------|---|---------------|---|----------------------|
| Maury Wills, S (1, 6) OBP: 0.322, SLG: 0.304 | 0-3 K | | 0-0 5-3 | | | 4-0 BB | | 0-0 G5-4-3 | | 3 0 0 0 1 1 1 |
| Jim Gilliam, S (1, 7) OBP: 0.425, SLG: 0.442 | 4-0 BB | | | 0-0 1B | | 0-3 K | | 0-0 F8 | | 3 0 1 0 1 1 1 |
| Wes Parker, S (1, 3) OBP: 0.336, SLG: 0.385 | 0-3 K | | | 0-0 P3 | | 0-0 F8 | | 4-0 WP 1B BB | | 3 1 0 0 1 1 3 |
| Ron Fairly, L (1, 8) OBP: 0.370, SLG: 0.442 | 0-0 L8 | | | 0-3 K | | 0-0 5-3 1B | | 0-0 L7 | | 4 0 1 0 0 1 3 |
| Lou Johnson, R (1, 9) OBP: 0.360, SLG: 0.468 | | 0-3 K | | 0-0 F7 | | 0-0 F8 | | 0-0 2B 1B | | 4 1 1 1 0 1 2 |
| Dick Tracewski, R (1, 5) OBP: 0.313, SLG: 0.279 | | 0-0 3-1 | | | 0-0 L6 | 0-0 5-3 | | 0-0 1B | | 4 0 1 1 0 0 1 |
| Jim Lefebvre, S (1, 4) OBP: 0.311, SLG: 0.325 | | 0-3 K | | | 0-3 K | 0-3 K | | 0-3 K | | 4 0 0 0 0 4 2 |
| Jeff Torborg, R (1, 2) OBP: 0.288, SLG: 0.393 | | | 0-0 P6 | | 0-0 F8 | | | 0-3 K | | 3 0 0 0 0 1 0 |
| Johnny Podres, L (1, 1) OBP: 0.138, SLG: 0.138 | | | 0-3 K | | | 0-0 6-3 | | 0-0 G5-4-3 1B | | 1 0 0 0 0 1 0 |
| Bob Miller, R (6, 1) | | | | | | | | | | 1 0 0 0 0 0 0 |
| Hector Valle, R (8, PH) OBP: 0.273, SLG: 0.200 | | | | | | | | | | 1 0 1 0 0 0 0 |
| Ron Perranoski, L (9, 1) | | | | | | | | | | 0 0 0 0 0 0 0 |
| Howie Reed, R (9, 1) | | | | | | | | | | 0 0 0 0 0 0 0 |

| Inning Stats | R: 0 | H: 0 | E: 0 | K: 2 | S: 7 | R: 0 | H: 0 | E: 0 | K: 2 | S: 7 | R: 0 | H: 0 | E: 0 | K: 1 | S: 5 | R: 0 | H: 1 | E: 0 | K: 1 | S: 6 | R: 0 | H: 0 | E: 0 | K: 1 | S: 5 | R: 0 | H: 0 | E: 0 | K: 1 | S: 5 | R: 0 | H: 1 | E: 0 | K: 1 | S: 6 | R: 0 | H: 1 | E: 0 | K: 1 | S: 5 | R: 2 | H: 2 | E: 0 | K: 1 | S: 7 | 1B: 4 | SF: 0 | 2B: 1 | SAC: 0 | 3B: 0 | DP: 1 | HR: 0 | HBP: 0 | WP: 1 | PA: 34 |
|--------------|------|------|------|------|------|------|------|------|------|------|------|------|------|------|------|------|------|------|------|------|------|------|------|------|------|------|------|------|------|------|------|------|------|------|------|------|------|------|------|------|------|------|------|------|------|-------|-------|-------|--------|-------|-------|-------|--------|-------|--------|
|--------------|------|------|------|------|------|------|------|------|------|------|------|------|------|------|------|------|------|------|------|------|------|------|------|------|------|------|------|------|------|------|------|------|------|------|------|------|------|------|------|------|------|------|------|------|------|-------|-------|-------|--------|-------|-------|-------|--------|-------|--------|

| PITCHER | IP | WLS | BF | H | R | ER | SO | BB | IBB | HBP | BLK | WP | HR | S | P | ERA | WHIP |
|----------------------------------|-----|-----|----|---|---|----|----|----|-----|-----|-----|----|----|----|----|------|-------|
| Bob Veale, L (1, 1) ERA: 2.74 | 9.0 | W | 34 | 5 | 2 | 2 | 11 | 3 | 0 | 0 | 0 | 1 | 0 | 53 | 65 | 2.00 | 0.889 |

BOTTOM

Pittsburgh Pirates @ Los Angeles Dodgers
 Dodger Stadium, Los Angeles, CA
 Sun Jun 27 1965, 3:33 AM PDT
 Att. 33,161 - Unknown

| | |
|-----|----|
| AB | 31 |
| R | 2 |
| H | 5 |
| RBI | 2 |
| BB | 3 |
| SO | 11 |
| LOB | 13 |



| PITCHER | IP | WLS | BF | H | R | ER | SO | BB | IBB | HBP | BLK | WP | HR | S | P | ERA | WHIP |
|---------|----|-----|----|---|---|----|----|----|-----|-----|-----|----|----|---|---|-----|------|
|---------|----|-----|----|---|---|----|----|----|-----|-----|-----|----|----|---|---|-----|------|

| Batter | 1 | 2 | 3 | 4 | 5 | 6 | 7 | 8 | 9 | AB R H RBI BB SO LOB | TOP | | |
|---|---|---|---|---|---|---|---|---|--|--|---|----------------|---|
| Tommy Harper, R (1, 7) OBP: 0.373, SLG: 0.454 | 0-0 6-3 2B | | 0-0 6-3 | | | 0-0 5-3 | | 0-0 F9 | | 4 0 1 0 0 0 2 | | | |
| Pete Rose, S (1, 4) OBP: 0.367, SLG: 0.377 | 0-0 6-3 2-3 | | 0-0 3-1 | | | 0-0 1-3 | | | 0-0 BB 1B BB 1B | 4 1 1 0 0 0 2 | | | |
| Vada Pinson, L (1, 8) OBP: 0.361, SLG: 0.505 | 0-0 4-3 | | | 0-0 4-3 | | 0-0 F7 | | | 0-0 F7 | 4 0 0 0 0 0 2 | | | |
| Frank Robinson, R (1, 9) OBP: 0.380, SLG: 0.549 | 0-0 F7 | | | 0-0 F3 | | | 0-0 F7 | | 0-0 BB 1B 1-2 2B 1B | 4 1 1 0 0 0 1 | | | |
| Deron Johnson, R (1, 5) OBP: 0.336, SLG: 0.517 | | 0-3 K | | 0-0 F4 | | | 0-0 1-3 | | 0-0 F9 | 4 0 0 0 0 1 2 | | | |
| Johnny Edwards, L (1, 2) OBP: 0.355, SLG: 0.567 | | 0-0 4-3 | | | 0-0 6-3 | | | | 4-0 BB 1-2 2B BB | 3 1 0 0 1 0 0 | | | |
| Marty Keough, L (1, 3) OBP: 0.179, SLG: 0.042 | | 0-0 4-3 | | | 0-0 4-3 | | | 0-0 F6 | 4-0 BB 1-2 2-3 3-H | 3 1 0 1 1 0 0 | | | |
| Leo Cardenas, R (1, 6) OBP: 0.344, SLG: 0.420 Gordy Coleman, L (9, PH) OBP: 0.359, SLG: 0.513 Giraldo Ruiz, S (9, PR) OBP: 0.071, SLG: 0.071 | | | 0-0 SH5-4 2B | | 0-0 E6 FC5-4 | | | 0-0 5-3 | 0-0 BB 1-H 2-H 3-H | 3 0 1 0 0 0 0 1 0 1 3 0 0 0 0 0 0 0 0 0 0 | | | |
| Jim O'Toole, S (1, 1) OBP: 0.091, SLG: 0.048 Art Shamsky, L (8, PH) OBP: 0.366, SLG: 0.486 Roger Craig, R (8, 1) Tony Perez, R (9, PH) OBP: 0.278, SLG: 0.441 | | | 0-0 SH5-4 2-3 | | 0-0 FC5-4 1-2f | | | 0-0 2B | 0-0 4-3 | 1 0 0 0 0 0 1 1 0 1 0 0 0 0 0 0 0 0 0 0 0 1 0 0 0 0 0 1 | | | |
| Inning Stats | R: 0 H: 1 E: 0 LOB: 1 K: 0 BB: 0 S: 4 P: 4 | R: 0 H: 0 E: 0 LOB: 0 K: 1 BB: 0 S: 5 P: 5 | R: 0 H: 1 E: 0 LOB: 1 K: 0 BB: 0 S: 4 P: 4 | R: 0 H: 0 E: 0 LOB: 0 K: 0 BB: 0 S: 3 P: 3 | R: 0 H: 0 E: 1 LOB: 1 K: 0 BB: 0 S: 4 P: 4 | R: 0 H: 0 E: 0 LOB: 0 K: 0 BB: 0 S: 3 P: 3 | R: 0 H: 0 E: 0 LOB: 0 K: 0 BB: 0 S: 3 P: 3 | R: 0 H: 1 E: 0 LOB: 1 K: 0 BB: 0 S: 4 P: 4 | R: 4 H: 3 E: 0 LOB: 1 K: 0 BB: 2 S: 6 P: 14 | 1B: 2 SF: 0 2B: 4 SAC: 1 3B: 0 DP: 0 HR: 0 HBP: 0 | WP: 0 PA: 36 PB: 0 SB: 0 CS: 0 | | |
| PITCHER | IP WLS BF H R ER SO BB IBB HBP BLK WP HR S P ERA WHIP | | | | | | | | | | | PITCHER | IP WLS BF H R ER SO BB IBB HBP BLK WP HR S P ERA WHIP |
| Don Cardwell, R (1, 1) ERA: 3.91 | 8.2 W 34 5 4 4 1 2 0 0 0 0 0 0 34 42 4.15 0.808 | | | | | | | | | | | | |
| Al McBean, R (9, 1) ERA: 2.1 | 0.1 S 2 1 0 0 0 0 0 0 0 0 0 0 2 2 0.00 3.000 | | | | | | | | | | | | |

Cincinnati Reds @ Pittsburgh Pirates
 Forbes Field, Pittsburgh, PA
 Mon Jun 28 1965, 7:05 PM EDT
 Att. 15,302 - Unknown

livebaseballscorecards.com

| | |
|-----|----|
| AB | 33 |
| R | 4 |
| H | 6 |
| RBI | 4 |
| BB | 2 |
| SO | 1 |
| LOB | 11 |



| Batter | 1 | 2 | 3 | 4 | 5 | 6 | 7 | 8 | 9 |
|---|-----------------------|--------------------|------------|-------------------------------------|------------|---------------------------------|----------------------------------|----------------------|---|
| Bob Bailey, R OBP: 0.339, SLG: 0.364 (1, 5) | 4-0 CS 1B BB | | 0-0 6-3 | 0-0 FC6-4 1-2f | | | 0-0 SH G5-2-3 1B | | |
| Manny Mota, R OBP: 0.266, SLG: 0.256 (1, 8) | 0-0 1-H 1B | | 0-3 K | | 0-0 F9 | | 0-0 G5-2-3 1-2 2-3 3-Hf | | |
| Roberto Clemente, R OBP: 0.358, SLG: 0.430 (1, 9) | 0-0 F4 | | 0-0 F8 | | 0-0 6-3 | | 0-0 1B 2-H 3-H | | |
| Donn Clendenon, R OBP: 0.369, SLG: 0.483 (1, 3) | 0-0 F3 | | | 0-0 1B 1B | 0-0 F9 | | 0-0 F9 | | |
| Bill Mazerowski, R OBP: 0.320, SLG: 0.388 (1, 4) | | 0-0 FC4 1B | | 0-0 BB SF7 1B | | 0-0 6-3 | | 0-0 F3 | |
| Willie Stargell, L OBP: 0.344, SLG: 0.621 (1, 7) | | 0-3 K | | 0-0 FC6-4 BB 1-2 2-H 1B | | 0-3 K | | 0-0 FC6-4 1B | |
| Gene Alley, R OBP: 0.301, SLG: 0.358 (1, 6) | | 0-3 K | | 4-0 FC6-4 BB 1-2 2-3 1B | | 0-0 1-6-3 | | 0-3 K | |
| Jim Pagliaroni, R OBP: 0.332, SLG: 0.446 (1, 2) | | 0-0 FC4 1-2f | | 0-0 SF7 3-H | | 0-0 SH SH G5-2-3 1B | | 0-0 FC6-4 1-2f | |
| Don Cardwell, R OBP: 0.161, SLG: 0.267 Al McBean, R OBP: 0.200, SLG: 0.200 (9, 1) | | | 0-0 HR | 0-0 FC6-4 1-2f 2-3 | | | 0-0 SH G5-2-3 SH 1B | | |

| Inning Stats | R: 0 | H: 1 | E: 0 | K: 0 | S: 3 | R: 0 | H: 1 | E: 0 | K: 2 | S: 8 | R: 1 | H: 1 | E: 0 | K: 1 | S: 6 | R: 2 | H: 3 | E: 0 | K: 0 | S: 6 | R: 0 | H: 0 | E: 0 | K: 0 | S: 3 | R: 0 | H: 0 | E: 0 | K: 1 | S: 5 | R: 2 | H: 2 | E: 1 | K: 0 | S: 6 | R: 0 | H: 1 | E: 0 | K: 1 | S: 6 |
|--------------|--------|-------|------|--------|-------|------|--------|-------|------|--------|-------|-------|--------|-------|------|--------|-------|------|--------|-------|------|--------|-------|------|--------|-------|------|--------|-------|------|--------|-------|------|--------|-------|------|--------|-------|------|------|
| | LOB: 1 | BB: 1 | P: 7 | LOB: 1 | BB: 0 | P: 8 | LOB: 0 | BB: 0 | P: 6 | LOB: 2 | BB: 1 | P: 10 | LOB: 0 | BB: 0 | P: 3 | LOB: 1 | BB: 0 | P: 6 | LOB: 1 | BB: 0 | P: 6 | LOB: 0 | BB: 0 | P: 5 | LOB: 0 | BB: 0 | P: 6 | LOB: 1 | BB: 0 | P: 6 | LOB: 0 | BB: 0 | P: 6 | LOB: 0 | BB: 0 | P: 6 | LOB: 0 | BB: 0 | P: 6 | |

| PITCHER | IP | WLS | BF | H | R | ER | SO | BB | IBB | HBP | BLK | WP | HR | S | P | ERA | WHIP |
|---------------------------------------|-----|-----|----|---|---|----|----|----|-----|-----|-----|----|----|----|----|------|-------|
| Jim O'Toole, L ERA: 7.34 (1, 1) | 7.0 | L | 31 | 8 | 5 | 4 | 4 | 2 | 0 | 0 | 0 | 0 | 1 | 37 | 45 | 5.14 | 1.429 |
| Roger Craig, R ERA: 3.24 (8, 1) | 1.0 | | 4 | 1 | 0 | 0 | 1 | 0 | 0 | 0 | 0 | 0 | 0 | 6 | 6 | 0.00 | 1.000 |

| AB | R | H | RBI | BB | SO | LOB | |
|-------|-------|-------|--------|-------|-------|-------|--------|
| 2 | 1 | 0 | 0 | 1 | 0 | 2 | |
| 4 | 0 | 1 | 0 | 0 | 1 | 3 | |
| 4 | 0 | 1 | 2 | 0 | 0 | 1 | |
| 4 | 1 | 1 | 0 | 0 | 0 | 2 | |
| 4 | 1 | 2 | 0 | 0 | 0 | 0 | |
| 4 | 0 | 2 | 1 | 0 | 2 | 1 | |
| 3 | 0 | 0 | 0 | 1 | 2 | 2 | |
| 3 | 0 | 1 | 1 | 0 | 0 | 2 | |
| 2 | 2 | 1 | 1 | 0 | 0 | 2 | |
| 0 | 0 | 0 | 0 | 0 | 0 | 0 | |
| 1B: 8 | SF: 1 | 2B: 0 | SAC: 2 | 3B: 0 | DP: 1 | HR: 1 | HBP: 0 |

BOTTOM

Cincinnati Reds @ Pittsburgh Pirates
Forbes Field, Pittsburgh, PA
 Mon Jun 28 1965, 7:05 PM EDT
 Att. 15,302 - Unknown

| | |
|------------|-----------|
| AB | 30 |
| R | 5 |
| H | 9 |
| RBI | 5 |
| BB | 2 |
| SO | 5 |
| LOB | 15 |



| | |
|-------|--------|
| WP: 0 | PA: 35 |
| PB: 0 | |
| SB: 0 | |
| CS: 1 | |

| WP | HR | S | P | ERA | WHIP |
|----|----|---|---|-----|------|
| 0 | 0 | 0 | 0 | 0 | 0 |

| Batter | 1 | 2 | 3 | 4 | 5 | 6 | 7 | 8 | 9 | 10 | 11 | 12 | 13 | 14 | 15 | 16 | AB | R | H | RBI | BB | SO | LOB | TOP | | | | | | |
|---|---|---------------------------------|------------------------------|---------------------------------|------------------------------|---------------------------------|------------------------------|---------------------------------|------------------------------|---------------------------------|------------------------------|---------------------------------|------------------------------|---------------------------------|------------------------------|---------------------------------|------------------------------|----------------------------------|------------------------------|---------------------------------|------------------------------|---------------------------------|---|---------------------------------|------------------------------|---------------------------------|----------------------------------|------------------------------------|----------------------------------|--------|
| Tommy Harper, R OBP: 0.372, SLG: 0.450 (1, 7) | K | | | F6 | | F8 | | | 5-3 1B | | 4-3 | | WP 1B 1-3 | | F8 | | 7 | 0 | 2 | 0 | 0 | 1 | 1 | | | | | | | |
| Pete Rose, S OBP: 0.368, SLG: 0.378 (1, 4) | 6-3 | | | E 1B | | G4-6-3 1B | | | 5-3 1-2 | | K | | WP 1B 1-2 | | 6-3 | | 7 | 0 | 3 | 1 | 0 | 1 | 1 | | | | | | | |
| Vada Pinson, L OBP: 0.353, SLG: 0.493 (1, 8) | 4-3 | | | E3 1-3 | | G4-6-3 1-2 | | | 6-3 | | F8 | | F9 3-H | | F5 | | 7 | 0 | 0 | 0 | 0 | 0 | 5 | | | | | | | |
| Frank Robinson, R OBP: 0.378, SLG: 0.542 (1, 9) | | F4 | | F2 | | | | | 5-3 | | | | WP 1B | | 2-3 | | 7 | 0 | 2 | 0 | 0 | 0 | 3 | | | | | | | |
| Deron Johnson, R OBP: 0.334, SLG: 0.509 (1, 5) | | 5-3 | | F8 | | | | | F4 | | | | 4-0 1-2 IBB | | K | | 6 | 0 | 1 | 0 | 1 | 2 | 3 | | | | | | | |
| Don Pavletich, R OBP: 0.423, SLG: 0.602 (1, 3) | | | | | | | | | F9 | | | | F6 | | | | 4 | 0 | 0 | 0 | 0 | 0 | 1 | | | | | | | |
| Gordy Coleman, L OBP: 0.357, SLG: 0.510 (12, PH) | | | | | | | | | G6-4-3 1B | | | | | | | | 1 | 0 | 0 | 0 | 0 | 0 | 2 | | | | | | | |
| Marty Keough, L OBP: 0.172, SLG: 0.040 (12, 3) | | | | | | | | | G6-4-3 1-2 | | | | | | | | 1 | 0 | 0 | 0 | 0 | 0 | 0 | | | | | | | |
| Johnny Edwards, L OBP: 0.348, SLG: 0.551 (1, 2) | | | | | | | | | 3-1 | | | | | | | | 6 | 0 | 1 | 0 | 0 | 0 | 0 | | | | | | | |
| Leo Cardenas, R OBP: 0.344, SLG: 0.426 (1, 6) | | | | | | | | | 3-1 | | | | | | | | 6 | 0 | 2 | 0 | 0 | 0 | 1 | | | | | | | |
| Sammy Ellis, L OBP: 0.178, SLG: 0.184 (1, 1) | | | | | | | | | F9 | | | | | | | | 4 | 1 | 0 | 0 | 1 | 2 | 2 | | | | | | | |
| Art Shamsky, L OBP: 0.357, SLG: 0.474 (15, PH) | | | | | | | | | L6-4 2B | | | | | | | | 1 | 0 | 0 | 0 | 0 | 0 | 1 | | | | | | | |
| Billy McCool, R OBP: 0.172, SLG: 0.040 (15, 1) | | | | | | | | | L6-4 2-3 | | | | | | | | 0 | 0 | 0 | 0 | 0 | 0 | 0 | | | | | | | |
| Inning Stats | R: 0 E: 0 K: 1 S: 5 | H: 0 LOB: 0 BB: 0 P: 5 | R: 0 E: 0 K: 0 S: 3 | H: 0 LOB: 0 BB: 0 P: 3 | R: 0 E: 0 K: 0 S: 3 | H: 1 LOB: 0 BB: 0 P: 3 | R: 0 E: 1 K: 0 S: 5 | H: 1 LOB: 2 BB: 0 P: 5 | R: 0 E: 0 K: 0 S: 3 | H: 1 LOB: 0 BB: 0 P: 3 | R: 0 E: 0 K: 1 S: 5 | H: 0 LOB: 0 BB: 0 P: 5 | R: 0 E: 0 K: 0 S: 4 | H: 1 LOB: 1 BB: 0 P: 4 | R: 0 E: 0 K: 0 S: 3 | H: 0 LOB: 0 BB: 0 P: 3 | R: 0 E: 0 K: 1 S: 6 | H: 1 LOB: 2 BB: 1 P: 10 | R: 1 E: 0 K: 0 S: 5 | H: 2 LOB: 2 BB: 1 P: 9 | R: 0 E: 0 K: 1 S: 5 | H: 0 LOB: 0 BB: 0 P: 5 | R: 0 E: 0 K: 0 S: 4 | H: 1 LOB: 1 BB: 0 P: 4 | R: 0 E: 0 K: 1 S: 6 | H: 1 LOB: 1 BB: 0 P: 6 | 1B: 9 2B: 3 3B: 0 HR: 0 | SF: 0 SAC: 0 DP: 3 HBP: 0 | WP: 3 PB: 0 SB: 1 CS: 0 | PA: 59 |
| PITCHER | IP WLS BF H R ER SO BB IBB HBP BLK WP HR S P ERA WHIP | | | | | | | | | | | | | | | | | | | | | | IP WLS BF H R ER SO BB IBB HBP BLK WP HR S P ERA WHIP | | | | | | | |
| Bob Friend, R ERA: 3.58 (1, 1) | 10.0 | | | | | | | | | | | | | | | | | | | | | | 10.0 | | | | | | | |
| Al McBean, R ERA: 2.16 (11, 1) | 2.2 | | | | | | | | | | | | | | | | | | | | | | 2.2 | | | | | | | |
| Frank Cargin, L ERA: 1.98 (13, 1) | 0.1 | | | | | | | | | | | | | | | | | | | | | | 0.1 | | | | | | | |
| Don Schwall, R ERA: 3.95 (14, 1) | 3.0 | W | 11 | 2 | 0 | 0 | 2 | 0 | 0 | 0 | 0 | 0 | 1 | 0 | 15 | 15 | 0.00 | 0.667 | | | | | | | | | | | | |

Cincinnati Reds @ Pittsburgh Pirates
 Forbes Field, Pittsburgh, PA
 Tue Jun 29 1965, 7:05 PM EDT
 Unknown

AB 57
 R 1
 H 11
 RBI 1
 BB 2
 SO 6
 LOB 20



livebaseballscores.com

| Batter | 1 | 2 | 3 | 4 | 5 | 6 | 7 | 8 | 9 | 10 | 11 | 12 | 13 | 14 | 15 | 16 | AB | R | H | RBI | BB | SO | LOB | |
|---|------------|------------|------------|-----------------------|-----------|----------------------|--------------------|------------------|---------------------|-----------------------|-----------|----|--------------------|------------|--------------------------|--------------------|----|---|---|-----|----|----|-----|---|
| Bob Bailey, R OBP: 0.348, SLG: 0.369 (1, 5) | 0-3 K | | 4-0 BB | | | 4-0 FC1-6 BB | | 0-0 CS 1B | | | 0-0 F5 | | 0-0 CS 1B | | | 0-0 FC4-2 1B | 5 | 1 | 3 | 1 | 2 | 1 | 0 | |
| Bill Virdon, L OBP: 0.344, SLG: 0.385 (1, 8) | 0-0 F8 | | 4-0 BB | | | 0-0 FC1-6 1-2f | | 0-0 F6 1-2 | | | 0-3 K | | 0-0 CS | 0-0 G3 | | 0-0 FC4-2 1B | 6 | 0 | 0 | 0 | 1 | 1 | 4 | |
| Roberto Clemente, R OBP: 0.352, SLG: 0.422 (1, 9) | 0-0 4-3 | | 0-0 4-3 | | | 0-0 F6 | | 0-0 6-3 | | | 0-0 G3 | | | 0-0 6-3 | | 0-0 1B | 7 | 0 | 1 | 1 | 0 | 0 | 3 | |
| Willie Stargell, L OBP: 0.336, SLG: 0.605 (1, 7) | | 0-0 G3 | | 0-3 K | | 0-0 F7 | | 0-0 F6 | | | 0-0 F3 | | | 0-3 K | | | 6 | 0 | 0 | 0 | 0 | 2 | 1 | |
| Donn Clendenon, R OBP: 0.365, SLG: 0.474 (1, 3) | | 0-0 1-3 | | 4-0 G6-4-3 BB | | | 0-3 K | | 0-0 F3 | | 0-3 K | | | | 0-0 5-3 | | 5 | 0 | 0 | 0 | 1 | 2 | 0 | |
| Bill Mazerowski, R OBP: 0.320, SLG: 0.388 (1, 4) | | 4-0 BB | | 0-0 G6-4-3 1-2f | | | 0-0 2B | | 0-0 F8 | | 0-0 F7 | | | | 0-0 F9 | | 5 | 0 | 1 | 0 | 1 | 0 | 1 | |
| Gene Alley, R OBP: 0.302, SLG: 0.355 (1, 6) | | 0-3 K | | | 0-0 F8 | | 4-0 FC5-4 BB | | | 0-0 5-3 | | | 0-0 SH3-4 1B | | 0-0 6-3 | | 5 | 1 | 1 | 0 | 1 | 1 | 1 | |
| Del Crandall, R OBP: 0.290, SLG: 0.263 (7, PH) | | | 0-0 1-3 | | 0-3 K | | 0-3 K | | 4-0 G6-4-3 BB | | | | 0-0 SH3-4 | | 0-0 SH3-4 | | 2 | 0 | 0 | 0 | 0 | 0 | 1 | 0 |
| Jerry Lynch, L OBP: 0.390, SLG: 0.531 (8, 2) | | | | | 0-3 K | | | | | | | | 0-0 SH3-4 | | 4-0 1B FC4-2 BB | | 1 | 0 | 0 | 0 | 0 | 1 | 2 | |
| Jim Pappalardo, R OBP: 0.332, SLG: 0.446 (15, PH) | | | | | | | | | | | | | 0-0 SH3-4 | | | | 0 | 0 | 0 | 0 | 0 | 0 | 0 | |
| Ozzie Virgil, R OBP: 0.310, SLG: 0.464 (11, 2) | | | | | | | | | | | | | 0-0 SH3-4 | | | | 0 | 0 | 0 | 0 | 0 | 0 | 0 | |
| Manny Mota, R OBP: 0.271, SLG: 0.256 (16, PH) | | | | | | | | | | | | | 0-0 F3 | | | | 0 | 0 | 0 | 0 | 1 | 0 | 0 | |
| Bob Friend, R OBP: 0.390, SLG: 0.383 (10, PH) | | | 0-0 5-3 | | 0-3 K | | 0-0 FC5-4 | | | 0-0 G6-4-3 1-2f | | | | | | | 3 | 0 | 0 | 0 | 0 | 1 | 2 | |
| Gene Freese, R OBP: 0.280, SLG: 0.200 (15, 1) | | | | | | | | | | | | | | | | | 1 | 0 | 0 | 0 | 0 | 0 | 1 | |
| Al MacGraw, R OBP: 0.200, SLG: 0.200 (13, 1) | | | | | | | | | | | | | | | | | 0 | 0 | 0 | 0 | 0 | 0 | 0 | |
| Frank Carpin, L OBP: 0.248, SLG: 0.455 (13, PH) | | | | | | | | | | | | | | | | | 1 | 0 | 0 | 0 | 0 | 0 | 1 | |
| Andre Rodgers, R OBP: 0.248, SLG: 0.455 (14, 1) | | | | | | | | | | | | | | | | | 1 | 0 | 0 | 0 | 0 | 1 | 1 | |
| Don Schwall, R | | | | | | | | | | | | | | | | | 1 | 0 | 0 | 0 | 0 | 1 | 1 | |

| Inning Stats | R: 0 | H: 0 | E: 0 | LOB: 0 | K: 1 | BB: 0 | S: 5 | R: 0 | H: 0 | E: 0 | LOB: 1 | K: 1 | BB: 1 | S: 5 | R: 0 | H: 0 | E: 0 | LOB: 2 | K: 0 | BB: 2 | S: 3 | R: 0 | H: 0 | E: 0 | LOB: 0 | K: 2 | BB: 1 | S: 4 | R: 0 | H: 0 | E: 0 | LOB: 0 | K: 2 | BB: 1 | S: 7 | R: 0 | H: 0 | E: 0 | LOB: 1 | K: 0 | BB: 1 | S: 3 | R: 0 | H: 1 | E: 0 | LOB: 0 | K: 0 | BB: 0 | S: 3 | R: 0 | H: 0 | E: 0 | LOB: 0 | K: 0 | BB: 0 | S: 3 | R: 0 | H: 0 | E: 0 | LOB: 1 | K: 0 | BB: 0 | S: 3 | R: 0 | H: 0 | E: 0 | LOB: 0 | K: 0 | BB: 0 | S: 5 | R: 0 | H: 0 | E: 0 | LOB: 0 | K: 1 | BB: 0 | S: 5 | R: 1 | H: 2 | E: 0 | LOB: 0 | K: 0 | BB: 0 | S: 4 | R: 0 | H: 0 | E: 0 | LOB: 0 | K: 1 | BB: 0 | S: 5 | R: 0 | H: 0 | E: 0 | LOB: 0 | K: 0 | BB: 0 | S: 3 | R: 1 | H: 2 | E: 0 | LOB: 2 | K: 1 | BB: 1 | S: 6 | 1B: 5 | SF: 0 | 2B: 1 | SAC: 1 | 3B: 0 | DP: 2 | HR: 0 | HBP: 0 | WP: 0 | PA: 58 |
|--------------|------|------|------|--------|------|-------|------|------|------|------|--------|------|-------|------|------|------|------|--------|------|-------|------|------|------|------|--------|------|-------|------|------|------|------|--------|------|-------|------|------|------|------|--------|------|-------|------|------|------|------|--------|------|-------|------|------|------|------|--------|------|-------|------|------|------|------|--------|------|-------|------|------|------|------|--------|------|-------|------|------|------|------|--------|------|-------|------|------|------|------|--------|------|-------|------|------|------|------|--------|------|-------|------|------|------|------|--------|------|-------|------|------|------|------|--------|------|-------|------|-------|-------|-------|--------|-------|-------|-------|--------|-------|--------|
|--------------|------|------|------|--------|------|-------|------|------|------|------|--------|------|-------|------|------|------|------|--------|------|-------|------|------|------|------|--------|------|-------|------|------|------|------|--------|------|-------|------|------|------|------|--------|------|-------|------|------|------|------|--------|------|-------|------|------|------|------|--------|------|-------|------|------|------|------|--------|------|-------|------|------|------|------|--------|------|-------|------|------|------|------|--------|------|-------|------|------|------|------|--------|------|-------|------|------|------|------|--------|------|-------|------|------|------|------|--------|------|-------|------|------|------|------|--------|------|-------|------|-------|-------|-------|--------|-------|-------|-------|--------|-------|--------|

| PITCHER | IP | WLS | BF | H | R | ER | SO | BB | IBB | HBP | BLK | WP | HR | S | P | ERA | WHIP |
|---|------|-----|----|---|---|----|----|----|-----|-----|-----|----|----|----|----|------|-------|
| Sammy Ellis, R ERA: 3.16 (1, 1) | 14.0 | | 49 | 4 | 1 | 1 | 10 | 7 | 0 | 0 | 0 | 0 | 0 | 62 | 90 | 0.64 | 0.786 |
| Billy McCool, L ERA: 3.14 (15, 1) | 1.2 | L | 8 | 2 | 1 | 1 | 1 | 1 | 0 | 0 | 0 | 0 | 0 | 9 | 13 | 5.40 | 1.800 |

BOTTOM

Cincinnati Reds @ Pittsburgh Pirates
Forbes Field, Pittsburgh, PA
Tue Jun 29 1965, 7:05 PM EDT
Unknown

| | |
|-----|----|
| AB | 48 |
| R | 2 |
| H | 6 |
| RBI | 2 |
| BB | 8 |
| SO | 11 |
| LOB | 17 |



| | |
|-------|--------|
| WP: 0 | PA: 58 |
| PB: 0 | |
| SB: 1 | |
| CS: 2 | |

| Batter | 1 | 2 | 3 | 4 | 5 | 6 | 7 | 8 | 9 | AB R H RBI BB SO LOB | TOP | |
|--|---|---|---|--|---|---|---|---|---|--|---|--|
| Tommy Harper, R (1, 7) OBP: 0.372, SLG: 0.451 | 0-0 2B | | 4-0 3B BB | 0-0 1-2 2-3 | | | 0-0 5-3 | | 0-0 F9 | 4 1 1 0 1 0 2 | | |
| Pete Rose, S (1, 4) OBP: 0.372, SLG: 0.386 | 0-3 K | | 0-0 3B 1-H | 0-0 2-H 3-H 1B | | | 0-0 6-3 | | 4-0 BB | 4 0 2 3 1 1 1 | | |
| Vada Pinson, L (1, 8) OBP: 0.351, SLG: 0.487 | 4-0 BB G6-4-3 | | 0-0 F9 | 0-0 F9 | | | 0-3 K | | 0-0 6-3 | 4 0 0 0 1 1 3 | | |
| Frank Robinson, R (1, 9) OBP: 0.380, SLG: 0.541 | 0-0 G6-4-3 1-2f | | | 0-0 1B SF8 1B | 0-3 K | | | 0-0 6-3 2-3 E 1B | | 4 2 2 0 0 1 2 | | |
| Deron Johnson, R (1, 5) OBP: 0.333, SLG: 0.505 | | 0-3 K | | 0-0 2B 1B 1B | 0-3 K | | | 0-0 2-3 | | 4 1 1 0 0 2 1 | | |
| Don Pavletich, R (1, 2) OBP: 0.409, SLG: 0.586 | | 0-0 4-3 | | 0-0 SF8 | 0-0 6-3 | | | 0-0 6-3 | | 3 0 0 1 0 0 1 | | |
| Tony Perez, R (1, 3) OBP: 0.277, SLG: 0.443 | | 0-0 F9 | | 0-0 1B 2B | | 0-0 F7 | | 0-0 E5 | | 4 1 1 0 0 0 0 | | |
| Leo Cardenas, R (1, 6) OBP: 0.342, SLG: 0.421 | | | 0-0 F7 | 4-0 5-3 1B 1B IBB | | 0-3 K | | 0-0 5-3 | | 3 1 0 0 1 1 1 | | |
| Joe Nuxhall, L (1, 1) OBP: 0.308, SLG: 0.250 | | | 0-0 4-3 | | | 0-0 4-3 | | | 0-0 F9 | 3 1 1 2 0 0 0 | | |
| Roger Craig, R (7, 1) | | | | 1-2 2-H 3-H 1B | | | | | | 1 0 0 0 0 0 0 | | |
| Inning Stats | R: 0 H: 1 E: 0 LOB: 1 K: 1 BB: 1 S: 5 P: 9 | R: 0 H: 0 E: 0 LOB: 0 K: 1 BB: 0 S: 5 P: 5 | R: 1 H: 1 E: 0 LOB: 1 K: 0 BB: 1 S: 4 P: 8 | R: 5 H: 5 E: 0 LOB: 1 K: 0 BB: 1 S: 8 P: 12 | R: 0 H: 0 E: 0 LOB: 0 K: 2 BB: 0 S: 7 P: 7 | R: 0 H: 0 E: 0 LOB: 0 K: 1 BB: 0 S: 5 P: 5 | R: 0 H: 0 E: 0 LOB: 0 K: 1 BB: 0 S: 5 P: 5 | R: 1 H: 1 E: 1 LOB: 1 K: 0 BB: 0 S: 5 P: 5 | R: 0 H: 0 E: 0 LOB: 1 K: 0 BB: 1 S: 3 P: 7 | 1B: 5 SF: 1 2B: 2 SAC: 0 3B: 1 DP: 1 HR: 0 HBP: 0 | WP: 0 PA: 39 PB: 0 SB: 0 CS: 0 | |
| PITCHER | IP WLS BF H R ER SO BB IBB HBP BLK WP HR S P ERA WHIP | | | | | | | | | | | |
| Joe Gibbon, L (1, 1) ERA: 5.61 | 3.1 L 18 6 6 6 2 2 1 0 0 0 0 0 19 31 16.20 2.400 | | | | | | | | | | | |
| Tommie Sisk, R (4, 1) ERA: 4.01 | 1.2 6 1 0 0 2 0 0 0 0 0 0 0 10 10 0.00 0.600 | | | | | | | | | | | |
| Wilbur Wood, L (6, 1) ERA: 1.23 | 2.0 6 0 0 0 2 0 0 0 0 0 0 0 10 10 0.00 0.000 | | | | | | | | | | | |
| Don Schwall, R (8, 1) ERA: 3.81 | 1.0 5 1 1 0 0 0 0 0 0 0 0 0 5 5 0.00 1.000 | | | | | | | | | | | |
| Al McBean, R (9, 1) ERA: 2.12 | 1.0 4 0 0 0 0 1 0 0 0 0 0 0 3 7 0.00 1.000 | | | | | | | | | | | |

Cincinnati Reds @ Pittsburgh Pirates
 Forbes Field, Pittsburgh, PA
 Tue Jun 29 1965, 7:05 PM EDT
 Att. 28,589 - Unknown

livebaseballscorecards.com

| | |
|-----|----|
| AB | 34 |
| R | 7 |
| H | 8 |
| RBI | 6 |
| BB | 4 |
| SO | 6 |
| LOB | 11 |



| Batter | 1 | 2 | 3 | 4 | 5 | 6 | 7 | 8 | 9 | AB | R | H | RBI | BB | SO | LOB |
|---|-----------|-----------|---------------|--------------|-----------|----------------------|--------------------------------|--------------------------------|--------------|----|---|---|-----|----|----|-----|
| Bob Bailey, R OBP: 0.346, SLG: 0.365 (1, 7) (9, 5) | 0-3 K | | 0-0 G6-4-3 | | 0-0 F7 | | 0-0 BB 1B BB 1B | | 0-3 K | 5 | 1 | 1 | 0 | 0 | 2 | 2 |
| Manny Mota, R OBP: 0.276, SLG: 0.262 (1, 8) | 0-0 F9 | | | 0-0 3B 1B | 0-3 K | | 0-0 BB BB 1-2 1B | | 0-0 F2 | 5 | 1 | 2 | 0 | 0 | 1 | 1 |
| Roberto Clemente, R OBP: 0.357, SLG: 0.431 (1, 9) | 0-0 F7 | | | 0-0 1B 3B | | 0-0 6-3 | 4-0 BB BB BB BB | 4-0 BB BB 1-2 2-3 | 0-0 1B 1B | 4 | 1 | 2 | 1 | 1 | 0 | 0 |
| Donn Clendenon, R OBP: 0.372, SLG: 0.476 (1, 3) | | 0-0 F8 | | 0-0 1B | | 4-0 2B 1B BB | 4-0 BB BB 1-2 2-3 3-H | 4-0 BB BB 1-2 2-3 3-H | 0-0 1B | 3 | 1 | 2 | 2 | 2 | 0 | 0 |
| Bill Mazerowski, R OBP: 0.316, SLG: 0.389 (1, 4) | | 0-0 F3 | | 0-3 K | | 0-0 1B 2B | 0-0 BB BB G6-4-3 | 0-0 BB BB G6-4-3 | 0-0 F9 | 5 | 1 | 1 | 0 | 0 | 1 | 6 |
| Gene Freese, R OBP: 0.358, SLG: 0.371 Willie Stargell, L OBP: 0.339, SLG: 0.607 (1, 5) (8, PH) (9, 7) | | 4-0 BB | | 0-3 K | | 0-3 K | | 0-0 BB BB G6-3 1B | | 2 | 0 | 0 | 0 | 1 | 2 | 3 |
| Gene Alley, R OBP: 0.301, SLG: 0.353 (1, 6) | | 0-0 F3 | | 0-0 F9 | | 0-0 2-H 3-H 1B | | 0-0 BB BB G6-3 | | 4 | 0 | 1 | 2 | 0 | 0 | 3 |
| Jim Pagliaroni, R OBP: 0.340, SLG: 0.446 Del Crandall, R OBP: 0.307, SLG: 0.263 (1, 2) (7, 2) | | | 4-0 BB | | 0-0 1B | 0-0 F4 | | 4-0 BB BB FC4-6 | | 2 | 0 | 1 | 0 | 1 | 0 | 1 |
| Joe Gibbon, R OBP: 0.158, SLG: 0.111 Tommie Sisk, R OBP: 0.267, SLG: 0.255 Jose Pagan, R OBP: 0.325, SLG: 0.449 Wilbur Wood, R OBP: 0.384, SLG: 0.524 Andre Rodgers, R OBP: 0.384, SLG: 0.524 Don Schwall, R OBP: 0.200, SLG: 0.200 (1, 1) (4, 1) (5, PH) (6, 1) (7, PH) (8, 1) (8, PH) (9, 1) | | | 0-0 F3 | | 0-3 K | | 0-3 K | 0-0 BB BB FC4-6 | 0-0 FC4-6 | 1 | 0 | 0 | 0 | 0 | 0 | 1 |

| Inning Stats | R: 0 | H: 0 | E: 0 | K: 1 | S: 5 | LOB: 0 | BB: 0 | P: 5 | R: 0 | H: 0 | E: 0 | K: 0 | S: 3 | LOB: 1 | BB: 1 | P: 7 | R: 0 | H: 0 | E: 0 | K: 0 | S: 2 | LOB: 0 | BB: 1 | P: 6 | R: 2 | H: 3 | E: 0 | K: 2 | S: 10 | LOB: 1 | BB: 0 | P: 10 | R: 0 | H: 1 | E: 0 | K: 2 | S: 8 | LOB: 1 | BB: 0 | P: 8 | R: 2 | H: 2 | E: 0 | K: 1 | S: 7 | LOB: 1 | BB: 1 | P: 11 | R: 1 | H: 2 | E: 0 | K: 1 | S: 6 | LOB: 2 | BB: 2 | P: 14 | R: 0 | H: 1 | E: 0 | K: 0 | S: 3 | LOB: 1 | BB: 1 | P: 7 | R: 0 | H: 2 | E: 0 | K: 1 | S: 7 | LOB: 2 | BB: 0 | P: 7 | R: 0 | H: 2 | E: 0 | K: 1 | S: 7 | LOB: 2 | BB: 0 | P: 7 | 1B: 9 | SF: 0 | 2B: 1 | SAC: 0 | 3B: 1 | DP: 3 | HR: 0 | HBP: 0 | WP: 0 | PA: 41 |
|---|--------|------|------|------|------|--------|-------|------|------|------|------|------|------|--------|-------|------|-------|------|------|------|------|--------|-------|------|------|------|------|------|-------|--------|-------|-------|------|------|------|------|------|--------|-------|------|------|------|------|------|------|--------|-------|-------|------|------|------|------|------|--------|-------|-------|------|------|------|------|------|--------|-------|------|------|------|------|------|------|--------|-------|------|------|------|------|------|------|--------|-------|------|-------|-------|-------|--------|-------|-------|-------|--------|-------|--------|
| PITCHER | IP | WLS | BF | H | R | ER | SO | BB | IBB | HBP | BLK | WP | HR | S | P | ERA | WHIP | | | | | | | | | | | | | | | | | | | | | | | | | | | | | | | | | | | | | | | | | | | | | | | | | | | | | | | | | | | | | | | | | | | | | | | | | |
| Joe Nuxhall, L ERA: 4.86 Roger Craig, R ERA: 3.0 | (1, 1) | | 29 | 8 | 5 | 5 | 7 | 3 | 0 | 0 | 0 | 0 | 0 | 40 | 52 | 7.11 | 1.737 | | | | | | | | | | | | | | | | | | | | | | | | | | | | | | | | | | | | | | | | | | | | | | | | | | | | | | | | | | | | | | | | | | | | | | | | | |
| | (7, 1) | 2.2 | 12 | 3 | 0 | 0 | 1 | 3 | 0 | 0 | 0 | 0 | 0 | 11 | 23 | 0.00 | 2.250 | | | | | | | | | | | | | | | | | | | | | | | | | | | | | | | | | | | | | | | | | | | | | | | | | | | | | | | | | | | | | | | | | | | | | | | | | |

BOTTOM

Cincinnati Reds @ Pittsburgh Pirates
Forbes Field, Pittsburgh, PA

Tue Jun 29 1965, 7:05 PM EDT
Att. 28,589 - Unknown

| | |
|------------|-----------|
| AB | 35 |
| R | 5 |
| H | 11 |
| RBI | 5 |
| BB | 6 |
| SO | 8 |
| LOB | 19 |

| Batter | 1 | 2 | 3 | 4 | 5 | 6 | 7 | 8 | 9 | AB R H RBI BB SO LOB | TOP | | | | | | | | | |
|--|---|---------------------------------|------------------------------|---------------------------------|------------------------------|---------------------------------|------------------------------|----------------------------------|------------------------------|----------------------------------|------------------------------|---------------------------------|------------------------------|---------------------------------|------------------------------|----------------------------------|----------------------------------|------------------------------------|----------------------------------|---|
| Phil Gagliano, R (1, 9) OBP: 0.352, SLG: 0.441 Mike Shannon, R (8, 9) OBP: 0.257, SLG: 0.282 | 0-0 F9 | | | 0-0 L9 | 0-0 G6-4-3 | | | 0-0 F4 | 0-0 1B 1B | 4 0 0 0 0 0 3 1 1 1 2 0 0 0 | | | | | | | | | | |
| Dick Groat, R (1, 6) OBP: 0.324, SLG: 0.312 Dal Maxvill, R (9, PR) OBP: 0.103, SLG: 0.143 | 0-3 K | | | 0-0 6-3 | | 0-0 E5 FC4-6 | | 0-0 F7 | 0-0 1B 1B | 5 0 1 0 0 0 1 0 0 0 0 0 0 0 0 | | | | | | | | | | |
| Lou Brock, L (1, 7) OBP: 0.331, SLG: 0.420 | 0-0 F7 | | | 0-3 K | | 0-0 FC4-6 4-3 | | 0-0 6-3 | 0-0 S 1B | 5 0 1 2 0 1 1 | | | | | | | | | | |
| Bill White, L (1, 3) OBP: 0.374, SLG: 0.463 | | 0-0 4-3 | | | 0-0 1B 2B | 0-0 4-3 | | | 1-3 1-3 | 5 1 1 0 0 0 3 | | | | | | | | | | |
| Ken Boyer, R (1, 5) OBP: 0.318, SLG: 0.395 | | 0-0 F9 | | | 0-0 2B E 1B | 0-0 F9 | | | 0-0 1B BB 1B | 4 2 2 0 0 0 1 | | | | | | | | | | |
| Curt Flood, R (1, 8) OBP: 0.347, SLG: 0.431 | | 0-3 K | | | 0-0 E 2B | | 0-0 1-3 | | 0-0 BB IBB 1B 1B | 4 1 2 1 0 1 0 | | | | | | | | | | |
| Tim McCarver, L (1, 2) OBP: 0.336, SLG: 0.436 | | | 0-0 F7 | | 4-0 E IBB | | 0-0 FC4 1B | | 0-0 F5 | 3 0 1 0 1 0 2 | | | | | | | | | | |
| Jerry Buchek, R (1, 4) OBP: 0.259, SLG: 0.321 | | | 0-0 6-3 | | 0-0 E5 G6-4-3 | | 0-0 F6 | | 4-0 BB 1B IBB | 3 1 0 0 1 0 3 | | | | | | | | | | |
| Ray Washburn, R (1, 1) OBP: 0.158, SLG: 0.167 Hal Woodeshick, R (8, 1) OBP: 0.200, SLG: 0.111 | | | 0-3 K | | 0-3 K | | 0-0 FC4 | | 4-0 1B 1B BB | 3 0 0 0 0 2 4 0 1 0 1 1 0 0 | | | | | | | | | | |
| Inning Stats | R: 0 E: 0 K: 1 S: 5 | H: 0 LOB: 0 BB: 0 P: 5 | R: 0 E: 0 K: 1 S: 5 | H: 0 LOB: 0 BB: 0 P: 5 | R: 0 E: 0 K: 1 S: 5 | H: 0 LOB: 0 BB: 0 P: 5 | R: 2 E: 1 K: 1 S: 8 | H: 3 LOB: 2 BB: 1 P: 12 | R: 0 E: 1 K: 0 S: 4 | H: 0 LOB: 1 BB: 0 P: 4 | R: 0 E: 0 K: 0 S: 4 | H: 1 LOB: 1 BB: 0 P: 4 | R: 0 E: 0 K: 0 S: 3 | H: 0 LOB: 0 BB: 0 P: 3 | R: 5 E: 0 K: 0 S: 8 | H: 5 LOB: 3 BB: 2 P: 16 | 1B: 8 2B: 1 3B: 0 HR: 0 | SF: 0 SAC: 0 DP: 1 HBP: 0 | WP: 0 PB: 0 SB: 1 CS: 0 | PA: 40 |
| PITCHER | IP WLS BF H R ER SO BB IBB HBP BLK WP HR S P ERA WHIP | | | | | | | | | | | | | | | | | | | IP WLS BF H R ER SO BB IBB HBP BLK WP HR S P ERA WHIP |
| Vern Law, R (1, 1) ERA: 1.51 | 8.0 L 30 4 2 1 5 0 1 0 0 0 0 39 43 1.12 0.500 | | | | | | | | | | | | | | | | | | | |
| Al McBean, R (9, 1) ERA: 2.41 | 0.1 3 2 2 2 0 0 0 0 0 0 0 0 3 3 54.00 6.000 | | | | | | | | | | | | | | | | | | | |
| Frank Carpin, L (9, 1) ERA: 3.77 | 0.2 7 3 3 3 0 1 1 0 0 0 0 0 5 13 40.50 6.000 | | | | | | | | | | | | | | | | | | | |

St. Louis Cardinals @ Pittsburgh Pirates
 Forbes Field, Pittsburgh, PA
 Wed Jun 30 1965, 7:05 PM EDT
 Att. 15,369 - Unknown

livebaseballscorecards.com

| | |
|-----|----|
| AB | 37 |
| R | 7 |
| H | 9 |
| RBI | 6 |
| BB | 3 |
| SO | 5 |
| LOB | 17 |



BOTTOM

St. Louis Cardinals @ Pittsburgh Pirates
Forbes Field, Pittsburgh, PA
Wed Jun 30 1965, 7:05 PM EDT
Att. 15,369 - Unknown

livebaseballscorecards.com

| | |
|-----|----|
| AB | 30 |
| R | 1 |
| H | 6 |
| RBI | 1 |
| BB | 3 |
| SO | 7 |
| LOB | 13 |



| | | | |
|-----|---|-----|----|
| WP: | 0 | PA: | 34 |
| PB: | 0 | SB: | 0 |
| CS: | 1 | | |

| AB | R | H | RBI | BB | SO | LOB |
|----|---|---|-----|----|----|-----|
| 4 | 0 | 0 | 0 | 0 | 1 | 0 |
| 2 | 1 | 2 | 0 | 1 | 0 | 0 |
| 1 | 0 | 0 | 0 | 0 | 0 | 0 |
| 3 | 0 | 1 | 0 | 1 | 1 | 1 |
| 3 | 0 | 0 | 1 | 1 | 0 | 4 |
| 4 | 0 | 0 | 0 | 0 | 1 | 2 |
| 4 | 0 | 2 | 0 | 0 | 1 | 1 |
| 3 | 0 | 1 | 0 | 0 | 0 | 1 |
| 2 | 0 | 0 | 0 | 0 | 2 | 1 |
| 1 | 0 | 0 | 0 | 0 | 0 | 2 |
| 0 | 0 | 0 | 0 | 0 | 0 | 0 |
| 2 | 0 | 0 | 0 | 0 | 0 | 1 |
| 1 | 0 | 0 | 0 | 0 | 1 | 0 |
| 0 | 0 | 0 | 0 | 0 | 0 | 0 |
| 0 | 0 | 0 | 0 | 0 | 0 | 0 |

| Batter | 1 | 2 | 3 | 4 | 5 | 6 | 7 | 8 | 9 |
|--|---------------------------------|------------|------------|------------------------------|-------------------|----------------------------|---|----------------------|---|
| Bob Bailey, R OBP: 0.341, SLG: 0.360 (1, 5) | 0-0 5-3 K | | 0-3 K | | | 0-0 G3 | | 0-0 F7 | |
| Bill Virdon, L OBP: 0.352, SLG: 0.394 Manny Mota, R OBP: 0.274, SLG: 0.260 (8, PH) (9, 8) | 4-0 1B FC4 BB | | | 0-0 G4-6-3 2B | | 0-0 1B | | 0-0 6-3 | |
| Roberto Clemente, R OBP: 0.359, SLG: 0.430 (1, 9) | 0-0 1-3 FC4 1B | | | 4-0 G4-6-3 BB | | 0-3 K | | 0-0 1-3 | |
| Willie Stargell, L OBP: 0.337, SLG: 0.599 (1, 7) | 0-0 FC4 CS 1-2f 3-H | | | 0-0 G4-6-3 1-2f 2-3 | | 0-0 4-3 | | 4-0 FC6-4 BB | |
| Donn Clendenon, R OBP: 0.368, SLG: 0.469 (1, 3) | 0-0 CS 1-2 | 0-3 K | | 0-0 6-3 | | 0-0 6-3 | | 0-0 F9 | |
| Bill Mazeroski, R OBP: 0.321, SLG: 0.399 (1, 4) | | 0-3 K | | | 0-0 4-3 2B | 0-0 1B 1B | | 0-0 FC6-4 1-2f | |
| Gene Alley, R OBP: 0.302, SLG: 0.352 (1, 6) | | 0-0 4-3 | | | 0-0 4-3 2-3 | 0-0 1B G6-4-3 1B | | | |
| Jim Pagliaroni, R OBP: 0.337, SLG: 0.441 Gene Freese, R OBP: 0.353, SLG: 0.365 Ozzie Virgil, R OBP: 0.310, SLG: 0.464 (7, PH) (8, 2) | | | 0-3 K | | 0-3 K | 0-0 K G6-4-3 1-2f | | | |
| Vern Law, R OBP: 0.268, SLG: 0.341 Jerry Lynch, L OBP: 0.360, SLG: 0.518 Al McBean, R OBP: 0.200, SLG: 0.200 Frank Carpin, L (9, 1) (9, 1) | | | 0-0 6-3 | | 0-0 6-3 | | | 0-3 K | |

| Inning Stats | R: 1 | H: 1 | E: 0 | K: 0 | S: 3 | LOB: 0 | BB: 1 | P: 7 | R: 0 | H: 0 | E: 0 | K: 2 | S: 7 | LOB: 0 | BB: 0 | P: 7 | R: 0 | H: 0 | E: 0 | K: 2 | S: 7 | LOB: 0 | BB: 0 | P: 7 | R: 0 | H: 1 | E: 0 | K: 0 | S: 3 | LOB: 1 | BB: 1 | P: 7 | R: 0 | H: 1 | E: 0 | K: 1 | S: 6 | LOB: 1 | BB: 0 | P: 6 | R: 0 | H: 2 | E: 0 | K: 0 | S: 4 | LOB: 1 | BB: 0 | P: 4 | R: 0 | H: 0 | E: 0 | K: 1 | S: 5 | LOB: 0 | BB: 0 | P: 5 | R: 0 | H: 0 | E: 0 | K: 0 | S: 3 | LOB: 1 | BB: 1 | P: 7 |
|--------------|------|------|------|------|------|--------|-------|------|------|------|------|------|------|--------|-------|------|------|------|------|------|------|--------|-------|------|------|------|------|------|------|--------|-------|------|------|------|------|------|------|--------|-------|------|------|------|------|------|------|--------|-------|------|------|------|------|------|------|--------|-------|------|------|------|------|------|------|--------|-------|------|
|--------------|------|------|------|------|------|--------|-------|------|------|------|------|------|------|--------|-------|------|------|------|------|------|------|--------|-------|------|------|------|------|------|------|--------|-------|------|------|------|------|------|------|--------|-------|------|------|------|------|------|------|--------|-------|------|------|------|------|------|------|--------|-------|------|------|------|------|------|------|--------|-------|------|

| PITCHER | IP | WLS | BF | H | R | ER | SO | BB | IBB | HBP | BLK | WP | HR | S | P | ERA | WHIP |
|--|-----|-----|----|---|---|----|----|----|-----|-----|-----|----|----|----|----|------|-------|
| Ray Washburn, R ERA: 3.64 (1, 1) | 7.0 | W | 26 | 6 | 1 | 1 | 6 | 2 | 0 | 0 | 0 | 0 | 0 | 36 | 44 | 1.29 | 1.143 |
| Hal Woodeshick, L ERA: 3.45 (8, 1) | 2.0 | S | 7 | 0 | 0 | 0 | 1 | 1 | 0 | 0 | 0 | 0 | 0 | 8 | 12 | 0.00 | 0.500 |

| PITCHER | IP | WLS | BF | H | R | ER | SO | BB | IBB | HBP | BLK | WP | HR | S | P | ERA | WHIP |
|---------|----|-----|----|---|---|----|----|----|-----|-----|-----|----|----|---|---|-----|------|
|---------|----|-----|----|---|---|----|----|----|-----|-----|-----|----|----|---|---|-----|------|

| | |
|-----|----|
| AB | 33 |
| R | 7 |
| H | 8 |
| RBI | 6 |
| BB | 6 |
| SO | 9 |
| LOB | 22 |



| Batter | 1 | 2 | 3 | 4 | 5 | 6 | 7 | 8 | 9 | AB R H RBI BB SO LOB | | | | | | | | | | | | | | | | | |
|--|------------------------------|---------------------------------|------------------------------|---------------------------------|------------------------------|----------------------------------|------------------------------|---------------------------------|------------------------------|--|------------------------------|---------------------------------|------------------------------|---------------------------------|------------------------------|----------------------------------|------------------------------|---------------------------------|----------------------------------|------------------------------------|----------------------------------|--------|--|--|--|--|--|
| Phil Gagliano, R OBP: 0.358, SLG: 0.448 (1, 9) (2, 7) | 0-0 F7 | | 0-0 2B | | 0-3 K | | | 4-0 5-3 BB BB | 0-0 SH3-4 2B 1B | 4 2 2 0 1 1 0 | | | | | | | | | | | | | | | | | |
| Dick Groat, R OBP: 0.332, SLG: 0.317 (1, 6) | 0-0 HBP 1B | | 4-0 BB | | | 0-0 G4-6-3 1B | | 4-0 BB 5-3 WP BB | 0-0 SH3-4 | 2 1 2 0 2 0 0 | | | | | | | | | | | | | | | | | |
| Lou Brock, L OBP: 0.333, SLG: 0.420 Mike Shannon, R OBP: 0.257, SLG: 0.289 (1, 7) (2, 9) | 1-0 1-2 HBP | | 0-3 K | | | 0-0 G4-6-3 1-2f | | 0-3 K | 0-0 1B 2B | 0 0 0 0 0 0 0 4 1 1 1 0 2 6 | | | | | | | | | | | | | | | | | |
| Curt Flood, R OBP: 0.344, SLG: 0.427 (1, 8) | 0-0 L9 | | 0-0 L3 | | | 0-0 4-3 | | 0-0 5-3 1-2 2-3 3-H | 0-0 1B FC1-4 1B | 5 1 1 2 0 0 6 | | | | | | | | | | | | | | | | | |
| Ken Boyer, R OBP: 0.322, SLG: 0.394 (1, 5) | 0-0 L1 | | | 0-3 K | | | 4-0 FC4-6 BB | 1-0 WP BB BB HBP | 0-0 FC1-4 1B | 3 1 1 0 1 1 2 | | | | | | | | | | | | | | | | | |
| Carl Warwick, R OBP: 0.205, SLG: 0.203 (1, 3) | | 0-3 K | | 0-0 G3 | | | 0-0 F3 | 4-0 BB HBP BB | 0-0 FC1-4 FC5-4 | 4 0 0 2 1 1 2 | | | | | | | | | | | | | | | | | |
| Bob Uecker, R OBP: 0.380, SLG: 0.320 Dal Maxvill, R OBP: 0.100, SLG: 0.138 (1, 2) (8, PR) (8, 4) | | 0-0 F8 | | 0-0 6-3 | | | 0-0 FC4-6 1-2f | 1-0 BB HBP | 0-0 FC5-4 | 3 0 0 0 0 0 1 1 0 0 0 0 0 1 | | | | | | | | | | | | | | | | | |
| Jerry Buchek, R OBP: 0.246, SLG: 0.305 Bob Skinner, L OBP: 0.359, SLG: 0.465 Barney Schultz, R (8, PH) Hal Woodeshick, R OBP: 0.230, SLG: 0.111 Tracy Stallard, R OBP: 0.125, SLG: 0.125 Ray Sadecki, L OBP: 0.111, SLG: 0.185 (1, 4) (8, PH) (8, 1) (8, 1) (8, 1) (8, 1) | | 0-3 K | | 0-0 6-3 | | | 0-0 G3 | 4-0 BB BB | | 3 0 0 0 0 0 1 0 0 0 0 1 1 0 | | | | | | | | | | | | | | | | | |
| Curt Simmons, L OBP: 0.054, SLG: 0.081 Nelson Briles, R Don Dennis, R OBP: 1.000, SLG: 1.000 Bill White, L OBP: 0.376, SLG: 0.465 Bob Gibson, R OBP: 0.235, SLG: 0.356 Tim McCannery, L OBP: 0.335, SLG: 0.434 (1, 1) (2, 1) (7, 1) (8, PH) (8, PR) (8, PH) (8, 2) | | | 0-3 K | | 0-3 K | | | 0-0 BB BB 1B | | 0 0 0 0 0 0 0 2 0 0 0 0 0 2 0 0 0 0 0 0 0 1 0 1 0 0 0 0 0 1 0 0 0 0 0 1 0 0 0 0 1 3 | | | | | | | | | | | | | | | | | |
| Inning Stats | R: 0 E: 0 K: 0 S: 4 | H: 1 LOB: 2 BB: 0 P: 5 | R: 0 E: 0 K: 2 S: 7 | H: 0 LOB: 0 BB: 0 P: 7 | R: 0 E: 0 K: 2 S: 8 | H: 1 LOB: 2 BB: 1 P: 12 | R: 0 E: 0 K: 1 S: 5 | H: 0 LOB: 0 BB: 0 P: 5 | R: 0 E: 0 K: 2 S: 7 | H: 0 LOB: 0 BB: 0 P: 7 | R: 0 E: 0 K: 0 S: 3 | H: 1 LOB: 0 BB: 0 P: 3 | R: 0 E: 0 K: 0 S: 3 | H: 0 LOB: 1 BB: 1 P: 7 | R: 4 E: 0 K: 2 S: 8 | H: 1 LOB: 3 BB: 4 P: 26 | R: 3 E: 0 K: 0 S: 7 | H: 4 LOB: 1 BB: 0 P: 7 | 1B: 6 2B: 2 3B: 0 HR: 0 | SF: 0 SAC: 1 DP: 1 HBP: 3 | WP: 1 PB: 0 SB: 0 CS: 0 | PA: 43 | | | | | |
| PITCHER | IP | WLS | BF | H | R | ER | SO | BB | IBB | HBP | BLK | WP | HR | S | P | ERA | WHIP | | | | | | | | | | |
| Bob Veale, L ERA: 2.85 (1, 1) | 7.2 | | 34 | 4 | 4 | 4 | 8 | 5 | 0 | 3 | 0 | 1 | 0 | 42 | 65 | 4.70 | 1.174 | | | | | | | | | | |
| Don Schwall, R ERA: 3.81 (8, 1) | 0.0 | | 1 | 0 | 0 | 0 | 0 | 1 | 0 | 0 | 0 | 0 | 0 | 0 | 4 | ∞ | ∞ | | | | | | | | | | |
| Frank Carpin, L ERA: 3.68 (8, 1) | 0.1 | | 1 | 0 | 0 | 0 | 1 | 0 | 0 | 0 | 0 | 0 | 0 | 3 | 3 | 0.00 | 0.000 | | | | | | | | | | |
| Joe Gibbon, L ERA: 5.85 (9, 1) | 0.1 | L | 3 | 2 | 2 | 2 | 0 | 0 | 0 | 0 | 0 | 0 | 0 | 3 | 3 | 54.00 | 6.000 | | | | | | | | | | |
| Tommie Sisk, R ERA: 4.26 (9, 1) | 0.2 | | 4 | 2 | 1 | 1 | 0 | 0 | 0 | 0 | 0 | 0 | 0 | 4 | 4 | 13.50 | 3.000 | | | | | | | | | | |

BOTTOM

St. Louis Cardinals @ Pittsburgh Pirates
Forbes Field, Pittsburgh, PA
Thu Jul 01 1965, 7:05 PM EDT
Att. 11,920 - Unknown

livebaseballscorecards.com

AB 37
R 6
H 13
RBI 6
BB 4
SO 8
LOB 16



WP: 2 PA: 44
PB: 0
SB: 0
CS: 2

AB R H RBI BB SO LOB


| | | | | | | |
|---|---|---|---|---|---|---|
| 4 | 1 | 2 | 0 | 1 | 1 | 0 |
| 5 | 1 | 3 | 0 | 0 | 1 | 2 |
| 5 | 2 | 2 | 2 | 0 | 0 | 3 |
| 3 | 1 | 1 | 1 | 1 | 1 | 4 |
| 5 | 1 | 2 | 1 | 0 | 1 | 0 |
| 4 | 0 | 2 | 1 | 0 | 1 | 0 |
| 1 | 0 | 0 | 0 | 0 | 0 | 1 |
| 4 | 0 | 1 | 1 | 0 | 0 | 1 |
| 3 | 0 | 0 | 0 | 0 | 1 | 2 |
| 0 | 0 | 0 | 0 | 0 | 0 | 0 |
| 0 | 0 | 0 | 0 | 1 | 0 | 0 |
| 0 | 0 | 0 | 0 | 0 | 0 | 0 |
| 1 | 0 | 0 | 0 | 0 | 0 | 3 |
| 0 | 0 | 0 | 0 | 0 | 0 | 0 |
| 0 | 0 | 0 | 0 | 0 | 0 | 0 |


| Batter | 1 | 2 | 3 | 4 | 5 | 6 | 7 | 8 | 9 |
|---|-------------------------------|-----------|------------|-----------------|-----------------------|------------|--------------------------|------------------|------------------------|
| Bob Bailey, R OBP: 0.345, SLG: 0.366 (1, 5) | 0-0 6-3 1B | 0-0 2B | | 4-0 CS BB | | | 0-0 FC1-5 1B | | 0-3 K |
| Manny Mota, R OBP: 0.286, SLG: 0.288 (1, 8) (9, 7) | 0-3 K | 0-0 1B | | 0-0 CS | 0-0 G6-4-3 1B | | 0-0 FC1-5 1B | | 0-0 E 3B |
| Roberto Clemente, R OBP: 0.359, SLG: 0.430 (1, 9) | 0-0 BB 1B | 0-0 F8 | | | 0-0 G6-4-3 1-2f | | 0-0 1-3 2-H 1B | | 0-0 E6 WP SF9 |
| Donn Clendenon, R OBP: 0.368, SLG: 0.467 (1, 3) | 4-0 1B 1-2 BB | 0-3 K | | | 0-0 CS 1B | | 0-0 6-3 | | 0-0 SF9 |
| Bill Mazaroski, R OBP: 0.323, SLG: 0.399 (1, 4) | 0-0 1B 1-3 2-H 1B | | 0-0 6-3 | | 0-0 CS 1-2 | 0-0 6-3 | | 0-3 K | 0-0 E7 1B |
| Willie Stargell, L OBP: 0.340, SLG: 0.602 Bill Virdon, L OBP: 0.350, SLG: 0.392 (8, PR) (9, 8) | 0-0 1B | | 0-0 F8 | | | 0-3 K | | 0-0 WP 2B | 0-0 F8 |
| Gene Alley, R OBP: 0.301, SLG: 0.351 (1, 6) | 0-0 1B | | 0-0 6-3 | | | 0-0 L8 | | 0-0 F6 2-3 | |
| Hal Smith, R Jerry Lynch, L Gene Freese, R Del Crandall, R (1, 2) (8, PH) (8, PH) (9, 2) | 0-0 F7 | | | 0-3 K | | | 0-0 F8 | | 4-0 IBB |
| Bob Veale, S Don Schwali, R Frank Carpin, L Andre Rodgers, R Joe Gibbon, R Tommie Sisk, R (1, 1) (8, 1) (8, 1) (8, PH) (9, 1) (9, 1) | | 0-3 K | | 0-3 K | | | 4-0 FC1-5 1B BB | | 0-0 4-3 |

| | | | | | | | | | | | | | | | | | | | | | | |
|---------------------|------------------------------|----------------------------------|------------------------------|---------------------------------|------------------------------|---------------------------------|------------------------------|----------------------------------|------------------------------|---------------------------------|------------------------------|---------------------------------|------------------------------|---------------------------------|------------------------------|----------------------------------|------------------------------|---------------------------------|-----------------------------------|------------------------------------|----------------------------------|--------|
| Inning Stats | R: 3 E: 0 K: 1 S: 9 | H: 4 LOB: 2 BB: 1 P: 13 | R: 0 E: 0 K: 2 S: 9 | H: 2 LOB: 2 BB: 0 P: 9 | R: 0 E: 0 K: 0 S: 3 | H: 0 LOB: 0 BB: 0 P: 3 | R: 0 E: 0 K: 2 S: 6 | H: 0 LOB: 0 BB: 1 P: 10 | R: 0 E: 0 K: 0 S: 3 | H: 2 LOB: 0 BB: 0 P: 3 | R: 0 E: 0 K: 1 S: 5 | H: 0 LOB: 0 BB: 0 P: 5 | R: 1 E: 0 K: 0 S: 5 | H: 2 LOB: 2 BB: 1 P: 9 | R: 0 E: 0 K: 1 S: 6 | H: 1 LOB: 3 BB: 1 P: 10 | R: 2 E: 2 K: 1 S: 8 | H: 2 LOB: 1 BB: 0 P: 8 | 1B: 10 2B: 2 3B: 1 HR: 0 | SF: 1 SAC: 0 DP: 1 HBP: 0 | WP: 2 PB: 0 SB: 0 CS: 2 | PA: 44 |
|---------------------|------------------------------|----------------------------------|------------------------------|---------------------------------|------------------------------|---------------------------------|------------------------------|----------------------------------|------------------------------|---------------------------------|------------------------------|---------------------------------|------------------------------|---------------------------------|------------------------------|----------------------------------|------------------------------|---------------------------------|-----------------------------------|------------------------------------|----------------------------------|--------|

| PITCHER | IP | WLS | BF | H | R | ER | SO | BB | IBB | HBP | BLK | WP | HR | S | P | ERA | WHIP |
|--|-----|-----|----|---|---|----|----|----|-----|-----|-----|----|----|----|----|-------|-------|
| Curt Simmons, L ERA: 3.51 (1, 1) | 1.1 | | 11 | 6 | 3 | 3 | 2 | 1 | 0 | 0 | 0 | 0 | 0 | 14 | 18 | 20.25 | 5.250 |
| Nelson Bries, R ERA: 4.76 (2, 1) | 5.0 | | 17 | 3 | 1 | 1 | 4 | 2 | 0 | 0 | 0 | 0 | 0 | 23 | 31 | 1.80 | 1.000 |
| Don Dennis, R ERA: 3.38 (7, 1) | 0.2 | | 3 | 1 | 0 | 0 | 0 | 0 | 0 | 0 | 0 | 0 | 0 | 3 | 3 | 0.00 | 1.500 |
| Barney Schultz, R ERA: 3.98 (8, 1) | 0.2 | | 3 | 1 | 0 | 0 | 1 | 0 | 0 | 0 | 0 | 1 | 0 | 5 | 5 | 0.00 | 1.500 |
| Hal Woodeshick, L ERA: 3.6 (8, 1) | 0.2 | W | 5 | 1 | 2 | 1 | 1 | 0 | 1 | 0 | 0 | 0 | 0 | 6 | 10 | 13.50 | 1.500 |

| PITCHER | IP | WLS | BF | H | R | ER | SO | BB | IBB | HBP | BLK | WP | HR | S | P | ERA | WHIP |
|--|-----|-----|----|---|---|----|----|----|-----|-----|-----|----|----|---|---|------|-------|
| Tracy Stallard, R ERA: 3.11 (9, 1) | 0.1 | | 2 | 1 | 0 | 0 | 0 | 0 | 0 | 0 | 0 | 0 | 0 | 2 | 2 | 0.00 | 3.000 |
| Ray Sadecki, L ERA: 6.81 (9, 1) | 0.1 | S | 1 | 0 | 0 | 0 | 0 | 0 | 0 | 0 | 0 | 0 | 0 | 1 | 1 | 0.00 | 0.000 |

| Batter | 1 | 2 | 3 | 4 | 5 | 6 | 7 | 8 | 9 | AB | R | H | RBI | BB | SO | LOB | TOP | | |
|---|----|-----|----|---|---|----|----|----|-----|-----|-----|----|-----|----|----|-----|---|--|---|
| Ty Cline, L (1, 8) OBP: 0.268, SLG: 0.230 | | | | | | | | | | 0 | 0 | 0 | 0 | 0 | 0 | 0 | Milwaukee Braves @ Pittsburgh Pirates Forbes Field, Pittsburgh, PA Fri Jul 02 1965, 7:05 PM EDT Att. 12,352 - Unknown livebaseballscorecards.com | | |
| Frank Bolling, R (1, 4) OBP: 0.333, SLG: 0.411 | | | | | | | | | | 0 | 0 | 0 | 0 | 0 | 0 | 0 | | | |
| Hank Aaron, R (1, 9) OBP: 0.393, SLG: 0.563 | | | | | | | | | | 0 | 0 | 0 | 0 | 0 | 0 | 0 | | | |
| Mack Jones, L (1, 7) OBP: 0.318, SLG: 0.509 | | | | | | | | | | 0 | 0 | 0 | 0 | 0 | 0 | 0 | | | |
| Joe Torre, R (1, 2) OBP: 0.402, SLG: 0.573 | | | | | | | | | | 0 | 0 | 0 | 0 | 0 | 0 | 0 | | | |
| Eddie Mathews, L (1, 5) OBP: 0.331, SLG: 0.437 | | | | | | | | | | 0 | 0 | 0 | 0 | 0 | 0 | 0 | | | |
| Gene Oliver, R (1, 3) OBP: 0.347, SLG: 0.412 | | | | | | | | | | 0 | 0 | 0 | 0 | 0 | 0 | 0 | | | |
| Denis Menke, R (1, 6) OBP: 0.320, SLG: 0.489 | | | | | | | | | | 0 | 0 | 0 | 0 | 0 | 0 | 0 | | | |
| Tony Cloninger, R (1, 1) OBP: 0.191, SLG: 0.277 | | | | | | | | | | 0 | 0 | 0 | 0 | 0 | 0 | 0 |  | | |
| Inning Stats | | | | | | | | | | | | | | | | | | 1B: 0 SF: 0 2B: 0 SAC: 0 3B: 0 DP: 0 HR: 0 HBP: 0 | |
| PITCHER Don Cardwell, R (1, 1) ERA: 3.91 | IP | WLS | BF | H | R | ER | SO | BB | IBB | HBP | BLK | WP | HR | S | P | ERA | WHIP | 0.0 W 0 0 0 0 0 0 0 0 0 0 0 0 0 0 ∞ ∞ | PITCHER IP WLS BF H R ER SO BB IBB HBP BLK WP HR S P ERA WHIP |

| Batter | 1 | 2 | 3 | 4 | 5 | 6 | 7 | 8 | 9 | AB R H RBI BB SO LOB | TOP | | | | | | | |
|---|-----------------|--|----|---|---|----|----|----|-----|----------------------|--|--|----|---|---|-----|------|---|
| Rico Carty, R (1, 7) OBP: 0.345, SLG: 0.424 | | | | | | | | | | | 0 0 0 0 0 0 0 0 | Milwaukee Braves @ Pittsburgh Pirates Forbes Field, Pittsburgh, PA Sat Jul 03 1965, 3:33 AM EDT Att. 9,460 - Unknown livebaseballscorecards.com | | | | | | |
| Eddie Mathews, L (1, 5) OBP: 0.333, SLG: 0.450 | | | | | | | | | | | 0 0 0 0 0 0 0 0 | | | | | | | |
| Hank Aaron, R (1, 9) OBP: 0.394, SLG: 0.560 | | | | | | | | | | | 0 0 0 0 0 0 0 0 | | | | | | | |
| Mack Jones, L (1, 8) OBP: 0.317, SLG: 0.509 | | | | | | | | | | | 0 0 0 0 0 0 0 0 | | | | | | | |
| Joe Torre, R (1, 2) OBP: 0.400, SLG: 0.568 | | | | | | | | | | | 0 0 0 0 0 0 0 0 | | | | | | | |
| Denis Menke, R (1, 6) OBP: 0.327, SLG: 0.500 | | | | | | | | | | | 0 0 0 0 0 0 0 0 | | | | | | | |
| Frank Bolling, R (1, 4) OBP: 0.327, SLG: 0.403 | | | | | | | | | | | 0 0 0 0 0 0 0 0 | | | | | | | |
| Gene Oliver, R (1, 3) OBP: 0.339, SLG: 0.401 | | | | | | | | | | | 0 0 0 0 0 0 0 0 | | | | | | | |
| Bob Sadowski, R (1, 1) OBP: 0.231, SLG: 0.167 | 0 0 0 0 0 0 0 0 | AB 0 R 0 H 0 RBI 0 BB 0 SO 0 LOB 0  | | | | | | | | | | | | | | | | |
| Inning Stats | | | | | | | | | | | 1B: 0 SF: 0 2B: 0 SAC: 0 3B: 0 DP: 0 HR: 0 HBP: 0 WP: 0 PA: 0 PB: 0 SB: 0 CS: 0 | | | | | | | |
| PITCHER Bob Friend, R (1, 1) ERA: 3.58 | IP | WLS | BF | H | R | ER | SO | BB | IBB | HBP | BLK | WP | HR | S | P | ERA | WHIP | PITCHER IP WLS BF H R ER SO BB IBB HBP BLK WP HR S P ERA WHIP |

| Batter | 1 | 2 | 3 | 4 | 5 | 6 | 7 | 8 | 9 | AB | R | H | RBI | BB | SO | LOB | TOP | |
|--|----|-----|----|---|---|----|----|----|-----|-----|-----|----|-----|----|----|-----|---|---|
| Gary Kolb, L (1, 8) OBP: 0.313, SLG: 0.313 | | | | | | | | | | 0 | 0 | 0 | 0 | 0 | 0 | 0 | Milwaukee Braves @ Pittsburgh Pirates Forbes Field, Pittsburgh, PA Sun Jul 04 1965, 3:33 AM EDT Att. 16,145 - Unknown livebaseballscorecards.com | |
| Eddie Mathews, L (1, 5) OBP: 0.336, SLG: 0.452 | | | | | | | | | | 0 | 0 | 0 | 0 | 0 | 0 | 0 | | |
| Rico Carty, R (1, 7) OBP: 0.340, SLG: 0.416 | | | | | | | | | | 0 | 0 | 0 | 0 | 0 | 0 | 0 | | |
| Joe Torre, R (1, 3) OBP: 0.401, SLG: 0.565 | | | | | | | | | | 0 | 0 | 0 | 0 | 0 | 0 | 0 | | |
| Hank Aaron, R (1, 9) OBP: 0.389, SLG: 0.551 | | | | | | | | | | 0 | 0 | 0 | 0 | 0 | 0 | 0 | | |
| Gene Oliver, R (1, 2) OBP: 0.337, SLG: 0.398 | | | | | | | | | | 0 | 0 | 0 | 0 | 0 | 0 | 0 | | |
| Frank Bolling, R (1, 4) OBP: 0.325, SLG: 0.400 | | | | | | | | | | 0 | 0 | 0 | 0 | 0 | 0 | 0 | | |
| Miguel de la Hoz, R (1, 6) OBP: 0.286, SLG: 0.333 | | | | | | | | | | 0 | 0 | 0 | 0 | 0 | 0 | 0 | | |
| Hank Fischer, R (1, 1) OBP: 0.125, SLG: 0.125 | | | | | | | | | | 0 | 0 | 0 | 0 | 0 | 0 | 0 | | |
| Inning Stats | | | | | | | | | | | | | | | | | AB 0 R 0 H 0 RBI 0 BB 0 SO 0 LOB 0 | |
| PITCHER Vern Law, R (1, 1) ERA: 1.51 | IP | WLS | BF | H | R | ER | SO | BB | IBB | HBP | BLK | WP | HR | S | P | ERA | WHIP | PITCHER IP WLS BF H R ER SO BB IBB HBP BLK WP HR S P ERA WHIP |
| 0.0 | L | 0 | 0 | 0 | 0 | 0 | 0 | 0 | 0 | 0 | 0 | 0 | 0 | 0 | 0 | ∞ | ∞ | |



| Batter | 1 | 2 | 3 | 4 | 5 | 6 | 7 | 8 | 9 | AB R H RBI BB SO LOB | TOP |
|---|---|---|---|---|---|---|--|---|---|--|---|
| Bob Bailey, R (1, 5) <small>OBP: 0.335, SLG: 0.361</small> Frank Carpin, L (7, 1) <small>OBP: 0.357, SLG: 0.359</small> Don Schwall, R (7, 1) Gene Freese, R (9, PH) | 0-0 FC5-2 HBP 1B | 0-3 K | | | 0-0 6-3 | | 0-3 K | | 0-3 K | 4 0 1 0 0 2 4 0 0 0 0 0 0 0 0 0 0 0 0 0 0 1 0 0 0 0 1 0 | |
| Bill Virdon, L (1, 8) <small>OBP: 0.353, SLG: 0.395</small> | 1-0 FC5-2 3-1 HBP | | 0-0 4-3 | | 0-3 K | | | 0-0 4-3 | | 3 0 0 0 0 1 1 | |
| Roberto Clemente, R (1, 9) <small>OBP: 0.366, SLG: 0.454</small> | 0-0 3-1 | | 0-3 K | | | 0-0 6-3 | | 0-0 FC6-4 1B | | 4 0 1 0 0 1 2 | |
| Willie Stargell, L (1, 7) <small>OBP: 0.348, SLG: 0.613</small> | 4-0 FC5-2 IBB | | 0-0 P6 | | 0-0 P4 | | 0-0 FC6-4 1B | | | 3 0 0 0 1 0 1 | |
| Donn Clendenon, R (1, 3) <small>OBP: 0.367, SLG: 0.462</small> | 0-0 FC5-2 | | | 0-3 K | | 0-3 K | | 0-0 1B | | 4 0 1 0 0 2 3 | |
| Bill Mazeroski, R (1, 4) <small>OBP: 0.322, SLG: 0.391</small> | 0-3 K | | | 0-0 F8 | | 0-0 F2 | | 0-0 5-3 | | 4 0 0 0 0 1 5 | |
| Gene Alley, R (1, 6) <small>OBP: 0.303, SLG: 0.357</small> | | 0-0 6-3 | | | 0-3 K | | 4-0 G3 BB | | 0-0 F3 | 3 0 0 0 1 1 0 | |
| Jim Pagliaroni, R (1, 2) <small>OBP: 0.343, SLG: 0.451</small> Manny Mota, R (9, PH) <small>OBP: 0.291, SLG: 0.316</small> | | 0-3 K SH3-4 | | | 0-0 SH5-4 1B | | 0-0 G3 | | 0-0 HR | 3 0 1 0 0 1 1 1 1 1 1 0 0 0 | |
| Bob Veale, S (1, 1) <small>OBP: 0.137, SLG: 0.083</small> Jerry Lynch, L (7, PH) <small>OBP: 0.359, SLG: 0.506</small> | | 0-0 SH3-4 | | | 0-0 SH5-4 | | 1-0 HBP | | 0-0 F8 | 0 0 0 0 0 0 0 1 0 0 0 0 0 0 | |
| Inning Stats | R: 0 H: 1 E: 0 LOB: 3 K: 1 BB: 1 S: 6 P: 11 | R: 0 H: 0 E: 0 LOB: 1 K: 2 BB: 0 S: 8 P: 8 | R: 0 H: 0 E: 0 LOB: 0 K: 1 BB: 0 S: 5 P: 5 | R: 0 H: 0 E: 0 LOB: 0 K: 2 BB: 0 S: 7 P: 7 | R: 0 H: 1 E: 0 LOB: 1 K: 1 BB: 0 S: 6 P: 6 | R: 0 H: 0 E: 0 LOB: 0 K: 1 BB: 0 S: 5 P: 5 | R: 0 H: 0 E: 0 LOB: 2 K: 1 BB: 1 S: 5 P: 10 | R: 0 H: 2 E: 0 LOB: 2 K: 0 BB: 0 S: 5 P: 5 | R: 1 H: 1 E: 0 LOB: 0 K: 1 BB: 0 S: 6 P: 6 | 1B: 4 SF: 0 2B: 0 SAC: 2 3B: 0 DP: 0 HR: 1 HBP: 2 | WP: 0 PA: 37 PB: 1 SB: 0 CS: 0 |
| PITCHER Jim Bunning, R (1, 1) <small>ERA: 2.95</small> | IP: 9.0 WLS: W BF: 37 H: 5 R: 1 ER: 1 SO: 10 BB: 1 IBB: 1 HBP: 2 BLK: 0 WP: 0 HR: 1 S: 53 P: 63 ERA: 1.00 WHIP: 0.667 | | | | | PITCHER IP: WLS: BF: H: R: ER: SO: BB: IBB: HBP: BLK: WP: HR: S: P: ERA: WHIP | | | | | |

Pittsburgh Pirates @ Philadelphia Phillies
 Connie Mack Stadium, Philadelphia, PA
 Mon Jul 05 1965, 7:05 PM EDT
 Unknown

livebaseballscorecards.com

| | |
|------------|----|
| AB | 31 |
| R | 1 |
| H | 5 |
| RBI | 1 |
| BB | 2 |
| SO | 10 |
| LOB | 17 |



| Batter | 1 | 2 | 3 | 4 | 5 | 6 | 7 | 8 | 9 |
|---|-----------|------------------|-----------|------------|-----------|------------------|-----------------|------------|---|
| Cookie Rojas, R OBP: 0.387, SLG: 0.414 (1, 7) X | 0-0 1B | | 0-3 K | | 0-0 F7 | | 0-0 P6 | | |
| Johnny Callison, L OBP: 0.315, SLG: 0.525 (1, 9) S S S | 0-3 K | | 0-3 K | | | 0-3 K | 4-0 BB | | |
| Dick Allen, R OBP: 0.422, SLG: 0.558 (1, 5) X | 0-0 F9 | | 0-0 F9 | | | 4-0 1B BB | 0-3 K | | |
| Dick Stuart, R OBP: 0.310, SLG: 0.443 (1, 3) X | 0-0 P3 | | | 0-0 6-3 | | 0-0 1-3 | | 0-0 L4 | |
| Alex Johnson, R OBP: 0.345, SLG: 0.477 (1, 8) X | | 0-0 BB 1B | | 0-0 F3 | | 4-0 1B IBB | | 0-0 HR | |
| Ruben Amaro, R OBP: 0.303, SLG: 0.227 (1, 4) X | | 0-0 F7 | | 0-0 5-3 | | 0-0 E9 1B | | 0-0 5-3 | |
| Bobby Wine, R OBP: 0.248, SLG: 0.196 (1, 6) X | | 0-0 F8 | | | 0-0 F9 | 0-0 4-3 | | 0-3 K | |
| Pat Corrales, R OBP: 0.345, SLG: 0.347 (1, 2) B B B B | | 4-0 1-2 BB | | | 0-0 1B | | 0-0 5-3 | | |
| Jim Bunning, R OBP: 0.222, SLG: 0.289 (1, 1) S S S | | 0-3 K | | | 0-0 L8 | | 0-0 BB 1B | | |

| AB | R | H | RBI | BB | SO | LOB |
|----|---|---|-----|----|----|-----|
| 4 | 0 | 1 | 0 | 0 | 1 | 2 |
| 3 | 0 | 0 | 0 | 1 | 3 | 1 |
| 3 | 1 | 0 | 0 | 1 | 1 | 3 |
| 4 | 0 | 0 | 0 | 0 | 0 | 2 |
| 3 | 2 | 2 | 1 | 1 | 0 | 0 |
| 4 | 0 | 1 | 1 | 0 | 0 | 1 |
| 4 | 0 | 0 | 0 | 0 | 1 | 2 |
| 2 | 0 | 1 | 0 | 1 | 0 | 0 |
| 3 | 0 | 1 | 0 | 0 | 1 | 3 |

BOTTOM

Pittsburgh Pirates @ Philadelphia Phillies
 Connie Mack Stadium, Philadelphia, PA
 Mon Jul 05 1965, 7:05 PM EDT
 Unknown

livebaseballscorecards.com


| | |
|------------|-----------|
| AB | 30 |
| R | 3 |
| H | 6 |
| RBI | 2 |
| BB | 4 |
| SO | 7 |
| LOB | 14 |



| | |
|-------|--------|
| 1B: 5 | SF: 0 |
| 2B: 0 | SAC: 0 |
| 3B: 0 | DP: 0 |
| HR: 1 | HBP: 0 |

| | |
|-------|--------|
| WP: 0 | PA: 34 |
| PB: 0 | |
| SB: 0 | |
| CS: 0 | |

| Inning Stats | | R: 0 | H: 1 | E: 0 | LOB: 1 | K: 1 | BB: 0 | S: 6 | P: 6 | | | | | | | | |
|-------------------------------------|-----------|------------|-----------|----------|----------|-----------|-----------|-----------|------------|------------|------------|-----------|-----------|----------|----------|------------|-------------|
| PITCHER | IP | WLS | BF | H | R | ER | SO | BB | IBB | HBP | BLK | WP | HR | S | P | ERA | WHIP |
| Bob Veale, L ERA: 2.79 (1, 1) | 6.0 | L | 25 | 4 | 2 | 1 | 5 | 2 | 1 | 0 | 0 | 0 | 0 | 32 | 44 | 1.50 | 1.000 |
| Frank Carpin, L ERA: 3.31 (7, 1) | 0.2 | | 4 | 1 | 0 | 0 | 0 | 1 | 0 | 0 | 0 | 0 | 0 | 3 | 7 | 0.00 | 3.000 |
| Don Schwall, R ERA: 3.66 (7, 1) | 1.1 | | 5 | 1 | 1 | 1 | 2 | 0 | 0 | 0 | 0 | 0 | 1 | 9 | 9 | 6.75 | 0.750 |

| Batter | 1 | 2 | 3 | 4 | 5 | 6 | 7 | 8 | 9 | AB R H RBI BB SO LOB | TOP | | | | | |
|--|---|---|---|---|---|---|---|---|---|--|--|---|----|----|------|-------|
| Bob Bailey, R (1, 5) OBP: 0.331, SLG: 0.356 | 0-0 P4 | | 0-0 P4 | | 0-3 K | | | 0-0 5-3 | | 4 0 0 0 0 1 0 | Pittsburgh Pirates @ Philadelphia Phillies Connie Mack Stadium, Philadelphia, PA Mon Jul 05 1965, 7:05 PM EDT Att: 25,330 - Unknown | | | | | |
| Bill Virdon, L (1, 8) OBP: 0.359, SLG: 0.412 | 0-0 2B 6-3 1B | | 0-0 WP 3B | | | 0-0 2B | | 0-0 6-3 | | 4 2 3 0 0 0 0 | | | | | | |
| Roberto Clemente, R (1, 9) OBP: 0.368, SLG: 0.458 | 0-0 6-3 1-3 2B | | 0-0 L4 3-H | | | 0-3 K | | 0-0 1B 1B | | 4 0 2 0 0 1 1 | | | | | | |
| Willie Stargell, L (1, 7) OBP: 0.350, SLG: 0.610 | 0-0 6-3 2-3 3-H | | | 4-0 G4-6-3 1B BB | | 0-3 K | | 0-0 1B 1-2 1B | | 3 0 1 1 1 1 2 | | | | | | |
| Donn Clendenon, R (1, 3) OBP: 0.366, SLG: 0.459 | 0-0 1-3 | | | 0-0 1-2 G4-6-3 1B | | 0-3 K | | 0-0 4-3 | | 4 0 1 0 0 1 4 | | | | | | |
| Bill Mazaroski, R (1, 4) OBP: 0.316, SLG: 0.382 | | 0-0 L8 | | 0-0 G4-6-3 1-2f 2-3 | | | 0-0 5-3 | | 0-0 P4 | 4 0 0 0 0 0 2 | | | | | | |
| Gene Alley, R (1, 6) OBP: 0.298, SLG: 0.351 | | 0-0 6-3 | | 0-0 L6 | | | 0-3 K | | 0-0 6-3 | 4 0 0 0 0 1 1 | | | | | | |
| Del Crandall, R (1, 2) OBP: 0.308, SLG: 0.266 | | 0-0 P3 | | | 0-3 K | | 0-0 1B | | 4-0 BB BB BB | 3 0 1 0 0 1 0 | | | | | | |
| Ozzie Virgil, R (7, PR) OBP: 0.310, SLG: 0.464 | | | | | | | | | | 0 0 0 0 0 0 0 | | | | | | |
| Don Schwall, R (7, 1) | | | | | | | | | | 0 0 0 0 0 0 0 | | | | | | |
| Manny Mota, R (9, PH) OBP: 0.296, SLG: 0.316 | | | | | | | | | | 0 0 0 0 1 0 0 | | | | | | |
| Wilbur Wood, R (1, 1) | | | | | 0-3 K | | | | | 2 0 0 0 0 2 0 |  | | | | | |
| Tommie Sisk, R (5, 1) | | | | | | | | | | 0 0 0 0 0 0 0 | | | | | | |
| Gene Freese, R (7, PH) OBP: 0.352, SLG: 0.354 | | | | | | | | | | 1 0 0 0 0 1 1 | | | | | | |
| Hal Smith, R (7, 2) | | | | | | | | | | 0 0 0 0 0 0 0 | | | | | | |
| Jerry Lynch, L (9, PH) OBP: 0.355, SLG: 0.500 | | | | | | | | | | 1 0 0 0 0 0 1 | | | | | | |
| Inning Stats | R: 1 H: 2 E: 0 LOB: 1 K: 0 BB: 0 S: 5 P: 5 | R: 0 H: 0 E: 0 LOB: 0 K: 0 BB: 0 S: 3 P: 3 | R: 1 H: 1 E: 0 LOB: 0 K: 1 BB: 0 S: 6 P: 6 | R: 0 H: 1 E: 0 LOB: 1 K: 0 BB: 1 S: 3 P: 7 | R: 0 H: 0 E: 0 LOB: 0 K: 3 BB: 0 S: 9 P: 9 | R: 0 H: 1 E: 0 LOB: 1 K: 3 BB: 0 S: 10 P: 10 | R: 0 H: 1 E: 0 LOB: 1 K: 2 BB: 0 S: 8 P: 8 | R: 0 H: 2 E: 0 LOB: 2 K: 0 BB: 0 S: 5 P: 5 | R: 0 H: 0 E: 0 LOB: 1 K: 0 BB: 1 S: 3 P: 7 | 1B: 5 SF: 0 2B: 2 SAC: 0 3B: 1 DP: 1 HR: 0 HBP: 0 | WP: 1 PA: 36 PB: 0 SB: 0 CS: 0 | | | | | |
| PITCHER | IP WLS BF H R ER SO BB IBB HBP BLK WP HR S P ERA WHIP | | | | | | | | | | | | | | | |
| Art Mahaffey, R (1, 1) ERA: 6.1 | 3.0 | 14 | 4 | 2 | 2 | 1 | 1 | 0 | 0 | 0 | 1 | 0 | 15 | 19 | 6.00 | 1.667 |
| Ed Roebuck, R (4, 1) ERA: 4.45 | 2.0 | W | 5 | 0 | 0 | 0 | 3 | 0 | 0 | 0 | 0 | 0 | 11 | 11 | 0.00 | 0.000 |
| Gary Wagner, R (6, 1) ERA: 2.39 | 4.0 | S | 17 | 4 | 0 | 0 | 5 | 1 | 0 | 0 | 0 | 0 | 26 | 30 | 0.00 | 1.250 |

livebaseballscorecards.com

| | |
|-----|----|
| AB | 34 |
| R | 2 |
| H | 8 |
| RBI | 1 |
| BB | 2 |
| SO | 9 |
| LOB | 12 |

| Batter | 1 | 2 | 3 | 4 | 5 | 6 | 7 | 8 | 9 |
|--|-----------------------|------------|------------|-----------|----------------------------------|--|------------------|---|---|
| Cookie Rojas, R OBP: 0.389, SLG: 0.413 (1, 7) | 0-0 F3 | | | 0-0 F9 | | 0-0 BB 1B | 4-0 2B BB | | |
| Johnny Callison, L OBP: 0.318, SLG: 0.525 (1, 9) John Hermstein, L OBP: 0.259, SLG: 0.308 (7, 9) | 0-0 G6-4-3 1B | | | 0-3 K | | 4-0 1B 2B BB | 0-0 1-H 2B | | |
| Dick Allen, R OBP: 0.423, SLG: 0.557 (1, 5) | 0-0 G6-4-3 1-2f | | | 0-0 1B | | 0-0 2B 1-2 2-H G5-2-3 1B | 0-3 K | | |
| Dick Stuart, R OBP: 0.313, SLG: 0.460 (1, 3) | | 0-0 F7 | | | 0-0 HR | 0-0 G5-2-3 1-3 2-H 2B | 0-3 K | | |
| Alex Johnson, R OBP: 0.349, SLG: 0.474 (1, 8) | | 0-0 6-3 | | | 0-0 2B 1B | 4-0 G5-2-3 IBB | 0-0 6-3 | | |
| Ruben Amaro, R OBP: 0.302, SLG: 0.234 (1, 4) | | 0-0 F8 | | | 0-0 1B 1-H G4-6-3 2B | 0-0 G5-2-3 1-2 2-3 3-Hf 4-0 | 0-0 6-3 | | |
| Bobby Wine, R OBP: 0.256, SLG: 0.200 (1, 6) | | | 0-0 F7 | | 0-0 2-3 G4-6-3 1B | 0-0 G4-6-3 1B | 0-0 5-3 | | |
| Pat Corrales, R OBP: 0.339, SLG: 0.340 (1, 2) Wes Covington, L OBP: 0.314, SLG: 0.526 (5, PH) Gary Wagner, R (6, 1) | | | 0-0 5-3 | | 0-0 1-2f 3-H G4-6-3 | 0-0 G4-6-3 | 0-0 6-3 | | |
| Art Mahaffey, R OBP: 0.111, SLG: 0.111 (1, 1) Ed Roebuck, R (4, 1) Clay Dalrymple, L OBP: 0.274, SLG: 0.291 (5, PH) (6, 2) | | | 0-0 6-3 | | 0-0 4-3 | | 0-0 3-1 | | |

| AB | R | H | RBI | BB | SO | LOB |
|----|---|---|-----|----|----|-----|
| 3 | 2 | 1 | 0 | 1 | 0 | 0 |
| 2 | 1 | 1 | 0 | 1 | 1 | 0 |
| 1 | 0 | 1 | 1 | 0 | 0 | 0 |
| 4 | 0 | 2 | 1 | 0 | 1 | 2 |
| 4 | 1 | 2 | 2 | 0 | 1 | 1 |
| 3 | 1 | 1 | 0 | 1 | 0 | 0 |
| 4 | 1 | 1 | 1 | 0 | 0 | 3 |
| 3 | 0 | 1 | 0 | 1 | 0 | 0 |
| 1 | 0 | 0 | 0 | 0 | 0 | 0 |
| 1 | 0 | 0 | 0 | 0 | 0 | 1 |
| 1 | 0 | 0 | 0 | 0 | 0 | 3 |
| 1 | 0 | 0 | 0 | 0 | 0 | 0 |
| 0 | 0 | 0 | 0 | 0 | 0 | 0 |
| 2 | 0 | 0 | 0 | 0 | 0 | 0 |

BOTTOM

Pittsburgh Pirates @ Philadelphia Phillies
Connie Mack Stadium, Philadelphia, PA

Mon Jul 05 1965, 7:05 PM EDT
 Att. 25,330 - Unknown

| | |
|------------|-----------|
| AB | 30 |
| R | 6 |
| H | 10 |
| RBI | 5 |
| BB | 4 |
| SO | 3 |
| LOB | 10 |



| | |
|-------|--------|
| 1B: 6 | SF: 0 |
| 2B: 3 | SAC: 0 |
| 3B: 0 | DP: 3 |
| HR: 1 | HBP: 0 |

| | |
|-------|--------|
| WP: 0 | PA: 34 |
| PB: 0 | |
| SB: 0 | |
| CS: 0 | |

| Inning Stats | R: 0 | H: 1 | E: 0 | LOB: 0 | K: 0 | S: 3 | P: 3 | R: 0 | H: 0 | E: 0 | LOB: 0 | K: 0 | S: 3 | P: 3 | R: 0 | H: 0 | E: 0 | LOB: 0 | K: 0 | S: 3 | P: 3 | R: 0 | H: 0 | E: 0 | LOB: 0 | K: 0 | S: 3 | P: 3 | R: 3 | H: 4 | E: 0 | LOB: 0 | K: 0 | S: 6 | P: 6 | R: 2 | H: 3 | E: 0 | LOB: 3 | K: 0 | S: 5 | P: 17 | R: 1 | H: 1 | E: 0 | LOB: 1 | K: 2 | S: 8 | P: 12 | R: 0 | H: 0 | E: 0 | LOB: 0 | K: 0 | S: 3 | P: 3 |
|------------------------------------|-----------|------------|-----------|----------|----------|-----------|-----------|-----------|------------|------------|------------|-----------|-----------|----------|----------|------------|-------------|-----------|------------|-----------|----------|----------|-----------|-----------|-----------|------------|------------|------------|-----------|-----------|----------|----------|------------|-------------|-----------|------------|-----------|----------|----------|-----------|-----------|-----------|------------|------------|------------|-----------|-----------|----------|----------|------------|-------------|------|--------|------|------|------|
| PITCHER | IP | WLS | BF | H | R | ER | SO | BB | IBB | HBP | BLK | WP | HR | S | P | ERA | WHIP | IP | WLS | BF | H | R | ER | SO | BB | IBB | HBP | BLK | WP | HR | S | P | ERA | WHIP | IP | WLS | BF | H | R | ER | SO | BB | IBB | HBP | BLK | WP | HR | S | P | ERA | WHIP | | | | | |
| Wilbur Wood, L ERA: 1.89 (1, 1) | 4.0 | L | 15 | 5 | 3 | 3 | 1 | 0 | 0 | 0 | 0 | 0 | 1 | 17 | 17 | 6.75 | 1.250 | | | | | | | | | | | | | | | | | | | | | | | | | | | | | | | | | | | | | | | |
| Tommie Sisk, R ERA: 4.61 (5, 1) | 2.0 | | 11 | 4 | 2 | 2 | 0 | 1 | 2 | 0 | 0 | 0 | 0 | 8 | 20 | 9.00 | 2.500 | | | | | | | | | | | | | | | | | | | | | | | | | | | | | | | | | | | | | | | |
| Don Schwall, R ERA: 3.71 (7, 1) | 2.0 | | 8 | 1 | 1 | 1 | 2 | 1 | 0 | 0 | 0 | 0 | 0 | 11 | 15 | 4.50 | 1.000 | | | | | | | | | | | | | | | | | | | | | | | | | | | | | | | | | | | | | | | |

| | |
|-------|--------|
| WP: 0 | PA: 34 |
| PB: 0 | |
| SB: 0 | |
| CS: 0 | |

| Batter | 1 | 2 | 3 | 4 | 5 | 6 | 7 | 8 | 9 | AB R H RBI BB SO LOB | TOP |
|---|--|---|--|---|--|---|---|---|---|---|--|
| Bob Bailey, R (1, 5) OBP: 0.332, SLG: 0.357 | 0-0 1B BB 4-3 1B | 0-3 K | | 0-0 6-3 | 0-0 1-3 2-H 1B | | 0-0 6-3 | | | 5 1 2 1 0 1 1 | |
| Bill Virdon, L (1, 8) OBP: 0.359, SLG: 0.410 | 4-0 4-3 1-2 1B 4-3 BB | | 0-0 E4 F9 PB 2B | | E 1B 4-3 | | | 0-3 K | | 4 3 1 0 1 1 2 | |
| Roberto Clemente, R (1, 9) OBP: 0.368, SLG: 0.457 | 0-0 4-3 1-2 2-3 1B | | 0-0 F9 | | 0-0 E 1-2 1B 1B | | 0-0 E5 FC1-6 | | 0-0 L4 | 5 1 2 0 0 0 1 | |
| Willie Stargell, L (1, 7) OBP: 0.348, SLG: 0.603 Manny Mota, R (8, PH) OBP: 0.301, SLG: 0.321 (8, 7) | 0-0 4-3 1-2 2-3 3-H 1B | | 4-0 2B IBB | | 0-0 E3 1-2 2-3 1B 1B 9-2 | | 0-0 FC1-6 6-3 1B 1-2f | | 0-0 WP 1B | 3 0 0 1 1 0 5 1 0 1 0 0 0 0 | |
| Donn Clendenon, R (1, 3) OBP: 0.366, SLG: 0.458 | 0-0 4-3 2-3 3-H | | 0-3 K | | 0-0 9-2 1-2 2-H 3-H 1B 1B | | 0-0 6-3 1B | | 0-3 K FC6-4 1-2 | 5 1 2 3 0 2 4 | |
| Bill Mazeroski, R (1, 4) OBP: 0.318, SLG: 0.388 | 0-3 K | | 0-0 1-3 3-H 2B | | 0-0 9-2 1-2 2-3 1B 1B | | 0-0 6-3 | | 0-0 FC6-4 1-2f | 5 1 2 1 0 1 5 | |
| Gene Alley, R (1, 6) OBP: 0.296, SLG: 0.348 | | | 0-0 5-3 1B | | 0-0 9-2 1-2 2-3 3-H | | 0-0 6-3 | | 0-0 5-3 | 5 0 1 0 0 0 7 | |
| Del Crandall, R (1, 2) OBP: 0.302, SLG: 0.253 | | | 0-0 5-3 | | 0-0 F5 | | 0-0 6-3 | | 0-0 L5 | 4 1 0 0 1 0 1 | |
| Don Cardwell, R (1, 1) OBP: 0.162, SLG: 0.250 | | | 0-3 K | | 0-3 K | | 0-3 K | | 0-0 6-3 | 5 0 1 2 0 3 1 | |
| Inning Stats | R: 2 E: 0 K: 1 S: 7 H: 2 LOB: 1 BB: 1 P: 11 | R: 0 E: 0 K: 2 S: 8 H: 1 LOB: 1 BB: 0 P: 8 | R: 1 E: 1 K: 1 S: 7 H: 1 LOB: 2 BB: 1 P: 11 | R: 0 E: 0 K: 1 S: 5 H: 0 LOB: 0 BB: 0 P: 5 | R: 5 E: 1 K: 0 S: 9 H: 6 LOB: 2 BB: 1 P: 13 | R: 0 E: 1 K: 0 S: 5 H: 1 LOB: 2 BB: 0 P: 5 | R: 0 E: 0 K: 1 S: 5 H: 0 LOB: 0 BB: 0 P: 5 | R: 0 E: 0 K: 2 S: 9 H: 1 LOB: 2 BB: 0 P: 9 | R: 0 E: 0 K: 0 S: 3 H: 0 LOB: 0 BB: 0 P: 3 | 1B: 11 2B: 2 3B: 0 HR: 0 SF: 0 SAC: 0 DP: 1 HBP: 0 | WP: 1 PB: 1 SB: 0 CS: 0 PA: 45 |
| PITCHER | IP WLS BF H R ER SO BB IBB HBP BLK WP HR S P ERA WHIP | | | | | | | | | | |
| Ray Culp, R (1, 1) ERA: 2.78 | 4.0 L 23 7 7 3 5 1 1 0 0 0 0 0 31 39 6.75 2.000 | | | | | | | | | | |
| Ed Roebuck, R (5, 1) ERA: 4.31 | 1.0 6 3 1 0 0 0 0 1 0 0 0 0 5 9 0.00 3.000 | | | | | | | | | | |
| Bo Belinsky, L (6, 1) ERA: 5.01 | 3.0 13 2 0 0 3 0 0 0 0 1 0 0 19 19 0.00 0.667 | | | | | | | | | | |
| Jack Baldschun, R (9, 1) ERA: 4.05 | 1.0 3 0 0 0 0 0 0 0 0 0 0 0 3 3 0.00 0.000 | | | | | | | | | | |

Pittsburgh Pirates @ Philadelphia Phillies
 Connie Mack Stadium, Philadelphia, PA

Tue Jul 06 1965, 7:05 PM EDT
 Att: 17,357 - Unknown

livebaseballscorecards.com

AB 42
 R 8
 H 12
 RBI 8
 BB 3
 SO 8
 LOB 27



| Batter | 1 | 2 | 3 | 4 | 5 | 6 | 7 | 8 | 9 | AB R H RBI BB SO LOB | BOTTOM | | | | | | | | |
|--|------------------------------|---------------------------------|------------------------------|---------------------------------|------------------------------|---------------------------------|------------------------------|---------------------------------|------------------------------|---|--|------------------------------|---------------------------------|------------------------------|---------------------------------|----------------------------------|------------------------------------|----------------------------------|--------|
| John Briggs, L OBP: 0.345, SLG: 0.304 (1, 8) | F7 | | | FC6-4 1B | | 4-3 | | E3 HR | | 4 1 1 0 0 0 0 | Pittsburgh Pirates @ Philadelphia Phillies Connie Mack Stadium, Philadelphia, PA Tue Jul 06 1965, 7:05 PM EDT Att. 17,357 - Unknown | | | | | | | | |
| Cookie Rojas, R OBP: 0.387, SLG: 0.410 (1, 4) | 4-3 | | | FC6-4 1B | | F7 | | HR | | 4 2 1 0 0 0 1 | | | | | | | | | |
| Johnny Callison, L OBP: 0.318, SLG: 0.531 Jack Baldschun, R (9, 1) | G3 | | | F8 | | F9 | | HR | | 4 1 1 3 0 0 1 0 0 0 0 0 0 0 | | | | | | | | | |
| Dick Allen, R OBP: 0.421, SLG: 0.553 (1, 5) | | 1-3 | | 1B | | F8 | | F7 | | 4 0 1 0 0 0 0 | | | | | | | | | |
| Tony Gonzalez, L OBP: 0.361, SLG: 0.516 (9, 9) | | F7 | | 1B | | WP 1B | | | L8 | 4 0 2 1 0 0 0 | | | | | | | | | |
| Dick Stuart, R OBP: 0.309, SLG: 0.453 (1, 3) | | F2 | | K | | F8 | | | K | 4 0 0 0 0 2 3 | | | | | | | | | |
| Clay Dalrymple, L OBP: 0.267, SLG: 0.283 (1, 2) | | | F9 | | G3 | K | | | F8 | 4 0 0 0 0 1 1 | | | | | | | | | |
| Bobby Wine, R OBP: 0.250, SLG: 0.195 (1, 6) | | | P4 | | F5 | | | P6 | | 3 0 0 0 0 0 0 | | | | | | | | | |
| Ray Culp, R Ed Roebuck, R John Herrmstein, L Bo Belinsky, L Wes Covington, L | | | F3 | | F5 | | | F8 | | 1 0 0 0 0 0 0 0 0 0 0 0 0 0 1 0 0 0 0 0 0 0 0 0 0 0 0 0 1 0 0 0 0 0 0 | | | | | | | | | |
| Inning Stats | R: 0 E: 0 K: 0 S: 3 | H: 0 LOB: 0 BB: 0 P: 3 | R: 0 E: 0 K: 0 S: 3 | H: 0 LOB: 0 BB: 0 P: 3 | R: 1 E: 0 K: 1 S: 8 | H: 3 LOB: 2 BB: 0 P: 8 | R: 0 E: 0 K: 0 S: 3 | H: 0 LOB: 0 BB: 0 P: 3 | R: 0 E: 0 K: 1 S: 6 | H: 1 LOB: 1 BB: 0 P: 6 | | R: 3 E: 1 K: 0 S: 6 | H: 2 LOB: 0 BB: 0 P: 6 | R: 0 E: 0 K: 1 S: 5 | H: 0 LOB: 0 BB: 0 P: 5 | 1B: 5 2B: 0 3B: 0 HR: 1 | SF: 0 SAC: 0 DP: 0 HBP: 0 | WP: 1 PB: 0 SB: 0 CS: 0 | PA: 34 |
| PITCHER Don Cardwell, R ERA: 3.6 (1, 1) | IP 9.0 | WLS W | BF 34 | H 6 | R 4 | ER 1 | SO 3 | BB 0 | IBB 0 | HBP 0 | BLK 0 | WP 1 | HR 1 | S 40 | P 40 | ERA 1.00 | WHIP 0.667 | | |
| | | | | | | | | | | | | | | | | | | | |



| Batter | 1 | 2 | 3 | 4 | 5 | 6 | 7 | 8 | 9 | AB R H RBI BB SO LOB | TOP |
|--|---|---|---|---|---|---|--|---|---|--|--|
| Bob Bailey, R (1, 5) OBP: 0.334, SLG: 0.355 | 4-0 BB G5-4-3 | | 0-0 6-3 | | | 4-0 BB | | | 0-0 4-3 | 2 0 0 0 2 0 0 | Pittsburgh Pirates @ Philadelphia Phillies Connie Mack Stadium, Philadelphia, PA Wed Jul 07 1965, 7:05 PM EDT Att: 16,632 - Unknown livebaseballscorecards.com |
| Manny Mota, R (1, 8) OBP: 0.299, SLG: 0.319 | 0-0 G5-4-3 1-2f | | | 0-0 CS 1B | | 0-0 L4 | | 0-3 K | 4 0 1 0 0 1 2 | | |
| Roberto Clemente, R (1, 9) OBP: 0.367, SLG: 0.454 | 0-0 F9 | | | 0-0 F8 | | | 0-0 6-3 | 0-0 1B | 4 0 1 0 0 0 1 | | |
| Donn Clendenon, R (1, 3) OBP: 0.365, SLG: 0.456 | | 0-0 FC6-2 1B | | 0-0 F9 | | | 0-3 K | 0-0 5-3 | 4 0 1 0 0 1 2 | | |
| Bill Mazaroski, R (1, 4) OBP: 0.318, SLG: 0.383 | | 0-0 E5 1-3 | | 0-0 CS 1-2 | 0-0 6-3 | | 4-0 BB | | 2 0 0 0 1 0 1 | | |
| Willie Stargell, L (1, 7) OBP: 0.345, SLG: 0.596 | | 0-0 FC6-2 FC6-4 3-H | | | 0-3 K | | 0-3 K | | 3 0 0 0 0 2 2 | | |
| Gene Alley, R (1, 6) OBP: 0.293, SLG: 0.344 | | 0-0 FC6-4 1-2f | | | 0-3 K | | 0-3 K | | 3 0 0 0 0 2 1 | | |
| Del Crandall, R (1, 2) OBP: 0.293, SLG: 0.244 | | | 0-0 F8 | | | 0-0 5-3 | | 0-0 F9 | 3 0 0 0 0 0 0 | | |
| Bob Friend, R (1, 1) | | | 0-3 K | | | 0-0 4-3 | | 0-0 4-3 | 3 0 0 0 0 1 0 | | |
| Inning Stats | R: 0 H: 0 E: 0 LOB: 0 K: 0 BB: 1 S: 2 P: 6 | R: 0 H: 1 E: 1 LOB: 1 K: 0 BB: 0 S: 4 P: 4 | R: 0 H: 0 E: 0 LOB: 0 K: 1 BB: 0 S: 5 P: 5 | R: 0 H: 1 E: 0 LOB: 0 K: 0 BB: 0 S: 3 P: 3 | R: 0 H: 0 E: 0 LOB: 0 K: 2 BB: 0 S: 7 P: 7 | R: 0 H: 0 E: 0 LOB: 1 K: 0 BB: 1 S: 3 P: 7 | R: 0 H: 0 E: 0 LOB: 1 K: 2 BB: 1 S: 7 P: 11 | R: 0 H: 0 E: 0 LOB: 0 K: 1 BB: 0 S: 5 P: 5 | R: 0 H: 1 E: 0 LOB: 1 K: 1 BB: 0 S: 6 P: 6 | 1B: 3 SF: 0 2B: 0 SAC: 0 3B: 0 DP: 1 HR: 0 HBP: 0 | |
| PITCHER Chris Short, L (1, 1) ERA: 3.22 | IP WLS BF H R ER SO BB IBB HBP BLK WP HR S P ERA WHIP | | | | | | | | | | |

| | |
|-----|----|
| AB | 28 |
| R | 0 |
| H | 3 |
| RBI | 0 |
| BB | 3 |
| SO | 7 |
| LOB | 9 |



| Batter | 1 | 2 | 3 | 4 | 5 | 6 | 7 | 8 | 9 |
|--|-----------|------------|-----------|----------|---------------|-----------|----------------|--------------|---|
| John Briggs, L OBP: 0.341, SLG: 0.301 (1, 8) X | 0-0 F2 ① | | 0-0 6-3 ③ | | | 0-0 4-3 ② | | 0-0 FC6-4 1B | |
| Cookie Rojas, R OBP: 0.381, SLG: 0.403 (1, 4) X | 0-0 5-3 ② | | | 0-0 F9 ① | | 0-0 F9 ③ | | 0-0 FC6-4 ③ | |
| Johnny Callison, L OBP: 0.315, SLG: 0.526 (1, 9) X | 0-0 4-3 ③ | | | 0-0 F8 ② | | | 0-0 P6 ① | | |
| Dick Allen, R OBP: 0.423, SLG: 0.564 (1, 5) X | | 0-0 2B ① | | 0-3 K ③ | | | 0-0 FC6-2-5 3B | | |
| Tony Gonzalez, L OBP: 0.355, SLG: 0.506 (1, 7) X | | 0-0 F2 ② | | | 0-3 K ① | | 0-0 FC6-2-5 ② | | |
| John Herrnstein, L OBP: 0.290, SLG: 0.333 (1, 3) X | | 0-0 2-6 1B | | | 0-0 1B 1B | | 0-0 3-H 6-3 ③ | | |
| Clay Dalrymple, L OBP: 0.274, SLG: 0.311 (1, 2) X | | 0-0 2-6 ③ | 0-0 F9 ① | | 0-0 G6-4-3 1B | | | 0-0 HR | |
| Bobby Wine, R OBP: 0.244, SLG: 0.190 (1, 6) X | | | 0-3 K ② | | 0-0 G6-4-3 ③ | | | 0-0 6-3 ① | |
| Chris Short, R OBP: 0.125, SLG: 0.125 (1, 1) X | | | 0-0 1B | | | 0-0 L3 ① | | 0-0 4-3 ② | |

| AB | R | H | RBI | BB | SO | LOB |
|----|---|---|-----|----|----|-----|
| 4 | 0 | 1 | 0 | 0 | 0 | 1 |
| 4 | 0 | 0 | 0 | 0 | 0 | 1 |
| 3 | 0 | 0 | 0 | 0 | 0 | 0 |
| 3 | 0 | 2 | 0 | 0 | 1 | 0 |
| 3 | 0 | 0 | 0 | 0 | 1 | 1 |
| 3 | 0 | 2 | 0 | 0 | 0 | 1 |
| 3 | 1 | 2 | 1 | 0 | 0 | 0 |
| 3 | 0 | 0 | 0 | 0 | 1 | 2 |
| 3 | 0 | 1 | 0 | 0 | 0 | 0 |

BOTTOM

Pittsburgh Pirates @ Philadelphia Phillies
Connie Mack Stadium, Philadelphia, PA
 Wed Jul 07 1965, 7:05 PM EDT
 Att. 16,632 - Unknown

livebaseballscorecards.com

| | |
|------------|-----------|
| AB | 29 |
| R | 1 |
| H | 8 |
| RBI | 1 |
| BB | 0 |
| SO | 3 |
| LOB | 6 |



| Inning Stats | R: 0 | H: 0 | E: 0 | K: 0 | S: 3 | P: 3 | R: 0 | H: 2 | E: 0 | K: 0 | S: 3 | R: 0 | H: 1 | E: 0 | K: 1 | S: 6 | R: 0 | H: 0 | E: 0 | K: 1 | S: 5 | R: 0 | H: 2 | E: 0 | K: 1 | S: 6 | R: 0 | H: 0 | E: 0 | K: 0 | S: 3 | R: 0 | H: 1 | E: 0 | K: 0 | S: 4 | R: 1 | H: 2 | E: 0 | K: 0 | S: 5 | | | | | | | | | | | | | | | | | | | | | | | | | | |
|--------------|------|------------|------|-----------|------|----------|------|----------|------|-----------|------|-----------|------|-----------|------|------------|------|------------|------|------------|------|-----------|------|-----------|------|----------|------|----------|------|------------|------|-------------|-------|-----------|------|------------|------|-----------|------|----------|------|----------|--|-----------|--|-----------|--|-----------|--|------------|--|------------|--|------------|--|-----------|--|-----------|--|----------|--|----------|--|------------|--|-------------|--|
| IP | 8.0 | WLS | L | BF | 30 | H | 8 | R | 1 | ER | 1 | SO | 3 | BB | 0 | IBB | 0 | HBP | 0 | BLK | 0 | WP | 0 | HR | 1 | S | 35 | P | 35 | ERA | 1.12 | WHIP | 1.000 | IP | | WLS | | BF | | H | | R | | ER | | SO | | BB | | IBB | | HBP | | BLK | | WP | | HR | | S | | P | | ERA | | WHIP | |

| | |
|--------------|---------------|
| WP: 0 | PA: 29 |
| PB: 0 | |
| SB: 0 | |
| CS: 0 | |

| Batter | 1 | 2 | 3 | 4 | 5 | 6 | 7 | 8 | 9 | AB R H RBI BB SO LOB | TOP | | | | | | | | | | | | | | |
|--|---|---|--|--|------------------------------|---------------------------------|-----------------------------------|---------------------------------|------------------------------|---------------------------------|--|----------------------------------|------------------------------|----------------------------------|---|---------------------------------|------------------------------|---------------------------------|----------------------------------|------------------------------------|----------------------------------|--------|--|--|--|
| Maury Wills, S OBP: 0.324, SLG: 0.307 (1, 6) x | 0-0 P4 | | | x 0-0 4-3 | | x 0-0 FC3-6 1B | x 0-0 S 1B | x 0-0 SH1-4 1-2 | | 4 1 2 0 0 0 0 | Los Angeles Dodgers @ Pittsburgh Pirates Forbes Field, Pittsburgh, PA Thu Jul 08 1965, 7:05 PM EDT Att. 22,247 - Unknown livebaseballscorecards.com | | | | | | | | | | | | | | |
| Jim Gilliam, S OBP: 0.371, SLG: 0.416 (1, 5) x John Kennedy, R OBP: 0.264, SLG: 0.262 (8, 5) | 0-0 6-3 | | | x 0-0 1B 1B | | x 0-0 FC3-6 2B | x 0-0 B2 1-3 | x 0-0 4-3 | | 5 1 1 0 0 0 3 0 0 0 0 0 0 0 | | | | | | | | | | | | | | | |
| Willie Davis, L OBP: 0.274, SLG: 0.344 (1, 8) x | 0-0 4-3 | | | x 0-0 F9 | | x 0-0 E3 2B | x 0-0 S 1B | H 1-0 HBP HBP | | 4 2 1 1 0 0 2 | | | | | | | | | | | | | | | |
| Ron Fairly, L OBP: 0.380, SLG: 0.444 (1, 9) x | | x 0-0 G6-4-3 1B | | x 0-0 1B 1B | | x 0-0 1B 2B | B 4-0 B 1-2 B E B BB | H 1-0 HBP 1-2 2-3 HBP | | 3 2 3 2 1 0 0 | | | | | | | | | | | | | | | |
| John Roseboro, L OBP: 0.282, SLG: 0.309 (1, 2) x | | x 0-0 G6-4-3 1-2f | | x 0-0 F9 | | B 4-0 B 1B B 2B B BB | x 0-0 FC6-4 1B | x 0-0 G3 | | 4 1 1 1 1 0 6 | | | | | | | | | | | | | | | |
| Lou Johnson, R OBP: 0.351, SLG: 0.444 (1, 7) x | | x 0-0 F8 | | x 0-0 6-3 | | x 0-3 K | x 0-0 FC6-4 2B | x 0-0 1-3 | | 5 1 0 0 0 1 3 | | | | | | | | | | | | | | | |
| Wes Parker, S OBP: 0.336, SLG: 0.375 (1, 3) x | | | x 0-0 4-3 | | x 0-0 3-1 | x 0-0 2B 1B | x 0-0 1-3 2-H 1B | S 0-3 K | | 5 1 2 2 0 1 0 | | | | | | | | | | | | | | | |
| Jim Lefebvre, S OBP: 0.310, SLG: 0.331 (1, 4) x | | | x 0-0 F9 | | x 0-0 1B | x 0-0 1-H 3-H 2B | S 0-3 K | x 0-0 5-3 | | 5 0 2 2 0 1 1 | | | | | | | | | | | | | | | |
| Claude Osteen, L OBP: 0.111, SLG: 0.094 (1, 1) x Howie Reed, R (4, 1) | | | x 0-0 F8 | | x 0-3 K | | B 4-0 B HBP B SH1-4 B BB | | | 1 0 0 0 0 0 0 2 0 0 0 1 2 2 | | | | | | | | | | | | | | | |
| Inning Stats | R: 0 E: 0 K: 0 S: 3 | H: 0 LOB: 0 BB: 0 P: 3 | R: 0 E: 0 K: 0 S: 3 | H: 1 LOB: 0 BB: 0 P: 3 | R: 0 E: 0 K: 0 S: 3 | H: 0 LOB: 0 BB: 0 P: 3 | R: 0 E: 0 K: 0 S: 5 | H: 2 LOB: 2 BB: 0 P: 5 | R: 0 E: 0 K: 1 S: 6 | H: 1 LOB: 1 BB: 0 P: 6 | R: 5 E: 1 K: 2 S: 12 | H: 4 LOB: 1 BB: 1 P: 16 | R: 4 E: 1 K: 1 S: 9 | H: 4 LOB: 1 BB: 1 P: 13 | R: 0 E: 0 K: 0 S: 3 | H: 0 LOB: 3 BB: 1 P: 9 | R: 0 E: 0 K: 1 S: 5 | H: 0 LOB: 0 BB: 0 P: 5 | 1B: 9 2B: 3 3B: 0 HR: 0 | SF: 0 SAC: 1 DP: 1 HBP: 2 | WP: 0 PB: 0 SB: 4 CS: 0 | PA: 44 | | | |
| PITCHER Vern Law, R ERA: 1.7 (1, 1) Frank Carpin, L ERA: 4.42 (7, 1) Wilbur Wood, L ERA: 1.83 (9, 1) | IP WLS BF H R ER SO BB IBB HBP BLK WP HR S P ERA WHIP | 6.0 L 28 9 6 2 3 1 0 0 0 0 0 0 33 37 3.00 1.667 | 2.0 13 3 3 3 1 2 0 2 0 0 0 0 11 21 13.50 2.500 | 1.0 3 0 0 0 0 1 0 0 0 0 0 0 5 5 0.00 0.000 | | | | | | | | | | | PITCHER IP WLS BF H R ER SO BB IBB HBP BLK WP HR S P ERA WHIP | | | | | | | | | | |



| Batter | 1 | 2 | 3 | 4 | 5 | 6 | 7 | 8 | 9 | AB | R | H | RBI | BB | SO | LOB |
|---|------------------------|-------------------------|-----------|----------------------------|-----------------|------------|------------------|----------------------------|------------------|----|---|---|-----|----|----|-----|
| Bob Bailey, R OBP: 0.335, SLG: 0.353 (1, 5) | 0-0 1-3 1B | 0-0 FC5 1B 2-H | | 4-0 1-2 G1-6-3 BB | | 0-0 F6 | | 0-0 F8 | | 4 | 0 | 1 | 1 | 1 | 0 | 2 |
| Manny Mota, R OBP: 0.309, SLG: 0.329 Bill Virdon, L OBP: 0.356, SLG: 0.405 (4, PH) (5, 8) | 0-0 E1 3B 1B | 0-0 1-2 1B | | 0-0 G1-6-3 1-2f | | | 0-0 F8 | | 0-0 G3 | 2 | 1 | 2 | 0 | 0 | 0 | 0 |
| Roberto Clemente, R OBP: 0.367, SLG: 0.451 (1, 9) | 0-0 6-3 | 0-0 FC5 2-3f | | | 0-0 6-3 | | 0-0 1-3 1B | | 1-0 1B HBP | 4 | 0 | 1 | 0 | 0 | 0 | 3 |
| Donn Clendenon, R OBP: 0.368, SLG: 0.465 (1, 3) | 0-0 1B 3B 2-H | | 0-3 K | | 0-0 2B 1B | | 0-0 1-3 | | 0-0 1-2 1B | 5 | 2 | 3 | 1 | 0 | 1 | 1 |
| Bill Mazaroski, R OBP: 0.320, SLG: 0.384 (1, 4) | 0-0 1B 3-H | | 0-0 1B | | 0-0 P3 | | 0-0 F7 | | 0-0 L8 | 5 | 0 | 2 | 1 | 0 | 0 | 4 |
| Willie Stargell, L OBP: 0.346, SLG: 0.596 (1, 7) | 0-0 4-3 | | 0-3 K | | 0-0 2B | | | 0-0 FC6-4 1B | 0-0 F8 | 5 | 0 | 2 | 1 | 0 | 1 | 4 |
| Gene Alley, R OBP: 0.289, SLG: 0.338 (1, 6) | | 0-3 K | 0-0 F9 | | 0-0 5-3 | | | 0-0 FC6-4 1B 1-2f | | 4 | 0 | 0 | 0 | 0 | 1 | 3 |
| Jim Pagliaroni, R OBP: 0.346, SLG: 0.457 Ozzie Virgil, R OBP: 0.310, SLG: 0.464 Hal Smith, R (8, PR) (9, 2) | | 0-0 1B 2B | | 0-0 F8 | | 0-0 6-3 | | 0-0 1-2 1B | | 4 | 0 | 2 | 0 | 0 | 0 | 0 |
| Vern Law, R OBP: 0.283, SLG: 0.348 Frank Carpin, L (7, 1) | | 0-0 1B 2B | | 0-0 BB 1B | | 0-0 F8 | | | 0-3 K | 0 | 0 | 0 | 0 | 0 | 0 | 0 |
| Gene Freese, R OBP: 0.347, SLG: 0.348 Wilbur Wood, R (8, PH) (9, 1) | | 0-0 1B 1B 2-H | | | | | | | | 3 | 1 | 2 | 0 | 0 | 0 | 0 |

| Inning Stats | R: 2 | H: 3 | E: 1 | K: 0 | S: 6 | H: 3 | LOB: 1 | BB: 0 | P: 6 | R: 1 | H: 4 | E: 0 | K: 1 | S: 8 | H: 4 | LOB: 2 | BB: 0 | P: 8 | R: 0 | H: 1 | E: 0 | K: 2 | S: 8 | H: 1 | LOB: 1 | BB: 0 | P: 8 | R: 0 | H: 1 | E: 0 | K: 0 | S: 3 | R: 1 | H: 2 | E: 0 | K: 0 | S: 5 | R: 0 | H: 0 | E: 0 | K: 0 | S: 3 | R: 0 | H: 1 | E: 0 | K: 0 | S: 4 | R: 0 | H: 2 | E: 0 | K: 1 | S: 7 | R: 0 | H: 2 | E: 0 | K: 0 | S: 4 | R: 0 | H: 1 | E: 0 | K: 0 | S: 4 | R: 0 | H: 1 | E: 0 | K: 0 | S: 4 | R: 0 | H: 2 | E: 0 | K: 0 | S: 7 | R: 0 | H: 1 | E: 0 | K: 0 | S: 4 | R: 0 | H: 1 | E: 0 | K: 0 | S: 4 | R: 0 | H: 2 | E: 0 | K: 0 | S: 7 | R: 0 | H: 1 | E: 0 | K: 0 | S: 4 |
|--------------|------|------|------|------|------|------|--------|-------|------|------|------|------|------|------|------|--------|-------|------|------|------|------|------|------|------|--------|-------|------|------|------|------|------|------|------|------|------|------|------|------|------|------|------|------|------|------|------|------|------|------|------|------|------|------|------|------|------|------|------|------|------|------|------|------|------|------|------|------|------|------|------|------|------|------|------|------|------|------|------|------|------|------|------|------|------|------|------|------|------|------|------|------|------|------|
|--------------|------|------|------|------|------|------|--------|-------|------|------|------|------|------|------|------|--------|-------|------|------|------|------|------|------|------|--------|-------|------|------|------|------|------|------|------|------|------|------|------|------|------|------|------|------|------|------|------|------|------|------|------|------|------|------|------|------|------|------|------|------|------|------|------|------|------|------|------|------|------|------|------|------|------|------|------|------|------|------|------|------|------|------|------|------|------|------|------|------|------|------|------|------|------|------|

| PITCHER | IP | WLS | BF | H | R | ER | SO | BB | IBB | HBP | BLK | WP | HR | S | P | ERA | WHIP |
|---|-----|-----|----|---|---|----|----|----|-----|-----|-----|----|----|----|----|------|-------|
| Claude Osteen, L ERA: 2.52 (1, 1) | 3.1 | | 19 | 9 | 3 | 3 | 3 | 1 | 0 | 0 | 0 | 0 | 0 | 24 | 28 | 8.10 | 3.000 |
| Howie Reed, R ERA: 2.9 (4, 1) | 5.2 | W | 23 | 6 | 1 | 1 | 1 | 0 | 0 | 1 | 0 | 0 | 0 | 24 | 25 | 1.59 | 1.059 |

Los Angeles Dodgers @ Pittsburgh Pirates
Forbes Field, Pittsburgh, PA
 Thu Jul 08 1965, 7:05 PM EDT
 Att. 22,247 - Unknown

| | |
|------------|-----------|
| AB | 40 |
| R | 4 |
| H | 15 |
| RBI | 4 |
| BB | 1 |
| SO | 4 |
| LOB | 21 |



| WP | PA | ERA | WHIP |
|----|----|-----|------|
| 0 | 42 | | |

| Batter | 1 | 2 | 3 | 4 | 5 | 6 | 7 | 8 | 9 | AB R H RBI BB SO LOB | TOP | | | | | | | | | | | |
|--|---|---------------------------------|------------------------------|---------------------------------|------------------------------|---------------------------------|------------------------------|---------------------------------|------------------------------|--|--|---------------------------------|---|---------------------------------|------------------------------|---------------------------------|------------------------------|---------------------------------|----------------------------------|------------------------------------|----------------------------------|--------|
| Maury Wills, S (1, 6) OBP: 0.323, SLG: 0.306 | 0-0 F8 | | 0-0 FC6 | | | 0-0 G4-3-6 | | 0-0 1B | | 4 0 1 0 0 0 2 | Los Angeles Dodgers @ Pittsburgh Pirates Forbes Field, Pittsburgh, PA Fri Jul 09 1965, 7:05 PM EDT Att. 16,284 - Unknown livebaseballscorecards.com | | | | | | | | | | | |
| Wes Parker, S (1, 3) OBP: 0.338, SLG: 0.378 | 0-0 F9 | | | 4-0 L6-3 BB | | 0-0 2B | | 0-0 F4 | | 3 0 1 0 1 0 1 | | | | | | | | | | | | |
| Lou Johnson, R (1, 7) OBP: 0.344, SLG: 0.434 | 0-0 L4 | | | 0-0 L6-3 | | 0-0 F8 | | | 0-0 E6 1B | 4 1 0 0 0 0 2 | | | | | | | | | | | | |
| Ron Fairly, L (1, 9) OBP: 0.378, SLG: 0.441 | | 0-0 5-3 | | 0-3 K | | 0-3 K | | | 0-0 1B 1B | 4 0 1 1 0 2 0 | | | | | | | | | | | | |
| Jim Lefebvre, S (1, 4) OBP: 0.310, SLG: 0.330 | | 0-0 6-3 | | | 0-0 F3 | | 0-0 L5 | | 0-0 1B G6-3 1B | 4 0 1 0 0 0 0 | | | | | | | | | | | | |
| Willie Davis, L (1, 8) OBP: 0.273, SLG: 0.343 | | 0-0 1-3 | | | 0-0 F9 | | 0-0 1B | | 0-3 K | 4 0 1 0 0 1 2 | | | | | | | | | | | | |
| Dick Tracewski, R (1, 5) OBP: 0.314, SLG: 0.274 | | | | 4-0 FC6 BB | | 4-0 BB | | 0-0 G3 | 0-0 G6-3 | 2 0 0 0 2 0 3 | | | | | | | | | | | | |
| Jeff Torborg, R (1, 2) OBP: 0.309, SLG: 0.406 | | | | 0-3 K | | 0-0 F9 | | | 0-0 6-3 | 3 0 0 0 0 1 2 | | | | | | | | | | | | |
| Johnny Podres, L (1, 1) OBP: 0.121, SLG: 0.121 Nick Wilhite, L (3, 1) OBP: 0.625, SLG: 0.600 Hector Valle, R (6, PH) OBP: 0.333, SLG: 0.200 Ron Perranoski, L (6, 1) Jim Gilliam, S (8, PH) OBP: 0.369, SLG: 0.413 Bob Miller, R (8, 1) | | | | 0-0 FC6 | | 4-0 G4-3-6 BB | | 0-0 P4 | | 1 0 0 0 0 0 1 0 0 0 0 0 0 0 0 0 0 0 1 0 0 0 0 0 0 0 0 0 1 0 0 0 0 0 0 0 0 0 0 0 0 0 | | | | | | | | | | | | |
| Inning Stats | R: 0 E: 0 K: 0 S: 3 | H: 0 LOB: 0 BB: 0 P: 3 | R: 0 E: 0 K: 0 S: 3 | H: 0 LOB: 0 BB: 0 P: 3 | R: 0 E: 1 K: 1 S: 5 | H: 0 LOB: 1 BB: 1 P: 9 | R: 0 E: 0 K: 1 S: 4 | H: 0 LOB: 0 BB: 1 P: 8 | R: 0 E: 0 K: 0 S: 3 | H: 0 LOB: 1 BB: 1 P: 7 | R: 0 E: 0 K: 0 S: 3 | H: 1 LOB: 1 BB: 1 P: 7 | R: 0 E: 0 K: 1 S: 6 | H: 1 LOB: 1 BB: 0 P: 6 | R: 0 E: 0 K: 0 S: 4 | H: 1 LOB: 1 BB: 0 P: 4 | R: 1 E: 1 K: 1 S: 7 | H: 2 LOB: 1 BB: 0 P: 7 | 1B: 4 2B: 2 3B: 0 HR: 0 | SF: 0 SAC: 0 DP: 3 HBP: 0 | WP: 0 PB: 0 SB: 0 CS: 0 | PA: 34 |
| PITCHER Bob Veale, L (1, 1) ERA: 2.62 | IP 9.0 WLS W BF 34 H 5 R 1 ER 0 SO 4 BB 4 IBB 0 HBP 0 BLK 0 WP 0 HR 0 S 38 P 54 ERA 0.00 WHIP 1.000 | | | | | | | | | | | PITCHER | IP WLS BF H R ER SO BB IBB HBP BLK WP HR S P ERA WHIP | | | | | | | | | |



| Batter | 1 | 2 | 3 | 4 | 5 | 6 | 7 | 8 | 9 |
|---|------------------|--------------|---------|----------------------|--------------|----------------|---------------|---------|---|
| Bob Bailey, R OBP: 0.334, SLG: 0.352 (1, 5) | 0-0 SH1-3 1B | | 0-0 6-3 | | 0-0 F9 | 0-0 FC6 | | | |
| Manny Mota, R OBP: 0.309, SLG: 0.329 (1, 8) (7, 7) | 0-0 SH1-3 1-2 | | 0-0 F9 | | 0-0 HR 1B | | 0-0 F3 | | |
| Roberto Clemente, R OBP: 0.372, SLG: 0.485 (1, 9) | 0-0 L8 | | 0-0 | | 0-0 HR 1B | | 0-0 3B 1B | | |
| Donn Clendenon, R OBP: 0.370, SLG: 0.471 (1, 3) | 0-0 6-3 | | 0-0 F8 | | 0-0 1B | | 0-0 SF9 3B | | |
| Bill Mazerowski, R OBP: 0.319, SLG: 0.380 (1, 4) | | 0-0 6-3 | | 4-0 1B BB | 0-3 K | | 0-0 SF9 | | |
| Willie Stargell, L OBP: 0.349, SLG: 0.596 (1, 7) Bill Virdon, L OBP: 0.354, SLG: 0.404 (6, PR) (7, 8) | | 0-0 4-3 | | 0-0 G6-4-3 1-3 1B | | 1-0 4-3 HBP | 0-0 F6 | | |
| Gene Alley, R OBP: 0.285, SLG: 0.333 (1, 6) | | 0-0 E4 BB | | 0-0 P3 | | 0-0 4-3 | | 0-3 K | |
| Jim Pagliaroni, R OBP: 0.349, SLG: 0.452 (1, 2) | | 4-0 | | 0-0 G6-4-3 1-2f | | 4-0 FC6 BB | | 0-0 1-3 | |
| Bob Veale, S OBP: 0.127, SLG: 0.077 (1, 1) | | 0-3 K | | | | 0-0 5-3 | | 0-3 K | |

| AB | R | H | RBI | BB | SO | LOB |
|----|---|---|-----|----|----|-----|
| 4 | 0 | 1 | 0 | 0 | 0 | 2 |
| 3 | 1 | 1 | 0 | 0 | 0 | 0 |
| 4 | 2 | 3 | 2 | 0 | 0 | 1 |
| 4 | 1 | 2 | 1 | 0 | 0 | 2 |
| 2 | 0 | 0 | 1 | 1 | 1 | 1 |
| 2 | 0 | 1 | 0 | 0 | 0 | 0 |
| 1 | 0 | 0 | 0 | 0 | 0 | 0 |
| 4 | 0 | 0 | 0 | 0 | 1 | 3 |
| 2 | 0 | 0 | 0 | 2 | 0 | 2 |
| 4 | 0 | 0 | 0 | 0 | 3 | 4 |

| BOTTOM | |
|--|---|
| Los Angeles Dodgers @ Pittsburgh Pirates Forbes Field, Pittsburgh, PA Fri Jul 09 1965, 7:05 PM EDT Att. 16,284 - Unknown | |
| AB 30 R 4 H 8 RBI 4 BB 3 SO 5 LOB 15 |  |

| Inning Stats | | R: 0 | H: 1 | E: 0 | K: 0 | S: 4 | H: 0 | LOB: 2 | BB: 1 | P: 10 | R: 0 | H: 1 | E: 0 | K: 0 | S: 4 | H: 0 | LOB: 1 | BB: 0 | P: 4 | R: 0 | H: 1 | E: 0 | K: 0 | S: 3 | R: 2 | H: 3 | E: 0 | K: 1 | S: 8 | H: 0 | LOB: 2 | BB: 1 | P: 10 | R: 2 | H: 2 | E: 0 | K: 0 | S: 5 | H: 0 | LOB: 0 | BB: 0 | P: 5 | R: 0 | H: 0 | E: 0 | K: 2 | S: 7 | H: 0 | LOB: 0 | BB: 0 | P: 7 |
|---------------------------------------|--|------|------|------|------|------|------|--------|-------|-------|------|------|------|------|------|------|--------|-------|--------------------------------------|------|------|------|------|------|------|------|------|------|------|------|--------|-------|-------|------|------|-------|-------|------|------|--------|-------|------|------|------|------|------|------|------|--------|-------|------|
| PITCHER | | IP | WLS | BF | H | R | ER | SO | BB | IBB | HBP | BLK | WP | HR | S | P | ERA | WHIP | PITCHER | | IP | WLS | BF | H | R | ER | SO | BB | IBB | HBP | BLK | WP | HR | S | P | ERA | WHIP | | | | | | | | | | | | | | |
| Johnny Podres, L ERA: 3.11 (1, 1) | | 2.2 | | 12 | 2 | 0 | 0 | 1 | 1 | 0 | 0 | 0 | 0 | 0 | 13 | 17 | 0.00 | 1.125 | Nick Willhite, L ERA: 6.08 (3, 1) | | 2.1 | L | 11 | 4 | 2 | 2 | 1 | 1 | 0 | 0 | 0 | 0 | 1 | 12 | 16 | 7.71 | 2.143 | | | | | | | | | | | | | | |
| Ron Perranoski, L ERA: 4.33 (6, 1) | | 2.0 | | 10 | 2 | 2 | 2 | 1 | 1 | 0 | 1 | 0 | 0 | 0 | 10 | 15 | 9.00 | 1.500 | Bob Miller, R ERA: 2.73 (8, 1) | | 1.0 | | 3 | 0 | 0 | 0 | 2 | 0 | 0 | 0 | 0 | 0 | 7 | 7 | 0.00 | 0.000 | | | | | | | | | | | | | | | |

| WP | PA | ERA | WHIP |
|----|----|-----|------|
| 0 | 36 | 0 | 0 |
| 0 | | 0 | 0 |
| 0 | | 0 | 0 |

| Batter | 1 | 2 | 3 | 4 | 5 | 6 | 7 | 8 | 9 | AB R H RBI BB SO LOB | TOP | | | |
|---|---|---|---|---|---|---|---|---|---|--|--|--|----------------|---|
| Maury Wills, S (1, 6) OBP: 0.324, SLG: 0.307 | 0-0 2B 1B | | 0-3 K | | 0-0 2-3 2B 1B | 0-0 6-3 | | | 0-0 F6 | 5 2 2 0 0 1 0 | Los Angeles Dodgers @ Pittsburgh Pirates Forbes Field, Pittsburgh, PA Sat Jul 10 1965, 3:33 AM EDT Att. 14,880 - Unknown livebaseballscorecards.com | | | |
| Jim Gilliam, S (1, 5) John Kennedy, R (6, 5) OBP: 0.372, SLG: 0.423 OBP: 0.260, SLG: 0.258 | 0-0 SH1-3 1-H SF8 2B | | 0-0 1B 1B | | 0-0 1-2 6-3 | 0-0 4-3 | | 0-3 K | 4 1 2 1 0 0 2 1 0 0 0 0 1 0 | | | | | |
| Willie Davis, L (1, 8) OBP: 0.280, SLG: 0.344 | 0-0 SH1-3 2-3 | | 0-0 1-2 G3-6-1 1B | | 4-0 2B BB | | 4-0 S BB | 0-3 K | 2 1 1 0 2 1 0 | | | | | |
| Ron Fairly, L (1, 9) OBP: 0.377, SLG: 0.443 | 0-0 SF8 3-H | | 0-0 1-2f G3-6-1 | | 0-0 1-H 2-H 3-H 1B 2B | | 0-0 1-3 F9 | | 3 1 1 4 0 0 3 | | | | | |
| John Roseboro, L (1, 2) OBP: 0.278, SLG: 0.304 | 0-0 F7 | | | 0-0 F7 | 0-0 1B FC4 2-3 | | 0-0 6-3 | | 4 1 0 0 0 0 2 | | | | | |
| Lou Johnson, R (1, 7) OBP: 0.342, SLG: 0.430 | | 0-0 P3 | | 0-0 5-3 | 0-0 1-3 3-H FC4 1B | | 0-0 6-3 | | 4 0 1 1 0 0 1 | | | | | |
| Wes Parker, S (1, 3) OBP: 0.337, SLG: 0.374 | | 0-3 K | | 4-0 CS BB | 0-0 1-2f 3-H FC4 | | 0-0 6-3 | | 3 0 0 1 1 1 1 | | | | | |
| Jim Lefebvre, S (1, 4) OBP: 0.312, SLG: 0.343 | | 0-0 1B | | 0-0 1-2 CS HR K | | | 0-0 4-3 | | 4 1 2 1 0 1 1 | | | | | |
| Don Drysdale, R (1, 1) Ron Perranoski, L (6, 1) OBP: 0.323, SLG: 0.571 | 0-0 F5 | | | | 0-0 1B 2B 2B | | 0-0 6-3 | 0-3 K | 3 1 1 0 0 0 1 1 0 0 0 0 1 0 | | | | | |
| Inning Stats | R: 2 E: 0 K: 0 S: 5 H: 2 LOB: 0 BB: 0 P: 5 | R: 0 E: 0 K: 1 S: 6 H: 1 LOB: 1 BB: 0 P: 6 | R: 0 E: 0 K: 1 S: 6 H: 2 LOB: 1 BB: 0 P: 6 | R: 0 E: 0 K: 0 S: 2 H: 0 LOB: 0 BB: 1 P: 6 | R: 6 E: 1 K: 1 S: 11 H: 5 LOB: 1 BB: 1 P: 15 | R: 0 E: 0 K: 0 S: 3 H: 0 LOB: 0 BB: 0 P: 3 | R: 0 E: 0 K: 0 S: 3 H: 0 LOB: 1 BB: 1 P: 7 | R: 0 E: 0 K: 1 S: 5 H: 0 LOB: 0 BB: 0 P: 5 | R: 0 E: 0 K: 2 S: 7 H: 0 LOB: 0 BB: 0 P: 7 | 1B: 6 2B: 3 3B: 0 HR: 1 SF: 1 SAC: 1 DP: 1 HBP: 0 | WP: 0 PB: 0 SB: 2 CS: 1 PA: 40 | | | |
| PITCHER | IP WLS BF H R ER SO BB IBB HBP BLK WP HR S P ERA WHIP | | | | | | | | | | | | PITCHER | IP WLS BF H R ER SO BB IBB HBP BLK WP HR S P ERA WHIP |
| Don Cardwell, R (1, 1) ERA: 3.79 | 4.0 L 18 7 4 4 2 1 0 0 0 0 0 1 21 25 9.00 2.000 | | | | | | | | | | | | | |
| Wilbur Wood, L (5, 1) ERA: 2.6 | 0.1 5 2 2 2 0 1 0 0 0 0 0 0 4 8 54.00 9.000 | | | | | | | | | | | | | |
| Tommie Sisk, R (5, 1) ERA: 4.06 | 3.2 13 1 2 1 2 1 0 0 0 0 0 0 16 20 2.46 0.545 | | | | | | | | | | | | | |
| Al McBean, R (9, 1) ERA: 2.48 | 1.0 3 0 0 0 0 2 0 0 0 0 0 0 0 7 7 0.00 0.000 | | | | | | | | | | | | | |

| | |
|-----|----|
| AB | 34 |
| R | 8 |
| H | 10 |
| RBI | 8 |
| BB | 3 |
| SO | 6 |
| LOB | 11 |



BOTTOM

Los Angeles Dodgers @ Pittsburgh Pirates
Forbes Field, Pittsburgh, PA
Sat Jul 10 1965, 3:33 AM EDT
Att. 14,880 - Unknown

livebaseballscorecards.com

AB 39
R 4
H 16
RBI 4
BB 3
SO 5
LOB 18



WP: 1 PA: 43
PB: 0
SB: 0
CS: 0

AB R H RBI BB SO LOB

5 0 2 2 0 0 2

3 0 1 0 0 1 0

1 0 0 0 1 0 1

5 0 2 1 0 1 3

5 0 3 0 0 0 2

5 1 2 0 0 2 5

5 0 2 1 0 0 1

4 0 0 0 0 0 2

3 2 1 0 1 1 2

1 0 1 0 0 0 0

0 0 0 0 0 0 0

1 1 1 0 1 0 0

1 0 1 0 0 0 0

0 0 0 0 0 0 0

1B: 11 SF: 0
2B: 6 SAC: 0
3B: 0 DP: 2
HR: 0 HBP: 0

| Batter | 1 | 2 | 3 | 4 | 5 | 6 | 7 | 8 | 9 |
|---|------------------|------------------------------|------------|-----------------------|-------------------------|-----------------------|------------------|-----------------------|---|
| Bob Bailey, R OBP: 0.335, SLG: 0.356 (1, 5) | 0-0 4-3 1B | 0-0 1-2 3-H 1B | | | 0-0 F6 1B | 0-0 2B | | 0-0 F4 1B | |
| Bill Virdon, L OBP: 0.354, SLG: 0.403 Manny Mota, R OBP: 0.312, SLG: 0.326 (6, PH) (7, 8) | 0-3 K | 0-0 PO 2-3 | 0-0 3-1 | | 0-0 2B 1B | 4-0 BB | | 0-0 L3 1-2 | |
| Roberto Clemente, R OBP: 0.372, SLG: 0.467 (1, 9) | 0-0 1B 1B | | 0-3 K | | 0-0 1-3 2-H 2B | 0-0 4-3 | | 0-0 1-6-3 | |
| Willie Stargell, L OBP: 0.353, SLG: 0.599 (1, 7) | 0-0 1-2 1B | | 0-0 2B | | 0-0 P6 | | 0-0 4-3 | 0-0 E4 1B 1B | |
| Donn Clendenon, R OBP: 0.370, SLG: 0.473 (1, 3) | 0-0 1-3 | | 0-3 K | | 0-3 K | | 0-0 2B 2B | 0-0 2-3 1B | |
| Bill Mazerowski, R OBP: 0.321, SLG: 0.385 (1, 4) | | 0-0 F8 1B | | 0-0 G6-4-3 1B | | 0-0 5-3 | 0-0 2-H 2B | 0-0 F9 | |
| Gene Alley, R OBP: 0.281, SLG: 0.328 (1, 6) | | 0-0 5-3 | | 0-0 F9 | | 0-0 F2 | 0-0 F2 | | |
| Jim Pagliaroni, R OBP: 0.352, SLG: 0.450 (1, 2) | | 4-0 1B 1B BB | | 0-0 G6-4-3 1-2f | | 0-0 WP 2B 1B | 0-3 K | | |
| Don Cardwell, R OBP: 0.184, SLG: 0.270 Wilbur Wood, R (5, 1) Tommie Sisk, R OBP: 0.400, SLG: 0.250 Andre Rodgers, R OBP: 0.384, SLG: 0.451 Al McBean, R OBP: 0.200, SLG: 0.200 (9, 1) | | 0-0 PO 1B 1-3 1B | | | 0-0 1B 2B 1B | 4-0 2B BB | | 0-0 L3 1B | |

| Inning Stats | R: 0 | H: 2 | E: 0 | LOB: 2 | K: 1 | BB: 0 | S: 7 | R: 1 | H: 2 | E: 0 | LOB: 1 | K: 0 | BB: 1 | S: 4 | R: 0 | H: 1 | E: 0 | LOB: 1 | K: 2 | BB: 0 | S: 8 | R: 0 | H: 1 | E: 0 | LOB: 0 | K: 0 | BB: 0 | S: 3 | R: 1 | H: 3 | E: 0 | LOB: 2 | K: 1 | BB: 0 | S: 8 | R: 1 | H: 2 | E: 0 | LOB: 3 | K: 0 | BB: 2 | S: 5 | R: 1 | H: 2 | E: 0 | LOB: 1 | K: 1 | BB: 0 | S: 7 | R: 0 | H: 1 | E: 0 | LOB: 0 | K: 0 | BB: 0 | S: 3 | R: 0 | H: 2 | E: 1 | LOB: 1 | K: 0 | BB: 0 | S: 4 | R: 0 | H: 2 | E: 1 | LOB: 1 | K: 0 | BB: 0 | S: 4 |
|--------------|------|------|------|--------|------|-------|------|------|------|------|--------|------|-------|------|------|------|------|--------|------|-------|------|------|------|------|--------|------|-------|------|------|------|------|--------|------|-------|------|------|------|------|--------|------|-------|------|------|------|------|--------|------|-------|------|------|------|------|--------|------|-------|------|------|------|------|--------|------|-------|------|------|------|------|--------|------|-------|------|
|--------------|------|------|------|--------|------|-------|------|------|------|------|--------|------|-------|------|------|------|------|--------|------|-------|------|------|------|------|--------|------|-------|------|------|------|------|--------|------|-------|------|------|------|------|--------|------|-------|------|------|------|------|--------|------|-------|------|------|------|------|--------|------|-------|------|------|------|------|--------|------|-------|------|------|------|------|--------|------|-------|------|

| PITCHER | IP | WLS | BF | H | R | ER | SO | BB | IBB | HBP | BLK | WP | HR | S | P | ERA | WHIP |
|--|-----|-----|----|----|---|----|----|----|-----|-----|-----|----|----|----|----|------|-------|
| Don Drysdale, R ERA: 2.83 (1, 1) | 5.2 | W | 28 | 11 | 3 | 3 | 4 | 2 | 0 | 0 | 0 | 1 | 0 | 34 | 42 | 4.76 | 2.294 |
| Ron Perranoski, L ERA: 4.19 (6, 1) | 3.1 | S | 14 | 5 | 1 | 1 | 1 | 1 | 0 | 0 | 0 | 0 | 0 | 15 | 19 | 2.70 | 1.800 |

| PITCHER | IP | WLS | BF | H | R | ER | SO | BB | IBB | HBP | BLK | WP | HR | S | P | ERA | WHIP |
|---------|----|-----|----|---|---|----|----|----|-----|-----|-----|----|----|---|---|-----|------|
|---------|----|-----|----|---|---|----|----|----|-----|-----|-----|----|----|---|---|-----|------|

| Batter | 1 | 2 | 3 | 4 | 5 | 6 | 7 | 8 | 9 | AB R H RBI BB SO LOB | TOP | | | | | | | | | | | |
|---|---|---------------------------------|------------------------------|---------------------------------|------------------------------|---------------------------------|------------------------------|---------------------------------|------------------------------|---------------------------------|------------------------------|---------------------------------|------------------------------|---------------------------------|------------------------------|----------------------------------|------------------------------|----------------------------------|----------------------------------|------------------------------------|----------------------------------|--------|
| Maury Wills, S (1, 6) OBP: 0.322, SLG: 0.306 | 0-3 K | | 0-0 G5-4-3 | | 0-0 1-3 | | | 0-0 FC4-6 | 0-0 FC6-4 | 5 0 1 0 0 1 2 | | | | | | | | | | | | |
| Jim Gilliam, S (1, 5) OBP: 0.365, SLG: 0.414 | 0-0 6-3 | | | 0-3 K | | 0-0 4-3 | | 1-0 BB 1B | 0-0 FC6-4 | 3 0 0 0 0 1 0 | | | | | | | | | | | | |
| John Kennedy, R (6, 5) OBP: 0.267, SLG: 0.254 | | | | | | | | 1-2 E HBP | 1-2f | 1 1 0 0 0 0 2 | | | | | | | | | | | | |
| Lou Johnson, R (1, 7) OBP: 0.340, SLG: 0.426 | 0-0 F8 | | | 0-0 E5 | | 0-0 F2 | | 0-0 E BB | | 4 1 1 0 0 0 0 | | | | | | | | | | | | |
| Ron Fairly, L (1, 9) OBP: 0.381, SLG: 0.445 | | 0-0 F9 | | 0-0 1B PB | | 0-0 1B | | 4-0 E BB | | 3 1 2 0 1 0 0 | | | | | | | | | | | | |
| Wes Parker, S (1, 3) OBP: 0.333, SLG: 0.369 | | 0-0 P3 | | 0-0 P3 | | 0-0 F8 | | 1-2 E BB | | 4 0 0 0 0 0 5 | | | | | | | | | | | | |
| Jim Lefebvre, S (1, 4) OBP: 0.311, SLG: 0.341 | | 0-0 4-3 | | 0-0 PB | | | 0-0 4-3 | 0-0 5-3 | | 4 0 1 1 0 0 3 | | | | | | | | | | | | |
| Willie Davis, L (1, 8) OBP: 0.276, SLG: 0.339 | | | 0-3 K | 0-0 4-3 | | | 0-0 F2 | | 0-0 1-3 | 4 0 0 0 0 1 1 | | | | | | | | | | | | |
| Jeff Torborg, R (1, 2) OBP: 0.310, SLG: 0.433 | | | 0-0 1B | | 0-0 1-3 | | 0-0 P3 | | 4-0 1B | 3 1 1 0 0 0 0 | | | | | | | | | | | | |
| John Roseboro, L (7, 2) OBP: 0.280, SLG: 0.304 | | | | | | | | | BB BB | 0 0 0 0 1 0 0 | | | | | | | | | | | | |
| Sandy Koufax, R (1, 1) OBP: 0.254, SLG: 0.238 | | | 0-0 G5-4-3 | | 0-3 K | | | 0-0 FC4-6 | 0-3 K | 4 0 2 1 0 2 1 | | | | | | | | | | | | |
| | | | 3-H | 1-2 | 1-3 | 2-H | 3-H | | | | | | | | | | | | | | | |
| Inning Stats | R: 0 E: 0 K: 1 S: 5 | H: 0 LOB: 0 BB: 0 P: 5 | R: 0 E: 0 K: 0 S: 3 | H: 0 LOB: 0 BB: 0 P: 3 | R: 1 E: 0 K: 1 S: 6 | H: 2 LOB: 0 BB: 0 P: 6 | R: 2 E: 1 K: 1 S: 8 | H: 2 LOB: 1 BB: 0 P: 8 | R: 0 E: 0 K: 1 S: 5 | H: 0 LOB: 0 BB: 0 P: 5 | R: 0 E: 0 K: 0 S: 4 | H: 1 LOB: 1 BB: 0 P: 4 | R: 0 E: 0 K: 0 S: 3 | H: 0 LOB: 0 BB: 0 P: 3 | R: 1 E: 1 K: 0 S: 5 | H: 2 LOB: 3 BB: 1 P: 10 | R: 0 E: 0 K: 1 S: 6 | H: 1 LOB: 2 BB: 1 P: 10 | 1B: 7 2B: 0 3B: 1 HR: 0 | SF: 0 SAC: 0 DP: 1 HBP: 1 | WP: 0 PB: 1 SB: 0 CS: 1 | PA: 38 |
| PITCHER | IP WLS BF H R ER SO BB IBB HBP BLK WP HR S P ERA WHIP | | | | | | | | | | | | | | | | | | | | | |
| Joe Gibbon, L (1, 1) ERA: 5.42 | 7.0 L 26 5 3 1 4 0 0 0 0 0 0 0 34 34 1.29 0.714 | | | | | | | | | | | | | | | | | | | | | |
| Al McBean, R (8, 1) ERA: 2.45 | 0.2 4 2 1 0 0 0 0 0 1 0 0 0 3 4 0.00 3.000 | | | | | | | | | | | | | | | | | | | | | |
| Frank Carpin, L (8, 1) ERA: 4.12 | 1.1 8 1 0 0 1 2 0 0 0 0 0 0 8 16 0.00 2.250 | | | | | | | | | | | | | | | | | | | | | |

Los Angeles Dodgers @ Pittsburgh Pirates
 Forbes Field, Pittsburgh, PA
 Sun Jul 11 1965, 3:33 AM EDT
 Unknown

| | |
|-----|----|
| AB | 35 |
| R | 4 |
| H | 8 |
| RBI | 2 |
| BB | 2 |
| SO | 5 |
| LOB | 14 |



| | |
|-------|--------|
| WP: 0 | PA: 38 |
| PB: 1 | |
| SB: 0 | |
| CS: 1 | |

| | |
|-----|------|
| ERA | WHIP |
| | |


| Batter | 1 | 2 | 3 | 4 | 5 | 6 | 7 | 8 | 9 | AB | R | H | RBI | BB | SO | LOB |
|--|------------|-----------|------------|-------------------------|-----------|-----------|------------------|-----------|---------------|----|---|---|-----|----|----|-----|
| Bob Bailey, R OBP: 0.334, SLG: 0.364 (1, 7) | 0-0 HR | | 0-0 5-3 | | 0-0 F8 | | 0-0 F7 | | | 4 | 1 | 1 | 1 | 0 | 0 | 1 |
| Manny Mota, R OBP: 0.304, SLG: 0.318 (1, 8) | 0-3 K | | 0-0 F9 | | 0-0 L4 | | 0-0 6-3 | | | 4 | 0 | 0 | 0 | 0 | 1 | 1 |
| Roberto Clemente, R OBP: 0.368, SLG: 0.461 (1, 9) | 0-0 4-3 | | 0-3 K | | 0-3 K | | | 0-0 P4 | | 4 | 0 | 0 | 0 | 0 | 2 | 0 |
| Donn Clendenon, R OBP: 0.369, SLG: 0.480 (1, 3) | 0-0 HR | | | 0-0 5-3 | | 0-0 E6 | | 0-0 F9 | | 4 | 1 | 1 | 1 | 0 | 0 | 0 |
| Bill Mazerowski, R OBP: 0.319, SLG: 0.383 (1, 4) | 0-0 1B | | | 0-3 K | | 0-0 P3 | | 0-0 P6 | | 4 | 0 | 1 | 0 | 0 | 1 | 1 |
| Gene Freese, R OBP: 0.342, SLG: 0.333 (1, 5) | 0-3 K | | | 4-0 BB 1B BB | | 0-3 K | | | 0-0 E5 4-3 | 3 | 0 | 0 | 0 | 1 | 2 | 2 |
| Jose Pagan, R OBP: 0.267, SLG: 0.255 (1, 6) | | 0-0 F7 | | 0-0 BB 1B 1-2 | | 0-0 F7 | | | 0-3 K | 4 | 0 | 1 | 0 | 0 | 1 | 2 |
| Ozzie Virgil, R OBP: 0.333, SLG: 0.452 (1, 2) | | 0-3 K | | 4-0 BB 1B 1-2 2-3 | | | 0-0 SH3-4 1B | | 0-0 4-3 | 3 | 0 | 1 | 0 | 1 | 1 | 1 |
| Joe Gibbon, R OBP: 0.143, SLG: 0.100 (1, 1) | | 0-3 K | | 0-3 K | | | 0-0 SH3-4 1-2 | | 0-0 4-3 | 2 | 0 | 0 | 0 | 0 | 2 | 3 |
| Gene Alley, R (7, PH) OBP: 0.281, SLG: 0.328 | | | | | | | | | | 0 | 0 | 0 | 0 | 0 | 0 | 0 |
| Al McBean, R (8, 1) OBP: 0.200, SLG: 0.200 | | | | | | | | | | 0 | 0 | 0 | 0 | 0 | 0 | 0 |
| Frank Carpin, L (8, 1) | | | | | | | | | | 0 | 0 | 0 | 0 | 0 | 0 | 0 |
| Andre Rodgers, R (9, PH) OBP: 0.380, SLG: 0.446 | | | | | | | | | | 1 | 0 | 0 | 0 | 0 | 0 | 1 |

| Inning Stats | R: 2 | H: 3 | E: 0 | K: 2 | S: 10 | LOB: 1 | BB: 0 | P: 10 | R: 0 | H: 0 | E: 0 | K: 2 | S: 7 | LOB: 0 | BB: 0 | P: 7 | R: 0 | H: 0 | E: 0 | K: 1 | S: 5 | LOB: 0 | BB: 0 | P: 5 | R: 0 | H: 1 | E: 0 | K: 2 | S: 8 | LOB: 3 | BB: 2 | P: 16 | R: 0 | H: 0 | E: 0 | K: 1 | S: 5 | LOB: 0 | BB: 0 | P: 5 | R: 0 | H: 0 | E: 1 | K: 1 | S: 6 | LOB: 1 | BB: 0 | P: 6 | R: 0 | H: 1 | E: 0 | K: 0 | S: 4 | LOB: 1 | BB: 0 | P: 4 | R: 0 | H: 0 | E: 0 | K: 0 | S: 3 | LOB: 0 | BB: 0 | P: 3 | R: 0 | H: 0 | E: 1 | K: 1 | S: 6 | LOB: 1 | BB: 0 | P: 6 | 1B: 3 | 2B: 0 | 3B: 0 | HR: 2 | SF: 0 | SAC: 1 | DP: 0 | HBP: 0 | WP: 0 | PB: 0 | SB: 0 | CS: 0 | PA: 36 |
|--------------|------|------|------|------|-------|--------|-------|-------|------|------|------|------|------|--------|-------|------|------|------|------|------|------|--------|-------|------|------|------|------|------|------|--------|-------|-------|------|------|------|------|------|--------|-------|------|------|------|------|------|------|--------|-------|------|------|------|------|------|------|--------|-------|------|------|------|------|------|------|--------|-------|------|------|------|------|------|------|--------|-------|------|-------|-------|-------|-------|-------|--------|-------|--------|-------|-------|-------|-------|--------|
|--------------|------|------|------|------|-------|--------|-------|-------|------|------|------|------|------|--------|-------|------|------|------|------|------|------|--------|-------|------|------|------|------|------|------|--------|-------|-------|------|------|------|------|------|--------|-------|------|------|------|------|------|------|--------|-------|------|------|------|------|------|------|--------|-------|------|------|------|------|------|------|--------|-------|------|------|------|------|------|------|--------|-------|------|-------|-------|-------|-------|-------|--------|-------|--------|-------|-------|-------|-------|--------|

| PITCHER | IP | WLS | BF | H | R | ER | SO | BB | IBB | HBP | BLK | WP | HR | S | P | ERA | WHIP |
|-------------------------------------|-----|-----|----|---|---|----|----|----|-----|-----|-----|----|----|----|----|------|-------|
| Sandy Koufax, L (1, 1) ERA: 2.13 | 9.0 | W | 36 | 5 | 2 | 2 | 10 | 2 | 0 | 0 | 0 | 0 | 2 | 54 | 62 | 2.00 | 0.778 |

Los Angeles Dodgers @ Pittsburgh Pirates
Forbes Field, Pittsburgh, PA
 Sun Jul 11 1965, 3:33 AM EDT
 Unknown

| | |
|------------|-----------|
| AB | 33 |
| R | 2 |
| H | 5 |
| RBI | 2 |
| BB | 2 |
| SO | 10 |
| LOB | 12 |



| Batter | 1 | 2 | 3 | 4 | 5 | 6 | 7 | 8 | 9 | 10 | AB R H RBI BB SO LOB | TOP | | | | | | | | | | |
|---|------------------------------|---------------------------------|------------------------------|--|------------------------------|---------------------------------|------------------------------|---------------------------------|------------------------------|---------------------------------|--------------------------------|--|---------------------------------|------------------------------|---------------------------------|------------------------------|---------------------------------|------------------------------|----------------------------------|----------------------------------|------------------------------------|----------------------------------|
| Maury Wills, S OBP: 0.329, SLG: 0.313 (1, 6) X | 0-0 CS 1B | | | X 0-0 1B 1B | X 0-0 F8 | | X 0-0 S 1B | | | X 0-0 SH1-4 1B | 5 1 4 1 0 0 1 | Los Angeles Dodgers @ Pittsburgh Pirates Forbes Field, Pittsburgh, PA Sun Jul 11 1965, 7:05 PM EDT Att. 37,631 - Unknown livebaseballscorecards.com | | | | | | | | | | |
| Jim Gilliam, S OBP: 0.363, SLG: 0.409 (1, 5) X John Kennedy, R OBP: 0.267, SLG: 0.254 (7, 5) | 0-0 F8 1-2 | | | X 0-0 1B SF8 1B | X 0-0 F9 | | X 0-3 3-H K | | | X 0-0 SH1-4 | 4 1 1 0 0 1 3 0 0 0 0 0 0 0 | | | | | | | | | | | |
| Willie Davis, L OBP: 0.281, SLG: 0.354 (1, 8) X | 0-0 3B | | | X 0-0 SH5-3 1-3 2-H 1B 1B | | X 0-0 4-3 2B | | X 0-0 B1-3 | | X 0-0 P1 | 5 0 3 1 0 0 1 | | | | | | | | | | | |
| Ron Fairly, L OBP: 0.384, SLG: 0.446 (1, 9) X | | X 0-0 G3 | | X 0-0 SH5-3 1-2 1B | | X 0-0 F8 | | X 0-0 1B | | X 4-0 IBB | 4 0 2 0 1 0 1 | | | | | | | | | | | |
| John Roseboro, L OBP: 0.275, SLG: 0.300 (1, 2) X | | X 0-0 L3 | | X 0-0 SF8 | | X 0-0 4-3 | | X 0-0 F2 | | X 0-3 K | 4 0 0 1 0 1 4 | | | | | | | | | | | |
| Lou Johnson, R OBP: 0.335, SLG: 0.419 (1, 7) X | | X 0-0 F8 | | X 0-0 SH5-3 1-2 2-3 | | X 0-0 6-3 | | X 0-0 1-3 | | | 3 0 0 0 0 0 2 | | | | | | | | | | | |
| Wes Parker, S OBP: 0.329, SLG: 0.364 (1, 3) X | | | X 0-0 F8 | X 0-3 K | | X 0-0 6-3 | | X 0-0 6-3 | | | 4 0 0 0 0 1 2 | | | | | | | | | | | |
| Jim Lefebvre, S OBP: 0.310, SLG: 0.338 (1, 4) X | | | X 0-0 F9 | | X 4-0 SH1-3 BB | | X 0-0 F7 | | X 0-0 6-3 | | 3 0 0 0 1 0 0 | | | | | | | | | | | |
| Claude Osteen, L OBP: 0.125, SLG: 0.145 (1, 1) X Bob Miller, R (7, 1) | | | X 0-0 F8 | | X 0-0 SH1-3 1-2 | | X 0-0 1B 3B | | X 0-0 6-3 | | 2 1 1 0 0 0 0 1 0 0 0 0 0 0 | | | | | | | | | | | |
| Inning Stats | R: 0 E: 0 K: 0 S: 3 | H: 2 LOB: 1 BB: 0 P: 3 | R: 0 E: 0 K: 0 S: 3 | H: 0 LOB: 0 BB: 0 P: 3 | R: 0 E: 0 K: 0 S: 3 | H: 0 LOB: 0 BB: 0 P: 3 | R: 2 E: 0 K: 1 S: 9 | H: 4 LOB: 2 BB: 0 P: 9 | R: 0 E: 0 K: 0 S: 3 | H: 1 LOB: 1 BB: 0 P: 4 | R: 1 E: 0 K: 1 S: 7 | | H: 2 LOB: 1 BB: 0 P: 7 | R: 0 E: 0 K: 0 S: 4 | H: 1 LOB: 1 BB: 0 P: 4 | R: 0 E: 0 K: 0 S: 3 | H: 0 LOB: 0 BB: 0 P: 3 | R: 0 E: 0 K: 1 S: 6 | H: 1 LOB: 2 BB: 1 P: 10 | 1B: 8 2B: 1 3B: 2 HR: 0 | SF: 1 SAC: 3 DP: 0 HBP: 0 | WP: 0 PB: 0 SB: 1 CS: 1 |
| PITCHER Bob Friend, R ERA: 3.5 (1, 1) Frank Carpin, L ERA: 3.57 (8, 1) | IP 7.0 | WLS 29 | BF 29 | H 9 | R 3 | ER 3 | SO 2 | BB 1 | IBB 0 | HBP 0 | BLK 0 | WP 0 | HR 0 | S 32 | P 36 | ERA 3.86 | WHIP 1.429 | | | | | |
| | | | | | | | | | | | | PITCHER IP WLS BF H R ER SO BB IBB HBP BLK WP HR S P ERA WHIP | | | | | | | | | | |



BOTTOM

Los Angeles Dodgers @ Pittsburgh Pirates
 Forbes Field, Pittsburgh, PA
 Sun Jul 11 1965, 7:05 PM EDT
 Att: 37,631 - Unknown

livebaseballscorecards.com

| | |
|------------|-----------|
| AB | 36 |
| R | 4 |
| H | 9 |
| RBI | 4 |
| BB | 1 |
| SO | 5 |
| LOB | 15 |



| | | | |
|-----------|----------|-----------|-----------|
| WP | 1 | PA | 38 |
| PB | 0 | | |
| SB | 0 | | |
| CS | 0 | | |

| | | | | | | |
|----|---|---|-----|----|----|-----|
| AB | R | H | RBI | BB | SO | LOB |
| 3 | 1 | 1 | 0 | 0 | 0 | 1 |
| 2 | 0 | 0 | 0 | 0 | 1 | 1 |

| | | | | | | |
|---|---|---|---|---|---|---|
| 5 | 1 | 1 | 1 | 0 | 0 | 2 |
|---|---|---|---|---|---|---|

| | | | | | | |
|---|---|---|---|---|---|---|
| 4 | 1 | 2 | 0 | 0 | 2 | 0 |
|---|---|---|---|---|---|---|

| | | | | | | |
|---|---|---|---|---|---|---|
| 3 | 0 | 2 | 0 | 1 | 1 | 0 |
|---|---|---|---|---|---|---|

| | | | | | | |
|---|---|---|---|---|---|---|
| 4 | 0 | 0 | 2 | 0 | 0 | 4 |
|---|---|---|---|---|---|---|

| | | | | | | |
|---|---|---|---|---|---|---|
| 3 | 0 | 0 | 0 | 0 | 0 | 5 |
| 1 | 0 | 0 | 0 | 0 | 0 | 0 |

| | | | | | | |
|---|---|---|---|---|---|---|
| 4 | 1 | 1 | 0 | 0 | 1 | 1 |
|---|---|---|---|---|---|---|

| | | | | | | |
|---|---|---|---|---|---|---|
| 3 | 0 | 1 | 0 | 0 | 0 | 0 |
|---|---|---|---|---|---|---|

| | | | | | | |
|---|---|---|---|---|---|---|
| 2 | 0 | 0 | 0 | 0 | 0 | 1 |
| 1 | 0 | 1 | 1 | 0 | 0 | 0 |
| 0 | 0 | 0 | 0 | 0 | 0 | 0 |
| 1 | 0 | 0 | 0 | 0 | 0 | 0 |

| | | | |
|-----|---|------|---|
| 1B: | 7 | SF: | 0 |
| 2B: | 1 | SAC: | 1 |
| 3B: | 0 | DP: | 2 |
| HR: | 1 | HBP: | 0 |

| Batter | 1 | 2 | 3 | 4 | 5 | 6 | 7 | 8 | 9 | 10 |
|---|---------------------|---------|---------|-------------|---------------|---------------------|-----------------|---------------|---------|---------|
| Bob Bailey, R (1, 7) OBP: 0.334, SLG: 0.364 Willie Stargell, L (7, PH) OBP: 0.351, SLG: 0.595 (8, 7) | 0-0 WP 1B 5-3 1B | | 0-0 F7 | | 0-0 G6-3 1-2f | | 0-3 K | | | 0-0 F6 |
| Manny Mota, R (1, 8) OBP: 0.301, SLG: 0.333 | 0-0 L9 | | 0-0 6-3 | | | 0-0 L4 | 0-0 6-3 | | | 0-0 HR |
| Roberto Clemente, R (1, 9) OBP: 0.369, SLG: 0.462 | 0-0 5-3 WP 1-2 1B | | 0-3 K | | | 0-0 1B E 1B | | 0-3 K | | |
| Donn Clendenon, R (1, 3) OBP: 0.373, SLG: 0.485 | 4-0 1-2 2-3 5-3 IBB | | | 0-0 4-3 2B | | 0-0 1-3 E 1B | | 0-3 K | | |
| Bill Mazeroski, R (1, 4) OBP: 0.313, SLG: 0.375 | 0-0 5-3 1-2 2-3 3-H | | | 0-0 4-3 2-3 | | 0-0 E6 G6-4-3 | | 0-0 6-3 | | |
| Gene Freese, R (1, 5) OBP: 0.329, SLG: 0.319 Jose Pagan, R (7, 5) OBP: 0.264, SLG: 0.252 | 0-0 F9 | | | 0-0 1-3 | | 0-0 G6-4-3 1-2f | | | 0-0 6-3 | |
| Gene Alley, R (1, 6) OBP: 0.260, SLG: 0.327 | | 0-3 K | | | 0-0 F9 | | 0-0 SH3-4 1B 1B | | 0-0 F9 | |
| Del Crandall, R (1, 2) OBP: 0.294, SLG: 0.247 | | 0-0 F8 | | | | 0-0 FC3-6 1B | | 0-0 SH3-4 1-2 | | 0-0 F6 |
| Bob Friend, R (1, 1) Andre Rodgers, R (7, PH) OBP: 0.386, SLG: 0.452 Frank Carpin, L (8, 1) Bill Virdon, L (10, PH) OBP: 0.353, SLG: 0.401 | | 0-0 5-3 | | | | 0-0 FC3-6 G6-3 1-2f | | 0-0 2-H 1B | | 0-0 4-3 |

| Inning Stats | R: 1 | H: 2 | E: 0 | LOB: 2 | K: 0 | S: 5 | P: 9 | R: 0 | H: 0 | E: 0 | LOB: 0 | K: 1 | BB: 0 | S: 5 | P: 5 | R: 0 | H: 0 | E: 0 | LOB: 0 | K: 1 | BB: 0 | S: 5 | P: 5 | R: 0 | H: 1 | E: 0 | LOB: 1 | K: 0 | BB: 0 | S: 4 | P: 4 | R: 0 | H: 1 | E: 0 | LOB: 0 | K: 0 | BB: 0 | S: 3 | P: 3 | R: 1 | H: 2 | E: 1 | LOB: 1 | K: 0 | BB: 0 | S: 5 | P: 5 | R: 1 | H: 2 | E: 0 | LOB: 2 | K: 1 | BB: 0 | S: 7 | P: 7 | R: 0 | H: 0 | E: 0 | LOB: 0 | K: 2 | BB: 0 | S: 7 | P: 7 | R: 0 | H: 0 | E: 0 | LOB: 0 | K: 0 | BB: 0 | S: 3 | P: 3 | R: 0 | H: 1 | E: 0 | LOB: 0 | K: 0 | BB: 0 | S: 3 | P: 3 |
|--------------|------|------|------|--------|------|------|------|------|------|------|--------|------|-------|------|------|------|------|------|--------|------|-------|------|------|------|------|------|--------|------|-------|------|------|------|------|------|--------|------|-------|------|------|------|------|------|--------|------|-------|------|------|------|------|------|--------|------|-------|------|------|------|------|------|--------|------|-------|------|------|------|------|------|--------|------|-------|------|------|------|------|------|--------|------|-------|------|------|
|--------------|------|------|------|--------|------|------|------|------|------|------|--------|------|-------|------|------|------|------|------|--------|------|-------|------|------|------|------|------|--------|------|-------|------|------|------|------|------|--------|------|-------|------|------|------|------|------|--------|------|-------|------|------|------|------|------|--------|------|-------|------|------|------|------|------|--------|------|-------|------|------|------|------|------|--------|------|-------|------|------|------|------|------|--------|------|-------|------|------|

| PITCHER | IP | WLS | BF | H | R | ER | SO | BB | IBB | HBP | BLK | WP | HR | S | P | ERA | WHIP |
|--------------------------------------|-----|-----|----|---|---|----|----|----|-----|-----|-----|----|----|----|----|------|-------|
| Claude Osteen, L (1, 1) ERA: 2.59 | 6.1 | | 27 | 8 | 3 | 3 | 2 | 0 | 1 | 0 | 0 | 1 | 0 | 30 | 34 | 4.26 | 1.263 |
| Bob Miller, R (7, 1) ERA: 2.73 | 3.1 | L | 11 | 1 | 1 | 1 | 3 | 0 | 0 | 0 | 0 | 0 | 1 | 17 | 17 | 2.70 | 0.300 |

| PITCHER | IP | WLS | BF | H | R | ER | SO | BB | IBB | HBP | BLK | WP | HR | S | P | ERA | WHIP |
|--------------------------------------|-----|-----|----|---|---|----|----|----|-----|-----|-----|----|----|----|----|------|-------|
| Claude Osteen, L (1, 1) ERA: 2.59 | 6.1 | | 27 | 8 | 3 | 3 | 2 | 0 | 1 | 0 | 0 | 1 | 0 | 30 | 34 | 4.26 | 1.263 |
| Bob Miller, R (7, 1) ERA: 2.73 | 3.1 | L | 11 | 1 | 1 | 1 | 3 | 0 | 0 | 0 | 0 | 0 | 1 | 17 | 17 | 2.70 | 0.300 |

| PITCHER | IP | WLS | BF | H | R | ER | SO | BB | IBB | HBP | BLK | WP | HR | S | P | ERA | WHIP |
|--------------------------------------|-----|-----|----|---|---|----|----|----|-----|-----|-----|----|----|----|----|------|-------|
| Claude Osteen, L (1, 1) ERA: 2.59 | 6.1 | | 27 | 8 | 3 | 3 | 2 | 0 | 1 | 0 | 0 | 1 | 0 | 30 | 34 | 4.26 | 1.263 |
| Bob Miller, R (7, 1) ERA: 2.73 | 3.1 | L | 11 | 1 | 1 | 1 | 3 | 0 | 0 | 0 | 0 | 0 | 1 | 17 | 17 | 2.70 | 0.300 |

| Batter | 1 | 2 | 3 | 4 | 5 | 6 | 7 | 8 | 9 | AB R H RBI BB SO LOB | TOP | | | | | | | |
|---|-----------------|---|----|---|---|----|----|----|-----|----------------------|--|---|----|---|---|-----|------|---|
| Bob Bailey, R (1, 5) OBP: 0.332, SLG: 0.361 | | | | | | | | | | | 0 0 0 0 0 0 0 0 | Pittsburgh Pirates @ Milwaukee Braves Milwaukee County Stadium, Milwaukee, WI Fri Jul 16 1965, 8:05 PM EDT Att. 6,090 - Unknown livebaseballscorecards.com | | | | | | |
| Manny Mota, R (1, 8) OBP: 0.301, SLG: 0.333 | | | | | | | | | | | 0 0 0 0 0 0 0 0 | | | | | | | |
| Roberto Clemente, R (1, 9) OBP: 0.368, SLG: 0.459 | | | | | | | | | | | 0 0 0 0 0 0 0 0 | | | | | | | |
| Donn Clendenon, R (1, 3) OBP: 0.377, SLG: 0.488 | | | | | | | | | | | 0 0 0 0 0 0 0 0 | | | | | | | |
| Bill Mazaroski, R (1, 4) OBP: 0.312, SLG: 0.373 | | | | | | | | | | | 0 0 0 0 0 0 0 0 | | | | | | | |
| Willie Stargell, L (1, 7) OBP: 0.349, SLG: 0.590 | | | | | | | | | | | 0 0 0 0 0 0 0 0 | | | | | | | |
| Gene Alley, R (1, 6) OBP: 0.280, SLG: 0.330 | | | | | | | | | | | 0 0 0 0 0 0 0 0 | | | | | | | |
| Jim Pagliaroni, R (1, 2) OBP: 0.354, SLG: 0.451 | | | | | | | | | | | 0 0 0 0 0 0 0 0 | | | | | | | |
| Bob Veale, S (1, 1) OBP: 0.127, SLG: 0.077 | 0 0 0 0 0 0 0 0 | AB 0 R 0 H 0 RBI 0 BB 0 SO 0 LOB 0 | | | | | | | | | | | | | | | | |
| Inning Stats | | | | | | | | | | | 1B: 0 SF: 0 2B: 0 SAC: 0 3B: 0 DP: 0 HR: 0 HBP: 0 | WP: 0 PA: 0 PB: 0 SB: 0 CS: 0 | | | | | | |
| PITCHER Wade Blasingame, L (1, 1) ERA: 3.45 | IP | WLS | BF | H | R | ER | SO | BB | IBB | HBP | BLK | WP | HR | S | P | ERA | WHIP | PITCHER IP WLS BF H R ER SO BB IBB HBP BLK WP HR S P ERA WHIP |

| Batter | 1 | 2 | 3 | 4 | 5 | 6 | 7 | 8 | 9 | AB | R | H | RBI | BB | SO | LOB |
|--|---|---|---|---|---|---|---|---|---|----|---|---|-----|----|----|-----|
| Felipe Alou, R (1, 8) OBP: 0.328, SLG: 0.495 | | | | | | | | | | 0 | 0 | 0 | 0 | 0 | 0 | 0 |
| Frank Bolling, R (1, 4) OBP: 0.316, SLG: 0.379 | | | | | | | | | | 0 | 0 | 0 | 0 | 0 | 0 | 0 |
| Hank Aaron, R (1, 9) OBP: 0.384, SLG: 0.572 | | | | | | | | | | 0 | 0 | 0 | 0 | 0 | 0 | 0 |
| Gene Oliver, R (1, 2) OBP: 0.343, SLG: 0.419 | | | | | | | | | | 0 | 0 | 0 | 0 | 0 | 0 | 0 |
| Joe Torre, R (1, 3) OBP: 0.386, SLG: 0.535 | | | | | | | | | | 0 | 0 | 0 | 0 | 0 | 0 | 0 |
| Rico Carty, R (1, 7) OBP: 0.363, SLG: 0.489 | | | | | | | | | | 0 | 0 | 0 | 0 | 0 | 0 | 0 |
| Eddie Mathews, L (1, 5) OBP: 0.333, SLG: 0.446 | | | | | | | | | | 0 | 0 | 0 | 0 | 0 | 0 | 0 |
| Woody Woodward, R (1, 6) OBP: 0.232, SLG: 0.237 | | | | | | | | | | 0 | 0 | 0 | 0 | 0 | 0 | 0 |
| Wade Blasingame, L (1, 1) OBP: 0.255, SLG: 0.348 | | | | | | | | | | 0 | 0 | 0 | 0 | 0 | 0 | 0 |
| Inning Stats | | | | | | | | | | | | | | | | |

BOTTOM

Pittsburgh Pirates @ Milwaukee Braves
Milwaukee County Stadium, Milwaukee, WI
 Fri Jul 16 1965, 8:05 PM EDT
 Att. 6,090 - Unknown

| | |
|------------|----------|
| AB | 0 |
| R | 0 |
| H | 0 |
| RBI | 0 |
| BB | 0 |
| SO | 0 |
| LOB | 0 |



| PITCHER | IP | WLS | BF | H | R | ER | SO | BB | IBB | HBP | BLK | WP | HR | S | P | ERA | WHIP |
|---|-----|-----|----|---|---|----|----|----|-----|-----|-----|----|----|---|---|-----|------|
| Bob Veale, L (1, 1) ERA: 2.62 | 0.0 | L | 0 | 0 | 0 | 0 | 0 | 0 | 0 | 0 | 0 | 0 | 0 | 0 | 0 | ∞ | ∞ |

| PITCHER | IP | WLS | BF | H | R | ER | SO | BB | IBB | HBP | BLK | WP | HR | S | P | ERA | WHIP |
|---------|----|-----|----|---|---|----|----|----|-----|-----|-----|----|----|---|---|-----|------|
| | | | | | | | | | | | | | | | | | |

| | |
|-------|-------|
| WP: 0 | PA: 0 |
| PB: 0 | |
| SB: 0 | |
| CS: 0 | |

| Batter | 1 | 2 | 3 | 4 | 5 | 6 | 7 | 8 | 9 | AB R H RBI BB SO LOB | TOP | | | | | | | | | | | | | | | | | | | | | | | | | | |
|---|---|---------------------------------|------------------------------|---------------------------------|------------------------------|----------------------------------|------------------------------|---------------------------------|------------------------------|--|---|------------------------------|---------------------------------|------------------------------|---------------------------------|------------------------------|----------------------------------|------------------------------|---------------------------------|----------------------------------|------------------------------------|----------------------------------|--------|--|--|--|--|--|--|--|--|--|--|--|--|--|--|
| Bob Bailey, R OBP: 0.332, SLG: 0.365 (1, 5) (8, 7) | 0-0 F8 | | 0-0 SF6 | | | 0-3 K | | 0-0 E4 SF7 2B | | 3 1 1 2 0 1 0 | Pittsburgh Pirates @ Milwaukee Braves Milwaukee County Stadium, Milwaukee, WI Sat Jul 17 1965, 8:05 PM EDT Att: 4,518 - Sunny - 72 F | | | | | | | | | | | | | | | | | | | | | | | | | | |
| Bill Virdon, L OBP: 0.351, SLG: 0.399 Andre Rodgers, R OBP: 0.375, SLG: 0.442 (1, 8) (8, PH) (8, 6) | 0-0 F6 | | 0-3 K | | | 0-0 F9 | | 0-0 SF7 | | 3 0 0 0 0 1 1 0 0 0 1 0 0 0 | | | | | | | | | | | | | | | | | | | | | | | | | | | |
| Roberto Clemente, R OBP: 0.364, SLG: 0.453 (1, 9) (8, 8) | 0-0 6-3 | | | | 0-0 F7 | | 0-0 6-3 | 0-0 1B | | 4 0 1 0 0 0 0 | | | | | | | | | | | | | | | | | | | | | | | | | | | |
| Willie Stargell, L OBP: 0.344, SLG: 0.577 (1, 7) (8, 9) | | 0-0 6-3 | | 0-0 G3 | | | 0-0 F3 | 0-3 K | | 4 0 0 0 0 1 2 | | | | | | | | | | | | | | | | | | | | | | | | | | | |
| Donn Clendenon, R OBP: 0.376, SLG: 0.481 (1, 3) | | 0-0 F3 | | 0-0 4-3 | | | 0-0 6-3 | 0-3 K | | 4 0 0 0 0 1 0 | | | | | | | | | | | | | | | | | | | | | | | | | | | |
| Bill Mazaroski, R OBP: 0.306, SLG: 0.363 (1, 4) | | 0-0 5-3 | | | 0-0 F7 | | | 0-0 L4 | 0-0 F7 | 4 0 0 0 0 0 0 | | | | | | | | | | | | | | | | | | | | | | | | | | | |
| Gene Alley, R OBP: 0.281, SLG: 0.325 Ozzie Virgil, R OBP: 0.378, SLG: 0.486 (1, 6) (8, PH) (8, 2) | | | 1-0 SH3-4 WP SF6 HBP | | 0-0 4-3 | | | 0-0 2B 1B | 0-3 K | 1 1 0 0 0 0 0 2 1 1 0 0 1 0 | | | | | | | | | | | | | | | | | | | | | | | | | | | |
| Jim Pagliaroni, R OBP: 0.362, SLG: 0.460 Jose Pagan, R OBP: 0.262, SLG: 0.250 (1, 2) (8, PR) (8, 5) | | | 4-0 SH3-4 BB | | 0-0 4-3 | | | 0-0 2B 2B | | 2 0 1 1 1 0 0 0 1 0 0 0 0 0 | | | | | | | | | | | | | | | | | | | | | | | | | | | |
| Don Cardwell, R OBP: 0.184, SLG: 0.270 Manny Mota, R OBP: 0.302, SLG: 0.325 Don Schwall, R OBP: 0.398, SLG: 0.506 Jerry Lynch, L OBP: 0.283, SLG: 0.348 Vern Law, R OBP: 0.209, SLG: 0.200 Al McBean, R OBP: 0.209, SLG: 0.200 Frank Carpin, L OBP: 0.129, SLG: 0.075 (1, 1) (8, PH) (6, 1) (8, PH) (8, PR) (8, 1) (8, 1) (8, 1) | | | 0-0 SH3-4 | | | 0-0 1-3 | | 4-0 2B E BB | | 0 0 0 0 0 0 0 0 1 0 1 0 0 0 1 0 | | | | | | | | | | | | | | | | | | | | | | | | | | | |
| Inning Stats | R: 0 E: 0 K: 0 S: 3 | H: 0 LOB: 0 BB: 0 P: 3 | R: 0 E: 0 K: 0 S: 3 | H: 0 LOB: 0 BB: 0 P: 3 | R: 1 E: 0 K: 1 S: 5 | H: 0 LOB: 1 BB: 1 P: 10 | R: 0 E: 0 K: 0 S: 3 | H: 0 LOB: 0 BB: 0 P: 3 | R: 0 E: 0 K: 0 S: 3 | H: 0 LOB: 0 BB: 0 P: 3 | | R: 0 E: 0 K: 1 S: 5 | H: 0 LOB: 0 BB: 0 P: 5 | R: 0 E: 0 K: 0 S: 3 | H: 0 LOB: 0 BB: 0 P: 3 | R: 4 E: 1 K: 1 S: 9 | H: 4 LOB: 2 BB: 1 P: 13 | R: 0 E: 0 K: 2 S: 7 | H: 0 LOB: 0 BB: 0 P: 7 | 1B: 2 2B: 2 3B: 0 HR: 0 | SF: 2 SAC: 1 DP: 0 HBP: 1 | WP: 1 PB: 0 SB: 0 CS: 0 | PA: 34 | | | | | | | | | | | | | | |
| PITCHER | IP WLS BF H R ER SO BB IBB HBP BLK WP HR S P ERA WHIP | | | | | | | | | | | | | | | | | | | | | | | | | | | | | | | | | | | | |
| Bob Sadowski, R ERA: 5.55 Billy O'Dell, L ERA: 2.43 | (1, 1) (8, 1) | 7.1 W | 28 6 | 3 1 | 5 0 | 5 0 | 2 3 | 2 0 | 0 0 | 1 0 | 0 0 | 1 0 | 0 0 | 29 12 | 38 12 | 6.14 0.00 | 0.682 0.600 | | | | | | | | | | | | | | | | | | | | |

| | |
|-----|----|
| AB | 28 |
| R | 5 |
| H | 4 |
| RBI | 4 |
| BB | 2 |
| SO | 5 |
| LOB | 3 |



| Batter | 1 | 2 | 3 | 4 | 5 | 6 | 7 | 8 | 9 | AB R H RBI BB SO LOB |
|--|------------------|------------|-----------------|------------|------------|--------------------|------------|--------------------------|--------------------------|--|
| Felipe Alou, R OBP: 0.324, SLG: 0.495 (1, 3) (9, 8) | 0-0 4-3 1B | | 0-0 1B 1B | 0-0 6-3 | | | 0-3 K | | 0-0 FC6-4 2B WP | 5 2 1 0 0 1 2 |
| Frank Bolling, R OBP: 0.316, SLG: 0.380 (1, 4) | 0-0 1-3 | | 0-0 1B 1B | | 0-0 F7 | | 0-0 F9 | | 0-0 2B | 5 1 2 1 0 0 0 |
| Hank Aaron, R OBP: 0.388, SLG: 0.566 (1, 9) | 0-0 2B 1B | | 4-0 1B BB | | 0-0 6-3 | | | 0-0 P1 | 4-0 IBB | 3 1 1 0 2 0 0 |
| Gene Oliver, R OBP: 0.352, SLG: 0.431 (1, 2) | 0-0 1-H 2B | | 0-0 1B | | 0-0 F8 | | | 0-0 6-3 | 0-0 WP | 5 0 2 3 0 0 2 |
| Eddie Mathews, L OBP: 0.337, SLG: 0.445 (1, 5) | 0-0 F8 | | 0-0 F7 | | | 0-0 5-4-3 1B | | 0-0 1B 1B | | 4 0 2 0 0 0 3 |
| Rico Carty, R OBP: 0.359, SLG: 0.494 (1, 7) Ty Cline, L OBP: 0.259, SLG: 0.234 (8, 8) Joe Torre, R OBP: 0.388, SLG: 0.531 (8, PH) (9, 3) | | 0-0 6-3 | 0-0 5-3 | | | 0-3 K | | 0-0 1B | | 3 0 0 0 0 1 3 0 0 0 0 0 0 0 1 0 1 0 0 0 0 |
| Mack Jones, L OBP: 0.321, SLG: 0.530 (1, 8) (8, 7) | | 0-3 K | | 0-0 HR | | 0-0 5-4-3 | | 0-0 L4 | | 4 1 1 1 0 1 3 |
| Woody Woodward, R OBP: 0.243, SLG: 0.240 (1, 6) | | 0-3 K | | 0-0 5-3 | | 0-3 K | | 4-0 FC6-4 2B BB | | 3 1 0 0 1 2 1 |
| Bob Sadowski, R OBP: 0.176, SLG: 0.125 (1, 1) Billy O'Dell, S OBP: 0.231, SLG: 0.308 (8, 1) Miguel de la Hoz, R OBP: 0.304, SLG: 0.368 (9, PH) Hank Fischer, R OBP: 0.176, SLG: 0.176 (9, PR) | | | 0-0 1-6-3 | 0-0 4-3 | | | 0-0 4-3 | 0-0 E5 FC6-4 | | 3 0 0 0 0 0 0 0 0 0 0 0 0 0 1 0 0 0 0 0 1 0 0 0 0 0 0 0 |

| Inning Stats | R: 1 E: 0 K: 0 S: 5 | H: 2 LOB: 1 BB: 0 P: 5 | R: 0 E: 0 K: 2 S: 7 | H: 0 LOB: 0 BB: 0 P: 7 | R: 2 E: 0 K: 0 S: 6 | H: 3 LOB: 2 BB: 1 P: 10 | R: 1 E: 0 K: 0 S: 4 | H: 1 LOB: 0 BB: 0 P: 4 | R: 0 E: 0 K: 0 S: 3 | H: 0 LOB: 0 BB: 0 P: 3 | R: 0 E: 0 K: 2 S: 8 | H: 1 LOB: 1 BB: 0 P: 8 | R: 0 E: 0 K: 1 S: 5 | H: 0 LOB: 0 BB: 0 P: 5 | R: 0 E: 0 K: 0 S: 5 | H: 2 LOB: 2 BB: 0 P: 5 | R: 2 E: 1 K: 0 S: 3 | H: 1 LOB: 2 BB: 2 P: 11 | 1B: 7 2B: 2 3B: 0 HR: 1 | SF: 0 SAC: 0 DP: 0 HBP: 0 |
|--------------|------------------------------|---------------------------------|------------------------------|---------------------------------|------------------------------|----------------------------------|------------------------------|---------------------------------|------------------------------|---------------------------------|------------------------------|---------------------------------|------------------------------|---------------------------------|------------------------------|---------------------------------|------------------------------|----------------------------------|----------------------------------|------------------------------------|
|--------------|------------------------------|---------------------------------|------------------------------|---------------------------------|------------------------------|----------------------------------|------------------------------|---------------------------------|------------------------------|---------------------------------|------------------------------|---------------------------------|------------------------------|---------------------------------|------------------------------|---------------------------------|------------------------------|----------------------------------|----------------------------------|------------------------------------|

| PITCHER | IP | WLS | BF | H | R | ER | SO | BB | IBB | HBP | BLK | WP | HR | S | P | ERA | WHIP |
|--|-----|-----|----|---|---|----|----|----|-----|-----|-----|----|----|----|----|-------|-------|
| Don Cardwell, R ERA: 3.93 (1, 1) | 5.0 | | 22 | 6 | 4 | 4 | 2 | 1 | 0 | 0 | 0 | 0 | 1 | 25 | 29 | 7.20 | 1.400 |
| Don Schwall, R ERA: 3.55 (6, 1) | 2.0 | | 7 | 1 | 0 | 0 | 3 | 0 | 0 | 0 | 0 | 0 | 0 | 13 | 13 | 0.00 | 0.500 |
| Al McBean, R ERA: 2.32 (8, 1) | 0.2 | | 4 | 2 | 0 | 0 | 0 | 0 | 0 | 0 | 0 | 0 | 0 | 4 | 4 | 0.00 | 3.000 |
| Frank Carpin, L ERA: 3.86 (8, 1) | 0.2 | L | 5 | 1 | 2 | 1 | 0 | 1 | 0 | 0 | 0 | 0 | 0 | 4 | 8 | 13.50 | 3.000 |
| Bob Veale, L ERA: 2.89 (9, 1) | 0.0 | | 2 | 0 | 0 | 0 | 0 | 0 | 1 | 0 | 0 | 1 | 0 | 0 | 4 | ∞ | ∞ |

BOTTOM

Pittsburgh Pirates @ Milwaukee Braves
Milwaukee County Stadium, Milwaukee, WI

Sat Jul 17 1965, 8:05 PM EDT
Att. 4,518 - Sunny - 72 F

livebaseballscores.com

| | |
|-----|----|
| AB | 37 |
| R | 6 |
| H | 10 |
| RBI | 5 |
| BB | 3 |
| SO | 5 |
| LOB | 15 |



| PITCHER | IP | WLS | BF | H | R | ER | SO | BB | IBB | HBP | BLK | WP | HR | S | P | ERA | WHIP |
|--|-----|-----|----|---|---|----|----|----|-----|-----|-----|----|----|----|----|-------|-------|
| Don Cardwell, R ERA: 3.93 (1, 1) | 5.0 | | 22 | 6 | 4 | 4 | 2 | 1 | 0 | 0 | 0 | 0 | 1 | 25 | 29 | 7.20 | 1.400 |
| Don Schwall, R ERA: 3.55 (6, 1) | 2.0 | | 7 | 1 | 0 | 0 | 3 | 0 | 0 | 0 | 0 | 0 | 0 | 13 | 13 | 0.00 | 0.500 |
| Al McBean, R ERA: 2.32 (8, 1) | 0.2 | | 4 | 2 | 0 | 0 | 0 | 0 | 0 | 0 | 0 | 0 | 0 | 4 | 4 | 0.00 | 3.000 |
| Frank Carpin, L ERA: 3.86 (8, 1) | 0.2 | L | 5 | 1 | 2 | 1 | 0 | 1 | 0 | 0 | 0 | 0 | 0 | 4 | 8 | 13.50 | 3.000 |
| Bob Veale, L ERA: 2.89 (9, 1) | 0.0 | | 2 | 0 | 0 | 0 | 0 | 0 | 1 | 0 | 0 | 1 | 0 | 0 | 4 | ∞ | ∞ |

| Batter | 1 | 2 | 3 | 4 | 5 | 6 | 7 | 8 | 9 | AB | R | H | RBI | BB | SO | LOB | TOP | | | | | | | | |
|--|------------------------------|---------------------------------|------------------------------|---------------------------------|------------------------------|---------------------------------|------------------------------|--------------------------------------|------------------------------|---------------------------------|------------------------------|----------------------------------|------------------------------|---------------------------------|------------------------------|----------------------------------|------------------------------|---------------------------------|----------------------------------|------------------------------------|----------------------------------|--------|--|--|--|
| Andre Rodgers, R (1, 6) <small>OBP: 0.389, SLG: 0.443</small> Gene Alley, R (8, 6) <small>OBP: 0.281, SLG: 0.325</small> | 4-0 1B BB | | 0-0 SH5-4 1-2 2-3 | | 0-0 F8 | | 4-0 BB | 0-0 1B 1-2 2-3 3-H | | 2 | 0 | 1 | 1 | 2 | 0 | 0 | | | | | | | | | |
| Bill Virdon, L (1, 8) <small>OBP: 0.350, SLG: 0.396</small> Bob Bailey, R (8, PH) <small>OBP: 0.332, SLG: 0.364</small> (8, 7) | 0-0 F2 | | 0-3 K | | | 0-0 HR 1B | 0-0 F2 | 0-0 L6-4 | | 4 | 1 | 1 | 0 | 0 | 1 | 4 | | | | | | | | | |
| Willie Stargell, L (1, 9) <small>OBP: 0.348, SLG: 0.588</small> | 0-0 G4-6-3 1B | | 0-0 F7 | | | 0-0 HR 1B | | 0-0 1B 1B | 0-0 5-3 | 5 | 2 | 3 | 2 | 0 | 0 | 2 | | | | | | | | | |
| Jerry Lynch, L (1, 7) <small>OBP: 0.364, SLG: 0.495</small> Jose Pagan, R (8, 5) <small>OBP: 0.268, SLG: 0.257</small> | 0-0 G4-6-3 1-2f | | | 0-0 4-1 | | 0-3 K | | 0-0 BB 1B 1B | 0-0 HBP 1B | 4 | 1 | 1 | 0 | 0 | 1 | 2 | | | | | | | | | |
| Donn Clendenon, R (1, 3) <small>OBP: 0.379, SLG: 0.484</small> | | 0-3 K | | 0-0 6-3 | | 0-0 CS 2B | | 0-0 BB 1B | 1-0 G6-4-3 HBP | 4 | 1 | 2 | 1 | 0 | 1 | 0 | | | | | | | | | |
| Bill Mazaroski, R (1, 4) <small>OBP: 0.308, SLG: 0.358</small> | | 0-3 K | | 4-0 FC5-4 BB | | 1-0 HBP | | 0-0 F5 | 0-0 G6-4-3 1-2f | 3 | 0 | 0 | 0 | 1 | 1 | 4 | | | | | | | | | |
| Gene Freese, R (1, 5) <small>OBP: 0.321, SLG: 0.303</small> Don Schwall, R (8, 1) | | 0-0 5-3 | | 0-0 FC5-4 1-2f | | 0-3 K 2-3 | | 4-0 2B 1B BB | | 3 | 1 | 0 | 0 | 1 | 1 | 3 | | | | | | | | | |
| Del Crandall, R (1, 2) <small>OBP: 0.298, SLG: 0.253</small> Manny Mota, R (7, PH) <small>OBP: 0.300, SLG: 0.323</small> Al McBean, R (7, 1) <small>OBP: 0.200, SLG: 0.200</small> Roberto Clemente, R (8, PH) <small>OBP: 0.366, SLG: 0.457</small> (8, 8) | | | 0-0 SH5-4 SH 1B | | 0-3 K | | 0-0 6-3 | 0-0 1B 2B 1-3 2-H 3-H | | 2 | 0 | 1 | 0 | 0 | 1 | 0 | | | | | | | | | |
| Bob Friend, R (1, 1) Jim Pagliaroni, R (7, PH) <small>OBP: 0.364, SLG: 0.458</small> (7, 2) | | | 0-0 SH SH5-4 1-2 | | 0-0 F4 | | 0-0 F9 | 4-0 L6-4 1B IBB | | 1 | 0 | 0 | 0 | 0 | 0 | 0 | | | | | | | | | |
| Inning Stats | R: 0 E: 0 K: 0 S: 3 | H: 1 LOB: 1 BB: 1 P: 7 | R: 0 E: 0 K: 2 S: 7 | H: 0 LOB: 0 BB: 0 P: 7 | R: 0 E: 0 K: 1 S: 7 | H: 1 LOB: 2 BB: 0 P: 7 | R: 0 E: 0 K: 0 S: 3 | H: 0 LOB: 1 BB: 1 P: 7 | R: 0 E: 0 K: 1 S: 5 | H: 0 LOB: 0 BB: 0 P: 5 | R: 2 E: 0 K: 2 S: 9 | H: 3 LOB: 2 BB: 0 P: 10 | R: 0 E: 0 K: 0 S: 3 | H: 0 LOB: 1 BB: 1 P: 7 | R: 4 E: 0 K: 0 S: 7 | H: 5 LOB: 2 BB: 2 P: 15 | R: 0 E: 0 K: 0 S: 3 | H: 1 LOB: 1 BB: 0 P: 4 | 1B: 8 2B: 4 3B: 0 HR: 1 | SF: 0 SAC: 2 DP: 4 HBP: 2 | WP: 0 PB: 0 SB: 0 CS: 1 | PA: 42 | | | |
| PITCHER | IP | WLS | BF | H | R | ER | SO | BB | IBB | HBP | BLK | WP | HR | S | P | ERA | WHIP | | | | | | | | |
| Jim Maloney, R (1, 1) <small>ERA: 2.73</small> | 5.1 | | 24 | 5 | 2 | 2 | 5 | 2 | 0 | 1 | 0 | 0 | 1 | 31 | 40 | 3.38 | 1.312 | | | | | | | | |
| John Tsitouris, R (6, 1) <small>ERA: 4.79</small> | 1.2 | | 8 | 3 | 3 | 3 | 1 | 1 | 0 | 0 | 0 | 0 | 0 | 9 | 13 | 16.20 | 2.400 | | | | | | | | |
| Roger Craig, R (8, 1) <small>ERA: 3.12</small> | 0.1 | L | 5 | 2 | 1 | 1 | 0 | 1 | 1 | 0 | 0 | 0 | 0 | 3 | 11 | 27.00 | 9.000 | | | | | | | | |
| Gerry Arrigo, L (8, 1) <small>ERA: 6.36</small> | 1.2 | | 5 | 1 | 0 | 0 | 0 | 0 | 0 | 1 | 0 | 0 | 0 | 4 | 5 | 0.00 | 0.600 | | | | | | | | |

Pittsburgh Pirates @ Cincinnati Reds
 Crosley Field, Cincinnati, OH
 Sun Jul 18 1965, 3:33 AM EDT
 Unknown

livebaseballscorecards.com

| | |
|------------|-----------|
| AB | 33 |
| R | 6 |
| H | 11 |
| RBI | 6 |
| BB | 5 |
| SO | 6 |
| LOB | 18 |



BOTTOM

Pittsburgh Pirates @ Cincinnati Reds
Crosley Field, Cincinnati, OH
Sun Jul 18 1965, 3:33 AM EDT
Unknown

livebaseballscorecards.com

AB 35
R 5
H 11
RBI 5
BB 2
SO 5
LOB 14



WP: 0 PA: 39
PB: 0
SB: 0
CS: 1

AB R H RBI BB SO LOB

| | | | | | | |
|---|---|---|---|---|---|---|
| 5 | 2 | 1 | 0 | 0 | 1 | 1 |
| 5 | 1 | 1 | 2 | 0 | 2 | 1 |
| 4 | 1 | 3 | 1 | 0 | 0 | 1 |
| 4 | 1 | 2 | 1 | 0 | 0 | 1 |
| 4 | 0 | 1 | 0 | 0 | 0 | 2 |
| 0 | 0 | 0 | 0 | 0 | 0 | 0 |
| 3 | 0 | 1 | 0 | 1 | 0 | 2 |
| 0 | 0 | 0 | 0 | 0 | 0 | 0 |
| 3 | 0 | 1 | 1 | 0 | 1 | 1 |
| 3 | 0 | 0 | 0 | 1 | 0 | 3 |
| 2 | 0 | 1 | 0 | 0 | 0 | 0 |
| 1 | 0 | 0 | 0 | 0 | 0 | 2 |
| 0 | 0 | 0 | 0 | 0 | 0 | 0 |
| 0 | 0 | 0 | 0 | 0 | 0 | 0 |
| 1 | 0 | 0 | 0 | 0 | 1 | 0 |

| Batter | 1 | 2 | 3 | 4 | 5 | 6 | 7 | 8 | 9 |
|--|------------|--------|--------------|---------|-----------|--------------|-----------|-------------------|---------|
| Tommy Harper, R (1, 7) OBP: 0.377, SLG: 0.454 | 0-0 F6 | | 0-0 FC1-6 HR | | 0-3 K | | 0-0 3B 1B | | 0-0 6-3 |
| Pete Rose, S (1, 4) OBP: 0.370, SLG: 0.407 | 0-0 3-1 | | 0-0 HR | | 0-3 K | | 0-0 B2 | | 0-3 K |
| Vada Pinson, L (1, 8) OBP: 0.351, SLG: 0.483 | 0-0 FC6 1B | | 0-0 HR | | 0-0 CS 1B | | 0-0 F7 | | |
| Frank Robinson, R (1, 9) OBP: 0.376, SLG: 0.543 | 0-0 FC6 | | 0-0 6-3 | | 0-0 CS | 0-0 E6 2B 1B | 0-0 3B | | |
| Gordy Coleman, L (1, 3) OBP: 0.362, SLG: 0.525 | | 0-0 F9 | 0-0 2B | | | 0-0 F9 | 0-0 F8 | | |
| Marty Keough, L (8, 3) OBP: 0.212, SLG: 0.103 | | | | | | 2-3 | | | |
| Deron Johnson, R (1, 5) OBP: 0.332, SLG: 0.506 | | 4-0 BB | 0-0 6-3 | | 0-0 5-3 | | | 0-0 L6-4 SH3-4 1B | |
| Giraldo Ruiz, S (8, PR) (9, 5) | | | | | | | | | |
| Johnny Edwards, L (1, 2) OBP: 0.351, SLG: 0.532 | | 0-3 K | | 0-0 F7 | | 0-0 2B | | 0-0 SH3-4 | |
| Leo Cardenas, R (1, 6) OBP: 0.356, SLG: 0.430 | | 0-0 F8 | | 0-0 6-3 | | 4-0 IBB | | 0-0 L6-4 | |
| Jim Maloney, L (1, 1) OBP: 0.302, SLG: 0.340 | | | 0-0 FC1-6 1B | 0-0 4-3 | | 0-0 F3 | | | 0-3 K |
| John Tsitouris, R (6, 1) OBP: 0.067, SLG: 0.036 | | | | | | | | | |
| Roger Craig, R (8, 1) | | | | | | | | | |
| Gerry Arrigo, L (8, 1) OBP: 0.182, SLG: 0.455 | | | | | | | | | |
| Art Shamsky, L (9, PH) OBP: 0.365, SLG: 0.468 | | | | | | | | | |

| Inning Stats | R: 0 | H: 1 | E: 0 | K: 0 | S: 4 | H: 0 | LOB: 1 | BB: 0 | P: 4 | R: 0 | H: 0 | E: 0 | K: 1 | S: 5 | R: 3 | H: 4 | E: 0 | K: 0 | S: 7 | R: 0 | H: 0 | E: 0 | K: 0 | S: 3 | R: 0 | H: 1 | E: 0 | K: 2 | S: 7 | R: 1 | H: 2 | E: 1 | K: 0 | S: 5 | R: 1 | H: 2 | E: 0 | K: 0 | S: 5 | R: 0 | H: 1 | E: 0 | K: 0 | S: 3 | R: 0 | H: 0 | E: 0 | K: 2 | S: 7 | 1B: 6 | SF: 0 | 2B: 3 | SAC: 1 | 3B: 1 | DP: 1 | HR: 2 | HBP: 0 | WP: 0 | PA: 39 |
|--------------|------|------|------|------|------|------|--------|-------|------|------|------|------|------|------|------|------|------|------|------|------|------|------|------|------|------|------|------|------|------|------|------|------|------|------|------|------|------|------|------|------|------|------|------|------|------|------|------|------|------|-------|-------|-------|--------|-------|-------|-------|--------|-------|--------|
|--------------|------|------|------|------|------|------|--------|-------|------|------|------|------|------|------|------|------|------|------|------|------|------|------|------|------|------|------|------|------|------|------|------|------|------|------|------|------|------|------|------|------|------|------|------|------|------|------|------|------|------|-------|-------|-------|--------|-------|-------|-------|--------|-------|--------|

| PITCHER | IP | WLS | BF | H | R | ER | SO | BB | IBB | HBP | BLK | WP | HR | S | P | ERA | WHIP |
|------------------------------------|-----|-----|----|---|---|----|----|----|-----|-----|-----|----|----|----|----|------|-------|
| Bob Friend, R (1, 1) ERA: 3.61 | 6.0 | | 27 | 8 | 4 | 4 | 3 | 1 | 1 | 0 | 0 | 0 | 2 | 31 | 39 | 6.00 | 1.500 |
| Al McBean, R (7, 1) ERA: 2.42 | 1.0 | | 5 | 2 | 1 | 1 | 0 | 0 | 0 | 0 | 0 | 0 | 0 | 5 | 5 | 9.00 | 2.000 |
| Don Schwall, R (8, 1) ERA: 3.38 | 2.0 | W | 6 | 1 | 0 | 0 | 2 | 0 | 0 | 0 | 0 | 0 | 0 | 10 | 10 | 0.00 | 0.500 |

| Batter | 1 | 2 | 3 | 4 | 5 | 6 | 7 | 8 | 9 | AB R H RBI BB SO LOB | TOP | |
|---|--|---|---|--|---|---|---|---|---|--|---|---|
| Bob Bailey, R (1, 5) <small>OBP: 0.330, SLG: 0.365</small> | 0-0 | | | 0-0 | | 0-0 | 0-0 | | 0-0 | 4 0 1 1 0 0 3 | | |
| Bill Virdon, L (1, 8) <small>OBP: 0.352, SLG: 0.399</small> Gene Alley, R (9, PH) <small>OBP: 0.280, SLG: 0.324</small> | 0-0 | | 4-0 | | 0-3 | | | 0-0 | 0-3 | 3 1 1 0 1 1 0 1 0 0 0 0 1 1 | | |
| Roberto Clemente, R (1, 9) <small>OBP: 0.368, SLG: 0.458</small> | 0-0 | | 0-3 | | 0-0 | | | 0-0 | | 4 1 2 0 0 1 2 | | |
| Jerry Lynch, L (1, 7) <small>OBP: 0.350, SLG: 0.474</small> | | 0-0 | | 0-0 | | 0-0 | | 0-3 | | 4 0 0 0 0 1 5 | | |
| Donn Clendenon, R (1, 3) <small>OBP: 0.378, SLG: 0.484</small> | | 0-0 | | 0-3 | | | 0-0 | 0-0 | | 4 0 1 1 0 1 2 | | |
| Bill Mazeroski, R (1, 4) <small>OBP: 0.307, SLG: 0.361</small> | | 0-3 | | | 0-0 | | 0-0 | 0-0 | | 4 1 1 1 0 1 1 | | |
| Andre Rodgers, R (1, 6) <small>OBP: 0.375, SLG: 0.426</small> | | | 0-0 | | 0-0 | | 0-0 | 0-3 | | 4 0 0 0 0 1 2 | | |
| Jim Pagliaroni, R (1, 2) <small>OBP: 0.363, SLG: 0.456</small> Vern Law, R (7, PR) <small>OBP: 0.283, SLG: 0.348</small> Del Crandall, R (7, 2) <small>OBP: 0.305, SLG: 0.253</small> Tommie Sisk, R (9, PR) <small>OBP: 0.333, SLG: 0.200</small> | | | 0-0 | | 0-0 | | 0-0 | | 4-0 | 3 0 1 1 0 0 0 0 0 0 0 0 0 0 0 0 0 0 1 0 0 0 0 0 0 0 0 0 | | |
| Joe Gibbon, R (1, 1) <small>OBP: 0.136, SLG: 0.095</small> Don Schwalli, R (5, 1) <small>OBP: 0.394, SLG: 0.333</small> Manny Mota, R (6, PH) <small>OBP: 0.329, SLG: 0.303</small> Wilbur Wood, R (6, 1) <small>OBP: 0.329, SLG: 0.303</small> Gene Freese, R (7, PH) <small>OBP: 0.329, SLG: 0.303</small> Frank Cascarino, L (7, 1) <small>OBP: 0.266, SLG: 0.254</small> Jose Pagan, R (9, PH) | | | 0-3 | | 0-0 | | 4-0 | 0-3 | 1 0 0 0 0 1 0 0 0 0 0 0 0 0 1 1 1 0 0 0 0 0 0 0 0 0 0 0 0 0 0 0 1 0 0 0 0 0 0 0 0 0 1 0 0 0 0 1 1 | | | |
| Inning Stats | R: 0 H: 0 E: 0 LOB: 0 K: 0 BB: 0 S: 3 P: 3 | R: 0 H: 0 E: 0 LOB: 0 K: 1 BB: 0 S: 5 P: 5 | R: 0 H: 0 E: 0 LOB: 0 K: 1 BB: 0 S: 5 P: 5 | R: 0 H: 1 E: 0 LOB: 2 K: 2 BB: 1 S: 8 P: 12 | R: 0 H: 0 E: 0 LOB: 0 K: 0 BB: 0 S: 3 P: 3 | R: 1 H: 2 E: 0 LOB: 1 K: 1 BB: 0 S: 7 P: 7 | R: 1 H: 2 E: 0 LOB: 2 K: 0 BB: 1 S: 5 P: 9 | R: 2 H: 3 E: 0 LOB: 1 K: 2 BB: 0 S: 10 P: 10 | R: 0 H: 0 E: 0 LOB: 1 K: 2 BB: 1 S: 7 P: 11 | 1B: 3 SF: 1 2B: 5 SAC: 0 3B: 0 DP: 0 HR: 0 HBP: 0 | WP: 0 PA: 38 PB: 1 SB: 0 CS: 0 | |
| PITCHER Joey Jay, R (1, 1) <small>ERA: 3.46</small> Billy McCool, L (8, 1) <small>ERA: 3.81</small> | IP WLS BF H R ER SO BB IBB HBP BLK WP HR S P ERA WHIP 7.0 W 30 7 4 3 5 2 0 0 0 0 0 0 38 46 3.86 1.286 | | | | | | | | | | | PITCHER IP WLS BF H R ER SO BB IBB HBP BLK WP HR S P ERA WHIP 2.0 S 8 1 0 0 4 1 0 0 0 0 0 0 15 19 0.00 1.000 |

Pittsburgh Pirates @ Cincinnati Reds
 Crosley Field, Cincinnati, OH
 Sun Jul 18 1965, 3:38 AM EDT
 Att: 25,637 - Unknown

livebaseballscorecards.com

| | |
|------------|-----------|
| AB | 34 |
| R | 4 |
| H | 8 |
| RBI | 4 |
| BB | 3 |
| SO | 9 |
| LOB | 17 |



| Batter | 1 | 2 | 3 | 4 | 5 | 6 | 7 | 8 | 9 | AB R H RBI BB SO LOB | TOP | | | | | | | | | |
|--|---|---------------------------------|------------------------------|---------------------------------|------------------------------|---------------------------------|------------------------------|---------------------------------|------------------------------|---------------------------------|------------------------------|---------------------------------|------------------------------|---------------------------------|------------------------------|---------------------------------|----------------------------------|------------------------------------|----------------------------------|--------|
| Bob Bailey, R (1, 5) OBP: 0.331, SLG: 0.369 | 0-0 F9 | | 0-0 4-3 1-H 2B | | 0-0 2B 1B | | 0-0 6-3 | | 0-0 F9 | 5 0 2 0 0 0 0 | | | | | | | | | | |
| Manny Mota, R (1, 8) OBP: 0.309, SLG: 0.344 | 0-0 2B 1B | | 0-0 4-3 | | 0-0 1-3 2B | | | 0-0 F7 | | 4 1 2 0 0 0 1 | | | | | | | | | | |
| Roberto Clemente, R (1, 9) OBP: 0.369, SLG: 0.461 | 0-0 1-H 2B | | 0-0 4-3 | | 0-0 4-3 | | | 0-0 1B 1B | | 4 1 2 1 0 0 3 | | | | | | | | | | |
| Donn Clendenon, R (1, 3) OBP: 0.379, SLG: 0.493 | 0-0 F6 | | | 0-0 HR | | 0-0 F8 | | 0-0 1-2 1B 1B | | 4 1 2 1 0 0 3 | | | | | | | | | | |
| Bill Mazaroski, R (1, 4) OBP: 0.310, SLG: 0.363 | 0-0 F3 | | | 0-0 FC3-6 1B | | 0-0 F2 | | 0-0 1-2 2-H 1B 1B | | 4 0 2 1 0 0 1 | | | | | | | | | | |
| Willie Stargell, L (1, 7) OBP: 0.343, SLG: 0.580 | | 0-3 K | | 0-0 FC3-6 FC5-4 1-2f | | 0-3 K | | 0-0 F9 | | 4 0 0 0 0 2 3 | | | | | | | | | | |
| Gene Alley, R (1, 6) OBP: 0.276, SLG: 0.319 | | 0-3 K | | 0-0 FC5-4 1-2f | | 0-0 F8 | | 0-0 F8 | | 4 0 0 0 0 1 3 | | | | | | | | | | |
| Jim Pagliaroni, R (1, 2) OBP: 0.357, SLG: 0.447 | | 0-0 4-3 | | 0-0 1-3 | | | 0-3 K | | 0-0 5-3 | 4 0 0 0 0 1 1 | | | | | | | | | | |
| Vern Law, R (1, 1) OBP: 0.300, SLG: 0.360 | | | 0-0 2B 1B | | 0-0 2-3 | | 0-0 1B | | 0-3 K | 4 0 2 0 0 1 0 | | | | | | | | | | |
| Inning Stats | R: 1 E: 0 K: 0 S: 5 | H: 2 LOB: 1 BB: 0 P: 5 | R: 0 E: 0 K: 2 S: 7 | H: 0 LOB: 0 BB: 0 P: 7 | R: 0 E: 0 K: 0 S: 4 | H: 2 LOB: 1 BB: 0 P: 4 | R: 1 E: 0 K: 0 S: 5 | H: 2 LOB: 1 BB: 0 P: 5 | R: 0 E: 0 K: 1 S: 5 | H: 0 LOB: 0 BB: 0 P: 5 | R: 0 E: 0 K: 1 S: 5 | H: 1 LOB: 0 BB: 0 P: 5 | R: 1 E: 0 K: 0 S: 6 | H: 3 LOB: 2 BB: 0 P: 6 | R: 0 E: 0 K: 1 S: 5 | H: 0 LOB: 0 BB: 0 P: 5 | 1B: 8 2B: 3 3B: 0 HR: 1 | SF: 0 SAC: 0 DP: 0 HBP: 0 | WP: 0 PB: 0 SB: 0 CS: 0 | PA: 37 |
| PITCHER | IP WLS BF H R ER SO BB IBB HBP BLK WP HR S P ERA WHIP | | | | | | | | | | | | | | | | | | | |
| Joe Nuxhall, L (1, 1) ERA: 4.26 | 8.0 L 34 12 3 3 4 0 0 0 0 0 1 42 42 3.38 1.500 | | | | | | | | | | | | | | | | | | | |
| Billy McCool, L (9, 1) ERA: 3.74 | 1.0 3 0 0 0 1 0 0 0 0 0 0 5 5 0.00 0.000 | | | | | | | | | | | | | | | | | | | |

Pittsburgh Pirates @ Cincinnati Reds
 Crosley Field, Cincinnati, OH
 Mon Jul 19 1965, 7:05 PM EDT
 Att: 11,096 - Unknown

livebaseballscorecards.com

| | |
|-----|----|
| AB | 37 |
| R | 3 |
| H | 12 |
| RBI | 3 |
| BB | 0 |
| SO | 5 |
| LOB | 15 |



| Batter | 1 | 2 | 3 | 4 | 5 | 6 | 7 | 8 | 9 | AB R H RBI BB SO LOB |
|--------|---|---|---|---|---|---|---|---|---|----------------------|
|--------|---|---|---|---|---|---|---|---|---|----------------------|

| | | | | | | | | | | |
|---|------------|-----------|-----------|------------|-----------------------|-----------|------------|-----------------------|------------------|---|
| Tommy Harper, R OBP: 0.378, SLG: 0.464 (1, 7) | 0-0 HR | | 0-0 F4 | | | 0-3 K | | | 0-0 F9 | 4 1 1 1 0 1 0 |
| Pete Rose, S OBP: 0.371, SLG: 0.413 (1, 4) | 0-0 G3 | | | 0-0 F8 | | 0-0 2B | | | 0-0 3-1 | 4 0 1 0 0 0 0 |
| Vada Pinson, L OBP: 0.345, SLG: 0.474 (1, 8) | 0-0 1-3 | | | 0-0 F7 | | 0-0 F3 | | | 0-0 E4 1B | 4 0 0 0 0 0 1 |
| Frank Robinson, R OBP: 0.372, SLG: 0.533 (1, 9) | 0-3 K | | | 0-0 4-3 | | | 0-0 6-3 | | 0-0 1-2 1B | 4 0 1 0 0 1 0 |
| Deron Johnson, R OBP: 0.332, SLG: 0.503 (1, 5) | | 0-0 F8 | | | 0-0 G6-4-3 1B | | 0-0 5-3 | | 0-0 6-3 | 4 0 1 0 0 0 2 |
| Tony Perez, R OBP: 0.308, SLG: 0.468 (1, 3) | | 0-3 K | | | 0-0 G6-4-3 1-2f | | 0-0 6-3 | | | 3 0 0 0 0 1 1 |
| Johnny Edwards, L OBP: 0.350, SLG: 0.529 (1, 2) | | 0-0 F6 | | | 0-0 1B | | | 0-0 G3 | | 3 0 1 0 0 0 0 |
| Leo Cardenas, R OBP: 0.357, SLG: 0.429 (1, 6) | | | 0-0 F8 | | 0-3 K | | | 0-0 G4-6-3 1B | | 3 0 1 0 0 1 1 |
| Joe Nuxhall, L OBP: 0.320, SLG: 0.304 (8, PH) Marty Keough, L OBP: 0.206, SLG: 0.100 Billy McCool, R (9, 1) | | | 0-0 G3 | | | 0-0 F6 | | 0-0 G4-6-3 1-2f | | 2 0 0 0 0 0 0 1 0 0 0 0 0 1 0 0 0 0 0 0 0 |

| Inning Stats | R: 1 E: 0 K: 1 S: 6 | H: 1 LOB: 0 BB: 0 P: 6 | R: 0 E: 0 K: 1 S: 5 | H: 0 LOB: 0 BB: 0 P: 5 | R: 0 E: 0 K: 0 S: 3 | H: 0 LOB: 0 BB: 0 P: 3 | R: 0 E: 0 K: 0 S: 3 | H: 0 LOB: 0 BB: 0 P: 3 | R: 0 E: 0 K: 1 S: 6 | H: 2 LOB: 1 BB: 0 P: 6 | R: 0 E: 0 K: 1 S: 6 | H: 1 LOB: 1 BB: 0 P: 6 | R: 0 E: 0 K: 0 S: 3 | H: 0 LOB: 0 BB: 0 P: 3 | R: 0 E: 1 K: 0 S: 5 | H: 1 LOB: 2 BB: 0 P: 5 | 1B: 4 2B: 1 3B: 0 HR: 1 | SF: 0 SAC: 0 DP: 2 HBP: 0 | WP: 0 PB: 0 SB: 0 CS: 0 | PA: 32 |
|--------------|------------------------------|---------------------------------|------------------------------|---------------------------------|------------------------------|---------------------------------|------------------------------|---------------------------------|------------------------------|---------------------------------|------------------------------|---------------------------------|------------------------------|---------------------------------|------------------------------|---------------------------------|----------------------------------|------------------------------------|----------------------------------|--------|
|--------------|------------------------------|---------------------------------|------------------------------|---------------------------------|------------------------------|---------------------------------|------------------------------|---------------------------------|------------------------------|---------------------------------|------------------------------|---------------------------------|------------------------------|---------------------------------|------------------------------|---------------------------------|----------------------------------|------------------------------------|----------------------------------|--------|

| PITCHER | IP | WLS | BF | H | R | ER | SO | BB | IBB | HBP | BLK | WP | HR | S | P | ERA | WHIP | PITCHER | IP | WLS | BF | H | R | ER | SO | BB | IBB | HBP | BLK | WP | HR | S | P | ERA | WHIP | |
|------------------------------------|-----|-----|----|---|---|----|----|----|-----|-----|-----|----|----|----|----|------|-------|---------|----|-----|----|---|---|----|----|----|-----|-----|-----|----|----|---|---|-----|------|--|
| Vern Law, R ERA: 1.91 (1, 1) | 9.0 | W | 32 | 6 | 1 | 1 | 4 | 0 | 0 | 0 | 0 | 0 | 1 | 40 | 40 | 1.00 | 0.667 | | | | | | | | | | | | | | | | | | | |

BOTTOM

Pittsburgh Pirates @ Cincinnati Reds
Crosley Field, Cincinnati, OH
 Mon Jul 19 1965, 7:05 PM EDT
 Att. 11,096 - Unknown

| | |
|-----|----|
| AB | 32 |
| R | 1 |
| H | 6 |
| RBI | 1 |
| BB | 0 |
| SO | 4 |
| LOB | 6 |



| Batter | 1 | 2 | 3 | 4 | 5 | 6 | 7 | 8 | 9 | AB R H RBI BB SO LOB | TOP | | | | | | | | | |
|--|---|---------------------------------|------------------------------|---------------------------------|------------------------------|---------------------------------|-------------------------------|----------------------------------|------------------------------|---------------------------------|------------------------------|---------------------------------|------------------------------|---------------------------------|------------------------------|---------------------------------|----------------------------------|------------------------------------|----------------------------------|--------|
| Bob Bailey, R (1, 5) OBP: 0.334, SLG: 0.381 | 0-0 F9 | | | 0-0 G4-6-3 1B | 0-0 HR | | 0-0 1B 1B | | 0-0 F7 | 5 2 3 5 0 0 0 | | | | | | | | | | |
| Bill Virdon, L (1, 8) OBP: 0.350, SLG: 0.396 | 0-0 G3 | | | 0-0 F4 | 0-0 F8 | | 0-0 1-3 1B 1B | | 0-0 6-3 | 5 0 1 0 0 0 1 | | | | | | | | | | |
| Roberto Clemente, R (1, 9) OBP: 0.370, SLG: 0.471 | 0-3 K | | | 0-0 G4-6-3 1-2f | | 0-0 HR | 0-0 1-2 3-H 1B | | | 4 1 2 2 0 1 1 | | | | | | | | | | |
| Willie Stargell, L (1, 7) OBP: 0.339, SLG: 0.572 | | 0-0 F3 | | | 0-3 K | 0-0 2-3 | 0-3 K | | | 4 0 0 0 0 2 2 | | | | | | | | | | |
| Donn Clendenon, R (1, 3) OBP: 0.378, SLG: 0.490 | | 0-3 K | | | 0-0 1B 2B 1B | 0-0 5-3 | | 0-0 F2 | | 4 1 1 0 0 1 0 | | | | | | | | | | |
| Bill Mazeroski, R (1, 4) OBP: 0.309, SLG: 0.361 | | 0-0 F4 | | | 0-0 2B HR 1B | 0-0 F7 | | 0-0 F6 | | 4 1 1 0 0 0 0 | | | | | | | | | | |
| Jim Pagliaroni, R (1, 2) OBP: 0.360, SLG: 0.450 | | | 0-0 F9 | | 0-0 1-3 HR 2B | | 0-0 6-3 | 4-0 BB | | 3 1 1 1 1 0 0 | | | | | | | | | | |
| Gene Alley, R (1, 6) OBP: 0.279, SLG: 0.319 | | | 0-3 K | | 4-0 HR BB | | 0-0 S 1B 1B | 0-0 F8 | | 3 2 1 0 1 1 1 | | | | | | | | | | |
| Bob Veale, S (1, 1) OBP: 0.117, SLG: 0.070 | | | 0-0 F8 | | 0-3 K | | 0-0 B5 | | 0-3 K | 4 0 0 0 0 2 4 | | | | | | | | | | |
| Al McBean, R (9, 1) OBP: 0.200, SLG: 0.200 | | | | | | | | | | 0 0 0 0 0 0 0 | | | | | | | | | | |
| Inning Stats | R: 0 E: 0 K: 1 S: 5 | H: 0 LOB: 0 BB: 0 P: 5 | R: 0 E: 0 K: 1 S: 5 | H: 0 LOB: 0 BB: 0 P: 5 | R: 0 E: 0 K: 1 S: 5 | H: 1 LOB: 0 BB: 0 P: 3 | R: 5 E: 0 K: 2 S: 11 | H: 4 LOB: 0 BB: 1 P: 15 | R: 1 E: 0 K: 0 S: 4 | H: 1 LOB: 0 BB: 0 P: 4 | R: 2 E: 0 K: 1 S: 9 | H: 4 LOB: 2 BB: 0 P: 9 | R: 0 E: 0 K: 0 S: 3 | H: 0 LOB: 1 BB: 1 P: 7 | R: 0 E: 0 K: 1 S: 5 | H: 0 LOB: 0 BB: 0 P: 5 | 1B: 7 2B: 1 3B: 0 HR: 2 | SF: 0 SAC: 0 DP: 1 HBP: 0 | WP: 0 PB: 0 SB: 1 CS: 0 | PA: 38 |
| PITCHER | IP WLS BF H R ER SO BB IBB HBP BLK WP HR S P ERA WHIP | | | | | | | | | | | | | | | | | | | |
| Sammy Ellis, R (1, 1) ERA: 3.42 | 5.0 L 21 6 6 6 5 1 0 0 0 0 0 2 30 34 10.80 1.400 | | | | | | | | | | | | | | | | | | | |
| Jim O'Toole, L (6, 1) ERA: 7.5 | 2.0 10 4 2 2 1 0 0 0 0 0 0 0 12 12 9.00 2.000 | | | | | | | | | | | | | | | | | | | |
| Jim Duffalo, R (8, 1) ERA: 3.8 | 1.0 4 0 0 0 0 1 0 0 0 0 0 0 3 7 0.00 1.000 | | | | | | | | | | | | | | | | | | | |
| Billy McCool, L (9, 1) ERA: 3.67 | 1.0 3 0 0 0 0 1 0 0 0 0 0 0 5 5 0.00 0.000 | | | | | | | | | | | | | | | | | | | |

Pittsburgh Pirates @ Cincinnati Reds
Crosley Field, Cincinnati, OH
Tue Jul 20 1965, 3:33 AM EDT
Att. 9,669 - Unknown

livebaseballscorecards.com

| | |
|-----|----|
| AB | 36 |
| R | 8 |
| H | 10 |
| RBI | 8 |
| BB | 2 |
| SO | 7 |
| LOB | 9 |



| Batter | 1 | 2 | 3 | 4 | 5 | 6 | 7 | 8 | 9 | AB R H RBI BB SO LOB |
|---|-------------------------------|------------|-----------|------------|------------------------|------------|---------------|------------------|--------------|--|
| Tommy Harper, R OBP: 0.380, SLG: 0.463 (1, 7) | 4-0 BB BB BB BB | 0-3 K | | | 0-0 F3 | 0-0 1B | | 0-0 1B 1B | 0-0 6-3 | 5 1 2 1 1 1 2 |
| Pete Rose, S OBP: 0.374, SLG: 0.414 (1, 4) | 4-0 BB BB 1-2 SF8 | 0-0 5-3 | | | 0-0 WP 1B | 0-0 6-3 | | 0-0 1B 1B | | 4 1 2 0 1 0 2 |
| Vada Pinson, L OBP: 0.346, SLG: 0.474 (1, 8) | 4-0 BB BB 1-2 2-3 1B BB | | 0-0 2B | | 0-3 K | | 0-0 6-3 | 0-3 K | | 4 1 1 0 1 2 3 |
| Frank Robinson, R OBP: 0.375, SLG: 0.530 (1, 9) | 4-0 1B BB 1-2 2-3 3-H | | 0-0 F3 | | 4-0 BB BB 1-2 BB | | 4-0 BB BB | 0-0 F3 | | 2 0 0 1 3 0 1 |
| Deron Johnson, R OBP: 0.331, SLG: 0.500 (1, 5) | 0-0 SF8 | | 0-3 K | | 0-0 5-3 | | 0-0 F7 | 0-0 1B 1B | | 4 1 1 1 0 1 4 |
| Tony Perez, R OBP: 0.322, SLG: 0.472 (1, 3) | 0-0 1B 1-3 2-H | | 0-3 K | | 4-0 1B WP 1B BB | | 4-0 1-2 BB | 0-0 1B 2B 1B | | 3 2 2 1 2 1 1 |
| Jimmie Coker, R OBP: 0.174, SLG: 0.391 (1, 2) | 0-3 K | | | 0-0 4-3 | 0-0 F8 | | 0-0 F3 | 0-0 F9 | | 5 0 0 0 0 1 7 |
| Leo Cardenas, R OBP: 0.358, SLG: 0.426 (1, 6) | 0-0 4-3 | | | 0-0 6-3 | 0-0 6-3 | | | 4-0 G6-4-3 BB | 0-0 2B 1B | 4 0 1 1 1 0 3 |
| Sammy Ellis, L OBP: 0.187, SLG: 0.172 (8, PH) Jim O'Leary, S OBP: 0.115, SLG: 0.080 (8, PH) Jim Duffalo, R OBP: 0.250, SLG: 0.211 (9, PH) Billy McCool, R OBP: 0.133, SLG: 0.200 (9, PH) | | 0-3 K | | 0-3 K | 0-0 1B 1B | | | 0-0 G6-4-3 | 0-0 2B | 2 0 0 0 0 0 2 0 1 0 1 0 0 0 0 0 0 0 0 0 0 0 0 0 1 0 0 0 0 0 0 1 0 0 0 0 0 0 0 0 1 0 1 1 1 0 0 0 |

| Inning Stats | R: 3 E: 0 K: 1 S: 6 | H: 1 LOB: 2 BB: 4 P: 22 | R: 0 E: 0 K: 2 S: 7 | H: 0 LOB: 0 BB: 0 P: 7 | R: 0 E: 0 K: 2 S: 8 | H: 1 LOB: 1 BB: 0 P: 8 | R: 0 E: 0 K: 1 S: 5 | H: 0 LOB: 0 BB: 0 P: 5 | R: 0 E: 0 K: 1 S: 6 | H: 1 LOB: 2 BB: 1 P: 10 | R: 1 E: 0 K: 0 S: 5 | H: 2 LOB: 2 BB: 1 P: 9 | R: 0 E: 0 K: 0 S: 3 | H: 0 LOB: 2 BB: 2 P: 11 | R: 0 E: 0 K: 1 S: 6 | H: 2 LOB: 2 BB: 1 P: 10 | R: 2 E: 0 K: 0 S: 7 | H: 4 LOB: 2 BB: 0 P: 7 | 1B: 9 2B: 2 3B: 0 HR: 0 | SF: 1 SAC: 0 DP: 1 HBP: 0 | WP: 2 PB: 0 SB: 0 CS: 0 | PA: 46 | |
|-------------------------------------|------------------------------|----------------------------------|------------------------------|---------------------------------|------------------------------|---------------------------------|------------------------------|---------------------------------|------------------------------|----------------------------------|------------------------------|---------------------------------|------------------------------|----------------------------------|------------------------------|----------------------------------|------------------------------|---------------------------------|----------------------------------|------------------------------------|----------------------------------|--------|--|
| PITCHER | IP | WLS | BF | H | R | ER | SO | BB | IBB | HBP | BLK | WP | HR | S | P | ERA | WHIP | | | | | | |
| Bob Veale, L ERA: 3.07 (1, 1) | 8.2 | W | 45 | 11 | 6 | 6 | 8 | 9 | 0 | 0 | 0 | 2 | 0 | 52 | 88 | 6.23 | 2.308 | | | | | | |
| Al McBean, R ERA: 2.41 (9, 1) | 0.1 | S | 1 | 0 | 0 | 0 | 0 | 0 | 0 | 0 | 0 | 0 | 0 | 1 | 1 | 0.00 | 0.000 | | | | | | |

BOTTOM

Pittsburgh Pirates @ Cincinnati Reds

Crosley Field, Cincinnati, OH

Tue Jul 20 1965, 3:33 AM EDT

Att. 9,669 - Unknown

livebaseballscorecards.com

| | |
|-----|----|
| AB | 36 |
| R | 6 |
| H | 11 |
| RBI | 6 |
| BB | 9 |
| SO | 8 |
| LOB | 24 |



| Batter | 1 | 2 | 3 | 4 | 5 | 6 | 7 | 8 | 9 | AB R H RBI BB SO LOB | TOP | | | | | | | | | | | | | | | | | | | | |
|--|------------------------------|---------------------------------|------------------------------|---------------------------------|------------------------------|---------------------------------|------------------------------|---------------------------------|------------------------------|---------------------------------|------------------------------|---------------------------------|------------------------------|---------------------------------|------------------------------|---------------------------------|------------------------------|---------------------------------|----------------------------------|------------------------------------|----------------------------------|--------|----|----|---|---|-----|------|--|--|--|
| Gary Kolb, L (1, 8) OBP: 0.250, SLG: 0.226 | 0-0 3-1 | | 0-3 K | | 0-0 P6 | | | 0-3 K | | 4 0 0 0 0 2 3 | | | | | | | | | | | | | | | | | | | | | |
| Roy McMillan, R (1, 6) OBP: 0.254, SLG: 0.280 | 0-0 6-3 | | 0-0 L3 | | | 0-0 6-3 | | 0-0 4-3 | | 4 0 0 0 0 0 2 | | | | | | | | | | | | | | | | | | | | | |
| Ed Kranepool, L (1, 3) OBP: 0.329, SLG: 0.436 | 0-0 1-3 | | | 0-0 G1-6-3 1B | | 0-0 5-3 | | | 0-0 F5 | 4 0 1 0 0 0 0 | | | | | | | | | | | | | | | | | | | | | |
| Charley Smith, R (1, 5) OBP: 0.277, SLG: 0.432 | | 0-0 F7 | | 0-0 F7 | | 0-0 5-3 | | | 0-0 F7 | 4 0 0 0 0 0 1 | | | | | | | | | | | | | | | | | | | | | |
| Johnny Lewis, L (1, 9) OBP: 0.329, SLG: 0.407 | | 0-0 L9 | | 0-0 G1-6-3 1-2f | | | 0-0 1B 1B | | 4-0 WP BB | 3 0 1 0 1 0 1 | | | | | | | | | | | | | | | | | | | | | |
| Ron Swoboda, R (1, 7) OBP: 0.306, SLG: 0.504 | | 0-0 F8 | | | 0-0 FC4 1B | | 0-0 G1-6-3 1-2 1B | | 0-3 K | 4 0 2 0 0 1 1 0 0 0 0 0 0 0 | | | | | | | | | | | | | | | | | | | | | |
| Jim Hickman, R (9, 7) OBP: 0.249, SLG: 0.365 | | | | | | | | | | | | | | | | | | | | | | | | | | | | | | | |
| Chuck Hiller, L (1, 4) OBP: 0.311, SLG: 0.375 | | | 0-0 SH 2B | | 0-0 FC4 1-2f E | | 0-0 F9 | | | 3 1 1 0 0 0 3 | | | | | | | | | | | | | | | | | | | | | |
| Chris Cannizzaro, R (1, 2) OBP: 0.260, SLG: 0.237 | | | 0-0 SH | | 0-0 1-3 | | 0-0 G1-6-3 1-2f | | | 2 0 0 0 0 0 3 | | | | | | | | | | | | | | | | | | | | | |
| Al Jackson, L (1, 1) OBP: 0.135, SLG: 0.162 | | | 0-0 P6 | | 0-0 E4 2-H | | | 0-0 5-3 | | 3 0 0 0 0 0 2 | | | | | | | | | | | | | | | | | | | | | |
| Inning Stats | R: 0 E: 0 K: 0 S: 3 | H: 0 LOB: 0 BB: 0 P: 3 | R: 0 E: 0 K: 0 S: 3 | H: 0 LOB: 0 BB: 0 P: 3 | R: 0 E: 1 K: 1 S: 7 | H: 1 LOB: 2 BB: 0 P: 7 | R: 0 E: 0 K: 0 S: 3 | H: 1 LOB: 0 BB: 0 P: 3 | R: 1 E: 1 K: 0 S: 5 | H: 1 LOB: 1 BB: 0 P: 5 | R: 0 E: 0 K: 0 S: 3 | H: 0 LOB: 0 BB: 0 P: 3 | R: 0 E: 0 K: 0 S: 4 | H: 2 LOB: 1 BB: 0 P: 4 | R: 0 E: 0 K: 1 S: 5 | H: 0 LOB: 0 BB: 0 P: 5 | R: 0 E: 0 K: 1 S: 5 | H: 0 LOB: 1 BB: 1 P: 9 | 1B: 4 2B: 1 3B: 0 HR: 0 | SF: 0 SAC: 1 DP: 2 HBP: 0 | WP: 1 PB: 0 SB: 0 CS: 0 | PA: 33 | | | | | | | | | |
| PITCHER Don Cardwell, R (1, 1) ERA: 3.66 | IP 9.0 | WLS L | BF 33 | H 5 | R 1 | ER 0 | SO 3 | BB 1 | IBB 0 | HBP 0 | BLK 0 | WP 1 | HR 0 | S 38 | P 42 | ERA 0.00 | WHIP 0.667 | | | | | | | | | | | | | | |
| | | | | | | | | | | | PITCHER | IP | WLS | BF | H | R | ER | SO | BB | IBB | HBP | BLK | WP | HR | S | P | ERA | WHIP | | | |

New York Mets @ Pittsburgh Pirates
Forbes Field, Pittsburgh, PA
 Wed Jul 21 1965, 7:05 PM EDT
 Att: 22,670 - Unknown

| | |
|-----|----|
| AB | 31 |
| R | 1 |
| H | 5 |
| RBI | 0 |
| BB | 1 |
| SO | 3 |
| LOB | 16 |



| | |
|-------|--------|
| WP: 1 | PA: 33 |
| PB: 0 | |
| SB: 0 | |
| CS: 0 | |

livebaseballscorecards.com

| Batter | 1 | 2 | 3 | 4 | 5 | 6 | 7 | 8 | 9 | AB | R | H | RBI | BB | SO | LOB |
|---|----------|-------------|---|-------------|---|-----------------------|---|----------------|---------------|----|---|---|-----|----|----|-----|
| Bob Bailey, R OBP: 0.331, SLG: 0.376 (1, 5) X | 0-0 F8 ① | | | X 0-0 6-3 ① | | X 0-0 6-3 ③ | | X 0-0 1-3 ① | 4 0 0 0 0 0 1 | | | | | | | |
| Manny Mota, R OBP: 0.302, SLG: 0.335 (1, 8) X | 0-0 F9 ② | | | X 0-0 5-3 ② | | X 0-0 4-3 ① | | S S 0-3 K ② | 4 0 0 0 0 1 1 | | | | | | | |
| Roberto Clemente, R OBP: 0.369, SLG: 0.486 (1, 9) X | 0-0 F8 ③ | | | X 0-0 E4 | | B B B B 4-0 G5-4-3 BB | | X 0-0 4-3 ③ | 3 0 0 0 1 0 1 | | | | | | | |
| Donn Clendenon, R OBP: 0.375, SLG: 0.486 (1, 3) | | X 0-0 F8 ① | | X 0-0 1-3 ③ | | X 0-0 G5-4-3 ② ③ | | 1-2f | 3 0 0 0 0 0 2 | | | | | | | |
| Bill Mazerowski, R OBP: 0.305, SLG: 0.357 (1, 4) | | S S 0-3 K ② | | X 0-0 1-3 ① | | X 0-0 5-3 ① | | X 0-0 5-3 ① | 3 0 0 0 0 1 0 | | | | | | | |
| Willie Stargell, L OBP: 0.339, SLG: 0.570 (1, 7) | | X 0-0 P5 ③ | | X 0-0 F7 ② | | X 0-0 FC6-4 1B | | X 0-0 FC6-4 1B | 3 0 1 0 0 0 0 | | | | | | | |
| Jim Pagliaroni, R OBP: 0.355, SLG: 0.444 (8, PR) | | S S 0-3 K ① | | X 0-0 4-3 ③ | | X 0-0 6-3 ① | | X 0-0 FC6-4 ② | 3 0 0 0 0 1 1 | | | | | | | |
| Jose Pagan, R OBP: 0.266, SLG: 0.254 (9, 2) | | S S 0-3 K ② | | X 0-0 6-3 ① | | X 0-0 5-3 ③ | | X 0-0 5-3 ③ | 0 0 0 0 0 0 0 | | | | | | | |
| Del Crandall, R OBP: 0.305, SLG: 0.253 (9, 2) | | S S 0-3 K ② | | X 0-0 6-3 ① | | X 0-0 5-3 ③ | | X 0-0 5-3 ③ | 0 0 0 0 0 0 0 | | | | | | | |
| Gene Alley, R OBP: 0.277, SLG: 0.316 (1, 6) | | S S 0-3 K ② | | X 0-0 6-3 ① | | X 0-0 5-3 ③ | | X 0-0 5-3 ③ | 3 0 0 0 0 1 1 | | | | | | | |
| Don Cardwell, R OBP: 0.175, SLG: 0.256 (9, PH) | | X 0-0 L9 ③ | | X 0-0 F9 ② | | X 0-0 E5 1B | | X 0-0 E5 1B | 2 0 0 0 0 0 0 | | | | | | | |
| Ozzie Virgil, R OBP: 0.395, SLG: 0.500 (9, PH) | | X 0-0 L9 ③ | | X 0-0 F9 ② | | X 0-0 E5 1B | | X 0-0 E5 1B | 1 0 1 0 0 0 0 | | | | | | | |

| Inning Stats | R: 0 | H: 0 | E: 0 | LOB: 0 | K: 0 | BB: 0 | S: 3 | P: 3 | R: 0 | H: 0 | E: 0 | LOB: 0 | K: 1 | BB: 0 | S: 5 | P: 5 | R: 0 | H: 0 | E: 0 | LOB: 0 | K: 2 | BB: 0 | S: 7 | P: 7 | R: 0 | H: 0 | E: 1 | LOB: 1 | K: 0 | BB: 0 | S: 4 | P: 4 | R: 0 | H: 0 | E: 0 | LOB: 0 | K: 0 | BB: 0 | S: 3 | P: 3 | R: 0 | H: 0 | E: 0 | LOB: 0 | K: 0 | BB: 1 | S: 2 | P: 6 | R: 0 | H: 1 | E: 0 | LOB: 1 | K: 0 | BB: 0 | S: 4 | P: 4 | R: 0 | H: 1 | E: 1 | LOB: 1 | K: 1 | BB: 0 | S: 6 | P: 6 |
|--------------|------|------|------|--------|------|-------|------|------|------|------|------|--------|------|-------|-------|-------|--------|-------|-------|--------|--------|-------|--------|-------|-------|-------|------|--------|------|-------|------|------|------|-------|------|--------|------|-------|------|------|------|-------|------|--------|------|-------|------|------|------|------|------|--------|------|-------|------|------|------|------|------|--------|------|-------|------|------|
| AB | 29 | R | 0 | H | 2 | RBI | 0 | BB | 1 | SO | 4 | LOB | 7 | 1B: 2 | SF: 0 | 2B: 0 | SAC: 0 | 3B: 0 | DP: 1 | HR: 0 | HBP: 0 | WP: 0 | PA: 30 | PB: 0 | SB: 0 | CS: 0 | ERA | 0.00 | WHIP | 0.333 | ERA | 0.00 | WHIP | 0.333 | ERA | 0.00 | WHIP | 0.333 | ERA | 0.00 | WHIP | 0.333 | ERA | 0.00 | WHIP | 0.333 | | | | | | | | | | | | | | | | | | |

BOTTOM

New York Mets @ Pittsburgh Pirates

Forbes Field, Pittsburgh, PA

Wed Jul 21 1965, 7:05 PM EDT
Att. 22,670 - Unknown

livebaseballscorecards.com

| | |
|-----|----|
| AB | 29 |
| R | 0 |
| H | 2 |
| RBI | 0 |
| BB | 1 |
| SO | 4 |
| LOB | 7 |



| Batter | 1 | 2 | 3 | 4 | 5 | 6 | 7 | 8 | 9 | AB | R | H | RBI | BB | SO | LOB | TOP | | | | | | | | | | |
|---|------------------------------|---------------------------------|------------------------------|---------------------------------|------------------------------|---------------------------------|------------------------------|---------------------------------|------------------------------|---------------------------------|------------------------------|---------------------------------|------------------------------|---------------------------------|------------------------------|---------------------------------|------------------------------|---------------------------------|----------------------------------|------------------------------------|----------------------------------|--------|--|--|--|--|--|
| Bob Bailey, R (1, 5) OBP: 0.327, SLG: 0.371 | 0-3 K | 0-0 FC5-4 | | 0-0 5-3 | | 0-3 K | | 0-0 F8 | | 5 | 0 | 0 | 0 | 0 | 2 | 3 | | | | | | | | | | | |
| Manny Mota, R (1, 8) OBP: 0.304, SLG: 0.349 | 0-0 6-3 | | 0-0 F8 | | 0-0 6-3 | | 0-0 SF8 | | 0-0 1B | 5 | 2 | 2 | 0 | 0 | 0 | 0 | | | | | | | | | | | |
| Roberto Clemente, R (1, 9) OBP: 0.372, SLG: 0.468 | 0-0 E 1B | | 0-0 6-3 | | 0-0 6-3 | | 0-0 FC5 | | 0-0 1B | 5 | 0 | 3 | 1 | 0 | 0 | 0 | | | | | | | | | | | |
| Donn Clendenon, R (1, 3) OBP: 0.378, SLG: 0.496 | 0-0 E5 | | 0-0 HR | | 0-0 1B | | 0-0 F8 | | 0-0 F8 | 5 | 1 | 3 | 1 | 0 | 0 | 3 | | | | | | | | | | | |
| Bill Mazerowski, R (1, 4) OBP: 0.299, SLG: 0.350 | 0-0 P3 | | 0-0 5-3 | | 0-0 6-3 | | 0-0 SF8 | | 0-0 F8 | 4 | 0 | 0 | 1 | 0 | 0 | 4 | | | | | | | | | | | |
| Willie Stargell, L (1, 7) OBP: 0.340, SLG: 0.566 | | 0-3 K | | 0-0 F9 | | 0-0 WP | | 4-0 IBB | 0-0 G3 | 4 | 1 | 1 | 0 | 1 | 1 | 1 | | | | | | | | | | | |
| Jim Pagliaroni, R (1, 2) OBP: 0.357, SLG: 0.472 | | 0-0 HR | | 0-0 HR | | 0-3 K | | 0-0 FC5 | | 4 | 2 | 2 | 2 | 0 | 1 | 3 | | | | | | | | | | | |
| Gene Alley, R (1, 6) OBP: 0.279, SLG: 0.322 | | 0-0 6-3 | | 0-0 SH1-4 | | 0-0 2B | | 0-0 F8 | | 4 | 0 | 2 | 1 | 0 | 0 | 0 | | | | | | | | | | | |
| Bob Friend, R (1, 1) OBP: 0.022, SLG: 0.022 | | 0-0 FC5-4 | | 0-0 SH1-4 | | 0-0 F8 | | 0-0 6-3 | | 3 | 0 | 1 | 0 | 0 | 0 | 1 | | | | | | | | | | | |
| Inning Stats | R: 0 E: 1 K: 1 S: 7 | H: 2 LOB: 2 BB: 0 P: 7 | R: 1 E: 0 K: 1 S: 7 | H: 2 LOB: 1 BB: 0 P: 7 | R: 1 E: 0 K: 0 S: 4 | H: 1 LOB: 0 BB: 0 P: 4 | R: 1 E: 0 K: 0 S: 5 | H: 2 LOB: 1 BB: 0 P: 5 | R: 0 E: 0 K: 0 S: 4 | H: 1 LOB: 1 BB: 0 P: 4 | R: 1 E: 0 K: 2 S: 9 | H: 2 LOB: 1 BB: 0 P: 9 | R: 1 E: 0 K: 0 S: 5 | H: 2 LOB: 2 BB: 1 P: 9 | R: 0 E: 0 K: 0 S: 3 | H: 0 LOB: 0 BB: 0 P: 3 | R: 1 E: 0 K: 0 S: 5 | H: 2 LOB: 1 BB: 0 P: 5 | 1B: 9 2B: 1 3B: 1 HR: 3 | SF: 1 SAC: 1 DP: 0 HBP: 0 | WP: 1 PB: 0 SB: 2 CS: 0 | PA: 42 | | | | | |
| PITCHER | IP | WLS | BF | H | R | ER | SO | BB | IBB | HBP | BLK | WP | HR | S | P | ERA | WHIP | | | | | | | | | | |
| Dick Ellsworth, L (1, 1) ERA: 3.4 | 5.1 | L | 26 | 10 | 4 | 4 | 3 | 0 | 0 | 0 | 0 | 1 | 3 | 32 | 32 | 6.75 | 1.875 | | | | | | | | | | |
| Bob Humphreys, R (6, 1) ERA: 2.52 | 0.2 | | 2 | 0 | 0 | 0 | 1 | 0 | 0 | 0 | 0 | 0 | 0 | 4 | 4 | 0.00 | 0.000 | | | | | | | | | | |
| Lindy McDaniel, R (7, 1) ERA: 2.44 | 2.0 | | 9 | 2 | 1 | 1 | 0 | 0 | 1 | 0 | 0 | 0 | 0 | 8 | 12 | 4.50 | 1.000 | | | | | | | | | | |
| Ernie Broglio, R (9, 1) ERA: 5.4 | 1.0 | | 5 | 2 | 1 | 1 | 0 | 0 | 0 | 0 | 0 | 0 | 0 | 5 | 5 | 9.00 | 2.000 | | | | | | | | | | |

Pittsburgh Pirates @ Chicago Cubs
Wrigley Field, Chicago, IL
 Fri Jul 23 1965, 3:33 AM CDT
 Att. 5,288 - Sunny - 90 F

| | |
|------------|-----------|
| AB | 39 |
| R | 6 |
| H | 14 |
| RBI | 6 |
| BB | 1 |
| SO | 4 |
| LOB | 15 |



livebaseballscorecards.com

| Batter | 1 | 2 | 3 | 4 | 5 | 6 | 7 | 8 | 9 | AB | R | H | RBI | BB | SO | LOB | TOP | | | | | | | | | | |
|--|------------------------------|---------------------------------|------------------------------|---------------------------------|--------------------------------|---------------------------------|------------------------------|---------------------------------|-------------------------------|----------------------------------|------------------------------|---------------------------------|------------------------------|---------------------------------|------------------------------|---------------------------------|------------------------------|----------------------------------|----------------------------------|------------------------------------|----------------------------------|--------|--|--|--|--|--|
| Bob Bailey, R (1, 5) OBP: 0.324, SLG: 0.368 | 0-0 1-3 | | 0-3 K | 0-0 1-2 2-3 1B | 0-0 F7 | | | 0-3 K | 0-0 F2 | 6 | 0 | 1 | 0 | 0 | 2 | 3 | | | | | | | | | | | |
| Bill Virdon, L (1, 8) OBP: 0.350, SLG: 0.404 | 0-0 4-3 | | 0-0 HR | 0-0 F7 | | | 0-0 5-3 | 4-0 BB | | 4 | 1 | 1 | 1 | 1 | 0 | 3 | | | | | | | | | | | |
| Roberto Clemente, R (1, 9) OBP: 0.375, SLG: 0.477 | 4-0 BB | | 0-0 4-3 | | 0-0 HR | | 0-0 E 1B | 0-0 F3 | | 4 | 1 | 2 | 1 | 1 | 0 | 1 | | | | | | | | | | | |
| Willie Stargell, L (1, 7) OBP: 0.335, SLG: 0.557 | 0-0 6-3 | | 0-3 K | | 0-3 K | | 0-0 E2 1-3 | 0-0 6-3 | | 5 | 0 | 0 | 0 | 0 | 2 | 3 | | | | | | | | | | | |
| Donn Clendenon, R (1, 3) OBP: 0.376, SLG: 0.490 | | 0-0 4-3 | | 0-0 4-3 | 4-0 2B 2B BB | | 0-3 K | | 0-3 K | 4 | 1 | 0 | 0 | 1 | 2 | 2 | | | | | | | | | | | |
| Bill Mazaroski, R (1, 4) OBP: 0.297, SLG: 0.351 | | 0-0 6-3 | | 0-0 6-3 | 1-3 2B 2B | | 0-0 F8 | | 0-0 6-3 | 5 | 1 | 1 | 0 | 0 | 0 | 2 | | | | | | | | | | | |
| Jim Pagliaroni, R (1, 2) OBP: 0.366, SLG: 0.475 | | 4-0 2B BB | | 0-0 1B 1B | 4-0 2B IBB | | 0-3 K | | 0-0 2B 1B | 3 | 3 | 2 | 0 | 2 | 1 | 0 | | | | | | | | | | | |
| Gene Alley, R (1, 6) OBP: 0.288, SLG: 0.334 | | 0-0 1-H 2B | | 0-0 1B 1B | 0-0 1-3 2-H 3-H 2B | | 0-0 6-3 | | 4-0 2B BB | 4 | 1 | 3 | 3 | 1 | 0 | 0 | | | | | | | | | | | |
| Vern Law, R (1, 1) OBP: 0.296, SLG: 0.352 | | 0-0 F9 | | 0-0 1B | 0-3 K1-3 | | 0-0 F8 | | 0-0 1-H 2-H 2B | 4 | 0 | 1 | 1 | 0 | 1 | 3 | | | | | | | | | | | |
| Al McBean, R (8, 1) OBP: 0.250, SLG: 0.313 | | | | 1-2 2-H 1B | | | | | | 1 | 0 | 1 | 2 | 0 | 0 | 0 | | | | | | | | | | | |
| Inning Stats | R: 0 E: 0 K: 0 S: 3 | H: 0 LOB: 1 BB: 1 P: 7 | R: 1 E: 0 K: 2 S: 4 | H: 1 LOB: 1 BB: 1 P: 8 | R: 1 E: 0 K: 2 S: 8 | H: 1 LOB: 0 BB: 0 P: 8 | R: 1 E: 0 K: 0 S: 7 | H: 4 LOB: 3 BB: 0 P: 7 | R: 3 E: 0 K: 2 S: 10 | H: 3 LOB: 2 BB: 2 P: 18 | R: 0 E: 1 K: 1 S: 7 | H: 1 LOB: 2 BB: 0 P: 7 | R: 0 E: 0 K: 1 S: 5 | H: 0 LOB: 0 BB: 0 P: 5 | R: 0 E: 0 K: 1 S: 5 | H: 0 LOB: 1 BB: 1 P: 9 | R: 2 E: 0 K: 1 S: 7 | H: 2 LOB: 1 BB: 1 P: 11 | 1B: 6 2B: 4 3B: 0 HR: 2 | SF: 0 SAC: 0 DP: 0 HBP: 0 | WP: 0 PB: 0 SB: 0 CS: 0 | PA: 46 | | | | | |
| PITCHER | IP | WLS | BF | H | R | ER | SO | BB | IBB | HBP | BLK | WP | HR | S | P | ERA | WHIP | | | | | | | | | | |
| Larry Jackson, R (1, 1) ERA: 4.59 | 4.1 | L | 26 | 9 | 6 | 6 | 3 | 3 | 1 | 0 | 0 | 0 | 2 | 28 | 44 | 12.46 | 2.769 | | | | | | | | | | |
| Bob Humphreys, R (5, 1) ERA: 2.48 | 0.2 | | 2 | 0 | 0 | 0 | 1 | 0 | 0 | 0 | 0 | 0 | 0 | 4 | 4 | 0.00 | 0.000 | | | | | | | | | | |
| Lindy McDaniel, R (6, 1) ERA: 2.38 | 2.0 | | 8 | 1 | 0 | 0 | 2 | 0 | 0 | 0 | 0 | 0 | 0 | 12 | 12 | 0.00 | 0.500 | | | | | | | | | | |
| Ted Abernathy, R (8, 1) ERA: 2.11 | 2.0 | | 10 | 2 | 2 | 2 | 2 | 2 | 0 | 0 | 0 | 0 | 0 | 12 | 20 | 9.00 | 2.000 | | | | | | | | | | |

Pittsburgh Pirates @ Chicago Cubs
 Wrigley Field, Chicago, IL
 Sat Jul 24 1965, 3:33 AM CDT
 Att: 9,578 - Sunny - 80 F

| | |
|-----|----|
| AB | 40 |
| R | 8 |
| H | 12 |
| RBI | 8 |
| BB | 6 |
| SO | 8 |
| LOB | 17 |



livebaseballscorecards.com

| Batter | 1 | 2 | 3 | 4 | 5 | 6 | 7 | 8 | 9 | 10 | 11 | 12 | 13 | AB R H RBI BB SO LOB | TOP | | | | | | | | | | | | | | |
|---|---------------------------------------|---------------------------------|------------------------------|---------------------------------|------------------------------|---------------------------------|------------------------------|---------------------------------|------------------------------|---------------------------------|------------------------------|---------------------------------|------------------------------|--|---|------------------------------|---------------------------------|-------------------------------------|--|------------------------------|----------------------------------|------------------------------|---------------------------------|------------------------------|---------------------------------|----------------------------------|------------------------------------|----------------------------------|--------|
| Bob Bailey, R OBP: 0.319, SLG: 0.362 (1, 5) | 0-0 1-3 | 0-0 1-3 | | 0-0 4-3 | | | 0-0 L5 | | 0-0 L7 | | 0-0 FC5 | | | 6 0 0 0 0 0 5 | Pittsburgh Pirates @ Chicago Cubs Wrigley Field, Chicago, IL Sun Jul 25 1965, 3:33 AM CDT Sunny | | | | | | | | | | | | | | |
| Bill Virdon, L OBP: 0.350, SLG: 0.403 (1, 8) | 0-0 1B | | 0-0 G3 | | 0-3 K | | 0-0 FC6-4 1B | | 0-0 4-3 | | 0-0 F8 | | | 6 0 2 0 0 1 0 | | | | | | | | | | | | | | | |
| Roberto Clemente, R OBP: 0.372, SLG: 0.472 (1, 9) | 0-3 K | | 0-0 2B 1B | | 0-0 4-3 | | 0-0 FC6-4 1-2f | | 0-3 K | | 0-3 K | | | 6 0 1 0 0 3 2 | | | | | | | | | | | | | | | |
| Willie Stargell, L OBP: 0.335, SLG: 0.556 (1, 7) | 0-0 L8 | | 0-0 1B 2B | | 0-3 K | | 0-0 P5 | | 0-0 1B | | 0-0 F7 | | | 6 1 2 0 0 1 2 | | | | | | | | | | | | | | | |
| Donn Clendenon, R OBP: 0.375, SLG: 0.488 (1, 3) | | 0-0 F7 | 0-0 1B | | | 0-0 1B FC4-2-5 1B | | 0-3 K | | 0-0 4-3 | | 0-0 F7 | | 6 0 2 1 0 1 1 | | | | | | | | | | | | | | | |
| Bill Mazerowski, R OBP: 0.298, SLG: 0.363 (1, 4) | | 0-0 HR | 0-0 F8 | | | 0-0 1-3 FC4-2-5 1B | | 0-3 K | | | 0-3 K | | 0-0 F9 | 6 1 2 1 0 2 1 | | | | | | | | | | | | | | | |
| Jim Pagliaroni, R OBP: 0.371, SLG: 0.475 Del Crandall, R OBP: 0.303, SLG: 0.284 (1, 2) (4, 2) | | 4-0 FC4-6 BB | | 1-0 PB SH3 HBP | | 0-0 FC4-2-5 1-2 3-H | | 0-0 5-3 | | | 0-0 4-3 | | 0-0 HR | 0 0 0 0 1 0 0 4 1 1 1 0 0 2 | | | | | | | | | | | | | | | |
| Gene Alley, R OBP: 0.285, SLG: 0.329 (1, 6) | | 0-0 FC4-6 1B 1-2f | | 0-0 L7 | | 0-0 F8 | | | 0-0 4-3 | | 1-0 FC5 BB HBP | | 0-0 F8 | 5 0 0 0 0 0 4 | | | | | | | | | | | | | | | |
| Bob Veale, S Al Medearis, R Frank Carlini, L Don Sawicki, R Jerry Lynch, L Jose Pagano, R Jose Gonzalez, R Wilbur Wood, R Vern Law, R OBP: 0.318, SLG: 0.386 (1, 1) (6, 1) (8, 1) (12, 1) | | 0-0 1B | | 0-0 SH3 | | 0-0 1-3 | | | 0-0 1-3 | | 4-0 BB | | | 2 0 0 1 0 0 0 2 0 | | | | | | | | | | | | | | | |
| Inning Stats | R: 0 E: 0 K: 1 S: 6 | H: 1 LOB: 1 BB: 0 P: 6 | R: 1 E: 0 K: 0 S: 5 | H: 2 LOB: 2 BB: 1 P: 9 | R: 1 E: 0 K: 0 S: 5 | H: 3 LOB: 1 BB: 0 P: 5 | R: 0 E: 0 K: 0 S: 3 | H: 0 LOB: 1 BB: 0 P: 4 | R: 0 E: 0 K: 2 S: 7 | H: 0 LOB: 0 BB: 0 P: 7 | R: 0 E: 0 K: 0 S: 5 | H: 2 LOB: 2 BB: 0 P: 5 | R: 0 E: 0 K: 0 S: 4 | H: 1 LOB: 1 BB: 0 P: 4 | | R: 0 E: 0 K: 2 S: 7 | H: 0 LOB: 0 BB: 0 P: 7 | R: 0 E: 0 K: 1 S: 6 | H: 1 LOB: 1 BB: 0 P: 6 | R: 0 E: 0 K: 1 S: 5 | H: 0 LOB: 2 BB: 1 P: 10 | R: 0 E: 0 K: 1 S: 5 | H: 0 LOB: 0 BB: 0 P: 5 | R: 1 E: 0 K: 0 S: 4 | H: 1 LOB: 0 BB: 0 P: 4 | 1B: 8 2B: 1 3B: 0 HR: 2 | SF: 0 SAC: 1 DP: 0 HBP: 2 | WP: 0 PB: 1 SB: 0 CS: 0 | PA: 53 |
| PITCHER Cal Koonce, R ERA: 4.06 Bob Humphreys, R ERA: 2.35 Ted Abernathy, R ERA: 2.01 Lindy McDaniel, R ERA: 2.43 | (1, 1) (6, 1) (8, 1) (12, 1) | IP 5.0 2.0 4.0 2.0 | WLS 24 7 15 L 7 | BF 24 7 15 7 | H 8 1 1 1 | R 2 0 0 1 | ER 2 0 0 1 | SO 3 0 4 1 | BB 1 0 1 0 | IBB 0 0 0 0 | HBP 1 0 1 0 | BLK 0 0 0 0 | WP 0 0 0 0 | HR 1 0 0 1 | | S 28 7 21 9 | P 33 7 26 9 | ERA 3.60 0.00 0.00 4.50 | WHIP 1.800 0.500 0.500 0.500 | | | | | | | | | | |

livebaseballscorecards.com


| | |
|------------|-----------|
| AB | 48 |
| R | 3 |
| H | 11 |
| RBI | 3 |
| BB | 2 |
| SO | 8 |
| LOB | 19 |



| Batter | 1 | 2 | 3 | 4 | 5 | 6 | 7 | 8 | 9 | 10 | 11 | 12 | 13 | AB R H RBI BB SO LOB | | | | | | | | | |
|---|------------------------------|---------------------------------|------------------------------|---------------------------------|------------------------------|---------------------------------|------------------------------|---------------------------------|------------------------------|---------------------------------|------------------------------|---------------------------------|------------------------------|--|------------------------------|----------------------------------|------------------------------|---------------------------------|------------------------------|---------------------------------|----------------------------------|------------------------------------|--|
| Jimmy Stewart, S OBP: 0.327, SLG: 0.294 (1, 7) X | 0-0 FC4-2 1B | | 0-0 P4 | | 0-0 1-2 2-H 1B | | 0-0 SF8 | | 0-0 4-3 | | 0-3 K | | | 5 0 2 2 0 1 3 | | | | | | | | | |
| Don Landrum, L OBP: 0.332, SLG: 0.388 (1, 8) | 0-3 K | | | 0-3 K | 0-0 P4 | | 0-3 K | | | 0-0 F7 | | 0-3 K | | 6 0 0 0 0 4 5 | | | | | | | | | |
| Billy Williams, L OBP: 0.354, SLG: 0.481 (1, 9) X | 0-0 FC4-2 | | | 0-3 K | | 0-0 F3 | 4-0 1-2 BB | | | 1-0 HBP | | 0-0 G3 | | 4 0 0 0 1 1 1 | | | | | | | | | |
| 14 Ernie Banks, R OBP: 0.340, SLG: 0.443 (1, 3) X | 0-0 F8 | | | 0-0 1B | | 0-3 K | 0-0 FC5 | | | 0-0 F9 | | 0-0 1B | | 6 0 2 0 0 1 5 | | | | | | | | | |
| Ron Santo, R OBP: 0.352, SLG: 0.484 (1, 5) | | 0-0 F9 | | 0-0 P6 | | 4-0 FC6-4 BB | | 0-0 6-3 | | 0-3 K | | 0-0 F4 | | 5 0 0 0 1 1 3 | | | | | | | | | |
| Glenn Beckert, R OBP: 0.273, SLG: 0.302 (1, 4) | | 0-0 1-6-3 | | | 0-0 BB 1B | 0-0 FC6-4 | | 0-0 G3 | | | 0-0 F3 | | 0-0 F7 | 6 1 1 0 0 0 1 | | | | | | | | | |
| Chris Krug, R OBP: 0.271, SLG: 0.340 (1, 2) | | 0-3 K2-3 | | | 0-0 F8 | | 4-0 1B SF8 BB | 0-0 5-3 | | | 0-0 F9 BB 1B | | 0-0 G4-3 1B | 4 1 1 0 1 1 1 0 0 0 0 0 0 0 1 0 1 0 0 0 0 | | | | | | | | | |
| Larry Jackson, R OBP: 0.173, SLG: 0.240 (11, PR) | | | | | | | | | | | | | | | | | | | | | | | |
| Vic Roznovsky, L OBP: 0.336, SLG: 0.365 (12, 2) | | | | | | | | | | | | | | | | | | | | | | | |
| Don Kessinger, S OBP: 0.253, SLG: 0.236 (1, 6) | | | 0-3 K | | 0-0 P9 | | 0-0 SF8 BB 1B | | 0-3 K | | 4-0 BB BB BB | | 0-0 G4-3 | 4 0 1 0 1 2 1 1 0 0 0 0 0 1 | | | | | | | | | |
| Doug Clemens, L OBP: 0.346, SLG: 0.354 (13, PH) | | | | | | | | | | | | | | | | | | | | | | | |
| Cal Koonce, R OBP: 0.170, SLG: 0.116 (6, 1) | | | 0-0 F9 | | | | 4-0 14 FC5 BB BB | | 0-3 K | | 0-0 F9 | | | 1 0 0 0 1 0 0 0 0 0 0 0 0 0 0 0 0 0 1 0 0 1 0 0 0 0 1 0 1 0 0 0 0 0 2 0 0 0 0 0 0 0 | | | | | | | | | |
| Bob Humphreys, R OBP: 0.328, SLG: 0.208 (7, PH) | | | | | | | | | | | | | | | | | | | | | | | |
| Harvey Kuenn, R OBP: 0.100, SLG: 0.100 (8, 1) | | | | | | | | | | | | | | | | | | | | | | | |
| Ted Abernathy, R OBP: 0.140, SLG: 0.310 (11, PH) | | | | | | | | | | | | | | | | | | | | | | | |
| Joey Amalfitano, R OBP: 0.140, SLG: 0.310 (11, PH) | | | | | | | | | | | | | | | | | | | | | | | |
| Lindy McDaniel, R (12, 1) | | | | | | | | | | | | | | | | | | | | | | | |
| Inning Stats | R: 0 E: 0 K: 1 S: 6 | H: 1 LOB: 1 BB: 0 P: 6 | R: 0 E: 0 K: 1 S: 5 | H: 0 LOB: 0 BB: 0 P: 5 | R: 0 E: 0 K: 2 S: 8 | H: 1 LOB: 1 BB: 0 P: 8 | R: 1 E: 0 K: 1 S: 5 | H: 2 LOB: 2 BB: 1 P: 9 | R: 0 E: 0 K: 1 S: 5 | H: 0 LOB: 1 BB: 1 P: 9 | R: 0 E: 0 K: 2 S: 7 | H: 0 LOB: 0 BB: 0 P: 7 | R: 0 E: 0 K: 1 S: 5 | H: 0 LOB: 1 BB: 0 P: 6 | R: 0 E: 0 K: 1 S: 6 | H: 1 LOB: 3 BB: 1 P: 10 | R: 0 E: 0 K: 1 S: 6 | H: 1 LOB: 1 BB: 0 P: 6 | R: 0 E: 0 K: 0 S: 3 | H: 1 LOB: 0 BB: 0 P: 3 | 1B: 8 2B: 0 3B: 0 HR: 0 | SF: 1 SAC: 0 DP: 1 HBP: 1 | WP: 0 PA: 53 PB: 0 SB: 3 CS: 0 |

Pittsburgh Pirates @ Chicago Cubs
Wrigley Field, Chicago, IL
Sun Jul 25 1965, 3:33 AM CDT
Sunny

| | |
|-----|----|
| AB | 45 |
| R | 2 |
| H | 8 |
| RBI | 2 |
| BB | 6 |
| SO | 12 |
| LOB | 23 |



| PITCHER | IP | WLS | BF | H | R | ER | SO | BB | IBB | HBP | BLK | WP | HR | S | P | ERA | WHIP |
|---|-----------|------------|-----------|----------|----------|-----------|-----------|-----------|------------|------------|------------|-----------|-----------|----------|----------|------------|-------------|
| Bob Veale, L ERA: 3.07 (1, 1) | 6.0 | | 27 | 5 | 2 | 2 | 6 | 4 | 0 | 0 | 0 | 0 | 0 | 35 | 51 | 3.00 | 1.500 |
| Al McBean, R ERA: 2.33 (7, 1) | 0.1 | | 1 | 0 | 0 | 0 | 0 | 0 | 0 | 0 | 0 | 0 | 0 | 1 | 1 | 0.00 | 0.000 |
| Frank Carpin, L ERA: 3.51 (7, 1) | 0.1 | | 2 | 0 | 0 | 0 | 1 | 1 | 0 | 0 | 0 | 0 | 0 | 3 | 7 | 0.00 | 3.000 |
| Don Schwall, R ERA: 3.07 (7, 1) | 3.1 | | 11 | 0 | 0 | 0 | 3 | 0 | 0 | 1 | 0 | 0 | 0 | 16 | 17 | 0.00 | 0.000 |
| Joe Gibbon, L ERA: 5.79 (11, 1) | 0.1 | | 3 | 1 | 0 | 0 | 0 | 1 | 0 | 0 | 0 | 0 | 0 | 2 | 6 | 0.00 | 6.000 |
| PITCHER | IP | WLS | BF | H | R | ER | SO | BB | IBB | HBP | BLK | WP | HR | S | P | ERA | WHIP |
| Wilbur Wood, L ERA: 2.45 (11, 1) | 1.1 | | 5 | 1 | 0 | 0 | 2 | 0 | 0 | 0 | 0 | 0 | 0 | 9 | 9 | 0.00 | 0.750 |
| Vern Law, R ERA: 2.05 (12, 1) | 1.1 | W | 4 | 1 | 0 | 0 | 0 | 0 | 0 | 0 | 0 | 0 | 0 | 4 | 4 | 0.00 | 0.750 |

| Batter | 1 | 2 | 3 | 4 | 5 | 6 | 7 | 8 | 9 | AB R H RBI BB SO LOB | TOP | | | | | | | | | |
|--|--|---------------------------------|------------------------------|---------------------------------|------------------------------|---------------------------------|------------------------------|---------------------------------|------------------------------|---------------------------------|------------------------------|---------------------------------|------------------------------|---------------------------------|------------------------------|---------------------------------|----------------------------------|------------------------------------|----------------------------------|--------|
| Bob Bailey, R (1, 5) OBP: 0.319, SLG: 0.360 | 0-0 4-3 | | | 0-0 L4-6-3 SH 1B | | | 0-0 5-3 | | 0-0 F8 | 4 0 1 0 0 0 0 | | | | | | | | | | |
| Manny Mota, R (1, 8) OBP: 0.301, SLG: 0.345 | 0-0 5-3 | | | 0-0 SH L4-6-3 1-2 | | | 0-0 3-1 | | | 2 0 0 0 0 0 0 | | | | | | | | | | |
| Roberto Clemente, R (1, 9) OBP: 0.372, SLG: 0.471 | 0-0 4-3 | | | 0-0 L4-6-3 1-2 2-3 | | | 0-0 FC4-6 1B | | | 3 0 1 0 0 0 2 | | | | | | | | | | |
| Willie Stargell, L (1, 7) OBP: 0.332, SLG: 0.551 | | 0-0 4-3 | | | 0-0 3-1 | | 0-0 FC4-6 1-2f | | | 3 0 0 0 0 0 1 | | | | | | | | | | |
| Donn Clendenon, R (1, 3) OBP: 0.372, SLG: 0.484 | | 0-0 F3 | | | 0-3 K | | 0-3 K | | 0-3 K | 3 0 0 0 0 2 0 | | | | | | | | | | |
| Bill Mazaroski, R (1, 4) OBP: 0.299, SLG: 0.363 | | 0-0 F9 | | | 0-0 5-3 | | | 0-0 G5-4-3 1B | | 3 0 1 0 0 0 0 | | | | | | | | | | |
| Ozzie Virgil, R (1, 2) OBP: 0.366, SLG: 0.462 | | | 0-0 5-3 | | | 0-0 F7 | | 0-0 G5-4-3 1-2f | | 3 0 0 0 0 0 1 | | | | | | | | | | |
| Gene Alley, R (1, 6) OBP: 0.283, SLG: 0.326 | | | 0-0 F8 | | | 0-0 F8 | | | 0-0 5-3 | 3 0 0 0 0 0 0 | | | | | | | | | | |
| Don Cardwell, R (1, 1) OBP: 0.167, SLG: 0.244 | | | 0-0 5-3 | | | 0-0 F9 | | | 0-0 4-3 | 2 0 0 0 0 0 0 | | | | | | | | | | |
| Bill Virdon, L (9, PH) OBP: 0.349, SLG: 0.401 | | | | | | | | | | 1 0 0 0 0 0 0 | | | | | | | | | | |
| Inning Stats | R: 0 E: 0 K: 0 S: 3 | H: 0 LOB: 0 BB: 0 P: 3 | R: 0 E: 0 K: 0 S: 3 | H: 0 LOB: 0 BB: 0 P: 3 | R: 0 E: 1 K: 0 S: 3 | H: 1 LOB: 0 BB: 0 P: 3 | R: 0 E: 0 K: 1 S: 5 | H: 0 LOB: 0 BB: 0 P: 5 | R: 0 E: 0 K: 0 S: 3 | H: 0 LOB: 0 BB: 0 P: 3 | R: 0 E: 0 K: 0 S: 4 | H: 1 LOB: 1 BB: 0 P: 4 | R: 0 E: 0 K: 1 S: 5 | H: 1 LOB: 0 BB: 0 P: 5 | R: 0 E: 0 K: 0 S: 3 | H: 0 LOB: 0 BB: 0 P: 3 | 1B: 3 2B: 0 3B: 1 HR: 0 | SF: 0 SAC: 1 DP: 1 HBP: 0 | WP: 0 PB: 0 SB: 0 CS: 0 | PA: 28 |
| PITCHER Bill Faul, R (1, 1) ERA: 4.35 | IP: 9.0 WLS: W BF: 28 H: 3 R: 0 ER: 0 SO: 2 BB: 0 IBB: 0 HBP: 0 BLK: 0 WP: 0 HR: 0 S: 32 P: 32 ERA: 0.00 WHIP: 0.333 | | | | | | | | | | | | | | | | | | | |

Pittsburgh Pirates @ Chicago Cubs
 Wrigley Field, Chicago, IL
 Sun Jul 25 1965, 3:38 AM CDT
 Att. 20,777 - Sunny

livebaseballscorecards.com

| | |
|-----|----|
| AB | 27 |
| R | 0 |
| H | 3 |
| RBI | 0 |
| BB | 0 |
| SO | 2 |
| LOB | 4 |



| Batter | 1 | 2 | 3 | 4 | 5 | 6 | 7 | 8 | 9 |
|---|-----------|------------|---------------------|-----------------------------|------------|------------|------------|----------------------------------|---|
| Jimmy Stewart, S OBP: 0.325, SLG: 0.300 (1, 7) | 0-3 K | | 0-0 G4-6-3 | | 0-0 P6 | | | 0-0 1B 2B | |
| Don Landrum, L OBP: 0.331, SLG: 0.385 (1, 8) | 0-0 F8 | | | 0-0 F3 | | 0-0 4-3 | | 0-0 1B 1B 2-H | |
| Billy Williams, L OBP: 0.357, SLG: 0.491 (1, 9) | 0-0 HR | | | 0-0 14 1B HR 1B | | 0-0 G3 | | 0-0 14 G5-4-3 1B 1-3 | |
| 14 Ernie Banks, R OBP: 0.341, SLG: 0.446 (1, 3) | 0-0 F5 | | | 0-0 1-3 HR 1B | | 0-0 2B | | 0-0 G5-4-3 1-2f | |
| Ron Santo, R OBP: 0.352, SLG: 0.491 (1, 5) | | 0-0 F9 | | 0-0 2-H 3-H HR | | 0-0 5-3 | | | |
| Vic Roznovsky, L OBP: 0.327, SLG: 0.354 (1, 2) | | 0-0 4-3 | | 0-0 4-3 | | | 0-0 F5 | | |
| Glenn Beckert, R OBP: 0.271, SLG: 0.300 (1, 4) | | 0-0 P4 | | 0-0 G3 | | | 0-0 5-3 | | |
| Don Kessinger, S OBP: 0.248, SLG: 0.231 (1, 6) | | | 0-0 4-3 | | 0-3 K | | 0-0 4-3 | | |
| Bill Faul, R (1, 1) | | | 0-0 E4 G4-6-3 | | 0-0 4-3 | | | 0-0 6-3 | |

| Inning Stats | R: 1 E: 0 K: 1 S: 6 | H: 1 LOB: 0 BB: 0 P: 6 | R: 0 E: 0 K: 0 S: 3 | H: 0 LOB: 0 BB: 0 P: 3 | R: 0 E: 1 K: 0 S: 3 | H: 0 LOB: 0 BB: 0 P: 3 | R: 3 E: 0 K: 0 S: 6 | H: 3 LOB: 0 BB: 0 P: 6 | R: 0 E: 0 K: 1 S: 5 | H: 0 LOB: 0 BB: 0 P: 5 | R: 0 E: 0 K: 0 S: 4 | H: 1 LOB: 1 BB: 0 P: 4 | R: 0 E: 0 K: 0 S: 3 | H: 0 LOB: 0 BB: 0 P: 3 | R: 1 E: 0 K: 0 S: 5 | H: 3 LOB: 1 BB: 0 P: 5 |
|----------------------------------|------------------------------------|--|------------------------------|---------------------------------|------------------------------|---------------------------------|------------------------------|---------------------------------|------------------------------|---------------------------------|------------------------------|---------------------------------|------------------------------|---------------------------------|------------------------------|---------------------------------|
| 1B: 4 2B: 2 3B: 0 HR: 2 | SF: 0 SAC: 0 DP: 2 HBP: 0 | WP: 0 PA: 31 PB: 0 SB: 0 CS: 0 | | | | | | | | | | | | | | |


| PITCHER | IP | WLS | BF | H | R | ER | SO | BB | IBB | HBP | BLK | WP | HR | S | P | ERA | WHIP |
|--|-----|-----|----|---|---|----|----|----|-----|-----|-----|----|----|----|----|------|-------|
| Don Cardwell, R ERA: 3.77 (1, 1) | 8.0 | L | 31 | 8 | 5 | 5 | 2 | 0 | 0 | 0 | 0 | 0 | 2 | 35 | 35 | 5.62 | 1.000 |

BOTTOM

Pittsburgh Pirates @ Chicago Cubs
 Wrigley Field, Chicago, IL
 Sun Jul 25 1965, 3:38 AM CDT
 Att. 20,777 - Sunny

| AB | R | H | RBI | BB | SO | LOB |
|----|---|---|-----|----|----|-----|
| 4 | 1 | 1 | 0 | 0 | 1 | 1 |
| 4 | 0 | 1 | 1 | 0 | 0 | 0 |
| 4 | 2 | 3 | 1 | 0 | 0 | 0 |
| 4 | 1 | 2 | 0 | 0 | 0 | 2 |
| 3 | 1 | 1 | 3 | 0 | 0 | 1 |
| 3 | 0 | 0 | 0 | 0 | 0 | 0 |
| 3 | 0 | 0 | 0 | 0 | 0 | 0 |
| 3 | 0 | 0 | 0 | 0 | 1 | 0 |
| 3 | 0 | 0 | 0 | 0 | 0 | 0 |

| AB | 31 |
|-----|----|
| R | 5 |
| H | 8 |
| RBI | 5 |
| BB | 0 |
| SO | 2 |
| LOB | 4 |



| Batter | 1 | 2 | 3 | 4 | 5 | 6 | 7 | 8 | 9 | AB R H RBI BB SO LOB | TOP | | | | | | | | | | | |
|--|---|----------------------------------|------------------------------|---------------------------------|------------------------------|---------------------------------|------------------------------|---------------------------------|------------------------------|---------------------------------|---|---------------------------------|------------------------------|---------------------------------|------------------------------|----------------------------------|------------------------------|---------------------------------|----------------------------------|------------------------------------|----------------------------------|--------|
| Tony Gonzalez, L (1, 8) OBP: 0.336, SLG: 0.466 | 0-0 1-3 | | 0-3 K | | | 0-0 1-3 | | 0-0 FC1-4 SH5-3 1B | 0-0 1-2 2B | 5 1 2 1 0 1 0 | Philadelphia Phillies @ Pittsburgh Pirates Forbes Field, Pittsburgh, PA Tue Jul 27 1965, 7:05 PM EDT Unknown | | | | | | | | | | | |
| Cookie Rojas, R (1, 4) OBP: 0.368, SLG: 0.397 | 0-0 2B | | 0-0 3-1 | | | 0-0 2B 1B | | 0-0 SH5-3 | 0-0 1-H 2-H 2B | 4 0 3 2 0 0 0 | | | | | | | | | | | | |
| Johnny Callison, L (1, 9) OBP: 0.333, SLG: 0.560 | 4-0 BB | | | | 0-0 3B | 0-0 1-2 2B | | 4-0 FC1-4 BB | 0-3 K | 3 0 2 0 2 1 2 | | | | | | | | | | | | |
| Dick Allen, R (1, 5) OBP: 0.403, SLG: 0.526 | 0-3 K | | | | 0-3 K | 0-0 L9 | | 0-0 FC1-4 | | 4 0 0 0 0 2 6 | | | | | | | | | | | | |
| Wes Covington, L (1, 7) OBP: 0.316, SLG: 0.542 | 0-0 6-3 | | | | 0-0 P4 | | | 0-0 P3 | | 4 0 0 0 0 1 5 | | | | | | | | | | | | |
| Ruben Amaro, R (9, 6) OBP: 0.310, SLG: 0.249 | | | | | | | | 0-3 K | | 0 0 0 0 0 0 0 | | | | | | | | | | | | |
| Dick Stuart, R (1, 3) OBP: 0.303, SLG: 0.439 | | 4-0 G4-3 BB | | | 0-0 4-3 | | | 4-0 1B BB | 0-0 1-4-3 | 2 0 0 0 2 0 1 | | | | | | | | | | | | |
| Clay Dalrymple, L (1, 2) OBP: 0.251, SLG: 0.275 | | 0-3 K | | | | 0-0 F8 | | 0-0 1-2 1B | 0-0 4-3 | 4 0 1 0 0 1 1 | | | | | | | | | | | | |
| Bobby Wine, R (1, 6) OBP: 0.259, SLG: 0.222 | | 0-0 G4-3 | | | | 0-0 5-3 | | 0-0 P4 | 0-0 1B 1B | 4 0 1 0 0 0 3 | | | | | | | | | | | | |
| Adolfo Phillips, R (9, PR) OBP: 0.200, SLG: 0.200 | | | | | | | | | | 0 1 0 0 0 0 0 | | | | | | | | | | | | |
| Jack Baldschun, R (9, 1) | | | | | | | | | | 0 0 0 0 0 0 0 | | | | | | | | | | | | |
| Chris Short, R (1, 1) OBP: 0.123, SLG: 0.123 | | | 0-0 6-3 | | | 0-3 K | | 0-0 P4 | 0-0 1-3 2B 1B | 2 0 0 0 0 1 0 | | | | | | | | | | | | |
| John Herrnstein, L (7, PH) OBP: 0.235, SLG: 0.320 | | | | | | | | | | 1 0 0 0 0 0 2 | | | | | | | | | | | | |
| Gary Wagner, R (7, 1) OBP: 0.143, SLG: 0.286 | | | | | | | | | | 0 0 0 0 0 0 0 | | | | | | | | | | | | |
| Alex Johnson, R (9, PH) OBP: 0.364, SLG: 0.482 | | | | | | | | | | 1 1 1 0 0 0 0 | | | | | | | | | | | | |
| Inning Stats | R: 0 E: 0 K: 1 S: 6 | H: 1 LOB: 2 BB: 1 P: 10 | R: 0 E: 0 K: 1 S: 4 | H: 0 LOB: 0 BB: 1 P: 8 | R: 0 E: 0 K: 1 S: 5 | H: 0 LOB: 0 BB: 0 P: 5 | R: 0 E: 0 K: 1 S: 6 | H: 1 LOB: 1 BB: 0 P: 6 | R: 0 E: 0 K: 0 S: 5 | H: 0 LOB: 0 BB: 0 P: 5 | R: 0 E: 0 K: 0 S: 4 | H: 2 LOB: 1 BB: 0 P: 4 | R: 0 E: 0 K: 0 S: 4 | H: 1 LOB: 2 BB: 1 P: 8 | R: 0 E: 0 K: 1 S: 6 | H: 1 LOB: 2 BB: 1 P: 10 | R: 3 E: 0 K: 1 S: 9 | H: 4 LOB: 2 BB: 0 P: 9 | 1B: 6 2B: 3 3B: 1 HR: 0 | SF: 0 SAC: 1 DP: 1 HBP: 0 | WP: 0 PB: 0 SB: 0 CS: 0 | PA: 39 |
| PITCHER | IP WLS BF H R ER SO BB IBB HBP BLK WP HR S P ERA WHIP | | | | | | | | | | | | | | | | | | | | | |
| Bob Friend, R (1, 1) ERA: 3.37 | 8.2 L 37 9 3 3 6 4 0 0 0 0 0 0 45 61 3.12 1.500 | | | | | | | | | | | | | | | | | | | | | |
| Al McBean, R (9, 1) ERA: 2.33 | 0.0 1 1 0 0 0 0 0 0 0 0 0 0 1 1 ∞ ∞ | | | | | | | | | | | | | | | | | | | | | |
| Frank Carpin, L (9, 1) ERA: 3.46 | 0.1 1 0 0 0 0 1 0 0 0 0 0 0 3 3 0.00 0.000 | | | | | | | | | | | | | | | | | | | | | |

livebaseballscorecards.com

| | |
|-----|----|
| AB | 34 |
| R | 3 |
| H | 10 |
| RBI | 3 |
| BB | 4 |
| SO | 7 |
| LOB | 20 |



| Batter | 1 | 2 | 3 | 4 | 5 | 6 | 7 | 8 | 9 | AB | R | H | RBI | BB | SO | LOB |
|--|------------|------------|------------|----------------------|------------|---------------|----------------------------|------------|-----------|----|---|---|-----|----|----|-----|
| Bob Bailey, R (1, 5) OBP: 0.318, SLG: 0.358 | 0-0 6-3 | | | 4-0 F8 1B BB | | 0-3 K | 0-3 K | | | 3 | 0 | 0 | 0 | 1 | 2 | 2 |
| Manny Mota, R (1, 8) OBP: 0.305, SLG: 0.360 | 0-0 F9 | | | 0-0 F8 1B | | 0-0 SF8 3B | | 0-0 5-3 | | 4 | 1 | 2 | 0 | 0 | 0 | 0 |
| Roberto Clemente, R (1, 9) OBP: 0.370, SLG: 0.467 | 0-0 4-3 | | | 0-0 F8 1-2 2-3 | | 4-0 IBB | | 0-0 5-3 | | 3 | 0 | 0 | 0 | 1 | 0 | 2 |
| Donn Clendenon, R (1, 3) OBP: 0.369, SLG: 0.480 | | 0-0 5-3 | | 0-3 K | | 0-0 SF8 | | 0-0 L8 | | 3 | 0 | 0 | 1 | 0 | 1 | 2 |
| Bill Mazeroski, R (1, 4) OBP: 0.301, SLG: 0.363 | | 0-0 1-3 | | 4-0 IBB | | 0-0 L9 | | | 0-0 1B | 3 | 0 | 1 | 0 | 1 | 0 | 1 |
| Willie Stargell, L (1, 7) OBP: 0.329, SLG: 0.544 | | 0-3 K | | 0-0 G3 | | | 0-0 E4 FC6-4 | | 0-0 F2 | 4 | 0 | 0 | 0 | 0 | 1 | 4 |
| Jim Pagliaroni, R (1, 2) OBP: 0.365, SLG: 0.467 | | | 0-3 K | | 0-0 F8 | | 0-0 FC6-4 BB 1-2f | | 0-3 K | 4 | 0 | 0 | 0 | 0 | 2 | 2 |
| Gene Alley, R (1, 6) OBP: 0.283, SLG: 0.324 | | | 0-0 6-3 | | 0-0 L8 | | 4-0 BB 1-2 | | 0-3 K | 2 | 0 | 0 | 0 | 1 | 0 | 0 |
| Jerry Lynch, L (9, PH) OBP: 0.352, SLG: 0.469 | | | | | | | | | | 1 | 0 | 0 | 0 | 0 | 1 | 1 |
| Bob Friend, R (1, 1) OBP: 0.021, SLG: 0.021 | | | 0-0 F4 | | 0-0 5-3 | | 0-3 K | | | 3 | 0 | 0 | 0 | 0 | 1 | 2 |
| Al McBean, R (9, 1) OBP: 0.250, SLG: 0.313 | | | | | | | | | | 0 | 0 | 0 | 0 | 0 | 0 | 0 |
| Frank Carpin, L (9, 1) | | | | | | | | | | 0 | 0 | 0 | 0 | 0 | 0 | 0 |

| Inning Stats | R: 0 | H: 0 | E: 0 | K: 0 | S: 3 | R: 0 | H: 0 | E: 0 | K: 1 | S: 5 | R: 0 | H: 1 | E: 0 | K: 1 | S: 6 | R: 0 | H: 0 | E: 0 | K: 0 | S: 3 | R: 1 | H: 1 | E: 0 | K: 1 | S: 6 | R: 0 | H: 0 | E: 1 | K: 2 | S: 8 | R: 0 | H: 0 | E: 0 | K: 0 | S: 3 | R: 0 | H: 1 | E: 0 | K: 2 | S: 8 | R: 0 | H: 1 | E: 0 | K: 2 | S: 8 | 1B: 2 | 2B: 0 | 3B: 1 | HR: 0 | SF: 1 | SAC: 0 | DP: 0 | HBP: 0 | WP: 0 | PB: 0 | SB: 0 | CS: 0 | PA: 35 |
|--------------|------|------|------|------|------|------|------|------|------|------|------|------|------|------|------|------|------|------|------|------|------|------|------|------|------|------|------|------|------|------|------|------|------|------|------|------|------|------|------|------|------|------|------|------|------|-------|-------|-------|-------|-------|--------|-------|--------|-------|-------|-------|-------|--------|
|--------------|------|------|------|------|------|------|------|------|------|------|------|------|------|------|------|------|------|------|------|------|------|------|------|------|------|------|------|------|------|------|------|------|------|------|------|------|------|------|------|------|------|------|------|------|------|-------|-------|-------|-------|-------|--------|-------|--------|-------|-------|-------|-------|--------|

| PITCHER | IP | WLS | BF | H | R | ER | SO | BB | IBB | HBP | BLK | WP | HR | S | P | ERA | WHIP |
|--------------------------------------|-----|-----|----|---|---|----|----|----|-----|-----|-----|----|----|----|----|------|-------|
| Chris Short, L (1, 1) ERA: 3.05 | 6.0 | | 23 | 2 | 1 | 1 | 4 | 1 | 2 | 0 | 0 | 0 | 0 | 28 | 40 | 1.50 | 0.500 |
| Gary Wagner, R (7, 1) ERA: 3.08 | 2.0 | W | 8 | 0 | 0 | 0 | 2 | 1 | 0 | 0 | 0 | 0 | 0 | 11 | 15 | 0.00 | 0.500 |
| Jack Baldschun, R (9, 1) ERA: 4.1 | 1.0 | S | 4 | 1 | 0 | 0 | 2 | 0 | 0 | 0 | 0 | 0 | 0 | 8 | 8 | 0.00 | 1.000 |

BOTTOM

Philadelphia Phillies @ Pittsburgh Pirates
 Forbes Field, Pittsburgh, PA
 Tue Jul 27 1965, 7:05 PM EDT
 Unknown

| | |
|-----|----|
| AB | 30 |
| R | 1 |
| H | 3 |
| RBI | 1 |
| BB | 4 |
| SO | 8 |
| LOB | 16 |



livebaseballscorecards.com

| Batter | 1 | 2 | 3 | 4 | 5 | 6 | 7 | 8 | 9 | 10 | AB | R | H | RBI | BB | SO | LOB | TOP | | | |
|---|------------------------------|---------------------------------|------------------------------|---------------------------------|-------------------------------|----------------------------------|------------------------------|---------------------------------|------------------------------|---------------------------------|------------------------------|----------------------------------|------------------------------|---------------------------------|------------------------------|---------------------------------|----------------------------------|------------------------------------|----------------------------------|--------|--|
| Tony Gonzalez, L (1, 8) OBP: 0.335, SLG: 0.462 Gary Wagner, R (8, 1) OBP: 0.143, SLG: 0.286 | 0-0 5-3 | | 0-0 1B 1-2 1B | | | 0-0 6-3 | | 0-3 K2-3 | | | 4 | 0 | 1 | 0 | 0 | 1 | 1 | | | | |
| Cookie Rojas, R (1, 4) OBP: 0.366, SLG: 0.395 | 0-0 6-3 | | 0-0 1-3 2-H 1B | | | 0-0 6-3 | | 0-0 5-3 | | | 4 | 0 | 1 | 1 | 0 | 0 | 1 | | | | |
| Johnny Callison, L (1, 9) OBP: 0.333, SLG: 0.555 | 4-0 CS BB | | 0-3 K | | | 0-0 G3 | | | 0-0 F9 | | 3 | 0 | 0 | 0 | 1 | 1 | 2 | | | | |
| Dick Allen, R (1, 5) OBP: 0.402, SLG: 0.522 | 0-0 CS 1-2 | 0-0 F8 | | 0-0 L7 | | | 0-3 K | | 4-0 S 1B BB | | 3 | 0 | 0 | 0 | 1 | 1 | 0 | | | | |
| Wes Covington, L (1, 7) OBP: 0.311, SLG: 0.532 Alex Johnson, R (9, PH) OBP: 0.362, SLG: 0.479 | | 0-3 K | | 0-0 F8 | | | 0-0 F7 | | 0-3 K | | 3 | 0 | 0 | 0 | 0 | 1 | 0 | | | | |
| Dick Stuart, R (1, 3) OBP: 0.302, SLG: 0.437 | | 0-3 K | | 0-0 6-3 | | | 0-0 F8 | | 0-0 1B 1-H | | 4 | 0 | 1 | 0 | 0 | 1 | 0 | | | | |
| Clay Dalrymple, L (1, 2) OBP: 0.263, SLG: 0.283 Adolfo Phillips, R (8, PR) OBP: 0.273, SLG: 0.273 | | | 0-0 1B 1B | | 0-0 G6-4-3 1B | | | 4-0 SH3-4 1B BB | | 0-0 G4-3 1B | 2 | 1 | 2 | 0 | 1 | 0 | 0 | | | | |
| Bobby Wine, R (1, 6) OBP: 0.255, SLG: 0.218 | | 0-3 K | | 0-0 F2 | | | 0-0 SH3-4 | | 0-3 K | | 3 | 0 | 0 | 0 | 0 | 2 | 3 | | | | |
| Ray Herbert, R (1, 1) OBP: 0.333, SLG: 0.367 John Herrnstein, L (8, PH) OBP: 0.250, SLG: 0.333 Pat Corrales, R (8, 2) OBP: 0.386, SLG: 0.377 | | | 0-0 F9 | | 0-0 G6-4-3 1-2f | | | 0-0 2-H 1B | | 0-0 G4-3 1-2f | 2 | 0 | 0 | 0 | 0 | 0 | 2 | | | | |
| Inning Stats | R: 0 E: 0 K: 0 S: 2 | H: 0 LOB: 0 BB: 1 P: 6 | R: 0 E: 0 K: 2 S: 7 | H: 0 LOB: 0 BB: 0 P: 7 | R: 1 E: 0 K: 2 S: 10 | H: 3 LOB: 2 BB: 0 P: 10 | R: 0 E: 0 K: 0 S: 3 | H: 0 LOB: 0 BB: 0 P: 3 | R: 0 E: 0 K: 1 S: 5 | H: 0 LOB: 0 BB: 0 P: 5 | R: 1 E: 0 K: 1 S: 6 | H: 1 LOB: 1 BB: 1 P: 10 | R: 0 E: 0 K: 1 S: 5 | H: 1 LOB: 2 BB: 1 P: 9 | R: 0 E: 0 K: 1 S: 5 | H: 1 LOB: 0 BB: 0 P: 5 | 1B: 7 2B: 0 3B: 0 HR: 0 | SF: 0 SAC: 1 DP: 2 HBP: 0 | WP: 0 PB: 0 SB: 1 CS: 1 | PA: 37 | |
| PITCHER | IP | WLS | BF | H | R | ER | SO | BB | IBB | HBP | BLK | WP | HR | S | P | ERA | WHIP | | | | |
| Tommie Sisk, R (1, 1) ERA: 4.53 | 7.1 | | 27 | 5 | 2 | 2 | 5 | 2 | 0 | 0 | 0 | 0 | 0 | 35 | 43 | 2.46 | 0.955 | | | | |
| Frank Carpin, L (8, 1) ERA: 3.33 | 1.0 | | 4 | 0 | 0 | 0 | 1 | 1 | 0 | 0 | 0 | 0 | 0 | 5 | 9 | 0.00 | 1.000 | | | | |
| Don Schwall, R (9, 1) ERA: 2.96 | 1.2 | W | 5 | 2 | 0 | 0 | 2 | 0 | 0 | 0 | 0 | 0 | 0 | 9 | 9 | 0.00 | 1.200 | | | | |

Philadelphia Phillies @ Pittsburgh Pirates
 Forbes Field, Pittsburgh, PA
 Tue Jul 27 1965, 7:05 PM EDT
 Att. 21,832 - Unknown

livebaseballscorecards.com

AB 32
 R 2
 H 7
 RBI 2
 BB 3
 SO 8
 LOB 11



BOTTOM

Philadelphia Phillies @ Pittsburgh Pirates
Forbes Field, Pittsburgh, PA
Tue Jul 27 1965, 7:05 PM EDT
Att: 21,832 - Unknown

livebaseballscorecards.com

AB 41
R 3
H 13
RBI 3
BB 0
SO 6
LOB 21



WP: 0 PA: 41
PB: 0
SB: 0
CS: 0

AB R H RBI BB SO LOB

5 2 3 0 0 0 0

5 0 2 0 0 0 2

5 0 2 1 0 1 1

5 1 2 0 0 2 5

5 0 1 2 0 1 6

4 0 2 0 0 0 2

4 0 1 0 0 0 2

3 0 0 0 0 0 2

1 0 0 0 0 1 0


0 0 0 0 0 0 0

1B: 12 SF: 0
2B: 1 SAC: 0
3B: 0 DP: 1
HR: 0 HBP: 0

| Batter | 1 | 2 | 3 | 4 | 5 | 6 | 7 | 8 | 9 | 10 |
|--|------------------------------------|------------|------------------------|-----------------------|-----------------------------------|-----------|------------|----------------------|------------|-----------------|
| Bob Bailey, R (1, 5) OBP: 0.321, SLG: 0.361 | 0-0 FC6-4 1B | | 0-0 E6 5-3 1B | | 0-0 FC5-4 1B | | 0-0 6-3 | | 0-0 1B | |
| Bill Virdon, L (1, 8) OBP: 0.350, SLG: 0.401 | 0-0 FC6-4 1-2 1B | | 0-0 P6 | | 0-0 FC5-4 1-3 1B | | 0-0 F9 | | 0-0 F5 | |
| Roberto Clemente, R (1, 9) OBP: 0.371, SLG: 0.466 | 0-0 FC6-4 1-2 2-3 1B | | 0-0 5-3 1B | | 0-0 FC5-4 1-2f 3-H 1B | | 0-3 K | | | 0-0 6-3 |
| Willie Stargell, L (1, 7) OBP: 0.330, SLG: 0.545 | 0-3 K | | 0-0 5-3 | | 0-0 1-3 1B | | | 0-3 K | | 0-0 1B 2B |
| Donn Clendenon, R (1, 3) OBP: 0.367, SLG: 0.476 | 0-0 FC6-4 1-2f 2-3 3-H | | 0-0 L8 | | 0-3 K | | | 0-0 6-3 | | 0-0 1B |
| Bill Mazerowski, R (1, 4) OBP: 0.304, SLG: 0.365 | 0-0 4-3 | | | 0-0 4-3 | | 0-0 1B | | 0-0 FC6-4 1B | | |
| Gene Alley, R (1, 6) OBP: 0.263, SLG: 0.323 | | 0-0 4-3 | | 0-0 G4-6-3 1B | | 0-0 F9 | | 0-0 FC6-4 1-2f | | |
| Del Crandall, R (1, 2) OBP: 0.295, SLG: 0.276 | | 0-0 F7 | | 0-0 G4-6-3 1-2f | | 0-0 L8 | | 0-3 K | | |
| Jerry Lynch, L (9, PH) OBP: 0.349, SLG: 0.464 | | | | | | | | | | |
| Jim Pagliaroni, R (10, 2) OBP: 0.365, SLG: 0.467 | | | | | | | | | | |
| Tommie Sisk, R (1, 1) OBP: 0.222, SLG: 0.125 | | 0-3 K | | | 0-0 F7 | | 0-0 4-3 | | 0-0 6-3 | |
| Frank Carpin, L (8, 1) | | | | | | | | | | |
| Don Schwall, R (9, 1) | | | | | | | | | | |

| Inning Stats | R: 1 | H: 3 | E: 0 | K: 1 | S: 8 | H: 3 | LOB: 2 | BB: 0 | P: 8 | R: 0 | H: 0 | E: 0 | K: 1 | S: 5 | H: 1 | LOB: 2 | BB: 0 | P: 5 | R: 0 | H: 1 | E: 1 | K: 0 | S: 5 | H: 1 | LOB: 2 | BB: 0 | P: 5 | R: 0 | H: 1 | E: 0 | K: 0 | S: 3 | R: 1 | H: 3 | E: 0 | K: 1 | S: 8 | R: 0 | H: 1 | E: 0 | K: 0 | S: 4 | R: 0 | H: 0 | E: 0 | K: 1 | S: 5 | R: 0 | H: 1 | E: 0 | K: 1 | S: 6 | R: 0 | H: 1 | E: 0 | K: 1 | S: 6 | R: 0 | H: 1 | E: 0 | K: 1 | S: 6 | R: 1 | H: 2 | E: 0 | K: 0 | S: 3 | 1B: 12 | SF: 0 | 2B: 1 | SAC: 0 | 3B: 0 | DP: 1 | HR: 0 | HBP: 0 | WP: 0 | PA: 41 |
|--------------|------|------|------|------|------|------|--------|-------|------|------|------|------|------|------|------|--------|-------|------|------|------|------|------|------|------|--------|-------|------|------|------|------|------|------|------|------|------|------|------|------|------|------|------|------|------|------|------|------|------|------|------|------|------|------|------|------|------|------|------|------|------|------|------|------|------|------|------|------|------|--------|-------|-------|--------|-------|-------|-------|--------|-------|--------|
|--------------|------|------|------|------|------|------|--------|-------|------|------|------|------|------|------|------|--------|-------|------|------|------|------|------|------|------|--------|-------|------|------|------|------|------|------|------|------|------|------|------|------|------|------|------|------|------|------|------|------|------|------|------|------|------|------|------|------|------|------|------|------|------|------|------|------|------|------|------|------|------|--------|-------|-------|--------|-------|-------|-------|--------|-------|--------|

| PITCHER | IP | WLS | BF | H | R | ER | SO | BB | IBB | HBP | BLK | WP | HR | S | P | ERA | WHIP |
|------------------------------------|-----|-----|----|---|---|----|----|----|-----|-----|-----|----|----|----|----|------|-------|
| Ray Herbert, R (1, 1) ERA: 3.65 | 7.0 | | 30 | 9 | 2 | 2 | 4 | 0 | 0 | 0 | 0 | 0 | 0 | 38 | 38 | 2.57 | 1.286 |
| Gary Wagner, R (8, 1) ERA: 3.11 | 2.1 | L | 11 | 4 | 1 | 1 | 2 | 0 | 0 | 0 | 0 | 0 | 0 | 15 | 15 | 3.86 | 1.714 |

| Batter | 1 | 2 | 3 | 4 | 5 | 6 | 7 | 8 | 9 | 10 | 11 | 12 | 13 | 14 | AB R H RBI BB SO LOB | TOP | | | | | | | | | | | | | | |
|---|---|---------------------------------|------------------------------|---------------------------------|------------------------------|-------------------------|------------------------------|---------------------------------|------------------------------|---------------------------------|------------------------------|---------------------------------|------------------------------|---------------------------------|---|---|------------------------------|---------------------------------|------------------------------|---------------------------------|------------------------------|----------------------------------|------------------------------|----------------------------------|------------------------------|----------------------------------|-----------------------------------|------------------------------------|-------------------------|--------|
| Tony Gonzalez, L OBP: 0.329, SLG: 0.449 (1, 8) | 0-3 K | | 0-3 K | | 0-0 F8 | | 0-3 K | | | 0-0 6-3 | | 0-0 F7 | | 4-0 FC1-4 BB | 6 0 0 0 1 3 3 | | | | | | | | | | | | | | | |
| Cookie Rojas, R OBP: 0.359, SLG: 0.387 (1, 4) | 0-0 6-3 | | 0-0 P6 | | | | 0-0 5-3 | | 0-0 L8 | | 0-0 P6 | | 0-0 FC4-6 | 0-0 FC1-4 BB 1B | 7 1 0 0 0 0 2 | | | | | | | | | | | | | | | |
| Johnny Callison, L OBP: 0.332, SLG: 0.549 (1, 9) | 0-0 1B | | | | 0-0 F9 | | 0-0 3-1 | | 0-0 4-3 | | 0-0 F8 | | 0-3 K | 4-0 1B BB | 6 0 1 0 1 1 0 | | | | | | | | | | | | | | | |
| Dick Allen, R OBP: 0.405, SLG: 0.526 (1, 5) | 0-3 K | | | | 0-0 3B | | 0-0 1B | | 0-0 1-3 | | | | 0-3 K | 4-0 1B BB | 5 0 2 0 2 2 1 | | | | | | | | | | | | | | | |
| Wes Covington, L OBP: 0.308, SLG: 0.522 Alex Johnson, R OBP: 0.369, SLG: 0.485 (13, 7) | | | 0-0 1-3 | | 0-0 4-3 | | 0-0 1B | | 0-0 F8 | | | | 0-0 4-3 | 0-0 1B | 5 0 1 0 0 0 1 2 0 2 1 0 0 0 | | | | | | | | | | | | | | | |
| Dick Stuart, R OBP: 0.299, SLG: 0.431 Ruben Amaro, R OBP: 0.310, SLG: 0.250 (1, 3) | | | 0-3 K | | 0-0 P6 | | 0-0 6-3 | | 0-0 F8 | | | | 0-0 1B | 0-0 FC5 | 4 0 0 0 0 1 3 3 0 1 0 0 1 5 | | | | | | | | | | | | | | | |
| Clay Dalrymple, L OBP: 0.275, SLG: 0.297 (1, 2) | | | 0-0 1B | | | | 0-0 6-3 | | 0-0 2B | | | | 0-0 IBB | | 5 0 3 0 1 0 1 | AB 53 R 1 H 13 RBI 1 BB 6 SO 10 LOB 24 | | | | | | | | | | | | | | |
| Bobby Wine, R OBP: 0.263, SLG: 0.223 (1, 6) | | | 0-0 L8 | | | | 0-0 G6-4-3 1B | | 0-0 SH1-4 1B | | | | 0-0 L4 | | 5 0 2 0 1 0 5 | | | | | | | | | | | | | | | |
| Jim Bunning, R OBP: 0.254, SLG: 0.305 John Herrnstein, L OBP: 0.245, SLG: 0.327 Jack Baldschun, R (9, 1) | | | 0-0 F2 | | | | 0-0 SH1-4 1B | | 0-3 K | | | | 0-3 K | 0-0 5-3 | 2 0 1 0 0 0 0 1 0 0 0 0 1 2 2 0 0 0 0 1 1 |  | | | | | | | | | | | | | | |
| Inning Stats | R: 0 E: 0 K: 2 S: 8 | H: 1 LOB: 1 BB: 0 P: 8 | R: 0 E: 0 K: 1 S: 6 | H: 1 LOB: 1 BB: 0 P: 6 | R: 0 E: 0 K: 1 S: 5 | H: 0 LOB: 0 BB: 5 | R: 0 E: 0 K: 0 S: 4 | H: 1 LOB: 1 BB: 0 P: 4 | R: 0 E: 0 K: 0 S: 4 | H: 2 LOB: 2 BB: 0 P: 5 | R: 0 E: 0 K: 1 S: 6 | H: 1 LOB: 1 BB: 0 P: 6 | R: 0 E: 0 K: 0 S: 3 | H: 0 LOB: 0 BB: 0 P: 3 | R: 0 E: 0 K: 1 S: 6 | H: 1 LOB: 2 BB: 1 P: 10 | R: 0 E: 0 K: 0 S: 3 | H: 0 LOB: 0 BB: 0 P: 3 | R: 0 E: 0 K: 1 S: 6 | H: 1 LOB: 1 BB: 0 P: 6 | R: 0 E: 0 K: 2 S: 8 | H: 1 LOB: 3 BB: 2 P: 16 | R: 0 E: 0 K: 0 S: 4 | H: 1 LOB: 3 BB: 3 P: 16 | R: 1 E: 0 K: 0 S: 4 | H: 1 LOB: 3 BB: 3 P: 16 | 1B: 11 2B: 1 3B: 1 HR: 0 | SF: 0 SAC: 1 DP: 1 HBP: 0 | WP: 0 PB: 0 CS: 0 | PA: 60 |
| PITCHER | IP WLS BF H R ER SO BB IBB HBP BLK WP HR S P ERA WHIP | | | | | | | | | | | | | | | IP WLS BF H R ER SO BB IBB HBP BLK WP HR S P ERA WHIP | | | | | | | | | | | | | | |
| Vern Law, R ERA: 1.9 (1, 1) | 12.0 0.1 47 11 0 0 8 1 0 0 0 0 0 62 66 0.00 1.000 | | | | | | | | | | | | | | | | | | | | | | | | | | | | | |
| Frank Carpin, L ERA: 3.25 (13, 1) | 0.1 L 2 0 0 0 1 1 0 0 0 0 0 3 7 0.00 3.000 | | | | | | | | | | | | | | | | | | | | | | | | | | | | | |
| Don Schwall, R ERA: 3.04 (13, 1) | 1.2 L 11 2 1 1 1 3 1 0 0 0 0 9 25 5.40 3.000 | | | | | | | | | | | | | | | | | | | | | | | | | | | | | |

Philadelphia Phillies @ Pittsburgh Pirates
 Forbes Field, Pittsburgh, PA
 Wed Jul 28 1965, 7:05 PM EDT
 Att. 13,207 - Unknown

livebaseballscorecards.com


| Batter | 1 | 2 | 3 | 4 | 5 | 6 | 7 | 8 | 9 | 10 | 11 | 12 | 13 | 14 |
|--|---------------------|------------|------------|-------------------|------------|------------|------------|-----------------------------|----------|------------|------------|------------|----------------------|----------------------|
| Bob Bailey, R (1, 5) OBP: 0.319, SLG: 0.356 | 0-3 K | | 0-0 6-3 | | | 0-0 6-3 | | 0-0 E6 | | 4-0 BB | | | 0-3 K | |
| Bill Virdon, L (1, 8) OBP: 0.349, SLG: 0.398 | 0-0 SH1-3 1B | | | 0-0 F8 | | 0-0 P6 | | 0-0 F8 | | 0-0 4-3 | | | 4-0 FC4-6 BB | |
| Roberto Clemente, R (1, 9) OBP: 0.374, SLG: 0.466 | 0-0 SH1-3 1-2 | | | 0-0 HBP 1B | | 4-0 BB | | 0-0 FC5-4 1B | | | 0-0 1-3 | | 0-0 FC4-6 1-2f | |
| Willie Stargell, L (1, 7) OBP: 0.330, SLG: 0.538 | 0-0 F9 | | | 1-0 1-2 HBP | | 0-3 K | | 4-0 FC5-4 IBB | | | 0-0 L8 | | 0-3 K | |
| Donn Clendenon, R (1, 3) OBP: 0.362, SLG: 0.469 | | 0-3 K | | 0-3 K | | 0-0 6-3 | | 0-0 F2 | | | 0-3 K | | | 0-0 2-3 |
| Bill Mazeroski, R (1, 4) Manny Mota, R (14, PR) OBP: 0.301, SLG: 0.360 OBP: 0.305, SLG: 0.360 | | 0-0 6-3 | | 0-0 1-3 | | 0-0 F9 | | 0-0 FC5-4 1-2f 2-3 | | | | 0-0 F8 | | 0-0 FC5-4 1B |
| Jim Pagliaroni, R (1, 2) Jose Pagan, R (14, PR) OBP: 0.357, SLG: 0.455 OBP: 0.266, SLG: 0.254 | | 0-0 P6 | | | 0-0 5-3 | | 0-0 F8 | | 0-3 K | | | 0-0 5-3 | | 0-0 FC5-4 1-2f |
| Gene Alley, R (1, 6) OBP: 0.281, SLG: 0.320 | | | 0-0 5-3 | | 0-3 K | | 0-0 6-3 | | | 0-0 L4 | | | 0-3 K | |
| Vern Law, R (1, 1) Jerry Lynch, L (12, PH) Frank Carpin, L (13, 1) Don Schwall, R (13, 1) | | | 0-0 F2 | | 0-3 K | | 0-0 F8 | | | 0-0 1-3 | | 0-0 4-3 | | |

| Inning Stats | R: 0 | H: 1 | E: 0 | K: 1 | S: 6 | LOB: 1 | BB: 0 | P: 6 | R: 0 | H: 0 | E: 0 | K: 1 | S: 5 | LOB: 0 | BB: 0 | P: 5 | R: 0 | H: 0 | E: 0 | K: 0 | S: 3 | LOB: 0 | BB: 0 | P: 3 | R: 0 | H: 1 | E: 0 | K: 1 | S: 6 | LOB: 2 | BB: 0 | P: 7 | R: 0 | H: 0 | E: 0 | K: 2 | S: 7 | LOB: 0 | BB: 0 | P: 7 | R: 0 | H: 0 | E: 0 | K: 1 | S: 5 | LOB: 1 | BB: 1 | P: 9 | R: 0 | H: 0 | E: 0 | K: 0 | S: 3 | LOB: 0 | BB: 0 | P: 3 | R: 0 | H: 0 | E: 1 | K: 1 | S: 6 | LOB: 2 | BB: 1 | P: 10 | R: 0 | H: 0 | E: 0 | K: 0 | S: 3 | LOB: 1 | BB: 1 | P: 7 | R: 0 | H: 0 | E: 0 | K: 1 | S: 5 | LOB: 0 | BB: 0 | P: 5 | R: 0 | H: 1 | E: 0 | K: 2 | S: 4 | LOB: 1 | BB: 0 | P: 4 | R: 0 | H: 0 | E: 0 | K: 0 | S: 4 | LOB: 0 | BB: 0 | P: 4 | R: 0 | H: 0 | E: 0 | K: 0 | S: 4 | LOB: 1 | BB: 0 | P: 4 | R: 0 | H: 0 | E: 0 | K: 0 | S: 7 | LOB: 1 | BB: 1 | P: 11 | R: 0 | H: 1 | E: 0 | K: 1 | S: 6 | LOB: 0 | BB: 0 | P: 6 | R: 0 | H: 0 | E: 0 | K: 2 | S: 7 | LOB: 1 | BB: 1 | P: 11 | 1B: 5 | 2B: 0 | 3B: 0 | HR: 0 | SF: 0 | SAC: 1 | DP: 0 | HBP: 1 | WP: 0 | PA: 53 |
|---------------------------------------|------|------|------|------|------|--------|-------|------|------|------|------|------|------|--------|-------|------|-------|---------|------|------|------|--------|-------|------|------|------|------|------|------|--------|-------|------|------|------|------|------|------|--------|-------|------|------|------|------|------|------|--------|-------|------|------|------|------|-------|------|--------|-------|------|------|------|------|------|------|--------|-------|-------|------|------|------|------|------|--------|-------|------|------|------|------|------|------|--------|-------|------|------|------|------|------|------|--------|-------|------|------|------|------|------|------|--------|-------|------|------|------|------|------|------|--------|-------|------|------|------|------|------|------|--------|-------|-------|------|------|------|------|------|--------|-------|------|------|------|------|------|------|--------|-------|-------|-------|-------|-------|-------|-------|--------|-------|--------|-------|--------|
| PITCHER | IP | WLS | BF | H | R | ER | SO | BB | IBB | HBP | BLK | WP | HR | S | P | ERA | WHIP | PITCHER | | | | | | | | | | | | | | | | | | IP | WLS | BF | H | R | ER | SO | BB | IBB | HBP | BLK | WP | HR | S | P | ERA | WHIP | | | | | | | | | | | | | | | | | | | | | | | | | | | | | | | | | | | | | | | | | | | | | | | | | | | | | | | | | | | | | | | | | | | | | | | | | | | | | | | | | | | | | | |
| Jim Bunning, R (1, 1) ERA: 2.8 | 8.0 | 29 | 2 | 2 | 0 | 0 | 6 | 0 | 0 | 1 | 0 | 0 | 0 | 0 | 44 | 0.00 | 0.375 | | | | | | | | | | | | | | | | | | | 6.0 | W | 24 | 3 | 0 | 0 | 5 | 2 | 1 | 0 | 0 | 0 | 0 | 31 | 43 | 0.00 | 0.833 | | | | | | | | | | | | | | | | | | | | | | | | | | | | | | | | | | | | | | | | | | | | | | | | | | | | | | | | | | | | | | | | | | | | | | | | | | | | | | | | | | | | | | |
| Jack Baldschun, R (9, 1) ERA: 3.72 | | | | | | | | | | | | | | | | | | | | | | | | | | | | | | | | | | | | | | | | | | | | | | | | | | | | | | | | | | | | | | | | | | | | | | | | | | | | | | | | | | | | | | | | | | | | | | | | | | | | | | | | | | | | | | | | | | | | | | | | | | | | | | | | | | | | | | | | | | |

BOTTOM

Philadelphia Phillies @ Pittsburgh Pirates
 Forbes Field, Pittsburgh, PA
 Wed Jul 28 1965, 7:05 PM EDT
 Att. 13,207 - Unknown

| | |
|-----|----|
| AB | 47 |
| R | 0 |
| H | 5 |
| RBI | 0 |
| BB | 4 |
| SO | 11 |
| LOB | 19 |



| Batter | 1 | 2 | 3 | 4 | 5 | 6 | 7 | 8 | 9 | AB R H RBI BB SO LOB | TOP | |
|---|--|---|---|---|---|---|--|--|---|--|--|--|
| Cookie Rojas, R OBP: 0.362, SLG: 0.388 (1, 4) | 0-0 CS BB 1B | | 0-3 K | | 0-0 WP 1B | | 4-0 IBB | 0-0 P4 | | 4 0 2 1 1 1 3 | | |
| Johnny Callison, L OBP: 0.330, SLG: 0.543 (1, 9) | 4-0 1-2 BB | | 0-3 K | | 0-3 K 3-H | | 0-0 2-3 | | 0-3 K | 4 0 0 0 1 3 3 | | |
| Dick Allen, R OBP: 0.402, SLG: 0.520 (1, 5) | 0-3 K 2-3 | | | 0-0 5-3 | | 0-3 K | | 4-0 E 2B BB | 0-0 1-4-3 | 4 1 0 0 1 2 2 | | |
| Dick Stuart, R OBP: 0.295, SLG: 0.426 (1, 3) | 0-3 K | | | 0-3 K | | 0-0 F2 | | 0-0 E5 2B | 0-0 4-3 | 4 0 0 0 0 2 2 0 1 0 0 0 0 0 1 0 0 0 0 0 0 | | |
| John Briggs, L OBP: 0.366, SLG: 0.414 (8, PR) | | | | | | | | | | | | |
| Ruben Amaro, R OBP: 0.308, SLG: 0.249 (8, 3) | | | | | | | | | | | | |
| Alex Johnson, R OBP: 0.372, SLG: 0.485 (1, 7) | | 0-0 SH1-4 1B | | 0-3 K | | 0-0 1B | | 0-3 K | | 4 0 2 0 0 2 2 | | |
| Adolfo Phillips, R OBP: 0.231, SLG: 0.231 (1, 8) | | 0-0 SH1-4 | | | 0-3 K | 0-0 5-3 | | 0-0 2B | | 2 0 0 0 0 1 1 1 0 1 2 0 0 0 0 1 0 0 0 0 0 0 0 0 0 0 0 0 | | |
| Wes Covington, L OBP: 0.311, SLG: 0.531 (8, PH) | | | | | | | | 1-H 3-H 2B | | | | |
| Tony Taylor, R OBP: 0.307, SLG: 0.333 (8, PR) | | | | | | | | | | | | |
| Tony Gonzalez, L OBP: 0.329, SLG: 0.449 (8, 8) | | | | | | | | | | | | |
| Pat Corrales, R OBP: 0.402, SLG: 0.407 (1, 2) | | 0-0 F8 | | | 0-0 1B 1B | | 0-0 WP 1B | 0-0 4-3 2B | | 4 1 3 1 0 0 1 | | |
| Bobby Wine, R OBP: 0.263, SLG: 0.224 (1, 6) | | 0-3 K | | | 0-0 1B WP 1B | | 0-3 K | 0-0 4-3 | | 4 1 1 0 0 2 4 | | |
| Ray Culp, R OBP: 0.171, SLG: 0.094 (1, 1) | | | 0-3 K | | 0-3 K | | 0-3 K | 4-0 BB | | 3 0 0 0 1 3 3 | | |
| Inning Stats | R: 0 E: 0 K: 2 S: 7 H: 1 LOB: 1 BB: 1 P: 11 | R: 0 E: 0 K: 1 S: 6 H: 1 LOB: 1 BB: 0 P: 6 | R: 0 E: 0 K: 3 S: 9 H: 0 LOB: 0 BB: 0 P: 9 | R: 0 E: 0 K: 2 S: 7 H: 0 LOB: 0 BB: 0 P: 7 | R: 2 E: 0 K: 3 S: 12 H: 3 LOB: 1 BB: 0 P: 12 | R: 0 E: 0 K: 1 S: 6 H: 1 LOB: 1 BB: 0 P: 6 | R: 0 E: 0 K: 2 S: 8 H: 1 LOB: 2 BB: 1 P: 12 | R: 3 E: 1 K: 1 S: 8 H: 2 LOB: 3 BB: 2 P: 16 | R: 0 E: 0 K: 1 S: 5 H: 0 LOB: 0 BB: 0 P: 5 | 1B: 7 2B: 3 3B: 0 HR: 0 SF: 0 SAC: 1 DP: 1 HBP: 0 | WP: 2 PB: 0 SB: 0 CS: 1 PA: 40 | |
| PITCHER | IP WLS BF H R ER SO BB IBB HBP BLK WP HR S P ERA WHIP | | | | | | | | | | | |
| Bob Veale, L ERA: 3.1 (1, 1) | 7.0 L 31 7 4 4 14 2 1 0 0 2 0 56 68 5.14 1.286 | | | | | | | | | | | |
| Al McBean, R ERA: 2.42 (8, 1) | 1.0 6 2 1 0 1 1 0 0 0 0 0 7 11 0.00 3.000 | | | | | | | | | | | |
| Frank Carpin, L ERA: 3.18 (9, 1) | 1.0 3 0 0 0 1 0 0 0 0 0 0 5 5 0.00 0.000 | | | | | | | | | | | |

Philadelphia Phillies @ Pittsburgh Pirates
 Forbes Field, Pittsburgh, PA
 Thu Jul 29 1965, 7:05 PM EDT
 Att. 10,160 - Unknown

livebaseballscorecards.com

| | |
|-----|----|
| AB | 35 |
| R | 5 |
| H | 9 |
| RBI | 4 |
| BB | 4 |
| SO | 16 |
| LOB | 21 |



| Batter | 1 | 2 | 3 | 4 | 5 | 6 | 7 | 8 | 9 | AB R H RBI BB SO LOB |
|--------|---|---|---|---|---|---|---|---|---|----------------------|
|--------|---|---|---|---|---|---|---|---|---|----------------------|

| | | | | | | | | | | |
|--|---------|---------|---------|---------|---------|---------|---------|---------|---------|---|
| Bob Bailey, R <small>OBP: 0.319, SLG: 0.355</small> (1, 5) X | 0-0 | | 0-3 | | | 0-0 | | | 0-3 | 4 0 1 0 0 2 0 |
| Bill Virdon, L <small>OBP: 0.348, SLG: 0.396</small> (1, 8) X | 0-0 | | 0-0 | | | 0-0 | | | 0-3 | 4 0 1 0 0 1 1 |
| Roberto Clemente, R <small>OBP: 0.373, SLG: 0.463</small> (1, 9) H | 1-0 | | | | 0-3 | 0-0 | | | 0-3 | 3 0 0 0 0 2 1 |
| Willie Stargell, L <small>OBP: 0.327, SLG: 0.534</small> (1, 7) S S S | 0-3 | | | 0-3 | | | 0-0 | | | 3 0 0 0 0 2 2 |
| Donn Clendenon, R <small>OBP: 0.359, SLG: 0.465</small> (1, 3) X | 0-0 | | | 0-0 | | | 0-0 | | | 3 0 0 0 0 0 2 |
| Bill Mazeroski, R <small>OBP: 0.298, SLG: 0.356</small> (1, 4) S S S | | 0-3 | | | 0-0 | | 0-0 | | | 3 0 0 0 0 1 0 |
| Jim Pagliaroni, R <small>OBP: 0.353, SLG: 0.449</small> Frank Carpin, L (9, 1) | | 0-0 | | | 0-0 | | | 0-3 | | 3 0 0 0 0 1 0 0 0 0 0 0 0 0 |
| Gene Alley, R <small>OBP: 0.278, SLG: 0.317</small> (1, 6) X | | 0-0 | | | 0-0 | | | 0-0 | | 3 0 0 0 0 0 0 |
| Bob Veale, S <small>OBP: 0.125, SLG: 0.082</small> Al McBean, R <small>OBP: 0.250, SLG: 0.313</small> Ozzie Virgil, R <small>OBP: 0.357, SLG: 0.450</small> (8, PH) (9, 2) S S S | | | 0-3 | | | 0-0 | | 0-0 | | 2 0 0 0 0 1 0 0 0 0 0 0 0 0 1 0 0 0 0 0 0 |

| Inning Stats | R: 0 | H: 1 | E: 0 | K: 1 | S: 6 | R: 0 | H: 0 | E: 0 | K: 1 | S: 5 | R: 0 | H: 0 | E: 0 | K: 2 | S: 7 | R: 0 | H: 0 | E: 0 | K: 2 | S: 7 | R: 0 | H: 0 | E: 0 | K: 0 | S: 3 | R: 0 | H: 1 | E: 0 | K: 0 | S: 4 | R: 0 | H: 0 | E: 0 | K: 0 | S: 3 | R: 0 | H: 0 | E: 0 | K: 1 | S: 5 | R: 0 | H: 0 | E: 0 | K: 3 | S: 9 | 1B: 2 | SF: 0 | 2B: 0 | SAC: 0 | 3B: 0 | DP: 0 | HR: 0 | HBP: 1 | WP: 0 | PA: 30 |
|--------------|------|------|------|------|------|------|------|------|------|------|------|------|------|------|------|------|------|------|------|------|------|------|------|------|------|------|------|------|------|------|------|------|------|------|------|------|------|------|------|------|------|------|------|------|------|-------|-------|-------|--------|-------|-------|-------|--------|-------|--------|
|--------------|------|------|------|------|------|------|------|------|------|------|------|------|------|------|------|------|------|------|------|------|------|------|------|------|------|------|------|------|------|------|------|------|------|------|------|------|------|------|------|------|------|------|------|------|------|-------|-------|-------|--------|-------|-------|-------|--------|-------|--------|

| PITCHER | IP | WLS | BF | H | R | ER | SO | BB | IBB | HBP | BLK | WP | HR | S | P | ERA | WHIP | PITCHER | IP | WLS | BF | H | R | ER | SO | BB | IBB | HBP | BLK | WP | HR | S | P | ERA | WHIP | | | | | | | | | | | | | | |
|--|-----|-----|----|---|---|----|----|----|-----|-----|-----|----|----|----|----|------|-------|---------|----|-----|----|---|---|----|----|----|-----|-----|-----|----|----|---|---|-----|------|--|--|--|--|--|--|--|--|--|--|--|--|--|--|
| Ray Culp, R <small>ERA: 2.77</small> (1, 1) | 9.0 | W | 30 | 2 | 0 | 0 | 10 | 0 | 0 | 1 | 0 | 0 | 0 | 49 | 50 | 0.00 | 0.222 | | | | | | | | | | | | | | | | | | | | | | | | | | | | | | | | |

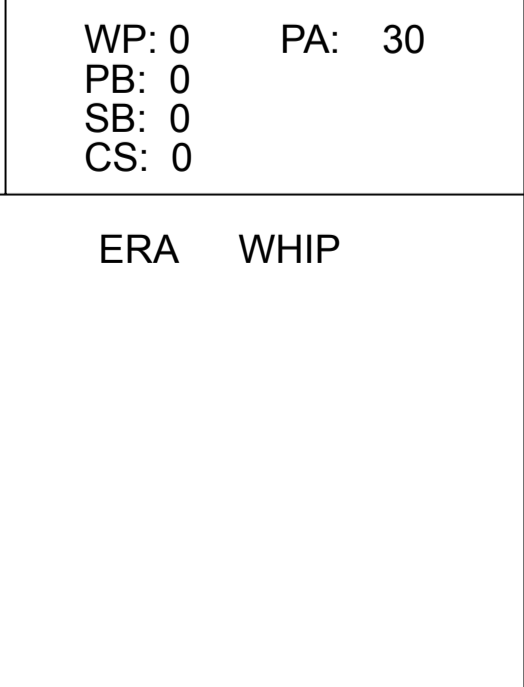
BOTTOM

Philadelphia Phillies @ Pittsburgh Pirates
Forbes Field, Pittsburgh, PA
 Thu Jul 29 1965, 7:05 PM EDT
 Att. 10,160 - Unknown

livebaseballscorecards.com

| | |
|------------|-----------|
| AB | 29 |
| R | 0 |
| H | 2 |
| RBI | 0 |
| BB | 0 |
| SO | 10 |
| LOB | 6 |

P



| Batter | 1 | 2 | 3 | 4 | 5 | 6 | 7 | 8 | 9 | AB R H RBI BB SO LOB | TOP | | | | | | | | | | | |
|---|--|----------------------------------|------------------------------|---------------------------------|-------------------------------|----------------------------------|------------------------------|---------------------------------|------------------------------|--|------------------------------|---|------------------------------|---------------------------------|------------------------------|---------------------------------|------------------------------|---------------------------------|----------------------------------|------------------------------------|----------------------------------|--------|
| Jimmy Stewart, S OBP: 0.326, SLG: 0.312 (1, 7) (8, 6) | 0-0 14 BB 1B | | 0-0 2B | | 0-3 K | | | 0-0 4-3 1B | | 4 0 3 0 0 1 1 | | | | | | | | | | | | |
| Ellis Burton, S (1, 8) | 0-0 F7 | | 0-3 K | | | 0-0 P6 | | 0-0 4-3 | | 4 0 0 0 0 1 4 | | | | | | | | | | | | |
| Billy Williams, L OBP: 0.359, SLG: 0.493 (1, 9) | 0-0 F3 | | 0-3 K | | | 0-3 K | | 0-0 3-1 | | 4 0 0 0 0 2 4 | | | | | | | | | | | | |
| 14 Ernie Banks, R OBP: 0.344, SLG: 0.457 (1, 3) BBB | 4-0 1-2 BB | | | 0-0 5-3 | | 0-0 1-3 | | 0-0 E7 2B 1B | | 3 1 1 0 1 0 0 | | | | | | | | | | | | |
| Ron Santo, R OBP: 0.361, SLG: 0.506 (1, 5) SSS | 0-3 K | | | 0-0 L7-3 1B | | 0-3 K | | 0-0 5-3 | | 4 0 1 0 0 2 3 | | | | | | | | | | | | |
| Ed Bailey, L OBP: 0.351, SLG: 0.367 (1, 2) | | 0-0 G3 | | 0-0 L7-3 1-2 | | 0-0 4-3 | | 0-0 4-3 2B | | 4 0 1 1 0 0 1 | | | | | | | | | | | | |
| Glenn Beckert, R OBP: 0.270, SLG: 0.299 (1, 4) | | 0-0 5-3 | | | 0-0 6-3 | | 0-0 6-3 | | 0-0 4-3 2-3 | 4 0 0 0 0 0 1 | | | | | | | | | | | | |
| Don Kessinger, S OBP: 0.257, SLG: 0.228 (1, 6) George Altman, L OBP: 0.314, SLG: 0.371 (8, PH) Lindy McDaniel, R (8, 1) Vic Roznovsky, L OBP: 0.316, SLG: 0.340 (9, PH) | | 0-0 P3 | | | 1-0 HBP | | | 0-0 F8 | 0-0 6-3 | 1 0 0 0 0 0 0 1 0 0 0 0 0 0 0 0 0 0 0 0 0 1 0 0 0 0 0 1 | | | | | | | | | | | | |
| Ernie Broglio, R (1, 1) Doug Clemens, L OBP: 0.341, SLG: 0.348 (8, PH) (8, 7) | | | 0-3 K | | 0-3 K | | | 0-0 4-3 1B 1B | | 2 0 0 0 0 2 1 1 0 1 0 0 0 0 | | | | | | | | | | | | |
| Inning Stats | R: 0 E: 0 K: 1 S: 6 | H: 1 LOB: 2 BB: 1 P: 10 | R: 0 E: 0 K: 0 S: 3 | H: 0 LOB: 0 BB: 0 P: 3 | R: 0 E: 0 K: 3 S: 10 | H: 1 LOB: 1 BB: 0 P: 10 | R: 0 E: 0 K: 0 S: 3 | H: 1 LOB: 0 BB: 0 P: 3 | R: 0 E: 0 K: 2 S: 7 | H: 0 LOB: 1 BB: 0 P: 8 | R: 0 E: 0 K: 1 S: 5 | H: 0 LOB: 0 BB: 0 P: 5 | R: 0 E: 0 K: 1 S: 5 | H: 0 LOB: 0 BB: 0 P: 5 | R: 0 E: 0 K: 0 S: 5 | H: 2 LOB: 2 BB: 0 P: 5 | R: 1 E: 1 K: 0 S: 5 | H: 2 LOB: 1 BB: 0 P: 5 | 1B: 5 2B: 3 3B: 0 HR: 0 | SF: 0 SAC: 0 DP: 1 HBP: 1 | WP: 0 PB: 0 SB: 0 CS: 0 | PA: 35 |
| PITCHER Don Cardwell, R ERA: 3.6 (1, 1) | IP: 9.0 WLS: W BF: 35 H: 7 R: 1 ER: 1 SO: 8 BB: 1 IBB: 0 HBP: 1 BLK: 0 WP: 0 HR: 0 S: 49 P: 54 ERA: 1.00 WHIP: 0.889 | | | | | | | | | | | PITCHER IP: WLS: BF: H: R: ER: SO: BB: IBB: HBP: BLK: WP: HR: S: P: ERA: WHIP | | | | | | | | | | |

Chicago Cubs @ Pittsburgh Pirates
 Forbes Field, Pittsburgh, PA
 Fri Jul 30 1965, 7:05 PM EDT
 Att. 11,382 - Unknown

livebaseballscorecards.com

AB 33
 R 1
 H 7
 RBI 1
 BB 1
 SO 8
 LOB 16



| Batter | 1 | 2 | 3 | 4 | 5 | 6 | 7 | 8 | 9 | AB R H RBI BB SO LOB |
|--|------------------|-----------|------------------------|---------------------------|------------------|------------|-----------------|-----------------------------------|---|----------------------|
| Bob Bailey, R OBP: 0.320, SLG: 0.355 (1, 5) | 0-0 1B S | | 4-0 1B S BB | 0-0 FC5-4 1-2f | | | 0-0 F9 | | | 3 2 1 0 1 0 2 |
| Bill Virdon, L OBP: 0.344, SLG: 0.391 (1, 8) | 0-3 K 1-2 | | 0-0 F9 1-2 | | 0-0 4-3 | | 0-0 4-3 | | | 4 0 0 0 0 1 2 |
| Roberto Clemente, R OBP: 0.374, SLG: 0.463 (1, 9) | 0-0 F9 | | 0-0 BB 1B 2-H | | 0-0 3B 1B | | 0-3 K | | | 4 1 2 1 0 1 1 |
| Willie Stargell, L OBP: 0.329, SLG: 0.532 (1, 7) | 0-0 1B 2-H | | 4-0 1B 1-2 BB | | 0-0 F4 | | 0-0 3-1 | | | 3 0 1 1 1 0 1 |
| Donn Clendenon, R OBP: 0.360, SLG: 0.471 (1, 3) | 0-0 F8 | | 0-0 4-3 | | 0-0 3B 1-H | | 0-0 1B 1B | | | 4 0 2 1 0 0 3 |
| Bill Mazerowski, R OBP: 0.301, SLG: 0.358 (1, 4) | | 0-0 P8 | | 0-0 1B 1B | | 0-0 6-3 | | 0-0 1B 1B G6-4-3 | | 4 0 2 0 0 0 1 |
| Jim Pagliaroni, R OBP: 0.348, SLG: 0.441 (1, 2) | | 0-3 K | | 0-0 P6 | | 0-3 K | | 0-0 1B 1B G6-4-3 1-2f | | 4 0 0 0 0 2 3 |
| Gene Alley, R OBP: 0.279, SLG: 0.317 (1, 6) | | 0-0 F9 | | 0-0 FC5-4 1B 1-2 | | 0-0 F8 | | | | 3 0 1 0 0 0 0 |
| Don Cardwell, R OBP: 0.156, SLG: 0.227 (1, 1) | | | 0-3 K | 0-3 K | | 0-0 P5 | | | | 3 0 0 0 0 2 2 |

| Inning Stats | | R: 1 | H: 2 | E: 0 | LOB: 1 | K: 1 | S: 7 | R: 0 | H: 0 | E: 0 | LOB: 0 | K: 1 | S: 5 | R: 1 | H: 1 | E: 0 | LOB: 2 | K: 1 | S: 6 | R: 0 | H: 2 | E: 0 | LOB: 2 | K: 1 | S: 7 | R: 1 | H: 2 | E: 0 | LOB: 1 | K: 0 | S: 5 | R: 0 | H: 0 | E: 0 | LOB: 0 | K: 1 | S: 5 | R: 0 | H: 2 | E: 0 | LOB: 1 | K: 0 | S: 4 | | | | | | | | |
|---------------------------------------|-----|------|------|------|--------|------|------|------|------|------|--------|------|------|------|------|------|--------|------|------|------|------|------|--------|------|------|------|------|------|--------|---------|------|------|------|------|--------|------|------|------|------|------|--------|------|------|---|---|-----|------|--|--|--|--|
| PITCHER | IP | WLS | BF | H | R | ER | SO | BB | IBB | HBP | BLK | WP | HR | S | P | ERA | WHIP | | | | | | | | | | | | | PITCHER | IP | WLS | BF | H | R | ER | SO | BB | IBB | HBP | BLK | WP | HR | S | P | ERA | WHIP | | | | |
| Ernie Broglio, R ERA: 5.16 (1, 1) | 7.0 | L | 30 | 7 | 3 | 3 | 6 | 2 | 0 | 0 | 0 | 0 | 0 | 40 | 48 | 3.86 | 1.286 | | | | | | | | | | | | | | | | | | | | | | | | | | | | | | | | | | |
| Lindy McDaniel, R ERA: 2.37 (8, 1) | 1.0 | | 4 | 2 | 0 | 0 | 0 | 0 | 0 | 0 | 0 | 0 | 0 | 4 | 4 | 0.00 | 2.000 | | | | | | | | | | | | | | | | | | | | | | | | | | | | | | | | | | |

BOTTOM

Chicago Cubs @ Pittsburgh Pirates
Forbes Field, Pittsburgh, PA
 Fri Jul 30 1965, 7:05 PM EDT
 Att. 11,382 - Unknown

livebaseballscorecards.com

| | |
|-----|----|
| AB | 32 |
| R | 3 |
| H | 9 |
| RBI | 3 |
| BB | 2 |
| SO | 6 |
| LOB | 15 |

P

| | |
|-------|--------|
| WP: 0 | PA: 34 |
| PB: 0 | |
| SB: 2 | |
| CS: 0 | |

| Batter | 1 | 2 | 3 | 4 | 5 | 6 | 7 | 8 | 9 | AB R H RBI BB SO LOB | TOP | | | | | | | | | | | |
|---|---|----------------------------------|------------------------------|---------------------------------|------------------------------|----------------------------------|------------------------------|---------------------------------|------------------------------|---------------------------------|------------------------------|---------------------------------|------------------------------|---------------------------------|------------------------------|---------------------------------|------------------------------|---------------------------------|----------------------------------|------------------------------------|----------------------------------|--------|
| Jimmy Stewart, S OBP: 0.328, SLG: 0.321 (1, 7) X | 0-0 4-3 | 0-0 1B | 0-0 L5-4 | | | 0-0 2B | | 0-0 G5-4-3 | | 5 1 2 1 0 0 3 | | | | | | | | | | | | |
| Ellis Burton, S OBP: 0.222, SLG: 0.222 (1, 8) X | 0-0 BB | 0-0 1B | | 0-0 P7 | | 0-0 L7 | | 0-0 6-3 | | 5 1 2 1 0 0 1 | | | | | | | | | | | | |
| Billy Williams, L OBP: 0.357, SLG: 0.488 (1, 9) X | 0-0 F1 | 0-0 FC6 | | 0-0 4-3 | | 0-3 K | | 4-0 BB | | 4 0 0 0 1 1 3 | | | | | | | | | | | | |
| 14 Ernie Banks, R OBP: 0.342, SLG: 0.456 (1, 3) X | 0-0 2B | | 0-0 F8 | 0-0 G3 | | | 0-0 P4 | 0-0 F8 | | 5 0 1 0 0 0 1 | | | | | | | | | | | | |
| Ron Santo, R OBP: 0.364, SLG: 0.516 (1, 5) B B B B | 4-0 BB | | 0-0 1B | | 0-0 F7 | | 0-0 HR | 0-0 F7 | | 4 2 2 1 1 0 1 | | | | | | | | | | | | |
| Ed Bailey, L OBP: 0.362, SLG: 0.364 (1, 2) B B B B | 4-0 BB | | 4-0 1B | | 0-3 K | | 4-0 BB | | | 1 1 0 1 3 1 0 | | | | | | | | | | | | |
| Glenn Beckert, R OBP: 0.270, SLG: 0.299 (1, 4) X | 0-0 5-3 | | 0-0 1B | | 0-0 F8 | | 0-0 G5-4-3 | | | 4 1 1 1 0 0 4 | | | | | | | | | | | | |
| Don Kessinger, S OBP: 0.268, SLG: 0.236 (1, 6) X | | 0-0 P4 | 4-0 1B | | | 0-0 2B | | 0-0 1B | | 3 1 2 0 1 0 0 | | | | | | | | | | | | |
| Bob Buhl, R OBP: 0.113, SLG: 0.068 (1, 1) | | | 0-0 4-3 | | | 0-0 P6 | | 0-3 K | | 4 0 1 2 0 1 2 | | | | | | | | | | | | |
| Ted Abernathy, R OBP: 0.091, SLG: 0.091 (9, 1) | | | 0-0 1B | | | | | | | 0 0 0 0 0 0 0 | | | | | | | | | | | | |
| Inning Stats | R: 1 E: 0 K: 0 S: 5 | H: 2 LOB: 3 BB: 2 P: 13 | R: 1 E: 0 K: 0 S: 5 | H: 2 LOB: 1 BB: 0 P: 5 | R: 3 E: 0 K: 0 S: 5 | H: 3 LOB: 1 BB: 2 P: 13 | R: 0 E: 0 K: 0 S: 3 | H: 0 LOB: 0 BB: 0 P: 3 | R: 0 E: 0 K: 1 S: 5 | H: 0 LOB: 0 BB: 0 P: 5 | R: 1 E: 0 K: 1 S: 7 | H: 2 LOB: 1 BB: 0 P: 7 | R: 1 E: 0 K: 0 S: 3 | H: 1 LOB: 0 BB: 1 P: 7 | R: 0 E: 0 K: 1 S: 5 | H: 1 LOB: 0 BB: 0 P: 5 | R: 0 E: 0 K: 0 S: 3 | H: 0 LOB: 1 BB: 1 P: 7 | 1B: 7 2B: 4 3B: 0 HR: 1 | SF: 0 SAC: 0 DP: 3 HBP: 0 | WP: 0 PB: 0 SB: 1 CS: 0 | PA: 41 |
| PITCHER | IP WLS BF H R ER SO BB IBB HBP BLK WP HR S P ERA WHIP | | | | | | | | | | | | | | | | | | | | | |
| Tommie Sisk, R ERA: 5.28 (1, 1) | 2.1 L 17 6 5 5 0 4 0 0 0 0 0 0 13 29 19.29 4.286 | | | | | | | | | | | | | | | | | | | | | |
| Wilbur Wood, L ERA: 2.6 (3, 1) | 4.2 17 4 2 2 2 1 0 0 0 0 0 1 20 24 3.86 1.071 | | | | | | | | | | | | | | | | | | | | | |
| Frank Carpin, L ERA: 2.97 (8, 1) | 2.0 7 1 0 0 1 1 0 0 0 0 0 0 8 12 0.00 1.000 | | | | | | | | | | | | | | | | | | | | | |

Chicago Cubs @ Pittsburgh Pirates
 Forbes Field, Pittsburgh, PA
 Sat Jul 31 1965, 3:33 AM EDT
 Att. 7,431 - Cloudy

livebaseballscorecards.com

AB 35
 R 7
 H 11
 RBI 7
 BB 6
 SO 3
 LOB 15



BOTTOM

Chicago Cubs @ Pittsburgh Pirates
Forbes Field, Pittsburgh, PA
Sat Jul 31 1965, 3:33 AM EDT
Att. 7,431 - Cloudy

livebaseballscorecards.com

AB 38
R 6
H 10
RBI 5
BB 3
SO 2
LOB 16



WP: 0 PA: 41
PB: 0
SB: 1
CS: 0

AB R H RBI BB SO LOB

5 2 2 0 0 0 2

4 1 1 0 1 0 2

3 2 0 0 2 0 4

5 1 2 5 0 0 0

5 0 0 0 0 0 3

4 0 3 0 0 0 0

4 0 0 0 0 1 3

0 0 0 0 0 0 0

4 0 0 0 0 0 1

1 0 0 0 0 0 1 1
1 0 0 0 0 0 0 0
1 0 1 0 0 0 0 0
0 0 0 0 0 0 0 0
1 0 1 0 0 0 0 0
0 0 0 0 0 0 0 0

1B: 6 SF: 0
2B: 2 SAC: 0
3B: 1 DP: 0
HR: 1 HBP: 0

| Batter | 1 | 2 | 3 | 4 | 5 | 6 | 7 | 8 | 9 |
|--|------------------------|---------------|------------|---------|---------|---------|---------|-------------------|-----------------------------|
| Bob Bailey, R (1, 5) OBP: 0.321, SLG: 0.360 | 0-0 F8 | | 0-0 6-3 1B | | 0-0 3B | | 0-0 5-3 | | 0-0 FC5-4 BB 1B HR |
| Bill Virdon, L (1, 8) OBP: 0.345, SLG: 0.389 | 0-0 4-3 | | 0-0 F8 | | 0-0 P9 | | 4-0 BB | | 0-0 BB HR 1B |
| Roberto Clemente, R (1, 9) OBP: 0.374, SLG: 0.480 | 4-0 S E BB | | 0-0 6-3 | | 0-0 6-3 | | 0-0 1-3 | | 4-0 BB HR BB |
| Willie Stargell, L (1, 7) OBP: 0.330, SLG: 0.539 | 0-0 E1 FC6-4 1-H | | 0-0 1B | | 0-0 4-3 | | 0-0 4-3 | | 0-0 HR 1-H 2-H 3-H |
| Donn Clendenon, R (1, 3) OBP: 0.356, SLG: 0.465 | 0-0 FC6-4 1-2f | | 0-0 F7 | | 0-0 3-1 | | 0-0 3-1 | | 0-0 4-3 |
| Bill Mazaroski, R (1, 4) OBP: 0.307, SLG: 0.368 | | 0-0 F9 2B | | 0-0 4-3 | | 0-0 1B | | 0-0 FC6-4 1B | |
| Jim Pagliaroni, R (1, 2) OBP: 0.343, SLG: 0.434 | | 0-0 F8 | | 0-3 K | | 0-0 5-3 | | 0-0 FC6-4 1-2f | |
| Ozzie Virgil, R (9, 2) OBP: 0.357, SLG: 0.450 | | | | | | | | | |
| Gene Alley, R (1, 6) OBP: 0.276, SLG: 0.313 | | 0-0 F9 2-3 | | 0-0 1-3 | | 0-0 F9 | | 0-0 5-3 | |
| Tommie Sisk, R (1, 1) OBP: 0.280, SLG: 0.111 | | 0-3 K | | 0-0 1-3 | | 0-0 2B | | 0-0 FC5-4 1B | |
| Wilbur Wood, R (3, 1) Gene Freese, R (7, PH) Frank Carpin, L (8, 1) Jerry Lynch, L (9, PH) Jose Pagan, R (9, PR) | | | | | | | | | |

| Inning Stats | R: 1 | H: 0 | E: 1 | LOB: 1 | K: 0 | P: 8 | R: 0 | H: 1 | E: 0 | LOB: 1 | K: 1 | P: 6 | R: 0 | H: 2 | E: 0 | LOB: 1 | K: 0 | P: 5 | R: 0 | H: 0 | E: 0 | LOB: 0 | K: 1 | P: 5 | R: 0 | H: 1 | E: 0 | LOB: 1 | K: 0 | P: 4 | R: 0 | H: 1 | E: 0 | LOB: 1 | K: 0 | P: 4 | R: 0 | H: 1 | E: 0 | LOB: 2 | K: 0 | P: 8 | R: 0 | H: 1 | E: 0 | LOB: 1 | K: 0 | P: 4 | R: 4 | H: 3 | E: 0 | LOB: 1 | K: 0 | P: 10 | 1B: 6 | SF: 0 | 2B: 2 | SAC: 0 | 3B: 1 | DP: 0 | HR: 1 | HBP: 0 | WP: 0 | PA: 41 |
|--------------|------|------|------|--------|------|------|------|------|------|--------|------|------|------|------|------|--------|------|------|------|------|------|--------|------|------|------|------|------|--------|------|------|------|------|------|--------|------|------|------|------|------|--------|------|------|------|------|------|--------|------|------|------|------|------|--------|------|-------|-------|-------|-------|--------|-------|-------|-------|--------|-------|--------|
|--------------|------|------|------|--------|------|------|------|------|------|--------|------|------|------|------|------|--------|------|------|------|------|------|--------|------|------|------|------|------|--------|------|------|------|------|------|--------|------|------|------|------|------|--------|------|------|------|------|------|--------|------|------|------|------|------|--------|------|-------|-------|-------|-------|--------|-------|-------|-------|--------|-------|--------|

| PITCHER | IP | WLS | BF | H | R | ER | SO | BB | IBB | HBP | BLK | WP | HR | S | P | ERA | WHIP |
|--------------------------------------|-----|-----|----|----|---|----|----|----|-----|-----|-----|----|----|----|----|------|-------|
| Bob Buhl, R (1, 1) ERA: 3.66 | 8.2 | W | 40 | 10 | 6 | 5 | 2 | 3 | 0 | 0 | 0 | 0 | 1 | 41 | 53 | 5.19 | 1.500 |
| Ted Abernathy, R (9, 1) ERA: 1.91 | 0.1 | S | 1 | 0 | 0 | 0 | 0 | 0 | 0 | 0 | 0 | 0 | 0 | 1 | 1 | 0.00 | 0.000 |

| Batter | 1 | 2 | 3 | 4 | 5 | 6 | 7 | 8 | 9 | AB R H RBI BB SO LOB |
|--------|---|---|---|---|---|---|---|---|---|----------------------|
|--------|---|---|---|---|---|---|---|---|---|----------------------|

| | | | | | | | | | | |
|--|--|--|--|--|--|--|--|--|--|---------------|
| Jimmy Stewart, S <small>(1, 7) OBP: 0.330, SLG: 0.319</small> <small>(7, 6)</small> | | | | | | | | | | 4 0 1 0 1 2 1 |
|--|--|--|--|--|--|--|--|--|--|---------------|

| | | | | | | | | | | |
|--|--|--|--|--|--|--|--|--|--|---------------|
| Ellis Burton, S <small>(1, 8) OBP: 0.286, SLG: 0.250</small> | | | | | | | | | | 3 0 1 1 1 1 3 |
|--|--|--|--|--|--|--|--|--|--|---------------|

| | | | | | | | | | | |
|--|--|--|--|--|--|--|--|--|--|---------------|
| Billy Williams, L <small>(1, 9) OBP: 0.354, SLG: 0.484</small> | | | | | | | | | | 4 0 0 0 0 0 4 |
|--|--|--|--|--|--|--|--|--|--|---------------|

| | | | | | | | | | | |
|---|--|--|--|--|--|--|--|--|--|---------------|
| 14 Ernie Banks, R <small>OBP: 0.341, SLG: 0.453</small> | | | | | | | | | | 3 0 0 0 1 0 1 |
|---|--|--|--|--|--|--|--|--|--|---------------|

| | | | | | | | | | | |
|---|--|--|--|--|--|--|--|--|--|---------------|
| Ron Santo, R <small>(1, 5) OBP: 0.367, SLG: 0.518</small> | | | | | | | | | | 4 0 3 0 0 0 1 |
|---|--|--|--|--|--|--|--|--|--|---------------|

| | | | | | | | | | | |
|---|--|--|--|--|--|--|--|--|--|---------------|
| Ed Bailey, L <small>(1, 2) OBP: 0.366, SLG: 0.357</small> | | | | | | | | | | 2 0 0 0 2 0 3 |
|---|--|--|--|--|--|--|--|--|--|---------------|

| | | | | | | | | | | |
|--|--|--|--|--|--|--|--|--|--|---------------|
| Glenn Beckert, R <small>OBP: 0.270, SLG: 0.299</small> Doug Clemens, L <small>(8, PH) OBP: 0.340, SLG: 0.347</small> Joey Amalfitano, R <small>(8, 4) OBP: 0.327, SLG: 0.295</small> | | | | | | | | | | 3 1 1 0 0 0 1 |
|--|--|--|--|--|--|--|--|--|--|---------------|

| | | | | | | | | | | |
|--|--|--|--|--|--|--|--|--|--|---------------|
| Don Kessinger, S <small>(1, 6) OBP: 0.285, SLG: 0.234</small> Don Landrum, L <small>(7, PH) OBP: 0.330, SLG: 0.384</small> <small>(7, 7)</small> | | | | | | | | | | 2 0 0 0 0 0 0 |
|--|--|--|--|--|--|--|--|--|--|---------------|

| | | | | | | | | | | |
|--|--|--|--|--|--|--|--|--|--|---------------|
| Dick Ellsworth, L <small>(1, 1) OBP: 0.127, SLG: 0.132</small> Lindy McDaniel, R <small>(3, 1) OBP: 0.113, SLG: 0.369</small> George Altman, L <small>(5, PH) OBP: 0.170, SLG: 0.116</small> Cal Koonce, R <small>(5, 1) OBP: 0.322, SLG: 0.356</small> Vic Roznovsky, L <small>(7, PH) OBP: 0.322, SLG: 0.356</small> Bob Humphreys, R <small>(7, 1) OBP: 0.336, SLG: 0.216</small> Harvey Kuenn, R <small>(9, PH) OBP: 0.336, SLG: 0.216</small> | | | | | | | | | | 1 0 0 0 0 0 0 |
|--|--|--|--|--|--|--|--|--|--|---------------|

| Inning Stats | R: 0 | H: 1 | E: 0 | K: 1 | S: 5 | R: 0 | H: 0 | E: 0 | K: 0 | S: 2 | R: 0 | H: 0 | E: 0 | K: 1 | S: 5 | R: 0 | H: 1 | E: 0 | K: 0 | S: 4 | R: 0 | H: 1 | E: 1 | K: 0 | S: 5 | R: 0 | H: 1 | E: 0 | K: 0 | S: 4 | R: 2 | H: 2 | E: 0 | K: 0 | S: 4 | R: 0 | H: 1 | E: 0 | K: 1 | S: 6 | 1B: 7 | SF: 1 | 2B: 1 | SAC: 0 | 3B: 0 | DP: 3 | HR: 0 | HBP: 0 | WP: 0 | PA: 38 |
|--------------|------|------|------|------|------|------|------|------|------|------|------|------|------|------|------|------|------|------|------|------|------|------|------|------|------|------|------|------|------|------|------|------|------|------|------|------|------|------|------|------|-------|-------|-------|--------|-------|-------|-------|--------|-------|--------|
|--------------|------|------|------|------|------|------|------|------|------|------|------|------|------|------|------|------|------|------|------|------|------|------|------|------|------|------|------|------|------|------|------|------|------|------|------|------|------|------|------|------|-------|-------|-------|--------|-------|-------|-------|--------|-------|--------|

| PITCHER | IP | WLS | BF | H | R | ER | SO | BB | IBB | HBP | BLK | WP | HR | S | P | ERA | WHIP | PITCHER | IP | WLS | BF | H | R | ER | SO | BB | IBB | HBP | BLK | WP | HR | S | P | ERA | WHIP | | | | | | | | | | | |
|--|-----|-----|----|---|---|----|----|----|-----|-----|-----|----|----|----|----|------|-------|--|-----|-----|----|---|---|----|----|----|-----|-----|-----|----|----|----|------|-------|------|--|--|--|--|--|--|--|--|--|--|--|
| Al McBean, R <small>(1, 1) ERA: 2.47</small> | 6.0 | W | 27 | 6 | 2 | 2 | 2 | 4 | 0 | 0 | 0 | 0 | 0 | 27 | 43 | 3.00 | 1.667 | Don Schwall, R <small>(7, 1) ERA: 2.86</small> | 3.0 | S | 11 | 2 | 0 | 0 | 1 | 2 | 0 | 0 | 0 | 0 | 11 | 19 | 0.00 | 1.333 | | | | | | | | | | | | |

TOP

Chicago Cubs @ Pittsburgh Pirates
 Forbes Field, Pittsburgh, PA
 Sun Aug 01 1965, 3:33 AM EDT
 Cloudy

livebaseballscorecards.com

| | |
|-----|----|
| AB | 31 |
| R | 2 |
| H | 8 |
| RBI | 2 |
| BB | 6 |
| SO | 3 |
| LOB | 17 |



| Batter | 1 | 2 | 3 | 4 | 5 | 6 | 7 | 8 | 9 |
|--|------------|--------------------|--------------------------------|-----------|-----------------|------------|------------|------------------------|---|
| Bob Bailey, R OBP: 0.322, SLG: 0.366 (1, 7) (8, 5) | 0-0 2B | 0-0 FC6 1-2f | | 0-0 F3 | 0-0 4-3 | | | 0-0 2B | |
| Manny Mota, R OBP: 0.313, SLG: 0.388 (1, 8) (8, 7) | 0-0 4-3 | | 0-0 1B 1B | 0-0 HR | | 0-0 4-3 | | 0-0 F9 2B 2-H | |
| Roberto Clemente, R OBP: 0.374, SLG: 0.461 (1, 9) | 0-0 2B | | 0-0 1B 1B | 0-0 E6 | | 0-0 6-3 | | 0-0 F9 2-3 | |
| Donn Clendenon, R OBP: 0.359, SLG: 0.469 (1, 3) | 0-0 E5 | | 0-0 1B 2B 1B 3-H | 0-0 F5 | | 0-0 2B | | 0-0 F8 1B 3-H | |
| Bill Mazerowski, R OBP: 0.305, SLG: 0.365 (1, 4) | 0-0 6-3 | | 0-0 2B 5-3 1B 3-H | 0-0 F9 | | 0-0 6-3 | | 0-0 F8 2-3 | |
| Andre Rodgers, R OBP: 0.368, SLG: 0.425 (1, 5) (8, 6) | | 0-0 P3 | 0-0 6-3 2B 1-3 3-H | | 0-3 K | | 0-0 F8 | 0-0 5-3 | |
| Jim Pagliaroni, R OBP: 0.345, SLG: 0.447 (1, 2) | | 0-0 FC5-4 1B | 0-0 5-3 | | 0-0 5-3 | | 0-0 HR | | |
| Gene Alley, R OBP: 0.275, SLG: 0.312 (1, 6) | | 0-0 FC5-4 1B | 0-0 6-3 | | 0-0 1B 1B | | 0-0 F9 | | |
| Jose Pagan, R OBP: 0.270, SLG: 0.259 (3, PH) (4, 6) | | 0-0 1-2f | 0-0 2-3 | | 0-0 1B | | 0-0 1-3 | | |
| Bill Virdon, L OBP: 0.344, SLG: 0.388 (7, PH) (8, 8) | | 0-0 FC6 1-2 | 0-3 K | | 0-0 1B | | | | |
| Al McBean, R OBP: 0.316, SLG: 0.368 (1, 1) | | | | | | | | | |
| Don Schwall, R (7, 1) | | | | | | | | | |

| Inning Stats | R: 0 E: 1 K: 0 S: 5 | H: 2 LOB: 2 BB: 0 P: 5 | R: 0 E: 0 K: 0 S: 5 | H: 2 LOB: 2 BB: 0 P: 5 | R: 4 E: 0 K: 1 S: 10 | H: 5 LOB: 1 BB: 0 P: 10 | R: 1 E: 1 K: 0 S: 5 | H: 1 LOB: 1 BB: 0 P: 5 | R: 0 E: 0 K: 1 S: 7 | H: 2 LOB: 2 BB: 0 P: 7 | R: 0 E: 0 K: 0 S: 4 | H: 1 LOB: 1 BB: 0 P: 4 | R: 1 E: 0 K: 0 S: 4 | H: 1 LOB: 0 BB: 0 P: 4 | R: 2 E: 0 K: 0 S: 6 | H: 3 LOB: 1 BB: 0 P: 6 |
|--------------|------------------------------|---------------------------------|------------------------------|---------------------------------|-------------------------------|----------------------------------|------------------------------|---------------------------------|------------------------------|---------------------------------|------------------------------|---------------------------------|------------------------------|---------------------------------|------------------------------|---------------------------------|
|--------------|------------------------------|---------------------------------|------------------------------|---------------------------------|-------------------------------|----------------------------------|------------------------------|---------------------------------|------------------------------|---------------------------------|------------------------------|---------------------------------|------------------------------|---------------------------------|------------------------------|---------------------------------|

| PITCHER | | | | | | | | | | | | | | PITCHER | | | | | | | | | | | | | | | | | | | |
|--|-----|----|----|---|----|----|----|-----|-----|-----|----|----|----|---------|-------|-------|----|-----|----|---|---|----|----|----|-----|-----|-----|----|----|---|---|-----|------|
| IP | WLS | BF | H | R | ER | SO | BB | IBB | HBP | BLK | WP | HR | S | P | ERA | WHIP | IP | WLS | BF | H | R | ER | SO | BB | IBB | HBP | BLK | WP | HR | S | P | ERA | WHIP |
| Dick Ellsworth, L ERA: 3.39 (1, 1) | 2.0 | L | 14 | 8 | 4 | 4 | 0 | 0 | 0 | 0 | 0 | 0 | 14 | 14 | 18.00 | 4.000 | | | | | | | | | | | | | | | | | |
| Lindy McDaniel, R ERA: 2.42 (3, 1) | 2.0 | | 9 | 2 | 1 | 1 | 0 | 0 | 0 | 0 | 0 | 1 | 11 | 11 | 4.50 | 1.000 | | | | | | | | | | | | | | | | | |
| Cal Koonce, R ERA: 4.1 (5, 1) | 2.0 | | 9 | 3 | 0 | 0 | 0 | 0 | 0 | 0 | 0 | 0 | 11 | 11 | 0.00 | 1.500 | | | | | | | | | | | | | | | | | |
| Bob Humphreys, R ERA: 2.83 (7, 1) | 2.0 | | 10 | 4 | 3 | 3 | 0 | 0 | 0 | 0 | 0 | 1 | 10 | 10 | 13.50 | 2.000 | | | | | | | | | | | | | | | | | |

BOTTOM

Chicago Cubs @ Pittsburgh Pirates
Forbes Field, Pittsburgh, PA
Sun Aug 01 1965, 3:33 AM EDT
Cloudy

| | | | | | | |
|----|---|---|-----|----|----|-----|
| AB | R | H | RBI | BB | SO | LOB |
| 5 | 1 | 2 | 0 | 0 | 0 | 4 |
| 5 | 3 | 3 | 2 | 0 | 0 | 0 |
| 5 | 1 | 2 | 0 | 0 | 0 | 1 |
| 5 | 1 | 3 | 2 | 0 | 0 | 2 |
| 5 | 1 | 1 | 1 | 0 | 0 | 5 |
| 5 | 0 | 1 | 1 | 0 | 1 | 1 |
| 4 | 1 | 2 | 2 | 0 | 0 | 1 |
| 1 | 0 | 0 | 0 | 0 | 0 | 1 |
| 2 | 0 | 1 | 0 | 0 | 0 | 1 |
| 1 | 0 | 0 | 0 | 0 | 0 | 0 |
| 3 | 0 | 2 | 0 | 0 | 1 | 1 |
| 1 | 0 | 0 | 0 | 0 | 0 | 0 |

| | |
|-----|----|
| AB | 42 |
| R | 8 |
| H | 17 |
| RBI | 8 |
| BB | 0 |
| SO | 2 |
| LOB | 17 |



| | | | | | | | |
|-----|---|------|---|-----|---|-----|----|
| 1B: | 9 | SF: | 0 | WP: | 0 | PA: | 42 |
| 2B: | 6 | SAC: | 0 | PB: | 0 | | |
| 3B: | 0 | DP: | 0 | SB: | 0 | | |
| HR: | 2 | HBP: | 0 | CS: | 0 | | |

| Batter | 1 | 2 | 3 | 4 | 5 | 6 | 7 | 8 | 9 | AB R H RBI BB SO LOB | TOP | | | | | | | | | | | |
|--|---|---------------------------------|------------------------------|---------------------------------|------------------------------|---------------------------------|------------------------------|---------------------------------|------------------------------|----------------------------------|------------------------------|---------------------------------|------------------------------|---------------------------------|------------------------------|---------------------------------|------------------------------|---------------------------------|----------------------------------|------------------------------------|----------------------------------|--------|
| Jimmy Stewart, S OBP: 0.328, SLG: 0.313 (1, 7) BB (8, 6) | 4-0 CS BB | | | 0-3 K | | 0-0 L4 | | 0-0 5-3 | | 3 0 0 0 1 1 2 | | | | | | | | | | | | |
| Ellis Burton, S OBP: 0.222, SLG: 0.200 (1, 8) SS 1-2 | 0-3 K | | | 0-0 6-3 | | 0-0 SF8 | | 0-0 G3 | | 3 0 0 1 0 1 1 | | | | | | | | | | | | |
| Billy Williams, L OBP: 0.353, SLG: 0.482 (1, 9) X | 0-0 3-1 | | | 0-3 K | | 0-3 K | | 0-0 14 BB 1B | | 4 0 1 0 0 2 0 | | | | | | | | | | | | |
| 14 Ernie Banks, R OBP: 0.343, SLG: 0.451 (1, 3) | | | | 0-0 6-3 | | 0-0 E5 BB | | 4-0 G3-6-1 BB | | 2 0 0 0 2 0 0 | | | | | | | | | | | | |
| Ron Santo, R OBP: 0.364, SLG: 0.513 (1, 5) SS | | | | 0-3 K | | 0-0 F9 | | 0-3 K | | 4 0 0 0 0 2 4 | | | | | | | | | | | | |
| Chris Krug, R OBP: 0.272, SLG: 0.333 (1, 2) | | | | 0-0 4-3 | | 4-0 BB BB BB BB | | 0-0 G3-6-1 | | 1 0 0 0 1 0 0 | | | | | | | | | | | | |
| Ed Bailey, L OBP: 0.361, SLG: 0.351 (7, PH) (7, 2) | | | | | | 1-2 BB | | 1-2f | | 2 0 0 0 0 0 3 | | | | | | | | | | | | |
| Glenn Beckert, R OBP: 0.269, SLG: 0.298 (1, 4) | | | | 0-0 6-3 | | 0-3 K | | 0-0 F9 | | 2 0 0 0 0 1 2 | | | | | | | | | | | | |
| Don Landrum, L OBP: 0.329, SLG: 0.382 (8, PH) | | | | | | | | | | 1 0 0 0 0 0 0 | | | | | | | | | | | | |
| Lindy McDaniel, R (8, 1) | | | | | | | | | | 0 0 0 0 0 0 0 | | | | | | | | | | | | |
| Don Kessinger, S OBP: 0.262, SLG: 0.231 (1, 6) | | | | 0-0 F7 | | 0-0 3-1 | | 0-0 FC4-6 1B | | 2 0 0 0 0 0 2 | | | | | | | | | | | | |
| Doug Clemens, L OBP: 0.342, SLG: 0.349 (8, PH) (8, 7) | | | | | | | | | | 1 0 1 0 0 0 0 | | | | | | | | | | | | |
| Larry Jackson, R OBP: 0.172, SLG: 0.268 (1, 1) | | | | 0-0 P4 | | 0-0 SF8 3B | | 0-0 FC4-6 | | 2 1 1 0 0 0 0 | | | | | | | | | | | | |
| Ted Abernathy, R OBP: 0.091, SLG: 0.091 (7, 1) | | | | | | | | | | 0 0 0 0 0 0 0 | | | | | | | | | | | | |
| George Altman, L OBP: 0.311, SLG: 0.366 (8, PH) | | | | | | | | | | 1 0 0 0 0 0 1 | | | | | | | | | | | | |
| Joey Amalfitano, R OBP: 0.327, SLG: 0.295 (8, 4) | | | | | | | | | | 0 0 0 0 0 0 0 | | | | | | | | | | | | |
| Inning Stats | R: 0 E: 0 K: 1 S: 4 | H: 0 LOB: 0 BB: 1 P: 8 | R: 0 E: 0 K: 1 S: 5 | H: 0 LOB: 0 BB: 0 P: 5 | R: 0 E: 0 K: 0 S: 3 | H: 0 LOB: 0 BB: 0 P: 3 | R: 0 E: 0 K: 2 S: 7 | H: 0 LOB: 0 BB: 0 P: 7 | R: 0 E: 1 K: 1 S: 6 | H: 0 LOB: 2 BB: 1 P: 10 | R: 1 E: 0 K: 1 S: 6 | H: 1 LOB: 0 BB: 0 P: 6 | R: 0 E: 0 K: 1 S: 4 | H: 0 LOB: 0 BB: 1 P: 8 | R: 0 E: 0 K: 0 S: 4 | H: 1 LOB: 1 BB: 0 P: 4 | R: 0 E: 0 K: 0 S: 4 | H: 1 LOB: 2 BB: 1 P: 8 | 1B: 2 2B: 1 3B: 1 HR: 0 | SF: 1 SAC: 0 DP: 2 HBP: 0 | WP: 0 PB: 0 SB: 0 CS: 1 | PA: 33 |
| PITCHER | IP WLS BF H R ER SO BB IBB HBP BLK WP HR S P ERA WHIP | | | | | | | | | | | | | | | | | | | | | |
| Joe Gibbon, L ERA: 5.48 (1, 1) | 6.0 W 22 1 1 1 6 3 0 0 0 0 0 0 31 43 1.50 0.667 | | | | | | | | | | | | | | | | | | | | | |
| Don Schwall, R ERA: 2.7 (7, 1) | 3.0 S 11 2 0 0 1 1 0 0 0 0 0 0 12 16 0.00 1.000 | | | | | | | | | | | | | | | | | | | | | |

Chicago Cubs @ Pittsburgh Pirates
 Forbes Field, Pittsburgh, PA
 Sun Aug 01 1965, 3:38 AM EDT
 Att: 14,741 - Cloudy

livebaseballscorecards.com

| | |
|-----|----|
| AB | 28 |
| R | 1 |
| H | 3 |
| RBI | 1 |
| BB | 4 |
| SO | 7 |
| LOB | 15 |



BOTTOM

Chicago Cubs @ Pittsburgh Pirates
Forbes Field, Pittsburgh, PA

Sun Aug 01 1965, 3:38 AM EDT
Att: 14,741 - Cloudy

| | |
|-----|----|
| AB | 36 |
| R | 3 |
| H | 13 |
| RBI | 3 |
| BB | 4 |
| SO | 1 |
| LOB | 28 |



| | | | |
|-----|---|-----|----|
| WP: | 0 | PA: | 40 |
| PB: | 0 | | |
| SB: | 2 | | |
| CS: | 0 | | |

| AB | R | H | RBI | BB | SO | LOB |
|-----|----|------|-----|----|----|-----|
| 5 | 0 | 2 | 0 | 0 | 0 | 1 |
| 5 | 1 | 3 | 1 | 0 | 0 | 1 |
| 2 | 1 | 2 | 0 | 3 | 0 | 0 |
| 3 | 0 | 0 | 0 | 0 | 1 | 5 |
| 2 | 0 | 0 | 0 | 0 | 0 | 5 |
| 3 | 0 | 2 | 1 | 1 | 0 | 2 |
| 4 | 0 | 2 | 1 | 0 | 0 | 5 |
| 4 | 0 | 0 | 0 | 0 | 0 | 6 |
| 4 | 0 | 1 | 0 | 0 | 0 | 1 |
| 0 | 0 | 0 | 0 | 0 | 0 | 0 |
| 0 | 0 | 0 | 0 | 0 | 0 | 0 |
| 3 | 0 | 1 | 0 | 0 | 0 | 1 |
| 1 | 1 | 0 | 0 | 0 | 0 | 1 |
| 1B: | 13 | SF: | 0 | | | |
| 2B: | 1 | SAC: | 0 | | | |
| 3B: | 0 | DP: | 1 | | | |
| HR: | 0 | HBP: | 0 | | | |

| Batter | 1 | 2 | 3 | 4 | 5 | 6 | 7 | 8 | 9 | | | | | | | | | | | |
|--|------------------------------|---------------------------------|------------------------------|---------------------------------|------------------------------|----------------------------------|---------------------------------------|---------------------------------|------------------------------|---------------------------------|------------------------------|---------------------------------|------------------------------|---------------------------------|------------------------------|---------------------------------|-----------------------------------|------------------------------------|----------------------------------|-----------------------|
| Bob Bailey, R OBP: 0.323, SLG: 0.366 (1, 5) | 0-0 4-3 1B | | 0-0 6-3 | 0-0 6-3 | | 0-0 FC6-4 1-2f | | 0-0 F9-2 1B | | | | | | | | | | | | |
| Bill Virdon, L OBP: 0.348, SLG: 0.391 (1, 8) | 0-0 4-3 1-2 | | 0-0 BB 1B | | 0-0 P6 | | 0-0 1B FC1-5-2 1B | 0-0 S 1B | | | | | | | | | | | | |
| Roberto Clemente, R OBP: 0.382, SLG: 0.464 (1, 9) | 4-0 FC6-4 BB | | 4-0 1B 1B BB | | 0-0 FC4-6 1B | | 0-0 FC1-5-2 FC3-2 1B | 4-0 1-2 2-3 IBB | | | | | | | | | | | | |
| Willie Stargell, L OBP: 0.327, SLG: 0.534 Manny Mota, R OBP: 0.310, SLG: 0.384 (1, 7) (5, PR) (6, 7) | 0-0 P6 | | 0-3 K | | 0-0 FC4-6 1B 1-2f | | 0-0 FC1-5-2 FC3-2 1-3 3-H | 0-0 F9-2 3-H | | | | | | | | | | | | |
| Donn Clendenon, R OBP: 0.362, SLG: 0.471 (1, 3) | 0-0 FC6-4 1-2f | | 0-0 1B 1-3 2-H | | 0-0 FC4-6 1B 1-2 | | 4-0 FC3-2 IBB | | | | | | | | | | | | | |
| Bill Mazeroski, R OBP: 0.308, SLG: 0.367 (1, 4) | | 0-0 1-3 1B | 0-0 2-3 3-H 1B | | 0-0 FC4-6 1-2f | | 0-0 FC3-2 1-2 2-3 3-H | | | | | | | | | | | | | |
| Andre Rodgers, R OBP: 0.355, SLG: 0.409 (1, 6) | | 0-0 P6 | 0-0 5-3 | | | 0-0 5-3 | 0-0 4-3 | | | | | | | | | | | | | |
| Del Crandall, R OBP: 0.293, SLG: 0.275 Gene Alley, R OBP: 0.275, SLG: 0.312 Jim Pagliaroni, R OBP: 0.345, SLG: 0.447 (1, 2) (8, PR) (9, 2) | | 0-0 1-3 1-2 | | 0-0 4-3 | | 0-0 5-3 | | 0-0 FC1-6 1B | | | | | | | | | | | | |
| Joe Gibbon, R OBP: 0.160, SLG: 0.125 Don Schwall, R (7, 1) | | 0-0 4-3 | | 0-0 F8 | | 0-0 FC6-4 1B | | 0-0 FC1-6 1B 1-2f | | | | | | | | | | | | |
| Inning Stats | R: 0 E: 0 K: 0 S: 4 | H: 1 LOB: 2 BB: 1 P: 8 | R: 0 E: 0 K: 0 S: 4 | H: 1 LOB: 1 BB: 0 P: 4 | R: 2 E: 0 K: 1 S: 8 | H: 3 LOB: 2 BB: 1 P: 12 | R: 0 E: 0 K: 0 S: 3 | H: 0 LOB: 0 BB: 0 P: 3 | R: 0 E: 0 K: 0 S: 5 | H: 2 LOB: 2 BB: 0 P: 5 | R: 0 E: 0 K: 0 S: 4 | H: 1 LOB: 1 BB: 0 P: 4 | R: 0 E: 0 K: 0 S: 5 | H: 2 LOB: 3 BB: 1 P: 9 | R: 1 E: 0 K: 0 S: 5 | H: 3 LOB: 2 BB: 1 P: 9 | 1B: 13 2B: 1 3B: 0 HR: 0 | SF: 0 SAC: 0 DP: 1 HBP: 0 | WP: 0 PB: 0 SB: 2 CS: 0 | PA: 40 ERA WHIP |
| PITCHER | IP WLS L | BF H R | H R ER SO | BB IBB HBP BLK | WP HR S P | ERA WHIP | PITCHER | IP WLS L | BF H R | H R ER SO | BB IBB HBP BLK | WP HR S P | ERA WHIP | | | | | | | |
| Larry Jackson, R ERA: 4.28 (1, 1) | 6.0 | 30 | 10 | 2 | 2 | 1 | 3.00 | 2.000 | | | | | | | | | | | | |
| Ted Abernathy, R ERA: 1.89 (7, 1) | 1.0 | 4 | 0 | 0 | 0 | 0 | 0.00 | 0.000 | | | | | | | | | | | | |
| Lindy McDaniel, R ERA: 2.49 (8, 1) | 1.0 | 6 | 3 | 1 | 1 | 0 | 9.00 | 3.000 | | | | | | | | | | | | |

| Batter | 1 | 2 | 3 | 4 | 5 | 6 | 7 | 8 | 9 | AB R H RBI BB SO LOB | TOP | | | | | | | | | | | |
|---|---|---------------------------------|------------------------------|---------------------------------|------------------------------|---------------------------------|------------------------------|---------------------------------|------------------------------|----------------------------------|---|----------------------------------|------------------------------|---------------------------------|------------------------------|---------------------------------|------------------------------|---------------------------------|----------------------------------|------------------------------------|----------------------------------|--------|
| Bob Bailey, R (1, 5) OBP: 0.324, SLG: 0.372 | 0-3 K | | 0-0 2B | | 0-0 1B | 0-0 2B | | 0-0 L7 | | 5 1 2 1 0 1 2 | | | | | | | | | | | | |
| Bill Virdon, L (1, 8) OBP: 0.348, SLG: 0.388 | 0-0 F9 | | 0-0 4-1 | | 4-0 1B | 0-3 K | | 4-0 3B | | 3 1 0 0 2 1 4 | | | | | | | | | | | | |
| Roberto Clemente, R (1, 9) OBP: 0.382, SLG: 0.468 | 0-0 6-3 | | | 0-0 5-3 | 0-0 2B | | 0-0 3B | 0-0 L7 | | 5 1 2 2 0 0 1 | | | | | | | | | | | | |
| Willie Stargell, L (1, 7) OBP: 0.331, SLG: 0.541 | | 0-0 6-3 | | 0-0 1B | 0-0 2B | | 0-0 1-3 | 0-0 1B | | 5 1 3 1 0 0 1 | | | | | | | | | | | | |
| Donn Clendenon, R (1, 3) OBP: 0.365, SLG: 0.476 | | 0-0 6-3 | | 0-0 1B | 4-0 BB | | 0-0 1-3 | 0-0 3B | | 4 0 2 1 1 0 1 | | | | | | | | | | | | |
| Bill Mazeroski, R (1, 4) OBP: 0.303, SLG: 0.361 | | 0-3 K | | 0-0 SF8 | 0-0 F7 | | 0-0 4-3 | 0-0 P6 | | 4 0 0 1 0 1 4 | | | | | | | | | | | | |
| Andre Rodgers, R (1, 6) Gene Alley, R (6, 6) OBP: 0.355, SLG: 0.402 OBP: 0.277, SLG: 0.323 | | | 0-0 G3 | 0-0 P3 | | 4-0 1B | | 0-0 HR | | 2 0 0 0 1 0 1 1 1 1 1 0 0 0 | AB 36 R 7 H 13 RBI 7 BB 5 SO 3 LOB 16 | | | | | | | | | | | |
| Jim Pagliaroni, R (1, 2) OBP: 0.347, SLG: 0.446 | | | 0-0 L7 | | 4-0 1B | 0-0 2B | | 0-0 L5 | | 3 2 1 0 1 0 0 | | | | | | | | | | | | |
| Vern Law, R (1, 1) OBP: 0.290, SLG: 0.339 | | | 0-0 1B | | 0-0 1B | 0-0 K | | 0-0 P4 | | 4 0 2 0 0 0 2 | | | | | | | | | | | | |
| Inning Stats | R: 0 E: 0 K: 1 S: 5 | H: 0 LOB: 0 BB: 0 P: 5 | R: 0 E: 0 K: 1 S: 5 | H: 0 LOB: 0 BB: 0 P: 5 | R: 0 E: 0 K: 0 S: 5 | H: 2 LOB: 2 BB: 0 P: 5 | R: 1 E: 0 K: 0 S: 5 | H: 2 LOB: 1 BB: 0 P: 5 | R: 3 E: 0 K: 0 S: 5 | H: 3 LOB: 2 BB: 3 P: 17 | R: 1 E: 1 K: 1 S: 6 | H: 2 LOB: 2 BB: 1 P: 10 | R: 0 E: 0 K: 0 S: 4 | H: 1 LOB: 1 BB: 0 P: 4 | R: 1 E: 0 K: 0 S: 4 | H: 1 LOB: 0 BB: 0 P: 4 | R: 1 E: 0 K: 0 S: 4 | H: 2 LOB: 1 BB: 1 P: 8 | 1B: 6 2B: 4 3B: 2 HR: 1 | SF: 1 SAC: 0 DP: 0 HBP: 0 | WP: 0 PB: 0 SB: 1 CS: 0 | PA: 42 |
| PITCHER | IP WLS BF H R ER SO BB IBB HBP BLK WP HR S P ERA WHIP | | | | | | | | | | | | | | | | | | | | | |
| Galen Cisco, R (1, 1) ERA: 5.08 | 4.2 L 22 7 4 4 2 2 0 0 0 0 0 0 24 32 7.71 1.929 | | | | | | | | | | | | | | | | | | | | | |
| Gary Kroll, R (5, 1) ERA: 4.12 | 0.1 2 0 0 0 0 1 0 0 0 0 0 0 1 5 0.00 3.000 | | | | | | | | | | | | | | | | | | | | | |
| Larry Miller, L (6, 1) ERA: 5.0 | 3.0 13 4 2 2 1 1 0 0 0 0 0 1 14 18 6.00 1.667 | | | | | | | | | | | | | | | | | | | | | |
| Tug McGraw, L (9, 1) ERA: 3.92 | 1.0 5 2 1 1 0 1 0 0 0 0 0 0 4 8 9.00 3.000 | | | | | | | | | | | | | | | | | | | | | |

Pittsburgh Pirates @ New York Mets
Shea Stadium, Flushing, NY
Tue Aug 03 1965, 7:05 PM EDT
Att: 24,597 - Unknown

livebaseballscorecards.com



| Batter | 1 | 2 | 3 | 4 | 5 | 6 | 7 | 8 | 9 | AB R H RBI BB SO LOB | TOP | | | | | | | | | | | |
|--|---|---------------------------------|------------------------------|---------------------------------|------------------------------|---------------------------------|---------------------------------------|---------------------------------|------------------------------|---------------------------------|--|---------------------------------|------------------------------|---------------------------------|------------------------------|---------------------------------|------------------------------|---------------------------------|----------------------------------|------------------------------------|----------------------------------|--------|
| Bob Bailey, R (1, 5) OBP: 0.323, SLG: 0.370 | 0-0 1B 3-1 1B | | 0-0 1-4-3 | | 0-0 1-3 | | 0-0 FC6-4 1-2f | | | 4 1 1 0 0 0 2 | Pittsburgh Pirates @ New York Mets Shea Stadium, Flushing, NY Wed Aug 04 1965, 3:33 AM EDT Att: 20,703 - Unknown | | | | | | | | | | | |
| Bill Virdon, L (1, 8) OBP: 0.347, SLG: 0.386 | 0-0 P4 | | 0-0 3-1 | | | 0-0 F9 | | 0-0 FC4-6 1B | | 4 0 1 0 0 0 1 | | | | | | | | | | | | |
| Roberto Clemente, R (1, 9) OBP: 0.383, SLG: 0.467 | 0-0 1-3 1B | | 4-0 BB | | | 0-3 K | | 0-0 FC4-6 F8-4-3 1-2f | | 3 0 1 0 1 1 1 | | | | | | | | | | | | |
| Willie Stargell, L (1, 7) OBP: 0.327, SLG: 0.535 | 0-0 3-1 1-2 3-H | | 0-0 F8 | | | 0-3 K | | 0-0 F8-4-3 1-2 | | 4 0 0 1 0 1 3 | | | | | | | | | | | | |
| Donn Clendenon, R (1, 3) OBP: 0.364, SLG: 0.478 | 0-3 K | | | 0-0 L9 | | | 0-0 SH 3B | | 0-0 F9 | 4 1 1 0 0 1 1 | | | | | | | | | | | | |
| Bill Mazeroski, R (1, 4) OBP: 0.302, SLG: 0.360 | | 0-0 CS 1B | | 0-3 K | | | 0-0 F2 | | 0-0 4-3 | 4 0 1 0 0 1 1 | | | | | | | | | | | | |
| Andre Rodgers, R (1, 6) OBP: 0.357, SLG: 0.430 | | 0-0 1-2 HR | | 0-0 P6 | | | 0-0 SH 1B FC1-5-2 | | 0-3 K | 2 1 1 2 0 0 0 1 0 0 0 0 1 0 | | | | | | | | | | | | |
| Gene Alley, R (7, 6) OBP: 0.276, SLG: 0.322 | | | | | | | | | | | | | | | | | | | | | | |
| Jim Pagliaroni, R (1, 2) OBP: 0.347, SLG: 0.444 | | 0-0 4-3 | | | 0-0 5-3 | | 0-0 FC1-5-2 1-3 1B | | | 3 0 1 0 0 0 0 | | | | | | | | | | | | |
| Bob Veale, S (1, 1) OBP: 0.119, SLG: 0.078 | | 0-3 K | | | 0-0 6-3 | | 0-0 FC1-5-2 FC6-4 1-2 3-H | | | 3 0 0 0 0 1 2 0 0 0 0 0 0 0 | | | | | | | | | | | | |
| Don Schwall, R (9, 1) | | | | | | | | | | | | | | | | | | | | | | |
| Inning Stats | R: 1 E: 0 K: 1 S: 7 | H: 2 LOB: 1 BB: 0 P: 7 | R: 1 E: 0 K: 1 S: 6 | H: 2 LOB: 0 BB: 0 P: 6 | R: 0 E: 0 K: 0 S: 3 | H: 0 LOB: 1 BB: 1 P: 7 | R: 0 E: 0 K: 1 S: 5 | H: 0 LOB: 0 BB: 0 P: 5 | R: 0 E: 0 K: 0 S: 3 | H: 0 LOB: 0 BB: 0 P: 3 | R: 0 E: 0 K: 2 S: 7 | H: 0 LOB: 0 BB: 0 P: 7 | R: 1 E: 0 K: 0 S: 6 | H: 2 LOB: 2 BB: 0 P: 6 | R: 0 E: 0 K: 0 S: 3 | H: 1 LOB: 0 BB: 0 P: 3 | R: 0 E: 0 K: 1 S: 5 | H: 0 LOB: 0 BB: 0 P: 5 | 1B: 5 2B: 1 3B: 1 HR: 1 | SF: 0 SAC: 1 DP: 1 HBP: 0 | WP: 0 PB: 0 SB: 0 CS: 1 | PA: 34 |
| PITCHER | IP WLS BF H R ER SO BB IBB HBP BLK WP HR S P ERA WHIP | | | | | | | | | | | | | | | | | | | | | |
| Jack Fisher, R (1, 1) ERA: 3.82 | 8.0 L 31 7 3 3 5 1 0 0 0 0 0 1 40 44 3.38 1.000 | | | | | | | | | | | | | | | | | | | | | |
| Gary Kroll, R (9, 1) ERA: 4.07 | 1.0 3 0 0 0 1 0 0 0 0 0 0 0 5 5 0.00 0.000 | | | | | | | | | | | | | | | | | | | | | |

livebaseballscorecards.com

| | |
|------------|----|
| AB | 32 |
| R | 3 |
| H | 7 |
| RBI | 3 |
| BB | 1 |
| SO | 6 |
| LOB | 11 |



| Batter | 1 | 2 | 3 | 4 | 5 | 6 | 7 | 8 | 9 | AB R H RBI BB SO LOB | TOP | | | | | | | | | |
|--|---|---------------------------------|------------------------------|---------------------------------|------------------------------|---------------------------------|------------------------------|---------------------------------|------------------------------|---------------------------------|------------------------------|----------------------------------|-------------------------------|----------------------------------|------------------------------|---------------------------------|----------------------------------|------------------------------------|----------------------------------|--------|
| Bob Bailey, R (1, 5) OBP: 0.322, SLG: 0.371 | 0-0 5-3 | | 0-0 5-3 | | | 0-0 6-3 | 0-0 F7 | | 0-0 SF9 PB 2B | 5 1 1 0 0 0 1 | | | | | | | | | | |
| Manny Mota, R (1, 8) OBP: 0.307, SLG: 0.381 | 0-3 K | | | 0-0 4-3 | | 0-0 4-3 | | 0-0 1B K 1B | 0-0 SF9 | 4 0 1 1 0 1 1 | | | | | | | | | | |
| Roberto Clemente, R (1, 9) OBP: 0.386, SLG: 0.479 | 0-3 K | | | 0-0 F8 | | | 0-0 3B 2B | 0-0 WP 1B 1B | 0-0 HR | 5 3 3 1 0 1 0 | | | | | | | | | | |
| Donn Clendenon, R (1, 3) OBP: 0.364, SLG: 0.489 | | 0-0 HR | | 0-0 F7 | | | 0-0 2B 3B | 0-3 K | 0-3 K | 5 2 2 2 0 2 2 | | | | | | | | | | |
| Bill Mazerolski, R (1, 4) OBP: 0.305, SLG: 0.365 | | 0-0 F7 | | | 0-0 1-3 | | 0-0 HR 2B | 0-0 2B 1B | | 4 2 2 2 0 0 0 | | | | | | | | | | |
| Willie Stargell, L (1, 7) OBP: 0.327, SLG: 0.534 | | 0-0 4-3 | | | 0-0 6-3 | | 0-3 K | 0-0 2B | | 4 0 1 1 0 1 1 | | | | | | | | | | |
| Andre Rodgers, R (1, 6) OBP: 0.349, SLG: 0.419 | | 0-0 L6 | | | 0-0 6-3 | | 0-0 F7 | 0-3 K | | 3 0 0 0 0 0 1 | | | | | | | | | | |
| Gene Alley, R (7, 6) OBP: 0.275, SLG: 0.321 | | | | | | | | | | 1 0 0 0 0 1 1 | | | | | | | | | | |
| Jim Pagliaroni, R (1, 2) OBP: 0.353, SLG: 0.447 | | | 0-0 G1-6-3 1B | | | 0-0 WP 1B | 4-0 HR IBB | | 0-0 F9 | 3 1 2 0 1 0 0 | | | | | | | | | | |
| Don Cardwell, R (1, 1) OBP: 0.184, SLG: 0.313 | | | 0-0 G1-6-3 | | | 0-0 6-3 | 0-0 HR | | 0-0 2B SF9 1B | 4 2 2 3 0 0 2 | | | | | | | | | | |
| Inning Stats | R: 0 E: 0 K: 2 S: 7 | H: 0 LOB: 0 BB: 0 P: 7 | R: 1 E: 0 K: 0 S: 4 | H: 1 LOB: 0 BB: 0 P: 4 | R: 0 E: 0 K: 0 S: 3 | H: 1 LOB: 0 BB: 0 P: 3 | R: 0 E: 0 K: 0 S: 3 | H: 0 LOB: 0 BB: 0 P: 3 | R: 0 E: 0 K: 0 S: 4 | H: 1 LOB: 1 BB: 0 P: 4 | R: 5 E: 0 K: 1 S: 9 | H: 4 LOB: 0 BB: 1 P: 13 | R: 2 E: 0 K: 2 S: 10 | H: 4 LOB: 1 BB: 0 P: 10 | R: 3 E: 0 K: 1 S: 8 | H: 3 LOB: 0 BB: 0 P: 8 | 1B: 6 2B: 4 3B: 1 HR: 3 | SF: 1 SAC: 0 DP: 1 HBP: 0 | WP: 2 PB: 1 SB: 0 CS: 0 | PA: 40 |
| PITCHER | IP WLS BF H R ER SO BB IBB HBP BLK WP HR S P ERA WHIP | | | | | | | | | | | | | | | | | | | |
| Al Jackson, L (1, 1) ERA: 4.53 | 6.2 L 26 6 5 5 3 0 1 0 0 1 1 31 35 6.75 0.900 | | | | | | | | | | | | | | | | | | | |
| Gary Kroll, R (7, 1) ERA: 4.16 | 0.1 2 1 1 1 0 0 0 0 0 0 0 1 2 2 27.00 3.000 | | | | | | | | | | | | | | | | | | | |
| Gordie Richardson, L (8, 1) ERA: 3.86 | 2.0 12 7 5 5 3 0 0 0 0 1 1 18 18 22.50 3.500 | | | | | | | | | | | | | | | | | | | |

Pittsburgh Pirates @ New York Mets
Shea Stadium, Flushing, NY
Thu Aug 05 1965, 7:05 PM EDT
Att: 19,374 - Unknown

livebaseballscorecards.com

AB 38
R 11
H 14
RBI 10
BB 1
SO 6
LOB 9



| Batter | 1 | 2 | 3 | 4 | 5 | 6 | 7 | 8 | 9 | AB R H RBI BB SO LOB |
|--|------------|------------|--------------------------|-------------------|--------------------|------------|-----------|------------------|---------------------------|--|
| Ron Hunt, R OBP: 0.364, SLG: 0.342 (1, 4) | 0-0 5-3 | | 0-0 1-3 1B 2B | | 0-0 5-3 | | | 1-0 1B HBP | 0-0 FC6-4 | 4 2 1 1 0 0 3 |
| Johnny Lewis, L OBP: 0.349, SLG: 0.437 (1, 8) | 4-0 BB | | 0-0 1-3 | | 0-0 F9 | | | 0-0 1-3 | 0-0 G3 | 4 0 0 0 1 0 5 |
| Ed Kranepool, L OBP: 0.309, SLG: 0.401 (1, 3) | 0-0 F9 | | 0-0 1B | | 0-0 4-3 | | | 0-0 5-3 1B | | 4 0 2 2 0 0 1 |
| Charley Smith, R OBP: 0.287, SLG: 0.435 (1, 5) | 0-0 5-3 | | 0-0 F8 | | 0-0 5-3 | | | 0-0 5-3 1B | | 4 0 1 0 0 0 2 |
| Jim Hickman, R OBP: 0.278, SLG: 0.386 (1, 7) | | 0-0 6-3 | | 0-0 6-3 | | 0-0 P4 | | 0-0 5-3 | | 4 0 0 0 0 0 2 |
| Gary Kolb, L OBP: 0.238, SLG: 0.233 (1, 9) | | 0-0 F8 | | 0-0 1B | | 0-0 4-3 | | 0-0 3-1 | | 4 0 1 0 0 0 2 |
| Jimmie Schaffer, R OBP: 0.255, SLG: 0.302 (1, 2) | | 0-3 K | | 0-0 G3-6-1-2-1 | | 0-0 4-3 | | | 0-0 FC6-4 HBP 1B | 2 0 0 0 0 1 1 2 0 1 0 0 0 0 |
| John Stephenson, L OBP: 0.263, SLG: 0.278 (7, PH) (8, 2) | | | | | | | | | | |
| Roy McMillan, R OBP: 0.259, SLG: 0.280 (1, 6) | | | 4-0 SH3-4 2B BB | | 0-0 SH3-4 1B | | 0-0 1B | | 0-3 K | 3 1 2 0 1 1 1 |
| Al Jackson, L OBP: 0.125, SLG: 0.150 (1, 1) | | | 0-0 SH3-4 | | 0-0 SH3-4 | | 0-0 L9 | | 1-0 FC6-4 HBP | 0 0 0 0 0 0 0 0 0 0 0 0 0 0 1 0 0 0 0 0 1 0 0 0 0 0 0 0 |
| Gary Kroll, R OBP: 0.120, SLG: 0.160 (7, PH) | | | | | | | | | | |
| Chuck Hiller, L OBP: 0.296, SLG: 0.361 (7, PH) | | | | | | | | | | |
| Gordie Richardson, R OBP: 0.300, SLG: 0.298 (8, 1) | | | | | | | | | | |
| Joe Christopher, R OBP: 0.300, SLG: 0.298 (9, PH) | | | | | | | | | | |

BOTTOM

Pittsburgh Pirates @ New York Mets
 Shea Stadium, Flushing, NY
 Thu Aug 05 1965, 7:05 PM EDT
 Att. 19,374 - Unknown

livebaseballscorecards.com

| | |
|------------|-----------|
| AB | 32 |
| R | 3 |
| H | 8 |
| RBI | 3 |
| BB | 2 |
| SO | 2 |
| LOB | 18 |



| Inning Stats | R: 0 | H: 0 | E: 0 | LOB: 1 | K: 0 | S: 3 | P: 7 | R: 0 | H: 0 | E: 0 | LOB: 0 | K: 1 | S: 5 | R: 0 | H: 2 | E: 0 | LOB: 1 | K: 0 | S: 5 | R: 0 | H: 1 | E: 0 | LOB: 0 | K: 0 | S: 3 | R: 0 | H: 1 | E: 0 | LOB: 1 | K: 0 | S: 4 | R: 0 | H: 0 | E: 0 | LOB: 0 | K: 0 | S: 3 | R: 0 | H: 1 | E: 0 | LOB: 1 | K: 0 | S: 4 | R: 1 | H: 2 | E: 0 | LOB: 2 | K: 0 | S: 5 | R: 0 | H: 1 | E: 0 | LOB: 2 | K: 1 | S: 6 | 1B: 7 | 2B: 2 | 3B: 0 | HR: 0 | SF: 0 | SAC: 2 | DP: 1 | HBP: 2 | WP: 0 | PA: 38 |
|--------------|------|------|------|--------|------|------|------|------|------|------|--------|------|------|------|------|------|--------|------|------|------|------|------|--------|------|------|------|------|------|--------|------|------|------|------|------|--------|------|------|------|------|------|--------|------|------|------|------|------|--------|------|------|------|------|------|--------|------|------|-------|-------|-------|-------|-------|--------|-------|--------|-------|--------|
|--------------|------|------|------|--------|------|------|------|------|------|------|--------|------|------|------|------|------|--------|------|------|------|------|------|--------|------|------|------|------|------|--------|------|------|------|------|------|--------|------|------|------|------|------|--------|------|------|------|------|------|--------|------|------|------|------|------|--------|------|------|-------|-------|-------|-------|-------|--------|-------|--------|-------|--------|

| PITCHER | IP | WLS | BF | H | R | ER | SO | BB | IBB | HBP | BLK | WP | HR | S | P | ERA | WHIP |
|-------------------------------------|-----|-----|----|---|---|----|----|----|-----|-----|-----|----|----|----|----|------|-------|
| Don Cardwell, R ERA: 3.56 (1, 1) | 9.0 | W | 38 | 8 | 3 | 3 | 2 | 2 | 0 | 2 | 0 | 0 | 0 | 38 | 48 | 3.00 | 1.111 |

| Batter | 1 | 2 | 3 | 4 | 5 | 6 | 7 | 8 | 9 | AB R H RBI BB SO LOB | TOP |
|--|---|---|---|---|---|---|---|---|---|--|--|
| Bob Bailey, R (1, 5) OBP: 0.323, SLG: 0.372 | 0-0 2B 1B | | 0-3 K | | 0-3 K | | | 0-0 1-3 1B | | 4 0 2 0 0 2 1 | Pittsburgh Pirates @ Philadelphia Phillies Connie Mack Stadium, Philadelphia, PA Fri Aug 06 1965, 7:05 PM EDT Att. 22,155 - Unknown |
| Bill Virdon, L (1, 8) OBP: 0.346, SLG: 0.388 | 0-0 1-3 2B | | 0-0 P4 | | | 0-0 F6 | | 0-0 F8 | | 4 0 1 0 0 0 2 | |
| Roberto Clemente, R (1, 9) OBP: 0.382, SLG: 0.474 Wilbur Wood, R (8, 1) | 0-0 E5 | | 0-0 L9 | | | 0-3 K | | 0-3 K | | 4 0 0 0 0 2 4 0 0 0 0 0 0 0 | |
| Willie Stargell, L (1, 7) OBP: 0.323, SLG: 0.528 | 0-3 K | | | 0-0 F7 | | 0-3 K | | | 0-3 K | 4 0 0 0 0 3 3 | |
| Donn Clendenon, R (1, 3) OBP: 0.361, SLG: 0.485 | 0-3 K | | | 0-0 6-3 | | | 0-3 K | | 0-0 1-3 | 4 0 0 0 0 2 3 | |
| Bill Mazeroski, R (1, 4) OBP: 0.301, SLG: 0.360 | 0-0 F8 | | | 0-0 P4 | | | 0-0 P6 | | 0-0 F8 | 4 0 0 0 0 0 3 | |
| Andre Rodgers, R (1, 6) OBP: 0.348, SLG: 0.417 | | 0-0 P6 | | | 0-0 FC6-4 1B | | 0-0 F7 | | | 3 0 1 0 0 0 0 | |
| Jim Pagliaroni, R (1, 2) OBP: 0.350, SLG: 0.444 Manny Mota, R (8, PH) OBP: 0.310, SLG: 0.384 (8, 9) | | 0-3 K | | | 0-0 FC6-4 1-2f | | | 0-0 1B 1B | | 2 0 0 0 0 1 1 1 0 1 0 0 0 0 | |
| Bob Friend, R (1, 1) OBP: 0.020, SLG: 0.020 Frank Carpin, L (7, 1) Jerry Lynch, L (8, PH) OBP: 0.349, SLG: 0.460 Del Crandall, R (8, 2) OBP: 0.293, SLG: 0.275 | | 0-3 K | | | 0-0 B5 | | | 0-3 K | | 2 0 0 0 0 1 1 0 0 0 0 0 0 0 1 0 0 0 0 1 1 0 0 0 0 0 0 0 | |
| Inning Stats | R: 0 H: 2 E: 1 LOB: 3 K: 2 BB: 0 S: 10 P: 10 | R: 0 H: 0 E: 0 LOB: 0 K: 2 BB: 0 S: 7 P: 7 | R: 0 H: 0 E: 0 LOB: 0 K: 1 BB: 0 S: 5 P: 5 | R: 0 H: 0 E: 0 LOB: 0 K: 0 BB: 0 S: 3 P: 3 | R: 0 H: 1 E: 0 LOB: 1 K: 1 BB: 0 S: 6 P: 6 | R: 0 H: 0 E: 0 LOB: 0 K: 2 BB: 0 S: 7 P: 7 | R: 0 H: 0 E: 0 LOB: 0 K: 1 BB: 0 S: 5 P: 5 | R: 0 H: 2 E: 0 LOB: 2 K: 2 BB: 0 S: 9 P: 9 | R: 0 H: 0 E: 0 LOB: 0 K: 1 BB: 0 S: 5 P: 5 | 1B: 4 SF: 0 2B: 1 SAC: 0 3B: 0 DP: 0 HR: 0 HBP: 0 | |
| PITCHER Jim Bunning, R (1, 1) ERA: 2.66 | IP WLS BF H R ER SO BB IBB HBP BLK WP HR S P ERA WHIP | | | | | | | | | | |
| | 9.0 W 33 5 0 0 12 0 0 0 0 0 0 0 57 57 0.00 0.556 | | | | | | | | | | |

| | |
|------------|----|
| AB | 33 |
| R | 0 |
| H | 5 |
| RBI | 0 |
| BB | 0 |
| SO | 12 |
| LOB | 19 |



| Batter | 1 | 2 | 3 | 4 | 5 | 6 | 7 | 8 | 9 | AB | R | H | RBI | BB | SO | LOB |
|---|--------|----------------|---------|---------------------|---------|-------------|--------------|---------|---|----|---|---|-----|----|----|-----|
| John Briggs, L (1, 8) OBP: 0.359, SLG: 0.397 | 0-0 F7 | | 0-0 1-3 | | 0-0 4-3 | | 4-0 2B BB | | | 3 | 1 | 0 | 0 | 1 | 0 | 0 |
| Cookie Rojas, R (1, 4) OBP: 0.351, SLG: 0.379 | 0-0 1B | | 0-0 F9 | | 0-0 1-3 | | 0-0 2B | | | 4 | 0 | 2 | 2 | 0 | 0 | 0 |
| Johnny Callison, L (1, 9) OBP: 0.334, SLG: 0.560 | 0-0 P3 | | | 0-0 HR | | 0-0 P5 | 0-0 L6 | | | 4 | 1 | 1 | 1 | 0 | 0 | 2 |
| Dick Allen, R (1, 5) OBP: 0.404, SLG: 0.514 | 0-3 K | | | 4-0 1B BB | | 0-0 1B S 1B | | 0-0 5-3 | | 3 | 1 | 1 | 0 | 1 | 1 | 1 |
| Dick Stuart, R (1, 3) OBP: 0.299, SLG: 0.440 | | 0-0 F8 | | 0-0 1B 1B | | 0-0 P4 | | 0-0 P4 | | 4 | 0 | 1 | 0 | 0 | 0 | 1 |
| Ruben Amaro, R (9, 3) OBP: 0.312, SLG: 0.249 | | | | G4-6-3 1B 1B | | | | | | 0 | 0 | 0 | 0 | 0 | 0 | 0 |
| Tony Gonzalez, L (1, 7) OBP: 0.345, SLG: 0.472 | | 0-0 FC4-6 1B | | 0-0 1B 1B | | 0-0 1B | | 0-0 E6 | | 4 | 0 | 3 | 1 | 0 | 0 | 0 |
| Clay Dalrymple, L (1, 2) OBP: 0.269, SLG: 0.282 | | 0-0 FC4-6 1-2f | | 0-0 G4-6-3 1-2f 2-3 | | | 0-0 F7 | 0-0 3-1 | | 4 | 0 | 0 | 0 | 0 | 0 | 4 |
| Bobby Wine, R (1, 6) OBP: 0.273, SLG: 0.246 | | 0-0 L7 | | 0-0 L6 | | | 0-0 2B BB 1B | | | 3 | 1 | 1 | 0 | 0 | 0 | 2 |
| Jim Bunning, R (1, 1) OBP: 0.246, SLG: 0.308 | | | 0-3 K | | 0-0 G3 | | 0-3 K | | | 3 | 0 | 0 | 0 | 0 | 2 | 1 |

| Inning Stats | R: 0 | H: 1 | E: 0 | K: 1 | S: 6 | LOB: 1 | BB: 0 | P: 6 | R: 0 | H: 1 | E: 0 | K: 0 | S: 4 | LOB: 1 | BB: 0 | P: 4 | R: 0 | H: 0 | E: 0 | K: 1 | S: 5 | LOB: 0 | BB: 0 | P: 5 | R: 2 | H: 3 | E: 0 | K: 0 | S: 5 | LOB: 1 | BB: 1 | P: 9 | R: 0 | H: 0 | E: 0 | K: 0 | S: 3 | LOB: 0 | BB: 0 | P: 3 | R: 0 | H: 2 | E: 0 | K: 0 | S: 4 | LOB: 2 | BB: 0 | P: 4 | R: 2 | H: 2 | E: 0 | K: 1 | S: 7 | LOB: 1 | BB: 1 | P: 11 | R: 0 | H: 0 | E: 1 | K: 0 | S: 4 | LOB: 1 | BB: 0 | P: 4 |
|--------------|------|------|------|------|------|--------|-------|------|------|------|------|------|------|--------|-------|------|------|------|------|------|------|--------|-------|------|------|------|------|------|------|--------|-------|------|------|------|------|------|------|--------|-------|------|------|------|------|------|------|--------|-------|------|------|------|------|------|------|--------|-------|-------|------|------|------|------|------|--------|-------|------|
|--------------|------|------|------|------|------|--------|-------|------|------|------|------|------|------|--------|-------|------|------|------|------|------|------|--------|-------|------|------|------|------|------|------|--------|-------|------|------|------|------|------|------|--------|-------|------|------|------|------|------|------|--------|-------|------|------|------|------|------|------|--------|-------|-------|------|------|------|------|------|--------|-------|------|

| PITCHER | IP | WLS | BF | H | R | ER | SO | BB | IBB | HBP | BLK | WP | HR | S | P | ERA | WHIP |
|-------------------------------------|-----|-----|----|---|---|----|----|----|-----|-----|-----|----|----|----|----|------|-------|
| Bob Friend, R (1, 1) ERA: 3.45 | 6.2 | L | 29 | 9 | 4 | 4 | 3 | 2 | 0 | 0 | 0 | 0 | 1 | 33 | 41 | 5.40 | 1.650 |
| Frank Carpin, L (7, 1) ERA: 2.93 | 0.1 | | 1 | 0 | 0 | 0 | 0 | 0 | 0 | 0 | 0 | 0 | 0 | 1 | 1 | 0.00 | 0.000 |
| Wilbur Wood, L (8, 1) ERA: 2.54 | 1.0 | | 4 | 0 | 0 | 0 | 0 | 0 | 0 | 0 | 0 | 0 | 0 | 4 | 4 | 0.00 | 0.000 |

BOTTOM

Pittsburgh Pirates @ Philadelphia Phillies
 Connie Mack Stadium, Philadelphia, PA

Fri Aug 06 1965, 7:05 PM EDT
 Att. 22,155 - Unknown

| | |
|-----|----|
| AB | 32 |
| R | 4 |
| H | 9 |
| RBI | 4 |
| BB | 2 |
| SO | 3 |
| LOB | 11 |



| WP | HR | S | P | ERA | WHIP |
|----|----|---|---|-----|------|
| 0 | 0 | 0 | 0 | 0 | 0 |

| Batter | 1 | 2 | 3 | 4 | 5 | 6 | 7 | 8 | 9 | AB R H RBI BB SO LOB | TOP | | | | | | | | | | | |
|--|---|---------------------------------|------------------------------|---------------------------------|------------------------------|---------------------------------|------------------------------|---------------------------------|------------------------------|----------------------------------|------------------------------|---------------------------------|------------------------------|---------------------------------|------------------------------|---------------------------------|------------------------------|---------------------------------|----------------------------------|------------------------------------|----------------------------------|--------|
| Bob Bailey, R (1, 5) OBP: 0.326, SLG: 0.380 | 0-0 1B | | 0-0 2-H HR | 0-0 5-3 | | 0-0 FC5-4 1-2f | | | 4-0 FC6-4 BB | 4 1 2 2 1 0 1 | | | | | | | | | | | | |
| Bill Virdon, L (1, 8) OBP: 0.341, SLG: 0.382 | 0-3 K | | 0-0 F6 | | 0-0 F8 | | 0-0 F7 | | 0-0 P3 | 5 0 0 0 0 1 2 | | | | | | | | | | | | |
| Roberto Clemente, R (1, 9) OBP: 0.362, SLG: 0.481 | 0-0 B1 | | 0-0 HR | | 0-0 1B | | 0-0 L4 | | 0-0 FC6-4 1-2f | 5 1 2 1 0 0 2 | | | | | | | | | | | | |
| Willie Stargell, L (1, 7) OBP: 0.323, SLG: 0.525 | 0-0 P6 | | 0-0 1B | | 0-3 K 1-2 | | 0-0 6-3 | | | 4 0 1 0 0 1 2 | | | | | | | | | | | | |
| Donn Clendenon, R (1, 3) OBP: 0.362, SLG: 0.484 | | 0-3 K | 0-0 1-2 1B | | 4-0 BB | | | 0-3 K | | 3 0 1 0 1 2 0 | | | | | | | | | | | | |
| Bill Mazaroski, R (1, 4) OBP: 0.297, SLG: 0.355 | | 0-0 1-3 | 0-0 F9 | | 0-0 6-3 | | | 0-0 E6 1B | | 4 0 0 0 0 0 4 | | | | | | | | | | | | |
| Andre Rodgers, R (1, 6) OBP: 0.356, SLG: 0.418 | | 4-0 CS BB | | 0-0 1B G6-4-3 | | 0-3 K | | 0-0 1-2 G5-4-3 1B | | 2 1 1 0 1 1 0 | | | | | | | | | | | | |
| Gene Alley, R (7, 6) OBP: 0.277, SLG: 0.323 | | | | | | | | | | 1 0 1 0 0 0 0 | | | | | | | | | | | | |
| Jim Pagliaroni, R (1, 2) OBP: 0.356, SLG: 0.448 | | 0-0 CS | 0-0 SH1-3 HR 1B | 0-0 G6-4-3 1B | | 0-0 FC5-4 1B | | 0-0 G5-4-3 1-2f | | 4 1 3 0 0 0 2 | | | | | | | | | | | | |
| Vern Law, R (1, 1) OBP: 0.286, SLG: 0.333 | | | 0-0 SH1-3 | 0-0 G6-4-3 | | 0-3 K | | 0-3 K2-3 | | 1 0 0 0 0 0 1 | | | | | | | | | | | | |
| Frank Carpin, L (5, 1) | | | | | | | | | | 0 0 0 0 0 0 0 | | | | | | | | | | | | |
| Al McBean, R (5, 1) OBP: 0.286, SLG: 0.333 | | | | | | | | | | 2 0 0 0 0 2 1 | | | | | | | | | | | | |
| Inning Stats | R: 0 E: 0 K: 1 S: 6 | H: 1 LOB: 1 BB: 0 P: 6 | R: 0 E: 0 K: 1 S: 4 | H: 0 LOB: 0 BB: 1 P: 8 | R: 3 E: 0 K: 0 S: 8 | H: 5 LOB: 2 BB: 0 P: 8 | R: 1 E: 0 K: 0 S: 4 | H: 2 LOB: 0 BB: 0 P: 4 | R: 0 E: 0 K: 1 S: 6 | H: 1 LOB: 2 BB: 1 P: 10 | R: 0 E: 0 K: 2 S: 8 | H: 1 LOB: 1 BB: 0 P: 8 | R: 0 E: 0 K: 0 S: 3 | H: 0 LOB: 0 BB: 0 P: 3 | R: 0 E: 1 K: 1 S: 6 | H: 1 LOB: 1 BB: 0 P: 6 | R: 0 E: 0 K: 1 S: 5 | H: 0 LOB: 1 BB: 1 P: 9 | 1B: 9 2B: 0 3B: 0 HR: 2 | SF: 0 SAC: 1 DP: 2 HBP: 0 | WP: 0 PB: 0 SB: 1 CS: 1 | PA: 40 |
| PITCHER | IP WLS BF H R ER SO BB IBB HBP BLK WP HR S P ERA WHIP | | | | | | | | | | | | | | | | | | | | | |
| Ray Culp, R (1, 1) ERA: 3.0 | 3.0 L 16 7 4 4 2 1 0 0 0 0 0 2 19 23 12.00 2.667 | | | | | | | | | | | | | | | | | | | | | |
| Ed Roebuck, R (4, 1) ERA: 3.46 | 1.0 3 1 0 0 0 0 0 0 0 0 0 0 3 3 0.00 1.000 | | | | | | | | | | | | | | | | | | | | | |
| Art Mahaffey, R (5, 1) ERA: 6.26 | 1.0 5 1 0 0 1 1 0 0 0 0 0 0 6 10 0.00 2.000 | | | | | | | | | | | | | | | | | | | | | |
| Jack Baldschun, R (6, 1) ERA: 3.6 | 2.0 7 1 0 0 2 0 0 0 0 0 0 0 11 11 0.00 0.500 | | | | | | | | | | | | | | | | | | | | | |
| Gary Wagner, R (8, 1) ERA: 2.82 | 2.0 8 1 0 0 2 1 0 0 0 0 0 0 11 15 0.00 1.000 | | | | | | | | | | | | | | | | | | | | | |

Pittsburgh Pirates @ Philadelphia Phillies
 Connie Mack Stadium, Philadelphia, PA

Sat Aug 07 1965, 3:33 AM EDT
 Att. 8,204 - Unknown

livebaseballscorecards.com

| | |
|-----|----|
| AB | 35 |
| R | 4 |
| H | 11 |
| RBI | 3 |
| BB | 3 |
| SO | 7 |
| LOB | 15 |



| Batter | 1 | 2 | 3 | 4 | 5 | 6 | 7 | 8 | 9 | AB R H RBI BB SO LOB | TOP | |
|--|---|---|---|---|--|---|---|---|--|--|--|--|
| Bob Bailey, R OBP: 0.329, SLG: 0.384 (1, 7) (6, 5) | 0-0 BB 1B | | 0-0 F7 | | 4-0 1B 1B BB | | 0-0 F7 | | 0-0 1B 2B | 4 2 2 1 1 0 0 | Pittsburgh Pirates @ Philadelphia Phillies Connie Mack Stadium, Philadelphia, PA Sun Aug 08 1965, 3:33 AM EDT Unknown | |
| Manny Mota, R OBP: 0.322, SLG: 0.410 (1, 8) (6, 7) | 0-0 F9 | | 0-0 1B E 1B | | 0-0 1B 2B 1B | | 0-0 HR | | 0-0 WP S FC6-4 1B | 5 3 4 2 0 0 1 | | |
| Roberto Clemente, R OBP: 0.385, SLG: 0.481 (1, 9) | 0-0 P6 | | 0-0 1B | | 0-0 1B 2B 1B | | 0-0 6-3 | | 4-0 FC6-4 IBB | 4 0 2 1 1 0 1 | | |
| Donn Clendenon, R OBP: 0.363, SLG: 0.484 (1, 3) | 4-0 1-2 BB | | 0-3 K | | 0-0 1-2 3-H 2B | | | | 0-0 FC6-4 1-2f 3-H | 4 0 1 2 1 1 3 | | |
| Bill Mazaroski, R OBP: 0.293, SLG: 0.350 (1, 4) | 0-0 5-3 | | | | 0-0 P5 | | 0-0 F7 | | 0-0 1-3 F9 | 5 0 0 0 0 0 5 | | |
| Gene Freese, R OBP: 0.326, SLG: 0.313 Bill Virdon, L OBP: 0.343, SLG: 0.384 (1, 5) (6, 8) | | 0-3 K | | | 0-0 F8 | | 0-0 5-3 | | | 3 0 0 0 0 1 0 1 0 1 0 0 0 0 | | |
| Andre Rodgers, R OBP: 0.348, SLG: 0.408 Gene Alley, R OBP: 0.277, SLG: 0.322 (1, 6) (6, 6) | | 0-0 4-3 | | | 0-0 P4 | | 0-0 P4 | | 0-3 K | 3 0 0 0 0 0 0 1 0 0 0 0 1 1 | | |
| Jim Pagliaroni, R OBP: 0.358, SLG: 0.460 Jose Pagan, R OBP: 0.270, SLG: 0.259 Del Crandall, R OBP: 0.293, SLG: 0.275 (1, 2) (9, PR) (9, 2) | | 0-0 6-3 | | | 0-0 HR | | 0-0 F8 | | 0-0 2B 1B | 4 1 2 1 0 0 0 0 1 0 0 0 0 0 0 0 0 0 0 0 0 | | |
| Bob Veale, S OBP: 0.113, SLG: 0.074 (1, 1) | | | 0-3 K | | 0-3 K | | 0-3 K | | 0-3 K | 4 0 0 0 0 4 1 | | |
| Inning Stats | R: 0 E: 0 K: 0 S: 4 H: 1 LOB: 2 BB: 1 P: 8 | R: 0 E: 0 K: 1 S: 5 H: 0 LOB: 0 BB: 0 P: 5 | R: 0 E: 1 K: 2 S: 9 H: 2 LOB: 2 BB: 0 P: 9 | R: 0 E: 0 K: 0 S: 3 H: 0 LOB: 0 BB: 0 P: 3 | R: 3 E: 0 K: 1 S: 8 H: 4 LOB: 1 BB: 1 P: 12 | R: 0 E: 0 K: 0 S: 3 H: 0 LOB: 0 BB: 0 P: 3 | R: 1 E: 0 K: 1 S: 6 H: 1 LOB: 0 BB: 0 P: 6 | R: 0 E: 0 K: 1 S: 6 H: 1 LOB: 1 BB: 0 P: 6 | R: 3 E: 1 K: 1 S: 8 H: 3 LOB: 2 BB: 1 P: 12 | 1B: 8 2B: 2 3B: 0 HR: 2 SF: 0 SAC: 0 DP: 0 HBP: 0 | | WP: 1 PB: 0 SB: 1 CS: 0 PA: 41 |
| PITCHER | IP WLS BF H R ER SO BB IBB HBP BLK WP HR S P ERA WHIP | | | | | | | | | | | |
| Chris Short, L ERA: 3.06 (1, 1) | 5.0 L 23 7 3 3 4 2 0 0 0 0 0 1 29 37 5.40 1.800 | | | | | | | | | | | |
| Ed Roebuck, R ERA: 3.43 (6, 1) | 3.0 11 2 1 1 2 0 0 0 0 0 0 1 15 15 3.00 0.667 | | | | | | | | | | | |
| Jack Baldschun, R ERA: 3.93 (9, 1) | 1.0 7 3 3 3 1 0 1 0 0 1 0 8 12 27.00 3.000 | | | | | | | | | | | |

livebaseballscorecards.com

| | |
|------------|-----------|
| AB | 38 |
| R | 7 |
| H | 12 |
| RBI | 7 |
| BB | 3 |
| SO | 7 |
| LOB | 12 |



| Batter | 1 | 2 | 3 | 4 | 5 | 6 | 7 | 8 | 9 | AB | R | H | RBI | BB | SO | LOB |
|--|-----------|-----------------|-------------|------------|--------------------------|-----------|-----------|------------------------|------------|----|---|---|-----|----|----|-----|
| Tony Taylor, R OBP: 0.302, SLG: 0.328 (1, 4) | 0-0 F3 | | 0-3 K2-3 | | | 0-0 F9 | | 0-3 K | | 4 | 0 | 0 | 0 | 0 | 2 | 1 |
| Cookie Rojas, R OBP: 0.343, SLG: 0.370 Jack Baldschun, R (9, 1) | 0-0 L6 | | | 0-0 F9 | | 0-0 L9 | | 0-0 F9 | | 4 | 0 | 0 | 0 | 0 | 0 | 1 |
| Dick Allen, R OBP: 0.400, SLG: 0.519 (1, 5) | 0-0 G3 | | | 0-0 6-3 | | 0-0 F9 | | | 0-0 G3 | 4 | 0 | 0 | 0 | 0 | 0 | 0 |
| Dick Stuart, R OBP: 0.299, SLG: 0.437 (1, 3) | | 0-0 F8 | | 0-0 1B | | | 0-0 P6 | | 0-0 P6 | 4 | 0 | 1 | 0 | 0 | 0 | 0 |
| Alex Johnson, R OBP: 0.355, SLG: 0.455 (1, 7) | | 0-0 WP 1B | | 0-0 4-3 | | | 0-3 K | | 0-0 6-3 | 4 | 0 | 1 | 0 | 0 | 1 | 1 |
| Adolfo Phillips, R OBP: 0.320, SLG: 0.320 (1, 8) | | 0-3 K | | | 0-0 1B G4-3 1B | | 0-0 1B | | | 3 | 1 | 2 | 0 | 0 | 1 | 1 |
| Pat Corrales, R OBP: 0.390, SLG: 0.374 (1, 2) | | 0-0 1-3 | | | 0-0 1-3 G4-3 1B | | 0-0 F8 | | | 3 | 0 | 1 | 0 | 0 | 0 | 2 |
| Bobby Wine, R OBP: 0.273, SLG: 0.248 (1, 6) | | | 0-3 K | | 0-0 G4-3 | | | 0-0 WP 4-3 1B | | 3 | 0 | 1 | 0 | 0 | 1 | 1 |
| Chris Short, R OBP: 0.108, SLG: 0.108 Ruben Amaro, R OBP: 0.310, SLG: 0.247 Ed Roebuck, R (6, 1) Johnny Callison, L OBP: 0.334, SLG: 0.563 (8, PH) (9, 9) | | | 0-0 1-3 | | 0-0 1-3 | | | 0-0 4-3 | | 1 | 0 | 0 | 0 | 0 | 0 | 0 |
| | | | | | | | | 1-2 3-H | | 1 | 0 | 0 | 0 | 0 | 0 | 0 |
| | | | | | | | | | 1-2 | 0 | 0 | 0 | 0 | 0 | 0 | 0 |
| | | | | | | | | | | 1 | 0 | 0 | 0 | 0 | 0 | 1 |

BOTTOM

Pittsburgh Pirates @ Philadelphia Phillies
 Connie Mack Stadium, Philadelphia, PA
 Sun Aug 08 1965, 3:33 AM EDT
 Unknown

livebaseballscorecards.com

| | |
|-----|----|
| AB | 32 |
| R | 1 |
| H | 6 |
| RBI | 0 |
| BB | 0 |
| SO | 5 |
| LOB | 8 |



| Inning Stats | R: 0 | H: 0 | E: 0 | K: 0 | S: 3 | R: 0 | H: 1 | E: 0 | K: 1 | S: 6 | R: 0 | H: 0 | E: 0 | K: 2 | S: 7 | R: 0 | H: 1 | E: 0 | K: 0 | S: 4 | R: 1 | H: 2 | E: 0 | K: 0 | S: 4 | R: 0 | H: 0 | E: 0 | K: 1 | S: 6 | R: 0 | H: 1 | E: 0 | K: 1 | S: 6 | R: 0 | H: 1 | E: 0 | K: 1 | S: 6 | R: 0 | H: 0 | E: 0 | K: 0 | S: 3 | R: 0 | H: 0 | E: 0 | K: 0 | S: 3 | 1B: 6 | 2B: 0 | 3B: 0 | HR: 0 | SF: 0 | SAC: 0 | DP: 1 | HBP: 0 | WP: 2 | PA: 32 | PB: 0 | SB: 0 | CS: 0 |
|--|------|------|------|------|------|------|------|------|------|------|------|------|------|------|------|------|---------|------|------|------|------|------|------|------|------|------|------|------|------|------|------|------|------|------|------|------|------|------|------|------|------|------|------|------|------|------|------|------|------|------|-------|-------|-------|-------|-------|--------|-------|--------|-------|--------|-------|-------|-------|
| PITCHER Bob Veale, L ERA: 2.87 (1, 1) | IP | WLS | BF | H | R | ER | SO | BB | IBB | HBP | BLK | WP | HR | S | P | ERA | WHIP | | | | | | | | | | | | | | | | | | | | | | | | | | | | | | | | | | | | | | | | | | | | | | |
| | 9.0 | W | 32 | 6 | 1 | 1 | 5 | 0 | 0 | 0 | 0 | 2 | 0 | 42 | 42 | 1.00 | 0.667 | | | | | | | | | | | | | | | | | | | | | | | | | | | | | | | | | | | | | | | | | | | | | | |
| | | | | | | | | | | | | | | | | | PITCHER | IP | WLS | BF | H | R | ER | SO | BB | IBB | HBP | BLK | WP | HR | S | P | ERA | WHIP | | | | | | | | | | | | | | | | | | | | | | | | | | | | | |

| Batter | 1 | 2 | 3 | 4 | 5 | 6 | 7 | 8 | 9 | AB R H RBI BB SO LOB | TOP | | | | | | | | | | | |
|---|--|---------------------------------|-------------------------------|---------------------------------|------------------------------|----------------------------------|-------------------------------|---------------------------------|------------------------------|---------------------------------|--|---------------------------------|------------------------------|---------------------------------|------------------------------|---------------------------------|------------------------------|---------------------------------|----------------------------------|------------------------------------|----------------------------------|--------|
| Bob Bailey, R (1, 5) OBP: 0.331, SLG: 0.385 | 0-0 FC3-6 1B | | 0-0 1B G3 1B | | 0-0 6-3 | | 0-0 FC6-4 1-2f | | | 4 1 2 0 0 0 1 | Pittsburgh Pirates @ Philadelphia Phillies Connie Mack Stadium, Philadelphia, PA Sun Aug 08 1965, 3:38 AM EDT Att: 29,260 - Unknown | | | | | | | | | | | |
| Bill Virdon, L (1, 8) OBP: 0.342, SLG: 0.382 | 0-0 FC3-6 1-2f | | 0-0 G3 1-2 | | 0-0 1B | | 0-0 L9 | | | 4 0 1 0 0 0 3 | | | | | | | | | | | | |
| Manny Mota, R (1, 9) OBP: 0.321, SLG: 0.407 | 0-0 L9 | | 0-0 1B 2-3 1B | | 0-0 F3 | | | 0-0 F7 | | 4 0 1 0 0 0 2 | | | | | | | | | | | | |
| Willie Stargell, L (1, 7) OBP: 0.322, SLG: 0.523 | 0-0 P4 | | 0-0 BB 1-3 3-H 1B | | 0-3 K | | | 0-0 F9 | | 4 0 1 1 0 1 2 | | | | | | | | | | | | |
| Donn Clendenon, R (1, 3) OBP: 0.364, SLG: 0.483 | | 0-3 K | 4-0 1-2 BB | | 0-0 L3 1B | | | 0-0 4-3 | | 3 0 1 0 1 1 0 | | | | | | | | | | | | |
| Bill Mazaroski, R (1, 4) OBP: 0.289, SLG: 0.345 | | 0-0 L7 | 0-0 4-3 | | 0-0 L3 1-2 | | | 0-0 F9 | | 4 0 0 0 0 0 4 | | | | | | | | | | | | |
| Gene Alley, R (1, 6) OBP: 0.276, SLG: 0.322 | | 0-0 1B | | 0-0 6-3 | | 0-0 6-3 | | 0-0 4-3 | | 4 0 1 0 0 0 0 | | | | | | | | | | | | |
| Del Crandall, R (1, 2) OBP: 0.288, SLG: 0.269 | | 0-0 L8 | | 0-0 5-3 | | | 0-0 E5 FC1-6 | | 0-0 HR | 2 0 0 0 0 0 1 | | | | | | | | | | | | |
| Jim Pagliaroni, R (7, PH) OBP: 0.359, SLG: 0.472 | | | | 0-0 3-1 | | | 0-0 FC1-6 FC6-4 1-2f | | 0-0 P6 | 2 1 1 1 0 0 0 | | | | | | | | | | | | |
| Tommie Sisk, R (1, 1) OBP: 0.167, SLG: 0.091 | | 0-3 K | 0-3 K | | 0-0 3-1 | | | | | 2 0 0 0 0 1 0 | | | | | | | | | | | | |
| Wilbur Wood, R (6, 1) | | | | | | | | | | 0 0 0 0 0 0 0 | | | | | | | | | | | | |
| Roberto Clemente, R (7, PH) OBP: 0.364, SLG: 0.480 | | | | | | | | | | 1 0 0 0 0 0 1 | | | | | | | | | | | | |
| Frank Carpin, L (7, 1) | | | | | | | | | | 0 0 0 0 0 0 0 | | | | | | | | | | | | |
| Jerry Lynch, L (9, PH) OBP: 0.345, SLG: 0.455 | | | | | | | | | | 1 0 0 0 0 0 0 | | | | | | | | | | | | |
| Inning Stats | R: 0 E: 0 K: 0 S: 4 | H: 1 LOB: 1 BB: 0 P: 4 | R: 0 E: 0 K: 1 S: 6 | H: 1 LOB: 1 BB: 0 P: 6 | R: 1 E: 0 K: 1 S: 8 | H: 3 LOB: 3 BB: 1 P: 12 | R: 0 E: 0 K: 0 S: 3 | H: 0 LOB: 0 BB: 0 P: 3 | R: 0 E: 0 K: 1 S: 6 | H: 1 LOB: 1 BB: 0 P: 6 | R: 0 E: 1 K: 0 S: 4 | H: 0 LOB: 1 BB: 0 P: 4 | R: 0 E: 0 K: 0 S: 3 | H: 0 LOB: 0 BB: 0 P: 3 | R: 0 E: 0 K: 0 S: 3 | H: 0 LOB: 0 BB: 0 P: 3 | R: 1 E: 0 K: 0 S: 4 | H: 1 LOB: 0 BB: 0 P: 4 | 1B: 7 2B: 1 3B: 0 HR: 1 | SF: 0 SAC: 0 DP: 1 HBP: 0 | WP: 0 PB: 0 SB: 0 CS: 0 | PA: 36 |
| PITCHER Ray Herbert, R (1, 1) ERA: 3.51 | IP: 9.0 WLS: W BF: 36 H: 8 R: 2 ER: 2 SO: 3 BB: 1 IBB: 0 HBP: 0 BLK: 0 WP: 0 HR: 1 S: 41 P: 45 ERA: 2.00 WHIP: 1.000 | | | | | | | | | | | | | | | | | | | | | |

livebaseballscorecards.com

| | |
|------------|----|
| AB | 35 |
| R | 2 |
| H | 8 |
| RBI | 2 |
| BB | 1 |
| SO | 3 |
| LOB | 14 |



| Batter | 1 | 2 | 3 | 4 | 5 | 6 | 7 | 8 | 9 |
|---|------------|-------------------------------|------------|-----------|------------|------------------|----------------------|------------|---|
| John Briggs, L OBP: 0.364, SLG: 0.418 (1, 8) | 0-0 4-3 | 0-0 2-H 3B | | | 0-0 2B | 0-0 F9 | | | |
| Cookie Rojas, R OBP: 0.343, SLG: 0.368 (1, 4) | 0-0 L7 | 0-0 F7 | | | 0-0 6-3 | | 0-0 FC6-4 1B | | |
| Johnny Callison, L OBP: 0.333, SLG: 0.559 (1, 9) | 4-0 BB | | 0-0 P4 | | 0-3 K | | 0-0 L5 | | |
| Dick Allen, R OBP: 0.397, SLG: 0.514 (1, 5) | 0-0 4-3 | | 0-0 6-3 | | 0-3 K | | 0-0 FC6-4 1-2f | | |
| Tony Gonzalez, L OBP: 0.345, SLG: 0.485 (1, 7) | | 0-0 WP 2B | 0-0 HR | | | 0-0 3-1 | 0-0 5-3 | | |
| Dick Stuart, R OBP: 0.299, SLG: 0.443 (1, 3) | | 0-3 K | 0-0 P6 | | | 0-0 HR | | 0-0 F8 | |
| Ruben Amaro, R OBP: 0.310, SLG: 0.247 (9, 3) | | | | | | | | | |
| Clay Dalrymple, L OBP: 0.275, SLG: 0.282 (1, 2) | | 4-0 WP 2B BB | | 0-0 P6 | | 0-0 1B 1B | | 0-0 5-3 | |
| Bobby Wine, R OBP: 0.277, SLG: 0.257 (1, 6) | | 0-0 1-H 2-H 3B 2B | | 0-0 F9 | | 0-0 1-2 1B | | 0-0 F9 | |
| Ray Herbert, R OBP: 0.303, SLG: 0.333 (1, 1) | | 0-0 P6 | | 0-3 K | | 0-0 F4 | | | |

| Inning Stats | R: 0 | H: 0 | E: 0 | K: 0 | S: 3 | R: 3 | H: 3 | E: 0 | K: 1 | S: 8 | R: 1 | H: 1 | E: 0 | K: 0 | S: 4 | R: 0 | H: 0 | E: 0 | K: 1 | S: 5 | R: 0 | H: 1 | E: 0 | K: 2 | S: 8 | R: 1 | H: 3 | E: 0 | K: 0 | S: 6 | R: 0 | H: 1 | E: 0 | K: 0 | S: 4 | R: 0 | H: 0 | E: 0 | K: 0 | S: 3 | |
|--------------|--------|-------|------|------|------|--------|-------|-------|------|------|--------|-------|------|------|------|--------|-------|------|------|------|--------|-------|------|------|------|--------|-------|------|------|------|--------|-------|------|------|------|------|------|------|------|------|--|
| | LOB: 1 | BB: 1 | P: 7 | | | LOB: 1 | BB: 1 | P: 12 | | | LOB: 0 | BB: 0 | P: 4 | | | LOB: 1 | BB: 0 | P: 8 | | | LOB: 2 | BB: 0 | P: 6 | | | LOB: 1 | BB: 0 | P: 4 | | | LOB: 0 | BB: 0 | P: 3 | | | | | | | | |

| PITCHER | IP | WLS | BF | H | R | ER | SO | BB | IBB | HBP | BLK | WP | HR | S | P | ERA | WHIP |
|-------------------------------------|-----|-----|----|---|---|----|----|----|-----|-----|-----|----|----|----|----|------|-------|
| Tommie Sisk, R ERA: 5.57 (1, 1) | 5.2 | L | 27 | 8 | 5 | 5 | 4 | 2 | 0 | 0 | 0 | 1 | 2 | 33 | 41 | 7.94 | 1.765 |
| Wilbur Wood, L ERA: 2.53 (6, 1) | 0.1 | | 1 | 0 | 0 | 0 | 0 | 0 | 0 | 0 | 0 | 0 | 0 | 1 | 1 | 0.00 | 0.000 |
| Frank Carpin, L ERA: 2.76 (7, 1) | 2.0 | | 7 | 1 | 0 | 0 | 0 | 0 | 0 | 0 | 0 | 0 | 0 | 7 | 7 | 0.00 | 0.500 |

BOTTOM

| AB | R | H | RBI | BB | SO | LOB |
|----|---|---|-----|----|----|-----|
| 4 | 0 | 2 | 1 | 0 | 0 | 2 |
| 4 | 0 | 1 | 0 | 0 | 0 | 2 |
| 3 | 0 | 0 | 0 | 1 | 1 | 2 |
| 4 | 0 | 0 | 0 | 0 | 1 | 3 |
| 4 | 2 | 2 | 1 | 0 | 0 | 1 |
| 4 | 1 | 1 | 1 | 0 | 1 | 1 |
| 0 | 0 | 0 | 0 | 0 | 0 | 0 |
| 3 | 1 | 1 | 0 | 1 | 0 | 0 |
| 4 | 1 | 2 | 2 | 0 | 0 | 0 |
| 3 | 0 | 0 | 0 | 0 | 1 | 3 |

| AB | 33 |
|-----|----|
| R | 5 |
| H | 9 |
| RBI | 5 |
| BB | 2 |
| SO | 4 |
| LOB | 14 |



| WP | PA | 35 |
|-------|-------|-------|
| PB: 0 | SB: 0 | CS: 0 |

Pittsburgh Pirates @ Philadelphia Phillies
 Connie Mack Stadium, Philadelphia, PA
 Sun Aug 08 1965, 3:38 AM EDT
 Att. 29,260 - Unknown

livebaseballscores.com

| Batter | 1 | 2 | 3 | 4 | 5 | 6 | 7 | 8 | 9 | AB R H RBI BB SO LOB | TOP | | | | | | | |
|--|--|---------------------------------|------------------------------|---------------------------------|------------------------------|---------------------------------|------------------------------|---------------------------------|------------------------------|---------------------------------|--|---------------------------------|---|----------------------------------|----------------------------------|------------------------------------|----------------------------------|--------|
| Bob Bailey, R (1, 5) OBP: 0.330, SLG: 0.386 | 0-0 4-3 | | 0-0 FC4-6 1-2f | | | 0-0 F4 | | | 0-0 HR 2B | 4 1 1 0 0 0 2 | Pittsburgh Pirates @ San Francisco Giants Candlestick Park, San Francisco, CA Tue Aug 10 1965, 6:33 AM EDT Att: 14,457 - Unknown livebaseballscorecards.com | | | | | | | |
| Bill Virdon, L (1, 8) OBP: 0.341, SLG: 0.389 | 0-0 1-3 | | | 0-0 4-3 | | 0-3 K | | 0-0 HR 2-H | 4 1 1 2 0 1 1 | | | | | | | | | |
| Roberto Clemente, R (1, 9) OBP: 0.385, SLG: 0.485 | 0-0 1-3 | | | 0-0 G4-6-3 1B | | 0-0 SF8 3B | | 0-3 K | 4 1 2 0 0 1 0 | | | | | | | | | |
| Willie Stargell, L (1, 7) OBP: 0.319, SLG: 0.517 | | 0-3 K | | 0-0 G4-6-3 1-2f | | 0-3 K | | 0-3 K | 4 0 0 0 0 3 2 | | | | | | | | | |
| Donn Clendenon, R (1, 3) OBP: 0.361, SLG: 0.479 | | 0-3 K | | | 0-0 6-3 | | 0-0 SF8 | 0-3 K | 3 0 0 1 0 2 0 | | | | | | | | | |
| Bill Mazeroski, R (1, 4) OBP: 0.287, SLG: 0.342 | | 0-0 F7 | | | 0-0 F4 | | 0-0 F6 | | 3 0 0 0 0 0 0 | | | | | | | | | |
| Andre Rodgers, R (1, 6) OBP: 0.340, SLG: 0.398 | | | 0-0 5-3 | | 0-0 F7 | | | 0-0 F6 | 3 0 0 0 0 0 0 | | | | | | | | | |
| Jim Pagliaroni, R (1, 2) OBP: 0.355, SLG: 0.467 | | | 0-0 F5 | | | 0-0 6-3 | | 0-3 K | 3 0 0 0 0 1 0 | | | | | | | | | |
| Don Cardwell, R (1, 1) OBP: 0.216, SLG: 0.313 | | | 4-0 FC4-6 BB | | | 4-0 BB | | 0-0 4-3 | 0 0 0 0 2 0 0 | | | | | | | | | |
| Jerry Lynch, L (8, PH) OBP: 0.342, SLG: 0.451 | | | | | | | | | 1 0 0 0 0 0 0 | | | | | | | | | |
| Don Schwall, R (8, 1) | | | | | | | | | 0 0 0 0 0 0 0 | | | | | | | | | |
| Frank Carpin, L (8, 1) | | | | | | | | | 0 0 0 0 0 0 0 | | | | | | | | | |
| Inning Stats | R: 0 E: 0 K: 0 S: 3 | H: 0 LOB: 0 BB: 0 P: 3 | R: 0 E: 0 K: 2 S: 7 | H: 0 LOB: 0 BB: 0 P: 7 | R: 0 E: 0 K: 0 S: 3 | H: 1 LOB: 0 BB: 0 P: 3 | R: 0 E: 0 K: 0 S: 3 | H: 0 LOB: 0 BB: 0 P: 3 | R: 1 E: 0 K: 1 S: 6 | H: 1 LOB: 0 BB: 0 P: 6 | R: 0 E: 0 K: 1 S: 5 | H: 0 LOB: 0 BB: 0 P: 5 | R: 2 E: 0 K: 3 S: 11 | H: 2 LOB: 0 BB: 0 P: 11 | 1B: 1 2B: 1 3B: 1 HR: 1 | SF: 1 SAC: 0 DP: 1 HBP: 0 | WP: 0 PB: 0 SB: 0 CS: 0 | PA: 32 |
| PITCHER Juan Marichal, R (1, 1) ERA: 1.71 | IP: 9.0 WLS: W BF: 32 H: 4 R: 3 ER: 3 SO: 8 BB: 2 IBB: 0 HBP: 0 BLK: 0 WP: 0 HR: 1 S: 46 P: 54 ERA: 3.00 WHIP: 0.667 | | | | | | | | | | | PITCHER | IP: WLS: BF: H: R: ER: SO: BB: IBB: HBP: BLK: WP: HR: S: P: ERA: WHIP | | | | | |



| Batter | 1 | 2 | 3 | 4 | 5 | 6 | 7 | 8 | 9 |
|---|--------------------------------|---|----------------------|---|---|--------------|---|---------------------------------|---|
| Dick Schofield, S (1, 6) OBP: 0.290, SLG: 0.262 | 4-0 1B BB G4-6-3 BB | | x 0-0 SH1-3 1B | | | x 0-0 4-3 | | x 4-0 FC4-6 BB | |
| Jesus Alou, R (1, 9) OBP: 0.322, SLG: 0.418 | 4-0 G4-6-3 1B 1-2 BB | | x 0-0 SH1-3 | | | x 0-0 F2 | | x 0-0 FC4-6 BB 1B 1-2f | |
| Willie Mays, R (1, 8) OBP: 0.397, SLG: 0.630 | 0-0 G4-6-3 1-2 2-3 1B | | x 0-0 F5 | | | x 0-0 5-3 | | x 0-0 F8 | |
| Willie McCovey, L (1, 3) OBP: 0.399, SLG: 0.567 | 0-0 G4-6-3 | | | | | | | | |
| Bob Burda, L (9, 3) OBP: 0.087, SLG: 0.091 | 1-2f 2-3 3-H | | | | | | | | |
| Jim Ray Hart, R (1, 5) OBP: 0.337, SLG: 0.443 | 0-0 1-3 | | | | | | | | |
| Len Gabrielson, L (1, 7) OBP: 0.385, SLG: 0.436 | | | | | | | | | |
| Tom Haller, L (1, 2) OBP: 0.320, SLG: 0.354 | | | | | | | | | |
| Hal Lanier, R (1, 4) OBP: 0.271, SLG: 0.287 | | | | | | | | | |
| Juan Marichal, R (1, 1) OBP: 0.173, SLG: 0.164 | | | | | | | | | |

| Inning Stats | R: 1 E: 0 K: 0 S: 3 | H: 1 LOB: 1 BB: 2 P: 11 | R: 0 E: 0 K: 0 S: 3 | H: 1 LOB: 0 BB: 0 P: 3 | R: 0 E: 0 K: 0 S: 4 | H: 1 LOB: 1 BB: 0 P: 4 | R: 0 E: 0 K: 0 S: 2 | H: 0 LOB: 0 BB: 1 P: 6 | R: 0 E: 0 K: 1 S: 5 | H: 0 LOB: 0 BB: 0 P: 5 | R: 0 E: 0 K: 0 S: 3 | H: 0 LOB: 0 BB: 0 P: 3 | R: 1 E: 0 K: 1 S: 6 | H: 1 LOB: 2 BB: 2 P: 14 | R: 2 E: 0 K: 0 S: 5 | H: 2 LOB: 2 BB: 2 P: 13 |
|--------------|------------------------------|----------------------------------|------------------------------|---------------------------------|------------------------------|---------------------------------|------------------------------|---------------------------------|------------------------------|---------------------------------|------------------------------|---------------------------------|------------------------------|----------------------------------|------------------------------|----------------------------------|
|--------------|------------------------------|----------------------------------|------------------------------|---------------------------------|------------------------------|---------------------------------|------------------------------|---------------------------------|------------------------------|---------------------------------|------------------------------|---------------------------------|------------------------------|----------------------------------|------------------------------|----------------------------------|

| PITCHER | IP | WLS | BF | H | R | ER | SO | BB | IBB | HBP | BLK | WP | HR | S | P | ERA | WHIP |
|--|-----|-----|----|---|---|----|----|----|-----|-----|-----|----|----|----|----|-------|-------|
| Don Cardwell, R (1, 1) ERA: 3.52 | 7.0 | L | 27 | 4 | 2 | 2 | 2 | 5 | 0 | 0 | 0 | 0 | 1 | 26 | 46 | 2.57 | 1.286 |
| Don Schwall, R (8, 1) ERA: 2.95 | 0.2 | | 6 | 2 | 2 | 2 | 0 | 2 | 0 | 0 | 0 | 0 | 0 | 4 | 12 | 27.00 | 6.000 |
| Frank Carpin, L (8, 1) ERA: 2.73 | 0.1 | | 1 | 0 | 0 | 0 | 0 | 0 | 0 | 0 | 0 | 0 | 0 | 1 | 1 | 0.00 | 0.000 |

BOTTOM

| AB | R | H | RBI | BB | SO | LOB |
|----|---|---|-----|----|----|-----|
| 2 | 1 | 1 | 0 | 2 | 0 | 0 |
| 2 | 1 | 0 | 0 | 1 | 0 | 1 |
| 4 | 0 | 1 | 0 | 0 | 0 | 2 |
| 3 | 2 | 2 | 1 | 1 | 0 | 2 |
| 0 | 0 | 0 | 0 | 0 | 0 | 0 |
| 3 | 0 | 0 | 0 | 1 | 0 | 2 |
| 3 | 0 | 2 | 2 | 1 | 0 | 0 |
| 3 | 0 | 0 | 0 | 1 | 0 | 3 |
| 3 | 0 | 0 | 0 | 0 | 2 | 3 |
| 3 | 0 | 0 | 0 | 0 | 0 | 2 |

AB 26
R 4
H 6
RBI 3
BB 7
SO 2
LOB 15

WP: 0 PA: 34
PB: 0 SB: 0 CS: 0
SF: 0 SAC: 1 DP: 3 HBP: 0

PITTSBURGH PIRATES @ SAN FRANCISCO GIANTS
Candlestick Park, San Francisco, CA

Tue Aug 10 1965, 6:33 AM EDT
Att. 14,457 - Unknown

| WP | HR | S | P | ERA | WHIP |
|----|----|---|---|------|-------|
| 0 | 0 | 0 | 0 | 0.00 | 0.000 |

| Batter | 1 | 2 | 3 | 4 | 5 | 6 | 7 | 8 | 9 | AB R H RBI BB SO LOB | TOP | | | | | | | | | | | | | | | | | | | | | | | | |
|---|---|---------------------------------|------------------------------|----------------------------------|------------------------------|---------------------------------|-------------------------------|----------------------------------|------------------------------|--|------------------------------|---------------------------------|------------------------------|---------------------------------|------------------------------|---------------------------------|----------------------------------|------------------------------------|----------------------------------|---|--|--|--|--|--|--|--|--|--|--|--|--|--|--|--|
| Bob Bailey, R (1, 5) OBP: 0.329, SLG: 0.384 | 0-3 K | | 0-0 1-3 | | 0-0 6-3 | | 0-0 5-3 | | 0-0 G6-4-3 1B | 5 0 1 0 0 1 0 | | | | | | | | | | | | | | | | | | | | | | | | | |
| Bill Virdon, L (1, 8) OBP: 0.345, SLG: 0.395 | 0-0 1B | | 0-0 5-3 | | 0-0 FC4-6 1B | | 0-0 3B 2B | | 0-0 G6-4-3 1-2f | 5 1 3 0 0 0 1 | | | | | | | | | | | | | | | | | | | | | | | | | |
| Roberto Clemente, R (1, 9) OBP: 0.388, SLG: 0.486 | 0-3 K | | | 0-0 FC3-6 1B | 0-0 FC4-6 1B | | 4-0 3B BB | | | 3 1 2 0 1 1 1 | | | | | | | | | | | | | | | | | | | | | | | | | |
| Willie Stargell, L (1, 7) OBP: 0.317, SLG: 0.513 Manny Mota, R (7, PH) OBP: 0.324, SLG: 0.420 (7, 7) | 0-0 4-3 | | | 0-0 FC3-6 1B 2B 1-2f | 0-0 FC4-6 1B 2-3 | | 0-0 F8 3B 1-H 2-H | | | 3 1 0 0 0 0 4 1 0 1 2 0 0 0 | | | | | | | | | | | | | | | | | | | | | | | | | |
| Donn Clendenon, R (1, 3) OBP: 0.358, SLG: 0.475 | | 0-0 5-3 | | 0-0 F7 | 0-0 F6 | | 0-0 F8 3-H | | | 4 0 0 0 0 0 4 | | | | | | | | | | | | | | | | | | | | | | | | | |
| Bill Mazeroski, R (1, 4) OBP: 0.289, SLG: 0.344 | | 0-0 F8 | | 0-0 2B 1-3 1B | | 0-0 1B | | 0-0 F3 | | 4 0 2 0 0 0 0 | | | | | | | | | | | | | | | | | | | | | | | | | |
| Jim Pagliaroni, R (1, 2) OBP: 0.360, SLG: 0.473 Jose Pagan, R (8, PR) OBP: 0.270, SLG: 0.259 Del Crandall, R (8, 2) OBP: 0.268, SLG: 0.269 | | 0-0 1B | | 0-0 FC5 1-3 3-H 2B | | 0-3 K | | 4-0 G4-3 BB | | 3 0 2 1 1 1 1 0 0 0 0 0 0 0 0 0 0 0 0 0 0 | | | | | | | | | | | | | | | | | | | | | | | | | |
| Gene Alley, R (1, 6) OBP: 0.276, SLG: 0.319 | | 0-0 F8 | | 4-0 IBB | | 0-0 F9 | | 0-0 G4-3 1-2f | | 3 0 0 0 1 0 3 | | | | | | | | | | | | | | | | | | | | | | | | | |
| Bob Friend, R (1, 1) OBP: 0.019, SLG: 0.019 Frank Carpin, L (6, 1) Don Schwall, R (7, 1) Jerry Lynch, L (9, PH) OBP: 0.339, SLG: 0.447 | | | 0-0 6-3 | 0-0 FC5 2-3f | | 0-0 F5 | | | 0-0 6-3 | 3 0 0 0 0 0 4 0 0 0 0 0 0 0 0 0 0 0 0 0 0 1 0 0 0 0 0 0 | | | | | | | | | | | | | | | | | | | | | | | | | |
| Inning Stats | R: 0 E: 0 K: 2 S: 8 | H: 1 LOB: 1 BB: 0 P: 8 | R: 0 E: 0 K: 0 S: 4 | H: 1 LOB: 1 BB: 0 P: 4 | R: 0 E: 0 K: 0 S: 3 | H: 0 LOB: 0 BB: 0 P: 3 | R: 1 E: 0 K: 0 S: 6 | H: 3 LOB: 3 BB: 1 P: 10 | R: 0 E: 0 K: 1 S: 6 | H: 1 LOB: 1 BB: 0 P: 6 | R: 2 E: 0 K: 0 S: 4 | H: 2 LOB: 0 BB: 1 P: 8 | R: 0 E: 0 K: 0 S: 2 | H: 0 LOB: 1 BB: 1 P: 6 | R: 0 E: 0 K: 0 S: 3 | H: 1 LOB: 0 BB: 0 P: 3 | 1B: 8 2B: 2 3B: 1 HR: 0 | SF: 0 SAC: 0 DP: 2 HBP: 0 | WP: 0 PB: 0 SB: 0 CS: 0 | PA: 38 | | | | | | | | | | | | | | | |
| PITCHER | IP WLS BF H R ER SO BB IBB HBP BLK WP HR S P ERA WHIP | | | | | | | | | | | | | | | | | | | IP WLS BF H R ER SO BB IBB HBP BLK WP HR S P ERA WHIP | | | | | | | | | | | | | | | |
| Bob Shaw, R (1, 1) ERA: 2.39 | 6.1 | | 30 | 9 | 3 | 3 | 3 | 1 | 1 | 0 | 0 | 0 | 0 | 34 | 42 | 4.26 | 1.579 | | | | | | | | | | | | | | | | | | |
| Masanori Murakami, L (7, 1) ERA: 4.5 | 0.0 | | 1 | 1 | 0 | 0 | 0 | 0 | 0 | 0 | 0 | 0 | 0 | 1 | 1 | ∞ | ∞ | | | | | | | | | | | | | | | | | | |
| Frank Linzy, R (7, 1) ERA: 1.64 | 2.2 | W | 7 | 1 | 0 | 0 | 0 | 1 | 0 | 0 | 0 | 0 | 0 | 6 | 10 | 0.00 | 0.750 | | | | | | | | | | | | | | | | | | |

Pittsburgh Pirates @ San Francisco Giants
 Candlestick Park, San Francisco, CA
 Thu Aug 12 1965, 6:33 AM EDT
 Unknown

livebaseballscorecards.com

| | |
|-----|----|
| AB | 35 |
| R | 3 |
| H | 11 |
| RBI | 3 |
| BB | 3 |
| SO | 3 |
| LOB | 18 |



| Batter | 1 | 2 | 3 | 4 | 5 | 6 | 7 | 8 | 9 | AB | R | H | RBI | BB | SO | LOB |
|---|-----------|-----------|-----------|-----------|----------|-----------|---|-----------|---|----|---|---|-----|----|----|-----|
| Dick Schofield, S (1, 6) OBP: 0.289, SLG: 0.262 | 0-0 4-3 ① | | 0-0 4-3 ② | | | 0-0 HR 1B | | 0-0 4-3 ① | | 4 | 1 | 1 | 0 | 0 | 0 | 0 |
| Jesus Alou, R (1, 9) OBP: 0.322, SLG: 0.424 | 0-0 6-3 ② | | 0-0 F3 ③ | | | 0-0 HR | | 0-0 HR | | 3 | 1 | 1 | 2 | 0 | 0 | 0 |
| Cap Peterson, R (7, 9) OBP: 0.330, SLG: 0.420 | | | | | | 1-H | | | | 0 | 0 | 0 | 0 | 0 | 0 | 0 |
| Matty Alou, L (8, 9) OBP: 0.293, SLG: 0.323 | | | | | | | | | | 1 | 1 | 1 | 1 | 0 | 0 | 0 |
| Willie Mays, R (1, 8) OBP: 0.398, SLG: 0.637 | 0-0 1B | | | 0-0 4-3 ① | | 0-0 HR | | 0-3 K ② | | 4 | 1 | 2 | 1 | 0 | 1 | 0 |
| Willie McCovey, L (1, 3) OBP: 0.397, SLG: 0.562 | 0-0 F3 ③ | | | 0-0 G3 ② | | 0-3 K ② | | 4-0 BB | | 3 | 0 | 0 | 0 | 1 | 1 | 1 |
| Jim Ray Hart, R (1, 5) OBP: 0.334, SLG: 0.438 | | 0-0 1-3 ① | | 0-0 6-3 ③ | | 0-0 F9 ③ | | 0-0 F8 ③ | | 4 | 0 | 0 | 0 | 0 | 0 | 1 |
| Len Gabrielson, L (1, 7) OBP: 0.379, SLG: 0.428 | | 0-0 3-1 ② | | | 0-0 F6 ① | | | 0-0 G3 ① | | 3 | 0 | 0 | 0 | 0 | 0 | 0 |
| Tom Haller, L (1, 2) OBP: 0.327, SLG: 0.366 | | 0-0 3B | | | 0-0 1B | | | 4-0 BB | | 2 | 0 | 2 | 0 | 1 | 0 | 0 |
| Hal Lanier, R (1, 4) OBP: 0.269, SLG: 0.285 | | 0-0 L4 ③ | | | 0-0 F7 ③ | | | 0-0 F9 ② | | 3 | 0 | 0 | 0 | 0 | 0 | 2 |
| Bob Shaw, R (1, 1) OBP: 0.148, SLG: 0.132 | | | 0-0 4-3 ① | | | 0-3 K ① | | 0-3 K ③ | | 2 | 0 | 0 | 0 | 0 | 1 | 0 |
| Masanori Murakami, L (7, 1) OBP: 0.125, SLG: 0.125 | | | | | | | | | | 0 | 0 | 0 | 0 | 0 | 0 | 0 |
| Frank Linzy, R (7, 1) OBP: 0.154, SLG: 0.385 | | | | | | | | | | 1 | 0 | 0 | 0 | 0 | 1 | 1 |

| Inning Stats | R: 0 | H: 1 | E: 0 | LOB: 1 | K: 0 | BB: 0 | S: 4 | P: 4 | R: 0 | H: 1 | E: 0 | LOB: 1 | K: 0 | BB: 0 | S: 4 | P: 4 | R: 0 | H: 0 | E: 0 | LOB: 0 | K: 0 | BB: 0 | S: 3 | P: 3 | R: 0 | H: 1 | E: 0 | LOB: 0 | K: 0 | BB: 0 | S: 3 | P: 3 | R: 3 | H: 3 | E: 0 | LOB: 0 | K: 2 | BB: 0 | S: 10 | P: 10 | R: 0 | H: 0 | E: 0 | LOB: 1 | K: 1 | BB: 1 | S: 5 | P: 9 | R: 1 | H: 1 | E: 0 | LOB: 1 | K: 1 | BB: 1 | S: 6 | P: 10 |
|--------------|-------|-------|--------|--------|-------|-------|--------|-------|--------|------|------|--------|------|-------|------|------|------|------|------|--------|------|-------|------|------|------|------|------|--------|------|-------|------|------|------|------|------|--------|------|-------|-------|-------|------|------|------|--------|------|-------|------|------|------|------|------|--------|------|-------|------|-------|
| 1B: 3 | SF: 0 | 2B: 0 | SAC: 0 | 3B: 1 | DP: 0 | HR: 3 | HBP: 0 | WP: 0 | PA: 32 | | | | | | | | | | | | | | | | | | | | | | | | | | | | | | | | | | | | | | | | | | | | | | | |

| PITCHER | IP | WLS | BF | H | R | ER | SO | BB | IBB | HBP | BLK | WP | HR | S | P | ERA | WHIP |
|-------------------------------------|-----|-----|----|---|---|----|----|----|-----|-----|-----|----|----|----|----|------|-------|
| Bob Friend, R (1, 1) ERA: 3.51 | 5.1 | | 21 | 6 | 3 | 3 | 1 | 0 | 0 | 0 | 0 | 0 | 2 | 23 | 23 | 5.06 | 1.125 |
| Frank Carpin, L (6, 1) ERA: 2.65 | 1.0 | | 4 | 0 | 0 | 0 | 1 | 1 | 0 | 0 | 0 | 0 | 0 | 5 | 9 | 0.00 | 1.000 |
| Don Schwall, R (7, 1) ERA: 3.02 | 1.2 | L | 7 | 1 | 1 | 1 | 2 | 1 | 0 | 0 | 0 | 0 | 1 | 10 | 14 | 5.40 | 1.200 |

BOTTOM

Pittsburgh Pirates @ San Francisco Giants
Candlestick Park, San Francisco, CA
Thu Aug 12 1965, 6:33 AM EDT
Unknown

livebaseballscores.com

| | |
|-----|----|
| AB | 30 |
| R | 4 |
| H | 7 |
| RBI | 4 |
| BB | 2 |
| SO | 4 |
| LOB | 5 |



| Batter | 1 | 2 | 3 | 4 | 5 | 6 | 7 | 8 | 9 | AB R H RBI BB SO LOB | TOP | | | | | | | | | | | |
|--|---|---------------------------------|---|---------------------------------|------------------------------|----------------------------------|------------------------------|---------------------------------|-------------------------------|----------------------------------|--|---------------------------------|------------------------------|---------------------------------|------------------------------|---------------------------------|------------------------------|---------------------------------|-----------------------------------|------------------------------------|----------------------------------|--------|
| Bob Bailey, R (1, 5) OBP: 0.325, SLG: 0.379 | 0-0 F9 | | 0-0 FC6-4 PB 1B 1-2f 3-H | | 0-3 K | | 0-0 F4 | | 0-0 F9 | 5 0 0 1 0 1 1 | Pittsburgh Pirates @ San Francisco Giants Candlestick Park, San Francisco, CA Thu Aug 12 1965, 6:38 AM EDT Att: 20,435 - Unknown livebaseballscorecards.com | | | | | | | | | | | |
| Manny Mota, R (1, 8) OBP: 0.326, SLG: 0.420 | 0-0 6-3 | | 0-0 PB 1B 1-2 | | 0-0 E 1B 1B | | 0-0 F8 | | 0-0 F8 | 5 1 2 0 0 0 0 | | | | | | | | | | | | |
| Roberto Clemente, R (1, 9) OBP: 0.390, SLG: 0.486 | 0-3 K | | 4-0 BB 1B 1-2 2-3 | | 0-0 E7 HR 1B 1-H | | 0-0 4-3 | | 0-0 1B | 4 1 2 0 1 1 0 | | | | | | | | | | | | |
| Willie Stargell, L (1, 7) OBP: 0.318, SLG: 0.519 | | 0-0 G1-6-3 1B | 0-0 6-3 | | 0-0 HR 3-H | | | 0-0 4-3 | 0-3 K | 5 1 2 2 0 1 4 | | | | | | | | | | | | |
| Donn Clendenon, R (1, 3) OBP: 0.355, SLG: 0.471 | | 0-0 G1-6-3 1-2f | | 0-0 F9 | 0-3 K | | | 0-0 G3 | | 4 0 0 0 0 1 1 | | | | | | | | | | | | |
| Bill Mazeroski, R (1, 4) OBP: 0.289, SLG: 0.343 | | 0-3 K | | 0-0 F3 | | 0-0 F7 | | 0-0 1B E 1B 1B | | 4 1 1 0 0 1 0 | | | | | | | | | | | | |
| Gene Alley, R (1, 6) OBP: 0.284, SLG: 0.325 | | | 0-0 1B FC6-4 1B | 4-0 BB | | 0-0 5-3 1B | | 0-0 1B 1-2 1B | | 3 1 3 0 1 0 0 | | | | | | | | | | | | |
| Del Crandall, R (1, 2) OBP: 0.285, SLG: 0.278 | | | 0-0 FC6-4 1B 1-3 | 0-0 F7 | | 0-0 5-3 | | 0-0 E4 1-3 2-H 1B | | 4 0 2 0 0 0 2 | | | | | | | | | | | | |
| Vern Law, R (1, 1) OBP: 0.269, SLG: 0.313 | | | 0-3 K | | 0-3 K | 0-0 6-3 | | 0-0 1-3 | | 4 0 0 0 0 2 5 | | | | | | | | | | | | |
| Inning Stats | R: 0 E: 0 K: 1 S: 5 | H: 0 LOB: 0 BB: 0 P: 5 | R: 0 E: 0 K: 1 S: 5 | H: 1 LOB: 0 BB: 0 P: 5 | R: 1 E: 0 K: 1 S: 8 | H: 3 LOB: 3 BB: 1 P: 12 | R: 0 E: 0 K: 0 S: 3 | H: 0 LOB: 1 BB: 1 P: 7 | R: 3 E: 1 K: 3 S: 12 | H: 3 LOB: 0 BB: 0 P: 12 | R: 0 E: 0 K: 0 S: 4 | H: 1 LOB: 1 BB: 0 P: 4 | R: 0 E: 0 K: 0 S: 3 | H: 0 LOB: 0 BB: 0 P: 3 | R: 1 E: 1 K: 0 S: 6 | H: 3 LOB: 2 BB: 0 P: 6 | R: 0 E: 0 K: 1 S: 6 | H: 1 LOB: 1 BB: 0 P: 6 | 1B: 11 2B: 0 3B: 0 HR: 1 | SF: 0 SAC: 0 DP: 1 HBP: 0 | WP: 0 PB: 1 SB: 0 CS: 0 | PA: 40 |
| PITCHER | IP WLS BF H R ER SO BB IBB HBP BLK WP HR S P ERA WHIP | | | | | | | | | | | | | | | | | | | | | |
| Gaylord Perry, R (1, 1) ERA: 4.02 | 5.0 L 23 7 4 4 6 2 0 0 0 0 0 1 33 41 7.20 1.800 | | | | | | | | | | | | | | | | | | | | | |
| Ron Herbel, R (6, 1) ERA: 3.84 | 2.0 7 1 0 0 0 0 0 0 0 0 0 0 7 7 0.00 0.500 | | | | | | | | | | | | | | | | | | | | | |
| Jack Sanford, R (8, 1) ERA: 4.0 | 2.0 10 4 1 0 1 0 0 0 0 0 0 0 12 12 0.00 2.000 | | | | | | | | | | | | | | | | | | | | | |

| | |
|-----|----|
| AB | 38 |
| R | 5 |
| H | 12 |
| RBI | 3 |
| BB | 2 |
| SO | 7 |
| LOB | 13 |



| Batter | 1 | 2 | 3 | 4 | 5 | 6 | 7 | 8 | 9 |
|---|------------------|-----------------------------|---------------------------------|------------------|----------------|----------------|-----------------------------|-----------------|---|
| Dick Schofield, S OBP: 0.289, SLG: 0.260 (1, 6) X | 0-0 4-3 ① | | 4-0 BB G6-4-3 | | | 0-0 F7 ① | | 0-0 F4 ① | |
| Matty Alou, L OBP: 0.292, SLG: 0.322 (1, 9) X | 0-0 1B 1B | | 0-0 G6-4-3 ② ③ 1-2f | | | 0-0 F9 ② | | 0-0 F6 ② | |
| Willie Mays, R OBP: 0.396, SLG: 0.641 (1, 8) X | 0-0 F4 ② | | | 0-0 B2-3 ① | | 0-0 HR | | 0-0 6-3 ③ | |
| Willie McCovey, L OBP: 0.396, SLG: 0.559 (1, 3) X | 0-0 1-3 1B | | | 0-0 3-1 ② | | 0-0 F7 ③ | | 0-0 1-3 ① | |
| Jim Ray Hart, R OBP: 0.331, SLG: 0.434 (1, 5) X | 0-0 5-3 ③ | | | 0-0 F7 ③ | | | 0-0 4-3 ① | 0-0 F7 ② | |
| Len Gabrielson, L OBP: 0.382, SLG: 0.448 (1, 7) | | 0-0 F8 E 2-1 1B | | | 0-0 F3 ① | | 0-0 HR | 0-0 6-3 ③ | |
| Tom Haller, L OBP: 0.330, SLG: 0.370 (1, 2) | | 0-0 F3 ① | | | 0-0 1B | | 0-0 1B | | |
| Hal Lanier, R OBP: 0.267, SLG: 0.282 (1, 4) | | 0-0 F8 ② 1-3 | | | 0-0 F8 ② | | 0-0 FC4-8-6 ② 1-2f | | |
| Gaylord Perry, R OBP: 0.180, SLG: 0.153 (1, 1) | | 0-0 2-1 ③ | 0-0 4-3 ① | | | 0-0 F9 ③ | | 0-0 F2 ③ | |
| Ken Henderson, S OBP: 0.238, SLG: 0.167 (5, PH) | | | | | | | | | |
| Ron Herbel, R OBP: 0.077, SLG: 0.040 (6, 1) | | | | | | | | | |
| Bob Burda, L OBP: 0.083, SLG: 0.087 (7, PH) | | | | | | | | | |
| Jack Sanford, R OBP: 0.185, SLG: 0.120 (8, 1) | | | | | | | | | |

| Inning Stats | R: 0 | H: 2 | E: 0 | LOB: 2 | K: 0 | BB: 0 | S: 5 | P: 5 |
|--------------|------|------|------|--------|------|-------|------|------|
| | R: 0 | H: 1 | E: 1 | LOB: 1 | K: 0 | BB: 0 | S: 3 | P: 3 |
| | R: 0 | H: 0 | E: 0 | LOB: 0 | K: 0 | BB: 1 | S: 2 | P: 6 |
| | R: 0 | H: 0 | E: 0 | LOB: 0 | K: 0 | BB: 0 | S: 3 | P: 3 |
| | R: 0 | H: 1 | E: 0 | LOB: 1 | K: 0 | BB: 0 | S: 4 | P: 4 |
| | R: 1 | H: 1 | E: 0 | LOB: 0 | K: 0 | BB: 0 | S: 4 | P: 4 |
| | R: 1 | H: 2 | E: 0 | LOB: 1 | K: 0 | BB: 0 | S: 5 | P: 5 |
| | R: 0 | H: 0 | E: 0 | LOB: 0 | K: 0 | BB: 0 | S: 3 | P: 3 |
| | R: 0 | H: 0 | E: 0 | LOB: 0 | K: 0 | BB: 0 | S: 3 | P: 3 |

| PITCHER | IP | WLS | BF | H | R | ER | SO | BB | IBB | HBP | BLK | WP | HR | S | P | ERA | WHIP |
|------------------------------------|-----|-----|----|---|---|----|----|----|-----|-----|-----|----|----|----|----|------|-------|
| Vern Law, R ERA: 1.86 (1, 1) | 9.0 | W | 34 | 7 | 2 | 2 | 0 | 1 | 0 | 0 | 0 | 0 | 2 | 32 | 36 | 2.00 | 0.889 |

AB R H RBI BB SO LOB

BOTTOM

| | | | | | | |
|---|---|---|---|---|---|---|
| 3 | 0 | 0 | 0 | 1 | 0 | 0 |
| 4 | 0 | 1 | 0 | 0 | 0 | 1 |
| 4 | 1 | 1 | 1 | 0 | 0 | 1 |
| 4 | 0 | 1 | 0 | 0 | 0 | 0 |
| 4 | 0 | 0 | 0 | 0 | 0 | 2 |
| 4 | 1 | 2 | 1 | 0 | 0 | 0 |
| 3 | 0 | 2 | 0 | 0 | 0 | 1 |
| 3 | 0 | 0 | 0 | 0 | 0 | 3 |
| 1 | 0 | 0 | 0 | 0 | 0 | 0 |
| 1 | 0 | 0 | 0 | 0 | 0 | 1 |
| 0 | 0 | 0 | 0 | 0 | 0 | 0 |
| 1 | 0 | 0 | 0 | 0 | 0 | 1 |
| 0 | 0 | 0 | 0 | 0 | 0 | 0 |

| | |
|-----|----|
| AB | 32 |
| R | 2 |
| H | 7 |
| RBI | 2 |
| BB | 1 |
| SO | 0 |
| LOB | 10 |



| WP | PA | ERA | WHIP |
|----|----|-----|------|
| 0 | 33 | | |

Pittsburgh Pirates @ San Francisco Giants
Candlestick Park, San Francisco, CA
 Thu Aug 12 1965, 6:38 AM EDT
 Att. 20,435 - Unknown

livebaseballscores.com

| Batter | 1 | 2 | 3 | 4 | 5 | 6 | 7 | 8 | 9 | AB R H RBI BB SO LOB | TOP | | | | | | | | | |
|--|--|---------------------------------|------------------------------|---------------------------------|------------------------------|---------------------------------|------------------------------|---------------------------------|------------------------------|---------------------------------|---|---------------------------------|------------------------------|---------------------------------|------------------------------|---------------------------------|----------------------------------|------------------------------------|----------------------------------|--------|
| Bob Bailey, R (1, 5) OBP: 0.323, SLG: 0.376 | 0-0 4-3 | | | 0-0 F9 | | 0-3 K | | 0-0 4-3 | | 4 0 0 0 0 1 0 | Pittsburgh Pirates @ Los Angeles Dodgers Dodger Stadium, Los Angeles, CA Fri Aug 13 1965, 7:05 PM PDT Att: 32,551 - Unknown livebaseballscorecards.com | | | | | | | | | |
| Manny Mota, R (1, 8) OBP: 0.320, SLG: 0.411 | 0-3 K2-3 | | | 0-0 6-3 | | | 0-0 5-3 | | 0-0 L8 | 4 0 0 0 0 1 0 | | | | | | | | | | |
| Roberto Clemente, R (1, 9) OBP: 0.387, SLG: 0.481 | 0-3 K | | | 0-0 5-3 | | | 0-0 F8 | | 0-0 L8 | 4 0 0 0 0 1 0 | | | | | | | | | | |
| Donn Clendenon, R (1, 3) OBP: 0.358, SLG: 0.474 | | 0-0 F3 | | | 4-0 G3-6-1 1B BB | | 0-0 1B 2B | | 0-0 1B | 3 1 2 0 1 0 0 | | | | | | | | | | |
| Bill Mazaroski, R (1, 4) OBP: 0.291, SLG: 0.345 | | 0-0 6-3 | | | 0-0 G3-6-1 1B 1-2 | | 0-0 1B 2-H 1B | | 0-0 F5 | 4 0 2 1 0 0 1 | | | | | | | | | | |
| Willie Stargell, L (1, 7) OBP: 0.318, SLG: 0.518 | | 0-3 K | | | 0-0 G3-6-1 1-2f 2-3 | | 0-0 1B 1-2 1B | | | 3 0 1 0 0 1 2 | | | | | | | | | | |
| Jim Pagliaroni, R (1, 2) OBP: 0.361, SLG: 0.471 | | | 4-0 G4-6-3 BB | | 0-0 6-3 | | 0-0 1-3 | | | 1 0 0 0 1 0 1 | | | | | | | | | | |
| Del Crandall, R (6, 2) OBP: 0.293, SLG: 0.275 | | | | | | | | | | 1 0 0 0 0 0 2 | | | | | | | | | | |
| Gene Alley, R (1, 6) OBP: 0.284, SLG: 0.325 | | | 0-0 G4-6-3 | | | 0-0 4-3 | | 0-0 G6-3 1B | | 3 0 1 0 0 0 1 | | | | | | | | | | |
| Bob Veale, S (1, 1) OBP: 0.110, SLG: 0.071 | | | 0-3 K | | | 0-0 4-3 | | 0-0 G6-3 | | 2 0 0 0 0 1 0 | | | | | | | | | | |
| Andre Rodgers, R (8, PH) OBP: 0.338, SLG: 0.395 | | | | | | | | | | 1 0 0 0 0 0 1 | | | | | | | | | | |
| Frank Carpin, L (8, 1) | | | | | | | | | | 0 0 0 0 0 0 0 | | | | | | | | | | |
| Don Schwall, R (8, 1) | | | | | | | | | | 0 0 0 0 0 0 0 | | | | | | | | | | |
| Inning Stats | R: 0 E: 0 K: 2 S: 7 | H: 0 LOB: 0 BB: 0 P: 7 | R: 0 E: 0 K: 1 S: 5 | H: 0 LOB: 0 BB: 0 P: 5 | R: 0 E: 0 K: 1 S: 4 | H: 0 LOB: 0 BB: 1 P: 8 | R: 0 E: 0 K: 0 S: 3 | H: 0 LOB: 0 BB: 0 P: 3 | R: 0 E: 0 K: 1 S: 5 | H: 0 LOB: 0 BB: 0 P: 5 | R: 1 E: 0 K: 0 S: 6 | H: 3 LOB: 2 BB: 0 P: 6 | R: 0 E: 0 K: 0 S: 3 | H: 1 LOB: 0 BB: 0 P: 3 | R: 0 E: 0 K: 0 S: 4 | H: 1 LOB: 1 BB: 0 P: 4 | 1B: 5 2B: 1 3B: 0 HR: 0 | SF: 0 SAC: 0 DP: 3 HBP: 0 | WP: 0 PB: 0 SB: 0 CS: 0 | PA: 32 |
| PITCHER Claude Osteen, L (1, 1) ERA: 2.55 | IP: 9.0 WLS: W BF: 32 H: 6 R: 1 ER: 1 SO: 5 BB: 2 IBB: 0 HBP: 0 BLK: 0 WP: 0 HR: 0 S: 40 P: 48 ERA: 1.00 WHIP: 0.889 | | | | | | | | | | | | | | | | | | | |

| | |
|------------|----|
| AB | 30 |
| R | 1 |
| H | 6 |
| RBI | 1 |
| BB | 2 |
| SO | 5 |
| LOB | 8 |



| Batter | 1 | 2 | 3 | 4 | 5 | 6 | 7 | 8 | 9 |
|---|----------------------|---|------------------|-----------------------|--------------------------|--------------------|------------|----------------------------------|---|
| Maury Wills, S OBP: 0.342, SLG: 0.337 (1, 6) | 0-0 6-3 | 4-0 BB 1-2 BB | | 0-0 4-3 | | 0-0 SH3-4 | | 0-0 BB 1-2 1B | |
| Jim Gilliam, S OBP: 0.386, SLG: 0.404 (1, 5) John Kennedy, R OBP: 0.258, SLG: 0.259 (7, 5) | 4-0 FC6-4 BB | 4-0 FC5-4 BB 1-2 2-3 3-H | | 0-0 5-3 | | 0-0 F9 | | 0-0 P3 | |
| Jim Lefebvre, S OBP: 0.330, SLG: 0.353 (1, 4) | 0-0 FC6-4 1-2f | 0-0 FC5-4 1-2f | | | 4-0 1B SH1-3 BB | 0-3 K | | 4-0 FC4-6 BB 1-2 2-3 | |
| Ron Fairly, L OBP: 0.363, SLG: 0.410 (1, 9) | 0-0 4-3 | | 0-0 6-3 | | 0-0 SH1-3 | | 0-0 5-3 | 0-0 FC4-6 1-2f | |
| Lou Johnson, R OBP: 0.317, SLG: 0.396 (1, 7) | | 0-0 2B 1B | 4-0 6-3 BB | | 0-0 E SH1-3 1B | | 0-0 5-3 | | |
| Wes Parker, S OBP: 0.336, SLG: 0.364 (1, 3) | | 0-0 1B BB 2B | 0-0 6-3 | | 0-0 SH1-3 | | 0-0 1B | | |
| Jeff Torborg, R OBP: 0.311, SLG: 0.420 (1, 2) | | 0-0 BB BB 1B 2-3 3-H | 0-3 K | | 0-0 E6 | | 0-3 K | | |
| Willie Davis, L OBP: 0.270, SLG: 0.336 (1, 8) | | 0-3 K | | 0-0 4-3 S 1B | | 0-3 K | | 0-0 5-3 | |
| Claude Osteen, L OBP: 0.164, SLG: 0.157 (1, 1) | | 0-3 K | | 0-3 K | | 0-0 SH3-4 1B | | 0-0 BB 1B 1B | |

| Inning Stats | R: 0 | H: 0 | E: 0 | K: 3 | S: 3 | R: 2 | H: 3 | E: 0 | K: 2 | S: 10 | R: 0 | H: 0 | E: 0 | K: 1 | S: 5 | R: 0 | H: 1 | E: 0 | K: 1 | S: 6 | R: 1 | H: 1 | E: 1 | K: 1 | S: 7 | R: 0 | H: 1 | E: 0 | K: 1 | S: 6 | R: 0 | H: 1 | E: 0 | K: 1 | S: 6 | R: 0 | H: 2 | E: 0 | K: 0 | S: 5 |
|--------------|--------|-------|------|--------|-------|-------|--------|-------|------|--------|-------|------|--------|-------|-------|--------|-------|------|--------|-------|------|--------|-------|------|--------|-------|------|--------|-------|-------|-------|--------|-------|--------|-------|--------|------|------|------|------|
| | LOB: 1 | BB: 1 | P: 7 | LOB: 3 | BB: 2 | P: 18 | LOB: 1 | BB: 1 | P: 9 | LOB: 1 | BB: 0 | P: 6 | LOB: 2 | BB: 1 | P: 11 | LOB: 1 | BB: 0 | P: 6 | LOB: 1 | BB: 0 | P: 6 | LOB: 1 | BB: 0 | P: 6 | LOB: 3 | BB: 1 | P: 9 | LOB: 0 | BB: 0 | P: 40 | SF: 0 | SAC: 3 | DP: 0 | HBP: 0 | WP: 0 | PA: 40 | | | | |

| PITCHER | IP | WLS | BF | H | R | ER | SO | BB | IBB | HBP | BLK | WP | HR | S | P | ERA | WHIP |
|-------------------------------------|-----|-----|----|---|---|----|----|----|-----|-----|-----|----|----|----|----|------|-------|
| Bob Veale, L ERA: 2.9 (1, 1) | 7.0 | L | 34 | 7 | 3 | 3 | 7 | 5 | 0 | 0 | 0 | 0 | 0 | 43 | 63 | 3.86 | 1.714 |
| Frank Carpin, L ERA: 2.62 (8, 1) | 0.1 | | 3 | 2 | 0 | 0 | 0 | 0 | 0 | 0 | 0 | 0 | 0 | 3 | 3 | 0.00 | 6.000 |
| Don Schwall, R ERA: 2.98 (8, 1) | 0.2 | | 3 | 0 | 0 | 0 | 0 | 1 | 0 | 0 | 0 | 0 | 0 | 2 | 6 | 0.00 | 1.500 |

BOTTOM

Pittsburgh Pirates @ Los Angeles Dodgers
Dodger Stadium, Los Angeles, CA

Fri Aug 13 1965, 7:05 PM PDT
 Att. 32,551 - Unknown

AB R H RBI BB SO LOB

3 0 1 0 1 0 1

2 0 0 1 2 0 2

1 0 0 0 0 0 2

3 1 0 0 2 1 5

4 0 0 0 0 0 4

3 1 2 0 1 0 0

3 1 2 1 0 0 1

4 0 1 1 0 2 3

4 0 1 0 0 2 4

4 0 2 0 0 2 3

AB 31
 R 3
 H 9
 RBI 3
 BB 6
 SO 7
 LOB 25

livebaseballscorecards.com



| Batter | 1 | 2 | 3 | 4 | 5 | 6 | 7 | 8 | 9 | 10 | AB R H RBI BB SO LOB | TOP | | | | | | | | | | | | |
|--|------------------------------|---------------------------------|-------------------------------|----------------------------------|------------------------------|---------------------------------|------------------------------|---------------------------------|------------------------------|---|------------------------------|---|---------------------------------|------------------------------|---------------------------------|------------------------------|---------------------------------|------------------------------|---------------------------------|------------------------------|---------------------------------|----------------------------------|------------------------------------|----------------------------------|
| Bob Bailey, R (1, 5) OBP: 0.320, SLG: 0.373 | 0-0 P6 | | 0-3 K | | 0-0 4-3 | | | 0-0 F7 | | | 4 0 0 0 0 1 1 | Pittsburgh Pirates @ Los Angeles Dodgers Dodger Stadium, Los Angeles, CA Sat Aug 14 1965, 7:05 PM PDT Att. 29,237 - Unknown livebaseballscorecards.com | | | | | | | | | | | | |
| Manny Mota, R (1, 8) OBP: 0.323, SLG: 0.413 | 0-3 K | | 0-0 2-3 1B | | | 0-0 1-3 | | 0-0 FC1-5 WP 1B | | 4 0 2 0 0 1 0 | | | | | | | | | | | | | | |
| Roberto Clemente, R (1, 9) OBP: 0.384, SLG: 0.477 | 0-3 K | | 0-0 2-3 | | | 0-0 1-3 | | 0-0 FC1-5 1-3 | | 4 0 0 0 0 1 3 | | | | | | | | | | | | | | |
| Donn Clendenon, R (1, 3) OBP: 0.355, SLG: 0.470 | | 0-3 K | 0-0 6-3 | | | 0-0 6-3 | | 0-0 F9 | | 4 0 0 0 0 1 3 | | | | | | | | | | | | | | |
| Bill Mazerowski, R (1, 4) OBP: 0.291, SLG: 0.343 | | 0-0 E 1B | | 0-0 F9 | | | 0-3 K | 0-0 5-3 | | 4 0 1 0 0 1 1 | | | | | | | | | | | | | | |
| Willie Stargell, L (1, 7) OBP: 0.315, SLG: 0.513 | | 0-3 K | | 0-0 6-3 | | | 0-3 K | | 0-3 K | 4 0 0 0 0 3 1 | | | | | | | | | | | | | | |
| Jim Pagliaroni, R (1, 2) OBP: 0.360, SLG: 0.468 Bill Virdon, L (10, PR) OBP: 0.345, SLG: 0.395 Del Crandall, R (10, 2) OBP: 0.293, SLG: 0.275 | | 0-0 E6 1-2 | | 0-3 K | | | 0-0 F9 | | 0-0 1B | 4 0 1 0 0 1 1 0 0 0 0 0 0 0 0 0 0 0 0 0 0 | | | | | | | | | | | | | | |
| Gene Alley, R (1, 6) OBP: 0.281, SLG: 0.321 | | 0-3 K | | | 0-0 4-3 | | | 0-0 L9 | | 0-0 F8 | 4 0 0 0 0 1 3 | | | | | | | | | | | | | |
| Don Cardwell, R (1, 1) OBP: 0.218, SLG: 0.308 | | | 0-0 2-3 1B 1B | | | 0-3 K | | 0-0 1-3 | | 0-3 K | 4 0 1 0 0 2 1 | | | | | | | | | | | | | |
| Inning Stats | R: 0 E: 0 K: 2 S: 7 | H: 0 LOB: 0 BB: 0 P: 7 | R: 0 E: 1 K: 3 S: 11 | H: 1 LOB: 2 BB: 0 P: 11 | R: 0 E: 0 K: 1 S: 7 | H: 2 LOB: 2 BB: 0 P: 7 | R: 0 E: 0 K: 1 S: 5 | H: 0 LOB: 0 BB: 0 P: 5 | R: 0 E: 0 K: 1 S: 5 | H: 0 LOB: 0 BB: 0 P: 5 | R: 0 E: 0 K: 0 S: 3 | | H: 0 LOB: 0 BB: 0 P: 3 | R: 0 E: 0 K: 2 S: 7 | H: 0 LOB: 0 BB: 0 P: 7 | R: 0 E: 0 K: 0 S: 4 | H: 0 LOB: 0 BB: 0 P: 3 | R: 0 E: 0 K: 0 S: 4 | H: 1 LOB: 1 BB: 0 P: 4 | R: 0 E: 0 K: 2 S: 8 | H: 1 LOB: 1 BB: 0 P: 8 | 1B: 5 2B: 0 3B: 0 HR: 0 | SF: 0 SAC: 0 DP: 0 HBP: 0 | WP: 1 PB: 0 SB: 0 CS: 0 |
| PITCHER Sandy Koufax, L (1, 1) ERA: 2.05 | IP 10.0 | WLS W | BF 36 | H 5 | R 0 | ER 0 | SO 12 | BB 0 | IBB 0 | HBP 0 | BLK 0 | WP 1 | HR 0 | S 60 | P 60 | ERA 0.00 | WHIP 0.500 | | | | | | | |

| Batter | 1 | 2 | 3 | 4 | 5 | 6 | 7 | 8 | 9 | 10 | AB R H RBI BB SO LOB |
|---|------------|-----------|---------------------|------------|-----------|------------|----------------|-------------------------|--------------|-----------------------|----------------------|
| Wes Parker, S OBP: 0.336, SLG: 0.362 (1, 3) X | 0-0 4-3 | | 0-3 K | | | 0-0 4-3 | | 0-0 1-2 1B | | 4-0 1-2 E BB | 4 0 1 0 1 1 1 |
| Jim Gilliam, S OBP: 0.383, SLG: 0.400 (1, 5) X | 0-0 G3 | | | 0-0 3-1 | | 0-0 1B | | 0-0 L6-4 | | 0-0 E9 | 5 0 1 0 0 0 3 |
| Jim Lefebvre, S OBP: 0.330, SLG: 0.351 (1, 4) X | 0-0 F8 | | | 0-0 F9 | | 0-3 K | | | | 4-0 SH2-4 BB | 3 0 0 0 1 1 1 |
| Ron Fairly, L OBP: 0.361, SLG: 0.407 (1, 9) | | 0-3 K | | 0-0 1-3 | | | 0-0 3-1 | | 0-0 SH2-4 | | 3 0 0 0 0 1 0 |
| Lou Johnson, R OBP: 0.313, SLG: 0.390 (1, 7) | | 0-0 F3 | | | 0-0 F2 | | 0-0 P5 | | 0-0 F8 | | 4 0 0 0 0 0 1 |
| Willie Davis, L OBP: 0.269, SLG: 0.335 (1, 8) | | 0-0 F9 | | | 0-0 F8 | | 0-0 S 1B | | 0-0 F8 | | 4 0 1 0 0 0 1 |
| John Roseboro, L OBP: 0.270, SLG: 0.285 (1, 2) | | | 4-0 G1-4-3 BB | | 0-0 1B | | 0-0 P6 | | | 0-0 F9 | 3 0 1 0 1 0 1 |
| John Kennedy, R OBP: 0.258, SLG: 0.259 (1, 6) | | | 0-0 G1-4-3 | | 0-3 K | | | 0-0 L6-4 1B 1B | | 0-0 L9 | 4 0 1 0 0 1 2 |
| Sandy Koufax, R OBP: 0.277, SLG: 0.235 (1, 1) | | | 4-0 BB | | | 0-0 1-3 | | 0-3 K | | 4-0 BB E BB | 2 1 0 0 2 1 1 |

| Inning Stats | R: 0 E: 0 K: 0 S: 3 | H: 0 LOB: 0 BB: 0 P: 3 | R: 0 E: 0 K: 1 S: 5 | H: 0 LOB: 0 BB: 0 P: 5 | R: 0 E: 0 K: 1 S: 4 | H: 0 LOB: 1 BB: 2 P: 12 | R: 0 E: 0 K: 0 S: 3 | H: 0 LOB: 0 BB: 0 P: 3 | R: 0 E: 0 K: 1 S: 6 | H: 1 LOB: 1 BB: 0 P: 6 | R: 0 E: 0 K: 0 S: 4 | H: 1 LOB: 1 BB: 0 P: 4 | R: 0 E: 0 K: 1 S: 6 | H: 2 LOB: 1 BB: 0 P: 6 | R: 0 E: 0 K: 0 S: 3 | H: 0 LOB: 1 BB: 1 P: 7 | R: 1 E: 1 K: 0 S: 3 | H: 0 LOB: 2 BB: 2 P: 11 | 1B: 5 2B: 1 3B: 0 HR: 0 | SF: 0 SAC: 1 DP: 2 HBP: 0 |
|----------------------------------|------------------------------|---------------------------------|------------------------------|---------------------------------|------------------------------|----------------------------------|------------------------------|---------------------------------|------------------------------|---------------------------------|------------------------------|---------------------------------|------------------------------|---------------------------------|------------------------------|---------------------------------|------------------------------|----------------------------------|----------------------------------|------------------------------------|
| WP: 0 PB: 0 SB: 1 CS: 0 | PA: 38 | | | | | | | | | | | | | | | | | | | |

| PITCHER | IP | WLS | BF | H | R | ER | SO | BB | IBB | HBP | BLK | WP | HR | S | P | ERA | WHIP |
|--|-----|-----|----|---|---|----|----|----|-----|-----|-----|----|----|----|----|------|-------|
| Don Cardwell, R ERA: 3.32 (1, 1) | 9.2 | L | 38 | 5 | 1 | 0 | 5 | 5 | 0 | 0 | 0 | 0 | 0 | 43 | 63 | 0.00 | 1.034 |


BOTTOM

Pittsburgh Pirates @ Los Angeles Dodgers
Dodger Stadium, Los Angeles, CA

Sat Aug 14 1965, 7:05 PM PDT
Att: 29,237 - Unknown

livebaseballscorecards.com

| | |
|------------|----|
| AB | 32 |
| R | 1 |
| H | 5 |
| RBI | 0 |
| BB | 5 |
| SO | 5 |
| LOB | 11 |



| Batter | 1 | 2 | 3 | 4 | 5 | 6 | 7 | 8 | 9 | AB R H RBI BB SO LOB | TOP | | | | | | | | | | | |
|---|---|---------------------------------|------------------------------|---------------------------------|---------------------------------------|---------------------------------|---|---------------------------------|------------------------------|---|---|------------------------------|---|------------------------------|---------------------------------|------------------------------|---------------------------------|------------------------------|---------------------------------|-----------------------------------|------------------------------------|----------------------------------|
| Bob Bailey, R (1, 5) OBP: 0.323, SLG: 0.374 | 0-0 6-3 | | 0-0 1B | | 4-0 BB 1-2 BB | | 0-0 E SH SF8 1B | 0-0 4-3 | | 4 1 2 0 1 0 1 | Pittsburgh Pirates @ Los Angeles Dodgers Dodger Stadium, Los Angeles, CA Sun Aug 15 1965, 3:33 AM PDT Att: 25,175 - Unknown | | | | | | | | | | | |
| Bill Virdon, L (1, 8) OBP: 0.344, SLG: 0.393 | 0-0 1B | | 0-0 4-3 | | 0-0 L6 | | 0-0 SH 1-2 1B | 0-0 F8 | | 4 1 1 0 0 0 5 | | | | | | | | | | | | |
| Roberto Clemente, R (1, 9) OBP: 0.380, SLG: 0.472 | 0-3 K | | | 0-3 K | 0-0 L3 | | 0-0 E1 1B 1-2 2-3 FC12-5 | 0-0 4-3 | | 5 0 0 0 0 2 6 | | | | | | | | | | | | |
| Willie Stargell, L (1, 7) Manny Mota, R (7, PH) OBP: 0.315, SLG: 0.511 OBP: 0.320, SLG: 0.411 | 0-0 F5 | | | 0-3 K | | 0-0 1B SH3-4 1B | 0-0 SF8 | | 0-0 1-3 | 3 1 1 0 0 1 1 1 0 0 1 0 0 0 | | | | | | | | | | | | |
| Donn Clendenon, R (1, 3) OBP: 0.356, SLG: 0.469 | | 0-3 K | | 0-0 CS 1B | | 0-3 K | 0-0 FC1-2-5 1B | | 0-0 5-3 | 5 0 2 1 0 2 1 | | | | | | | | | | | | |
| Bill Mazaroski, R (1, 4) OBP: 0.293, SLG: 0.345 | | 0-0 F7 | | 0-0 CS 1-2 | | 0-0 FC3-6 1B | 0-0 SH3-4 1B | | 0-0 FC1-2-5 FC6 | 4 0 2 0 0 0 2 | | | | | | | | | | | | |
| Jim Pagliaroni, R (1, 2) OBP: 0.356, SLG: 0.463 | | 0-3 K | | | 0-0 FC3-6 WP BB 1-2 1B | 0-0 SH3-4 | 0-0 FC6 | | 0-0 FC6 | 3 1 0 1 0 1 3 | | | | | | | | | | | | |
| Gene Alley, R (1, 6) OBP: 0.289, SLG: 0.323 | | | 0-0 B1-4-6 1B | | 4-0 1B WP BB 1-2 | | | 4-0 4-3 SH1-4 BB | | 1 0 1 0 3 0 0 | | | | | | | | | | | | |
| Tommie Sisk, R (1, 1) Don Schwall, R (6, 1) Al McBean, R (7, 1) OBP: 0.200, SLG: 0.143 OBP: 0.286, SLG: 0.333 | | | 0-0 B1-4-6 | | 0-0 BB 1-3 2-H 1B | 0-3 K | | 0-0 SH1-4 | | 3 0 1 1 0 1 3 0 0 0 0 0 0 0 0 0 0 0 0 0 0 | | | | | | | | | | | | |
| Inning Stats | R: 0 E: 0 K: 1 S: 6 | H: 1 LOB: 1 BB: 0 P: 6 | R: 0 E: 0 K: 2 S: 7 | H: 0 LOB: 0 BB: 0 P: 7 | R: 0 E: 0 K: 0 S: 4 | H: 2 LOB: 1 BB: 0 P: 4 | R: 0 E: 0 K: 2 S: 7 | H: 1 LOB: 0 BB: 0 P: 7 | R: 1 E: 0 K: 2 S: 5 | H: 2 LOB: 3 BB: 2 P: 13 | | R: 1 E: 0 K: 2 S: 9 | H: 2 LOB: 2 BB: 1 P: 13 | R: 2 E: 1 K: 0 S: 7 | H: 2 LOB: 2 BB: 0 P: 7 | R: 0 E: 0 K: 0 S: 3 | H: 0 LOB: 1 BB: 1 P: 7 | R: 0 E: 0 K: 0 S: 3 | H: 0 LOB: 0 BB: 0 P: 3 | 1B: 10 2B: 0 3B: 0 HR: 0 | SF: 1 SAC: 3 DP: 1 HBP: 0 | WP: 1 PB: 0 SB: 0 CS: 1 |
| PITCHER | IP WLS BF H R ER SO BB IBB HBP BLK WP HR S P ERA WHIP | | | | | | | | | | | PITCHER | IP WLS BF H R ER SO BB IBB HBP BLK WP HR S P ERA WHIP | | | | | | | | | |
| Don Drysdale, R (1, 1) ERA: 2.81 | 6.0 L 30 9 4 3 7 2 1 0 0 1 0 41 53 4.50 1.833 | | | | | | | | | | | | | | | | | | | | | |
| Ron Perranoski, L (7, 1) ERA: 3.6 | 1.0 4 1 0 0 0 0 0 0 0 0 0 0 4 4 0.00 1.000 | | | | | | | | | | | | | | | | | | | | | |
| Bob Miller, R (8, 1) ERA: 3.06 | 2.0 7 0 0 0 0 0 1 0 0 0 0 0 6 10 0.00 0.500 | | | | | | | | | | | | | | | | | | | | | |

livebaseballscorecards.com

| | |
|-----|----|
| AB | 33 |
| R | 4 |
| H | 10 |
| RBI | 4 |
| BB | 4 |
| SO | 7 |
| LOB | 22 |



| Batter | 1 | 2 | 3 | 4 | 5 | 6 | 7 | 8 | 9 | AB | R | H | RBI | BB | SO | LOB |
|--|-----------|--------|---------|-------------|--------|---------|------------|--------|---------|----|---|---|-----|----|----|-----|
| Wes Parker, S (1, 3) OBP: 0.336, SLG: 0.361 | 0-0 F2 | | 0-3 K | | 0-0 F9 | | 0-0 BB 1B | | | 4 | 0 | 1 | 1 | 0 | 1 | 0 |
| Don LeJohn, R (1, 5) OBP: 0.345, SLG: 0.314 Jim Gilliam, S (7, PH) OBP: 0.385, SLG: 0.400 | 0-0 F9 | | 0-0 5-3 | | 0-0 F2 | | 4-0 FC6 BB | | | 3 | 0 | 0 | 0 | 0 | 0 | 0 |
| Jim Lefebvre, S (1, 4) OBP: 0.327, SLG: 0.347 | 0-0 E6 1B | | | 0-0 F5 | | 0-0 F8 | 0-0 FC6 | | | 4 | 0 | 0 | 0 | 0 | 0 | 3 |
| Ron Fairly, L (1, 9) OBP: 0.362, SLG: 0.407 | 0-0 1B | | | 4-0 E 1B BB | | 0-0 4-3 | | 0-0 F3 | | 3 | 1 | 1 | 0 | 1 | 0 | 0 |
| Lou Johnson, R (1, 7) OBP: 0.310, SLG: 0.385 | 0-0 F3 | | | 0-0 E6 1B | | 0-0 1-3 | | 0-3 K | | 4 | 0 | 0 | 0 | 0 | 1 | 3 |
| Willie Davis, L (1, 8) OBP: 0.269, SLG: 0.334 | | 0-0 F3 | | 0-0 1B | | | 0-0 6-3 | 0-0 F2 | | 4 | 0 | 1 | 1 | 0 | 0 | 0 |
| Don Drysdale, R (1, 1) OBP: 0.326, SLG: 0.522 Ron Perranoski, L (7, 1) OBP: 0.429, SLG: 0.200 Willie Crawford, L (7, PH) OBP: 0.174, SLG: 0.095 Bob Miller, R (8, 1) Maury Wills, S (9, PH) OBP: 0.341, SLG: 0.336 | | 0-3 K | | 0-3 K | | | 0-3 K | | 0-0 4-3 | 2 | 0 | 0 | 0 | 0 | 2 | 2 |
| John Roseboro, L (1, 2) OBP: 0.270, SLG: 0.285 | | 0-0 F8 | | 0-0 6-3 | | | 0-0 BB 1B | | 0-0 6-3 | 4 | 1 | 1 | 0 | 0 | 0 | 2 |
| John Kennedy, R (1, 6) OBP: 0.260, SLG: 0.253 Wally Moon, L (9, PH) OBP: 0.326, SLG: 0.293 | | | 0-0 6-3 | | 0-3 K | | 4-0 BB 1B | | 0-0 L8 | 2 | 0 | 0 | 0 | 1 | 1 | 0 |

| Inning Stats | R: 0 | H: 1 | E: 1 | K: 0 | S: 5 | LOB: 2 | BB: 0 | P: 5 | R: 0 | H: 0 | E: 0 | K: 1 | S: 5 | LOB: 0 | BB: 0 | P: 5 | R: 0 | H: 0 | E: 0 | K: 1 | S: 5 | LOB: 0 | BB: 0 | P: 5 | R: 1 | H: 1 | E: 1 | K: 1 | S: 7 | LOB: 2 | BB: 1 | P: 11 | R: 0 | H: 0 | E: 0 | K: 1 | S: 5 | LOB: 0 | BB: 0 | P: 5 | R: 0 | H: 0 | E: 0 | K: 0 | S: 3 | LOB: 0 | BB: 0 | P: 3 | R: 1 | H: 2 | E: 0 | K: 1 | S: 7 | LOB: 3 | BB: 2 | P: 15 | R: 0 | H: 0 | E: 0 | K: 1 | S: 5 | LOB: 0 | BB: 0 | P: 5 | R: 0 | H: 0 | E: 0 | K: 0 | S: 3 | LOB: 0 | BB: 0 | P: 3 | R: 0 | H: 0 | E: 0 | K: 0 | S: 3 | LOB: 0 | BB: 0 | P: 3 |
|--------------|-------|-------|--------|-------|-------|--------|--------|-------|-------|------|------|-----------|-------------|--------|-------|------|------|------|------|------|------|--------|-------|------|------|------|------|------|------|--------|-------|-------|------|------|------|------|------|--------|-------|------|------|------|------|------|------|--------|-------|------|------|------|------|------|------|--------|-------|-------|------|------|------|------|------|--------|-------|------|------|------|------|------|------|--------|-------|------|------|------|------|------|------|--------|-------|------|
| 1B: 4 | SF: 0 | 2B: 0 | SAC: 0 | 3B: 0 | DP: 0 | HR: 0 | HBP: 0 | WP: 0 | HR: 0 | S: 0 | P: 0 | ERA: 0.00 | WHIP: 0.600 | | | | | | | | | | | | | | | | | | | | | | | | | | | | | | | | | | | | | | | | | | | | | | | | | | | | | | | | | | | | | | | | | | | |

| PITCHER | IP | WLS | BF | H | R | ER | SO | BB | IBB | HBP | BLK | WP | HR | S | P | ERA | WHIP |
|------------------------------------|-----|-----|----|---|---|----|----|----|-----|-----|-----|----|----|----|----|------|-------|
| Tommie Sisk, R (1, 1) ERA: 5.08 | 5.0 | W | 20 | 2 | 1 | 0 | 4 | 1 | 0 | 0 | 0 | 0 | 0 | 27 | 31 | 0.00 | 0.600 |
| Don Schwall, R (6, 1) ERA: 3.05 | 1.2 | | 9 | 2 | 1 | 1 | 1 | 2 | 0 | 0 | 0 | 0 | 0 | 9 | 17 | 5.40 | 2.400 |
| Al McBean, R (7, 1) ERA: 2.25 | 2.1 | S | 7 | 0 | 0 | 0 | 1 | 0 | 0 | 0 | 0 | 0 | 0 | 9 | 9 | 0.00 | 0.000 |

BOTTOM

Pittsburgh Pirates @ Los Angeles Dodgers
Dodger Stadium, Los Angeles, CA

Sun Aug 15 1965, 3:33 AM PDT
Att. 25,175 - Unknown

livebaseballscorecards.com

| | |
|-----|----|
| AB | 33 |
| R | 2 |
| H | 4 |
| RBI | 2 |
| BB | 3 |
| SO | 6 |
| LOB | 10 |



| | |
|-------|--------|
| WP: 0 | PA: 36 |
| PB: 0 | |
| SB: 0 | |
| CS: 0 | |

| Batter | 1 | 2 | 3 | 4 | 5 | 6 | 7 | 8 | 9 | AB R H RBI BB SO LOB | TOP | | | | | | | | | | | |
|--|--|----------------------------------|------------------------------|---------------------------------|------------------------------|---------------------------------|------------------------------|---------------------------------|------------------------------|----------------------------------|--|---------------------------------|--|---------------------------------|------------------------------|---------------------------------|------------------------------|---------------------------------|----------------------------------|------------------------------------|----------------------------------|--------|
| Bob Bailey, R (1, 5) OBP: 0.322, SLG: 0.371 | 0-3 K | | 0-0 F9 | | 4-0 BB | | | 0-0 P4 | | 3 0 0 0 1 1 0 | Pittsburgh Pirates @ Houston Astros Astrodome, Houston, TX Mon Aug 16 1965, 8:05 PM EDT Att. 26,549 - Dome | | | | | | | | | | | |
| Bill Virdon, L (1, 8) OBP: 0.343, SLG: 0.395 | 0-0 2B | | 0-0 6-3 | | 0-0 4-3 | | | 0-0 F5 | | 4 0 1 0 0 0 2 | | | | | | | | | | | | |
| Roberto Clemente, R (1, 9) OBP: 0.377, SLG: 0.467 | 0-0 6-3 | | | 0-0 6-3 | | | | 0-0 6-3 | | 4 0 0 0 0 0 1 | | | | | | | | | | | | |
| Willie Stargell, L (1, 7) OBP: 0.314, SLG: 0.507 | 4-0 IBB | | | 0-3 K | | | | 0-3 K | | 3 0 0 0 1 2 0 | | | | | | | | | | | | |
| Donn Clendenon, R (1, 3) OBP: 0.355, SLG: 0.470 | 0-3 K | | | 0-0 2B | | | | 0-0 P5 | | 4 0 1 0 0 1 2 | | | | | | | | | | | | |
| Bill Mazeroski, R (1, 4) OBP: 0.293, SLG: 0.345 | | 0-0 G5-4-3 1B | | 0-0 4-3 | | | | 0-0 F7 | | 3 0 1 0 0 0 1 | | | | | | | | | | | | |
| Jim Pagliaroni, R (1, 2) OBP: 0.353, SLG: 0.458 | | 0-0 G5-4-3 1-2f | | 0-0 F7 | | | | 0-0 F8 | | 3 0 0 0 0 0 1 | | | | | | | | | | | | |
| Gene Alley, R (1, 6) OBP: 0.289, SLG: 0.323 | | 0-0 F7 | | 0-0 E6 1B | | | | 0-0 4-3 | | 3 0 1 0 0 0 0 | | | | | | | | | | | | |
| Bob Friend, R (1, 1) OBP: 0.018, SLG: 0.018 | | | 0-3 K | | 0-3 K | | | 0-3 K | | 2 0 0 0 0 2 1 | | | | | | | | | | | | |
| Jerry Lynch, L (8, PH) OBP: 0.336, SLG: 0.442 | | | | | | | | | | 1 0 0 0 0 1 0 | | | | | | | | | | | | |
| Frank Carpin, L (8, 1) | | | | | | | | | | 0 0 0 0 0 0 0 | | | | | | | | | | | | |
| Al McBean, R (8, 1) OBP: 0.286, SLG: 0.333 | | | | | | | | | | 0 0 0 0 0 0 0 | | | | | | | | | | | | |
| Inning Stats | R: 0 E: 0 K: 2 S: 8 | H: 1 LOB: 2 BB: 1 P: 12 | R: 0 E: 0 K: 0 S: 3 | H: 1 LOB: 0 BB: 0 P: 3 | R: 0 E: 0 K: 1 S: 5 | H: 0 LOB: 0 BB: 0 P: 5 | R: 0 E: 0 K: 1 S: 6 | H: 1 LOB: 1 BB: 0 P: 6 | R: 0 E: 1 K: 1 S: 6 | H: 1 LOB: 2 BB: 1 P: 10 | R: 0 E: 0 K: 0 S: 3 | H: 0 LOB: 0 BB: 0 P: 3 | R: 0 E: 0 K: 0 S: 3 | H: 0 LOB: 0 BB: 0 P: 3 | R: 0 E: 0 K: 1 S: 5 | H: 0 LOB: 0 BB: 0 P: 5 | R: 0 E: 0 K: 1 S: 5 | H: 0 LOB: 0 BB: 0 P: 5 | 1B: 2 2B: 2 3B: 0 HR: 0 | SF: 0 SAC: 0 DP: 1 HBP: 0 | WP: 0 PB: 0 SB: 0 CS: 0 | PA: 32 |
| PITCHER Robin Roberts, R (1, 1) ERA: 2.92 | IP: 9.0 WLS: W BF: 32 H: 4 R: 0 ER: 0 SO: 7 BB: 1 IBB: 1 HBP: 0 BLK: 0 WP: 0 HR: 0 S: 44 P: 52 ERA: 0.00 WHIP: 0.556 | | | | | | | | | | | PITCHER | IP: 9.0 WLS: W BF: 32 H: 4 R: 0 ER: 0 SO: 7 BB: 1 IBB: 1 HBP: 0 BLK: 0 WP: 0 HR: 0 S: 44 P: 52 ERA: 0.00 WHIP: 0.556 | | | | | | | | | |

livebaseballscorecards.com

| | |
|-----|----|
| AB | 30 |
| R | 0 |
| H | 4 |
| RBI | 0 |
| BB | 2 |
| SO | 7 |
| LOB | 8 |



| Batter | 1 | 2 | 3 | 4 | 5 | 6 | 7 | 8 | 9 | AB | R | H | RBI | BB | SO | LOB |
|--|------------------------|------------|------------|------------|------------|-----------------------|--------------------|---------------------------|---|----|---|---|-----|----|----|-----|
| Lee Maye, L OBP: 0.270, SLG: 0.352 (1, 7) | 0-0 F7 | | 0-0 L9 | | 0-0 4-3 | | 0-0 2-H 1B | | | 4 | 0 | 1 | 1 | 0 | 0 | 0 |
| Joe Morgan, L OBP: 0.379, SLG: 0.445 (1, 4) | 0-0 BB 1B | | 0-0 L7 | | | 1-0 1B S HBP | 0-0 P6 | | | 3 | 1 | 1 | 0 | 0 | 0 | 1 |
| Bob Aspromonte, R OBP: 0.319, SLG: 0.352 (1, 5) | 4-0 1B FC6 BB | | 1-0 HBP | | | 0-0 F9 | | 0-0 1-3 SH1-3 1B | | 2 | 1 | 1 | 0 | 1 | 0 | 1 |
| Jim Gentile, L OBP: 0.326, SLG: 0.435 (1, 3) | 0-0 FC6 1B | | 0-0 G3 | | | 4-0 1B BB | | 0-0 SH1-3 | | 2 | 0 | 1 | 1 | 1 | 0 | 1 |
| Jimmy Wynn, R OBP: 0.362, SLG: 0.454 (1, 8) | 0-0 FC6 | | | 0-3 K | | 0-0 G4-6-3 1B | | 4-0 1-3 IBB | | 3 | 0 | 1 | 1 | 1 | 1 | 1 |
| Rusty Staub, L OBP: 0.331, SLG: 0.348 (1, 9) | 0-0 5-3 | | | 0-0 F7 | | 0-0 G4-6-3 | | 0-0 1-3 | | 4 | 0 | 0 | 0 | 0 | 0 | 6 |
| Ron Brand, R OBP: 0.288, SLG: 0.285 (1, 2) | | 0-0 F9 | | 0-0 6-3 | | | 0-0 6-3 | 0-0 1-3 | | 4 | 0 | 0 | 0 | 0 | 0 | 2 |
| Bob Lillis, R OBP: 0.261, SLG: 0.235 (1, 6) | | 0-0 5-3 | | | 0-0 3-1 | | 0-0 SH1-4 1B | | | 3 | 1 | 1 | 0 | 0 | 0 | 0 |
| Robin Roberts, S OBP: 0.256, SLG: 0.256 (1, 1) | | 0-0 F8 | | | 0-0 1-3 | | 0-0 SH1-4 | | | 2 | 0 | 0 | 0 | 0 | 0 | 0 |

BOTTOM

Pittsburgh Pirates @ Houston Astros
Astrodome, Houston, TX
Mon Aug 16 1965, 8:05 PM EDT
Att. 26,549 - Dome

| | |
|-----|----|
| AB | 27 |
| R | 3 |
| H | 6 |
| RBI | 3 |
| BB | 3 |
| SO | 1 |
| LOB | 12 |



| Inning Stats | R: 2 | H: 2 | E: 0 | K: 0 | S: 5 | H: 2 | LOB: 1 | BB: 1 | P: 9 | R: 0 | H: 0 | E: 0 | K: 0 | S: 3 | R: 0 | H: 0 | E: 0 | K: 0 | S: 3 | R: 0 | H: 0 | E: 0 | K: 1 | S: 5 | R: 0 | H: 0 | E: 0 | K: 0 | S: 3 | R: 0 | H: 1 | E: 0 | K: 0 | S: 3 | R: 1 | H: 2 | E: 0 | K: 0 | S: 5 | R: 0 | H: 1 | E: 0 | K: 0 | S: 4 |
|--------------|------|------|------|------|------|------|--------|-------|------|------|------|------|------|------|------|------|------|------|------|------|------|------|------|------|------|------|------|------|------|------|------|------|------|------|------|------|------|------|------|------|------|------|------|------|
|--------------|------|------|------|------|------|------|--------|-------|------|------|------|------|------|------|------|------|------|------|------|------|------|------|------|------|------|------|------|------|------|------|------|------|------|------|------|------|------|------|------|------|------|------|------|------|

| PITCHER | IP | WLS | BF | H | R | ER | SO | BB | IBB | HBP | BLK | WP | HR | S | P | ERA | WHIP |
|------------------------------|--------|-----|----|----|---|----|----|----|-----|-----|-----|----|----|----|----|------|-------|
| Bob Friend, R ERA: 3.52 | (1, 1) | 7.0 | L | 29 | 5 | 3 | 3 | 1 | 2 | 0 | 0 | 0 | 0 | 27 | 37 | 3.86 | 1.000 |
| Frank Carpin, L ERA: 2.57 | (8, 1) | 0.2 | | 4 | 1 | 0 | 0 | 0 | 0 | 1 | 0 | 0 | 0 | 3 | 7 | 0.00 | 1.500 |
| Al McBean, R ERA: 2.24 | (8, 1) | 0.1 | | 1 | 0 | 0 | 0 | 0 | 0 | 0 | 0 | 0 | 0 | 1 | 1 | 0.00 | 0.000 |

| WP | HR | S | P | ERA | WHIP |
|----|----|---|---|------|-------|
| 0 | 0 | 1 | 1 | 3.86 | 1.000 |
| 0 | 0 | 0 | 0 | 0.00 | 1.500 |
| 0 | 0 | 0 | 0 | 0.00 | 0.000 |

Pittsburgh Pirates @ Houston Astros

Astrodome, Houston, TX

Tue Aug 17 1965, 8:05 PM EDT
Att. 24,863 - Dome

livebaseballscorecards.com

| | |
|-----|----|
| AB | 37 |
| R | 8 |
| H | 12 |
| RBI | 7 |
| BB | 4 |
| SO | 3 |
| LOB | 21 |



AB R H RBI BB SO LOB

| | | | | | | |
|---|---|---|---|---|---|---|
| 4 | 0 | 3 | 2 | 1 | 0 | 0 |
| 4 | 0 | 1 | 0 | 0 | 0 | 2 |
| 3 | 1 | 1 | 0 | 0 | 1 | 2 |
| 1 | 0 | 0 | 0 | 0 | 0 | 1 |
| 5 | 1 | 1 | 0 | 0 | 0 | 6 |
| 4 | 3 | 2 | 2 | 1 | 0 | 2 |
| 5 | 1 | 1 | 0 | 0 | 0 | 2 |
| 3 | 1 | 0 | 0 | 2 | 1 | 1 |
| 4 | 1 | 3 | 2 | 0 | 1 | 1 |
| 4 | 0 | 0 | 1 | 0 | 0 | 4 |
| 0 | 0 | 0 | 0 | 0 | 0 | 0 |
| 0 | 0 | 0 | 0 | 0 | 0 | 0 |

| Batter | 1 | 2 | 3 | 4 | 5 | 6 | 7 | 8 | 9 |
|---|------------|--------------------------------------|-----------------|------------------|-----------------------|-------------------------|------------|--------------------|---|
| Bob Bailey, R (1, 5) OBP: 0.327, SLG: 0.375 | 0-0 F7 | 0-0 1B | | 4-0 1B BB | | 0-0 4-3 4-3 1B | | 0-0 SH1-4 1B | |
| Bill Virdon, L (1, 8) OBP: 0.342, SLG: 0.393 | 0-0 F9 | 0-0 4-3 | | 0-0 1-2 1B | | 0-0 4-3 | | 0-0 SH1-4 | |
| Roberto Clemente, R (1, 9) Manny Mota, R (7, 9) OBP: 0.378, SLG: 0.467 OBP: 0.319, SLG: 0.409 | 0-0 6-3 | | 0-0 HR 1B | 0-3 K | | 1-0 4-3 HBP | | 0-0 F7 | |
| Willie Stargell, L (1, 7) OBP: 0.313, SLG: 0.506 | | 0-0 2B 1B 2B | 0-0 P5 | 0-0 4-3 | | 0-0 4-3 | | 0-0 4-3 | |
| Donn Clendenon, R (1, 3) OBP: 0.357, SLG: 0.479 | | 0-0 1B 5-3 2B | 0-0 HR | | 4-0 1B WP BB | 0-0 F9 | | 0-0 6-3 | |
| Bill Mazeroski, R (1, 4) OBP: 0.292, SLG: 0.343 | | 0-0 P4 | 0-0 F9 | | 0-0 WP 1B | | 0-0 4-3 | 0-0 6-3 | |
| Jim Pagliaroni, R (1, 2) OBP: 0.354, SLG: 0.453 | | 4-0 5-3 1B 1B IBB | 4-0 BB | | 0-3 K | | 0-0 F9 | 0-0 6-3 | |
| Gene Alley, R (1, 6) OBP: 0.294, SLG: 0.333 | | 0-0 1-2 2-3 3-H 1B 1B | 0-3 K | | 0-0 G6-4-3 1B | | 0-0 3B | | |
| Vern Law, R (1, 1) Frank Carpin, L (8, 1) Al McBean, R (9, 1) OBP: 0.254, SLG: 0.296 OBP: 0.286, SLG: 0.333 | 0-0 5-3 | | 0-0 F9 | 0-0 G6-4-3 | | 0-0 6-3 | | | |

| Inning Stats | R: 0 | H: 0 | E: 0 | K: 0 | S: 3 | P: 3 | R: 4 | H: 4 | E: 0 | K: 0 | S: 7 | P: 11 | R: 2 | H: 2 | E: 0 | K: 1 | S: 6 | P: 10 | R: 0 | H: 1 | E: 0 | K: 1 | S: 6 | P: 10 | R: 2 | H: 2 | E: 0 | K: 1 | S: 6 | P: 10 | R: 0 | H: 1 | E: 0 | K: 0 | S: 4 | P: 5 | R: 0 | H: 1 | E: 0 | K: 0 | S: 4 | P: 4 | R: 0 | H: 1 | E: 0 | K: 0 | S: 4 | P: 4 | R: 0 | H: 0 | E: 0 | K: 0 | S: 3 | P: 3 | 1B: 8 | 2B: 2 | 3B: 1 | HR: 1 | SF: 0 | SAC: 1 | DP: 1 | HBP: 1 | WP: 1 | PB: 0 | SB: 0 | CS: 0 | PA: 43 |
|--------------|------|------|------|------|------|------|------|------|------|------|------|-------|------|------|------|------|------|-------|------|------|------|------|------|-------|------|------|------|------|------|-------|------|------|------|------|------|------|------|------|------|------|------|------|------|------|------|------|------|------|------|------|------|------|------|------|-------|-------|-------|-------|-------|--------|-------|--------|-------|-------|-------|-------|--------|
|--------------|------|------|------|------|------|------|------|------|------|------|------|-------|------|------|------|------|------|-------|------|------|------|------|------|-------|------|------|------|------|------|-------|------|------|------|------|------|------|------|------|------|------|------|------|------|------|------|------|------|------|------|------|------|------|------|------|-------|-------|-------|-------|-------|--------|-------|--------|-------|-------|-------|-------|--------|

| PITCHER | IP | WLS | BF | H | R | ER | SO | BB | IBB | HBP | BLK | WP | HR | S | P | ERA | WHIP |
|-------------------------------------|-----|-----|----|---|---|----|----|----|-----|-----|-----|----|----|----|----|-------|-------|
| Turk Farrell, R (1, 1) ERA: 3.04 | 2.1 | L | 14 | 6 | 6 | 6 | 0 | 0 | 1 | 0 | 0 | 0 | 1 | 13 | 17 | 23.14 | 2.571 |
| Dave Giusti, R (3, 1) ERA: 4.43 | 2.2 | | 13 | 3 | 2 | 2 | 3 | 3 | 0 | 0 | 0 | 1 | 0 | 16 | 28 | 6.75 | 2.250 |
| Mike Cuellar, L (6, 1) ERA: 5.05 | 3.0 | | 13 | 3 | 0 | 0 | 0 | 0 | 0 | 1 | 0 | 0 | 0 | 12 | 13 | 0.00 | 1.000 |
| Jim Owens, R (9, 1) ERA: 3.13 | 1.0 | | 3 | 0 | 0 | 0 | 0 | 0 | 0 | 0 | 0 | 0 | 0 | 3 | 3 | 0.00 | 0.000 |

| PITCHER | IP | WLS | BF | H | R | ER | SO | BB | IBB | HBP | BLK | WP | HR | S | P | ERA | WHIP |
|---------|----|-----|----|---|---|----|----|----|-----|-----|-----|----|----|---|---|-----|------|
|---------|----|-----|----|---|---|----|----|----|-----|-----|-----|----|----|---|---|-----|------|

| Batter | 1 | 2 | 3 | 4 | 5 | 6 | 7 | 8 | 9 | AB | R | H | RBI | BB | SO | LOB |
|---|------------------|------------------|------------|-----------------------|------------------------|------------|-------------------------|------------|-----------------------|----|---|---|-----|----|----|-----|
| Lee Maye, L (1, 7) OBP: 0.269, SLG: 0.349 | 0-0 1-3 | 0-0 F9 | | | 0-0 F7 | | 0-0 HR 1B | 0-0 4-3 | | 5 | 1 | 1 | 0 | 0 | 0 | 3 |
| Joe Morgan, L (1, 4) OBP: 0.383, SLG: 0.449 | 0-0 S 1B | | 0-0 4-3 | | 0-0 2B SF8 1B | | 0-0 1-2 HR 1B | | 0-0 WP 1B 1B | 5 | 3 | 4 | 0 | 0 | 0 | 0 |
| Rusty Staub, L (1, 9) OBP: 0.342, SLG: 0.375 | 4-0 1-2 BB | | 0-0 2B | | 0-0 1-3 2B | | 0-0 1-H 2-H HR | | 4-0 BB 1B BB | 3 | 2 | 3 | 3 | 2 | 0 | 0 |
| Jim Gentile, L (1, 3) OBP: 0.325, SLG: 0.432 Frank Thomas, R (9, 3) OBP: 0.246, SLG: 0.290 | 0-0 P5 | | 4-0 BB | | 0-0 SF8 | | 0-0 F7 | | 0-0 1B BB 1B | 2 | 0 | 0 | 1 | 1 | 0 | 2 |
| Jimmy Wynn, R (1, 8) OBP: 0.361, SLG: 0.450 | 0-3 K | | 0-0 P3 | | 0-0 6-3 | | 0-0 6-3 | | 4-0 1B BB | 4 | 0 | 0 | 0 | 1 | 1 | 5 |
| Ron Brand, R (1, 5) OBP: 0.287, SLG: 0.287 | | 0-0 F8 | 0-3 K | | | 0-0 2B | 0-0 F7 | | 0-0 F9 | 5 | 0 | 1 | 0 | 0 | 1 | 5 |
| Bob Lillis, R (1, 6) OBP: 0.260, SLG: 0.235 | | 0-0 F8 | | 0-0 G5-4-3 1B | | 0-0 5-3 | | 0-0 F7 | 0-0 L4 | 5 | 0 | 1 | 0 | 0 | 0 | 4 |
| Dave Adlesh, R (1, 2) OBP: 0.400, SLG: 0.400 | | 0-0 1B 1B | | 0-0 G5-4-3 1-2f | | 0-0 5-3 | | 0-0 1-3 | 0-0 1B | 5 | 0 | 2 | 1 | 0 | 0 | 2 |
| Turk Farrell, R (1, 1) OBP: 0.187, SLG: 0.189 Dave Glavin, R (3, 1) OBP: 0.212, SLG: 0.290 Mike Cuellar, L (6, 1) OBP: 0.302, SLG: 0.378 Joe Gaines, R (8, PH) OBP: 0.125, SLG: 0.125 Jim Owens, R (9, 1) OBP: 0.256, SLG: 0.264 Eddie Kasko, R (9, PH) | | 0-0 1-2 1B | | 0-0 6-3 | | 0-0 L7 | | 0-0 1B | 0-0 1-3 | 1 | 0 | 1 | 0 | 0 | 0 | 0 |

| Inning Stats | R: 0 | H: 1 | E: 0 | K: 1 | S: 6 | H: 2 | LOB: 2 | BB: 1 | P: 10 | R: 0 | H: 1 | E: 0 | K: 1 | S: 6 | H: 2 | LOB: 2 | BB: 1 | P: 10 | R: 0 | H: 1 | E: 0 | K: 0 | S: 3 | R: 1 | H: 2 | E: 0 | K: 0 | S: 5 | R: 0 | H: 1 | E: 0 | K: 0 | S: 4 | R: 3 | H: 3 | E: 0 | K: 0 | S: 6 | R: 0 | H: 1 | E: 0 | K: 0 | S: 4 | R: 0 | H: 3 | E: 0 | K: 0 | S: 6 | R: 2 | H: 3 | E: 0 | K: 0 | S: 6 | 1B: 11 | SF: 1 | 3B: 0 | HR: 1 | WP: 1 | PA: 45 |
|-------------------------------------|------|------|------|------|------|------|--------|-------|-------|------|------|------|------|------|------|--------|-------|-------|------|------|------|------|------|------|------|------|------|------|------|------|------|------|------|------|------|------|------|------|------|------|------|------|------|------|------|------|------|------|------|------|------|------|------|--------|-------|-------|-------|-------|--------|
| PITCHER | IP | WLS | BF | H | R | ER | SO | BB | IBB | HBP | BLK | WP | HR | S | P | ERA | WHIP | | | | | | | | | | | | | | | | | | | | | | | | | | | | | | | | | | | | | | | | | | |
| Vern Law, R (1, 1) ERA: 1.98 | 7.2 | W | 36 | 12 | 4 | 4 | 2 | 2 | 0 | 0 | 0 | 0 | 1 | 38 | 46 | 4.70 | 1.826 | | | | | | | | | | | | | | | | | | | | | | | | | | | | | | | | | | | | | | | | | | |
| Frank Carpin, L (8, 1) ERA: 3.06 | 0.1 | | 3 | 1 | 2 | 2 | 0 | 1 | 0 | 0 | 0 | 1 | 0 | 2 | 6 | 54.00 | 6.000 | | | | | | | | | | | | | | | | | | | | | | | | | | | | | | | | | | | | | | | | | | |
| Al McBean, R (9, 1) ERA: 2.21 | 1.0 | S | 6 | 2 | 0 | 0 | 0 | 1 | 0 | 0 | 0 | 0 | 0 | 5 | 9 | 0.00 | 3.000 | | | | | | | | | | | | | | | | | | | | | | | | | | | | | | | | | | | | | | | | | | |


BOTTOM

Pittsburgh Pirates @ Houston Astros
Astrodome, Houston, TX

Tue Aug 17 1965, 8:05 PM EDT
Att. 24,863 - Dome

livebaseballscores.com

| | |
|-----|----|
| AB | 40 |
| R | 6 |
| H | 15 |
| RBI | 6 |
| BB | 4 |
| SO | 2 |
| LOB | 25 |



| Batter | 1 | 2 | 3 | 4 | 5 | 6 | 7 | 8 | 9 | AB R H RBI BB SO LOB | TOP | |
|---|---|---|---|---|---|---|---|--|---|--|---|--|
| Bob Bailey, R (1, 5) OBP: 0.328, SLG: 0.376 (9, 7) | 0-0 6-3 | | | 0-0 4-3 | 4-0 2B BB | | 0-0 F7 | | 0-0 2B | 4 2 1 0 1 0 1 | | |
| Bill Virdon, L (1, 8) OBP: 0.340, SLG: 0.393 (9, 7) | 0-0 4-3 | | | 0-0 6-3 | 0-0 F6 | | 0-0 6-3 | | 0-0 1B 2B | 5 1 1 1 0 0 4 | | |
| Manny Mota, R (1, 9) OBP: 0.329, SLG: 0.417 (9, 7) | 0-0 1-3 | | | 4-0 BB | 0-0 2B | | | 4-0 2B BB | 0-0 HBP 1B | 3 1 2 4 2 0 0 | | |
| Willie Stargell, L (1, 7) OBP: 0.312, SLG: 0.501 Jose Pagan, R (9, 5) OBP: 0.270, SLG: 0.259 | | 0-0 F7 | | 0-0 1-3 | 0-0 1-3 | | | 0-3 K | 1-0 HBP 1B | 4 0 0 0 0 1 3 0 0 0 0 0 0 0 | | |
| Donn Clendenon, R (1, 3) OBP: 0.358, SLG: 0.480 (9, 7) | | 0-0 4-3 | | | 0-3 K | 0-0 CS 1B | | 0-0 1-H 2B | 0-0 F7 | 5 0 2 1 0 1 2 | | |
| Bill Mazeroski, R (1, 4) OBP: 0.292, SLG: 0.342 (9, 7) | | 0-0 6-3 | | | 0-0 1B 1B | 0-0 F9 | | 0-0 F8 | | 4 1 1 0 0 0 2 | | |
| Gene Alley, R (1, 6) OBP: 0.293, SLG: 0.332 (9, 7) | | | 0-0 2-3 | | 0-0 1B 1B | 0-3 K | | 0-0 6-3 | | 4 1 1 0 0 1 2 | | |
| Del Crandall, R (1, 2) OBP: 0.299, SLG: 0.283 (9, 7) | | | 0-0 5-3 | | 0-0 BB 1B 1B | | 0-0 PB SH2-4 1B | | 0-0 6-3 | 4 1 2 1 0 0 0 | | |
| Bob Veale, S (1, 1) OBP: 0.118, SLG: 0.082 Al McBean, R (9, 1) OBP: 0.286, SLG: 0.333 Frank Carpin, L (9, 1) Al McBean, R (9, 1) OBP: 0.286, SLG: 0.333 | | | 0-3 K | | 0-0 BB 2B 1B | | 0-0 SH2-4 | | 0-3 K | 3 1 1 1 0 2 0 | | |
| Inning Stats | R: 0 H: 0 E: 0 LOB: 0 K: 0 BB: 0 S: 3 P: 3 | R: 0 H: 0 E: 0 LOB: 0 K: 0 BB: 0 S: 3 P: 3 | R: 0 H: 0 E: 0 LOB: 0 K: 1 BB: 0 S: 5 P: 5 | R: 0 H: 0 E: 0 LOB: 1 K: 0 BB: 1 S: 3 P: 7 | R: 5 H: 5 E: 0 LOB: 1 K: 1 BB: 1 S: 10 P: 14 | R: 0 H: 1 E: 0 LOB: 1 K: 1 BB: 0 S: 5 P: 5 | R: 0 H: 1 E: 0 LOB: 1 K: 0 BB: 0 S: 4 P: 4 | R: 1 H: 1 E: 0 LOB: 1 K: 1 BB: 1 S: 6 P: 10 | R: 2 H: 3 E: 0 LOB: 2 K: 1 BB: 0 S: 8 P: 9 | 1B: 7 SF: 0 2B: 5 SAC: 1 3B: 0 DP: 1 HR: 0 HBP: 1 | WP: 0 PA: 41 PB: 1 SB: 0 CS: 1 | |
| PITCHER | IP WLS BF H R ER SO BB IBB HBP BLK WP HR S P ERA WHIP | | | | | | | | | | | |
| Don Nottebart, R (1, 1) ERA: 4.53 | 4.2 L 21 5 5 5 2 2 0 0 0 0 0 0 23 31 9.64 1.500 | | | | | | | | | | | |
| Danny Coombs, L (5, 1) ERA: 4.28 | 3.1 13 3 1 1 2 1 0 0 0 0 0 0 16 20 2.70 1.200 | | | | | | | | | | | |
| Ron Taylor, R (9, 1) ERA: 4.94 | 1.0 7 3 2 2 1 0 0 1 0 0 0 0 8 9 18.00 3.000 | | | | | | | | | | | |

Pittsburgh Pirates @ Houston Astros
Astrodome, Houston, TX
Wed Aug 18 1965, 8:05 PM EDT
Att. 30,470 - Dome

livebaseballscorecards.com

| | |
|-----|----|
| AB | 36 |
| R | 8 |
| H | 11 |
| RBI | 8 |
| BB | 3 |
| SO | 5 |
| LOB | 14 |




| Batter | 1 | 2 | 3 | 4 | 5 | 6 | 7 | 8 | 9 | AB | R | H | RBI | BB | SO | LOB |
|---|------------------|------------------------|-----------|-------------------|-----------|------------------------|------------|--------------------|---------------------------------|----|---|---|-----|----|----|-----|
| Joe Gaines, R (1, 7) OBP: 0.301, SLG: 0.372 Lee Maye, L (9, PH) OBP: 0.271, SLG: 0.351 | 0-3 K | | 0-0 P4 | | | 0-0 6-3 | | 4-0 SH5-3 BB | 0-0 2B 1-2 1B | 3 | 0 | 0 | 0 | 1 | 1 | 0 |
| Joe Morgan, L (1, 4) OBP: 0.384, SLG: 0.447 | 0-0 F9 | | | 4-0 6-3 BB | | 4-0 2B 5-3 BB | | 0-0 SH5-3 | 0-3 K | 2 | 1 | 0 | 0 | 2 | 1 | 2 |
| Jimmy Wynn, R (1, 8) OBP: 0.363, SLG: 0.456 | 0-0 PO 1B | | | 0-3 K | | 0-0 WP 1-3 2B | | 0-0 F7 | 0-0 1-3 2-H 2B | 5 | 0 | 3 | 1 | 0 | 1 | 2 |
| Frank Thomas, R (1, 3) OBP: 0.246, SLG: 0.288 Jim Gentile, L (9, PH) OBP: 0.327, SLG: 0.432 | 0-0 PO 1-2 | 0-0 F8 | | 0-0 6-3 1-2 | | 0-0 5-3 | | | 0-0 HR 1B 6-4-3 IBB | 4 | 1 | 1 | 1 | 0 | 0 | 2 |
| Ron Brand, R (1, 5) OBP: 0.288, SLG: 0.299 | | 0-0 E7 4-3 1B | | 0-3 K | | 0-3 K 2-3 | | | 0-0 HR G6-4-3 | 5 | 1 | 2 | 2 | 0 | 2 | 5 |
| Rusty Staub, L (1, 9) OBP: 0.345, SLG: 0.373 | | 0-0 4-3 2-3 | | | 4-0 BB | | 0-0 F8 | | 4-0 2B 2B BB | 2 | 1 | 0 | 0 | 2 | 0 | 1 |
| Bob Lillis, R (1, 6) OBP: 0.260, SLG: 0.238 | | 0-0 F9 | | | 0-0 F9 | | 0-0 6-3 | | 0-0 2B 1-3 1B 2B | 4 | 1 | 1 | 0 | 0 | 0 | 2 |
| Dave Adlesh, R (1, 2) OBP: 0.333, SLG: 0.444 | | | 0-3 K | | 0-3 K | | 0-0 6-3 | | 0-0 1B 2B | 4 | 1 | 1 | 1 | 0 | 2 | 1 |
| Don Nottebart, R (1, 1) OBP: 0.140, SLG: 0.075 Danny Coombs, R (5, 1) OBP: 0.222, SLG: 0.125 Eddie Kasko, R (8, PH) OBP: 0.254, SLG: 0.262 Ron Taylor, R (9, 1) OBP: 0.154, SLG: 0.231 Walt Bond, L (9, PH) OBP: 0.332, SLG: 0.357 | | | 0-3 K | | 0-3 K | | | 0-0 F8 | 0-0 2B 1B 1B | 1 | 0 | 0 | 0 | 0 | 1 | 0 |
| | | | 0-0 K | | 0-0 K | | | 0-0 F8 | 0-0 2B 1B | 1 | 0 | 0 | 0 | 0 | 1 | 1 |
| | | | 0-0 K | | 0-0 K | | | 0-0 F8 | 0-0 2B 1B | 1 | 0 | 0 | 0 | 0 | 0 | 0 |
| | | | 0-0 K | | 0-0 K | | | 0-0 F8 | 0-0 2B 1B | 1 | 1 | 1 | 2 | 0 | 0 | 0 |

| Inning Stats | R: 0 E: 0 K: 1 S: 5 | H: 1 LOB: 0 BB: 0 P: 5 | R: 0 E: 1 K: 0 S: 4 | H: 1 LOB: 1 BB: 0 P: 4 | R: 0 E: 0 K: 2 S: 7 | H: 0 LOB: 0 BB: 0 P: 7 | R: 0 E: 0 K: 2 S: 7 | H: 0 LOB: 1 BB: 1 P: 11 | R: 0 E: 0 K: 2 S: 7 | H: 0 LOB: 1 BB: 1 P: 11 | R: 1 E: 0 K: 1 S: 6 | H: 1 LOB: 1 BB: 1 P: 10 | R: 0 E: 0 K: 0 S: 3 | H: 0 LOB: 0 BB: 0 P: 3 | R: 0 E: 0 K: 0 S: 3 | H: 0 LOB: 1 BB: 1 P: 7 | R: 6 E: 0 K: 1 S: 11 | H: 7 LOB: 2 BB: 2 P: 19 | 1B: 5 2B: 4 3B: 0 HR: 1 | SF: 0 SAC: 1 DP: 1 HBP: 0 |
|--------------|------------------------------|---------------------------------|------------------------------|---------------------------------|------------------------------|---------------------------------|------------------------------|----------------------------------|------------------------------|----------------------------------|------------------------------|----------------------------------|------------------------------|---------------------------------|------------------------------|---------------------------------|-------------------------------|----------------------------------|----------------------------------|------------------------------------|
|--------------|------------------------------|---------------------------------|------------------------------|---------------------------------|------------------------------|---------------------------------|------------------------------|----------------------------------|------------------------------|----------------------------------|------------------------------|----------------------------------|------------------------------|---------------------------------|------------------------------|---------------------------------|-------------------------------|----------------------------------|----------------------------------|------------------------------------|


BOTTOM


Pittsburgh Pirates @ Houston Astros
Astrodome, Houston, TX
Wed Aug 18 1965, 8:05 PM EDT
Att. 30,470 - Dome

| | |
|-----|----|
| AB | 34 |
| R | 7 |
| H | 10 |
| RBI | 7 |
| BB | 6 |
| SO | 9 |
| LOB | 16 |



| PITCHER | IP | WLS | BF | H | R | ER | SO | BB | IBB | HBP | BLK | WP | HR | S | P | ERA | WHIP |
|-------------------------------------|-----|-----|----|---|---|----|----|----|-----|-----|-----|----|----|----|----|-------|-------|
| Bob Veale, L (1, 1) ERA: 3.01 | 8.0 | W | 34 | 6 | 5 | 5 | 8 | 5 | 0 | 0 | 0 | 1 | 1 | 45 | 65 | 5.62 | 1.375 |
| Al McBean, R (9, 1) ERA: 2.41 | 0.2 | S | 6 | 4 | 2 | 0 | 0 | 0 | 1 | 0 | 0 | 0 | 0 | 5 | 9 | 27.00 | 6.000 |
| Frank Carpin, L (9, 1) ERA: 3.03 | 0.1 | | 1 | 0 | 0 | 0 | 1 | 0 | 0 | 0 | 0 | 0 | 0 | 3 | 3 | 0.00 | 0.000 |
| Al McBean, R (9, 1) ERA: 2.41 | 0.2 | S | 6 | 4 | 2 | 0 | 0 | 0 | 1 | 0 | 0 | 0 | 0 | 5 | 9 | 27.00 | 6.000 |

| Batter | 1 | 2 | 3 | 4 | 5 | 6 | 7 | 8 | 9 | AB R H RBI BB SO LOB | TOP | | | | | | | |
|--|--|---|--|---|---|----|----|----|-----|----------------------|-----------------|---|----|---|---|-----|------|---|
| Felipe Alou, R (1, 7) OBP: 0.347, SLG: 0.520 | | | | | | | | | | | 0 0 0 0 0 0 0 0 | Milwaukee Braves @ Pittsburgh Pirates Forbes Field, Pittsburgh, PA Fri Aug 20 1965, 7:05 PM EDT Att. 18,653 - Unknown livebaseballscorecards.com | | | | | | |
| Mack Jones, L (1, 8) OBP: 0.324, SLG: 0.540 | | | | | | | | | | | 0 0 0 0 0 0 0 0 | | | | | | | |
| Hank Aaron, R (1, 9) OBP: 0.393, SLG: 0.593 | | | | | | | | | | | 0 0 0 0 0 0 0 0 | | | | | | | |
| Eddie Mathews, L (1, 5) OBP: 0.356, SLG: 0.498 | | | | | | | | | | | 0 0 0 0 0 0 0 0 | | | | | | | |
| Joe Torre, R (1, 3) OBP: 0.362, SLG: 0.519 | | | | | | | | | | | 0 0 0 0 0 0 0 0 | | | | | | | |
| Gene Oliver, R (1, 2) OBP: 0.339, SLG: 0.498 | | | | | | | | | | | 0 0 0 0 0 0 0 0 | | | | | | | |
| Frank Bolling, R (1, 4) OBP: 0.295, SLG: 0.356 | | | | | | | | | | | 0 0 0 0 0 0 0 0 | | | | | | | |
| Denis Menke, R (1, 6) OBP: 0.302, SLG: 0.423 | | | | | | | | | | | 0 0 0 0 0 0 0 0 | | | | | | | |
| Wade Blasingame, L (1, 1) OBP: 0.221, SLG: 0.303 | 0 0 0 0 0 0 0 0 |  | | | | | | | | | | | | | | | | |
| Inning Stats | 1B: 0 SF: 0 2B: 0 SAC: 0 3B: 0 DP: 0 HR: 0 HBP: 0 | | WP: 0 PA: 0 PB: 0 SB: 0 CS: 0 | | | | | | | | | | | | | | | |
| PITCHER Don Cardwell, R (1, 1) ERA: 3.32 | IP | WLS | BF | H | R | ER | SO | BB | IBB | HBP | BLK | WP | HR | S | P | ERA | WHIP | PITCHER IP WLS BF H R ER SO BB IBB HBP BLK WP HR S P ERA WHIP |

| Batter | 1 | 2 | 3 | 4 | 5 | 6 | 7 | 8 | 9 | AB R H RBI BB SO LOB | TOP | | | | | | | | | |
|--|--|---------------------------------|------------------------------|---------------------------------|------------------------------|---------------------------------|------------------------------|---------------------------------|------------------------------|--|---|---------------------------------|------------------------------|---------------------------------|------------------------------|---------------------------------|----------------------------------|------------------------------------|----------------------------------|--------|
| Felipe Alou, R (1, 7) OBP: 0.342, SLG: 0.511 | 0-0 6-3 | | 0-0 F8 | | | 0-0 F9 | | 0-0 5-3 | | 4 0 0 0 0 0 1 | | | | | | | | | | |
| Mack Jones, L (1, 8) OBP: 0.323, SLG: 0.534 | 0-0 4-3 | | 0-0 4-3 | | | 0-0 1B | | 0-0 F7 | | 4 0 1 0 0 0 1 | | | | | | | | | | |
| Hank Aaron, R (1, 9) OBP: 0.395, SLG: 0.591 | 0-0 1B | | | 0-0 1B | | 0-0 1B | | 0-0 5-3 | | 4 0 3 0 0 0 0 | | | | | | | | | | |
| Eddie Mathews, L (1, 5) OBP: 0.354, SLG: 0.499 | 0-0 F9 | | | 0-0 F3 | | 4-0 BB | | 0-0 F1 | | 3 0 0 0 1 0 2 | | | | | | | | | | |
| Joe Torre, R (1, 3) OBP: 0.380, SLG: 0.521 | | 0-0 6-3 | | 0-0 F7 | | 0-0 G3 | | 0-0 F9 | | 4 0 0 0 0 0 3 | | | | | | | | | | |
| Gene Oliver, R (1, 2) OBP: 0.340, SLG: 0.497 | | 0-0 F4 | | 0-0 F7 | | 4-0 BB | | | | 2 0 0 0 1 0 1 | | | | | | | | | | |
| Frank Bolling, R (1, 4) OBP: 0.295, SLG: 0.355 | | 0-0 1-3 | | | 0-0 F9 | | 0-0 G5-4-3 | | | 3 0 0 0 0 0 1 | | | | | | | | | | |
| Denis Menke, R (1, 6) OBP: 0.302, SLG: 0.417 | | | 0-0 SH5-3 1B | | 0-0 6-3 | | 0-0 F5 | | | 3 0 1 0 0 0 0 | | | | | | | | | | |
| Denny Lemaster, R (1, 1) OBP: 0.162, SLG: 0.143 Hank Fischer, R (4, 1) OBP: 0.130, SLG: 0.130 Don Dillard, L (5, PH) OBP: 0.230, SLG: 0.500 Bob Sadowski, R (5, 1) OBP: 0.136, SLG: 0.095 Ty Cline, L (8, PH) OBP: 0.280, SLG: 0.260 Dan Osinski, R (8, 1) OBP: 0.250, SLG: 0.250 | | | 0-0 SH5-3 | | 0-3 K | | | 0-0 L9 | | 0 0 0 0 0 0 0 0 0 0 0 0 0 0 1 0 0 0 0 1 0 0 0 0 0 0 0 0 1 0 0 0 0 0 0 0 0 0 0 0 0 0 |  | | | | | | | | | |
| Inning Stats | R: 0 E: 0 K: 0 S: 4 | H: 1 LOB: 1 BB: 0 P: 4 | R: 0 E: 0 K: 0 S: 3 | H: 0 LOB: 0 BB: 0 P: 3 | R: 0 E: 0 K: 0 S: 4 | H: 1 LOB: 1 BB: 0 P: 4 | R: 0 E: 0 K: 1 S: 5 | H: 0 LOB: 0 BB: 0 P: 5 | R: 0 E: 0 K: 0 S: 4 | H: 2 LOB: 2 BB: 1 P: 8 | R: 0 E: 0 K: 0 S: 2 | H: 0 LOB: 0 BB: 1 P: 6 | R: 0 E: 0 K: 0 S: 3 | H: 0 LOB: 0 BB: 0 P: 3 | R: 0 E: 0 K: 0 S: 3 | H: 0 LOB: 0 BB: 0 P: 3 | 1B: 5 2B: 0 3B: 0 HR: 0 | SF: 0 SAC: 1 DP: 1 HBP: 0 | WP: 0 PB: 0 SB: 1 CS: 1 | PA: 32 |
| PITCHER Bob Friend, R (1, 1) ERA: 3.34 | IP: 9.0 WLS: W BF: 32 H: 5 R: 0 ER: 0 SO: 1 BB: 2 IBB: 0 HBP: 0 BLK: 0 WP: 0 HR: 0 S: 32 P: 40 ERA: 0.00 WHIP: 0.778 | | | | | | | | | | | | | | | | | | | |

Milwaukee Braves @ Pittsburgh Pirates
Forbes Field, Pittsburgh, PA
 Sat Aug 21 1965, 3:33 AM EDT
 Att: 10,259 - Unknown

livebaseballscorecards.com

AB 29
R 0
H 5
RBI 0
BB 2
SO 1
LOB 9

| Batter | 1 | 2 | 3 | 4 | 5 | 6 | 7 | 8 | 9 |
|---|------------|------------------------|-----------|-----------------------|------------|------------|-----------|------------|---|
| Bob Bailey, R OBP: 0.322, SLG: 0.369 (1, 7) (7, 5) | 0-0 F8 | 0-0 G6-4-3 | | | 0-0 F3 | | 0-0 F7 | | |
| Manny Mota, R OBP: 0.328, SLG: 0.413 (1, 8) (7, 7) | 0-0 F9 | | 0-0 F4 | | 0-0 F4 | | 0-3 K | | |
| Roberto Clemente, R OBP: 0.378, SLG: 0.471 (1, 9) | 0-0 1B | | 0-0 F3 | | 0-0 1B | | 0-0 | | |
| Donn Clendenon, R OBP: 0.356, SLG: 0.475 (1, 3) | 0-0 5-3 | | 0-3 K | | 0-0 6-3 | | 0-3 K | | |
| Bill Mazerowski, R OBP: 0.291, SLG: 0.338 (1, 4) | | 0-0 1B 2B 1B | | 4-0 1B S BB | | 0-3 K | | 0-0 6-3 | |
| Andre Rodgers, R OBP: 0.345, SLG: 0.402 Bill Virdon, L OBP: 0.339, SLG: 0.392 (6, PH) (7, 8) | | 0-0 2B FC6 1B | | 0-0 F3 | | 0-0 F7 | | | |
| Jim Pagliaroni, R OBP: 0.358, SLG: 0.452 (1, 2) | | 0-3 K | | 0-0 WP 1B 1B | | 4-0 BB | | | |
| Gene Alley, R OBP: 0.291, SLG: 0.332 (1, 6) | | 0-0 2B | | 0-0 | | 0-0 6-3 | | | |
| Bob Friend, R OBP: 0.034, SLG: 0.034 (1, 1) | | 0-0 FC6 | | 0-0 1B | | | 0-3 K | | |

| Inning Stats | R: 0 | H: 1 | E: 0 | LOB: 1 | K: 0 | BB: 0 | S: 4 | P: 4 |
|--------------|------|------|------|--------|------|-------|------|------|
| | R: 2 | H: 3 | E: 0 | LOB: 1 | K: 1 | BB: 0 | S: 8 | P: 8 |
| | R: 0 | H: 0 | E: 0 | LOB: 0 | K: 1 | BB: 0 | S: 5 | P: 5 |
| | R: 1 | H: 2 | E: 0 | LOB: 2 | K: 0 | BB: 1 | S: 4 | P: 8 |
| | R: 0 | H: 1 | E: 0 | LOB: 1 | K: 0 | BB: 0 | S: 4 | P: 4 |
| | R: 0 | H: 0 | E: 0 | LOB: 1 | K: 1 | BB: 1 | S: 5 | P: 9 |
| | R: 0 | H: 0 | E: 0 | LOB: 0 | K: 2 | BB: 0 | S: 7 | P: 7 |
| | R: 0 | H: 0 | E: 0 | LOB: 0 | K: 1 | BB: 0 | S: 5 | P: 5 |

| PITCHER | IP | WLS | BF | H | R | ER | SO | BB | IBB | HBP | BLK | WP | HR | S | P | ERA | WHIP |
|--------------------------------|-----|-----|----|---|---|----|----|----|-----|-----|-----|----|----|----|----|------|-------|
| Denny Lemaster, L ERA: 4.89 | 3.1 | L | 16 | 5 | 3 | 3 | 2 | 1 | 0 | 0 | 0 | 0 | 0 | 19 | 23 | 8.10 | 1.800 |
| Hank Fischer, R ERA: 4.26 | 0.2 | | 2 | 1 | 0 | 0 | 0 | 0 | 0 | 0 | 0 | 1 | 0 | 2 | 2 | 0.00 | 1.500 |
| Bob Sadowski, R ERA: 5.15 | 3.0 | | 11 | 1 | 0 | 0 | 3 | 1 | 0 | 0 | 0 | 0 | 0 | 16 | 20 | 0.00 | 0.667 |
| Dan Osinski, R ERA: 2.73 | 1.0 | | 3 | 0 | 0 | 0 | 1 | 0 | 0 | 0 | 0 | 0 | 0 | 5 | 5 | 0.00 | 0.000 |

BOTTOM

| AB | R | H | RBI | BB | SO | LOB |
|----|---|---|-----|----|----|-----|
| 4 | 0 | 0 | 0 | 0 | 0 | 2 |
| 4 | 0 | 0 | 0 | 0 | 1 | 0 |
| 4 | 0 | 2 | 0 | 0 | 0 | 0 |
| 4 | 0 | 0 | 0 | 0 | 2 | 2 |
| 3 | 2 | 1 | 0 | 1 | 1 | 0 |
| 2 | 1 | 1 | 0 | 0 | 0 | 1 |
| 1 | 0 | 0 | 0 | 0 | 0 | 0 |
| 2 | 0 | 1 | 0 | 1 | 1 | 2 |
| 3 | 0 | 1 | 1 | 0 | 0 | 2 |
| 3 | 0 | 1 | 1 | 0 | 1 | 1 |


| | |
|------------|-----------|
| AB | 30 |
| R | 3 |
| H | 7 |
| RBI | 2 |
| BB | 2 |
| SO | 6 |
| LOB | 10 |



| WP | HR | S | P | ERA | WHIP |
|-------|--------|-------|-------|-----------|-------------|
| WP: 1 | HR: 0 | S: 0 | P: 32 | ERA: 8.10 | WHIP: 1.800 |
| PB: 0 | SAC: 0 | DP: 1 | CS: 0 | | |

Milwaukee Braves @ Pittsburgh Pirates
Forbes Field, Pittsburgh, PA
 Sat Aug 21 1965, 3:33 AM EDT
 Att. 10,259 - Unknown

livebaseballscorecards.com

| Batter | 1 | 2 | 3 | 4 | 5 | 6 | 7 | 8 | 9 | AB | R | H | RBI | BB | SO | LOB | TOP | | | | | | | | | | | | | | | | | | |
|--|-------|-------|-------|--------|-------|-------|-------|--------|-------|-------|-------|-------|-------|--------|---------|--------|---|----------------|----|-----|----|---|---|----|----|----|-----|-----|---|----|----|---|---|-----|------|
| Felipe Alou, R (1, 8) OBP: 0.342, SLG: 0.511 | | | | | | | | | | | | | | | | | 0 | 0 | 0 | 0 | 0 | 0 | 0 | 0 | 0 | 0 | 0 | 0 | Milwaukee Braves @ Pittsburgh Pirates Forbes Field, Pittsburgh, PA Sun Aug 22 1965, 3:33 AM EDT Att. 14,112 - Unknown livebaseballscorecards.com | | | | | | |
| Rico Carty, R (1, 7) OBP: 0.351, SLG: 0.507 | | | | | | | | | | | | | | | | | 0 | 0 | 0 | 0 | 0 | 0 | 0 | 0 | 0 | 0 | 0 | 0 | | 0 | 0 | 0 | 0 | | |
| Hank Aaron, R (1, 9) OBP: 0.395, SLG: 0.591 | | | | | | | | | | | | | | | | | 0 | 0 | 0 | 0 | 0 | 0 | 0 | 0 | 0 | 0 | 0 | 0 | | 0 | 0 | 0 | 0 | | |
| Joe Torre, R (1, 3) OBP: 0.380, SLG: 0.521 | | | | | | | | | | | | | | | | | 0 | 0 | 0 | 0 | 0 | 0 | 0 | 0 | 0 | 0 | 0 | 0 | | 0 | 0 | 0 | 0 | | |
| Gene Oliver, R (1, 2) OBP: 0.340, SLG: 0.497 | | | | | | | | | | | | | | | | | 0 | 0 | 0 | 0 | 0 | 0 | 0 | 0 | 0 | 0 | 0 | 0 | | 0 | 0 | 0 | 0 | | |
| Miguel de la Hoz, R (1, 5) OBP: 0.314, SLG: 0.351 | | | | | | | | | | | | | | | | | 0 | 0 | 0 | 0 | 0 | 0 | 0 | 0 | 0 | 0 | 0 | 0 | | 0 | 0 | 0 | 0 | | |
| Frank Bolling, R (1, 4) OBP: 0.285, SLG: 0.355 | | | | | | | | | | | | | | | | | 0 | 0 | 0 | 0 | 0 | 0 | 0 | 0 | 0 | 0 | 0 | 0 | | 0 | 0 | 0 | 0 | | |
| Denis Menke, R (1, 6) OBP: 0.302, SLG: 0.417 | | | | | | | | | | | | | | | | | 0 | 0 | 0 | 0 | 0 | 0 | 0 | 0 | 0 | 0 | 0 | 0 | | 0 | 0 | 0 | 0 | | |
| Tony Cloninger, R (1, 1) OBP: 0.150, SLG: 0.225 | 0 | 0 | 0 | 0 | 0 | 0 | 0 | 0 | 0 | 0 | 0 | 0 | 0 | 0 | 0 | 0 |  | | | | | | | | | | | | | | | | | | |
| Inning Stats | 1B: 0 | SF: 0 | 2B: 0 | SAC: 0 | 3B: 0 | DP: 0 | HR: 0 | HBP: 0 | WP: 0 | PA: 0 | PB: 0 | SB: 0 | CS: 0 | ERA: ∞ | WHIP: ∞ | ERA: ∞ | | WHIP: ∞ | | | | | | | | | | | | | | | | | |
| PITCHER Bob Veale, L (1, 1) ERA: 3.01 | IP | WLS | BF | H | R | ER | SO | BB | IBB | HBP | BLK | WP | HR | S | P | ERA | WHIP | PITCHER | IP | WLS | BF | H | R | ER | SO | BB | IBB | HBP | BLK | WP | HR | S | P | ERA | WHIP |

| Batter | 1 | 2 | 3 | 4 | 5 | 6 | 7 | 8 | 9 | AB R H RBI BB SO LOB | TOP |
|---|---|---|---|---|---|---|---|---|---|--|---|
| Tito Fuentes, S OBP: 0.320, SLG: 0.227 (1, 6) X | 0-0 BB 1B SF9 1B | | 0-0 G3-6-3 1B | | 0-3 K | | | 0-0 4-3 | | 4 1 2 0 0 1 0 | San Francisco Giants @ Pittsburgh Pirates Forbes Field, Pittsburgh, PA Mon Aug 23 1965, 7:05 PM EDT Att: 15,016 - Unknown livebaseballscorecards.com |
| Matty Alou, L OBP: 0.283, SLG: 0.316 (1, 9) X | 0-0 BB 1-2 1B | | 0-0 G3-6-3 1-2f | | 0-0 G3 | | | 0-0 5-3 | | 4 0 1 0 0 0 1 | |
| Willie Mays, R OBP: 0.395, SLG: 0.652 (1, 8) B B B | 4-0 1-2 2-3 BB | | 0-0 4-3 | | 0-0 1-3 | | | 0-3 K | | 3 0 0 0 1 1 0 | |
| Willie McCovey, L OBP: 0.383, SLG: 0.538 (1, 3) X | 0-0 SF9 | | | 0-0 1-3 | | 0-0 F4 | | 0-0 1B | | 3 0 1 1 0 0 0 | |
| Jim Ray Hart, R OBP: 0.342, SLG: 0.452 (1, 5) X | 0-0 F9 | | | 0-0 1B SF9 1B | | 0-3 K | | 0-0 F7 | | 4 1 1 0 0 1 3 | |
| Len Gabrielson, L OBP: 0.368, SLG: 0.441 (1, 7) X | 0-0 4-3 | | | 0-0 1-3 SF9 1B | | 0-0 F7 | | 0-0 F4 | | 4 0 1 0 0 0 3 | |
| Tom Haller, L OBP: 0.333, SLG: 0.376 (1, 2) X | | 0-0 G3 | | 0-0 1-2 3-H SF9 | | 0-0 3-1 | | | | 2 0 0 1 0 0 0 | |
| Hal Lanier, R OBP: 0.266, SLG: 0.283 (1, 4) X | | 0-0 5-3 | | 0-0 3-H F4 | | 0-0 L1 | | | | 3 0 0 0 0 0 1 | |
| Warren Spahn, L OBP: 0.255, SLG: 0.130 Gaylord Perry, R OBP: 0.172, SLG: 0.145 (1, 1) (7, 1) | | 0-0 F4 | | | 0-0 4-3 | | | 0-0 4-3 | | 2 0 0 0 0 0 0 1 0 0 0 0 0 0 | |
| Inning Stats | R: 1 H: 2 E: 0 LOB: 2 K: 0 BB: 1 S: 5 P: 9 | R: 0 H: 0 E: 0 LOB: 0 K: 0 BB: 0 S: 3 P: 3 | R: 0 H: 1 E: 0 LOB: 0 K: 0 BB: 0 S: 3 P: 3 | R: 1 H: 2 E: 0 LOB: 1 K: 0 BB: 0 S: 5 P: 5 | R: 0 H: 0 E: 0 LOB: 0 K: 1 BB: 0 S: 5 P: 5 | R: 0 H: 0 E: 0 LOB: 0 K: 1 BB: 0 S: 5 P: 5 | R: 0 H: 0 E: 0 LOB: 0 K: 0 BB: 0 S: 3 P: 3 | R: 0 H: 0 E: 0 LOB: 0 K: 0 BB: 0 S: 3 P: 3 | R: 0 H: 1 E: 0 LOB: 1 K: 1 BB: 0 S: 6 P: 6 | 1B: 6 SF: 2 2B: 0 SAC: 0 3B: 0 DP: 1 HR: 0 HBP: 0 | WP: 0 PA: 33 PB: 0 SB: 0 CS: 0 |
| PITCHER Vern Law, R ERA: 1.98 (1, 1) | IP WLS BF H R ER SO BB IBB HBP BLK WP HR S P ERA WHIP | | | | | | | | | | |

| Batter | 1 | 2 | 3 | 4 | 5 | 6 | 7 | 8 | 9 |
|--|-------------------|-----------|---------------------|---------------|--------------------------|---------------------|-----------------------|-----------------|---|
| Bob Bailey, R OBP: 0.323, SLG: 0.365 (1, 5) x | 0-0 6-3 ① | | 4-0 BB BB BB BB | | 4-0 1B BB | | 4-0 1B WP BB | 0-0 6-3 ② | |
| Manny Mota, R OBP: 0.332, SLG: 0.422 (1, 8) x | 0-0 3B 3B | | 0-0 G4-6-3 ② ③ 1-2f | | 0-3 K ② | | 0-0 WP SF8 1B 1-3 2-H | 4-0 FC5 1B BB | |
| Roberto Clemente, R OBP: 0.382, SLG: 0.477 (1, 9) x | 0-0 FC8-2 3B 3-H | | | 0-0 4-3 1B | 0-0 FC6-4 1B 1-2 2-3 3-H | | 4-0 1B 1B | 0-0 1B 1-2 2-3 | |
| Donn Clendenon, R OBP: 0.356, SLG: 0.477 (1, 3) x | 0-0 FC8-2 ② ③ 3-H | | | 0-0 F8 ① | 0-0 FC6-4 ③ 1-2f | | 0-0 1B 1B 1-2 2-3 3-H | 0-0 FC5 ③ 2-3f | |
| Bill Mazeroski, R OBP: 0.286, SLG: 0.333 (1, 4) x | | 0-0 F9 ① | | 0-0 4-3 ② 1-2 | | 0-0 F8 ① | 0-0 SF8 ② 3-H | | |
| Willie Stargell, L OBP: 0.316, SLG: 0.501 (1, 7) x | | 0-0 F7 ② | | 0-3 K ③ | | 0-0 1B 1B G6-4-3 | 0-0 1B 1B 1-3 2-H | | |
| Jim Pagliaroni, R OBP: 0.354, SLG: 0.445 (1, 2) x | | 0-0 6-3 ③ | | | 0-0 6-3 ① | 0-0 G6-4-3 ② ③ 1-2f | 0-0 F7 ③ | | |
| Gene Alley, R OBP: 0.301, SLG: 0.343 (1, 6) x | | | 0-0 SH3-4 1B | | 0-0 1B 1B | | 0-0 1B BB 1B | 0-0 1B SH2-4 1B | |
| Vern Law, R OBP: 0.260, SLG: 0.301 (1, 1) x | | | 0-0 SH3-4 ① 1-2 | | 0-0 1B BB 1B 1-3 | | 0-0 F2 ① | 0-0 SH2-4 ① 1-2 | |

| Inning Stats | R: 1 | H: 2 | E: 0 | LOB: 0 | K: 0 | S: 4 | P: 4 | R: 0 | H: 0 | E: 0 | LOB: 0 | K: 0 | S: 3 | P: 3 | R: 0 | H: 1 | E: 0 | LOB: 1 | K: 0 | S: 3 | P: 7 | R: 0 | H: 1 | E: 0 | LOB: 1 | K: 1 | S: 6 | P: 6 | R: 1 | H: 3 | E: 0 | LOB: 3 | K: 1 | S: 8 | P: 12 | R: 0 | H: 1 | E: 0 | LOB: 0 | K: 0 | S: 3 | P: 3 | R: 4 | H: 4 | E: 0 | LOB: 2 | K: 0 | S: 7 | P: 15 | R: 0 | H: 2 | E: 0 | LOB: 3 | K: 0 | S: 5 | P: 9 |
|--------------|--------|-------|-------|--------|-------|-------|-------|--------|-------|--------|--------|-------|--------|-------|-------|-------|--------|--------|--------|-------|-------|--------|-------|-------|--------|--------|-------|--------|-------|-------|--------|--------|-------|-------|--------|-------|--------|-------|--------|--------|-------|-------|-------|--------|-------|--------|-------|-------|--------|-------|-------|-------|--------|-------|------|------|
| | 1B: 12 | SF: 1 | 2B: 1 | SAC: 2 | 3B: 2 | DP: 3 | HR: 0 | HBP: 0 | CS: 0 | 1B: 12 | SF: 1 | 2B: 1 | SAC: 2 | 3B: 2 | DP: 3 | HR: 0 | HBP: 0 | CS: 0 | 1B: 12 | SF: 1 | 2B: 1 | SAC: 2 | 3B: 2 | DP: 3 | HR: 0 | HBP: 0 | CS: 0 | 1B: 12 | SF: 1 | 2B: 1 | SAC: 2 | 3B: 2 | DP: 3 | HR: 0 | HBP: 0 | CS: 0 | 1B: 12 | SF: 1 | 2B: 1 | SAC: 2 | 3B: 2 | DP: 3 | HR: 0 | HBP: 0 | CS: 0 | 1B: 12 | SF: 1 | 2B: 1 | SAC: 2 | 3B: 2 | DP: 3 | HR: 0 | HBP: 0 | CS: 0 | | |

| PITCHER | IP | WLS | BF | H | R | ER | SO | BB | IBB | HBP | BLK | WP | HR | S | P | ERA | WHIP |
|--------------------------------------|-----|-----|----|---|---|----|----|----|-----|-----|-----|----|----|----|----|-------|-------|
| Warren Spahn, L ERA: 4.08 (1, 1) | 6.1 | L | 28 | 9 | 4 | 4 | 2 | 3 | 0 | 0 | 0 | 0 | 0 | 29 | 41 | 5.68 | 1.895 |
| Gaylord Perry, R ERA: 4.13 (7, 1) | 1.2 | | 12 | 5 | 2 | 2 | 0 | 1 | 1 | 0 | 0 | 1 | 0 | 10 | 18 | 10.80 | 3.600 |

AB R H RBI BB SO LOB

| | | | | | | |
|---|---|---|---|---|---|---|
| 2 | 1 | 0 | 0 | 3 | 0 | 1 |
| 4 | 2 | 2 | 1 | 1 | 1 | 5 |
| 4 | 1 | 4 | 2 | 1 | 0 | 0 |
| 5 | 0 | 1 | 0 | 0 | 0 | 8 |
| 3 | 0 | 0 | 1 | 0 | 0 | 1 |
| 4 | 0 | 2 | 1 | 0 | 1 | 1 |
| 4 | 0 | 0 | 0 | 0 | 0 | 3 |
| 4 | 2 | 4 | 0 | 0 | 0 | 0 |
| 2 | 0 | 1 | 0 | 0 | 0 | 1 |

| AB | R | H | RBI | BB | SO | LOB |
|----|---|----|-----|----|----|-----|
| 32 | 6 | 14 | 5 | 5 | 2 | 20 |

WP: 1 PA: 40
PB: 0
SB: 0
CS: 0



San Francisco Giants @ Pittsburgh Pirates
 Forbes Field, Pittsburgh, PA
 Mon Aug 23 1965, 7:05 PM EDT
 Att. 15,016 - Unknown

livebaseballscores.com

| Batter | 1 | 2 | 3 | 4 | 5 | 6 | 7 | 8 | 9 | AB R H RBI BB SO LOB | TOP | |
|--|--|---|---|---|---|--|---|---|---|--|---|---|
| Len Gabrielson, L (1, 9) <small>OBP: 0.371, SLG: 0.447</small> (4, 7) | 0-0 | | 0-0 | | 0-0 | | | 0-0 | | 4 1 2 0 0 0 0 | San Francisco Giants @ Pittsburgh Pirates Forbes Field, Pittsburgh, PA Tue Aug 24 1965, 7:05 PM EDT Att: 15,497 - Unknown | |
| Hal Lanier, R (1, 4) <small>OBP: 0.266, SLG: 0.288</small> | 0-3 | | 0-0 | | 0-3 | | | 0-3 | | 4 1 1 1 0 3 1 | | |
| Willie Mays, R (1, 8) <small>OBP: 0.392, SLG: 0.647</small> Ken Henderson, S (6, 8) <small>OBP: 0.265, SLG: 0.258</small> | 0-0 | | 0-0 | | | | | 0-0 | | 3 0 0 0 0 1 2 1 0 0 0 0 0 0 | | |
| Willie McCovey, L (1, 3) <small>OBP: 0.388, SLG: 0.540</small> | 4-0 | | 0-0 | | 4-0 | | | 0-0 | | 2 0 2 1 2 0 0 | | |
| Jim Ray Hart, R (1, 5) <small>OBP: 0.339, SLG: 0.447</small> | 0-3 | | 0-0 | | 0-3 | | | 0-0 | | 4 0 0 0 0 2 5 | | |
| Orlando Cepeda, R (1, 7) <small>OBP: 0.250, SLG: 0.267</small> Matty Alou, L (4, 9) <small>OBP: 0.261, SLG: 0.314</small> | | 0-0 | | 0-0 | | | | 0-0 | | 2 0 0 0 0 0 0 2 0 0 0 0 0 1 | | |
| Tom Haller, L (1, 2) <small>OBP: 0.333, SLG: 0.374</small> | | 1-0 | | 0-0 | | | | 0-0 | | 2 0 0 0 0 0 0 | | |
| Tito Fuentes, S (1, 6) <small>OBP: 0.286, SLG: 0.200</small> | | 0-0 | | 0-0 | | | | 0-0 | | 3 0 0 0 0 0 1 | | |
| Bob Shaw, R (1, 1) <small>OBP: 0.131, SLG: 0.117</small> Dick Schofield, S (8, PH) <small>OBP: 0.291, SLG: 0.258</small> Masanori Murakami, L (8, 1) <small>OBP: 0.111, SLG: 0.111</small> | | 0-0 | | 0-3 | | | | 0-0 | | 2 0 0 0 0 1 1 1 0 0 0 0 0 0 0 0 0 0 0 0 0 | | |
| Inning Stats | R: 0 H: 1 E: 0 LOB: 2 K: 2 BB: 1 S: 8 P: 12 | R: 0 H: 0 E: 0 LOB: 1 K: 0 BB: 0 S: 3 P: 4 | R: 2 H: 3 E: 0 LOB: 0 K: 0 BB: 0 S: 5 P: 5 | R: 0 H: 0 E: 0 LOB: 0 K: 0 BB: 0 S: 3 P: 3 | R: 0 H: 0 E: 0 LOB: 0 K: 2 BB: 0 S: 7 P: 7 | R: 0 H: 0 E: 0 LOB: 1 K: 2 BB: 1 S: 6 P: 10 | R: 0 H: 0 E: 0 LOB: 0 K: 0 BB: 0 S: 3 P: 3 | R: 0 H: 0 E: 0 LOB: 0 K: 1 BB: 0 S: 5 P: 5 | R: 0 H: 1 E: 0 LOB: 1 K: 0 BB: 0 S: 4 P: 4 | 1B: 3 SF: 0 2B: 2 SAC: 0 3B: 1 DP: 2 HR: 0 HBP: 1 | WP: 0 PA: 33 PB: 0 SB: 0 CS: 1 | |
| PITCHER Don Cardwell, R (1, 1) <small>ERA: 3.29</small> | IP WLS BF H R ER SO BB IBB HBP BLK WP HR S P ERA WHIP 9.0 W 33 5 2 2 7 2 0 1 0 0 0 44 53 2.00 0.778 | | | | | | | | | | | PITCHER IP WLS BF H R ER SO BB IBB HBP BLK WP HR S P ERA WHIP |

livebaseballscorecards.com

| | |
|------------|----|
| AB | 30 |
| R | 2 |
| H | 5 |
| RBI | 2 |
| BB | 2 |
| SO | 7 |
| LOB | 11 |



| Batter | 1 | 2 | 3 | 4 | 5 | 6 | 7 | 8 | 9 | AB R H RBI BB SO LOB |
|---|------------------------|-------------------------|---------------------|---|------------------|---|-----------------------|---|---|----------------------|
| Bob Bailey, R OBP: 0.322, SLG: 0.368 (1, 5) | 0-0 E6 1B E | 0-0 G5-3 2-3f | | | 0-0 3B | | 0-3 K | | | 4 1 1 1 0 1 2 |
| Bill Virdon, L OBP: 0.341, SLG: 0.393 (1, 8) | 0-0 E 2B 1B | | 0-0 2B | | 0-0 G3 | | 0-0 6-3 | | | 4 1 2 0 0 0 1 |
| Roberto Clemente, R OBP: 0.383, SLG: 0.479 (1, 9) | 0-3 K | | 4-0 G5-4-3 BB | | 0-0 5-3 | | 0-0 WP 1B 2B | | | 3 1 1 0 1 1 3 |
| Willie Stargell, L OBP: 0.315, SLG: 0.499 (1, 7) | 0-0 E4 1-2 2B | | 0-0 F2 | | 0-0 F8 | | 0-0 2-H 1B | | | 4 0 1 2 0 0 4 |
| Donn Clendenon, R OBP: 0.357, SLG: 0.482 (1, 3) | 0-0 2B | | 0-0 G5-4-3 | | 0-0 1B 2B | | 0-0 F2 | | | 4 1 2 1 0 0 3 |
| Bill Mazaroski, R OBP: 0.286, SLG: 0.332 (1, 4) | 0-0 F6 | | 0-0 F3 | | 0-0 2-H 1B | | 0-0 4-3 | | | 4 0 1 1 0 0 1 |
| Jim Pagliaroni, R OBP: 0.350, SLG: 0.439 (1, 2) | | 0-0 F7 | 0-0 6-3 | | 0-3 K | | 0-3 K | | | 4 0 0 0 0 2 1 |
| Gene Alley, R OBP: 0.301, SLG: 0.342 (1, 6) | | 0-0 G5-3 1B 1B | 0-0 F8 | | 0-0 F4 | | 0-3 K | | | 4 0 1 0 0 1 1 |
| Don Cardwell, R OBP: 0.246, SLG: 0.316 (1, 1) | | 0-0 1-2 1B | | | 0-0 3B 1B | | 0-3 K | | | 3 1 2 0 0 1 1 |

| Inning Stats | R: 2 | H: 2 | E: 2 | K: 1 | S: 8 | LOB: 1 | BB: 0 | P: 8 | R: 0 | H: 2 | E: 0 | K: 0 | S: 4 | LOB: 1 | BB: 0 | P: 4 | R: 0 | H: 1 | E: 0 | K: 0 | S: 3 | LOB: 0 | BB: 1 | P: 7 | R: 0 | H: 0 | E: 0 | K: 0 | S: 3 | LOB: 0 | BB: 0 | P: 3 | R: 1 | H: 2 | E: 0 | K: 0 | S: 5 | LOB: 1 | BB: 0 | P: 5 | R: 1 | H: 2 | E: 0 | K: 2 | S: 9 | LOB: 1 | BB: 0 | P: 9 | R: 1 | H: 2 | E: 0 | K: 1 | S: 7 | LOB: 1 | BB: 0 | P: 7 | R: 0 | H: 0 | E: 0 | K: 2 | S: 7 | LOB: 0 | BB: 0 | P: 7 | 1B: 6 | SF: 0 | 2B: 4 | SAC: 0 | 3B: 1 | DP: 2 | HR: 0 | HBP: 0 | WP: 1 | PA: 35 |
|--------------|------|------|------|------|------|--------|-------|------|------|------|------|------|------|--------|-------|------|------|------|------|------|------|--------|-------|------|------|------|------|------|------|--------|-------|------|------|------|------|------|------|--------|-------|------|------|------|------|------|------|--------|-------|------|------|------|------|------|------|--------|-------|------|------|------|------|------|------|--------|-------|------|-------|-------|-------|--------|-------|-------|-------|--------|-------|--------|
|--------------|------|------|------|------|------|--------|-------|------|------|------|------|------|------|--------|-------|------|------|------|------|------|------|--------|-------|------|------|------|------|------|------|--------|-------|------|------|------|------|------|------|--------|-------|------|------|------|------|------|------|--------|-------|------|------|------|------|------|------|--------|-------|------|------|------|------|------|------|--------|-------|------|-------|-------|-------|--------|-------|-------|-------|--------|-------|--------|


| PITCHER | IP | WLS | BF | H | R | ER | SO | BB | IBB | HBP | BLK | WP | HR | S | P | ERA | WHIP |
|---|-----|-----|----|----|---|----|----|----|-----|-----|-----|----|----|----|----|------|-------|
| Bob Shaw, R ERA: 2.36 (1, 1) | 7.0 | L | 32 | 11 | 5 | 3 | 4 | 1 | 0 | 0 | 0 | 1 | 0 | 39 | 43 | 3.86 | 1.714 |
| Masanori Murakami, L ERA: 4.59 (8, 1) | 1.0 | | 3 | 0 | 0 | 0 | 2 | 0 | 0 | 0 | 0 | 0 | 0 | 7 | 7 | 0.00 | 0.000 |

BOTTOM

San Francisco Giants @ Pittsburgh Pirates
Forbes Field, Pittsburgh, PA
 Tue Aug 24 1965, 7:05 PM EDT
 Att. 15,497 - Unknown

livebaseballscorecards.com

| | |
|------------|-----------|
| AB | 34 |
| R | 5 |
| H | 11 |
| RBI | 5 |
| BB | 1 |
| SO | 6 |
| LOB | 17 |



| Batter | 1 | 2 | 3 | 4 | 5 | 6 | 7 | 8 | 9 | AB R H RBI BB SO LOB | TOP | | | | | | | | | | | | | | | | | | | | | | | | | | | | | |
|--|------------------------------|---------------------------------|------------------------------|----------------------------------|------------------------------|---------------------------------|------------------------------|---------------------------------|------------------------------|---|---|---------------------------------|------------------------------|---------------------------------|------------------------------|----------------------------------|------------------------------|---------------------------------|----------------------------------|------------------------------------|----------------------------------|--------|----------------|----|-----|----|---|---|----|----|----|-----|-----|-----|----|----|---|---|-----|------|
| Dick Schofield, S (1, 6) OBP: 0.290, SLG: 0.257 | 0-0 6-3 | 0-0 F9 | | | 0-0 G6-4-3 1B | | 0-0 G3 | | 0-0 FC4-6 1-2f 3-H | 5 0 1 1 0 0 4 | San Francisco Giants @ Pittsburgh Pirates Forbes Field, Pittsburgh, PA Wed Aug 25 1965, 7:05 PM EDT Att: 13,348 - Unknown livebaseballscorecards.com | | | | | | | | | | | | | | | | | | | | | | | | | | | | | |
| Matty Alou, L (1, 9) OBP: 0.277, SLG: 0.309 | 0-0 4-3 | 0-0 6-3 | | | 0-0 G6-4-3 1-2f | | | 0-0 4-3 | 0-0 F9 | 5 0 0 0 0 0 5 | | | | | | | | | | | | | | | | | | | | | | | | | | | | | | |
| Jim Ray Hart, R (1, 5) OBP: 0.342, SLG: 0.449 | 0-0 1B | | | | 0-3 K | | | 0-0 1B | | 3 0 2 0 1 1 0 | | | | | | | | | | | | | | | | | | | | | | | | | | | | | | |
| Willie McCovey, L (1, 3) OBP: 0.387, SLG: 0.542 | 0-0 F3 | | | | 0-3 K | | | 0-3 1B | 0-3 K | 4 1 1 0 0 2 3 | | | | | | | | | | | | | | | | | | | | | | | | | | | | | | |
| Len Gabrielson, L (1, 7) OBP: 0.377, SLG: 0.448 | | | | | 0-0 F4 | | | 0-0 1B | 0-0 BB | 2 1 1 1 2 0 1 | | | | | | | | | | | | | | | | | | | | | | | | | | | | | | |
| Tom Haller, L (1, 2) OBP: 0.332, SLG: 0.370 | | | | | 0-0 F7 | | | 0-0 1B | 0-0 F9 | 3 0 0 0 1 0 4 | | | | | | | | | | | | | | | | | | | | | | | | | | | | | | |
| Hal Lanier, R (1, 4) OBP: 0.266, SLG: 0.266 | | | | | 0-0 SH5-4 1-2 2-3 BB | | | 0-0 5-3 | 0-0 F9 | 2 0 0 0 1 0 0 | | | | | | | | | | | | | | | | | | | | | | | | | | | | | | |
| Ken Henderson, S (1, 8) OBP: 0.289, SLG: 0.324 | | | | | 0-0 F8 | | | 0-0 G3 | 0-0 FC4-6 3B | 3 1 1 0 1 0 1 | | | | | | | | | | | | | | | | | | | | | | | | | | | | | | |
| Bobby Bolin, R (1, 1) OBP: 0.147, SLG: 0.121 Willie Mays, R (9, PH) OBP: 0.394, SLG: 0.647 Frank Linzy, R (9, 1) OBP: 0.154, SLG: 0.385 | | | | | 0-0 G1-6-3 1-2f | | | 0-0 5-3 | 0-0 FC4-6 IBB | 3 0 0 0 0 0 3 0 0 0 0 1 0 0 0 0 0 0 0 0 0 | | | | | | | | | | | | | | | | | | | | | | | | | | | | | | |
| Inning Stats | R: 0 E: 0 K: 0 S: 4 | H: 1 LOB: 1 BB: 0 P: 4 | R: 1 E: 1 K: 0 S: 4 | H: 0 LOB: 3 BB: 3 P: 16 | R: 0 E: 0 K: 1 S: 5 | H: 0 LOB: 1 BB: 1 P: 9 | R: 0 E: 0 K: 0 S: 2 | H: 0 LOB: 0 BB: 1 P: 6 | R: 0 E: 0 K: 1 S: 5 | H: 1 LOB: 0 BB: 0 P: 5 | R: 1 E: 0 K: 0 S: 4 | H: 2 LOB: 0 BB: 0 P: 4 | R: 0 E: 0 K: 0 S: 3 | H: 0 LOB: 0 BB: 0 P: 3 | R: 0 E: 0 K: 1 S: 6 | H: 1 LOB: 2 BB: 1 P: 10 | R: 1 E: 0 K: 0 S: 4 | H: 1 LOB: 1 BB: 1 P: 8 | 1B: 4 2B: 0 3B: 2 HR: 0 | SF: 0 SAC: 1 DP: 3 HBP: 0 | WP: 0 PB: 0 SB: 1 CS: 0 | PA: 38 | | | | | | | | | | | | | | | | | | |
| PITCHER Bob Friend, R (1, 1) ERA: 3.33 | IP 9.0 | WLS 38 | BF 6 | H 3 | R 3 | ER 3 | SO 3 | BB 5 | IBB 2 | HBP 0 | BLK 0 | WP 0 | HR 0 | S 37 | P 65 | ERA 3.00 | WHIP 1.222 | | | | | | PITCHER | IP | WLS | BF | H | R | ER | SO | BB | IBB | HBP | BLK | WP | HR | S | P | ERA | WHIP |



| Batter | 1 | 2 | 3 | 4 | 5 | 6 | 7 | 8 | 9 | AB R H RBI BB SO LOB | TOP | | | | | | | | | | | |
|--|------------------------------|---------------------------------|-------------------------------|----------------------------------|------------------------------|---------------------------------|------------------------------|---------------------------------|------------------------------|--|---|------------------------------|---------------------------------|------------------------------|---------------------------------|------------------------------|---------------------------------|------------------------------|---------------------------------|----------------------------------|------------------------------------|----------------------------------|
| Tito Fuentes, S (1, 6) OBP: 0.313, SLG: 0.241 | 0-0 CS 1B | | 0-3 K | | 0-0 BB 1B | | 0-0 G6-4-3 1-2f | | | 4 0 2 0 0 1 1 | San Francisco Giants @ Pittsburgh Pirates Forbes Field, Pittsburgh, PA Thu Aug 26 1965, 7:05 PM EDT Unknown | | | | | | | | | | | |
| Jim Davenport, R (1, 5) OBP: 0.292, SLG: 0.344 | 0-3 K | | 0-0 4-3 | | 4-0 BB 1B | | | 0-0 6-3 | | 3 0 0 0 1 1 1 | | | | | | | | | | | | |
| Willie Mays, R (1, 8) OBP: 0.391, SLG: 0.642 Ken Henderson, S (5, 8) OBP: 0.282, SLG: 0.314 | 0-3 K | | 0-0 F9 | | 0-0 F4 | | | 0-0 4-3 | | 3 0 0 0 0 1 3 1 0 0 0 0 0 0 | | | | | | | | | | | | |
| Jim Ray Hart, R (1, 7) OBP: 0.344, SLG: 0.454 | | 0-0 PB 2B | | 0-0 G4-6-3 2B | | 0-0 4-3 | | 0-0 F8 | | 4 0 2 0 0 0 3 | | | | | | | | | | | | |
| Cap Peterson, R (1, 9) OBP: 0.333, SLG: 0.433 | | 4-0 BB 2B | | 4-0 G4-6-3 BB | | 0-0 5-3 | | 0-3 K | | 2 0 0 0 2 1 0 | | | | | | | | | | | | |
| Willie McCovey, L (1, 3) OBP: 0.385, SLG: 0.538 Len Gabrielson, L (6, 3) OBP: 0.380, SLG: 0.450 | | 0-3 K | | 0-0 G4-6-3 1-2f 2-3 | | 0-3 K | | 0-0 1B 1B | | 3 0 0 0 0 2 4 1 0 1 0 0 0 0 | | | | | | | | | | | | |
| Hal Lanier, R (1, 4) OBP: 0.264, SLG: 0.284 | | 0-3 K | | 0-0 1-3 | | 0-3 K | | 0-3 K | | 4 0 0 0 0 3 4 | | | | | | | | | | | | |
| Dick Bertell, R (1, 2) OBP: 0.302, SLG: 0.231 | | 4-0 BB 1B | | 4-0 BB 1B | | 0-0 G6-4-3 1B | | 0-0 1B 1B | | 2 0 2 0 2 0 0 | | | | | | | | | | | | |
| Ron Herbel, R (1, 1) OBP: 0.067, SLG: 0.034 Orlando Cepeda, R (7, PH) OBP: 0.235, SLG: 0.250 Matty Alou, L (7, 1) OBP: 0.277, SLG: 0.309 Jesus Alou, R (9, PH) OBP: 0.320, SLG: 0.422 | | 0-3 K | | 0-3 K | | 0-3 K | | 0-0 G3 | | 2 0 0 0 0 2 4 1 0 0 0 0 1 1 0 0 0 0 0 0 0 1 0 0 0 0 0 2 | | | | | | | | | | | | |
| Inning Stats | R: 0 E: 0 K: 2 S: 7 | H: 1 LOB: 0 BB: 0 P: 7 | R: 0 E: 0 K: 3 S: 10 | H: 1 LOB: 3 BB: 2 P: 18 | R: 0 E: 0 K: 1 S: 5 | H: 0 LOB: 0 BB: 0 P: 5 | R: 0 E: 0 K: 0 S: 3 | H: 1 LOB: 1 BB: 1 P: 7 | R: 0 E: 0 K: 1 S: 6 | H: 1 LOB: 3 BB: 2 P: 14 | | R: 0 E: 0 K: 2 S: 7 | H: 0 LOB: 0 BB: 0 P: 7 | R: 0 E: 0 K: 1 S: 5 | H: 1 LOB: 0 BB: 0 P: 5 | R: 0 E: 0 K: 0 S: 3 | H: 0 LOB: 0 BB: 0 P: 3 | R: 0 E: 0 K: 2 S: 9 | H: 2 LOB: 2 BB: 0 P: 9 | 1B: 5 2B: 3 3B: 0 HR: 0 | SF: 0 SAC: 0 DP: 3 HBP: 0 | WP: 0 PB: 1 SB: 0 CS: 1 |
| PITCHER Bob Veale, L (1, 1) ERA: 2.98 | IP 9.0 | WLS W | BF 36 | H 7 | R 0 | ER 0 | SO 12 | BB 5 | IBB 0 | HBP 0 | BLK 0 | WP 0 | HR 0 | S 55 | P 75 | ERA 0.00 | WHIP 1.333 | | | | | |

livebaseballscorecards.com

| | |
|------------|----|
| AB | 31 |
| R | 0 |
| H | 7 |
| RBI | 0 |
| BB | 5 |
| SO | 12 |
| LOB | 23 |



| Batter | 1 | 2 | 3 | 4 | 5 | 6 | 7 | 8 | 9 | AB R H RBI BB SO LOB | TOP | | | | | | | | | | | |
|---|---|---------------------------------|------------------------------|---------------------------------|------------------------------|----------------------------------|------------------------------|---------------------------------|------------------------------|---------------------------------|---|---------------------------------|------------------------------|---------------------------------|------------------------------|---------------------------------|------------------------------|---------------------------------|----------------------------------|------------------------------------|----------------------------------|--------|
| Dick Schofield, S (1, 6) OBP: 0.289, SLG: 0.256 | 0-0 1B | | 0-3 K | | 0-0 G3 | | 0-0 E4 BB | | 0-0 4-3 | 5 0 1 0 0 1 1 | San Francisco Giants @ Pittsburgh Pirates Forbes Field, Pittsburgh, PA Thu Aug 26 1965, 7:05 PM EDT Att: 18,893 - Unknown livebaseballscorecards.com | | | | | | | | | | | |
| Len Gabrielson, L (1, 7) OBP: 0.372, SLG: 0.440 | 0-3 K | | 0-3 K | | 0-0 F8 | | 0-0 F8 | | 0-0 1-3 | 5 0 0 0 0 2 3 | | | | | | | | | | | | |
| Willie Mays, R (1, 9) OBP: 0.395, SLG: 0.650 | 0-3 K | | 4-0 1-2 BB | | | 0-0 HR 1B | 4-0 1-2 BB | | 0-0 HR | 3 2 2 1 2 1 1 | | | | | | | | | | | | |
| Willie McCovey, L (1, 3) OBP: 0.385, SLG: 0.544 | 0-0 F7 | | 0-0 F5 | | | 0-0 HR 1-H | 0-0 F9 | | 0-0 HR 1B | 5 2 2 2 0 0 5 | | | | | | | | | | | | |
| Jim Ray Hart, R (1, 5) OBP: 0.344, SLG: 0.459 | | 0-0 F8 | | 0-0 1-3 | | 4-0 BB | | 0-0 F9 | 0-0 HR 1-H | 4 1 1 2 1 0 0 | | | | | | | | | | | | |
| Tom Haller, L (1, 2) OBP: 0.330, SLG: 0.367 | | 0-0 F8 | | 0-0 FC6-4 1B | | 0-0 F9 | | 0-0 E3 E | 0-0 F7 | 5 0 1 0 0 0 1 | | | | | | | | | | | | |
| Hal Lanier, R (1, 4) OBP: 0.265, SLG: 0.285 | | 0-0 1B | | 0-3 K | | 0-0 F6 | | 0-0 E5 1-3 | | 2 0 1 0 0 1 1 | | | | | | | | | | | | |
| Tito Fuentes, S (4, 4) OBP: 0.294, SLG: 0.226 | | | | | | | | | | 2 0 0 0 0 0 2 | | | | | | | | | | | | |
| Ken Henderson, S (1, 8) OBP: 0.256, SLG: 0.282 | | 0-0 F5 | | 0-0 FC6-4 1-2f | | 0-0 F9 | | 0-0 F9 | | 4 0 0 0 0 0 5 | | | | | | | | | | | | |
| Gaylord Perry, R (1, 1) OBP: 0.185, SLG: 0.145 | | | 4-0 BB BB | | 0-0 1-3 | | 0-0 4-3 | 0-0 F8 | | 0 0 0 0 1 0 0 | | | | | | | | | | | | |
| Masanori Murakami, L (3, 1) OBP: 0.100, SLG: 0.100 | | | | | | | | | | 1 0 0 0 0 0 0 | | | | | | | | | | | | |
| Orlando Cepeda, R (7, PH) OBP: 0.232, SLG: 0.235 | | | | | | | | | | 1 0 0 0 0 0 0 | | | | | | | | | | | | |
| Bill Henry, L (7, 1) OBP: 0.200, SLG: 0.200 | | | | | | | | | | 0 0 0 0 0 0 0 | | | | | | | | | | | | |
| Jesus Alou, R (8, PH) OBP: 0.320, SLG: 0.421 | | | | | | | | | | 1 0 0 0 0 0 2 | | | | | | | | | | | | |
| Ron Herbel, R (8, 1) OBP: 0.067, SLG: 0.034 | | | | | | | | | | 0 0 0 0 0 0 0 | | | | | | | | | | | | |
| Inning Stats | R: 0 E: 0 K: 2 S: 8 | H: 1 LOB: 1 BB: 0 P: 8 | R: 0 E: 0 K: 0 S: 4 | H: 1 LOB: 1 BB: 0 P: 4 | R: 0 E: 0 K: 2 S: 7 | H: 0 LOB: 2 BB: 2 P: 15 | R: 0 E: 0 K: 1 S: 6 | H: 1 LOB: 1 BB: 0 P: 6 | R: 0 E: 0 K: 0 S: 3 | H: 0 LOB: 0 BB: 0 P: 3 | R: 2 E: 0 K: 0 S: 5 | H: 2 LOB: 1 BB: 1 P: 9 | R: 0 E: 1 K: 0 S: 4 | H: 0 LOB: 2 BB: 1 P: 8 | R: 0 E: 2 K: 5 S: 5 | H: 0 LOB: 2 BB: 0 P: 5 | R: 3 E: 0 K: 0 S: 6 | H: 3 LOB: 0 BB: 0 P: 6 | 1B: 5 2B: 0 3B: 0 HR: 3 | SF: 0 SAC: 0 DP: 0 HBP: 0 | WP: 0 PB: 0 SB: 0 CS: 0 | PA: 42 |
| PITCHER | IP WLS BF H R ER SO BB IBB HBP BLK WP HR S P ERA WHIP | | | | | | | | | | | | | | | | | | | | | |
| Tommie Sisk, R (1, 1) ERA: 4.96 | 5.0 W 23 5 2 2 5 3 0 0 0 0 0 1 30 42 3.60 1.600 | | | | | | | | | | | | | | | | | | | | | |
| Al McBean, R (6, 1) ERA: 2.46 | 4.0 S 19 3 3 3 0 1 0 0 0 0 0 2 18 22 6.75 1.000 | | | | | | | | | | | | | | | | | | | | | |



| Batter | 1 | 2 | 3 | 4 | 5 | 6 | 7 | 8 | 9 |
|---|------------|-----------|------------|-----------|-----------|-----------|------------|------------|---|
| Bob Bailey, R OBP: 0.325, SLG: 0.380 (1, 5) | 0-0 4-3 | | 0-0 E | 0-0 F6 | | 0-0 1B | | 0-0 4-3 | |
| Bill Virdon, L OBP: 0.330, SLG: 0.380 (1, 8) | 0-3 K | | 0-0 1-3 | 0-0 F7 | | 0-3 K | | | |
| Manny Mota, R OBP: 0.329, SLG: 0.417 (1, 9) | 0-0 6-3 | | 0-3 K | 0-0 F9 | | | 0-0 F9 | | |
| Willie Stargell, L OBP: 0.319, SLG: 0.499 (1, 7) | | 0-0 1B | 4-0 E | | 0-0 2B | | 0-0 1B | | |
| Donn Clendenon, R OBP: 0.357, SLG: 0.491 (1, 3) | | 0-0 F8 | 0-0 E5 | | 0-3 K | | 0-0 1B | | |
| Bill Mazaroski, R OBP: 0.295, SLG: 0.349 (1, 4) | | 0-0 1B | 0-0 E | | 0-0 F7 | | 0-0 F8 | | |
| Gene Alley, R OBP: 0.302, SLG: 0.342 (1, 6) | | 0-0 PB | 0-0 E9 | | 0-0 F2 | | 0-0 G3 | | |
| Del Crandall, R OBP: 0.308, SLG: 0.288 (1, 2) | | 0-0 K | 4-0 IBB | | 0-0 F5 | | 0-0 G3 | | |
| Tommie Sisk, R OBP: 0.176, SLG: 0.125 (1, 1) | | 0-3 K | 0-0 G3 | | 0-3 K | | 0-0 4-3 | | |
| Al McBean, R OBP: 0.240, SLG: 0.280 (6, 1) | | | | | | | | | |

| Inning Stats | R: 0 | H: 0 | E: 0 | K: 1 | S: 5 | R: 2 | H: 4 | E: 0 | K: 1 | S: 8 | R: 4 | H: 3 | E: 2 | K: 1 | S: 9 | R: 0 | H: 1 | E: 0 | K: 1 | S: 6 | R: 0 | H: 1 | E: 0 | K: 2 | S: 8 | R: 0 | H: 2 | E: 0 | K: 0 | S: 4 | R: 0 | H: 1 | E: 0 | K: 0 | S: 4 | |
|--------------|------|------|------|------|------|------|------|------|------|------|------|------|------|------|------|------|------|------|------|------|------|------|------|------|------|------|------|------|------|------|------|------|------|------|------|---|
| | 0 | 0 | 0 | 1 | 5 | 2 | 4 | 0 | 1 | 8 | 4 | 3 | 2 | 1 | 9 | 0 | 1 | 0 | 1 | 6 | 0 | 1 | 0 | 1 | 0 | 8 | 0 | 2 | 0 | 0 | 4 | 0 | 1 | 0 | 0 | 4 |

| PITCHER | | | | | | | | | | | | | | | PITCHER | | | | | | | | | | | | | | | | | | | | | |
|--|-----|----|----|---|----|----|----|-----|-----|-----|----|----|----|----|---------|-------|-------|-----|----|---|---|----|----|----|-----|-----|-----|----|----|---|---|-----|------|--|--|--|
| IP | WLS | BF | H | R | ER | SO | BB | IBB | HBP | BLK | WP | HR | S | P | ERA | WHIP | IP | WLS | BF | H | R | ER | SO | BB | IBB | HBP | BLK | WP | HR | S | P | ERA | WHIP | | | |
| Gaylord Perry, R ERA: 4.17 (1, 1) | 2.2 | L | 15 | 6 | 6 | 2 | 3 | 0 | 0 | 0 | 0 | 0 | 20 | 24 | 6.75 | 2.250 | | | | | | | | | | | | | | | | | | | | |
| Masanori Murakami, L ERA: 4.31 (3, 1) | 3.1 | | 14 | 3 | 0 | 0 | 3 | 0 | 1 | 0 | 0 | 0 | 0 | 19 | 23 | 0.00 | 0.900 | | | | | | | | | | | | | | | | | | | |
| Bill Henry, L ERA: 2.89 (7, 1) | 1.0 | | 4 | 2 | 0 | 0 | 0 | 0 | 0 | 0 | 0 | 0 | 4 | 4 | 0.00 | 2.000 | | | | | | | | | | | | | | | | | | | | |
| Ron Herbel, R ERA: 4.15 (8, 1) | 1.0 | | 4 | 1 | 0 | 0 | 0 | 0 | 0 | 0 | 0 | 0 | 4 | 4 | 0.00 | 1.000 | | | | | | | | | | | | | | | | | | | | |

AB R H RBI BB SO LOB

5 1 2 0 0 0 1

4 0 0 0 0 2 2

4 0 0 0 0 1 1

3 2 3 0 1 0 0

4 1 1 0 0 1 3

4 2 2 2 0 0 2

4 0 3 2 0 0 1

3 0 1 1 1 0 1

2 0 0 0 0 1 4
2 0 0 0 0 1 1

1B: 10 SF: 0
2B: 1 SAC: 0
3B: 1 DP: 0
HR: 0 HBP: 0

WP: 0 PA: 37
PB: 1
SB: 0
CS: 0

San Francisco Giants @ Pittsburgh Pirates
Forbes Field, Pittsburgh, PA

livebaseballscores.com

| | |
|-----|----|
| AB | 35 |
| R | 6 |
| H | 12 |
| RBI | 5 |
| BB | 2 |
| SO | 6 |
| LOB | 16 |



Thu Aug 26 1965, 7:05 PM EDT
Att. 18,893 - Unknown

| Batter | 1 | 2 | 3 | 4 | 5 | 6 | 7 | 8 | 9 | 10 | 11 | AB R H RBI BB SO LOB | TOP | |
|---|---|--|--|--|--|--|--|--|--|--|--|---|--|---|
| Joe Morgan, L (1, 4) OBP: 0.389, SLG: 0.446 | | | | | | | | | | | | 6 2 3 0 0 1 2 | Houston Astros @ Pittsburgh Pirates Forbes Field, Pittsburgh, PA Fri Aug 27 1965, 7:05 PM EDT Att: 12,917 - Cloudy - 79 F | |
| Jimmy Wynn, R (1, 8) OBP: 0.374, SLG: 0.484 | | | | | | | | | | | | 5 1 3 1 0 1 1 | | |
| Bob Aspromonte, R (1, 5) OBP: 0.320, SLG: 0.346 | | | | | | | | | | | | 6 1 1 1 0 1 3 | | |
| Rusty Staub, L (1, 9) OBP: 0.347, SLG: 0.388 | | | | | | | | | | | | 5 2 3 2 0 1 1 | | |
| Walt Bond, L (1, 7) OBP: 0.328, SLG: 0.361 (8, 3) | | | | | | | | | | | | 5 0 2 1 0 0 2 | | |
| Jim Gentile, L (1, 3) OBP: 0.331, SLG: 0.436 | | | | | | | | | | | | 3 1 1 0 0 1 0 | | |
| Bob Lillis, R (8, PH) OBP: 0.262, SLG: 0.241 | | | | | | | | | | | | 1 1 1 1 0 0 0 | | |
| Lee Maye, L (8, 7) OBP: 0.275, SLG: 0.349 | | | | | | | | | | | | 1 0 0 0 0 1 1 | | |
| Eddie Kasko, R (1, 6) OBP: 0.271, SLG: 0.291 | | | | | | | | | | | | 5 0 1 1 0 3 2 | | |
| Ron Brand, R (1, 2) OBP: 0.289, SLG: 0.296 | | | | | | | | | | | | 5 1 2 1 0 0 1 | | |
| Turk Farrell, R (1, 1) OBP: 0.167, SLG: 0.169 | | | | | | | | | | | | 4 0 1 0 0 1 2 | | |
| Ron Taylor, R (9, 1) OBP: 0.143, SLG: 0.214 | | | | | | | | | | | | 0 0 0 0 0 0 0 | | |
| Bob Bruce, R (9, 1) OBP: 0.116, SLG: 0.133 | | | | | | | | | | | | 0 0 0 0 0 0 0 | | |
| Danny Coombs, R (9, 1) OBP: 0.222, SLG: 0.125 | | | | | | | | | | | | 0 0 0 0 0 0 0 | | |
| Jim Owens, R (9, 1) OBP: 0.125, SLG: 0.125 | | | | | | | | | | | | 0 0 0 0 0 0 0 | | |
| Joe Gaines, R (10, PH) OBP: 0.297, SLG: 0.371 | | | | | | | | | | | | 1 0 0 0 0 0 0 | | |
| Mike Cuellar, L (10, 1) | | | | | | | | | | | | 0 0 0 0 0 0 0 | | |
| Inning Stats | R: 1 H: 2 E: 0 LOB: 1 K: 0 BB: 0 S: 5 P: 5 | R: 1 H: 2 E: 0 LOB: 1 K: 0 BB: 0 S: 5 P: 5 | R: 1 H: 2 E: 0 LOB: 0 K: 0 BB: 0 S: 4 P: 4 | R: 0 H: 1 E: 0 LOB: 1 K: 2 BB: 0 S: 8 P: 8 | R: 1 H: 2 E: 0 LOB: 1 K: 0 BB: 0 S: 5 P: 5 | R: 0 H: 0 E: 0 LOB: 0 K: 1 BB: 0 S: 5 P: 5 | R: 0 H: 1 E: 0 LOB: 1 K: 2 BB: 0 S: 8 P: 8 | R: 3 H: 5 E: 0 LOB: 1 K: 1 BB: 0 S: 9 P: 9 | R: 2 H: 3 E: 0 LOB: 1 K: 3 BB: 0 S: 12 P: 12 | R: 0 H: 0 E: 0 LOB: 0 K: 1 BB: 0 S: 5 P: 5 | R: 0 H: 0 E: 0 LOB: 0 K: 0 BB: 0 S: 3 P: 3 | 1B: 13 SF: 2 2B: 1 SAC: 0 3B: 3 DP: 0 HR: 1 HBP: 0 | WP: 1 PA: 49 PB: 2 SB: 0 CS: 0 | |
| PITCHER | IP WLS BF H R ER SO BB IBB HBP BLK WP HR S P ERA WHIP | | | | | | | | | | | | PITCHER | IP WLS BF H R ER SO BB IBB HBP BLK WP HR S P ERA WHIP |
| Vern Law, R (1, 1) ERA: 2.12 | 4.0 20 9 4 4 2 0 0 0 0 0 0 1 24 24 9.00 2.250 | | | | | | | | | | | | Al McBean, R (10, 1) ERA: 2.41 | 2.0 6 0 0 0 1 0 0 0 0 0 0 0 24 24 9.00 2.250 |
| Joe Gibbon, L (5, 1) ERA: 5.3 | 3.0 10 1 0 0 3 0 0 0 0 0 0 0 16 16 0.00 0.333 | | | | | | | | | | | | | |
| Frank Carpin, L (8, 1) ERA: 3.28 | 0.0 2 2 2 2 0 0 0 0 0 0 0 0 2 2 ∞ ∞ | | | | | | | | | | | | | |
| Don Schwall, R (8, 1) ERA: 2.95 | 1.0 5 3 1 0 1 0 0 0 0 0 0 0 7 7 0.00 3.000 | | | | | | | | | | | | | |
| Roy Face, R (9, 1) ERA: 6.14 | 1.0 6 3 2 2 3 0 0 0 0 0 1 0 12 12 18.00 3.000 | | | | | | | | | | | | | |

livebaseballscorecards.com

| | |
|-----|----|
| AB | 47 |
| R | 9 |
| H | 18 |
| RBI | 8 |
| BB | 0 |
| SO | 10 |
| LOB | 15 |



Houston Astros @ Pittsburgh Pirates
 Forbes Field, Pittsburgh, PA

Sat Aug 28 1965, 3:33 AM EDT
 Att: 7,051 - Cloudy - 61 F

livebaseballscorecards.com



WP: 0 PA: 46
 PB: 0
 SB: 0
 CS: 0

| Batter | 1 | 2 | 3 | 4 | 5 | 6 | 7 | 8 | 9 | AB R H RBI BB SO LOB |
|--|-----------------|------------|-----------------|------------|-----------------|---------------|-----------------|------------|------------------|----------------------|
| Lee Mays, L (1, 7) OBP: 0.276, SLG: 0.351 | 0-0 E 1B | 0-0 5-3 | | 0-0 3-1 | | | 0-0 HR 2B | 0-0 F8 | 0-3 K | 6 2 2 0 0 1 2 |
| Joe Morgan, L (1, 4) OBP: 0.395, SLG: 0.451 | 0-0 E 1B | | 0-0 1B 2B | | 4-0 BB | | 4-0 HR BB | 0-0 1B | | 3 3 3 0 2 0 0 |
| Jimmy Wynn, R (1, 8) OBP: 0.374, SLG: 0.489 | 0-0 E1 1B | | 4-0 1B BB | | 0-0 G4-3-6-4 | | 0-0 HR | 0-0 F9 | | 4 2 1 3 1 0 2 |
| Rusty Staub, L (1, 9) OBP: 0.348, SLG: 0.395 | 0-0 1B | | 0-0 F8 | | 0-0 3B | | 0-0 F2 | | 0-0 1-3 | 5 0 2 1 0 0 2 |
| Bob Aspromonte, R (1, 5) OBP: 0.321, SLG: 0.345 | 0-0 G5-4-3 | | 0-0 1B | | 4-0 BB | | 0-0 4-3 | | 0-0 E6 1B | 4 1 1 1 1 0 1 |
| Jim Gentile, L (1, 3) OBP: 0.332, SLG: 0.433 | 1-0 HBP | | 0-3 K | | 0-0 4-3 | | 4-0 BB 1B | | 0-0 F9 | 2 0 0 0 1 1 4 |
| Ron Brand, R (7, 2) OBP: 0.288, SLG: 0.295 | | | | | | | | | | 1 0 0 0 0 0 1 |
| Bob Lillis, R (1, 6) OBP: 0.266, SLG: 0.244 | 0-0 6-3 | | 0-0 4-3 | | 4-0 BB | | 0-0 BB 1B | | 0-0 IBB 1B | 4 1 2 0 1 0 3 |
| Dave Adlesh, R (1, 2) OBP: 0.278, SLG: 0.250 | | 0-0 1-3 | | 0-0 F7 | | 0-0 P4 | | 4-0 BB | 4-0 1B | 3 0 0 0 0 0 1 |
| Joe Gaines, R (7, PH) OBP: 0.297, SLG: 0.371 | | | | | | | | 1-2 BB | 1-2 IBB | 0 0 0 0 0 0 0 |
| Walt Bond, L (7, PH) OBP: 0.332, SLG: 0.361 | | | | | | | | 1-2 BB | 1-2 IBB | 0 0 0 0 2 0 0 |
| Larry Dierker, R (1, 1) OBP: 0.150, SLG: 0.205 | | 0-0 1-3 | | 0-0 1-3 | | 0-0 G5-4-3 | | 0-0 1-3 | 0-0 1B | 3 0 0 0 0 0 1 |
| Eddie Kasko, R (7, PH) OBP: 0.269, SLG: 0.289 | | | | | | | | | | 1 0 0 0 0 0 3 |
| Dave Giusti, R (7, 1) OBP: 0.229, SLG: 0.303 | | | | | | | | | 1-2 1B | 1 0 1 2 0 0 0 |

| Inning Stats | R: 3 | H: 3 | R: 0 | H: 0 | R: 1 | H: 2 | R: 0 | H: 0 | R: 0 | H: 1 | R: 0 | H: 0 | R: 3 | H: 3 | R: 0 | H: 1 | R: 2 | H: 2 | 1B: 8 | SF: 0 | WP: 0 | PA: 46 | |
|--------------|--------|------|--------|------|--------|------|--------|------|--------|------|--------|------|--------|------|--------|------|--------|------|--------|-------|--------|--------|--|
| E: 1 | LOB: 1 | E: 0 | LOB: 0 | E: 0 | LOB: 2 | E: 0 | LOB: 0 | E: 0 | LOB: 2 | E: 0 | LOB: 3 | E: 1 | LOB: 2 | E: 0 | LOB: 0 | E: 0 | LOB: 2 | E: 1 | LOB: 2 | 2B: 2 | SAC: 0 | PB: 0 | |
| K: 0 | BB: 0 | K: 0 | BB: 0 | K: 1 | BB: 1 | K: 0 | BB: 0 | K: 0 | BB: 2 | K: 0 | BB: 3 | K: 0 | BB: 0 | K: 0 | BB: 3 | K: 1 | BB: 1 | K: 1 | BB: 1 | 3B: 1 | DP: 3 | SB: 0 | |
| S: 6 | P: 7 | S: 3 | P: 3 | S: 7 | P: 11 | S: 3 | P: 3 | S: 3 | P: 11 | S: 2 | P: 6 | S: 6 | P: 18 | S: 3 | P: 3 | S: 8 | P: 12 | S: 8 | P: 12 | HR: 1 | HBP: 1 | CS: 0 | |

| PITCHER | IP | WLS | BF | H | R | ER | SO | BB | IBB | HBP | BLK | WP | HR | S | P | ERA | WHIP |
|-------------------------------------|-----|-----|----|---|---|----|----|----|-----|-----|-----|----|----|----|----|------|-------|
| Don Cardwell, R (1, 1) ERA: 3.38 | 6.0 | | 29 | 7 | 6 | 4 | 1 | 5 | 0 | 1 | 0 | 0 | 0 | 25 | 46 | 6.00 | 2.000 |
| Don Schwall, R (7, 1) ERA: 3.09 | 0.0 | L | 1 | 1 | 1 | 1 | 0 | 0 | 0 | 0 | 0 | 0 | 1 | 1 | 1 | ∞ | ∞ |
| Joe Gibbon, L (7, 1) ERA: 5.26 | 0.2 | | 4 | 1 | 0 | 0 | 0 | 1 | 0 | 0 | 0 | 0 | 0 | 3 | 7 | 0.00 | 3.000 |
| Al McBean, R (7, 1) ERA: 2.36 | 2.1 | | 12 | 3 | 2 | 0 | 1 | 1 | 1 | 0 | 0 | 0 | 0 | 12 | 20 | 0.00 | 1.714 |

| Batter | 1 | 2 | 3 | 4 | 5 | 6 | 7 | 8 | 9 | AB | R | H | RBI | BB | SO | LOB |
|---|--------------------------------|------------|-------------|------------------|------------|-------------------------------|------------|------------|-----------|----|---|---|-----|----|----|-----|
| Bob Bailey, R OBP: 0.326, SLG: 0.380 (1, 5) | 0-0 BB 1B HR 1B | 0-0 F7 | | 0-0 2-3 | | 0-0 1-3 1-2 2-3 | | | 0-0 L8 | 5 | 1 | 1 | 0 | 0 | 0 | 2 |
| Manny Mota, R OBP: 0.336, SLG: 0.421 (1, 8) | 0-0 1-2 HR 1B | 0-0 1B | | | 0-0 F9 | | 0-0 5-3 | | | 4 | 1 | 2 | 0 | 0 | 0 | 0 |
| Roberto Clemente, R OBP: 0.383, SLG: 0.476 (1, 9) | 4-0 1-2 2-3 HR BB | 0-0 1-3 | | | 0-0 5-3 | | 0-0 5-3 | | | 3 | 1 | 0 | 0 | 1 | 0 | 1 |
| Willie Stargell, L OBP: 0.318, SLG: 0.503 (1, 7) | 0-0 1-H 2-H 3-H HR | | 0-3 K1-3 | | 0-0 4-3 | | 0-3 K | | | 4 | 1 | 1 | 4 | 0 | 2 | 0 |
| Donn Clendenon, R OBP: 0.357, SLG: 0.492 (1, 3) | 4-0 BB | | 0-0 F9 | | | 0-0 F8 | | 0-0 P4 | | 3 | 0 | 0 | 0 | 1 | 0 | 0 |
| Bill Mazaroski, R OBP: 0.296, SLG: 0.350 (1, 4) | 0-0 F8 | | 0-0 6-3 | | | 0-0 1B 1B | | 0-0 F8 | | 4 | 1 | 1 | 0 | 0 | 0 | 1 |
| Jim Pagliaroni, R OBP: 0.344, SLG: 0.428 (1, 2) | 0-0 F8 | | | 0-0 F8 | | 0-3 K 1-2 | | 0-0 6-3 | | 4 | 0 | 0 | 0 | 0 | 1 | 2 |
| Gene Alley, R OBP: 0.306, SLG: 0.348 Bill Virdon, L OBP: 0.326, SLG: 0.376 (1, 6) (9, PH) | 0-0 6-3 | | | 0-0 SF4 3B | | 4-0 WP 1B IBB | | | 0-0 F9 | 2 | 1 | 1 | 0 | 1 | 0 | 1 |
| Don Cardwell, R OBP: 0.250, SLG: 0.322 Don Schwall, R (7, 1) Joe Gibbon, R OBP: 0.160, SLG: 0.125 Al McBean, R OBP: 0.231, SLG: 0.269 Jerry Lynch, L OBP: 0.336, SLG: 0.436 (9, PH) | | 0-0 F7 | | 0-0 SF4 | | 0-0 WP 1B 1-2 2-H | | | 0-3 K | 1 | 0 | 0 | 0 | 0 | 0 | 0 |

| Inning Stats | R: 4 | H: 3 | E: 0 | K: 0 | S: 6 | LOB: 1 | BB: 2 | P: 14 | R: 0 | H: 1 | E: 0 | K: 0 | S: 4 | LOB: 1 | BB: 0 | P: 4 | R: 0 | H: 0 | E: 0 | K: 1 | S: 5 | LOB: 0 | BB: 0 | P: 5 | R: 1 | H: 1 | E: 0 | K: 0 | S: 4 | LOB: 0 | BB: 0 | P: 4 | R: 0 | H: 0 | E: 0 | K: 0 | S: 3 | LOB: 0 | BB: 0 | P: 3 | R: 1 | H: 2 | E: 0 | K: 1 | S: 7 | LOB: 2 | BB: 1 | P: 11 | R: 0 | H: 0 | E: 0 | K: 1 | S: 5 | LOB: 0 | BB: 0 | P: 5 | R: 0 | H: 0 | E: 0 | K: 0 | S: 3 | LOB: 0 | BB: 0 | P: 3 | R: 0 | H: 0 | E: 0 | K: 1 | S: 5 | LOB: 0 | BB: 0 | P: 5 |
|--------------|------|------|------|------|------|--------|-------|-------|------|------|------|------|------|--------|-------|------|------|------|------|------|------|--------|-------|------|------|------|------|------|------|--------|-------|------|------|------|------|------|------|--------|-------|------|------|------|------|------|------|--------|-------|-------|------|------|------|------|------|--------|-------|------|------|------|------|------|------|--------|-------|------|------|------|------|------|------|--------|-------|------|
|--------------|------|------|------|------|------|--------|-------|-------|------|------|------|------|------|--------|-------|------|------|------|------|------|------|--------|-------|------|------|------|------|------|------|--------|-------|------|------|------|------|------|------|--------|-------|------|------|------|------|------|------|--------|-------|-------|------|------|------|------|------|--------|-------|------|------|------|------|------|------|--------|-------|------|------|------|------|------|------|--------|-------|------|


| PITCHER | IP | WLS | BF | H | R | ER | SO | BB | IBB | HBP | BLK | WP | HR | S | P | ERA | WHIP |
|---|-----|-----|----|---|---|----|----|----|-----|-----|-----|----|----|----|----|------|-------|
| Larry Dierker, R ERA: 3.81 (1, 1) | 6.0 | W | 28 | 7 | 6 | 6 | 2 | 2 | 1 | 0 | 0 | 1 | 1 | 29 | 41 | 9.00 | 1.500 |
| Dave Giusti, R ERA: 4.21 (7, 1) | 3.0 | S | 9 | 0 | 0 | 0 | 2 | 0 | 0 | 0 | 0 | 0 | 0 | 13 | 13 | 0.00 | 0.000 |

BOTTOM

Houston Astros @ Pittsburgh Pirates
 Forbes Field, Pittsburgh, PA
 Sat Aug 28 1965, 3:33 AM EDT
 Att. 7,051 - Cloudy - 61 F

| | |
|-----|----|
| AB | 33 |
| R | 6 |
| H | 7 |
| RBI | 6 |
| BB | 3 |
| SO | 4 |
| LOB | 7 |

livebaseballscorecards.com



| | |
|-------|--------|
| WP: 1 | PA: 37 |
| PB: 0 | |
| SB: 1 | |
| CS: 0 | |

| Batter | 1 | 2 | 3 | 4 | 5 | 6 | 7 | 8 | 9 | AB R H RBI BB SO LOB | TOP | | | | | | | | | | | | | | | | |
|--|---------------------------------|---------------------------------|------------------------------|---------------------------------|------------------------------|---------------------------------|------------------------------|---------------------------------|------------------------------|----------------------------------|------------------------------|----------------------------------|------------------------------|----------------------------------|------------------------------|---------------------------------|------------------------------|---------------------------------|-----------------------------------|------------------------------------|----------------------------------|--------|--|--|--|--|--|
| Lee Mays, L (1, 7) OBP: 0.282, SLG: 0.356 | 0-0 FC4-6 1B | 0-0 1-2 3-H 1B | | 0-0 1-2 1B | | 4-0 1-2 BB | | 0-0 4-3 | | 4 0 3 1 1 0 0 | | | | | | | | | | | | | | | | | |
| Joe Morgan, L (1, 4) OBP: 0.391, SLG: 0.447 | 0-0 FC4-6 E 1-2f CS | 0-0 3-1 | | 0-0 F8 | | 0-0 1-3 | | 0-0 4-3 | | 5 0 0 0 0 0 7 | | | | | | | | | | | | | | | | | |
| Jimmy Wynn, R (1, 8) OBP: 0.374, SLG: 0.486 | 0-0 E5 1-3 | | 0-0 P3 | | 4-0 E BB | 4-0 G6-4-3 IBB | | 0-0 P6 | | 3 0 0 0 2 0 1 | | | | | | | | | | | | | | | | | |
| Rusty Staub, L (1, 9) OBP: 0.346, SLG: 0.390 | 0-0 L6 | | 4-0 1B BB | | 0-0 P5 | 0-0 G6-4-3 1-2f | | 0-3 K | | 4 0 0 0 1 1 6 | | | | | | | | | | | | | | | | | |
| Bob Aspromonte, R (1, 5) OBP: 0.327, SLG: 0.351 | 0-0 CS 3-H | 0-0 1B E 1B | 0-0 1-2 1B | | 0-0 E8 1-3 1B | | 4-0 FC6-4 1B BB | 0-0 1B | | 4 1 4 0 1 0 0 | | | | | | | | | | | | | | | | | |
| Jim Gentile, L (1, 3) OBP: 0.331, SLG: 0.428 | | 0-0 E6 1-2 1B | 0-0 4-3 | | 4-0 IBB | | 0-3 K | 0-0 P6 | | 4 0 0 0 1 1 4 | | | | | | | | | | | | | | | | | |
| Ron Brand, R (1, 2) OBP: 0.287, SLG: 0.294 | | 0-0 F3 | | 0-0 6-3 | 0-0 L4 | | 0-0 1-2 FC6-4 1B | 0-3 K | | 5 0 1 0 0 1 6 | | | | | | | | | | | | | | | | | |
| Bob Lillis, R (1, 6) OBP: 0.267, SLG: 0.245 | | 0-0 1B E 1B | | 0-0 4-3 | 0-0 F7 | | 0-0 FC6-4 1-2f 2-3 | | | 3 1 1 0 0 0 3 | | | | | | | | | | | | | | | | | |
| Walt Bond, L (7, PH) OBP: 0.332, SLG: 0.361 | | | | | | | | | | 0 0 0 0 0 0 0 | | | | | | | | | | | | | | | | | |
| Joe Gaines, R (7, PH) OBP: 0.296, SLG: 0.369 | | | | | | | | | | 1 0 0 0 0 0 2 | | | | | | | | | | | | | | | | | |
| Eddie Kasko, R (7, 6) OBP: 0.269, SLG: 0.289 | | 1-2 2-3 1B | | | | | | | | 0 0 0 0 0 0 0 | | | | | | | | | | | | | | | | | |
| Don Nottebart, R (1, 1) OBP: 0.163, SLG: 0.109 | | 0-0 1B | | 0-0 1B | | 0-0 E5 1-3 BB | | 0-0 F8 | | 3 0 2 1 0 0 0 | | | | | | | | | | | | | | | | | |
| Frank Thomas, R (7, PH) OBP: 0.255, SLG: 0.313 | | | | | | | | | | 1 0 0 0 0 0 2 | | | | | | | | | | | | | | | | | |
| Ron Taylor, R (7, 1) OBP: 0.143, SLG: 0.214 | | 1-3 2-H 3-H 1B | | | | | | | | 0 0 0 0 0 0 0 | | | | | | | | | | | | | | | | | |
| Inning Stats | R: 0 E: 1 K: 0 S: 4 | H: 1 LOB: 1 BB: 0 P: 4 | R: 2 E: 1 K: 0 S: 7 | H: 4 LOB: 2 BB: 0 P: 7 | R: 0 E: 0 K: 0 S: 3 | H: 1 LOB: 1 BB: 1 P: 7 | R: 0 E: 0 K: 0 S: 5 | H: 2 LOB: 2 BB: 0 P: 5 | R: 0 E: 1 K: 0 S: 4 | H: 1 LOB: 3 BB: 2 P: 12 | R: 0 E: 1 K: 0 S: 3 | H: 0 LOB: 2 BB: 2 P: 11 | R: 0 E: 0 K: 1 S: 6 | H: 1 LOB: 2 BB: 1 P: 10 | R: 0 E: 0 K: 0 S: 3 | H: 0 LOB: 0 BB: 0 P: 3 | R: 0 E: 0 K: 2 S: 8 | H: 1 LOB: 1 BB: 0 P: 8 | 1B: 11 2B: 0 3B: 0 HR: 0 | SF: 0 SAC: 0 DP: 1 HBP: 0 | WP: 0 PB: 0 SB: 0 CS: 1 | PA: 44 | | | | | |
| PITCHER | IP | WLS | BF | H | R | ER | SO | BB | IBB | HBP | BLK | WP | HR | S | P | ERA | WHIP | | | | | | | | | | |
| Bob Friend, R (1, 1) ERA: 3.24 | 5.0 | | 28 | 9 | 2 | 0 | 0 | 3 | 1 | 0 | 0 | 0 | 0 | 24 | 40 | 0.00 | 2.400 | | | | | | | | | | |
| Wilbur Wood, L (6, 1) ERA: 2.47 | 1.0 | W | 3 | 0 | 0 | 0 | 0 | 0 | 1 | 0 | 0 | 0 | 0 | 2 | 6 | 0.00 | 0.000 | | | | | | | | | | |
| Al McBean, R (7, 1) ERA: 2.35 | 0.1 | | 3 | 1 | 0 | 0 | 1 | 1 | 0 | 0 | 0 | 0 | 0 | 4 | 8 | 0.00 | 6.000 | | | | | | | | | | |
| Joe Gibbon, L (7, 1) ERA: 5.11 | 2.2 | S | 9 | 1 | 0 | 0 | 2 | 0 | 0 | 0 | 0 | 0 | 0 | 13 | 13 | 0.00 | 0.375 | | | | | | | | | | |

Houston Astros @ Pittsburgh Pirates
 Forbes Field, Pittsburgh, PA
 Sun Aug 29 1965, 3:33 AM EDT
 Att. 30,002 - Unknown - 62 F

livebaseballscorecards.com

| | |
|-----|----|
| AB | 37 |
| R | 2 |
| H | 11 |
| RBI | 2 |
| BB | 6 |
| SO | 3 |
| LOB | 31 |



| Batter | 1 | 2 | 3 | 4 | 5 | 6 | 7 | 8 | 9 | 10 | 11 | AB R H RBI BB SO LOB | TOP | | | | | | | | | | | | |
|--|---|---|------------------------------|---------------------------------|------------------------------|---------------------------------|------------------------------|---------------------------------|------------------------------|---------------------------------|------------------------------|---|--|------------------------------|---------------------------------|------------------------------|---------------------------------|------------------------------|---------------------------------|------------------------------|---------------------------------|----------------------------------|------------------------------------|----------------------------------|--------|
| Maury Wills, S OBP: 0.341, SLG: 0.337 (1, 6) | 0-0 4-3 | | 0-0 4-3 | | 0-0 1-3 1B | | | 0-0 4-3 | | 0-0 6-3 | | 5 0 1 0 0 0 1 | Los Angeles Dodgers @ Pittsburgh Pirates Forbes Field, Pittsburgh, PA Wed Sep 01 1965, 7:05 PM EDT Unknown | | | | | | | | | | | | |
| Jim Gilliam, S OBP: 0.378, SLG: 0.383 (1, 5) | 0-3 K | | 1-0 E 1B HBP | | 0-0 1-3 | | | 0-0 G4-6-3 1B | | 0-0 1-3 | | 4 1 1 0 0 1 1 | | | | | | | | | | | | | |
| Willie Davis, L OBP: 0.277, SLG: 0.361 (1, 8) | 0-0 HR | | 0-0 F7 | | 0-0 4-3 | | | 0-0 G4-6-3 1-2f | | 0-0 F6 | | 5 1 1 1 0 0 3 | | | | | | | | | | | | | |
| Ron Fairly, L OBP: 0.360, SLG: 0.396 (1, 9) | 4-0 BB | | 0-0 E9 1B | | | | | 0-0 6-3 | | 0-3 K | | 4 0 1 0 1 1 0 | | | | | | | | | | | | | |
| Lou Johnson, R OBP: 0.306, SLG: 0.388 (1, 7) | 0-3 K | | 0-3 K | | | | | 0-3 K | | 0-0 F9 | | 4 0 0 0 0 3 2 | | | | | | | | | | | | | |
| Wes Parker, S OBP: 0.337, SLG: 0.366 (1, 3) | | | 0-0 1-3 | | 0-0 F9 | | | 0-0 6-3 | | 0-0 4-3 | | 4 0 0 0 0 0 0 | | | | | | | | | | | | | |
| Jim Lefebvre, S OBP: 0.331, SLG: 0.348 Willie Crawford, L OBP: 0.167, SLG: 0.091 Dick Tracewski, R OBP: 0.310, SLG: 0.266 (1, 4) | | | 0-0 F9 | | 0-0 6-3 | | | 0-0 P4 | | 0-0 1B | | 4 0 1 0 0 0 0 0 0 0 0 0 0 0 0 0 0 0 0 0 0 | | | | | | | | | | | | | |
| John Roseboro, L OBP: 0.283, SLG: 0.306 (1, 2) | | | 0-0 2B | | 0-0 6-3 | | | 0-0 CS 1B | | 0-3 K | | 4 0 2 0 0 1 1 | | | | | | | | | | | | | |
| Sandy Koufax, R OBP: 0.245, SLG: 0.206 (1, 1) | | | 0-0 5-3 | | 0-0 6-3 | | | 0-0 L5 | | 0-3 K | | 4 0 0 0 0 1 3 | | | | | | | | | | | | | |
| Inning Stats | R: 1 E: 0 K: 2 S: 8 | H: 1 LOB: 1 BB: 1 P: 12 | R: 0 E: 0 K: 0 S: 4 | H: 1 LOB: 1 BB: 0 P: 4 | R: 1 E: 1 K: 1 S: 6 | H: 1 LOB: 1 BB: 0 P: 7 | R: 0 E: 0 K: 0 S: 3 | H: 0 LOB: 0 BB: 0 P: 3 | R: 0 E: 0 K: 0 S: 4 | H: 1 LOB: 1 BB: 0 P: 4 | R: 0 E: 0 K: 1 S: 5 | H: 0 LOB: 0 BB: 0 P: 5 | | R: 0 E: 0 K: 1 S: 3 | H: 1 LOB: 0 BB: 0 P: 3 | R: 0 E: 0 K: 0 S: 3 | H: 0 LOB: 0 BB: 0 P: 3 | R: 0 E: 0 K: 2 S: 8 | H: 1 LOB: 1 BB: 0 P: 8 | R: 0 E: 0 K: 0 S: 3 | H: 0 LOB: 0 BB: 0 P: 3 | 1B: 5 2B: 1 3B: 0 HR: 1 | SF: 0 SAC: 0 DP: 1 HBP: 1 | WP: 1 PB: 0 SB: 0 CS: 1 | PA: 40 |
| PITCHER | IP WLS BF H R ER SO BB IBB HBP BLK WP HR S P ERA WHIP | | | | | | | | | | | | | | | | | | | | | | | | |
| Tommie Sisk, R ERA: 4.73 Joe Gibbon, L ERA: 4.79 | (1, 1) 5.0 W 21 4 2 1 3 1 0 1 0 0 0 1 0 25 30 1.80 1.000 | (6, 1) 6.0 W 19 3 0 0 4 0 0 0 0 1 0 27 27 0.00 0.500 | | | | | | | | | | | | | | | | | | | | | | | |

livebaseballscores.com

| | |
|-----|----|
| AB | 38 |
| R | 2 |
| H | 7 |
| RBI | 1 |
| BB | 1 |
| SO | 7 |
| LOB | 11 |




| Batter | 1 | 2 | 3 | 4 | 5 | 6 | 7 | 8 | 9 | 10 | 11 | AB | R | H | RBI | BB | SO | LOB |
|---|------------|------------|------------|------------------|---------------------------|------------------|------------|------------|------------|------------------|-----------------|----|---|---|-----|----|----|-----|
| Bob Bailey, R OBP: 0.326, SLG: 0.377 (1, 5) | 0-0 5-3 | | 0-0 6-3 | | 0-0 FC6-4 2-H 1B | | 0-0 P4 | | | 4-0 1-2 BB | | 4 | 0 | 1 | 1 | 1 | 0 | 1 |
| Manny Mota, R OBP: 0.328, SLG: 0.408 (1, 8) | 0-0 F9 | | | 0-0 6-3 | 0-0 FC6-4 1-2f | | | 0-3 K | | 0-3 K | | 5 | 0 | 0 | 0 | 0 | 2 | 3 |
| Roberto Clemente, R OBP: 0.364, SLG: 0.475 (1, 9) | 0-0 4-3 | | | 0-0 1B 1B | | 0-3 K | | 0-0 F8 | | 0-0 1-3 | | 5 | 0 | 1 | 0 | 0 | 1 | 2 |
| Donn Clendenon, R OBP: 0.353, SLG: 0.485 (1, 3) | | 0-3 K | | 0-0 1-2 1B | | 0-0 F4 | | 0-0 6-3 | | | 0-0 1-3 | 5 | 0 | 1 | 0 | 0 | 1 | 0 |
| Bill Mazerowski, R OBP: 0.295, SLG: 0.347 (1, 4) | | 0-0 F3 | | 0-3 K | | 0-0 3B 1B | | | 0-3 K | | 0-0 1-3 | 5 | 1 | 1 | 0 | 0 | 2 | 2 |
| Willie Stargell, L OBP: 0.320, SLG: 0.510 (1, 7) | | 0-0 3-1 | | 0-3 K | | 0-0 1-H 3B | | | 0-0 4-3 | | 4-0 2B BB | 4 | 1 | 1 | 1 | 1 | 1 | 2 |
| Jim Pagliaroni, R OBP: 0.348, SLG: 0.437 (1, 2) | | | 0-0 F7 | | 0-0 1B 2B | | 0-0 6-3 | | 0-0 5-3 | | 0-0 2B BB | 5 | 1 | 2 | 1 | 0 | 0 | 1 |
| Gene Alley, R OBP: 0.305, SLG: 0.350 (1, 6) | | | 0-0 2B | | 0-3 K | | 0-0 5-3 | | | 0-3 K | | 4 | 0 | 1 | 0 | 0 | 2 | 1 |
| Tommie Sisk, R OBP: 0.167, SLG: 0.118 (1, 1) | | | 0-3 K | | 0-0 F2 | | 0-0 4-3 | | | 4-0 BB BB | | 1 | 0 | 0 | 0 | 0 | 1 | 1 |
| Ozzie Virgil, R OBP: 0.349, SLG: 0.439 (5, PH) | | | | | | | | | | | | 1 | 0 | 0 | 0 | 0 | 0 | 1 |
| Joe Gibbon, R OBP: 0.185, SLG: 0.120 (6, 1) | | | | | | | | | | | | 1 | 0 | 0 | 0 | 1 | 0 | 0 |

| Inning Stats | R: 0 | H: 0 | R: 0 | H: 0 | R: 0 | H: 1 | R: 0 | H: 2 | R: 1 | H: 2 | R: 1 | H: 2 | R: 0 | H: 0 | R: 0 | H: 0 | R: 0 | H: 0 | R: 0 | H: 0 | R: 1 | H: 1 |
|--------------|------|--------|------|--------|------|--------|------|--------|------|--------|------|--------|------|--------|------|--------|------|--------|------|--------|------|--------|
| | E: 0 | LOB: 0 | E: 0 | LOB: 0 | E: 0 | LOB: 1 | E: 0 | LOB: 2 | E: 0 | LOB: 1 | E: 0 | LOB: 1 | E: 0 | LOB: 0 | E: 0 | LOB: 0 | E: 0 | LOB: 0 | E: 0 | LOB: 2 | E: 0 | LOB: 1 |
| | K: 0 | BB: 0 | K: 1 | BB: 0 | K: 1 | BB: 0 | K: 2 | BB: 0 | K: 1 | BB: 0 | K: 1 | BB: 0 | K: 0 | BB: 0 | K: 1 | BB: 0 | K: 1 | BB: 0 | K: 1 | BB: 0 | K: 0 | BB: 1 |
| | S: 3 | P: 3 | S: 5 | P: 5 | S: 6 | P: 6 | S: 9 | P: 9 | S: 7 | P: 7 | S: 7 | P: 7 | S: 3 | P: 3 | S: 5 | P: 5 | S: 5 | P: 5 | S: 5 | P: 5 | S: 7 | P: 7 |

Los Angeles Dodgers @ Pittsburgh Pirates
Forbes Field, Pittsburgh, PA
 Wed Sep 01 1965, 7:05 PM EDT
 Unknown

| | |
|-----|----|
| AB | 40 |
| R | 3 |
| H | 8 |
| RBI | 3 |
| BB | 3 |
| SO | 10 |
| LOB | 14 |



| PITCHER | IP | WLS | BF | H | R | ER | SO | BB | IBB | HBP | BLK | WP | HR | S | P | ERA | WHIP |
|-----------------------------|------|-----|----|---|---|----|----|----|-----|-----|-----|----|----|----|----|------|-------|
| Sandy Koufax, L ERA: 2.2 | 10.2 | L | 43 | 8 | 3 | 3 | 10 | 3 | 0 | 0 | 0 | 0 | 0 | 60 | 72 | 2.53 | 1.031 |

| Batter | 1 | 2 | 3 | 4 | 5 | 6 | 7 | 8 | 9 | AB R H RBI BB SO LOB | TOP |
|---|---|---|---|---|---|---|---|---|---|--|--|
| Maury Wills, S OBP: 0.340, SLG: 0.335 (1, 6) <small>BBB</small> | 4-0 1B SF9 BB | | 0-0 F2 | | | 0-3 K | | 0-0 FC4-6 1B 1-2f | | 3 1 0 0 1 1 1 | Los Angeles Dodgers @ Pittsburgh Pirates Forbes Field, Pittsburgh, PA Wed Sep 01 1965, 7:05 PM EDT Att: 26,394 - Unknown livebaseballscorecards.com |
| Jim Gilliam, S OBP: 0.380, SLG: 0.385 (1, 5) <small>X</small> | 0-0 CS 1-3 1B | | 0-0 F4 | | | 0-0 F4 | | 0-0 1-3 1B | | 4 0 2 0 0 0 0 | |
| Willie Davis, L OBP: 0.276, SLG: 0.361 (1, 8) <small>X</small> | 0-0 SF9 | | | | 0-0 F7 | | 0-0 1B | 0-0 F4 | | 3 0 1 1 0 0 2 | |
| Ron Fairly, L OBP: 0.359, SLG: 0.394 (1, 9) <small>X</small> | 0-0 F8 1-2 | | | 4-0 BB | | 0-0 4-3 | | | 0-0 4-3 | 3 0 0 0 1 0 2 | |
| Lou Johnson, R OBP: 0.306, SLG: 0.389 (1, 7) <small>X</small> | | 0-0 SH1-3 2B | | 0-0 F8 | | 0-3 K | | 0-3 K | | 4 0 1 0 0 2 1 | |
| Wes Parker, S OBP: 0.337, SLG: 0.366 (1, 3) <small>X</small> | | 0-0 SH1-3 2-3 | | 0-3 K | | 0-0 G4-6-3 1B | | 0-0 F9 | | 3 0 1 0 0 1 1 | |
| Jim Lefebvre, S OBP: 0.331, SLG: 0.348 (1, 4) <small>X</small> | | 0-0 1-3 | | | 0-0 CS 1B | | 0-0 G4-6-3 1-2f | | | 3 0 1 0 0 0 2 | |
| John Roseboro, L OBP: 0.284, SLG: 0.306 (1, 2) <small>X</small> | | 0-0 6-3 | | | 0-0 F7 1-2 | | | 0-0 FC4-6 1B | | 3 0 1 0 0 0 2 | |
| Don Drysdale, R OBP: 0.298, SLG: 0.486 Ron Perranoski, L OBP: 0.444, SLG: 0.286 (8, 1) <small>SSS</small> | | | 0-3 K | | 0-3 K | | | 0-0 F2 | | 3 0 0 0 0 2 1 0 0 0 0 0 0 0 | |
| Inning Stats | R: 1 H: 1 E: 0 LOB: 0 K: 0 BB: 1 S: 3 P: 7 | R: 0 H: 1 E: 0 LOB: 1 K: 0 BB: 0 S: 4 P: 4 | R: 0 H: 0 E: 0 LOB: 0 K: 1 BB: 0 S: 5 P: 5 | R: 0 H: 0 E: 0 LOB: 1 K: 1 BB: 1 S: 5 P: 9 | R: 0 H: 1 E: 0 LOB: 0 K: 1 BB: 0 S: 5 P: 5 | R: 0 H: 1 E: 0 LOB: 1 K: 1 BB: 0 S: 6 P: 6 | R: 0 H: 1 E: 0 LOB: 0 K: 1 BB: 0 S: 5 P: 5 | R: 0 H: 2 E: 0 LOB: 2 K: 0 BB: 0 S: 5 P: 5 | R: 0 H: 0 E: 0 LOB: 0 K: 1 BB: 0 S: 5 P: 5 | 1B: 6 SF: 1 2B: 1 SAC: 1 3B: 0 DP: 1 HR: 0 HBP: 0 | WP: 0 PA: 33 PB: 0 SB: 0 CS: 2 |
| PITCHER Vern Law, R ERA: 2.07 (1, 1) | IP WLS BF H R ER SO BB IBB HBP BLK WP HR S P ERA WHIP | | | | | | | | | | |



| Batter | 1 | 2 | 3 | 4 | 5 | 6 | 7 | 8 | 9 |
|--|------------|--------------|------------|------------|--------------|------------|-----------|------------|---|
| Bob Bailey, R OBP: 0.324, SLG: 0.374 (1, 5) | 0-0 6-3 | | 0-0 F2 | | 0-0 G4-3 | | | 0-0 5-3 | |
| Bill Virdon, L OBP: 0.330, SLG: 0.387 (1, 8) | 0-3 K | | 0-0 1B | | | 0-0 HR | | 0-0 1B | |
| Roberto Clemente, R OBP: 0.387, SLG: 0.477 (1, 9) | 0-0 1-3 | | 0-0 1B | | | 0-0 G3 | | 0-0 1B | |
| Willie Stargell, L OBP: 0.321, SLG: 0.509 Manny Mota, R OBP: 0.327, SLG: 0.406 (8, PH) (9, 7) | | 0-0 FC4-6 | 0-0 4-3 | | | 0-0 4-3 | | 0-0 E6 | |
| Donn Clendenon, R OBP: 0.350, SLG: 0.482 (1, 3) | | 0-0 FC4-6 | | 0-0 6-3 | | 0-0 G3 | | 0-0 1-3 | |
| Bill Mazaroski, R OBP: 0.294, SLG: 0.346 (1, 4) | | 0-0 1B | | 0-0 6-3 | | 0-0 F3 | | 0-0 4-3 | |
| Gene Alley, R OBP: 0.305, SLG: 0.350 (1, 6) | | 0-0 1B | | 0-0 F8 | | | 0-0 F8 | | |
| Del Crandall, R OBP: 0.307, SLG: 0.287 (1, 2) | | 0-3 K | | | 0-0 FC1-6 | | 0-0 F3 | | |
| Vern Law, R OBP: 0.256, SLG: 0.295 (1, 1) | | | 0-0 4-3 | | 0-0 FC1-6 | | 0-3 K | | |

| Inning Stats | R: 0 | H: 0 | E: 0 | K: 1 | S: 5 | R: 0 | H: 3 | E: 0 | K: 1 | S: 7 | R: 0 | H: 2 | E: 0 | K: 0 | S: 5 | R: 0 | H: 0 | E: 0 | K: 0 | S: 3 | R: 0 | H: 1 | E: 0 | K: 0 | S: 3 | R: 1 | H: 2 | E: 0 | K: 0 | S: 5 | R: 0 | H: 0 | E: 0 | K: 1 | S: 5 | R: 1 | H: 2 | E: 1 | K: 0 | S: 6 | | | | | | | | |
|--|------|------|------|------|------|------|------|------|------|------|------|------|------|------|------|------|-------|------|------|------|------|------|------|------|------|------|------|------|------|---------|------|------|------|------|------|------|------|------|------|------|-----|----|----|---|---|-----|------|--|
| PITCHER | IP | WLS | BF | H | R | ER | SO | BB | IBB | HBP | BLK | WP | HR | S | P | ERA | WHIP | | | | | | | | | | | | | PITCHER | IP | WLS | BF | H | R | ER | SO | BB | IBB | HBP | BLK | WP | HR | S | P | ERA | WHIP | |
| Don Drysdale, R ERA: 2.97 Ron Perranoski, L ERA: 3.12 | 7.1 | L | 30 | 10 | 2 | 2 | 3 | 0 | 0 | 0 | 0 | 0 | 1 | 36 | 36 | 2.46 | 1.364 | | | | | | | | | | | | | | | | | | | | | | | | | | | | | | | |


BOTTOM

Los Angeles Dodgers @ Pittsburgh Pirates
Forbes Field, Pittsburgh, PA
 Wed Sep 01 1965, 7:05 PM EDT
 Att. 26,394 - Unknown

| AB | R | H | RBI | BB | SO | LOB |
|----|---|---|-----|----|----|-----|
| 4 | 0 | 0 | 0 | 0 | 0 | 1 |
| 4 | 2 | 3 | 1 | 0 | 1 | 0 |
| 4 | 0 | 3 | 0 | 0 | 0 | 0 |
| 3 | 0 | 1 | 0 | 0 | 0 | 3 |
| 1 | 0 | 0 | 1 | 0 | 0 | 1 |
| 4 | 0 | 0 | 0 | 0 | 0 | 4 |
| 4 | 0 | 1 | 0 | 0 | 0 | 3 |
| 3 | 0 | 1 | 0 | 0 | 0 | 0 |
| 3 | 0 | 1 | 0 | 0 | 1 | 2 |
| 3 | 0 | 0 | 0 | 0 | 1 | 1 |

| | |
|------------|-----------|
| AB | 33 |
| R | 2 |
| H | 10 |
| RBI | 2 |
| BB | 0 |
| SO | 3 |
| LOB | 15 |

WP: 0 PA: 33
PB: 0 SB: 0 CS: 0



| Batter | 1 | 2 | 3 | 4 | 5 | 6 | 7 | 8 | 9 | AB R H RBI BB SO LOB | TOP | |
|--|---|---|---|---|---|---|---|---|---|--|---|--|
| Bob Bailey, R (1, 5) OBP: 0.324, SLG: 0.372 | 0-0 4-3 1B SF9 1B | | 0-0 6-3 | 0-0 1-3 | | | 0-0 G4-6-3 1B | | 0-0 FC6-4 1-2f | 5 1 2 0 0 0 4 | | |
| Bill Virdon, L (1, 8) OBP: 0.330, SLG: 0.385 | 0-0 4-3 1B | | 0-0 F9 | | 0-0 F9 | | 0-0 G4-6-3 1-2f | | | 4 0 1 0 0 0 1 | | |
| Roberto Clemente, R (1, 9) OBP: 0.390, SLG: 0.478 | 0-0 4-3 1-2 2-3 1B | | 0-3 K | | 0-0 S 1B | | | 0-0 P3 | | 4 0 1 0 0 1 2 | | |
| Willie Stargell, L (1, 7) OBP: 0.322, SLG: 0.508 | 4-0 IBB | | | 0-0 1B 1B | 0-3 K | | | 0-0 6-3 | | 3 1 1 0 1 1 1 | | |
| Donn Clendenon, R (1, 3) OBP: 0.349, SLG: 0.478 | 0-0 SF9 | | | 0-0 FC5 1-2 FC6-4 1B | 0-0 P4 | | | 0-3 K | | 3 1 1 1 0 1 1 | | |
| Bill Mazaroski, R (1, 4) OBP: 0.291, SLG: 0.342 | 0-3 K | | | 0-0 FC6-4 1-2 2-H 1B | | 0-0 F4 | | 0-0 6-3 | | 4 0 1 1 0 1 2 | | |
| Gene Alley, R (1, 6) OBP: 0.303, SLG: 0.346 | | 0-0 6-3 | | 0-0 FC5 1-2 2-3 1B | | 0-0 5-3 | | 0-3 K | | 3 0 0 0 0 0 2 | | |
| Manny Mota, R (9, PH) OBP: 0.325, SLG: 0.400 | | | | | | | | | | 1 0 0 0 0 1 0 | | |
| Del Crandall, R (1, 2) OBP: 0.294, SLG: 0.273 | | 0-0 6-3 | | 0-0 FC6-4 | | 0-0 4-3 | | 0-3 K 1B | | 3 0 0 1 0 0 2 | | |
| Jerry Lynch, L (9, PH) OBP: 0.339, SLG: 0.432 | | | | 1-2f 2-3 3-H | | | | | | 1 0 0 0 0 1 0 | | |
| Jose Pagan, R (9, PR) OBP: 0.269, SLG: 0.252 | | | | | | | | | | 0 0 0 0 0 0 0 | | |
| Don Cardwell, R (1, 1) OBP: 0.239, SLG: 0.306 | | 0-0 5-3 | | 0-3 K | | 0-3 K | | 0-0 FC6-4 1B | | 3 0 0 0 0 2 2 | | |
| Wilbur Wood, R (8, 1) | | | | | | | | | | 0 0 0 0 0 0 0 | | |
| Don Schwall, R (8, 1) | | | | | | | | | | 0 0 0 0 0 0 0 | | |
| Andre Rodgers, R (9, PH) OBP: 0.354, SLG: 0.403 | | | | | | | | | | 1 0 1 0 0 0 0 | | |
| Inning Stats | R: 1 H: 2 E: 0 LOB: 2 K: 1 BB: 1 S: 7 P: 11 | R: 0 H: 0 E: 0 LOB: 0 K: 0 BB: 0 S: 3 P: 3 | R: 0 H: 0 E: 0 LOB: 0 K: 1 BB: 0 S: 5 P: 5 | R: 2 H: 3 E: 0 LOB: 2 K: 1 BB: 0 S: 9 P: 9 | R: 0 H: 1 E: 0 LOB: 1 K: 1 BB: 0 S: 6 P: 6 | R: 0 H: 0 E: 0 LOB: 0 K: 0 BB: 0 S: 3 P: 3 | R: 0 H: 1 E: 0 LOB: 0 K: 1 BB: 0 S: 5 P: 5 | R: 0 H: 0 E: 0 LOB: 0 K: 1 BB: 0 S: 5 P: 5 | R: 0 H: 1 E: 0 LOB: 2 K: 2 BB: 0 S: 9 P: 9 | 1B: 8 SF: 1 2B: 0 SAC: 0 3B: 0 DP: 1 HR: 0 HBP: 0 | WP: 1 PA: 37 PB: 0 SB: 1 CS: 0 | |
| PITCHER | IP WLS BF H R ER SO BB IBB HBP BLK WP HR S P ERA WHIP | | | | | | | | | | | |
| Ken Johnson, R (1, 1) ERA: 3.45 | 8.0 W 32 7 3 3 6 0 1 0 0 0 0 0 43 47 3.38 0.875 | | | | | | | | | | | |
| Phil Niekro, R (9, 1) ERA: 3.64 | 0.2 4 1 0 0 2 0 0 0 0 1 0 8 8 0.00 1.500 | | | | | | | | | | | |
| Dan Osinski, R (9, 1) ERA: 3.07 | 0.1 S 1 0 0 0 0 0 0 0 0 0 0 0 1 1 0.00 0.000 | | | | | | | | | | | |

Pittsburgh Pirates @ Milwaukee Braves
 Milwaukee County Stadium, Milwaukee, WI

Fri Sep 03 1965, 8:05 PM EDT
 Att. 5,349 - Unknown

livebaseballscorecards.com

AB 35
 R 3
 H 8
 RBI 3
 BB 1
 SO 8
 LOB 17



| Batter | 1 | 2 | 3 | 4 | 5 | 6 | 7 | 8 | 9 |
|--|------------------|------------|------------|------------------------|-----------|-----------------------|---|-----------------------|---|
| Rico Carty, R (1, 7) OBP: 0.357, SLG: 0.502 Billy Cowan, R (8, PR) OBP: 0.200, SLG: 0.303 (9, 7) | 0-0 6-3 | | 0-0 5-3 | | 0-0 F6 | | | 0-0 E E 1B | |
| Mack Jones, L (1, 8) OBP: 0.312, SLG: 0.524 | 0-0 E6 2B | | 0-0 P2 | | 0-3 K | | | 0-0 F9 | |
| Hank Aaron, R (1, 9) OBP: 0.391, SLG: 0.573 | 0-0 2-H 2B | | 0-0 6-3 | | | 0-0 G3-6-3 1B | | 4-0 E IBB | |
| Eddie Mathews, L (1, 5) OBP: 0.353, SLG: 0.492 | 0-3 K | | | 0-0 4-3 2B 2B | | 0-0 G3-6-3 1-2f | | 0-0 E3 G5-4-3 | |
| Joe Torre, R (1, 3) OBP: 0.369, SLG: 0.494 (9, 2) | 0-3 K | | | 0-0 5-3 | | 0-0 6-3 | | 0-0 G5-4-3 1-2f | |
| Jesse Gonder, L (1, 2) OBP: 0.307, SLG: 0.392 Phil Niekro, R (9, 1) OBP: 0.167, SLG: 0.167 Dan Osinski, R (9, 1) OBP: 0.250, SLG: 0.250 | | 0-0 F8 | | 0-0 4-3 2-3 | | 0-0 4-3 | | | |
| Frank Bolling, R (1, 4) OBP: 0.302, SLG: 0.366 | | 0-0 6-3 | | 0-0 2B 3-H | | 0-3 K | | | |
| Woody Woodward, R (1, 6) OBP: 0.214, SLG: 0.252 Gene Oliver, R (7, PH) OBP: 0.336, SLG: 0.489 Sandy Alomar Sr., S (8, 6) OBP: 0.262, SLG: 0.265 | | 0-0 2B | | 0-0 6-3 | | 0-0 5-3 | | | |
| Ken Johnson, R (1, 1) OBP: 0.130, SLG: 0.159 Felipe Alou, R (8, PH) OBP: 0.332, SLG: 0.484 (9, 3) | | 0-0 P5 | | | 0-0 F7 | | | 0-0 1B E 1B | |

| AB | R | H | RBI | BB | SO | LOB |
|----|---|---|-----|----|----|-----|
| 4 | 0 | 1 | 0 | 0 | 0 | 0 |
| 0 | 1 | 0 | 0 | 0 | 0 | 0 |
| 4 | 1 | 0 | 0 | 0 | 1 | 1 |
| 3 | 0 | 2 | 1 | 1 | 0 | 0 |
| 4 | 1 | 1 | 0 | 0 | 1 | 3 |
| 4 | 0 | 0 | 0 | 0 | 1 | 4 |
| 3 | 0 | 0 | 0 | 0 | 0 | 1 |
| 0 | 0 | 0 | 0 | 0 | 0 | 0 |
| 0 | 0 | 0 | 0 | 0 | 0 | 0 |
| 3 | 0 | 1 | 1 | 0 | 1 | 0 |
| 2 | 0 | 1 | 0 | 0 | 0 | 1 |
| 1 | 0 | 0 | 0 | 0 | 0 | 0 |
| 0 | 0 | 0 | 0 | 0 | 0 | 0 |
| 2 | 0 | 0 | 0 | 0 | 0 | 1 |
| 1 | 1 | 1 | 0 | 0 | 0 | 0 |

BOTTOM

Pittsburgh Pirates @ Milwaukee Braves
Milwaukee County Stadium, Milwaukee, WI
 Fri Sep 03 1965, 8:05 PM EDT
 Att. 5,349 - Unknown

| | |
|-----|----|
| AB | 31 |
| R | 4 |
| H | 7 |
| RBI | 2 |
| BB | 1 |
| SO | 4 |
| LOB | 11 |



| | |
|-------|--------|
| 1B: 3 | SF: 0 |
| 2B: 4 | SAC: 0 |
| 3B: 0 | DP: 2 |
| HR: 0 | HBP: 0 |

| | |
|-------|--------|
| WP: 0 | PA: 32 |
| PB: 0 | |
| SB: 0 | |
| CS: 0 | |

| Inning Stats | | | | | | | | | | | | | | | | | |
|--------------|---|---|---|---|---|---|---|---|---|---|---|---|---|---|---|---|---|
| R | H | E | K | S | P | R | H | E | K | S | P | R | H | E | K | S | P |
| 1 | 1 | 1 | 2 | 9 | | 0 | 1 | 0 | 4 | | | 0 | 0 | 0 | 3 | | |
| 2 | 0 | 0 | 0 | 4 | | 0 | 0 | 0 | 0 | | | 0 | 0 | 0 | 0 | | |
| 3 | 0 | 0 | 0 | 4 | | 0 | 0 | 0 | 0 | | | 0 | 0 | 0 | 0 | | |
| 4 | 1 | 2 | 1 | 5 | | 1 | 2 | 0 | 0 | | | 0 | 0 | 0 | 5 | | |
| 5 | 0 | 0 | 0 | 5 | | 0 | 0 | 0 | 0 | | | 0 | 0 | 0 | 5 | | |
| 6 | 1 | 1 | 0 | 3 | | 0 | 1 | 0 | 0 | | | 0 | 0 | 0 | 3 | | |
| 7 | 0 | 0 | 0 | 5 | | 0 | 0 | 0 | 1 | | | 0 | 0 | 0 | 5 | | |
| 8 | 2 | 2 | 2 | 9 | | 2 | 2 | 2 | 1 | | | 2 | 2 | 1 | 9 | | |

| PITCHER | | | | | | | | | | | | | | | | |
|---------|-----|----|---|---|----|----|----|-----|-----|-----|----|----|----|----|------|-------|
| IP | WLS | BF | H | R | ER | SO | BB | IBB | HBP | BLK | WP | HR | S | P | ERA | WHIP |
| 7.0 | L | 28 | 7 | 4 | 1 | 4 | 0 | 0 | 0 | 0 | 0 | 0 | 36 | 36 | 1.29 | 1.000 |
| 0.1 | | 3 | 0 | 0 | 0 | 0 | 0 | 1 | 0 | 0 | 0 | 0 | 2 | 6 | 0.00 | 0.000 |
| 0.2 | | 1 | 0 | 0 | 0 | 0 | 0 | 0 | 0 | 0 | 0 | 0 | 1 | 1 | 0.00 | 0.000 |

| PITCHER | | | | | | | | | | | | | | | | |
|---------|-----|----|---|---|----|----|----|-----|-----|-----|----|----|---|---|------|-------|
| IP | WLS | BF | H | R | ER | SO | BB | IBB | HBP | BLK | WP | HR | S | P | ERA | WHIP |
| 0.1 | | 3 | 0 | 0 | 0 | 0 | 0 | 1 | 0 | 0 | 0 | 0 | 2 | 6 | 0.00 | 0.000 |
| 0.2 | | 1 | 0 | 0 | 0 | 0 | 0 | 0 | 0 | 0 | 0 | 0 | 1 | 1 | 0.00 | 0.000 |

| Batter | 1 | 2 | 3 | 4 | 5 | 6 | 7 | 8 | 9 | AB R H RBI BB SO LOB | TOP |
|---|---|---|---|--|---|---|---|---|---|--|---|
| Bob Bailey, R (1, 5) OBP: 0.327, SLG: 0.375 | 0-0 G1-6-3 1B | | 0-0 F9 | | 0-3 K | | 0-0 CS 1B | | 0-0 P3 | 5 0 2 0 0 1 0 | Pittsburgh Pirates @ Milwaukee Braves Milwaukee County Stadium, Milwaukee, WI Sun Sep 05 1965, 4:33 AM EDT Att: 20,409 - Unknown livebaseballscorecards.com |
| Bill Virdon, L (1, 8) OBP: 0.324, SLG: 0.379 | 0-0 G1-6-3 1-2f | | 0-0 F9 | | 0-0 5-3 | | 0-0 F8 1-2 | | | 4 0 0 0 0 0 2 | |
| Roberto Clemente, R (1, 9) OBP: 0.390, SLG: 0.479 | 0-0 1B | | 0-0 1B | | 0-0 1-3 | | | 0-0 1B 2B | | 4 1 3 0 0 0 0 | |
| Willie Stargell, L (1, 7) OBP: 0.319, SLG: 0.501 | 0-0 5-3 | | 0-3 K | | 0-3 K | | | 0-0 F8 | | 4 0 0 0 0 2 3 | |
| Donn Clendenon, R (1, 3) OBP: 0.354, SLG: 0.488 | | 0-0 F6 | | 0-0 S 2B | | 0-0 1B FC6-4 1B | | 0-0 6-3 1B 2-H | | 4 1 3 1 0 0 0 | |
| Bill Mazaroski, R (1, 4) OBP: 0.293, SLG: 0.342 | | 0-0 F8 | | 0-0 G3 2-3 | | 0-0 FC6-4 1B 1-3 | | 0-0 6-3 1-2 | | 4 0 1 0 0 0 2 | |
| Jim Pagliaroni, R (1, 2) OBP: 0.347, SLG: 0.435 | | 0-0 1B 1B | | 0-3 K | | 0-0 FC6-4 1-2f 3-H | | 0-0 5-3 | | 4 0 1 1 0 1 3 | |
| Gene Alley, R (1, 6) OBP: 0.307, SLG: 0.348 | | 0-0 S 1-3 1B | | 4-0 IBB | | 0-0 F8 | | | 0-0 F7 | 3 0 1 0 1 0 1 | |
| Tommie Sisk, R (1, 1) OBP: 0.136, SLG: 0.095 Wilbur Wood, R (9, 1) Al McBean, R (9, 1) OBP: 0.231, SLG: 0.269 | | 0-0 6-3 | | 0-3 K | | 0-3 K | | | 0-0 F7 | 4 0 0 0 0 2 4 0 0 0 0 0 0 0 0 0 0 0 0 0 0 | |
| Inning Stats | R: 0 H: 2 E: 0 LOB: 1 K: 0 BB: 0 S: 4 P: 4 | R: 0 H: 2 E: 0 LOB: 2 K: 0 BB: 0 S: 5 P: 5 | R: 0 H: 1 E: 0 LOB: 1 K: 1 BB: 0 S: 6 P: 6 | R: 0 H: 1 E: 0 LOB: 2 K: 2 BB: 1 S: 8 P: 12 | R: 0 H: 0 E: 0 LOB: 0 K: 1 BB: 0 S: 5 P: 5 | R: 1 H: 2 E: 0 LOB: 1 K: 1 BB: 0 S: 7 P: 7 | R: 0 H: 1 E: 0 LOB: 0 K: 1 BB: 0 S: 5 P: 5 | R: 1 H: 2 E: 0 LOB: 1 K: 0 BB: 0 S: 5 P: 5 | R: 0 H: 0 E: 0 LOB: 0 K: 0 BB: 0 S: 3 P: 3 | 1B: 9 SF: 0 2B: 2 SAC: 0 3B: 0 DP: 1 HR: 0 HBP: 0 | WP: 0 PA: 37 PB: 0 SB: 2 CS: 1 |
| PITCHER | IP WLS BF H R ER SO BB IBB HBP BLK WP HR S P ERA WHIP | | | | | | | | | | |
| Bob Sadowski, R (1, 1) ERA: 4.59 | 7.0 L 29 9 1 1 6 0 1 0 0 0 0 0 40 44 1.29 1.286 | | | | | | | | | | |
| Phil Niekro, R (8, 1) ERA: 3.67 | 2.0 8 2 1 1 0 0 0 0 0 0 0 0 8 8 4.50 1.000 | | | | | | | | | | |

| Batter | 1 | 2 | 3 | 4 | 5 | 6 | 7 | 8 | 9 | AB | R | H | RBI | BB | SO | LOB |
|---|----------------------|-----------|-----------|-------------------|-----------------------|------------|------------|--------------------|-----------------------------------|----|---|---|-----|----|----|-----|
| Rico Carty, R (1, 7) OBP: 0.358, SLG: 0.500 Phil Niekro, R (8, 1) OBP: 0.167, SLG: 0.167 Don Dillard, L (9, PH) OBP: 0.143, SLG: 0.357 | 0-0 E 1B | | 0-0 F9 | | 0-0 E6 1B | | 0-0 4-3 | | 0-0 G4-6-3 1-2f | 4 | 0 | 1 | 0 | 0 | 0 | 0 |
| Mack Jones, L (1, 8) OBP: 0.313, SLG: 0.528 | 0-0 F6 1-2 | | 0-3 K | | 0-0 G5-4-3 1B | | | 0-0 F9 | | 4 | 0 | 1 | 0 | 0 | 1 | 1 |
| Hank Aaron, R (1, 9) OBP: 0.389, SLG: 0.568 | 0-0 5-3 | | 0-0 F6 | | 0-0 G5-4-3 1-2f | | | 0-0 F5 | | 4 | 0 | 0 | 0 | 0 | 0 | 3 |
| Eddie Mathews, L (1, 5) OBP: 0.352, SLG: 0.487 | 4-0 FC6-4 BB | | | 0-0 4-3 | | 0-0 1-3 | | 4-0 BB | | 2 | 0 | 0 | 0 | 2 | 0 | 0 |
| Joe Torre, R (1, 2) OBP: 0.370, SLG: 0.493 | 0-0 FC6-4 1-2f | | | 0-0 6-3 | | 0-0 1B | | 0-3 K | | 4 | 0 | 1 | 0 | 0 | 1 | 3 |
| Felipe Alou, R (1, 3) OBP: 0.337, SLG: 0.493 (8, 7) | | 0-0 1B | | 0-0 S 1B | | 0-3 K | | 0-0 FC6-4 1B | | 4 | 1 | 3 | 0 | 0 | 1 | 1 |
| Frank Bolling, R (1, 4) OBP: 0.302, SLG: 0.365 | | 0-3 K | | 4-0 1-2 IBB | | 0-0 6-3 | | 0-0 FC6-4 1B | | 3 | 0 | 1 | 0 | 1 | 1 | 2 |
| Woody Woodward, R (1, 6) OBP: 0.209, SLG: 0.247 Frank Thomas, R (7, PH) OBP: 0.250, SLG: 0.348 Sandy Alomar Sr., S (8, 6) OBP: 0.282, SLG: 0.265 Jesse Gonder, L (9, PH) OBP: 0.307, SLG: 0.392 Miguel de la Hoz, R (9, PH) OBP: 0.306, SLG: 0.341 Billy Cowan, R (9, PR) OBP: 0.208, SLG: 0.315 | | 0-3 K | | 0-0 F9 | | | 0-0 F7 | | 0-0 FC6-4 1B 1-2f 2-3 | 2 | 0 | 0 | 0 | 0 | 1 | 3 |
| Bob Sadowski, R (1, 1) OBP: 0.107, SLG: 0.074 Gene Oliver, R (7, PH) OBP: 0.337, SLG: 0.489 (8, 3) | | 0-3 K | | | 0-0 4-3 | | 0-0 F9 | | 0-0 G4-6-3 1B 1-2 3-H | 2 | 0 | 0 | 0 | 0 | 1 | 1 |
| | | | | | | | | | | 2 | 0 | 1 | 1 | 0 | 0 | 0 |

| Inning Stats | R: 0 | H: 1 | E: 1 | LOB: 2 | K: 0 | BB: 1 | S: 4 | P: 8 | R: 0 | H: 1 | E: 0 | LOB: 1 | K: 3 | BB: 0 | S: 10 | P: 10 | R: 0 | H: 0 | E: 0 | LOB: 0 | K: 1 | BB: 1 | S: 5 | P: 5 | R: 0 | H: 1 | E: 0 | LOB: 2 | K: 0 | BB: 1 | S: 4 | P: 8 | R: 0 | H: 1 | E: 1 | LOB: 1 | K: 0 | BB: 0 | S: 4 | P: 4 | R: 0 | H: 1 | E: 0 | LOB: 1 | K: 1 | BB: 0 | S: 6 | P: 6 | R: 0 | H: 0 | E: 0 | LOB: 0 | K: 0 | BB: 0 | S: 3 | P: 3 | R: 0 | H: 0 | E: 0 | LOB: 1 | K: 1 | BB: 1 | S: 5 | P: 9 | R: 1 | H: 3 | E: 0 | LOB: 2 | K: 0 | BB: 0 | S: 5 | P: 5 | 1B: 8 | SF: 0 | 2B: 0 | SAC: 0 | 3B: 0 | DP: 2 | HR: 0 | HBP: 0 |
|------------------------------------|------|------|------|--------|------|-------|------|------|------|------|------|--------|------|-------|-------|-------|-------|------|------|--------|------|-------|------|------|------|------|------|--------|------|-------|------|------|------|------|------|--------|------|-------|------|------|------|------|------|--------|------|-------|------|------|------|------|------|--------|------|-------|------|------|------|------|------|--------|------|-------|------|------|------|------|------|--------|------|-------|------|------|-------|-------|-------|--------|-------|-------|-------|--------|
| PITCHER | IP | WLS | BF | H | R | ER | SO | BB | IBB | HBP | BLK | WP | HR | S | P | ERA | WHIP | | | | | | | | | | | | | | | | | | | | | | | | | | | | | | | | | | | | | | | | | | | | | | | | | | | | | | | | | | | | | | | |
| Tommie Sisk, R (1, 1) ERA: 4.34 | 8.0 | W | 34 | 7 | 1 | 1 | 6 | 2 | 1 | 0 | 0 | 0 | 0 | 43 | 55 | 1.12 | 1.125 | | | | | | | | | | | | | | | | | | | | | | | | | | | | | | | | | | | | | | | | | | | | | | | | | | | | | | | | | | | | | | | |
| Wilbur Wood, L (9, 1) ERA: 2.52 | 0.1 | | 1 | 0 | 0 | 0 | 0 | 0 | 0 | 0 | 0 | 0 | 0 | 1 | 1 | 0.00 | 0.000 | | | | | | | | | | | | | | | | | | | | | | | | | | | | | | | | | | | | | | | | | | | | | | | | | | | | | | | | | | | | | | | |
| Al McBean, R (9, 1) ERA: 2.33 | 0.2 | S | 2 | 1 | 0 | 0 | 0 | 0 | 0 | 0 | 0 | 0 | 0 | 2 | 2 | 0.00 | 1.500 | | | | | | | | | | | | | | | | | | | | | | | | | | | | | | | | | | | | | | | | | | | | | | | | | | | | | | | | | | | | | | | |

BOTTOM

Pittsburgh Pirates @ Milwaukee Braves
Milwaukee County Stadium, Milwaukee, WI

Sun Sep 05 1965, 4:33 AM EDT
Att. 20,409 - Unknown

livebaseballscores.com

| | |
|-----|----|
| AB | 34 |
| R | 1 |
| H | 8 |
| RBI | 1 |
| BB | 3 |
| SO | 6 |
| LOB | 18 |



| Batter | 1 | 2 | 3 | 4 | 5 | 6 | 7 | 8 | 9 | AB R H RBI BB SO LOB | TOP |
|--|---|---|---|---|---|---|---|---|---|--|--|
| Bob Bailey, R (1, 5) OBP: 0.327, SLG: 0.376 | 0-0 1-3 | | 0-0 F5 | | 0-0 F4 | | | 0-0 1B 2B | | 4 1 1 0 0 0 2 | Pittsburgh Pirates @ Cincinnati Reds Crosley Field, Cincinnati, OH Mon Sep 06 1965, 3:33 AM EDT Unknown - 73 F |
| Bill Virdon, L (1, 8) OBP: 0.324, SLG: 0.378 | 0-0 F7 | | 0-0 F8 | | | 0-0 F7 | | 0-0 FC3-6 BB 1B | 4 0 1 1 0 0 0 | | |
| Roberto Clemente, R (1, 9) OBP: 0.391, SLG: 0.484 | 0-0 HR | | | 0-0 1-3 | | 0-0 4-3 | | 4-0 FC3-6 BB | 3 1 1 1 1 0 0 | | |
| Willie Stargell, L (1, 7) OBP: 0.316, SLG: 0.497 | 0-3 K | | | 0-0 F5 | | 0-0 F4 | | 0-0 FC3-6 G6-4-3 | 4 0 0 0 0 1 2 | | |
| Donn Clendenon, R (1, 3) OBP: 0.352, SLG: 0.484 | | 0-3 K | | 0-0 F9 | | | 0-3 K | 0-0 G6-4-3 | 4 0 0 0 0 2 2 | | |
| Bill Mazeroski, R (1, 4) OBP: 0.295, SLG: 0.344 | | 0-0 1B | | | 0-0 1B | | 0-0 E4 2B | 0-0 4-3 | 4 1 2 0 0 0 0 | | |
| Jim Pagliaroni, R (1, 2) OBP: 0.344, SLG: 0.429 | | 0-0 F5 | | | 0-0 F7 | | 0-0 F3 | 0-0 5-3 | 4 0 0 0 0 0 3 | | |
| Gene Alley, R (1, 6) OBP: 0.306, SLG: 0.350 | | 0-0 F9 | | | 0-0 F8 | | 0-0 1-H 2B | 0-0 F6 | 4 0 1 1 0 0 2 | | |
| Bob Veale, S (1, 1) OBP: 0.118, SLG: 0.085 | | | 0-0 4-3 | | 0-0 1B | | 0-3 K | | 3 0 1 0 0 1 1 | | |
| Inning Stats | R: 1 H: 1 E: 0 LOB: 0 K: 1 BB: 0 S: 6 P: 6 | R: 0 H: 1 E: 0 LOB: 1 K: 1 BB: 0 S: 6 P: 6 | R: 0 H: 0 E: 0 LOB: 0 K: 0 BB: 0 S: 3 P: 3 | R: 0 H: 0 E: 0 LOB: 0 K: 0 BB: 0 S: 3 P: 3 | R: 0 H: 2 E: 0 LOB: 2 K: 0 BB: 0 S: 5 P: 5 | R: 0 H: 0 E: 0 LOB: 0 K: 0 BB: 0 S: 3 P: 3 | R: 1 H: 1 E: 1 LOB: 1 K: 2 BB: 0 S: 9 P: 9 | R: 1 H: 2 E: 0 LOB: 1 K: 0 BB: 1 S: 4 P: 8 | R: 0 H: 0 E: 0 LOB: 0 K: 0 BB: 0 S: 3 P: 3 | 1B: 4 SF: 0 2B: 2 SAC: 0 3B: 0 DP: 1 HR: 1 HBP: 0 | |
| PITCHER | IP WLS BF H R ER SO BB IBB HBP BLK WP HR S P ERA WHIP | | | | | | | | | | |
| Joey Jay, R (1, 1) ERA: 4.21 | 7.0 L 29 7 3 2 4 0 0 0 0 0 0 1 37 37 2.57 1.000 | | | | | | | | | | |
| Dom Zanni, R (8, 1) ERA: | 2.0 6 0 0 0 0 1 0 0 0 0 0 0 5 9 0.00 0.500 | | | | | | | | | | |

livebaseballscores.com

| | |
|------------|----|
| AB | 34 |
| R | 3 |
| H | 7 |
| RBI | 3 |
| BB | 1 |
| SO | 4 |
| LOB | 12 |



| Batter | 1 | 2 | 3 | 4 | 5 | 6 | 7 | 8 | 9 | AB R H RBI BB SO LOB |
|--|--------------|------------|--------------|----------------|-------------------|----------------|----------|-----------|-----------|---|
| Tommy Harper, R (1, 8) OBP: 0.354, SLG: 0.424 | 0-3 K ① | | 0-0 FC6-4 1B | | 0-0 6-3 ① | | 0-0 1B | | 0-3 K ② | 5 0 2 0 0 2 0 |
| Pete Rose, S (1, 4) OBP: 0.387, SLG: 0.462 | 0-3 K ② | | 0-3 K ① | | 0-0 1B 1B | | 0-3 K ① | | 0-0 6-3 ③ | 5 0 1 0 0 3 2 |
| Frank Robinson, R (1, 9) OBP: 0.376, SLG: 0.514 | 4-0 FC5-4 BB | | 0-0 F9 ② | | 0-0 G4-6-3 1B 1-2 | | 0-0 F9 ② | | | 3 0 1 0 1 0 2 |
| Deron Johnson, R (1, 5) OBP: 0.341, SLG: 0.521 | 0-0 FC5-4 ③ | | 0-0 FC6-4 ③ | | 0-0 G4-6-3 ② ③ | | 0-3 K ③ | | | 4 0 0 0 0 1 5 |
| Tony Perez, R (1, 3) OBP: 0.316, SLG: 0.479 | | 0-0 1B 1B | | H 1-0 WP E HBP | | 0-3 K ① | | 0-0 F9 ① | | 3 1 1 0 0 1 0 |
| Charlie James, R (1, 7) OBP: 0.216, SLG: 0.194 | | 0-0 F4 ① | | 0-3 K ① | | 0-0 BB 1B 1B | | 0-0 1-3 ② | | 4 0 1 0 0 1 2 |
| Tommy Helms, R (1, 6) OBP: 0.548, SLG: 0.704 | | 0-0 F9 ② | | 0-0 E7 1B 2-H | | 0-3 K ② | | 4-0 BB | | 3 0 1 1 1 1 2 |
| Jimmie Coker, R (1, 2) OBP: 0.313, SLG: 0.386 | | 0-0 1B 1-2 | | 0-3 K ② | | 4-0 1B BB | | 0-0 F9 ③ | | 3 0 1 0 1 1 2 |
| Joey Jay, S (1, 1) OBP: 0.080, SLG: 0.063 Dom Zanni, R (8, 1) Leo Cardenas, R (9, PH) OBP: 0.356, SLG: 0.427 | | 0-3 K ③ | | 0-3 K ③ | | 0-0 1B 1-2 2-H | | | 0-0 F2 ① | 3 0 1 0 0 2 3 0 0 0 0 0 0 0 1 0 0 0 0 0 0 |

| Inning Stats | R: 0 | H: 0 | E: 0 | K: 2 | S: 7 | H: 0 | LOB: 1 | BB: 1 | P: 11 | R: 0 | H: 2 | E: 0 | K: 1 | S: 7 | H: 2 | LOB: 2 | BB: 0 | P: 7 | R: 0 | H: 1 | E: 0 | K: 1 | S: 6 | H: 1 | LOB: 1 | BB: 0 | P: 6 | R: 1 | H: 1 | E: 1 | K: 3 | S: 10 | H: 2 | LOB: 1 | BB: 0 | P: 11 | R: 0 | H: 2 | E: 0 | K: 0 | S: 4 | H: 2 | LOB: 2 | BB: 1 | P: 12 | R: 0 | H: 1 | E: 0 | K: 2 | S: 8 | H: 1 | LOB: 1 | BB: 0 | P: 8 | R: 0 | H: 0 | E: 0 | K: 0 | S: 3 | H: 0 | LOB: 1 | BB: 1 | P: 7 | R: 0 | H: 0 | E: 0 | K: 1 | S: 5 | H: 0 | LOB: 0 | BB: 0 | P: 5 | 1B: 9 | SF: 0 | 2B: 0 | SAC: 0 | 3B: 0 | DP: 1 | HR: 0 | HBP: 1 | WP: 1 | PA: 38 |
|--------------|------|------|------|------|------|------|--------|-------|-------|------|------|------|------|------|------|--------|-------|------|------|------|------|------|------|------|--------|-------|------|------|------|------|------|-------|------|--------|-------|-------|------|------|------|------|------|------|--------|-------|-------|------|------|------|------|------|------|--------|-------|------|------|------|------|------|------|------|--------|-------|------|------|------|------|------|------|------|--------|-------|------|-------|-------|-------|--------|-------|-------|-------|--------|-------|--------|
|--------------|------|------|------|------|------|------|--------|-------|-------|------|------|------|------|------|------|--------|-------|------|------|------|------|------|------|------|--------|-------|------|------|------|------|------|-------|------|--------|-------|-------|------|------|------|------|------|------|--------|-------|-------|------|------|------|------|------|------|--------|-------|------|------|------|------|------|------|------|--------|-------|------|------|------|------|------|------|------|--------|-------|------|-------|-------|-------|--------|-------|-------|-------|--------|-------|--------|

| PITCHER | IP | WLS | BF | H | R | ER | SO | BB | IBB | HBP | BLK | WP | HR | S | P | ERA | WHIP |
|----------------------------------|-----|-----|----|---|---|----|----|----|-----|-----|-----|----|----|----|----|------|-------|
| Bob Veale, L (1, 1) ERA: 2.97 | 9.0 | W | 38 | 9 | 1 | 1 | 12 | 3 | 0 | 1 | 0 | 1 | 0 | 58 | 71 | 1.00 | 1.333 |


BOTTOM

Pittsburgh Pirates @ Cincinnati Reds
Crosley Field, Cincinnati, OH

Mon Sep 06 1965, 3:33 AM EDT
Unknown - 73 F

livebaseballscorecards.com

| | |
|------------|-----------|
| AB | 34 |
| R | 1 |
| H | 9 |
| RBI | 1 |
| BB | 3 |
| SO | 12 |
| LOB | 18 |



| Batter | 1 | 2 | 3 | 4 | 5 | 6 | 7 | 8 | 9 | AB R H RBI BB SO LOB | TOP |
|---|---|---|---|--|---|---|--|--|---|--|---|
| Bob Bailey, R (1, 5) OBP: 0.331, SLG: 0.376 | 4-0 FC1-6 BB | | 0-0 F6 | 4-0 1-2 2-3 BB | | | 0-0 BB S 2B 1B | 4-0 1-2 2-3 BB | | 2 1 1 0 3 0 0 | |
| Manny Mota, R (1, 8) OBP: 0.329, SLG: 0.395 | 0-0 FC1-6 1-2f | | 0-0 F6 | 0-0 F8 | | | 4-0 1-2 2B BB | 4-0 1-2 2-3 3-H BB | | 3 1 0 1 2 0 4 | |
| Roberto Clemente, R (1, 9) OBP: 0.391, SLG: 0.483 | 0-3 K | | 0-0 S 1B | | 0-0 6-3 | | 4-0 1-2 2-3 2B BB | 0-0 G6-3 1-2f | | 4 1 1 0 1 1 4 | |
| Willie Stargell, L (1, 7) OBP: 0.319, SLG: 0.499 | 0-0 F9 | | 4-0 1-2 BB | | 0-3 K | | 0-0 1-H 2-H 3-H 2B | 0-0 G1-6-3 1B | | 4 0 2 3 1 1 1 | |
| Donn Clendenon, R (1, 3) OBP: 0.350, SLG: 0.481 Andre Rodgers, R (7, 3) OBP: 0.350, SLG: 0.397 | | 0-0 5-3 | 0-0 F8 | | 0-3 K | | 0-3 K | 0-0 G1-6-3 1-2f | | 4 0 0 0 0 2 3 1 0 0 0 0 0 1 | |
| Bill Mazaroski, R (1, 4) OBP: 0.293, SLG: 0.342 | | 0-0 F7 | | 0-0 BB BB 1B | | 0-0 F8 | 0-0 F2 | 0-0 F2 | | 5 0 1 0 0 0 1 | |
| Jim Pagliaroni, R (1, 2) OBP: 0.343, SLG: 0.427 | | 0-0 BB 1B | | 0-3 K | | 0-0 6-3 | | 0-3 K | | 4 0 1 0 0 2 1 | |
| Gene Alley, R (1, 6) OBP: 0.308, SLG: 0.348 | | 4-0 FC4-6 1-2 BB | | 0-0 F9 | | 0-3 K | | 4-0 BB BB BB | | 2 1 0 0 2 1 1 | |
| Joe Gibbon, R (1, 1) OBP: 0.179, SLG: 0.115 Bill Virdon, L (4, PH) OBP: 0.325, SLG: 0.378 Al McBean, R (4, 1) OBP: 0.250, SLG: 0.259 | | 0-0 FC4-6 1-2f | | 4-0 BB 1-2 BB | | 0-3 K | | 4-0 BB BB BB | | 1 0 0 0 0 0 2 0 0 0 0 1 0 0 1 0 0 0 1 1 0 | |
| Inning Stats | R: 0 H: 0 E: 0 LOB: 1 K: 1 BB: 1 S: 5 P: 9 | R: 0 H: 1 E: 0 LOB: 2 K: 0 BB: 1 S: 4 P: 8 | R: 0 H: 1 E: 0 LOB: 2 K: 0 BB: 1 S: 4 P: 8 | R: 0 H: 1 E: 0 LOB: 3 K: 1 BB: 2 S: 6 P: 14 | R: 0 H: 0 E: 0 LOB: 0 K: 2 BB: 0 S: 7 P: 7 | R: 0 H: 0 E: 0 LOB: 0 K: 1 BB: 0 S: 5 P: 5 | R: 3 H: 2 E: 0 LOB: 1 K: 2 BB: 2 S: 9 P: 17 | R: 1 H: 0 E: 0 LOB: 2 K: 1 BB: 4 S: 4 P: 20 | R: 0 H: 1 E: 0 LOB: 0 K: 0 BB: 0 S: 3 P: 3 | 1B: 5 SF: 0 2B: 1 SAC: 0 3B: 0 DP: 2 HR: 0 HBP: 0 | WP: 0 PA: 42 PB: 0 SB: 2 CS: 0 |
| PITCHER | IP WLS BF H R ER SO BB IBB HBP BLK WP HR S P ERA WHIP | | | | | | | | | | |
| Jim Maloney, R (1, 1) ERA: 2.63 | 7.0 L 33 5 3 3 7 7 0 0 0 0 0 0 40 68 3.86 1.714 | | | | | | | | | | |
| Dom Zanni, R (8, 1) ERA: 1.59 | 0.1 3 0 1 1 1 2 0 0 0 0 0 0 3 11 27.00 6.000 | | | | | | | | | | |
| Darrell Osteen, R (8, 1) ERA: | 0.0 2 0 0 0 0 2 0 0 0 0 0 0 0 8 ∞ ∞ | | | | | | | | | | |
| Bobby Locke, R (8, 1) ERA: 5.79 | 1.2 4 1 0 0 0 0 0 0 0 0 0 0 0 4 4 0.00 0.600 | | | | | | | | | | |

Pittsburgh Pirates @ Cincinnati Reds
Crosley Field, Cincinnati, OH
Mon Sep 06 1965, 3:38 AM EDT
Att. 16,323 - Unknown

livebaseballscorecards.com

| | |
|-----|----|
| AB | 31 |
| R | 4 |
| H | 6 |
| RBI | 4 |
| BB | 11 |
| SO | 8 |
| LOB | 18 |



| Batter | 1 | 2 | 3 | 4 | 5 | 6 | 7 | 8 | 9 | AB | R | H | RBI | BB | SO | LOB |
|--|-----------|-----------------|---------------|-----------------|------------|----------------|-----------|-----------|-----------|----|---|---|-----|----|----|-----|
| Tommy Harper, R (1, 8) OBP: 0.353, SLG: 0.422 | 0-0 4-3 ① | | 0-0 F9 ③ | | 4-0 BB 1-2 | | 0-0 6-3 ③ | | | 3 | 0 | 0 | 0 | 1 | 0 | 1 |
| Pete Rose, S (1, 4) OBP: 0.386, SLG: 0.460 | 0-0 4-3 ② | | | 0-0 G6-4-3 1B | | 0-0 F7 ③ | | 0-0 4-3 ① | | 4 | 0 | 1 | 0 | 0 | 0 | 2 |
| Frank Robinson, R (1, 9) OBP: 0.375, SLG: 0.512 (5, 7) | 0-0 F4 ③ | | | 0-0 G6-4-3 1-2f | | 0-0 F4 ① | | 0-0 1B | | 4 | 0 | 1 | 0 | 0 | 0 | 1 |
| Deron Johnson, R (1, 5) OBP: 0.342, SLG: 0.520 | | 0-0 F7 ① | | 0-0 1B 1B | | 4-0 BB 1B | | 0-0 F8 ② | | 3 | 1 | 1 | 0 | 1 | 0 | 1 |
| Tony Perez, R (1, 3) OBP: 0.323, SLG: 0.483 | | 0-0 G6-4-3 1B | | 0-0 1-2 1B | | 0-0 1B 1B | | 0-3 K ③ | | 4 | 0 | 3 | 0 | 0 | 1 | 1 |
| Charlie James, R (1, 7) OBP: 0.211, SLG: 0.189 Art Shamsky, L (4, PH) OBP: 0.360, SLG: 0.494 (5, 9) | | 0-0 G6-4-3 1-2f | | 0-0 4-3 ③ | | 0-0 F6 ② | | | 0-0 E9 3B | 1 | 0 | 0 | 0 | 0 | 0 | 1 |
| Tommy Helms, R (1, 6) OBP: 0.543, SLG: 0.677 | | | 0-0 SH5-4 1B | | 0-0 G3 ① | 0-0 1-3 3-H 1B | | | 0-0 6-3 ① | 4 | 0 | 2 | 1 | 0 | 0 | 0 |
| Jimmie Coker, R (1, 2) OBP: 0.303, SLG: 0.373 Johnny Edwards, L (7, PH) OBP: 0.350, SLG: 0.468 (8, 2) | | | 0-0 F7 ① | | 0-3 K ② | | 0-3 K ① | | 0-0 4-3 ② | 2 | 0 | 0 | 0 | 0 | 1 | 1 |
| Jim Maloney, L (1, 1) OBP: 0.316, SLG: 0.324 Marty Keough, L (7, PH) OBP: 0.196, SLG: 0.119 Dom Zanni, R (8, 1) Darrell Osteen, R (8, 1) Bobby Locke, R (8, 1) Gordy Coleman, L (9, PH) OBP: 0.367, SLG: 0.529 | | | 0-0 SH5-4 1-2 | | 0-0 E6 BB | | 0-3 K ② | | 0-0 F7 ③ | 1 | 0 | 0 | 0 | 0 | 0 | 0 |

| Inning Stats | R: 0 | H: 0 | E: 0 | K: 0 | S: 3 | P: 3 | R: 0 | H: 1 | E: 0 | K: 0 | S: 3 | P: 3 | R: 0 | H: 1 | E: 0 | K: 0 | S: 4 | P: 4 | R: 0 | H: 3 | E: 0 | K: 0 | S: 5 | P: 5 | R: 0 | H: 0 | E: 1 | K: 1 | S: 6 | P: 10 | R: 1 | H: 2 | E: 0 | K: 0 | S: 4 | P: 8 | R: 0 | H: 0 | E: 0 | K: 2 | S: 7 | P: 7 | R: 0 | H: 1 | E: 0 | K: 1 | S: 6 | P: 6 | R: 1 | H: 1 | E: 1 | K: 0 | S: 4 | P: 4 | 1B: 8 | 2B: 0 | 3B: 1 | HR: 0 | SF: 0 | SAC: 1 | DP: 2 | HBP: 0 | WP: 0 | PB: 0 | SB: 0 | CS: 0 | PA: 36 |
|--------------|------|------|------|------|------|------|------|------|------|------|------|------|------|------|------|------|------|------|------|------|------|------|------|------|------|------|------|------|------|-------|------|------|------|------|------|------|------|------|------|------|------|------|------|------|------|------|------|------|------|------|------|------|------|------|-------|-------|-------|-------|-------|--------|-------|--------|-------|-------|-------|-------|--------|
|--------------|------|------|------|------|------|------|------|------|------|------|------|------|------|------|------|------|------|------|------|------|------|------|------|------|------|------|------|------|------|-------|------|------|------|------|------|------|------|------|------|------|------|------|------|------|------|------|------|------|------|------|------|------|------|------|-------|-------|-------|-------|-------|--------|-------|--------|-------|-------|-------|-------|--------|


| PITCHER | IP | WLS | BF | H | R | ER | SO | BB | IBB | HBP | BLK | WP | HR | S | P | ERA | WHIP |
|-----------------------------------|-----|-----|----|---|---|----|----|----|-----|-----|-----|----|----|----|----|------|-------|
| Joe Gibbon, L (1, 1) ERA: 4.65 | 3.0 | | 10 | 2 | 0 | 0 | 0 | 0 | 0 | 0 | 0 | 0 | 0 | 10 | 10 | 0.00 | 0.667 |
| Al McBean, R (4, 1) ERA: 2.37 | 6.0 | W | 26 | 7 | 2 | 2 | 4 | 2 | 0 | 0 | 0 | 0 | 0 | 32 | 40 | 3.00 | 1.500 |

BOTTOM


Pittsburgh Pirates @ Cincinnati Reds
Crosley Field, Cincinnati, OH

Mon Sep 06 1965, 3:38 AM EDT
Att. 16,323 - Unknown

AB 33
R 2
H 9
RBI 1
BB 2
SO 4
LOB 12



| PITCHER | IP | WLS | BF | H | R | ER | SO | BB | IBB | HBP | BLK | WP | HR | S | P | ERA | WHIP |
|---------|----|-----|----|---|---|----|----|----|-----|-----|-----|----|----|---|---|-----|------|
|---------|----|-----|----|---|---|----|----|----|-----|-----|-----|----|----|---|---|-----|------|

| Batter | 1 | 2 | 3 | 4 | 5 | 6 | 7 | 8 | 9 | AB R H RBI BB SO LOB | TOP | | | | | | | | | | | |
|---|--|---------------------------------|------------------------------|---------------------------------|------------------------------|---------------------------------|------------------------------|---------------------------------|------------------------------|--|--|---|------------------------------|---------------------------------|------------------------------|---------------------------------|------------------------------|---------------------------------|----------------------------------|------------------------------------|----------------------------------|--------|
| Bob Bailey, R (1, 5) OBP: 0.328, SLG: 0.374 | 0-3 K | | | 0-3 K | | 0-3 K | | | 0-0 5-3 | 4 0 0 0 0 3 1 | Pittsburgh Pirates @ Cincinnati Reds Crosley Field, Cincinnati, OH Tue Sep 07 1965, 7:05 PM EDT Att. 7,153 - Unknown AB 30 R 0 H 3 RBI 0 BB 0 SO 10 LOB 7  | | | | | | | | | | | |
| Bill Virdon, L (1, 8) OBP: 0.325, SLG: 0.376 | 0-0 1-3 | | | 0-0 F9 | | 0-0 1B | | | 0-0 F3 | 4 0 1 0 0 0 0 | | | | | | | | | | | | |
| Roberto Clemente, R (1, 9) OBP: 0.388, SLG: 0.479 | 0-3 K | | | 0-3 K | | 0-3 K | | | 0-0 F4 | 4 0 0 0 0 3 2 | | | | | | | | | | | | |
| Willie Stargell, L (1, 7) OBP: 0.317, SLG: 0.496 | | 0-0 G3 | | | 0-0 F9 | | 0-0 F8 | | | 3 0 0 0 0 0 0 | | | | | | | | | | | | |
| Donn Clendenon, R (1, 3) OBP: 0.350, SLG: 0.480 | | 0-3 K | | | 0-0 WP 1B | | 0-0 F4 | | | 3 0 1 0 0 1 0 | | | | | | | | | | | | |
| Bill Mazeroski, R (1, 4) OBP: 0.291, SLG: 0.340 | | 0-3 K | | | 0-0 F9 | | 0-0 4-3 | | | 3 0 0 0 0 1 1 | | | | | | | | | | | | |
| Jim Pagliaroni, R (1, 2) OBP: 0.343, SLG: 0.427 | | | 0-0 4-3 1B | | 0-3 K | | | 0-3 K | | 3 0 1 0 0 2 1 | | | | | | | | | | | | |
| Gene Alley, R (1, 6) OBP: 0.306, SLG: 0.346 | | | 0-0 F9 | | | 0-0 5-3 | | 0-0 5-3 | | 3 0 0 0 0 0 1 | | | | | | | | | | | | |
| Don Cardwell, R (1, 1) OBP: 0.235, SLG: 0.302 Wilbur Wood, R (4, 1) Manny Mota, R (6, PH) Luke Walker, L (6, 1) Jerry Lynch, L (8, PH) Roy Face, R (8, 1) | | | 0-0 4-3 | | | 0-0 E6 1B | | 0-0 4-3 | | 1 0 0 0 0 0 1 0 0 0 0 0 0 0 1 0 0 0 0 0 0 0 0 0 0 0 0 0 1 0 0 0 0 0 0 0 0 0 0 0 0 0 | | | | | | | | | | | | |
| Inning Stats | R: 0 E: 0 K: 2 S: 7 | H: 0 LOB: 0 BB: 0 P: 7 | R: 0 E: 0 K: 2 S: 7 | H: 0 LOB: 0 BB: 0 P: 7 | R: 0 E: 0 K: 0 S: 3 | H: 1 LOB: 0 BB: 0 P: 3 | R: 0 E: 0 K: 2 S: 7 | H: 0 LOB: 0 BB: 0 P: 7 | R: 0 E: 0 K: 1 S: 6 | H: 1 LOB: 1 BB: 0 P: 6 | R: 0 E: 1 K: 2 S: 9 | H: 1 LOB: 2 BB: 0 P: 9 | R: 0 E: 0 K: 0 S: 3 | H: 0 LOB: 0 BB: 0 P: 3 | R: 0 E: 0 K: 1 S: 5 | H: 0 LOB: 0 BB: 0 P: 5 | R: 0 E: 0 K: 0 S: 3 | H: 0 LOB: 0 BB: 0 P: 3 | 1B: 3 2B: 1 3B: 0 HR: 0 | SF: 0 SAC: 0 DP: 1 HBP: 0 | WP: 1 PB: 0 SB: 0 CS: 0 | PA: 30 |
| PITCHER Sammy Ellis, R (1, 1) ERA: 3.7 | IP 9.0 WLS W BF 30 H 3 R 0 ER 0 SO 10 BB 0 IBB 0 HBP 0 BLK 0 WP 1 HR 0 S 50 P 50 ERA 0.00 WHIP 0.333 | | | | | | | | | | | PITCHER IP WLS BF H R ER SO BB IBB HBP BLK WP HR S P ERA WHIP | | | | | | | | | | |

livebaseballscorecards.com

| Batter | 1 | 2 | 3 | 4 | 5 | 6 | 7 | 8 | 9 | AB R H RBI BB SO LOB | TOP | | | | | | | | | |
|--|---|---------------------------------|------------------------------|---------------------------------|------------------------------|---------------------------------|------------------------------|---------------------------------|-------------------------------|----------------------------------|------------------------------|---------------------------------|------------------------------|---------------------------------|------------------------------|---------------------------------|----------------------------------|------------------------------------|----------------------------------|--------|
| Bob Bailey, R (1, 5) OBP: 0.328, SLG: 0.373 | 0-0 F6 | | 0-0 1B | | | 0-0 F9 | 0-3 K | | | 4 0 1 0 0 1 1 | | | | | | | | | | |
| Manny Mota, R (1, 8) OBP: 0.326, SLG: 0.399 | 0-3 K | | 0-0 1-3 | | | 0-0 WP 3B | 0-0 F2 | | | 4 1 1 0 0 1 2 | | | | | | | | | | |
| Roberto Clemente, R (1, 9) OBP: 0.386, SLG: 0.475 | 0-3 K | | | | 0-3 K | 0-3 K 1B | | 0-0 4-3 | | 4 0 0 0 0 3 0 | | | | | | | | | | |
| Donn Clendenon, R (1, 3) OBP: 0.351, SLG: 0.480 | | 0-0 F9 | | | 0-0 E7 1B | 0-0 1-3 1B | | 0-0 1-3 | | 4 0 2 0 0 0 0 | | | | | | | | | | |
| Bill Mazaroski, R (1, 4) OBP: 0.291, SLG: 0.339 | | 0-0 6-3 | | | 0-0 FC6-5-4-6 2-3 | 0-0 F3 1-2 | | 0-0 1B | | 4 0 1 0 0 0 3 | | | | | | | | | | |
| Willie Stargell, L (1, 7) OBP: 0.317, SLG: 0.494 | | 0-0 1B | | | 0-3 K | 0-3 K | | 0-0 4-3 | | 4 0 1 0 0 2 4 | | | | | | | | | | |
| Jim Pagliaroni, R (1, 2) OBP: 0.341, SLG: 0.424 | | 0-3 K | | | | | 0-0 K 1B 2B | | 0-0 6-3 | 2 0 0 0 0 2 1 | AB 35 | | | | | | | | | |
| Del Crandall, R (5, 2) OBP: 0.297, SLG: 0.285 | | | | | | | | | 0-0 6-3 | 2 1 1 0 0 0 0 | R 2 | | | | | | | | | |
| Gene Alley, R (1, 6) OBP: 0.306, SLG: 0.345 | | | 0-3 K | | | 0-3 K | | 0-0 SH1-4 1B | 0-0 4-3 | 4 0 1 1 0 2 0 | H 8 | | | | | | | | | |
| Bob Friend, R (1, 1) OBP: 0.045, SLG: 0.031 | | | 0-3 K | | | 0-3 K | | 0-0 SH1-4 1-2 | 0-0 1-3 | 3 0 0 0 0 2 0 | RBI 1 | | | | | | | | | |
| | | | | | | | | | | | BB 0 | | | | | | | | | |
| | | | | | | | | | | | SO 13 | | | | | | | | | |
| | | | | | | | | | | | LOB 11 | | | | | | | | | |
| Inning Stats | R: 0 E: 0 K: 2 S: 7 | H: 0 LOB: 0 BB: 0 P: 7 | R: 0 E: 0 K: 1 S: 6 | H: 1 LOB: 1 BB: 0 P: 6 | R: 0 E: 1 K: 2 S: 8 | H: 1 LOB: 1 BB: 0 P: 8 | R: 0 E: 0 K: 3 S: 9 | H: 0 LOB: 0 BB: 0 P: 9 | R: 1 E: 0 K: 2 S: 10 | H: 2 LOB: 2 BB: 0 P: 10 | R: 1 E: 0 K: 1 S: 7 | H: 2 LOB: 1 BB: 0 P: 7 | R: 0 E: 0 K: 0 S: 4 | H: 1 LOB: 1 BB: 0 P: 4 | R: 0 E: 0 K: 0 S: 3 | H: 0 LOB: 0 BB: 0 P: 3 | 1B: 6 2B: 1 3B: 1 HR: 0 | SF: 0 SAC: 1 DP: 0 HBP: 0 | WP: 1 PB: 0 SB: 1 CS: 0 | PA: 36 |
| PITCHER | IP WLS BF H R ER SO BB IBB HBP BLK WP HR S P ERA WHIP | | | | | | | | | | | | | | | | | | | |
| Ray Sadecki, L (1, 1) ERA: 5.75 | 7.0 L 29 7 2 2 13 0 0 0 0 1 0 55 55 2.57 1.000 | | | | | | | | | | | | | | | | | | | |
| Don Dennis, R (8, 1) ERA: 2.52 | 2.0 7 1 0 0 0 0 0 0 0 0 0 0 7 7 0.00 0.500 | | | | | | | | | | | | | | | | | | | |

Pittsburgh Pirates @ St. Louis Cardinals
 Sportsman's Park, St. Louis, MO
 Wed Sep 08 1965, 8:05 PM EDT
 Att. 9,714 - Unknown

livebaseballscorecards.com



| Batter | 1 | 2 | 3 | 4 | 5 | 6 | 7 | 8 | 9 |
|---|------------|-----------|---------------------------------|-----------------|-----------------------|--------------------------------------|-----------------|-----------------|--------------------------|
| Lou Brock, L OBP: 0.349, SLG: 0.461 (1, 7) S S | 0-3 K | | X 0-0 S 1B | | | B B B 4-0 S 4-3 BB | | X 0-0 6-3 | |
| Curt Flood, R OBP: 0.360, SLG: 0.406 (1, 8) X | 0-0 6-3 | | B B B 4-0 1-2 BB | | | X 0-0 4-3 | | X 0-0 1B | |
| Dick Groat, R OBP: 0.319, SLG: 0.318 (1, 6) X | 0-0 E6 | | X 0-0 1-3 | | | X 0-0 4-3 | | X 0-0 5-3 | |
| Bill White, L OBP: 0.368, SLG: 0.471 (1, 3) X | 0-0 F7 | | | X 0-0 L6 | | X 0-0 1B | | X 0-0 F8 | |
| Ken Boyer, R OBP: 0.330, SLG: 0.387 (1, 5) X | | 0-0 G3 | | S 0-3 K | | X 0-0 F8 | | X 0-0 5-3 | |
| Tim McCarver, L OBP: 0.330, SLG: 0.421 (1, 2) 0-0 0-0 0-0 | | 0-3 K | | X 0-0 6-3 | | | X 0-0 F8 | | B B B 4-0 BB |
| Bobby Tolan, L OBP: 0.208, SLG: 0.261 (1, 9) 0-0 0-0 | | 0-3 K | | X 0-0 4-3 | | | X 0-0 6-3 | | X 0-0 5-3 |
| Julian Javier, R OBP: 0.267, SLG: 0.332 (1, 4) Tito Francona, L OBP: 0.323, SLG: 0.404 (7, PH) Dal Maxvill, R OBP: 0.174, SLG: 0.200 (7, PR) Jerry Buchek, R OBP: 0.279, SLG: 0.350 (8, 4) | | | X 0-0 L1 | | H 1-0 CS HBP | | X 0-0 1B | | |
| Ray Sadecki, L OBP: 0.196, SLG: 0.244 (1, 1) Bob Skinner, L OBP: 0.350, SLG: 0.486 (7, PH) Don Dennis, R OBP: 0.500, SLG: 0.500 (8, 1) | | | X 0-0 4-3 | | S 0-3 K | | X 0-0 F4 | | |

| Inning Stats | R: 0 E: 1 K: 1 S: 6 | H: 0 LOB: 1 BB: 0 P: 6 | R: 0 E: 0 K: 2 S: 7 | H: 0 LOB: 0 BB: 0 P: 7 | R: 0 E: 0 K: 0 S: 4 | H: 1 LOB: 2 BB: 1 P: 8 | R: 0 E: 0 K: 1 S: 5 | H: 0 LOB: 0 BB: 0 P: 5 | R: 0 E: 0 K: 1 S: 4 | H: 0 LOB: 0 BB: 0 P: 5 | R: 1 E: 0 K: 0 S: 4 | H: 1 LOB: 1 BB: 1 P: 8 | R: 0 E: 0 K: 0 S: 4 | H: 1 LOB: 1 BB: 0 P: 4 | R: 0 E: 0 K: 0 S: 3 | H: 1 LOB: 0 BB: 0 P: 3 | R: 0 E: 0 K: 0 S: 3 | H: 0 LOB: 1 BB: 1 P: 7 |
|----------------------------------|------------------------------------|----------------------------------|----------------------------------|----------------------------------|----------------------------------|----------------------------------|----------------------------------|----------------------------------|----------------------------------|----------------------------------|----------------------------------|----------------------------------|----------------------------------|----------------------------------|----------------------------------|----------------------------------|----------------------------------|----------------------------------|
| 1B: 4 2B: 0 3B: 0 HR: 0 | SF: 0 SAC: 0 DP: 0 HBP: 1 | WP: 0 PB: 0 SB: 2 CS: 1 | WP: 0 PB: 0 SB: 2 CS: 1 | WP: 0 PB: 0 SB: 2 CS: 1 | WP: 0 PB: 0 SB: 2 CS: 1 | WP: 0 PB: 0 SB: 2 CS: 1 | WP: 0 PB: 0 SB: 2 CS: 1 | WP: 0 PB: 0 SB: 2 CS: 1 | WP: 0 PB: 0 SB: 2 CS: 1 | WP: 0 PB: 0 SB: 2 CS: 1 | WP: 0 PB: 0 SB: 2 CS: 1 | WP: 0 PB: 0 SB: 2 CS: 1 | WP: 0 PB: 0 SB: 2 CS: 1 | WP: 0 PB: 0 SB: 2 CS: 1 | WP: 0 PB: 0 SB: 2 CS: 1 | WP: 0 PB: 0 SB: 2 CS: 1 | WP: 0 PB: 0 SB: 2 CS: 1 | WP: 0 PB: 0 SB: 2 CS: 1 |


| PITCHER | IP | WLS | BF | H | R | ER | SO | BB | IBB | HBP | BLK | WP | HR | S | P | ERA | WHIP |
|--|-----|-----|----|---|---|----|----|----|-----|-----|-----|----|----|----|----|------|-------|
| Bob Friend, R ERA: 3.31 (1, 1) | 9.0 | W | 34 | 4 | 1 | 1 | 5 | 3 | 0 | 1 | 0 | 0 | 0 | 40 | 53 | 1.00 | 0.778 |

BOTTOM

Pittsburgh Pirates @ St. Louis Cardinals
Sportsman's Park, St. Louis, MO

Wed Sep 08 1965, 8:05 PM EDT
Att. 9,714 - Unknown

| | |
|-----|----|
| AB | 30 |
| R | 1 |
| H | 4 |
| RBI | 1 |
| BB | 3 |
| SO | 5 |
| LOB | 8 |



| Batter | 1 | 2 | 3 | 4 | 5 | 6 | 7 | 8 | 9 | AB R H RBI BB SO LOB | TOP |
|--|---|---|---|--|---|--|---|--|---|--|---|
| Tommy Harper, R (1, 7) OBP: 0.353, SLG: 0.417 | 0-0 1-3 | | 0-0 FC6-4 1B | | 0-0 1B 1B | 0-3 K | | | 0-0 FC1-6-3 1B | 5 0 3 0 0 1 2 | |
| Pete Rose, S (1, 4) OBP: 0.383, SLG: 0.455 | 0-0 1B 1B | | 0-0 F8 | | 0-3 K | | 0-0 1-3 | | 0-0 F8 | 5 0 1 0 0 1 3 | |
| Vada Pinson, L (1, 8) OBP: 0.343, SLG: 0.482 | 0-0 1-3 1B | | 0-3 K | | 0-0 1-2 1B | | 0-3 K | | 0-0 FC1-6-3 1-2f | 5 0 2 0 0 2 2 | |
| Deron Johnson, R (1, 5) OBP: 0.341, SLG: 0.521 | 0-0 F8 | | 0-0 FC6-4 1-2f | | 0-0 F2 | | 0-0 F8 | | 0-0 F5 | 5 0 0 0 0 0 6 | |
| Frank Robinson, R (1, 9) OBP: 0.378, SLG: 0.517 | 0-0 F8 | | | 0-0 6-3 | | 0-3 K | | BB BB BB 4-0 BB BB | | 3 0 0 0 1 1 4 | |
| Tony Perez, R (1, 3) OBP: 0.320, SLG: 0.486 | | 0-0 6-3 | | 0-0 BB 1B | | 0-0 5-3 | | 0-0 F8 | | 4 0 1 0 0 0 1 | |
| Leo Cardenas, R (1, 6) OBP: 0.357, SLG: 0.424 | | 0-3 K | | 0-0 F4 | | 0-0 4-3 | | BB BB BB 4-0 1-2 BB | | 3 0 0 0 1 1 1 | |
| Jimmie Coker, R (1, 2) OBP: 0.329, SLG: 0.377 | | 0-0 1B | | BB BB BB 4-0 1-2 BB | | BB BB BB 4-0 1B BB | | 0-0 F7 | | 2 0 1 0 2 0 2 | |
| Joey Jay, S (1, 1) OBP: 0.078, SLG: 0.061 Dom Zanni, R (2, 1) Lee May, R (4, PH) Gerry Arigo, L (4, 1) Charlie James, R (6, PH) Bobby Locke, R (6, 1) Tommy Helms, R (8, PH) Jim Duffalo, R (8, 1) | | 0-3 K | | 0-3 K | | 0-0 1B | | 0-0 F6 | | 1 0 0 0 0 0 1 1 0 0 0 0 0 0 0 0 1 0 0 0 0 0 1 2 0 0 0 0 0 0 0 0 1 0 1 0 0 0 0 0 0 0 0 0 0 0 0 0 1 0 0 0 0 0 0 2 0 0 0 0 0 0 0 0 | |
| Inning Stats | R: 0 H: 2 E: 0 LOB: 2 K: 0 BB: 0 S: 5 P: 5 | R: 0 H: 1 E: 0 LOB: 1 K: 2 BB: 0 S: 8 P: 8 | R: 0 H: 1 E: 0 LOB: 1 K: 1 BB: 0 S: 6 P: 6 | R: 0 H: 1 E: 0 LOB: 2 K: 1 BB: 1 S: 6 P: 10 | R: 0 H: 2 E: 0 LOB: 2 K: 2 BB: 0 S: 9 P: 9 | R: 0 H: 1 E: 0 LOB: 2 K: 1 BB: 1 S: 6 P: 10 | R: 0 H: 0 E: 0 LOB: 0 K: 1 BB: 0 S: 5 P: 5 | R: 0 H: 0 E: 0 LOB: 2 K: 0 BB: 2 S: 3 P: 11 | R: 0 H: 1 E: 0 LOB: 1 K: 0 BB: 0 S: 4 P: 4 | 1B: 9 SF: 0 2B: 0 SAC: 0 3B: 0 DP: 0 HR: 0 HBP: 0 | WP: 0 PA: 40 PB: 0 SB: 0 CS: 0 |
| PITCHER Bob Veale, L (1, 1) ERA: 2.86 | IP WLS BF H R ER SO BB IBB HBP BLK WP HR S P ERA WHIP | | | | | | | | | | |
| | 9.0 W 40 9 0 0 8 4 0 0 0 0 0 0 52 68 0.00 1.444 | | | | | | | | | | |

Cincinnati Reds @ Pittsburgh Pirates
 Forbes Field, Pittsburgh, PA
 Fri Sep 10 1965, 7:05 PM EDT
 Att. 20,694 - Unknown

livebaseballscorecards.com

| | |
|-----|----|
| AB | 36 |
| R | 0 |
| H | 9 |
| RBI | 0 |
| BB | 4 |
| SO | 8 |
| LOB | 26 |



| Batter | 1 | 2 | 3 | 4 | 5 | 6 | 7 | 8 | 9 |
|---|------------------------------------|-------------------------------|------------|-----------|------------|-----------------|-------------------------|------------------------|---|
| Bob Bailey, R OBP: 0.330, SLG: 0.374 (1, 5) | 4-0 BB BB FC6-4 BB | 4-0 1B HR BB | | 0-0 2B | | 0-0 6-3 | | 0-3 K | |
| Bill Virdon, L OBP: 0.328, SLG: 0.376 (1, 8) | 4-0 FC6-4 BB 1-2 BB | 0-0 1-3 2-H HR 1B | | 0-0 F2 | | 0-0 4-3 | | 4-0 FC5-4 1-2 BB | |
| Roberto Clemente, R OBP: 0.363, SLG: 0.472 Bob Oliver, R (8, 7) | 0-3 K | 0-3 K | | 0-0 F8 | | 0-0 6-3 | | 0-0 F7 | |
| Willie Stargell, L OBP: 0.319, SLG: 0.501 Manny Mota, R OBP: 0.326, SLG: 0.398 (8, 9) | 4-0 FC6-4 1-2 BB 2-3 | 0-0 1-H 3-H HR | | 0-0 F8 | | | 0-0 3B 1B | 0-0 FC5-4 1-2f | |
| Donn Clendenon, R OBP: 0.352, SLG: 0.487 (1, 3) | 0-0 FC6-4 1-2f 2-3 3-H | 0-0 5-3 | | | 0-0 3B | | 0-0 1-H SF8 3B | | |
| Bill Mazaroski, R OBP: 0.291, SLG: 0.337 (1, 4) | 4-0 1-2 BB | | 0-0 4-3 | | 0-0 1-3 | | 0-0 3-H SF8 | | |
| Gene Alley, R OBP: 0.305, SLG: 0.344 (1, 6) | 0-0 F8 | | 0-0 1B | | 0-3 K | | 0-0 6-3 | | |
| Del Crandall, R OBP: 0.295, SLG: 0.278 (1, 2) | | 0-0 E6 SH3-4 1B | | 0-0 F2 | | 4-0 S IBB | | 0-0 6-3 | |
| Bob Veale, S OBP: 0.125, SLG: 0.094 (1, 1) | | 0-0 SH3-4 1-2 | | 0-3 K | | 0-3 K | | 0-0 BB 1B | |

| Inning Stats | R: 1 | H: 0 | E: 0 | K: 1 | S: 5 | LOB: 3 | BB: 21 | P: 4 |
|--------------|------|------|------|------|------|--------|--------|-------|
| | R: 4 | H: 2 | E: 1 | K: 1 | S: 8 | LOB: 0 | BB: 12 | P: 12 |
| | R: 0 | H: 1 | E: 0 | K: 1 | S: 6 | LOB: 1 | BB: 0 | P: 6 |
| | R: 0 | H: 1 | E: 0 | K: 0 | S: 4 | LOB: 1 | BB: 0 | P: 4 |
| | R: 0 | H: 1 | E: 0 | K: 2 | S: 8 | LOB: 2 | BB: 1 | P: 12 |
| | R: 0 | H: 0 | E: 0 | K: 0 | S: 3 | LOB: 0 | BB: 0 | P: 3 |
| | R: 2 | H: 2 | E: 0 | K: 0 | S: 5 | LOB: 0 | BB: 0 | P: 5 |
| | R: 0 | H: 1 | E: 0 | K: 1 | S: 6 | LOB: 2 | BB: 1 | P: 10 |

| AB | R | H | RBI | BB | SO | LOB |
|----|---|---|-----|----|----|-----|
| 3 | 2 | 1 | 0 | 2 | 1 | 1 |
| 3 | 1 | 1 | 1 | 2 | 0 | 1 |
| 4 | 0 | 0 | 0 | 0 | 2 | 5 |
| 1 | 0 | 0 | 0 | 0 | 0 | 2 |
| 1 | 1 | 1 | 3 | 1 | 0 | 0 |
| 3 | 1 | 1 | 0 | 0 | 0 | 3 |
| 4 | 1 | 2 | 2 | 0 | 0 | 2 |
| 2 | 0 | 0 | 1 | 1 | 0 | 1 |
| 4 | 0 | 1 | 0 | 0 | 1 | 4 |
| 3 | 1 | 0 | 0 | 1 | 0 | 1 |
| 3 | 0 | 1 | 0 | 0 | 2 | 3 |

| WP | PA |
|----|----|
| 0 | 40 |

| PITCHER | IP | WLS | BF | H | R | ER | SO | BB | IBB | HBP | BLK | WP | HR | S | P | ERA | WHIP |
|--|-----|-----|----|---|---|----|----|----|-----|-----|-----|----|----|----|----|------|-------|
| Joey Jay, R ERA: 4.22 (1, 1) | 1.2 | L | 13 | 2 | 5 | 1 | 2 | 5 | 0 | 0 | 0 | 0 | 1 | 12 | 32 | 5.40 | 4.200 |
| Dom Zanni, R ERA: 1.29 (2, 1) | 1.1 | | 5 | 1 | 0 | 0 | 1 | 0 | 0 | 0 | 0 | 0 | 0 | 7 | 7 | 0.00 | 0.750 |
| Gerry Arrigo, L ERA: 6.23 (4, 1) | 2.0 | | 9 | 2 | 0 | 0 | 2 | 0 | 1 | 0 | 0 | 0 | 0 | 12 | 16 | 0.00 | 1.000 |
| Bobby Locke, R ERA: 6.19 (6, 1) | 2.0 | | 8 | 2 | 2 | 2 | 0 | 0 | 0 | 0 | 0 | 0 | 0 | 8 | 8 | 9.00 | 1.000 |
| Jim Duffalo, R ERA: 3.63 (8, 1) | 1.0 | | 5 | 1 | 0 | 0 | 1 | 1 | 0 | 0 | 0 | 0 | 0 | 6 | 10 | 0.00 | 2.000 |

Cincinnati Reds @ Pittsburgh Pirates
Forbes Field, Pittsburgh, PA
 Fri Sep 10 1965, 7:05 PM EDT
 Att. 20,694 - Unknown

| AB | 31 |
|-----|----|
| R | 7 |
| H | 8 |
| RBI | 7 |
| BB | 7 |
| SO | 6 |
| LOB | 23 |



| Batter | 1 | 2 | 3 | 4 | 5 | 6 | 7 | 8 | 9 | AB R H RBI BB SO LOB | TOP | | |
|---|--|---|---|---|---|--|---|---|---|--|--|----------------|---|
| Tommy Harper, R OBP: 0.352, SLG: 0.415 (1, 7) X | 0-0 3-1 K | | 0-3 K | | 0-0 1B | 0-0 4-3 | | | 0-3 K | 5 0 1 0 0 2 3 | | | |
| Pete Rose, S OBP: 0.380, SLG: 0.451 (1, 4) S S S S | 0-3 K | | 0-0 F7 | | 0-0 6-3 | | 0-0 4-3 | | 0-0 1-3 | 5 0 0 0 0 1 2 | | | |
| Vada Pinson, L OBP: 0.344, SLG: 0.481 (1, 8) X | 0-0 2B 1B | | 0-0 4-3 | | | 4-0 FC3-6 BB | | 0-0 F9 | | 3 0 1 0 1 0 0 | | | |
| Gordy Coleman, L OBP: 0.366, SLG: 0.523 Marty Keough, L OBP: 0.196, SLG: 0.119 (1, 3) X (8, 3) | 0-0 1-3 2B | | | 0-0 6-3 | | 0-0 FC3-6 1B 1-2f | | 0-0 2-3 | | 4 1 1 0 0 0 1 0 0 0 0 0 0 0 | | | |
| Frank Robinson, R OBP: 0.380, SLG: 0.518 (1, 9) B B B B | 4-0 FC6-4 BB | | | 0-0 6-3 | | 0-0 5-3 1B 1-2 | | 0-0 L1-3 1B | | 3 1 2 0 1 0 0 | | | |
| Deron Johnson, R OBP: 0.340, SLG: 0.519 (1, 5) X | 0-0 FC6-4 1-2f | | | 0-0 1B | | 0-0 5-3 | | 0-0 L1-3 1-2 | | 4 0 1 0 0 0 6 | | | |
| Johnny Edwards, L OBP: 0.356, SLG: 0.487 (1, 2) X | | 0-0 G3 | | 0-0 F5 | | 4-0 1B BB | | 0-0 F9 | | 3 1 0 0 1 0 1 | | | |
| Leo Cardenas, R OBP: 0.358, SLG: 0.423 (1, 6) S S S S | | 0-3 K | | | 0-0 6-3 | 0-0 E 1B 1-2 2-H 3-H | | | 4-0 BB | 3 0 1 2 1 1 0 | | | |
| Jim Maloney, L OBP: 0.302, SLG: 0.321 (1, 1) X | | | 0-0 4-3 | | 0-0 G3 | 0-0 E7 1B 1-3 2-H | | | 0-0 F9 | 4 0 1 1 0 0 1 | | | |
| Inning Stats | R: 0 E: 0 K: 1 S: 7 H: 2 LOB: 3 BB: 1 P: 11 | R: 0 E: 0 K: 1 S: 5 H: 0 LOB: 0 BB: 0 P: 5 | R: 0 E: 0 K: 1 S: 5 H: 0 LOB: 0 BB: 0 P: 5 | R: 0 E: 0 K: 0 S: 4 H: 1 LOB: 1 BB: 0 P: 4 | R: 0 E: 0 K: 0 S: 4 H: 1 LOB: 1 BB: 0 P: 4 | R: 3 E: 1 K: 0 S: 6 H: 3 LOB: 2 BB: 2 P: 14 | R: 0 E: 0 K: 0 S: 3 H: 0 LOB: 0 BB: 0 P: 3 | R: 0 E: 0 K: 0 S: 3 H: 1 LOB: 0 BB: 0 P: 3 | R: 0 E: 0 K: 1 S: 5 H: 0 LOB: 1 BB: 1 P: 9 | 1B: 7 2B: 2 3B: 0 HR: 0 SF: 0 SAC: 0 DP: 1 HBP: 0 | WP: 0 PB: 0 SB: 0 CS: 0 PA: 38 | | |
| PITCHER | IP WLS BF H R ER SO BB IBB HBP BLK WP HR S P ERA WHIP | | | | | | | | | | | PITCHER | IP WLS BF H R ER SO BB IBB HBP BLK WP HR S P ERA WHIP |
| Tommie Sisk, R ERA: 4.37 (1, 1) | 5.2 L 26 6 3 3 3 3 3 0 0 0 0 0 0 29 41 4.76 1.588 | | | | | | | | | | | | |
| Joe Gibbon, L ERA: 4.65 (6, 1) | 0.0 1 1 0 0 0 0 0 0 0 0 0 0 0 1 1 ∞ ∞ | | | | | | | | | | | | |
| Don Cardwell, R ERA: 3.4 (6, 1) | 1.1 4 0 0 0 0 0 0 0 0 0 0 0 0 4 4 0.00 0.000 | | | | | | | | | | | | |
| Don Schwall, R ERA: 3.19 (8, 1) | 2.0 7 1 0 0 0 1 1 0 0 0 0 0 0 8 12 0.00 1.000 | | | | | | | | | | | | |

Cincinnati Reds @ Pittsburgh Pirates
 Forbes Field, Pittsburgh, PA
 Sat Sep 11 1965, 3:33 AM EDT
 Att. 9,570 - Unknown

livebaseballscorecards.com

| | |
|-----|----|
| AB | 34 |
| R | 3 |
| H | 8 |
| RBI | 3 |
| BB | 4 |
| SO | 4 |
| LOB | 14 |



| Batter | 1 | 2 | 3 | 4 | 5 | 6 | 7 | 8 | 9 | AB R H RBI BB SO LOB | | | | | | | | | | | | |
|---|------------------------------|----------------------------------|------------------------------|---------------------------------|------------------------------|----------------------------------|------------------------------|---------------------------------|------------------------------|---------------------------------|------------------------------|---------------------------------|------------------------------|---------------------------------|------------------------------|---------------------------------|----------------------------------|------------------------------------|----------------------------------|--------|-------------|---------------|
| Bob Bailey, R OBP: 0.330, SLG: 0.372 (1, 5) | 0-3 K | | 4-0 2B 1B BB | 0-0 6-3 | | | 0-0 F2 | | | 3 1 0 0 1 1 0 | | | | | | | | | | | | |
| Bill Virdon, L OBP: 0.331, SLG: 0.382 (1, 8) | 0-0 2B 1B | | 0-0 1-3 1B 2B | | 0-3 K | | | 0-0 FC 1B | | 4 1 3 0 0 1 0 | | | | | | | | | | | | |
| Roberto Clemente, R OBP: 0.382, SLG: 0.472 (1, 9) | 0-0 1-3 2B | | 0-3 K | | 0-0 4-3 | | | 0-0 FC 1-2 | | 4 0 1 0 0 1 3 | | | | | | | | | | | | |
| Willie Stargell, L OBP: 0.319, SLG: 0.499 (1, 7) | 0-0 F6 | | 0-0 2-H 3-H 1B | | 0-3 K | | | 0-0 F7 | | 4 0 1 2 0 1 4 | | | | | | | | | | | | |
| Donn Clendenon, R OBP: 0.353, SLG: 0.486 (1, 3) | 4-0 BB | | 4-0 BB | | 0-0 6-3 | | | 0-0 F3 | | 2 0 0 0 2 0 2 | | | | | | | | | | | | |
| Bill Mazeroski, R OBP: 0.288, SLG: 0.334 (1, 4) | 0-3 K | | 0-3 K | | 0-0 F4 | | | 0-0 1-3 | | 4 0 0 0 0 2 7 | | | | | | | | | | | | |
| Gene Alley, R OBP: 0.303, SLG: 0.341 (1, 6) | | 0-3 K | 0-0 6-3 | | 0-3 K | | | 0-0 5-3 | | 4 0 0 0 0 2 2 | | | | | | | | | | | | |
| Del Crandall, R OBP: 0.291, SLG: 0.274 (1, 2) | | 0-0 F8 | | 0-0 6-3 | | | 0-0 F9 | | 0-0 6-3 | 2 0 0 0 0 0 0 | | | | | | | | | | | | |
| Manny Mota, R OBP: 0.325, SLG: 0.397 (7, PH) | | | | | | | | | | 1 0 0 0 0 0 0 | | | | | | | | | | | | |
| Don Schwall, R (8, 1) | | | | | | | | | | 0 0 0 0 0 0 0 | | | | | | | | | | | | |
| Jerry Lynch, L OBP: 0.333, SLG: 0.425 (9, PH) | | | | | | | | | | 1 0 0 0 0 0 0 | | | | | | | | | | | | |
| Tommie Sisk, R OBP: 0.125, SLG: 0.087 (1, 1) | | 0-3 K | | 0-0 4-3 | | | 0-0 F9 | | 0-0 6-3 | 2 0 0 0 0 1 0 | | | | | | | | | | | | |
| Joe Gibbon, R OBP: 0.179, SLG: 0.115 (6, 1) | | | | | | | | | | 0 0 0 0 0 0 0 | | | | | | | | | | | | |
| Don Cardwell, R OBP: 0.235, SLG: 0.302 (6, 1) | | | | | | | | | | 0 0 0 0 0 0 0 | | | | | | | | | | | | |
| Ozzie Virgil, R OBP: 0.319, SLG: 0.400 (7, PH) | | | | | | | | | | 2 0 0 0 0 0 0 | | | | | | | | | | | | |
| Inning Stats | R: 0 E: 0 K: 2 S: 9 | H: 2 LOB: 3 BB: 1 P: 13 | R: 0 E: 0 K: 2 S: 7 | H: 0 LOB: 0 BB: 0 P: 7 | R: 2 E: 0 K: 2 S: 9 | H: 2 LOB: 2 BB: 2 P: 17 | R: 0 E: 0 K: 0 S: 3 | H: 0 LOB: 0 BB: 0 P: 3 | R: 0 E: 0 K: 1 S: 5 | H: 0 LOB: 0 BB: 0 P: 5 | R: 0 E: 0 K: 0 S: 3 | H: 0 LOB: 0 BB: 0 P: 3 | R: 0 E: 0 K: 0 S: 3 | H: 1 LOB: 2 BB: 0 P: 5 | R: 0 E: 0 K: 0 S: 3 | H: 0 LOB: 0 BB: 0 P: 3 | 1B: 3 2B: 2 3B: 0 HR: 0 | SF: 0 SAC: 0 DP: 0 HBP: 0 | WP: 0 PB: 0 SB: 0 CS: 0 | PA: 36 | | |
| PITCHER Jim Maloney, R ERA: 2.61 (1, 1) | IP 9.0 | WLS W | BF 36 | H 5 | R 2 | ER 2 | SO 9 | BB 3 | IBB 0 | HBP 0 | BLK 0 | WP 0 | HR 0 | S 51 | P 63 | ERA 2.00 | WHIP 0.889 | | | | ERA 2.00 | WHIP 0.889 |

Cincinnati Reds @ Pittsburgh Pirates
 Forbes Field, Pittsburgh, PA
 Sat Sep 11 1965, 3:33 AM EDT
 Att. 9,570 - Unknown

| | |
|------------|-----------|
| AB | 33 |
| R | 2 |
| H | 5 |
| RBI | 2 |
| BB | 3 |
| SO | 9 |
| LOB | 18 |



livebaseballscorecards.com

| Batter | 1 | 2 | 3 | 4 | 5 | 6 | 7 | 8 | 9 | AB R H RBI BB SO LOB | TOP | | | | | | | | | | | | | | |
|--|---|----------------------------------|------------------------------|---------------------------------|------------------------------|---------------------------------|------------------------------|---------------------------------|------------------------------|---|------------------------------|---------------------------------|------------------------------|---------------------------------|------------------------------|---------------------------------|------------------------------|---------------------------------|----------------------------------|------------------------------------|----------------------------------|--------|--|--|--|
| Tommy Harper, R (1, 7) OBP: 0.351, SLG: 0.413 BB | 4-0 3-1 1B BB | 0-0 6-3 | | | 0-0 F8 | | | 0-0 1-3 | | 3 1 0 0 1 0 0 | | | | | | | | | | | | | | | |
| Pete Rose, S (1, 4) OBP: 0.378, SLG: 0.448 | 0-0 F8 | | 0-0 F3 | | 0-3 K | | | 0-0 F5 | | 4 0 0 0 0 1 1 | | | | | | | | | | | | | | | |
| Vada Pinson, L (1, 8) OBP: 0.343, SLG: 0.480 | 0-0 3-1 1-2 | | 0-0 F9 | | | 0-0 F8 | | | 0-0 G4-6-3 1B | 4 0 1 0 0 0 1 | | | | | | | | | | | | | | | |
| Gordy Coleman, L (1, 3) OBP: 0.364, SLG: 0.519 | 0-0 2B 1B | | 0-0 F7 | | | 0-0 F2 | | | 0-0 G4-6-3 1-2f 1B | 4 1 1 1 0 0 1 | | | | | | | | | | | | | | | |
| Frank Robinson, R (1, 9) OBP: 0.381, SLG: 0.519 | 0-0 1-H HR 2B | | | 0-3 K | | 0-0 F6 | | | 0-0 1B | 4 1 2 1 0 1 0 | | | | | | | | | | | | | | | |
| Deron Johnson, R (1, 5) OBP: 0.339, SLG: 0.523 | 0-0 2-H HR | | | 0-0 F8 | | | 0-0 F8 | | 0-0 6-3 | 4 1 1 2 0 0 1 | | | | | | | | | | | | | | | |
| Johnny Edwards, L (1, 2) OBP: 0.356, SLG: 0.486 | 0-0 F8 | | | 0-0 1B | | | 0-0 F7 | | | 3 0 1 0 0 0 0 | | | | | | | | | | | | | | | |
| Leo Cardenas, R (1, 6) OBP: 0.356, SLG: 0.421 | | 0-0 4-3 | | 0-0 6-3 | | | 0-3 K | | | 3 0 0 0 0 1 1 | | | | | | | | | | | | | | | |
| Sammy Ellis, L (1, 1) OBP: 0.143, SLG: 0.136 Ted Davidson, R (2, 1) Bobby Locke, R (4, 1) Mel Queen, L (5, PH) Roger Craig, R (5, 1) Art Shanksy, L (8, PH) Gerry Arrigo, L (8, 1) OBP: 0.356, SLG: 0.488 OBP: 0.167, SLG: 0.417 | | 0-0 4-3 | | | 0-0 F6 | | | 0-0 F9 | | 1 0 1 0 0 0 0 0 0 0 0 0 0 0 0 0 1 0 0 0 0 0 0 0 0 0 0 0 0 0 | | | | | | | | | | | | | | | |
| Inning Stats | R: 4 E: 0 K: 0 S: 6 | H: 3 LOB: 0 BB: 1 P: 10 | R: 0 E: 0 K: 0 S: 3 | H: 0 LOB: 0 BB: 0 P: 3 | R: 0 E: 0 K: 0 S: 3 | H: 0 LOB: 0 BB: 0 P: 3 | R: 0 E: 0 K: 1 S: 6 | H: 1 LOB: 1 BB: 0 P: 6 | R: 0 E: 0 K: 1 S: 5 | H: 0 LOB: 0 BB: 0 P: 5 | R: 0 E: 0 K: 0 S: 3 | H: 0 LOB: 0 BB: 0 P: 3 | R: 0 E: 0 K: 1 S: 5 | H: 0 LOB: 0 BB: 0 P: 5 | R: 0 E: 0 K: 0 S: 3 | H: 0 LOB: 0 BB: 0 P: 3 | R: 0 E: 0 K: 0 S: 4 | H: 2 LOB: 1 BB: 0 P: 4 | 1B: 4 2B: 1 3B: 0 HR: 1 | SF: 0 SAC: 0 DP: 1 HBP: 0 | WP: 0 PB: 0 SB: 0 CS: 0 | PA: 33 | | | |
| PITCHER Vern Law, R (1, 1) ERA: 2.15 | IP 9.0 WLS W BF 33 H 6 R 4 ER 4 SO 3 BB 1 IBB 0 HBP 0 BLK 0 WP 0 HR 1 S 38 P 42 ERA 4.00 WHIP 0.778 | | | | | | | | | | | | | | | | | | | | | | | | |

Cincinnati Reds @ Pittsburgh Pirates
 Forbes Field, Pittsburgh, PA
 Mon Sep 13 1965, 3:33 AM EDT
 Att. 1,299 - Unknown

| | |
|-----|----|
| AB | 32 |
| R | 4 |
| H | 6 |
| RBI | 4 |
| BB | 1 |
| SO | 3 |
| LOB | 5 |



livebaseballscorecards.com

| Batter | 1 | 2 | 3 | 4 | 5 | 6 | 7 | 8 | 9 | AB R H RBI BB SO LOB |
|---|---------------------------|------------------------|-------------|--------------------------|------------|---------------------|------------------|-----------------|---|----------------------|
| Bob Bailey, R OBP: 0.333, SLG: 0.375 (1, 5) | 4-0 FC4-6 BB | 0-0 2B SF7 1B | | 0-0 E5 SH1-4 1B | | 0-0 G3-6-3 1B | | 0-0 WP 1B | | 4 2 3 1 1 0 0 |
| Bill Virdon, L OBP: 0.330, SLG: 0.383 (1, 8) | 0-0 FC4-6 HBP 2B | 0-0 3-H 2B | | 0-0 SH1-4 | | 0-0 F9 | | 0-0 F5 | | 4 1 1 0 0 0 3 |
| Roberto Clemente, R OBP: 0.384, SLG: 0.471 (1, 9) | 1-0 2B HBP | 4-0 FC6-4 IBB | | 0-0 FC6-4 1B | | 0-0 G3-6-3 | | 0-3 K | | 3 1 1 1 1 1 2 |
| Willie Stargell, L OBP: 0.318, SLG: 0.499 (1, 7) | 0-0 2B 2B | 0-0 SF7 | | 0-0 FC6-4 BB | | 0-0 6-3 | | 0-0 4-3 | | 4 1 1 3 0 0 2 |
| Donn Clendenon, R OBP: 0.354, SLG: 0.487 (1, 3) | 0-0 2B | 0-0 FC6-4 | | 0-0 FC4-6 BB | | 0-3 K | | | | 3 0 1 1 1 1 2 |
| Bill Mazaroski, R OBP: 0.288, SLG: 0.336 (1, 4) | 0-0 F7 | | 0-0 F8 | 0-0 FC4-6 | | 0-0 1B 2B | | | | 4 1 1 0 0 0 3 |
| Jim Pagliaroni, R OBP: 0.340, SLG: 0.422 (1, 2) | 0-0 F9 | | 0-3 K | | 0-0 5-3 | | 0-0 1B 1B | | | 4 0 1 1 0 1 1 |
| Gene Alley, R OBP: 0.306, SLG: 0.353 (1, 6) | | 0-0 4-3 1B 2B | 0-0 HR | | 0-0 F7 | | 0-0 1-2 1B | | | 4 2 3 1 0 0 0 |
| Vern Law, R OBP: 0.244, SLG: 0.280 (1, 1) | | 0-0 4-3 | 0-0 L6-4 | | 0-0 F7 | | 0-0 F7 | | | 4 0 0 0 0 0 3 |

| Inning Stats | R: 3 E: 0 K: 0 S: 5 | H: 2 LOB: 1 BB: 1 P: 10 | R: 2 H: 3 E: 0 K: 0 S: 6 | L: 3 LOB: 2 BB: 1 P: 10 | R: 1 H: 1 E: 0 K: 1 S: 6 | L: 0 LOB: 0 BB: 0 P: 6 | R: 1 H: 1 E: 1 K: 0 S: 5 | L: 1 LOB: 2 BB: 1 P: 9 | R: 0 H: 0 E: 0 K: 0 S: 3 | L: 0 LOB: 0 BB: 0 P: 3 | R: 0 H: 1 E: 0 K: 0 S: 3 | L: 1 LOB: 0 BB: 0 P: 3 | R: 1 H: 3 E: 0 K: 1 S: 8 | L: 3 LOB: 2 BB: 0 P: 8 | R: 0 H: 1 E: 0 K: 1 S: 6 | L: 1 LOB: 1 BB: 0 P: 6 |
|----------------------------------|------------------------------------|--|--------------------------------------|----------------------------------|--------------------------------------|---------------------------------|--------------------------------------|---------------------------------|--------------------------------------|---------------------------------|--------------------------------------|---------------------------------|--------------------------------------|---------------------------------|--------------------------------------|---------------------------------|
| 1B: 6 2B: 5 3B: 0 HR: 1 | SF: 1 SAC: 1 DP: 1 HBP: 1 | WP: 1 PA: 40 PB: 0 SB: 0 CS: 0 | | | | | | | | | | | | | | |

| PITCHER | IP | WLS | BF | H | R | ER | SO | BB | IBB | HBP | BLK | WP | HR | S | P | ERA | WHIP |
|--|-----|-----|----|---|---|----|----|----|-----|-----|-----|----|----|----|----|-------|-------|
| Sammy Ellis, R ERA: 3.86 (1, 1) | 1.1 | L | 10 | 4 | 5 | 5 | 0 | 1 | 0 | 1 | 0 | 0 | 0 | 8 | 13 | 33.75 | 3.750 |
| Ted Davidson, L ERA: 2.17 (2, 1) | 2.1 | | 13 | 3 | 2 | 1 | 1 | 1 | 1 | 0 | 0 | 0 | 1 | 13 | 21 | 3.86 | 1.714 |
| Bobby Locke, R ERA: 6.06 (4, 1) | 0.1 | | 1 | 0 | 0 | 0 | 0 | 0 | 0 | 0 | 0 | 0 | 0 | 1 | 1 | 0.00 | 0.000 |
| Roger Craig, R ERA: 3.53 (5, 1) | 3.0 | | 12 | 4 | 1 | 1 | 1 | 0 | 0 | 0 | 0 | 0 | 0 | 14 | 14 | 3.00 | 1.333 |
| Gerry Arrigo, L ERA: 6.11 (8, 1) | 1.0 | | 4 | 1 | 0 | 0 | 1 | 0 | 0 | 0 | 0 | 1 | 0 | 6 | 6 | 0.00 | 1.000 |

BOTTOM

Cincinnati Reds @ Pittsburgh Pirates
Forbes Field, Pittsburgh, PA
 Mon Sep 13 1965, 3:33 AM EDT
 Att. 1,299 - Unknown

livebaseballscorecards.com

| | |
|-----|----|
| AB | 34 |
| R | 8 |
| H | 12 |
| RBI | 8 |
| BB | 3 |
| SO | 3 |
| LOB | 16 |



TOP

St. Louis Cardinals @ Pittsburgh Pirates
 Forbes Field, Pittsburgh, PA
 Tue Sep 14 1965, 7:05 PM EDT
 Att. 8,224 - Unknown

livebaseballscorecards.com

| | |
|------------|-----------|
| AB | 34 |
| R | 3 |
| H | 8 |
| RBI | 3 |
| BB | 1 |
| SO | 2 |
| LOB | 14 |



| | |
|-------|--------|
| WP: 0 | PA: 35 |
| PB: 0 | |
| SB: 1 | |
| CS: 0 | |

| Batter | 1 | 2 | 3 | 4 | 5 | 6 | 7 | 8 | 9 | AB | R | H | RBI | BB | SO | LOB |
|---|-----|---|--------|---|--------|---|----|---|-----|----|---|---|-----|----|----|-----|
| Bobby Tolan, L OBP: 0.184, SLG: 0.216 (1, 9) | F6 | | FC6 | | 1B | | F7 | | | 4 | 1 | 1 | 1 | 0 | 0 | 2 |
| Curt Flood, R OBP: 0.359, SLG: 0.410 (1, 8) | BB | | G1-6-3 | | 1B | | K | | | 3 | 0 | 1 | 1 | 1 | 1 | 2 |
| Lou Brock, L OBP: 0.344, SLG: 0.453 (1, 7) | K | | | | F5 | | | | F6 | 4 | 0 | 1 | 0 | 0 | 1 | 2 |
| Ken Boyer, R OBP: 0.329, SLG: 0.383 (1, 5) | 4-3 | | | | G6-4-3 | | | | 1-3 | 4 | 0 | 0 | 0 | 0 | 0 | 2 |
| Bill White, L OBP: 0.363, SLG: 0.469 (1, 3) | | | F7 | | 3-1 | | | | 4-3 | 4 | 0 | 1 | 0 | 0 | 0 | 0 |
| Dick Groat, R OBP: 0.321, SLG: 0.322 (1, 6) | | | 4-3 | | 4-3 | | F8 | | G3 | 4 | 0 | 0 | 0 | 0 | 0 | 1 |
| Tim McCarver, L OBP: 0.330, SLG: 0.417 (1, 2) | | | | | | | E3 | | F7 | 4 | 2 | 2 | 0 | 0 | 0 | 0 |
| Julian Javier, R OBP: 0.265, SLG: 0.329 (1, 4) | | | | | FC3 | | | | 4-3 | 2 | 0 | 0 | 0 | 0 | 0 | 2 |
| Bob Skinner, L OBP: 0.358, SLG: 0.493 (7, PH) | | | F8 | | 1B | | | | | 1 | 0 | 1 | 1 | 0 | 0 | 0 |
| Dal Maxvill, R OBP: 0.164, SLG: 0.188 (7, 4) | | | | | 1B | | | | | 1 | 0 | 0 | 0 | 0 | 0 | 0 |
| Bob Gibson, R OBP: 0.245, SLG: 0.374 (1, 1) | | | | | | | | | | 3 | 0 | 1 | 0 | 0 | 0 | 3 |
| Don Dennis, R OBP: 0.400, SLG: 0.400 (8, 1) | | | | | | | | | | 0 | 0 | 0 | 0 | 0 | 0 | 0 |
| Hal Woodeshick, R OBP: 0.143, SLG: 0.077 (9, 1) | | | | | | | | | | 0 | 0 | 0 | 0 | 0 | 0 | 0 |

| Batter | 1 | 2 | 3 | 4 | 5 | 6 | 7 | 8 | 9 |
|---|-----|---|-----|---|-----|---|-----|---|-----|
| Bobby Tolan, L OBP: 0.184, SLG: 0.216 (1, 9) | 0-0 | | 0-0 | | 0-0 | | 0-0 | | |
| Curt Flood, R OBP: 0.359, SLG: 0.410 (1, 8) | 4-0 | | 0-0 | | 0-0 | | 0-3 | | |
| Lou Brock, L OBP: 0.344, SLG: 0.453 (1, 7) | 0-3 | | | | 0-0 | | | | 0-0 |
| Ken Boyer, R OBP: 0.329, SLG: 0.383 (1, 5) | 0-0 | | | | 0-0 | | | | 0-0 |
| Bill White, L OBP: 0.363, SLG: 0.469 (1, 3) | | | 0-0 | | 0-0 | | | | 0-0 |
| Dick Groat, R OBP: 0.321, SLG: 0.322 (1, 6) | | | 0-0 | | 0-0 | | | | 0-0 |
| Tim McCarver, L OBP: 0.330, SLG: 0.417 (1, 2) | | | 0-0 | | 0-0 | | | | 0-0 |
| Julian Javier, R OBP: 0.265, SLG: 0.329 (1, 4) | | | 0-0 | | 0-0 | | | | 0-0 |
| Bob Skinner, L OBP: 0.358, SLG: 0.493 (7, PH) | | | | | 0-0 | | | | 0-0 |
| Dal Maxvill, R OBP: 0.164, SLG: 0.188 (7, 4) | | | | | 0-0 | | | | 0-0 |
| Bob Gibson, R OBP: 0.245, SLG: 0.374 (1, 1) | | | 0-0 | | 0-0 | | | | 0-0 |
| Don Dennis, R OBP: 0.400, SLG: 0.400 (8, 1) | | | | | 0-0 | | | | 0-0 |
| Hal Woodeshick, R OBP: 0.143, SLG: 0.077 (9, 1) | | | | | 0-0 | | | | 0-0 |

| Inning Stats | | | | | | | | | | | | | | | | | |
|--------------|--------|------|--------|------|--------|------|--------|------|--------|------|--------|------|--------|------|--------|------|--------|
| R: 0 | H: 0 | R: 0 | H: 1 | R: 0 | H: 1 | R: 2 | H: 3 | R: 0 | H: 0 | R: 1 | H: 1 | R: 0 | H: 0 | R: 0 | H: 0 | R: 0 | H: 0 |
| E: 0 | LOB: 1 | E: 0 | LOB: 1 | E: 0 | LOB: 0 | E: 1 | LOB: 1 | E: 0 | LOB: 0 | E: 1 | LOB: 1 | E: 0 | LOB: 0 | E: 0 | LOB: 0 | E: 0 | LOB: 0 |
| K: 1 | BB: 1 | K: 0 | BB: 0 | K: 0 | BB: 0 | K: 0 | BB: 0 | K: 1 | BB: 0 | K: 1 | BB: 0 | K: 0 | BB: 0 | K: 0 | BB: 0 | K: 0 | BB: 0 |
| S: 5 | P: 9 | S: 4 | P: 4 | S: 3 | P: 3 | S: 4 | P: 4 | S: 6 | P: 6 | S: 7 | P: 7 | S: 3 | P: 3 | S: 3 | P: 3 | S: 3 | P: 3 |

| PITCHER | | | | | | | | | | | | | | | | |
|---------|-----|----|---|---|----|----|----|-----|-----|-----|----|----|----|----|------|-------|
| IP | WLS | BF | H | R | ER | SO | BB | IBB | HBP | BLK | WP | HR | S | P | ERA | WHIP |
| 7.0 | L | 29 | 8 | 3 | 0 | 2 | 1 | 0 | 0 | 0 | 0 | 0 | 32 | 36 | 0.00 | 1.286 |
| 2.0 | | 6 | 0 | 0 | 0 | 0 | 0 | 0 | 0 | 0 | 0 | 0 | 6 | 6 | 0.00 | 0.000 |

BOTTOM

St. Louis Cardinals @ Pittsburgh Pirates
Forbes Field, Pittsburgh, PA
Tue Sep 14 1965, 7:05 PM EDT
Att. 8,224 - Unknown

livebaseballscorecards.com

AB 34
R 2
H 7
RBI 1
BB 5
SO 11
LOB 22



WP: 0 PA: 40
PB: 1
SB: 0
CS: 0

AB R H RBI BB SO LOB

4 0 2 1 1 1 0

5 0 2 0 0 0 2

3 0 1 0 0 2 3

4 1 1 0 1 1 4

2 0 0 0 2 1 0

3 0 0 0 0 1 2

4 0 0 0 0 2 4

3 0 0 0 1 1 2

2 1 1 0 0 0 0

2 0 0 0 0 1 2

1B: 6 SF: 0
2B: 2 SAC: 1
3B: 0 DP: 1
HR: 0 HBP: 0

| Batter | 1 | 2 | 3 | 4 | 5 | 6 | 7 | 8 | 9 |
|---|-----------------|------------|-----------------------|------------------|-----------------|------------|------------------|--------------------------|------------------|
| Bob Bailey, R OBP: 0.335, SLG: 0.376 (1, 5) (8, 7) | 0-3 K | | 0-0 1B | | 0-0 E6 2B | | 4-0 1B BB | | 0-0 4-3 1B |
| Bill Virdon, L OBP: 0.331, SLG: 0.385 (1, 8) | 0-0 5-3 | | 0-0 F9 1-H | | 0-0 2B | | 0-0 1-2 1B | | 0-0 4-3 |
| Manny Mota, R OBP: 0.325, SLG: 0.396 Jerry Lynch, L OBP: 0.331, SLG: 0.421 Joe Gibbon, R OBP: 0.179, SLG: 0.115 Roberto Clemente, R OBP: 0.383, SLG: 0.470 (1, 9) (7, PH) (8, 1) (9, PH) | 0-0 E9 1B | | 0-3 K | | 0-3 K | | 0-3 K | | 0-0 1-3 |
| Willie Stargell, L OBP: 0.319, SLG: 0.497 (1, 7) (8, 9) | 0-3 K | | | 4-0 BB BB | 0-0 1-3 | | | 0-0 SH BB 1B | 0-0 4-3 |
| Donn Clendenon, R OBP: 0.354, SLG: 0.485 (1, 3) | | 0-0 6-3 | | 4-0 1-2 BB | | 0-3 K | | 4-0 SH 8-4-5 BB | |
| Bill Mazaroski, R OBP: 0.286, SLG: 0.333 (1, 4) | | 0-0 F9 | | 0-3 K | | 0-0 5-3 | | 0-0 SH BB | |
| Jim Pagliaroni, R OBP: 0.337, SLG: 0.417 (1, 2) | | 0-0 5-3 | | 0-3 K | | 0-3 K | | 0-0 8-4-5 | |
| Gene Alley, R OBP: 0.306, SLG: 0.351 (1, 6) | | | 0-0 4-3 | 0-3 K | | | 0-0 4-3 | 4-0 1-2 BB | |
| Bob Friend, R OBP: 0.059, SLG: 0.045 Andre Rodgers, R OBP: 0.346, SLG: 0.392 (1, 1) (7, PH) (8, 5) | | | 0-0 PB 1B 1B | | 0-0 F6 | | 0-3 K | 0-0 6-3 | |

| Inning Stats | R: 0 | H: 1 | E: 1 | K: 2 | S: 8 | LOB: 1 | BB: 0 | P: 8 |
|--------------|------|------|------|------|------|--------|-------|-------|
| | R: 0 | H: 0 | E: 0 | K: 0 | S: 3 | LOB: 0 | BB: 0 | P: 3 |
| | R: 1 | H: 2 | E: 0 | K: 1 | S: 7 | LOB: 1 | BB: 0 | P: 7 |
| | R: 0 | H: 0 | E: 0 | K: 3 | S: 9 | LOB: 2 | BB: 2 | P: 17 |
| | R: 0 | H: 1 | E: 1 | K: 1 | S: 7 | LOB: 2 | BB: 0 | P: 7 |
| | R: 0 | H: 0 | E: 0 | K: 2 | S: 7 | LOB: 0 | BB: 0 | P: 7 |
| | R: 0 | H: 1 | E: 0 | K: 2 | S: 8 | LOB: 2 | BB: 1 | P: 12 |
| | R: 1 | H: 1 | E: 1 | K: 0 | S: 4 | LOB: 2 | BB: 2 | P: 12 |
| | R: 0 | H: 1 | E: 0 | K: 0 | S: 4 | LOB: 1 | BB: 0 | P: 4 |

| PITCHER | IP | WLS | BF | H | R | ER | SO | BB | IBB | HBP | BLK | WP | HR | S | P | ERA | WHIP |
|--|-----|-----|----|---|---|----|----|----|-----|-----|-----|----|----|----|----|------|-------|
| Bob Gibson, R ERA: 2.9 (1, 1) | 7.2 | W | 35 | 6 | 2 | 1 | 11 | 5 | 0 | 0 | 0 | 0 | 0 | 52 | 72 | 1.17 | 1.435 |
| Don Dennis, R ERA: 2.29 (8, 1) | 1.0 | | 4 | 1 | 0 | 0 | 0 | 0 | 0 | 0 | 0 | 0 | 0 | 4 | 4 | 0.00 | 1.000 |
| Hal Woodeshick, L ERA: 2.44 (9, 1) | 0.1 | S | 1 | 0 | 0 | 0 | 0 | 0 | 0 | 0 | 0 | 0 | 0 | 1 | 1 | 0.00 | 0.000 |

| Batter | 1 | 2 | 3 | 4 | 5 | 6 | 7 | 8 | 9 | AB | R | H | RBI | BB | SO | LOB | TOP |
|---|---|---|---|---|---|---|---|---|---|---|---|---|-----|----|----|-----|-----|
| Lou Brock, L OBP: 0.346, SLG: 0.451 (1, 7) X | 0-0 4-3 | | 4-0 S 2B BB | 4-0 1B BB | | 0-0 SH1-4 1-2 | | 0-0 L3 | 4-0 1B IBB | 2 | 1 | 0 | 0 | 3 | 0 | 0 | |
| Curt Flood, R OBP: 0.363, SLG: 0.416 (1, 8) X | 0-0 F9 | | 0-0 1-H 2B | 0-0 1-3 2-H 3-H 1B | | 0-0 4-3 2-H 1B | | 0-0 1B | 0-0 G4-6-3 1B | 6 | 0 | 5 | 5 | 0 | 0 | 0 | |
| Dick Groat, R OBP: 0.322, SLG: 0.322 (1, 6) X | 0-0 WP 1B | | 4-0 BB | 4-0 1-2 FC6-4 BB | | 0-0 4-3 2-3 | | 0-0 F2 | 0-0 G4-6-3 1-2f | 4 | 0 | 1 | 0 | 2 | 0 | 5 | |
| Ken Boyer, R OBP: 0.328, SLG: 0.380 (1, 5) S S S | 0-3 1-2 K | | 0-3 K | 0-0 1-2f FC6-4 | | 4-0 BB IBB | | 0-0 1-3 | | 4 | 0 | 0 | 0 | 1 | 2 | 7 | |
| Bill White, L OBP: 0.363, SLG: 0.471 (1, 3) S S S | | 0-3 K | 0-3 K | | 0-3 K | 4-0 1-2 FC5-4 BB | | | 0-0 1B 3B | 4 | 1 | 1 | 0 | 1 | 3 | 2 | |
| Jerry Buchek, R OBP: 0.286, SLG: 0.357 (1, 4) S S S | | 0-3 K | | 4-0 BB 1B BB | | 0-0 3B FC5-4 1-2f | | | 0-0 1B 1B 3-H | 4 | 2 | 2 | 1 | 1 | 1 | 3 | |
| Bob Uecker, R OBP: 0.364, SLG: 0.346 (1, 2) B B B | | 4-0 BB | | 0-3 K | 0-0 L4 | | 0-0 F8 B2 2B | | 0-0 FC5 1B 1-3 1B | 4 | 0 | 2 | 0 | 1 | 1 | 2 | |
| Bobby Tolan, L OBP: 0.186, SLG: 0.214 (1, 9) S S S | 0-3 K | | | 0-0 F9 | 0-0 6-3 | | 0-0 F8 2-3 | | 0-0 WP FC5 1B 1-2 3-H 1B | 5 | 1 | 1 | 1 | 0 | 1 | 4 | |
| Ray Sadecki, L OBP: 0.220, SLG: 0.250 Nelson Bries, R (7, 1) S S S | | | 0-3 K | 4-0 1-2 1B BB | | 0-0 SH1-4 1B | | 0-0 B2 3-Hf | 0-0 FC5 1B WP 1-2 2-3f | 3 | 2 | 1 | 0 | 1 | 1 | 1 | |
| Inning Stats | R: 0 E: 0 K: 1 S: 6 H: 1 LOB: 1 BB: 0 P: 6 | R: 0 E: 0 K: 3 S: 9 H: 0 LOB: 1 BB: 1 P: 13 | R: 1 E: 0 K: 3 S: 10 H: 1 LOB: 2 BB: 2 P: 18 | R: 2 E: 0 K: 1 S: 6 H: 1 LOB: 3 BB: 4 P: 22 | R: 0 E: 0 K: 1 S: 6 H: 1 LOB: 1 BB: 0 P: 6 | R: 1 E: 0 K: 0 S: 5 H: 2 LOB: 3 BB: 2 P: 13 | R: 0 E: 0 K: 0 S: 3 H: 1 LOB: 0 BB: 0 P: 3 | R: 0 E: 0 K: 0 S: 4 H: 1 LOB: 1 BB: 0 P: 4 | R: 3 E: 0 K: 0 S: 7 H: 5 LOB: 2 BB: 1 P: 11 | 1B: 9 2B: 3 3B: 2 HR: 0 SF: 0 SAC: 1 DP: 2 HBP: 0 | WP: 2 PB: 0 SB: 1 CS: 0 PA: 48 | | | | | | |
| PITCHER | IP WLS BF H R ER SO BB IBB HBP BLK WP HR S P ERA WHIP | IP WLS BF H R ER SO BB IBB HBP BLK WP HR S P ERA WHIP | IP WLS BF H R ER SO BB IBB HBP BLK WP HR S P ERA WHIP | IP WLS BF H R ER SO BB IBB HBP BLK WP HR S P ERA WHIP | IP WLS BF H R ER SO BB IBB HBP BLK WP HR S P ERA WHIP | IP WLS BF H R ER SO BB IBB HBP BLK WP HR S P ERA WHIP | IP WLS BF H R ER SO BB IBB HBP BLK WP HR S P ERA WHIP | IP WLS BF H R ER SO BB IBB HBP BLK WP HR S P ERA WHIP | IP WLS BF H R ER SO BB IBB HBP BLK WP HR S P ERA WHIP | IP WLS BF H R ER SO BB IBB HBP BLK WP HR S P ERA WHIP | IP WLS BF H R ER SO BB IBB HBP BLK WP HR S P ERA WHIP | | | | | | |
| Bob Veale, L ERA: 2.93 (1, 1) | 3.2 L 21 3 3 3 8 7 0 0 0 1 0 30 58 7.36 2.727 | | | | | | | | | | | | | | | | |
| Don Schwall, R ERA: 3.13 (4, 1) | 1.1 5 1 0 0 1 0 0 0 0 0 0 0 7 7 0.00 0.750 | | | | | | | | | | | | | | | | |
| Joe Gibbon, L ERA: 4.56 (6, 1) | 2.0 10 3 1 1 0 1 1 0 0 0 0 0 8 16 4.50 2.000 | | | | | | | | | | | | | | | | |
| Al McBean, R ERA: 2.35 (8, 1) | 1.0 4 1 0 0 0 0 0 0 0 0 0 0 4 4 0.00 1.000 | | | | | | | | | | | | | | | | |
| Wilbur Wood, L ERA: 3.16 (9, 1) | 0.0 3 3 3 3 0 0 0 0 0 0 0 0 3 3 ∞ ∞ | | | | | | | | | | | | | | | | |
| Don Cardwell, R ERA: 3.38 (9, 1) | 1.0 5 2 0 0 0 0 0 1 0 0 0 0 4 8 0.00 2.000 | | | | | | | | | | | | | | | | |

St. Louis Cardinals @ Pittsburgh Pirates
 Forbes Field, Pittsburgh, PA
 Wed Sep 15 1965, 7:05 PM EDT
 Att. 6,725 - Unknown

livebaseballscorecards.com

| | |
|-----|----|
| AB | 37 |
| R | 7 |
| H | 13 |
| RBI | 7 |
| BB | 10 |
| SO | 9 |
| LOB | 26 |



BOTTOM

St. Louis Cardinals @ Pittsburgh Pirates

Forbes Field, Pittsburgh, PA

Wed Sep 15 1965, 7:05 PM EDT

Att. 6,725 - Unknown

livebaseballscorecards.com

| | |
|-----|----|
| AB | 33 |
| R | 3 |
| H | 7 |
| RBI | 3 |
| BB | 7 |
| SO | 6 |
| LOB | 17 |



AB R H RBI BB SO LOB

| | | | | | | |
|---|---|---|---|---|---|---|
| 4 | 1 | 1 | 0 | 1 | 1 | 0 |
| 1 | 0 | 1 | 0 | 2 | 0 | 0 |
| 1 | 0 | 1 | 1 | 0 | 0 | 0 |
| 1 | 0 | 1 | 0 | 0 | 0 | 0 |
| 4 | 0 | 1 | 1 | 1 | 0 | 4 |
| 4 | 0 | 0 | 0 | 1 | 1 | 7 |
| 3 | 0 | 0 | 0 | 1 | 0 | 2 |
| 3 | 0 | 0 | 0 | 1 | 1 | 2 |
| 4 | 0 | 0 | 0 | 0 | 1 | 1 |
| 3 | 0 | 1 | 0 | 0 | 1 | 0 |
| 0 | 1 | 0 | 0 | 0 | 0 | 0 |
| 0 | 0 | 0 | 0 | 0 | 0 | 0 |
| 1 | 0 | 0 | 0 | 0 | 0 | 1 |
| 0 | 0 | 0 | 0 | 0 | 0 | 0 |
| 0 | 0 | 0 | 0 | 0 | 0 | 0 |
| 2 | 1 | 1 | 1 | 0 | 0 | 0 |

| Batter | 1 | 2 | 3 | 4 | 5 | 6 | 7 | 8 | 9 |
|---|----------------------------|-----------|-----------|------------------|------------|------------------|-------------------------|------------|--------------|
| Bob Bailey, R (1, 7) OBP: 0.336, SLG: 0.375 | 0-3 K | | 0-0 F9 | | | 0-0 5-3 | 4-0 1B BB | | 0-0 1B 1B |
| Manny Mota, R (1, 8) OBP: 0.332, SLG: 0.399 | 0-0 BB 1B | | | 4-0 BB BB | | 4-0 BB BB | 0-0 1B 1B | | 0-0 1B 1B |
| Jerry Lynch, L (7, PH) OBP: 0.336, SLG: 0.426 | | | | | | | 1-3 2-H | | 1-2 1B |
| Bill Virdon, L (8, 8) OBP: 0.333, SLG: 0.387 | | | | | | | | | |
| Andre Rodgers, R (1, 5) OBP: 0.347, SLG: 0.388 | 4-0 G5-4-3 1-2 BB | | | 0-0 F9 | | 0-0 F6 | 0-0 1-2 3-H 1B | | 0-0 L7 |
| Donn Clendenon, R (1, 3) OBP: 0.353, SLG: 0.481 | 0-0 G5-4-3 1-2 | | | 0-3 K | | 4-0 1-2 BB | 0-0 F9 | | 0-0 4-3 |
| Bill Mazerowski, R (1, 4) OBP: 0.286, SLG: 0.331 | | 0-0 F9 | | 4-0 1-2 BB | | 0-0 F9 | | 0-0 F9 | |
| Willie Stargell, L (1, 9) OBP: 0.318, SLG: 0.494 | | 0-0 F8 | | 0-3 K | | 0-0 5-3 | 0-0 BB | 4-0 BB | |
| Gene Alley, R (1, 6) OBP: 0.303, SLG: 0.348 | | 0-0 F8 | | | 0-0 6-3 | 0-3 K | 0-0 F9 | 0-0 F9 | |
| Del Crandall, R (1, 2) OBP: 0.192, SLG: 0.093 | | | 0-0 F4 | | 0-3 K | 0-0 K | 0-0 2B 1B | 0-0 4-3 | |
| George Spriggs, L (7, PH) OBP: 0.250, SLG: 0.259 | | | | | | | | | |
| Al McBean, R (8, 1) OBP: 0.250, SLG: 0.259 | | | | | | | | | |
| Roberto Clemente, R (8, PH) OBP: 0.353, SLG: 0.489 | | | | | | | | | |
| Wilbur Wood, R (9, 1) OBP: 0.235, SLG: 0.302 | | | | | | | | | |
| Don Cardwell, R (9, 1) OBP: 0.235, SLG: 0.302 | | | | | | | | | |
| Bob Veale, S (1, 1) OBP: 0.192, SLG: 0.093 | | | 0-0 G3 | | 0-3 K | 0-0 K | 0-0 1B 2B | | 0-0 5-3 |
| Don Schwali, R (4, 1) OBP: 0.273, SLG: 0.256 | | | | | | | | | |
| Jose Pagan, R (5, PH) OBP: 0.273, SLG: 0.256 | | | | | | | | | |
| Joe Gibbon, R (6, 1) OBP: 0.179, SLG: 0.115 | | | | | | | | | |
| Jim Pagliaroni, R (7, PH) OBP: 0.337, SLG: 0.421 | | | | | | | | | |

| Inning Stats | R: 0 | H: 1 | E: 0 | K: 1 | S: 5 | LOB: 1 | BB: 1 | P: 9 | R: 0 | H: 0 | E: 0 | K: 0 | S: 3 | LOB: 0 | BB: 0 | P: 3 | R: 0 | H: 0 | E: 0 | K: 0 | S: 3 | LOB: 0 | BB: 0 | P: 3 | R: 0 | H: 0 | E: 0 | K: 2 | S: 7 | LOB: 2 | BB: 2 | P: 15 | R: 0 | H: 0 | E: 0 | K: 2 | S: 7 | LOB: 0 | BB: 0 | P: 7 | R: 3 | H: 4 | E: 0 | K: 1 | S: 9 | LOB: 2 | BB: 1 | P: 13 | R: 0 | H: 0 | E: 0 | K: 0 | S: 3 | LOB: 1 | BB: 1 | P: 7 | R: 0 | H: 2 | E: 0 | K: 0 | S: 5 | LOB: 2 | BB: 0 | P: 5 | 1B: 6 | SF: 0 | 2B: 1 | SAC: 0 | 3B: 0 | DP: 1 | HR: 0 | HBP: 0 | WP: 0 | PA: 40 |
|--------------|------|------|------|------|------|--------|-------|------|------|------|------|------|------|--------|-------|------|------|------|------|------|------|--------|-------|------|------|------|------|------|------|--------|-------|-------|------|------|------|------|------|--------|-------|------|------|------|------|------|------|--------|-------|-------|------|------|------|------|------|--------|-------|------|------|------|------|------|------|--------|-------|------|-------|-------|-------|--------|-------|-------|-------|--------|-------|--------|
|--------------|------|------|------|------|------|--------|-------|------|------|------|------|------|------|--------|-------|------|------|------|------|------|------|--------|-------|------|------|------|------|------|------|--------|-------|-------|------|------|------|------|------|--------|-------|------|------|------|------|------|------|--------|-------|-------|------|------|------|------|------|--------|-------|------|------|------|------|------|------|--------|-------|------|-------|-------|-------|--------|-------|-------|-------|--------|-------|--------|

| PITCHER | IP | WLS | BF | H | R | ER | SO | BB | IBB | HBP | BLK | WP | HR | S | P | ERA | WHIP |
|--------------------------------------|-----|-----|----|---|---|----|----|----|-----|-----|-----|----|----|----|----|------|-------|
| Ray Sadecki, L (1, 1) ERA: 5.67 | 6.2 | W | 28 | 3 | 3 | 3 | 6 | 6 | 0 | 0 | 0 | 0 | 0 | 34 | 58 | 4.05 | 1.350 |
| Nelson Briles, R (7, 1) ERA: 3.44 | 2.1 | S | 12 | 4 | 0 | 0 | 0 | 1 | 0 | 0 | 0 | 0 | 0 | 11 | 15 | 0.00 | 2.143 |

| PITCHER | IP | WLS | BF | H | R | ER | SO | BB | IBB | HBP | BLK | WP | HR | S | P | ERA | WHIP |
|---------|----|-----|----|---|---|----|----|----|-----|-----|-----|----|----|---|---|-----|------|
|---------|----|-----|----|---|---|----|----|----|-----|-----|-----|----|----|---|---|-----|------|

| Batter | 1 | 2 | 3 | 4 | 5 | 6 | 7 | 8 | 9 | AB R H RBI BB SO LOB | TOP | | | | | | | | | | | | | |
|---|------------------------------|---------------------------------|------------------------------|---------------------------------|------------------------------|---------------------------------|------------------------------|---------------------------------|------------------------------|---------------------------------|------------------------------|---------------------------------|------------------------------|----------------------------------|------------------------------|---------------------------------|------------------------------|---------------------------------|----------------------------------|------------------------------------|----------------------------------|--------|--|--|
| Bobby Tolan, L (1, 9) OBP: 0.208, SLG: 0.239 | 0-0 F9 | | | 0-0 SH2-3 1B | | 0-0 SF8 | | 0-0 SH1-3 1B | 0-0 F7 | 4 1 2 1 0 0 1 | | | | | | | | | | | | | | |
| Curt Flood, R (1, 8) OBP: 0.364, SLG: 0.415 | 0-0 L3 | | | 0-0 SH2-3 1-2 | | 4-0 FC6-4 BB | | 0-0 SH1-3 1-2 | | 1 0 0 0 1 0 0 | | | | | | | | | | | | | | |
| Lou Brock, L (1, 7) OBP: 0.346, SLG: 0.450 | 0-3 K | | | 0-0 1-3 | | 0-0 FC6-4 1-2f | | 0-0 G3 1B | | 4 0 1 1 0 1 2 | | | | | | | | | | | | | | |
| Phil Gagliano, R (1, 5) OBP: 0.318, SLG: 0.376 | | 0-0 6-3 | | 0-0 F7 | | | 0-0 5-3 | 0-0 G3 1-2 | | 4 0 0 0 0 0 2 | | | | | | | | | | | | | | |
| Bill White, L (1, 3) OBP: 0.366, SLG: 0.472 | | | 0-0 CS 1B | | 0-0 F7 | | 0-0 2B 1B | 4-0 IBB | | 3 0 2 0 1 0 0 | | | | | | | | | | | | | | |
| Dick Groat, R (1, 6) OBP: 0.322, SLG: 0.323 | | 0-3 K 1-2 | | 0-0 4-3 | | 0-0 2B | 0-0 F9 | | | 4 0 1 0 0 1 3 | | | | | | | | | | | | | | |
| Tim McCarver, L (1, 2) OBP: 0.334, SLG: 0.419 | | | 0-0 CS 1B | | 0-0 F7 | | 4-0 IBB | | 0-0 1B 1B | 3 0 2 0 1 0 0 | | | | | | | | | | | | | | |
| Jerry Buchek, R (1, 4) OBP: 0.292, SLG: 0.368 | | 0-3 K 1-2 | | 0-0 K 2B | | 0-0 SH1-4 SF8 2B | 0-3 K | | 0-0 FC4-6 1B | 4 1 2 0 0 2 4 | | | | | | | | | | | | | | |
| Tracy Stallard, R (1, 1) OBP: 0.088, SLG: 0.090 | | | 0-0 1-3 | | 0-0 SH1-4 2-3 | | 0-3 K | | 0-0 FC4-6 1-2f | 2 0 0 0 0 1 3 | | | | | | | | | | | | | | |
| Hal Woodeshick, R (8, 1) OBP: 0.133, SLG: 0.071 | | | | | | | | | | 1 0 0 0 0 0 1 | | | | | | | | | | | | | | |
| Inning Stats | R: 0 E: 0 K: 1 S: 5 | H: 0 LOB: 0 BB: 0 P: 5 | R: 0 E: 0 K: 1 S: 5 | H: 1 LOB: 1 BB: 0 P: 5 | R: 0 E: 0 K: 1 S: 5 | H: 1 LOB: 0 BB: 0 P: 5 | R: 0 E: 0 K: 0 S: 4 | H: 1 LOB: 1 BB: 0 P: 4 | R: 0 E: 0 K: 0 S: 3 | H: 0 LOB: 0 BB: 0 P: 3 | R: 1 E: 0 K: 0 S: 4 | H: 1 LOB: 1 BB: 1 P: 8 | R: 0 E: 0 K: 2 S: 9 | H: 2 LOB: 3 BB: 1 P: 13 | R: 1 E: 0 K: 0 S: 5 | H: 2 LOB: 2 BB: 1 P: 9 | R: 0 E: 0 K: 0 S: 4 | H: 2 LOB: 1 BB: 0 P: 4 | 1B: 8 2B: 4 3B: 0 HR: 0 | SF: 1 SAC: 3 DP: 2 HBP: 0 | WP: 0 PB: 0 SB: 0 CS: 2 | PA: 37 | | |
| PITCHER | IP | WLS | BF | H | R | ER | SO | BB | IBB | HBP | BLK | WP | HR | S | P | ERA | WHIP | | | | | | | |
| Tommie Sisk, R (1, 1) ERA: 4.15 | 6.1 | | 24 | 6 | 1 | 1 | 3 | 1 | 0 | 0 | 0 | 0 | 0 | 29 | 33 | 1.42 | 1.105 | | | | | | | |
| Al McBean, R (7, 1) ERA: 2.39 | 1.2 | L | 9 | 2 | 1 | 1 | 2 | 0 | 2 | 0 | 0 | 0 | 0 | 11 | 19 | 5.40 | 1.200 | | | | | | | |
| Don Schwall, R (9, 1) ERA: 3.09 | 1.0 | | 4 | 2 | 0 | 0 | 0 | 0 | 0 | 0 | 0 | 0 | 0 | 4 | 4 | 0.00 | 2.000 | | | | | | | |

St. Louis Cardinals @ Pittsburgh Pirates
 Forbes Field, Pittsburgh, PA
 Thu Sep 16 1965, 7:05 PM EDT
 Att. 4,788 - Unknown

livebaseballscorecards.com

| | |
|-----|----|
| AB | 30 |
| R | 2 |
| H | 10 |
| RBI | 2 |
| BB | 3 |
| SO | 5 |
| LOB | 16 |




| Batter | 1 | 2 | 3 | 4 | 5 | 6 | 7 | 8 | 9 | AB | R | H | RBI | BB | SO | LOB |
|---|-----------|------------------------------|------------|------------|------------|------------|------------|-------------------------------|------------|----|---|---|-----|----|----|-----|
| Bob Bailey, R (1, 5) OBP: 0.335, SLG: 0.373 | 0-0 F8 | | 0-0 F7 | | 0-0 L7 | | | 4-0 G5-3 BB 1-2 BB | | 3 | 0 | 0 | 0 | 1 | 0 | 1 |
| Bill Virdon, L (1, 8) OBP: 0.331, SLG: 0.384 Manny Mota, R (8, PH) OBP: 0.334, SLG: 0.399 | 0-0 G3 | | 0-0 L4 | | | 0-0 G3 | | 4-0 BB 1-2 BB 2-3 BB | | 3 | 0 | 0 | 0 | 0 | 0 | 0 |
| Roberto Clemente, R (1, 9) OBP: 0.380, SLG: 0.466 | 0-3 K | | | 0-0 1-3 | | 0-0 4-3 | | 0-0 G5-3 2-3f | | 4 | 0 | 0 | 0 | 0 | 1 | 3 |
| Willie Stargell, L (1, 7) OBP: 0.320, SLG: 0.495 Andre Rodgers, R (9, PH) OBP: 0.345, SLG: 0.386 | | 0-0 1B 1B 1B | | 0-0 1B | | 0-0 4-3 | | | 0-3 K | 3 | 1 | 2 | 0 | 0 | 0 | 0 |
| Donn Clendenon, R (1, 3) OBP: 0.353, SLG: 0.460 | | 0-0 G5-3 1B 1-2 1B | | 0-3 K | | | 0-3 K | | 0-0 3-1 | 4 | 0 | 1 | 0 | 0 | 2 | 1 |
| Bill Mazeroski, R (1, 4) OBP: 0.285, SLG: 0.330 | | 0-0 G5-3 1B 1-2 2-H 1B | | 0-0 1-3 | | | 0-0 4-3 | | 0-0 6-3 | 4 | 0 | 1 | 1 | 0 | 0 | 1 |
| Jim Pagliaroni, R (1, 2) OBP: 0.335, SLG: 0.417 | | 0-0 G5-3 1-2 2-3f | | | 0-0 F9 | | | 0-0 F8 | | 3 | 0 | 0 | 0 | 0 | 0 | 2 |
| Gene Alley, R (1, 6) OBP: 0.303, SLG: 0.348 | | 0-3 K | | | 0-0 5-3 | | | 0-0 BB BB 1B | | 3 | 0 | 1 | 0 | 0 | 1 | 1 |
| Tommie Sisk, R (1, 1) OBP: 0.115, SLG: 0.080 Al McBean, R (7, 1) OBP: 0.250, SLG: 0.259 Jerry Lynch, L (8, PH) OBP: 0.333, SLG: 0.422 Don Schwall, R (9, 1) | | | 0-0 5-3 | | | 0-0 E5 | | 0-0 F2 | | 2 | 0 | 0 | 0 | 0 | 0 | 0 |

| Inning Stats | R: 0 | H: 0 | E: 0 | K: 1 | S: 5 | R: 1 | H: 3 | E: 0 | K: 1 | S: 7 | R: 0 | H: 0 | E: 0 | K: 0 | S: 3 | R: 0 | H: 1 | E: 0 | K: 1 | S: 6 | R: 0 | H: 0 | E: 1 | K: 0 | S: 4 | R: 0 | H: 0 | E: 0 | K: 1 | S: 5 | R: 0 | H: 1 | E: 0 | K: 0 | S: 3 | R: 0 | H: 0 | E: 0 | K: 0 | S: 5 | R: 0 | H: 1 | E: 0 | K: 1 | S: 5 | R: 0 | H: 0 | E: 0 | K: 1 | S: 5 | 1B: 5 | 2B: 0 | 3B: 0 | HR: 0 | SF: 0 | SAC: 0 | DP: 2 | HBP: 0 | WP: 0 | PB: 0 | SB: 0 | CS: 0 | PA: 33 |
|--|------|------|------|------|------|------|------|------|------|------|------|------|------|------|------|------|-------|------|------|------|------|------|------|------|------|------|------|------|------|------|------|------|------|------|------|------|------|------|------|------|------|------|------|------|------|------|------|------|------|------|-------|-------|-------|-------|-------|--------|-------|--------|-------|-------|-------|-------|--------|
| PITCHER | IP | WLS | BF | H | R | ER | SO | BB | IBB | HBP | BLK | WP | HR | S | P | ERA | WHIP | | | | | | | | | | | | | | | | | | | | | | | | | | | | | | | | | | | | | | | | | | | | | | |
| Tracy Stallard, R (1, 1) ERA: 3.29 | 7.1 | W | 28 | 5 | 1 | 1 | 4 | 1 | 0 | 0 | 0 | 0 | 0 | 35 | 39 | 1.23 | 0.818 | | | | | | | | | | | | | | | | | | | | | | | | | | | | | | | | | | | | | | | | | | | | | | |
| Hal Woodeshick, L (8, 1) ERA: 2.39 | 1.2 | S | 5 | 0 | 0 | 0 | 1 | 1 | 0 | 0 | 0 | 0 | 0 | 6 | 10 | 0.00 | 0.600 | | | | | | | | | | | | | | | | | | | | | | | | | | | | | | | | | | | | | | | | | | | | | | |

BOTTOM

St. Louis Cardinals @ Pittsburgh Pirates
Forbes Field, Pittsburgh, PA
 Thu Sep 16 1965, 7:05 PM EDT
 Att. 4,788 - Unknown

| | |
|------------|-----------|
| AB | 31 |
| R | 1 |
| H | 5 |
| RBI | 1 |
| BB | 2 |
| SO | 5 |
| LOB | 10 |



| Batter | 1 | 2 | 3 | 4 | 5 | 6 | 7 | 8 | 9 | AB R H RBI BB SO LOB | TOP | |
|---|---|---|---|---|---|---|---|---|---|--|--|---|
| Dick Allen, R (1, 5) OBP: 0.379, SLG: 0.505 | 0-0 1-3 2B | | 0-0 6-3 | | | 0-0 5-3 | | | 0-0 1-3 | 4 0 1 0 0 0 0 | Philadelphia Phillies @ Pittsburgh Pirates Forbes Field, Pittsburgh, PA Fri Sep 17 1965, 7:05 PM EDT Att. 8,987 - Unknown | |
| Johnny Callison, L (1, 9) OBP: 0.327, SLG: 0.524 | 0-0 5-3 | | 0-0 F8 | | | 0-0 F8 | | 0-0 4-3 | 4 0 0 0 0 0 1 | | | |
| Wes Covington, L (1, 7) OBP: 0.323, SLG: 0.502 | 0-0 1-3 2-3 | | 0-3 K | | | 0-0 1-3 | | 0-0 FC6-4 1B | 4 0 1 0 0 1 1 | | | |
| Tony Gonzalez, L (1, 8) OBP: 0.351, SLG: 0.477 | 0-3 K | | 0-0 F7 | | | 0-0 4-3 | | 0-0 FC6-4 1-2f | 4 0 0 0 0 1 2 | | | |
| Dick Stuart, R (1, 3) OBP: 0.294, SLG: 0.452 | | 0-0 4-3 | 0-3 K | | | 0-0 L8 | | | 3 0 0 0 0 1 0 | | | |
| Clay Dalrymple, L (1, 2) OBP: 0.293, SLG: 0.296 | | 0-0 G3 1B | 0-0 L6 | | | 0-0 4-3 | | | 3 0 1 0 0 0 0 | | | |
| Tony Taylor, R (1, 4) OBP: 0.297, SLG: 0.320 | | 0-0 G3 1-2 | | 0-0 4-3 | | | 0-0 5-3 | | 3 0 0 0 0 0 1 | | | |
| Bobby Wine, R (1, 6) OBP: 0.290, SLG: 0.292 | | 4-0 BB BB | | 0-0 1-3 | | | 0-0 4-3 | | 1 0 0 0 1 0 0 | | | |
| John Briggs, L (8, PH) OBP: 0.355, SLG: 0.391 | | | | | | | | | 1 0 0 0 0 0 0 | | | |
| Ruben Amaro, R (8, 6) OBP: 0.308, SLG: 0.249 | | | | | | | | | 0 0 0 0 0 0 0 | | | |
| Ray Culp, R (1, 1) OBP: 0.150, SLG: 0.089 | | 0-0 4-3 BB | | 0-0 1-3 | | | 0-0 6-3 | | 1 0 0 0 0 0 2 | | | |
| Jack Baldschun, R (3, 1) | | | | | | | | | 1 0 0 0 0 0 0 | | | |
| John Herrnstein, L (8, PH) OBP: 0.228, SLG: 0.273 | | | | | | | | | 1 0 0 0 0 0 0 | | | |
| Grant Jackson, S (8, 1) | | | | | | | | | 0 0 0 0 0 0 0 | | | |
| Inning Stats | R: 0 H: 1 E: 0 LOB: 1 K: 1 BB: 0 S: 6 P: 6 | R: 0 H: 1 E: 0 LOB: 2 K: 0 BB: 1 S: 4 P: 8 | R: 0 H: 0 E: 0 LOB: 0 K: 1 BB: 0 S: 5 P: 5 | R: 0 H: 0 E: 0 LOB: 0 K: 1 BB: 0 S: 5 P: 5 | R: 0 H: 0 E: 0 LOB: 0 K: 0 BB: 0 S: 3 P: 3 | R: 0 H: 0 E: 0 LOB: 0 K: 0 BB: 0 S: 3 P: 3 | R: 0 H: 0 E: 0 LOB: 0 K: 0 BB: 0 S: 3 P: 3 | R: 0 H: 0 E: 0 LOB: 0 K: 0 BB: 0 S: 3 P: 3 | R: 0 H: 1 E: 0 LOB: 1 K: 0 BB: 0 S: 4 P: 4 | 1B: 2 SF: 0 2B: 1 SAC: 0 3B: 0 DP: 0 HR: 0 HBP: 0 | WP: 0 PA: 31 PB: 0 SB: 0 CS: 0 | |
| PITCHER Don Cardwell, R (1, 1) ERA: 3.24 | IP WLS BF H R ER SO BB IBB HBP BLK WP HR S P ERA WHIP | | | | | | | | | | | PITCHER IP WLS BF H R ER SO BB IBB HBP BLK WP HR S P ERA WHIP |

livebaseballscorecards.com

| | |
|------------|----|
| AB | 30 |
| R | 0 |
| H | 3 |
| RBI | 0 |
| BB | 1 |
| SO | 3 |
| LOB | 7 |



| Batter | 1 | 2 | 3 | 4 | 5 | 6 | 7 | 8 | 9 |
|---|------------|---------------------------------------|------------------|------------|------------|------------|---|------------------|---|
| Bob Bailey, R OBP: 0.335, SLG: 0.372 (1, 5) | 0-0 P5 | | 0-0 6-3 | | 0-0 1-3 | | | 0-0 CS 1B | |
| Bill Virdon, L OBP: 0.328, SLG: 0.381 (1, 8) | 0-0 3-1 | | 0-0 L9 | | 0-0 F5 | | | 0-0 B1 | |
| Roberto Clemente, R OBP: 0.379, SLG: 0.464 (1, 9) | 0-0 4-3 | | 0-0 3B 1B | | 0-0 1-3 | | | 0-0 F9 1-2 | |
| Willie Stargell, L OBP: 0.322, SLG: 0.506 Manny Mota, R OBP: 0.334, SLG: 0.399 (1, 7) (9, 7) | | 0-0 4-3 | 0-0 1-H 3B | | 0-0 HR | | | | |
| Donn Clendenon, R OBP: 0.352, SLG: 0.482 (1, 3) | | 0-0 1B 3B | 0-0 6-3 | | 0-0 5-3 | | | | |
| Bill Mazaroski, R OBP: 0.286, SLG: 0.330 (1, 4) | | 0-0 1B WP FC6-4 1B 3-H | | 0-0 5-3 | | 0-0 5-3 | | | |
| Jim Pagliaroni, R OBP: 0.335, SLG: 0.416 (1, 2) | | 0-0 FC6-4 1B 1-3 | | 0-3 K | | 0-3 K | | | |
| Gene Alley, R OBP: 0.302, SLG: 0.346 (1, 6) | | 0-0 FC6-4 1-2f 3-H | | 0-0 1-3 | | 0-0 F8 | | | |
| Don Cardwell, R OBP: 0.225, SLG: 0.288 (1, 1) | | 0-0 P5 | | 0-3 K | | 0-3 K | | | |

| Inning Stats | R: 0 | H: 0 | E: 0 | K: 0 | S: 3 | P: 3 | R: 2 | H: 3 | E: 0 | K: 0 | S: 6 | R: 1 | H: 2 | E: 0 | K: 0 | S: 5 | R: 0 | H: 0 | E: 0 | K: 1 | S: 5 | R: 0 | H: 0 | E: 0 | K: 1 | S: 5 | R: 1 | H: 1 | E: 0 | K: 0 | S: 4 | R: 0 | H: 0 | E: 0 | K: 2 | S: 7 | R: 0 | H: 1 | E: 0 | K: 0 | S: 3 | |
|--------------|------|------|------|------|------|------|------|------|------|------|------|------|------|------|------|------|------|------|------|------|------|------|------|------|------|------|------|------|------|------|------|------|------|------|------|------|------|------|------|------|------|---|
| | 0 | 0 | 0 | 0 | 3 | 3 | 2 | 3 | 0 | 0 | 6 | 1 | 2 | 0 | 0 | 5 | 0 | 0 | 0 | 0 | 5 | 0 | 0 | 0 | 0 | 0 | 0 | 1 | 1 | 0 | 0 | 4 | 0 | 0 | 0 | 0 | 7 | 0 | 1 | 0 | 0 | 3 |

| PITCHER | IP | WLS | BF | H | R | ER | SO | BB | IBB | HBP | BLK | WP | HR | S | P | ERA | WHIP |
|--|-----|-----|----|---|---|----|----|----|-----|-----|-----|----|----|----|----|-------|-------|
| Ray Culp, R ERA: 3.49 (1, 1) | 2.2 | L | 13 | 5 | 3 | 3 | 0 | 0 | 0 | 0 | 0 | 1 | 0 | 13 | 13 | 10.12 | 1.875 |
| Jack Baldschun, R ERA: 3.87 (3, 1) | 4.1 | | 14 | 1 | 1 | 1 | 4 | 0 | 0 | 0 | 0 | 0 | 1 | 22 | 22 | 2.08 | 0.231 |
| Grant Jackson, L ERA: 18.0 (8, 1) | 1.0 | | 3 | 1 | 0 | 0 | 0 | 0 | 0 | 0 | 0 | 0 | 0 | 3 | 3 | 0.00 | 1.000 |

BOTTOM

Philadelphia Phillies @ Pittsburgh Pirates
Forbes Field, Pittsburgh, PA
Fri Sep 17 1965, 7:05 PM EDT
Att. 8,987 - Unknown

| AB | R | H | RBI | BB | SO | LOB |
|----|---|---|-----|----|----|-----|
| 4 | 0 | 1 | 0 | 0 | 0 | 0 |
| 4 | 0 | 0 | 0 | 0 | 0 | 1 |
| 4 | 1 | 1 | 0 | 0 | 0 | 1 |
| 3 | 1 | 2 | 2 | 0 | 0 | 0 |
| 0 | 0 | 0 | 0 | 0 | 0 | 0 |
| 3 | 1 | 1 | 0 | 0 | 0 | 1 |
| 3 | 1 | 1 | 1 | 0 | 0 | 0 |
| 3 | 0 | 1 | 0 | 0 | 2 | 0 |
| 3 | 0 | 0 | 1 | 0 | 0 | 1 |
| 3 | 0 | 0 | 0 | 0 | 2 | 1 |

| AB | 30 |
|-----|----|
| R | 4 |
| H | 7 |
| RBI | 4 |
| BB | 0 |
| SO | 4 |
| LOB | 5 |

WP: 1 PA: 30
PB: 0 SB: 0
CS: 1



| Batter | 1 | 2 | 3 | 4 | 5 | 6 | 7 | 8 | 9 | AB R H RBI BB SO LOB | TOP | | | | | | | | | | | | | | | | |
|---|---|---------------------------------|------------------------------|---------------------------------|------------------------------|---------------------------------|------------------------------|---------------------------------|------------------------------|---|------------------------------|---------------------------------|------------------------------|---------------------------------|------------------------------|---------------------------------|------------------------------|---------------------------------|----------------------------------|------------------------------------|----------------------------------|--------|--|--|--|--|--|
| Dick Allen, R (1, 5) OBP: 0.378, SLG: 0.509 | 0-0 HR | 0-0 F9 | | 0-0 6-3 | | | 0-0 F2 | | | 4 1 1 1 0 0 1 | | | | | | | | | | | | | | | | | |
| Johnny Callison, L (1, 9) OBP: 0.327, SLG: 0.522 | 0-0 BB 1B | | 0-0 1-3 | | 0-0 6-3 | | 0-0 G3 | | | 4 0 1 0 0 0 0 | | | | | | | | | | | | | | | | | |
| Wes Covington, L (1, 7) OBP: 0.324, SLG: 0.500 Adolfo Phillips, R (5, PH) OBP: 0.311, SLG: 0.397 | 0-0 F8 | | 4-0 BB 1B BB | | 0-0 1-4-3 | | 0-0 5-3 | | | 1 1 0 0 1 0 1 2 0 0 0 0 0 0 | | | | | | | | | | | | | | | | | |
| Tony Gonzalez, L (1, 8) OBP: 0.356, SLG: 0.479 | 4-0 FC6-4 1-2 BB | | 0-0 1B SF7 1B | | 0-0 FC6-4 1B | | 0-0 F9 | | | 3 1 2 0 1 0 0 | | | | | | | | | | | | | | | | | |
| Dick Stuart, R (1, 3) OBP: 0.294, SLG: 0.450 Ruben Amaro, R (8, 3) OBP: 0.308, SLG: 0.249 | 0-0 P2 | | 0-0 1-3 2-H 1B | | 0-0 FC6-4 1-2f | | 0-0 5-3 | | | 4 0 1 1 0 0 3 0 0 0 0 0 0 0 | | | | | | | | | | | | | | | | | |
| Clay Dalrymple, L (1, 2) OBP: 0.289, SLG: 0.293 | 0-0 FC6-4 1-2f | | 0-0 SF7 3-H | | 0-0 6-3 | | 0-0 4-3 | | | 3 0 0 1 0 0 2 | | | | | | | | | | | | | | | | | |
| Tony Taylor, R (1, 4) OBP: 0.296, SLG: 0.319 | | 0-0 5-3 | 0-0 5-3 | | 0-3 K | | 0-0 1B | | | 4 0 1 0 0 1 1 | | | | | | | | | | | | | | | | | |
| Bobby Wine, R (1, 6) OBP: 0.287, SLG: 0.288 | | 0-3 K | | 0-0 F7 | | 0-0 4-3 | | 0-0 F9 | | 4 0 0 0 0 1 1 | | | | | | | | | | | | | | | | | |
| Jim Bunning, R (1, 1) OBP: 0.223, SLG: 0.266 Gary Wagner, R (9, 1) OBP: 0.091, SLG: 0.182 Morrie Steevens, L (9, 1) Ed Roebuck, R (9, 1) Fergie Jenkins, R (9, 1) | | 0-0 1B | | 0-0 6-3 | | 0-0 4-3 | | 0-3 K | | 4 0 1 0 0 1 1 0 | | | | | | | | | | | | | | | | | |
| Inning Stats | R: 1 E: 0 K: 0 S: 5 | H: 2 LOB: 2 BB: 1 P: 9 | R: 0 E: 0 K: 1 S: 6 | H: 1 LOB: 1 BB: 0 P: 6 | R: 2 E: 0 K: 0 S: 5 | H: 2 LOB: 1 BB: 1 P: 9 | R: 0 E: 0 K: 0 S: 3 | H: 0 LOB: 0 BB: 0 P: 3 | R: 0 E: 0 K: 0 S: 4 | H: 1 LOB: 1 BB: 0 P: 4 | R: 0 E: 0 K: 1 S: 5 | H: 0 LOB: 0 BB: 0 P: 5 | R: 0 E: 0 K: 0 S: 3 | H: 0 LOB: 0 BB: 0 P: 3 | R: 0 E: 0 K: 0 S: 3 | H: 0 LOB: 0 BB: 0 P: 3 | R: 0 E: 0 K: 1 S: 6 | H: 1 LOB: 1 BB: 0 P: 6 | 1B: 6 2B: 0 3B: 0 HR: 1 | SF: 1 SAC: 0 DP: 0 HBP: 0 | WP: 0 PB: 0 SB: 0 CS: 0 | PA: 36 | | | | | |
| PITCHER | IP WLS BF H R ER SO BB IBB HBP BLK WP HR S P ERA WHIP | | | | | | | | | | | | | | | | | | | | | | | | | | |
| Bob Friend, R (1, 1) ERA: 3.28 | 3.0 | | 16 | 5 | 3 | 3 | 1 | 2 | 0 | 0 | 0 | 0 | 1 | 16 | 24 | 9.00 | 2.333 | | | | | | | | | | |
| Luke Walker, L (4, 1) ERA: | 3.0 | | 10 | 1 | 0 | 0 | 1 | 0 | 0 | 0 | 0 | 0 | 0 | 12 | 12 | 0.00 | 0.333 | | | | | | | | | | |
| Roy Face, R (7, 1) ERA: 3.38 | 3.0 | W | 10 | 1 | 0 | 0 | 1 | 0 | 0 | 0 | 0 | 0 | 0 | 12 | 12 | 0.00 | 0.333 | | | | | | | | | | |

Philadelphia Phillies @ Pittsburgh Pirates
 Forbes Field, Pittsburgh, PA
 Sat Sep 18 1965, 3:33 AM EDT
 Att. 5,313 - Unknown

livebaseballscorecards.com

| | |
|-----|----|
| AB | 33 |
| R | 3 |
| H | 7 |
| RBI | 3 |
| BB | 2 |
| SO | 3 |
| LOB | 10 |



| Batter | 1 | 2 | 3 | 4 | 5 | 6 | 7 | 8 | 9 | 10 | AB R H RBI BB SO LOB | TOP |
|--|---|---|---|---|---|---|--|--|---|---|--|---|
| Adolfo Phillips, R OBP: 0.303, SLG: 0.371 (1, 8) BB | 4-0 6-3 BB | | X 0-0 6-3 | | | SS 0-3 K | | SS 0-3 K | | SS 0-3 K | 4 0 0 0 1 3 0 | |
| Tony Taylor, R OBP: 0.299, SLG: 0.319 (1, 4) SS | 0-3 K | | X 0-0 5-3 | | | X 0-0 FC5-4 1B | | BBB 4-0 BB | | BBB 4-0 BB | 3 0 1 0 1 1 1 | |
| Dick Allen, R OBP: 0.377, SLG: 0.506 (1, 5) X | 0-0 6-3 1-2 | | | X 0-0 5-3 | | X 0-0 FC5-4 1-2f | | BBB 4-0 BB | | BBB 4-0 BB | 3 0 0 0 1 0 2 | |
| Dick Stuart, R OBP: 0.294, SLG: 0.447 Ruben Amaro, R OBP: 0.308, SLG: 0.249 (1, 3) X (8, 3) | 0-0 L8 | | | X 0-0 6-3 | | | BBB 4-0 SH BB | SS 0-3 K | | SS 0-3 K | 3 0 0 0 1 1 3 0 0 0 0 0 0 0 | |
| Alex Johnson, R OBP: 0.349, SLG: 0.464 (1, 7) BB | | BBB 4-0 FC3-6 BB | | SS 0-3 K | | | X 0-0 SH | | X 0-0 E6 | | 2 0 0 0 1 1 0 | |
| Johnny Callison, L OBP: 0.325, SLG: 0.518 (1, 9) X | | X 0-0 FC3-6 1-2f | | X 0-0 G3 | | | SS 0-3 K | | SS 0-3 K | | 4 0 0 0 0 2 4 | |
| Bobby Wine, R OBP: 0.284, SLG: 0.285 (1, 6) X | | X 0-0 F7 | | X 0-0 1-3 | | | SS 0-3 K | | X 0-0 6-3 | | 4 0 0 0 0 1 3 | |
| Pat Corrales, R OBP: 0.333, SLG: 0.329 Jack Baldschun, R (10, 1) SS | | SS 0-3 K | | SS 0-3 K | | | X 0-0 F9 | | | X 0-0 5-3 | 4 0 0 0 0 2 3 0 0 0 0 0 0 0 | |
| Chris Short, R OBP: 0.144, SLG: 0.144 Cookie Rojas, R OBP: 0.352, SLG: 0.380 Clay Dalrymple, L OBP: 0.289, SLG: 0.293 (1, 1) SS (10, PH) (10, 2) | | | SS 0-3 K | | | X 0-0 G3 | | X 0-0 F8 | | X 0-0 4-3 | 3 0 0 0 0 1 0 1 0 0 0 0 0 0 0 0 0 0 0 0 0 | |
| Inning Stats | R: 0 H: 0 E: 0 LOB: 1 K: 1 BB: 1 S: 5 P: 9 | R: 0 H: 0 E: 0 LOB: 1 K: 1 BB: 1 S: 5 P: 9 | R: 0 H: 0 E: 0 LOB: 0 K: 1 BB: 0 S: 5 P: 5 | R: 0 H: 0 E: 0 LOB: 0 K: 1 BB: 0 S: 5 P: 5 | R: 0 H: 0 E: 0 LOB: 0 K: 1 BB: 0 S: 5 P: 5 | R: 0 H: 1 E: 0 LOB: 1 K: 1 BB: 0 S: 6 P: 6 | R: 0 H: 0 E: 1 LOB: 2 K: 2 BB: 1 S: 8 P: 12 | R: 0 H: 0 E: 0 LOB: 2 K: 2 BB: 2 S: 7 P: 15 | R: 0 H: 0 E: 1 LOB: 0 K: 1 BB: 0 S: 5 P: 5 | R: 0 H: 0 E: 0 LOB: 0 K: 1 BB: 0 S: 5 P: 5 | 1B: 1 SF: 0 2B: 0 SAC: 1 3B: 0 DP: 0 HR: 0 HBP: 0 | WP: 0 PA: 37 PB: 0 SB: 0 CS: 0 |
| PITCHER Bob Veale, L ERA: 2.81 (1, 1) | IP 10.0 WLS W BF 37 H 1 R 0 ER 0 SO 12 BB 5 IBB 0 HBP 0 BLK 0 WP 0 HR 0 S 56 P 76 ERA 0.00 WHIP 0.600 | | | | | | | | | | | |

Philadelphia Phillies @ Pittsburgh Pirates
 Forbes Field, Pittsburgh, PA
 Sun Sep 19 1965, 3:33 AM EDT
 Att. 10,026 - Unknown

livebaseballscores.com

| | |
|-----|----|
| AB | 31 |
| R | 0 |
| H | 1 |
| RBI | 0 |
| BB | 5 |
| SO | 12 |
| LOB | 16 |



BOTTOM

Philadelphia Phillies @ Pittsburgh Pirates
Forbes Field, Pittsburgh, PA
Sun Sep 19 1965, 3:33 AM EDT
Att: 10,026 - Unknown

livebaseballscorecards.com

| | |
|-----|----|
| AB | 34 |
| R | 1 |
| H | 9 |
| RBI | 1 |
| BB | 4 |
| SO | 5 |
| LOB | 15 |



| | | | |
|-----|---|-----|----|
| WP: | 0 | PA: | 39 |
| PB: | 0 | | |
| SB: | 1 | | |
| CS: | 1 | | |

AB R H RBI BB SO LOB

| | | | | | | |
|-----|---|------|---|---|---|---|
| 4 | 1 | 1 | 0 | 1 | 0 | 1 |
| 5 | 0 | 2 | 0 | 0 | 1 | 1 |
| 4 | 0 | 2 | 1 | 1 | 0 | 0 |
| 2 | 0 | 0 | 0 | 2 | 1 | 1 |
| 4 | 0 | 0 | 0 | 0 | 2 | 3 |
| 4 | 0 | 2 | 0 | 0 | 0 | 2 |
| 4 | 0 | 0 | 0 | 0 | 0 | 4 |
| 4 | 0 | 2 | 0 | 0 | 0 | 1 |
| 3 | 0 | 0 | 0 | 0 | 1 | 2 |
| 1B: | 9 | SF: | 0 | | | |
| 2B: | 0 | SAC: | 1 | | | |
| 3B: | 0 | DP: | 0 | | | |
| HR: | 0 | HBP: | 0 | | | |

| Batter | 1 | 2 | 3 | 4 | 5 | 6 | 7 | 8 | 9 | 10 |
|--|------------------|-----------|------------|------------|------------|-----------------|------------|---------------------|-----------------|---------------------------|
| Bob Bailey, R OBP: 0.335, SLG: 0.371 (1, 7) | 0-0 6-3 | | 0-0 L7 | | | 0-0 CS 1B | | 0-0 5-3 | | 4-0 1B BB |
| Manny Mota, R OBP: 0.334, SLG: 0.394 (1, 8) | 0-0 F9 | | | 0-0 4-3 | | 0-3 1-2 K | | 0-0 2-H 1B | | 0-0 1-2 2-H 1B |
| Roberto Clemente, R OBP: 0.382, SLG: 0.471 (1, 9) | 4-0 S BB | | | 0-0 6-3 | | 0-0 4-3 | | | 0-0 E7 1B | 0-0 1-2 2-H 1B |
| Donn Clendenon, R OBP: 0.354, SLG: 0.481 (1, 3) | 0-0 F8 1-2 | | | 4-0 BB | | | 0-3 K | | 4-0 IBB | |
| Andre Rodgers, R OBP: 0.341, SLG: 0.375 (1, 5) | | 0-3 K | | 0-0 F9 | | | 0-0 1-3 | | 0-3 K | |
| Bill Mazeroski, R OBP: 0.287, SLG: 0.331 (1, 4) | | 0-0 L9 | | | 0-0 1B | | 0-0 1B | | 0-0 F9 | |
| Jim Pagliaroni, R OBP: 0.333, SLG: 0.412 (1, 2) | | 0-0 F7 | | | 0-0 F9 | | 0-0 F9 | | 0-0 F3 | |
| Gene Alley, R OBP: 0.303, SLG: 0.346 (1, 6) | | | 0-0 6-3 | | 0-0 P6 | | | 0-0 SH3-4 1B | | 0-0 FC1-6 1B |
| Bob Veale, S OBP: 0.120, SLG: 0.090 (1, 1) | | | 0-3 K | | 0-0 1-3 | | | 0-0 SH3-4 1-2 | | 0-0 FC1-6 1-2 1B |

| Inning Stats | R: 0 | H: 0 | E: 0 | K: 0 | S: 3 | R: 0 | H: 0 | E: 0 | K: 1 | S: 5 | R: 0 | H: 0 | E: 0 | K: 1 | S: 5 | R: 0 | H: 0 | E: 0 | K: 0 | S: 3 | R: 0 | H: 1 | E: 0 | K: 0 | S: 4 | R: 0 | H: 1 | E: 0 | K: 1 | S: 5 | R: 0 | H: 1 | E: 0 | K: 1 | S: 6 | R: 0 | H: 2 | E: 0 | K: 0 | S: 4 | R: 0 | H: 1 | E: 1 | K: 1 | S: 6 | R: 0 | H: 2 | E: 0 | K: 0 | S: 4 | R: 0 | H: 1 | E: 1 | K: 1 | S: 6 | R: 0 | H: 3 | E: 0 | K: 0 | S: 4 | 1B: 9 | SF: 0 | 2B: 0 | SAC: 1 | 3B: 0 | DP: 0 | HR: 0 | HBP: 0 |
|--------------|------|------|------|------|------|------|------|------|------|------|------|------|------|------|------|------|------|------|------|------|------|------|------|------|------|------|------|------|------|------|------|------|------|------|------|------|------|------|------|------|------|------|------|------|------|------|------|------|------|------|------|------|------|------|------|------|------|------|------|------|-------|-------|-------|--------|-------|-------|-------|--------|
|--------------|------|------|------|------|------|------|------|------|------|------|------|------|------|------|------|------|------|------|------|------|------|------|------|------|------|------|------|------|------|------|------|------|------|------|------|------|------|------|------|------|------|------|------|------|------|------|------|------|------|------|------|------|------|------|------|------|------|------|------|------|-------|-------|-------|--------|-------|-------|-------|--------|

| PITCHER | IP | WLS | BF | H | R | ER | SO | BB | IBB | HBP | BLK | WP | HR | S | P | ERA | WHIP |
|--|-----|-----|----|---|---|----|----|----|-----|-----|-----|----|----|----|----|-------|-------|
| Chris Short, L ERA: 3.01 (1, 1) | 9.0 | | 34 | 6 | 0 | 0 | 5 | 2 | 1 | 0 | 0 | 0 | 0 | 41 | 53 | 0.00 | 0.889 |
| Jack Baldschun, R ERA: 3.94 (10, 1) | 0.2 | L | 5 | 3 | 1 | 1 | 0 | 1 | 0 | 0 | 0 | 0 | 0 | 4 | 8 | 13.50 | 6.000 |

| PITCHER | IP | WLS | BF | H | R | ER | SO | BB | IBB | HBP | BLK | WP | HR | S | P | ERA | WHIP |
|--|-----|-----|----|---|---|----|----|----|-----|-----|-----|----|----|----|----|-------|-------|
| Chris Short, L ERA: 3.01 (1, 1) | 9.0 | | 34 | 6 | 0 | 0 | 5 | 2 | 1 | 0 | 0 | 0 | 0 | 41 | 53 | 0.00 | 0.889 |
| Jack Baldschun, R ERA: 3.94 (10, 1) | 0.2 | L | 5 | 3 | 1 | 1 | 0 | 1 | 0 | 0 | 0 | 0 | 0 | 4 | 8 | 13.50 | 6.000 |

| Batter | 1 | 2 | 3 | 4 | 5 | 6 | 7 | 8 | 9 | AB R H RBI BB SO LOB | TOP | | | | | | | | |
|---|------------------------------|---------------------------------|------------------------------|---------------------------------|------------------------------|---------------------------------|------------------------------|---------------------------------|------------------------------|--|------------------------------|---------------------------------|------------------------------|---------------------------------|----------------------------------|------------------------------------|----------------------------------|--------|--|
| Johnny Lewis, L (1, 9) OBP: 0.329, SLG: 0.386 | 0-0 6-3 | | 0-0 4-3 | | | 0-3 K | | | 0-0 3B | 4 0 1 0 0 1 0 | | | | | | | | | |
| Chuck Hiller, L (1, 4) OBP: 0.275, SLG: 0.345 Danny Napoleon, R (9, PH) OBP: 0.245, SLG: 0.195 | 0-0 F8 | | | 0-0 L8 | | 0-0 F8 | | | 0-0 F3 | 3 0 0 0 0 0 0 1 0 0 0 0 0 0 | | | | | | | | | |
| Charley Smith, R (1, 5) OBP: 0.277, SLG: 0.407 Jimmie Schaffer, R (6, 2) OBP: 0.214, SLG: 0.273 | 0-3 K | | | 0-0 6-3 | | | 0-0 F8 | | | 2 0 0 0 0 1 0 1 0 0 0 0 0 0 | | | | | | | | | |
| Ed Kranepool, L (1, 3) OBP: 0.309, SLG: 0.387 | | 0-0 4-3 | | 0-0 4-3 | | | 0-0 G3 | | | 3 0 0 0 0 0 0 | | | | | | | | | |
| Jim Hickman, R (1, 8) OBP: 0.284, SLG: 0.389 | | 0-0 F9 | | | 4-0 BB G6-4-3 | | 0-0 P4 | | | 2 0 0 0 1 0 0 | | | | | | | | | |
| John Stephenson, L (1, 2) OBP: 0.274, SLG: 0.400 Bud Harrelson, S (6, 6) OBP: 0.083, SLG: 0.083 | | 0-0 1B | | | 0-0 G6-4-3 1-2f | | | 0-0 F8 | | 2 0 1 0 0 0 1 1 0 0 0 0 0 0 | | | | | | | | | |
| Joe Christopher, R (1, 7) OBP: 0.304, SLG: 0.334 Carl Willey, R (8, 1) | | 0-0 6-3 | | | 4-0 BB | | | 0-3 K | | 2 0 0 0 1 1 1 0 0 0 0 0 0 0 | | | | | | | | | |
| Roy McMillan, R (1, 6) OBP: 0.284, SLG: 0.298 Bob Moorhead, R (6, 1) | | | 0-0 5-3 | | 0-0 1-3 | | | 0-0 6-3 | | 2 0 0 0 0 0 1 0 0 0 0 0 0 0 1 0 0 0 0 0 0 | | | | | | | | | |
| Gary Kolb, L (8, PH) OBP: 0.214, SLG: 0.234 (8, 7) | | | | | | | | | | | | | | | | | | | |
| Jack Fisher, R (1, 1) OBP: 0.184, SLG: 0.189 Dennis Ribant, R (5, 1) Rob Gardner, R (5, 1) Kevin Collins, L (6, PH) (6, 5) | | 0-0 6-3 | | | | 0-0 6-3 | | | 0-0 4-3 | 1 0 2 0 0 0 0 0 0 | | | | | | | | | |
| Inning Stats | R: 0 E: 0 K: 1 S: 5 | H: 0 LOB: 0 BB: 0 P: 5 | R: 0 E: 0 K: 0 S: 4 | H: 1 LOB: 1 BB: 0 P: 4 | R: 0 E: 0 K: 0 S: 3 | H: 0 LOB: 0 BB: 0 P: 3 | R: 0 E: 0 K: 0 S: 3 | H: 0 LOB: 1 BB: 2 P: 3 | R: 0 E: 0 K: 1 S: 5 | H: 0 LOB: 0 BB: 0 P: 5 | R: 0 E: 0 K: 0 S: 3 | H: 0 LOB: 0 BB: 0 P: 5 | R: 0 E: 0 K: 0 S: 3 | H: 1 LOB: 0 BB: 0 P: 3 | 1B: 1 2B: 0 3B: 1 HR: 0 | SF: 0 SAC: 0 DP: 1 HBP: 0 | WP: 0 PB: 0 SB: 0 CS: 0 | PA: 29 | |
| PITCHER Tommy Sisk, R (1, 1) ERA: 3.76 | IP 9.0 | WLS W | BF 29 | H 2 | R 0 | ER 0 | SO 3 | BB 2 | IBB 0 | HBP 0 | BLK 0 | WP 0 | HR 0 | S 33 | P 41 | ERA 0.00 | WHIP 0.444 | | |
| PITCHER | IP | WLS | BF | H | R | ER | SO | BB | IBB | HBP | BLK | WP | HR | S | P | ERA | WHIP | | |

New York Mets @ Pittsburgh Pirates
 Forbes Field, Pittsburgh, PA
 Mon Sep 20 1965, 7:05 PM EDT
 Att. 3,892 - Unknown

livebaseballscorecards.com

| | |
|-----|----|
| AB | 27 |
| R | 0 |
| H | 2 |
| RBI | 0 |
| BB | 2 |
| SO | 3 |
| LOB | 3 |



BOTTOM

New York Mets @ Pittsburgh Pirates
Forbes Field, Pittsburgh, PA
Mon Sep 20 1965, 7:05 PM EDT
Att. 3,892 - Unknown

livebaseballscorecards.com

AB 36
R 10
H 12
RBI 7
BB 4
SO 4
LOB 13



WP: 1 PA: 41
PB: 1
SB: 0
CS: 0

AB R H RBI BB SO LOB

5 1 1 0 0 1 0

4 1 2 1 1 0 0

4 2 2 0 0 0 1
1 0 0 0 0 0 1

2 2 1 0 2 0 0
1 1 1 0 0 0 0

5 1 2 3 0 0 3

3 0 1 2 1 0 2

3 0 0 0 0 1 3
1 0 1 1 0 0 0

4 1 1 0 0 0 1

3 1 0 0 0 2 2

1B: 10 SF: 0
2B: 2 SAC: 1
3B: 0 DP: 1
HR: 0 HBP: 0

| Batter | 1 | 2 | 3 | 4 | 5 | 6 | 7 | 8 | 9 |
|--|---------|---------|--------|--------------------|------------------------|---------|---------------------|-----------------|---|
| Bob Bailey, R OBP: 0.334, SLG: 0.369 (1, 5) | 0-0 L8 | | | 0-3 K | 0-0 E9 1B | 0-0 L6 | | 0-0 L7 | |
| Bill Virdon, L OBP: 0.330, SLG: 0.381 (1, 8) | 0-0 5-3 | | | 0-0 4-3 | 0-0 WP 2B 1B | 0-0 1B | | 4-0 BB 1B | |
| Roberto Clemente, R OBP: 0.363, SLG: 0.471 Bob Oliver, R (8, 7) | 0-0 6-3 | | | 0-0 1B 1B | 0-0 WP 2B 1B | 0-0 4-3 | | 0-0 F8 | |
| Willie Stargell, L OBP: 0.323, SLG: 0.503 George Spriggs, L OBP: 0.500, SLG: 0.500 (7, PR) (8, 9) | | 0-0 L5 | | 0-0 1B 2B 1B | 4-0 2B G5-4-3 BB | | 4-0 6-3 1B BB | 0-0 FC5-4 1B | |
| Donn Clendenon, R OBP: 0.355, SLG: 0.482 (1, 3) | | 0-0 6-3 | | 0-0 2B 1B | 0-0 G5-4-3 2B | | 0-0 6-3 | 0-0 FC5-4 | |
| Bill Mazaroski, R OBP: 0.289, SLG: 0.333 (1, 4) | | 0-0 5-3 | | 0-0 2B | 4-0 G5-4-3 BB | | 0-0 P3 | | |
| Jim Pagliaroni, R OBP: 0.331, SLG: 0.409 Jerry May, R OBP: 1.000, SLG: 1.000 (7, 2) | | | 0-0 F7 | 0-3 K | 0-0 G5-4-3 | | 0-0 1B 1B | | |
| Gene Alley, R OBP: 0.302, SLG: 0.345 (1, 6) | | | 0-0 P4 | | 0-0 E6 PB | | 0-0 1B | | |
| Tommie Sisk, R OBP: 0.103, SLG: 0.071 (1, 1) | | | 0-0 F7 | | 0-0 SH PB E | 0-3 K | 0-3 K | | |

| Inning Stats | R: 0 | H: 0 | E: 0 | LOB: 0 | K: 0 | S: 3 | R: 0 | H: 0 | E: 0 | LOB: 0 | K: 0 | S: 3 | R: 0 | H: 0 | E: 0 | LOB: 0 | K: 0 | S: 3 | R: 3 | H: 4 | E: 0 | LOB: 1 | K: 2 | S: 11 | R: 6 | H: 4 | E: 3 | LOB: 1 | K: 0 | S: 8 | R: 0 | H: 1 | E: 0 | LOB: 1 | K: 1 | S: 6 | R: 1 | H: 2 | E: 0 | LOB: 2 | K: 1 | S: 7 | R: 0 | H: 1 | E: 0 | LOB: 2 | K: 0 | S: 4 |
|--------------|------|------|------|--------|------|------|------|------|------|--------|------|------|------|------|------|--------|------|------|------|------|------|--------|------|-------|------|------|------|--------|------|------|------|------|------|--------|------|------|------|------|------|--------|------|------|------|------|------|--------|------|------|
| | 0 | 0 | 0 | 0 | 0 | 3 | 0 | 0 | 0 | 0 | 0 | 3 | 0 | 0 | 0 | 0 | 0 | 0 | 0 | 3 | 4 | 1 | 0 | 11 | 6 | 4 | 4 | 1 | 1 | 2 | 0 | 6 | 1 | 0 | 6 | 2 | 11 | 0 | 1 | 2 | 0 | 11 | 0 | 1 | 2 | 0 | 8 | |

| PITCHER | IP | WLS | BF | H | R | ER | SO | BB | IBB | HBP | BLK | WP | HR | S | P | ERA | WHIP |
|---|-----|-----|----|---|---|----|----|----|-----|-----|-----|----|----|----|----|-------|-------|
| Jack Fisher, R ERA: 4.06 (1, 1) | 4.0 | L | 20 | 6 | 7 | 6 | 2 | 0 | 0 | 0 | 0 | 0 | 0 | 24 | 24 | 13.50 | 1.500 |
| Dennis Ribant, R ERA: 6.04 (5, 1) | 0.0 | | 1 | 1 | 0 | 0 | 0 | 0 | 0 | 0 | 0 | 0 | 0 | 1 | 1 | ∞ | ∞ |
| Rob Gardner, L ERA: 6.3 (5, 1) | 1.0 | | 5 | 1 | 2 | 1 | 0 | 2 | 0 | 0 | 0 | 1 | 0 | 3 | 11 | 9.00 | 3.000 |
| Bob Moorhead, R ERA: 4.4 (6, 1) | 2.0 | | 10 | 3 | 1 | 1 | 2 | 1 | 0 | 0 | 0 | 0 | 0 | 13 | 17 | 4.50 | 2.000 |
| Carl Willey, R ERA: 5.68 (8, 1) | 1.0 | | 5 | 1 | 0 | 0 | 0 | 1 | 0 | 0 | 0 | 0 | 0 | 4 | 8 | 0.00 | 2.000 |

New York Mets @ Pittsburgh Pirates
 Forbes Field, Pittsburgh, PA
 Tue Sep 21 1965, 7:05 PM EDT
 Att. 4,660 - Unknown

livebaseballscorecards.com

| | |
|------------|-----------|
| AB | 35 |
| R | 5 |
| H | 10 |
| RBI | 5 |
| BB | 2 |
| SO | 6 |
| LOB | 13 |



AB R H RBI BB SO LOB

| | | | | | | | | | | | | | | | | | | | | | | | | | | | | | | | | | | | | | | | | | | | | | | | | | | | | | | | | | | | | | | | | | | | | | | | | | | | | | | | | | | | | | | | | | | | | | | | | |
|---|---|---|---|---|---|---|---|---|---|---|---|---|---|---|---|---|---|---|---|---|---|---|---|---|---|---|---|---|---|---|---|---|---|---|---|---|---|---|---|---|---|---|---|---|---|---|---|---|---|---|---|---|---|---|---|---|---|---|---|---|---|---|---|---|---|---|---|---|---|---|---|---|---|---|---|---|---|---|---|---|---|---|---|---|---|---|---|---|---|---|---|---|---|---|---|---|
| 4 | 1 | 2 | 0 | 0 | 1 | 2 | 5 | 0 | 0 | 0 | 0 | 5 | 4 | 0 | 2 | 1 | 0 | 0 | 0 | 4 | 1 | 1 | 0 | 0 | 0 | 2 | 3 | 0 | 0 | 0 | 1 | 0 | 1 | 3 | 1 | 1 | 2 | 0 | 1 | 0 | 3 | 0 | 1 | 0 | 0 | 2 | 0 | 0 | 1 | 0 | 0 | 0 | 0 | 0 | 1 | 0 | 0 | 0 | 1 | 0 | 0 | 2 | 1 | 1 | 2 | 0 | 0 | 0 | 1 | 0 | 0 | 0 | 1 | 0 | 0 | 2 | 1 | 1 | 2 | 0 | 0 | 0 | 3 | 0 | 1 | 0 | 0 | 1 | 1 | 1 | 0 | 1 | 0 | 0 | 0 | 0 |
|---|---|---|---|---|---|---|---|---|---|---|---|---|---|---|---|---|---|---|---|---|---|---|---|---|---|---|---|---|---|---|---|---|---|---|---|---|---|---|---|---|---|---|---|---|---|---|---|---|---|---|---|---|---|---|---|---|---|---|---|---|---|---|---|---|---|---|---|---|---|---|---|---|---|---|---|---|---|---|---|---|---|---|---|---|---|---|---|---|---|---|---|---|---|---|---|---|

| Batter | 1 | 2 | 3 | 4 | 5 | 6 | 7 | 8 | 9 |
|--|--------------------|------------|------------|------------------------|---------------------|-----------------|------------------------------------|--------------------|--------------|
| Ron Hunt, R (1, 4) OBP: 0.309, SLG: 0.323 Bobby Klaus, R (7, PR) OBP: 0.305, SLG: 0.263 (7, 4) | 0-0 1B 3B | | 0-0 1-3 | | 0-3 K | | 0-0 1B | | 0-3 K |
| Roy McMillan, R (1, 6) OBP: 0.282, SLG: 0.296 | 0-0 F3 | | 0-0 6-3 | | 0-0 FC1 | | 0-0 F9 | | 0-0 FC6-4 |
| Ed Kranepool, L (1, 3) OBP: 0.311, SLG: 0.388 | 0-0 FC6-4 1B | | 0-0 F9 | | 0-0 G4-6-3 1B | | 0-0 F8 | | |
| Charley Smith, R (1, 5) OBP: 0.277, SLG: 0.408 | 0-0 FC6-4 | | 0-0 P5 | | 0-0 G4-6-3 | | 0-0 PB SF9 2B | | |
| Joe Christopher, R (1, 9) OBP: 0.304, SLG: 0.332 | 0-0 6-3 | | 0-0 5-3 | | 0-0 5-3 | | 0-0 BB BB BB 2-3 BB | | |
| Jim Hickman, R (1, 8) OBP: 0.284, SLG: 0.398 (7, 7) | | 0-0 HR | | 0-3 K | | 0-0 5-3 | | 0-0 SF9 | |
| Ron Swoboda, R (1, 7) OBP: 0.296, SLG: 0.430 Bud Harrelson, S (7, PR) OBP: 0.083, SLG: 0.083 Jimmie Schaffer, R (7, 2) OBP: 0.211, SLG: 0.269 | | 0-3 K | | 0-3 K | | 0-0 HR 1B | | 0-0 L6 | |
| Chris Cannizzaro, R (1, 2) OBP: 0.268, SLG: 0.224 Johnny Lewis, L (7, PH) OBP: 0.329, SLG: 0.393 (7, 8) | | 0-0 6-3 | | 4-0 1B FC1 BB | | 0-0 HR | | 0-0 L7 | |
| Al Jackson, L (1, 1) OBP: 0.133, SLG: 0.136 Dave Eilers, R (7, 1) OBP: 1.000, SLG: 1.000 | | 0-3 K | | 0-0 FC1 1B | | 0-0 F7 | | 0-0 FC6-4 1B | |

| Inning Stats | R: 1 E: 0 K: 0 S: 5 | H: 2 LOB: 1 BB: 0 P: 5 | R: 1 E: 0 K: 2 S: 8 | H: 1 LOB: 0 BB: 0 P: 8 | R: 0 E: 0 K: 0 S: 3 | H: 0 LOB: 0 BB: 0 P: 3 | R: 0 E: 0 K: 1 S: 5 | H: 0 LOB: 0 BB: 0 P: 5 | R: 0 E: 0 K: 2 S: 8 | H: 1 LOB: 2 BB: 1 P: 12 | R: 0 E: 0 K: 0 S: 3 | H: 1 LOB: 0 BB: 0 P: 3 | R: 2 E: 0 K: 0 S: 6 | H: 3 LOB: 1 BB: 0 P: 6 | R: 1 E: 0 K: 0 S: 4 | H: 1 LOB: 1 BB: 1 P: 8 | R: 0 E: 0 K: 1 S: 6 | H: 1 LOB: 1 BB: 0 P: 6 | 1B: 6 2B: 1 3B: 1 HR: 2 | SF: 1 SAC: 0 DP: 1 HBP: 0 | WP: 0 PB: 1 SB: 0 CS: 0 | PA: 38 |
|--------------|------------------------------|---------------------------------|------------------------------|---------------------------------|------------------------------|---------------------------------|------------------------------|---------------------------------|------------------------------|----------------------------------|------------------------------|---------------------------------|------------------------------|---------------------------------|------------------------------|---------------------------------|------------------------------|---------------------------------|----------------------------------|------------------------------------|----------------------------------|--------|
|--------------|------------------------------|---------------------------------|------------------------------|---------------------------------|------------------------------|---------------------------------|------------------------------|---------------------------------|------------------------------|----------------------------------|------------------------------|---------------------------------|------------------------------|---------------------------------|------------------------------|---------------------------------|------------------------------|---------------------------------|----------------------------------|------------------------------------|----------------------------------|--------|

| PITCHER | IP | WLS | BF | H | R | ER | SO | BB | IBB | HBP | BLK | WP | HR | S | P | ERA | WHIP |
|------------------------------------|-----|-----|----|---|---|----|----|----|-----|-----|-----|----|----|----|----|------|-------|
| Don Cardwell, R (1, 1) ERA: 3.3 | 6.2 | | 28 | 8 | 4 | 4 | 5 | 1 | 0 | 0 | 0 | 0 | 2 | 37 | 41 | 5.40 | 1.350 |
| Al McBean, R (7, 1) ERA: 2.37 | 1.1 | | 6 | 1 | 1 | 0 | 0 | 1 | 0 | 0 | 0 | 0 | 0 | 5 | 9 | 0.00 | 1.500 |
| Roy Face, R (9, 1) ERA: 3.14 | 1.0 | W | 4 | 1 | 0 | 0 | 1 | 0 | 0 | 0 | 0 | 0 | 0 | 6 | 6 | 0.00 | 1.000 |

| Batter | 1 | 2 | 3 | 4 | 5 | 6 | 7 | 8 | 9 | AB | R | H | RBI | BB | SO | LOB |
|--|------------|-----------------------|--------------------|------------------|---------------------------|---------------|------------------|-----------------|---|----|---|---|-----|----|----|-----|
| Bob Bailey, R OBP: 0.333, SLG: 0.367 (1, 7) (8, 5) | 0-0 5-3 | | 0-0 6-3 | 4-0 1-2 BB | | 0-0 G5-4-3 | | 0-0 E5 | | 4 | 0 | 0 | 0 | 1 | 0 | 2 |
| Manny Mota, R OBP: 0.330, SLG: 0.389 Bill Virdon, L OBP: 0.329, SLG: 0.380 (8, PH) (9, 8) | 0-0 5-3 | | 0-0 F9 | 0-0 F9 | | 0-0 5-3 | | 0-0 F7 | | 4 | 0 | 0 | 0 | 0 | 0 | 3 |
| Roberto Clemente, R OBP: 0.384, SLG: 0.471 (1, 9) | 4-0 BB | | 0-0 FC6-4 1B | | 0-0 1B G6-4-3 1B | | 0-0 6-3 | 0-0 4-3 | | 4 | 1 | 2 | 0 | 1 | 0 | 1 |
| Donn Clendenon, R OBP: 0.354, SLG: 0.479 (1, 3) | 0-0 L4 | | 0-0 FC6-4 | | 0-0 1B G6-4-3 1B | | 0-0 6-3 | 0-0 F8 | | 5 | 0 | 1 | 0 | 0 | 0 | 2 |
| Bill Mazaroski, R OBP: 0.292, SLG: 0.336 George Spriggs, L OBP: 0.500, SLG: 0.500 (9, PR) | | 0-0 5-3 | | 0-0 FC4 1B | 0-0 G6-4-3 | | 0-0 HBP 1B | 0-0 HR 1B | | 5 | 1 | 3 | 0 | 0 | 0 | 1 |
| Andre Rodgers, R OBP: 0.341, SLG: 0.370 Willie Stargell, L OBP: 0.324, SLG: 0.502 (7, PH) (8, 7) | | 4-0 BB BB BB | 0-0 FC4 1B | 0-0 E5 | 0-0 E5 | | 1-0 1B HBP | 0-3 K | | 2 | 1 | 0 | 0 | 1 | 0 | 1 |
| Jim Pagliaroni, R OBP: 0.336, SLG: 0.420 (1, 2) | | 4-0 BB BB BB | 0-0 E8 1B | 0-3 K | 0-3 K | | 0-0 1B HBP | 0-0 HR | | 4 | 2 | 3 | 3 | 1 | 1 | 1 |
| Gene Alley, R OBP: 0.304, SLG: 0.351 (1, 6) | | 0-0 G3 | 0-0 CS 3B | | 0-0 G5-4-3 SH 1B | | 0-0 F9 | | | 4 | 0 | 2 | 2 | 0 | 0 | 4 |
| Don Cardwell, R OBP: 0.233, SLG: 0.284 Al McBean, R OBP: 0.250, SLG: 0.259 Jerry Lynch, L OBP: 0.331, SLG: 0.417 Roy Face, R (9, 1) | | 0-3 K | 1-0 HBP | | 0-0 SH | | 0-0 4-3 | | | 1 | 0 | 0 | 0 | 0 | 1 | 2 |


| Inning Stats | R: 0 | H: 0 | E: 0 | K: 0 | S: 3 | R: 0 | H: 0 | E: 0 | K: 1 | S: 5 | R: 0 | H: 1 | E: 0 | K: 0 | S: 4 | R: 2 | H: 3 | E: 1 | K: 0 | S: 5 | R: 1 | H: 2 | E: 1 | K: 1 | S: 7 | R: 0 | H: 1 | E: 0 | K: 0 | S: 4 | R: 1 | H: 2 | E: 0 | K: 0 | S: 5 | R: 0 | H: 0 | E: 1 | K: 0 | S: 4 | R: 2 | H: 2 | E: 0 | K: 1 | S: 6 | |
|--|------------------|----------|----------|--------|--------|--------|--------|--------|--------|--------|--------|--------|--------|----------|----------|---------------|----------------|------|------|------|--------|-------|------|------|------|--------|-------|------|------|------|--------|-------|------|------|------|--------|-------|------|------|------|--------|-------|------|------|------|--|
| | LOB: 1 | BB: 1 | P: 7 | | | LOB: 2 | BB: 2 | P: 13 | | | LOB: 2 | BB: 1 | P: 10 | | | LOB: 1 | BB: 0 | P: 7 | | | LOB: 1 | BB: 0 | P: 4 | | | LOB: 2 | BB: 0 | P: 6 | | | LOB: 1 | BB: 0 | P: 4 | | | LOB: 1 | BB: 0 | P: 6 | | | LOB: 1 | BB: 0 | P: 6 | | | |
| | 1B: 9 | 2B: 0 | 3B: 1 | HR: 1 | SF: 0 | SAC: 1 | DP: 2 | HBP: 2 | WP: 0 | PA: 43 | | | | | | | | | | | | | | | | | | | | | | | | | | | | | | | | | | | | |
| PITCHER | IP | WLS | BF | H | R | ER | SO | BB | IBB | HBP | BLK | WP | HR | S | P | ERA | WHIP | | | | | | | | | | | | | | | | | | | | | | | | | | | | | |
| Al Jackson, L ERA: 4.38 Dave Eilers, R ERA: 5.3 | (1, 1) (7, 1) | 6.0 L | 29 14 | 7 4 | 3 3 | 3 3 | 2 1 | 4 0 | 0 0 | 1 1 | 0 0 | 0 0 | 0 1 | 28 15 | 45 16 | 4.50 10.12 | 1.833 1.500 | | | | | | | | | | | | | | | | | | | | | | | | | | | | | |

BOTTOM

New York Mets @ Pittsburgh Pirates
 Forbes Field, Pittsburgh, PA
 Tue Sep 21 1965, 7:05 PM EDT
 Att. 4,660 - Unknown

livebaseballscorecards.com

| | |
|-----|----|
| AB | 36 |
| R | 6 |
| H | 11 |
| RBI | 5 |
| BB | 4 |
| SO | 3 |
| LOB | 19 |



| Batter | 1 | 2 | 3 | 4 | 5 | 6 | 7 | 8 | 9 | AB R H RBI BB SO LOB | TOP | | | | | | | | | | | | | | | | | | | | | |
|---|------------------------------|---------------------------------|------------------------------|---------------------------------|------------------------------|---------------------------------|------------------------------|---------------------------------|------------------------------|--|------------------------------|---------------------------------|------------------------------|---------------------------------|------------------------------|---------------------------------|----------------------------------|------------------------------------|----------------------------------|--------|-----|-----|----|----|---|---|-----|------|--|--|--|--|
| Bobby Klaus, R OBP: 0.302, SLG: 0.259 (1, 4) X | 0-0 6-3 | | | X 0-0 P6 | X 0-0 F3 | | | X 0-0 G5-4-3 | | 4 0 0 0 0 0 2 | | | | | | | | | | | | | | | | | | | | | | |
| Bud Harrelson, S OBP: 0.063, SLG: 0.063 (1, 6) X | 0-0 1-3 | | | X 0-0 G3 | | X 0-0 5-3 | | X 0-0 F8 | | 4 0 0 0 0 0 0 | | | | | | | | | | | | | | | | | | | | | | |
| Ed Kranepool, L OBP: 0.310, SLG: 0.387 (1, 3) X | 0-0 4-3 | | | X 0-0 1B | | X 0-0 L8 | | | X 0-0 1-3 | 4 0 1 0 0 0 0 | | | | | | | | | | | | | | | | | | | | | | |
| Charley Smith, R OBP: 0.277, SLG: 0.408 (1, 5) Kevin Collins, L OBP: 0.125, SLG: 0.125 (6, 5) | | 0-3 K | | X 0-0 1B | X 0-3 K | | | | X 0-0 1B | 3 0 1 0 0 2 0 1 1 1 0 0 0 0 | | | | | | | | | | | | | | | | | | | | | | |
| Jim Hickman, R OBP: 0.283, SLG: 0.396 (1, 8) X | | 0-0 F9 | | X 0-0 F9 | | | X 0-0 6-3 | | X 0-0 1-3 | 4 0 1 0 0 0 2 | | | | | | | | | | | | | | | | | | | | | | |
| Ron Swoboda, R OBP: 0.293, SLG: 0.426 (1, 7) X | | 0-0 F7 | | | X 0-0 F7 | | X 0-0 5-3 | | X 0-0 1-3 | 4 0 0 1 0 0 1 | | | | | | | | | | | | | | | | | | | | | | |
| Cleon Jones, R OBP: 0.194, SLG: 0.233 (1, 9) X | | | X 0-0 4-3 | | X 0-0 HR | | X 0-0 E5 | | X 0-0 F9 | 4 1 1 1 0 0 1 | | | | | | | | | | | | | | | | | | | | | | |
| Greg Goossen, R OBP: 0.200, SLG: 0.200 (1, 2) X | | 0-3 K | | X 0-0 F9 | | X 0-0 FC4 | | | | 3 0 0 0 0 1 1 | | | | | | | | | | | | | | | | | | | | | | |
| Tug McGraw, R OBP: 0.130, SLG: 0.130 (1, 1) Galen Cisco, R OBP: 0.310, SLG: 0.259 (5, 1) Gary Kolb, L OBP: 0.221, SLG: 0.241 (8, PH) Dennis Ribant, R (8, 1) X | | 0-0 6-3 | | X 0-0 1B | | | X 0-0 G5-4-3 | | | 2 0 1 0 0 0 0 0 0 0 0 0 0 0 1 0 1 0 0 0 0 0 0 0 0 0 0 0 | | | | | | | | | | | | | | | | | | | | | | |
| Inning Stats | R: 0 E: 0 K: 0 S: 3 | H: 0 LOB: 0 BB: 0 P: 3 | R: 0 E: 0 K: 1 S: 5 | H: 0 LOB: 0 BB: 0 P: 5 | R: 0 E: 0 K: 1 S: 5 | H: 2 LOB: 2 BB: 0 P: 5 | R: 1 E: 0 K: 0 S: 5 | H: 2 LOB: 1 BB: 0 P: 5 | R: 0 E: 0 K: 1 S: 5 | H: 0 LOB: 0 BB: 0 P: 5 | R: 0 E: 1 K: 0 S: 4 | H: 0 LOB: 1 BB: 0 P: 4 | R: 0 E: 0 K: 0 S: 3 | H: 1 LOB: 0 BB: 0 P: 3 | R: 1 E: 0 K: 0 S: 5 | H: 2 LOB: 1 BB: 0 P: 5 | 1B: 6 2B: 0 3B: 0 HR: 1 | SF: 0 SAC: 0 DP: 1 HBP: 0 | WP: 0 PB: 0 SB: 0 CS: 0 | PA: 34 | | | | | | | | | | | | |
| PITCHER Bob Friend, R ERA: 3.23 (1, 1) | IP 9.0 | WLS W | BF 34 | H 7 | R 2 | ER 2 | SO 3 | BB 0 | IBB 0 | HBP 0 | BLK 0 | WP 0 | HR 1 | S 40 | P 40 | ERA 2.00 | WHIP 0.778 | | | | | | | | | | | | | | | |
| | | | | | | | | | | | PITCHER | IP | WLS | BF | H | R | ER | SO | BB | IBB | HBP | BLK | WP | HR | S | P | ERA | WHIP | | | | |

New York Mets @ Pittsburgh Pirates
Forbes Field, Pittsburgh, PA
 Wed Sep 22 1965, 7:05 PM EDT
 Att. 4,964 - Unknown

livebaseballscorecards.com

AB 34
R 2
H 7
RBI 2
BB 0
SO 3
LOB 7



| Batter | 1 | 2 | 3 | 4 | 5 | 6 | 7 | 8 | 9 | AB | R | H | RBI | BB | SO | LOB |
|--|------------|------------|------------------------|----------------------|----------------------------|----------------|---|------------|---|----|---|---|-----|----|----|-----|
| Bob Bailey, R OBP: 0.332, SLG: 0.366 (1, 7) | 0-0 6-3 | | | 0-0 4-3 5-3 1B | 0-0 P5 | 0-3 K | | | | 4 | 1 | 1 | 0 | 0 | 1 | 3 |
| Manny Mota, R OBP: 0.329, SLG: 0.385 (1, 8) | 0-0 G3 | | | 0-0 5-3 1B | 4-0 E BB | | | 0-0 6-3 | | 3 | 1 | 0 | 0 | 1 | 0 | 1 |
| Roberto Clemente, R OBP: 0.384, SLG: 0.470 (1, 9) | 0-0 3-1 | | | 0-0 4-3 1B | 0-0 E 1B | | | 0-0 L9 | | 4 | 1 | 1 | 0 | 0 | 0 | 1 |
| Donn Clendenon, R OBP: 0.354, SLG: 0.479 (1, 3) | | 0-0 F8 | | 4-0 S 1B BB | 0-0 E5 1B | | | 0-3 K | | 3 | 2 | 1 | 2 | 1 | 1 | 0 |
| Bill Mazerowski, R OBP: 0.294, SLG: 0.338 (1, 4) | | 0-3 K | | 0-0 1B 1B | 0-0 1B | | | 0-0 P4 | | 4 | 0 | 2 | 2 | 0 | 1 | 0 |
| Andre Rodgers, R OBP: 0.339, SLG: 0.367 (1, 5) | | 0-0 6-3 | | 0-0 1-3 1B | 0-3 K | | | 0-0 4-3 | | 4 | 0 | 1 | 0 | 0 | 1 | 1 |
| Jim Pagliaroni, R OBP: 0.339, SLG: 0.421 (1, 2) | | | 4-0 FC6-4 BB | 0-0 F8 | | 0-0 S 1B | | 0-0 4-3 | | 2 | 0 | 1 | 0 | 1 | 0 | 2 |
| George Spriggs, L OBP: 0.500, SLG: 0.500 (6, PR) | | | | | | | | | | 0 | 0 | 0 | 0 | 0 | 0 | 0 |
| Jerry May, R OBP: 0.500, SLG: 0.500 (7, 2) | | | | | | | | | | 1 | 0 | 0 | 0 | 0 | 0 | 0 |
| Gene Alley, R OBP: 0.302, SLG: 0.349 (1, 6) | | | 0-0 FC6-4 B1-6-3 | | 0-0 F8 | 0-0 F9 | | | | 3 | 0 | 0 | 0 | 0 | 0 | 2 |
| Bob Friend, R OBP: 0.056, SLG: 0.043 (1, 1) | | | 0-0 B1-6-3 | | 0-0 E3 1B PB E | 0-3 K | | | | 3 | 1 | 0 | 0 | 0 | 1 | 3 |

| Inning Stats | R: 0 | H: 0 | E: 0 | K: 0 | S: 3 | R: 0 | H: 0 | E: 0 | K: 1 | S: 5 | R: 0 | H: 0 | E: 0 | K: 0 | S: 2 | R: 2 | H: 3 | E: 0 | K: 0 | S: 6 | R: 4 | H: 3 | E: 2 | K: 1 | S: 9 | R: 0 | H: 1 | E: 0 | K: 2 | S: 8 | R: 0 | H: 0 | E: 0 | K: 1 | S: 5 | R: 0 | H: 0 | E: 0 | K: 0 | S: 3 | 1B: 7 | 2B: 0 | 3B: 0 | HR: 0 | SF: 0 | SAC: 0 | DP: 1 | HBP: 0 | WP: 0 | PB: 1 | SB: 2 | CS: 0 | PA: 34 |
|--------------|------|------|------|------|------|------|------|------|------|------|------|------|------|------|------|------|------|------|------|------|------|------|------|------|------|------|------|------|------|------|------|------|------|------|------|------|------|------|------|------|-------|-------|-------|-------|-------|--------|-------|--------|-------|-------|-------|-------|--------|
|--------------|------|------|------|------|------|------|------|------|------|------|------|------|------|------|------|------|------|------|------|------|------|------|------|------|------|------|------|------|------|------|------|------|------|------|------|------|------|------|------|------|-------|-------|-------|-------|-------|--------|-------|--------|-------|-------|-------|-------|--------|

| PITCHER | IP | WLS | BF | H | R | ER | SO | BB | IBB | HBP | BLK | WP | HR | S | P | ERA | WHIP |
|--------------------------------------|-----|-----|----|---|---|----|----|----|-----|-----|-----|----|----|----|----|------|-------|
| Tug McGraw, L ERA: 3.32 (1, 1) | 4.2 | L | 22 | 5 | 6 | 2 | 1 | 3 | 0 | 0 | 0 | 0 | 0 | 21 | 33 | 3.86 | 1.714 |
| Galen Cisco, R ERA: 4.49 (5, 1) | 2.1 | | 9 | 2 | 0 | 0 | 4 | 0 | 0 | 0 | 0 | 0 | 0 | 17 | 17 | 0.00 | 0.857 |
| Dennis Ribant, R ERA: 5.79 (8, 1) | 1.0 | | 3 | 0 | 0 | 0 | 0 | 0 | 0 | 0 | 0 | 0 | 0 | 3 | 3 | 0.00 | 0.000 |

BOTTOM

New York Mets @ Pittsburgh Pirates
Forbes Field, Pittsburgh, PA
 Wed Sep 22 1965, 7:05 PM EDT
 Att. 4,964 - Unknown

| | |
|-----|----|
| AB | 31 |
| R | 6 |
| H | 7 |
| RBI | 4 |
| BB | 3 |
| SO | 5 |
| LOB | 13 |



| PITCHER | IP | WLS | BF | H | R | ER | SO | BB | IBB | HBP | BLK | WP | HR | S | P | ERA | WHIP |
|---------|----|-----|----|---|---|----|----|----|-----|-----|-----|----|----|---|---|-----|------|
|---------|----|-----|----|---|---|----|----|----|-----|-----|-----|----|----|---|---|-----|------|

| Batter | 1 | 2 | 3 | 4 | 5 | 6 | 7 | 8 | 9 | AB R H RBI BB SO LOB | TOP | |
|--|---|---|---|---|---|---|---|---|---|--|---|---|
| Bob Bailey, R (1, 7) <small>OBP: 0.331, SLG: 0.364</small> Joe Gibbon, R (7, 1) <small>OBP: 0.179, SLG: 0.115</small> Roy Face, R (8, 1) Jerry Lynch, L (9, PH) <small>OBP: 0.328, SLG: 0.413</small> | 0-0 6-3 | | 0-0 5-3 | | 0-0 5-3 | | 0-0 SH1-4 | | 0-0 G6-3 | 3 0 1 0 0 0 0 0 1 | Pittsburgh Pirates @ Chicago Cubs Wrigley Field, Chicago, IL Sat Sep 25 1965, 3:33 AM CDT Att. 2,903 - Unknown | |
| Manny Mota, R (1, 8) <small>OBP: 0.329, SLG: 0.384</small> Bill Virdon, L (6, 8) <small>OBP: 0.328, SLG: 0.378</small> | 0-0 L8 | | 0-0 E5 1B | | 0-0 F8 | | 0-0 FC6-5-4 2B 2-3 3-H | | 0-3 K | 3 0 1 0 0 0 0 2 0 0 1 0 1 1 | | |
| Roberto Clemente, R (1, 9) <small>OBP: 0.383, SLG: 0.470</small> | 0-0 6-3 | | 0-0 6-3 | | 0-0 1-3 | | 0-0 1-3 2B | | | 4 0 1 0 0 0 1 | | |
| Donn Clendenon, R (1, 3) <small>OBP: 0.352, SLG: 0.475</small> | | 0-0 6-3 | | 0-0 F9 | | 0-0 6-3 | | 0-0 1-3 | | 4 0 0 0 0 0 2 | | |
| Bill Mazaroski, R (1, 4) <small>OBP: 0.297, SLG: 0.352</small> | | 0-0 HR | | 0-0 2B 3B | | 0-0 5-3 1B | | 0-0 5-3 | | 4 2 3 1 0 0 0 | | |
| Andre Rodgers, R (1, 5) <small>OBP: 0.348, SLG: 0.388</small> | | 0-0 2B | | 0-0 FC5 2B 3-H | | 0-0 5-3 1-2 | | 0-0 FC 1B | | 4 0 3 1 0 0 1 | | |
| Jim Pagliaroni, R (1, 2) <small>OBP: 0.336, SLG: 0.416</small> George Spriggs, L (8, PR) <small>OBP: 0.500, SLG: 0.500</small> Jerry May, R (8, 2) <small>OBP: 0.500, SLG: 0.500</small> | | 0-0 6-3 | | 0-0 F5 | | 0-0 6-3 | | 0-0 FC S 1-2f | | 4 0 0 0 0 0 4 0 0 0 0 0 0 0 0 0 0 0 0 0 0 | | |
| Gene Alley, R (1, 6) <small>OBP: 0.304, SLG: 0.349</small> | | 0-0 F9 | | 4-0 BB BB BB BB BB | | 0-0 SH1-4 FCB-5-4 1B 1B | | 0-0 F7 1-2 | | 3 1 1 0 1 0 2 | | |
| Bob Veale, S (1, 1) <small>OBP: 0.117, SLG: 0.088</small> Al McBean, R (6, 1) <small>OBP: 0.250, SLG: 0.259</small> Willie Stargell, L (7, PH) (7, 7) <small>OBP: 0.326, SLG: 0.503</small> | | 0-0 L5 | | 0-0 FC5 2-3f | | 0-0 FCB-5-4 SH1-4 1B 1B | | 4-0 G6-3 BB | | 2 0 0 0 0 0 2 0 0 0 0 0 0 0 1 0 1 0 1 0 0 | | |
| Inning Stats | R: 0 H: 0 E: 0 LOB: 0 K: 0 BB: 0 S: 3 P: 3 | R: 1 H: 2 E: 0 LOB: 1 K: 0 BB: 0 S: 5 P: 5 | R: 0 H: 1 E: 1 LOB: 1 K: 0 BB: 0 S: 4 P: 4 | R: 1 H: 2 E: 0 LOB: 2 K: 0 BB: 1 S: 5 P: 9 | R: 0 H: 0 E: 0 LOB: 0 K: 0 BB: 0 S: 3 P: 3 | R: 0 H: 1 E: 0 LOB: 1 K: 0 BB: 0 S: 4 P: 4 | R: 1 H: 3 E: 0 LOB: 2 K: 0 BB: 0 S: 6 P: 6 | R: 0 H: 1 E: 0 LOB: 2 K: 0 BB: 0 S: 4 P: 4 | R: 0 H: 0 E: 0 LOB: 0 K: 1 BB: 1 S: 4 P: 8 | 1B: 5 SF: 0 2B: 3 SAC: 1 3B: 1 DP: 1 HR: 1 HBP: 0 | | WP: 0 PA: 38 PB: 0 SB: 1 CS: 0 |
| PITCHER Bob Hendley, L (1, 1) <small>ERA: 6.21</small> Lindy McDaniel, R (7, 1) <small>ERA: 2.53</small> Ted Abernathy, R (7, 1) <small>ERA: 2.26</small> | IP WLS BF H R ER SO BB IBB HBP BLK WP HR S P ERA WHIP | | | | | | | | | | | |
| | 6.0 W 25 6 2 2 0 1 0 0 0 0 0 1 24 28 3.00 1.167 | | | | | | | | | | | |
| | 0.2 5 3 1 1 0 0 0 0 0 0 0 0 5 5 13.50 4.500 | | | | | | | | | | | |
| | 2.1 S 8 1 0 0 1 1 0 0 0 0 0 0 9 13 0.00 0.857 | | | | | | | | | | | |

livebaseballscorecards.com

| | |
|-----|----|
| AB | 35 |
| R | 3 |
| H | 10 |
| RBI | 3 |
| BB | 2 |
| SO | 1 |
| LOB | 14 |




| Batter | 1 | 2 | 3 | 4 | 5 | 6 | 7 | 8 | 9 |
|--|---------|---------|----------|---------|---------|-----------------|---------|----------------|---|
| Don Landrum, L (1, 8) OBP: 0.299, SLG: 0.335 | 0-3 K | | 0-0 L5-3 | | | 0-0 SH1-4 | 0-3 K | | |
| Glenn Beckert, R (1, 4) OBP: 0.276, SLG: 0.298 | 4-0 BB | | | 0-0 6-3 | | 0-0 1B 2B 1B | | 0-0 E 14 SF 1B | |
| Billy Williams, L (1, 9) OBP: 0.376, SLG: 0.552 | 0-0 4-3 | | | 0-3 K | | 0-0 2B SF9 1B | | 0-0 E7 1B | |
| Ron Santo, R (1, 5) OBP: 0.378, SLG: 0.510 | 0-3 K | | | 0-3 K | | 0-0 SF9 2B | | 4-0 1B IBB | |
| 14 Ernie Banks, R (1, 3) OBP: 0.334, SLG: 0.462 | | 0-0 F2 | | | 0-0 4-3 | 4-0 IBB | | 0-0 SF | |
| Harvey Kuenn, R (1, 7) OBP: 0.348, SLG: 0.257 | | 0-0 4-3 | | | 0-0 4-3 | 0-0 SF9 | | 0-0 F7 | |
| Doug Clemens, L (6, PH) OBP: 0.309, SLG: 0.298 | | | | | | 2-3 3-H | | | |
| Chris Krug, R (1, 2) OBP: 0.258, SLG: 0.320 | | 0-3 K | | | 0-0 F5 | 0-0 F4 | | 0-0 1B | |
| Lindy McDaniel, R (7, 1) | | | | | | | | 1-2 2-H | |
| Ted Abernathy, R (7, 1) OBP: 0.211, SLG: 0.167 | | | | | | | | | |
| Don Kessinger, S (1, 6) OBP: 0.264, SLG: 0.244 | | | 0-0 5-3 | | | 4-0 SH1-4 1B BB | 0-0 4-3 | 0-0 6-3 | |
| Bob Hendley, R (1, 1) OBP: 0.367, SLG: 0.316 | | | 0-3 K | | | 4-0 1B SH1-4 BB | 0-0 1-3 | | |
| Joey Amalfitano, R (6, PH) OBP: 0.304, SLG: 0.320 | | | | | | 1-2 1B BB | | | |
| Vic Roznovsky, L (7, 2) | | | | | | | | | |

| AB | R | H | RBI | BB | SO | LOB |
|----|---|---|-----|----|----|-----|
| 3 | 0 | 0 | 0 | 0 | 2 | 0 |
| 3 | 2 | 2 | 1 | 1 | 0 | 0 |
| 4 | 2 | 1 | 1 | 0 | 1 | 2 |
| 3 | 0 | 1 | 1 | 1 | 2 | 1 |
| 2 | 0 | 0 | 1 | 1 | 0 | 0 |
| 2 | 0 | 0 | 0 | 0 | 0 | 0 |
| 1 | 0 | 0 | 1 | 0 | 0 | 2 |
| 3 | 0 | 0 | 0 | 0 | 1 | 2 |
| 0 | 0 | 0 | 0 | 0 | 0 | 0 |
| 1 | 0 | 1 | 1 | 0 | 0 | 0 |
| 3 | 1 | 0 | 0 | 1 | 0 | 2 |
| 1 | 0 | 0 | 0 | 0 | 1 | 0 |
| 0 | 1 | 0 | 0 | 1 | 0 | 0 |
| 1 | 0 | 0 | 0 | 0 | 0 | 0 |

Pittsburgh Pirates @ Chicago Cubs
 Wrigley Field, Chicago, IL
 Sat Sep 25 1965, 3:33 AM CDT
 Att. 2,903 - Unknown

| | |
|-----|----|
| AB | 27 |
| R | 6 |
| H | 5 |
| RBI | 6 |
| BB | 5 |
| SO | 7 |
| LOB | 9 |



| Inning | R | H | E | K | S | P | IP | WLS | BF | H | R | ER | SO | BB | IBB | HBP | BLK | WP | HR | S | P | ERA | WHIP |
|--------|---|---|---|---|---|---|-----|-----|----|---|---|----|----|----|-----|-----|-----|----|----|----|----|------|-------|
| 1 | 0 | 0 | 0 | 2 | 7 | 3 | 5.1 | L | 21 | 2 | 4 | 4 | 6 | 3 | 0 | 0 | 0 | 0 | 0 | 30 | 42 | 6.75 | 0.938 |
| 2 | 0 | 0 | 0 | 1 | 5 | 3 | 0.2 | | 4 | 1 | 0 | 0 | 0 | 0 | 1 | 0 | 0 | 0 | 0 | 3 | 7 | 0.00 | 1.500 |
| 3 | 0 | 0 | 0 | 1 | 5 | 3 | 1.0 | | 6 | 1 | 2 | 0 | 1 | 0 | 1 | 0 | 0 | 0 | 0 | 7 | 11 | 0.00 | 1.000 |
| 4 | 0 | 0 | 0 | 1 | 5 | 3 | 1.0 | | 4 | 1 | 0 | 0 | 0 | 0 | 0 | 0 | 0 | 0 | 0 | 4 | 4 | 0.00 | 1.000 |

| PITCHER | IP | WLS | BF | H | R | ER | SO | BB | IBB | HBP | BLK | WP | HR | S | P | ERA | WHIP |
|-----------------------------------|-----|-----|----|---|---|----|----|----|-----|-----|-----|----|----|----|----|------|-------|
| Bob Veale, L (1, 1) ERA: 2.9 | 5.1 | L | 21 | 2 | 4 | 4 | 6 | 3 | 0 | 0 | 0 | 0 | 0 | 30 | 42 | 6.75 | 0.938 |
| Al McBean, R (6, 1) ERA: 2.35 | 0.2 | | 4 | 1 | 0 | 0 | 0 | 0 | 1 | 0 | 0 | 0 | 0 | 3 | 7 | 0.00 | 1.500 |
| Joe Gibbon, L (7, 1) ERA: 4.51 | 1.0 | | 6 | 1 | 2 | 0 | 1 | 0 | 1 | 0 | 0 | 0 | 0 | 7 | 11 | 0.00 | 1.000 |
| Roy Face, R (8, 1) ERA: 2.93 | 1.0 | | 4 | 1 | 0 | 0 | 0 | 0 | 0 | 0 | 0 | 0 | 0 | 4 | 4 | 0.00 | 1.000 |

BOTTOM

Pittsburgh Pirates @ Chicago Cubs
Wrigley Field, Chicago, IL
Sun Sep 26 1965, 3:33 AM CDT
Att. 2,097 - Unknown

livebaseballscorecards.com

AB 34
R 3
H 8
RBI 1
BB 2
SO 5
LOB 7



WP: 1 PA: 36
PB: 0
SB: 0
CS: 0

AB R H RBI BB SO LOB

3 1 1 0 1 0 0

4 1 1 0 0 1 0

4 1 3 1 0 0 0

3 0 1 0 1 0 2

4 0 2 0 0 0 2

4 0 0 0 0 0 0

4 0 0 0 0 1 3

4 0 0 0 0 0 0

1 0 0 0 0 1 0
1 0 0 0 0 0 0
0 0 0 0 0 0 0
1 0 0 0 0 0 0
0 0 0 0 0 0 0
1 0 0 0 0 1 0

1B: 8 SF: 0
2B: 0 SAC: 0
3B: 0 DP: 3
HR: 0 HBP: 0

| Batter | 1 | 2 | 3 | 4 | 5 | 6 | 7 | 8 | 9 | 10 |
|---|---------|------------|---------|------------|---|---------|--------|---|------------|----|
| Don Landrum, L (1, 8) OBP: 0.301, SLG: 0.335 | 0-0 F8 | | 4-0 BB | | | 0-0 5-3 | | | 0-0 1B | |
| Glenn Beckert, R (1, 4) OBP: 0.276, SLG: 0.297 | 0-0 4-3 | | 0-0 2-4 | 0-0 6-3 | | | 0-3 K | | 0-0 1B | |
| Billy Williams, L (1, 9) OBP: 0.378, SLG: 0.554 | 0-0 1B | | | 0-0 1B | | | 0-0 F8 | | 0-0 1B | |
| Ron Santo, R (1, 5) OBP: 0.379, SLG: 0.509 | 0-0 5-3 | | | 0-0 G6-4-3 | | | 0-0 1B | | 0-0 1B | |
| 14 Ernie Banks, R (1, 3) OBP: 0.335, SLG: 0.462 | | 0-0 1B | | | | 0-0 5-3 | | | 0-0 G4-6-3 | |
| Doug Clemens, L (1, 7) OBP: 0.306, SLG: 0.294 | | 0-0 G4-6-3 | | | | 0-0 F9 | | | 0-0 G3 | |
| Vic Roznovsky, L (1, 2) OBP: 0.297, SLG: 0.311 | | 0-0 F2 | | | | 0-0 F9 | | | 0-0 4-3 | |
| Don Kessinger, S (1, 6) OBP: 0.261, SLG: 0.241 | | | 0-0 F9 | | | 0-0 6-3 | | | 0-0 F4 | |
| Joey Amalfitano, R (10, PH) OBP: 0.364, SLG: 0.313 | | | | | | | | | 0-0 K | |
| Cal Koonce, R (1, 1) OBP: 0.200, SLG: 0.122 | | | | | | | | | 0-0 K | |
| George Altman, L (6, PH) OBP: 0.302, SLG: 0.345 | | | | | | | | | | |
| Bob Humphreys, R (7, 1) OBP: 0.303, SLG: 0.288 | | | | | | | | | | |
| Jimmy Stewart, S (6, PH) OBP: 0.303, SLG: 0.288 | | | | | | | | | | |
| Ted Abernathy, R (9, 1) OBP: 0.211, SLG: 0.167 | | | | | | | | | | |
| Ed Bailey, L (10, PH) OBP: 0.305, SLG: 0.350 | | | | | | | | | | |

| Inning Stats | R: 0 | H: 1 | E: 0 | K: 0 | S: 4 | P: 4 | R: 0 | H: 1 | E: 0 | K: 0 | S: 3 | P: 3 | R: 0 | H: 0 | E: 0 | K: 1 | S: 4 | R: 0 | H: 1 | E: 0 | K: 0 | S: 3 | P: 3 | R: 0 | H: 0 | E: 0 | K: 0 | S: 3 | R: 0 | H: 2 | E: 0 | K: 2 | S: 9 | R: 0 | H: 0 | E: 0 | K: 0 | S: 3 | R: 3 | H: 3 | E: 0 | K: 0 | S: 5 | R: 0 | H: 0 | E: 0 | K: 2 | S: 7 | |
|--------------|--------|-------|------|------|------|------|--------|-------|------|------|------|------|--------|-------|------|------|------|--------|-------|------|------|------|------|------|--------|-------|------|------|------|------|------|------|------|------|------|------|------|------|------|------|------|------|------|------|------|------|------|------|--|
| | LOB: 1 | BB: 0 | | | | | LOB: 1 | BB: 1 | | | | | LOB: 0 | BB: 0 | | | | LOB: 2 | BB: 0 | | | | | | LOB: 0 | BB: 0 | | | | | | | | | | | | | | | | | | | | | | | |

| PITCHER | IP | WLS | BF | H | R | ER | SO | BB | IBB | HBP | BLK | WP | HR | S | P | ERA | WHIP |
|-------------------------------------|-----|-----|----|---|---|----|----|----|-----|-----|-----|----|----|----|----|------|-------|
| Don Cardwell, R (1, 1) ERA: 3.31 | 8.0 | | 31 | 8 | 3 | 3 | 3 | 1 | 0 | 0 | 0 | 0 | 0 | 35 | 39 | 3.38 | 1.125 |
| Don Schwall, R (9, 1) ERA: 3.0 | 2.0 | W | 6 | 0 | 0 | 0 | 2 | 1 | 0 | 0 | 0 | 1 | 0 | 9 | 13 | 0.00 | 0.500 |

| Batter | 1 | 2 | 3 | 4 | 5 | 6 | 7 | 8 | 9 | 10 | 11 | 12 | AB R H RBI BB SO LOB | TOP | | | | | | | | | | | | | | | | | | | | | | |
|---|---|---------------------------------|------------------------------|---------------------------------|------------------------------|---------------------------------|------------------------------|---------------------------------|------------------------------|---------------------------------|------------------------------|---------------------------------|--------------------------------|---------------------------------|------------------------------|---------------------------------|------------------------------|---------------------------------|----------------------------------|------------------------------------|----------------------------------|--------|--|--|--|--|--|--|--|--|--|--|--|--|--|--|
| Bob Bailey, R OBP: 0.331, SLG: 0.363 (1, 5) | 4-0 G3 BB | | 0-3 K | | | 0-0 4-3 4-3 1B | | 0-0 4-3 | | 0-0 6-3 | | | 4 0 1 0 1 1 0 | | | | | | | | | | | | | | | | | | | | | | | |
| Bill Virdon, L OBP: 0.325, SLG: 0.374 (1, 8) | 0-0 G3 1-2 | | | 0-0 1B 1B | | 0-0 4-3 1-2 | | 0-0 4-3 | 0-0 F8 | | 0-0 F9 | | 5 0 1 0 0 0 2 | | | | | | | | | | | | | | | | | | | | | | | |
| Roberto Clemente, R OBP: 0.380, SLG: 0.464 (1, 9) | 0-3 K | | | 0-0 F9 | | 0-0 4-3 2-3 | | 0-0 4-3 | 0-0 4-3 | | 0-0 1B | | 5 0 1 0 0 1 3 | | | | | | | | | | | | | | | | | | | | | | | |
| Willie Stargell, L OBP: 0.327, SLG: 0.502 (1, 7) | 0-0 6-3 | | | 0-3 K | | 0-0 P6 | | 0-0 1B 1B | 0-0 1B 1B | | 0-0 4-3 | | 5 0 1 0 0 1 4 | | | | | | | | | | | | | | | | | | | | | | | |
| Donn Clendenon, R OBP: 0.353, SLG: 0.473 (1, 3) | | 0-3 K | | 0-0 1-2 1B | | 0-0 6-3 | | 0-0 5-3 | 0-0 5-3 | | 0-0 6-3 | | 5 0 2 0 0 1 0 | | | | | | | | | | | | | | | | | | | | | | | |
| Bill Mazaroski, R OBP: 0.294, SLG: 0.347 (1, 4) | | 0-0 F7 | | 0-0 F7 | | 0-0 5-3 | | 0-0 5-3 | 0-0 L9 | | 0-0 E5 | | 5 0 0 0 0 0 4 | | | | | | | | | | | | | | | | | | | | | | | |
| Jim Pagliaroni, R OBP: 0.335, SLG: 0.423 (1, 2) | | 0-0 P6 | | | 0-3 K | | 0-0 5-3 | | 0-0 F7 | | 0-3 K | | 5 0 0 0 0 2 1 | | | | | | | | | | | | | | | | | | | | | | | |
| Gene Alley, R OBP: 0.302, SLG: 0.344 (1, 6) | | | 0-0 5-3 | | 0-0 6-3 | | 0-0 P6 | | 0-0 P4 | | 0-0 F8 | | 5 0 0 0 0 0 1 | | | | | | | | | | | | | | | | | | | | | | | |
| Tommie Sisk, R OBP: 0.094, SLG: 0.065 Roy Face, R (9, 1) | | | 0-0 F8 | | 0-3 K | | 0-0 6-3 | | 0-0 P6 | | | | 3 0 0 0 0 1 0 1 0 0 0 0 0 0 | | | | | | | | | | | | | | | | | | | | | | | |
| Inning Stats | R: 0 E: 0 K: 1 S: 5 | H: 0 LOB: 1 BB: 1 P: 9 | R: 0 E: 0 K: 1 S: 5 | H: 0 LOB: 0 BB: 0 P: 5 | R: 0 E: 0 K: 1 S: 7 | H: 2 LOB: 2 BB: 0 P: 7 | R: 0 E: 0 K: 2 S: 7 | H: 0 LOB: 0 BB: 0 P: 7 | R: 0 E: 0 K: 0 S: 4 | H: 1 LOB: 1 BB: 0 P: 4 | R: 0 E: 0 K: 0 S: 3 | H: 0 LOB: 0 BB: 0 P: 3 | R: 0 E: 0 K: 0 S: 5 | H: 2 LOB: 2 BB: 0 P: 5 | R: 0 E: 0 K: 0 S: 3 | H: 0 LOB: 0 BB: 0 P: 3 | R: 0 E: 1 K: 1 S: 6 | H: 0 LOB: 1 BB: 0 P: 6 | 1B: 6 2B: 0 3B: 0 HR: 0 | SF: 0 SAC: 0 DP: 0 HBP: 0 | WP: 0 PB: 0 SB: 0 CS: 0 | PA: 44 | | | | | | | | | | | | | | |
| PITCHER | IP WLS BF H R ER SO BB IBB HBP BLK WP HR S P ERA WHIP | | | | | | | | | | | | | | | | | | | | | | | | | | | | | | | | | | | |
| Dennis Ribant, R ERA: 3.93 Darrell Sutherland, R ERA: 2.93 | (1, 1) 11.0 | (12, 1) 1.0 | W 4 | H 6 | R 0 | ER 0 | SO 6 | BB 1 | IBB 0 | HBP 0 | BLK 0 | WP 0 | HR 0 | S 51 | P 55 | 0.00 | 0.636 | | | | | | | | | | | | | | | | | | | |

Pittsburgh Pirates @ New York Mets
Shea Stadium, Flushing, NY
Tue Sep 28 1965, 7:05 PM EDT
Att: 6,995 - Unknown

livebaseballscorecards.com

| | |
|-----|----|
| AB | 43 |
| R | 0 |
| H | 6 |
| RBI | 0 |
| BB | 1 |
| SO | 7 |
| LOB | 15 |



| Batter | 1 | 2 | 3 | 4 | 5 | 6 | 7 | 8 | 9 | AB R H RBI BB SO LOB | TOP |
|--|---|---|---|---|---|--|---|---|---|--|---|
| Bob Bailey, R (1, 5) OBP: 0.331, SLG: 0.363 | 0-0 L8 | | 0-0 4-3 | | 0-3 K | | 0-0 CS 1B | | | 4 0 1 0 0 1 0 | |
| Bill Virdon, L (1, 8) OBP: 0.325, SLG: 0.373 | 0-0 L7 | | | 0-0 F9 G3 1B | | 0-3 K | 0-0 CS 1-2 | 0-0 3-1 | | 4 1 1 0 0 1 0 | |
| Roberto Clemente, R (1, 9) OBP: 0.381, SLG: 0.463 | 4-0 BB | | | 0-0 G3 1-2 | | 4-0 BB | | 0-3 K | | 2 0 0 0 2 1 1 | |
| Willie Stargell, L (1, 7) OBP: 0.327, SLG: 0.500 | 0-0 4-3 | | | 0-0 F9 2-3 | | 0-3 K | | 0-0 1B | | 4 0 1 0 0 1 3 | |
| Donn Clendenon, R (1, 3) OBP: 0.352, SLG: 0.472 | | 0-3 K | | 0-0 1B S 1B | | 0-3 K | | 0-3 K | | 4 1 1 1 0 3 2 | |
| Bill Mazerowski, R (1, 4) OBP: 0.296, SLG: 0.348 | | 0-0 6-3 | | 0-0 3-H 1B 1-H 1B | | | 0-0 HR 1B | | 0-0 F9 | 4 1 2 1 0 0 0 | |
| Jim Pagliaroni, R (1, 2) OBP: 0.334, SLG: 0.429 | | 0-0 G3 | | 0-3 K | | | 0-0 HR | | 0-0 F5 | 4 1 1 2 0 1 1 | |
| Gene Alley, R (1, 6) OBP: 0.299, SLG: 0.341 | | | 0-0 5-3 | | 0-3 K | | 0-0 P5 | | 0-0 F8 | 4 0 0 0 0 1 0 | |
| Bob Friend, R (1, 1) OBP: 0.056, SLG: 0.042 | | | 0-3 K | | 0-3 K | | 0-3 K | | | 1 0 0 0 0 1 0 | |
| Don Schwall, R (3, 1) | | | | | | | | | | 2 0 0 0 0 2 0 | |
| Joe Gibbon, R (8, 1) | | | | | | | | | | 0 0 0 0 0 0 0 | |
| Al McBean, R (8, 1) OBP: 0.250, SLG: 0.259 | | | | | | | | | | 0 0 0 0 0 0 0 | |
| Inning Stats | R: 0 H: 0 E: 0 LOB: 1 K: 0 BB: 1 S: 3 P: 7 | R: 0 H: 0 E: 0 LOB: 0 K: 1 BB: 0 S: 5 P: 5 | R: 0 H: 0 E: 0 LOB: 0 K: 1 BB: 0 S: 5 P: 5 | R: 2 H: 3 E: 0 LOB: 1 K: 1 BB: 0 S: 8 P: 8 | R: 0 H: 0 E: 0 LOB: 0 K: 3 BB: 0 S: 9 P: 9 | R: 0 H: 0 E: 0 LOB: 1 K: 3 BB: 1 S: 9 P: 13 | R: 2 H: 3 E: 0 LOB: 0 K: 1 BB: 0 S: 7 P: 7 | R: 0 H: 1 E: 0 LOB: 1 K: 2 BB: 0 S: 8 P: 8 | R: 0 H: 0 E: 0 LOB: 0 K: 0 BB: 0 S: 3 P: 3 | 1B: 6 SF: 0 2B: 0 SAC: 0 3B: 0 DP: 0 HR: 1 HBP: 0 | WP: 0 PA: 36 PB: 0 SB: 1 CS: 1 |
| PITCHER | IP WLS BF H R ER SO BB IBB HBP BLK WP HR S P ERA WHIP | | | | | | | | | | |
| Dick Selma, R (1, 1) ERA: 3.71 | 7.0 L 28 6 4 4 10 2 0 0 0 0 0 1 46 54 5.14 1.143 | | | | | | | | | | |
| Jack Fisher, R (8, 1) ERA: 4.04 | 2.0 7 1 0 0 2 0 0 0 0 0 0 0 11 11 0.00 0.500 | | | | | | | | | | |

Pittsburgh Pirates @ New York Mets
Shea Stadium, Flushing, NY
Wed Sep 29 1965, 3:33 AM EDT
Att. 2,807 - Unknown

livebaseballscorecards.com

AB 33
R 4
H 7
RBI 4
BB 2
SO 12
LOB 7



| Batter | 1 | 2 | 3 | 4 | 5 | 6 | 7 | 8 | 9 | AB | R | H | RBI | BB | SO | LOB |
|---|------------------|------------------|-------------------------------------|---|----------------|---|-----------------------|--------------------------------|-----------------------|----|---|---|-----|----|----|-----|
| Ron Hunt, R (1, 4) OBP: 0.317, SLG: 0.331 | 0-0 CS 1B | | 0-0 G1-2-3 SH 1-2 1B | | 0-0 G2 | | | 0-0 G4-3 BB 1B | 0-0 L9 | 5 | 1 | 3 | 0 | 0 | 0 | 2 |
| Johnny Lewis, L (1, 9) OBP: 0.330, SLG: 0.386 Greg Goossen, R (8, PH) OBP: 0.280, SLG: 0.375 Gary Kolb, L (9, 9) OBP: 0.218, SLG: 0.237 | 0-0 F7 1-2 | | 0-0 SH G1-2-3 1-2 2-3 | | 0-0 6-3 | | | 4-0 G4-3 1-2 BB 1B | | 2 | 0 | 0 | 0 | 0 | 0 | 2 |
| Ed Kranepool, L (1, 3) OBP: 0.306, SLG: 0.377 Danny Napoleon, R (8, PH) OBP: 0.242, SLG: 0.193 Cleon Jones, R (9, 8) OBP: 0.182, SLG: 0.219 | 0-0 4-3 | | 0-0 G1-2-3 1-2 2-3 3-Hf | | | | 0-0 E6 CS | 0-0 G4-3 1-2f 2-3 | | 3 | 0 | 0 | 0 | 0 | 0 | 3 |
| Jim Hickman, R (1, 8) OBP: 0.292, SLG: 0.410 | | 0-3 K | 0-0 F8 | | | | 0-0 L7 1-2 | 0-0 1B 3-H 1B | | 4 | 0 | 1 | 1 | 0 | 1 | 3 |
| Joe Christopher, R (1, 7) OBP: 0.310, SLG: 0.340 | | 0-0 1B 2B | | | 0-0 G3 | | 4-0 BB BB BB | 0-0 FC6-4 1-3 1B | | 3 | 1 | 2 | 0 | 1 | 0 | 0 |
| John Stephenson, L (1, 2) OBP: 0.279, SLG: 0.377 | | 0-0 2-H 1B | | | 0-0 1-3 | | 0-0 1-3 | 0-0 FC6-4 1-2f | | 4 | 0 | 1 | 1 | 0 | 0 | 3 |
| Charley Smith, R (1, 5) OBP: 0.276, SLG: 0.401 | | 0-0 F8 | | | 0-3 K | | | | | 4 | 0 | 1 | 0 | 0 | 1 | 1 |
| Bud Harrelson, S (1, 6) OBP: 0.138, SLG: 0.214 Roy McMillan, R (9, PH) OBP: 0.281, SLG: 0.293 | | 0-0 F9 | | | | | 0-0 L9 | | 0-0 G5-4-3 1-2f | 3 | 0 | 1 | 0 | 0 | 0 | 1 |
| Dick Selma, R (1, 1) OBP: 0.222, SLG: 0.222 Ron Swoboda, R (7, PH) OBP: 0.294, SLG: 0.429 Jack Fisher, R (8, 1) OBP: 0.184, SLG: 0.189 Kevin Collins, L (9, PH) OBP: 0.200, SLG: 0.143 | | | 0-0 SH G1-2-3 1B 1B | | 0-3 K 3B | | | | 0-0 1B | 1 | 0 | 0 | 0 | 0 | 1 | 0 |

| Inning Stats | R: 0 | H: 1 | E: 0 | K: 0 | S: 3 | R: 1 | H: 2 | E: 0 | K: 1 | S: 7 | R: 0 | H: 2 | E: 1 | K: 0 | S: 5 | R: 0 | H: 0 | E: 0 | K: 1 | S: 5 | R: 0 | H: 1 | E: 0 | K: 1 | S: 6 | R: 0 | H: 0 | E: 1 | K: 0 | S: 3 | R: 0 | H: 0 | E: 0 | K: 1 | S: 5 | R: 1 | H: 3 | E: 0 | K: 0 | S: 5 | R: 0 | H: 2 | E: 0 | K: 0 | S: 4 | 1B: 9 | 2B: 1 | 3B: 1 | HR: 0 | SF: 0 | SAC: 1 | DP: 3 | HBP: 0 | WP: 0 | PA: 37 |
|--------------|------|------|------|------|------|------|------|------|------|------|------|------|------|------|------|------|------|------|------|------|------|------|------|------|------|------|------|------|------|------|------|------|------|------|------|------|------|------|------|------|------|------|------|------|------|-------|-------|-------|-------|-------|--------|-------|--------|-------|--------|
|--------------|------|------|------|------|------|------|------|------|------|------|------|------|------|------|------|------|------|------|------|------|------|------|------|------|------|------|------|------|------|------|------|------|------|------|------|------|------|------|------|------|------|------|------|------|------|-------|-------|-------|-------|-------|--------|-------|--------|-------|--------|


| PITCHER | IP | WLS | BF | H | R | ER | SO | BB | IBB | HBP | BLK | WP | HR | S | P | ERA | WHIP |
|------------------------------------|-----|-----|----|---|---|----|----|----|-----|-----|-----|----|----|----|----|------|-------|
| Bob Friend, R (1, 1) ERA: 3.24 | 2.0 | | 11 | 5 | 1 | 1 | 1 | 0 | 0 | 0 | 0 | 0 | 0 | 13 | 13 | 4.50 | 2.500 |
| Don Schwall, R (3, 1) ERA: 2.92 | 5.0 | W | 17 | 2 | 1 | 1 | 3 | 1 | 0 | 0 | 0 | 0 | 0 | 22 | 26 | 1.80 | 0.600 |
| Joe Gibbon, L (8, 1) ERA: 4.51 | 0.0 | | 1 | 0 | 0 | 0 | 0 | 1 | 0 | 0 | 0 | 0 | 0 | 4 | 4 | ∞ | ∞ |
| Al McBean, R (8, 1) ERA: 2.31 | 2.0 | S | 8 | 4 | 0 | 0 | 0 | 0 | 0 | 0 | 0 | 0 | 0 | 8 | 8 | 0.00 | 2.000 |

BOTTOM

Pittsburgh Pirates @ New York Mets
Shea Stadium, Flushing, NY

Wed Sep 29 1965, 3:33 AM EDT
Att. 2,807 - Unknown

| | |
|------------|-----------|
| AB | 34 |
| R | 2 |
| H | 11 |
| RBI | 2 |
| BB | 2 |
| SO | 4 |
| LOB | 19 |




| Batter | 1 | 2 | 3 | 4 | 5 | 6 | 7 | 8 | 9 | AB | R | H | RBI | BB | SO | LOB | TOP | | |
|--|-----|-----|----|---|---|----|----|----|-----|-----|-------|--------|-------|-------|----|-----|------|---|--|
| Don Landrum, L (1, 8) OBP: 0.302, SLG: 0.333 | | | | | | | | | | | 0 | 0 | 0 | 0 | 0 | 0 | 0 | | |
| Glenn Beckert, R (1, 4) OBP: 0.277, SLG: 0.299 | | | | | | | | | | | 0 | 0 | 0 | 0 | 0 | 0 | 0 | 0 | |
| Billy Williams, L (1, 9) OBP: 0.379, SLG: 0.557 | | | | | | | | | | | 0 | 0 | 0 | 0 | 0 | 0 | 0 | 0 | |
| Ron Santo, R (1, 5) OBP: 0.378, SLG: 0.510 | | | | | | | | | | | 0 | 0 | 0 | 0 | 0 | 0 | 0 | 0 | |
| 14 Ernie Banks, R (1, 3) OBP: 0.332, SLG: 0.460 | | | | | | | | | | | 0 | 0 | 0 | 0 | 0 | 0 | 0 | 0 | |
| Jimmy Stewart, S (1, 7) OBP: 0.302, SLG: 0.287 | | | | | | | | | | | 0 | 0 | 0 | 0 | 0 | 0 | 0 | 0 | |
| Vic Roznovsky, L (1, 2) OBP: 0.295, SLG: 0.309 | | | | | | | | | | | 0 | 0 | 0 | 0 | 0 | 0 | 0 | 0 | |
| Don Kessinger, S (1, 6) OBP: 0.255, SLG: 0.236 | | | | | | | | | | | 0 | 0 | 0 | 0 | 0 | 0 | 0 | 0 | |
| Dick Ellsworth, L (1, 1) OBP: 0.149, SLG: 0.129 | 0 | 0 | 0 | 0 | 0 | 0 | 0 | 0 | | | | | | | | | | | |
| Inning Stats | | | | | | | | | | | 1B: 0 | SF: 0 | WP: 0 | PA: 0 | | | | | |
| | | | | | | | | | | | 2B: 0 | SAC: 0 | PB: 0 | | | | | | |
| | | | | | | | | | | | 3B: 0 | DP: 0 | SB: 0 | | | | | | |
| | | | | | | | | | | | HR: 0 | HBP: 0 | CS: 0 | | | | | | |
| PITCHER Bob Veale, L (1, 1) ERA: 2.9 | IP | WLS | BF | H | R | ER | SO | BB | IBB | HBP | BLK | WP | HR | S | P | ERA | WHIP | | |
| | 0.0 | | 0 | 0 | 0 | 0 | 0 | 0 | 0 | 0 | 0 | 0 | 0 | 0 | 0 | ∞ | ∞ | | |
| PITCHER | IP | WLS | BF | H | R | ER | SO | BB | IBB | HBP | BLK | WP | HR | S | P | ERA | WHIP | | |
| | | | | | | | | | | | | | | | | | | | |

Chicago Cubs @ Pittsburgh Pirates
 Forbes Field, Pittsburgh, PA
 Fri Oct 01 1965, 7:05 PM EDT
 Att. 3,441 - Unknown

AB 0
R 0
H 0
RBI 0
BB 0
SO 0
LOB 0



| Batter | 1 | 2 | 3 | 4 | 5 | 6 | 7 | 8 | 9 | AB R H RBI BB SO LOB | TOP | | | | | | | | | | | | | | |
|---|-----------------|---|-------|-------|-------|----|-------|----|-------|--|--|-----------|----------|----------|----------|----------|----------|---|----------|-----------|----------|-----------|----------|------------|----------|
| Don Landrum, L (1, 8) OBP: 0.303, SLG: 0.338 | | | | | | | | | | 0 0 0 0 0 0 0 0 | <p>Chicago Cubs @ Pittsburgh Pirates Forbes Field, Pittsburgh, PA Sat Oct 02 1965, 3:33 AM EDT Att. 3,626 - Unknown</p> <p>livebaseballscorecards.com</p> <table> <tr><td>AB</td><td>0</td></tr> <tr><td>R</td><td>0</td></tr> <tr><td>H</td><td>0</td></tr> <tr><td>RBI</td><td>0</td></tr> <tr><td>BB</td><td>0</td></tr> <tr><td>SO</td><td>0</td></tr> <tr><td>LOB</td><td>0</td></tr> </table>  | AB | 0 | R | 0 | H | 0 | RBI | 0 | BB | 0 | SO | 0 | LOB | 0 |
| AB | | | | | | | | | | 0 | | | | | | | | | | | | | | | |
| R | | | | | | | | | | 0 | | | | | | | | | | | | | | | |
| H | | | | | | | | | | 0 | | | | | | | | | | | | | | | |
| RBI | | | | | | | | | | 0 | | | | | | | | | | | | | | | |
| BB | | | | | | | | | | 0 | | | | | | | | | | | | | | | |
| SO | | | | | | | | | | 0 | | | | | | | | | | | | | | | |
| LOB | | | | | | | | | | 0 | | | | | | | | | | | | | | | |
| Glenn Beckert, R (1, 4) OBP: 0.277, SLG: 0.299 | 0 0 0 0 0 0 0 0 | | | | | | | | | | | | | | | | | | | | | | | | |
| Billy Williams, L (1, 9) OBP: 0.378, SLG: 0.554 | 0 0 0 0 0 0 0 0 | | | | | | | | | | | | | | | | | | | | | | | | |
| Ron Santo, R (1, 5) OBP: 0.377, SLG: 0.510 | 0 0 0 0 0 0 0 0 | | | | | | | | | | | | | | | | | | | | | | | | |
| 14 Ernie Banks, R (1, 3) OBP: 0.330, SLG: 0.457 | 0 0 0 0 0 0 0 0 | | | | | | | | | | | | | | | | | | | | | | | | |
| Jimmy Stewart, S (1, 7) OBP: 0.301, SLG: 0.286 | 0 0 0 0 0 0 0 0 | | | | | | | | | | | | | | | | | | | | | | | | |
| Vic Roznovsky, L (1, 2) OBP: 0.290, SLG: 0.303 | 0 0 0 0 0 0 0 0 | | | | | | | | | | | | | | | | | | | | | | | | |
| Don Kessinger, S (1, 6) OBP: 0.256, SLG: 0.237 | 0 0 0 0 0 0 0 0 | | | | | | | | | | | | | | | | | | | | | | | | |
| Larry Jackson, R (1, 1) OBP: 0.169, SLG: 0.212 | 0 0 0 0 0 0 0 0 | <table> <tr><td>WP: 0</td><td>PA: 0</td></tr> <tr><td>PB: 0</td><td></td></tr> <tr><td>SB: 0</td><td></td></tr> <tr><td>CS: 0</td><td></td></tr> </table> | WP: 0 | PA: 0 | PB: 0 | | SB: 0 | | CS: 0 | | | | | | | | | | | | | | | | |
| WP: 0 | PA: 0 | | | | | | | | | | | | | | | | | | | | | | | | |
| PB: 0 | | | | | | | | | | | | | | | | | | | | | | | | | |
| SB: 0 | | | | | | | | | | | | | | | | | | | | | | | | | |
| CS: 0 | | | | | | | | | | | | | | | | | | | | | | | | | |
| Inning Stats | | | | | | | | | | 1B: 0 SF: 0 2B: 0 SAC: 0 3B: 0 DP: 0 HR: 0 HBP: 0 | | | | | | | | | | | | | | | |
| PITCHER Don Cardwell, R (1, 1) ERA: 3.31 | IP | WLS | BF | H | R | ER | SO | BB | IBB | HBP | BLK | WP | HR | S | P | ERA | WHIP | PITCHER IP WLS BF H R ER SO BB IBB HBP BLK WP HR S P ERA WHIP | | | | | | | |

| Batter | 1 | 2 | 3 | 4 | 5 | 6 | 7 | 8 | 9 | AB R H RBI BB SO LOB | TOP | | | | | | | | | | | | | | | | |
|--|------------------------------|---------------------------------|------------------------------|---------------------------------|------------------------------|---------------------------------|------------------------------|---------------------------------|------------------------------|---------------------------------|---|---------------------------------|------------------------------|----------------------------------|------------------------------|---------------------------------|----------------------------------|------------------------------------|----------------------------------|--------|--|--|--|--|--|--|--|
| Don Landrum, L (1, 8) OBP: 0.300, SLG: 0.334 | 0-3 K | | 0-0 6-3 | | 0-0 F8 | | | 0-0 WP 2B 1B | | 4 1 1 0 0 1 0 | Chicago Cubs @ Pittsburgh Pirates Forbes Field, Pittsburgh, PA Sun Oct 03 1965, 3:33 AM EDT Att: 26,527 - Unknown | | | | | | | | | | | | | | | | |
| Glenn Beckert, R (1, 4) OBP: 0.275, SLG: 0.298 | 0-0 5-3 | | | 0-0 F4 | | 0-0 2B | | 0-0 5-3 1-2 | | 4 0 1 0 0 0 1 | | | | | | | | | | | | | | | | | |
| Billy Williams, L (1, 9) OBP: 0.377, SLG: 0.552 | 0-0 2B | | | 0-0 E4 1B | | 0-3 K | | 4-0 2B BB | | 3 2 1 0 1 1 1 | | | | | | | | | | | | | | | | | |
| Ron Santo, R (1, 5) OBP: 0.378, SLG: 0.510 | 0-3 K | | | 0-0 1B 1B | | 0-0 P5 | | 0-0 2B 1-H 2-H | | 4 0 2 3 0 1 2 | | | | | | | | | | | | | | | | | |
| 14 Ernie Banks, R (1, 3) OBP: 0.328, SLG: 0.453 | | 0-0 F9 | | 0-0 F7 | | 0-0 6-3 | | 4-0 FC6-4 IBB | | 3 0 0 0 1 0 2 | | | | | | | | | | | | | | | | | |
| Jimmy Stewart, S (1, 7) OBP: 0.301, SLG: 0.284 | | 0-0 P3 | | 0-0 1B 1B | | 0-0 G3 | | 0-0 FC6-4 1-2f | | 4 0 1 0 0 0 2 | | | | | | | | | | | | | | | | | |
| Vic Roznovsky, L (1, 2) OBP: 0.295, SLG: 0.308 | | 0-0 4-3 | | 0-0 1B 1-2 2-H | | 0-0 G6-4-3 1B | | 0-0 F7 | | 4 0 2 0 0 0 0 | | | | | | | | | | | | | | | | | |
| Don Kessinger, S (1, 6) OBP: 0.252, SLG: 0.233 | | | 0-0 4-3 | | 0-0 6-3 | | 0-0 G6-4-3 1-2f | | 0-0 6-3 | 3 0 0 0 0 0 1 | | | | | | | | | | | | | | | | | |
| Doug Clemens, L (9, PH) OBP: 0.300, SLG: 0.288 | | | | | | | | | 0-0 6-3 | 1 0 0 0 0 0 0 | | | | | | | | | | | | | | | | | |
| Bill Faul, R (1, 1) OBP: 0.125, SLG: 0.133 | | | 0-0 3-1 | | 0-0 1-3 | | | 0-0 1-3 | 0-0 F7 | 2 0 0 0 0 0 0 | | | | | | | | | | | | | | | | | |
| Ed Bailey, L (8, PH) OBP: 0.363, SLG: 0.348 | | | | | | | | | | 1 0 0 0 0 0 0 | | | | | | | | | | | | | | | | | |
| Ted Abernathy, R (8, 1) OBP: 0.211, SLG: 0.167 | | | | | | | | | | 0 0 0 0 0 0 0 | | | | | | | | | | | | | | | | | |
| Billy Hoelt, L (8, 1) OBP: 0.273, SLG: 0.273 | | | | | | | | | | 0 0 0 0 0 0 0 | | | | | | | | | | | | | | | | | |
| Lindy McDaniel, R (8, 1) OBP: 0.273, SLG: 0.273 | | | | | | | | | | 0 0 0 0 0 0 0 | | | | | | | | | | | | | | | | | |
| George Altman, L (9, PH) OBP: 0.302, SLG: 0.342 | | | | | | | | | | 1 0 0 0 0 0 0 | | | | | | | | | | | | | | | | | |
| Inning Stats | R: 0 E: 0 K: 2 S: 8 | H: 1 LOB: 1 BB: 0 P: 8 | R: 0 E: 0 K: 0 S: 3 | H: 0 LOB: 0 BB: 0 P: 3 | R: 0 E: 0 K: 0 S: 3 | H: 0 LOB: 0 BB: 0 P: 3 | R: 1 E: 2 K: 0 S: 6 | H: 3 LOB: 2 BB: 0 P: 6 | R: 0 E: 0 K: 1 S: 6 | H: 1 LOB: 1 BB: 0 P: 6 | R: 0 E: 0 K: 0 S: 3 | H: 1 LOB: 0 BB: 0 P: 3 | R: 2 E: 0 K: 0 S: 5 | H: 2 LOB: 2 BB: 2 P: 13 | R: 0 E: 0 K: 0 S: 3 | H: 0 LOB: 0 BB: 0 P: 3 | 1B: 5 2B: 3 3B: 0 HR: 0 | SF: 0 SAC: 0 DP: 1 HBP: 0 | WP: 1 PB: 0 SB: 0 CS: 0 | PA: 36 | | | | | | | |
| PITCHER | IP | WLS | BF | H | R | ER | SO | BB | IBB | HBP | BLK | WP | HR | S | P | ERA | WHIP | | | | | | | | | | |
| Tommye Sisk, R (1, 1) ERA: 3.4 | 7.2 | | 31 | 8 | 3 | 2 | 3 | 1 | 0 | 0 | 0 | 1 | 0 | 36 | 40 | 2.35 | 1.174 | | | | | | | | | | |
| Roy Face, R (8, 1) ERA: 2.66 | 0.1 | W | 2 | 0 | 0 | 0 | 0 | 0 | 1 | 0 | 0 | 0 | 0 | 1 | 5 | 0.00 | 0.000 | | | | | | | | | | |
| Al McBean, R (9, 1) ERA: 2.29 | 1.0 | S | 3 | 0 | 0 | 0 | 0 | 0 | 0 | 0 | 0 | 0 | 0 | 3 | 3 | 0.00 | 0.000 | | | | | | | | | | |

livebaseballscorecards.com

| | |
|------------|----|
| AB | 34 |
| R | 3 |
| H | 8 |
| RBI | 3 |
| BB | 2 |
| SO | 3 |
| LOB | 9 |



