

Pittsburgh Pirates - 1965

Batter	1	2	3	4	5	6	7	8	9	10	AB	R	H	RBI	BB	SO	LOB					
Harvey Kuenn, R (1.7)	0-3 K		0-0 4-3		0-0 6-3			0-0 5-3			4	0	0	0	0	1	0					
Hal Lanier, R (1.4)	4-0 1B BB		0-0 4-3			0-0 5-3			0-0 5-3		3	0	0	0	1	0	0					
Willie Mays, R (1.8) OBP: 0.250, SLG: 0.250	0-0 F8				0-0 1B WP 1B			0-0 F6		0-0 6-3	4	0	1	0	0	0	1					
Jim Ray Hart, R (1.5) OBP: 0.250, SLG: 0.250	0-0 1B			0-3 K		0-3 K			0-0 F8		4	0	1	0	0	2	1					
Willie McCovey, L (1.3)	0-0 5-3			0-0 F4				0-3 K		0-3 K	4	0	0	0	0	2	3					
Jesus Alou, R (1.9) OBP: 0.250, SLG: 0.250		0-0 4-3		0-0 1B				0-0 6-3		0-0 G3	4	0	1	0	0	0	0					
Tom Haller, L (1.2)		0-3 K		0-3 K				0-3 K		0-3 K	4	0	0	0	0	4	2					
Jose Pagan, R (1.6)		0-0 1-3						0-0 F7		0-0 6-3	3	0	0	0	0	0	0					
Juan Marichal, R (1.1)			0-0 6-3		0-0 4-3			0-3 K			3	0	0	0	0	1	0					
Inning Stats	R: 0 E: 0 K: 1 S: 6	H: 1 LOB: 2 BB: 1 P: 10	R: 0 E: 0 K: 1 S: 5	H: 0 LOB: 0 BB: 0 P: 5	R: 0 E: 0 K: 0 S: 3	H: 0 LOB: 0 BB: 0 P: 3	R: 0 E: 0 K: 2 S: 9	H: 2 LOB: 2 BB: 0 P: 9	R: 0 E: 0 K: 1 S: 5	H: 0 LOB: 0 BB: 0 P: 5	R: 0 E: 0 K: 2 S: 7	H: 0 LOB: 0 BB: 0 P: 7	R: 0 E: 0 K: 1 S: 5	H: 0 LOB: 0 BB: 0 P: 5	R: 0 E: 0 K: 0 S: 3	H: 0 LOB: 0 BB: 0 P: 7	R: 0 E: 0 K: 2 S: 7	H: 0 LOB: 0 BB: 0 P: 7	1B: 3 2B: 0 3B: 0 HR: 0	SF: 0 SAC: 0 DP: 0 HBP: 0	WP: 1 PB: 0 SB: 0 CS: 0	PA: 34
PITCHER Bob Veale, L (1.1) ERA:	IP 10.0	WLS W 34	H 3	R 0	ER 0	SO 10	BB 1	IBB 0	HBP 0	BLK 0	WP 1	HR 0	S 53	P 57	ERA 0.00	WHIP 0.400						

TOP

San Francisco Giants @ Pittsburgh Pirates
Forbes Field, Pittsburgh, PA
Mon Apr 12 1965, 3:33 AM EST
Att: 28,189 - Unknown

AB	33
R	0
H	3
RBI	0
BB	1
SO	10
LOB	7

GIANTS

Batter	1	2	3	4	5	6	7	8	9	10	AB	R	H	RBI	BB	SO	LOB					
Bill Virdon, L (1.8) OBP: 0.250, SLG: 0.250	0-3 K			0-0 4-3		0-0 CS 1B		0-0 4-3			4	0	1	0	0	1	1					
Dick Schofield, S (1.6) OBP: 0.250, SLG: 0.250	0-0 F6			0-0 BB 1B		0-0 4-1 1-2			0-0 3-1		4	0	1	0	0	0	1					
Roberto Clemente, R (1.9) OBP: 0.250, SLG: 0.250	0-3 K			4-0 1-2 BB				0-3 K		0-0 F9	3	0	0	0	1	2	0					
Willie Stargell, L (1.7)		0-0 G3		0-0 L7				0-0 F9		0-3 K	4	0	0	0	0	1	2					
Bob Bailey, R (1.5) OBP: 0.500, SLG: 1.250		0-0 F7		0-0 1-4-3				0-0 1B		0-0 HR	4	1	2	1	0	0	2					
Donn Clendenon, R (1.3)		0-3 K						0-0 4-3			3	0	0	0	0	2	1					
Gene Alley, R (1.4)			0-0 F4		0-0 6-3			0-0 F8			3	0	0	0	0	0	0					
Jim Pagliaroni, R (1.2) OBP: 0.333, SLG: 0.333			0-3 K		0-0 6-3			0-0 FC1-6 1B			3	0	1	0	0	1	0					
Bob Veale, S (1.1)			0-3 K			0-3 K		0-0 FC1-6 1-2			3	0	0	0	0	2	1					
Inning Stats	R: 0 E: 0 K: 2 S: 7	H: 0 LOB: 0 BB: 0 P: 7	R: 0 E: 0 K: 1 S: 5	H: 0 LOB: 0 BB: 0 P: 5	R: 0 E: 0 K: 2 S: 7	H: 0 LOB: 0 BB: 0 P: 7	R: 0 E: 0 K: 0 S: 4	H: 1 LOB: 2 BB: 1 P: 8	R: 0 E: 0 K: 1 S: 5	H: 0 LOB: 0 BB: 0 P: 5	R: 0 E: 0 K: 1 S: 5	H: 1 LOB: 1 BB: 0 P: 6	R: 0 E: 0 K: 0 S: 4	H: 1 LOB: 1 BB: 0 P: 4	R: 0 E: 0 K: 1 S: 5	H: 0 LOB: 0 BB: 0 P: 5	R: 1 E: 0 K: 0 S: 1	H: 1 LOB: 0 BB: 0 P: 1	1B: 4 2B: 0 3B: 0 HR: 1	SF: 0 SAC: 0 DP: 0 HBP: 0	WP: 0 PB: 0 SB: 0 CS: 1	PA: 32
PITCHER Juan Marichal, R (1.1) ERA: 1.0	IP 9.0	WLS L 32	H 5	R 1	ER 1	SO 9	BB 1	IBB 0	HBP 0	BLK 0	WP 0	HR 1	S 49	P 53	ERA 1.00	WHIP 0.667						

BOTTOM

San Francisco Giants @ Pittsburgh Pirates
Forbes Field, Pittsburgh, PA
Mon Apr 12 1965, 3:33 AM EST
Att: 28,189 - Unknown

AB	31
R	1
H	5
RBI	1
BB	1
SO	9
LOB	8

P

Batter	1	2	3	4	5	6	7	8	9	AB	R	H	RBI	BB	SO	LOB	TOP						
Matty Alou, L OBP: 0.250, SLG: 0.250 (1, 7)	1-3		G6-4-3		5-3			1-3 HR		4	1	1	0	0	0	2	San Francisco Giants @ Pittsburgh Pirates Forbes Field, Pittsburgh, PA Tue Apr 13 1965, 6:05 PM EST Att. 4,444 - Unknown livebaseballscorecards.com						
Hal Lanier, R (1, 4)	6-3		2-3			K		1-3		4	0	0	0	0	1								
Willie Mays, R OBP: 0.375, SLG: 0.750 (1, 8)	4-3				F8			HR		4	1	2	2	0	0								
Willie McCovey, L (1, 3)		5-3			K			4-3		4	0	0	0	0	1								
Jim Ray Hart, R OBP: 0.375, SLG: 0.375 (1, 5)		E5			FC4-6			1B		4	0	2	0	0	1								
Jesus Alou, R OBP: 0.375, SLG: 0.375 (1, 9)					FC6-4			1B		4	0	2	0	0	1								
Tom Haller, L OBP: 0.125, SLG: 0.125 (1, 2)								1B		4	0	1	0	0	4								
Jose Pagan, R Ed Bailey, L (9, PH)					G1-4-6-3			K		3	0	0	0	0	3								
Jack Sanford, R OBP: 1.000, SLG: 1.000 Frank Linzy, R (7, 1)								4-3		1	0	1	0	1	0								
Chuck Hiller, L (8, PH) Bob Shaw, R (8, 1)										0	0	0	0	0	0								
Inning Stats	R: 0 E: 0 K: 0 S: 3	H: 0 LOB: 0 BB: 0 P: 3	R: 0 E: 1 K: 0 S: 5	H: 1 LOB: 2 BB: 0 P: 5	R: 0 E: 0 K: 0 S: 2	H: 0 LOB: 0 BB: 1 P: 6	R: 0 E: 0 K: 1 S: 6	H: 1 LOB: 1 BB: 0 P: 6	R: 0 E: 0 K: 0 S: 4	H: 2 LOB: 1 BB: 0 P: 4	R: 0 E: 0 K: 2 S: 8	H: 1 LOB: 1 BB: 0 P: 8	R: 0 E: 0 K: 0 S: 3	H: 0 LOB: 0 BB: 0 P: 3	R: 2 E: 0 K: 0 S: 5	H: 2 LOB: 0 BB: 0 P: 5	R: 0 E: 0 K: 1 S: 6	H: 2 LOB: 1 BB: 0 P: 6	1B: 8 2B: 0 3B: 0 HR: 1	SF: 0 SAC: 0 DP: 3 HBP: 0	WP: 0 PB: 0 SB: 0 CS: 0	PA: 35	
PITCHER	IP WLS BF H R ER SO BB IBB HBP BLK WP HR S P ERA WHIP																						
Bob Friend, R ERA: 2.25 Al McBean, R ERA:	(1, 1) (9, 1)	8.0 S	33 2	9 0	2 0	2 0	3 1	1 0	0 0	0 0	0 0	0 0	0 0	0 4	42 4	2.25 0.00	1.250 0.000						

Batter	1	2	3	4	5	6	7	8	9	AB	R	H	RBI	BB	SO	LOB	BOTTOM							
Bill Virdon, L OBP: 0.500, SLG: 0.429 (1, 8)	E3		1-3		S			2B		3	2	2	1	1	0	0	San Francisco Giants @ Pittsburgh Pirates Forbes Field, Pittsburgh, PA Tue Apr 13 1965, 6:05 PM EST Att. 4,444 - Unknown livebaseballscorecards.com							
Dick Schofield, S OBP: 0.375, SLG: 0.500 (1, 6)	FC8-4		1-3		1B			1B		4	1	2	2	0	3									
Roberto Clemente, R OBP: 0.250, SLG: 0.143 (1, 9)	4-3		6-3		1-3			2B		4	0	1	1	0	4									
Willie Stargell, L OBP: 0.125, SLG: 0.375 (1, 7)					K			G1-6-3		4	1	1	0	0	1	2								
Bob Bailey, R OBP: 0.250, SLG: 0.625 (1, 5)					3B			1B		4	0	0	0	0	3	1								
Donn Clendenen, R OBP: 0.286, SLG: 0.167 (1, 3)					1B			K		3	0	1	1	0	1	0								
Gene Alley, R (1, 4)					1B			K		4	0	0	0	0	1	2								
Jim Pagliaroni, R OBP: 0.500, SLG: 0.333 Andre Rodgers, R (3, PR) Del Crandall, R (4, 2)					F9			1B		0	0	0	0	0	0	0								
Bob Friend, R Al McBean, R (9, 1)					SH			K		2	0	0	0	0	1	0								
Inning Stats	R: 0 E: 1 K: 0 S: 3	H: 0 LOB: 0 BB: 0 P: 3	R: 0 E: 0 K: 1 S: 4	H: 0 LOB: 0 BB: 0 P: 5	R: 1 E: 1 K: 0 S: 5	H: 1 LOB: 3 BB: 0 P: 6	R: 1 E: 0 K: 1 S: 7	H: 2 LOB: 1 BB: 0 P: 7	R: 1 E: 0 K: 1 S: 7	H: 2 LOB: 1 BB: 0 P: 7	R: 0 E: 1 K: 0 S: 4	H: 0 LOB: 1 BB: 0 P: 4	R: 2 E: 0 K: 1 S: 6	H: 2 LOB: 0 BB: 1 P: 10	R: 0 E: 0 K: 3 S: 9	H: 0 LOB: 0 BB: 0 P: 9		1B: 5 2B: 2 3B: 1 HR: 0	SF: 0 SAC: 1 DP: 2 HBP: 2	WP: 0 PB: 0 SB: 1 CS: 0	PA: 35			
PITCHER	IP WLS BF H R ER SO BB IBB HBP BLK WP HR S P ERA WHIP																							
Jack Sanford, R ERA: 7.11 Frank Linzy, R ERA: Bob Shaw, R ERA:	(1, 1) (7, 1) (8, 1)	6.1 L	30 1	7 0	5 0	5 0	4 0	1 0	2 0	0 0	0 0	0 0	0 0	0 0	0 9	9 9	7.11 0.00	1.263 0.000						

Batter	1	2	3	4	5	6	7	8	9	AB	R	H	RBI	BB	SO	LOB	TOP			
Maury Wills, S OBP: 0.667, SLG: 0.500	4-0 E S BB		0-0 S 1B		1-0 CS HBP			0-0 S SH2-3 SH1-3 1B		2	1	2	0	1	0	0				
Wes Parker, S OBP: 0.333, SLG: 0.500	0-3 K		0-0 4-3		0-0 CS	0-0 2B		0-0 SH2-3		3	0	1	0	0	1	2				
Dick Smith, R	0-3 K			0-0 F4		0-0 F9		0-0 SH1-3		3	0	0	1	0	1	1				
Tommy Davis, R Al Ferrara, R	0-0 5-3			0-0 F4		0-0 1-3		0-0 F9		4	0	0	0	0	0	1				
John Roseboro, L		0-0 F8		0-0 3-1			0-3 K		0-0 4-3	4	0	0	0	0	1	0				
Jim Lefebvre, S		0-0 G3			0-0 HR 2B		0-0 6-3		0-3 K	4	1	1	0	0	1	0				
Ron Fairly, L		0-0 1-3			0-0 HR 2B		0-0 2B		4-0 BB	3	1	2	2	1	0	0				
John Kennedy, R			0-0 F9		0-0 6-3		4-0 IBB		0-0 F9	3	0	0	0	1	0	1				
Claude Osteen, L			0-0 G3		0-0 4-3		0-0 F8			3	0	0	0	0	0	2				
Inning Stats	R: 0 E: 0 K: 2 S: 7	H: 0 LOB: 1 BB: 1 P: 11	R: 0 E: 0 K: 0 S: 3	H: 0 LOB: 0 BB: 0 P: 3	R: 0 E: 0 K: 0 S: 4	H: 1 LOB: 1 BB: 0 P: 4	R: 0 E: 0 K: 0 S: 3	H: 0 LOB: 0 BB: 0 P: 3	R: 2 E: 0 K: 0 S: 4	H: 2 LOB: 0 BB: 0 P: 5	R: 0 E: 0 K: 0 S: 3	H: 1 LOB: 2 BB: 1 P: 10	R: 1 E: 0 K: 0 S: 4	H: 1 LOB: 0 BB: 0 P: 4	R: 0 E: 0 K: 1 S: 5	H: 0 LOB: 1 BB: 1 P: 9	1B: 2 2B: 3 3B: 0 HR: 1	SF: 0 SAC: 2 DP: 0 HBP: 1	WP: 0 PB: 0 CS: 3 SB: 1	PA: 36
PITCHER	IP WLS BF H R ER SO BB IBB HBP BLK WP HR S P ERA WHIP																			
Joe Gibbon, L ERA: 3.38	(1, 1) 8.0 L 31 6 3 3 3 1 1 1 0 0 1 34 43 3.38 0.875																			
Roy Face, R ERA:	(9, 1) 1.0 4 0 0 0 1 1 0 0 0 0 0 5 9 0.00 1.000																			

Los Angeles Dodgers @ Pittsburgh Pirates
 Forbes Field, Pittsburgh, PA
 Wed Apr 14 1965, 6:05 PM EST
 Att: 7,770 - Unknown

AB	29
R	3
H	6
RBI	3
BB	3
SO	4
LOB	7



Batter	1	2	3	4	5	6	7	8	9	AB	R	H	RBI	BB	SO	LOB	BOTTOM	
Manny Mota, R	0-3 K		0-0 FC4-6 BB 1-2		0-0 G3			0-0 4-3		4	0	0	0	0	1	2		
Dick Schofield, S	0-3 K		4-0 BB		0-0 6-3			0-0 F4		3	0	0	0	1	1	0		
Roberto Clemente, R	0-0 3-1		0-3 K		0-0 1-3			0-0 4-3		4	0	0	0	0	1	2		
Bob Bailey, R		0-0 E1 WP		0-3 K		0-0 1-3		0-0 HR		4	1	1	1	0	1	0		
Donn Clendenon, R		0-0 P4		0-0 6-3		0-3 K		0-0 B2-3		4	0	0	0	0	1	1		
Willie Stargell, L		0-0 G3		0-0 5-3		0-0 G3				3	0	0	0	0	0	1		
Gene Alley, R		0-0 4-3			0-3 K		0-0 5-3			3	0	0	0	0	1	1		
Jim Pagliaroni, R			0-3 K		0-0 2B			0-0 P3		3	0	1	0	0	1	0		
Joe Gibbon, R Andre Rodgers, R Roy Face, R	(1, 1) (8, PH) (9, 1)		4-0 FC4-6 BB		0-3 K		0-0 4-3			1	0	0	0	1	1	1		
Inning Stats	R: 0 E: 0 K: 2 S: 7	H: 0 LOB: 0 BB: 0 P: 7	R: 0 E: 1 K: 0 S: 4	H: 0 LOB: 1 BB: 0 P: 4	R: 0 E: 0 K: 1 S: 5	H: 0 LOB: 0 BB: 0 P: 5	R: 0 E: 0 K: 1 S: 5	H: 0 LOB: 0 BB: 0 P: 5	R: 0 E: 0 K: 0 S: 3	H: 1 LOB: 1 BB: 0 P: 3	R: 0 E: 0 K: 0 S: 3	H: 0 LOB: 0 BB: 0 P: 3	R: 1 E: 0 K: 0 S: 4	H: 1 LOB: 0 BB: 0 P: 4	1B: 0 2B: 1 3B: 0 HR: 1	SF: 0 SAC: 0 DP: 0 HBP: 0	WP: 2 PB: 0 CS: 0	PA: 32
PITCHER	IP WLS BF H R ER SO BB IBB HBP BLK WP HR S P ERA WHIP																	
Claude Osteen, L ERA: 1.0	(1, 1) 9.0 W 32 2 1 1 8 2 0 0 0 1 1 46 54 1.00 0.444																	

Los Angeles Dodgers @ Pittsburgh Pirates
 Forbes Field, Pittsburgh, PA
 Wed Apr 14 1965, 6:05 PM EST
 Att: 7,770 - Unknown

AB	30
R	1
H	2
RBI	1
BB	2
SO	8
LOB	8



Batter	1	2	3	4	5	6	7	8	9	AB	R	H	RBI	BB	SO	LOB	TOP				
Joe Morgan, L (1,4) OBP: 0.348, SLG: 0.450	0-0 2B	4-0 BB			4-3			4-3		3	0	1	0	1	0	0					
Al Spangler, L (1,7) OBP: 0.455, SLG: 0.333	0-0 1-3	0-0 4-3								4	0	2	0	0	0	3					
Rusty Staub, L (1,9) OBP: 0.200, SLG: 0.111	0-0 F9				4-3			P6		4	0	0	0	0	0	2					
Walt Bond, L (1,3) OBP: 0.238, SLG: 0.238	0-0 P5				4-1			4-3		4	0	0	0	0	0	2					
Bob Aspromonte, R (1,5) OBP: 0.238, SLG: 0.111										4	0	0	0	0	2	0					
Jimmy Wynn, R (1,8) OBP: 0.381, SLG: 0.500										4	1	2	0	0	0	0					
John Bateman, R (1,2) OBP: 0.500, SLG: 1.200										4	2	2	3	0	1	1					
Bob Lillis, R (1,6) OBP: 0.227, SLG: 0.238										4	0	3	0	0	0	0					
Bob Bruce, R (1,1)										4	0	0	0	0	1	3					
Inning Stats	R: 0 E: 0 K: 0 S: 4	H: 1 LOB: 1 BB: 0 P: 4	R: 2 E: 0 K: 1 S: 8	H: 3 LOB: 2 BB: 1 P: 12	R: 0 E: 0 K: 1 S: 5	H: 0 LOB: 0 BB: 0 P: 5	R: 0 E: 0 K: 0 S: 3	H: 1 LOB: 0 BB: 0 P: 3	R: 0 E: 0 K: 0 S: 3	H: 0 LOB: 0 BB: 0 P: 3	R: 0 E: 0 K: 1 S: 6	H: 1 LOB: 1 BB: 0 P: 6	R: 0 E: 0 K: 0 S: 4	H: 1 LOB: 1 BB: 0 P: 4	R: 1 E: 0 K: 1 S: 7	H: 2 LOB: 1 BB: 0 P: 7	1B: 6 2B: 2 3B: 0 HR: 2	SF: 0 SAC: 0 DP: 1 HBP: 0	WP: 0 PB: 0 SB: 0 CS: 0	PA: 36	
PITCHER	IP	WLS	BF	H	R	ER	SO	BB	IBB	HBP	BLK	WP	HR	S	P	ERA	WHIP				
Vern Law, R (1,1) ERA: 2.25	8.0	L	31	8	2	2	3	1	0	0	0	0	1	36	40	2.25	1.125				
Roy Face, R (9,1) ERA: 3.0	1.0		5	2	1	1	1	0	0	0	0	0	1	7	7	9.00	2.000				

Houston Astros @ Pittsburgh Pirates
Forbes Field, Pittsburgh, PA
Sun Apr 18 1965, 3:33 AM EST
Cloudy - 56 F

AB 35
R 3
H 10
RBI 3
BB 1
SO 4
LOB 11



Batter	1	2	3	4	5	6	7	8	9	AB	R	H	RBI	BB	SO	LOB	BOTTOM					
Bill Virdon, L (1,8) OBP: 0.471, SLG: 0.438	0-0 BB 1B FC5-4-3-5									4	1	1	0	0	0	2						
Dick Schofield, S (1,6) OBP: 0.350, SLG: 0.389	0-3 K									4	0	0	0	0	2	3						
Roberto Clemente, R (1,9) OBP: 0.230, SLG: 0.200	0-0 BB 1B FC5-4-3-5									4	0	2	0	0	1	2						
Willie Stargell, L (1,3) OBP: 0.105, SLG: 0.167	4-0 K FC5-4-3-5									3	0	0	0	1	2	1						
Bob Bailey, R (1,5) OBP: 0.250, SLG: 0.500	0-0 FC5-4-3-5									4	0	0	1	0	0	2						
Jerry Lynch, L (1,7)										4	0	0	0	0	2	0						
Jim Pagliaroni, R (1,2) OBP: 0.429, SLG: 0.417										3	0	1	0	0	1	0						
Andre Rodgers, R (7, PR)										0	0	0	0	0	0	0						
Del Crandall, R (8, 2)										0	0	0	0	0	0	0						
Gene Alley, R (1,4)										3	0	0	0	0	0	1						
Vern Law, R (1,1) OBP: 0.500, SLG: 0.500										2	0	1	0	0	1	0						
Manny Mota, R (8, PH) OBP: 0.200, SLG: 0.200										1	0	1	0	0	0	0						
Roy Face, R (9, 1)										0	0	0	0	0	0	0						
Inning Stats	R: 1 E: 0 K: 1 S: 6	H: 2 LOB: 1 BB: 1 P: 10	R: 0 E: 0 K: 2 S: 7	H: 0 LOB: 0 BB: 0 P: 7	R: 0 E: 0 K: 0 S: 4	H: 1 LOB: 1 BB: 0 P: 4	R: 0 E: 0 K: 1 S: 5	H: 0 LOB: 0 BB: 0 P: 5	R: 0 E: 0 K: 1 S: 5	H: 0 LOB: 0 BB: 0 P: 5	R: 0 E: 0 K: 1 S: 6	H: 1 LOB: 1 BB: 0 P: 6	R: 0 E: 0 K: 1 S: 6	H: 1 LOB: 1 BB: 0 P: 6	R: 0 E: 0 K: 2 S: 8	H: 1 LOB: 0 BB: 0 P: 8	R: 0 E: 0 K: 0 S: 3	H: 0 LOB: 0 BB: 0 P: 3	1B: 6 2B: 1 3B: 0 HR: 0	SF: 0 SAC: 0 DP: 1 HBP: 0	WP: 0 PB: 0 SB: 0 CS: 0	PA: 33
PITCHER	IP	WLS	BF	H	R	ER	SO	BB	IBB	HBP	BLK	WP	HR	S	P	ERA	WHIP					
Bob Bruce, R (1,1) ERA: 1.69	9.0	W	33	6	1	1	9	1	0	0	0	0	0	50	54	1.00	0.778					

Houston Astros @ Pittsburgh Pirates
Forbes Field, Pittsburgh, PA
Sun Apr 18 1965, 3:33 AM EST
Cloudy - 56 F

AB 32
R 1
H 6
RBI 1
BB 1
SO 9
LOB 11



Batter	1	2	3	4	5	6	7	8	9	AB	R	H	RBI	BB	SO	LOB	TOP				
Joe Morgan, L (1,4) OBP: 0.321, SLG: 0.400	F7	G3			F2		F5		E7	5	0	1	0	0	0	3					
Al Spangler, L (1,7) OBP: 0.313, SLG: 0.214	6-3		1-3		6-3			1-3	6-3	5	0	0	0	0	0	1					
Rusty Staub, L (1,9) OBP: 0.214, SLG: 0.154	4-3		F8		P5			SF9		4	1	1	0	0	0	0					
Walt Bond, L (1,3) OBP: 0.280, SLG: 0.320		1B	1-3		F5			E7	1B	4	2	2	0	0	0	0					
Bob Aspromonte, R (1,5) OBP: 0.320, SLG: 0.333		BB						SF9	1B	3	1	3	1	0	0	0					
Jimmy Wynn, R (1,8) OBP: 0.440, SLG: 0.545		BB			K					4	0	3	3	0	1	1					
Ron Brand, R (1,2) OBP: 0.231, SLG: 0.231					5-3			F7		4	0	0	0	0	0	5					
Bob Lillis, R (1,6) OBP: 0.231, SLG: 0.208			F9						1-3	3	0	0	0	1	0	1					
Don Larsen, R (1,1) Hal Woodeshick, R (6,1) Jim Beauchamp, R (7,PH) Claude Raymond, R (7,1) Ken MacKenzie, R (7,1) Dave Giusti, R (8,1) John Bateman, R (9,PH)					6-3				F9	2	0	0	0	0	1	3					
Inning Stats	R: 0 E: 0 K: 0 S: 3	H: 0 LOB: 0 BB: 0 P: 3	R: 1 E: 0 K: 1 S: 8	H: 3 LOB: 3 BB: 1 P: 12	R: 0 E: 0 K: 1 S: 3	H: 0 LOB: 0 BB: 0 P: 3	R: 0 E: 0 K: 1 S: 6	H: 1 LOB: 1 BB: 0 P: 6	R: 0 E: 0 K: 0 S: 3	H: 0 LOB: 0 BB: 0 P: 3	R: 1 E: 1 K: 0 S: 5	H: 2 LOB: 1 BB: 0 P: 5	R: 0 E: 0 K: 0 S: 3	H: 0 LOB: 0 BB: 0 P: 3	R: 2 E: 1 K: 0 S: 6	H: 3 LOB: 1 BB: 0 P: 6	R: 0 E: 1 K: 0 S: 4	H: 1 LOB: 1 BB: 0 P: 4	1B: 8 2B: 1 3B: 1 HR: 0	SF: 1 SAC: 0 DP: 0 HBP: 0	WP: 0 PA: 38 PB: 0 SB: 0 CS: 0
PITCHER	IP	WLS	BF	H	R	ER	SO	BB	IBB	HBP	BLK	WP	HR	S	P	ERA	WHIP				
Don Cardwell, R (1,1) ERA: 3.68	7.1		31	8	4	3	2	1	0	0	0	0	0	34	38	3.68	1.227				
Al McBean, R (8,1) ERA:	1.2	W	7	2	0	0	0	0	0	0	0	0	0	7	7	0.00	1.200				

Houston Astros @ Pittsburgh Pirates
 Forbes Field, Pittsburgh, PA
 Sun Apr 18 1965, 3:38 AM EST
 Att: 7,176 - Unknown

AB	36
R	4
H	10
RBI	4
BB	1
SO	2
LOB	14

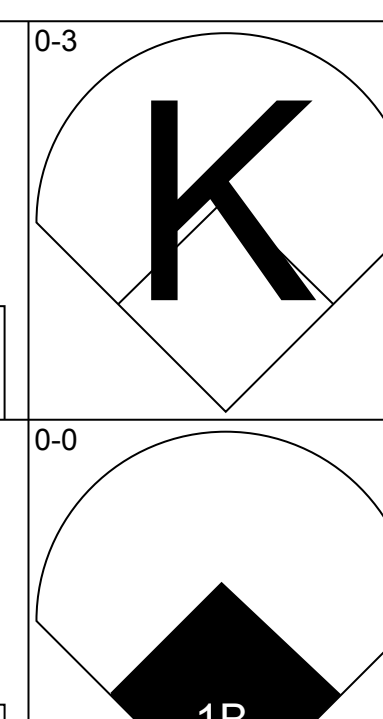
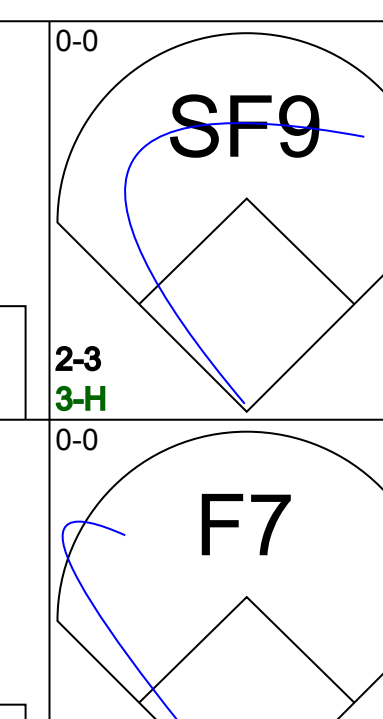
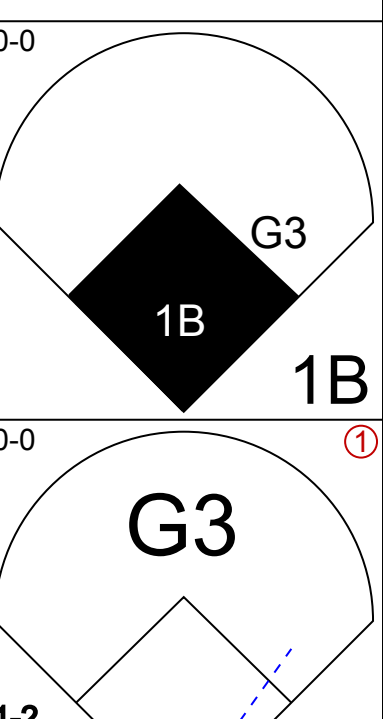
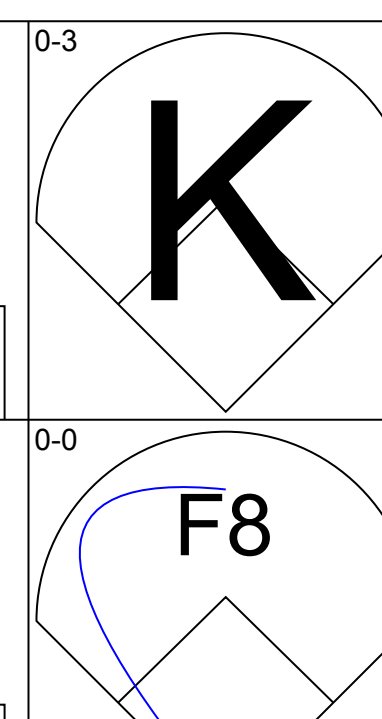
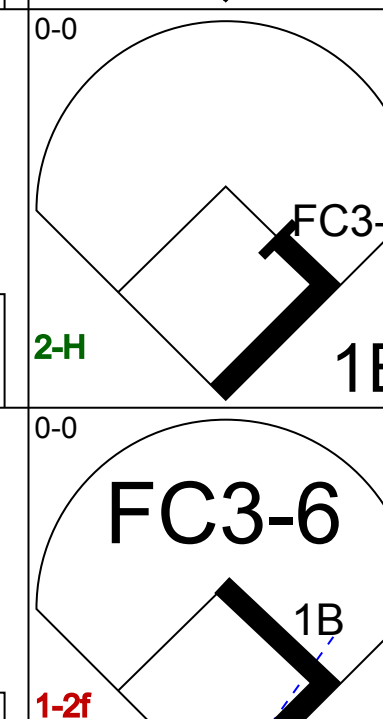

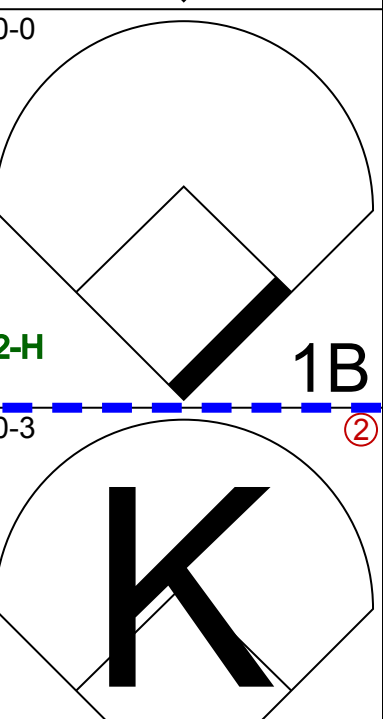
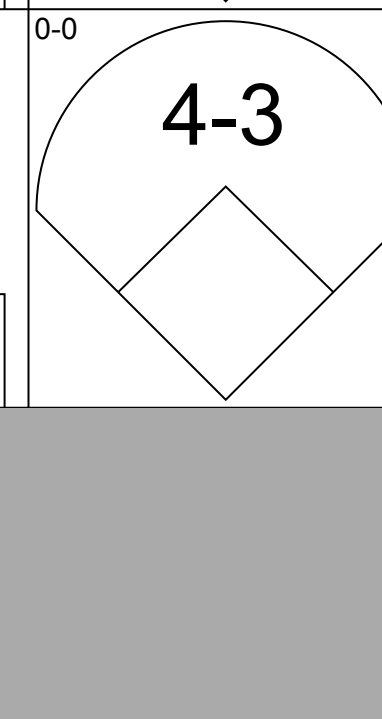
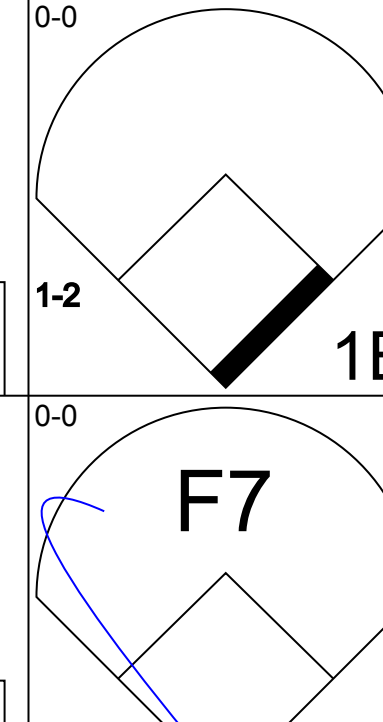
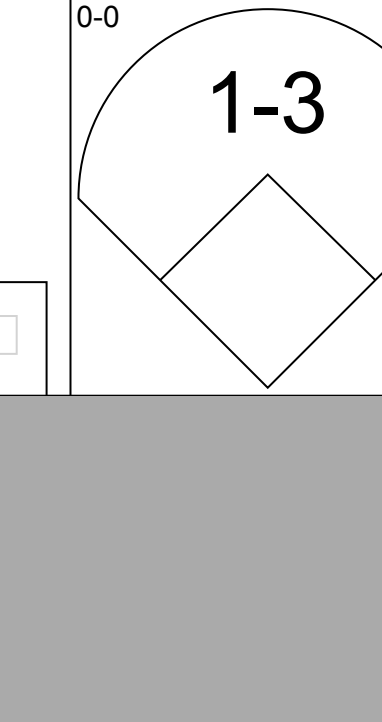
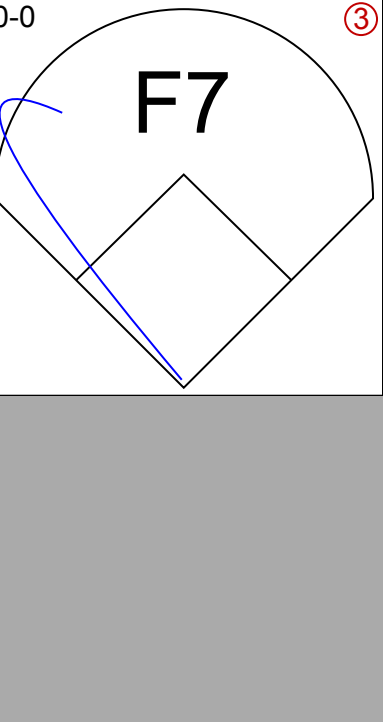





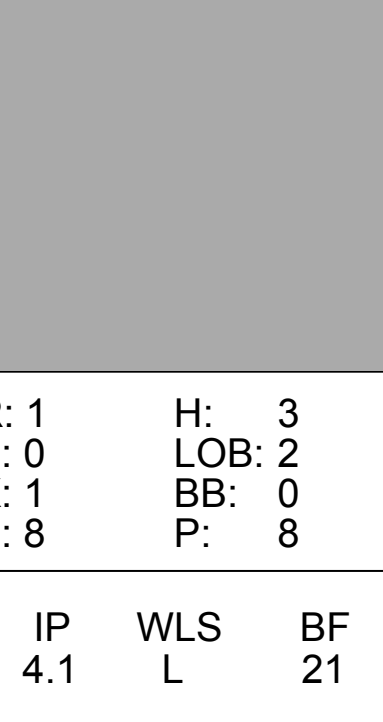
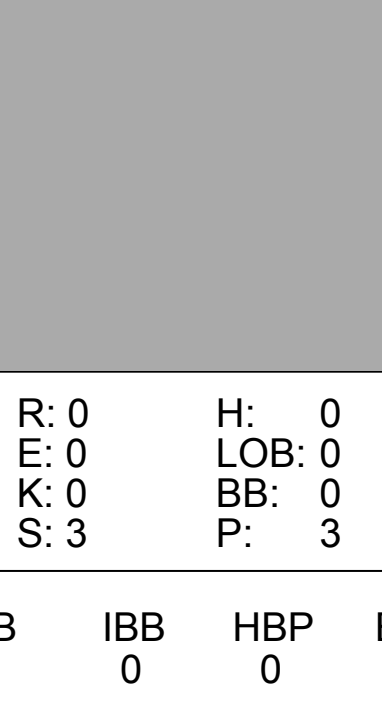


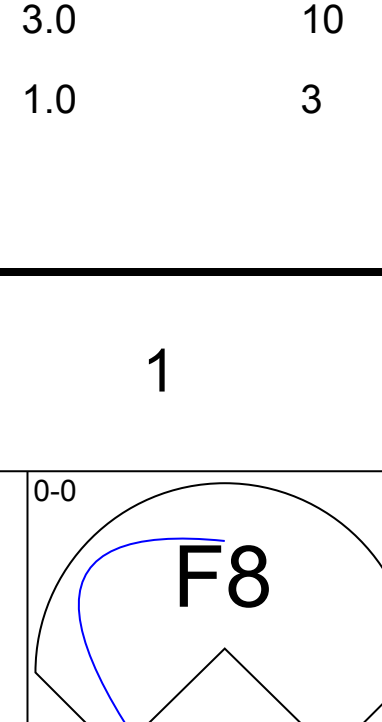
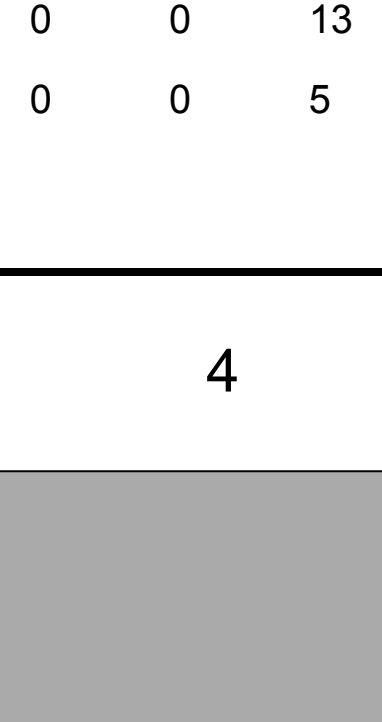
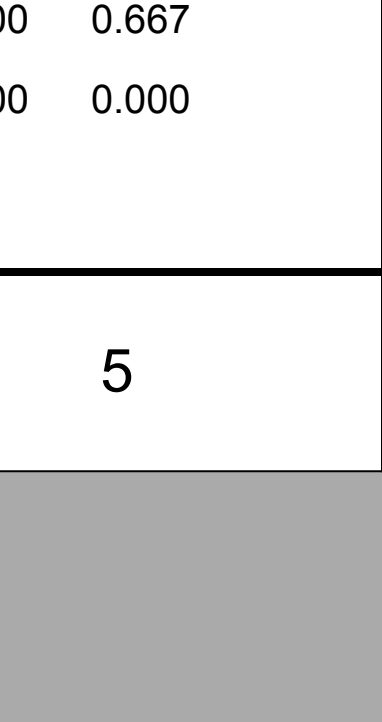
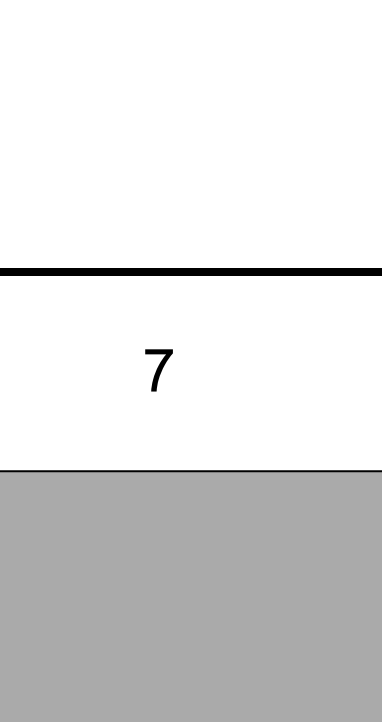
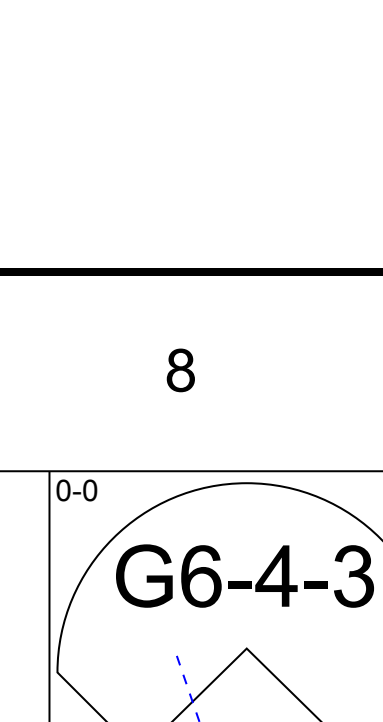




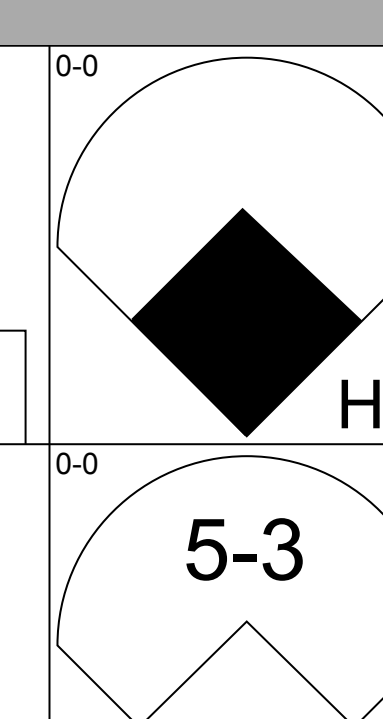
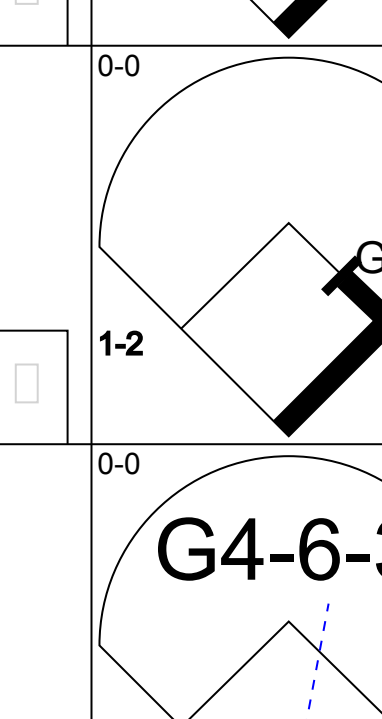
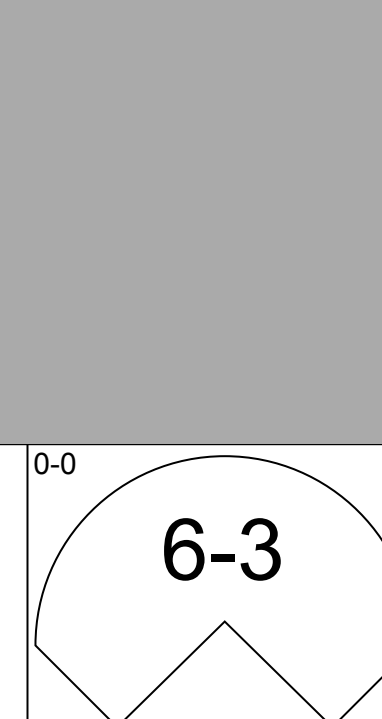
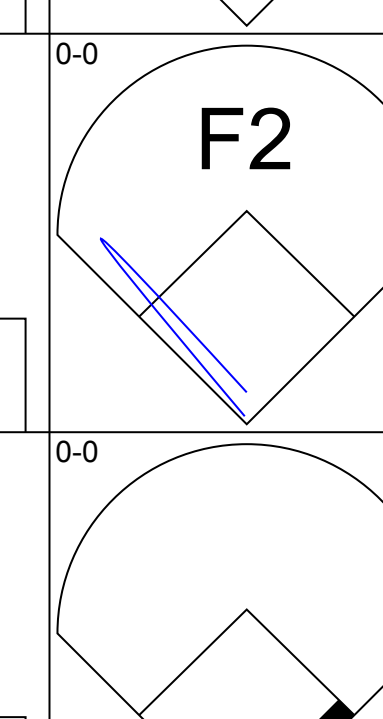
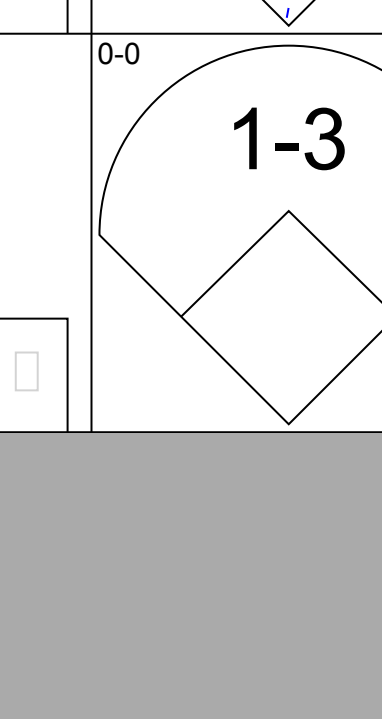
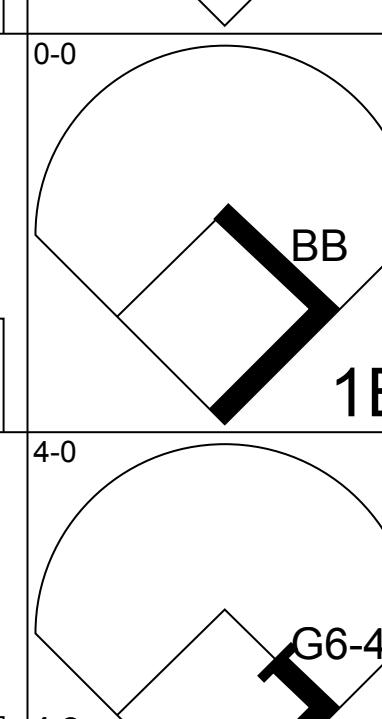
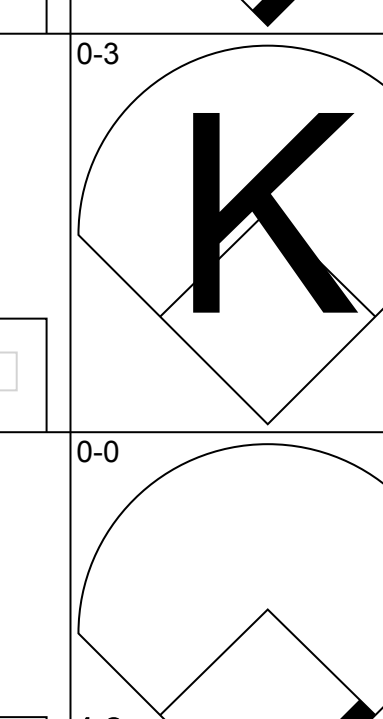
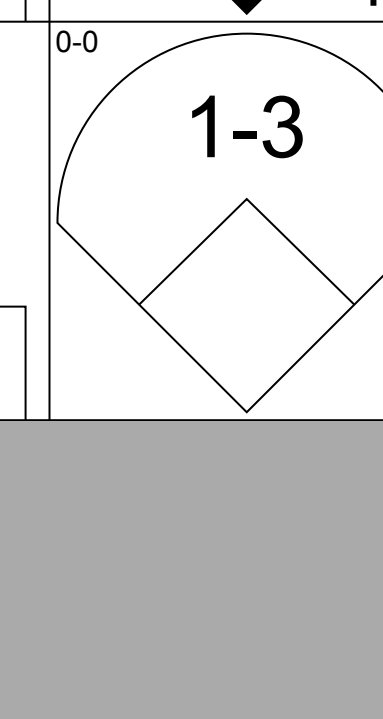



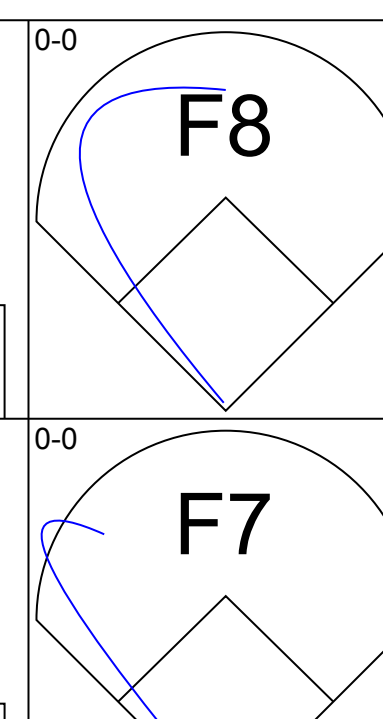
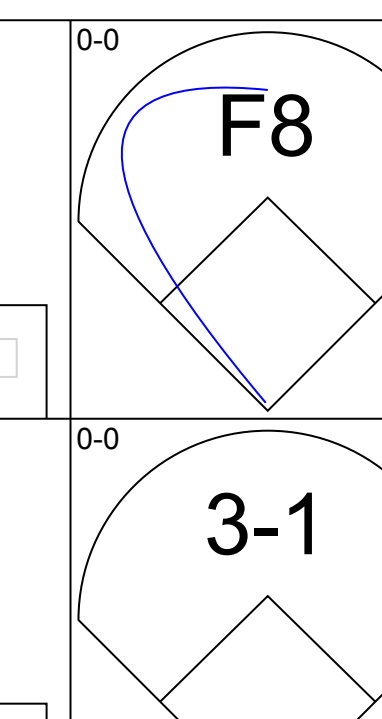
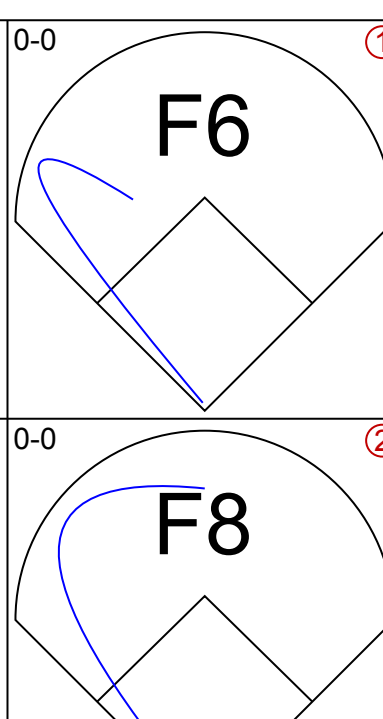
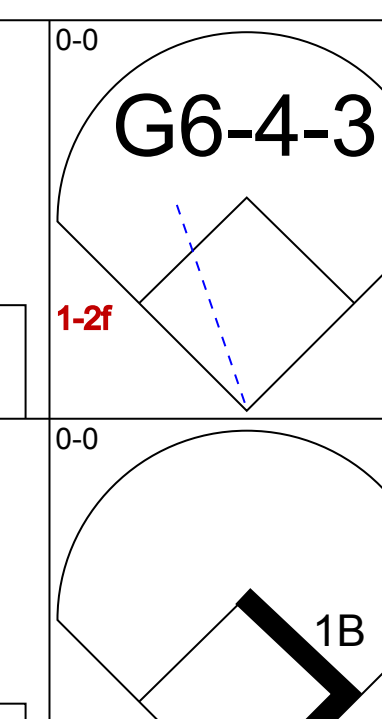
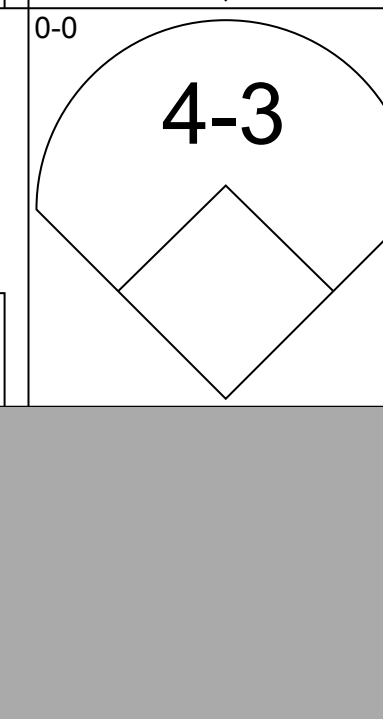

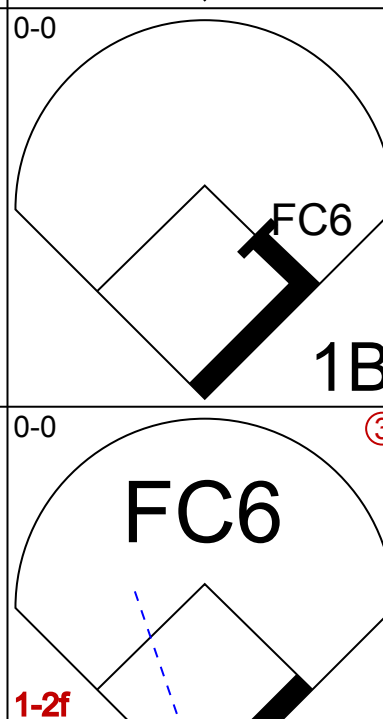
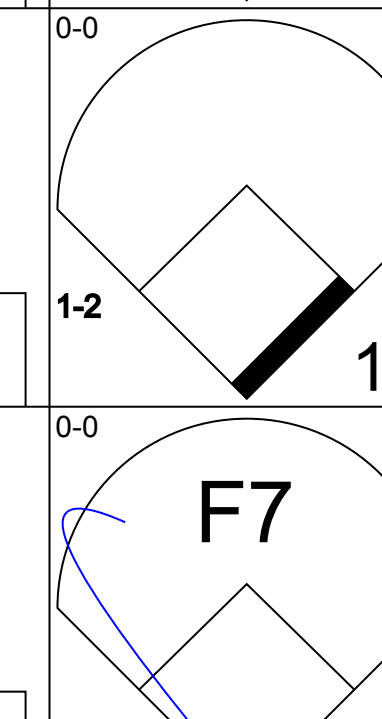





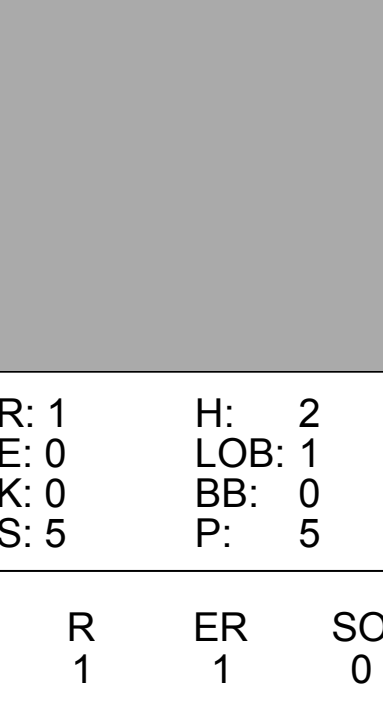
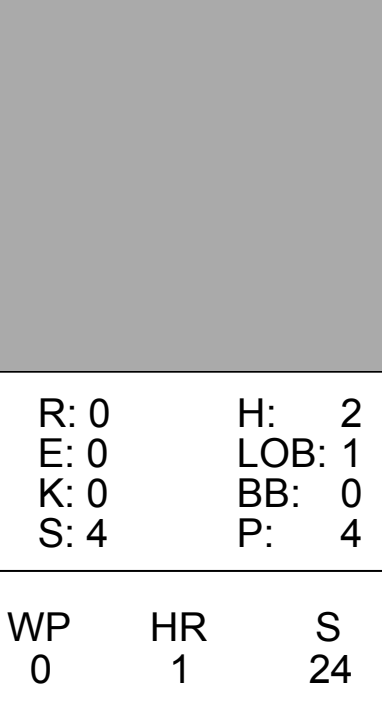

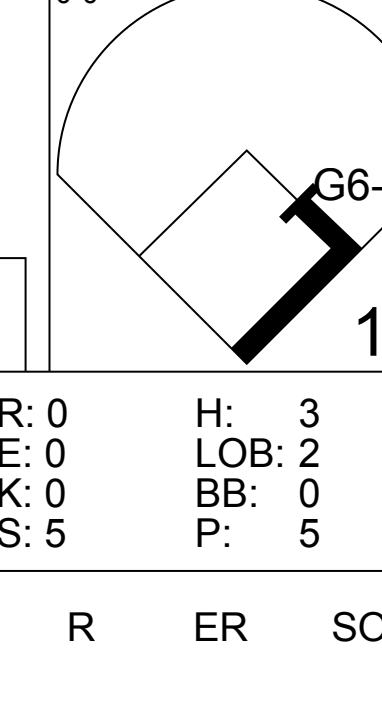




Batter	1	2	3	4	5	6	7	8	9	AB	R	H	RBI	BB	SO	LOB	BOTTOM				
Bill Virdon, L (1,8) OBP: 0.364, SLG: 0.333	F9	G3			F7	K	P6			5	0	0	0	0	1	4					
Dick Schofield, S (1,6) OBP: 0.440, SLG: 0.429				4-3	1-3	1B		5-3		3	2	2	0	2	0	0					
Roberto Clemente, R (1,9) OBP: 0.369, SLG: 0.333			1-3		1-3	2B			FC5-4	4	1	2	1	1	1	3					
Willie Stargell, L (1,3) OBP: 0.130, SLG: 0.227			4-3		4-3	K		FC5-4	1B	4	0	1	1	0	1	3					
Manny Mota, R (8,PH) OBP: 0.167, SLG: 0.167			2-3						1B	1	1	0	0	0	0	1					
Bob Bailey, R (1,5) OBP: 0.360, SLG: 0.571			1-3		1-3	FC5		WP	HBP	3	1	2	2	2	0	1					
Jerry Lynch, L (1,7) OBP: 0.250, SLG: 0.143						1-3			1B	2	0	1	0	1	0	2					
Donn Clendenon, R (7,PH) OBP: 0.294, SLG: 0.143										1	0	1	1	0	0	0					
Del Crandall, R (1,2) OBP: 0.143, SLG: 0.105					5-3	FC5			F9	5	0	0	0	0	0	9					
Gene Alley, R (1,4) OBP: 0.143, SLG: 0.105			5-3		F9					3	0	1	0	1	0	1					
Don Cardwell, R (1,1) ERA: 5.06										2	0	0	0	1	0	1					
Al McBean, R (8,1) ERA:			3-1		F9					0	0	0	0	0	0	0					
Inning Stats	R: 2 E: 0 K: 0 S: 6	H: 3 LOB: 2 BB: 1 P: 10	R: 0 E: 0 K: 0 S: 3	H: 0 LOB: 0 BB: 0 P: 3	R: 0 E: 0 K: 0 S: 4	H: 1 LOB: 1 BB: 0 P: 4	R: 0 E: 0 K: 0 S: 4	H: 1 LOB: 1 BB: 0 P: 4	R: 1 E: 0 K: 2 S: 8	H: 1 LOB: 2 BB: 1 P: 12	R: 1 E: 1 K: 0 S: 4	H: 1 LOB: 3 BB: 3 P: 16	R: 1 E: 1 K: 0 S: 4	H: 1 LOB: 2 BB: 1 P: 9	1B: 6 2B: 3 3B: 1 HR: 0	SF: 0 SAC: 1 DP: 0 HBP: 1	WP: 1 PA: 43 PB: 0 SB: 0 CS: 0				
PITCHER	IP	WLS	BF	H	R	ER	SO	BB	IBB	HBP	BLK	WP	HR	S	P	ERA	WHIP				
Don Larsen, R (1,1) ERA: 5.06	5.1		27	8	3	3	1	2	1	0	0	0	0	26	38	5.06	1.875				
Hal Woodeshick, L (6,1) ERA: 6.0	0.2		3	0	0	0	2	1	0	0	0	0	0	6	10	0.00	1.500				
Claude Raymond, R (7,1) ERA: 6.75	0.2		6	1	1	1	0	2	1	0	0	1	0	3	15	13.50	4.500				
Ken MacKenzie, L (7,1) ERA:	1.0	L	4	0	1	0	0	1	0	0	0	0	0	3	7	0.00	1.000				
Dave Giusti, R (8,1) ERA:	0.1		3	1	0	0	0	0	0	1	0	0	0	2	3	0.00	3.000				

Houston Astros @ Pittsburgh Pirates
 Forbes Field, Pittsburgh, PA
 Sun Apr 18 1965, 3:38 AM EST
 Att: 7,176 - Unknown

AB	33
R	5
H	10
RBI	5
BB	8
SO	3
LOB	25



Batter	1	2	3	4	5	6	7	8	9	AB	R	H	RBI	BB	SO	LOB	TOP					
Dick Schofield, S OBP: 0.414, SLG: 0.417										3	1	1	1	0	2	0	Pittsburgh Pirates @ San Francisco Giants Candlestick Park, San Francisco, CA Tue Apr 20 1965, 6:33 AM EST Att: 37,784 - Unknown livebaseballscorecards.com					
Bill Virdon, L OBP: 0.346, SLG: 0.360										4	1	1	0	0	0	2						
Roberto Clemente, R OBP: 0.333, SLG: 0.357										4	0	2	2	0	0	0						
Willie Stargell, L OBP: 0.111, SLG: 0.192										4	0	0	0	0	1	2						
Bob Bailey, R OBP: 0.379, SLG: 0.542										3	0	1	0	1	0	1						
Donn Clendenen, R OBP: 0.286, SLG: 0.118										3	0	0	0	1	0	3						
Jim Pagliaroni, R OBP: 0.444, SLG: 0.438										4	1	2	0	0	1	0						
Gene Alley, R OBP: 0.200, SLG: 0.174										4	0	2	0	0	0	2						
Bob Friend, R										2	0	0	0	0	2	3						
Al McBean, R										1	0	0	0	0	0	0						
Inning Stats	R: 1 E: 0 K: 1 S: 8	H: 3 LOB: 2 BB: 0 P: 8	R: 1 E: 0 K: 0 S: 5	H: 2 LOB: 1 BB: 0 P: 5	R: 0 E: 0 K: 0 S: 3	H: 0 LOB: 0 BB: 0 P: 3	R: 0 E: 0 K: 1 S: 5	H: 1 LOB: 1 BB: 1 P: 9	R: 1 E: 0 K: 1 S: 7	H: 2 LOB: 1 BB: 0 P: 7	R: 0 E: 0 K: 1 S: 6	H: 1 LOB: 1 BB: 0 P: 6	R: 0 E: 0 K: 1 S: 5	H: 0 LOB: 0 BB: 0 P: 5	R: 0 E: 0 K: 0 S: 2	H: 0 LOB: 0 BB: 1 P: 6	R: 0 E: 0 K: 1 S: 5	H: 0 LOB: 0 BB: 0 P: 5	1B: 8 2B: 1 3B: 0 HR: 0	SF: 1 SAC: 1 DP: 1 HBP: 0	WP: 0 PB: 0 SB: 0 CS: 0	PA: 36
PITCHER	IP WLS BF H R ER SO BB IBB HBP BLK WP HR S P ERA WHIP																					
Bobby Bolin, R ERA: 6.23	(1, 1)	4.1 L 21 8 3 3 2 1 0 0 0 0 0 0 24 28 6.23 2.077																				
Bob Hendley, L ERA:	(5, 1)	0.2 2 0 0 0 1 0 0 0 0 0 0 4 4 0.00 0.000																				
Ron Herbel, R ERA:	(6, 1)	3.0 10 1 0 0 2 1 0 0 0 0 0 13 17 0.00 0.667																				
Frank Linzy, R ERA:	(9, 1)	1.0 3 0 0 0 1 0 0 0 0 0 0 5 5 0.00 0.000																				

Batter	1	2	3	4	5	6	7	8	9	AB	R	H	RBI	BB	SO	LOB	BOTTOM					
Jose Pagan, R OBP: 0.240, SLG: 0.217										4	0	0	0	0	0	1	Pittsburgh Pirates @ San Francisco Giants Candlestick Park, San Francisco, CA Tue Apr 20 1965, 6:33 AM EST Att: 37,784 - Unknown livebaseballscorecards.com					
Matty Alou, L OBP: 0.400, SLG: 0.400										4	0	1	0	0	0	0						
Frank Linzy, R										0	0	0	0	0	0	0						
Willie McCovey, L OBP: 0.464, SLG: 0.375										4	0	3	0	0	0	0						
Willie Mays, R OBP: 0.393, SLG: 0.704										4	1	2	1	0	0	3						
Jesus Alou, R OBP: 0.464, SLG: 0.571										4	0	0	0	0	0	2						
Jim Ray Hart, R OBP: 0.321, SLG: 0.280										4	0	1	0	0	1	2						
Tom Haller, L OBP: 0.231, SLG: 0.167										2	0	1	0	1	0	0						
Bob Schroder, L OBP: 0.500, SLG: 0.500										0	0	0	0	0	0	0						
Jim Davenport, R										0	0	0	0	0	0	0						
Orlando Cepeda, R OBP: 0.500, SLG: 0.500										1	0	1	0	0	0	0						
Gaylord Perry, R										0	0	0	0	0	0	0						
Hal Lanier, R OBP: 0.138, SLG: 0.143										2	0	1	0	0	0	1						
Ed Bailey, L										2	0	0	0	0	0	4						
Bobby Bolin, R										1	0	0	0	0	0	0						
Bob Hendley, R										0	0	0	0	0	0	0						
Chuck Hiller, L										1	0	0	0	0	0	1						
Ron Herbel, R										0	0	0	0	0	0	0						
Harvey Kuenn, R OBP: 0.373, SLG: 0.273										2	0	1	0	0	0	2						
Inning Stats	R: 0 E: 0 K: 0 S: 3	H: 0 LOB: 0 BB: 0 P: 3	R: 1 E: 0 K: 0 S: 5	H: 2 LOB: 1 BB: 0 P: 5	R: 0 E: 0 K: 0 S: 3	H: 0 LOB: 0 BB: 0 P: 3	R: 0 E: 0 K: 0 S: 4	H: 2 LOB: 1 BB: 0 P: 4	R: 0 E: 0 K: 0 S: 3	H: 1 LOB: 0 BB: 0 P: 3	R: 0 E: 0 K: 0 S: 4	H: 1 LOB: 1 BB: 0 P: 4	R: 0 E: 0 K: 0 S: 3	H: 3 LOB: 2 BB: 0 P: 5	R: 0 E: 1 K: 1 S: 7	H: 1 LOB: 2 BB: 0 P: 7	R: 0 E: 0 K: 1 S: 7	H: 1 LOB: 2 BB: 0 P: 7	1B: 10 2B: 0 3B: 0 HR: 1	SF: 0 SAC: 0 DP: 4 HBP: 0	WP: 0 PB: 0 SB: 0 CS: 0	PA: 36
PITCHER	IP WLS BF H R ER SO BB IBB HBP BLK WP HR S P ERA WHIP																					
Bob Friend, R ERA: 1.88	(1, 1)	6.1 W 25 7 1 1 1 0 1 0 0 0 0 0 24 28 1.42 1.263																				
Al McBean, R ERA:	(7, 1)	2.2 S 11 4 0 0 1 0 0 0 0 0 0 13 13 0.00 1.500																				



Batter	1	2	3	4	5	6	7	8	9	AB	R	H	RBI	BB	SO	LOB	TOP					
Dick Schofield, S OBP: 0.364, SLG: 0.357 (1, 6)	F4		K		1-3			F4		4	0	0	0	0	1	0	Pittsburgh Pirates @ San Francisco Giants Candlestick Park, San Francisco, CA Wed Apr 21 1965, 9:05 PM EST Att: 12,022 - Unknown					
Bill Virdon, L OBP: 0.367, SLG: 0.483 (1, 8)	F5		1B			F7		HR		4	1	2	1	0	0	0						
Roberto Clemente, R OBP: 0.353, SLG: 0.375 (1, 9)	E6		1B			4-3		1B		4	0	2	0	0	0	0						
Willie Stargell, L OBP: 0.097, SLG: 0.167 (1, 7)	K		F5			G1		F7		4	0	0	0	0	1	4						
Bob Bailey, R OBP: 0.364, SLG: 0.500 Andre Rodgers, R (8, 4)		K			F8		S 1-3 1B	K		4	0	1	0	0	2	1						
Donn Clendenen, R OBP: 0.360, SLG: 0.238 (1, 3)		E S SF4 1B			G6-4-3 1B		1-3 1-2	G5-4-3 1B		4	1	3	0	0	0	1						
Jim Pagliaroni, R OBP: 0.364, SLG: 0.368 (1, 2)		SF4 1-H			G6-4-3 1-2		K 2-3	G5-4-3 1-2		3	0	0	1	0	1	3						
Gene Alley, R OBP: 0.185, SLG: 0.160 Jery Lynch, L OBP: 0.333, SLG: 0.143 Ozzie Virgil, R (7, PH) (7, PR) (7, 4) (8, 5)		5-3			F4			F9		2	0	0	0	0	0	0						
Joe Gibbon, R Gene Freese, R Roy Face, R (1, 1) (7, PH) (7, 1)			K		K		F7			2	0	0	0	0	2	0						
										1	0	0	0	0	2	0						
										0	0	0	0	0	0	0						
Inning Stats	R: 0 E: 1 K: 1 S: 6	H: 0 LOB: 1 BB: 0 P: 6	R: 1 E: 0 K: 1 S: 6	H: 1 LOB: 0 BB: 0 P: 6	R: 0 E: 0 K: 2 S: 9	H: 2 LOB: 2 BB: 0 P: 9	R: 0 E: 0 K: 0 S: 3	H: 1 LOB: 0 BB: 0 P: 3	R: 0 E: 0 K: 1 S: 5	H: 0 LOB: 0 BB: 0 P: 5	R: 0 E: 0 K: 0 S: 3	H: 0 LOB: 0 BB: 0 P: 3	R: 0 E: 0 K: 1 S: 6	H: 1 LOB: 2 BB: 1 P: 10	R: 1 E: 0 K: 1 S: 7	H: 2 LOB: 1 BB: 0 P: 7	R: 0 E: 0 K: 0 S: 3	H: 1 LOB: 0 BB: 0 P: 3	1B: 7 2B: 0 3B: 0 HR: 1	SF: 1 SAC: 0 DP: 2 HBP: 0	WP: 0 PB: 0 SB: 2 CS: 0	PA: 35
PITCHER Juan Marichal, R ERA: 0.67 (1, 1)	IP: 9.0 WLS: W BF: 35 H: 8 R: 2 ER: 1 SO: 7 BB: 0 IBB: 1 HBP: 0 BLK: 0 WP: 0 HR: 1 S: 48 P: 52 ERA: 1.00 WHIP: 0.889															PITCHER						

Batter	1	2	3	4	5	6	7	8	9	AB	R	H	RBI	BB	SO	LOB	BOTTOM	
Jose Pagan, R OBP: 0.207, SLG: 0.185 (1, 6)	F3		K		F6		K			4	0	0	0	0	2	2	Pittsburgh Pirates @ San Francisco Giants Candlestick Park, San Francisco, CA Wed Apr 21 1965, 9:05 PM EST Att: 12,022 - Unknown	
Harvey Kuenn, R OBP: 0.333, SLG: 0.231 (1, 7)	4-3		HR		F9		BB			2	1	0	0	2	0	0		
Willie McCovey, L OBP: 0.469, SLG: 0.500 (1, 3)			1-H			K	K			4	1	2	2	0	2	3		
Willie Mays, R OBP: 0.375, SLG: 0.645 (1, 8)	4-3		1B			K		5-3		4	0	1	0	0	1	1		
Jesus Alou, R OBP: 0.406, SLG: 0.500 (1, 9)		F8	1-3			6-3		F8		4	0	0	0	0	0	1		
Jim Ray Hart, R OBP: 0.313, SLG: 0.276 (1, 5)		K			6-3		SH5-4 1B 1B	5-3		4	1	1	0	0	1	0		
Jack Hiatt, R OBP: 0.500, SLG: 0.500 Ed Bailey, L OBP: 0.267, SLG: 0.083 (7, PH) (8, 2)					1-3		1B SH5-4 1B			2	0	1	0	0	0	0		
Hal Lanier, R OBP: 0.129, SLG: 0.133 (1, 4)					6-3		SH5-4 1-2 2-3			2	0	0	0	0	1	1		
Juan Marichal, R OBP: 0.200, SLG: 0.222 (1, 1)			4-3		1-3		BB 1B 2-3 3-H			3	0	1	1	0	0	0		
										1B: 6 2B: 0 3B: 0 HR: 1	SF: 0 SAC: 1 DP: 0 HBP: 0	WP: 0 PB: 0 SB: 0 CS: 0	PA: 33					
Inning Stats	R: 0 E: 0 K: 0 S: 4	H: 1 LOB: 1 BB: 0 P: 4	R: 0 E: 0 K: 2 S: 8	H: 1 LOB: 0 BB: 0 P: 8	R: 2 E: 0 K: 1 S: 7	H: 2 LOB: 1 BB: 1 P: 11	R: 0 E: 0 K: 0 S: 3	H: 0 LOB: 0 BB: 0 P: 3	R: 0 E: 0 K: 2 S: 7	H: 0 LOB: 0 BB: 0 P: 7	R: 1 E: 0 K: 2 S: 10	H: 3 LOB: 3 BB: 1 P: 14	R: 0 E: 0 K: 0 S: 3	H: 0 LOB: 0 BB: 0 P: 3	1B: 6 2B: 0 3B: 0 HR: 1	SF: 0 SAC: 1 DP: 0 HBP: 0	WP: 0 PB: 0 SB: 0 CS: 0	PA: 33
PITCHER Joe Gibbon, L ERA: 3.21 Roy Face, R ERA: 3.6 (1, 1) (7, 1)	IP: 6.0 WLS: L BF: 23 H: 4 R: 2 ER: 2 SO: 5 BB: 1 IBB: 0 HBP: 0 BLK: 0 WP: 0 HR: 1 S: 32 P: 36 ERA: 3.00 WHIP: 0.833															PITCHER		

Batter	1	2	3	4	5	6	7	8	9	AB	R	H	RBI	BB	SO	LOB	TOP										
Dick Schofield, S OBP: 0.326, SLG: 0.297 (1, 6)										4	0	0	0	0	0	1											
Bill Virdon, L OBP: 0.405, SLG: 0.500 (1, 8)										4	0	2	0	0	0	0											
Roberto Clemente, R OBP: 0.295, SLG: 0.310 (1, 9)										4	0	1	0	0	0	1											
Willie Stargell, L OBP: 0.175, SLG: 0.189 (1, 7)										3	0	1	0	1	1	1											
Bob Bailey, R OBP: 0.366, SLG: 0.514 (1, 5)										3	0	1	0	0	0	2											
Donn Clendenen, R OBP: 0.384, SLG: 0.276 (1, 3)										3	0	1	0	0	1	1											
Jim Pagliaroni, R OBP: 0.345, SLG: 0.320 (1, 2)										3	0	0	0	0	0	3											
Gene Alley, R OBP: 0.200, SLG: 0.212 (1, 4)										3	0	0	0	0	0	0											
Vern Law, R OBP: 0.500, SLG: 0.500 (8, PH)										2	0	1	0	0	0	0											
Jerry Lynch, L OBP: 0.300, SLG: 0.125 (8, 1)										1	0	0	0	0	0	0											
Tom Butters, R (8, 1)										0	0	0	0	0	0	0											
Inning Stats	R: 0 E: 0 K: 1 S: 6	H: 1 LOB: 1 BB: 0 P: 6	R: 0 E: 0 K: 1 S: 5	H: 1 LOB: 0 BB: 0 P: 5	R: 0 E: 0 K: 0 S: 3	H: 0 LOB: 0 BB: 0 P: 3	R: 0 E: 0 K: 0 S: 3	H: 1 LOB: 1 BB: 1 P: 7	R: 0 E: 0 K: 0 S: 3	H: 0 LOB: 0 BB: 0 P: 3	R: 0 E: 0 K: 0 S: 3	H: 2 LOB: 0 BB: 0 P: 3	R: 0 E: 0 K: 0 S: 5	H: 2 LOB: 2 BB: 0 P: 5	R: 0 E: 0 K: 0 S: 3	H: 0 LOB: 0 BB: 0 P: 3	R: 0 E: 0 K: 0 S: 3	H: 0 LOB: 0 BB: 0 P: 3	1B: 6 2B: 1 3B: 0 HR: 0	SF: 0 SAC: 0 DP: 2 HBP: 0	WP: 0 PB: 0 SB: 0 CS: 2	PA: 32					
PITCHER	IP	WLS	BF	H	R	ER	SO	BB	IBB	HBP	BLK	WP	HR	S	P	ERA	WHIP										
Turk Farrell, R ERA: 2.31 (1, 1)	9.0	W	31	7	0	0	2	1	0	0	0	0	0	34	38	0.00	0.889										

Pittsburgh Pirates @ Houston Astros
Astrodome, Houston, TX
Sat Apr 24 1965, 7:05 PM EST
Att: 30,736 - Dome

AB	30
R	0
H	7
RBI	0
BB	1
SO	2
LOB	9



Batter	1	2	3	4	5	6	7	8	9	AB	R	H	RBI	BB	SO	LOB	BOTTOM										
Joe Morgan, L OBP: 0.327, SLG: 0.319 (1, 4)										4	0	0	0	0	0	2											
Al Spangler, L OBP: 0.264, SLG: 0.250 (1, 7)										3	1	0	0	1	0	1											
Jimmy Wynn, R OBP: 0.449, SLG: 0.512 (1, 8)										3	2	1	1	1	0	0											
Walt Bond, L OBP: 0.327, SLG: 0.319 (1, 3)										3	1	1	1	0	0	0											
Bob Aspromonte, R OBP: 0.313, SLG: 0.366 (1, 5)										4	1	1	2	0	0	3											
Rusty Staub, L OBP: 0.285, SLG: 0.138 (1, 9)										3	0	1	1	1	1	0											
John Bateman, R OBP: 0.333, SLG: 0.679 (1, 2)										4	0	0	0	0	0	4											
Bob Lillis, R OBP: 0.283, SLG: 0.256 (1, 6)										3	0	1	0	0	0	1											
Turk Farrell, R (1, 1)										3	0	0	0	0	1	2											
Inning Stats	R: 1 E: 0 K: 0 S: 3	H: 0 LOB: 3 BB: 3 P: 16	R: 0 E: 0 K: 1 S: 5	H: 0 LOB: 0 BB: 0 P: 5	R: 0 E: 0 K: 0 S: 3	H: 0 LOB: 0 BB: 0 P: 3	R: 0 E: 0 K: 0 S: 3	H: 0 LOB: 0 BB: 0 P: 3	R: 0 E: 1 K: 0 S: 4	H: 1 LOB: 1 BB: 0 P: 4	R: 3 E: 2 K: 0 S: 7	H: 3 LOB: 1 BB: 0 P: 7	R: 1 E: 0 K: 0 S: 4	H: 1 LOB: 0 BB: 0 P: 4	R: 0 E: 0 K: 1 S: 5	H: 0 LOB: 0 BB: 0 P: 5	1B: 3 2B: 0 3B: 0 HR: 2	SF: 0 SAC: 0 DP: 0 HBP: 1	WP: 0 PB: 0 SB: 0 CS: 0	PA: 34							
PITCHER	IP	WLS	BF	H	R	ER	SO	BB	IBB	HBP	BLK	WP	HR	S	P	ERA	WHIP										
Vern Law, R ERA: 3.6 (1, 1)	7.0	L	31	5	5	4	1	3	0	1	0	0	2	29	42	5.14	1.143										
Tom Butters, R ERA: (8, 1)	1.0		3	0	0	0	1	0	0	0	0	0	0	5	5	0.00	0.000										

Pittsburgh Pirates @ Houston Astros
Astrodome, Houston, TX
Sat Apr 24 1965, 7:05 PM EST
Att: 30,736 - Dome


AB	30
R	5
H	5
RBI	5
BB	3
SO	2
LOB	13



Batter	1	2	3	4	5	6	7	8	9	AB	R	H	RBI	BB	SO	LOB	TOP			
Dick Schofield, S OBP: 0.289, SLG: 0.239	F7		K		G3			4-3		4	0	0	0	0	1	2				
Bill Virdon, L OBP: 0.391, SLG: 0.442	G1		P6		3-1			K		4	0	0	0	0	1	2				
Roberto Clemente, R OBP: 0.289, SLG: 0.280			E4					4-3		4	0	1	0	0	1	2				
Willie Stargell, L OBP: 0.183, SLG: 0.156	K		K						F2	4	0	0	0	0	2	4				
Bob Bailey, R OBP: 0.340, SLG: 0.455		5-3			K				P6	4	0	0	0	0	1	0				
Donn Clendenon, R OBP: 0.381, SLG: 0.368		F8			FC3-6 1B				F8	4	0	1	0	0	0	0				
Jim Pagliaroni, R OBP: 0.324, SLG: 0.303		K			FC3-6 1B					3	0	1	0	0	1	1				
Ozzie Virgil, R OBP: 0.375, SLG: 0.500			E 1B		3-1				K	3	0	1	0	0	1	2				
Bob Friend, R			FC2 1B						F8	3	0	0	0	0	1	2				
Inning Stats	R: 0 E: 0 K: 1 S: 6	H: 1 LOB: 1 BB: 0 P: 6	R: 0 E: 0 K: 1 S: 5	H: 0 LOB: 0 BB: 0 P: 5	R: 0 E: 2 K: 2 S: 10	H: 1 LOB: 3 BB: 0 P: 10	R: 0 E: 0 K: 1 S: 6	H: 1 LOB: 1 BB: 0 P: 6	R: 0 E: 0 K: 0 S: 3	H: 0 LOB: 0 BB: 0 P: 3	R: 0 E: 0 K: 2 S: 8	H: 1 LOB: 1 BB: 0 P: 8	R: 0 E: 0 K: 1 S: 5	H: 0 LOB: 0 BB: 0 P: 5	R: 0 E: 0 K: 0 S: 3	H: 0 LOB: 0 BB: 0 P: 3	1B: 4 2B: 0 3B: 0 HR: 0	SF: 0 SAC: 0 DP: 0 HBP: 0	WP: 0 PB: 0 SB: 0 CS: 0	PA: 33
PITCHER Dave Giusti, R ERA: 0.63	IP: 9.0 WLS: W BF: 33 H: 4 R: 0 ER: 0 SO: 9 BB: 0 IBB: 0 HBP: 0 BLK: 0 WP: 0 HR: 0 S: 51 P: 51 ERA: 0.00 WHIP: 0.444															PITCHER				

Pittsburgh Pirates @ Houston Astros
Astrodome, Houston, TX
Mon Apr 26 1965, 8:05 PM EDT
Att: 15,053 - Dome - 82 F


AB 33
R 0
H 4
RBI 0
BB 0
SO 9
LOB 15



Batter	1	2	3	4	5	6	7	8	9	AB	R	H	RBI	BB	SO	LOB	BOTTOM			
Joe Morgan, L OBP: 0.338, SLG: 0.309	K		P6			F9		S BB		3	0	0	0	1	1	1				
Al Spangler, L OBP: 0.357, SLG: 0.250	G4-6-3 1B				4-3			F8		4	0	1	0	0	0	2				
Jimmy Wynn, R OBP: 0.431, SLG: 0.480	G4-6-3 1-2				F8		1B 1B	K		4	1	1	0	0	1	2				
Walt Bond, L OBP: 0.345, SLG: 0.345		4-3			F8		1B E 1B			3	1	1	0	1	0	0				
Bob Aspromonte, R OBP: 0.333, SLG: 0.380		6-3			G4-3-6 1B		1B E 1B	6-3		4	0	2	1	0	0	2				
Rusty Staub, L OBP: 0.310, SLG: 0.121					G4-3-6 1-2		F8			2	0	0	0	1	0	3				
John Bateman, R OBP: 0.351, SLG: 0.706			P3		6-3		E5 1B			3	0	0	0	0	0	2				
Bob Lillis, R OBP: 0.283, SLG: 0.245			P3				F7			3	0	1	0	0	0	0				
Dave Giusti, R			K				E5	F8		3	0	0	0	0	1	2				
Inning Stats	R: 0 E: 0 K: 1 S: 5	H: 1 LOB: 0 BB: 0 P: 5	R: 0 E: 0 K: 0 S: 3	H: 0 LOB: 1 BB: 1 P: 7	R: 0 E: 0 K: 1 S: 5	H: 0 LOB: 0 BB: 0 P: 5	R: 0 E: 0 K: 0 S: 3	H: 0 LOB: 0 BB: 0 P: 3	R: 0 E: 1 K: 0 S: 4	H: 1 LOB: 1 BB: 0 P: 4	R: 2 E: 1 K: 0 S: 7	H: 4 LOB: 2 BB: 0 P: 7	R: 0 E: 0 K: 1 S: 5	H: 0 LOB: 2 BB: 2 P: 13	R: 0 E: 0 K: 0 S: 5	H: 0 LOB: 0 BB: 0 P: 13	1B: 6 2B: 0 3B: 0 HR: 0	SF: 0 SAC: 0 DP: 2 HBP: 0	WP: 0 PB: 0 SB: 1 CS: 0	PA: 32
PITCHER Bob Friend, R ERA: 2.01	IP: 8.0 WLS: L BF: 32 H: 6 R: 2 ER: 2 SO: 3 BB: 2 IBB: 1 HBP: 0 BLK: 0 WP: 0 HR: 0 S: 35 P: 47 ERA: 2.25 WHIP: 1.000															PITCHER				

Pittsburgh Pirates @ Houston Astros
Astrodome, Houston, TX
Mon Apr 26 1965, 8:05 PM EDT
Att: 15,053 - Dome - 82 F

AB 29
R 2
H 6
RBI 1
BB 3
SO 3
LOB 14



Batter	1	2	3	4	5	6	7	8	9	AB	R	H	RBI	BB	SO	LOB	TOP								
Dick Schofield, S OBP: 0.288, SLG: 0.263 (1, 6)	K		SF8				F6			2	0	0	1	1	1	1	Pittsburgh Pirates @ St. Louis Cardinals Sportsman's Park, St. Louis, MO Fri Apr 30 1965, 8:05 PM EDT Att: 20,401 - Unknown								
Manny Mota, R OBP: 0.130, SLG: 0.174 (1, 8)	6-3		K				K			4	0	1	1	0	2	1									
Roberto Clemente, R OBP: 0.323, SLG: 0.323 (1, 9)										4	0	1	0	0	1	3									
Donn Clendenon, R OBP: 0.345, SLG: 0.340 (1, 3)	K									4	0	0	0	0	1	4									
Bob Bailey, R OBP: 0.381, SLG: 0.473 (1, 7)										3	0	0	0	1	0	0									
Gene Freese, R OBP: 0.500, SLG: 0.500 Bill Virdon, L OBP: 0.375, SLG: 0.422 (9, PH)	5-3									3	0	0	0	0	1	1									
Jim Pagliaroni, R OBP: 0.286, SLG: 0.267 Willie Stargell, L OBP: 0.157, SLG: 0.149 (9, PH)	F6									3	0	0	0	0	0	0									
Gene Alley, R OBP: 0.250, SLG: 0.268 Jerry Lynch, L OBP: 0.231, SLG: 0.091 (9, PH)										3	2	3	0	0	0	0									
Vern Law, R OBP: 0.500, SLG: 0.500 Wilbur Wood, R (8, 1)										2	0	1	0	0	1	1									
										0	0	0	0	0	0	0									
Inning Stats	R: 0 E: 0 K: 2 S: 8	H: 1 LOB: 1 BB: 0 P: 8	R: 0 E: 0 K: 0 S: 3	H: 0 LOB: 0 BB: 0 P: 3	R: 1 E: 0 K: 1 S: 6	H: 1 LOB: 0 BB: 0 P: 6	R: 0 E: 0 K: 0 S: 3	H: 0 LOB: 1 BB: 1 P: 7	R: 1 E: 0 K: 1 S: 8	H: 3 LOB: 3 BB: 1 P: 12	R: 0 E: 0 K: 1 S: 5	H: 0 LOB: 0 BB: 0 P: 5	R: 0 E: 0 K: 2 S: 8	H: 1 LOB: 1 BB: 0 P: 8	R: 0 E: 0 K: 0 S: 3	H: 0 LOB: 0 BB: 0 P: 3	R: 0 E: 0 K: 2 S: 7	H: 0 LOB: 0 BB: 0 P: 7	1B: 5 2B: 1 3B: 0 HR: 0	SF: 1 SAC: 1 DP: 0 HBP: 0	WP: 0 PB: 0 SB: 0 CS: 0	PA: 35			
PITCHER	IP	WLS	BF	H	R	ER	SO	BB	IBB	HBP	BLK	WP	HR	S	P	ERA	WHIP								
Ray Sadecki, L ERA: 6.57 (1, 1)	4.1		20	5	2	2	3	2	0	0	0	0	0	24	32	4.15	1.615								
Ron Taylor, R ERA: 5.14 (5, 1)	1.2		5	0	0	0	2	0	0	0	0	0	0	9	9	0.00	0.000								
Ray Washburn, R ERA: 3.6 (7, 1)	3.0	W	10	1	0	0	4	0	0	0	0	0	0	18	18	0.00	0.333								


Batter	1	2	3	4	5	6	7	8	9	AB	R	H	RBI	BB	SO	LOB	BOTTOM								
Curt Flood, R OBP: 0.385, SLG: 0.552 (1, 8)	L9									4	0	1	0	0	1	0	Pittsburgh Pirates @ St. Louis Cardinals Sportsman's Park, St. Louis, MO Fri Apr 30 1965, 8:05 PM EDT Att: 20,401 - Unknown								
Lou Brock, L OBP: 0.403, SLG: 0.500 (1, 7)	3-1									4	0	0	0	0	0	1									
Dick Groat, R OBP: 0.371, SLG: 0.352 (1, 6)	K									3	0	0	0	1	1	1									
Tito Francona, L OBP: 0.348, SLG: 0.381 Mike Shannon, R OBP: 0.189, SLG: 0.094 (9, 9)	4-3									4	1	1	0	0	0	2									
Ken Boyer, R OBP: 0.326, SLG: 0.333 (1, 5)	6-3									3	1	0	0	0	0	1									
Bill White, L OBP: 0.339, SLG: 0.346 (1, 3)	1-3									2	1	1	1	1	0	0									
Phil Gagliano, R OBP: 0.300, SLG: 0.294 Julian Javier, R OBP: 0.206, SLG: 0.324 (7, PR) (8, 4)	3-1									3	0	1	1	0	0	2									
Tim McCarver, L OBP: 0.361, SLG: 0.281 (1, 2)	F5									3	0	0	0	0	0	1									
Ray Sadecki, L (1, 1)										1	0	0	0	0	0	0									
Ron Taylor, R OBP: 0.500, SLG: 1.000 Ed Spiezio, R OBP: 0.263, SLG: 0.176 Ray Washburn, R (7, 1)	4-3									0	0	0	0	0	0	0									
										1	0	0	0	0	1	0									
										1	0	0	0	0	1	0									
Inning Stats	R: 0 E: 0 K: 1 S: 5	H: 0 LOB: 0 BB: 0 P: 5	R: 0 E: 0 K: 0 S: 3	H: 0 LOB: 0 BB: 0 P: 3	R: 0 E: 0 K: 1 S: 5	H: 0 LOB: 0 BB: 0 P: 5	R: 0 E: 1 K: 1 S: 5	H: 0 LOB: 0 BB: 0 P: 6	R: 0 E: 0 K: 1 S: 5	H: 1 LOB: 1 BB: 1 P: 7	R: 0 E: 0 K: 1 S: 5	H: 0 LOB: 0 BB: 0 P: 5	R: 3 E: 2 K: 0 S: 7	H: 2 LOB: 1 BB: 0 P: 7	R: 0 E: 0 K: 1 S: 6	H: 1 LOB: 2 BB: 1 P: 10	1B: 2 2B: 2 3B: 0 HR: 0	SF: 0 SAC: 0 DP: 2 HBP: 0	WP: 0 PB: 0 SB: 0 CS: 0	PA: 31					
PITCHER	IP	WLS	BF	H	R	ER	SO	BB	IBB	HBP	BLK	WP	HR	S	P	ERA	WHIP								
Vern Law, R ERA: 2.42 (1, 1)	7.1	L	28	4	3	0	4	1	0	0	0	0	0	35	39	0.00	0.682								
Wilbur Wood, L ERA: (8, 1)	0.2		3	0	0	0	0	0	1	0	0	0	0	2	6	0.00	0.000								




Batter	1	2	3	4	5	6	7	8	9	AB	R	H	RBI	BB	SO	LOB	TOP					
Dick Schofield, S OBP: 0.300, SLG: 0.295	F7		F6		G3 2B		FC1-2 1B			4	0	2	0	0	0	0	Pittsburgh Pirates @ St. Louis Cardinals Sportsman's Park, St. Louis, MO Sat May 01 1965, 4:33 AM EDT Att: 9,689 - Unknown					
Bill Virdon, L OBP: 0.365, SLG: 0.408	F5			1B	G3		FC1-2 FC4-6			4	0	1	0	0	0	3						
Roberto Clemente, R OBP: 0.304, SLG: 0.333	F8			K	F6		FC4-6			4	0	0	0	0	1	3						
Willie Stargell, L OBP: 0.182, SLG: 0.235		4-3		HR	F6			G5-4-3 1B		4	1	2	1	0	0	1						
Donn Clendenon, R OBP: 0.339, SLG: 0.321	K			E 2B BB		F2		F8		3	1	0	0	1	1	1						
Bob Bailey, R OBP: 0.373, SLG: 0.448	FC6-4 BB			E5 2B 1-2		K		G5-4-3		3	0	0	0	1	1	2						
Gene Alley, R OBP: 0.271, SLG: 0.311	FC6-4 1-2			1-3 2-H 2B		K			FC5-4 1B	4	0	2	1	0	1	1						
Del Crandall, R			K				F7		FC5-4 G4-6-3 1-2	2	0	0	0	1	1	0						
Gene Freese, R (9, PH) OBP: 0.455, SLG: 0.444			K							1	0	0	0	0	0	1						
Don Cardwell, R OBP: 0.250, SLG: 0.286			6-3						G4-6-3	3	0	1	0	0	1	3						
Al McBean, R (7, 1)				K			1B FC1-2 2B			0	0	0	0	0	0	0						
Jerry Lynch, L (9, PH) OBP: 0.214, SLG: 0.083										1	0	0	0	0	0	1						
Inning Stats	R: 0 E: 0 K: 0 S: 3	H: 0 LOB: 0 BB: 0 P: 3	R: 0 E: 0 K: 1 S: 5	H: 0 LOB: 1 BB: 1 P: 9	R: 0 E: 0 K: 1 S: 5	H: 0 LOB: 0 BB: 0 P: 5	R: 2 E: 1 K: 2 S: 10	H: 3 LOB: 3 BB: 2 P: 18	R: 0 E: 0 K: 0 S: 4	H: 1 LOB: 1 BB: 0 P: 4	R: 0 E: 0 K: 2 S: 7	H: 0 LOB: 0 BB: 0 P: 7	R: 0 E: 0 K: 0 S: 5	H: 2 LOB: 2 BB: 0 P: 5	R: 0 E: 0 K: 0 S: 3	H: 1 LOB: 0 BB: 0 P: 3	R: 0 E: 0 K: 0 S: 3	H: 1 LOB: 0 BB: 0 P: 3	1B: 4 2B: 3 3B: 0 HR: 1	SF: 0 SAC: 0 DP: 2 HBP: 0	WP: 0 PB: 0 SB: 0 CS: 0	PA: 36
PITCHER Tracy Stallard, R ERA: 3.22	IP: 9.0 WLS: W BF: 36 H: 8 R: 2 ER: 1 SO: 6 BB: 2 IBB: 1 HBP: 0 BLK: 0 WP: 0 HR: 1 S: 45 P: 57 ERA: 1.00 WHIP: 1.111															PITCHER						

Batter	1	2	3	4	5	6	7	8	9	AB	R	H	RBI	BB	SO	LOB	BOTTOM					
Curt Flood, R OBP: 0.391, SLG: 0.597	1B		HR		5-3		6-3			4	1	2	1	0	0	1	Pittsburgh Pirates @ St. Louis Cardinals Sportsman's Park, St. Louis, MO Sat May 01 1965, 4:33 AM EDT Att: 9,689 - Unknown					
Lou Brock, L OBP: 0.409, SLG: 0.534	4-3 1B		3B		K			K		4	0	2	0	0	2	0						
Dick Groat, R OBP: 0.348, SLG: 0.328	4-3 2-3		1-3			K		4-3		4	0	0	0	0	1	2						
Tito Francona, L OBP: 0.333, SLG: 0.480	3-1					6-3		6-3		4	1	1	1	0	0	1						
Mike Shannon, R OBP: 0.199, SLG: 0.094				HR				6-3		0	0	0	0	0	0	0						
Ken Boyer, R OBP: 0.327, SLG: 0.333		6-3				F8				3	0	1	0	0	0	0						
Bill White, L OBP: 0.338, SLG: 0.364		F8			FC3-6 FC6 1-2		E 2B			3	1	1	0	0	0	1						
Phil Gagliano, R OBP: 0.304, SLG: 0.300										3	0	1	1	0	0	1						
Julian Javier, R OBP: 0.206, SLG: 0.324	F8				F3		E7 1B 2-H			0	0	0	0	0	0	0						
Tim McCarver, L OBP: 0.333, SLG: 0.257			1-3		FC6 1-2		F7			3	0	0	0	0	0	2						
Tracy Stallard, R OBP: 0.143, SLG: 0.143			K		1-3		K			3	0	0	0	0	2	1						
Inning Stats	R: 0 E: 0 K: 0 S: 4	H: 2 LOB: 1 BB: 0 P: 4	R: 0 E: 0 K: 0 S: 3	H: 0 LOB: 0 BB: 0 P: 3	R: 1 E: 0 K: 1 S: 7	H: 2 LOB: 1 BB: 0 P: 7	R: 1 E: 0 K: 0 S: 5	H: 2 LOB: 1 BB: 0 P: 5	R: 0 E: 0 K: 1 S: 5	H: 0 LOB: 0 BB: 0 P: 5	R: 0 E: 0 K: 1 S: 5	H: 0 LOB: 0 BB: 0 P: 5	R: 1 E: 1 K: 1 S: 7	H: 2 LOB: 1 BB: 0 P: 7	R: 0 E: 0 K: 1 S: 5	H: 0 LOB: 0 BB: 0 P: 5	R: 0 E: 0 K: 1 S: 5	H: 0 LOB: 0 BB: 0 P: 5	1B: 4 2B: 1 3B: 1 HR: 2	SF: 0 SAC: 0 DP: 0 HBP: 0	WP: 0 PB: 0 SB: 0 CS: 0	PA: 31
PITCHER Don Cardwell, R ERA: 3.26	IP: 6.0 WLS: L BF: 25 H: 8 R: 3 ER: 2 SO: 3 BB: 0 IBB: 0 HBP: 0 BLK: 0 WP: 0 HR: 2 S: 31 P: 31 ERA: 3.00 WHIP: 1.333															PITCHER						
Al McBean, R ERA: 0.54	IP: 2.0 WLS: L BF: 6 H: 0 R: 0 ER: 0 SO: 2 BB: 0 IBB: 0 HBP: 0 BLK: 0 WP: 0 HR: 0 S: 10 P: 10 ERA: 0.00 WHIP: 0.000															PITCHER						

AB 33
R 2
H 8
RBI 2
BB 3
SO 6
LOB 16



AB 31
R 3
H 8
RBI 3
BB 0
SO 5
LOB 9



Batter	1	2	3	4	5	6	7	8	9	AB	R	H	RBI	BB	SO	LOB	TOP			
Dick Schofield, S OBP: 0.280, SLG: 0.273 (1, 6)	0-0 4-3		0-0 F7		0-3 K		0-0 FC3-6 1B		0-0 F7	5	0	0	1	0	1	4	Pittsburgh Pirates @ St. Louis Cardinals Sportsman's Park, St. Louis, MO Sun May 02 1965, 4:33 AM EDT Unknown			
Bill Virdon, L OBP: 0.366, SLG: 0.407 (1, 8)	0-0 L8		0-0 6-3			0-0 1B	1-2 2-3 3-H 1B		0-0 F8	5	0	2	1	0	0	2				
Donn Clendenon, R OBP: 0.333, SLG: 0.333 (1, 3)	0-0 HR 2B		0-3 K		0-3 K	1-2 1B	0-0 L8			4	1	1	0	0	2	3				
Willie Stargell, L OBP: 0.186, SLG: 0.291 (1, 7)	0-0 2H HR			0-3 K		0-3 K		0-0 F9		4	1	1	2	0	2	1				
Jerry Lynch, L OBP: 0.278, SLG: 0.188 (1, 9)	0-3 K			0-0 G6-4-3 1B		0-0 F2		0-0 G5-4-3 1B		4	0	2	0	0	1	1				
Bob Bailey, R OBP: 0.366, SLG: 0.435 (1, 5)		0-0 F9		0-0 G6-4-3 1B			0-0 1B FC3-6 1B	1-2 1B	0-0 G5-4-3	4	1	1	0	0	0	2				
Jim Pagliaroni, R OBP: 0.321, SLG: 0.367 (1, 2)		0-3 K			0-0 HR		0-0 FC3-6 1B 1B	1-2 1B	0-0 1B	4	2	3	1	0	1	0				
Gene Alley, R OBP: 0.288, SLG: 0.327 (1, 4)		0-0 E6			0-0 F9		0-0 FC3-6 1B	1-2 2-3 1B	0-0 1B	4	0	2	0	0	0	0				
Bob Friend, R Don Schwalt, R Roberto Clemente, R Tom Butters, R Wilbur Wood, R Tommye Sisk, R Manny Mota, R (1, 1) (5, 1) (7, PH) (7, 1) (7, 1) (9, PH)		0-0 F3			0-3 K		0-3 K		0-0 F4	2	0	0	0	0	0	1				
Inning Stats	R: 2 E: 0 K: 1 S: 7	H: 2 LOB: 0 BB: 0 P: 7	R: 0 E: 1 K: 1 S: 6	H: 0 LOB: 1 BB: 0 P: 6	R: 0 E: 0 K: 1 S: 5	H: 1 LOB: 0 BB: 0 P: 5	R: 1 E: 0 K: 2 S: 8	H: 1 LOB: 0 BB: 0 P: 8	R: 0 E: 0 K: 2 S: 8	H: 1 LOB: 1 BB: 0 P: 8	R: 2 E: 0 K: 1 S: 9	H: 4 LOB: 2 BB: 0 P: 9	R: 0 E: 0 K: 0 S: 3	H: 1 LOB: 0 BB: 0 P: 3	R: 0 E: 0 K: 0 S: 5	H: 2 LOB: 2 BB: 0 P: 5		1B: 9 2B: 1 3B: 0 HR: 2	SF: 0 SAC: 0 DP: 2 HBP: 0	WP: 0 PB: 0 SB: 1 CS: 0
PITCHER	IP WLS BF H R ER SO BB IBB HBP BLK WP HR S P ERA WHIP	IP WLS BF H R ER SO BB IBB HBP BLK WP HR S P ERA WHIP																		
Bob Gibson, R ERA: 3.05 (1, 1)	8.0 W 35 12 5 5 9 0 0 0 0 0 2 53 53 5.62 1.500	1.0 S 3 0 0 0 0 0 0 0 0 0 0 3 3 0.00 0.000																		
Ron Taylor, R ERA: 4.6 (9, 1)																				

AB 38
R 5
H 12
RBI 5
BB 0
SO 9
LOB 19



Batter	1	2	3	4	5	6	7	8	9	AB	R	H	RBI	BB	SO	LOB	BOTTOM				
Curt Flood, R OBP: 0.405, SLG: 0.606 (1, 8)	0-0 L8 4-3		0-0 F9		0-0 1B 1B	1-2 2H 1B	0-0 1B 2B		4-0 BB	4	1	2	2	1	0	0	Pittsburgh Pirates @ St. Louis Cardinals Sportsman's Park, St. Louis, MO Sun May 02 1965, 4:33 AM EDT Unknown				
Lou Brock, L OBP: 0.408, SLG: 0.524 (1, 7)	0-0 4-3		0-0 4-3		0-0 1B FC4-6 1B	1-3 2H 1B	0-0 S 1B		0-3 K	5	1	2	1	0	1	3					
Dick Groat, R OBP: 0.338, SLG: 0.317 (1, 6)	0-0 L8			0-0 F9		0-0 FC4-6 1B	2-3 1B		0-0 F7	5	0	1	1	0	0	3					
Tito Francona, L OBP: 0.355, SLG: 0.500 Julian Javier, R OBP: 0.200, SLG: 0.314 (7, PR) (8, 4)	0-0 F7			0-0 E	2B	0-0 FC4-6 1B	1-2 3H 1B		4-0 BB E 1B BB	3	1	1	1	1	0	2					
Ken Boyer, R OBP: 0.315, SLG: 0.320 (1, 5)		0-0 6-3		0-0 E9 1B	2H	0-0 F8		0-0 E8 BB 1B	0-0 6-3	5	1	1	1	0	0	2					
Bill White, L OBP: 0.348, SLG: 0.362 (1, 3)		0-0 4-3 1B		0-0 F3		0-0 G3		4-0 1B SF7 BB		3	1	1	0	1	0	2					
Phil Gagliano, R OBP: 0.259, SLG: 0.250 Mike Shannon, R OBP: 0.189, SLG: 0.094 (8, 9)	0-0 4-3		0-0 6-3		0-0 6-3		0-3 K		0-3 K	4	0	0	0	0	2	5					
Tim McCarver, L OBP: 0.349, SLG: 0.282 (1, 2)		0-0 4-3			0-0 1B 1B		0-0 E4 SH1-3 2B		0-0 SF7 1B	4	2	2	2	0	0	1					
Bob Gibson, R OBP: 0.231, SLG: 0.200 Ron Taylor, R OBP: 0.500, SLG: 1.000 (1, 1) (9, 1)	0-0 F7			0-0 1B 1B		0-0 1B 1B		0-0 SH1-3	0-0 SF7	2	1	1	1	0	0	0					
Inning Stats	R: 0 E: 1 K: 0 S: 4	H: 0 LOB: 1 BB: 0 P: 4	R: 0 E: 0 K: 0 S: 4	H: 1 LOB: 0 BB: 0 P: 4	R: 0 E: 0 K: 0 S: 3	H: 0 LOB: 0 BB: 0 P: 3	R: 1 E: 1 K: 0 S: 5	H: 2 LOB: 1 BB: 0 P: 5	R: 4 E: 0 K: 0 S: 8	H: 5 LOB: 1 BB: 0 P: 8	R: 1 E: 1 K: 1 S: 8	H: 2 LOB: 2 BB: 0 P: 8	R: 3 E: 1 K: 2 S: 9	H: 1 LOB: 2 BB: 3 P: 21	R: 0 E: 0 K: 0 S: 3	H: 0 LOB: 0 BB: 0 P: 3		1B: 9 2B: 2 3B: 0 HR: 0	SF: 1 SAC: 1 DP: 0 HBP: 0	WP: 0 PB: 0 SB: 1 CS: 0	PA: 41
PITCHER	IP WLS BF H R ER SO BB IBB HBP BLK WP HR S P ERA WHIP	IP WLS BF H R ER SO BB IBB HBP BLK WP HR S P ERA WHIP																			
Bob Friend, R ERA: 3.42 (1, 1)	4.0 L 20 3 1 0 1 0 0 0 0 0 0 12 12 0.00 1.750	2.0 (5, 1)	0.0 (7, 1)	0.0 (7, 1)	2.0 (7, 1)																
Don Schwalt, R ERA: 2.25 (5, 1)																					
Tom Butters, R ERA: 9.0 (7, 1)																					
Wilbur Wood, L ERA: 2.25 (7, 1)																					
Tommye Sisk, R ERA: 2.7 (7, 1)																					

AB 36
R 9
H 11
RBI 9
BB 3
SO 3
LOB 18



Batter	1	2	3	4	5	6	7	8	9	AB	R	H	RBI	BB	SO	LOB	TOP										
Dick Schofield, S OBP: 0.275, SLG: 0.257	K		3-1	4-3			K		F8 SH1-4 BB	4	0	0	0	1	2	0											
Bill Virdon, L OBP: 0.361, SLG: 0.397	4-3		1B WP 1B	F6			K2-3		SH1-4 1-2	4	1	1	0	0	1	0											
Donn Clendenon, R OBP: 0.338, SLG: 0.328	E4		1B BB 1-3 1B		F7		S BB		F8 2-3	4	1	1	0	1	0	1											
Willie Stargell, L OBP: 0.203, SLG: 0.276	K		1B E 1-2 BB		F6		K		IBB	3	1	0	0	2	2	2											
Jerry Lynch, L OBP: 0.333, SLG: 0.421					3-1				6-3	3	1	2	3	0	0	0											
Manny Mota, R OBP: 0.190, SLG: 0.160										1	0	0	0	0	0	0											
Roberto Clemente, R OBP: 0.296, SLG: 0.294									K	1	0	0	0	0	1	2											
Bob Bailey, R OBP: 0.360, SLG: 0.424										4	0	1	1	0	0	1											
Gene Alley, R OBP: 0.268, SLG: 0.302	K		K		G6-4-3 1B				5-3	4	0	0	0	0	2	4											
Del Crandall, R OBP: 0.357, SLG: 0.250										3	0	3	0	1	0	0											
Bob Veale, S										4	0	0	0	0	3	4											
Al McBean, R	K2-3				1-3				K	0	0	0	0	0	0	0											
Inning Stats	R: 0 E: 1 K: 2 S: 8	H: 0 LOB: 1 BB: 0 P: 8	R: 1 E: 0 K: 2 S: 9	H: 2 LOB: 1 BB: 0 P: 9	R: 3 E: 1 K: 1 S: 9	H: 4 LOB: 2 BB: 1 P: 13	R: 0 E: 0 K: 0 S: 3	H: 0 LOB: 0 BB: 0 P: 3	R: 0 E: 0 K: 1 S: 6	H: 2 LOB: 1 BB: 0 P: 6	R: 0 E: 0 K: 3 S: 9	H: 0 LOB: 1 BB: 1 P: 13	R: 0 E: 1 K: 1 S: 6	H: 0 LOB: 2 BB: 1 P: 10	R: 0 E: 0 K: 1 S: 5	H: 0 LOB: 2 BB: 2 P: 13	1B: 7 2B: 0 3B: 0 HR: 1	SF: 0 SAC: 1 DP: 1 HBP: 0	WP: 1 PB: 0 SB: 1 CS: 0	PA: 41							
PITCHER	IP	WLS	BF	H	R	ER	SO	BB	IBB	HBP	BLK	WP	HR	S	P	ERA	WHIP										
Bob Purkey, R ERA: 9.0	3.0		17	6	4	4	5	1	0	0	0	1	1	26	30	12.00	2.333										
Ron Taylor, R ERA: 4.0	3.0		10	2	0	0	1	0	0	0	0	0	0	12	12	0.00	0.667										
Barney Schultz, R ERA: 4.7	2.0		9	0	0	0	4	1	1	0	0	0	0	15	23	0.00	0.500										
Ray Washburn, R ERA: 3.0	1.0	W	5	0	0	0	1	1	1	0	0	0	0	5	13	0.00	1.000										

Pittsburgh Pirates @ St. Louis Cardinals
Sportsman's Park, St. Louis, MO
Sun May 02 1965, 4:38 AM EDT
Att: 23,630 - Unknown

AB	35
R	4
H	8
RBI	4
BB	5
SO	11
LOB	14



Batter	1	2	3	4	5	6	7	8	9	AB	R	H	RBI	BB	SO	LOB	BOTTOM										
Curt Flood, R OBP: 0.410, SLG: 0.594	6-3		K							3	1	1	1	1	1	0											
Lou Brock, L OBP: 0.400, SLG: 0.507	5-3									4	0	1	1	0	2	1											
Dick Groat, R OBP: 0.320, SLG: 0.299	4-3									4	0	0	0	0	0	2											
Ken Boyer, R OBP: 0.310, SLG: 0.370										4	1	1	1	0	0	0											
Bill White, L OBP: 0.342, SLG: 0.403	K									4	1	1	1	0	3	1											
Mike Shannon, R OBP: 0.200, SLG: 0.088										2	0	0	0	1	2	1											
Julian Javier, R OBP: 0.184, SLG: 0.289										3	0	0	0	0	0	2											
Bob Uecker, R OBP: 0.400, SLG: 0.143										2	1	0	0	1	0	0											
Bob Purkey, R										0	0	0	0	0	0	0											
Ed Spiezio, R OBP: 0.290, SLG: 0.167										1	0	0	0	0	1	0											
Ron Santo, L OBP: 0.250, SLG: 1.000										0	0	0	0	0	0	0											
Carl Warwick, R OBP: 0.250, SLG: 0.143										0	0	0	0	0	0	0											
Barney Schultz, R										0	0	0	0	0	0	0											
Phil Gagliano, R OBP: 0.290, SLG: 0.320										1	1	1	0	0	0	0											
Ray Washburn, R										0	0	0	0	0	0	0											
Inning Stats	R: 0 E: 0 K: 0 S: 3	H: 0 LOB: 0 BB: 0 P: 3	R: 0 E: 0 K: 1 S: 5	H: 0 LOB: 1 BB: 1 P: 9	R: 0 E: 0 K: 2 S: 7	H: 0 LOB: 0 BB: 0 P: 7	R: 1 E: 0 K: 2 S: 8	H: 1 LOB: 0 BB: 0 P: 8	R: 0 E: 0 K: 1 S: 5	H: 0 LOB: 0 BB: 0 P: 5	R: 0 E: 0 K: 1 S: 5	H: 0 LOB: 1 BB: 1 P: 9	R: 0 E: 1 K: 2 S: 8	H: 0 LOB: 1 BB: 0 P: 8	R: 3 E: 0 K: 0 S: 5	H: 3 LOB: 0 BB: 1 P: 9	R: 1 E: 0 K: 0 S: 1	H: 1 LOB: 0 BB: 0 P: 1	1B: 2 2B: 1 3B: 0 HR: 2	SF: 0 SAC: 0 DP: 1 HBP: 0	WP: 0 PB: 0 SB: 0 CS: 0	PA: 32					
PITCHER	IP	WLS	BF	H	R	ER	SO	BB	IBB	HBP	BLK	WP	HR	S	P	ERA	WHIP										
Bob Veale, L ERA: 2.25	7.0		29	4	4	4	9	3	0	0	0	0	1	44	56	5.14	1.000										
Al McBean, R ERA: 1.02	1.0	L	3	1	1	1	0	0	0	0	0	0	1	3	3	9.00	1.000										

Pittsburgh Pirates @ St. Louis Cardinals
Sportsman's Park, St. Louis, MO
Sun May 02 1965, 4:38 AM EDT
Att: 23,630 - Unknown

AB	29
R	5
H	5
RBI	4
BB	3
SO	9
LOB	7



Batter	1	2	3	4	5	6	7	8	9	AB	R	H	RBI	BB	SO	LOB	TOP					
Andre Rodgers, R (1, 6)	5-3		F9		K		F8		1B HR BB	4	1	0	0	1	1	3						
Bill Virdon, L (1, 8) OBP: 0.346, SLG: 0.381	4-3		F7			P6	L7		HR 1B	5	1	1	0	0	0	2						
Donn Clendenon, R (1, 3) OBP: 0.329, SLG: 0.333	K			5-3		6-3		BB 2B	F5	5	0	1	0	0	1	2						
Willie Stargell, L (1, 9) OBP: 0.217, SLG: 0.381		4-3		F7		HR		6-3	HR	5	2	2	4	0	0	1						
Jerry Lynch, L (1, 7) Manny Mota, R (7, 7) OBP: 0.417, SLG: 0.773 OBP: 0.111, SLG: 0.148		HR		1B		HR		F3	P5	3	2	3	2	0	0	0						
Bob Bailey, R (1, 5) OBP: 0.367, SLG: 0.420		6-3		K		1B		BB IBB		3	0	1	0	1	1	1						
Jim Pagliaroni, R (1, 2) OBP: 0.333, SLG: 0.353		1-3		BB		3-1		1-2 2-3 BB		2	0	0	0	2	0	1						
Gene Alley, R (1, 4) OBP: 0.250, SLG: 0.281			5-3		P5		K	K		4	0	0	0	0	2	4						
Joe Gibbon, R (1, 1) Al McBean, R (8, 1) OBP: 0.333, SLG: 0.250			1B		K		1B	K		3	0	2	0	0	1	1						
										1	0	0	0	0	1	0						
Inning Stats	R: 0 E: 0 K: 1 S: 5	H: 0 LOB: 0 BB: 0 P: 5	R: 1 E: 0 K: 0 S: 4	H: 1 LOB: 0 BB: 0 P: 4	R: 0 E: 0 K: 0 S: 4	H: 1 LOB: 1 BB: 0 P: 4	R: 0 E: 0 K: 1 S: 6	H: 1 LOB: 1 BB: 0 P: 6	R: 0 E: 0 K: 2 S: 7	H: 0 LOB: 1 BB: 1 P: 11	R: 2 E: 0 K: 0 S: 6	H: 3 LOB: 1 BB: 0 P: 6	R: 0 E: 0 K: 1 S: 6	H: 1 LOB: 1 BB: 0 P: 6	R: 0 E: 0 K: 1 S: 6	H: 1 LOB: 3 BB: 2 P: 14	R: 3 E: 0 K: 1 S: 7	H: 2 LOB: 0 BB: 1 P: 11	1B: 5 2B: 1 3B: 0 HR: 4	SF: 0 SAC: 0 DP: 0 HBP: 0	WP: 0 PB: 0 SB: 0 CS: 0	PA: 41
PITCHER	IP	WLS	BF	H	R	ER	SO	BB	IBB	HBP	BLK	WP	HR	S	P	ERA	WHIP					
Cal Koonce, R (1, 1) ERA: 3.27	7.0		29	7	3	3	5	1	0	0	0	0	3	38	42	3.86	1.143					
Ernie Broglio, R (8, 1) ERA: 5.06	1.1	L	8	1	1	1	2	2	1	0	0	0	0	9	21	6.75	2.250					
Ted Abernathy, R (9, 1) ERA: 0.96	0.2		4	2	2	2	0	0	0	0	0	0	1	4	4	27.00	3.000					

Pittsburgh Pirates @ Chicago Cubs
Wrigley Field, Chicago, IL
Tue May 04 1965, 3:33 AM CDT
Att: 1,527 - Cloudy

AB 37
R 6
H 10
RBI 6
BB 4
SO 7
LOB 16



Batter	1	2	3	4	5	6	7	8	9	AB	R	H	RBI	BB	SO	LOB	BOTTOM					
Glenn Beckert, R (1, 4) OBP: 0.238, SLG: 0.250	FC4-6 14 SF9 BB		FC5-4 1B		E6 F8 SH1-4		F8		F9	4	1	1	0	1	0	3						
George Altman, L (1, 7) OBP: 0.351, SLG: 0.415	FC4-6 1-2 BB		FC5-4 1-2 2B		SH1-4			SH1-3 BB	6-3	2	2	0	0	2	0	4						
Billy Williams, L (1, 8) OBP: 0.346, SLG: 0.395	FC4-6 14 SF9 1-2 2-3		F8		F8			SH1-3		3	0	0	0	0	0	4						
Ron Santo, R (1, 5) OBP: 0.427, SLG: 0.623	14 SF9 1-2 BB		1-H 2B		K			14 SF9 G5-4-3 1B		3	0	2	2	1	1	1						
14 Ernie Banks, R (1, 3) OBP: 0.403, SLG: 0.603	SF9 1-2 2-3 3-H		IBB		6-3			G5-4-3		2	0	0	1	1	0	1						
Len Gabrielson, L (1, 9) OBP: 0.250, SLG: 0.400	K		K					1B CS 1B	1B 1B BB	3	0	1	0	1	2	4						
Roberto Pena, R (1, 6) OBP: 0.260, SLG: 0.314			F7		4-3			F9		4	0	1	0	0	0	1						
Dick Bertell, R (1, 2) OBP: 0.273, SLG: 0.245			6-3		F9			CS	1-3	3	0	0	0	0	0	0						
Doug Clemens, L (9, PH) OBP: 0.317, SLG: 0.327			6-3		F9			1-2	K	1	0	0	0	0	1	2						
Cal Koonce, R (1, 1) Harry Bright, R (7, PH) Ernie Broglio, R (8, 1) Ted Abernathy, R (9, 1) Don Landrum, L (9, PH) OBP: 0.214, SLG: 0.154 OBP: 0.143, SLG: 0.167 ERA: 4.05 ERA: 0.93			6-3		K			K		2	0	0	0	0	1	0						
										1	0	0	0	0	1	0						
										0	0	0	0	0	0	0						
										1	0	1	0	0	0	0						
Inning Stats	R: 1 E: 0 K: 1 S: 5	H: 0 LOB: 2 BB: 3 P: 17	R: 0 E: 0 K: 0 S: 3	H: 0 LOB: 0 BB: 0 P: 3	R: 1 E: 0 K: 1 S: 7	H: 2 LOB: 2 BB: 1 P: 11	R: 0 E: 0 K: 1 S: 5	H: 0 LOB: 0 BB: 0 P: 5	R: 0 E: 0 K: 1 S: 6	H: 0 LOB: 1 BB: 0 P: 6	R: 0 E: 0 K: 0 S: 3	H: 1 LOB: 0 BB: 0 P: 3	R: 0 E: 0 K: 1 S: 5	H: 0 LOB: 0 BB: 0 P: 5	R: 1 E: 0 K: 0 S: 3	H: 1 LOB: 1 BB: 1 P: 7	R: 0 E: 0 K: 1 S: 7	H: 2 LOB: 3 BB: 1 P: 11	1B: 5 2B: 1 3B: 0 HR: 0	SF: 1 SAC: 2 DP: 1 HBP: 0	WP: 0 PB: 0 SB: 0 CS: 1	PA: 39
PITCHER	IP	WLS	BF	H	R	ER	SO	BB	IBB	HBP	BLK	WP	HR	S	P	ERA	WHIP					
Joe Gibbon, L (1, 1) ERA: 4.05	7.1		30	3	3	3	5	4	0	0	0	0	0	35	55	3.68	0.955					
Al McBean, R (8, 1) ERA: 0.93	1.2	W	8	3	0	0	1	1	0	0	0	0	0	9	13	0.00	2.400					

Pittsburgh Pirates @ Chicago Cubs
Wrigley Field, Chicago, IL
Tue May 04 1965, 3:33 AM CDT
Att: 1,527 - Cloudy

AB 29
R 3
H 6
RBI 3
BB 6
SO 6
LOB 20



Batter	1	2	3	4	5	6	7	8	9	AB	R	H	RBI	BB	SO	LOB	TOP		
Andre Rodgers, R (1.6)	4-3		F8			F2		F9		4	0	0	0	0	0	0			
Bill Virdon, L (1.8) OBP: 0.325, SLG: 0.358	F7			3-1		F7		1-3		4	0	0	0	0	0	0			
Donn Clendenon, R (1.3) OBP: 0.338, SLG: 0.324	BB			K			6-3	BB		2	0	0	0	2	1	0			
Willie Stargell, L (1.9) OBP: 0.205, SLG: 0.358	K			1-3			L9		G3	4	0	0	0	0	1	2			
Jerry Lynch, L (1.7) OBP: 0.444, SLG: 0.760							F8			3	0	2	0	0	0	0			
Bob Bailey, R (1.5) OBP: 0.354, SLG: 0.403										3	0	0	0	0	1	2			
Jim Pagliaroni, R (1.2) OBP: 0.333, SLG: 0.407							F7			3	1	1	1	0	1	1			
Gene Alley, R (1.4) OBP: 0.242, SLG: 0.271				4-3			F9			2	0	0	0	0	0	1			
Ozzie Virgil, R (8, PH) OBP: 0.375, SLG: 0.467										1	0	0	0	0	1	0			
Vern Law, R (1.1) OBP: 0.375, SLG: 0.375										2	0	0	0	0	1	0			
Roy Face, R (7.1)				6-3						0	0	0	0	0	0	0			
Gene Freese, R (8, PH) OBP: 0.417, SLG: 0.400										1	0	0	0	0	1	0			
Wilbur Wood, R (8.1)										0	0	0	0	0	0	0			
Tommie Sisk, R (8.1)										0	0	0	0	0	0	0			
Inning Stats	R: 0 E: 0 K: 1 S: 5	H: 0 LOB: 1 BB: 1 P: 9	R: 0 E: 0 K: 1 S: 5	H: 1 LOB: 0 BB: 0 P: 5	R: 0 E: 0 K: 0 S: 3	H: 0 LOB: 0 BB: 0 P: 3	R: 0 E: 0 K: 1 S: 5	H: 0 LOB: 0 BB: 0 P: 5	R: 0 E: 0 K: 1 S: 6	H: 1 LOB: 1 BB: 0 P: 6	R: 0 E: 0 K: 0 S: 3	H: 0 LOB: 0 BB: 0 P: 3	R: 1 E: 0 K: 2 S: 8	H: 1 LOB: 0 BB: 1 P: 8	R: 0 E: 0 K: 0 S: 3	H: 0 LOB: 1 BB: 1 P: 7	1B: 2 2B: 0 3B: 0 HR: 1	SF: 0 SAC: 0 DP: 1 HBP: 0	WP: 0 PA: 31 PB: 0 SB: 0 CS: 0
PITCHER	IP WLS BF H R ER SO BB IBB HBP BLK WP HR S P ERA WHIP																		
Bob Buhl, R (1.1) ERA: 2.45	9.0 W 31 3 1 1 7 2 0 0 0 0 1 43 51 1.00 0.556																		

Pittsburgh Pirates @ Chicago Cubs
Wrigley Field, Chicago, IL
Wed May 05 1965, 3:33 AM CDT
Att: 2,093 - Cloudy


AB 29
R 1
H 3
RBI 1
BB 2
SO 7
LOB 6



Batter	1	2	3	4	5	6	7	8	9	AB	R	H	RBI	BB	SO	LOB	BOTTOM		
Glenn Beckert, R (1.4) OBP: 0.250, SLG: 0.298	3-1						G6-4-3			4	1	2	0	0	0	2			
George Altman, L (1.7) OBP: 0.355, SLG: 0.412	4-3									3	1	1	1	1	0	1			
Billy Williams, L (1.8) OBP: 0.341, SLG: 0.400	4-3									4	0	1	0	0	0	1			
Ron Santo, R (1.5) OBP: 0.430, SLG: 0.606										2	0	0	0	2	0	0			
14 Ernie Banks, R (1.3) OBP: 0.383, SLG: 0.577										3	0	0	1	0	0	1			
Len Gabrielson, L (1.9) OBP: 0.400, SLG: 0.471										2	1	2	0	2	0	0			
Roberto Pena, R (1.6) OBP: 0.259, SLG: 0.311										4	0	1	0	0	0	5			
Dick Bertell, R (1.2) OBP: 0.263, SLG: 0.235										2	0	0	1	0	0	0			
Bob Buhl, R (1.1) OBP: 0.154, SLG: 0.083										2	0	0	0	1	2	0			
Inning Stats	R: 0 E: 0 K: 0 S: 3	H: 0 LOB: 0 BB: 0 P: 3	R: 0 E: 0 K: 0 S: 3	H: 0 LOB: 1 BB: 1 P: 7	R: 1 E: 0 K: 1 S: 7	H: 2 LOB: 1 BB: 0 P: 7	R: 0 E: 0 K: 0 S: 4	H: 1 LOB: 1 BB: 0 P: 4	R: 0 E: 0 K: 1 S: 6	H: 1 LOB: 1 BB: 0 P: 6	R: 0 E: 0 K: 0 S: 2	H: 0 LOB: 0 BB: 1 P: 6	R: 1 E: 0 K: 0 S: 4	H: 2 LOB: 1 BB: 1 P: 8	R: 1 E: 0 K: 0 S: 3	H: 1 LOB: 2 BB: 3 P: 15	1B: 4 2B: 3 3B: 1 HR: 0	SF: 1 SAC: 1 DP: 3 HBP: 0	WP: 0 PA: 34 PB: 0 SB: 0 CS: 0
PITCHER	IP WLS BF H R ER SO BB IBB HBP BLK WP HR S P ERA WHIP																		
Vern Law, R (1.1) ERA: 2.51	6.1 L 27 6 2 2 2 3 0 0 0 0 0 28 40 2.84 1.421																		
Roy Face, R (7.1) ERA: 4.29	0.2 1 0 0 0 0 0 0 0 0 0 0 1 1 0.00 0.000																		
Wilbur Wood, L (8.1) ERA: 1.69	0.0 2 1 1 1 0 1 0 0 0 0 0 0 1 5 ∞ ∞																		
Tommie Sisk, R (8.1) ERA: 2.08	1.0 4 0 0 0 0 0 0 2 0 0 0 0 2 10 0.00 0.000																		

Pittsburgh Pirates @ Chicago Cubs
Wrigley Field, Chicago, IL
Wed May 05 1965, 3:33 AM CDT
Att: 2,093 - Cloudy

AB 26
R 3
H 7
RBI 3
BB 6
SO 2
LOB 10



Batter	1	2	3	4	5	6	7	8	9	AB	R	H	RBI	BB	SO	LOB	TOP		
Andre Rodgers, R (1, 6) <small>OBP: 0.133, SLG: 0.071</small> Roberto Clemente, R (9, PH) <small>OBP: 0.292, SLG: 0.290</small>	6-3	K		2B			6-3		6-3	4	0	1	0	0	1	2			
Bill Virdon, L (1, 8) <small>OBP: 0.333, SLG: 0.366</small>	4-3		G3	1-3			G3		BB	4	0	1	0	1	0	0			
Donn Clendenon, R (1, 3) <small>OBP: 0.341, SLG: 0.329</small>	BB		1-3	P5			P4		BB	5	0	2	0	0	0	2			
Willie Stargell, L (1, 9) <small>OBP: 0.244, SLG: 0.457</small>	1-2								1-2	3	2	2	2	2	1	0			
Jerry Lynch, L (1, 7) <small>OBP: 0.452, SLG: 0.724</small> Manny Mota, R (8, 7) <small>OBP: 0.107, SLG: 0.143</small>	F8		BB	1B			G1-6-3		F9	4	0	2	0	0	0	2			
Bob Bailey, R (1, 5) <small>OBP: 0.348, SLG: 0.387</small>		1-3		BB			G1-6-3			3	0	0	0	1	1	1			
Jim Pagliaroni, R (1, 2) <small>OBP: 0.344, SLG: 0.456</small>	FC1-6		L4				4-3			3	1	1	1	1	0	2			
Gene Alley, R (1, 4) <small>OBP: 0.227, SLG: 0.254</small>	FC1-6						6-3		F9	4	0	0	0	0	0	1			
Don Cardwell, R (1, 1) <small>OBP: 0.300, SLG: 0.333</small> Gene Freese, R (6, PH) <small>OBP: 0.385, SLG: 0.364</small> Don Schwall, R (6, 1) <small>OBP: 0.272, SLG: 0.254</small> Dick Schofield, S (9, PH) <small>OBP: 0.272, SLG: 0.254</small>	1-2			K			K		K	2	0	1	0	0	1	0			
Inning Stats	R: 0 E: 0 K: 0 S: 4	H: 1 LOB: 2 BB: 1 P: 8	R: 0 E: 0 K: 1 S: 6	H: 1 LOB: 2 BB: 1 P: 10	R: 1 E: 0 K: 0 S: 5	H: 2 LOB: 2 BB: 0 P: 9	R: 0 E: 0 K: 1 S: 7	H: 2 LOB: 2 BB: 0 P: 7	R: 0 E: 0 K: 1 S: 5	H: 0 LOB: 0 BB: 0 P: 5	R: 0 E: 0 K: 0 S: 3	H: 0 LOB: 0 BB: 0 P: 3	R: 2 E: 0 K: 1 S: 7	H: 2 LOB: 0 BB: 0 P: 7	R: 0 E: 0 K: 1 S: 6	H: 1 LOB: 3 BB: 2 P: 14	1B: 6 2B: 1 3B: 0 HR: 3	SF: 0 SAC: 0 DP: 1 HBP: 0	WP: 0 PA: 41 PB: 0 SB: 0 CS: 0
PITCHER	IP WLS BF H R ER SO BB IBB HBP BLK WP HR S P ERA WHIP																		
Larry Jackson, R (1, 1) <small>ERA: 5.12</small> Ted Abernathy, R (9, 1) <small>ERA: 0.95</small>	8.2 W 38 9 3 3 6 4 0 0 0 0 3 46 62 3.12 1.500																		
	0.1 S 3 1 0 0 0 1 0 0 0 0 0 0 2 6 0.00 6.000																		

Pittsburgh Pirates @ Chicago Cubs
Wrigley Field, Chicago, IL
Thu May 06 1965, 3:33 AM CDT
Att: 1,471 - Cloudy - 70 F

AB 36
R 3
H 10
RBI 3
BB 5
SO 6
LOB 13



Batter	1	2	3	4	5	6	7	8	9	AB	R	H	RBI	BB	SO	LOB	BOTTOM
Glenn Beckert, R (1, 4) <small>OBP: 0.258, SLG: 0.303</small>	FC1-6		4-3				6-3		F9	5	0	2	0	0	0	4	
George Altman, L (1, 7) <small>OBP: 0.354, SLG: 0.403</small> Vic Roznovsky, L (8, 2) <small>OBP: 0.231, SLG: 0.167</small>	FC1-6						6-3			4	0	1	0	0	0	6	
Billy Williams, L (1, 8) <small>OBP: 0.337, SLG: 0.393</small>	G4-3		1B							4	1	1	0	0	1	5	
Ron Santo, R (1, 5) <small>OBP: 0.422, SLG: 0.581</small>	L6						4-3		BB	3	1	0	0	1	0	0	
14 Ernie Banks, R (1, 3) <small>OBP: 0.388, SLG: 0.568</small>	6-3						5-3		BB	3	1	1	1	1	0	0	
Len Gabrielson, L (1, 9) <small>OBP: 0.333, SLG: 0.381</small>							K			4	0	0	0	0	4	3	
Roberto Pena, R (1, 6) <small>OBP: 0.262, SLG: 0.325</small> Jimmy Stewart, S (8, PH) <small>OBP: 0.571, SLG: 0.750</small>							6-3			3	1	1	0	0	1	1	
Dick Bertell, R (1, 2) <small>OBP: 0.283, SLG: 0.245</small> Don Landrum, L (7, PR) <small>OBP: 0.250, SLG: 0.250</small>										2	0	1	0	1	1	1	
Larry Jackson, R (1, 1) <small>OBP: 0.500, SLG: 0.909</small> Ted Abernathy, R (9, 1) <small>ERA: 0.95</small>										3	1	3	3	0	0	0	
Inning Stats	R: 0 E: 0 K: 0 S: 3	H: 1 LOB: 0 BB: 0 P: 3	R: 0 E: 0 K: 1 S: 5	H: 0 LOB: 0 BB: 0 P: 5	R: 2 E: 0 K: 2 S: 10	H: 3 LOB: 1 BB: 0 P: 10	R: 0 E: 0 K: 1 S: 5	H: 0 LOB: 0 BB: 0 P: 5	R: 0 E: 0 K: 2 S: 7	H: 0 LOB: 1 BB: 1 P: 11	R: 0 E: 0 K: 0 S: 4	H: 1 LOB: 2 BB: 0 P: 4	R: 3 E: 0 K: 2 S: 11	H: 4 LOB: 2 BB: 1 P: 15	1B: 9 2B: 1 3B: 0 HR: 1	SF: 0 SAC: 1 DP: 1 HBP: 0	WP: 0 PA: 37 PB: 0 SB: 1 CS: 0
PITCHER	IP WLS BF H R ER SO BB IBB HBP BLK WP HR S P ERA WHIP																
Don Cardwell, R (1, 1) <small>ERA: 3.33</small> Don Schwall, R (6, 1) <small>ERA: 6.0</small> Al McBean, R (8, 1) <small>ERA: 0.89</small>	5.0 L 21 6 2 2 2 4 1 0 0 0 0 0 13 28 3.60 1.400																
	2.0 L 11 3 3 3 2 2 0 0 0 0 0 0 9 9 0.00 2.000																
	1.0 5 2 0 0 2 0 0 0 0 0 0 0 9 9 0.00 2.000																

Pittsburgh Pirates @ Chicago Cubs
Wrigley Field, Chicago, IL
Thu May 06 1965, 3:33 AM CDT
Att: 1,471 - Cloudy - 70 F

AB 33
R 5
H 11
RBI 5
BB 3
SO 8
LOB 22



Batter	1	2	3	4	5	6	7	8	9	AB	R	H	RBI	BB	SO	LOB	TOP										
Pete Rose, S OBP: 0.373, SLG: 0.440 (1, 4)										4	1	2	0	0	0	0	Cincinnati Reds @ Pittsburgh Pirates Forbes Field, Pittsburgh, PA Fri May 07 1965, 7:05 PM EDT Att: 9,052 - Unknown										
Tommy Harper, R OBP: 0.442, SLG: 0.468 (1, 7)										4	0	0	1	0	2	3											
Vada Pinson, L OBP: 0.327, SLG: 0.411 (1, 8)										4	1	2	0	1	1	1											
Gordy Coleman, L OBP: 0.413, SLG: 0.661 (1, 3)										4	0	1	0	0	0	3											
Deron Johnson, R OBP: 0.318, SLG: 0.480 (1, 5)										4	0	0	0	0	0	5											
Frank Robinson, R OBP: 0.442, SLG: 0.603 (1, 9)										3	1	0	0	1	1	1											
Johnny Edwards, L OBP: 0.279, SLG: 0.473 (1, 2)										3	0	0	0	1	0	0											
Leo Cardenas, R OBP: 0.333, SLG: 0.388 (1, 6)										4	1	2	2	0	2	0											
Sammy Ellis, L OBP: 0.158, SLG: 0.111 (1, 1)										3	0	1	1	0	0	0											
Billy McCool, R (7, 1)										1	0	0	0	0	1	2											
Roger Craig, R (9, 1)										0	0	0	0	0	0	0											
Inning Stats	R: 1 E: 1 K: 0 S: 5	H: 2 LOB: 1 BB: 0 P: 5	R: 0 E: 0 K: 1 S: 5	H: 0 LOB: 0 BB: 0 P: 5	R: 0 E: 0 K: 0 S: 3	H: 1 LOB: 1 BB: 0 P: 4	R: 0 E: 0 K: 1 S: 4	H: 0 LOB: 0 BB: 0 P: 5	R: 0 E: 0 K: 1 S: 6	H: 1 LOB: 2 BB: 0 P: 7	R: 1 E: 0 K: 1 S: 8	H: 3 LOB: 3 BB: 0 P: 8	R: 2 E: 0 K: 1 S: 6	H: 1 LOB: 2 BB: 3 P: 18	R: 0 E: 0 K: 2 S: 7	H: 0 LOB: 0 BB: 0 P: 7	1B: 7 2B: 0 3B: 1 HR: 0	SF: 1 SAC: 0 DP: 0 HBP: 1	WP: 1 PB: 0 SB: 1 CS: 0	PA: 39							
PITCHER	IP	WLS	BF	H	R	ER	SO	BB	IBB	HBP	BLK	WP	HR	S	P	ERA	WHIP										
Bob Friend, R ERA: 2.97 (1, 1)	7.0		29	7	2	1	4	0	0	1	0	0	0	36	37	1.29	1.000										
Tommie Sisk, R ERA: 4.26 (8, 1)	2.0	W	10	1	2	2	3	2	1	0	0	1	0	13	25	9.00	1.500										

Batter	1	2	3	4	5	6	7	8	9	AB	R	H	RBI	BB	SO	LOB	BOTTOM										
Dick Schofield, S OBP: 0.279, SLG: 0.253 (1, 6)										4	2	1	0	1	1	1	Cincinnati Reds @ Pittsburgh Pirates Forbes Field, Pittsburgh, PA Fri May 07 1965, 7:05 PM EDT Att: 9,052 - Unknown										
Bill Virdon, L OBP: 0.342, SLG: 0.365 (1, 8)										3	0	1	0	1	0	1											
Gene Freese, R OBP: 0.429, SLG: 0.417 (9, PH)										1	1	1	1	0	0	0											
Donn Clendenon, R OBP: 0.349, SLG: 0.338 (1, 3)										4	0	2	1	0	0	1											
Willie Stargell, L OBP: 0.297, SLG: 0.444 (7, PH)										2	0	0	0	1	0	1											
Roberto Clemente, R OBP: 0.284, SLG: 0.286 (8, 9)										1	0	0	1	0	0	2											
Jerry Lynch, L OBP: 0.441, SLG: 0.688 (1, 7)										3	0	1	0	0	2	3											
Manny Mota, R OBP: 0.133, SLG: 0.167 (8, PH)										2	0	1	1	0	0	0											
Bob Bailey, R OBP: 0.344, SLG: 0.372 (1, 5)										3	0	0	0	1	2	4											
Jim Pagliaroni, R OBP: 0.324, SLG: 0.426 (1, 2)										4	0	0	0	0	1	5											
Gene Alley, R OBP: 0.257, SLG: 0.262 (1, 4)										2	2	1	0	2	0	0											
Bob Friend, R (1, 1)										2	0	0	0	0	2	2											
Ozzie Virgil, R OBP: 0.353, SLG: 0.438 (7, PH)										1	0	0	0	0	0	1											
Tommie Sisk, R (8, 1)										0	0	0	0	0	0	0											
Bill Mazerowski, R (9, PH)										1	0	0	0	0	0	1											
Inning Stats	R: 0 E: 1 K: 0 S: 4	H: 2 LOB: 2 BB: 1 P: 10	R: 0 E: 0 K: 1 S: 6	H: 0 LOB: 0 BB: 0 P: 3	R: 0 E: 0 K: 2 S: 7	H: 0 LOB: 0 BB: 0 P: 7	R: 0 E: 0 K: 1 S: 5	H: 0 LOB: 0 BB: 0 P: 5	R: 1 E: 1 K: 2 S: 8	H: 0 LOB: 3 BB: 3 P: 20	R: 1 E: 0 K: 1 S: 7	H: 2 LOB: 2 BB: 1 P: 11	R: 0 E: 1 K: 1 S: 5	H: 0 LOB: 1 BB: 0 P: 5	R: 3 E: 0 K: 0 S: 6	H: 4 LOB: 2 BB: 1 P: 10	1B: 8 2B: 1 3B: 0 HR: 0	SF: 1 SAC: 1 DP: 1 HBP: 0	WP: 0 PB: 0 SB: 0 CS: 2	PA: 41							
PITCHER	IP	WLS	BF	H	R	ER	SO	BB	IBB	HBP	BLK	WP	HR	S	P	ERA	WHIP										
Sammy Ellis, R ERA: 2.68 (1, 1)	6.2		30	4	2	2	7	5	0	0	0	0	0	39	59	2.70	1.350										
Billy McCool, L ERA: 2.53 (7, 1)	1.2		7	1	2	2	1	1	0	0	0	0	0	8	12	10.80	1.200										
Roger Craig, R ERA: 3.68 (9, 1)	0.1	L	4	3	1	1	0	0	0	0	0	0	0	4	4	27.00	9.000										

Batter	1	2	3	4	5	6	7	8	9	AB	R	H	RBI	BB	SO	LOB	TOP								
Pete Rose, S (1, 4) OBP: 0.383, SLG: 0.463	F9			3B		4-3		1-2 3-H 1B		4	1	2	1	1	0	0	Cincinnati Reds @ Pittsburgh Pirates Forbes Field, Pittsburgh, PA Sat May 08 1965, 3:33 AM EDT Att: 5,790 - Unknown								
Tommy Harper, R (1, 7) OBP: 0.430, SLG: 0.451	F8			1B		F9		F5		5	1	1	1	0	1	5									
Vada Pinson, L (1, 8) OBP: 0.340, SLG: 0.453	F7			1B	1B			F8		5	3	3	0	0	0	2									
Tony Perez, R (1, 3) OBP: 0.441, SLG: 0.750		K		1B	2B			4-3		5	2	2	2	0	1	2									
Deron Johnson, R (1, 5) OBP: 0.333, SLG: 0.550 Steve Boros, R (9, 5)	F4			1B	1B			F8		5	2	3	3	0	0	1									
Charlie James, R (1, 9) OBP: 0.429, SLG: 0.429	K			HR	1B			F8		0	0	0	0	0	0	0									
Johnny Edwards, L (1, 2) OBP: 0.258, SLG: 0.433				HR	1B			5-3		5	0	2	1	0	1	2									
Leo Cardenas, R (1, 6) OBP: 0.337, SLG: 0.400				SH5-3 1B	1B			F8		5	0	0	0	0	0	4									
Jim Maloney, L (1, 1) OBP: 0.286, SLG: 0.167	4-3			SH5-3 1B				F3		3	0	1	0	0	0	0									
Inning Stats	R: 0 E: 0 K: 0 S: 3	H: 0 LOB: 0 BB: 0 P: 3	R: 0 E: 0 K: 2 S: 7	H: 0 LOB: 0 BB: 0 P: 7	R: 0 E: 0 K: 1 S: 5	H: 0 LOB: 0 BB: 0 P: 5	R: 5 E: 0 K: 1 S: 12	H: 7 LOB: 3 BB: 1 P: 16	R: 3 E: 0 K: 0 S: 6	H: 4 LOB: 0 BB: 0 P: 6	R: 0 E: 0 K: 0 S: 3	H: 0 LOB: 0 BB: 0 P: 3	R: 1 E: 1 K: 0 S: 5	H: 1 LOB: 1 BB: 0 P: 5	R: 1 E: 0 K: 0 S: 6	H: 3 LOB: 2 BB: 0 P: 6	R: 0 E: 0 K: 0 S: 4	H: 1 LOB: 1 BB: 0 P: 4	1B: 10 2B: 2 3B: 3 HR: 1	SF: 0 SAC: 1 DP: 1 HBP: 0	WP: 0 PB: 0 SB: 0 CS: 0	PA: 44			
PITCHER	IP	WLS	BF	H	R	ER	SO	BB	IBB	HBP	BLK	WP	HR	S	P	ERA	WHIP								
Bob Veale, L (1, 1) ERA: 3.2	3.1	L	17	7	5	5	3	0	0	0	0	0	1	23	23	13.50	2.100								
Don Schwalt, R (4, 1) ERA: 9.45	0.2		7	4	3	3	1	0	1	0	0	0	0	8	12	40.50	6.000								
Wilbur Wood, L (5, 1) ERA: 1.42	1.0		2	0	0	0	0	0	0	0	0	0	0	2	2	0.00	0.000								
Tommie Sisk, R (6, 1) ERA: 4.32	2.0		8	1	1	1	0	0	0	0	0	0	0	8	8	4.50	0.500								
Don Cardwell, R (8, 1) ERA: 3.42	2.0		10	4	1	1	0	0	0	0	0	0	0	10	10	4.50	2.000								



Batter	1	2	3	4	5	6	7	8	9	AB	R	H	RBI	BB	SO	LOB	BOTTOM								
Dick Schofield, S (1, 6) OBP: 0.278, SLG: 0.244	G4-6-3 BB		F8		K			F7		3	0	0	0	1	1	0	Cincinnati Reds @ Pittsburgh Pirates Forbes Field, Pittsburgh, PA Sat May 08 1965, 3:33 AM EDT Att: 5,790 - Unknown								
Bill Virdon, L (1, 8) OBP: 0.349, SLG: 0.364	G4-6-3 1-2		FC5-4 1B		BB			F7		3	0	1	0	1	0	1									
Donn Clendenon, R (1, 3) OBP: 0.344, SLG: 0.333			FC5-4 1B		BB			5-3		4	1	1	0	0	0	2									
Willie Stargell, L (1, 9) OBP: 0.259, SLG: 0.474	1-H 2B		K		2B			4-3		4	0	2	1	0	1	1									
Jerry Lynch, L (1, 7) OBP: 0.421, SLG: 0.639	F8		1-3		F6			FC5-4 1B		4	0	1	0	0	0	2									
Gene Freese, R (1, 5) OBP: 0.389, SLG: 0.375		CS 1B	E5 1B		F7			F4		4	0	1	0	0	0	2									
Jim Pagliaroni, R (1, 2) OBP: 0.329, SLG: 0.429 Del Crandall, R (5, 2) OBP: 0.313, SLG: 0.214	F5		G6-3 1B		F6			F7		2	0	1	0	0	0	1									
Gene Alley, R (1, 4) OBP: 0.260, SLG: 0.265 Don Cardwell, R (8, 1) OBP: 0.300, SLG: 0.333 Bob Bailey, R (9, PH) OBP: 0.341, SLG: 0.367	WP 1B		G6-3 1B		F9			FC5-4		3	0	1	0	0	0	2									
Bob Veale, S (1, 1) Don Schwalt, R (4, 1) Wilbur Wood, R (5, 1) Manny Mota, R (5, PH) Tommie Sisk, R (6, 1) Bill Mazerowski, R (7, PH) (8, 4)	K		1-2		F8			4-3		1	0	0	0	0	0	0									
Inning Stats	R: 1 E: 0 K: 0 S: 4	H: 2 LOB: 1 BB: 1 P: 8	R: 0 E: 0 K: 1 S: 6	H: 2 LOB: 1 BB: 0 P: 6	R: 0 E: 0 K: 1 S: 4	H: 1 LOB: 1 BB: 0 P: 4	R: 0 E: 0 K: 0 S: 5	H: 0 LOB: 1 BB: 1 P: 9	R: 0 E: 0 K: 0 S: 4	H: 1 LOB: 1 BB: 0 P: 4	R: 0 E: 0 K: 0 S: 3	H: 0 LOB: 0 BB: 0 P: 3	R: 0 E: 0 K: 0 S: 3	H: 0 LOB: 0 BB: 0 P: 3	R: 0 E: 0 K: 0 S: 4	H: 1 LOB: 1 BB: 0 P: 4	1B: 6 2B: 2 3B: 0 HR: 0	SF: 0 SAC: 0 DP: 2 HBP: 0	WP: 1 PB: 0 SB: 0 CS: 1	PA: 35					
PITCHER	IP	WLS	BF	H	R	ER	SO	BB	IBB	HBP	BLK	WP	HR	S	P	ERA	WHIP								
Jim Maloney, R (1, 1) ERA: 2.16	9.0	W	35	8	1	1	3	2	0	0	0	1	0	39	47	1.00	1.111								



Batter	1	2	3	4	5	6	7	8	9	AB	R	H	RBI	BB	SO	LOB	TOP		
Julian Javier, R OBP: 0.200, SLG: 0.320 (1, 4)										5	1	2	0	0	2	0			
Lou Brock, L OBP: 0.380, SLG: 0.500 (1, 7)										4	2	3	0	1	0	1			
Curt Flood, R OBP: 0.347, SLG: 0.469 (1, 8)										5	1	2	2	0	1	3			
Ken Boyer, R OBP: 0.366, SLG: 0.407 (1, 5)										4	2	1	0	1	0	3			
Dick Groat, R OBP: 0.307, SLG: 0.333 (1, 6)										4	2	2	3	0	1	1			
Bill White, L OBP: 0.386, SLG: 0.464 (1, 3)										3	0	3	1	2	0	0			
Mike Shannon, R OBP: 0.230, SLG: 0.154 (7, PH)										2	0	0	1	1	0	2			
Tito Francona, L OBP: 0.291, SLG: 0.347 (7, 9)										2	0	0	1	0	0	2			
Carl Warwick, R OBP: 0.211, SLG: 0.118 (9, 9)										0	0	0	0	0	0	0			
Tim McCarver, L OBP: 0.319, SLG: 0.303 (1, 2)										5	0	0	0	0	0	6			
Ray Sadecki, L OBP: 0.111, SLG: 0.111 (1, 1)										3	0	0	0	0	2	0			
Ron Taylor, R OBP: 0.500, SLG: 1.000 (6, PH)										0	0	0	0	0	0	0			
Bob Skinner, L OBP: 0.188, SLG: 0.333 (8, 1)										1	0	0	0	0	0	0			
Barney Schultz, R (8, 1)										1	0	0	0	0	0	1			
Bob Purkey, R (9, 1)										0	0	0	0	0	0	0			
Inning Stats	R: 4 E: 0 K: 0 S: 8	H: 5 LOB: 1 BB: 0 P: 8	R: 0 E: 0 K: 1 S: 6	H: 1 LOB: 1 BB: 0 P: 6	R: 0 E: 0 K: 1 S: 6	H: 1 LOB: 0 BB: 0 P: 5	R: 1 E: 0 K: 0 S: 4	H: 1 LOB: 3 BB: 3 P: 16	R: 0 E: 0 K: 1 S: 6	H: 1 LOB: 1 BB: 0 P: 6	R: 1 E: 0 K: 0 S: 4	H: 1 LOB: 1 BB: 1 P: 8	R: 0 E: 0 K: 2 S: 8	H: 1 LOB: 1 BB: 0 P: 8	R: 2 E: 0 K: 0 S: 5	H: 2 LOB: 1 BB: 1 P: 9	1B: 10 2B: 1 3B: 2 HR: 0	SF: 1 SAC: 0 DP: 0 HBP: 0	WP: 1 PA: 45 PB: 0 SB: 1 CS: 0
PITCHER	IP WLS BF H R ER SO BB IBB HBP BLK WP HR S P ERA WHIP																		
Joe Gibbon, L ERA: 4.76 (1, 1)	0.1 6 5 4 4 0 0 0 0 0 0 0 0 6 6 108.00 15.000																		
Wilbur Wood, L ERA: 1.39 (1, 1)	4.1 19 3 1 1 3 3 0 0 0 0 0 0 22 34 2.08 1.385																		
Tommie Sisk, R ERA: 4.22 (5, 1)	1.2 8 2 1 1 1 1 0 0 0 0 1 0 9 13 5.40 1.800																		
Al McBean, R ERA: 2.63 (7, 1)	2.2 L 12 3 2 2 2 1 0 0 0 0 0 0 15 19 6.75 1.500																		

St. Louis Cardinals @ Pittsburgh Pirates
Forbes Field, Pittsburgh, PA
Fri May 14 1965, 7:05 PM EDT
Att: 9,986 - Unknown

AB 39
R 8
H 13
RBI 8
BB 5
SO 6
LOB 19



Batter	1	2	3	4	5	6	7	8	9	AB	R	H	RBI	BB	SO	LOB	BOTTOM		
Bob Bailey, R OBP: 0.374, SLG: 0.378 (1, 7)										3	1	1	0	1	0	0			
Bill Virdon, L OBP: 0.355, SLG: 0.379 (8, 8)										1	0	1	0	0	0	0			
Manny Mota, R OBP: 0.128, SLG: 0.133 (1, 8)										3	1	1	0	1	0	1			
Roberto Clemente, R OBP: 0.366, SLG: 0.323 (1, 9)										5	2	1	0	0	0	5			
Gene Freese, R OBP: 0.371, SLG: 0.387 (1, 5)										3	0	1	1	0	0	3			
Bill Mazerroski, R (8, 4)										0	0	0	0	0	0	0			
Jerry Lynch, L OBP: 0.400, SLG: 0.605 (9, PH)										1	0	0	0	0	0	2			
Donn Clendenon, R OBP: 0.351, SLG: 0.360 (1, 3)										5	2	2	4	0	1	3			
Gene Alley, R OBP: 0.315, SLG: 0.372 (1, 4)										4	1	2	0	0	1	0			
Jim Pagliaroni, R OBP: 0.329, SLG: 0.408 (1, 2)										4	0	1	2	0	1	1			
Dick Schofield, S OBP: 0.316, SLG: 0.268 (1, 6)										3	0	1	0	1	0	0			
Joe Gibbon, R OBP: 0.273, SLG: 0.200 (1, 1)										0	0	0	0	0	0	0			
Wilbur Wood, R (1, 1)										1	0	0	0	0	1	0			
Tommie Sisk, R (5, 1)										2	0	0	0	0	0	2			
Al McBean, R OBP: 0.167, SLG: 0.167 (7, 1)										1	0	0	0	0	0	2			
Inning Stats	R: 3 E: 0 K: 1 S: 6	H: 1 LOB: 2 BB: 2 P: 14	R: 0 E: 0 K: 1 S: 5	H: 0 LOB: 0 BB: 0 P: 5	R: 0 E: 0 K: 0 S: 3	H: 1 LOB: 0 BB: 0 P: 3	R: 0 E: 0 K: 0 S: 3	H: 0 LOB: 0 BB: 0 P: 3	R: 4 E: 0 K: 0 S: 8	H: 5 LOB: 1 BB: 1 P: 12	R: 0 E: 0 K: 0 S: 4	H: 1 LOB: 1 BB: 0 P: 4	R: 0 E: 0 K: 2 S: 9	H: 2 LOB: 2 BB: 0 P: 9	R: 0 E: 1 K: 0 S: 5	H: 1 LOB: 2 BB: 0 P: 5	1B: 9 2B: 1 3B: 0 HR: 1	SF: 1 SAC: 1 DP: 0 HBP: 0	WP: 0 PA: 41 PB: 0 SB: 2 CS: 1
PITCHER	IP WLS BF H R ER SO BB IBB HBP BLK WP HR S P ERA WHIP																		
Ray Sadecki, L ERA: 8.2 (1, 1)	5.2 24 6 7 2 2 2 0 0 0 0 0 1 26 34 11.12 1.412																		
Ron Taylor, R ERA: 5.09 (6, 1)	1.1 7 2 0 0 0 0 0 1 0 0 0 0 6 10 0.00 1.500																		
Barney Schultz, R ERA: 4.5 (8, 1)	1.0 W 6 3 0 0 2 0 0 0 0 0 0 0 10 10 0.00 3.000																		
Bob Purkey, R ERA: 8.4 (9, 1)	1.0 S 4 0 0 0 0 0 0 0 0 0 0 0 4 4 0.00 0.000																		

St. Louis Cardinals @ Pittsburgh Pirates
Forbes Field, Pittsburgh, PA
Fri May 14 1965, 7:05 PM EDT
Att: 9,986 - Unknown

AB 36
R 7
H 11
RBI 7
BB 3
SO 4
LOB 19



Batter	1	2	3	4	5	6	7	8	9	AB	R	H	RBI	BB	SO	LOB	TOP				
Curt Flood, R OBP: 0.352, SLG: 0.496 (1, 8)										4	1	2	1	0	1	1	St. Louis Cardinals @ Pittsburgh Pirates Forbes Field, Pittsburgh, PA Sat May 15 1965, 3:33 AM EDT Att: 5,148 - Unknown livebaseballscorecards.com				
Lou Brock, L OBP: 0.376, SLG: 0.491 (1, 7)										4	0	1	0	0	1	1					
Tito Francona, L OBP: 0.288, SLG: 0.340 Mike Shannon, R OBP: 0.230, SLG: 0.154 (1, 9) (8, 9)										4	0	1	0	0	0	2					
Ken Boyer, R OBP: 0.371, SLG: 0.422 (1, 5)										4	0	2	0	0	0	1					
Dick Groat, R OBP: 0.305, SLG: 0.330 (1, 6)										4	1	1	0	0	0	2					
Bill White, L OBP: 0.381, SLG: 0.455 (1, 3)										4	1	1	0	0	1	1					
Tim McCarver, L OBP: 0.342, SLG: 0.343 (1, 2)										4	1	3	1	0	0	0					
Julian Javier, R OBP: 0.192, SLG: 0.308 Bob Skinner, L OBP: 0.235, SLG: 0.500 Dal Maxvill, R (7, PH) (7, 4)										2	0	0	0	0	1	2					
Tracy Stallard, R OBP: 0.118, SLG: 0.118 (1, 1)										4	0	0	0	0	2	1					
Inning Stats	R: 1 E: 0 K: 0 S: 4	H: 2 LOB: 0 BB: 0 P: 4	R: 0 E: 0 K: 0 S: 4	H: 1 LOB: 1 BB: 0 P: 4	R: 0 E: 0 K: 2 S: 8	H: 1 LOB: 0 BB: 0 P: 8	R: 0 E: 0 K: 1 S: 5	H: 1 LOB: 0 BB: 0 P: 5	R: 0 E: 0 K: 0 S: 3	H: 1 LOB: 0 BB: 0 P: 3	R: 4 E: 1 K: 1 S: 9	H: 4 LOB: 0 BB: 0 P: 9	R: 0 E: 0 K: 0 S: 4	H: 1 LOB: 1 BB: 0 P: 4	R: 0 E: 0 K: 0 S: 3	H: 0 LOB: 0 BB: 0 P: 3		1B: 8 2B: 2 3B: 1 HR: 1	SF: 0 SAC: 0 DP: 3 HBP: 0	WP: 0 PB: 0 SB: 0 CS: 0	PA: 36
PITCHER	IP	WLS	BF	H	R	ER	SO	BB	IBB	HBP	BLK	WP	HR	S	P	ERA	WHIP				
Vern Law, R ERA: 2.95 Tom Butters, R ERA: 6.0	(1, 1) (9, 1)		8.0 3	L 33	12 5	4 4	6 6	0 0	0 0	0 0	0 0	0 0	0 0	1 3	45 3	4.50 0.00	1.500 0.000				

Batter	1	2	3	4	5	6	7	8	9	AB	R	H	RBI	BB	SO	LOB	BOTTOM				
Bob Bailey, R OBP: 0.369, SLG: 0.372 (1, 5)										4	0	1	0	0	0	3	St. Louis Cardinals @ Pittsburgh Pirates Forbes Field, Pittsburgh, PA Sat May 15 1965, 3:33 AM EDT Att: 5,148 - Unknown livebaseballscorecards.com				
Bill Virdon, L OBP: 0.351, SLG: 0.374 (1, 8)										4	1	1	0	0	1	1					
Roberto Clemente, R OBP: 0.294, SLG: 0.399 (1, 9)										4	0	0	0	0	1	2					
Jerry Lynch, L OBP: 0.386, SLG: 0.571 (1, 7)										4	0	1	0	0	0	0					
Donn Clendenon, R OBP: 0.342, SLG: 0.353 (1, 3)										2	0	0	1	0	0	0					
Gene Alley, R OBP: 0.305, SLG: 0.360 (1, 4)										3	0	0	0	0	1	1					
Jim Pagliaroni, R OBP: 0.329, SLG: 0.405 Ozzie Virgil, R OBP: 0.389, SLG: 0.471 (1, 2) (8, PH) (9, 2)										3	0	1	0	0	0	0					
Dick Schofield, S OBP: 0.316, SLG: 0.270 (1, 6)										3	0	1	0	0	0	0					
Vern Law, R OBP: 0.400, SLG: 0.400 Bill Mazerowski, R (8, PH) Tom Butters, R (9, 1)										2	0	1	0	0	0	0					
Inning Stats	R: 0 E: 0 K: 1 S: 5	H: 0 LOB: 0 BB: 0 P: 5	R: 0 E: 0 K: 0 S: 3	H: 0 LOB: 0 BB: 0 P: 3	R: 0 E: 0 K: 0 S: 3	H: 1 LOB: 0 BB: 0 P: 3	R: 0 E: 0 K: 0 S: 4	H: 1 LOB: 1 BB: 0 P: 4	R: 1 E: 1 K: 1 S: 7	H: 2 LOB: 1 BB: 0 P: 7	R: 0 E: 0 K: 0 S: 4	H: 2 LOB: 2 BB: 0 P: 4	R: 0 E: 0 K: 1 S: 5	H: 0 LOB: 0 BB: 0 P: 5	1B: 6 2B: 0 3B: 0 HR: 0	SF: 1 SAC: 0 DP: 2 HBP: 0		WP: 0 PB: 0 SB: 0 CS: 0	PA: 31		
PITCHER	IP	WLS	BF	H	R	ER	SO	BB	IBB	HBP	BLK	WP	HR	S	P	ERA	WHIP				
Tracy Stallard, R ERA: 2.6	(1, 1)		9.0 W	31	6	1	0	3	0	0	0	0	0	37	37	0.00	0.667				

Batter	1	2	3	4	5	6	7	8	9	AB	R	H	RBI	BB	SO	LOB	TOP								
Curt Flood, R OBP: 0.338, SLG: 0.475 (1, 8)	0-0 4-3	0-0 F7			0-3 K		0-0 1-3		0-0 F3	5	0	0	0	0	1	1	St. Louis Cardinals @ Pittsburgh Pirates Forbes Field, Pittsburgh, PA Sun May 16 1965, 3:33 AM EDT Unknown								
Lou Brock, L OBP: 0.380, SLG: 0.500 (1, 7)	0-3 K		0-0 CS S 1B		0-0 F8			0-0 SH3-4 5-3 2B		4	1	2	0	0	1	0									
Tito Francona, L OBP: 0.306, SLG: 0.382 Mike Shannon, R OBP: 0.230, SLG: 0.154 (6, PR) (6, 9)	0-0 F6		4-0 FC6 BB		0-0 1B 3B			0-0 SH3-4 2-3		2	0	1	0	1	0	0									
Ken Boyer, R OBP: 0.367, SLG: 0.415 (1, 5)		0-0 WP 1B 1B	0-0 F3 2-3		0-0 6-3			0-0 5-3		4	1	1	1	0	0	3									
Dick Groat, R OBP: 0.320, SLG: 0.345 (1, 6)		0-0 WP 1B 1B	0-0 FC6 1-2		0-0 1B			0-0 1B		4	1	3	1	0	0	1									
Bill White, L OBP: 0.376, SLG: 0.446 (1, 3)		0-0 4-3 1B 1H 2H		0-0 4-3		0-0 F4		0-0 4-3		4	1	1	2	0	0	3									
Tim McCarver, L OBP: 0.325, SLG: 0.324 (1, 2)	0-0 4-3		0-0 F7		0-3 K			0-0 L3		4	0	0	0	0	1	3									
Julian Javier, R OBP: 0.196, SLG: 0.304 (1, 4)	0-0 FC6-4 1B 2H		0-0 4-3		0-0 F9			0-3 K		4	0	1	1	0	1	0									
Bob Gibson, R OBP: 0.280, SLG: 0.429 (1, 1)	0-0 FC6-4 1-2		0-0 F2		0-0 F3			0-0 HR		4	1	1	1	0	0	1									
Inning Stats	R: 0 E: 0 K: 1 S: 5	H: 0 LOB: 0 BB: 0 P: 5	R: 3 E: 0 K: 0 S: 7	H: 4 LOB: 1 BB: 0 P: 7	R: 0 E: 0 K: 0 S: 3	H: 1 LOB: 0 BB: 1 P: 7	R: 0 E: 0 K: 0 S: 3	H: 0 LOB: 0 BB: 0 P: 3	R: 0 E: 0 K: 1 S: 5	H: 2 LOB: 2 BB: 0 P: 7	R: 0 E: 0 K: 0 S: 3	H: 0 LOB: 1 BB: 0 P: 5	R: 1 E: 0 K: 0 S: 5	H: 2 LOB: 1 BB: 0 P: 5	R: 1 E: 0 K: 1 S: 6	H: 1 LOB: 0 BB: 0 P: 6	1B: 7 2B: 1 3B: 1 HR: 1	SF: 0 SAC: 1 DP: 0 HBP: 0	WP: 1 PB: 0 SB: 1 CS: 1	PA: 37					
PITCHER	IP	WLS	BF	H	R	ER	SO	BB	IBB	HBP	BLK	WP	HR	S	P	ERA	WHIP								
Don Cardwell, R ERA: 3.62 (1, 1)	5.0	L	20	5	3	3	2	1	0	0	0	1	0	23	27	5.40	1.200								
Joe Gibbon, L ERA: 4.75 (6, 1)	2.0		8	2	1	1	1	0	0	0	0	0	0	10	10	4.50	1.000								
Tommie Sisk, R ERA: 4.97 (8, 1)	2.0		9	3	2	2	1	0	0	0	0	0	1	11	11	9.00	1.500								

Batter	1	2	3	4	5	6	7	8	9	AB	R	H	RBI	BB	SO	LOB	BOTTOM								
Bob Bailey, R OBP: 0.362, SLG: 0.364 (1, 5)	0-0 F6		0-0 L6-3 1B		0-0 6-3		0-0 FC1-6 1-2		0-3 K	5	0	1	0	0	1	2	St. Louis Cardinals @ Pittsburgh Pirates Forbes Field, Pittsburgh, PA Sun May 16 1965, 3:33 AM EDT Unknown								
Bill Virdon, L OBP: 0.347, SLG: 0.368 (1, 8)	0-0 FC4 1B		0-0 L6-3 1-2		0-0 G3		0-0 F7			4	0	1	0	0	0	2									
Roberto Clemente, R OBP: 0.292, SLG: 0.307 (1, 9)	0-0 FC4 1B 1-2		0-3 K		0-0 E 2B 1B		0-0 1-3			4	1	1	0	0	1	2									
Jerry Lynch, L OBP: 0.375, SLG: 0.543 (1, 7)	0-0 1-2 1B		0-0 4-3		0-0 E4 2B WP		0-0 F5			4	1	1	0	0	0	1									
Donn Clendenon, R OBP: 0.347, SLG: 0.387 (1, 3)	0-3 K		0-0 SF7 3B		0-0 L8		0-0 5-3			4	1	2	1	0	1	2									
Gene Alley, R OBP: 0.303, SLG: 0.359 (1, 4)		0-0 FC6-4 1B		0-0 SF7 3H		0-0 L8 2-3 3H		0-0 F3		3	0	1	1	0	0	1									
Dick Schofield, S OBP: 0.322, SLG: 0.279 (1, 6)		0-0 FC6-4 1-2		0-0 1B		0-0 F4		0-0 WP 1B		4	0	2	0	0	0	2									
Del Crandall, R OBP: 0.241, SLG: 0.154 Jim Pagliaroni, R OBP: 0.321, SLG: 0.395 (6, PH) (7, 2)	0-0 F8		0-0 F3		0-3 K			0-3 K		2	0	0	0	0	0	2									
Don Cardwell, R OBP: 0.214, SLG: 0.231 (5, PH) Manny Mota, R OBP: 0.125, SLG: 0.130 (8, 1) Joe Gibbon, L OBP: 0.273, SLG: 0.200 (6, PH) Gene Franke, R OBP: 0.280, SLG: 0.400 (8, 1) Tommie Sisk, R OBP: 0.308, SLG: 0.443 (8, PH)	0-3 K		0-0 FC1-6 1B		0-0 F9					1	0	0	0	0	1	1									
Inning Stats	R: 0 E: 0 K: 1 S: 7	H: 2 LOB: 2 BB: 0 P: 7	R: 0 E: 0 K: 1 S: 6	H: 1 LOB: 0 BB: 0 P: 6	R: 0 E: 0 K: 1 S: 5	H: 1 LOB: 0 BB: 0 P: 5	R: 1 E: 0 K: 0 S: 5	H: 2 LOB: 1 BB: 0 P: 5	R: 0 E: 0 K: 1 S: 4	H: 1 LOB: 1 BB: 0 P: 4	R: 0 E: 0 K: 0 S: 3	H: 0 LOB: 0 BB: 0 P: 3	R: 0 E: 0 K: 2 S: 8	H: 1 LOB: 0 BB: 0 P: 8	R: 0 E: 0 K: 1 S: 8	H: 1 LOB: 1 BB: 0 P: 8	1B: 8 2B: 2 3B: 1 HR: 0	SF: 1 SAC: 0 DP: 1 HBP: 0	WP: 2 PB: 0 SB: 0 CS: 0	PA: 37					
PITCHER	IP	WLS	BF	H	R	ER	SO	BB	IBB	HBP	BLK	WP	HR	S	P	ERA	WHIP								
Bob Gibson, R ERA: 2.48 (1, 1)	9.0	W	37	10	3	2	7	0	0	0	0	2	0	51	51	2.00	1.111								

Batter	1	2	3	4	5	6	7	8	9	AB	R	H	RBI	BB	SO	LOB	TOP					
Bob Bailey, R (1.5) OBP: 0.358, SLG: 0.359	F7		F8		6-3			SH1-4 1B		4	0	1	0	0	0	1						
Bill Virdon, L (1.8) OBP: 0.361, SLG: 0.396	WP BB		K			F2		SH1-4		2	0	0	0	1	1	0						
Roberto Clemente, R (1.9) OBP: 0.281, SLG: 0.287	K			6-3		F8			IBB	3	0	0	0	1	1	1						
Willie Stargell, L (1.7) OBP: 0.250, SLG: 0.460	K			3-1		F8		K		4	0	0	0	0	2	3						
Donn Clendenon, R (1.3) OBP: 0.357, SLG: 0.389								1B G6-4-3	1-3	3	1	2	0	1	0	2						
Bill Mazerowski, R (1.4) OBP: 0.125, SLG: 0.125	FC6-4				F4			G6-4-3 1B	F4	4	0	1	0	0	0	2						
Gene Alley, R (1.6) OBP: 0.290, SLG: 0.340	K							G6-4-3 1B	F9	4	0	1	0	0	1	2						
Jim Pagliaroni, R (1.2) OBP: 0.308, SLG: 0.373	F6					K		WP 1B	F7	4	0	1	0	0	1	2						
Joe Gibbon, R (1.1) OBP: 0.214, SLG: 0.154			1-3			K		K		3	0	0	0	0	2	2						
Inning Stats	R: 0 E: 0 K: 2 S: 7	H: 0 LOB: 1 BB: 1 P: 11	R: 0 E: 0 K: 1 S: 6	H: 1 LOB: 1 BB: 0 P: 6	R: 0 E: 0 K: 1 S: 5	H: 0 LOB: 0 BB: 0 P: 5	R: 0 E: 0 K: 0 S: 3	H: 0 LOB: 1 BB: 1 P: 7	R: 0 E: 0 K: 2 S: 8	H: 1 LOB: 1 BB: 0 P: 8	R: 0 E: 0 K: 0 S: 3	H: 0 LOB: 0 BB: 0 P: 3	R: 1 E: 0 K: 1 S: 7	H: 3 LOB: 1 BB: 0 P: 7	R: 0 E: 0 K: 1 S: 6	H: 1 LOB: 2 BB: 1 P: 10	R: 0 E: 0 K: 0 S: 3	H: 0 LOB: 0 BB: 0 P: 3	1B: 6 2B: 0 3B: 0 HR: 0	SF: 0 SAC: 1 DP: 1 HBP: 0	WP: 2 PB: 0 SB: 0 CS: 0	PA: 35
PITCHER	IP	WLS	BF	H	R	ER	SO	BB	IBB	HBP	BLK	WP	HR	S	P	ERA	WHIP					
Jim Maloney, R (1.1) ERA: 2.17	7.0		27	5	1	1	7	2	0	0	0	2	0	39	47	1.29	1.000					
Billy McCool, L (8.1) ERA: 2.41	2.0	W	8	1	0	0	1	0	1	0	0	0	0	9	13	0.00	0.500					

Pittsburgh Pirates @ Cincinnati Reds
Crosley Field, Cincinnati, OH
Wed May 19 1965, 7:05 PM EDT
Att. 6,743 - Unknown - 71 F

AB 31
R 1
H 6
RBI 0
BB 3
SO 8
LOB 15



Batter	1	2	3	4	5	6	7	8	9	AB	R	H	RBI	BB	SO	LOB	BOTTOM					
Pete Rose, S (1.4) OBP: 0.380, SLG: 0.460	F9			4-3		6-3		F4		4	0	0	0	0	0	0						
Tommy Harper, R (1.7) OBP: 0.411, SLG: 0.483	F8			4-3 1B			F8			3	0	1	0	0	0	0						
Vada Pinson, L (1.8) OBP: 0.347, SLG: 0.489	5-3			4-3			F7			3	0	0	0	0	0	1						
Frank Robinson, R (1.9) OBP: 0.407, SLG: 0.564				6-3			F8			3	0	0	0	0	0	1						
Deron Johnson, R (1.5) OBP: 0.375, SLG: 0.596		5-3					K			3	1	1	1	0	1	0						
Tony Perez, R (1.3) OBP: 0.304, SLG: 0.481		F9					F9			3	1	1	0	0	0	0						
Don Pavletich, R (1.2) OBP: 0.420, SLG: 0.651			K				F4			3	1	1	2	0	1	0						
Leo Cardenas, R (1.6) OBP: 0.336, SLG: 0.357							F9			3	0	0	0	0	0	0						
Jim Maloney, L (1.1) OBP: 0.235, SLG: 0.133										2	0	0	0	0	1	0						
Billy McCool, R (8.1)			K				1-3			1	0	0	0	0	0	0						
Inning Stats	R: 0 E: 0 K: 0 S: 3	H: 0 LOB: 0 BB: 0 P: 3	R: 0 E: 0 K: 0 S: 3	H: 0 LOB: 0 BB: 0 P: 3	R: 0 E: 0 K: 2 S: 7	H: 0 LOB: 0 BB: 0 P: 7	R: 0 E: 0 K: 0 S: 4	H: 1 LOB: 1 BB: 0 P: 4	R: 0 E: 0 K: 1 S: 5	H: 0 LOB: 0 BB: 0 P: 5	R: 0 E: 0 K: 0 S: 3	H: 0 LOB: 0 BB: 0 P: 3	R: 0 E: 0 K: 0 S: 3	H: 0 LOB: 0 BB: 0 P: 3	R: 3 E: 0 K: 0 S: 6	H: 3 LOB: 0 BB: 0 P: 6	R: 0 E: 0 K: 0 S: 6	H: 3 LOB: 0 BB: 0 P: 6	1B: 2 2B: 0 3B: 0 HR: 2	SF: 0 SAC: 0 DP: 0 HBP: 0	WP: 0 PB: 0 SB: 0 CS: 0	PA: 28
PITCHER	IP	WLS	BF	H	R	ER	SO	BB	IBB	HBP	BLK	WP	HR	S	P	ERA	WHIP					
Joe Gibbon, L (1.1) ERA: 4.5	8.0	L	28	4	3	3	3	0	0	0	0	0	2	34	34	3.38	0.500					

Pittsburgh Pirates @ Cincinnati Reds
Crosley Field, Cincinnati, OH
Wed May 19 1965, 7:05 PM EDT
Att. 6,743 - Unknown - 71 F


AB 28
R 3
H 4
RBI 3
BB 0
SO 3
LOB 2



Batter	1	2	3	4	5	6	7	8	9	AB	R	H	RBI	BB	SO	LOB	TOP					
Bob Bailey, R (1,5) OBP: 0.391, SLG: 0.345	6-3		L4		P2		5-3	CS 2H 1B		5	0	1	1	0	0	1						
Bill Virdon, L (1,8) OBP: 0.356, SLG: 0.387	F9		K			6-3	2B 1B	CS 1-2	F3	5	1	1	0	0	1	0						
Roberto Clemente, R (1,9) OBP: 0.289, SLG: 0.292	WP 1B		1-3				HR 1B	1H 1B 2B	5-3	5	2	3	1	0	0	0						
Willie Stargell, L (1,7) OBP: 0.286, SLG: 0.511	1-2 IBB				K		HR 1B	1H 1B BB	1B 2B	3	2	2	2	2	1	0						
Donn Clendenon, R (1,3) OBP: 0.379, SLG: 0.444	F8				K		HR	1-2 2H 1B	1B IBB	4	2	2	2	1	1	2						
Bill Mazerowski, R (1,4) OBP: 0.273, SLG: 0.350					F9		FC4-6 BB	1-2 2H 1B	1B WP 1B	4	1	2	1	1	0	2						
Gene Alley, R (1,6) OBP: 0.306, SLG: 0.339						FC5-4 1B	FC4-6 1-2	SH2-3 1B	WP 1B	5	1	3	1	0	1	2						
Del Crandall, R (1,2) OBP: 0.189, SLG: 0.118					FC5-4 1-2	5-3		P5	L6	5	0	0	0	0	0	5						
Don Cardwell, R (1,1) OBP: 0.200, SLG: 0.214					1-3			P3	SH2-3	1	0	0	0	0	0	1						
Dick Schofield, S (5,PH) OBP: 0.317, SLG: 0.275										1	0	0	0	0	0	1						
Tommie Sisk, R (5,PH) OBP: 0.109, SLG: 0.113										0	0	0	0	0	0	0						
Manny Mota, R (7,PH) OBP: 0.109, SLG: 0.113										1	0	0	0	0	0	0						
Al McBean, R (7,1) OBP: 0.250, SLG: 0.250										0	0	0	0	0	0	0						
Inning Stats	R: 0 E: 0 K: 0 S: 4	H: 1 LOB: 2 BB: 1 P: 8	R: 0 E: 0 K: 1 S: 6	H: 1 LOB: 1 BB: 0 P: 6	R: 0 E: 0 K: 1 S: 5	H: 0 LOB: 0 BB: 0 P: 5	R: 0 E: 0 K: 2 S: 7	H: 0 LOB: 0 BB: 0 P: 7	R: 0 E: 1 K: 0 S: 4	H: 1 LOB: 1 BB: 0 P: 4	R: 3 E: 0 K: 0 S: 6	H: 3 LOB: 1 BB: 1 P: 10	R: 2 E: 0 K: 0 S: 6	H: 3 LOB: 2 BB: 1 P: 10	R: 1 E: 0 K: 0 S: 4	H: 2 LOB: 0 BB: 0 P: 4	R: 3 E: 0 K: 0 S: 6	H: 3 LOB: 1 BB: 1 P: 10	1B: 9 2B: 3 3B: 0 HR: 2	SF: 0 SAC: 1 DP: 0 HBP: 0	WP: 2 PB: 0 SB: 0 CS: 1	PA: 45
PITCHER	IP WLS BF H R ER SO BB IBB HBP BLK WP HR S P ERA WHIP																					
Tony Cloninger, R (1,1) ERA: 3.69	6.2 L 32 9 5 5 4 2 1 0 0 0 1 2 37 49 6.75 1.650																					
Dan Osinski, R (7,1) ERA: 5.03	2.0 11 5 4 4 0 0 1 0 0 0 0 0 10 14 18.00 2.500																					
Phil Niekro, R (9,1) ERA: 1.2	0.1 1 0 0 0 0 0 0 0 0 0 0 1 0 1 0.00 0.000																					

Pittsburgh Pirates @ Milwaukee Braves
Milwaukee County Stadium, Milwaukee, WI
Sat May 22 1965, 8:05 PM EDT
Att: 2,662 - Unknown


AB 39
R 9
H 14
RBI 8
SO 4
LOB 14





Batter	1	2	3	4	5	6	7	8	9	AB	R	H	RBI	BB	SO	LOB	BOTTOM			
Felipe Alou, R (1,3) OBP: 0.331, SLG: 0.421	F7	F8		SF8		F8			1B 1B	4	0	1	1	0	0	1				
Eddie Mathews, L (1,5) OBP: 0.382, SLG: 0.552	1B 2B	K				4-3			1B 1B	5	1	3	0	0	1	1				
Hank Aaron, R (1,9) OBP: 0.374, SLG: 0.561	1B 1B		F8 FC4-2-5-3 2B	F7		5-3			P4	5	1	2	0	0	0	3				
Lee Maye, L (1,8) OBP: 0.345, SLG: 0.462	1B 1B		F8		4-3				F7	5	1	1	1	0	1	3				
Rico Carty, R (1,7) OBP: 0.351, SLG: 0.472	F8		FC4-2-5-2 HBP		6-3				F9	4	0	0	0	0	0	3				
Joe Torre, R (1,2) OBP: 0.427, SLG: 0.667	1B 1B								6-3	3	0	2	1	0	0	0				
Frank Bolling, R (1,4) OBP: 0.360, SLG: 0.425	1-2 2H 1B		F9		F9				F8	4	0	1	1	0	0	3				
Sandy Alomar Sr., S (1,6) OBP: 0.244, SLG: 0.227	G3			E3 SF8 1B		F8 SH1-3 1B			L8	3	1	2	0	0	0	2				
Ty Cline, L (8,PH) OBP: 0.282, SLG: 0.225										1	0	0	0	0	0	0				
Miguel de la Hoz, R (9,6) OBP: 0.160, SLG: 0.087										0	0	0	0	0	0	0				
Tony Cloninger, R (1,1) ERA: 3.92										2	0	0	0	0	0	1				
Dan Osinski, R (7,1) ERA: 4.02										0	0	0	0	0	0	0				
Phil Niekro, R (9,1) OBP: 0.500, SLG: 0.500										0	0	0	0	0	0	0				
Mack Jones, L (9,PH) OBP: 0.333, SLG: 0.411										1	0	0	0	0	0	0				
Inning Stats	R: 3 E: 0 K: 0 S: 8	H: 5 LOB: 2 BB: 0 P: 8	R: 0 E: 0 K: 1 S: 5	H: 0 LOB: 0 BB: 0 P: 5	R: 0 E: 0 K: 0 S: 4	H: 1 LOB: 2 BB: 0 P: 5	R: 1 E: 1 K: 0 S: 5	H: 2 LOB: 1 BB: 0 P: 5	R: 0 E: 0 K: 0 S: 4	H: 1 LOB: 1 BB: 0 P: 4	R: 0 E: 0 K: 0 S: 4	H: 0 LOB: 0 BB: 0 P: 5	R: 0 E: 0 K: 1 S: 3	H: 0 LOB: 0 BB: 0 P: 3	R: 0 E: 0 K: 0 S: 5	H: 2 LOB: 2 BB: 0 P: 5	1B: 10 2B: 2 3B: 0 HR: 0	SF: 1 SAC: 1 DP: 0 HBP: 1	WP: 0 PB: 0 SB: 1 CS: 0	PA: 40
PITCHER	IP WLS BF H R ER SO BB IBB HBP BLK WP HR S P ERA WHIP																			
Don Cardwell, R (1,1) ERA: 3.92	4.0 W 8 2 0 0 0 0 0 0 0 0 0 8 8 0.00 1.000																			
Tommie Sisk, R (5,1) ERA: 4.02	2.0 W 8 2 0 0 0 0 0 0 0 0 0 8 8 0.00 1.000																			
Al McBean, R (7,1) ERA: 2.12	3.0 S 11 2 0 0 0 1 0 0 0 0 0 0 13 13 0.00 0.667																			

Pittsburgh Pirates @ Milwaukee Braves
Milwaukee County Stadium, Milwaukee, WI
Sat May 22 1965, 8:05 PM EDT
Att: 2,662 - Unknown

AB 37
R 4
H 12
RBI 4
BB 0
SO 2
LOB 17



Batter	1	2	3	4	5	6	7	8	9	AB	R	H	RBI	BB	SO	LOB	TOP																		
Bob Bailey, R (1, 5) OBP: 0.351, SLG: 0.345											0	0	0	0	0	0	0	Pittsburgh Pirates @ Milwaukee Braves Milwaukee County Stadium, Milwaukee, WI Sun May 23 1965, 4:33 AM EDT Att: 2,053 - Unknown livebaseballscorecards.com																	
Bill Virdon, L (1, 8) OBP: 0.356, SLG: 0.387											0	0	0	0	0	0																			
Roberto Clemente, R (1, 9) OBP: 0.289, SLG: 0.292											0	0	0	0	0	0																			
Willie Stargell, L (1, 7) OBP: 0.286, SLG: 0.511											0	0	0	0	0	0																			
Donn Clendenon, R (1, 3) OBP: 0.379, SLG: 0.444											0	0	0	0	0	0																			
Bill Mazerowski, R (1, 4) OBP: 0.273, SLG: 0.350											0	0	0	0	0	0																			
Gene Alley, R (1, 6) OBP: 0.306, SLG: 0.339											0	0	0	0	0	0																			
Del Crandall, R (1, 2) OBP: 0.189, SLG: 0.118											0	0	0	0	0	0																			
Bob Veale, S (1, 1)											0	0	0	0	0	0																			
Inning Stats											1B: 0	SF: 0	WP: 0	PA: 0	2B: 0	SAC: 0		FB: 0	3B: 0	DP: 0	SB: 0	CS: 0	HR: 0	HBP: 0											
PITCHER Bob Sadowski, R (1, 1) ERA: 4.23	IP	WLS	BF	H	R	ER	SO	BB	IBB	HBP	BLK	WP	HR	S	P	ERA	WHIP	PITCHER	IP	WLS	BF	H	R	ER	SO	BB	IBB	HBP	BLK	WP	HR	S	P	ERA	WHIP

Batter	1	2	3	4	5	6	7	8	9	AB	R	H	RBI	BB	SO	LOB	BOTTOM																		
Felipe Alou, R (1, 7) OBP: 0.331, SLG: 0.421											0	0	0	0	0	0	0	Pittsburgh Pirates @ Milwaukee Braves Milwaukee County Stadium, Milwaukee, WI Sun May 23 1965, 4:33 AM EDT Att: 2,053 - Unknown livebaseballscorecards.com																	
Eddie Mathews, L (1, 5) OBP: 0.382, SLG: 0.552											0	0	0	0	0	0																			
Hank Aaron, R (1, 9) OBP: 0.374, SLG: 0.561											0	0	0	0	0	0																			
Joe Torre, R (1, 2) OBP: 0.427, SLG: 0.667											0	0	0	0	0	0																			
Gene Oliver, R (1, 3) OBP: 0.288, SLG: 0.386											0	0	0	0	0	0																			
Frank Bolling, R (1, 4) OBP: 0.360, SLG: 0.425											0	0	0	0	0	0																			
Mack Jones, L (1, 8) OBP: 0.333, SLG: 0.411											0	0	0	0	0	0																			
Sandy Alomar Sr., S (1, 6) OBP: 0.244, SLG: 0.227											0	0	0	0	0	0																			
Bob Sadowski, R (1, 1) OBP: 0.200, SLG: 0.200											0	0	0	0	0	0																			
Inning Stats											1B: 0	SF: 0	WP: 0	PA: 0	2B: 0	SAC: 0		FB: 0	3B: 0	DP: 0	SB: 0	CS: 0	HR: 0	HBP: 0											
PITCHER Bob Veale, L (1, 1) ERA: 3.74	IP	WLS	BF	H	R	ER	SO	BB	IBB	HBP	BLK	WP	HR	S	P	ERA	WHIP	PITCHER	IP	WLS	BF	H	R	ER	SO	BB	IBB	HBP	BLK	WP	HR	S	P	ERA	WHIP

Batter	1	2	3	4	5	6	7	8	9	AB	R	H	RBI	BB	SO	LOB	TOP					
Don Landrum, L (1,8) OBP: 0.325, SLG: 0.421	K		1B 14 HBP	F5		K			L7	5	1	1	0	0	2	3	Chicago Cubs @ Pittsburgh Pirates Forbes Field, Pittsburgh, PA Mon May 24 1965, 7:05 PM EDT Att. 5,360 - Unknown - 70 F					
Glenn Beckert, R (1,4) OBP: 0.234, SLG: 0.279	1-4-3		14 HBP FC3 1B	4-3			L1		G6-4-3	5	1	1	0	0	0	2						
Billy Williams, L (1,7) OBP: 0.325, SLG: 0.419			FC3 14 HBP 1B	K			F7			3	1	0	0	1	1	3						
Ron Santo, R (1,5) OBP: 0.365, SLG: 0.548	4-3		K		F3					4	0	1	0	0	1	4						
14 Ernie Banks, R (1,3) OBP: 0.346, SLG: 0.517		F3	1B 14 HBP		5-3				F8	3	1	0	1	0	0	1						
Doug Clemens, L (1,9) OBP: 0.302, SLG: 0.316		F9	1B		6-3				1-3	4	0	1	2	0	0	0						
Dick Bertell, R (1,2) Jimmy Stewart, S (6,PH) Vic Roznovsky, L (8,2) OBP: 0.289, SLG: 0.366	E6		FC6-4 1B		4-3			K		3	0	1	1	0	0	0						
Roberto Pena, R (1,6) OBP: 0.307, SLG: 0.321	F9		FC6-4 1B		3-1			P6		4	0	0	0	0	0	3						
Lew Burdette, R (1,1) Ted Abernathy, R (5,1) Len Gabrielson, L (6,PH) Ernie Broglio, R (6,1) Joey Amalfitano, R (9,PH) OBP: 0.333, SLG: 0.500	F8							E5		2	0	1	0	0	0	0						
Inning Stats	R: 0 E: 0 K: 1 S: 5	H: 0 LOB: 1 BB: 1 P: 9	R: 0 E: 1 K: 0 S: 4	H: 0 LOB: 1 BB: 0 P: 4	R: 4 E: 0 K: 1 S: 10	H: 4 LOB: 2 BB: 0 P: 11	R: 0 E: 0 K: 1 S: 6	H: 1 LOB: 1 BB: 0 P: 6	R: 0 E: 0 K: 1 S: 3	H: 0 LOB: 0 BB: 0 P: 3	R: 0 E: 0 K: 1 S: 6	H: 1 LOB: 1 BB: 0 P: 6	R: 0 E: 0 K: 1 S: 4	H: 0 LOB: 0 BB: 0 P: 5	R: 0 E: 1 K: 0 S: 3	H: 0 LOB: 0 BB: 0 P: 3		1B: 6 2B: 1 3B: 0 HR: 0	SF: 0 SAC: 0 DP: 1 HBP: 1	WP: 0 PB: 0 SB: 0 CS: 0	PA: 38	
PITCHER	IP	WLS	BF	H	R	ER	SO	BB	IBB	HBP	BLK	WP	HR	S	P	ERA		WHIP				
Joe Gibbon, L (1,1) ERA: 4.78	5.0		24	5	4	4	3	1	0	1	0	0	0	28	33	7.20		1.200				
Don Schwall, R (6,1) ERA: 7.15	1.0	W	4	1	0	0	1	0	0	0	0	0	0	6	6	0.00		1.000				
Al McBean, R (7,1) ERA: 1.95	3.0	S	10	1	0	0	1	0	0	0	0	0	0	12	12	0.00		0.333				

AB	36
R	4
H	7
RBI	4
BB	1
SO	5
LOB	16



Batter	1	2	3	4	5	6	7	8	9	AB	R	H	RBI	BB	SO	LOB	BOTTOM					
Bob Bailey, R (1,5) OBP: 0.354, SLG: 0.355	5-3		1-3		4-3 1B	4-0 BB				3	1	1	1	2	0	1	Chicago Cubs @ Pittsburgh Pirates Forbes Field, Pittsburgh, PA Mon May 24 1965, 7:05 PM EDT Att. 5,360 - Unknown - 70 F					
Bill Virdon, L (1,8) OBP: 0.346, SLG: 0.378	4-3		F7		4-3	4-3				4	0	0	1	1	0	3						
Roberto Clemente, R (1,9) OBP: 0.319, SLG: 0.323				4-3	1B 2B					5	1	4	1	0	0	0						
Willie Stargell, L (1,7) OBP: 0.287, SLG: 0.485	L3				1B					5	0	2	0	0	0	4						
Donn Clendenon, R (1,3) OBP: 0.389, SLG: 0.459										4	1	3	1	0	0	0						
Bill Mazeroski, R (1,4) OBP: 0.323, SLG: 0.393		G6-3		G6-4-3	4-3					3	0	0	0	1	0	5						
Andre Rodgers, R (1,6) OBP: 0.280, SLG: 0.391		4-3			2B	F9 1B				4	2	3	1	0	0	0						
Del Crandall, R (1,2) OBP: 0.283, SLG: 0.175			1-3 5-3 BB		2B 4-3					3	1	1	0	1	0	3						
Joe Gibbon, R (1,1) Ozzie Virgil, R (5,PH) Don Schwall, R (6,1) Manny Mota, R (6,PH) Al McBean, R (7,1) OBP: 0.200, SLG: 0.143			5-3		P4					1	0	0	0	0	0	1						
Inning Stats	R: 0 E: 0 K: 0 S: 4	H: 1 LOB: 0 BB: 0 P: 4	R: 0 E: 0 K: 0 S: 3	H: 1 LOB: 0 BB: 0 P: 3	R: 0 E: 0 K: 0 S: 3	H: 0 LOB: 1 BB: 1 P: 7	R: 0 E: 0 K: 0 S: 4	H: 2 LOB: 1 BB: 0 P: 4	R: 4 E: 0 K: 0 S: 9	H: 6 LOB: 2 BB: 0 P: 9	R: 1 E: 0 K: 0 S: 4	H: 2 LOB: 1 BB: 1 P: 8	R: 1 E: 1 K: 0 S: 5	H: 2 LOB: 2 BB: 1 P: 9	R: 0 E: 0 K: 0 S: 3	H: 1 LOB: 2 BB: 2 P: 11		1B: 12 2B: 3 3B: 0 HR: 0	SF: 0 SAC: 0 DP: 3 HBP: 0	WP: 0 PB: 1 SB: 1 CS: 2	PA: 40	
PITCHER	IP	WLS	BF	H	R	ER	SO	BB	IBB	HBP	BLK	WP	HR	S	P	ERA		WHIP				
Lew Burdette, R (1,1) ERA: 5.31	4.2		21	8	4	4	0	0	0	0	0	0	0	20	24	7.71		1.929				
Ted Abernathy, R (5,1) ERA: 1.59	0.1		3	2	0	0	0	0	0	0	0	0	0	3	3	0.00		6.000				
Ernie Broglio, R (6,1) ERA: 6.5	3.0	L	16	5	2	1	0	3	1	0	0	0	0	12	28	3.00		2.667				



Batter	1	2	3	4	5	6	7	8	9	AB	R	H	RBI	BB	SO	LOB	TOP								
Bob Bailey, R (1, 5) OBP: 0.349, SLG: 0.344										4	0	1	0	1	0	0	Pittsburgh Pirates @ Philadelphia Phillies Connie Mack Stadium, Philadelphia, PA Wed May 26 1965, 7:05 PM EDT Att: 10,212 - Unknown								
Bill Virdon, L (1, 8) OBP: 0.346, SLG: 0.375 Manny Mota, R (7, PH) OBP: 0.153, SLG: 0.143										3	0	1	0	0	0	0									
Roberto Clemente, R (1, 9) OBP: 0.304, SLG: 0.314										4	0	0	0	0	0	4									
Willie Stargell, L (1, 7) OBP: 0.304, SLG: 0.523										3	2	2	1	0	0	1									
Donn Clendenon, R (1, 3) OBP: 0.396, SLG: 0.461										3	0	0	1	0	1	1									
Bill Mazerowski, R (1, 4) OBP: 0.325, SLG: 0.444										4	1	1	1	0	0	1									
Andre Rodgers, R (1, 6) OBP: 0.400, SLG: 0.516										3	1	2	0	1	0	1									
Del Crandall, R (1, 2) OBP: 0.288, SLG: 0.244										4	1	1	1	0	0	3									
Don Cardwell, R (1, 1) OBP: 0.176, SLG: 0.188 Frank Carpin, L (6, 1)										2	0	0	0	0	1	0									
Jerry Lynch, L (7, PH) OBP: 0.396, SLG: 0.549 Gene Freese, R (7, PH) OBP: 0.405, SLG: 0.447 Tommie Sisk, R (7, 1)										0	0	0	0	0	0	0									
										1	0	0	0	0	0	1									
										1	0	0	0	0	1	0									
Inning Stats	R: 0 E: 0 K: 0 S: 4	H: 2 LOB: 1 BB: 0 P: 4	R: 0 E: 1 K: 0 S: 3	H: 0 LOB: 0 BB: 0 P: 3	R: 1 E: 0 K: 1 S: 6	H: 1 LOB: 0 BB: 0 P: 6	R: 2 E: 0 K: 0 S: 5	H: 2 LOB: 1 BB: 1 P: 9	R: 0 E: 0 K: 1 S: 5	H: 0 LOB: 0 BB: 0 P: 3	R: 0 E: 0 K: 1 S: 5	H: 0 LOB: 1 BB: 0 P: 6	R: 1 E: 0 K: 0 S: 5	H: 2 LOB: 2 BB: 1 P: 9	R: 1 E: 0 K: 0 S: 5	H: 2 LOB: 1 BB: 0 P: 5	R: 0 E: 0 K: 1 S: 5	H: 0 LOB: 0 BB: 0 P: 5	1B: 4 2B: 2 3B: 1 HR: 3	SF: 1 SAC: 0 DP: 2 HBP: 1	WP: 0 PB: 0 SB: 0 CS: 0	PA: 38			
PITCHER	IP	WLS	BF	H	R	ER	SO	BB	IBB	HBP	BLK	WP	HR	S	P	ERA	WHIP								
Art Mahaffey, R (1, 1) ERA: 4.5	6.1	L	26	6	4	4	2	1	0	1	0	0	2	28	33	5.68	1.105								
Chris Short, L (7, 1) ERA: 3.38	0.1		2	0	0	0	0	1	0	0	0	0	0	1	5	0.00	3.000								
Jack Baldschun, R (7, 1) ERA: 4.4	1.1		7	3	1	1	0	0	0	0	0	0	1	7	7	6.75	2.250								
Gary Wagner, R (9, 1) ERA: 2.11	1.0		3	0	0	0	1	0	0	0	0	0	0	5	5	0.00	0.000								

AB 34
R 5
H 9
RBI 5
BB 2
SO 3
LOB 12



Batter	1	2	3	4	5	6	7	8	9	AB	R	H	RBI	BB	SO	LOB	BOTTOM								
Tony Gonzalez, L (1, 8) OBP: 0.301, SLG: 0.416 Cookie Rojas, R (6, PH) OBP: 0.379, SLG: 0.408										2	1	1	0	1	0	0	Pittsburgh Pirates @ Philadelphia Phillies Connie Mack Stadium, Philadelphia, PA Wed May 26 1965, 7:05 PM EDT Att: 10,212 - Unknown								
Tony Taylor, R (1, 4) OBP: 0.337, SLG: 0.366										4	0	1	0	0	1	1									
Johnny Callison, L (1, 9) OBP: 0.350, SLG: 0.565										4	1	1	1	1	1	1									
Dick Allen, R (1, 5) OBP: 0.401, SLG: 0.564										4	0	0	0	0	3	3									
Wes Covington, L (1, 7) OBP: 0.261, SLG: 0.438										3	0	0	0	1	1	2									
Frank Thomas, R (1, 3) OBP: 0.318, SLG: 0.366										4	1	2	1	0	1	0									
Clay Dalrymple, L (1, 2) OBP: 0.276, SLG: 0.329										4	0	2	0	0	0	3									
Bobby Wine, R (1, 6) OBP: 0.276, SLG: 0.170 Dick Stuart, R (6, PH) OBP: 0.303, SLG: 0.423 Ruben Amaro, R (6, PH) OBP: 0.303, SLG: 0.293										2	0	0	0	0	0	1									
John Briggs, R (8, PH) OBP: 0.377, SLG: 0.550										1	0	1	1	0	0	0									
Art Mahaffey, R (1, 1) OBP: 0.133, SLG: 0.133 Chris Short, R (7, 1) OBP: 0.083, SLG: 0.083 Jack Baldschun, R (7, 1)										3	0	1	0	0	2	1									
John Hermstein, L (8, PH) OBP: 0.200, SLG: 0.111 Gary Wagner, R (9, 1)										0	0	0	0	0	0	0									
										0	0	0	0	0	0	0									
										0	0	0	0	0	1	2									
										0	0	0	0	0	0	0									
Inning Stats	R: 0 E: 0 K: 1 S: 6	H: 1 LOB: 2 BB: 1 P: 10	R: 0 E: 0 K: 1 S: 6	H: 1 LOB: 0 BB: 0 P: 6	R: 2 E: 0 K: 1 S: 7	H: 2 LOB: 2 BB: 2 P: 15	R: 0 E: 0 K: 1 S: 5	H: 0 LOB: 0 BB: 0 P: 5	R: 0 E: 0 K: 2 S: 7	H: 0 LOB: 0 BB: 0 P: 7	R: 0 E: 0 K: 2 S: 9	H: 2 LOB: 2 BB: 0 P: 9	R: 0 E: 0 K: 0 S: 3	H: 1 LOB: 0 BB: 0 P: 3	1B: 7 2B: 3 3B: 0 HR: 0	SF: 0 SAC: 1 DP: 1 HBP: 0	WP: 0 PB: 0 SB: 0 CS: 0	PA: 39							
PITCHER	IP	WLS	BF	H	R	ER	SO	BB	IBB	HBP	BLK	WP	HR	S	P	ERA	WHIP								
Don Cardwell, R (1, 1) ERA: 4.02	5.2		27	7	3	3	6	3	0	0	0	0	0	36	48	4.76	1.765								
Frank Carpin, L (6, 1) ERA: 3.38	0.1		1	0	0	0	0	0	0	0	0	0	0	1	1	0.00	0.000								
Tommie Sisk, R (7, 1) ERA: 3.38	3.0	W	11	3	0	0	4	0	0	0	0	0	0	19	19	0.00	1.000								


AB 35
R 3
H 10
RBI 3
BB 3
SO 10
LOB 16



Batter	1	2	3	4	5	6	7	8	9	AB	R	H	RBI	BB	SO	LOB	TOP					
Bob Bailey, R OBP: 0.363, SLG: 0.351 (1, 5)	6-3		1B					FC6-4 SF9 1B	1B BB	3	1	2	0	2	0	0						
Manny Mota, R OBP: 0.156, SLG: 0.133 (1, 8)	1B BB		K		4-3			FC3 FC6-4	F8	4	0	0	0	1	1	5						
Roberto Clemente, R OBP: 0.314, SLG: 0.331 (1, 9)	1-2 1B		1-3					FC6-4 SF9 BB HR	1-2 1B	5	1	3	1	0	0	3						
Donn Clendenon, R OBP: 0.396, SLG: 0.476 (1, 3)	L7				HR			4-0 SF9 HR BB	1-3	4	2	1	1	1	0	5						
Bill Mazerowski, R OBP: 0.295, SLG: 0.410 (1, 4)	F7		1-3		1-3			0-0 SF9		3	0	0	1	0	0	3						
Willie Stargell, L OBP: 0.302, SLG: 0.539 (1, 7)		F7		5-3				0-0	4-3	4	1	1	3	0	0	1						
Andre Rodgers, R OBP: 0.359, SLG: 0.457 (1, 6)		K		6-3				2-H 3-H	HR	4	0	0	0	0	1	0						
Del Crandall, R OBP: 0.268, SLG: 0.224 (1, 2)		F9			6-3			0-0	P4	4	0	0	0	0	0	0						
Bob Veale, S OBP: 0.071, SLG: 0.037 (1, 1)			K		P7			0-3	K	3	1	0	0	1	2	0						
Inning Stats	R: 0 E: 0 K: 0 S: 4	H: 1 LOB: 2 BB: 1 P: 8	R: 0 E: 0 K: 1 S: 5	H: 0 LOB: 0 BB: 0 P: 5	R: 0 E: 0 K: 2 S: 8	H: 1 LOB: 1 BB: 0 P: 8	R: 1 E: 0 K: 0 S: 4	H: 1 LOB: 0 BB: 0 P: 4	R: 0 E: 0 K: 0 S: 3	H: 0 LOB: 1 BB: 1 P: 7	R: 0 E: 0 K: 1 S: 4	H: 1 LOB: 0 BB: 0 P: 4	R: 0 E: 0 K: 1 S: 5	H: 0 LOB: 0 BB: 0 P: 5	R: 4 E: 1 K: 0 S: 6	H: 2 LOB: 0 BB: 1 P: 10	R: 1 E: 0 K: 0 S: 4	H: 1 LOB: 2 BB: 2 P: 12	1B: 4 2B: 1 3B: 0 HR: 2	SF: 1 SAC: 0 DP: 0 HBP: 0	WP: 0 PB: 0 SB: 1 CS: 0	PA: 40
PITCHER	IP	WLS	BF	H	R	ER	SO	BB	IBB	HBP	BLK	WP	HR	S	P	ERA	WHIP					
Warren Spahn, L ERA: 3.68 Jim Bethke, R ERA: 2.79	(1, 1)	8.0	L	34	6	5	1	4	3	0	0	0	0	2	39	51	1.12	1.125				
(9, 1)	1.0		6	1	1	1	0	2	0	0	0	0	0	4	12	9.00	3.000					

Pittsburgh Pirates @ New York Mets
Shea Stadium, Flushing, NY
Fri May 28 1965, 7:05 PM EDT
Att: 32,011 - Unknown


AB 34
R 6
H 7
RBI 6
BB 5
SO 4
LOB 17



Batter	1	2	3	4	5	6	7	8	9	AB	R	H	RBI	BB	SO	LOB	BOTTOM					
Bobby Klaus, R OBP: 0.319, SLG: 0.312 (1, 4)	F8		K					G5-4-3		4	0	0	0	0	1	2						
Roy McMillan, R OBP: 0.285, SLG: 0.302 (1, 6)	4-3				P4			FC5-4 1B	1-3	4	0	1	0	0	0	0						
Charley Smith, R OBP: 0.298, SLG: 0.459 (1, 5)	K				K			K	F3	4	0	0	0	0	3	1						
Ron Swoboda, R OBP: 0.364, SLG: 0.627 (1, 9)		L4			F9			FC5-4	K	4	0	0	0	0	1	1						
Hawk Taylor, R OBP: 0.233, SLG: 0.621 (1, 2)		4-3							F9	3	0	0	0	0	0	0						
Joe Christopher, R OBP: 0.292, SLG: 0.297 (1, 7)		4-3							5-3	3	0	1	0	0	0	0						
Johnny Lewis, L OBP: 0.377, SLG: 0.477 (1, 8)			K						K	3	0	0	0	0	3	1						
Jim Hickman, R OBP: 0.192, SLG: 0.205 (1, 3)			1B 2B						IBB	2	1	1	0	1	0	0						
Warren Spahn, L OBP: 0.393, SLG: 0.238 Danny Napoleon, R (8, PH) OBP: 0.333, SLG: 0.333 Jim Bethke, R (9, 1)			CS 1B						G5-4-3 1B	2	0	1	1	0	1	2						
										1	0	1	0	0	0	0						
										0	0	0	0	0	0	0						
Inning Stats	R: 0 E: 0 K: 1 S: 5	H: 0 LOB: 0 BB: 0 P: 5	R: 0 E: 0 K: 0 S: 3	H: 0 LOB: 0 BB: 0 P: 3	R: 1 E: 0 K: 2 S: 8	H: 2 LOB: 0 BB: 0 P: 8	R: 0 E: 0 K: 1 S: 5	H: 0 LOB: 0 BB: 0 P: 5	R: 0 E: 0 K: 2 S: 8	H: 1 LOB: 2 BB: 1 P: 12	R: 0 E: 0 K: 1 S: 6	H: 1 LOB: 1 BB: 0 P: 6	R: 0 E: 0 K: 1 S: 5	H: 0 LOB: 0 BB: 0 P: 5	R: 0 E: 0 K: 0 S: 3	H: 1 LOB: 0 BB: 0 P: 3	R: 0 E: 0 K: 1 S: 5	H: 0 LOB: 0 BB: 0 P: 5	1B: 3 2B: 1 3B: 1 HR: 0	SF: 0 SAC: 0 DP: 1 HBP: 0	WP: 0 PB: 0 SB: 0 CS: 1	PA: 31
PITCHER	IP	WLS	BF	H	R	ER	SO	BB	IBB	HBP	BLK	WP	HR	S	P	ERA	WHIP					
Bob Veale, L ERA: 3.04	(1, 1)	9.0	W	31	5	1	1	9	0	1	0	0	0	48	52	1.00	0.556					

Pittsburgh Pirates @ New York Mets
Shea Stadium, Flushing, NY
Fri May 28 1965, 7:05 PM EDT
Att: 32,011 - Unknown

AB 30
R 1
H 5
RBI 1
BB 1
SO 9
LOB 7



Batter	1	2	3	4	5	6	7	8	9	AB	R	H	RBI	BB	SO	LOB	TOP					
Bob Bailey, R OBP: 0.364, SLG: 0.348 (1, 5)										4	2	1	0	1	0	0						
Bill Virdon, L OBP: 0.340, SLG: 0.368 (1, 8)										5	1	1	0	0	0	1						
Roberto Clemente, R OBP: 0.329, SLG: 0.367 (1, 9)										5	3	4	2	0	0	0						
Willie Stargell, L OBP: 0.316, SLG: 0.542 (1, 7)										3	0	2	1	1	0	0						
Donn Clendenon, R OBP: 0.399, SLG: 0.476 (1, 3)										2	1	1	2	1	0	2						
Bill Mazeroski, R OBP: 0.271, SLG: 0.381 (1, 4)										3	0	0	1	0	0	4						
Andre Rodgers, R OBP: 0.372, SLG: 0.462 (1, 6)										4	0	2	1	0	0	1	AB 34					
Del Crandall, R OBP: 0.250, SLG: 0.298 (1, 2)										4	0	0	0	0	0	2	R 7					
Joe Gibbon, R OBP: 0.200, SLG: 0.143 Don Schwall, R (1, 1)										0	0	0	0	0	0	0	H 12					
Manny Mota, R OBP: 0.154, SLG: 0.131 Al McBean, R OBP: 0.273, SLG: 0.273 (7, 1)										2	0	0	0	0	0	1	RBI 7					
										1	0	0	0	0	0	0	BB 3					
										1	0	1	0	0	0	0	SO 2					
										1	0	1	0	0	0	0	LOB 10					
										0	0	0	0	0	0	0						
										2	0	0	0	0	0	1						
										1	0	0	0	0	0	0						
										1	0	1	0	0	0	0						
Inning Stats	R: 2 E: 0 K: 0 S: 5	H: 2 LOB: 1 BB: 1 P: 9	R: 0 E: 0 K: 1 S: 5	H: 0 LOB: 0 BB: 0 P: 5	R: 0 E: 0 K: 0 S: 3	H: 1 LOB: 0 BB: 0 P: 3	R: 1 E: 0 K: 0 S: 4	H: 1 LOB: 1 BB: 1 P: 8	R: 0 E: 0 K: 0 S: 3	H: 0 LOB: 0 BB: 0 P: 3	R: 1 E: 0 K: 0 S: 5	H: 2 LOB: 1 BB: 0 P: 5	R: 3 E: 0 K: 0 S: 7	H: 4 LOB: 2 BB: 1 P: 11	R: 0 E: 0 K: 0 S: 3	H: 2 LOB: 2 BB: 0 P: 3	R: 0 E: 0 K: 1 S: 5	H: 0 LOB: 0 BB: 0 P: 5	1B: 10 2B: 1 3B: 1 HR: 0	SF: 2 SAC: 0 DP: 0 HBP: 0	WP: 1 PB: 0 SB: 1 CS: 0	PA: 40
PITCHER	IP	WLS	BF	H	R	ER	SO	BB	IBB	HBP	BLK	WP	HR	S	P	ERA	WHIP					
Frank Lary, R ERA: 3.86 (1, 1)	6.2	L	30	8	7	7	1	3	0	0	1	1	0	29	41	9.45	1.650					
Larry Bearnarth, R ERA: 3.39 (7, 1)	1.1		6	4	0	0	0	0	0	0	0	0	0	6	6	0.00	3.000					
Galen Cisco, R ERA: 8.87 (9, 1)	1.0		3	0	0	0	1	0	0	0	0	0	0	5	5	0.00	0.000					

Pittsburgh Pirates @ New York Mets
Shea Stadium, Flushing, NY
Sat May 29 1965, 3:33 AM EDT
Att: 11,297 - Unknown

AB	34
R	7
H	12
RBI	7
BB	3
SO	2
LOB	10



Batter	1	2	3	4	5	6	7	8	9	AB	R	H	RBI	BB	SO	LOB	BOTTOM					
Bobby Klaus, R OBP: 0.317, SLG: 0.306 Hawk Taylor, R OBP: 0.226, SLG: 0.600 Galen Cisco, R OBP: 0.250, SLG: 0.250 (1, 4)										3	0	0	0	1	1	1						
Johnny Lewis, L OBP: 0.371, SLG: 0.467 (1, 8)										5	1	1	0	0	1	2						
Ron Swoboda, R OBP: 0.365, SLG: 0.615 (1, 9)										4	1	1	0	0	2	1						
Joe Christopher, R OBP: 0.307, SLG: 0.324 (1, 7)										3	2	2	3	2	0	2						
Ed Kranepool, L OBP: 0.385, SLG: 0.543 (1, 3)										4	0	1	0	1	0	2						
Danny Napoleon, R OBP: 0.281, SLG: 0.276 (1, 5)										5	0	0	0	0	0	5						
Roy McMillan, R OBP: 0.270, SLG: 0.303 (1, 6)										3	0	1	0	1	1	1						
Chris Cannizzaro, R OBP: 0.263, SLG: 0.164 Chuck Hillier, L OBP: 0.176, SLG: 0.313 (1, 2)										2	0	0	0	1	1	3						
Frank Lary, R OBP: 0.222, SLG: 0.222 Larry Bearnarth, R (7, 1)										0	0	0	0	0	0	0						
Jesse Conder, L OBP: 0.414, SLG: 0.540 (9, 2)										1	0	1	0	0	0	0						
										3	0	1	0	0	0	2						
										0	0	0	0	0	0	0						
										1	0	1	0	0	0	0						
Inning Stats	R: 3 E: 0 K: 0 S: 6	H: 3 LOB: 2 BB: 2 P: 14	R: 0 E: 0 K: 1 S: 5	H: 0 LOB: 1 BB: 1 P: 10	R: 0 E: 0 K: 1 S: 6	H: 1 LOB: 1 BB: 0 P: 6	R: 0 E: 0 K: 2 S: 8	H: 1 LOB: 0 BB: 0 P: 8	R: 1 E: 1 K: 0 S: 5	H: 1 LOB: 2 BB: 1 P: 9	R: 0 E: 0 K: 1 S: 5	H: 0 LOB: 0 BB: 0 P: 5	R: 0 E: 0 K: 0 S: 2	H: 0 LOB: 1 BB: 1 P: 6	R: 0 E: 0 K: 1 S: 6	H: 1 LOB: 0 BB: 0 P: 6	R: 0 E: 0 K: 0 S: 4	H: 1 LOB: 2 BB: 1 P: 8	1B: 7 2B: 0 3B: 0 HR: 1	SF: 0 SAC: 0 DP: 1 HBP: 1	WP: 2 PB: 0 SB: 0 CS: 0	PA: 42
PITCHER	IP	WLS	BF	H	R	ER	SO	BB	IBB	HBP	BLK	WP	HR	S	P	ERA	WHIP					
Joe Gibbon, L ERA: 5.29 (1, 1)	0.1		3	3	3	0	0	1	0	0	0	0	0	4	8	81.00	12.000					
Don Schwall, R ERA: 4.79 (1, 1)	5.2	W	25	3	1	0	5	3	0	1	0	2	0	31	44	0.00	1.059					
Al McBean, R ERA: 2.09 (7, 1)	3.0	S	12	2	0	0	1	2	0	0	0	0	0	12	20	0.00	1.333					

Pittsburgh Pirates @ New York Mets
Shea Stadium, Flushing, NY
Sat May 29 1965, 3:33 AM EDT
Att: 11,297 - Unknown

AB	35
R	4
H	8
RBI	3
BB	6
SO	6
LOB	20



Batter	1	2	3	4	5	6	7	8	9	AB	R	H	RBI	BB	SO	LOB	TOP									
Bob Bailey, R OBP: 0.359, SLG: 0.338 (1, 5)	F8		5-3		G6-4-3			F7	2B WP BB	4	1	0	0	1	0	1	Pittsburgh Pirates @ New York Mets Shea Stadium, Flushing, NY Sun May 30 1965, 3:33 AM EDT Unknown									
Manny Mota, R OBP: 0.171, SLG: 0.167 (1, 8)	F9		FC4-6 1B			5-3		F9	2-3 3-H 0-0 2B	5	0	2	1	0	0	0										
Roberto Clemente, R OBP: 0.337, SLG: 0.377 (1, 9)			FC4-6 1-2 FC6-4			E6 E		1B	S 1B 0-0 2B	4	2	2	0	1	0	1										
Donn Clendenon, R OBP: 0.399, SLG: 0.474 (1, 3)	F9		FC6-4 1-2			E8 1-H 1B		HR 1B	3-H 0-0 2B	5	2	2	1	0	0	3										
Bill Mazerowski, R OBP: 0.269, SLG: 0.435 (1, 4)		5-3		5-3		K		HR		4	1	1	2	0	1	0										
Willie Stargell, L OBP: 0.314, SLG: 0.533 (1, 7)		1B SF7 1B		K		6-3		K		4	1	1	0	0	2	0										
Andre Rodgers, R OBP: 0.383, SLG: 0.465 (1, 6)		1-3 1B		K			K		1B WP 1B	4	1	2	0	0	2	0										
Del Crandall, R OBP: 0.266, SLG: 0.232 (1, 2)	SF7						K		WP SH3-4 2B 1B	3	1	2	1	0	1	0										
Bob Friend, R (1, 1)	K				K		4-3		SH3-4 1-2	3	0	0	0	0	2	2										
Inning Stats	R: 0 E: 0 K: 0 S: 3	H: 0 LOB: 1 BB: 1 P: 7	R: 1 E: 0 K: 1 S: 7	H: 2 LOB: 1 BB: 0 P: 7	R: 0 E: 0 K: 0 S: 4	H: 1 LOB: 1 BB: 0 P: 4	R: 0 E: 0 K: 2 S: 7	H: 0 LOB: 0 BB: 0 P: 7	R: 0 E: 0 K: 1 S: 5	H: 1 LOB: 0 BB: 0 P: 5	R: 2 E: 0 K: 1 S: 7	H: 1 LOB: 0 BB: 0 P: 7	R: 0 E: 0 K: 2 S: 7	H: 0 LOB: 0 BB: 0 P: 7	R: 3 E: 0 K: 1 S: 8	H: 3 LOB: 0 BB: 0 P: 8	R: 3 E: 0 K: 0 S: 6	H: 4 LOB: 1 BB: 1 P: 10	1B: 9 2B: 2 3B: 0 HR: 1	SF: 1 SAC: 1 DP: 1 HBP: 0	WP: 2 PB: 0 SB: 1 CS: 0	PA: 40				
PITCHER	IP WLS BF H R ER SO BB IBB HBP BLK WP HR S P ERA WHIP	8.0 L 33 8 6 4 8 1 0 0 0 0 1 48 52 4.50 1.125	1.0 7 4 3 3 0 1 0 0 0 2 0 6 10 27.00 5.000																							

Batter	1	2	3	4	5	6	7	8	9	AB	R	H	RBI	BB	SO	LOB	BOTTOM									
Bobby Klaus, R OBP: 0.311, SLG: 0.299 (1, 5)	6-3									3	0	0	0	0	1	0	Pittsburgh Pirates @ New York Mets Shea Stadium, Flushing, NY Sun May 30 1965, 3:33 AM EDT Unknown									
Hawk Taylor, R OBP: 0.219, SLG: 0.581 (8, PH)										1	0	0	0	0	1	0										
Tug McGraw, R (9, 1)										0	0	0	0	0	0	0										
Johnny Lewis, L OBP: 0.382, SLG: 0.454 (1, 8)	F7								F7	4	0	0	0	0	0	0										
Jesse Gonder, L OBP: 0.403, SLG: 0.519 (1, 2)										4	0	1	0	0	0	1										
Danny Napoleon, R OBP: 0.281, SLG: 0.276 (9, PR)	1-3									0	0	0	0	0	0	0										
Ed Kranepool, L OBP: 0.381, SLG: 0.535 (1, 3)		3-1								4	1	1	0	0	1	1										
Ron Swoboda, R OBP: 0.355, SLG: 0.595 (1, 9)		P6								4	0	0	0	0	2	2										
Joe Christopher, R OBP: 0.314, SLG: 0.331 (1, 7)		F9								3	0	2	1	0	0	0										
Chuck Hillier, L OBP: 0.150, SLG: 0.263 (1, 4)				4-3						3	0	0	0	0	0	2										
Roy McMillan, R OBP: 0.273, SLG: 0.305 (8, PH)										2	0	1	0	0	0	0										
Billy Cowan, R OBP: 0.229, SLG: 0.242 (9, 6)										1	0	0	0	0	0	0										
Al Jackson, L OBP: 0.188, SLG: 0.250 (1, 1)										2	0	0	0	0	0	2										
Jim Hickman, R OBP: 0.190, SLG: 0.203 (8, 5)										1	0	0	0	0	0	0										
Inning Stats	R: 0 E: 0 K: 0 S: 3	H: 0 LOB: 0 BB: 0 P: 3	R: 0 E: 0 K: 0 S: 3	H: 0 LOB: 0 BB: 0 P: 3	R: 0 E: 0 K: 0 S: 3	H: 0 LOB: 0 BB: 0 P: 3	R: 1 E: 0 K: 0 S: 6	H: 3 LOB: 2 BB: 0 P: 6	R: 0 E: 1 K: 1 S: 5	H: 0 LOB: 0 BB: 0 P: 5	R: 0 E: 0 K: 1 S: 6	H: 1 LOB: 1 BB: 0 P: 6	R: 0 E: 0 K: 1 S: 5	H: 0 LOB: 0 BB: 0 P: 5	R: 0 E: 0 K: 2 S: 8	H: 1 LOB: 1 BB: 0 P: 8	1B: 5 2B: 0 3B: 0 HR: 0	SF: 0 SAC: 0 DP: 1 HBP: 0	WP: 0 PB: 0 SB: 0 CS: 0	PA: 32						
PITCHER	IP WLS BF H R ER SO BB IBB HBP BLK WP HR S P ERA WHIP	9.0 W 32 5 1 1 5 0 0 0 0 0 0 42 42 1.00 0.556																								



Batter	1	2	3	4	5	6	7	8	9	AB	R	H	RBI	BB	SO	LOB	TOP								
Bob Bailey, R (1.5) OBP: 0.360, SLG: 0.361	F5		FC6-4 1B		4-3 S 9-2 1B		6-3		HR	5	2	2	2	0	0	1									
Bill Virdon, L (1.8) OBP: 0.336, SLG: 0.362	P4		1B		4-3		F7		F8	5	0	1	0	0	0	1									
Roberto Clemente, R (1.9) Manny Mota, R (9.9) OBP: 0.339, SLG: 0.377 OBP: 0.171, SLG: 0.167	1-3		FC6 1B		9-2		K		2B 1B	5	1	2	1	0	1	1									
Willie Stargell, L (1.7) OBP: 0.324, SLG: 0.567		6-3	FC6 1-2				HR		1B HR 1B 2B	5	3	3	2	0	0	2									
Donn Clendenon, R (1.3) Andre Rodgers, R (4.3) OBP: 0.400, SLG: 0.481 OBP: 0.380, SLG: 0.444	K				F7 1B 2B		FC5-4 BB		F5 F3	2	1	1	0	0	1	0									
Bill Mazaroski, R (1.4) OBP: 0.281, SLG: 0.431	P6				F7		FC5-4 HR		HR 1B	5	2	2	1	0	0	2									
Gene Alley, R (1.6) OBP: 0.310, SLG: 0.376			4-3 FC6-4 2B		FC1		HR		F8 K	5	2	2	2	0	1	4									
Jim Pagliaroni, R (1.2) OBP: 0.294, SLG: 0.383			4-3				K		HR	4	1	2	4	0	1	1									
Vern Law, R (1.1) OBP: 0.267, SLG: 0.267			CI FC6-4		K		5-3		5-3	3	0	0	0	0	1	1									
Inning Stats	R: 0 E: 0 K: 0 S: 3	H: 0 LOB: 0 BB: 0 P: 3	R: 0 E: 0 K: 1 S: 5	H: 0 LOB: 0 BB: 0 P: 5	R: 2 E: 1 K: 0 S: 7	H: 3 LOB: 2 BB: 0 P: 7	R: 1 E: 0 K: 1 S: 7	H: 2 LOB: 1 BB: 0 P: 7	R: 0 E: 0 K: 0 S: 3	H: 1 LOB: 0 BB: 0 P: 3	R: 3 E: 0 K: 1 S: 7	H: 2 LOB: 0 BB: 1 P: 11	R: 0 E: 0 K: 1 S: 5	H: 0 LOB: 0 BB: 0 P: 5	R: 3 E: 0 K: 0 S: 6	H: 3 LOB: 0 BB: 0 P: 6	R: 3 E: 0 K: 1 S: 9	H: 4 LOB: 1 BB: 0 P: 9	1B: 8 2B: 4 3B: 0 HR: 4	SF: 0 SAC: 0 DP: 1 HBP: 0	WP: 0 PB: 0 SB: 1 CS: 0	PA: 43			
PITCHER	IP	WLS	BF	H	R	ER	SO	BB	IBB	HBP	BLK	WP	HR	S	P	ERA	WHIP								
Tom Parsons, R (1.1) ERA: 4.97	5.0	L	21	6	3	1	2	0	0	0	0	0	0	25	25	1.80	1.200								
Dennis Ribant, R (6.1) ERA: 5.4	3.0		15	5	6	6	2	1	0	0	0	0	3	18	22	18.00	2.000								
Galen Cisco, R (9.1) ERA: 9.62	1.0		7	4	3	3	1	0	0	0	0	0	1	9	9	27.00	4.000								

Pittsburgh Pirates @ New York Mets
Shea Stadium, Flushing, NY
Sun May 30 1965, 3:38 AM EDT
Att: 41,552 - Unknown

AB 41
R 12
H 15
RBI 12
BB 1
SO 5
LOB 15



Batter	1	2	3	4	5	6	7	8	9	AB	R	H	RBI	BB	SO	LOB	BOTTOM								
Bobby Klaus, R (1.5) OBP: 0.304, SLG: 0.291	P5		5-3		K			K		4	0	0	0	0	2	3									
Roy McMillan, R (1.6) OBP: 0.287, SLG: 0.297	L7				6-3		F9		P4	4	0	0	0	0	0	0									
Ed Kranepool, L (1.3) OBP: 0.372, SLG: 0.520	K				P4		4-3		6-3	4	0	0	0	0	1	0									
Joe Christopher, R (1.7) OBP: 0.312, SLG: 0.329		6-3			1B		K		F7	4	0	1	0	0	1	0									
Johnny Lewis, L (1.9) OBP: 0.359, SLG: 0.448		6-3			K		1B 1B		P6	4	0	1	0	0	1	1									
Chuck Hillier, L (1.4) OBP: 0.174, SLG: 0.273	P5				FC3-6 1B		F7			3	0	1	0	0	0	1									
Billy Cowan, R (1.8) OBP: 0.263, SLG: 0.306					4-3 2B		K		G6-4-3 1B	3	0	2	0	0	1	1									
Chris Cannizzaro, R (1.2) Hawk Taylor, R (7. PH) OBP: 0.210, SLG: 0.173 OBP: 0.212, SLG: 0.563			4-3				FC3-6 1B		G6-4-3	2	0	1	0	0	0	1									
Tom Parsons, R (1.1)							FC3-6 1B			1	0	0	0	0	1	1									
Jesse Gonder, L (5. PH) Dennis Ribant, R (6.1) Jim Hickman, R (8. PH) Galen Cisco, R (9.1) OBP: 0.397, SLG: 0.509 OBP: 0.188, SLG: 0.200 OBP: 0.250, SLG: 0.250			K				FC3-6		G3	1	0	0	0	0	0	2									
Inning Stats	R: 0 E: 0 K: 1 S: 5	H: 0 LOB: 0 BB: 0 P: 5	R: 0 E: 0 K: 0 S: 3	H: 0 LOB: 0 BB: 0 P: 3	R: 0 E: 0 K: 1 S: 6	H: 1 LOB: 1 BB: 0 P: 6	R: 0 E: 0 K: 1 S: 6	H: 1 LOB: 1 BB: 0 P: 6	R: 0 E: 0 K: 2 S: 9	H: 2 LOB: 2 BB: 0 P: 9	R: 0 E: 0 K: 1 S: 5	H: 0 LOB: 0 BB: 0 P: 5	R: 0 E: 0 K: 0 S: 4	H: 2 LOB: 1 BB: 0 P: 4	R: 0 E: 0 K: 1 S: 5	H: 0 LOB: 0 BB: 0 P: 5	R: 0 E: 0 K: 0 S: 3	H: 0 LOB: 0 BB: 0 P: 3	1B: 5 2B: 1 3B: 0 HR: 0	SF: 0 SAC: 0 DP: 1 HBP: 0	WP: 0 PB: 0 SB: 0 CS: 0	PA: 32			
PITCHER	IP	WLS	BF	H	R	ER	SO	BB	IBB	HBP	BLK	WP	HR	S	P	ERA	WHIP								
Vern Law, R (1.1) ERA: 2.29	9.0	W	32	6	0	0	7	0	0	0	0	0	0	46	46	0.00	0.667								

Pittsburgh Pirates @ New York Mets
Shea Stadium, Flushing, NY
Sun May 30 1965, 3:38 AM EDT
Att: 41,552 - Unknown

AB 32
R 0
H 6
RBI 0
BB 0
SO 7
LOB 12



Batter	1	2	3	4	5	6	7	8	9	AB	R	H	RBI	BB	SO	LOB	TOP			
Cookie Rojas, R OBP: 0.386, SLG: 0.407 (1, 4)										4	0	2	0	0	1	1	Philadelphia Phillies @ Pittsburgh Pirates Forbes Field, Pittsburgh, PA Tue Jun 01 1965, 7:05 PM EDT Att: 10,478 - Unknown			
Johnny Callison, L OBP: 0.328, SLG: 0.522 (1, 9)										4	0	0	0	0	2	4				
Dick Allen, R OBP: 0.401, SLG: 0.558 (1, 5)										3	0	0	0	1	3	2				
Dick Stuart, R OBP: 0.347, SLG: 0.405 (1, 3)										4	0	0	0	0	3	4				
Alex Johnson, R OBP: 0.345, SLG: 0.451 (1, 8) (2, 7)										4	0	1	0	0	2	2				
Frank Thomas, R OBP: 0.283, SLG: 0.291 (1, 7)										1	0	0	0	0	0	0				
Tony Gonzalez, L OBP: 0.313, SLG: 0.462 (2, 8)										3	0	0	0	0	1	1				
Gus Triandos, R OBP: 0.241, SLG: 0.192 (1, 2)										4	0	0	0	0	2	0				
Ruben Amaro, R OBP: 0.312, SLG: 0.256 (1, 6)										2	0	1	0	1	0	0				
Art Mahaffey, R OBP: 0.133, SLG: 0.133 (1, 1)										0	0	0	0	0	0	0				
Lew Burdette, R OBP: 0.375, SLG: 0.500 (7, PH)										2	0	1	0	0	1	1				
Wes Covington, L OBP: 0.266, SLG: 0.451 (7, PH)										1	0	0	0	0	1	1				
Bo Belinsky, L OBP: 0.267, SLG: 0.214 (7, 1)										0	0	0	0	0	0	0				
Inning Stats	R: 0 E: 0 K: 0 S: 4	H: 1 LOB: 2 BB: 1 P: 8	R: 0 E: 0 K: 2 S: 7	H: 0 LOB: 1 BB: 1 P: 11	R: 0 E: 1 K: 2 S: 8	H: 0 LOB: 1 BB: 0 P: 8	R: 0 E: 0 K: 1 S: 5	H: 1 LOB: 0 BB: 0 P: 5	R: 0 E: 0 K: 3 S: 8	H: 0 LOB: 0 BB: 0 P: 9	R: 0 E: 0 K: 1 S: 6	H: 1 LOB: 1 BB: 0 P: 6	R: 0 E: 0 K: 3 S: 10	H: 1 LOB: 1 BB: 0 P: 10	R: 0 E: 0 K: 2 S: 7	H: 0 LOB: 0 BB: 0 P: 7	1B: 5 2B: 0 3B: 0 HR: 0	SF: 0 SAC: 0 DP: 1 HBP: 0	WP: 0 PB: 0 CS: 0	PA: 34
PITCHER Bob Veale, L ERA: 2.7 (1, 1)	IP: 9.0 WLS: W BF: 34 H: 5 R: 0 ER: 0 SO: 16 BB: 2 IBB: 0 HBP: 0 BLK: 0 WP: 0 HR: 0 S: 64 P: 72 ERA: 0.00 WHIP: 0.778																			

AB	32
R	0
H	5
RBI	0
BB	2
SO	16
LOB	16



Batter	1	2	3	4	5	6	7	8	9	AB	R	H	RBI	BB	SO	LOB	BOTTOM			
Bob Bailey, R OBP: 0.354, SLG: 0.348 (1, 5)										4	1	1	0	0	0	1	Philadelphia Phillies @ Pittsburgh Pirates Forbes Field, Pittsburgh, PA Tue Jun 01 1965, 7:05 PM EDT Att: 10,478 - Unknown			
Bill Virdon, L OBP: 0.340, SLG: 0.366 (1, 8)										4	1	2	0	0	0	0				
Willie Stargell, L OBP: 0.313, SLG: 0.545 (1, 9)										3	0	1	1	0	0	2				
Jerry Lynch, L OBP: 0.411, SLG: 0.556 (6, PR)										3	0	2	1	0	0	0				
Manny Mota, R OBP: 0.197, SLG: 0.183 (7, 7)										1	1	0	0	0	1	1				
Donn Clendenon, R OBP: 0.393, SLG: 0.481 (1, 3)										4	0	1	0	0	0	1				
Bill Mazerowski, R OBP: 0.328, SLG: 0.483 (1, 4)										3	1	2	0	0	0	2				
Gene Alley, R OBP: 0.305, SLG: 0.369 (8, 4)										1	0	0	0	0	0	0				
Andre Rodgers, R OBP: 0.397, SLG: 0.472 (1, 6)										4	0	2	0	0	1	1				
Jim Pagliaroni, R OBP: 0.300, SLG: 0.364 (1, 2)										3	0	0	1	1	0	1				
Bob Veale, S OBP: 0.094, SLG: 0.065 (1, 1)										4	0	1	0	0	2	4				
Inning Stats	R: 2 E: 0 K: 0 S: 6	H: 4 LOB: 1 BB: 0 P: 6	R: 0 E: 0 K: 0 S: 3	H: 0 LOB: 0 BB: 0 P: 3	R: 0 E: 0 K: 1 S: 6	H: 1 LOB: 0 BB: 0 P: 6	R: 0 E: 0 K: 0 S: 5	H: 2 LOB: 2 BB: 0 P: 5	R: 2 E: 1 K: 1 S: 8	H: 3 LOB: 2 BB: 0 P: 8	R: 0 E: 0 K: 1 S: 6	H: 1 LOB: 1 BB: 0 P: 6	R: 0 E: 0 K: 1 S: 6	H: 1 LOB: 2 BB: 1 P: 10	R: 0 E: 0 K: 1 S: 6	H: 1 LOB: 1 BB: 1 P: 10	1B: 11 2B: 1 3B: 0 HR: 0	SF: 1 SAC: 0 DP: 1 HBP: 0	WP: 0 PB: 1 CS: 0	PA: 36
PITCHER Art Mahaffey, R ERA: 4.93 Lew Burdette, R ERA: 4.5 Bo Belinsky, L ERA: 6.49	IP: 5.2 WLS: L BF: 22 H: 6 R: 2 ER: 1 SO: 2 BB: 0 IBB: 0 HBP: 0 BLK: 0 WP: 0 HR: 0 S: 26 P: 26 ERA: 1.59 WHIP: 1.059																			

AB	34
R	4
H	12
RBI	3
BB	1
SO	4
LOB	13



Batter	1	2	3	4	5	6	7	8	9	AB	R	H	RBI	BB	SO	LOB	TOP										
Bobby Klaus, R OBP: 0.305, SLG: 0.292	F3		P3	2B 1B BB		FC3-6 1B		4-3		4	1	1	1	1	0	2											
Ed Kranepool, L OBP: 0.388, SLG: 0.534	K		SF8	1B 2B		FC3-6 1B				4	1	2	3	0	1	1											
Joe Christopher, R OBP: 0.328, SLG: 0.343	K		F9	1B						4	0	2	2	0	1	1											
Johnny Lewis, L OBP: 0.357, SLG: 0.423	K			1B						1	0	0	0	0	0	1											
Charley Smith, R OBP: 0.299, SLG: 0.453		K		1B						5	1	2	0	0	1	3											
Ron Swoboda, R OBP: 0.340, SLG: 0.568		1-3		L9						4	0	0	0	0	1	3											
Billy Cowan, R OBP: 0.256, SLG: 0.297				K						1	0	0	0	0	0	1											
Jim Hickman, R OBP: 0.204, SLG: 0.323		F9		K		5-3				4	0	0	0	0	2	1											
Roy McMillan, R OBP: 0.284, SLG: 0.324			WP 1B	1B BB	F9			4-3		4	2	2	0	0	0	0											
Chris Cannizzaro, R OBP: 0.239, SLG: 0.181			1B WP SF8 HBP	BB 1B	F9			6-3		2	2	0	0	1	0	0											
Galen Cisco, R OBP: 0.375, SLG: 0.375				1B 2B 1B						4	1	2	2	0	1	0											
Larry Miller, L OBP: 0.375, SLG: 0.375				1B 2B 1B		4-3				0	0	0	0	0	0	0											
Tom Parsons, R OBP: 0.375, SLG: 0.375				1B 2B 1B				K		0	0	0	0	0	0	0											
Inning Stats	R: 0 E: 0 K: 2 S: 7	H: 0 LOB: 0 BB: 0 P: 7	R: 0 E: 0 K: 1 S: 5	H: 0 LOB: 0 BB: 0 P: 5	R: 2 E: 0 K: 0 S: 5	H: 2 LOB: 1 BB: 0 P: 6	R: 6 E: 0 K: 2 S: 13	H: 6 LOB: 2 BB: 2 P: 21	R: 0 E: 0 K: 0 S: 3	H: 0 LOB: 0 BB: 0 P: 3	R: 0 E: 0 K: 0 S: 5	H: 2 LOB: 2 BB: 0 P: 5	R: 0 E: 0 K: 1 S: 5	H: 0 LOB: 0 BB: 0 P: 5	R: 0 E: 0 K: 1 S: 5	H: 0 LOB: 1 BB: 0 P: 5	R: 0 E: 0 K: 0 S: 4	H: 1 LOB: 1 BB: 0 P: 4	1B: 10 2B: 1 3B: 0 HR: 0	SF: 1 SAC: 0 DP: 0 HBP: 1	WP: 1 PB: 0 SB: 1 CS: 0	PA: 41					
PITCHER	IP	WLS	BF	H	R	ER	SO	BB	IBB	HBP	BLK	WP	HR	S	P	ERA	WHIP										
Joe Gibbon, L ERA: 5.94	3.2	L	18	5	6	6	4	1	0	1	0	1	0	24	29	14.73	1.636										
Tommie Sisk, R ERA: 4.34	0.0		4	3	2	2	0	1	0	0	0	0	0	3	7	∞	∞										
Don Schwalt, R ERA: 4.67	0.1		1	0	0	0	1	0	0	0	0	0	0	3	3	0.00	0.000										
Wilbur Wood, L ERA: 1.33	3.0		11	2	0	0	1	0	0	0	0	0	0	13	13	0.00	0.667										
Frank Carpin, L ERA:	1.0		3	0	0	0	1	0	0	0	0	0	0	5	5	0.00	0.000										

New York Mets @ Pittsburgh Pirates
 Forbes Field, Pittsburgh, PA
 Thu Jun 03 1965, 7:05 PM EDT
 Att: 9,169 - Unknown

AB	37
R	8
H	11
RBI	8
BB	2
SO	7
LOB	13



Batter	1	2	3	4	5	6	7	8	9	AB	R	H	RBI	BB	SO	LOB	BOTTOM										
Bob Bailey, R OBP: 0.355, SLG: 0.346	K		WP 1B		F8			6-3		4	0	1	0	1	1	0											
Bill Virdon, L OBP: 0.329, SLG: 0.354	4-3		K		G3			1-3		5	0	0	0	0	1	3											
Al McBean, R OBP: 0.250, SLG: 0.250										0	0	0	0	0	0	0											
Roberto Clemente, R OBP: 0.347, SLG: 0.393			WP 1B		2-3					4	1	2	0	1	1	0											
Willie Stargell, L OBP: 0.323, SLG: 0.565	4-3							HR 3B		4	1	2	2	1	0	1											
Donn Clendenon, R OBP: 0.388, SLG: 0.473		5-3	P6		FC6-4 1B			HR 1B		5	1	1	0	0	0	4											
Bill Mazeroski, R OBP: 0.338, SLG: 0.475		1B BB	L7		G6-4-3			E SF9 1B		3	1	1	0	1	0	4											
Andre Rodgers, R OBP: 0.435, SLG: 0.526					FC6-4 1B			E9 HR 1B		4	1	4	1	0	0	0											
Jim Pagliaroni, R OBP: 0.289, SLG: 0.353		K			FC6-4 1B			SF9		3	0	0	1	0	1	4											
Joe Gibbon, L ERA: 5.94					G6-4-3					1	0	0	0	0	0	1	2										
Tommie Sisk, R ERA: 4.34										0	0	0	0	0	0	0	0										
Don Schwalt, R ERA: 4.67										0	0	0	0	0	0	0	0										
Wilbur Wood, L ERA: 1.33										0	0	0	0	0	0	0	0										
Frank Carpin, L ERA:										0	0	0	0	0	0	0	0										
Tom Parsons, R ERA: 4.88										1	0	0	0	0	0	0	0										
Inning Stats	R: 0 E: 0 K: 1 S: 5	H: 0 LOB: 1 BB: 1 P: 9	R: 0 E: 0 K: 2 S: 8	H: 1 LOB: 2 BB: 1 P: 12	R: 0 E: 0 K: 1 S: 7	H: 2 LOB: 3 BB: 1 P: 11	R: 0 E: 0 K: 0 S: 3	H: 1 LOB: 0 BB: 0 P: 3	R: 0 E: 0 K: 0 S: 3	H: 0 LOB: 0 BB: 0 P: 3	R: 0 E: 0 K: 0 S: 3	H: 1 LOB: 0 BB: 0 P: 3	R: 0 E: 0 K: 0 S: 4	H: 1 LOB: 2 BB: 1 P: 8	R: 6 E: 1 K: 0 S: 9	H: 6 LOB: 0 BB: 0 P: 9	R: 0 E: 0 K: 1 S: 5	H: 0 LOB: 0 BB: 0 P: 5	1B: 8 2B: 1 3B: 1 HR: 2	SF: 1 SAC: 0 DP: 2 HBP: 0	WP: 1 PB: 0 SB: 0 CS: 0	PA: 41					
PITCHER	IP	WLS	BF	H	R	ER	SO	BB	IBB	HBP	BLK	WP	HR	S	P	ERA	WHIP										
Galen Cisco, R ERA: 8.04	7.0	W	31	8	2	2	4	4	0	0	0	0	1	35	51	2.57	1.714										
Larry Miller, L ERA:	0.0		3	3	1	1	0	0	0	0	0	0	0	3	3	∞	∞										
Tom Parsons, R ERA: 4.88	2.0	S	7	1	3	3	1	0	0	0	0	0	1	9	9	13.50	0.500										

New York Mets @ Pittsburgh Pirates
 Forbes Field, Pittsburgh, PA
 Thu Jun 03 1965, 7:05 PM EDT
 Att: 9,169 - Unknown

AB	36
R	6
H	12
RBI	6
BB	4
SO	5
LOB	20



Batter	1	2	3	4	5	6	7	8	9	AB	R	H	RBI	BB	SO	LOB	TOP					
Bobby Klaus, R OBP: 0.304, SLG: 0.291 (1, 4)	FC5-4 1B		6-3		K		FC5-4			4	0	1	0	0	1	2						
Ed Kranepool, L OBP: 0.390, SLG: 0.521 (1, 3)	FC5-4 1B		L7				4-3		4-3	4	0	0	0	0	0	2						
Joe Christopher, R OBP: 0.327, SLG: 0.341 (1, 7)	F8		F9						F3	4	1	1	0	0	0	1						
Billy Cowan, R OBP: 0.256, SLG: 0.297 (9, 7)										0	0	0	0	0	0	0						
Johnny Lewis, L OBP: 0.355, SLG: 0.419 (1, 9)										4	0	1	0	0	0	1						
Charley Smith, R OBP: 0.298, SLG: 0.462 (1, 5)	L8									4	0	1	1	0	0	2						
Jim Hickman, R OBP: 0.206, SLG: 0.313 (1, 8)										3	0	0	0	1	0	1						
Roy McMillan, R OBP: 0.284, SLG: 0.322 (1, 6)										4	0	1	0	0	0	1						
Chris Cannizzaro, R OBP: 0.240, SLG: 0.174 (1, 2)										3	1	0	0	1	0	0						
Jack Fisher, R OBP: 0.167, SLG: 0.172 (1, 1)										3	0	1	0	0	0	3						
Inning Stats	R: 0 E: 0 K: 0 S: 5	H: 2 LOB: 2 BB: 0 P: 5	R: 0 E: 1 K: 0 S: 4	H: 0 LOB: 1 BB: 0 P: 4	R: 0 E: 0 K: 0 S: 3	H: 0 LOB: 0 BB: 0 P: 3	R: 0 E: 0 K: 0 S: 3	H: 0 LOB: 0 BB: 0 P: 3	R: 0 E: 0 K: 1 S: 6	H: 1 LOB: 1 BB: 0 P: 6	R: 1 E: 0 K: 0 S: 5	H: 2 LOB: 1 BB: 0 P: 5	R: 1 E: 1 K: 0 S: 4	H: 1 LOB: 1 BB: 1 P: 8	R: 0 E: 0 K: 0 S: 3	H: 0 LOB: 0 BB: 0 P: 3	R: 0 E: 0 K: 0 S: 2	H: 0 LOB: 0 BB: 1 P: 6	1B: 5 2B: 0 3B: 1 HR: 0	SF: 0 SAC: 0 DP: 1 HBP: 0	WP: 0 PB: 0 SB: 0 CS: 0	PA: 35
PITCHER	IP	WLS	BF	H	R	ER	SO	BB	IBB	HBP	BLK	WP	HR	S	P	ERA	WHIP					
Bob Friend, R ERA: 3.43 (1, 1)	8.0	L	32	6	2	1	1	1	0	0	0	0	0	33	37	1.12	0.875					
Al McBean, R ERA: 1.94 (9, 1)	1.0		3	0	0	0	0	1	0	0	0	0	0	2	6	0.00	1.000					

New York Mets @ Pittsburgh Pirates
Forbes Field, Pittsburgh, PA
Fri Jun 04 1965, 7:05 PM EDT
Att: 11,026 - Unknown

AB	33
R	2
H	6
RBI	1
BB	2
SO	1
LOB	13



Batter	1	2	3	4	5	6	7	8	9	AB	R	H	RBI	BB	SO	LOB	BOTTOM					
Bob Bailey, R OBP: 0.358, SLG: 0.350 (1, 5)	5-3									4	0	2	0	0	0	1						
Bill Virdon, L OBP: 0.321, SLG: 0.344 (1, 8)	F6		G3							4	0	0	0	0	1	4						
Roberto Clemente, R OBP: 0.339, SLG: 0.363 (1, 9)	5-3		L4							4	0	0	0	0	0	4						
Willie Stargell, L OBP: 0.321, SLG: 0.553 (1, 7)										3	0	0	0	1	0	0						
Donn Clendenon, R OBP: 0.385, SLG: 0.474 (1, 3)										4	1	1	0	0	1	1						
Bill Mazeroski, R OBP: 0.347, SLG: 0.477 (1, 4)										4	0	2	1	0	0	0						
Gene Alley, R OBP: 0.305, SLG: 0.369 (9, FR)										0	0	0	0	0	0	0						
Andre Rodgers, R OBP: 0.424, SLG: 0.525 (1, 6)										4	0	1	0	0	1	3						
Del Crandall, R OBP: 0.273, SLG: 0.241 (1, 2)										2	0	1	0	0	0	1						
Manny Mota, R OBP: 0.195, SLG: 0.192 (8, PH)										1	0	1	0	0	0	0						
Jim Pagliaroni, R OBP: 0.289, SLG: 0.353 (9, 2)										0	0	0	0	0	0	0						
Bob Friend, R OBP: 0.250, SLG: 0.250 (1, 1)										2	0	0	0	0	0	2						
Jerry Lynch, L OBP: 0.414, SLG: 0.607 (8, PH)										1	0	0	0	0	0	1						
Al McBean, R OBP: 0.250, SLG: 0.250 (9, 1)										0	0	0	0	0	0	0						
Inning Stats	R: 0 E: 0 K: 0 S: 3	H: 0 LOB: 0 BB: 0 P: 3	R: 1 E: 0 K: 0 S: 4	H: 2 LOB: 0 BB: 0 P: 4	R: 0 E: 0 K: 0 S: 5	H: 2 LOB: 2 BB: 0 P: 5	R: 0 E: 0 K: 0 S: 2	H: 0 LOB: 0 BB: 1 P: 6	R: 0 E: 0 K: 0 S: 4	H: 1 LOB: 1 BB: 0 P: 4	R: 0 E: 0 K: 1 S: 5	H: 0 LOB: 0 BB: 0 P: 5	R: 0 E: 0 K: 0 S: 3	H: 1 LOB: 0 BB: 0 P: 3	R: 0 E: 0 K: 0 S: 5	H: 2 LOB: 2 BB: 0 P: 5	R: 0 E: 1 K: 2 S: 8	H: 0 LOB: 1 BB: 0 P: 8	1B: 6 2B: 3 3B: 0 HR: 0	SF: 0 SAC: 0 DP: 3 HBP: 0	WP: 1 PB: 0 SB: 0 CS: 0	PA: 34
PITCHER	IP	WLS	BF	H	R	ER	SO	BB	IBB	HBP	BLK	WP	HR	S	P	ERA	WHIP					
Jack Fisher, R ERA: 3.14 (1, 1)	9.0	W	34	8	1	1	3	1	0	0	0	1	0	39	43	1.00	1.000					

New York Mets @ Pittsburgh Pirates
Forbes Field, Pittsburgh, PA
Fri Jun 04 1965, 7:05 PM EDT
Att: 11,026 - Unknown

AB	33
R	1
H	8
RBI	1
BB	1
SO	3
LOB	17



Batter	1	2	3	4	5	6	7	8	9	AB	R	H	RBI	BB	SO	LOB	TOP	
Bobby Klaus, R OBP: 0.303, SLG: 0.290 (1, 4)	0-0 WP 4-3 1B		0-3 K			0-0 6-3			0-0 5-3	4	0	1	0	0	1	0	New York Mets @ Pittsburgh Pirates Forbes Field, Pittsburgh, PA Sat Jun 05 1965, 3:33 AM EDT Att: 6,581 - Unknown AB 29 R 0 H 2 RBI 0 BB 1 SO 4 LOB 8	
Johnny Lewis, L OBP: 0.347, SLG: 0.409 (1, 9)	0-0 4-3				0-0 P4	0-0 E3			0-0 3-1	4	0	0	0	0	0	1		
Joe Christopher, R OBP: 0.325, SLG: 0.335 (1, 7)	0-0 P4				4-0 1B BB	0-0 L4-3			0-0 5-3	3	0	0	0	1	0	2		
Ed Kranepool, L OBP: 0.379, SLG: 0.518 (1, 3)	0-0 F9				0-0 1B				0-0 P5	3	0	1	0	0	0	1		
Charley Smith, R OBP: 0.292, SLG: 0.452 (1, 5)		0-3 K			0-0 F8				0-0 5-3	3	0	0	0	0	1	2		
Jim Hickman, R OBP: 0.200, SLG: 0.303 Ron Swoboda, R OBP: 0.340, SLG: 0.568 (7, 8)		0-0 F2			0-0 F8				0-3 K	3	0	0	0	0	1	2		
Roy McMillan, R OBP: 0.280, SLG: 0.319 Chuck Hiller, L OBP: 0.222, SLG: 0.324 (5, 4)		0-0 4-3				0-0 F8			0-0 4-3	2	0	0	0	0	0	0		
Chris Cannizzaro, R OBP: 0.240, SLG: 0.174 Jesse Gonder, L OBP: 0.361, SLG: 0.453 (3, PH) (3, 2)			0-0 4-3			0-0 F8			0-0 G3	0	0	0	0	0	0	0		
Gary Kroll, R OBP: 0.188, SLG: 0.250 Jim Bethke, R Danny Napoleon, R OBP: 0.273, SLG: 0.267 Larry Miller, L (8, 1) (8, 1)			0-0 5-3			0-3 K			0-0 6-3	0	0	0	0	0	0	0		
Inning Stats	R: 0 E: 0 K: 0 S: 4	H: 1 LOB: 1 BB: 0 P: 4	R: 0 E: 0 K: 1 S: 5	H: 0 LOB: 0 BB: 0 P: 5	R: 0 E: 0 K: 1 S: 5	H: 0 LOB: 0 BB: 0 P: 5	R: 0 E: 0 K: 0 S: 3	H: 0 LOB: 0 BB: 0 P: 3	R: 0 E: 0 K: 0 S: 3	H: 0 LOB: 0 BB: 0 P: 3	R: 0 E: 0 K: 0 S: 3	H: 0 LOB: 0 BB: 0 P: 3	R: 0 E: 0 K: 0 S: 3	H: 0 LOB: 0 BB: 0 P: 3	1B: 2 2B: 1 3B: 0 HR: 0	SF: 0 SAC: 0 DP: 1 HBP: 0		WP: 1 PB: 0 SB: 0 CS: 0
PITCHER Vern Law, R ERA: 1.95 (1, 1)	IP: 9.0 WLS: W BF: 30 H: 2 R: 0 ER: 0 SO: 4 BB: 1 IBB: 0 HBP: 0 BLK: 0 WP: 1 HR: 0 S: 37 P: 41 ERA: 0.00 WHIP: 0.333											PITCHER	IP: 9.0 WLS: W BF: 30 H: 2 R: 0 ER: 0 SO: 4 BB: 1 IBB: 0 HBP: 0 BLK: 0 WP: 1 HR: 0 S: 37 P: 41 ERA: 0.00 WHIP: 0.333					

Batter	1	2	3	4	5	6	7	8	9	AB	R	H	RBI	BB	SO	LOB	BOTTOM	
Bob Bailey, R OBP: 0.358, SLG: 0.349 Jose Pagan, R OBP: 0.274, SLG: 0.256 (6, 5)	0-0 1B 2B	0-0 L4	0-0 G1-4-3			0-0 FC6-4 1B		0-0 5-3		3	1	1	0	0	0	2	New York Mets @ Pittsburgh Pirates Forbes Field, Pittsburgh, PA Sat Jun 05 1965, 3:33 AM EDT Att: 6,581 - Unknown AB 39 R 9 H 14 RBI 9 BB 2 SO 4 LOB 22	
Bill Virdon, L OBP: 0.317, SLG: 0.340 (1, 8)	0-0 2B E	0-0 F8			0-0 F8	0-0 F9		0-3 K2-3		5	1	1	0	0	1	1		
Roberto Clemente, R OBP: 0.341, SLG: 0.395 (1, 9)	0-0 2B E1	0-0 1B			0-0 6-3	0-0 FC6-4		0-0 1B 1B		5	3	2	0	0	0	3		
Willie Stargell, L OBP: 0.335, SLG: 0.568 (1, 7)	0-0 HR	0-0 1B			0-0 F8	0-0 FC6-4 1B		0-0 1B 1B		5	1	4	4	0	0	0		
Donn Clendenon, R OBP: 0.391, SLG: 0.489 (1, 3)	0-0 P3	0-0 1B				0-0 FC6-4 1B		0-0 1B 1B		5	1	3	1	0	0	2		
Bill Mazerowski, R OBP: 0.338, SLG: 0.449 (1, 4)	4-0 HR BB	0-0 F2			0-0 F5	0-3 K		0-0 F9		4	1	0	0	1	1	6		
Andre Rodgers, R OBP: 0.418, SLG: 0.516 Gene Alley, R OBP: 0.306, SLG: 0.368 (3, 6)	0-0 P6		0-0 E4 HBP		0-0 P4	0-0 S		0-0 1B		1	0	0	0	0	2	2		
Jim Pagliaroni, R OBP: 0.305, SLG: 0.385 (1, 2)	0-0 HR		1-0 G1-4-3 HBP		0-0 6-3	1-0 BB		0-0 BB		2	1	1	3	1	0	1		
Vern Law, R OBP: 0.211, SLG: 0.211 (1, 1)	0-0 P6		0-3 K			0-3 K		0-0 F7		4	0	0	0	0	2	4		
Inning Stats	R: 6 E: 1 K: 0 S: 8	H: 4 LOB: 0 BB: 1 P: 12	R: 1 E: 0 K: 0 S: 6	H: 3 LOB: 2 BB: 0 P: 6	R: 0 E: 0 K: 1 S: 5	H: 0 LOB: 0 BB: 0 P: 6	R: 0 E: 0 K: 0 S: 3	H: 0 LOB: 0 BB: 0 P: 3	R: 0 E: 0 K: 1 S: 6	H: 1 LOB: 1 BB: 0 P: 6	R: 1 E: 0 K: 1 S: 7	H: 2 LOB: 2 BB: 1 P: 11	R: 1 E: 0 K: 1 S: 8	H: 3 LOB: 2 BB: 0 P: 8	1B: 10 2B: 1 3B: 2 HR: 1	SF: 0 SAC: 0 DP: 1 HBP: 1		WP: 0 PB: 0 SB: 2 CS: 0
PITCHER Gary Kroll, R ERA: 5.18 Jim Bethke, R ERA: 2.3 Larry Miller, L ERA: 36.0 (1, 1) (1, 1) (8, 1)	IP: 0.0 WLS: L BF: 4 H: 3 R: 4 ER: 2 SO: 0 BB: 0 IBB: 0 HBP: 0 BLK: 0 WP: 0 HR: 0 S: 4 P: 4 ERA: ∞ WHIP: ∞											PITCHER Vern Law, R ERA: 1.95 (1, 1)	IP: 9.0 WLS: W BF: 30 H: 2 R: 0 ER: 0 SO: 4 BB: 1 IBB: 0 HBP: 0 BLK: 0 WP: 1 HR: 0 S: 37 P: 41 ERA: 0.00 WHIP: 0.333					

Batter	1	2	3	4	5	6	7	8	9	AB	R	H	RBI	BB	SO	LOB	TOP			
Bobby Klaus, R (1,4) OBP: 0.303, SLG: 0.291 Chuck Hiller, L (8,PH) OBP: 0.216, SLG: 0.314 (8,4)	L1		1B		F7			6-3		3	0	1	0	0	0	0	New York Mets @ Pittsburgh Pirates Forbes Field, Pittsburgh, PA Sun Jun 06 1965, 3:33 AM EDT Unknown			
Johnny Lewis, L (1,9) OBP: 0.345, SLG: 0.423	6-3		G3		6-3			HR		4	1	1	1	0	0	2				
Joe Christopher, R (1,7) OBP: 0.324, SLG: 0.339	K		6-3		F8			2B		4	0	1	0	0	1	2				
Ed Kranepool, L (1,3) OBP: 0.371, SLG: 0.506		4-3		E9 1B	F8			G3		4	0	0	0	0	0	1				
Jesse Gonder, L (1,2) OBP: 0.355, SLG: 0.485		5-3		F7	1-3			HR		4	1	1	1	0	0	1				
Charley Smith, R (1,5) OBP: 0.291, SLG: 0.446		P4		FC6 1B				K		4	0	1	0	0	2	0				
Jim Hickman, R (1,8) OBP: 0.202, SLG: 0.301			1B FC4-6 1B	P5				K		4	1	1	0	0	2	2				
Roy McMillan, R (1,6) OBP: 0.281, SLG: 0.319 Ron Swoboda, R (9,PH) OBP: 0.345, SLG: 0.571			FC4-6 1B	FC6 1-2				1-3		3	0	1	0	0	0	2				
Al Jackson, L (1,1) OBP: 0.167, SLG: 0.222 Tom Parsons, R (6,1) Hawk Taylor, R (8,PH) OBP: 0.200, SLG: 0.529 Larry Bearnarth, R (8,1) OBP: 0.200, SLG: 0.400 Danny Napoleon, R (9,PH) OBP: 0.295, SLG: 0.258			FC4-6 1B 1-2 3H		F5			F8		2	0	0	1	0	0	1				
Inning Stats	R: 0 E: 0 K: 1 S: 5	H: 0 LOB: 0 BB: 0 P: 5	R: 0 E: 0 K: 0 S: 3	H: 0 LOB: 0 BB: 0 P: 3	R: 0 E: 0 K: 0 S: 6	H: 3 LOB: 2 BB: 0 P: 6	R: 0 E: 1 K: 0 S: 5	H: 1 LOB: 2 BB: 0 P: 5	R: 0 E: 0 K: 0 S: 3	H: 0 LOB: 0 BB: 0 P: 3	R: 0 E: 0 K: 2 S: 7	H: 0 LOB: 0 BB: 0 P: 7	R: 1 E: 0 K: 0 S: 5	H: 2 LOB: 1 BB: 0 P: 5	R: 1 E: 1 K: 2 S: 9	H: 2 LOB: 1 BB: 0 P: 9	1B: 5 2B: 1 3B: 0 HR: 2	SF: 0 SAC: 0 DP: 0 HBP: 0	WP: 0 PB: 0 SB: 0 CS: 0	PA: 36
PITCHER Don Cardwell, R (1,1) ERA: 3.73	IP: 9.0 WLS: W BF: 36 H: 8 R: 3 ER: 3 SO: 5 BB: 0 IBB: 0 HBP: 0 BLK: 0 WP: 0 HR: 2 S: 46 P: 46 ERA: 3.00 WHIP: 0.889															PITCHER IP: 0 WLS: 0 BF: 0 H: 0 R: 0 ER: 0 SO: 0 BB: 0 IBB: 0 HBP: 0 BLK: 0 WP: 0 HR: 0 S: 0 P: 0 ERA: 0 WHIP: 0				

Batter	1	2	3	4	5	6	7	8	9	AB	R	H	RBI	BB	SO	LOB	BOTTOM	
Bob Bailey, R (1,5) OBP: 0.350, SLG: 0.341 Jose Pagan, R (9,5) OBP: 0.274, SLG: 0.256	5-3		K		G6-4-3 1-2 3H			F9		4	0	0	0	0	1	1	New York Mets @ Pittsburgh Pirates Forbes Field, Pittsburgh, PA Sun Jun 06 1965, 3:33 AM EDT Unknown	
Manny Mota, R (1,8) OBP: 0.222, SLG: 0.221 (8,7)	BLK 2B 1B		FC6-4 1B		F9			3B 1B		4	2	3	0	0	0	0		
Roberto Clemente, R (1,9) OBP: 0.349, SLG: 0.425 Bill Virdon, L (8,8) OBP: 0.317, SLG: 0.340			FC6-4 1-2					L8 E 2B 1H		4	1	3	2	0	0	1		
Donn Clendenon, R (1,3) OBP: 0.383, SLG: 0.478	F9				F7			L8 2-3		4	0	0	0	0	1	3		
Bill Mazerowski, R (1,4) OBP: 0.333, SLG: 0.438	4-3							E5 1B		4	1	1	0	0	0	1		
Willie Stargell, L (1,7) OBP: 0.336, SLG: 0.564 (8,9)			K		K			FC5-4 1B 2H		3	0	1	1	0	2	1		
Gene Alley, R (1,6) OBP: 0.304, SLG: 0.359		4-3			K			K BB HBP		3	0	0	0	1	2	2		
Del Crandall, R (1,2) OBP: 0.271, SLG: 0.258		1-3			SH G6-4-3 2B			FC5-4 1-2		4	1	1	0	0	0	3		
Don Cardwell, R (1,1) OBP: 0.190, SLG: 0.200			K		SH G6-4-3 2-3			K		2	0	0	0	0	2	0		
Inning Stats	R: 1 E: 0 K: 0 S: 5	H: 2 LOB: 1 BB: 0 P: 5	R: 0 E: 0 K: 1 S: 5	H: 0 LOB: 0 BB: 0 P: 5	R: 0 E: 0 K: 2 S: 8	H: 1 LOB: 1 BB: 0 P: 8	R: 0 E: 0 K: 2 S: 8	H: 1 LOB: 1 BB: 0 P: 8	R: 1 E: 1 K: 1 S: 8	H: 2 LOB: 1 BB: 0 P: 8	R: 1 E: 0 K: 2 S: 9	H: 2 LOB: 1 BB: 0 P: 9	R: 0 E: 0 K: 0 S: 2	H: 0 LOB: 1 BB: 1 P: 7	1B: 5 2B: 3 3B: 1 HR: 0	SF: 0 SAC: 1 DP: 2 HBP: 1	WP: 0 PB: 0 SB: 0 CS: 0	PA: 35
PITCHER Al Jackson, L (1,1) ERA: 5.87 Tom Parsons, R (6,1) ERA: 4.91 Larry Bearnarth, R (8,1) ERA: 3.25	IP: 5.1 WLS: L BF: 24 H: 7 R: 4 ER: 4 SO: 3 BB: 0 IBB: 0 HBP: 0 BLK: 1 WP: 0 HR: 0 S: 34 P: 34 ERA: 5.06 WHIP: 1.312															PITCHER IP: 0 WLS: 0 BF: 0 H: 0 R: 0 ER: 0 SO: 0 BB: 0 IBB: 0 HBP: 0 BLK: 0 WP: 0 HR: 0 S: 0 P: 0 ERA: 0 WHIP: 0		



Batter	1	2	3	4	5	6	7	8	9	AB	R	H	RBI	BB	SO	LOB	TOP			
Bobby Klaus, R OBP: 0.302, SLG: 0.286 (1,4)	F9		1B BB		L6		P4			3	0	0	0	1	0	2				
Roy McMillan, R OBP: 0.281, SLG: 0.317 (1,6)	FC		F8		F5		F8			4	0	1	0	0	0	3				
Joe Christopher, R OBP: 0.322, SLG: 0.337 (1,9)	FC		1B		F8			6-3		4	0	1	0	0	0	1				
Charley Smith, R OBP: 0.283, SLG: 0.434 (1,5)	F2		K		F7		K			4	0	0	0	0	2	4				
Ron Swoboda, R OBP: 0.336, SLG: 0.555 (1,7)	5-3		F9		K		6-3			4	0	0	0	0	1	4				
Jim Hickman, R OBP: 0.204, SLG: 0.292 (1,3)		E3		5-3	F8				BB	3	0	0	0	1	0	0				
Billy Cowan, R OBP: 0.256, SLG: 0.293 (1,8)		CS		5-3			F8		K	4	0	1	0	0	1	1				
Chris Cannizzaro, R OBP: 0.253, SLG: 0.191 (1,2)		K						F8		3	0	2	0	0	1	2				
Hawk Taylor, R OBP: 0.194, SLG: 0.514 (9, PH)		K					HBP			1	0	0	0	0	0	1				
Warren Spahn, L OBP: 0.355, SLG: 0.208 (1,1)		L3							P3	2	0	0	0	0	1	2				
Danny Napoleon, R OBP: 0.286, SLG: 0.258 (7, PH)										0	0	0	0	0	0	0				
Frank Lary, R OBP: 0.222, SLG: 0.222 (7,1)										0	0	0	0	0	0	0				
Ed Kranepool, L OBP: 0.369, SLG: 0.503 (9, PH)							HBP			1	0	0	0	0	0	1				
Inning Stats	R: 0 E: 0 K: 0 S: 5	H: 1 LOB: 2 BB: 0 P: 5	R: 0 E: 1 K: 1 S: 6	H: 1 LOB: 1 BB: 0 P: 6	R: 0 E: 0 K: 1 S: 6	H: 1 LOB: 2 BB: 1 P: 10	R: 0 E: 0 K: 1 S: 6	H: 1 LOB: 1 BB: 0 P: 6	R: 0 E: 0 K: 0 S: 3	H: 0 LOB: 0 BB: 0 P: 3	R: 0 E: 0 K: 1 S: 5	H: 0 LOB: 0 BB: 0 P: 5	R: 0 E: 0 K: 0 S: 4	H: 1 LOB: 2 BB: 0 P: 5	R: 0 E: 0 K: 1 S: 5	H: 0 LOB: 0 BB: 1 P: 9	1B: 5 2B: 1 3B: 0 HR: 0	SF: 0 SAC: 0 DP: 1 HBP: 1	WP: 0 PB: 0 SB: 0 CS: 2	PA: 36
PITCHER Bob Veale, L ERA: 2.43 (1,1)	IP: 9.0 WLS: W BF: 36 H: 5 R: 0 ER: 0 SO: 6 BB: 2 IBB: 0 HBP: 1 BLK: 0 WP: 0 HR: 0 S: 45 P: 54 ERA: 0.00 WHIP: 0.778															PITCHER				

New York Mets @ Pittsburgh Pirates
Forbes Field, Pittsburgh, PA
Sun Jun 06 1965, 3:38 AM EDT
Att: 16,387 - Unknown

AB 33
R 0
H 5
RBI 0
BB 2
SO 6
LOB 21



Batter	1	2	3	4	5	6	7	8	9	AB	R	H	RBI	BB	SO	LOB	BOTTOM			
Bob Bailey, R OBP: 0.345, SLG: 0.335 (1,5)	P5			5-3	FC6-4			K		3	0	0	0	0	0	2				
Jose Pagan, R OBP: 0.271, SLG: 0.253 (6,5)										1	0	0	0	0	1	0				
Manny Mota, R OBP: 0.224, SLG: 0.222 (1,8)	6-3			G4-6-3			L9			4	0	1	0	0	0	0				
Roberto Clemente, R OBP: 0.347, SLG: 0.439 (1,9)	5-3			G4-6-3			HR			4	1	1	1	0	0	1				
Donn Clendenon, R OBP: 0.377, SLG: 0.470 (1,3)		F5			K		K			3	0	0	0	0	2	0				
Bill Mazerowski, R OBP: 0.333, SLG: 0.434 (1,4)		5-3			2B		L1			3	1	1	0	0	0	0				
Willie Stargell, L OBP: 0.333, SLG: 0.553 (1,7)		F8			F5		K			3	0	0	0	0	1	1				
Gene Alley, R OBP: 0.305, SLG: 0.366 (1,6)				6-3			L9			3	1	1	0	0	0	0				
Jim Pagliaroni, R OBP: 0.314, SLG: 0.387 (1,2)				F8			1B			2	0	1	0	1	0	0				
Bob Veale, S OBP: 0.114, SLG: 0.088 (1,1)				K			FC6-4			3	0	1	2	0	1	1				
Inning Stats	R: 0 E: 0 K: 0 S: 3	H: 0 LOB: 0 BB: 0 P: 3	R: 0 E: 0 K: 0 S: 3	H: 0 LOB: 0 BB: 0 P: 3	R: 0 E: 0 K: 1 S: 5	H: 0 LOB: 0 BB: 0 P: 5	R: 0 E: 0 K: 0 S: 3	H: 1 LOB: 0 BB: 0 P: 3	R: 2 E: 0 K: 1 S: 8	H: 3 LOB: 2 BB: 1 P: 12	R: 1 E: 0 K: 1 S: 6	H: 1 LOB: 0 BB: 0 P: 6	R: 0 E: 0 K: 1 S: 6	H: 1 LOB: 1 BB: 0 P: 6	R: 0 E: 0 K: 1 S: 5	H: 0 LOB: 0 BB: 0 P: 5	1B: 4 2B: 1 3B: 0 HR: 1	SF: 0 SAC: 0 DP: 1 HBP: 0	WP: 0 PB: 0 SB: 0 CS: 0	PA: 30
PITCHER Warren Spahn, L ERA: 3.89 (1,1)	IP: 6.0 WLS: L BF: 23 H: 5 R: 3 ER: 3 SO: 3 BB: 0 IBB: 1 HBP: 0 BLK: 0 WP: 0 HR: 1 S: 28 P: 32 ERA: 4.50 WHIP: 0.833															PITCHER				
Frank Lary, R ERA: 3.56 (7,1)	IP: 2.0 WLS: 7 BF: 7 H: 1 R: 0 ER: 0 SO: 2 BB: 0 IBB: 0 HBP: 0 BLK: 0 WP: 0 HR: 0 S: 11 P: 11 ERA: 0.00 WHIP: 0.500															PITCHER				

New York Mets @ Pittsburgh Pirates
Forbes Field, Pittsburgh, PA
Sun Jun 06 1965, 3:38 AM EDT
Att: 16,387 - Unknown

AB 29
R 3
H 6
RBI 3
BB 1
SO 5
LOB 5



Batter	1	2	3	4	5	6	7	8	9	10	11	AB	R	H	RBI	BB	SO	LOB	TOP			
Joe Morgan, L OBP: 0.340, SLG: 0.361 (1, 4)	K		1B				6-3		K			5	1	2	0	0	2	0				
Lee Maye, L Jim Owens, R Hal Woodeshick, R OBP: 0.167, SLG: 0.167 (9, 1)	K		1B		1-3			F7	4-3			5	0	1	1	0	1	1				
Walt Bond, L OBP: 0.313, SLG: 0.362 (1, 7)	6-3		1B		6-3			4-3			K	5	0	1	1	0	1	1				
Jim Gentile, L OBP: 0.301, SLG: 0.530 (1, 3)		F2	K				E3		4-3		K	5	0	0	0	0	2	2				
Bob Aspromonte, R OBP: 0.369, SLG: 0.438 (1, 5)		FC4-6	F3				F8		1B		5-3	5	1	2	0	0	0	3				
Rusty Staub, L OBP: 0.316, SLG: 0.348 (1, 9)	FC4-6						6-3		2B		HBP	4	1	2	0	0	0	2				
Ron Brand, R OBP: 0.277, SLG: 0.255 (1, 2)	F5		G6-4-3				5-3		F7		G5-4-3	5	0	0	0	0	0	6				
Bob Lillis, R OBP: 0.301, SLG: 0.271 Jimmy Wynn, R OBP: 0.396, SLG: 0.511 (9, PH)			L8		5-3		6-3		HR		P4	3	0	0	0	0	0	0				
Turk Farrell, R Nellie Fox, L Don Lee, R Joe Gaines, R Jim Mahoney, R OBP: 0.278, SLG: 0.389 OBP: 0.333, SLG: 0.667 OBP: 0.322, SLG: 0.513 (9, PH)	1B		1B				6-3		HR			2	1	1	0	0	1	0				
Inning Stats	R: 0 E: 0 K: 2 S: 7	H: 0 LOB: 0 BB: 0 P: 7	R: 0 E: 0 K: 0 S: 4	H: 1 LOB: 1 BB: 0 P: 4	R: 2 E: 0 K: 1 S: 9	H: 4 LOB: 2 BB: 0 P: 9	R: 0 E: 0 K: 0 S: 3	H: 1 LOB: 0 BB: 0 P: 3	R: 0 E: 1 K: 0 S: 4	H: 0 LOB: 1 BB: 0 P: 4	R: 0 E: 0 K: 0 S: 3	H: 0 LOB: 0 BB: 0 P: 3	R: 0 E: 0 K: 1 S: 9	H: 4 LOB: 0 BB: 0 P: 9	R: 0 E: 0 K: 2 S: 7	H: 0 LOB: 0 BB: 0 P: 7	R: 0 E: 0 K: 0 S: 2	H: 0 LOB: 0 BB: 0 P: 3	1B: 9 2B: 1 3B: 0 HR: 1	SF: 0 SAC: 0 DP: 2 HBP: 1	WP: 0 PB: 0 SB: 0 CS: 0	PA: 44
PITCHER	IP ERA WLS BF H R ER SO BB IBB HBP BLK WP HR S P ERA WHIP	8.1 3.67 0.0 1 1 1 0 0 0 0 0 0 0 0 1 1 1 ∞ ∞	0.0 2.14 0.2 2 0 0 0 1 0 0 0 0 0 0 0 4 4 0.00 0.000	2.0 5.73 W 6 0 0 0 2 0 0 1 0 0 0 0 9 10 0.00 0.000	PITCHER										IP WLS BF H R ER SO BB IBB HBP BLK WP HR S P ERA WHIP							

Houston Astros @ Pittsburgh Pirates
Forbes Field, Pittsburgh, PA
Tue Jun 08 1965, 7:05 PM EDT
Att: 8,084 - Cloudy - 73 F

AB	43
R	6
H	11
RBI	6
BB	0
SO	7
LOB	15



Batter	1	2	3	4	5	6	7	8	9	10	11	AB	R	H	RBI	BB	SO	LOB	BOTTOM					
Bob Bailey, R OBP: 0.348, SLG: 0.345 Jose Pagan, R OBP: 0.271, SLG: 0.253 Jerry Lynch, L OBP: 0.407, SLG: 0.596 Joe Gibbon, L OBP: 0.176, SLG: 0.125 (10, 1)	F8		1B		1B	4-3			F8		FC2-6	4	2	2	0	0	0	0						
Bill Virdon, L OBP: 0.324, SLG: 0.342 (1, 8)	K		1B		1-6-3		1-3		1B		FC1-2	5	1	2	1	1	1	1						
Roberto Clemente, R OBP: 0.352, SLG: 0.438 (1, 9)	3-1		L9		6-3		2-3		1B		FC1-2	5	1	2	1	1	0	1						
Willie Stargell, L OBP: 0.343, SLG: 0.577 Andre Rodgers, R OBP: 0.450, SLG: 0.500 (10, 5)	HR			L4	6-3		1B		4-3		FC1-2	4	1	3	2	0	0	0						
Donn Clendenon, R OBP: 0.373, SLG: 0.468 (1, 3)	5-3		L8		6-3		4-3				BLK	6	0	1	1	0	1	3						
Bill Mazeroski, R OBP: 0.337, SLG: 0.418 (1, 4)	K		E5		IBB		F8				WP	3	1	0	0	2	1	0						
Gene Alley, R OBP: 0.301, SLG: 0.375 (1, 6)	P5		L6		L6		6-3		6-3		L1-6	5	0	1	1	0	0	4						
Del Crandall, R OBP: 0.274, SLG: 0.250 Gene Fisse, R OBP: 0.395, SLG: 0.436 Jim Pagliaroni, R OBP: 0.311, SLG: 0.383 (10, 2)	6-3		6-3		FC5-4		1-3		5-3		K	2	0	0	0	1	0	0						
Bob Friend, R Al McBean, R Frank Carpin, L Manny Mota, R OBP: 0.250, SLG: 0.250 OBP: 0.241, SLG: 0.232 (10, 7)	K		K		FC5-4		6-3		WP		FC2-6	3	0	0	0	0	1	2						
Inning Stats	R: 0 E: 0 K: 1 S: 5	H: 0 LOB: 0 BB: 0 P: 5	R: 1 E: 0 K: 1 S: 6	H: 1 LOB: 0 BB: 0 P: 6	R: 1 E: 0 K: 1 S: 7	H: 2 LOB: 1 BB: 0 P: 7	R: 1 E: 1 K: 0 S: 5	H: 1 LOB: 2 BB: 1 P: 9	R: 0 E: 0 K: 0 S: 3	H: 0 LOB: 0 BB: 0 P: 3	R: 0 E: 0 K: 0 S: 3	H: 1 LOB: 1 BB: 0 P: 3	R: 0 E: 0 K: 0 S: 3	H: 0 LOB: 0 BB: 0 P: 3	R: 1 E: 0 K: 0 S: 4	H: 1 LOB: 2 BB: 2 P: 12	R: 0 E: 0 K: 1 S: 5	H: 1 LOB: 1 BB: 1 P: 9	R: 1 E: 0 K: 1 S: 4	H: 2 LOB: 2 BB: 1 P: 8	1B: 8 2B: 3 3B: 1 HR: 1	SF: 0 SAC: 0 DP: 1 HBP: 0	WP: 2 PB: 0 SB: 0 CS: 0	PA: 50
PITCHER	IP ERA WLS BF H R ER SO BB IBB HBP BLK WP HR S P ERA WHIP	6.0 2.07 2.0 6 1 0 0 0 0 0 0 0 0 0 1 3 2 40 6.00 1.167	0.2 5.63 0.2 5 1 1 1 0 2 0 0 0 1 0 3 11 13.50 4.500	2.0 3.06 L 11 3 1 1 1 0 2 0 0 1 1 0 10 18 4.50 1.500	PITCHER										IP WLS BF H R ER SO BB IBB HBP BLK WP HR S P ERA WHIP									

Houston Astros @ Pittsburgh Pirates
Forbes Field, Pittsburgh, PA
Tue Jun 08 1965, 7:05 PM EDT
Att: 8,084 - Cloudy - 73 F

AB	44
R	7
H	12
RBI	6
BB	6
SO	5
LOB	19



Batter	1	2	3	4	5	6	7	8	9	AB	R	H	RBI	BB	SO	LOB	TOP					
Joe Morgan, L (1,4) OBP: 0.339, SLG: 0.359	1-3			G1-6-3 1B		G3		3-1		4	0	1	0	0	0	1	Houston Astros @ Pittsburgh Pirates Forbes Field, Pittsburgh, PA Wed Jun 09 1965, 7:05 PM EDT Att: 9,412 - Cloudy - 79 F					
Lee Maye, L (1,8) OBP: 0.274, SLG: 0.369	F7			G1-6-3 1B		1-3		3-1		4	0	1	0	0	0	1						
Walt Bond, L (1,7) OBP: 0.312, SLG: 0.360	P6			G1-6-3 1-2 2-3		F9			1B SF8 1B	4	1	1	0	0	0	3						
Jim Gentile, L (1,3) Nelle Fox, L (7, PR) OBP: 0.302, SLG: 0.522 OBP: 0.316, SLG: 0.421		K		F9			1B BB		1B	2	0	0	0	1	1	1						
Bob Aspromonte, R (1,5) OBP: 0.362, SLG: 0.429		F9			K		F5		F3	4	0	0	0	0	1	3						
Rusty Staub, L (1,9) OBP: 0.320, SLG: 0.351		K			F9		1B		FC6 1B	4	0	2	0	0	1	0						
John Bateman, R (1,2) OBP: 0.280, SLG: 0.442			F8		5-3		K		SF8	3	0	0	1	0	1	2						
Bob Lillis, R (1,6) Jim Mahoney, R (7,6) OBP: 0.308, SLG: 0.278			L1			G3 BB E 1B			FC6	3	1	2	1	0	0	0						
Don Nottebart, R (1,1) Danny Coombs, R (5,1) Joe Gaines, R (8, PH) Ken MacKenzie, R (8,1) OBP: 0.100, SLG: 0.100 OBP: 0.318, SLG: 0.506 OBP: 0.250, SLG: 0.250			6-3			1-2 BB		5-3		1	0	0	0	0	0	0						
Inning Stats	R: 0 E: 0 K: 0 S: 3	H: 0 LOB: 0 BB: 0 P: 3	R: 0 E: 0 K: 2 S: 7	H: 0 LOB: 0 BB: 0 P: 7	R: 0 E: 0 K: 0 S: 3	H: 0 LOB: 1 BB: 0 P: 3	R: 0 E: 0 K: 1 S: 4	H: 2 LOB: 1 BB: 0 P: 4	R: 0 E: 0 K: 1 S: 5	H: 0 LOB: 0 BB: 0 P: 5	R: 1 E: 1 K: 0 S: 4	H: 1 LOB: 1 BB: 1 P: 8	R: 1 E: 0 K: 1 S: 6	H: 2 LOB: 2 BB: 1 P: 10	R: 0 E: 0 K: 0 S: 3	H: 0 LOB: 0 BB: 0 P: 3		R: 1 E: 0 K: 0 S: 6	H: 3 LOB: 2 BB: 0 P: 6	1B: 8 2B: 0 3B: 0 HR: 0	SF: 1 SAC: 0 DP: 1 HBP: 0	WP: 0 PB: 0 SB: 0 CS: 0
PITCHER Vern Law, R (1,1) ERA: 1.96	IP: 9.0 WLS: W BF: 35 H: 8 R: 3 ER: 2 SO: 4 BB: 2 IBB: 0 HBP: 0 BLK: 0 WP: 0 HR: 0 S: 41 P: 49 ERA: 2.00 WHIP: 1.111															PITCHER						

Batter	1	2	3	4	5	6	7	8	9	AB	R	H	RBI	BB	SO	LOB	BOTTOM	
Bob Bailey, R (1,5) Jose Pagan, R (8,5) OBP: 0.349, SLG: 0.343 OBP: 0.271, SLG: 0.253	6-3		3B BB	P5	1B		K			4	1	1	0	1	1	2	Houston Astros @ Pittsburgh Pirates Forbes Field, Pittsburgh, PA Wed Jun 09 1965, 7:05 PM EDT Att: 9,412 - Cloudy - 79 F	
Bill Virdon, L (1,8) OBP: 0.326, SLG: 0.355	F8		1B 3B	1B	P6			G3		5	1	2	1	0	0	1		
Roberto Clemente, R (1,9) OBP: 0.350, SLG: 0.442	K		FC5-4 1B	4-3		1B		E 1B	1B	5	1	3	1	0	1	2		
Willie Stargell, L (1,7) OBP: 0.344, SLG: 0.571		4-3	F7		1B 1B	K		E7	5-3 1B	5	2	2	0	0	1	2		
Donn Clendenon, R (1,3) OBP: 0.379, SLG: 0.472		1B E 1B	FC5-4 1B		1B 1B	K		5-3		5	2	3	0	0	1	3		
Bill Mazaroski, R (1,4) OBP: 0.340, SLG: 0.417		E8 1B	FC5-4 1B		1B 1B	K		E9	2B	5	2	2	0	0	1	3		
Gene Alley, R (1,6) OBP: 0.311, SLG: 0.390		1-3	L4		1B G4-6-3 1B		S 1B	1B	2B	5	2	3	3	0	0	3		
Jim Pagliaroni, R (1,2) OBP: 0.331, SLG: 0.396		FC4-8 1B		1B	1B	1-2 2-3 3H		L8		4	0	3	2	1	0	1		
Vern Law, R (1,1) OBP: 0.167, SLG: 0.167		FC4-6 1-2		K	G4-6-3 1-2 3H		K	F8		5	0	0	0	0	2	6		
Inning Stats	R: 0 E: 0 K: 1 S: 5	H: 2 LOB: 2 BB: 1 P: 9	R: 1 E: 1 K: 0 S: 5	H: 2 LOB: 2 BB: 1 P: 10	R: 0 E: 0 K: 1 S: 7	H: 2 LOB: 2 BB: 0 P: 7	R: 0 E: 0 K: 3 S: 10	H: 1 LOB: 1 BB: 0 P: 10	R: 0 E: 0 K: 2 S: 8	H: 1 LOB: 1 BB: 0 P: 8	R: 0 E: 0 K: 0 S: 8	H: 1 LOB: 1 BB: 0 P: 8	R: 4 E: 2 K: 0 S: 8	H: 4 LOB: 1 BB: 0 P: 8	1B: 17 2B: 1 3B: 1 HR: 0	SF: 0 SAC: 0 DP: 1 HBP: 0		WP: 0 PB: 0 SB: 1 CS: 0
PITCHER Don Nottebart, R (1,1) Danny Coombs, L (5,1) Ken MacKenzie, L (8,1) ERA: 4.79 ERA: 4.29 ERA: 3.58	IP: 4.0 WLS: L BF: 25 H: 11 R: 7 ER: 6 SO: 2 BB: 1 IBB: 0 HBP: 0 BLK: 0 WP: 0 HR: 0 S: 27 P: 35 ERA: 13.50 WHIP: 3.000															PITCHER		

Batter	1	2	3	4	5	6	7	8	9	AB	R	H	RBI	BB	SO	LOB	TOP					
Bob Lillis, R OBP: 0.301, SLG: 0.272 (1, 6)	6-3		G6-4-3		4-3		F4			4	0	0	0	0	0	4	Houston Astros @ Pittsburgh Pirates Forbes Field, Pittsburgh, PA Thu Jun 10 1965, 7:05 PM EDT Att: 9,839 - Cloudy - 79 F					
Joe Morgan, L OBP: 0.333, SLG: 0.353 (1, 4)	4-3			K		4-3		4-3		4	0	0	0	0	1	0						
Joe Gaines, R OBP: 0.315, SLG: 0.494 (1, 9)	K			G3		WP 1B		K		4	0	1	0	0	2	0						
Jim Gentile, L OBP: 0.294, SLG: 0.507 (1, 3)		K		4-3		K		K		4	0	0	0	0	3	1						
Bob Aspromonte, R OBP: 0.360, SLG: 0.426 (1, 5)	6-3					1B 1B		6-3		4	1	1	0	0	0	1						
Walt Bond, L OBP: 0.316, SLG: 0.362 (1, 7)						K		E5 1B		4	1	2	0	0	2	1						
Lee Maye, L OBP: 0.264, SLG: 0.357 (1, 8)						K		E3 1B		4	0	0	0	0	2	3						
Ron Brand, R OBP: 0.295, SLG: 0.275 (1, 2)										3	0	3	1	0	0	0						
Bob Bruce, R OBP: 0.065, SLG: 0.097 (1, 1)										2	0	1	1	0	1	1						
Jimmy Wynn, R OBP: 0.394, SLG: 0.598 (7, PH)										1	0	0	0	0	0	2						
Claude Raymond, R OBP: 0.100, SLG: 0.100 (7, 1)										0	0	0	0	0	0	0						
Inning Stats	R: 0 E: 0 K: 1 S: 5	H: 0 LOB: 0 BB: 0 P: 5	R: 0 E: 0 K: 1 S: 6	H: 1 LOB: 1 BB: 0 P: 6	R: 0 E: 0 K: 1 S: 5	H: 1 LOB: 0 BB: 0 P: 5	R: 0 E: 0 K: 1 S: 5	H: 0 LOB: 0 BB: 0 P: 5	R: 1 E: 0 K: 2 S: 10	H: 3 LOB: 2 BB: 0 P: 10	R: 0 E: 0 K: 1 S: 6	H: 1 LOB: 1 BB: 0 P: 6	R: 1 E: 2 K: 0 S: 5	H: 2 LOB: 1 BB: 0 P: 5	R: 0 E: 0 K: 2 S: 7	H: 0 LOB: 0 BB: 0 P: 7	R: 0 E: 0 K: 2 S: 7	H: 0 LOB: 0 BB: 0 P: 7	1B: 8 2B: 0 3B: 0 HR: 0	SF: 0 SAC: 0 DP: 2 HBP: 0	WP: 1 PB: 0 SB: 0 CS: 0	PA: 34
PITCHER Bob Veale, L ERA: 2.39 (1, 1)	IP: 9.0 WLS: W BF: 34 H: 8 R: 2 ER: 2 SO: 11 BB: 0 IBB: 0 HBP: 0 BLK: 0 WP: 1 HR: 0 S: 56 P: 56 ERA: 2.00 WHIP: 0.889															PITCHER						

AB	34
R	2
H	8
RBI	2
BB	0
SO	11
LOB	13



Batter	1	2	3	4	5	6	7	8	9	AB	R	H	RBI	BB	SO	LOB	BOTTOM			
Bob Bailey, R OBP: 0.347, SLG: 0.341 (1, 5)	K									4	0	1	0	0	1	2	Houston Astros @ Pittsburgh Pirates Forbes Field, Pittsburgh, PA Thu Jun 10 1965, 7:05 PM EDT Att: 9,839 - Cloudy - 79 F			
Jose Pagan, R OBP: 0.271, SLG: 0.253 (8, 5)		6-3								0	0	0	0	0	0	0				
Bill Virdon, L OBP: 0.330, SLG: 0.365 (1, 8)										4	1	2	0	0	1	1				
Roberto Clemente, R OBP: 0.356, SLG: 0.438 (1, 9)										4	1	1	1	0	1	1				
Willie Stargell, L OBP: 0.342, SLG: 0.582 (1, 7)										4	1	1	2	0	1	1				
Donn Clendenon, R OBP: 0.378, SLG: 0.485 (1, 3)										3	1	1	1	0	0	0				
Bill Mazerowski, R OBP: 0.330, SLG: 0.402 (1, 4)										3	0	0	0	0	0	0				
Gene Alley, R OBP: 0.325, SLG: 0.417 (1, 6)										3	0	3	0	0	0	0				
Jim Pagliaroni, R OBP: 0.323, SLG: 0.386 (1, 2)										3	0	0	0	0	1	3				
Bob Veale, S OBP: 0.105, SLG: 0.081 (1, 1)										3	0	0	0	0	1	2				
Inning Stats	R: 3 E: 0 K: 1 S: 8	H: 3 LOB: 0 BB: 0 P: 8	R: 0 E: 0 K: 1 S: 6	H: 1 LOB: 1 BB: 0 P: 6	R: 0 E: 0 K: 1 S: 4	H: 1 LOB: 0 BB: 0 P: 4	R: 0 E: 0 K: 0 S: 3	H: 1 LOB: 0 BB: 0 P: 3	R: 1 E: 0 K: 0 S: 4	H: 1 LOB: 0 BB: 0 P: 4	R: 0 E: 0 K: 1 S: 6	H: 1 LOB: 1 BB: 0 P: 6	R: 0 E: 0 K: 2 S: 7	H: 0 LOB: 0 BB: 0 P: 7	R: 0 E: 0 K: 2 S: 7	H: 0 LOB: 0 BB: 0 P: 7	1B: 4 2B: 3 3B: 0 HR: 2	SF: 0 SAC: 0 DP: 0 HBP: 0	WP: 1 PB: 0 SB: 0 CS: 2	PA: 32
PITCHER Bob Bruce, R ERA: 3.68 (1, 1)	IP: 6.0 WLS: L BF: 24 H: 8 R: 4 ER: 4 SO: 3 BB: 0 IBB: 0 HBP: 0 BLK: 0 WP: 0 HR: 2 S: 30 P: 30 ERA: 6.00 WHIP: 1.333															PITCHER				
Claude Raymond, R ERA: 2.14 (7, 1)	IP: 2.0 WLS: 7 BF: 1 H: 0 R: 0 ER: 0 SO: 3 BB: 0 IBB: 0 HBP: 0 BLK: 0 WP: 1 HR: 0 S: 13 P: 13 ERA: 0.00 WHIP: 0.500															PITCHER				

AB	31
R	4
H	9
RBI	4
BB	0
SO	6
LOB	10



Batter	1	2	3	4	5	6	7	8	9	AB	R	H	RBI	BB	SO	LOB	TOP					
Dick Schofield, S OBP: 0.346, SLG: 0.317			6-3		F9		2-3			4	0	0	0	0	1	1	San Francisco Giants @ Pittsburgh Pirates Forbes Field, Pittsburgh, PA Sat Jun 12 1965, 3:33 AM EDT Att: 12,213 - Unknown livebaseballscorecards.com					
Jim Ray Hart, R OBP: 0.304, SLG: 0.426										4	2	3	0	0	1	0						
Jim Davenport, R OBP: 0.297, SLG: 0.359	HR									0	0	0	0	0	0	0						
Willie Mays, R OBP: 0.404, SLG: 0.704	HR									4	1	2	2	0	0	2						
Willie McCovey, L OBP: 0.411, SLG: 0.560	F7									4	0	1	0	0	1	1						
Jesus Alou, R OBP: 0.325, SLG: 0.448										1	0	0	0	0	0	0						
Matty Alou, L OBP: 0.290, SLG: 0.320	5-3									2	0	1	1	1	0	0						
Len Gabrielson, L OBP: 0.346, SLG: 0.414										3	0	0	0	0	0	2						
Cap Peterson, R OBP: 0.350, SLG: 0.400										1	0	0	0	0	0	2						
Ken Henderson, S OBP: 0.350, SLG: 0.400										0	0	0	0	0	0	0						
Hal Lanier, R OBP: 0.289, SLG: 0.299										4	1	1	0	0	1	0	AB 35 R 4 H 10 RBI 3 BB 1 SO 5 LOB 10					
Dick Bertell, R OBP: 0.300, SLG: 0.239										4	0	1	0	0	1	1						
Bob Shaw, R OBP: 0.150, SLG: 0.150										3	0	1	0	0	0	1						
Bill Henry, L										0	0	0	0	0	0	0						
Frank Linzy, R										1	0	0	0	0	0	0						
Inning Stats	R: 2 E: 0 K: 1 S: 7	H: 2 LOB: 0 BB: 0 P: 7	R: 0 E: 1 K: 0 S: 3	H: 0 LOB: 0 BB: 0 P: 3	R: 0 E: 0 K: 0 S: 4	H: 1 LOB: 1 BB: 0 P: 4	R: 0 E: 0 K: 0 S: 3	H: 0 LOB: 0 BB: 0 P: 3	R: 0 E: 0 K: 0 S: 4	H: 1 LOB: 2 BB: 1 P: 4	R: 0 E: 0 K: 0 S: 8	H: 1 LOB: 0 BB: 0 P: 12	R: 1 E: 1 K: 0 S: 4	H: 2 LOB: 0 BB: 0 P: 4	R: 1 E: 0 K: 0 S: 5	H: 3 LOB: 1 BB: 0 P: 5	R: 0 E: 0 K: 2 S: 7	H: 0 LOB: 0 BB: 0 P: 7	1B: 8 2B: 1 3B: 0 HR: 1	SF: 0 SAC: 0 DP: 3 HBP: 0	WP: 0 PB: 0 SB: 1 CS: 0	PA: 36
PITCHER	IP WLS BF H R ER SO BB IBB HBP BLK WP HR S P ERA WHIP																					
Bob Friend, R ERA: 3.57	(1, 1) 7.0 L 28 7 3 2 3 1 0 0 0 0 0 1 33 37 2.57 1.143																					
Tommye Sisk, R ERA: 4.74	(8, 1) 0.1 4 3 1 1 0 0 0 0 0 0 0 4 4 27.00 9.000																					
Frank Carpin, L ERA:	(8, 1) 0.2 1 0 0 0 0 0 0 0 0 0 0 1 1 0.00 0.000																					
Al McBean, R ERA: 2.09	(9, 1) 1.0 3 0 0 0 2 0 0 0 0 0 0 7 7 0.00 0.000																					

Batter	1	2	3	4	5	6	7	8	9	AB	R	H	RBI	BB	SO	LOB	BOTTOM					
Bob Bailey, R OBP: 0.350, SLG: 0.349	3-1									4	0	1	0	0	0	0	San Francisco Giants @ Pittsburgh Pirates Forbes Field, Pittsburgh, PA Sat Jun 12 1965, 3:33 AM EDT Att: 12,213 - Unknown livebaseballscorecards.com					
Bill Virdon, L OBP: 0.326, SLG: 0.360	F5									4	0	0	0	0	1	3						
Roberto Clemente, R OBP: 0.397, SLG: 0.433	6-3									4	0	1	0	0	0	0						
Willie Stargell, L OBP: 0.339, SLG: 0.578										4	0	1	0	0	1	1						
Donn Clendenon, R OBP: 0.364, SLG: 0.468										4	0	0	0	0	1	2						
Bill Mazerowski, R OBP: 0.324, SLG: 0.389										4	0	2	0	0	0	1						
Gene Alley, R OBP: 0.323, SLG: 0.411										4	0	1	0	0	1	3						
Del Crandall, R OBP: 0.280, SLG: 0.246										1	0	0	0	1	0	0						
Jerry Lynch, L OBP: 0.400, SLG: 0.586										1	0	0	0	0	0	2						
Jim Pagliaroni, R OBP: 0.323, SLG: 0.410										0	0	0	0	0	0	0						
Bob Friend, R ERA: 2.88	(1, 1) 6.0 W 25 5 0 0 0 0 1 0 0 0 0 0 34 38 0.00 1.000																					
Bill Henry, L ERA: 2.76	(7, 1) 0.1 1 0 0 0 0 0 0 0 0 0 0 1 1 0.00 0.000																					
Frank Linzy, R ERA: 1.25	(7, 1) 2.2 S 8 1 0 0 0 0 0 0 0 0 1 0 8 8 0.00 0.375																					
Inning Stats	R: 0 E: 0 K: 0 S: 3	H: 0 LOB: 0 BB: 0 P: 3	R: 0 E: 0 K: 1 S: 5	H: 0 LOB: 0 BB: 0 P: 5	R: 0 E: 0 K: 2 S: 8	H: 1 LOB: 2 BB: 1 P: 12	R: 0 E: 0 K: 1 S: 7	H: 2 LOB: 2 BB: 0 P: 7	R: 0 E: 0 K: 1 S: 6	H: 0 LOB: 1 BB: 0 P: 6	R: 0 E: 0 K: 0 S: 3	H: 0 LOB: 0 BB: 0 P: 3	R: 0 E: 0 K: 0 S: 4	H: 2 LOB: 1 BB: 0 P: 4	R: 0 E: 0 K: 0 S: 3	H: 0 LOB: 0 BB: 0 P: 3	R: 0 E: 0 K: 0 S: 4	H: 1 LOB: 1 BB: 0 P: 4	1B: 6 2B: 0 3B: 0 HR: 0	SF: 0 SAC: 0 DP: 1 HBP: 0	WP: 1 PB: 0 SB: 0 CS: 0	PA: 34
PITCHER	IP WLS BF H R ER SO BB IBB HBP BLK WP HR S P ERA WHIP																					

Batter	1	2	3	4	5	6	7	8	9	AB	R	H	RBI	BB	SO	LOB	TOP		
Dick Schofield, S OBP: 0.344, SLG: 0.311 (1, 6)	5-3		4-0 BB			F9		F7		3	0	0	0	1	0	0			
Matty Alou, L OBP: 0.283, SLG: 0.312 (1, 7)	K		G4-6-3 1-2			F4		F6		4	0	0	0	0	1	1			
Willie Mays, R OBP: 0.396, SLG: 0.690 (1, 8)	K					4-3		F8		4	0	0	0	0	1	0			
Willie McCovey, L OBP: 0.408, SLG: 0.569 (1, 3)		HR				F5		F7		4	1	1	1	0	0	0			
Jim Ray Hart, R OBP: 0.300, SLG: 0.420 (1, 5)	K					F7		K		3	0	0	0	0	2	0			
Len Gabrielson, L OBP: 0.345, SLG: 0.403 (1, 9)							3-1			2	0	0	0	1	0	0			
Hal Lanier, R OBP: 0.275, SLG: 0.311 (1, 4)								F9		3	0	2	0	0	0	1			
Dick Bertell, R OBP: 0.294, SLG: 0.233 (8, PH)										2	0	0	0	0	0	2			
Tom Haller, L OBP: 0.333, SLG: 0.296 (8, 2)	1-3					F9		F5		1	0	0	0	0	0	0			
Gaylord Perry, R OBP: 0.143, SLG: 0.100 (8, PH)										2	0	0	0	0	1	1			
Jesus Alou, R OBP: 0.323, SLG: 0.446 (8, 1)			5-3					F8		1	0	0	0	0	0	0			
Bobby Bolin, R OBP: 0.222, SLG: 0.222 (8, 1)						K				0	0	0	0	0	0	0			
Inning Stats	R: 0 E: 0 K: 2 S: 7	H: 0 LOB: 0 BB: 0 P: 7	R: 1 E: 0 K: 1 S: 7	H: 2 LOB: 1 BB: 0 P: 7	R: 0 E: 0 K: 0 S: 2	H: 0 LOB: 0 BB: 1 P: 6	R: 0 E: 0 K: 0 S: 3	H: 0 LOB: 0 BB: 0 P: 3	R: 0 E: 0 K: 1 S: 6	H: 1 LOB: 1 BB: 0 P: 6	R: 0 E: 0 K: 0 S: 3	H: 0 LOB: 1 BB: 1 P: 9	R: 0 E: 0 K: 0 S: 3	H: 0 LOB: 0 BB: 0 P: 3	R: 0 E: 0 K: 0 S: 3	H: 0 LOB: 0 BB: 0 P: 3	1B: 1 2B: 1 3B: 0 HR: 1	SF: 0 SAC: 0 DP: 1 HBP: 0	WP: 0 PA: 31 PB: 0 SB: 0 CS: 0
PITCHER Vern Law, R ERA: 1.85 (1, 1)	IP: 9.0 WLS: W BF: 31 H: 3 R: 1 ER: 1 SO: 5 BB: 2 IBB: 0 HBP: 0 BLK: 0 WP: 0 HR: 1 S: 39 P: 47 ERA: 1.00 WHIP: 0.556															PITCHER Vern Law, R ERA: 1.85 (1, 1)	IP: 9.0 WLS: W BF: 31 H: 3 R: 1 ER: 1 SO: 5 BB: 2 IBB: 0 HBP: 0 BLK: 0 WP: 0 HR: 1 S: 39 P: 47 ERA: 1.00 WHIP: 0.556		

San Francisco Giants @ Pittsburgh Pirates
Forbes Field, Pittsburgh, PA
Sun Jun 13 1965, 3:33 AM EDT
Att: 20,091 - Unknown

AB 29
R 1
H 3
RBI 1
BB 2
SO 5
LOB 5



Batter	1	2	3	4	5	6	7	8	9	AB	R	H	RBI	BB	SO	LOB	BOTTOM		
Bob Bailey, R OBP: 0.348, SLG: 0.347 (8, 5)	F8		6-3			2B SF9 1B	F8			4	1	1	0	0	0	1			
Bill Virdon, L OBP: 0.335, SLG: 0.381 (1, 8)	1B BB					SF9 1B				3	0	2	1	1	0	0			
Roberto Clemente, R OBP: 0.359, SLG: 0.431 (1, 9)	1-2 1B					SF9 IBB	4-3			3	0	1	0	1	0	1			
Jerry Lynch, L OBP: 0.381, SLG: 0.567 (8, 7)	G1-4-6-3 1-2					SF9				2	0	0	1	0	0	2			
Manny Mota, R OBP: 0.239, SLG: 0.229 (8, 7)						1-2 2-3 3-H				1	0	0	0	0	0	0			
Donn Clendenon, R OBP: 0.362, SLG: 0.461 (1, 3)		F7				1-3				3	0	0	0	1	1	0			
Bill Mazerowski, R OBP: 0.321, SLG: 0.384 (1, 4)						1B				4	0	1	0	0	1	3			
Gene Alley, R OBP: 0.323, SLG: 0.409 (1, 6)		G1-4-3 1-2				1B				3	0	1	0	0	1	4			
Jim Pagliaroni, R OBP: 0.324, SLG: 0.403 (1, 2)			6-3			1-2 IBB				2	0	0	0	1	1	0			
Vern Law, R OBP: 0.185, SLG: 0.185 (1, 1)			K2-3			F7		3B 1B		3	1	1	0	0	1	2			
Inning Stats	R: 0 E: 0 K: 0 S: 3	H: 1 LOB: 1 BB: 1 P: 7	R: 0 E: 0 K: 0 S: 3	H: 1 LOB: 0 BB: 0 P: 3	R: 0 E: 0 K: 1 S: 5	H: 0 LOB: 0 BB: 0 P: 5	R: 0 E: 0 K: 0 S: 3	H: 0 LOB: 0 BB: 0 P: 3	R: 0 E: 0 K: 0 S: 4	H: 1 LOB: 2 BB: 1 P: 8	R: 1 E: 0 K: 2 S: 9	H: 2 LOB: 3 BB: 2 P: 17	R: 1 E: 0 K: 1 S: 7	H: 2 LOB: 1 BB: 0 P: 7	R: 0 E: 0 K: 1 S: 5	H: 0 LOB: 0 BB: 0 P: 5	1B: 5 2B: 1 3B: 1 HR: 0	SF: 1 SAC: 0 DP: 2 HBP: 0	WP: 1 PA: 33 PB: 0 SB: 0 CS: 0
PITCHER Gaylord Perry, R ERA: 3.35 Bobby Bolin, R ERA: 2.2 (8, 1)	IP: 7.0 WLS: L BF: 30 H: 7 R: 2 ER: 2 SO: 4 BB: 1 IBB: 3 HBP: 0 BLK: 0 WP: 0 HR: 0 S: 34 P: 50 ERA: 2.57 WHIP: 1.143															PITCHER Vern Law, R ERA: 1.85 (1, 1)	IP: 9.0 WLS: W BF: 31 H: 3 R: 1 ER: 1 SO: 5 BB: 2 IBB: 0 HBP: 0 BLK: 0 WP: 0 HR: 1 S: 39 P: 47 ERA: 1.00 WHIP: 0.556		

San Francisco Giants @ Pittsburgh Pirates
Forbes Field, Pittsburgh, PA
Sun Jun 13 1965, 3:33 AM EDT
Att: 20,091 - Unknown

AB 28
R 2
H 7
RBI 2
BB 4
SO 5
LOB 13



Batter	1	2	3	4	5	6	7	8	9	AB	R	H	RBI	BB	SO	LOB	TOP			
Bob Bailey, R OBP: 0.350, SLG: 0.357 Jose Pagan, R OBP: 0.263, SLG: 0.244	F2		G6-4-3		6-3	FC6-4			4-3	4	0	0	0	0	0	3	Pittsburgh Pirates @ St. Louis Cardinals Sportsman's Park, St. Louis, MO Thu Jun 17 1965, 8:05 PM EDT Att: 11,905 - Unknown			
Bill Virdon, L OBP: 0.328, SLG: 0.365	3-1		G3				F7	1B BB	3	1	0	0	2	0	0					
Donn Clendenon, R OBP: 0.367, SLG: 0.496				HR	K		K	1B	4	1	2	0	0	2	1					
Willie Stargell, L OBP: 0.346, SLG: 0.611	K			HR	K		6-3	1B	5	1	2	3	0	2	2					
Jerry Lynch, L OBP: 0.377, SLG: 0.545 Manny Mota, R OBP: 0.277, SLG: 0.255		K		BB		F8		1B	4	0	2	0	0	1	0					
Andre Rodgers, R OBP: 0.427, SLG: 0.522				FC6-4	FC5-4	6-3		K	3	1	2	0	1	1	1					
Gene Alley, R OBP: 0.311, SLG: 0.385				1B	BB	6-3		K	4	0	0	0	0	2	5					
Jim Pagliaroni, R OBP: 0.329, SLG: 0.405				6-3	K2-3			5-3	3	0	0	0	1	1	4					
Vern Law, R OBP: 0.226, SLG: 0.226					FC5-4			1-3	4	0	2	1	0	0	2					
Inning Stats	R: 0 E: 0 K: 1 S: 5	H: 0 LOB: 1 BB: 0 P: 6	R: 0 E: 1 K: 1 S: 6	H: 1 LOB: 1 BB: 0 P: 6	R: 0 E: 0 K: 0 S: 3	H: 1 LOB: 0 BB: 0 P: 3	R: 2 E: 0 K: 2 S: 10	H: 3 LOB: 2 BB: 1 P: 14	R: 0 E: 0 K: 0 S: 7	H: 0 LOB: 1 BB: 1 P: 11	R: 0 E: 0 K: 1 S: 5	H: 0 LOB: 0 BB: 0 P: 5	R: 0 E: 0 K: 2 S: 8	H: 1 LOB: 1 BB: 0 P: 8	R: 1 E: 0 K: 0 S: 5	H: 2 LOB: 2 BB: 1 P: 9		1B: 9 2B: 0 3B: 0 HR: 1	SF: 0 SAC: 0 DP: 1 HBP: 1	WP: 0 PB: 0 SB: 0 CS: 0
PITCHER	IP	WLS	BF	H	R	ER	SO	BB	IBB	HBP	BLK	WP	HR	S	P	ERA	WHIP			
Bob Gibson, R ERA: 2.86	(1, 1)	8.0	L	35	8	3	3	9	2	1	1	0	0	0	5	62	3.38	1.250		
Hal Woodeshick, L ERA: 3.24	(9, 1)	1.0		6	2	1	1	0	1	0	0	0	0	0	5	9	9.00	3.000		

Batter	1	2	3	4	5	6	7	8	9	AB	R	H	RBI	BB	SO	LOB	BOTTOM			
Julian Javier, R OBP: 0.261, SLG: 0.342 Phil Gagliano, R OBP: 0.311, SLG: 0.378	HBP		E		F2			4-3		0	0	0	0	0	0	0	Pittsburgh Pirates @ St. Louis Cardinals Sportsman's Park, St. Louis, MO Thu Jun 17 1965, 8:05 PM EDT Att: 11,905 - Unknown			
Lou Brock, L OBP: 0.335, SLG: 0.412	F3		E6			F8		F6	4	0	0	0	0	0	4					
Curt Flood, R OBP: 0.348, SLG: 0.437	L7		FC4-6					4-3	4	0	1	1	0	0	4					
Bill White, L OBP: 0.375, SLG: 0.447	K				F7			4-3	4	0	0	0	0	2	3					
Ken Boyer, R OBP: 0.329, SLG: 0.412		K				F5		6-3	4	0	1	0	0	1	1					
Jerry Buchek, R OBP: 0.276, SLG: 0.393	F3		G6-4-3					6-3	4	0	0	0	0	0	1					
Bob Uecker, R OBP: 0.397, SLG: 0.375	F8				6-3			4-3	4	0	0	0	0	0	0					
Mike Shannon, R OBP: 0.238, SLG: 0.205			1B					5-3	3	0	2	0	0	0	0					
Bob Gibson, R OBP: 0.244, SLG: 0.308 Bob Skinner, L OBP: 0.292, SLG: 0.489 Hal Woodeshick, R OBP: 0.167, SLG: 0.167	F8				FC1-4			2B	2	0	0	0	0	0	2					
Inning Stats	R: 0 E: 0 K: 1 S: 5	H: 0 LOB: 0 BB: 0 P: 6	R: 0 E: 0 K: 1 S: 5	H: 0 LOB: 0 BB: 0 P: 5	R: 0 E: 1 K: 0 S: 5	H: 2 LOB: 2 BB: 0 P: 5	R: 0 E: 0 K: 0 S: 3	H: 1 LOB: 0 BB: 0 P: 3	R: 0 E: 0 K: 0 S: 5	H: 1 LOB: 1 BB: 0 P: 5	R: 0 E: 0 K: 0 S: 3	H: 0 LOB: 0 BB: 0 P: 3	R: 1 E: 0 K: 0 S: 5	H: 2 LOB: 1 BB: 0 P: 5	R: 0 E: 0 K: 0 S: 3	H: 0 LOB: 0 BB: 0 P: 3		1B: 6 2B: 1 3B: 0 HR: 0	SF: 0 SAC: 0 DP: 1 HBP: 1	WP: 0 PB: 0 SB: 0 CS: 0
PITCHER	IP	WLS	BF	H	R	ER	SO	BB	IBB	HBP	BLK	WP	HR	S	P	ERA	WHIP			
Vern Law, R ERA: 1.76	(1, 1)	9.0	W	34	7	1	1	3	0	0	1	0	0	0	39	40	1.00	0.778		

AB	36
R	4
H	10
RBI	4
BB	4
SO	9
LOB	20




AB	33
R	1
H	7
RBI	1
BB	0
SO	3
LOB	16



Batter	1	2	3	4	5	6	7	8	9	AB	R	H	RBI	BB	SO	LOB	TOP					
Bob Bailey, R (1, 5) OBP: 0.344, SLG: 0.350	5-3		5-3		K		L8			4	0	0	0	0	1	3						
Bill Virdon, L (1, 8) OBP: 0.337, SLG: 0.378	1B			F8		1B 2B		1B		4	0	3	0	0	0	0						
Donn Clendenon, R (1, 3) OBP: 0.367, SLG: 0.493 Jose Pagan, R (6, 6) OBP: 0.270, SLG: 0.253	F8			P3		G1-6-3 1B		1B		3	0	1	0	0	0	1						
Willie Stargell, L (1, 9) OBP: 0.344, SLG: 0.603	K			1B		G1-6-3 1-2		F8		4	0	1	0	0	1	5						
Jerry Lynch, L (1, 7) OBP: 0.356, SLG: 0.514	L8			K		K		K		4	0	0	0	0	3	4						
Andre Rodgers, R (1, 6) OBP: 0.405, SLG: 0.493	P5					F9		F8		4	0	0	0	0	0	2						
Gene Alley, R (1, 4) OBP: 0.310, SLG: 0.382	F8					K		6-3 2B 1B		4	1	1	0	0	1	0						
Jim Pagliaroni, R (1, 2) OBP: 0.333, SLG: 0.415			1-3		1B 1B		1-H 2B		F8	4	0	2	1	0	0	0						
Bob Veale, S (1, 1) OBP: 0.119, SLG: 0.098 Gene Freese, R (7, PH) OBP: 0.404, SLG: 0.438 Wilbur Wood, R (7, 1) Manny Mota, R (9, PH) OBP: 0.275, SLG: 0.253			K		1-2 1B		1-3		F9	2	0	1	0	0	1	0						
Inning Stats	R: 0 E: 0 K: 1 S: 6	H: 1 LOB: 1 BB: 0 P: 6	R: 0 E: 0 K: 0 S: 3	H: 0 LOB: 0 BB: 0 P: 3	R: 0 E: 0 K: 1 S: 5	H: 0 LOB: 0 BB: 0 P: 5	R: 0 E: 0 K: 1 S: 6	H: 1 LOB: 1 BB: 0 P: 6	R: 0 E: 0 K: 2 S: 9	H: 2 LOB: 2 BB: 0 P: 9	R: 0 E: 0 K: 1 S: 6	H: 2 LOB: 1 BB: 0 P: 6	R: 1 E: 0 K: 0 S: 5	H: 2 LOB: 1 BB: 0 P: 5	R: 0 E: 0 K: 1 S: 7	H: 2 LOB: 2 BB: 0 P: 7	R: 0 E: 0 K: 0 S: 3	H: 0 LOB: 0 BB: 0 P: 3	1B: 8 2B: 2 3B: 0 HR: 0	SF: 0 SAC: 0 DP: 1 HBP: 0	WP: 0 PB: 0 SB: 0 CS: 0	PA: 36
PITCHER Bob Bruce, R (1, 1) ERA: 3.24	IP: 9.0 WLS: W BF: 36 H: 10 R: 1 ER: 1 SO: 7 BB: 0 IBB: 0 HBP: 0 BLK: 0 WP: 0 HR: 0 S: 50 P: 50 ERA: 1.00 WHIP: 1.111															PITCHER						

Pittsburgh Pirates @ Houston Astros
Astrodome, Houston, TX
Fri Jun 18 1965, 8:05 PM EDT
Att: 24,286 - Dome


AB 36
R 1
H 10
RBI 1
BB 0
SO 7
LOB 16



Batter	1	2	3	4	5	6	7	8	9	AB	R	H	RBI	BB	SO	LOB	BOTTOM			
Joe Gaines, R (1, 7) OBP: 0.294, SLG: 0.443	F9			1B 3B 1B	5-3		6-3			4	1	1	0	0	0	0				
Joe Morgan, L (1, 4) OBP: 0.341, SLG: 0.359	F8			1-2 3B 1B	BB		1B			3	1	2	0	1	0	0				
Jimmy Wynn, R (1, 8) OBP: 0.377, SLG: 0.483	K			1-H 2-H 1B 3B	1-3		1-3			4	1	1	2	0	1	2				
Walt Bond, L (1, 3) OBP: 0.321, SLG: 0.360 Jim Gentile, L (9, 3) OBP: 0.302, SLG: 0.491		K		1-3		F9		K		4	0	0	0	0	2	1				
Bob Aspromonte, R (1, 5) OBP: 0.351, SLG: 0.398	L7			1B SH4 1B		P3		G6-4-3 1B		4	1	2	1	0	0	0				
Ron Brand, R (1, 2) OBP: 0.297, SLG: 0.272	K			3-H 1-3 SH4 1B		1B 2B		G6-4-3 1-2		4	1	2	0	0	1	1				
Rusty Staub, L (1, 9) OBP: 0.317, SLG: 0.342			K	1-2 SH4		2-H 1B				2	0	1	2	0	1	0				
Bob Lillis, R (1, 6) OBP: 0.286, SLG: 0.263			5-3	3-H F8		6-3				3	0	0	0	0	2					
Bob Bruce, R (1, 1) OBP: 0.056, SLG: 0.083			K		6-3		F9			3	0	0	0	0	1	0				
Inning Stats	R: 0 E: 0 K: 1 S: 5	H: 0 LOB: 0 BB: 0 P: 5	R: 0 E: 0 K: 2 S: 7	H: 0 LOB: 0 BB: 0 P: 7	R: 0 E: 0 K: 2 S: 7	H: 0 LOB: 0 BB: 0 P: 7	R: 4 E: 0 K: 0 S: 8	H: 5 LOB: 1 BB: 0 P: 8	R: 0 E: 0 K: 0 S: 3	H: 0 LOB: 1 BB: 1 P: 7	R: 1 E: 0 K: 0 S: 5	H: 2 LOB: 1 BB: 0 P: 5	R: 0 E: 0 K: 0 S: 4	H: 1 LOB: 0 BB: 0 P: 4	R: 0 E: 0 K: 1 S: 5	H: 1 LOB: 0 BB: 0 P: 5	1B: 7 2B: 1 3B: 1 HR: 0	SF: 0 SAC: 1 DP: 1 HBP: 0	WP: 0 PB: 0 SB: 0 CS: 0	PA: 33
PITCHER Bob Veale, L (1, 1) ERA: 2.8 Wilbur Wood, L (7, 1) ERA: 1.11	IP: 6.0 WLS: L BF: 26 H: 7 R: 5 ER: 5 SO: 5 BB: 1 IBB: 0 HBP: 0 BLK: 0 WP: 0 HR: 0 S: 35 P: 39 ERA: 7.50 WHIP: 1.333															PITCHER				

Pittsburgh Pirates @ Houston Astros
Astrodome, Houston, TX
Fri Jun 18 1965, 8:05 PM EDT
Att: 24,286 - Dome

AB 31
R 5
H 9
RBI 5
BB 1
SO 6
LOB 6



Batter	1	2	3	4	5	6	7	8	9	10	11	AB	R	H	RBI	BB	SO	LOB	TOP							
Bob Bailey, R OBP: 0.341, SLG: 0.347 (1.5)	F7		4-3 1B		K	1-3			6-3		SH2-4	5	0	1	0	0	1	1								
Jose Pagan, R OBP: 0.274, SLG: 0.260 (1.6)	F8		F7		2B 9-2 HBP		F8		1-3		G3 E 2B	5	1	1	1	0	0	1								
Bill Virdon, L OBP: 0.341, SLG: 0.391 (1.8)	1B 2B		4-3		1-3 2B		1-3		BB 1B		G3	6	1	3	0	0	0	2								
Willie Stargell, L OBP: 0.349, SLG: 0.596 (1.9)	S 1B		K		9-2		L3		BB 1-2 BB		E IBB	4	0	1	1	2	1	3								
Jerry Lynch, L OBP: 0.359, SLG: 0.521 Manny Mota, R OBP: 0.267, SLG: 0.245 (7.7)	F8				FC6 2B		K		P4		E6	3	0	1	0	0	1	1								
Andre Rodgers, R OBP: 0.409, SLG: 0.494 (1.3)					K				1-3		5-3	6	1	2	0	0	1	3								
Gene Alley, R OBP: 0.307, SLG: 0.388 (1.4)			K		FC6 1B		2B 3B		E5 1B		1-3	5	1	1	1	0	1	2								
Jim Pagliaroni, R OBP: 0.342, SLG: 0.429 (1.2)			K		1-2 1B		2B		1-2 1B		5-3	5	0	3	1	0	1	1								
Don Cardwell, R OBP: 0.369, SLG: 0.167 Donn Clendenon, R OBP: 0.365, SLG: 0.491 Joe Gibbon, R OBP: 0.197, SLG: 0.118 Gene Freese, R OBP: 0.415, SLG: 0.449 Frank Carpin, L (11.1)			K		K		K		K		SH2-4 2B 1B	2	0	0	0	0	2	3								
Inning Stats	R: 1 E: 0 K: 0 S: 5	H: 2 LOB: 1 BB: 0 P: 5	R: 0 E: 0 K: 3 S: 10	H: 1 LOB: 1 BB: 0 P: 10	R: 0 E: 0 K: 1 S: 6	H: 1 LOB: 1 BB: 0 P: 6	R: 0 E: 0 K: 2 S: 9	H: 2 LOB: 2 BB: 0 P: 9	R: 0 E: 0 K: 1 S: 5	H: 1 LOB: 1 BB: 0 P: 6	R: 2 E: 0 K: 2 S: 10	H: 3 LOB: 1 BB: 0 P: 10	R: 0 E: 0 K: 1 S: 7	H: 1 LOB: 2 BB: 0 P: 7	R: 0 E: 0 K: 0 S: 4	H: 1 LOB: 1 BB: 1 P: 8	R: 0 E: 0 K: 0 S: 3	H: 0 LOB: 0 BB: 0 P: 3	R: 2 E: 1 K: 0 S: 6	H: 2 LOB: 2 BB: 1 P: 10	1B: 7 2B: 7 3B: 1 HR: 0	SF: 0 SAC: 1 DP: 1 HBP: 1	WP: 0 PB: 0 SB: 1 CS: 0	PA: 51		
PITCHER	IP 7.0	WLS 31	BF 20	H 4	R 2	ER 1	SO 1	BB 1	IBB 1	HBP 0	BLK 0	WP 0	HR 0	S 20	P 28	ERA 2.25	WHIP 1.250									

Pittsburgh Pirates @ Houston Astros
Astrodome, Houston, TX
Sat Jun 19 1965, 4:33 AM EDT
Att: 27,785 - Dome


livebaseballscores.com
AB 47
R 5
H 14
RBI 4
BB 2
SO 10
LOB 23



Batter	1	2	3	4	5	6	7	8	9	10	11	AB	R	H	RBI	BB	SO	LOB	BOTTOM							
Joe Morgan, L OBP: 0.339, SLG: 0.353 (1.4)	G3		FC3-6 1-2 2B		2B BB		6-3			E4		4	1	0	0	1	0	2								
Jimmy Wynn, R OBP: 0.377, SLG: 0.500 (1.8)	P6		6-3		1-2 2B				HR		K	5	1	2	3	0	1	1								
Walt Bond, L OBP: 0.318, SLG: 0.361 (1.7)	P4				FC6-4 2B		4-3		6-3		F9	5	0	1	0	0	0	1								
Jim Gentile, L OBP: 0.299, SLG: 0.479 (1.3)			P6		FC6-4 BB		K		K		4-3	4	0	0	0	1	2	0								
Bob Aspromonte, R OBP: 0.349, SLG: 0.394 (1.5)			E5		FC6-4 G1-6-3		6-3		6-3		1B	5	0	1	0	0	0	2								
Rusty Staub, L OBP: 0.310, SLG: 0.333 (1.9)			4-3		G1-6-3		5-3		F7		1-3	5	0	0	0	0	4									
Ron Brand, R OBP: 0.286, SLG: 0.271 (1.2)			F8				1-3		F7			4	0	1	0	0	0	1								
Bob Lillis, R OBP: 0.285, SLG: 0.263 (1.6)					FC3-6 1B		5-3		G3 1B		P6	4	0	1	0	0	0	1								
Claude Raymond, R OBP: 0.143, SLG: 0.143 Joe Gaines, L OBP: 0.291, SLG: 0.439 Don Nottebart, R OBP: 0.091, SLG: 0.091 (8.1)			K		K		BB 2B 1B		K		4-3	2	1	1	0	0	1	1								
Inning Stats	R: 0 E: 0 K: 0 S: 3	H: 0 LOB: 0 BB: 0 P: 3	R: 0 E: 1 K: 0 S: 4	H: 0 LOB: 1 BB: 0 P: 4	R: 0 E: 1 K: 1 S: 6	H: 1 LOB: 1 BB: 0 P: 6	R: 0 E: 0 K: 0 S: 3	H: 1 LOB: 1 BB: 1 P: 7	R: 2 E: 0 K: 1 S: 5	H: 2 LOB: 1 BB: 1 P: 9	R: 0 E: 0 K: 1 S: 5	H: 1 LOB: 1 BB: 0 P: 5	R: 1 E: 0 K: 1 S: 6	H: 1 LOB: 1 BB: 0 P: 6	R: 0 E: 0 K: 0 S: 3	H: 0 LOB: 0 BB: 0 P: 3	R: 0 E: 1 K: 1 S: 5	H: 0 LOB: 0 BB: 0 P: 5	R: 0 E: 0 K: 0 S: 4	H: 1 LOB: 1 BB: 0 P: 4	1B: 4 2B: 2 3B: 0 HR: 1	SF: 0 SAC: 0 DP: 1 HBP: 0	WP: 0 PB: 0 SB: 0 CS: 0	PA: 42		
PITCHER	IP 5.0	WLS 17	BF 21	H 4	R 2	ER 2	SO 4	BB 2	IBB 0	HBP 0	BLK 0	WP 0	HR 0	S 21	P 29	ERA 3.60	WHIP 1.200									

Pittsburgh Pirates @ Houston Astros
Astrodome, Houston, TX
Sat Jun 19 1965, 4:33 AM EDT
Att: 27,785 - Dome

livebaseballscores.com
AB 40
R 3
H 7
RBI 3
BB 2
SO 5
LOB 14



Batter	1	2	3	4	5	6	7	8	9	10	11	12	13	14	15	AB	R	H	RBI	BB	SO	LOB	TOP				
Jose Pagan, R OBP: 0.265, SLG: 0.252 (1.6)			1-3		F9 S 1B		5-3			G1-6-3		F9			F9	7	0	1	0	0	1	2					
Bill Virdon, L OBP: 0.344, SLG: 0.392 (1.8)	1B 		4-3 E 1B		F9			K			FC3-6 1B		F6		K	7	1	3	0	0	2	2					
Roberto Clemente, R OBP: 0.338, SLG: 0.427 (1.9) Manny Mota, R OBP: 0.262, SLG: 0.240 (8.9)	BB 		4-3		1-3			K			FC3-6 E 1B		6-3			4	0	1	0	0	1	2					
Willie Stargell, L OBP: 0.344, SLG: 0.583 (1.3) (6, 7)	F6		E4 1B		F2			K			E9 1B		4-3			6	1	1	0	0	1	3					
Jerry Lynch, L OBP: 0.367, SLG: 0.520 (1.7) Donn Clendenon, R OBP: 0.365, SLG: 0.487 (6.3)	BB 		2H 1B					K			FC6-4 IBB				6-3	2	0	1	1	1	1	0					
Gene Freese, R OBP: 0.373, SLG: 0.400 (1.5)	4-3		K					F2		F7		F8			5-3	6	0	0	0	0	1	6					
Gene Alley, R OBP: 0.297, SLG: 0.375 (1.4)		F8		F3				F9			FC6-4				K	6	0	0	0	0	2	2					
Del Crandall, R OBP: 0.293, SLG: 0.264 (1.2) Ozzie Virgil, R OBP: 0.310, SLG: 0.464 (10.2)		F8		F9				F2		FC1-6 1B		K				4	0	1	0	0	0	0					
Bob Friend, R (1.1) Andre Rodgers, R (10. PH) Frank Carpin, L (10.1) Al McBean, R (11.1) OBP: 0.200, SLG: 0.200	K		F3		F3			F3		FC1-6 G1-6-3		K			P3	3	0	0	0	0	1	0					
Inning Stats	R: 0 E: 0 K: 1 S: 7	H: 2 LOB: 3 BB: 1 P: 11	R: 0 E: 0 K: 1 S: 5	H: 0 LOB: 0 BB: 0 P: 5	R: 2 E: 1 K: 1 S: 8	H: 2 LOB: 1 BB: 0 P: 8	R: 0 E: 0 K: 0 S: 3	H: 0 LOB: 0 BB: 0 P: 3	R: 0 E: 0 K: 0 S: 4	H: 1 LOB: 1 BB: 0 P: 4	R: 0 E: 0 K: 1 S: 5	H: 0 LOB: 0 BB: 0 P: 5	R: 2 E: 0 K: 0 S: 7	H: 0 LOB: 0 BB: 0 P: 7	R: 0 E: 0 K: 0 S: 3	H: 0 LOB: 0 BB: 0 P: 7	R: 0 E: 0 K: 0 S: 3	H: 0 LOB: 0 BB: 0 P: 3	R: 0 E: 0 K: 0 S: 5	H: 0 LOB: 0 BB: 0 P: 5	R: 0 E: 0 K: 1 S: 6	H: 1 LOB: 1 BB: 0 P: 6	1B: 9 2B: 0 3B: 0 HR: 0	SF: 0 SAC: 0 DP: 1 HBP: 0	WP: 0 PB: 0 CS: 0	PA: 56	
PITCHER	IP: 10.1 WLS: 10 BF: 40 H: 8 R: 3 ER: 1 SO: 9 BB: 1 IBB: 0 HBP: 0 BLK: 0 WP: 0 HR: 0 S: 57 P: 61 ERA: 0.87 WHIP: 0.871																										
Bob Shaw, R (1.1) ERA: 2.58	Frank Linzy, R (11.1) ERA: 1.11	Ron Herbel, R (12.1) ERA: 3.36																									

Pittsburgh Pirates @ San Francisco Giants
Candlestick Park, San Francisco, CA
Sun Jun 20 1965, 6:33 AM EDT
Unknown

AB 54
R 3
H 9
RBI 1
BB 2
SO 13
LOB 20

P

Batter	1	2	3	4	5	6	7	8	9	10	11	12	13	14	15	AB	R	H	RBI	BB	SO	LOB	BOTTOM							
Dick Schofield, S OBP: 0.313, SLG: 0.284 (1.6)	4-3		5-3			G3		4-3		5-3		F3		2B 	1B	7	0	1	0	0	0	0								
Matty Alou, L OBP: 0.290, SLG: 0.318 (1.7) (12. 9)	F2		3-1			1-3				K				PB 	1B	7	0	2	0	0	1	1								
Willie McCovey, L OBP: 0.402, SLG: 0.543 (1.3)	WP 2B		4-3		4-3	G3		4-3			1B 1B	K		2B	1B	7	2	3	0	0	1	2								
Willie Mays, R OBP: 0.469, SLG: 0.698 (1.8)	2H 		F4		F4	2B 1B		SH3-4 1B		1B 1B	6-3	6-3		2B 1B	1B	6	1	4	1	1	0	1								
Jesus Alou, R OBP: 0.324, SLG: 0.433 (1.9) Jim Davenport, R OBP: 0.292, SLG: 0.351 (8.4)	6-3		F8		F8	6-3		SH3-4		1B 1B	IBB	1B		6-3	F5	3	0	0	0	0	2	2								
Jim Ray Hart, R OBP: 0.296, SLG: 0.413 (1.5)		5-3			F8		2B	IBB		1B 1B	IBB	1B		1-3		5	1	2	2	2	0	0								
Tom Haller, L OBP: 0.326, SLG: 0.313 (1.2)	F7		F9		F9	F5		P4		1B	1B			1B		5	0	1	0	1	0	5								
Hal Lanier, R OBP: 0.286, SLG: 0.294 (1.4) Len Gabrielson, L (7. PH) Ken Henderson, S (8.9) Cap Peterson, R (11. PH) OBP: 0.308, SLG: 0.340 (12. 7)	F8		F8		F8	K		F7		K		K		G3		2	0	0	0	0	0	0								
Bob Shaw, R (1.1) Frank Linzy, R (11.1) Jack Hiatt, R (11. PH) Ron Herbel, R (12.1) OBP: 0.067, SLG: 0.067		6-3			6-3			F7		4-3	4-3			K		4	0	0	0	0	0	0								
Inning Stats	R: 1 E: 0 K: 0 S: 5	H: 2 LOB: 1 BB: 0 P: 5	R: 0 E: 0 K: 0 S: 3	H: 0 LOB: 0 BB: 0 P: 3	R: 0 E: 0 K: 0 S: 3	H: 0 LOB: 0 BB: 0 P: 3	R: 0 E: 0 K: 0 S: 3	H: 0 LOB: 0 BB: 0 P: 3	R: 0 E: 0 K: 0 S: 3	H: 0 LOB: 0 BB: 0 P: 3	R: 0 E: 0 K: 0 S: 3	H: 0 LOB: 0 BB: 0 P: 3	R: 0 E: 0 K: 0 S: 6	H: 1 LOB: 1 BB: 0 P: 6	R: 0 E: 0 K: 0 S: 4	H: 1 LOB: 1 BB: 0 P: 4	R: 0 E: 0 K: 0 S: 7	H: 2 LOB: 3 BB: 1 P: 11	R: 0 E: 0 K: 1 S: 6	H: 1 LOB: 1 BB: 0 P: 6	R: 0 E: 0 K: 0 S: 4	H: 1 LOB: 1 BB: 0 P: 4	R: 0 E: 0 K: 1 S: 7	H: 2 LOB: 3 BB: 1 P: 11	R: 1 E: 0 K: 0 S: 1	H: 1 LOB: 0 BB: 0 P: 1	1B: 9 2B: 4 3B: 0 HR: 1	SF: 0 SAC: 1 DP: 0 HBP: 0	WP: 1 PB: 1 CS: 0	PA: 60
PITCHER	IP: 9.0 WLS: 9 BF: 35 H: 6 R: 2 ER: 2 SO: 1 BB: 0 IBB: 0 HBP: 0 BLK: 0 WP: 1 HR: 0 S: 35 P: 43 ERA: 2.00 WHIP: 0.667																													
Bob Friend, R (1.1) ERA: 3.87	Frank Carpin, L (10.1) ERA: 2.03	Al McBean, R (11.1) ERA: 2.11																												

Pittsburgh Pirates @ San Francisco Giants
Candlestick Park, San Francisco, CA
Sun Jun 20 1965, 6:33 AM EDT
Unknown

AB 55
R 4
H 14
RBI 4
BB 4
SO 5
LOB 25

GIANTS

Batter	1	2	3	4	5	6	7	8	9	AB	R	H	RBI	BB	SO	LOB	TOP										
Bob Bailey, R OBP: 0.341, SLG: 0.346 (1, 5)										5	0	2	0	0	3	0	Pittsburgh Pirates @ San Francisco Giants Candlestick Park, San Francisco, CA Tue Jun 22 1965, 10:05 PM EDT Att: 10,537 - Unknown										
Bill Virdon, L OBP: 0.348, SLG: 0.399 (1, 8)										5	1	2	0	0	0	2											
Donn Clendenon, R OBP: 0.358, SLG: 0.477 (1, 3)										4	0	0	0	0	3	3											
Willie Stargell, L OBP: 0.341, SLG: 0.599 (1, 9)										4	2	2	3	0	0	1											
Jerry Lynch, L OBP: 0.372, SLG: 0.538 Manny Mota, R OBP: 0.261, SLG: 0.240 (1, 7) (5, 7)										3	0	0	0	0	0	0											
Andre Rodgers, R OBP: 0.394, SLG: 0.465 (1, 6)										3	0	1	0	1	0	0											
Gene Alley, R OBP: 0.300, SLG: 0.375 (1, 4)										4	1	2	0	0	0	2											
Jim Pagliaroni, R OBP: 0.340, SLG: 0.424 (1, 2)										4	1	1	0	0	0	1											
Vern Law, R OBP: 0.229, SLG: 0.314 (1, 1)										4	1	1	3	0	2	1											
Inning Stats	R: 0 E: 0 K: 1 S: 6	H: 1 LOB: 1 BB: 0 P: 6	R: 3 E: 0 K: 1 S: 8	H: 3 LOB: 0 BB: 0 P: 8	R: 2 E: 0 K: 1 S: 7	H: 2 LOB: 1 BB: 1 P: 11	R: 0 E: 0 K: 1 S: 6	H: 1 LOB: 1 BB: 0 P: 6	R: 0 E: 0 K: 1 S: 5	H: 0 LOB: 0 BB: 0 P: 5	R: 0 E: 0 K: 1 S: 5	H: 1 LOB: 0 BB: 0 P: 5	R: 1 E: 0 K: 1 S: 7	H: 2 LOB: 1 BB: 0 P: 7	R: 0 E: 0 K: 1 S: 5	H: 0 LOB: 0 BB: 0 P: 5		1B: 8 2B: 0 3B: 0 HR: 3	SF: 0 SAC: 0 DP: 2 HBP: 0	WP: 0 PB: 0 SB: 0 CS: 0	PA: 38						
PITCHER	IP	WLS	BF	H	R	ER	SO	BB	IBB	HBP	BLK	WP	HR	S	P	ERA	WHIP										
Gaylord Perry, R ERA: 3.88 (1, 1)	2.1	L	13	6	5	5	3	0	0	0	0	0	2	19	19	19.29	2.571										
Masanori Murakami, L ERA: 5.12 (3, 1)	5.2		22	5	1	1	5	1	0	0	0	0	1	31	35	1.59	1.059										
Ron Herbel, R ERA: 3.31 (9, 1)	1.0		3	0	0	0	1	0	0	0	0	0	0	5	5	0.00	0.000										

Batter	1	2	3	4	5	6	7	8	9	AB	R	H	RBI	BB	SO	LOB	BOTTOM										
Jim Davenport, R OBP: 0.281, SLG: 0.352 (1, 6)										4	0	0	0	0	2	0	Pittsburgh Pirates @ San Francisco Giants Candlestick Park, San Francisco, CA Tue Jun 22 1965, 10:05 PM EDT Att: 10,537 - Unknown										
Matty Alou, L OBP: 0.287, SLG: 0.313 (1, 8)										4	0	1	0	0	0	0											
Willie McCovey, L OBP: 0.401, SLG: 0.553 (1, 3)										3	0	0	0	1	1	1											
Jim Ray Hart, R OBP: 0.291, SLG: 0.412 (1, 5)										4	0	0	0	0	0	2											
Jesus Alou, R OBP: 0.324, SLG: 0.432 (1, 9)										3	0	1	0	0	0	0											
Tom Haller, L OBP: 0.335, SLG: 0.321 (1, 2)										3	0	0	0	0	0	1											
Len Gabrielson, L OBP: 0.337, SLG: 0.403 (1, 7)										3	0	1	0	0	2	0											
Hal Lanier, R OBP: 0.266, SLG: 0.294 (1, 4)										3	0	1	0	0	0	1											
Gaylord Perry, R OBP: 0.136, SLG: 0.095 Masanori Murakami, L (1, 1) (3, 1)										0	0	0	0	0	0	0											
Dick Schofield, S OBP: 0.311, SLG: 0.283 Ron Herbel, R OBP: 0.067, SLG: 0.067 (8, PH) (9, 1)										2	0	0	0	0	1	1											
Inning Stats	R: 0 E: 0 K: 1 S: 5	H: 0 LOB: 1 BB: 1 P: 9	R: 0 E: 0 K: 0 S: 4	H: 2 LOB: 1 BB: 0 P: 4	R: 0 E: 0 K: 2 S: 7	H: 0 LOB: 0 BB: 0 P: 7	R: 0 E: 0 K: 0 S: 3	H: 0 LOB: 0 BB: 0 P: 3	R: 0 E: 0 K: 1 S: 6	H: 1 LOB: 1 BB: 0 P: 6	R: 0 E: 0 K: 1 S: 6	H: 1 LOB: 1 BB: 0 P: 6	R: 0 E: 0 K: 1 S: 5	H: 0 LOB: 0 BB: 0 P: 5	R: 0 E: 0 K: 0 S: 3	H: 0 LOB: 0 BB: 0 P: 3	R: 0 E: 0 K: 0 S: 3	H: 0 LOB: 0 BB: 0 P: 3	1B: 3 2B: 1 3B: 0 HR: 0	SF: 0 SAC: 0 DP: 1 HBP: 0	WP: 0 PB: 0 SB: 0 CS: 0	PA: 31					
PITCHER	IP	WLS	BF	H	R	ER	SO	BB	IBB	HBP	BLK	WP	HR	S	P	ERA	WHIP										
Vern Law, R ERA: 1.59 (1, 1)	9.0	W	31	4	0	0	6	1	0	0	0	0	0	42	46	0.00	0.556										



Batter	1	2	3	4	5	6	7	8	9	AB	R	H	RBI	BB	SO	LOB	TOP										
Bob Bailey, R OBP: 0.342, SLG: 0.352 (1, 5)	5-3		K		K			K	5-3	5	0	2	0	0	1	3											
Bill Virdon, L OBP: 0.346, SLG: 0.396 (1, 8)	F8		K				F3	1B		4	0	1	0	0	1	1											
Roberto Clemente, R OBP: 0.354, SLG: 0.430 (1, 9)	3B				F9		F9	F3		4	0	1	0	0	0	2											
Willie Stargell, L OBP: 0.335, SLG: 0.588 (1, 7)	F8				4-1		K	F2		4	0	0	0	0	1	3											
Donn Clendenon, R OBP: 0.364, SLG: 0.481 (1, 3)		F9			1B			1B	1B	4	1	3	0	0	0	0											
Bill Mazaroski, R OBP: 0.290, SLG: 0.336 (1, 4)	1-3				F6		F5	F9		4	0	0	0	0	0	3											
Gene Alley, R OBP: 0.300, SLG: 0.372 (1, 6)	5-3						F8	F8		4	0	1	0	0	0	2											
Jim Pagliaroni, R OBP: 0.337, SLG: 0.419 (1, 2)			F7		F3		2-3	1B	1B	4	0	1	0	0	0	2											
Bob Veale, S OBP: 0.114, SLG: 0.093 Tommie Sisk, R (7, 1)			F8		F9			1-3		2	0	0	0	0	0	1											
Manny Mota, R OBP: 0.259, SLG: 0.238 Wilbur Wood, R (8, 1)								1-2	1B	1	0	0	0	0	0	0											
Gene Freese, R OBP: 0.383, SLG: 0.411 (9, PH)								1-2	2-H	1	0	1	1	0	0	0											
Inning Stats	R: 0 E: 0 K: 0 S: 4	H: 1 LOB: 1 BB: 0 P: 4	R: 0 E: 0 K: 0 S: 3	H: 0 LOB: 0 BB: 0 P: 3	R: 0 E: 0 K: 1 S: 6	H: 1 LOB: 1 BB: 0 P: 6	R: 0 E: 0 K: 0 S: 4	H: 1 LOB: 1 BB: 0 P: 4	R: 0 E: 0 K: 1 S: 5	H: 0 LOB: 0 BB: 0 P: 5	R: 0 E: 0 K: 0 S: 4	H: 1 LOB: 1 BB: 0 P: 4	R: 0 E: 0 K: 0 S: 5	H: 2 LOB: 2 BB: 0 P: 5	R: 1 E: 0 K: 0 S: 6	H: 3 LOB: 2 BB: 0 P: 6	1B: 8 2B: 1 3B: 1 HR: 0	SF: 0 SAC: 0 DP: 0 HBP: 0	WP: 0 PB: 0 SB: 0 CS: 0	PA: 37							
PITCHER	IP	WLS	BF	H	R	ER	SO	BB	IBB	HBP	BLK	WP	HR	S	P	ERA	WHIP										
Jack Sanford, R ERA: 3.55 Ron Herbel, R ERA: 3.07 Bill Henry, L ERA: 2.79 Frank Linzy, R ERA: 1.33	2.2		9	1	0	0	0	0	0	0	0	0	0	9	9	0.00	0.375										
	5.0	W	21	6	0	0	3	0	0	0	0	0	0	27	27	0.00	1.200										
	1.0		6	3	1	1	0	0	0	0	0	0	0	6	6	9.00	3.000										
	0.1	S	1	0	0	0	0	0	0	0	0	0	0	1	1	0.00	0.000										

Pittsburgh Pirates @ San Francisco Giants
Candlestick Park, San Francisco, CA
Wed Jun 23 1965, 6:33 AM EDT
Att: 8,209 - Unknown

AB 37
R 1
H 10
RBI 1
BB 0
SO 3
LOB 17



Batter	1	2	3	4	5	6	7	8	9	AB	R	H	RBI	BB	SO	LOB	BOTTOM										
Jim Davenport, R OBP: 0.286, SLG: 0.355 (1, 6)	F3		K		G1-6-3		E3	G6-3		5	0	2	0	0	1	0											
Jesus Alou, R OBP: 0.318, SLG: 0.424 (1, 9)	K		5-3		G1-6-3		FC3-6	G6-3		5	1	0	0	0	1	3											
Willie McCovey, L OBP: 0.398, SLG: 0.548 Dick Bertell, R OBP: 0.302, SLG: 0.255 Bob Schroder, L (7, PR)	K2-3		K				5-3	2B		2	0	0	0	0	2	0											
Tom Haller, L OBP: 0.335, SLG: 0.321 (8, 2)					1B		1-H	2B		2	0	2	1	0	0	0											
Willie Mays, R OBP: 0.424, SLG: 0.723 (1, 8)		HR			F8		1-2	5-3	2B	3	2	2	1	1	0	0											
Jim Ray Hart, R OBP: 0.290, SLG: 0.407 (1, 5)		F9			BB	1B	1-3	5-3		3	1	0	0	1	0	4											
Cap Peterson, R OBP: 0.350, SLG: 0.418 Matty Alou, L OBP: 0.287, SLG: 0.313 (8, 7)	4-3				BB	1B	1-2	5-3		4	1	3	2	0	0	0											
Jack Hiatt, R OBP: 0.381, SLG: 0.417 (5, 3)		BB			1-2	2-3	BB	1B		2	0	1	1	2	0	1											
Hal Lanier, R OBP: 0.271, SLG: 0.296 (1, 4)		BB			SF9		2-3	1B		2	0	1	1	1	1	2											
Jack Sanford, R OBP: 0.167, SLG: 0.091 Ron Herbel, R OBP: 0.059, SLG: 0.059 Bill Henry, L Frank Linzy, R (9, 1)	4-3				F9		K2	K		1	0	0	0	0	0	2											
										2	0	0	0	0	1	4											
										1	0	0	0	0	1	0											
										0	0	0	0	0	0	0											
Inning Stats	R: 0 E: 0 K: 2 S: 7	H: 0 LOB: 0 BB: 0 P: 7	R: 1 E: 0 K: 0 S: 4	H: 1 LOB: 2 BB: 2 P: 12	R: 0 E: 0 K: 2 S: 7	H: 0 LOB: 0 BB: 0 P: 7	R: 1 E: 0 K: 0 S: 4	H: 1 LOB: 2 BB: 2 P: 12	R: 0 E: 0 K: 0 S: 5	H: 3 LOB: 2 BB: 0 P: 5	R: 0 E: 0 K: 1 S: 6	H: 2 LOB: 0 BB: 0 P: 6	R: 4 E: 1 K: 1 S: 9	H: 3 LOB: 2 BB: 1 P: 13	R: 0 E: 0 K: 1 S: 5	H: 1 LOB: 0 BB: 0 P: 5	1B: 8 2B: 3 3B: 0 HR: 1	SF: 1 SAC: 0 DP: 3 HBP: 0	WP: 0 PB: 0 SB: 0 CS: 0	PA: 38							
PITCHER	IP	WLS	BF	H	R	ER	SO	BB	IBB	HBP	BLK	WP	HR	S	P	ERA	WHIP										
Bob Veale, L ERA: 2.79 Tommie Sisk, R ERA: 4.5 Wilbur Wood, L ERA: 1.32	6.2	L	33	9	6	2	5	4	1	0	0	0	0	4	4	0.00	3.000										
	0.1		2	1	0	0	1	0	0	0	0	0	0	4	4	0.00	3.000										
	1.0		3	1	0	0	1	0	0	0	0	0	0	5	5	0.00	1.000										

Pittsburgh Pirates @ San Francisco Giants
Candlestick Park, San Francisco, CA
Wed Jun 23 1965, 6:33 AM EDT
Att: 8,209 - Unknown

AB 32
R 6
H 11
RBI 6
BB 5
SO 7
LOB 16



Batter	1	2	3	4	5	6	7	8	9	AB	R	H	RBI	BB	SO	LOB	TOP					
Bob Bailey, R OBP: 0.342, SLG: 0.361 (1.5)										5	2	1	1	1	2	3	Pittsburgh Pirates @ Los Angeles Dodgers Dodger Stadium, Los Angeles, CA Thu Jun 24 1965, 7:05 PM PDT Att: 28,867 - Unknown					
Bill Virdon, L OBP: 0.347, SLG: 0.391 (1.8)										3	1	0	0	2	0	0						
Roberto Clemente, R OBP: 0.360, SLG: 0.434 Manny Mota, R OBP: 0.299, SLG: 0.238 (1.9)										5	2	3	1	0	0	0						
Willie Stargell, L OBP: 0.345, SLG: 0.639 (1.7)										5	3	4	6	0	1	2						
Donn Clendenon, R OBP: 0.361, SLG: 0.480 Andre Rodgers, R OBP: 0.394, SLG: 0.465 (1.3)										5	1	1	0	0	2	1						
Bill Mazeroski, R OBP: 0.310, SLG: 0.353 (1.4)										3	2	2	0	2	0	0						
Gene Alley, R OBP: 0.297, SLG: 0.368 (1.6)										5	1	1	1	0	0	3						
Jim Pagliaroni, R OBP: 0.351, SLG: 0.457 (1.2)										3	1	3	3	1	0	0						
Don Cardwell, R OBP: 0.138, SLG: 0.143 (1.1)										4	0	0	1	0	1	4						
Inning Stats	R: 2 E: 0 K: 1 S: 7	H: 2 LOB: 0 BB: 7	R: 0 E: 0 K: 1 S: 6	H: 1 LOB: 2 BB: 1 P: 10	R: 2 E: 0 K: 0 S: 6	H: 3 LOB: 1 BB: 0 P: 6	R: 1 E: 0 K: 1 S: 6	H: 2 LOB: 2 BB: 2 P: 14	R: 3 E: 0 K: 1 S: 7	H: 2 LOB: 0 BB: 1 P: 11	R: 5 E: 0 K: 1 S: 8	H: 3 LOB: 0 BB: 2 P: 16	R: 0 E: 0 K: 0 S: 3	H: 0 LOB: 0 BB: 0 P: 3	R: 0 E: 0 K: 0 S: 3	H: 1 LOB: 0 BB: 0 P: 3		R: 0 E: 0 K: 1 S: 6	H: 1 LOB: 0 BB: 0 P: 6	1B: 6 2B: 5 3B: 0 HR: 5	SF: 1 SAC: 1 DP: 2 HBP: 0	WP: 2 PB: 0 CS: 0
PITCHER	IP WLS BF H R ER SO BB IBB HBP BLK WP HR S P ERA WHIP	IP WLS BF H R ER SO BB IBB HBP BLK WP HR S P ERA WHIP															IP WLS BF H R ER SO BB IBB HBP BLK WP HR S P ERA WHIP					
Don Drysdale, R ERA: 2.58 (1.1)	3.2 L 19 7 5 5 2															Ron Perranoski, L ERA: 2.08 (9.1)	1.0 4 1 0 0 1 0 0 0 0 0 0 6 29 12.27 2.455					
Nick Wilhite, L ERA: 4.43 (4.1)	0.1 6 3 3 3 1 2 0 0 0 0 1 0 6 14 81.00 15.000																					
Bob Miller, R ERA: 2.7 (5.1)	1.0 3 0 0 0 1 0 0 0 0 0 1 0 5 5 0.00 0.000																					
John Purdin, R ERA: 6.89 (6.1)	1.0 8 3 5 5 1 2 0 0 0 0 0 2 8 16 45.00 5.000																					
Mike Kekich, L ERA: 6.75 (7.1)	2.0 6 1 0 0 0 0 0 0 0 0 0 0 6 6 0.00 0.500																					

Batter	1	2	3	4	5	6	7	8	9	AB	R	H	RBI	BB	SO	LOB	BOTTOM					
Maury Wills, S OBP: 0.328, SLG: 0.312 (1.6)										3	1	0	0	1	0	0	Pittsburgh Pirates @ Los Angeles Dodgers Dodger Stadium, Los Angeles, CA Thu Jun 24 1965, 7:05 PM PDT Att: 28,867 - Unknown					
Jim Gilliam, S OBP: 0.436, SLG: 0.459 (1.7)										3	1	1	0	1	0	1						
Wes Parker, S OBP: 0.336, SLG: 0.386 (1.3)										3	1	1	3	0	0	1						
Ron Fairly, L OBP: 0.372, SLG: 0.447 (1.8)										3	0	1	0	0	0	0						
John Roseboro, L OBP: 0.283, SLG: 0.297 Hector Valle, R OBP: 0.200, SLG: 0.111 (1.2)										3	0	0	0	0	0	3						
Jim Lefebvre, S OBP: 0.324, SLG: 0.340 (1.4)										4	0	1	0	0	1	3						
Willie Crawford, L OBP: 0.063, SLG: 0.063 (1.9)										4	0	0	0	0	1	2						
John Kennedy, R OBP: 0.265, SLG: 0.262 (1.5)										3	0	0	0	0	3	0						
Don Drysdale, R OBP: 0.363, SLG: 0.592 Nick Wilhite, L OBP: 0.299, SLG: 0.250 Bob Miller, R OBP: 0.299, SLG: 0.250 Claude Osteen, L OBP: 0.189, SLG: 0.089 John Purdin, R OBP: 0.189, SLG: 0.089 Mike Kekich, R OBP: 0.189, SLG: 0.089 Wally Moon, R OBP: 0.246, SLG: 0.324 Ron Perranoski, L OBP: 0.189, SLG: 0.089 (1.1)										1	0	0	0	0	0	0						
Inning Stats	R: 1 E: 0 K: 0 S: 3	H: 0 LOB: 0 BB: 1 P: 7	R: 0 E: 0 K: 0 S: 3	H: 0 LOB: 0 BB: 0 P: 3	R: 0 E: 0 K: 1 S: 5	H: 0 LOB: 0 BB: 0 P: 5	R: 0 E: 0 K: 1 S: 6	H: 1 LOB: 2 BB: 0 P: 7	R: 0 E: 0 K: 3 S: 9	H: 0 LOB: 0 BB: 0 P: 9	R: 0 E: 0 K: 0 S: 3	H: 0 LOB: 0 BB: 0 P: 3	R: 0 E: 0 K: 0 S: 4	H: 1 LOB: 1 BB: 0 P: 4	R: 0 E: 0 K: 1 S: 5	H: 0 LOB: 0 BB: 0 P: 5		R: 2 E: 0 K: 1 S: 7	H: 2 LOB: 1 BB: 1 P: 11	1B: 2 2B: 1 3B: 0 HR: 1	SF: 1 SAC: 0 DP: 0 HBP: 1	WP: 0 PB: 0 CS: 0
PITCHER	IP WLS BF H R ER SO BB IBB HBP BLK WP HR S P ERA WHIP	IP WLS BF H R ER SO BB IBB HBP BLK WP HR S P ERA WHIP															IP WLS BF H R ER SO BB IBB HBP BLK WP HR S P ERA WHIP					
Don Cardwell, R ERA: 3.89 (1.1)	9.0 W 34 4 3 3 7 2 0 1 0 0 1 45 54 3.00 0.667																					



Batter	1	2	3	4	5	6	7	8	9	AB	R	H	RBI	BB	SO	LOB	TOP			
Bob Bailey, R (1, 5) OBP: 0.344, SLG: 0.361	0-3 K		4-0 1B BB			0-0 1B 1B		0-3 K		3	0	1	0	1	2	1	Pittsburgh Pirates @ Los Angeles Dodgers Dodger Stadium, Los Angeles, CA Fri Jun 25 1965, 7:05 PM PDT Att: 32,060 - Unknown			
Manny Mota, R (1, 8) OBP: 0.259, SLG: 0.239	0-3 K		0-0 G4-6-3 1B			0-3 K		0-0 FC5-4		4	0	1	0	0	2	2				
Roberto Clemente, R (1, 9) OBP: 0.359, SLG: 0.431	0-3 K		0-0 G4-6-3 1-2 1B			0-0 FC5-4 1B		0-0 4-3		4	0	1	0	0	1	3				
Donn Clendenon, R (1, 3) OBP: 0.359, SLG: 0.476		0-0 2B 4-3 1B		0-3 K		0-3 K		0-3 K		4	1	1	0	0	3	2				
Bill Mazeroski, R (1, 4) OBP: 0.316, SLG: 0.367		0-0 4-3 1-3 2B		0-0 P4		0-0 FC5-4		0-0 FC6-4 1B		4	0	2	0	0	0	2				
Willie Stargell, L (1, 7) OBP: 0.335, SLG: 0.627		0-0 4-3		0-0 F7				0-0 F9		4	0	0	1	0	0	2				
Gene Alley, R (1, 6) OBP: 0.292, SLG: 0.361		2-3 3-H 0-3 K		0-3 K		0-0 1-3		0-0 FC6-4		4	0	0	0	0	2	2				
Jim Pagliaroni, R (1, 2) OBP: 0.345, SLG: 0.448		0-3 K		0-0 F8		0-0 F8		0-0 F8		3	0	0	0	0	1	1				
Bob Friend, R (1, 1) Andre Rodgers, R (8, PH) Tommie Sisk, R (8, 1)			0-3 K		0-0 F8		0-0 E4 FC5-4			2	0	0	0	0	1	0	P			
Inning Stats	R: 0 E: 0 K: 3 S: 9	H: 0 LOB: 0 BB: 0 P: 9	R: 1 E: 0 K: 2 S: 9	H: 2 LOB: 1 BB: 0 P: 9	R: 0 E: 0 K: 1 S: 5	H: 1 LOB: 1 BB: 1 P: 9	R: 0 E: 0 K: 1 S: 5	H: 0 LOB: 0 BB: 0 P: 5	R: 0 E: 0 K: 2 S: 9	H: 2 LOB: 2 BB: 0 P: 9	R: 0 E: 0 K: 0 S: 3	H: 0 LOB: 0 BB: 0 P: 3	R: 0 E: 1 K: 1 S: 6	H: 0 LOB: 1 BB: 0 P: 6	R: 0 E: 0 K: 1 S: 6	H: 1 LOB: 1 BB: 0 P: 6		1B: 5 2B: 1 3B: 0 HR: 0	SF: 0 SAC: 0 DP: 1 HBP: 0	WP: 0 PB: 0 SB: 0 CS: 0
PITCHER Sandy Koufax, L (1, 1) ERA: 1.9	IP: 9.0 WLS: W BF: 34 H: 6 R: 1 ER: 1 SO: 12 BB: 1 IBB: 0 HBP: 0 BLK: 0 WP: 0 HR: 0 S: 57 P: 61 ERA: 1.00 WHIP: 0.778															PITCHER				

Batter	1	2	3	4	5	6	7	8	9	AB	R	H	RBI	BB	SO	LOB	BOTTOM			
Maury Wills, S (1, 6) OBP: 0.327, SLG: 0.311	0-0 4-3		0-0 4-3	0-0 1-2 3-H 1B		0-0 4-3				4	0	1	1	0	0	0	Pittsburgh Pirates @ Los Angeles Dodgers Dodger Stadium, Los Angeles, CA Fri Jun 25 1965, 7:05 PM PDT Att: 32,060 - Unknown			
Jim Gilliam, S (1, 5) John Kennedy, R (8, 5) OBP: 0.429, SLG: 0.461 OBP: 0.265, SLG: 0.262	0-0 1B 2B		0-0 F5	0-0 F8				0-0 F9		4	1	1	0	0	0	2				
Wes Parker, S (1, 3) OBP: 0.335, SLG: 0.388	0-3 K		0-0 2B			0-3 K		0-0 G3		4	0	1	0	0	2	1				
Ron Fairly, L (1, 8) OBP: 0.377, SLG: 0.451	0-0 2H 1B		0-0 3-1			0-0 2B 1B		0-0 1B		4	1	3	1	0	0	1				
John Roseboro, L (1, 2) OBP: 0.287, SLG: 0.302	0-0 4-3			4-0 FC1-6 1B BB	0-0 1-H 2B			0-0 L9		3	1	1	1	1	0	2				
Lou Johnson, R (1, 7) OBP: 0.368, SLG: 0.483		0-0 F7		1-0 FC1-6 HBP	0-0 P6			0-0 6-3		3	0	0	0	0	0	1				
Wally Moon, L (1, 9) Willie Crawford, L (2, 9) OBP: 0.349, SLG: 0.324 OBP: 0.150, SLG: 0.105		0-0 1-3 1B		0-0 F7	0-0 3-1			4-0 G4-6-3 BB		0	0	0	0	0	0	0				
Jim Lefebvre, S (1, 4) OBP: 0.319, SLG: 0.335		0-0 1-3		0-0 FC1-6 1B		0-0 P6		0-0 G4-6-3		4	1	0	0	0	0	4				
Sandy Koufax, R (1, 1) OBP: 0.204, SLG: 0.208		0-0 F7		0-0 1-3 2-3 3-H 1B		0-0 5-3				3	0	1	1	0	0	1				
Inning Stats	R: 1 E: 0 K: 1 S: 7	H: 2 LOB: 1 BB: 0 P: 7	R: 0 E: 0 K: 0 S: 4	H: 1 LOB: 1 BB: 0 P: 4	R: 0 E: 0 K: 0 S: 4	H: 1 LOB: 1 BB: 0 P: 4	R: 2 E: 0 K: 0 S: 5	H: 2 LOB: 2 BB: 1 P: 10	R: 1 E: 0 K: 1 S: 7	H: 2 LOB: 1 BB: 0 P: 7	R: 0 E: 0 K: 0 S: 3	H: 0 LOB: 0 BB: 0 P: 3	R: 0 E: 0 K: 0 S: 4	H: 1 LOB: 1 BB: 0 P: 4	R: 0 E: 0 K: 0 S: 2	H: 0 LOB: 0 BB: 1 P: 6	1B: 6 2B: 3 3B: 0 HR: 0	SF: 0 SAC: 0 DP: 1 HBP: 1	WP: 0 PB: 0 SB: 0 CS: 0	PA: 35
PITCHER Bob Friend, R (1, 1) Tommy Sisk, R (8, 1) ERA: 3.97 ERA: 4.3	IP: 7.0 WLS: L BF: 32 H: 9 R: 4 ER: 4 SO: 2 BB: 1 IBB: 0 HBP: 1 BLK: 0 WP: 0 HR: 0 S: 34 P: 39 ERA: 5.14 WHIP: 1.429															PITCHER				

AB 33
R 1
H 6
RBI 1
BB 1
SO 12
LOB 15



Batter	1	2	3	4	5	6	7	8	9	AB	R	H	RBI	BB	SO	LOB	TOP										
Bob Bailey, R (1, 5) OBP: 0.343, SLG: 0.371	6-3		FC6-4			HR		SH3-4	K	4	1	1	1	0	1	2											
Manny Mota, R (1, 8) OBP: 0.252, SLG: 0.232	6-3		4-3			L4		1B	F8	3	0	0	0	0	0	1											
Bill Virdon, L (8, PH) OBP: 0.349, SLG: 0.396	6-3							2B		2	1	1	1	0	0	1											
Roberto Clemente, R (1, 9) OBP: 0.359, SLG: 0.432	6-3			5-3		F4		1B	1B	4	2	1	0	1	0	0											
Donn Clendenon, R (1, 3) OBP: 0.367, SLG: 0.482		G1-6-3		CS		4-3		1B	1B	5	0	4	2	0	0	0											
Bill Mazerowski, R (1, 4) OBP: 0.319, SLG: 0.368		G1-6-3		F6				1B	1B	5	0	2	2	0	0	3											
Willie Stargell, L (1, 7) OBP: 0.341, SLG: 0.623						HBP		1B		3	0	1	0	0	0	3											
Gene Alley, R (1, 6) OBP: 0.291, SLG: 0.356				4-3		FC4-6		K	FC6-4	3	0	0	0	1	1	3											
Jim Pagliaroni, R (1, 2) OBP: 0.337, SLG: 0.437			K			F9		FC5-4	FC6-4	4	0	0	0	0	1	5											
Vern Law, R (1, 1) OBP: 0.282, SLG: 0.359						1-3		SH3-4	2B	4	2	3	0	0	0	1											
Inning Stats	R: 0 E: 0 K: 0 S: 3	H: 0 LOB: 0 BB: 0 P: 3	R: 0 E: 0 K: 0 S: 4	H: 2 LOB: 1 BB: 0 P: 4	R: 0 E: 0 K: 1 S: 6	H: 1 LOB: 1 BB: 0 P: 6	R: 0 E: 0 K: 0 S: 3	H: 1 LOB: 0 BB: 0 P: 3	R: 0 E: 0 K: 0 S: 3	H: 0 LOB: 1 BB: 0 P: 4	R: 1 E: 0 K: 0 S: 4	H: 1 LOB: 1 BB: 0 P: 4	R: 0 E: 0 K: 1 S: 6	H: 1 LOB: 1 BB: 0 P: 6	R: 3 E: 0 K: 0 S: 7	H: 4 LOB: 3 BB: 2 P: 15	R: 2 E: 0 K: 1 S: 8	H: 3 LOB: 1 BB: 0 P: 8	1B: 10 2B: 2 3B: 0 HR: 1	SF: 0 SAC: 1 DP: 1 HBP: 1	WP: 0 PB: 0 SB: 0 CS: 1	PA: 41					
PITCHER	IP	WLS	BF	H	R	ER	SO	BB	IBB	HBP	BLK	WP	HR	S	P	ERA	WHIP										
Claude Osteen, L (1, 1) ERA: 2.4	7.0	L	27	7	2	2	2	0	0	1	0	0	1	30	31	2.57	1.000										
Bob Miller, R (8, 1) ERA: 3.09	0.1		5	3	2	2	0	0	1	0	0	0	0	4	8	54.00	9.000										
Ron Perranoski, L (8, 1) ERA: 2.03	0.2		3	0	0	0	0	1	0	0	0	0	0	2	6	0.00	1.500										
Howie Reed, R (9, 1) ERA: 3.38	1.0		6	3	2	2	1	0	0	0	0	0	0	8	8	18.00	3.000										

Pittsburgh Pirates @ Los Angeles Dodgers
Dodger Stadium, Los Angeles, CA
 Sat Jun 26 1965, 7:05 PM PDT
 Att: 21,769 - Unknown

AB 37
 R 6
 H 13
 RBI 6
 BB 2
 SO 3
 LOB 19



Batter	1	2	3	4	5	6	7	8	9	AB	R	H	RBI	BB	SO	LOB	BOTTOM										
Maury Wills, S (1, 6) OBP: 0.323, SLG: 0.308	K		F8			SH1-4		B1		3	0	0	0	0	1	0											
Jim Gilliam, S (1, 5) OBP: 0.422, SLG: 0.446	1B			G3		F7		F9		3	0	0	0	1	0	1											
Wes Parker, S (1, 3) OBP: 0.337, SLG: 0.390	1B			K		E9		F8		4	0	2	1	0	1	0											
Ron Fairly, L (1, 9) OBP: 0.372, SLG: 0.444	G4-6-3			F7		6-3		F7		4	0	0	0	0	0	3											
John Roseboro, L (1, 2) OBP: 0.288, SLG: 0.300		4-3				SH3-4		F7		2	0	0	0	1	0	0											
Lou Johnson, R (1, 7) OBP: 0.363, SLG: 0.475		K				SH3-4		F7		2	0	0	0	0	1	0											
Willie Davis, L (1, 8) OBP: 0.283, SLG: 0.351		1-3				6-3		K2-3		3	0	0	0	0	1	1											
Jim Lefebvre, S (1, 4) OBP: 0.316, SLG: 0.331			4-3			4-3		4-3		3	0	0	0	0	0	1											
Claude Osteen, L (1, 1) OBP: 0.125, SLG: 0.106								1-3		2	1	1	0	0	1	0											
Bob Miller, R (8, 1)										0	0	0	0	0	0	0											
Ron Perranoski, L (8, 1)										0	0	0	0	0	0	0											
Willie Crawford, L (8, PH) OBP: 0.143, SLG: 0.100										1	0	0	0	0	0	0											
Howie Reed, R (9, 1)										0	0	0	0	0	0	0											
Inning Stats	R: 0 E: 0 K: 1 S: 5	H: 1 LOB: 1 BB: 1 P: 9	R: 0 E: 0 K: 1 S: 5	H: 0 LOB: 0 BB: 0 P: 5	R: 0 E: 0 K: 1 S: 5	H: 0 LOB: 0 BB: 0 P: 5	R: 0 E: 0 K: 1 S: 5	H: 0 LOB: 0 BB: 0 P: 5	R: 0 E: 0 K: 0 S: 3	H: 0 LOB: 0 BB: 0 P: 3	R: 0 E: 0 K: 0 S: 3	H: 0 LOB: 0 BB: 0 P: 3	R: 0 E: 0 K: 0 S: 3	H: 0 LOB: 0 BB: 0 P: 3	1B: 3 2B: 0 3B: 0 HR: 0	SF: 0 SAC: 2 DP: 1 HBP: 0	WP: 0 PB: 0 SB: 0 CS: 0	PA: 31									
PITCHER	IP	WLS	BF	H	R	ER	SO	BB	IBB	HBP	BLK	WP	HR	S	P	ERA	WHIP										
Vern Law, R (1, 1) ERA: 1.54	9.0	W	31	3	1	1	5	2	0	0	0	0	0	39	47	1.00	0.556										

Pittsburgh Pirates @ Los Angeles Dodgers
Dodger Stadium, Los Angeles, CA
 Sat Jun 26 1965, 7:05 PM PDT
 Att: 21,769 - Unknown

AB 27
 R 1
 H 3
 RBI 1
 BB 2
 SO 5
 LOB 6



Batter	1	2	3	4	5	6	7	8	9	AB	R	H	RBI	BB	SO	LOB	TOP			
Bob Bailey, R (1, 7) OBP: 0.339, SLG: 0.367 Bill Virdon, L (6, FH) OBP: 0.350, SLG: 0.395 (6, 8)	P5		E6		F8	K			2B BB	3	0	0	0	0	0	0				
Manny Mota, R (1, 8) OBP: 0.266, SLG: 0.256 (6, 7)	1-3 1B		P6		2B 1B		4-3		2B 1-3 2-H	5	2	3	1	0	0	1				
Roberto Clemente, R (1, 9) OBP: 0.359, SLG: 0.433	1-3 1-2		5-3		1-H HR 2B		1-3		2B 6-3 IBB	4	2	1	1	1	0	2				
Donn Clendenon, R (1, 3) OBP: 0.371, SLG: 0.486					1B HR 1B K		F4		1B 2-H 3-H 2B	4	1	2	2	1	1	1				
Bill Mazerowski, R (1, 4) OBP: 0.315, SLG: 0.385	L7				F9 2-H HR				5-3 6-3	5	1	1	3	0	0	4				
Gene Freese, R (1, 5) OBP: 0.365, SLG: 0.390 Jose Pagan, R (7, 5) OBP: 0.270, SLG: 0.257					K		5-3		3-H 0-0 WP 1B	3	0	0	0	0	1	1				
Gene Alley, R (1, 6) OBP: 0.302, SLG: 0.363					K				2-3 1B 1-2 BB	4	1	3	0	1	1	0				
Jim Pagliaroni, R (1, 2) OBP: 0.333, SLG: 0.448					6-3				1-2 K F8	5	1	1	3	0	2	5				
Bob Veale, S (1, 1) OBP: 0.125, SLG: 0.087					K		2-3		SH1-4 BB K	3	1	0	0	1	2	3				
Inning Stats	R: 0 E: 0 K: 0 S: 4	H: 1 LOB: 2 BB: 1 P: 8	R: 0 E: 0 K: 1 S: 5	H: 0 LOB: 0 BB: 0 P: 5	R: 0 E: 1 K: 1 S: 6	H: 0 LOB: 1 BB: 0 P: 6	R: 3 E: 0 K: 1 S: 8	H: 3 LOB: 0 BB: 0 P: 8	R: 3 E: 0 K: 2 S: 8	H: 1 LOB: 1 BB: 0 P: 8	R: 0 E: 0 K: 0 S: 3	H: 0 LOB: 0 BB: 0 P: 3	R: 0 E: 0 K: 2 S: 8	H: 1 LOB: 1 BB: 0 P: 8	R: 4 E: 0 K: 1 S: 8	H: 3 LOB: 3 BB: 4 P: 24	1B: 7 2B: 3 3B: 0 HR: 2	SF: 0 SAC: 1 DP: 0 HBP: 0	WP: 1 PB: 0 SB: 1 CS: 0	PA: 45
PITCHER	IP	WLS	BF	H	R	ER	SO	BB	IBB	HBP	BLK	WP	HR	S	P	ERA	WHIP			
Johnny Podres, L (1, 1) ERA: 3.12	5.0	L	24	7	6	6	4	1	0	0	0	0	2	31	35	10.80	1.600			
Bob Miller, R (6, 1) ERA: 2.89	3.0		11	2	0	0	4	0	0	0	0	0	0	19	19	0.00	0.667			
Ron Perranoski, L (9, 1) ERA: 3.38	0.0		5	2	4	4	0	2	1	0	0	0	0	2	14	∞	∞			
Howie Reed, R (9, 1) ERA: 3.24	1.0		5	1	0	0	1	1	0	0	0	1	0	6	10	0.00	2.000			

Pittsburgh Pirates @ Los Angeles Dodgers
Dodger Stadium, Los Angeles, CA
Sun Jun 27 1965, 3:33 AM PDT
Att: 33,161 - Unknown

AB 39
R 10
H 12
RBI 10
BB 5
SO 9
LOB 18



Batter	1	2	3	4	5	6	7	8	9	AB	R	H	RBI	BB	SO	LOB	BOTTOM			
Maury Wills, S (1, 6) OBP: 0.322, SLG: 0.304	K		5-3			S BB		G5-4-3		3	0	0	0	1	1	1				
Jim Gilliam, S (1, 7) OBP: 0.425, SLG: 0.442	S BB				1B		K		F8	3	0	1	0	1	1	1				
Wes Parker, S (1, 3) OBP: 0.336, SLG: 0.385	K				P3		F8		WP 1B BB	3	1	0	0	1	1	3				
Ron Fairly, L (1, 8) OBP: 0.370, SLG: 0.442	L8				K				L7	4	0	1	0	0	1	3				
Lou Johnson, R (1, 9) OBP: 0.360, SLG: 0.468					F7		F8		2B 1B	4	1	1	1	0	1	2				
Dick Tracewski, R (1, 5) OBP: 0.313, SLG: 0.279					3-1		5-3		1-2 2B	4	0	1	1	0	0	1				
Jim Lefebvre, S (1, 4) OBP: 0.311, SLG: 0.325					K				1-H 2B	4	0	0	0	0	4	2				
Jeff Torborg, R (1, 2) OBP: 0.288, SLG: 0.393					P6		F8		K	3	0	0	0	0	1	0				
Johnny Podres, L (1, 1) OBP: 0.138, SLG: 0.138 Bob Miller, R (6, 1)					K				6-3	1	0	0	0	0	0	0				
Hector Valle, R (6, FH) OBP: 0.273, SLG: 0.200 Ron Perranoski, L (9, 1) Howie Reed, R (9, 1)									G5-4-3 1B	1	0	1	0	0	0	0				
Inning Stats	R: 0 E: 0 K: 2 S: 7	H: 0 LOB: 1 BB: 1 P: 11	R: 0 E: 0 K: 2 S: 7	H: 0 LOB: 0 BB: 0 P: 7	R: 0 E: 0 K: 1 S: 5	H: 0 LOB: 0 BB: 0 P: 5	R: 0 E: 0 K: 1 S: 6	H: 1 LOB: 1 BB: 0 P: 6	R: 0 E: 0 K: 1 S: 5	H: 0 LOB: 1 BB: 1 P: 9	R: 0 E: 0 K: 1 S: 6	H: 1 LOB: 1 BB: 0 P: 6	R: 0 E: 0 K: 1 S: 5	H: 1 LOB: 0 BB: 0 P: 5	R: 2 E: 0 K: 1 S: 7	H: 2 LOB: 1 BB: 1 P: 11	1B: 4 2B: 1 3B: 0 HR: 0	SF: 0 SAC: 0 DP: 1 HBP: 0	WP: 1 PB: 0 SB: 2 CS: 0	PA: 34
PITCHER	IP	WLS	BF	H	R	ER	SO	BB	IBB	HBP	BLK	WP	HR	S	P	ERA	WHIP			
Bob Veale, L (1, 1) ERA: 2.74	9.0	W	34	5	2	2	11	3	0	0	0	1	0	53	65	2.00	0.889			

Pittsburgh Pirates @ Los Angeles Dodgers
Dodger Stadium, Los Angeles, CA
Sun Jun 27 1965, 3:33 AM PDT
Att: 33,161 - Unknown

AB 31
R 2
H 5
RBI 2
BB 3
SO 11
LOB 13



Batter	1	2	3	4	5	6	7	8	9	AB	R	H	RBI	BB	SO	LOB	TOP	
Tommy Harper, R OBP: 0.373, SLG: 0.454 (1, 7)	0-0 6-3 2B		0-0 6-3			0-0 5-3		0-0 F9		4	0	1	0	0	0	2	Cincinnati Reds @ Pittsburgh Pirates Forbes Field, Pittsburgh, PA Mon Jun 28 1965, 7:05 PM EDT Att: 15,302 - Unknown livebaseballscorecards.com	
Pete Rose, S OBP: 0.367, SLG: 0.377 (1, 4)	0-0 6-3 2-3		0-0 3-1			0-0 1-3			0-0 BB BB 1B	4	1	1	0	0	0	2		
Vada Pinson, L OBP: 0.361, SLG: 0.505 (1, 8)	0-0 4-3			0-0 4-3		0-0 F7			0-0 F7	4	0	0	0	0	0	2		
Frank Robinson, R OBP: 0.380, SLG: 0.549 (1, 9)	0-0 F7			0-0 F3			0-0 F7		0-0 BB BB 2B 1B	4	1	1	0	0	0	1		
Deron Johnson, R OBP: 0.336, SLG: 0.517 (1, 5)		0-3 K		0-0 F4			0-0 1-3		0-0 F9	4	0	0	0	0	1	2		
Johnny Edwards, L OBP: 0.355, SLG: 0.567 (1, 2)		0-0 4-3			0-0 6-3		0-0 4-3		4-0 BB BB 2B BB	3	1	0	0	1	0	0		
Marty Keough, L OBP: 0.179, SLG: 0.042 (1, 3)		0-0 4-3			0-0 4-3			0-0 F6	4-0 BB BB 2B BB	3	1	0	1	1	0	0		
Leo Cardenas, R OBP: 0.344, SLG: 0.420 (1, 6)			0-0 SH5-4 2B		0-0 E6			0-0 5-3	0-0 BB BB 2B	3	0	1	0	0	0	0		
Gordy Coleman, L OBP: 0.359, SLG: 0.513 (9, PH)					0-0 FC5-4				1-2 2-3 3-H	1	0	1	3	0	0	0		
Giraldo Ruiz, S OBP: 0.071, SLG: 0.071 (9, PR)									1-H 2-H 3-H	0	0	0	0	0	0	0		
Jim O'Toole, S OBP: 0.091, SLG: 0.048 (1, 1)			0-0 SH5-4		0-0 FC5-4			0-0 2B	0-0 4-3	1	0	0	0	0	0	1		
Art Shamsky, L OBP: 0.366, SLG: 0.486 (8, PH)					1-2					1	0	1	0	0	0	0		
Roger Craig, R OBP: 0.278, SLG: 0.441 (9, PH)										1	0	0	0	0	0	1		
Inning Stats	R: 0 E: 0 K: 0 S: 4	H: 1 LOB: 1 BB: 0 P: 4	R: 0 E: 0 K: 1 S: 5	H: 0 LOB: 0 BB: 0 P: 5	R: 0 E: 0 K: 0 S: 4	H: 1 LOB: 1 BB: 0 P: 4	R: 0 E: 0 K: 0 S: 3	H: 0 LOB: 0 BB: 0 P: 3	R: 0 E: 0 K: 0 S: 3	H: 0 LOB: 0 BB: 0 P: 3	R: 0 E: 0 K: 0 S: 4	H: 1 LOB: 1 BB: 0 P: 4	R: 4 E: 0 K: 0 S: 6	H: 3 LOB: 1 BB: 2 P: 14	1B: 2 2B: 4 3B: 0 HR: 0	SF: 0 SAC: 1 DP: 0 HBP: 0	WP: 0 PB: 0 SB: 0 CS: 0	PA: 36
PITCHER	IP WLS BF H R ER SO BB IBB HBP BLK WP HR S P ERA WHIP	8.2 W 34 5 4 4 1 2 0 0 0 0 0 0 34 42 4.15 0.808	0.1 S 2 1 0 0 0 0 0 0 0 0 0 0 2 2 0.00 3.000															


Batter	1	2	3	4	5	6	7	8	9	AB	R	H	RBI	BB	SO	LOB	BOTTOM		
Bob Bailey, R OBP: 0.339, SLG: 0.364 (1, 5)	4-0 CS 1B BB		0-0 6-3	0-0 FC6-4 1-2			0-0 SH 1B G5-2-3			2	1	0	0	1	0	2	Cincinnati Reds @ Pittsburgh Pirates Forbes Field, Pittsburgh, PA Mon Jun 28 1965, 7:05 PM EDT Att: 15,302 - Unknown livebaseballscorecards.com		
Manny Mota, R OBP: 0.266, SLG: 0.256 (1, 8)	0-0 1-H 1B		0-3 K		0-0 F9		0-0 G5-2-3			4	0	1	0	0	1	3			
Roberto Clemente, R OBP: 0.359, SLG: 0.430 (1, 9)	0-0 F4		0-0 F8		0-0 6-3		0-0 1B 2-H 3-H			4	0	1	2	0	0	1			
Donn Clendenon, R OBP: 0.369, SLG: 0.483 (1, 3)	0-0 F3			0-0 1B 1B		0-0 F9		0-0 F9		4	1	1	0	0	0	2			
Bill Mazerolski, R OBP: 0.320, SLG: 0.388 (1, 4)		0-0 FC4 1B		0-0 BB SF7 1B		0-0 6-3		0-0 F3		4	1	2	0	0	0	0			
Willie Stargell, L OBP: 0.344, SLG: 0.621 (1, 7)		0-3 K		0-0 FC6-4 1B 1-2 2-H		0-3 K		0-0 FC6-4 1B		4	0	2	1	0	2	1			
Gene Alley, R OBP: 0.301, SLG: 0.358 (1, 6)		0-3 K		4-0 FC6-4 BB 1-2 2-3		0-0 1-6-3		0-3 K		3	0	0	0	1	2	2			
Jim Pagliaroni, R OBP: 0.332, SLG: 0.446 (1, 2)		0-0 FC4 1-2		0-0 SF7			0-0 SH SH G5-2-3 1B	0-0 FC6-4 1-2		3	0	1	1	0	0	2			
Don Cardwell, R OBP: 0.161, SLG: 0.267 (1, 1)				0-0 HR		0-0 FC6-4		0-0 SH G5-2-3 1B		2	2	1	1	0	0	2			
Al McBean, R OBP: 0.200, SLG: 0.200 (9, 1)										0	0	0	0	0	0	0			
Inning Stats	R: 0 E: 0 K: 0 S: 3	H: 1 LOB: 1 BB: 1 P: 7	R: 0 E: 0 K: 2 S: 8	H: 1 LOB: 1 BB: 0 P: 8	R: 1 E: 0 K: 1 S: 6	H: 1 LOB: 0 BB: 0 P: 6	R: 2 E: 0 K: 0 S: 6	H: 3 LOB: 2 BB: 1 P: 10	R: 0 E: 0 K: 1 S: 5	H: 0 LOB: 0 BB: 0 P: 5	R: 2 E: 1 K: 0 S: 6	H: 2 LOB: 1 BB: 0 P: 6	R: 0 E: 0 K: 1 S: 6	H: 1 LOB: 1 BB: 0 P: 6	1B: 8 2B: 0 3B: 0 HR: 1	SF: 1 SAC: 2 DP: 1 HBP: 0		WP: 0 PB: 0 SB: 0 CS: 1	PA: 35
PITCHER	IP WLS BF H R ER SO BB IBB HBP BLK WP HR S P ERA WHIP	7.0 L 31 8 5 4 4 2 0 0 0 0 0 0 37 45 5.14 1.429	1.0 4 1 0 0 1 0 0 0 0 0 0 0 0 6 6 0.00 1.000																



Batter	1	2	3	4	5	6	7	8	9	10	11	12	13	14	15	16	AB	R	H	RBI	BB	SO	LOB	TOP				
Tommy Harner R (1.7) OBP: 0.372, SLG: 0.450	K			F6		F8			5-3 1B		4-3		WP 1B		F8		7	0	2	0	0	1	1					
Pete Rose S (1.4) OBP: 0.368, SLG: 0.378	6-3			F 1B		G4-6-3 1B			5-3			K	WP 1B			6-3	7	0	3	1	0	1	1					
Vada Pinson L (1.8) OBP: 0.353, SLG: 0.493	4-3			E3		G4-6-3 1-2			6-3			F8	F9			F5	7	0	0	0	0	0	5					
Frank Robinson R (1.9) OBP: 0.378, SLG: 0.542		F4		F2					F9			WP 1B		2-3		WP S 1B	7	0	2	0	0	0	3					
Deron Johnson R (1.5) OBP: 0.334, SLG: 0.509		5-3		F8				G6-4-3 1B		F4		1-2 IBB		K		K	6	0	1	0	1	2	3					
Don Pavletich R (1.3) Gordy Coleman L (12. PH) Marty Keough L (12.3) OBP: 0.423, SLG: 0.602 OBP: 0.357, SLG: 0.510 OBP: 0.172, SLG: 0.040		F8			6-3			G6-4-3 1-2		F9			F6			4-3	4	0	0	0	0	0	1					
Johnny Edwards L (1.2) OBP: 0.348, SLG: 0.551			6-3							3-1					F7		6	0	1	0	0	0	0					
Leo Cardenas R (1.6) OBP: 0.344, SLG: 0.426			L6-4 2B			F8			F9		G3		F7				6	0	2	0	0	0	1					
Sammy Ellis L (1.1) Art Shamsky L (15. PH) Billy McCool R (15.1) OBP: 0.178, SLG: 0.184 OBP: 0.397, SLG: 0.474 OBP: 0.172, SLG: 0.040			L6-4 2-3			K			K		1-3		1B BB		4-3		4	1	0	0	1	2	2					
Inning Stats	R: 0 E: 0 K: 1 S: 5	H: 0 LOB: 0 BB: 0 P: 5	R: 0 E: 0 K: 3 S: 3	H: 0 LOB: 0 BB: 0 P: 3	R: 0 E: 0 K: 0 S: 3	H: 1 LOB: 0 BB: 0 P: 3	R: 0 E: 0 K: 0 S: 3	H: 1 LOB: 0 BB: 0 P: 3	R: 0 E: 0 K: 1 S: 5	H: 0 LOB: 0 BB: 0 P: 5	R: 0 E: 0 K: 0 S: 4	H: 0 LOB: 0 BB: 0 P: 3	R: 0 E: 0 K: 1 S: 6	H: 1 LOB: 2 BB: 1 P: 10	R: 0 E: 0 K: 1 S: 5	H: 2 LOB: 1 BB: 0 P: 9	R: 0 E: 0 K: 1 S: 6	H: 0 LOB: 0 BB: 0 P: 5	R: 0 E: 0 K: 1 S: 6	H: 1 LOB: 1 BB: 0 P: 6	1B: 9 2B: 3 3B: 0 HR: 0	SF: 0 SAC: 0 DP: 3 HBP: 0	WP: 3 PB: 0 SB: 1 CS: 0	PA: 59				
PITCHER	IP 10.0	WLS 34	BF 6	H 6	R 0	ER 0	SO 3	BB 0	IBB 0	HBP 0	BLK 0	WP 0	HR 0	S 40	P 40	ERA 0.00	WHIP 0.600											
Bob Friend R (1.1) ERA: 3.58	2.2	13	3	1	1	1	1	1	1	0	0	0	1	0	13	21	3.38	1.500										
Al McBean R (11.1) ERA: 2.16	0.1	1	0	0	0	0	0	0	0	0	0	0	1	0	1	0.00	0.000											
Frank Cargin L (13.1) ERA: 1.98	3.0	W	11	2	0	0	2	0	0	0	0	0	1	0	15	15	0.00	0.667										
Don Schwalt R (14.1) ERA: 3.95																												

Cincinnati Reds @ Pittsburgh Pirates
 Forbes Field, Pittsburgh, PA
 Tue Jun 29 1965, 7:05 PM EDT
 Unknown


AB 57
 R 11
 H 11
 RBI 1
 BB 2
 SO 6
 LOB 20



Batter	1	2	3	4	5	6	7	8	9	10	11	12	13	14	15	16	AB	R	H	RBI	BB	SO	LOB	BOTTOM								
Bob Bailey R (1.6) OBP: 0.348, SLG: 0.369	K			S BB		FC1-6 BB		CS 1B			F5					FC4-2 1B	5	1	3	1	2	1	0									
Bill Virdon L (1.8) OBP: 0.344, SLG: 0.385	F8					FC1-6 1-2		F6			K		CS 1B		G3	FC4-2 1B	6	0	0	0	1	1	4									
Roberto Clemente R (1.9) OBP: 0.392, SLG: 0.422	4-3					F6		6-3			G3				6-3		7	0	1	1	0	0	3									
Willie Stargell L (1.7) OBP: 0.336, SLG: 0.605		G3		K		F7					F6		F3		K		6	0	0	0	0	2	1									
Don Clendenen R (1.3) OBP: 0.365, SLG: 0.474		1-3				G6-4-3 BB					F3		K			5-3	5	0	0	0	1	2	0									
Bill Mazaroski R (1.4) OBP: 0.320, SLG: 0.388						G6-4-3 1-2					F8		F7			F9	5	0	1	0	1	0	1									
Gene Alley R (1.6) OBP: 0.302, SLG: 0.355				K							5-3				6-3		5	1	1	0	1	1	1									
Del Crandall R (1.2) Jerry Lynch (7. PH) Jim Pappalardo R (9.2) Dwight Gooden (10. PH) Manny Mota R (16. PH) OBP: 0.178, SLG: 0.280 OBP: 0.355, SLG: 0.383 OBP: 0.220, SLG: 0.200 OBP: 0.172, SLG: 0.040						1-3					K		SH3-4 1B			SH3-4 1B	2	0	0	0	0	1	0									
Bob Friend R (1.1) Al McBean R (11.1) Frank Cargin L (13.1) Andre Rodgers (13. PH) Don Schwalt R (14.1) OBP: 0.178, SLG: 0.184 OBP: 0.397, SLG: 0.474 OBP: 0.172, SLG: 0.040						K					K		FC4-2 BB			K	3	0	0	0	0	1	2									
Inning Stats	R: 0 E: 0 K: 1 S: 5	H: 0 LOB: 0 BB: 0 P: 5	R: 0 E: 0 K: 1 S: 5	H: 0 LOB: 1 BB: 1 P: 9	R: 0 E: 0 K: 0 S: 3	H: 0 LOB: 2 BB: 2 P: 11	R: 0 E: 0 K: 0 S: 3	H: 0 LOB: 0 BB: 0 P: 7	R: 0 E: 0 K: 2 S: 8	H: 1 LOB: 2 BB: 1 P: 12	R: 0 E: 0 K: 0 S: 3	H: 1 LOB: 1 BB: 0 P: 3	R: 0 E: 0 K: 0 S: 3	H: 0 LOB: 0 BB: 0 P: 5	R: 0 E: 0 K: 1 S: 5	H: 0 LOB: 0 BB: 0 P: 5	R: 0 E: 0 K: 1 S: 6	H: 0 LOB: 0 BB: 0 P: 5	R: 0 E: 0 K: 0 S: 3	H: 0 LOB: 0 BB: 0 P: 3	R: 1 E: 0 K: 0 S: 4	H: 2 LOB: 0 BB: 0 P: 4	R: 0 E: 0 K: 1 S: 5	H: 0 LOB: 0 BB: 0 P: 5	R: 0 E: 0 K: 0 S: 3	H: 0 LOB: 0 BB: 0 P: 3	R: 1 E: 0 K: 1 S: 6	H: 2 LOB: 2 BB: 1 P: 10	1B: 5 2B: 1 3B: 0 HR: 0	SF: 0 SAC: 1 DP: 2 HBP: 0	WP: 0 PB: 0 SB: 1 CS: 2	PA: 58
PITCHER	IP 14.0	WLS 49	BF 4	H 4	R 1	ER 1	SO 10	BB 7	IBB 0	HBP 0	BLK 0	WP 0	HR 0	S 62	P 90	ERA 0.64	WHIP 0.786															
Sammy Ellis R (1.1) ERA: 3.14	1.2	L	8	2	1	1	1	1	0	0	0	0	0	0	9	13	5.40	1.800														

Cincinnati Reds @ Pittsburgh Pirates
 Forbes Field, Pittsburgh, PA
 Tue Jun 29 1965, 7:05 PM EDT
 Unknown

AB 48
 R 8
 H 6
 RBI 2
 BB 8
 SO 11
 LOB 17




Batter	1	2	3	4	5	6	7	8	9	AB R H RBI BB SO LOB	TOP									
Tommy Harper, R OBP: 0.372, SLG: 0.451 (1, 7)	0-0 2B		4-0 3B BB	5-3			5-3		0-0 F9	4 1 1 0 1 0 2	Cincinnati Reds @ Pittsburgh Pirates Forbes Field, Pittsburgh, PA Tue Jun 29 1965, 7:05 PM EDT Att: 28,589 - Unknown									
Pete Ross, S OBP: 0.372, SLG: 0.386 (1, 4)	0-3 K		0-0 3B	0-0 1B			6-3		4-0 BB	4 0 2 3 1 1 1										
Vada Pinson, L OBP: 0.351, SLG: 0.487 (1, 8)	4-0 BB		0-0 F9	0-0 F9			K		0-0 6-3	4 0 0 0 1 1 3										
Frank Robinson, R OBP: 0.380, SLG: 0.541 (1, 9)	0-0 G6-4-3			0-0 1B SF8					0-0 6-3 2-3	4 2 2 0 0 1 2										
Deron Johnson, R OBP: 0.333, SLG: 0.505 (1, 5)		0-3 K		0-0 2B 1B					0-0 2-3	4 1 1 0 0 2 1										
Don Pavletich, R OBP: 0.409, SLG: 0.586 (1, 2)		0-0 4-3		0-0 SF8					0-0 6-3	3 0 0 1 0 0 1										
Tony Perez, R OBP: 0.277, SLG: 0.443 (1, 3)		0-0 F9		0-0 1B			0-0 F7		0-0 E5	4 1 1 0 0 0 0										
Leo Cardenas, R OBP: 0.342, SLG: 0.421 (1, 6)			0-0 F7	4-0 5-3 1B			0-3 K		0-0 5-3	3 1 0 0 1 1 1										
Joe Nuxhall, L OBP: 0.308, SLG: 0.250 Roger Craig, R (7, 1)			0-0 4-3	0-0 1B			0-0 4-3		0-0 F9	3 1 1 2 0 0 0 1 0 0 0 0 0 0	AB 34 R 7 H 8 RBI 6 BB 4 SO 6 LOB 11									
Inning Stats	R: 0 E: 0 K: 1 S: 5	H: 1 LOB: 1 BB: 1 P: 9	R: 0 E: 0 K: 1 S: 5	H: 0 LOB: 0 BB: 0 P: 5	R: 1 E: 0 K: 0 S: 4	H: 1 LOB: 1 BB: 1 P: 8	R: 5 E: 0 K: 0 S: 8	H: 5 LOB: 1 BB: 1 P: 12	R: 0 E: 0 K: 2 S: 7	H: 0 LOB: 0 BB: 0 P: 7	R: 0 E: 0 K: 1 S: 5	H: 0 LOB: 0 BB: 0 P: 5	R: 0 E: 1 K: 0 S: 5	H: 1 LOB: 1 BB: 0 P: 5	R: 0 E: 0 K: 0 S: 3	H: 0 LOB: 1 BB: 1 P: 7	1B: 5 2B: 2 3B: 1 HR: 0	SF: 1 SAC: 0 DP: 1 HBP: 0	WP: 0 PB: 0 SB: 0 CS: 0	PA: 39
PITCHER	IP WLS BF H R ER SO BB IBB HBP BLK WP HR S P ERA WHIP																			
Joe Gibbon, L ERA: 5.61 (1, 1)	3.1 L 18 6 6 6 2 2 1 0 0 0 0 0 19 31 16.20 2.400																			
Tommie Sisk, R ERA: 4.01 (4, 1)	1.2 6 1 0 0 2 0 0 0 0 0 0 0 10 10 0.00 0.600																			
Wilbur Wood, L ERA: 1.23 (6, 1)	2.0 6 0 0 0 2 0 0 0 0 0 0 0 10 10 0.00 0.000																			
Don Schwall, R ERA: 3.81 (8, 1)	1.0 5 1 1 0 0 0 0 0 0 0 0 0 5 5 0.00 1.000																			
Al McBean, R ERA: 2.12 (9, 1)	1.0 4 0 0 0 0 1 0 0 0 0 0 0 3 7 0.00 1.000																			

Batter	1	2	3	4	5	6	7	8	9	AB R H RBI BB SO LOB	BOTTOM											
Bob Bailey, R OBP: 0.346, SLG: 0.365 (1, 7)	0-3 K		0-0 G6-4-3				0-0 F7		0-3 K	5 1 1 0 0 2 2	Cincinnati Reds @ Pittsburgh Pirates Forbes Field, Pittsburgh, PA Tue Jun 29 1965, 7:05 PM EDT Att: 28,589 - Unknown											
Manny Mota, R OBP: 0.276, SLG: 0.262 (1, 8)	0-0 F9			0-0 3B			0-3 K		0-0 F2	5 1 2 0 0 1 1												
Roberto Clemente, R OBP: 0.397, SLG: 0.431 (1, 9)	0-0 F7			0-0 1B			0-0 6-3		0-0 1B	4 1 2 1 1 0 0												
Donn Clendenon, R OBP: 0.372, SLG: 0.476 (1, 3)		0-0 F8		0-0 1B			4-0 2B 1B		0-0 1B	3 1 2 2 2 0 0												
Bill Mazerolski, R OBP: 0.316, SLG: 0.389 (1, 4)		0-0 F3		0-3 K			0-0 K		0-0 F9	5 1 1 0 0 1 6												
Gene Freese, R OBP: 0.358, SLG: 0.371 Willie Stargell, L (8, FH) OBP: 0.339, SLG: 0.607 (9, 7)		4-0 BB		0-3 K			0-3 K		0-0 G6-3	2 0 0 0 1 2 3 1 0 1 0 0 0 0												
Gene Alley, R OBP: 0.301, SLG: 0.353 (1, 6)		0-0 F3		0-0 F9			0-0 K		0-0 G6-3	4 0 1 2 0 0 3												
Jim Pagliaroni, R OBP: 0.340, SLG: 0.446 Del Crandall, R OBP: 0.307, SLG: 0.263 (7, 2)			4-0 BB				0-0 F4		4-0 FC4-6	2 0 1 0 1 0 1 0 0 0 0 1 0 0												
Joe Gibbon, R OBP: 0.358, SLG: 0.111 (4, 1)			0-0 F3				0-3 K		0-0 FC4-6	1 0 0 0 0 0 1 0 0 0 0 0 0 0 1 0 0 0 0 0 1 0 0 0 0 0 0 0 1 0 0 0 0 0 1 0 0 0 0 0 0 0 1 0 0 0 0 0 1 0 0 0 0 0 0 0												
Joe Pagan, R OBP: 0.267, SLG: 0.295 (8, 1)																						
Wilbur Wood, L ERA: 1.23 (6, 1)																						
Andre Rodgers, R OBP: 0.357, SLG: 0.449 Don Schwall, R ERA: 3.81 (8, 1)																						
Jerry Lynch, R OBP: 0.346, SLG: 0.524 Al McBean, R ERA: 2.12 (9, 1)																						
Inning Stats	R: 0 E: 0 K: 1 S: 5	H: 0 LOB: 0 BB: 0 P: 5	R: 0 E: 0 K: 0 S: 3	H: 0 LOB: 1 BB: 1 P: 7	R: 0 E: 0 K: 0 S: 2	H: 0 LOB: 0 BB: 1 P: 6	R: 2 E: 0 K: 2 S: 10	H: 3 LOB: 1 BB: 0 P: 10	R: 0 E: 0 K: 2 S: 8	H: 1 LOB: 1 BB: 0 P: 8	R: 2 E: 0 K: 1 S: 7	H: 2 LOB: 1 BB: 1 P: 11	R: 1 E: 0 K: 1 S: 6	H: 2 LOB: 2 BB: 2 P: 14	R: 0 E: 0 K: 0 S: 3	H: 1 LOB: 1 BB: 1 P: 7	R: 0 E: 0 K: 1 S: 7	H: 2 LOB: 2 BB: 0 P: 7	1B: 9 2B: 1 3B: 1 HR: 0	SF: 0 SAC: 0 DP: 3 HBP: 0	WP: 0 PB: 0 SB: 0 CS: 0	PA: 41
PITCHER	IP WLS BF H R ER SO BB IBB HBP BLK WP HR S P ERA WHIP																					
Joe Nuxhall, L ERA: 4.86 Roger Craig, R ERA: 3.0 (7, 1)	6.1 W 29 3 0 0 1 3 0 0 0 0 0 0 11 23 0.00 2.250																					

Batter	1	2	3	4	5	6	7	8	9	AB	R	H	RBI	BB	SO	LOB	TOP										
Phil Gagliano, R (1, 9) OBP: 0.352, SLG: 0.441 Mike Shannon, R (8, 9) OBP: 0.257, SLG: 0.282	F9			L9	G6-4-3			F4	1B	4	0	0	0	0	0	3											
Dick Groat, R (1, 6) OBP: 0.324, SLG: 0.312 Dal Maxwell, R (9, FR) OBP: 0.103, SLG: 0.143	K			6-3		E5		F7	1B	5	0	1	0	0	1	0											
Lou Brock, L (1, 7) OBP: 0.331, SLG: 0.420	F7			K		FC4-6		6-3	1B	5	0	1	2	0	1	1											
Bill White, L (1, 3) OBP: 0.374, SLG: 0.463		4-3				4-3			1B	5	1	1	0	0	0	3											
Ken Boyer, R (1, 5) OBP: 0.318, SLG: 0.395	F9					F9			1B	4	2	2	0	0	0	1											
Curt Flood, R (1, 8) OBP: 0.347, SLG: 0.431	K							1-3	1B	4	1	2	1	0	1	0											
Tim McCarver, L (1, 2) OBP: 0.336, SLG: 0.436			F7					F5	1B	3	0	1	0	1	0	2											
Jerry Buchek, R (1, 4) OBP: 0.259, SLG: 0.321			6-3					F6	1B	3	1	0	0	1	0	3											
Ray Washburn, R (1, 1) OBP: 0.158, SLG: 0.167 Hal Woodeshick, R (8, 1) OBP: 0.200, SLG: 0.111	K		K					FC4	1B	3	0	0	0	0	2	4											
Inning Stats	R: 0 E: 0 K: 1 S: 5	H: 0 LOB: 0 BB: 0 P: 5	R: 0 E: 0 K: 1 S: 5	H: 0 LOB: 0 BB: 0 P: 5	R: 0 E: 0 K: 1 S: 5	H: 0 LOB: 0 BB: 0 P: 5	R: 0 E: 0 K: 1 S: 5	H: 0 LOB: 0 BB: 0 P: 5	R: 2 E: 1 K: 0 S: 4	H: 3 LOB: 2 BB: 0 P: 12	R: 0 E: 0 K: 0 S: 4	H: 1 LOB: 1 BB: 0 P: 4	R: 0 E: 0 K: 0 S: 3	H: 0 LOB: 0 BB: 0 P: 3	R: 5 E: 0 K: 0 S: 8	H: 5 LOB: 3 BB: 2 P: 16	1B: 8 2B: 1 3B: 0 HR: 0	SF: 0 SAC: 0 DP: 1 HBP: 0	WP: 0 PB: 0 SB: 1 CS: 0	PA: 40							
PITCHER	IP	WLS	BF	H	R	ER	SO	BB	IBB	HBP	BLK	WP	HR	S	P	ERA	WHIP										
Vern Law, R (1, 1) ERA: 1.51	8.0	L	30	4	2	1	5	0	1	0	0	0	0	39	43	1.12	0.500										
Al McBean, R (9, 1) ERA: 2.41	0.1		3	2	2	2	0	0	0	0	0	0	0	3	3	54.00	6.000										
Frank Carpin, L (9, 1) ERA: 3.77	0.2		7	3	3	3	0	1	1	0	0	0	0	5	13	40.50	6.000										

St. Louis Cardinals @ Pittsburgh Pirates
Forbes Field, Pittsburgh, PA
Wed Jun 30 1965, 7:05 PM EDT
Att: 15,369 - Unknown

AB 37
R 7
H 9
RBI 6
BB 3
SO 5
LOB 17



Batter	1	2	3	4	5	6	7	8	9	AB	R	H	RBI	BB	SO	LOB	BOTTOM										
Bob Bailey, R (1, 5) OBP: 0.341, SLG: 0.360	5-3		K			G3		F7		4	0	0	0	0	1	0											
Bill Virdon, L (1, 8) OBP: 0.352, SLG: 0.394 Manny Mota, R (8, PH) OBP: 0.274, SLG: 0.260	1B			G4-6-3				6-3		2	1	2	0	1	0	0											
Roberto Clemente, R (1, 9) OBP: 0.359, SLG: 0.430	FC4			G4-6-3						1	0	0	0	0	0	0											
Willie Stargell, L (1, 7) OBP: 0.337, SLG: 0.599	FC4			G4-6-3						3	0	0	1	1	0	4											
Donn Clendenon, R (1, 3) OBP: 0.368, SLG: 0.469	CS		K	6-3				F9		4	0	0	0	0	1	2											
Bill Mazeroski, R (1, 4) OBP: 0.321, SLG: 0.399	K							FC6-4		4	0	2	0	0	1	1											
Gene Alley, R (1, 6) OBP: 0.302, SLG: 0.352										3	0	1	0	0	0	1											
Jim Pagliaroni, R (1, 2) OBP: 0.337, SLG: 0.441 Gene Freese, R (7, PH) OBP: 0.353, SLG: 0.365 Ozzie Virgil, R (8, 2) OBP: 0.310, SLG: 0.464			K					G6-4-3		2	0	0	0	0	2	1											
Vern Law, R (1, 1) OBP: 0.268, SLG: 0.341 Jerry Lynch, L (8, PH) OBP: 0.360, SLG: 0.518 Al McBean, R (9, 1) OBP: 0.200, SLG: 0.200 Frank Carpin, L (9, 1)			6-3							1	0	0	0	0	1	0											
Inning Stats	R: 1 E: 0 K: 0 S: 3	H: 1 LOB: 0 BB: 1 P: 7	R: 0 E: 0 K: 2 S: 7	H: 0 LOB: 0 BB: 0 P: 7	R: 0 E: 0 K: 2 S: 7	H: 0 LOB: 0 BB: 0 P: 7	R: 0 E: 0 K: 0 S: 3	H: 1 LOB: 1 BB: 1 P: 7	R: 0 E: 0 K: 1 S: 6	H: 1 LOB: 1 BB: 0 P: 6	R: 0 E: 0 K: 1 S: 6	H: 1 LOB: 1 BB: 0 P: 6	R: 0 E: 0 K: 0 S: 4	H: 2 LOB: 1 BB: 0 P: 4	R: 0 E: 0 K: 1 S: 5	H: 0 LOB: 0 BB: 0 P: 5	R: 0 E: 0 K: 0 S: 3	H: 0 LOB: 1 BB: 1 P: 7	1B: 4 2B: 2 3B: 0 HR: 0	SF: 0 SAC: 0 DP: 2 HBP: 0	WP: 0 PB: 0 SB: 0 CS: 1	PA: 34					
PITCHER	IP	WLS	BF	H	R	ER	SO	BB	IBB	HBP	BLK	WP	HR	S	P	ERA	WHIP										
Ray Washburn, R (1, 1) ERA: 3.64	7.0	W	26	6	1	1	6	2	0	0	0	0	0	36	44	1.29	1.143										
Hal Woodeshick, L (8, 1) ERA: 3.45	2.0	S	7	0	0	0	1	1	0	0	0	0	0	8	12	0.00	0.500										

St. Louis Cardinals @ Pittsburgh Pirates
Forbes Field, Pittsburgh, PA
Wed Jun 30 1965, 7:05 PM EDT
Att: 15,369 - Unknown

AB 30
R 1
H 6
RBI 1
BB 3
SO 7
LOB 13



Batter	1	2	3	4	5	6	7	8	9	AB	R	H	RBI	BB	SO	LOB	TOP		
Phil Gagliano, R OBP: 0.358, SLG: 0.448 (1, 9) (2, 7)	F7		2B		K			5-3 BB BB	SH3-4 2B 1B	4	2	2	0	1	1	0	St. Louis Cardinals @ Pittsburgh Pirates Forbes Field, Pittsburgh, PA Thu Jul 01 1965, 7:05 PM EDT Att: 11,920 - Unknown		
Dick Groat, R OBP: 0.332, SLG: 0.317 (1, 6)	HBP 1B		BB			G4-6-3 1B		BB WP 5-3 BB	SH3-4	2	1	2	0	2	0	0			
Lou Brock, L OBP: 0.360, SLG: 0.420 Mike Shannon, R OBP: 0.257, SLG: 0.289 (1, 7) (2, 9)	1-2 HBP		K			G4-6-3 1-2 1B		0-3 K	1B 2B	0	0	0	0	0	0	0			
Curt Flood, R OBP: 0.344, SLG: 0.427 (1, 8)	L9		L3			4-3		0-0 5-3	1B FC1-4 1B	5	1	1	2	0	0	6			
Ken Boyer, R OBP: 0.322, SLG: 0.394 (1, 5)	L1				K			4-0 FC4-6 BB	WP BB BB HBP	3	1	1	0	1	1	2			
Carl Warwick, R OBP: 0.205, SLG: 0.203 (1, 3)		K			G3			0-0 F3	BB HBP BB	4	0	0	2	1	1	2			
Bob Uecker, R Dal Maxvill, R OBP: 0.100, SLG: 0.138 (1, 2) (8, PR) (8, 4)	F8				6-3			0-0 FC4-6	BB HBP	3	0	0	0	0	0	1			
Jerry Buchek, R Bob Skinner, L Barney Schultz, R Hal Woodeshick, R Tracy Stallard, R Ray Sadecki, L OBP: 0.246, SLG: 0.305 (8, PH) (8, 1) (8, 1) (8, 1) (8, 1) (8, 1) (8, 1)	K				6-3			0-0 G3	BB HBP	3	0	0	0	0	0	1			
Curt Simmons, L Nelson Briles, R Don Dennis, R Bill White, L Bob Gibson, R Tim Lincecum, L OBP: 0.264, SLG: 0.281 (2, 1) (7, 1) (8, PH) (8, PH) (8, PH) (8, PH)			K		K			0-0 G3	BB HBP	0	0	0	0	0	0	0			
Inning Stats	R: 0 E: 0 K: 0 S: 4	H: 1 LOB: 2 BB: 0 P: 5	R: 0 E: 0 K: 2 S: 7	H: 0 LOB: 0 BB: 0 P: 7	R: 0 E: 0 K: 1 S: 8	H: 1 LOB: 2 BB: 1 P: 12	R: 0 E: 0 K: 2 S: 5	H: 0 LOB: 0 BB: 0 P: 5	R: 0 E: 0 K: 0 S: 3	H: 1 LOB: 0 BB: 0 P: 3	R: 0 E: 0 K: 0 S: 3	H: 0 LOB: 1 BB: 1 P: 7	R: 4 E: 0 K: 2 S: 8	H: 1 LOB: 3 BB: 4 P: 26	R: 3 E: 0 K: 0 S: 7	H: 4 LOB: 1 BB: 0 P: 7		1B: 6 2B: 2 3B: 0 HR: 0	SF: 0 SAC: 1 DP: 1 HBP: 3
PITCHER	IP WLS BF H R ER SO BB IBB HBP BLK WP HR S P ERA WHIP																		
Bob Veale, L ERA: 2.85 (1, 1)	7.2 34 4 4 4 8 5 0 3 0 1 0 42 65 4.70 1.174																		
Don Schwail, R ERA: 3.51 (8, 1)	0.0 1 0 0 0 0 1 0 0 0 0 0 0 4 ∞ ∞																		
Frank Carpin, L ERA: 3.68 (9, 1)	0.1 1 0 0 0 1 0 0 0 0 0 0 3 3 0.00 0.000																		
Joe Gibbon, L ERA: 5.85 (9, 1)	0.1 L 3 2 2 2 0 0 0 0 0 0 0 3 3 54.00 6.000																		
Tommie Sisk, R ERA: 4.29 (9, 1)	0.2 4 2 1 1 0 0 0 0 0 0 0 4 4 13.50 3.000																		

Batter	1	2	3	4	5	6	7	8	9	AB	R	H	RBI	BB	SO	LOB	BOTTOM		
Bob Bailey, R OBP: 0.345, SLG: 0.366 (1, 5)	6-3	2B		CS BB			FC1-5 1B		K	4	1	2	0	1	1	0	St. Louis Cardinals @ Pittsburgh Pirates Forbes Field, Pittsburgh, PA Thu Jul 01 1965, 7:05 PM EDT Att: 11,920 - Unknown		
Manny Mota, R OBP: 0.286, SLG: 0.288 (1, 8) (9, 7)	K	1B		CS	G6-4-3 1B		FC1-5 1B		E 3B	5	1	3	0	0	1	2			
Roberto Clemente, R OBP: 0.359, SLG: 0.430 (1, 9)	BB 1B	F8			G6-4-3 1-2 1B		1-3 2-H 1B		E6 WP SF9	5	2	2	2	0	0	3			
Donn Clendenon, R OBP: 0.368, SLG: 0.467 (1, 3)	1B BB	K			CS 1B		6-3		SF9	3	1	1	1	1	1	4			
Bill Mazerowski, R OBP: 0.323, SLG: 0.399 (1, 4)	1B 1B		6-3		CS	6-3		K	E7 1B	5	1	2	1	0	1	0			
Willie Stargell, L OBP: 0.340, SLG: 0.602 Bill Virdon, L OBP: 0.350, SLG: 0.392 (1, 7) (8, PR) (9, 8)	1B 1B		F8		K		WP		F8	4	0	2	1	0	1	0			
Gene Alley, R OBP: 0.301, SLG: 0.351 (1, 6)	1B		6-3		L8			F6		4	0	1	1	0	0	1			
Hal Smith, R (1, 2)	F7				K			F8		3	0	0	0	0	1	2			
Jerry Lynch, L OBP: 0.360, SLG: 0.518 Gene Freese, R OBP: 0.362, SLG: 0.365 Del Crandall, R OBP: 0.307, SLG: 0.263 (8, PH) (8, PH) (9, 2)			K		K					0	0	0	0	0	0	0			
Bob Veale, S Don Schwail, R Frank Carpin, L Andre Rodgers, R Joe Gibbon, R Tommie Sisk, R OBP: 0.137, SLG: 0.083 (8, 1) (8, 1) (8, 1) (8, PH) (8, 1) (9, 1)		K			K		FC1-5 1B		4-3	2	0	0	0	1	2	0			
Inning Stats	R: 3 E: 0 K: 1 S: 9	H: 4 LOB: 2 BB: 1 P: 13	R: 0 E: 0 K: 2 S: 9	H: 2 LOB: 0 BB: 0 P: 9	R: 0 E: 0 K: 0 S: 3	H: 0 LOB: 0 BB: 0 P: 3	R: 0 E: 0 K: 2 S: 6	H: 0 LOB: 0 BB: 1 P: 10	R: 0 E: 0 K: 1 S: 5	H: 0 LOB: 0 BB: 0 P: 5	R: 1 E: 0 K: 0 S: 5	H: 2 LOB: 2 BB: 1 P: 9	R: 0 E: 0 K: 1 S: 6	H: 1 LOB: 3 BB: 1 P: 10	R: 2 E: 2 K: 1 S: 8	H: 2 LOB: 1 BB: 0 P: 8	1B: 10 2B: 2 3B: 1 HR: 0	SF: 1 SAC: 0 DP: 1 HBP: 0	WP: 2 PA: 44 PB: 0 CS: 2 SB: 0
PITCHER	IP WLS BF H R ER SO BB IBB HBP BLK WP HR S P ERA WHIP																		
Curt Simmons, L ERA: 3.51 (1, 1)	1.1 11 6 3 3 2 1 0 0 0 0 0 14 18 20.25 5.250																		
Nelson Briles, R ERA: 4.75 (2, 1)	5.0 17 3 1 1 4 2 0 0 0 0 0 23 31 1.80 1.000																		
Don Dennis, R ERA: 3.38 (7, 1)	0.2 3 1 0 0 0 0 0 0 0 0 0 3 3 0.00 1.500																		
Barney Schultz, R ERA: 3.98 (8, 1)	0.2 W 3 1 0 0 1 0 0 0 0 1 0 5 5 0.00 1.500																		
Hal Woodeshick, L ERA: 3.6 (8, 1)	0.2 W 5 1 2 1 1 0 1 0 0 0 0 6 10 13.50 1.500																		
Tracy Stallard, R ERA: 3.11 (9, 1)	0.1 1 0 0 0 0 0 0 0 0 0 0 0 0 0.00 3.000																		
Ray Sadecki, L ERA: 6.61 (9, 1)	0.1 S 1 0 0 0 0 0 0 0 0 0 0 1 1 0.00 0.000																		

AB	33
R	7
H	8
RBI	6
BB	6
SO	9
LOB	22



Batter	1	2	3	4	5	6	7	8	9	AB	R	H	RBI	BB	SO	LOB	TOP		
Bob Bailey, R (1, 5) OBP: 0.335, SLG: 0.361 Frank Carpin, L (7, 1) Don Schwall, R (7, 1) Gene Freese, R (9, PH) OBP: 0.357, SLG: 0.359	0-0 FC5-2 HBP 1B	0-3 K			0-0 6-3		0-3 K		0-3 K	4	0	1	0	0	2	4	Pittsburgh Pirates @ Philadelphia Phillies Connie Mack Stadium, Philadelphia, PA Mon Jul 05 1965, 7:05 PM EDT Unknown		
Bill Virdon, L (1, 8) OBP: 0.353, SLG: 0.395	1-0 FC5-2 3-1 HBP		0-0 4-3		0-3 K			0-0 4-3		3	0	0	0	0	1	1			
Roberto Clemente, R (1, 9) OBP: 0.369, SLG: 0.454	0-0 3-1		0-3 K		0-0 6-3			0-0 FC6-4 1B		4	0	1	0	0	1	2			
Willie Stargell, L (1, 7) OBP: 0.348, SLG: 0.613	4-0 FC5-2 IBB		0-0 P6		0-0 P4			0-0 FC6-4 1B		3	0	0	0	1	0	1			
Donn Clendenon, R (1, 3) OBP: 0.367, SLG: 0.462	0-0 FC5-2			0-3 K		0-3 K		0-0 1B		4	0	1	0	0	2	3			
Bill Mazeroski, R (1, 4) OBP: 0.322, SLG: 0.391	0-3 K			0-0 F8			0-0 F2	0-0 5-3		4	0	0	0	0	1	5			
Gene Alley, R (1, 6) OBP: 0.303, SLG: 0.357		0-0 6-3		0-3 K			4-0 G3 BB		0-0 F3	3	0	0	0	1	1	0			
Jim Pagliaroni, R (1, 2) OBP: 0.343, SLG: 0.451 Manny Mota, R (9, PH) OBP: 0.291, SLG: 0.316		0-3 K SH3-4			0-0 SH5-4 1B		0-0 G3		0-0 HR	3	0	1	0	0	1	1			
Bob Veale, S (1, 1) OBP: 0.137, SLG: 0.083 Jerry Lynch, L (7, PH) OBP: 0.359, SLG: 0.506		0-0 SH3-4			0-0 SH5-4		1-0 HBP		0-0 F8	0	0	0	0	0	0	0			
										1B: 4	SF: 0	WP: 0	PA: 37						
Inning Stats	R: 0 E: 0 K: 1 S: 6	H: 1 LOB: 3 BB: 1 P: 11	R: 0 E: 0 K: 2 S: 8	H: 0 LOB: 1 BB: 0 P: 8	R: 0 E: 0 K: 1 S: 5	H: 0 LOB: 0 BB: 0 P: 5	R: 0 E: 0 K: 2 S: 7	H: 0 LOB: 0 BB: 0 P: 7	R: 0 E: 0 K: 1 S: 6	H: 1 LOB: 1 BB: 0 P: 6	R: 0 E: 0 K: 1 S: 5	H: 0 LOB: 2 BB: 1 P: 10	R: 0 E: 0 K: 0 S: 5	H: 2 LOB: 2 BB: 0 P: 5	R: 1 E: 0 K: 1 S: 6	H: 1 LOB: 0 BB: 0 P: 6	1B: 4 2B: 0 3B: 0 HR: 1	SF: 0 SAC: 2 DP: 0 HBP: 2	WP: 0 PB: 1 SB: 0 CS: 0
PITCHER Jim Bunning, R (1, 1) ERA: 2.95	IP: 9.0 WLS: W BF: 37 H: 5 R: 1 ER: 1 SO: 10 BB: 1 IBB: 1 HBP: 2 BLK: 0 WP: 0 HR: 1 S: 53 P: 63 ERA: 1.00 WHIP: 0.667															PITCHER			

AB	31
R	1
H	5
RBI	1
BB	2
SO	10
LOB	17



Batter	1	2	3	4	5	6	7	8	9	AB	R	H	RBI	BB	SO	LOB	BOTTOM		
Cookie Rojas, R (1, 7) OBP: 0.367, SLG: 0.414	0-0 1B		0-3 K		0-0 F7		0-0 P6			4	0	1	0	0	1	2	Pittsburgh Pirates @ Philadelphia Phillies Connie Mack Stadium, Philadelphia, PA Mon Jul 05 1965, 7:05 PM EDT Unknown		
Johnny Callison, L (1, 9) OBP: 0.315, SLG: 0.525	0-3 K		0-3 K			0-3 K	4-0 1-2 BB			3	0	0	0	1	3	1			
Dick Allen, R (1, 5) OBP: 0.422, SLG: 0.558	0-0 F9		0-0 F9			4-0 1-3 1B BB	0-3 K			3	1	0	0	1	1	3			
Dick Stuart, R (1, 3) OBP: 0.310, SLG: 0.443	0-0 P3			0-0 6-3		0-0 1-3		0-0 L4		4	0	0	0	0	0	2			
Alex Johnson, R (1, 8) OBP: 0.345, SLG: 0.477		0-0 BB 1B		0-0 F3		4-0 1B IBB		0-0 HR		3	2	2	1	1	0	0			
Ruben Amaro, R (1, 4) OBP: 0.303, SLG: 0.227		0-0 F7		0-0 5-3		0-0 E9 1B		0-0 5-3		4	0	1	1	0	0	1			
Bobby Wine, R (1, 6) OBP: 0.248, SLG: 0.196		0-0 F8			0-0 F9	0-0 4-3		0-3 K		4	0	0	0	0	1	2			
Pat Corrales, R (1, 2) OBP: 0.345, SLG: 0.347		4-0 1-2 BB			0-0 1B		0-0 5-3			2	0	1	0	1	0	0			
Jim Bunning, R (1, 1) OBP: 0.222, SLG: 0.289		0-3 K			0-0 L8		0-0 BB 1B			3	0	1	0	0	1	3			
										1B: 5	SF: 0	WP: 0	PA: 34						
Inning Stats	R: 0 E: 0 K: 1 S: 6	H: 1 LOB: 1 BB: 0 P: 6	R: 0 E: 0 K: 1 S: 6	H: 1 LOB: 2 BB: 1 P: 10	R: 0 E: 0 K: 2 S: 7	H: 0 LOB: 0 BB: 0 P: 7	R: 0 E: 0 K: 0 S: 3	H: 0 LOB: 0 BB: 0 P: 3	R: 0 E: 0 K: 0 S: 4	H: 1 LOB: 1 BB: 0 P: 4	R: 2 E: 1 K: 1 S: 6	H: 1 LOB: 1 BB: 2 P: 14	R: 0 E: 0 K: 1 S: 6	H: 1 LOB: 2 BB: 1 P: 10	R: 1 E: 0 K: 1 S: 6	H: 1 LOB: 0 BB: 0 P: 6	1B: 5 2B: 0 3B: 0 HR: 1	SF: 0 SAC: 0 DP: 0 HBP: 0	WP: 0 PB: 0 SB: 0 CS: 0
PITCHER Bob Veale, L (1, 1) ERA: 2.79 Frank Carpin, L (7, 1) ERA: 3.31 Don Schwall, R (7, 1) ERA: 3.66	IP: 6.0 WLS: L BF: 25 H: 4 R: 2 ER: 1 SO: 5 BB: 2 IBB: 1 HBP: 0 BLK: 0 WP: 0 HR: 0 S: 32 P: 44 ERA: 1.50 WHIP: 1.000															PITCHER			




Batter	1	2	3	4	5	6	7	8	9	AB	R	H	RBI	BB	SO	LOB	TOP																
Bob Bailey, R (1, 5) OBP: 0.331, SLG: 0.356										4	0	0	0	0	1	0	Pittsburgh Pirates @ Philadelphia Phillies Connie Mack Stadium, Philadelphia, PA Mon Jul 05 1965, 7:05 PM EDT Att: 25,330 - Unknown																
Bill Virdon, L (1, 8) OBP: 0.359, SLG: 0.412										4	2	3	0	0	0	0																	
Roberto Clemente, R (1, 9) OBP: 0.369, SLG: 0.458										4	0	2	0	0	1	1																	
Willie Stargell, L (1, 7) OBP: 0.350, SLG: 0.610										3	0	1	1	1	1	2																	
Donn Clendenon, R (1, 3) OBP: 0.366, SLG: 0.459										4	0	1	0	0	1	4																	
Bill Mazeroski, R (1, 4) OBP: 0.316, SLG: 0.382										4	0	0	0	0	0	2																	
Gene Alley, R (1, 6) OBP: 0.298, SLG: 0.351										4	0	0	0	0	1	1																	
Del Crandall, R (1, 2) OBP: 0.308, SLG: 0.266										3	0	1	0	0	1	0																	
Ozzie Virgil, R (7, PR) OBP: 0.310, SLG: 0.464										0	0	0	0	0	0	0																	
Don Schwall, R (7, 1) Manny Mota, R (9, PH) OBP: 0.296, SLG: 0.316										0	0	0	0	0	1	0																	
Wilbur Wood, R (1, 1) Tommy Sisk, R (5, 1) Gene Freese, R (7, PH) Hal Smith, R (7, 2) Jerry Lynch, L (9, PH) OBP: 0.355, SLG: 0.500										2	0	0	0	0	2	0																	
Inning Stats	R: 1 E: 0 K: 0 S: 5	H: 2 LOB: 1 BB: 0 P: 5	R: 0 E: 0 K: 0 S: 3	H: 0 LOB: 0 BB: 0 P: 3	R: 1 E: 0 K: 1 S: 6	H: 1 LOB: 0 BB: 0 P: 6	R: 0 E: 0 K: 0 S: 3	H: 1 LOB: 1 BB: 1 P: 7	R: 0 E: 0 K: 3 S: 9	H: 0 LOB: 0 BB: 0 P: 9	R: 0 E: 0 K: 3 S: 10	H: 1 LOB: 1 BB: 0 P: 10	R: 0 E: 0 K: 2 S: 8	H: 1 LOB: 1 BB: 0 P: 8	R: 0 E: 0 K: 0 S: 5	H: 2 LOB: 2 BB: 0 P: 5		R: 0 E: 0 K: 0 S: 3	H: 0 LOB: 1 BB: 1 P: 7	1B: 5 2B: 2 3B: 1 HR: 0	SF: 0 SAC: 0 DP: 1 HBP: 0	WP: 1 PB: 0 SB: 0 CS: 0	PA: 36										
PITCHER	IP WLS BF H R ER SO BB IBB HBP BLK WP HR S P ERA WHIP																																
Art Mahaffey, R (1, 1) ERA: 6.1	3.0	14	4	2	2	1	1	0	0	0	0	1	0	15	19	6.00	1.667																
Ed Roebuck, R (4, 1) ERA: 4.45	2.0	5	0	0	0	3	0	0	0	0	0	0	0	11	11	0.00	0.000																
Gary Wagner, R (6, 1) ERA: 2.39	4.0	17	4	0	0	5	1	0	0	0	0	0	0	26	30	0.00	1.250																

Batter	1	2	3	4	5	6	7	8	9	AB	R	H	RBI	BB	SO	LOB	BOTTOM															
Cookie Rojas, R (1, 7) OBP: 0.389, SLG: 0.413										3	2	1	0	1	0	0	Pittsburgh Pirates @ Philadelphia Phillies Connie Mack Stadium, Philadelphia, PA Mon Jul 05 1965, 7:05 PM EDT Att: 25,330 - Unknown															
Johnny Callison, L (1, 9) OBP: 0.318, SLG: 0.525										2	1	1	0	1	1	0																
John Hermstein, L (7, 9) OBP: 0.259, SLG: 0.308										1	0	1	1	0	0	0																
Dick Allen, R (1, 5) OBP: 0.423, SLG: 0.557										4	0	2	1	0	1	2																
Dick Stuart, R (1, 3) OBP: 0.313, SLG: 0.460										4	1	2	2	0	1	1																
Alex Johnson, R (1, 8) OBP: 0.349, SLG: 0.474										3	1	1	0	1	0	0																
Ruben Amaro, R (1, 4) OBP: 0.302, SLG: 0.234										4	1	1	1	0	0	3																
Bobby Wine, R (1, 6) OBP: 0.256, SLG: 0.200										3	0	1	0	1	0	0																
Pat Corrales, R (1, 2) OBP: 0.339, SLG: 0.340										1	0	0	0	0	0	0																
Wes Covington, L (5, PH) OBP: 0.314, SLG: 0.526										1	0	0	0	0	0	1																
Gary Wagner, R (6, 1) Art Mahaffey, R (1, 1) Ed Roebuck, R (4, 1) Clay Dalrymple, L (5, PH) OBP: 0.274, SLG: 0.291										1	0	0	0	0	0	0																
Inning Stats	R: 0 E: 0 K: 0 S: 3	H: 1 LOB: 0 BB: 0 P: 3	R: 0 E: 0 K: 0 S: 3	H: 0 LOB: 0 BB: 0 P: 3	R: 0 E: 0 K: 1 S: 5	H: 1 LOB: 0 BB: 0 P: 5	R: 3 E: 0 K: 0 S: 6	H: 4 LOB: 0 BB: 0 P: 6	R: 2 E: 0 K: 0 S: 5	H: 3 LOB: 3 BB: 3 P: 17	R: 1 E: 0 K: 2 S: 8	H: 1 LOB: 1 BB: 1 P: 12	R: 0 E: 0 K: 0 S: 3	H: 0 LOB: 0 BB: 0 P: 3	R: 0 E: 0 K: 0 S: 3	H: 0 LOB: 0 BB: 0 P: 3		1B: 6 2B: 3 3B: 0 HR: 1	SF: 0 SAC: 0 DP: 3 HBP: 0	WP: 0 PB: 0 SB: 0 CS: 0	PA: 34											
PITCHER	IP WLS BF H R ER SO BB IBB HBP BLK WP HR S P ERA WHIP																															
Wilbur Wood, L (1, 1) ERA: 1.89	4.0	15	5	3	3	1	0	0	0	0	0	1	17	17	6.75	1.250																
Tommy Sisk, R (5, 1) ERA: 4.61	2.0	11	4	2	2	0	1	2	0	0	0	0	8	20	9.00	2.500																
Don Schwall, R (7, 1) ERA: 3.71	2.0	8	1	1	1	2	1	0	0	0	0	0	11	15	4.50	1.000																

Batter	1	2	3	4	5	6	7	8	9	AB	R	H	RBI	BB	SO	LOB	TOP							
Bob Bailey, R OBP: 0.332, SLG: 0.357 (1, 5)										5	1	2	1	0	1	1								
Bill Virdon, L OBP: 0.359, SLG: 0.410 (1, 8)										4	3	1	0	1	1	2								
Roberto Clemente, R OBP: 0.369, SLG: 0.457 (1, 9)										5	1	2	0	0	0	1								
Willie Stargell, L OBP: 0.348, SLG: 0.603 Manny Mota, R OBP: 0.301, SLG: 0.321 (8, PH) (8, 7)										3	0	0	1	1	0	5								
Donn Clendenon, R OBP: 0.366, SLG: 0.458 (1, 3)										5	1	2	3	0	2	4								
Bill Mazeroski, R OBP: 0.318, SLG: 0.388 (1, 4)										5	1	2	1	0	1	5								
Gene Alley, R OBP: 0.296, SLG: 0.348 (1, 6)										5	0	1	0	0	0	7								
Del Crandall, R OBP: 0.302, SLG: 0.253 (1, 2)										4	1	0	0	1	0	1								
Don Cardwell, R OBP: 0.162, SLG: 0.250 (1, 1)										5	0	1	2	0	3	1								
Inning Stats	R: 2 E: 0 K: 1 S: 7	H: 2 LOB: 1 BB: 1 P: 11	R: 0 E: 0 K: 2 S: 8	H: 1 LOB: 1 BB: 0 P: 8	R: 1 E: 1 K: 1 S: 7	H: 1 LOB: 2 BB: 1 P: 11	R: 0 E: 0 K: 1 S: 5	H: 0 LOB: 0 BB: 0 P: 5	R: 5 E: 1 K: 0 S: 9	H: 6 LOB: 2 BB: 1 P: 13	R: 0 E: 0 K: 0 S: 5	H: 1 LOB: 0 BB: 0 P: 5	R: 0 E: 0 K: 1 S: 5	H: 0 LOB: 0 BB: 0 P: 5	R: 0 E: 0 K: 2 S: 9	H: 1 LOB: 2 BB: 0 P: 9	R: 0 E: 0 K: 0 S: 3	H: 0 LOB: 0 BB: 0 P: 3	1B: 11 2B: 2 3B: 0 HR: 0	SF: 0 SAC: 0 DP: 1 HBP: 0	WP: 1 PB: 1 SB: 0 CS: 0	PA: 45		
PITCHER	IP	WLS	BF	H	R	ER	SO	BB	IBB	HBP	BLK	WP	HR	S	P	ERA	WHIP							
Ray Culp, R ERA: 2.78 (1, 1)	4.0	L	23	7	7	3	5	1	1	0	0	0	0	31	39	6.75	2.000							
Ed Roebuck, R ERA: 4.31 (5, 1)	1.0		6	3	1	0	0	0	1	0	0	0	0	5	9	0.00	3.000							
Bo Belinsky, L ERA: 5.01 (6, 1)	3.0		13	2	0	0	3	0	0	0	0	1	0	19	19	0.00	0.667							
Jack Baldschun, R ERA: 4.05 (9, 1)	1.0		3	0	0	0	0	0	0	0	0	0	0	3	3	0.00	0.000							

Pittsburgh Pirates @ Philadelphia Phillies
 Connie Mack Stadium, Philadelphia, PA
 Tue Jul 06 1965, 7:05 PM EDT
 Att: 17,357 - Unknown


AB 42
 R 8
 H 12
 RBI 8
 BB 3
 SO 8
 LOB 27



Batter	1	2	3	4	5	6	7	8	9	AB	R	H	RBI	BB	SO	LOB	BOTTOM							
John Briggs, L OBP: 0.345, SLG: 0.304 (1, 8)										4	1	1	0	0	0	0								
Cookie Rojas, R OBP: 0.387, SLG: 0.410 (1, 4)										4	2	1	0	0	0	1								
Johnny Callison, L OBP: 0.318, SLG: 0.531 Jack Baldschun, R (9, 1)										4	1	1	3	0	0	1								
Dick Allen, R OBP: 0.421, SLG: 0.553 (1, 5)										4	0	1	0	0	0	0								
Tony Gonzalez, L OBP: 0.361, SLG: 0.516 (9, 9)										4	0	2	1	0	0	0								
Dick Stuart, R OBP: 0.309, SLG: 0.453 (1, 3)										4	0	0	0	0	2	3								
Clay Dalrymple, L OBP: 0.267, SLG: 0.283 (1, 2)										4	0	0	0	0	1	1								
Bobby Wine, R OBP: 0.250, SLG: 0.195 (1, 6)										3	0	0	0	0	0	0								
Ray Culp, R ERA: 2.78 (1, 1)	9.0	W	34	6	4	1	3	0	0	0	0	1	1	40	40	1.00	0.667							
Ed Roebuck, R ERA: 4.31 (5, 1)	1.0		6	3	1	0	0	0	1	0	0	0	0	5	9	0.00	3.000							
Bo Belinsky, L ERA: 5.01 (6, 1)	3.0		13	2	0	0	3	0	0	0	0	1	0	19	19	0.00	0.667							
Jack Baldschun, R ERA: 4.05 (9, 1)	1.0		3	0	0	0	0	0	0	0	0	0	0	3	3	0.00	0.000							
Inning Stats	R: 0 E: 0 K: 0 S: 3	H: 0 LOB: 0 BB: 0 P: 3	R: 0 E: 0 K: 0 S: 3	H: 0 LOB: 0 BB: 0 P: 3	R: 0 E: 0 K: 1 S: 8	H: 0 LOB: 0 BB: 0 P: 8	R: 1 E: 0 K: 1 S: 8	H: 3 LOB: 2 BB: 0 P: 8	R: 0 E: 0 K: 0 S: 3	H: 0 LOB: 0 BB: 0 P: 3	R: 0 E: 0 K: 0 S: 3	H: 0 LOB: 0 BB: 0 P: 3	R: 0 E: 0 K: 1 S: 6	H: 1 LOB: 1 BB: 0 P: 6	R: 3 E: 1 K: 0 S: 6	H: 2 LOB: 0 BB: 0 P: 6	R: 0 E: 0 K: 1 S: 5	H: 0 LOB: 0 BB: 0 P: 5	1B: 5 2B: 0 3B: 0 HR: 1	SF: 0 SAC: 0 DP: 0 HBP: 0	WP: 1 PB: 0 SB: 0 CS: 0	PA: 34		
PITCHER	IP	WLS	BF	H	R	ER	SO	BB	IBB	HBP	BLK	WP	HR	S	P	ERA	WHIP							

Pittsburgh Pirates @ Philadelphia Phillies
 Connie Mack Stadium, Philadelphia, PA
 Tue Jul 06 1965, 7:05 PM EDT
 Att: 17,357 - Unknown

AB 34
 R 4
 H 6
 RBI 4
 BB 0
 SO 3
 LOB 6



Batter	1	2	3	4	5	6	7	8	9	AB	R	H	RBI	BB	SO	LOB	TOP			
Bob Bailey, R (1.5) OBP: 0.334, SLG: 0.355										2	0	0	0	2	0	0				
Manny Mota, R (1.8) OBP: 0.299, SLG: 0.319										4	0	1	0	0	1	2				
Roberto Clemente, R (1.9) OBP: 0.367, SLG: 0.454										4	0	1	0	0	0	1				
Donn Clendenon, R (1.3) OBP: 0.365, SLG: 0.456										4	0	1	0	0	1	2				
Bill Mazeroski, R (1.4) OBP: 0.318, SLG: 0.383										2	0	0	0	1	0	1				
Willie Stargell, L (1.7) OBP: 0.345, SLG: 0.596										3	0	0	0	0	2	2				
Gene Alley, R (1.6) OBP: 0.293, SLG: 0.344										3	0	0	0	0	2	1				
Del Crandall, R (1.2) OBP: 0.293, SLG: 0.244										3	0	0	0	0	0	0				
Bob Friend, R (1.1)										3	0	0	0	0	1	0				
Inning Stats	R: 0 E: 0 K: 0 S: 2	H: 0 LOB: 0 BB: 1 P: 6	R: 0 E: 1 K: 0 S: 4	H: 1 LOB: 1 BB: 0 P: 4	R: 0 E: 0 K: 1 S: 5	H: 0 LOB: 0 BB: 0 P: 5	R: 0 E: 0 K: 0 S: 3	H: 1 LOB: 0 BB: 0 P: 3	R: 0 E: 0 K: 2 S: 7	H: 0 LOB: 0 BB: 0 P: 7	R: 0 E: 0 K: 2 S: 7	H: 0 LOB: 1 BB: 1 P: 11	R: 0 E: 0 K: 1 S: 5	H: 0 LOB: 1 BB: 0 P: 5	R: 0 E: 0 K: 1 S: 6	H: 1 LOB: 1 BB: 0 P: 6	1B: 3 2B: 0 3B: 0 HR: 0	SF: 0 SAC: 0 DP: 1 HBP: 0	WP: 0 PB: 0 SB: 0 CS: 1	PA: 32
PITCHER Chris Short, L (1.1) ERA: 3.22	IP: 9.0 WLS: W BF: 31 H: 3 R: 0 ER: 0 SO: 7 BB: 3 IBB: 0 HBP: 0 BLK: 0 WP: 0 HR: 0 S: 42 P: 54 ERA: 0.00 WHIP: 0.667																			

Pittsburgh Pirates @ Philadelphia Phillies
 Connie Mack Stadium, Philadelphia, PA
 Wed Jul 07 1965, 7:05 PM EDT
 Att: 16,632 - Unknown

AB 28
 R 0
 H 3
 RBI 0
 BB 3
 SO 7
 LOB 9



Batter	1	2	3	4	5	6	7	8	9	AB	R	H	RBI	BB	SO	LOB	BOTTOM			
John Briggs, L (1.8) OBP: 0.341, SLG: 0.301										4	0	1	0	0	0	1				
Cookie Rojas, R (1.4) OBP: 0.381, SLG: 0.403										4	0	0	0	0	0	1				
Johnny Callison, L (1.9) OBP: 0.315, SLG: 0.526										3	0	0	0	0	0	0				
Dick Allen, R (1.5) OBP: 0.423, SLG: 0.564										3	0	2	0	0	1	0				
Tony Gonzalez, L (1.7) OBP: 0.355, SLG: 0.506										3	0	0	0	0	1	1				
John Herrnstein, L (1.3) OBP: 0.290, SLG: 0.333										3	0	2	0	0	0	1				
Clay Dalrymple, L (1.2) OBP: 0.274, SLG: 0.311										3	1	2	1	0	0	0				
Bobby Wine, R (1.6) OBP: 0.244, SLG: 0.190										3	0	0	0	0	1	2				
Chris Short, R (1.1) OBP: 0.125, SLG: 0.125										3	0	1	0	0	0	0				
Inning Stats	R: 0 E: 0 K: 0 S: 3	H: 0 LOB: 0 BB: 0 P: 3	R: 0 E: 0 K: 0 S: 3	H: 2 LOB: 1 BB: 0 P: 3	R: 0 E: 0 K: 1 S: 6	H: 1 LOB: 0 BB: 0 P: 6	R: 0 E: 0 K: 1 S: 5	H: 0 LOB: 0 BB: 0 P: 5	R: 0 E: 0 K: 1 S: 6	H: 2 LOB: 1 BB: 0 P: 6	R: 0 E: 0 K: 0 S: 3	H: 0 LOB: 0 BB: 0 P: 3	R: 0 E: 0 K: 0 S: 4	H: 1 LOB: 1 BB: 0 P: 4	R: 1 E: 0 K: 0 S: 5	H: 2 LOB: 1 BB: 0 P: 5	1B: 5 2B: 1 3B: 1 HR: 1	SF: 0 SAC: 0 DP: 1 HBP: 0	WP: 0 PB: 0 SB: 0 CS: 0	PA: 29
PITCHER Bob Friend, R (1.1) ERA: 3.48	IP: 8.0 WLS: L BF: 30 H: 8 R: 1 ER: 1 SO: 3 BB: 0 IBB: 0 HBP: 0 BLK: 0 WP: 0 HR: 1 S: 35 P: 35 ERA: 1.12 WHIP: 1.000																			

Pittsburgh Pirates @ Philadelphia Phillies
 Connie Mack Stadium, Philadelphia, PA
 Wed Jul 07 1965, 7:05 PM EDT
 Att: 16,632 - Unknown

AB 29
 R 1
 H 8
 RBI 1
 BB 0
 SO 3
 LOB 6



Batter	1	2	3	4	5	6	7	8	9	AB	R	H	RBI	BB	SO	LOB	TOP								
Maury Wills, S OBP: 0.324, SLG: 0.307 (1, 6)										4	1	2	0	0	0	0									
Jim Gilliam, S OBP: 0.371, SLG: 0.416 John Kennedy, R OBP: 0.264, SLG: 0.262 (1, 5) (8, 5)										5	1	1	0	0	0	3									
Willie Davis, L OBP: 0.274, SLG: 0.344 (1, 8)										4	2	1	1	0	0	2									
Ron Fairly, L OBP: 0.380, SLG: 0.444 (1, 9)										3	2	3	2	1	0	0									
John Roseboro, L OBP: 0.282, SLG: 0.309 (1, 2)										4	1	1	1	1	0	6									
Lou Johnson, R OBP: 0.351, SLG: 0.444 (1, 7)										5	1	0	0	0	1	3									
Wes Parker, S OBP: 0.336, SLG: 0.375 (1, 3)										5	1	2	2	0	1	0									
Jim Lefebvre, S OBP: 0.310, SLG: 0.331 (1, 4)										5	0	2	2	0	1	1									
Claude Osteen, L OBP: 0.111, SLG: 0.094 Howie Reed, R (4, 1)										1	0	0	0	0	0	0									
										2	0	0	0	1	2	2									
Inning Stats	R: 0 E: 0 K: 0 S: 3	H: 0 LOB: 0 BB: 0 P: 3	R: 0 E: 0 K: 0 S: 3	H: 1 LOB: 0 BB: 0 P: 3	R: 0 E: 0 K: 0 S: 3	H: 0 LOB: 0 BB: 0 P: 3	R: 0 E: 0 K: 0 S: 5	H: 2 LOB: 2 BB: 0 P: 5	R: 0 E: 0 K: 1 S: 6	H: 1 LOB: 1 BB: 0 P: 6	R: 5 E: 1 K: 2 S: 12	H: 4 LOB: 1 BB: 1 P: 16	R: 4 E: 1 K: 1 S: 9	H: 4 LOB: 1 BB: 1 P: 13	R: 0 E: 0 K: 0 S: 3	H: 0 LOB: 3 BB: 1 P: 9	R: 0 E: 0 K: 1 S: 5	H: 0 LOB: 0 BB: 0 P: 5	1B: 9 2B: 3 3B: 0 HR: 0	SF: 0 SAC: 1 DP: 1 HBP: 2	WP: 0 PB: 0 SB: 4 CS: 0	PA: 44			
PITCHER	IP	WLS	BF	H	R	ER	SO	BB	IBB	HBP	BLK	WP	HR	S	P	ERA	WHIP								
Vern Law, R ERA: 1.7 Frank Carpin, L ERA: 4.42 Wilbur Wood, L ERA: 1.83	6.0	L	28	9	6	2	3	1	0	0	0	0	0	33	37	3.00	1.667								
	2.0		13	3	3	3	1	2	0	2	0	0	0	11	21	13.50	2.500								
	1.0		3	0	0	0	1	0	0	0	0	0	0	5	5	0.00	0.000								

Los Angeles Dodgers @ Pittsburgh Pirates
Forbes Field, Pittsburgh, PA
Thu Jul 08 1965, 7:05 PM EDT
Att: 22,247 - Unknown

AB 38
R 9
H 12
RBI 8
BB 3
SO 5
LOB 17





Batter	1	2	3	4	5	6	7	8	9	AB	R	H	RBI	BB	SO	LOB	BOTTOM								
Bob Bailey, R OBP: 0.335, SLG: 0.353 (1, 5)										4	0	1	1	1	0	2									
Manny Mota, R OBP: 0.309, SLG: 0.329 Bill Virdon, L OBP: 0.356, SLG: 0.405 (1, 8) (4, FH) (5, 8)										2	1	2	0	0	0	0									
Roberto Clemente, R OBP: 0.367, SLG: 0.451 (1, 9)										4	0	1	0	0	0	3									
Donn Clendenon, R OBP: 0.368, SLG: 0.465 (1, 3)										5	2	3	1	0	1	1									
Bill Mazerowski, R OBP: 0.320, SLG: 0.384 (1, 4)										5	0	2	1	0	0	4									
Willie Stargell, L OBP: 0.346, SLG: 0.596 (1, 7)										5	0	2	1	0	1	4									
Gene Alley, R OBP: 0.289, SLG: 0.338 (1, 6)										4	0	0	0	0	1	3									
Jim Pagliaroni, R OBP: 0.346, SLG: 0.457 Ozzie Virgil, R OBP: 0.310, SLG: 0.464 Hal Smith, R (8, PR) (9, 2)										4	0	2	0	0	0	0									
Vern Law, R OBP: 0.283, SLG: 0.348 Frank Carpin, L (7, 1)										3	1	2	0	0	0	0									
Gene Freese, R OBP: 0.347, SLG: 0.348 Wilbur Wood, R (9, 1)										1	0	0	0	0	1	2									
										0	0	0	0	0	0	0									
Inning Stats	R: 2 E: 1 K: 0 S: 6	H: 3 LOB: 1 BB: 0 P: 6	R: 1 E: 0 K: 1 S: 8	H: 4 LOB: 2 BB: 0 P: 8	R: 0 E: 0 K: 2 S: 8	H: 1 LOB: 1 BB: 0 P: 8	R: 0 E: 0 K: 0 S: 3	H: 1 LOB: 1 BB: 1 P: 7	R: 1 E: 0 K: 0 S: 5	H: 2 LOB: 1 BB: 0 P: 5	R: 0 E: 0 K: 0 S: 3	H: 0 LOB: 0 BB: 0 P: 3	R: 0 E: 0 K: 0 S: 4	H: 1 LOB: 1 BB: 0 P: 4	R: 0 E: 0 K: 1 S: 7	H: 2 LOB: 2 BB: 0 P: 7	R: 0 E: 0 K: 0 S: 4	H: 1 LOB: 2 BB: 0 P: 5	1B: 12 2B: 2 3B: 1 HR: 0	SF: 0 SAC: 0 DP: 1 HBP: 1	WP: 0 PB: 0 SB: 0 CS: 0	PA: 42			
PITCHER	IP	WLS	BF	H	R	ER	SO	BB	IBB	HBP	BLK	WP	HR	S	P	ERA	WHIP								
Claude Osteen, L ERA: 2.52 Howie Reed, R ERA: 2.9	3.1		19	6	1	1	1	0	0	1	0	0	0	24	25	1.59	1.059								

Los Angeles Dodgers @ Pittsburgh Pirates
Forbes Field, Pittsburgh, PA
Thu Jul 08 1965, 7:05 PM EDT
Att: 22,247 - Unknown

AB 40
R 4
H 15
RBI 4
BB 1
SO 4
LOB 21



Batter	1	2	3	4	5	6	7	8	9	AB	R	H	RBI	BB	SO	LOB	TOP			
Maury Wills, S OBP: 0.323, SLG: 0.306 (1, 6)	F8		FC6			G4-3-6				4	0	1	0	0	0	2	Los Angeles Dodgers @ Pittsburgh Pirates Forbes Field, Pittsburgh, PA Fri Jul 09 1965, 7:05 PM EDT Att: 16,284 - Unknown 			
Wes Parker, S OBP: 0.336, SLG: 0.378 (1, 3)	F9			L6-3 BB				F4		3	0	1	0	1	0	1				
Lou Johnson, R OBP: 0.344, SLG: 0.434 (1, 7)	L4			L6-3		F8			E6 1B	4	1	0	0	0	2					
Ron Fairly, L OBP: 0.378, SLG: 0.441 (1, 9)		5-3		K			K			4	0	1	1	0	2	0				
Jim Lefebvre, S OBP: 0.310, SLG: 0.330 (1, 4)	6-3				F3		L5			4	0	1	0	0	0	0				
Willie Davis, L OBP: 0.273, SLG: 0.343 (1, 8)	1-3				F9				K	4	0	1	0	0	1	2				
Dick Tracewski, R OBP: 0.314, SLG: 0.274 (1, 5)			FC6 BB						G6-3	2	0	0	0	2	0	3				
Jeff Torborg, R OBP: 0.309, SLG: 0.406 (1, 2)			K		F9				6-3	3	0	0	0	0	1	2				
Johnny Podres, L OBP: 0.121, SLG: 0.121 (3, 1) Nick Wilhite, L OBP: 0.025, SLG: 0.000 (6, PH) Ron Perranoski, L OBP: 0.333, SLG: 0.200 (6, 1) Jim Gilliam, S OBP: 0.360, SLG: 0.413 (8, 1) Bob Miller, R (8, 1)	FC6		FC6			G4-3-6 BB		P4		1	0	0	0	0	0	1				
Inning Stats	R: 0 E: 0 K: 0 S: 3	H: 0 LOB: 0 BB: 0 P: 3	R: 0 E: 0 K: 0 S: 3	H: 0 LOB: 0 BB: 0 P: 3	R: 0 E: 1 K: 1 S: 5	H: 0 LOB: 1 BB: 1 P: 9	R: 0 E: 0 K: 1 S: 4	H: 0 LOB: 0 BB: 1 P: 8	R: 0 E: 0 K: 0 S: 3	H: 1 LOB: 1 BB: 1 P: 7	R: 0 E: 0 K: 1 S: 6	H: 1 LOB: 1 BB: 0 P: 6	R: 0 E: 0 K: 0 S: 4	H: 1 LOB: 1 BB: 0 P: 4	R: 1 E: 1 K: 1 S: 7	H: 2 LOB: 1 BB: 0 P: 7		1B: 4 2B: 2 3B: 0 HR: 0	SF: 0 SAC: 0 DP: 3 HBP: 0	WP: 0 PB: 0 SB: 0 CS: 0
PITCHER Bob Veale, L ERA: 2.62 (1, 1)	IP: 9.0 WLS: W BF: 34 H: 5 R: 1 ER: 0 SO: 4 BB: 4 IBB: 0 HBP: 0 BLK: 0 WP: 0 HR: 0 S: 38 P: 54 ERA: 0.00 WHIP: 1.000																			

Batter	1	2	3	4	5	6	7	8	9	AB	R	H	RBI	BB	SO	LOB	BOTTOM			
Bob Bailey, R OBP: 0.334, SLG: 0.352 (1, 5)	SH1-3 1B		6-3			F9				4	0	1	0	0	0	2	Los Angeles Dodgers @ Pittsburgh Pirates Forbes Field, Pittsburgh, PA Fri Jul 09 1965, 7:05 PM EDT Att: 16,284 - Unknown 			
Manny Mota, R OBP: 0.309, SLG: 0.329 (1, 8) (7, 7)	SH1-3		F9			HR				3	1	1	0	0	0	0				
Roberto Clemente, R OBP: 0.372, SLG: 0.465 (1, 9)	L8					HR				4	2	3	2	0	0	1				
Donn Clendenon, R OBP: 0.370, SLG: 0.471 (1, 3)	6-3		F8							4	1	2	1	0	0	2				
Bill Mazeroski, R OBP: 0.319, SLG: 0.380 (1, 4)		6-3		1B BB		K				2	0	0	1	1	1	1				
Willie Stargell, L OBP: 0.346, SLG: 0.596 (1, 7) Bill Virdon, L OBP: 0.354, SLG: 0.404 (6, FR) (7, 8)	4-3				G6-4-3 1B					2	0	1	0	0	0	0				
Gene Alley, R OBP: 0.285, SLG: 0.333 (1, 6)		E4 BB			P3					4	0	0	0	0	1	3				
Jim Pagliaroni, R OBP: 0.349, SLG: 0.452 (1, 2)			G6-4-3			FC6 BB				2	0	0	0	2	0	2				
Bob Veale, S OBP: 0.127, SLG: 0.077 (1, 1)					5-3					4	0	0	0	0	3	4				
Inning Stats	R: 0 E: 0 K: 0 S: 4	H: 1 LOB: 1 BB: 0 P: 4	R: 0 E: 1 K: 1 S: 6	H: 0 LOB: 2 BB: 1 P: 10	R: 0 E: 0 K: 0 S: 4	H: 1 LOB: 1 BB: 0 P: 4	R: 0 E: 0 K: 0 S: 3	H: 1 LOB: 1 BB: 1 P: 7	R: 2 E: 0 K: 1 S: 8	H: 3 LOB: 1 BB: 0 P: 8	R: 0 E: 0 K: 1 S: 5	H: 0 LOB: 2 BB: 1 P: 10	R: 2 E: 0 K: 0 S: 5	H: 2 LOB: 0 BB: 0 P: 5	R: 0 E: 0 K: 2 S: 7	H: 0 LOB: 0 BB: 0 P: 7		1B: 6 2B: 0 3B: 1 HR: 1	SF: 1 SAC: 1 DP: 1 HBP: 1	WP: 0 PB: 0 SB: 0 CS: 0
PITCHER Johnny Podres, L ERA: 3.11 Nick Wilhite, L ERA: 6.09 Ron Perranoski, L ERA: 4.33 Bob Miller, R ERA: 2.73 (1, 1) (3, 1) (6, 1) (8, 1)	IP: 2.2 WLS: L BF: 11 H: 4 R: 2 ER: 2 SO: 1 BB: 1 IBB: 0 HBP: 0 BLK: 0 WP: 0 HR: 1 S: 13 P: 17 ERA: 0.00 WHIP: 1.125																			

Batter	1	2	3	4	5	6	7	8	9	AB	R	H	RBI	BB	SO	LOB	TOP											
Maury Wills, S OBP: 0.324, SLG: 0.307	0-0 2B 1B		0-3 K		0-0 2B 1B	6-3			0-0 F6	5	2	2	0	0	1	0												
Jim Gilliam, S OBP: 0.372, SLG: 0.423 John Kennedy, R OBP: 0.260, SLG: 0.258	0-0 SH1-3 1-H SF8 2B		0-0 1B 1B		0-0 6-3 1-2	4-3			0-3 K	4	1	2	1	0	0	2												
Willie Davis, L OBP: 0.280, SLG: 0.344	0-0 SH1-3 2-3		0-0 1-2 G3-6-1 1B		4-0 2B BB			4-0 S BB	0-3 K	2	1	1	0	2	1	0												
Ron Fairly, L OBP: 0.377, SLG: 0.443	0-0 SF8 3-H		0-0 G3-6-1 1-2		0-0 1B 2B			0-0 F9 1-3		3	1	1	4	0	0	3												
John Roseboro, L OBP: 0.278, SLG: 0.304	0-0 F7				0-0 F7 1B FC4			0-0 6-3		4	1	0	0	0	0	2												
Lou Johnson, R OBP: 0.342, SLG: 0.430		0-0 P3			0-0 5-3 1-3 3-H 1B			0-0 6-3		4	0	1	1	0	0	1												
Wes Parker, S OBP: 0.337, SLG: 0.374		0-3 K			4-0 CS BB				0-0 6-3	3	0	0	1	1	1	1												
Jim Lefebvre, S OBP: 0.312, SLG: 0.343		0-0 1B			0-0 CS 1-2 K				0-0 4-3	4	1	2	1	0	1	1												
Don Drysdale, R OBP: 0.323, SLG: 0.571 Ron Perranoski, L (6, 1)	0-0 F5				0-0 1B 2B				0-3 K	3	1	1	0	0	0	1												
Inning Stats	R: 2 E: 0 K: 0 S: 5	H: 2 LOB: 0 BB: 0 P: 5	R: 0 E: 0 K: 1 S: 6	H: 1 LOB: 1 BB: 0 P: 6	R: 0 E: 0 K: 1 S: 6	H: 2 LOB: 1 BB: 0 P: 6	R: 0 E: 0 K: 0 S: 2	H: 0 LOB: 0 BB: 1 P: 6	R: 6 E: 1 K: 1 S: 11	H: 5 LOB: 1 BB: 1 P: 15	R: 0 E: 0 K: 0 S: 3	H: 0 LOB: 1 BB: 1 P: 7	R: 0 E: 0 K: 0 S: 5	H: 0 LOB: 0 BB: 0 P: 5	R: 0 E: 0 K: 2 S: 7	H: 0 LOB: 0 BB: 0 P: 7	1B: 6 2B: 3 3B: 0 HR: 1	SF: 1 SAC: 1 DP: 1 HBP: 0	WP: 0 PB: 0 SB: 2 CS: 1	PA: 40								
PITCHER	IP WLS BF H R ER SO BB IBB HBP BLK WP HR S P ERA WHIP	IP WLS BF H R ER SO BB IBB HBP BLK WP HR S P ERA WHIP																										
Don Cardwell, R ERA: 3.79	4.0 L 18 7 4 4 2	0.1 5 2 2 2 0	3.2 13 1 2 1 2	1.0 3 0 0 0 2	0.0 0 0 0 0 0	0.0 0 0 0 0 0	0.0 0 0 0 0 0	0.0 0 0 0 0 0	9.00 2.000	54.00 9.000	2.46 0.545	0.00 0.000																
Wilbur Wood, L ERA: 2.8	0.1 5 2 2 2 0	3.2 13 1 2 1 2	1.0 3 0 0 0 2	0.0 0 0 0 0 0	0.0 0 0 0 0 0	0.0 0 0 0 0 0	0.0 0 0 0 0 0	0.0 0 0 0 0 0	54.00 9.000	2.46 0.545	0.00 0.000																	
Tommie Sisk, R ERA: 4.06	0.1 5 2 2 2 0	3.2 13 1 2 1 2	1.0 3 0 0 0 2	0.0 0 0 0 0 0	0.0 0 0 0 0 0	0.0 0 0 0 0 0	0.0 0 0 0 0 0	0.0 0 0 0 0 0	54.00 9.000	2.46 0.545	0.00 0.000																	
Al McBean, R ERA: 2.48	0.1 5 2 2 2 0	3.2 13 1 2 1 2	1.0 3 0 0 0 2	0.0 0 0 0 0 0	0.0 0 0 0 0 0	0.0 0 0 0 0 0	0.0 0 0 0 0 0	0.0 0 0 0 0 0	54.00 9.000	2.46 0.545	0.00 0.000																	

Los Angeles Dodgers @ Pittsburgh Pirates
 Forbes Field, Pittsburgh, PA
 Sat Jul 10 1965, 3:33 AM EDT
 Att: 14,860 - Unknown

AB	34
R	8
H	10
RBI	8
BB	3
SO	6
LOB	11



Batter	1	2	3	4	5	6	7	8	9	AB	R	H	RBI	BB	SO	LOB	BOTTOM								
Bob Bailey, R OBP: 0.335, SLG: 0.356	0-0 4-3				0-0 F6			0-0 F4		5	0	2	2	0	0	2									
Bill Virdon, L OBP: 0.354, SLG: 0.403 Manny Mota, R OBP: 0.312, SLG: 0.326	0-3 K	0-0 PO	0-0 3-1		0-0 2B 1B	4-0 BB		0-0 L3		3	0	1	0	0	1	0									
Roberto Clemente, R OBP: 0.372, SLG: 0.467	0-0 1B		0-3 K		0-0 1-3 2-H 2B	4-0 BB			0-0 1-6-3	5	0	2	1	0	1	3									
Willie Stargell, L OBP: 0.353, SLG: 0.599	0-0 1-2 1B		0-0 2B		0-0 P6			0-0 4-3		5	0	3	0	0	0	2									
Donn Clendenon, R OBP: 0.370, SLG: 0.473	0-0 1-3		0-3 K		0-3 K			0-0 2B		5	1	2	0	0	2	5									
Bill Mazeroski, R OBP: 0.321, SLG: 0.385		0-0 F8			0-0 G6-4-3 1B			0-0 5-3		5	0	2	1	0	0	1									
Gene Alley, R OBP: 0.281, SLG: 0.328		0-0 5-3			0-0 F9			0-0 F2		4	0	0	0	0	0	2									
Jim Pagliaroni, R OBP: 0.352, SLG: 0.450		4-0 1B BB			0-0 G6-4-3 1-2			0-0 WP 2B 1B		3	2	1	0	1	1	2									
Don Cardwell, R OBP: 0.184, SLG: 0.270 Wilbur Wood, R		0-0 PO 1B			0-0 1B			4-0 2B 1B		1	0	1	0	0	0	0									
Tommie Sisk, R OBP: 0.400, SLG: 0.250 Andre Rodgers, R OBP: 0.384, SLG: 0.451 Al McBean, R OBP: 0.200, SLG: 0.200		0-0 PO 1B			0-0 2B 1B			0-0 L3		1	1	1	0	1	0	0									
Inning Stats	R: 0 E: 0 K: 1 S: 7	H: 2 LOB: 2 BB: 0 P: 7	R: 1 E: 0 K: 0 S: 4	H: 2 LOB: 1 BB: 1 P: 8	R: 0 E: 0 K: 2 S: 8	H: 1 LOB: 0 BB: 0 P: 8	R: 0 E: 0 K: 0 S: 3	H: 1 LOB: 0 BB: 0 P: 3	R: 1 E: 0 K: 1 S: 8	H: 3 LOB: 2 BB: 0 P: 8	R: 1 E: 0 K: 0 S: 5	H: 2 LOB: 3 BB: 2 P: 13	R: 1 E: 0 K: 1 S: 7	H: 2 LOB: 1 BB: 0 P: 7	R: 0 E: 0 K: 0 S: 3	H: 1 LOB: 0 BB: 0 P: 3	R: 0 E: 1 K: 0 S: 4	H: 2 LOB: 1 BB: 0 P: 4	1B: 11 2B: 6 3B: 0 HR: 0	SF: 0 SAC: 0 DP: 2 HBP: 0	WP: 1 PB: 0 SB: 0 CS: 0	PA: 43			
PITCHER	IP WLS BF H R ER SO BB IBB HBP BLK WP HR S P ERA WHIP	IP WLS BF H R ER SO BB IBB HBP BLK WP HR S P ERA WHIP																							
Don Drysdale, R ERA: 2.83	5.2 W 28 11 3 3 4	3.1 S 14 5 1 1 1	0.0 0 0 0 0 0	0.0 0 0 0 0 0	0.0 0 0 0 0 0	0.0 0 0 0 0 0	0.0 0 0 0 0 0	4.76 2.294	2.70 1.800																
Ron Perranoski, L ERA: 4.19	3.1 S 14 5 1 1 1	0.0 0 0 0 0 0	0.0 0 0 0 0 0	0.0 0 0 0 0 0	0.0 0 0 0 0 0	0.0 0 0 0 0 0	0.0 0 0 0 0 0	2.70 1.800																	


Los Angeles Dodgers @ Pittsburgh Pirates
 Forbes Field, Pittsburgh, PA
 Sat Jul 10 1965, 3:33 AM EDT
 Att: 14,860 - Unknown


AB	39
R	4
H	16
RBI	4
BB	3
SO	5
LOB	18



Batter	1	2	3	4	5	6	7	8	9	10	AB	R	H	RBI	BB	SO	LOB	TOP										
Maury Wills, S OBP: 0.329, SLG: 0.313 (1, 6)											5	1	4	1	0	0	1	Los Angeles Dodgers @ Pittsburgh Pirates Forbes Field, Pittsburgh, PA Sun Jul 11 1965, 7:05 PM EDT Att: 37,631 - Unknown livebaseballscorecards.com										
Jim Gilliam, S OBP: 0.363, SLG: 0.409 John Kennedy, R OBP: 0.267, SLG: 0.254 (1, 5) (7, 5)											4	1	1	0	0	1	3											
Willie Davis, L OBP: 0.281, SLG: 0.354 (1, 8)											5	0	3	1	0	0	1											
Ron Fairly, L OBP: 0.394, SLG: 0.446 (1, 9)											4	0	2	0	1	0	1											
John Roseboro, L OBP: 0.275, SLG: 0.300 (1, 2)											4	0	0	1	0	1	4											
Lou Johnson, R OBP: 0.335, SLG: 0.419 (1, 7)											3	0	0	0	0	0	2											
Wes Parker, S OBP: 0.329, SLG: 0.364 (1, 3)											4	0	0	0	0	1	2											
Jim Lefebvre, S OBP: 0.310, SLG: 0.338 (1, 4)											3	0	0	0	1	0	0											
Claude Osteen, L OBP: 0.125, SLG: 0.145 Bob Miller, R (7, 1)											2	1	1	0	0	0	0											
											1	0	0	0	0	0	0											
Inning Stats	R: 0 E: 0 K: 0 S: 3	H: 2 LOB: 1 BB: 0 P: 3	R: 0 E: 0 K: 0 S: 3	H: 0 LOB: 0 BB: 0 P: 3	R: 0 E: 0 K: 0 S: 3	H: 0 LOB: 0 BB: 0 P: 3	R: 2 E: 0 K: 1 S: 9	H: 4 LOB: 2 BB: 0 P: 9	R: 0 E: 0 K: 0 S: 3	H: 0 LOB: 1 BB: 1 P: 7	R: 0 E: 0 K: 0 S: 4	H: 1 LOB: 1 BB: 0 P: 4	R: 1 E: 0 K: 1 S: 7	H: 2 LOB: 1 BB: 0 P: 7	R: 0 E: 0 K: 0 S: 4	H: 1 LOB: 1 BB: 0 P: 4	R: 0 E: 0 K: 0 S: 3	H: 0 LOB: 0 BB: 0 P: 3	R: 0 E: 0 K: 1 S: 6	H: 1 LOB: 2 BB: 1 P: 10	1B: 8 2B: 1 3B: 2 HR: 0	SF: 1 SAC: 3 DP: 0 HBP: 0	WP: 0 PB: 0 SB: 1 CS: 1	PA: 41				
PITCHER	IP 7.0	WLS 29	BF 9	H 3	R 3	ER 3	SO 2	BB 1	IBB 0	HBP 0	BLK 0	WP 0	HR 0	S 32	P 36	ERA 3.86	WHIP 1.429											
Bob Friend, R ERA: 3.5	(1, 1)																											
Frank Carpin, L ERA: 3.57	(8, 1)	3.0	W	12	2	0	0	1	0	1	0	0	0	0	13	17	0.00	0.667										

Batter	1	2	3	4	5	6	7	8	9	10	AB	R	H	RBI	BB	SO	LOB	BOTTOM										
Bob Bailey, R OBP: 0.334, SLG: 0.364 Willie Stargell, L OBP: 0.351, SLG: 0.595 (7, PH) (8, 7)											3	1	1	0	0	0	1	Los Angeles Dodgers @ Pittsburgh Pirates Forbes Field, Pittsburgh, PA Sun Jul 11 1965, 7:05 PM EDT Att: 37,631 - Unknown livebaseballscorecards.com										
Manny Mota, R OBP: 0.301, SLG: 0.333 (1, 8)											5	1	1	1	0	0	2											
Roberto Clemente, R OBP: 0.369, SLG: 0.462 (1, 9)											4	1	2	0	0	2	0											
Donn Clendenon, R OBP: 0.373, SLG: 0.485 (1, 3)											3	0	2	0	1	1	0											
Bill Mazaroski, R OBP: 0.313, SLG: 0.375 (1, 4)											4	0	0	2	0	0	4											
Gene Freese, R OBP: 0.329, SLG: 0.319 Jose Pagan, R OBP: 0.264, SLG: 0.252 (1, 5) (7, 5)											3	0	0	0	0	0	5											
Gene Alley, R OBP: 0.280, SLG: 0.327 (1, 6)											4	1	1	0	0	1	1											
Del Crandall, R OBP: 0.294, SLG: 0.247 (1, 2)											3	0	1	0	0	0	0											
Bob Friend, R Andre Rodgers, R OBP: 0.368, SLG: 0.452 Frank Carpin, L (7, PH) (8, 1)											2	0	0	0	0	0	1											
Bill Virdon, L OBP: 0.355, SLG: 0.401 (10, PH)											1	0	1	0	0	0	0											
											1	0	0	0	0	0	0											
Inning Stats	R: 1 E: 0 K: 0 S: 5	H: 2 LOB: 2 BB: 1 P: 9	R: 0 E: 0 K: 1 S: 5	H: 0 LOB: 0 BB: 0 P: 5	R: 0 E: 0 K: 1 S: 5	H: 0 LOB: 0 BB: 0 P: 5	R: 0 E: 0 K: 0 S: 4	H: 1 LOB: 1 BB: 0 P: 4	R: 0 E: 0 K: 0 S: 3	H: 1 LOB: 0 BB: 0 P: 3	R: 1 E: 0 K: 1 S: 7	H: 2 LOB: 1 BB: 0 P: 7	R: 0 E: 0 K: 2 S: 7	H: 0 LOB: 0 BB: 0 P: 7	R: 0 E: 0 K: 0 S: 3	H: 0 LOB: 0 BB: 0 P: 3	R: 1 E: 0 K: 0 S: 3	H: 1 LOB: 0 BB: 0 P: 3	1B: 7 2B: 1 3B: 0 HR: 1	SF: 0 SAC: 1 DP: 2 HBP: 0	WP: 0 PB: 0 SB: 0 CS: 0	PA: 38						
PITCHER	IP 6.1	WLS 27	BF 8	H 3	R 3	ER 3	SO 2	BB 0	IBB 1	HBP 0	BLK 0	WP 1	HR 0	S 30	P 34	ERA 4.26	WHIP 1.263											
Claude Osteen, L ERA: 2.59	(1, 1)																											
Bob Miller, R ERA: 2.73	(7, 1)	3.1	L	11	1	1	3	0	0	0	0	0	0	1	17	17	2.70	0.300										

Batter	1	2	3	4	5	6	7	8	9	AB	R	H	RBI	BB	SO	LOB	TOP																		
Bob Bailey, R (1, 5) OBP: 0.334, SLG: 0.364											0	0	0	0	0	0	0	Pittsburgh Pirates @ Milwaukee Braves Milwaukee County Stadium, Milwaukee, WI Thu Jul 15 1965, 8:05 PM EDT Att: 5,180 - Unknown livebaseballscorecards.com																	
Bill Virdon, L (1, 8) OBP: 0.353, SLG: 0.401											0	0	0	0	0	0	0																		
Roberto Clemente, R (1, 9) OBP: 0.369, SLG: 0.462											0	0	0	0	0	0	0																		
Willie Stargell, L (1, 7) OBP: 0.351, SLG: 0.595											0	0	0	0	0	0	0																		
Donn Clendenon, R (1, 3) OBP: 0.373, SLG: 0.485											0	0	0	0	0	0	0																		
Bill Mazerowski, R (1, 4) OBP: 0.313, SLG: 0.375											0	0	0	0	0	0	0																		
Gene Alley, R (1, 6) OBP: 0.280, SLG: 0.327											0	0	0	0	0	0	0																		
Jim Pagliaroni, R (1, 2) OBP: 0.352, SLG: 0.450											0	0	0	0	0	0	0																		
Vern Law, R (1, 1) OBP: 0.283, SLG: 0.348											0	0	0	0	0	0	0																		
Inning Stats											1B: 0	SF: 0	WP: 0	PA: 0	2B: 0	SAC: 0	FB: 0		3B: 0	DP: 0	SB: 0	CS: 0	HR: 0	HBP: 0											
PITCHER Ken Johnson, R (1, 1) ERA: 3.26	IP	WLS	BF	H	R	ER	SO	BB	IBB	HBP	BLK	WP	HR	S	P	ERA	WHIP	PITCHER	IP	WLS	BF	H	R	ER	SO	BB	IBB	HBP	BLK	WP	HR	S	P	ERA	WHIP

Batter	1	2	3	4	5	6	7	8	9	AB	R	H	RBI	BB	SO	LOB	BOTTOM																		
Felipe Alou, R (1, 3) OBP: 0.327, SLG: 0.498											0	0	0	0	0	0	0	Pittsburgh Pirates @ Milwaukee Braves Milwaukee County Stadium, Milwaukee, WI Thu Jul 15 1965, 8:05 PM EDT Att: 5,180 - Unknown livebaseballscorecards.com																	
Frank Bolling, R (1, 4) OBP: 0.315, SLG: 0.379											0	0	0	0	0	0	0																		
Hank Aaron, R (1, 9) OBP: 0.378, SLG: 0.566											0	0	0	0	0	0	0																		
Gene Oliver, R (1, 2) OBP: 0.340, SLG: 0.420											0	0	0	0	0	0	0																		
Eddie Mathews, L (1, 5) OBP: 0.331, SLG: 0.436											0	0	0	0	0	0	0																		
Rico Carty, R (1, 7) OBP: 0.360, SLG: 0.488											0	0	0	0	0	0	0																		
Mack Jones, L (1, 8) OBP: 0.320, SLG: 0.525											0	0	0	0	0	0	0																		
Woody Woodward, R (1, 6) OBP: 0.242, SLG: 0.247											0	0	0	0	0	0	0																		
Ken Johnson, R (1, 1) OBP: 0.116, SLG: 0.140											0	0	0	0	0	0	0																		
Inning Stats											1B: 0	SF: 0	WP: 0	PA: 0	2B: 0	SAC: 0	FB: 0		3B: 0	DP: 0	SB: 0	CS: 0	HR: 0	HBP: 0											
PITCHER Vern Law, R (1, 1) ERA: 1.7	IP	WLS	BF	H	R	ER	SO	BB	IBB	HBP	BLK	WP	HR	S	P	ERA	WHIP	PITCHER	IP	WLS	BF	H	R	ER	SO	BB	IBB	HBP	BLK	WP	HR	S	P	ERA	WHIP

Batter	1	2	3	4	5	6	7	8	9	AB	R	H	RBI	BB	SO	LOB	TOP
Andre Rodgers, R (1, 6) <small>OBP: 0.389, SLG: 0.443</small> Gene Alley, R (8, 6) <small>OBP: 0.281, SLG: 0.325</small>	 <small>4-0</small>		 <small>0-0</small>			 <small>0-0</small>		 <small>4-0</small>	 <small>0-0</small>	2	0	1	1	2	0	0	Pittsburgh Pirates @ Cincinnati Reds Crosley Field, Cincinnati, OH Sun Jul 18 1965, 3:33 AM EDT Unknown
Bill Virdon, L (1, 8) <small>OBP: 0.350, SLG: 0.396</small> Bob Bailey, R (8, PH) <small>OBP: 0.332, SLG: 0.364</small>	 <small>0-0</small>		 <small>0-3</small>			 <small>0-0</small>	 <small>0-0</small>	 <small>0-0</small>		4	1	1	0	0	1	4	
Willie Stargell, L (1, 9) <small>OBP: 0.346, SLG: 0.588</small>	 <small>0-0</small>		 <small>0-0</small>			 <small>0-0</small>		 <small>0-0</small>	 <small>0-0</small>	5	2	3	2	0	0	2	
Jerry Lynch, L (1, 7) <small>OBP: 0.364, SLG: 0.495</small> Jose Pagan, R (8, 5) <small>OBP: 0.296, SLG: 0.257</small>	 <small>0-0</small>			 <small>0-0</small>		 <small>0-3</small>		 <small>0-0</small>	 <small>0-0</small>	4	1	1	0	0	1	2	
Donn Clendenon, R (1, 3) <small>OBP: 0.379, SLG: 0.484</small>		 <small>0-3</small>		 <small>0-0</small>		 <small>0-0</small>		 <small>0-0</small>	 <small>1-0</small>	4	1	2	1	0	1	0	
Bill Mazerowski, R (1, 4) <small>OBP: 0.308, SLG: 0.358</small>	 <small>0-3</small>			 <small>4-0</small>		 <small>1-0</small>		 <small>0-0</small>	 <small>0-0</small>	3	0	0	0	1	1	4	
Gene Freese, R (1, 5) Don Schwall, R (8, 1)	 <small>0-0</small>			 <small>0-0</small>		 <small>0-3</small>		 <small>4-0</small>		3	1	0	0	1	1	3	
Del Crandall, R (1, 2) <small>OBP: 0.298, SLG: 0.253</small> Manny Mota, R (7, PH) <small>OBP: 0.300, SLG: 0.323</small> Al McBean, R (7, 1) <small>OBP: 0.290, SLG: 0.200</small> Roberto Clemente, R (8, PH) <small>OBP: 0.366, SLG: 0.457</small>			 <small>0-0</small>		 <small>0-3</small>		 <small>0-0</small>	 <small>0-0</small>		2	0	1	0	0	1	0	
Bob Friend, R (1, 1) Jim Pagliaroni, R (7, PH) <small>OBP: 0.364, SLG: 0.458</small>			 <small>0-0</small>		 <small>0-0</small>		 <small>0-0</small>	 <small>4-0</small>		1	0	0	0	0	0	0	
Inning Stats	R: 0 H: 1 E: 0 LOB: 1 K: 0 BB: 1 S: 3 P: 7	R: 0 H: 0 E: 0 LOB: 0 K: 2 BB: 0 S: 7 P: 7	R: 0 H: 1 E: 0 LOB: 2 K: 1 BB: 0 S: 7 P: 7	R: 0 H: 0 E: 0 LOB: 1 K: 0 BB: 1 S: 3 P: 7	R: 0 H: 0 E: 0 LOB: 0 K: 1 BB: 0 S: 5 P: 5	R: 2 H: 3 E: 0 LOB: 2 K: 2 BB: 0 S: 9 P: 10	R: 0 H: 0 E: 0 LOB: 1 K: 0 BB: 1 S: 3 P: 7	R: 4 H: 5 E: 0 LOB: 2 K: 0 BB: 2 S: 7 P: 15	R: 0 H: 1 E: 0 LOB: 1 K: 0 BB: 0 S: 3 P: 4	1B: 8 SF: 0 2B: 4 SAC: 2 3B: 0 DP: 4 HR: 1 HBP: 2	WP: 0 PA: 42 PB: 0 SB: 0 CS: 1						
PITCHER	IP WLS BF H R ER SO BB IBB HBP BLK WP HR S P ERA WHIP											IP WLS BF H R ER SO BB IBB HBP BLK WP HR S P ERA WHIP					
Jim Maloney, R (1, 1) <small>ERA: 2.73</small> John Tsitouris, R (8, 1) <small>ERA: 4.79</small> Roger Craig, R (8, 1) <small>ERA: 3.12</small> Gerry Arrigo, L (8, 1) <small>ERA: 6.36</small>	5.1 24 5 2 2 5 2 0 1 0 0 1 31 40 3.38 1.312											1.2 8 3 3 3 1 1 0 0 0 0 0 9 13 16.20 2.400 0.1 L 5 2 1 1 0 1 1 0 0 0 0 0 3 11 27.00 9.000 1.2 5 1 0 0 0 0 0 0 1 0 0 4 5 0.00 0.600					

Batter	1	2	3	4	5	6	7	8	9	AB	R	H	RBI	BB	SO	LOB	BOTTOM
Tommy Harper, R (1, 7) <small>OBP: 0.377, SLG: 0.454</small>	 <small>0-0</small>		 <small>0-0</small>		 <small>0-3</small>		 <small>0-0</small>		 <small>0-0</small>	5	2	1	0	0	1	1	Pittsburgh Pirates @ Cincinnati Reds Crosley Field, Cincinnati, OH Sun Jul 18 1965, 3:33 AM EDT Unknown
Pete Rose, S (1, 4) <small>OBP: 0.370, SLG: 0.407</small>	 <small>0-0</small>		 <small>0-0</small>		 <small>0-3</small>		 <small>0-0</small>	 <small>0-3</small>	5	1	1	2	0	2	1		
Vada Pinson, L (1, 8) <small>OBP: 0.351, SLG: 0.483</small>	 <small>0-0</small>		 <small>0-0</small>		 <small>0-0</small>		 <small>0-0</small>		 <small>0-0</small>	4	1	3	1	0	0	1	
Frank Robinson, R (1, 9) <small>OBP: 0.376, SLG: 0.543</small>	 <small>0-0</small>		 <small>0-0</small>		 <small>0-0</small>	 <small>0-0</small>	 <small>0-0</small>		 <small>0-0</small>	4	1	2	1	0	0	1	
Gordy Coleman, L (1, 3) <small>OBP: 0.362, SLG: 0.525</small> Marty Keough, L (8, 3) <small>OBP: 0.212, SLG: 0.103</small>		 <small>0-0</small>	 <small>0-0</small>		 <small>0-0</small>	 <small>0-0</small>			 <small>0-0</small>	4	0	1	0	0	0	2	
Deron Johnson, R (1, 5) <small>OBP: 0.332, SLG: 0.506</small> Giraldo Ruiz, S (8, FR) <small>OBP: 0.071, SLG: 0.071</small>		 <small>4-0</small>	 <small>0-0</small>		 <small>0-0</small>	 <small>0-0</small>		 <small>0-0</small>		3	0	1	0	1	0	2	
Johnny Edwards, L (1, 2) <small>OBP: 0.351, SLG: 0.532</small>		 <small>0-3</small>		 <small>0-0</small>		 <small>0-0</small>		 <small>0-0</small>	 <small>1-2</small>	3	0	1	1	0	1	1	
Leo Cardenas, R (1, 6) <small>OBP: 0.356, SLG: 0.430</small>		 <small>0-0</small>		 <small>0-0</small>		 <small>0-0</small>		 <small>0-0</small>	 <small>2-3</small>	3	0	0	0	1	0	3	
Jim Maloney, L (1, 1) <small>OBP: 0.302, SLG: 0.340</small> John Tsitouris, R (8, 1) <small>OBP: 0.087, SLG: 0.036</small> Roger Craig, R (8, 1) <small>OBP: 0.182, SLG: 0.455</small> Art Shamsky, L (8, PH) <small>OBP: 0.365, SLG: 0.468</small>			 <small>0-0</small>	 <small>0-0</small>		 <small>0-0</small>		 <small>0-0</small>		2	0	1	0	0	0	0	
Inning Stats	R: 0 H: 1 E: 0 LOB: 1 K: 0 BB: 0 S: 4 P: 4	R: 0 H: 0 E: 0 LOB: 1 K: 1 BB: 1 S: 5 P: 9	R: 3 H: 4 E: 0 LOB: 1 K: 0 BB: 0 S: 7 P: 7	R: 0 H: 0 E: 0 LOB: 0 K: 0 BB: 0 S: 3 P: 3	R: 0 H: 1 E: 0 LOB: 0 K: 2 BB: 0 S: 7 P: 7	R: 1 H: 2 E: 1 LOB: 2 K: 0 BB: 1 S: 5 P: 9	R: 1 H: 2 E: 0 LOB: 1 K: 0 BB: 0 S: 5 P: 5	R: 0 H: 1 E: 0 LOB: 1 K: 0 BB: 0 S: 3 P: 3	R: 0 H: 0 E: 0 LOB: 0 K: 2 BB: 0 S: 7 P: 7	1B: 6 SF: 0 2B: 3 SAC: 1 3B: 1 DP: 1 HR: 2 HBP: 0	WP: 0 PA: 39 PB: 0 SB: 0 CS: 1						
PITCHER	IP WLS BF H R ER SO BB IBB HBP BLK WP HR S P ERA WHIP											IP WLS BF H R ER SO BB IBB HBP BLK WP HR S P ERA WHIP					
Bob Friend, R (1, 1) <small>ERA: 3.61</small> Al McBean, R (7, 1) <small>ERA: 2.42</small> Don Schwall, R (8, 1) <small>ERA: 3.38</small>	6.0 27 8 4 4 3 1 1 0 0 0 0 2 31 6.00 1.500 1.0 5 2 1 1 0 0 0 0 0 0 0 5 5 9.00 2.000 2.0 W 6 1 0 0 2 0 0 0 0 0 0 0 10 10 0.00 0.500											1.0 5 2 1 1 0 0 0 0 0 0 0 5 5 9.00 2.000 2.0 W 6 1 0 0 2 0 0 0 0 0 0 0 10 10 0.00 0.500					



Batter	1	2	3	4	5	6	7	8	9	AB	R	H	RBI	BB	SO	LOB	TOP									
Bob Bailey, R (1, 5) OBP: 0.330, SLG: 0.365	F2			FC3-6 2B		SF9 2H	F4		F2	4	0	1	1	0	0	3	Pittsburgh Pirates @ Cincinnati Reds Crosley Field, Cincinnati, OH Sun Jul 18 1965, 3:38 AM EDT Att: 25,637 - Unknown									
Bill Virdon, L (1, 8) OBP: 0.352, SLG: 0.399 Gene Alley, R (9, PH) OBP: 0.280, SLG: 0.324	4-3			FC3-6 BB		K		1B 2B	K	3	1	1	0	1	1	0										
Roberto Clemente, R (1, 9) OBP: 0.369, SLG: 0.458	F4			K				2B 4-3 1B		4	1	2	0	0	1	2										
Jerry Lynch, L (1, 7) OBP: 0.350, SLG: 0.474		F7		FC3-6 1-2 2-3		F7		K		4	0	0	0	0	1	5										
Donn Clendenon, R (1, 3) OBP: 0.378, SLG: 0.484		F8		K			F5	4-3 1-3 2B		4	0	1	1	0	1	2										
Bill Mazerowski, R (1, 4) OBP: 0.307, SLG: 0.361					F8		1B 2B	4-3		4	1	1	1	0	1	1										
Andre Rodgers, R (1, 6) OBP: 0.375, SLG: 0.426					F9		F9	2-3 3-H K		4	0	0	0	0	1	2										
Jim Pagliaroni, R (1, 2) OBP: 0.363, SLG: 0.456 Vern Law, R (7, PR) OBP: 0.283, SLG: 0.348 Del Crandall, R (7, 2) OBP: 0.305, SLG: 0.253 Tommy Sisk, R (9, PR) OBP: 0.333, SLG: 0.200			F9		6-3		BB 1B		BB	3	0	1	1	0	0	0										
Joe Gibbon, R (1, 1) OBP: 0.136, SLG: 0.095 Don Schwall, R (5, 1) Manny Mota, R (6, PH) OBP: 0.356, SLG: 0.533 Wilbur Wood, R (6, 1) Gene Fresse, R (7, PH) OBP: 0.329, SLG: 0.303 Frank Carpin, L (7, 1) Jose Pagan, R (9, PH) OBP: 0.266, SLG: 0.254			K			PB SF9 2B	1-2 BB		K	1	0	0	0	0	1	0										
Inning Stats	R: 0 E: 0 K: 0 S: 3	H: 0 LOB: 0 BB: 0 P: 3	R: 0 E: 0 K: 1 S: 5	H: 0 LOB: 0 BB: 0 P: 5	R: 0 E: 0 K: 1 S: 5	H: 0 LOB: 2 BB: 1 P: 5	R: 0 E: 0 K: 2 S: 8	H: 1 LOB: 2 BB: 1 P: 12	R: 0 E: 0 K: 0 S: 3	H: 0 LOB: 0 BB: 0 P: 3	R: 1 E: 0 K: 1 S: 7	H: 2 LOB: 1 BB: 0 P: 7	R: 1 E: 0 K: 0 S: 5	H: 2 LOB: 2 BB: 1 P: 9	R: 2 E: 0 K: 2 S: 10	H: 3 LOB: 1 BB: 0 P: 10		R: 0 E: 0 K: 2 S: 7	H: 0 LOB: 1 BB: 1 P: 11	1B: 3 2B: 5 3B: 0 HR: 0	SF: 1 SAC: 0 DP: 0 HBP: 0	WP: 0 PB: 1 SB: 0 CS: 0	PA: 38			
PITCHER	IP WLS BF H R ER SO BB IBB HBP BLK WP HR S P ERA WHIP	7.0 W 30 7 4 3 5 2 0 0 0 0 0 0 38 46 3.86 1.286	2.0 S 8 1 0 0 4 1 0 0 0 0 0 0 15 19 0.00 1.000																							

Batter	1	2	3	4	5	6	7	8	9	AB	R	H	RBI	BB	SO	LOB	BOTTOM								
Tommy Harper, R (1, 7) OBP: 0.379, SLG: 0.458	F8		4-0 1-2 2B BB		4-3 FC 2B	K		E 1B		4	2	2	0	1	1	1	Pittsburgh Pirates @ Cincinnati Reds Crosley Field, Cincinnati, OH Sun Jul 18 1965, 3:38 AM EDT Att: 25,637 - Unknown								
Pete Rose, S (1, 4) OBP: 0.372, SLG: 0.412	K		1-H 2-H 2B		4-3 2-3 1B	E7 1B		E7 1B		5	1	3	2	0	1	1									
Vada Pinson, L (1, 8) OBP: 0.349, SLG: 0.479	4-3		4-3		FC F8 2B S	2-H 3-H 1B		K		5	1	1	3	0	1	3									
Frank Robinson, R (1, 9) OBP: 0.374, SLG: 0.536		6-3		F4	1-2 2B BB	K		F8		4	1	0	0	1	1	3									
Deron Johnson, R (1, 5) OBP: 0.333, SLG: 0.506		F3		BB 2B 1B	F8			1B		4	1	2	0	0	0	2									
Tony Perez, R (1, 3) OBP: 0.313, SLG: 0.477		6-3		2B 1-2 BB	1-H 3-H 2B		F8			3	0	1	2	1	0	1									
Jimmie Coker, R (1, 2) OBP: 0.222, SLG: 0.500			6-3		1-3 2-H 2B	F7		F8		4	0	1	1	0	0	2									
Leo Cardenas, R (1, 6) OBP: 0.358, SLG: 0.429			BB 2B 1B	G4-6-3 IBB		G3		F7		3	1	1	0	1	0	1									
Joey Jay, S (1, 1) Billy McCool, R (8, 1)			K	G4-6-3 1-2		E 1B BB		K		2	1	0	0	1	1	4									
Inning Stats	R: 0 E: 0 K: 1 S: 5	H: 0 LOB: 0 BB: 0 P: 5	R: 2 E: 0 K: 1 S: 7	H: 2 LOB: 1 BB: 1 P: 11	R: 1 E: 0 K: 0 S: 4	H: 2 LOB: 2 BB: 2 P: 12	R: 3 E: 0 K: 2 S: 6	H: 2 LOB: 1 BB: 1 P: 10	R: 2 E: 1 K: 2 S: 9	H: 2 LOB: 1 BB: 1 P: 13	R: 0 E: 0 K: 0 S: 4	H: 1 LOB: 1 BB: 0 P: 4	R: 0 E: 1 K: 2 S: 9	H: 2 LOB: 2 BB: 0 P: 9	1B: 7 2B: 4 3B: 0 HR: 0	SF: 0 SAC: 0 DP: 1 HBP: 0		WP: 0 PB: 1 SB: 1 CS: 0	PA: 40						
PITCHER	IP WLS BF H R ER SO BB IBB HBP BLK WP HR S P ERA WHIP	4.1 L 22 5 6 6 2 3 1 0 0 0 0 0 3 3 0.00 1.500	0.2 L 3 1 0 0 0 0 0 0 0 0 0 0 3 3 0.00 1.500	1.0 L 6 2 2 1 2 1 0 0 0 0 0 0 9 13 9.00 3.000	2.0 L 9 3 0 0 2 0 0 0 0 0 0 0 0 13 13 0.00 1.500																				



Batter	1	2	3	4	5	6	7	8	9	AB	R	H	RBI	BB	SO	LOB	TOP		
Bob Bailey, R (1,5) OBP: 0.331, SLG: 0.369	F9		4-3 1-H		2B		6-3		F9	5	0	2	0	0	0	0			
Manny Mota, R (1,8) OBP: 0.309, SLG: 0.344	2B		4-3		1B			F7		4	1	2	0	0	0	1			
Roberto Clemente, R (1,9) OBP: 0.369, SLG: 0.461	1-H		4-3		2B			1B	1B	4	1	2	1	0	0	3			
Donn Clendenon, R (1,3) OBP: 0.379, SLG: 0.493	F6			HR				1B	1B	4	1	2	1	0	0	3			
Bill Mazerowski, R (1,4) OBP: 0.310, SLG: 0.363	F3				FC3-6 1B		F2	1B	1B	4	0	2	1	0	0	1			
Willie Stargell, L (1,7) OBP: 0.343, SLG: 0.580		K		FC3-6 FC5-4 1-2		K		F9		4	0	0	0	0	2	3			
Gene Alley, R (1,6) OBP: 0.276, SLG: 0.319		K		FC5-4 1-2		F8		F8		4	0	0	0	0	1	3			
Jim Pagliaroni, R (1,2) OBP: 0.357, SLG: 0.447		4-3		1-3			K		5-3	4	0	0	0	0	1	1			
Vern Law, R (1,1) OBP: 0.300, SLG: 0.360				2B	1B		2-3		K	4	0	2	0	0	1	0			
Inning Stats	R: 1 E: 0 K: 0 S: 5	H: 2 LOB: 1 BB: 0 P: 5	R: 0 E: 0 K: 2 S: 7	H: 0 LOB: 0 BB: 0 P: 7	R: 0 E: 0 K: 0 S: 4	H: 2 LOB: 1 BB: 0 P: 4	R: 1 E: 0 K: 0 S: 5	H: 2 LOB: 2 BB: 0 P: 5	R: 0 E: 0 K: 1 S: 5	H: 1 LOB: 0 BB: 0 P: 5	R: 1 E: 0 K: 0 S: 6	H: 3 LOB: 2 BB: 0 P: 6	R: 0 E: 0 K: 1 S: 5	H: 0 LOB: 0 BB: 0 P: 5	1B: 8 2B: 3 3B: 0 HR: 1	SF: 0 SAC: 0 DP: 0 HBP: 0	WP: 0 PB: 0 SB: 0 CS: 0	PA: 37	
PITCHER	IP	WLS	BF	H	R	ER	SO	BB	IBB	HBP	BLK	WP	HR	S	P	ERA	WHIP		
Joe Nuxhall, L (1,1) ERA: 4.26	8.0	L	34	12	3	3	4	0	0	0	0	0	1	42	42	3.38	1.500		
Billy McCool, L (9,1) ERA: 3.74	1.0		3	0	0	0	1	0	0	0	0	0	0	5	5	0.00	0.000		

Pittsburgh Pirates @ Cincinnati Reds
Crosley Field, Cincinnati, OH
Mon Jul 19 1965, 7:05 PM EDT
Att: 11,096 - Unknown

AB 37
R 3
H 12
RBI 3
BB 0
SO 5
LOB 15



Batter	1	2	3	4	5	6	7	8	9	AB	R	H	RBI	BB	SO	LOB	BOTTOM		
Tommy Harper, R (1,7) OBP: 0.378, SLG: 0.464	HR		F4			K			F9	4	1	1	1	0	1	0			
Pete Rose, S (1,4) OBP: 0.371, SLG: 0.413	G3			F8		2B			3-1	4	0	1	0	0	0	0			
Vada Pinson, L (1,8) OBP: 0.345, SLG: 0.474	1-3			F7		F3			E4 1B	4	0	0	0	0	0	1			
Frank Robinson, R (1,9) OBP: 0.372, SLG: 0.533	K			4-3		6-3			1-2 1B	4	0	1	0	0	1	0			
Deron Johnson, R (1,5) OBP: 0.332, SLG: 0.503		F8			G6-4-3 1B	5-3			6-3	4	0	1	0	0	0	2			
Tony Perez, R (1,3) OBP: 0.308, SLG: 0.468		K			G6-4-3 1-2	6-3				3	0	0	0	0	1	1			
Johnny Edwards, L (1,2) OBP: 0.350, SLG: 0.529		F6						G3		3	0	1	0	0	0	0			
Leo Cardenas, R (1,6) OBP: 0.357, SLG: 0.429			F8		K			G4-6-3 1B		3	0	1	0	0	1	1			
Joe Nuxhall, L (1,1) OBP: 0.320, SLG: 0.304						F6				2	0	0	0	0	0	0			
Marty Keough, L (8,PH) OBP: 0.206, SLG: 0.100								G4-6-3		1	0	0	0	0	0	1			
Billy McCool, R (9,1) ERA: 3.74								1-2		0	0	0	0	0	0	0			
Inning Stats	R: 1 E: 0 K: 1 S: 6	H: 1 LOB: 0 BB: 0 P: 6	R: 0 E: 0 K: 1 S: 5	H: 0 LOB: 0 BB: 0 P: 5	R: 0 E: 0 K: 0 S: 3	H: 0 LOB: 0 BB: 0 P: 3	R: 0 E: 0 K: 1 S: 6	H: 2 LOB: 1 BB: 0 P: 6	R: 0 E: 0 K: 0 S: 3	H: 1 LOB: 0 BB: 0 P: 3	R: 0 E: 1 K: 0 S: 5	H: 1 LOB: 2 BB: 0 P: 5	R: 0 E: 0 K: 1 S: 3	H: 0 LOB: 0 BB: 0 P: 3	1B: 4 2B: 1 3B: 0 HR: 1	SF: 0 SAC: 0 DP: 2 HBP: 0	WP: 0 PB: 0 SB: 0 CS: 0	PA: 32	
PITCHER	IP	WLS	BF	H	R	ER	SO	BB	IBB	HBP	BLK	WP	HR	S	P	ERA	WHIP		
Vern Law, R (1,1) ERA: 1.91	9.0	W	32	6	1	1	4	0	0	0	0	0	1	40	40	1.00	0.667		

Pittsburgh Pirates @ Cincinnati Reds
Crosley Field, Cincinnati, OH
Mon Jul 19 1965, 7:05 PM EDT
Att: 11,096 - Unknown

AB 32
R 1
H 6
RBI 1
BB 0
SO 4
LOB 6



Batter	1	2	3	4	5	6	7	8	9	AB	R	H	RBI	BB	SO	LOB	TOP										
Bob Bailey, R OBP: 0.334, SLG: 0.381 (1, 5)	F9			G4-6-3 1B	HR		1B 1B		F7	5	2	3	5	0	0	0											
Bill Virdon, L OBP: 0.350, SLG: 0.396 (1, 8)	G3			F4	F8		1B		6-3	5	0	1	0	0	0	1											
Roberto Clemente, R OBP: 0.370, SLG: 0.471 (1, 9)	K			G4-6-3 1-2		HR	1B			4	1	2	2	0	1	1											
Willie Stargell, L OBP: 0.339, SLG: 0.572 (1, 7)		F3			K	2-3			K	4	0	0	0	0	2	2											
Donn Clendenon, R OBP: 0.378, SLG: 0.490 (1, 3)		K			1B 2B	1B	5-3		F2	4	1	1	0	0	1	0											
Bill Mazaroski, R OBP: 0.308, SLG: 0.361 (1, 4)		F4			2B HR	1B	F7		F6	4	1	1	0	0	0	0											
Jim Pagliaroni, R OBP: 0.360, SLG: 0.450 (1, 2)			F9		HR	2B	6-3			3	1	1	1	1	0	0											
Gene Alley, R OBP: 0.279, SLG: 0.319 (1, 6)			K		HR	BB		F8		3	2	1	0	1	1	1											
Bob Veale, S OBP: 0.117, SLG: 0.070 Al McBean, R OBP: 0.200, SLG: 0.200 (9, 1)	F8				K		B5		K	4	0	0	0	0	2	4											
Inning Stats	R: 0 E: 0 K: 1 S: 5	H: 0 LOB: 0 BB: 0 P: 5	R: 0 E: 0 K: 1 S: 5	H: 0 LOB: 0 BB: 0 P: 5	R: 0 E: 0 K: 1 S: 5	H: 0 LOB: 0 BB: 0 P: 5	R: 0 E: 0 K: 0 S: 3	H: 1 LOB: 0 BB: 0 P: 3	R: 5 E: 0 K: 2 S: 11	H: 4 LOB: 0 BB: 1 P: 15	R: 1 E: 0 K: 0 S: 4	H: 1 LOB: 0 BB: 0 P: 4	R: 2 E: 0 K: 1 S: 9	H: 4 LOB: 2 BB: 0 P: 9	R: 0 E: 0 K: 0 S: 3	H: 0 LOB: 1 BB: 1 P: 7	R: 0 E: 0 K: 1 S: 5	H: 0 LOB: 0 BB: 0 P: 5	1B: 7 2B: 1 3B: 0 HR: 2	SF: 0 SAC: 0 DP: 1 HBP: 0	WP: 0 PA: 38 PB: 0 SB: 1 CS: 0						
PITCHER	IP	WLS	BF	H	R	ER	SO	BB	IBB	HBP	BLK	WP	HR	S	P	ERA	WHIP										
Sammy Ellis, R ERA: 3.42 (1, 1)	5.0	L	21	6	6	6	5	1	0	0	0	0	2	30	34	10.80	1.400										
Jim O'Toole, L ERA: 7.5 (6, 1)	2.0		10	4	2	2	1	0	0	0	0	0	0	12	12	9.00	2.000										
Jim Duffalo, R ERA: 3.8 (8, 1)	1.0		4	0	0	0	0	1	0	0	0	0	0	3	7	0.00	1.000										
Billy McCool, L ERA: 3.67 (9, 1)	1.0		3	0	0	0	1	0	0	0	0	0	0	5	5	0.00	0.000										

Pittsburgh Pirates @ Cincinnati Reds
Crosley Field, Cincinnati, OH
Tue Jul 20 1965, 3:33 AM EDT
Att: 9,669 - Unknown

AB 36
R 8
H 10
RBI 8
BB 2
SO 7
LOB 9



Batter	1	2	3	4	5	6	7	8	9	AB	R	H	RBI	BB	SO	LOB	BOTTOM										
Tommy Harper, R OBP: 0.380, SLG: 0.463 (1, 7)	BB BB BB	K			F3	1B		1B	6-3	5	1	2	1	1	1	2											
Pete Rose, S OBP: 0.374, SLG: 0.414 (1, 4)	BB BB BB	5-3			WP 1B	6-3		1B		4	1	2	0	1	0	2											
Vada Pinson, L OBP: 0.346, SLG: 0.474 (1, 8)	1B 2-3				K		6-3		K	4	1	1	0	1	2	3											
Frank Robinson, R OBP: 0.375, SLG: 0.530 (1, 9)	1B 1-2 2-3 3-H			F3		BB			F3	2	0	0	1	3	0	1											
Deron Johnson, R OBP: 0.331, SLG: 0.500 (1, 5)	SF8			K	5-3		F7		1B	4	1	1	1	0	1	4											
Tony Perez, R OBP: 0.322, SLG: 0.472 (1, 3)	1B			K		1B WP BB		1B	BB	3	2	2	1	2	1	1											
Jimmie Coker, R OBP: 0.174, SLG: 0.391 (1, 2)	K			4-3		F8	F3		F9	5	0	0	0	0	1	7											
Leo Cardenas, R OBP: 0.358, SLG: 0.426 (1, 6)	4-3			6-3		6-3		G6-4-3 BB	2B	4	0	1	1	1	0	3											
Sammy Ellis, L OBP: 0.167, SLG: 0.172 Jim O'Toole, S OBP: 0.115, SLG: 0.080 Jim Duffalo, R OBP: 0.200, SLG: 0.200 Charlie James, R OBP: 0.115, SLG: 0.211 Billy McCool, R OBP: 0.133, SLG: 0.200 (1, 1) (6, 1) (8, 1) (9, 1) (9, 1)	K			K		1B	G6-4-3 1-2		1B	2	0	0	0	0	2	0											
Inning Stats	R: 3 E: 0 K: 1 S: 6	H: 1 LOB: 2 BB: 4 P: 22	R: 0 E: 0 K: 2 S: 7	H: 0 LOB: 0 BB: 0 P: 7	R: 0 E: 0 K: 2 S: 8	H: 1 LOB: 1 BB: 0 P: 8	R: 0 E: 0 K: 1 S: 5	H: 0 LOB: 0 BB: 0 P: 5	R: 0 E: 0 K: 0 S: 6	H: 1 LOB: 2 BB: 1 P: 10	R: 1 E: 0 K: 0 S: 5	H: 2 LOB: 2 BB: 1 P: 9	R: 0 E: 0 K: 0 S: 3	H: 0 LOB: 2 BB: 2 P: 11	R: 0 E: 0 K: 1 S: 6	H: 2 LOB: 2 BB: 1 P: 10	R: 2 E: 0 K: 0 S: 7	H: 4 LOB: 2 BB: 0 P: 7	1B: 9 2B: 2 3B: 0 HR: 0	SF: 1 SAC: 0 DP: 1 HBP: 0	WP: 2 PA: 46 PB: 0 SB: 0 CS: 0						
PITCHER	IP	WLS	BF	H	R	ER	SO	BB	IBB	HBP	BLK	WP	HR	S	P	ERA	WHIP										
Bob Veale, L ERA: 3.07 (1, 1)	8.2		45	11	6	6	8	9	0	0	0	0	0	52	88	6.23	2.308										
Al McBean, R ERA: 2.41 (9, 1)	0.1	S	1	0	0	0	0	0	0	0	0	0	0	1	1	0.00	0.000										

Pittsburgh Pirates @ Cincinnati Reds
Crosley Field, Cincinnati, OH
Tue Jul 20 1965, 3:33 AM EDT
Att: 9,669 - Unknown

AB 36
R 6
H 11
RBI 6
BB 9
SO 8
LOB 24



Batter	1	2	3	4	5	6	7	8	9	AB	R	H	RBI	BB	SO	LOB	TOP					
Gary Kolb, L OBP: 0.250, SLG: 0.226 (1, 8)	0-0 3-1		0-3 K		0-0 P6			0-3 K		4	0	0	0	0	2	3						
Roy McMillan, R OBP: 0.254, SLG: 0.280 (1, 6)	0-0 6-3		0-0 L3			0-0 6-3		0-0 4-3		4	0	0	0	0	0	2						
Ed Kranepool, L OBP: 0.329, SLG: 0.436 (1, 3)	0-0 1-3			0-0 G1-6-3 1B		0-0 5-3		0-0 F5		4	0	1	0	0	0	0						
Charley Smith, R OBP: 0.277, SLG: 0.432 (1, 5)		0-0 F7		0-0 F7		0-0 5-3		0-0 F7		4	0	0	0	0	0	1						
Johnny Lewis, L OBP: 0.329, SLG: 0.407 (1, 9)		0-0 L9		0-0 G1-6-3			0-0 1B	4-0 WP		3	0	1	0	1	0	1						
Ron Swoboda, R OBP: 0.306, SLG: 0.504 Jim Hickman, R OBP: 0.249, SLG: 0.365 (1, 7) (9, 7)	0-0 F8				0-0 FC4 1B		0-0 G1-6-3 1B	0-3 BB		4	0	2	0	0	1	1						
Chuck Hiller, L OBP: 0.311, SLG: 0.375 (1, 4)			0-0 SH 2B		0-0 FC4 E 1-2		0-0 F9			3	1	1	0	0	0	3						
Chris Cannizzaro, R OBP: 0.260, SLG: 0.237 (1, 2)			0-0 SH		0-0 1-3		0-0 G1-6-3			2	0	0	0	0	0	3						
Al Jackson, L OBP: 0.135, SLG: 0.162 (1, 1)			0-0 P6		0-0 E4 2H		0-0 5-3			3	0	0	0	0	0	2						
Inning Stats	R: 0 E: 0 K: 0 S: 3	H: 0 LOB: 0 BB: 0 P: 3	R: 0 E: 0 K: 0 S: 3	H: 0 LOB: 0 BB: 0 P: 3	R: 0 E: 1 K: 1 S: 7	H: 1 LOB: 2 BB: 0 P: 7	R: 0 E: 0 K: 0 S: 3	H: 1 LOB: 1 BB: 0 P: 3	R: 1 E: 1 K: 0 S: 5	H: 1 LOB: 1 BB: 0 P: 5	R: 0 E: 0 K: 0 S: 3	H: 0 LOB: 0 BB: 0 P: 3	R: 0 E: 0 K: 0 S: 4	H: 2 LOB: 1 BB: 0 P: 4	R: 0 E: 0 K: 1 S: 5	H: 0 LOB: 1 BB: 1 P: 9	R: 0 E: 0 K: 1 S: 5	H: 0 LOB: 1 BB: 1 P: 9	1B: 4 2B: 1 3B: 0 HR: 0	SF: 0 SAC: 1 DP: 2 HBP: 0	WP: 1 PB: 0 SB: 0 CS: 0	PA: 33
PITCHER Don Cardwell, R ERA: 3.66 (1, 1)	IP: 9.0 WLS: L BF: 33	H: 5 R: 1 ER: 0 SO: 3	BB: 1 IBB: 0 HBP: 0 BLK: 0	WP: 1 HR: 0 S: 38 P: 42	ERA: 0.00 WHIP: 0.667																	

New York Mets @ Pittsburgh Pirates
Forbes Field, Pittsburgh, PA
Wed Jul 21 1965, 7:05 PM EDT
Att: 22,670 - Unknown

AB 31
R 1
H 5
RBI 0
BB 1
SO 3
LOB 16



Batter	1	2	3	4	5	6	7	8	9	AB	R	H	RBI	BB	SO	LOB	BOTTOM					
Bob Bailey, R OBP: 0.331, SLG: 0.376 (1, 5)	0-0 F8			0-0 6-3		0-0 6-3			0-0 1-3	4	0	0	0	0	0	1						
Manny Mota, R OBP: 0.302, SLG: 0.335 (1, 8)	0-0 F9			0-0 5-3			0-0 4-3	0-3 K		4	0	0	0	0	1	1						
Roberto Clemente, R OBP: 0.369, SLG: 0.466 (1, 9)	0-0 F8			0-0 E4		4-0 BB	0-0 G5-4-3		0-0 4-3	3	0	0	0	1	0	1						
Donn Clendenon, R OBP: 0.375, SLG: 0.486 (1, 3)		0-0 F8		0-0 1-3			0-0 G5-4-3			3	0	0	0	0	0	2						
Bill Mazerolski, R OBP: 0.305, SLG: 0.357 (1, 4)		0-3 K			0-0 1-3			0-0 5-3		3	0	0	0	0	1	0						
Willie Stargell, L OBP: 0.336, SLG: 0.570 (1, 7)		0-0 P5			0-0 F7			0-0 FC6-4 1B		3	0	1	0	0	0	0						
Jim Pagliaroni, R OBP: 0.355, SLG: 0.444 Jose Pagan, R OBP: 0.266, SLG: 0.254 Del Crandall, R OBP: 0.305, SLG: 0.253 (1, 2) (6, PR) (9, 2)			0-3 K		0-0 4-3			0-0 FC6-4		3	0	0	0	0	1	1						
Gene Alley, R OBP: 0.277, SLG: 0.316 (1, 6)			0-3 K			0-0 6-3		0-0 5-3		3	0	0	0	0	1	1						
Don Cardwell, R OBP: 0.175, SLG: 0.256 Ozzie Virgil, R OBP: 0.395, SLG: 0.500 (1, 1) (9, PH)			0-0 L9			0-0 F9			0-0 E5 1B	2	0	0	0	0	0	0						
Inning Stats	R: 0 E: 0 K: 0 S: 3	H: 0 LOB: 0 BB: 0 P: 3	R: 0 E: 0 K: 1 S: 5	H: 0 LOB: 0 BB: 0 P: 5	R: 0 E: 0 K: 2 S: 7	H: 0 LOB: 0 BB: 0 P: 7	R: 0 E: 1 K: 0 S: 4	H: 0 LOB: 1 BB: 0 P: 4	R: 0 E: 0 K: 0 S: 3	H: 0 LOB: 0 BB: 0 P: 3	R: 0 E: 0 K: 0 S: 2	H: 0 LOB: 0 BB: 1 P: 6	R: 0 E: 0 K: 0 S: 4	H: 1 LOB: 1 BB: 0 P: 4	R: 0 E: 1 K: 1 S: 6	H: 1 LOB: 1 BB: 0 P: 6	R: 0 E: 1 K: 1 S: 6	H: 1 LOB: 1 BB: 0 P: 6	1B: 2 2B: 0 3B: 0 HR: 0	SF: 0 SAC: 0 DP: 1 HBP: 0	WP: 0 PB: 0 SB: 0 CS: 0	PA: 30
PITCHER Al Jackson, L ERA: 4.47 (1, 1)	IP: 9.0 WLS: W BF: 30	H: 2 R: 0 ER: 0 SO: 4	BB: 1 IBB: 0 HBP: 0 BLK: 0	WP: 0 HR: 0 S: 37 P: 41	ERA: 0.00 WHIP: 0.333																	

New York Mets @ Pittsburgh Pirates
Forbes Field, Pittsburgh, PA
Wed Jul 21 1965, 7:05 PM EDT
Att: 22,670 - Unknown

AB 29
R 0
H 2
RBI 0
BB 1
SO 4
LOB 7



Batter	1	2	3	4	5	6	7	8	9	AB	R	H	RBI	BB	SO	LOB	TOP					
Bob Bailey, R OBP: 0.327, SLG: 0.371	K	FC5-4		5-3		K		F8		5	0	0	0	0	2	3						
Manny Mota, R OBP: 0.304, SLG: 0.349	6-3		F8		6-3		S SF8 1B		1B 3B	5	2	2	0	0	0	0						
Roberto Clemente, R OBP: 0.372, SLG: 0.468	E 1B		6-3		6-3		FC5 S 1-2 1B		1B	5	0	3	1	0	0	0						
Donn Clendenon, R OBP: 0.378, SLG: 0.496	E5 1B			HR			F8		F8	5	1	3	1	0	0	3						
Bill Mazerowski, R OBP: 0.299, SLG: 0.350	P3		5-3		6-3		SF8		F8	4	0	0	1	0	0	4						
Willie Stargell, L OBP: 0.340, SLG: 0.566		K			F9		WP 2B		IBB G3	4	1	1	0	1	1	1						
Jim Pagliaroni, R OBP: 0.357, SLG: 0.472		HR		HR		K	FC5			4	2	2	2	0	1	3						
Gene Alley, R OBP: 0.279, SLG: 0.322		6-3		SH1-4 1B			2B		F8	4	0	2	1	0	0	0						
Bob Friend, R OBP: 0.022, SLG: 0.022			SH1-4 1B		F8				6-3	3	0	1	0	0	0	1						
Inning Stats	R: 0 E: 1 K: 1 S: 7	H: 2 LOB: 2 BB: 0 P: 7	R: 1 E: 0 K: 1 S: 7	H: 2 LOB: 1 BB: 0 P: 7	R: 1 E: 0 K: 0 S: 4	H: 1 LOB: 0 BB: 0 P: 4	R: 1 E: 0 K: 0 S: 5	H: 2 LOB: 1 BB: 0 P: 5	R: 0 E: 0 K: 0 S: 4	H: 1 LOB: 1 BB: 0 P: 4	R: 1 E: 0 K: 2 S: 9	H: 2 LOB: 1 BB: 0 P: 9	R: 1 E: 0 K: 0 S: 5	H: 2 LOB: 2 BB: 1 P: 9	R: 0 E: 0 K: 0 S: 3	H: 0 LOB: 0 BB: 0 P: 3	R: 1 E: 0 K: 0 S: 5	H: 2 LOB: 1 BB: 0 P: 5	1B: 9 2B: 1 3B: 1 HR: 3	SF: 1 SAC: 1 DP: 0 HBP: 0	WP: 1 PB: 0 SB: 2 CS: 0	PA: 42
PITCHER	IP	WLS	BF	H	R	ER	SO	BB	IBB	HBP	BLK	WP	HR	S	P	ERA	WHIP					
Dick Ellsworth, L ERA: 3.4	5.1	L	26	10	4	4	3	0	0	0	0	1	3	32	32	6.75	1.875					
Bob Humphreys, R ERA: 2.52	0.2		2	0	0	0	1	0	0	0	0	0	0	4	4	0.00	0.000					
Lindy McDaniel, R ERA: 2.44	2.0		9	2	1	1	0	0	1	0	0	0	0	8	12	4.50	1.000					
Ernie Broglio, R ERA: 5.4	1.0		5	2	1	1	0	0	0	0	0	0	0	5	5	9.00	2.000					

Pittsburgh Pirates @ Chicago Cubs
Wrigley Field, Chicago, IL
Fri Jul 23 1965, 3:33 AM CDT
Att: 5,288 - Sunny - 90 F

AB 39
R 6
H 14
RBI 6
BB 1
SO 4
LOB 15



Batter	1	2	3	4	5	6	7	8	9	AB	R	H	RBI	BB	SO	LOB	BOTTOM					
Glenn Beckert, R OBP: 0.273, SLG: 0.302	6-3			F9		F9		5-3		4	0	0	0	0	0	1						
Don Landrum, L OBP: 0.341, SLG: 0.400	G3			1B		BB			L6	3	0	1	0	1	0	0						
Billy Williams, L OBP: 0.353, SLG: 0.474	F8			K		F5			F7	4	0	0	0	0	1	2						
14 Ernie Banks, R OBP: 0.343, SLG: 0.450		6-3		P4					L6	4	0	0	0	0	0	1						
Ron Santo, R OBP: 0.354, SLG: 0.480		K			6-3					3	0	0	0	0	1	0						
Doug Clemens, L OBP: 0.345, SLG: 0.356	F7					F9				2	0	0	0	1	0	0						
Ed Bailey, L OBP: 0.356, SLG: 0.375				F7						2	0	0	0	1	0	1						
Larry Jackson, R OBP: 0.176, SLG: 0.245					F7					0	0	0	0	0	0	0						
Ernie Broglio, R									BB	0	0	0	0	0	0	0						
Don Kessinger, S OBP: 0.248, SLG: 0.235									BB	2	0	0	0	0	0	1						
Jimmy Stewart, S OBP: 0.329, SLG: 0.292				1-3		4-3			F7	1	0	0	0	0	0	1						
Dick Ellsworth, L OBP: 0.140, SLG: 0.146										1	0	0	0	0	0	0						
Bob Humphreys, R										0	0	0	0	0	0	0						
George Altman, L OBP: 0.305, SLG: 0.376										1	0	0	0	0	0	0						
Lindy McDaniel, R										0	0	0	0	0	0	0						
Vic Roznovsky, L OBP: 0.338, SLG: 0.358										1	0	0	0	0	0	1						
Inning Stats	R: 0 E: 0 K: 0 S: 3	H: 0 LOB: 0 BB: 0 P: 3	R: 0 E: 0 K: 1 S: 5	H: 0 LOB: 0 BB: 0 P: 5	R: 0 E: 0 K: 0 S: 3	H: 0 LOB: 0 BB: 0 P: 3	R: 0 E: 0 K: 1 S: 6	H: 1 LOB: 1 BB: 0 P: 6	R: 0 E: 0 K: 0 S: 3	H: 0 LOB: 1 BB: 1 P: 7	R: 0 E: 0 K: 0 S: 3	H: 0 LOB: 0 BB: 0 P: 3	R: 0 E: 0 K: 0 S: 3	H: 0 LOB: 1 BB: 1 P: 7	R: 0 E: 0 K: 0 S: 3	H: 0 LOB: 1 BB: 1 P: 7	R: 0 E: 0 K: 0 S: 3	H: 0 LOB: 0 BB: 0 P: 3	1B: 1 2B: 0 3B: 0 HR: 0	SF: 0 SAC: 0 DP: 0 HBP: 0	WP: 0 PB: 0 SB: 0 CS: 0	PA: 31
PITCHER	IP	WLS	BF	H	R	ER	SO	BB	IBB	HBP	BLK	WP	HR	S	P	ERA	WHIP					
Bob Friend, R ERA: 3.38	9.0	W	31	1	0	0	2	3	0	0	0	0	0	32	44	0.00	0.444					

Pittsburgh Pirates @ Chicago Cubs
Wrigley Field, Chicago, IL
Fri Jul 23 1965, 3:33 AM CDT
Att: 5,288 - Sunny - 90 F

AB 28
R 0
H 1
RBI 0
BB 3
SO 2
LOB 8



Batter	1	2	3	4	5	6	7	8	9	10	11	12	13	AB	R	H	RBI	BB	SO	LOB	TOP			
Bob Bailey, R OBP: 0.319, SLG: 0.362 (1.5)	1-3	1-3		4-3			L5		L7		FC5			6	0	0	0	0	0	5				
Bill Virdon, L OBP: 0.350, SLG: 0.403 (1.8)			G3							4-3			F8	6	0	2	0	0	1	0				
Roberto Clemente, R OBP: 0.372, SLG: 0.472 (1.9)	K				4-3					K			K	6	0	1	0	0	3	2				
Willie Stargell, L OBP: 0.335, SLG: 0.556 (1.7)	L8												F7	6	1	2	0	0	1	2				
Donn Clendenon, R OBP: 0.375, SLG: 0.488 (1.3)										4-3			F7	6	0	2	1	0	1	1				
Bill Mazerowski, R OBP: 0.296, SLG: 0.363 (1.4)													F9	6	1	2	1	0	2	1				
Jim Pagliaroni, R OBP: 0.371, SLG: 0.475 (1.2)														0	0	0	0	1	0	0				
Del Crandall, R OBP: 0.303, SLG: 0.284 (4.2)														4	1	1	1	0	0	2				
Gene Alley, R OBP: 0.265, SLG: 0.329 (1.6)													F8	5	0	0	0	0	0	4				
Don Vagno, S Al MacGraw, L Frank Cashen, L Don Schwall, R Jim Lynch, L Harvey Kuenn, R Ted Abernathy, R Joe Judge, R Vern Law, R														2	0	0	0	0	0	0				
Inning Stats	R: 0 E: 0 K: 1 S: 6	H: 1 LOB: 1 BB: 0 P: 6	R: 1 E: 0 K: 0 S: 5	H: 2 LOB: 2 BB: 1 P: 9	R: 1 E: 0 K: 0 S: 5	H: 3 LOB: 1 BB: 0 P: 5	R: 0 E: 0 K: 0 S: 3	H: 0 LOB: 1 BB: 0 P: 4	R: 0 E: 0 K: 2 S: 7	H: 0 LOB: 0 BB: 0 P: 7	R: 0 E: 0 K: 0 S: 5	H: 2 LOB: 2 BB: 0 P: 5	R: 0 E: 0 K: 0 S: 4	H: 1 LOB: 1 BB: 0 P: 3	R: 0 E: 0 K: 1 S: 6	H: 0 LOB: 2 BB: 1 P: 10	R: 0 E: 0 K: 1 S: 5	H: 0 LOB: 0 BB: 0 P: 5	R: 1 E: 0 K: 0 S: 4	H: 1 LOB: 0 BB: 0 P: 4	1B: 8 2B: 1 3B: 0 HR: 2	SF: 0 SAC: 1 DP: 0 HBP: 2	W/P: 0 PB: 1 SB: 0 CS: 0	PA: 53
PITCHER	IP	WLS	BF	H	R	ER	SO	BB	IBB	HBP	BLK	WP	HR	S	P	ERA	WHIP							
Cal Koonce, R (1.1)	5.0		24	8	2	2	3	1	0	1	0	0	1	28	33	3.60	1.800							
Bob Humphreys, R (8.1)	2.0	7	1	0	0	0	0	0	0	0	0	0	0	7	7	0.00	0.500							
Ted Abernathy, R (8.1)	4.0	15	1	0	0	4	1	0	1	0	0	0	0	21	26	0.00	0.500							
Lindy McDaniel, R (12.1)	2.0	L	7	1	1	1	1	0	0	0	0	0	1	9	9	4.50	0.500							
Batter	1	2	3	4	5	6	7	8	9	10	11	12	13	AB	R	H	RBI	BB	SO	LOB	BOTTOM			
Jimmy Stewart, S (1.7)														5	0	2	2	0	1	3				
Don Landrum, L (1.8)														6	0	0	0	0	4	5				
Billy Williams, L (1.9)														4	0	0	0	1	1	1				
14 Ernie Banks, R (1.3)														6	0	2	0	0	1	5				
Ron Santo, R (1.5)														5	0	0	0	1	1	3				
Glenn Beckert, R (1.4)														6	1	1	0	0	0	1				
Chris Krug, R (1.2)														4	1	1	0	1	1	1				
Larry Jackson, R (11, PR)														0	0	0	0	0	0	0				
Vic Roznovsky, L (12.2)														1	0	1	0	0	0	0				
Don Kessinger, S (1.6)														4	0	1	0	1	2	1				
Doug Clemens, L (13, PH)														1	0	0	0	0	0	1				
Cal Koonce, R (1.1)														1	0	0	0	1	0	0				
Bob Humphreys, R (8.1)														0	0	0	0	0	0	0				
Harvey Kuenn, R (7, PH)														0	0	0	0	1	0	0				
Ted Abernathy, R (8.1)														1	0	0	0	0	1	0				
Joe Judge, R (11, PR)														1	0	0	0	0	2	0				
Lindy McDaniel, R (12.1)														0	0	0	0	0	0	0				
Inning Stats	R: 0 E: 0 K: 1 S: 6	H: 1 LOB: 1 BB: 0 P: 6	R: 0 E: 0 K: 1 S: 5	H: 0 LOB: 0 BB: 0 P: 5	R: 0 E: 0 K: 1 S: 5	H: 0 LOB: 0 BB: 0 P: 5	R: 0 E: 0 K: 0 S: 3	H: 1 LOB: 1 BB: 0 P: 4	R: 0 E: 0 K: 2 S: 7	H: 0 LOB: 0 BB: 0 P: 7	R: 0 E: 0 K: 0 S: 5	H: 1 LOB: 1 BB: 0 P: 3	R: 0 E: 0 K: 1 S: 6	H: 1 LOB: 3 BB: 1 P: 10	R: 0 E: 0 K: 1 S: 5	H: 1 LOB: 1 BB: 0 P: 4	1B: 8 2B: 1 3B: 0 HR: 0	SF: 1 SAC: 0 DP: 0 HBP: 1	W/P: 0 PB: 0 SB: 3 CS: 0	PA: 53				
PITCHER	IP	WLS	BF	H	R	ER	SO	BB	IBB	HBP	BLK	WP	HR	S	P	ERA	WHIP							
Bob Veale, L (1.1)	6.0		27	5	2	2	6	4	0	0	0	0	0	35	51	3.00	1.500							
Al McBean, R (7.1)	0.1	1	0	0	0	0	0	0	0	0	0	0	1	1	0.00	0.000								
Frank Carpin, L (7.1)	0.1	2	0	0	0	1	1	0	0	0	0	0	3	7	0.00	3.000								
Don Schwall, R (7.1)	3.1	11	0	0	0	3	0	0	1	0	0	0	16	17	0.00	0.000								
Joe Gibbon, L (11.1)	0.1	3	1	0	0	0	1	0	0	0	0	0	2	6	0.00	6.000								
Batter	1	2	3	4	5	6	7	8	9	10	11	12	13	AB	R	H	RBI	BB	SO	LOB	BOTTOM			
Wilbur Wood, L (11.1)	1.1													0	0	0	0	0	0	0				
Vern Law, R (12.1)	1.1	W	4	1	0	0	0	0	0	0	0	0	0	4	4	0.00	0.750							

Pittsburgh Pirates @ Chicago Cubs
Wrigley Field, Chicago, IL
Sun Jul 25 1965, 3:33 AM CDT
Sunny

AB 48
R 3
H 11
RBI 3
BB 2
SO 8
LOB 19



W/P: 0 PA: 53
PB: 1
SB: 0
CS: 0

Pittsburgh Pirates @ Chicago Cubs
Wrigley Field, Chicago, IL
Sun Jul 25 1965, 3:33 AM CDT
Sunny

AB 45
R 2
H 8
RBI 2
BB 6
SO 12
LOB 23



W/P: 0 PA: 53
PB: 0
SB: 3
CS: 0

Batter	1	2	3	4	5	6	7	8	9	AB	R	H	RBI	BB	SO	LOB	TOP
Bob Bailey, R OBP: 0.319, SLG: 0.360 (1, 5)	4-3			L4-6-3 SH 1B			5-3		F8	4	0	1	0	0	0	0	
Manny Mota, R OBP: 0.301, SLG: 0.345 (1, 8)	5-3			SH L4-6-3			3-1			2	0	0	0	0	0	0	
Roberto Clemente, R OBP: 0.372, SLG: 0.471 (1, 9)	4-3			L4-6-3 1-2 2-3			FC4-6 1B			3	0	1	0	0	0	2	
Willie Stargell, L OBP: 0.332, SLG: 0.551 (1, 7)		4-3			3-1		FC4-6 1-2			3	0	0	0	0	0	1	
Donn Clendenon, R OBP: 0.372, SLG: 0.484 (1, 3)	F3				K			K		3	0	0	0	0	2	0	
Bill Mazaroski, R OBP: 0.299, SLG: 0.363 (1, 4)	F9				5-3			G5-4-3 1B		3	0	1	0	0	0	0	
Ozzie Virgil, R OBP: 0.366, SLG: 0.462 (1, 2)			5-3			F7		G5-4-3 1-2		3	0	0	0	0	0	1	
Gene Alley, R OBP: 0.283, SLG: 0.326 (1, 6)			F8			F8			5-3	3	0	0	0	0	0	0	
Don Cardwell, R OBP: 0.167, SLG: 0.244 Bill Virdon, L OBP: 0.349, SLG: 0.401 (9, PH) (1, 1)			5-3			F9			4-3	2	0	0	0	0	0	0	
Inning Stats	R: 0 E: 0 K: 0 S: 3	H: 0 LOB: 0 BB: 0 P: 3	R: 0 E: 0 K: 0 S: 3	H: 0 LOB: 0 BB: 0 P: 3	R: 0 E: 0 K: 0 S: 3	H: 1 LOB: 0 BB: 0 P: 3	R: 0 E: 0 K: 1 S: 5	H: 0 LOB: 0 BB: 0 P: 5	R: 0 E: 0 K: 0 S: 4	H: 1 LOB: 1 BB: 0 P: 4	R: 0 E: 0 K: 1 S: 5	H: 1 LOB: 0 BB: 0 P: 5	R: 0 E: 0 K: 0 S: 3	H: 0 LOB: 0 BB: 0 P: 3	1B: 3 2B: 0 3B: 1 HR: 0	SF: 0 SAC: 1 DP: 1 HBP: 0	WP: 0 PA: 28 PB: 0 SB: 0 CS: 0
PITCHER Bill Faul, R ERA: 4.35 (1, 1)	IP: 9.0 WLS: W BF: 28 H: 3 R: 0 ER: 0 SO: 2 BB: 0 IBB: 0 HBP: 0 BLK: 0 WP: 0 HR: 0 S: 32 P: 32 ERA: 0.00 WHIP: 0.333																

Pittsburgh Pirates @ Chicago Cubs
Wrigley Field, Chicago, IL
Sun Jul 25 1965, 3:38 AM CDT
Att: 20,777 - Sunny

AB	27
R	0
H	3
RBI	0
BB	0
SO	2
LOB	4



Batter	1	2	3	4	5	6	7	8	9	AB	R	H	RBI	BB	SO	LOB	BOTTOM
Jimmy Stewart, S OBP: 0.325, SLG: 0.300 (1, 7)	K		G4-6-3 1-2		P6			1B 2B		4	1	1	0	0	1	1	
Don Landrum, L OBP: 0.331, SLG: 0.385 (1, 8)	F8			F3		4-3		1B 1B		4	0	1	1	0	0	0	
Billy Williams, L OBP: 0.357, SLG: 0.491 (1, 9)	HR			14 1B HR		G3		14 G5-4-3 1-3 1B		4	2	3	1	0	0	0	
14 Ernie Banks, R OBP: 0.341, SLG: 0.446 (1, 3)	F5			1-3 HR		2B		G5-4-3 1-2		4	1	2	0	0	0	2	
Ron Santo, R OBP: 0.352, SLG: 0.491 (1, 5)		F9			HR	5-3				3	1	1	3	0	0	1	
Vic Roznovsky, L OBP: 0.327, SLG: 0.354 (1, 2)		4-3			2-H 3-H HR					3	0	0	0	0	0	0	
Glenn Beckert, R OBP: 0.271, SLG: 0.300 (1, 4)					G3		F5			3	0	0	0	0	0	0	
							5-3			3	0	0	0	0	0	0	
Don Kessinger, S OBP: 0.248, SLG: 0.231 (1, 6)			4-3			4-3				3	0	0	0	0	1	0	
Bill Faul, R (1, 1)			E4 G4-6-3			4-3			6-3	3	0	0	0	0	0	0	
Inning Stats	R: 1 E: 0 K: 1 S: 6	H: 1 LOB: 0 BB: 0 P: 6	R: 0 E: 0 K: 0 S: 3	H: 0 LOB: 0 BB: 0 P: 3	R: 0 E: 0 K: 0 S: 3	H: 3 LOB: 0 BB: 0 P: 6	R: 0 E: 0 K: 1 S: 5	H: 0 LOB: 0 BB: 0 P: 5	R: 0 E: 0 K: 0 S: 4	H: 1 LOB: 1 BB: 0 P: 4	R: 0 E: 0 K: 0 S: 3	H: 0 LOB: 0 BB: 0 P: 3	R: 1 E: 0 K: 0 S: 5	H: 3 LOB: 1 BB: 0 P: 5	1B: 4 2B: 2 3B: 0 HR: 2	SF: 0 SAC: 0 DP: 2 HBP: 0	WP: 0 PA: 31 PB: 0 SB: 0 CS: 0
PITCHER Don Cardwell, R ERA: 3.77 (1, 1)	IP: 8.0 WLS: L BF: 31 H: 8 R: 5 ER: 5 SO: 2 BB: 0 IBB: 0 HBP: 0 BLK: 0 WP: 0 HR: 2 S: 35 P: 35 ERA: 5.62 WHIP: 1.000																

Pittsburgh Pirates @ Chicago Cubs
Wrigley Field, Chicago, IL
Sun Jul 25 1965, 3:38 AM CDT
Att: 20,777 - Sunny

AB	31
R	5
H	8
RBI	5
BB	0
SO	2
LOB	4



Batter	1	2	3	4	5	6	7	8	9	AB	R	H	RBI	BB	SO	LOB	TOP						
Tony Gonzalez, L (1, 8) OBP: 0.336, SLG: 0.466	1-3		K			1-3		FC1-4 SH5-3 1B	2B 1B	5	1	2	1	0	1	0	Philadelphia Phillies @ Pittsburgh Pirates Forbes Field, Pittsburgh, PA Tue Jul 27 1965, 7:05 PM EDT Unknown						
Cookie Rojas, R (1, 4) OBP: 0.368, SLG: 0.397	2B		3-1			2B 1B		SH5-3 1-2	2B 1B	4	0	3	2	0	0	0							
Johnny Callison, L (1, 9) OBP: 0.333, SLG: 0.560	BB					2B 1-2		FC1-4 BB	K	3	0	2	0	2	1	2							
Dick Allen, R (1, 5) OBP: 0.403, SLG: 0.526	K					L9		FC1-4 1-2 2-3		4	0	0	0	0	2	6							
Wes Covington, L (1, 7) OBP: 0.316, SLG: 0.542 Ruben Amaro, R (9, 6) OBP: 0.310, SLG: 0.249	6-3					P4		K		4	0	0	0	0	1	5							
Dick Stuart, R (1, 3) OBP: 0.303, SLG: 0.439						4-3			1-4-3 1B	2	0	0	0	2	0	1							
Clay Dalrymple, L (1, 2) OBP: 0.251, SLG: 0.275						F8			4-3 1B	4	0	1	0	0	1	1							
Bobby Wine, R (1, 6) OBP: 0.259, SLG: 0.222 Adolfo Phillips, R (9, PR) OBP: 0.200, SLG: 0.200 Jack Baldschun, R (9, 1)	G4-3					5-3		P4	1B 1B 1B	4	0	1	0	0	0	3							
Chris Short, R (1, 1) OBP: 0.123, SLG: 0.123 John Hermstein, L (7, PH) OBP: 0.235, SLG: 0.320 Gary Wagner, R (7, 1) OBP: 0.143, SLG: 0.286 Alex Johnson, R (9, PH) OBP: 0.364, SLG: 0.482	6-3					K		P4	1B 1-3 1B	2	0	0	0	0	1	0							
Inning Stats	R: 0 E: 0 K: 1 S: 6	H: 1 LOB: 2 BB: 1 P: 10	R: 0 E: 0 K: 1 S: 4	H: 0 LOB: 0 BB: 1 P: 8	R: 0 E: 0 K: 1 S: 5	H: 0 LOB: 0 BB: 0 P: 5	R: 0 E: 0 K: 1 S: 6	H: 1 LOB: 1 BB: 0 P: 6	R: 0 E: 0 K: 1 S: 5	H: 0 LOB: 0 BB: 0 P: 5	R: 0 E: 0 K: 0 S: 4	H: 2 LOB: 1 BB: 0 P: 4	R: 0 E: 0 K: 0 S: 4	H: 1 LOB: 2 BB: 1 P: 8	R: 0 E: 0 K: 1 S: 6	H: 1 LOB: 2 BB: 1 P: 10		R: 3 E: 0 K: 1 S: 9	H: 4 LOB: 2 BB: 0 P: 9	1B: 6 2B: 3 3B: 1 HR: 0	SF: 0 SAC: 1 DP: 1 HBP: 0	WP: 0 PB: 0 CS: 0	PA: 39
PITCHER	IP WLS BF H R ER SO BB IBB HBP BLK WP HR S P ERA WHIP																						
Bob Friend, R (1, 1) ERA: 3.37	8.2 L 37 9 3 3 6 4 0 0 0 0 0 0 45 61 3.12 1.500																						
Al McBean, R (9, 1) ERA: 2.33	0.0 1 1 0 0 0 0 0 0 0 0 0 0 1 1 ∞ ∞																						
Frank Carpin, L (9, 1) ERA: 3.46	0.1 1 0 0 0 1 0 0 0 0 0 0 0 0 3 3 0.00 0.000																						

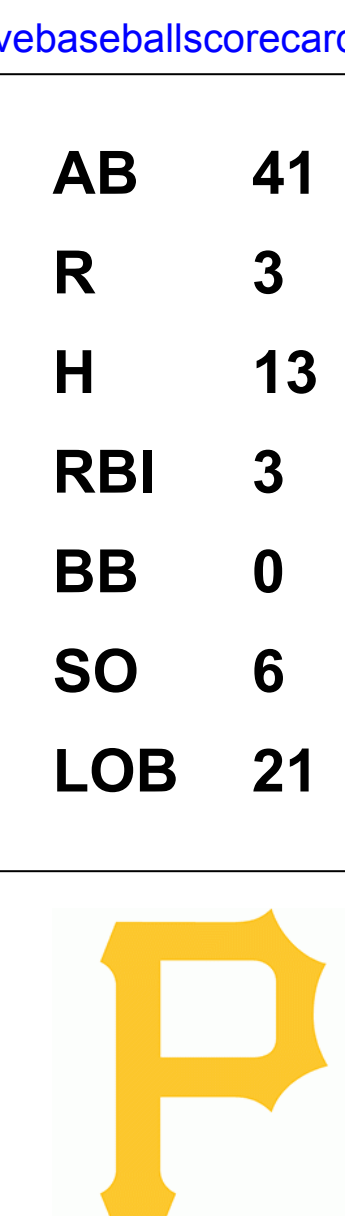
Batter	1	2	3	4	5	6	7	8	9	AB	R	H	RBI	BB	SO	LOB	BOTTOM						
Bob Bailey, R (1, 5) OBP: 0.318, SLG: 0.358	6-3			F8 1B BB		K	K			3	0	0	0	1	2	2	Philadelphia Phillies @ Pittsburgh Pirates Forbes Field, Pittsburgh, PA Tue Jul 27 1965, 7:05 PM EDT Unknown						
Manny Mota, R (1, 8) OBP: 0.305, SLG: 0.360	F9			F8 1B		SF8 3B		5-3		4	1	2	0	0	0	0							
Roberto Clemente, R (1, 9) OBP: 0.370, SLG: 0.467	4-3			F8 1-2 2-3		IBB		5-3		3	0	0	0	1	0	2							
Donn Clendenon, R (1, 3) OBP: 0.369, SLG: 0.480				5-3		K		SF8 3-H	L8	3	0	0	1	0	1	2							
Bill Mazerowski, R (1, 4) OBP: 0.301, SLG: 0.363	1-3			1-3		IBB		L9		3	0	1	0	1	0	1							
Willie Stargell, L (1, 7) OBP: 0.325, SLG: 0.544	K			G3		E4 FC6-4		F2		4	0	0	0	0	1	4							
Jim Pagliaroni, R (1, 2) OBP: 0.365, SLG: 0.467				K		F8		FC6-4 1-2 BB	K	4	0	0	0	0	2	2							
Gene Alley, R (1, 6) OBP: 0.283, SLG: 0.324 Jerry Lynch, L (9, PH) OBP: 0.352, SLG: 0.469	6-3			6-3		L8		K		2	0	0	0	1	0	0							
Bob Friend, R (1, 1) OBP: 0.021, SLG: 0.021 Al McBean, R (9, 1) OBP: 0.250, SLG: 0.313 Frank Carpin, L (9, 1)	F4			F4		5-3		K		3	0	0	0	0	1	2							
Inning Stats	R: 0 E: 0 K: 0 S: 3	H: 0 LOB: 0 BB: 0 P: 3	R: 0 E: 0 K: 1 S: 5	H: 0 LOB: 0 BB: 0 P: 5	R: 0 E: 0 K: 1 S: 5	H: 0 LOB: 0 BB: 0 P: 5	R: 0 E: 0 K: 1 S: 6	H: 1 LOB: 3 BB: 2 P: 14	R: 0 E: 0 K: 1 S: 6	H: 0 LOB: 0 BB: 0 P: 3	R: 1 E: 0 K: 1 S: 6	H: 1 LOB: 1 BB: 1 P: 10	R: 0 E: 0 K: 2 S: 8	H: 0 LOB: 2 BB: 1 P: 12	R: 0 E: 0 K: 0 S: 3	H: 0 LOB: 0 BB: 0 P: 3		R: 0 E: 0 K: 2 S: 8	H: 1 LOB: 1 BB: 0 P: 8	1B: 2 2B: 0 3B: 1 HR: 0	SF: 1 SAC: 0 DP: 0 HBP: 0	WP: 0 PB: 0 CS: 0	PA: 35
PITCHER	IP WLS BF H R ER SO BB IBB HBP BLK WP HR S P ERA WHIP																						
Chris Short, L (1, 1) ERA: 3.05	6.0 W 23 2 1 1 4 1 2 0 0 0 0 0 0 11 15 0.00 0.500																						
Gary Wagner, R (7, 1) ERA: 3.08	2.0 W 8 0 0 0 2 1 0 0 0 0 0 0 0 11 15 0.00 0.500																						
Jack Baldschun, R (9, 1) ERA: 4.1	1.0 S 4 1 0 0 2 0 0 0 0 0 0 0 0 8 8 0.00 1.000																						

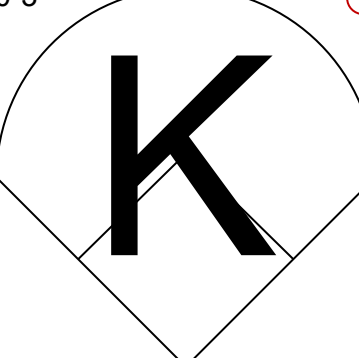
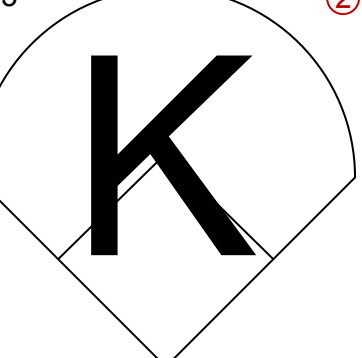
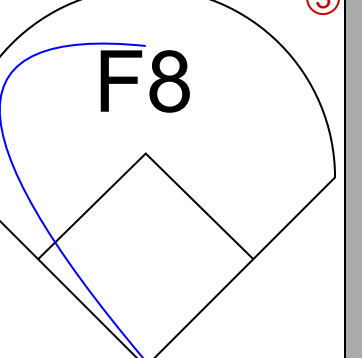

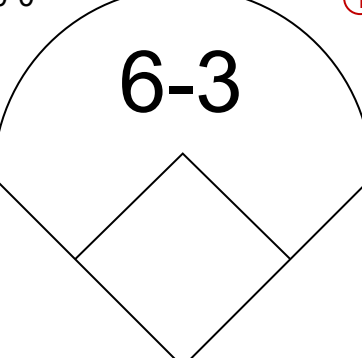
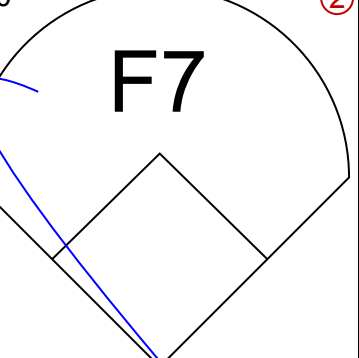
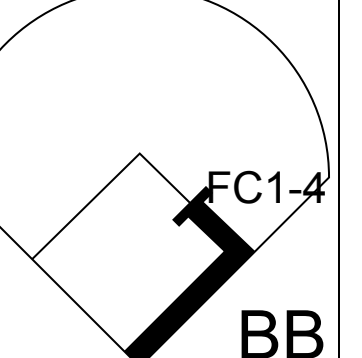
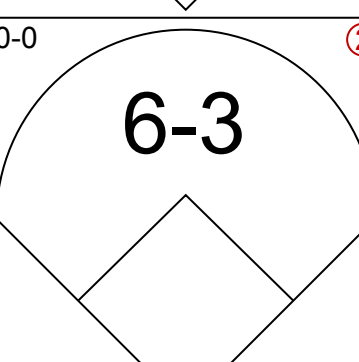
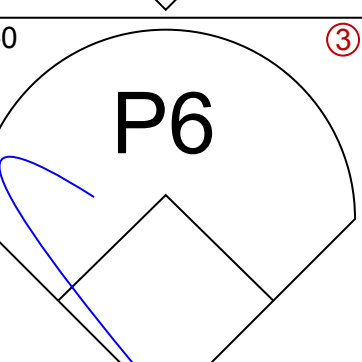
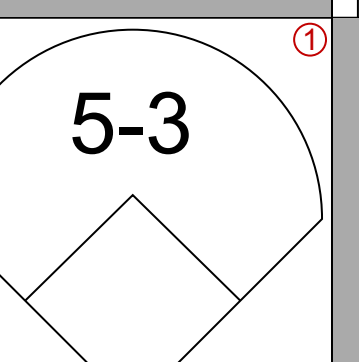
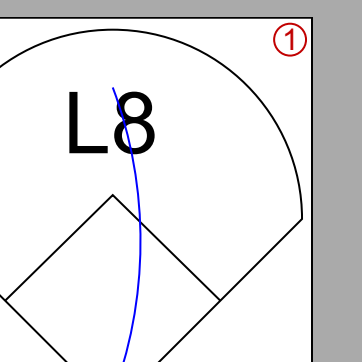
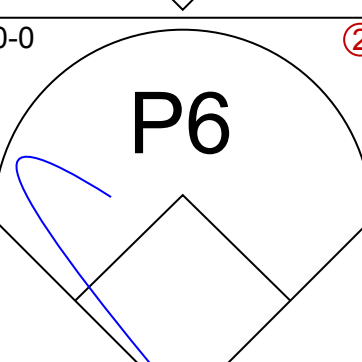
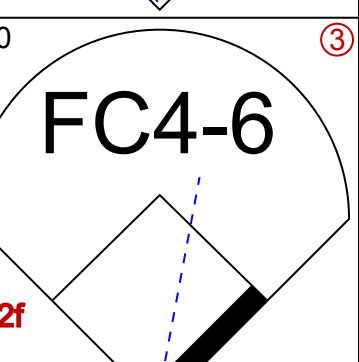
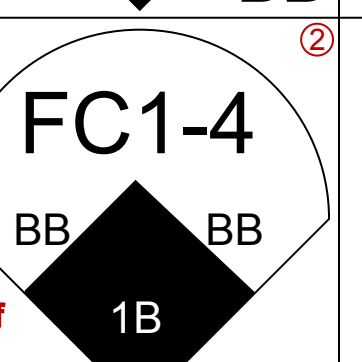
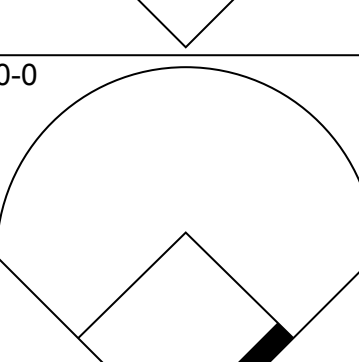
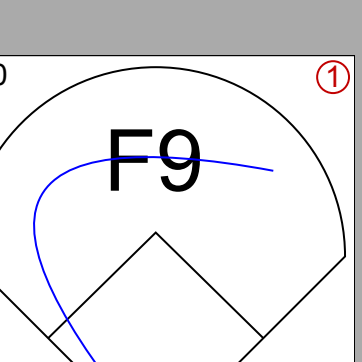
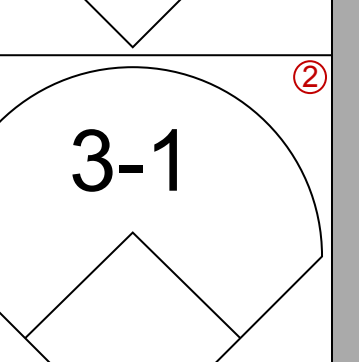
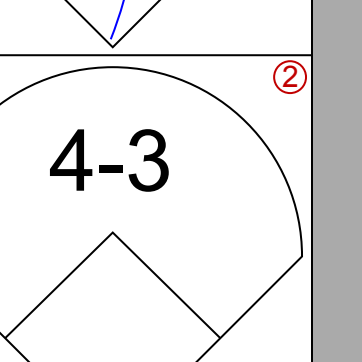
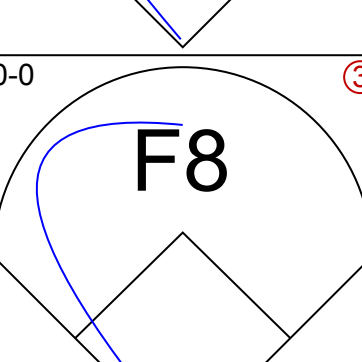
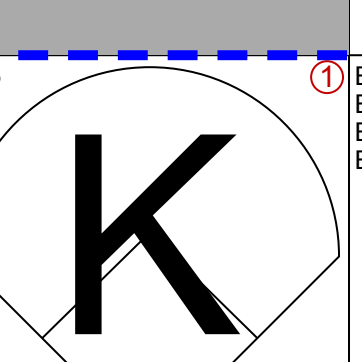
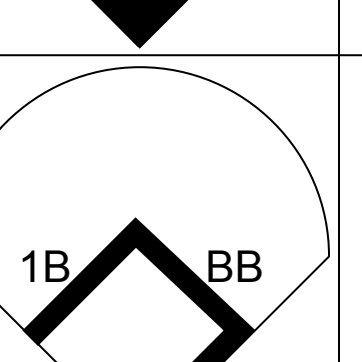
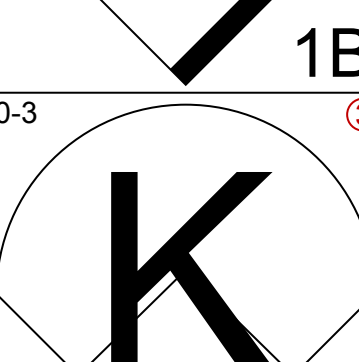
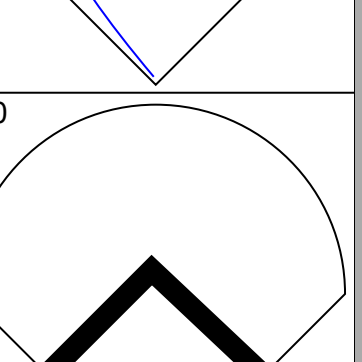
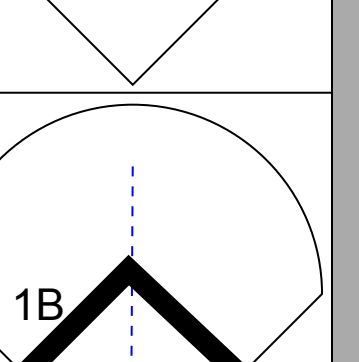
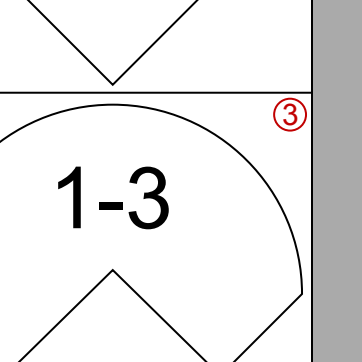
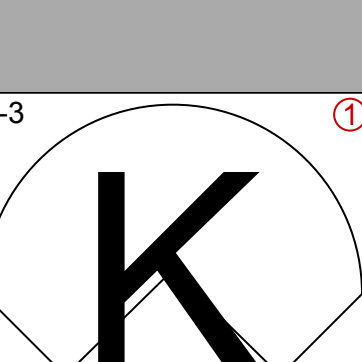
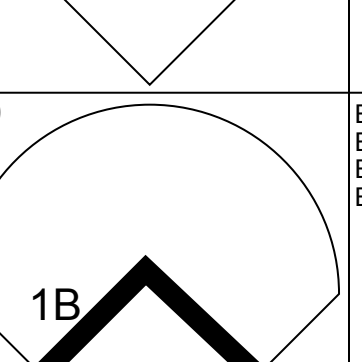
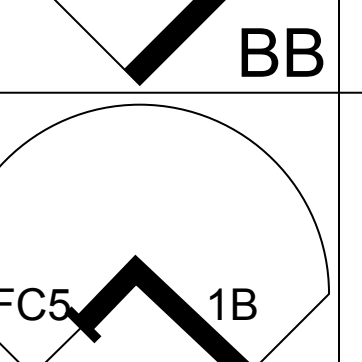
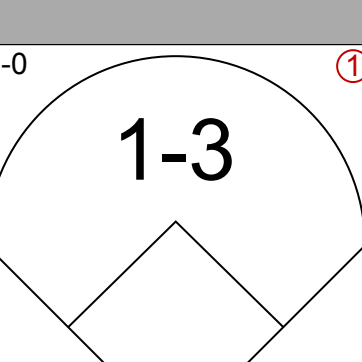
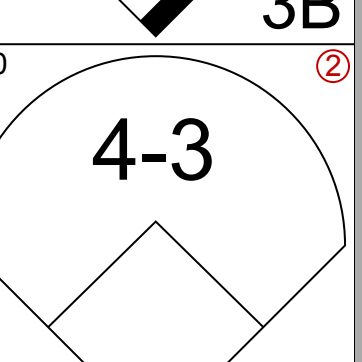
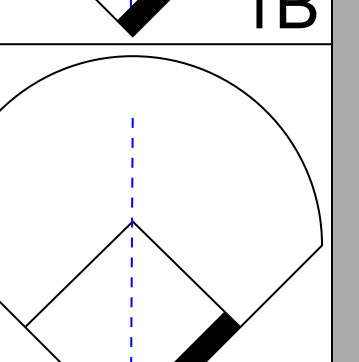
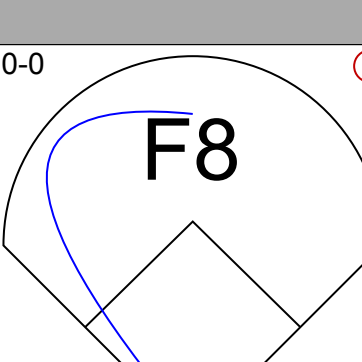
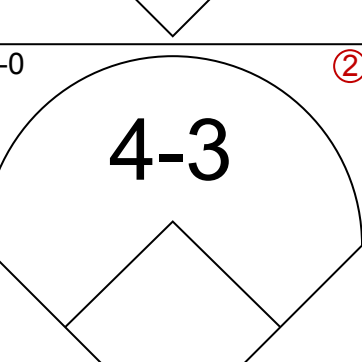
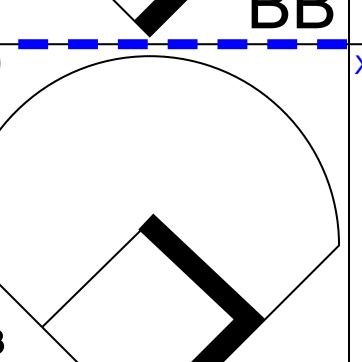
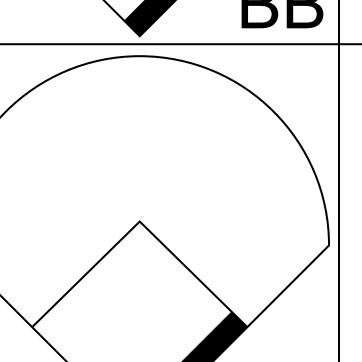
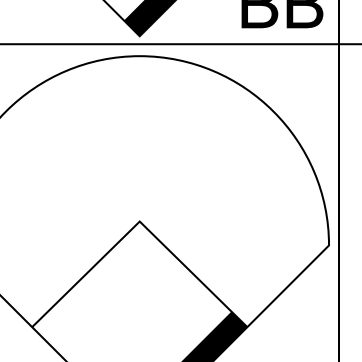
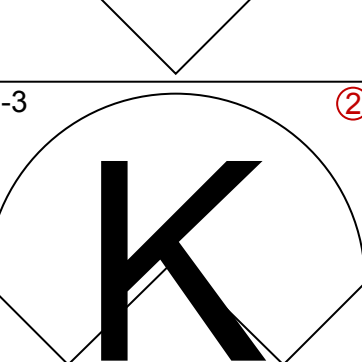
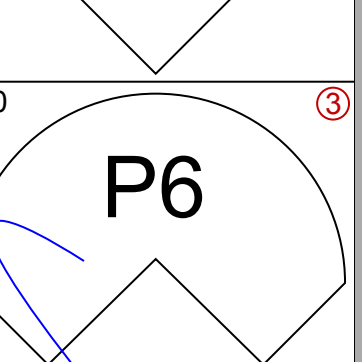
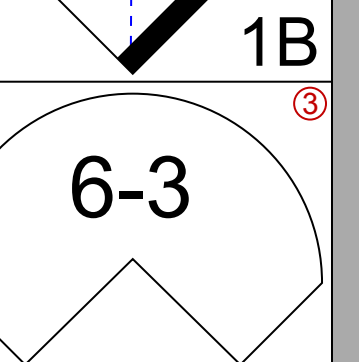
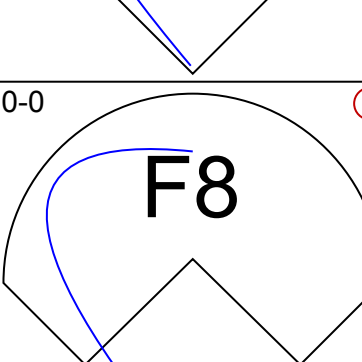
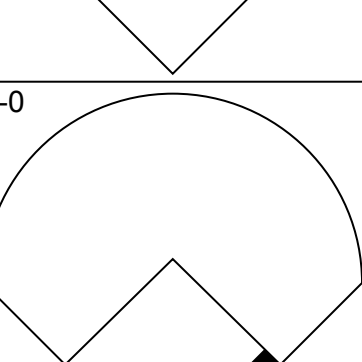
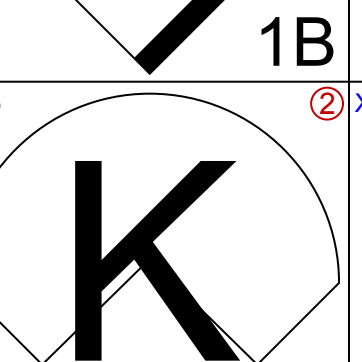
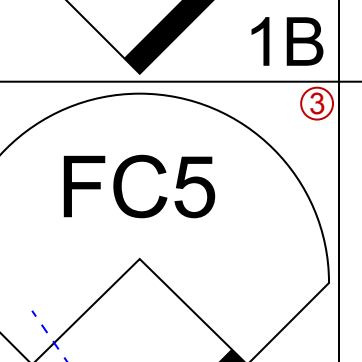
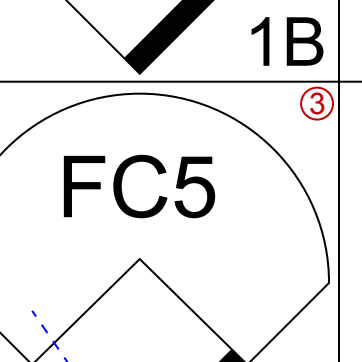
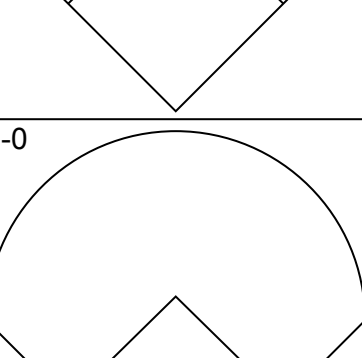
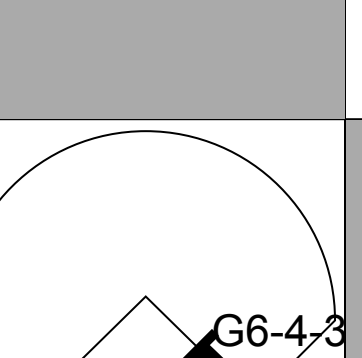
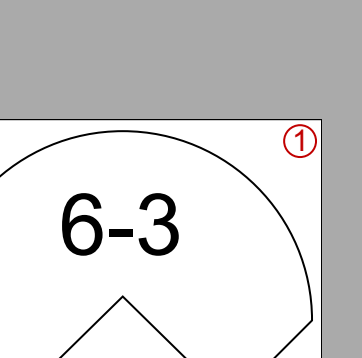
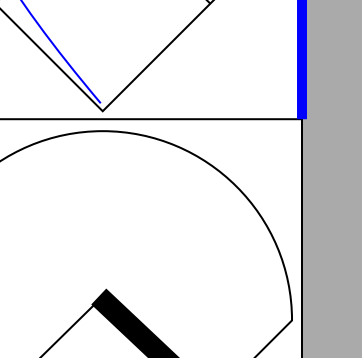
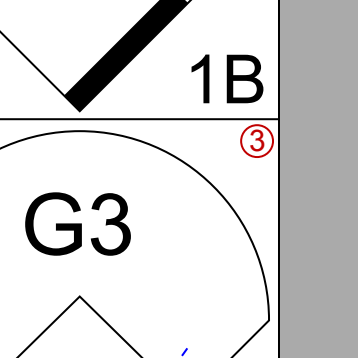
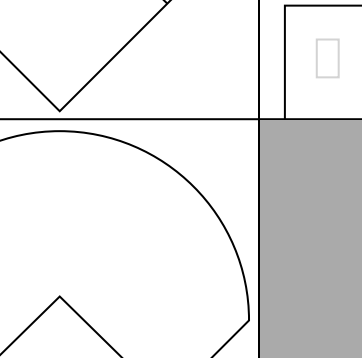
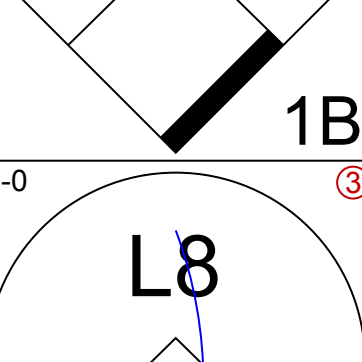
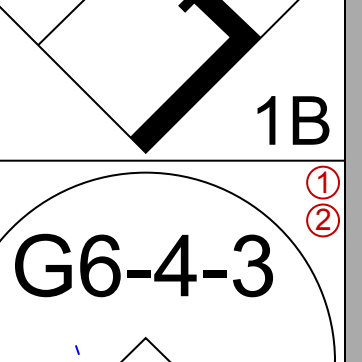
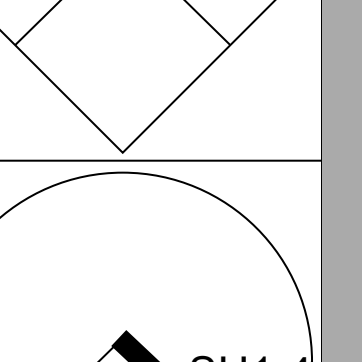
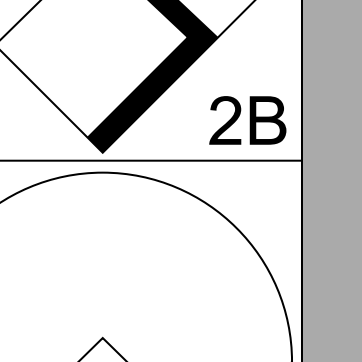
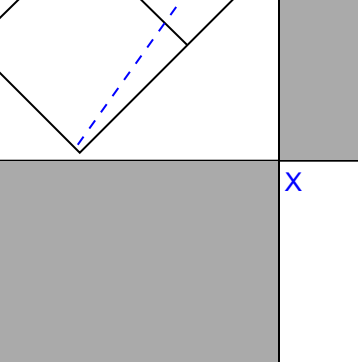
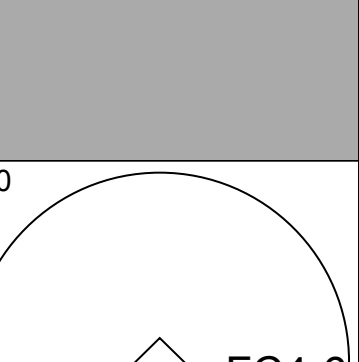

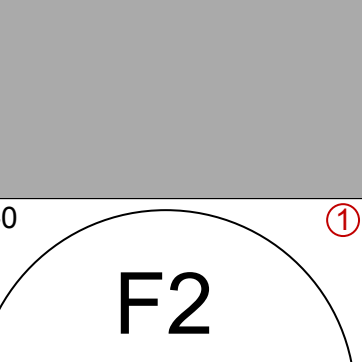
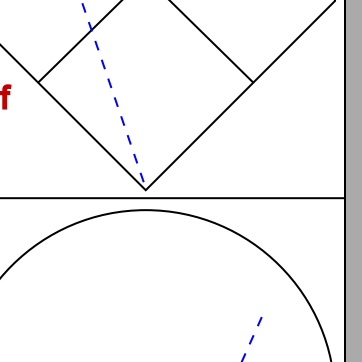
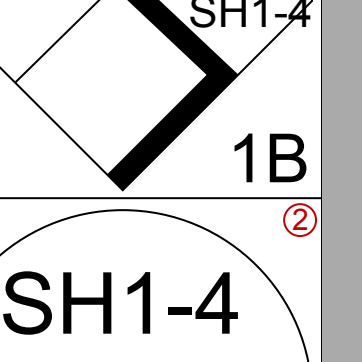
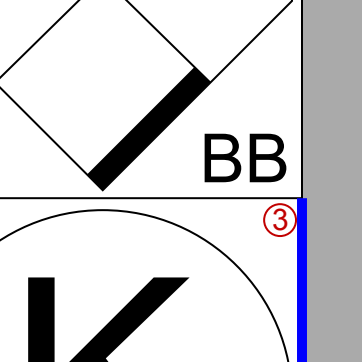
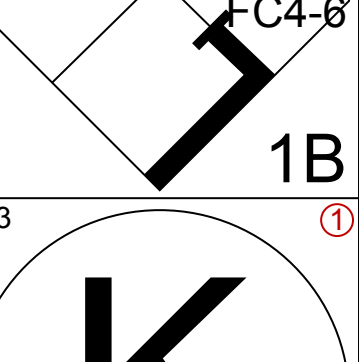
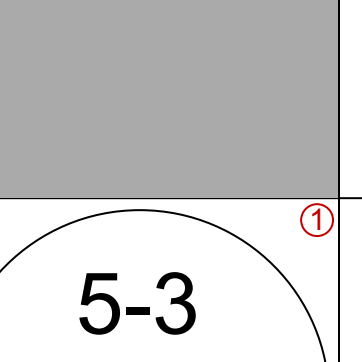
Batter	1	2	3	4	5	6	7	8	9	10	AB	R	H	RBI	BB	SO	LOB	TOP	
Tony Gonzalez, L OBP: 0.335, SLG: 0.462 Gary Wagner, R OBP: 0.143, SLG: 0.286	5-3		1B			6-3		K2-3			4	0	1	0	0	1	1	Philadelphia Phillies @ Pittsburgh Pirates Forbes Field, Pittsburgh, PA Tue Jul 27 1965, 7:05 PM EDT Att: 21,832 - Unknown	
Cookie Rojas, R OBP: 0.366, SLG: 0.395	6-3		1B			6-3		5-3			4	0	1	1	0	0	1		
Johnny Callison, L OBP: 0.333, SLG: 0.555	CS		K			G3			F9		3	0	0	0	1	1	2		
Dick Allen, R OBP: 0.402, SLG: 0.522	CS	F8				L7		K			3	0	0	0	1	1	0		
Wes Covington, L OBP: 0.311, SLG: 0.532 Alex Johnson, R OBP: 0.362, SLG: 0.479			K			F8		F7			3	0	0	0	0	1	0		
Dick Stuart, R OBP: 0.302, SLG: 0.437			K			6-3		F8			4	0	1	0	0	1	0		
Clay Dalrymple, L OBP: 0.263, SLG: 0.283 Adolfo Phillips, R OBP: 0.273, SLG: 0.273			1B			G6-4-3		SH3-4			2	1	2	0	1	0	0		
Bobby Wine, R OBP: 0.255, SLG: 0.218			K			F2		SH3-4			3	0	0	0	0	2	3		
Ray Herbert, R OBP: 0.333, SLG: 0.387 John Hermstein, L OBP: 0.259, SLG: 0.333 Pat Corrales, R OBP: 0.386, SLG: 0.377			F9			G6-4-3		1B			2	0	0	0	0	0	2		
Inning Stats	R: 0 E: 0 K: 0 S: 2	H: 0 LOB: 0 BB: 1 P: 6	R: 0 E: 0 K: 2 S: 7	H: 0 LOB: 0 BB: 0 P: 7	R: 1 E: 0 K: 2 S: 10	H: 3 LOB: 2 BB: 0 P: 10	R: 0 E: 0 K: 0 S: 3	H: 0 LOB: 0 BB: 0 P: 3	R: 0 E: 0 K: 1 S: 5	H: 0 LOB: 0 BB: 0 P: 5	R: 1 E: 0 K: 1 S: 6	H: 1 LOB: 1 BB: 1 P: 10	R: 0 E: 0 K: 1 S: 5	H: 1 LOB: 2 BB: 1 P: 9	R: 0 E: 0 K: 1 S: 5	H: 1 LOB: 0 BB: 0 P: 5	1B: 7 2B: 0 3B: 0 HR: 0		SF: 0 SAC: 1 DP: 2 HBP: 0
PITCHER	IP WLS BF H R ER SO	IP WLS BF H R ER SO	IP WLS BF H R ER SO	IP WLS BF H R ER SO	IP WLS BF H R ER SO	IP WLS BF H R ER SO	IP WLS BF H R ER SO	IP WLS BF H R ER SO	IP WLS BF H R ER SO	IP WLS BF H R ER SO	IP WLS BF H R ER SO	IP WLS BF H R ER SO	IP WLS BF H R ER SO	IP WLS BF H R ER SO	IP WLS BF H R ER SO	IP WLS BF H R ER SO	ERA WHIP	ERA WHIP	
Tommie Sisk, R ERA: 4.53 Frank Carpin, L ERA: 3.33 Don Schwall, R ERA: 2.96	7.1 1.0 1.2	27 4 5	5 0 2	2 0 0	2 0 2	5 1 0	0 0 0	0 0 0	0 0 0	0 0 0	35 5 9	43 9 9	2.46 0.00 0.00	0.955 1.000 1.200					

AB	32
R	2
H	7
RBI	2
BB	3
SO	8
LOB	11




Batter	1	2	3	4	5	6	7	8	9	10	AB	R	H	RBI	BB	SO	LOB	BOTTOM					
Bob Bailey, R OBP: 0.321, SLG: 0.361	1B		E6			1B		6-3			5	2	3	0	0	0	0	Philadelphia Phillies @ Pittsburgh Pirates Forbes Field, Pittsburgh, PA Tue Jul 27 1965, 7:05 PM EDT Att: 21,832 - Unknown					
Bill Virdon, L OBP: 0.350, SLG: 0.401	1B		P6			1B		F9			5	0	2	0	0	0	2						
Roberto Clemente, R OBP: 0.371, SLG: 0.466	1B		1B			1B		K			5	0	2	1	0	1	1						
Wille Stargell, L OBP: 0.350, SLG: 0.545	K		5-3			1B		K			5	1	2	0	0	2	5						
Donn Clendenon, R OBP: 0.307, SLG: 0.476	1B		L8			K		6-3			5	0	1	2	0	1	6						
Bill Mazerowski, R OBP: 0.304, SLG: 0.365	4-3		4-3			1B		1B			4	0	2	0	0	0	2						
Gene Alley, R OBP: 0.283, SLG: 0.323			4-3			F9		FC6-4			4	0	1	0	0	0	2						
Del Crandall, R OBP: 0.295, SLG: 0.276 Jerry Lynch, L OBP: 0.349, SLG: 0.464 Jim Pagliaroni, R OBP: 0.365, SLG: 0.467			F7			G4-6-3		L8			3	0	0	0	0	0	2						
Tommie Sisk, R OBP: 0.222, SLG: 0.125 Frank Carpin, L OBP: 0.307, SLG: 0.476 Don Schwall, R OBP: 0.307, SLG: 0.476			K			F7		4-3			3	0	0	0	0	1	1						
Inning Stats	R: 1 E: 0 K: 1 S: 8	H: 3 LOB: 2 BB: 0 P: 8	R: 0 E: 0 K: 1 S: 5	H: 0 LOB: 0 BB: 0 P: 5	R: 0 E: 1 K: 0 S: 5	H: 1 LOB: 2 BB: 0 P: 5	R: 0 E: 0 K: 0 S: 3	H: 1 LOB: 0 BB: 0 P: 3	R: 1 E: 0 K: 1 S: 8	H: 3 LOB: 2 BB: 0 P: 8	R: 0 E: 0 K: 0 S: 4	H: 1 LOB: 1 BB: 0 P: 4	R: 0 E: 0 K: 1 S: 5	H: 0 LOB: 0 BB: 0 P: 5	R: 0 E: 0 K: 1 S: 6	H: 1 LOB: 1 BB: 0 P: 6	R: 0 E: 0 K: 1 S: 6		H: 1 LOB: 1 BB: 0 P: 6	R: 1 E: 0 K: 0 S: 3	H: 2 LOB: 1 BB: 0 P: 3	1B: 12 2B: 1 3B: 0 HR: 0	SF: 0 SAC: 0 DP: 1 HBP: 0
PITCHER	IP WLS BF H R ER SO	IP WLS BF H R ER SO	IP WLS BF H R ER SO	IP WLS BF H R ER SO	IP WLS BF H R ER SO	IP WLS BF H R ER SO	IP WLS BF H R ER SO	IP WLS BF H R ER SO	IP WLS BF H R ER SO	IP WLS BF H R ER SO	IP WLS BF H R ER SO	IP WLS BF H R ER SO	IP WLS BF H R ER SO	IP WLS BF H R ER SO	IP WLS BF H R ER SO	IP WLS BF H R ER SO	ERA WHIP	ERA WHIP					
Ray Herbert, R ERA: 3.65 Gary Wagner, R ERA: 3.11	7.0 2.1	30 11	9 4	2 1	2 2	4 1	0 0	0 0	0 0	0 0	38 15	38 15	2.57 3.86	1.286 1.714									

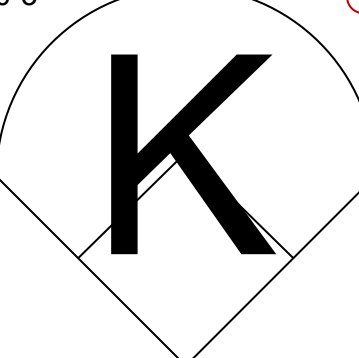
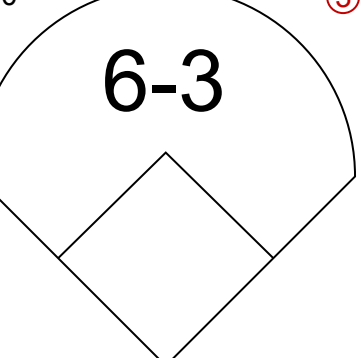
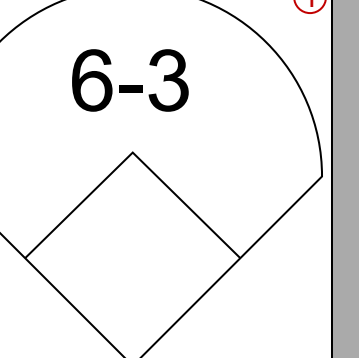
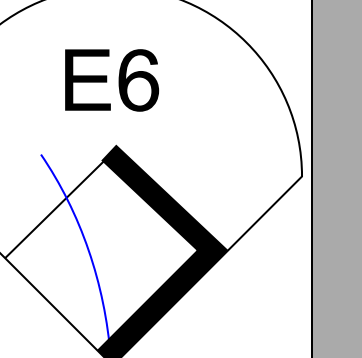
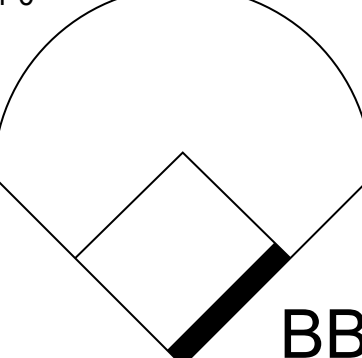

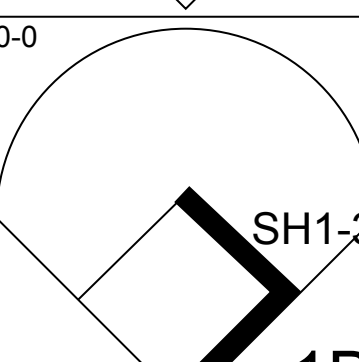
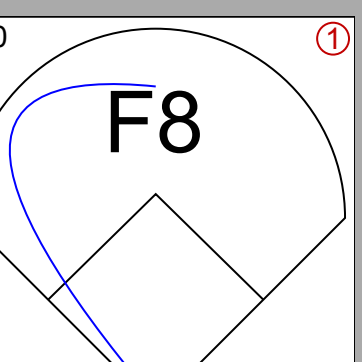
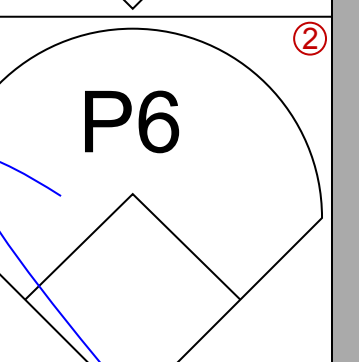
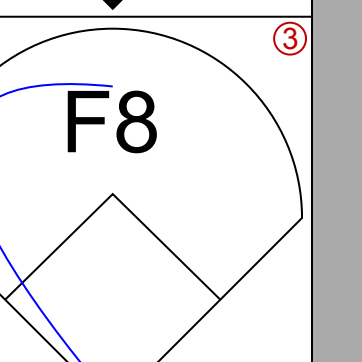
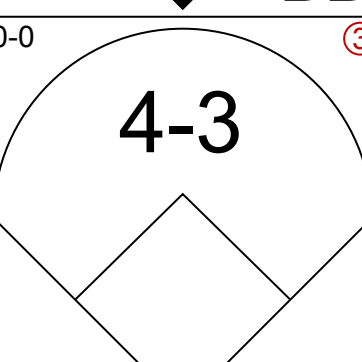

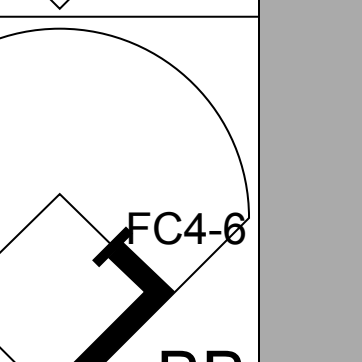
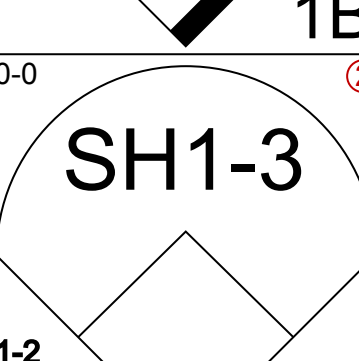
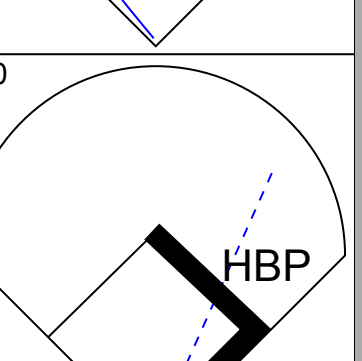


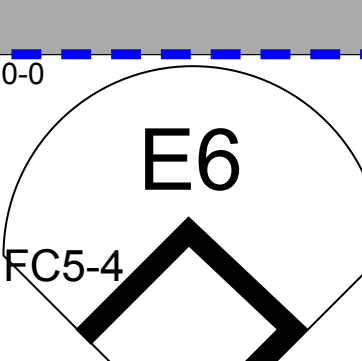
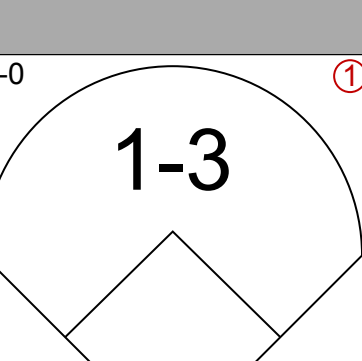
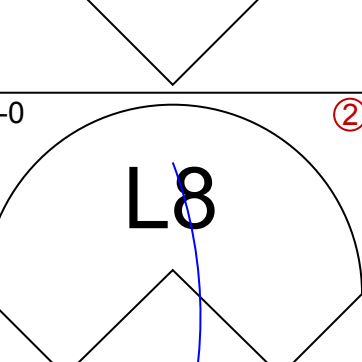

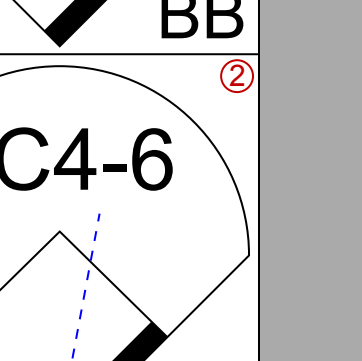
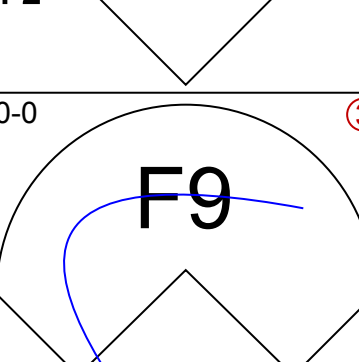
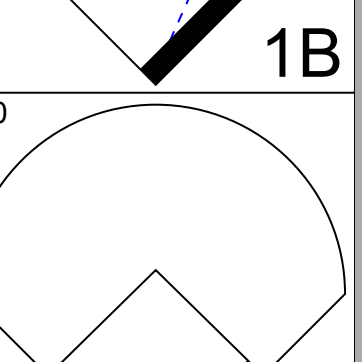
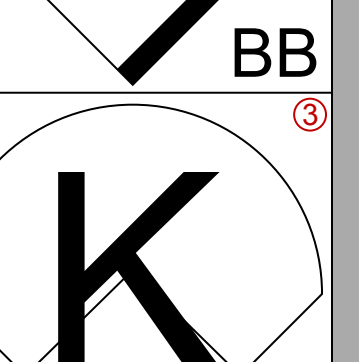

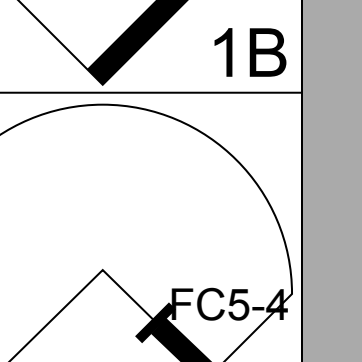
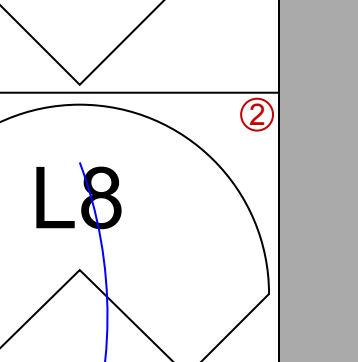
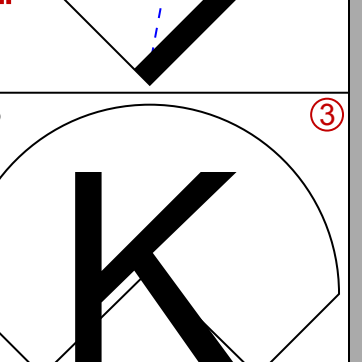
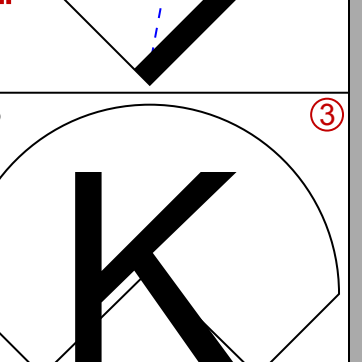
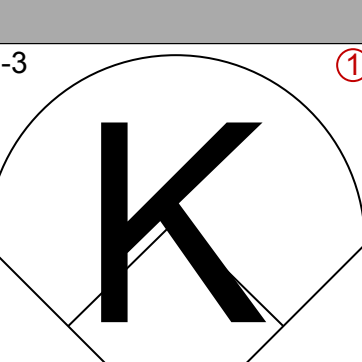
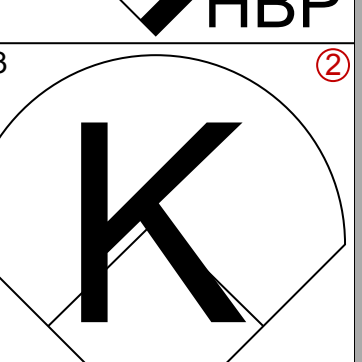
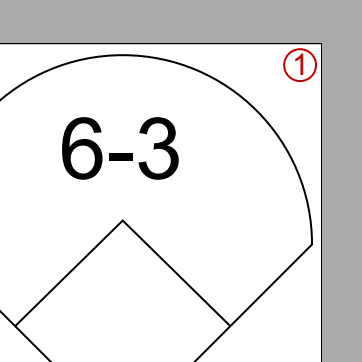
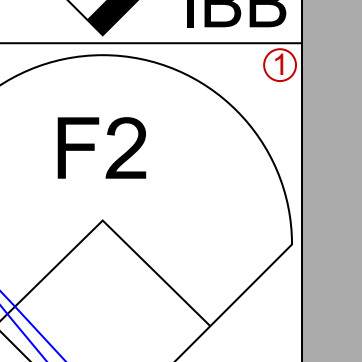
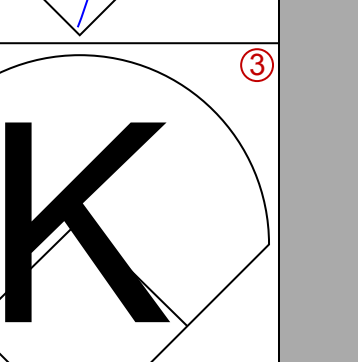
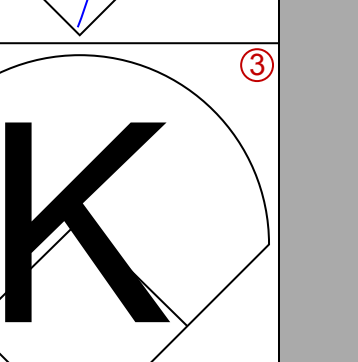
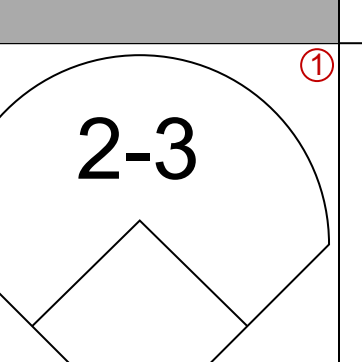
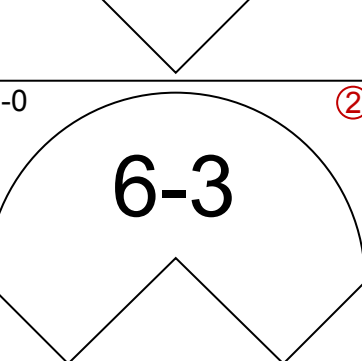
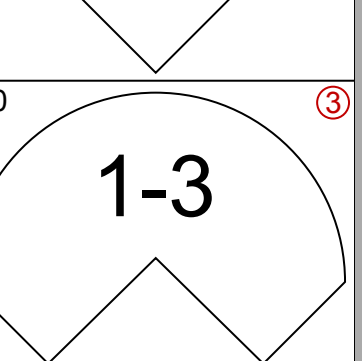
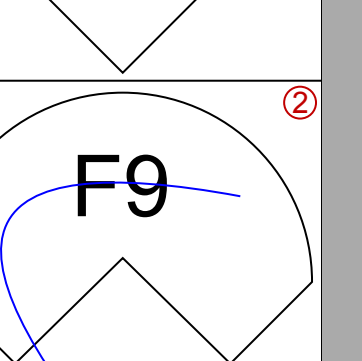
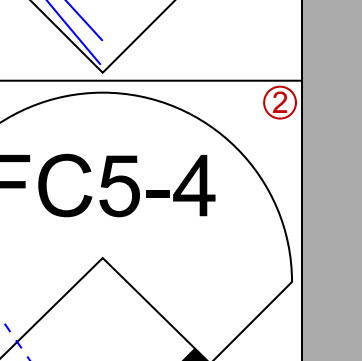
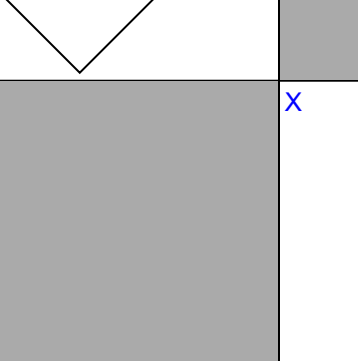
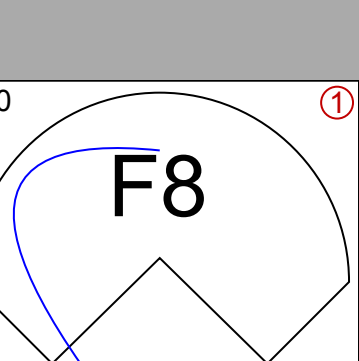
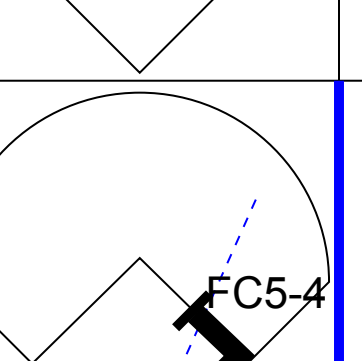
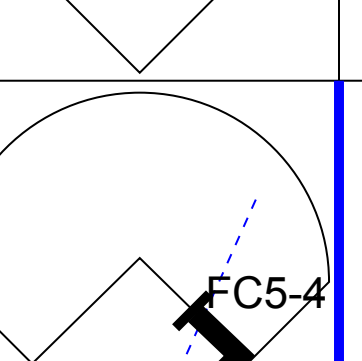
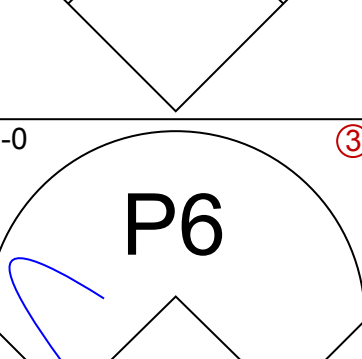
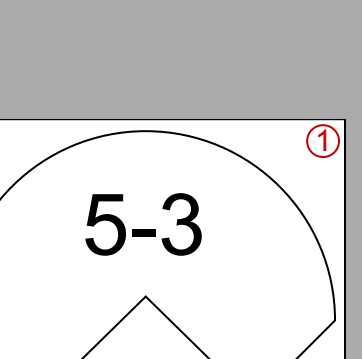
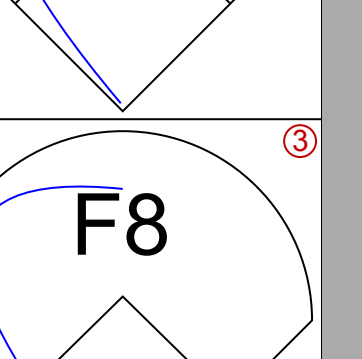
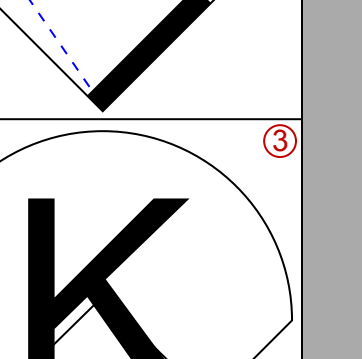
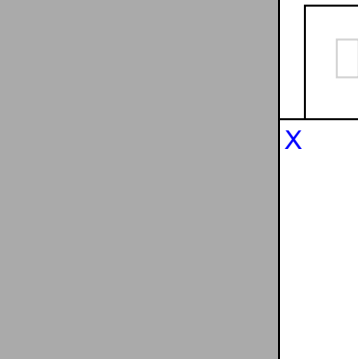
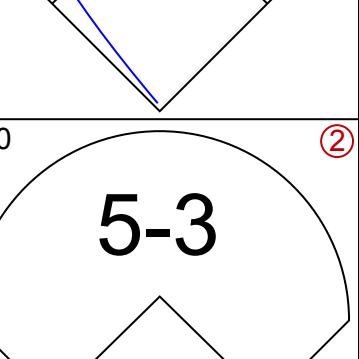
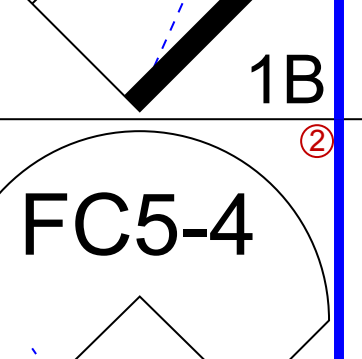
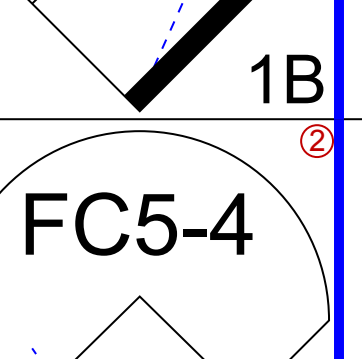
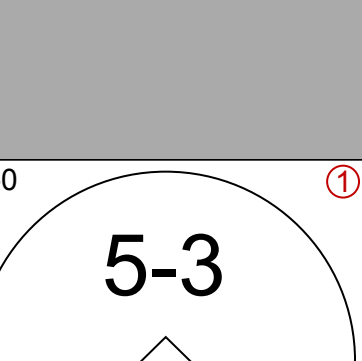
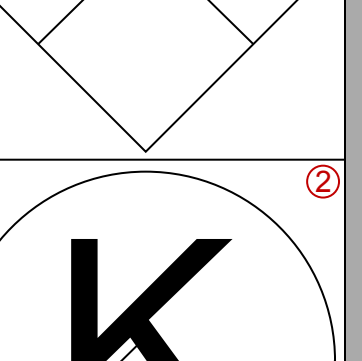
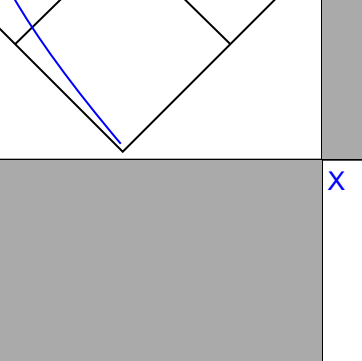
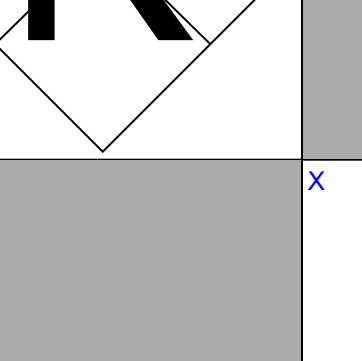
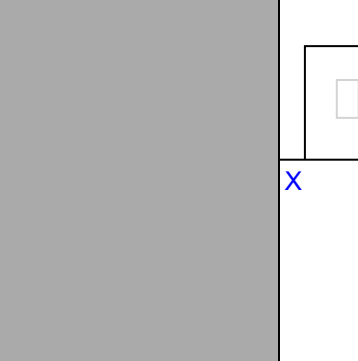
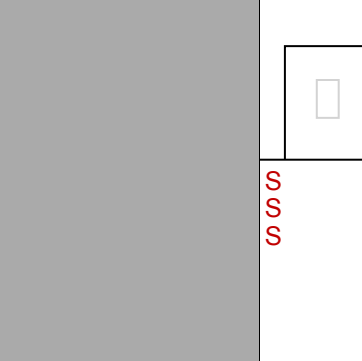
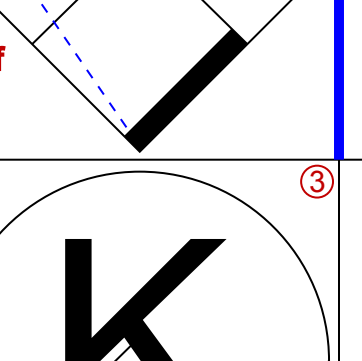
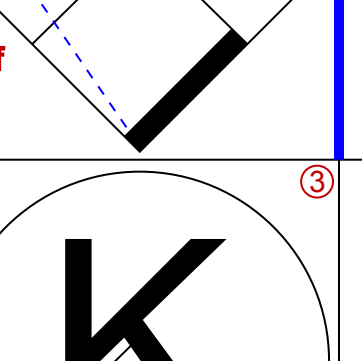
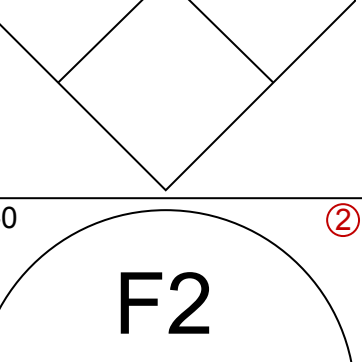
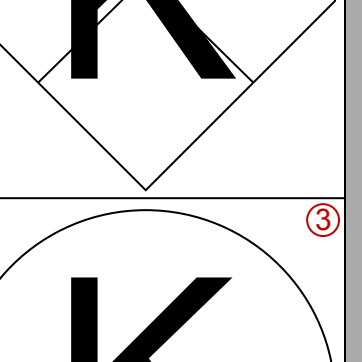
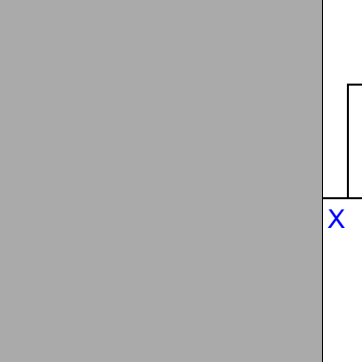
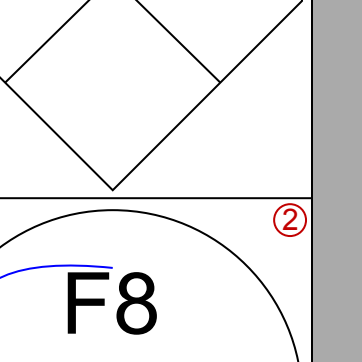
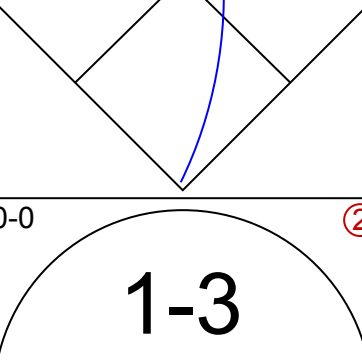
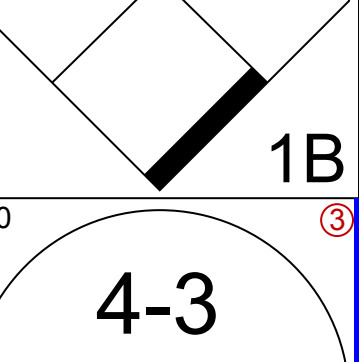


Batter	1	2	3	4	5	6	7	8	9	10	11	12	13	14	AB	R	H	RBI	BB	SO	LOB	TOP
Tony Gonzalez, L OBP: 0.329, SLG: 0.449 (1, 8)															6	0	0	0	1	3	3	
Cookie Rojas, R OBP: 0.359, SLG: 0.387 (1, 4)															7	1	0	0	0	0	2	
Johnny Callison, L OBP: 0.332, SLG: 0.549 (1, 9)															6	0	1	0	1	1	0	
Dick Allen, R OBP: 0.405, SLG: 0.526 (1, 5)															5	0	2	0	2	2	1	
Wes Covington, L OBP: 0.308, SLG: 0.522 Alex Johnson, R OBP: 0.369, SLG: 0.485 (13, PH) (13, 7)															5	0	1	0	0	0	1	
Dick Stuart, R OBP: 0.295, SLG: 0.431 Ruben Amaro, R OBP: 0.310, SLG: 0.250 (9, 3)															4	0	0	0	0	1	3	
Clay Dalrymple, L OBP: 0.275, SLG: 0.297 (1, 2)															5	0	3	0	1	0	1	
Bobby Wine, R OBP: 0.263, SLG: 0.223 (1, 6)															5	0	2	0	1	0	5	
Jim Bunning, R OBP: 0.254, SLG: 0.305 John Herrstein, L OBP: 0.245, SLG: 0.327 Jack Baldschun, R (9, 1)															2	0	1	0	0	0	0	
Inning Stats	R: 0 E: 0 S: 8	H: 1 LOB: 1 BB: 0 P: 8	R: 0 E: 0 S: 6	H: 1 LOB: 1 BB: 0 P: 6	R: 0 E: 0 S: 5	H: 0 LOB: 0 BB: 0 P: 5	R: 0 E: 0 S: 4	H: 1 LOB: 1 BB: 0 P: 4	R: 0 E: 0 S: 5	H: 2 LOB: 2 BB: 0 P: 5	R: 0 E: 0 S: 6	H: 1 LOB: 1 BB: 0 P: 10	R: 0 E: 0 S: 6	H: 1 LOB: 1 BB: 0 P: 6	R: 0 E: 0 S: 8	H: 1 LOB: 3 BB: 2 P: 16	R: 1 E: 0 S: 4	H: 1 LOB: 3 BB: 3 P: 16	1B: 11 2B: 1 3B: 1 HR: 0	SF: 0 SAC: 1 DP: 1 HBP: 0	WP: 0 PB: 0 SB: 0 CS: 0	PA: 60
PITCHER	IP ERA WHIP	WLS BF	H R ER SO	R ER SO	BB IBB HBP BLK	WP HR S P	ERA WHIP	PITCHER														ERA WHIP
Vern Law, R ERA: 1.9 Frank Carpin, L ERA: 3.29 Don Schwall, R ERA: 3.04 (1, 1) (13, 1) (13, 1)	12.0 0.1 1.2	WLS: 47 BF: 2	H: 11 R: 0 ER: 0 SO: 6	R: 0 ER: 0 SO: 6	BB: 1 IBB: 0 HBP: 0 BLK: 0	WP: 0 HR: 0 S: 3 P: 66	1.00 3.000															

Philadelphia Phillies @ Pittsburgh Pirates
Forbes Field, Pittsburgh, PA
Wed Jul 28 1965, 7:05 PM EDT
Att. 13,207 - Unknown


AB: 53
R: 1
H: 13
RBI: 1
BB: 6
SO: 10
LOB: 24





Batter	1	2	3	4	5	6	7	8	9	10	11	12	13	14	AB	R	H	RBI	BB	SO	LOB	BOTTOM
Bob Bailey, R OBP: 0.319, SLG: 0.356 (1, 5)															5	0	0	0	1	2	0	
Bill Virdon, L OBP: 0.349, SLG: 0.398 (1, 8)															5	0	1	0	1	0	2	
Roberto Clemente, R OBP: 0.374, SLG: 0.466 (1, 9)															4	0	2	0	1	0	1	
Willie Stargell, L OBP: 0.330, SLG: 0.538 (1, 7)															4	0	0	0	1	2	3	
Donn Clendenon, R OBP: 0.362, SLG: 0.469 (1, 3)															6	0	0	0	0	3	4	
Bill Mazeroski, R OBP: 0.361, SLG: 0.360 Manny Mota, R OBP: 0.346, SLG: 0.360 (14, PR) (14, PR)															6	0	1	0	0	0	4	
Jim Pagliaroni, R OBP: 0.357, SLG: 0.455 Jose Pagan, R OBP: 0.266, SLG: 0.254 (1, 2) (14, PR)															6	0	0	0	0	1	3	
Gene Alley, R OBP: 0.281, SLG: 0.320 (1, 6)															6	0	1	0	0	2	1	
Vern Law, R OBP: 0.276, SLG: 0.328 Jerry Lynch, L OBP: 0.346, SLG: 0.459 Frank Carpin, L Don Schwall, R (1, 1) (12, PH) (13, 1) (13, 1)															4	0	0	0	0	1	0	
Inning Stats	R: 0 E: 0 S: 6	H: 1 LOB: 1 BB: 0 P: 6	R: 0 E: 0 S: 5	H: 0 LOB: 0 BB: 0 P: 5	R: 0 E: 0 S: 3	H: 0 LOB: 0 BB: 0 P: 3	R: 0 E: 0 S: 7	H: 1 LOB: 2 BB: 0 P: 7	R: 0 E: 0 S: 5	H: 0 LOB: 0 BB: 0 P: 7	R: 0 E: 0 S: 3	H: 0 LOB: 0 BB: 1 P: 9	R: 0 E: 0 S: 5	H: 0 LOB: 0 BB: 0 P: 5	R: 0 E: 0 S: 7	H: 0 LOB: 1 BB: 1 P: 11	R: 0 E: 0 S: 6	H: 1 LOB: 1 BB: 0 P: 6	1B: 5 2B: 0 3B: 0 HR: 0	SF: 0 SAC: 1 DP: 0 HBP: 1	WP: 0 PB: 0 SB: 0 CS: 0	PA: 53
PITCHER	IP ERA WHIP	WLS BF	H R ER SO	R ER SO	BB IBB HBP BLK	WP HR S P	ERA WHIP	PITCHER														ERA WHIP
Jim Bunning, R ERA: 2.8 Jack Baldschun, R ERA: 3.72 (1, 1) (9, 1)	8.0 6.0	WLS: 29 BF: 24	H: 2 R: 0 ER: 0 SO: 6	R: 0 ER: 0 SO: 5	BB: 1 IBB: 1 HBP: 0 BLK: 0	WP: 0 HR: 0 S: 31 P: 43	0.00 0.833															

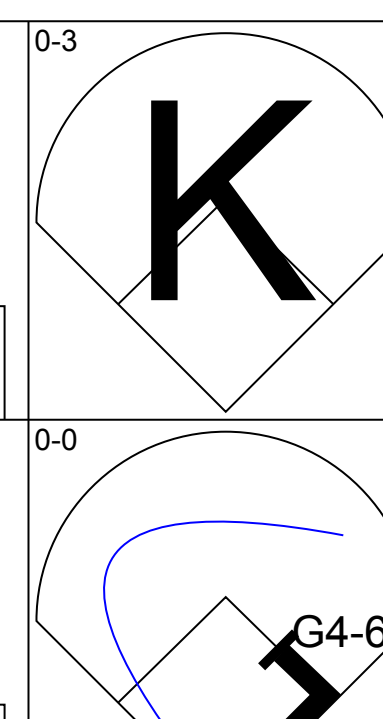
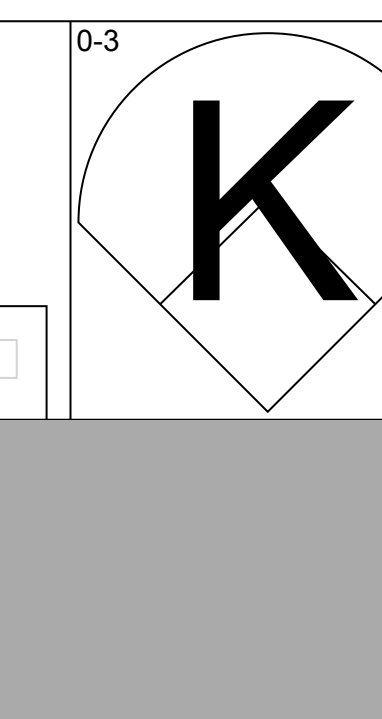
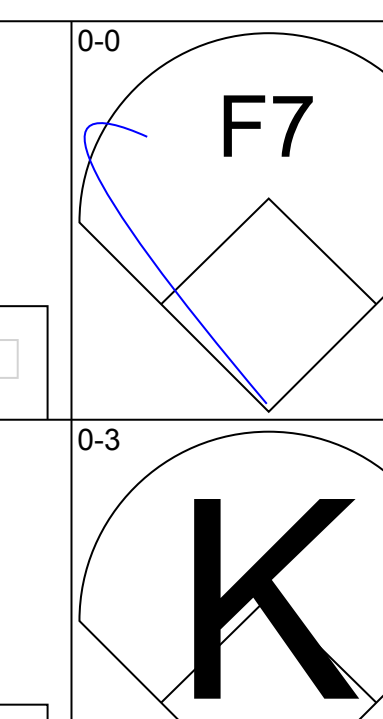
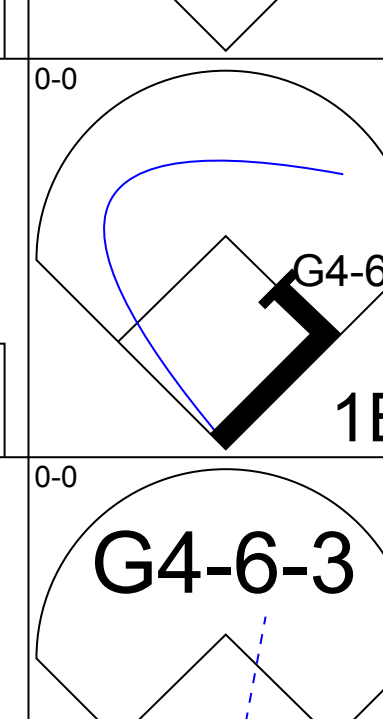
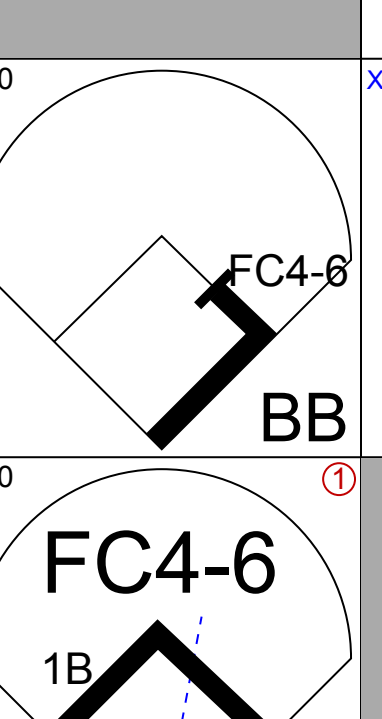
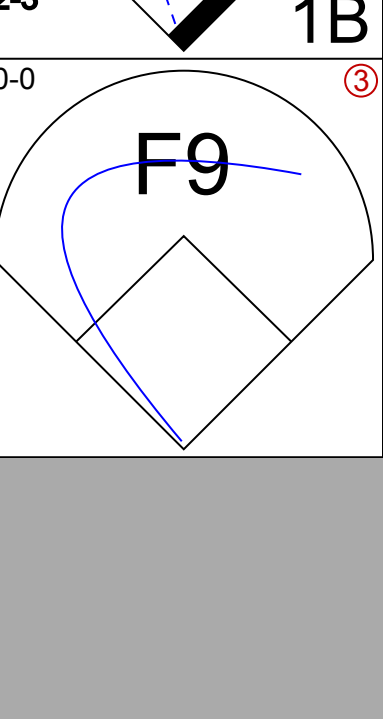
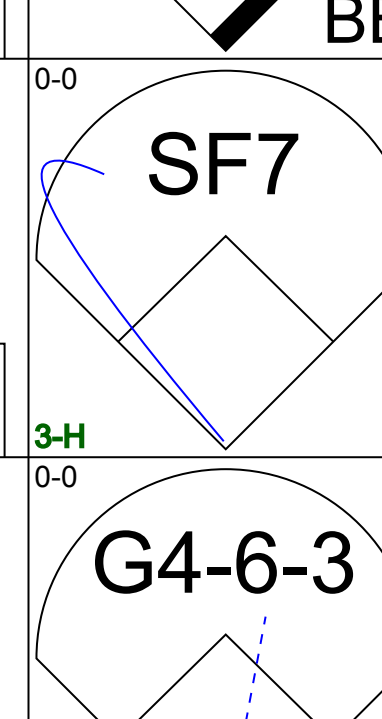
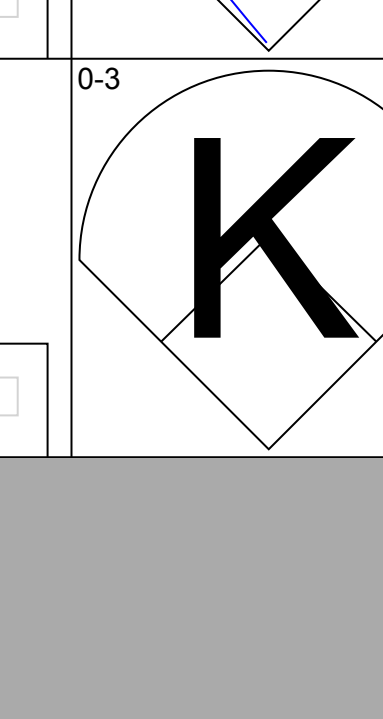
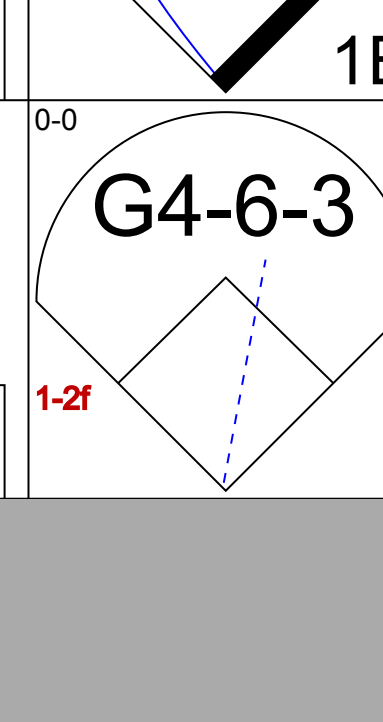
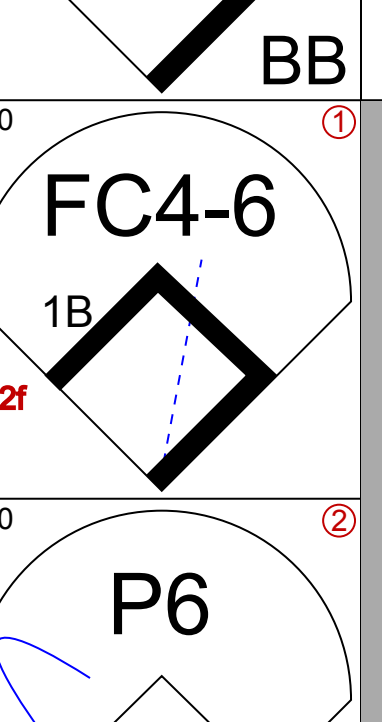
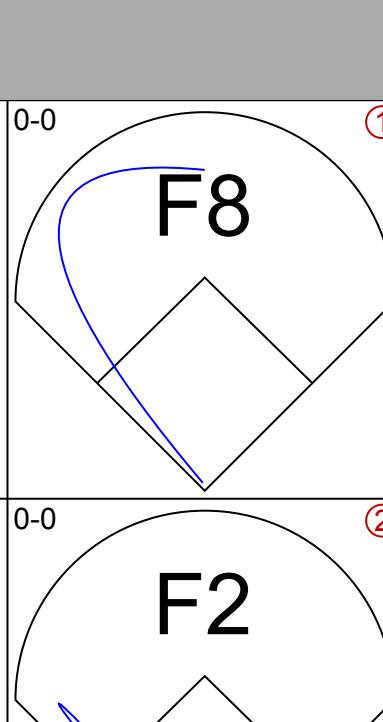
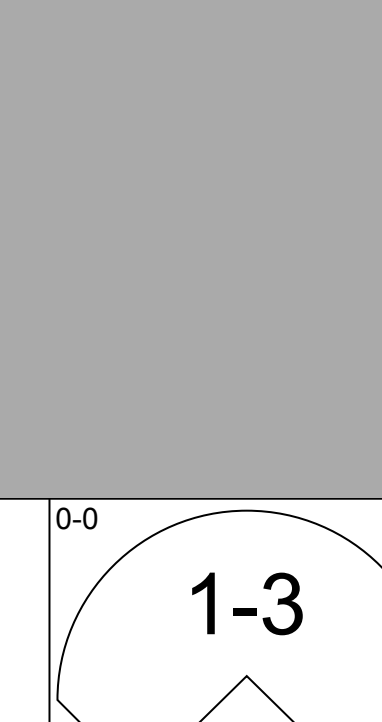
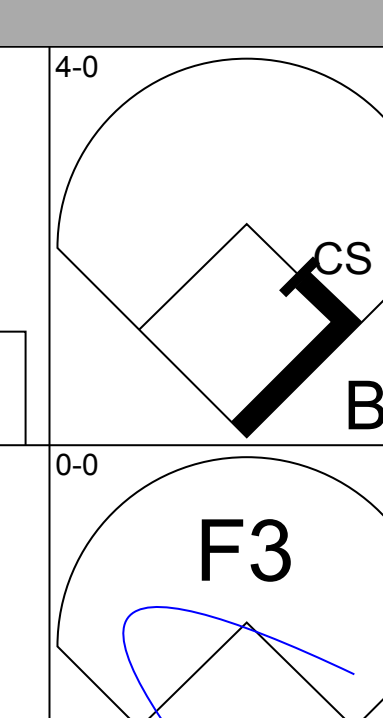
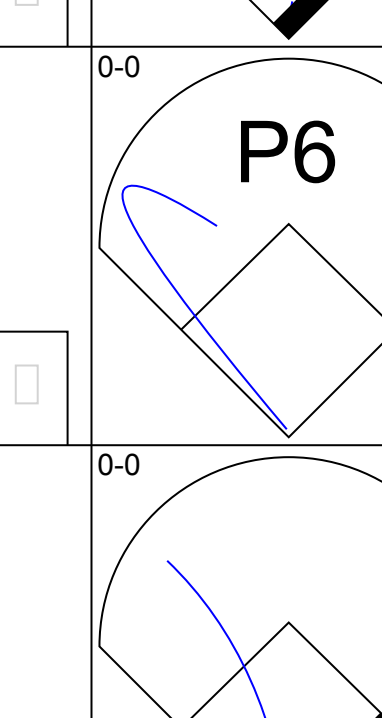
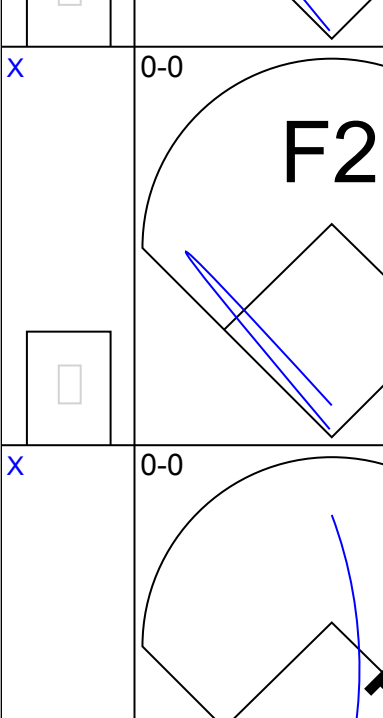
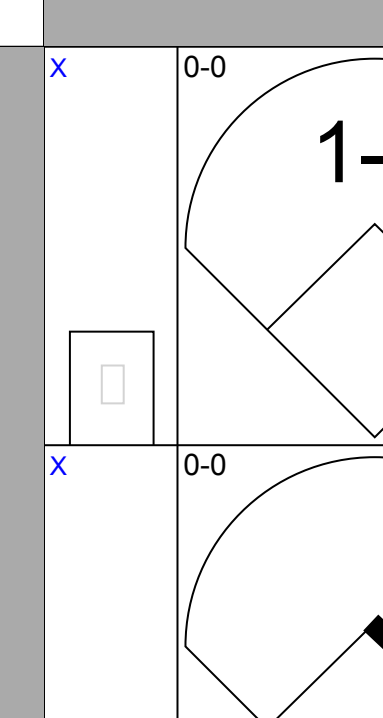
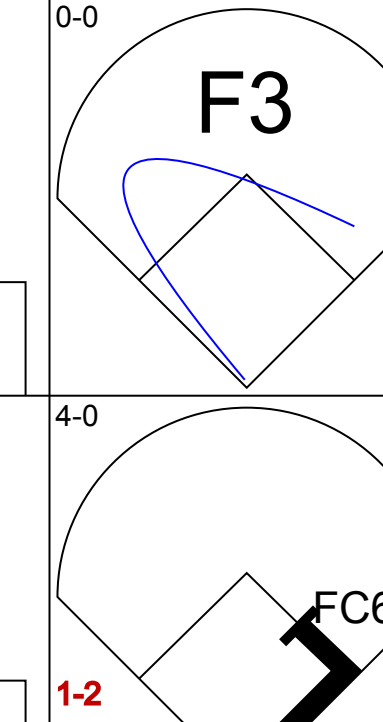
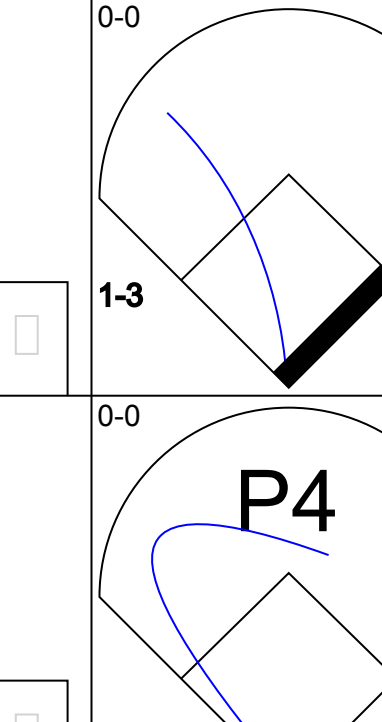
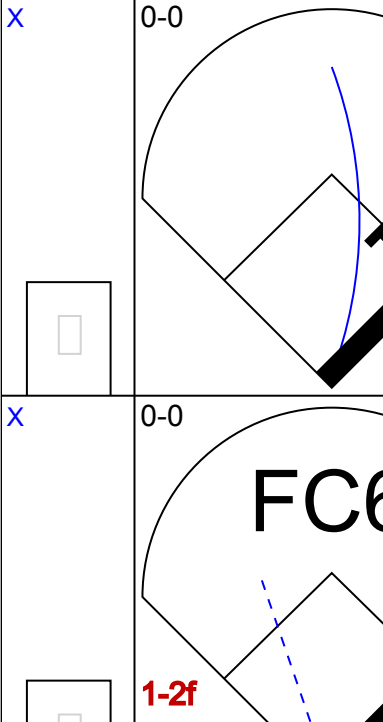
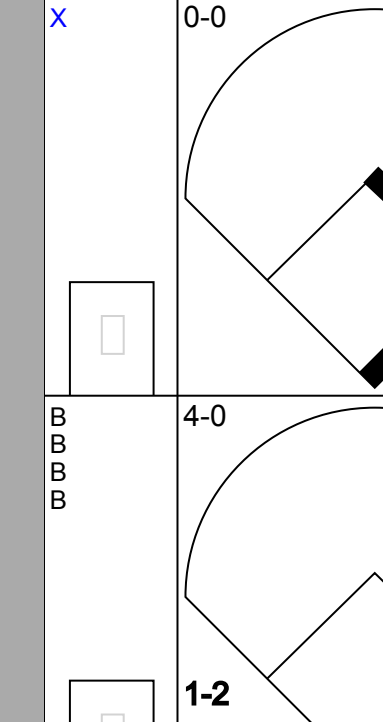
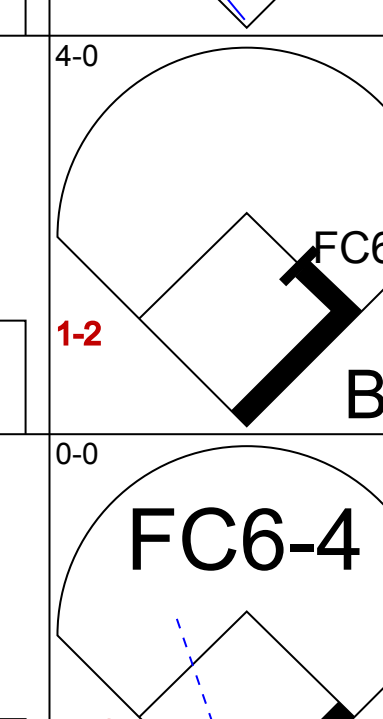
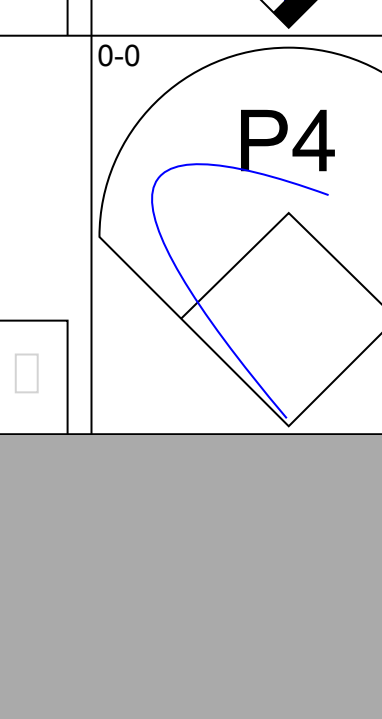
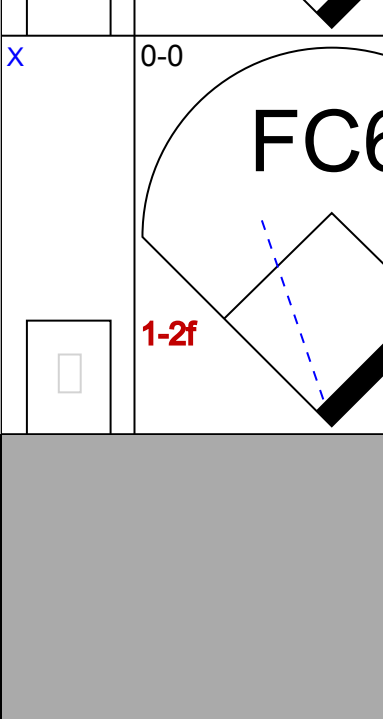
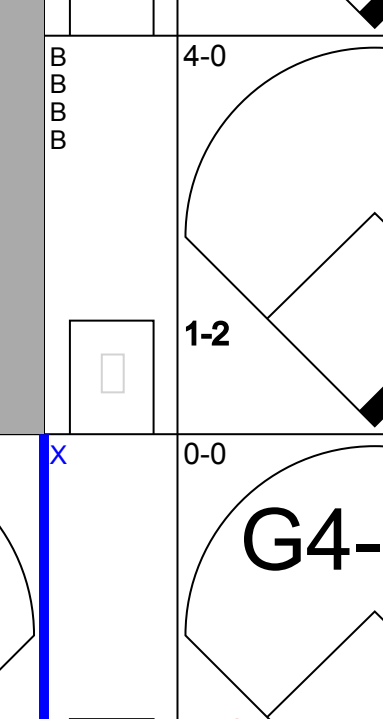

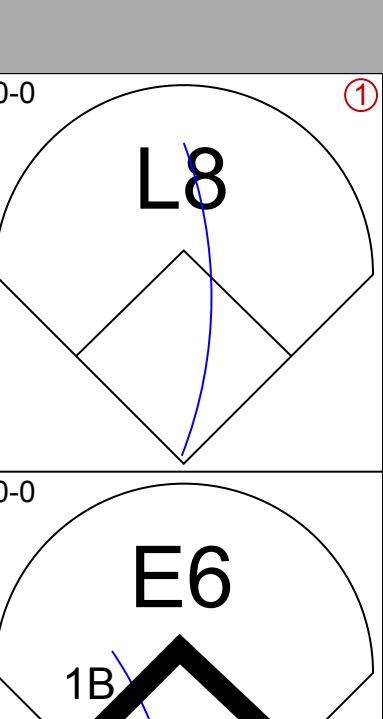
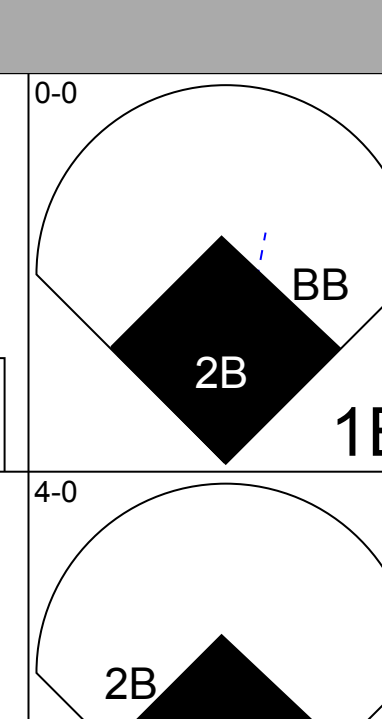

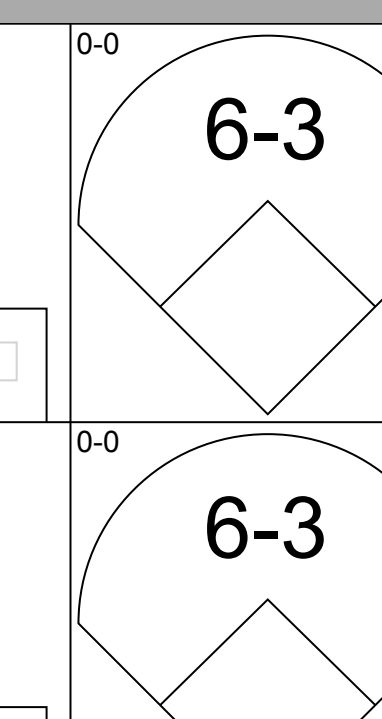
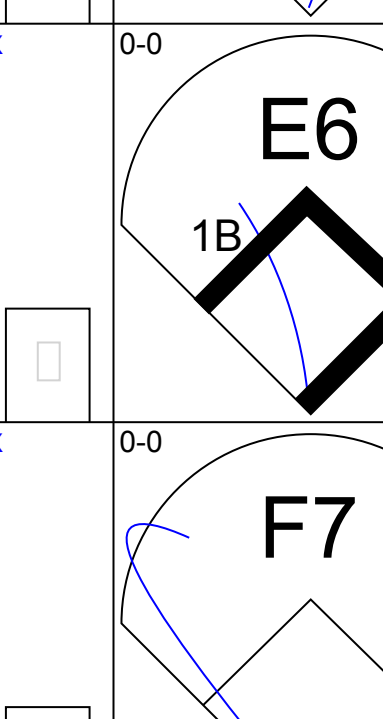
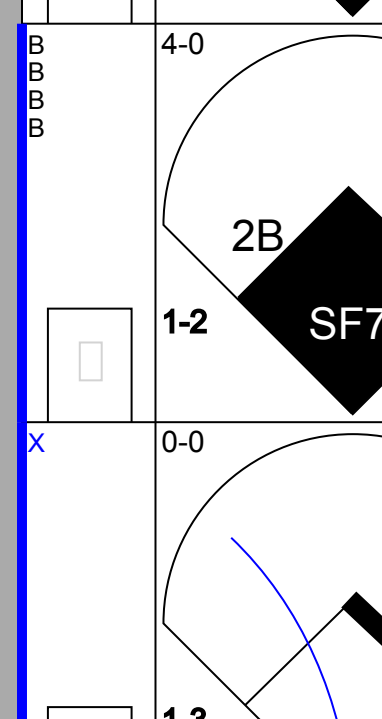
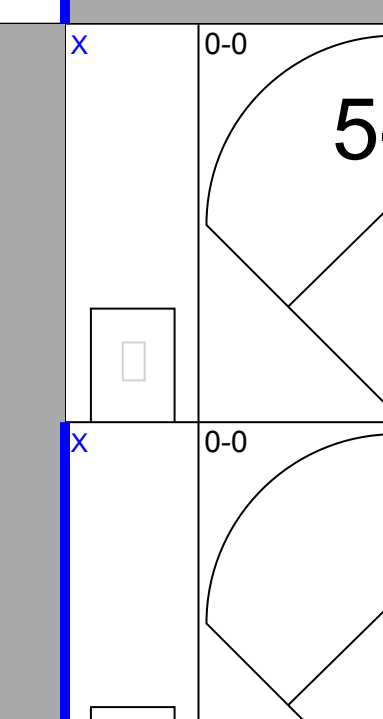
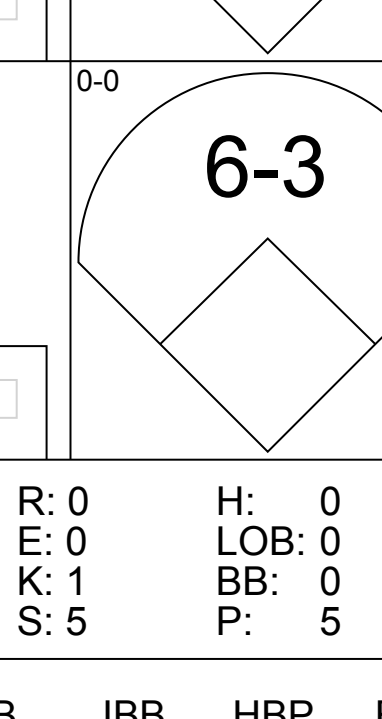
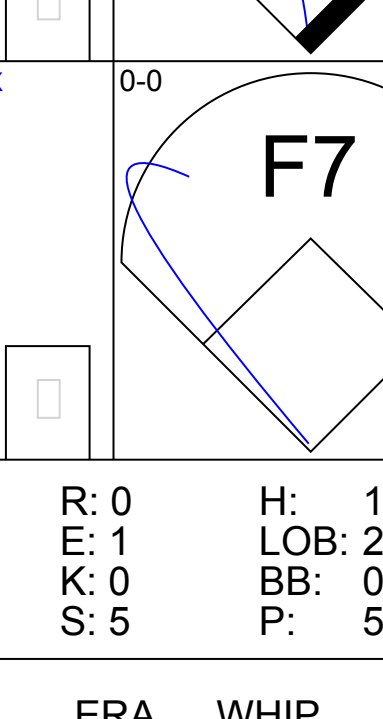
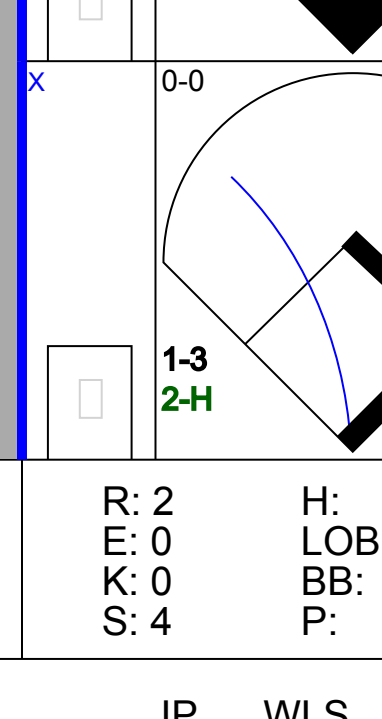
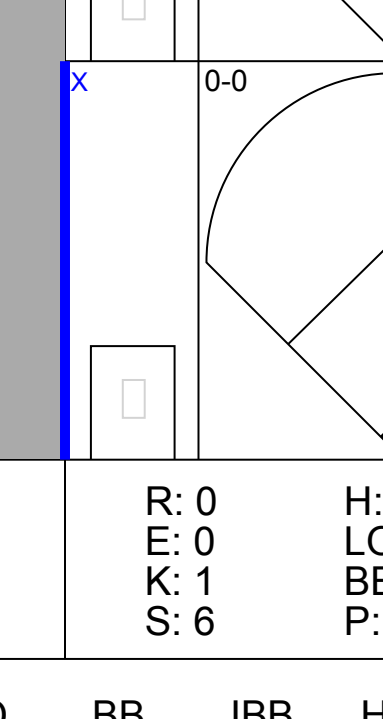
Philadelphia Phillies @ Pittsburgh Pirates
Forbes Field, Pittsburgh, PA
Wed Jul 28 1965, 7:05 PM EDT
Att. 13,207 - Unknown

AB: 47
R: 0
H: 5
RBI: 0
BB: 4
SO: 11
LOB: 19



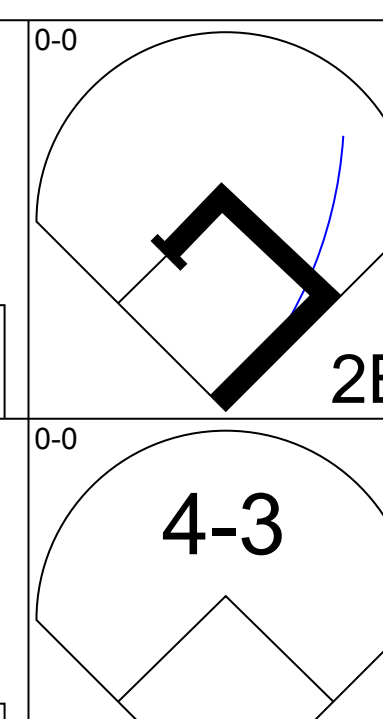
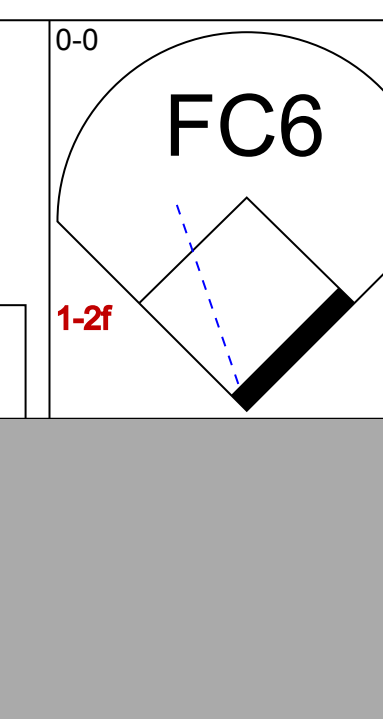
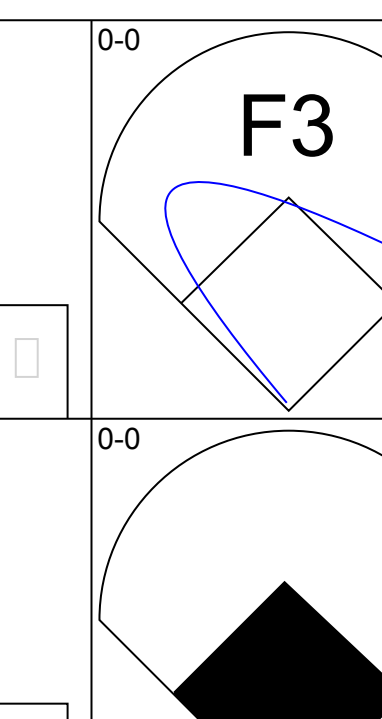
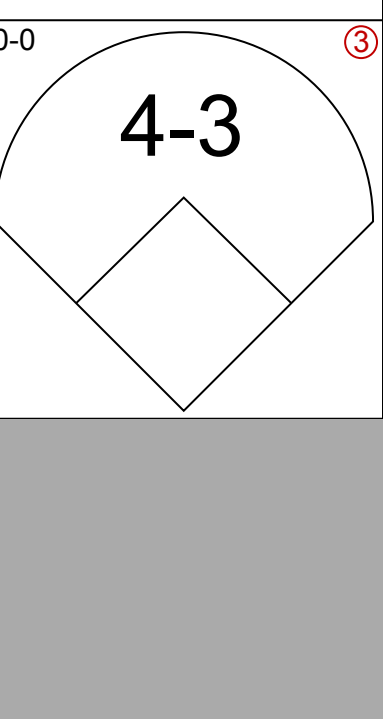
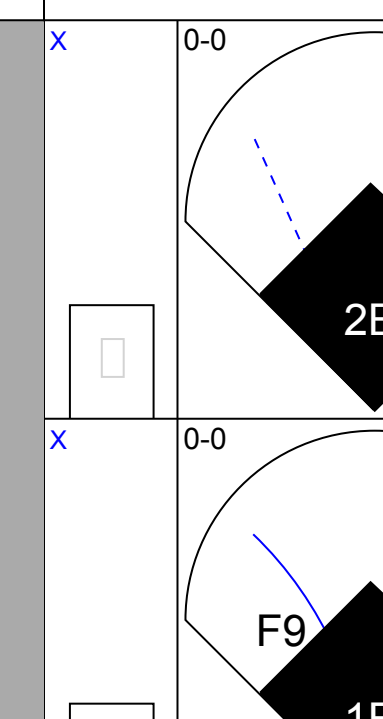
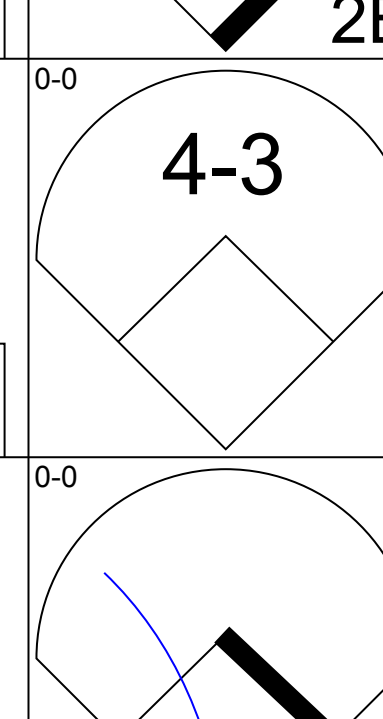
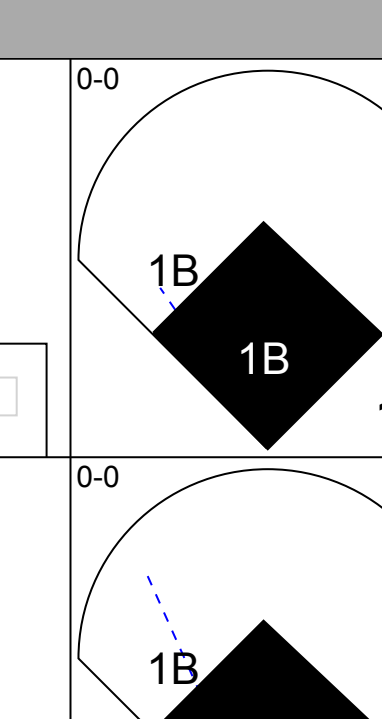
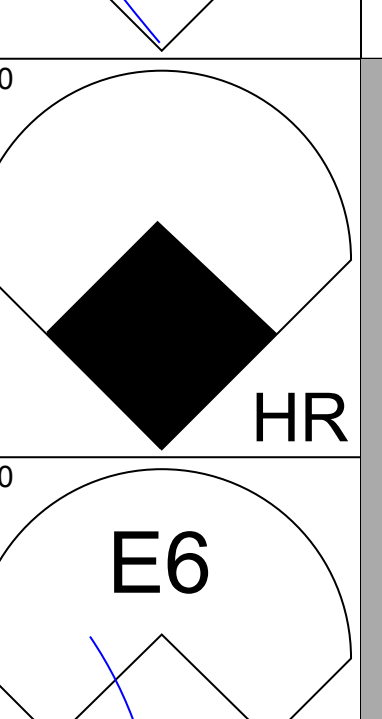
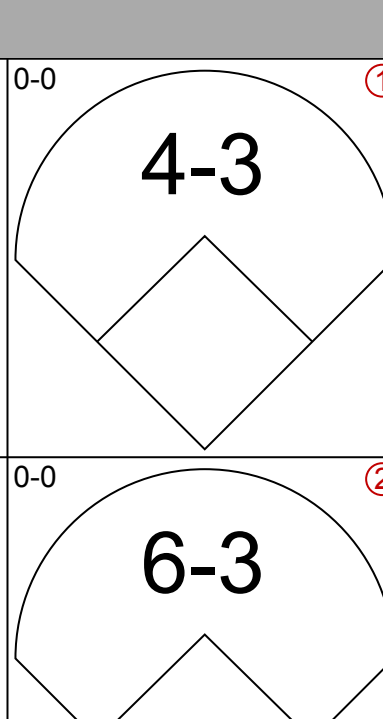
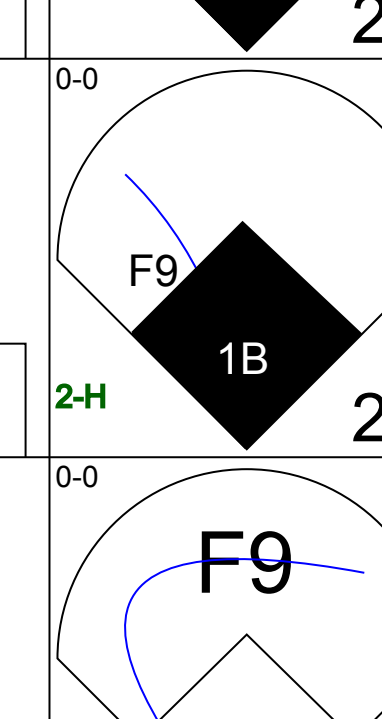
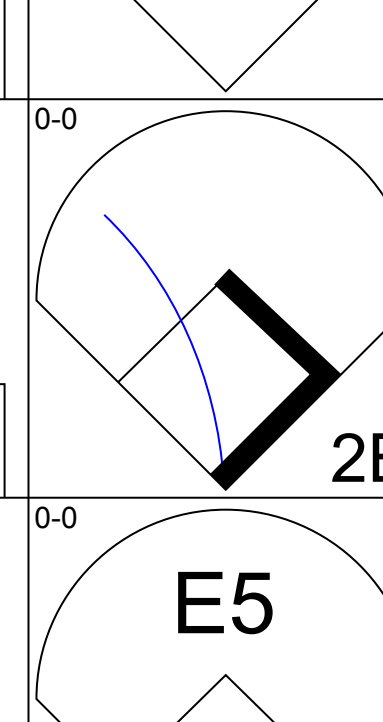
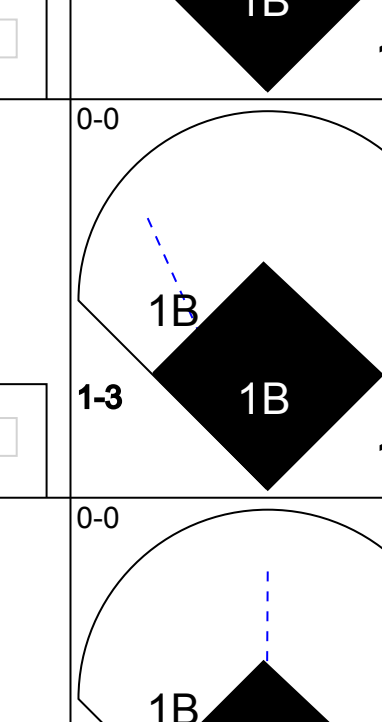
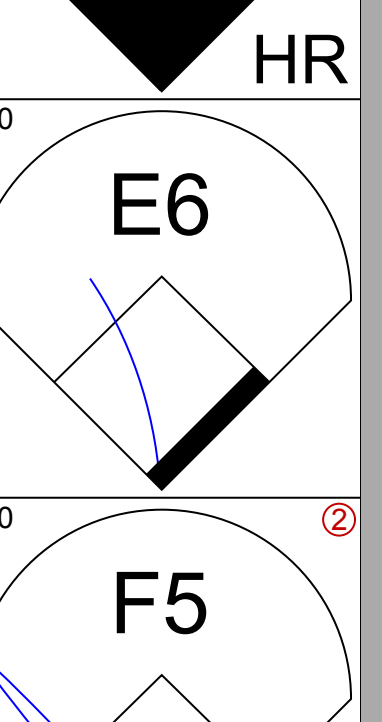
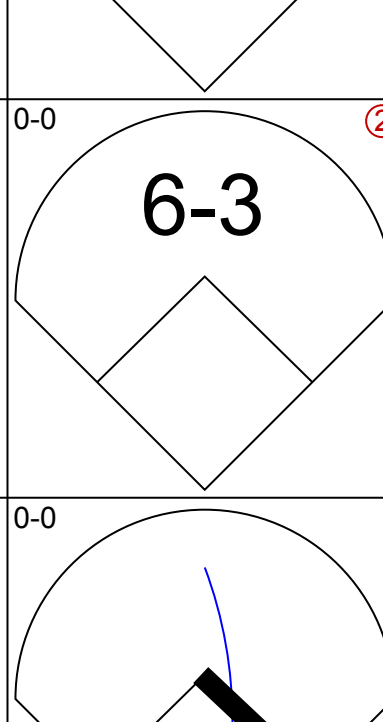
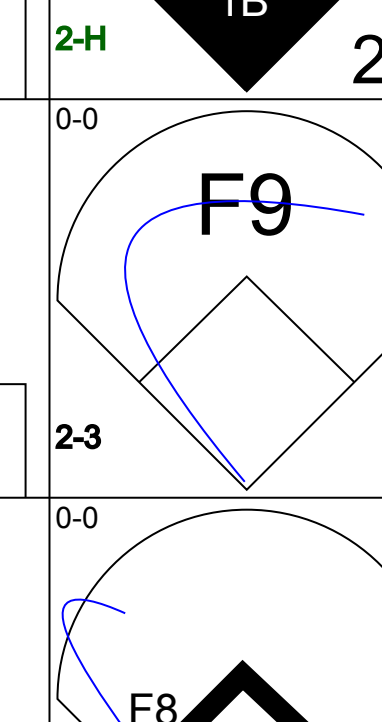
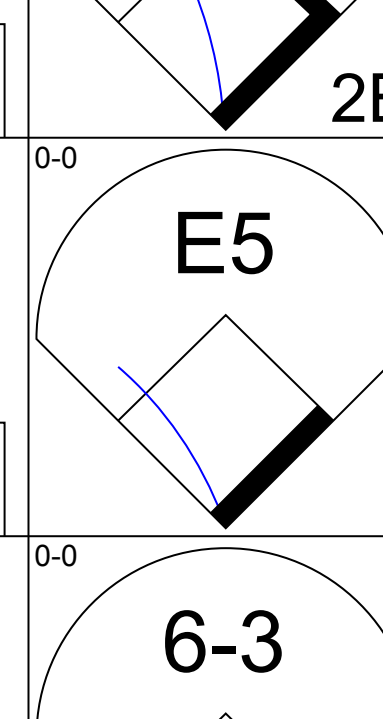
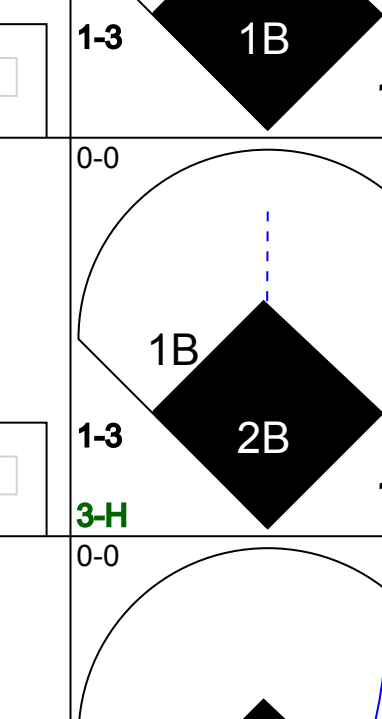
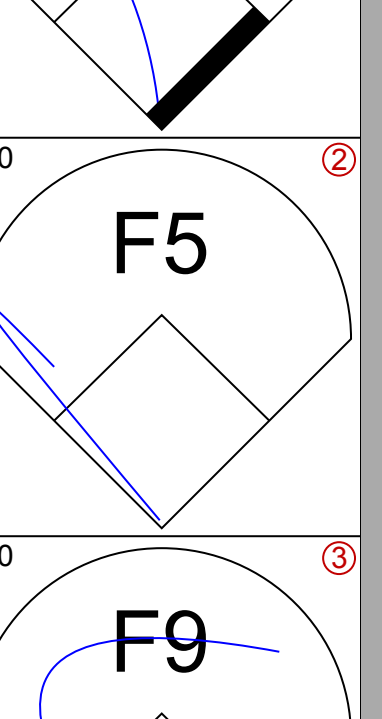
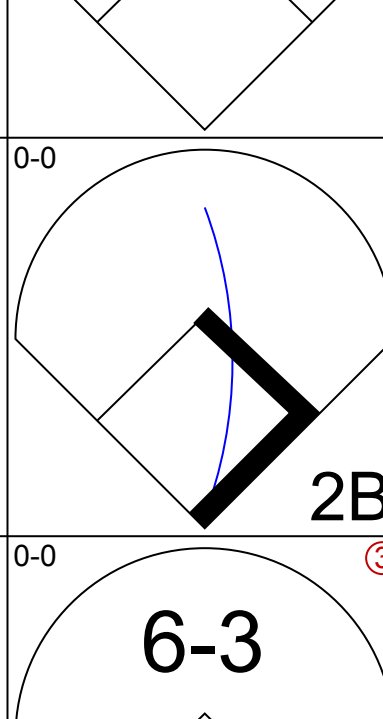
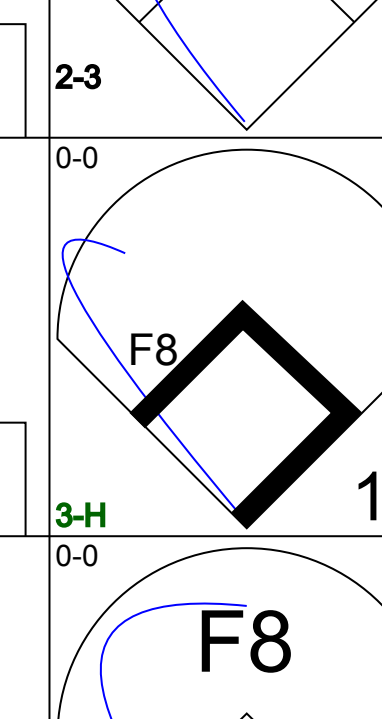
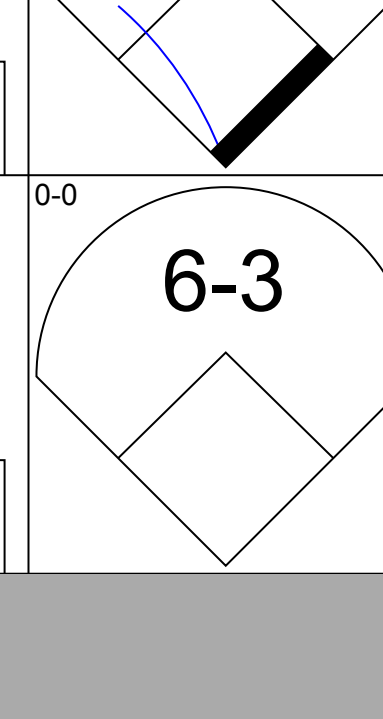
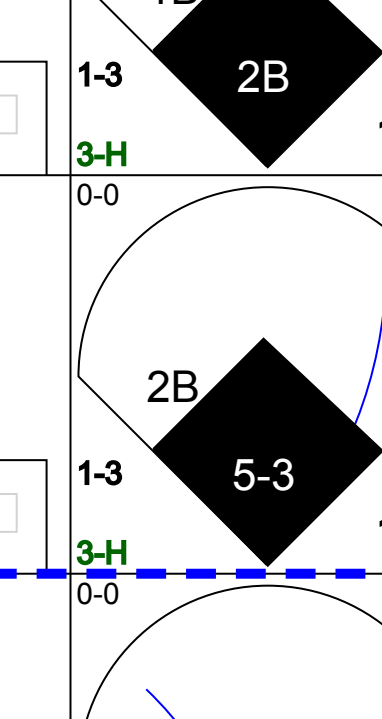
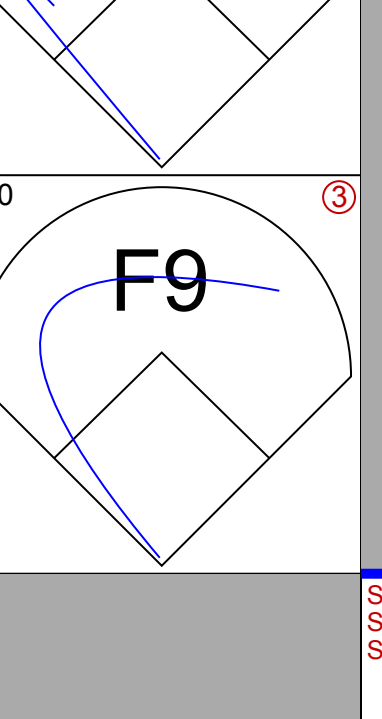
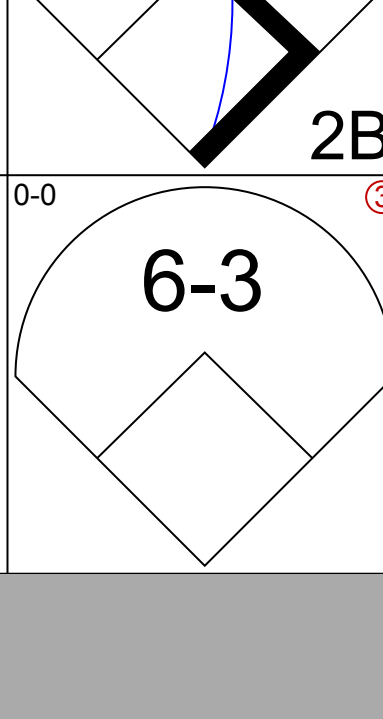
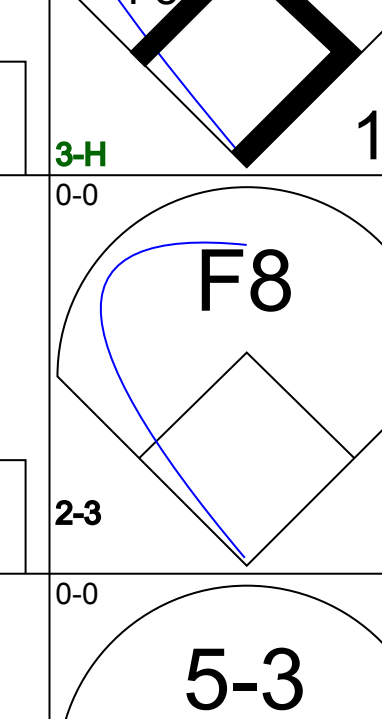
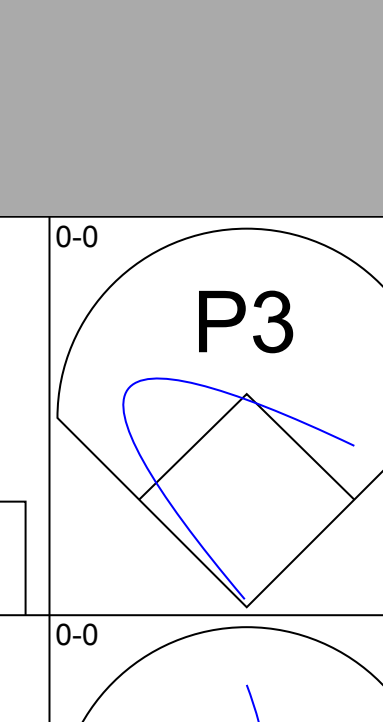
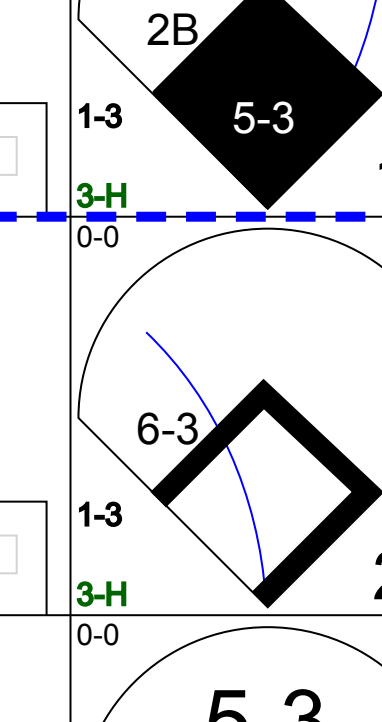
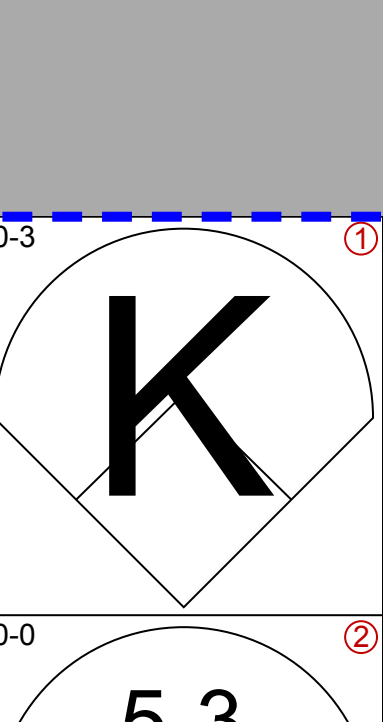
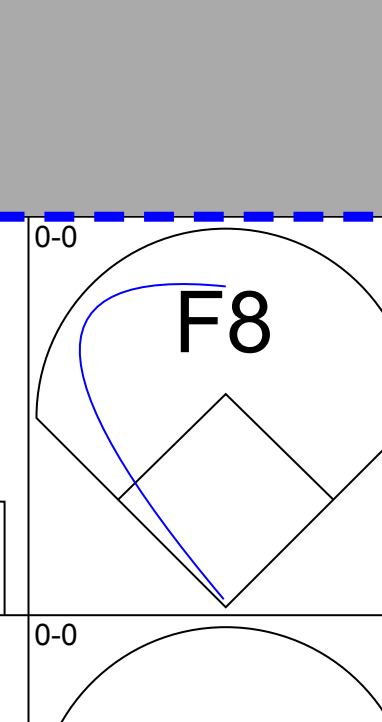

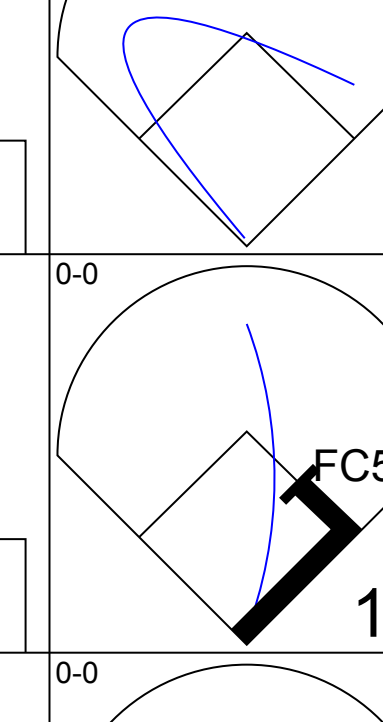
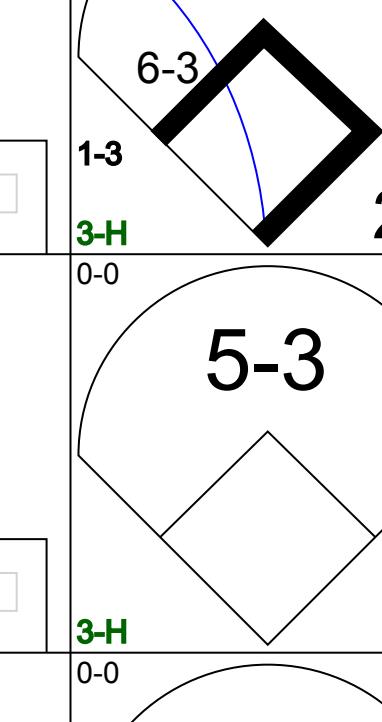
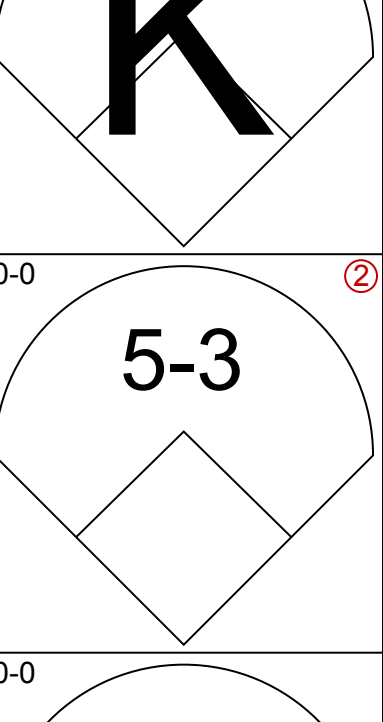
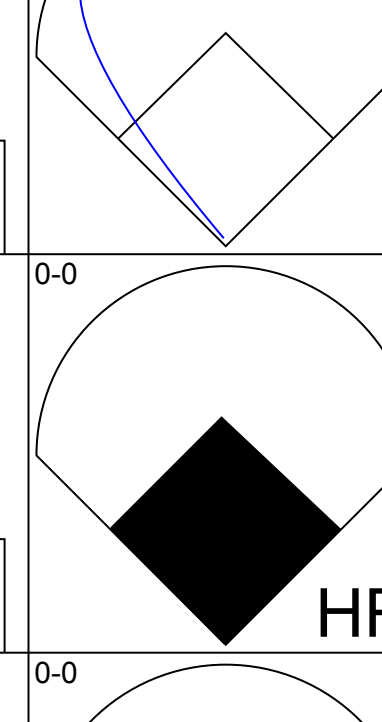
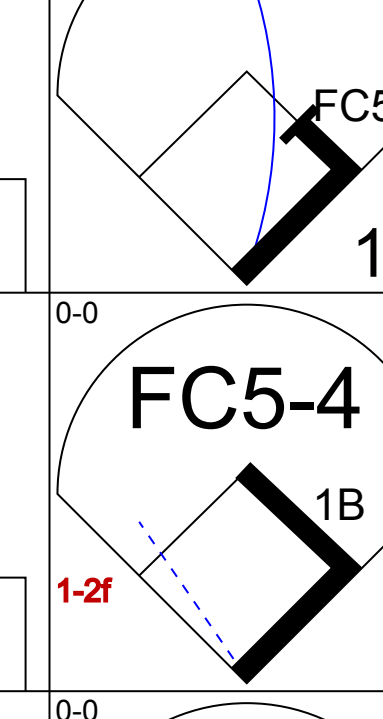
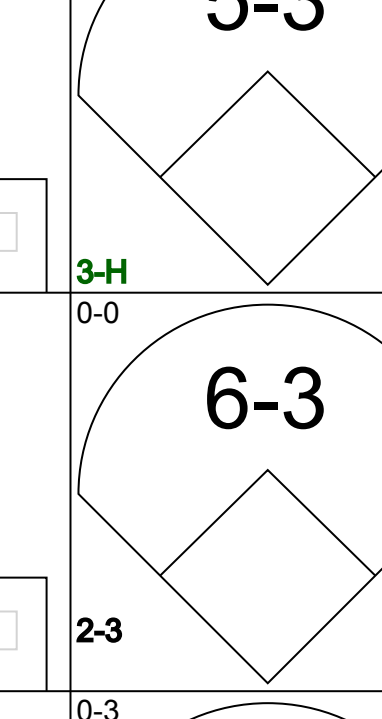
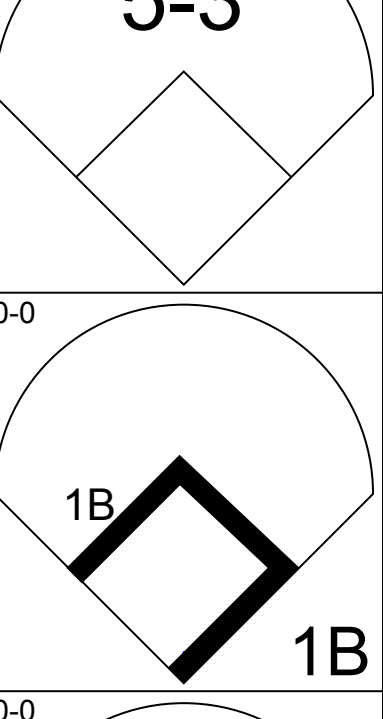
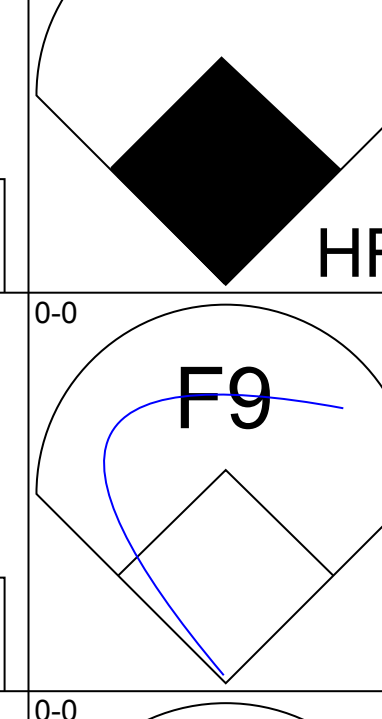
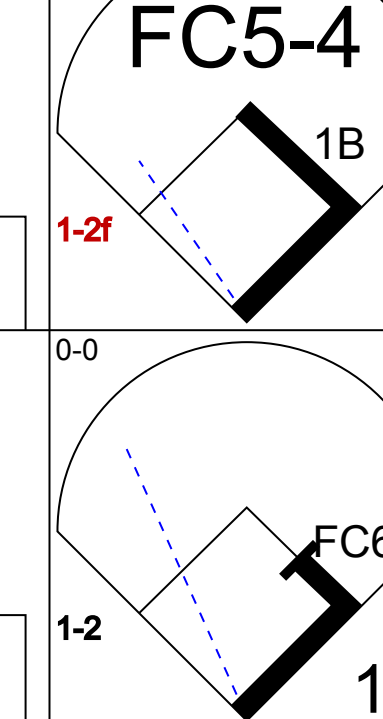
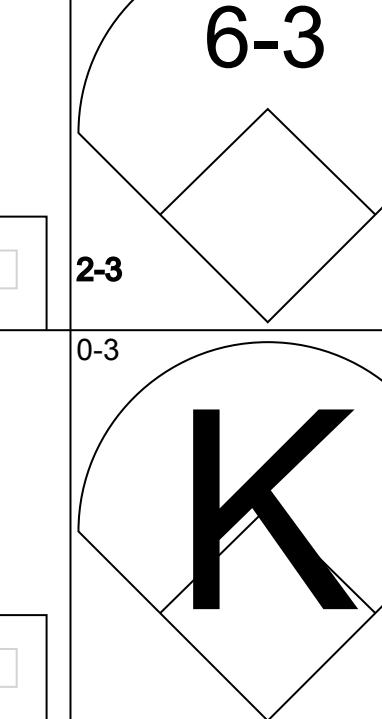
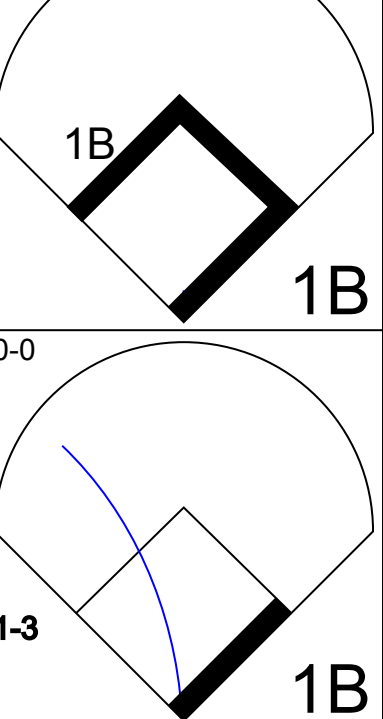
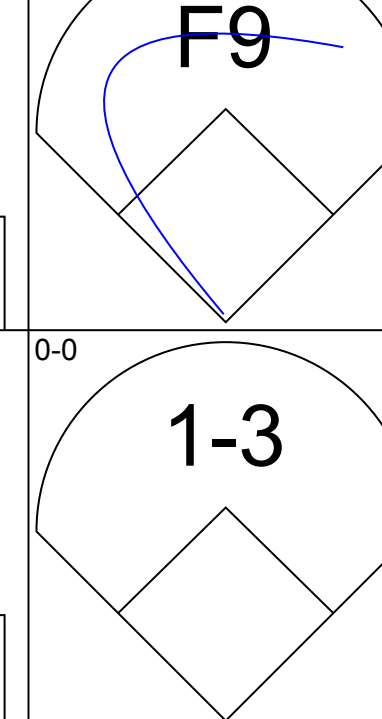
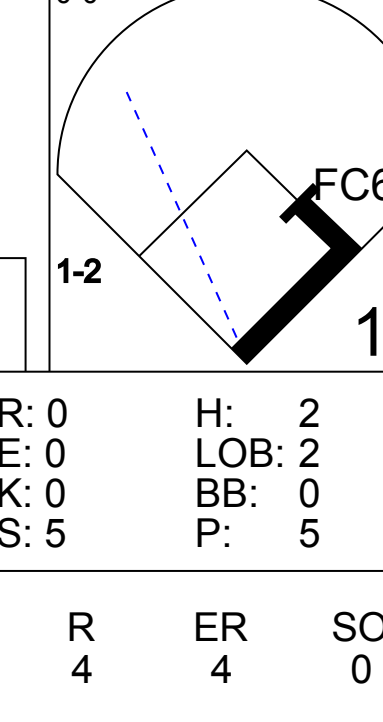
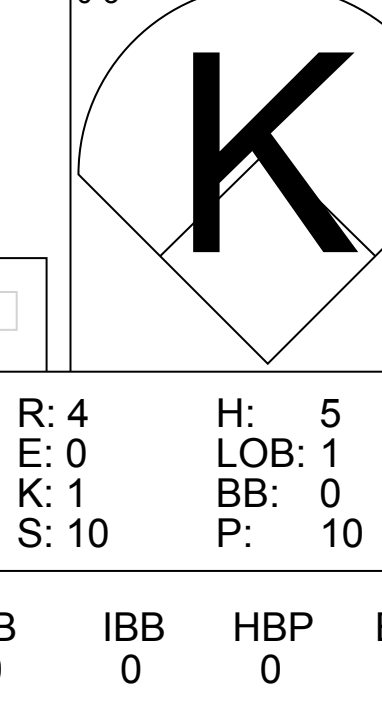
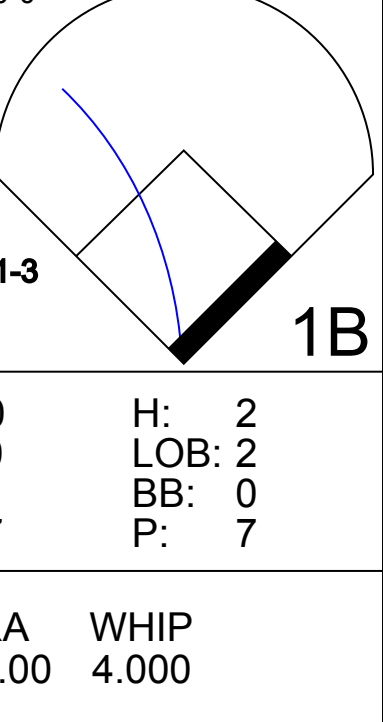
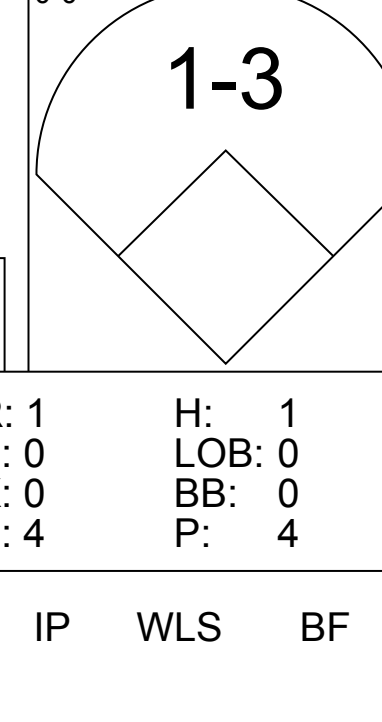
Batter	1	2	3	4	5	6	7	8	9	AB R H RBI BB SO LOB	TOP												
Cookie Rojas, R (1, 4) OBP: 0.362, SLG: 0.388	0-0 CS BB 1B		0-3 K		0-0 WP 1B		4-0 IBB	0-0 P4		4 0 2 1 1 1 3	Philadelphia Phillies @ Pittsburgh Pirates Forbes Field, Pittsburgh, PA Thu Jul 29 1965, 7:05 PM EDT Att: 10,160 - Unknown AB 35 R 5 H 9 RBI 4 BB 4 SO 16 LOB 21 												
Johnny Callison, L (1, 9) OBP: 0.330, SLG: 0.543	4-0 BB		0-3 K		0-3 K		0-0 2-3		0-3 K	4 0 0 0 1 3 3													
Dick Allen, R (1, 5) OBP: 0.402, SLG: 0.520	0-3 K			0-0 5-3		0-3 K		4-0 E 2B BB	0-0 1-4-3	4 1 0 0 1 2 2													
Dick Stuart, R (1, 3) OBP: 0.295, SLG: 0.426 John Briggs, L (8, PR) OBP: 0.307, SLG: 0.414 Ruben Amaro, R (8, 3) OBP: 0.308, SLG: 0.249	0-3 K			0-3 K		0-0 F2		0-0 E5 2B	0-0 4-3	4 0 0 0 0 2 2 0 1 0 0 0 0 0 1 0 0 0 0 0 0													
Alex Johnson, R (1, 7) OBP: 0.372, SLG: 0.485		0-0 SH1-4 1B				0-0 1B		0-3 K		4 0 2 0 0 2 2													
Adolfo Phillips, R (1, 8) OBP: 0.231, SLG: 0.231 Wes Covington, L (8, PH) OBP: 0.311, SLG: 0.531 Tony Taylor, R (8, PR) OBP: 0.307, SLG: 0.333 Tony Gonzalez, L (8, 8) OBP: 0.329, SLG: 0.449		0-0 SH1-4			0-3 K	0-3 5-3		0-0 2B		2 0 0 0 0 1 1 1 0 1 2 0 0 0 0 1 0 0 0 0 0 0 0 0 0 0 0 0													
Pat Corrales, R (1, 2) OBP: 0.402, SLG: 0.407		0-0 F8			0-0 1B 1B		0-0 WP 1B	0-0 4-3 2B		4 1 3 1 0 0 1													
Bobby Wine, R (1, 6) OBP: 0.263, SLG: 0.224		0-3 K			0-0 1B WP 1B		0-3 K	0-0 4-3		4 1 1 0 0 2 4													
Ray Culp, R (1, 1) OBP: 0.171, SLG: 0.094			0-3 K		0-3 K		0-3 K	4-0 BB		3 0 0 0 1 3 3													
Inning Stats	R: 0 E: 0 K: 2 S: 7	H: 1 LOB: 1 BB: 1 P: 11	R: 0 E: 0 K: 1 S: 6	H: 1 LOB: 1 BB: 0 P: 6	R: 0 E: 0 K: 3 S: 9	H: 0 LOB: 0 BB: 0 P: 9	R: 0 E: 0 K: 2 S: 7	H: 0 LOB: 0 BB: 0 P: 7	R: 2 E: 0 K: 3 S: 12	H: 3 LOB: 1 BB: 0 P: 12		R: 0 E: 0 K: 1 S: 6	H: 1 LOB: 1 BB: 0 P: 6	R: 0 E: 0 K: 2 S: 8	H: 1 LOB: 2 BB: 1 P: 12	R: 3 E: 1 K: 1 S: 8	H: 2 LOB: 2 BB: 2 P: 16	R: 0 E: 0 K: 1 S: 5	H: 0 LOB: 0 BB: 0 P: 5	1B: 7 2B: 3 3B: 0 HR: 0	SF: 0 SAC: 1 DP: 1 HBP: 0	WP: 2 PB: 0 SB: 0 CS: 1	PA: 40
PITCHER	IP WLS BF H R ER SO BB IBB HBP BLK WP HR S P ERA WHIP											PITCHER	IP WLS BF H R ER SO BB IBB HBP BLK WP HR S P ERA WHIP										
Bob Veale, L (1, 1) ERA: 3.1	7.0 L 31 7 4 4 14 2 1 0 0 0 2 0 56 68 5.14 1.286																						
Al McBean, R (8, 1) ERA: 2.42	1.0 6 2 1 0 1 1 0 0 0 0 0 0 7 11 0.00 3.000																						
Frank Carpin, L (9, 1) ERA: 3.18	1.0 3 0 0 0 1 0 0 0 0 0 0 0 5 5 0.00 0.000																						

Batter	1	2	3	4	5	6	7	8	9	AB R H RBI BB SO LOB	BOTTOM												
Bob Bailey, R (1, 5) OBP: 0.319, SLG: 0.355	0-0 F7		0-3 K			0-0 1B			0-3 K	4 0 1 0 0 2 0	Philadelphia Phillies @ Pittsburgh Pirates Forbes Field, Pittsburgh, PA Thu Jul 29 1965, 7:05 PM EDT Att: 10,160 - Unknown AB 29 R 0 H 2 RBI 0 BB 0 SO 10 LOB 6 												
Bill Virdon, L (1, 8) OBP: 0.348, SLG: 0.396	0-0 HBP 1B		0-0 F2			0-0 F9			0-3 K	4 0 1 0 0 1 1													
Roberto Clemente, R (1, 9) OBP: 0.373, SLG: 0.463	1-0 FC6-4 HBP			0-3 K		0-0 F9			0-3 K	3 0 0 0 0 2 1													
Willie Stargell, L (1, 7) OBP: 0.327, SLG: 0.534	0-3 K			0-3 K		0-0 L8				3 0 0 0 0 2 2													
Donn Clendenon, R (1, 3) OBP: 0.359, SLG: 0.465	0-0 FC6-4			0-0 L7		0-0 6-3				3 0 0 0 0 0 2													
Bill Mazaroski, R (1, 4) OBP: 0.298, SLG: 0.356		0-3 K			0-0 F5	0-0 P3				3 0 0 0 0 1 0													
Jim Pagliaroni, R (1, 2) OBP: 0.250, SLG: 0.449 Frank Carpin, L (9, 1)		0-0 6-3			0-0 L7		0-3 K			3 0 0 0 0 1 0 0 0 0 0 0 0 0													
Gene Alley, R (1, 6) OBP: 0.278, SLG: 0.317		0-0 3-1			0-0 1-3		0-0 5-3			3 0 0 0 0 0 0													
Bob Veale, S (1, 1) OBP: 0.125, SLG: 0.082 Al McBean, R (8, 1) OBP: 0.250, SLG: 0.313 Ozzie Virgil, R (8, PH) OBP: 0.357, SLG: 0.450			0-3 K			0-0 1-3		0-0 F8		2 0 0 0 0 1 0 0 0 0 0 0 0 0 1 0 0 0 0 0 0													
Inning Stats	R: 0 E: 0 K: 1 S: 6	H: 1 LOB: 2 BB: 0 P: 7	R: 0 E: 0 K: 1 S: 5	H: 0 LOB: 0 BB: 0 P: 5	R: 0 E: 0 K: 2 S: 7	H: 0 LOB: 0 BB: 0 P: 7	R: 0 E: 0 K: 2 S: 7	H: 0 LOB: 0 BB: 0 P: 7	R: 0 E: 0 K: 0 S: 3	H: 0 LOB: 0 BB: 0 P: 3		R: 0 E: 0 K: 0 S: 4	H: 1 LOB: 1 BB: 0 P: 4	R: 0 E: 0 K: 0 S: 3	H: 0 LOB: 0 BB: 0 P: 3	R: 0 E: 0 K: 1 S: 5	H: 0 LOB: 0 BB: 0 P: 5	R: 0 E: 0 K: 3 S: 9	H: 0 LOB: 0 BB: 0 P: 9	1B: 2 2B: 0 3B: 0 HR: 0	SF: 0 SAC: 0 DP: 0 HBP: 1	WP: 0 PB: 0 SB: 0 CS: 0	PA: 30
PITCHER	IP WLS BF H R ER SO BB IBB HBP BLK WP HR S P ERA WHIP											PITCHER	IP WLS BF H R ER SO BB IBB HBP BLK WP HR S P ERA WHIP										
Ray Culp, R (1, 1) ERA: 2.77	9.0 W 30 2 0 0 10 0 0 1 0 0 0 0 49 50 0.00 0.222																						

Batter	1	2	3	4	5	6	7	8	9	AB	R	H	RBI	BB	SO	LOB	TOP					
Jimmy Stewart, S <small>OBP: 0.330, SLG: 0.319</small> (1, 7)										4	0	1	0	1	2	1	Chicago Cubs @ Pittsburgh Pirates Forbes Field, Pittsburgh, PA Sun Aug 01 1965, 3:33 AM EDT Cloudy					
Ellis Burton, S <small>OBP: 0.286, SLG: 0.250</small> (1, 8)										3	0	1	1	1	1	3						
Billy Williams, L <small>OBP: 0.354, SLG: 0.484</small> (1, 9)										4	0	0	0	0	0	4						
14 Ernie Banks, R <small>OBP: 0.341, SLG: 0.453</small> (1, 3)										3	0	0	0	1	0	1						
Ron Santo, R <small>OBP: 0.367, SLG: 0.518</small> (1, 5)										4	0	3	0	0	0	1						
Ed Bailey, L <small>OBP: 0.366, SLG: 0.357</small> (1, 2)										2	0	0	0	2	0	3						
Glenn Beckert, R <small>OBP: 0.270, SLG: 0.299</small> Doug Clemens, L <small>OBP: 0.340, SLG: 0.347</small> Joey Amalfitano, R <small>OBP: 0.327, SLG: 0.295</small> (8, PH)										3	1	1	0	0	0	1						
Don Kessinger, S <small>OBP: 0.265, SLG: 0.234</small> Don Landrum, L <small>OBP: 0.330, SLG: 0.384</small> (7, PH)										2	0	0	0	0	0	0						
Dick Ellsworth, L <small>OBP: 0.327, SLG: 0.152</small> Lindy McDaniel, R <small>OBP: 0.313, SLG: 0.359</small> George Altman, L <small>OBP: 0.313, SLG: 0.359</small> Cal Koonce, R <small>OBP: 0.313, SLG: 0.359</small> Vic Roznovsky, L <small>OBP: 0.322, SLG: 0.325</small> Bob Humphreys, R <small>OBP: 0.322, SLG: 0.325</small> Harvey Kuenn, R <small>OBP: 0.336, SLG: 0.216</small> (1, 1)										1	0	0	0	0	0	0						
Inning Stats	R: 0 E: 0 K: 1 S: 5	H: 1 LOB: 0 BB: 0 P: 5	R: 0 E: 0 K: 0 S: 2	H: 0 LOB: 1 BB: 2 P: 10	R: 0 E: 0 K: 1 S: 5	H: 0 LOB: 0 BB: 0 P: 5	R: 0 E: 0 K: 0 S: 4	H: 1 LOB: 2 BB: 1 P: 8	R: 0 E: 1 K: 0 S: 5	H: 1 LOB: 2 BB: 0 P: 5	R: 0 E: 0 K: 0 S: 4	H: 1 LOB: 1 BB: 2 P: 4	R: 2 E: 0 K: 0 S: 4	H: 2 LOB: 1 BB: 2 P: 12	R: 0 E: 0 K: 0 S: 3	H: 1 LOB: 1 BB: 1 P: 7		R: 0 E: 0 K: 1 S: 6	H: 1 LOB: 1 BB: 0 P: 6	1B: 7 2B: 1 3B: 0 HR: 0	SF: 1 SAC: 0 DP: 3 HBP: 0	WP: 0 PB: 0 SB: 0 CS: 1
PITCHER	IP WLS BF H R ER SO BB IBB HBP BLK WP HR S P ERA WHIP	IP WLS BF H R ER SO BB IBB HBP BLK WP HR S P ERA WHIP	IP WLS BF H R ER SO BB IBB HBP BLK WP HR S P ERA WHIP	IP WLS BF H R ER SO BB IBB HBP BLK WP HR S P ERA WHIP	IP WLS BF H R ER SO BB IBB HBP BLK WP HR S P ERA WHIP	IP WLS BF H R ER SO BB IBB HBP BLK WP HR S P ERA WHIP	IP WLS BF H R ER SO BB IBB HBP BLK WP HR S P ERA WHIP	IP WLS BF H R ER SO BB IBB HBP BLK WP HR S P ERA WHIP	IP WLS BF H R ER SO BB IBB HBP BLK WP HR S P ERA WHIP	IP WLS BF H R ER SO BB IBB HBP BLK WP HR S P ERA WHIP	IP WLS BF H R ER SO BB IBB HBP BLK WP HR S P ERA WHIP	IP WLS BF H R ER SO BB IBB HBP BLK WP HR S P ERA WHIP	IP WLS BF H R ER SO BB IBB HBP BLK WP HR S P ERA WHIP	IP WLS BF H R ER SO BB IBB HBP BLK WP HR S P ERA WHIP	IP WLS BF H R ER SO BB IBB HBP BLK WP HR S P ERA WHIP	IP WLS BF H R ER SO BB IBB HBP BLK WP HR S P ERA WHIP	IP WLS BF H R ER SO BB IBB HBP BLK WP HR S P ERA WHIP	IP WLS BF H R ER SO BB IBB HBP BLK WP HR S P ERA WHIP	IP WLS BF H R ER SO BB IBB HBP BLK WP HR S P ERA WHIP	IP WLS BF H R ER SO BB IBB HBP BLK WP HR S P ERA WHIP	IP WLS BF H R ER SO BB IBB HBP BLK WP HR S P ERA WHIP	IP WLS BF H R ER SO BB IBB HBP BLK WP HR S P ERA WHIP

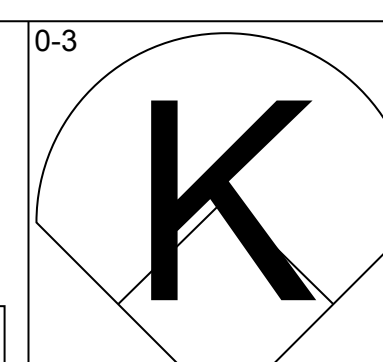
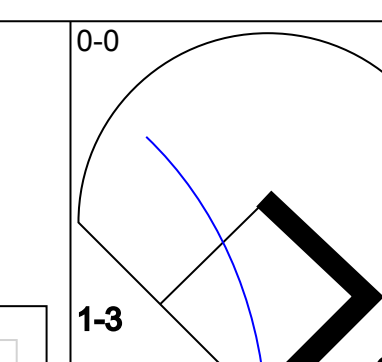
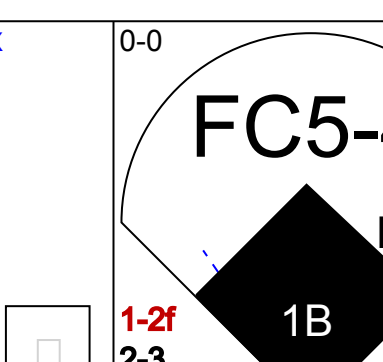
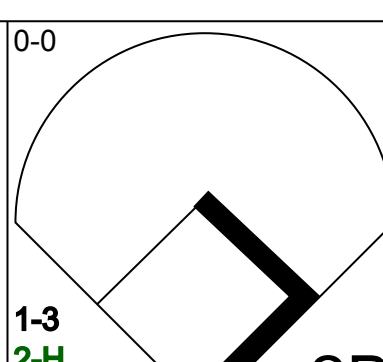
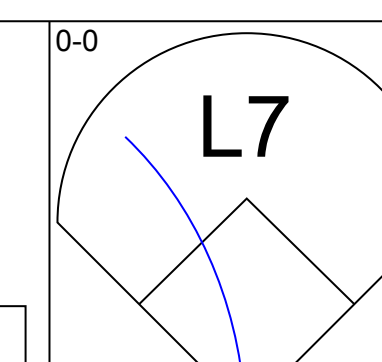
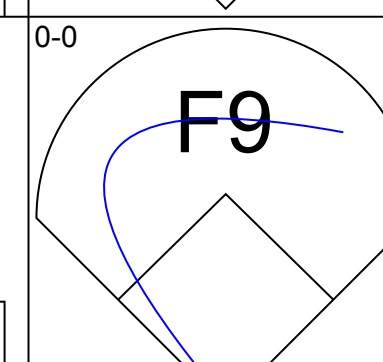
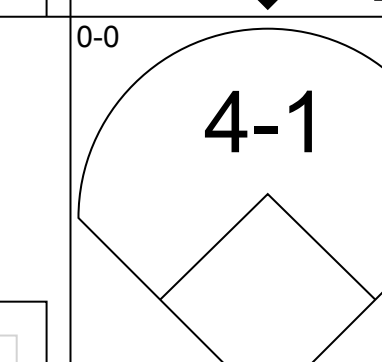
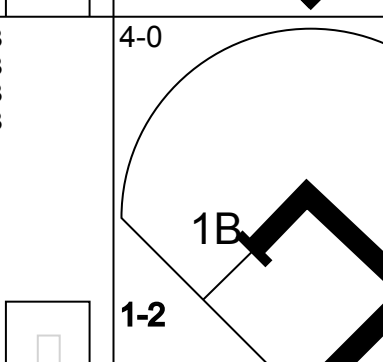
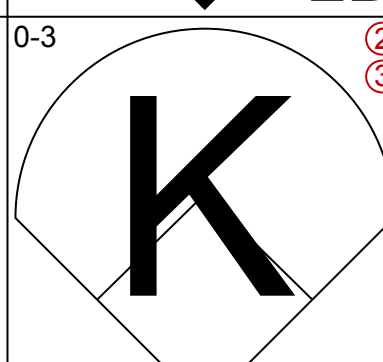
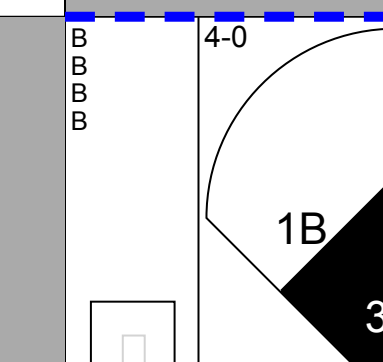
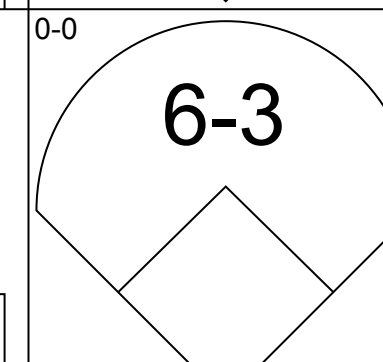
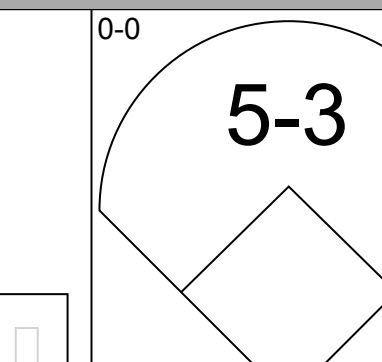
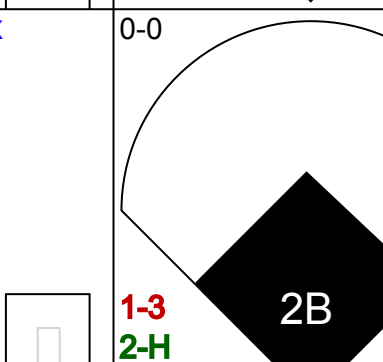
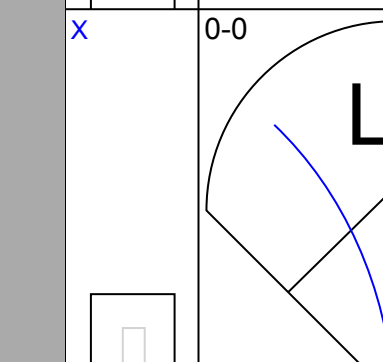
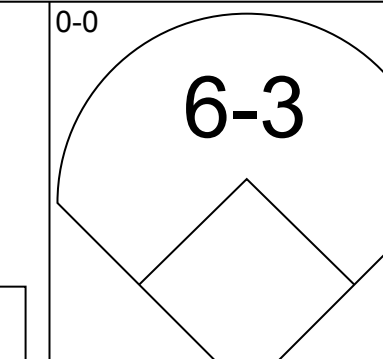
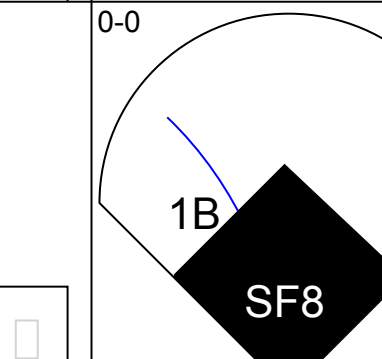
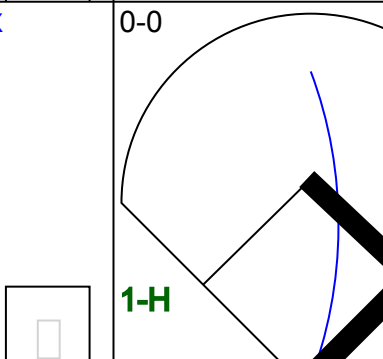
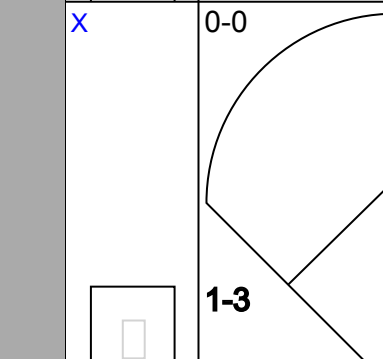
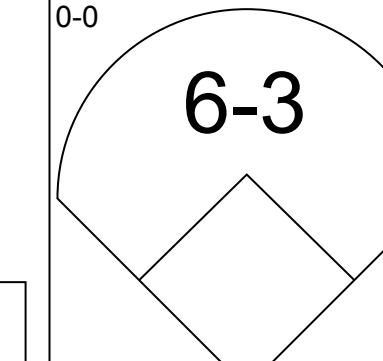
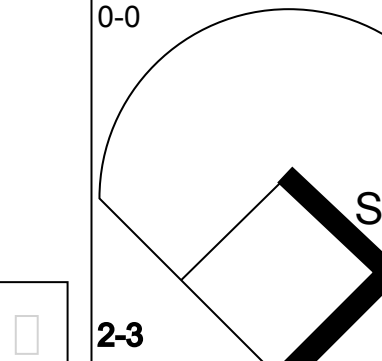
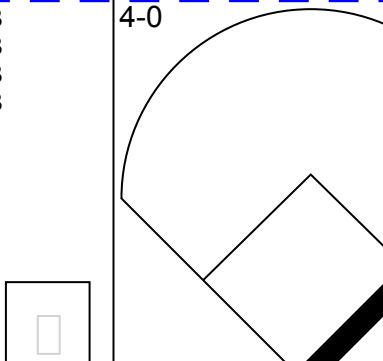
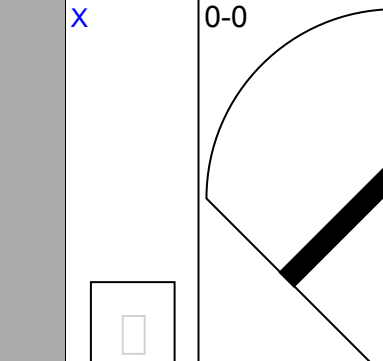
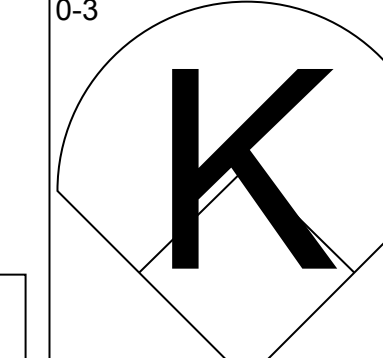
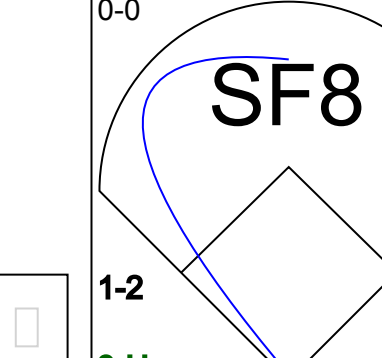
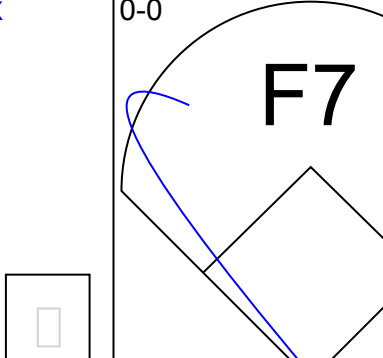
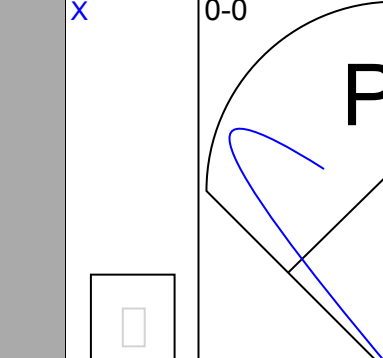
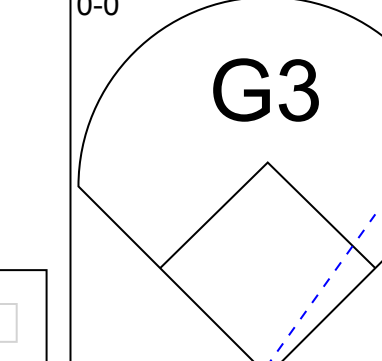
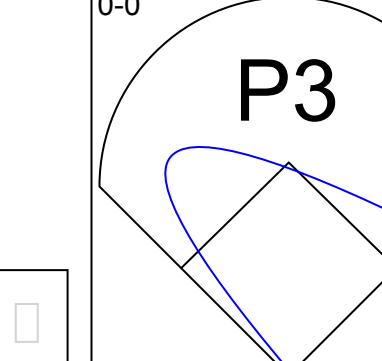
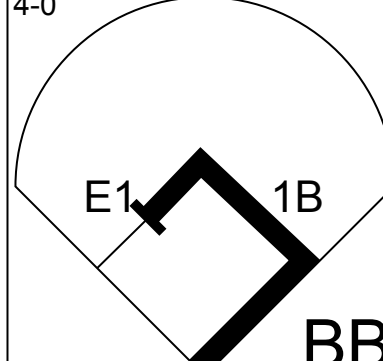
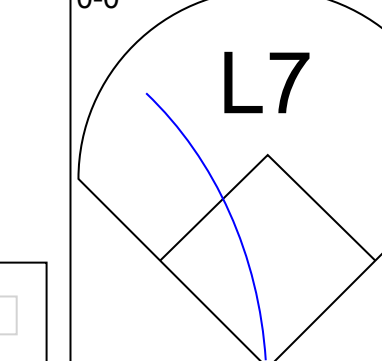
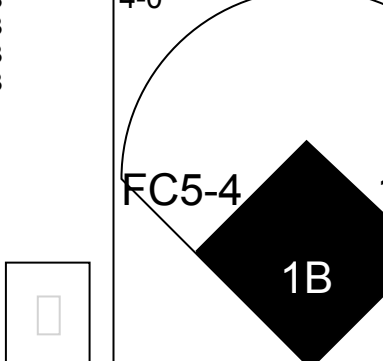
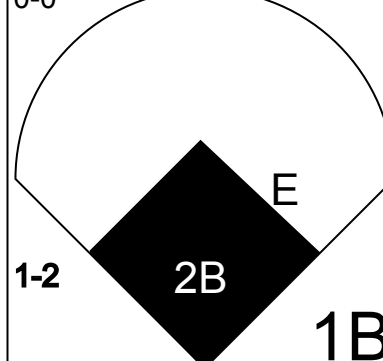
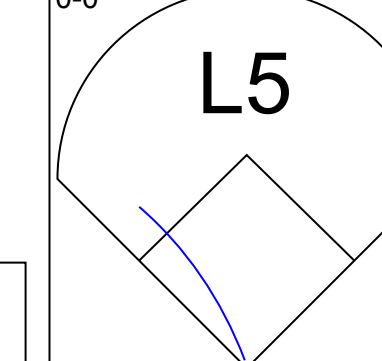
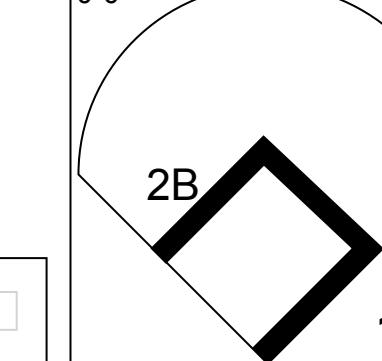
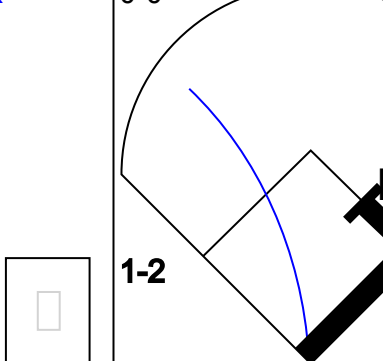
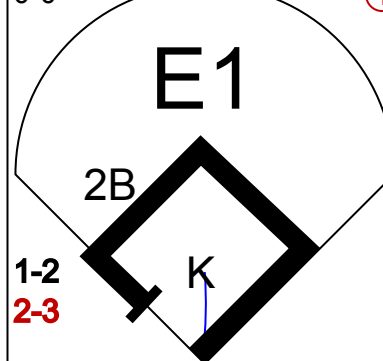
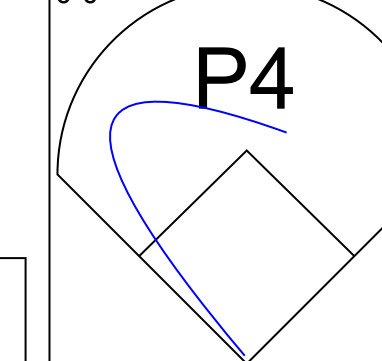
AB 31
 R 2
 H 8
 RBI 2
 BB 6
 SO 3
 LOB 17



Batter	1	2	3	4	5	6	7	8	9	AB	R	H	RBI	BB	SO	LOB	BOTTOM					
Bob Bailey, R <small>OBP: 0.322, SLG: 0.366</small> (1, 7)										5	1	2	0	0	0	4	Chicago Cubs @ Pittsburgh Pirates Forbes Field, Pittsburgh, PA Sun Aug 01 1965, 3:33 AM EDT Cloudy					
Manny Mota, R <small>OBP: 0.313, SLG: 0.388</small> (1, 8)										5	3	3	2	0	0	0						
Roberto Clemente, R <small>OBP: 0.374, SLG: 0.461</small> (1, 9)										5	1	2	0	0	0	1						
Donn Clendenon, R <small>OBP: 0.359, SLG: 0.469</small> (1, 3)										5	1	3	2	0	0	2						
Bill Mazerowski, R <small>OBP: 0.305, SLG: 0.365</small> (1, 4)										5	1	1	1	0	0	5						
Andre Rodgers, R <small>OBP: 0.368, SLG: 0.425</small> (1, 5)										5	0	1	1	0	1	1						
Jim Pagliaroni, R <small>OBP: 0.345, SLG: 0.447</small> (1, 2)										4	1	2	2	0	0	1						
Gene Alley, R <small>OBP: 0.275, SLG: 0.312</small> Jose Pagan, R <small>OBP: 0.270, SLG: 0.259</small> (3, PH)										1	0	0	0	0	0	1						
Bill Virdon, L <small>OBP: 0.344, SLG: 0.388</small> (7, PH)										2	0	1	0	0	0	1						
Al McBean, R <small>OBP: 0.316, SLG: 0.368</small> Don Schwall, R <small>ERA: 2.83</small> (7, 1)										3	0	2	0	0	1	1						
Inning Stats	R: 0 E: 1 K: 0 S: 5	H: 2 LOB: 2 BB: 0 P: 5	R: 0 E: 0 K: 0 S: 5	H: 2 LOB: 2 BB: 0 P: 5	R: 4 E: 0 K: 1 S: 10	H: 5 LOB: 1 BB: 0 P: 10	R: 1 E: 0 K: 0 S: 5	H: 1 LOB: 1 BB: 0 P: 5	R: 0 E: 0 K: 1 S: 7	H: 2 LOB: 2 BB: 0 P: 7	R: 0 E: 0 K: 0 S: 4	H: 1 LOB: 1 BB: 0 P: 4	R: 1 E: 0 K: 0 S: 4	H: 1 LOB: 0 BB: 0 P: 4	R: 2 E: 0 K: 0 S: 6	H: 3 LOB: 1 BB: 0 P: 6	R: 0 E: 0 K: 1 S: 6	H: 1 LOB: 1 BB: 0 P: 6	1B: 9 2B: 6 3B: 0 HR: 2	SF: 0 SAC: 0 DP: 0 HBP: 0	WP: 0 PB: 0 SB: 0 CS: 0	PA: 42
PITCHER	IP WLS BF H R ER SO BB IBB HBP BLK WP HR S P ERA WHIP	IP WLS BF H R ER SO BB IBB HBP BLK WP HR S P ERA WHIP	IP WLS BF H R ER SO BB IBB HBP BLK WP HR S P ERA WHIP	IP WLS BF H R ER SO BB IBB HBP BLK WP HR S P ERA WHIP	IP WLS BF H R ER SO BB IBB HBP BLK WP HR S P ERA WHIP	IP WLS BF H R ER SO BB IBB HBP BLK WP HR S P ERA WHIP	IP WLS BF H R ER SO BB IBB HBP BLK WP HR S P ERA WHIP	IP WLS BF H R ER SO BB IBB HBP BLK WP HR S P ERA WHIP	IP WLS BF H R ER SO BB IBB HBP BLK WP HR S P ERA WHIP	IP WLS BF H R ER SO BB IBB HBP BLK WP HR S P ERA WHIP	IP WLS BF H R ER SO BB IBB HBP BLK WP HR S P ERA WHIP	IP WLS BF H R ER SO BB IBB HBP BLK WP HR S P ERA WHIP	IP WLS BF H R ER SO BB IBB HBP BLK WP HR S P ERA WHIP	IP WLS BF H R ER SO BB IBB HBP BLK WP HR S P ERA WHIP	IP WLS BF H R ER SO BB IBB HBP BLK WP HR S P ERA WHIP	IP WLS BF H R ER SO BB IBB HBP BLK WP HR S P ERA WHIP	IP WLS BF H R ER SO BB IBB HBP BLK WP HR S P ERA WHIP	IP WLS BF H R ER SO BB IBB HBP BLK WP HR S P ERA WHIP	IP WLS BF H R ER SO BB IBB HBP BLK WP HR S P ERA WHIP	IP WLS BF H R ER SO BB IBB HBP BLK WP HR S P ERA WHIP	IP WLS BF H R ER SO BB IBB HBP BLK WP HR S P ERA WHIP	IP WLS BF H R ER SO BB IBB HBP BLK WP HR S P ERA WHIP

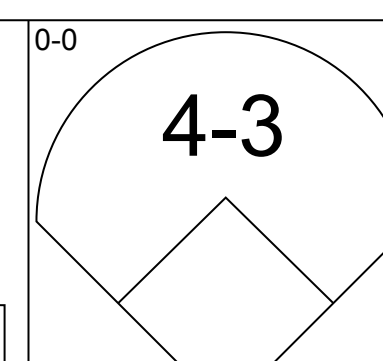
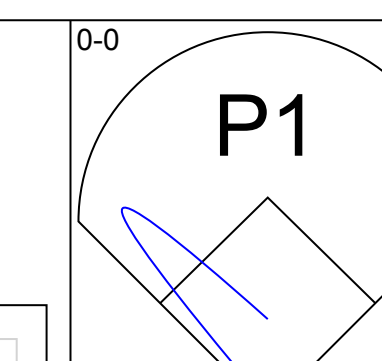
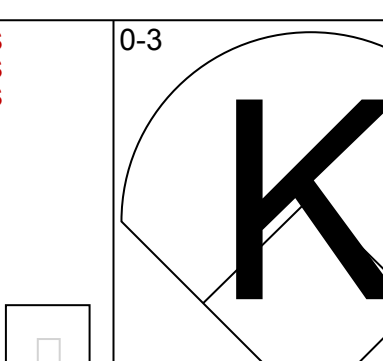
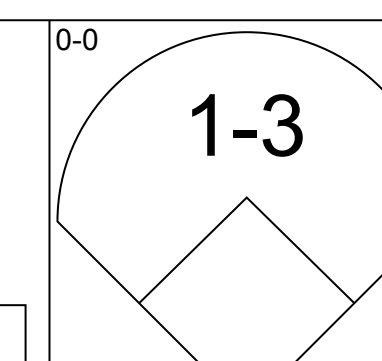
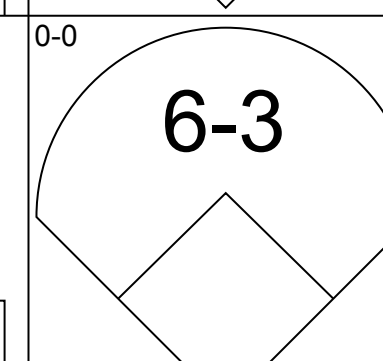
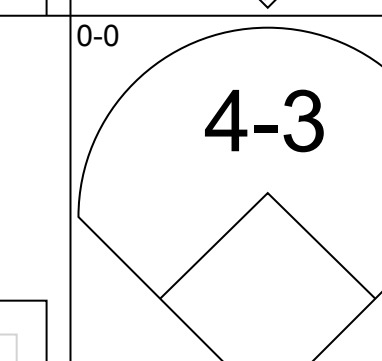
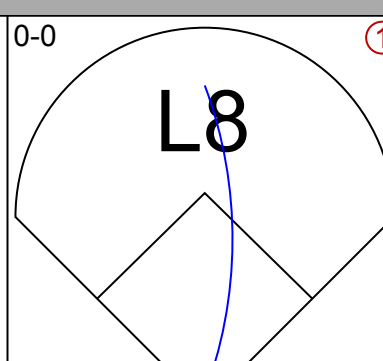
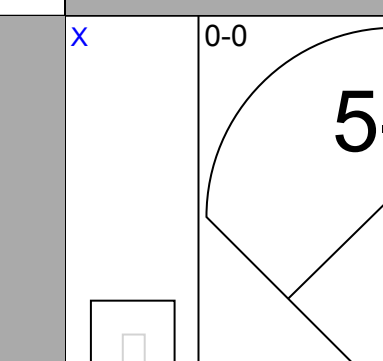
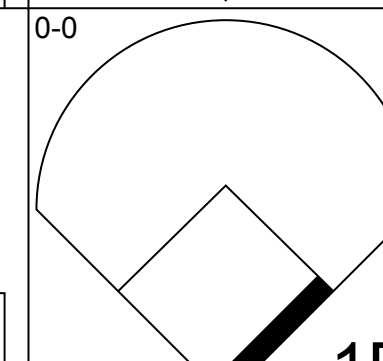
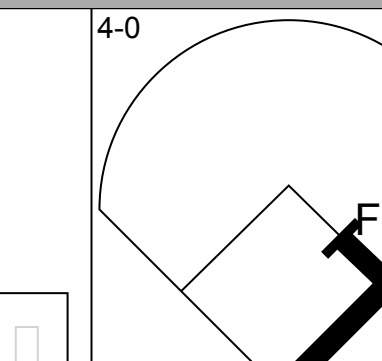
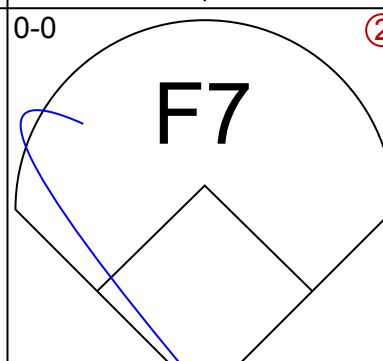
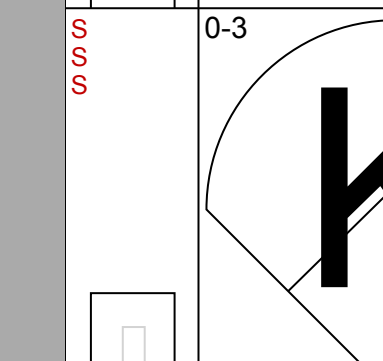
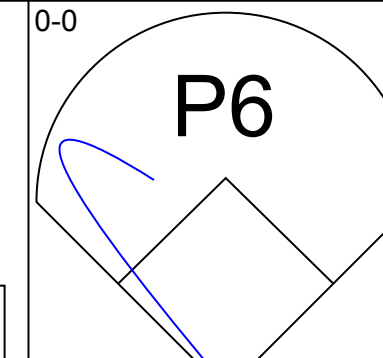
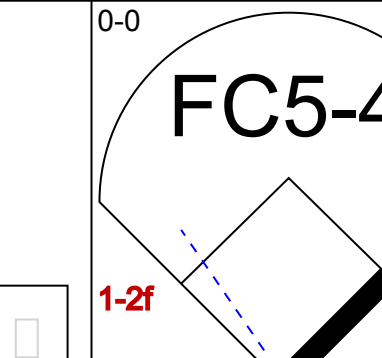
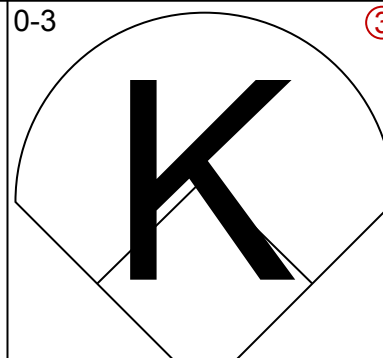
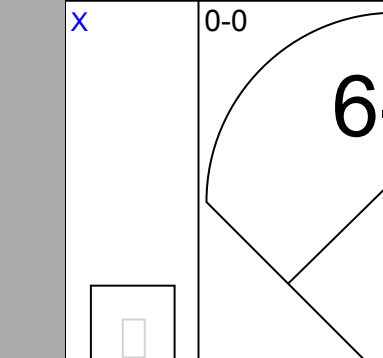
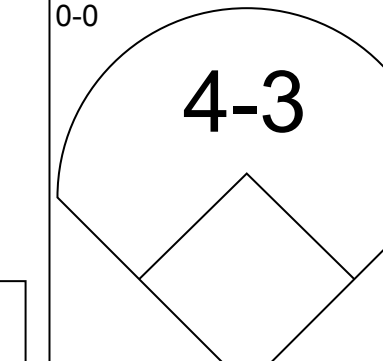
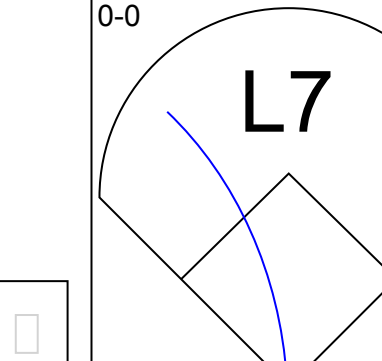
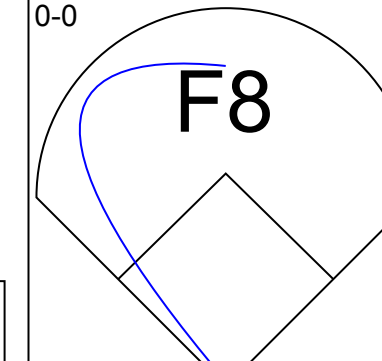
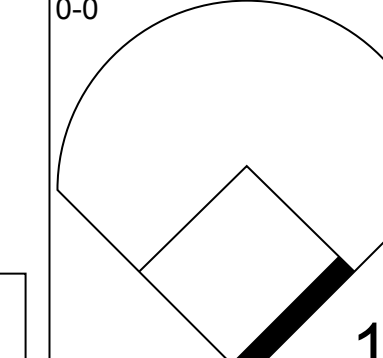
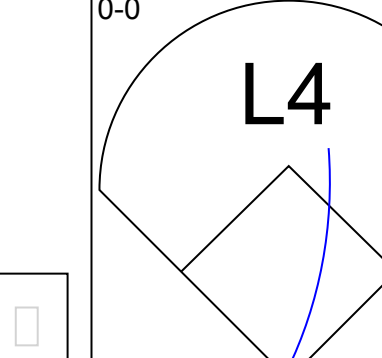
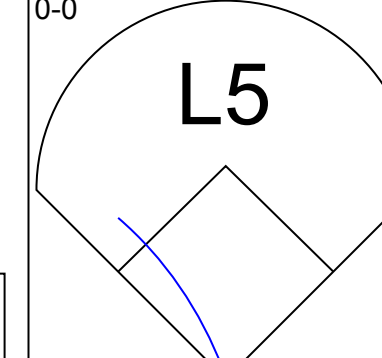
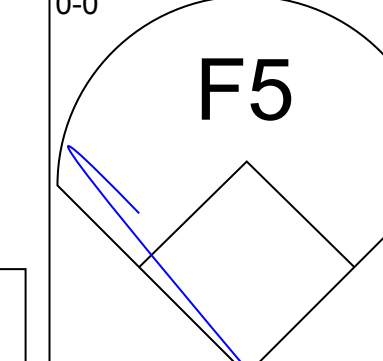
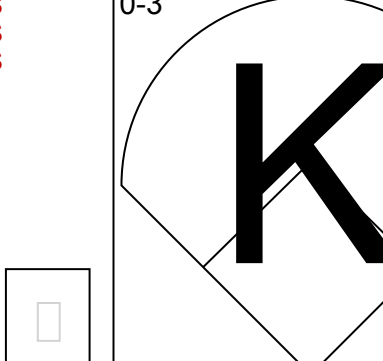
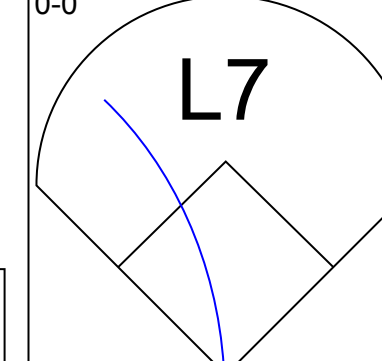
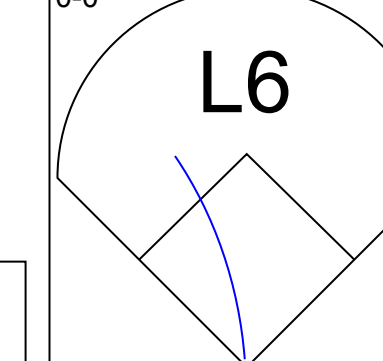
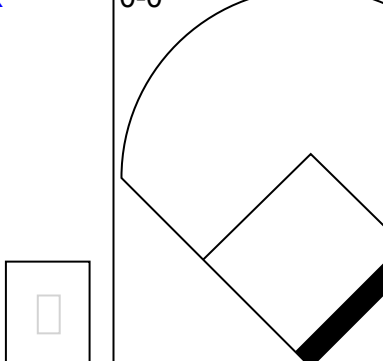
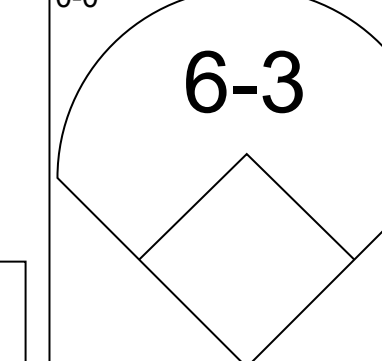
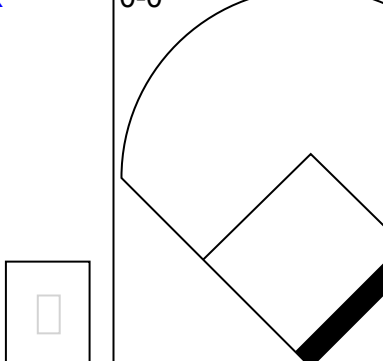
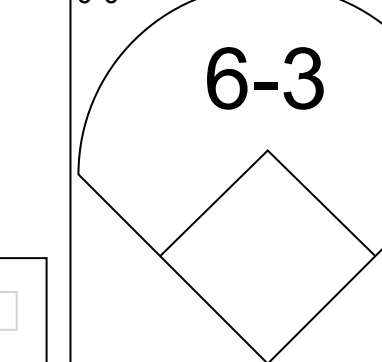
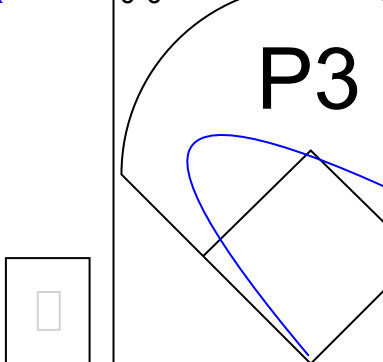
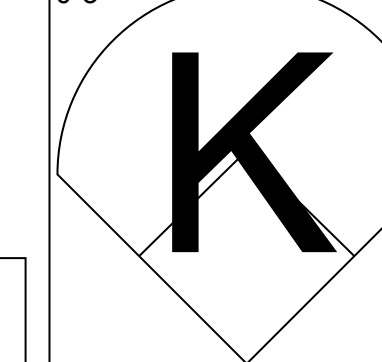
AB 42
 R 8
 H 17
 RBI 8
 BB 0
 SO 2
 LOB 17



Batter	1	2	3	4	5	6	7	8	9	AB	R	H	RBI	BB	SO	LOB	TOP					
Bob Bailey, R OBP: 0.324, SLG: 0.372 (1, 5)										5	1	2	1	0	1	2	Pittsburgh Pirates @ New York Mets Shea Stadium, Flushing, NY Tue Aug 03 1965, 7:05 PM EDT Att: 24,597 - Unknown					
Bill Virdon, L OBP: 0.346, SLG: 0.388 (1, 8)										3	1	0	0	2	1	4						
Roberto Clemente, R OBP: 0.362, SLG: 0.468 (1, 9)										5	1	2	2	0	0	1						
Willie Stargell, L OBP: 0.331, SLG: 0.541 (1, 7)										5	1	3	1	0	0	1						
Donn Clendenon, R OBP: 0.365, SLG: 0.476 (1, 3)										4	0	2	1	1	0	1						
Bill Mazerowski, R OBP: 0.303, SLG: 0.361 (1, 4)										4	0	0	1	0	1	4						
Andre Rodgers, R OBP: 0.356, SLG: 0.402 Gene Alley, R OBP: 0.277, SLG: 0.323 (6, 6)										2	0	0	0	1	0	1						
Jim Pagliaroni, R OBP: 0.347, SLG: 0.446 (1, 2)										3	2	1	0	1	0	0						
Vern Law, R OBP: 0.290, SLG: 0.339 (1, 1)										4	0	2	0	0	0	2						
Inning Stats	R: 0 E: 0 K: 1 S: 5	H: 0 LOB: 0 BB: 0 P: 5	R: 0 E: 0 K: 1 S: 5	H: 0 LOB: 0 BB: 0 P: 5	R: 0 E: 0 K: 0 S: 5	H: 2 LOB: 2 BB: 0 P: 5	R: 1 E: 0 K: 0 S: 5	H: 2 LOB: 1 BB: 0 P: 5	R: 3 E: 0 K: 0 S: 5	H: 3 LOB: 2 BB: 3 P: 17	R: 1 E: 1 K: 1 S: 6	H: 2 LOB: 2 BB: 1 P: 10	R: 0 E: 0 K: 0 S: 4	H: 1 LOB: 1 BB: 0 P: 4	R: 1 E: 0 K: 0 S: 4	H: 1 LOB: 0 BB: 0 P: 4		R: 1 E: 0 K: 0 S: 4	H: 2 LOB: 1 BB: 1 P: 8	1B: 6 2B: 4 3B: 2 HR: 1	SF: 1 SAC: 0 DP: 0 HBP: 0	WP: 0 PB: 0 SB: 1 CS: 0
PITCHER	IP WLS BF H R ER SO BB IBB HBP BLK WP HR S P ERA WHIP																					
Galen Cisco, R ERA: 5.08 (1, 1)	4.2 L 22 7 4 4 2 2 0 0 0 0 0 0 24 32 7.71 1.929																					
Gary Kroll, R ERA: 4.12 (5, 1)	0.1 2 0 0 0 0 1 0 0 0 0 0 0 1 5 0.00 3.000																					
Larry Miller, L ERA: 5.0 (6, 1)	3.0 13 4 2 2 1 1 0 0 0 0 0 1 14 18 6.00 1.667																					
Tug McGraw, L ERA: 3.92 (9, 1)	1.0 5 2 1 1 0 1 0 0 0 0 0 0 4 8 9.00 3.000																					

AB	36
R	7
H	13
RBI	7
BB	5
SO	3
LOB	16



Batter	1	2	3	4	5	6	7	8	9	AB	R	H	RBI	BB	SO	LOB	BOTTOM					
Chuck Hiller, L OBP: 0.298, SLG: 0.363 (1, 4)										4	0	0	0	0	1	1	Pittsburgh Pirates @ New York Mets Shea Stadium, Flushing, NY Tue Aug 03 1965, 7:05 PM EDT Att: 24,597 - Unknown					
Roy McMillan, R OBP: 0.282, SLG: 0.274 Bobby Klaus, R OBP: 0.304, SLG: 0.259 (7, 6)										3	0	0	0	0	0	0						
Johnny Lewis, L OBP: 0.352, SLG: 0.444 (1, 8)										3	0	1	0	1	1	0						
Charley Smith, R OBP: 0.284, SLG: 0.436 (1, 5)										4	0	0	0	0	1	2						
Ed Kranepool, L OBP: 0.307, SLG: 0.399 (1, 3)										3	0	0	0	0	0	1						
Jim Hickman, R OBP: 0.283, SLG: 0.395 (1, 7)										3	0	1	0	0	0	1						
Gary Kolb, L OBP: 0.237, SLG: 0.232 (1, 9)										3	0	0	0	0	1	1						
Jimmie Schaffer, R OBP: 0.250, SLG: 0.317 Joe Christopher, R OBP: 0.295, SLG: 0.301 Larry Miller, L (6, 1)										1	0	0	0	0	0	1						
Danny Napoleon, R OBP: 0.256, SLG: 0.293 Tug McGraw, R OBP: 0.333, SLG: 0.333 (8, PH)										1	0	0	0	0	0	0						
Galen Cisco, R OBP: 0.308, SLG: 0.280 Gary Kroll, R OBP: 0.120, SLG: 0.160 John Stephenson, L OBP: 0.250, SLG: 0.265 (6, 2)										1	0	0	0	0	0	0						
Inning Stats	R: 0 E: 0 K: 0 S: 4	H: 1 LOB: 1 BB: 0 P: 4	R: 0 E: 0 K: 0 S: 4	H: 1 LOB: 0 BB: 0 P: 4	R: 0 E: 0 K: 0 S: 3	H: 0 LOB: 0 BB: 0 P: 3	R: 0 E: 0 K: 0 S: 3	H: 0 LOB: 1 BB: 1 P: 7	R: 0 E: 0 K: 2 S: 8	H: 1 LOB: 1 BB: 0 P: 8	R: 0 E: 0 K: 1 S: 5	H: 0 LOB: 0 BB: 0 P: 5	R: 0 E: 0 K: 0 S: 3	H: 0 LOB: 0 BB: 0 P: 3	R: 0 E: 0 K: 1 S: 5	H: 0 LOB: 0 BB: 0 P: 5	R: 0 E: 0 K: 1 S: 5	H: 0 LOB: 0 BB: 0 P: 5	1B: 3 2B: 0 3B: 0 HR: 0	SF: 0 SAC: 0 DP: 0 HBP: 0	WP: 0 PB: 0 SB: 0 CS: 0	PA: 31
PITCHER	IP WLS BF H R ER SO BB IBB HBP BLK WP HR S P ERA WHIP																					
Vern Law, R ERA: 1.79 (1, 1)	9.0 W 31 3 0 0 5 1 0 0 0 0 0 0 40 44 0.00 0.444																					



Batter	1	2	3	4	5	6	7	8	9	AB	R	H	RBI	BB	SO	LOB	TOP	
Bob Bailey, R OBP: 0.323, SLG: 0.370 (1, 5)										4	1	1	0	0	0	2		
Bill Virdon, L OBP: 0.347, SLG: 0.386 (1, 8)										4	0	1	0	0	0	1		
Roberto Clemente, R OBP: 0.383, SLG: 0.467 (1, 9)										3	0	1	0	1	1	1		
Willie Stargell, L OBP: 0.327, SLG: 0.535 (1, 7)										4	0	0	1	0	1	3		
Don Clendenon, R OBP: 0.364, SLG: 0.478 (1, 3)										4	1	1	0	0	1	1		
Bill Mazerowski, R OBP: 0.302, SLG: 0.360 (1, 4)										4	0	1	0	0	1	1		
Andre Rodgers, R Gene Alley, R OBP: 0.276, SLG: 0.322 (7, 6)										2	1	1	2	0	0	0		
Jim Pagliaroni, R OBP: 0.347, SLG: 0.444 (1, 2)										3	0	1	0	0	0	0		
Bob Veale, S Don Schwall, R OBP: 0.119, SLG: 0.078 (9, 1)										3	0	0	0	0	1	2		
Inning Stats	R: 1 E: 0 K: 1 S: 7	H: 2 LOB: 1 BB: 0 P: 7	R: 0 E: 0 K: 0 S: 3	H: 0 LOB: 1 BB: 1 P: 7	R: 0 E: 0 K: 1 S: 5	H: 0 LOB: 0 BB: 0 P: 5	R: 0 E: 0 K: 0 S: 3	H: 0 LOB: 0 BB: 0 P: 3	R: 0 E: 0 K: 0 S: 7	H: 2 LOB: 2 BB: 0 P: 6	R: 0 E: 0 K: 0 S: 3	H: 1 LOB: 0 BB: 0 P: 3	R: 0 E: 0 K: 1 S: 5	H: 0 LOB: 0 BB: 0 P: 5	1B: 5 2B: 1 3B: 1 HR: 1	SF: 0 SAC: 1 DP: 1 HBP: 0	WP: 0 PB: 0 SB: 0 CS: 1	PA: 34
PITCHER	IP WLS BF H R ER SO BB IBB HBP BLK WP HR S P ERA WHIP																	
Jack Fisher, R ERA: 3.82 Gary Kroll, R ERA: 4.07 (9, 1)	8.0 L 31 7 3 3 5 1 0 0 0 0 0 1 40 44 3.38 1.000																	

Pittsburgh Pirates @ New York Mets
Shea Stadium, Flushing, NY
Wed Aug 04 1965, 3:33 AM EDT
Att: 20,703 - Unknown


AB 32
R 3
H 7
RBI 3
BB 1
SO 6
LOB 11



Batter	1	2	3	4	5	6	7	8	9	AB	R	H	RBI	BB	SO	LOB	BOTTOM			
Bobby Klaus, R OBP: 0.300, SLG: 0.255 (1, 4)										4	0	0	0	0	1	2				
Roy McMillan, R OBP: 0.254, SLG: 0.277 (1, 6)										3	0	1	0	1	0	2				
Joe Christopher, R OBP: 0.298, SLG: 0.298 (1, 9)										3	0	0	0	1	3	3				
Charley Smith, R OBP: 0.287, SLG: 0.437 (1, 5)										4	0	2	0	0	2	2				
Jim Hickman, R OBP: 0.282, SLG: 0.392 (1, 3)										4	0	1	0	0	1	3				
Ron Swoboda, R OBP: 0.279, SLG: 0.444 (1, 7)										4	0	1	0	0	2	2				
Billy Cowan, R Johnny Lewis, L OBP: 0.253, SLG: 0.314 OBP: 0.351, SLG: 0.442 (9, PH)										3	0	0	0	0	1	1				
Chris Cannizzaro, R Al Jackson, L Gary Kroll, R OBP: 0.253, SLG: 0.225 OBP: 0.125, SLG: 0.150 OBP: 0.150, SLG: 0.160 (8, PR)										2	0	0	0	1	1	0				
Jack Fisher, R Jimmie Schaffer, R OBP: 0.161, SLG: 0.182 OBP: 0.267, SLG: 0.317 (8, PH)										2	0	0	0	0	1	0				
Inning Stats	R: 0 E: 0 K: 2 S: 7	H: 0 LOB: 2 BB: 2 P: 15	R: 0 E: 0 K: 1 S: 5	H: 0 LOB: 0 BB: 0 P: 5	R: 0 E: 0 K: 2 S: 8	H: 1 LOB: 1 BB: 0 P: 8	R: 0 E: 0 K: 2 S: 7	H: 0 LOB: 0 BB: 0 P: 7	R: 0 E: 0 K: 1 S: 5	H: 0 LOB: 0 BB: 0 P: 5	R: 0 E: 0 K: 0 S: 4	H: 2 LOB: 1 BB: 0 P: 4	R: 0 E: 0 K: 2 S: 7	H: 0 LOB: 2 BB: 2 P: 15	R: 0 E: 0 K: 0 S: 4	H: 2 LOB: 1 BB: 0 P: 4	1B: 4 2B: 1 3B: 0 HR: 0	SF: 0 SAC: 0 DP: 2 HBP: 0	WP: 0 PB: 0 SB: 0 CS: 0	PA: 34
PITCHER	IP WLS BF H R ER SO BB IBB HBP BLK WP HR S P ERA WHIP																			
Bob Veale, L Don Schwall, R ERA: 2.96 ERA: 2.65 (9, 1)	8.0 W 32 5 0 0 12 4 0 0 0 0 0 0 2 2 0.00 0.000																			



Pittsburgh Pirates @ New York Mets
Shea Stadium, Flushing, NY
Wed Aug 04 1965, 3:33 AM EDT
Att: 20,703 - Unknown

AB 30
R 0
H 5
RBI 0
BB 4
SO 12
LOB 17



Batter	1	2	3	4	5	6	7	8	9	AB	R	H	RBI	BB	SO	LOB	TOP					
Bob Bailey, R OBP: 0.323, SLG: 0.372 (1,5)										4	0	2	0	0	2	1	Pittsburgh Pirates @ Philadelphia Phillies Connie Mack Stadium, Philadelphia, PA Fri Aug 06 1965, 7:05 PM EDT Att: 22,155 - Unknown					
Bill Virdon, L OBP: 0.346, SLG: 0.388 (1,8)										4	0	1	0	0	0	2						
Roberto Clemente, R Wilbur Wood, R OBP: 0.332, SLG: 0.474 (8,1)										4	0	0	0	0	2	4						
Willie Stargell, L OBP: 0.323, SLG: 0.528 (1,7)										4	0	0	0	0	3	3						
Donn Clendenon, R OBP: 0.361, SLG: 0.485 (1,3)										4	0	0	0	0	2	3						
Bill Mazerowski, R OBP: 0.301, SLG: 0.360 (1,4)										4	0	0	0	0	0	3						
Andre Rodgers, R OBP: 0.348, SLG: 0.417 (1,6)										3	0	1	0	0	0	0						
Jim Pagliaroni, R Manny Mota, R OBP: 0.350, SLG: 0.444 (8, PH) (8,9)										2	0	0	0	0	1	1						
Bob Friend, R Frank Carpin, L Jerry Lynch, L Del Crandall, R OBP: 0.020, SLG: 0.020 (7,1) (8, PH) (8,2) (8,2)										2	0	0	0	0	1	1						
Inning Stats	R: 0 E: 1 K: 2 S: 10	H: 2 LOB: 3 BB: 0 P: 10	R: 0 E: 0 K: 2 S: 7	H: 0 LOB: 0 BB: 0 P: 7	R: 0 E: 0 K: 1 S: 5	H: 0 LOB: 0 BB: 0 P: 5	R: 0 E: 0 K: 0 S: 3	H: 0 LOB: 0 BB: 0 P: 3	R: 0 E: 0 K: 1 S: 6	H: 1 LOB: 1 BB: 0 P: 6	R: 0 E: 0 K: 1 S: 7	H: 0 LOB: 0 BB: 0 P: 7	R: 0 E: 0 K: 1 S: 5	H: 0 LOB: 0 BB: 0 P: 5	R: 0 E: 0 K: 2 S: 9	H: 2 LOB: 2 BB: 0 P: 9		R: 0 E: 0 K: 1 S: 5	H: 0 LOB: 0 BB: 0 P: 5	1B: 4 2B: 1 3B: 0 HR: 0	SF: 0 SAC: 0 DP: 0 HBP: 0	WP: 0 PB: 0 SB: 0 CS: 0
PITCHER Jim Bunning, R ERA: 2.66 (1,1)	IP: 9.0 WLS: W BF: 33 H: 5 R: 0 ER: 0 SO: 12 BB: 0 IBB: 0 HBP: 0 BLK: 0 WP: 0 HR: 0 S: 57 P: 57 ERA: 0.00 WHIP: 0.556															PITCHER						

Batter	1	2	3	4	5	6	7	8	9	AB	R	H	RBI	BB	SO	LOB	BOTTOM			
John Briggs, L OBP: 0.359, SLG: 0.397 (1,8)										3	1	0	0	1	0	0	Pittsburgh Pirates @ Philadelphia Phillies Connie Mack Stadium, Philadelphia, PA Fri Aug 06 1965, 7:05 PM EDT Att: 22,155 - Unknown			
Cookie Rojas, R OBP: 0.351, SLG: 0.379 (1,4)										4	0	2	2	0	0	0				
Johnny Callison, L OBP: 0.334, SLG: 0.560 (1,9)										4	1	1	1	0	0	2				
Dick Allen, R OBP: 0.404, SLG: 0.514 (1,5)										3	1	1	0	1	1	1				
Dick Stuart, R Ruben Amaro, R OBP: 0.299, SLG: 0.440 (9,3) (9,3)										4	0	1	0	0	0	1				
Tony Gonzalez, L OBP: 0.345, SLG: 0.472 (1,7)										4	0	3	1	0	0	0				
Clay Dalrymple, L OBP: 0.269, SLG: 0.282 (1,2)										4	0	0	0	0	0	4				
Bobby Wine, R OBP: 0.273, SLG: 0.246 (1,6)										3	1	1	0	0	0	2				
Jim Bunning, R OBP: 0.246, SLG: 0.308 (1,1)										3	0	0	0	0	2	1				
Inning Stats	R: 0 E: 0 K: 1 S: 6	H: 1 LOB: 1 BB: 0 P: 6	R: 0 E: 0 K: 0 S: 4	H: 1 LOB: 1 BB: 0 P: 4	R: 0 E: 0 K: 1 S: 5	H: 0 LOB: 0 BB: 0 P: 5	R: 2 E: 0 K: 0 S: 5	H: 3 LOB: 1 BB: 1 P: 9	R: 0 E: 0 K: 0 S: 3	H: 0 LOB: 0 BB: 0 P: 3	R: 0 E: 0 K: 0 S: 4	H: 2 LOB: 2 BB: 0 P: 4	R: 2 E: 0 K: 1 S: 7	H: 2 LOB: 1 BB: 1 P: 11	R: 0 E: 1 K: 0 S: 4	H: 0 LOB: 1 BB: 0 P: 4		1B: 7 2B: 1 3B: 0 HR: 1	SF: 0 SAC: 0 DP: 1 HBP: 0	WP: 0 PB: 0 SB: 1 CS: 0
PITCHER Bob Friend, R Frank Carpin, L Wilbur Wood, L ERA: 3.45 (7,1) (8,1) (8,1)	IP: 6.2 WLS: L BF: 29 H: 9 R: 4 ER: 4 SO: 3 BB: 2 IBB: 0 HBP: 0 BLK: 0 WP: 0 HR: 1 S: 33 P: 41 ERA: 5.40 WHIP: 1.650															PITCHER				



Batter	1	2	3	4	5	6	7	8	9	AB	R	H	RBI	BB	SO	LOB	TOP			
Bob Bailey, R (1.5)										4	1	2	2	1	0	1				
Bill Virdon, L (1.8)										5	0	0	0	0	1	2				
Roberto Clemente, R (1.9)										5	1	2	1	0	0	2				
Willie Stargell, L (1.7)										4	0	1	0	0	1	2				
Donn Clendenon, R (1.3)										3	0	1	0	1	2	0				
Bill Mazerowski, R (1.4)										4	0	0	0	0	0	4				
Andre Rodgers, R (1.6)										2	1	1	0	1	1	0				
Gene Alley, R (7.6)										1	0	1	0	0	0	0				
Jim Pagliaroni, R (1.2)										4	1	3	0	0	0	2				
Vern Law, R (1.1)										1	0	0	0	0	0	1				
Frank Carpin, L (5.1)										0	0	0	0	0	0	0				
Al McBean, R (5.1)										2	0	0	0	0	2	1				
Inning Stats	R: 0 E: 0 K: 1 S: 6	H: 1 LOB: 1 BB: 0 P: 6	R: 0 E: 0 K: 1 S: 4	H: 0 LOB: 0 BB: 1 P: 8	R: 3 E: 0 K: 0 S: 8	H: 5 LOB: 2 BB: 0 P: 8	R: 1 E: 0 K: 0 S: 4	H: 2 LOB: 0 BB: 0 P: 4	R: 0 E: 0 K: 1 S: 6	H: 1 LOB: 2 BB: 1 P: 10	R: 0 E: 0 K: 0 S: 3	H: 0 LOB: 0 BB: 0 P: 3	R: 0 E: 1 K: 1 S: 6	H: 1 LOB: 1 BB: 0 P: 6	R: 0 E: 0 K: 1 S: 5	H: 0 LOB: 1 BB: 1 P: 9	1B: 9 2B: 0 3B: 0 HR: 2	SF: 0 SAC: 1 DP: 2 HBP: 0	WP: 0 PB: 0 SB: 1 CS: 1	PA: 40
PITCHER	IP WLS BF H R ER SO BB IBB HBP BLK WP HR S P ERA WHIP																			
Ray Culp, R (1.1)	3.0 L 16 7 4 4 2 1 0 0 0 0 0 2 19 23 12.00 2.667																			
Ed Roebuck, R (4.1)	1.0 3 1 0 0 0 0 0 0 0 0 0 0 3 3 0.00 1.000																			
Art Mahaffey, R (5.1)	1.0 5 1 0 0 1 1 0 0 0 0 0 0 6 10 0.00 2.000																			
Jack Baldschun, R (6.1)	2.0 7 1 0 0 2 0 0 0 0 0 0 0 11 11 0.00 0.500																			
Gary Wagner, R (8.1)	2.0 8 1 0 0 2 1 0 0 0 0 0 0 11 15 0.00 1.000																			

Pittsburgh Pirates @ Philadelphia Phillies
 Connie Mack Stadium, Philadelphia, PA
 Sat Aug 07 1965, 3:33 AM EDT
 Att: 8,204 - Unknown

AB 35
 R 4
 H 11
 RBI 3
 BB 3
 SO 7
 LOB 15



Batter	1	2	3	4	5	6	7	8	9	AB	R	H	RBI	BB	SO	LOB	BOTTOM			
John Briggs, L (1.8)										4	1	1	0	1	0	2				
Cookie Rojas, R (1.4)										5	0	0	0	0	0	4				
Johnny Callison, L (1.9)										4	1	1	1	1	0	2				
Dick Allen, R (1.5)										4	1	2	2	0	0	0				
Dick Stuart, R (1.3)										5	0	2	0	0	2	1				
Tony Gonzalez, L (1.7)										2	0	0	0	0	0	1				
Alex Johnson, R (5. PH)										0	0	0	0	1	0	0				
Jack Baldschun, R (6.1)										0	0	0	0	0	0	0				
Adolfo Phillips, R (7. PH)										1	0	1	0	0	0	0				
Clay Dainymple, L (1.2)										1	0	0	0	1	0	1				
Tony Taylor, R (5. PH)										0	0	0	0	0	0	0				
Wes Covington, L (5. PH)										2	0	0	0	0	0	4				
Gary Wagner, R (8.1)										0	0	0	0	0	0	0				
Bobby Wine, R (1.6)										4	0	1	0	0	0	3				
Ray Culp, R (1.1)										1	0	0	0	0	1	2				
Ed Roebuck, R (4.1)										0	0	0	0	0	0	0				
John Herrnstein, L (4. PH)										1	0	1	0	0	0	0				
Art Mahaffey, R (5.1)										0	0	0	0	0	0	0				
Pat Corrales, R (5. PH)										2	0	0	0	0	0	3				
Inning Stats	R: 1 E: 1 K: 0 S: 4	H: 0 LOB: 1 BB: 1 P: 8	R: 0 E: 0 K: 1 S: 6	H: 1 LOB: 2 BB: 1 P: 10	R: 2 E: 0 K: 0 S: 6	H: 3 LOB: 1 BB: 0 P: 6	R: 0 E: 0 K: 0 S: 5	H: 2 LOB: 2 BB: 0 P: 5	R: 0 E: 0 K: 0 S: 3	H: 0 LOB: 0 BB: 0 P: 3	R: 0 E: 0 K: 1 S: 6	H: 1 LOB: 1 BB: 0 P: 6	R: 0 E: 0 K: 0 S: 3	H: 0 LOB: 1 BB: 1 P: 7	R: 0 E: 0 K: 1 S: 5	H: 0 LOB: 0 BB: 0 P: 5	1B: 6 2B: 1 3B: 0 HR: 2	SF: 1 SAC: 0 DP: 0 HBP: 0	WP: 0 PB: 0 SB: 0 CS: 0	PA: 41
PITCHER	IP WLS BF H R ER SO BB IBB HBP BLK WP HR S P ERA WHIP																			
Vern Law, R (1.1)	4.0 23 8 3 2 1 2 0 0 0 0 0 0 2 23 31 4.50 2.500																			
Frank Carpin, L (5.1)	0.0 1 0 0 0 0 1 0 0 0 0 0 0 0 4 ∞ ∞																			
Al McBean, R (5.1)	5.0 W 17 1 0 0 2 1 0 0 0 0 0 0 20 24 0.00 0.400																			

Pittsburgh Pirates @ Philadelphia Phillies
 Connie Mack Stadium, Philadelphia, PA
 Sat Aug 07 1965, 3:33 AM EDT
 Att: 8,204 - Unknown

AB 36
 R 3
 H 9
 RBI 3
 BB 4
 SO 3
 LOB 23




Batter	1	2	3	4	5	6	7	8	9	AB	R	H	RBI	BB	SO	LOB	TOP					
Bob Bailey, R OBP: 0.329, SLG: 0.384 (1, 7) (6, 5)										4	2	2	1	1	0	0	Pittsburgh Pirates @ Philadelphia Phillies Connie Mack Stadium, Philadelphia, PA Sun Aug 08 1965, 3:33 AM EDT Unknown					
Manny Mota, R OBP: 0.322, SLG: 0.410 (1, 8) (6, 7)										5	3	4	2	0	0	1						
Roberto Clemente, R OBP: 0.363, SLG: 0.481 (1, 9)										4	0	2	1	1	0	1						
Donn Clendenon, R OBP: 0.363, SLG: 0.484 (1, 3)										4	0	1	2	1	1	3						
Bill Mazerowski, R OBP: 0.293, SLG: 0.350 (1, 4)										5	0	0	0	0	0	5						
Gene Freese, R OBP: 0.326, SLG: 0.313 (1, 5)										3	0	0	0	0	1	0						
Bill Virdon, L OBP: 0.343, SLG: 0.384 (6, 8)										1	0	1	0	0	0	0						
Andre Rodgers, R OBP: 0.277, SLG: 0.322 (6, 6)										3	0	0	0	0	0	0						
Gene Alley, R OBP: 0.277, SLG: 0.322 (6, 6)										1	0	0	0	0	1	1						
Jim Pagliaroni, R OBP: 0.358, SLG: 0.460 (9, PR)										4	1	2	1	0	0	0						
Jose Pagan, R OBP: 0.270, SLG: 0.259 (9, 2)										0	1	0	0	0	0	0						
Del Crandall, R OBP: 0.293, SLG: 0.275 (9, 2)										0	0	0	0	0	0	0						
Bob Veale, S OBP: 0.113, SLG: 0.074 (1, 1)										4	0	0	0	0	4	1						
Inning Stats	R: 0 E: 0 K: 0 S: 4	H: 1 LOB: 2 BB: 1 P: 8	R: 0 E: 0 K: 1 S: 5	H: 0 LOB: 0 BB: 0 P: 5	R: 0 E: 1 K: 2 S: 9	H: 2 LOB: 2 BB: 0 P: 9	R: 0 E: 0 K: 0 S: 3	H: 0 LOB: 0 BB: 0 P: 3	R: 3 E: 0 K: 1 S: 8	H: 4 LOB: 1 BB: 1 P: 12	R: 0 E: 0 K: 0 S: 3	H: 0 LOB: 0 BB: 0 P: 3	R: 1 E: 0 K: 1 S: 6	H: 1 LOB: 0 BB: 0 P: 6	R: 0 E: 0 K: 1 S: 6	H: 1 LOB: 1 BB: 0 P: 6	R: 3 E: 1 K: 1 S: 8	H: 3 LOB: 2 BB: 1 P: 12	1B: 8 2B: 2 3B: 0 HR: 2	SF: 0 SAC: 0 DP: 0 HBP: 0	WP: 1 PB: 0 SB: 1 CS: 0	PA: 41
PITCHER	IP WLS BF H R ER SO BB IBB HBP BLK WP HR S P ERA WHIP																					
Chris Short, L ERA: 3.06 (1, 1)	5.0 L 23 7 3 3 4 2 0 0 0 0 1 29 37 5.40 1.800																					
Ed Roebuck, R ERA: 3.43 (6, 1)	3.0 11 2 1 1 2 0 0 0 0 0 1 15 15 3.00 0.667																					
Jack Baldschun, R ERA: 3.93 (9, 1)	1.0 7 3 3 3 1 0 1 0 0 1 0 8 12 27.00 3.000																					

AB	38
R	7
H	12
RBI	7
BB	3
SO	7
LOB	12



Batter	1	2	3	4	5	6	7	8	9	AB	R	H	RBI	BB	SO	LOB	BOTTOM					
Tony Taylor, R OBP: 0.302, SLG: 0.328 (1, 4)										4	0	0	0	0	2	1	Pittsburgh Pirates @ Philadelphia Phillies Connie Mack Stadium, Philadelphia, PA Sun Aug 08 1965, 3:33 AM EDT Unknown					
Cookie Rojas, R OBP: 0.343, SLG: 0.370 (1, 9)										4	0	0	0	0	0	1						
Jack Baldschun, R (9, 1)										0	0	0	0	0	0	0						
Dick Allen, R OBP: 0.400, SLG: 0.519 (1, 5)										4	0	0	0	0	0	0						
Dick Stuart, R OBP: 0.299, SLG: 0.437 (1, 3)										4	0	1	0	0	0	0						
Alex Johnson, R OBP: 0.355, SLG: 0.455 (1, 7)										4	0	1	0	0	1	1						
Adolfo Phillips, R OBP: 0.320, SLG: 0.320 (1, 8)										3	1	2	0	0	1	1						
Pat Corrales, R OBP: 0.390, SLG: 0.374 (1, 2)										3	0	1	0	0	0	2						
Bobby Wine, R OBP: 0.273, SLG: 0.248 (1, 6)										3	0	1	0	0	1	1						
Chris Short, R OBP: 0.108, SLG: 0.108 (1, 1)										1	0	0	0	0	0	0						
Ruben Amaro, R OBP: 0.310, SLG: 0.247 (5, PH)										1	0	0	0	0	0	0						
Ed Roebuck, R (6, 1)										0	0	0	0	0	0	0						
Johnny Callison, L OBP: 0.334, SLG: 0.563 (8, PH)										1	0	0	0	0	0	1						
Inning Stats	R: 0 E: 0 K: 0 S: 3	H: 0 LOB: 0 BB: 0 P: 3	R: 0 E: 0 K: 1 S: 6	H: 1 LOB: 1 BB: 0 P: 6	R: 0 E: 0 K: 2 S: 7	H: 0 LOB: 0 BB: 0 P: 7	R: 0 E: 0 K: 0 S: 4	H: 1 LOB: 1 BB: 0 P: 4	R: 1 E: 0 K: 0 S: 4	H: 2 LOB: 0 BB: 0 P: 4	R: 0 E: 0 K: 0 S: 3	H: 0 LOB: 0 BB: 0 P: 3	R: 0 E: 0 K: 1 S: 6	H: 1 LOB: 1 BB: 0 P: 6	R: 0 E: 0 K: 1 S: 6	H: 1 LOB: 1 BB: 0 P: 6	R: 0 E: 0 K: 0 S: 3	H: 0 LOB: 0 BB: 0 P: 3	1B: 6 2B: 0 3B: 0 HR: 0	SF: 0 SAC: 0 DP: 1 HBP: 0	WP: 2 PB: 0 SB: 0 CS: 0	PA: 32
PITCHER	IP WLS BF H R ER SO BB IBB HBP BLK WP HR S P ERA WHIP																					
Bob Veale, L ERA: 2.87 (1, 1)	9.0 W 32 6 1 1 5 0 0 0 0 2 0 42 42 1.00 0.667																					



Batter	1	2	3	4	5	6	7	8	9	AB	R	H	RBI	BB	SO	LOB	TOP		
Bob Bailey, R (1.5) OBP: 0.331, SLG: 0.385										4	1	2	0	0	0	1	Pittsburgh Pirates @ Philadelphia Phillies Connie Mack Stadium, Philadelphia, PA Sun Aug 08 1965, 3:38 AM EDT Att: 29,260 - Unknown		
Bill Virdon, L (1.8) OBP: 0.342, SLG: 0.382										4	0	1	0	0	0	3			
Manny Mota, R (1.9) OBP: 0.321, SLG: 0.407										4	0	1	0	0	2				
Willie Stargell, L (1.7) OBP: 0.322, SLG: 0.523										4	0	1	1	0	1	2			
Donn Clendenon, R (1.3) OBP: 0.364, SLG: 0.483										3	0	1	0	1	1	0			
Bill Mazaroski, R (1.4) OBP: 0.289, SLG: 0.345										4	0	0	0	0	4				
Gene Alley, R (1.6) OBP: 0.276, SLG: 0.322										4	0	1	0	0	0				
Del Crandall, R (1.2) OBP: 0.288, SLG: 0.269										2	0	0	0	0	1				
Jim Pagliaroni, R (7.7, PH) OBP: 0.359, SLG: 0.472										2	1	1	1	0	0				
Tommie Sisk, R (1.1) OBP: 0.167, SLG: 0.091										2	0	0	0	0	1	0			
Wilbur Wood, R (6.1) Roberto Clemente, R (7.7, PH) Frank Carpin, L (7.1) Jerry Lynch, L (9.7, PH) OBP: 0.345, SLG: 0.455										0	0	0	0	0	0	0			
Inning Stats	R: 0 E: 0 K: 0 S: 4	H: 1 LOB: 1 BB: 0 P: 4	R: 0 E: 0 K: 1 S: 6	H: 1 LOB: 1 BB: 0 P: 6	R: 1 E: 0 K: 1 S: 8	H: 3 LOB: 3 BB: 1 P: 12	R: 0 E: 0 K: 0 S: 3	H: 0 LOB: 0 BB: 0 P: 3	R: 0 E: 0 K: 0 S: 6	H: 1 LOB: 1 BB: 0 P: 6	R: 0 E: 0 K: 0 S: 3	H: 0 LOB: 0 BB: 0 P: 3	R: 0 E: 0 K: 0 S: 3	H: 0 LOB: 0 BB: 0 P: 3	R: 1 E: 0 K: 0 S: 4	H: 1 LOB: 0 BB: 0 P: 4	1B: 7 2B: 1 3B: 0 HR: 1	SF: 0 SAC: 0 DP: 1 HBP: 0	WP: 0 PA: 36 PB: 0 SB: 0 CS: 0
PITCHER Ray Herbert, R (1.1) ERA: 3.51	IP: 9.0 WLS: W BF: 36 H: 8 R: 2 ER: 2 SO: 3 BB: 1 IBB: 0 HBP: 0 BLK: 0 WP: 0 HR: 1 S: 41 P: 45 ERA: 2.00 WHIP: 1.000																		

AB 35
R 2
H 8
RBI 2
BB 1
SO 3
LOB 14



Batter	1	2	3	4	5	6	7	8	9	AB	R	H	RBI	BB	SO	LOB	BOTTOM		
John Briggs, L (1.8) OBP: 0.364, SLG: 0.418										4	0	2	1	0	0	2	Pittsburgh Pirates @ Philadelphia Phillies Connie Mack Stadium, Philadelphia, PA Sun Aug 08 1965, 3:38 AM EDT Att: 29,260 - Unknown		
Cookie Rojas, R (1.4) OBP: 0.343, SLG: 0.368										4	0	1	0	0	0	2			
Johnny Callison, L (1.9) OBP: 0.333, SLG: 0.559										3	0	0	0	1	1	2			
Dick Allen, R (1.5) OBP: 0.397, SLG: 0.514										4	0	0	0	0	1	3			
Tony Gonzalez, L (1.7) OBP: 0.345, SLG: 0.485										4	2	2	1	0	0	1			
Dick Stuart, R (1.3) OBP: 0.299, SLG: 0.443										4	1	1	1	0	1	1			
Ruben Amaro, R (9.3) OBP: 0.310, SLG: 0.247										0	0	0	0	0	0	0			
Clay Dalrymple, L (1.2) OBP: 0.275, SLG: 0.282										3	1	1	0	1	0	0			
Bobby Wine, R (1.6) OBP: 0.277, SLG: 0.257										4	1	2	2	0	0	0			
Ray Herbert, R (1.1) OBP: 0.303, SLG: 0.333										3	0	0	0	0	1	3			
Inning Stats	R: 0 E: 0 K: 0 S: 3	H: 0 LOB: 1 BB: 1 P: 7	R: 3 E: 0 K: 1 S: 8	H: 3 LOB: 1 BB: 1 P: 12	R: 1 E: 0 K: 0 S: 4	H: 1 LOB: 0 BB: 0 P: 4	R: 0 E: 0 K: 1 S: 5	H: 0 LOB: 0 BB: 0 P: 5	R: 0 E: 0 K: 2 S: 8	H: 1 LOB: 1 BB: 0 P: 8	R: 1 E: 0 K: 0 S: 6	H: 3 LOB: 2 BB: 0 P: 6	R: 0 E: 0 K: 0 S: 4	H: 1 LOB: 1 BB: 0 P: 4	R: 0 E: 0 K: 0 S: 3	H: 0 LOB: 0 BB: 0 P: 3	1B: 3 2B: 3 3B: 1 HR: 2	SF: 0 SAC: 0 DP: 0 HBP: 0	WP: 1 PA: 35 PB: 0 SB: 0 CS: 0
PITCHER Tommie Sisk, R (1.1) ERA: 5.57 Wilbur Wood, L (6.1) ERA: 2.53 Frank Carpin, L (7.1) ERA: 2.76	IP: 5.2 WLS: L BF: 27 H: 8 R: 5 ER: 5 SO: 4 BB: 2 IBB: 0 HBP: 0 BLK: 0 WP: 1 HR: 2 S: 33 P: 41 ERA: 7.94 WHIP: 1.765																		


AB 33
R 5
H 9
RBI 5
BB 2
SO 4
LOB 14



Batter	1	2	3	4	5	6	7	8	9	AB	R	H	RBI	BB	SO	LOB	TOP			
Bob Bailey, R (1, 5) OBP: 0.330, SLG: 0.386	0-0 4-3		0-0 FC4-6			0-0 F4		0-0 2B	4 1 1 0 0 0 2											
Bill Virdon, L (1, 8) OBP: 0.341, SLG: 0.389	0-0 1-3			0-0 4-3		0-3 K		0-0 HR	4 1 1 2 0 1 1											
Roberto Clemente, R (1, 9) OBP: 0.385, SLG: 0.485	0-0 1-3			0-0 G4-6-3 1B			0-0 SF8 3B	0-3 K	4 1 2 0 0 1 0											
Willie Stargell, L (1, 7) OBP: 0.319, SLG: 0.517		0-3 K		0-0 G4-6-3 1-2		0-3 K		0-3 K	4 0 0 0 0 3 2											
Donn Clendenon, R (1, 3) OBP: 0.361, SLG: 0.479		0-3 K			0-0 6-3		0-0 SF8	0-3 K	3 0 0 1 0 2 0											
Bill Mazaroski, R (1, 4) OBP: 0.287, SLG: 0.342		0-0 F7			0-0 F4		0-0 F6		3 0 0 0 0 0 0											
Andre Rodgers, R (1, 6) OBP: 0.340, SLG: 0.398			0-0 5-3		0-0 F7			0-0 F6	3 0 0 0 0 0 0											
Jim Pagliaroni, R (1, 2) OBP: 0.355, SLG: 0.467			0-0 F5			0-0 6-3		0-3 K	3 0 0 0 0 1 0											
Don Cardwell, R (1, 1) OBP: 0.216, SLG: 0.313			4-0 FC4-6 BB			4-0 BB		0-0 4-3	0 0 0 0 2 0 0											
Jerry Lynch, L (8, PH) OBP: 0.342, SLG: 0.451									1 0 0 0 0 0 0											
Don Schwall, R (8, 1) OBP: 0.342, SLG: 0.451									0 0 0 0 0 0 0											
Frank Carpin, L (8, 1) OBP: 0.342, SLG: 0.451									0 0 0 0 0 0 0											
Inning Stats	R: 0 E: 0 K: 0 S: 3	H: 0 LOB: 0 BB: 0 P: 3	R: 0 E: 0 K: 2 S: 7	H: 0 LOB: 0 BB: 0 P: 7	R: 0 E: 0 K: 0 S: 3	H: 0 LOB: 1 BB: 1 P: 7	R: 0 E: 0 K: 0 S: 3	H: 1 LOB: 0 BB: 0 P: 3	R: 0 E: 0 K: 1 S: 5	H: 0 LOB: 1 BB: 1 P: 9	R: 1 E: 0 K: 1 S: 6	H: 1 LOB: 0 BB: 0 P: 6	R: 0 E: 0 K: 1 S: 5	H: 0 LOB: 0 BB: 0 P: 5	R: 2 E: 0 K: 3 S: 11	H: 2 LOB: 0 BB: 0 P: 11	1B: 1 2B: 1 3B: 1 HR: 1	SF: 1 SAC: 0 DP: 1 HBP: 0	WP: 0 PB: 0 SB: 0 CS: 0	PA: 32
PITCHER Juan Marichal, R (1, 1) ERA: 1.71	IP: 9.0 WLS: W BF: 32 H: 4 R: 3 ER: 3 SO: 8 BB: 2 IBB: 0 HBP: 0 BLK: 0 WP: 0 HR: 1 S: 46 P: 54 ERA: 3.00 WHIP: 0.667																			

Pittsburgh Pirates @ San Francisco Giants
Candlestick Park, San Francisco, CA
Tue Aug 10 1965, 6:33 AM EDT
Att: 14,457 - Unknown


AB 29
R 3
H 4
RBI 3
BB 2
SO 8
LOB 5



Batter	1	2	3	4	5	6	7	8	9	AB	R	H	RBI	BB	SO	LOB	BOTTOM			
Dick Schofield, S (1, 6) OBP: 0.290, SLG: 0.262	4-0 1B BB G4-6-3		0-0 SH1-3 1B			0-0 4-3		4-0 FC4-6 BB	2 1 1 0 2 0 0											
Jesus Alou, R (1, 9) OBP: 0.322, SLG: 0.418	4-0 G4-6-3 1-2 BB		0-0 SH1-3 1-2			0-0 F2		0-0 FC4-6 1-2 1B	2 1 0 0 1 0 1											
Willie Mays, R (1, 8) OBP: 0.397, SLG: 0.630	0-0 G4-6-3 1-2 2-3 1B		0-0 F5			0-0 5-3		0-0 F8	4 0 1 0 0 0 2											
Willie McCovey, L (1, 3) OBP: 0.399, SLG: 0.567	0-0 G4-6-3			4-0 G5-4-3 BB			0-0 HR	0-0 1-2 1B	3 2 2 1 1 0 2											
Bob Burda, L (9, 3) OBP: 0.087, SLG: 0.091	0-0 G4-6-3 1-2 2-3 3-H				0-0 G5-4-3 1-2 BB			0-0 1-2 2-3 BB	0 0 0 0 0 0 0											
Jim Ray Hart, R (1, 5) OBP: 0.337, SLG: 0.443	0-0 1-3			0-0 G5-4-3 1-2			0-0 F8	4-0 1-2 2-3 BB	3 0 0 0 1 0 2											
Len Gabrielson, L (1, 7) OBP: 0.385, SLG: 0.436		0-0 G5-4-3 1B		0-0 6-3			4-0 FC5 BB	0-0 1-2 2-H 3-H 1B	3 0 2 2 1 0 0											
Tom Haller, L (1, 2) OBP: 0.320, SLG: 0.354		0-0 F8			0-0 F7		4-0 1-2 BB	0-0 F9	3 0 0 0 1 0 3											
Hal Lanier, R (1, 4) OBP: 0.271, SLG: 0.287		0-0 G5-4-3 1-2			0-3 K		0-3 K		3 0 0 0 0 2 3											
Juan Marichal, R (1, 1) OBP: 0.173, SLG: 0.164			0-0 5-3		0-0 F3		0-0 FC5 2-3		3 0 0 0 0 0 2											
Inning Stats	R: 1 E: 0 K: 0 S: 3	H: 1 LOB: 1 BB: 2 P: 11	R: 0 E: 0 K: 0 S: 3	H: 1 LOB: 0 BB: 0 P: 3	R: 0 E: 0 K: 0 S: 4	H: 1 LOB: 1 BB: 0 P: 4	R: 0 E: 0 K: 0 S: 2	H: 0 LOB: 0 BB: 1 P: 6	R: 0 E: 0 K: 1 S: 5	H: 0 LOB: 0 BB: 0 P: 5	R: 1 E: 0 K: 1 S: 6	H: 1 LOB: 2 BB: 2 P: 14	R: 2 E: 0 K: 0 S: 5	H: 2 LOB: 2 BB: 2 P: 13	1B: 5 2B: 0 3B: 0 HR: 1	SF: 0 SAC: 1 DP: 3 HBP: 0	WP: 0 PB: 0 SB: 0 CS: 0	PA: 34		
PITCHER Don Cardwell, R (1, 1) ERA: 3.52	IP: 7.0 WLS: L BF: 27 H: 4 R: 2 ER: 2 SO: 2 BB: 5 IBB: 0 HBP: 0 BLK: 0 WP: 0 HR: 1 S: 26 P: 46 ERA: 2.57 WHIP: 1.286																			
Don Schwall, R (8, 1) ERA: 2.95	0.2	6	2	2	2	0	2	0	0	0	0	4	12	27.00	6.000					
Frank Carpin, L (8, 1) ERA: 2.73	0.1	1	0	0	0	0	0	0	0	0	0	1	1	0.00	0.000					

Pittsburgh Pirates @ San Francisco Giants
Candlestick Park, San Francisco, CA
Tue Aug 10 1965, 6:33 AM EDT
Att: 14,457 - Unknown

AB 26
R 4
H 6
RBI 3
BB 7
SO 2
LOB 15



Batter	1	2	3	4	5	6	7	8	9	AB	R	H	RBI	BB	SO	LOB	TOP				
Bob Bailey, R OBP: 0.329, SLG: 0.384	0-3 K		0-0 1-3		0-0 6-3		0-0 5-3		0-0 G6-4-3 1B	5	0	1	0	0	1	0	Pittsburgh Pirates @ San Francisco Giants Candlestick Park, San Francisco, CA Thu Aug 12 1965, 6:33 AM EDT Unknown				
Bill Virdon, L OBP: 0.345, SLG: 0.395	0-0 1B		0-0 5-3		0-0 FC4-6 1B		0-0 3B 2B		0-0 G6-4-3 1-2f	5	1	3	0	0	0	1					
Roberto Clemente, R OBP: 0.389, SLG: 0.486	0-3 K			0-0 FC3-6 1B	0-0 FC4-6 1B		4-0 3B BB			3	1	2	0	1	1	1					
Willie Stargell, L OBP: 0.317, SLG: 0.513 Manny Mota, R OBP: 0.324, SLG: 0.420	0-0 4-3			0-0 FC3-6 1B 1-2f 2B	0-0 FC4-6 1-2f 2-3		0-0 F8 3B			3	1	0	0	0	0	4					
Donn Clendenon, R OBP: 0.358, SLG: 0.475		0-0 5-3		0-0 F7	0-0 F6		0-0 F8 3-H			4	0	0	0	0	0	4					
Bill Mazerowski, R OBP: 0.289, SLG: 0.344		0-0 F8		0-0 2B 1B		0-0 1B		0-0 F3		4	0	2	0	0	0	0					
Jim Pagliaroni, R Jose Pagan, R Del Crandall, R		0-0 1B		0-0 FC5 1-3 3-H 4-0 2B		0-3 K		4-0 G4-3 BB		3	0	2	1	1	1	1					
Gene Alley, R OBP: 0.276, SLG: 0.319		0-0 F8				0-0 F9		0-0 G4-3 1-2f		3	0	0	0	1	0	3					
Bob Friend, R Frank Carpin, L Don Schwall, R Jerry Lynch, L			0-0 6-3	0-0 FC5 2-3f		0-0 F5		0-0 6-3		3	0	0	0	0	0	4					
Inning Stats	R: 0 E: 0 K: 2 S: 8	H: 1 LOB: 1 BB: 0 P: 8	R: 0 E: 0 K: 0 S: 4	H: 1 LOB: 1 BB: 0 P: 4	R: 0 E: 0 K: 0 S: 3	H: 0 LOB: 0 BB: 0 P: 3	R: 1 E: 0 K: 0 S: 6	H: 3 LOB: 3 BB: 1 P: 10	R: 0 E: 0 K: 1 S: 6	H: 1 LOB: 1 BB: 0 P: 6	R: 2 E: 0 K: 0 S: 4	H: 2 LOB: 0 BB: 1 P: 8	R: 0 E: 0 K: 0 S: 2	H: 0 LOB: 1 BB: 1 P: 6	R: 0 E: 0 K: 0 S: 3	H: 1 LOB: 0 BB: 0 P: 3		1B: 8 2B: 2 3B: 1 HR: 0	SF: 0 SAC: 0 DP: 2 HBP: 0	WP: 0 PB: 0 SB: 0 CS: 0	PA: 38
PITCHER	IP WLS BF H R ER SO BB IBB HBP BLK WP HR S P ERA WHIP	IP WLS BF H R ER SO BB IBB HBP BLK WP HR S P ERA WHIP	IP WLS BF H R ER SO BB IBB HBP BLK WP HR S P ERA WHIP	IP WLS BF H R ER SO BB IBB HBP BLK WP HR S P ERA WHIP	IP WLS BF H R ER SO BB IBB HBP BLK WP HR S P ERA WHIP	IP WLS BF H R ER SO BB IBB HBP BLK WP HR S P ERA WHIP	IP WLS BF H R ER SO BB IBB HBP BLK WP HR S P ERA WHIP	IP WLS BF H R ER SO BB IBB HBP BLK WP HR S P ERA WHIP	IP WLS BF H R ER SO BB IBB HBP BLK WP HR S P ERA WHIP	IP WLS BF H R ER SO BB IBB HBP BLK WP HR S P ERA WHIP	IP WLS BF H R ER SO BB IBB HBP BLK WP HR S P ERA WHIP	IP WLS BF H R ER SO BB IBB HBP BLK WP HR S P ERA WHIP	IP WLS BF H R ER SO BB IBB HBP BLK WP HR S P ERA WHIP	IP WLS BF H R ER SO BB IBB HBP BLK WP HR S P ERA WHIP	IP WLS BF H R ER SO BB IBB HBP BLK WP HR S P ERA WHIP	IP WLS BF H R ER SO BB IBB HBP BLK WP HR S P ERA WHIP	IP WLS BF H R ER SO BB IBB HBP BLK WP HR S P ERA WHIP	IP WLS BF H R ER SO BB IBB HBP BLK WP HR S P ERA WHIP	IP WLS BF H R ER SO BB IBB HBP BLK WP HR S P ERA WHIP	IP WLS BF H R ER SO BB IBB HBP BLK WP HR S P ERA WHIP	IP WLS BF H R ER SO BB IBB HBP BLK WP HR S P ERA WHIP

AB 35
R 3
H 11
RBI 3
BB 3
SO 3
LOB 18



Batter	1	2	3	4	5	6	7	8	9	AB	R	H	RBI	BB	SO	LOB	BOTTOM				
Dick Schofield, S OBP: 0.289, SLG: 0.262	0-0 4-3		0-0 4-3			0-0 HR 1B		0-0 4-3		4	1	1	0	0	0	0	Pittsburgh Pirates @ San Francisco Giants Candlestick Park, San Francisco, CA Thu Aug 12 1965, 6:33 AM EDT Unknown				
Jesus Alou, R Cap Peterson, R Matty Alou, L	0-0 6-3		0-0 F3			0-0 1-H HR		0-0 HR		3	1	1	2	0	0	0					
Willie Mays, R OBP: 0.398, SLG: 0.637	0-0 1B			0-0 4-3		0-0 HR		0-3 K		4	1	2	1	0	1	0					
Willie McCovey, L OBP: 0.397, SLG: 0.562	0-0 F3			0-0 G3		0-3 K		4-0 BB		3	0	0	0	1	1	1					
Jim Ray Hart, R OBP: 0.334, SLG: 0.438		0-0 1-3		0-0 6-3		0-0 F9		0-0 F8		4	0	0	0	0	0	1					
Len Gabrielson, L OBP: 0.379, SLG: 0.428		0-0 3-1			0-0 F6		0-0 G3			3	0	0	0	0	0	0					
Tom Haller, L OBP: 0.327, SLG: 0.366		0-0 3B			0-0 1B		4-0 BB			2	0	2	0	1	0	0					
Hal Lanier, R OBP: 0.269, SLG: 0.285		0-0 L4			0-0 F7		0-0 F9			3	0	0	0	0	0	2					
Bob Shaw, R Masanori Murakami, L Frank Linzy, R			0-0 4-3			0-3 K		0-3 K		2	0	0	0	0	1	0					
Inning Stats	R: 0 E: 0 K: 0 S: 4	H: 1 LOB: 1 BB: 0 P: 4	R: 0 E: 0 K: 0 S: 4	H: 1 LOB: 1 BB: 0 P: 4	R: 0 E: 0 K: 0 S: 3	H: 0 LOB: 0 BB: 0 P: 3	R: 0 E: 0 K: 0 S: 3	H: 0 LOB: 0 BB: 0 P: 3	R: 3 E: 0 K: 2 S: 10	H: 3 LOB: 0 BB: 0 P: 10	R: 0 E: 0 K: 1 S: 5	H: 0 LOB: 1 BB: 1 P: 9	R: 1 E: 0 K: 1 S: 6	H: 1 LOB: 1 BB: 1 P: 10	R: 0 E: 0 K: 0 S: 3	H: 0 LOB: 0 BB: 0 P: 3		1B: 3 2B: 0 3B: 1 HR: 3	SF: 0 SAC: 0 DP: 0 HBP: 0	WP: 0 PB: 0 SB: 0 CS: 0	PA: 32
PITCHER	IP WLS BF H R ER SO BB IBB HBP BLK WP HR S P ERA WHIP	IP WLS BF H R ER SO BB IBB HBP BLK WP HR S P ERA WHIP	IP WLS BF H R ER SO BB IBB HBP BLK WP HR S P ERA WHIP	IP WLS BF H R ER SO BB IBB HBP BLK WP HR S P ERA WHIP	IP WLS BF H R ER SO BB IBB HBP BLK WP HR S P ERA WHIP	IP WLS BF H R ER SO BB IBB HBP BLK WP HR S P ERA WHIP	IP WLS BF H R ER SO BB IBB HBP BLK WP HR S P ERA WHIP	IP WLS BF H R ER SO BB IBB HBP BLK WP HR S P ERA WHIP	IP WLS BF H R ER SO BB IBB HBP BLK WP HR S P ERA WHIP	IP WLS BF H R ER SO BB IBB HBP BLK WP HR S P ERA WHIP	IP WLS BF H R ER SO BB IBB HBP BLK WP HR S P ERA WHIP	IP WLS BF H R ER SO BB IBB HBP BLK WP HR S P ERA WHIP	IP WLS BF H R ER SO BB IBB HBP BLK WP HR S P ERA WHIP	IP WLS BF H R ER SO BB IBB HBP BLK WP HR S P ERA WHIP	IP WLS BF H R ER SO BB IBB HBP BLK WP HR S P ERA WHIP	IP WLS BF H R ER SO BB IBB HBP BLK WP HR S P ERA WHIP	IP WLS BF H R ER SO BB IBB HBP BLK WP HR S P ERA WHIP	IP WLS BF H R ER SO BB IBB HBP BLK WP HR S P ERA WHIP	IP WLS BF H R ER SO BB IBB HBP BLK WP HR S P ERA WHIP	IP WLS BF H R ER SO BB IBB HBP BLK WP HR S P ERA WHIP	IP WLS BF H R ER SO BB IBB HBP BLK WP HR S P ERA WHIP

AB 30
R 4
H 7
RBI 4
BB 2
SO 4
LOB 5



Batter	1	2	3	4	5	6	7	8	9	AB	R	H	RBI	BB	SO	LOB	TOP								
Bob Bailey, R OBP: 0.325, SLG: 0.379 (1, 5)	F9		FC6-4 PB 1B 1-2 3-H		K		F4		F9	5	0	0	1	0	1	1	Pittsburgh Pirates @ San Francisco Giants Candlestick Park, San Francisco, CA Thu Aug 12 1965, 6:38 AM EDT Att: 20,435 - Unknown								
Manny Mota, R OBP: 0.326, SLG: 0.420 (1, 8)	6-3		PB 1B 1-2		E 1B		F8		F8	5	1	2	0	0	0	0									
Roberto Clemente, R OBP: 0.390, SLG: 0.486 (1, 9)	K		1B 1-2 2-3 BB		E7 HR 1B 1-H		4-3			4	1	2	0	1	1	0									
Willie Stargell, L OBP: 0.318, SLG: 0.519 (1, 7)			6-3		HR				K	5	1	2	2	0	1	4									
Donn Clendenon, R OBP: 0.355, SLG: 0.471 (1, 3)	G1-6-3				K				G3	4	0	0	0	0	1	1									
Bill Mazerowski, R OBP: 0.289, SLG: 0.343 (1, 4)	K				F3		F7		1B E 1B	4	1	1	0	0	1	0									
Gene Alley, R OBP: 0.284, SLG: 0.325 (1, 6)			1B FC6-4 1B		BB		5-3 1B		1B 1B 1-2 1B	3	1	3	0	1	0	0									
Del Crandall, R OBP: 0.295, SLG: 0.278 (1, 2)			1B FC6-4 1B 1-3		F7		5-3		E4 1B 1-3 2-H	4	0	2	0	0	0	2									
Vern Law, R OBP: 0.269, SLG: 0.313 (1, 1)			K		K		6-3		1-3	4	0	0	0	0	2	5									
Inning Stats	R: 0 E: 0 K: 1 S: 5	H: 0 LOB: 0 BB: 0 P: 5	R: 0 E: 0 K: 1 S: 5	H: 1 LOB: 0 BB: 0 P: 5	R: 1 E: 0 K: 1 S: 8	H: 3 LOB: 3 BB: 1 P: 12	R: 0 E: 0 K: 0 S: 3	H: 0 LOB: 1 BB: 1 P: 7	R: 3 E: 1 K: 3 S: 12	H: 3 LOB: 0 BB: 0 P: 12	R: 0 E: 0 K: 0 S: 4	H: 1 LOB: 1 BB: 0 P: 4	R: 0 E: 0 K: 0 S: 3	H: 0 LOB: 0 BB: 0 P: 3	R: 1 E: 0 K: 0 S: 6	H: 3 LOB: 2 BB: 0 P: 6	R: 0 E: 0 K: 1 S: 6	H: 1 LOB: 1 BB: 0 P: 6	1B: 11 2B: 0 3B: 0 HR: 1	SF: 0 SAC: 0 DP: 1 HBP: 0	WP: 0 PB: 1 SB: 0 CS: 0	PA: 40			
PITCHER	IP	WLS	BF	H	R	ER	SO	BB	IBB	HBP	BLK	WP	HR	S	P	ERA	WHIP								
Gaylord Perry, R ERA: 4.02 (1, 1)	5.0	L	23	7	4	4	6	2	0	0	0	0	1	33	41	7.20	1.800								
Ron Herbel, R ERA: 3.84 (6, 1)	2.0		7	1	0	0	0	0	0	0	0	0	0	7	7	0.00	0.500								
Jack Sanford, R ERA: 4.0 (8, 1)	2.0		10	4	1	0	1	0	0	0	0	0	0	12	12	0.00	2.000								

Batter	1	2	3	4	5	6	7	8	9	AB	R	H	RBI	BB	SO	LOB	BOTTOM								
Dick Schofield, S OBP: 0.289, SLG: 0.260 (1, 6)	4-3		G6-4-3 BB			F7		F4		3	0	0	0	1	0	0	Pittsburgh Pirates @ San Francisco Giants Candlestick Park, San Francisco, CA Thu Aug 12 1965, 6:38 AM EDT Att: 20,435 - Unknown								
Matty Alou, L OBP: 0.292, SLG: 0.322 (1, 9)	1B		G6-4-3 1-2			F9		F6		4	0	1	0	0	0	1									
Willie Mays, R OBP: 0.396, SLG: 0.641 (1, 8)	F4				B2-3		HR		6-3	4	1	1	1	0	0	1									
Willie McCovey, L OBP: 0.396, SLG: 0.559 (1, 3)					3-1		F7		1-3	4	0	1	0	0	0	0									
Jim Ray Hart, R OBP: 0.331, SLG: 0.434 (1, 5)	5-3				F7				F7	4	0	0	0	0	0	2									
Len Gabrielson, L OBP: 0.382, SLG: 0.448 (1, 7)			F8 E 2-1 1B		F3		HR		6-3	4	1	2	1	0	0	0									
Tom Haller, L OBP: 0.330, SLG: 0.370 (1, 2)			F3							3	0	2	0	0	0	1									
Hal Lanier, R OBP: 0.267, SLG: 0.282 (1, 4)			F8		F8		FC4-8-6			3	0	0	0	0	0	3									
Gaylord Perry, R OBP: 0.180, SLG: 0.153 (1, 1)			2-1		4-3		F9		F2	1	0	0	0	0	0	0									
Ken Henderson, S OBP: 0.238, SLG: 0.167 (5, PH)										1	0	0	0	0	0	1									
Ron Herbel, R OBP: 0.077, SLG: 0.040 (6, 1)										0	0	0	0	0	0	0									
Bob Burda, L OBP: 0.083, SLG: 0.087 (7, PH)										1	0	0	0	0	0	1									
Jack Sanford, R OBP: 0.385, SLG: 0.120 (8, 1)			3-H							0	0	0	0	0	0	0									
Inning Stats	R: 0 E: 0 K: 0 S: 5	H: 2 LOB: 2 BB: 0 P: 5	R: 0 E: 1 K: 0 S: 3	H: 1 LOB: 1 BB: 0 P: 3	R: 0 E: 0 K: 0 S: 2	H: 0 LOB: 0 BB: 1 P: 6	R: 0 E: 0 K: 0 S: 3	H: 0 LOB: 0 BB: 0 P: 3	R: 0 E: 0 K: 0 S: 4	H: 1 LOB: 1 BB: 0 P: 4	R: 1 E: 0 K: 0 S: 4	H: 1 LOB: 0 BB: 0 P: 4	R: 1 E: 0 K: 0 S: 5	H: 2 LOB: 1 BB: 0 P: 5	R: 0 E: 0 K: 0 S: 3	H: 0 LOB: 0 BB: 0 P: 3	R: 0 E: 0 K: 0 S: 3	H: 0 LOB: 0 BB: 0 P: 3	1B: 5 2B: 0 3B: 0 HR: 2	SF: 0 SAC: 0 DP: 1 HBP: 0	WP: 0 PB: 0 SB: 0 CS: 0	PA: 33			
PITCHER	IP	WLS	BF	H	R	ER	SO	BB	IBB	HBP	BLK	WP	HR	S	P	ERA	WHIP								
Vern Law, R ERA: 1.86 (1, 1)	9.0	W	34	7	2	2	0	1	0	0	0	0	2	32	36	2.00	0.889								



Batter	1	2	3	4	5	6	7	8	9	AB	R	H	RBI	BB	SO	LOB	TOP					
Bob Bailey, R OBP: 0.323, SLG: 0.376 (1, 5)	0-0 4-3			0-0 F9		0-3 K		0-0 4-3		4	0	0	0	0	1	0	Pittsburgh Pirates @ Los Angeles Dodgers Dodger Stadium, Los Angeles, CA Fri Aug 13 1965, 7:05 PM PDT Att: 32,551 - Unknown livebaseballscorecards.com					
Manny Mota, R OBP: 0.320, SLG: 0.411 (1, 8)	0-3 K2-3			0-0 6-3			0-0 5-3		0-0 L8	4	0	0	0	0	1	0						
Roberto Clemente, R OBP: 0.387, SLG: 0.481 (1, 9)	0-3 K			0-0 5-3			0-0 F8		0-0 L8	4	0	0	0	0	1	0						
Donn Clendenon, R OBP: 0.358, SLG: 0.474 (1, 3)		0-0 F3			4-0 G3-6-1 1B BB		0-0 1B 2B		0-0 1B	3	1	2	0	1	0	0						
Bill Mazerowski, R OBP: 0.291, SLG: 0.345 (1, 4)		0-0 6-3			0-0 G3-6-1 1B		0-0 1B 2H		0-0 F5	4	0	2	1	0	0	1						
Willie Stargell, L OBP: 0.316, SLG: 0.518 (1, 7)		0-3 K			0-0 G3-6-1		0-0 1B			3	0	1	0	0	1	2						
Jim Pagliaroni, R OBP: 0.361, SLG: 0.471 Del Crandall, R OBP: 0.293, SLG: 0.275 (6, 2)			4-0 G4-6-3 BB		0-0 6-3		0-0 1-3			1	0	0	0	1	0	1						
Gene Alley, R OBP: 0.284, SLG: 0.325 (1, 6)		0-0 G4-6-3				0-0 4-3		0-0 G6-3 1B		3	0	1	0	0	0	1						
Bob Veale, S OBP: 0.110, SLG: 0.071 Andre Rodgers, R OBP: 0.338, SLG: 0.395 Frank Carpin, L Don Schwall, R (8, 1)		0-3 K				0-0 4-3		0-0 G6-3		2	0	0	0	0	1	0						
										1	0	0	0	0	0	1						
										0	0	0	0	0	0	0						
Inning Stats	R: 0 E: 0 K: 2 S: 7	H: 0 LOB: 0 BB: 0 P: 7	R: 0 E: 0 K: 1 S: 5	H: 0 LOB: 0 BB: 1 P: 6	R: 0 E: 0 K: 1 S: 4	H: 0 LOB: 0 BB: 1 P: 8	R: 0 E: 0 K: 0 S: 3	H: 0 LOB: 0 BB: 0 P: 3	R: 0 E: 0 K: 1 S: 5	H: 1 LOB: 1 BB: 0 P: 7	R: 0 E: 0 K: 1 S: 5	H: 0 LOB: 0 BB: 0 P: 5	R: 1 E: 0 K: 0 S: 6	H: 3 LOB: 2 BB: 0 P: 6	R: 0 E: 0 K: 0 S: 3	H: 1 LOB: 0 BB: 0 P: 3	R: 0 E: 0 K: 0 S: 4	H: 1 LOB: 1 BB: 0 P: 4	1B: 5 2B: 1 3B: 0 HR: 0	SF: 0 SAC: 0 DP: 3 HBP: 0	WP: 0 PB: 0 SB: 0 CS: 0	PA: 32
PITCHER Claude Osteen, L ERA: 2.55 (1, 1)	IP: 9.0 WLS: W BF: 32 H: 6 R: 1 ER: 1 SO: 5 BB: 2 IBB: 0 HBP: 0 BLK: 0 WP: 0 HR: 0 S: 40 P: 48 ERA: 1.00 WHIP: 0.889															PITCHER						

Batter	1	2	3	4	5	6	7	8	9	AB	R	H	RBI	BB	SO	LOB	BOTTOM
Maury Wills, S OBP: 0.342, SLG: 0.337 (1, 6)	0-0 6-3	4-0 BB BB		0-0 4-3		0-0 SH3-4		0-0 BB 1B		3	0	1	0	1	0	1	Pittsburgh Pirates @ Los Angeles Dodgers Dodger Stadium, Los Angeles, CA Fri Aug 13 1965, 7:05 PM PDT Att: 32,551 - Unknown livebaseballscorecards.com
Jim Gilliam, S OBP: 0.386, SLG: 0.404 John Kennedy, R OBP: 0.258, SLG: 0.259 (7, 5)	4-0 FC6-4 BB	4-0 FC5-4 BB		0-0 5-3		0-0 F9		0-0 P3		2	0	0	1	2	0	2	
Jim Lefebvre, S OBP: 0.330, SLG: 0.353 (1, 4)	0-0 FC6-4	0-0 FC5-4			4-0 1B SH1-3 BB	0-3 K		4-0 FC4-6 BB		3	1	0	0	2	1	5	
Ron Fairly, L OBP: 0.363, SLG: 0.410 (1, 9)	0-0 4-3		0-0 6-3		0-0 SH1-3		0-0 5-3		0-0 FC4-6	4	0	0	0	0	0	4	
Lou Johnson, R OBP: 0.317, SLG: 0.396 (1, 7)		0-0 2B 1B		4-0 6-3 BB		0-0 E SH1-3 1B		0-0 5-3		3	1	2	0	1	0	0	
Wes Parker, S OBP: 0.336, SLG: 0.364 (1, 3)		0-0 1B BB		0-0 6-3		0-0 SH1-3		0-0 1B		3	1	2	1	0	0	1	
Jeff Torborg, R OBP: 0.311, SLG: 0.420 (1, 2)		0-0 BB BB		0-3 K		0-0 E6		0-3 K		4	0	1	1	0	2	3	
Willie Davis, L OBP: 0.270, SLG: 0.336 (1, 8)		0-3 K		0-0 4-3 S 1B		0-3 K		0-0 5-3		4	0	1	0	0	2	4	
Claude Osteen, L OBP: 0.164, SLG: 0.157 (1, 1)		0-3 K		0-3 K		0-0 SH3-4 1B		0-0 BB 1B		4	0	2	0	0	2	3	
										1B: 8 2B: 1 3B: 0 HR: 0	SF: 0 SAC: 3 DP: 0 HBP: 0	WP: 0 PB: 0 SB: 1 CS: 0	PA: 40				
PITCHER Bob Veale, L ERA: 2.9 Frank Carpin, L ERA: 2.02 Don Schwall, R ERA: 2.98 (8, 1)	IP: 7.0 WLS: L BF: 34 H: 7 R: 3 ER: 3 SO: 7 BB: 5 IBB: 0 HBP: 0 BLK: 0 WP: 0 HR: 0 S: 43 P: 63 ERA: 3.86 WHIP: 1.714															PITCHER	
	IP: 0.1 WLS: L BF: 3 H: 2 R: 0 ER: 0 SO: 0 BB: 0 IBB: 0 HBP: 0 BLK: 0 WP: 0 HR: 0 S: 3 P: 3 ERA: 0.00 WHIP: 6.000															PITCHER	
	IP: 0.2 WLS: L BF: 3 H: 0 R: 0 ER: 0 SO: 0 BB: 1 IBB: 0 HBP: 0 BLK: 0 WP: 0 HR: 0 S: 2 P: 6 ERA: 0.00 WHIP: 1.500															PITCHER	

Batter	1	2	3	4	5	6	7	8	9	10	AB	R	H	RBI	BB	SO	LOB	TOP			
Bob Bailey, R OBP: 0.320, SLG: 0.373 (1, 5)											4	0	0	0	0	1	1				
Manny Mota, R OBP: 0.323, SLG: 0.413 (1, 8)											4	0	2	0	0	1	0				
Roberto Clemente, R OBP: 0.384, SLG: 0.477 (1, 9)											4	0	0	0	0	1	3				
Donn Clendenon, R OBP: 0.355, SLG: 0.470 (1, 3)											4	0	0	0	0	1	3				
Bill Mazerolski, R OBP: 0.291, SLG: 0.343 (1, 4)											4	0	1	0	0	1	1				
Willie Stargell, L OBP: 0.315, SLG: 0.513 (1, 7)											4	0	0	0	0	3	1				
Jim Paoliaroni, R OBP: 0.360, SLG: 0.468 Bill Virdon, L OBP: 0.345, SLG: 0.395 Del Grandall, R OBP: 0.293, SLG: 0.275 (10, 2)											4	0	1	0	0	1	1				
Gene Alley, R OBP: 0.281, SLG: 0.321 (1, 6)											4	0	0	0	0	1	3				
Don Cardwell, R OBP: 0.218, SLG: 0.308 (1, 1)											4	0	1	0	0	2	1				
Inning Stats	R: 0 E: 0 K: 2 S: 7	H: 0 LOB: 0 BB: 0 P: 7	R: 0 E: 1 K: 3 S: 11	H: 1 LOB: 2 BB: 0 P: 11	R: 0 E: 0 K: 1 S: 7	H: 2 LOB: 2 BB: 0 P: 7	R: 0 E: 0 K: 1 S: 5	H: 0 LOB: 0 BB: 0 P: 5	R: 0 E: 0 K: 0 S: 3	H: 0 LOB: 0 BB: 0 P: 3	R: 0 E: 0 K: 2 S: 7	H: 0 LOB: 0 BB: 0 P: 7	R: 0 E: 0 K: 0 S: 3	H: 0 LOB: 0 BB: 0 P: 3	R: 0 E: 0 K: 0 S: 4	H: 1 LOB: 1 BB: 0 P: 4	R: 0 E: 0 K: 2 S: 8	H: 1 LOB: 1 BB: 0 P: 8	1B: 5 2B: 0 3B: 0 HR: 0	SF: 0 SAC: 0 DP: 0 HBP: 0	WP: 1 PA: 36 PB: 0 SB: 0 CS: 0
PITCHER Sandy Koufax, L ERA: 2.05 (1, 1)	IP: 10.0 W: 10 L: 0 BF: 36 H: 5 R: 0 ER: 0 SO: 12 BB: 0 IBB: 0 HBP: 0 BLK: 0 WP: 1 HR: 0 S: 60 P: 60 ERA: 0.00 WHIP: 0.500																				

Pittsburgh Pirates @ Los Angeles Dodgers
Dodger Stadium, Los Angeles, CA
Sat Aug 14 1966, 7:05 PM PDT
Att: 29,237 - Unknown

AB	36
R	0
H	5
RBI	0
BB	0
SO	12
LOB	14



Batter	1	2	3	4	5	6	7	8	9	10	AB	R	H	RBI	BB	SO	LOB	BOTTOM			
Wes Parker, S OBP: 0.336, SLG: 0.362 (1, 3)											4	0	1	0	1	1	1				
Jim Gilliam, S OBP: 0.383, SLG: 0.400 (1, 5)											5	0	1	0	0	0	3				
Jim Lefebvre, S OBP: 0.330, SLG: 0.351 (1, 4)											3	0	0	0	1	1	1				
Ron Fairly, L OBP: 0.361, SLG: 0.407 (1, 9)											3	0	0	0	0	1	0				
Lou Johnson, R OBP: 0.313, SLG: 0.390 (1, 7)											4	0	0	0	0	0	1				
Willie Davis, L OBP: 0.289, SLG: 0.335 (1, 8)											4	0	1	0	0	0	1				
John Roseboro, L OBP: 0.270, SLG: 0.285 (1, 2)											3	0	1	0	1	0	1				
John Kennedy, R OBP: 0.258, SLG: 0.259 (1, 6)											4	0	1	0	0	1	2				
Sandy Koufax, R OBP: 0.277, SLG: 0.235 (1, 1)											2	1	0	0	2	1	1				
Inning Stats	R: 0 E: 0 K: 0 S: 3	H: 0 LOB: 0 BB: 0 P: 3	R: 0 E: 0 K: 1 S: 5	H: 0 LOB: 0 BB: 0 P: 5	R: 0 E: 0 K: 1 S: 4	H: 0 LOB: 1 BB: 2 P: 12	R: 0 E: 0 K: 0 S: 3	H: 0 LOB: 0 BB: 0 P: 3	R: 0 E: 0 K: 1 S: 6	H: 1 LOB: 1 BB: 0 P: 6	R: 0 E: 0 K: 0 S: 4	H: 1 LOB: 1 BB: 0 P: 4	R: 0 E: 0 K: 1 S: 6	H: 2 LOB: 1 BB: 0 P: 6	R: 0 E: 0 K: 0 S: 3	H: 0 LOB: 1 BB: 1 P: 7	R: 1 E: 1 K: 0 S: 3	H: 0 LOB: 2 BB: 2 P: 11	1B: 5 2B: 1 3B: 0 HR: 0	SF: 0 SAC: 1 DP: 2 HBP: 0	WP: 0 PA: 38 PB: 0 SB: 1 CS: 0
PITCHER Don Cardwell, R ERA: 3.32 (1, 1)	IP: 9.2 W: 9 L: 2 BF: 38 H: 5 R: 1 ER: 0 SO: 5 BB: 5 IBB: 0 HBP: 0 BLK: 0 WP: 0 HR: 0 S: 43 P: 63 ERA: 0.00 WHIP: 1.034																				

Pittsburgh Pirates @ Los Angeles Dodgers
Dodger Stadium, Los Angeles, CA
Sat Aug 14 1966, 7:05 PM PDT
Att: 29,237 - Unknown

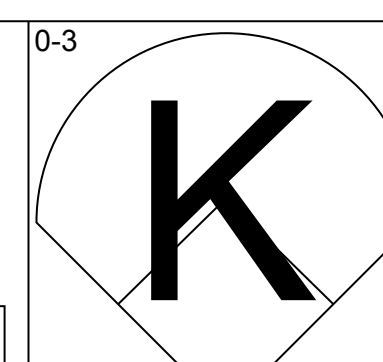
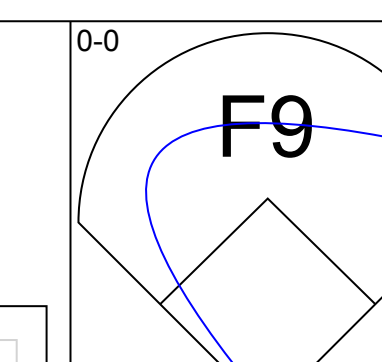
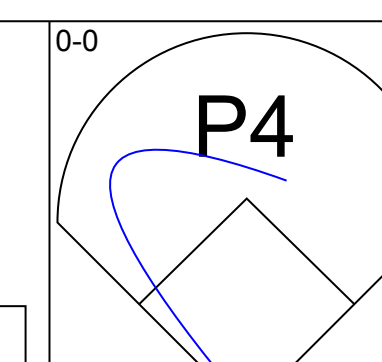
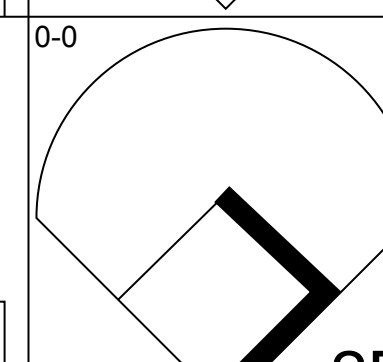
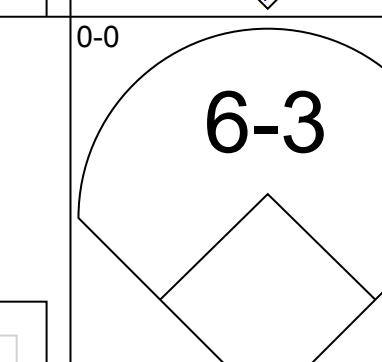
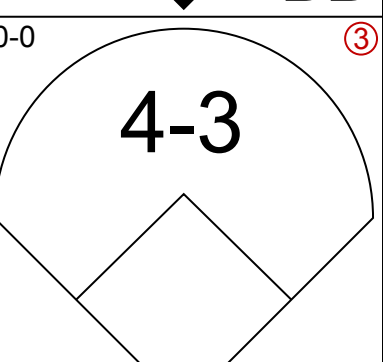
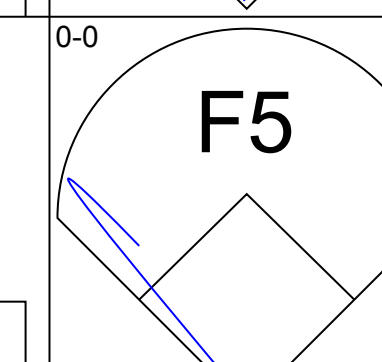
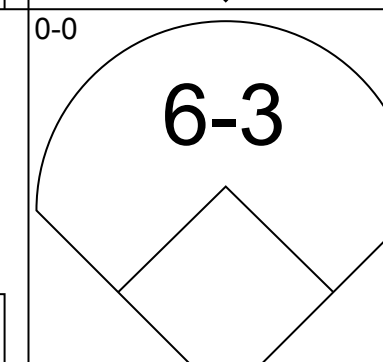
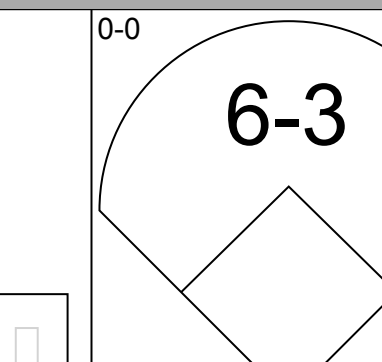
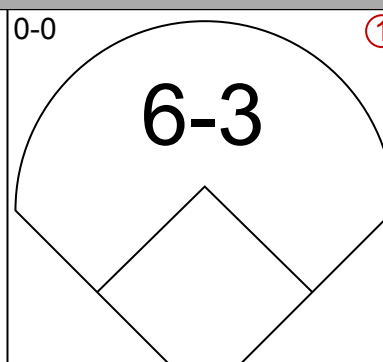
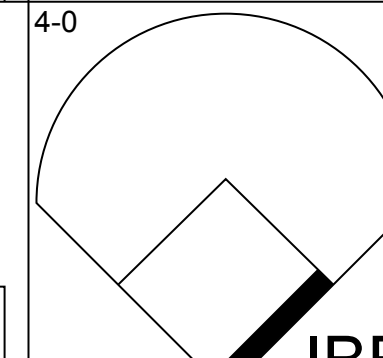
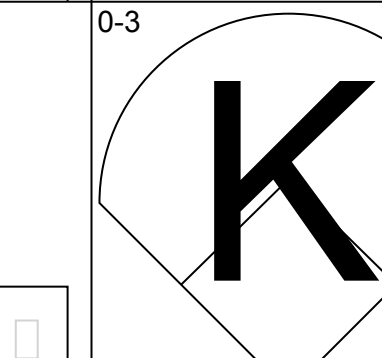
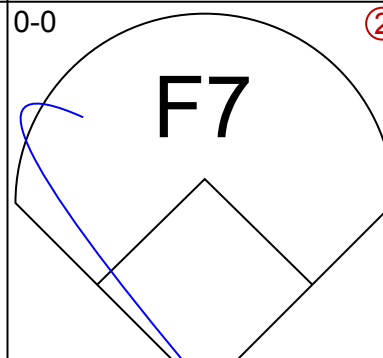
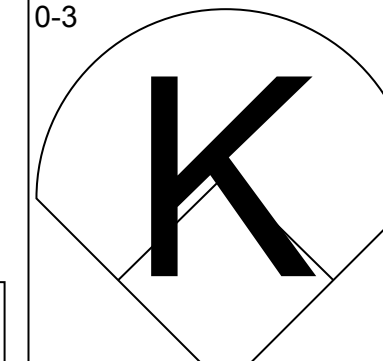
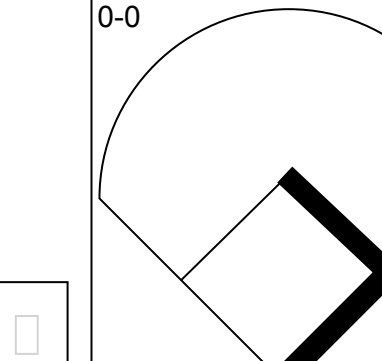
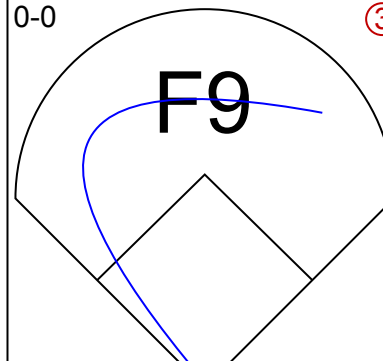
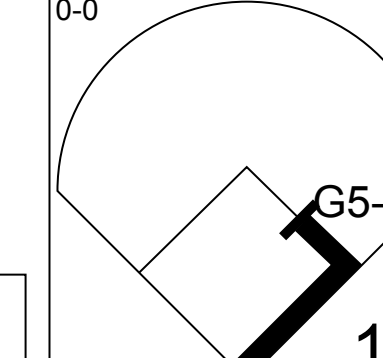
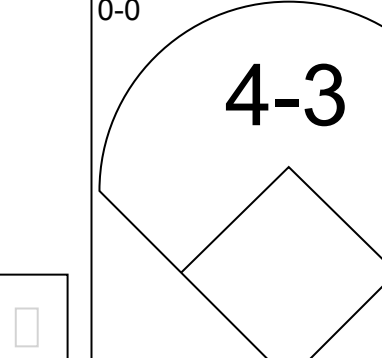
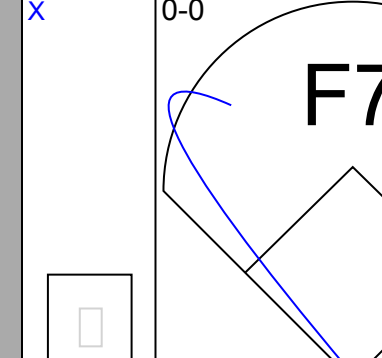
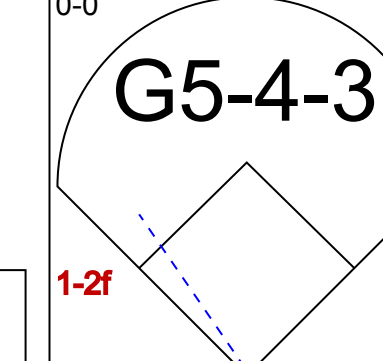
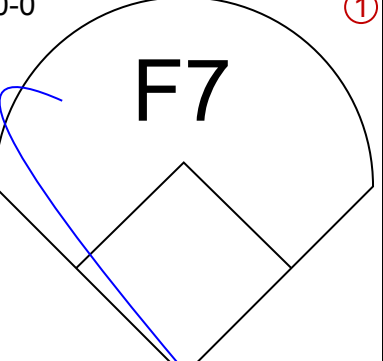
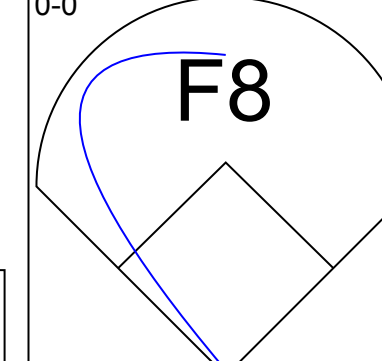
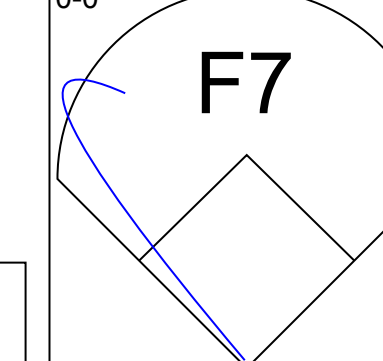
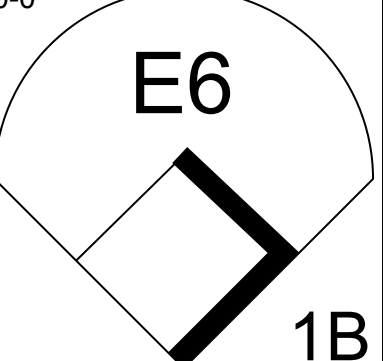
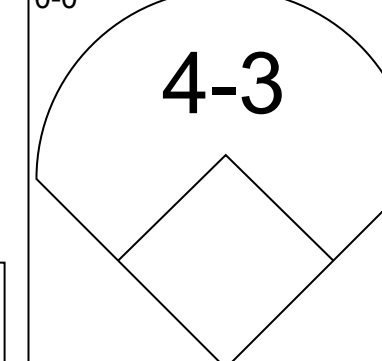
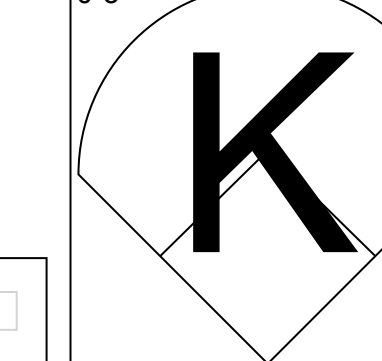
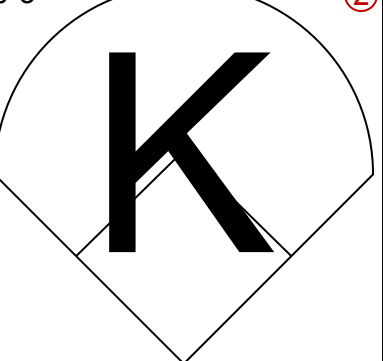
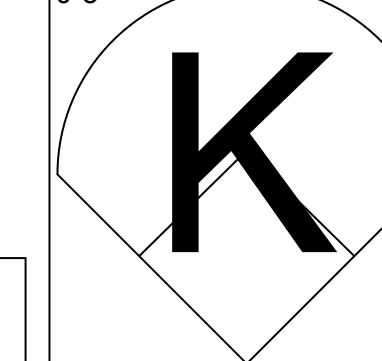
AB	32
R	1
H	5
RBI	0
BB	5
SO	5
LOB	11



Batter	1	2	3	4	5	6	7	8	9	AB	R	H	RBI	BB	SO	LOB	TOP										
Bob Bailey, R OBP: 0.323, SLG: 0.374 (1, 5)	0-0 6-3		0-0 1B		4-0 BB		0-0 SF8 1B	0-0 4-3		4	1	2	0	1	0	1	Pittsburgh Pirates @ Los Angeles Dodgers Dodger Stadium, Los Angeles, CA Sun Aug 15 1965, 3:33 AM PDT Att: 25,175 - Unknown										
Bill Virdon, L OBP: 0.344, SLG: 0.393 (1, 8)	0-0 1B		0-0 4-3		0-0 L6		0-0 SH 1B	0-0 F8		4	1	1	0	0	0	5											
Roberto Clemente, R OBP: 0.380, SLG: 0.472 (1, 9)	0-3 K			0-3 K	0-0 L3		0-0 E1 1B		0-0 4-3	5	0	0	0	0	2	6											
Willie Stargell, L OBP: 0.315, SLG: 0.511 Manny Mota, R (7, PH) OBP: 0.320, SLG: 0.411 (7, 7)	0-0 F5			0-3 K		0-0 1B SH3-4 1B	0-0 SF8		0-0 1-3	3	1	1	0	0	1	1											
Don Clendenon, R OBP: 0.356, SLG: 0.469 (1, 3)		0-3 K		0-0 CS 1B		0-3 K	0-0 FC1-2-5 1B		0-0 5-3	5	0	2	1	0	2	1											
Bill Mazerowski, R OBP: 0.293, SLG: 0.345 (1, 4)	0-0 F7			0-0 CS	0-0 FC3-6 1B	0-0 SH3-4 1B	0-0 FC6			4	0	2	0	0	0	2											
Jim Pagliaroni, R OBP: 0.356, SLG: 0.463 (1, 2)				0-3 K	0-0 FC3-6 WP BB 1B	0-0 SH3-4	0-0 FC6			3	1	0	1	0	1	3											
Gene Alley, R OBP: 0.289, SLG: 0.323 (1, 6)				0-0 B1-4-6 1B	4-0 1B WP BB	4-0 IBB	4-0 4-3 SH1-4 BB			1	0	1	0	3	0	0											
Tommye Sisk, R OBP: 0.200, SLG: 0.143 Don Schwall, R (6, 1)				0-0 B1-4-6	0-0 BB	0-3 K	0-0 SH1-4			3	0	1	1	0	1	3											
Al McBean, R OBP: 0.286, SLG: 0.333 (7, 1)				1-2	1-3 2-H 1B		1-2			0	0	0	0	0	0	0											
Inning Stats	R: 0 E: 0 K: 1 S: 6	H: 1 LOB: 1 BB: 0 P: 6	R: 0 E: 0 K: 2 S: 7	H: 0 LOB: 0 BB: 0 P: 7	R: 0 E: 0 K: 0 S: 4	H: 2 LOB: 1 BB: 0 P: 4	R: 0 E: 0 K: 2 S: 7	H: 1 LOB: 0 BB: 0 P: 7	R: 1 E: 0 K: 0 S: 5	H: 2 LOB: 2 BB: 2 P: 13	R: 1 E: 0 K: 0 S: 9	H: 2 LOB: 2 BB: 1 P: 13	R: 2 E: 1 K: 0 S: 7	H: 2 LOB: 2 BB: 0 P: 7	R: 0 E: 0 K: 0 S: 3	H: 0 LOB: 1 BB: 1 P: 7	R: 0 E: 0 K: 0 S: 3	H: 0 LOB: 0 BB: 0 P: 3	1B: 10 2B: 0 3B: 0 HR: 0	SF: 1 SAC: 3 DP: 1 HBP: 0	WP: 1 PB: 0 CS: 1	PA: 42					
PITCHER	IP	WLS	BF	H	R	ER	SO	BB	IBB	HBP	BLK	WP	HR	S	P	ERA	WHIP										
Don Drysdale, R ERA: 2.81 (1, 1)	6.0	L	30	9	4	3	7	2	1	0	0	1	0	41	53	4.50	1.833										
Ron Perranoski, L ERA: 3.5 (7, 1)	1.0		4	1	0	0	0	0	0	0	0	0	0	4	4	0.00	1.000										
Bob Miller, R ERA: 3.06 (8, 1)	2.0		7	0	0	0	0	1	0	0	0	0	0	6	10	0.00	0.500										

Batter	1	2	3	4	5	6	7	8	9	AB	R	H	RBI	BB	SO	LOB	BOTTOM										
Wes Parker, S OBP: 0.336, SLG: 0.361 (1, 3)	0-0 F2		0-3 K		0-0 F9		0-0 BB 1B			4	0	1	1	0	1	0	Pittsburgh Pirates @ Los Angeles Dodgers Dodger Stadium, Los Angeles, CA Sun Aug 15 1965, 3:33 AM PDT Att: 25,175 - Unknown										
Don LeJohn, R OBP: 0.345, SLG: 0.314 Jim Gilliam, S (7, PH) OBP: 0.385, SLG: 0.400 (8, 5)	0-0 F9		0-0 5-3		0-0 F2		4-0 FC6 BB			3	0	0	0	0	0	0											
Jim Lefebvre, S OBP: 0.327, SLG: 0.347 (1, 4)	0-0 E6 1B			0-0 F5		0-0 F8	0-0 FC6			4	0	0	0	0	0	3											
Ron Fairly, L OBP: 0.362, SLG: 0.407 (1, 9)	0-0 1B			4-0 E 1B BB		0-0 4-3		0-0 F3		3	1	1	0	1	0	0											
Lou Johnson, R OBP: 0.310, SLG: 0.385 (1, 7)	0-0 F3			0-0 E6 1B		0-0 1-3		0-3 K		4	0	0	0	0	1	3											
Willie Davis, L OBP: 0.269, SLG: 0.334 (1, 8)		0-0 F3		0-0 1B		0-0 6-3		0-0 F2		4	0	1	1	0	0	0											
Don Drysdale, R OBP: 0.326, SLG: 0.522 Ron Perranoski, L OBP: 0.429, SLG: 0.200 Willie Crawford, L (7, PH) OBP: 0.174, SLG: 0.095 Bob Miller, R (8, 1)		0-3 K		0-3 K		0-3 K		0-0 4-3		2	0	0	0	0	2	2											
Maury Wills, S OBP: 0.341, SLG: 0.336 (9, PH)								0-0 6-3		0	0	0	0	0	0	0											
John Roseboro, L OBP: 0.270, SLG: 0.285 (1, 2)	0-0 F8			0-0 6-3		0-0 BB 1B		0-0 6-3		4	1	1	0	0	0	2											
John Kennedy, R OBP: 0.260, SLG: 0.253 Wally Moon, L (9, PH) OBP: 0.326, SLG: 0.293				0-0 6-3		0-3 K		4-0 BB 1B BB		2	0	0	0	1	1	0											
Inning Stats	R: 0 E: 1 K: 0 S: 5	H: 1 LOB: 2 BB: 0 P: 5	R: 0 E: 0 K: 1 S: 5	H: 0 LOB: 0 BB: 0 P: 5	R: 0 E: 0 K: 1 S: 5	H: 0 LOB: 0 BB: 0 P: 5	R: 1 E: 1 K: 1 S: 7	H: 1 LOB: 2 BB: 1 P: 11	R: 0 E: 0 K: 1 S: 5	H: 0 LOB: 0 BB: 0 P: 5	R: 0 E: 0 K: 0 S: 3	H: 0 LOB: 0 BB: 0 P: 3	R: 1 E: 0 K: 1 S: 7	H: 2 LOB: 2 BB: 2 P: 15	R: 0 E: 0 K: 1 S: 5	H: 0 LOB: 0 BB: 0 P: 5	R: 0 E: 0 K: 0 S: 3	H: 0 LOB: 0 BB: 0 P: 3	1B: 4 2B: 0 3B: 0 HR: 0	SF: 0 SAC: 0 DP: 0 HBP: 0	WP: 0 PB: 0 CS: 0	PA: 36					
PITCHER	IP	WLS	BF	H	R	ER	SO	BB	IBB	HBP	BLK	WP	HR	S	P	ERA	WHIP										
Tommye Sisk, R ERA: 5.08 (1, 1)	5.0	W	20	2	1	1	1	1	0	0	0	0	0	9	17	5.40	2.400										
Don Schwall, R ERA: 3.05 (6, 1)	1.2		9	2	1	1	1	2	0	0	0	0	0	9	17	5.40	2.400										
Al McBean, R ERA: 2.25 (7, 1)	2.1	S	7	0	0	0	1	0	0	0	0	0	0	9	9	0.00	0.000										

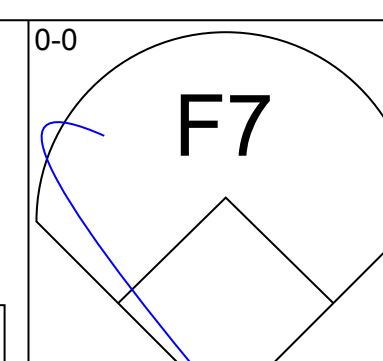
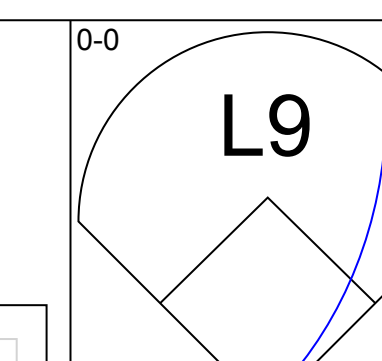
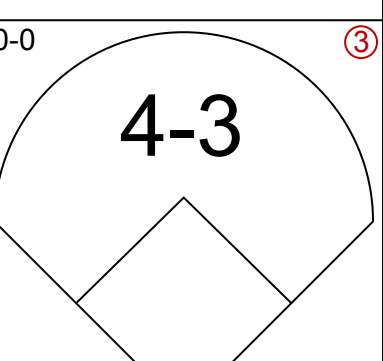
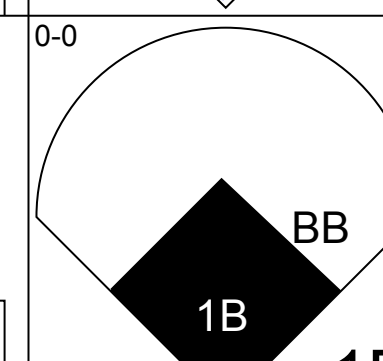
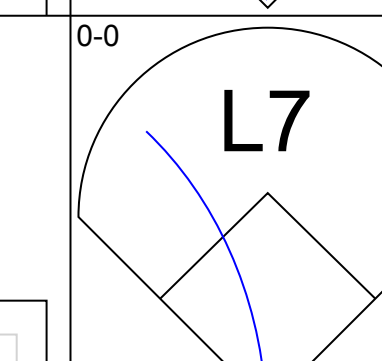
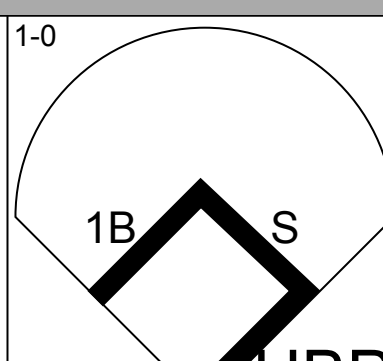
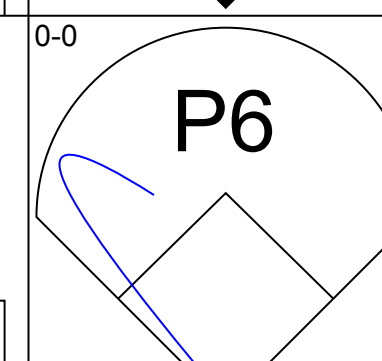
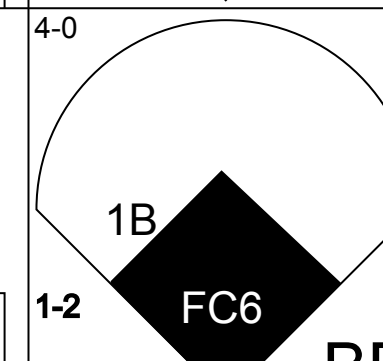
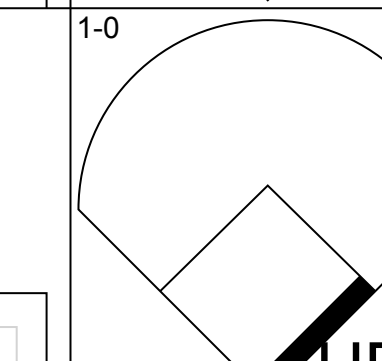
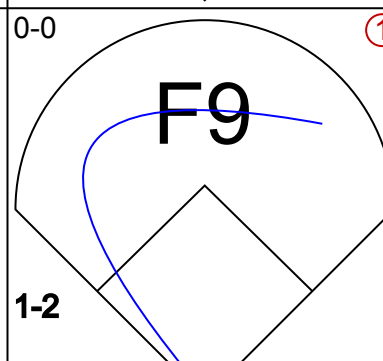
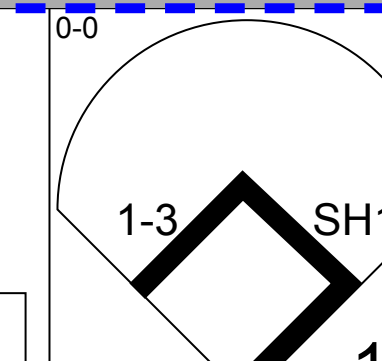
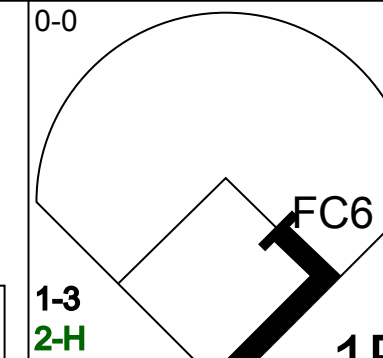
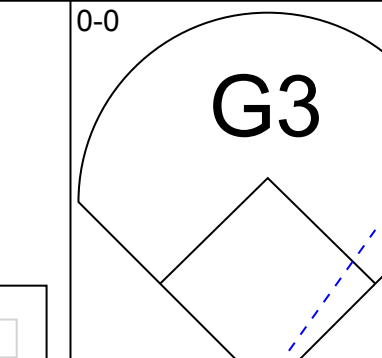
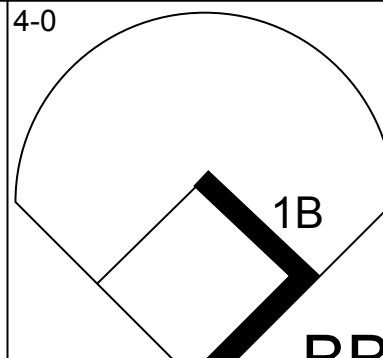

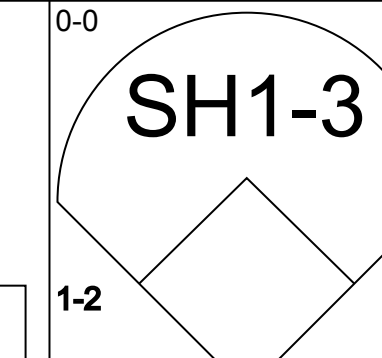
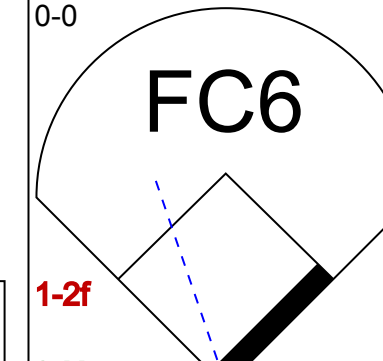
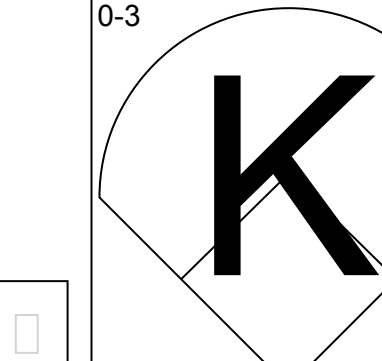
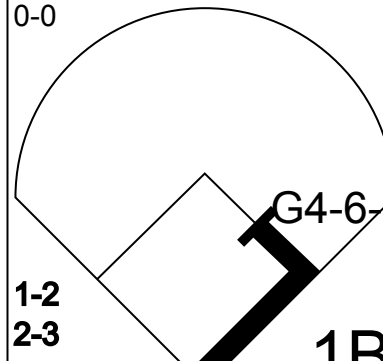
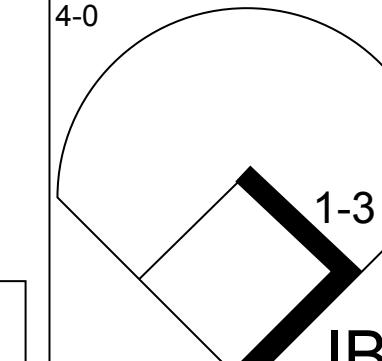
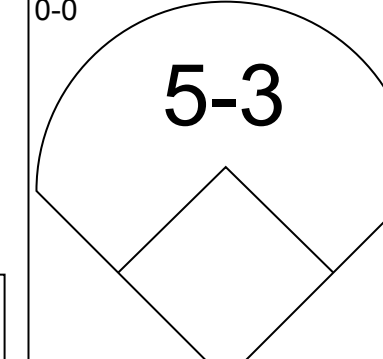
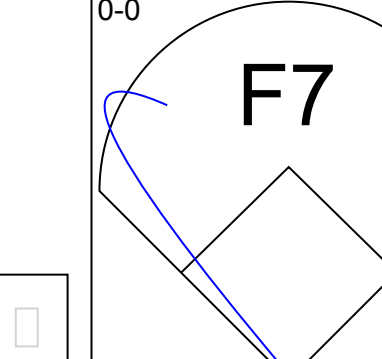
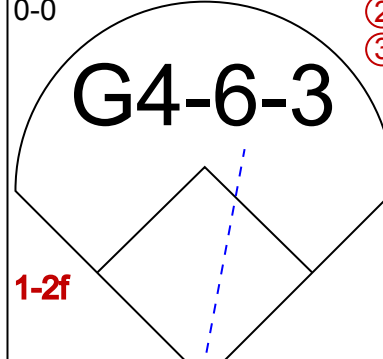
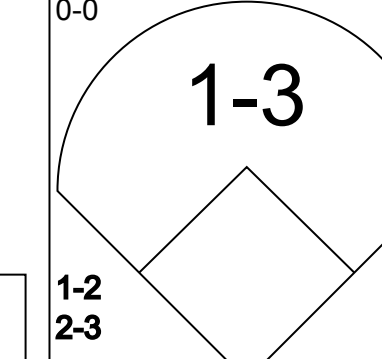
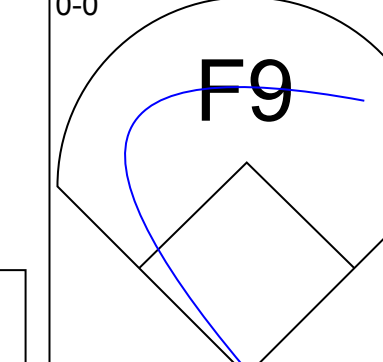
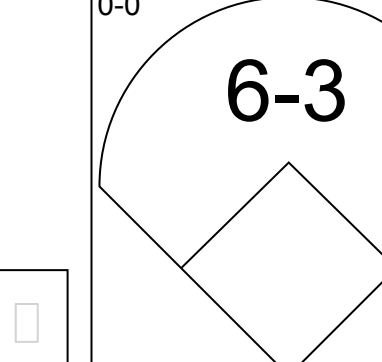
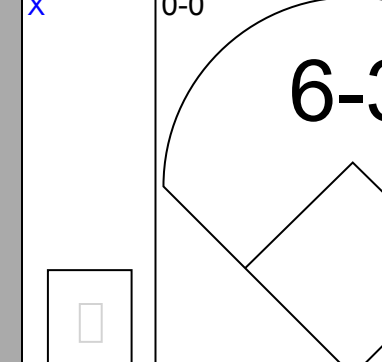
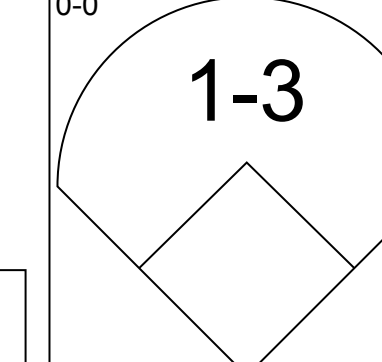
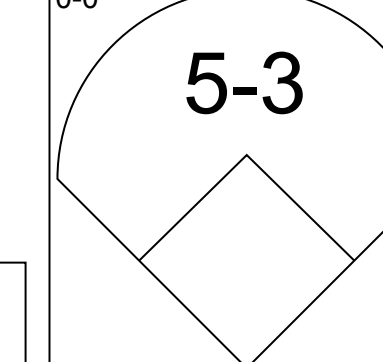
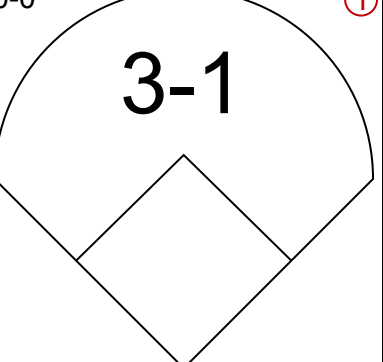
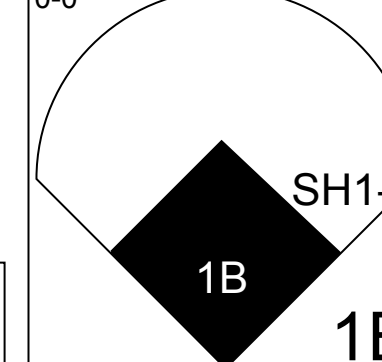
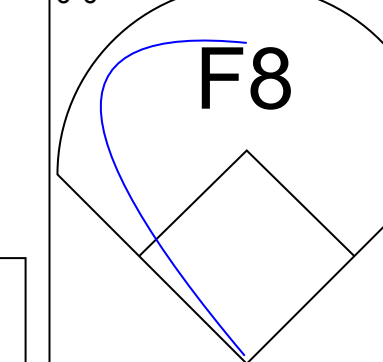
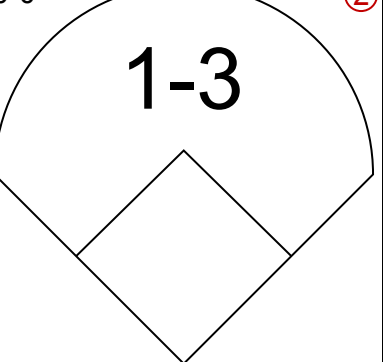
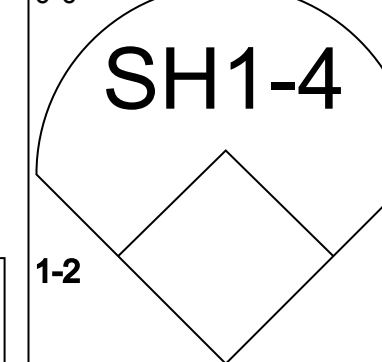


Batter	1	2	3	4	5	6	7	8	9	AB	R	H	RBI	BB	SO	LOB	TOP					
Bob Bailey, R OBP: 0.322, SLG: 0.371 (1, 5)										3	0	0	0	1	1	0						
Bill Virdon, L OBP: 0.343, SLG: 0.395 (1, 8)										4	0	1	0	0	0	2						
Roberto Clemente, R OBP: 0.377, SLG: 0.467 (1, 9)										4	0	0	0	0	0	1						
Willie Stargell, L OBP: 0.314, SLG: 0.507 (1, 7)										3	0	0	0	1	2	0						
Donn Clendenon, R OBP: 0.355, SLG: 0.470 (1, 3)										4	0	1	0	0	1	2						
Bill Mazerowski, R OBP: 0.293, SLG: 0.345 (1, 4)										3	0	1	0	0	0	1						
Jim Pagliaroni, R OBP: 0.353, SLG: 0.458 (1, 2)										3	0	0	0	0	0	1						
Gene Alley, R OBP: 0.289, SLG: 0.323 (1, 6)										3	0	1	0	0	0	0						
Bob Friend, R OBP: 0.018, SLG: 0.018 (1, 1)										2	0	0	0	0	2	1						
Jerry Lynch, L OBP: 0.336, SLG: 0.442 (8, PH)										1	0	0	0	0	1	0						
Frank Carpin, L (8, 1)										0	0	0	0	0	0	0						
Al McBean, R OBP: 0.286, SLG: 0.333 (8, 1)										0	0	0	0	0	0	0						
Inning Stats	R: 0 E: 0 K: 2 S: 8	H: 1 LOB: 2 BB: 1 P: 12	R: 0 E: 0 K: 0 S: 3	H: 1 LOB: 0 BB: 0 P: 3	R: 0 E: 0 K: 1 S: 5	H: 0 LOB: 0 BB: 0 P: 5	R: 0 E: 0 K: 1 S: 6	H: 1 LOB: 1 BB: 0 P: 6	R: 0 E: 1 K: 1 S: 6	H: 2 LOB: 2 BB: 1 P: 10	R: 0 E: 0 K: 0 S: 3	H: 0 LOB: 0 BB: 0 P: 3	R: 0 E: 0 K: 0 S: 3	H: 0 LOB: 0 BB: 0 P: 3	R: 0 E: 0 K: 1 S: 5	H: 0 LOB: 0 BB: 0 P: 5	R: 0 E: 0 K: 1 S: 5	H: 0 LOB: 0 BB: 0 P: 5	1B: 2 2B: 2 3B: 0 HR: 0	SF: 0 SAC: 0 DP: 1 HBP: 0	WP: 0 PB: 0 SB: 0 CS: 0	PA: 32
PITCHER Robin Roberts, R ERA: 2.92 (1, 1)	IP: 9.0 WLS: W BF: 32 H: 4 R: 0 ER: 0 SO: 7 BB: 1 IBB: 1 HBP: 0 BLK: 0 WP: 0 HR: 0 S: 44 P: 52 ERA: 0.00 WHIP: 0.556											PITCHER	IP: 9.0 WLS: W BF: 32 H: 4 R: 0 ER: 0 SO: 7 BB: 1 IBB: 1 HBP: 0 BLK: 0 WP: 0 HR: 0 S: 44 P: 52 ERA: 0.00 WHIP: 0.556									

Pittsburgh Pirates @ Houston Astros
Astrodome, Houston, TX
Mon Aug 16 1965, 8:05 PM EDT
Att: 26,549 - Dome

AB 30
R 0
H 4
RBI 0
BB 2
SO 7
LOB 8



Batter	1	2	3	4	5	6	7	8	9	AB	R	H	RBI	BB	SO	LOB	BOTTOM						
Lee Maye, L OBP: 0.270, SLG: 0.352 (1, 7)										4	0	1	1	0	0	0							
Joe Morgan, L OBP: 0.379, SLG: 0.445 (1, 4)										3	1	1	0	0	0	1							
Bob Aspromonte, R OBP: 0.319, SLG: 0.352 (1, 5)										2	1	1	0	1	0	1							
Jim Gentile, L OBP: 0.326, SLG: 0.435 (1, 3)										2	0	1	1	1	0	1							
Jimmy Wynn, R OBP: 0.362, SLG: 0.454 (1, 8)										3	0	1	1	1	1	1							
Rusty Staub, L OBP: 0.331, SLG: 0.348 (1, 9)										4	0	0	0	0	0	6							
Ron Brand, R OBP: 0.286, SLG: 0.285 (1, 2)										4	0	0	0	0	0	2							
Bob Lillis, R OBP: 0.261, SLG: 0.235 (1, 6)										3	1	1	0	0	0	0							
Robin Roberts, S OBP: 0.256, SLG: 0.256 (1, 1)										2	0	0	0	0	0	0							
Inning Stats	R: 2 E: 0 K: 0 S: 5	H: 2 LOB: 1 BB: 1 P: 9	R: 0 E: 0 K: 0 S: 3	H: 0 LOB: 0 BB: 0 P: 3	R: 0 E: 0 K: 1 S: 5	H: 0 LOB: 0 BB: 0 P: 4	R: 0 E: 0 K: 1 S: 5	H: 0 LOB: 0 BB: 0 P: 5	R: 0 E: 0 K: 0 S: 3	H: 1 LOB: 2 BB: 1 P: 8	R: 1 E: 0 K: 0 S: 5	H: 2 LOB: 1 BB: 0 P: 5	R: 0 E: 0 K: 0 S: 4	H: 1 LOB: 2 BB: 1 P: 8	1B: 6 2B: 0 3B: 0 HR: 0	SF: 0 SAC: 2 DP: 1 HBP: 2	WP: 0 PB: 0 SB: 1 CS: 0	PA: 34					
PITCHER Bob Friend, R ERA: 3.52 (1, 1)	IP: 7.0 WLS: L BF: 29 H: 5 R: 3 ER: 3 SO: 3 BB: 2 IBB: 0 HBP: 2 BLK: 0 WP: 0 HR: 0 S: 27 P: 37 ERA: 3.86 WHIP: 1.000											PITCHER	IP: 7.0 WLS: L BF: 29 H: 5 R: 3 ER: 3 SO: 3 BB: 2 IBB: 0 HBP: 2 BLK: 0 WP: 0 HR: 0 S: 27 P: 37 ERA: 3.86 WHIP: 1.000										
Frank Carpin, L ERA: 2.57 (8, 1)	0.2	4	1	0	0	0	0	0	0	3	7	0.00	1.500										
Al McBean, R ERA: 2.24 (8, 1)	0.1	1	0	0	0	0	0	0	0	1	1	0.00	0.000										

Pittsburgh Pirates @ Houston Astros
Astrodome, Houston, TX
Mon Aug 16 1965, 8:05 PM EDT
Att: 26,549 - Dome

AB 27
R 3
H 6
RBI 3
BB 3
SO 1
LOB 12



Batter	1	2	3	4	5	6	7	8	9	AB	R	H	RBI	BB	SO	LOB	TOP										
Bob Bailey, R OBP: 0.327, SLG: 0.375 (1, 5)	F7					4-3											4 0 3 2 1 0 0										
Bill Virdon, L OBP: 0.342, SLG: 0.393 (1, 8)	F9	4-3				4-3											4 0 1 0 0 0 2										
Roberto Clemente, R OBP: 0.379, SLG: 0.467 Manny Mota, R OBP: 0.319, SLG: 0.409 (1, 9) (7, 9)	6-3																3 1 1 0 0 1 2 1 0 0 0 0 0 1										
Willie Stargell, L OBP: 0.313, SLG: 0.506 (1, 7)																	5 1 1 0 0 0 6										
Donn Clendenon, R OBP: 0.357, SLG: 0.479 (1, 3)																	4 3 2 2 1 0 2										
Bill Mazaroski, R OBP: 0.292, SLG: 0.343 (1, 4)																	5 1 1 0 0 0 2										
Jim Pagliaroni, R OBP: 0.354, SLG: 0.453 (1, 2)																	3 1 0 0 2 1 1										
Gene Alley, R OBP: 0.294, SLG: 0.333 (1, 6)																	4 1 3 2 0 1 1										
Vern Law, R OBP: 0.254, SLG: 0.296 Frank Carpin, L (8, 1)																	4 0 0 1 0 0 4										
Al McBean, R OBP: 0.286, SLG: 0.333 (9, 1)																	0 0 0 0 0 0 0 0 0 0 0 0 0 0										
Inning Stats	R: 0 E: 0 K: 0 S: 3	H: 0 LOB: 0 BB: 0 P: 3	R: 4 E: 0 K: 0 S: 7	H: 4 LOB: 1 BB: 1 P: 11	R: 2 E: 0 K: 1 S: 7	H: 2 LOB: 1 BB: 1 P: 11	R: 0 E: 0 K: 1 S: 6	H: 1 LOB: 2 BB: 1 P: 10	R: 2 E: 0 K: 1 S: 6	H: 2 LOB: 0 BB: 1 P: 10	R: 0 E: 0 K: 0 S: 4	H: 1 LOB: 2 BB: 0 P: 4	R: 0 E: 0 K: 0 S: 4	H: 1 LOB: 1 BB: 0 P: 4	R: 0 E: 0 K: 0 S: 3	H: 0 LOB: 0 BB: 0 P: 3	1B: 8 2B: 2 3B: 1 HR: 1	SF: 0 SAC: 1 DP: 1 HBP: 1	WP: 1 PA: 43 PB: 0 SB: 0 CS: 0								
PITCHER	IP	WLS	BF	H	R	ER	SO	BB	IBB	HBP	BLK	WP	HR	S	P	ERA	WHIP										
Turk Farrell, R ERA: 3.04 (1, 1)	2.1	L	14	6	6	6	0	0	1	0	0	0	1	13	17	23.14	2.571										
Dave Giusti, R ERA: 4.43 (3, 1)	2.2		13	3	2	2	3	3	0	0	0	1	0	16	28	6.75	2.250										
Mike Cuellar, L ERA: 5.05 (6, 1)	3.0		13	3	0	0	0	0	0	1	0	0	0	12	13	0.00	1.000										
Jim Owens, R ERA: 3.13 (9, 1)	1.0		3	0	0	0	0	0	0	0	0	0	0	3	3	0.00	0.000										

Pittsburgh Pirates @ Houston Astros
Astrodome, Houston, TX
Tue Aug 17 1965, 8:05 PM EDT
Att: 24,863 - Dome

AB 37
R 8
H 12
RBI 7
BB 4
SO 3
LOB 21



Batter	1	2	3	4	5	6	7	8	9	AB	R	H	RBI	BB	SO	LOB	BOTTOM										
Lee Maye, L OBP: 0.269, SLG: 0.349 (1, 7)	1-3																5 1 1 0 0 0 3										
Joe Morgan, L OBP: 0.383, SLG: 0.449 (1, 4)																	5 3 4 0 0 0 0										
Rusty Staub, L OBP: 0.342, SLG: 0.375 (1, 9)																	3 2 3 3 2 0 0										
Jim Gentile, L OBP: 0.325, SLG: 0.432 Frank Thomas, R OBP: 0.246, SLG: 0.290 (1, 3) (9, 3)																	2 0 0 1 1 0 2 1 0 1 1 0 0 0										
Jimmy Wynn, R OBP: 0.361, SLG: 0.450 (1, 8)																	4 0 0 0 1 1 5										
Ron Brand, R OBP: 0.287, SLG: 0.287 (1, 5)																	5 0 1 0 0 1 5										
Bob Lillis, R OBP: 0.260, SLG: 0.235 (1, 6)																	5 0 1 0 0 0 4										
Dave Adlesh, R OBP: 0.400, SLG: 0.400 (1, 2)																	5 0 2 1 0 0 2										
Turk Farrell, R OBP: 0.167, SLG: 0.169 Dave Giusti, R OBP: 0.212, SLG: 0.290 Mike Cuellar, L OBP: 0.300, SLG: 0.378 Joe Gainor, R OBP: 0.125, SLG: 0.125 Jim Owens, R OBP: 0.250, SLG: 0.250 (1, 1) (3, 1) (6, 1) (9, 1) (9, PH)																	1 0 1 0 0 0 0 1 0 0 0 0 0 0 1 0 0 0 0 0 1 1 0 1 0 0 0 0 0 0 0 0 0 0 0 1 0 0 0 0 0 3										
Inning Stats	R: 0 E: 0 K: 1 S: 6	H: 1 LOB: 2 BB: 1 P: 10	R: 0 E: 0 K: 0 S: 5	H: 2 LOB: 0 BB: 0 P: 5	R: 0 E: 0 K: 1 S: 6	H: 1 LOB: 2 BB: 1 P: 10	R: 0 E: 0 K: 0 S: 3	H: 1 LOB: 0 BB: 0 P: 3	R: 1 E: 0 K: 0 S: 5	H: 2 LOB: 1 BB: 0 P: 5	R: 0 E: 0 K: 0 S: 4	H: 1 LOB: 1 BB: 0 P: 4	R: 3 E: 0 K: 0 S: 6	H: 3 LOB: 0 BB: 0 P: 6	R: 0 E: 0 K: 0 S: 4	H: 1 LOB: 1 BB: 0 P: 4	R: 2 E: 0 K: 0 S: 6	H: 3 LOB: 3 BB: 2 P: 14	1B: 11 2B: 3 3B: 0 HR: 1	SF: 1 SAC: 0 DP: 1 HBP: 0	WP: 1 PA: 45 PB: 0 SB: 1 CS: 0						
PITCHER	IP	WLS	BF	H	R	ER	SO	BB	IBB	HBP	BLK	WP	HR	S	P	ERA	WHIP										
Vern Law, R ERA: 1.98 (1, 1)	7.2	W	36	12	4	4	2	2	0	0	0	1	0	38	46	4.70	1.826										
Frank Carpin, L ERA: 3.09 (8, 1)	0.1		3	1	2	2	0	1	0	0	0	1	0	2	6	54.00	6.000										
Al McBean, R ERA: 2.21 (9, 1)	1.0	S	6	2	0	0	0	1	0	0	0	0	0	5	9	0.00	3.000										

Pittsburgh Pirates @ Houston Astros
Astrodome, Houston, TX
Tue Aug 17 1965, 8:05 PM EDT
Att: 24,863 - Dome

AB 40
R 6
H 15
RBI 6
BB 4
SO 2
LOB 25




Batter	1	2	3	4	5	6	7	8	9	AB	R	H	RBI	BB	SO	LOB	TOP																
Bob Bailey, R OBP: 0.328, SLG: 0.376 (1, 5)	6-3			4-3	2B BB		F7		2B	4	2	1	0	1	0	1	Pittsburgh Pirates @ Houston Astros Astrodome, Houston, TX Wed Aug 18 1965, 8:05 PM EDT Att: 30,470 - Dome																
Bill Virdon, L OBP: 0.340, SLG: 0.393 (1, 8)	4-3			6-3	F6		6-3		1B 2B	5	1	1	1	0	0	4																	
Manny Mota, R OBP: 0.329, SLG: 0.417 (1, 9)	1-3			BB	2B				2B 1B	3	1	2	4	2	0	0																	
Willie Stargell, L OBP: 0.312, SLG: 0.501 Jose Pagan, R OBP: 0.270, SLG: 0.259 (1, 7) (9, 5)	F7			1-3	1-3				K 1B	4	0	0	0	0	1	3																	
Donn Clendenon, R OBP: 0.358, SLG: 0.480 (1, 3)	4-3			K	1B				F7	5	0	2	1	0	1	2																	
Bill Mazaroski, R OBP: 0.292, SLG: 0.342 (1, 4)	6-3			1B	1B		F9		F8	4	1	1	0	0	0	2																	
Gene Alley, R OBP: 0.293, SLG: 0.332 (1, 6)				2-3	1B		K		6-3	4	1	1	0	0	1	2																	
Del Crandall, R OBP: 0.299, SLG: 0.283 (1, 2)				5-3	BB 1B		SH2-4		6-3	4	1	2	1	0	0	0																	
Bob Veale, S OBP: 0.118, SLG: 0.082 Al McBean, R OBP: 0.286, SLG: 0.333 (9, 1) (9, 7)	K			K	BB		SH2-4		K	3	1	1	1	0	2	0																	
Frank Carpin, L OBP: 0.286, SLG: 0.333 Al McBean, R OBP: 0.286, SLG: 0.333 (9, 1) (9, 1)	K			1-2 2H	2B		1-2		K	0	0	0	0	0	0	0																	
Inning Stats	R: 0 E: 0 K: 0 S: 3	H: 0 LOB: 0 BB: 0 P: 3	R: 0 E: 0 K: 0 S: 3	H: 0 LOB: 0 BB: 0 P: 3	R: 0 E: 0 K: 1 S: 5	H: 0 LOB: 0 BB: 0 P: 5	R: 0 E: 0 K: 0 S: 3	H: 0 LOB: 1 BB: 1 P: 7	R: 5 E: 0 K: 1 S: 10	H: 5 LOB: 1 BB: 1 P: 14	R: 0 E: 0 K: 1 S: 5	H: 1 LOB: 1 BB: 0 P: 5	R: 0 E: 0 K: 0 S: 4	H: 1 LOB: 1 BB: 0 P: 4	R: 1 E: 0 K: 1 S: 6	H: 1 LOB: 1 BB: 1 P: 10	R: 2 E: 0 K: 1 S: 8	H: 3 LOB: 2 BB: 0 P: 9	1B: 7 2B: 5 3B: 0 HR: 0	SF: 0 SAC: 1 DP: 1 HBP: 1	WP: 0 PB: 1 SB: 0 CS: 1	PA: 41											
PITCHER	IP WLS BF H R ER SO BB IBB HBP BLK WP HR S P ERA WHIP																																
Don Nottebart, R ERA: 4.53 Danny Coombs, L ERA: 4.23 Ron Taylor, R ERA: 4.94	(1, 1) (5, 1) (9, 1)	4.2 3.1 1.0	L 13 7	21 3 3	5 1 2	5 1 2	5 2 1	2 1 0	0 0 0	0 0 1	0 0 0	0 0 0	0 0 8	23 16 9	31 20 9	9.64 2.70 18.00	1.500 1.200 3.000																


Batter	1	2	3	4	5	6	7	8	9	AB	R	H	RBI	BB	SO	LOB	BOTTOM													
Joe Gaines, R OBP: 0.301, SLG: 0.372 Lee Maye, L OBP: 0.271, SLG: 0.351 (1, 7) (9, PH)	K			P4					2B 1B	3	0	0	0	1	1	0	Pittsburgh Pirates @ Houston Astros Astrodome, Houston, TX Wed Aug 18 1965, 8:05 PM EDT Att: 30,470 - Dome													
Joe Morgan, L OBP: 0.384, SLG: 0.447 (1, 4)	F9			6-3	BB				K	2	1	0	0	2	1	2														
Jimmy Wynn, R OBP: 0.363, SLG: 0.456 (1, 8)	PO			K					F7	5	0	3	1	0	1	2														
Frank Thomas, R OBP: 0.246, SLG: 0.288 Jim Gentile, L OBP: 0.327, SLG: 0.432 (9, PH) (9, PH)	PO			6-3	1-2				1B	4	1	1	1	0	0	2														
Ron Brand, R OBP: 0.288, SLG: 0.299 (1, 5)	E7			K					HR	5	1	2	2	0	2	5														
Rusty Staub, L OBP: 0.345, SLG: 0.373 (1, 9)	4-3				BB				2B	2	1	0	0	2	0	1														
Bob Lillis, R OBP: 0.260, SLG: 0.238 (1, 6)	F9				F9				2B	4	1	1	0	0	0	2														
Dave Adlesh, R OBP: 0.333, SLG: 0.444 (1, 2)				K					1B	4	1	1	1	0	2	1														
Don Nottebart, R OBP: 0.140, SLG: 0.075 Danny Coombs, R OBP: 0.222, SLG: 0.125 Eddie Kasko, R OBP: 0.254, SLG: 0.262 Ron Taylor, R OBP: 0.154, SLG: 0.231 Walt Bond, L OBP: 0.332, SLG: 0.357 (1, 1) (5, 1) (9, PH) (9, 1) (9, PH)	K			K					F8	1	0	0	0	0	1	0														
Inning Stats	R: 0 E: 0 K: 1 S: 5	H: 1 LOB: 0 BB: 0 P: 5	R: 0 E: 1 K: 0 S: 4	H: 1 LOB: 1 BB: 0 P: 4	R: 0 E: 0 K: 2 S: 7	H: 0 LOB: 0 BB: 0 P: 7	R: 0 E: 0 K: 2 S: 7	H: 0 LOB: 1 BB: 1 P: 11	R: 0 E: 0 K: 2 S: 7	H: 0 LOB: 1 BB: 1 P: 11	R: 1 E: 0 K: 1 S: 6	H: 1 LOB: 1 BB: 1 P: 10	R: 0 E: 0 K: 0 S: 3	H: 0 LOB: 0 BB: 0 P: 3	R: 0 E: 0 K: 0 S: 3	H: 0 LOB: 1 BB: 1 P: 7		R: 6 E: 0 K: 1 S: 11	H: 7 LOB: 2 BB: 2 P: 19	1B: 5 2B: 4 3B: 0 HR: 1	SF: 0 SAC: 1 DP: 1 HBP: 0	WP: 1 PB: 0 SB: 0 CS: 0	PA: 42							
PITCHER	IP WLS BF H R ER SO BB IBB HBP BLK WP HR S P ERA WHIP																													
Bob Veale, L Al McBean, R Frank Carpin, L Al McBean, R	(1, 1) (9, 1) (9, 1) (9, 1)	8.0 0.2 0.1 0.2	W S 1 S	34 6 1 6	H R 0 4	R ER 0 2	SO BB 0 2	BB IBB 0 1	HBP BLK 0 0	WP HR 0 0	S P 5 9	P P 9 9	27.00 0.00 0.00 27.00	6.000 0.000 0.000 6.000																



Batter	1	2	3	4	5	6	7	8	9	AB	R	H	RBI	BB	SO	LOB	TOP			
Felipe Alou, R OBP: 0.342, SLG: 0.511 (1, 7)	0-0 6-3		0-0 F8			0-0 F9		0-0 5-3		4	0	0	0	0	0	1	Milwaukee Braves @ Pittsburgh Pirates Forbes Field, Pittsburgh, PA Sat Aug 21 1965, 3:33 AM EDT Att: 10,259 - Unknown			
Mack Jones, L OBP: 0.323, SLG: 0.534 (1, 8)	0-0 4-3		0-0 4-3			0-0 1B		0-0 F7		4	0	1	0	0	0	1				
Hank Aaron, R OBP: 0.395, SLG: 0.591 (1, 9)	0-0 1B			0-0 1B		0-0 1B		0-0 5-3		4	0	3	0	0	0	0				
Eddie Mathews, L OBP: 0.354, SLG: 0.499 (1, 5)	0-0 F9			0-0 F3		0-0 1-2		0-0 F1		3	0	0	0	1	0	2				
Joe Torre, R OBP: 0.380, SLG: 0.521 (1, 3)		0-0 6-3		0-0 F7		0-0 G3		0-0 F9		4	0	0	0	0	0	3				
Gene Oliver, R OBP: 0.340, SLG: 0.497 (1, 2)		0-0 F4		0-0 F7			0-0 G5-4-3			2	0	0	0	1	0	1				
Frank Bolling, R OBP: 0.295, SLG: 0.355 (1, 4)		0-0 1-3			0-0 F9		0-0 G5-4-3			3	0	0	0	0	0	1				
Denis Menke, R OBP: 0.302, SLG: 0.417 (1, 6)			0-0 SH5-3		0-0 6-3		0-0 F5			3	0	1	0	0	0	0				
Denny Lemaster, R OBP: 0.162, SLG: 0.143 (4, 1)			0-0 SH5-3		0-0 K		0-0 L9			0	0	0	0	0	0	0				
Hank Fischer, R OBP: 0.179, SLG: 0.130 (5, PH)			0-0 SH5-3							0	0	0	0	0	0	0				
Don Elliott, L OBP: 0.200, SLG: 0.500 (5, 1)										1	0	0	0	0	1	0				
Bob Sadowski, R OBP: 0.292, SLG: 0.395 (5, 1)										0	0	0	0	0	0	0				
Ty Cline, L OBP: 0.160, SLG: 0.260 (8, PH)										1	0	0	0	0	0	0				
Dan Osinski, R OBP: 0.200, SLG: 0.200 (8, 1)										0	0	0	0	0	0	0				
Inning Stats	R: 0 E: 0 K: 0 S: 4	H: 1 LOB: 1 BB: 0 P: 4	R: 0 E: 0 K: 0 S: 3	H: 0 LOB: 0 BB: 0 P: 3	R: 0 E: 0 K: 0 S: 4	H: 1 LOB: 1 BB: 0 P: 4	R: 0 E: 0 K: 0 S: 4	H: 0 LOB: 0 BB: 0 P: 5	R: 0 E: 0 K: 0 S: 5	H: 2 LOB: 2 BB: 1 P: 8	R: 0 E: 0 K: 0 S: 2	H: 0 LOB: 0 BB: 1 P: 6	R: 0 E: 0 K: 0 S: 3	H: 0 LOB: 0 BB: 0 P: 3	R: 0 E: 0 K: 0 S: 3	H: 0 LOB: 0 BB: 0 P: 3	1B: 5 2B: 0 3B: 0 HR: 0	SF: 0 SAC: 1 DP: 1 HBP: 0	WP: 0 PB: 0 CS: 1	PA: 32
PITCHER	IP	WLS	BF	H	R	ER	SO	BB	IBB	HBP	BLK	WP	HR	S	P	ERA	WHIP			
Bob Friend, R ERA: 3.34 (1, 1)	9.0	W	32	5	0	0	1	2	0	0	0	0	0	32	40	0.00	0.778			

Batter	1	2	3	4	5	6	7	8	9	AB	R	H	RBI	BB	SO	LOB	BOTTOM			
Bob Bailey, R OBP: 0.322, SLG: 0.369 (1, 7)	0-0 F8	0-0 G6-4-3			0-0 F3		0-0 F7			4	0	0	0	0	0	2	Milwaukee Braves @ Pittsburgh Pirates Forbes Field, Pittsburgh, PA Sat Aug 21 1965, 3:33 AM EDT Att: 10,259 - Unknown			
Manny Mota, R OBP: 0.328, SLG: 0.413 (1, 8)	0-0 F9		0-0 F4		0-0 F4		0-3 K			4	0	0	0	0	1	0				
Roberto Clemente, R OBP: 0.376, SLG: 0.471 (1, 9)	0-0 1B		0-0 F3		0-0 1B			0-0 1		4	0	2	0	0	0	0				
Donn Clendenon, R OBP: 0.356, SLG: 0.475 (1, 3)	0-0 5-3		0-3 K		0-0 6-3			0-3 K		4	0	0	0	0	2	2				
Bill Mazerowski, R OBP: 0.291, SLG: 0.338 (1, 4)		0-0 1B		0-0 1B		0-3 K		0-0 6-3		3	2	1	0	1	1	0				
Andre Rodgers, R OBP: 0.345, SLG: 0.402 (1, 5)		0-0 2B		0-0 1B		0-0 F3				2	1	1	0	0	0	1				
Bill Virdon, L OBP: 0.339, SLG: 0.392 (6, PH)		0-0 2B		0-0 F3		0-0 F7				1	0	0	0	0	0	0				
Jim Pagliaroni, R OBP: 0.358, SLG: 0.452 (1, 2)		0-3 K		0-0 1B		0-0 1B		0-0 6-3		2	0	1	0	1	1	2				
Gene Alley, R OBP: 0.291, SLG: 0.332 (1, 6)		0-0 2B		0-0 1B		0-0 6-3				3	0	1	1	0	0	2				
Bob Friend, R OBP: 0.034, SLG: 0.034 (1, 1)		0-0 FC6		0-0 1B		0-3 K				3	0	1	1	0	1	1				
Inning Stats	R: 0 E: 0 K: 0 S: 4	H: 1 LOB: 1 BB: 0 P: 4	R: 2 E: 0 K: 1 S: 8	H: 3 LOB: 1 BB: 0 P: 8	R: 0 E: 0 K: 1 S: 5	H: 0 LOB: 0 BB: 0 P: 5	R: 1 E: 0 K: 0 S: 4	H: 2 LOB: 2 BB: 1 P: 8	R: 0 E: 0 K: 0 S: 4	H: 1 LOB: 1 BB: 0 P: 4	R: 0 E: 0 K: 2 S: 7	H: 0 LOB: 0 BB: 0 P: 7	R: 0 E: 0 K: 1 S: 5	H: 0 LOB: 0 BB: 0 P: 5	R: 0 E: 0 K: 0 S: 5	H: 0 LOB: 0 BB: 0 P: 5	1B: 6 2B: 1 3B: 0 HR: 0	SF: 0 SAC: 0 DP: 1 HBP: 0	WP: 1 PB: 0 CS: 0	PA: 32
PITCHER	IP	WLS	BF	H	R	ER	SO	BB	IBB	HBP	BLK	WP	HR	S	P	ERA	WHIP			
Denny Lemaster, L ERA: 4.89 (1, 1)	3.1	L	16	5	3	3	2	1	0	0	0	0	0	19	23	8.10	1.800			
Hank Fischer, R ERA: 4.29 (4, 1)	0.2		2	1	0	0	0	0	0	0	0	1	0	2	2	0.00	1.500			
Bob Sadowski, R ERA: 5.15 (5, 1)	3.0		11	1	0	0	3	1	0	0	0	0	0	16	20	0.00	0.667			
Dan Osinski, R ERA: 2.73 (8, 1)	1.0		3	0	0	0	1	0	0	0	0	0	0	5	5	0.00	0.000			

Batter	1	2	3	4	5	6	7	8	9	AB	R	H	RBI	BB	SO	LOB	TOP																		
Felipe Alou, R (1, 8) OBP: 0.342, SLG: 0.511											0	0	0	0	0	0	0	Milwaukee Braves @ Pittsburgh Pirates Forbes Field, Pittsburgh, PA Sun Aug 22 1965, 3:33 AM EDT Att: 14,112 - Unknown livebaseballscorecards.com																	
Rico Carty, R (1, 7) OBP: 0.351, SLG: 0.507											0	0	0	0	0	0	0																		
Hank Aaron, R (1, 9) OBP: 0.395, SLG: 0.591											0	0	0	0	0	0	0																		
Joe Torre, R (1, 3) OBP: 0.380, SLG: 0.521											0	0	0	0	0	0	0																		
Gene Oliver, R (1, 2) OBP: 0.340, SLG: 0.497											0	0	0	0	0	0	0																		
Miguel de la Hoz, R (1, 5) OBP: 0.314, SLG: 0.351											0	0	0	0	0	0	0																		
Frank Bolling, R (1, 4) OBP: 0.295, SLG: 0.355											0	0	0	0	0	0	0																		
Denis Menke, R (1, 6) OBP: 0.302, SLG: 0.417											0	0	0	0	0	0	0																		
Tony Cloninger, R (1, 1) OBP: 0.150, SLG: 0.225											0	0	0	0	0	0	0																		
Inning Stats											1B: 0	SF: 0	WP: 0	PA: 0	2B: 0	SAC: 0	FB: 0		3B: 0	DP: 0	SB: 0	HR: 0	HBP: 0	CS: 0											
PITCHER Bob Veale, L (1, 1) ERA: 3.01	IP	WLS	BF	H	R	ER	SO	BB	IBB	HBP	BLK	WP	HR	S	P	ERA	WHIP	PITCHER	IP	WLS	BF	H	R	ER	SO	BB	IBB	HBP	BLK	WP	HR	S	P	ERA	WHIP

Batter	1	2	3	4	5	6	7	8	9	AB	R	H	RBI	BB	SO	LOB	BOTTOM																		
Bob Bailey, R (1, 5) OBP: 0.322, SLG: 0.369											0	0	0	0	0	0	0	Milwaukee Braves @ Pittsburgh Pirates Forbes Field, Pittsburgh, PA Sun Aug 22 1965, 3:33 AM EDT Att: 14,112 - Unknown livebaseballscorecards.com																	
Bill Virdon, L (1, 8) OBP: 0.339, SLG: 0.392											0	0	0	0	0	0	0																		
Roberto Clemente, R (1, 9) OBP: 0.376, SLG: 0.471											0	0	0	0	0	0	0																		
Willie Stargell, L (1, 3) OBP: 0.311, SLG: 0.498											0	0	0	0	0	0	0																		
Jerry Lynch, L (1, 7) OBP: 0.336, SLG: 0.442											0	0	0	0	0	0	0																		
Bill Mazeroski, R (1, 4) OBP: 0.291, SLG: 0.338											0	0	0	0	0	0	0																		
Jim Pagliaroni, R (1, 2) OBP: 0.358, SLG: 0.452											0	0	0	0	0	0	0																		
Gene Alley, R (1, 6) OBP: 0.291, SLG: 0.332											0	0	0	0	0	0	0																		
Bob Veale, S (1, 1) OBP: 0.118, SLG: 0.082											0	0	0	0	0	0	0																		
Inning Stats											1B: 0	SF: 0	WP: 0	PA: 0	2B: 0	SAC: 0	FB: 0		3B: 0	DP: 0	SB: 0	HR: 0	HBP: 0	CS: 0											
PITCHER Tony Cloninger, R (1, 1) ERA: 3.59	IP	WLS	BF	H	R	ER	SO	BB	IBB	HBP	BLK	WP	HR	S	P	ERA	WHIP	PITCHER	IP	WLS	BF	H	R	ER	SO	BB	IBB	HBP	BLK	WP	HR	S	P	ERA	WHIP

Batter	1	2	3	4	5	6	7	8	9	AB	R	H	RBI	BB	SO	LOB	TOP			
Tito Fuentes, S OBP: 0.320, SLG: 0.227 (1, 6)	0-0 BB 1B SF9 1B		0-0 G3-6-3 1B		0-3 K			0-0 4-3		4	1	2	0	0	1	0	San Francisco Giants @ Pittsburgh Pirates Forbes Field, Pittsburgh, PA Mon Aug 23 1965, 7:05 PM EDT Att: 15,016 - Unknown livebaseballscorecards.com			
Matty Alou, L OBP: 0.283, SLG: 0.316 (1, 9)	0-0 BB 1B		0-0 G3-6-3 1-2		0-0 G3			0-0 5-3		4	0	1	0	0	0	1				
Willie Mays, R OBP: 0.395, SLG: 0.652 (1, 8)	4-0 BB 1-2 2-3		0-0 4-3		0-0 1-3			0-3 K		3	0	0	0	1	1	0				
Willie McCovey, L OBP: 0.383, SLG: 0.538 (1, 3)	0-0 SF9			0-0 1-3				0-0 F4		3	0	1	1	0	0	0				
Jim Ray Hart, R OBP: 0.342, SLG: 0.452 (1, 5)	3-H F9			0-0 1B SF9 1B				0-3 K		4	1	1	0	0	1	3				
Len Gabrielson, L OBP: 0.388, SLG: 0.441 (1, 7)	0-0 4-3			0-0 SF9 1B				0-0 F7		4	0	1	0	0	0	3				
Tom Haller, L OBP: 0.333, SLG: 0.376 (1, 2)		0-0 G3		0-0 SF9				0-0 3-1		2	0	0	1	0	0	0				
Hal Lanier, R OBP: 0.266, SLG: 0.283 (1, 4)		0-0 5-3		0-0 F4				0-0 L1		3	0	0	0	0	0	1				
Warren Spahn, L OBP: 0.255, SLG: 0.130 Gaylord Perry, R OBP: 0.172, SLG: 0.145 (7, 1)		0-0 F4			0-0 4-3			0-0 4-3		2	0	0	0	0	0	0				
Inning Stats	R: 1 E: 0 K: 0 S: 5	H: 2 LOB: 2 BB: 1 P: 9	R: 0 E: 0 K: 0 S: 3	H: 0 LOB: 0 BB: 0 P: 3	R: 0 E: 0 K: 0 S: 3	H: 1 LOB: 0 BB: 0 P: 3	R: 1 E: 0 K: 0 S: 5	H: 2 LOB: 1 BB: 0 P: 5	R: 0 E: 0 K: 1 S: 5	H: 0 LOB: 0 BB: 0 P: 5	R: 0 E: 0 K: 0 S: 3	H: 0 LOB: 2 BB: 0 P: 3	R: 0 E: 0 K: 0 S: 3	H: 0 LOB: 0 BB: 0 P: 3	R: 0 E: 0 K: 1 S: 6	H: 1 LOB: 1 BB: 0 P: 6		1B: 6 2B: 0 3B: 0 HR: 0	SF: 2 SAC: 0 DP: 1 HBP: 0	WP: 0 PB: 0 SB: 0 CS: 0
PITCHER Vern Law, R ERA: 1.98 (1, 1)	IP: 9.0 WLS: W BF: 33 H: 6 R: 2 ER: 2 SO: 3 BB: 1 IBB: 0 HBP: 0 BLK: 0 WP: 0 HR: 0 S: 38 P: 42 ERA: 2.00 WHIP: 0.778															PITCHER				

Batter	1	2	3	4	5	6	7	8	9	AB	R	H	RBI	BB	SO	LOB	BOTTOM			
Bob Bailey, R OBP: 0.323, SLG: 0.365 (1, 5)	0-0 6-3		4-0 G4-6-3 BB		4-0 1B BB			4-0 6-3		2	1	0	0	3	0	1	San Francisco Giants @ Pittsburgh Pirates Forbes Field, Pittsburgh, PA Mon Aug 23 1965, 7:05 PM EDT Att: 15,016 - Unknown livebaseballscorecards.com			
Manny Mota, R OBP: 0.332, SLG: 0.422 (1, 8)	0-0 3B		0-0 G4-6-3 1-2		0-3 K			4-0 FC5 1B BB		4	2	2	1	1	1	5				
Roberto Clemente, R OBP: 0.382, SLG: 0.477 (1, 9)	0-0 FC8-2 3B			0-0 4-3 1B				4-0 1B IBB		4	1	4	2	1	0	0				
Donn Clendenon, R OBP: 0.356, SLG: 0.477 (1, 3)	0-0 FC8-2			0-0 F8				0-0 FC6-4 1B		5	0	1	0	0	0	8				
Bill Mazerowski, R OBP: 0.286, SLG: 0.333 (1, 4)		0-0 F9		0-0 4-3				0-0 F8		3	0	0	1	0	0	1				
Willie Stargell, L OBP: 0.316, SLG: 0.501 (1, 7)		0-0 F7		0-3 K				0-0 G6-4-3 1B		4	0	2	1	0	1	1				
Jim Pagliaroni, R OBP: 0.354, SLG: 0.445 (1, 2)		0-0 6-3			0-0 6-3			0-0 G6-4-3 1-2		4	0	0	0	0	0	3				
Gene Alley, R OBP: 0.301, SLG: 0.343 (1, 6)			0-0 SH3-4 1B		0-0 1B 1B			0-0 1B BB 1B		4	2	4	0	0	0	0				
Vern Law, R OBP: 0.260, SLG: 0.301 (1, 1)		0-0 SH3-4		0-0 SH3-4 1B				0-0 F2		2	0	1	0	0	0	1				
Inning Stats	R: 1 E: 0 K: 0 S: 4	H: 2 LOB: 0 BB: 0 P: 4	R: 0 E: 0 K: 0 S: 3	H: 0 LOB: 0 BB: 0 P: 3	R: 0 E: 0 K: 0 S: 3	H: 1 LOB: 1 BB: 1 P: 7	R: 0 E: 0 K: 1 S: 6	H: 1 LOB: 0 BB: 0 P: 6	R: 1 E: 0 K: 1 S: 8	H: 3 LOB: 3 BB: 1 P: 12	R: 0 E: 0 K: 0 S: 3	H: 1 LOB: 0 BB: 0 P: 3	R: 4 E: 0 K: 0 S: 7	H: 4 LOB: 2 BB: 2 P: 15	R: 0 E: 0 K: 0 S: 5	H: 2 LOB: 3 BB: 1 P: 9		1B: 12 2B: 1 3B: 2 HR: 0	SF: 1 SAC: 2 DP: 3 HBP: 0	WP: 1 PB: 0 SB: 0 CS: 0
PITCHER Warren Spahn, L ERA: 4.08 Gaylord Perry, R ERA: 4.13 (7, 1)	IP: 6.1 WLS: L BF: 28 H: 9 R: 4 ER: 4 SO: 2 BB: 3 IBB: 0 HBP: 0 BLK: 0 WP: 1 HR: 0 S: 29 P: 41 ERA: 5.68 WHIP: 1.895															PITCHER				



Batter	1	2	3	4	5	6	7	8	9	AB	R	H	RBI	BB	SO	LOB	TOP			
Len Gabrielson, L (1, 9) OBP: 0.371, SLG: 0.447	0-0 3-1 2B		0-0 3B 1B		0-0 F8			0-0 F6		4	1	2	0	0	0	0	San Francisco Giants @ Pittsburgh Pirates Forbes Field, Pittsburgh, PA Tue Aug 24 1965, 7:05 PM EDT Att: 15,497 - Unknown livebaseballscorecards.com			
Hal Lanier, R (1, 4) OBP: 0.266, SLG: 0.288	0-3 K		0-0 1B 3B		0-3 K			0-3 K2-3		4	1	1	1	0	3	1				
Willie Mays, R (1, 8) OBP: 0.392, SLG: 0.647 Ken Henderson, S (6, 8) OBP: 0.265, SLG: 0.258	0-0 3-1 2-3		0-0 4-3		0-0 4-3		0-3 K		0-0 F8	3	0	0	0	0	1	2				
Willie McCovey, L (1, 3) OBP: 0.388, SLG: 0.540	4-0 BB		0-0 G5-4-3 1B		4-0 CS BB			0-0 1B	2	0	2	1	2	0	0					
Jim Ray Hart, R (1, 5) OBP: 0.339, SLG: 0.447	0-3 K		0-0 G5-4-3 1-2		0-3 K		1-2	0-0 F5	4	0	0	0	0	2	5					
Orlando Cepeda, R (1, 7) OBP: 0.250, SLG: 0.267 Matty Alou, L (4, 9) OBP: 0.281, SLG: 0.314		0-0 5-3		0-0 5-3				0-0 F9	2	0	0	0	0	0	0	0				
Tom Haller, L (1, 2) OBP: 0.333, SLG: 0.374		1-0 HBP		0-0 4-3				0-0 G3	2	0	0	0	0	0	0	0				
Tito Fuentes, S (1, 6) OBP: 0.286, SLG: 0.200		0-0 F7		0-0 F8				0-0 5-3	3	0	0	0	0	0	1					
Bob Shaw, R (1, 1) OBP: 0.131, SLG: 0.117 Dick Schofield, S (8, PH) OBP: 0.291, SLG: 0.258 Masanori Murakami, L (8, 1) OBP: 0.111, SLG: 0.111		0-0 G3			0-3 K			0-0 F6	2	0	0	0	0	1	1					
Inning Stats	R: 0 E: 0 K: 2 S: 8	H: 1 LOB: 2 BB: 1 P: 12	R: 0 E: 0 K: 0 S: 3	H: 0 LOB: 1 BB: 0 P: 4	R: 2 E: 0 K: 0 S: 5	H: 3 LOB: 0 BB: 0 P: 5	R: 0 E: 0 K: 0 S: 3	H: 0 LOB: 0 BB: 0 P: 3	R: 0 E: 0 K: 2 S: 7	H: 0 LOB: 1 BB: 1 P: 10	R: 0 E: 0 K: 0 S: 3	H: 0 LOB: 0 BB: 0 P: 3	R: 0 E: 0 K: 1 S: 5	H: 0 LOB: 0 BB: 0 P: 5	R: 0 E: 0 K: 0 S: 4	H: 1 LOB: 1 BB: 0 P: 4		1B: 3 2B: 2 3B: 1 HR: 0	SF: 0 SAC: 0 DP: 2 HBP: 1	WP: 0 PB: 0 SB: 0 CS: 1
PITCHER Don Cardwell, R (1, 1) ERA: 3.29	IP: 9.0 WLS: W BF: 33	H: 5 R: 2 ER: 2 SO: 7	BB: 2 IBB: 0 HBP: 1 BLK: 0	WP: 0 HR: 0 S: 44 P: 53	ERA: 2.00 WHIP: 0.778	PITCHER										IP: 9.0 WLS: W BF: 33	H: 5 R: 2 ER: 2 SO: 7	BB: 2 IBB: 0 HBP: 1 BLK: 0	WP: 0 HR: 0 S: 44 P: 53	ERA: 2.00 WHIP: 0.778

Batter	1	2	3	4	5	6	7	8	9	AB	R	H	RBI	BB	SO	LOB	BOTTOM			
Bob Bailey, R (1, 5) OBP: 0.322, SLG: 0.368	0-0 E6 1B E	0-0 G5-3 2-3			0-0 3B		0-3 K			4	1	1	1	0	1	2	San Francisco Giants @ Pittsburgh Pirates Forbes Field, Pittsburgh, PA Tue Aug 24 1965, 7:05 PM EDT Att: 15,497 - Unknown livebaseballscorecards.com			
Bill Virdon, L (1, 8) OBP: 0.341, SLG: 0.393	0-0 E 2B 1B		0-0 2B		0-0 G3		0-0 6-3			4	1	2	0	0	0	1				
Roberto Clemente, R (1, 9) OBP: 0.383, SLG: 0.479	0-3 K		4-0 G5-4-3 BB		0-0 5-3		0-0 WP 1B 2B			3	1	1	0	1	1	3				
Willie Stargell, L (1, 7) OBP: 0.315, SLG: 0.499	0-0 E4 2B	1-2 3-H	0-0 F2		0-0 F8		0-0 1B		0-0 F2	4	0	1	2	0	0	4				
Donn Clendenon, R (1, 3) OBP: 0.357, SLG: 0.482	0-0 2B	1-2 2-H	0-0 G5-4-3		0-0 F3		0-0 1B 2B		0-0 F2	4	1	2	1	0	0	3				
Bill Mazaroski, R (1, 4) OBP: 0.286, SLG: 0.332	0-0 F6			0-0 F3		0-0 1B		0-0 4-3		4	0	1	1	0	0	1				
Jim Pagliaroni, R (1, 2) OBP: 0.350, SLG: 0.439		0-0 F7		0-0 6-3		0-3 K		0-3 K		4	0	0	0	0	2	1				
Gene Alley, R (1, 6) OBP: 0.301, SLG: 0.342		0-0 G5-3 1B 1B		0-0 F8		0-0 F4		0-3 K		4	0	1	0	0	1	1				
Don Cardwell, R (1, 1) OBP: 0.246, SLG: 0.316		0-0 1B		0-0 3B 1B		0-3 K				3	1	2	0	0	1	1				
Inning Stats	R: 2 E: 2 K: 1 S: 8	H: 2 LOB: 1 BB: 0 P: 8	R: 0 E: 0 K: 0 S: 4	H: 2 LOB: 1 BB: 0 P: 4	R: 0 E: 0 K: 0 S: 3	H: 1 LOB: 1 BB: 1 P: 7	R: 0 E: 0 K: 0 S: 3	H: 0 LOB: 0 BB: 0 P: 3	R: 1 E: 0 K: 0 S: 5	H: 2 LOB: 1 BB: 0 P: 5	R: 1 E: 0 K: 2 S: 9	H: 2 LOB: 1 BB: 0 P: 9	R: 1 E: 0 K: 1 S: 7	H: 2 LOB: 1 BB: 0 P: 7	R: 0 E: 0 K: 2 S: 7	H: 0 LOB: 0 BB: 0 P: 7		1B: 6 2B: 4 3B: 1 HR: 0	SF: 0 SAC: 0 DP: 2 HBP: 0	WP: 1 PB: 0 SB: 0 CS: 0
PITCHER Bob Shaw, R (1, 1) ERA: 2.56 Masanori Murakami, L (8, 1) ERA: 4.59	IP: 7.0 WLS: L BF: 32	H: 11 R: 5 ER: 3 SO: 4	BB: 1 IBB: 0 HBP: 0 BLK: 0	WP: 1 HR: 0 S: 39 P: 43	ERA: 3.86 WHIP: 1.714	PITCHER										IP: 1.0 WLS: L BF: 3	H: 0 R: 0 ER: 0 SO: 2	BB: 0 IBB: 0 HBP: 0 BLK: 0	WP: 0 HR: 0 S: 7 P: 7	ERA: 0.00 WHIP: 0.000

Batter	1	2	3	4	5	6	7	8	9	AB	R	H	RBI	BB	SO	LOB	TOP					
Dick Schofield, S (1, 6) OBP: 0.290, SLG: 0.257	6-3	F9			G6-4-3 1B		G3		FC4-6	5	0	1	1	0	0	4						
Matty Alou, L (1, 9) OBP: 0.277, SLG: 0.309	4-3	6-3			G6-4-3 1-2			4-3	F9	5	0	0	0	0	0	5						
Jim Ray Hart, R (1, 5) OBP: 0.342, SLG: 0.449					K					3	0	2	0	1	1	0						
Willie McCovey, L (1, 3) OBP: 0.387, SLG: 0.542	F3				K					4	1	1	0	0	2	3						
Len Gabrielson, L (1, 7) OBP: 0.377, SLG: 0.448										2	1	1	1	2	0	1						
Tom Haller, L (1, 2) OBP: 0.332, SLG: 0.370										3	0	0	0	1	0	4						
Hal Lanier, R (1, 4) OBP: 0.286, SLG: 0.286										2	0	0	0	1	0	0						
Ken Henderson, S (1, 8) OBP: 0.289, SLG: 0.324										3	1	1	0	1	0	1						
Bobby Bolin, R (1, 1) OBP: 0.147, SLG: 0.121										3	0	0	0	0	0	3						
Willie Mays, R (9, PH) OBP: 0.394, SLG: 0.647										0	0	0	0	1	0	0						
Frank Linzy, R (9, 1) OBP: 0.154, SLG: 0.385										0	0	0	0	0	0	0						
Inning Stats	R: 0 E: 0 K: 0 S: 4	H: 1 LOB: 1 BB: 0 P: 4	R: 1 E: 1 K: 0 S: 4	H: 0 LOB: 3 BB: 3 P: 16	R: 0 E: 0 K: 1 S: 5	H: 0 LOB: 1 BB: 1 P: 9	R: 0 E: 0 K: 0 S: 2	H: 0 LOB: 0 BB: 1 P: 6	R: 0 E: 0 K: 0 S: 5	H: 1 LOB: 0 BB: 0 P: 5	R: 1 E: 0 K: 0 S: 4	H: 2 LOB: 0 BB: 0 P: 4	R: 0 E: 0 K: 0 S: 3	H: 0 LOB: 0 BB: 0 P: 3	R: 0 E: 0 K: 1 S: 6	H: 1 LOB: 2 BB: 1 P: 10	R: 1 E: 0 K: 0 S: 4	H: 1 LOB: 1 BB: 1 P: 8	1B: 4 2B: 0 3B: 2 HR: 0	SF: 0 SAC: 1 DP: 3 HBP: 0	WP: 0 PB: 0 SB: 1 CS: 0	PA: 38
PITCHER Bob Friend, R (1, 1) ERA: 3.33	IP: 9.0	WLS: 38	BF: 6	H: 6	R: 3	ER: 3	SO: 3	BB: 5	IBB: 2	HBP: 0	BLK: 0	WP: 0	HR: 0	S: 37	P: 65	ERA: 3.00	WHIP: 1.222					

San Francisco Giants @ Pittsburgh Pirates
Forbes Field, Pittsburgh, PA
Wed Aug 25 1965, 7:05 PM EDT
Att: 13,348 - Unknown

AB 30
R 3
H 6
RBI 2
BB 7
SO 3
LOB 21



Batter	1	2	3	4	5	6	7	8	9	AB	R	H	RBI	BB	SO	LOB	BOTTOM					
Bob Bailey, R (1, 5) OBP: 0.322, SLG: 0.369	4-3 2B		5-3		F8-3 1-2			5-3		4	0	1	0	0	0	1						
Bill Virdon, L (1, 8) OBP: 0.337, SLG: 0.389	4-3 2-3		1-3		F8			K		4	0	0	0	0	1	1						
Roberto Clemente, R (1, 9) OBP: 0.384, SLG: 0.483	K						4-3			4	1	2	0	0	1	1						
Willie Stargell, L (1, 7) OBP: 0.315, SLG: 0.497	6-3									4	0	1	1	0	1	2						
Donn Clendenon, R (1, 3) OBP: 0.358, SLG: 0.488										4	2	2	1	0	1	1						
Andre Rodgers, R (1, 6) OBP: 0.347, SLG: 0.397		5-3			F8					3	0	0	0	1	0	1						
Jim Pagliaroni, R (1, 2) OBP: 0.351, SLG: 0.440										4	0	2	1	0	1	1						
Jose Pagan, R (9, PR) OBP: 0.270, SLG: 0.259										0	0	0	0	0	0	0						
Gene Alley, R (1, 4) OBP: 0.298, SLG: 0.339										4	0	0	0	0	1	3						
Bob Friend, R (1, 1) OBP: 0.049, SLG: 0.033										2	0	0	0	1	2	2						
Inning Stats	R: 0 E: 0 K: 1 S: 6	H: 1 LOB: 1 BB: 0 P: 6	R: 1 E: 0 K: 1 S: 7	H: 2 LOB: 1 BB: 0 P: 7	R: 1 E: 0 K: 1 S: 7	H: 2 LOB: 1 BB: 0 P: 7	R: 0 E: 0 K: 0 S: 3	H: 0 LOB: 0 BB: 0 P: 3	R: 0 E: 0 K: 0 S: 2	H: 0 LOB: 0 BB: 1 P: 6	R: 0 E: 0 K: 1 S: 5	H: 0 LOB: 0 BB: 0 P: 5	R: 0 E: 0 K: 3 S: 9	H: 0 LOB: 1 BB: 1 P: 13	R: 0 E: 0 K: 1 S: 6	H: 1 LOB: 1 BB: 0 P: 6	R: 1 E: 1 K: 0 S: 4	H: 2 LOB: 1 BB: 0 P: 4	1B: 5 2B: 2 3B: 1 HR: 1	SF: 0 SAC: 0 DP: 2 HBP: 0	WP: 0 PB: 0 SB: 0 CS: 0	PA: 35
PITCHER Bobby Bolin, R (1, 1) ERA: 2.34 Frank Linzy, R (9, 1) ERA: 2.02	IP: 8.0	WLS: 31	BF: 6	H: 6	R: 2	ER: 2	SO: 8	BB: 2	IBB: 0	HBP: 0	BLK: 0	WP: 0	HR: 1	S: 45	P: 53	ERA: 2.25	WHIP: 1.000					

San Francisco Giants @ Pittsburgh Pirates
Forbes Field, Pittsburgh, PA
Wed Aug 25 1965, 7:05 PM EDT
Att: 13,348 - Unknown

AB 33
R 3
H 8
RBI 3
BB 2
SO 8
LOB 13



Batter	1	2	3	4	5	6	7	8	9	AB	R	H	RBI	BB	SO	LOB	TOP					
Dick Schofield, S OBP: 0.289, SLG: 0.256 (1, 6)	0-0 1B		0-3 K		0-0 G3		0-0 E4 BB		0-0 4-3	5	0	1	0	0	1	1	San Francisco Giants @ Pittsburgh Pirates Forbes Field, Pittsburgh, PA Thu Aug 26 1965, 7:05 PM EDT Att: 18,893 - Unknown livebaseballscorecards.com					
Len Gabrielson, L OBP: 0.372, SLG: 0.440 (1, 7)	0-3 K		0-3 K		0-0 F8		0-0 F8		0-0 1-3	5	0	0	0	0	2	3						
Willie Mays, R OBP: 0.395, SLG: 0.650 (1, 9)	0-3 K		4-0 1-2 BB		0-0 HR 1B		4-0 1-2 BB		0-0 HR	3	2	2	1	2	1	1						
Willie McCovey, L OBP: 0.385, SLG: 0.544 (1, 3)	0-0 F7		0-0 F5		0-0 HR		0-0 F9		0-0 HR 1B	5	2	2	2	0	0	5						
Jim Ray Hart, R OBP: 0.344, SLG: 0.459 (1, 5)		0-0 F8		0-0 1-3		4-0 BB		0-0 F9	0-0 HR 1B	4	1	1	2	1	0	0						
Tom Haller, L OBP: 0.330, SLG: 0.367 (1, 2)		0-0 F8		0-0 FC6-4 1B		0-0 F9		0-0 E3	0-0 F7	5	0	1	0	0	0	1						
Hal Lanier, R OBP: 0.285, SLG: 0.285 (1, 4)				0-3 K		0-0 F6		0-0 E5		2	0	1	0	0	1	1						
Tito Fuentes, S OBP: 0.294, SLG: 0.226 (4, 4)				0-0 1B		0-0 F9		0-0 F9		2	0	0	0	0	0	2						
Ken Henderson, S OBP: 0.256, SLG: 0.282 (1, 8)				0-0 F5		0-0 FC6-4		0-0 F9		4	0	0	0	0	0	5						
Gaylord Perry, R OBP: 0.185, SLG: 0.145 Masahiro Murakami, L OBP: 0.222, SLG: 0.225 Bill Henry, L OBP: 0.295, SLG: 0.295 Jesus Alou, R OBP: 0.267, SLG: 0.234 (1, 1) (3, 1) (7, Ph) (7, 1) (8, Ph) (8, 1)			4-0 BB BB		0-0 1-3		0-0 4-3		0-0 F8	0	0	0	0	1	0	0						
Inning Stats	R: 0 E: 0 K: 2 S: 8	H: 1 LOB: 1 BB: 0 P: 8	R: 0 E: 0 K: 0 S: 4	H: 1 LOB: 1 BB: 0 P: 4	R: 0 E: 0 K: 2 S: 7	H: 0 LOB: 2 BB: 2 P: 15	R: 0 E: 0 K: 1 S: 6	H: 1 LOB: 1 BB: 0 P: 6	R: 0 E: 0 K: 0 S: 3	H: 0 LOB: 0 BB: 0 P: 3	R: 2 E: 0 K: 0 S: 5	H: 2 LOB: 1 BB: 1 P: 9	R: 0 E: 1 K: 0 S: 4	H: 0 LOB: 2 BB: 1 P: 8	R: 0 E: 2 K: 0 S: 5	H: 0 LOB: 2 BB: 0 P: 5	R: 3 E: 0 K: 0 S: 6	H: 3 LOB: 0 BB: 0 P: 6	1B: 5 2B: 0 3B: 0 HR: 3	SF: 0 SAC: 0 DP: 0 HBP: 0	WP: 0 PB: 0 SB: 0 CS: 0	PA: 42
PITCHER	IP WLS BF H R ER SO BB IBB HBP BLK WP HR S P ERA WHIP	IP WLS BF H R ER SO BB IBB HBP BLK WP HR S P ERA WHIP															IP WLS BF H R ER SO BB IBB HBP BLK WP HR S P ERA WHIP					
Tommie Sisk, R ERA: 4.96 (1, 1)	5.0 W 23	5 2 2 5	3 3 3 0	1 0 0 0	0 2 18 22	6.75 1.000															ERA WHIP	
Al McBean, R ERA: 2.46 (6, 1)	4.0 S 19	3 3 3 0	1 0 0 0	0 0 0 0	0 2 18 22	6.75 1.000															ERA WHIP	

Batter	1	2	3	4	5	6	7	8	9	AB	R	H	RBI	BB	SO	LOB	BOTTOM				
Bob Bailey, R OBP: 0.325, SLG: 0.380 (1, 5)	0-0 4-3		0-0 E 3B		0-0 F6		0-0 1B		0-0 4-3	5	1	2	0	0	0	1	San Francisco Giants @ Pittsburgh Pirates Forbes Field, Pittsburgh, PA Thu Aug 26 1965, 7:05 PM EDT Att: 18,893 - Unknown livebaseballscorecards.com				
Bill Virdon, L OBP: 0.330, SLG: 0.380 (1, 8)	0-3 K		0-0 1-3		0-0 F7		0-3 K			4	0	0	0	0	2	2					
Manny Mota, R OBP: 0.329, SLG: 0.417 (1, 9)	0-0 6-3		0-3 K		0-0 F9		0-0 F9			4	0	0	0	0	1	1					
Willie Stargell, L OBP: 0.319, SLG: 0.499 (1, 7)		0-0 1B 1B	4-0 E 1B IBB		0-0 2B		0-0 1B			3	2	3	0	1	0	0					
Donn Clendenon, R OBP: 0.357, SLG: 0.491 (1, 3)		0-0 F8	0-0 E5 1B		0-3 K		0-0 1B			4	1	1	0	0	1	3					
Bill Mazeroski, R OBP: 0.295, SLG: 0.349 (1, 4)		0-0 1B 1B	0-0 E 1B		0-0 F7		0-0 F8			4	2	2	2	0	0	2					
Gene Alley, R OBP: 0.302, SLG: 0.342 (1, 6)		0-0 PB 1B 1B	0-0 E9 1B		0-0 F2		0-0 G3 1B			4	0	3	2	0	0	1					
Del Crandall, R OBP: 0.308, SLG: 0.288 (1, 2)		0-0 K PB 1B	4-0 1B IBB		0-0 F5		0-0 G3			3	0	1	1	1	0	1					
Tommie Sisk, R OBP: 0.176, SLG: 0.125 (1, 1)		0-3 K 1B	0-0 G3		0-3 K		0-0 4-3			2	0	0	0	0	1	4					
Al McBean, R OBP: 0.240, SLG: 0.280 (6, 1)		1-3 2H								2	0	0	0	0	1	1					
Inning Stats	R: 0 E: 0 K: 1 S: 5	H: 0 LOB: 0 BB: 0 P: 5	R: 2 E: 0 K: 1 S: 8	H: 4 LOB: 1 BB: 0 P: 8	R: 4 E: 2 K: 1 S: 9	H: 3 LOB: 2 BB: 2 P: 17	R: 0 E: 0 K: 0 S: 3	H: 0 LOB: 0 BB: 0 P: 3	R: 0 E: 0 K: 2 S: 8	H: 1 LOB: 1 BB: 0 P: 8	R: 0 E: 0 K: 0 S: 4	H: 2 LOB: 1 BB: 0 P: 4	R: 0 E: 0 K: 0 S: 4	H: 1 LOB: 1 BB: 0 P: 4	R: 0 E: 0 K: 0 S: 4	H: 1 LOB: 1 BB: 0 P: 4	1B: 10 2B: 1 3B: 1 HR: 0	SF: 0 SAC: 0 DP: 0 HBP: 0	WP: 0 PB: 1 SB: 0 CS: 0	PA: 37	
PITCHER	IP WLS BF H R ER SO BB IBB HBP BLK WP HR S P ERA WHIP	IP WLS BF H R ER SO BB IBB HBP BLK WP HR S P ERA WHIP															IP WLS BF H R ER SO BB IBB HBP BLK WP HR S P ERA WHIP				
Gaylord Perry, R ERA: 4.17 (1, 1)	2.2 L 15	6 6 2 3	0 1 0 0	0 0 0 0	0 0 0 4	0.00 2.000															ERA WHIP
Masanori Murakami, L ERA: 4.31 (3, 1)	3.1 4 2	3 0 0	0 0 0	0 0 0	0 0 4	0.00 2.000															ERA WHIP
Bill Henry, L ERA: 2.85 (7, 1)	1.0 4 1	2 0 0	0 0 0	0 0 0	0 0 4	0.00 1.000															ERA WHIP
Ron Herbel, R ERA: 4.15 (8, 1)	1.0 4 1	0 0 0	0 0 0	0 0 0	0 0 4	0.00 1.000															ERA WHIP

Batter	1	2	3	4	5	6	7	8	9	AB	R	H	RBI	BB	SO	LOB	TOP			
Lee Maye, L OBP: 0.276, SLG: 0.351 (1, 7)										6	2	2	0	0	1	2				
Joe Morgan, L OBP: 0.395, SLG: 0.451 (1, 4)										3	3	3	0	2	0	0				
Jimmy Wynn, R OBP: 0.374, SLG: 0.489 (1, 8)										4	2	1	3	1	0	2				
Rusty Staub, L OBP: 0.348, SLG: 0.395 (1, 9)										5	0	2	1	0	0	2				
Bob Aspromonte, R OBP: 0.321, SLG: 0.345 (1, 5)										4	1	1	1	1	0	1				
Jim Gentile, L OBP: 0.332, SLG: 0.433 (7, PH)										2	0	0	0	1	1	4				
Ron Brand, R OBP: 0.288, SLG: 0.295 (7, 2)										1	0	0	0	0	0	1				
Bob Lillis, R OBP: 0.266, SLG: 0.244 (1, 6)										4	1	2	0	1	0	3				
Dave Adlesh, R OBP: 0.278, SLG: 0.250 (7, PH)										3	0	0	0	0	0	1				
Joe Gaines, R OBP: 0.297, SLG: 0.371 (7, PH)										0	0	0	0	0	0	0				
Walt Bond, L OBP: 0.332, SLG: 0.361 (7, 3)										0	0	0	0	2	0	0				
Larry Dierker, R OBP: 0.150, SLG: 0.205 (7, PH)										3	0	0	0	0	0	1				
Eddie Kasko, R OBP: 0.269, SLG: 0.289 (7, 1)										1	0	0	0	0	0	3				
Dave Giusti, R OBP: 0.229, SLG: 0.303 (7, 1)										1	0	1	2	0	0	0				
Inning Stats	R: 3 E: 1 K: 0 S: 6	H: 3 LOB: 1 BB: 0 P: 7	R: 0 E: 0 K: 0 S: 3	H: 0 LOB: 0 BB: 0 P: 3	R: 1 E: 0 K: 1 S: 7	H: 2 LOB: 2 BB: 1 P: 11	R: 0 E: 0 K: 0 S: 3	H: 0 LOB: 0 BB: 0 P: 3	R: 0 E: 0 K: 0 S: 2	H: 0 LOB: 2 BB: 1 P: 6	R: 3 E: 0 K: 0 S: 6	H: 3 LOB: 3 BB: 3 P: 18	R: 0 E: 0 K: 0 S: 3	H: 1 LOB: 0 BB: 0 P: 3	R: 2 E: 1 K: 1 S: 8	H: 2 LOB: 2 BB: 1 P: 12	1B: 8 2B: 2 3B: 1 HR: 1	SF: 0 SAC: 0 DP: 3 HBP: 1	WP: 0 PB: 0 SB: 0 CS: 0	PA: 46
PITCHER	IP WLS BF H R ER SO BB IBB HBP BLK WP HR S P ERA WHIP	IP WLS BF H R ER SO BB IBB HBP BLK WP HR S P ERA WHIP																		
Don Cardwell, R ERA: 3.38 (1, 1)	6.0 L 1 1 1 1 0 0 0 0 0 0 1 1 1 1 6.00 2.000																			
Don Schwall, R ERA: 3.09 (7, 1)	0.0 L 1 1 1 1 0 0 0 0 0 0 1 1 1 1 0.00 3.000																			
Joe Gibbon, L ERA: 5.26 (7, 1)	0.2 L 4 1 0 0 0 1 0 0 0 0 0 3 7 0.00 1.714																			
Al McBean, R ERA: 2.36 (7, 1)	2.1 L 12 3 2 0 1 1 1 0 0 0 0 12 20 0.00 1.714																			

Houston Astros @ Pittsburgh Pirates
 Forbes Field, Pittsburgh, PA
 Sat Aug 28 1965, 3:33 AM EDT
 Att: 7,051 - Cloudy - 61 F

AB	37
R	9
H	12
RBI	7
BB	8
SO	2
LOB	20



Batter	1	2	3	4	5	6	7	8	9	AB	R	H	RBI	BB	SO	LOB	BOTTOM					
Bob Bailey, R OBP: 0.326, SLG: 0.380 (1, 5)										5	1	1	0	0	0	2						
Manny Mota, R OBP: 0.336, SLG: 0.421 (1, 8)										4	1	2	0	0	0	0						
Roberto Clemente, R OBP: 0.383, SLG: 0.476 (1, 9)										3	1	0	0	1	0	1						
Willie Stargell, L OBP: 0.318, SLG: 0.503 (1, 7)										4	1	1	4	0	2	0						
Don Clendenon, R OBP: 0.357, SLG: 0.492 (1, 3)										3	0	0	0	1	0	0						
Bill Mazeroski, R OBP: 0.296, SLG: 0.350 (1, 4)										4	1	1	0	0	0	1						
Jim Pagliaroni, R OBP: 0.344, SLG: 0.428 (1, 2)										4	0	0	0	0	1	2						
Gene Alley, R OBP: 0.306, SLG: 0.348 (1, 6)										2	1	1	0	1	0	1						
Bill Virdon, L OBP: 0.326, SLG: 0.376 (1, PH)										1	0	0	0	0	0	0						
Don Cardwell, R OBP: 0.250, SLG: 0.322 (7, 1)										2	0	1	2	0	0	0						
Don Schwall, R (7, 1)										0	0	0	0	0	0	0						
Joe Gibbon, R OBP: 0.160, SLG: 0.125 (7, 1)										0	0	0	0	0	0	0						
Al McBean, R OBP: 0.231, SLG: 0.269 (7, 1)										0	0	0	0	0	0	0						
Jerry Lynch, L OBP: 0.336, SLG: 0.436 (1, PH)										1	0	0	0	0	1	0						
Inning Stats	R: 4 E: 0 K: 0 S: 6	H: 3 LOB: 1 BB: 2 P: 14	R: 0 E: 0 K: 0 S: 4	H: 1 LOB: 1 BB: 0 P: 4	R: 0 E: 0 K: 1 S: 5	H: 0 LOB: 0 BB: 0 P: 5	R: 1 E: 0 K: 0 S: 4	H: 1 LOB: 0 BB: 0 P: 4	R: 0 E: 0 K: 0 S: 3	H: 0 LOB: 0 BB: 0 P: 3	R: 1 E: 0 K: 1 S: 7	H: 2 LOB: 2 BB: 1 P: 11	R: 0 E: 0 K: 1 S: 5	H: 0 LOB: 0 BB: 0 P: 5	R: 0 E: 0 K: 0 S: 3	H: 0 LOB: 0 BB: 0 P: 3	R: 0 E: 0 K: 1 S: 5	H: 0 LOB: 0 BB: 0 P: 5	1B: 5 2B: 0 3B: 1 HR: 1	SF: 1 SAC: 0 DP: 0 HBP: 0	WP: 1 PB: 0 SB: 1 CS: 0	PA: 37
PITCHER	IP WLS BF H R ER SO BB IBB HBP BLK WP HR S P ERA WHIP	IP WLS BF H R ER SO BB IBB HBP BLK WP HR S P ERA WHIP																				
Larry Dierker, R ERA: 3.81 (7, 1)	6.0 L 28 7 6 6 2 2 0 0 0 0 1 29 41 9.00 1.500																					
Dave Giusti, R ERA: 4.21 (7, 1)	3.0 L 9 0 0 0 0 2 0 0 0 0 0 13 13 0.00 0.000																					

Houston Astros @ Pittsburgh Pirates
 Forbes Field, Pittsburgh, PA
 Sat Aug 28 1965, 3:33 AM EDT
 Att: 7,051 - Cloudy - 61 F

AB	33
R	6
H	7
RBI	6
BB	3
SO	4
LOB	7



Batter	1	2	3	4	5	6	7	8	9	AB	R	H	RBI	BB	SO	LOB	TOP			
Lee Maye, L OBP: 0.282, SLG: 0.356 (1, 7)										4	0	3	1	1	0	0	Houston Astros @ Pittsburgh Pirates Forbes Field, Pittsburgh, PA Sun Aug 29 1965, 3:33 AM EDT Att: 30,002 - Unknown - 62 F			
Joe Morgan, L OBP: 0.391, SLG: 0.447 (1, 4)										5	0	0	0	0	0	7				
Jimmy Wynn, R OBP: 0.374, SLG: 0.486 (1, 8)										3	0	0	0	2	0	1				
Rusty Staub, L OBP: 0.346, SLG: 0.390 (1, 9)										4	0	0	0	1	1	6				
Bob Aspromonte, R OBP: 0.327, SLG: 0.351 (1, 5)										4	1	4	0	1	0	0				
Jim Gentile, L OBP: 0.331, SLG: 0.428 (1, 3)										4	0	0	0	1	1	4				
Ron Brand, R OBP: 0.287, SLG: 0.294 (1, 2)										5	0	1	0	0	1	6				
Bob Lillis, R OBP: 0.267, SLG: 0.245 (7, PH)										3	1	1	0	0	0	3				
Walt Bond, L OBP: 0.332, SLG: 0.361 (7, PH)										0	0	0	0	0	0	0				
Joe Gaines, R OBP: 0.296, SLG: 0.369 (7, PH)										1	0	0	0	0	0	2				
Eddie Kasko, R OBP: 0.269, SLG: 0.289 (7, 6)										0	0	0	0	0	0	0				
Don Nottebart, R OBP: 0.163, SLG: 0.109 (7, PH)										3	0	2	1	0	0	0				
Frank Thomas, R OBP: 0.255, SLG: 0.313 (7, PH)										1	0	0	0	0	0	2				
Ron Taylor, R OBP: 0.143, SLG: 0.214 (7, 1)										0	0	0	0	0	0	0				
Inning Stats	R: 0 E: 1 K: 0 S: 4	H: 1 LOB: 1 BB: 0 P: 4	R: 2 E: 1 K: 0 S: 7	H: 4 LOB: 2 BB: 0 P: 7	R: 0 E: 0 K: 0 S: 3	H: 1 LOB: 1 BB: 1 P: 7	R: 0 E: 0 K: 0 S: 5	H: 2 LOB: 2 BB: 0 P: 5	R: 0 E: 1 K: 0 S: 4	H: 1 LOB: 3 BB: 2 P: 11	R: 0 E: 0 K: 1 S: 6	H: 1 LOB: 2 BB: 1 P: 10	R: 0 E: 0 K: 0 S: 3	H: 0 LOB: 0 BB: 0 P: 3	R: 0 E: 0 K: 2 S: 8	H: 1 LOB: 1 BB: 0 P: 8	1B: 11 2B: 0 3B: 0 HR: 0	SF: 0 SAC: 0 DP: 1 HBP: 0	WP: 0 PB: 0 SB: 0 CS: 1	PA: 44
PITCHER	IP WLS BF H R ER SO BB IBB HBP BLK WP HR S P ERA WHIP																			
Bob Friend, R ERA: 3.24 (1, 1)	5.0 W 28 9 2 0 0 3 1 0 0 0 0 0 24 40 0.00 2.400																			
Wilbur Wood, L ERA: 2.47 (6, 1)	1.0 W 3 0 0 0 0 0 1 0 0 0 0 0 2 6 0.00 0.000																			
Al McBean, R ERA: 2.35 (7, 1)	0.1 3 1 0 0 1 1 0 0 0 0 0 0 4 8 0.00 6.000																			
Joe Gibbon, L ERA: 5.11 (7, 1)	2.2 S 9 1 0 0 2 0 0 0 0 0 0 0 13 13 0.00 0.375																			

Batter	1	2	3	4	5	6	7	8	9	AB	R	H	RBI	BB	SO	LOB	BOTTOM			
Bob Bailey, R OBP: 0.325, SLG: 0.378 (1, 5)										3	1	0	1	1	0	2	Houston Astros @ Pittsburgh Pirates Forbes Field, Pittsburgh, PA Sun Aug 29 1965, 3:33 AM EDT Att: 30,002 - Unknown - 62 F			
Manny Mota, R OBP: 0.335, SLG: 0.416 (1, 8)										3	0	0	0	0	0	2				
Roberto Clemente, R OBP: 0.386, SLG: 0.477 (1, 9)										3	1	2	0	1	0	1				
Willie Stargell, L OBP: 0.320, SLG: 0.508 (1, 7)										4	0	2	2	0	0	3				
Donn Clendenon, R OBP: 0.354, SLG: 0.488 (1, 3)										4	0	0	0	0	1	5				
Bill Mazeroski, R OBP: 0.296, SLG: 0.349 (1, 4)										4	1	1	0	0	0	0				
Jim Pagliaroni, R OBP: 0.347, SLG: 0.432 (1, 2)										2	0	1	1	1	0	0				
Vern Law, R OBP: 0.267, SLG: 0.307 (6, PR)										0	1	0	0	0	0	0				
Del Crandall, R OBP: 0.306, SLG: 0.286 (7, 2)										1	0	0	0	0	1	0				
Jose Pagan, R OBP: 0.271, SLG: 0.254 (1, 6)										2	0	0	0	1	0	1				
Bob Friend, R OBP: 0.048, SLG: 0.032 (1, 1)										2	0	0	0	0	0	2				
Wilbur Wood, R OBP: 0.342, SLG: 0.436 (6, PH)										0	0	0	0	0	0	0				
Al McBean, R OBP: 0.231, SLG: 0.269 (7, 1)										0	0	0	0	1	0	0				
Joe Gibbon, R OBP: 0.160, SLG: 0.125 (7, 1)										0	0	0	0	0	0	0				
Inning Stats	R: 0 E: 0 K: 1 S: 5	H: 0 LOB: 2 BB: 1 P: 10	R: 0 E: 0 K: 0 S: 3	H: 0 LOB: 1 BB: 1 P: 7	R: 1 E: 0 K: 0 S: 4	H: 1 LOB: 1 BB: 1 P: 8	R: 0 E: 0 K: 0 S: 3	H: 0 LOB: 1 BB: 1 P: 7	R: 1 E: 0 K: 0 S: 5	H: 2 LOB: 1 BB: 0 P: 5	R: 2 E: 0 K: 0 S: 5	H: 2 LOB: 1 BB: 1 P: 9	R: 0 E: 0 K: 0 S: 3	H: 1 LOB: 0 BB: 0 P: 3	R: 0 E: 0 K: 1 S: 5	H: 0 LOB: 0 BB: 0 P: 5	1B: 4 2B: 1 3B: 1 HR: 0	SF: 0 SAC: 1 DP: 1 HBP: 1	WP: 1 PB: 0 SB: 0 CS: 0	PA: 35
PITCHER	IP WLS BF H R ER SO BB IBB HBP BLK WP HR S P ERA WHIP																			
Don Nottebart, R ERA: 4.44 (1, 1)	6.0 L 29 5 4 4 1 4 1 0 0 0 0 0 25 46 0.00 1.500																			
Ron Taylor, R ERA: 5.09 (7, 1)	2.0 6 1 0 0 1 0 0 0 0 0 0 0 8 8 0.00 0.500																			

Batter	1	2	3	4	5	6	7	8	9	AB	R	H	RBI	BB	SO	LOB	TOP			
Maury Wills, S (1, 6) OBP: 0.340, SLG: 0.335	4-0 1B SF9 BB		0-0 F2			0-3 K		0-0 FC4-6 1B		3	1	0	0	1	1	1	Los Angeles Dodgers @ Pittsburgh Pirates Forbes Field, Pittsburgh, PA Wed Sep 01 1965, 7:05 PM EDT Att: 26,394 - Unknown livebaseballscorecards.com			
Jim Gilliam, S (1, 5) OBP: 0.380, SLG: 0.385	0-0 CS 1B		0-0 F4			0-0 F4		0-0 1B		4	0	2	0	0	0	0				
Willie Davis, L (1, 8) OBP: 0.276, SLG: 0.361	0-0 SF9			0-0 F7				0-0 F4		3	0	1	1	0	0	2				
Ron Fairly, L (1, 9) OBP: 0.359, SLG: 0.394	0-0 F8			4-0 BB		0-0 4-3			0-0 4-3	3	0	0	0	1	0	2				
Lou Johnson, R (1, 7) OBP: 0.306, SLG: 0.389		0-0 SH1-3 2B		0-0 F8		0-3 K		0-3 K		4	0	1	0	0	2	1				
Wes Parker, S (1, 3) OBP: 0.337, SLG: 0.366		0-0 SH1-3		0-3 K			0-0 G4-6-3 1B		0-0 F9	3	0	1	0	0	1	1				
Jim Lefebvre, S (1, 4) OBP: 0.331, SLG: 0.348		0-0 1-3			0-0 CS 1B		0-0 G4-6-3 1B			3	0	1	0	0	0	2				
John Roseboro, L (1, 2) OBP: 0.284, SLG: 0.306		0-0 6-3			0-0 F7			0-0 FC4-6 1B		3	0	1	0	0	0	2				
Don Drysdale, R (1, 1) OBP: 0.298, SLG: 0.486			0-3 K					0-0 F2		3	0	0	0	0	2	1				
Ron Perranoski, L (8, 1) OBP: 0.444, SLG: 0.286						0-3 K				0	0	0	0	0	0	0				
Inning Stats	R: 1 E: 0 K: 0 S: 3	H: 1 LOB: 0 BB: 1 P: 7	R: 0 E: 0 K: 0 S: 4	H: 1 LOB: 1 BB: 4	R: 0 E: 0 K: 1 S: 5	H: 0 LOB: 0 BB: 0 P: 5	R: 0 E: 0 K: 1 S: 5	H: 0 LOB: 1 BB: 1 P: 9	R: 0 E: 0 K: 1 S: 5	H: 1 LOB: 0 BB: 0 P: 5	R: 0 E: 0 K: 1 S: 6	H: 1 LOB: 0 BB: 0 P: 6	R: 0 E: 0 K: 1 S: 5	H: 2 LOB: 2 BB: 0 P: 5	R: 0 E: 0 K: 1 S: 5	H: 0 LOB: 0 BB: 0 P: 5	1B: 6 2B: 1 3B: 0 HR: 0	SF: 1 SAC: 1 DP: 1 HBP: 0	WP: 0 PB: 0 SB: 0 CS: 2	PA: 33
PITCHER Vern Law, R (1, 1) ERA: 2.07	IP: 9.0 WLS: W BF: 33 H: 7 R: 1 ER: 1 SO: 6 BB: 2 IBB: 0 HBP: 0 BLK: 0 WP: 0 HR: 0 S: 43 P: 51 ERA: 1.00 WHIP: 1.000															PITCHER	IP: 9.0 WLS: W BF: 33 H: 7 R: 1 ER: 1 SO: 6 BB: 2 IBB: 0 HBP: 0 BLK: 0 WP: 0 HR: 0 S: 43 P: 51 ERA: 1.00 WHIP: 1.000			

Batter	1	2	3	4	5	6	7	8	9	AB	R	H	RBI	BB	SO	LOB	BOTTOM			
Bob Bailey, R (1, 5) OBP: 0.324, SLG: 0.374	0-0 6-3		0-0 F2		0-0 G4-3			0-0 5-3		4	0	0	0	0	0	1	Los Angeles Dodgers @ Pittsburgh Pirates Forbes Field, Pittsburgh, PA Wed Sep 01 1965, 7:05 PM EDT Att: 26,394 - Unknown livebaseballscorecards.com			
Bill Virdon, L (1, 8) OBP: 0.330, SLG: 0.387	0-3 K		0-0 1B			0-0 HR		0-0 1B E		4	2	3	1	0	1	0				
Roberto Clemente, R (1, 9) OBP: 0.387, SLG: 0.477	0-0 1-3		0-0 1B		0-0 1B		0-0 G3 4-3 1B	0-0 E 1B		4	0	3	0	0	0	0				
Willie Stargell, L (1, 7) OBP: 0.321, SLG: 0.509		0-0 FC4-6 1B	0-0 4-3			0-0 4-3		0-0 E6		3	0	1	0	0	0	3				
Manny Mota, R (8, PH) OBP: 0.327, SLG: 0.406						1-2 4-3		1-3 3-H E6		1	0	0	1	0	0	1				
Donn Clendenon, R (1, 3) OBP: 0.350, SLG: 0.482		0-0 FC4-6 1B		0-0 6-3		0-0 G3		0-0 1-3 1B		4	0	0	0	0	0	4				
Bill Mazaroski, R (1, 4) OBP: 0.294, SLG: 0.346		0-0 1B		0-0 6-3		0-0 F3		0-0 4-3		4	0	1	0	0	0	3				
Gene Alley, R (1, 6) OBP: 0.305, SLG: 0.350		0-0 1B		0-0 F8			0-0 F8			3	0	1	0	0	0	0				
Del Crandall, R (1, 2) OBP: 0.307, SLG: 0.287		0-3 K			0-0 FC1-6 1B		0-0 F3			3	0	1	0	0	1	2				
Vern Law, R (1, 1) OBP: 0.256, SLG: 0.295			0-0 4-3		0-0 FC1-6 G4-3		0-3 K			3	0	0	0	0	1	1				
Inning Stats	R: 0 E: 0 K: 1 S: 5	H: 0 LOB: 0 BB: 0 P: 5	R: 0 E: 0 K: 1 S: 7	H: 3 LOB: 3 BB: 0 P: 7	R: 0 E: 0 K: 0 S: 5	H: 2 LOB: 0 BB: 0 P: 5	R: 0 E: 0 K: 0 S: 3	H: 0 LOB: 0 BB: 0 P: 3	R: 0 E: 0 K: 0 S: 3	H: 1 LOB: 0 BB: 0 P: 3	R: 1 E: 0 K: 0 S: 5	H: 2 LOB: 1 BB: 0 P: 5	R: 0 E: 0 K: 1 S: 5	H: 0 LOB: 0 BB: 0 P: 5	R: 1 E: 1 K: 0 S: 6	H: 2 LOB: 2 BB: 0 P: 6	1B: 9 2B: 0 3B: 0 HR: 1	SF: 0 SAC: 0 DP: 1 HBP: 0	WP: 0 PB: 0 SB: 0 CS: 0	PA: 33
PITCHER Don Drysdale, R (1, 1) ERA: 2.97	IP: 7.1 WLS: L BF: 30 H: 10 R: 2 ER: 2 SO: 3 BB: 0 IBB: 0 HBP: 0 BLK: 0 WP: 0 HR: 1 S: 36 P: 36 ERA: 2.46 WHIP: 1.364															PITCHER Ron Perranoski, L (8, 1) ERA: 3.12	IP: 0.2 WLS: L BF: 3 H: 0 R: 0 ER: 0 SO: 0 BB: 0 IBB: 0 HBP: 0 BLK: 0 WP: 0 HR: 0 S: 3 P: 3 ERA: 0.00 WHIP: 0.000			

Batter	1	2	3	4	5	6	7	8	9	AB	R	H	RBI	BB	SO	LOB	TOP								
Maury Wills, S OBP: 0.337, SLG: 0.332 (1, 6)	0-3 K		0-3 K	0-3 K		0-3 K		0-0 FC1-6 CS		5	0	0	0	0	0	4	2								
Jim Gilliam, S OBP: 0.384, SLG: 0.388 (1, 5)	0-0 BB		0-0 5-3	4-0 BB		0-0 BB		0-0 6-3		3	0	2	1	1	0	0	0								
John Kennedy, R OBP: 0.245, SLG: 0.237 (6, 5)										1	0	0	0	0	0	0	1								
Wes Parker, S OBP: 0.334, SLG: 0.362 (1, 3)	0-0 F8		0-0 E6 BB 1B	0-0 4-3				0-0 4-3		5	1	0	0	0	0	0	2								
Lou Johnson, R OBP: 0.309, SLG: 0.389 (1, 7)	4-0 BB		4-0 BB 1B			0-0 6-3		0-0 2B 1B		3	2	1	0	2	0	0	0								
Ron Fairly, L OBP: 0.360, SLG: 0.391 (1, 9)	0-0 6-3		4-0 1B 1B	1-2 2-3 BB		4-0 WP 1B BB		0-3 K		3	2	0	0	2	2	3									
Jim Lefebvre, S OBP: 0.335, SLG: 0.354 (1, 4)		0-0 F9	0-0 1B	1-3 2-H 3-H 1B		0-0 1B		0-0 1B		4	1	3	4	0	0	0	0								
Willie Davis, L OBP: 0.280, SLG: 0.364 (1, 8)		0-0 1B	0-0 1B	1-2 3-H 1B		0-3 K		0-0 2B		4	0	3	2	0	1	0	0								
Jeff Torborg, R OBP: 0.296, SLG: 0.386 (1, 2)	0-3 K		0-0 F9			0-0 SH3-4 1B		0-0 F9		4	1	1	0	0	1	4									
Claude Osteen, L OBP: 0.157, SLG: 0.150 (1, 1)		0-0 F9		0-0 4-3		0-0 SH3-4		0-0 FC1-6 1B		3	0	1	0	0	0	0	1								
Ron Perranoski, L OBP: 0.444, SLG: 0.286 (8, 1)										0	0	0	0	0	0	0	0								
Inning Stats	R: 0 E: 0 K: 1 S: 6	H: 1 LOB: 2 BB: 1 P: 10	R: 0 E: 0 K: 1 S: 6	H: 1 LOB: 1 BB: 0 P: 6	R: 3 E: 1 K: 1 S: 8	H: 2 LOB: 2 BB: 2 P: 16	R: 0 E: 0 K: 1 S: 5	H: 0 LOB: 1 BB: 1 P: 9	R: 1 E: 0 K: 1 S: 5	H: 1 LOB: 0 BB: 1 P: 9	R: 1 E: 0 K: 1 S: 6	H: 2 LOB: 1 BB: 0 P: 6	R: 2 E: 0 K: 1 S: 8	H: 3 LOB: 1 BB: 0 P: 8	R: 0 E: 0 K: 0 S: 3	H: 1 LOB: 0 BB: 0 P: 3	R: 0 E: 0 K: 1 S: 5	H: 0 LOB: 0 BB: 0 P: 5	1B: 10 2B: 1 3B: 0 HR: 0	SF: 0 SAC: 1 DP: 0 HBP: 0	WP: 1 PB: 0 SB: 0 CS: 1	PA: 41			
PITCHER	IP	WLS	BF	H	R	ER	SO	BB	IBB	HBP	BLK	WP	HR	S	P	ERA	WHIP								
Bob Veale, L ERA: 3.05	6.2	L	34	10	7	4	7	5	0	0	0	1	0	43	63	5.40	2.250								
Wilbur Wood, L ERA: 2.45	0.1	1	0	0	0	0	0	0	0	0	0	0	0	1	1	0.00	0.000								
Frank Carpin, L ERA: 3.19	1.0	3	1	0	0	0	0	0	0	0	0	0	0	3	3	0.00	1.000								
Roy Face, R ERA: 5.4	1.0	3	0	0	0	0	1	0	0	0	0	0	0	5	5	0.00	0.000								

Los Angeles Dodgers @ Pittsburgh Pirates
 Forbes Field, Pittsburgh, PA
 Thu Sep 02 1965, 7:05 PM EDT
 Att: 29,200 - Unknown

AB	35
R	7
H	11
RBI	7
BB	5
SO	8
LOB	13



Batter	1	2	3	4	5	6	7	8	9	AB	R	H	RBI	BB	SO	LOB	BOTTOM								
Bob Bailey, R OBP: 0.323, SLG: 0.372 (1, 7)	0-3 K	4-0 BB			0-0 6-3		0-0 F9			3	0	0	0	1	1	0									
Manny Mota, R OBP: 0.326, SLG: 0.402 (1, 8)	0-0 1-3	0-0 F9			0-0 F9			4-0 1B FC3-6 BB		3	1	0	0	1	0	3									
Roberto Clemente, R OBP: 0.391, SLG: 0.480 (1, 9)	0-0 BB 1B		0-0 1B		4-0 BB			0-0 FC3-6 1B		3	0	3	0	1	0	0									
Donn Clendenon, R OBP: 0.350, SLG: 0.479 (1, 3)	4-0 BB		0-3 K		0-3 K			0-0 FC3-6 FC4-6		3	0	0	1	1	2	3									
Bill Mazerowski, R OBP: 0.291, SLG: 0.343 (1, 4)	0-0 1-3		0-0 F7			0-0 F4		0-0 FC4-6 FC4-6		4	0	0	0	0	0	4									
Andre Rodgers, R OBP: 0.350, SLG: 0.399 (1, 5)		0-0 F6	0-3 K			0-0 6-3		0-0 FC4-6		4	0	0	0	0	1	2									
Jim Pagliaroni, R OBP: 0.349, SLG: 0.439 (1, 2)		0-0 1B 1B			0-0 6-3					1	0	1	0	0	0	0									
Del Crandall, R OBP: 0.300, SLG: 0.280 (4, 2)						0-3 K				3	0	0	0	0	1	0									
Gene Alley, R OBP: 0.305, SLG: 0.349 (1, 6)		0-0 1-3 1B			0-3 K			0-0 F8		4	0	1	0	0	2	0									
Bob Veale, S OBP: 0.110, SLG: 0.076 (1, 1)										2	0	0	0	0	1	2									
Wilbur Wood, R (7, 1)										0	0	0	0	0	0	0									
Jose Pagan, R OBP: 0.252, SLG: 0.252 (7, PH)										1	0	0	0	0	0	0									
Frank Carpin, L (8, 1)										0	0	0	0	0	0	0									
Roy Face, R (9, 1)										0	0	0	0	0	0	0									
Ozzie Virgil, R OBP: 0.341, SLG: 0.429 (9, PH)										1	0	0	0	0	1	0									
Inning Stats	R: 0 E: 0 K: 1 S: 6	H: 1 LOB: 3 BB: 1 P: 10	R: 0 E: 0 K: 0 S: 5	H: 2 LOB: 1 BB: 1 P: 9	R: 0 E: 0 K: 2 S: 8	H: 1 LOB: 0 BB: 0 P: 8	R: 0 E: 0 K: 2 S: 7	H: 0 LOB: 0 BB: 0 P: 7	R: 0 E: 0 K: 1 S: 5	H: 0 LOB: 0 BB: 0 P: 9	R: 0 E: 0 K: 1 S: 5	H: 0 LOB: 0 BB: 0 P: 5	R: 0 E: 0 K: 0 S: 3	H: 0 LOB: 0 BB: 0 P: 3	R: 1 E: 0 K: 0 S: 4	H: 1 LOB: 1 BB: 1 P: 8	R: 0 E: 0 K: 2 S: 7	H: 0 LOB: 0 BB: 0 P: 7	1B: 5 2B: 0 3B: 0 HR: 0	SF: 0 SAC: 0 DP: 0 HBP: 0	WP: 0 PB: 0 SB: 0 CS: 0	PA: 36			
PITCHER	IP	WLS	BF	H	R	ER	SO	BB	IBB	HBP	BLK	WP	HR	S	P	ERA	WHIP								
Claude Osteen, L ERA: 3.0	7.0	W	30	5	1	1	7	4	0	0	0	0	0	40	56	1.29	1.286								
Ron Perranoski, L ERA: 3.03	2.0	S	6	0	0	0	2	0	0	0	0	0	0	10	10	0.00	0.000								

Los Angeles Dodgers @ Pittsburgh Pirates
 Forbes Field, Pittsburgh, PA
 Thu Sep 02 1965, 7:05 PM EDT
 Att: 29,200 - Unknown

AB	32
R	1
H	5
RBI	1
BB	4
SO	9
LOB	14



Batter	1	2	3	4	5	6	7	8	9	AB	R	H	RBI	BB	SO	LOB	TOP			
Bob Bailey, R (1.5) OBP: 0.324, SLG: 0.372										5	1	2	0	0	0	4	Pittsburgh Pirates @ Milwaukee Braves Milwaukee County Stadium, Milwaukee, WI Fri Sep 03 1965, 8:05 PM EDT Att: 5,349 - Unknown			
Bill Virdon, L (1.8) OBP: 0.330, SLG: 0.385										4	0	1	0	0	0	1				
Roberto Clemente, R (1.9) OBP: 0.380, SLG: 0.478										4	0	1	0	0	1	2				
Willie Stargell, L (1.7) OBP: 0.322, SLG: 0.508										3	1	1	0	1	1	1				
Donn Clendenon, R (1.3) OBP: 0.349, SLG: 0.478										3	1	1	1	0	1	1				
Bill Mazerowski, R (1.4) OBP: 0.291, SLG: 0.342										4	0	1	1	0	1	2				
Gene Alley, R (1.6) OBP: 0.303, SLG: 0.346										3	0	0	0	0	0	2				
Manny Mota, R (9, PH) OBP: 0.325, SLG: 0.400										1	0	0	0	0	1	0				
Del Crandall, R (1.2) OBP: 0.294, SLG: 0.273										3	0	0	1	0	0	2				
Jerry Lynch, L (9, PH) OBP: 0.339, SLG: 0.432										1	0	0	0	0	1	0				
Jose Pagan, R (9, FR) OBP: 0.269, SLG: 0.252										0	0	0	0	0	0	0				
Don Cardwell, R (1.1) OBP: 0.239, SLG: 0.306										3	0	0	0	0	2	2				
Wilbur Wood, R (8, 1)										0	0	0	0	0	0	0				
Don Schwall, R (8, 1)										0	0	0	0	0	0	0				
Andre Rodgers, R (9, PH) OBP: 0.354, SLG: 0.403										1	0	1	0	0	0	0				
Inning Stats	R: 1 E: 0 K: 1 S: 7	H: 2 LOB: 2 BB: 1 P: 11	R: 0 E: 0 K: 0 S: 3	H: 0 LOB: 0 BB: 0 P: 3	R: 0 E: 0 K: 1 S: 5	H: 0 LOB: 0 BB: 0 P: 5	R: 2 E: 0 K: 1 S: 9	H: 3 LOB: 2 BB: 0 P: 9	R: 0 E: 0 K: 0 S: 3	H: 0 LOB: 0 BB: 0 P: 3	R: 0 E: 0 K: 1 S: 5	H: 1 LOB: 0 BB: 0 P: 5	R: 0 E: 0 K: 0 S: 3	H: 0 LOB: 0 BB: 0 P: 3	R: 0 E: 0 K: 2 S: 9	H: 0 LOB: 2 BB: 0 P: 9	1B: 8 2B: 0 3B: 0 HR: 0	SF: 1 SAC: 0 DP: 1 HBP: 0	WP: 1 PB: 0 SB: 1 CS: 0	PA: 37
PITCHER	IP WLS BF H R ER SO BB IBB HBP BLK WP HR S P ERA WHIP																			
Ken Johnson, R (1.1) ERA: 3.45	8.0 W 32 7 3 3 6 0 1 0 0 0 0 0 43 47 3.38 0.875																			
Phil Niekro, R (9, 1) ERA: 3.64	0.2 4 1 0 0 2 0 0 0 0 1 0 8 8 0.00 1.500																			
Dan Osinski, R (9, 1) ERA: 3.07	0.1 S 1 0 0 0 0 0 0 0 0 0 0 0 1 1 0.00 0.000																			

AB	35
R	3
H	8
RBI	3
BB	1
SO	8
LOB	17



Batter	1	2	3	4	5	6	7	8	9	AB	R	H	RBI	BB	SO	LOB	BOTTOM			
Rico Carty, R (1.7) OBP: 0.357, SLG: 0.502										4	0	1	0	0	0	0	Pittsburgh Pirates @ Milwaukee Braves Milwaukee County Stadium, Milwaukee, WI Fri Sep 03 1965, 8:05 PM EDT Att: 5,349 - Unknown			
Billy Cowan, R (8, FR) OBP: 0.200, SLG: 0.303										0	1	0	0	0	0	0				
Mack Jones, L (1.8) OBP: 0.312, SLG: 0.524										4	1	0	0	0	1	1				
Hank Aaron, R (1.9) OBP: 0.391, SLG: 0.573										3	0	2	1	1	0	0				
Eddie Mathews, L (1.5) OBP: 0.353, SLG: 0.492										4	1	1	0	0	1	3				
Joe Torre, R (1.3) OBP: 0.369, SLG: 0.494										4	0	0	0	0	1	4				
Jesse Gonder, L (1.2) OBP: 0.307, SLG: 0.392										3	0	0	0	0	0	1				
Phil Niekro, R (9, 1) OBP: 0.167, SLG: 0.167										0	0	0	0	0	0	0				
Dan Osinski, R (9, 1) OBP: 0.250, SLG: 0.250										0	0	0	0	0	0	0				
Frank Bolling, R (1.4) OBP: 0.302, SLG: 0.366										3	0	1	1	0	1	0				
Woody Woodward, R (1.6) OBP: 0.214, SLG: 0.252										2	0	1	0	0	0	1				
Gene Oliver, R (7, PH) OBP: 0.336, SLG: 0.489										1	0	0	0	0	0	0				
Sandy Alomar Sr., S (8, 6) OBP: 0.262, SLG: 0.265										0	0	0	0	0	0	0				
Ken Johnson, R (1.1) OBP: 0.130, SLG: 0.159										2	0	0	0	0	0	1				
Felipe Alou, R (8, PH) OBP: 0.332, SLG: 0.484										1	1	1	0	0	0	0				
Inning Stats	R: 1 E: 1 K: 2 S: 9	H: 1 LOB: 1 BB: 0 P: 9	R: 0 E: 0 K: 0 S: 4	H: 1 LOB: 1 BB: 0 P: 4	R: 0 E: 0 K: 0 S: 3	H: 0 LOB: 0 BB: 0 P: 3	R: 1 E: 0 K: 0 S: 5	H: 2 LOB: 1 BB: 0 P: 5	R: 0 E: 0 K: 1 S: 5	H: 0 LOB: 0 BB: 0 P: 5	R: 0 E: 0 K: 0 S: 3	H: 1 LOB: 0 BB: 0 P: 3	R: 0 E: 0 K: 1 S: 5	H: 0 LOB: 0 BB: 0 P: 5	R: 2 E: 2 K: 0 S: 5	H: 2 LOB: 2 BB: 1 P: 9	1B: 3 2B: 4 3B: 0 HR: 0	SF: 0 SAC: 0 DP: 2 HBP: 0	WP: 0 PB: 0 SB: 0 CS: 0	PA: 32
PITCHER	IP WLS BF H R ER SO BB IBB HBP BLK WP HR S P ERA WHIP																			
Don Cardwell, R (1.1) ERA: 3.3	7.0 L 28 7 4 1 4 0 1 0 0 0 0 0 2 6 0.00 1.000																			
Wilbur Wood, L (8, 1) ERA: 2.44	0.1 3 0 0 0 0 0 0 1 0 0 0 0 2 6 0.00 0.000																			
Don Schwall, R (8, 1) ERA: 3.06	0.2 1 0 0 0 0 0 0 0 0 0 0 0 1 1 0.00 0.000																			



Batter	1	2	3	4	5	6	7	8	9	AB	R	H	RBI	BB	SO	LOB	TOP
Bob Bailey, R OBP: 0.327, SLG: 0.375										4	1	3	0	0	0	2	Pittsburgh Pirates @ Milwaukee Braves Milwaukee County Stadium, Milwaukee, WI Sat Sep 04 1965, 4:33 AM EDT Alt: 2,471 - Overcast
Bill Virdon, L OBP: 0.327, SLG: 0.383										3	0	0	0	0	0	4	
Ozzie Virgil, R OBP: 0.333, SLG: 0.419										1	0	0	0	0	0	2	
Don Schwall, R OBP: 0.333, SLG: 0.419										0	0	0	0	0	0	0	
Roberto Clemente, R OBP: 0.389, SLG: 0.475										3	0	0	1	0	0	5	
Willie Stargell, L OBP: 0.321, SLG: 0.505										4	1	1	0	0	1	0	
Donn Clendenon, R OBP: 0.352, SLG: 0.484										4	1	3	0	0	0	0	
Bill Mazerowski, R OBP: 0.293, SLG: 0.343										4	0	2	1	0	0	2	
Jim Pagliaroni, R OBP: 0.348, SLG: 0.437										4	0	1	0	0	1	4	
Gene Alley, R OBP: 0.305, SLG: 0.348										3	0	2	1	0	1	1	
Bob Friend, R OBP: 0.245, SLG: 0.032										0	0	0	0	0	0	0	
Wilbur Wood, R OBP: 0.292, SLG: 0.258										0	0	0	0	0	0	0	
Roy Face, R OBP: 0.292, SLG: 0.258										1	0	0	0	0	0	0	
Andre Rodgers, R OBP: 0.252, SLG: 0.400										0	0	0	0	0	0	0	
Frank Carpin, L OBP: 0.252, SLG: 0.400										0	0	0	0	0	0	0	
Manny Mota, R OBP: 0.307, SLG: 0.400										0	0	0	0	0	0	0	
Inning Stats	R: 1 E: 0 K: 1 S: 6	H: 1 LOB: 0 BB: 0 P: 6	R: 0 E: 0 K: 1 S: 6	H: 1 LOB: 1 BB: 0 P: 6	R: 0 E: 0 K: 0 S: 4	H: 2 LOB: 1 BB: 0 P: 4	R: 1 E: 0 K: 0 S: 6	H: 3 LOB: 2 BB: 0 P: 6	R: 0 E: 0 K: 1 S: 3	H: 1 LOB: 1 BB: 0 P: 6	R: 0 E: 0 K: 0 S: 4	H: 1 LOB: 2 BB: 1 P: 8	R: 1 E: 0 K: 0 S: 4	H: 3 LOB: 2 BB: 0 P: 4			
PITCHER	IP WLS BF H R ER SO BB IBB HBP BLK WP HR S P ERA WHIP																
Tony Cloninger, R ERA: 3.53	(1, 1) 6.0 W 27 10 2 2 3 1 0 0 0 1 1 0 32 36 3.00 1.833																
Billy O'Dell, L ERA: 2.29	(7, 1) 1.1 S 7 3 1 1 0 0 0 0 0 0 0 0 0 7 7 6.75 2.250																

AB	32
R	3
H	13
RBI	3
BB	1
SO	3
LOB	22



WP	1
PA	34
SB	0
CS	0

Batter	1	2	3	4	5	6	7	8	9	AB	R	H	RBI	BB	SO	LOB	BOTTOM
Rico Carty, R OBP: 0.360, SLG: 0.505										1	1	1	0	0	0	0	Pittsburgh Pirates @ Milwaukee Braves Milwaukee County Stadium, Milwaukee, WI Sat Sep 04 1965, 4:33 AM EDT Alt: 2,471 - Overcast
Billy Cowan, R OBP: 0.208, SLG: 0.315										3	2	2	0	0	0	0	
Mack Jones, L OBP: 0.313, SLG: 0.531										4	2	2	2	0	2	1	
Hank Aaron, R OBP: 0.392, SLG: 0.573										4	1	2	2	0	0	0	
Eddie Mathews, L OBP: 0.351, SLG: 0.489										3	0	0	0	0	1	3	
Joe Torre, R OBP: 0.371, SLG: 0.496										3	1	2	1	0	0	0	
Felipe Alou, R OBP: 0.334, SLG: 0.491										3	1	2	3	0	1	1	
Frank Bolling, R OBP: 0.300, SLG: 0.365										2	0	0	0	0	0	1	
Woody Woodward, R OBP: 0.211, SLG: 0.249										3	0	0	0	0	2	1	
Tony Cloninger, R OBP: 0.133, SLG: 0.200										2	0	0	0	0	1	1	
Billy O'Dell, S OBP: 0.190, SLG: 0.200										1	0	0	0	0	1	0	
Inning Stats	R: 5 E: 0 K: 1 S: 10	H: 5 LOB: 0 BB: 0 P: 10	R: 0 E: 0 K: 1 S: 5	H: 0 LOB: 0 BB: 0 P: 5	R: 0 E: 0 K: 1 S: 5	H: 0 LOB: 0 BB: 0 P: 5	R: 0 E: 0 K: 2 S: 8	H: 1 LOB: 1 BB: 0 P: 8	R: 1 E: 0 K: 1 S: 6	H: 2 LOB: 0 BB: 0 P: 6	R: 0 E: 0 K: 1 S: 5	H: 1 LOB: 0 BB: 0 P: 5	R: 2 E: 0 K: 1 S: 7	H: 2 LOB: 0 BB: 0 P: 7			
PITCHER	IP WLS BF H R ER SO BB IBB HBP BLK WP HR S P ERA WHIP																
Bob Friend, R ERA: 3.42	(1, 1) 0.1 L 5 4 4 4 0 0 0 0 0 0 0 1 5 5 5.40 0.600																
Wilbur Wood, L ERA: 2.54	(1, 1) 1.2 6 1 1 1 2 0 0 0 0 0 0 1 10 10 5.40 0.600																
Roy Face, R ERA: 4.82	(3, 1) 1.0 3 0 0 0 1 0 0 0 0 0 0 0 5 5 0.00 0.000																
Frank Carpin, L ERA: 3.18	(4, 1) 3.0 11 4 1 1 4 0 0 0 0 0 1 0 19 19 3.00 1.333																
Don Schwall, R ERA: 3.29	(7, 1) 1.0 5 2 2 2 1 0 0 0 0 0 0 1 7 7 18.00 2.000																

AB	29
R	8
H	11
RBI	8
BB	0
SO	8
LOB	8



WP	1
PA	30
SB	0
CS	0

Batter	1	2	3	4	5	6	7	8	9	AB	R	H	RBI	BB	SO	LOB	TOP																					
Bob Bailey, R OBP: 0.327, SLG: 0.375 (1, 5)										5	0	2	0	0	1	0	Pittsburgh Pirates @ Milwaukee Braves Milwaukee County Stadium, Milwaukee, WI Sun Sep 05 1965, 4:33 AM EDT Att: 20,409 - Unknown																					
Bill Virdon, L OBP: 0.324, SLG: 0.379 (1, 8)										4	0	0	0	0	0	2																						
Roberto Clemente, R OBP: 0.380, SLG: 0.479 (1, 9)										4	1	3	0	0	0	0																						
Willie Stargell, L OBP: 0.319, SLG: 0.501 (1, 7)										4	0	0	0	0	2	3																						
Donn Clendenon, R OBP: 0.354, SLG: 0.488 (1, 3)										4	1	3	1	0	0	0																						
Bill Mazerowski, R OBP: 0.293, SLG: 0.342 (1, 4)										4	0	1	0	0	0	2																						
Jim Pagliaroni, R OBP: 0.347, SLG: 0.435 (1, 2)										4	0	1	1	0	1	3																						
Gene Alley, R OBP: 0.307, SLG: 0.348 (1, 6)										3	0	1	0	1	0	1																						
Tommye Sisk, R OBP: 0.136, SLG: 0.095 Wilbur Wood, R (9, 1)										4	0	0	0	0	2	4																						
Al McBean, R OBP: 0.231, SLG: 0.269 (9, 1)										0	0	0	0	0	0	0																						
Inning Stats	R: 0 E: 0 K: 0 S: 4	H: 2 LOB: 1 BB: 0 P: 4	R: 0 E: 0 K: 0 S: 5	H: 2 LOB: 2 BB: 0 P: 5	R: 0 E: 0 K: 1 S: 6	H: 1 LOB: 1 BB: 0 P: 6	R: 0 E: 0 K: 2 S: 8	H: 1 LOB: 2 BB: 1 P: 12	R: 0 E: 0 K: 1 S: 5	H: 0 LOB: 0 BB: 0 P: 5	R: 1 E: 0 K: 1 S: 7	H: 2 LOB: 1 BB: 0 P: 7	R: 0 E: 0 K: 1 S: 5	H: 1 LOB: 0 BB: 0 P: 5	R: 1 E: 0 K: 0 S: 5	H: 2 LOB: 1 BB: 0 P: 5	R: 0 E: 0 K: 0 S: 3	H: 0 LOB: 0 BB: 0 P: 3	1B: 9 2B: 2 3B: 0 HR: 0	SF: 0 SAC: 0 DP: 1 HBP: 0	WP: 0 PB: 0 SB: 2 CS: 1	PA: 37																
PITCHER	IP	WLS	BF	H	R	ER	SO	BB	IBB	HBP	BLK	WP	HR	S	P	ERA	WHIP	PITCHER				IP	WLS	BF	H	R	ER	SO	BB	IBB	HBP	BLK	WP	HR	S	P	ERA	WHIP
Bob Sadowski, R ERA: 4.59 Phil Niekro, R ERA: 3.67	(1, 1) (8, 1)	7.0 L	29 29	9 2	1 1	1 1	6 0	0 0	1 0	0 0	0 0	0 0	0 0	40 8	44 8	1.29 4.50	1.286 1.000																					

AB 36
R 2
H 11
RBI 2
BB 1
SO 6
LOB 15



Batter	1	2	3	4	5	6	7	8	9	AB	R	H	RBI	BB	SO	LOB	BOTTOM																					
Rico Carty, R OBP: 0.358, SLG: 0.500 Phil Niekro, R OBP: 0.167, SLG: 0.167 Don Dillard, L OBP: 0.143, SLG: 0.357 (1, 7) (8, 1) (9, PH)										4	0	1	0	0	0	0	Pittsburgh Pirates @ Milwaukee Braves Milwaukee County Stadium, Milwaukee, WI Sun Sep 05 1965, 4:33 AM EDT Att: 20,409 - Unknown																					
Mack Jones, L OBP: 0.313, SLG: 0.528 (1, 8)										4	0	1	0	0	1	1																						
Hank Aaron, R OBP: 0.389, SLG: 0.568 (1, 9)										4	0	0	0	0	0	3																						
Eddie Mathews, L OBP: 0.352, SLG: 0.487 (1, 5)										2	0	0	0	2	0	0																						
Joe Torre, R OBP: 0.370, SLG: 0.493 (1, 2)										4	0	1	0	0	1	3																						
Felipe Alou, R OBP: 0.337, SLG: 0.493 (1, 3) (8, 7)										4	1	3	0	0	1	1																						
Frank Bolling, R OBP: 0.302, SLG: 0.365 (1, 4)										3	0	1	0	1	1	2																						
Woody Woodward, R OBP: 0.206, SLG: 0.247 Frank Thomas, R OBP: 0.348, SLG: 0.525 Sandy Alomar Sr., S OBP: 0.307, SLG: 0.285 Jesse Gonder, L OBP: 0.307, SLG: 0.392 Miguel de la Hoz, R OBP: 0.266, SLG: 0.341 Billy Cowan, R OBP: 0.208, SLG: 0.315 (1, 6) (7, PH) (8, 6) (9, PH) (9, PH) (9, PH)										2	0	0	0	0	1	3																						
Bob Sadowski, R OBP: 0.107, SLG: 0.074 Gene Oliver, R OBP: 0.337, SLG: 0.489 (1, 1) (7, PH) (8, 3)										2	0	0	0	0	1	1																						
Inning Stats	R: 0 E: 1 K: 0 S: 4	H: 1 LOB: 2 BB: 1 P: 8	R: 0 E: 0 K: 3 S: 10	H: 1 LOB: 1 BB: 0 P: 10	R: 0 E: 0 K: 1 S: 5	H: 0 LOB: 0 BB: 0 P: 5	R: 0 E: 0 K: 0 S: 4	H: 1 LOB: 2 BB: 1 P: 8	R: 0 E: 1 K: 0 S: 4	H: 1 LOB: 1 BB: 0 P: 4	R: 0 E: 0 K: 1 S: 6	H: 1 LOB: 1 BB: 0 P: 6	R: 0 E: 0 K: 0 S: 3	H: 0 LOB: 0 BB: 0 P: 3	R: 0 E: 0 K: 1 S: 5	H: 0 LOB: 1 BB: 1 P: 9		R: 0 E: 0 K: 0 S: 5	H: 3 LOB: 2 BB: 0 P: 5	1B: 8 2B: 0 3B: 0 HR: 0	SF: 0 SAC: 0 DP: 2 HBP: 0	WP: 0 PB: 0 SB: 1 CS: 0	PA: 37															
PITCHER	IP	WLS	BF	H	R	ER	SO	BB	IBB	HBP	BLK	WP	HR	S	P	ERA	WHIP	PITCHER				IP	WLS	BF	H	R	ER	SO	BB	IBB	HBP	BLK	WP	HR	S	P	ERA	WHIP
Tommye Sisk, R ERA: 4.34 Wilbur Wood, L ERA: 2.52 Al McBean, R ERA: 2.33	(1, 1) (9, 1) (9, 1)	8.0 W	34 34	7 0	1 0	1 0	6 0	0 0	0 0	0 0	0 0	0 0	0 0	43 1	55 1	1.12 0.00	1.125 0.000																					

AB 34
R 1
H 8
RBI 1
BB 3
SO 6
LOB 18



Batter	1	2	3	4	5	6	7	8	9	AB	R	H	RBI	BB	SO	LOB	TOP																			
Bob Bailey, R OBP: 0.327, SLG: 0.376 (1, 5)	1-3		F5		F4			1B 2B		4	1	1	0	0	0	2	Pittsburgh Pirates @ Cincinnati Reds Crosley Field, Cincinnati, OH Mon Sep 06 1965, 3:33AM EDT Unknown - 73 F																			
Bill Virdon, L OBP: 0.324, SLG: 0.378 (1, 8)	F7		F8			F7		FC3-6 BB 2H 1B		4	0	1	1	0	0	0																				
Roberto Clemente, R OBP: 0.391, SLG: 0.484 (1, 9)	HR			1-3		4-3		FC3-6 BB 1-2		3	1	1	1	1	0	0																				
Willie Stargell, L OBP: 0.316, SLG: 0.497 (1, 7)	K			F5		F4		FC3-6 BB G6-4-3 1-2 2-3		4	0	0	0	0	1	2																				
Donn Clendenon, R OBP: 0.352, SLG: 0.484 (1, 3)		K		F9			K	G6-4-3 1-2		4	0	0	0	0	2	2																				
Bill Mazerowski, R OBP: 0.295, SLG: 0.344 (1, 4)		1B				1B		4-3		4	1	2	0	0	0	0																				
Jim Pagliaroni, R OBP: 0.344, SLG: 0.429 (1, 2)		1B		F5		F7		5-3		4	0	0	0	0	0	3																				
Gene Alley, R OBP: 0.306, SLG: 0.350 (1, 6)				F9		F8		F6		4	0	1	1	0	0	2																				
Bob Veale, S OBP: 0.118, SLG: 0.085 (1, 1)				4-3			K			3	0	1	0	0	1	1																				
Inning Stats	R: 1 E: 0 K: 1 S: 6	H: 1 LOB: 0 BB: 0 P: 6	R: 0 E: 0 K: 1 S: 6	H: 1 LOB: 1 BB: 0 P: 6	R: 0 E: 0 K: 0 S: 3	H: 0 LOB: 0 BB: 0 P: 3	R: 0 E: 0 K: 0 S: 3	H: 2 LOB: 2 BB: 0 P: 5	R: 0 E: 0 K: 0 S: 3	H: 0 LOB: 0 BB: 0 P: 3	R: 1 E: 1 K: 2 S: 9	H: 1 LOB: 1 BB: 0 P: 9	R: 1 E: 0 K: 0 S: 4	H: 2 LOB: 1 BB: 1 P: 8	R: 0 E: 0 K: 0 S: 3	H: 0 LOB: 0 BB: 0 P: 3	1B: 4 2B: 2 3B: 0 HR: 1	SF: 0 SAC: 0 DP: 1 HBP: 0	WP: 0 PB: 0 SB: 0 CS: 0	PA: 35																
PITCHER	IP	WLS	BF	H	R	ER	SO	BB	IBB	HBP	BLK	WP	HR	S	P	ERA	WHIP	PITCHER		IP	WLS	BF	H	R	ER	SO	BB	IBB	HBP	BLK	WP	HR	S	P	ERA	WHIP
Joey Jay, R ERA: 4.21 (1, 1)	7.0	L	29	7	3	2	4	0	0	0	0	0	1	37	37	2.57	1.000																			
Dom Zanni, R ERA: (8, 1)	2.0		6	0	0	0	0	1	0	0	0	0	0	5	9	0.00	0.500																			

AB 34
R 3
H 7
RBI 3
BB 1
SO 4
LOB 12



Batter	1	2	3	4	5	6	7	8	9	AB	R	H	RBI	BB	SO	LOB	BOTTOM																			
Tommy Harper, R OBP: 0.354, SLG: 0.424 (1, 8)	K		FC6-4 1B		6-3		1B		K	5	0	2	0	0	2	0	Pittsburgh Pirates @ Cincinnati Reds Crosley Field, Cincinnati, OH Mon Sep 06 1965, 3:33AM EDT Unknown - 73 F																			
Pete Rose, S OBP: 0.387, SLG: 0.462 (1, 4)	K		K		1B		K		6-3	5	0	1	0	0	3	2																				
Frank Robinson, R OBP: 0.376, SLG: 0.514 (1, 9)	FC5-4 BB		F9		G4-6-3 1B		F9			3	0	1	0	1	0	2																				
Deron Johnson, R OBP: 0.341, SLG: 0.521 (1, 5)	FC5-4 1-2		FC6-4 1-2		G4-6-3 1-2		K			4	0	0	0	0	1	5																				
Tony Perez, R OBP: 0.316, SLG: 0.479 (1, 3)		1B 1B		WP E HBP		K		F9		3	1	1	0	0	1	0																				
Charlie James, R OBP: 0.216, SLG: 0.194 (1, 7)		F4		K 1-2		BB 1B 1B		1-3		4	0	1	0	0	1	2																				
Tommy Helms, R OBP: 0.548, SLG: 0.704 (1, 6)		F9		E7 2H 1B		K		BB		3	0	1	1	1	1	2																				
Jimmie Coker, R OBP: 0.313, SLG: 0.386 (1, 2)		1B		K		1B BB		F9		3	0	1	0	1	1	2																				
Joey Jay, S OBP: 0.080, SLG: 0.063 Dom Zanni, R OBP: 0.356, SLG: 0.427 (1, 1) (8, 1) Leo Cardenas, R OBP: 0.356, SLG: 0.427 (9, PH)		K		K		1-2 2H 1B		F2		3	0	1	0	0	2	3																				
Inning Stats	R: 0 E: 0 K: 2 S: 7	H: 0 LOB: 1 BB: 1 P: 11	R: 0 E: 0 K: 1 S: 7	H: 2 LOB: 2 BB: 0 P: 7	R: 0 E: 0 K: 1 S: 6	H: 1 LOB: 1 BB: 0 P: 6	R: 1 E: 1 K: 3 S: 10	H: 1 LOB: 1 BB: 0 P: 11	R: 0 E: 0 K: 0 S: 4	H: 2 LOB: 1 BB: 0 P: 4	R: 0 E: 0 K: 2 S: 8	H: 1 LOB: 1 BB: 1 P: 12	R: 0 E: 0 K: 0 S: 3	H: 0 LOB: 1 BB: 1 P: 7	R: 0 E: 0 K: 1 S: 5	H: 0 LOB: 0 BB: 0 P: 5	1B: 9 2B: 0 3B: 0 HR: 0	SF: 0 SAC: 0 DP: 1 HBP: 1	WP: 1 PB: 0 SB: 0 CS: 0	PA: 38																
PITCHER	IP	WLS	BF	H	R	ER	SO	BB	IBB	HBP	BLK	WP	HR	S	P	ERA	WHIP	PITCHER		IP	WLS	BF	H	R	ER	SO	BB	IBB	HBP	BLK	WP	HR	S	P	ERA	WHIP
Bob Veale, L ERA: 2.97 (1, 1)	9.0	W	38	9	1	1	12	3	0	1	0	1	0	58	71	1.00	1.333																			

AB 34
R 1
H 9
RBI 1
BB 3
SO 12
LOB 18



Batter	1	2	3	4	5	6	7	8	9	AB	R	H	RBI	BB	SO	LOB	TOP					
Bob Bailey, R OBP: 0.331, SLG: 0.376 (1, 5)										2	1	1	0	3	0	0	Pittsburgh Pirates @ Cincinnati Reds Crosley Field, Cincinnati, OH Mon Sep 06 1965, 3:38 AM EDT Att: 16,323 - Unknown					
Manny Mota, R OBP: 0.328, SLG: 0.395 (1, 8)										3	1	0	1	2	0	4						
Roberto Clemente, R OBP: 0.391, SLG: 0.483 (1, 9)										4	1	1	0	1	1	4						
Willie Stargell, L OBP: 0.319, SLG: 0.499 (1, 7)										4	0	2	3	1	1	1						
Donn Clendenon, R OBP: 0.350, SLG: 0.481 Andre Rodgers, R OBP: 0.350, SLG: 0.397 (7, 3)										4	0	0	0	0	2	3						
Bill Mazeroski, R OBP: 0.293, SLG: 0.342 (1, 4)										5	0	1	0	0	0	1						
Jim Paglaroni, R OBP: 0.343, SLG: 0.427 (1, 2)										4	0	1	0	0	2	1						
Gene Alley, R OBP: 0.308, SLG: 0.348 (1, 6)										2	1	0	0	2	1	1						
Joe Gibbon, R OBP: 0.179, SLG: 0.115 Bill Virdon, L OBP: 0.325, SLG: 0.378 Al McBean, R OBP: 0.250, SLG: 0.259 (4, 1)										1	0	0	0	0	0	2						
Inning Stats	R: 0 E: 0 K: 1 S: 5	H: 0 LOB: 1 BB: 1 P: 9	R: 0 E: 0 K: 0 S: 4	H: 1 LOB: 2 BB: 1 P: 8	R: 0 E: 0 K: 0 S: 4	H: 1 LOB: 2 BB: 1 P: 8	R: 0 E: 0 K: 1 S: 6	H: 0 LOB: 0 BB: 0 P: 14	R: 0 E: 0 K: 1 S: 7	H: 0 LOB: 0 BB: 0 P: 7	R: 0 E: 0 K: 1 S: 5	H: 0 LOB: 0 BB: 0 P: 5	R: 3 E: 0 K: 2 S: 9	H: 2 LOB: 1 BB: 2 P: 17	R: 1 E: 0 K: 1 S: 4	H: 0 LOB: 2 BB: 4 P: 20		R: 0 E: 0 K: 0 S: 3	H: 1 LOB: 0 BB: 0 P: 3	1B: 5 2B: 1 3B: 0 HR: 0	SF: 0 SAC: 0 DP: 2 HBP: 0	WP: 0 PB: 0 SB: 2 CS: 0
PITCHER	IP WLS BF H R ER SO BB IBB HBP BLK WP HR S P ERA WHIP																					
Jim Maloney, R ERA: 2.63 (1, 1)	7.0 L 33 5 3 3 7 7 0 0 0 0 0 0 40 68 3.86 1.714																					
Dom Zanni, R ERA: 1.59 (8, 1)	0.1 3 0 1 1 1 2 0 0 0 0 0 0 3 11 27.00 6.000																					
Darrell Osteen, R ERA: (8, 1)	0.0 2 0 0 0 0 2 0 0 0 0 0 0 0 8 ∞ ∞																					
Bobby Locke, R ERA: 5.79 (8, 1)	1.2 4 1 0 0 0 0 0 0 0 0 0 0 4 4 0.00 0.600																					

AB	31
R	4
H	6
RBI	4
BB	11
SO	8
LOB	18



Batter	1	2	3	4	5	6	7	8	9	AB	R	H	RBI	BB	SO	LOB	BOTTOM					
Tommy Harper, R OBP: 0.353, SLG: 0.422 (1, 8)										3	0	0	0	1	0	1	Pittsburgh Pirates @ Cincinnati Reds Crosley Field, Cincinnati, OH Mon Sep 06 1965, 3:38 AM EDT Att: 16,323 - Unknown					
Pete Rose, S OBP: 0.386, SLG: 0.460 (1, 4)										4	0	1	0	0	0	2						
Frank Robinson, R OBP: 0.375, SLG: 0.512 (5, 7)										4	0	1	0	0	0	1						
Deron Johnson, R OBP: 0.342, SLG: 0.520 (1, 5)										3	1	1	0	1	0	1						
Tony Perez, R OBP: 0.323, SLG: 0.483 (1, 3)										4	0	3	0	0	1	1						
Charlie James, R OBP: 0.211, SLG: 0.189 Art Shamsky, L OBP: 0.360, SLG: 0.494 (7, 9)										1	0	0	0	0	0	1						
Tommy Helms, R OBP: 0.543, SLG: 0.677 (1, 6)										4	0	2	1	0	0	0						
Jimmie Coker, R OBP: 0.303, SLG: 0.373 Johnny Edwards, L OBP: 0.350, SLG: 0.468 (8, 2)										2	0	0	0	0	1	1						
Jim Maloney, L OBP: 0.326, SLG: 0.324 Mary Keough, L OBP: 0.199, SLG: 0.119 Dom Cammi, R OBP: 0.307, SLG: 0.329 (7, PH)										1	0	0	0	0	0	0						
Inning Stats	R: 0 E: 0 K: 0 S: 3	H: 0 LOB: 0 BB: 0 P: 3	R: 0 E: 0 K: 0 S: 3	H: 1 LOB: 0 BB: 0 P: 3	R: 0 E: 0 K: 0 S: 4	H: 1 LOB: 1 BB: 0 P: 4	R: 0 E: 0 K: 0 S: 5	H: 3 LOB: 2 BB: 0 P: 5	R: 0 E: 1 K: 1 S: 6	H: 0 LOB: 2 BB: 1 P: 10	R: 1 E: 0 K: 0 S: 4	H: 2 LOB: 2 BB: 1 P: 8	R: 0 E: 0 K: 2 S: 7	H: 0 LOB: 0 BB: 0 P: 7	R: 0 E: 0 K: 1 S: 6	H: 1 LOB: 1 BB: 0 P: 6		R: 1 E: 1 K: 0 S: 4	H: 1 LOB: 0 BB: 0 P: 4	1B: 8 2B: 0 3B: 1 HR: 0	SF: 0 SAC: 1 DP: 2 HBP: 0	WP: 0 PB: 0 SB: 0 CS: 0
PITCHER	IP WLS BF H R ER SO BB IBB HBP BLK WP HR S P ERA WHIP																					
Joe Gibbon, L ERA: 4.65 (1, 1)	3.0 W 26 7 2 2 4 2 0 0 0 0 0 0 32 40 3.00 1.500																					
Al McBean, R ERA: 2.37 (4, 1)																						



Batter	1	2	3	4	5	6	7	8	9	AB	R	H	RBI	BB	SO	LOB	TOP		
Bob Bailey, R (1, 5) OBP: 0.328, SLG: 0.374	K			K		K			5-3	4	0	0	0	0	3	1	Pittsburgh Pirates @ Cincinnati Reds Crosley Field, Cincinnati, OH Tue Sep 07 1965, 7:05 PM EDT Att: 7,153 - Unknown		
Bill Virdon, L (1, 8) OBP: 0.325, SLG: 0.376	1-3			F9					F3	4	0	1	0	0	0	0			
Roberto Clemente, R (1, 9) OBP: 0.389, SLG: 0.479	K			K		K			F4	4	0	0	0	0	3	2			
Willie Stargell, L (1, 7) OBP: 0.317, SLG: 0.496		G3								3	0	0	0	0	0	0			
Don Clendenon, R (1, 3) OBP: 0.350, SLG: 0.480	K									3	0	1	0	0	1	0			
Bill Mazaroski, R (1, 4) OBP: 0.291, SLG: 0.340	K									3	0	0	0	0	1	1			
Jim Pagliaroni, R (1, 2) OBP: 0.343, SLG: 0.427										3	0	1	0	0	2	1			
Gene Alley, R (1, 6) OBP: 0.306, SLG: 0.346										3	0	0	0	0	0	1			
Don Cardwell, R (1, 1) Wilbur Wood, R (4, 1) Manny Mota, R (6, PH) Luke Walker, L (6, 1) Jerry Lynch, L (8, PH) Roy Face, R (8, 1)										1	0	0	0	0	0	1			
Inning Stats	R: 0 H: 0 E: 0 K: 2 S: 7	H: 0 LOB: 0 BB: 0 P: 7	R: 0 H: 0 E: 0 K: 2 S: 7	H: 0 LOB: 0 BB: 0 P: 7	R: 0 H: 1 E: 0 K: 0 S: 3	H: 1 LOB: 0 BB: 0 P: 3	R: 0 H: 0 E: 0 K: 2 S: 7	H: 0 LOB: 0 BB: 0 P: 7	R: 0 H: 1 E: 0 K: 1 S: 6	H: 1 LOB: 1 BB: 0 P: 6	R: 0 H: 0 E: 0 K: 0 S: 3	H: 0 LOB: 0 BB: 0 P: 3	R: 0 H: 0 E: 0 K: 1 S: 5	H: 0 LOB: 0 BB: 0 P: 5	R: 0 H: 0 E: 0 K: 0 S: 3	H: 0 LOB: 0 BB: 0 P: 3		1B: 3 2B: 1 3B: 0 HR: 0	SF: 0 SAC: 0 DP: 1 HBP: 0
PITCHER Sammy Ellis, R (1, 1) ERA: 3.7	IP: 9.0 WLS: W BF: 30 H: 3 R: 0 ER: 0 SO: 10 BB: 0 IBB: 0 HBP: 0 BLK: 0 WP: 1 HR: 0 S: 50 P: 50 ERA: 0.00 WHIP: 0.333															PITCHER			

Batter	1	2	3	4	5	6	7	8	9	AB	R	H	RBI	BB	SO	LOB	BOTTOM		
Tommy Harper, R (1, 7) OBP: 0.353, SLG: 0.419	G6-3 BB		K			F6		K		3	0	0	0	1	2	2	Pittsburgh Pirates @ Cincinnati Reds Crosley Field, Cincinnati, OH Tue Sep 07 1965, 7:05 PM EDT Att: 7,153 - Unknown		
Pete Rose, S (1, 4) OBP: 0.384, SLG: 0.457	G6-3 1-2			K		K				4	0	0	0	0	2	1			
Vada Pinson, L (1, 8) Marty Keough, L (6, 7) OBP: 0.196, SLG: 0.119	K									3	2	1	0	0	2	0			
Gordy Coleman, L (1, 3) Tony Perez, R (7, PH) OBP: 0.322, SLG: 0.481										3	1	2	1	0	0	0			
Deron Johnson, R (1, 5) OBP: 0.340, SLG: 0.516										1	0	0	0	0	0	0			
Frank Robinson, R (1, 9) OBP: 0.376, SLG: 0.513										4	1	0	1	0	1	2			
Johnny Edwards, L (1, 2) OBP: 0.354, SLG: 0.482										3	0	1	2	1	2	0			
Leo Cardenas, R (1, 6) OBP: 0.359, SLG: 0.431										4	1	3	1	0	0	1			
Sammy Ellis, L (1, 1) OBP: 0.144, SLG: 0.138										4	0	0	0	0	3	5			
Inning Stats	R: 0 H: 0 E: 0 K: 1 S: 4	H: 0 LOB: 1 BB: 1 P: 8	R: 0 H: 0 E: 0 K: 0 S: 3	H: 0 LOB: 1 BB: 1 P: 7	R: 0 H: 0 E: 0 K: 1 S: 5	H: 0 LOB: 0 BB: 0 P: 5	R: 4 H: 4 E: 0 K: 2 S: 11	H: 4 LOB: 1 BB: 0 P: 12	R: 1 H: 2 E: 0 K: 1 S: 7	H: 2 LOB: 1 BB: 0 P: 7	R: 0 H: 1 E: 0 K: 3 S: 10	H: 1 LOB: 2 BB: 1 P: 14	R: 0 H: 0 E: 0 K: 1 S: 5	H: 0 LOB: 0 BB: 0 P: 5	R: 0 H: 2 E: 0 K: 3 S: 11	H: 2 LOB: 2 BB: 0 P: 11		1B: 5 2B: 3 3B: 0 HR: 1	SF: 0 SAC: 0 DP: 1 HBP: 1
PITCHER Don Cardwell, R (1, 1) ERA: 3.42 Wilbur Wood, L (4, 1) ERA: 2.63 Luke Walker, L (6, 1) ERA: Roy Face, R (8, 1) ERA: 4.35	IP: 3.2 WLS: L BF: 17 H: 4 R: 4 ER: 4 SO: 3 BB: 2 IBB: 0 HBP: 0 BLK: 0 WP: 0 HR: 1 S: 20 P: 29 ERA: 9.82 WHIP: 1.636															PITCHER			

AB 30
R 0
H 3
RBI 0
BB 0
SO 10
LOB 7



AB 32
R 5
H 9
RBI 5
BB 3
SO 12
LOB 11



Batter	1	2	3	4	5	6	7	8	9	AB	R	H	RBI	BB	SO	LOB	TOP								
Bob Bailey, R OBP: 0.328, SLG: 0.373 (1, 5)	F6		1B			F9	K			4	0	1	0	0	1	1	Pittsburgh Pirates @ St. Louis Cardinals Sportsman's Park, St. Louis, MO Wed Sep 08 1965, 8:05 PM EDT Att: 9,714 - Unknown livebaseballscorecards.com								
Manny Mota, R OBP: 0.326, SLG: 0.399 (1, 8)	K		1-3			WP	F2			4	1	1	0	0	1	2									
Roberto Clemente, R OBP: 0.386, SLG: 0.475 (1, 9)	K					K				4	0	0	0	0	3	0									
Donn Clendenon, R OBP: 0.351, SLG: 0.480 (1, 3)		F9				E7				4	0	2	0	0	0	0									
Bill Mazerowski, R OBP: 0.291, SLG: 0.339 (1, 4)		6-3				FC6-5-4-6				4	0	1	0	0	0	3									
Willie Stargell, L OBP: 0.317, SLG: 0.494 (1, 7)						K				4	0	1	0	0	2	4									
Jim Pagliaroni, R OBP: 0.341, SLG: 0.424 (1, 2)						K				2	0	0	0	0	2	1									
Del Crandall, R OBP: 0.297, SLG: 0.285 (5, 2)	K									2	1	1	0	0	0	0									
Gene Alley, R OBP: 0.306, SLG: 0.345 (1, 6)						K				4	0	1	1	0	2	0									
Bob Friend, R OBP: 0.045, SLG: 0.031 (1, 1)						K				3	0	0	0	0	2	0									
Inning Stats	R: 0 E: 0 K: 2 S: 7	H: 0 LOB: 0 BB: 0 P: 7	R: 0 E: 0 K: 1 S: 6	H: 1 LOB: 1 BB: 0 P: 6	R: 0 E: 0 K: 2 S: 8	H: 1 LOB: 1 BB: 0 P: 8	R: 0 E: 1 K: 2 S: 8	H: 1 LOB: 1 BB: 0 P: 8	R: 0 E: 0 K: 3 S: 9	H: 0 LOB: 0 BB: 0 P: 9	R: 1 E: 0 K: 2 S: 10	H: 2 LOB: 2 BB: 0 P: 10	R: 1 E: 0 K: 1 S: 7	H: 2 LOB: 1 BB: 0 P: 7	R: 0 E: 0 K: 0 S: 4	H: 1 LOB: 1 BB: 0 P: 4	R: 0 E: 0 K: 0 S: 3	H: 0 LOB: 0 BB: 0 P: 3	1B: 6 2B: 1 3B: 1 HR: 0	SF: 0 SAC: 1 DP: 0 HBP: 0	WP: 1 PB: 0 SB: 1 CS: 0	PA: 36			
PITCHER	IP	WLS	BF	H	R	ER	SO	BB	IBB	HBP	BLK	WP	HR	S	P	ERA	WHIP								
Ray Sadecki, L ERA: 5.75 (1, 1)	7.0	L	29	7	2	2	13	0	0	0	0	1	0	55	55	2.57	1.000								
Don Dennis, R ERA: 2.92 (8, 1)	2.0		7	1	0	0	0	0	0	0	0	0	0	7	7	0.00	0.500								

Batter	1	2	3	4	5	6	7	8	9	AB	R	H	RBI	BB	SO	LOB	BOTTOM								
Lou Brock, L OBP: 0.349, SLG: 0.461 (1, 7)	K					4-3				3	1	1	0	1	1	0	Pittsburgh Pirates @ St. Louis Cardinals Sportsman's Park, St. Louis, MO Wed Sep 08 1965, 8:05 PM EDT Att: 9,714 - Unknown livebaseballscorecards.com								
Curt Flood, R OBP: 0.360, SLG: 0.406 (1, 8)	6-3					4-3				3	0	1	0	1	0	1									
Dick Groat, R OBP: 0.319, SLG: 0.318 (1, 6)	E6					4-3				4	0	0	1	0	0	2									
Bill White, L OBP: 0.368, SLG: 0.471 (1, 3)	F7					L6				4	0	1	0	0	0	1									
Ken Boyer, R OBP: 0.330, SLG: 0.387 (1, 5)		G3				K				4	0	0	0	0	1	1									
Tim McCarver, L OBP: 0.330, SLG: 0.421 (1, 2)	K					6-3				3	0	0	0	1	1	0									
Bobby Tolan, L OBP: 0.208, SLG: 0.261 (1, 9)						4-3				4	0	0	0	0	1	1									
Julian Javier, R OBP: 0.267, SLG: 0.332 (1, 4)						L1				1	0	0	0	0	0	0									
Tito Francona, L OBP: 0.323, SLG: 0.404 (7, PH)										1	0	1	0	0	0	0									
Dal Maxvill, R OBP: 0.174, SLG: 0.200 (7, PR)										0	0	0	0	0	0	0									
Jerry Buchek, R OBP: 0.279, SLG: 0.350 (8, 4)										0	0	0	0	0	0	0									
Ray Sadecki, L OBP: 0.196, SLG: 0.244 (1, 1)						4-3				2	0	0	0	0	1	1									
Bob Skinner, L OBP: 0.350, SLG: 0.486 (7, PH)										1	0	0	0	0	0	1									
Don Dennis, R OBP: 0.500, SLG: 0.500 (8, 1)						K				0	0	0	0	0	0	0									
Inning Stats	R: 0 E: 1 K: 1 S: 6	H: 0 LOB: 1 BB: 0 P: 6	R: 0 E: 0 K: 2 S: 7	H: 0 LOB: 0 BB: 0 P: 7	R: 0 E: 0 K: 0 S: 4	H: 1 LOB: 2 BB: 1 P: 8	R: 0 E: 0 K: 1 S: 5	H: 0 LOB: 0 BB: 0 P: 5	R: 0 E: 0 K: 1 S: 4	H: 0 LOB: 0 BB: 0 P: 5	R: 1 E: 0 K: 0 S: 4	H: 1 LOB: 1 BB: 1 P: 8	R: 0 E: 0 K: 0 S: 4	H: 1 LOB: 1 BB: 0 P: 4	R: 0 E: 0 K: 0 S: 3	H: 1 LOB: 0 BB: 0 P: 3	R: 0 E: 0 K: 0 S: 3	H: 0 LOB: 1 BB: 1 P: 7	1B: 4 2B: 0 3B: 0 HR: 0	SF: 0 SAC: 0 DP: 0 HBP: 1	WP: 0 PB: 0 SB: 2 CS: 1	PA: 34			
PITCHER	IP	WLS	BF	H	R	ER	SO	BB	IBB	HBP	BLK	WP	HR	S	P	ERA	WHIP								
Bob Friend, R ERA: 3.31 (1, 1)	9.0	W	34	4	1	1	5	3	0	1	0	0	0	40	53	1.00	0.778								



Batter	1	2	3	4	5	6	7	8	9	AB	R	H	RBI	BB	SO	LOB	TOP			
Tommy Harper, R OBP: 0.353, SLG: 0.417 (1, 7)	0-0 1-3		0-0 FC6-4 1B		0-0 1B	0-3 K		0-0 1B	0-0 FC1-6-3 1B	5	0	3	0	0	1	2	Cincinnati Reds @ Pittsburgh Pirates Forbes Field, Pittsburgh, PA Fri Sep 10 1965, 7:05 PM EDT Att: 20,694 - Unknown livebaseballscores.com			
Pete Rose, S OBP: 0.383, SLG: 0.455 (1, 4)	0-0 1B		0-0 F8		0-3 K		0-0 1-3	0-0 F8	5	0	1	0	0	1	3					
Vada Pinson, L OBP: 0.343, SLG: 0.482 (1, 8)	0-0 1B		0-3 K		0-0 1-2 1B		0-3 K	0-0 FC1-6-3 1-2	5	0	2	0	0	2	2					
Deron Johnson, R OBP: 0.341, SLG: 0.521 (1, 5)	0-0 F8		0-0 FC6-4 1-2		0-0 F2		0-0 F8	0-0 F5	5	0	0	0	0	0	6					
Frank Robinson, R OBP: 0.378, SLG: 0.517 (1, 9)	0-0 F8			0-0 6-3		0-3 K		4-0 BB BB	3	0	0	0	1	1	4					
Tony Pérez, R OBP: 0.320, SLG: 0.486 (1, 3)		0-0 6-3		0-0 BB 1B		0-0 5-3		0-0 F8	4	0	1	0	0	0	1					
Leo Cardenas, R OBP: 0.357, SLG: 0.424 (1, 6)		0-3 K		0-0 F4		0-0 4-3		4-0 1-2 BB	3	0	0	0	1	1	1					
Jimmie Coker, R OBP: 0.329, SLG: 0.377 (1, 2)		0-0 1B		4-0 1-2 BB		4-0 1B BB		0-0 F7	2	0	1	0	2	0	2					
Joey Jay, S OBP: 0.279, SLG: 0.091 (2, 1)		0-3 K		0-3 K		0-0 1-2 1B		0-0 F6	1	0	0	0	0	1	1					
Dom Zanni, R ERA: 1.29 (2, 1)									0	0	0	0	0	0	0					
Lee May, R ERA: 6.23 (4, 1)									0	0	0	0	0	1	2					
Gerry Arrigo, L ERA: 6.23 (4, 1)									0	0	0	0	0	0	0					
Charlie James, R OBP: 0.321, SLG: 0.231 (6, 1)									0	0	0	0	0	0	0					
Bobby Locke, R ERA: 6.19 (6, 1)									0	0	0	0	0	0	0					
Tommy Helms, R ERA: 3.63 (8, 1)									1	0	0	0	0	0	2					
Jim Duffalo, R ERA: 3.63 (8, 1)									0	0	0	0	0	0	0					
Inning Stats	R: 0 E: 0 K: 0 S: 5	H: 2 LOB: 2 BB: 0 P: 5	R: 0 E: 0 K: 2 S: 8	H: 1 LOB: 1 BB: 0 P: 8	R: 0 E: 0 K: 1 S: 6	H: 1 LOB: 1 BB: 0 P: 6	R: 0 E: 0 K: 1 S: 6	H: 1 LOB: 2 BB: 1 P: 10	R: 0 E: 0 K: 1 S: 6	H: 1 LOB: 2 BB: 1 P: 10	R: 0 E: 0 K: 1 S: 5	H: 0 LOB: 0 BB: 0 P: 5	R: 0 E: 0 K: 0 S: 3	H: 0 LOB: 2 BB: 2 P: 11	R: 0 E: 0 K: 0 S: 4	H: 1 LOB: 1 BB: 0 P: 4	1B: 9 2B: 0 3B: 0 HR: 0	SF: 0 SAC: 0 DP: 0 HBP: 0	WP: 0 PB: 0 SB: 0 CS: 0	PA: 40
PITCHER Bob Veale, L ERA: 2.86 (1, 1)	IP: 9.0 WLS: W BF: 40 H: 9 R: 0 ER: 0 SO: 8 BB: 4 IBB: 0 HBP: 0 BLK: 0 WP: 0 HR: 0 S: 52 P: 68 ERA: 0.00 WHIP: 1.444																			

Batter	1	2	3	4	5	6	7	8	9	AB	R	H	RBI	BB	SO	LOB	BOTTOM			
Bob Bailey, R OBP: 0.330, SLG: 0.374 (1, 5)	4-0 BB FC6-4 BB	4-0 1B HR BB		0-0 2B		0-0 6-3		0-3 K	3	2	1	0	2	1	1					
Bill Virdon, L OBP: 0.326, SLG: 0.376 (1, 8)	4-0 FC6-4 1-2 BB	0-0 1-3 2-H HR 1B		0-0 F2		0-0 4-3		4-0 FC5-4 1-2 BB	3	1	1	1	2	0	1					
Roberto Clemente, R OBP: 0.383, SLG: 0.472 (1, 9)	0-3 K	0-3 K		0-0 F8		0-0 6-3		0-0 F7	4	0	0	0	0	2	5					
Bob Oliver, R (8, 7)									1	0	0	0	0	0	2					
Willie Stargell, L OBP: 0.319, SLG: 0.501 (1, 7)	4-0 BB FC6-4 BB	0-0 1-H HR		0-0 F8		0-0 F8		0-0 FC5-4 1-2	1	1	1	3	1	0	0					
Manny Mota, R OBP: 0.326, SLG: 0.398 (3, 7)	1-2 2-3 BB	1-H 3-H HR		0-0 F8		0-0 F8		0-0 FC5-4 1-2	3	1	1	0	0	0	3					
Donn Clendenon, R OBP: 0.352, SLG: 0.487 (1, 3)	0-0 FC6-4 1-2 2-3 BB	0-0 5-3		0-0 F8		0-0 F8		0-0 3B 1B	4	1	2	2	0	0	2					
Bill Mazeroski, R OBP: 0.291, SLG: 0.337 (1, 4)	4-0 1-2 BB		0-0 4-3		0-0 1-3		0-0 SF8	2	0	0	1	1	0	0	1					
Gene Alley, R OBP: 0.305, SLG: 0.344 (1, 6)	0-0 F8		0-0 1B		0-3 K		0-0 6-3	4	0	1	0	0	1	4						
Del Crandall, R OBP: 0.295, SLG: 0.278 (1, 2)		0-0 E6 SH3-4 1B		0-0 F2		4-0 S IBB		0-0 6-3	3	1	0	0	1	0	1					
Bob Veale, S OBP: 0.125, SLG: 0.094 (1, 1)		0-0 SH3-4 1-2		0-3 K		0-3 K		0-0 BB 1B	3	0	1	0	0	2	3					
Inning Stats	R: 1 E: 0 K: 1 S: 5	H: 0 LOB: 3 BB: 4 P: 21	R: 4 E: 1 K: 1 S: 8	H: 2 LOB: 0 BB: 1 P: 12	R: 0 E: 0 K: 1 S: 6	H: 1 LOB: 1 BB: 0 P: 6	R: 0 E: 0 K: 0 S: 4	H: 1 LOB: 1 BB: 0 P: 4	R: 0 E: 0 K: 2 S: 8	H: 1 LOB: 2 BB: 1 P: 12	R: 0 E: 0 K: 0 S: 3	H: 0 LOB: 0 BB: 0 P: 3	R: 2 E: 0 K: 0 S: 5	H: 2 LOB: 0 BB: 0 P: 5	R: 0 E: 0 K: 1 S: 6	H: 1 LOB: 2 BB: 1 P: 10	1B: 4 2B: 1 3B: 2 HR: 1	SF: 1 SAC: 1 DP: 0 HBP: 0	WP: 0 PB: 0 SB: 1 CS: 0	PA: 40
PITCHER Joey Jay, R ERA: 4.22 (1, 1)	IP: 1.2 WLS: L BF: 13 H: 2 R: 5 ER: 1 SO: 2 BB: 5 IBB: 0 HBP: 0 BLK: 0 WP: 0 HR: 1 S: 12 P: 32 ERA: 5.40 WHIP: 4.200																			
Dom Zanni, R ERA: 1.29 (2, 1)	1.1	5	1	0	0	1	0	0	0	0	0	7	7	0.00	0.750					
Gerry Arrigo, L ERA: 6.23 (4, 1)	2.0	9	2	0	0	2	0	1	0	0	0	12	16	0.00	1.000					
Bobby Locke, R ERA: 6.19 (6, 1)	2.0	8	2	2	2	0	0	0	0	0	0	8	8	9.00	1.000					
Jim Duffalo, R ERA: 3.63 (8, 1)	1.0	5	1	0	0	1	1	0	0	0	0	6	10	0.00	2.000					

AB 36
R 0
H 9
RBI 0
BB 4
SO 8
LOB 26



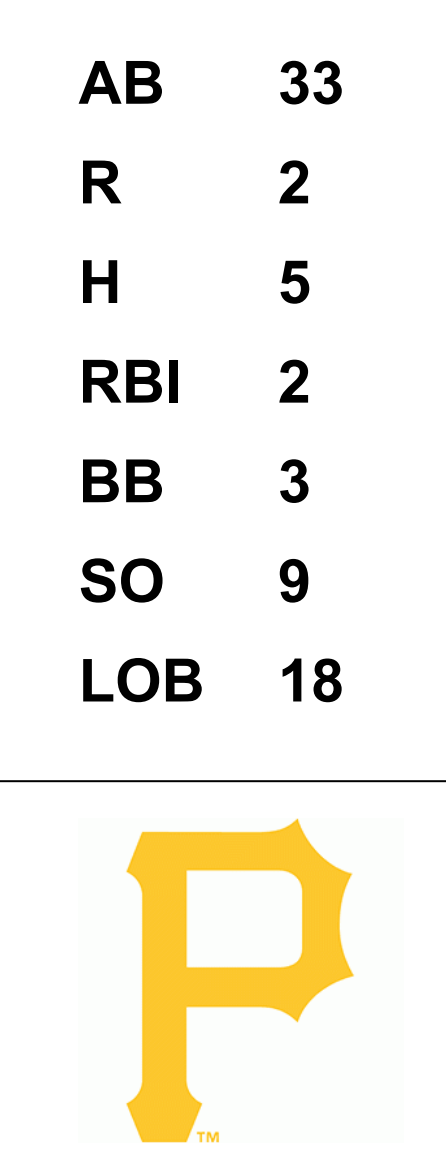
AB 31
R 7
H 8
RBI 7
BB 7
SO 6
LOB 23



Batter	1	2	3	4	5	6	7	8	9	AB	R	H	RBI	BB	SO	LOB	TOP										
Tommy Harper, R OBP: 0.352, SLG: 0.415 (1, 7)	0-0 3-1		0-3 K		0-0 1B	0-0 4-3		0-3 K		5	0	1	0	0	2	3	Cincinnati Reds @ Pittsburgh Pirates Forbes Field, Pittsburgh, PA Sat Sep 11 1965, 3:33 AM EDT Att: 9,570 - Unknown										
Pete Rose, S OBP: 0.380, SLG: 0.451 (1, 4)	0-3 K		0-0 F7		0-0 6-3		0-0 4-3		0-0 1-3	5	0	0	0	0	1	2											
Vada Pinson, L OBP: 0.344, SLG: 0.481 (1, 8)	0-0 2B		0-0 4-3			4-0 FC3-6 BB		0-0 F9		3	0	1	0	1	0	0											
Gordy Coleman, L OBP: 0.366, SLG: 0.523 (1, 3)	0-0 2B				0-0 6-3		0-0 FC3-6 1B		0-0 2-3	4	1	1	0	0	0	1											
Marty Keough, L OBP: 0.196, SLG: 0.119 (8, 3)	1-3 2B					5-3 1B				0	0	0	0	0	0	0											
Frank Robinson, R OBP: 0.380, SLG: 0.518 (1, 9)	4-0 FC6-4 BB				0-0 6-3		0-0 5-3 1B		0-0 L1-3 1B	3	1	2	0	1	0	0											
Deron Johnson, R OBP: 0.340, SLG: 0.519 (1, 5)	0-0 FC6-4 1-2				0-0 1B		0-0 5-3 1-2 2-3		0-0 L1-3 1-2	4	0	1	0	0	0	6											
Johnny Edwards, L OBP: 0.356, SLG: 0.487 (1, 2)		0-0 G3			0-0 F5		4-0 1B BB		0-0 F9	3	1	0	0	1	0	1											
Leo Cardenas, R OBP: 0.356, SLG: 0.423 (1, 6)	0-3 K				0-0 6-3		0-0 1B BB		4-0 BB	3	0	1	2	1	1	0											
Jim Maloney, L OBP: 0.302, SLG: 0.321 (1, 1)	0-0 4-3				0-0 G3		0-0 E7 1-3 2-H		0-0 F9	4	0	1	1	0	0	1											
Inning Stats	R: 0 E: 0 K: 1 S: 7	H: 2 LOB: 3 BB: 1 P: 11	R: 0 E: 0 K: 1 S: 5	H: 0 LOB: 0 BB: 0 P: 5	R: 0 E: 0 K: 1 S: 5	H: 0 LOB: 0 BB: 0 P: 5	R: 0 E: 0 K: 0 S: 4	H: 1 LOB: 1 BB: 0 P: 4	R: 0 E: 0 K: 0 S: 4	H: 1 LOB: 1 BB: 0 P: 4	R: 3 E: 1 K: 0 S: 6	H: 3 LOB: 2 BB: 2 P: 14	R: 0 E: 0 K: 0 S: 3	H: 0 LOB: 0 BB: 0 P: 3	R: 0 E: 0 K: 1 S: 5	H: 1 LOB: 1 BB: 1 P: 9	1B: 7 2B: 2 3B: 0 HR: 0	SF: 0 SAC: 0 DP: 1 HBP: 0	WP: 0 PA: 38 PB: 0 SB: 0 CS: 0								
PITCHER	IP	WLS	BF	H	R	ER	SO	BB	IBB	HBP	BLK	WP	HR	S	P	ERA	WHIP										
Tommie Sisk, R ERA: 4.37 (1, 1)	5.2	L	26	6	3	3	3	3	0	0	0	0	0	29	41	4.76	1.588										
Joe Gibbon, L ERA: 4.85 (6, 1)	0.0		1	1	0	0	0	0	0	0	0	0	0	1	1	∞	∞										
Don Cardwell, R ERA: 3.4 (6, 1)	1.1		4	0	0	0	0	0	0	0	0	0	0	4	4	0.00	0.000										
Don Schwall, R ERA: 3.19 (8, 1)	2.0		7	1	0	0	1	1	0	0	0	0	0	8	12	0.00	1.000										

Batter	1	2	3	4	5	6	7	8	9	AB	R	H	RBI	BB	SO	LOB	BOTTOM										
Bob Bailey, R OBP: 0.330, SLG: 0.372 (1, 5)	0-3 K		4-0 2B 1B BB		0-0 6-3		0-0 F2			3	1	0	0	1	1	0	Cincinnati Reds @ Pittsburgh Pirates Forbes Field, Pittsburgh, PA Sat Sep 11 1965, 3:33 AM EDT Att: 9,570 - Unknown										
Bill Virdon, L OBP: 0.331, SLG: 0.382 (1, 8)	0-0 2B 1B		0-0 1B 2B		0-3 K		0-0 FC 1B			4	1	3	0	0	1	0											
Roberto Clemente, R OBP: 0.382, SLG: 0.472 (1, 9)	0-0 2B		0-3 K		0-0 4-3		0-0 FC		1-2 1B	4	0	1	0	0	1	3											
Willie Stargell, L OBP: 0.319, SLG: 0.499 (1, 7)	0-0 F6		0-0 1B		0-3 K		0-0 F7			4	0	1	2	0	1	4											
Don Clendenon, R OBP: 0.353, SLG: 0.486 (1, 3)	4-0 BB		4-0 BB		0-0 6-3		0-0 F3			2	0	0	0	2	0	2											
Bill Mazeroski, R OBP: 0.288, SLG: 0.334 (1, 4)	0-3 K		0-3 K		0-0 F4		0-0 1-3			4	0	0	0	0	2	7											
Gene Alley, R OBP: 0.303, SLG: 0.341 (1, 6)		0-3 K		0-0 6-3		0-3 K		0-0 5-3		4	0	0	0	0	2	2											
Del Crandall, R OBP: 0.291, SLG: 0.274 (1, 2)		0-0 F8		0-0 6-3		0-0 F9		0-0 6-3		2	0	0	0	0	0	0											
Manny Mota, R OBP: 0.325, SLG: 0.397 (7, PH)										1	0	0	0	0	0	0											
Don Schwall, R OBP: 0.333, SLG: 0.425 (8, PH)										0	0	0	0	0	0	0											
Jerry Lynch, L OBP: 0.319, SLG: 0.400 (7, PH)										1	0	0	0	0	0	0											
Tommie Sisk, R OBP: 0.125, SLG: 0.087 (1, 1)		0-3 K		0-0 4-3		0-0 F9		0-0 6-3		2	0	0	0	0	1	0											
Joe Gibbon, R OBP: 0.179, SLG: 0.115 (6, 1)										0	0	0	0	0	0	0											
Don Cardwell, R OBP: 0.235, SLG: 0.302 (6, 1)										0	0	0	0	0	0	0											
Ozzie Virgil, R OBP: 0.319, SLG: 0.400 (7, PH)										2	0	0	0	0	0	0											
Inning Stats	R: 0 E: 0 K: 2 S: 9	H: 2 LOB: 3 BB: 1 P: 13	R: 0 E: 0 K: 2 S: 7	H: 0 LOB: 0 BB: 0 P: 7	R: 2 E: 0 K: 2 S: 9	H: 2 LOB: 2 BB: 2 P: 17	R: 0 E: 0 K: 0 S: 3	H: 0 LOB: 0 BB: 0 P: 3	R: 0 E: 0 K: 1 S: 5	H: 0 LOB: 0 BB: 0 P: 5	R: 0 E: 0 K: 0 S: 3	H: 0 LOB: 0 BB: 0 P: 3	R: 0 E: 0 K: 0 S: 5	H: 1 LOB: 2 BB: 0 P: 5	R: 0 E: 0 K: 0 S: 3	H: 0 LOB: 0 BB: 0 P: 3	1B: 3 2B: 2 3B: 0 HR: 0	SF: 0 SAC: 0 DP: 0 HBP: 0	WP: 0 PA: 36 PB: 0 SB: 0 CS: 0								
PITCHER	IP	WLS	BF	H	R	ER	SO	BB	IBB	HBP	BLK	WP	HR	S	P	ERA	WHIP										
Jim Maloney, R ERA: 2.61 (1, 1)	9.0	W	36	5	2	2	9	3	0	0	0	0	0	51	63	2.00	0.889										

AB	34
R	3
H	8
RBI	3
BB	4
SO	4
LOB	14



Batter	1	2	3	4	5	6	7	8	9	AB	R	H	RBI	BB	SO	LOB	TOP		
Tommy Harper, R OBP: 0.391, SLG: 0.413 (1, 7)	4-0 3-1 1B BB	0-0 6-3			0-0 F8			0-0 1-3		3	1	0	0	1	0	0	Cincinnati Reds @ Pittsburgh Pirates Forbes Field, Pittsburgh, PA Mon Sep 13 1965, 3:33 AM EDT Att: 1,299 - Unknown		
Pete Rose, S OBP: 0.376, SLG: 0.448 (1, 4)	0-0 F8		0-0 F3		0-3 K			0-0 F5		4	0	0	0	0	1	1			
Vada Pinson, L OBP: 0.343, SLG: 0.480 (1, 8)	0-0 3-1 1-2		0-0 F9		0-0 F8			0-0 G4-6-3 1B		4	0	1	0	0	0	1			
Gordy Coleman, L OBP: 0.364, SLG: 0.519 (1, 3)	0-0 2B 1B		0-0 F7		0-0 F2			0-0 G4-6-3 1-2		4	1	1	1	0	0	1			
Frank Robinson, R OBP: 0.381, SLG: 0.519 (1, 9)	0-0 1-H HR 2B			0-3 K		0-0 F6		0-0 1B		4	1	2	1	0	1	0			
Deron Johnson, R OBP: 0.339, SLG: 0.523 (1, 5)	0-0 2-H HR		0-0 F8		0-0 F8		0-0 F8	0-0 6-3		4	1	1	2	0	0	1			
Johnny Edwards, L OBP: 0.356, SLG: 0.486 (1, 2)	0-0 F8			0-0 1B		0-0 F7				3	0	1	0	0	0	0			
Leo Cardenas, R OBP: 0.356, SLG: 0.421 (1, 6)		0-0 4-3		0-0 6-3		0-3 K				3	0	0	0	0	1	1			
Sammy Ellis, L OBP: 0.143, SLG: 0.136 (2, 1)		0-0 4-3			0-0 F6		0-0 F9			1	0	0	0	0	0	0			
Ted Davidson, R OBP: 0.102, SLG: 0.102 (4, 1)										0	0	0	0	0	0	0			
Bobby Locke, R OBP: 0.092, SLG: 0.102 (5, PH)										0	0	0	0	0	0	0			
Mel Queen, L OBP: 0.092, SLG: 0.102 (5, PH)										0	0	0	0	0	0	0			
Roger Craig, R OBP: 0.092, SLG: 0.102 (5, PH)										0	0	0	0	0	0	0			
Art Shamsky, L OBP: 0.092, SLG: 0.102 (5, PH)										0	0	0	0	0	0	0			
Gerry Arrigo, L OBP: 0.092, SLG: 0.102 (8, 1)										0	0	0	0	0	0	0			
Inning Stats	R: 4 E: 0 K: 0 S: 6	H: 3 LOB: 0 BB: 1 P: 10	R: 0 E: 0 K: 0 S: 3	H: 0 LOB: 0 BB: 0 P: 3	R: 0 E: 0 K: 0 S: 3	H: 0 LOB: 0 BB: 0 P: 3	R: 0 E: 0 K: 1 S: 6	H: 1 LOB: 1 BB: 0 P: 6	R: 0 E: 0 K: 0 S: 5	H: 0 LOB: 0 BB: 0 P: 3	R: 0 E: 0 K: 1 S: 5	H: 0 LOB: 0 BB: 0 P: 5	R: 0 E: 0 K: 0 S: 3	H: 0 LOB: 0 BB: 0 P: 3	R: 0 E: 0 K: 0 S: 4	H: 2 LOB: 1 BB: 0 P: 4	1B: 4 2B: 1 3B: 0 HR: 1	SF: 0 SAC: 0 DP: 1 HBP: 0	WP: 0 PA: 33 PB: 0 SB: 0 CS: 0
PITCHER Vern Law, R ERA: 2.15 (1, 1)	IP: 9.0 WLS: W BF: 33 H: 6 R: 4 ER: 4 SO: 3 BB: 1 IBB: 0 HBP: 0 BLK: 0 WP: 0 HR: 1 S: 38 P: 42 ERA: 4.00 WHIP: 0.778																		

AB	32
R	4
H	6
RBI	4
BB	1
SO	3
LOB	5



Batter	1	2	3	4	5	6	7	8	9	AB	R	H	RBI	BB	SO	LOB	BOTTOM		
Bob Bailey, R OBP: 0.333, SLG: 0.375 (1, 5)	4-0 FC4-6 BB	0-0 2B SF7 1B		0-0 E5 SH1-4 1B		0-0 G3-6-3 1B		0-0 WP 1B		4	2	3	1	1	0	0	Cincinnati Reds @ Pittsburgh Pirates Forbes Field, Pittsburgh, PA Mon Sep 13 1965, 3:33 AM EDT Att: 1,299 - Unknown		
Bill Virdon, L OBP: 0.330, SLG: 0.383 (1, 8)	0-0 FC4-6 HBP 2B	0-0 3-H 1-3 2B		0-0 SH1-4 1-2		0-0 F9		0-0 F5		4	1	1	0	0	0	3			
Roberto Clemente, R OBP: 0.394, SLG: 0.471 (1, 9)	1-0 2B HBP	4-0 FC6-4 IBB		0-0 FC6-4 1B		0-0 G3-6-3 1-2		0-3 K		3	1	1	1	1	1	2			
Willie Stargell, L OBP: 0.318, SLG: 0.499 (1, 7)	0-0 2B 2B	0-0 SF7 3-H		0-0 FC6-4 BB		0-0 6-3		0-0 4-3		4	1	1	3	0	0	2			
Donn Clendenon, R OBP: 0.354, SLG: 0.487 (1, 3)	0-0 2B	0-0 FC6-4 1-2		4-0 FC4-6 BB		0-3 K				3	0	1	1	1	1	2			
Bill Mazeroski, R OBP: 0.288, SLG: 0.336 (1, 4)	0-0 F7		0-0 F8	0-0 FC4-6 1-2		0-0 1B 2B				4	1	1	0	0	0	3			
Jim Pagliaroni, R OBP: 0.340, SLG: 0.422 (1, 2)	0-0 F9		0-3 K		0-0 5-3		0-0 2B 1B			4	0	1	1	0	1	1			
Gene Alley, R OBP: 0.306, SLG: 0.353 (1, 6)		0-0 4-3 1B 2B		0-0 HR		0-0 F7		0-0 1-2 1B		4	2	3	1	0	0	0			
Vern Law, R OBP: 0.244, SLG: 0.280 (1, 1)		0-0 4-3 2-3		0-0 L6-4		0-0 F7		0-0 F7		4	0	0	0	0	0	3			
Inning Stats	R: 3 E: 0 K: 0 S: 5	H: 2 LOB: 1 BB: 1 P: 10	R: 2 E: 0 K: 0 S: 6	H: 3 LOB: 2 BB: 1 P: 10	R: 1 E: 0 K: 1 S: 6	H: 1 LOB: 0 BB: 0 P: 6	R: 1 E: 1 K: 0 S: 5	H: 1 LOB: 2 BB: 1 P: 9	R: 0 E: 0 K: 0 S: 3	H: 0 LOB: 0 BB: 0 P: 3	R: 0 E: 0 K: 0 S: 3	H: 1 LOB: 0 BB: 0 P: 3	R: 1 E: 0 K: 1 S: 8	H: 3 LOB: 2 BB: 0 P: 8	R: 0 E: 0 K: 1 S: 6	H: 1 LOB: 1 BB: 0 P: 6		1B: 6 2B: 5 3B: 0 HR: 1	SF: 1 SAC: 1 DP: 1 HBP: 1
PITCHER Sammy Ellis, R ERA: 3.86 (1, 1)	IP: 1.1 WLS: L BF: 10 H: 4 R: 5 ER: 5 SO: 0 BB: 1 IBB: 0 HBP: 0 BLK: 0 WP: 0 HR: 0 S: 8 P: 13 ERA: 33.75 WHIP: 3.750																		
Ted Davidson, L ERA: 2.17 (2, 1)	IP: 2.1 WLS: L BF: 13 H: 3 R: 2 ER: 1 SO: 1 BB: 1 IBB: 0 HBP: 0 BLK: 0 WP: 0 HR: 1 S: 13 P: 21 ERA: 3.86 WHIP: 1.714																		
Bobby Locke, R ERA: 6.06 (4, 1)	IP: 0.1 WLS: L BF: 1 H: 0 R: 0 ER: 0 SO: 0 BB: 0 IBB: 0 HBP: 0 BLK: 0 WP: 0 HR: 0 S: 1 P: 1 ERA: 0.00 WHIP: 0.000																		
Roger Craig, R ERA: 3.53 (5, 1)	IP: 3.0 WLS: L BF: 12 H: 4 R: 1 ER: 1 SO: 1 BB: 0 IBB: 0 HBP: 0 BLK: 0 WP: 0 HR: 0 S: 14 P: 14 ERA: 3.00 WHIP: 1.333																		
Gerry Arrigo, L ERA: 6.11 (8, 1)	IP: 1.0 WLS: L BF: 4 H: 1 R: 0 ER: 0 SO: 1 BB: 0 IBB: 0 HBP: 0 BLK: 0 WP: 0 HR: 0 S: 6 P: 6 ERA: 0.00 WHIP: 1.000																		



Batter	1	2	3	4	5	6	7	8	9	AB	R	H	RBI	BB	SO	LOB	TOP								
Bobby Tolan, L OBP: 0.184, SLG: 0.216 (1, 9)	F6		FC6				F7			4	1	1	1	0	0	2	St. Louis Cardinals @ Pittsburgh Pirates Forbes Field, Pittsburgh, PA Tue Sep 14 1965, 7:05 PM EDT Att: 8,224 - Unknown								
Curt Flood, R OBP: 0.356, SLG: 0.410 (1, 8)			G1-6-3				K			3	0	1	1	1	1	2									
Lou Brock, L OBP: 0.344, SLG: 0.453 (1, 7)	K				F5			F6		4	0	1	0	0	1	2									
Ken Boyer, R OBP: 0.329, SLG: 0.383 (1, 5)	4-3			G6-4-3			6-3	1-3		4	0	0	0	0	0	2									
Bill White, L OBP: 0.363, SLG: 0.469 (1, 3)		F7					3-1	4-3		4	0	1	0	0	0	0									
Dick Great, R OBP: 0.321, SLG: 0.322 (1, 6)		4-3		4-3			F8		G3	4	0	0	0	0	0	1									
Tim McCarver, L OBP: 0.330, SLG: 0.417 (1, 2)						E3			F7	4	2	2	0	0	0	0									
Julian Javier, R OBP: 0.265, SLG: 0.329 (1, 4)						E FC3																			
Bob Skinner, L OBP: 0.356, SLG: 0.493 (7, PH)		F8			FC3				4-3	2	0	0	0	0	0	2									
Dal Maxvill, R OBP: 0.164, SLG: 0.188 (7, 4)					1B			FC1-6		1	0	1	1	0	0	0									
Bob Gibson, R OBP: 0.245, SLG: 0.374 (1, 1)										3	0	1	0	0	0	3									
Don Dennis, R OBP: 0.400, SLG: 0.490 (8, 1)					5-3					0	0	0	0	0	0	0									
Hal Woodeshick, R OBP: 0.143, SLG: 0.077 (9, 1)										0	0	0	0	0	0	0									
Inning Stats	R: 0 E: 0 K: 1 S: 5	H: 0 LOB: 1 BB: 1 P: 9	R: 0 E: 0 K: 0 S: 4	H: 1 LOB: 1 BB: 0 P: 4	R: 0 E: 0 K: 0 S: 3	H: 1 LOB: 0 BB: 0 P: 3	R: 0 E: 0 K: 0 S: 4	H: 2 LOB: 1 BB: 0 P: 4	R: 2 E: 1 K: 0 S: 6	H: 3 LOB: 1 BB: 0 P: 6	R: 0 E: 0 K: 0 S: 3	H: 0 LOB: 0 BB: 0 P: 3	R: 1 E: 1 K: 1 S: 7	H: 1 LOB: 1 BB: 0 P: 7	R: 0 E: 0 K: 0 S: 3	H: 0 LOB: 0 BB: 0 P: 3	R: 0 E: 0 K: 0 S: 3	H: 0 LOB: 0 BB: 0 P: 3	1B: 8 2B: 0 3B: 0 HR: 0	SF: 0 SAC: 0 DP: 2 HBP: 0	WP: 0 PB: 0 SB: 1 CS: 0	PA: 35			
PITCHER	IP	WLS	BF	H	R	ER	SO	BB	IBB	HBP	BLK	WP	HR	S	P	ERA	WHIP								
Bob Friend, R ERA: 3.2	(1, 1)	7.0	L	29	8	3	0	2	1	0	0	0	0	32	36	0.00	1.286								
Joe Gibbon, L ERA: 4.96	(8, 1)	2.0		6	0	0	0	0	0	0	0	0	0	6	6	0.00	0.000								

Batter	1	2	3	4	5	6	7	8	9	AB	R	H	RBI	BB	SO	LOB	BOTTOM								
Bob Bailey, R OBP: 0.335, SLG: 0.376 (1, 5)	K				E6					4	0	2	1	1	1	0	St. Louis Cardinals @ Pittsburgh Pirates Forbes Field, Pittsburgh, PA Tue Sep 14 1965, 7:05 PM EDT Att: 8,224 - Unknown								
Bill Virdon, L OBP: 0.331, SLG: 0.385 (1, 8)				1B						5	0	2	0	0	0	2									
Manny Mota, R OBP: 0.335, SLG: 0.396 (1, 9)										3	0	1	0	0	2	3									
Jerry Lynch, L OBP: 0.331, SLG: 0.421 (7, PH)										1	0	0	0	0	1	2									
Joe Gibbon, R OBP: 0.179, SLG: 0.115 (8, 1)										0	0	0	0	0	0	0									
Roberto Clemente, R OBP: 0.363, SLG: 0.470 (8, PH)										1	0	0	0	0	0	1									
Willie Stargell, L OBP: 0.319, SLG: 0.497 (1, 7)										4	1	1	0	1	1	4									
Donn Clendenon, R OBP: 0.354, SLG: 0.485 (1, 3)										2	0	0	0	2	1	0									
Bill Mazerowski, R OBP: 0.286, SLG: 0.333 (1, 4)										3	0	0	0	0	1	2									
Jim Pagliaroni, R OBP: 0.337, SLG: 0.417 (1, 2)										4	0	0	0	0	2	4									
Gene Alley, R OBP: 0.306, SLG: 0.351 (1, 6)										3	0	0	0	1	1	2									
Bob Friend, R OBP: 0.059, SLG: 0.045 (1, 1)										2	1	1	0	0	0	0									
Andre Rodgers, R OBP: 0.346, SLG: 0.392 (7, PH)										2	0	0	0	0	1	2									
Inning Stats	R: 0 E: 1 K: 2 S: 8	H: 1 LOB: 1 BB: 0 P: 8	R: 0 E: 0 K: 0 S: 3	H: 0 LOB: 0 BB: 0 P: 3	R: 1 E: 0 K: 1 S: 7	H: 2 LOB: 1 BB: 0 P: 7	R: 0 E: 0 K: 3 S: 9	H: 0 LOB: 2 BB: 2 P: 17	R: 0 E: 1 K: 1 S: 7	H: 1 LOB: 2 BB: 0 P: 7	R: 0 E: 0 K: 2 S: 7	H: 0 LOB: 0 BB: 0 P: 7	R: 0 E: 0 K: 2 S: 8	H: 1 LOB: 2 BB: 1 P: 12	R: 1 E: 1 K: 0 S: 4	H: 1 LOB: 2 BB: 2 P: 12	R: 0 E: 0 K: 0 S: 4	H: 1 LOB: 1 BB: 0 P: 4	1B: 6 2B: 2 3B: 0 HR: 0	SF: 0 SAC: 1 DP: 1 HBP: 0	WP: 0 PB: 1 SB: 0 CS: 0	PA: 40			
PITCHER	IP	WLS	BF	H	R	ER	SO	BB	IBB	HBP	BLK	WP	HR	S	P	ERA	WHIP								
Bob Gibson, R ERA: 2.9	(1, 1)	7.2	W	35	6	2	1	11	5	0	0	0	0	4	4	0.00	1.435								
Don Dennis, R ERA: 2.29	(8, 1)	1.0		4	1	0	0	0	0	0	0	0	0	4	4	0.00	1.000								
Hal Woodeshick, L ERA: 2.44	(9, 1)	0.1	S	1	0	0	0	0	0	0	0	0	0	1	1	0.00	0.000								



Batter	1	2	3	4	5	6	7	8	9	AB	R	H	RBI	BB	SO	LOB	TOP								
Bobby Tolan, L OBP: 0.208, SLG: 0.239 (1, 9)										4	1	2	1	0	0	1									
Curt Flood, R OBP: 0.364, SLG: 0.415 (1, 8)										1	0	0	0	1	0	0									
Lou Brock, L OBP: 0.346, SLG: 0.450 (1, 7)										4	0	1	1	0	1	2									
Phil Gagliano, R OBP: 0.318, SLG: 0.376 (1, 5)										4	0	0	0	0	0	2									
Bill White, L OBP: 0.366, SLG: 0.472 (1, 3)										3	0	2	0	1	0	0									
Dick Groat, R OBP: 0.322, SLG: 0.323 (1, 6)										4	0	1	0	0	1	3									
Tim McCarver, L OBP: 0.334, SLG: 0.419 (1, 2)										3	0	2	0	1	0	0									
Jerry Buchek, R OBP: 0.292, SLG: 0.368 (1, 4)										4	1	2	0	0	2	4									
Tracy Stallard, R OBP: 0.088, SLG: 0.090 (1, 1)										2	0	0	0	0	1	3									
Hal Woodeshick, R OBP: 0.133, SLG: 0.071 (8, 1)										1	0	0	0	0	0	1									
Inning Stats	R: 0 E: 0 K: 1 S: 5	H: 0 LOB: 0 BB: 0 P: 5	R: 0 E: 0 K: 1 S: 5	H: 1 LOB: 1 BB: 0 P: 5	R: 0 E: 0 K: 1 S: 5	H: 1 LOB: 0 BB: 0 P: 5	R: 0 E: 0 K: 0 S: 4	H: 1 LOB: 1 BB: 0 P: 4	R: 0 E: 0 K: 0 S: 3	H: 0 LOB: 0 BB: 0 P: 3	R: 1 E: 0 K: 0 S: 4	H: 1 LOB: 1 BB: 1 P: 8	R: 0 E: 0 K: 2 S: 9	H: 2 LOB: 3 BB: 1 P: 13	R: 1 E: 0 K: 0 S: 5	H: 2 LOB: 2 BB: 0 P: 9	R: 0 E: 0 K: 0 S: 4	H: 2 LOB: 1 BB: 0 P: 4	1B: 8 2B: 4 3B: 0 HR: 0	SF: 1 SAC: 3 DP: 2 HBP: 0	WP: 0 PB: 0 SB: 0 CS: 2	PA: 37			
PITCHER	IP	WLS	BF	H	R	ER	SO	BB	IBB	HBP	BLK	WP	HR	S	P	ERA	WHIP								
Tommie Sisk, R ERA: 4.15 (1, 1)	6.1		24	6	1	1	3	1	0	0	0	0	0	29	33	1.42	1.105								
Al McBean, R ERA: 2.39 (7, 1)	1.2	L	9	2	1	1	2	0	2	0	0	0	0	11	19	5.40	1.200								
Don Schwall, R ERA: 3.09 (9, 1)	1.0		4	2	0	0	0	0	0	0	0	0	0	4	4	0.00	2.000								

St. Louis Cardinals @ Pittsburgh Pirates
 Forbes Field, Pittsburgh, PA
 Thu Sep 16 1965, 7:05 PM EDT
 Att: 4,788 - Unknown

AB	30
R	2
H	10
RBI	2
BB	3
SO	5
LOB	16



Batter	1	2	3	4	5	6	7	8	9	AB	R	H	RBI	BB	SO	LOB	BOTTOM								
Bob Bailey, R OBP: 0.335, SLG: 0.373 (1, 5)										3	0	0	0	1	0	1									
Bill Virdon, L OBP: 0.331, SLG: 0.384 (1, 8)										3	0	0	0	0	0	0									
Manny Mota, R OBP: 0.334, SLG: 0.399 (8, PH)										0	0	0	0	1	0	0									
Roberto Clemente, R OBP: 0.380, SLG: 0.466 (1, 9)										4	0	0	0	0	1	3									
Willie Stargell, L OBP: 0.320, SLG: 0.495 (1, 7)										3	1	2	0	0	0	0									
Andre Rodgers, R OBP: 0.345, SLG: 0.386 (9, PH)										1	0	0	0	0	1	0									
Donn Clendenon, R OBP: 0.353, SLG: 0.480 (1, 3)										4	0	1	0	0	2	1									
Bill Mazerolski, R OBP: 0.285, SLG: 0.330 (1, 4)										4	0	1	1	0	0	1									
Jim Pagliaroni, R OBP: 0.335, SLG: 0.417 (1, 2)										3	0	0	0	0	0	2									
Gene Alley, R OBP: 0.303, SLG: 0.348 (1, 6)										3	0	1	0	0	1	1									
Tommie Sisk, R OBP: 0.115, SLG: 0.080 (1, 1)										2	0	0	0	0	0	0									
Al McBean, R OBP: 0.250, SLG: 0.259 (7, 1)										0	0	0	0	0	0	0									
Jerry Lynch, L OBP: 0.333, SLG: 0.422 (8, PH)										1	0	0	0	0	0	1									
Don Schwall, R ERA: 2.39 (9, 1)										0	0	0	0	0	0	0									
Inning Stats	R: 0 E: 0 K: 1 S: 5	H: 0 LOB: 0 BB: 0 P: 5	R: 1 E: 0 K: 1 S: 7	H: 3 LOB: 1 BB: 0 P: 7	R: 0 E: 0 K: 0 S: 3	H: 0 LOB: 0 BB: 0 P: 3	R: 0 E: 0 K: 1 S: 6	H: 1 LOB: 1 BB: 0 P: 6	R: 0 E: 0 K: 0 S: 4	H: 0 LOB: 0 BB: 0 P: 4	R: 0 E: 0 K: 0 S: 3	H: 0 LOB: 0 BB: 0 P: 3	R: 0 E: 0 K: 1 S: 5	H: 0 LOB: 0 BB: 0 P: 5	R: 0 E: 0 K: 0 S: 3	H: 1 LOB: 2 BB: 2 P: 11	R: 0 E: 0 K: 1 S: 5	H: 0 LOB: 0 BB: 0 P: 5	1B: 5 2B: 0 3B: 0 HR: 0	SF: 0 SAC: 0 DP: 2 HBP: 0	WP: 0 PB: 0 SB: 0 CS: 0	PA: 33			
PITCHER	IP	WLS	BF	H	R	ER	SO	BB	IBB	HBP	BLK	WP	HR	S	P	ERA	WHIP								
Tracy Stallard, R ERA: 3.29 (1, 1)	7.1		28	5	1	1	4	1	0	0	0	0	0	35	39	1.23	0.818								
Hal Woodeshick, L ERA: 2.39 (8, 1)	1.2	S	5	0	0	0	1	1	0	0	0	0	0	6	10	0.00	0.600								

St. Louis Cardinals @ Pittsburgh Pirates
 Forbes Field, Pittsburgh, PA
 Thu Sep 16 1965, 7:05 PM EDT
 Att: 4,788 - Unknown


AB	31
R	1
H	5
RBI	1
BB	2
SO	5
LOB	10





Batter	1	2	3	4	5	6	7	8	9	AB	R	H	RBI	BB	SO	LOB	TOP			
Dick Allen, R OBP: 0.379, SLG: 0.505 (1, 5)	0-0 1-3 2B		0-0 6-3			0-0 5-3		0-0 1-3	0-0 1-3	4	0	1	0	0	0	0	Philadelphia Phillies @ Pittsburgh Pirates Forbes Field, Pittsburgh, PA Fri Sep 17 1965, 7:05 PM EDT Att: 8,987 - Unknown			
Johnny Callison, L OBP: 0.327, SLG: 0.524 (1, 9)	0-0 5-3		0-0 F8			0-0 F8		0-0 4-3	0-0 4-3	4	0	0	0	0	0	1				
Wes Covington, L OBP: 0.323, SLG: 0.502 (1, 7)	0-0 1-3 2-3		0-3 K			0-0 1-3		0-0 1-3	0-0 FC6-4 1B	4	0	1	0	0	1	1				
Tony Gonzalez, L OBP: 0.351, SLG: 0.477 (1, 8)	0-3 K		0-0 F7			0-0 4-3		0-0 4-3	0-0 FC6-4	4	0	0	0	0	1	2				
Dick Stuart, R OBP: 0.294, SLG: 0.452 (1, 3)		0-0 4-3		0-3 K		0-0 L8		0-0 L8		3	0	0	0	0	1	0				
Clay Dalrymple, L OBP: 0.293, SLG: 0.296 (1, 2)		0-0 G3 1B		0-0 L6		0-0 4-3		0-0 4-3		3	0	1	0	0	0	0				
Tony Taylor, R OBP: 0.297, SLG: 0.320 (1, 4)		0-0 G3 1-2		0-0 4-3		0-0 4-3		0-0 5-3		3	0	0	0	0	0	1				
Bobby Wine, R OBP: 0.290, SLG: 0.292 (1, 6)		4-0 BB		0-0 1-3		0-0 1-3		0-0 4-3		1	0	0	0	1	0	0				
John Briggs, L OBP: 0.355, SLG: 0.391 (8, PH)				0-0 1-3		0-0 1-3		0-0 6-3		1	0	0	0	0	0	0				
Ruben Amaro, R OBP: 0.308, SLG: 0.249 (8, 6)				0-0 1-3		0-0 1-3		0-0 6-3		1	0	0	0	0	0	0				
Ray Culp, R OBP: 0.150, SLG: 0.089 (1, 1)										1	0	0	0	0	0	2				
Jack Baldschun, R (3, 1)										1	0	0	0	0	0	0				
John Hermstein, L OBP: 0.228, SLG: 0.273 (8, PH)										1	0	0	0	0	0	0				
Grant Jackson, S (8, 1)										0	0	0	0	0	0	0				
Inning Stats	R: 0 E: 0 K: 1 S: 6	H: 1 LOB: 1 BB: 0 P: 6	R: 0 E: 0 K: 0 S: 4	H: 1 LOB: 2 BB: 1 P: 8	R: 0 E: 0 K: 1 S: 5	H: 0 LOB: 0 BB: 0 P: 5	R: 0 E: 0 K: 1 S: 5	H: 0 LOB: 0 BB: 0 P: 5	R: 0 E: 0 K: 0 S: 3	H: 0 LOB: 0 BB: 0 P: 3	R: 0 E: 0 K: 0 S: 3	H: 0 LOB: 0 BB: 0 P: 3	R: 0 E: 0 K: 0 S: 3	H: 0 LOB: 0 BB: 0 P: 3	R: 0 E: 0 K: 0 S: 4	H: 1 LOB: 1 BB: 0 P: 4	1B: 2 2B: 1 3B: 0 HR: 0	SF: 0 SAC: 0 DP: 0 HBP: 0	WP: 0 PB: 0 CS: 0	PA: 31
PITCHER Don Cardwell, R ERA: 3.24 (1, 1)	IP: 9.0 WLS: W BF: 31 H: 3 R: 0 ER: 0 SO: 3 BB: 1 IBB: 0 HBP: 0 BLK: 0 WP: 0 HR: 0 S: 36 P: 40 ERA: 0.00 WHIP: 0.444																			

Batter	1	2	3	4	5	6	7	8	9	AB	R	H	RBI	BB	SO	LOB	BOTTOM			
Bob Bailey, R OBP: 0.335, SLG: 0.372 (1, 5)	0-0 P5		0-0 6-3			0-0 1-3		0-0 CS 1B		4	0	1	0	0	0	0	Philadelphia Phillies @ Pittsburgh Pirates Forbes Field, Pittsburgh, PA Fri Sep 17 1965, 7:05 PM EDT Att: 8,987 - Unknown			
Bill Virdon, L OBP: 0.328, SLG: 0.381 (1, 8)	0-0 3-1		0-0 L9			0-0 F5		0-0 B1		4	0	0	0	0	0	1				
Roberto Clemente, R OBP: 0.379, SLG: 0.464 (1, 9)	0-0 4-3		0-0 3B 1B			0-0 1-3		0-0 F9 1-2		4	1	1	0	0	0	1				
Willie Stargell, L OBP: 0.322, SLG: 0.506 (1, 7)		0-0 4-3		0-0 1-H 3B		0-0 HR				3	1	2	2	0	0	0				
Manny Mota, R OBP: 0.334, SLG: 0.399 (9, 7)		0-0 4-3		0-0 3B		0-0 HR				0	0	0	0	0	0	0				
Donn Clendenon, R OBP: 0.352, SLG: 0.482 (1, 3)		0-0 1B 3B		0-0 6-3		0-0 5-3		0-0 5-3		3	1	1	0	0	0	1				
Bill Mazerowski, R OBP: 0.286, SLG: 0.330 (1, 4)		0-0 1B FC6-4 1B		0-0 5-3		0-0 5-3				3	1	1	1	0	0	0				
Jim Pagliaroni, R OBP: 0.335, SLG: 0.416 (1, 2)		0-0 3-H FC6-4 1B		0-3 K		0-3 K		0-0 F8		3	0	1	0	0	2	0				
Gene Alley, R OBP: 0.302, SLG: 0.346 (1, 6)		0-0 FC6-4 1-2		0-0 1-3		0-0 1-3		0-0 F8		3	0	0	1	0	0	1				
Don Cardwell, R OBP: 0.225, SLG: 0.288 (1, 1)		0-0 3-H P5		0-0 K		0-3 K		0-3 K		3	0	0	0	0	2	1				
Inning Stats	R: 0 E: 0 K: 0 S: 3	H: 0 LOB: 0 BB: 0 P: 3	R: 2 E: 0 K: 0 S: 6	H: 3 LOB: 1 BB: 0 P: 6	R: 1 E: 0 K: 0 S: 5	H: 2 LOB: 0 BB: 0 P: 5	R: 0 E: 0 K: 1 S: 5	H: 0 LOB: 0 BB: 0 P: 5	R: 0 E: 0 K: 1 S: 4	H: 0 LOB: 0 BB: 0 P: 4	R: 0 E: 0 K: 2 S: 7	H: 0 LOB: 0 BB: 0 P: 7	R: 0 E: 0 K: 0 S: 3	H: 1 LOB: 0 BB: 0 P: 3	R: 0 E: 0 K: 0 S: 3	H: 1 LOB: 0 BB: 0 P: 3	1B: 4 2B: 0 3B: 2 HR: 1	SF: 0 SAC: 0 DP: 0 HBP: 0	WP: 1 PB: 0 CS: 1	PA: 30
PITCHER Ray Culp, R ERA: 3.49 (1, 1)	IP: 2.2 WLS: L BF: 13 H: 5 R: 3 ER: 3 SO: 3 BB: 0 IBB: 0 HBP: 0 BLK: 0 WP: 1 HR: 0 S: 13 P: 13 ERA: 10.12 WHIP: 1.875																			
Jack Baldschun, R ERA: 3.97 (3, 1)	4.1 1 1 1 4 0 0 0 0 0 0 1 22 22 2.08 0.231																			
Grant Jackson, L ERA: 18.0 (8, 1)	1.0 3 1 0 0 0 0 0 0 0 0 0 3 3 0.00 1.000																			


Batter	1	2	3	4	5	6	7	8	9	AB	R	H	RBI	BB	SO	LOB	TOP					
Dick Allen, R OBP: 0.378, SLG: 0.509 (1, 5)										4	1	1	1	0	0	1	Philadelphia Phillies @ Pittsburgh Pirates Forbes Field, Pittsburgh, PA Sat Sep 18 1965, 3:33 AM EDT Att: 5,313 - Unknown					
Johnny Callison, L OBP: 0.327, SLG: 0.522 (1, 9)										4	0	1	0	0	0	0						
Wes Covington, L Adolfo Phillips, R OBP: 0.311, SLG: 0.397 (5, PH) (5, 8)										1	1	0	0	1	0	1						
Tony Gonzalez, L OBP: 0.356, SLG: 0.479 (1, 8) (5, 7)										3	1	2	0	1	0	0						
Dick Stuart, R Ruben Amaro, R OBP: 0.294, SLG: 0.450 OBP: 0.308, SLG: 0.249 (1, 3) (8, 3)										4	0	1	1	0	0	3						
Clay Dalrymple, L OBP: 0.289, SLG: 0.293 (1, 2)										3	0	0	1	0	0	2						
Tony Taylor, R OBP: 0.296, SLG: 0.319 (1, 4)										4	0	1	0	0	1	1						
Bobby Wine, R OBP: 0.287, SLG: 0.288 (1, 6)										4	0	0	0	0	1	1						
Jim Bunning, R Gary Wagner, R Morrie Steevens, L Ed Roebuck, R Fergie Jenkins, R OBP: 0.223, SLG: 0.266 OBP: 0.091, SLG: 0.162 (9, 1) (9, 1) (9, 1) (9, 1)										4	0	1	0	0	1	1						
Inning Stats	R: 1 E: 0 K: 0 S: 5	H: 2 LOB: 2 BB: 1 P: 9	R: 0 E: 0 K: 1 S: 6	H: 1 LOB: 1 BB: 0 P: 6	R: 2 E: 0 K: 0 S: 5	H: 2 LOB: 1 BB: 1 P: 9	R: 0 E: 0 K: 0 S: 3	H: 0 LOB: 0 BB: 0 P: 3	R: 0 E: 0 K: 1 S: 5	H: 0 LOB: 0 BB: 0 P: 5	R: 0 E: 0 K: 0 S: 3	H: 0 LOB: 0 BB: 0 P: 3	R: 0 E: 0 K: 0 S: 3	H: 0 LOB: 0 BB: 0 P: 3	R: 0 E: 0 K: 1 S: 6	H: 1 LOB: 1 BB: 0 P: 6		1B: 6 2B: 0 3B: 0 HR: 1	SF: 1 SAC: 0 DP: 0 HBP: 0	WP: 0 PB: 0 CS: 0	PA: 36	
PITCHER	IP WLS BF H R ER SO BB IBB HBP BLK WP HR S P ERA WHIP	IP WLS BF H R ER SO BB IBB HBP BLK WP HR S P ERA WHIP	IP WLS BF H R ER SO BB IBB HBP BLK WP HR S P ERA WHIP	IP WLS BF H R ER SO BB IBB HBP BLK WP HR S P ERA WHIP	IP WLS BF H R ER SO BB IBB HBP BLK WP HR S P ERA WHIP	IP WLS BF H R ER SO BB IBB HBP BLK WP HR S P ERA WHIP	IP WLS BF H R ER SO BB IBB HBP BLK WP HR S P ERA WHIP	IP WLS BF H R ER SO BB IBB HBP BLK WP HR S P ERA WHIP	IP WLS BF H R ER SO BB IBB HBP BLK WP HR S P ERA WHIP	IP WLS BF H R ER SO BB IBB HBP BLK WP HR S P ERA WHIP	IP WLS BF H R ER SO BB IBB HBP BLK WP HR S P ERA WHIP	IP WLS BF H R ER SO BB IBB HBP BLK WP HR S P ERA WHIP	IP WLS BF H R ER SO BB IBB HBP BLK WP HR S P ERA WHIP	IP WLS BF H R ER SO BB IBB HBP BLK WP HR S P ERA WHIP	IP WLS BF H R ER SO BB IBB HBP BLK WP HR S P ERA WHIP	IP WLS BF H R ER SO BB IBB HBP BLK WP HR S P ERA WHIP	IP WLS BF H R ER SO BB IBB HBP BLK WP HR S P ERA WHIP	IP WLS BF H R ER SO BB IBB HBP BLK WP HR S P ERA WHIP	IP WLS BF H R ER SO BB IBB HBP BLK WP HR S P ERA WHIP	IP WLS BF H R ER SO BB IBB HBP BLK WP HR S P ERA WHIP	IP WLS BF H R ER SO BB IBB HBP BLK WP HR S P ERA WHIP	IP WLS BF H R ER SO BB IBB HBP BLK WP HR S P ERA WHIP
Bob Bailey, R OBP: 0.334, SLG: 0.371 (1, 5)										4	0	1	0	0	0	0	Philadelphia Phillies @ Pittsburgh Pirates Forbes Field, Pittsburgh, PA Sat Sep 18 1965, 3:33 AM EDT Att: 5,313 - Unknown					
Bill Virdon, L OBP: 0.327, SLG: 0.380 (1, 8)										4	1	1	0	0	0	1						
Manny Mota, R OBP: 0.333, SLG: 0.394 (1, 9)										3	1	0	0	1	0	0						
Willie Stargell, L Donn Clendenon, R OBP: 0.320, SLG: 0.503 OBP: 0.354, SLG: 0.482 (9, PH) (9, PH)										3	0	0	0	0	1	0						
Jerry Lynch, L Jim Pagliaroni, R Jose Pagan, R OBP: 0.333, SLG: 0.420 OBP: 0.337, SLG: 0.416 OBP: 0.273, SLG: 0.256 (1, 7) (9, PH) (9, PR)										3	0	1	0	0	0	0						
Andre Rodgers, R OBP: 0.348, SLG: 0.385 (1, 6)										3	0	1	1	1	1	1						
Bill Mazerowski, R OBP: 0.285, SLG: 0.330 (1, 4)										4	0	1	1	0	0	2						
Ozzie Virgil, R OBP: 0.300, SLG: 0.375 (1, 2)										3	0	0	0	0	0	0						
Bob Friend, R George Strickland, L Luke Walker, L Gene Alley, R Roy Face, R Roberto Clemente, R OBP: 0.259, SLG: 0.045 OBP: 0.329 OBP: 0.345 OBP: 0.300, SLG: 0.471 (1, 1) (9, PH) (4, 1) (9, PH) (7, 1) (9, PH)										0	0	0	0	0	0	0						
Inning Stats	R: 0 E: 0 K: 0 S: 3	H: 0 LOB: 0 BB: 0 P: 3	R: 0 E: 0 K: 1 S: 6	H: 1 LOB: 1 BB: 0 P: 6	R: 0 E: 0 K: 0 S: 3	H: 0 LOB: 0 BB: 0 P: 3	R: 0 E: 0 K: 0 S: 3	H: 0 LOB: 0 BB: 0 P: 3	R: 0 E: 0 K: 0 S: 3	H: 1 LOB: 1 BB: 0 P: 5	R: 0 E: 0 K: 0 S: 3	H: 0 LOB: 0 BB: 0 P: 3	R: 0 E: 0 K: 0 S: 3	H: 1 LOB: 0 BB: 0 P: 3	R: 4 E: 0 K: 0 S: 4	H: 3 LOB: 3 BB: 4 P: 20		1B: 5 2B: 0 3B: 0 HR: 1	SF: 0 SAC: 0 DP: 1 HBP: 0	WP: 0 PB: 0 CS: 0	PA: 34	
PITCHER	IP WLS BF H R ER SO BB IBB HBP BLK WP HR S P ERA WHIP	IP WLS BF H R ER SO BB IBB HBP BLK WP HR S P ERA WHIP	IP WLS BF H R ER SO BB IBB HBP BLK WP HR S P ERA WHIP	IP WLS BF H R ER SO BB IBB HBP BLK WP HR S P ERA WHIP	IP WLS BF H R ER SO BB IBB HBP BLK WP HR S P ERA WHIP	IP WLS BF H R ER SO BB IBB HBP BLK WP HR S P ERA WHIP	IP WLS BF H R ER SO BB IBB HBP BLK WP HR S P ERA WHIP	IP WLS BF H R ER SO BB IBB HBP BLK WP HR S P ERA WHIP	IP WLS BF H R ER SO BB IBB HBP BLK WP HR S P ERA WHIP	IP WLS BF H R ER SO BB IBB HBP BLK WP HR S P ERA WHIP	IP WLS BF H R ER SO BB IBB HBP BLK WP HR S P ERA WHIP	IP WLS BF H R ER SO BB IBB HBP BLK WP HR S P ERA WHIP	IP WLS BF H R ER SO BB IBB HBP BLK WP HR S P ERA WHIP	IP WLS BF H R ER SO BB IBB HBP BLK WP HR S P ERA WHIP	IP WLS BF H R ER SO BB IBB HBP BLK WP HR S P ERA WHIP	IP WLS BF H R ER SO BB IBB HBP BLK WP HR S P ERA WHIP	IP WLS BF H R ER SO BB IBB HBP BLK WP HR S P ERA WHIP	IP WLS BF H R ER SO BB IBB HBP BLK WP HR S P ERA WHIP	IP WLS BF H R ER SO BB IBB HBP BLK WP HR S P ERA WHIP	IP WLS BF H R ER SO BB IBB HBP BLK WP HR S P ERA WHIP	IP WLS BF H R ER SO BB IBB HBP BLK WP HR S P ERA WHIP	IP WLS BF H R ER SO BB IBB HBP BLK WP HR S P ERA WHIP
Jim Bunning, R ERA: 2.69 (1, 1)	0.0	1	0	0	0	0	1	0	0	0	0	0	0	0	0	4	∞	∞				
Gary Wagner, R ERA: 3.29 (9, 1)	0.0	L	1	0	0	0	0	1	0	0	0	0	0	0	0	4	∞	∞				
Morrie Steevens, L ERA: 16.88 (9, 1)	0.0	2	0	1	1	0	2	0	0	0	0	0	0	0	8	∞	∞	∞				
Ed Roebuck, R ERA: 3.4 (9, 1)	0.0	1	1	1	1	0	0	0	0	0	0	0	0	0	1	∞	∞	∞				
Fergie Jenkins, R ERA: (9, 1)	0.0	1	1	1	1	0	0	0	0	0	0	0	0	0	1	∞	∞	∞				

Batter	1	2	3	4	5	6	7	8	9	10	AB	R	H	RBI	BB	SO	LOB	TOP				
Adolfo Phillips, R OBP: 0.303, SLG: 0.371	(1, 8) 4-0 BB 6-3 BB		(1, 0) 0-0 6-3			(1, 0) 0-3 K		(1, 0) 0-3 K		(1, 0) 0-3 K	4	0	0	0	1	3	0	Philadelphia Phillies @ Pittsburgh Pirates Forbes Field, Pittsburgh, PA Sun Sep 19 1965, 3:33 AM EDT Att: 10,026 - Unknown livebaseballscorecards.com AB 31 R 0 H 1 RBI 0 BB 5 SO 12 LOB 16 				
Tony Taylor, R OBP: 0.299, SLG: 0.319	(1, 4) 0-3 K		(1, 0) 0-0 5-3			(1, 0) 0-0 FC5-4 1B		(1, 0) 4-0 BB BB			3	0	1	0	1	1	1					
Dick Allen, R OBP: 0.377, SLG: 0.506	(1, 5) 0-0 6-3			(1, 0) 0-0 5-3		(1, 0) 0-0 FC5-4 1-2f		(1, 0) 4-0 BB BB		(1, 2) 1-2 BB	3	0	0	0	1	0	2					
Dick Stuart, R OBP: 0.294, SLG: 0.447	(1, 3) 0-0 L8			(1, 0) 0-0 6-3				(1, 0) 4-0 SH BB		(1, 3) 0-3 K	3	0	0	0	1	1	3					
Ruben Amaro, R OBP: 0.308, SLG: 0.249	(8, 3)										0	0	0	0	0	0	0					
Alex Johnson, R OBP: 0.349, SLG: 0.464	(1, 7) 4-0 FC3-6 BB			(1, 0) 0-3 K				(1, 0) 0-0 SH		(1, 2) 1-2 E6	2	0	0	0	1	1	0					
Johnny Callison, L OBP: 0.325, SLG: 0.518	(1, 9) 0-0 FC3-6 1-2f				(1, 0) 0-0 G3			(1, 0) 0-3 K		(1, 2) 1-2 K	4	0	0	0	0	2	4					
Bobby Wine, R OBP: 0.284, SLG: 0.285	(1, 6) 0-0 F7				(1, 0) 0-0 1-3			(1, 0) 0-3 K		(1, 2) 1-2 6-3	4	0	0	0	0	1	3					
Pat Corrales, R OBP: 0.333, SLG: 0.329	(1, 2) 0-3 K				(1, 0) 0-3 K			(1, 0) 0-0 F9			4	0	0	0	0	2	3					
Jack Baldschun, R OBP: 0.289, SLG: 0.293	(10, 1)									(1, 0) 0-0 5-3	0	0	0	0	0	0	0					
Chris Short, R OBP: 0.144, SLG: 0.144	(1, 1) 0-3 K					(1, 0) 0-0 G3				(1, 2) 1-2 F8	3	0	0	0	0	1	0					
Cookie Rojas, R OBP: 0.352, SLG: 0.380	(10, PH)										1	0	0	0	0	0	0					
Clay Dalrymple, L OBP: 0.289, SLG: 0.293	(10, 2)										0	0	0	0	0	0	0					
Inning Stats	R: 0 E: 0 K: 1 S: 5	H: 0 LOB: 1 BB: 1 P: 9	R: 0 E: 0 K: 1 S: 5	H: 0 LOB: 1 BB: 1 P: 9	R: 0 E: 0 K: 1 S: 5	H: 0 LOB: 0 BB: 0 P: 5	R: 0 E: 0 K: 1 S: 5	H: 1 LOB: 1 BB: 0 P: 6	R: 0 E: 1 K: 2 S: 8	H: 0 LOB: 2 BB: 1 P: 12	R: 0 E: 0 K: 2 S: 7	H: 0 LOB: 2 BB: 2 P: 15	R: 0 E: 1 K: 1 S: 5	H: 0 LOB: 0 BB: 0 P: 5	R: 0 E: 0 K: 1 S: 5	H: 0 LOB: 0 BB: 0 P: 5	1B: 1 2B: 0 3B: 0 HR: 0	SF: 0 SAC: 1 DP: 0 HBP: 0	WP: 0 PA: 37 PB: 0 SB: 0 CS: 0			
PITCHER Bob Veale, L ERA: 2.81	(1, 1)	IP 10.0 WLS 7 BF 37 H 1 R 0 ER 0 SO 12 BB 5 IBB 0 HBP 0 BLK 0 WP 0 HR 0 S 56 P 76 ERA 0.00 WHIP 0.600											PITCHER									

Batter	1	2	3	4	5	6	7	8	9	10	AB	R	H	RBI	BB	SO	LOB	BOTTOM				
Bob Bailey, R OBP: 0.335, SLG: 0.371	(1, 7) 0-0 6-3		(1, 0) 0-0 L7			(1, 0) 0-0 CS 1B		(1, 0) 0-0 5-3		(1, 0) 4-0 1B BB	4	1	1	0	1	0	1	Philadelphia Phillies @ Pittsburgh Pirates Forbes Field, Pittsburgh, PA Sun Sep 19 1965, 3:33 AM EDT Att: 10,026 - Unknown livebaseballscorecards.com AB 34 R 1 H 9 RBI 1 BB 4 SO 5 LOB 15 				
Manny Mota, R OBP: 0.334, SLG: 0.394	(1, 8) 0-0 F9			(1, 0) 0-0 4-3		(1, 0) 0-3 K		(1, 0) 0-0 1B		(1, 2) 1-2 1B	5	0	2	0	0	1	1					
Roberto Clemente, R OBP: 0.382, SLG: 0.471	(1, 9) 4-0 S BB			(1, 0) 0-0 6-3		(1, 0) 0-0 4-3		(1, 0) 0-0 1B		(1, 2) 1-2 1B	4	0	2	1	1	0	0					
Donn Clendenon, R OBP: 0.354, SLG: 0.481	(1, 3) 0-0 F8 1-2			(1, 0) 4-0 BB				(1, 0) 0-3 K		(1, 0) 4-0 1B IBB	2	0	0	0	2	1	1					
Andre Rodgers, R OBP: 0.341, SLG: 0.375	(1, 5) 0-3 K			(1, 0) 0-0 F9				(1, 0) 0-0 1-3		(1, 0) 0-3 K	4	0	0	0	0	2	3					
Bill Mazerowski, R OBP: 0.287, SLG: 0.331	(1, 4) 0-0 L9				(1, 0) 0-0 1B			(1, 0) 0-0 1B		(1, 0) 0-0 F9	4	0	2	0	0	0	2					
Jim Paoliaroni, R OBP: 0.333, SLG: 0.412	(1, 2) 0-0 F7				(1, 0) 0-0 F9			(1, 0) 0-0 F9		(1, 0) 0-0 F3	4	0	0	0	0	0	4					
Gene Alley, R OBP: 0.303, SLG: 0.346	(1, 6) 0-0 6-3				(1, 0) 0-0 P6			(1, 0) 0-0 SH3-4 1B		(1, 0) 0-0 FC1-6 1B	4	0	2	0	0	0	1					
Bob Veale, S OBP: 0.120, SLG: 0.090	(1, 1) 0-3 K				(1, 0) 0-0 1-3			(1, 0) 0-0 SH3-4		(1, 2) 1-2 FC1-6 1B	3	0	0	0	0	1	2					
Inning Stats	R: 0 E: 0 K: 0 S: 3	H: 0 LOB: 1 BB: 1 P: 7	R: 0 E: 0 K: 1 S: 5	H: 0 LOB: 0 BB: 0 P: 5	R: 0 E: 0 K: 1 S: 5	H: 0 LOB: 1 BB: 1 P: 7	R: 0 E: 0 K: 0 S: 4	H: 1 LOB: 1 BB: 0 P: 4	R: 0 E: 0 K: 1 S: 6	H: 1 LOB: 1 BB: 0 P: 6	R: 0 E: 0 K: 0 S: 4	H: 2 LOB: 2 BB: 0 P: 4	R: 0 E: 1 K: 1 S: 6	H: 1 LOB: 2 BB: 1 P: 10	R: 1 E: 0 K: 0 S: 4	H: 3 LOB: 2 BB: 1 P: 8	1B: 9 2B: 0 3B: 0 HR: 0		SF: 0 SAC: 1 DP: 0 HBP: 0	WP: 0 PA: 39 PB: 0 SB: 1 CS: 1		
PITCHER Chris Short, L ERA: 3.01	(1, 1)	IP 9.0 WLS 3 BF 34 H 6 R 0 ER 0 SO 5 BB 2 IBB 1 HBP 0 BLK 0 WP 0 HR 0 S 41 P 53 ERA 0.00 WHIP 0.889											PITCHER									
Jack Baldschun, R ERA: 3.94	(10, 1)	0.2 L 5 3 1 0 1 0 0 0 0 0 0 4 8 13.50 6.000																				

Batter	1	2	3	4	5	6	7	8	9	AB	R	H	RBI	BB	SO	LOB	TOP			
Johnny Lewis, L (1, 9) OBP: 0.329, SLG: 0.386	0-0 6-3		0-0 4-3			0-3 K		0-0 3B	4 0 1 0 0 1 0											
Chuck Hiller, L (1, 4) OBP: 0.275, SLG: 0.345 Danny Napoleon, R (9, PH) OBP: 0.245, SLG: 0.195	0-0 F8			0-0 L8		0-0 F8		0-0 F3	3 0 0 0 0 0 0 1 0 0 0 0 0 0											
Charley Smith, R (1, 5) OBP: 0.277, SLG: 0.497 Jimmie Schaffer, R (6, 2) OBP: 0.214, SLG: 0.273	0-3 K			0-0 6-3			0-0 F8		2 0 0 0 0 1 0 1 0 0 0 0 0 0											
Ed Kranepool, L (1, 3) OBP: 0.309, SLG: 0.387		0-0 4-3		0-0 4-3			0-0 G3		3 0 0 0 0 0 0											
Jim Hickman, R (1, 8) OBP: 0.284, SLG: 0.389		0-0 F9			4-0 G6-4-3 BB		0-0 P4		2 0 0 0 1 0 0											
John Stephenson, L (1, 2) OBP: 0.274, SLG: 0.400 Bud Harrelson, S (6, 6) OBP: 0.083, SLG: 0.083					0-0 G6-4-3 1-2f			0-0 F8	2 0 1 0 0 0 1 1 0 0 0 0 0 0											
Joe Christopher, R (1, 7) OBP: 0.304, SLG: 0.334 Carl Willey, R (8, 1)				0-0 6-3		4-0 BB		0-3 K	2 0 0 0 1 1 1 0 0 0 0 0 0 0								AB 27 R 0 H 2 RBI 0 BB 2 SO 3 LOB 3			
Roy McMillan, R (1, 6) OBP: 0.284, SLG: 0.298 Bob Moorhead, R (6, 1) Gary Kolb, L (8, PH) OBP: 0.214, SLG: 0.234			0-0 5-3		0-0 1-3			0-0 6-3	2 0 0 0 0 0 1 0 0 0 0 0 0 0 1 0 0 0 0 0 0											
Jack Fisher, R (1, 1) OBP: 0.184, SLG: 0.189 Dennis Ribant, R (5, 1) Rob Gardner, R (5, 1) Kevin Collins, L (6, 5)			0-0 6-3			0-0 6-3		0-0 4-3	1 0 2 0 0 0 0 0 0											
Inning Stats	R: 0 E: 0 K: 1 S: 5	H: 0 LOB: 0 BB: 0 P: 5	R: 0 E: 0 K: 0 S: 4	H: 1 LOB: 1 BB: 0 P: 4	R: 0 E: 0 K: 0 S: 3	H: 0 LOB: 0 BB: 0 P: 3	R: 0 E: 0 K: 0 S: 3	H: 0 LOB: 0 BB: 0 P: 3	R: 0 E: 0 K: 1 S: 5	H: 0 LOB: 0 BB: 0 P: 5	R: 0 E: 0 K: 0 S: 3	H: 0 LOB: 0 BB: 0 P: 3	R: 0 E: 0 K: 1 S: 5	H: 0 LOB: 0 BB: 0 P: 5	R: 0 E: 0 K: 0 S: 3	H: 1 LOB: 0 BB: 0 P: 3	1B: 1 2B: 0 3B: 1 HR: 0	SF: 0 SAC: 0 DP: 1 HBP: 0	WP: 0 PB: 0 SB: 0 CS: 0	PA: 29
PITCHER Tommie Sisk, R (1, 1) ERA: 3.76	IP 9.0 WLS W BF 29 H 2 R 0 ER 0 SO 3 BB 2 IBB 0 HBP 0 BLK 0 WP 0 HR 0 S 33 P 41 ERA 0.00 WHIP 0.444															PITCHER IP WLS BF H R ER SO BB IBB HBP BLK WP HR S P ERA WHIP				

New York Mets @ Pittsburgh Pirates
Forbes Field, Pittsburgh, PA
Mon Sep 20 1965, 7:05 PM EDT
Att: 3,892 - Unknown

Batter	1	2	3	4	5	6	7	8	9	AB	R	H	RBI	BB	SO	LOB	BOTTOM			
Bob Bailey, R (1, 5) OBP: 0.334, SLG: 0.369	0-0 L8			0-3 K	0-0 E9 1B	0-0 L6		0-0 L7	5 1 1 0 0 1 0											
Bill Virdon, L (1, 8) OBP: 0.330, SLG: 0.381	0-0 5-3			0-0 4-3	0-0 WP 2B 1B			4-0 1B BB	4 1 2 1 1 0 0											
Roberto Clemente, R (1, 9) OBP: 0.363, SLG: 0.471 Bob Oliver, R (8, 7)	0-0 6-3			0-0 1B 1B	0-0 WP 2B 1B	0-0 4-3		0-0 F8	4 2 2 0 0 0 1 1 0 0 0 0 0 1											
Willie Stargell, L (1, 7) OBP: 0.323, SLG: 0.503 George Springs, L (7, PR) OBP: 0.500, SLG: 0.500		0-0 L5		0-0 2B 1B	4-0 2B G5-4-3 BB		4-0 6-3 1B BB	0-0 FC5-4 1B	2 2 1 0 2 0 0 1 1 1 0 0 0 0											
Donn Clendenon, R (1, 3) OBP: 0.355, SLG: 0.482		0-0 6-3		0-0 2B 1B	0-0 G5-4-3 2B		0-0 6-3	0-0 FC5-4	5 1 2 3 0 0 3											
Bill Mazerowski, R (1, 4) OBP: 0.288, SLG: 0.333		0-0 5-3		0-0 2B 1B	4-0 G5-4-3 BB		0-0 P3		3 0 1 2 1 0 2											
Jim Pagliaroni, R (1, 2) OBP: 0.331, SLG: 0.409 Jerry May, R (7, 2) OBP: 1.000, SLG: 1.000			0-0 F7	0-3 K	0-0 G5-4-3		0-0 1B 1B		3 0 0 0 0 1 3 1 0 1 1 0 0 0								AB 36 R 10 H 12 RBI 7 BB 4 SO 4 LOB 13			
Gene Alley, R (1, 6) OBP: 0.302, SLG: 0.345			0-0 P4		E6 PB		0-0 1B		4 1 1 0 0 0 1											
Tommie Sisk, R (1, 1) OBP: 0.103, SLG: 0.071			0-0 F7		0-0 SH PB E		0-3 K	0-3 K	3 1 0 0 0 2 2											
Inning Stats	R: 0 E: 0 K: 0 S: 3	H: 0 LOB: 0 BB: 0 P: 3	R: 0 E: 0 K: 0 S: 3	H: 0 LOB: 0 BB: 0 P: 3	R: 0 E: 0 K: 2 S: 11	H: 4 LOB: 1 BB: 0 P: 11	R: 6 E: 3 K: 0 S: 8	H: 4 LOB: 1 BB: 2 P: 16	R: 0 E: 0 K: 1 S: 6	H: 1 LOB: 1 BB: 0 P: 6	R: 1 E: 0 K: 1 S: 7	H: 2 LOB: 1 BB: 1 P: 11	R: 0 E: 0 K: 0 S: 4	H: 1 LOB: 2 BB: 1 P: 8	R: 0 E: 0 K: 0 S: 4	H: 1 LOB: 2 BB: 1 P: 8	1B: 10 2B: 2 3B: 0 HR: 0	SF: 0 SAC: 1 DP: 1 HBP: 0	WP: 1 PB: 1 SB: 0 CS: 0	PA: 41
PITCHER Jack Fisher, R (1, 1) ERA: 4.06 Dennis Ribant, R (5, 1) ERA: 6.04 Rob Gardner, L (5, 1) ERA: 6.3 Bob Moorhead, R (6, 1) ERA: 4.4 Carl Willey, R (8, 1) ERA: 5.68	IP 4.0 WLS L BF 20 H 6 R 7 ER 6 SO 2 BB 0 IBB 0 HBP 0 BLK 0 WP 0 HR 0 S 24 P 24 ERA 13.50 WHIP 1.500															PITCHER IP WLS BF H R ER SO BB IBB HBP BLK WP HR S P ERA WHIP				

New York Mets @ Pittsburgh Pirates
Forbes Field, Pittsburgh, PA
Mon Sep 20 1965, 7:05 PM EDT
Att: 3,892 - Unknown

Batter	1	2	3	4	5	6	7	8	9	AB	R	H	RBI	BB	SO	LOB	TOP
Bobby Klaus, R (1,4) OBP: 0.302, SLG: 0.259	0-0 6-3			0-0 P6	0-0 F3			0-0 G5-4-3		4	0	0	0	0	0	2	New York Mets @ Pittsburgh Pirates Forbes Field, Pittsburgh, PA Wed Sep 22 1965, 7:05 PM EDT Att: 4,964 - Unknown
Bud Harrelson, S (1,6) OBP: 0.063, SLG: 0.063	0-0 1-3			0-0 G3				0-0 F8		4	0	0	0	0	0	0	
Ed Kranepool, L (1,3) OBP: 0.310, SLG: 0.387	0-0 4-3			0-0 1B					0-0 1-3	4	0	1	0	0	0	0	
Charley Smith, R (1,5) OBP: 0.277, SLG: 0.408 Kevin Collins, L (6,5) OBP: 0.125, SLG: 0.125		0-3 K		0-0 1B				0-3 K		3	0	1	0	0	2	0	
Jim Hickman, R (1,8) OBP: 0.283, SLG: 0.396		0-0 F9		0-0 F9					0-0 1-3	4	0	1	0	0	0	2	
Ron Swoboda, R (1,7) OBP: 0.293, SLG: 0.426		0-0 F7			0-0 F7				0-0 1-3	4	0	0	1	0	0	1	
Cleon Jones, R (1,9) OBP: 0.194, SLG: 0.233			0-0 4-3		0-0 HR			0-0 E5		4	1	1	1	0	0	1	
Greg Goossen, R (1,2) OBP: 0.200, SLG: 0.200			0-3 K		0-0 F9			0-0 FC4		3	0	0	0	0	1	1	
Tug McGraw, R (1,1) OBP: 0.130, SLG: 0.130 Galen Cisco, R (5,1) OBP: 0.310, SLG: 0.259 Gary Kolb, L (6,PH) OBP: 0.221, SLG: 0.241 Dennis Ribant, R (8,1) OBP: 0.221, SLG: 0.241			0-0 6-3					0-0 1B		2	0	1	0	0	0	0	
Inning Stats	R: 0 E: 0 K: 0 S: 3	H: 0 LOB: 0 BB: 0 P: 3	R: 0 E: 0 K: 1 S: 5	H: 0 LOB: 0 BB: 0 P: 5	R: 0 E: 0 K: 1 S: 5	H: 2 LOB: 2 BB: 0 P: 5	R: 1 E: 0 K: 0 S: 5	H: 2 LOB: 1 BB: 0 P: 5	R: 0 E: 0 K: 1 S: 4	H: 0 LOB: 1 BB: 0 P: 4	R: 0 E: 0 K: 0 S: 3	H: 1 LOB: 0 BB: 0 P: 3	R: 1 E: 0 K: 0 S: 5	H: 2 LOB: 1 BB: 0 P: 5	1B: 6 2B: 0 3B: 0 HR: 1	SF: 0 SAC: 0 DP: 1 HBP: 0	
PITCHER Bob Friend, R (1,1) ERA: 3.23	IP: 9.0 WLS: W BF: 34 H: 7 R: 2 ER: 2 SO: 3 BB: 0 IBB: 0 HBP: 0 BLK: 0 WP: 0 HR: 1 S: 40 P: 40 ERA: 2.00 WHIP: 0.778																

AB	34
R	2
H	7
RBI	2
BB	0
SO	3
LOB	7



Batter	1	2	3	4	5	6	7	8	9	AB	R	H	RBI	BB	SO	LOB	BOTTOM
Bob Bailey, R (1,7) OBP: 0.332, SLG: 0.366	0-0 6-3			0-0 4-3	0-0 P5	0-3 K				4	1	1	0	0	1	3	New York Mets @ Pittsburgh Pirates Forbes Field, Pittsburgh, PA Wed Sep 22 1965, 7:05 PM EDT Att: 4,964 - Unknown
Manny Mota, R (1,8) OBP: 0.328, SLG: 0.385	0-0 G3			0-0 5-3	4-0 1B			0-0 6-3		3	1	0	0	1	0	1	
Roberto Clemente, R (1,9) OBP: 0.394, SLG: 0.470	0-0 3-1			0-0 4-3	0-0 E			0-0 L9		4	1	1	0	0	0	1	
Donn Clendenon, R (1,3) OBP: 0.354, SLG: 0.479		0-0 F8		4-0 1B	0-0 E5			0-3 K		3	2	1	2	1	1	0	
Bill Mazerolski, R (1,4) OBP: 0.294, SLG: 0.338		0-3 K		0-0 1B	0-0 1B			0-0 P4		4	0	2	2	0	1	0	
Andre Rodgers, R (1,5) OBP: 0.338, SLG: 0.367		0-0 6-3		0-0 1B	0-0 K			0-0 4-3		4	0	1	0	0	1	1	
Jim Pagliaroni, R (1,2) OBP: 0.339, SLG: 0.421 George Spriggs, L (6,PR) OBP: 0.500, SLG: 0.500 Jerry May, R (7,2) OBP: 0.500, SLG: 0.500			4-0 BB	0-0 F8		0-0 1B		0-0 4-3		2	0	1	0	1	0	2	
Gene Alley, R (1,6) OBP: 0.302, SLG: 0.349			0-0 FC6-4		0-0 F8			0-0 F9		3	0	0	0	0	0	2	
Bob Friend, R (1,1) OBP: 0.056, SLG: 0.043			0-0 B1-6-3		0-0 E3			0-3 K		3	1	0	0	0	1	3	
Inning Stats	R: 0 E: 0 K: 0 S: 3	H: 0 LOB: 0 BB: 0 P: 3	R: 0 E: 0 K: 1 S: 5	H: 0 LOB: 0 BB: 1 P: 6	R: 2 E: 0 K: 0 S: 6	H: 3 LOB: 2 BB: 1 P: 10	R: 4 E: 2 K: 1 S: 9	H: 3 LOB: 1 BB: 1 P: 13	R: 0 E: 0 K: 2 S: 8	H: 1 LOB: 2 BB: 0 P: 8	R: 0 E: 0 K: 1 S: 5	H: 0 LOB: 0 BB: 0 P: 5	R: 0 E: 0 K: 0 S: 3	H: 0 LOB: 0 BB: 0 P: 3	1B: 7 2B: 0 3B: 0 HR: 0	SF: 0 SAC: 0 DP: 1 HBP: 0	
PITCHER Tug McGraw, L (1,1) ERA: 3.32 Galen Cisco, R (5,1) ERA: 4.49 Dennis Ribant, R (8,1) ERA: 5.79	IP: 4.2 WLS: L BF: 22 H: 5 R: 6 ER: 2 SO: 1 BB: 3 IBB: 0 HBP: 0 BLK: 0 WP: 0 HR: 0 S: 21 P: 33 ERA: 3.86 WHIP: 1.714																



Batter	1	2	3	4	5	6	7	8	9	10	AB	R	H	RBI	BB	SO	LOB	TOP						
Bill Virdon, L OBP: 0.327, SLG: 0.376 (1, 8)	K		6-3				3-1		G3		5	0	1	0	0	1	0	Pittsburgh Pirates @ Chicago Cubs Wrigley Field, Chicago, IL Sun Sep 26 1965, 3:33 AM CDT Att: 2,097 - Unknown						
Andre Rodgers, R OBP: 0.354, SLG: 0.397 (1, 5)	2B		5-3						F5		4	0	2	0	1	0	0							
Roberto Clemente, R OBP: 0.381, SLG: 0.467 (1, 9)	F9								FC5-4		4	1	0	0	1	1	5							
Wille Stargell, L OBP: 0.329, SLG: 0.505 (1, 7)	K								2B		4	1	2	1	1	1	1							
Donn Clendenon, R OBP: 0.323, SLG: 0.474 (1, 3)									L6-4		4	1	1	0	1	1	3							
Bill Mazerowski, R OBP: 0.297, SLG: 0.351 (1, 4)	F2								2B		4	1	1	0	0	0	1							
Jim Paolilioni, R OBP: 0.339, SLG: 0.429 (1, 2)	E8								1B		5	1	3	4	0	0	0							
Gene Alley, R OBP: 0.304, SLG: 0.348 (1, 6)	4-3								2B		4	0	1	0	1	1	1							
Don Cardwell, R OBP: 0.221, SLG: 0.268 Don Schwall, R (9, 1)			K						6-3		4	0	0	0	0	3	1							
									K		1	0	0	0	0	1	2							
Inning Stats	R: 0 E: 0 K: 2 S: 8	H: 1 LOB: 1 BB: 0 P: 8	R: 0 E: 1 K: 0 S: 4	H: 1 LOB: 1 BB: 0 P: 4	R: 0 E: 0 K: 1 S: 5	H: 0 LOB: 0 BB: 0 P: 5	R: 0 E: 0 K: 1 S: 5	H: 0 LOB: 1 BB: 1 P: 9	R: 0 E: 0 K: 1 S: 7	H: 2 LOB: 3 BB: 1 P: 11	R: 3 E: 0 K: 2 S: 10	H: 3 LOB: 0 BB: 0 P: 10	R: 0 E: 0 K: 1 S: 6	H: 1 LOB: 2 BB: 1 P: 10	R: 0 E: 0 K: 0 S: 3	H: 0 LOB: 0 BB: 0 P: 3	R: 0 E: 0 K: 0 S: 3	H: 0 LOB: 0 BB: 0 P: 3	R: 2 E: 0 K: 1 S: 7	H: 3 LOB: 2 BB: 2 P: 15	1B: 7 2B: 4 3B: 0 HR: 1	SF: 0 SAC: 1 DP: 1 HBP: 0	WP: 0 PB: 0 SB: 0 CS: 0	PA: 45
PITCHER	IP 6.0	WLS 27	H 7	R 3	ER 3	SO 7	BB 2	IBB 0	HBP 0	BLK 0	WP 0	HR 1	S 39	P 47	ERA 4.50	WHIP 1.500								
Cal Koonce, R ERA: 3.69 (1, 1)	6.0	27	7	3	3	7	2	0	0	0	0	1	39	47	4.50	1.500								
Bob Humphreys, R ERA: 3.15 (7, 1)	2.0	8	1	0	0	1	1	0	0	0	0	0	9	13	0.00	1.000								
Ted Abernathy, R ERA: 2.36 (9, 1)	2.0	L 10	3	2	2	1	1	1	0	0	0	0	10	18	9.00	2.000								

Batter	1	2	3	4	5	6	7	8	9	10	AB	R	H	RBI	BB	SO	LOB	BOTTOM						
Don Landrum, L OBP: 0.301, SLG: 0.335 (1, 8)	F8										3	1	1	0	1	0	0	Pittsburgh Pirates @ Chicago Cubs Wrigley Field, Chicago, IL Sun Sep 26 1965, 3:33 AM CDT Att: 2,097 - Unknown						
Glenn Beckert, R OBP: 0.276, SLG: 0.297 (1, 4)	4-3										4	1	1	0	0	1	0							
Billy Williams, L OBP: 0.378, SLG: 0.554 (1, 9)	1B										4	1	3	1	0	0	0							
Ron Santo, R OBP: 0.379, SLG: 0.509 (1, 5)	5-3										3	0	1	0	1	0	2							
14 Ernie Banks, R OBP: 0.335, SLG: 0.462 (1, 3)											4	0	2	0	0	0	2							
Doug Clemens, L OBP: 0.306, SLG: 0.294 (1, 7)	G4-6-3										4	0	0	0	0	1	3							
Vic Roznovsky, L OBP: 0.297, SLG: 0.311 (1, 2)	F2										4	0	0	0	0	0	0							
Don Kessinger, S OBP: 0.261, SLG: 0.241 Joey Amalfitano, R OBP: 0.364, SLG: 0.313 (10, PH)											3	0	0	0	0	0	0							
Cal Koonce, R OBP: 0.299, SLG: 0.122 George Altobelli, L OBP: 0.302, SLG: 0.464 Bob Humphreys, R OBP: 0.339, SLG: 0.288 Jimmy Stewart, S OBP: 0.271, SLG: 0.167 Ted Abernathy, R OBP: 0.295, SLG: 0.350 (10, PH)											1	0	0	0	0	0	1							
											1	0	0	0	0	0	0							
Inning Stats	R: 0 E: 0 K: 0 S: 4	H: 1 LOB: 1 BB: 0 P: 4	R: 0 E: 0 K: 0 S: 3	H: 1 LOB: 0 BB: 0 P: 3	R: 0 E: 0 K: 1 S: 4	H: 0 LOB: 1 BB: 1 P: 8	R: 0 E: 0 K: 0 S: 3	H: 1 LOB: 0 BB: 0 P: 3	R: 0 E: 0 K: 0 S: 3	H: 0 LOB: 0 BB: 0 P: 3	R: 0 E: 0 K: 0 S: 3	H: 0 LOB: 2 BB: 0 P: 9	R: 0 E: 0 K: 0 S: 3	H: 2 LOB: 2 BB: 0 P: 9	R: 0 E: 0 K: 0 S: 3	H: 0 LOB: 0 BB: 0 P: 3	R: 3 E: 0 K: 0 S: 5	H: 3 LOB: 0 BB: 1 P: 9	R: 0 E: 0 K: 2 S: 7	H: 0 LOB: 0 BB: 0 P: 7	1B: 8 2B: 0 3B: 0 HR: 0	SF: 0 SAC: 0 DP: 3 HBP: 0	WP: 1 PB: 0 SB: 0 CS: 0	PA: 36
PITCHER	IP 8.0	WLS 31	H 8	R 3	ER 3	SO 3	BB 1	IBB 0	HBP 0	BLK 0	WP 0	HR 0	S 35	P 39	ERA 3.38	WHIP 1.125								
Don Cardwell, R ERA: 3.31 (1, 1)	8.0	31	8	3	3	3	1	0	0	0	0	0	35	39	3.38	1.125								
Don Schwall, R ERA: 3.0 (9, 1)	2.0	W 6	0	0	0	2	1	0	0	0	1	0	9	13	0.00	0.500								



Batter	1	2	3	4	5	6	7	8	9	AB	R	H	RBI	BB	SO	LOB	TOP	
Bob Bailey, R OBP: 0.331, SLG: 0.363	L8		4-3		K		CS 1B			4	0	1	0	0	1	0		
Bill Virdon, L OBP: 0.325, SLG: 0.373	L7			F9 G3 1B		K	CS 1-2	3-1		4	1	1	0	0	1	0		
Roberto Clemente, R OBP: 0.381, SLG: 0.463				G3				K		2	0	0	0	2	1	1		
Willie Stargell, L OBP: 0.327, SLG: 0.500	4-3			F9		K			1B	4	0	1	0	0	1	3		
Donn Clendenon, R OBP: 0.352, SLG: 0.472				S 1B		K		K		4	1	1	1	0	3	2		
Bill Mazaroski, R OBP: 0.296, SLG: 0.348	6-3			3-H 1B			HR 1B	F9		4	1	2	1	0	0	0		
Jim Pagliaroni, R OBP: 0.334, SLG: 0.429	G3			K			1-H HR	F5		4	1	1	2	0	1	1		
Gene Alley, R OBP: 0.299, SLG: 0.341				5-3		K		F8		4	0	0	0	0	1	0		
Bob Friend, R OBP: 0.056, SLG: 0.042				K		K				1	0	0	0	0	1	0		
Don Schwall, R										2	0	0	0	0	2	0		
Joe Gibbon, R OBP: 0.178, SLG: 0.115										0	0	0	0	0	0	0		
Al McBean, R OBP: 0.250, SLG: 0.259										0	0	0	0	0	0	0		
Inning Stats	R: 0 E: 0 K: 0 S: 3	H: 0 LOB: 1 BB: 1 P: 7	R: 0 E: 0 K: 1 S: 5	H: 0 LOB: 0 BB: 0 P: 5	R: 0 E: 0 K: 1 S: 5	H: 3 LOB: 1 BB: 0 P: 8	R: 0 E: 0 K: 3 S: 9	H: 0 LOB: 1 BB: 1 P: 13	R: 2 E: 0 K: 1 S: 7	H: 3 LOB: 0 BB: 0 P: 7	R: 0 E: 0 K: 2 S: 8	H: 1 LOB: 1 BB: 0 P: 8	R: 0 E: 0 K: 0 S: 3	H: 0 LOB: 0 BB: 0 P: 3	1B: 6 2B: 0 3B: 0 HR: 1	SF: 0 SAC: 0 DP: 0 HBP: 0	WP: 0 PB: 0 SB: 1 CS: 1	PA: 36
PITCHER	IP WLS BF H R ER SO BB IBB HBP BLK WP HR S P ERA WHIP																	
Dick Selma, R ERA: 3.71	(1, 1)	7.0 L 28 6 4 4 10 2 0 0 0 0 0 1 46 54 5.14 1.143																
Jack Fisher, R ERA: 4.04	(8, 1)	2.0 7 1 0 0 2 0 0 0 0 0 0 0 11 11 0.00 0.500																

Pittsburgh Pirates @ New York Mets
Shea Stadium, Flushing, NY
Wed Sep 29 1965, 3:33 AM EDT
Att: 2,807 - Unknown

AB 33
R 4
H 7
RBI 4
BB 2
SO 12
LOB 7



Batter	1	2	3	4	5	6	7	8	9	AB	R	H	RBI	BB	SO	LOB	BOTTOM			
Ron Hunt, R OBP: 0.317, SLG: 0.331	CS 1B		G1-2-3 SH 1-2 1B		G2			G4-3 BB 1B	L9	5	1	3	0	0	0	2				
Johnny Lewis, L OBP: 0.330, SLG: 0.386										2	0	0	0	0	0	2				
Greg Goossen, R OBP: 0.280, SLG: 0.375	F7		SH		6-3					0	0	0	0	1	0	0				
Gary Kolb, L OBP: 0.216, SLG: 0.237	1-2		G1-2-3					G4-3 BB		0	0	0	0	0	0	0				
Ed Kranepool, L OBP: 0.306, SLG: 0.377										3	0	0	0	0	0	3				
Danny Napoleon, R OBP: 0.242, SLG: 0.193	4-3		G1-2-3					G4-3		1	0	0	0	0	0	2				
Cleon Jones, R OBP: 0.182, SLG: 0.219			1-2 2-3 3-H					1-2 2-3		0	0	0	0	0	0	0				
Jim Hickman, R OBP: 0.292, SLG: 0.410										4	0	1	1	0	1	3				
		K	F8					L7												
Joe Christopher, R OBP: 0.310, SLG: 0.340										3	1	2	0	1	0	0				
		1B			G3															
John Stephenson, L OBP: 0.275, SLG: 0.377										4	0	1	1	0	0	3				
		2B			1-3															
Charley Smith, R OBP: 0.276, SLG: 0.401										4	0	1	0	0	1	1				
		1B			K															
Bud Harrelson, S OBP: 0.138, SLG: 0.214										4	0	1	0	0	1	1				
Roy McMillan, R OBP: 0.291, SLG: 0.293										3	0	1	0	0	0	1				
										1	0	0	0	0	0	1				
Dick Selma, R OBP: 0.222, SLG: 0.222										2	0	1	0	0	1	1				
Ron Swoboda, R OBP: 0.294, SLG: 0.429										1	0	0	0	0	1	0				
Jack Fisher, R OBP: 0.184, SLG: 0.189										0	0	0	0	0	0	0				
Kevin Collins, L OBP: 0.200, SLG: 0.143										1	0	1	0	0	0	0				
										1	0	1	0	0	0	0				
Inning Stats	R: 0 E: 0 K: 0 S: 3	H: 1 LOB: 0 BB: 0 P: 3	R: 1 E: 0 K: 1 S: 7	H: 2 LOB: 1 BB: 0 P: 7	R: 0 E: 1 K: 0 S: 5	H: 2 LOB: 2 BB: 0 P: 5	R: 0 E: 0 K: 1 S: 5	H: 0 LOB: 0 BB: 0 P: 5	R: 0 E: 1 K: 0 S: 3	H: 0 LOB: 1 BB: 1 P: 7	R: 0 E: 0 K: 1 S: 5	H: 0 LOB: 0 BB: 0 P: 5	R: 1 E: 0 K: 0 S: 5	H: 3 LOB: 2 BB: 1 P: 9	R: 0 E: 0 K: 0 S: 4	H: 2 LOB: 1 BB: 0 P: 4	1B: 9 2B: 1 3B: 1 HR: 0	SF: 0 SAC: 1 DP: 3 HBP: 0	WP: 0 PB: 0 SB: 0 CS: 2	PA: 37
PITCHER	IP WLS BF H R ER SO BB IBB HBP BLK WP HR S P ERA WHIP																			
Bob Friend, R ERA: 3.24	(1, 1)	2.0 W 17 2 1 1 3 1 0 0 0 0 0 0 22 26 1.80 0.600																		
Don Schwall, R ERA: 2.92	(3, 1)	5.0 7 2 1 1 3 1 0 0 0 0 0 0 22 26 1.80 0.600																		
Joe Gibbon, L ERA: 4.51	(8, 1)	0.0 1 0 0 0 0 0 1 0 0 0 0 0 0 4 ∞ ∞																		
Al McBean, R ERA: 2.31	(8, 1)	2.0 S 8 4 0 0 0 0 0 0 0 0 0 0 8 8 0.00 2.000																		

Pittsburgh Pirates @ New York Mets
Shea Stadium, Flushing, NY
Wed Sep 29 1965, 3:33 AM EDT
Att: 2,807 - Unknown

AB 34
R 2
H 11
RBI 2
BB 2
SO 4
LOB 19



Batter	1	2	3	4	5	6	7	8	9	AB	R	H	RBI	BB	SO	LOB	TOP																
Don Landrum, L (1, 8) OBP: 0.300, SLG: 0.334										4	1	1	0	0	1	0	Chicago Cubs @ Pittsburgh Pirates Forbes Field, Pittsburgh, PA Sun Oct 03 1965, 3:33 AM EDT Att: 26,527 - Unknown																
Glenn Beckert, R (1, 4) OBP: 0.275, SLG: 0.298										4	0	1	0	0	0	1																	
Billy Williams, L (1, 9) OBP: 0.377, SLG: 0.552										3	2	1	0	1	1	1																	
Ron Santo, R (1, 5) OBP: 0.378, SLG: 0.510										4	0	2	3	0	1	2																	
14 Ernie Banks, R (1, 3) OBP: 0.328, SLG: 0.453										3	0	0	0	1	0	2																	
Jimmy Stewart, S (1, 7) OBP: 0.501, SLG: 0.284										4	0	1	0	0	0	2																	
Vic Roznovsky, L (1, 2) OBP: 0.295, SLG: 0.308										4	0	2	0	0	0	0																	
Don Kessinger, S (1, 6) OBP: 0.252, SLG: 0.233										3	0	0	0	0	0	1																	
Doug Clemens, L (9, PH) OBP: 0.300, SLG: 0.288										1	0	0	0	0	0	0																	
Bill Faul, R (1, 1) Ed Bailey, L (8, PH) Ted Abernathy, R (8, 1) Billy Hoelt, L (8, 1) Lindy McDaniel, R (8, 1) George Altman, L (8, PH) OBP: 0.325, SLG: 0.133										2	0	0	0	0	0	0																	
Inning Stats	R: 0 E: 0 K: 2 S: 8	H: 1 LOB: 1 BB: 0 P: 8	R: 0 E: 0 K: 0 S: 3	H: 0 LOB: 0 BB: 0 P: 3	R: 0 E: 0 K: 0 S: 3	H: 0 LOB: 0 BB: 0 P: 3	R: 1 E: 2 K: 0 S: 6	H: 3 LOB: 2 BB: 0 P: 6	R: 0 E: 0 K: 0 S: 3	H: 0 LOB: 0 BB: 0 P: 3	R: 0 E: 0 K: 0 S: 6	H: 1 LOB: 0 BB: 0 P: 6	R: 0 E: 0 K: 0 S: 3	H: 1 LOB: 0 BB: 0 P: 3	R: 2 E: 0 K: 0 S: 5	H: 2 LOB: 2 BB: 2 P: 13	R: 0 E: 0 K: 0 S: 3	H: 0 LOB: 0 BB: 0 P: 3	1B: 5 2B: 3 3B: 0 HR: 0	SF: 0 SAC: 0 DP: 1 HBP: 0	WP: 1 PB: 0 SB: 0 CS: 0	PA: 36											
PITCHER	IP WLS BF H R ER SO BB IBB HBP BLK WP HR S P ERA WHIP																																
Tommie Sisk, R (1, 1) ERA: 3.4	7.2	31	8	3	2	3	1	0	0	0	0	1	0	36	40	2.35	1.174																
Roy Face, R (8, 1) ERA: 2.98	0.1	W	2	0	0	0	0	1	0	0	0	0	0	1	5	0.00	0.000																
Al McBean, R (9, 1) ERA: 2.29	1.0	S	3	0	0	0	0	0	0	0	0	0	0	3	3	0.00	0.000																

AB	34
R	3
H	8
RBI	3
BB	2
SO	3
LOB	9



Batter	1	2	3	4	5	6	7	8	9	AB	R	H	RBI	BB	SO	LOB	BOTTOM																
Bob Bailey, R (1, 5) OBP: 0.330, SLG: 0.363										4	1	1	1	0	1	0	Chicago Cubs @ Pittsburgh Pirates Forbes Field, Pittsburgh, PA Sun Oct 03 1965, 3:33 AM EDT Att: 26,527 - Unknown																
Bill Virdon, L (1, 8) OBP: 0.322, SLG: 0.370										3	0	0	0	0	0	0																	
Jim Pagliaroni, R (8, PH) OBP: 0.337, SLG: 0.432										1	0	1	2	0	0	0																	
Bob Oliver, R (8, PR) (9, 7)										0	1	0	0	0	0	0																	
Roberto Clemente, R (1, 9) OBP: 0.378, SLG: 0.463										4	1	2	1	0	0	1																	
Willie Stargell, L (1, 7) OBP: 0.328, SLG: 0.501										4	0	1	1	0	0	1																	
Donn Clendenon, R (1, 3) OBP: 0.351, SLG: 0.467										4	1	1	0	0	1	2																	
Bill Mazaroski, R (1, 4) OBP: 0.294, SLG: 0.346										3	0	1	0	0	0	0																	
Gene Alley, R (1, 6) OBP: 0.302, SLG: 0.348										3	1	2	1	0	0	0																	
Del Crandall, R (1, 2) OBP: 0.288, SLG: 0.271										2	0	0	0	0	0	2																	
Manny Mota, R (8, PH) OBP: 0.330, SLG: 0.384										1	0	1	0	0	0	0																	
George Spriggs, L (8, PR) OBP: 0.500, SLG: 0.500										0	1	0	0	0	0	0																	
Jerry May, R (9, 2) OBP: 0.500, SLG: 0.500										0	0	0	0	0	0	0																	
Tommie Sisk, R (1, 1) OBP: 0.088, SLG: 0.061										2	0	0	0	0	0	0																	
Roy Face, R (8, 1)										0	0	0	0	0	0	0																	
Jerry Lynch, L (8, PH) OBP: 0.328, SLG: 0.413										0	0	0	0	0	0	0																	
Andre Rodgers, R (8, PH) OBP: 0.350, SLG: 0.388										1	0	0	0	0	1	2																	
Al McBean, R (9, 1) OBP: 0.250, SLG: 0.259										0	0	0	0	0	0	0																	
Inning Stats	R: 0 E: 0 K: 1 S: 5	H: 0 LOB: 0 BB: 0 P: 5	R: 0 E: 0 K: 1 S: 5	H: 0 LOB: 0 BB: 0 P: 5	R: 0 E: 0 K: 0 S: 3	H: 0 LOB: 0 BB: 0 P: 3	R: 0 E: 0 K: 0 S: 4	H: 1 LOB: 1 BB: 0 P: 4	R: 1 E: 0 K: 0 S: 4	H: 3 LOB: 0 BB: 0 P: 4	R: 0 E: 0 K: 0 S: 3	H: 0 LOB: 0 BB: 0 P: 3	R: 1 E: 0 K: 0 S: 4	H: 1 LOB: 0 BB: 0 P: 4	R: 4 E: 0 K: 1 S: 10	H: 5 LOB: 2 BB: 0 P: 10	1B: 7 2B: 2 3B: 1 HR: 1	SF: 0 SAC: 0 DP: 0 HBP: 0	WP: 1 PB: 0 SB: 0 CS: 0	PA: 32													
PITCHER	IP WLS BF H R ER SO BB IBB HBP BLK WP HR S P ERA WHIP																																
Bill Faul, R (1, 1) ERA: 3.54	7.0	24	5	2	2	2	2	0	0	0	0	1	28	28	2.57	0.714																	
Ted Abernathy, R (8, 1) ERA: 2.57	0.0	L	2	2	2	0	0	0	0	0	0	0	2	2	∞	∞																	
Billy Hoelt, L (8, 1) ERA: 2.81	0.1	2	1	0	0	1	0	0	0	0	0	0	4	4	0.00	3.000																	
Lindy McDaniel, R (8, 1) ERA: 2.58	0.2	4	2	2	2	0	0	0	0	0	0	1	0	4	4	27.00	3.000																

AB	32
R	6
H	10
RBI	6
BB	0
SO	3
LOB	8

